

Minnesota Twins - 2002

Batter	1	2	3	4	5	6	7	8	9	AB	R	H	RBI	BB	SO	LOB	TOP		
Jacque Jones, L (1, 7) OBP: 0.800, SLG: 1.800	0-1 HR		2-2 G3		2-1 1B		0-0 HR	0-3 K		5	2	3	4	0	1	0			
Cristian Guzman, S (1, 6)	0-0 F7		1-0 G5-3		1-1 G1-3		0-0 G4-3		1-0 G1-3	5	0	0	0	0	0	2			
Doug Mientkiewicz, L (1, 3) OBP: 0.200, SLG: 0.200	1-2 G4-3		1-1 G3-1		0-0 G5-3		1-0 2B 1B		2-2 P4	5	1	1	0	0	0	0			
David Ortiz, L (1, 10) OBP: 0.800, SLG: 1.750	2-1 HR		3-2 G6-4-3 1B		3-2 G4-3		2-1 BB 2B		4-2 FC6-4 BB	4	1	3	1	1	0	0			
Tori Hunter, R (1, 8) OBP: 0.400, SLG: 1.000	2-3 K		0-0 G6-4-3		0-0 G6-4-3		4-0 BB IBB		0-1 FC6-4	4	1	1	1	1	1	2			
Corey Koskie, L (1, 5)		0-1 L8		1-1 G4-3		1-3 K		4-2 1-2 2-3 3-H BB		3	0	0	1	1	1	0			
Brian Buchanan, R (1, 9) Denny Hocking, S (7, 9)	0-0 HR		0-3 K		0-3 K		0-4-3 HR 1B F3			4	2	2	1	0	1	3	AB 38		
A.J. Pierzynski, L (1, 2)	0-0 F5		3-2 G1-3		0-1 G4-3		1-3 K			4	0	0	0	0	1	1	R 8		
Luis Rivas, R (1, 4) OBP: 0.500, SLG: 0.500	1-2 G1-3		0-1 1B		0-0 1B		2-3 HR 1B		2-2 F9	4	1	2	0	0	0	0	H 12		
Inning Stats	R: 2 H: 2 E: 0 K: 1 S: 13	WLS: 2 BF: 18 P: 18	H: 4 R: 4 ER: 4 SO: 3	R: 4 ER: 4 SO: 3	H: 1 R: 4 ER: 4 SO: 3	R: 1 H: 1 E: 0 K: 0 S: 9	H: 1 R: 4 ER: 4 SO: 3	R: 0 H: 0 E: 0 K: 0 S: 8	H: 0 R: 0 ER: 0 SO: 0	R: 0 H: 0 E: 0 K: 0 S: 9	H: 1 R: 4 ER: 4 SO: 3	R: 0 H: 0 E: 0 K: 0 S: 8	H: 0 R: 0 ER: 0 SO: 0	R: 0 H: 0 E: 0 K: 0 S: 8	H: 0 R: 0 ER: 0 SO: 0	R: 0 H: 0 E: 0 K: 0 S: 8	1B: 6 2B: 1 3B: 0 HR: 5	SF: 0 SAC: 0 DP: 1 HBP: 0	WP: 0 PA: 41 PB: 0 SB: 0 CS: 0
PITCHER	IP	WLS	BF	H	R	ER	SO	BB	IBB	HBP	BLK	WP	HR	S	P	ERA	WHIP		
Jeff Suppan, R (1, 1) ERA: 6.0	6.0		24	7	4	4	3	0	0	0	0	0	4	61	88	6.00	1.167		
Cory Bailey, R (7, 1) ERA: 54.0	0.2	L	8	5	4	4	0	0	1	0	0	0	1	11	18	54.00	7.500		
Brian Shouse, L (7, 1) ERA:	1.1		5	0	0	0	2	1	0	0	0	0	0	16	25	0.00	0.750		
Jason Grimsley, R (9, 1) ERA:	1.0		4	0	0	0	0	1	0	0	0	0	0	8	15	0.00	1.000		

Minnesota Twins @ Kansas City Royals
Kauffman Stadium, Kansas City, MO
Mon Apr 01 2002, 3:05 PM CST
Att: 40,605 - Cloudy - 68 F

AB 38
R 8
H 12
RBI 8
BB 3
SO 5
LOB 8



Batter	1	2	3	4	5	6	7	8	9	AB	R	H	RBI	BB	SO	LOB	BOTTOM							
Chuck Knoblauch, R (1, 7) OBP: 0.400, SLG: 0.250	2-2 G5-3		0-1 SF9 29 2B 1B		1-1 G4-3		1-2 F9		4-2 BB	4	1	1	0	1	0	1								
Neftali Pérez, S (1, 6) OBP: 0.600, SLG: 1.000	2-2 G6-3 1B		1-2 29 2B 1B		1-0 3B		2-1 F7		2-2 F8	5	2	3	1	0	0	2								
Carlos Beltrán, S (1, 8) OBP: 0.250, SLG: 1.000	0-2 G6-3		1-2 SF9		0-0 3B		1-3 K			3	0	1	2	0	1	1								
29 Mike Sweeney, R (1, 3) OBP: 0.500, SLG: 0.750		0-0 P3	2-3 3-H 3-2		2-0 G1-3				0-1 G6-4-3 1B	4	0	2	2	0	0	1								
Michael Tucker, L (1, 9) OBP: 0.500, SLG: 0.333	2-2 SF7 1B		2-3 K		4-0 BB		1-1 F7			3	1	1	0	1	1	2								
Joe Randa, R (1, 5)	3-2 SF7		3-2 G6-3		2-3 K		0-1 G6-4-3			3	0	0	1	0	1	3								
Raul Ibanez, L (1, 10) Donnie Sadler, R (9, PH)	3-2 F7		1-2 G1-3		2-0 F8				0-1 F8	3	0	0	0	0	0	0	AB 33							
Brent Mayne, L (1, 2) OBP: 0.333, SLG: 0.333 Brandon Berger, R (9, PH)		3-2 F7	2-2 1B SF9 1B		3-2 L3		0-0 G4-3		2-3 K	3	1	1	0	0	0	0	R 6							
Carlos Febles, R (1, 4) OBP: 0.500, SLG: 0.667			0-3 K		1-2 G4-3 3B 2B		1-3 K		4-2 BB BB	3	1	1	0	1	2	1	H 10							
Inning Stats	R: 0 H: 1 E: 0 K: 0 S: 10	WLS: 2 BF: 14 P: 14	H: 1 R: 0 ER: 0 SO: 1	H: 1 R: 0 ER: 0 SO: 1	H: 1 R: 0 ER: 0 SO: 1	R: 1 H: 1 E: 0 K: 0 S: 10	H: 1 R: 0 ER: 0 SO: 1	R: 3 H: 4 E: 0 K: 2 S: 24	H: 4 R: 0 ER: 0 SO: 33	R: 0 H: 0 E: 0 K: 0 S: 10	H: 0 R: 0 ER: 0 SO: 17	R: 2 H: 3 E: 0 K: 1 S: 13	H: 3 R: 0 ER: 0 SO: 24	R: 0 H: 0 E: 0 K: 1 S: 5	H: 0 R: 0 ER: 0 SO: 8	R: 0 H: 0 E: 0 K: 1 S: 8	R: 0 H: 1 E: 0 K: 0 S: 6	R: 0 H: 0 E: 0 K: 1 S: 14	H: 0 R: 0 ER: 0 SO: 7	R: 0 H: 0 E: 0 K: 1 S: 14	H: 0 R: 0 ER: 0 SO: 26	1B: 6 2B: 2 3B: 2 HR: 0	SF: 2 SAC: 0 DP: 2 HBP: 0	WP: 0 PA: 38 PB: 0 SB: 2 CS: 0
PITCHER	IP	WLS	BF	H	R	ER	SO	BB	IBB	HBP	BLK	WP	HR	S	P	ERA	WHIP							
Brad Radke, R (1, 1) ERA: 10.38	4.1		20	8	6	5	2	0	0	0	0	0	0	7	15	0.00	3.000							
Jack Cressend, R (5, 1) ERA:	0.2		4	1	0	0	1	1	0	0	0	0	0	7	15	0.00	3.000							
J.C. Romero, L (6, 1) ERA:	2.0	W	6	0	0	0	2	0	0	0	0	0	0	13	20	0.00	0.000							
Michael Jackson, R (8, 1) ERA:	1.0	H	3	1	0	0	0	0	0	0	0	0	0	6	7	0.00	1.000							
Eddie Guardado, L (9, 1) ERA:	1.0	S	5	0	0	0	1	2	0	0	0	0	0	14	26	0.00	2.000							

Minnesota Twins @ Kansas City Royals
Kauffman Stadium, Kansas City, MO
Mon Apr 01 2002, 3:05 PM CST
Att: 40,605 - Cloudy - 68 F

AB 33
R 6
H 10
RBI 6
BB 3
SO 6
LOB 11



Batter	1	2	3	4	5	6	7	8	9	AB	R	H	RBI	BB	SO	LOB	TOP			
Jacque Jones, L OBP: 0.500, SLG: 1.111	G3-1		G1-3 SH2-3 1B	F7					G5-3	4	1	1	0	1	0	3				
Cristian Guzman, S (1, 6)	K		SH2-3							3	0	0	0	0	2	1				
Doug Mientkiewicz, L OBP: 0.333, SLG: 0.250			G1-3							3	0	1	0	1	0	1				
David Ortiz, L OBP: 0.556, SLG: 1.000	F8									4	0	1	1	0	1	2				
Tori Hunter, R OBP: 0.444, SLG: 0.750										4	0	2	0	0	2	2				
Corey Koskie, L (1, 5)	K									4	0	0	0	0	2	3				
Brian Buchanan, R Denny Hocking, S (1, 9) (8, 9)										3	0	0	0	0	2	1				
A.J. Pierzynski, L OBP: 0.250, SLG: 0.250										4	0	2	0	0	0	0				
Luis Rivas, R Jay Canizaro, R (1, 4) (4, PR) (4, 4)										1	0	0	0	0	0	2				
										1	0	0	0	1	1	0				
Inning Stats	R: 0 H: 0 E: 0 K: 1 S: 7	H: 0 LOB: 1 BB: 1 P: 13	R: 0 H: 2 E: 0 K: 2 S: 15	LOB: 2 BB: 0 P: 20	R: 1 H: 2 E: 0 K: 1 S: 9	H: 2 LOB: 1 BB: 0 P: 14	R: 0 H: 1 E: 0 K: 0 S: 9	H: 1 LOB: 2 BB: 0 P: 13	R: 0 H: 0 E: 0 K: 2 S: 5	H: 0 LOB: 1 BB: 1 P: 12	R: 0 H: 0 E: 0 K: 12 S: 12	H: 0 LOB: 1 BB: 1 P: 20	R: 0 H: 1 E: 0 K: 2 S: 11	H: 1 LOB: 1 BB: 0 P: 21	R: 0 H: 0 E: 0 K: 10 S: 10	H: 0 LOB: 1 BB: 1 P: 20	1B: 7 2B: 0 3B: 0 HR: 0	SF: 0 SAC: 1 DP: 0 HBP: 1	WP: 1 PB: 1 CS: 0	PA: 37
PITCHER	IP	WLS	BF	H	R	ER	SO	BB	IBB	HBP	BLK	WP	HR	S	P	ERA	WHIP			
Dan Reichert, R ERA: 1.29	7.0	L	29	6	1	1	8	2	0	1	0	0	0	65	101	1.29	1.143			
Brian Shouse, L ERA:	1.0		4	1	0	0	2	0	0	0	0	1	0	11	21	0.00	1.000			
Jason Grimsley, R ERA:	1.0		4	0	0	0	0	1	0	0	0	0	0	10	20	0.00	1.000			

Minnesota Twins @ Kansas City Royals
Kauffman Stadium, Kansas City, MO
Wed Apr 03 2002, 7:05 PM CST
Att: 10,856 - Sunny - 34 F

AB 32
R 1
H 7
RBI 1
BB 3
SO 10
LOB 15



Batter	1	2	3	4	5	6	7	8	9	AB	R	H	RBI	BB	SO	LOB	BOTTOM			
Chuck Knoblauch, R OBP: 0.222, SLG: 0.125	G4-3		F9							4	0	0	0	0	0	2				
Neftali Feliz, S OBP: 0.333, SLG: 0.556	F7		F3							4	0	0	0	0	0	0				
Carlos Beltrán, S OBP: 0.250, SLG: 0.571										4	0	1	0	0	0	0				
29 Mike Sweeney, R OBP: 0.375, SLG: 0.500										4	0	1	0	0	0	0				
Joe Randa, R (1, 5)	F3									3	0	0	0	0	0	2				
Dave McCarty, R Donnie Sadler, R (1, 3) (8, PR) (9, 9)										3	0	1	0	0	0	0				
										0	0	0	0	0	0	0				
Brandon Berger, R Luis Alicaia, S (1, 9) (9, 3)										3	0	0	0	0	1	1				
										0	0	0	0	0	0	0				
Brent Mayne, L OBP: 0.167, SLG: 0.167										3	0	0	0	0	2	1				
Carlos Febles, R OBP: 0.429, SLG: 0.400										2	0	0	0	1	1	0				
Inning Stats	R: 0 H: 2 E: 0 K: 0 S: 15	H: 0 LOB: 0 BB: 0 P: 22	R: 0 H: 0 E: 0 K: 0 S: 10	LOB: 0 BB: 0 P: 14	R: 0 H: 0 E: 0 K: 0 S: 7	H: 0 LOB: 0 BB: 0 P: 10	R: 0 H: 0 E: 0 K: 1 S: 9	H: 0 LOB: 0 BB: 0 P: 12	R: 0 H: 0 E: 0 K: 1 S: 7	H: 0 LOB: 0 BB: 0 P: 11	R: 0 H: 0 E: 0 K: 0 S: 9	H: 0 LOB: 0 BB: 0 P: 13	R: 0 H: 1 E: 0 K: 2 S: 14	H: 1 LOB: 2 BB: 1 P: 22	R: 0 H: 0 E: 0 K: 0 S: 7	H: 0 LOB: 0 BB: 0 P: 11	1B: 2 2B: 1 3B: 0 HR: 0	SF: 0 SAC: 0 DP: 0 HBP: 0	WP: 0 PB: 0 CS: 0	PA: 31
PITCHER	IP	WLS	BF	H	R	ER	SO	BB	IBB	HBP	BLK	WP	HR	S	P	ERA	WHIP			
Eric Milton, L ERA:	7.0	W	23	2	0	0	2	1	0	0	0	0	0	64	94	0.00	0.286			
J.C. Romero, L ERA:	0.2	H	4	1	0	0	2	1	0	0	0	0	0	11	17	0.00	3.000			
Bob Wells, R ERA:	0.1	H	1	0	0	0	0	0	0	0	0	0	0	3	5	0.00	0.000			
Eddie Guardado, L ERA:	1.0	S	3	0	0	0	0	0	0	0	0	0	0	7	11	0.00	0.000			

Minnesota Twins @ Kansas City Royals
Kauffman Stadium, Kansas City, MO
Wed Apr 03 2002, 7:05 PM CST
Att: 10,856 - Sunny - 34 F

AB 30
R 0
H 3
RBI 0
BB 1
SO 4
LOB 6



Batter	1	2	3	4	5	6	7	8	9	AB	R	H	RBI	BB	SO	LOB	TOP								
Jacque Jones, L (1,7) OBP: 0.500, SLG: 0.923	1-0 G4-3 2B 1B		0-2 G4-3		0-0 FC6-4 1B			0-0 G4-3		4	1	2	0	0	0	0									
Jay Canizaro, R (1,4)	0-0 F9		1-1 F9		0-0 FC6-4 1-2			0-3 K		4	0	0	0	0	1	2									
Doug Mientkiewicz, L (1,3) OBP: 0.385, SLG: 0.417	2-2 G4-3 1-3 2B		0-3 K						2-1 F9 E 1B	4	0	2	0	0	1	0									
David Ortiz, L (1,10) OBP: 0.385, SLG: 0.667	0-1 G4-3 2-3 3-H			0-2 G3				1-0 F8	1-2 E5 DI 1-2	4	0	0	1	0	0	2									
Tori Hunter, R (1,8) OBP: 0.308, SLG: 0.500	1-3 K			0-1 E6 1B				0-1 P4	1-1 F9 2-3	4	1	0	0	0	1	3									
Corey Koskie, L (1,5)		1-3 K		0-0 CS 2-H 1B				1-2 G4-3	2-3 K	4	0	1	1	0	2	2									
Dustan Mohr, R (1,9) OBP: 0.250, SLG: 0.250		3-2 1B		1-0 G5-3 2-3				1-0 F9	3-3 K 1-2	4	0	1	0	0	1	3									
A.J. Pierzynski, L (1,2) OBP: 0.182, SLG: 0.182		1-3 K			0-2 G4-3			2-3 K		3	0	0	0	0	2	1									
Denny Hocking, S (1,6)		1-3 K			0-3 K				2-2 G4-3	3	0	0	0	0	2	1									
Inning Stats	R: 1 E: 0 K: 1 S: 13	H: 2 LOB: 1 BB: 0 P: 17	R: 0 E: 0 K: 3 S: 16	H: 1 LOB: 1 BB: 0 P: 22	R: 0 E: 0 K: 1 S: 8	H: 0 LOB: 0 BB: 0 P: 9	R: 1 E: 1 K: 0 S: 7	H: 1 LOB: 0 BB: 0 P: 8	R: 0 E: 0 K: 1 S: 10	H: 1 LOB: 1 BB: 0 P: 10	R: 0 E: 0 K: 1 S: 5	H: 0 LOB: 0 BB: 0 P: 7	R: 0 E: 0 K: 1 S: 7	H: 0 LOB: 0 BB: 0 P: 11	R: 0 E: 1 K: 2 S: 8	H: 0 LOB: 0 BB: 0 P: 10	R: 0 E: 1 K: 2 S: 14	H: 1 LOB: 2 BB: 0 P: 23	1B: 5 2B: 1 3B: 0 HR: 0	SF: 0 SAC: 0 DP: 0 HBP: 0	WP: 0 PB: 0 SB: 0 CS: 1	PA: 34			
PITCHER	IP	WLS	BF	H	R	ER	SO	BB	IBB	HBP	BLK	WP	HR	S	P	ERA	WHIP								
32 Roy Halladay, R (1,1) ERA: 1.13	8.0	W	29	5	2	1	8	0	0	0	0	0	0	74	94	1.12	0.625								
Pedro Borbon, L (9,1) ERA:	1.0		5	1	0	0	2	0	0	0	0	0	0	14	23	0.00	1.000								

Minnesota Twins @ Toronto Blue Jays
SkyDome, Toronto, ON
Thu Apr 04 2002, 4:05 PM EST
Att: 47,469 - Dome - 72 F

AB 34
R 2
H 6
RBI 2
BB 0
SO 10
LOB 14



Batter	1	2	3	4	5	6	7	8	9	AB	R	H	RBI	BB	SO	LOB	BOTTOM								
Shannon Stewart, R (1,10) OBP: 0.545, SLG: 0.556	1-1 G6-3 1B	1-1 1B		0-1 G1-3		1-0 2B		3-2 P5		5	1	2	0	0	0	1									
Eric Hinske, L (1,5) OBP: 0.545, SLG: 0.889	0-0 E4 FC1-2 1B	2-3 K		1-2 1B	2-3 2B	2-2 2B		0-0 HR 2B		5	2	3	1	0	1	2									
Raul Mondesi, R (1,9) OBP: 0.545, SLG: 1.000	1-2 FC1-2 E 1B		0-1 F7 SF8 2B	0-0 1B	2-H 1B	1-0 P4		0-0 HR 2B		5	3	4	3	0	0	1									
Carlos Delgado, L (1,3) OBP: 0.909, SLG: 0.800	4-2 FC1-2 BB		4-2 BB	0-0 1B	2-H 1B	4-0 IBB		2-2 P4		2	0	1	1	3	0	0									
José Cruz Jr., S (1,7)	0-0 FC1-2		1-2 F7	0-2 G1-3		2-3 K		3-2 G4-3		5	0	0	0	0	1	8									
Darin Fletcher, L (1,2) OBP: 0.222, SLG: 0.429	1-2 F8		2-2 SF8		0-2 G5-3			1-2 F8		3	0	0	1	0	0	3									
10 Vernon Wells, R (1,8)		2-2 G3		3-H K		1-0 F7		0-0 F7		4	0	0	0	0	1	1									
Homer Bush, R (1,4) OBP: 0.556, SLG: 0.625		1-2 1B		0-2 E5 2B		3-2 L6		0-0 S 1B		4	1	3	0	0	0	0									
Felipe Lopez, S (1,6) OBP: 0.222, SLG: 0.556		0-2 F8		2-1 2B		2-3 K		2-2 F9		4	0	1	1	0	1	2									
Inning Stats	R: 0 E: 2 K: 0 S: 19	H: 1 LOB: 3 BB: 1 P: 26	R: 0 E: 0 K: 1 S: 15	H: 2 LOB: 2 BB: 0 P: 21	R: 1 E: 0 K: 1 S: 14	H: 1 LOB: 1 BB: 1 P: 23	R: 3 E: 1 K: 0 S: 15	H: 5 LOB: 1 BB: 0 P: 18	R: 0 E: 0 K: 2 S: 12	H: 2 LOB: 2 BB: 1 P: 24	R: 0 E: 0 K: 0 S: 9	H: 1 LOB: 0 BB: 0 P: 12	R: 2 E: 0 K: 0 S: 12	H: 2 LOB: 0 BB: 0 P: 20	1B: 7 2B: 6 3B: 0 HR: 1	SF: 1 SAC: 0 DP: 0 HBP: 0	WP: 0 PB: 0 SB: 1 CS: 0	PA: 41							
PITCHER	IP	WLS	BF	H	R	ER	SO	BB	IBB	HBP	BLK	WP	HR	S	P	ERA	WHIP								
Joe Mays, R (1,1) ERA: 9.82	3.2	L	22	9	4	4	2	2	0	0	0	0	0	22	38	9.82	3.000								
LaTroy Hawkins, R (4,1) ERA: 3.95	2.1		10	2	1	1	2	0	1	0	0	0	0	22	38	3.86	0.857								
Jack Cressend, R (7,1) ERA: 6.75	2.0		9	3	2	2	0	0	0	0	0	0	1	21	32	9.00	1.500								

Minnesota Twins @ Toronto Blue Jays
SkyDome, Toronto, ON
Thu Apr 04 2002, 4:05 PM EST
Att: 47,469 - Dome - 72 F

AB 37
R 7
H 14
RBI 7
BB 3
SO 4
LOB 18



Batter	1	2	3	4	5	6	7	8	9	AB	R	H	RBI	BB	SO	LOB	TOP	
Jacque Jones, L OBP: 0.458, SLG: 0.810	F7	G3 SF7 BB		G4-3			G4-3		HR	4	2	1	1	1	0	0	Minnesota Twins @ Toronto Blue Jays SkyDome, Toronto, ON Sat Apr 06 2002, 1:05 PM EST Att: 18,947 - Dome - 72 F	
Cristian Guzman, S OBP: 0.222, SLG: 0.235	2B	E6		G6-3			2B		1B	4	1	2	0	1	0	2		
Doug Mientkiewicz, L OBP: 0.435, SLG: 0.571	2B	G3			G3-1		P6		1B	5	0	2	2	0	0	3		
David Ortiz, L OBP: 0.304, SLG: 0.667	K	SF7			K			K	K	4	0	0	1	0	4	3		
Tori Hunter, R OBP: 0.261, SLG: 0.476	G4-3	G4-3			K			K	G6-3	5	0	0	0	0	2	4		
Corey Koskie, L OBP: 0.190, SLG: 0.200		2B 3B		G4-3		G4-3		2B		4	1	2	0	0	0	0		
Dustan Mohr, R OBP: 0.500, SLG: 0.700		3B 2B		K2-3		K		HBP		3	1	1	0	0	2	0		
Jay Canizaro, R OBP: 0.222, SLG: 0.375		1B		F9		F8		F5		3	1	1	2	0	0	0		
Denny Hocking, S OBP: 0.222, SLG: 0.375		1B 3B								1	0	0	0	0	0	2		
Tom Prince, R OBP: 0.250, SLG: 0.250		E BB G3 1B		F8			P4		P4	4	1	1	1	0	0	0		
Inning Stats	R: 1 E: 0 K: 0 S: 11	H: 1 LOB: 1 BB: 1 P: 16	R: 5 E: 1 K: 0 S: 17	H: 4 LOB: 1 BB: 1 P: 29	R: 0 E: 0 K: 1 S: 9	H: 0 LOB: 0 BB: 0 P: 14	R: 0 E: 0 K: 2 S: 8	H: 0 LOB: 0 BB: 0 P: 13	R: 0 E: 0 K: 1 S: 8	H: 1 LOB: 1 BB: 0 P: 16	R: 0 E: 0 K: 2 S: 10	H: 1 LOB: 2 BB: 0 P: 15	R: 1 E: 0 K: 1 S: 11	H: 3 LOB: 2 BB: 0 P: 15	1B: 4 2B: 4 3B: 1 HR: 1	SF: 1 SAC: 0 DP: 0 HBP: 1	WP: 0 PB: 0 CS: 0	PA: 41
PITCHER	IP WLS BF H R ER SO BB IBB HBP BLK WP HR S P ERA WHIP																	
Scott Eyre, L ERA: 12.86	(1, 1) 6.0 L 26 5 6 5 5 2 0 0 0 0 0 0 62 100 7.50 1.167																	
Dan Plesac, L ERA:	(7, 1) 1.0 4 1 0 0 0 0 0 0 0 0 0 11 16 0.00 1.000																	
Scott Cassidy, R ERA:	(8, 1) 1.0 5 1 0 0 2 0 0 0 1 0 0 0 10 15 0.00 1.000																	
Kelvin Escobar, R ERA: 3.38	(9, 1) 1.0 6 3 1 1 1 0 0 0 0 0 0 1 11 15 9.00 3.000																	

Batter	1	2	3	4	5	6	7	8	9	AB	R	H	RBI	BB	SO	LOB	BOTTOM					
Shannon Stewart, R OBP: 0.450, SLG: 0.611	F2	F4		FC5 1B		L6		WP 1B		5	0	2	2	0	0	2	Minnesota Twins @ Toronto Blue Jays SkyDome, Toronto, ON Sat Apr 06 2002, 1:05 PM EST Att: 18,947 - Dome - 72 F					
Eric Hinske, L OBP: 0.607, SLG: 0.643								1-3 2H 3H		3	1	1	0	1	2	1						
Brian Leshar, R OBP: 0.222, SLG: 0.235										0	0	0	0	1	0	0						
Chris Woodward, R OBP: 0.222, SLG: 0.235	1B							WP BB		0	0	0	0	0	0	0						
Raul Mondesi, R OBP: 0.450, SLG: 0.688	1B	FC4-6		FC5		G6-3		K		4	2	1	0	1	1	5						
Carlos Delgado, L OBP: 0.650, SLG: 0.786	FC4-6			FC5-4				P6		5	0	2	2	0	2	2						
José Cruz Jr., S OBP: 0.350, SLG: 0.250	FC4-6			FC5-4				1-2 2-3		3	0	1	1	2	1	1						
10 Vernon Wells, R OBP: 0.111, SLG: 0.167	F8			FC5-4						5	0	1	0	0	0	5						
Tom Wilson, R OBP: 0.167, SLG: 0.167		G5-3		G5-3		P4		1B 1B		5	1	1	0	0	0	5						
Dave Berg, R OBP: 0.607, SLG: 1.667								1B 1B		2	0	1	0	0	0	0						
Homer Bush, R OBP: 0.400, SLG: 0.429				G1-3		P3		1B		3	1	1	0	0	1	3						
Felipe Lopez, S OBP: 0.313, SLG: 0.533		P6		K2-3				1B		4	0	2	0	0	1	1						
Inning Stats	R: 2 E: 1 K: 0 S: 14	H: 1 LOB: 2 BB: 2 P: 30	R: 0 E: 0 K: 0 S: 11	H: 1 LOB: 0 BB: 0 P: 18	R: 1 E: 0 K: 1 S: 15	H: 2 LOB: 1 BB: 1 P: 25	R: 0 E: 0 K: 1 S: 14	H: 2 LOB: 2 BB: 0 P: 17	R: 0 E: 0 K: 1 S: 16	H: 2 LOB: 2 BB: 0 P: 23	R: 0 E: 0 K: 1 S: 10	H: 1 LOB: 1 BB: 0 P: 15	R: 0 E: 0 K: 1 S: 6	H: 0 LOB: 0 BB: 1 P: 12	R: 2 E: 0 K: 1 S: 16	H: 4 LOB: 3 BB: 1 P: 29	R: 0 E: 0 K: 2 S: 16	H: 0 LOB: 1 BB: 0 P: 19	1B: 10 2B: 3 3B: 0 HR: 0	SF: 0 SAC: 0 DP: 1 HBP: 0	WP: 1 PB: 1 SB: 0 CS: 0	PA: 44
PITCHER	IP WLS BF H R ER SO BB IBB HBP BLK WP HR S P ERA WHIP																					
Kyle Lohse, R ERA: 6.23	(1, 1) 4.1 W 24 8 3 3 3 3 0 0 0 0 0 0 64 105 6.23 2.538																					
LaTroy Hawkins, R ERA: 2.25	(5, 1) 1.2 W 6 1 0 0 1 0 0 0 0 0 0 0 16 23 0.00 0.600																					
Bob Wells, R ERA: 10.8	(7, 1) 1.1 H 7 4 2 2 1 1 0 0 0 0 0 0 16 26 13.50 3.750																					
J.C. Romero, L ERA:	(8, 1) 0.2 H 3 0 0 0 1 1 0 0 0 0 1 0 6 15 0.00 1.500																					
Eddie Guardado, L ERA: 2.25	(9, 1) 1.0 S 4 0 0 0 2 0 0 0 0 0 0 0 16 19 0.00 0.000																					

Batter	1	2	3	4	5	6	7	8	9	AB	R	H	RBI	BB	SO	LOB	TOP			
Jacque Jones, L OBP: 0.448, SLG: 0.769	1-1 WP SF8 SH3-1 1B	0-0 F8		0-1 G4-3		3-0 2B		1-1 F2		5	1	2	1	0	0	2	Minnesota Twins @ Toronto Blue Jays SkyDome, Toronto, ON Sun Apr 07 2002, 1:05 PM EDT Att: 21,071 - Dome - 72 F			
Cristian Guzman, S OBP: 0.227, SLG: 0.238	0-0 SH3-1	0-2 CS 1B			1-1 G3	0-1 G3		0-0 G5-3		4	0	1	0	0	0	3				
Doug Mientkiewicz, L OBP: 0.353, SLG: 0.480	4-1 SF8 BB HR BB	1-2 CS 1B	0-3 K		2-2 F8		1-1 F9		3-3 K	4	1	0	0	1	2	0				
David Ortiz, L OBP: 0.357, SLG: 0.750	4-2 HR BB		1-0 G5-3		4-1 HR BB		1-1 P5		0-2 HR	3	3	1	1	2	0	0				
Tori Hunter, R OBP: 0.286, SLG: 0.583	3-2 SF8		4-1		0-1 HR BB		1-1 G6-3		3-1 G4-3	3	1	1	3	1	0	0				
Corey Koskie, L OBP: 0.269, SLG: 0.348	0-0 HR		1-3 K		3-1 F8			4-2 1B SF7 BB	4-0 WP BB	3	2	1	3	2	1	1				
Dustan Mohr, R OBP: 0.529, SLG: 0.867	0-1 1B			2-1 HR		1-0 P4		1-2 SF7 1B	1-2 F9	5	1	3	1	0	0	1				
A.J. Pierzynski, L OBP: 0.267, SLG: 0.333	0-1 G3			1-1 G3-1		2-1 G3 2B		0-1 1B		4	1	2	0	0	0	1				
Warren Morris, L Denny Hocking, S		1-0 F8		0-0 G4-3		1-1 G3		1-0 SF7		3	0	0	0	0	0	1	AB 34 R 10 H 11 RBI 10 BB 6 SO 3 LOB 9			
Inning Stats	R: 4 E: 0 K: 0 S: 17	H: 3 LOB: 1 BB: 2 P: 29	R: 0 E: 0 K: 0 S: 7	H: 1 LOB: 0 BB: 0 P: 9	R: 0 E: 0 K: 2 S: 8	H: 0 LOB: 1 BB: 1 P: 14	R: 1 E: 0 K: 0 S: 7	H: 1 LOB: 0 BB: 0 P: 10	R: 2 E: 0 K: 0 S: 12	H: 1 LOB: 0 BB: 1 P: 22	R: 0 E: 0 K: 0 S: 6	H: 0 LOB: 0 BB: 0 P: 9	R: 1 E: 0 K: 0 S: 11	H: 2 LOB: 2 BB: 1 P: 18	R: 1 E: 0 K: 1 S: 15	H: 1 LOB: 1 BB: 1 P: 26		1B: 5 2B: 2 3B: 0 HR: 4	SF: 2 SAC: 1 DP: 0 HBP: 0	WP: 2 PB: 0 SB: 0 CS: 1
PITCHER	IP WLS BF H R ER SO BB IBB HBP BLK WP HR S P ERA WHIP	IP WLS BF H R ER SO BB IBB HBP BLK WP HR S P ERA WHIP																		
Brian Cooper, R ERA: 12.6	(1, 1) 5.0 L 24 6 7 7 2 4 0 0 0 1 3 51 84 12.60 2.000																			
Corey Thurman, R ERA: 4.91	(6, 1) 2.0 11 4 2 2 0 1 0 0 0 0 0 21 36 9.00 2.500																			
Pedro Borbon, L ERA: 2.25	(8, 1) 2.0 8 1 1 1 1 1 0 0 0 1 1 19 32 4.50 1.000																			

Batter	1	2	3	4	5	6	7	8	9	AB	R	H	RBI	BB	SO	LOB	BOTTOM					
Shannon Stewart, R OBP: 0.400, SLG: 0.500	0-1 L9		0-0 F8		1-0 G5-3		0-2 G3-1		1-1 HBP	4	0	0	0	0	0	0	Minnesota Twins @ Toronto Blue Jays SkyDome, Toronto, ON Sun Apr 07 2002, 1:05 PM EDT Att: 21,071 - Dome - 72 F					
Eric Hinske, L OBP: 0.478, SLG: 0.611	4-0 BB BB		2-3 K		2-3 K		2-1 HR 2B		2-2 F8	4	1	1	0	1	2	2						
Raul Mondesi, R OBP: 0.440, SLG: 0.762	2-3 K			0-0 F8		2-2 2B G3-1 1B	1-0 2H HR		1-0 G3	5	2	2	2	0	1	3						
Carlos Delgado, L OBP: 0.696, SLG: 0.938	4-2 FC4-6 BB		3-2 10 2B		0-1 G3-1 10 G4-3 2B		1-1 G1-3			2	2	2	0	1	0	0						
Brian Leshar, R	1-2 BB				1-3 G3-1 2B					1	0	0	0	0	0	0						
José Cruz Jr., S OBP: 0.333, SLG: 0.250	1-1 FC4-6		2-3 K		0-0 G3-1			3-2 10 L3 1B		4	0	1	1	0	1	4						
10 Vernon Wells, R OBP: 0.136, SLG: 0.227		0-0 F9		3-2 2H 2B		2-0 G4-3		0-0 L3		4	0	1	2	0	0	1						
Tom Wilson, R OBP: 0.200, SLG: 0.111		0-0 F8		4-2 BB		0-1 F9		1-1 F8		3	0	0	0	1	0	0						
Homer Bush, R OBP: 0.316, SLG: 0.333		0-2 F9		0-0 G1-3			1-0 F9		1-3 K	4	0	0	0	0	1	2						
Chris Woodward, R OBP: 0.500, SLG: 1.333			0-1 G5-3		1-2 F8		0-2 HR		4-2 HBP BB	3	1	1	1	1	0	0						
Inning Stats	R: 0 E: 1 K: 1 S: 10	H: 0 LOB: 2 BB: 2 P: 21	R: 0 E: 0 K: 0 S: 5	H: 0 LOB: 0 BB: 0 P: 5	R: 0 E: 0 K: 1 S: 7	H: 0 LOB: 0 BB: 0 P: 9	R: 1 E: 0 K: 1 S: 19	H: 2 LOB: 2 BB: 1 P: 31	R: 0 E: 0 K: 1 S: 9	H: 0 LOB: 0 BB: 0 P: 13	R: 2 E: 0 K: 0 S: 10	H: 2 LOB: 0 BB: 0 P: 14	R: 3 E: 0 K: 0 S: 12	H: 3 LOB: 0 BB: 0 P: 17	R: 0 E: 0 K: 0 S: 6	H: 1 LOB: 0 BB: 0 P: 10	R: 0 E: 0 K: 1 S: 11	H: 0 LOB: 2 BB: 1 P: 20	1B: 2 2B: 5 3B: 0 HR: 2	SF: 0 SAC: 0 DP: 1 HBP: 1	WP: 0 PB: 0 SB: 0 CS: 0	PA: 39
PITCHER	IP WLS BF H R ER SO BB IBB HBP BLK WP HR S P ERA WHIP	IP WLS BF H R ER SO BB IBB HBP BLK WP HR S P ERA WHIP																				
Brad Radke, R ERA: 6.97	(1, 1) 6.0 W 25 4 3 3 4 3 0 0 0 0 0 12 17 27.00 3.000																					
Jack Cressend, R ERA: 12.27	(7, 1) 1.0 6 3 3 3 0 0 0 0 0 0 2 12 17 27.00 3.000																					
Bob Wells, R ERA: 6.75	(8, 1) 1.0 H 3 1 0 0 0 0 0 0 0 0 6 10 0.00 1.000																					
Michael Jackson, R ERA:	(9, 1) 1.0 5 0 0 0 0 1 1 0 1 0 0 0 11 20 0.00 1.000																					

Batter	1	2	3	4	5	6	7	8	9	AB	R	H	RBI	BB	SO	LOB	TOP										
Jacque Jones, L OBP: 0.529, SLG: 0.833	0-2 1B	1-1 FC1-6 1B	2-2 S 1B			4-2 1B BB		1-2 FC4-6 1B		4	2	4	1	1	0	0											
Cristian Guzman, S OBP: 0.299, SLG: 0.269	2-1 G1-3 WP 1B	1-0 FC1-6 BB	3-2 G1-3			1-0 1B		0-0 FC4-6 1B		5	1	2	1	0	0	5											
Doug Mientkiewicz, L OBP: 0.364, SLG: 0.414	2-3 K2-3	4-2 BB		3-2 F7		1-1 F3		0-3 K		4	0	0	0	1	2	4											
David Ortiz, L OBP: 0.364, SLG: 0.679	4-1 G1-3 1B BB	0-2 F7		0-0 L6		1-3 K		1-0 FC6-4 1B		4	0	1	0	1	1	5											
Tori Hunter, R OBP: 0.303, SLG: 0.536	0-0 G1-3		2-3 K	4-1 BB		0-2 1B		2-0 FC6-4		4	0	1	1	1	1	4											
Corey Koskie, L OBP: 0.323, SLG: 0.444	4-0 1B IBB		2-1 L9 2B	1-1 G3		1-3 K			2-2 2B	4	1	2	0	1	1	3											
Dustan Mohr, R OBP: 0.455, SLG: 0.700	1-2 1B		0-1 L9		1-1 G5-3		0-1 G6-3		0-3 K	5	0	1	1	0	1	2											
A.J. Pierzynski, L OBP: 0.250, SLG: 0.350		1-3 K	0-1 1B 2B		2-3 K		2-3 K2-3		1-3 K	5	1	1	1	0	4	1											
Denny Hocking, S OBP: 0.250, SLG: 0.111		0-0 FC1-6 1B	4-1 1B BB		3-3 K		1-0 F7		2-3 K	4	0	1	0	1	2	1											
Inning Stats	R: 2 E: 0 K: 1 S: 14	H: 3 LOB: 2 BB: 2 P: 27	R: 0 E: 0 K: 1 S: 15	H: 2 LOB: 3 BB: 1 P: 22	R: 2 E: 0 K: 1 S: 20	H: 3 LOB: 2 BB: 1 P: 33	R: 0 E: 0 K: 0 S: 8	H: 0 LOB: 0 BB: 0 P: 16	R: 0 E: 0 K: 2 S: 8	H: 0 LOB: 0 BB: 0 P: 14	R: 1 E: 0 K: 2 S: 15	H: 2 LOB: 2 BB: 1 P: 23	R: 0 E: 0 K: 1 S: 10	H: 0 LOB: 0 BB: 0 P: 9	R: 0 E: 0 K: 3 S: 10	H: 2 LOB: 2 BB: 0 P: 14	R: 0 E: 0 K: 3 S: 13	H: 1 LOB: 1 BB: 0 P: 18	1B: 9 2B: 4 3B: 0 HR: 0	SF: 0 SAC: 0 DP: 0 HBP: 0	WP: 1 PB: 0 SB: 1 CS: 0	PA: 45					
PITCHER	IP	WLS	BF	H	R	ER	SO	BB	IBB	HBP	BLK	WP	HR	S	P	ERA	WHIP										
Ryan Drese, R ERA: 5.91	5.0	W	27	8	4	4	5	4	1	0	0	1	0	65	112	7.20	2.400										
Ricardo Rincon, L ERA: 7.71	1.0		6	2	1	1	2	1	0	0	0	0	0	15	23	9.00	3.000										
Mark Wohlers, R ERA: 2.45	2.0		8	2	0	0	2	0	0	0	0	0	0	16	23	0.00	1.000										
David Riske, R ERA:	1.0		4	1	0	0	3	0	0	0	0	0	0	13	18	0.00	1.000										

Minnesota Twins @ Cleveland Indians
 Jacobs Field, Cleveland, OH
 Mon Apr 08 2002, 1:05 PM EDT
 Att. 42,441 - Overcast - 55 F

AB	39
R	5
H	13
RBI	5
BB	6
SO	12
LOB	25



Batter	1	2	3	4	5	6	7	8	9	AB	R	H	RBI	BB	SO	LOB	BOTTOM										
Matt Lawton, L OBP: 0.412, SLG: 0.607	1-1 3B 1B		2-3 K	0-1 2H HR			0-2 G6-3			4	2	2	2	0	1	0											
Omar Vizquel, S OBP: 0.375, SLG: 0.444	0-1 HR		4-2 2B HR BB			3-2 F7		1-1 F7		3	2	1	1	1	0	0											
Ellis Burks, R OBP: 0.531, SLG: 0.667	0-0 HR		2-2 HR 2B	1-1 F3			1-2 G5-3			4	2	2	2	0	0	0											
Jim Thome, L OBP: 0.281, SLG: 0.231	2-3 K		1-1 HR 1B		3-3 K			0-1 G3		4	1	1	0	0	2	0											
Travis Fryman, R OBP: 0.385, SLG: 0.609	3-3 K		2-0 HR		2-3 K			2-2 G4-3		4	1	1	4	0	2	0											
Ricky Gutierrez, R OBP: 0.296, SLG: 0.385	0-1 G5-3		0-0 F4		0-1 F9			0-1 G4-3		4	0	0	0	0	0	0											
Wil Cordero, R OBP: 0.125, SLG: 0.125		1-2 L8	0-2 L6			2-2 F2				3	0	0	0	0	0	0											
Brady Anderson, L OBP: 0.563, SLG: 0.800										0	0	0	0	0	0	0											
Milton Bradley, S OBP: 0.400, SLG: 0.556		1-3 K		0-1 G3		2-3 K				3	0	0	0	0	2	0											
Einar Diaz, R OBP: 0.227, SLG: 0.409		1-2 G4-3		3-1 HR 2B		0-0 F7				3	1	1	0	0	0	0											
Inning Stats	R: 3 E: 0 K: 2 S: 13	H: 3 LOB: 0 BB: 0 P: 19	R: 0 E: 0 K: 1 S: 12	H: 0 LOB: 0 BB: 0 P: 15	R: 4 E: 0 K: 1 S: 17	H: 3 LOB: 0 BB: 1 P: 28	R: 2 E: 0 K: 0 S: 11	H: 2 LOB: 0 BB: 0 P: 18	R: 0 E: 0 K: 2 S: 8	H: 0 LOB: 0 BB: 0 P: 13	R: 0 E: 0 K: 1 S: 7	H: 0 LOB: 0 BB: 0 P: 11	R: 0 E: 0 K: 0 S: 11	H: 0 LOB: 0 BB: 0 P: 13	R: 0 E: 0 K: 0 S: 8	H: 0 LOB: 0 BB: 0 P: 10	1B: 2 2B: 2 3B: 1 HR: 3	SF: 0 SAC: 0 DP: 0 HBP: 0	WP: 0 PB: 0 SB: 0 CS: 0	PA: 33							
PITCHER	IP	WLS	BF	H	R	ER	SO	BB	IBB	HBP	BLK	WP	HR	S	P	ERA	WHIP										
Eric Milton, L ERA: 7.36	4.0	L	21	8	9	9	4	1	0	0	0	0	0	15	24	0.00	0.000										
Jack Cressend, R ERA: 7.94	2.0		6	0	0	0	3	0	0	0	0	0	0	15	24	0.00	0.000										
LaTroy Hawkins, R ERA: 1.5	2.0		6	0	0	0	0	0	0	0	0	0	0	19	23	0.00	0.000										

Minnesota Twins @ Cleveland Indians
 Jacobs Field, Cleveland, OH
 Mon Apr 08 2002, 1:05 PM EDT
 Att. 42,441 - Overcast - 55 F

AB	32
R	9
H	8
RBI	9
BB	1
SO	7
LOB	0



Batter	1	2	3	4	5	6	7	8	9	AB	R	H	RBI	BB	SO	LOB	TOP		
Jacque Jones, L (1, 7) OBP: 0.538, SLG: 0.788	4-1 BB G5-4-3		4-1 BB FC5-4		2-3 K 1-2		1-3 K		0-0 1B S 2H	3	1	1	1	2	2	3	Minnesota Twins @ Cleveland Indians Jacobs Field, Cleveland, OH Tue Apr 09 2002, 7:05 PM EDT Att: 23,760 - Cloudy - 44 F		
Cristian Guzman, S (1, 6) OBP: 0.313, SLG: 0.323	1-2 BB G5-4-3		0-0 BB FC5-4			2-1 1B F S	2-2 1B 2-3 3H		3-1 1B 1H	5	0	3	2	0	0	3			
Doug Mientkiewicz, L (1, 3) OBP: 0.369, SLG: 0.394	3-2 1B		4-2 BB 1-2			3-2 F8	0-0 F9		2-3 K	4	0	1	0	1	1	4			
Matthew LeCroy, R (1, 10) Bobby Kielty, S (8, PH)	0-0 F9		0-3 K			3-3 K		1-1 G3-1		3	0	0	0	0	2	5			
Tori Hunter, R (1, 8) OBP: 0.297, SLG: 0.500		1-2 F8		0-0 F9		1-3 K		2-1 1B G3-6-3		4	0	1	0	0	1	1			
Corey Koskie, L (1, 5) OBP: 0.343, SLG: 0.452		2-1 CS 1B		3-3 K			3-2 1B 2B	0-0 G3-6-3		4	1	2	0	0	1	1			
Dustan Mohr, R (1, 9) OBP: 0.423, SLG: 0.625		0-3 K		0-0 F8			1-0 1B 2B		1-3 K	4	1	1	0	0	2	1			
Jay Canizaro, R (1, 4) Warren Morris, L (7, PH)	1-1 CS		0-0 BB FC5-4		2-1 F3		0-0 F8		1-1 F8	2	0	1	0	0	0	0			
David Ortiz, L (9, PH) OBP: 0.353, SLG: 0.655	1-2 1B		0-3 K		4-1 BB CS		1-1 1B 2B		1-1 E1 1B	1	0	0	0	1	1	1			
Tom Prince, R (1, 2) A.J. Pierzynski, L (7, PH)			0-3 K							2	1	1	1	0	0	0			
Inning Stats	R: 0 E: 0 K: 0 S: 11	H: 1 LOB: 1 BB: 1 P: 19	R: 0 E: 0 K: 1 S: 10	H: 1 LOB: 3 BB: 2 P: 14	R: 0 E: 0 K: 2 S: 12	H: 0 LOB: 0 BB: 0 P: 20	R: 0 E: 0 K: 1 S: 6	H: 1 LOB: 1 BB: 1 P: 14	R: 2 E: 0 K: 1 S: 14	H: 4 LOB: 2 BB: 0 P: 22	R: 0 E: 0 K: 0 S: 5	H: 1 LOB: 0 BB: 0 P: 8	R: 2 E: 1 K: 2 S: 15	H: 2 LOB: 1 BB: 0 P: 23	1B: 10 2B: 2 3B: 0 HR: 0	SF: 0 SAC: 0 DP: 3 HBP: 0	WP: 0 PB: 0 SB: 2 CS: 2	PA: 40	
PITCHER	IP WLS BF H R ER SO BB IBB HBP BLK WP HR S P ERA WHIP	6.0 W 23 4 0 0 7 4 0 0 0 0 0 55 95 0.00 1.333	0.2 H 6 4 2 2 1 0 0 0 0 0 0 13 21 27.00 6.000	0.1 H 1 0 0 0 0 0 0 0 0 0 0 1 1 0.00 0.000	1.0 H 3 1 0 0 0 0 0 0 0 0 5 8 0.00 1.000	1.0 S 6 2 2 0 2 0 0 0 0 0 0 15 23 0.00 2.000													

AB	35
R	4
H	11
RBI	4
BB	4
SO	10
LOB	21



Batter	1	2	3	4	5	6	7	8	9	AB	R	H	RBI	BB	SO	LOB	BOTTOM			
Matt Lawton, L (1, 9) OBP: 0.395, SLG: 0.656	1-2 G2-3	1-0 HR		1-1 G5-3		1-1 G4-3				4	1	1	1	0	0	1	Minnesota Twins @ Cleveland Indians Jacobs Field, Cleveland, OH Tue Apr 09 2002, 7:05 PM EDT Att: 23,760 - Cloudy - 44 F			
Omar Vizquel, S (1, 6) OBP: 0.381, SLG: 0.419	0-0 G4-3	0-1 1B		1-3 K		1-1 G3-1				4	0	1	0	0	1	1				
Ellis Burks, R (1, 10) OBP: 0.528, SLG: 0.621	4-2 BB	2-0 F9		1-0 BB HBP		1-2 F9				2	0	0	0	1	0	1				
Jim Thome, L (1, 3) OBP: 0.306, SLG: 0.214	3-2 L3		4-2 BB G4-3	4-1 BB		3-3 K				2	1	0	0	2	1	1				
Travis Fryman, R (1, 5) OBP: 0.367, SLG: 0.538		4-2 BB G1-3	2-1 F9	2-2 F2		0-3 K				3	1	0	0	1	1	4				
Russell Brannan, L (1, 7) Brady Anderson, L (8, 7)	1-0 G1-3	1-2 G4-3		0-2 G4-3		1-3 K				3	0	0	0	0	0	2				
Ricky Gutierrez, R (1, 4) OBP: 0.323, SLG: 0.490	3-2 HR 1B	2H 1B	0-0 1B	1-2 1B		1-2 G6-3				4	1	2	2	0	0	0				
Milton Bradley, S (1, 8) OBP: 0.417, SLG: 0.667	1-2 HR	3-3 K		0-0 G4-3		4-2 BB				3	1	1	2	1	1	1				
Einar Diaz, R (1, 2) OBP: 0.231, SLG: 0.423	3-1 L7		1-0 G5-3	2B		2-2 P4		2-1 L5		4	0	1	0	0	0	1				
Inning Stats	R: 0 E: 0 K: 0 S: 10	H: 0 LOB: 1 BB: 1 P: 18	R: 4 E: 0 K: 0 S: 18	H: 4 LOB: 1 BB: 1 P: 33	R: 1 E: 0 K: 1 S: 12	H: 1 LOB: 3 BB: 1 P: 21	R: 0 E: 0 K: 0 S: 5	H: 0 LOB: 0 BB: 0 P: 6	R: 0 E: 0 K: 2 S: 8	H: 0 LOB: 0 BB: 0 P: 12	R: 0 E: 0 K: 1 S: 12	H: 0 LOB: 1 BB: 1 P: 20	R: 0 E: 0 K: 0 S: 9	H: 0 LOB: 0 BB: 0 P: 13	R: 0 E: 0 K: 1 S: 12	H: 0 LOB: 1 BB: 1 P: 20		1B: 3 2B: 1 3B: 0 HR: 2	SF: 0 SAC: 0 DP: 0 HBP: 1	WP: 0 PB: 0 SB: 0 CS: 0
PITCHER	IP WLS BF H R ER SO BB IBB HBP BLK WP HR S P ERA WHIP	3.0 L 17 1 0 0 1 1 0 1 0 0 0 24 39 0.00 0.667	1.1 L 4 0 0 0 3 0 0 0 0 0 0 12 17 0.00 0.000	0.2 L 3 0 0 0 0 1 0 0 0 0 0 9 16 0.00 1.500																

AB	30
R	5
H	6
RBI	5
BB	5
SO	5
LOB	12




Batter	1	2	3	4	5	6	7	8	9	AB	R	H	RBI	BB	SO	LOB	TOP								
Jacque Jones, L OBP: 0.512, SLG: 0.730 (1, 7)										4	0	1	0	0	0	2	Minnesota Twins @ Cleveland Indians Jacobs Field, Cleveland, OH Wed Apr 10 2002, 7:05 PM EDT Att: 25,420 - Sunny - 44 F								
Cristian Guzman, S OBP: 0.276, SLG: 0.286 (1, 6)										4	0	0	0	0	0	2									
Doug Mientkiewicz, L OBP: 0.357, SLG: 0.361 (1, 3)										3	0	0	0	1	1	0									
David Ortiz, L OBP: 0.368, SLG: 0.613 (1, 10)										2	1	0	0	2	0	1									
Tori Hunter, R OBP: 0.341, SLG: 0.528 (1, 8)										4	1	3	0	0	0	0									
Corey Koskie, L OBP: 0.333, SLG: 0.412 (1, 5)										3	0	0	0	1	2	4									
Dustan Mohr, R OBP: 0.433, SLG: 0.714 (1, 9)										4	1	2	2	0	1	2									
A.J. Pierzynski, L OBP: 0.308, SLG: 0.458 (1, 2)										2	0	1	1	1	0	0									
Jay Canizaro, R OBP: 0.286, SLG: 0.333 Bobby Kielty, S (9, PH)										2	0	0	0	1	0	2									
Inning Stats	R: 0 E: 0 K: 0 S: 12	H: 1 LOB: 0 BB: 0 P: 19	R: 2 E: 2 K: 0 S: 11	H: 2 LOB: 1 BB: 2 P: 22	R: 0 E: 0 K: 0 S: 6	H: 0 LOB: 0 BB: 0 P: 9	R: 0 E: 0 K: 0 S: 7	H: 0 LOB: 0 BB: 0 P: 14	R: 1 E: 0 K: 0 S: 10	H: 2 LOB: 1 BB: 1 P: 20	R: 0 E: 0 K: 2 S: 17	H: 1 LOB: 2 BB: 1 P: 27	R: 0 E: 0 K: 0 S: 7	H: 0 LOB: 0 BB: 0 P: 9	R: 0 E: 0 K: 2 S: 11	H: 1 LOB: 2 BB: 1 P: 21	R: 0 E: 0 K: 0 S: 5	H: 0 LOB: 0 BB: 1 P: 13	1B: 5 2B: 2 3B: 0 HR: 1	SF: 1 SAC: 0 DP: 4 HBP: 0	WP: 0 PB: 0 SB: 1 CS: 0	PA: 36			
PITCHER	IP	WLS	BF	H	R	ER	SO	BB	IBB	HBP	BLK	WP	HR	S	P	ERA	WHIP								
Danys Baez, R ERA: 3.38 (1, 1)	5.1	W	23	6	3	3	0	4	0	0	0	0	1	51	94	5.06	1.875								
Mark Wohlers, R ERA: 1.89 (6, 1)	1.2		5	0	0	0	2	0	0	0	0	0	0	19	26	0.00	0.000								
Jerrod Riggan, R ERA: 4.15 (8, 1)	1.0		5	1	0	0	2	1	0	0	0	0	0	11	21	0.00	2.000								
Charles Nagy, R ERA: (9, 1)	1.0		3	0	0	0	0	1	0	0	0	0	0	5	13	0.00	1.000								

Batter	1	2	3	4	5	6	7	8	9	AB	R	H	RBI	BB	SO	LOB	BOTTOM								
Matt Lawton, L OBP: 0.419, SLG: 0.639 (1, 9)										4	1	2	1	1	0	0	Minnesota Twins @ Cleveland Indians Jacobs Field, Cleveland, OH Wed Apr 10 2002, 7:05 PM EDT Att: 25,420 - Sunny - 44 F								
Omar Vizquel, S OBP: 0.341, SLG: 0.382 (1, 6)										3	1	0	1	0	1	4									
Ellis Burks, R OBP: 0.561, SLG: 0.656 (1, 10)										3	2	2	1	2	1	3									
Jim Thome, L OBP: 0.317, SLG: 0.364 (1, 3)										5	1	2	5	0	3	7									
Travis Fryman, R OBP: 0.324, SLG: 0.467 (1, 5)										4	0	0	0	0	0	1									
Brady Anderson, L OBP: 0.429, SLG: 0.533 (1, 7) (9, 8)										4	0	0	0	0	2	0									
Ricky Gutierrez, R OBP: 0.286, SLG: 0.353 (1, 4)										4	1	0	0	0	0	0									
Milton Bradley, S OBP: 0.429, SLG: 0.625 Russell Branyan, L OBP: 0.375, SLG: 0.421 (8, PR) (9, 7)										3	1	1	0	1	1	0									
Einar Diaz, R OBP: 0.267, SLG: 0.467 (1, 2)										4	1	2	0	0	0	1									
Inning Stats	R: 1 E: 0 K: 0 S: 11	H: 2 LOB: 1 BB: 0 P: 16	R: 6 E: 2 K: 1 S: 24	H: 3 LOB: 0 BB: 1 P: 35	R: 0 E: 0 K: 1 S: 7	H: 0 LOB: 0 BB: 0 P: 11	R: 1 E: 0 K: 1 S: 11	H: 1 LOB: 1 BB: 0 P: 18	R: 0 E: 0 K: 0 S: 6	H: 0 LOB: 0 BB: 0 P: 8	R: 0 E: 0 K: 2 S: 12	H: 1 LOB: 3 BB: 2 P: 25	R: 0 E: 0 K: 1 S: 6	H: 0 LOB: 0 BB: 0 P: 9	R: 1 E: 0 K: 2 S: 20	H: 2 LOB: 3 BB: 1 P: 31	1B: 5 2B: 3 3B: 0 HR: 1	SF: 1 SAC: 0 DP: 0 HBP: 1	WP: 0 PB: 0 SB: 1 CS: 0	PA: 40					
PITCHER	IP	WLS	BF	H	R	ER	SO	BB	IBB	HBP	BLK	WP	HR	S	P	ERA	WHIP								
Rick Reed, R ERA: 3.6 (1, 1)	5.0	L	25	6	8	2	3	1	0	0	0	0	0	59	88	3.60	1.400								
Jack Cressend, R ERA: 6.75 (6, 1)	1.0		6	1	0	0	2	2	0	0	0	0	0	12	25	0.00	3.000								
LaTroy Hawkins, R ERA: 1.29 (7, 1)	1.0		3	0	0	0	1	0	0	0	0	0	0	6	9	0.00	0.000								
Eddie Guardado, L ERA: 3.6 (8, 1)	1.0		6	2	1	1	2	1	0	0	0	0	0	20	31	9.00	3.000								

AB	29
R	3
H	7
RBI	3
BB	6
SO	4
LOB	14



Batter	1	2	3	4	5	6	7	8	9	AB R H RBI BB SO LOB	TOP									
Jacque Jones, L (1, 7) OBP: 0.500, SLG: 0.756	1-1 HR		2-0 L6		4-1 FC4-6 BB		1-3 K		2-2 G4-3	4 1 1 1 1 1 0	Minnesota Twins @ Cleveland Indians Jacobs Field, Cleveland, OH Thu Apr 11 2002, 7:05 PM EDT Att: 25,582 - Cloudy - 74 F									
Cristian Guzman, S (1, 6) OBP: 0.293, SLG: 0.300	0-0 G6-3		1-2 CS 1B		2-2 FC4-6 1B		1-2 E5		0-0 G4-3 1B	5 0 2 0 0 0 2										
Doug Mientkiewicz, L (1, 3) OBP: 0.340, SLG: 0.341	2-2 F8		2-2 F7		1-0 1B		1-3 K		1-0 G4-3	5 0 1 1 0 1 3										
David Ortiz, L (1, 10) OBP: 0.326, SLG: 0.528	2-3 K			3-3 K		1-2 F9			1-3 K	5 0 0 0 0 3 4										
Tori Hunter, R (1, 8) OBP: 0.378, SLG: 0.650		2-0 HR		2-2 G3		0-1 G3-1 2B		2-2 L8 BB 1B		4 2 3 1 0 0 0										
Corey Koskie, L (1, 5) OBP: 0.349, SLG: 0.389		1-2 F7		4-2 BB		1-1 G3-1		4-1 BB		2 0 0 0 2 0 1										
Bobby Kielty, S (1, 9) OBP: 0.167, SLG: 0.333		2-1 F9		2-1 F7		0-2 2B		3-2 L8		4 0 1 1 0 0 3										
A.J. Pierzynski, L (1, 2) OBP: 0.333, SLG: 0.444		2-2 1B			2-0 FC4-6 BB HBP		1-1 F8		3-2 P6	3 1 1 0 0 0 3										
Denny Hocking, S (1, 4) OBP: 0.200, SLG: 0.083		0-2 G5-3			1-0 F8		2-1 F9		0-0 F8	3 0 0 0 0 0 3										
Matthew LeCroy, R (8, PH) Warren Morris, L (8, 4)										1 0 0 0 0 0 2	AB 36 R 4 H 9 RBI 4 BB 3 SO 5 LOB 21									
										0 0 0 0 0 0 0										
Inning Stats	R: 1 E: 0 K: 1 S: 10	H: 1 LOB: 0 BB: 0 P: 15	R: 1 E: 0 K: 0 S: 12	H: 2 LOB: 1 BB: 0 P: 19	R: 0 E: 0 K: 0 S: 10	H: 1 LOB: 0 BB: 0 P: 15	R: 0 E: 0 K: 1 S: 12	H: 0 LOB: 1 BB: 1 P: 23	R: 1 E: 0 K: 0 S: 11	H: 1 LOB: 2 BB: 1 P: 22	R: 0 E: 1 K: 2 S: 15	H: 0 LOB: 1 BB: 0 P: 20	R: 0 E: 0 K: 0 S: 13	H: 1 LOB: 2 BB: 0 P: 25	R: 0 E: 0 K: 1 S: 8	H: 1 LOB: 1 BB: 0 P: 12	1B: 5 2B: 2 3B: 0 HR: 2	SF: 0 SAC: 0 DP: 0 HBP: 1	WP: 0 PB: 0 SB: 0 CS: 1	PA: 40
PITCHER	IP WLS BF H R ER SO BB IBB HBP BLK WP HR S P ERA WHIP											PITCHER	IP WLS BF H R ER SO BB IBB HBP BLK WP HR S P ERA WHIP							
Bartolo Colon, R (1, 1) ERA: 3.0	5.1 W 25 7 4 4 2 2 2 0 1 0 0 2 62 102 6.75 1.688																			
Ricardo Rincon, L (6, 1) ERA: 4.15	1.2 6 0 0 0 2 0 0 0 0 0 0 19 27 0.00 0.000																			
David Riske, R (8, 1) ERA:	1.0 5 1 0 0 0 1 0 0 0 0 0 0 13 25 0.00 2.000																			
Paul Shuey, R (9, 1) ERA:	1.0 4 1 0 0 1 0 0 0 0 0 0 0 8 12 0.00 1.000																			

Batter	1	2	3	4	5	6	7	8	9	AB R H RBI BB SO LOB	BOTTOM									
Matt Lawton, L (1, 9) OBP: 0.438, SLG: 0.615	4-1 BB 2B		0-1 G3	1-2 E6 HR		4-1 CS BB		3-2 1B		3 2 1 1 2 0 1	Minnesota Twins @ Cleveland Indians Jacobs Field, Cleveland, OH Thu Apr 11 2002, 7:05 PM EDT Att: 25,582 - Cloudy - 74 F									
Omar Vizquel, S (1, 6) OBP: 0.370, SLG: 0.474	4-1 BB 2B		1-1 HR	2-0 HR		1-3 K		0-1 P4		4 3 2 3 1 1 3										
Ellis Burks, R (1, 10) OBP: 0.543, SLG: 0.649	0-1 G4-6-3 1H 2H 2B		0-0 F9	1-0 G3-1 BB 1B		0-1 G1-3		2-0 P6		5 0 2 2 0 0 3										
Jim Thome, L (1, 3) OBP: 0.356, SLG: 0.457	1-2 G4-6-3 HBP		2-1 HR	4-0 HR		0-1 F7				2 1 1 2 1 0 0										
Travis Fryman, R (1, 5) OBP: 0.342, SLG: 0.485	1-1 G4-6-3		4-1 BB	2-1 G3-1		3-2 G6-4-3 2B				3 0 1 0 1 0 4										
Brady Anderson, L (1, 8) OBP: 0.400, SLG: 0.444	3-3 K		1-1 G4-3	0-3 K		1-0 G6-4-3 HBP				3 0 0 0 0 2 4										
Ricky Gutierrez, R (1, 4) OBP: 0.282, SLG: 0.324		1-1 G3		0-0 F9	2-0 G6-3 HBP		0-0 G6-4-3			3 0 0 0 0 0 2										
Russell Branyan, L (1, 7) OBP: 0.357, SLG: 0.364		0-3 K		4-2 WP 1B E BB	0-2 G6-3		1-3 K			3 1 0 0 1 2 1										
Einar Diaz, R (1, 2) OBP: 0.294, SLG: 0.471		1-2 G5-3		1-0 E WP HR 1B	1-1 P4		0-2 1B			4 1 2 0 0 0 0										
Inning Stats	R: 2 E: 0 K: 1 S: 12	H: 1 LOB: 2 BB: 2 P: 25	R: 0 E: 0 K: 1 S: 8	H: 0 LOB: 0 BB: 0 P: 10	R: 2 E: 0 K: 0 S: 10	H: 2 LOB: 1 BB: 1 P: 18	R: 4 E: 1 K: 1 S: 15	H: 3 LOB: 2 BB: 2 P: 30	R: 0 E: 0 K: 1 S: 6	H: 0 LOB: 0 BB: 1 P: 11	R: 0 E: 0 K: 0 S: 6	H: 1 LOB: 1 BB: 0 P: 10	R: 0 E: 0 K: 1 S: 12	H: 2 LOB: 2 BB: 0 P: 18	R: 0 E: 0 K: 1 S: 8	H: 1 LOB: 1 BB: 0 P: 12	1B: 5 2B: 2 3B: 0 HR: 2	SF: 0 SAC: 0 DP: 3 HBP: 3	WP: 1 PB: 0 SB: 0 CS: 1	PA: 39
PITCHER	IP WLS BF H R ER SO BB IBB HBP BLK WP HR S P ERA WHIP											PITCHER	IP WLS BF H R ER SO BB IBB HBP BLK WP HR S P ERA WHIP							
Kyle Lohse, R (1, 1) ERA: 11.74	3.1 L 20 4 0 0 1 4 0 1 0 0 0 2 39 70 18.90 2.700																			
Jack Cressend, R (4, 1) ERA: 6.14	0.2 5 1 0 0 1 1 0 1 0 0 0 6 15 0.00 3.000																			
LaTroy Hawkins, R (5, 1) ERA: 1.0	2.0 5 0 0 0 1 1 0 0 0 0 0 12 18 0.00 0.500																			
J.C. Romero, L (7, 1) ERA:	1.0 4 1 0 0 0 0 0 0 1 0 0 6 10 0.00 1.000																			
Bob Wells, R (8, 1) ERA: 2.7	1.0 5 2 0 0 1 0 0 0 0 0 0 12 18 0.00 2.000																			



Batter	1	2	3	4	5	6	7	8	9	AB	R	H	RBI	BB	SO	LOB	TOP								
Andres Torres, S OBP: 0.300, SLG: 0.471 (1, 8)	G4-3		1B		SF8 1B		K		K	5	1	2	0	0	2	2	Detroit Tigers @ Minnesota Twins Hubert H. Humphrey Metrodome, Minneapolis, MN Sat Apr 13 2002, 7:05 PM EDT Att: 25,268 - Dome - 72 F								
Craig Paquette, R OBP: 0.281, SLG: 0.276 (1, 5)	G2-3		P4		1B		1B		K	5	0	2	0	0	1	4									
Bobby Higginson, L OBP: 0.364, SLG: 0.615 (1, 7)	1B		F8		SF8		CS			3	1	2	1	0	0	2									
Dmitri Young, S OBP: 0.333, SLG: 0.378 (1, 3)	2B		G5-3		2-3 3-H 2-2		CS		G1-6-3 1B	4	0	3	2	0	0	2									
Shane Halter, R OBP: 0.238, SLG: 0.184 (1, 6) Oscar Salazar, R OBP: 0.143, SLG: 0.143 (2, 6)	K				F7		F9		L6	1	0	0	0	0	1	1									
Dean Palmer, R (1, 10)		G4-3		G1-3		K		G1-6-3		4	0	0	0	0	1	1									
Mike Rivera, R (1, 2)		G5-3		K		K			FC5 1B	4	0	1	0	0	2	0									
Wendell Magee, R OBP: 0.545, SLG: 0.636 (1, 9)		F9			FC6-4 1B		2B		FC5 1B	4	0	3	0	0	0	0									
Jose Macias, S OBP: 0.243, SLG: 0.206 (1, 4)			1B		FC6-4 1B SF8		F7		FC5	4	1	1	0	0	0	4									
Inning Stats	R: 1 E: 0 K: 1 S: 12	H: 2 LOB: 1 BB: 0 P: 15	R: 0 E: 0 K: 0 S: 6	H: 0 LOB: 0 BB: 0 P: 8	R: 0 E: 0 K: 0 S: 10	H: 2 LOB: 2 BB: 0 P: 11	R: 0 E: 0 K: 1 S: 8	H: 0 LOB: 0 BB: 0 P: 12	R: 2 E: 0 K: 0 S: 16	H: 4 LOB: 2 BB: 0 P: 20	R: 0 E: 0 K: 2 S: 13	H: 1 LOB: 1 BB: 0 P: 20	R: 0 E: 0 K: 1 S: 7	H: 2 LOB: 0 BB: 0 P: 12	R: 0 E: 0 K: 0 S: 9	H: 1 LOB: 0 BB: 0 P: 13	R: 0 E: 0 K: 2 S: 14	H: 2 LOB: 0 BB: 0 P: 22	1B: 12 2B: 2 3B: 0 HR: 0	SF: 1 SAC: 0 DP: 1 HBP: 0	WP: 0 PB: 0 SB: 0 CS: 1	PA: 39			
PITCHER	IP	WLS	BF	H	R	ER	SO	BB	IBB	HBP	BLK	WP	HR	S	P	ERA	WHIP								
Eric Milton, L ERA: 6.35 (1, 1)	6.0	W	27	9	3	3	4	0	0	0	0	0	0	65	86	4.50	1.500								
Bob Wells, R ERA: 2.35 (7, 1)	1.0	H	3	2	0	0	1	0	0	0	0	0	0	7	12	0.00	2.000								
Michael Jackson, R ERA: (8, 1)	1.0	H	3	1	0	0	0	0	0	0	0	0	0	9	13	0.00	1.000								
LaTroy Hawkins, R ERA: 0.9 (9, 1)	1.0		5	2	0	0	2	0	0	0	0	0	0	14	22	0.00	2.000								

Batter	1	2	3	4	5	6	7	8	9	AB	R	H	RBI	BB	SO	LOB	BOTTOM								
Jacque Jones, L OBP: 0.464, SLG: 0.667 (1, 7)	E6		G6-3		G4-3		G3-1			4	0	0	0	0	0	0	Detroit Tigers @ Minnesota Twins Hubert H. Humphrey Metrodome, Minneapolis, MN Sat Apr 13 2002, 7:05 PM EDT Att: 25,268 - Dome - 72 F								
Cristian Guzman, S OBP: 0.286, SLG: 0.292 (1, 6)	FC4-6 1B 2B		F8				F7			4	2	1	0	0	0	1									
Doug Mientkiewicz, L OBP: 0.364, SLG: 0.466 (1, 3)	2B		2B		G3-1 1H				P5	4	2	3	1	0	0	0									
David Ortiz, L OBP: 0.275, SLG: 0.432 (1, 10)	P6		F7		G3-1		G3-1		K	4	0	0	0	0	1	4									
Tori Hunter, R OBP: 0.377, SLG: 0.638 (1, 8)	2B				SF7		SF7		BB S 1B	3	1	3	3	0	0	0									
Corey Koskie, L OBP: 0.373, SLG: 0.381 (1, 5)	G6-3		G3-1		HBP		1B		BB 1B BB	3	1	1	0	1	0	1									
Bobby Kielty, S OBP: 0.300, SLG: 0.250 (1, 9)			K		G4-3		HBP		1B PB BB	2	1	0	0	1	1	0									
A.J. Pierzynski, L OBP: 0.316, SLG: 0.400 (1, 2)	F7				K		L6		S 1B	4	0	1	2	0	1	2									
Denny Hocking, S OBP: 0.158, SLG: 0.063 (1, 4)	G6-3				L5		F8		F7	4	0	0	0	0	0	1									
Inning Stats	R: 2 E: 1 K: 0 S: 13	H: 2 LOB: 1 BB: 0 P: 19	R: 0 E: 0 K: 1 S: 9	H: 0 LOB: 0 BB: 0 P: 13	R: 0 E: 0 K: 0 S: 7	H: 1 LOB: 1 BB: 0 P: 11	R: 0 E: 0 K: 0 S: 7	H: 1 LOB: 0 BB: 0 P: 9	R: 0 E: 0 K: 1 S: 13	H: 0 LOB: 0 BB: 0 P: 16	R: 2 E: 0 K: 0 S: 22	H: 3 LOB: 2 BB: 0 P: 36	R: 0 E: 0 K: 0 S: 6	H: 0 LOB: 0 BB: 0 P: 7	R: 3 E: 0 K: 1 S: 18	H: 2 LOB: 1 BB: 2 P: 32	1B: 6 2B: 3 3B: 0 HR: 0	SF: 1 SAC: 0 DP: 0 HBP: 1	WP: 0 PB: 1 SB: 3 CS: 0	PA: 36					
PITCHER	IP	WLS	BF	H	R	ER	SO	BB	IBB	HBP	BLK	WP	HR	S	P	ERA	WHIP								
Jeff Weaver, R ERA: 3.86 (1, 1)	5.2	L	25	7	4	2	2	0	0	1	0	0	0	69	100	3.18	1.235								
Juan Acevedo, R ERA: 4.5 (6, 1)	1.1		4	0	0	0	0	0	0	0	0	0	0	8	11	0.00	0.000								
Matt Perisho, L ERA: 9.53 (8, 1)	0.2		6	2	3	2	1	2	0	0	0	0	0	15	28	27.00	6.000								
Terry Pearson, R ERA: 10.5 (8, 1)	0.1		1	0	0	0	0	0	0	0	0	0	0	3	4	0.00	0.000								



Batter	1	2	3	4	5	6	7	8	9	AB	R	H	RBI	BB	SO	LOB	TOP					
Donnie Sadler, R (1, 9) OBP: 0.250, SLG: 0.182	F9		B1-3			G6-3			K	4	0	0	0	0	1	0						
Neft Perez, S (1, 6) OBP: 0.224, SLG: 0.327	G5-4-3 1B			G5-3			F2		K2-3	4	0	1	0	0	1	0						
Carlos Beltrán, S (1, 8) OBP: 0.357, SLG: 0.489	G5-4-3 1-2			K2-3			G1-3			3	0	0	0	0	1	1						
29 Mike Sweeney, R (1, 10) OBP: 0.400, SLG: 0.490		F9					G5-3			3	0	0	0	0	1	0						
Brandon Berger, R (1, 7) OBP: 0.333, SLG: 0.357						G4-6-3 1B		G6-3		3	0	2	0	0	0	0						
Luis Alicaña, S (1, 5) OBP: 0.375, SLG: 0.231		G5-3			G4-6-3 1-2			G4-3		3	0	0	0	0	0	2						
Dave McCarty, R (1, 3) OBP: 0.200, SLG: 0.467						F7			HR	3	1	1	1	0	0	1						
A.J. Hinch, R (1, 2)			F8						G5-3	3	0	0	0	0	1	0						
Carlos Febles, R (1, 4) OBP: 0.364, SLG: 0.259			F9						K	3	0	0	0	0	2	0						
Inning Stats	R: 0 E: 0 K: 0 S: 10	H: 1 LOB: 0 BB: 0 P: 14	R: 0 E: 0 K: 0 S: 12	H: 1 LOB: 1 BB: 0 P: 20	R: 0 E: 0 K: 0 S: 6	H: 0 LOB: 0 BB: 0 P: 10	R: 0 E: 0 K: 2 S: 8	H: 0 LOB: 0 BB: 0 P: 10	R: 0 E: 0 K: 0 S: 9	H: 1 LOB: 0 BB: 0 P: 13	R: 0 E: 0 K: 0 S: 10	H: 0 LOB: 0 BB: 0 P: 12	R: 0 E: 0 K: 0 S: 9	H: 0 LOB: 0 BB: 0 P: 16	R: 1 E: 0 K: 0 S: 11	H: 1 LOB: 0 BB: 0 P: 17	R: 0 E: 0 K: 3 S: 11	H: 0 LOB: 0 BB: 0 P: 13	1B: 2 2B: 1 3B: 0 HR: 1	SF: 0 SAC: 0 DP: 2 HBP: 0	WP: 0 PB: 0 SB: 0 CS: 0	PA: 29
PITCHER	IP	WLS	BF	H	R	ER	SO	BB	IBB	HBP	BLK	WP	HR	S	P	ERA	WHIP					
Eric Milton, L (1, 1) ERA: 4.74	7.2	W	25	4	1	1	4	0	0	0	0	0	1	73	109	1.17	0.522					
J.C. Romero, L (8, 1) ERA:	0.1	H	1	0	0	0	0	0	0	0	0	0	0	2	3	0.00	0.000					
Eddie Guardado, L (9, 1) ERA: 2.25	1.0	S	3	0	0	0	3	0	0	0	0	0	0	11	13	0.00	0.000					

Kansas City Royals @ Minnesota Twins
Hubert H. Humphrey Metrodome, Minneapolis, MN

AB 29
R 1
H 4
RBI 1
BB 0
SO 7
LOB 4



Thu Apr 18 2002, 1:05 PM EDT
Att: 13,313 - Dome - 72 F

Batter	1	2	3	4	5	6	7	8	9	AB	R	H	RBI	BB	SO	LOB	BOTTOM					
Jacque Jones, L (1, 7) OBP: 0.427, SLG: 0.594	G4-3		P5					E1 1B		3	1	1	0	1	0	0						
Cristian Guzman, S (1, 6) OBP: 0.286, SLG: 0.277	E5 1B		F9		FC3-2 BB			G5-3		4	0	0	0	0	0	3						
Corey Koskie, L (1, 5) OBP: 0.412, SLG: 0.446	F8			SF7 3B				K		4	2	2	1	0	1	3						
David Ortiz, L (1, 3) OBP: 0.313, SLG: 0.527										3	0	2	2	0	0	0						
Doug Mientkiewicz, L (8, PR) OBP: 0.373, SLG: 0.417										0	0	0	0	0	0	0						
Tori Hunter, R (1, 8) OBP: 0.400, SLG: 0.635	FC6-4 1-2				SF7 3-H			G1-3		4	1	1	1	0	2	3						
Bobby Kielty, S (1, 10) OBP: 0.300, SLG: 0.588		F7						K		4	0	0	0	0	1	1						
Dustin Mohr, R (1, 9) OBP: 0.391, SLG: 0.581										3	0	0	0	0	1	0						
A.J. Pierzynski, L (1, 2) OBP: 0.327, SLG: 0.408										3	0	2	0	0	0	0						
Jay Canizaro, R (1, 4) OBP: 0.238, SLG: 0.263										3	0	0	0	0	1	2						
Denny Hocking, S (8, 4) OBP: 0.172, SLG: 0.115										0	0	0	0	0	0	0						
Inning Stats	R: 0 E: 1 K: 0 S: 11	H: 1 LOB: 2 BB: 0 P: 18	R: 0 E: 0 K: 1 S: 8	H: 0 LOB: 0 BB: 0 P: 11	R: 0 E: 0 K: 1 S: 7	H: 0 LOB: 0 BB: 0 P: 12	R: 2 E: 0 K: 0 S: 6	H: 2 LOB: 0 BB: 0 P: 9	R: 0 E: 0 K: 1 S: 11	H: 1 LOB: 2 BB: 1 P: 18	R: 0 E: 0 K: 1 S: 7	H: 0 LOB: 0 BB: 0 P: 10	R: 0 E: 0 K: 0 S: 8	H: 1 LOB: 0 BB: 0 P: 11	R: 2 E: 1 K: 2 S: 11	H: 3 LOB: 1 BB: 0 P: 19	1B: 5 2B: 2 3B: 1 HR: 1	SF: 1 SAC: 0 DP: 1 HBP: 0	WP: 0 PB: 0 SB: 0 CS: 0	PA: 33		
PITCHER	IP	WLS	BF	H	R	ER	SO	BB	IBB	HBP	BLK	WP	HR	S	P	ERA	WHIP					
Jeff Suppan, R (1, 1) ERA: 3.95	7.1	L	30	7	4	4	4	1	0	0	0	0	1	61	94	4.91	1.091					
Brian Shouse, L (8, 1) ERA: 3.99	0.0		1	1	0	0	0	0	0	0	0	0	0	2	3	∞	∞					
Jason Grimsley, R (8, 1) ERA: 1.59	0.2		2	0	0	0	2	0	0	0	0	0	0	6	11	0.00	0.000					

Kansas City Royals @ Minnesota Twins
Hubert H. Humphrey Metrodome, Minneapolis, MN

AB 31
R 4
H 8
RBI 4
BB 1
SO 6
LOB 12



Thu Apr 18 2002, 1:05 PM EDT
Att: 13,313 - Dome - 72 F

Batter	1	2	3	4	5	6	7	8	9	AB	R	H	RBI	BB	SO	LOB	TOP								
Matt Lawton, L (1, 9) OBP: 0.397, SLG: 0.554	G3		L4			G6-3		G1-3 1B		4	0	1	0	0	0	1	Cleveland Indians @ Minnesota Twins Hubert H. Humphrey Metrodome, Minneapolis, MN Sat Apr 20 2002, 7:05 PM EDT Att: 30,146 - Dome - 72 F livebaseballscorecards.com								
Ricky Gutierrez, R (1, 4) OBP: 0.305, SLG: 0.328	K			WP BB 1B		BB		G1-3 1B		3	0	2	1	1	1	0									
Ellis Burks, R (1, 10) OBP: 0.473, SLG: 0.613	G5-3			F8		K		K		4	0	0	0	0	2	4									
Jim Thome, L (1, 3) OBP: 0.329, SLG: 0.464		F8		P6		F8		G1-3		4	0	0	0	0	0	4									
Brady Anderson, L (1, 7) OBP: 0.359, SLG: 0.310 Travis Fryman, R (8, PH) OBP: 0.242, SLG: 0.316		G1-6-3 BB		WP BB		F8		G5-3		1	0	0	0	2	0	0									
Milton Bradley, S (1, 8) OBP: 0.395, SLG: 0.615	G1-6-3			G3		HR				4	1	1	1	0	1	3									
Russell Branyan, L (1, 5) OBP: 0.304, SLG: 0.395			G4-3		F7			F9		3	0	1	0	0	0	0									
Omar Vizquel, S (9, PH) OBP: 0.353, SLG: 0.500						G6-4-3 1B				1	0	0	0	0	0	0									
Einar Diaz, R (1, 2) OBP: 0.275, SLG: 0.380			F7		K2-3		G6-4-3	G5-3		4	0	0	0	0	1	1									
John McDonald, R (1, 6) OBP: 0.333, SLG: 0.286						K		1B BB		2	1	1	0	1	1	0									
Inning Stats	R: 0 E: 0 K: 1 S: 9	H: 0 LOB: 0 BB: 0 P: 11	R: 0 E: 0 K: 0 S: 5	H: 0 LOB: 0 BB: 1 P: 11	R: 0 E: 0 K: 0 S: 9	H: 1 LOB: 1 BB: 0 P: 13	R: 0 E: 0 K: 0 S: 8	H: 1 LOB: 2 BB: 1 P: 17	R: 0 E: 0 K: 2 S: 10	H: 0 LOB: 0 BB: 0 P: 14	R: 0 E: 0 K: 1 S: 9	H: 0 LOB: 1 BB: 1 P: 19	R: 1 E: 0 K: 0 S: 4	H: 2 LOB: 0 BB: 0 P: 5	R: 1 E: 0 K: 1 S: 12	H: 2 LOB: 2 BB: 1 P: 23	R: 0 E: 0 K: 1 S: 6	H: 0 LOB: 0 BB: 0 P: 9	1B: 5 2B: 0 3B: 0 HR: 1	SF: 0 SAC: 0 DP: 2 HBP: 0	WP: 1 PB: 0 SB: 0 CS: 0	PA: 35			
PITCHER	IP	WLS	BF	H	R	ER	SO	BB	IBB	HBP	BLK	WP	HR	S	P	ERA	WHIP								
Matt Kinney, R (1, 1) ERA: 1.42	6.1	W	24	3	1	1	4	3	0	0	0	1	1	52	88	1.42	0.947								
LaTroy Hawkins, R (7, 1) ERA: 1.39	0.2		4	2	1	1	0	1	0	0	0	0	0	5	9	13.50	4.500								
J.C. Romero, L (8, 1) ERA: 2.0	1.0	H	4	1	0	0	1	0	0	0	0	0	0	9	16	0.00	1.000								
Eddie Guardado, L (9, 1) ERA: 2.0	1.0		3	0	0	0	1	0	0	0	0	0	0	6	9	0.00	0.000								

Batter	1	2	3	4	5	6	7	8	9	AB	R	H	RBI	BB	SO	LOB	BOTTOM								
Jacque Jones, L (1, 7) OBP: 0.405, SLG: 0.583	E6 FC6-4	SF7 3H			G4-3		F9			3	0	0	1	0	0	0	Cleveland Indians @ Minnesota Twins Hubert H. Humphrey Metrodome, Minneapolis, MN Sat Apr 20 2002, 7:05 PM EDT Att: 30,146 - Dome - 72 F livebaseballscorecards.com								
Cristian Guzman, S (1, 6) OBP: 0.250, SLG: 0.257	FC6-4 1-2	2-5 2-3	F7		K2-3		G5-3			4	0	0	0	0	1	1									
Doug Mientkiewicz, L (1, 3) OBP: 0.395, SLG: 0.463	1B BB		L3		HR			G1-4-3		3	1	1	1	1	0	0									
Corey Koskie, L (1, 5) OBP: 0.416, SLG: 0.444	1B		F7		F7		F9			4	0	1	0	0	0	0									
Tori Hunter, R (1, 8) OBP: 0.423, SLG: 0.686	K			HR		S 1B		2B 1B BB		3	2	2	1	1	1	2									
Bobby Kielty, S (1, 10) OBP: 0.357, SLG: 0.625		1B 2B BB		G4-3		F8		1B 2B		3	1	1	0	1	0	1									
Dustan Mohr, R (1, 9) OBP: 0.392, SLG: 0.574		F9		G4-3 WP	2B	P4		1B BB		3	1	1	0	1	0	2									
A.J. Pierzynski, L (1, 2) OBP: 0.339, SLG: 0.415		2B SF7 1B		G4-3		G4-3		1B		4	1	2	1	0	0	2									
Jay Canizaro, R (1, 4) OBP: 0.214, SLG: 0.269 Denny Hocking, S (8, 4) OBP: 0.172, SLG: 0.115		2B		K		G3				3	0	1	1	0	1	0									
Inning Stats	R: 0 E: 1 K: 1 S: 7	H: 1 LOB: 2 BB: 1 P: 18	R: 2 E: 0 K: 0 S: 13	H: 2 LOB: 1 BB: 1 P: 19	R: 0 E: 0 K: 0 S: 9	H: 0 LOB: 0 BB: 0 P: 16	R: 2 E: 0 K: 1 S: 10	H: 2 LOB: 0 BB: 0 P: 15	R: 1 E: 0 K: 1 S: 10	H: 1 LOB: 0 BB: 0 P: 16	R: 0 E: 0 K: 0 S: 8	H: 1 LOB: 0 BB: 0 P: 13	R: 0 E: 0 K: 0 S: 3	H: 0 LOB: 0 BB: 0 P: 5	R: 1 E: 0 K: 0 S: 9	H: 2 LOB: 2 BB: 2 P: 19		R: 0 E: 0 K: 1 S: 6	H: 0 LOB: 0 BB: 0 P: 9	1B: 4 2B: 3 3B: 0 HR: 2	SF: 1 SAC: 0 DP: 0 HBP: 0	WP: 1 PB: 0 SB: 1 CS: 1	PA: 35		
PITCHER	IP	WLS	BF	H	R	ER	SO	BB	IBB	HBP	BLK	WP	HR	S	P	ERA	WHIP								
Ryan Drese, R (1, 1) ERA: 8.27	5.2	L	26	7	5	5	3	2	0	0	0	0	2	54	92	7.94	1.588								
Ricardo Rincon, L (6, 1) ERA: 2.84	2.0		6	0	0	0	0	0	0	0	0	0	0	9	14	0.00	0.000								
Mark Wohlers, R (8, 1) ERA: 3.0	0.1		4	2	1	1	0	2	0	0	0	0	0	6	15	27.00	12.000								



Batter	1	2	3	4	5	6	7	8	9	AB	R	H	RBI	BB	SO	LOB	TOP				
Matt Lawton, L OBP: 0.390, SLG: 0.529 (1, 9) C	F8		F8		F9			FC4-6 BB		3	0	0	0	1	0	1	Cleveland Indians @ Minnesota Twins Hubert H. Humphrey Metrodome, Minneapolis, MN Sun Apr 21 2002, 2:05 PM EDT Att: 22,264 - Dome - 72 F livebaseballscorecards.com				
Omar Vizquel, S OBP: 0.347, SLG: 0.484 (1, 6) B	FC5-4 1B			K		F7		P3		4	0	1	0	0	1	1					
Ellis Burks, R OBP: 0.462, SLG: 0.591 (1, 10) B	FC5-4 1-2			E4 HR		2-1 BB 1B		FC4-6 1-2		4	1	1	0	0	0	2					
Jim Thome, L OBP: 0.324, SLG: 0.500 (1, 3) B	F8			HR		F7		K		4	1	1	2	0	1	3					
Travis Fryman, R OBP: 0.288, SLG: 0.339 (1, 5) C		FC6-4 1B							0-2 1B 1B	2	0	2	0	2	0	0					
Ricky Gutierrez, R OBP: 0.288, SLG: 0.306 (1, 4) B	FC6-4 1-2	FC6-4 G4-6-3		K		G5-3			2-3 K	4	0	0	0	0	2	5					
Milton Bradley, S OBP: 0.362, SLG: 0.558 (1, 8) S		G4-6-3 1-2		G5-3			2-1 G3		1-2 F9	4	0	0	0	0	0	3					
Russell Branyan, L OBP: 0.327, SLG: 0.415 Wil Cordero, R OBP: 0.222, SLG: 0.222 (9, PH)			K		2-1 CS 1B		1-1 G5-4-3 1B		2-2 1-2 1B	3	0	2	0	0	1	0					
Einar Diaz, R OBP: 0.264, SLG: 0.365 Brady Anderson, L OBP: 0.359, SLG: 0.310 Eddie Pérez, R OBP: 0.357, SLG: 0.500 (7, 2)			F7		F8		0-0 G5-4-3 1-2		0-1 F9	2	0	0	0	0	0	1					
Inning Stats	R: 0 E: 1 K: 0 S: 9	H: 1 LOB: 1 BB: 0 P: 13	R: 0 E: 0 K: 0 S: 7	H: 1 LOB: 0 BB: 0 P: 10	R: 0 E: 0 K: 1 S: 6	H: 0 LOB: 0 BB: 0 P: 11	R: 2 E: 1 K: 2 S: 15	H: 1 LOB: 1 BB: 1 P: 25	R: 0 E: 0 K: 0 S: 5	H: 1 LOB: 2 BB: 1 P: 22	R: 0 E: 0 K: 0 S: 5	H: 1 LOB: 0 BB: 0 P: 9	R: 0 E: 0 K: 1 S: 11	H: 0 LOB: 1 BB: 1 P: 21	R: 0 E: 0 K: 1 S: 18	H: 2 LOB: 2 BB: 0 P: 23		1B: 7 2B: 0 3B: 0 HR: 1	SF: 0 SAC: 0 DP: 2 HBP: 0	WP: 0 PB: 0 SB: 0 CS: 1	PA: 36
PITCHER	IP	WLS	BF	H	R	ER	SO	BB	IBB	HBP	BLK	WP	HR	S	P	ERA	WHIP				
Rick Reed, R ERA: 4.58 J.C. Romero, L ERA: Eddie Guardado, L ERA: 1.8	(1, 1) (7, 1) (9, 1)	6.1 1.2 1.0	W H S	26 5 5	6 0 2	2 0 0	3 1 1	2 1 0	0 0 0	0 0 0	0 0 0	0 0 0	1 12 18	57 23 23	97 23 23	1.42 0.00 0.00	1.263 0.600 2.000				

Batter	1	2	3	4	5	6	7	8	9	AB	R	H	RBI	BB	SO	LOB	BOTTOM				
Jacque Jones, L OBP: 0.404, SLG: 0.584 (1, 7) F	K	G4-3		1B 2H 2B		K		1-3 1B		5	0	2	1	0	2	2	Cleveland Indians @ Minnesota Twins Hubert H. Humphrey Metrodome, Minneapolis, MN Sun Apr 21 2002, 2:05 PM EDT Att: 22,264 - Dome - 72 F livebaseballscorecards.com				
Cristian Guzman, S OBP: 0.247, SLG: 0.253 (1, 6) C	G6-3		K	G3-6-3 1B		G6-3		K		5	0	1	0	0	2	3					
Doug Mientkiewicz, L OBP: 0.389, SLG: 0.443 (1, 3) F	1B BB		P5	G3-6-3 1-2			2-3 K			3	0	0	0	1	1	2					
Torii Hunter, R OBP: 0.439, SLG: 0.689 (1, 8) X	1B		1-2 S 1B		0-0 G6-3		2-1 S G4-3 1B			4	0	3	0	0	0	0					
Corey Koskie, L OBP: 0.407, SLG: 0.433 (1, 5) B	1-2 2-3 1B		K		1-2 G4-3		1-0 G4-3		1-2 G4-3	4	0	1	0	0	1	2					
Brian Buchanan, R OBP: 0.400, SLG: 0.857 (1, 10) S	K			SH2-4 BB	1-1 HR		1-3 K		2-3	3	2	1	1	1	2	4					
Dustan Mohr, R OBP: 0.382, SLG: 0.549 (1, 9) C		K2-3		SH2-4 1B	1-2 F8		0-3 K			4	1	1	0	0	2	0					
Tom Prince, R OBP: 0.412, SLG: 0.813 (1, 2) X		E1 1B		SH2-4		2-2 SH5-4 2B		1-3 K		3	0	2	0	0	1	0					
Denny Hocking, S OBP: 0.219, SLG: 0.207 (1, 4) C		K		2H 3H 2B		0-0 SH5-4 1B				3	1	2	2	0	1	1					
Inning Stats	R: 0 E: 0 K: 2 S: 14	H: 2 LOB: 3 BB: 1 P: 24	R: 0 E: 1 K: 2 S: 10	H: 1 LOB: 1 BB: 0 P: 13	R: 0 E: 0 K: 2 S: 10	H: 1 LOB: 1 BB: 0 P: 14	R: 3 E: 0 K: 0 S: 14	H: 4 LOB: 1 BB: 1 P: 25	R: 1 E: 0 K: 0 S: 9	H: 1 LOB: 0 BB: 0 P: 12	R: 0 E: 0 K: 1 S: 8	H: 1 LOB: 1 BB: 0 P: 14	R: 0 E: 0 K: 2 S: 10	H: 1 LOB: 1 BB: 0 P: 16	R: 0 E: 0 K: 3 S: 13	H: 2 LOB: 2 BB: 0 P: 15		1B: 9 2B: 3 3B: 0 HR: 1	SF: 0 SAC: 2 DP: 1 HBP: 0	WP: 0 PB: 0 SB: 2 CS: 0	PA: 38
PITCHER	IP	WLS	BF	H	R	ER	SO	BB	IBB	HBP	BLK	WP	HR	S	P	ERA	WHIP				
Chuck Finley, L ERA: 7.9 Ricardo Rincon, L ERA: 2.57 David Riske, R ERA:	(1, 1) (7, 1) (7, 1)	6.0 0.2 1.1	L 3 6	10 1 2	4 0 0	4 0 0	7 1 4	2 0 0	0 0 0	0 0 0	0 0 0	0 0 0	0 6 17	65 11 20	102 11 20	6.00 0.00 0.00	2.000 1.500 1.500				



Batter	1	2	3	4	5	6	7	8	9	AB	R	H	RBI	BB	SO	LOB	TOP				
Jacque Jones, L OBP: 0.398, SLG: 0.580	G4-3 2B		E6 1B 2B		G3		G3-1			4	1	1	0	0	0	0	Minnesota Twins @ Tampa Bay Devil Rays Tropicana Field, St. Petersburg, FL Tue Apr 23 2002, 7:15 PM EDT Att: 10,602 - Dome - 72 F livebaseballscorecards.com				
Cristian Guzman, S OBP: 0.247, SLG: 0.253	G4-3		2B 1B		G1-3		G4-3		4	1	1	0	0	0	1						
Doug Mientkiewicz, L OBP: 0.381, SLG: 0.446	G1-3		1B 1H 2H 2B		F8		F9		4	0	1	2	0	0	1						
Tori Hunter, R OBP: 0.419, SLG: 0.654	K		F8		K		P4		4	0	0	0	0	2	2						
Corey Koskie, L OBP: 0.400, SLG: 0.423		G6-3			F5		F9		4	0	1	0	0	0	0						
Brian Buchanan, R OBP: 0.333, SLG: 0.706			1B						3	0	0	0	0	2	1						
Bobby Kielty, S OBP: 0.345, SLG: 0.600			K		P3		K		1	0	0	0	0	1	0						
Dustan Mohr, R OBP: 0.407, SLG: 0.582		E1 3B 1B			F9		1B 2B		4	2	3	0	0	0	0						
A.J. Pierzynski, L OBP: 0.367, SLG: 0.491					G5-3		1B		4	0	3	2	0	0	0						
Denny Hocking, S OBP: 0.194, SLG: 0.182	F3				P6		K		4	0	0	0	0	1	3						
Inning Stats	R: 0 E: 0 K: 1 S: 8	H: 1 LOB: 1 BB: 0 P: 13	R: 1 E: 1 K: 1 S: 28	H: 2 LOB: 1 BB: 0 P: 35	R: 2 E: 1 K: 1 S: 17	H: 3 LOB: 1 BB: 0 P: 26	R: 0 E: 0 K: 0 S: 9	H: 0 LOB: 0 BB: 0 P: 14	R: 0 E: 0 K: 1 S: 6	H: 0 LOB: 0 BB: 0 P: 10	R: 1 E: 0 K: 1 S: 15	H: 2 LOB: 0 BB: 0 P: 23	R: 0 E: 0 K: 0 S: 6	H: 0 LOB: 0 BB: 0 P: 9	R: 0 E: 0 K: 1 S: 12	H: 2 LOB: 2 BB: 0 P: 19	1B: 5 2B: 4 3B: 1 HR: 0	SF: 0 SAC: 0 DP: 0 HBP: 0	WP: 0 PB: 0 CS: 0	PA: 36	
PITCHER	IP	WLS	BF	H	R	ER	SO	BB	IBB	HBP	BLK	WP	HR	S	P	ERA	WHIP				
Joe Kennedy, L ERA: 4.91	5.0	W	21	6	3	2	3	0	0	0	0	0	0	68	100	3.60	1.200				
Steve Kent, L ERA: 4.99	2.0	H	7	2	1	1	2	0	0	0	0	0	0	21	33	4.50	1.000				
Victor Zambrano, R ERA: 4.99	1.0	H	3	0	0	0	0	0	0	0	0	0	0	6	9	0.00	0.000				
Esteban Yan, R ERA: 1.74	1.0	S	5	2	0	0	1	0	0	0	0	0	0	12	19	0.00	2.000				

Batter	1	2	3	4	5	6	7	8	9	AB	R	H	RBI	BB	SO	LOB	BOTTOM				
Jason Tyner, L OBP: 0.259, SLG: 0.224	G6-3			K		G4-3		FC6		5	0	1	1	0	1	4	Minnesota Twins @ Tampa Bay Devil Rays Tropicana Field, St. Petersburg, FL Tue Apr 23 2002, 7:15 PM EDT Att: 10,602 - Dome - 72 F livebaseballscorecards.com				
Randy Winn, S OBP: 0.338, SLG: 0.473	P1						G3 1B		4	0	2	2	0	1	2						
Steve Cox, L OBP: 0.422, SLG: 0.466	L5			F7			G3		4	1	1	1	0	0	2						
Toby Hall, R OBP: 0.324, SLG: 0.339		F8		P6		G4-3		F8	4	0	0	0	0	0	1						
Ben Grieve, L OBP: 0.385, SLG: 0.551		1B BB		F5		G3-1		IBB	2	1	0	0	2	0	0						
Greg Vaughn, R OBP: 0.222, SLG: 0.143				K		F7		K	4	0	0	0	0	3	3						
Chris Gomez, R OBP: 0.350, SLG: 0.491		1B 1B		SH1-3 1B BB		K		P6	3	2	1	0	1	1	0						
Brent Abernathy, R OBP: 0.314, SLG: 0.369		1B 1B		SH1-3 1B 1B		G3		G4-3	4	2	2	1	0	0	0						
Russ Johnson, R OBP: 0.292, SLG: 0.300		1B 1B		SH1-3		S BB		FC6 BB	1	0	1	1	2	0	0						
Inning Stats	R: 0 E: 0 K: 0 S: 7	H: 0 LOB: 0 BB: 0 P: 8	R: 3 E: 0 K: 2 S: 18	H: 4 LOB: 2 BB: 1 P: 30	R: 1 E: 0 K: 1 S: 7	H: 1 LOB: 0 BB: 0 P: 9	R: 2 E: 0 K: 1 S: 14	H: 2 LOB: 1 BB: 1 P: 23	R: 0 E: 0 K: 0 S: 7	H: 0 LOB: 0 BB: 0 P: 9	R: 0 E: 0 K: 1 S: 10	H: 1 LOB: 2 BB: 1 P: 21	R: 0 E: 0 K: 1 S: 12	H: 1 LOB: 2 BB: 1 P: 22	R: 0 E: 0 K: 0 S: 11	H: 0 LOB: 1 BB: 1 P: 17		1B: 7 2B: 0 3B: 0 HR: 1	SF: 0 SAC: 1 DP: 0 HBP: 0	WP: 0 PB: 1 CS: 0	PA: 37
PITCHER	IP	WLS	BF	H	R	ER	SO	BB	IBB	HBP	BLK	WP	HR	S	P	ERA	WHIP				
Brad Radke, R ERA: 6.84	3.2	L	20	7	6	6	4	2	0	0	0	0	0	19	44	6.84	2.455				
Tony Fiore, R ERA	2.1		8	0	0	0	1	1	0	0	0	0	0	19	32	0.00	0.429				
Jack Cressend, R ERA: 7.36	1.0		5	1	0	0	1	0	1	0	0	0	0	12	22	0.00	1.000				
Bob Wells, R ERA: 6.75	1.0		4	0	0	0	0	1	0	0	0	0	0	11	17	0.00	1.000				

Batter	1	2	3	4	5	6	7	8	9	AB	R	H	RBI	BB	SO	LOB	TOP										
Jacque Jones, L OBP: 0.381, SLG: 0.553 (1, 7)										4	0	0	0	0	3	0	Minnesota Twins @ Tampa Bay Devil Rays Tropicana Field, St. Petersburg, FL Wed Apr 24 2002, 7:15 PM EDT Att: 10,761 - Dome - 72 F										
Cristian Guzman, S OBP: 0.241, SLG: 0.247 Denny Hocking, S OBP: 0.184, SLG: 0.171 (1, 6) (7, PH) (7, 6)										2	0	0	0	0	0	0											
Doug Mientkiewicz, L OBP: 0.372, SLG: 0.434 Bobby Kielty, S OBP: 0.355, SLG: 0.577 (1, 3) (7, PH) (7, 3)										2	0	0	0	0	1	0											
Matthew LeCroy, R OBP: 0.308, SLG: 0.692 (1, 10)										4	0	1	0	0	0	1											
Torii Hunter, R OBP: 0.416, SLG: 0.679 (1, 8)										3	1	1	1	0	0	0											
Corey Koskie, L OBP: 0.398, SLG: 0.411 (1, 5)										2	0	0	0	1	0	0											
Dustan Mohr, R OBP: 0.403, SLG: 0.569 (1, 9)										3	0	1	0	0	1	1											
A.J. Pierzynski, L OBP: 0.349, SLG: 0.467 (1, 2)										3	0	0	0	0	0	1											
Jay Canizaro, R OBP: 0.194, SLG: 0.241 (1, 4)										3	0	0	0	0	0	1											
Inning Stats	R: 0 E: 0 K: 1 S: 6	H: 0 LOB: 0 BB: 0 P: 13	R: 0 E: 0 K: 1 S: 8	H: 0 LOB: 1 BB: 1 P: 16	R: 0 E: 0 K: 0 S: 4	H: 0 LOB: 0 BB: 0 P: 7	R: 0 E: 0 K: 1 S: 10	H: 1 LOB: 0 BB: 0 P: 16	R: 0 E: 0 K: 0 S: 6	H: 0 LOB: 0 BB: 0 P: 10	R: 0 E: 0 K: 1 S: 8	H: 0 LOB: 0 BB: 0 P: 13	R: 0 E: 0 K: 1 S: 6	H: 0 LOB: 0 BB: 0 P: 9	R: 1 E: 0 K: 0 S: 10	H: 2 LOB: 1 BB: 1 P: 13		R: 0 E: 0 K: 1 S: 9	H: 0 LOB: 1 BB: 1 P: 14	1B: 1 2B: 1 3B: 0 HR: 1	SF: 0 SAC: 0 DP: 0 HBP: 0	WP: 0 SB: 0 CS: 1	PA: 32				
PITCHER	IP	WLS	BF	H	R	ER	SO	BB	IBB	HBP	BLK	WP	HR	S	P	ERA	WHIP										
Ryan Rupe, R ERA: 4.26 (1, 1)	7.0	W	22	1	0	0	5	1	0	0	0	0	0	48	84	0.00	0.286										
Travis Harper, R ERA: 9.0 (8, 1)	1.0		5	2	1	1	0	0	0	0	0	0	1	10	13	9.00	2.000										
Jorge Sosa, R ERA: 4.5 (9, 1)	1.0		4	0	0	0	1	1	0	0	0	0	0	9	14	0.00	1.000										

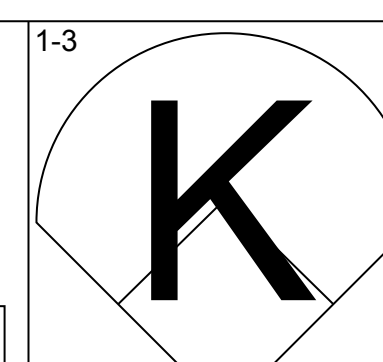
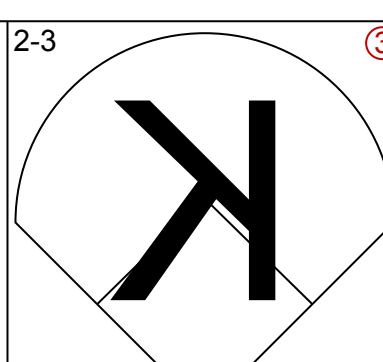
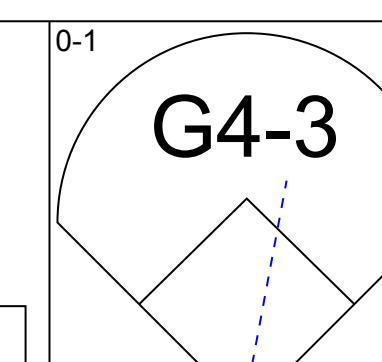
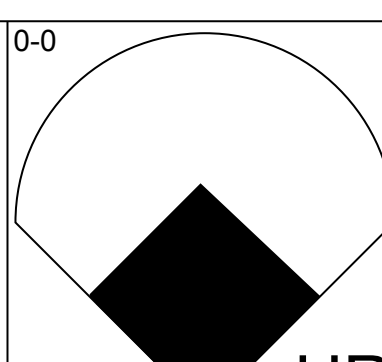
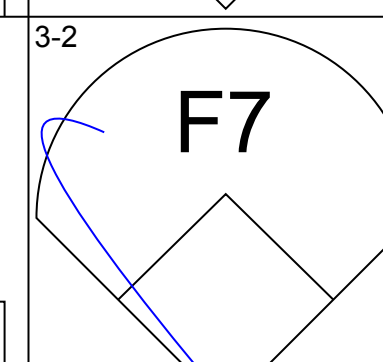
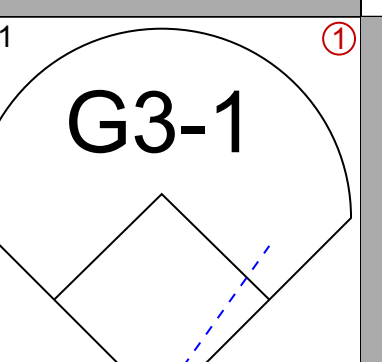
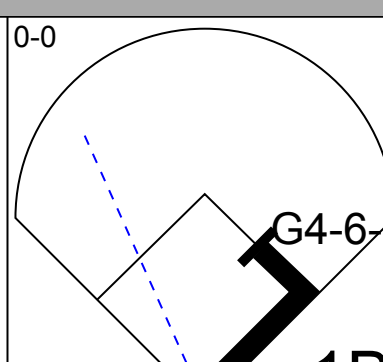
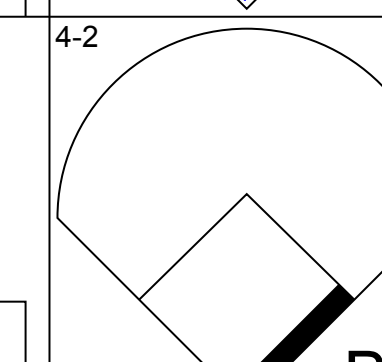
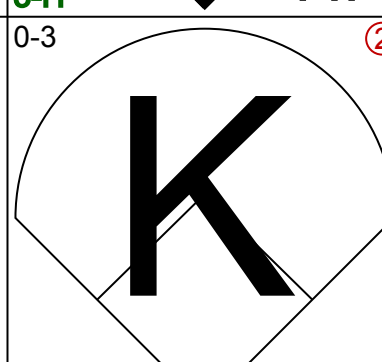
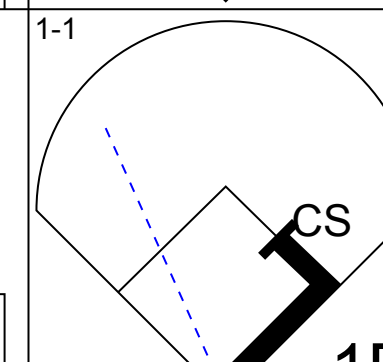
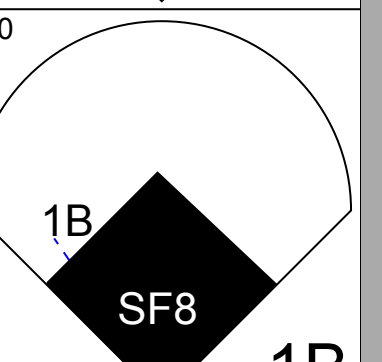
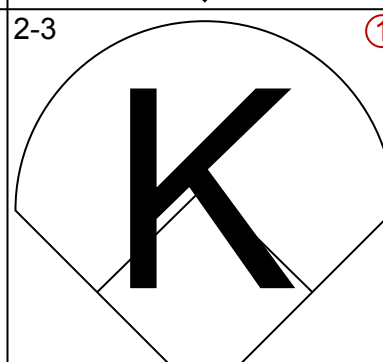
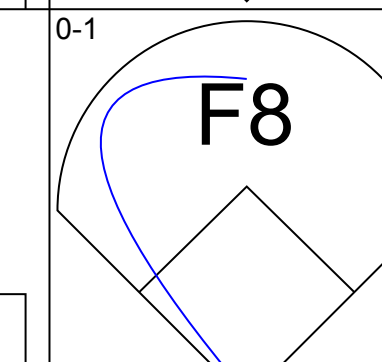
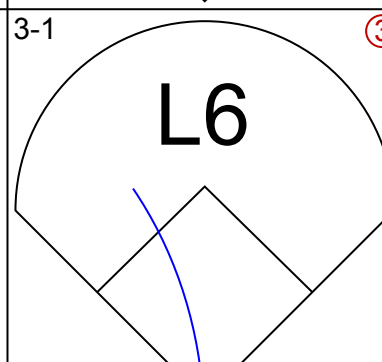
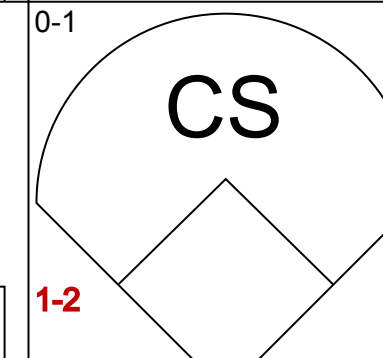
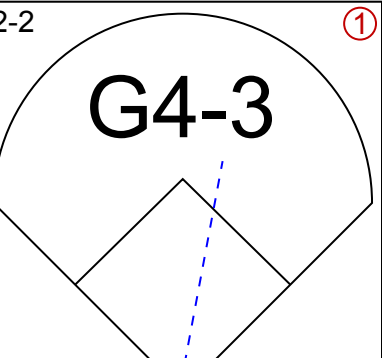
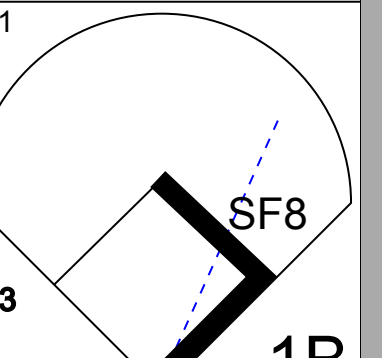
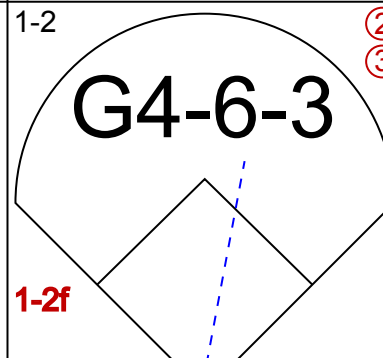
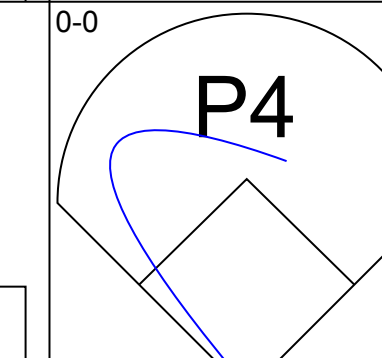
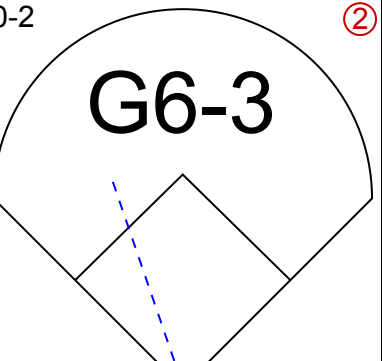
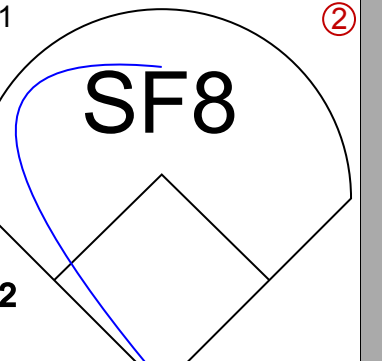
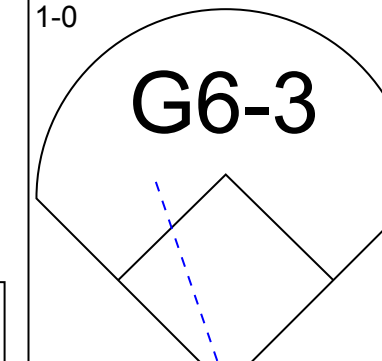
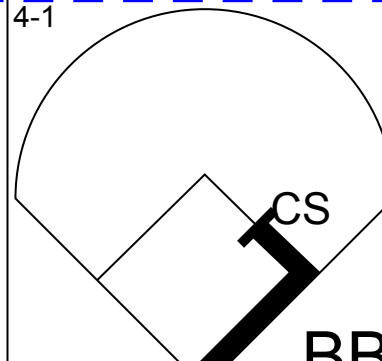
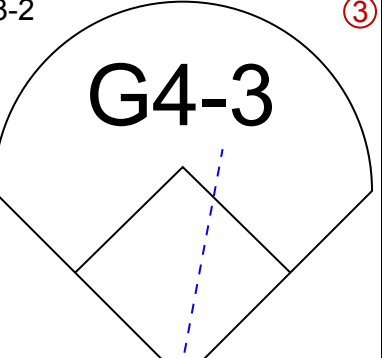
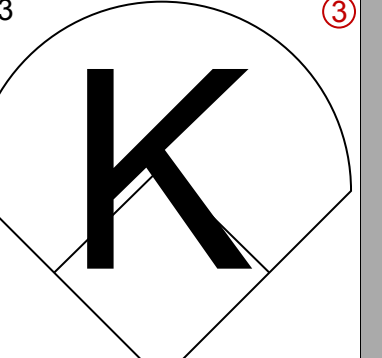
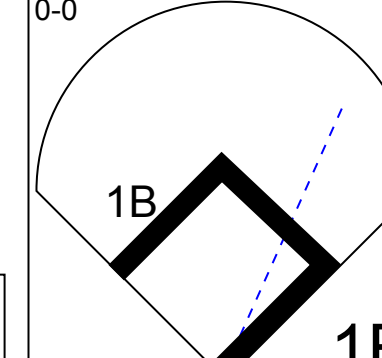
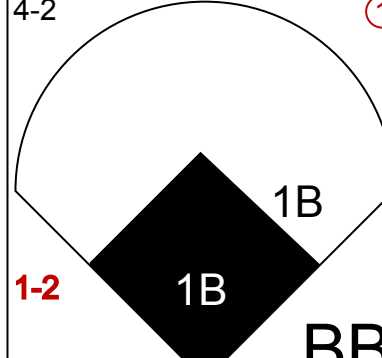
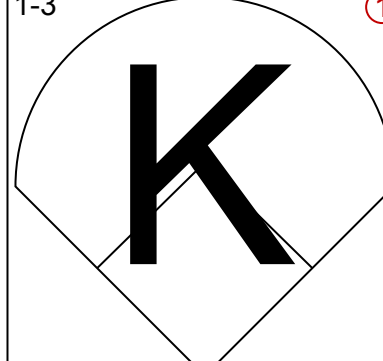
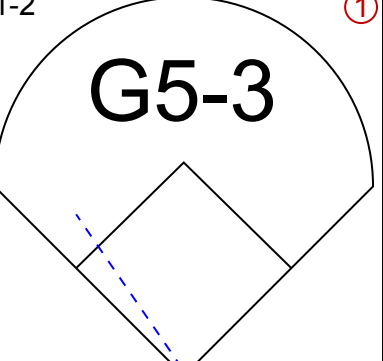
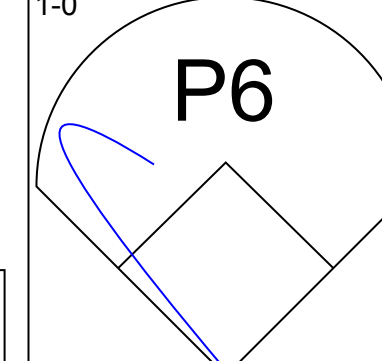
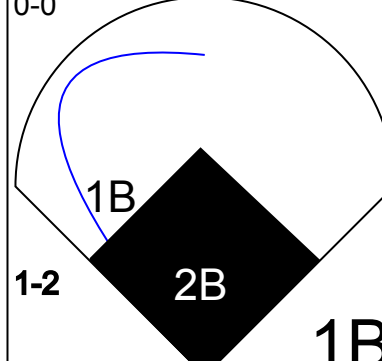
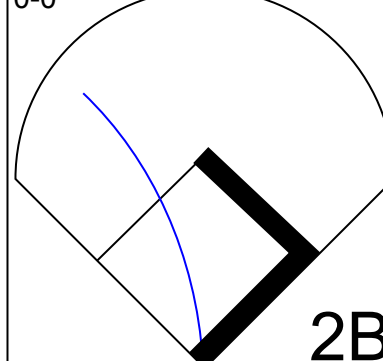
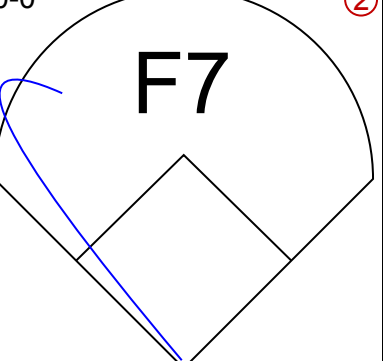
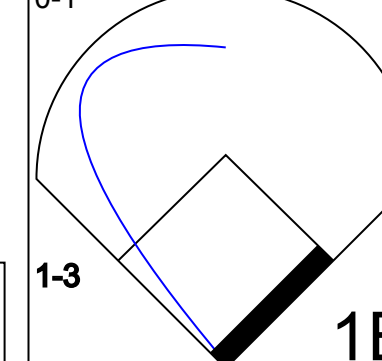
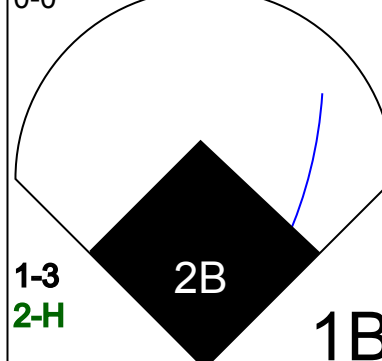
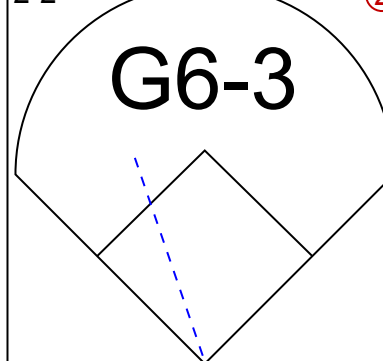
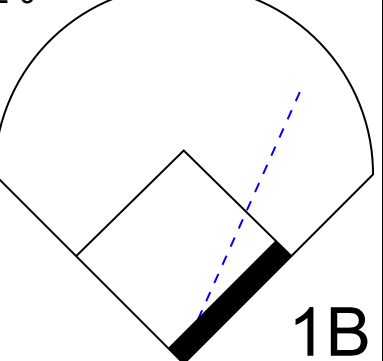
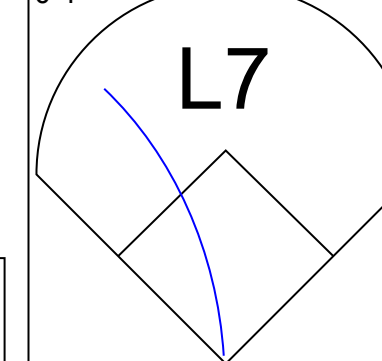
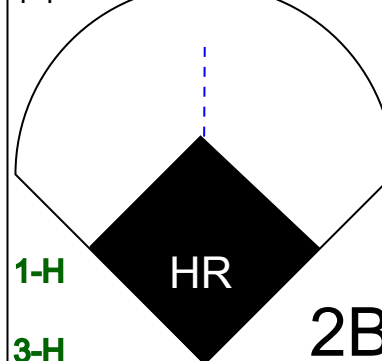
AB	29
R	1
H	3
RBI	1
BB	2
SO	6
LOB	4

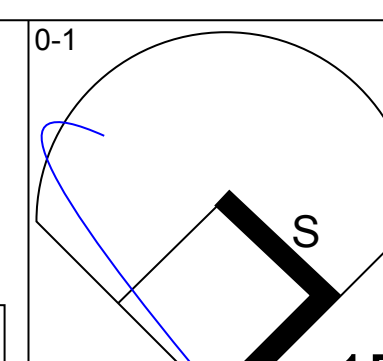
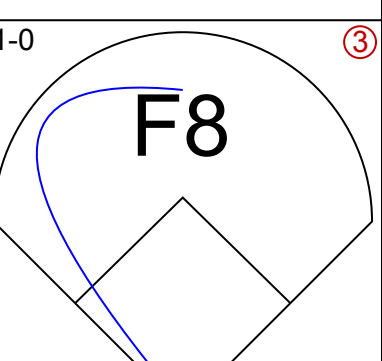
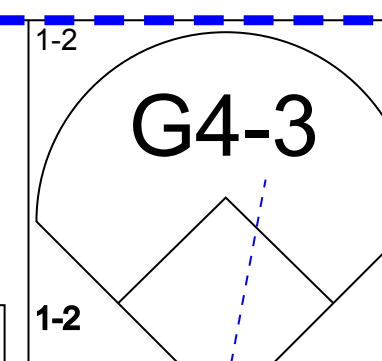
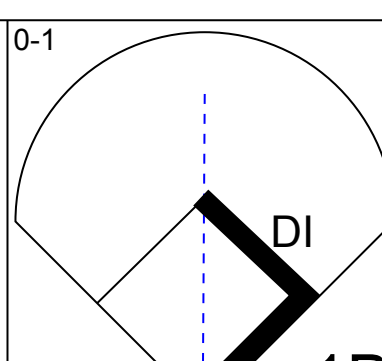
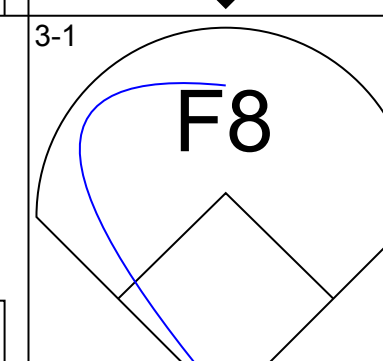
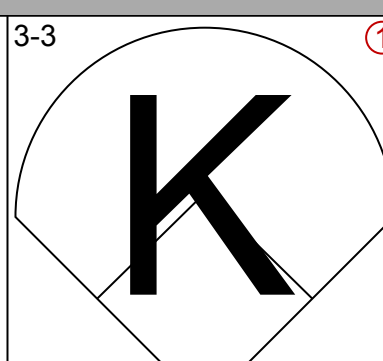
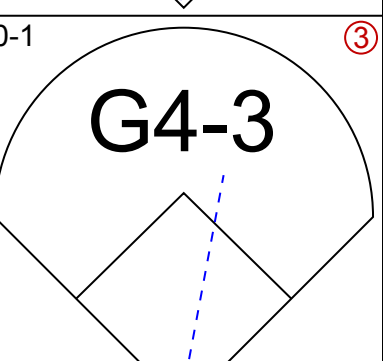
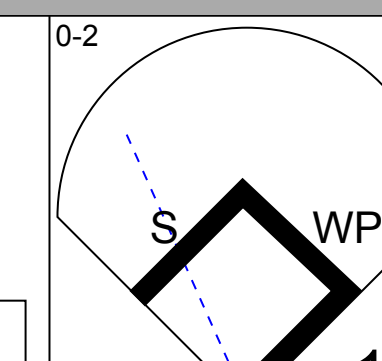
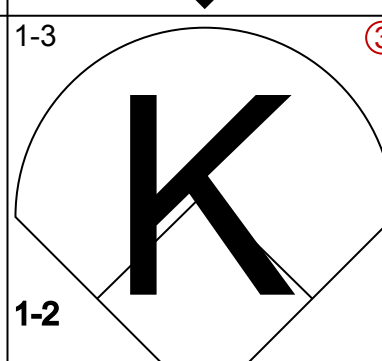
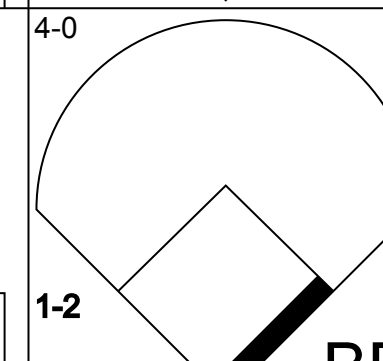
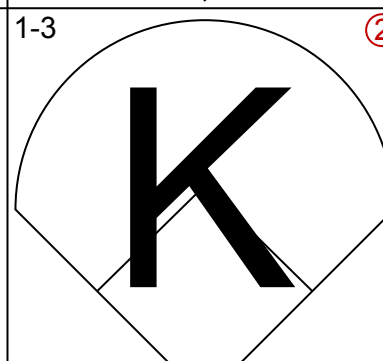
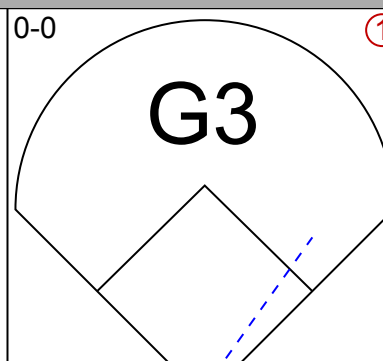
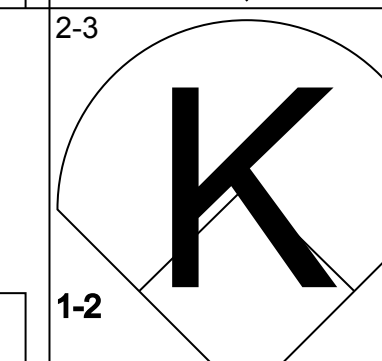
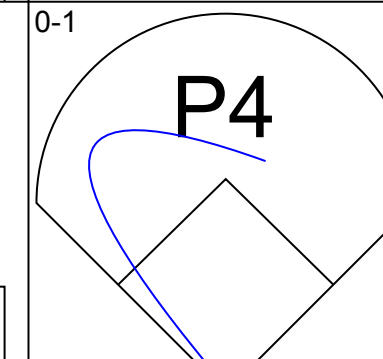
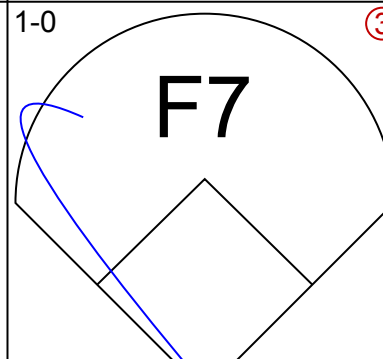
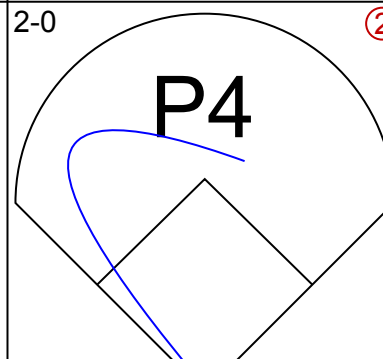
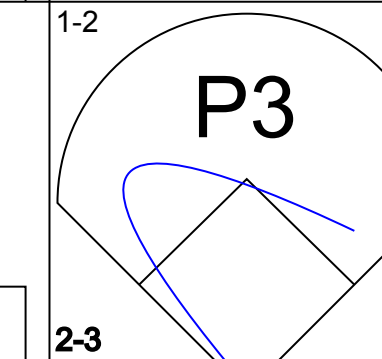
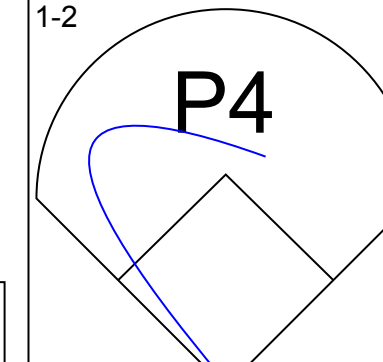
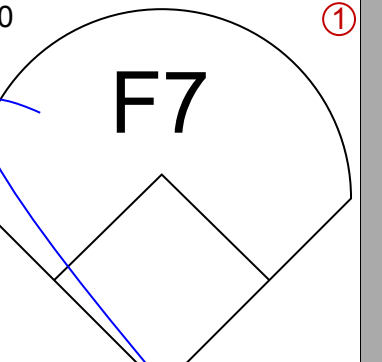
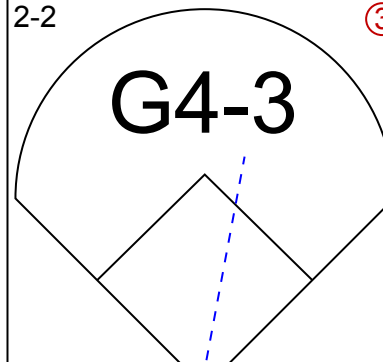
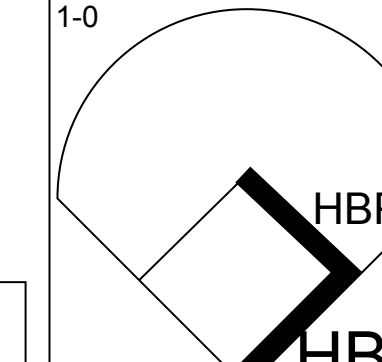
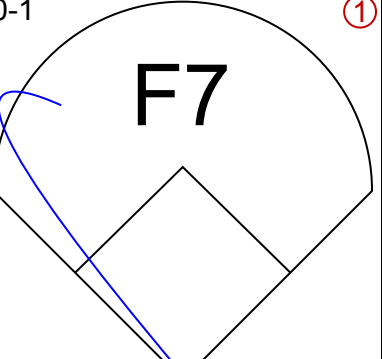
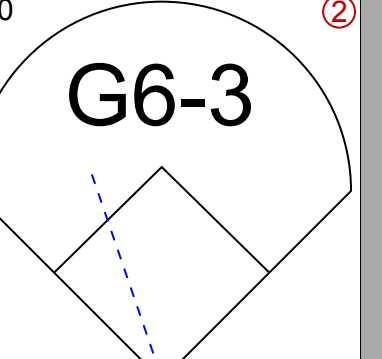
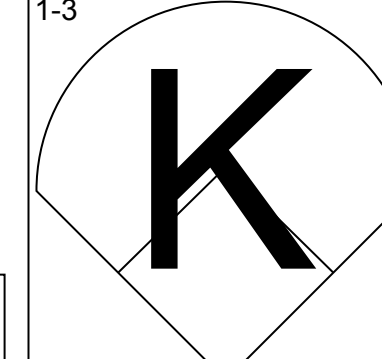
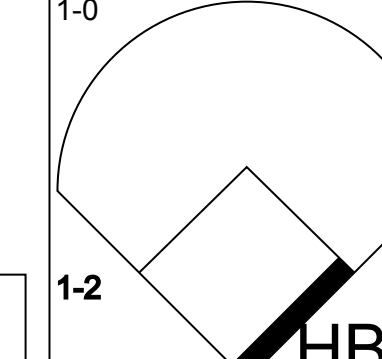
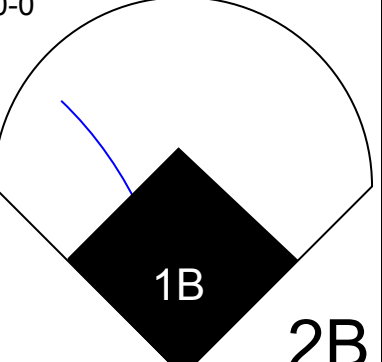
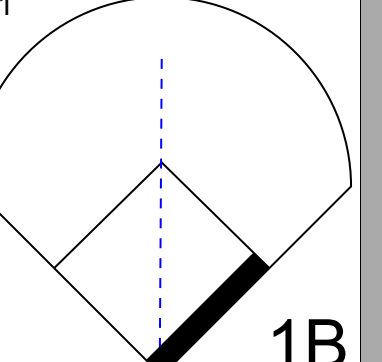
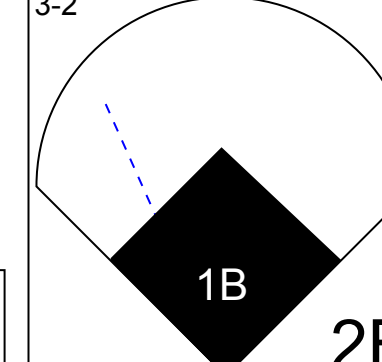
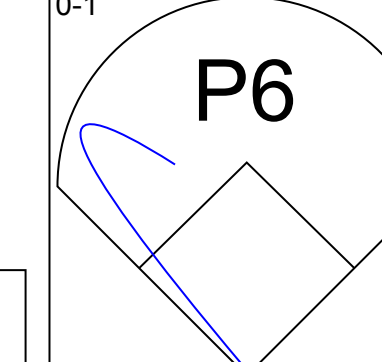
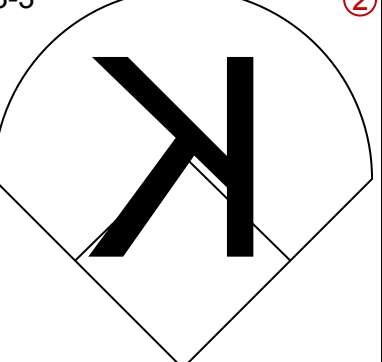

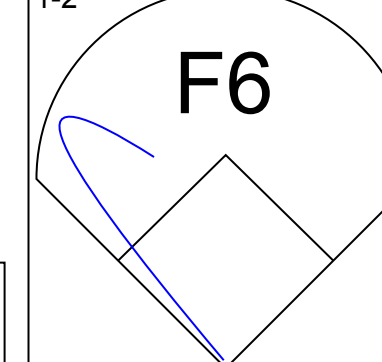
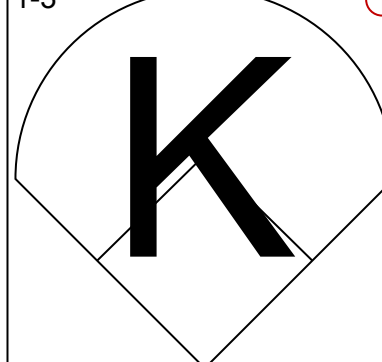

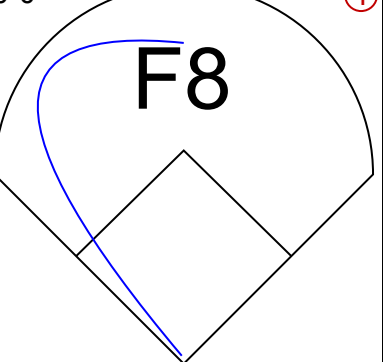
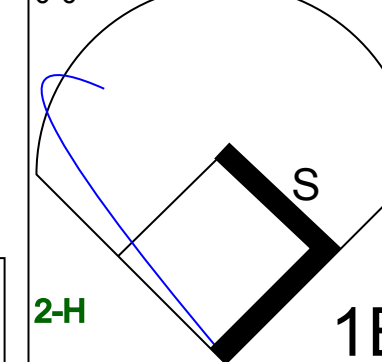
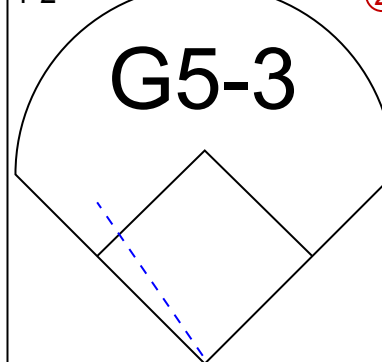


Batter	1	2	3	4	5	6	7	8	9	AB	R	H	RBI	BB	SO	LOB	BOTTOM										
Jason Tyner, L OBP: 0.279, SLG: 0.238 (1, 7)										4	1	2	0	1	1	1	Minnesota Twins @ Tampa Bay Devil Rays Tropicana Field, St. Petersburg, FL Wed Apr 24 2002, 7:15 PM EDT Att: 10,761 - Dome - 72 F										
Randy Winn, S OBP: 0.341, SLG: 0.468 (1, 8)										5	1	2	2	0	4	4											
Steve Cox, L OBP: 0.412, SLG: 0.452 Bobby Smith, R OBP: 0.233, SLG: 0.281 (1, 3) (7, 3)										4	0	1	1	0	0	2											
Toby Hall, R OBP: 0.306, SLG: 0.323 (1, 2)										3	1	0	1	0	2	2											
Greg Vaughn, R OBP: 0.224, SLG: 0.137 (1, 10)										3	1	0	0	1	2	2											
Ben Griewe, L OBP: 0.383, SLG: 0.542 Jason Conti, L OBP: 0.375, SLG: 0.167 (1, 9) (6, 9)										3	1	1	2	0	0	0											
Chris Gomez, R OBP: 0.344, SLG: 0.475 (1, 6)										4	1	1	1	0	0	0											
Brent Abernathy, R OBP: 0.324, SLG: 0.382 (1, 4)										3	1	1	0	1	0	2											
Russ Johnson, R OBP: 0.357, SLG: 0.348 (1, 5)										3	2	2	1	1	0	1											
Inning Stats	R: 0 E: 0 K: 0 S: 11	H: 1 LOB: 1 BB: 0 P: 15	R: 0 E: 0 K: 1 S: 8	H: 0 LOB: 0 BB: 0 P: 13	R: 2 E: 0 K: 0 S: 18	H: 2 LOB: 2 BB: 2 P: 29	R: 0 E: 0 K: 0 S: 6	H: 0 LOB: 0 BB: 0 P: 10	R: 7 E: 2 K: 1 S: 23	H: 6 LOB: 1 BB: 1 P: 33	R: 0 E: 0 K: 2 S: 8	H: 0 LOB: 0 BB: 0 P: 13	R: 0 E: 0 K: 0 S: 7	H: 1 LOB: 1 BB: 1 P: 13	1B: 9 2B: 1 3B: 0 HR: 0	SF: 1 SAC: 0 DP: 1 HBP: 0		WP: 0 SB: 0 CS: 0	PA: 38								
PITCHER	IP	WLS	BF	H	R	ER	SO	BB	IBB	HBP	BLK	WP	HR	S	P	ERA	WHIP										
Eric Milton, L ERA: 5.9 (1, 1)	4.1	L	24	7	8	6	1	3	0	0	0	0	0	22	30	0.00	1.200										
LaTroy Hawkins, R ERA: 1.23 (5, 1)	1.2		7	2	1	0	1	0	0	0	0	0	0	8	13	0.00	0.000										
Jack Cressend, R ERA: 6.75 (7, 1)	1.0		3	0	0	0	2	0	0	0	0	0	0	7	13	0.00	2.000										
Michael Jackson, R ERA: 1.13 (8, 1)	1.0		4	1	0	0	0	1	0	0	0	0	0	7	13	0.00	2.000										

AB	33
R	9
H	10
RBI	8
BB	4
SO	4
LOB	14



Batter	1	2	3	4	5	6	7	8	9	AB	R	H	RBI	BB	SO	LOB	TOP					
Jacque Jones, L OBP: 0.373, SLG: 0.567 (1, 7)										5	1	2	0	2	2		Minnesota Twins @ Tampa Bay Devil Rays Tropicana Field, St. Petersburg, FL Thu Apr 25 2002, 2:15 PM EDT Att: 10,623 - Dome - 72 F livebaseballscores.com					
Denny Hocking, S OBP: 0.209, SLG: 0.179 (1, 6) (9, 4)										4	0	1	0	1	1							
Tori Hunter, R OBP: 0.415, SLG: 0.663 (1, 8)										5	1	2	0	0	1	3						
Cory Koskie, L OBP: 0.391, SLG: 0.403 (1, 5)										4	0	1	0	0	2							
Matthew LeCroy, R OBP: 0.294, SLG: 0.600 Cristian Guzman, S OBP: 0.241, SLG: 0.247 (9, PR) (9, 6)										2	0	0	1	1	0	0						
Bobby Kielty, S OBP: 0.371, SLG: 0.552 (1, 10)										3	1	1	0	1	1							
Dustan Mohr, R OBP: 0.394, SLG: 0.548 (1, 9)										4	1	1	0	0	1							
A.J. Pierzynski, L OBP: 0.373, SLG: 0.500 (1, 2)										4	1	3	1	0	0							
Jay Canizaro, R OBP: 0.206, SLG: 0.250 Doug Mientkiewicz, L OBP: 0.379, SLG: 0.455 (9, PH) (9, 3)										3	0	1	0	0	0	3						
Inning Stats	R: 0 E: 0 K: 1 S: 9	H: 1 LOB: 0 BB: 0 P: 14	R: 0 E: 0 K: 0 S: 12	H: 0 LOB: 0 BB: 0 P: 17	R: 0 E: 0 K: 2 S: 13	H: 1 LOB: 1 BB: 0 P: 18	R: 1 E: 0 K: 1 S: 11	H: 2 LOB: 1 BB: 0 P: 18	R: 0 E: 0 K: 0 S: 10	H: 1 LOB: 1 BB: 0 P: 15	R: 0 E: 0 K: 1 S: 9	H: 1 LOB: 0 BB: 0 P: 12	R: 0 E: 0 K: 0 S: 7	H: 2 LOB: 2 BB: 0 P: 9	R: 0 E: 0 K: 0 S: 7	H: 0 LOB: 1 BB: 1 P: 11		R: 5 E: 0 K: 1 S: 16	H: 4 LOB: 1 BB: 2 P: 28	1B: 9 2B: 2 3B: 0 HR: 1	SF: 1 SAC: 0 DP: 1 HBP: 0	WP: 0 PB: 0 CS: 2
PITCHER	IP	WLS	BF	H	R	ER	SO	BB	IBB	HBP	BLK	WP	HR	S	P	ERA	WHIP					
Tanyon Sturtze, R ERA: 4.45 Esteban Yan, R ERA: 5.96	(1, 1) (9, 1)	8.0 L	31 8	8 4	1 5	1 5	5 1	1 2	0 0	0 0	0 0	0 0	0 1	78 16	114 28	1.12 45.00	1.125 6.000					

Batter	1	2	3	4	5	6	7	8	9	AB	R	H	RBI	BB	SO	LOB	BOTTOM					
Jason Tyner, L OBP: 0.286, SLG: 0.247 (1, 7)										5	0	2	0	0	0	2	Minnesota Twins @ Tampa Bay Devil Rays Tropicana Field, St. Petersburg, FL Thu Apr 25 2002, 2:15 PM EDT Att: 10,623 - Dome - 72 F livebaseballscores.com					
Randy Winn, S OBP: 0.333, SLG: 0.452 (1, 8)										5	0	1	0	0	2	2						
Steve Cox, L OBP: 0.403, SLG: 0.431 (1, 3)										3	0	0	0	1	2	1						
Toby Hall, R OBP: 0.289, SLG: 0.304 (1, 2)										4	0	0	0	0	0	3						
Ben Grieve, L OBP: 0.376, SLG: 0.520 (1, 9)										3	0	0	0	0	0	2						
Greg Vaughn, R OBP: 0.225, SLG: 0.132 (1, 10)										3	0	0	0	0	1	0						
Chris Gomez, R OBP: 0.368, SLG: 0.524 (1, 6)										4	2	3	0	0	0	3						
Brent Abernathy, R OBP: 0.308, SLG: 0.361 (1, 4)										4	0	0	0	0	3	3						
Russ Johnson, R OBP: 0.375, SLG: 0.370 (1, 5)										4	0	2	2	0	0	0						
Inning Stats	R: 0 E: 0 K: 0 S: 13	H: 1 LOB: 2 BB: 1 P: 21	R: 1 E: 0 K: 1 S: 10	H: 2 LOB: 1 BB: 0 P: 14	R: 0 E: 0 K: 2 S: 8	H: 0 LOB: 0 BB: 0 P: 13	R: 0 E: 0 K: 1 S: 7	H: 1 LOB: 1 BB: 0 P: 9	R: 0 E: 0 K: 0 S: 5	H: 0 LOB: 0 BB: 0 P: 5	R: 0 E: 0 K: 0 S: 6	H: 0 LOB: 0 BB: 0 P: 10	R: 1 E: 0 K: 1 S: 13	H: 2 LOB: 1 BB: 0 P: 19	R: 0 E: 0 K: 1 S: 12	H: 1 LOB: 3 BB: 0 P: 17		R: 0 E: 0 K: 2 S: 14	H: 1 LOB: 1 BB: 0 P: 17	1B: 6 2B: 2 3B: 0 HR: 0	SF: 0 SAC: 0 DP: 0 HBP: 2	WP: 1 PB: 0 CS: 0
PITCHER	IP	WLS	BF	H	R	ER	SO	BB	IBB	HBP	BLK	WP	HR	S	P	ERA	WHIP					
Kyle Lohse, R ERA: 5.91 J.C. Romero, L ERA: Michael Jackson, R ERA: 1.08 Eddie Guardado, L ERA: 1.84	(1, 1) (7, 1) (8, 1) (9, 1)	6.2 5 0.1 1.0	27 5 2 4	27 1 0 1	2 0 0 0	2 0 0 0	5 1 0 2	0 0 0 0	0 0 0 0	0 0 1 0	0 0 1 0	0 0 0 0	0 0 2 3	0 0 2 14	13 18 3 17	0.00 0.00 0.00 0.00	1.000 0.000 1.000					

Batter	1	2	3	4	5	6	7	8	9	AB	R	H	RBI	BB	SO	LOB	TOP					
Jacque Jones, L OBP: 0.375, SLG: 0.560 (1, 7)	F7	G1-3		K			G3		1B	5	0	1	0	0	1	5	Minnesota Twins @ Detroit Tigers Comerica Park, Detroit, MI Sat Apr 27 2002, 2:05 PM EDT Att: 17,030 - Cloudy - 50 F					
Cristian Guzman, S OBP: 0.228, SLG: 0.233 (1, 6)	K		G6-3	G1-3			G6-3		G5-3	5	0	0	0	0	1	3						
Doug Mientkiewicz, L OBP: 0.383, SLG: 0.446 (1, 3)	F7		G4-3		K					4	0	1	0	0	1	0						
Corey Koskie, L OBP: 0.380, SLG: 0.381 (1, 5)		K	BB		P6				L9	4	0	1	0	0	1	1						
Tori Hunter, R OBP: 0.402, SLG: 0.656 (1, 8)		HR	FC6-4		K				G6-3	3	1	1	1	1	1	0						
Matthew LeCroy, R OBP: 0.360, SLG: 0.652 (1, 10)	HBP	1B	FC6-4			G6-3			G6-3	4	0	2	0	0	0	2						
Brian Buchanan, R OBP: 0.364, SLG: 0.667 (1, 9)	HBP	1B				K			K	4	0	2	0	0	2	1						
A.J. Pierzynski, L OBP: 0.333, SLG: 0.444 (1, 2)	F7		G6-3			G6-3			G5-3	4	0	0	0	0	0	4						
Jay Canizaro, R OBP: 0.250, SLG: 0.297 (1, 4)						G4-3				1	0	1	0	0	0	0						
Denny Hocking, S OBP: 0.224, SLG: 0.200 (4, 4)										1	0	0	0	0	0	1						
Bobby Kirtley, S OBP: 0.351, SLG: 0.516 (9, PH)	HBP								K	1	0	0	0	0	1	0						
Inning Stats	R: 0 E: 0 K: 1 S: 8	H: 0 LOB: 0 BB: 0 P: 12	R: 1 E: 0 K: 1 S: 19	H: 3 LOB: 3 BB: 0 P: 25	R: 0 E: 0 K: 0 S: 8	H: 1 LOB: 2 BB: 1 P: 13	R: 0 E: 0 K: 1 S: 11	H: 2 LOB: 2 BB: 0 P: 15	R: 0 E: 0 K: 2 S: 10	H: 0 LOB: 0 BB: 0 P: 15	R: 0 E: 0 K: 1 S: 7	H: 1 LOB: 1 BB: 0 P: 10	R: 0 E: 0 K: 0 S: 6	H: 1 LOB: 0 BB: 0 P: 9	R: 0 E: 0 K: 1 S: 9	H: 0 LOB: 0 BB: 0 P: 12	R: 0 E: 0 K: 1 S: 7	H: 1 LOB: 1 BB: 0 P: 8	1B: 6 2B: 2 3B: 0 HR: 1	SF: 0 SAC: 0 DP: 0 HBP: 1	WP: 0 PB: 0 SB: 0 CS: 0	PA: 38
PITCHER 24 Nate Cornejo, R ERA: 4.76 (1, 1)	IP: 9.0 WLS: W BF: 38 H: 9 R: 1 ER: 1 SO: 8 BB: 1 IBB: 0 HBP: 1 BLK: 0 WP: 0 HR: 1 S: 85 P: 119 ERA: 1.00 WHIP: 1.111															PITCHER						

AB	36
R	1
H	9
RBI	1
BB	1
SO	8
LOB	17



Batter	1	2	3	4	5	6	7	8	9	AB	R	H	RBI	BB	SO	LOB	BOTTOM			
Wendell Magee, R OBP: 0.396, SLG: 0.532 (1, 8)	F9		G5-3	F3		P3				4	0	0	0	0	0	1	Minnesota Twins @ Detroit Tigers Comerica Park, Detroit, MI Sat Apr 27 2002, 2:05 PM EDT Att: 17,030 - Cloudy - 50 F			
Robert Fick, L OBP: 0.436, SLG: 0.586 (1, 9)	3B		L9		1B		G6-3			3	2	1	0	1	0	0				
Bobby Higginson, L OBP: 0.348, SLG: 0.570 (1, 7)	1B		HR		1B	G5-3		F8		4	2	3	2	0	0	0				
Randall Simon, L OBP: 0.359, SLG: 0.677 (1, 3)	1B		HR		G5-3		P5			4	1	2	3	0	0	1				
Shane Halter, R OBP: 0.289, SLG: 0.293 (1, 6)	F9		1B		1B		G5-3			4	0	2	0	0	0	1				
Craig Paquette, R OBP: 0.235, SLG: 0.390 (1, 5)	K		F8		F2		L6			4	0	0	0	0	1	4				
Jacob Cruz, L OBP: 0.377, SLG: 0.434 (1, 10)		K			G5-3		K		G5-3	4	0	0	0	0	2	2				
Mike Rivera, R OBP: 0.291, SLG: 0.453 (1, 2)	F7		G1-3		G1-3		F7			3	0	0	0	0	0	0				
Jose Macias, S OBP: 0.261, SLG: 0.234 (1, 4)	K		S				F8			3	0	1	0	0	1	0				
Inning Stats	R: 2 E: 0 K: 1 S: 11	H: 2 LOB: 1 BB: 1 P: 21	R: 0 E: 0 K: 2 S: 8	H: 0 LOB: 0 BB: 0 P: 13	R: 2 E: 0 K: 0 S: 12	H: 3 LOB: 1 BB: 0 P: 19	R: 0 E: 0 K: 0 S: 6	H: 1 LOB: 1 BB: 0 P: 8	R: 1 E: 0 K: 1 S: 18	H: 3 LOB: 2 BB: 0 P: 23	R: 0 E: 0 K: 0 S: 6	H: 0 LOB: 0 BB: 0 P: 10	R: 0 E: 0 K: 0 S: 7	H: 0 LOB: 0 BB: 0 P: 11	R: 0 E: 0 K: 0 S: 8	H: 0 LOB: 0 BB: 0 P: 11		1B: 6 2B: 0 3B: 2 HR: 1	SF: 0 SAC: 0 DP: 0 HBP: 0	WP: 0 PB: 0 SB: 1 CS: 0
PITCHER Matt Kinney, R ERA: 4.82 Tony Fiore, R ERA: 0.9 Jack Cressend, R ERA: 6.23 (1, 1) (4, 1) (8, 1)	IP: 3.0 WLS: L BF: 15 H: 5 R: 4 ER: 4 SO: 3 BB: 1 IBB: 0 HBP: 0 BLK: 0 WP: 0 HR: 1 S: 31 P: 53 ERA: 12.00 WHIP: 2.000															PITCHER				

AB	33
R	5
H	9
RBI	5
BB	1
SO	4
LOB	9



Batter	1	2	3	4	5	6	7	8	9	AB	R	H	RBI	BB	SO	LOB	TOP										
Jacque Jones, L (1, 7) OBP: 0.362, SLG: 0.538 Dustan Mohr, R (9, PH) OBP: 0.394, SLG: 0.530 (9, 7)										4	0	0	0	0	1	0											
Cristian Guzman, S (1, 6)										5	0	1	1	0	1	2											
Doug Mientkiewicz, L (1, 3)										4	1	1	0	1	1	2											
Matthew LeCroy, R (1, 10)										5	0	2	0	0	1	2											
Tori Hunter, R (1, 8)											4	1	1	0	1	0	5										
Corey Koskie, L (1, 5)										4	1	2	3	0	2	3											
Brian Buchanan, R (1, 9)										3	0	0	0	1	1	4											
Tom Prince, R (1, 2) A.J. Pierzynski, L (8, PH) OBP: 0.368, SLG: 0.594 (8, 2)										3	0	1	0	0	0	0											
Denny Hocking, S (1, 4) Bobby Kielty, S (9, PH) OBP: 0.368, SLG: 0.594 (9, 4) Jay Canizaro, R (9, 4) OBP: 0.250, SLG: 0.297										3	0	0	0	0	1	2											
Inning Stats	R: 0 E: 0 K: 2 S: 9	H: 0 LOB: 0 BB: 0 P: 12	R: 1 E: 0 K: 2 S: 15	H: 3 LOB: 2 BB: 0 P: 22	R: 0 E: 0 K: 1 S: 10	H: 2 LOB: 0 BB: 0 P: 18	R: 0 E: 0 K: 1 S: 12	H: 0 LOB: 0 BB: 0 P: 19	R: 0 E: 0 K: 0 S: 5	H: 0 LOB: 0 BB: 0 P: 5	R: 0 E: 0 K: 1 S: 12	H: 2 LOB: 2 BB: 1 P: 22	R: 0 E: 1 K: 1 S: 11	H: 0 LOB: 1 BB: 0 P: 18	R: 2 E: 0 K: 0 S: 8	H: 1 LOB: 1 BB: 2 P: 20	R: 1 E: 1 K: 0 S: 10	H: 1 LOB: 2 BB: 1 P: 19	1B: 4 2B: 3 3B: 1 HR: 1	SF: 0 SAC: 0 DP: 1 HBP: 0	WP: 0 PB: 0 SB: 0 CS: 0	PA: 41					
PITCHER	IP	WLS	BF	H	R	ER	SO	BB	IBB	HBP	BLK	WP	HR	S	P	ERA	WHIP										
Mark Redman, L (1, 1) ERA: 6.03	7.0		29	7	1	1	8	1	0	0	0	0	0	74	116	1.29	1.143										
Jose Paniagua, R (8, 1) ERA: 7.15	0.2	H	4	1	2	2	0	1	0	0	0	0	1	6	14	27.00	3.000										
Juan Acevedo, R (8, 1) ERA: 5.29	0.1	H	3	1	1	1	0	1	0	0	0	0	0	4	10	27.00	6.000										
Jamie Walker, L (9, 1) ERA: 1.8	0.2	B	3	0	0	0	0	1	0	0	0	0	0	5	10	0.00	1.500										
Julio Santana, R (9, 1) ERA:	0.1	W	2	0	0	0	0	0	0	0	0	0	0	3	5	0.00	0.000										

Minnesota Twins @ Detroit Tigers
Comerica Park, Detroit, MI
Sun Apr 28 2002, 2:05 PM EDT
Att: 14,108 - Cloudy - 57 F

AB 37
R 4
H 9
RBI 4
BB 4
SO 8
LOB 21



Batter	1	2	3	4	5	6	7	8	9	AB	R	H	RBI	BB	SO	LOB	BOTTOM										
Wendell Magee, R (1, 8) OBP: 0.396, SLG: 0.519										5	2	2	0	0	0	1											
Robert Fick, L (1, 9) OBP: 0.434, SLG: 0.562										3	0	0	0	2	0	0											
Bobby Higginson, L (1, 7) OBP: 0.362, SLG: 0.571										5	1	3	1	0	0	2											
Randall Simon, L (1, 3) OBP: 0.382, SLG: 0.723										3	1	2	3	0	0	1											
Shane Halter, R (1, 6) OBP: 0.287, SLG: 0.291										4	0	1	0	0	0	3											
Craig Paquette, R (1, 5) OBP: 0.235, SLG: 0.383										4	0	1	0	0	0	3											
Craig Monroe, R (1, 10)										4	0	0	0	0	2	1											
15 Brandon Inge, R (1, 2) OBP: 0.500, SLG: 1.333										3	1	1	1	0	0	0											
Jose Macias, S (1, 4) OBP: 0.247, SLG: 0.221										4	0	0	0	0	0	1											
Inning Stats	R: 1 E: 1 K: 0 S: 14	H: 2 LOB: 2 BB: 1 P: 25	R: 0 E: 0 K: 1 S: 7	H: 0 LOB: 0 BB: 0 P: 12	R: 0 E: 0 K: 0 S: 7	H: 0 LOB: 1 BB: 0 P: 13	R: 1 E: 0 K: 0 S: 14	H: 2 LOB: 0 BB: 0 P: 19	R: 2 E: 0 K: 0 S: 10	H: 3 LOB: 1 BB: 0 P: 14	R: 0 E: 0 K: 0 S: 9	H: 0 LOB: 0 BB: 0 P: 12	R: 0 E: 0 K: 1 S: 6	H: 1 LOB: 1 BB: 0 P: 11	R: 0 E: 0 K: 1 S: 7	H: 0 LOB: 0 BB: 0 P: 11	R: 1 E: 0 K: 0 S: 7	H: 2 LOB: 2 BB: 1 P: 16	1B: 8 2B: 0 3B: 0 HR: 2	SF: 0 SAC: 0 DP: 1 HBP: 2	WP: 0 PB: 0 SB: 0 CS: 0	PA: 39					
PITCHER	IP	WLS	BF	H	R	ER	SO	BB	IBB	HBP	BLK	WP	HR	S	P	ERA	WHIP										
Brad Radke, R (1, 1) ERA: 6.48	7.0		31	8	4	4	1	1	0	2	0	0	0	7	11	0.00	0.000										
LaTroy Hawkins, R (8, 1) ERA: 1.15	1.0		3	0	0	0	1	0	0	0	0	0	0	7	11	0.00	0.000										
Michael Jackson, R (9, 1) ERA: 2.0	0.2	L	3	1	1	1	0	0	0	0	0	0	0	5	9	13.50	1.500										
J.C. Romero, L (9, 1) ERA: 0.6	0.0		2	1	0	0	0	1	0	0	0	0	0	2	7	∞	∞										

Minnesota Twins @ Detroit Tigers
Comerica Park, Detroit, MI
Sun Apr 28 2002, 2:05 PM EDT
Att: 14,108 - Cloudy - 57 F

AB 35
R 5
H 10
RBI 5
BB 2
SO 2
LOB 12



Batter	1	2	3	4	5	6	7	8	9	AB	R	H	RBI	BB	SO	LOB	TOP										
Brent Abernathy, R OBP: 0.303, SLG: 0.341 (1, 4)	1-1 FC5-4 1B		1-0 F7		0-1 1-H 1B			3-2 F8		4	1	2	1	0	0	0	Tampa Bay Devil Rays @ Minnesota Twins Hubert H. Humphrey Metrodome, Minneapolis, MN Mon Apr 29 2002, 8:05 PM EDT Att: 11,390 - Dome - 72 F livebaseballscorecards.com										
Randy Winn, S OBP: 0.330, SLG: 0.447 (1, 8)	1-3 K		2-2 2B		1-0 L7			0-1 WP 1B		4	0	2	0	0	1	2											
Steve Cox, L OBP: 0.386, SLG: 0.447 (1, 3)	0-2 FC5-4 1B		1-0 G1-3		3-0 F8			1-3 K		4	0	1	0	0	1	3											
Greg Vaughn, R OBP: 0.200, SLG: 0.115 (1, 10)	1-2 FC5-4 1B		0-1 L4			2-3 K		0-0 G5-3		4	0	0	0	0	1	4											
Ben Grieve, L OBP: 0.358, SLG: 0.476 (1, 9)	1-2 1-3 3-H 1B			1-3 K		0-0 F8			1-0 F8	4	0	1	1	0	1	0											
Toby Hall, R OBP: 0.265, SLG: 0.276 (1, 2)	0-0 P4			3-2 F7		1-1 F2			1-3 K	4	0	0	0	0	1	2											
Chris Gomez, R OBP: 0.329, SLG: 0.465 (1, 6)		0-2 F9		0-0 G5-3			0-0 P4		1-1 G6-3	4	0	0	0	0	0	0											
Russ Johnson, R OBP: 0.317, SLG: 0.286 (1, 5)		0-0 F9			4-2 S 1B BB		1-0 P3			2	1	0	0	1	0	0											
Bobby Smith, R OBP: 0.222, SLG: 0.267 (1, 7)		3-2 G4-3			0-1 P4		3-2 G5-3			3	0	0	0	0	0	1											
Inning Stats	R: 1 E: 0 K: 1 S: 15	H: 3 LOB: 2 BB: 0 P: 19	R: 0 E: 0 K: 0 S: 8	H: 0 LOB: 0 BB: 0 P: 11	R: 0 E: 0 K: 0 S: 7	H: 1 LOB: 1 BB: 0 P: 11	R: 0 E: 0 K: 1 S: 9	H: 0 LOB: 0 BB: 0 P: 13	R: 1 E: 0 K: 0 S: 12	H: 1 LOB: 1 BB: 1 P: 20	R: 0 E: 0 K: 1 S: 6	H: 0 LOB: 0 BB: 0 P: 9	R: 0 E: 0 K: 1 S: 5	H: 0 LOB: 0 BB: 0 P: 9	R: 0 E: 0 K: 1 S: 9	H: 1 LOB: 1 BB: 0 P: 13	R: 0 E: 0 K: 1 S: 6	H: 0 LOB: 0 BB: 0 P: 9	1B: 5 2B: 1 3B: 0 HR: 0	SF: 0 SAC: 0 DP: 0 HBP: 0	WP: 1 PB: 0 CS: 1	PA: 34					
PITCHER	IP	WLS	BF	H	R	ER	SO	BB	IBB	HBP	BLK	WP	HR	S	P	ERA	WHIP										
Eric Milton, L ERA: 5.2 (1, 1)	7.1	W	29	6	2	2	3	1	0	0	0	0	0	67	100	2.46	0.955										
J.C. Romero, L ERA: 0.59 (8, 1)	0.1	H	1	0	0	0	1	0	0	0	0	1	0	3	4	0.00	0.000										
Michael Jackson, R ERA: 1.93 (8, 1)	0.1	H	1	0	0	0	0	0	0	0	0	0	0	1	1	0.00	0.000										
Eddie Guardado, L ERA: 1.5 (9, 1)	1.0	S	3	0	0	0	1	0	0	0	0	0	0	6	9	0.00	0.000										

Batter	1	2	3	4	5	6	7	8	9	AB	R	H	RBI	BB	SO	LOB	BOTTOM										
Jacque Jones, L OBP: 0.350, SLG: 0.519 (1, 7)	2-3 K	1-3 K			3-2 G4-3		2-0 F5			4	0	0	0	0	2	1	Tampa Bay Devil Rays @ Minnesota Twins Hubert H. Humphrey Metrodome, Minneapolis, MN Mon Apr 29 2002, 8:05 PM EDT Att: 11,390 - Dome - 72 F livebaseballscorecards.com										
Jay Canizaro, R OBP: 0.250, SLG: 0.275 (1, 4)	3-2 G6-3		1-0 G6-3		4-2 BB			3-2 F8		3	0	0	0	1	0	0											
Doug Mientkiewicz, L OBP: 0.380, SLG: 0.433 (1, 3)	2-2 1B		2-3 K		1-0 F7			3-2 WP HBP		3	0	1	0	0	1	1											
Matthew LeCroy, R OBP: 0.353, SLG: 0.625 (1, 10)	1-1 F9		0-1 WP 1B 1B			0-0 P5		3-1 F8		4	0	1	0	0	0	2											
Tori Hunter, R OBP: 0.405, SLG: 0.653 (1, 8)		3-1 1B 2B	1-0 1-H 1B			1-3 K		2-2 G6-3		4	1	2	0	0	1	1											
Corey Koskie, L OBP: 0.374, SLG: 0.407 (1, 5)		3-3 K		0-0 F8		0-0 P6				3	0	0	0	0	1	1											
Dustan Mohr, R OBP: 0.419, SLG: 0.559 (1, 9)		0-0 2B SF9 1B		4-0 CS BB		1-1 F8 SF8 2B				2	2	2	1	1	0	0											
A.J. Pierzynski, L OBP: 0.342, SLG: 0.453 (1, 2)		0-0 SF9 2B		4-2 PO BB		0-0 F8				2	0	1	0	1	0	1											
Denny Hocking, S OBP: 0.200, SLG: 0.184 (1, 6)		1-2 SF9		0-1 PO BB	1-0 F8		0-0 SF8			1	0	0	2	0	0	0											
Inning Stats	R: 0 E: 0 K: 1 S: 13	H: 1 LOB: 1 BB: 0 P: 21	R: 2 E: 0 K: 2 S: 16	H: 3 LOB: 1 BB: 0 P: 24	R: 0 E: 0 K: 1 S: 7	H: 2 LOB: 2 BB: 0 P: 11	R: 0 E: 0 K: 0 S: 4	H: 0 LOB: 0 BB: 2 P: 12	R: 0 E: 0 K: 0 S: 9	H: 0 LOB: 1 BB: 1 P: 18	R: 0 E: 0 K: 1 S: 7	H: 0 LOB: 0 BB: 0 P: 8	R: 1 E: 0 K: 0 S: 5	H: 1 LOB: 1 BB: 0 P: 8	R: 0 E: 0 K: 0 S: 12	H: 0 LOB: 1 BB: 0 P: 23	1B: 4 2B: 3 3B: 0 HR: 0	SF: 2 SAC: 0 DP: 0 HBP: 1	WP: 2 PB: 0 CS: 1	PA: 33							
PITCHER	IP	WLS	BF	H	R	ER	SO	BB	IBB	HBP	BLK	WP	HR	S	P	ERA	WHIP										
Joe Kennedy, L ERA: 4.6 (1, 1)	7.1	L	30	7	3	3	5	3	0	1	0	0	0	66	113	3.68	1.364										
Victor Zambrano, R ERA: 3.55 (8, 1)	0.2		2	0	0	0	0	0	0	0	0	1	0	7	12	0.00	0.000										

Batter	1	2	3	4	5	6	7	8	9	AB	R	H	RBI	BB	SO	LOB	TOP					
Brent Abernathy, R OBP: 0.301, SLG: 0.329 (1, 4)	F3		F9				P2			3	0	0	0	1	0	2						
Jason Tyner, L OBP: 0.272, SLG: 0.237 (1, 7)	F7			G3-1	F8			F8		4	0	0	0	0	0	2						
Steve Cox, L OBP: 0.379, SLG: 0.438 (1, 3)	L3			FC4-6 1B	G4-3			G6-3		4	0	1	0	0	0	2						
Ben Grieve, L OBP: 0.364, SLG: 0.511 (1, 9)		G4-3		FC4-6 1-2		FC5-4 1B		HR		4	1	2	1	0	0	1						
Greg Vaughn, R OBP: 0.192, SLG: 0.110 (1, 10)	K			K		FC5-4 CS 1-2		F7		4	0	0	0	0	2	2						
Toby Hall, R OBP: 0.263, SLG: 0.263 (1, 2)	F8				F8	F9			G5-3	4	0	0	0	0	0	1						
Chris Gomez, R OBP: 0.338, SLG: 0.473 (1, 6)			G4-3 2B		4-1 2B BB	CS 1-2	G6-3		L8	3	1	1	0	1	0	0						
Russ Johnson, R OBP: 0.311, SLG: 0.282 (1, 5)			K		2-2 2B 1B		F8		G5-3	4	1	1	0	0	1	1						
Jason Conti, L OBP: 0.417, SLG: 0.500 (1, 8)			G4-3		3-2 2B					3	0	2	2	0	0	1						
Inning Stats	R: 0 E: 0 K: 0 S: 7	H: 0 LOB: 0 BB: 0 P: 11	R: 0 E: 0 K: 1 S: 8	H: 0 LOB: 0 BB: 1 P: 11	R: 0 E: 0 K: 1 S: 10	H: 1 LOB: 1 BB: 0 P: 14	R: 0 E: 1 K: 1 S: 10	H: 1 LOB: 1 BB: 0 P: 12	R: 2 E: 0 K: 0 S: 13	H: 2 LOB: 2 BB: 2 P: 28	R: 0 E: 0 K: 0 S: 8	H: 1 LOB: 0 BB: 0 P: 9	R: 0 E: 0 K: 0 S: 10	H: 1 LOB: 1 BB: 0 P: 13	R: 1 E: 0 K: 0 S: 9	H: 1 LOB: 0 BB: 0 P: 14	R: 0 E: 0 K: 0 S: 9	H: 0 LOB: 0 BB: 0 P: 13	1B: 3 2B: 3 3B: 0 HR: 1	SF: 0 SAC: 0 DP: 0 HBP: 0	WP: 0 PB: 0 CS: 1	PA: 36
PITCHER	IP	WLS	BF	H	R	ER	SO	BB	IBB	HBP	BLK	WP	HR	S	P	ERA	WHIP					
Kyle Lohse, R ERA: 5.08 (1, 1)	7.0	W	28	6	2	2	3	2	0	0	0	0	0	66	98	2.57	1.143					
Bob Wells, R ERA: 7.11 (8, 1)	1.0		4	1	1	1	0	0	0	0	0	0	1	9	14	9.00	1.000					
Eddie Guardado, L ERA: 1.38 (9, 1)	1.0	S	3	0	0	0	0	0	0	0	0	0	0	9	13	0.00	0.000					

Tampa Bay Devil Rays @ Minnesota Twins
Hubert H. Humphrey Metrodome, Minneapolis, MN
Tue Apr 30 2002, 8:05 PM EDT
Att: 10,205 - Dome - 72 F

AB 33
R 3
H 7
RBI 3
BB 2
SO 3
LOB 12



Batter	1	2	3	4	5	6	7	8	9	AB	R	H	RBI	BB	SO	LOB	BOTTOM				
Bobby Kielty, S OBP: 0.381, SLG: 0.611 (1, 7)	SH1-3 SF8 2B	G5-3 1B		K		F8				4	1	2	1	0	1	1					
Jay Canizaro, R OBP: 0.277, SLG: 0.286 (1, 4)	SH1-3	G5-3					1B BB			2	0	1	1	1	0	2					
Doug Mientkiewicz, L OBP: 0.376, SLG: 0.419 (1, 3)	SF8	L8		K			F7			3	0	0	1	0	1	3					
Brian Buchanan, R OBP: 0.367, SLG: 0.571 (1, 10)	HR 1B	G5-3			G6-3		G4-6-3 1B			4	1	2	0	0	0	1					
Tori Hunter, R OBP: 0.409, SLG: 0.676 (1, 8)	HR			FC4-6 1B	P4		G4-6-3			4	1	2	2	0	0	2					
Corey Koskie, L OBP: 0.360, SLG: 0.389 (1, 5)	G3			F8	F8			F8		4	0	0	0	0	0	1					
Dustan Mohr, R OBP: 0.423, SLG: 0.563 (1, 9)		1B 2B		P6		G3-6-3 BB		K		3	1	1	0	1	1	1					
A.J. Pierzynski, L OBP: 0.337, SLG: 0.443 (1, 2)		1B BB G5-3 1B		FC4-6		G3-6-3		L8		4	1	1	0	0	0	2					
Denny Hocking, S OBP: 0.224, SLG: 0.196 (1, 6)		G5-3 1B BB		K						2	1	1	0	1	1	0					
Inning Stats	R: 3 E: 0 K: 0 S: 13	H: 3 LOB: 1 BB: 1 P: 18	R: 3 E: 1 K: 0 S: 10	H: 3 LOB: 1 BB: 1 P: 18	R: 0 E: 0 K: 3 S: 11	H: 1 LOB: 1 BB: 0 P: 12	R: 0 E: 0 K: 3 S: 11	H: 1 LOB: 1 BB: 0 P: 20	R: 0 E: 0 K: 0 S: 8	H: 0 LOB: 0 BB: 0 P: 11	R: 0 E: 0 K: 0 S: 8	H: 1 LOB: 1 BB: 1 P: 16	R: 0 E: 0 K: 0 S: 7	H: 1 LOB: 1 BB: 1 P: 15	R: 0 E: 0 K: 1 S: 8	H: 0 LOB: 0 BB: 0 P: 12	1B: 7 2B: 2 3B: 0 HR: 1	SF: 1 SAC: 1 DP: 2 HBP: 0	WP: 0 PB: 0 CS: 0	PA: 35	
PITCHER	IP	WLS	BF	H	R	ER	SO	BB	IBB	HBP	BLK	WP	HR	S	P	ERA	WHIP				
Ryan Rupe, R ERA: 5.04 (1, 1)	5.0	L	24	8	6	5	3	1	0	0	0	0	0	15	31	9.00	1.800				
Steve Kent, L ERA: 3.86 (6, 1)	2.0		8	2	0	0	0	2	0	0	0	0	0	15	31	0.00	2.000				
Esteban Yan, R ERA: 5.11 (8, 1)	1.0		3	0	0	0	1	0	0	0	0	0	0	8	12	0.00	0.000				

Tampa Bay Devil Rays @ Minnesota Twins
Hubert H. Humphrey Metrodome, Minneapolis, MN
Tue Apr 30 2002, 8:05 PM EDT
Att: 10,205 - Dome - 72 F

AB 30
R 6
H 10
RBI 5
BB 3
SO 4
LOB 13



Batter	1	2	3	4	5	6	7	8	9	AB	R	H	RBI	BB	SO	LOB	TOP										
Brent Abernathy, R OBP: 0.296, SLG: 0.322	1-1 G5-3		0-0 WP 1B	3-2 G4-3		1-2 G5-3			1-3 K	5	1	1	0	0	1	5											
Jason Tyner, L OBP: 0.269, SLG: 0.255	1-1 SF9 3B		1-3 K		0-0 F7		1-0 B5-3		0-0 G3	5	1	1	0	0	1	2											
Randy Winn, S OBP: 0.314, SLG: 0.429	0-0 SF9		1-3 K		2-1 F7		0-0 G6-3		0-3 K	4	0	0	1	0	2	2											
Steve Cox, L OBP: 0.396, SLG: 0.446	4-1 3H BB		3-2 K		0-0 G6-3		0-0 K 1B			3	0	2	2	1	0	0											
Ben Grieve, L OBP: 0.359, SLG: 0.500	1-2 G3		3-3 K			1-3 K		3-1 K 1B		4	0	1	0	0	2	2											
Greg Vaughn, R OBP: 0.204, SLG: 0.137		0-3 K		3-2 K 2B		1-0 K 1B		2-3 K		4	0	2	0	0	2	2											
Chris Gomez, R OBP: 0.333, SLG: 0.474		0-0 G5-3		0-0 G6-3		1-2 K 1B		1-2 F7		4	0	1	0	0	0	1											
John Flaherty, R OBP: 0.276, SLG: 0.294		2-3 K		1-1 K 1B		4-2 K BB		2-2 G5-3		3	0	1	0	1	1	0											
Russ Johnson, R OBP: 0.306, SLG: 0.302			0-0 K 1B 2B		0-1 F8		1-3 K		1-2 P6	4	1	1	0	0	1	5											
Inning Stats	R: 1 E: 0 K: 0 S: 9	H: 1 LOB: 1 BB: 1 P: 16	R: 0 E: 0 K: 2 S: 7	H: 0 LOB: 0 BB: 0 P: 9	R: 2 E: 0 K: 3 S: 14	H: 3 LOB: 1 BB: 0 P: 22	R: 0 E: 0 K: 0 S: 12	H: 2 LOB: 2 BB: 0 P: 19	R: 0 E: 0 K: 0 S: 4	H: 0 LOB: 0 BB: 0 P: 6	R: 0 E: 0 K: 2 S: 18	H: 2 LOB: 3 BB: 1 P: 27	R: 0 E: 0 K: 1 S: 8	H: 2 LOB: 2 BB: 0 P: 14	R: 0 E: 0 K: 0 S: 11	H: 0 LOB: 0 BB: 0 P: 15	R: 0 E: 0 K: 2 S: 7	H: 0 LOB: 0 BB: 0 P: 8	1B: 6 2B: 3 3B: 1 HR: 0	SF: 1 SAC: 0 DP: 0 HBP: 0	WP: 1 PB: 0 SB: 0 CS: 0	PA: 39					
PITCHER	IP	WLS	BF	H	R	ER	SO	BB	IBB	HBP	BLK	WP	HR	S	P	ERA	WHIP										
Rick Reed, R ERA: 3.86	6.0	W	28	8	3	3	7	2	0	0	0	1	0	64	99	4.50	1.667										
J.C. Romero, L ERA: 0.96	0.2	H	4	2	0	0	0	0	0	0	0	0	0	5	9	0.00	3.000										
Michael Jackson, R ERA: 1.69	1.1	H	4	0	0	0	1	0	0	0	0	0	0	14	20	0.00	0.000										
Eddie Guardado, L ERA: 1.29	1.0	S	3	0	0	0	2	0	0	0	0	0	0	7	8	0.00	0.000										

Tampa Bay Devil Rays @ Minnesota Twins
 Hubert H. Humphrey Metrodome, Minneapolis, MN
 Wed May 01 2002, 8:05 PM EDT
 Att: 12,691 - Dome - 72 F

AB	36
R	3
H	10
RBI	3
BB	2
SO	10
LOB	19



Batter	1	2	3	4	5	6	7	8	9	AB	R	H	RBI	BB	SO	LOB	BOTTOM										
Jacque Jones, L OBP: 0.360, SLG: 0.540	1-1 F9		0-0 K 1B	1-2 K 2B		0-2 F2		2-1 S 1B 2B		5	1	3	0	0	0	1											
Jay Canizaro, R OBP: 0.308, SLG: 0.340	0-1 F9		2-1 K 1B	1-0 L5		2-0 K 2B		3-1 K 1B		5	0	3	1	0	0	2											
Doug Mientkiewicz, L OBP: 0.369, SLG: 0.462	2-2 F7		1-2 F5	1-1 F7		4-0 K IBB		0-3 K		4	0	0	0	1	1	6											
Brian Buchanan, R OBP: 0.343, SLG: 0.515		3-2 L9		1-0 K 2B 1B		0-3 K		2-3 K		5	1	1	0	0	3	4											
Tori Hunter, R OBP: 0.412, SLG: 0.676		0-3 K		0-2 K 2B		4-1 K 2B BB		2-3 K		3	1	1	0	1	2	3											
Corey Koskie, L OBP: 0.374, SLG: 0.418		3-2 F7		1-1 K 2B HR		0-0 K 2B		4-0 K BB		3	1	2	2	1	0	0											
Dustan Mohr, R OBP: 0.402, SLG: 0.533			1-1 F8	0-2 K		0-2 P6		1-0 G3		4	0	0	0	0	1	4											
Tom Prince, R OBP: 0.375, SLG: 0.783			1-0 F7	0-2 K HR		0-3 K		0-0 P6		4	1	1	2	0	1	2											
Denny Hocking, S OBP: 0.258, SLG: 0.222			3-1 K 1B 1B	2-2 K 2B 1B		4-0 K BB		1-3 K		3	0	2	0	1	1	0											
Inning Stats	R: 0 E: 0 K: 0 S: 9	H: 0 LOB: 0 BB: 0 P: 12	R: 0 E: 0 K: 1 S: 11	H: 0 LOB: 0 BB: 0 P: 17	R: 0 E: 0 K: 0 S: 11	H: 3 LOB: 3 BB: 0 P: 19	R: 4 E: 0 K: 1 S: 25	H: 6 LOB: 2 BB: 0 P: 34	R: 0 E: 0 K: 2 S: 11	H: 1 LOB: 2 BB: 1 P: 15	R: 0 E: 0 K: 2 S: 10	H: 1 LOB: 3 BB: 2 P: 24	R: 0 E: 0 K: 0 S: 2	H: 0 LOB: 0 BB: 1 P: 7	R: 1 E: 0 K: 3 S: 13	H: 2 LOB: 1 BB: 0 P: 19	1B: 6 2B: 6 3B: 0 HR: 1	SF: 0 SAC: 0 DP: 1 HBP: 0	WP: 0 PB: 0 SB: 1 CS: 0	PA: 40							
PITCHER	IP	WLS	BF	H	R	ER	SO	BB	IBB	HBP	BLK	WP	HR	S	P	ERA	WHIP										
Tanyon Sturtze, R ERA: 4.78	5.1	L	30	11	4	4	4	2	1	0	0	0	0	71	111	6.75	2.438										
Victor Zambrano, R ERA: 3.52	2.2		10	2	1	1	5	1	0	0	0	0	0	21	36	3.38	1.125										

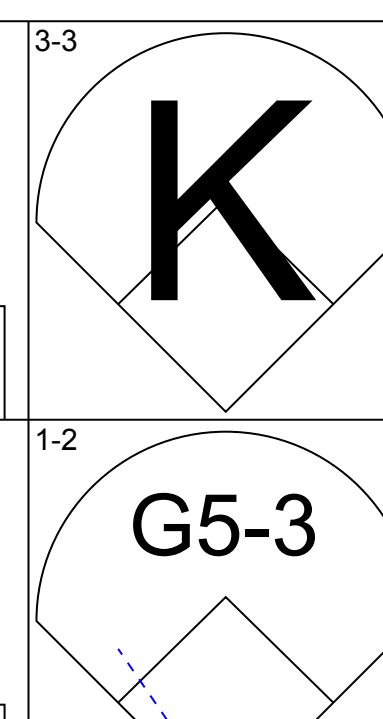
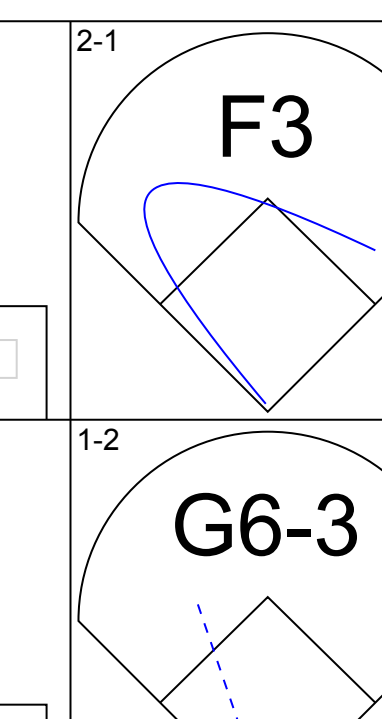
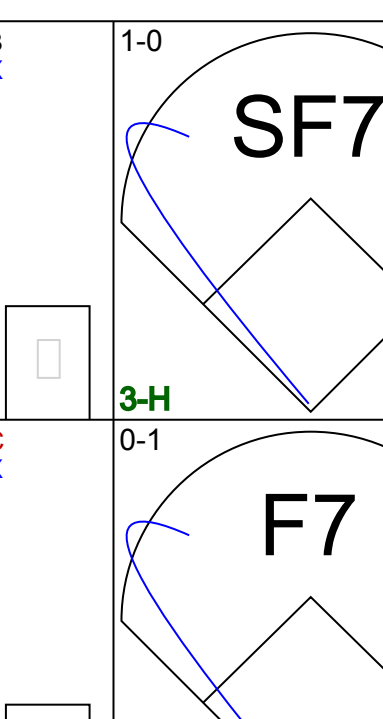
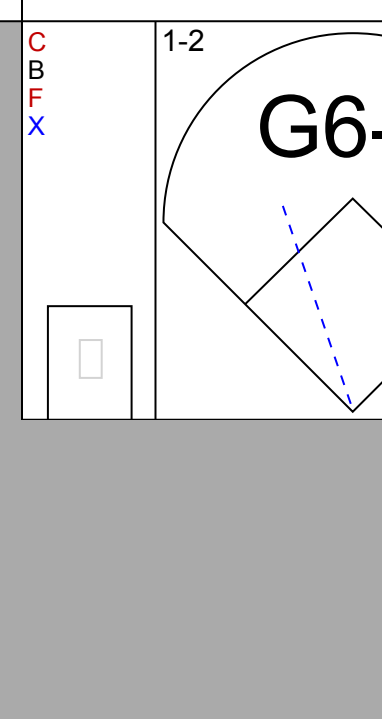
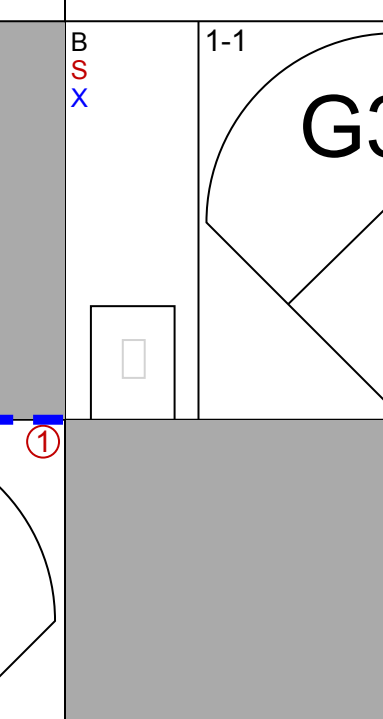
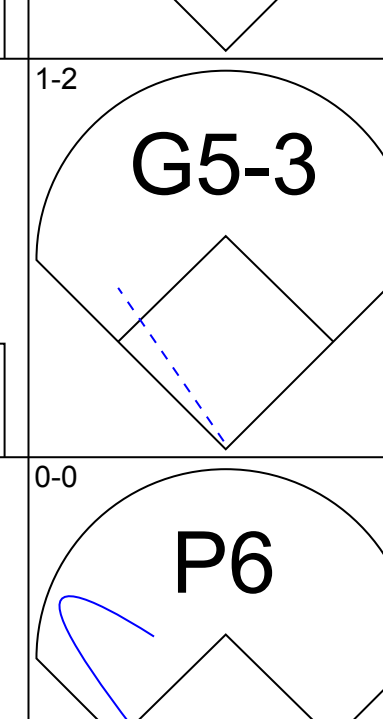
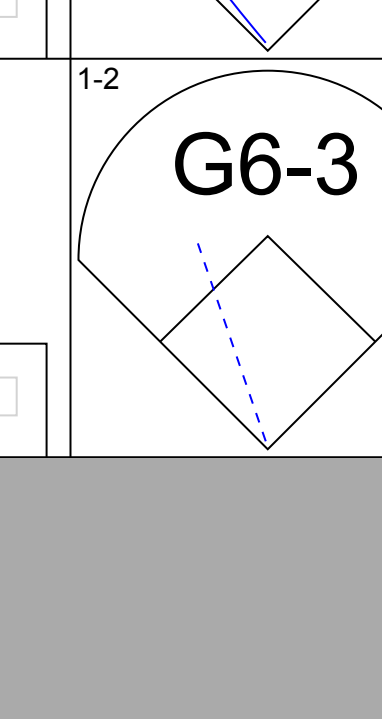
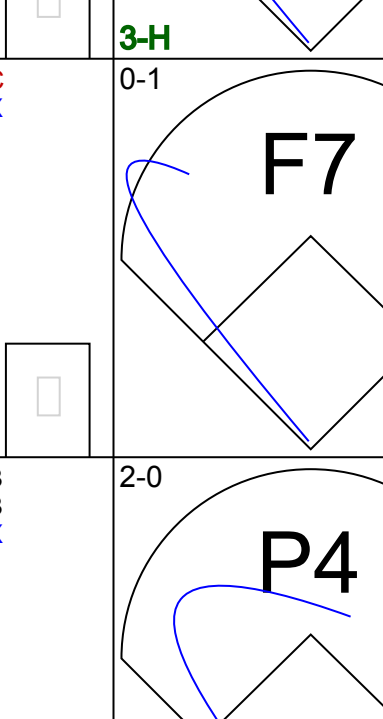
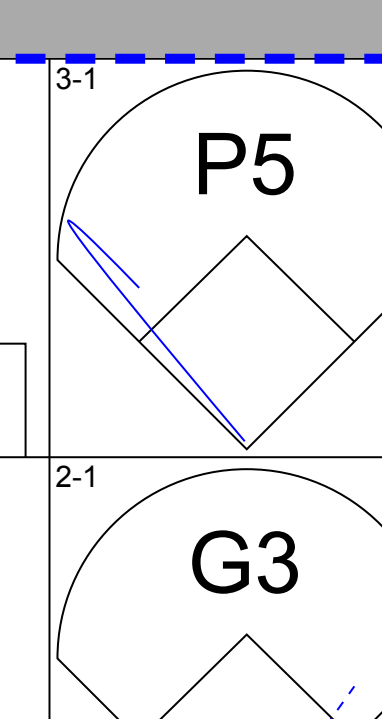
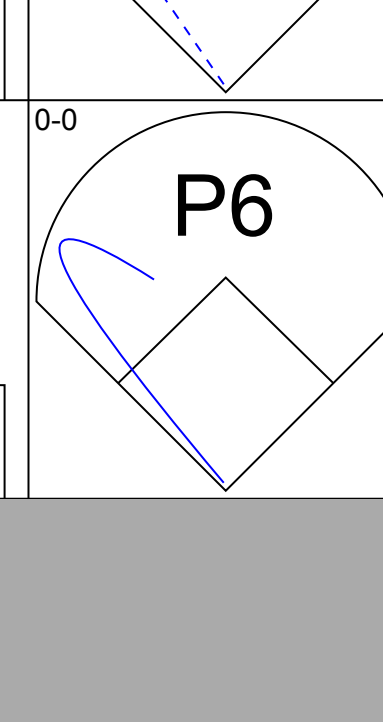
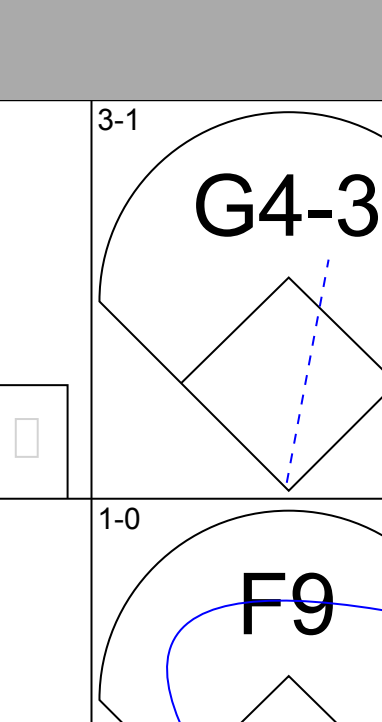
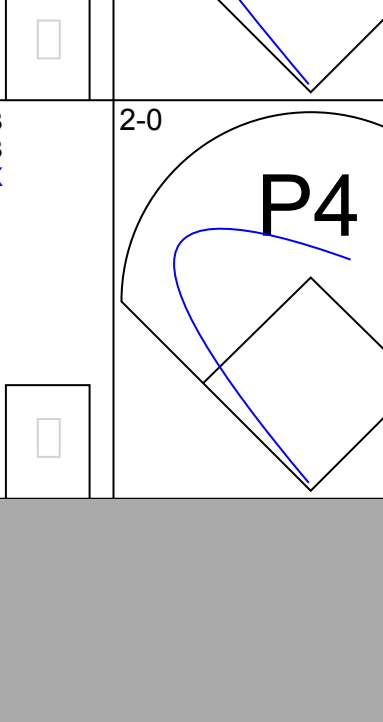
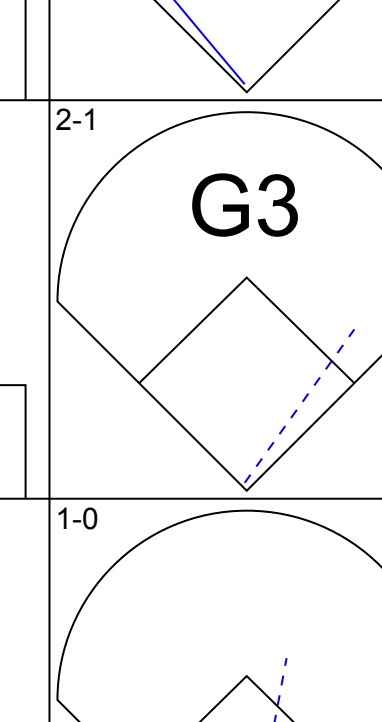
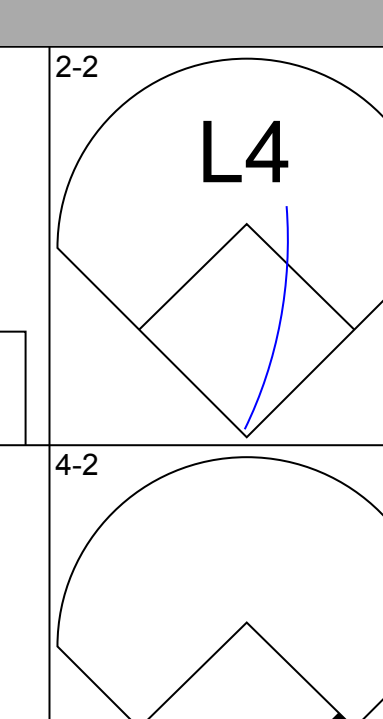
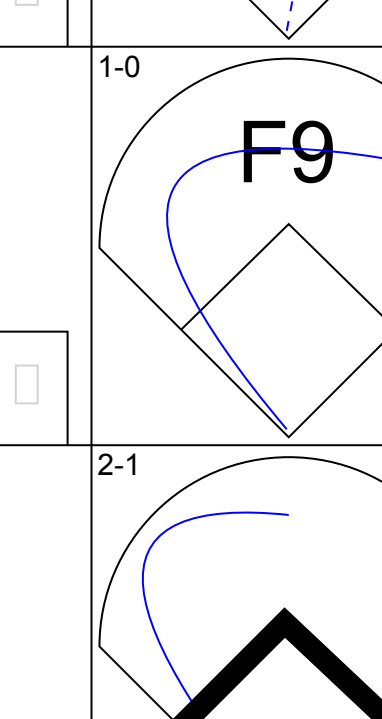
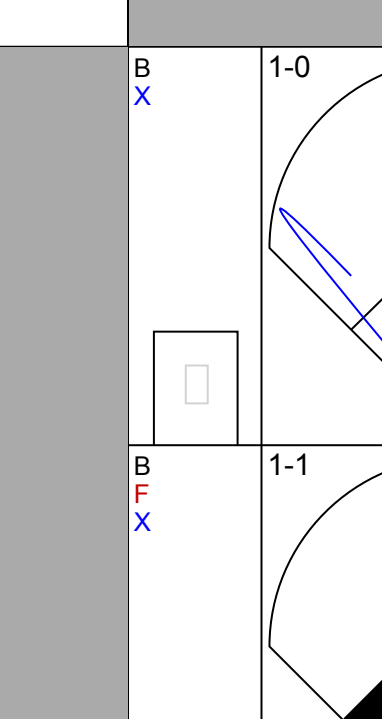
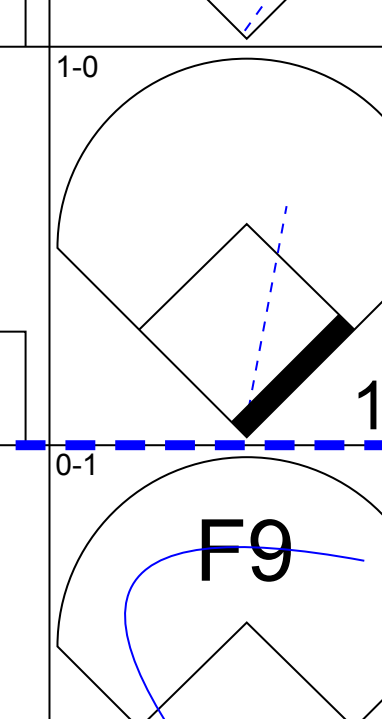
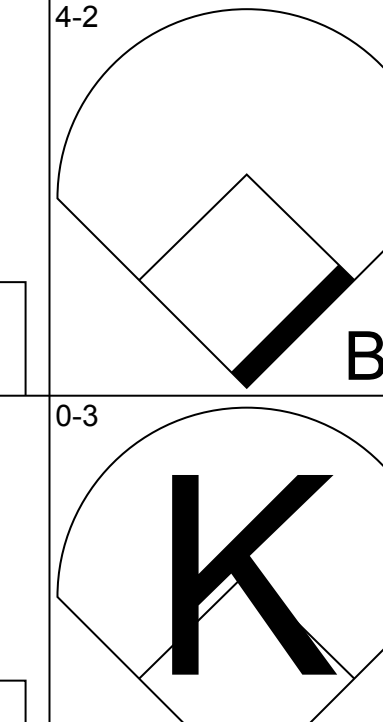
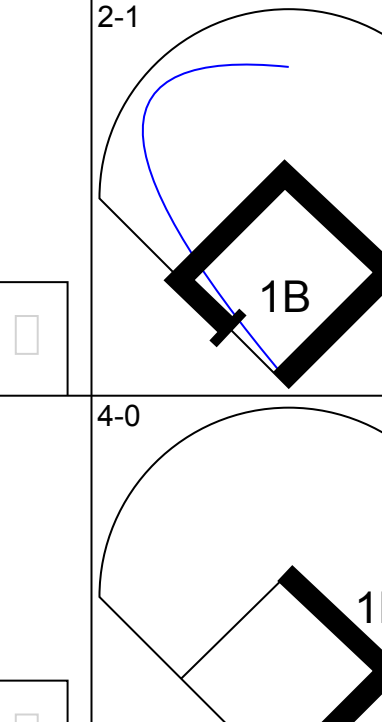
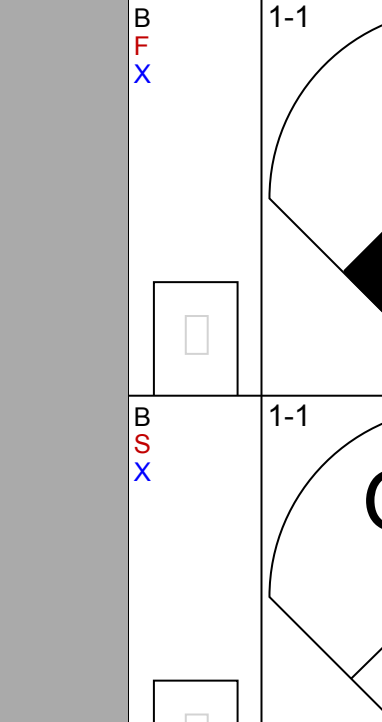
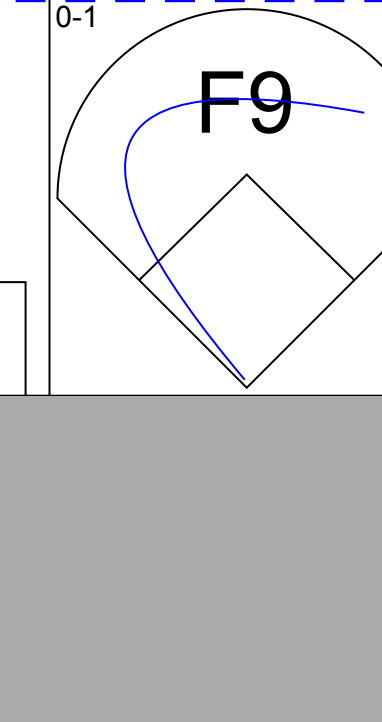

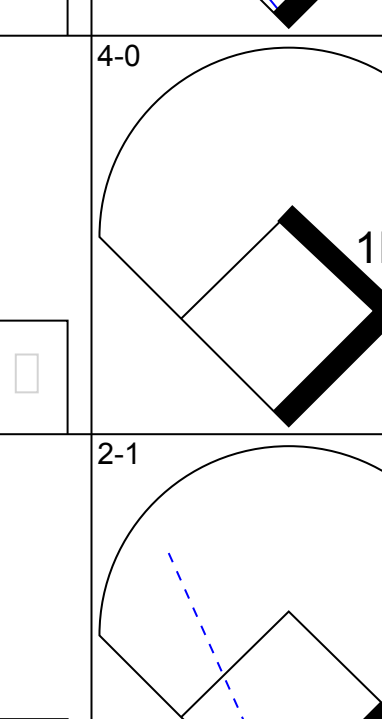
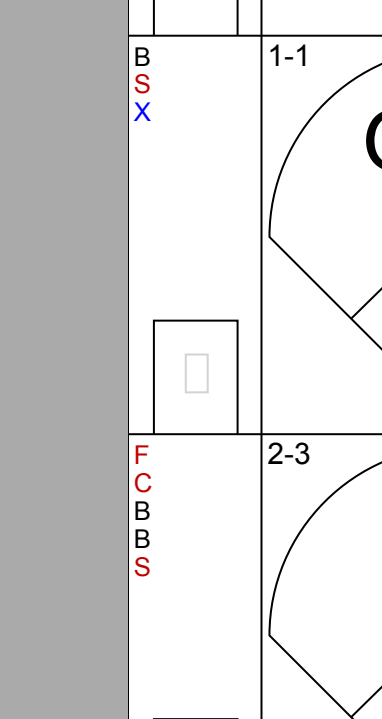
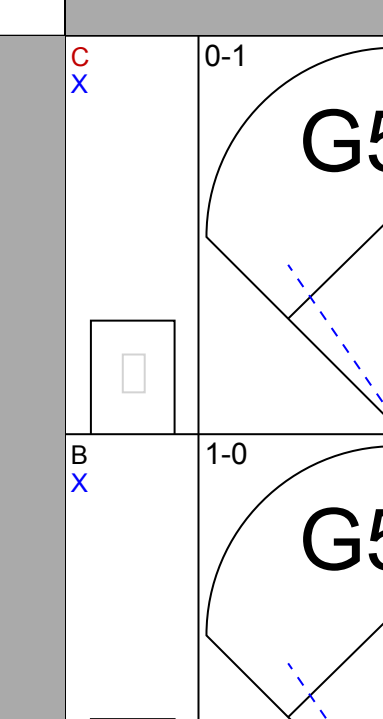

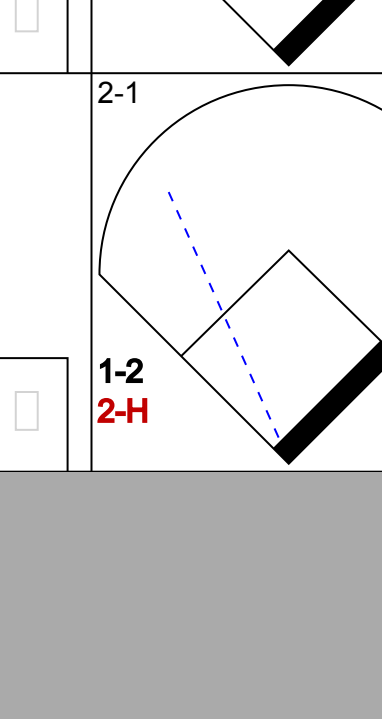
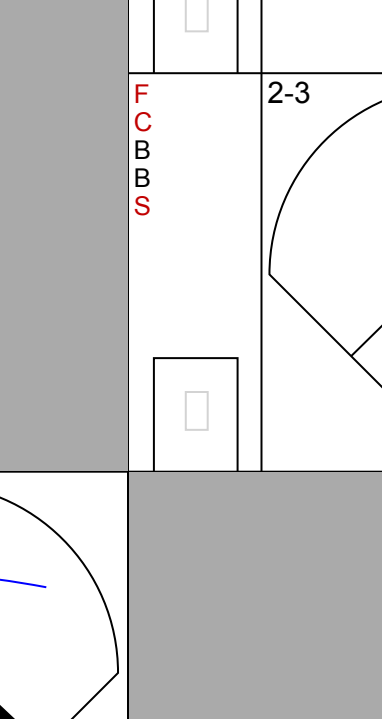
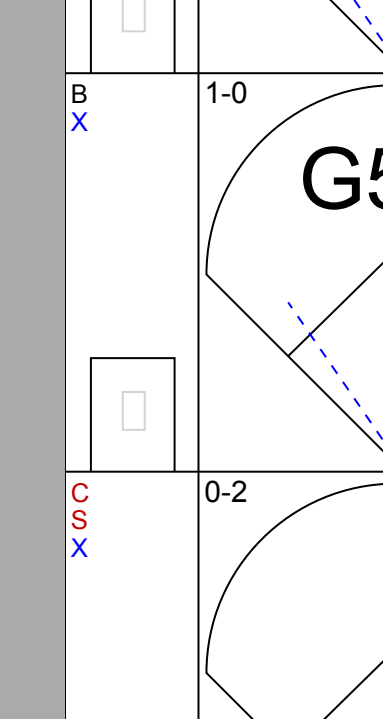
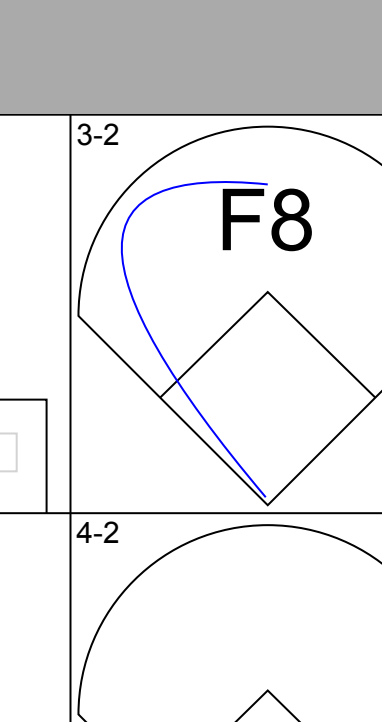
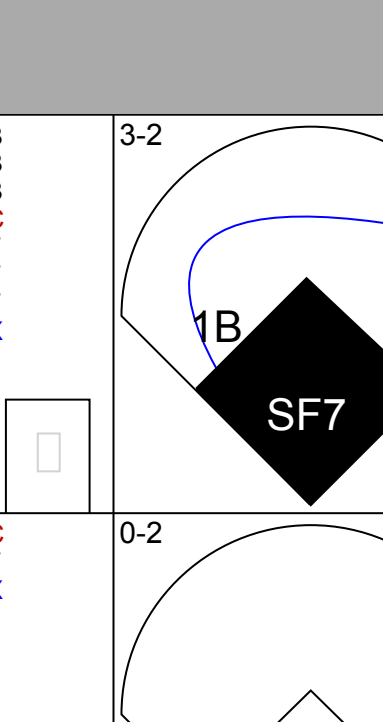
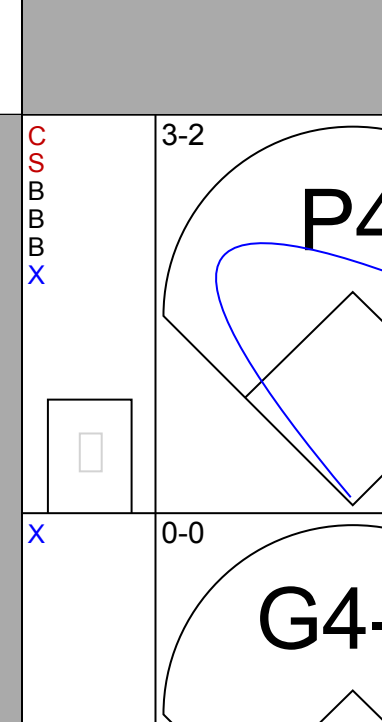
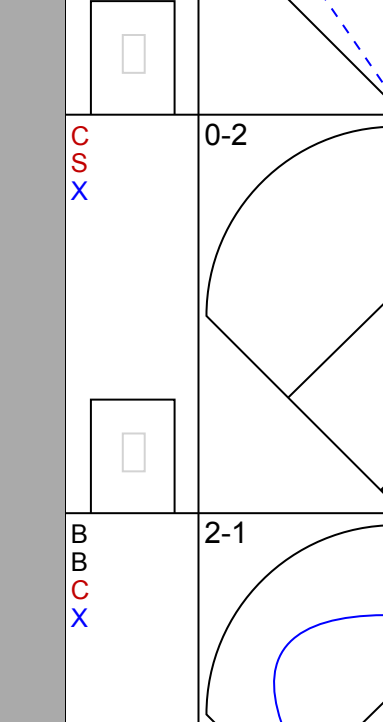
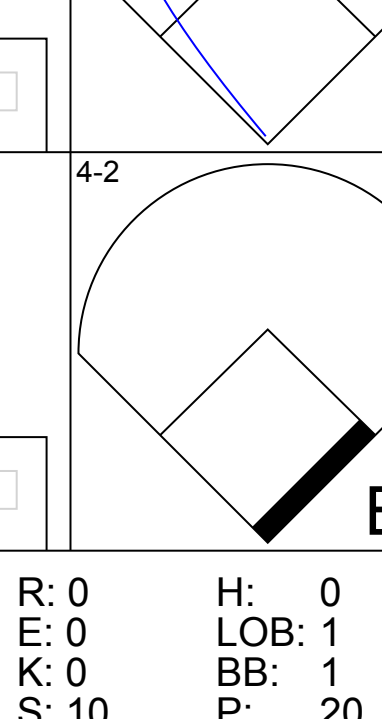
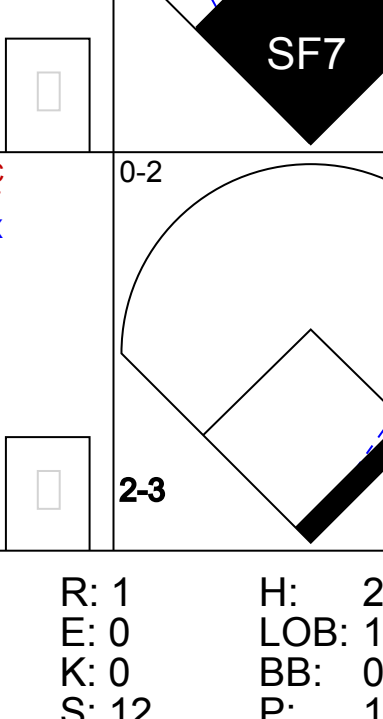
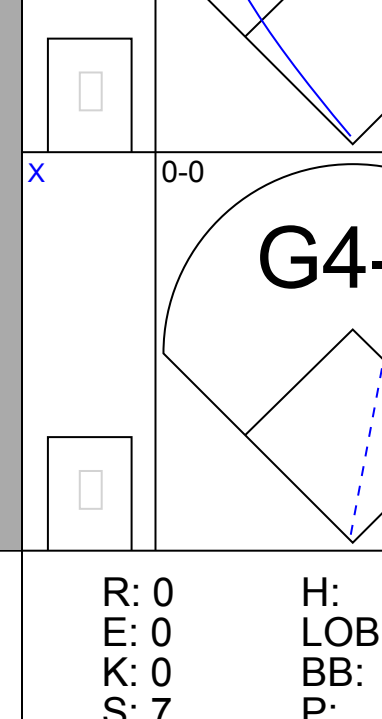
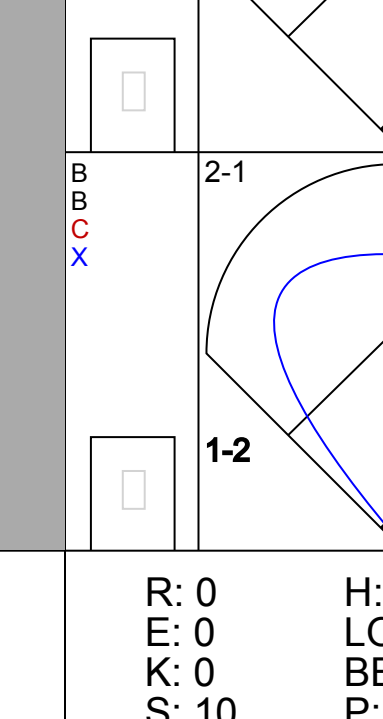
Tampa Bay Devil Rays @ Minnesota Twins
 Hubert H. Humphrey Metrodome, Minneapolis, MN
 Wed May 01 2002, 8:05 PM EDT
 Att: 12,691 - Dome - 72 F

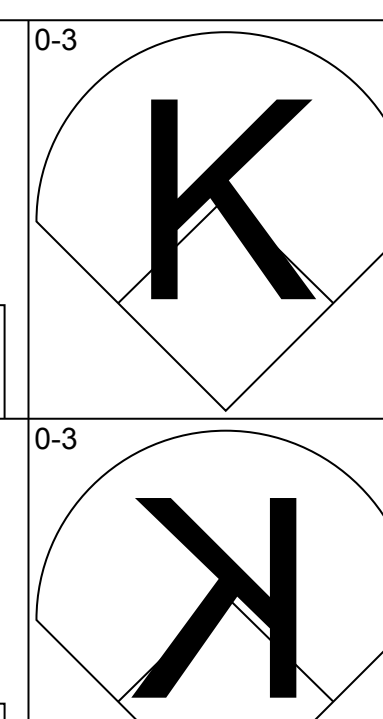
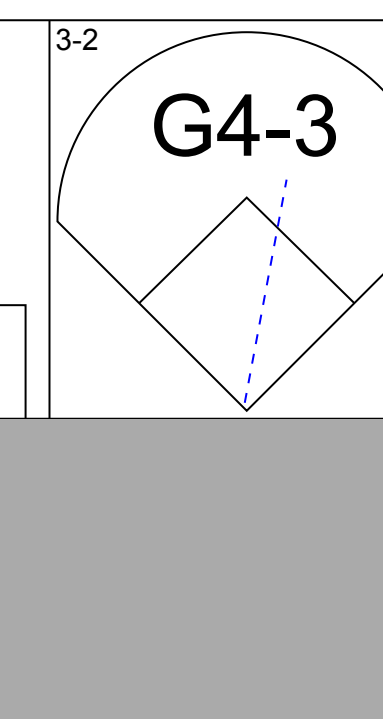
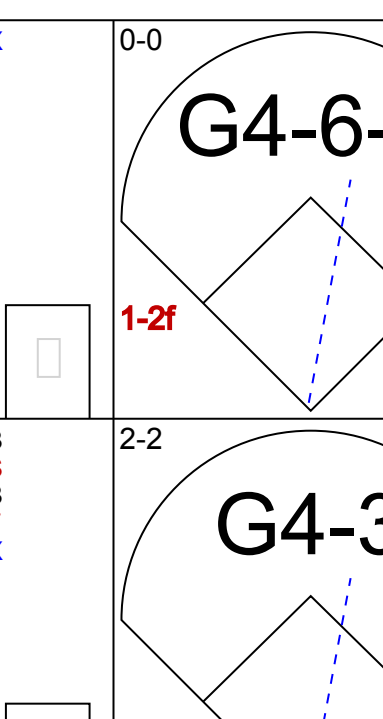
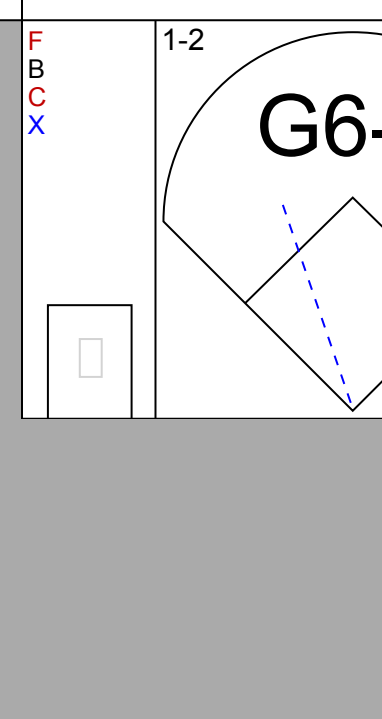
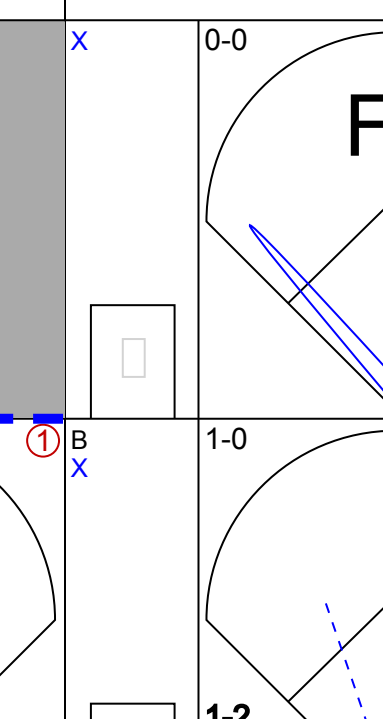

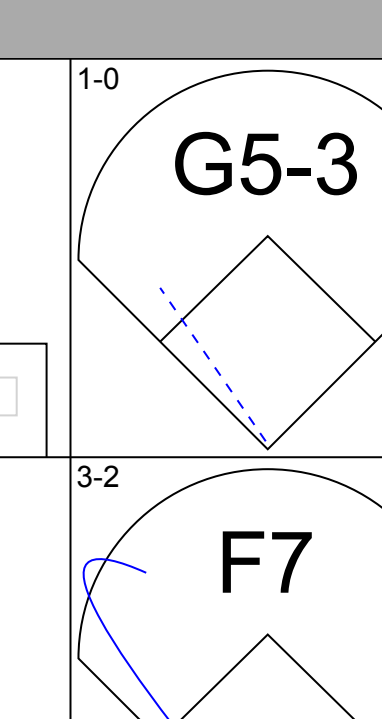
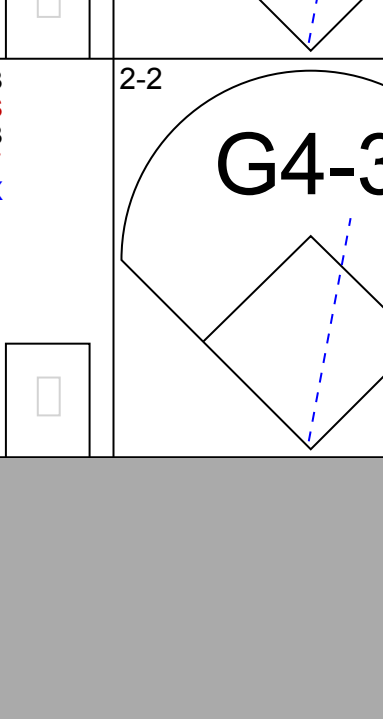
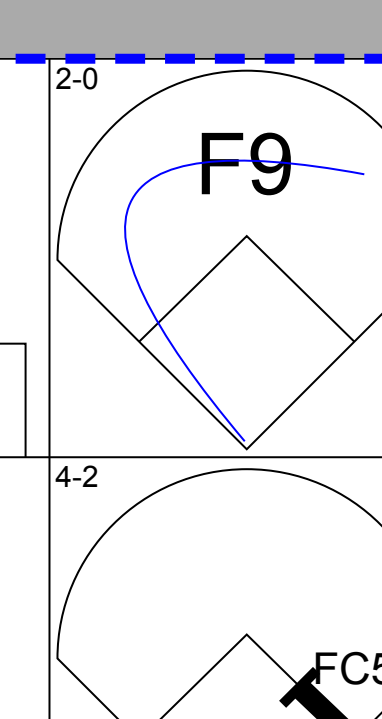
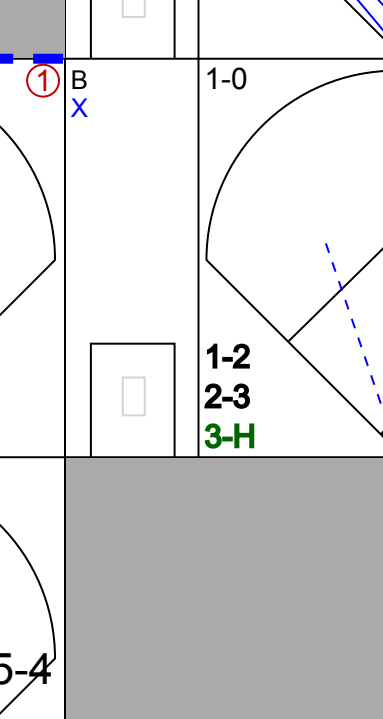
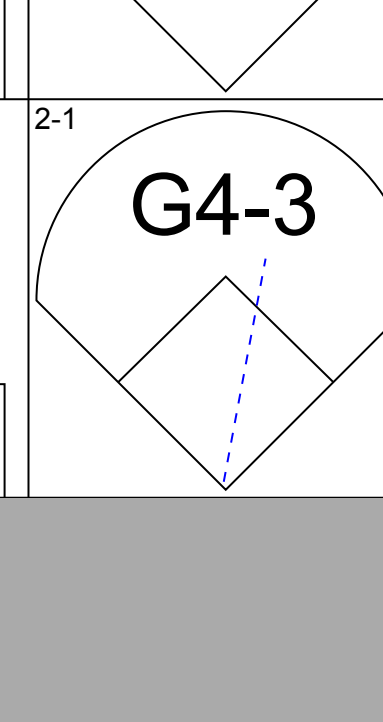
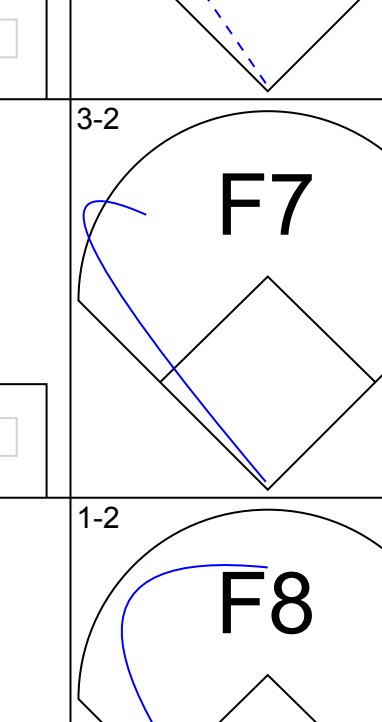
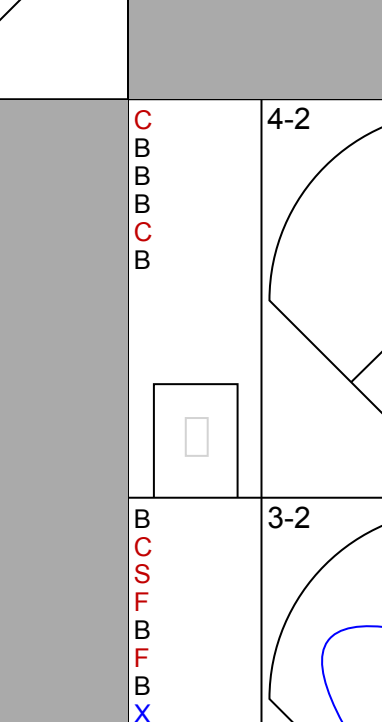
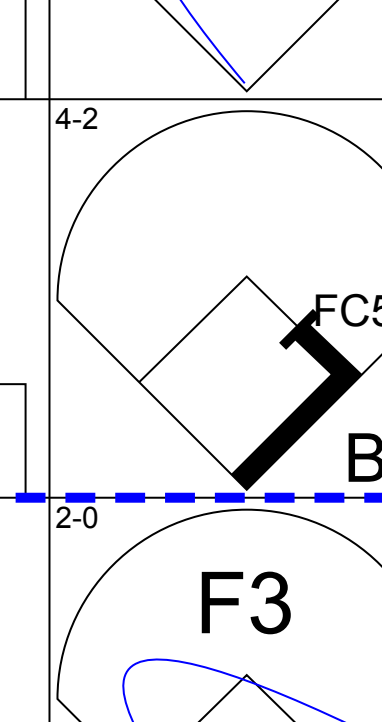
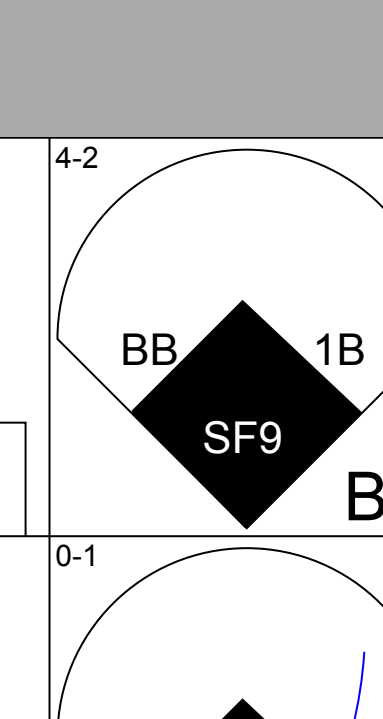
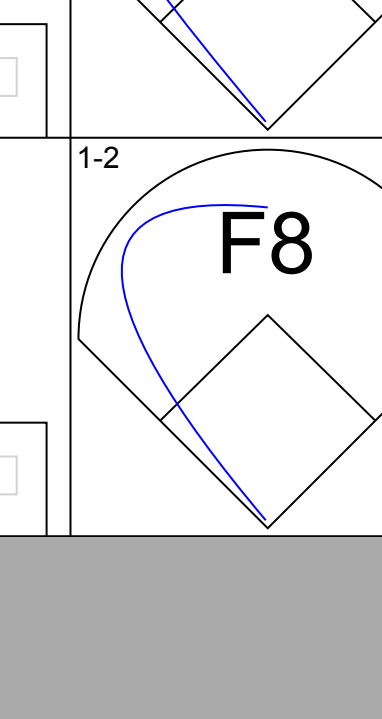
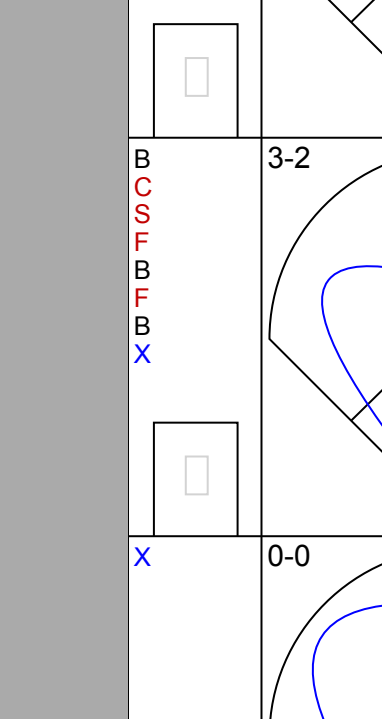
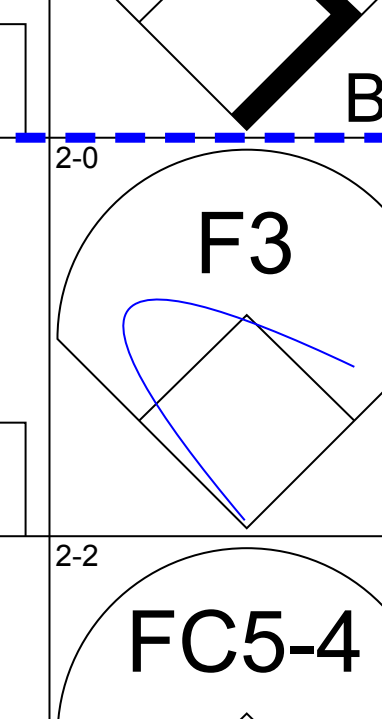
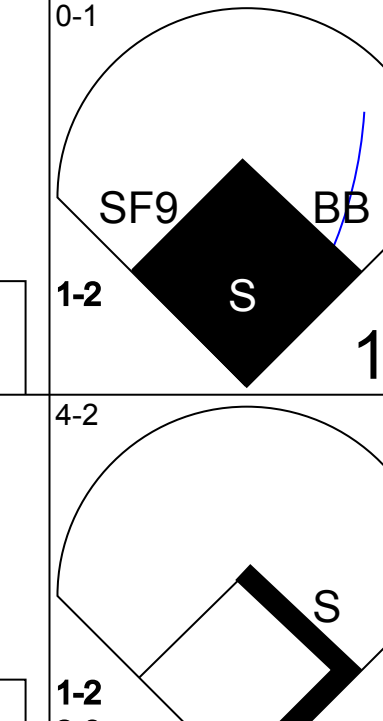
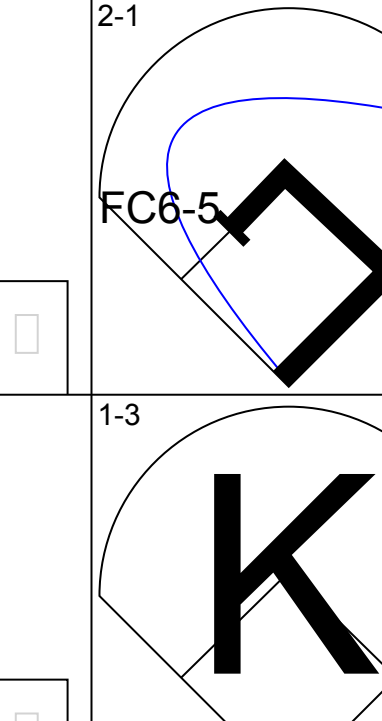
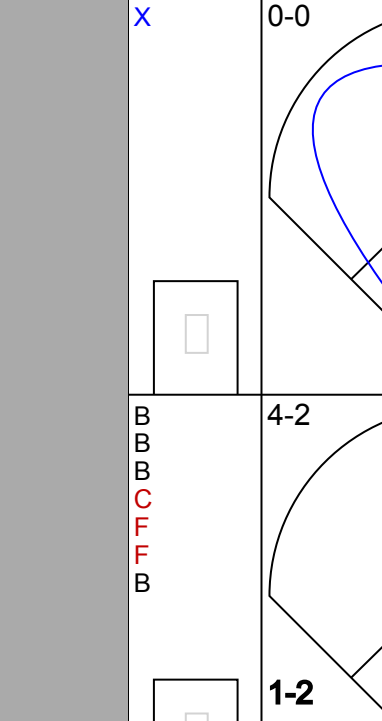
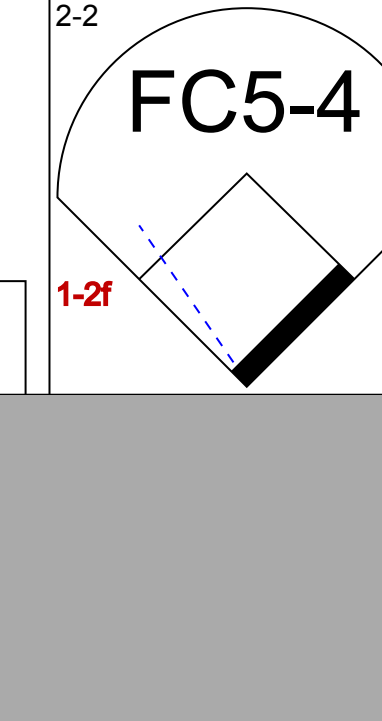
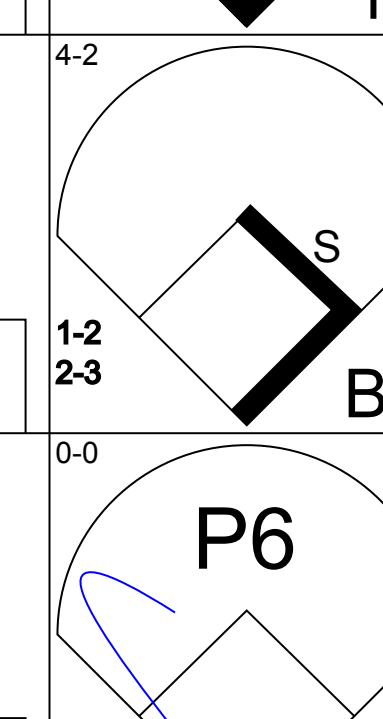
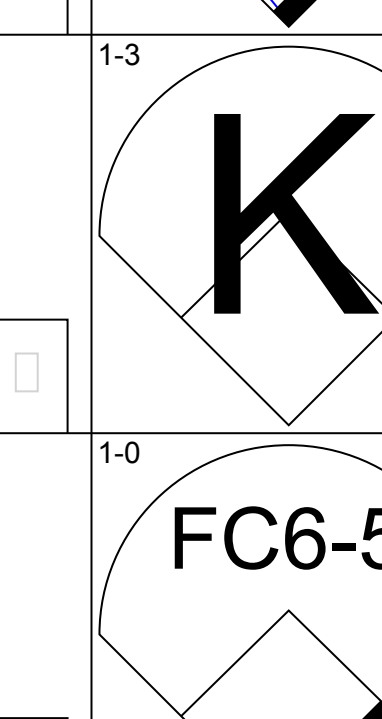
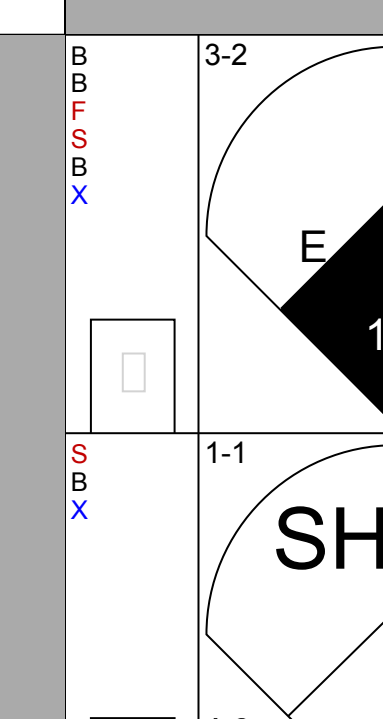
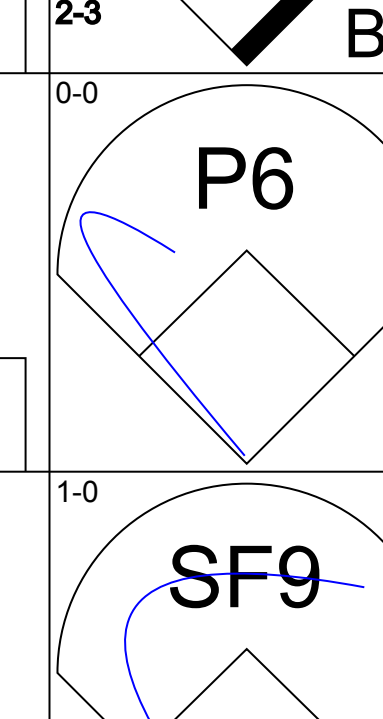
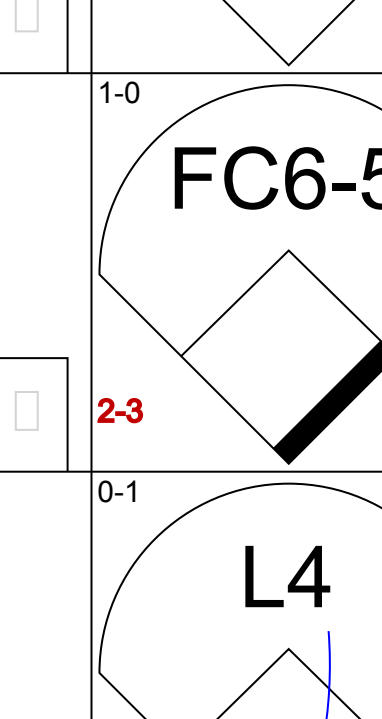
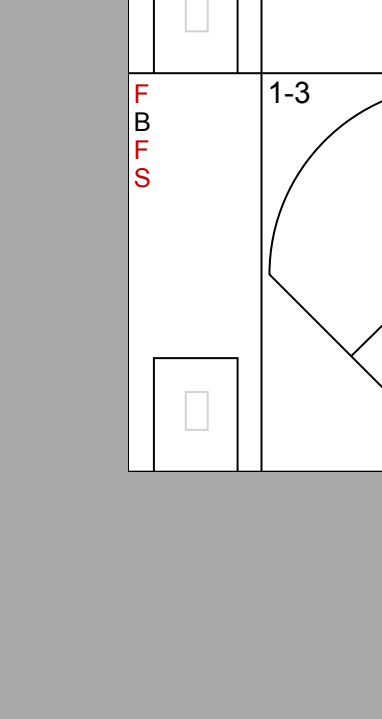
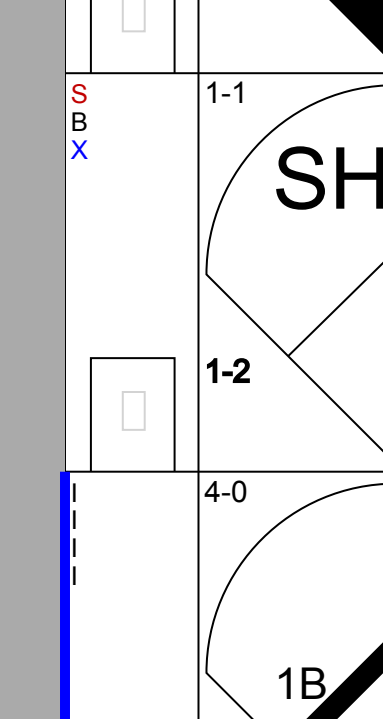
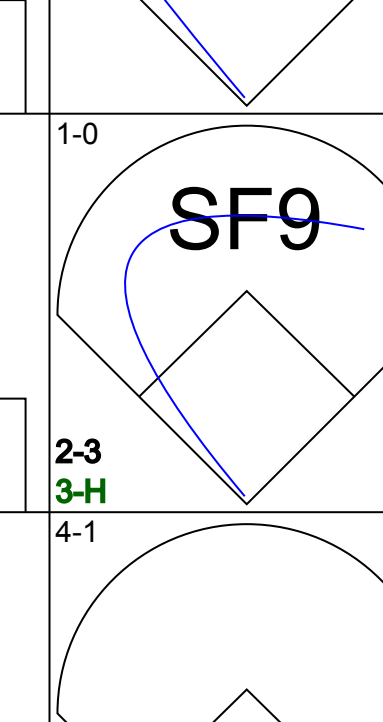
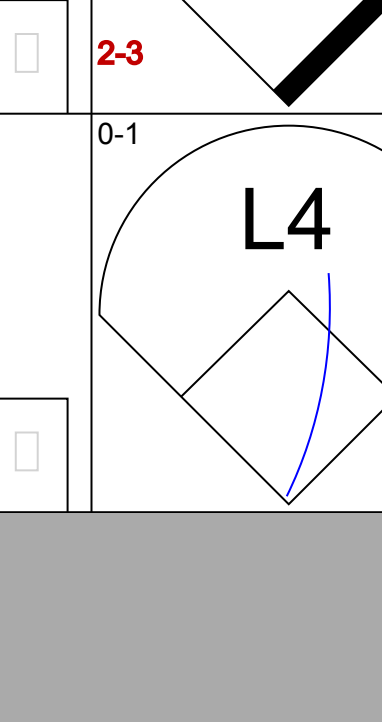
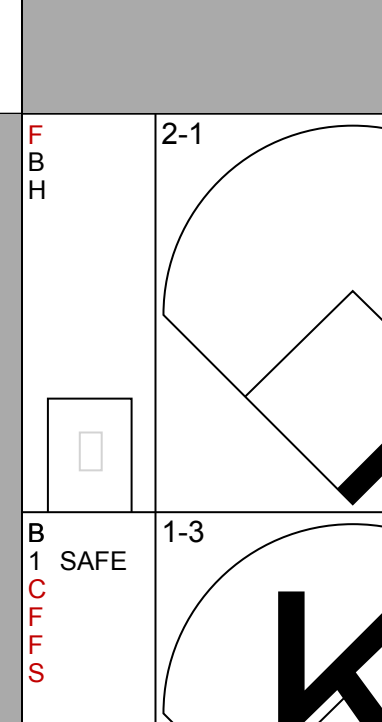
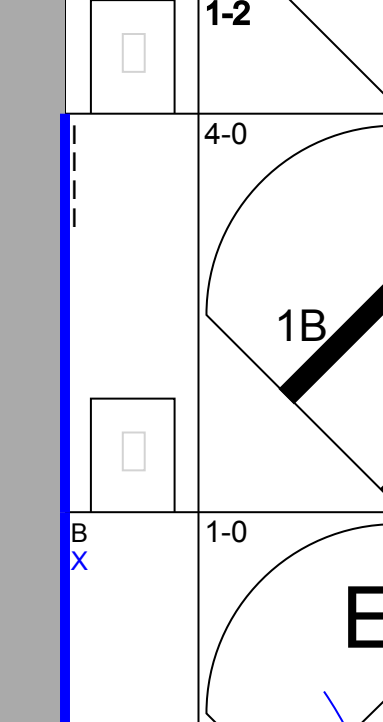
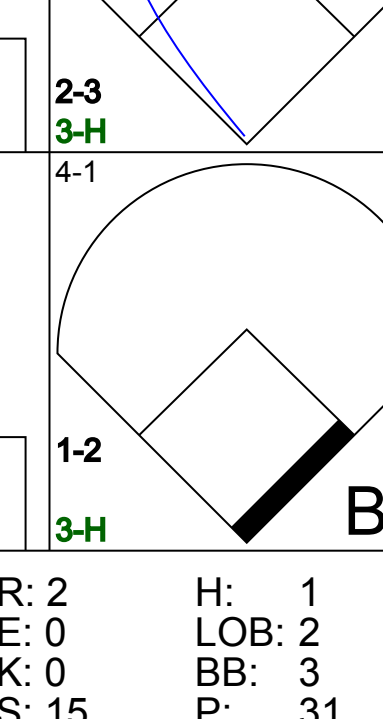
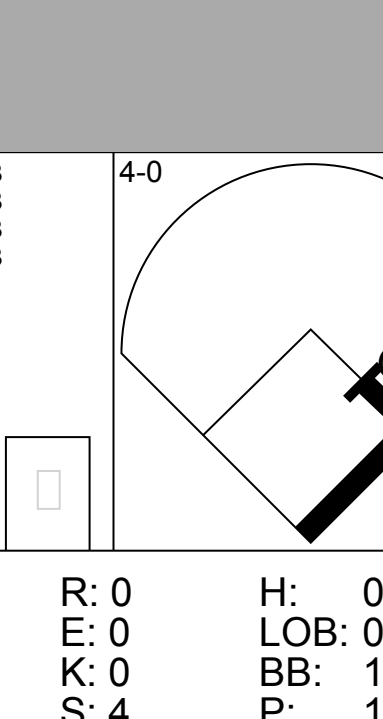
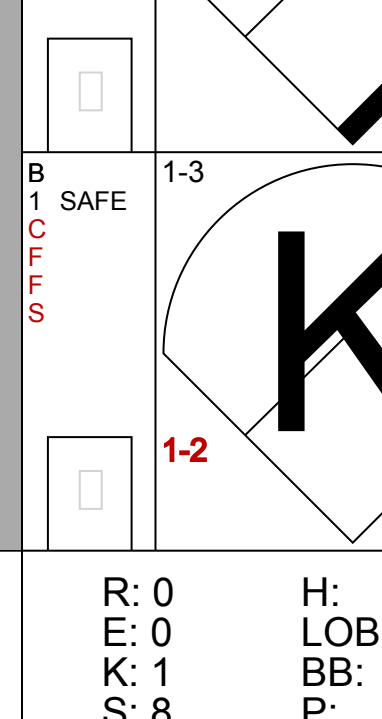
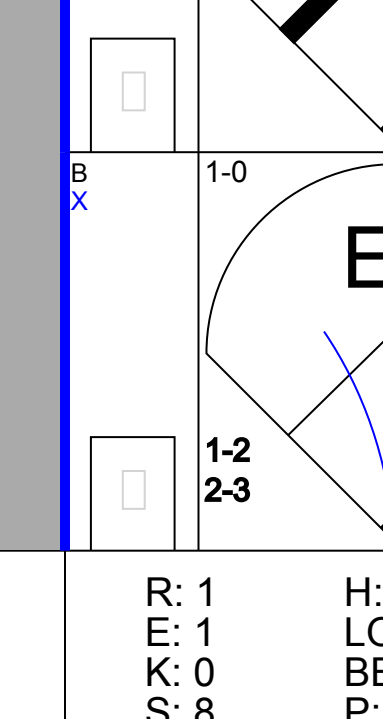
AB	36
R	5
H	13
RBI	5
BB	4
SO	9
LOB	22



Batter	1	2	3	4	5	6	7	8	9	AB	R	H	RBI	BB	SO	LOB	TOP				
Jose Macias, S OBP: 0.284, SLG: 0.238 (1, 4)	F7	FC3-6			F7			G4-3		4	0	0	0	0	0	1	Detroit Tigers @ Minnesota Twins Hubert H. Humphrey Metrodome, Minneapolis, MN Fri May 03 2002, 8:05 PM EDT Att: 20,010 - Dome - 72 F livebaseballscorecards.com				
Robert Fick, L OBP: 0.390, SLG: 0.489 (1, 9)	1B	F9			G3			K		4	1	1	0	0	1	1					
Bobby Higginson, L OBP: 0.357, SLG: 0.530 (1, 7)	F3				F9			BB		3	0	0	0	1	0	1					
Randall Simon, L OBP: 0.382, SLG: 0.685 (1, 10)	1B	HR			G3-1			G6-3		4	1	2	1	0	0	1					
Shane Halter, R OBP: 0.309, SLG: 0.340 (1, 6)	1B	HR			K			K		4	1	2	0	0	2	1					
Craig Paquette, R OBP: 0.219, SLG: 0.380 (1, 5)	HR				G5-3			F8		4	1	1	3	0	0	2					
Wendell Magee, R OBP: 0.357, SLG: 0.485 (1, 8)	K				K			G5-3		4	0	0	0	0	3	1					
Jacob Cruz, L OBP: 0.382, SLG: 0.391 (1, 3)		K			P5			K		4	0	0	0	0	2	1					
Mike Rivera, R OBP: 0.273, SLG: 0.397 (1, 2)		FC3-6			P5			K		2	0	0	0	1	1	0					
Inning Stats	R: 4 E: 0 K: 1 S: 15	H: 4 LOB: 0 BB: 0 P: 23	R: 0 E: 0 K: 1 S: 7	H: 0 LOB: 1 BB: 1 P: 14	R: 0 E: 0 K: 1 S: 6	H: 0 LOB: 0 BB: 0 P: 7	R: 0 E: 0 K: 1 S: 7	H: 0 LOB: 0 BB: 0 P: 12	R: 0 E: 0 K: 0 S: 7	H: 1 LOB: 1 BB: 0 P: 11	R: 0 E: 0 K: 1 S: 14	H: 0 LOB: 0 BB: 0 P: 15	R: 0 E: 0 K: 1 S: 9	H: 0 LOB: 1 BB: 0 P: 16	R: 0 E: 0 K: 1 S: 8	H: 1 LOB: 1 BB: 0 P: 10	1B: 3 2B: 2 3B: 0 HR: 1	SF: 0 SAC: 0 DP: 0 HBP: 0	WP: 0 PB: 0 SB: 0 CS: 0	PA: 35	
PITCHER	IP	WLS	BF	H	R	ER	SO	BB	IBB	HBP	BLK	WP	HR	S	P	ERA	WHIP				
Brad Radke, R ERA: 6.25 (1, 1)	7.0	W	27	5	4	4	7	1	0	0	0	0	1	65	103	5.14	0.857				
J.C. Romero, L ERA: 9.53 (8, 1)	1.0		4	0	0	0	1	1	0	0	0	0	0	9	16	0.00	1.000				
Bob Wells, R ERA: 6.59 (9, 1)	1.0		4	1	0	0	1	0	0	0	0	0	0	8	10	0.00	1.000				

Batter	1	2	3	4	5	6	7	8	9	AB	R	H	RBI	BB	SO	LOB	BOTTOM				
Jacque Jones, L OBP: 0.351, SLG: 0.516 (1, 7)	G4-3				G4-3			F8		5	1	1	0	0	0	0	Detroit Tigers @ Minnesota Twins Hubert H. Humphrey Metrodome, Minneapolis, MN Fri May 03 2002, 8:05 PM EDT Att: 20,010 - Dome - 72 F livebaseballscorecards.com				
Jay Canizaro, R OBP: 0.280, SLG: 0.333 (1, 4)	G6-3				G5-3			F7		5	2	2	1	0	0	2					
Doug Mientkiewicz, L OBP: 0.382, SLG: 0.448 (1, 3)	F8				G6-3			HR		4	2	3	4	0	0	0					
Brian Buchanan, R OBP: 0.333, SLG: 0.486 (1, 10)		E6			G6-3			WP		4	1	1	0	0	1	3					
Tori Hunter, R OBP: 0.406, SLG: 0.643 (1, 8)	FC6-4				G5-3			K		3	0	0	0	1	1	3					
Corey Koskie, L OBP: 0.395, SLG: 0.491 (1, 5)	F8				G4-3			1B		3	0	2	2	1	0	1					
Dustan Mohr, R OBP: 0.395, SLG: 0.519 (1, 9)	F2				G4-3			F8		4	0	1	0	0	0	5					
A.J. Pierzynski, L OBP: 0.352, SLG: 0.465 (1, 2)					G4-3			K		4	1	2	1	0	1	2					
Denny Hocking, S OBP: 0.271, SLG: 0.217 (1, 6)					G3			G1-3		4	1	1	0	0	0	1					
Inning Stats	R: 0 E: 0 K: 0 S: 12	H: 0 LOB: 0 BB: 0 P: 19	R: 0 E: 1 K: 0 S: 5	H: 0 LOB: 1 BB: 0 P: 7	R: 3 E: 0 K: 0 S: 13	H: 4 LOB: 1 BB: 0 P: 17	R: 0 E: 0 K: 0 S: 4	H: 2 LOB: 1 BB: 0 P: 6	R: 2 E: 0 K: 1 S: 17	H: 3 LOB: 2 BB: 1 P: 28	R: 0 E: 0 K: 1 S: 9	H: 0 LOB: 0 BB: 0 P: 15	R: 3 E: 0 K: 1 S: 16	H: 4 LOB: 1 BB: 1 P: 26	R: 0 E: 0 K: 0 S: 5	H: 0 LOB: 0 BB: 0 P: 8	1B: 10 2B: 2 3B: 0 HR: 1	SF: 0 SAC: 0 DP: 1 HBP: 0	WP: 1 PB: 0 SB: 0 CS: 1	PA: 39	
PITCHER	IP	WLS	BF	H	R	ER	SO	BB	IBB	HBP	BLK	WP	HR	S	P	ERA	WHIP				
24 Nate Cornejo, R ERA: 5.87 (1, 1)	6.0	L	29	10	6	6	2	1	0	0	0	0	1	1	2	9.00	1.833				
Jamie Walker, L ERA: 2.57 (7, 1)	0.0		1	1	1	1	0	0	0	0	0	0	1	1	2	∞	∞				
Julio Santana, R ERA: 2.45 (7, 1)	1.0		5	2	1	1	1	1	0	0	0	1	0	14	23	9.00	3.000				
Jeff Farnsworth, R ERA: 5.19 (8, 1)	1.0		3	0	0	0	0	0	0	0	0	0	0	5	8	0.00	0.000				

Batter	1	2	3	4	5	6	7	8	9	AB	R	H	RBI	BB	SO	LOB	TOP			
Jose Macias, S OBP: 0.269, SLG: 0.226 (1, 5)										4	0	0	1	0	1	3	Detroit Tigers @ Minnesota Twins Hubert H. Humphrey Metrodome, Minneapolis, MN Sat May 04 2002, 7:05 PM EDT Att: 21,845 - Dome - 72 F			
Robert Fick, L OBP: 0.375, SLG: 0.467 (1, 9)										4	0	0	0	0	0	2				
Bobby Higginson, L OBP: 0.345, SLG: 0.510 (1, 7)										4	0	0	0	0	0	1				
Randall Simon, L OBP: 0.375, SLG: 0.662 Jacob Cruz, L OBP: 0.392, SLG: 0.391 (8, PR)										4	0	1	0	0	0	0				
Shane Halter, R OBP: 0.325, SLG: 0.388 (1, 6)										3	1	2	1	1	0	1				
Craig Paquette, R OBP: 0.220, SLG: 0.368 (1, 3)										3	0	0	0	1	1	1				
Wendell Magee, R OBP: 0.351, SLG: 0.472 (1, 8)										4	0	1	0	0	1	1				
15 Brandon Inge, R OBP: 0.529, SLG: 0.750 (1, 2)										4	1	2	0	0	0	0				
Damian Jackson, R OBP: 0.556, SLG: 0.571 (1, 4)										3	0	2	0	1	0	0				
Inning Stats	R: 0 E: 0 K: 1 S: 9	H: 0 LOB: 0 BB: 0 P: 13	R: 0 E: 0 K: 1 S: 10	H: 0 LOB: 1 BB: 1 P: 16	R: 0 E: 0 K: 0 S: 10	H: 0 LOB: 1 BB: 1 P: 20	R: 0 E: 0 K: 0 S: 7	H: 2 LOB: 2 BB: 1 P: 19	R: 1 E: 0 K: 0 S: 12	H: 1 LOB: 0 BB: 0 P: 13	R: 0 E: 0 K: 0 S: 7	H: 0 LOB: 0 BB: 0 P: 11	R: 0 E: 0 K: 0 S: 7	H: 1 LOB: 1 BB: 0 P: 13	R: 0 E: 0 K: 0 S: 10	H: 2 LOB: 2 BB: 0 P: 14		1B: 5 2B: 2 3B: 0 HR: 1	SF: 1 SAC: 0 DP: 0 HBP: 0	WP: 0 PB: 0 SB: 0 CS: 0
PITCHER	IP	WLS	BF	H	R	ER	SO	BB	IBB	HBP	BLK	WP	HR	S	P	ERA	WHIP			
Eric Milton, L ERA: 4.78 (1, 1)	7.0		28	5	2	2	3	3	0	0	0	0	1	63	110	2.57	1.143			
J.C. Romero, L ERA: 0.51 (8, 1)	0.2	3	1	0	0	0	0	0	0	0	0	0	0	5	11	0.00	1.500			
Michael Jackson, R ERA: 1.5 (8, 1)	1.1	W	6	2	0	0	0	0	0	0	0	0	0	12	16	0.00	1.500			

Batter	1	2	3	4	5	6	7	8	9	AB	R	H	RBI	BB	SO	LOB	BOTTOM					
Jacque Jones, L OBP: 0.338, SLG: 0.496 (1, 7)										5	0	0	0	0	1	6	Detroit Tigers @ Minnesota Twins Hubert H. Humphrey Metrodome, Minneapolis, MN Sat May 04 2002, 7:05 PM EDT Att: 21,845 - Dome - 72 F					
Cristian Guzman, S OBP: 0.225, SLG: 0.230 (1, 6)										5	0	1	1	0	1	0						
Doug Mientkiewicz, L OBP: 0.386, SLG: 0.439 (1, 3)										2	0	0	0	2	0	0						
Matthew LeCroy, R OBP: 0.372, SLG: 0.564 (1, 10)										3	1	0	0	1	0	2						
Tori Hunter, R OBP: 0.409, SLG: 0.647 (1, 8)										4	1	2	0	0	0	2						
Corey Koskie, L OBP: 0.406, SLG: 0.491 (1, 5)										2	1	1	0	2	1	1						
Dustan Mohr, R OBP: 0.382, SLG: 0.500 (1, 9)										3	0	0	0	0	1	6						
Tom Prince, R OBP: 0.370, SLG: 0.750 A.J. Pierzynski, L OBP: 0.359, SLG: 0.465 (9, PH)										1	0	0	1	0	0	1						
Jay Canizaro, R OBP: 0.308, SLG: 0.328 Bobby Kielty, S OBP: 0.383, SLG: 0.575 (9, PH)										1	0	0	0	0	0	2						
Inning Stats	R: 0 E: 0 K: 2 S: 8	H: 0 LOB: 0 BB: 0 P: 10	R: 2 E: 0 K: 0 S: 15	H: 1 LOB: 2 BB: 3 P: 31	R: 0 E: 0 K: 1 S: 8	H: 0 LOB: 0 BB: 0 P: 13	R: 0 E: 0 K: 1 S: 8	H: 1 LOB: 1 BB: 0 P: 12	R: 0 E: 0 K: 0 S: 4	H: 0 LOB: 0 BB: 1 P: 10	R: 0 E: 0 K: 1 S: 14	H: 0 LOB: 2 BB: 2 P: 26	R: 0 E: 0 K: 1 S: 8	H: 0 LOB: 0 BB: 0 P: 12	R: 0 E: 0 K: 0 S: 9	H: 0 LOB: 1 BB: 1 P: 19		R: 1 E: 1 K: 0 S: 8	H: 2 LOB: 3 BB: 1 P: 18	1B: 3 2B: 1 3B: 0 HR: 0	SF: 1 SAC: 1 DP: 1 HBP: 1	WP: 0 PB: 0 SB: 2 CS: 1
PITCHER	IP	WLS	BF	H	R	ER	SO	BB	IBB	HBP	BLK	WP	HR	S	P	ERA	WHIP					
Mark Redman, L ERA: 5.4 (1, 1)	7.0		28	2	2	2	5	6	0	1	0	0	0	65	114	2.57	1.143					
Jamie Walker, L ERA: 2.45 (8, 1)	0.1	2	0	0	0	0	0	1	0	0	0	0	0	3	9	0.00	3.000					
Fernando Rodney, R ERA: (8, 1)	1.1	L	8	2	1	0	0	0	1	0	0	0	0	14	28	0.00	1.500					

Batter	1	2	3	4	5	6	7	8	9	AB	R	H	RBI	BB	SO	LOB	TOP										
Jose Macias, S OBP: 0.265, SLG: 0.236 (1, 5)	G6-3	F7				HR	F8		P3	5	1	1	0	0	0	1											
Robert Fick, L OBP: 0.367, SLG: 0.485 (1, 9)	G4-3		F7			HR	F9		K	5	1	1	2	0	1	0											
Bobby Higginson, L OBP: 0.347, SLG: 0.505 (1, 7)	1B		P6			WP	SF9		K	5	1	2	0	0	1	0											
Randall Simon, L OBP: 0.369, SLG: 0.654 (1, 10)	G5-3					K	L4			4	0	1	0	0	1	2											
Shane Halter, R OBP: 0.347, SLG: 0.400 (1, 6)		2B				HR	FC6-4			2	2	2	0	2	0	0											
Craig Paquette, R OBP: 0.221, SLG: 0.378 (1, 3)	15 1B	SF8	F9			SF9	FC6-4			3	1	1	2	0	0	3											
Wendell Magee, R OBP: 0.346, SLG: 0.500 (1, 8)	L5					HR			K	4	1	1	2	0	1	1											
15 Brandon Inge, R OBP: 0.476, SLG: 0.650 (1, 2)						F8			K	4	0	1	0	0	2	0											
Damian Jackson, R OBP: 0.455, SLG: 0.471 (1, 4)	SF8					G5-3	G4-3		G5-3	3	0	0	1	0	0	0											
Inning Stats	R: 0 E: 0 K: 0 S: 11	H: 1 LOB: 1 BB: 0 P: 17	R: 2 E: 0 K: 0 S: 13	H: 3 LOB: 1 BB: 0 P: 21	R: 0 E: 0 K: 0 S: 10	H: 1 LOB: 2 BB: 1 P: 19	R: 0 E: 0 K: 1 S: 6	H: 0 LOB: 0 BB: 0 P: 8	R: 5 E: 0 K: 1 S: 20	H: 4 LOB: 0 BB: 1 P: 31	R: 0 E: 0 K: 0 S: 10	H: 0 LOB: 0 BB: 0 P: 14	R: 0 E: 0 K: 0 S: 12	H: 1 LOB: 1 BB: 0 P: 16	R: 0 E: 0 K: 2 S: 8	H: 0 LOB: 0 BB: 0 P: 9	R: 0 E: 0 K: 2 S: 8	H: 0 LOB: 0 BB: 0 P: 13	1B: 5 2B: 3 3B: 0 HR: 2	SF: 2 SAC: 0 DP: 0 HBP: 0	WP: 1 PB: 0 SB: 1 CS: 0	PA: 39					
PITCHER	IP	WLS	BF	H	R	ER	SO	BB	IBB	HBP	BLK	WP	HR	S	P	ERA	WHIP										
Kyle Lohse, R ERA: 6.06 (1, 1)	4.1	L	23	8	6	6	2	2	0	0	0	1	1	51	83	12.46	2.308										
Jack Cressend, R ERA: 7.99 (5, 1)	1.2		6	1	1	1	0	0	0	0	0	0	1	19	27	5.40	0.600										
LaTroy Hawkins, R ERA: 1.93 (7, 1)	2.0		7	1	0	0	2	0	0	0	0	0	0	20	25	0.00	0.500										
Eddie Guardado, L ERA: 1.2 (9, 1)	1.0		3	0	0	0	2	0	0	0	0	0	0	8	13	0.00	0.000										

Detroit Tigers @ Minnesota Twins
 Hubert H. Humphrey Metrodome, Minneapolis, MN
 Sun May 05 2002, 2:05 PM EDT
 Att: 16,943 - Dome - 72 F

AB 35
R 7
H 10
RBI 7
BB 2
SO 6
LOB 7



Batter	1	2	3	4	5	6	7	8	9	AB	R	H	RBI	BB	SO	LOB	BOTTOM										
Jacque Jones, L OBP: 0.340, SLG: 0.489 (1, 7)	G4-3		K				G3			4	1	1	0	1	1	0											
Cristian Guzman, S OBP: 0.234, SLG: 0.238 (1, 6)	K		F8				E		K	5	2	2	0	0	2	1											
Doug Mientkiewicz, L OBP: 0.379, SLG: 0.429 (1, 3)	F7		G3			1 SAFE	1B		P6	5	0	1	1	0	0	3											
Matthew LeCroy, R OBP: 0.354, SLG: 0.591 (1, 10)		P3				G5-3	K		F2	5	1	1	3	0	1	1											
Corey Koskie, L OBP: 0.421, SLG: 0.509 (1, 5)		E	G6-3			F8	G4-3		K	4	2	3	0	1	0	0											
Bobby Kielty, S OBP: 0.404, SLG: 0.558 (1, 8)		E7				G4-3	G4-3		2B	3	0	1	0	2	1	2											
Brian Buchanan, R OBP: 0.349, SLG: 0.475 (8, PH)		G5-3					P6		G6-3	3	0	1	2	1	0	2											
Tori Hunter, R OBP: 0.406, SLG: 0.642 (9, PH)									G6-3	1	0	0	0	0	0	1											
A.J. Pierzynski, L OBP: 0.365, SLG: 0.455 (1, 2)						K			G6-3	2	0	0	0	0	1	4											
Denny Hocking, S OBP: 0.260, SLG: 0.206 (1, 4)							F7		K	3	0	0	0	0	0	4											
Dustan Mohr, R OBP: 0.378, SLG: 0.494 (8, PH)							F9			1	0	0	0	0	1	0											
Jay Canizaro, R OBP: 0.308, SLG: 0.328 (9, 4)										0	0	0	0	0	0	0											
Inning Stats	R: 0 E: 0 K: 1 S: 7	H: 0 LOB: 0 BB: 0 P: 13	R: 1 E: 1 K: 0 S: 17	H: 1 LOB: 2 BB: 1 P: 29	R: 0 E: 0 K: 1 S: 8	H: 0 LOB: 0 BB: 0 P: 10	R: 0 E: 0 K: 1 S: 8	H: 0 LOB: 2 BB: 2 P: 18	R: 1 E: 1 K: 1 S: 15	H: 2 LOB: 1 BB: 0 P: 18	R: 0 E: 0 K: 0 S: 18	H: 1 LOB: 2 BB: 0 P: 27	R: 4 E: 0 K: 0 S: 18	H: 5 LOB: 1 BB: 1 P: 30	R: 0 E: 0 K: 2 S: 13	H: 0 LOB: 1 BB: 1 P: 20	R: 0 E: 0 K: 1 S: 11	H: 1 LOB: 1 BB: 0 P: 18	1B: 8 2B: 1 3B: 0 HR: 1	SF: 0 SAC: 0 DP: 1 HBP: 2	WP: 0 PB: 0 SB: 2 CS: 0	PA: 43					
PITCHER	IP	WLS	BF	H	R	ER	SO	BB	IBB	HBP	BLK	WP	HR	S	P	ERA	WHIP										
Jeff Weaver, R ERA: 3.47 (1, 1)	6.0	W	29	6	4	2	4	3	0	2	0	0	0	78	126	3.00	1.500										
Jamie Walker, L ERA: 4.7 (7, 1)	0.1		4	2	1	1	0	1	0	0	0	0	1	5	10	27.00	9.000										
Jose Paniagua, R ERA: 5.79 (7, 1)	1.0	H	4	1	1	1	1	1	0	0	0	0	0	14	20	9.00	2.000										
Juan Acevedo, R ERA: 4.35 (8, 1)	1.2	S	6	1	0	0	2	0	0	0	0	0	0	18	27	0.00	0.600										

Detroit Tigers @ Minnesota Twins
 Hubert H. Humphrey Metrodome, Minneapolis, MN
 Sun May 05 2002, 2:05 PM EDT
 Att: 16,943 - Dome - 72 F

AB 36
R 6
H 10
RBI 6
BB 5
SO 7
LOB 18



Batter	1	2	3	4	5	6	7	8	9	AB	R	H	RBI	BB	SO	LOB	TOP										
Jose Macias, S OBP: 0.275, SLG: 0.247 (1, 5)										4	0	2	1	0	2	1	Detroit Tigers @ Minnesota Twins Hubert H. Humphrey Metrodome, Minneapolis, MN Mon May 06 2002, 8:05 PM EDT Att: 10,708 - Dome - 72 F										
Robert Fick, L OBP: 0.363, SLG: 0.475 (1, 9)										4	0	1	0	0	2	1											
Bobby Higginson, L OBP: 0.344, SLG: 0.513 (1, 7)										4	0	1	0	0	0	2											
Randall Simon, L OBP: 0.352, SLG: 0.624 (1, 10)										4	0	0	0	0	0	3											
Shane Halter, R OBP: 0.352, SLG: 0.393 (1, 6)											2	0	0	0	2	0											
Craig Paquette, R OBP: 0.213, SLG: 0.363 (1, 3)											4	0	0	0	0	2											
Wendell Magee, R OBP: 0.341, SLG: 0.488 (1, 8)											4	0	1	0	0	1											
Mike Rivera, R OBP: 0.261, SLG: 0.379 (1, 2)											3	0	0	0	0	2											
Damian Jackson, R OBP: 0.480, SLG: 0.600 (1, 4)										3	1	2	0	0	0	0											
Inning Stats	R: 0 E: 0 K: 2 S: 8	H: 1 LOB: 1 BB: 0 P: 12	R: 0 E: 0 K: 0 S: 5	H: 0 LOB: 0 BB: 0 P: 7	R: 1 E: 0 K: 1 S: 10	H: 2 LOB: 0 BB: 0 P: 14	R: 0 E: 0 K: 0 S: 9	H: 0 LOB: 1 BB: 1 P: 14	R: 0 E: 0 K: 1 S: 9	H: 2 LOB: 1 BB: 0 P: 15	R: 0 E: 0 K: 0 S: 7	H: 0 LOB: 1 BB: 1 P: 8	R: 0 E: 0 K: 0 S: 9	H: 0 LOB: 1 BB: 1 P: 14	R: 0 E: 0 K: 1 S: 9	H: 2 LOB: 2 BB: 0 P: 14	R: 0 E: 0 K: 1 S: 7	H: 0 LOB: 0 BB: 0 P: 11	1B: 4 2B: 2 3B: 1 HR: 0	SF: 0 SAC: 0 DP: 1 HBP: 0	WP: 1 PB: 0 SB: 0 CS: 1	PA: 34					
PITCHER	IP	WLS	BF	H	R	ER	SO	BB	IBB	HBP	BLK	WP	HR	S	P	ERA	WHIP										
Rick Reed, R ERA: 3.58 (1, 1)	5.0	W	19	5	1	1	4	1	0	0	0	0	0	41	62	1.80	1.200										
Tony Fiore, R ERA: 0.63 (6, 1)	1.1	H	5	0	0	0	0	1	0	0	0	0	0	12	17	0.00	0.750										
Michael Jackson, R ERA: 1.38 (7, 1)	1.0	H	4	1	0	0	0	0	0	0	0	1	0	8	12	0.00	1.000										
J.C. Romero, L ERA: 0.49 (8, 1)	0.2	H	3	1	0	0	0	0	0	0	0	0	0	5	7	0.00	1.500										
Eddie Guardado, L ERA: 1.13 (9, 1)	1.0	S	3	0	0	0	1	0	0	0	0	0	0	7	11	0.00	0.000										

Batter	1	2	3	4	5	6	7	8	9	AB	R	H	RBI	BB	SO	LOB	BOTTOM										
Jacque Jones, L OBP: 0.349, SLG: 0.493 (1, 7)										3	0	2	3	1	0	0	Detroit Tigers @ Minnesota Twins Hubert H. Humphrey Metrodome, Minneapolis, MN Mon May 06 2002, 8:05 PM EDT Att: 10,708 - Dome - 72 F										
Cristian Guzman, S OBP: 0.241, SLG: 0.245 (1, 6)										5	0	2	0	0	1	4											
Doug Mientkiewicz, L OBP: 0.382, SLG: 0.426 (1, 3)										3	0	1	0	1	0	1											
Matthew LeCroy, R OBP: 0.327, SLG: 0.542 (1, 10)										4	0	0	0	0	2	5											
Tori Hunter, R OBP: 0.409, SLG: 0.645 (1, 8)										4	0	2	0	0	0	4											
Corey Koskie, L OBP: 0.416, SLG: 0.496 (1, 5)										3	1	0	0	1	0	2											
Brian Buchanan, R OBP: 0.383, SLG: 0.488 (1, 9)										3	1	2	0	0	1	1											
Dustin Mohr, R OBP: 0.378, SLG: 0.494 (9, 9)										0	0	0	0	0	0	0											
A.J. Pierzynski, L OBP: 0.360, SLG: 0.446 (1, 2)										4	1	1	0	0	0	4											
Denny Hocking, S OBP: 0.260, SLG: 0.209 (1, 4)										4	0	1	0	0	0	3											
Inning Stats	R: 0 E: 0 K: 1 S: 7	H: 0 LOB: 1 BB: 1 P: 16	R: 0 E: 0 K: 1 S: 9	H: 1 LOB: 0 BB: 0 P: 12	R: 0 E: 0 K: 0 S: 12	H: 2 LOB: 3 BB: 1 P: 20	R: 2 E: 0 K: 0 S: 10	H: 2 LOB: 0 BB: 0 P: 16	R: 0 E: 0 K: 1 S: 10	H: 1 LOB: 1 BB: 1 P: 16	R: 0 E: 0 K: 1 S: 12	H: 1 LOB: 1 BB: 0 P: 16	R: 0 E: 0 K: 0 S: 9	H: 2 LOB: 2 BB: 0 P: 13	R: 0 E: 0 K: 0 S: 9	H: 2 LOB: 0 BB: 0 P: 13	1B: 10 2B: 1 3B: 0 HR: 0	SF: 1 SAC: 0 DP: 0 HBP: 1	WP: 0 PB: 0 SB: 0 CS: 1	PA: 39							
PITCHER	IP	WLS	BF	H	R	ER	SO	BB	IBB	HBP	BLK	WP	HR	S	P	ERA	WHIP										
Steve Sparks, R ERA: 3.06 (1, 1)	8.0	L	38	11	3	3	4	3	0	1	0	0	0	78	125	3.38	1.750										

AB	32
R	1
H	7
RBI	1
BB	2
SO	5
LOB	12



AB	33
R	3
H	11
RBI	3
BB	3
SO	4
LOB	24



Batter	1	2	3	4	5	6	7	8	9	AB	R	H	RBI	BB	SO	LOB	TOP								
Chuck Knoblauch R OBP: 0.260, SLG: 0.273	0-1 2B		3-2 F7		0-1 G6-3		0-0 G4-3			4	0	1	0	0	0	1	Kansas City Royals @ Minnesota Twins Hubert H. Humphrey Metrodome, Minneapolis, MN Tue May 07 2002, 8:05 PM EDT Att: 12,229 - Dome - 72 F livebaseballscorecards.com								
Michael Tucker L OBP: 0.333, SLG: 0.396	2-2 F5		4-2 WP BB		1-0 29 SF8 3B		3-3 K			3	1	1	0	1	1	2									
29 Mike Sweeney R OBP: 0.384, SLG: 0.460	4-0 BB		0-1 F8		0-2 SF8			0-2 G5-3		2	0	0	1	1	0	1									
Carlos Beltrán, S OBP: 0.318, SLG: 0.478	1-3 K		2-2 G4-3		3-H 3-2 F7			2-1 S E 2B		4	1	1	0	0	1	3									
Joe Randa, R OBP: 0.333, SLG: 0.425	1-3 K			0-0 G5-3		0-0 G4-3		0-0 F9		4	0	0	0	0	1	3									
Brandon Berger, R OBP: 0.316, SLG: 0.333		2-3 K		3-2 F3			0-0 E 1B	1-2 G6-3		4	1	1	0	0	1	0									
Neifi Perez, S OBP: 0.234, SLG: 0.297		1-2 G3-1		3-1 F9			1-2 E 1B		1-2 G4-3	4	1	1	0	0	0	0									
A.J. Hinch, R OBP: 0.278, SLG: 0.200		4-1 BB			4-1 G6-3 BB		2 SAFE G4-3 SH5-3 1B		0-1 F9	2	0	1	2	2	0	0									
Carlos Febles, R OBP: 0.367, SLG: 0.397		1-3 K			2-1 G6-3		0-0 SH5-3		1-1 G3-1	3	0	0	0	0	1	2									
Inning Stats	R: 0 H: 1 E: 0 K: 2 S: 13	H: 1 LOB: 2 BB: 1 P: 21	R: 0 H: 0 E: 0 K: 2 S: 10	LOB: 1 BB: 1 P: 18	R: 0 H: 0 E: 0 K: 0 S: 12	H: 0 LOB: 1 BB: 1 P: 21	R: 0 H: 0 E: 0 K: 0 S: 7	LOB: 0 BB: 0 P: 13	R: 0 H: 0 E: 0 K: 0 S: 5	H: 0 LOB: 0 BB: 0 P: 11	R: 1 H: 1 E: 0 K: 0 S: 9	H: 1 LOB: 0 BB: 0 P: 13	R: 2 H: 3 E: 1 K: 1 S: 10	H: 3 LOB: 1 BB: 0 P: 16	R: 1 H: 1 E: 0 K: 0 S: 9	H: 1 LOB: 0 BB: 0 P: 12	R: 0 H: 0 E: 0 K: 0 S: 8	H: 0 LOB: 0 BB: 0 P: 10	1B: 3 2B: 2 3B: 1 HR: 0	SF: 1 SAC: 1 DP: 0 HBP: 0	WP: 1 PB: 0 SB: 1 CS: 0	PA: 36			
PITCHER	IP	WLS	BF	H	R	ER	SO	BB	IBB	HBP	BLK	WP	HR	S	P	ERA	WHIP								
Matt Kinney, R ERA: 2.95	(1, 1)	6.0	L	23	2	1	1	4	4	0	0	0	0	56	97	1.50	1.000								
Bob Wells, R ERA: 7.2	(7, 1)	1.1		8	4	3	2	1	0	0	0	0	0	15	23	13.50	3.000								
LaTroy Hawkins, R ERA: 1.77	(8, 1)	1.2		5	0	0	0	0	0	0	0	0	0	12	15	0.00	0.000								

Batter	1	2	3	4	5	6	7	8	9	AB	R	H	RBI	BB	SO	LOB	BOTTOM								
Jacque Jones, L OBP: 0.353, SLG: 0.489	0-2 1B		1-3 K		4-1 BB		0-3 K			3	0	1	0	1	2	0	Kansas City Royals @ Minnesota Twins Hubert H. Humphrey Metrodome, Minneapolis, MN Tue May 07 2002, 8:05 PM EDT Att: 12,229 - Dome - 72 F livebaseballscorecards.com								
Cristian Guzman, S OBP: 0.250, SLG: 0.281	0-0 F7		1-2 BB		0-2 G1			2-1 HR		4	1	2	1	0	0	3									
Doug Mientkiewicz, L OBP: 0.371, SLG: 0.412	1-2 F8		0-1 F8			1-1 L7		0-1 P3		4	0	0	0	0	0	2									
Corey Koskie, L OBP: 0.418, SLG: 0.496	2-1 BB			1-3 K		1-0 G4-3		3-2 WP G4-3 1B		4	0	2	0	0	1	0									
Denny Hocking, S OBP: 0.200, SLG: 0.209	1-2 1B				0-1 F5		4-2 BB BB		0-0 G4-3	0	0	0	0	0	0	0									
Tori Hunter, R OBP: 0.404, SLG: 0.630	3-2 F8				0-1 F5		4-2 BB BB		1-2 G4-3	3	0	0	0	1	0	3									
Bobby Kielty, S OBP: 0.393, SLG: 0.522		1-2 F9		3-2 F7		4-1 BB		2-0 G6-3		3	0	0	0	1	0	1									
Brian Buchanan, R OBP: 0.373, SLG: 0.457		1-2 G5-3			1-0 G4-3 HBP		0-2 L4		3-1 G6-3	3	0	0	0	0	0	2									
A.J. Pierzynski, L OBP: 0.346, SLG: 0.427		0-0 G1-3			0-1 G4-3		0-1 G3		0-3 K	4	0	0	0	0	1	1									
Jay Canizaro, R OBP: 0.290, SLG: 0.306			0-1 G6-3		3-3 K		1-0 F7		3-1 L4	4	0	0	0	0	1	1									
Inning Stats	R: 0 H: 2 E: 0 K: 0 S: 14	H: 0 LOB: 0 BB: 0 P: 9	R: 0 H: 1 E: 0 K: 1 S: 11	LOB: 1 BB: 0 P: 13	R: 0 H: 0 E: 0 K: 1 S: 8	H: 0 LOB: 0 BB: 0 P: 12	R: 0 H: 0 E: 0 K: 1 S: 9	LOB: 2 BB: 1 P: 17	R: 0 H: 0 E: 0 K: 0 S: 6	H: 0 LOB: 0 BB: 0 P: 7	R: 1 H: 2 E: 0 K: 0 S: 10	H: 2 LOB: 2 BB: 0 P: 17	R: 0 H: 0 E: 0 K: 1 S: 7	H: 0 LOB: 0 BB: 0 P: 13	1B: 4 2B: 0 3B: 0 HR: 1	SF: 0 SAC: 0 DP: 0 HBP: 1	WP: 1 PB: 0 SB: 0 CS: 0	PA: 36							
PITCHER	IP	WLS	BF	H	R	ER	SO	BB	IBB	HBP	BLK	WP	HR	S	P	ERA	WHIP								
Paul Byrd, R ERA: 2.92	(1, 1)	7.0	W	28	3	0	1	0	4	0	0	0	0	64	97	0.00	0.857								
Jason Grimsley, R ERA: 6.17	(8, 1)	1.0		5	2	1	1	0	0	0	0	0	1	10	17	9.00	2.000								
Roberto Hernandez, R ERA: 9.0	(9, 1)	1.0	S	3	0	0	0	1	0	0	0	0	0	7	13	0.00	0.000								



Batter	1	2	3	4	5	6	7	8	9	AB	R	H	RBI	BB	SO	LOB	TOP					
Chuck Knoblauch R OBP: 0.250, SLG: 0.261	F5		F9			G4-3			F8	4	0	0	0	0	0	0						
Michael Tucker L OBP: 0.321, SLG: 0.379	G6-3			F9		F7			G3	4	0	0	0	0	0	0						
29 Mike Sweeney R OBP: 0.388, SLG: 0.466				G4-3			P6		1B 2B	3	1	1	0	1	0	0						
Carlos Beltrán, S OBP: 0.323, SLG: 0.474	F9			F8			P4-3 BB		DI 1B	3	0	1	1	1	0	1						
Joe Randa, R OBP: 0.321, SLG: 0.407		F8			G5-3		P4-3		F8	4	0	0	0	0	2							
Raul Ibanez, L OBP: 0.233, SLG: 0.325	G6-3			G5-3 1B BB				F8		2	0	0	0	1	0	0						
Neifi Perez, S OBP: 0.244, SLG: 0.306			F7			G5-3 1B			G3 1B 1B	3	0	2	0	0	0	0						
Juan Brito, R OBP: 0.375, SLG: 0.375				G4-3					G3	2	0	0	0	0	2							
Luis Alcaez, S OBP: 0.220, SLG: 0.158					G5-3					1	0	0	0	0	1							
A.J. Hinch, R OBP: 0.278, SLG: 0.200										0	0	0	0	0	0	0						
Carlos Febles, R OBP: 0.366, SLG: 0.395			P3			G6-3				3	0	1	0	0	0	0						
Inning Stats	R: 0 E: 0 K: 0 S: 6	H: 0 LOB: 1 BB: 1 P: 11	R: 0 E: 0 K: 0 S: 6	H: 0 LOB: 0 BB: 0 P: 11	R: 0 E: 0 K: 0 S: 6	H: 0 LOB: 0 BB: 0 P: 10	R: 0 E: 0 K: 0 S: 7	H: 0 LOB: 0 BB: 0 P: 13	R: 0 E: 0 K: 0 S: 8	H: 1 LOB: 1 BB: 1 P: 14	R: 0 E: 0 K: 0 S: 4	H: 0 LOB: 0 BB: 0 P: 4	R: 0 E: 0 K: 0 S: 10	H: 0 LOB: 0 BB: 1 P: 16	R: 0 E: 0 K: 0 S: 7	H: 2 LOB: 2 BB: 0 P: 11	R: 1 E: 0 K: 0 S: 11	H: 2 LOB: 1 BB: 0 P: 16	1B: 4 2B: 2 3B: 0 HR: 0	SF: 0 SAC: 0 DP: 2 HBP: 0	WP: 0 PB: 0 SB: 0 CS: 0	PA: 32
PITCHER Brad Radke, R ERA: 5.29	IP: 9.0 WLS: W BF: 32 H: 5 R: 1 ER: 1 SO: 0 BB: 3 IBB: 0 HBP: 0 BLK: 0 WP: 0 HR: 0 S: 65 P: 106 ERA: 1.00 WHIP: 0.889															PITCHER	IP: 9.0 WLS: W BF: 32 H: 5 R: 1 ER: 1 SO: 0 BB: 3 IBB: 0 HBP: 0 BLK: 0 WP: 0 HR: 0 S: 65 P: 106 ERA: 1.00 WHIP: 0.889					

Kansas City Royals @ Minnesota Twins
Hubert H. Humphrey Metrodome, Minneapolis, MN

AB 29
R 1
H 5
RBI 1
BB 3
SO 0
LOB 6



Wed May 08, 2002, 8:05 PM EDT
Att: 13,026 - Dome - 72 F

Batter	1	2	3	4	5	6	7	8	9	AB	R	H	RBI	BB	SO	LOB	BOTTOM			
Jay Canizaro, R OBP: 0.297, SLG: 0.308	E G1-3 1B	K		SF8		2B BB		K		3	0	1	1	1	2	2				
Cristian Guzman, S OBP: 0.250, SLG: 0.288	G1-3		E3 FC1-5 G3	F9		2B				4	0	1	1	0	0	3				
Doug Mientkiewicz, L OBP: 0.369, SLG: 0.462			G3		G3-1		F7			3	0	0	0	1	0	1				
Matthew LeCroy, R OBP: 0.339, SLG: 0.529			FC1-5 WP		K		CS 1B			3	0	1	0	1	1	1				
Tori Hunter, R OBP: 0.400, SLG: 0.618	K		P6		K					4	0	1	0	0	2	4				
Dustin Mohr, R OBP: 0.383, SLG: 0.500	F9				BB 1B SF8 BB	G4-3 2B 2B		K		3	2	1	0	1	1	5				
Brian Buchanan, R OBP: 0.345, SLG: 0.420		L4		F8		G4-3		E6 CS		4	0	0	0	0	2					
Jacque Jones, L OBP: 0.353, SLG: 0.489										0	0	0	0	0	0	0				
Tom Prince, R OBP: 0.419, SLG: 0.778				SF8 BB 1B		2B 2B		F9		3	1	2	1	0	0	1				
Denny Hocking, S OBP: 0.272, SLG: 0.229						F7				3	0	1	0	1	1	2				
Inning Stats	R: 0 E: 1 K: 1 S: 14	H: 1 LOB: 3 BB: 2 P: 25	R: 0 E: 0 K: 2 S: 10	H: 0 LOB: 1 BB: 0 P: 12	R: 0 E: 1 K: 0 S: 10	H: 0 LOB: 1 BB: 0 P: 16	R: 1 E: 0 K: 0 S: 12	H: 1 LOB: 2 BB: 2 P: 25	R: 0 E: 0 K: 0 S: 7	H: 0 LOB: 0 BB: 0 P: 10	R: 2 E: 0 K: 0 S: 6	H: 3 LOB: 2 BB: 1 P: 11	R: 0 E: 0 K: 1 S: 9	H: 2 LOB: 2 BB: 0 P: 16	R: 0 E: 1 K: 1 S: 11	H: 1 LOB: 1 BB: 0 P: 12	1B: 4 2B: 5 3B: 0 HR: 0	SF: 1 SAC: 0 DP: 1 HBP: 1	WP: 1 PB: 0 SB: 0 CS: 2	PA: 37
PITCHER Jeremy Affeldt, L ERA: 2.49	IP: 4.0 WLS: L BF: 20 H: 2 R: 1 ER: 1 SO: 3 BB: 4 IBB: 0 HBP: 1 BLK: 0 WP: 1 HR: 0 S: 46 P: 78 ERA: 2.25 WHIP: 1.500															PITCHER	IP: 4.0 WLS: L BF: 20 H: 2 R: 1 ER: 1 SO: 3 BB: 4 IBB: 0 HBP: 1 BLK: 0 WP: 1 HR: 0 S: 46 P: 78 ERA: 2.25 WHIP: 1.500			
Dan Reichert, R ERA: 6.67	IP: 2.0 WLS: 0 BF: 9 H: 3 R: 2 ER: 2 SO: 2 BB: 1 IBB: 0 HBP: 0 BLK: 0 WP: 0 HR: 0 S: 13 P: 21 ERA: 9.00 WHIP: 2.000															PITCHER	IP: 2.0 WLS: 0 BF: 9 H: 3 R: 2 ER: 2 SO: 2 BB: 1 IBB: 0 HBP: 0 BLK: 0 WP: 0 HR: 0 S: 13 P: 21 ERA: 9.00 WHIP: 2.000			
Blake Stein, R ERA: 8.82	IP: 1.0 WLS: 0 BF: 4 H: 2 R: 0 ER: 0 SO: 1 BB: 0 IBB: 0 HBP: 0 BLK: 0 WP: 0 HR: 0 S: 9 P: 16 ERA: 0.00 WHIP: 2.000															PITCHER	IP: 1.0 WLS: 0 BF: 4 H: 2 R: 0 ER: 0 SO: 1 BB: 0 IBB: 0 HBP: 0 BLK: 0 WP: 0 HR: 0 S: 9 P: 16 ERA: 0.00 WHIP: 2.000			
Cory Bailey, R ERA: 5.6	IP: 1.0 WLS: 0 BF: 4 H: 1 R: 0 ER: 0 SO: 1 BB: 0 IBB: 0 HBP: 0 BLK: 0 WP: 0 HR: 0 S: 11 P: 12 ERA: 0.00 WHIP: 1.000															PITCHER	IP: 1.0 WLS: 0 BF: 4 H: 1 R: 0 ER: 0 SO: 1 BB: 0 IBB: 0 HBP: 0 BLK: 0 WP: 0 HR: 0 S: 11 P: 12 ERA: 0.00 WHIP: 1.000			

Kansas City Royals @ Minnesota Twins
Hubert H. Humphrey Metrodome, Minneapolis, MN

AB 30
R 3
H 8
RBI 3
BB 5
SO 7
LOB 21




Wed May 08, 2002, 8:05 PM EDT
Att: 13,026 - Dome - 72 F


Batter	1	2	3	4	5	6	7	8	9	AB	R	H	RBI	BB	SO	LOB	TOP										
Alfonso Soriano, R (1, 4) OBP: 0.368, SLG: 0.666	F8		1B			2 HR			K	5	2	2	0	0	1	0	New York Yankees @ Minnesota Twins Hubert H. Humphrey Metrodome, Minneapolis, MN Fri May 10 2002, 8:05 PM EDT Att: 35,727 - Dome - 72 F										
2 Derek Jeter, R (1, 6) OBP: 0.377, SLG: 0.457	1B		1B			1B			F3	4	1	2	2	0	1	0											
Bernie Williams, S (1, 8) OBP: 0.377, SLG: 0.381	HBP		1B			HR			F3	5	1	3	1	0	1	0											
25 Jason Giambi, L (1, 3) OBP: 0.372, SLG: 0.485	1B		1B			25 BB			G6-3	3	1	1	0	1	1	2											
20 Jorge Posada, S (1, 2) OBP: 0.388, SLG: 0.470	K		1B			20 BB			F7	4	0	1	1	0	2	5											
Shane Spencer, R (1, 9) OBP: 0.391, SLG: 0.481	K		1B			BB			K	3	0	1	0	0	1	0											
Robin Ventura, L (1, 5) OBP: 0.352, SLG: 0.471	K		1B			BB			K	3	0	0	0	1	1	4											
Ron Coomer, R (1, 10) OBP: 0.281, SLG: 0.500	K		1B			BB			K	2	0	0	0	0	0	2											
John Vander Wal, L (5, PH) OBP: 0.379, SLG: 0.458	K		1B			BB			K	1	0	0	1	1	1	0											
Rondell White, R (1, 7) OBP: 0.286, SLG: 0.357	K		1B			BB			F8	4	0	0	0	0	0	4											
Inning Stats	R: 0 E: 0 K: 2 S: 13	H: 1 LOB: 2 BB: 0 P: 22	R: 0 E: 0 K: 0 S: 7	H: 0 LOB: 0 BB: 1 P: 13	R: 1 E: 0 K: 0 S: 12	H: 4 LOB: 2 BB: 0 P: 18	R: 0 E: 0 K: 0 S: 13	H: 1 LOB: 1 BB: 0 P: 22	R: 4 E: 0 K: 2 S: 10	H: 4 LOB: 2 BB: 2 P: 47	R: 0 E: 0 K: 2 S: 10	H: 0 LOB: 0 BB: 0 P: 14	R: 0 E: 0 K: 2 S: 8	H: 0 LOB: 0 BB: 0 P: 10	R: 0 E: 0 K: 1 S: 8	H: 0 LOB: 0 BB: 0 P: 11	R: 0 E: 0 K: 1 S: 7	H: 0 LOB: 0 BB: 0 P: 12	1B: 8 2B: 1 3B: 0 HR: 1	SF: 0 SAC: 0 DP: 3 HBP: 2	WP: 0 PB: 0 CS: 0	PA: 39					
PITCHER	IP	WLS	BF	H	R	ER	SO	BB	IBB	HBP	BLK	WP	HR	S	P	ERA	WHIP										
Eric Milton, L (1, 1) ERA: 5.32	4.0	L	23	10	5	5	2	2	0	1	0	0	1	56	101	11.25	3.000										
Tony Fiore, R (5, 1) ERA: 0.52	3.0		10	0	0	0	5	1	0	1	0	0	0	30	45	0.00	0.333										
J.C. Romero, L (8, 1) ERA: 0.47	0.2		2	0	0	0	1	0	0	0	0	0	0	6	9	0.00	0.000										
LaTroy Hawkins, R (8, 1) ERA: 1.66	1.1		4	0	0	0	1	0	0	0	0	0	0	9	14	0.00	0.000										

Batter	1	2	3	4	5	6	7	8	9	AB	R	H	RBI	BB	SO	LOB	BOTTOM										
Jacque Jones, L (1, 7) OBP: 0.354, SLG: 0.486	K		G4-3			K			G5-4-3	5	0	2	0	0	2	1	New York Yankees @ Minnesota Twins Hubert H. Humphrey Metrodome, Minneapolis, MN Fri May 10 2002, 8:05 PM EDT Att: 35,727 - Dome - 72 F										
Cristian Guzman, S (1, 6) OBP: 0.248, SLG: 0.285	BB		G5-3			K			G4-3	5	1	1	0	0	1	2											
Doug Mientkiewicz, L (1, 3) OBP: 0.385, SLG: 0.416	1B		1B			1B			G4-3	3	1	3	0	1	0	0											
Brian Buchanan, R (1, 9) OBP: 0.339, SLG: 0.463	BB		1B			1B			F8	4	1	1	2	0	0	3											
Tori Hunter, R (1, 8) OBP: 0.396, SLG: 0.615	K		2B			P6			G5-3	4	0	1	0	0	1	3											
Dustin Mohr, R (1, 10) OBP: 0.367, SLG: 0.478	F8		K			P6			G6-3	4	0	0	0	0	1	3											
Casey Blake, R (1, 5) OBP: 0.250, SLG: 0.250			K			L9			K	4	0	1	0	0	2	1											
A.J. Pierzynski, L (1, 2) OBP: 0.343, SLG: 0.420			K			F7			K2-3	4	0	1	0	0	1	1											
Jay Canizaro, R (1, 4) OBP: 0.286, SLG: 0.294			F8			P3			F8	3	0	0	0	0	0	2											
Bobby Kielty, S (9, PH) OBP: 0.386, SLG: 0.511			F8			P3			F8	1	0	0	0	0	0	0											
Inning Stats	R: 1 E: 1 K: 2 S: 13	H: 1 LOB: 2 BB: 1 P: 26	R: 0 E: 0 K: 0 S: 4	H: 1 LOB: 1 BB: 0 P: 4	R: 2 E: 0 K: 2 S: 16	H: 3 LOB: 1 BB: 0 P: 24	R: 0 E: 0 K: 1 S: 7	H: 0 LOB: 0 BB: 0 P: 9	R: 0 E: 0 K: 1 S: 12	H: 1 LOB: 1 BB: 0 P: 17	R: 0 E: 0 K: 0 S: 11	H: 1 LOB: 1 BB: 0 P: 14	R: 0 E: 0 K: 0 S: 7	H: 2 LOB: 1 BB: 0 P: 11	R: 0 E: 0 K: 1 S: 9	H: 0 LOB: 0 BB: 0 P: 11	R: 0 E: 0 K: 1 S: 13	H: 1 LOB: 1 BB: 0 P: 17	1B: 8 2B: 1 3B: 0 HR: 1	SF: 0 SAC: 0 DP: 1 HBP: 0	WP: 0 PB: 0 CS: 0	PA: 38					
PITCHER	IP	WLS	BF	H	R	ER	SO	BB	IBB	HBP	BLK	WP	HR	S	P	ERA	WHIP										
David Wells, L (1, 1) ERA: 4.53	6.2	W	30	9	3	2	6	1	0	0	0	0	1	67	100	2.70	1.500										
Steve Karsay, R (7, 1) ERA: 3.0	1.1	H	4	0	0	0	1	0	0	0	0	0	0	12	16	0.00	0.000										
42 Mariano Rivera, R (9, 1) ERA: 2.35	1.0	S	4	1	0	0	1	0	0	0	0	0	0	13	17	0.00	1.000										

AB 34
R 5
H 10
RBI 5
BB 3
SO 9
LOB 17



AB 37
R 3
H 10
RBI 2
BB 1
SO 8
LOB 16



Batter	1	2	3	4	5	6	7	8	9	AB	R	H	RBI	BB	SO	LOB	TOP		
Alfonso Soriano, R (1,4) OBP: 0.365, SLG: 0.604	0-2 P4		1-2 P6			1-2 G6-3		0-1		4	0	1	0	0	0	1	New York Yankees @ Minnesota Twins Hubert H. Humphrey Metrodome, Minneapolis, MN Sat May 11 2002, 7:05 PM EDT Att: 43,465 - Dome - 72 F		
Nick Johnson, L (1,3) OBP: 0.295, SLG: 0.336	3-1 F7		2-1 F9			1-0 F7		2-1 FC4-2		4	0	0	0	0	0	4			
2 Derek Jeter, R (1,6) OBP: 0.374, SLG: 0.452	0-3 K					2-3 K		3-H G4-3		4	1	1	0	0	2	2			
25 Jason Giambi, L (1,10) OBP: 0.369, SLG: 0.475		2-2 G4-3				4-2 G4-6-3		0-0 F9		3	0	0	0	1	1	0			
Bernie Williams, S (1,8) OBP: 0.387, SLG: 0.415		0-0 FC3-6				1-3 BB		1-1 G4-6-3		4	2	3	0	0	0	1			
Robin Ventura, L (1,5) OBP: 0.357, SLG: 0.500		1-2 FC3-6				3-3 K		1-1 1B		4	1	2	3	0	1	1			
Shane Spencer, R (1,7) OBP: 0.375, SLG: 0.458		1-2 F8				3-2 P6		3-H G4-6-3		4	0	0	0	0	0	2			
John Vander Wal, L (1,9) OBP: 0.391, SLG: 0.459						3-3 K		1-1 G4-6-3		2	0	1	0	1	1	0			
Gerald Williams, R (8,PR) (8,9)						SH1-3		2B FC4-2		1	0	0	0	0	1	0			
Alberto Castillo, R (1,2)						SH1-3		0-1 F3		2	0	0	0	0	1	1			
Inning Stats	R: 0 E: 0 K: 1 S: 8	H: 0 LOB: 0 BB: 0 P: 11	R: 0 E: 0 K: 0 S: 12	H: 1 LOB: 1 BB: 0 P: 16	R: 0 E: 0 K: 0 S: 9	H: 0 LOB: 1 BB: 1 P: 17	R: 1 E: 0 K: 1 S: 8	H: 1 LOB: 0 BB: 0 P: 15	R: 0 E: 0 K: 2 S: 9	H: 0 LOB: 0 BB: 0 P: 15	R: 1 E: 0 K: 0 S: 5	H: 2 LOB: 0 BB: 0 P: 7	R: 0 E: 0 K: 0 S: 9	H: 2 LOB: 2 BB: 0 P: 13	R: 2 E: 0 K: 2 S: 13	H: 2 LOB: 0 BB: 0 P: 18	1B: 4 2B: 2 3B: 1 HR: 1	SF: 0 SAC: 1 DP: 2 HBP: 0	WP: 2 PA: 35 CS: 0
PITCHER	IP WLS BF H R ER SO BB IBB HBP BLK WP HR S P ERA WHIP																		
Kyle Lohse, R (1,1) ERA: 5.54	6.1	23	3	2	2	5	2	0	0	0	0	0	0	0	0	0	2.84	0.789	
J.C. Romero, L (7,1) ERA: 0.45	1.0	B	4	2	0	0	0	0	0	0	0	0	0	0	0	0	0.00	2.000	
Michael Jackson, R (8,1) ERA: 1.32	0.2		3	1	0	0	0	0	0	0	0	0	0	0	0	0	0.00	1.500	
Eddie Guardado, L (9,1) ERA: 2.12	1.0	L	5	2	2	2	0	0	0	0	0	1	13	18	18.00	2.000			

AB	32
R	4
H	8
RBI	3
BB	2
SO	7
LOB	12



Batter	1	2	3	4	5	6	7	8	9	AB	R	H	RBI	BB	SO	LOB	BOTTOM				
Dustan Mohr, R (1,7) OBP: 0.363, SLG: 0.468	3-2 G5-3		0-0 F7			1-0 F8		0-1 G6-4-3		4	0	1	0	0	0	2	New York Yankees @ Minnesota Twins Hubert H. Humphrey Metrodome, Minneapolis, MN Sat May 11 2002, 7:05 PM EDT Att: 43,465 - Dome - 72 F				
Cristian Guzman, S (1,6) OBP: 0.240, SLG: 0.276	1-3 K					0-1 F9		0-2 F8		4	0	0	0	0	1	1					
Tori Hunter, R (1,8) OBP: 0.392, SLG: 0.612	2-2 G5-3					2-2 F7		1-2 G4-3		4	1	1	0	0	0	1					
Matthew LeCroy, R (1,3) OBP: 0.350, SLG: 0.545	2-2 G4-3					2-1 E		1-1 G5-3		4	1	2	0	0	0	2					
Doug Mientkewicz, L (8,PR) (9,3)						2-3 BB		2-3 G5-3		0	0	0	0	0	0	0					
Bobby Kielty, S (1,9) OBP: 0.393, SLG: 0.500						0-0 E8		4-1 E		3	0	1	1	1	0	1					
Brian Buchanan, R (1,10) OBP: 0.333, SLG: 0.448						1-2 G6-3		0-1 E5		4	0	1	1	0	0	1					
Casey Blake, R (1,5) OBP: 0.286, SLG: 0.167						0-0 G4-3		1-3 G5-3		2	0	0	0	1	0	2					
Jacque Jones, L (9,PH)								3-2 BB		1	0	0	0	0	0	0					
Tom Prince, R (1,2) OBP: 0.371, SLG: 0.677						0-2 F8		1-1 L8		4	0	0	0	0	1	2					
Denny Hocking, S (1,4) OBP: 0.274, SLG: 0.222						0-0 P3		1-1 F9		2	0	0	0	1	0	1					
A.J. Pierzynski, L (9,PH)								4-2 G6-4-3		1	0	0	0	0	0	1					
Inning Stats	R: 0 E: 0 K: 1 S: 14	H: 1 LOB: 1 BB: 0 P: 22	R: 0 E: 0 K: 0 S: 7	H: 0 LOB: 0 BB: 0 P: 11	R: 0 E: 0 K: 0 S: 5	H: 0 LOB: 0 BB: 0 P: 5	R: 1 E: 1 K: 0 S: 11	H: 2 LOB: 1 BB: 0 P: 16	R: 0 E: 0 K: 0 S: 12	H: 0 LOB: 1 BB: 1 P: 19	R: 1 E: 1 K: 0 S: 18	H: 2 LOB: 2 BB: 1 P: 27	R: 0 E: 0 K: 0 S: 6	H: 0 LOB: 0 BB: 1 P: 11	R: 0 E: 0 K: 0 S: 11	H: 1 LOB: 1 BB: 0 P: 14	R: 0 E: 1 K: 1 S: 13	H: 0 LOB: 1 BB: 0 P: 18	1B: 4 2B: 2 3B: 0 HR: 0	SF: 0 SAC: 0 DP: 1 HBP: 0	WP: 1 PA: 36 CS: 0
PITCHER	IP WLS BF H R ER SO BB IBB HBP BLK WP HR S P ERA WHIP																				
Ted Lilly, L (1,1) ERA: 2.9	5.2	23	4	2	2	1	2	0	0	0	0	0	6	9	0.00	3.000					
Ramiro Mendoza, R (6,1) ERA: 5.62	0.1		2	1	0	0	0	0	0	0	0	0	6	9	0.00	3.000					
Mike Stanton, L (7,1) ERA: 1.89	2.0	W	7	1	0	0	1	0	0	0	0	0	17	25	0.00	1.000					
42 Mariano Rivera, R (9,1) ERA: 2.2	1.0	S	4	0	0	0	0	0	0	0	0	0	13	18	0.00	0.000					


AB	33
R	2
H	6
RBI	2
BB	3
SO	2
LOB	14




Batter	1	2	3	4	5	6	7	8	9	AB	R	H	RBI	BB	SO	LOB	TOP										
Alfonso Soriano, R OBP: 0.360, SLG: 0.598	0-0 1B 2B		0-0 L5		1-3 K2-3		2-3 K	3-2 F2		5	1	1	0	0	2	1	New York Yankees @ Minnesota Twins Hubert H. Humphrey Metrodome, Minneapolis, MN Sun May 12 2002, 2:05 PM EDT Att: 26,165 - Dome - 72 F										
2 Derek Jeter, R OBP: 0.377, SLG: 0.472 Enrique Wilson, S OBP: 0.316, SLG: 0.444	1-2 G5-3		2-2 G1-3		0-1 HR		0-0 25 1B	2-2 FC6-4 1B		4	2	2	1	0	0	1											
Bernie Williams, S OBP: 0.399, SLG: 0.418 Gerald Williams, R (7, 8)	2-2 2H 1B			3-3 K	1-2 25 HR		1-2 E5 25 1B	0-0 FC6-4 1B		4	2	2	1	0	1	1											
25 Jason Giambi, L OBP: 0.376, SLG: 0.500	1-3 K			1-3 K	2-2 1H HR		3-2 20 2B 1-2 2H 1B	3-1 20 2B 1B		5	2	3	3	0	2	1											
20 Jorge Posada, S OBP: 0.403, SLG: 0.525	2-1 PO 1-2	2-2 F7		1-1 HR	0-0 1B		2-2 1-3 2H 2B	2-2 1B 1-3 2B		5	1	4	2	0	0	0											
Robin Ventura, L OBP: 0.359, SLG: 0.522		2-2 F8		2-2 HR	1-3 K		1-1 G1-3	2-1 1B		5	1	2	2	0	1	3											
John Vander Wal, L OBP: 0.378, SLG: 0.470		2-2 3B		1-3 K		1-3 K	1-1 G3	2-3 3H 2-1 1B		5	0	1	0	0	2	4											
Shane Spencer, R OBP: 0.356, SLG: 0.432	1-2 P6				1-2 G6-3	3-2 G6-3		0-0 G4-3	1-1 F9	5	0	0	0	0	0	3											
Nick Johnson, L OBP: 0.299, SLG: 0.366			3-3 K		3-1 HR	2-0 F7		3-2 1B 1B	2-2 G4-3	5	1	2	1	0	1	2											
Inning Stats	R: 1 E: 0 K: 1 S: 11	H: 2 LOB: 0 BB: 0 P: 17	R: 0 E: 0 K: 0 S: 14	H: 1 LOB: 1 BB: 0 P: 21	R: 0 E: 0 K: 1 S: 10	H: 0 LOB: 0 BB: 0 P: 15	R: 2 E: 0 K: 3 S: 15	H: 2 LOB: 0 BB: 0 P: 23	R: 4 E: 0 K: 2 S: 22	H: 5 LOB: 1 BB: 0 P: 31	R: 0 E: 0 K: 1 S: 10	H: 0 LOB: 0 BB: 0 P: 16	R: 2 E: 1 K: 1 S: 18	H: 3 LOB: 2 BB: 0 P: 28	R: 0 E: 0 K: 0 S: 14	H: 2 LOB: 2 BB: 0 P: 20		R: 1 E: 0 K: 0 S: 14	H: 3 LOB: 2 BB: 0 P: 26	1B: 9 2B: 3 3B: 1 HR: 5	SF: 0 SAC: 0 DP: 0 HBP: 0	WP: 0 PB: 0 CS: 0	PA: 46				
PITCHER	IP	WLS	BF	H	R	ER	SO	BB	IBB	HBP	BLK	WP	HR	S	P	ERA	WHIP										
Rick Reed, R ERA: 4.25	4.2	L	20	7	5	5	6	0	0	0	0	0	4	61	92	9.64	1.500										
Jack Cressend, R ERA: 8.82	1.2		11	5	4	3	3	0	0	0	0	0	1	31	47	16.20	3.000										
Bob Wells, R ERA: 7.02	1.2		11	6	1	1	0	0	0	0	0	0	0	29	48	5.40	3.600										
Tony Fiore, R ERA: 0.49	1.0		3	0	0	0	0	0	0	0	0	0	0	7	12	0.00	0.000										

Batter	1	2	3	4	5	6	7	8	9	AB	R	H	RBI	BB	SO	LOB	BOTTOM										
Jacque Jones, L OBP: 0.341, SLG: 0.466	2-1 G6-3		3-3 K			0-3 K		2-1 G6-3	1-3 K	5	0	0	0	0	3	4	New York Yankees @ Minnesota Twins Hubert H. Humphrey Metrodome, Minneapolis, MN Sun May 12 2002, 2:05 PM EDT Att: 26,165 - Dome - 72 F										
Cristian Guzman, S OBP: 0.248, SLG: 0.282	2-1 1B		0-1 F8		0-2 G3		1-0 DI HR			4	1	2	0	0	0	1											
Doug Mientkiewicz, L OBP: 0.377, SLG: 0.466 Denny Hocking, S OBP: 0.271, SLG: 0.219	2-3 K		0-0 F5		0-1 G6-3		3-2 F7			3	0	0	0	0	1	2											
Matthew LeCroy, R OBP: 0.359, SLG: 0.593	0-1 1-3 1B			1-3 K		1-3 K G1-6-3 1B		0-0 2H 3H HR		4	2	2	3	0	2	0											
Tori Hunter, R OBP: 0.397, SLG: 0.603 Bobby Kielty, S OBP: 0.397, SLG: 0.500	1-3 K			0-1 P4		3-2 G1-6-3 1B		3-3 K2-3		2	0	0	0	0	1	2											
Brian Buchanan, R OBP: 0.313, SLG: 0.419		2-3 K		0-0 G5-3		0-0 G1-6-3		1-2 1-2 2-3	1-3 K	4	0	0	0	0	2	2											
Casey Blake, R OBP: 0.273, SLG: 0.200		0-3 K			1-3 K		2-2 3H 1B		0-0 G6-3	4	0	1	1	0	2	0											
A.J. Pierzynski, L OBP: 0.336, SLG: 0.419		1-2 P6			1-0 G4-3		0-1 G5-3		1-0 1B	4	0	1	0	0	0	1											
Jay Canizaro, R OBP: 0.309, SLG: 0.347			3-2 F8 2B		0-2 G6-3		2-2 1B HR	2-1 1B	2-3 1B	4	1	3	0	0	0	0											
Inning Stats	R: 0 E: 0 K: 2 S: 13	H: 2 LOB: 0 BB: 0 P: 20	R: 0 E: 0 K: 2 S: 9	H: 0 LOB: 0 BB: 0 P: 12	R: 0 E: 0 K: 1 S: 10	H: 1 LOB: 1 BB: 0 P: 16	R: 0 E: 0 K: 1 S: 6	H: 0 LOB: 0 BB: 0 P: 7	R: 0 E: 0 K: 1 S: 7	H: 0 LOB: 0 BB: 0 P: 9	R: 0 E: 0 K: 1 S: 8	H: 0 LOB: 0 BB: 0 P: 8	R: 1 E: 0 K: 0 S: 16	H: 2 LOB: 1 BB: 0 P: 22	R: 3 E: 0 K: 1 S: 13	H: 3 LOB: 0 BB: 0 P: 24		R: 0 E: 0 K: 2 S: 10	H: 2 LOB: 2 BB: 0 P: 15	1B: 6 2B: 3 3B: 0 HR: 1	SF: 0 SAC: 0 DP: 1 HBP: 0	WP: 1 PB: 0 CS: 0	PA: 37				
PITCHER	IP	WLS	BF	H	R	ER	SO	BB	IBB	HBP	BLK	WP	HR	S	P	ERA	WHIP										
35 Mike Mussina, R ERA: 3.72	7.2	W	31	8	4	4	9	0	0	0	0	0	1	79	112	4.70	1.043										
Steve Karsay, R ERA: 2.79	1.1		6	2	0	0	3	0	0	0	0	0	0	13	21	0.00	1.500										

AB 45
R 10
H 18
RBI 10
BB 0
SO 9
LOB 18



AB 37
R 4
H 10
RBI 4
BB 0
SO 12
LOB 14



Batter	1	2	3	4	5	6	7	8	9	AB	R	H	RBI	BB	SO	LOB	TOP										
Jay Canizaro, R OBP: 0.314, SLG: 0.342										4	0	1	0	1	0	2	Minnesota Twins @ Kansas City Royals Kauffman Stadium, Kansas City, MO Mon May 13 2002, 7:05 PM CDT Att: 12,389 - Sunny - 67 F										
Cristian Guzman, S OBP: 0.246, SLG: 0.279										5	0	1	1	0	0	3											
Doug Mientkiewicz, L OBP: 0.374, SLG: 0.397										3	1	0	0	1	0	4											
David Ortiz, L OBP: 0.309, SLG: 0.525 Bobby Kielty, S OBP: 0.397, SLG: 0.500										4	0	1	1	0	1	2											
Tori Hunter, R OBP: 0.377, SLG: 0.586										4	0	0	0	0	1	3											
Brian Buchanan, R OBP: 0.324, SLG: 0.470 Jacque Jones, L OBP: 0.341, SLG: 0.466										4	1	2	1	0	0	1											
Dustan Mohr, R OBP: 0.358, SLG: 0.459										4	0	1	0	0	1	3											
Tom Prince, R OBP: 0.385, SLG: 0.676										3	1	1	0	0	0	1											
Denny Hocking, S OBP: 0.264, SLG: 0.213										2	0	0	0	0	0	0											
Inning Stats	R: 0 E: 1 K: 0 S: 9	H: 1 LOB: 2 BB: 0 P: 15	R: 0 E: 0 K: 0 S: 6	H: 0 LOB: 0 BB: 0 P: 9	R: 0 E: 0 K: 0 S: 10	H: 0 LOB: 1 BB: 1 P: 16	R: 0 E: 0 K: 2 S: 13	H: 1 LOB: 1 BB: 0 P: 20	R: 1 E: 0 K: 0 S: 7	H: 2 LOB: 1 BB: 0 P: 11	R: 1 E: 0 K: 0 S: 15	H: 2 LOB: 1 BB: 0 P: 23	R: 0 E: 0 K: 0 S: 4	H: 0 LOB: 0 BB: 0 P: 6	R: 1 E: 0 K: 0 S: 13	H: 1 LOB: 2 BB: 1 P: 23		R: 0 E: 0 K: 0 S: 6	H: 0 LOB: 1 BB: 0 P: 8	1B: 4 2B: 2 3B: 0 HR: 1	SF: 0 SAC: 2 DP: 0 HBP: 1	WP: 0 PB: 0 SB: 0 CS: 0	PA: 38				
PITCHER	IP	WLS	BF	H	R	ER	SO	BB	IBB	HBP	BLK	WP	HR	S	P	ERA	WHIP										
Jeremy Affeldt, L ERA: 2.61	(1, 1)	5.2	24	5	2	2	3	1	0	0	0	0	1	54	86	3.18	1.059										
Dan Reichert, R ERA: 6.17	(6, 1)	1.1	5	1	0	0	0	0	0	0	0	0	0	10	14	0.00	0.750										
Jason Grimsley, R ERA: 5.52	(8, 1)	1.0	L	5	1	1	0	1	0	0	0	0	0	13	23	9.00	2.000										
Brian Shouse, L ERA: 2.35	(9, 1)	1.0		4	0	0	0	0	0	1	0	0	0	6	8	0.00	0.000										
Batter	1	2	3	4	5	6	7	8	9	AB	R	H	RBI	BB	SO	LOB	BOTTOM										
Chuck Knoblauch, R OBP: 0.259, SLG: 0.255										3	0	0	0	1	0	0	Minnesota Twins @ Kansas City Royals Kauffman Stadium, Kansas City, MO Mon May 13 2002, 7:05 PM CDT Att: 12,389 - Sunny - 67 F										
Michael Tucker, L OBP: 0.322, SLG: 0.363										2	1	1	0	2	0	0											
29 Mike Sweeney, R OBP: 0.379, SLG: 0.481										3	0	0	0	1	2	4											
Carlos Beltrán, S OBP: 0.336, SLG: 0.462										3	1	0	0	1	0	1											
Joe Randa, R OBP: 0.331, SLG: 0.427										4	0	1	0	0	2	2											
Mark Quinn, R OBP: 0.250, SLG: 0.375										4	0	0	1	0	1	1											
Neifi Perez, S OBP: 0.252, SLG: 0.324										4	0	2	0	0	0	1											
Juan Brito, R OBP: 0.273, SLG: 0.273 A.J. Hinch, R OBP: 0.327, SLG: 0.390										3	0	0	0	0	0	3											
Carlos Febles, R OBP: 0.350, SLG: 0.360 Brandon Berger, R OBP: 0.370, SLG: 0.400										1	0	0	0	0	1	0											
Inning Stats	R: 0 E: 0 K: 1 S: 7	H: 1 LOB: 0 BB: 0 P: 9	R: 0 E: 0 K: 1 S: 7	H: 0 LOB: 0 BB: 0 P: 10	R: 0 E: 0 K: 0 S: 10	H: 1 LOB: 3 BB: 2 P: 24	R: 1 E: 0 K: 0 S: 13	H: 1 LOB: 1 BB: 1 P: 25	R: 1 E: 1 K: 0 S: 12	H: 0 LOB: 2 BB: 2 P: 22	R: 0 E: 0 K: 0 S: 9	H: 1 LOB: 1 BB: 0 P: 14	R: 0 E: 0 K: 1 S: 6	H: 0 LOB: 0 BB: 0 P: 11	R: 0 E: 0 K: 2 S: 10	H: 0 LOB: 0 BB: 0 P: 16		R: 0 E: 0 K: 1 S: 7	H: 0 LOB: 0 BB: 0 P: 12	1B: 2 2B: 2 3B: 0 HR: 0	SF: 0 SAC: 0 DP: 0 HBP: 0	WP: 0 PB: 0 SB: 2 CS: 0	PA: 36				
PITCHER	IP	WLS	BF	H	R	ER	SO	BB	IBB	HBP	BLK	WP	HR	S	P	ERA	WHIP										
Brad Radke, R ERA: 5.08	(1, 1)	2.0		6	1	0	2	1	0	0	0	0	0	14	19	0.00	0.500										
Tony Fiore, R ERA: 9.89	(3, 1)	2.0		11	2	1	1	3	0	0	0	0	0	23	49	4.50	2.500										
Jack Cressend, R ERA: 8.47	(5, 1)	0.2		4	0	1	0	2	0	0	0	0	0	8	17	0.00	3.000										
J.C. Romero, L ERA: 0.4	(5, 1)	2.2	W	10	1	0	0	1	0	0	0	0	0	22	35	0.00	0.375										
Michael Jackson, R ERA: 1.26	(8, 1)	0.2	H	2	0	0	0	2	0	0	0	0	0	7	11	0.00	0.000										
PITCHER	IP	WLS	BF	H	R	ER	SO	BB	IBB	HBP	BLK	WP	HR	S	P	ERA	WHIP										
Eddie Guardado, L ERA: 2.0	(9, 1)	1.0	S	3	0	0	1	0	0	0	0	0	0	7	12	0.00	0.000										

Batter	1	2	3	4	5	6	7	8	9	AB	R	H	RBI	BB	SO	LOB	TOP										
Jacque Jones, L OBP: 0.333, SLG: 0.454 (1, 7)	F8		F7		K		F8			4	0	0	0	0	1	3	Minnesota Twins @ Kansas City Royals Kauffman Stadium, Kansas City, MO Tue May 14 2002, 7:05 PM CDT Att. 12,334 - Sunny - 71 F										
Cristian Guzman, S OBP: 0.246, SLG: 0.279 (1, 6)	SF9 1B			K	FC5			F7		4	1	1	0	0	1	2											
Doug Mientkiewicz, L Casey Blake, R OBP: 0.367, SLG: 0.391 OBP: 0.333, SLG: 0.364 (1, 3) (7, 3)	SF9 1-H			F7		G5-3			2B	2	0	0	1	0	0	0											
David Ortiz, L OBP: 0.306, SLG: 0.508 (1, 10)	G4-3			1B	1B	K			P6	4	0	1	0	0	1	1											
Tori Hunter, R Bobby Kielty, S OBP: 0.383, SLG: 0.588 OBP: 0.391, SLG: 0.491 (1, 8) (6, 8)		G4-3		1B	1B	FC5-4			K	3	0	2	0	0	0	0											
Brian Buchanan, R OBP: 0.320, SLG: 0.457 (1, 9)		K		1B	1B	FC5-4				4	0	1	0	0	1	1											
A.J. Pierzynski, L OBP: 0.342, SLG: 0.422 (1, 2)	G3-1				FC5	1B			L4	4	0	2	0	0	0	0											
Jay Canizaro, R OBP: 0.300, SLG: 0.325 (1, 5)			G3-1		F8				P6	4	0	0	0	0	0	2											
Denny Hocking, S OBP: 0.267, SLG: 0.218 (1, 4)			F7			1B			G4-3	3	0	1	0	0	1	1											
Inning Stats	R: 1 E: 0 K: 0 S: 7	H: 1 LOB: 0 BB: 0 P: 13	R: 0 E: 0 K: 1 S: 7	H: 0 LOB: 0 BB: 0 P: 8	R: 0 E: 0 K: 0 S: 7	H: 0 LOB: 0 BB: 0 P: 10	R: 0 E: 0 K: 1 S: 10	H: 3 LOB: 2 BB: 0 P: 15	R: 0 E: 0 K: 1 S: 12	H: 2 LOB: 2 BB: 0 P: 16	R: 0 E: 0 K: 1 S: 12	H: 1 LOB: 1 BB: 0 P: 17	R: 0 E: 0 K: 1 S: 9	H: 1 LOB: 1 BB: 0 P: 12	R: 0 E: 0 K: 1 S: 13	H: 1 LOB: 1 BB: 0 P: 19		R: 0 E: 0 K: 0 S: 8	H: 0 LOB: 0 BB: 0 P: 9	1B: 8 2B: 1 3B: 0 HR: 0	SF: 1 SAC: 0 DP: 0 HBP: 0	WP: 0 PB: 0 SB: 1 CS: 1	PA: 35				
PITCHER	IP	WLS	BF	H	R	ER	SO	BB	IBB	HBP	BLK	WP	HR	S	P	ERA	WHIP										
Jeff Suppan, R ERA: 3.86 (1, 1)	8.0	W	32	9	1	0	6	0	0	0	0	0	0	77	110	0.00	1.125										
Miguel Asencio, R ERA: 12.15 (9, 1)	1.0		3	0	0	0	0	0	0	0	0	0	0	8	9	0.00	0.000										

Batter	1	2	3	4	5	6	7	8	9	AB	R	H	RBI	BB	SO	LOB	BOTTOM										
Chuck Knoblauch, R OBP: 0.275, SLG: 0.294 (1, 7)	HR			G4-3 29 SF9 1B	L6			F7		3	2	2	2	1	0	0	Minnesota Twins @ Kansas City Royals Kauffman Stadium, Kansas City, MO Tue May 14 2002, 7:05 PM CDT Att. 12,334 - Sunny - 71 F										
Raul Ibanez, L OBP: 0.231, SLG: 0.310 (8, 7)		BB								1	0	0	0	0	0	0											
Michael Tucker, L OBP: 0.317, SLG: 0.349 (1, 9)	B1-3			G4-3	K			G3		4	0	0	1	1	1	1											
29 Mike Sweeney, R OBP: 0.376, SLG: 0.473 Brandon Berger, R OBP: 0.357, SLG: 0.385 (1, 3) (6, PH) (9, 3)	G3-6-3 BB	F9		SF9		G4-3		G5-3		2	0	0	1	1	0	3											
Carlos Beltrán, S OBP: 0.340, SLG: 0.455 (1, 8)	G3-6-3			1B		F8				2	0	0	0	2	0	1											
Joe Randa, R OBP: 0.328, SLG: 0.421 (1, 5)		F9		G4-3		G6-3				4	0	1	0	0	0	1											
Mark Quinn, R OBP: 0.250, SLG: 0.333 (1, 10)		G6-3		K			1B	K		4	1	1	0	0	2	2											
Neifi Perez, S OBP: 0.285, SLG: 0.350 (1, 6)		1B		F9			1B	FC5-4		4	2	3	0	0	0	2											
A.J. Hinch, R OBP: 0.340, SLG: 0.467 (1, 2)		BB		F8			1B	FC5-4		4	2	2	4	0	0	3											
Carlos Febles, R OBP: 0.358, SLG: 0.370 Donnie Sadler, R OBP: 0.283, SLG: 0.302 (1, 4) (7, PH) (8, 4)	BB	BB		1B			HR	F9		3	1	2	0	0	0	0											
Inning Stats	R: 1 E: 0 K: 0 S: 11	H: 1 LOB: 1 BB: 1 P: 16	R: 2 E: 0 K: 0 S: 15	H: 3 LOB: 3 BB: 2 P: 29	R: 0 E: 0 K: 1 S: 11	H: 1 LOB: 2 BB: 1 P: 21	R: 2 E: 0 K: 0 S: 18	H: 2 LOB: 1 BB: 1 P: 31	R: 3 E: 0 K: 1 S: 13	H: 3 LOB: 0 BB: 0 P: 17	R: 0 E: 0 K: 0 S: 6	H: 0 LOB: 0 BB: 0 P: 9	R: 0 E: 0 K: 1 S: 9	H: 1 LOB: 1 BB: 0 P: 14	R: 0 E: 0 K: 0 S: 5	H: 0 LOB: 0 BB: 0 P: 6	1B: 8 2B: 0 3B: 1 HR: 2	SF: 1 SAC: 0 DP: 1 HBP: 0	WP: 0 PB: 0 SB: 1 CS: 0	PA: 39							
PITCHER	IP	WLS	BF	H	R	ER	SO	BB	IBB	HBP	BLK	WP	HR	S	P	ERA	WHIP										
Matt Kinney, R ERA: 4.32 (1, 1)	3.2	L	22	7	5	5	1	5	0	0	0	0	0	1	20	12.27	3.273										
Bob Wells, R ERA: 7.59 (4, 1)	2.1		10	3	3	3	1	0	0	0	0	0	0	1	20	11.57	1.286										
LaTroy Hawkins, R ERA: 1.52 (7, 1)	2.0		7	1	0	0	1	0	0	0	0	0	0	14	20	0.00	0.500										

AB	34
R	1
H	9
RBI	1
BB	0
SO	6
LOB	11



AB	33
R	8
H	11
RBI	8
BB	5
SO	3
LOB	14



Batter	1	2	3	4	5	6	7	8	9	AB	R	H	RBI	BB	SO	LOB	TOP											
Jacque Jones, L OBP: 0.335, SLG: 0.490	1-0 HR	1-2 F7		0-2 F5		2-0 HR		1-1 G4-3		5	2	2	4	0	0	2												
Cristian Guzman, S OBP: 0.245, SLG: 0.276	0-0 FC5-4 1B		1-3 K		0-0 G3	1-1 L8		2-2 G6-3		5	0	1	0	0	1	0												
Tori Hunter, R OBP: 0.377, SLG: 0.572	0-1 FC5-4 1B		4-2 1B BB		2-1 G5-3		1-2 G4-3		0-0 F9	4	2	0	0	1	0	1												
David Ortiz, L OBP: 0.299, SLG: 0.485	2-3 K		0-2 1B		3-1 G4-3		0-2 F7		1-2 L7	5	0	1	0	0	1	1												
Bobby Kielty, S OBP: 0.412, SLG: 0.500	3-2 1B		1-0 1B			4-2 FC5-4 BB		0-1 G5-3		3	0	2	2	1	0	0												
Brian Buchanan, R OBP: 0.304, SLG: 0.432	0-1 L4		3-2 F7		0-0 FC5-4 1B G4-3		1-2 G1-3			4	1	0	0	0	0	4												
A.J. Pierzynski, L OBP: 0.347, SLG: 0.425		1-1 P4	0-2 G4-3		0-1 G4-3 HR 1B		1-2 1B E			4	2	2	0	0	0	2												
Casey Blake, R OBP: 0.313, SLG: 0.333		2-3 K		1-0 F8		2-0 FC4 HR G4-3		0-0 FC6-4 1B		4	1	1	0	0	1	2												
Denny Hocking, S OBP: 0.266, SLG: 0.220		2-1 1B		1-3 K		0-0 G4-3		2-2 FC6-4		4	0	1	1	0	1	3												
Inning Stats	R: 2 E: 0 K: 1 S: 16	H: 3 LOB: 1 BB: 0 P: 22	R: 0 E: 0 K: 1 S: 10	H: 1 LOB: 1 BB: 0 P: 16	R: 1 E: 0 K: 1 S: 18	H: 2 LOB: 2 BB: 1 P: 27	R: 0 E: 0 K: 1 S: 7	H: 0 LOB: 0 BB: 0 P: 9	R: 0 E: 0 K: 0 S: 5	H: 0 LOB: 0 BB: 0 P: 10	R: 0 E: 0 K: 0 S: 10	H: 0 LOB: 0 BB: 0 P: 11	R: 1 E: 1 K: 0 S: 13	H: 2 LOB: 1 BB: 0 P: 18	R: 0 E: 0 K: 0 S: 7	H: 0 LOB: 0 BB: 0 P: 10	1B: 8 2B: 0 3B: 0 HR: 2	SF: 0 SAC: 0 DP: 0 HBP: 0	WP: 0 PB: 0 SB: 1 CS: 0	PA: 40								
PITCHER	IP	WLS	BF	H	R	ER	SO	BB	IBB	HBP	BLK	WP	HR	S	P	ERA	WHIP											
Blake Stein, R ERA: 8.41	(1, 1)	4.0		19	6	3	3	4	1	0	0	0	0	1	51	74	6.75	1.750										
Dan Reichert, R ERA: 5.03	(5, 1)	1.2	L	8	1	3	1	0	1	0	0	0	0	0	12	23	5.40	1.200										
Brian Shouse, L ERA: 3.0	(6, 1)	1.1		5	1	1	0	0	0	0	0	0	0	1	13	17	0.00	0.750										
Cory Bailey, R ERA: 4.37	(8, 1)	2.0		8	2	1	0	0	0	0	0	0	0	0	20	28	0.00	1.000										

Minnesota Twins @ Kansas City Royals
Kauffman Stadium, Kansas City, MO
Wed May 15 2002, 7:05 PM CDT
Att. 12,620 - Sunny - 71 F

AB 38
R 8
H 10
RBI 7
BB 2
SO 4
LOB 15



Batter	1	2	3	4	5	6	7	8	9	AB	R	H	RBI	BB	SO	LOB	BOTTOM										
Chuck Knoblauch, R OBP: 0.272, SLG: 0.289	1-1 F7		2-2 F9	3-2 F7			0-1 HR		0-1 S 29 1B	5	1	1	0	0	0	4											
Neftali Perez, S OBP: 0.263, SLG: 0.366	2-2 F5		0-0 F5		0-2 F9		1-1 HR		0-1 F9	5	1	1	2	0	0	3											
29 Mike Sweeney, R OBP: 0.350, SLG: 0.522	1-0 1B		2-0 L5		0-0 HR		2-2 2B		1-0 S 1B	5	1	4	1	0	0	1											
Michael Tucker, L OBP: 0.317, SLG: 0.349			1-2 3-H 1B						1-2 S 1B	0	0	0	0	0	0	0											
Carlos Beltrán, S OBP: 0.329, SLG: 0.438	0-1 G5-3			1-1 F7	1-2 L5		1-1 F8		0-3 K2-3	5	0	0	0	0	1	4											
Joe Randa, R OBP: 0.325, SLG: 0.414		2-1 G4-3		0-0 1B HBP 1B	2-0 F8		1-0 L1			4	1	1	0	0	0	1											
Mark Quinn, R OBP: 0.250, SLG: 0.267		2-2 G1-3		1-2 1B HBP		2-2 G5-3		1-0 F8		3	1	0	0	0	0	0											
Brandon Berger, R OBP: 0.350, SLG: 0.379		0-1 F3		3-2 1B		1-0 F7		1-1 F9		3	0	1	0	0	0	0											
Raul Ibanez, L OBP: 0.228, SLG: 0.306				1-2 2-3 1B						1	0	0	0	0	0	0											
A.J. Hinch, R OBP: 0.333, SLG: 0.449			0-1 F9 29 WP 1B	2-0 F7		0-1 F9		0-0 F7		4	1	1	0	0	0	3											
Carlos Febles, R OBP: 0.364, SLG: 0.375			1-0 1B	2-0 1B		1-0 F9			3-2 P3	4	0	2	2	0	0	0											
Inning Stats	R: 0 E: 0 K: 0 S: 9	H: 1 LOB: 1 BB: 0 P: 13	R: 0 E: 0 K: 0 S: 7	H: 0 LOB: 0 BB: 0 P: 11	R: 1 E: 0 K: 0 S: 11	H: 2 LOB: 1 BB: 0 P: 16	R: 2 E: 0 K: 0 S: 14	H: 3 LOB: 0 BB: 0 P: 26	R: 1 E: 0 K: 0 S: 10	H: 1 LOB: 0 BB: 0 P: 13	R: 0 E: 0 K: 0 S: 7	H: 0 LOB: 0 BB: 0 P: 10	R: 2 E: 1 K: 0 S: 11	H: 2 LOB: 1 BB: 0 P: 17	R: 0 E: 0 K: 0 S: 4	H: 0 LOB: 0 BB: 0 P: 6	R: 0 E: 0 K: 1 S: 11	H: 2 LOB: 3 BB: 0 P: 15	1B: 7 2B: 2 3B: 0 HR: 2	SF: 0 SAC: 0 DP: 0 HBP: 1	WP: 1 PB: 0 SB: 3 CS: 0	PA: 40					
PITCHER	IP	WLS	BF	H	R	ER	SO	BB	IBB	HBP	BLK	WP	HR	S	P	ERA	WHIP										
Eric Milton, L ERA: 5.53	(1, 1)	6.1	W	29	8	6	5	0	0	0	0	0	0	5	8	0.00	3.000										
Mike Trombley, R ERA:	(7, 1)	0.1	H	2	1	0	0	0	0	0	0	0	0	5	8	0.00	3.000										
Michael Jackson, R ERA: 1.15	(7, 1)	1.1	H	4	0	0	0	0	0	0	0	0	0	5	8	0.00	0.000										
Eddie Guardado, L ERA: 1.89	(9, 1)	1.0	S	5	2	0	0	1	0	0	0	0	0	11	15	0.00	2.000										

Minnesota Twins @ Kansas City Royals
Kauffman Stadium, Kansas City, MO
Wed May 15 2002, 7:05 PM CDT
Att. 12,620 - Sunny - 71 F

AB 39
R 6
H 11
RBI 5
BB 0
SO 1
LOB 16



Batter	1	2	3	4	5	6	7	8	9	10	11	12	13	14	AB	R	H	RBI	BB	SO	LOB	TOP								
Jacque Jones, L OBP: 0.337, SLG: 0.497 (1, 7)	G3	1B				K			F7		G3		FC1-6 FC6-4	1B	8	1	3	3	0	1	1									
Cristian Guzman, S OBP: 0.231, SLG: 0.278 (1, 6)	K	F8				L7			G3		K		F7	G5-3	7	0	0	0	0	2	4									
Torii Hunter, R OBP: 0.389, SLG: 0.604 (1, 9)	1B	F5				F9			1B				FC6-4		6	0	2	0	1	1	2									
David Ortiz, L Casey Blake, R OBP: 0.314, SLG: 0.479 OBP: 0.333, SLG: 0.313 (1, 3) (8, 3)	1-2 BB					K			K		P4			1B BB	2	0	0	1	2	2	1									
Brian Buchanan, R OBP: 0.330, SLG: 0.470 (1, 10)	K					FC6-4 G1-3					K			E5 FC1-5 1B	7	1	4	1	0	2	3									
Bobby Kielty, S OBP: 0.438, SLG: 0.537 (1, 9)		1B 2B				G1-3			G4-3				F8	1B	7	3	4	2	0	0	2									
Jay Canizaro, R OBP: 0.294, SLG: 0.330 (1, 5)		1B G4-3				1B			FC5-2-6 WP				F7	FC1-5 1B	7	3	2	0	0	2	5									
A.J. Pierzynski, L OBP: 0.344, SLG: 0.425 (1, 2)		1B				K			G4-3				K	F7	7	2	2	2	0	2	4									
Denny Hocking, S OBP: 0.292, SLG: 0.258 (1, 4)		G4-3				G1-3								1B	7	1	3	3	0	1	2									
Inning Stats	R: 0 E: 0 K: 2 S: 11	H: 1 LOB: 2 BB: 1 P: 19	R: 3 E: 0 K: 0 S: 13	H: 4 LOB: 1 BB: 0 P: 15	R: 0 E: 0 K: 1 S: 13	H: 0 LOB: 0 BB: 1 P: 22	R: 0 E: 0 K: 2 S: 8	H: 0 LOB: 0 BB: 0 P: 12	R: 6 E: 0 K: 0 S: 16	H: 7 LOB: 2 BB: 1 P: 28	R: 0 E: 0 K: 1 S: 10	H: 1 LOB: 1 BB: 0 P: 15	R: 0 E: 0 K: 1 S: 8	H: 1 LOB: 1 BB: 0 P: 12	R: 0 E: 0 K: 2 S: 12	H: 0 LOB: 0 BB: 0 P: 17	R: 0 E: 0 K: 0 S: 8	H: 0 LOB: 0 BB: 0 P: 12	R: 0 E: 0 K: 1 S: 6	H: 0 LOB: 0 BB: 0 P: 10	R: 0 E: 0 K: 0 S: 6	H: 0 LOB: 0 BB: 0 P: 11	R: 0 E: 0 K: 0 S: 6	H: 1 LOB: 1 BB: 0 P: 10	R: 3 E: 1 K: 0 S: 21	H: 4 LOB: 2 BB: 1 P: 30	1B: 17 2B: 3 HR: 0	SF: 1 SAC: 1 DP: 0 HBP: 0	WP: 1 PB: 0 SB: 1 CS: 0	PA: 65
PITCHER	IP 5.0	WLS 26	BF 9	H 7	R 7	ER 5	SO 6	BB 2	IBB 0	HBP 0	BLK 0	WP 0	HR 0	S 59	P 87	ERA 12.60	WHIP 2.200													
35 Mike Mussina, R ERA: 4.45																														
Mike Stanton, L ERA: 2.95	0.2	B	5	2	1	1	0	0	1	0	0	0	0	0	9	16	13.50	3.000												
Ramiro Mendoza, R ERA: 5.12	2.1	H	9	3	1	1	2	0	0	0	0	0	0	0	19	29	3.86	1.286												
Steve Karsay, R ERA: 2.35	2.0	H	7	1	0	0	2	0	0	0	0	1	0	22	33	0.00	0.500													
42 Mariano Rivera, R ERA: 1.95	2.0	H	6	0	0	0	3	0	0	0	0	0	0	16	23	0.00	0.000													

Minnesota Twins @ New York Yankees
Yankee Stadium, Bronx, NY
Fri May 17 2002, 7:05 PM EDT
Att: 39,470 - Cloudy - 72 F


AB 59
R 12
H 20
RBI 12
BB 4
SO 13
LOB 24



Batter	1	2	3	4	5	6	7	8	9	10	11	12	13	14	AB	R	H	RBI	BB	SO	LOB	BOTTOM										
Alfonso Soriano, R OBP: 0.347, SLG: 0.583 (1, 4)	F9			K		G5-3								F7	8	1	2	3	0	2	4											
2 Derek Jeter, R OBP: 0.378, SLG: 0.458 (1, 6)	K			G6-3		F9								BB 25 HR	7	1	2	0	0	1	2											
Bernie Williams, S OBP: 0.392, SLG: 0.487 (1, 9)	HR			K										BB 25 HR	6	3	2	2	2	3	1											
25 Jason Giambi, L OBP: 0.390, SLG: 0.531 (1, 10)	HR			F7		E4 20 HR								BB 25 HR	8	2	4	4	0	1	3											
20 Jorge Posada, S OBP: 0.427, SLG: 0.601 (1, 2)	G4-3			E1 HR		HR								HR	6	2	3	2	1	0	1											
Robin Ventura, L OBP: 0.368, SLG: 0.519 (1, 5) (9, 3)				HR		HR								BB	6	1	1	2	1	1	4											
John Vander Wal, L OBP: 0.417, SLG: 0.534 Enrique Wilson, S OBP: 0.320, SLG: 0.364 (1, 9) (8, PH) (9, 5)				HR		HR								BB	3	1	1	0	0	2	0											
Rondell White, R OBP: 0.300, SLG: 0.361 (1, 7)				HR		K								BB	2	0	0	0	2	0	0											
Nick Johnson, L OBP: 0.313, SLG: 0.409 Gerard Williams, R (8, PR) (9, 9)				HR		K								BB	7	1	3	0	0	1	4											
Shane Spencer, R OBP: 0.358, SLG: 0.417 (10, PH) (11, 9)				HR		K								BB	3	0	0	0	0	2	3											
Inning Stats	R: 1 E: 0 K: 1 S: 14	H: 2 LOB: 1 BB: 0 P: 24	R: 0 E: 0 K: 1 S: 13	H: 1 LOB: 1 BB: 0 P: 17	R: 0 E: 0 K: 2 S: 10	H: 1 LOB: 1 BB: 0 P: 12	R: 5 E: 1 K: 2 S: 18	H: 4 LOB: 0 BB: 0 P: 28	R: 2 E: 1 K: 2 S: 23	H: 2 LOB: 0 BB: 0 P: 31	R: 0 E: 0 K: 1 S: 9	H: 0 LOB: 0 BB: 0 P: 13	R: 0 E: 0 K: 2 S: 11	H: 1 LOB: 1 BB: 0 P: 20	R: 0 E: 0 K: 1 S: 6	H: 0 LOB: 1 BB: 0 P: 12	R: 1 E: 0 K: 1 S: 11	H: 1 LOB: 0 BB: 0 P: 15	R: 0 E: 0 K: 1 S: 12	H: 1 LOB: 1 BB: 0 P: 16	R: 0 E: 0 K: 0 S: 13	H: 1 LOB: 3 BB: 2 P: 27	R: 0 E: 0 K: 0 S: 15	H: 1 LOB: 2 BB: 1 P: 20	R: 0 E: 0 K: 0 S: 7	H: 2 LOB: 3 BB: 2 P: 17	R: 4 E: 0 K: 0 S: 6	H: 3 LOB: 0 BB: 1 P: 12	1B: 10 2B: 4 HR: 6	SF: 0 SAC: 1 DP: 0 HBP: 1	WP: 2 PB: 0 SB: 0 CS: 0	PA: 67
PITCHER	IP 4.0	WLS 21	BF 8	H 6	R 6	ER 5	SO 6	BB 0	IBB 0	HBP 0	BLK 0	WP 0	HR 3	S 55	P 81	ERA 11.25	WHIP 2.000															
Rick Reed, R ERA: 4.86																																
LaTroy Hawkins, R ERA: 2.19	1.0	H	3	2	2	2	2	0	0	0	0	0	1	23	31	18.00	2.000															
Bob Wells, R ERA: 6.86	1.0	H	5	0	0	0	1	0	0	0	0	0	0	9	13	0.00	0.000															
J.C. Romero, L ERA: 0.37	1.2	H	7	1	0	0	2	0	0	1	0	1	0	14	28	0.00	0.600															
Michael Jackson, R ERA: 1.1	0.2	H	2	0	0	0	1	0	0	0	0	0	1	6	7	0.00	0.000															
PITCHER	IP 1.2	WLS 7	BF 7	H 2	R 1	ER 1	SO 2	BB 0	IBB 0	HBP 0	BLK 0	WP 0	HR 1	S 20	P 28	ERA 5.40	WHIP 1.200															
Eddie Guardado, L ERA: 2.18																																
Jack Cressend, R ERA: 6.55	3.0	L	17	4	0	0	0	2	3	0	0	0	0	35	64	0.00	2.000															
Mike Trombley, R ERA: 32.4	0.1	L	5	3	4	4	0	1	0	0	0	0	1	6	12	108.00	12.000															

Minnesota Twins @ New York Yankees
Yankee Stadium, Bronx, NY
Fri May 17 2002, 7:05 PM EDT
Att: 39,470 - Cloudy - 72 F

AB 59
R 13
H 20
RBI 10
BB 6
SO 14
LOB 23



Batter	1	2	3	4	5	6	7	8	9	AB	R	H	RBI	BB	SO	LOB	TOP					
Jacque Jones, L OBP: 0.335, SLG: 0.497	1-1 G3-1 2B		3-2 F7		0-3 K		0-3 K			4	0	1	0	0	2	0	Minnesota Twins @ New York Yankees Yankee Stadium, Bronx, NY Sat May 18 2002, 1:05 PM EDT Att. 46,057 - Overcast - 44 F					
Cristian Guzman, S OBP: 0.232, SLG: 0.278	2-2 G3-1 2-3		0-0 F7			1-3 K		1-1 G1-3 1B		4	0	1	0	0	1	1						
Tori Hunter, R OBP: 0.386, SLG: 0.595	0-3 K		0-0 G5-3			1-0 E6 2B		0-2 G1-3 1B		4	1	1	0	0	1	1						
Brian Buchanan, R OBP: 0.315, SLG: 0.448	1-2 G4-3			3-3 K		3-3 K		0-3 K		4	0	0	0	0	3	4						
Dustan Mohr, R OBP: 0.371, SLG: 0.467		2-0 G5-3		2-2 FC5-4 1B		1-2 2B		2-2 G1-3		4	0	2	1	0	0	2						
Bobby Kielty, S OBP: 0.440, SLG: 0.543		2-1 1B 2B		2-2 FC5-4 1-2		4-1 BB		0-3 K		3	1	1	0	1	1	3						
Casey Blake, R OBP: 0.273, SLG: 0.250		0-2 G5-3		3-2 P4		1-3 K				4	0	0	0	0	2	4						
Tom Prince, R OBP: 0.396, SLG: 0.690		1-1 2H 1B			0-0 P6		2-3 K		2-3 K	4	0	1	1	0	2	0						
Denny Hocking, S OBP: 0.282, SLG: 0.247		2-3 K			0-1 G6-3		3-2 F9		1-0 F7	4	0	0	0	0	1	1						
Inning Stats	R: 0 E: 0 K: 1 S: 11	H: 1 LOB: 1 BB: 0 P: 15	R: 1 E: 0 K: 1 S: 11	H: 2 LOB: 1 BB: 0 P: 18	R: 0 E: 0 K: 0 S: 5	H: 0 LOB: 0 BB: 0 P: 8	R: 0 E: 0 K: 1 S: 16	H: 1 LOB: 1 BB: 0 P: 26	R: 0 E: 0 K: 1 S: 6	H: 0 LOB: 0 BB: 0 P: 6	R: 1 E: 2 K: 3 S: 15	H: 1 LOB: 2 BB: 1 P: 26	R: 0 E: 0 K: 2 S: 10	H: 0 LOB: 0 BB: 0 P: 15	R: 0 E: 0 K: 2 S: 14	H: 2 LOB: 2 BB: 0 P: 17	R: 0 E: 0 K: 2 S: 8	H: 0 LOB: 0 BB: 0 P: 13	1B: 4 2B: 3 HR: 0	SF: 0 SAC: 0 DP: 0 HBP: 0	WP: 0 PB: 0 SB: 1 CS: 0	PA: 36
PITCHER	IP WLS BF H R ER SO BB IBB HBP BLK WP HR S P ERA WHIP	7.0 W 28 5 2 1 9 1 0 0 0 0 0 0 74 114 1.29 0.857	2.0 8 2 0 0 4 0 0 0 0 0 0 0 0 22 30 0.00 1.000											IP WLS BF H R ER SO BB IBB HBP BLK WP HR S P ERA WHIP								

AB	35
R	2
H	7
RBI	2
BB	1
SO	13
LOB	16



Batter	1	2	3	4	5	6	7	8	9	AB	R	H	RBI	BB	SO	LOB	BOTTOM			
Alfonso Soriano, R OBP: 0.343, SLG: 0.589	1-3 K			1-3 K		2-0 HR		1-3 K		5	1	1	3	0	4	1	Minnesota Twins @ New York Yankees Yankee Stadium, Bronx, NY Sat May 18 2002, 1:05 PM EDT Att. 46,057 - Overcast - 44 F			
Nick Johnson, L OBP: 0.309, SLG: 0.402	0-0 2B 1B		3-1 G3	1-1 F8		1-1 F9		3-3 K		5	1	1	0	0	1	1				
Derek Jeter, R OBP: 0.378, SLG: 0.456	1-2 2B 1B		2-0 2B 1B		0-0 F9	0-3 K		1-2 F8		5	1	2	0	0	1	0				
25 Jason Giambi, L OBP: 0.398, SLG: 0.539	2-0 1B		0-0 1B	1-3 2B		4-2 G3 BB	3-3 K			3	0	2	1	1	1	0				
Bernie Williams, S OBP: 0.405, SLG: 0.494	2-1 1B		4-0 FC5-4 1BB		4-1 G3 BB		3-2 E5 F8 1B 1B			2	1	2	1	2	0	0				
John Vander Wal, L OBP: 0.398, SLG: 0.506 Gerald Williams, R	1-3 2H 1B		1-0 L3		1-1 G3		2-1 F8			4	0	0	0	0	0	8				
Shane Spencer, R OBP: 0.351, SLG: 0.410	2-2 P6		2-1 FC5-4 1-2		3-2 F8		0-1 1B			4	0	1	1	0	0	7				
Ron Coomer, R OBP: 0.333, SLG: 0.514		3-2 F9		0-0 SH2-3 1B		2-1 1B HR 1B		1-2 F9		4	1	2	0	0	0	1				
Alberto Castillo, R OBP: 0.118, SLG: 0.063		1-3 K		0-0 SH2-3		2-0 HR 1B	1-3 K			3	1	1	0	0	2	1				
Inning Stats	R: 2 E: 0 K: 1 S: 15	H: 4 LOB: 2 BB: 0 P: 25	R: 0 E: 0 K: 2 S: 11	H: 0 LOB: 0 BB: 0 P: 16	R: 0 E: 0 K: 0 S: 7	H: 2 LOB: 3 BB: 1 P: 19	R: 0 E: 0 K: 1 S: 7	H: 1 LOB: 1 BB: 0 P: 9	R: 0 E: 0 K: 0 S: 10	H: 0 LOB: 2 BB: 2 P: 22	R: 3 E: 0 K: 2 S: 13	H: 3 LOB: 0 BB: 0 P: 23	R: 1 E: 1 K: 1 S: 14	H: 2 LOB: 1 BB: 0 P: 21	R: 0 E: 0 K: 2 S: 9	H: 0 LOB: 0 BB: 0 P: 14	1B: 10 2B: 1 3B: 0 HR: 1	SF: 0 SAC: 1 DP: 0 HBP: 0	WP: 0 PB: 0 SB: 0 CS: 0	PA: 39
PITCHER	IP WLS BF H R ER SO BB IBB HBP BLK WP HR S P ERA WHIP	5.0 L 27 4 4 4 4 2 1 0 0 0 0 1 24 37 4.50 1.500	2.0 9 3 2 1 3 0 0 0 0 0 0 0 0 9 14 0.00 0.000											IP WLS BF H R ER SO BB IBB HBP BLK WP HR S P ERA WHIP						



Batter	1	2	3	4	5	6	7	8	9	AB	R	H	RBI	BB	SO	LOB	TOP					
Jacque Jones, L (1, 7) OBP: 0.333, SLG: 0.489	4-2 G4-6-3 BB		2-2 G3-1		3-1 G4-3			0-1 E4 G1-3		3	0	0	0	1	0	0	Minnesota Twins @ New York Yankees Yankee Stadium, Bronx, NY Sun May 19 2002, 1:05 PM EDT Att: 53,662 - Cloudy - 52 F					
Cristian Guzman, S (1, 6) OBP: 0.232, SLG: 0.277	0-2 G4-6-3		0-1		0-1 G5-3			0-1 G1-3		4	0	1	0	0	0	2						
Tori Hunter, R (1, 8) OBP: 0.378, SLG: 0.581	1-3 K		1-3 K		0-0 F8			2-3 K		4	0	0	0	0	3	2						
David Ortiz, L (1, 10) OBP: 0.311, SLG: 0.468		2-2 G3 1B		2-2 L8		1-0 G3		0-1 L6		4	0	1	0	0	0	0						
Bobby Kielty, S (1, 3) OBP: 0.432, SLG: 0.527	1-3 K		2-3 K		3-3 K			2-1 FC5-4 1B		4	0	1	0	0	3	1						
Dustan Mohr, R (1, 9) OBP: 0.375, SLG: 0.468	0-0 G3 1B		1-0 E BB 1B		2-3 K			3-1 FC5-4 HBP		4	0	2	0	0	1	1						
A.J. Pierzynski, L (1, 2) OBP: 0.348, SLG: 0.418	2-1 G3		4-1 E2 BB		0-3 K			2-0 HBP		2	0	0	0	1	1	2						
Jay Canizaro, R (1, 5) OBP: 0.286, SLG: 0.319	3-3 K		1-3 K		0-0 F8			0-3 K		3	0	0	0	0	2	4						
Brian Buchanan, R (9, PH) OBP: 0.312, SLG: 0.443										1	0	0	0	0	1	2						
Denny Hocking, S (1, 4) OBP: 0.274, SLG: 0.240			2-3 K		2-3 K			0-3 K		3	0	0	0	0	3	0						
Inning Stats	R: 0 E: 0 K: 1 S: 9	H: 0 LOB: 0 BB: 1 P: 14	R: 0 E: 0 K: 2 S: 17	H: 2 LOB: 2 BB: 0 P: 25	R: 0 E: 0 K: 2 S: 12	H: 1 LOB: 1 BB: 0 P: 16	R: 0 E: 1 K: 2 S: 14	H: 1 LOB: 2 BB: 1 P: 24	R: 0 E: 0 K: 1 S: 9	H: 0 LOB: 0 BB: 0 P: 14	R: 0 E: 0 K: 2 S: 9	H: 0 LOB: 0 BB: 0 P: 11	R: 0 E: 1 K: 1 S: 10	H: 0 LOB: 1 BB: 0 P: 12	R: 0 E: 0 K: 1 S: 9	H: 1 LOB: 2 BB: 0 P: 16	1B: 5 2B: 0 3B: 0 HR: 0	SF: 0 SAC: 0 DP: 1 HBP: 1	WP: 0 PB: 0 CS: 0	PA: 35		
PITCHER	IP WLS BF H R ER SO BB IBB HBP BLK WP HR S P ERA WHIP	8.0 W 30 4 0 0 13 2 0 0 0 0 0 85 125 0.00 0.750	1.0 S 5 1 0 0 1 0 0 1 0 0 0 9 16 0.00 1.000																			



AB	32
R	0
H	5
RBI	0
BB	2
SO	14
LOB	14




Batter	1	2	3	4	5	6	7	8	9	AB	R	H	RBI	BB	SO	LOB	BOTTOM				
Alfonso Soriano, R (1, 4) OBP: 0.351, SLG: 0.602	1-1 2 E 2 S 1B		1-3 K		0-2 FC5-4 1B		0-0 K			4	1	3	0	0	1	0	Minnesota Twins @ New York Yankees Yankee Stadium, Bronx, NY Sun May 19 2002, 1:05 PM EDT Att: 53,662 - Cloudy - 52 F				
2 Derek Jeter, R (1, 6) OBP: 0.376, SLG: 0.452	2-2 25 BB 1B		0-1 G4-3		0-2 FC5-4		0-2 G1-3			4	0	1	1	0	0	3					
Bernie Williams, S (1, 8) OBP: 0.402, SLG: 0.487	2-2 F8		2-1 K		0-1 L8		0-1 G6-3			4	0	1	0	0	0	4					
25 Jason Giambi, L (1, 10) OBP: 0.395, SLG: 0.530	4-1 K		2-3 K		1-0 G3			2-0 F8		3	0	0	0	1	1	1					
20 Jorge Posada, S (1, 2) OBP: 0.423, SLG: 0.592	1-2 BB				2-1 F7		1-1 HR 1B		0-0 G5-3	4	1	1	0	0	1	2					
Robin Ventura, L (1, 5) OBP: 0.382, SLG: 0.538	3-3 K				3-1 F9		0-0 HR		4-1 BB	3	1	1	2	1	1	2					
John Vander Wal, L (1, 9) OBP: 0.396, SLG: 0.590		3-3 K		1-3 K		1-2 HR		2-3 BB		3	0	1	0	0	2	0					
Gerald Williams, R (6, PR) (7, 9)										1	0	0	0	0	1	1					
Rondell White, R (1, 7) OBP: 0.294, SLG: 0.354	1-1 F3				0-2 F7		0-1 G5-4-3			3	0	0	0	0	0	1					
Nick Johnson, L (1, 3) OBP: 0.309, SLG: 0.400	3-2 G3-1				3-2 FC5-4 1B		3-2 L7			3	0	1	0	0	0	0					
Inning Stats	R: 1 E: 0 K: 2 S: 19	H: 2 LOB: 2 BB: 1 P: 32	R: 0 E: 0 K: 1 S: 8	H: 0 LOB: 0 BB: 0 P: 15	R: 0 E: 0 K: 2 S: 10	H: 1 LOB: 1 BB: 0 P: 15	R: 0 E: 0 K: 1 S: 7	H: 0 LOB: 0 BB: 0 P: 13	R: 0 E: 0 K: 0 S: 14	H: 2 LOB: 2 BB: 0 P: 17	R: 2 E: 0 K: 0 S: 10	H: 3 LOB: 1 BB: 0 P: 13	R: 0 E: 0 K: 0 S: 9	H: 1 LOB: 1 BB: 0 P: 12	R: 0 E: 0 K: 1 S: 6	H: 0 LOB: 1 BB: 1 P: 14	1B: 7 2B: 0 3B: 1 HR: 1	SF: 0 SAC: 0 DP: 1 HBP: 0	WP: 0 PB: 0 CS: 0	PA: 34	
PITCHER	IP WLS BF H R ER SO BB IBB HBP BLK WP HR S P ERA WHIP	5.1 L 25 8 3 2 6 1 0 0 0 0 0 66 103 3.38 1.688	1.2 5 1 0 0 0 0 0 0 0 0 0 0 11 14 0.00 0.600	1.0 4 0 0 0 0 1 1 0 0 0 0 0 6 14 0.00 1.000																	

AB	32
R	3
H	9
RBI	3
BB	2
SO	7
LOB	14



Batter	1	2	3	4	5	6	7	8	9	AB	R	H	RBI	BB	SO	LOB	TOP					
Gabe Kapler, R OBP: 0.302, SLG: 0.355 (1, 8)	G4-3		E5 FC5 10 1B		F9		FC6-4 1B		G4-3	5	0	1	0	0	0	3	<p>Texas Rangers @ Minnesota Twins Hubert H. Humphrey Metrodome, Minneapolis, MN Tue May 21 2002, 8:05 PM EDT Att: 16,335 - Dome - 72 F</p> <p>livebaseballscores.com</p> <p>AB 38 R 2 H 11 RBI 2 BB 3 SO 9 LOB 22</p> 					
10 Michael Young, R OBP: 0.346, SLG: 0.452 (1, 4)	K		FC5 1B		F8		FC6-4 BB		1B BB	4	0	1	0	1	1	2						
Alex Rodriguez, R OBP: 0.402, SLG: 0.606 (1, 6)	F8		FC5 1B				K		K	4	0	0	0	1	2	5						
Juan Gonzalez, R OBP: 0.273, SLG: 0.262 (1, 9)					F9		HR 1B		K	5	1	2	0	0	1	2						
Rafael Palmeiro, L OBP: 0.371, SLG: 0.559 (1, 10)	K				K		HR		G1-3	5	1	2	2	0	2	3						
Herbert Perry, R OBP: 0.349, SLG: 0.453 (1, 5)	K				2B		F7		G6-4-3 BB	3	0	1	0	1	1	0						
Carl Everett, S OBP: 0.237, SLG: 0.333 (1, 7)					K		1B		G6-4-3	4	0	2	0	0	1	3						
Todd Greene, R OBP: 0.222, SLG: 0.222 (1, 3)					F2		P6		G6-3	4	0	0	0	0	1	3						
Bill Haselman, R OBP: 0.333, SLG: 0.374 (1, 2)					F8					3	0	1	0	0	0	1						
Mike Lamb, L OBP: 0.227, SLG: 0.344 (9, PH)									1B G4-3	1	0	1	0	0	0	0						
Inning Stats	R: 0 H: 0 E: 0 K: 1 S: 9	H: 0 LOB: 0 BB: 0 P: 13	R: 0 H: 0 E: 0 K: 2 S: 8	H: 0 LOB: 0 BB: 0 P: 12	R: 0 H: 2 E: 1 K: 0 S: 15	H: 2 LOB: 3 BB: 0 P: 22	R: 0 H: 1 E: 0 K: 2 S: 13	H: 1 LOB: 1 BB: 0 P: 16	R: 0 H: 1 E: 0 K: 0 S: 10	H: 1 LOB: 1 BB: 0 P: 19	R: 2 H: 3 E: 0 K: 2 S: 16	H: 3 LOB: 1 BB: 0 P: 23	R: 0 H: 1 E: 0 K: 1 S: 12	H: 1 LOB: 2 BB: 1 P: 20	R: 0 H: 1 E: 0 K: 0 S: 4	H: 1 LOB: 1 BB: 1 P: 11	R: 0 H: 2 E: 0 K: 1 S: 16	H: 2 LOB: 3 BB: 1 P: 27	1B: 9 2B: 1 3B: 0 HR: 1	SF: 0 SAC: 0 DP: 1 HBP: 0	WP: 0 PB: 0 SB: 0 CS: 0	PA: 41
PITCHER	IP WLS BF H R ER SO BB IBB HBP BLK WP HR S P ERA WHIP	6.0 W 26 7 2 2 7 0 0 0 0 0 1 71 105 3.00 1.167	1.0 H 5 1 0 0 1 1 0 0 0 0 0 12 20 0.00 2.000	1.0 H 4 1 0 0 0 1 0 0 0 0 0 4 11 0.00 2.000	1.0 6 2 0 0 1 1 0 0 0 0 0 0 16 27 0.00 3.000	PITCHER										IP WLS BF H R ER SO BB IBB HBP BLK WP HR S P ERA WHIP	6.0 W 26 7 2 2 7 0 0 0 0 0 1 71 105 3.00 1.167					

Batter	1	2	3	4	5	6	7	8	9	AB	R	H	RBI	BB	SO	LOB	BOTTOM			
Jacque Jones, L OBP: 0.340, SLG: 0.495 (1, 7)	1B SF9 2B	2B 1B	BB		G1-3			FC1-6 1B HR		4	3	2	0	1	0	1	<p>Texas Rangers @ Minnesota Twins Hubert H. Humphrey Metrodome, Minneapolis, MN Tue May 21 2002, 8:05 PM EDT Att: 16,335 - Dome - 72 F</p> <p>livebaseballscores.com</p> <p>AB 36 R 8 H 15 RBI 8 BB 5 SO 5 LOB 18</p> 			
Cristian Guzman, S OBP: 0.237, SLG: 0.281 (1, 6)	1B	F8	G1-3			F9		HR 1B		5	2	2	0	0	0	3				
Tori Hunter, R OBP: 0.378, SLG: 0.602 (1, 8)	SF9	1B			K	K		HR		4	2	2	5	0	2	0				
David Ortiz, L OBP: 0.337, SLG: 0.500 (1, 10)	F9	BB 1B			FC4-6 1B	1B		1B 2B		5	0	4	1	0	0	1				
Bobby Kielty, S OBP: 0.441, SLG: 0.526 (1, 3)	HBP 1B				F9			1B		4	0	2	0	1	0	2				
Casey Blake, R OBP: 0.273, SLG: 0.250 (8, PR)	1B	BB			F9			1B		0	0	0	0	0	0	0				
Dustin Mohr, R OBP: 0.376, SLG: 0.461 (1, 9)	HBP 1B	P6			FC4-6			K		4	0	1	1	1	1	5				
A.J. Pierzynski, L OBP: 0.343, SLG: 0.405 (1, 2)	HBP				K			F9		4	0	0	0	0	1	3				
Jay Canizaro, R OBP: 0.284, SLG: 0.309 (1, 5)	G6-3				G6-3			CS BB		3	0	0	0	1	1	3				
Denny Hocking, S OBP: 0.291, SLG: 0.291 (1, 4)		G4-3			2B			HR		3	1	2	1	1	0	0				
Inning Stats	R: 2 H: 4 E: 0 K: 0 S: 18	H: 3 LOB: 2 BB: 1 P: 29	R: 2 H: 3 E: 0 K: 0 S: 16	H: 3 LOB: 1 BB: 1 P: 28	R: 0 H: 1 E: 0 K: 1 S: 7	H: 1 LOB: 1 BB: 1 P: 13	R: 0 H: 1 E: 0 K: 1 S: 17	H: 1 LOB: 0 BB: 0 P: 23	R: 1 H: 1 E: 0 K: 1 S: 11	H: 1 LOB: 0 BB: 0 P: 13	R: 0 H: 1 E: 0 K: 1 S: 7	H: 1 LOB: 1 BB: 0 P: 8	R: 0 H: 0 E: 0 K: 0 S: 5	H: 0 LOB: 2 BB: 2 P: 14	R: 3 H: 4 E: 0 K: 1 S: 18	H: 4 LOB: 2 BB: 1 P: 29	1B: 9 2B: 4 3B: 0 HR: 2	SF: 1 SAC: 0 DP: 1 HBP: 1	WP: 0 PB: 0 SB: 0 CS: 1	PA: 44
PITCHER	IP WLS BF H R ER SO BB IBB HBP BLK WP HR S P ERA WHIP	5.0 L 28 10 5 5 3 2 0 1 0 0 0 18 32 7.71 2.143	2.1 10 2 2 2 1 3 0 0 0 0 0 0 12 19 13.50 4.500	0.2 5 3 1 1 1 0 0 0 0 0 0 1 12 19 13.50 4.500	PITCHER										IP WLS BF H R ER SO BB IBB HBP BLK WP HR S P ERA WHIP	5.0 L 28 10 5 5 3 2 0 1 0 0 0 18 32 7.71 2.143				

Batter	1	2	3	4	5	6	7	8	9	AB	R	H	RBI	BB	SO	LOB	TOP										
29 Rusty Greer, L OBP: 0.347, SLG: 0.379 (1, 10)										5	0	2	2	0	0	0	Texas Rangers @ Minnesota Twins Hubert H. Humphrey Metrodome, Minneapolis, MN Wed May 22 2002, 1:05 PM EDT Att: 23,518 - Dome - 72 F livebaseballscorecards.com										
10 Michael Young, R OBP: 0.333, SLG: 0.434 (1, 4)										5	0	0	0	0	2	3											
Alex Rodriguez, R OBP: 0.399, SLG: 0.595 (1, 6)										3	0	0	0	1	1	1											
Juan Gonzalez, R OBP: 0.250, SLG: 0.239 (1, 9)										4	0	0	0	0	1	2											
Carl Everett, S OBP: 0.238, SLG: 0.330 Calvin Murray, R OBP: 0.221, SLG: 0.250 (8, 8)										4	1	1	0	0	2	0											
Herbert Perry, R OBP: 0.388, SLG: 0.481 (1, 5)										4	2	3	0	0	0	0											
Mike Lamb, L OBP: 0.261, SLG: 0.424 (1, 3)									2	3	2	3	1	0	0												
Gabe Kapler, R OBP: 0.303, SLG: 0.355 (8, 7)									3	0	1	1	0	1	2												
Bill Haselman, R OBP: 0.330, SLG: 0.363 (1, 2)									3	0	0	0	1	0	1												
Inning Stats	R: 0 E: 0 K: 1 S: 10	H: 1 LOB: 1 BB: 0 P: 18	R: 1 E: 1 K: 0 S: 10	H: 2 LOB: 1 BB: 0 P: 16	R: 0 E: 0 K: 1 S: 7	H: 0 LOB: 0 BB: 0 P: 13	R: 3 E: 0 K: 1 S: 14	H: 3 LOB: 0 BB: 0 P: 21	R: 0 E: 0 K: 2 S: 11	H: 1 LOB: 2 BB: 1 P: 20	R: 0 E: 0 K: 1 S: 12	H: 0 LOB: 0 BB: 0 P: 18	R: 0 E: 0 K: 1 S: 8	H: 0 LOB: 0 BB: 1 P: 15	R: 2 E: 0 K: 0 S: 10	H: 2 LOB: 1 BB: 1 P: 21		1B: 5 2B: 3 3B: 0 HR: 1	SF: 0 SAC: 2 DP: 2 HBP: 0	WP: 0 PB: 0 SB: 0 CS: 0	PA: 38						
PITCHER	IP	WLS	BF	H	R	ER	SO	BB	IBB	HBP	BLK	WP	HR	S	P	ERA	WHIP										
Kyle Lohse, R ERA: 5.22 (1, 1)	6.0	L	26	7	4	4	5	0	1	0	0	0	1	63	105	6.00	1.167										
Jack Cressend, R ERA: 6.0 (7, 1)	2.0		6	0	0	0	2	1	0	0	0	0	0	20	33	0.00	0.500										
Eddie Guardado, L ERA: 2.91 (9, 1)	1.0		6	2	2	2	0	0	1	0	0	0	0	10	21	18.00	2.000										

Batter	1	2	3	4	5	6	7	8	9	AB	R	H	RBI	BB	SO	LOB	BOTTOM										
Jacque Jones, L OBP: 0.332, SLG: 0.481 (1, 7)										5	0	0	1	0	0	4	Texas Rangers @ Minnesota Twins Hubert H. Humphrey Metrodome, Minneapolis, MN Wed May 22 2002, 1:05 PM EDT Att: 23,518 - Dome - 72 F livebaseballscorecards.com										
Cristian Guzman, S OBP: 0.242, SLG: 0.295 (1, 6)										5	1	2	1	0	0	1											
Doug Mientkiewicz, L OBP: 0.362, SLG: 0.394 (1, 3)										5	0	1	0	0	0	2											
Torii Hunter, R OBP: 0.376, SLG: 0.594 (1, 8)										4	0	1	0	0	1	1											
David Ortiz, L OBP: 0.333, SLG: 0.482 Casey Blake, R OBP: 0.273, SLG: 0.250 (8, PR)										3	0	0	0	1	1	1											
Brian Buchanan, R OBP: 0.313, SLG: 0.440 Bobby Kielty, S OBP: 0.436, SLG: 0.519 (8, PH)										3	1	1	0	0	0	0											
Jay Canizaro, R OBP: 0.283, SLG: 0.307 (1, 5)										4	1	1	0	0	1	3											
Tom Prince, R OBP: 0.404, SLG: 0.711 (1, 2)										3	1	1	0	1	2	0											
Denny Hocking, S OBP: 0.306, SLG: 0.302 (1, 4)										3	1	2	2	1	0	0											
Inning Stats	R: 0 E: 0 K: 0 S: 6	H: 1 LOB: 0 BB: 0 P: 11	R: 0 E: 1 K: 0 S: 8	H: 0 LOB: 1 BB: 0 P: 15	R: 1 E: 0 K: 0 S: 11	H: 1 LOB: 1 BB: 1 P: 18	R: 2 E: 0 K: 0 S: 17	H: 3 LOB: 2 BB: 1 P: 30	R: 0 E: 0 K: 1 S: 13	H: 1 LOB: 1 BB: 0 P: 19	R: 0 E: 0 K: 1 S: 6	H: 0 LOB: 0 BB: 0 P: 9	R: 0 E: 0 K: 3 S: 14	H: 1 LOB: 2 BB: 1 P: 22	R: 2 E: 0 K: 1 S: 14	H: 2 LOB: 0 BB: 0 P: 22		1B: 7 2B: 0 3B: 2 HR: 0	SF: 0 SAC: 0 DP: 1 HBP: 0	WP: 1 PB: 0 SB: 0 CS: 0	PA: 39						
PITCHER	IP	WLS	BF	H	R	ER	SO	BB	IBB	HBP	BLK	WP	HR	S	P	ERA	WHIP										
Kenny Rogers, L ERA: 3.02 (1, 1)	7.0		29	6	3	3	2	2	0	0	0	0	0	65	110	3.86	1.143										
Rudy Seanez, R ERA: 4.82 (8, 1)	1.0	H	5	1	0	0	3	1	0	0	0	0	0	14	22	0.00	2.000										
Hideki Irabu, R ERA: 3.49 (9, 1)	1.0	S	5	2	2	2	1	0	0	0	0	1	0	14	22	18.00	2.000										

Batter	1	2	3	4	5	6	7	8	9	AB	R	H	RBI	BB	SO	LOB	TOP					
Jacque Jones, L OBP: 0.343, SLG: 0.500	0-0 HR		0-0 HR 1B	1-1 HBP		2-0 HBP			1-1 G6-3	3	2	1	0	0	0							
Cristian Guzman, S OBP: 0.240, SLG: 0.293	0-1 G1-3		1-1 HR 1B	1-0 G3		3-1 CS	0-1 G5-3		3-2 F7	5	1	1	0	0	0	2						
Doug Mientkiewicz, L OBP: 0.359, SLG: 0.376	0-1 G3-1		0-0 F8	4-0 BB			1-1 F8			3	0	0	0	1	0	2						
David Ortiz, L OBP: 0.330, SLG: 0.466	4-1 BB		1-2 F8	0-0 G3			3-3 K			3	0	0	0	1	1	5						
Tori Hunter, R OBP: 0.373, SLG: 0.603	0-3 K		0-0 HR		0-0 F3			1-2 L8		4	1	1	3	0	1	1						
Corey Koskie, L OBP: 0.414, SLG: 0.484		1-0 L8	1-1 G5-3		1-3 K			4-1 BB		3	0	0	0	1	1	0						
Dustin Mohr, R OBP: 0.364, SLG: 0.445		2-2 P4		2-3 K	1-2 G4-3			0-2 F7		4	0	0	0	0	1	1						
A.J. Pierzynski, L OBP: 0.348, SLG: 0.431		2-0 1B		1-1 HR		3-2 F7		0-0 F7		4	1	2	1	0	0	1						
Denny Hocking, S OBP: 0.304, SLG: 0.300		2-1 G3-1		1-0 G3 HBP 1B		1-1 G4-3			0-1 F7	4	0	1	0	0	0	1						
Inning Stats	R: 1 E: 0 K: 1 S: 9	H: 1 LOB: 1 BB: 1 P: 13	R: 0 E: 0 K: 0 S: 7	H: 1 LOB: 1 BB: 0 P: 14	R: 3 E: 0 K: 0 S: 10	H: 3 LOB: 0 BB: 0 P: 13	R: 1 E: 0 K: 1 S: 9	H: 2 LOB: 3 BB: 1 P: 19	R: 0 E: 0 K: 1 S: 7	H: 0 LOB: 0 BB: 0 P: 9	R: 0 E: 0 K: 0 S: 8	H: 0 LOB: 0 BB: 0 P: 17	R: 0 E: 0 K: 1 S: 10	H: 0 LOB: 0 BB: 0 P: 14	R: 0 E: 0 K: 0 S: 8	H: 0 LOB: 1 BB: 1 P: 13	R: 0 E: 0 K: 0 S: 7	H: 0 LOB: 0 BB: 0 P: 11	1B: 4 2B: 0 3B: 0 HR: 3	SF: 0 SAC: 0 DP: 0 HBP: 2	WP: 0 PB: 0 SB: 0 CS: 1	PA: 39
PITCHER	IP WLS BF H R ER SO BB IBB HBP BLK WP HR S P ERA WHIP	IP WLS BF H R ER SO BB IBB HBP BLK WP HR S P ERA WHIP																				
Ramon Ortiz, R ERA: 3.62	(1, 1) 7.1 L 33 7 5 5 4 3 0 2 0 0 3 64 108 6.14 1.364	(8, 1) 1.2 5 0 0 0 0 0 0 0 0 0 0 0 11 15 0.00 0.000																				

Minnesota Twins @ Anaheim Angels
Edison International Field, Anaheim, CA
Fri May 24, 2002, 10:05 PM EDT
Att: 27,494 - Cloudy - 65 F

AB 33
R 5
H 7
RBI 5
BB 3
SO 4
LOB 13



Batter	1	2	3	4	5	6	7	8	9	AB	R	H	RBI	BB	SO	LOB	BOTTOM					
Adam Kennedy, L OBP: 0.308, SLG: 0.371	1-2 G1-4-3		2-1 F8			1-0 F8			1-2 G5-3	4	0	0	0	0	0	0						
Darin Erstad, L OBP: 0.331, SLG: 0.396	0-1 FC5-4 1B			2-2 F7		2-2 F8			1-2 G1-3	4	0	1	0	0	0	0						
Troy Glaus, R OBP: 0.376, SLG: 0.545	1-0 FC5-4			1-2 F7			1-2 G5-3		1-3 K	4	0	0	0	0	1	1						
16 Garret Anderson, L OBP: 0.301, SLG: 0.492	0-0 F9			0-0 G6-3			1-3 K			3	0	0	0	0	1	1						
Brad Fullmer, L OBP: 0.351, SLG: 0.507		1-1 G4-3			1-1 HR		2-2 L6			3	1	1	1	0	0	0						
Tim Salmon, R OBP: 0.365, SLG: 0.429		1-2 G6-3			1-0 G5-3			2-3 K		3	0	0	0	0	1	0						
Scott Spiezio, S OBP: 0.363, SLG: 0.368		1-1 F9			0-0 G4-3			1-1 F9		3	0	0	0	0	0	0						
Bengie Molina, R OBP: 0.307, SLG: 0.319			0-2 G6-3		0-0 G1-3			1-0 1B		3	0	1	0	0	0	0						
Alfredo Amezaga, S OBP: 0.307, SLG: 0.319			2-3 K			0-0 B1-3			1-1 F8	3	0	0	0	0	1	1						
Inning Stats	R: 0 E: 0 K: 0 S: 8	H: 1 LOB: 0 BB: 0 P: 10	R: 0 E: 0 K: 0 S: 7	H: 0 LOB: 0 BB: 0 P: 10	R: 0 E: 0 K: 1 S: 10	H: 0 LOB: 0 BB: 0 P: 14	R: 0 E: 0 K: 0 S: 7	H: 0 LOB: 0 BB: 0 P: 10	R: 1 E: 0 K: 0 S: 5	H: 1 LOB: 0 BB: 0 P: 7	R: 0 E: 0 K: 0 S: 5	H: 0 LOB: 0 BB: 0 P: 8	R: 0 E: 0 K: 1 S: 9	H: 0 LOB: 0 BB: 0 P: 13	R: 0 E: 0 K: 1 S: 10	H: 1 LOB: 1 BB: 0 P: 15	R: 0 E: 0 K: 1 S: 12	H: 0 LOB: 0 BB: 0 P: 15	1B: 2 2B: 0 3B: 0 HR: 1	SF: 0 SAC: 0 DP: 0 HBP: 0	WP: 0 PB: 0 SB: 0 CS: 0	PA: 30
PITCHER	IP WLS BF H R ER SO BB IBB HBP BLK WP HR S P ERA WHIP	IP WLS BF H R ER SO BB IBB HBP BLK WP HR S P ERA WHIP																				
Rick Reed, R ERA: 4.23	(1, 1) 9.0 W 30 3 1 1 4 0 0 0 0 0 1 73 102 1.00 0.333	(1, 1) 1.2 5 0 0 0 0 0 0 0 0 0 0 11 15 0.00 0.000																				

Minnesota Twins @ Anaheim Angels
Edison International Field, Anaheim, CA
Fri May 24, 2002, 10:05 PM EDT
Att: 27,494 - Cloudy - 65 F

AB 30
R 1
H 3
RBI 1
BB 0
SO 4
LOB 3



Batter	1	2	3	4	5	6	7	8	9	10	11	12	13	AB	R	H	RBI	BB	SO	LOB	TOP						
Jacque Jones, L (1, 7) OBP: 0.343, SLG: 0.495														6	0	2	0	0	2	2							
Cristian Guzman, S (1, 6) OBP: 0.236, SLG: 0.289														6	0	1	1	0	1	2							
Doug Mientkiewicz, L (1, 3) OBP: 0.356, SLG: 0.366														4	0	0	0	2	1	1							
David Ortiz, L (1, 10) OBP: 0.321, SLG: 0.447														6	0	1	0	0	0	4							
Torii Hunter, R (1, 8) OBP: 0.369, SLG: 0.590														4	1	0	0	1	0	1							
Corey Koskie, L (1, 5) OBP: 0.400, SLG: 0.465														5	0	0	0	0	1	1							
Dustin Mohr, R (1, 9) OBP: 0.366, SLG: 0.447														4	1	1	0	1	0	0							
Tom Prince, R (1, 2) OBP: 0.376, SLG: 0.653														4	0	0	0	0	2	2							
A.J. Pierzynski, L (12, PH) OBP: 0.345, SLG: 0.427														1	0	0	0	0	0	1							
Denny Hocking, S (1, 4) OBP: 0.308, SLG: 0.322														5	1	2	2	0	1	0							
Inning Stats	R: 0 E: 0 K: 1 S: 8	H: 0 LOB: 0 BB: 0 P: 13	R: 0 E: 0 K: 1 S: 8	H: 0 LOB: 0 BB: 0 P: 12	R: 0 E: 0 K: 1 S: 9	H: 0 LOB: 0 BB: 1 P: 18	R: 0 E: 0 K: 1 S: 11	H: 1 LOB: 1 BB: 0 P: 15	R: 0 E: 0 K: 1 S: 6	H: 0 LOB: 0 BB: 0 P: 8	R: 1 E: 0 K: 0 S: 11	H: 2 LOB: 1 BB: 0 P: 15	R: 0 E: 0 K: 0 S: 12	H: 1 LOB: 1 BB: 0 P: 18	R: 0 E: 0 K: 0 S: 6	H: 0 LOB: 0 BB: 0 P: 12	R: 0 E: 0 K: 0 S: 7	H: 1 LOB: 2 BB: 1 P: 16	1B: 4 2B: 3 3B: 0 HR: 0	SF: 0 SAC: 0 DP: 1 HBP: 0	W/P: 1 PB: 0 SB: 0 CS: 0	PA: 49					
PITCHER	IP 8.0	WLS 31	BF 4	H 3	R 3	ER 3	SO 7	BB 3	IBB 0	HBP 0	BLK 0	WP 1	HR 0	S 75	P 120	ERA 3.38	WHIP 0.875										
Jarrod Washburn, L (1, 1) ERA: 3.47	1.0	3	1	0	0	0	0	0	0	0	0	0	0	5	8	0.00	1.000										
Ben Weber, R (9, 1) ERA: 3.79	1.0	4	1	0	0	1	0	0	0	0	0	0	0	12	18	0.00	1.000										
Troy Percival, R (10, 1) ERA: 3.29	0.2	2	0	0	0	0	0	0	0	0	0	0	0	5	9	0.00	0.000										
Dennis Cook, L (11, 1) ERA: 1.29	2.1	W	9	1	0	0	0	1	0	0	0	0	0	16	32	0.00	0.857										
Al Levine, R (11, 1) ERA: 2.96																											

Minnesota Twins @ Anaheim Angels
Edison International Field, Anaheim, CA
Sat May 25 2002, 10:05 PM EDT
Att. 31,820 - Cloudy - 64 F

AB 45
R 3
H 7
RBI 3
BB 4
SO 8
LOB 14



Batter	1	2	3	4	5	6	7	8	9	10	11	12	13	AB	R	H	RBI	BB	SO	LOB	BOTTOM						
Orlando Palmeiro, L (1, 9) OBP: 0.425, SLG: 0.613														3	0	1	0	0	0	0							
Tim Salmon, R (7, PH) OBP: 0.364, SLG: 0.447														3	1	1	1	0	0	2							
Darin Erstad, L (1, 8) OBP: 0.339, SLG: 0.399														4	0	2	0	1	0	0							
Troy Glaus, R (1, 5) OBP: 0.366, SLG: 0.529														5	0	0	0	0	2	3							
16 Garret Anderson, L (1, 7) OBP: 0.294, SLG: 0.479														5	0	0	0	0	2	2							
Brad Fullmer, L (1, 10) OBP: 0.346, SLG: 0.503														5	1	1	0	0	1	1							
Scott Spiezio, S (1, 3) OBP: 0.360, SLG: 0.360														3	1	0	0	1	1	1							
Julio Ramirez, R (9, PR) OBP: 0.400, SLG: 0.714														1	1	0	0	0	1	0							
Bengie Molina, R (1, 2) OBP: 0.306, SLG: 0.324														4	0	1	1	0	1	2							
Alfredo Amezaga, S (9, PR) OBP: 0.185, SLG: 0.161														0	0	0	0	0	0	0							
Jorge Fabregas, L (10, 2) OBP: 0.185, SLG: 0.161														5	0	2	1	0	1	2							
Adam Kennedy, L (1, 4) OBP: 0.311, SLG: 0.380														5	0	2	1	0	1	2							
Jose Nieves, R (1, 6) OBP: 0.268, SLG: 0.304														5	0	2	1	0	1	0							
Inning Stats	R: 0 E: 0 K: 0 S: 8	H: 1 LOB: 1 BB: 0 P: 10	R: 2 E: 1 K: 0 S: 9	H: 4 LOB: 2 BB: 0 P: 13	R: 0 E: 0 K: 1 S: 10	H: 0 LOB: 0 BB: 0 P: 17	R: 0 E: 0 K: 1 S: 7	H: 2 LOB: 2 BB: 0 P: 16	R: 0 E: 0 K: 0 S: 6	H: 0 LOB: 0 BB: 0 P: 8	R: 1 E: 0 K: 0 S: 10	H: 1 LOB: 2 BB: 1 P: 13	R: 0 E: 0 K: 3 S: 12	H: 1 LOB: 1 BB: 0 P: 14	R: 0 E: 0 K: 0 S: 6	H: 0 LOB: 0 BB: 0 P: 9	R: 1 E: 0 K: 0 S: 1	H: 1 LOB: 0 BB: 0 P: 1	1B: 5 2B: 5 3B: 0 HR: 1	SF: 0 SAC: 0 DP: 1 HBP: 0	W/P: 0 PB: 0 SB: 1 CS: 0	PA: 46					
PITCHER	IP 6.2	WLS 27	BF 7	H 2	R 2	ER 1	SO 5	BB 1	IBB 0	HBP 0	BLK 0	WP 0	HR 0	S 57	P 88	ERA 1.35	WHIP 1.200										
Matt Kinney, R (1, 1) ERA: 3.65	1.1	4	0	0	0	0	0	0	0	0	0	0	8	12	0.00	0.000											
J.C. Romero, L (7, 1) ERA: 0.33	1.0	B	4	1	1	1	0	1	0	0	0	0	5	10	9.00	2.000											
Eddie Guardado, L (9, 1) ERA: 3.18	1.0	4	1	0	0	1	0	0	0	0	0	0	10	13	0.00	1.000											
Michael Jackson, R (10, 1) ERA: 0.9	2.0	6	0	0	0	4	0	0	0	0	0	0	18	23	0.00	0.000											
LaTroy Hawkins, R (11, 1) ERA: 1.95																											

Minnesota Twins @ Anaheim Angels
Edison International Field, Anaheim, CA
Sat May 25 2002, 10:05 PM EDT
Att. 31,820 - Cloudy - 64 F

AB 44
R 4
H 10
RBI 4
BB 2
SO 10
LOB 13



Batter	1	2	3	4	5	6	7	8	9	AB	R	H	RBI	BB	SO	LOB	TOP								
Jacque Jones, L (1, 7) OBP: 0.348, SLG: 0.512	F7	HR		G6-3		P4		BB	G3	5	2	5	1	0	1										
Cristian Guzman, S (1, 6) OBP: 0.250, SLG: 0.294	G6-3	BB		G6-3		K		BB		4	1	1	1	1	1										
Doug Mientkiewicz, L (1, 3) OBP: 0.353, SLG: 0.348	BB	K		BB		K		BB		2	1	0	0	3	2	1									
David Ortiz, L (1, 10) OBP: 0.311, SLG: 0.447	G4-3			L7		G3		BB		5	0	1	3	0	0	3									
Tori Hunter, R (1, 8) Dustan Mohr, R (8, PR) OBP: 0.362, SLG: 0.594 OBP: 0.367, SLG: 0.441		G5-3		G4-3		F8		BB		4	0	0	0	1	0	0									
Corey Koskie, L (1, 5) OBP: 0.405, SLG: 0.453		BB		K		F8		BB		0	0	0	0	0	0	0									
Jay Canizaro, R (8, PH) OBP: 0.280, SLG: 0.295		HR		K		BB		FC5-4		2	2	0	0	0	1	0									
Bobby Kielty, S (1, 9) OBP: 0.439, SLG: 0.500	F7			BB		BB		BB		1	0	0	0	0	2										
A.J. Pierzynski, L (1, 2) OBP: 0.351, SLG: 0.450	HR			BB		K		L4		5	2	2	1	0	2	1									
Denny Hocking, S (1, 4) OBP: 0.317, SLG: 0.320	HR			G6-3		K		BB		3	2	1	0	2	1	2									
Inning Stats	R: 0 E: 0 K: 0 S: 10	H: 0 LOB: 1 BB: 1 P: 17	R: 4 E: 0 K: 1 S: 21	H: 2 LOB: 1 BB: 2 P: 43	R: 0 E: 0 K: 1 S: 6	H: 0 LOB: 0 BB: 0 P: 10	R: 2 E: 0 K: 0 S: 17	H: 2 LOB: 2 BB: 2 P: 27	R: 1 E: 0 K: 2 S: 17	H: 1 LOB: 1 BB: 0 P: 31	R: 0 E: 0 K: 2 S: 8	H: 0 LOB: 0 BB: 0 P: 11	R: 0 E: 0 K: 0 S: 4	H: 0 LOB: 0 BB: 0 P: 5	R: 4 E: 0 K: 0 S: 14	H: 2 LOB: 2 BB: 4 P: 34	R: 0 E: 0 K: 2 S: 12	H: 1 LOB: 1 BB: 0 P: 15	1B: 3 2B: 3 3B: 1 HR: 1	SF: 0 SAC: 0 DP: 0 HBP: 2	WP: 0 PB: 0 SB: 2 CS: 0	PA: 46			
PITCHER	IP	WLS	BF	H	R	ER	SO	BB	IBB	HBP	BLK	WP	HR	S	P	ERA	WHIP								
Chan Ho Park, R (1, 1) ERA: 8.24	3.1	L	19	4	6	6	2	4	0	1	0	0	1	43	81	16.20	2.400								
Dave Burba, R (4, 1) ERA: 5.34	1.2		8	1	1	1	2	1	0	1	0	0	0	28	47	5.40	1.200								
Juan Alvarez, L (6, 1) ERA: 6.3	2.0		6	0	0	0	2	0	0	0	0	0	0	12	16	0.00	0.000								
Rudy Seanez, R (8, 1) ERA: 1.69	0.2		6	1	4	4	0	3	0	0	0	0	0	9	23	54.00	6.000								
Randy Flores, L (8, 1)	1.1		7	2	0	0	2	1	0	0	0	0	0	17	26	0.00	2.250								
Batter	1	2	3	4	5	6	7	8	9	AB	R	H	RBI	BB	SO	LOB	BOTTOM								
29 Rusty Greer, L (1, 7) OBP: 0.351, SLG: 0.366	G6-3			FC4-6						4	0	2	1	1	0	2									
10 Michael Young, R (1, 4) OBP: 0.306, SLG: 0.387	F9			G1-6-3		G4-3		F9		5	0	0	0	0	0	5									
Alex Rodriguez, R (1, 6) OBP: 0.408, SLG: 0.628				HR		K		F2		1	1	1	1	1	0	0									
Jason Romano, R (5, PH) OBP: 0.221, SLG: 0.250				BB		K				2	0	0	0	0	1	1									
Rafael Palmeiro, L (1, 10) OBP: 0.361, SLG: 0.555	L4			BB		K		F8		4	1	1	0	0	1	1									
Juan Gonzalez, R (1, 9) OBP: 0.304, SLG: 0.344				BB				G4-3		3	1	1	0	1	0	0									
Calvin Murray, R (9, 9) OBP: 0.221, SLG: 0.250				BB						0	0	0	0	0	0	0									
Carl Everett, S (1, 8) OBP: 0.245, SLG: 0.341	G4-3			SF9		K		F8		3	0	0	1	0	1	1									
Herbert Perry, R (1, 5) OBP: 0.368, SLG: 0.541	F7			P4		K				4	1	1	0	0	1	2									
Mike Lamb, L (1, 3) OBP: 0.282, SLG: 0.400				BB		K				3	0	1	0	1	1	1									
Bill Haselman, R (1, 2) OBP: 0.310, SLG: 0.345				BB						3	0	1	1	0	1	1									
Todd Greene, R (9, 2) OBP: 0.357, SLG: 0.643				BB		K2-3				1	0	0	0	0	0	2									
Inning Stats	R: 0 E: 0 K: 0 S: 9	H: 0 LOB: 1 BB: 1 P: 15	R: 0 E: 0 K: 0 S: 7	H: 0 LOB: 0 BB: 0 P: 10	R: 0 E: 1 K: 0 S: 6	H: 0 LOB: 1 BB: 1 P: 12	R: 3 E: 0 K: 0 S: 16	H: 4 LOB: 2 BB: 1 P: 29	R: 0 E: 0 K: 2 S: 8	H: 0 LOB: 0 BB: 0 P: 11	R: 0 E: 0 K: 3 S: 13	H: 0 LOB: 1 BB: 1 P: 20	R: 0 E: 0 K: 1 S: 8	H: 1 LOB: 0 BB: 0 P: 13	R: 0 E: 0 K: 0 S: 8	H: 0 LOB: 0 BB: 0 P: 10	R: 1 E: 0 K: 0 S: 15	H: 3 LOB: 1 BB: 0 P: 21	1B: 6 2B: 1 3B: 0 HR: 1	SF: 1 SAC: 0 DP: 2 HBP: 0	WP: 1 PB: 0 SB: 0 CS: 0	PA: 38			
PITCHER	IP	WLS	BF	H	R	ER	SO	BB	IBB	HBP	BLK	WP	HR	S	P	ERA	WHIP								
Tony Fiore, R (1, 1) ERA: 2.64	5.1	W	24	4	3	3	3	4	0	0	0	0	0	16	22	0.00	0.600								
Jack Cressend, R (6, 1) ERA: 5.96	1.2		6	1	0	0	3	0	0	0	0	0	0	8	10	0.00	0.000								
LaTroy Hawkins, R (8, 1) ERA: 1.88	1.0		3	0	0	0	0	0	0	0	0	0	0	15	21	9.00	3.000								
Bob Wells, R (9, 1) ERA: 6.39	1.0		5	3	1	1	0	0	0	0	0	0	0	15	21	9.00	3.000								

Minnesota Twins @ Texas Rangers
The Ballpark at Arlington, Arlington, TX
Tue May 28 2002, 8:05 PM EDT
Att: 20,181 - Cloudy - 76 F

AB 35
R 11
H 8
RBI 11
BB 9
SO 8
LOB 12



Minnesota Twins @ Texas Rangers
The Ballpark at Arlington, Arlington, TX
Tue May 28 2002, 8:05 PM EDT
Att: 20,181 - Cloudy - 76 F

AB 33
R 4
H 8
RBI 4
BB 4
SO 6
LOB 16



Batter	1	2	3	4	5	6	7	8	9	10	AB	R	H	RBI	BB	SO	LOB	TOP	
Orlando Palmeiro, L OBP: 0.405, SLG: 0.391 David Eckstein, R OBP: 0.356, SLG: 0.381 Julio Ramirez, R OBP: 0.363, SLG: 0.611	1-1 P6	2-2 1B		2-2 G4-3		1-2 G6-3		0-1 G4-3		2-2 1B	5	0	1	0	0	0	1	Anaheim Angels @ Minnesota Twins Hubert H. Humphrey Metrodome, Minneapolis, MN Thu May 30 2002, 8:05 PM EDT Att. 14,521 - Dome - 72 F	
Darin Erstad, L OBP: 0.358, SLG: 0.433	1-0 HR	2-2 G4-3		0-1 1B		4-0 1B		4-0 16 SF8 1B		1-3 K	4	1	2	1	2	1	2		
Troy Glaus, R OBP: 0.371, SLG: 0.541	2-2 F2			4-2 E		4-1 1B		1-1 F9		2-1 P3	3	1	0	0	3	0	2		
16 Garret Anderson, L OBP: 0.306, SLG: 0.510	0-0 2B			1-0 P6		0-1 F9		1-1 1B		0-1 SF8	4	0	2	1	0	0	3		
Brad Fullmer, L OBP: 0.329, SLG: 0.481 Scott Spiezo, S OBP: 0.362, SLG: 0.367	0-0 1B			1-0 E5		1-2 F9		1-3 1B		2-3 3H	5	1	1	0	0	1	7		
Tim Salmon, R OBP: 0.351, SLG: 0.461	0-2 P4			0-0 E8		1-0 G5-3		1-0 F3		1-1 F1	5	1	1	1	0	0	2		
Adam Kennedy, L OBP: 0.314, SLG: 0.392				2-2 G3		1-2 2B		1-3 K		0-0 1B	5	1	4	1	0	1	0		
Jorge Fabregas, L OBP: 0.167, SLG: 0.143 Bengie Molina, R OBP: 0.292, SLG: 0.309				0-1 G3		0-0 F8		2-3 K		2-3 K	4	0	0	1	0	1	3		
Jose Nieves, R OBP: 0.282, SLG: 0.310				0-0 G6-3		0-1 G6-3		0-2 16 SF8 G4-3		1-0 P4	5	1	1	1	0	1	3		
Inning Stats	R: 1 E: 0 K: 0 S: 14	H: 3 LOB: 2 BB: 0 P: 18	R: 1 E: 0 K: 0 S: 13	H: 2 LOB: 1 BB: 0 P: 19	R: 3 E: 2 K: 1 S: 12	H: 2 LOB: 1 BB: 1 P: 20	R: 0 E: 0 K: 0 S: 11	H: 1 LOB: 2 BB: 1 P: 18	R: 0 E: 0 K: 1 S: 10	H: 0 LOB: 0 BB: 0 P: 12	R: 1 E: 0 K: 0 S: 10	H: 1 LOB: 2 BB: 2 P: 18	R: 0 E: 0 K: 1 S: 9	H: 1 LOB: 1 BB: 0 P: 11	R: 0 E: 0 K: 1 S: 9	H: 1 LOB: 1 BB: 0 P: 14	1B: 9 2B: 3 3B: 0 HR: 1		SF: 1 SAC: 0 DP: 0 HBP: 0
PITCHER	IP WLS BF H R ER SO BB IBB HBP BLK WP HR S P ERA WHIP	0.1 0.1 16 6 4 2 1 0 0 0 0 0 1 3 5 27.00 3.000	2.2 2.2 9 2 0 0 0 1 0 0 0 0 0 23 33 6.75 2.625	4.1 4.1 9 2 0 0 0 1 0 0 0 0 0 23 33 0.00 1.500	6.1 6.1 8 1 0 0 3 1 0 0 0 0 0 18 30 0.00 1.000	8.1 8.1 6 1 1 1 0 1 1 0 0 0 0 10 18 9.00 2.000	PITCHER	IP WLS BF H R ER SO BB IBB HBP BLK WP HR S P ERA WHIP	2.0 2.0 7 2 0 0 2 0 0 0 0 0 0 16 25 0.00 1.000										
Brad Radke, R ERA: 5.23 Jack Cressend, R ERA: 6.04 LaTroy Hawkins, R ERA: 1.64 J.C. Romero, L ERA: 0.57 Michael Jackson, R ERA: 1.21																			

Batter	1	2	3	4	5	6	7	8	9	10	AB	R	H	RBI	BB	SO	LOB	BOTTOM			
Cristian Guzman, S OBP: 0.251, SLG: 0.295	0-1 L4										5	0	2	2	0	1	1	Anaheim Angels @ Minnesota Twins Hubert H. Humphrey Metrodome, Minneapolis, MN Thu May 30 2002, 8:05 PM EDT Att. 14,521 - Dome - 72 F			
Doug Mientkiewicz, L OBP: 0.376, SLG: 0.363	4-2 BB										2	1	1	0	2	1	0				
Toni Hunter, R OBP: 0.364, SLG: 0.590	0-3 K										4	1	1	1	1	3	3				
David Ortiz, L OBP: 0.310, SLG: 0.438	1-3 K										5	1	1	0	0	1	7				
Brian Buchanan, R OBP: 0.320, SLG: 0.454 Jacque Jones, L OBP: 0.346, SLG: 0.502											3	0	1	2	0	0	0				
Corey Koskie, L OBP: 0.393, SLG: 0.445											4	0	1	1	0	2	3				
Dustin Mohr, R OBP: 0.368, SLG: 0.435											4	2	1	0	1	0	1				
Tom Prince, R OBP: 0.381, SLG: 0.618 A.J. Pierzynski, L OBP: 0.367, SLG: 0.466											2	1	0	0	1	0	1				
Jay Canizaro, R OBP: 0.281, SLG: 0.306 Bobby Kielty, S OBP: 0.442, SLG: 0.484 Denny Hocking, S OBP: 0.324, SLG: 0.328											3	1	1	1	0	1	0				
Inning Stats	R: 0 E: 0 K: 2 S: 11	H: 0 LOB: 1 BB: 1 P: 16	R: 0 E: 0 K: 0 S: 10	H: 1 LOB: 1 BB: 0 P: 15	R: 0 E: 0 K: 1 S: 9	H: 2 LOB: 2 BB: 0 P: 17	R: 0 E: 0 K: 0 S: 3	H: 0 LOB: 0 BB: 0 P: 5	R: 4 E: 0 K: 1 S: 12	H: 3 LOB: 1 BB: 1 P: 22	R: 0 E: 0 K: 3 S: 11	H: 0 LOB: 0 BB: 0 P: 13	R: 2 E: 0 K: 0 S: 13	H: 4 LOB: 2 BB: 1 P: 27	R: 0 E: 0 K: 1 S: 15	H: 0 LOB: 2 BB: 2 P: 31	R: 1 E: 0 K: 0 S: 6		H: 1 LOB: 1 BB: 1 P: 10	1B: 5 2B: 5 3B: 1 HR: 0	SF: 2 SAC: 0 DP: 0 HBP: 1
PITCHER	IP WLS BF H R ER SO BB IBB HBP BLK WP HR S P ERA WHIP	6.2 6.2 29 6 4 4 7 2 0 0 0 0 0 3 3 5.40 1.200	7.1 7.1 1 0 0 0 1 0 0 0 0 0 0 3 3 0.00 0.000	8.1 8.1 1 1 1 1 0 0 0 0 0 0 0 2 4 0.00 0.000	8.1 8.1 2 4 2 0 0 0 0 0 0 0 0 6 13 0.00 3.000	8.1 8.1 1 1 1 1 1 3 0 0 0 0 1 0 20 41 6.75 3.000	PITCHER	IP WLS BF H R ER SO BB IBB HBP BLK WP HR S P ERA WHIP	10.1 10.1 0.2 L 4 1 1 1 0 1 0 0 0 6 10 13.50 3.000												
Scott Schoeneweis, L ERA: 5.43 Ben Weber, R ERA: 3.54 Dennis Cook, L ERA: 1.76 All Levine, R ERA: 3.24 Troy Percival, R ERA: 3.0																					

AB	42
R	6
H	13
RBI	6
BB	5
SO	6
LOB	24



AB	37
R	7
H	11
RBI	7
BB	6
SO	9
LOB	21



Batter	1	2	3	4	5	6	7	8	9	AB	R	H	RBI	BB	SO	LOB	TOP					
Adam Kennedy, L (1, 4) OBP: 0.320, SLG: 0.408	F7		P6						G4-6-3	5	0	2	0	0	0	2						
Darin Erstad, L (1, 8) OBP: 0.346, SLG: 0.419	F7		G4-3							4	0	0	0	0	0	3						
Troy Glaus, R (1, 5) OBP: 0.360, SLG: 0.523	G5-3									4	0	0	0	0	0	0						
16 Garret Anderson, L (1, 7) OBP: 0.313, SLG: 0.516										4	1	2	0	0	0	0						
Brad Fullmer, L (1, 10) OBP: 0.337, SLG: 0.484										2	0	1	1	1	1	0						
Tim Salmon, R (1, 9) OBP: 0.374, SLG: 0.494										4	1	3	1	0	0	2						
Scott Spiezio, S (1, 3) OBP: 0.372, SLG: 0.391										4	0	2	0	0	0	3						
Bengie Molina, R (1, 2) OBP: 0.306, SLG: 0.333										4	0	1	0	0	0	2						
Julio Ramirez, R (9, PR) OBP: 0.350, SLG: 0.579										0	0	0	0	0	0	0						
Benji Gil, R (1, 6) OBP: 0.200, SLG: 0.211										4	0	0	0	0	1	3						
Inning Stats	R: 0 E: 0 K: 0 S: 6	H: 0 LOB: 0 BB: 0 P: 12	R: 1 E: 0 K: 0 S: 11	H: 3 LOB: 1 BB: 0 P: 13	R: 0 E: 0 K: 0 S: 5	H: 0 LOB: 0 BB: 0 P: 7	R: 0 E: 0 K: 0 S: 7	H: 1 LOB: 1 BB: 1 P: 14	R: 0 E: 0 K: 0 S: 10	H: 2 LOB: 2 BB: 0 P: 16	R: 0 E: 0 K: 0 S: 15	H: 1 LOB: 2 BB: 0 P: 22	R: 0 E: 0 K: 0 S: 5	H: 1 LOB: 1 BB: 0 P: 8	R: 0 E: 0 K: 1 S: 6	H: 0 LOB: 0 BB: 0 P: 9	R: 1 E: 0 K: 0 S: 7	H: 3 LOB: 2 BB: 0 P: 9	1B: 5 2B: 5 3B: 0 HR: 1	SF: 0 SAC: 0 DP: 2 HBP: 1	WP: 0 PB: 0 SB: 1 CS: 0	PA: 37
PITCHER	IP	WLS	BF	H	R	ER	SO	BB	IBB	HBP	BLK	WP	HR	S	P	ERA	WHIP					
Kyle Lohse, R (1, 1) ERA: 4.48	7.0	W	29	8	1	1	0	1	0	1	0	0	0	59	92	1.29	1.286					
J.C. Romero, L (8, 1) ERA: 0.56	1.0	H	3	0	0	0	1	0	0	0	0	0	0	6	9	0.00	0.000					
Eddie Guardado, L (9, 1) ERA: 2.93	1.0	S	5	3	1	1	1	0	0	0	0	0	1	7	9	9.00	3.000					

Anaheim Angels @ Minnesota Twins
Hubert H. Humphrey Metrodome, Minneapolis, MN

AB 35
R 2
H 11
RBI 2
BB 1
SO 2
LOB 15



Sat Jun 01 2002, 7:05 PM EDT
Att: 17,480 - Dome - 72 F

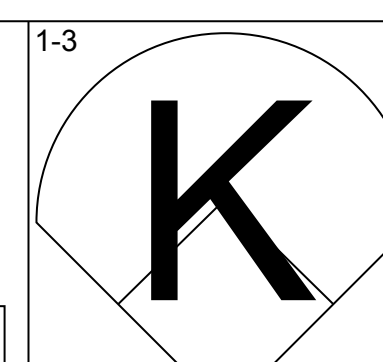
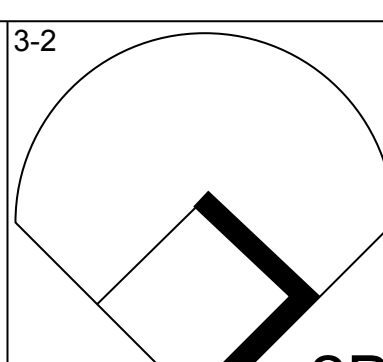
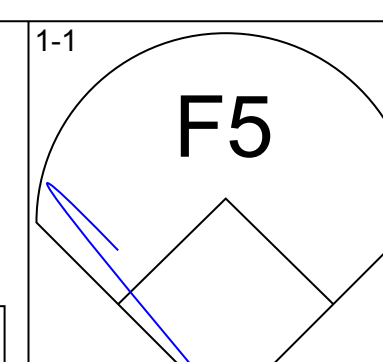
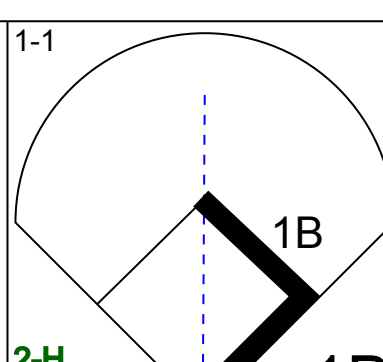
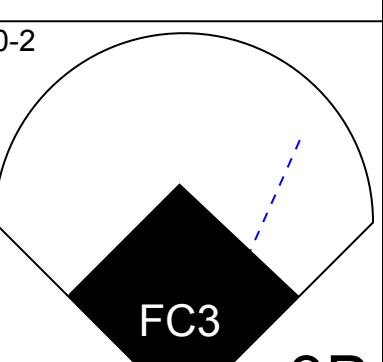
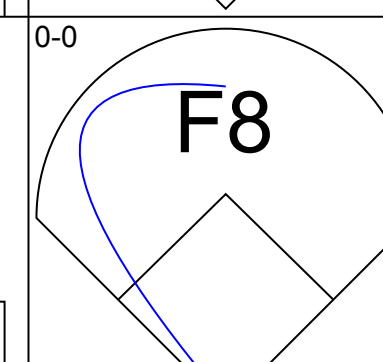
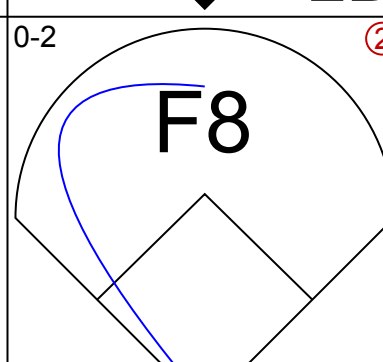
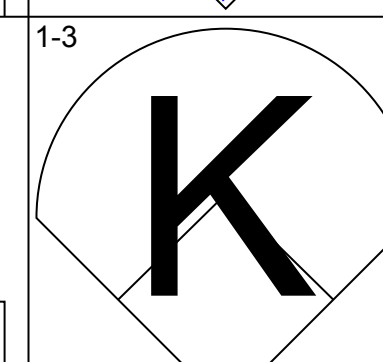
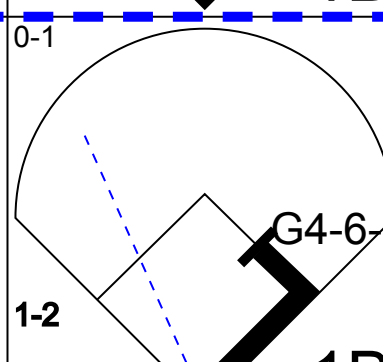
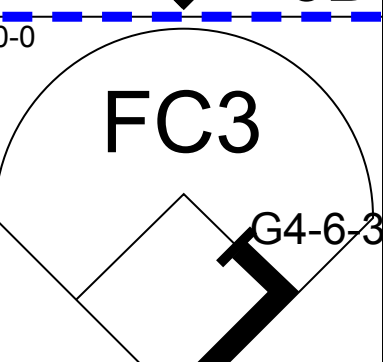
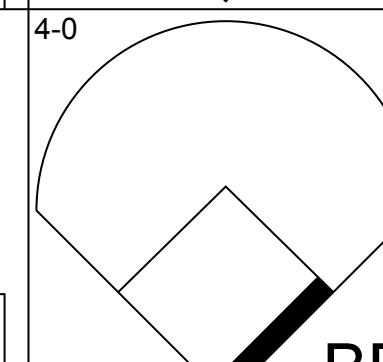
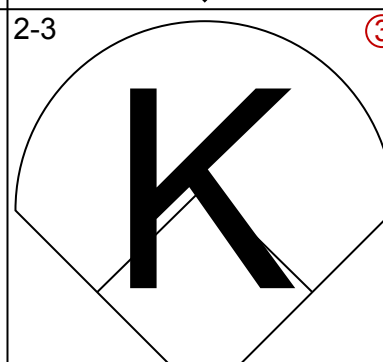
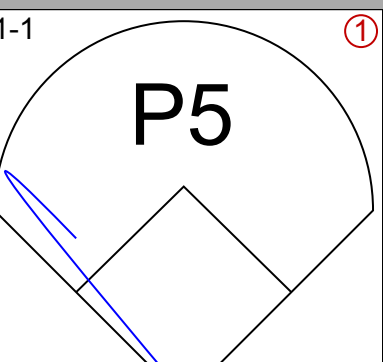
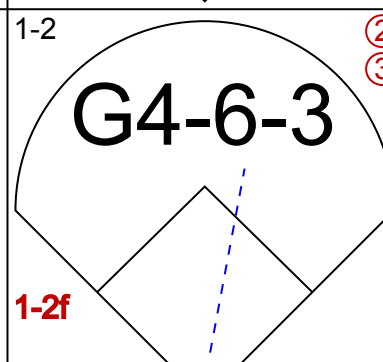
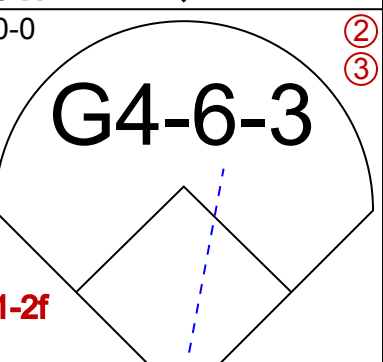
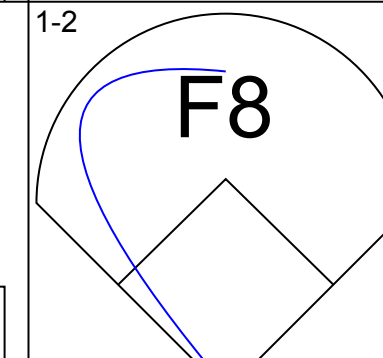
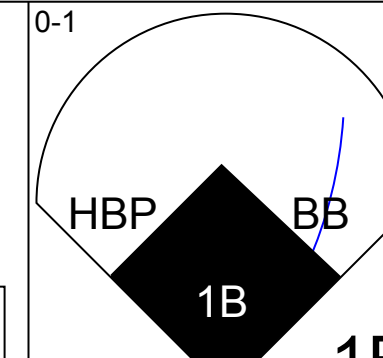
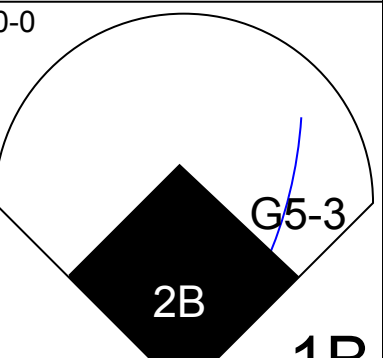
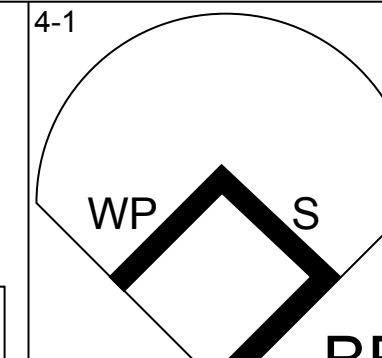
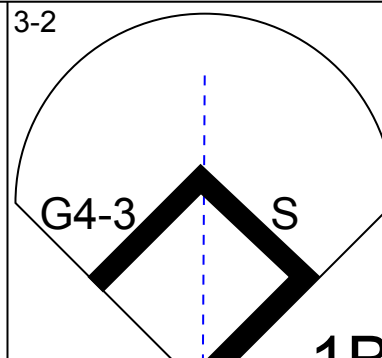
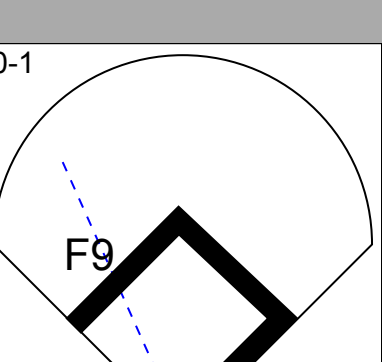
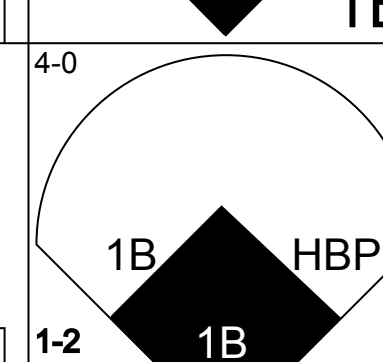
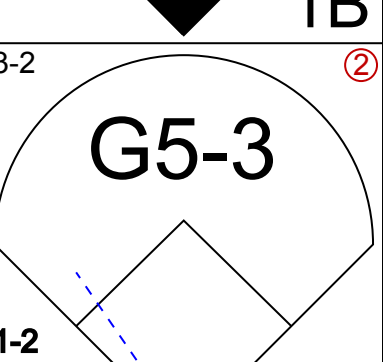
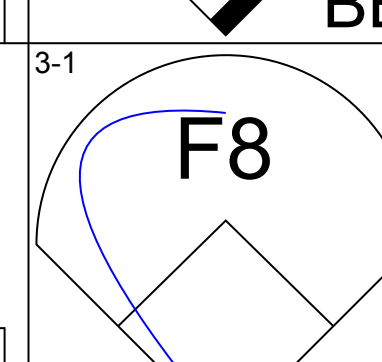
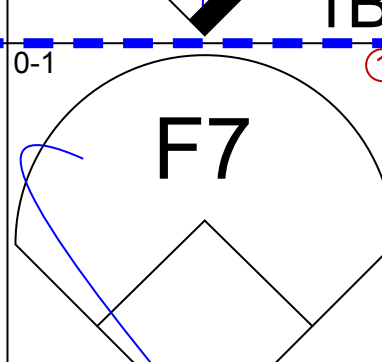
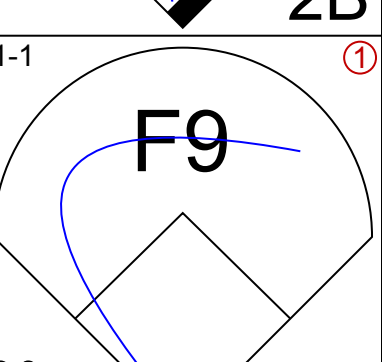
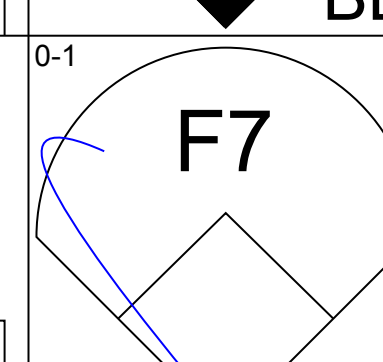
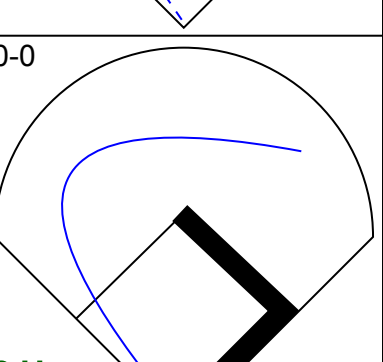
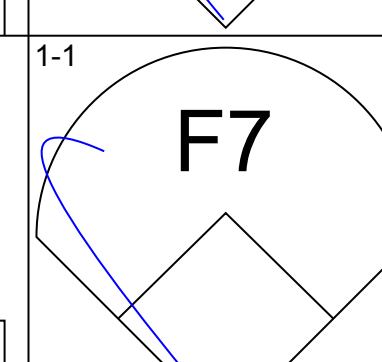
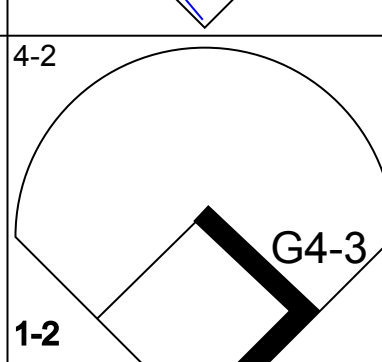
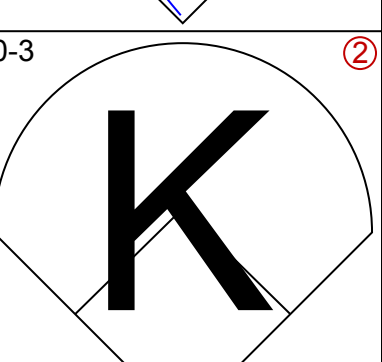
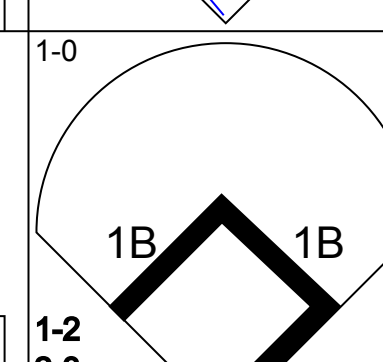
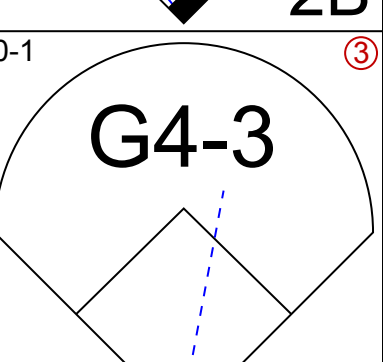
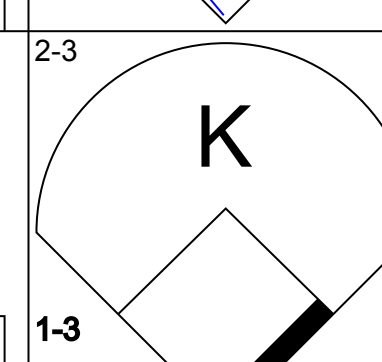
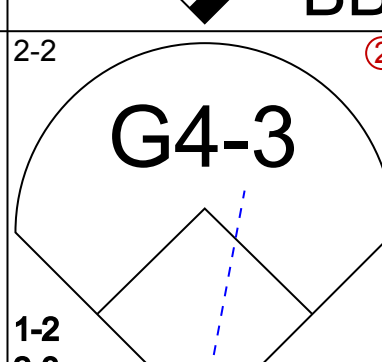
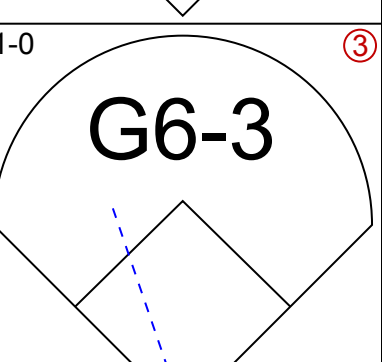
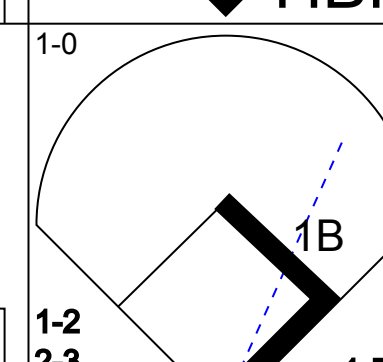
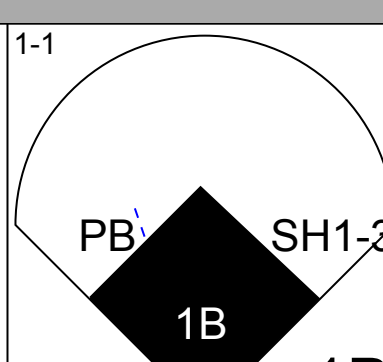

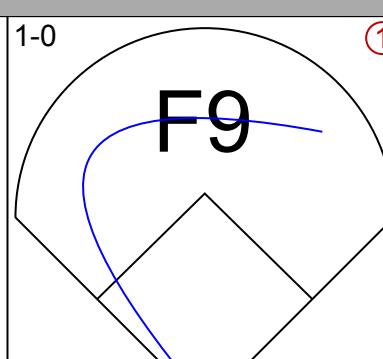
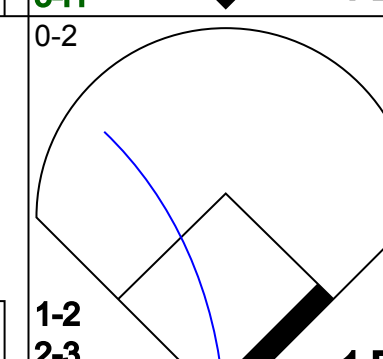
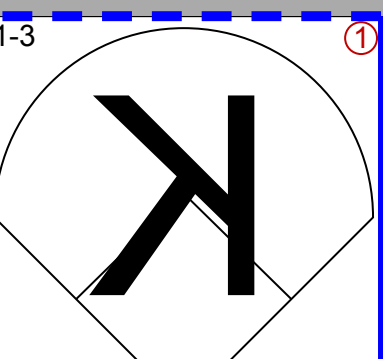
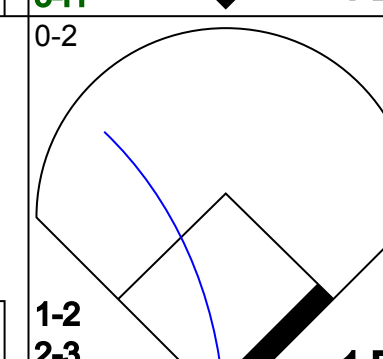
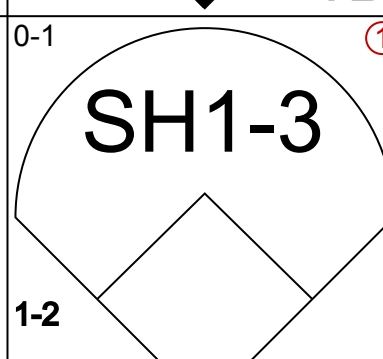
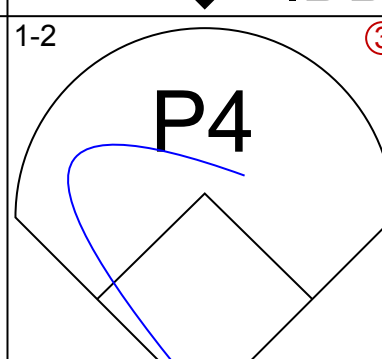
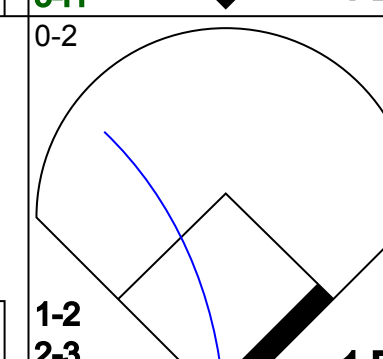
Batter	1	2	3	4	5	6	7	8	9	AB	R	H	RBI	BB	SO	LOB	BOTTOM				
Jacque Jones, L (1, 7) OBP: 0.350, SLG: 0.507										4	1	3	1	0	0	0					
Cristian Guzman, S (1, 6) OBP: 0.256, SLG: 0.309										4	1	2	2	0	2	3					
Doug Mientkiewicz, L (1, 3) OBP: 0.385, SLG: 0.380										3	0	1	0	1	1	1					
Corey Koskie, L (1, 5) OBP: 0.390, SLG: 0.436										3	1	0	0	1	2	4					
Tori Hunter, R (1, 8) OBP: 0.361, SLG: 0.585										4	0	2	1	0	1	0					
David Ortiz, L (1, 10) OBP: 0.299, SLG: 0.419										4	0	0	0	0	1	2					
Bobby Kielty, S (1, 9) OBP: 0.427, SLG: 0.464										3	0	0	0	0	0	0					
A.J. Pierzynski, L (1, 2) OBP: 0.364, SLG: 0.467										3	1	1	0	0	0	0					
Denny Hocking, S (1, 4) OBP: 0.322, SLG: 0.321										3	0	1	0	0	0	1					
Inning Stats	R: 0 E: 0 K: 1 S: 9	H: 2 LOB: 1 BB: 0 P: 15	R: 0 E: 0 K: 1 S: 8	H: 0 LOB: 0 BB: 0 P: 13	R: 0 E: 0 K: 2 S: 13	H: 2 LOB: 3 BB: 1 P: 21	R: 0 E: 0 K: 0 S: 8	H: 0 LOB: 0 BB: 0 P: 13	R: 0 E: 0 K: 0 S: 5	H: 0 LOB: 0 BB: 0 P: 7	R: 1 E: 0 K: 0 S: 10	H: 2 LOB: 1 BB: 1 P: 17	R: 3 E: 0 K: 1 S: 11	H: 3 LOB: 0 BB: 0 P: 14	R: 0 E: 0 K: 2 S: 10	H: 1 LOB: 1 BB: 0 P: 14	1B: 6 2B: 4 3B: 0 HR: 1	SF: 0 SAC: 0 DP: 1 HBP: 0	WP: 0 PB: 0 SB: 0 CS: 2	PA: 33	
PITCHER	IP	WLS	BF	H	R	ER	SO	BB	IBB	HBP	BLK	WP	HR	S	P	ERA	WHIP				
Kevin Appier, R (1, 1) ERA: 3.22	6.2	L	29	9	4	4	4	2	0	0	0	0	0	3	4	0.00	0.000				
Dennis Cook, L (7, 1) ERA: 1.72	0.1		1	0	0	0	1	0	0	0	0	0	0	3	4	0.00	0.000				
Donne Wall, R (8, 1) ERA: 7.56	1.0		4	1	0	0	2	0	0	0	0	0	0	10	14	0.00	1.000				

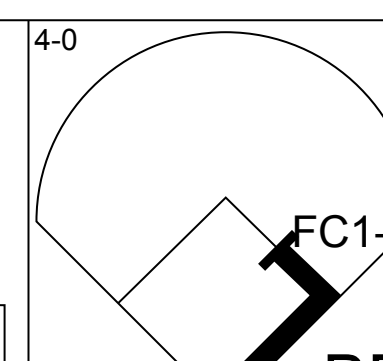
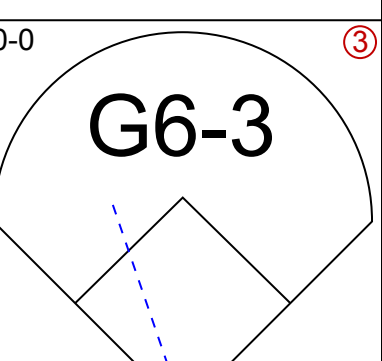
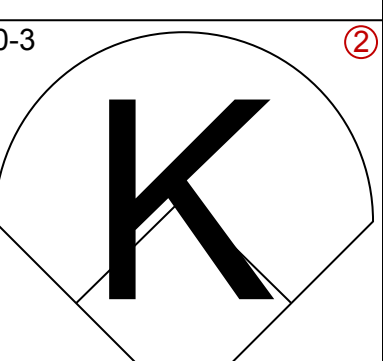
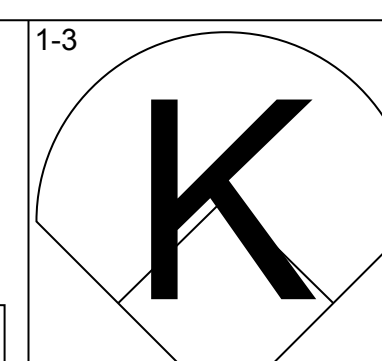
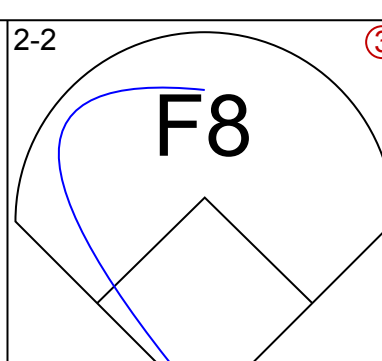
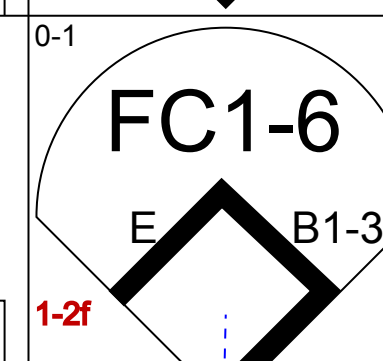
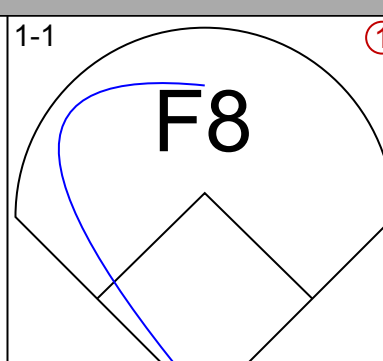
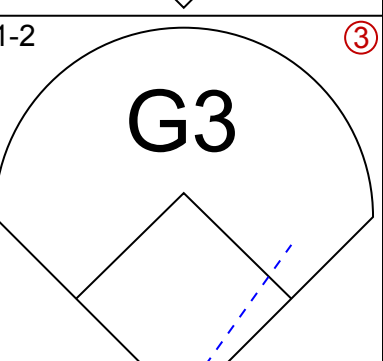
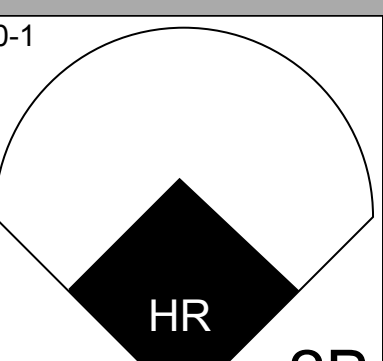
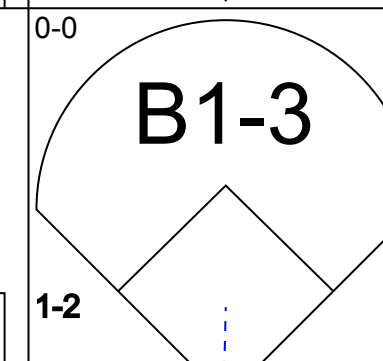
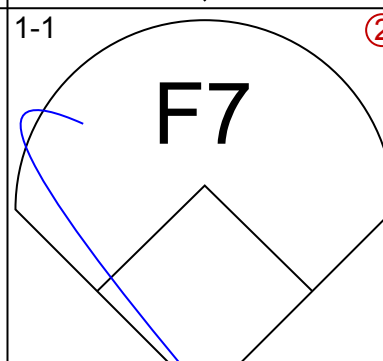
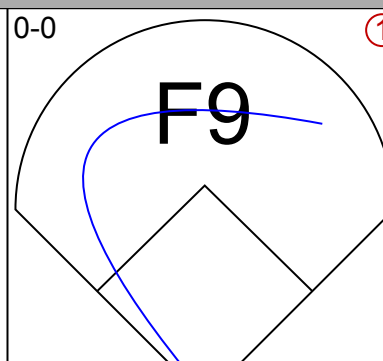
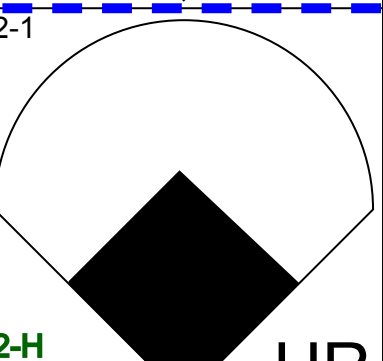
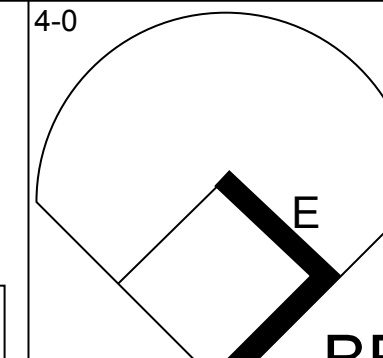
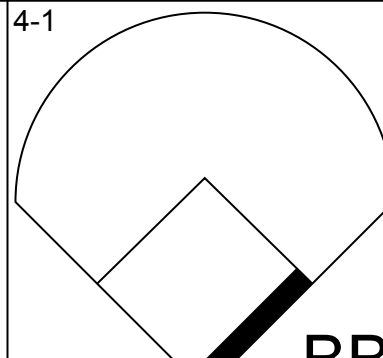
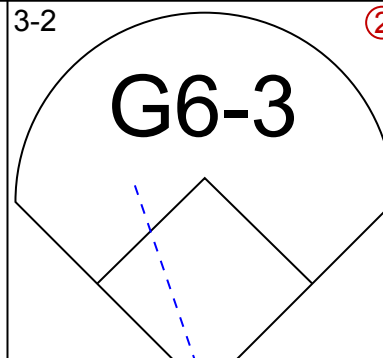
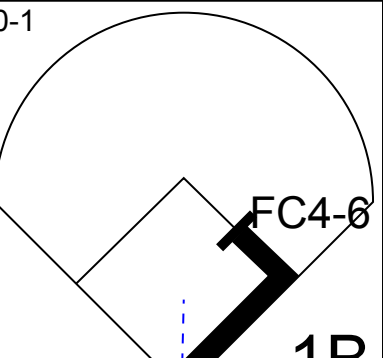
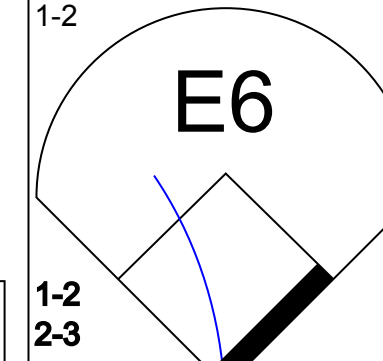
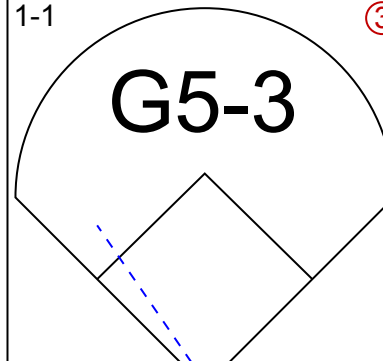
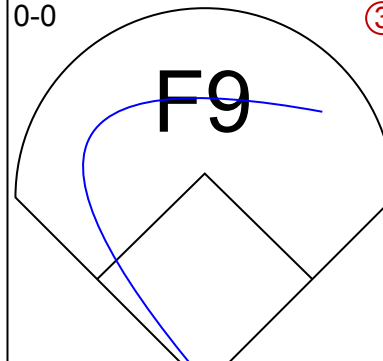
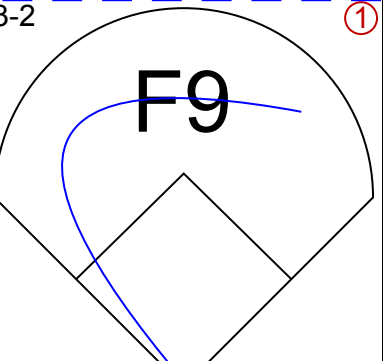
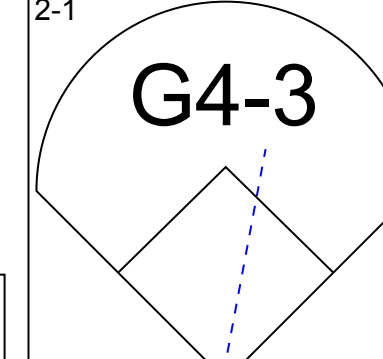
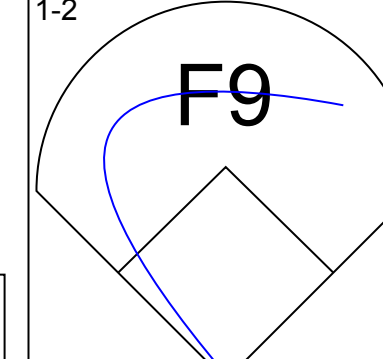
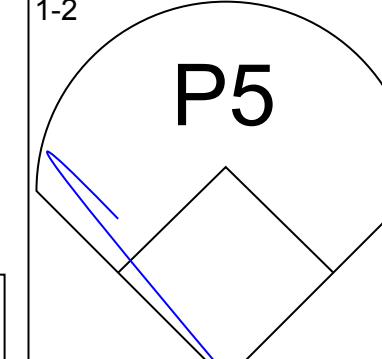
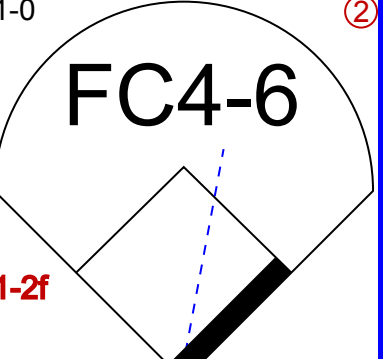
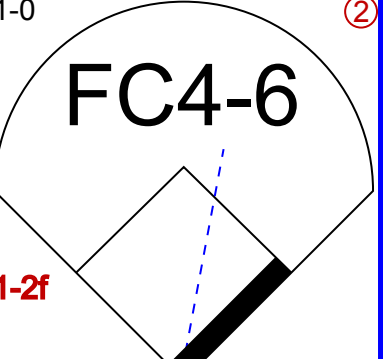
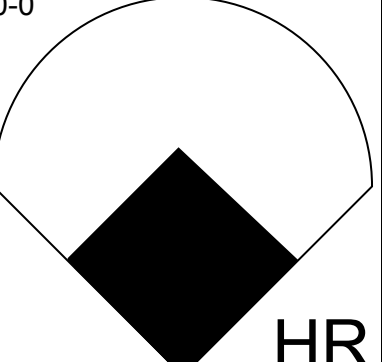
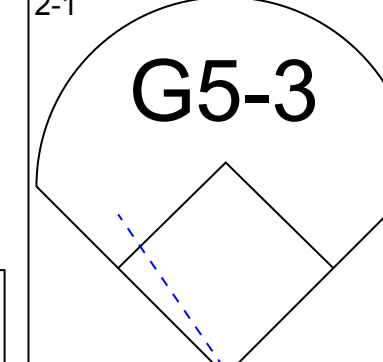
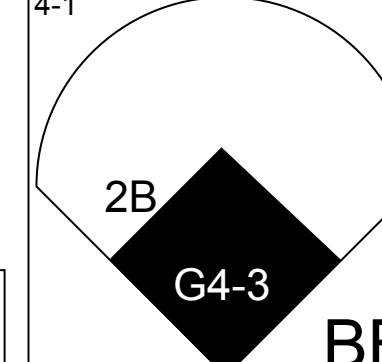
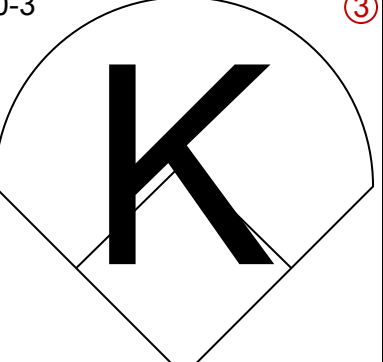
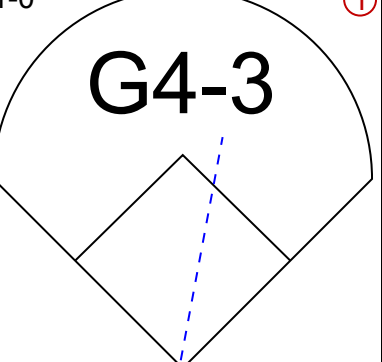
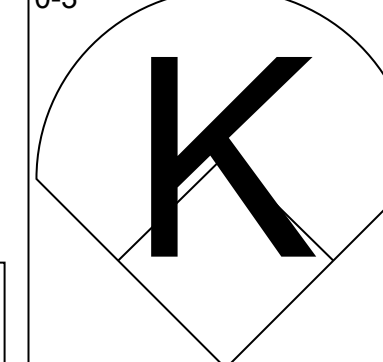
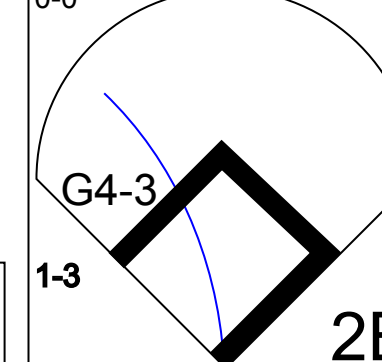
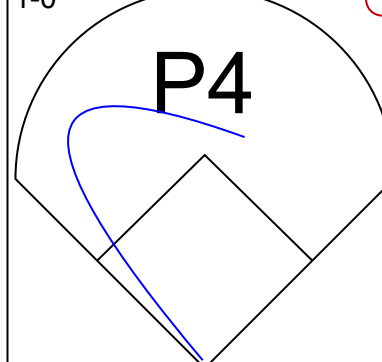
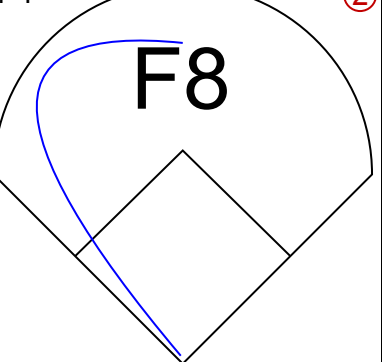
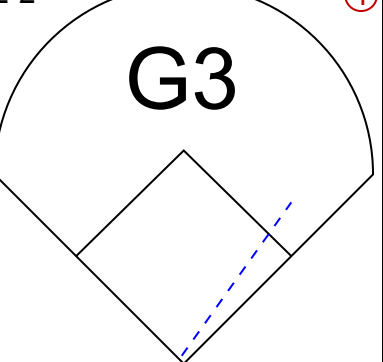
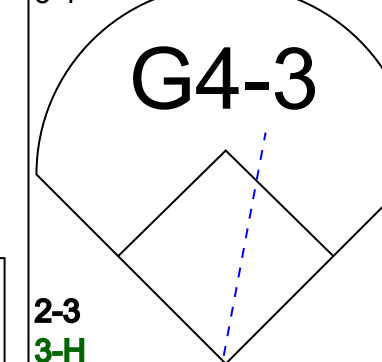
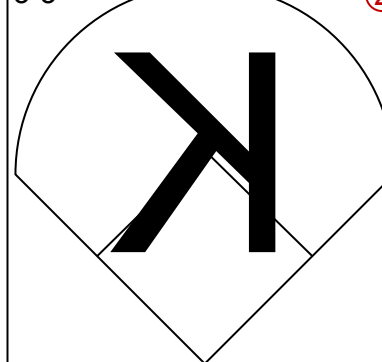
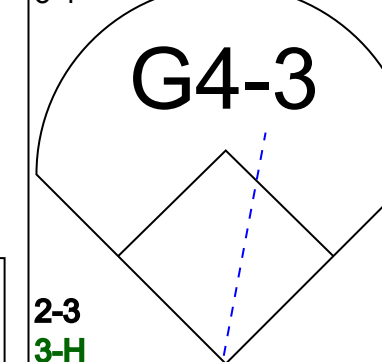
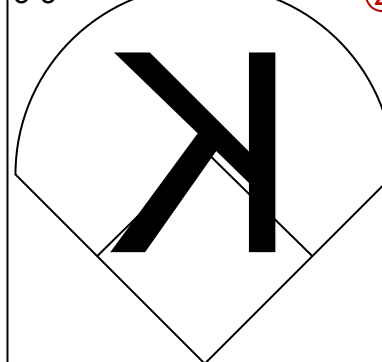
Anaheim Angels @ Minnesota Twins
Hubert H. Humphrey Metrodome, Minneapolis, MN

AB 31
R 4
H 10
RBI 4
BB 2
SO 7
LOB 11



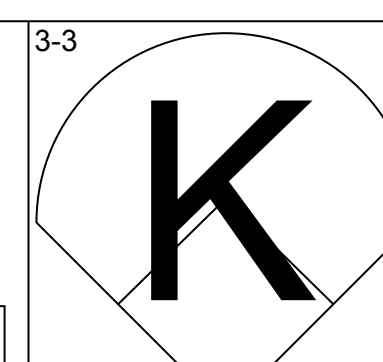
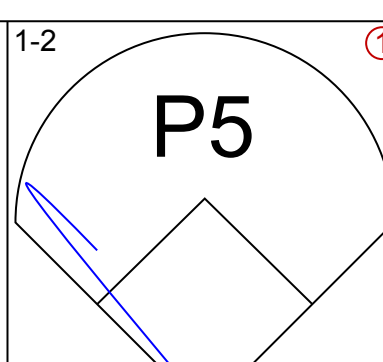
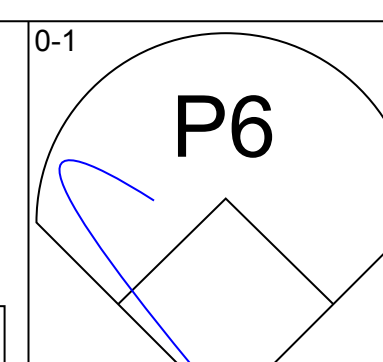
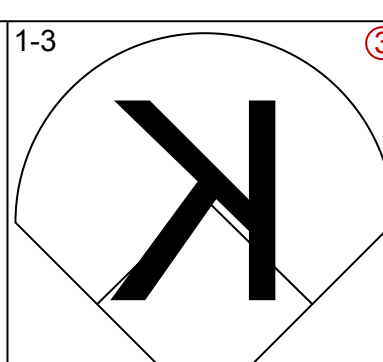
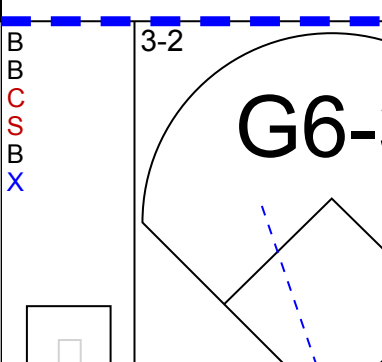
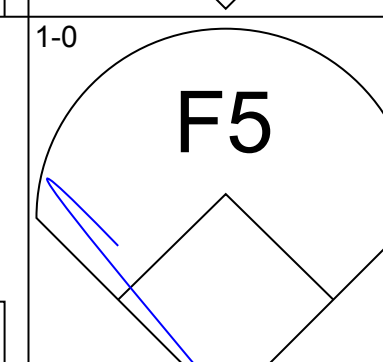
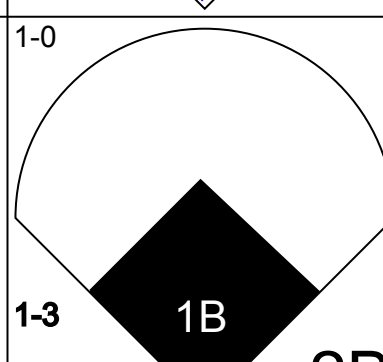
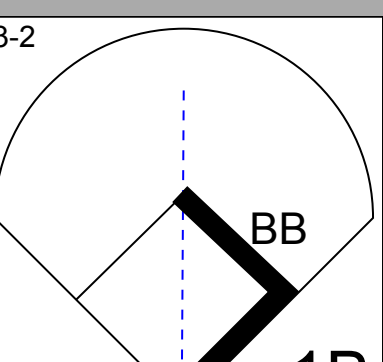
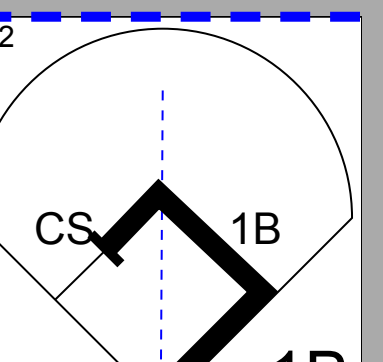
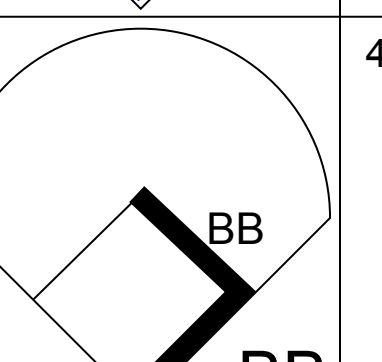
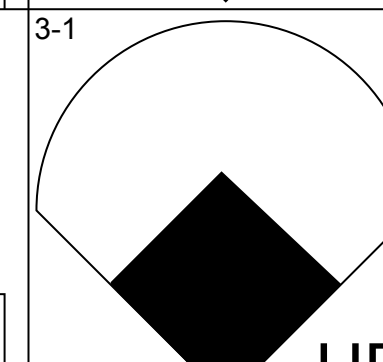
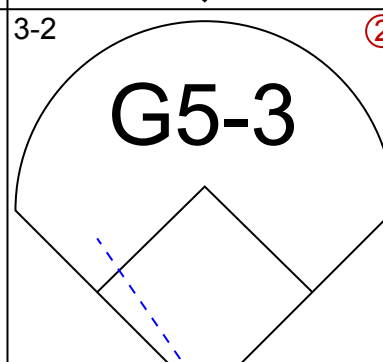
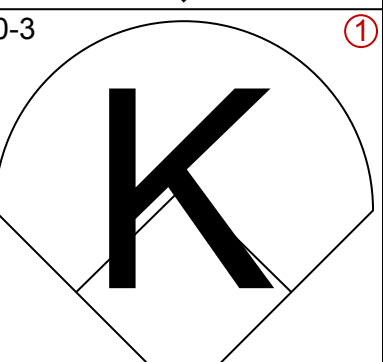
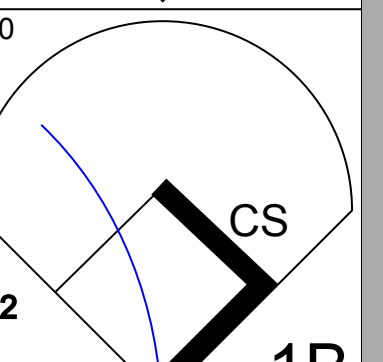
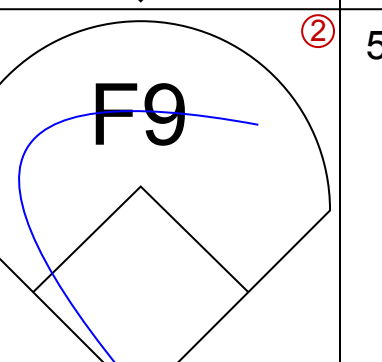
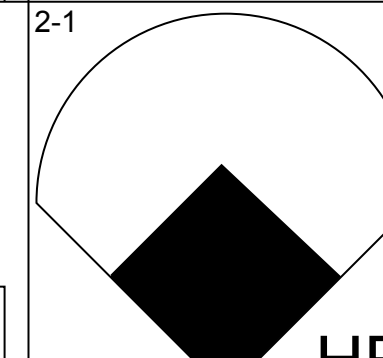
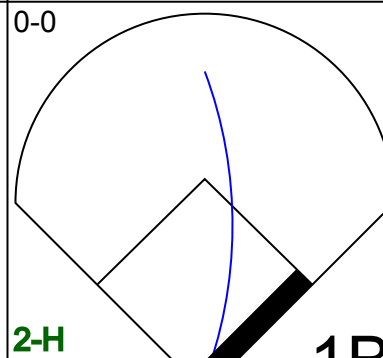
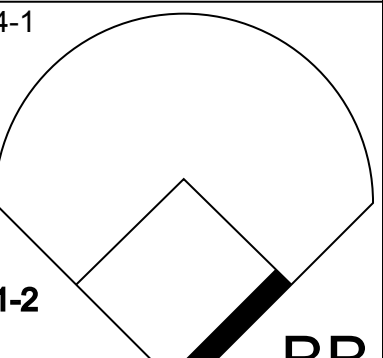

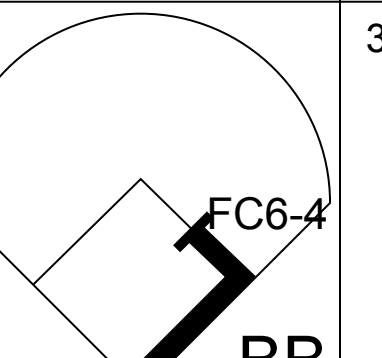
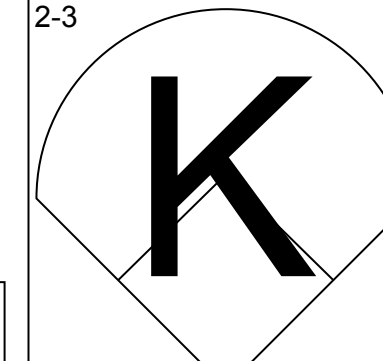
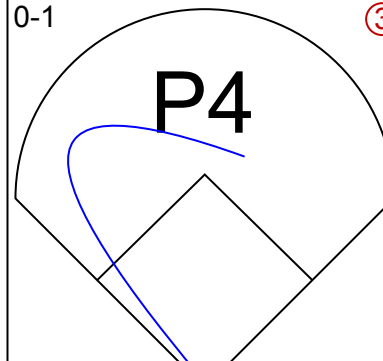
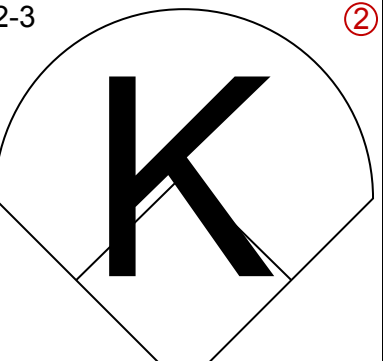
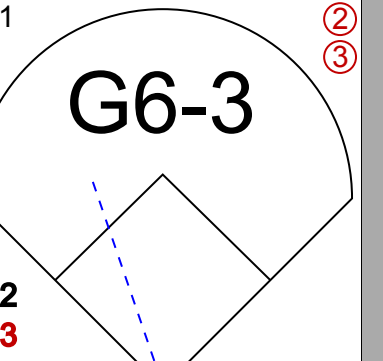
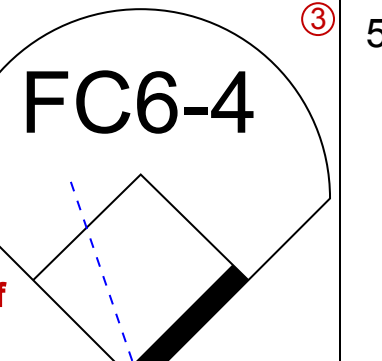
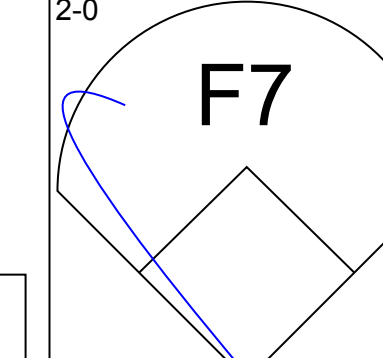
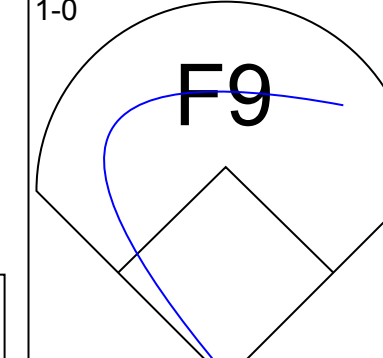
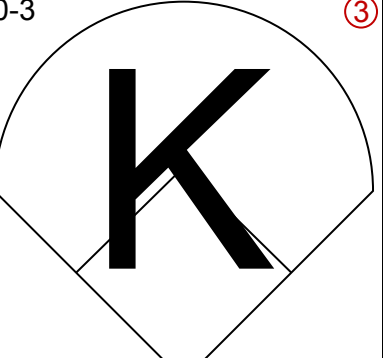
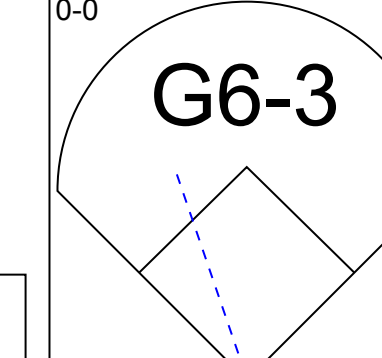
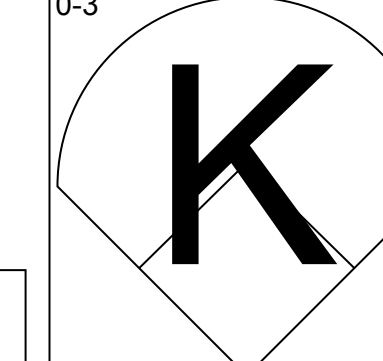
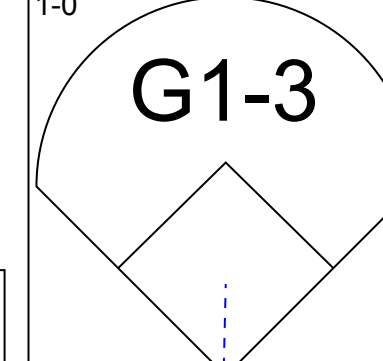
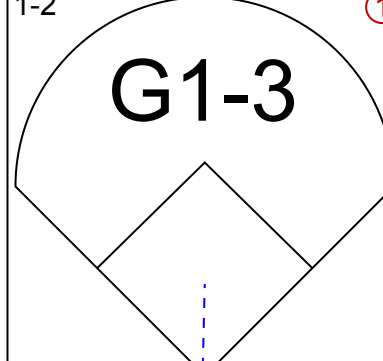
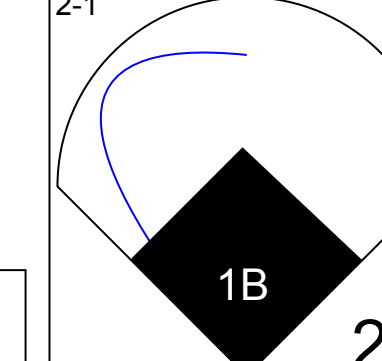
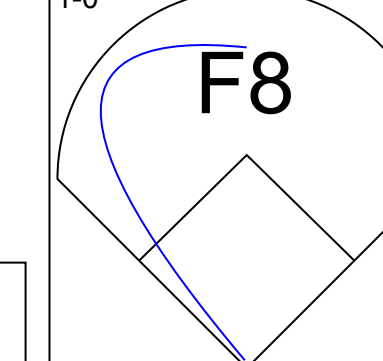
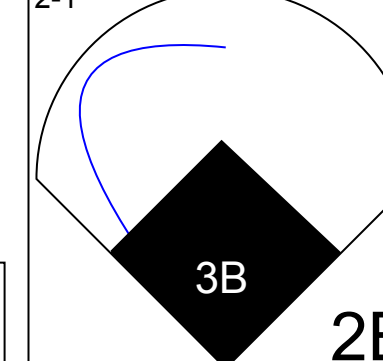
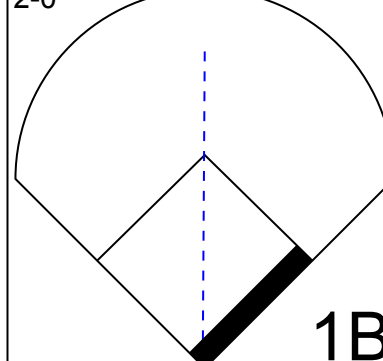
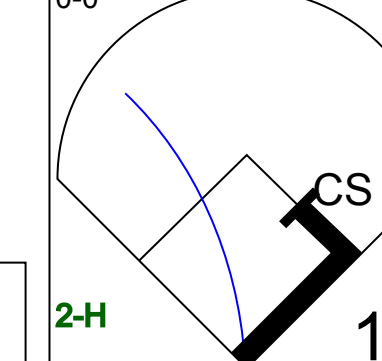
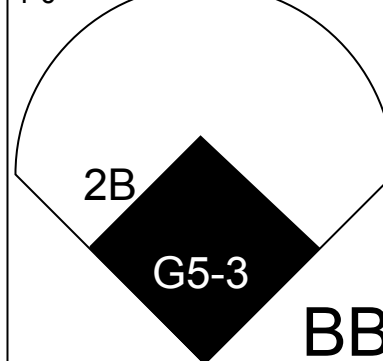
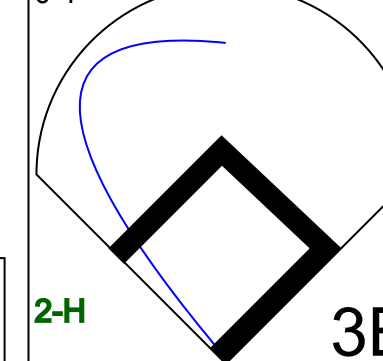
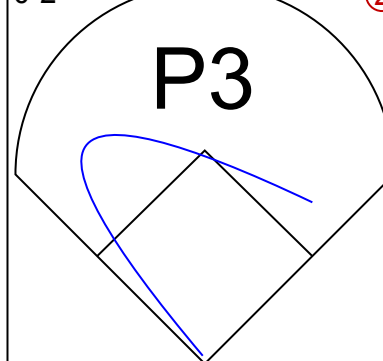
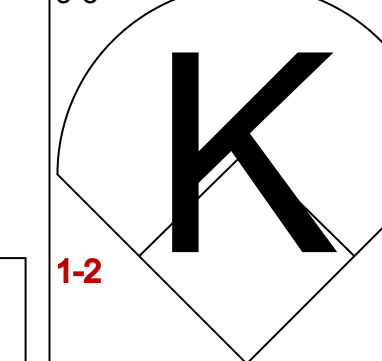
Sat Jun 01 2002, 7:05 PM EDT
Att: 17,480 - Dome - 72 F

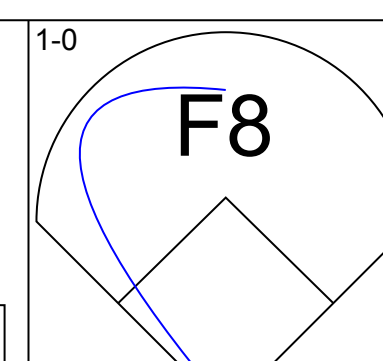
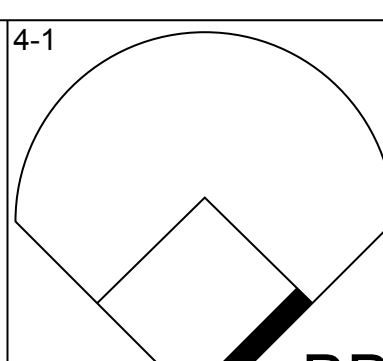
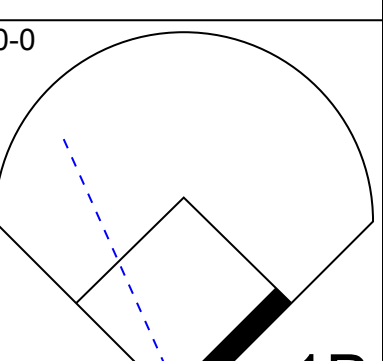
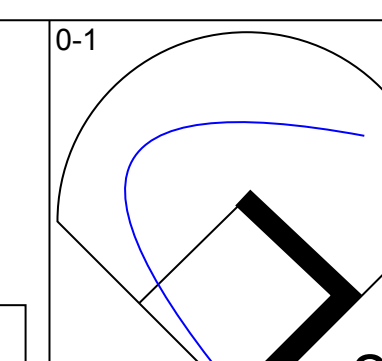
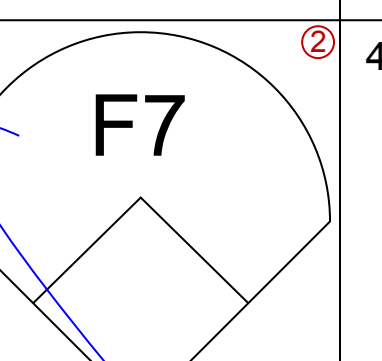
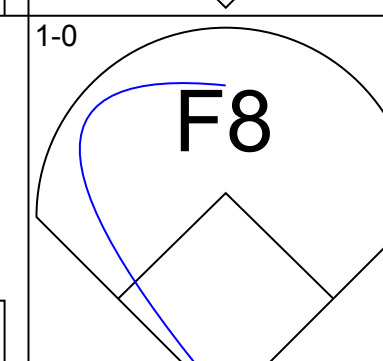
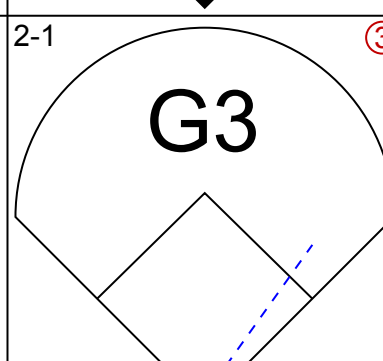
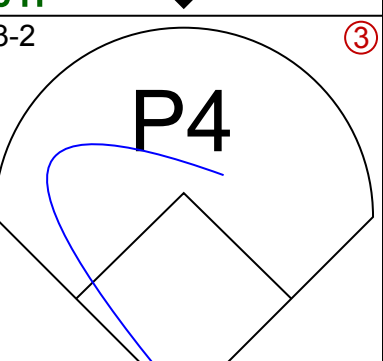
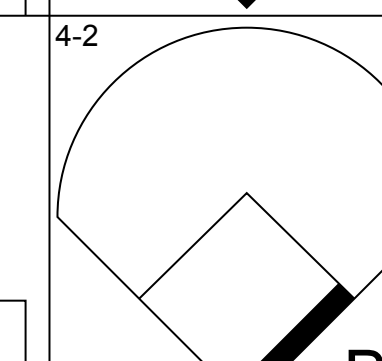
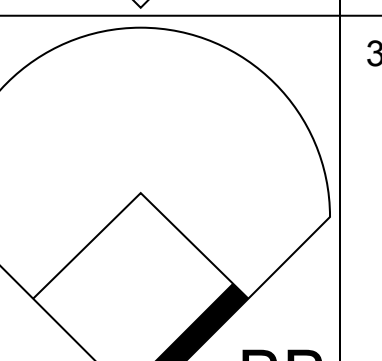
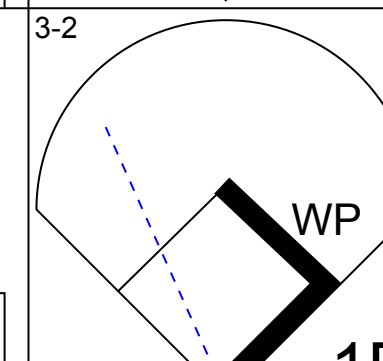
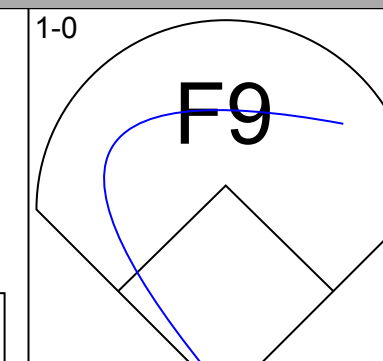
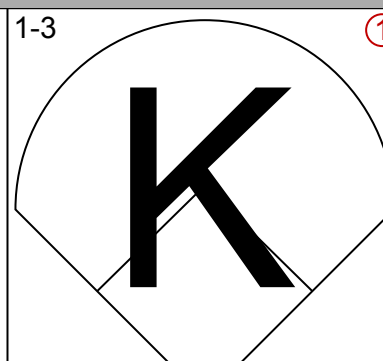
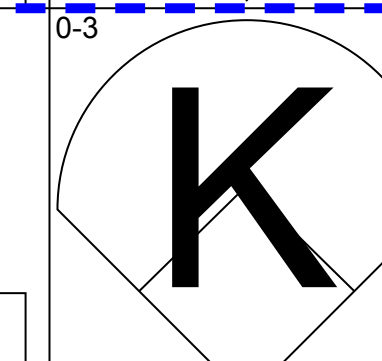
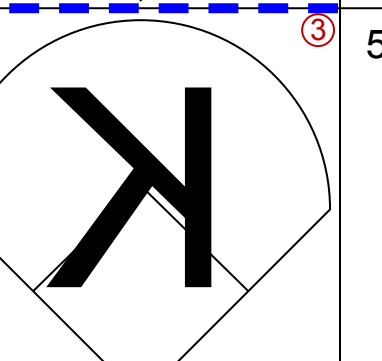
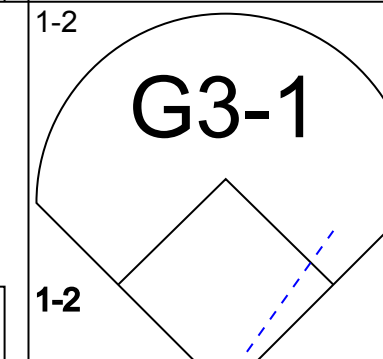
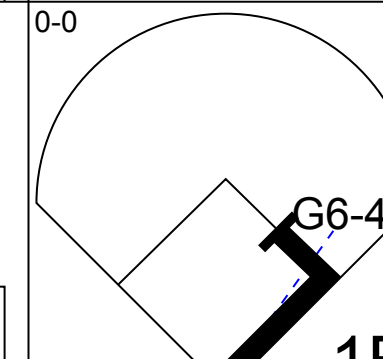
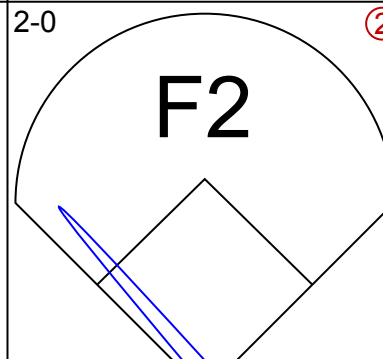
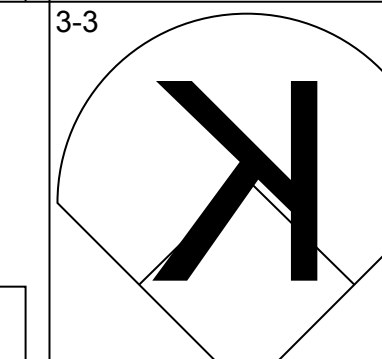
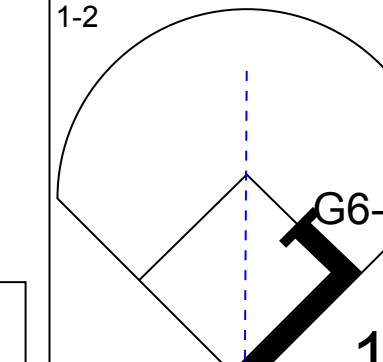
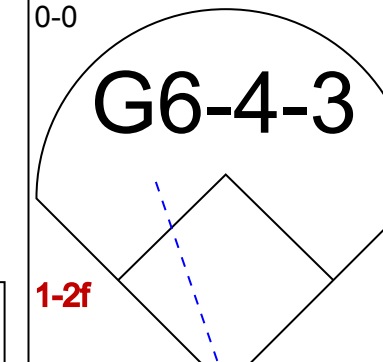
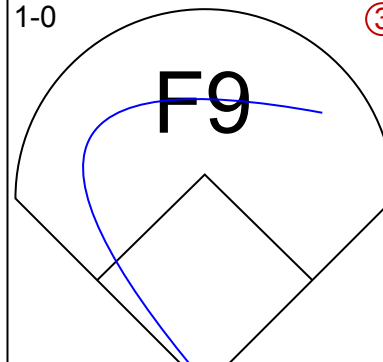
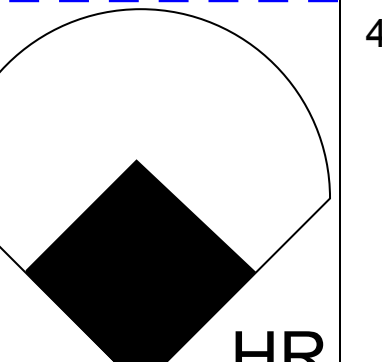
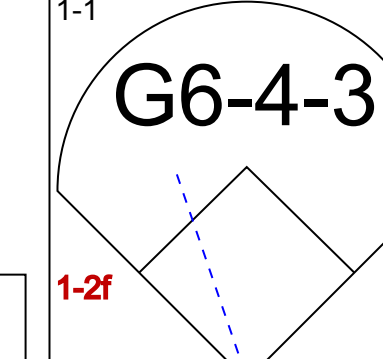
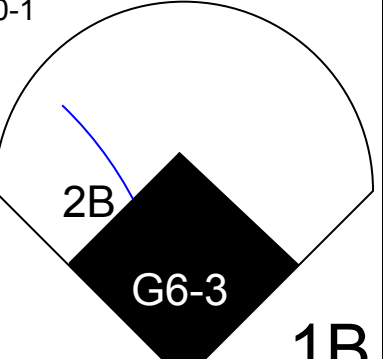

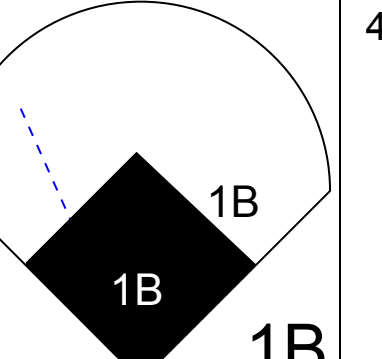
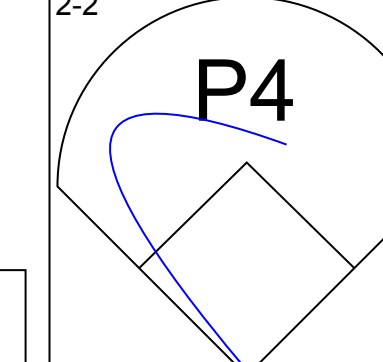
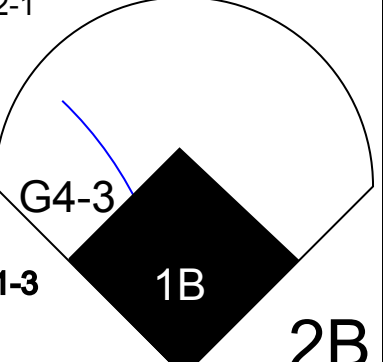

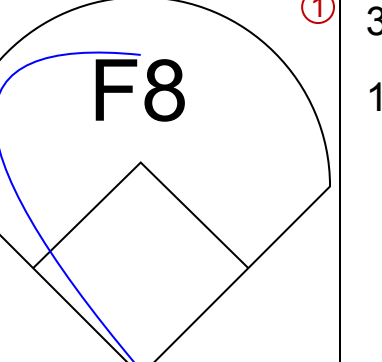
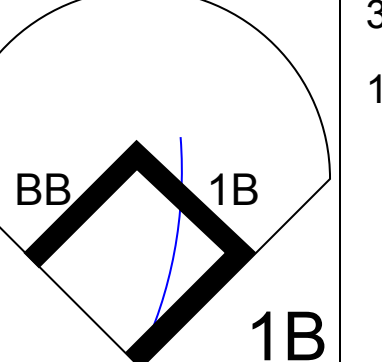
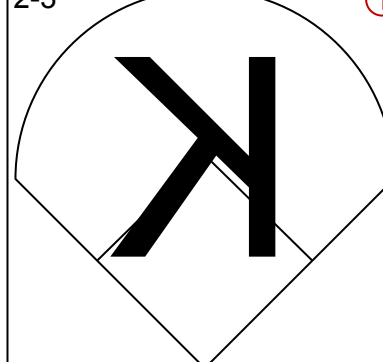
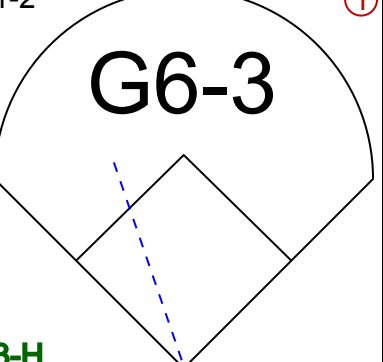
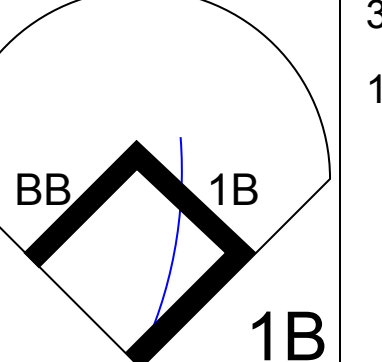

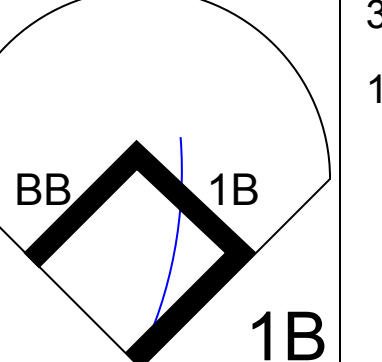
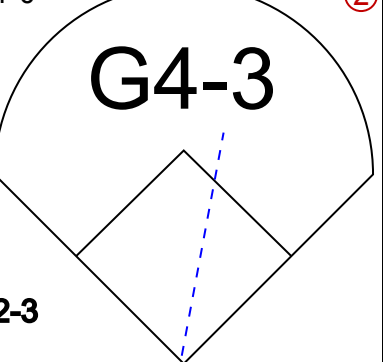
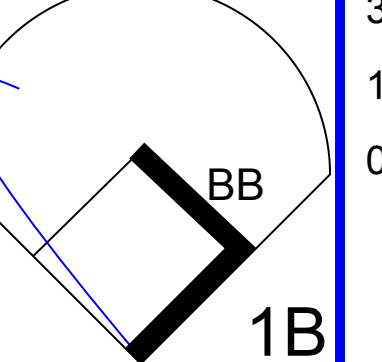
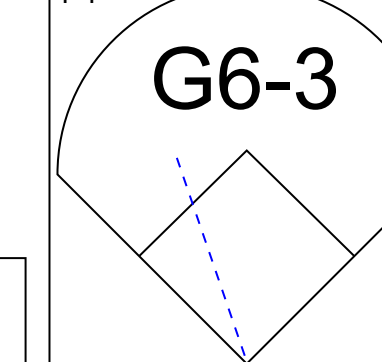
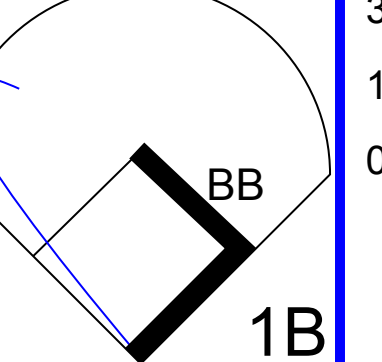
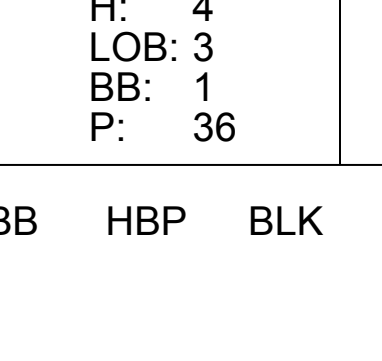
Batter	1	2	3	4	5	6	7	8	9	AB	R	H	RBI	BB	SO	LOB	TOP					
Orlando Palmeiro, L OBP: 0.412, SLG: 0.440 (1, 9)										5	1	3	1	0	1	3	Anaheim Angels @ Minnesota Twins Hubert H. Humphrey Metrodome, Minneapolis, MN Sun Jun 02 2002, 2:05 PM EDT Att: 18,657 - Dome - 72 F					
Darin Erstad, L OBP: 0.345, SLG: 0.414 (1, 8)										5	0	1	1	0	1	4						
Troy Glaus, R OBP: 0.357, SLG: 0.513 (1, 5)										4	0	0	0	1	1	4						
16 Garret Anderson, L OBP: 0.323, SLG: 0.520 (1, 7)										4	2	3	0	1	0	1						
Tim Salmon, R OBP: 0.375, SLG: 0.494 (1, 10)										4	1	1	0	1	0	3						
Scott Spiezio, S OBP: 0.372, SLG: 0.394 (1, 3)										4	0	1	1	1	0	4						
Adam Kennedy, L OBP: 0.316, SLG: 0.398 (1, 4)										4	0	0	0	0	2	5						
Jorge Fabregas, L OBP: 0.220, SLG: 0.179 (1, 2)										4	1	2	1	1	0	3						
Benji Gil, R OBP: 0.217, SLG: 0.227 (1, 6)										3	0	1	1	0	1	0						
Brad Fullmer, L OBP: 0.335, SLG: 0.481 (9, PH)										1	0	0	0	0	0	3						
Jose Nieves, R OBP: 0.282, SLG: 0.310 (9, 6)										0	0	0	0	0	0	0						
Inning Stats	R: 0 E: 0 K: 1 S: 7	H: 0 LOB: 1 BB: 1 P: 13	R: 0 E: 0 K: 1 S: 8	H: 1 LOB: 1 BB: 0 P: 10	R: 0 E: 0 K: 1 S: 12	H: 1 LOB: 1 BB: 0 P: 18	R: 2 E: 0 K: 1 S: 13	H: 3 LOB: 3 BB: 1 P: 21	R: 1 E: 0 K: 0 S: 9	H: 2 LOB: 1 BB: 0 P: 13	R: 1 E: 0 K: 0 S: 11	H: 3 LOB: 1 BB: 0 P: 14	R: 0 E: 0 K: 1 S: 13	H: 0 LOB: 2 BB: 1 P: 23	R: 1 E: 0 K: 1 S: 8	H: 1 LOB: 0 BB: 0 P: 9	R: 0 E: 0 K: 0 S: 13	H: 1 LOB: 3 BB: 2 P: 27	1B: 8 2B: 3 3B: 1 HR: 0	SF: 0 SAC: 1 DP: 2 HBP: 1	WP: 1 PB: 1 SB: 2 CS: 0	PA: 45
PITCHER	IP	WLS	BF	H	R	ER	SO	BB	IBB	HBP	BLK	WP	HR	S	P	ERA	WHIP					
Matt Kinney, R ERA: 4.74 (1, 1)	5.1	L	28	9	4	4	4	2	0	1	0	0	0	55	83	6.75	2.062					
LaTroy Hawkins, R ERA: 1.56 (6, 1)	1.2		7	1	0	0	1	1	0	0	0	1	0	18	29	0.00	1.200					
Tony Fiore, R ERA: 2.9 (8, 1)	0.1		2	1	1	1	1	0	0	0	0	0	0	6	7	27.00	3.000					
J.C. Romero, L ERA: 0.55 (8, 1)	0.2		3	1	0	0	0	0	0	0	0	0	0	5	8	0.00	1.500					
Michael Jackson, R ERA: 1.16 (9, 1)	1.0		5	0	0	0	0	1	1	0	0	0	0	10	21	0.00	1.000					

Batter	1	2	3	4	5	6	7	8	9	AB	R	H	RBI	BB	SO	LOB	BOTTOM					
Jacque Jones, L OBP: 0.347, SLG: 0.498 (1, 7)										4	0	0	0	1	2	1	Anaheim Angels @ Minnesota Twins Hubert H. Humphrey Metrodome, Minneapolis, MN Sun Jun 02 2002, 2:05 PM EDT Att: 18,657 - Dome - 72 F					
Cristian Guzman, S OBP: 0.256, SLG: 0.312 (1, 6)										4	1	1	0	0	0	1						
Doug Mientkiewicz, L OBP: 0.383, SLG: 0.394 (1, 3)										4	1	1	2	0	0	1						
Corey Koskie, L OBP: 0.398, SLG: 0.437 (1, 5)										2	0	1	0	2	0	0						
Tori Hunter, R OBP: 0.355, SLG: 0.575 (1, 8)										4	0	0	0	0	0	4						
David Ortiz, L OBP: 0.290, SLG: 0.405 (1, 10)										4	0	0	0	0	0	4						
Dustin Mohr, R OBP: 0.372, SLG: 0.440 (8, FR)										0	0	0	0	0	0	0						
Brian Buchanan, R OBP: 0.315, SLG: 0.462 (1, 9)										3	2	1	1	1	1	1						
A.J. Pierzynski, L OBP: 0.361, SLG: 0.468 (1, 2)										4	0	1	0	0	1	0						
Denny Hocking, S OBP: 0.316, SLG: 0.314 (1, 4)										3	0	0	1	0	0	1						
Bobby Kielty, S OBP: 0.424, SLG: 0.459 (9, PH)										1	0	0	0	0	1	0						
Inning Stats	R: 0 E: 1 K: 0 S: 8	H: 0 LOB: 3 BB: 2 P: 19	R: 1 E: 0 K: 0 S: 5	H: 1 LOB: 0 BB: 0 P: 7	R: 0 E: 0 K: 0 S: 7	H: 0 LOB: 1 BB: 1 P: 14	R: 0 E: 0 K: 1 S: 8	H: 0 LOB: 0 BB: 0 P: 11	R: 0 E: 0 K: 0 S: 11	H: 0 LOB: 0 BB: 0 P: 14	R: 0 E: 0 K: 0 S: 5	H: 0 LOB: 0 BB: 0 P: 8	R: 1 E: 0 K: 1 S: 11	H: 1 LOB: 1 BB: 1 P: 20	R: 2 E: 0 K: 1 S: 13	H: 3 LOB: 1 BB: 0 P: 19	R: 0 E: 0 K: 1 S: 7	H: 0 LOB: 0 BB: 0 P: 13	1B: 1 2B: 2 3B: 0 HR: 2	SF: 0 SAC: 0 DP: 0 HBP: 0	WP: 0 PB: 0 SB: 0 CS: 0	PA: 37
PITCHER	IP	WLS	BF	H	R	ER	SO	BB	IBB	HBP	BLK	WP	HR	S	P	ERA	WHIP					
Aaron Sele, R ERA: 5.16 (1, 1)	7.0		29	3	3	3	3	4	0	0	0	0	1	4	6	∞	∞					
Dennis Cook, L ERA: 2.3 (8, 1)	0.0		2	2	1	1	0	0	0	0	0	0	1	4	6	∞	∞					
Al Levine, R ERA: 3.12 (8, 1)	1.0	H	3	0	0	0	1	0	0	0	0	0	0	7	11	0.00	0.000					
Troy Percival, R ERA: 2.81 (9, 1)	1.0	S	3	0	0	0	1	0	0	0	0	0	0	7	13	0.00	0.000					

Batter	1	2	3	4	5	6	7	8	9	AB	R	H	RBI	BB	SO	LOB	TOP										
Matt Lawton, L (1, 9) OBP: 0.352, SLG: 0.436	F3		P6			G3-1		G3		4	0	0	0	0	0	1	Cleveland Indians @ Minnesota Twins Hubert H. Humphrey Metrodome, Minneapolis, MN Tue Jun 04 2002, 8:05 PM EDT Att: 14,029 - Dome - 72 F livebaseballscorecards.com										
Omar Vizquel, S (1, 6) John McDonald, R (6, 6) OBP: 0.382, SLG: 0.490 OBP: 0.286, SLG: 0.259	K			F6		F7		L5		3	0	0	0	0	1	0											
Ellis Burks, R (1, 10) OBP: 0.337, SLG: 0.452	E6			F8		K			G5-3	4	0	0	0	0	1	0											
Jim Thome, L (1, 3) OBP: 0.415, SLG: 0.600	K			HR					G4-3	4	2	2	2	0	1	1											
Travis Fryman, R (1, 5) Russell Branyan, L (6, 5) OBP: 0.292, SLG: 0.347 OBP: 0.278, SLG: 0.379		G5-3		G6-3			K		K	2	0	0	0	0	0	0											
Ricky Gutierrez, R (1, 4) Bill Selby, L (6, 4) OBP: 0.280, SLG: 0.294 OBP: 0.600, SLG: 0.333		G6-3			F4		G4-3			2	0	0	0	0	0	0											
Milton Bradley, S (1, 8)							G3			3	0	1	0	0	0	0											
Einar Diaz, R (1, 2) OBP: 0.267, SLG: 0.322					P5			F7		3	0	0	0	0	1	1											
Chris Magruder, S (1, 7)			F9		P6			G3		3	0	1	0	0	0	1											
Inning Stats	R: 0 E: 1 K: 2 S: 13	H: 0 LOB: 1 BB: 0 P: 17	R: 0 E: 0 K: 0 S: 8	H: 0 LOB: 0 BB: 0 P: 13	R: 0 E: 0 K: 1 S: 8	H: 0 LOB: 0 BB: 0 P: 11	R: 1 E: 0 K: 0 S: 8	H: 1 LOB: 0 BB: 0 P: 10	R: 0 E: 0 K: 1 S: 9	H: 1 LOB: 1 BB: 0 P: 11	R: 0 E: 0 K: 1 S: 8	H: 0 LOB: 0 BB: 0 P: 14	R: 1 E: 0 K: 1 S: 11	H: 1 LOB: 0 BB: 0 P: 16	R: 0 E: 0 K: 0 S: 11	H: 1 LOB: 1 BB: 0 P: 13		R: 0 E: 0 K: 1 S: 8	H: 0 LOB: 0 BB: 0 P: 11	1B: 2 2B: 0 3B: 0 HR: 2	SF: 0 SAC: 0 DP: 0 HBP: 0	WP: 0 PB: 0 SB: 0 CS: 0	PA: 32				
PITCHER	IP	WLS	BF	H	R	ER	SO	BB	IBB	HBP	BLK	WP	HR	S	P	ERA	WHIP										
Rick Reed, R (1, 1) ERA: 4.24	7.0	W	25	3	2	2	5	0	0	0	0	0	2	65	92	2.57	0.429										
Jack Cressend, R (8, 1) ERA: 5.83	1.0		4	1	0	0	0	0	0	0	0	0	0	11	13	0.00	1.000										
Bob Wells, R (9, 1) ERA: 5.97	1.0		3	0	0	0	1	0	0	0	0	0	0	8	11	0.00	0.000										

Batter	1	2	3	4	5	6	7	8	9	AB	R	H	RBI	BB	SO	LOB	BOTTOM										
Jacque Jones, L (1, 7) OBP: 0.357, SLG: 0.520	G4-3	WP G1-3 BB		FC3-6 BB G4-3 1B	G4-3 2B	G3	HR	1B		6	2	4	5	1	0	1	Cleveland Indians @ Minnesota Twins Hubert H. Humphrey Metrodome, Minneapolis, MN Tue Jun 04 2002, 8:05 PM EDT Att: 14,029 - Dome - 72 F livebaseballscorecards.com										
Denny Hocking, S (1, 6) Cristian Guzman, S (5, FH) OBP: 0.316, SLG: 0.309 OBP: 0.255, SLG: 0.308	F7	G1-3		FC3-6 BB	G1-3	G6-3	WP 2B BB	P4		2	0	0	0	1	0	2											
Doug Mientkiewicz, L (1, 3) OBP: 0.389, SLG: 0.394	1B			FC3-6 G4-3	G4-3 IBB	G4-3	WP 2B 1B	F7		5	2	2	1	2	0	3											
Corey Koskie, L (1, 5) OBP: 0.396, SLG: 0.449	1B	F7		G4-3	G4-3		HR K			5	1	1	3	1	1	7											
Tori Hunter, R (1, 8) Bobby Kielty, S (7, FH) OBP: 0.354, SLG: 0.569 OBP: 0.433, SLG: 0.490	1B		K	K	F8					4	0	1	1	0	2	3											
David Ortiz, L (1, 10) OBP: 0.306, SLG: 0.421	G3-1		K		HR 1B	2B 1B				2	2	2	2	0	0	0											
Dustin Mohr, R (1, 9) OBP: 0.383, SLG: 0.471		F9			HR 1B	2B 1B				6	3	4	3	0	0	1											
A.J. Pierzynski, L (1, 2) OBP: 0.371, SLG: 0.494		1B	G5-3		HR 2B 2B	G3 1B				6	4	4	0	0	0	2											
Luis Rivas, R (1, 4) OBP: 0.583, SLG: 0.636		G1-3 E WP 1B		BB FC3-6 1B	G4-3	G6-3 2B	HR 1B	G6-3		6	5	4	5	0	0	1											
Inning Stats	R: 1 E: 0 K: 0 S: 12	H: 2 LOB: 2 BB: 1 P: 27	R: 2 E: 1 K: 0 S: 10	H: 2 LOB: 2 BB: 2 P: 24	R: 0 E: 0 K: 2 S: 11	H: 1 LOB: 1 BB: 0 P: 13	R: 2 E: 0 K: 1 S: 17	H: 2 LOB: 1 BB: 1 P: 26	R: 4 E: 0 K: 0 S: 17	H: 4 LOB: 2 BB: 1 P: 26	R: 10 E: 0 K: 1 S: 25	H: 9 LOB: 1 BB: 2 P: 45	R: 0 E: 0 K: 0 S: 10	H: 1 LOB: 1 BB: 0 P: 14	1B: 15 2B: 6 3B: 1 HR: 3	SF: 0 SAC: 0 DP: 0 HBP: 0		WP: 2 PB: 0 SB: 0 CS: 0	PA: 57								
PITCHER	IP	WLS	BF	H	R	ER	SO	BB	IBB	HBP	BLK	WP	HR	S	P	ERA	WHIP										
Ryan Drese, R (1, 1) ERA: 5.94	3.0	L	20	7	5	5	2	4	0	0	0	0	1	21	29	27.00	4.000										
Chad Paronto, R (4, 1) ERA: 4.86	1.0		8	4	4	3	1	0	0	0	0	0	1	21	29	27.00	4.000										
Charles Nagy, R (5, 1) ERA: 11.29	2.0		16	8	9	9	0	1	1	0	0	0	1	32	53	40.50	4.500										
Mark Wohlers, R (7, 1) ERA: 8.59	0.1		7	5	5	5	1	1	0	0	0	1	1	13	24	135.00	18.000										
Ricardo Rincon, L (7, 1) ERA: 3.15	1.2		6	1	0	0	0	0	0	0	0	0	0	13	17	0.00	0.600										

Batter	1	2	3	4	5	6	7	8	9	AB	R	H	RBI	BB	SO	LOB	TOP			
Matt Lawton, L (1, 9) OBP: 0.345, SLG: 0.426										5	0	0	0	0	2	3	Cleveland Indians @ Minnesota Twins Hubert H. Humphrey Metrodome, Minneapolis, MN Wed Jun 05 2002, 8:05 PM EDT Att: 15,617 - Dome - 72 F livebaseballscorecards.com			
Omar Vizquel, S (1, 6) OBP: 0.400, SLG: 0.500									4	1	3	0	1	0	0					
Ellis Burks, R (1, 10) OBP: 0.338, SLG: 0.466									5	1	2	2	0	1	3					
Jim Thome, L (1, 3) OBP: 0.423, SLG: 0.617									3	1	2	2	2	1	2					
Travis Fryman, R (1, 5) OBP: 0.285, SLG: 0.338									5	0	0	0	0	2	7					
Chris Magruder, S (1, 7) OBP: 0.326, SLG: 0.474									4	0	0	0	0	1	2					
Milton Bradley, S (1, 8) OBP: 0.342, SLG: 0.437									4	1	1	0	0	1	0					
Einar Diaz, R (1, 2) OBP: 0.279, SLG: 0.340									4	1	3	1	0	0	0					
John McDonald, R (1, 4) OBP: 0.313, SLG: 0.333									3	1	1	1	1	1	2					
Inning Stats	R: 2 E: 0 K: 2 S: 11	H: 2 LOB: 0 BB: 0 P: 22	R: 0 E: 0 K: 1 S: 5	H: 0 LOB: 0 BB: 0 P: 8	R: 2 E: 0 K: 0 S: 10	H: 2 LOB: 1 BB: 1 P: 19	R: 1 E: 0 K: 0 S: 8	H: 2 LOB: 1 BB: 0 P: 12	R: 0 E: 0 K: 3 S: 13	H: 1 LOB: 2 BB: 0 P: 22	R: 0 E: 0 K: 1 S: 11	H: 2 LOB: 1 BB: 0 P: 18	R: 1 E: 0 K: 1 S: 7	H: 2 LOB: 1 BB: 0 P: 12	R: 0 E: 0 K: 0 S: 13	H: 0 LOB: 2 BB: 2 P: 25	1B: 6 2B: 4 3B: 1 HR: 2	SF: 0 SAC: 0 DP: 1 HBP: 0	WP: 0 PB: 0 SB: 0 CS: 3	PA: 41
PITCHER	IP WLS BF H R ER SO	IP WLS BF H R ER SO	IP WLS BF H R ER SO	IP WLS BF H R ER SO	IP WLS BF H R ER SO	IP WLS BF H R ER SO	IP WLS BF H R ER SO	IP WLS BF H R ER SO	IP WLS BF H R ER SO	IP WLS BF H R ER SO	IP WLS BF H R ER SO	IP WLS BF H R ER SO	IP WLS BF H R ER SO	IP WLS BF H R ER SO	IP WLS BF H R ER SO	IP WLS BF H R ER SO	ERA WHIP	ERA WHIP		
Eric Milton, L (1, 1) ERA: 5.76	6.0	L	28	8	5	5	7	2	0	0	0	0	0	0	0	0	0	7.50	1.667	
LaTroy Hawkins, R (7, 1) ERA: 1.51	1.0		4	2	0	0	1	0	0	0	0	0	0	0	0	0	0	0.00	2.000	
J.C. Romero, L (8, 1) ERA: 0.79	1.0		4	2	1	1	1	0	0	0	0	0	0	0	0	0	0	9.00	2.000	
Bob Wells, R (9, 1) ERA: 5.76	1.0		5	0	0	0	0	2	0	0	0	0	0	0	0	0	0	0.00	2.000	

Batter	1	2	3	4	5	6	7	8	9	AB	R	H	RBI	BB	SO	LOB	BOTTOM					
Cristian Guzman, S (1, 6) OBP: 0.263, SLG: 0.316										4	0	2	1	1	0	2	Cleveland Indians @ Minnesota Twins Hubert H. Humphrey Metrodome, Minneapolis, MN Wed Jun 05 2002, 8:05 PM EDT Att: 15,617 - Dome - 72 F livebaseballscorecards.com					
Doug Mientkiewicz, L (1, 3) OBP: 0.389, SLG: 0.388									3	0	0	0	2	0	2							
Tori Hunter, R (1, 8) OBP: 0.351, SLG: 0.561										5	0	1	0	0	3	5						
Corey Koskie, L (1, 5) OBP: 0.393, SLG: 0.444										4	0	1	0	0	1	3						
Bobby Kielty, S (1, 7) OBP: 0.435, SLG: 0.519										4	1	2	1	0	0	1						
Dustin Mohr, R (1, 9) OBP: 0.386, SLG: 0.472										4	2	2	0	0	1	1						
Brian Buchanan, R (1, 10) OBP: 0.467, SLG: 0.467										3	1	1	0	0	1	0						
Jacque Jones, L (9, PH) OBP: 0.355, SLG: 0.517										1	0	0	0	0	0	1						
Tom Prince, R (1, 2) OBP: 0.364, SLG: 0.586										3	0	0	1	0	1	1						
A.J. Pierzynski, L (9, PH) OBP: 0.375, SLG: 0.497										1	0	1	0	0	0	0						
Luis Rivas, R (1, 4) OBP: 0.467, SLG: 0.500										3	0	0	0	0	0	1						
David Ortiz, L (9, PH) OBP: 0.310, SLG: 0.425										1	0	1	1	0	0	0						
Denny Hocking, S (9, PR) OBP: 0.316, SLG: 0.309										0	0	0	0	0	0	0						
Inning Stats	R: 0 E: 0 K: 0 S: 9	H: 1 LOB: 1 BB: 0 P: 15	R: 0 E: 0 K: 0 S: 8	H: 1 LOB: 0 BB: 0 P: 12	R: 0 E: 0 K: 1 S: 11	H: 0 LOB: 1 BB: 1 P: 19	R: 0 E: 0 K: 0 S: 3	H: 1 LOB: 0 BB: 0 P: 4	R: 2 E: 0 K: 0 S: 12	H: 3 LOB: 1 BB: 0 P: 19	R: 0 E: 0 K: 1 S: 5	H: 0 LOB: 0 BB: 0 P: 9	R: 0 E: 0 K: 2 S: 9	H: 0 LOB: 0 BB: 0 P: 12	R: 0 E: 0 K: 2 S: 12	H: 1 LOB: 2 BB: 1 P: 20	R: 2 E: 0 K: 1 S: 25	H: 4 LOB: 3 BB: 1 P: 36	1B: 8 2B: 2 3B: 0 HR: 1	SF: 0 SAC: 0 DP: 2 HBP: 0	WP: 1 PB: 0 SB: 0 CS: 0	PA: 39
PITCHER	IP WLS BF H R ER SO	IP WLS BF H R ER SO	IP WLS BF H R ER SO	IP WLS BF H R ER SO	IP WLS BF H R ER SO	IP WLS BF H R ER SO	IP WLS BF H R ER SO	IP WLS BF H R ER SO	IP WLS BF H R ER SO	IP WLS BF H R ER SO	IP WLS BF H R ER SO	IP WLS BF H R ER SO	IP WLS BF H R ER SO	IP WLS BF H R ER SO	IP WLS BF H R ER SO	IP WLS BF H R ER SO	ERA WHIP	ERA WHIP				
CC Sabathia, L (1, 1) ERA: 5.27	7.1	W	29	7	2	2	4	2	0	0	0	0	0	0	0	0	2.46	1.227				
Paul Shuey, R (8, 1) ERA: 1.13	0.2	H	2	0	0	0	2	0	0	0	0	0	0	0	0	0	0.00	0.000				
Bob Wickman, R (9, 1) ERA: 4.87	0.1		4	3	2	2	0	0	0	0	0	0	0	0	0	0	54.00	9.000				
Ricardo Rincon, L (9, 1) ERA: 3.1	0.1	H	3	1	0	0	0	1	0	0	0	0	0	0	0	0	0.00	6.000				
David Riske, R (9, 1) ERA: 4.7	0.1	S	1	0	0	0	1	0	0	0	0	0	0	0	0	0	0.00	0.000				



Batter	1	2	3	4	5	6	7	8	9	AB	R	H	RBI	BB	SO	LOB	TOP										
Matt Lawton, L OBP: 0.346, SLG: 0.427 (1, 9)	G4-3		2-1 1-H 2B		4-1 2B BB	2-2 P6		0-3 K		4	1	1	0	1	1	0	Cleveland Indians @ Minnesota Twins Hubert H. Humphrey Metrodome, Minneapolis, MN Thu Jun 06 2002, 8:05 PM EDT Att: 15,553 - Dome - 72 F AB 34 R 3 H 8 RBI 3 BB 3 SO 8 LOB 18										
Omar Vizquel, S OBP: 0.395, SLG: 0.498 (1, 6)	F7		2-2 G5-3		0-0 1-H 1B 2B		1-2 F5	0-1 G5-3		5	1	1	1	0	0	1											
Ellis Burks, R OBP: 0.341, SLG: 0.464 (1, 10)	K			4-0 FC3-6 1B BB	0-0 HBP 1B		1-0 L9			3	1	1	1	1	1	0											
Jim Thome, L OBP: 0.429, SLG: 0.617 (1, 3)		2-1 G3 1B		1-1 FC3-6 1B	2-2 1B HBP		2-0 F8			3	0	2	0	0	0	0											
Travis Fryman, R OBP: 0.284, SLG: 0.337 (1, 5)	F8			1-3 K	1-0 F8		2-2 1B			4	0	1	0	0	1	5											
Chris Magruder, S OBP: 0.318, SLG: 0.452 (1, 7)	G3			2-2 FC3-6 BB	1-2 FC6 1B		3-3 K			4	0	1	1	0	1	4											
Milton Bradley, S OBP: 0.337, SLG: 0.419 (1, 8)	K			4-2 FC6-4 BB	2-2 FC6 1B		0-3 K			3	0	0	0	1	2	4											
Einar Diaz, R OBP: 0.274, SLG: 0.333 (1, 2)			0-0 G1-3	2-1 FC6-4		2-1 F7		1-3 K		3	0	0	0	0	0	3											
Bill Selby, L OBP: 0.500, SLG: 0.250 (8, PH)				1-2 K		1-1 G5-3				1	0	0	0	0	1	1											
Eddie Pérez, R OBP: 0.286, SLG: 0.366 (8, 2)						1-1 B1-3			2-3 K	4	0	1	0	0	1	0											
John McDonald, R OBP: 0.306, SLG: 0.324 (1, 4)			1-1 2B 1B																								
Inning Stats	R: 0 E: 0 K: 1 S: 6	H: 0 LOB: 0 BB: 0 P: 7	R: 0 E: 0 K: 1 S: 11	H: 1 LOB: 1 BB: 0 P: 17	R: 0 E: 0 K: 0 S: 9	H: 2 LOB: 1 BB: 0 P: 14	R: 0 E: 0 K: 1 S: 12	H: 1 LOB: 3 BB: 2 P: 26	R: 3 E: 0 K: 0 S: 14	H: 3 LOB: 2 BB: 1 P: 25	R: 0 E: 0 K: 0 S: 7	H: 0 LOB: 0 BB: 0 P: 12	R: 0 E: 0 K: 0 S: 6	H: 0 LOB: 0 BB: 0 P: 10	R: 0 E: 0 K: 3 S: 14	H: 1 LOB: 1 BB: 0 P: 20	R: 0 E: 0 K: 2 S: 10	H: 0 LOB: 0 BB: 0 P: 12	1B: 6 2B: 2 3B: 0 HR: 0	SF: 0 SAC: 0 DP: 0 HBP: 1	WP: 0 PB: 0 CS: 0	PA: 38					
PITCHER	IP	WLS	BF	H	R	ER	SO	BB	IBB	HBP	BLK	WP	HR	S	P	ERA	WHIP										
Kyle Lohse, R ERA: 4.54 (1, 1)	5.0	W	25	7	3	3	3	3	0	1	0	0	0	52	89	5.40	2.000										
Tony Fiore, R ERA: 2.73 (6, 1)	2.0	H	6	0	0	0	0	0	0	0	0	0	0	13	22	0.00	0.000										
Michael Jackson, R ERA: 1.11 (8, 1)	1.0		4	1	0	0	3	0	0	0	0	0	0	14	20	0.00	1.000										
Eddie Guardado, L ERA: 2.83 (9, 1)	1.0		3	0	0	0	2	0	0	0	0	0	0	10	12	0.00	0.000										

Batter	1	2	3	4	5	6	7	8	9	AB	R	H	RBI	BB	SO	LOB	BOTTOM										
Jacque Jones, L OBP: 0.360, SLG: 0.528 (1, 7)	F9		0-2 1-2 2-H 1B		1-0 G4-3 1B 2B	1-0 WP 1B 2B		0-0 F8		5	2	3	2	0	0	1	Cleveland Indians @ Minnesota Twins Hubert H. Humphrey Metrodome, Minneapolis, MN Thu Jun 06 2002, 8:05 PM EDT Att: 15,553 - Dome - 72 F AB 33 R 8 H 11 RBI 8 BB 3 SO 6 LOB 15										
Cristian Guzman, S OBP: 0.257, SLG: 0.310 (1, 6)	K		2-1 L4		0-2 G4-3	3-2 G6-3		0-0 SF8		4	0	0	1	0	1	4											
Doug Mientkiewicz, L OBP: 0.389, SLG: 0.385 (1, 3)	F8		2-3 K		1-0 HR 1B	1-0 1B HBP		2-1 F9		4	1	1	1	0	1	2											
Corey Koskie, L OBP: 0.400, SLG: 0.444 (1, 5)		1-2 F7		4-2 BB	4-2 HR BB	2-2 FC5-4 1B				2	1	1	1	2	0	0											
Tori Hunter, R OBP: 0.349, SLG: 0.568 (1, 8)		3-3 K		0-1 L7	0-0 HR	1-2 FC5-4				4	1	1	3	0	1	3											
David Ortiz, L OBP: 0.309, SLG: 0.420 (1, 10)		3-3 K		3-2 F7	0-1 1B					4	0	1	0	0	2	1											
Dustan Mohr, R OBP: 0.389, SLG: 0.473 (1, 9)			3-2 1B 1B		1-3 K	1-1 1B				4	1	2	0	0	1	1											
A.J. Pierzynski, L OBP: 0.372, SLG: 0.497 (1, 2)			3-1 F7							4	1	1	0	0	0	3											
Luis Rivas, R OBP: 0.500, SLG: 0.500 (1, 4)			1-1 WP 1B		1-0 SH1-3	1-2 G6-3		4-0 SF8 BB		2	1	1	0	1	0	0											
Inning Stats	R: 0 E: 0 K: 1 S: 8	H: 0 LOB: 0 BB: 0 P: 10	R: 0 E: 0 K: 2 S: 13	H: 0 LOB: 0 BB: 0 P: 20	R: 1 E: 0 K: 1 S: 16	H: 3 LOB: 2 BB: 0 P: 28	R: 0 E: 0 K: 1 S: 12	H: 0 LOB: 1 BB: 1 P: 20	R: 5 E: 0 K: 0 S: 17	H: 6 LOB: 2 BB: 1 P: 26	R: 1 E: 0 K: 0 S: 12	H: 2 LOB: 2 BB: 0 P: 20	R: 0 E: 0 K: 1 S: 5	H: 0 LOB: 0 BB: 0 P: 7	R: 1 E: 1 K: 0 S: 4	H: 0 LOB: 0 BB: 1 P: 10		1B: 7 2B: 3 3B: 0 HR: 1	SF: 1 SAC: 1 DP: 0 HBP: 1	WP: 2 PB: 0 CS: 0	PA: 39						
PITCHER	IP	WLS	BF	H	R	ER	SO	BB	IBB	HBP	BLK	WP	HR	S	P	ERA	WHIP										
Bartolo Colon, R ERA: 2.69 (1, 1)	4.2	L	25	9	6	6	5	2	0	0	0	1	0	63	100	11.57	2.357										
Chad Paronto, R ERA: 5.09 (5, 1)	1.0		4	1	1	1	0	0	0	0	0	1	0	11	17	9.00	1.000										
Ricardo Rincon, L ERA: 3.1 (6, 1)	0.0		2	1	0	0	0	0	0	1	0	0	0	3	6	∞	∞										
Mark Wohlers, R ERA: 7.77 (6, 1)	2.1		8	0	1	0	1	1	0	0	0	0	0	10	18	0.00	0.429										



Batter	1	2	3	4	5	6	7	8	9	AB	R	H	RBI	BB	SO	LOB	TOP								
Luis Castillo, S OBP: 0.380, SLG: 0.394 (1, 4)	1-1 P3		3-2 G5-3		1-0 G5-3		3-2 G6-3		2-2 G3 1B 2B	5	1	1	3	0	0	2									
Eric Owens, R OBP: 0.362, SLG: 0.409 (1, 9)	4-2 FC4-6 BB		1-0		4-0 1B BB		0-1 G4-3		0-1 G3	3	0	1	0	2	0	2									
Cliff Floyd, L OBP: 0.404, SLG: 0.532 (1, 10)	0-1 FC4-6 1-2		2-1 L6		1-3 K		1-3 K		2-3 K	5	0	0	0	0	3	4									
Mike Lowell, R OBP: 0.394, SLG: 0.543 Marty Malloy, L OBP: 0.165, SLG: 0.120 (8, PR) (8, 5)	2-3 K		3-3 K		0-0 G6-3 1B		0-0 1B		1-0 FC6-4 1B	4	0	2	0	0	2	1									
Preston Wilson, R OBP: 0.345, SLG: 0.445 (1, 8)		1-3 K		3-3 K		3-1 G6-3 1B		2-3 K	3-H 0-2 FC6-4 1B	5	0	0	0	0	3	4									
Kevin Millar, R OBP: 0.363, SLG: 0.518 (1, 7)	1-1 P6		0-1 P4		0-0 1B FC4-6 1B		3-2 G5-3			4	1	1	0	0	0	1									
Derrek Lee, R OBP: 0.327, SLG: 0.484 (1, 3)	1-0 HR				3-3 K		2-1 FC4-6 BB 1B		3-2 BB 1B	4	3	3	1	0	1	0									
Charles Johnson, R OBP: 0.333, SLG: 0.371 (1, 2)	2-3 K				1-2 1B		4-2 FC4-6 BB		4-1 1B 2B BB	2	1	1	0	2	1	0									
Andy Fox, L OBP: 0.297, SLG: 0.286 Homer Bush, R OBP: 0.278, SLG: 0.294 (7, 6)			2-2 G3		3-3 K		1-0 FC4-6 G6-3 1B		0-2 1B 2B	3	0	0	1	0	1	3									
Inning Stats	R: 0 E: 0 K: 11 S: 11	H: 0 LOB: 1 BB: 1 P: 18	R: 1 E: 0 K: 2 S: 9	H: 1 LOB: 0 BB: 0 P: 14	R: 0 E: 0 K: 0 S: 12	H: 1 LOB: 1 BB: 0 P: 20	R: 0 E: 0 K: 2 S: 9	H: 0 LOB: 0 BB: 0 P: 15	R: 0 E: 0 K: 1 S: 10	H: 1 LOB: 1 BB: 1 P: 18	R: 0 E: 0 K: 1 S: 6	H: 1 LOB: 1 BB: 1 P: 14	R: 2 E: 0 K: 0 S: 13	H: 2 LOB: 1 BB: 1 P: 23	R: 0 E: 0 K: 2 S: 10	H: 1 LOB: 1 BB: 0 P: 16	R: 4 E: 0 K: 1 S: 21	H: 4 LOB: 1 BB: 1 P: 33	1B: 9 2B: 1 3B: 0 HR: 1	SF: 0 SAC: 0 DP: 1 HBP: 0	WP: 1 PB: 0 SB: 0 CS: 0	PA: 41			
PITCHER	IP	WLS	BF	H	R	ER	SO	BB	IBB	HBP	BLK	WP	HR	S	P	ERA	WHIP								
Johan Santana, L ERA: 4.22 Jack Cressend, R ERA: 5.91 Bob Wells, R ERA: 6.75	(1, 1)	5.1	W	22	4	1	1	8	2	0	0	0	0	1	55	94	1.69	1.125							
	(6, 1)	2.2		11	3	2	2	2	1	0	0	0	1	0	25	44	6.75	1.500							
	(9, 1)	1.0		8	4	4	4	1	1	0	0	0	0	0	21	33	36.00	5.000							

Florida Marlins @ Minnesota Twins
Hubert H. Humphrey Metrodome, Minneapolis, MN
Fri Jun 07 2002, 8:05 PM EDT
Att: 20,271 - Dome - 72 F

AB 37
R 7
H 11
RBI 7
BB 4
SO 11
LOB 17



Batter	1	2	3	4	5	6	7	8	9	AB	R	H	RBI	BB	SO	LOB	BOTTOM									
Jacque Jones, L OBP: 0.361, SLG: 0.533 (1, 7)	1-0 E 3B		1-1 G3		2-2 E BB 1B		1-2 G4-3			5	1	2	1	0	0	2										
Cristian Guzman, S OBP: 0.284, SLG: 0.323 (1, 6)	2-1 S 1B HBP		2-0		2-2 G3 3B 2B		0-0 SF9		0-0 F8	3	2	2	1	0	0	0										
Doug Mientkiewicz, L OBP: 0.394, SLG: 0.394 (1, 3)	1-2 1-H 3-H E 1B		1-0 BB 1B HBP		2-1 F8 1-2 BB		0-2 E3 G3		0-2 G3	3	2	1	1	1	0	1										
Corey Koskie, L OBP: 0.400, SLG: 0.436 (1, 5)	4-0 E SF7 BB		4-2 1B BB		0-0 G3 2-3		0-0 K		2-3 G3	3	1	0	0	2	1	4										
Tori Hunter, R OBP: 0.355, SLG: 0.580 Brian Buchanan, R OBP: 0.313, SLG: 0.463 (7, 9)	0-1 E5 SF7 1B 1B		0-1 1B		1-1 3B		0-2 E6 1-2 3B		0-0 F7	4	1	3	3	0	0	2										
David Ortiz, L OBP: 0.305, SLG: 0.415 (1, 10)	0-2 SF7		1-2 1B G6-3 1B		0-1 F7		0-1 L6		0-0 G3-1	4	0	1	1	0	0	4										
Bobby Kielty, S OBP: 0.450, SLG: 0.551 (7, 8)	3-1 1B		1-1 G6-3		4-2 BB 1B BB		2-1 HR		4-2 WP G4-3 BB	3	3	2	2	2	0	1										
A.J. Pierzynski, L OBP: 0.373, SLG: 0.491 (1, 2)	1-0 F7		1-0 1B		4-0 1B 1B BB		1-2 F8		1-1 G4-3	4	1	1	1	1	0	1										
Luis Rivas, R OBP: 0.435, SLG: 0.429 (1, 4)	0-0 F9		1-2 F9		0-2 1B SF9 1B		2-2 G5-3		0-3 K	5	1	1	1	0	1	3										
Inning Stats	R: 5 E: 1 K: 0 S: 15	H: 4 LOB: 1 BB: 1 P: 27	R: 1 E: 0 K: 0 S: 6	H: 2 LOB: 2 BB: 1 P: 13	R: 0 E: 0 K: 0 S: 12	H: 2 LOB: 0 BB: 0 P: 17	R: 1 E: 0 K: 0 S: 11	H: 2 LOB: 1 BB: 0 P: 16	R: 3 E: 0 K: 1 S: 17	H: 2 LOB: 3 BB: 3 P: 33	R: 1 E: 0 K: 0 S: 14	H: 1 LOB: 0 BB: 0 P: 20	R: 0 E: 1 K: 0 S: 6	H: 0 LOB: 1 BB: 0 P: 6	R: 1 E: 0 K: 1 S: 8	H: 0 LOB: 0 BB: 1 P: 13	1B: 8 2B: 2 3B: 2 HR: 1	SF: 2 SAC: 0 DP: 0 HBP: 2	WP: 2 PB: 0 SB: 0 CS: 0	PA: 45						
PITCHER	IP	WLS	BF	H	R	ER	SO	BB	IBB	HBP	BLK	WP	HR	S	P	ERA	WHIP									
Ryan Dempster, R ERA: 5.36 Vic Darenzbourg, L ERA: 3.91 46 Oswaldo Maitena, L ERA: 2.84 Blaine Neal, R ERA: 5.4	(1, 1)	4.0	L	27	11	10	10	0	4	0	2	0	0	0	1	26	40	4.50	1.500							
	(5, 1)	2.0		10	2	1	1	1	1	0	0	0	0	0	6	6	0.00	0.000								
	(8, 1)	1.0		4	0	1	1	1	1	0	0	0	1	0	8	13	9.00	1.000								

Florida Marlins @ Minnesota Twins
Hubert H. Humphrey Metrodome, Minneapolis, MN
Fri Jun 07 2002, 8:05 PM EDT
Att: 20,271 - Dome - 72 F

AB 35
R 12
H 13
RBI 11
BB 6
SO 2
LOB 19



Batter	1	2	3	4	5	6	7	8	9	AB	R	H	RBI	BB	SO	LOB	TOP										
Luis Castillo, S (1, 4) OBP: 0.378, SLG: 0.391			G5-3		G4-3		FC6-4 1B			4	1	1	0	0	0	2	Florida Marlins @ Minnesota Twins Hubert H. Humphrey Metrodome, Minneapolis, MN Sat Jun 08 2002, 7:05 PM EDT Att: 20,949 - Dome - 72 F livebaseballscorecards.com										
Eric Owens, R (1, 7) OBP: 0.359, SLG: 0.405	K		K		G1-3		1B			4	0	1	0	0	2	2											
Cliff Floyd, L (1, 9) OBP: 0.410, SLG: 0.553				HR		BB	G1-3			3	1	2	2	1	0	2											
Mike Lowell, R (1, 5) OBP: 0.395, SLG: 0.554	F9			HR		BB		P3		3	1	1	1	1	0	1											
Preston Wilson, R (1, 8) OBP: 0.340, SLG: 0.438	K			HR		BB		G5-3		4	0	0	0	0	2	3											
Kevin Millar, R (1, 10) OBP: 0.352, SLG: 0.500		K		K		P6		K		4	0	0	0	0	3	2											
Derrek Lee, R (1, 3) OBP: 0.326, SLG: 0.480				F8		G5-3			F7	4	0	1	0	0	0	2											
Andy Fox, L (1, 6) OBP: 0.303, SLG: 0.287	F7				G4-3 S		FC5-4 BB		G4-3	3	0	1	0	1	0	1											
Charles Johnson, R (1, 2) OBP: 0.323, SLG: 0.358	CS		G5-3		K		FC5-4 FC6-4		K	4	0	0	0	0	2	2											
Inning Stats	R: 1 E: 0 K: 2 S: 11	H: 2 LOB: 1 BB: 0 P: 15	R: 0 E: 0 K: 1 S: 10	H: 1 LOB: 0 BB: 0 P: 14	R: 0 E: 0 K: 1 S: 7	H: 0 LOB: 0 BB: 0 P: 11	R: 2 E: 0 K: 1 S: 13	H: 2 LOB: 0 BB: 0 P: 19	R: 0 E: 0 K: 1 S: 11	H: 0 LOB: 2 BB: 2 P: 22	R: 0 E: 0 K: 0 S: 11	H: 1 LOB: 1 BB: 1 P: 18	R: 0 E: 0 K: 1 S: 6	H: 0 LOB: 0 BB: 0 P: 7	R: 0 E: 0 K: 1 S: 8	H: 0 LOB: 0 BB: 0 P: 9	1B: 4 2B: 1 3B: 0 HR: 2	SF: 0 SAC: 0 DP: 0 HBP: 0	WP: 0 PB: 0 SB: 1 CS: 1	PA: 37							
PITCHER	IP	WLS	BF	H	R	ER	SO	BB	IBB	HBP	BLK	WP	HR	S	P	ERA	WHIP										
Matt Kinney, R (1, 1) ERA: 4.81	5.0	W	22	6	3	3	6	2	0	0	0	0	2	54	86	5.40	1.600										
Tony Fiore, R (6, 1) ERA: 2.5	1.2	H	7	1	0	0	1	1	0	0	0	0	0	19	29	0.00	1.200										
J.C. Romero, L (7, 1) ERA: 0.79	0.1	H	1	0	0	0	0	0	0	0	0	0	0	1	1	0.00	0.000										
Michael Jackson, R (8, 1) ERA: 1.07	1.0	H	3	0	0	0	1	0	0	0	0	0	0	6	7	0.00	0.000										
Eddie Guardado, L (9, 1) ERA: 2.73	1.0	S	3	0	0	0	1	0	0	0	0	0	0	8	9	0.00	0.000										

Batter	1	2	3	4	5	6	7	8	9	AB	R	H	RBI	BB	SO	LOB	BOTTOM										
Jacque Jones, L (1, 7) OBP: 0.365, SLG: 0.537	F8		SH1-4 2B			CS		G3		4	1	2	2	1	0	1	Florida Marlins @ Minnesota Twins Hubert H. Humphrey Metrodome, Minneapolis, MN Sat Jun 08 2002, 7:05 PM EDT Att: 20,949 - Dome - 72 F livebaseballscorecards.com										
Cristian Guzman, S (1, 6) OBP: 0.280, SLG: 0.318	P4		SH1-4	F3		G5-3		G5-3		4	0	0	0	0	3												
Doug Mientkiewicz, L (1, 3) OBP: 0.380, SLG: 0.383	K			2B				F7		3	0	1	0	1	0												
Corey Koskie, L (1, 5) OBP: 0.402, SLG: 0.435		E S 2B BB		P3				K		3	1	1	0	1	1	3											
Tori Hunter, R (1, 8) OBP: 0.357, SLG: 0.583		K						WP		4	0	2	2	0	2	3											
David Ortiz, L (1, 10) OBP: 0.304, SLG: 0.406	G3			P5				BB		3	0	0	0	1	1	5											
Dustan Mohr, R (1, 9) OBP: 0.392, SLG: 0.487								F7		4	1	2	1	0	0	4											
A.J. Pierzynski, L (1, 2) OBP: 0.370, SLG: 0.491		G3-1						WP		4	0	1	0	0	1	2											
Luis Rivas, R (1, 4) OBP: 0.444, SLG: 0.480			SH1-4 S 2B		L8			F9		4	2	2	0	0	0	2											
Inning Stats	R: 0 E: 0 K: 1 S: 8	H: 0 LOB: 0 BB: 0 P: 12	R: 1 E: 1 K: 1 S: 8	H: 1 LOB: 1 BB: 1 P: 19	R: 2 E: 0 K: 0 S: 14	H: 2 LOB: 2 BB: 2 P: 25	R: 1 E: 0 K: 1 S: 9	H: 2 LOB: 1 BB: 0 P: 10	R: 0 E: 0 K: 2 S: 9	H: 2 LOB: 2 BB: 0 P: 16	R: 1 E: 0 K: 0 S: 8	H: 2 LOB: 0 BB: 0 P: 15	R: 0 E: 0 K: 1 S: 13	H: 1 LOB: 1 BB: 1 P: 20	R: 0 E: 0 K: 0 S: 9	H: 1 LOB: 1 BB: 0 P: 12	1B: 5 2B: 6 3B: 0 HR: 0	SF: 0 SAC: 1 DP: 0 HBP: 0	WP: 2 PB: 0 SB: 2 CS: 1	PA: 38							
PITCHER	IP	WLS	BF	H	R	ER	SO	BB	IBB	HBP	BLK	WP	HR	S	P	ERA	WHIP										
56 Kevin Olsen, R (1, 1) ERA: 4.24	4.1	L	23	7	4	4	4	3	0	0	0	0	0	18	31	3.86	0.857										
Michael Tejera, L (5, 1) ERA: 3.75	2.1		8	2	1	1	2	0	0	0	0	0	0	7	12	0.00	6.000										
Braden Looper, R (7, 1) ERA: 5.04	0.1		3	1	0	0	0	1	0	0	0	1	0	7	12	0.00	6.000										
46 Oswaldo Mairena, L (8, 1) ERA: 2.83	1.0		4	1	0	0	0	0	0	0	0	1	0	9	12	0.00	1.000										



Batter	1	2	3	4	5	6	7	8	9	AB	R	H	RBI	BB	SO	LOB	TOP								
Eric Owens, R OBP: 0.391, SLG: 0.395 (1, 7)	F3		G6-3	F9		G3-1			SH1-3	4	0	0	0	0	0	1	Florida Marlins @ Minnesota Twins Hubert H. Humphrey Metrodome, Minneapolis, MN Sun Jun 09 2002, 2:05 PM EDT Att: 29,448 - Dome - 72 F livebaseballscorecards.com								
Andy Fox, L OBP: 0.313, SLG: 0.299 (1, 6)	K		BB 1B	BB 1B		BB 1B	G3-1 SF7 1B		G1-3	5	3	3	0	0	1	1									
Cliff Floyd, L OBP: 0.413, SLG: 0.550 (1, 9)	1B		1B BB	1B BB		1B BB	G3-1 1-3		K	3	0	1	0	2	1	2									
Mike Lowell, R OBP: 0.397, SLG: 0.555 (1, 5)	P6		1B 2H	1B		1B	SF7			3	1	2	3	0	0	1									
Preston Wilson, R OBP: 0.335, SLG: 0.430 (1, 8)		F9	K		F8		K			4	0	0	0	0	2	3									
Kevin Millar, R OBP: 0.356, SLG: 0.500 (1, 10)	P5			G6-3		1B				4	0	2	1	0	0	0									
Derrek Lee, R OBP: 0.328, SLG: 0.506 (1, 3)	HR			HR		F7			G5-4-3	4	2	2	2	0	0	2									
Mike Redmond, R OBP: 0.388, SLG: 0.396 (1, 2)	F9			F8		F8			P4	4	0	0	0	0	0	0									
Homer Bush, R OBP: 0.287, SLG: 0.303 (1, 4)			K	S 1B		G3			G1-3 SH1-3 1B	4	0	2	0	0	1	0									
Inning Stats	R: 0 E: 0 K: 1 S: 11	H: 1 LOB: 1 BB: 0 P: 13	R: 1 E: 0 K: 0 S: 10	H: 1 LOB: 0 BB: 0 P: 16	R: 1 E: 0 K: 2 S: 17	H: 2 LOB: 2 BB: 1 P: 22	R: 1 E: 0 K: 0 S: 10	H: 2 LOB: 1 BB: 0 P: 13	R: 2 E: 0 K: 0 S: 13	H: 3 LOB: 1 BB: 1 P: 20	R: 0 E: 0 K: 0 S: 6	H: 0 LOB: 0 BB: 0 P: 6	R: 1 E: 0 K: 1 S: 8	H: 1 LOB: 0 BB: 0 P: 15	R: 0 E: 0 K: 0 S: 12	H: 1 LOB: 0 BB: 0 P: 17	R: 0 E: 0 K: 1 S: 10	H: 1 LOB: 1 BB: 0 P: 13	1B: 10 2B: 0 3B: 0 HR: 2	SF: 1 SAC: 1 DP: 1 HBP: 0	WP: 0 PB: 0 SB: 2 CS: 0	PA: 39			
PITCHER	IP	WLS	BF	H	R	ER	SO	BB	IBB	HBP	BLK	WP	HR	S	P	ERA	WHIP								
Rick Reed, R ERA: 4.63 (1, 1)	6.1	L	30	10	6	6	3	2	0	0	0	0	2	70	97	8.53	1.895								
LaTroy Hawkins, R ERA: 1.45 (7, 1)	1.2		5	1	0	0	1	0	0	0	0	0	0	17	25	0.00	0.600								
Bob Wells, R ERA: 6.68 (9, 1)	0.1		2	1	0	0	0	0	0	0	0	0	0	3	3	0.00	3.000								
J.C. Romero, L ERA: 0.77 (9, 1)	0.2		2	0	0	0	1	0	0	0	0	0	0	7	10	0.00	0.000								

Batter	1	2	3	4	5	6	7	8	9	AB	R	H	RBI	BB	SO	LOB	BOTTOM								
Jacque Jones, L OBP: 0.370, SLG: 0.542 (1, 7)	G3		L5							5	1	3	0	0	0	0	Florida Marlins @ Minnesota Twins Hubert H. Humphrey Metrodome, Minneapolis, MN Sun Jun 09 2002, 2:05 PM EDT Att: 29,448 - Dome - 72 F livebaseballscorecards.com								
Cristian Guzman, S OBP: 0.283, SLG: 0.320 (1, 6)	G6-3		F7 1B		F7		BB 1B		G6-3	5	0	2	0	0	0	3									
Doug Mientkiewicz, L OBP: 0.494, SLG: 0.394 (1, 3)	3B BB		F7 1B				BB			2	1	1	0	3	0	0									
Corey Koskie, L OBP: 0.397, SLG: 0.442 (1, 5)	3B		F7		L3		SF7		G4-3	4	0	1	2	0	0	5									
Tori Hunter, R OBP: 0.351, SLG: 0.571 (1, 8)	F7		G5-3		K		K		K	5	0	0	0	0	3	8									
David Ortiz, L OBP: 0.302, SLG: 0.397 (1, 10)		E FC1 BB		F8		F7	F5			3	0	0	0	1	0	2									
Dustan Mohr, R OBP: 0.382, SLG: 0.474 (1, 9)		FC1 G6-3		F9		K			G4-3	4	0	0	0	0	1	1									
A.J. Pierzynski, L OBP: 0.368, SLG: 0.503 (1, 2)		P5		K		E4			HR	4	1	1	1	0	1	2									
Luis Rivas, R OBP: 0.419, SLG: 0.448 (1, 4)		G6-3			2B 1B		K		G1-3	4	0	1	0	0	1	3									
Inning Stats	R: 1 E: 0 K: 0 S: 8	H: 1 LOB: 1 BB: 1 P: 19	R: 0 E: 1 K: 0 S: 9	H: 0 LOB: 1 BB: 1 P: 16	R: 0 E: 0 K: 1 S: 11	H: 2 LOB: 0 BB: 0 P: 20	R: 0 E: 0 K: 1 S: 9	H: 0 LOB: 0 BB: 0 P: 12	R: 0 E: 0 K: 2 S: 11	H: 0 LOB: 3 BB: 1 P: 16	R: 0 E: 1 K: 2 S: 14	H: 0 LOB: 2 BB: 1 P: 27	R: 1 E: 0 K: 0 S: 12	H: 2 LOB: 1 BB: 0 P: 18	R: 0 E: 0 K: 1 S: 8	H: 0 LOB: 0 BB: 0 P: 11	1B: 6 2B: 1 3B: 1 HR: 1	SF: 1 SAC: 0 DP: 1 HBP: 0	WP: 0 PB: 0 SB: 0 CS: 0	PA: 41					
PITCHER	IP	WLS	BF	H	R	ER	SO	BB	IBB	HBP	BLK	WP	HR	S	P	ERA	WHIP								
Julian Tavaroz, R ERA: 7.52 (1, 1)	6.0	W	29	7	2	2	4	3	0	0	0	0	0	60	106	3.00	1.667								
Armando Almanza, L ERA: 1.29 (7, 1)	1.0		4	0	0	0	1	1	0	0	0	0	0	10	19	0.00	1.000								
Braden Looper, R ERA: 5.17 (8, 1)	1.0		5	2	1	1	0	0	0	0	0	0	1	12	18	9.00	2.000								
Vladimir Nunez, R ERA: 2.52 (9, 1)	1.0	S	3	0	0	0	1	0	0	0	0	0	0	8	11	0.00	0.000								



Batter	1	2	3	4	5	6	7	8	9	10	11	12	13	14	15	AB	R	H	RBI	BB	SO	LOB	TOP									
Rafael Furcal, S OBP: 0.302, SLG: 0.355 (1, 6)	K			F8	G6-3		F7			G6-3		F9		K		7	0	0	0	0	2	3										
Julio Franco, R OBP: 0.329, SLG: 0.338 (1, 10)	G6-3			F9		G4-3			K				G4-3		G3-1	5	0	1	0	0	1	0										
Darren Blanton, L OBP: 0.338, SLG: 0.455 (10, PPR)																2	0	0	0	0	0	0										
Gary Sheffield, R OBP: 0.340, SLG: 0.424 (1, 9)	F8			G5-3						G6-3					F8	5	1	1	0	2	0	1										
10 Chipper Jones, S OBP: 0.407, SLG: 0.469 (1, 7)			G6-3																													
Andrew Jones, R OBP: 0.396, SLG: 0.566 (1, 8)	K																															
Vinny Castilla, R OBP: 0.278, SLG: 0.397 (1, 5)	F8																															
Wes Helms, R OBP: 0.279, SLG: 0.415 (1, 3)																																
Henry Blanco, R OBP: 0.296, SLG: 0.308 (1, 2)																																
Jesse Garcia, R OBP: 0.211, SLG: 0.211 (1, 4)																																
Matt Franco, L OBP: 0.364, SLG: 0.596 (14, PH)																																
Keith Lockhart, L OBP: 0.222, SLG: 0.319 (14, 4)																																
Inning Stats	R: 0 E: 0 K: 1 S: 10	H: 0 LOB: 0 BB: 0 P: 15	R: 0 E: 0 K: 1 S: 8	H: 0 LOB: 0 BB: 0 P: 10	R: 0 E: 0 K: 0 S: 12	H: 0 LOB: 0 BB: 0 P: 17	R: 0 E: 0 K: 0 S: 4	H: 0 LOB: 0 BB: 0 P: 7	R: 3 E: 0 K: 0 S: 10	H: 4 LOB: 1 BB: 0 P: 14	R: 0 E: 0 K: 0 S: 13	H: 2 LOB: 1 BB: 1 P: 20	R: 0 E: 0 K: 0 S: 5	H: 0 LOB: 0 BB: 0 P: 7	R: 0 E: 0 K: 1 S: 8	H: 1 LOB: 1 BB: 1 P: 14	R: 0 E: 0 K: 0 S: 9	H: 1 LOB: 0 BB: 0 P: 12	R: 0 E: 0 K: 0 S: 10	H: 1 LOB: 1 BB: 0 P: 16	R: 0 E: 0 K: 0 S: 9	H: 0 LOB: 0 BB: 0 P: 12	R: 0 E: 0 K: 0 S: 12	H: 0 LOB: 1 BB: 1 P: 15	R: 0 E: 0 K: 2 S: 9	H: 1 LOB: 2 BB: 1 P: 18	R: 0 E: 0 K: 0 S: 7	H: 0 LOB: 0 BB: 1 P: 16	1B: 8 2B: 2 3B: 0 HR: 1	SF: 0 SAC: 1 DP: 2 HBP: 0	WP: 1 PB: 0 CS: 1	PA: 59

PITCHER	IP	WLS	BF	H	R	ER	SO	BB	IBB	HBP	BLK	WP	HR	S	P	ERA	WHIP
Eric Milton, L ERA: 5.82 (1, 1)	7.0		28	6	5	5	2	0	0	0	0	0	0	60	90	6.43	1.000
Michael Jackson, R ERA: 0.99 (8, 1)	2.0		7	2	0	0	1	0	1	0	0	0	0	17	26	0.00	1.000
J.C. Romero, L ERA: 0.73 (10, 1)	2.0		8	2	0	0	0	0	0	0	0	0	1	22	31	0.00	1.000
Eddie Guardado, L ERA: 2.64 (12, 1)	1.0		3	0	0	0	0	0	0	0	0	0	0	9	12	0.00	0.000
Tony Fiore, R ERA: 2.39 (13, 1)	3.0	W	12	1	0	0	3	3	0	0	0	0	0	28	50	0.00	1.333

Batter	1	2	3	4	5	6	7	8	9	10	11	12	13	14	15	AB	R	H	RBI	BB	SO	LOB	BOTTOM						
Jacque Jones, L OBP: 0.365, SLG: 0.533 (1, 7)	1B															6	1	1	0	0	3	1							
Tom Prince, R OBP: 0.373, SLG: 0.593 (13, 2)		G4-3														1	1	1	0	0	0	0							
Cristian Guzman, S OBP: 0.263, SLG: 0.323 (1, 6)	1B															7	1	2	1	0	1	0							
Doug Mientkiewicz, L OBP: 0.407, SLG: 0.381 (1, 3)	1B															4	1	1	1	2	0	0							
Matthew LeCroy, R OBP: 0.371, SLG: 0.585 (1, 10)																6	1	3	1	0	1	1							
Torii Hunter, R OBP: 0.347, SLG: 0.561 (1, 8)	1B															6	1	1	0	0	1	4							
Corey Koskie, L OBP: 0.395, SLG: 0.441 (1, 5)	SF9															5	0	2	1	0	2	1							
Dustan Mohr, R OBP: 0.376, SLG: 0.463 (1, 9)																6	0	1	1	0	3	2							
A.J. Pierzynski, L OBP: 0.369, SLG: 0.500 (1, 2)																5	0	2	0	0	1	2							
Brian Buchanan, R OBP: 0.310, SLG: 0.459 (12, PPR)	G2-3															1	0	0	0	0	1	0							
Luis Rivas, R OBP: 0.371, SLG: 0.394 (1, 4)																4	0	0	0	0	0	2							
David Ortiz, L OBP: 0.301, SLG: 0.394 (12, PH)	F8															1	0	0	0	0	1	1							
Denny Hocking, S OBP: 0.314, SLG: 0.307 (13, 4)																1	0	0	0	0	0	0							
Inning Stats	R: 5 E: 0 K: 0 S: 17	H: 6 LOB: 1 BB: 0 P: 24	R: 0 E: 0 K: 1 S: 8	H: 0 LOB: 0 BB: 0 P: 10	R: 0 E: 0 K: 0 S: 4	H: 2 LOB: 1 BB: 0 P: 7	R: 0 E: 0 K: 1 S: 6	H: 1 LOB: 0 BB: 0 P: 6	R: 0 E: 0 K: 0 S: 9	H: 1 LOB: 1 BB: 1 P: 17	R: 0 E: 0 K: 1 S: 7	H: 0 LOB: 0 BB: 0 P: 12	R: 0 E: 0 K: 0 S: 8	H: 0 LOB: 0 BB: 0 P: 11	R: 0 E: 0 K: 2 S: 10	H: 1 LOB: 0 BB: 0 P: 13	R: 0 E: 0 K: 0 S: 5	R: 0 E: 0 K: 3 S: 11	H: 1 LOB: 1 BB: 0 P: 15	R: 0 E: 0 K: 0 S: 8	H: 0 LOB: 0 BB: 0 P: 12	R: 0 E: 0 K: 1 S: 8	H: 0 LOB: 0 BB: 0 P: 11	R: 1 E: 0 K: 1 S: 9	H: 2 LOB: 1 BB: 0 P: 13	1B: 13 2B: 1 3B: 0 HR: 0	SF: 1 SAC: 0 DP: 3 HBP: 0	WP: 0 PB: 0 CS: 1	PA: 56

PITCHER	IP	WLS	BF	H	R	ER	SO	BB	IBB	HBP	BLK	WP	HR	S	P	ERA	WHIP										
Greg Maddux, R ERA: 3.44 (1, 1)	7.0		29	10	5	5	4	0	0	0	0	0	0	10	87	6.43	1.571										
Mike Remlinger, L ERA: 1.62 (8, 1)	1.0		3	0	0	0	1	0	0	0	0	0	0	10	12	0.00	0.000										
Chris Hammond, L ERA: 1.65 (9, 1)	1.0		3	1	0	0	2	0	0	0	0	0	0	10	13	0.00	1.000										
Kevin Gnyboski, R ERA: 1.14 (10, 1)	2.0		7	0	0	0	2	1	0	0	0	0	0	15	22	0.00	0.500										
Darren Holmes, R ERA: 1.83 (12, 1)	1.0		4	1	0	0	3	0	0	0	0	0	0	11	15	0.00	1.000										
Inning Stats	R: 5 E: 0 K: 0 S: 17	H: 6 LOB: 1 BB: 0 P: 24	R: 0 E: 0 K: 1 S: 8	H: 0 LOB: 0 BB: 0 P: 10	R: 0 E: 0 K: 0 S: 4	H: 2 LOB: 1 BB: 0 P: 7	R: 0 E: 0 K: 1 S: 6	H: 1 LOB: 0 BB: 0 P: 6	R: 0 E: 0 K: 0 S: 9	H: 1 LOB: 1 BB: 1 P: 17	R: 0 E: 0 K: 1 S: 7	H: 0 LOB: 0 BB: 0 P: 12	R: 0 E: 0 K: 0 S: 8	H: 0 LOB: 0 BB: 0 P: 11	R: 0 E: 0 K: 2 S: 10	H: 1 LOB: 0 BB: 0 P: 13	R: 0 E: 0 K: 0 S: 5	R: 0 E: 0 K: 3 S: 11	H: 1 LOB: 1 BB: 0 P: 15	R: 0 E: 0 K: 0 S: 8	H: 0 LOB: 0 BB: 0 P: 12	R: 0 E: 0 K: 1 S: 8	H: 2 LOB: 1 BB: 0 P: 13	1B: 13 2B: 1 3B: 0 HR: 0	SF: 1 SAC: 0 DP: 3 HBP: 0	WP: 0 PB: 0 CS: 1	PA: 56

Atlanta Braves @ Minnesota Twins
Hubert H. Humphrey Metrodome, Minneapolis, MN
Mon Jun 10 2002, 8:05 PM EDT
Att: 24,534 - Dome - 72 F


AB 52
R 5
H 11
RBI 5
BB 5
SO 6
LOB 18




Atlanta Braves @ Minnesota Twins
Hubert H. Humphrey Metrodome, Minneapolis, MN
Mon Jun 10 2002, 8:05 PM EDT
Att: 24,534 - Dome - 72 F

AB 53
R 6
H 14
RBI 5
BB 2
SO 14
LOB 14



Batter	1	2	3	4	5	6	7	8	9	AB	R	H	RBI	BB	SO	LOB	TOP										
Rafael Furcal, S OBP: 0.315, SLG: 0.371	3-2 1B 2B		3-2 1B		3-2 WP 2B		1-3 K		1-2 F9	5	2	3	0	0	1	0	Atlanta Braves @ Minnesota Twins Hubert H. Humphrey Metrodome, Minneapolis, MN Wed Jun 12 2002, 7:05 PM EDT Att: 21,485 - Dome - 72 F livebaseballscorecards.com										
Julio Franco, R OBP: 0.320, SLG: 0.328	1-3 K		3-3 K		2-3 K		0-0 G4-3			4	0	0	0	0	3	3											
Gary Sheffield, R OBP: 0.357, SLG: 0.452	3-2 2H 1B		0-2 F7		4-1 BB 1B		1-0 HR			3	1	2	2	1	0	1											
10 Chipper Jones, S OBP: 0.415, SLG: 0.478	3-2 1B			2-0 F9 BB 1B	0-0 BB 1B		0-0 G4-3			4	0	3	0	0	0	0											
Andruw Jones, R OBP: 0.401, SLG: 0.571	3-2 G6-3			4-2 BB 1B	4-0 BB 1B		1-0 G5-4-3 HBP			1	0	0	0	2	0	1											
Vinny Castilla, R OBP: 0.278, SLG: 0.404		2-2 G1-6-3		0-0 F9	0-1 G6-3		0-0 G5-4-3			4	0	0	0	0	0	6											
Javy Lopez, R OBP: 0.273, SLG: 0.333		0-3 K		1-3 K		0-2 G5-3		0-2 P6		4	0	0	0	0	2	2											
Wes Helms, R OBP: 0.269, SLG: 0.398		0-1 F8		1-3 K		2-0 G6-3		1-3 K		4	0	0	0	0	2	2											
Jesse Garcia, R OBP: 0.167, SLG: 0.167			0-3 K		1-3 K		0-1 L1		0-2 G6-3	4	0	0	0	0	2	0											
Inning Stats	R: 1 E: 0 S: 18	H: 3 LOB: 1 BB: 0 P: 31	R: 0 E: 0 S: 8	H: 0 LOB: 0 BB: 0 P: 10	R: 0 E: 0 S: 12	H: 1 LOB: 1 BB: 0 P: 18	R: 0 E: 0 S: 10	H: 1 LOB: 2 BB: 1 P: 18	R: 1 E: 0 S: 18	H: 2 LOB: 3 BB: 2 P: 32	R: 0 E: 0 S: 6	H: 0 LOB: 0 BB: 0 P: 8	R: 1 E: 0 S: 7	H: 1 LOB: 0 BB: 0 P: 10	R: 0 E: 0 S: 4	H: 0 LOB: 0 BB: 0 P: 5		R: 0 E: 0 S: 9	H: 0 LOB: 0 P: 11	1B: 5 2B: 2 3B: 0 HR: 1	SF: 0 SAC: 0 DP: 1 HBP: 1	WP: 2 PB: 0 CS: 0	PA: 37				
PITCHER	IP	WLS	BF	H	R	ER	SO	BB	IBB	HBP	BLK	WP	HR	S	P	ERA	WHIP										
Johan Santana, L ERA: 4.11	(1, 1)	4.2	L	23	7	2	8	3	0	0	0	2	0	64	107	3.86	2.143										
J.C. Romero, L ERA: 0.7	(5, 1)	1.1		4	0	0	0	0	0	0	0	0	0	8	10	0.00	0.000										
LaTroy Hawkins, R ERA: 1.56	(7, 1)	1.0		4	1	1	1	0	0	0	0	0	1	7	10	9.00	1.000										
Michael Jackson, R ERA: 0.95	(8, 1)	1.0		3	0	0	0	0	0	1	0	0	0	4	5	0.00	0.000										
Eddie Guardado, L ERA: 2.66	(9, 1)	1.0		3	0	0	0	1	0	0	0	0	0	9	11	0.00	0.000										

Batter	1	2	3	4	5	6	7	8	9	AB	R	H	RBI	BB	SO	LOB	BOTTOM										
Luis Rivas, R OBP: 0.317, SLG: 0.333	3-2 G6-3		1-3 K			0-3 K			1-3 K	3	0	0	0	0	2	2	Atlanta Braves @ Minnesota Twins Hubert H. Humphrey Metrodome, Minneapolis, MN Wed Jun 12 2002, 7:05 PM EDT Att: 21,485 - Dome - 72 F livebaseballscorecards.com										
Jacque Jones, L OBP: 0.359, SLG: 0.523			1-2 K			1-2 K				1	0	0	0	0	1	0											
Cristian Guzman, S OBP: 0.285, SLG: 0.327	1-2 F3			1-2 CS 1B		0-0 P6			0-1 3B 2B	4	1	2	0	0	0	1											
Doug Mientkiewicz, L OBP: 0.404, SLG: 0.399	3-3 K			2-1 F8			0-1 F7		1-0 2H G4-3 3B	4	1	1	1	0	1	1											
Matthew LeCroy, R OBP: 0.368, SLG: 0.577		2-1 F7		1-3 K			0-0 F8-3 1B		0-0 G4-3	3	0	1	0	0	1	0											
Corey Koskie, L OBP: 0.398, SLG: 0.431									3-1 G4-3	1	0	0	1	0	0	0											
Tori Hunter, R OBP: 0.342, SLG: 0.553		3-3 K			1-3 K		1-1 F8-3		0-0 G3-1	4	0	0	0	0	2	1											
Bobby Kielty, S OBP: 0.452, SLG: 0.541		2-1 HBP			0-0 G5-3				1-2 F9	2	0	0	0	0	0	0											
Dustan Mohr, R OBP: 0.363, SLG: 0.446			0-3 K			2-2 F7			2-3 K	3	0	0	0	0	2	1											
A.J. Pierzynski, L OBP: 0.368, SLG: 0.497			1-3 K			0-0 G3			2-1 1B	3	0	1	0	0	1	0											
Denny Hocking, S OBP: 0.317, SLG: 0.301				4-2 BB		4-2 PB BB			1-3 K	1	0	0	0	2	1	1											
Inning Stats	R: 0 E: 0 S: 12	H: 0 LOB: 0 BB: 0 P: 19	R: 0 E: 0 S: 10	H: 0 LOB: 0 BB: 0 P: 17	R: 0 E: 0 S: 9	H: 0 LOB: 1 BB: 1 P: 15	R: 0 E: 0 S: 8	H: 1 LOB: 0 BB: 0 P: 12	R: 0 E: 0 S: 10	H: 0 LOB: 0 BB: 0 P: 13	R: 0 E: 0 S: 11	H: 0 LOB: 1 BB: 1 P: 15	R: 0 E: 0 S: 5	H: 1 LOB: 0 BB: 0 P: 6	R: 0 E: 0 S: 11	H: 1 LOB: 1 BB: 0 P: 17	R: 2 E: 0 S: 8	H: 2 LOB: 0 BB: 0 P: 10	1B: 3 2B: 2 3B: 1 HR: 0	SF: 0 SAC: 0 DP: 1 HBP: 1	WP: 0 PB: 1 CS: 1	PA: 32					
PITCHER	IP	WLS	BF	H	R	ER	SO	BB	IBB	HBP	BLK	WP	HR	S	P	ERA	WHIP										
Damian Moss, L ERA: 3.33	(1, 1)	7.0	W	23	2	0	8	2	0	0	0	0	0	65	97	0.00	0.571										
Mike Remlinger, L ERA: 1.57	(8, 1)	1.0	H	4	1	0	0	0	0	0	0	0	0	11	17	0.00	1.000										
29 John Smoltz, R ERA: 5.55	(9, 1)	1.0	S	5	2	2	2	1	0	0	0	0	0	8	10	18.00	2.000										

Batter	1	2	3	4	5	6	7	8	9	AB	R	H	RBI	BB	SO	LOB	TOP					
Jacque Jones, L (1, 7) OBP: 0.363, SLG: 0.528	1-3 K	0-0 3B 1B		1-1 1-2 1B		1-1 G6-3			2-2 1B 2B	5	1	3	1	0	1	0	Minnesota Twins @ Milwaukee Brewers Miller Park, Milwaukee, WI Fri Jun 14 2002, 7:05 PM CDT Att: 25,038 - Dome - 72 F					
Cristian Guzman, S (1, 6) OBP: 0.297, SLG: 0.336	1-1 G5-3	0-0 1-H 3B		0-0 L8			0-0 P4		1-0 2-3 1B	5	0	2	1	0	0	2						
Doug Mientkiewicz, L (1, 3) OBP: 0.494, SLG: 0.386	4-2 2B BB	0-0 G3		1-3 K			1-1 G6-4-3 1B		0-3 K	4	1	1	0	1	2	5						
Tori Hunter, R (1, 8) OBP: 0.344, SLG: 0.554	2-1 1-H 2B		3-3 K		4-2 G4-3 BB		1-0 G6-4-3			3	0	1	1	1	1	1						
Corey Koskie, L (1, 5) OBP: 0.381, SLG: 0.422	3-3 K		3-2 G6-3		2-3 K			0-1 G3		4	0	0	0	0	2	2						
Dustin Mohr, R (1, 9) OBP: 0.360, SLG: 0.448		1-2 2B		2-1 G1-3		1-0 G4-3		0-3 K		4	1	1	0	0	1	1						
A.J. Pierzynski, L (1, 2) OBP: 0.366, SLG: 0.508		2-1 G5-3		1-0 HR		2-1 P5		0-0 G3		4	1	1	1	0	0	2						
Luis Rivas, R (1, 4) OBP: 0.318, SLG: 0.357	1-1 2H 1B 2B		1-3 K		3-2 G6-3			2-3 K2-3		3	1	1	1	0	1	0						
Bobby Kielty, S (9, PH) OBP: 0.445, SLG: 0.536										1	0	0	0	0	1	0						
Rick Reed, R (1, 1) OBP: 0.333, SLG: 0.333	0-3 K		2-1 K		2-3 K			2-2 G1-5-3		3	0	1	0	0	2	1						
LaTroy Hawkins, R (6, 1)										0	0	0	0	0	0	0						
J.C. Romero, S (7, 1)										0	0	0	0	0	0	0						
Michael Jackson, R (7, 1)										0	0	0	0	0	0	0						
David Ortiz, L (9, PH) OBP: 0.399, SLG: 0.323										1	0	0	0	0	0	0						
Inning Stats	R: 1 E: 0 K: 2 S: 13	H: 1 LOB: 1 BB: 1 P: 24	R: 3 E: 0 K: 1 S: 13	H: 4 LOB: 1 BB: 0 P: 17	R: 0 E: 0 K: 1 S: 9	H: 0 LOB: 0 BB: 0 P: 17	R: 1 E: 0 K: 1 S: 13	H: 3 LOB: 2 BB: 0 P: 19	R: 0 E: 0 K: 1 S: 8	H: 0 LOB: 1 BB: 1 P: 17	R: 0 E: 0 K: 0 S: 15	H: 0 LOB: 0 BB: 0 P: 21	R: 0 E: 0 K: 1 S: 4	H: 1 LOB: 0 BB: 0 P: 6	R: 0 E: 0 K: 1 S: 8	H: 0 LOB: 0 BB: 0 P: 8		R: 0 E: 0 K: 2 S: 14	H: 2 LOB: 2 BB: 0 P: 21	1B: 5 2B: 4 3B: 1 HR: 1	SF: 0 SAC: 0 DP: 1 HBP: 0	WP: 0 PB: 0 SB: 0 CS: 0
PITCHER	IP WLS BF H R ER SO BB IBB HBP BLK WP HR S P ERA WHIP																					
Glendon Rusch, L (1, 1) ERA: 5.4	5.0 25 8 5 5 7 2 0 0 0 0 0 1 56 94 9.00 2.000																					
Valerio De Los Santos, L (6, 1) ERA: 3.38	2.0 6 1 0 0 1 0 0 0 0 0 0 0 19 27 0.00 0.500																					
Ray King, L (8, 1) ERA: 4.24	1.0 W 3 0 0 0 1 0 0 0 0 0 0 0 8 8 0.00 0.000																					
Mike DeJean, R (9, 1) ERA: 3.5	1.0 S 5 2 0 0 2 0 0 0 0 0 0 0 14 21 0.00 2.000																					

Batter	1	2	3	4	5	6	7	8	9	AB	R	H	RBI	BB	SO	LOB	BOTTOM	
Eric Young Sr., R (1, 4) OBP: 0.313, SLG: 0.301	0-2 2B 1B	1-0 G6-3			2-1 G5-3		0-2 G5-3	0-0 B2		5	1	1	0	0	0	1	Minnesota Twins @ Milwaukee Brewers Miller Park, Milwaukee, WI Fri Jun 14 2002, 7:05 PM CDT Att: 25,038 - Dome - 72 F	
Jeffrey Hammonds, R (1, 8) OBP: 0.360, SLG: 0.483	2-2 1-H 1B 2B		2-2 G6-3		1-1 L9		1-0 E 1B 1B	0-0 FC6-4		5	1	2	1	0	0	1		
Geoff Jenkins, L (1, 7) OBP: 0.319, SLG: 0.427	1-2 1B G3 HBP		1-0 F7		3-2 P6		0-2 E 1B			3	1	1	0	0	0	0		
Richie Sexson, R (1, 3) OBP: 0.335, SLG: 0.533	0-0 F8		2-2 P4		1-0 1B 2B		3-2 E6			4	1	1	0	0	0	4		
Matt Stairs, L (1, 9) OBP: 0.283, SLG: 0.319	1-2 G3			1-0 L9		1-2 2B G4-3 1B	2-2 G4-3			3	0	2	2	0	0	0		
Alex Ochoa, R (6, PR) OBP: 0.357, SLG: 0.423	1-3 2-H 1B				2-2 1B 1B		2-2 G4-3 1B			1	1	0	0	0	0	3		
Tyler Houston, L (1, 5) OBP: 0.395, SLG: 0.484	1-1 G3			2-2 1B 1B		2-1 G4-3 2B 1B		1-0 SH1-3 1B 1B		4	1	3	1	0	0	1		
José Hernández, R (1, 6) OBP: 0.369, SLG: 0.505	2-1 G1-4-3			3-2 1B 1B		1-2 G4-3		1-1 SH1-3 1B 1B		4	1	2	1	0	0	2		
Robert Machado, R (1, 2) OBP: 0.315, SLG: 0.382		0-0 F8		2-0 G6-4-3		1-2 K		0-2 SH1-3		3	0	0	0	0	1	3		
Glendon Rusch, L (1, 1) ERA: 5.4	5.1 24 8 5 5 1 0 0 0 0 0 0 0 57 88 8.44 1.500																	
Alex Sánchez, L (5, PH) ERA: 1.51	1.1 B 5 1 0 0 1 0 0 0 0 0 0 0 17 22 0.00 0.750																	
LaTroy Hawkins, R (6, 1)	1.1 2 1 0 0 0 0 0 0 0 0 0 0 6 9 ∞ ∞																	
J.C. Romero, L (7, 1)	0.0 2 1 0 0 0 0 0 0 0 0 0 0 6 9 ∞ ∞																	
Michael Jackson, R (7, 1)	1.1 L 7 3 2 2 0 0 0 0 0 0 0 0 13 17 13.50 2.250																	
Inning Stats	R: 3 E: 0 K: 0 S: 19	H: 3 LOB: 1 BB: 0 P: 26	R: 0 E: 0 K: 1 S: 7	H: 0 LOB: 0 BB: 0 P: 8	R: 0 E: 0 K: 0 S: 7	H: 0 LOB: 0 BB: 0 P: 12	R: 0 E: 0 K: 0 S: 9	H: 2 LOB: 1 BB: 0 P: 17	R: 0 E: 0 K: 1 S: 15	H: 3 LOB: 1 BB: 0 P: 25	R: 0 E: 1 K: 0 S: 21	H: 2 LOB: 3 BB: 0 P: 28	R: 2 E: 0 K: 0 S: 9	H: 3 LOB: 1 BB: 0 P: 11	1B: 10 2B: 3 3B: 0 HR: 0	SF: 0 SAC: 1 DP: 1 HBP: 1		WP: 0 PB: 0 SB: 0 CS: 0
PITCHER	IP WLS BF H R ER SO BB IBB HBP BLK WP HR S P ERA WHIP																	
Rick Reed, R (1, 1) ERA: 4.9	5.1 24 8 5 5 1 0 0 0 0 0 0 0 57 88 8.44 1.500																	
LaTroy Hawkins, R (6, 1)	1.1 B 5 1 0 0 1 0 0 0 0 0 0 0 17 22 0.00 0.750																	
J.C. Romero, L (7, 1)	0.0 2 1 0 0 0 0 0 0 0 0 0 0 6 9 ∞ ∞																	
Michael Jackson, R (7, 1)	1.1 L 7 3 2 2 0 0 0 0 0 0 0 0 13 17 13.50 2.250																	

Batter	1	2	3	4	5	6	7	8	9	AB	R	H	RBI	BB	SO	LOB	TOP					
Jacque Jones, L OBP: 0.364, SLG: 0.530 (1, 7)										5	0	2	1	0	2	1						
Cristian Guzman, S OBP: 0.283, SLG: 0.330 (1, 6)										5	0	0	0	0	1	4						
Doug Mientkiewicz, L OBP: 0.494, SLG: 0.396 (1, 3)										5	1	2	0	0	0	1						
Corey Koskie, L OBP: 0.377, SLG: 0.413 (1, 5)										4	1	0	0	1	3	2						
Tori Hunter, R OBP: 0.350, SLG: 0.563 (1, 8)										3	2	2	1	1	0	0						
Bobby Kielty, S OBP: 0.450, SLG: 0.530 (1, 9)										3	0	1	2	1	1	1						
A.J. Pierzynski, L OBP: 0.364, SLG: 0.500 (1, 2)										3	0	0	0	1	1	4						
Luis Rivas, R OBP: 0.313, SLG: 0.333 (1, 4)										3	1	0	0	1	0	1						
Eric Milton, L OBP: 0.500, SLG: 0.500 Eddie Guardado, R (9, 1)										4	0	2	1	0	1	0						
										0	0	0	0	0	0	0						
Inning Stats	R: 0 E: 0 K: 1 S: 6	H: 1 LOB: 1 BB: 0 P: 9	R: 0 E: 0 K: 1 S: 6	H: 0 LOB: 1 BB: 1 P: 14	R: 0 E: 0 K: 0 S: 7	H: 0 LOB: 0 BB: 0 P: 11	R: 4 E: 0 K: 1 S: 21	H: 4 LOB: 2 BB: 2 P: 36	R: 1 E: 0 K: 1 S: 9	H: 2 LOB: 1 BB: 0 P: 15	R: 0 E: 0 K: 1 S: 11	H: 1 LOB: 1 BB: 0 P: 13	R: 0 E: 0 K: 2 S: 11	H: 1 LOB: 2 BB: 2 P: 24	R: 0 E: 0 K: 2 S: 11	H: 0 LOB: 0 BB: 0 P: 15	R: 0 E: 0 K: 0 S: 5	H: 0 LOB: 0 BB: 0 P: 8	1B: 4 2B: 5 3B: 0 HR: 0	SF: 0 SAC: 0 DP: 0 HBP: 0	WP: 0 PB: 0 SB: 0 CS: 1	PA: 40
PITCHER	IP	WLS	BF	H	R	ER	SO	BB	IBB	HBP	BLK	WP	HR	S	P	ERA	WHIP					
Jamey Wright, R ERA: 5.6 (1, 1)	6.0	L	29	8	5	5	5	2	1	0	0	0	0	60	98	7.50	1.667					
Jayson Durocher, R ERA: 1.93 (7, 1)	2.0		8	1	0	0	4	2	0	0	0	0	0	22	39	0.00	1.500					
Luis Vizcaino, R ERA: 3.49 (9, 1)	1.0		3	0	0	0	0	0	0	0	0	0	0	5	8	0.00	0.000					

Minnesota Twins @ Milwaukee Brewers
Miller Park, Milwaukee, WI
Sat Jun 15 2002, 6:05 PM CDT
Att: 35,832 - Dome - 72 F

livebaseballscores.com

AB 35
R 5
H 9
RBI 5
BB 5
SO 9
LOB 14

Batter	1	2	3	4	5	6	7	8	9	AB	R	H	RBI	BB	SO	LOB	BOTTOM					
Eric Young Sr., R OBP: 0.314, SLG: 0.301 Jayson Durocher, R (7, 1)										3	0	1	0	0	1	1						
Matt Stairs, L OBP: 0.278, SLG: 0.313 Luis Vizcaino, R (9, 1)										0	0	0	0	0	0	0						
Ronnie Belliard, R OBP: 0.309, SLG: 0.320 (7, 4)										4	0	1	0	0	0	1						
Jeffrey Hammonds, R OBP: 0.374, SLG: 0.473 (1, 8)										4	0	0	0	0	0	1						
Richie Sexson, R OBP: 0.337, SLG: 0.544 (1, 3)										4	1	2	1	0	1	0						
Alex Ochoa, R OBP: 0.346, SLG: 0.409 (1, 9)											4	0	0	0	0	1						
Geoff Jenkins, L OBP: 0.318, SLG: 0.433 (1, 7)											4	1	1	0	0	1						
José Hernández, R OBP: 0.368, SLG: 0.502 (1, 6)										3	0	1	0	0	1	1						
Marcus Jensen, S OBP: 0.222, SLG: 0.226 (1, 2)										3	0	0	0	0	2	2						
Jamey Wright, R OBP: 0.444, SLG: 0.778 Mark Loretta, R OBP: 0.294, SLG: 0.243 (6, PH) (7, 5)										1	0	0	0	0	1	0						
										2	0	1	1	0	0	1						
Inning Stats	R: 0 E: 0 K: 1 S: 9	H: 0 LOB: 0 BB: 0 P: 12	R: 0 E: 0 K: 1 S: 10	H: 0 LOB: 0 BB: 0 P: 12	R: 0 E: 0 K: 2 S: 8	H: 0 LOB: 0 BB: 0 P: 11	R: 0 E: 0 K: 0 S: 10	H: 1 LOB: 0 BB: 0 P: 16	R: 0 E: 0 K: 2 S: 9	H: 0 LOB: 0 BB: 0 P: 13	R: 0 E: 0 K: 0 S: 10	H: 1 LOB: 1 BB: 0 P: 13	R: 1 E: 0 K: 0 S: 5	H: 1 LOB: 0 BB: 0 P: 7	R: 1 E: 0 K: 2 S: 13	H: 2 LOB: 1 BB: 0 P: 17	R: 0 E: 0 K: 0 S: 9	H: 2 LOB: 2 BB: 0 P: 14	1B: 4 2B: 1 3B: 1 HR: 1	SF: 0 SAC: 0 DP: 1 HBP: 0	WP: 0 PB: 0 SB: 0 CS: 0	PA: 33
PITCHER	IP	WLS	BF	H	R	ER	SO	BB	IBB	HBP	BLK	WP	HR	S	P	ERA	WHIP					
Eric Milton, L ERA: 5.5 (1, 1)	8.0	W	28	5	2	2	8	0	0	0	0	0	0	74	101	2.25	0.625					
Eddie Guardado, L ERA: 2.49 (9, 1)	1.0	S	5	2	0	0	0	0	0	0	0	0	0	9	14	0.00	2.000					

Minnesota Twins @ Milwaukee Brewers
Miller Park, Milwaukee, WI
Sat Jun 15 2002, 6:05 PM CDT
Att: 35,832 - Dome - 72 F

livebaseballscores.com

AB 33
R 2
H 7
RBI 2
BB 0
SO 8
LOB 12

Batter	1	2	3	4	5	6	7	8	9	AB	R	H	RBI	BB	SO	LOB	TOP					
Jacque Jones, L OBP: 0.358, SLG: 0.520 (1, 7)	L5	K		F7		G3		G5-3		5	0	0	0	0	1	1	Minnesota Twins @ Milwaukee Brewers Miller Park, Milwaukee, WI Sun Jun 16 2002, 1:05 PM CDT Att: 31,218 - Cloudy - 72 F					
Cristian Guzman, S OBP: 0.281, SLG: 0.327 (1, 6)	L9	WP 1B		FC3-6 1B 1-2		B2		G4-3		5	0	1	0	0	0	1						
Tori Hunter, R OBP: 0.351, SLG: 0.560 (1, 8)	BB 2B 1B	F3					G6-3	F8		5	1	2	0	0	0	1						
Corey Koskie, L OBP: 0.378, SLG: 0.425 (1, 5)	BB 2B BB			F7		G3		HR	K	4	2	1	1	1	1	2						
Matthew LeCroy, R OBP: 0.375, SLG: 0.568 Tom Prince, R OBP: 0.371, SLG: 0.574 (7, 2)	BB 2B BB			G6-3				F9		3	1	1	0	1	0	0						
David Ortiz, L OBP: 0.304, SLG: 0.397 Doug Mientkiewicz, L OBP: 0.404, SLG: 0.396 (7, 3)	BB 1B 2B			K				F9		3	1	1	3	1	1	1						
Dustan Mohr, R OBP: 0.363, SLG: 0.466 J.C. Romero, S Eddie Guardado, R (9, 1)	BB 1B					HR		F8		4	1	2	2	0	0	2						
Denny Hocking, S OBP: 0.315, SLG: 0.320 (1, 4)	F8					HR		F8		4	1	1	1	0	0	2						
Kyle Lohse, R OBP: 0.500, SLG: 0.500 Tony Fiore, R (5, 1)		G6-3						K		2	0	1	0	0	0	0						
Bobby Kielty, S OBP: 0.447, SLG: 0.526 (7, 9)				FC3-6 1B				K		1	0	0	0	0	1	0						
Inning Stats	R: 4 E: 0 K: 0 S: 22	H: 3 LOB: 1 BB: 2 P: 38	R: 0 E: 0 K: 1 S: 10	H: 1 LOB: 1 BB: 0 P: 19	R: 0 E: 0 K: 1 S: 7	H: 0 LOB: 0 BB: 0 P: 11	R: 2 E: 0 K: 0 S: 19	H: 4 LOB: 2 BB: 0 P: 24	R: 0 E: 0 K: 1 S: 14	H: 0 LOB: 1 BB: 0 P: 20	R: 0 E: 0 K: 1 S: 6	H: 0 LOB: 0 BB: 1 P: 7	R: 1 E: 0 K: 0 S: 7	H: 1 LOB: 1 BB: 1 P: 14	R: 0 E: 0 K: 1 S: 7	H: 0 LOB: 0 BB: 0 P: 10	R: 0 E: 0 K: 1 S: 7	H: 0 LOB: 0 BB: 0 P: 8	1B: 6 2B: 1 3B: 0 HR: 3	SF: 0 SAC: 0 DP: 0 HBP: 0	WP: 1 PB: 0 SB: 0 CS: 0	PA: 40
PITCHER	IP WLS BF H R ER SO BB IBB HBP BLK WP HR S P ERA WHIP																					
Ruben Quevedo, R ERA: 3.91 Nelson Figueroa, R ERA: 5.8 Valerio De Los Santos, L ERA: 3.14 Mike DeJean, R ERA: 3.41	(1, 1) (6, 1) (8, 1) (9, 1)	5.0 2.0 1.0 1.0	L 8 3 3	9 1 0 0	6 1 0 0	6 1 0 0	2 1 1 1	0 0 0 0	0 0 0 0	0 0 0 0	0 0 0 0	1 0 0 0	2 13 7 8	112 21 10 8	10.80 4.50 0.00 0.00	2.200 1.000 0.000 0.000						

Batter	1	2	3	4	5	6	7	8	9	AB	R	H	RBI	BB	SO	LOB	BOTTOM					
Alex Sanchez, L OBP: 0.365, SLG: 0.362 (1, 8)	F8	G3				L6			K	5	1	1	0	0	1	2	Minnesota Twins @ Milwaukee Brewers Miller Park, Milwaukee, WI Sun Jun 16 2002, 1:05 PM CDT Att: 31,218 - Cloudy - 72 F					
Ronnie Belliard, R OBP: 0.299, SLG: 0.311 (1, 4)	K		K2-3		SF9	F7		K	4	0	0	1	0	3	1							
Jeffrey Hammonds, R OBP: 0.370, SLG: 0.467 (1, 9)	F9		F9		BB 1B			G6-3	G6-3	5	1	1	0	0	0	0						
Richie Sexson, R OBP: 0.343, SLG: 0.548 (1, 3)		HR 1B			BB 1B			K		4	1	3	1	0	1	0						
Geoff Jenkins, L OBP: 0.317, SLG: 0.442 (1, 7)		HR		G5-3		K		K		4	1	1	2	0	2	3						
Tyler Houston, L OBP: 0.395, SLG: 0.491 (1, 5)		WP 2B 1B			F9					4	1	3	1	0	0	0						
José Hernández, R OBP: 0.363, SLG: 0.493 (1, 6)		G5-3			K			K		4	0	0	0	0	2	4						
Robert Machado, R OBP: 0.329, SLG: 0.400 Eric Young Sr., R OBP: 0.314, SLG: 0.301 Marcus Jensen, S OBP: 0.216, SLG: 0.219 (6, PR) (7, 2)					L7				F8	2	0	1	1	1	0	0						
Ruben Quevedo, R ERA: 3.91 Lenny Harris, L ERA: 2.77, SLG: 0.301 Nelson Figueroa, R ERA: 5.8 Valerio De Los Santos, L ERA: 3.14 Alex Ochoa, R OBP: 0.341, SLG: 0.495 Mike DeJean, R ERA: 3.41 (5, PR) (8, PR) (9, 1)		G6-3				SH1 BB			L7	1	0	0	0	0	0	1						
Inning Stats	R: 0 E: 0 K: 1 S: 9	H: 0 LOB: 0 BB: 0 P: 15	R: 3 E: 0 K: 0 S: 12	H: 4 LOB: 1 BB: 0 P: 21	R: 0 E: 0 K: 1 S: 6	H: 1 LOB: 1 BB: 0 P: 11	R: 0 E: 0 K: 1 S: 8	H: 0 LOB: 0 BB: 0 P: 9	R: 3 E: 0 K: 1 S: 20	H: 5 LOB: 2 BB: 0 P: 27	R: 0 E: 0 K: 2 S: 11	H: 0 LOB: 1 BB: 1 P: 16	R: 0 E: 0 K: 2 S: 7	H: 0 LOB: 0 BB: 0 P: 9	R: 0 E: 0 K: 1 S: 13	H: 1 LOB: 1 BB: 0 P: 20		R: 0 E: 0 K: 2 S: 10	H: 0 LOB: 0 BB: 0 P: 13	1B: 8 2B: 2 3B: 0 HR: 1	SF: 1 SAC: 1 DP: 0 HBP: 0	WP: 1 PB: 0 SB: 0 CS: 0
PITCHER	IP WLS BF H R ER SO BB IBB HBP BLK WP HR S P ERA WHIP																					
Kyle Lohse, R ERA: 5.59 Tony Fiore, R ERA: 2.25 J.C. Romero, L ERA: 0.68 Eddie Guardado, L ERA: 2.41	(1, 1) (5, 1) (7, 1) (9, 1)	4.1 2.1 1.1 1.0	W 9 H S	22 1 5 3	0 0 0 0	2 2 0 0	1 0 0 0	0 0 0 0	0 0 0 0	0 0 0 0	0 0 0 0	0 0 0 0	0 0 0 0	0 0 0 0	0 0 0 0	0 0 0 0	0.00 0.857 0.00 0.000					



Batter	1	2	3	4	5	6	7	8	9	AB	R	H	RBI	BB	SO	LOB	TOP																					
Jacque Jones, L (1,7) OBP: 0.358, SLG: 0.518	G3		1B		K		G6-3		2B	5	0	2	1	0	1	0	Minnesota Twins @ New York Mets Shea Stadium, Flushing, NY Tue Jun 18 2002, 7:10 PM EDT Att: 35,947 - Sunny - 75 F																					
Cristian Guzman, S (1,6) OBP: 0.297, SLG: 0.336	P4		1B		1B		K		2B	5	0	3	0	0	1	0																						
Doug Mientkiewicz, L (1,3) OBP: 0.494, SLG: 0.390	F9		P6		F2				BB	3	0	0	0	2	0	3																						
Corey Koskie, L (1,5)		G3-1		K		F5			F9	5	0	0	0	0	1	7																						
Tori Hunter, R (1,8) OBP: 0.349, SLG: 0.566		P4		F9			HR		L7	4	1	1	1	0	0	3																						
Dustin Mohr, R (1,9) OBP: 0.366, SLG: 0.489		2B			HR		K		K	4	2	2	1	0	2	1																						
A.J. Pierzynski, L (1,2) OBP: 0.366, SLG: 0.520		2B		G1-3			K		HR	4	2	2	2	0	1	0																						
Luis Rivas, R (1,4) OBP: 0.327, SLG: 0.388		2B		L7			F3		S	4	1	2	1	0	0	0																						
Johan Santana, L (1,1)		G1-3							G1-3	2	0	0	0	0	0	1																						
Brian Buchanan, R (7,PH) OBP: 0.300, SLG: 0.442		G1-3					G5-3		G1-3	1	0	0	0	0	0	0																						
LaTroy Hawkins, R (7,1)										0	0	0	0	0	0	0																						
David Ortiz, L (9,PH) OBP: 0.302, SLG: 0.395										1	0	0	0	0	0	1																						
Travis Miller, R (9,1)										0	0	0	0	0	0	0																						
Inning Stats	R: 0 E: 0 K: 0 S: 8	H: 0 LOB: 0 BB: 0 P: 11	R: 2 E: 0 K: 0 S: 12	H: 3 LOB: 1 BB: 0 P: 15	R: 0 E: 0 K: 1 S: 10	H: 2 LOB: 2 BB: 0 P: 12	R: 1 E: 0 K: 0 S: 7	H: 1 LOB: 0 BB: 0 P: 9	R: 0 E: 0 K: 1 S: 10	H: 1 LOB: 1 BB: 0 P: 15	R: 1 E: 0 K: 2 S: 17	H: 1 LOB: 0 BB: 0 P: 22	R: 0 E: 0 K: 1 S: 7	H: 0 LOB: 0 BB: 0 P: 12	R: 0 E: 0 K: 1 S: 9	H: 0 LOB: 1 BB: 1 P: 16	R: 2 E: 0 K: 0 S: 15	H: 4 LOB: 2 BB: 1 P: 26	1B: 4 2B: 5 3B: 0 HR: 3	SF: 0 SAC: 0 DP: 1 HBP: 0	WP: 0 PA: 40 SB: 0 CS: 1																	
PITCHER	IP	WLS	BF	H	R	ER	SO	BB	IBB	HBP	BLK	WP	HR	S	P	ERA	WHIP	PITCHER				IP	WLS	BF	H	R	ER	SO	BB	IBB	HBP	BLK	WP	HR	S	P	ERA	WHIP
Jeff D'Amico, R (1,1) ERA: 4.18	6.0	L	26	8	4	4	4	0	0	0	0	0	2	64	84	6.00	1.333																					
Bobby Jones, L (7,1) ERA	1.0		3	0	0	0	1	0	0	0	0	0	0	7	12	0.00	0.000																					
Mark Corey, R (8,1) ERA: 4.5	1.0		4	0	0	0	1	1	0	0	0	0	0	9	16	0.00	1.000																					
Satoru Komiyama, R (9,1) ERA: 4.64	1.0		7	4	2	2	0	0	1	0	0	0	1	15	26	18.00	4.000																					

AB	38
R	6
H	12
RBI	6
BB	2
SO	6
LOB	16



Batter	1	2	3	4	5	6	7	8	9	AB	R	H	RBI	BB	SO	LOB	BOTTOM																					
Roger Cedeno, S (1,7) OBP: 0.311, SLG: 0.329	K		K			WP			DI	4	1	2	0	0	2	0	Minnesota Twins @ New York Mets Shea Stadium, Flushing, NY Tue Jun 18 2002, 7:10 PM EDT Att: 35,947 - Sunny - 75 F																					
Edgardo Alfonzo, R (1,5) OBP: 0.417, SLG: 0.398	K			L5		1B			K	4	0	1	1	0	2	1																						
Roberto Alomar, S (1,4) OBP: 0.315, SLG: 0.361	K			K		2-4			L5	4	0	0	0	0	2	1																						
31 Mike Piazza, R (1,2) OBP: 0.376, SLG: 0.520				K					F9	2	0	0	0	1	1	0																						
Mo Vaughn, L (1,3) OBP: 0.330, SLG: 0.337		F2				F8			K	3	0	0	0	0	1	1																						
Jay Payton, R (1,8) OBP: 0.297, SLG: 0.357						F8				2	0	0	0	0	0	1																						
Timo Perez, L (8,PH) OBP: 0.333, SLG: 0.497		FC3-6							G6-3	1	0	0	0	0	0	0																						
Jeromy Burnitz, L (1,9) OBP: 0.320, SLG: 0.333		P4							K	3	0	1	0	0	1	1																						
Rey Ordonez, R (1,6) OBP: 0.262, SLG: 0.322				F9					G1-3	3	0	0	0	0	0	0																						
Jeff D'Amico, R (1,1) OBP: 0.148, SLG: 0.080										1	0	0	0	0	1	0																						
Joe Mauer, R (6,PH) OBP: 0.238, SLG: 0.343									F9	1	0	0	0	0	0	0																						
Bobby Jones, R (7,1)										0	0	0	0	0	0	0																						
Mark Corey, R (8,1)										0	0	0	0	0	0	0																						
Satoru Komiyama, R (9,1)										0	0	0	0	0	0	0																						
John Valentini, R (9,PH) OBP: 0.330, SLG: 0.390										1	0	0	0	0	0	0																						
Inning Stats	R: 0 E: 0 K: 3 S: 11	H: 0 LOB: 0 BB: 0 P: 15	R: 0 E: 0 K: 0 S: 14	H: 0 LOB: 1 BB: 1 P: 21	R: 0 E: 0 K: 2 S: 9	H: 0 LOB: 0 BB: 0 P: 10	R: 0 E: 0 K: 2 S: 8	H: 0 LOB: 0 BB: 0 P: 11	R: 0 E: 0 K: 0 S: 9	H: 1 LOB: 1 BB: 0 P: 13	R: 1 E: 0 K: 0 S: 13	H: 2 LOB: 1 BB: 0 P: 20	R: 0 E: 0 K: 1 S: 9	H: 0 LOB: 0 BB: 0 P: 12	R: 0 E: 0 K: 1 S: 6	H: 0 LOB: 0 BB: 0 P: 10	R: 0 E: 0 K: 1 S: 11	H: 1 LOB: 0 BB: 0 P: 15	1B: 4 2B: 0 3B: 0 HR: 0	SF: 0 SAC: 0 DP: 0 HBP: 0	WP: 1 PA: 30 SB: 0 CS: 0																	
PITCHER	IP	WLS	BF	H	R	ER	SO	BB	IBB	HBP	BLK	WP	HR	S	P	ERA	WHIP	PITCHER				IP	WLS	BF	H	R	ER	SO	BB	IBB	HBP	BLK	WP	HR	S	P	ERA	WHIP
Johan Santana, L (1,1) ERA: 3.38	6.0		21	3	1	1	7	1	0	0	0	0	0	64	90	1.50	0.667																					
LaTroy Hawkins, R (7,1) ERA: 1.44	2.0	H	6	0	0	0	2	0	0	0	0	0	0	15	22	0.00	0.000																					
Travis Miller, L (9,1) ERA	1.0		4	1	0	0	1	0	0	0	0	0	0	11	15	0.00	1.000																					

AB	29
R	1
H	4
RBI	1
BB	1
SO	10
LOB	5



Batter	1	2	3	4	5	6	7	8	9	AB	R	H	RBI	BB	SO	LOB	TOP								
Luis Rivas, R OBP: 0.339, SLG: 0.385 Matthew LeCroy, R OBP: 0.370, SLG: 0.560	1-3 K		2-0 1B		2-2 HBP			3-3 K	0-3 K	3	0	1	1	0	2	0	Minnesota Twins @ New York Mets Shea Stadium, Flushing, NY Wed Jun 19 2002, 7:10 PM EDT Att: 26,967 - Cloudy - 73 F								
Cristian Guzman, S OBP: 0.271, SLG: 0.342	3-2 1B		0-0 G3		0-0 G6-4-3			1-1 2B		4	0	2	0	0	0	4									
Tori Hunter, R OBP: 0.348, SLG: 0.560	0-3 K			4-2 BB				0-3 K		3	0	0	0	1	2	2									
Corey Koskie, L OBP: 0.364, SLG: 0.406	1-1 CS	1-3 K		0-1 G4-6-3				0-0 G6-3		4	0	0	0	0	1	2									
Dustan Mohr, R OBP: 0.359, SLG: 0.478		0-0 G1		3-3 K				3-2 G4-3		4	0	0	0	0	2	0									
Doug Mientkiewicz, L OBP: 0.405, SLG: 0.390		4-1 BB			1-0 BB HBP 1B				3-2 F9	3	1	1	0	1	0	0									
Brian Buchanan, R OBP: 0.309, SLG: 0.443 Jacque Jones, L OBP: 0.360, SLG: 0.520		1-3 K		0-0 HBP BB 1B				4-1 G4-3 BB		2	0	1	0	1	1	1									
Tom Prince, R OBP: 0.370, SLG: 0.556 A.J. Pierzynski, L OBP: 0.369, SLG: 0.523			2-3 K		4-2 HBP BB			2-2 G4-3		2	0	0	0	1	1	1									
Matt Kinney, R Tony Fiore, R David Ortiz, L J.C. Romero, S Michael Jackson, R Travis Miller, R Bobby Kelley, S			0-3 K		0-1 F8			3-2 P6		3	2	0	0	0	0	0									
Inning Stats	R: 0 E: 0 K: 2 S: 11	H: 1 LOB: 0 BB: 0 P: 16	R: 0 E: 0 K: 2 S: 9	H: 0 LOB: 1 BB: 1 P: 15	R: 0 E: 0 K: 2 S: 8	H: 1 LOB: 1 BB: 0 P: 12	R: 0 E: 0 K: 1 S: 8	H: 0 LOB: 0 BB: 1 P: 15	R: 1 E: 0 K: 0 S: 11	H: 2 LOB: 2 BB: 1 P: 18	R: 0 E: 0 K: 0 S: 6	H: 0 LOB: 0 BB: 0 P: 11	R: 0 E: 0 K: 0 S: 9	H: 0 LOB: 1 BB: 1 P: 19	R: 0 E: 0 K: 2 S: 9	H: 1 LOB: 1 BB: 0 P: 13		R: 1 E: 0 K: 2 S: 17	H: 3 LOB: 2 BB: 0 P: 24	1B: 7 2B: 1 3B: 0 HR: 0	SF: 0 SAC: 0 DP: 2 HBP: 1	WP: 0 PB: 0 SB: 0 CS: 1	PA: 38		
PITCHER	IP WLS BF H R ER SO BB IBB HBP BLK WP HR S P ERA WHIP	7.1 W 29 5 1 1 8 4 0 1 0 0 0 67 115 1.23 1.227	0.2 H 2 0 0 0 1 0 0 0 0 0 0 4 4 0.00 0.000	1.0 S 6 3 1 1 2 0 0 0 0 0 0 17 24 9.00 3.000																					

AB	32
R	2
H	8
RBI	2
BB	4
SO	11
LOB	16



Batter	1	2	3	4	5	6	7	8	9	AB	R	H	RBI	BB	SO	LOB	BOTTOM							
Roberto Alomar, S OBP: 0.320, SLG: 0.363	3-2 G4-3		0-2 1B		4-1 31 1B FC4-6 BB			0-2 G3		4	1	2	0	1	0	2	Minnesota Twins @ New York Mets Shea Stadium, Flushing, NY Wed Jun 19 2002, 7:10 PM EDT Att: 26,967 - Cloudy - 73 F							
Timo Perez, L OBP: 0.329, SLG: 0.487	1-1 P4		0-0 F8		2-1 FC4-6 31 1B			0-0 G5-3		5	0	1	0	0	1	2								
31 Mike Piazza, R OBP: 0.384, SLG: 0.527	4-2 BB		2-3 K		0-1 FC4-6 1-2 2-3 3-H 1B			4-0 2B		3	0	2	1	2	1	1								
Mo Vaughn, L OBP: 0.323, SLG: 0.328	1-1 F9			0-3 K	1-0 FC4-6 FC6-4			3-3 K		5	0	0	1	0	2	6								
Edgardo Alfonzo, R OBP: 0.414, SLG: 0.393		2-1 F9		3-2 F9	0-1 FC6-4			4-0 IBB		3	0	0	0	1	0	2								
Jeremy Burnitz, L OBP: 0.326, SLG: 0.338		4-2 FC6-4 BB		2-2 1B				0-2 FC5-4 1B		3	0	2	0	1	0	2								
Roger Cedeno, S OBP: 0.306, SLG: 0.323		0-1 F7		1-0 F7				0-0 F8		4	0	0	0	0	0	3								
Rey Ordenez, R OBP: 0.262, SLG: 0.320		0-1 FC6-4			2-2 F9			0-1 FC5-4 1B		4	1	1	0	0	0	2								
Al Leiter, L OBP: 0.286, SLG: 0.240 Scott Strickland, R Tony Tarasco, L Armando Benitez, R			2-3 K		1-1 31 1B 2B			2-1 1-2 1B		3	1	2	0	0	1	0								
Inning Stats	R: 0 E: 0 K: 0 S: 10	H: 0 LOB: 1 BB: 1 P: 19	R: 0 E: 0 K: 0 S: 15	H: 0 LOB: 1 BB: 1 P: 21	R: 0 E: 0 K: 2 S: 11	H: 1 LOB: 0 BB: 0 P: 15	R: 0 E: 0 K: 1 S: 13	H: 1 LOB: 0 BB: 0 P: 19	R: 2 E: 0 K: 0 S: 13	H: 3 LOB: 2 BB: 1 P: 23	R: 0 E: 0 K: 0 S: 12	H: 2 LOB: 2 BB: 0 P: 14	R: 0 E: 0 K: 2 S: 10	H: 1 LOB: 2 BB: 1 P: 20	R: 2 E: 0 K: 0 S: 12	H: 3 LOB: 2 BB: 1 P: 22		1B: 8 2B: 2 3B: 0 HR: 1	SF: 0 SAC: 0 DP: 0 HBP: 0	WP: 0 PB: 0 SB: 0 CS: 0	PA: 40			
PITCHER	IP WLS BF H R ER SO BB IBB HBP BLK WP HR S P ERA WHIP	4.1 L 21 5 2 0 0 3 0 0 0 0 0 15 18 0.00 1.200	1.0 5 1 0 0 2 0 1 0 0 0 0 1 10 20 0.00 1.000	0.6 4 3 2 2 0 0 0 0 0 0 1 10 16 54.00 9.000	2.1 2 0 0 0 0 0 0 0 0 0 0 2 6 0.00 0.000																			

AB	35
R	4
H	11
RBI	4
BB	5
SO	5
LOB	20



Batter	1	2	3	4	5	6	7	8	9	AB	R	H	RBI	BB	SO	LOB	TOP										
Jacque Jones, L (1,7) OBP: 0.359, SLG: 0.516	1-2 G3			0-1 G3-1			0-1 G4-3		0-0 1B 2B 1B	4	1	1	0	0	0	0											
Cristian Guzman, S (1,6) OBP: 0.274, SLG: 0.344	1-2 G4-3			1-2 G6-3			0-0 1B		0-0 2B 1B	4	0	2	0	0	0	0											
Doug Mientkiewicz, L (1,3) OBP: 0.389, SLG: 0.382	2-0 F8			0-1 F5			1-1 L9		0-0 P4	4	0	0	0	0	0	4											
Cory Koskie, L (1,5) OBP: 0.362, SLG: 0.408		1-1 F8			0-0 G6-3		2-3 K		2-2 2B	4	0	1	2	0	1	1											
Tori Hunter, R (1,8) OBP: 0.347, SLG: 0.556		1-3 K			2-3 K		0-0 1B		1-3 K	4	0	1	0	0	3	2											
Bobby Kielty, S (1,9) OBP: 0.441, SLG: 0.517		2-3 K			2-2 G5-3		0-3 K			3	0	0	0	0	2	1											
A.J. Pierzynski, L (1,2) OBP: 0.364, SLG: 0.515				0-1 G3			0-0 L1		0-2 G1-3	3	0	0	0	0	0	1											
Luis Rivas, R (1,4) OBP: 0.328, SLG: 0.370				2-2 F9			1-3 K		1-3 K	2	0	0	0	0	1	0											
Dustan Mohr, R (9,PH) OBP: 0.357, SLG: 0.476										1	0	0	0	0	1	0											
Eric Milton, L (1,1) OBP: 0.400, SLG: 0.400				1-1 G1-3			0-0 F9		3-2 1B 2B 1B	1	0	0	0	0	0	0											
Tony Fiore, R (5,1)										1	0	0	0	0	0	0											
J.C. Romero, S (7,1)										0	0	0	0	0	0	0											
LaTroy Hawkins, R (8,1)										0	0	0	0	0	0	0											
David Ortiz, L (9,PH) OBP: 0.304, SLG: 0.396										1	1	1	0	0	0	0											
Inning Stats	R: 0 H: 0 E: 0 K: 0 S: 7	H: 0 LOB: 0 BB: 0 P: 11	R: 0 H: 0 E: 0 K: 2 S: 10	H: 0 LOB: 0 BB: 0 P: 14	R: 0 H: 0 E: 0 K: 0 S: 9	H: 0 LOB: 0 BB: 0 P: 12	R: 0 H: 0 E: 0 K: 0 S: 8	H: 0 LOB: 0 BB: 0 P: 9	R: 0 H: 0 E: 0 K: 1 S: 7	H: 0 LOB: 0 BB: 0 P: 11	R: 0 H: 1 E: 0 K: 1 S: 8	H: 1 LOB: 1 BB: 0 P: 11	R: 0 H: 1 E: 0 K: 1 S: 8	H: 1 LOB: 2 BB: 0 P: 22	R: 2 H: 4 E: 0 K: 2 S: 15	H: 4 LOB: 2 BB: 0 P: 22	1B: 5 2B: 1 3B: 0 HR: 0	SF: 0 SAC: 0 DP: 0 HBP: 0	WP: 0 PB: 0 CS: 1	PA: 32							
PITCHER	IP	WLS	BF	H	R	ER	SO	BB	IBB	HBP	BLK	WP	HR	S	P	ERA	WHIP										
Steve Trachsel, R (1,1) ERA: 3.54	8.1	W	29	5	2	2	7	0	0	0	0	0	0	72	96	2.16	0.600										
Armando Benitez, R (9,1) ERA: 2.95	0.2	S	3	1	0	0	1	0	0	0	0	0	0	7	10	0.00	1.500										

Minnesota Twins @ New York Mets
Shea Stadium, Flushing, NY
Thu Jun 20 2002, 7:10 PM EDT
Att: 23,217 - Sunny - 75 F

AB 32
R 2
H 6
RBI 2
BB 0
SO 8
LOB 9



Batter	1	2	3	4	5	6	7	8	9	AB	R	H	RBI	BB	SO	LOB	BOTTOM										
Roberto Alomar, S (1,4) OBP: 0.319, SLG: 0.361	2-1 BB 1B		1-2 G4-3			0-0 G3		1-0 F8		4	0	1	0	0	0	1											
Edgardo Alfonzo, R (1,5) OBP: 0.415, SLG: 0.405	4-2 FC6-4 BB		1-3 K			0-2 F2		0-1 1-H HR		3	1	1	2	1	1	0											
31 Mike Piazza, R (1,2) OBP: 0.382, SLG: 0.536	2-3 K			2-2 G4-3		2-1 HR		1-3 K		4	1	1	1	0	2	2											
John Valentin, R (1,3) OBP: 0.324, SLG: 0.360	1-3 K			1-0 P4		1-2 F9				2	0	0	0	0	1	2											
Mo Vaughn, L (6,PH) OBP: 0.322, SLG: 0.327										1	0	0	0	0	0	0											
Jay Payton, R (1,8) OBP: 0.294, SLG: 0.353	1-2 FC6-4			0-1 F9						2	0	0	0	0	0	2											
Timo Perez, L (7,PH) OBP: 0.333, SLG: 0.490										1	0	1	0	0	0	0											
Joe Muehlebach, R (1,9) OBP: 0.234, SLG: 0.337		2-3 K			2-3 K		1-3 K			2	0	0	0	0	2	0											
Jeromy Burnitz, L (7,PH) OBP: 0.325, SLG: 0.336										1	0	0	0	0	1	1											
Roger Cedeno, S (1,7) OBP: 0.303, SLG: 0.319		3-2 F9			1-1 G6-3		3-1 F9			3	0	0	0	0	0	1											
Rey Ordenez, R (1,6) OBP: 0.263, SLG: 0.325								1-1 G4-3		3	0	1	0	0	1	0											
Steve Trachsel, R (1,1) OBP: 0.125, SLG: 0.125								1-1 HR 1B		3	1	1	0	0	1	1											
Armando Benitez, R (9,1) ERA: 1.81				1-3 K		2-1 G5-3				0	0	0	0	0	0	0											
Inning Stats	R: 0 H: 1 E: 0 K: 2 S: 14	H: 0 LOB: 2 BB: 1 P: 24	R: 0 H: 0 E: 0 K: 2 S: 13	H: 0 LOB: 0 BB: 0 P: 18	R: 0 H: 0 E: 0 K: 2 S: 10	H: 0 LOB: 0 BB: 0 P: 13	R: 0 H: 0 E: 0 K: 0 S: 7	H: 0 LOB: 0 BB: 0 P: 10	R: 0 H: 1 E: 0 K: 1 S: 10	H: 1 LOB: 1 BB: 0 P: 13	R: 1 H: 1 E: 0 K: 0 S: 10	H: 1 LOB: 0 BB: 0 P: 13	R: 0 H: 1 E: 0 K: 1 S: 9	H: 1 LOB: 2 BB: 0 P: 14	R: 2 H: 2 E: 0 K: 1 S: 10	H: 2 LOB: 0 BB: 0 P: 14	1B: 3 2B: 1 3B: 0 HR: 2	SF: 0 SAC: 0 DP: 0 HBP: 0	WP: 0 PB: 0 CS: 1	PA: 30							
PITCHER	IP	WLS	BF	H	R	ER	SO	BB	IBB	HBP	BLK	WP	HR	S	P	ERA	WHIP										
Eric Milton, L (1,1) ERA: 5.27	2.0	L	9	3	1	1	1	0	0	0	0	0	1	20	28	4.50	1.500										
Tony Fiore, R (5,1) ERA: 2.27	1.0		2	0	0	0	1	0	0	0	0	0	0	7	11	0.00	0.000										
J.C. Romero, L (7,1) ERA: 0.65	1.0		5	2	2	2	1	0	0	0	0	0	1	10	14	18.00	2.000										

Minnesota Twins @ New York Mets
Shea Stadium, Flushing, NY
Thu Jun 20 2002, 7:10 PM EDT
Att: 23,217 - Sunny - 75 F

AB 29
R 3
H 6
RBI 3
BB 1
SO 9
LOB 10



Batter	1	2	3	4	5	6	7	8	9	10	11	AB	R	H	RBI	BB	SO	LOB	TOP						
Jacque Jones, L OBP: 0.351, SLG: 0.500 (1, 7)	4-2 FC4-6 G3 BB		2-2 FC4-6 E G3-1		1-3 K			2-2 G1-3		0-2 L3	2-3 K	5	1	0	0	1	2	5							
Cristian Guzman, S OBP: 0.272, SLG: 0.340 (1, 6)	1-1 G3		2-0 E9 G3-1 1B		2-3 K			1-0 P4		3-3 K		5	0	1	0	0	2	3							
Doug Mientkiewicz, L OBP: 0.399, SLG: 0.377 (1, 3)	4-1 FC4-6 BB		2-1 G3-1			2-0 P4		4-2 BB		0-0 L9		3	0	0	1	2	0	1							
Torii Hunter, R OBP: 0.340, SLG: 0.542 (1, 8)	2-0 FC4-6 FC4-6		2-2 G3-1			0-2 G4-3		1-1 G4-3		0-3 K		5	0	0	0	0	1	4							
A.J. Pierzynski, L OBP: 0.364, SLG: 0.507 (1, 2)	1-0 FC4-6			1-1 F7		0-3 K		0-0 G4-3		0-1 1B 2B	1B	5	1	1	0	0	1	2							
Brian Buchanan, R OBP: 0.307, SLG: 0.437 Bobby Kielty, S OBP: 0.439, SLG: 0.512 (8, 9)		3-2 G5-3		2-2 P3		1-1 G4-3 1B		1-2 F9		2-1 2B 1B	1B	3	0	1	0	0	0	0							
Denny Hocking, S OBP: 0.305, SLG: 0.307 Matthew LeCroy, R OBP: 0.379, SLG: 0.579 Corey Koskie, L OBP: 0.356, SLG: 0.400 (11, PH)		1-0 F8		0-0 G4-3		2-2 G4-3		1-1 G4-3		2-2 1B 2B	1B	4	0	0	0	0	0	1							
Luis Rivas, R OBP: 0.349, SLG: 0.397 (1, 4)		0-0 G6-3			2-2 SH1-4 1B		1-2 F7		0-1 2B	4-0 1B IBB	1B	4	0	2	0	1	0	1							
Rick Reed, R OBP: 0.290, SLG: 0.290 J.C. Romero, S OBP: 0.429, SLG: 0.583 LaTroy Hawkins, R OBP: 0.310, SLG: 0.419 Eddie Guardado, R OBP: 0.277, SLG: 0.293 (11, PH)			4-0 FC4-6 BB		0-1 SH1-4		2-2 G5-3		2-2 L4	0-0 1B	1B	1	0	0	0	1	0	1							
Inning Stats	R: 0 E: 0 K: 0 S: 9	H: 0 LOB: 2 BB: 2 P: 21	R: 0 E: 0 K: 0 S: 5	H: 0 LOB: 0 BB: 0 P: 9	R: 1 E: 1 K: 0 S: 10	H: 1 LOB: 1 BB: 1 P: 22	R: 0 E: 0 K: 0 S: 7	H: 0 LOB: 0 BB: 0 P: 10	R: 0 E: 0 K: 1 S: 7	H: 1 LOB: 1 BB: 0 P: 17	R: 0 E: 0 K: 0 S: 13	H: 0 LOB: 1 BB: 1 P: 19	R: 0 E: 0 K: 0 S: 8	H: 0 LOB: 1 BB: 1 P: 16	R: 0 E: 0 K: 1 S: 11	H: 1 LOB: 1 BB: 0 P: 16	R: 3 E: 0 K: 2 S: 15	H: 4 LOB: 2 BB: 1 P: 25	1B: 6 2B: 2 3B: 0 HR: 0	SF: 0 SAC: 1 DP: 0 HBP: 0	WP: 0 PB: 0 SB: 0 CS: 0	PA: 46			
PITCHER	IP 7.0	WLS 27	BF 27	H 3	R 1	ER 1	SO 3	BB 3	IBB 0	HBP 0	BLK 0	WP 0	HR 0	S 63	P 107	ERA 1.29	WHIP 0.857								
Terry Adams, R ERA: 3.84 Rheal Cormier, L ERA: 5.13 Jose Mesa, R ERA: 2.52 Dan Plesac, L ERA: 5.12 Ricky Bottalico, R ERA: 4.51	(1, 1)	(8, 1)	(9, 1)	(11, 1)	(11, 1)	(11, 1)																			
Batter	1	2	3	4	5	6	7	8	9	10	11	AB	R	H	RBI	BB	SO	LOB	BOTTOM						
11 Jimmy Rollins, S OBP: 0.319, SLG: 0.438 (1, 6)	0-0 F7		1-0 G3			2-1 G6-3			2-2 F7		2-2 HBP	4	0	0	0	0	0	2							
Marlon Anderson, L OBP: 0.314, SLG: 0.405 (1, 4)	2-1 P6			1-1 B4-3		1-0 F8			0-2 F9		0-2 F7	5	0	0	0	0	0	2							
Bobby Abreu, L OBP: 0.420, SLG: 0.483 (1, 8)	1-3 K			3-2 2B			3-2 F5		1-3 K			4	0	1	0	0	2	0							
Pat Burrell, R OBP: 0.382, SLG: 0.570 (1, 7)		3-3 K		2-2 F8		1-0 F9			0-1 G6-3			4	0	0	0	0	1	1							
Jeremy Giambi, L OBP: 0.428, SLG: 0.542 Dan Plesac, L Ricky Bottalico, L (11, 1)		0-0 G4-3		3-2 F8		0-3 K			1-3 K			4	0	0	0	0	2	1							
Mike Lieberthal, R OBP: 0.306, SLG: 0.380 (1, 2)		1-1 G6-3			1-1 L6			1-2 HR		0-3 K		4	1	1	1	0	1	0							
Travis Lee, L OBP: 0.338, SLG: 0.379 (1, 3)			0-3 K		0-1 G6-3			0-3 K		0-2 11 HBP 1B		4	0	1	0	0	2	0							
Tomas Perez, S OBP: 0.291, SLG: 0.392 (1, 5)			2-2 L5		1-3 K			2-0 P6		0-2 L7		4	0	0	0	0	1	1							
Terry Adams, R Rheal Cormier, L Jason Michaels, R Jose Mesa, R Doug Glavine, R (11, 8)	(1, 1)	(8, 1)	(8, PH)	(9, 1)	(11, 8)																				
Inning Stats	R: 0 E: 0 K: 1 S: 6	H: 0 LOB: 0 BB: 0 P: 9	R: 0 E: 0 K: 1 S: 9	H: 0 LOB: 0 BB: 0 P: 13	R: 0 E: 1 K: 1 S: 10	H: 0 LOB: 1 BB: 0 P: 13	R: 0 E: 0 K: 0 S: 14	H: 1 LOB: 1 BB: 0 P: 23	R: 0 E: 0 K: 1 S: 5	H: 0 LOB: 0 BB: 0 P: 8	R: 0 E: 0 K: 1 S: 11	H: 0 LOB: 0 BB: 0 P: 15	R: 1 E: 0 K: 2 S: 10	H: 1 LOB: 0 BB: 0 P: 13	R: 0 E: 0 K: 1 S: 11	H: 0 LOB: 0 BB: 0 P: 14	R: 0 E: 0 K: 2 S: 9	H: 1 LOB: 2 BB: 0 P: 10	R: 0 E: 0 K: 0 S: 17	H: 1 LOB: 0 BB: 0 P: 20	1B: 2 2B: 1 3B: 0 HR: 1	SF: 0 SAC: 0 DP: 1 HBP: 1	WP: 0 PB: 0 SB: 0 CS: 0	PA: 38	
PITCHER	IP 2.0	WLS 7	BF 23	H 2	R 1	ER 1	SO 3	BB 0	IBB 0	HBP 0	BLK 0	WP 0	HR 0	S 63	P 91	ERA 0.00	WHIP 0.286								
Rick Reed, R J.C. Romero, L LaTroy Hawkins, R Eddie Guardado, L ERA: 2.27	(1, 1)	(8, 1)	(10, 1)	(11, 1)																					


Minnesota Twins @ Philadelphia Phillies
Veterans Stadium, Philadelphia, PA
Sat Jun 22 2002, 7:05 PM EDT
Att: 18,759 - Sunny - 86 F

AB	40
R	4
H	8
RBI	4
BB	5
SO	6
LOB	19



Minnesota Twins @ Philadelphia Phillies
Veterans Stadium, Philadelphia, PA
Sat Jun 22 2002, 7:05 PM EDT
Att: 18,759 - Sunny - 86 F

AB	37
R	1
H	4
RBI	1
BB	0
SO	10
LOB	8



Batter	1	2	3	4	5	6	7	8	9	AB	R	H	RBI	BB	SO	LOB	TOP					
Cristian Guzman, S OBP: 0.271, SLG: 0.336 (1, 6)										4	0	0	0	0	1	0	Minnesota Twins @ Philadelphia Phillies Veterans Stadium, Philadelphia, PA Sun Jun 23 2002, 1:35 PM EDT Att: 38,158 - Cloudy - 81 F					
Doug Mientkiewicz, L OBP: 0.397, SLG: 0.375 (1, 3)										4	0	1	0	0	1	2						
Dustan Mohr, R OBP: 0.357, SLG: 0.487 (1, 7)										4	1	1	1	0	1	3						
Matthew LeCroy, R OBP: 0.376, SLG: 0.570 Tom Prince, R OBP: 0.365, SLG: 0.547 (6, 2)										3	0	1	0	0	0	2						
Corey Koskie, L OBP: 0.362, SLG: 0.425 (1, 5)										4	2	3	1	0	1	1						
Bobby Kielty, S OBP: 0.441, SLG: 0.508 (8, 9)										3	1	1	0	1	2	1						
Brian Buchanan, R OBP: 0.300, SLG: 0.426 Tori Hunter, R OBP: 0.342, SLG: 0.554 (8, 8)										3	0	0	0	0	0	3						
Luis Rivas, R OBP: 0.328, SLG: 0.371 (1, 4)										4	0	0	0	0	0	2						
Johan Santana, L OBP: 0.250, SLG: 0.250 Tony Fiore, R (5, 1)										2	0	1	0	0	0	0						
Michael Jackson, R OBP: 0.294, SLG: 0.381 David Ortiz, L OBP: 0.294, SLG: 0.381 Travis Miller, R (9, 1)										0	0	0	0	0	0	0						
Inning Stats	R: 0 E: 0 K: 1 S: 9	H: 1 LOB: 0 BB: 0 P: 12	R: 0 E: 0 K: 1 S: 12	H: 2 LOB: 2 BB: 0 P: 16	R: 0 E: 0 K: 2 S: 15	H: 1 LOB: 2 BB: 0 P: 25	R: 1 E: 0 K: 1 S: 7	H: 1 LOB: 0 BB: 0 P: 13	R: 0 E: 0 K: 0 S: 8	H: 0 LOB: 0 BB: 0 P: 12	R: 1 E: 0 K: 1 S: 9	H: 2 LOB: 1 BB: 0 P: 12	R: 0 E: 1 K: 0 S: 7	H: 0 LOB: 0 BB: 0 P: 12	R: 0 E: 0 K: 0 S: 7	H: 0 LOB: 0 BB: 0 P: 9	R: 3 E: 0 K: 0 S: 18	H: 2 LOB: 0 BB: 1 P: 29	1B: 5 2B: 1 3B: 0 HR: 3	SF: 0 SAC: 0 DP: 1 HBP: 1	WP: 0 PB: 0 CS: 1	PA: 38
PITCHER	IP WLS BF H R ER SO BB IBB HBP BLK WP HR S P ERA WHIP																					
Randy Wolf, L ERA: 4.52 Carlos Silva, R ERA: 2.55 (8, 1)	7.0 L 28 7 2 2 6 0 0 0 0 0 2 67 102 2.57 1.000																					

Batter	1	2	3	4	5	6	7	8	9	AB	R	H	RBI	BB	SO	LOB	BOTTOM			
11 Jimmy Rollins, S OBP: 0.315, SLG: 0.432 (1, 6)										4	0	0	0	0	1	2	Minnesota Twins @ Philadelphia Phillies Veterans Stadium, Philadelphia, PA Sun Jun 23 2002, 1:35 PM EDT Att: 38,158 - Cloudy - 81 F			
Doug Glanville, R OBP: 0.277, SLG: 0.290 Jeremy Giambi, L OBP: 0.426, SLG: 0.540 (8, PH)										2	0	0	0	1	1	0				
Bobby Abreu, L OBP: 0.421, SLG: 0.479 (9, 8)										2	1	0	0	2	0	0				
Pat Burrell, R OBP: 0.384, SLG: 0.566 (1, 7)										2	0	0	0	2	1	3				
Scott Rolen, R OBP: 0.333, SLG: 0.428 (1, 5)										4	0	1	1	0	1	1				
Travis Lee, L OBP: 0.337, SLG: 0.374 (1, 3)										3	0	0	0	1	0	1				
Tomas Perez, S OBP: 0.289, SLG: 0.397 (1, 4)										4	0	1	0	0	1	3				
Todd Pratt, R OBP: 0.484, SLG: 0.531 (1, 2)										3	0	1	0	1	2	1				
Randy Wolf, L OBP: 0.185, SLG: 0.200 Ricky Ledee, L OBP: 0.206, SLG: 0.228 Carlos Silva, R (8, 1)										1	0	0	0	0	1	1				
Jason Michaels, R OBP: 0.328, SLG: 0.554 (9, PH)										1	0	0	0	0	0	1				
Inning Stats	R: 0 E: 0 K: 1 S: 10	H: 0 LOB: 0 BB: 0 P: 17	R: 0 E: 0 K: 1 S: 10	H: 0 LOB: 0 BB: 0 P: 16	R: 0 E: 0 K: 2 S: 10	H: 1 LOB: 1 BB: 0 P: 16	R: 1 E: 0 K: 1 S: 15	H: 1 LOB: 2 BB: 3 P: 28	R: 0 E: 0 K: 1 S: 6	H: 0 LOB: 0 BB: 0 P: 9	R: 0 E: 1 K: 0 S: 5	H: 0 LOB: 0 BB: 0 P: 9	R: 0 E: 0 K: 1 S: 7	H: 0 LOB: 1 BB: 1 P: 15	R: 0 E: 0 K: 1 S: 10	H: 1 LOB: 0 BB: 0 P: 15	1B: 1 2B: 2 3B: 0 HR: 0	SF: 0 SAC: 1 DP: 1 HBP: 0	WP: 0 PB: 1 CS: 0	PA: 36
PITCHER	IP WLS BF H R ER SO BB IBB HBP BLK WP HR S P ERA WHIP																			
Johan Santana, L ERA: 3.12 Tony Fiore, R ERA: 2.12 Michael Jackson, R ERA: 2.03 Travis Miller, L ERA:	4.2 W 10 0 0 0 2 1 0 0 0 0 0 19 32 0.00 0.333																			

Batter	1	2	3	4	5	6	7	8	9	AB	R	H	RBI	BB	SO	LOB	TOP					
Kenny Lofton, L OBP: 0.355, SLG: 0.406 (1, 8)	F7		G3	F7					G1-3	5	0	1	0	0	0	3	Chicago White Sox @ Minnesota Twins Hubert H. Humphrey Metrodome, Minneapolis, MN Mon Jun 24 2002, 8:05 PM EDT Att: 24,102 - Dome - 72 F livebaseballscorecards.com					
Ray Durham, S OBP: 0.359, SLG: 0.336 (1, 4)	F9		SF HR	G6-3					G4-6-3 1B	3	1	1	1	0	0	2						
Frank Thomas, R OBP: 0.348, SLG: 0.469 (1, 10)	F8		G6-3						G4-6-3 1-2 1B	4	0	0	0	0	0	2						
Magglio Ordonez, R OBP: 0.372, SLG: 0.548 (1, 9)		F9							F9 K	4	1	1	2	0	1	0						
14 Paul Konerko, R OBP: 0.369, SLG: 0.543 (1, 3)									L3	2	0	0	0	2	0	0						
Jose Valentin, S OBP: 0.299, SLG: 0.451 (1, 5)									G4-3 1B	4	1	2	1	0	1	1						
Carlos Lee, R OBP: 0.315, SLG: 0.439 (1, 7)									F9 1B	3	0	0	0	1	0	2						
Mark Johnson, L OBP: 0.289, SLG: 0.259 Tony Graffanino, R OBP: 0.342, SLG: 0.465 (9, PH)									G4-3	2	0	0	0	0	0	2						
Royce Clayton, R OBP: 0.250, SLG: 0.348 (1, 6)									G6-3	1	0	0	0	0	0	0						
Inning Stats	R: 0 E: 0 K: 0 S: 14	H: 0 LOB: 0 BB: 0 P: 17	R: 0 E: 0 K: 0 S: 7	H: 1 LOB: 2 BB: 1 P: 12	R: 3 E: 2 K: 0 S: 17	H: 1 LOB: 1 BB: 1 P: 29	R: 0 E: 0 K: 0 S: 8	H: 1 LOB: 2 BB: 1 P: 14	R: 0 E: 0 K: 0 S: 9	H: 0 LOB: 0 BB: 0 P: 12	R: 1 E: 0 K: 0 S: 12	H: 3 LOB: 2 BB: 0 P: 19	R: 0 E: 0 K: 1 S: 13	H: 1 LOB: 0 BB: 0 P: 15	R: 0 E: 0 K: 1 S: 7	H: 0 LOB: 0 BB: 0 P: 9		R: 0 E: 0 K: 0 S: 9	H: 0 LOB: 0 BB: 0 P: 11	1B: 5 2B: 0 3B: 0 HR: 2	SF: 1 SAC: 1 DP: 1 HBP: 0	WP: 0 PB: 0 SB: 3 CS: 0
PITCHER	IP	WLS	BF	H	R	ER	SO	BB	IBB	HBP	BLK	WP	HR	S	P	ERA	WHIP					
Matt Kinney, R ERA: 4.35 (1, 1)	6.0		28	6	4	1	0	3	0	0	0	0	2	67	103	1.50	1.500					
LaTroy Hawkins, R ERA: 1.7 (7, 1)	2.0	W	6	1	0	0	2	0	0	0	0	0	0	20	24	0.00	0.500					
Eddie Guardado, L ERA: 2.21 (9, 1)	1.0	S	3	0	0	0	0	0	0	0	0	0	0	9	11	0.00	0.000					

Batter	1	2	3	4	5	6	7	8	9	AB	R	H	RBI	BB	SO	LOB	BOTTOM					
Jacque Jones, L OBP: 0.352, SLG: 0.502 (1, 7)	F8			FC1-6-4						5	0	2	1	0	1	3	Chicago White Sox @ Minnesota Twins Hubert H. Humphrey Metrodome, Minneapolis, MN Mon Jun 24 2002, 8:05 PM EDT Att: 24,102 - Dome - 72 F livebaseballscorecards.com					
Cristian Guzman, S OBP: 0.274, SLG: 0.338 (1, 6)	G3		P4							4	1	2	0	0	0	2						
Doug Mientkiewicz, L OBP: 0.395, SLG: 0.373 (1, 3)	P6									4	0	1	1	0	1	2						
Corey Koskie, L OBP: 0.368, SLG: 0.433 (1, 5)										3	0	2	0	1	0	1						
Tori Hunter, R OBP: 0.341, SLG: 0.560 (1, 8)										4	1	1	2	0	1	6						
David Ortiz, L OBP: 0.298, SLG: 0.384 (1, 10)										4	1	2	0	0	0	1						
Dustan Mohr, R OBP: 0.351, SLG: 0.477 (1, 9)										4	0	0	0	0	2	3						
A.J. Pierzynski, L OBP: 0.362, SLG: 0.500 (1, 2)										3	0	0	0	1	0	1						
Luis Rivas, R OBP: 0.352, SLG: 0.385 (1, 4)										3	2	2	1	1	0	2						
Inning Stats	R: 0 E: 0 K: 0 S: 5	H: 0 LOB: 0 BB: 0 P: 5	R: 0 E: 0 K: 1 S: 10	H: 1 LOB: 1 BB: 0 P: 12	R: 1 E: 0 K: 0 S: 13	H: 3 LOB: 3 BB: 1 P: 21	R: 0 E: 0 K: 1 S: 14	H: 1 LOB: 2 BB: 1 P: 25	R: 0 E: 0 K: 1 S: 8	H: 2 LOB: 1 BB: 0 P: 10	R: 2 E: 0 K: 0 S: 10	H: 2 LOB: 0 BB: 0 P: 13	R: 1 E: 0 K: 1 S: 9	H: 1 LOB: 1 BB: 1 P: 15	R: 0 E: 0 K: 1 S: 9	H: 1 LOB: 1 BB: 1 P: 15		1B: 9 2B: 2 3B: 0 HR: 1	SF: 0 SAC: 0 DP: 1 HBP: 0	WP: 2 PB: 0 SB: 1 CS: 0	PA: 37	
PITCHER	IP	WLS	BF	H	R	ER	SO	BB	IBB	HBP	BLK	WP	HR	S	P	ERA	WHIP					
Jon Garland, R ERA: 4.42 (1, 1)	6.2		32	11	4	4	4	2	0	0	0	0	0	3	3	0.00	0.000					
Kelly Wunsch, L ERA: 4.53 (7, 1)	0.1		1	0	0	0	0	0	0	0	0	0	0	3	3	0.00	0.000					
Bob Howry, R ERA: 3.63 (8, 1)	1.0	L	4	1	1	1	1	1	0	0	0	1	0	9	15	9.00	2.000					

Batter	1	2	3	4	5	6	7	8	9	AB	R	H	RBI	BB	SO	LOB	TOP					
Kenny Lofton, L OBP: 0.355, SLG: 0.402	G4-3		F8		G4-3		1B		1B BB	4	0	1	1	1	0	1	Chicago White Sox @ Minnesota Twins Hubert H. Humphrey Metrodome, Minneapolis, MN Wed Jun 26 2002, 8:05 PM EDT Att: 28,340 - Dome - 72 F livebaseballscorecards.com					
Ray Durham, S OBP: 0.366, SLG: 0.344	2B		K		G6-3		K		1B BB	4	0	1	0	1	2	2						
Frank Thomas, R OBP: 0.348, SLG: 0.464	F7		F7			G5-3		14 FC5-4 1B	1B	5	0	2	1	0	0	1						
Magglio Ordonez, R OBP: 0.372, SLG: 0.544	G5-3				G6-3				1B P6	5	0	0	0	0	1	5						
14 Paul Konerko, R OBP: 0.370, SLG: 0.548		F8		F8		G5-3		FC5-4		4	0	0	0	0	0	1						
Jose Valentin, S OBP: 0.298, SLG: 0.445		F9		P6					2B G6-3 BB	3	1	0	0	1	1	1						
Carlos Lee, R OBP: 0.320, SLG: 0.464		HR		HR					F9	4	2	2	2	0	1	1						
Mark Johnson, L OBP: 0.297, SLG: 0.283 Tony Graffanino, R OBP: 0.352, SLG: 0.466		2B		K			G6-3 1B		P6	3	1	2	0	0	1	0						
Royce Clayton, R OBP: 0.258, SLG: 0.350		G1-3		G4-3 WP 1B			G6-3		BB BB 1B BB	3	1	1	1	1	0	2						
Inning Stats	R: 0 E: 0 K: 0 S: 7	H: 1 LOB: 1 BB: 0 P: 10	R: 1 E: 0 K: 0 S: 14	H: 2 LOB: 1 BB: 0 P: 20	R: 0 E: 0 K: 1 S: 9	H: 0 LOB: 0 BB: 0 P: 16	R: 0 E: 0 K: 0 S: 5	H: 0 LOB: 0 BB: 0 P: 7	R: 1 E: 0 K: 1 S: 11	H: 2 LOB: 1 BB: 0 P: 15	R: 0 E: 0 K: 0 S: 8	H: 0 LOB: 0 BB: 0 P: 12	R: 2 E: 0 K: 2 S: 11	H: 2 LOB: 1 BB: 1 P: 21	R: 0 E: 0 K: 2 S: 9	H: 1 LOB: 1 BB: 0 P: 12	R: 1 E: 0 K: 0 S: 13	H: 1 LOB: 3 BB: 3 P: 28	1B: 4 2B: 3 3B: 0 HR: 2	SF: 0 SAC: 0 DP: 0 HBP: 0	WP: 1 PB: 0 SB: 0 CS: 0	PA: 40
PITCHER	IP WLS BF H R ER SO BB IBB HBP BLK WP HR S P ERA WHIP																					
Kyle Lohse, R ERA: 5.42	6.1 W 26 6 4 4 3 1 0 0 0 0 1 2 60 95 5.68 1.105																					
J.C. Romero, L ERA: 1.59	0.2 H 3 1 0 0 1 0 0 0 0 0 0 0 5 6 0.00 1.500																					
LaTroy Hawkins, R ERA: 1.66	1.0 H 4 1 0 0 2 0 0 0 0 0 0 0 9 12 0.00 1.000																					
Eddie Guardado, L ERA: 2.39	1.0 S 7 1 1 1 0 3 0 0 0 0 0 0 13 28 9.00 4.000																					

Batter	1	2	3	4	5	6	7	8	9	AB	R	H	RBI	BB	SO	LOB	BOTTOM			
Jacque Jones, L OBP: 0.342, SLG: 0.487	K		G3		K				P6	5	0	0	0	0	2	1	Chicago White Sox @ Minnesota Twins Hubert H. Humphrey Metrodome, Minneapolis, MN Wed Jun 26 2002, 8:05 PM EDT Att: 28,340 - Dome - 72 F livebaseballscorecards.com			
Cristian Guzman, S OBP: 0.276, SLG: 0.350	G1-3		1B 1B		G6-3				K	5	1	1	0	0	1	1				
Doug Mientkiewicz, L OBP: 0.389, SLG: 0.374	P5		1B 2B 1B						F8	3	1	1	0	0	0	0				
Corey Koskie, L OBP: 0.370, SLG: 0.428		G3-1	2B 1B		F7				FC6-4 HBP	4	1	1	1	0	0	1				
Tori Hunter, R OBP: 0.342, SLG: 0.553		G6-3	F3		2B 1B				FC6-4 1-2	3	1	1	0	0	0	2				
David Ortiz, L OBP: 0.306, SLG: 0.401		HR 2B	2B BB		2B 1B				K	3	1	2	1	1	1	2				
Bobby Kielty, S OBP: 0.452, SLG: 0.554		HR	2B		P6				IBB	3	1	2	4	1	0	1				
A.J. Pierzynski, L OBP: 0.361, SLG: 0.500		2B	K						G6-3	4	0	1	0	0	2	5				
Luis Rivas, R OBP: 0.329, SLG: 0.370		F8			F8				G3-1 2B	4	0	1	0	0	1	1				
Inning Stats	R: 0 E: 0 K: 1 S: 10	H: 0 LOB: 0 BB: 0 P: 12	R: 2 E: 0 K: 0 S: 8	H: 3 LOB: 1 BB: 0 P: 15	R: 3 E: 0 K: 1 S: 21	H: 4 LOB: 2 BB: 1 P: 31	R: 0 E: 0 K: 1 S: 7	H: 0 LOB: 0 BB: 0 P: 10	R: 1 E: 0 K: 0 S: 9	H: 2 LOB: 1 BB: 0 P: 14	R: 0 E: 0 K: 0 S: 9	H: 1 LOB: 1 BB: 0 P: 12	R: 0 E: 1 K: 2 S: 12	H: 0 LOB: 3 BB: 1 P: 23	R: 0 E: 0 K: 2 S: 9	H: 0 LOB: 0 BB: 0 P: 16	1B: 4 2B: 5 3B: 0 HR: 1	SF: 0 SAC: 0 DP: 0 HBP: 2	WP: 0 PB: 0 SB: 1 CS: 0	PA: 38
PITCHER	IP WLS BF H R ER SO BB IBB HBP BLK WP HR S P ERA WHIP																			
Todd Ritchie, R ERA: 5.35	6.0 L 29 10 6 6 3 1 0 0 0 0 0 1 64 94 9.00 1.833																			
Kelly Wunsch, L ERA: 4.5	0.1 2 0 0 0 0 0 0 0 1 0 0 0 3 5 0.00 0.000																			
Bob Howry, R ERA: 3.63	0.0 1 0 0 0 0 0 0 0 1 0 0 0 1 2 ∞ ∞																			
Damaso Marte, L ERA: 3.56	1.2 6 0 0 0 4 0 1 0 0 0 0 0 17 32 0.00 0.000																			



Batter	1	2	3	4	5	6	7	8	9	AB	R	H	RBI	BB	SO	LOB	TOP				
Kenny Lofton, L OBP: 0.349, SLG: 0.395 (1, 8)	G3-1	G3	F7		B1-3			P6		5	0	0	0	0	0	4	Chicago White Sox @ Minnesota Twins Hubert H. Humphrey Metrodome, Minneapolis, MN Thu Jun 27 2002, 1:05 PM EDT Att: 29,532 - Dome - 72 F livebaseballscorecards.com				
Ray Durham, S OBP: 0.370, SLG: 0.358 (1, 4)	1B	HR	K			F7		G6-4-3 BB		4	2	2	3	1	1	1					
Frank Thomas, R OBP: 0.349, SLG: 0.461 (1, 10)	1B	BB			F9	F9		G6-4-3		4	0	1	0	1	0	1					
Magglio Ordonez, R OBP: 0.376, SLG: 0.547 (1, 9)	1B	BB			K	K		14 G4-3 1B		4	1	2	1	1	2	0					
14 Paul Konerko, R OBP: 0.377, SLG: 0.563 (1, 3)	1B	BB					HR	G4-3		5	1	4	1	0	0	1					
Jose Valentin, S OBP: 0.297, SLG: 0.440 (1, 5)	K	G4-3			F7		K	FC6-4 1B		5	0	1	1	0	2	6					
Carlos Lee, R OBP: 0.321, SLG: 0.463 Aaron Rowand, R OBP: 0.228, SLG: 0.346 (9, 7)		HR	G5-3		G6-3			FC6-4 1B		5	1	2	0	0	0	1					
Josh Paul, R OBP: 0.550, SLG: 0.556 (1, 2)	G5-3	S	1B				K	K		5	1	2	0	0	2	3					
Royce Clayton, R OBP: 0.262, SLG: 0.353 (1, 6)	HR	G3	1B		F9		F9			4	1	2	1	0	0	2					
Inning Stats	R: 1 E: 0 K: 1 S: 17	H: 4 LOB: 2 BB: 0 P: 22	R: 3 E: 0 K: 0 S: 18	H: 4 LOB: 3 BB: 2 P: 38	R: 1 E: 0 K: 1 S: 15	H: 2 LOB: 1 BB: 0 P: 23	R: 0 E: 0 K: 1 S: 14	H: 1 LOB: 1 BB: 0 P: 20	R: 0 E: 0 K: 0 S: 7	H: 0 LOB: 0 BB: 0 P: 9	R: 1 E: 0 K: 2 S: 15	H: 2 LOB: 1 BB: 0 P: 23	R: 0 E: 0 K: 0 S: 3	H: 0 LOB: 0 BB: 1 P: 8	R: 1 E: 0 K: 1 S: 11	H: 2 LOB: 1 BB: 0 P: 19	1B: 13 2B: 1 3B: 0 HR: 2	SF: 0 SAC: 0 DP: 1 HBP: 0	WP: 0 PB: 0 SB: 1 CS: 0	PA: 44	
PITCHER	IP	WLS	BF	H	R	ER	SO	BB	IBB	HBP	BLK	WP	HR	S	P	ERA	WHIP				
Rick Reed, R ERA: 4.8 (1, 1)	2.0	L	15	8	4	4	1	2	0	0	0	0	1	35	60	18.00	5.000				
Juan Rincon, R ERA: 3.39 (3, 1)	5.1		23	6	2	2	5	1	0	0	0	0	1	59	91	3.38	1.312				
Michael Jackson, R ERA: 2.12 (8, 1)	1.2		6	2	1	1	1	0	0	0	0	0	0	12	20	5.40	1.200				

Batter	1	2	3	4	5	6	7	8	9	AB	R	H	RBI	BB	SO	LOB	BOTTOM					
Jacque Jones, L OBP: 0.339, SLG: 0.482 Dustin Mohr, R OBP: 0.350, SLG: 0.475 (7, FH) (8, 7)	K		L4		K		WP BB		F9	3	0	0	0	0	2	0	Chicago White Sox @ Minnesota Twins Hubert H. Humphrey Metrodome, Minneapolis, MN Thu Jun 27 2002, 1:05 PM EDT Att: 29,532 - Dome - 72 F livebaseballscorecards.com					
Cristian Guzman, S OBP: 0.271, SLG: 0.345 (1, 6)	G3		F7		G4-3		L3		G5-3	5	0	0	0	0	2							
Doug Mientkiewicz, L OBP: 0.395, SLG: 0.370 (1, 3)	BB		K			K	SF8		G3-1	3	0	0	1	1	2	0						
Corey Koskie, L OBP: 0.375, SLG: 0.433 (1, 5)	BB				G6-3		1B			2	1	1	0	2	0	0						
Tori Hunter, R OBP: 0.343, SLG: 0.559 (1, 8)	G1-3				2B		F2			4	1	2	1	0	0	4						
David Ortiz, L OBP: 0.305, SLG: 0.404 (1, 10)		G3			1B		P6		G1-5-3	4	1	1	1	0	0	1						
Bobby Kielty, S OBP: 0.453, SLG: 0.545 (1, 9)		G6-3			K		FC5-4 BB			2	0	0	0	2	1	1						
A.J. Pierzynski, L OBP: 0.363, SLG: 0.500 (1, 2)							FC5-4		K	4	0	2	1	0	1	3						
Denny Hocking, S OBP: 0.302, SLG: 0.304 (1, 4)	F7				F9		WP BB SF8		F7	4	1	1	0	0	0	2						
Inning Stats	R: 0 E: 0 K: 1 S: 13	H: 0 LOB: 2 BB: 2 P: 23	R: 0 E: 0 K: 0 S: 7	H: 1 LOB: 0 BB: 0 P: 11	R: 0 E: 0 K: 1 S: 7	H: 0 LOB: 0 BB: 0 P: 12	R: 2 E: 0 K: 1 S: 11	H: 3 LOB: 1 BB: 0 P: 14	R: 0 E: 0 K: 1 S: 7	H: 0 LOB: 0 BB: 0 P: 10	R: 1 E: 0 K: 0 S: 10	H: 2 LOB: 2 BB: 1 P: 16	R: 1 E: 0 K: 0 S: 14	H: 1 LOB: 2 BB: 2 P: 27	R: 0 E: 0 K: 1 S: 9	H: 0 LOB: 1 BB: 1 P: 15	R: 0 E: 0 K: 0 S: 7	H: 0 LOB: 0 BB: 0 P: 11	1B: 4 2B: 2 3B: 1 HR: 0	SF: 1 SAC: 0 DP: 0 HBP: 0	WP: 1 PB: 0 SB: 0 CS: 0	PA: 39
PITCHER	IP	WLS	BF	H	R	ER	SO	BB	IBB	HBP	BLK	WP	HR	S	P	ERA	WHIP					
Gary Glover, R ERA: 4.87 (1, 1)	1.0		3	6	3	3	5	2	0	0	0	0	0	7	13	13.50	3.000					
Kelly Wunsch, L ERA: 4.97 (6, 1)	0.2	H	4	1	1	1	0	1	0	0	0	0	0	6	11	0.00	3.000					
Rocky Biddle, R ERA: 4.5 (7, 1)	0.1	H	2	0	0	0	0	1	0	0	0	0	0	3	10	0.00	3.000					
Damaso Marte, L ERA: 3.52 (7, 1)	0.1	H	2	0	0	0	0	1	0	0	0	1	0	3	10	0.00	3.000					
Bob Howry, R ERA: 3.5 (7, 1)	1.1	H	5	0	0	0	1	1	0	0	0	0	0	10	16	0.00	0.750					



Batter	1	2	3	4	5	6	7	8	9	AB	R	H	RBI	BB	SO	LOB	TOP										
Eric Young Sr. R OBP: 0.304, SLG: 0.336 (1, 10)										4	0	0	0	0	2	1											
Ronnie Belliard R OBP: 0.299, SLG: 0.310 (1, 4)										4	0	0	0	0	1	0											
Jeffrey Hammonds R OBP: 0.343, SLG: 0.424 (1, 8)										4	0	0	0	0	1	0											
Richie Sexson R OBP: 0.349, SLG: 0.529 (1, 3)										4	1	1	0	0	0	0											
Ryan Thompson R OBP: 0.304, SLG: 0.478 (1, 7)										3	0	1	0	0	0	1											
Alex Ochoa R OBP: 0.358, SLG: 0.383 (1, 9)										3	0	1	1	0	1	1											
José Hernández R OBP: 0.360, SLG: 0.500 (1, 6)										3	0	0	0	0	2	2											
Mark Loretta R OBP: 0.343, SLG: 0.330 (1, 5)										3	0	1	0	0	1	1											
Robert Machado R OBP: 0.305, SLG: 0.412 (1, 2)										3	0	0	0	0	1	1											
Inning Stats	R: 0 E: 0 K: 2 S: 8	H: 0 LOB: 0 BB: 0 P: 10	R: 0 E: 0 K: 1 S: 8	H: 0 LOB: 0 BB: 0 P: 12	R: 0 E: 0 K: 1 S: 10	H: 1 LOB: 1 BB: 0 P: 18	R: 0 E: 0 K: 0 S: 4	H: 0 LOB: 0 BB: 0 P: 8	R: 0 E: 0 K: 2 S: 11	H: 1 LOB: 1 BB: 0 P: 15	R: 0 E: 0 K: 1 S: 8	H: 0 LOB: 0 BB: 0 P: 10	R: 1 E: 0 K: 1 S: 11	H: 2 LOB: 1 BB: 0 P: 16	R: 0 E: 0 K: 0 S: 5	H: 0 LOB: 0 BB: 0 P: 6	R: 0 E: 0 K: 0 S: 7	H: 0 LOB: 0 BB: 0 P: 8	1B: 4 2B: 0 3B: 0 HR: 0	SF: 0 SAC: 0 DP: 0 HBP: 0	WP: 2 PB: 0 CS: 1	PA: 31					
PITCHER	IP	WLS	BF	H	R	ER	SO	BB	IBB	HBP	BLK	WP	HR	S	P	ERA	WHIP										
Johan Santana, L ERA: 2.65 (1, 1)	8.0	W	28	4	1	1	9	0	0	0	1	2	0	65	95	1.12	0.500										
Tony Fiore, R ERA: 2.99 (9, 1)	1.0		3	0	0	0	0	0	0	0	0	0	0	7	8	0.00	0.000										

Milwaukee Brewers @ Minnesota Twins
Hubert H. Humphrey Metrodome, Minneapolis, MN

AB 31
R 1
H 4
RBI 1
BB 0
SO 9
LOB 7



WP: 2 PA: 31
PB: 0
CS: 1

Fri Jun 28 2002, 8:05 PM EDT
Att: 25,409 - Dome - 72 F

livebaseballscores.com

Batter	1	2	3	4	5	6	7	8	9	AB	R	H	RBI	BB	SO	LOB	BOTTOM										
Jacque Jones L OBP: 0.335, SLG: 0.476 (1, 7)										4	0	0	0	0	1	0											
Cristian Guzman S OBP: 0.271, SLG: 0.344 (1, 6)										4	0	1	0	0	0	0											
Corey Koskie L OBP: 0.374, SLG: 0.434 (1, 5)										4	0	1	0	0	0	1											
David Ortiz L OBP: 0.306, SLG: 0.399 (1, 10)										2	0	0	0	1	0	0											
Brian Buchanan R OBP: 0.303, SLG: 0.427 (6, PH)										1	0	0	0	0	0	0											
Tori Hunter R OBP: 0.348, SLG: 0.564 (1, 8)										3	2	2	0	1	0	2											
Doug Mientkiewicz L OBP: 0.338, SLG: 0.389 (1, 3)										3	0	1	0	1	0	1											
Dustan Mohr R OBP: 0.353, SLG: 0.490 (1, 9)										4	2	2	2	0	1	4											
A.J. Pierzynski L OBP: 0.369, SLG: 0.516 (1, 2)										3	1	2	3	1	0	2											
Luis Rivas R OBP: 0.313, SLG: 0.351 (1, 4)										4	0	0	0	0	1	3											
Inning Stats	R: 0 E: 0 K: 0 S: 11	H: 1 LOB: 2 BB: 1 P: 19	R: 2 E: 0 K: 0 S: 12	H: 2 LOB: 0 BB: 0 P: 15	R: 0 E: 0 K: 0 S: 7	H: 0 LOB: 0 BB: 0 P: 13	R: 2 E: 0 K: 0 S: 11	H: 2 LOB: 0 BB: 1 P: 19	R: 0 E: 0 K: 1 S: 9	H: 0 LOB: 0 BB: 0 P: 15	R: 0 E: 0 K: 0 S: 9	H: 2 LOB: 2 BB: 0 P: 14	R: 0 E: 0 K: 0 S: 6	H: 1 LOB: 1 BB: 0 P: 8	R: 1 E: 0 K: 2 S: 16	H: 1 LOB: 2 BB: 2 P: 25	R: 0 E: 0 K: 0 S: 16	H: 0 LOB: 0 BB: 0 P: 8	1B: 5 2B: 2 3B: 0 HR: 2	SF: 0 SAC: 0 DP: 1 HBP: 0	WP: 0 PB: 0 CS: 0	PA: 36					
PITCHER	IP	WLS	BF	H	R	ER	SO	BB	IBB	HBP	BLK	WP	HR	S	P	ERA	WHIP										
15 Ben Sheets, R ERA: 4.3 (1, 1)	6.2	L	29	8	4	4	1	2	0	0	0	0	0	64	102	5.40	1.500										
Valerio De Los Santos, L ERA: 3.2 (7, 1)	1.1		7	1	1	1	2	2	0	0	0	0	0	17	26	6.75	2.250										

Milwaukee Brewers @ Minnesota Twins
Hubert H. Humphrey Metrodome, Minneapolis, MN

AB 32
R 5
H 9
RBI 5
BB 4
SO 3
LOB 13



WP: 0 PA: 36
PB: 0
CS: 0

Fri Jun 28 2002, 8:05 PM EDT
Att: 25,409 - Dome - 72 F

livebaseballscores.com

Batter	1	2	3	4	5	6	7	8	9	AB	R	H	RBI	BB	SO	LOB	TOP				
Eric Young Sr. R OBP: 0.303, SLG: 0.335 (1, 4) C X										4	0	1	0	0	0	2					
Mark Loretta R OBP: 0.330, SLG: 0.315 (1, 3) X										4	0	0	0	0	1	1					
Jeffrey Hammonds R OBP: 0.339, SLG: 0.417 (1, 8) B X										4	0	0	0	0	1	0					
Richie Sexson R OBP: 0.354, SLG: 0.530 (1, 10)										3	1	0	0	1	1	0					
Ryan Thompson R OBP: 0.357, SLG: 0.643 Alex Sanchez L OBP: 0.366, SLG: 0.354 (9, PR)										4	1	2	1	0	0	0					
Alex Ochoa R OBP: 0.357, SLG: 0.372 (1, 9)										2	1	0	0	2	2	1					
José Hernández R OBP: 0.360, SLG: 0.496 (1, 6)										3	0	0	0	0	2	3					
Ronnie Belliard R OBP: 0.288, SLG: 0.298 (1, 5)										3	0	1	0	0	1	2					
Robert Machado R OBP: 0.306, SLG: 0.430 (1, 2)										3	0	1	2	0	2	1					
Inning Stats	R: 0 E: 0 K: 0 S: 4	H: 1 LOB: 0 BB: 0 P: 5	R: 0 E: 0 K: 1 S: 13	H: 0 LOB: 1 BB: 1 P: 22	R: 0 E: 0 K: 1 S: 7	H: 0 LOB: 0 BB: 0 P: 10	R: 0 E: 0 K: 1 S: 12	H: 0 LOB: 0 BB: 0 P: 20	R: 2 E: 0 K: 2 S: 12	H: 2 LOB: 1 BB: 1 P: 20	R: 0 E: 0 K: 1 S: 7	H: 0 LOB: 0 BB: 0 P: 9	R: 0 E: 0 K: 1 S: 7	H: 1 LOB: 0 BB: 0 P: 9	R: 1 E: 0 K: 2 S: 13	H: 1 LOB: 1 BB: 1 P: 22	1B: 3 2B: 1 3B: 1 HR: 0	SF: 0 SAC: 0 DP: 2 HBP: 0	WP: 0 PB: 0 SB: 0 CS: 0	PA: 33	
PITCHER	IP	WLS	BF	H	R	ER	SO	BB	IBB	HBP	BLK	WP	HR	S	P	ERA	WHIP				
Eric Milton, L ERA: 5.32 (1, 1)	8.0	W	28	4	2	2	8	2	0	0	0	0	0	69	109	2.25	0.750				
Eddie Guardado, L ERA: 2.96 (9, 1)	1.0	S	5	1	1	1	2	1	0	0	0	0	0	13	22	9.00	2.000				

Milwaukee Brewers @ Minnesota Twins
Hubert H. Humphrey Metrodome, Minneapolis, MN
Sun Jun 30 2002, 2:05 PM EDT
Att: 33,193 - Dome - 72 F

AB 30
R 3
H 5
RBI 3
BB 3
SO 10
LOB 10



Batter	1	2	3	4	5	6	7	8	9	AB	R	H	RBI	BB	SO	LOB	BOTTOM				
Luis Rivas R OBP: 0.322, SLG: 0.361 (1, 4) B X										4	1	1	0	0	2	0					
Denny Hocking S OBP: 0.315, SLG: 0.319 (9, 3) C C C B B X										4	2	3	0	0	1	0					
Corey Koskie L OBP: 0.374, SLG: 0.447 (1, 5) C B X										3	0	1	0	1	1	2					
Matthew LeCroy R OBP: 0.375, SLG: 0.539 Cristian Guzman, S OBP: 0.271, SLG: 0.343 (9, 6) B, PR										4	0	2	2	0	0	2					
Tori Hunter R OBP: 0.349, SLG: 0.562 (1, 8) B X										4	0	2	0	0	1	2					
Bobby Kielty S OBP: 0.446, SLG: 0.533 (1, 9) C C C X										3	0	0	0	1	0	4					
Dustan Mohr R OBP: 0.345, SLG: 0.474 Jacque Jones, L OBP: 0.331, SLG: 0.470 (9, 7) B B X										3	0	0	1	1	1	1					
Brian Buchanan R OBP: 0.301, SLG: 0.422 (1, 10) B B B X										4	0	1	0	0	1	3					
Tom Prince R OBP: 0.346, SLG: 0.521 (1, 2) C C C X										3	0	0	0	0	1	1					
Inning Stats	R: 0 E: 0 K: 0 S: 7	H: 1 LOB: 1 BB: 0 P: 12	R: 0 E: 0 K: 1 S: 8	H: 1 LOB: 0 BB: 0 P: 13	R: 2 E: 0 K: 0 S: 18	H: 4 LOB: 2 BB: 1 P: 29	R: 0 E: 0 K: 0 S: 8	H: 1 LOB: 0 BB: 0 P: 14	R: 0 E: 0 K: 2 S: 8	H: 1 LOB: 1 BB: 0 P: 14	R: 0 E: 0 K: 1 S: 5	H: 0 LOB: 0 BB: 0 P: 10	R: 0 E: 0 K: 2 S: 8	H: 0 LOB: 0 BB: 0 P: 12	R: 2 E: 0 K: 2 S: 19	H: 2 LOB: 3 BB: 2 P: 32	1B: 8 2B: 2 3B: 0 HR: 0	SF: 0 SAC: 0 DP: 2 HBP: 0	WP: 0 PB: 0 SB: 0 CS: 0	PA: 35	
PITCHER	IP	WLS	BF	H	R	ER	SO	BB	IBB	HBP	BLK	WP	HR	S	P	ERA	WHIP				
Glendon Rusch, L ERA: 4.61 (1, 1)	7.1	L	31	10	4	4	7	1	0	0	0	0	0	70	114	4.91	1.500				
Luis Vizcaino, R ERA: 3.39 (8, 1)	0.2		4	0	0	0	1	2	0	0	1	0	0	11	22	0.00	3.000				

Milwaukee Brewers @ Minnesota Twins
Hubert H. Humphrey Metrodome, Minneapolis, MN
Sun Jun 30 2002, 2:05 PM EDT
Att: 33,193 - Dome - 72 F

AB 32
R 4
H 10
RBI 3
BB 3
SO 8
LOB 15



Batter	1	2	3	4	5	6	7	8	9	AB	R	H	RBI	BB	SO	LOB	TOP					
Jacque Jones, L OBP: 0.332, SLG: 0.472										5	1	2	0	0	1	3	Minnesota Twins @ Oakland Athletics Network Associates Coliseum, Oakland, CA Mon Jul 01 2002, 10:05 PM EDT Att: 13,503 - Sunny - 73 F					
Cristian Guzman, S OBP: 0.273, SLG: 0.343										5	1	2	0	0	1	5						
Corey Koskie, L OBP: 0.371, SLG: 0.446										5	2	1	1	0	0	4						
David Ortiz, L OBP: 0.303, SLG: 0.393 Matthew LeCroy, R OBP: 0.371, SLG: 0.527										3	0	1	1	0	0	2						
Tori Hunter, R OBP: 0.350, SLG: 0.559										5	0	2	0	0	2	4						
Doug Mientkiewicz, L OBP: 0.394, SLG: 0.372										3	0	1	3	0	1	2						
Bobby Kielty, S OBP: 0.450, SLG: 0.529										3	0	1	0	1	0	1						
A.J. Pierzynski, L OBP: 0.371, SLG: 0.513										4	0	3	0	0	0	2						
Luis Rivas, R OBP: 0.323, SLG: 0.360										3	1	1	0	0	1	3						
Inning Stats	R: 1 E: 0 K: 2 S: 16	H: 3 LOB: 2 BB: 0 P: 23	R: 0 E: 0 K: 1 S: 10	H: 2 LOB: 2 BB: 0 P: 16	R: 1 E: 0 K: 0 S: 10	H: 2 LOB: 1 BB: 0 P: 19	R: 1 E: 0 K: 0 S: 9	H: 2 LOB: 1 BB: 0 P: 16	R: 0 E: 0 K: 1 S: 9	H: 1 LOB: 0 BB: 0 P: 12	R: 2 E: 1 K: 2 S: 16	H: 2 LOB: 1 BB: 0 P: 19	R: 0 E: 0 K: 1 S: 7	H: 1 LOB: 0 BB: 0 P: 11	R: 0 E: 0 K: 1 S: 7	H: 1 LOB: 0 BB: 0 P: 10	1B: 11 2B: 3 3B: 0 HR: 0	SF: 1 SAC: 1 DP: 0 HBP: 0	WP: 1 PB: 0 SB: 0 CS: 2	PA: 42		
PITCHER	IP	WLS	BF	H	R	ER	SO	BB	IBB	HBP	BLK	WP	HR	S	P	ERA	WHIP					
Aaron Harang, R ERA: 2.43	(1, 1)	5.0		25	9	3	3	3	1	0	0	0	0	0	52	87	5.40	2.000				
Mike Venafro, L ERA: 3.16	(6, 1)	1.0	L	5	2	2	0	1	0	0	0	0	0	12	15	0.00	2.000					
Jim Mecir, R ERA: 4.42	(7, 1)	2.0	B	8	2	0	3	0	0	0	0	1	0	20	27	0.00	1.000					
Billy Koch, R ERA: 3.45	(9, 1)	1.0		3	1	0	0	1	0	0	0	0	0	7	10	0.00	1.000					

Batter	1	2	3	4	5	6	7	8	9	AB	R	H	RBI	BB	SO	LOB	BOTTOM				
Mark Ellis, R OBP: 0.298, SLG: 0.341										4	0	0	0	0	2	2	Minnesota Twins @ Oakland Athletics Network Associates Coliseum, Oakland, CA Mon Jul 01 2002, 10:05 PM EDT Att: 13,503 - Sunny - 73 F				
Scott Hatteberg, L OBP: 0.376, SLG: 0.461 Adam Platt, R OBP: 0.341, SLG: 0.446										2	0	0	0	1	0	0					
Randy Velarde, R OBP: 0.342, SLG: 0.400 Ramon Hernandez, R OBP: 0.274, SLG: 0.324										1	0	0	0	0	1	2					
Miguel Tejada, R OBP: 0.344, SLG: 0.490										0	0	0	0	0	0	0					
David Justice, L OBP: 0.404, SLG: 0.399										4	0	2	1	1	0	1					
3 Eric Chavez, L OBP: 0.351, SLG: 0.558										4	1	2	0	1	1	5					
Jermaine Dye, R OBP: 0.335, SLG: 0.397										3	1	0	0	2	1	3					
John Mabry, L OBP: 0.377, SLG: 0.575 Olmedo Saenz, R OBP: 0.356, SLG: 0.467										3	1	2	3	0	0	3					
Terrence Long, L OBP: 0.311, SLG: 0.396										4	0	1	0	0	0	1					
Greg Myers, L OBP: 0.347, SLG: 0.477 Eric Byrnes, R OBP: 0.310, SLG: 0.474										4	1	2	0	0	0	2					
Inning Stats	R: 0 E: 0 K: 1 S: 7	H: 0 LOB: 0 BB: 0 P: 9	R: 3 E: 0 K: 1 S: 19	H: 3 LOB: 1 BB: 1 P: 32	R: 0 E: 0 K: 0 S: 17	H: 1 LOB: 3 BB: 2 P: 30	R: 1 E: 0 K: 0 S: 13	H: 2 LOB: 3 BB: 2 P: 25	R: 0 E: 0 K: 1 S: 12	H: 1 LOB: 1 BB: 0 P: 14	R: 0 E: 0 K: 0 S: 7	H: 2 LOB: 0 BB: 1 P: 12	R: 0 E: 0 K: 1 S: 11	H: 1 LOB: 2 BB: 0 P: 16	R: 0 E: 0 K: 1 S: 19	H: 1 LOB: 1 BB: 0 P: 24	1B: 8 2B: 2 3B: 0 HR: 1	SF: 0 SAC: 1 DP: 1 HBP: 0	WP: 0 PB: 0 SB: 1 CS: 0	PA: 43	
PITCHER	IP	WLS	BF	H	R	ER	SO	BB	IBB	HBP	BLK	WP	HR	S	P	ERA	WHIP				
Kyle Lohse, R ERA: 5.6	(1, 1)	3.2		22	6	4	4	2	4	1	0	0	0	19	28	9.82	2.727				
Jose Rodriguez, L ERA: 7.71	(4, 1)	2.0		8	2	0	0	0	0	0	0	0	0	6	12	0.00	6.000				
J.C. Romero, L ERA: 1.74	(6, 1)	0.1	W	3	1	0	0	1	1	0	0	0	0	6	12	0.00	6.000				
LaTroy Hawkins, R ERA: 1.6	(7, 1)	2.0	H	6	1	0	0	1	0	0	0	0	0	16	22	0.00	0.500				
Eddie Guardado, L ERA: 2.5	(9, 1)	1.0	S	4	1	0	0	1	0	0	0	0	0	19	24	0.00	1.000				

AB	38
R	5
H	14
RBI	5
BB	1
SO	8
LOB	28



Batter	1	2	3	4	5	6	7	8	9	AB	R	H	RBI	BB	SO	LOB	TOP			
Jacque Jones, L OBP: 0.331, SLG: 0.466 (1, 7)										3	0	0	0	1	3	0	Minnesota Twins @ Oakland Athletics Network Associates Coliseum, Oakland, CA Wed Jul 03 2002, 10:05 PM EDT Att: 30,213 - Sunny - 63 F			
Denny Hocking, S OBP: 0.313, SLG: 0.316 (1, 6)										4	0	1	0	0	2	1				
Corey Koskie, L OBP: 0.374, SLG: 0.453 (1, 5)										4	1	2	0	0	1	1				
Matthew LeCroy, R OBP: 0.358, SLG: 0.545 (1, 10)										4	0	0	0	0	0	2				
Bobby Kielty, S OBP: 0.435, SLG: 0.514 (1, 8) (7, 9)										4	1	1	1	0	1	0				
Doug Mientkiewicz, L OBP: 0.384, SLG: 0.373 (1, 3)										4	0	1	1	0	2	0				
Brian Buchanan, R OBP: 0.302, SLG: 0.427 Tori Hunter, R OBP: 0.346, SLG: 0.552 (7, 8)										3	0	1	0	0	0	1				
A.J. Pierzynski, L OBP: 0.367, SLG: 0.506 (1, 2)										3	0	0	0	0	2	1				
Luis Rivas, R OBP: 0.313, SLG: 0.348 (1, 4)										3	0	0	0	0	1	1				
Inning Stats	R: 0 E: 0 K: 2 S: 10	H: 1 LOB: 1 BB: 0 P: 14	R: 0 E: 0 K: 0 S: 6	H: 0 LOB: 0 BB: 0 P: 8	R: 0 E: 0 K: 2 S: 8	H: 0 LOB: 0 BB: 0 P: 12	R: 2 E: 0 K: 0 S: 11	H: 3 LOB: 1 BB: 0 P: 18	R: 0 E: 0 K: 1 S: 12	H: 0 LOB: 1 BB: 1 P: 21	R: 0 E: 0 K: 2 S: 12	H: 1 LOB: 1 BB: 0 P: 15	R: 0 E: 0 K: 1 S: 6	H: 1 LOB: 0 BB: 0 P: 6	R: 0 E: 0 K: 2 S: 10	H: 0 LOB: 0 BB: 0 P: 14	1B: 2 2B: 4 3B: 0 HR: 0	SF: 0 SAC: 0 DP: 1 HBP: 0	WP: 0 PB: 0 SB: 0 CS: 0	PA: 33
PITCHER Mark Mulder, L ERA: 3.99 (1, 1)	IP: 9.0 WLS: L BF: 33 H: 6 R: 2 ER: 2 SO: 12 BB: 1 IBB: 0 HBP: 0 BLK: 0 WP: 0 HR: 0 S: 81 P: 115 ERA: 2.00 WHIP: 0.778																			

AB	32
R	2
H	6
RBI	2
BB	1
SO	12
LOB	7



Batter	1	2	3	4	5	6	7	8	9	AB	R	H	RBI	BB	SO	LOB	BOTTOM			
Mark Ellis, R OBP: 0.307, SLG: 0.366 (1, 4)										1	0	0	0	1	1	0	Minnesota Twins @ Oakland Athletics Network Associates Coliseum, Oakland, CA Wed Jul 03 2002, 10:05 PM EDT Att: 30,213 - Sunny - 63 F			
Randy Velarde, R OBP: 0.335, SLG: 0.388 (1, 5)										3	0	0	0	1	0	3				
Miguel Tejada, R OBP: 0.342, SLG: 0.484 (1, 6)										4	0	1	0	0	0	4				
Olmedo Saenz, R OBP: 0.367, SLG: 0.505 (1, 3)										4	0	2	0	0	1	3				
Jermaine Dye, R OBP: 0.336, SLG: 0.401 (1, 10)										4	0	2	0	0	1	2				
Adam Piatt, R OBP: 0.326, SLG: 0.424 David Justice, L OBP: 0.399, SLG: 0.389 (8, PH) (9, 7)										3	0	0	0	0	3	3				
Eric Byrnes, R OBP: 0.304, SLG: 0.452 (1, 9)										4	0	1	0	0	0	2				
Terrence Long, L OBP: 0.313, SLG: 0.395 (1, 8)										4	1	1	0	0	2	3				
Ramon Hernandez, R OBP: 0.281, SLG: 0.324 3 Eric Chavez, L OBP: 0.352, SLG: 0.559 (9, PH)										2	0	1	1	1	1	0				
Inning Stats	R: 0 E: 0 K: 1 S: 9	H: 0 LOB: 0 BB: 0 P: 10	R: 0 E: 0 K: 1 S: 9	H: 1 LOB: 1 BB: 0 P: 11	R: 1 E: 0 K: 1 S: 15	H: 2 LOB: 2 BB: 0 P: 23	R: 0 E: 0 K: 1 S: 9	H: 1 LOB: 1 BB: 0 P: 15	R: 0 E: 0 K: 3 S: 13	H: 2 LOB: 2 BB: 0 P: 20	R: 0 E: 0 K: 1 S: 8	H: 0 LOB: 0 BB: 1 P: 15	R: 0 E: 0 K: 0 S: 9	H: 2 LOB: 1 BB: 0 P: 14	R: 0 E: 0 K: 1 S: 8	H: 0 LOB: 0 BB: 0 P: 11	1B: 7 2B: 1 3B: 0 HR: 0	SF: 0 SAC: 1 DP: 3 HBP: 1	WP: 0 PB: 0 SB: 0 CS: 0	PA: 36
PITCHER Johan Santana, L ERA: 2.45 LaTroy Hawkins, R ERA: 1.56 J.C. Romero, L ERA: 1.71 Eddie Guardado, L ERA: 2.85 (1, 1) (7, 1) (8, 1) (9, 1)	IP: 6.1 WLS: W BF: 28 H: 6 R: 1 ER: 1 SO: 8 BB: 3 IBB: 0 HBP: 1 BLK: 0 WP: 0 HR: 0 S: 72 P: 110 ERA: 1.42 WHIP: 1.421																			

AB	31
R	1
H	8
RBI	1
BB	3
SO	9
LOB	21



Batter	1	2	3	4	5	6	7	8	9	AB	R	H	RBI	BB	SO	LOB	TOP										
Jacque Jones, L (1, 7) OBP: 0.328, SLG: 0.462 Brian Buchanan, R (8, PH) OBP: 0.300, SLG: 0.424 (8, 9)	K		FC6-4		G1-3			G5-3		3	0	0	0	0	1	1											
Cristian Guzman, S (1, 6) OBP: 0.275, SLG: 0.342	L8				F7			F8		4	1	1	0	0	0	0											
Corey Koskie, L (1, 5) OBP: 0.376, SLG: 0.458	K				1B			K		4	0	2	0	0	2	0											
David Ortiz, L (1, 10) OBP: 0.299, SLG: 0.385 Bobby Kielty, S (9, PH) OBP: 0.433, SLG: 0.510		F9			L3			F9		3	0	0	0	0	0	3											
Tori Hunter, R (1, 8) OBP: 0.345, SLG: 0.549		P6			1B			G1-3		4	0	1	0	0	1	1											
Doug Mientkiewicz, L (1, 3) OBP: 0.392, SLG: 0.389		G4-3			IBB			L7		3	0	0	0	1	1	1											
Dustan Mohr, R (1, 9) OBP: 0.349, SLG: 0.472 (8, 7)					K			K		3	0	1	0	0	2	3											
A.J. Pierzynski, L (1, 2) OBP: 0.362, SLG: 0.500					K			G6-3		3	0	0	0	0	1	4											
Luis Rivas, R (1, 4) OBP: 0.313, SLG: 0.348					G5-3			G4-3		3	0	1	0	0	0	0											
Inning Stats	R: 0 H: 0 E: 0 K: 2 S: 7	H: 0 LOB: 0 BB: 0 P: 9	R: 0 H: 0 E: 0 K: 0 S: 10	H: 0 LOB: 0 BB: 0 P: 15	R: 0 H: 2 E: 0 K: 0 S: 8	H: 2 LOB: 1 BB: 0 P: 13	R: 1 H: 3 E: 0 K: 2 S: 18	H: 3 LOB: 3 BB: 1 P: 27	R: 0 H: 0 E: 0 K: 2 S: 13	H: 1 LOB: 1 BB: 0 P: 22	R: 0 H: 0 E: 0 K: 1 S: 6	H: 0 LOB: 0 BB: 0 P: 9	R: 0 H: 0 E: 0 K: 1 S: 8	H: 0 LOB: 0 BB: 0 P: 13	R: 0 H: 0 E: 0 K: 0 S: 5	H: 0 LOB: 0 BB: 0 P: 10	1B: 5 2B: 1 3B: 0 HR: 0	SF: 0 SAC: 0 DP: 1 HBP: 0	WP: 1 PB: 0 CS: 0	PA: 33							
PITCHER	IP	WLS	BF	H	R	ER	SO	BB	IBB	HBP	BLK	WP	HR	S	P	ERA	WHIP										
Freddy Garcia, R (1, 1) ERA: 3.44	7.0		27	6	1	1	7	0	1	0	0	1	0	69	105	1.29	0.857										
Arthur Rhodes, L (8, 1) ERA: 2.93	1.1	W	4	0	0	0	1	0	0	0	0	0	0	11	18	0.00	0.000										
Kazuhiko Sasaki, R (9, 1) ERA: 1.42	0.2	S	2	0	0	0	0	0	0	0	0	0	0	2	5	0.00	0.000										

Minnesota Twins @ Seattle Mariners
Safeco Field, Seattle, WA
Thu Jul 04 2002, 3:35 PM PDT
Att: 44,543 - Cloudy - 62 F

AB 32
R 1
H 6
RBI 0
BB 1
SO 8
LOB 13



Batter	1	2	3	4	5	6	7	8	9	AB	R	H	RBI	BB	SO	LOB	BOTTOM										
51 Ichiro Suzuki, L (1, 9) OBP: 0.432, SLG: 0.466	G1-3		G1-3		G6-3			F7		4	0	0	0	0	0	1											
Mark McLemore, S (1, 7) OBP: 0.380, SLG: 0.438 Edgar Martinez, R (8, PH) OBP: 0.345, SLG: 0.431 Charles Gipson, R (8, PR) OBP: 0.376, SLG: 0.462 (9, 7)								2B		3	1	3	0	0	0	0											
John Olerud, L (1, 3) OBP: 0.414, SLG: 0.522	G4-6-3		F9					2B		3	0	1	2	0	0	2											
Ruben Sierra, S (1, 10) OBP: 0.358, SLG: 0.493					G4-3			G6-3		2	0	0	0	2	0	0											
Bret Boone, R (1, 4) OBP: 0.297, SLG: 0.391		F9			F9			L4		4	0	0	0	0	1	3											
Carlos Guillen, S (1, 6) OBP: 0.384, SLG: 0.473			K		G3-1			G6-3		3	0	0	0	1	1	1											
Mike Cameron, R (1, 8) OBP: 0.330, SLG: 0.453					K			K		3	0	1	0	1	2	3											
Dan Wilson, R (1, 2) OBP: 0.346, SLG: 0.413					F3			K		3	0	1	0	0	1	3											
Jeff Cirillo, R (1, 5) OBP: 0.308, SLG: 0.345					K			G6-3		3	0	0	0	0	2	2											
Inning Stats	R: 0 H: 1 E: 0 K: 0 S: 10	H: 1 LOB: 2 BB: 1 P: 23	R: 0 H: 1 E: 0 K: 1 S: 15	H: 1 LOB: 1 BB: 0 P: 16	R: 0 H: 0 E: 0 K: 0 S: 6	H: 0 LOB: 0 BB: 0 P: 9	R: 0 H: 1 E: 0 K: 2 S: 12	H: 1 LOB: 1 BB: 0 P: 18	R: 1 H: 1 E: 0 K: 0 S: 7	H: 1 LOB: 0 BB: 0 P: 12	R: 0 H: 0 E: 0 K: 1 S: 14	H: 0 LOB: 1 BB: 1 P: 24	R: 1 H: 1 E: 0 K: 2 S: 14	H: 1 LOB: 3 BB: 3 P: 32	1B: 2 2B: 3 3B: 1 HR: 0	SF: 1 SAC: 0 DP: 1 HBP: 0	WP: 1 PB: 0 CS: 0	PA: 34									
PITCHER	IP	WLS	BF	H	R	ER	SO	BB	IBB	HBP	BLK	WP	HR	S	P	ERA	WHIP										
Juan Rincon, R (1, 1) ERA: 2.31	6.1		25	5	1	1	4	0	0	0	0	0	0	69	104	1.42	1.105										
Michael Jackson, R (7, 1) ERA: 2.29	0.2		2	0	0	0	1	0	0	0	0	0	0	8	13	0.00	0.000										
Jose Rodriguez, L (8, 1) ERA: 10.13	0.1	L	4	1	1	1	0	1	1	0	0	0	0	6	16	27.00	6.000										
Tony Fiore, R (8, 1) ERA: 3.16	0.2		3	0	0	0	2	1	0	0	0	0	0	8	16	0.00	1.500										

Minnesota Twins @ Seattle Mariners
Safeco Field, Seattle, WA
Thu Jul 04 2002, 3:35 PM PDT
Att: 44,543 - Cloudy - 62 F

AB 28
R 2
H 6
RBI 2
BB 5
SO 7
LOB 15



Batter	1	2	3	4	5	6	7	8	9	AB	R	H	RBI	BB	SO	LOB	TOP					
Cristian Guzman, S OBP: 0.275, SLG: 0.341 (1, 6)										4	0	1	0	0	1	1	Minnesota Twins @ Seattle Mariners Safeco Field, Seattle, WA Fri Jul 05, 2002, 7:05 PM PDT Att: 45,526 - Cloudy - 67 F					
Doug Mientkiewicz, L OBP: 0.389, SLG: 0.363 (1, 3)										4	1	0	0	1	0	3						
Tori Hunter, R OBP: 0.344, SLG: 0.554 (1, 8)										4	1	1	4	0	0	2						
Corey Koskie, L OBP: 0.381, SLG: 0.469 (1, 5)										3	1	2	0	1	0	1						
Matthew LeCroy, R OBP: 0.355, SLG: 0.534 (1, 10)										4	1	1	1	0	0	3						
Jacque Jones, L OBP: 0.327, SLG: 0.469 (1, 7)										4	1	1	2	0	1	1						
Bobby Kielty, S OBP: 0.334, SLG: 0.510 (1, 9)										4	1	2	0	0	1	1						
A.J. Pierzynski, L OBP: 0.360, SLG: 0.496 (1, 2)										4	1	1	0	0	2	1						
Luis Rivas, R OBP: 0.317, SLG: 0.351 (1, 4)										2	0	1	0	0	0	1						
David Ortiz, L OBP: 0.302, SLG: 0.385 (7, PH)										0	0	0	0	1	0	0						
Denny Hocking, S OBP: 0.316, SLG: 0.320 (7, 4)										1	1	1	0	0	0	0						
Inning Stats	R: 0 E: 0 K: 1 S: 9	H: 0 LOB: 0 BB: 0 P: 13	R: 0 E: 0 K: 1 S: 9	H: 1 LOB: 1 BB: 0 P: 9	R: 0 E: 0 K: 0 S: 12	H: 2 LOB: 2 BB: 0 P: 17	R: 0 E: 0 K: 0 S: 7	H: 0 LOB: 0 BB: 1 P: 15	R: 0 E: 0 K: 1 S: 8	H: 1 LOB: 0 BB: 0 P: 10	R: 0 E: 0 K: 0 S: 6	H: 0 LOB: 0 BB: 0 P: 12	R: 3 E: 1 K: 0 S: 18	H: 6 LOB: 1 BB: 2 P: 33	R: 0 E: 0 K: 2 S: 9	H: 0 LOB: 0 BB: 0 P: 11	R: 0 E: 0 K: 0 S: 4	H: 1 LOB: 0 BB: 0 P: 7	1B: 7 2B: 2 3B: 0 HR: 2	SF: 0 SAC: 1 DP: 3 HBP: 0	WP: 1 PB: 0 CS: 0	PA: 38
PITCHER	IP	WLS	BF	H	R	ER	SO	BB	IBB	HBP	BLK	WP	HR	S	P	ERA	WHIP					
James Baldwin, R ERA: 4.54 (1, 1)	6.0		24	7	3	3	3	1	0	0	0	0	1	57	86	4.50	1.333					
Jeff Nelson, R ERA: 6.75 (7, 1)	2.0	L	11	3	5	5	2	1	1	0	0	1	1	21	34	22.50	2.000					
Shigetoshi Hasegawa, R ERA: 1.01 (9, 1)	1.0		3	1	0	0	0	0	0	0	0	0	0	4	7	0.00	1.000					

AB	34
R	8
H	11
RBI	7
BB	3
SO	5
LOB	14



Batter	1	2	3	4	5	6	7	8	9	AB	R	H	RBI	BB	SO	LOB	BOTTOM					
Mike Cameron, R OBP: 0.329, SLG: 0.460 (1, 8)										4	1	1	3	0	1	0	Minnesota Twins @ Seattle Mariners Safeco Field, Seattle, WA Fri Jul 05, 2002, 7:05 PM PDT Att: 45,526 - Cloudy - 67 F					
Jeff Cirillo, R OBP: 0.304, SLG: 0.341 (1, 5)										4	0	0	0	0	0	0						
Bret Boone, R OBP: 0.297, SLG: 0.389 (1, 4)										4	0	1	0	0	0	0						
Edgar Martinez, R OBP: 0.341, SLG: 0.421 (1, 10)										4	0	1	0	0	1	1						
John Olerud, L OBP: 0.415, SLG: 0.532 (1, 3)										4	1	2	1	0	0	0						
Ruben Sierra, S OBP: 0.354, SLG: 0.486 (1, 7)										4	0	0	0	0	0	2						
Dan Wilson, R OBP: 0.345, SLG: 0.412 (1, 2)										3	0	1	0	0	1	0						
Desi Relaford, S OBP: 0.366, SLG: 0.331 (1, 6)										3	1	1	0	0	0	1						
Charles Gipson, R OBP: 0.375, SLG: 0.439 (1, 9)										2	1	0	0	1	0	0						
Inning Stats	R: 0 E: 0 K: 0 S: 6	H: 0 LOB: 0 BB: 0 P: 9	R: 0 E: 0 K: 0 S: 5	H: 0 LOB: 0 BB: 0 P: 10	R: 3 E: 0 K: 1 S: 17	H: 3 LOB: 1 BB: 1 P: 29	R: 1 E: 0 K: 0 S: 7	H: 2 LOB: 0 BB: 0 P: 10	R: 0 E: 0 K: 0 S: 9	H: 0 LOB: 0 BB: 0 P: 11	R: 0 E: 0 K: 0 S: 11	H: 2 LOB: 1 BB: 0 P: 17	R: 0 E: 0 K: 1 S: 5	H: 0 LOB: 0 BB: 0 P: 5	R: 0 E: 0 K: 1 S: 9	H: 0 LOB: 0 BB: 0 P: 15		R: 0 E: 0 K: 0 S: 9	H: 0 LOB: 0 BB: 0 P: 13	1B: 5 2B: 0 3B: 0 HR: 2	SF: 0 SAC: 0 DP: 2 HBP: 0	WP: 1 PB: 0 CS: 0
PITCHER	IP	WLS	BF	H	R	ER	SO	BB	IBB	HBP	BLK	WP	HR	S	P	ERA	WHIP					
Eric Milton, L ERA: 5.21 (1, 1)	9.0	W	33	7	4	4	3	1	0	0	0	1	2	78	119	4.00	0.889					

AB	32
R	4
H	7
RBI	4
BB	1
SO	3
LOB	4



Batter	1	2	3	4	5	6	7	8	9	AB	R	H	RBI	BB	SO	LOB	TOP												
Cristian Guzman, S OBP: 0.274, SLG: 0.342 (1, 6)										5	0	1	1	0	2	2													
Luis Rivas, R OBP: 0.321, SLG: 0.354 (1, 4)										5	0	2	0	0	1	1													
Tori Hunter, R OBP: 0.347, SLG: 0.564 (1, 8)										5	2	3	1	0	0	0													
Corey Koskie, L OBP: 0.381, SLG: 0.465 (1, 5)										4	2	1	0	1	3	3													
Matthew LeCroy, R OBP: 0.357, SLG: 0.556 (1, 10)										5	1	2	2	0	1	4													
David Ortiz, L OBP: 0.311, SLG: 0.412 Doug Mientkiewicz, L OBP: 0.391, SLG: 0.399 (1, 3) (7, 3)										3	1	2	2	0	0	1													
Dustin Mohr, R OBP: 0.350, SLG: 0.471 (1, 7) (8, 9)										5	0	2	1	0	1	2													
Brian Buchanan, R OBP: 0.294, SLG: 0.415 Jacque Jones, L OBP: 0.326, SLG: 0.469 (8, PH) (8, 7)										3	0	0	0	0	1	2													
Tom Prince, R OBP: 0.326, SLG: 0.481 (1, 2)										4	0	1	0	0	1	2													
Inning Stats	R: 0 E: 0 K: 2 S: 9	H: 0 LOB: 0 BB: 0 P: 10	R: 2 E: 0 K: 1 S: 15	H: 3 LOB: 1 BB: 0 P: 19	R: 0 E: 0 K: 2 S: 11	H: 2 LOB: 2 BB: 0 P: 17	R: 0 E: 0 K: 2 S: 10	H: 1 LOB: 2 BB: 0 P: 13	R: 2 E: 0 K: 1 S: 12	H: 4 LOB: 1 BB: 0 P: 19	R: 0 E: 0 K: 0 S: 7	H: 0 LOB: 0 BB: 0 P: 13	R: 1 E: 0 K: 1 S: 15	H: 2 LOB: 1 BB: 0 P: 20	R: 1 E: 0 K: 0 S: 14	H: 2 LOB: 2 BB: 1 P: 22	R: 1 E: 0 K: 0 S: 9	H: 2 LOB: 2 BB: 1 P: 15	1B: 10 2B: 3 3B: 0 HR: 3	SF: 0 SAC: 0 DP: 0 HBP: 1	WP: 1 PB: 0 SB: 0 CS: 1	PA: 44							
PITCHER	IP	WLS	BF	H	R	ER	SO	BB	IBB	HBP	BLK	WP	HR	S	P	ERA	WHIP												
Jamie Moyer, L ERA: 3.2 40 Julio Mateo, R ERA: 4.43	(1, 1) (8, 1)	7.0	L	33	12	5	5	9	0	0	1	0	0	0	0	23	37	6.43	2.500										

Minnesota Twins @ Seattle Mariners
Safeco Field, Seattle, WA
Sat Jul 06 2002, 6:05 PM PDT
Att: 45,416 - Cloudy - 68 F

AB	42
R	7
H	16
RBI	7
BB	1
SO	10
LOB	19



Batter	1	2	3	4	5	6	7	8	9	AB	R	H	RBI	BB	SO	LOB	BOTTOM											
51 Ichiro Suzuki, L OBP: 0.429, SLG: 0.461 (1, 9)										4	0	0	0	1	2	3												
Mark McLemore, S OBP: 0.388, SLG: 0.441 (1, 5) (8, 6)										3	0	2	0	2	0	0												
John Olerud, L OBP: 0.415, SLG: 0.530 (1, 3)										5	1	2	0	0	2	4												
Edgar Martinez, R OBP: 0.355, SLG: 0.425 (1, 10)										4	1	2	0	1	0	4												
Ruben Sierra, S OBP: 0.348, SLG: 0.478 (1, 7)										5	0	0	0	0	1	10												
Bret Boone, R OBP: 0.298, SLG: 0.386 (1, 4)										3	0	0	0	1	1	2												
Carlos Guillen, S OBP: 0.354, SLG: 0.469 Jeff Cirillo, R OBP: 0.309, SLG: 0.345 (1, 6) (7, PH) (8, 5)										2	0	0	0	1	0	3												
Ben Davis, S OBP: 0.306, SLG: 0.278 (1, 2)										3	0	1	1	2	1	1												
Mike Cameron, R OBP: 0.325, SLG: 0.453 (1, 8)										5	0	0	0	0	4	7												
Inning Stats	R: 0 E: 0 K: 1 S: 9	H: 0 LOB: 2 BB: 2 P: 24	R: 0 E: 0 K: 1 S: 9	H: 1 LOB: 2 BB: 1 P: 18	R: 0 E: 0 K: 0 S: 9	H: 1 LOB: 3 BB: 1 P: 19	R: 0 E: 0 K: 3 S: 12	H: 0 LOB: 0 BB: 0 P: 15	R: 0 E: 0 K: 3 S: 14	H: 2 LOB: 2 BB: 0 P: 19	R: 0 E: 0 K: 1 S: 7	H: 0 LOB: 1 BB: 1 P: 18	R: 2 E: 0 K: 1 S: 10	H: 3 LOB: 3 BB: 2 P: 22	R: 0 E: 0 K: 1 S: 10	H: 1 LOB: 2 BB: 1 P: 19	R: 0 E: 0 K: 0 S: 12	H: 1 LOB: 1 BB: 0 P: 17	1B: 9 2B: 0 3B: 0 HR: 0	SF: 0 SAC: 0 DP: 0 HBP: 1	WP: 0 PB: 0 SB: 0 CS: 0	PA: 45						
PITCHER	IP	WLS	BF	H	R	ER	SO	BB	IBB	HBP	BLK	WP	HR	S	P	ERA	WHIP											
Kyle Lohse, R ERA: 5.25 J.C. Romero, L ERA: 2.09 LaTroy Hawkins, R ERA: 1.52 Michael Jackson, R ERA: 2.23	(1, 1) (7, 1) (7, 1) (9, 1)	6.0	W	28	4	0	0	0	5	0	0	0	0	0	7	19	27.00	7.500										

Minnesota Twins @ Seattle Mariners
Safeco Field, Seattle, WA
Sat Jul 06 2002, 6:05 PM PDT
Att: 45,416 - Cloudy - 68 F

AB	36
R	2
H	9
RBI	2
BB	8
SO	11
LOB	34



Batter	1	2	3	4	5	6	7	8	9	AB	R	H	RBI	BB	SO	LOB	TOP								
Luis Rivas, R OBP: 0.327, SLG: 0.363 (1, 4)	G4-3 2B		G5-3 1-2				K			3	0	1	0	1	1	2									
Doug Mientkiewicz, L OBP: 0.337, SLG: 0.365 Cristian Guzman, S OBP: 0.273, SLG: 0.341 (8, PH)	G4-3 2-3		K				G4-3 1-2		G3	3	0	0	0	0	1	3									
Corey Koskie, L OBP: 0.376, SLG: 0.458 (1, 5)	K		G4-3				K		K	4	0	0	0	0	3	2									
Matthew LeCroy, R OBP: 0.345, SLG: 0.536 (1, 10)	G6-3				F8		F7		K	4	0	0	0	0	1	1									
Bobby Kielty, S OBP: 0.435, SLG: 0.506 (1, 8)		F9			K				E4 1B	3	0	1	0	1	1	0									
Jacque Jones, L OBP: 0.327, SLG: 0.475 (1, 7)		HR			K				K	4	1	1	1	0	3	2									
Dustin Mohr, R OBP: 0.346, SLG: 0.465 David Ortiz, L OBP: 0.310, SLG: 0.410 (8, PH)		K			F7				K	3	0	0	0	0	2	0									
A.J. Pierzynski, L OBP: 0.359, SLG: 0.504 (1, 2)		F7			HR				F7	4	1	1	1	0	0	1									
Denny Hocking, S OBP: 0.321, SLG: 0.326 (8, 3)					G5-3 1B					3	0	2	0	0	0	0									
Inning Stats	R: 0 E: 0 K: 1 S: 10	H: 1 LOB: 1 BB: 0 P: 18	R: 1 E: 0 K: 1 S: 9	H: 1 LOB: 0 BB: 0 P: 12	R: 0 E: 0 K: 1 S: 7	H: 1 LOB: 1 BB: 0 P: 10	R: 0 E: 0 K: 2 S: 7	H: 0 LOB: 0 BB: 0 P: 12	R: 1 E: 0 K: 0 S: 8	H: 1 LOB: 1 BB: 1 P: 17	R: 0 E: 0 K: 2 S: 12	H: 0 LOB: 1 BB: 1 P: 21	R: 0 E: 0 K: 2 S: 16	H: 1 LOB: 1 BB: 0 P: 21	R: 0 E: 1 K: 2 S: 8	H: 0 LOB: 1 BB: 0 P: 15	R: 0 E: 1 K: 2 S: 13	H: 1 LOB: 1 BB: 0 P: 19	1B: 3 2B: 1 3B: 0 HR: 2	SF: 0 SAC: 0 DP: 0 HBP: 0	WP: 0 PB: 0 SB: 1 CS: 0	PA: 35			
PITCHER	IP	WLS	BF	H	R	ER	SO	BB	IBB	HBP	BLK	WP	HR	S	P	ERA	WHIP								
John Halama, L ERA: 2.56 (1, 1)	5.2	W	23	4	2	2	6	2	0	0	0	0	2	49	85	3.18	1.059								
Arthur Rhodes, L ERA: 2.79 (6, 1)	2.0	H	7	1	0	0	4	0	0	0	0	0	0	25	36	0.00	0.500								
Kazuhiro Sasaki, R ERA: 1.36 (8, 1)	1.1	S	5	1	0	0	3	0	0	0	0	0	0	16	24	0.00	0.750								

Minnesota Twins @ Seattle Mariners
Safeco Field, Seattle, WA
Sun Jul 07 2002, 1:35 PM PDT
Att: 45,738 - Dome - 72 F

AB 33
R 2
H 6
RBI 2
BB 2
SO 13
LOB 12



Batter	1	2	3	4	5	6	7	8	9	AB	R	H	RBI	BB	SO	LOB	BOTTOM								
51 Ichiro Suzuki, L OBP: 0.430, SLG: 0.461 (1, 9)	G5-3		F7				1B			4	0	2	0	0	0	0									
Mark McLemore, S OBP: 0.393, SLG: 0.444 (1, 7)	F7		HR				CS		HR	3	2	2	0	1	0	0									
John Olerud, L OBP: 0.416, SLG: 0.549 (1, 3)	L7		HR				L5		HR	4	2	2	4	0	0	2									
Edgar Martinez, R OBP: 0.351, SLG: 0.429 (1, 10)		2B	G4-3				G5-3		K	4	1	1	0	0	1	2									
Bret Boone, R OBP: 0.301, SLG: 0.390 (1, 4)		1B	K				G5-3		BB	4	2	2	1	0	1	0									
Carlos Guillen, S OBP: 0.382, SLG: 0.466 (1, 6)		SF7					K		K	4	0	1	0	0	3	1									
Mike Cameron, R OBP: 0.324, SLG: 0.448 (1, 8)		K					G1-3		G3-1	3	1	0	0	1	1	2									
Dan Wilson, R OBP: 0.343, SLG: 0.416 (1, 2)		SF7					G6-3		F2	3	0	1	3	0	0	0									
Jeff Cirillo, R OBP: 0.305, SLG: 0.340 (1, 5)		L5					F7		G6-3	4	0	0	0	0	2										
Inning Stats	R: 0 E: 0 K: 0 S: 9	H: 0 LOB: 0 BB: 0 P: 12	R: 2 E: 0 K: 1 S: 13	H: 3 LOB: 1 BB: 0 P: 17	R: 2 E: 0 K: 1 S: 13	H: 2 LOB: 0 BB: 0 P: 25	R: 0 E: 0 K: 1 S: 11	H: 0 LOB: 0 BB: 0 P: 15	R: 0 E: 0 K: 0 S: 11	H: 2 LOB: 2 BB: 0 P: 16	R: 0 E: 0 K: 1 S: 9	H: 0 LOB: 0 BB: 0 P: 15	R: 0 E: 0 K: 0 S: 6	H: 1 LOB: 0 BB: 0 P: 12	R: 4 E: 0 K: 2 S: 18	H: 3 LOB: 1 BB: 2 P: 36	1B: 6 2B: 3 3B: 0 HR: 2	SF: 1 SAC: 0 DP: 0 HBP: 0	WP: 0 PB: 0 SB: 1 CS: 1	PA: 37					
PITCHER	IP	WLS	BF	H	R	ER	SO	BB	IBB	HBP	BLK	WP	HR	S	P	ERA	WHIP								
Rick Reed, R ERA: 4.62 (1, 1)	6.0	L	25	7	4	4	4	0	0	0	0	0	1	66	100	6.00	1.167								
Tony Fiore, R ERA: 3.59 (7, 1)	1.1		7	3	3	3	1	1	0	0	0	0	1	18	33	20.25	3.000								
Jose Rodriguez, L ERA: 10.8 (8, 1)	0.2		4	1	1	1	1	1	0	0	0	0	0	6	15	13.50	3.000								

Minnesota Twins @ Seattle Mariners
Safeco Field, Seattle, WA
Sun Jul 07 2002, 1:35 PM PDT
Att: 45,738 - Dome - 72 F

AB 33
R 8
H 11
RBI 8
BB 2
SO 6
LOB 9



Batter	1	2	3	4	5	6	7	8	9	AB	R	H	RBI	BB	SO	LOB	TOP
10 Michael Young, R OBP: 0.310, SLG: 0.404	1-2 G5-3 3B	0-0 P4			2-2 F8			0-1 G4-3	0-3 K	5	1	1	0	0	1	3	
Herbert Perry, R OBP: 0.340, SLG: 0.479 Frank Catalanotto, L OBP: 0.306, SLG: 0.459	0-0 G5-3	1-2 G4-3			3-2 2B			0-2 WP 1B		4	0	2	1	0	0	1	
Alex Rodriguez, R OBP: 0.397, SLG: 0.599	1-1 P6		1-3 K		1-0 G5-3			0-3 K		4	0	0	0	0	2	2	
Juan Gonzalez, R OBP: 0.358, SLG: 0.485	0-1 1B		1-3 K		1-3 K			0-2 WP 1B		4	0	2	0	0	2	0	
Rafael Palmeiro, L OBP: 0.376, SLG: 0.550	3-3 K		0-3 K		2-2 F5			3-2 G3-1		4	0	0	0	0	2	3	
Ivan Rodriguez, R OBP: 0.335, SLG: 0.468		4-2 HR BB		0-3 K				2-2 F9		3	1	0	0	1	2	0	
Kevin Mench, R OBP: 0.375, SLG: 0.591 29 Rusty Greer, L OBP: 0.356, SLG: 0.377	1-2 1H HR		1-3 K		0-0 1B			0-1 G1-3		3	1	2	2	0	1	0	
Carl Everett, S OBP: 0.239, SLG: 0.329	3-3 K		1-3 K		1-1 F9			2-2 1B		4	0	1	0	0	2	0	
Ruben Rivera, R OBP: 0.500, SLG: 0.333	4-2 BB				1-2 F7			0-2 1B		3	0	1	0	1	0	0	
Inning Stats	R: 1 E: 0 K: 1 S: 12	H: 2 LOB: 1 BB: 0 P: 17	R: 2 E: 0 K: 1 S: 19	H: 1 LOB: 1 BB: 2 P: 32	R: 0 E: 0 K: 3 S: 9	H: 0 LOB: 0 BB: 0 P: 11	R: 0 E: 0 K: 3 S: 9	H: 0 LOB: 0 BB: 0 P: 11	R: 0 E: 0 K: 2 S: 11	H: 1 LOB: 1 BB: 0 P: 16	R: 0 E: 0 K: 1 S: 17	H: 2 LOB: 2 BB: 0 P: 20	R: 0 E: 0 K: 1 S: 15	H: 2 LOB: 2 BB: 0 P: 19	1B: 6 2B: 1 3B: 1 HR: 1	SF: 0 SAC: 0 DP: 0 HBP: 0	WP: 1 PA: 37
PITCHER	IP WLS BF H R ER SO BB IBB HBP BLK WP HR S P ERA WHIP	IP WLS BF H R ER SO BB IBB HBP BLK WP HR S P ERA WHIP	IP WLS BF H R ER SO BB IBB HBP BLK WP HR S P ERA WHIP	IP WLS BF H R ER SO BB IBB HBP BLK WP HR S P ERA WHIP	IP WLS BF H R ER SO BB IBB HBP BLK WP HR S P ERA WHIP	IP WLS BF H R ER SO BB IBB HBP BLK WP HR S P ERA WHIP	IP WLS BF H R ER SO BB IBB HBP BLK WP HR S P ERA WHIP	IP WLS BF H R ER SO BB IBB HBP BLK WP HR S P ERA WHIP	IP WLS BF H R ER SO BB IBB HBP BLK WP HR S P ERA WHIP	IP WLS BF H R ER SO BB IBB HBP BLK WP HR S P ERA WHIP	IP WLS BF H R ER SO BB IBB HBP BLK WP HR S P ERA WHIP	IP WLS BF H R ER SO BB IBB HBP BLK WP HR S P ERA WHIP	IP WLS BF H R ER SO BB IBB HBP BLK WP HR S P ERA WHIP	IP WLS BF H R ER SO BB IBB HBP BLK WP HR S P ERA WHIP	IP WLS BF H R ER SO BB IBB HBP BLK WP HR S P ERA WHIP	IP WLS BF H R ER SO BB IBB HBP BLK WP HR S P ERA WHIP	IP WLS BF H R ER SO BB IBB HBP BLK WP HR S P ERA WHIP
Eric Milton, L ERA: 5.14	7.0 W 27	5 3 3 10	2 0 0 0	0 0 0 0	0 0 1 11	0 0 6 9	0 0 15 19	0 0 115 3.86	1.000								
LaTroy Hawkins, R ERA: 1.5	0.2 H 4	2 0 0 1	0 0 0 0	0 0 0 0	0 0 1 6	0 0 9 9	0 0 15 19	0.00	3.000								
J.C. Romero, L ERA: 2.05	0.1 H 1	0 0 0 0	0 0 0 0	0 0 0 0	0 0 1 6	0 0 9 9	0 0 15 19	0.00	0.000								
Eddie Guardado, L ERA: 2.79	1.0 S 5	2 0 0 1	0 0 0 0	0 0 0 0	0 0 15 19	0 0 15 19	0 0 15 19	0.00	2.000								

Texas Rangers @ Minnesota Twins
Hubert H. Humphrey Metrodome, Minneapolis, MN
Thu Jul 11 2002, 8:05 PM EDT
Att: 18,144 - Dome - 72 F

AB 35
R 3
H 9
RBI 3
BB 2
SO 12
LOB 9



Batter	1	2	3	4	5	6	7	8	9	AB	R	H	RBI	BB	SO	LOB	BOTTOM		
Jacque Jones, L OBP: 0.326, SLG: 0.471	2-3 K		1-2 G4-3		0-1 G3-1			4-0 BB 2B		3	1	0	0	1	1	1			
Cristian Guzman, S OBP: 0.273, SLG: 0.338	1-1 G3		1-0 G6-3		3-2 G6-3			4-2 2B 1-2 BB		3	0	0	0	1	0	1			
Doug Mientkiewicz, L OBP: 0.386, SLG: 0.367	1-0 G4-3		1-1 2B		0-1 P5			2-3 K		4	1	1	1	0	1	2			
Corey Koskie, L OBP: 0.384, SLG: 0.470		4-2 WP S E BB	1-1 2B		4-2 HBP BB			2-2 1-3 2H 2B		2	1	2	2	2	0	0			
Tori Hunter, R OBP: 0.346, SLG: 0.559	3-3 K		2-0 G6-3		2-0 HBP			0-0 G6-3		3	0	0	0	0	1	4			
David Ortiz, L OBP: 0.308, SLG: 0.403	4-1 2H BB		1-1 L4		0-0 F7			2-2 G4-3		3	0	0	0	1	0	2			
Bobby Kielty, S OBP: 0.432, SLG: 0.497	1-3 K		2-3 K		3-1 HBP			2-3 K		3	0	0	0	0	3	1			
A.J. Pierzynski, L OBP: 0.353, SLG: 0.496	0-2 G5-3		2-0 F8		0-3 K			0-1 G6-3		4	0	0	0	0	1	4			
Luis Rivas, R OBP: 0.327, SLG: 0.362			2-0 G6-3 2B G4-3 1B		0-0 F8			0-1 F8		3	1	1	0	0	0	0			
Inning Stats	R: 0 E: 0 K: 1 S: 6	H: 0 LOB: 0 BB: 0 P: 10	R: 1 E: 1 K: 2 S: 14	H: 0 LOB: 1 BB: 2 P: 26	R: 2 E: 0 K: 0 S: 10	H: 3 LOB: 1 BB: 0 P: 18	R: 0 E: 0 K: 1 S: 6	H: 0 LOB: 0 BB: 0 P: 11	R: 0 E: 0 K: 1 S: 7	H: 0 LOB: 0 BB: 0 P: 10	R: 0 E: 0 K: 1 S: 10	H: 0 LOB: 3 BB: 1 P: 19	R: 1 E: 0 K: 1 S: 13	H: 1 LOB: 2 BB: 2 P: 25	R: 0 E: 0 K: 1 S: 10	H: 0 LOB: 0 BB: 0 P: 14	1B: 1 2B: 3 3B: 0 HR: 0	SF: 0 SAC: 0 DP: 0 HBP: 2	WP: 1 PA: 35
PITCHER	IP WLS BF H R ER SO BB IBB HBP BLK WP HR S P ERA WHIP	IP WLS BF H R ER SO BB IBB HBP BLK WP HR S P ERA WHIP	IP WLS BF H R ER SO BB IBB HBP BLK WP HR S P ERA WHIP	IP WLS BF H R ER SO BB IBB HBP BLK WP HR S P ERA WHIP	IP WLS BF H R ER SO BB IBB HBP BLK WP HR S P ERA WHIP	IP WLS BF H R ER SO BB IBB HBP BLK WP HR S P ERA WHIP	IP WLS BF H R ER SO BB IBB HBP BLK WP HR S P ERA WHIP	IP WLS BF H R ER SO BB IBB HBP BLK WP HR S P ERA WHIP	IP WLS BF H R ER SO BB IBB HBP BLK WP HR S P ERA WHIP	IP WLS BF H R ER SO BB IBB HBP BLK WP HR S P ERA WHIP	IP WLS BF H R ER SO BB IBB HBP BLK WP HR S P ERA WHIP	IP WLS BF H R ER SO BB IBB HBP BLK WP HR S P ERA WHIP	IP WLS BF H R ER SO BB IBB HBP BLK WP HR S P ERA WHIP	IP WLS BF H R ER SO BB IBB HBP BLK WP HR S P ERA WHIP	IP WLS BF H R ER SO BB IBB HBP BLK WP HR S P ERA WHIP	IP WLS BF H R ER SO BB IBB HBP BLK WP HR S P ERA WHIP	IP WLS BF H R ER SO BB IBB HBP BLK WP HR S P ERA WHIP		
Chan Ho Park, R ERA: 7.63	6.1 L 29	3 4 3 5	0 2 2 0	0 2 2 0	0 0 7 11	0 0 7 11	0 0 11 15	0.00	4.26										
Rich Rodriguez, L ERA: 16.2	0.1 2	1 0 0 1	0 0 0 0	0 0 0 0	0 0 7 11	0 0 7 11	0 0 11 15	0.00	3.000										
Colby Lewis, R ERA: 7.36	1.1 4	0 0 0 1	0 0 0 0	0 0 0 0	0 0 11 15	0 0 11 15	0 0 11 15	0.00	0.000										

Texas Rangers @ Minnesota Twins
Hubert H. Humphrey Metrodome, Minneapolis, MN
Thu Jul 11 2002, 8:05 PM EDT
Att: 18,144 - Dome - 72 F

AB 28
R 4
H 4
RBI 3
BB 5
SO 7
LOB 15



Batter	1	2	3	4	5	6	7	8	9	10	11	AB	R	H	RBI	BB	SO	LOB										
Frank Catalanotto, L OBP: 0.360, SLG: 0.449 (1, 3)	F7		10 3B		F8			G6-3		F7		5	1	1	0	0	0	0										
10 Michael Young, R OBP: 0.312, SLG: 0.410 (1, 4)	K		1B		F9			F9		F8		5	0	2	1	0	1	0										
Alex Rodriguez, R OBP: 0.397, SLG: 0.605 (1, 6)	1B		G5-3		G5-3			F9				5	1	2	1	0	0	2										
Juan Gonzalez, R OBP: 0.354, SLG: 0.478 (1, 9)	G6-3				P4			G6-3				5	1	1	0	0	1	1										
Rafael Palmeiro, L OBP: 0.374, SLG: 0.546 Carl Everett, S OBP: 0.298, SLG: 0.327 (1, 10)	K		F7		F7			K		FC6-4 1B		4	0	1	0	0	2	0										
Ivan Rodriguez, R OBP: 0.339, SLG: 0.484 (1, 2)	K		1B		1B			3B		SF8		3	0	2	1	0	1	0										
Herbert Perry, R OBP: 0.340, SLG: 0.470 (1, 5)	F8		F8		F3			G5-3		FC6-4		4	0	0	0	0	0	2										
Kevin Mench, R OBP: 0.365, SLG: 0.574 Mike Lamb, L OBP: 0.342, SLG: 0.409 (1, 7)			G6-3		G6-3			F9		K		4	0	0	0	0	1	1										
Ruben Rivera, R OBP: 0.290, SLG: 0.143 (1, 8)			G6-3		F7			F8		K		0	0	0	0	0	0	0										
								K				4	0	0	0	0	2	0										
Inning Stats	R: 0 E: 0 K: 1 S: 6	H: 1 LOB: 1 BB: 0 P: 8	R: 0 E: 0 K: 2 S: 11	H: 0 LOB: 0 BB: 0 P: 17	R: 1 E: 0 K: 0 S: 15	H: 2 LOB: 1 BB: 0 P: 20	R: 0 E: 0 K: 0 S: 11	H: 1 LOB: 1 BB: 0 P: 17	R: 0 E: 0 K: 0 S: 6	H: 0 LOB: 0 BB: 0 P: 10	R: 1 E: 0 K: 1 S: 12	H: 1 LOB: 0 BB: 0 P: 18	R: 0 E: 0 K: 1 S: 13	H: 1 LOB: 1 BB: 0 P: 17	R: 1 E: 0 K: 1 S: 18	H: 2 LOB: 1 BB: 0 P: 24	R: 0 E: 0 K: 1 S: 7	H: 0 LOB: 0 BB: 0 P: 10	R: 0 E: 0 K: 1 S: 7	H: 0 LOB: 0 BB: 0 P: 13	1B: 6 2B: 0 3B: 2 HR: 1	SF: 1 SAC: 0 DP: 0 HBP: 0	WP: 0 PB: 0 SB: 0 CS: 0	PA: 41				
PITCHER	IP 7.0	WLS 4	BF 26	H 6	R 2	ER 2	SO 4	BB 0	IBB 0	HBP 0	BLK 0	WP 0	HR 1	S 69	P 100	ERA 2.57	WHIP 0.857											
Rick Reed, R ERA: 4.49 (8, 1)	1.0	H	4	1	0	0	1	0	0	0	0	0	0	0	13	17	0.00	1.000										
Michael Jackson, R ERA: 2.17 (9, 1)	1.0	B	5	2	1	1	1	0	0	0	0	0	0	0	18	24	9.00	2.000										
Eddie Cuadado, L ERA: 2.93 (10, 1)	1.0	3	0	0	0	0	1	0	0	0	0	0	0	7	10	0.00	0.000											
LaTroy Hawkins, R ERA: 1.47 Tony Fiore, R ERA: 3.52 (11, 1)	1.0	W	3	0	0	0	1	0	0	0	0	0	0	7	13	0.00	0.000											


TEXAS RANGERS

Texas Rangers @ Minnesota Twins
Hubert H. Humphrey Metrodome, Minneapolis, MN

Fri Jul 12 2002, 8:05 PM EDT
Att: 25,804 - Dome - 72 F

livebaseballscorecards.com

AB 40
R 3
H 9
RBI 3
BB 0
SO 8
LOB 6



Batter	1	2	3	4	5	6	7	8	9	10	11	AB	R	H	RBI	BB	SO	LOB									
Jacque Jones, L OBP: 0.324, SLG: 0.466 (1, 7)	G1-3	F7			P6			F9		K	1B	6	0	1	1	0	1	0									
Cristian Guzman, S OBP: 0.274, SLG: 0.347 (1, 6)	G4-3		G1-3		G3-4-1			3B		HBP FC6-2 2B		5	0	2	0	0	0	0									
Doug Mientkewicz, L OBP: 0.389, SLG: 0.363 (1, 3)	BB		P5					K		FC6-2 HBP IBB		3	0	0	0	2	1	1									
Corey Koskie, L OBP: 0.384, SLG: 0.466 (1, 5)	L4		F7					P5		FC6-2 HBP		4	0	1	0	0	0	2									
Torii Hunter, R OBP: 0.347, SLG: 0.557 (1, 8)		BB 2B 1B			K			F8		FC6-2 1B		5	1	2	0	0	1	4									
David Ortiz, L OBP: 0.313, SLG: 0.410 5 Michael Cuddyer, R (7, PR)		2B G4-3 BB			K			SH3-4 2B		SH1-4 K		2	1	1	0	1	1	0									
Dustan Mohr, R OBP: 0.396, SLG: 0.476 (1, 9)		G4-3 G6-3 2B			PB 1B			SH3-4 2B		IBB		3	2	3	1	1	0	0									
A.J. Pierzynski, L OBP: 0.351, SLG: 0.492 Matthew LeCroy, R OBP: 0.342, SLG: 0.531 Tom Prince, R OBP: 0.322, SLG: 0.475 (1, 2)		G4-3			G1-3			G5-3		F7		2	0	0	1	0	0	2									
Luis Rivas, R OBP: 0.314, SLG: 0.345 (1, 4)		G6-3			L8			F9		L9		5	0	0	1	0	0	5									
												2	0	0	1	0	0	2									
Inning Stats	R: 0 E: 0 K: 0 S: 11	H: 0 LOB: 1 BB: 1 P: 19	R: 3 E: 0 K: 0 S: 9	H: 2 LOB: 0 BB: 1 P: 16	R: 0 E: 0 K: 0 S: 7	H: 0 LOB: 0 BB: 0 P: 9	R: 0 E: 0 K: 2 S: 14	H: 1 LOB: 1 BB: 0 P: 18	R: 0 E: 0 K: 0 S: 4	H: 1 LOB: 2 BB: 0 P: 7	R: 0 E: 0 K: 1 S: 9	H: 1 LOB: 1 BB: 0 P: 14	R: 0 E: 0 K: 0 S: 6	H: 1 LOB: 2 BB: 1 P: 12	R: 0 E: 0 K: 2 S: 10	H: 1 LOB: 3 BB: 1 P: 20	R: 1 E: 0 K: 0 S: 9	H: 2 LOB: 1 BB: 0 P: 13	1B: 6 2B: 3 3B: 1 HR: 0	SF: 0 SAC: 3 DP: 0 HBP: 1	WP: 0 PB: 1 SB: 0 CS: 1	PA: 46					
PITCHER	IP 6.1	WLS 5	BF 25	H 5	R 3	ER 3	SO 2	BB 2	IBB 0	HBP 0	BLK 0	WP 0	HR 0	S 56	P 86	ERA 4.26	WHIP 1.105										
Ismael Valdez, R ERA: 3.93 (7, 1)	1.2	6	1	0	0	1	0	0	0	0	0	0	0	12	21	0.00	0.600										
Juan Alvarez, L ERA: 1.76 (9, 1)	1.0	5	1	0	0	0	0	1	0	0	0	0	0	6	12	0.00	1.000										
Jay Powell, R ERA: 6.75 (10, 1)	0.1	4	1	0	0	1	0	1	1	0	0	0	0	4	10	0.00	3.000										
Rich Rodriguez, L ERA: 13.5 Hideki Irabu, R ERA: 5.74 (10, 1)	1.1	L	6	2	1	1	1	0	0	0	0	0	0	15	23	6.75	1.500										


TEXAS RANGERS

Texas Rangers @ Minnesota Twins
Hubert H. Humphrey Metrodome, Minneapolis, MN

Fri Jul 12 2002, 8:05 PM EDT
Att: 25,804 - Dome - 72 F

livebaseballscorecards.com

AB 38
R 4
H 10
RBI 4
BB 4
SO 5
LOB 21



Batter	1	2	3	4	5	6	7	8	9	AB	R	H	RBI	BB	SO	LOB	TOP							
Frank Catalanotto, L (1, 3) OBP: 0.361, SLG: 0.443	1-2 F7	0-1 G3-1		1-1 F6		0-0 10 BB 2B 1B	4-1 BB			4	1	1	0	1	0	3								
10 Michael Young, R (1, 4) OBP: 0.316, SLG: 0.412	2-2 BB 1B		2-3 K		1-1 E 2B 1B	4-1 2B BB	0-0 F9			4	2	2	0	1	1	1								
Alex Rodriguez, R (1, 6) OBP: 0.399, SLG: 0.616	4-2 BB		0-0 HR		2-3 K	2-2 2B 2B		1-1 P4		4	2	2	3	1	1	1								
Juan Gonzalez, R (1, 9) OBP: 0.346, SLG: 0.467 Kevin Mench, R (8, 9) OBP: 0.365, SLG: 0.574	3-1 F9		2-3 K		0-1 E6 2B	G5-3		2-1 P5		5	1	0	0	0	1	5								
Rafael Palmeiro, L (1, 10) OBP: 0.378, SLG: 0.552	1-2 P6		4-2 BB		2-2 1B 2B	0-0 2B		3-1 F8		4	1	2	4	1	0	2								
Ivan Rodriguez, R (1, 2) OBP: 0.330, SLG: 0.469		0-0 G6-3	1-3 K		1-2 F7	K			1-2 G4-3	5	0	0	0	0	2	3								
Carl Everett, S (1, 7) OBP: 0.242, SLG: 0.330	1-2 1B 1B			0-0 G3	2-0 2B 1B	1-2 P5			1-0 F8	5	0	2	1	0	0	1								
Mike Lamb, L (1, 5) OBP: 0.336, SLG: 0.403	1-1 1B		3-3 K	0-0 F9			1-0 F9		3-1 G6-3	5	0	1	0	0	1	1								
Ruben Rivera, R (1, 8) OBP: 0.333, SLG: 0.455	1-2 F3		0-2 2B			0-0 1B 2B			2-1 F9	4	1	2	0	0	0	2								
Inning Stats	R: 0 E: 0 K: 0 S: 14	H: 1 LOB: 2 BB: 1 P: 25	R: 0 E: 0 K: 0 S: 11	H: 2 LOB: 2 BB: 0 P: 14	R: 1 E: 0 K: 3 S: 14	H: 1 LOB: 1 BB: 0 P: 23	R: 0 E: 0 K: 1 S: 12	H: 1 LOB: 1 BB: 0 P: 16	R: 3 E: 1 K: 1 S: 17	H: 3 LOB: 1 BB: 1 P: 25	R: 4 E: 0 K: 1 S: 18	H: 4 LOB: 1 BB: 1 P: 28	R: 0 E: 0 K: 0 S: 5	H: 0 LOB: 0 BB: 1 P: 12	R: 0 E: 0 K: 0 S: 6	H: 0 LOB: 0 BB: 0 P: 12	R: 0 E: 0 K: 0 S: 6	H: 0 LOB: 0 BB: 0 P: 11	1B: 6 2B: 5 3B: 0 HR: 1	SF: 0 SAC: 0 DP: 0 HBP: 0	WP: 0 PB: 0 SB: 0 CS: 0	PA: 44		
PITCHER	IP	WLS	BF	H	R	ER	SO	BB	IBB	HBP	BLK	WP	HR	S	P	ERA	WHIP							
Juan Rincon, R (1, 1) ERA: 2.76	4.2	L	25	8	4	2	5	2	0	0	0	0	1	67	102	3.86	2.143							
Jose Rodriguez, L (5, 1) ERA: 18.0	0.2		7	4	4	4	0	1	0	0	0	0	0	11	18	54.00	7.500							
Tony Fiore, R (6, 1) ERA: 3.3	3.2		12	0	0	0	1	1	0	0	0	0	0	25	46	0.00	0.273							

Texas Rangers @ Minnesota Twins
Hubert H. Humphrey Metrodome, Minneapolis, MN
Sat Jul 13 2002, 7:05 PM EDT
Att: 28,352 - Dome - 72 F

AB 40
R 8
H 12
RBI 8
BB 4
SO 6
LOB 19



Batter	1	2	3	4	5	6	7	8	9	AB	R	H	RBI	BB	SO	LOB	BOTTOM							
Cristian Guzman, S (1, 6) OBP: 0.273, SLG: 0.345	0-1 2B 1B	1-1 G5-3		2-0 G5-3			0-1 G5-3		0-1 G6-4-3	5	1	1	0	0	0	5								
Dustin Mohr, R (1, 9) OBP: 0.351, SLG: 0.468	0-0 F8	0-1 F9			2-0 G6-3		1-3 K			4	0	0	0	0	1	3								
Tori Hunter, R (1, 8) OBP: 0.347, SLG: 0.557 David Ortiz, L (6, PH) OBP: 0.317, SLG: 0.410	0-1 FC1-6 1H 2B		0-1 G5-3		2-2 G5-3			4-2 1B BB		3	0	1	1	0	0	0								
Corey Koskie, L (1, 5) OBP: 0.390, SLG: 0.466 Denny Hocking, S (8, 3) OBP: 0.320, SLG: 0.324	4-2 FC1-6 BB		4-2 G6-4-3 BB		4-2 WP BB			2-2 F9		0	0	0	0	3	0	0								
Matthew LeCroy, R (1, 10) OBP: 0.331, SLG: 0.513	1-1 FC1-6		1-1 G6-4-3		2-1 G1			1-0 F8		4	0	0	0	0	0	5								
Bobby Kielty, S (1, 7) OBP: 0.433, SLG: 0.497	2-0 F8			1-3 K		3-1 G6-4-3 1B		1-0 5 FC6-4 1B		4	0	2	0	0	1	2								
5 Michael Cuddyer, R (1, 3) OBP: 0.200, SLG: 0.200		0-0 SH1-3 HBP 1B		0-3 K		1-2 F8		2-2 FC6-4		4	0	1	0	0	1	3								
Tom Prince, R (1, 2) OBP: 0.340, SLG: 0.488		2-2 SH1-3 HBP		0-0 2B		2-2 G6-4-3		4-2 G6-4-3 BB		2	0	1	0	1	0	1								
Luis Rivas, R (1, 4) OBP: 0.314, SLG: 0.339		0-0 SH1-3		4-1 BB			2-3 K		1-3 K	2	0	0	0	1	2	1								
Inning Stats	R: 1 E: 0 K: 0 S: 10	H: 2 LOB: 2 BB: 1 P: 17	R: 0 E: 0 K: 0 S: 8	H: 1 LOB: 2 BB: 0 P: 11	R: 0 E: 0 K: 2 S: 9	H: 1 LOB: 2 BB: 1 P: 16	R: 0 E: 0 K: 2 S: 8	H: 0 LOB: 1 BB: 1 P: 18	R: 0 E: 0 K: 0 S: 9	H: 1 LOB: 0 BB: 0 P: 15	R: 0 E: 0 K: 2 S: 8	H: 0 LOB: 0 BB: 0 P: 11	R: 0 E: 0 K: 0 S: 13	H: 1 LOB: 2 BB: 1 P: 23	R: 0 E: 0 K: 1 S: 8	H: 0 LOB: 0 BB: 1 P: 13	1B: 4 2B: 2 3B: 0 HR: 0	SF: 0 SAC: 1 DP: 3 HBP: 1	WP: 2 PB: 0 SB: 0 CS: 0	PA: 37				
PITCHER	IP	WLS	BF	H	R	ER	SO	BB	IBB	HBP	BLK	WP	HR	S	P	ERA	WHIP							
Kenny Rogers, L (1, 1) ERA: 3.44	7.0	W	29	5	1	1	4	4	0	1	0	0	0	58	99	1.29	1.286							
Todd Van Poppel, R (8, 1) ERA: 4.2	1.0		5	1	0	0	0	1	0	0	0	0	0	13	23	0.00	2.000							
Randy Flores, L (9, 1) ERA: 3.27	1.0		3	0	0	0	1	1	0	0	0	0	0	8	13	0.00	1.000							

Texas Rangers @ Minnesota Twins
Hubert H. Humphrey Metrodome, Minneapolis, MN
Sat Jul 13 2002, 7:05 PM EDT
Att: 28,352 - Dome - 72 F

AB 29
R 1
H 6
RBI 1
BB 6
SO 5
LOB 21



Batter	1	2	3	4	5	6	7	8	9	AB	R	H	RBI	BB	SO	LOB	TOP								
Frank Catalanotto, L (1,7) OBP: 0.352, SLG: 0.430	F7		G6-3		F5			G4-3		4	0	0	0	0	0	2	Texas Rangers @ Minnesota Twins Hubert H. Humphrey Metrodome, Minneapolis, MN Sun Jul 14 2002, 2:05 PM EDT Att: 22,610 - Dome - 72 F livebaseballscorecards.com								
10 Michael Young, R (1,4) OBP: 0.316, SLG: 0.409	K			K		K		HR	1B	4	1	1	0	0	3	0									
Alex Rodriguez, R (1,6) OBP: 0.403, SLG: 0.634	F9			F7 BB		HR		HR		3	2	2	3	1	0	0									
Juan Gonzalez, R (1,10) OBP: 0.341, SLG: 0.458		L9		F7		F9		F8		4	0	0	0	0	0	1									
Rafael Palmeiro, L (1,3) OBP: 0.376, SLG: 0.546	F3			F8		G6-3		WP BB		3	0	0	0	1	0	1									
Herbert Perry, R (1,5) OBP: 0.339, SLG: 0.466	F8				E6 1B S		1B	P4		4	1	1	0	0	0	1									
Kevin Mench, R (1,9) OBP: 0.363, SLG: 0.564			K		P4		1B		G6-3	4	0	1	0	0	1	1									
Bill Haselman, R (1,2) OBP: 0.302, SLG: 0.347 Ivan Rodriguez, R (9,PH) OBP: 0.326, SLG: 0.466	F9				1B		K		G3	3	0	1	1	0	1	1									
Ruben Rivera, R (1,8) OBP: 0.313, SLG: 0.400					1B		P6		F8	1	0	0	0	0	0	0									
Inning Stats	R: 0 E: 0 K: 1 S: 8	H: 0 LOB: 0 BB: 0 P: 13	R: 0 E: 0 K: 0 S: 6	H: 0 LOB: 0 BB: 0 P: 8	R: 0 E: 0 K: 1 S: 10	H: 1 LOB: 1 BB: 0 P: 15	R: 0 E: 0 K: 1 S: 8	H: 0 LOB: 1 BB: 1 P: 14	R: 1 E: 1 K: 1 S: 11	H: 1 LOB: 1 BB: 0 P: 16	R: 1 E: 0 K: 1 S: 10	H: 1 LOB: 0 BB: 0 P: 14	R: 0 E: 0 K: 1 S: 14	H: 2 LOB: 1 BB: 0 P: 19	R: 2 E: 0 K: 0 S: 14	H: 2 LOB: 1 BB: 0 P: 23		R: 0 E: 0 K: 0 S: 7	H: 0 LOB: 0 BB: 0 P: 7	1B: 5 2B: 0 3B: 0 HR: 2	SF: 0 SAC: 0 DP: 0 HBP: 0	WP: 1 PB: 0 SB: 1 CS: 0	PA: 36		
PITCHER	IP	WLS	BF	H	R	ER	SO	BB	IBB	HBP	BLK	WP	HR	S	P	ERA	WHIP								
Kyle Lohse, R (1,1) ERA: 4.99	7.0		27	5	2	1	6	1	0	0	0	0	1	67	99	1.29	0.857								
Michael Jackson, R (8,1) ERA: 2.51	0.2	B	4	2	2	2	0	0	0	0	0	0	1	10	12	27.00	3.000								
J.C. Romero, L (8,1) ERA: 2.03	0.1	W	2	0	0	0	0	1	0	0	0	0	1	4	11	0.00	3.000								
Eddie Guardado, L (9,1) ERA: 2.86	1.0	S	3	0	0	0	0	0	0	0	0	0	0	7	7	0.00	0.000								

Batter	1	2	3	4	5	6	7	8	9	AB	R	H	RBI	BB	SO	LOB	BOTTOM								
Jacque Jones, L (1,7) OBP: 0.321, SLG: 0.462 5 Michael Cuddyer, R (7,PH) OBP: 0.429, SLG: 0.571	E4		F8		FC1-5-6-4-5		1B			3	0	0	0	0	0	1	Texas Rangers @ Minnesota Twins Hubert H. Humphrey Metrodome, Minneapolis, MN Sun Jul 14 2002, 2:05 PM EDT Att: 22,610 - Dome - 72 F livebaseballscorecards.com								
Dustan Mohr, R (9,9) OBP: 0.351, SLG: 0.468							2B	1B		0	0	0	0	0	0	0									
Cristian Guzman, S (1,6) OBP: 0.273, SLG: 0.344 Luis Rivas, R (2,4) OBP: 0.312, SLG: 0.336	K		G6-3		G5-3		1B	G4-3		1	0	0	0	0	1	1									
Doug Mientkiewicz, L (1,3) OBP: 0.381, SLG: 0.356	K		L6			G3-1	F8			4	0	0	0	0	1	2									
Corey Koskie, L (1,5) OBP: 0.391, SLG: 0.474		BLK		K			K			4	0	2	0	0	2	1									
Tori Hunter, R (1,8) OBP: 0.348, SLG: 0.564		FC1-6		G4-3		G1-3		HR		3	1	1	1	1	0	1									
David Ortiz, L (1,10) OBP: 0.320, SLG: 0.432		FC1-6				F7		HR		4	1	2	1	0	0	3									
Bobby Kielty, S (1,9) OBP: 0.434, SLG: 0.512			F8				HR	B1-3		3	1	1	1	1	0	1									
A.J. Pierzynski, L (1,2) OBP: 0.346, SLG: 0.484		P6			F8		K	K		4	0	0	0	0	2	3									
Denny Hocking, S (1,4) OBP: 0.328, SLG: 0.335		G1-3					5 2B	1B		3	1	2	0	1	0	3									
Inning Stats	R: 0 E: 1 K: 2 S: 9	H: 0 LOB: 0 BB: 0 P: 14	R: 0 E: 0 K: 0 S: 13	H: 1 LOB: 3 BB: 2 P: 26	R: 0 E: 0 K: 0 S: 9	H: 0 LOB: 0 BB: 0 P: 13	R: 0 E: 0 K: 1 S: 10	H: 1 LOB: 1 BB: 0 P: 19	R: 0 E: 0 K: 0 S: 9	H: 1 LOB: 1 BB: 1 P: 15	R: 3 E: 0 K: 2 S: 19	H: 4 LOB: 1 BB: 0 P: 30	R: 2 E: 0 K: 1 S: 19	H: 3 LOB: 2 BB: 1 P: 31	R: 0 E: 0 K: 0 S: 0	H: 0 LOB: 0 BB: 0 P: 0	1B: 3 2B: 5 3B: 0 HR: 3	SF: 0 SAC: 0 DP: 0 HBP: 0	WP: 0 PB: 0 SB: 1 CS: 1	PA: 38					
PITCHER	IP	WLS	BF	H	R	ER	SO	BB	IBB	HBP	BLK	WP	HR	S	P	ERA	WHIP								
Dave Burba, R (1,1) ERA: 5.01	6.0		25	5	1	1	3	2	0	0	1	0	0	63	109	1.50	1.167								
Rich Rodriguez, L (7,1) ERA: 15.43	0.1	H	2	1	0	0	1	0	0	0	0	0	0	5	9	0.00	3.000								
Todd Van Poppel, R (7,1) ERA: 4.43	0.0	B	2	2	2	2	0	0	0	0	0	0	0	4	4	∞	∞								
Juan Alvarez, L (7,1) ERA: 1.69	0.2		2	0	0	0	1	0	0	0	0	0	0	6	10	0.00	0.000								
Colby Lewis, R (8,1) ERA: 8.49	0.2	L	5	2	2	2	1	1	0	0	0	0	2	15	25	27.00	4.500								

Batter	1	2	3	4	5	6	7	8	9	AB	R	H	RBI	BB	SO	LOB	TOP										
David Eckstein, R (1, 6) OBP: 0.358, SLG: 0.374	G6-4-3 BB		E1 16 SF8 BB	G4-3		F9		P3		3	1	0	0	2	0	1											
Darin Erstad, L (1, 8) OBP: 0.328, SLG: 0.398	P6		FC5 16 SF8 1B BB		G4-3	G6-3			K	5	1	0	0	0	1	2											
Tim Salmon, R (1, 9) OBP: 0.373, SLG: 0.506	G6-4-3		1B WP BB		2B 1B BB		K		F8	3	2	0	0	2	1	1											
16 Garret Anderson, L (1, 7) OBP: 0.309, SLG: 0.512		F9	SF8		P6			1B 2B	G3	4	1	1	1	0	0	1											
Troy Glaus, R (1, 5) OBP: 0.360, SLG: 0.445										3	1	3	2	1	0	0											
Shawn Wooten, R (1, 2) OBP: 0.308, SLG: 0.538										4	0	1	2	0	2	3											
Jorge Fabregas, L (7, 2) OBP: 0.270, SLG: 0.221			K					F8		0	0	0	0	0	0	0											
Scott Spiezio, S (1, 3) OBP: 0.360, SLG: 0.394			F9					F7		3	0	0	0	1	1	1											
Benji Gil, R (1, 10) OBP: 0.315, SLG: 0.451										1	1	0	0	1	1	0											
Brad Fulmer, L (5, PH) OBP: 0.327, SLG: 0.508			BB E 1B BB		K	F9		P6		2	0	0	0	0	0	2											
Jose Nieves, R (1, 4) OBP: 0.306, SLG: 0.313			E 1B		E1			G6-3		4	1	1	0	0	0	0											
Inning Stats	R: 0 E: 0 K: 0 S: 5	H: 0 LOB: 0 BB: 1 P: 10	R: 0 E: 0 K: 1 S: 6	H: 0 LOB: 0 BB: 1 P: 12	R: 5 E: 2 K: 1 S: 22	H: 2 LOB: 1 BB: 3 P: 42	R: 0 E: 1 K: 2 S: 11	H: 0 LOB: 1 BB: 0 P: 14	R: 2 E: 0 K: 0 S: 10	H: 2 LOB: 2 BB: 2 P: 19	R: 0 E: 0 K: 0 S: 6	H: 0 LOB: 0 BB: 0 P: 10	R: 1 E: 0 K: 1 S: 21	H: 2 LOB: 1 BB: 0 P: 26	R: 0 E: 0 K: 0 S: 7	H: 0 LOB: 0 BB: 0 P: 11	R: 0 E: 0 K: 1 S: 6	H: 0 LOB: 0 BB: 0 P: 8	1B: 4 2B: 2 3B: 0 HR: 0	SF: 1 SAC: 0 DP: 1 HBP: 0	WP: 2 PB: 0 SB: 0 CS: 1	PA: 40					
PITCHER	IP	WLS	BF	H	R	ER	SO	BB	IBB	HBP	BLK	WP	HR	S	P	ERA	WHIP										
Johan Santana, L (1, 1) ERA: 2.8	4.2		25	4	7	3	4	7	0	0	0	2	0	53	96	5.79	2.357										
Kevin Frederick, R (5, 1) ERA: 5.4	1.2		7	2	1	1	1	0	0	0	0	0	0	15	22	5.40	1.200										
LaTroy Hawkins, R (7, 1) ERA: 1.43	1.2	W	5	0	0	0	0	0	0	0	0	0	0	20	26	0.00	0.000										
Eddie Guardado, L (9, 1) ERA: 2.8	1.0	S	3	0	0	0	1	0	0	0	0	0	0	6	8	0.00	0.000										

Anaheim Angels @ Minnesota Twins
Hubert H. Humphrey Metrodome, Minneapolis, MN

AB 32
R 8
H 6
RBI 5
BB 7
SO 6
LOB 11



Mon Jul 15 2002, 8:05 PM EDT
Att: 19,189 - Dome - 72 F

Batter	1	2	3	4	5	6	7	8	9	AB	R	H	RBI	BB	SO	LOB	BOTTOM										
Jacque Jones, L (1, 7) OBP: 0.320, SLG: 0.459	G5-3 1B		P6		E6 1B BB	F7		HR 1B		4	1	1	0	0	0	2											
Bobby Kielty, S (8, PH) OBP: 0.437, SLG: 0.515										1	1	1	0	0	0	0											
Cristian Guzman, S (1, 6) OBP: 0.274, SLG: 0.352	L4		K		1B G4-3 BB		G6-3	HR 1B		4	2	1	3	1	1	1											
Doug Mientkiewicz, L (1, 3) OBP: 0.379, SLG: 0.355	G5-3		F8		1B G4-3 1B		F7	K		5	0	1	2	0	1	2											
Corey Koskie, L (1, 5) OBP: 0.390, SLG: 0.471	G3				F7 G4-3		HR 1B			4	1	1	1	0	0	2											
Tori Hunter, R (1, 8) OBP: 0.352, SLG: 0.575		K2-3 5 G6-3 1B		K G1-6-3	1B 1B		HR			4	2	3	2	0	1	0											
David Ortiz, L (1, 10) OBP: 0.314, SLG: 0.423		K2-3		G1-6-3	K		F7			4	0	0	0	0	2	4											
5 Michael Cuddyer, R (1, 9) OBP: 0.345, SLG: 0.364		G5-3			K		F8			4	0	0	1	0	1	0											
Tom Prince, R (9, 2) OBP: 0.340, SLG: 0.488								F8		0	0	0	0	0	0	0											
A.J. Pierzynski, L (1, 2) OBP: 0.345, SLG: 0.482		G3			WP 2B 1B		G4-3			3	1	1	0	0	0	0											
Dustan Mohr, R (8, PH) OBP: 0.349, SLG: 0.466								K		1	0	0	0	0	1	0											
Luis Rivas, R (1, 4) OBP: 0.326, SLG: 0.367			F8		1B 2B			HR 1B		4	2	3	1	0	0	0											
Inning Stats	R: 0 E: 0 K: 0 S: 5	H: 1 LOB: 1 BB: 0 P: 7	R: 1 E: 0 K: 1 S: 9	H: 1 LOB: 0 BB: 0 P: 16	R: 0 E: 0 K: 1 S: 10	H: 0 LOB: 1 BB: 0 P: 15	R: 0 E: 0 K: 1 S: 8	H: 0 LOB: 0 BB: 0 P: 12	R: 4 E: 1 K: 2 S: 19	H: 4 LOB: 2 BB: 1 P: 29	R: 0 E: 0 K: 0 S: 8	H: 1 LOB: 1 BB: 0 P: 10	R: 2 E: 0 K: 0 S: 14	H: 2 LOB: 0 BB: 0 P: 19	R: 3 E: 0 K: 2 S: 16	H: 3 LOB: 0 BB: 0 P: 21	R: 0 E: 0 K: 1 S: 6	H: 0 LOB: 0 BB: 0 P: 8	1B: 8 2B: 2 3B: 0 HR: 2	SF: 0 SAC: 0 DP: 1 HBP: 0	WP: 3 PB: 0 SB: 1 CS: 0	PA: 39					
PITCHER	IP	WLS	BF	H	R	ER	SO	BB	IBB	HBP	BLK	WP	HR	S	P	ERA	WHIP										
41 John Lackey, R (1, 1) ERA: 3.12	6.0		28	7	5	3	5	1	0	0	0	3	0	59	89	4.50	1.333										
Scott Schoeneweis, L (7, 1) ERA: 5.57	2.0	L	11	5	5	5	2	0	0	0	0	0	2	30	40	22.50	2.500										

Anaheim Angels @ Minnesota Twins
Hubert H. Humphrey Metrodome, Minneapolis, MN

AB 38
R 10
H 12
RBI 10
BB 1
SO 7
LOB 11



Mon Jul 15 2002, 8:05 PM EDT
Att: 19,189 - Dome - 72 F

Batter	1	2	3	4	5	6	7	8	9	AB	R	H	RBI	BB	SO	LOB	TOP										
David Eckstein, R OBP: 0.353, SLG: 0.368	1-2 P4		1-2 G6-3			1-1 F8	1-3 K		0-0 F7	5	0	0	0	0	1	3											
Orlando Palmeiro, L OBP: 0.362, SLG: 0.368	2-2 G4-3			3-2 G5-3		1-2 16 FC4-6 1B		2-2 G4-3		4	1	1	0	0	0	0											
Tim Salmon, R OBP: 0.377, SLG: 0.509	2-2 HBP			0-0 16 HR 2B		4-2 16 FC4-6 BB		1-3 K		2	1	1	0	1	1	0											
16 Garret Anderson, L OBP: 0.309, SLG: 0.517	0-1 F7			0-2 2H HR		2-1 FC4-6 1B		1-0 L8		4	1	1	2	0	0	3											
Troy Glaus, R OBP: 0.361, SLG: 0.446		2-2 G5-3		1-2 P6		1-0 1-2 3H 1B			1-0 G1-6-3 1B	4	0	2	1	0	0	0											
Shawn Wooten, R OBP: 0.235, SLG: 0.412		1-0 L3		3-3 K		3-2 P6			1-0 G1-6-3 1-2	4	0	0	0	0	1	3											
Benji Gil, R Scott Spiezio, S OBP: 0.307, SLG: 0.438 OBP: 0.361, SLG: 0.392		1-3 K			0-0 F5			0-0 G3	4-2 1B BB	2	0	0	0	0	1	0											
Bengie Molina, R OBP: 0.289, SLG: 0.332			1-2 P5		0-1 F8			2-2 G5-3	2-1 1-H HBP 1B	4	0	1	1	0	0	0											
Adam Kennedy, L OBP: 0.336, SLG: 0.432			2-3 K		0-1 F7			0-1 1B	2-2 1-2 HBP	3	0	1	0	0	1	0											
Inning Stats	R: 0 H: 0 E: 0 K: 0 S: 13	H: 0 LOB: 1 BB: 0 P: 18	R: 0 H: 0 E: 0 K: 1 S: 8	H: 0 LOB: 0 BB: 0 P: 12	R: 0 H: 0 E: 0 K: 1 S: 12	H: 0 LOB: 0 BB: 0 P: 16	R: 2 H: 2 E: 0 K: 1 S: 20	H: 2 LOB: 0 BB: 0 P: 27	R: 0 H: 0 E: 0 K: 0 S: 5	H: 0 LOB: 2 BB: 1 P: 5	R: 1 H: 2 E: 0 K: 0 S: 14	H: 1 LOB: 1 BB: 0 P: 26	R: 0 H: 0 E: 0 K: 1 S: 15	H: 0 LOB: 0 BB: 0 P: 18	R: 0 H: 0 E: 0 K: 0 S: 7	H: 0 LOB: 0 BB: 0 P: 11	R: 1 H: 2 E: 0 K: 0 S: 10	H: 2 LOB: 2 BB: 1 P: 20	1B: 5 2B: 1 3B: 0 HR: 1	SF: 0 SAC: 0 DP: 1 HBP: 2	WP: 0 PA: 37 PB: 0 SB: 1 CS: 0						
PITCHER	IP	WLS	BF	H	R	ER	SO	BB	IBB	HBP	BLK	WP	HR	S	P	ERA	WHIP										
Eric Milton, L ERA: 5.11	6.0	L	24	4	3	3	3	1	0	1	0	0	1	72	104	4.50	0.833										
Michael Jackson, R ERA: 2.54	1.0		4	1	0	0	1	0	0	0	0	0	0	15	18	0.00	1.000										
J.C. Romero, L ERA: 2.13	2.0		9	2	1	1	1	1	0	1	0	0	0	17	31	4.50	1.500										

Anaheim Angels @ Minnesota Twins
Hubert H. Humphrey Metrodome, Minneapolis, MN
Tue Jul 16 2002, 1:05 PM EDT
Att: 26,258 - Dome - 72 F

AB 33
R 4
H 7
RBI 4
BB 2
SO 5
LOB 9



Batter	1	2	3	4	5	6	7	8	9	AB	R	H	RBI	BB	SO	LOB	BOTTOM										
Luis Rivas, R OBP: 0.316, SLG: 0.355	1-1 G5-3		3-2 F8		3-3 K		2-1 G1-3		4-1 FC4 BB	4	0	0	0	0	1	1											
David Ortiz, L OBP: 0.317, SLG: 0.423										0	0	0	0	1	0	0											
Cristian Guzman, S OBP: 0.276, SLG: 0.366	2-1 L9 1B		0-0 HR		2-0 2H 2B		1-0 F8		1-1 FC4 1-2	5	1	3	2	0	0	2											
Tori Hunter, R OBP: 0.357, SLG: 0.575	1-2 BB 1B		3-2 G5-3 1B		4-1 BB		0-0 G6-3			3	0	2	0	1	0	0											
Matthew LeCroy, R OBP: 0.323, SLG: 0.500	1-2 L9		1-1 G5-3		3-1 P4			0-3 K		3	0	0	0	0	0	5											
Jacque Jones, L OBP: 0.320, SLG: 0.458	2-3 BB		1-2 G5-3		0-0 F8			3-2 G1-3		1	0	0	0	0	1	0											
Bobby Kielty, S OBP: 0.433, SLG: 0.506	4-0 BB		0-2 G5-3		0-0 F8			3-2 G1-3		3	0	0	0	1	0	3											
5 Michael Cuddyer, R OBP: 0.214, SLG: 0.286	1-3 K			1-3 K		0-2 L1		0-0 G3		3	0	0	0	0	2	3											
Doug Mientkiewicz, L OBP: 0.379, SLG: 0.354										1	0	0	0	0	0	0											
Dustin Mohr, R OBP: 0.345, SLG: 0.460		1-2 F3		3-2 F8		0-0 F7			4-2 G1-3 BB	3	0	0	0	0	0	0											
Corey Koskie, L OBP: 0.392, SLG: 0.471										0	0	0	0	1	0	0											
Tom Prince, R OBP: 0.351, SLG: 0.488		2-3 K		4-2 CS BB		2-2 1B			1-0 L4	2	0	1	0	1	1	0											
A.J. Pierzynski, L OBP: 0.344, SLG: 0.481										1	0	0	0	0	0	1											
Denny Hocking, S OBP: 0.327, SLG: 0.339		3-2 F8		2-1 CS 1 SAFE		0-2 2B 2B		2-2 G3	1-2 G1-3	4	1	1	0	0	0	2											
Inning Stats	R: 0 H: 2 E: 0 K: 1 S: 15	H: 2 LOB: 3 BB: 1 P: 25	R: 0 H: 0 E: 0 K: 1 S: 11	H: 0 LOB: 0 BB: 0 P: 17	R: 1 H: 2 E: 0 K: 0 S: 13	H: 2 LOB: 1 BB: 0 P: 20	R: 0 H: 0 E: 0 K: 1 S: 19	H: 0 LOB: 0 BB: 1 P: 29	R: 1 H: 2 E: 0 K: 1 S: 11	H: 2 LOB: 2 BB: 1 P: 23	R: 0 H: 1 E: 0 K: 0 S: 10	H: 1 LOB: 1 BB: 0 P: 14	R: 0 H: 0 E: 0 K: 0 S: 4	H: 0 LOB: 0 BB: 0 P: 7	R: 0 H: 0 E: 0 K: 1 S: 8	H: 0 LOB: 0 BB: 0 P: 11	R: 0 H: 0 E: 0 K: 0 S: 9	H: 0 LOB: 2 BB: 2 P: 20	1B: 4 2B: 2 3B: 0 HR: 1	SF: 0 SAC: 0 DP: 0 HBP: 0	WP: 0 PA: 39 PB: 0 SB: 0 CS: 1						
PITCHER	IP	WLS	BF	H	R	ER	SO	BB	IBB	HBP	BLK	WP	HR	S	P	ERA	WHIP										
Jarrod Washburn, L ERA: 3.03	6.0	W	27	7	2	2	4	3	0	0	0	0	0	79	128	3.00	1.667										
62 Scott Shields, R ERA: 2.51	2.0	H	6	0	0	0	1	0	0	0	0	0	0	12	18	0.00	0.000										
Ben Weber, R ERA: 2.89	1.0	S	5	0	0	0	0	2	0	0	0	0	0	9	20	0.00	2.000										

Anaheim Angels @ Minnesota Twins
Hubert H. Humphrey Metrodome, Minneapolis, MN
Tue Jul 16 2002, 1:05 PM EDT
Att: 26,258 - Dome - 72 F

AB 33
R 2
H 7
RBI 2
BB 5
SO 5
LOB 17



Batter	1	2	3	4	5	6	7	8	9	AB	R	H	RBI	BB	SO	LOB	TOP								
Jacque Jones, L OBP: 0.323, SLG: 0.463 (1, 7)										5	1	3	1	0	1	1									
Cristian Guzman, S OBP: 0.276, SLG: 0.364 (1, 6)										5	0	1	0	0	1	3									
Corey Koskie, L OBP: 0.395, SLG: 0.471 (1, 5)										4	1	2	1	1	2	1									
David Ortiz, L OBP: 0.315, SLG: 0.433 (1, 10)										5	1	1	2	0	2	4									
Tori Hunter, R OBP: 0.356, SLG: 0.572 Bobby Kielty, S OBP: 0.434, SLG: 0.503 (5, 8)										2	0	0	0	0	0	0									
Doug Mientkiewicz, L OBP: 0.372, SLG: 0.347 (1, 3)										5	1	0	0	0	0	3									
Dustan Mohr, R OBP: 0.354, SLG: 0.477 Denny Hocking, S OBP: 0.327, SLG: 0.339 (9, 9)									4	2	3	2	1	1	2										
A.J. Pierzynski, L OBP: 0.342, SLG: 0.473 (1, 2)										4	1	0	0	0	1	3									
Luis Rivas, R OBP: 0.328, SLG: 0.386 (1, 4)										3	1	2	2	1	0	0									
Inning Stats	R: 0 E: 0 K: 2 S: 8	H: 1 LOB: 1 BB: 0 P: 12	R: 2 E: 0 K: 0 S: 17	H: 3 LOB: 2 BB: 0 P: 27	R: 2 E: 0 K: 1 S: 15	H: 2 LOB: 1 BB: 1 P: 24	R: 0 E: 0 K: 2 S: 8	H: 0 LOB: 0 BB: 1 P: 17	R: 0 E: 0 K: 1 S: 11	H: 1 LOB: 2 BB: 0 P: 15	R: 1 E: 0 K: 1 S: 14	H: 3 LOB: 2 BB: 0 P: 18	R: 3 E: 0 K: 0 S: 11	H: 2 LOB: 0 BB: 1 P: 21	R: 0 E: 0 K: 1 S: 6	H: 0 LOB: 0 BB: 0 P: 10	R: 0 E: 1 K: 0 S: 8	H: 0 LOB: 1 BB: 1 P: 16	1B: 8 2B: 1 3B: 0 HR: 3	SF: 0 SAC: 0 DP: 1 HBP: 2	WP: 0 PB: 0 SB: 0 CS: 1	PA: 44			
PITCHER	IP	WLS	BF	H	R	ER	SO	BB	IBB	HBP	BLK	WP	HR	S	P	ERA	WHIP								
Danys Baez, R ERA: 4.22 (1, 1)	5.2	L	30	10	5	5	6	2	0	2	0	0	1	70	109	7.94	2.118								
Heath Murray, L ERA: 5.23 (6, 1)	2.1		10	2	3	3	2	1	0	0	0	0	2	20	35	11.57	1.286								
David Riske, R ERA: 5.65 (9, 1)	1.0		4	0	0	0	0	1	0	0	0	0	0	8	16	0.00	1.000								

Minnesota Twins @ Cleveland Indians
Jacobs Field, Cleveland, OH
Wed Jul 17 2002, 7:05 PM EDT
Att: 33,324 - Cloudy - 84 F

AB 38
R 8
H 12
RBI 8
BB 4
SO 8
LOB 17



Batter	1	2	3	4	5	6	7	8	9	AB	R	H	RBI	BB	SO	LOB	BOTTOM								
Chris Magruder, S OBP: 0.268, SLG: 0.350 (1, 9)										5	0	1	0	0	2	1									
Omar Vizquel, S OBP: 0.385, SLG: 0.473 (1, 6)										5	1	3	0	0	0	1									
Ellis Burks, R OBP: 0.334, SLG: 0.489 (1, 10)										4	1	0	0	0	0	5									
Jim Thome, L OBP: 0.414, SLG: 0.603 (1, 3)										4	1	1	2	0	2	3									
Bill Selby, L OBP: 0.321, SLG: 0.458 (1, 5)										4	1	1	2	0	1	0									
Milton Bradley, S OBP: 0.305, SLG: 0.377 (1, 8)										4	0	2	0	0	0	0									
Ricky Gutierrez, R OBP: 0.308, SLG: 0.340 (1, 4)										4	0	1	0	0	0	1									
Ben Broussard, L OBP: 0.281, SLG: 0.333 (1, 7)										4	1	1	1	0	1	2									
Einar Diaz, R OBP: 0.259, SLG: 0.288 (1, 2)										4	0	0	0	0	1	0									
Inning Stats	R: 2 E: 0 K: 0 S: 15	H: 2 LOB: 0 BB: 0 P: 23	R: 0 E: 0 K: 0 S: 5	H: 0 LOB: 0 BB: 0 P: 7	R: 0 E: 1 K: 2 S: 10	H: 1 LOB: 2 BB: 0 P: 17	R: 0 E: 0 K: 0 S: 5	H: 0 LOB: 0 BB: 0 P: 6	R: 0 E: 0 K: 1 S: 7	H: 0 LOB: 0 BB: 0 P: 9	R: 2 E: 0 K: 0 S: 17	H: 3 LOB: 1 BB: 0 P: 25	R: 1 E: 0 K: 1 S: 9	H: 2 LOB: 1 BB: 0 P: 15	R: 0 E: 0 K: 2 S: 16	H: 2 LOB: 2 BB: 0 P: 25	R: 0 E: 0 K: 1 S: 8	H: 0 LOB: 0 BB: 0 P: 13	1B: 7 2B: 0 3B: 0 HR: 3	SF: 0 SAC: 0 DP: 0 HBP: 0	WP: 0 PB: 0 SB: 0 CS: 0	PA: 38			
PITCHER	IP	WLS	BF	H	R	ER	SO	BB	IBB	HBP	BLK	WP	HR	S	P	ERA	WHIP								
Rick Reed, R ERA: 4.57 (7, 1)	6.0		25	6	4	4	3	0	0	0	0	0	1	7	11	27.00	6.000								
Tony Fiore, R ERA: 3.43 (7, 1)	0.1	H	3	2	1	1	1	0	0	0	0	0	0	11	19	0.00	0.000								
J.C. Romero, L ERA: 2.08 (8, 1)	0.1	H	3	2	0	0	0	0	0	0	0	0	0	7	10	0.00	6.000								
Michael Jackson, R ERA: 2.52 (9, 1)	1.0	S	3	0	0	0	1	0	0	0	0	0	0	8	13	0.00	0.000								

Minnesota Twins @ Cleveland Indians
Jacobs Field, Cleveland, OH
Wed Jul 17 2002, 7:05 PM EDT
Att: 33,324 - Cloudy - 84 F

AB 38
R 5
H 10
RBI 5
BB 0
SO 7
LOB 13



Batter	1	2	3	4	5	6	7	8	9	AB	R	H	RBI	BB	SO	LOB	TOP									
Jacque Jones, L OBP: 0.334, SLG: 0.488 (1, 7)	0-2 FC5-4 1B	2-1 1-H HR		1-1 2B	1-2 CS				1-2 1B	6	2	5	2	0	0	1										
Cristian Guzman, S OBP: 0.276, SLG: 0.360 (1, 6)	1-2 FC5-4 1B	0-0 F2		3-3 2B		2-1 2B	2-2 G5-3		0-1 1B	6	2	2	0	0	1	3										
Corey Koskie, L OBP: 0.393, SLG: 0.470 (1, 5)	1-2 1B		2-2 CS 1B	4-2 BB		4-0 2B	1-2 G4-3		1-2 G4-1	4	1	2	0	2	0	2										
David Ortiz, L OBP: 0.333, SLG: 0.502 (1, 10)	1-0 F8		1-0 1B	2-1 BB		1-1 FC3	1-0 F8			5	1	2	2	0	0	5										
Bobby Kielty, S OBP: 0.451, SLG: 0.530 (1, 8)	2-2 1B		2-3 2B		2-1 2B	2-0 G6-3		3-1 L9		5	1	2	1	0	1	4										
Doug Mientkiewicz, L OBP: 0.376, SLG: 0.362 (1, 3)	1-0 F8		4-2 1B	1-0 BB		2-2 G3	1-1 FC3		3-1 F8	4	2	1	2	1	0	3										
Dustan Mohr, R OBP: 0.353, SLG: 0.480 (1, 9)		0-2 G6-3	0-1 1B		0-1 F8		0-0 HR		2-2 G4-3	5	1	2	3	0	0	1										
A.J. Pierzynski, L OBP: 0.338, SLG: 0.457 (1, 2)		4-2 HR		0-0 G6-3	0-1 G3	2-0 G3		0-0 E6		3	1	0	0	1	0	1										
Denny Hocking, S OBP: 0.323, SLG: 0.332 (1, 4)	1-1 F8		4-2 2B	0-2 CS	0-2 G3			2-2 G4-3		4	0	1	1	1	0	2										
Inning Stats	R: 1 E: 0 K: 0 S: 16	H: 3 LOB: 2 BB: 0 P: 22	R: 2 E: 0 K: 0 S: 12	H: 1 LOB: 0 BB: 1 P: 19	R: 0 E: 0 K: 1 S: 11	H: 3 LOB: 2 BB: 1 P: 20	R: 0 E: 0 K: 1 S: 13	H: 1 LOB: 3 BB: 2 P: 27	R: 2 E: 0 K: 0 S: 17	H: 3 LOB: 0 BB: 0 P: 22	R: 6 E: 0 K: 0 S: 15	H: 4 LOB: 1 BB: 1 P: 28	R: 0 E: 0 K: 0 S: 8	H: 0 LOB: 0 BB: 0 P: 12	R: 0 E: 0 K: 0 S: 7	H: 0 LOB: 0 BB: 0 P: 15	R: 0 E: 1 K: 0 S: 12	H: 2 LOB: 2 BB: 0 P: 16	1B: 11 2B: 4 3B: 0 HR: 2	SF: 0 SAC: 0 DP: 0 HBP: 1	WP: 0 PB: 0 SB: 1 CS: 2	PA: 49				
PITCHER	IP	WLS	BF	H	R	ER	SO	BB	IBB	HBP	BLK	WP	HR	S	P	ERA	WHIP									
Todd Ritchie, R ERA: 6.12 (1, 1)	4.2	L	27	11	5	5	2	4	0	0	0	0	0	1	67	107	9.64	3.214								
Matt Ginter, R ERA: 3.51 (5, 1)	0.1	3	2	3	3	0	0	1	0	0	0	0	0	0	5	12	81.00	9.000								
Kelly Wunsch, L ERA: 5.4 (6, 1)	0.1	3	1	0	0	0	0	0	0	0	0	0	0	0	5	9	0.00	3.000								
Rocky Biddle, R ERA: 3.71 (6, 1)	0.0	2	1	3	3	0	0	0	0	1	0	0	0	1	1	3	∞	∞								
Gary Glover, R ERA: 4.49 (6, 1)	2.2	8	0	0	0	0	0	0	0	0	0	0	0	0	21	34	0.00	0.000								
PITCHER	IP	WLS	BF	H	R	ER	SO	BB	IBB	HBP	BLK	WP	HR	S	P	ERA	WHIP									
Keith Foulke, R ERA: 4.56 (9, 1)	1.0		5	2	0	0	0	0	0	0	0	0	0	0	12	16	0.00	2.000								

Minnesota Twins @ Chicago White Sox
Comiskey Park, Chicago, IL
Mon Jul 22 2002, 8:05 PM EDT
Att: 32,352 - Overcast - 88 F

AB 42
R 11
H 17
RBI 11
BB 5
SO 2
LOB 22





Batter	1	2	3	4	5	6	7	8	9	AB	R	H	RBI	BB	SO	LOB	BOTTOM									
Kenny Lofton, L OBP: 0.339, SLG: 0.410 (1, 8)	3-2 P6		3-2 2B		2-2 HR		1-0 G4-3		0-0 L7	5	2	2	0	0	0	2										
Ray Durham, S OBP: 0.391, SLG: 0.449 (1, 4)	3-2 2B		2-0 2B		2-1 F7		0-2 2B		0-1 FC3-6	5	1	3	1	0	0	3										
Carlos Lee, R OBP: 0.339, SLG: 0.478 (1, 7)	4-1 BB		0-1 P5		0-0 HR		2-3 2B		1-1 2B	4	1	2	4	1	1	2										
Magglio Ordonez, R OBP: 0.372, SLG: 0.547 (1, 9)	1-1 F7		3-2 F8		3-2 F8		2-0 G1-3		1-2 F8	5	0	0	0	0	0	4										
14 Paul Konerko, R OBP: 0.370, SLG: 0.548 (1, 3)	0-1 F9			0-0 G5-3		0-1 F9		1-1 L9		4	0	0	0	0	0	2										
Frank Thomas, R OBP: 0.343, SLG: 0.445 (1, 10)		2-1 L9		1-2 F8		3-2 HR		3-2 1B		4	1	2	1	0	0	0										
Jose Valentin, S OBP: 0.294, SLG: 0.441 (1, 5)		0-1 F9		2-2 FC4-6		2-2 F8		2-2 L6		4	0	1	0	0	0	1										
Royce Clayton, R OBP: 0.276, SLG: 0.347 (1, 6)		1-1 G1-3		0-2 FC4-6		0-0 F7		0-1 FC3-6		4	1	1	0	0	0	1										
Mark Johnson, L OBP: 0.297, SLG: 0.257 (1, 2)			0-0 B5-3		1-3 2B		0-0 F6		0-1 FC3-6	4	0	1	0	0	1	0										
Inning Stats	R: 0 E: 0 K: 0 S: 15	H: 1 LOB: 2 BB: 1 P: 26	R: 0 E: 0 K: 0 S: 6	H: 0 LOB: 0 BB: 0 P: 9	R: 1 E: 0 K: 0 S: 12	H: 2 LOB: 1 BB: 0 P: 20	R: 0 E: 0 K: 0 S: 14	H: 1 LOB: 0 BB: 0 P: 17	R: 2 E: 0 K: 1 S: 16	H: 2 LOB: 0 BB: 0 P: 24	R: 1 E: 0 K: 0 S: 10	H: 1 LOB: 1 BB: 0 P: 15	R: 0 E: 0 K: 1 S: 10	H: 1 LOB: 1 BB: 0 P: 13	R: 0 E: 0 K: 0 S: 9	H: 1 LOB: 0 BB: 0 P: 17	R: 2 E: 0 K: 0 S: 12	H: 3 LOB: 1 BB: 0 P: 14	1B: 5 2B: 5 3B: 0 HR: 2	SF: 0 SAC: 0 DP: 0 HBP: 0	WP: 0 PB: 0 SB: 1 CS: 0	PA: 40				
PITCHER	IP	WLS	BF	H	R	ER	SO	BB	IBB	HBP	BLK	WP	HR	S	P	ERA	WHIP									
Rick Reed, R ERA: 4.6 (1, 1)	5.0	W	22	6	3	3	1	1	0	0	0	0	0	1	63	96	5.40	1.400								
Tony Fiore, R ERA: 3.3 (6, 1)	3.0		12	3	1	1	1	0	0	0	0	0	0	1	29	45	3.00	1.000								
Michael Jackson, R ERA: 2.9 (9, 1)	1.0		6	3	2	2	0	0	0	0	0	0	0	0	12	14	18.00	3.000								

Minnesota Twins @ Chicago White Sox
Comiskey Park, Chicago, IL
Mon Jul 22 2002, 8:05 PM EDT
Att: 32,352 - Overcast - 88 F

AB 39
R 6
H 12
RBI 6
BB 1
SO 2
LOB 15



Batter	1	2	3	4	5	6	7	8	9	AB	R	H	RBI	BB	SO	LOB	TOP										
Jacque Jones, L OBP: 0.333, SLG: 0.484 Dustan Mohr, R OBP: 0.355, SLG: 0.482	1-1 G3		2-1 G5-3		1-2 G4-3	4-2 FC6-4 BB			0-1 S BB G6-3 1B	3	0	0	1	1	0	1	Minnesota Twins @ Chicago White Sox Comiskey Park, Chicago, IL Tue Jul 23 2002, 8:05 PM EDT Att: 22,665 - Sunny - 73 F AB 37 R 7 H 11 RBI 7 BB 4 SO 9 LOB 18 										
Cristian Guzman, S OBP: 0.280, SLG: 0.387	0-1 1B 2B		2-1 G6-3		0-0 2B	0-0 FC6-4		4-2 G6-3 S BB	4	1	2	1	1	0	2												
Corey Koskie, L OBP: 0.393, SLG: 0.467	0-0 2H 1B		1-3 K		3-H 2-1 G3		4-0 PB BB	0-3 K	4	0	1	1	1	2	3												
David Ortiz, L OBP: 0.335, SLG: 0.498	3-3 K			2-2 F7		1-2 5 1B HR 1B	1-2 5 G6-4-3 BB	2-1 G6-3 1-3 2H	4	1	1	1	1	1	2												
Tori Hunter, R OBP: 0.351, SLG: 0.566	1-3 K			3-3 K		2-2 F7	1-3 K	1-1 G4-3	5	0	0	0	0	3	5												
5 Michael Cuddyer, R OBP: 0.370, SLG: 0.520		2-2 G4-3 2B		2-2 F8		2-2 HR 1B	3-2 G6-4-3		4	1	2	0	0	0	2												
Doug Mientkiewicz, L OBP: 0.374, SLG: 0.370		2-2 G4-3			2-2 L5	1-2 HR		2-3 K	4	1	1	3	0	1	1												
Matthew LeCroy, R OBP: 0.314, SLG: 0.477		0-1 G5-3			1-0 2B G4-3 1B	0-0 F8		0-3 K	4	1	1	0	0	1	1												
Denny Hocking, S OBP: 0.326, SLG: 0.340		3-3 K			0-2 G4-3 2B	3-2 BB 1B		2-2 F8	4	1	2	0	0	1	1												
Inning Stats	R: 1 E: 0 K: 2 S: 11	H: 2 LOB: 1 BB: 0 P: 16	R: 0 E: 0 K: 1 S: 11	H: 1 LOB: 1 BB: 0 P: 18	R: 0 E: 0 K: 1 S: 7	H: 0 LOB: 0 BB: 0 P: 12	R: 0 E: 0 K: 1 S: 12	H: 0 LOB: 0 BB: 0 P: 19	R: 2 E: 0 K: 0 S: 14	H: 3 LOB: 1 BB: 0 P: 20	R: 3 E: 0 K: 0 S: 20	H: 4 LOB: 2 BB: 1 P: 33	R: 0 E: 0 K: 1 S: 11	H: 0 LOB: 2 BB: 2 P: 23	R: 0 E: 0 K: 2 S: 10	H: 0 LOB: 0 BB: 0 P: 14		R: 1 E: 0 K: 1 S: 11	H: 1 LOB: 1 BB: 1 P: 18	1B: 6 2B: 4 3B: 0 HR: 1	SF: 0 SAC: 0 DP: 1 HBP: 0	WP: 0 PB: 1 SB: 2 CS: 0	PA: 41				
PITCHER	IP	WLS	BF	H	R	ER	SO	BB	IBB	HBP	BLK	WP	HR	S	P	ERA	WHIP										
56 Mark Buehrle, L ERA: 3.86	5.2	W	27	10	6	6	5	0	0	0	0	0	1	72	111	9.53	1.765										
Kelly Wunsch, L ERA: 5.29	0.1	H	4	0	0	0	0	3	0	0	0	0	0	7	19	0.00	9.000										
Bob Howry, R ERA: 4.18	2.0	H	5	0	0	0	3	0	0	0	0	0	0	17	25	0.00	0.000										
Damaso Marte, L ERA: 3.69	0.2	H	4	1	1	1	1	1	0	0	0	0	0	9	15	13.50	3.000										
Antonio Osuna, R ERA: 4.3	0.1	S	1	0	0	0	0	0	0	0	0	0	0	2	3	0.00	0.000										

Batter	1	2	3	4	5	6	7	8	9	AB	R	H	RBI	BB	SO	LOB	BOTTOM										
Ray Durham, S OBP: 0.387, SLG: 0.444	0-3 K	1-2 G5-3		2-2 F9			3-2 F9			4	0	0	0	0	1	1	Minnesota Twins @ Chicago White Sox Comiskey Park, Chicago, IL Tue Jul 23 2002, 8:05 PM EDT Att: 22,665 - Sunny - 73 F AB 32 R 8 H 8 RBI 8 BB 2 SO 6 LOB 7 										
Aaron Rowand, R OBP: 0.217, SLG: 0.327	3-2 BB HR 1B		2-3 K	1-1 HR			2-0 G4-3			4	2	2	2	0	1	0											
Carlos Lee, R OBP: 0.338, SLG: 0.473	4-2 1-2 HR BB		1-2 F7	2-1 P4			0-0 P4			3	1	0	0	1	0	0											
Magglio Ordonez, R OBP: 0.373, SLG: 0.555	1-2 1-H 2-H HR		0-0 F8		2-0 L6			1-1 14 WP 1B		4	1	2	3	0	0	0											
14 Paul Konerko, R OBP: 0.372, SLG: 0.546	4-2 BB			1-1 HR 1B	0-2 G5-3			3-2 L4		3	1	1	0	1	0	1											
Frank Thomas, R OBP: 0.342, SLG: 0.452	3-2 F3			2-2 HR	2-1 F3			1-3 K		4	1	1	2	0	1	2											
Tony Graffanino, R OBP: 0.344, SLG: 0.461	1-0 G5-3			0-2 1B 2B		1-1 F7		1-3 K		4	1	1	0	0	1	2											
Sandy Alomar Jr., R OBP: 0.293, SLG: 0.475		2-2 P5		1-3 K		1-1 F5				3	0	0	0	0	1	1											
Royce Clayton, R OBP: 0.277, SLG: 0.347		0-3 K		1-1 2H HR 1B		0-0 G5-3				3	1	1	1	0	1	0											
Inning Stats	R: 3 E: 0 K: 1 S: 21	H: 2 LOB: 1 BB: 2 P: 37	R: 0 E: 0 K: 1 S: 9	H: 0 LOB: 0 BB: 0 P: 12	R: 0 E: 0 K: 1 S: 8	H: 0 LOB: 0 BB: 0 P: 11	R: 5 E: 0 K: 1 S: 22	H: 5 LOB: 0 BB: 0 P: 32	R: 0 E: 0 K: 0 S: 6	H: 0 LOB: 0 BB: 0 P: 10	R: 0 E: 0 K: 0 S: 5	H: 0 LOB: 0 BB: 0 P: 7	R: 0 E: 0 K: 2 S: 7	H: 0 LOB: 0 BB: 0 P: 12	R: 0 E: 0 K: 2 S: 16	H: 1 LOB: 1 BB: 0 P: 22		R: 0 E: 0 K: 1 S: 11	H: 1 LOB: 1 BB: 1 P: 18	1B: 4 2B: 1 3B: 0 HR: 3	SF: 0 SAC: 0 DP: 0 HBP: 0	WP: 1 PB: 0 SB: 0 CS: 0	PA: 34				
PITCHER	IP	WLS	BF	H	R	ER	SO	BB	IBB	HBP	BLK	WP	HR	S	P	ERA	WHIP										
Johan Santana, L ERA: 3.83	3.2	L	20	7	8	8	4	2	0	0	0	0	0	13	21	0.00	0.000										
Bob Wells, R ERA: 6.88	2.1		7	0	0	0	0	0	0	0	0	0	0	13	21	0.00	0.000										
LaTroy Hawkins, R ERA: 1.34	2.0		7	1	0	0	2	0	0	0	0	1	0	23	34	0.00	0.500										

Batter	1	2	3	4	5	6	7	8	9	AB	R	H	RBI	BB	SO	LOB	TOP										
Jacque Jones, L OBP: 0.332, SLG: 0.479	G3		K			K		F8		4	1	0	0	1	2	2	Minnesota Twins @ Chicago White Sox Comiskey Park, Chicago, IL Wed Jul 24 2002, 2:05 PM EDT Att: 23,535 - Sunny - 73 F										
Cristian Guzman, S OBP: 0.281, SLG: 0.367	1B		G1-3			G4-3			G3-1	5	1	2	0	0	0												
Corey Koskie, L OBP: 0.394, SLG: 0.465	G1-6-3		CS			P3			K	4	0	1	0	0	2												
David Ortiz, L OBP: 0.340, SLG: 0.517	G1-6-3		CS			HR			L1-6	5	1	3	3	0	1												
Tori Hunter, R OBP: 0.355, SLG: 0.569						HR			L1-6	5	3	3	0	0	0												
Doug Mientkiewicz, L OBP: 0.376, SLG: 0.381	F9					1B			1B	2	1	1	2	2	0												
Bobby Kielty, S OBP: 0.452, SLG: 0.543	HR					BB			K	3	1	1	2	1	2												
A.J. Pierzynski, L OBP: 0.340, SLG: 0.457	F9					G6-4-3			G3-1	4	0	2	1	0	0												
Luis Rivas, R OBP: 0.331, SLG: 0.373	P6					G6-4-3			K	4	0	0	0	0	1												
Inning Stats	R: 0 E: 0 K: 0 S: 9	H: 2 LOB: 1 BB: 0 P: 11	R: 2 E: 0 K: 0 S: 10	H: 2 LOB: 0 BB: 0 P: 16	R: 0 E: 0 K: 1 S: 6	H: 0 LOB: 0 BB: 0 P: 9	R: 1 E: 0 K: 1 S: 12	H: 2 LOB: 2 BB: 2 P: 24	R: 5 E: 0 K: 1 S: 17	H: 4 LOB: 0 BB: 1 P: 29	R: 0 E: 0 K: 1 S: 6	H: 0 LOB: 0 BB: 0 P: 7	R: 0 E: 0 K: 1 S: 7	H: 1 LOB: 0 BB: 0 P: 11	R: 0 E: 0 K: 2 S: 16	H: 1 LOB: 2 BB: 1 P: 23	R: 0 E: 0 K: 1 S: 10	H: 1 LOB: 1 BB: 0 P: 16	1B: 8 2B: 3 3B: 0 HR: 3	SF: 0 SAC: 0 DP: 3 HBP: 1	WP: 0 PB: 0 SB: 0 CS: 1	PA: 42					
PITCHER	IP	WLS	BF	H	R	ER	SO	BB	IBB	HBP	BLK	WP	HR	S	P	ERA	WHIP										
Jon Garland, R ERA: 5.46	4.1	L	23	9	7	7	2	3	0	1	0	0	2	46	77	14.54	2.769										
Rocky Biddle, R ERA: 3.79	1.2	6	1	1	1	2	0	0	0	0	0	0	1	14	19	5.40	0.600										
Keith Foulke, R ERA: 4.38	2.0	8	2	0	0	3	1	0	0	0	0	0	0	23	34	0.00	1.500										
Matt Ginter, R ERA: 3.41	1.0	4	1	0	0	1	0	0	0	0	0	0	0	10	16	0.00	1.000										

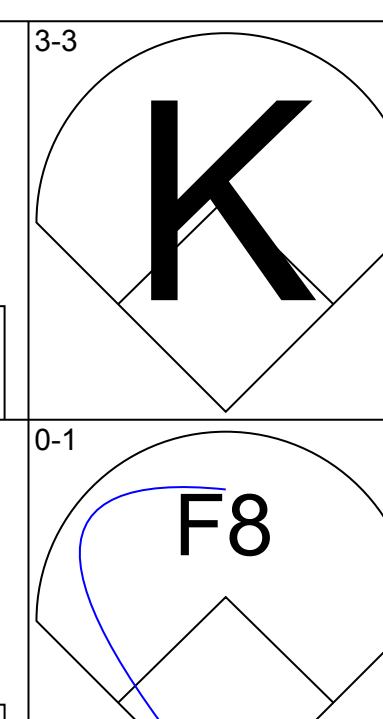
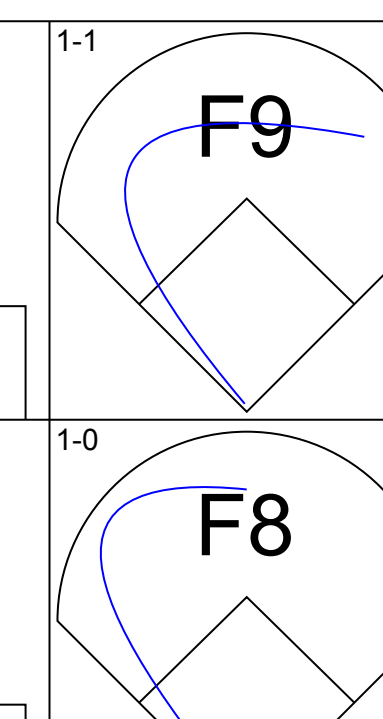
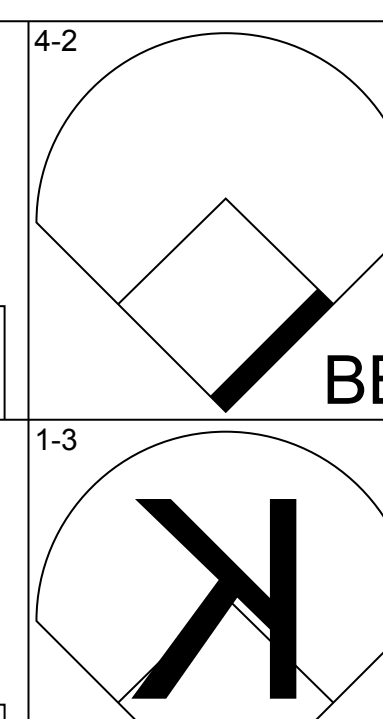
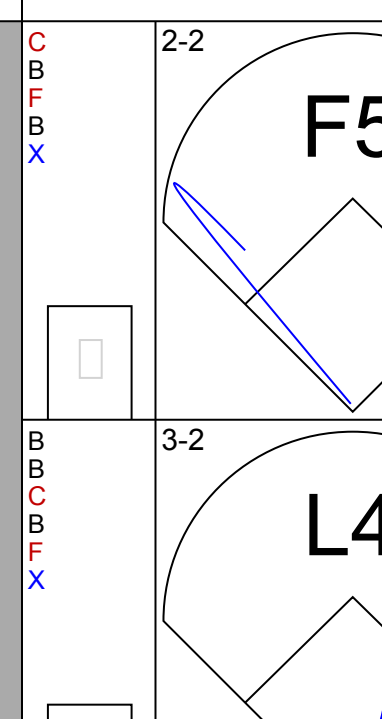
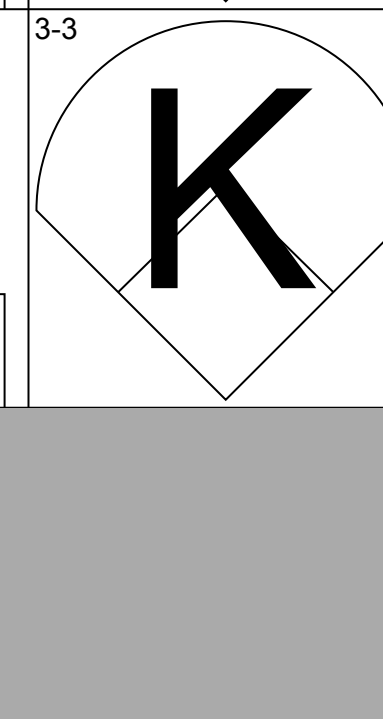
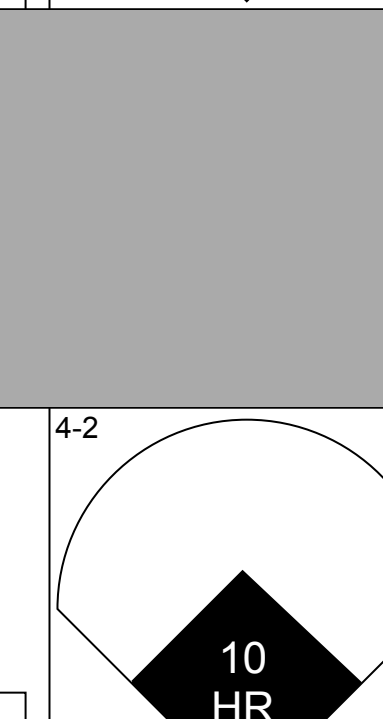



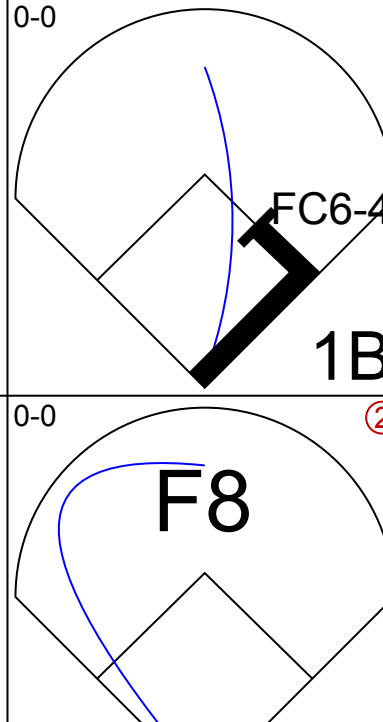
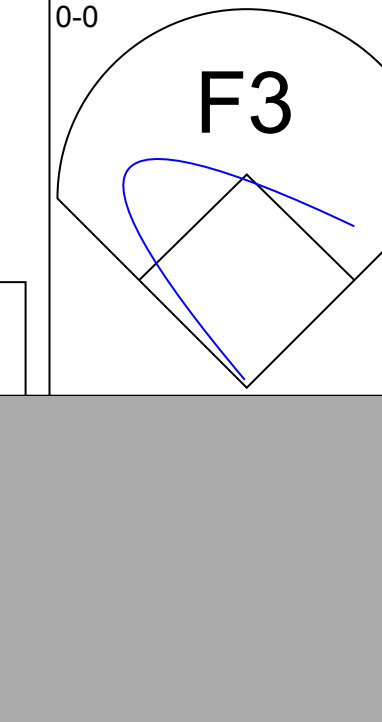
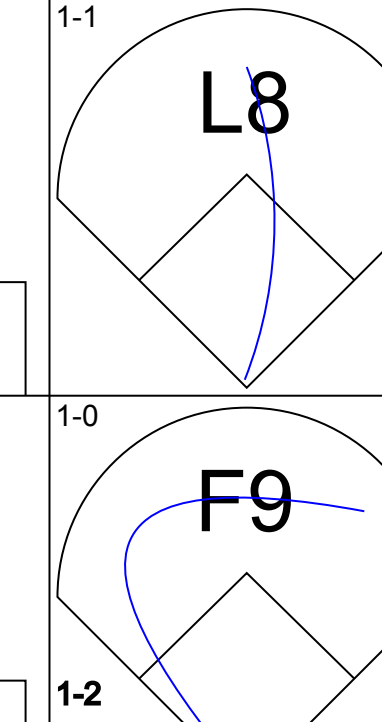
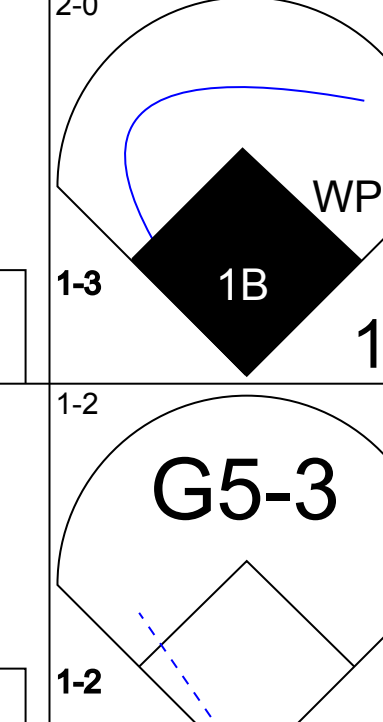
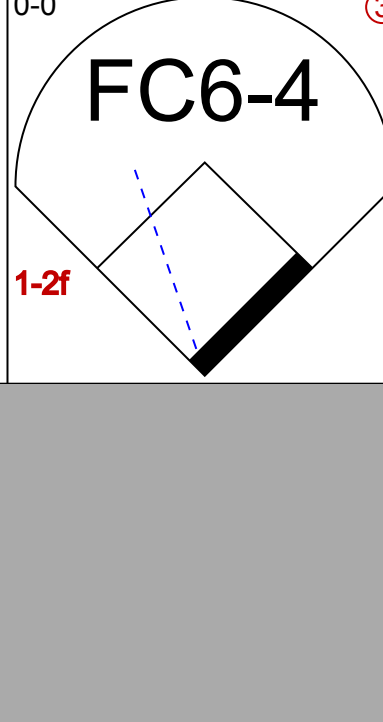


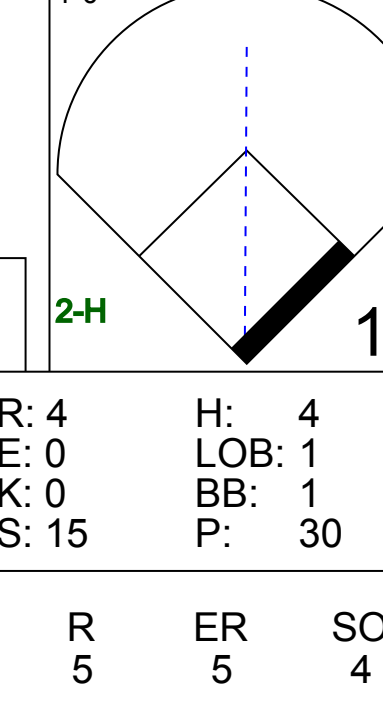


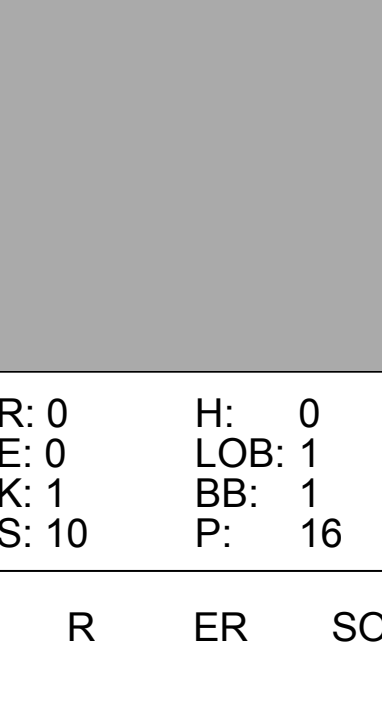
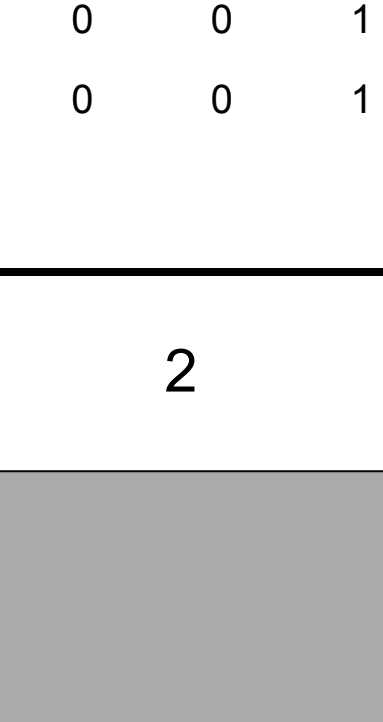
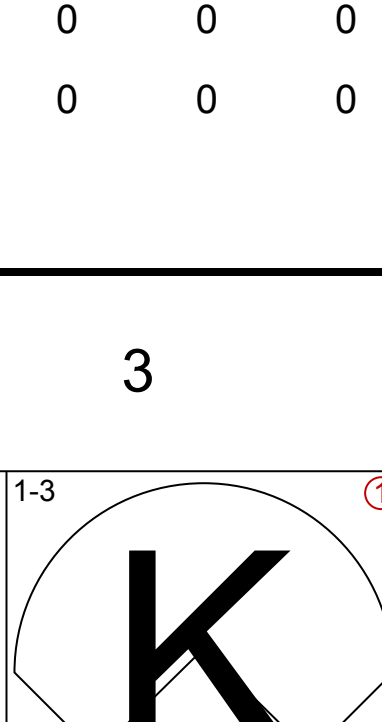
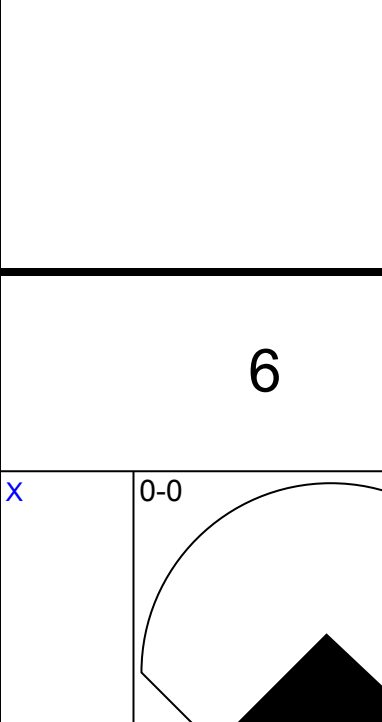
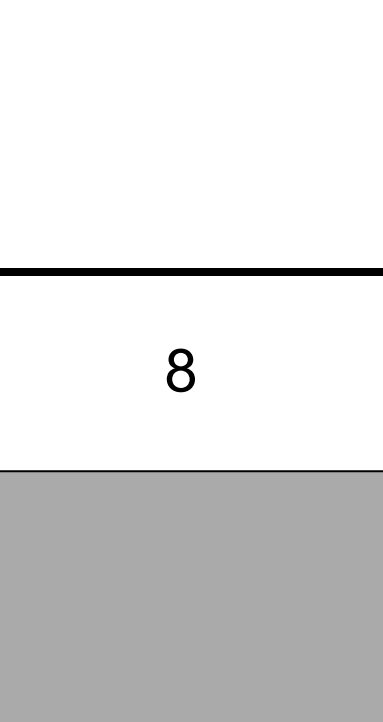

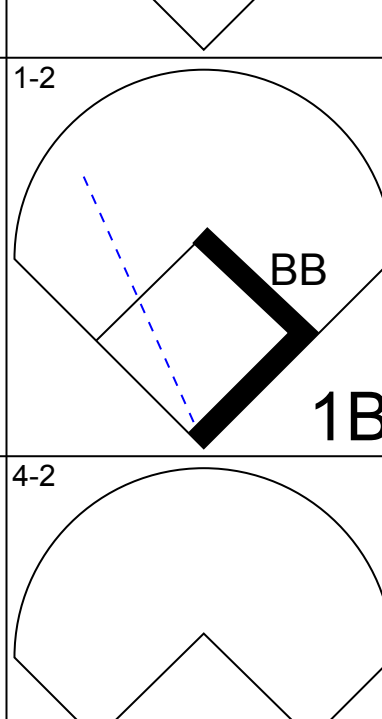
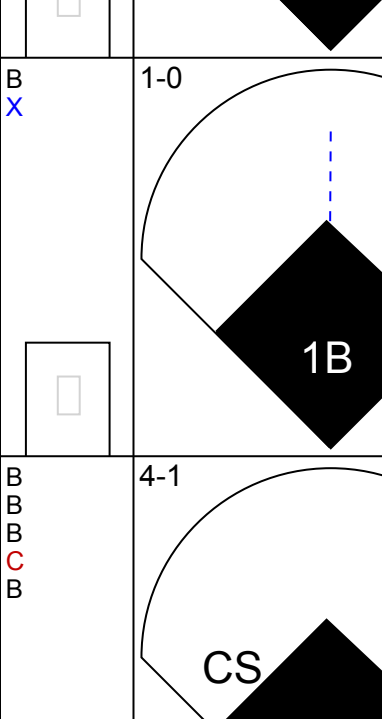

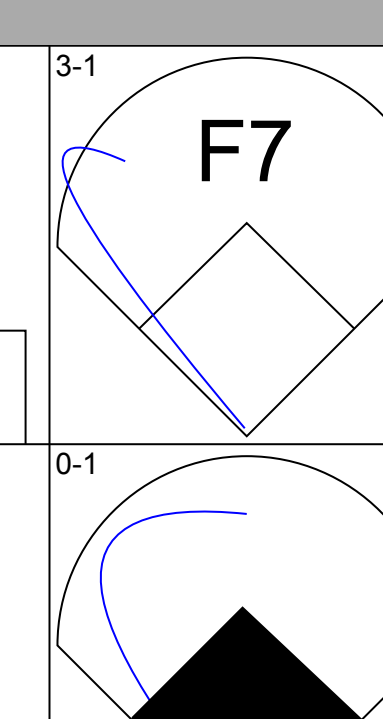

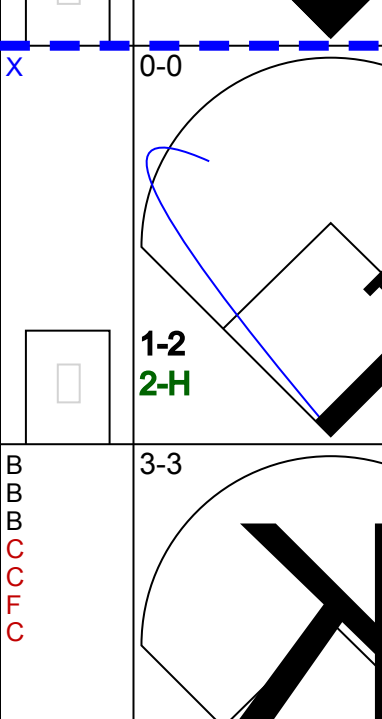

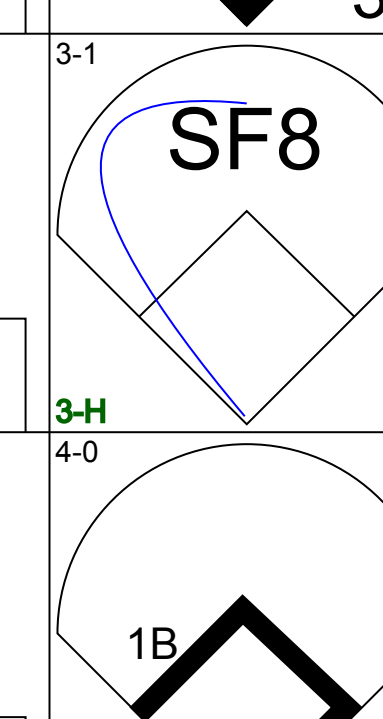
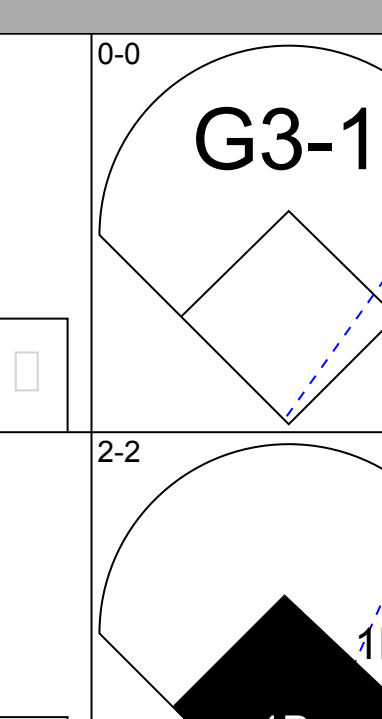


Batter	1	2	3	4	5	6	7	8	9	AB	R	H	RBI	BB	SO	LOB	BOTTOM										
Kenny Lofton, L OBP: 0.343, SLG: 0.411	F7					F8			G6-3	4	0	2	0	1	0	3	Minnesota Twins @ Chicago White Sox Comiskey Park, Chicago, IL Wed Jul 24 2002, 2:05 PM EDT Att: 23,535 - Sunny - 73 F										
Ray Durham, S OBP: 0.390, SLG: 0.446	F7-4		FC5			G4-6-3			G6-3	5	0	3	0	0	0												
Carlos Lee, R OBP: 0.339, SLG: 0.469	BB		F7			F9			G5-3	3	0	0	0	2	0												
Magglio Ordonez, R OBP: 0.373, SLG: 0.553	F7-4		FC5			F8			F8	5	0	2	0	0	0												
14 Paul Konerko, R OBP: 0.368, SLG: 0.540			F7			G6-3			K	4	0	0	0	0	1												
Frank Thomas, R OBP: 0.346, SLG: 0.461	BB		FC5			HR			FC3-6	2	1	1	1	1	0												
Jose Valentin, S OBP: 0.293, SLG: 0.439	BB					P5			P2	4	0	1	0	0	0												
Royce Clayton, R OBP: 0.276, SLG: 0.344	BB					K			G6-3	3	0	0	0	1	1												
Mark Johnson, L OBP: 0.293, SLG: 0.253						K			F7	3	0	0	0	0	2												
Aaron Rowand, R OBP: 0.215, SLG: 0.324									F9	1	0	0	0	0	0												
Inning Stats	R: 0 E: 0 K: 0 S: 6	H: 1 LOB: 1 BB: 1 P: 15	R: 0 E: 0 K: 1 S: 8	H: 1 LOB: 3 BB: 2 P: 19	R: 0 E: 0 K: 0 S: 10	H: 2 LOB: 0 BB: 0 P: 15	R: 0 E: 0 K: 2 S: 9	H: 0 LOB: 0 BB: 0 P: 11	R: 0 E: 0 K: 0 S: 9	H: 2 LOB: 2 BB: 0 P: 13	R: 1 E: 0 K: 0 S: 9	H: 1 LOB: 0 BB: 0 P: 14	R: 0 E: 0 K: 0 S: 7	H: 0 LOB: 0 BB: 1 P: 12	R: 0 E: 0 K: 1 S: 13	H: 1 LOB: 2 BB: 0 P: 20	R: 0 E: 0 K: 0 S: 10	H: 1 LOB: 2 BB: 1 P: 18	1B: 8 2B: 1 3B: 0 HR: 1	SF: 0 SAC: 0 DP: 2 HBP: 1	WP: 0 PB: 0 SB: 0 CS: 0	PA: 40					
PITCHER	IP	WLS	BF	H	R	ER	SO	BB	IBB	HBP	BLK	WP	HR	S	P	ERA	WHIP										
Kyle Lohse, R ERA: 4.55	8.0	W	35	8	1	1	4	4	0	1	0	0	0	1	71	1.12	1.500										
J.C. Romero, L ERA: 2.0	1.0	5	1	0	0	0	0	1	0	0	0	0	0	10	18	0.00	2.000										

AB 36
R 8
H 13
RBI 8
BB 4
SO 8
LOB 15



AB 34
R 1
H 9
RBI 1
BB 5
SO 4
LOB 28

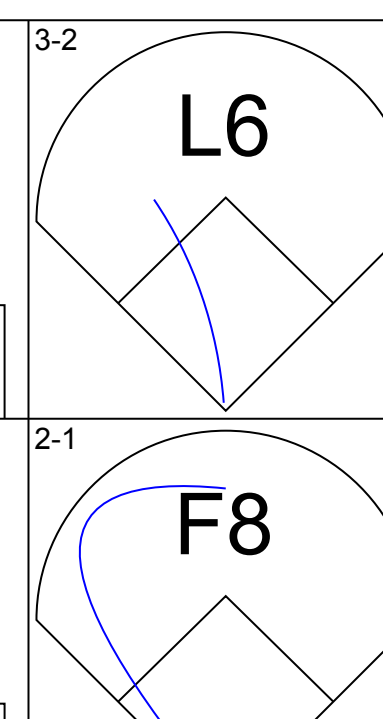
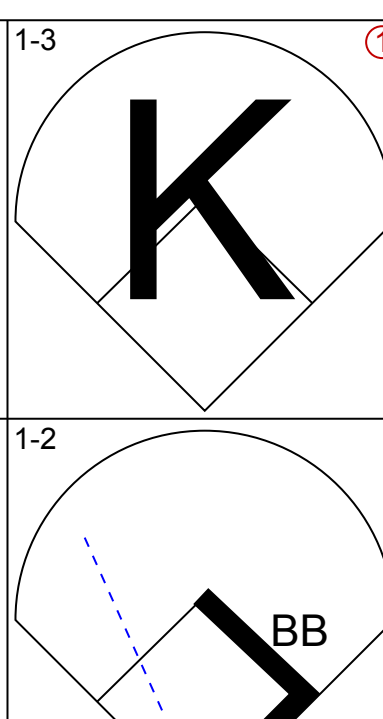
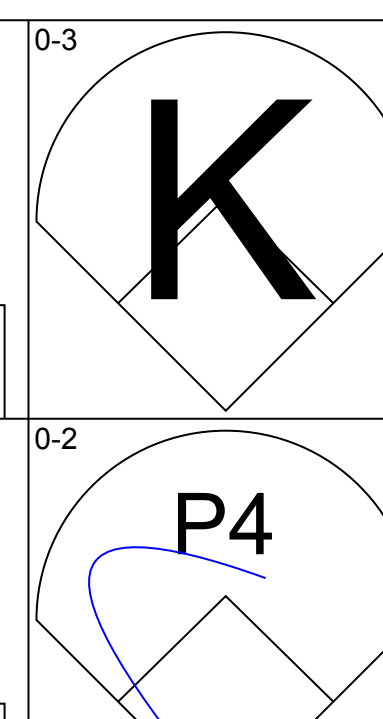
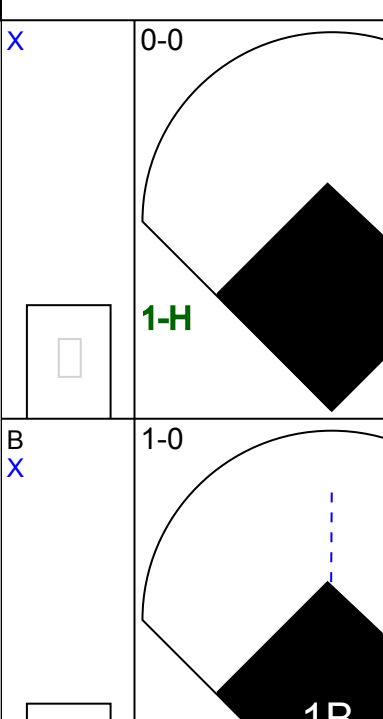
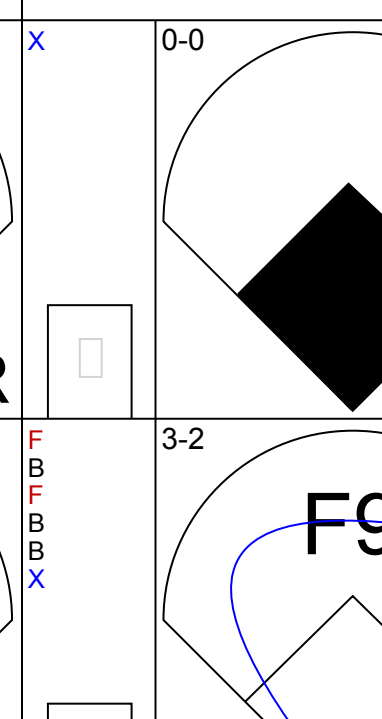

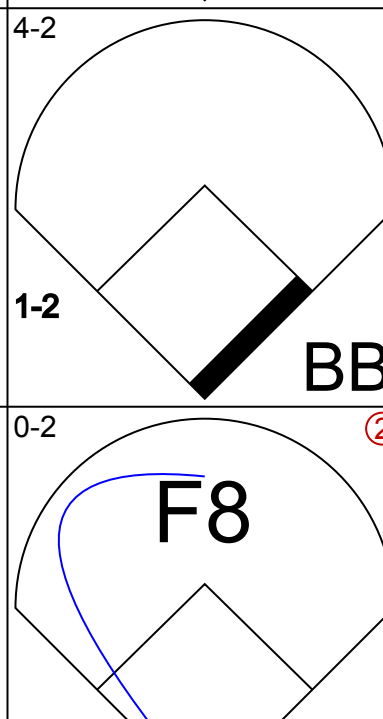

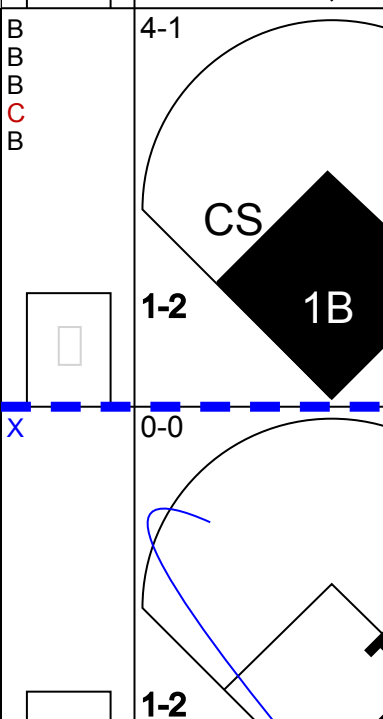



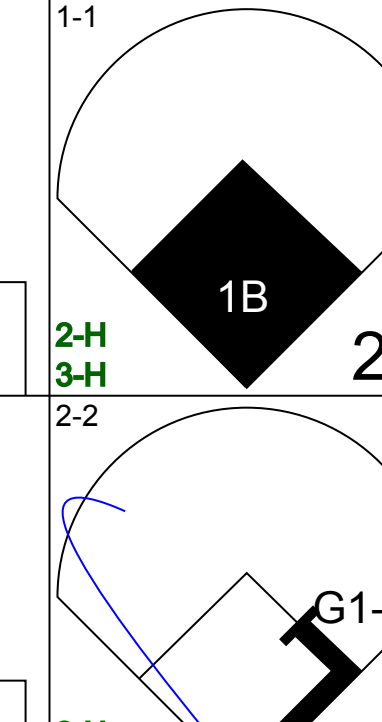
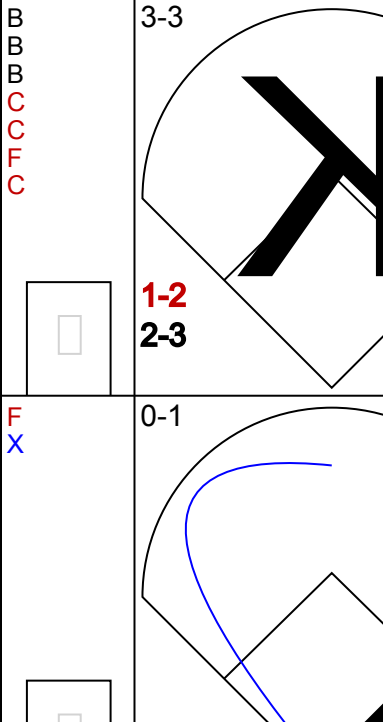
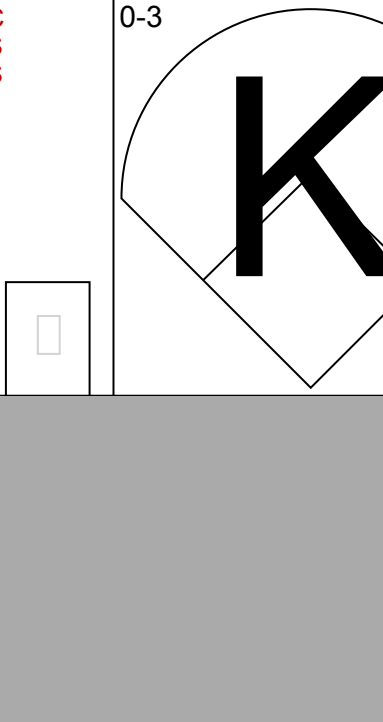
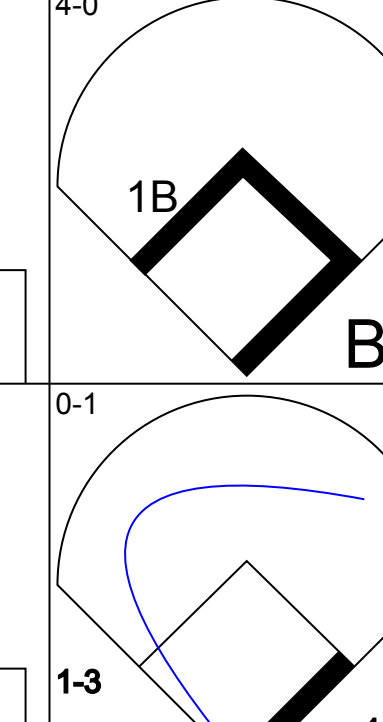

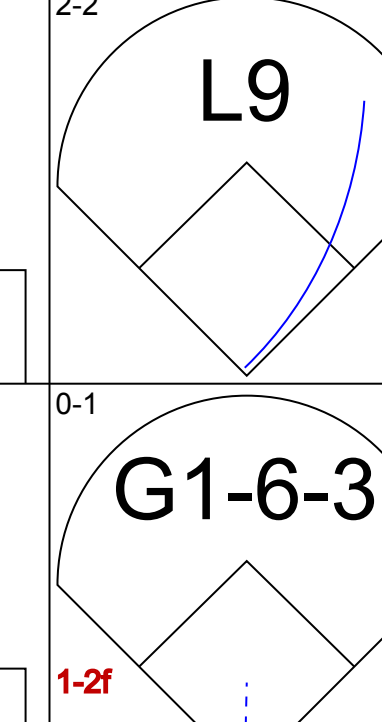
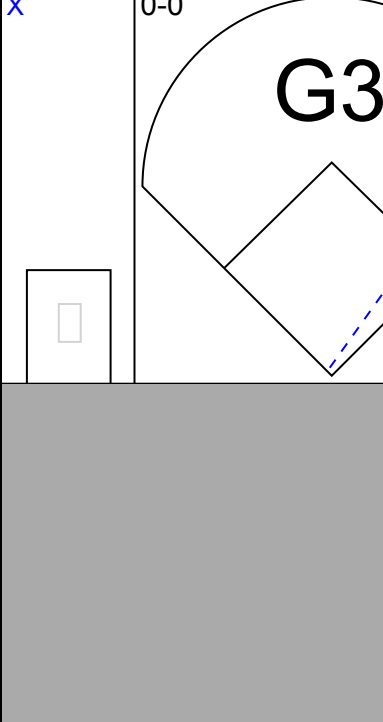

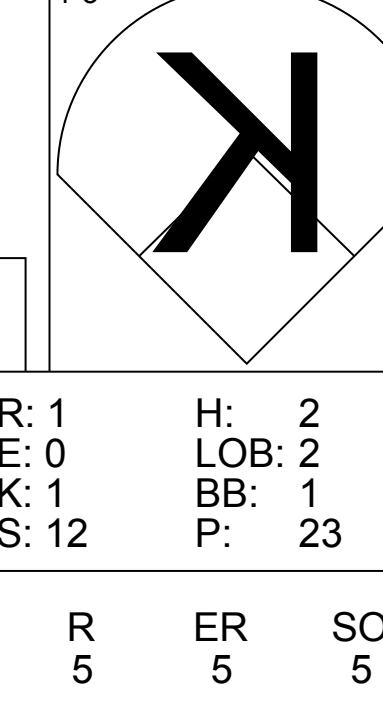

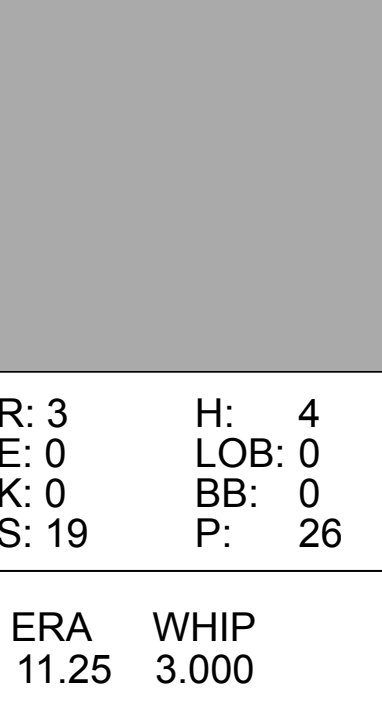
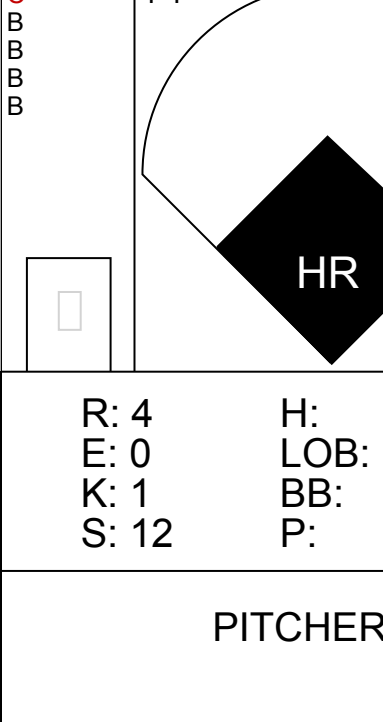
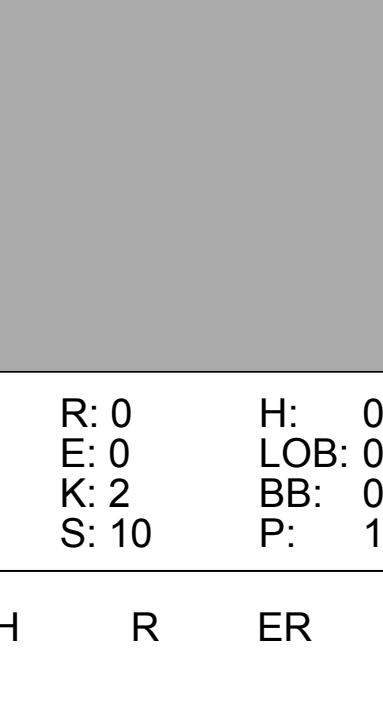


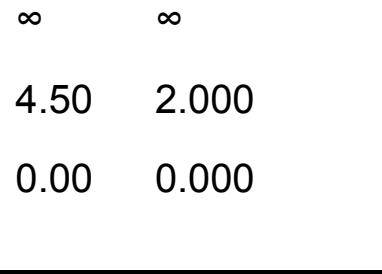




Batter	1	2	3	4	5	6	7	8	9	AB	R	H	RBI	BB	SO	LOB	TOP				
Shannon Stewart, R OBP: 0.360, SLG: 0.420										3	0	0	0	1	1	1					
Eric Hinske, L OBP: 0.376, SLG: 0.521										4	0	0	0	0	1	2					
José Cruz Jr., S OBP: 0.311, SLG: 0.431										4	0	0	0	0	2	0					
Carlos Delgado, L OBP: 0.390, SLG: 0.510										2	2	1	1	2	1	0					
10 Vernon Wells, R OBP: 0.311, SLG: 0.462										4	1	2	2	0	0	1					
Dave Berg, R OBP: 0.310, SLG: 0.383										4	1	1	0	0	1	2					
Josh Phelps, R OBP: 0.316, SLG: 0.395										4	1	1	0	0	2	1					
Tom Wilson, R OBP: 0.342, SLG: 0.389										4	0	0	0	0	1	1					
Orlando Hudson, S OBP: 0.125, SLG: 0.125										4	0	1	1	0	1	0					
Inning Stats	R: 0 E: 0 K: 2 S: 9	H: 0 LOB: 0 BB: 0 P: 15	R: 4 E: 0 K: 0 S: 15	H: 4 LOB: 1 BB: 1 P: 30	R: 1 E: 0 K: 0 S: 8	H: 2 LOB: 1 BB: 0 P: 12	R: 0 E: 0 K: 1 S: 14	H: 0 LOB: 1 BB: 1 P: 24	R: 0 E: 0 K: 3 S: 11	H: 0 LOB: 0 BB: 0 P: 14	R: 0 E: 0 K: 1 S: 12	H: 0 LOB: 1 BB: 1 P: 19	R: 0 E: 0 K: 1 S: 10	H: 0 LOB: 1 BB: 1 P: 16	R: 0 E: 0 K: 1 S: 9	H: 0 LOB: 0 BB: 0 P: 13	1B: 4 2B: 0 3B: 0 HR: 2	SF: 0 SAC: 0 DP: 0 HBP: 0	WP: 2 PA: 36 CS: 0		
PITCHER	IP	WLS	BF	H	R	ER	SO	BB	IBB	HBP	BLK	WP	HR	S	P	ERA	WHIP				
Joe Mays, R ERA: 9.13	(1, 1)	5.0		23	6	5	5	4	2	0	0	0	1	2	53	90	9.00	1.600			
Tony Fiore, R ERA: 3.2	(6, 1)	2.0	W	6	0	0	0	4	0	0	0	0	0	0	23	33	0.00	0.000			
LaTroy Hawkins, R ERA: 1.31	(8, 1)	1.0		4	0	0	0	1	1	0	0	0	1	0	10	16	0.00	1.000			
Eddie Guardado, L ERA: 2.57	(9, 1)	1.0		3	0	0	0	1	0	0	0	0	0	0	9	13	0.00	0.000			

Toronto Blue Jays @ Minnesota Twins
Hubert H. Humphrey Metrodome, Minneapolis, MN
Fri Jul 26 2002, 8:05 PM EDT
Att: 25,049 - Dome - 72 F

AB 33
R 5
H 6
RBI 4
BB 3
SO 10
LOB 8



Batter	1	2	3	4	5	6	7	8	9	AB	R	H	RBI	BB	SO	LOB	BOTTOM				
Jacque Jones, L OBP: 0.333, SLG: 0.494										5	2	2	3	0	2	2					
Cristian Guzman, S OBP: 0.282, SLG: 0.368										5	1	2	0	0	0	2					
Corey Koskie, L OBP: 0.396, SLG: 0.463										3	2	1	0	2	2	0					
David Ortiz, L OBP: 0.342, SLG: 0.521										4	1	2	1	0	0	2					
5 Michael Cuddyer, R OBP: 0.397, SLG: 0.590										1	0	0	0	0	0	0					
Tori Hunter, R OBP: 0.355, SLG: 0.574										5	2	2	2	0	3	4					
Doug Mientkiewicz, L OBP: 0.380, SLG: 0.384										3	0	2	3	0	0	0					
Bobby Kielty, S OBP: 0.453, SLG: 0.540										3	1	1	0	1	0	2					
A.J. Pierzynski, L OBP: 0.345, SLG: 0.462										4	0	3	0	0	0	1					
Luis Rivas, R OBP: 0.335, SLG: 0.372										3	1	1	1	1	1	3					
Inning Stats	R: 0 E: 0 K: 1 S: 8	H: 0 LOB: 0 BB: 0 P: 13	R: 1 E: 0 K: 1 S: 12	H: 2 LOB: 2 BB: 1 P: 23	R: 0 E: 0 K: 2 S: 18	H: 1 LOB: 2 BB: 1 P: 26	R: 1 E: 0 K: 1 S: 15	H: 3 LOB: 2 BB: 0 P: 19	R: 3 E: 0 K: 0 S: 19	H: 4 LOB: 0 BB: 0 P: 26	R: 4 E: 0 K: 1 S: 12	H: 4 LOB: 1 BB: 2 P: 24	R: 1 E: 0 K: 0 S: 8	H: 2 LOB: 0 BB: 0 P: 11	R: 0 E: 0 K: 2 S: 10	H: 0 LOB: 0 BB: 0 P: 16	1B: 11 2B: 3 3B: 1 HR: 2	SF: 1 SAC: 0 DP: 3 HBP: 0	WP: 0 PA: 41 CS: 2		
PITCHER	IP	WLS	BF	H	R	ER	SO	BB	IBB	HBP	BLK	WP	HR	S	P	ERA	WHIP				
Steve Parris, R ERA: 4.57	(1, 1)	4.0		24	10	0	5	5	2	0	0	0	0	0	67	100	11.25	3.000			
Felix Heredia, L ERA: 4.58	(5, 1)	1.0		2	0	0	0	0	0	0	0	0	0	5	7	0.00	0.000				
Luke Prokopec, R ERA: 6.43	(6, 1)	0.0	L	4	2	4	4	0	2	0	0	0	0	1	4	13	∞	∞			
Pete Walker, R ERA: 4.64	(6, 1)	2.0		8	4	1	1	1	0	0	0	0	0	1	16	22	4.50	2.000			
Scott Eyre, L ERA: 5.13	(8, 1)	1.0		3	0	0	0	2	0	0	0	0	0	10	16	0.00	0.000				

Toronto Blue Jays @ Minnesota Twins
Hubert H. Humphrey Metrodome, Minneapolis, MN
Fri Jul 26 2002, 8:05 PM EDT
Att: 25,049 - Dome - 72 F

AB 36
R 10
H 16
RBI 10
BB 4
SO 8
LOB 16



Batter	1	2	3	4	5	6	7	8	9	AB	R	H	RBI	BB	SO	LOB	TOP								
Shannon Stewart, R OBP: 0.360, SLG: 0.430	F9		K			G4-3		3B		4	0	1	0	0	1	0	Toronto Blue Jays @ Minnesota Twins Hubert H. Humphrey Metrodome, Minneapolis, MN Sun Jul 28 2002, 2:05 PM EDT Att: 30,554 - Dome - 72 F								
Eric Hinske, L OBP: 0.374, SLG: 0.512	K				G3-1	K		P6		4	0	0	0	0	2	1									
José Cruz Jr., S OBP: 0.307, SLG: 0.426	P3			K		K			K	4	0	0	0	0	3	0									
Carlos Delgado, L OBP: 0.387, SLG: 0.505 Orlando Hudson, S OBP: 0.125, SLG: 0.125		WP			G6-3		K		1B	4	0	2	0	0	1	0									
10 Vernon Wells, R OBP: 0.309, SLG: 0.455		K				K		F8	K	4	0	0	0	0	3	2									
Chris Woodward, R OBP: 0.365, SLG: 0.575		K			FC5	BB			F7	2	0	0	0	2	1	2									
Josh Phelps, R OBP: 0.326, SLG: 0.390						FC5	BB			2	0	0	0	1	2	2									
Dave Berg, R OBP: 0.306, SLG: 0.381			G6-3			F7		K		3	0	0	0	0	1	2									
Ken Huckaby, R OBP: 0.318, SLG: 0.361 Tom Wilson, R OBP: 0.340, SLG: 0.387			K2-3			FC5		F8		2	0	0	0	0	1	2									
					1-2 2-3F					1	0	0	0	0	0	0									
Inning Stats	R: 0 E: 0 K: 1 S: 9	H: 0 LOB: 0 BB: 0 P: 14	R: 0 E: 0 K: 3 S: 11	H: 1 LOB: 1 BB: 0 P: 18	R: 0 E: 0 K: 2 S: 11	H: 0 LOB: 0 BB: 0 P: 14	R: 0 E: 0 K: 1 S: 7	H: 0 LOB: 0 BB: 0 P: 11	R: 0 E: 0 K: 1 S: 8	H: 0 LOB: 2 BB: 2 P: 21	R: 0 E: 0 K: 2 S: 8	H: 0 LOB: 0 BB: 0 P: 12	R: 0 E: 0 K: 2 S: 9	H: 0 LOB: 1 BB: 1 P: 16	R: 0 E: 0 K: 1 S: 8	H: 1 LOB: 1 BB: 0 P: 11	R: 0 E: 0 K: 2 S: 13	H: 1 LOB: 1 BB: 0 P: 17	1B: 1 2B: 1 3B: 1 HR: 0	SF: 0 SAC: 0 DP: 0 HBP: 0	WP: 1 PB: 0 SB: 0 CS: 0	PA: 33			
PITCHER	IP	WLS	BF	H	R	ER	SO	BB	IBB	HBP	BLK	WP	HR	S	P	ERA	WHIP								
Johan Santana, L ERA: 3.32	8.0	W	29	2	0	0	13	3	0	0	0	1	0	71	117	0.00	0.625								
Eddie Guardado, L ERA: 2.52	1.0		4	1	0	0	2	0	0	0	0	0	0	13	17	0.00	1.000								


Batter	1	2	3	4	5	6	7	8	9	AB	R	H	RBI	BB	SO	LOB	BOTTOM								
Jacque Jones, L OBP: 0.331, SLG: 0.488	G3		B1-3			F7				4	0	0	0	0	1	3	Toronto Blue Jays @ Minnesota Twins Hubert H. Humphrey Metrodome, Minneapolis, MN Sun Jul 28 2002, 2:05 PM EDT Att: 30,554 - Dome - 72 F								
Cristian Guzman, S OBP: 0.286, SLG: 0.373	2B		P6		G3		P6			4	1	1	0	0	0	0									
Corey Koskie, L OBP: 0.397, SLG: 0.467	1B		K			K		K		4	0	1	1	0	3	0									
David Ortiz, L OBP: 0.343, SLG: 0.516					K	2B		G3		4	1	2	0	0	1	0									
Tori Hunter, R OBP: 0.360, SLG: 0.587	K				G3	1B		HR		4	2	3	1	0	1	2									
Bobby Kielty, S OBP: 0.456, SLG: 0.536	F2				G3	1B		FC5-4		2	0	0	0	2	0	3									
5 Michael Cuddyer, R OBP: 0.544, SLG: 0.644 Doug Mientkiewicz, L OBP: 0.378, SLG: 0.382		K				SF8		FC5-4		2	0	0	1	1	1	1									
A.J. Pierzynski, L OBP: 0.343, SLG: 0.456		G3				1B		G6-4-3		4	0	1	1	0	1	3									
Denny Hocking, S OBP: 0.326, SLG: 0.340		G4-3				F7		1B		3	0	1	0	0	0	0									
						1-2 2-3				1	0	0	0	0	0	0									
Inning Stats	R: 1 E: 0 K: 1 S: 15	H: 3 LOB: 2 BB: 0 P: 24	R: 0 E: 0 K: 1 S: 7	H: 0 LOB: 0 BB: 0 P: 11	R: 0 E: 0 K: 1 S: 7	H: 0 LOB: 0 BB: 0 P: 9	R: 0 E: 0 K: 2 S: 14	H: 1 LOB: 2 BB: 1 P: 21	R: 0 E: 0 K: 1 S: 7	H: 0 LOB: 0 BB: 0 P: 9	R: 2 E: 0 K: 1 S: 23	H: 4 LOB: 3 BB: 1 P: 38	R: 0 E: 0 K: 1 S: 6	H: 0 LOB: 0 BB: 0 P: 10	R: 1 E: 0 K: 0 S: 9	H: 1 LOB: 0 BB: 1 P: 14	1B: 5 2B: 3 3B: 0 HR: 1	SF: 1 SAC: 0 DP: 1 HBP: 0	WP: 0 PB: 0 SB: 0 CS: 0	PA: 35					
PITCHER	IP	WLS	BF	H	R	ER	SO	BB	IBB	HBP	BLK	WP	HR	S	P	ERA	WHIP								
Esteban Loaiza, R ERA: 5.63	5.2	L	27	8	3	3	7	1	0	0	0	0	0	69	107	4.76	1.588								
Scott Eyre, L ERA: 5.02	1.1		4	0	0	0	1	0	0	0	0	0	0	10	15	0.00	0.000								
Scott Cassidy, R ERA: 5.2	1.0		4	1	1	1	0	1	0	0	0	0	1	9	14	9.00	2.000								



Batter	1	2	3	4	5	6	7	8	9	10	AB	R	H	RBI	BB	SO	LOB	TOP						
Willie Harris, L OBP: 0.276, SLG: 0.333 (1.4)											4	1	1	0	0	0	1							
Aaron Rowand, R OBP: 0.242, SLG: 0.367 (1.8)											3	0	1	0	1	1	1							
Jeff Liefer, L OBP: 0.289, SLG: 0.279 (1.7)											4	0	0	0	0	1	4							
Josh Paul, R OBP: 0.583, SLG: 0.550 (10.2)											0	0	0	0	0	0	0							
Magglio Ordonez, R OBP: 0.362, SLG: 0.576 (1.9)											3	0	0	0	1	0	1							
14 Paul Konerko, R OBP: 0.350, SLG: 0.525 (1.3)											4	0	0	0	0	0	1							
Frank Thomas, R OBP: 0.342, SLG: 0.449 (1.10)											4	0	1	0	0	1	0							
Jose Valentin, S OBP: 0.289, SLG: 0.434 (1.6)																								
Tony Graffanino, R OBP: 0.350, SLG: 0.477 (10. PH)																								
Royce Clayton, R OBP: 0.284, SLG: 0.354 (10.6)																								
24 Joe Crede, R OBP: 0.125, SLG: 0.125 (1.5)											4	0	1	0	0	1	1							
Mark Johnson, L OBP: 0.288, SLG: 0.250 (1.2)																								
Carlos Lee, R OBP: 0.344, SLG: 0.472 (10.7)																								
Inning Stats	R: 1 E: 0 K: 0 S: 7	H: 1 LOB: 1 BB: 2 P: 17	R: 0 E: 0 K: 0 S: 6	H: 1 LOB: 1 BB: 0 P: 9	R: 0 E: 0 K: 1 S: 11	H: 1 LOB: 1 BB: 0 P: 13	R: 0 E: 0 K: 0 S: 6	H: 0 LOB: 0 BB: 0 P: 7	R: 0 E: 0 K: 0 S: 8	H: 0 LOB: 0 BB: 0 P: 9	R: 0 E: 0 K: 0 S: 9	H: 1 LOB: 1 BB: 0 P: 15	R: 0 E: 0 K: 2 S: 11	H: 1 LOB: 1 BB: 0 P: 16	R: 0 E: 0 K: 0 S: 12	H: 0 LOB: 0 BB: 0 P: 16	R: 0 E: 0 K: 1 S: 7	H: 0 LOB: 1 BB: 1 P: 14	1B: 5 2B: 0 3B: 0 HR: 0	SF: 0 SAC: 1 DP: 1 HBP: 0	WP: 1 PB: 0 SB: 0 CS: 0	PA: 37		
PITCHER	IP WLS BF H R ER SO ERA WHIP	IP WLS BF H R ER SO ERA WHIP	IP WLS BF H R ER SO ERA WHIP	IP WLS BF H R ER SO ERA WHIP	IP WLS BF H R ER SO ERA WHIP	IP WLS BF H R ER SO ERA WHIP	IP WLS BF H R ER SO ERA WHIP	IP WLS BF H R ER SO ERA WHIP	IP WLS BF H R ER SO ERA WHIP	IP WLS BF H R ER SO ERA WHIP	IP WLS BF H R ER SO ERA WHIP	IP WLS BF H R ER SO ERA WHIP	IP WLS BF H R ER SO ERA WHIP	IP WLS BF H R ER SO ERA WHIP	IP WLS BF H R ER SO ERA WHIP	IP WLS BF H R ER SO ERA WHIP	IP WLS BF H R ER SO ERA WHIP	IP WLS BF H R ER SO ERA WHIP	IP WLS BF H R ER SO ERA WHIP	IP WLS BF H R ER SO ERA WHIP	IP WLS BF H R ER SO ERA WHIP	IP WLS BF H R ER SO ERA WHIP	IP WLS BF H R ER SO ERA WHIP	IP WLS BF H R ER SO ERA WHIP
Joe Mays, R ERA: 7.2 (1.1)	7.1	28	5	1	1	2	0	0	0	0	1	0	58	91	1.23	0.955								
LaTroy Hawkins, R ERA: 1.55 (8.1)	1.2	5	0	0	2	0	0	0	0	0	0	0	19	25	0.00	0.000								
J.C. Romero, L ERA: 1.92 (10.1)	1.0	4	0	0	1	1	0	0	0	0	0	0	7	14	0.00	1.000								

Chicago White Sox @ Minnesota Twins
 Hubert H. Humphrey Metrodome, Minneapolis, MN
 Wed Jul 31 2002, 8:05 PM EDT
 Att. 29,478 - Dome - 72 F


AB 33
 R 1
 H 5
 RBI 0
 BB 3
 SO 4
 LOB 11



Batter	1	2	3	4	5	6	7	8	9	10	AB	R	H	RBI	BB	SO	LOB	BOTTOM						
Jacque Jones, L OBP: 0.330, SLG: 0.485 (1.7)											4	1	1	0	0	1	0							
Cristian Guzman, S OBP: 0.280, SLG: 0.365 (1.6)											5	0	0	0	0	2	3							
Corey Koskie, L OBP: 0.401, SLG: 0.473 (1.5)											4	0	2	1	1	1	0							
David Ortiz, L OBP: 0.353, SLG: 0.514 (1.10)											2	0	1	1	3	0	1							
Bobby Kielty, S OBP: 0.453, SLG: 0.526 (1.8)											3	0	0	0	1	2	4							
Doug Mientkiewicz, L OBP: 0.377, SLG: 0.376 (1.3)											3	0	0	0	1	1	2							
Dustan Mohr, R OBP: 0.341, SLG: 0.463 (1.9)											4	0	0	0	0	3	3							
A.J. Pierzynski, L OBP: 0.340, SLG: 0.451 (1.2)											3	0	0	0	0	1	1							
Matthew LeCroy, R OBP: 0.312, SLG: 0.473 (9. PH)											1	0	0	0	0	1	0							
Tom Prince, R OBP: 0.327, SLG: 0.451 (10.2)											0	0	0	0	0	0	0							
Luis Rivas, R OBP: 0.320, SLG: 0.359 (1.4)											4	1	1	0	0	1	1							
Inning Stats	R: 0 E: 0 K: 1 S: 12	H: 1 LOB: 1 BB: 1 P: 22	R: 0 E: 0 K: 0 S: 11	H: 0 LOB: 1 BB: 1 P: 19	R: 1 E: 0 K: 1 S: 13	H: 2 LOB: 1 BB: 0 P: 18	R: 0 E: 0 K: 2 S: 14	H: 0 LOB: 0 BB: 0 P: 16	R: 0 E: 0 K: 0 S: 5	H: 0 LOB: 2 BB: 2 P: 20	R: 0 E: 0 K: 1 S: 10	H: 0 LOB: 0 BB: 0 P: 12	R: 0 E: 0 K: 3 S: 13	H: 0 LOB: 1 BB: 1 P: 22	R: 0 E: 0 K: 2 S: 10	H: 0 LOB: 0 BB: 0 P: 16	R: 1 E: 0 K: 0 S: 5	H: 2 LOB: 3 BB: 1 P: 13	1B: 3 2B: 2 3B: 0 HR: 0	SF: 0 SAC: 1 DP: 0 HBP: 0	WP: 1 PB: 0 SB: 0 CS: 0	PA: 40		
PITCHER	IP WLS BF H R ER SO ERA WHIP	IP WLS BF H R ER SO ERA WHIP	IP WLS BF H R ER SO ERA WHIP	IP WLS BF H R ER SO ERA WHIP	IP WLS BF H R ER SO ERA WHIP	IP WLS BF H R ER SO ERA WHIP	IP WLS BF H R ER SO ERA WHIP	IP WLS BF H R ER SO ERA WHIP	IP WLS BF H R ER SO ERA WHIP	IP WLS BF H R ER SO ERA WHIP	IP WLS BF H R ER SO ERA WHIP	IP WLS BF H R ER SO ERA WHIP	IP WLS BF H R ER SO ERA WHIP	IP WLS BF H R ER SO ERA WHIP	IP WLS BF H R ER SO ERA WHIP	IP WLS BF H R ER SO ERA WHIP	IP WLS BF H R ER SO ERA WHIP	IP WLS BF H R ER SO ERA WHIP	IP WLS BF H R ER SO ERA WHIP	IP WLS BF H R ER SO ERA WHIP	IP WLS BF H R ER SO ERA WHIP	IP WLS BF H R ER SO ERA WHIP	IP WLS BF H R ER SO ERA WHIP	IP WLS BF H R ER SO ERA WHIP
Jon Garland, R ERA: 5.27 (7.1)	6.0	25	3	1	1	5	4	0	0	0	1	0	65	103	1.50	1.167								
Kelly Wunsch, L ERA: 4.74 (7.1)	1.0	3	0	0	2	0	0	0	0	0	0	0	8	12	0.00	0.000								
Damaso Marte, L ERA: 3.43 (8.1)	1.2	6	0	0	4	1	0	0	0	0	0	0	20	32	0.00	0.600								
Antonio Osuna, R ERA: 4.43 (9.1)	0.2	6	2	1	1	1	0	1	0	0	0	0	8	19	13.50	3.000								

Chicago White Sox @ Minnesota Twins
 Hubert H. Humphrey Metrodome, Minneapolis, MN
 Wed Jul 31 2002, 8:05 PM EDT
 Att. 29,478 - Dome - 72 F

AB 33
 R 2
 H 5
 RBI 2
 BB 6
 SO 12
 LOB 15



Batter	1	2	3	4	5	6	7	8	9	AB	R	H	RBI	BB	SO	LOB	TOP			
Tony Graffanino, R OBP: 0.344, SLG: 0.467 (1, 4)										4	0	0	0	0	2	0	Chicago White Sox @ Minnesota Twins Hubert H. Humphrey Metrodome, Minneapolis, MN Thu Aug 01 2002, 8:05 PM EDT Att: 26,270 - Dome - 72 F			
Aaron Rowand, R OBP: 0.234, SLG: 0.355 (1, 8)										4	0	0	0	0	2	0				
Carlos Lee, R OBP: 0.340, SLG: 0.466 (1, 7)										4	0	0	0	0	0	1				
Magglio Ordonez, R OBP: 0.378, SLG: 0.570 (1, 9)											4	0	0	0	0	1				
14 Paul Konerko, R OBP: 0.362, SLG: 0.526 (1, 3)										3	0	2	0	0	0	1				
Frank Thomas, R OBP: 0.340, SLG: 0.445 (1, 10)										3	0	0	0	0	2	2				
24 Joe Crede, R OBP: 0.091, SLG: 0.091 (1, 5)										3	0	0	0	0	3	2				
Royce Clayton, R OBP: 0.285, SLG: 0.357 (1, 6)										3	0	1	0	0	1	0				
Josh Paul, R OBP: 0.519, SLG: 0.478 (1, 2)										3	0	0	0	0	1	1				
Inning Stats	R: 0 H: 0 E: 0 K: 2 S: 12	H: 0 LOB: 0 BB: 0 P: 19	R: 0 H: 1 E: 0 K: 2 S: 11	LOB: 1 BB: 0 P: 17	R: 0 H: 0 E: 0 K: 2 S: 9	LOB: 0 BB: 0 P: 15	R: 0 H: 0 E: 0 K: 1 S: 11	LOB: 1 BB: 0 P: 14	R: 0 H: 1 E: 0 K: 2 S: 10	LOB: 1 BB: 0 P: 14	R: 0 H: 1 E: 0 K: 1 S: 15	LOB: 1 BB: 0 P: 17	R: 0 H: 0 E: 0 K: 1 S: 6	LOB: 0 BB: 0 P: 9	R: 0 H: 0 E: 0 K: 0 S: 10	LOB: 0 BB: 0 P: 12	1B: 2 2B: 1 3B: 0 HR: 0	SF: 0 SAC: 0 DP: 0 HBP: 0	WP: 2 PB: 2 SB: 0 CS: 0	PA: 31
PITCHER Eric Milton, L ERA: 4.6 (1, 1)	IP: 9.0 WLS: W BF: 31 H: 3 R: 0 ER: 0 SO: 11 BB: 0 IBB: 0 HBP: 0 BLK: 0 WP: 2 HR: 0 S: 94 P: 131 ERA: 0.00 WHIP: 0.333															PITCHER				

Batter	1	2	3	4	5	6	7	8	9	AB	R	H	RBI	BB	SO	LOB	BOTTOM	
Jacque Jones, L OBP: 0.331, SLG: 0.489 (1, 7)										5	1	2	1	0	1	2	Chicago White Sox @ Minnesota Twins Hubert H. Humphrey Metrodome, Minneapolis, MN Thu Aug 01 2002, 8:05 PM EDT Att: 26,270 - Dome - 72 F	
Cristian Guzman, S OBP: 0.281, SLG: 0.364 (1, 6)										4	1	1	0	1	0	3		
Corey Koskie, L OBP: 0.399, SLG: 0.470 (1, 5)										4	0	1	1	0	2	1		
David Ortiz, L OBP: 0.355, SLG: 0.512 (1, 10)										3	1	1	0	1	0	2		
Bobby Kielty, S OBP: 0.450, SLG: 0.520 (1, 8)										3	0	0	0	1	1	5		
Doug Mientkiewicz, L OBP: 0.375, SLG: 0.375 (1, 3)										3	1	0	0	1	2	2		
5 Michael Cuddyer, R OBP: 0.300, SLG: 0.472 (1, 9)										4	1	1	4	0	1	0		
A.J. Pierzynski, L OBP: 0.345, SLG: 0.458 (1, 2)										4	0	3	0	0	1	0		
Luis Rivas, R OBP: 0.312, SLG: 0.350 (1, 4)										4	1	0	0	0	1	3		
Inning Stats	R: 0 H: 1 E: 0 K: 1 S: 9	H: 1 LOB: 1 BB: 1 P: 16	R: 0 H: 1 E: 0 K: 3 S: 13	LOB: 0 BB: 0 P: 18	R: 5 H: 4 E: 0 K: 2 S: 17	LOB: 0 BB: 1 P: 30	R: 0 H: 0 E: 0 K: 0 S: 4	LOB: 0 BB: 0 P: 9	R: 0 H: 1 E: 0 K: 1 S: 8	LOB: 2 BB: 0 P: 12	R: 0 H: 0 E: 0 K: 1 S: 9	LOB: 1 BB: 1 P: 16	R: 1 H: 2 E: 0 K: 0 S: 12	LOB: 1 BB: 0 P: 17	1B: 5 2B: 3 3B: 0 HR: 1	SF: 0 SAC: 0 DP: 0 HBP: 0	WP: 0 PB: 1 SB: 0 CS: 0	PA: 38
PITCHER Dan Wright, R ERA: 5.48 Keith Foulke, R ERA: 4.13 Matt Ginter, R ERA: 3.47	IP: 6.0 WLS: L BF: 29 H: 7 R: 5 ER: 5 SO: 8 BB: 3 IBB: 0 HBP: 0 BLK: 0 WP: 0 HR: 1 S: 59 P: 102 ERA: 7.50 WHIP: 1.667															PITCHER		

AB	31
R	0
H	3
RBI	0
BB	0
SO	11
LOB	8



AB	34
R	6
H	9
RBI	6
BB	4
SO	9
LOB	18



Batter	1	2	3	4	5	6	7	8	9	AB	R	H	RBI	BB	SO	LOB	TOP								
Chuck Knoblauch, R OBP: 0.271, SLG: 0.271	G4-3		G5-3			HBP		K		3	0	0	0	0	1	0	Kansas City Royals @ Minnesota Twins Hubert H. Humphrey Metrodome, Minneapolis, MN Fri Aug 02 2002, 8:05 PM EDT Att: 23,230 - Dome - 72 F livebaseballscores.com								
Luis Alcaez, S OBP: 0.317, SLG: 0.281	F9			FC4-6 1B		F8		BB		3	0	1	0	1	0										
Carlos Beltrán, S OBP: 0.338, SLG: 0.498	K			F7		K		K		4	0	0	0	0	3										
Raul Ibanez, L OBP: 0.332, SLG: 0.549		HR		FC4-6 1B		G4-3		K		4	1	2	1	0	1										
Joe Randa, R OBP: 0.343, SLG: 0.447	F7			FC4-6			SH3-4 BB		F2	4	0	1	0	0	0										
Michael Tucker, L OBP: 0.324, SLG: 0.396	F9			G4-3			SH3-4 BB		K	3	0	0	0	1	1										
Neifi Perez, S OBP: 0.252, SLG: 0.296	G4-3					G6-3		SH3-4		3	0	0	0	0	1										
Brent Mayne, L OBP: 0.320, SLG: 0.286			K			K		K		3	0	0	0	0	3										
Carlos Febles, R OBP: 0.321, SLG: 0.324			L6			F9		L4		3	0	0	0	0	0										
Inning Stats	R: 0 E: 0 K: 1 S: 11	H: 0 LOB: 0 BB: 0 P: 17	R: 1 E: 0 K: 0 S: 8	H: 1 LOB: 0 BB: 0 P: 12	R: 0 E: 0 K: 1 S: 8	H: 0 LOB: 0 BB: 0 P: 12	R: 0 E: 0 K: 0 S: 9	H: 2 LOB: 2 BB: 0 P: 12	R: 0 E: 0 K: 1 S: 7	H: 0 LOB: 0 BB: 0 P: 11	R: 0 E: 0 K: 1 S: 6	H: 1 LOB: 1 BB: 0 P: 8	R: 0 E: 0 K: 1 S: 11	H: 1 LOB: 2 BB: 1 P: 22	R: 0 E: 0 K: 3 S: 14	H: 0 LOB: 1 BB: 1 P: 20	R: 0 E: 0 K: 2 S: 10	H: 0 LOB: 0 BB: 0 P: 14	1B: 3 2B: 0 3B: 0 HR: 1	SF: 0 SAC: 1 DP: 0 HBP: 1	WP: 0 PB: 0 SB: 0 CS: 0	PA: 34			
PITCHER	IP	WLS	BF	H	R	ER	SO	BB	IBB	HBP	BLK	WP	HR	S	P	ERA	WHIP								
Rick Reed, R ERA: 4.45	6.0	W	24	4	1	1	4	1	0	1	0	0	1	52	80	1.50	0.833								
J.C. Romero, L ERA: 1.89	0.2	H	2	0	0	0	1	0	0	0	0	0	0	6	9	0.00	0.000								
LaTroy Hawkins, R ERA: 1.53	0.2	H	3	0	0	0	1	1	0	0	0	0	0	10	18	0.00	1.500								
Johan Santana, L ERA: 3.28	0.2	H	2	0	0	0	2	0	0	0	0	0	0	6	7	0.00	0.000								
Eddie Guardado, L ERA: 2.47	1.0	S	3	0	0	0	2	0	0	0	0	0	0	10	14	0.00	0.000								

Batter	1	2	3	4	5	6	7	8	9	AB	R	H	RBI	BB	SO	LOB	BOTTOM								
Jacque Jones, L OBP: 0.333, SLG: 0.495	HR	K		BB			G3			3	1	1	1	1	1	2	Kansas City Royals @ Minnesota Twins Hubert H. Humphrey Metrodome, Minneapolis, MN Fri Aug 02 2002, 8:05 PM EDT Att: 23,230 - Dome - 72 F livebaseballscores.com								
Denny Hocking, S OBP: 0.321, SLG: 0.333	G6-3	G6-3		K			E3			4	0	0	0	0	1	3									
Corey Koskie, L OBP: 0.398, SLG: 0.470	G3-1		K		2B		G4-6-3			4	0	1	0	0	1	1									
David Ortiz, L OBP: 0.357, SLG: 0.516	2B		2B	1B		K		G4-3		4	0	2	0	0	1	1									
Tori Hunter, R OBP: 0.359, SLG: 0.586	F7		2B	1B		L5		G1-3		4	0	1	0	0	0	2									
Dustin Mohr, R OBP: 0.340, SLG: 0.467		1B 3B	G1-3		G4-3			F8		4	1	1	0	0	0	3									
5 Michael Cuddyer, R OBP: 0.279, SLG: 0.436		K	G2-3			G6-3				3	0	0	0	0	1	3									
Doug Mientkiewicz, L OBP: 0.375, SLG: 0.375										0	0	0	0	0	0	0									
A.J. Pierzynski, L OBP: 0.345, SLG: 0.457	1B	1B		K		G3				3	0	1	1	0	1	0									
Luis Rivas, R OBP: 0.313, SLG: 0.350	1B		G4-3			G1-3				3	0	1	0	0	0	0									
Inning Stats	R: 1 E: 0 K: 0 S: 13	H: 2 LOB: 1 BB: 0 P: 23	R: 1 E: 0 K: 2 S: 14	H: 3 LOB: 2 BB: 0 P: 21	R: 0 E: 0 K: 1 S: 11	H: 2 LOB: 2 BB: 0 P: 19	R: 0 E: 0 K: 2 S: 16	H: 0 LOB: 1 BB: 1 P: 23	R: 0 E: 0 K: 1 S: 10	H: 1 LOB: 1 BB: 0 P: 15	R: 0 E: 0 K: 0 S: 7	H: 0 LOB: 0 BB: 0 P: 14	R: 0 E: 1 K: 0 S: 6	H: 0 LOB: 0 BB: 0 P: 9	R: 0 E: 0 K: 0 S: 8	H: 0 LOB: 0 BB: 0 P: 9	R: 0 E: 0 K: 2 S: 10	H: 0 LOB: 0 BB: 0 P: 14	1B: 3 2B: 3 3B: 1 HR: 1	SF: 0 SAC: 0 DP: 1 HBP: 0	WP: 0 PB: 0 SB: 1 CS: 0	PA: 33			
PITCHER	IP	WLS	BF	H	R	ER	SO	BB	IBB	HBP	BLK	WP	HR	S	P	ERA	WHIP								
Jeff Suppan, R ERA: 4.96	7.0	L	30	8	2	2	6	1	0	0	0	0	1	77	124	2.57	1.286								
Jeremy Affeldt, L ERA: 4.35	1.0		3	0	0	0	0	0	0	0	0	0	0	8	9	0.00	0.000								



Batter	1	2	3	4	5	6	7	8	9	10	AB	R	H	RBI	BB	SO	LOB	TOP						
Chuck Knoblauch, R OBP: 0.274, SLG: 0.270	G6-4-3 BB			G4-3	G5-3		F9			1B	4	0	1	0	1	0	1							
Michael Tucker, L OBP: 0.326, SLG: 0.399	F9			2B		K		L5-4 BB		F9	5	0	2	0	0	1	2							
Carlos Beltrán, S OBP: 0.336, SLG: 0.493	G6-4-3			K		K		BB		K	4	0	0	0	1	3	3							
Raul Ibanez, L OBP: 0.331, SLG: 0.543			K	P6		1B BB		L5-4			3	0	0	0	1	1	3							
Joe Randa, R OBP: 0.344, SLG: 0.446	G6-3				1B HR HBP	1B		G4-3			3	1	1	0	0	0	1							
Aaron Guiel, L OBP: 0.288, SLG: 0.315	P6				K	K				K	4	0	0	0	0	3	3							
Neifi Perez, S OBP: 0.252, SLG: 0.296				F8		1B		B1-3		F9	4	1	1	0	0	0	0							
Brent Mayne, L OBP: 0.323, SLG: 0.306				K		1B HR		G6-3			4	1	2	3	0	1	0							
Carlos Febles, R OBP: 0.318, SLG: 0.320	G6-3			G6-3		K		F9		G6-3	4	0	0	0	0	1	1							
Inning Stats	R: 0 E: 0 K: 0 S: 6	H: 0 LOB: 0 BB: 1 P: 10	R: 0 E: 0 K: 1 S: 7	H: 0 LOB: 0 BB: 0 P: 10	R: 0 E: 0 K: 1 S: 8	H: 0 LOB: 0 BB: 0 P: 10	R: 0 E: 0 K: 1 S: 9	H: 1 LOB: 1 BB: 0 P: 12	R: 3 E: 0 K: 2 S: 14	H: 2 LOB: 0 BB: 0 P: 18	R: 0 E: 0 K: 3 S: 13	H: 1 LOB: 2 BB: 1 P: 23	R: 0 E: 0 K: 0 S: 9	H: 1 LOB: 1 BB: 0 P: 10	R: 0 E: 0 K: 1 S: 7	H: 0 LOB: 0 BB: 0 P: 11	R: 0 E: 0 K: 1 S: 13	H: 1 LOB: 1 BB: 0 P: 20	1B: 5 2B: 2 3B: 0 HR: 1	SF: 0 SAC: 0 DP: 2 HBP: 1	WP: 0 PB: 0 SB: 0 CS: 0	PA: 39		
PITCHER	IP WLS BF H R ER SO BB IBB HBP BLK WP HR S P ERA WHIP	PITCHER																						
Brad Radke, R ERA: 5.15	(1, 1)	6.0	24	4	3	3	8	2	0	0	0	0	0	0	0	0	0	0	0	0	13	19	0.00	3.000
Tony Fiore, R ERA: 3.15	(7, 1)	1.0	6	2	0	0	0	1	0	0	0	0	0	0	0	0	0	0	0	0	9	14	0.00	0.000
J.C. Romero, L ERA: 1.83	(8, 1)	2.0	5	0	0	0	1	0	0	0	0	0	0	0	0	0	0	0	0	0	7	11	0.00	3.000
Bob Wells, R ERA: 6.23	(10, 1)	0.1	2	1	0	0	0	0	0	0	0	0	0	0	0	0	0	0	0	0	6	9	0.00	0.000
Johan Santana, L ERA: 3.25	(10, 1)	0.2	W	2	0	0	0	1	0	0	0	0	0	0	0	0	0	0	0	0	6	9	0.00	0.000

Kansas City Royals @ Minnesota Twins
Hubert H. Humphrey Metrodome, Minneapolis, MN

Sat Aug 03 2002, 7:05 PM EDT
Alt. 32,567 - Dome - 72 F

AB 35
R 3
H 7
RBI 3
BB 3
SO 10
LOB 14




Batter	1	2	3	4	5	6	7	8	9	10	AB	R	H	RBI	BB	SO	LOB	BOTTOM							
Jacque Jones, L OBP: 0.332, SLG: 0.493	1B E 1B					G4-3		F9			4	1	1	0	0	1	1								
Cristian Guzman, S OBP: 0.285, SLG: 0.367	E9 SF8 1B		G1-3			S 1B		CS 1B			4	1	3	1	0	0	0								
Corey Koskie, L OBP: 0.394, SLG: 0.466	SF8			G4-3		K		CS		F7	3	0	0	1	0	1	1								
David Ortiz, L OBP: 0.356, SLG: 0.512	3H 1B			P6		F5				F5	4	0	1	0	0	0	1								
Torii Hunter, R OBP: 0.360, SLG: 0.584	F7			G5-3				FC6 1B		1B BB	3	0	1	0	1	0	0								
Doug Mientkiewicz, L OBP: 0.374, SLG: 0.373			K		P6		FC6 CS				4	0	1	0	0	1	1								
Bobby Kielty, S OBP: 0.443, SLG: 0.510	G4-3			G3-1				1-2 K		G1-3	4	0	0	0	0	1	3								
A.J. Pierzynski, L OBP: 0.347, SLG: 0.458	G4-3									P3	4	1	2	0	0	0	0								
Luis Rivas, R OBP: 0.313, SLG: 0.367				F2		F9		SH2-4 1B		SH2-4 HR	3	1	1	1	0	0	1								
Inning Stats	R: 2 E: 1 K: 0 S: 12	H: 3 LOB: 0 BB: 0 P: 18	R: 0 E: 0 K: 1 S: 7	H: 0 LOB: 0 BB: 0 P: 12	R: 0 E: 0 K: 1 S: 7	H: 0 LOB: 0 BB: 0 P: 8	R: 0 E: 0 K: 0 S: 6	H: 0 LOB: 0 BB: 0 P: 10	R: 0 E: 0 K: 0 S: 7	H: 1 LOB: 1 BB: 0 P: 10	R: 0 E: 0 K: 1 S: 15	H: 1 LOB: 1 BB: 0 P: 22	R: 0 E: 0 K: 1 S: 6	H: 1 LOB: 1 BB: 0 P: 9	R: 1 E: 0 K: 0 S: 11	H: 2 LOB: 0 BB: 0 P: 17	R: 0 E: 0 K: 0 S: 9	H: 1 LOB: 2 BB: 1 P: 17	R: 1 E: 0 K: 0 S: 5	H: 1 LOB: 0 BB: 0 P: 9	1B: 9 2B: 1 3B: 0 HR: 1	SF: 1 SAC: 1 DP: 1 HBP: 0	WP: 0 PB: 0 SB: 1 CS: 2	PA: 37	
PITCHER	IP WLS BF H R ER SO BB IBB HBP BLK WP HR S P ERA WHIP	PITCHER																							
Paul Byrd, R ERA: 3.42	(1, 1)	8.0	29	8	3	2	4	0	0	0	0	0	0	0	0	0	0	0	0	0	5	7	0.00	0.000	
Scott Mullen, L ERA: 2.84	(9, 1)	0.2	2	0	0	0	0	0	0	0	0	0	0	0	0	0	0	0	0	0	4	10	0.00	6.000	
Jason Grimsley, R ERA: 3.95	(9, 1)	0.1	L	3	1	0	0	1	0	0	0	0	0	0	0	0	0	0	0	0	1	5	9	27.00	3.000
Darrell May, L ERA: 5.53	(10, 1)	0.1	L	2	1	1	1	0	0	0	0	0	0	0	0	0	0	0	0	0	1	5	9	27.00	3.000


Kansas City Royals @ Minnesota Twins
Hubert H. Humphrey Metrodome, Minneapolis, MN

Sat Aug 03 2002, 7:05 PM EDT
Alt. 32,567 - Dome - 72 F

AB 33
R 4
H 10
RBI 3
BB 1
SO 4
LOB 8



Batter	1	2	3	4	5	6	7	8	9	10	AB	R	H	RBI	BB	SO	LOB	TOP						
Aaron Guiel, L OBP: 0.297, SLG: 0.326 (1, 9)	1-2 CS HBP		G3		F9		SH1-4 1H 2B		1B BB 1B	G4-3	5	0	2	1	0	0	3	Kansas City Royals @ Minnesota Twins Hubert H. Humphrey Metrodome, Minneapolis, MN Sun-Aug 04 2002, 2:05 PM EDT Att. 35,641 - Dome - 72 F livebaseballscores.com AB 37 R 4 H 10 RBI 4 BB 7 SO 4 LOB 22 						
Luis Alica, S OBP: 0.316, SLG: 0.276 Carlos Febles, R OBP: 0.318, SLG: 0.320 (9, PR)	2-2 F8		G4-3		F7		SH1-4		1B BB		3	0	0	0	1	0	1							
Carlos Beltrán, S OBP: 0.339, SLG: 0.501 (1, 8)	0-0 IHR				1B		F9		G4-6-3 1B		5	1	3	1	0	1	1							
Raul Ibanez, L OBP: 0.326, SLG: 0.534 (1, 10)	2-3 K				G4-3		G3		G4-6-3 1B		5	0	0	0	0	1	5							
Joe Randa, R OBP: 0.345, SLG: 0.444 (1, 5)		2-3 K			3B 1B		F3		G3-1		4	1	1	0	1	1	0							
Michael Tucker, L OBP: 0.335, SLG: 0.413 (1, 7)		4-2 FC6-4 BB			1B 3B		S BB		2B		2	1	2	1	3	0	0							
Neifi Perez, S OBP: 0.252, SLG: 0.293 (1, 6)		0-3 K			1B BB		F8		L6		4	0	0	0	1	1	5							
Chan Perry, R OBP: 0.091, SLG: 0.091 (1, 3)		1-0 FC6-4			FC6-4 1B		G6-3		G1-3		5	0	1	1	0	0	5							
A.J. Hinch, R OBP: 0.302, SLG: 0.384 (1, 2)					G5-3		FC6-4 1B		F9		4	1	1	0	1	0	2							
					2B 1B																			
Inning Stats	R: 1 E: 0 K: 1 S: 13	H: 1 LOB: 0 BB: 0 P: 18	R: 0 E: 0 K: 2 S: 9	H: 0 LOB: 1 BB: 1 P: 16	R: 0 E: 0 K: 0 S: 7	H: 0 LOB: 0 BB: 0 P: 12	R: 2 E: 0 K: 1 S: 19	H: 3 LOB: 2 BB: 1 P: 30	R: 0 E: 0 K: 0 S: 5	H: 1 LOB: 1 BB: 0 P: 8	R: 0 E: 0 K: 0 S: 8	H: 0 LOB: 1 BB: 1 P: 14	R: 1 E: 0 K: 0 S: 8	H: 2 LOB: 1 BB: 0 P: 13	R: 0 E: 0 K: 0 S: 10	H: 1 LOB: 1 BB: 0 P: 12	R: 0 E: 0 K: 0 S: 18	H: 2 LOB: 3 BB: 1 P: 22	R: 0 E: 0 K: 0 S: 16	H: 0 LOB: 3 BB: 3 P: 31	1B: 6 2B: 2 3B: 1 HR: 1	SF: 0 SAC: 1 DP: 1 HBP: 1	WP: 0 PB: 0 SB: 2 CS: 1	PA: 46
PITCHER	IP WLS BF H R ER SO BB IBB HBP BLK WP HR S P ERA WHIP	Kyle Lohse, R (1, 1) 6.0 28 7 4 4 4 3 0 0 0 0 0 0 0 65 103 6.00 1.667 LaTroy Hawkins, R (7, 1) 2.0 7 1 0 0 0 0 0 0 0 0 0 0 0 14 20 0.00 0.500 Bob Wells, R (9, 1) 0.1 3 1 0 0 0 0 0 0 0 0 0 0 0 13 17 0.00 6.000 Tony Fiore, R (9, 1) 0.2 4 1 0 0 0 2 0 0 0 0 0 0 0 11 19 0.00 4.500 J.C. Romero, L (10, 1) 1.0 W 4 0 0 0 0 1 0 0 0 0 0 0 10 17 0.00 1.000																						

Batter	1	2	3	4	5	6	7	8	9	10	AB	R	H	RBI	BB	SO	LOB	BOTTOM				
Jacque Jones, L OBP: 0.333, SLG: 0.492 (1, 7)	0-0 F8		G4-3		G6-4-3 1B		G4-3		E6 2H 1B		5	0	2	0	0	0	1	Kansas City Royals @ Minnesota Twins Hubert H. Humphrey Metrodome, Minneapolis, MN Sun-Aug 04 2002, 2:05 PM EDT Att. 35,641 - Dome - 72 F livebaseballscores.com AB 38 R 5 H 12 RBI 4 BB 4 SO 5 LOB 23 				
Cristian Guzman, S OBP: 0.284, SLG: 0.365 (1, 6)	1-1 G2-3		G1-3 1B		K		G5-3		F8		5	0	1	0	0	1	3					
Toni Hunter, R OBP: 0.361, SLG: 0.582 (1, 8)	0-3 K		G1-3		G6-4-3 1B		G6-4-3		E1 F8 FC5 1B		5	1	2	0	0	1	2					
David Ortiz, L OBP: 0.356, SLG: 0.508 (1, 10)		0-1 P6	1-1 P4				G6-4-3 1B		F8 FC5-4 BB		4	0	1	0	1	0	2					
Dustan Mohr, R OBP: 0.341, SLG: 0.467 (1, 9)		2-1 P6			1B 2B		F7		FC5		4	1	1	0	1	0	2					
Doug Mientkiewicz, L OBP: 0.374, SLG: 0.373 (1, 3)		0-0 1B			FC6-4 1B		F9		F8		5	0	2	1	0	1	5					
Michael Cuddyer, R OBP: 0.261, SLG: 0.405 Corey Koskie, L OBP: 0.395, SLG: 0.465 (9, PH)		2-1 F7			FC6-4 1B		FC5-4		F8		3	0	0	0	0	0	3					
Tom Prince, R OBP: 0.336, SLG: 0.452 A.J. Pierzynski, L OBP: 0.345, SLG: 0.456 (10, 2)					HR 1B		K		G4-3 SH1-4 BB		2	1	1	0	1	1	1					
Luis Rivas, R OBP: 0.319, SLG: 0.391 (1, 4)					HR		G1-3		SH1-4		3	2	2	2	0	0	1					
					HR				E 1B													
Inning Stats	R: 0 E: 0 K: 1 S: 6	H: 0 LOB: 0 BB: 0 P: 7	R: 0 E: 0 K: 0 S: 7	H: 1 LOB: 1 BB: 0 P: 11	R: 2 E: 0 K: 0 S: 17	H: 3 LOB: 1 BB: 0 P: 24	R: 1 E: 0 K: 1 S: 10	H: 2 LOB: 1 BB: 0 P: 16	R: 0 E: 0 K: 1 S: 8	H: 0 LOB: 1 BB: 1 P: 12	R: 0 E: 0 K: 0 S: 7	H: 0 LOB: 1 BB: 1 P: 14	R: 0 E: 1 K: 0 S: 8	H: 1 LOB: 1 BB: 0 P: 12	R: 1 E: 1 K: 1 S: 11	H: 2 LOB: 1 BB: 1 P: 23	R: 1 E: 0 K: 1 S: 10	H: 2 LOB: 3 BB: 1 P: 17	1B: 10 2B: 1 3B: 0 HR: 1	SF: 0 SAC: 1 DP: 1 HBP: 0	WP: 0 PB: 0 SB: 1 CS: 0	PA: 43
PITCHER	IP WLS BF H R ER SO BB IBB HBP BLK WP HR S P ERA WHIP	Miguel Asencio, R (1, 1) 6.0 25 3 3 3 3 1 0 0 0 0 0 0 0 1 55 81 4.50 1.333 Ryan Burkovich, R (7, 1) 0.1 H 2 0 0 0 0 0 0 0 0 0 0 0 0 2 7 0.00 3.000 Jeremy Affeldt, L (7, 1) 1.2 H 6 1 0 0 0 0 0 0 0 0 0 0 0 12 19 0.00 0.600 Roberto Hernandez, R (8, 1) 1.0 B 5 2 1 0 0 1 1 0 0 0 0 0 0 11 23 0.00 3.000 Scott Mullen, L (10, 1) 0.0 L 3 2 1 1 0 0 0 0 0 0 0 0 0 5 11 = =																				

Batter	1	2	3	4	5	6	7	8	9	AB	R	H	RBI	BB	SO	LOB	TOP								
Aaron Guiel, L (1,9) OBP: 0.300, SLG: 0.329	G4-3		G4-1			G1-3 1B		F7		5	1	2	2	0	0	3									
Luis Alcaes, S (1,5) OBP: 0.322, SLG: 0.296	F9		G6-3			G1-3 1B		G1-3 1B		4	2	2	4	1	0	1									
Carlos Beltrán, S (1,8) OBP: 0.337, SLG: 0.498	G1-3		G3			G1-3 1B		G1-3 1B		5	0	1	2	0	0	3									
Raul Ibanez, L (1,3)		F7			F9			G1-3		5	0	0	1	0	1	3									
Joe Randa, R (1,10) OBP: 0.345, SLG: 0.443	L3				F3			G6-3		5	0	2	0	0	0	0									
Michael Tucker, L (1,7) OBP: 0.333, SLG: 0.408					G5-3			P6		4	0	0	0	1	1	3									
Neifi Perez, S (1,6)			2B 1B			E1 1B		F8		5	3	3	0	0	0	1	AB 43								
Brent Mayne, L (1,2) OBP: 0.329, SLG: 0.318			1B G4-1 2B			F7 1B		F7 1B		5	3	3	1	0	0	1	R 12								
Carlos Febles, R (1,4) OBP: 0.325, SLG: 0.334			2B 1B			1B 2B		G4-3		5	3	4	2	0	0	0	H 17								
Inning Stats	R: 0 E: 0 K: 0 S: 6	H: 0 LOB: 0 BB: 0 P: 9	R: 0 E: 0 K: 1 S: 9	H: 0 LOB: 0 BB: 0 P: 13	R: 2 E: 0 K: 0 S: 12	H: 3 LOB: 1 BB: 0 P: 17	R: 0 E: 0 K: 0 S: 5	H: 0 LOB: 0 BB: 0 P: 8	R: 2 E: 0 K: 0 S: 10	H: 4 LOB: 2 BB: 0 P: 18	R: 5 E: 1 K: 0 S: 15	H: 6 LOB: 0 BB: 0 P: 22	R: 0 E: 0 K: 1 S: 9	H: 0 LOB: 1 BB: 1 P: 17	R: 3 E: 0 K: 0 S: 14	H: 4 LOB: 2 BB: 1 P: 27	R: 0 E: 0 K: 0 S: 7	H: 0 LOB: 0 BB: 0 P: 10	1B: 12 2B: 4 HR: 1	SF: 0 SAC: 0 DP: 1	WP: 0 PB: 0 SB: 0 CS: 0	PA: 45			
PITCHER	IP	WLS	BF	H	R	ER	SO	BB	IBB	HBP	BLK	WP	HR	S	P	ERA	WHIP								
Joe Mays, R (1,1) ERA: 8.07	5.2	L	28	12	8	8	1	0	0	0	0	0	0	54	80	12.71	2.118								
Kevin Frederick, R (6,1) ERA: 5.83	1.1		8	3	3	3	1	1	0	0	0	0	1	15	31	20.25	3.000								
Tony Fiore, R (8,1) ERA: 3.21	1.0		6	2	1	1	0	1	0	0	0	0	0	11	20	9.00	3.000								
Bob Wells, R (9,1) ERA: 6.02	1.0		3	0	0	0	0	0	0	0	0	0	0	7	10	0.00	0.000								

Kansas City Royals @ Minnesota Twins
Hubert H. Humphrey Metrodome, Minneapolis, MN
Mon Aug 05 2002, 1:05 PM EDT
Att: 27,182 - Dome - 72 F

AB 43
R 12
H 17
RBI 12
BB 2
SO 2
LOB 15

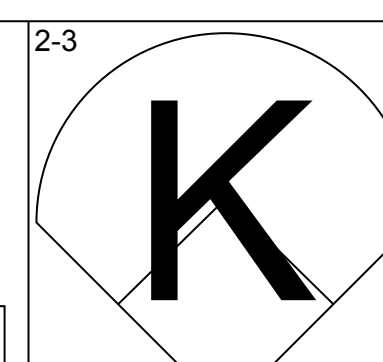
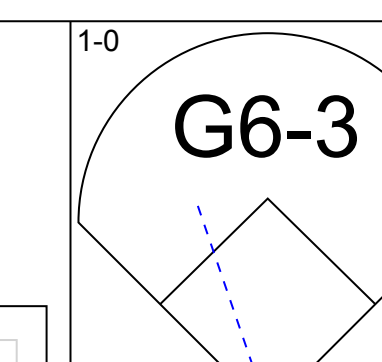
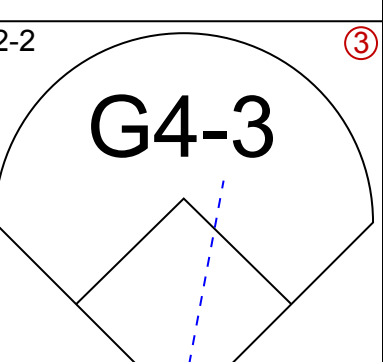
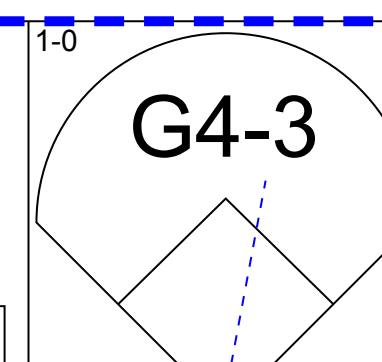
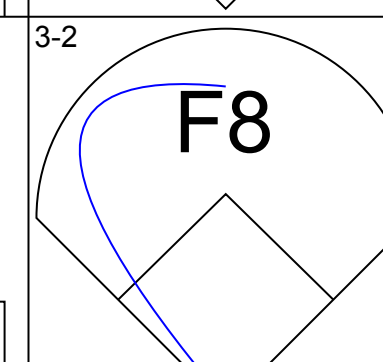
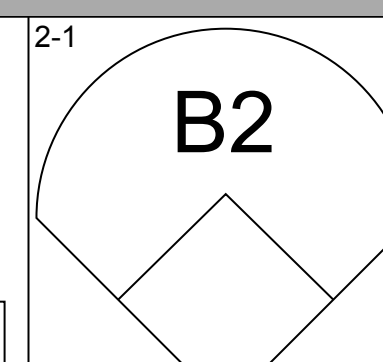
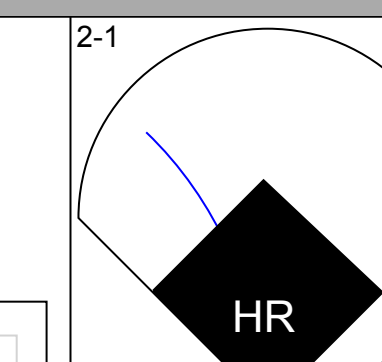
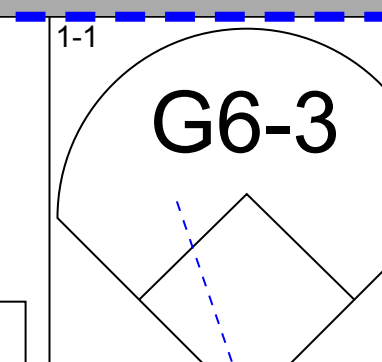
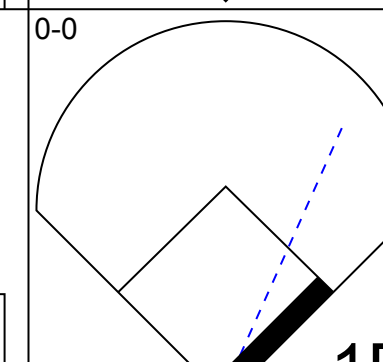
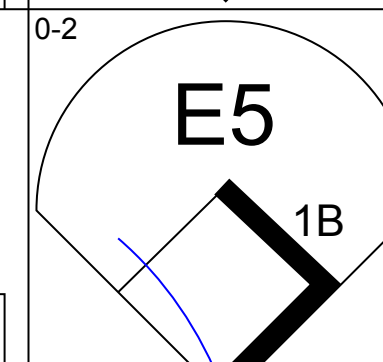
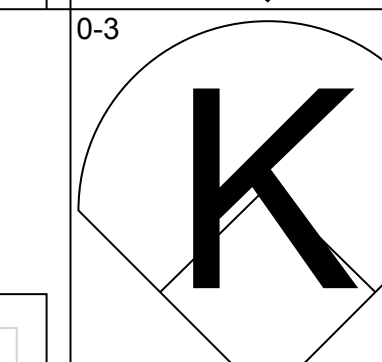
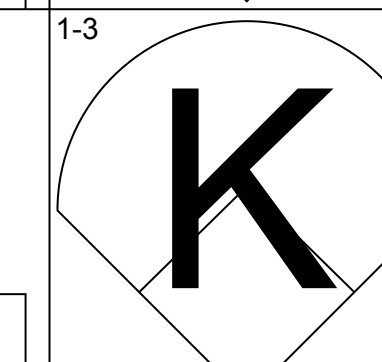
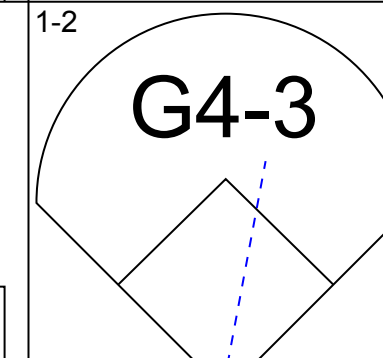
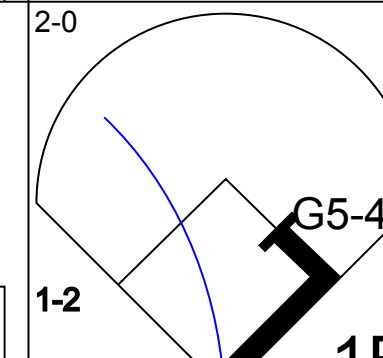
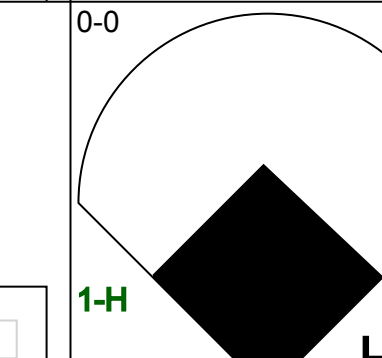
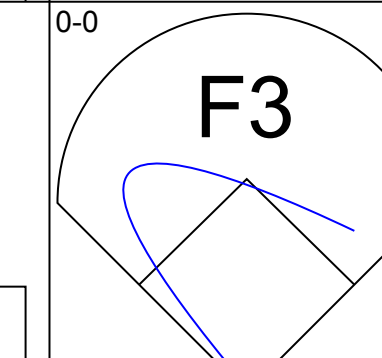
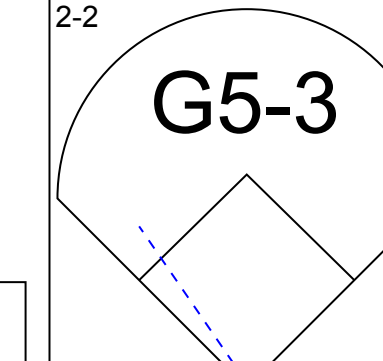
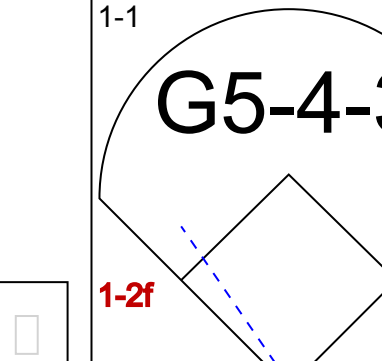
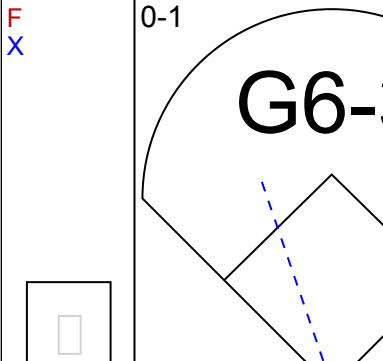
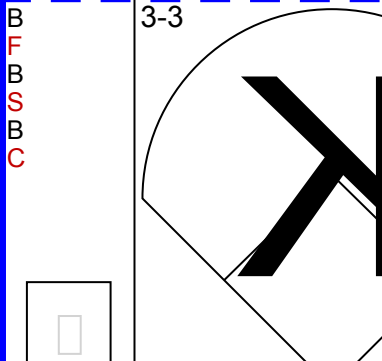
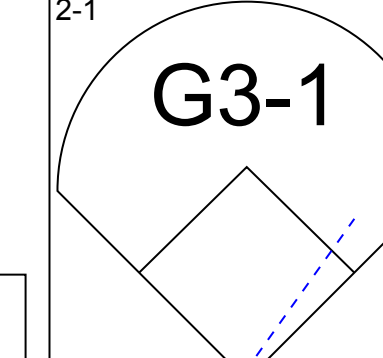
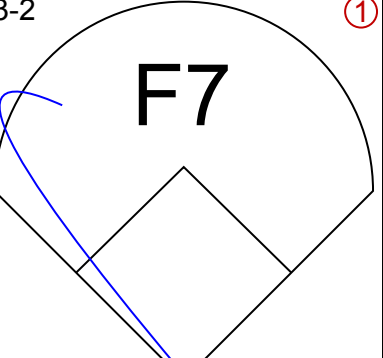
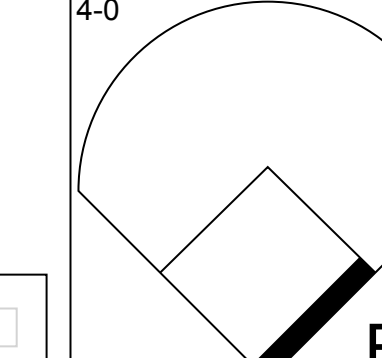
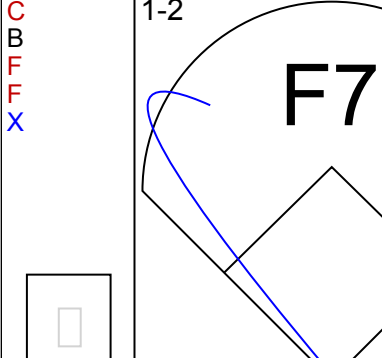
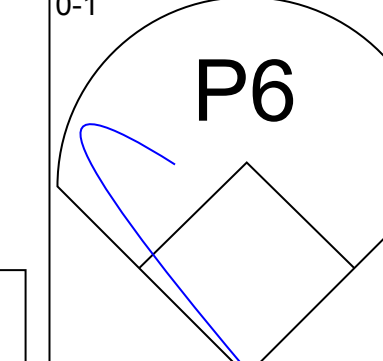
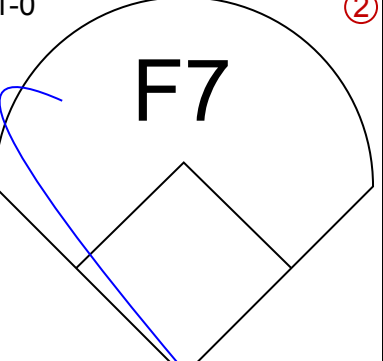
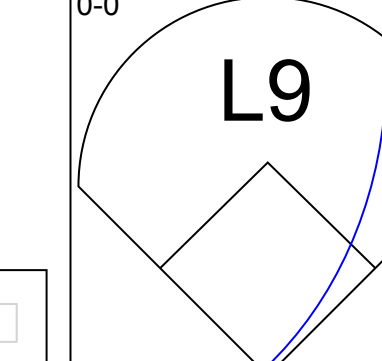
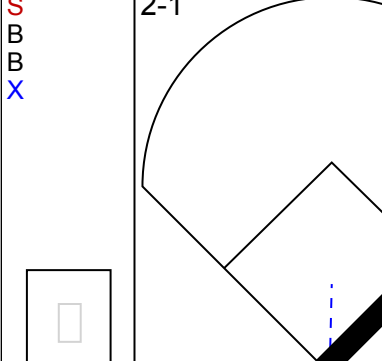
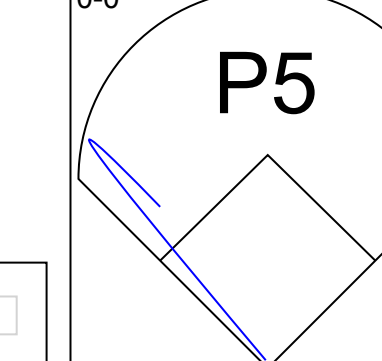
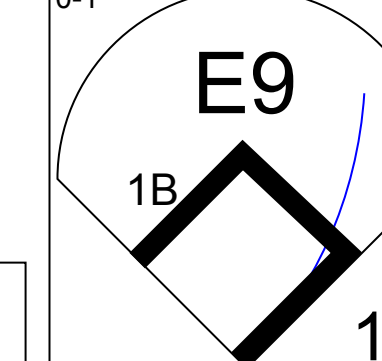
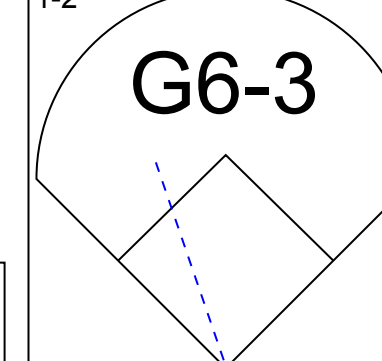
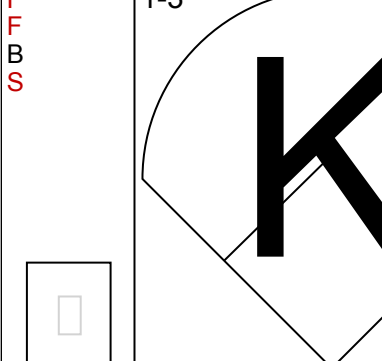
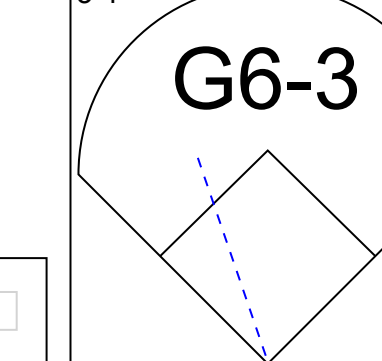
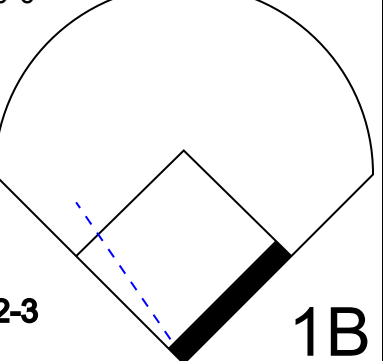
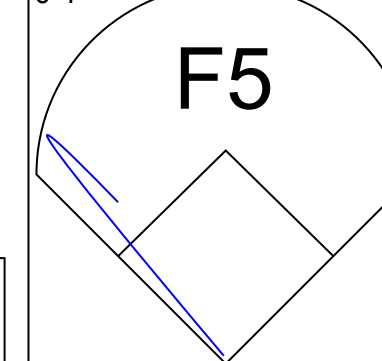


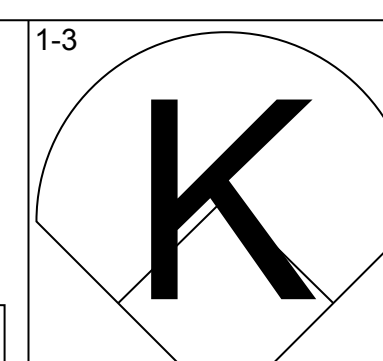
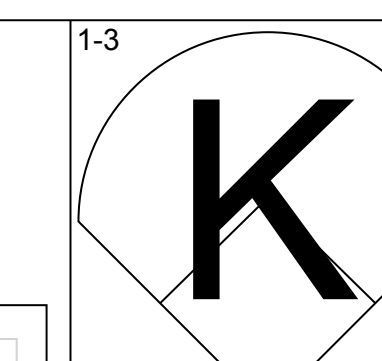
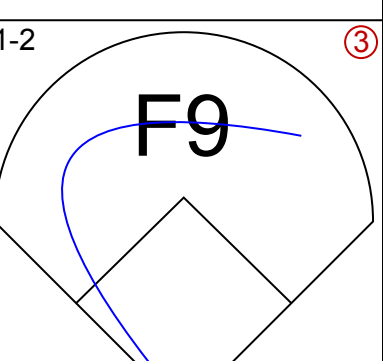
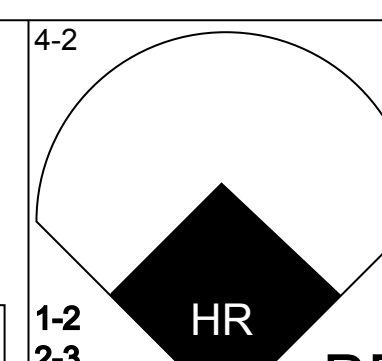

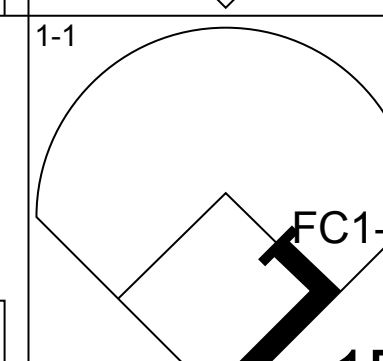
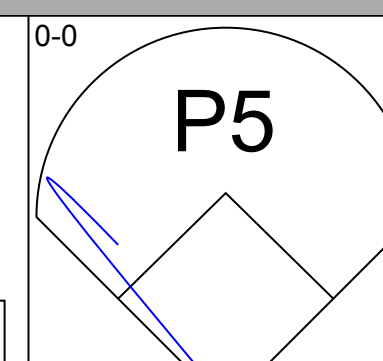
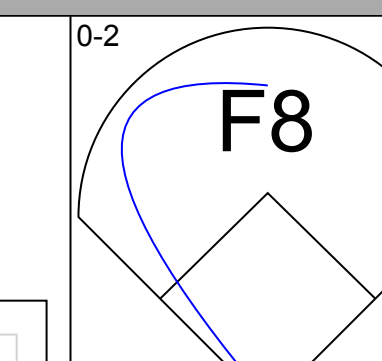
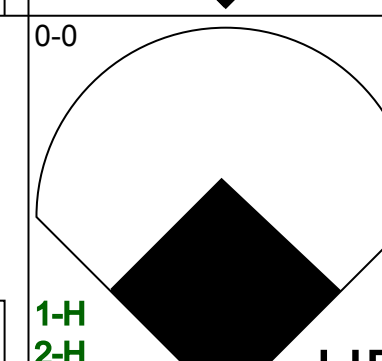

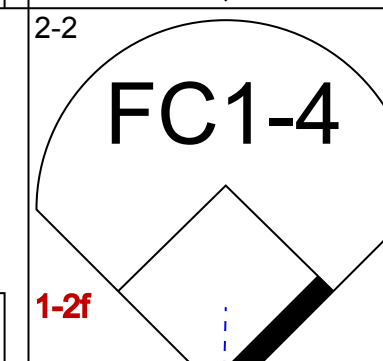
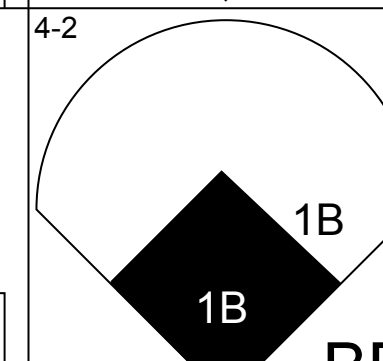
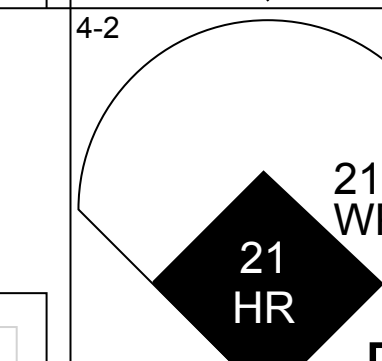
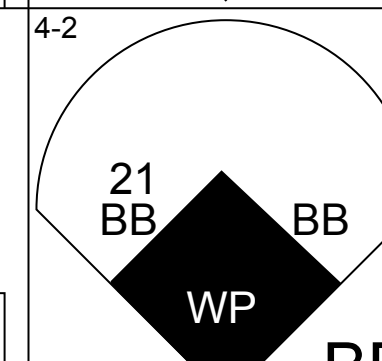
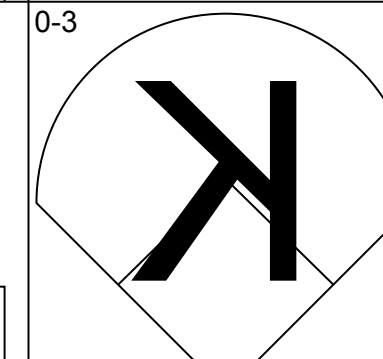
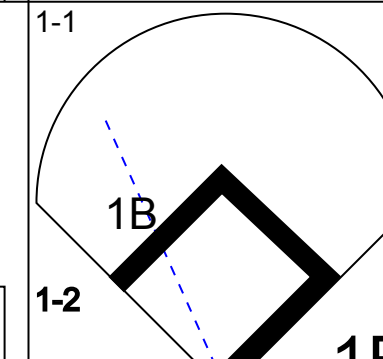
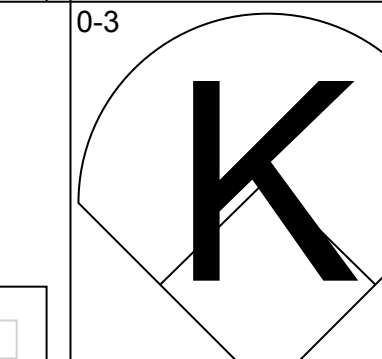
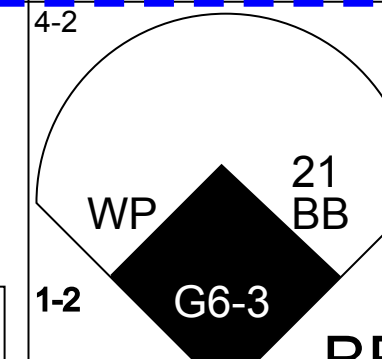
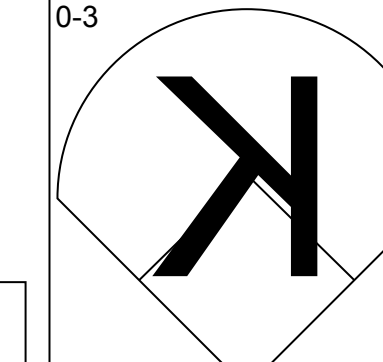
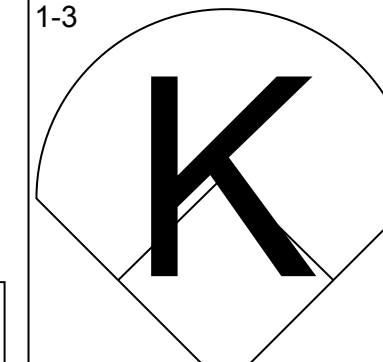
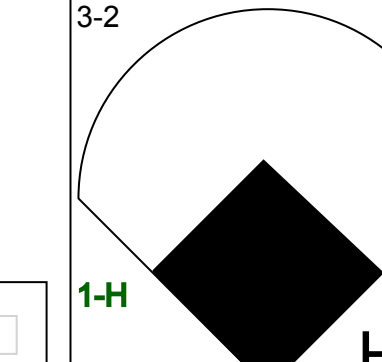
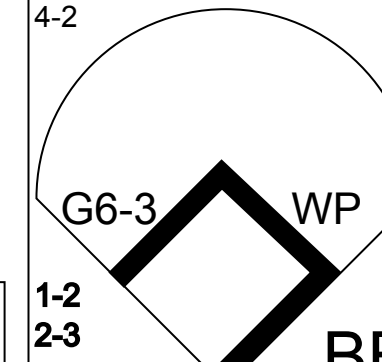

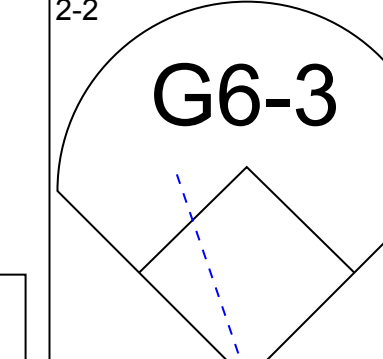
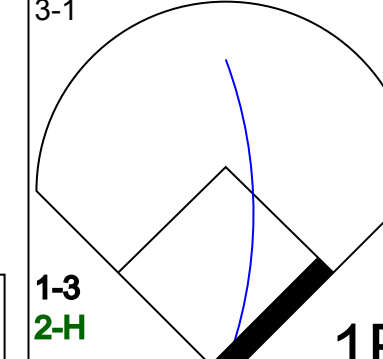
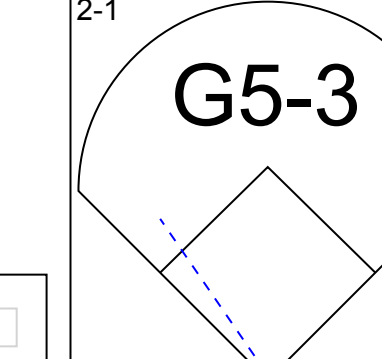
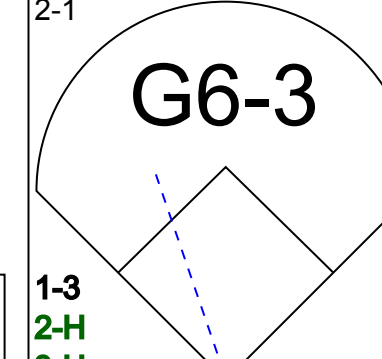
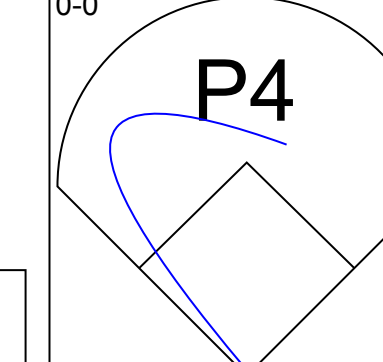
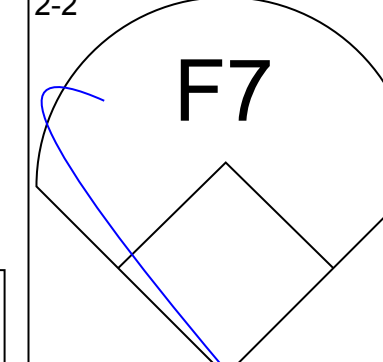
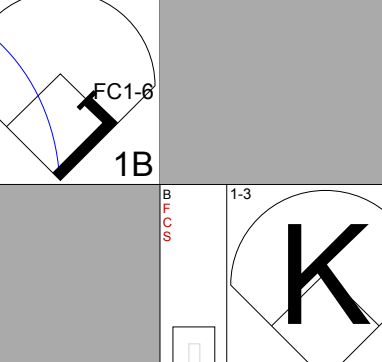
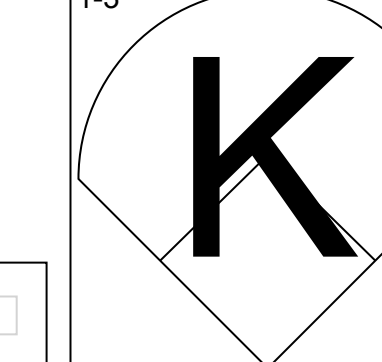
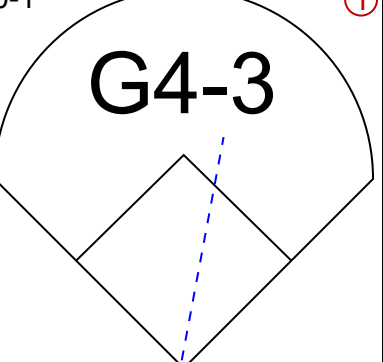
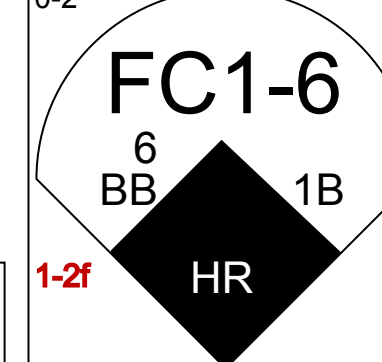

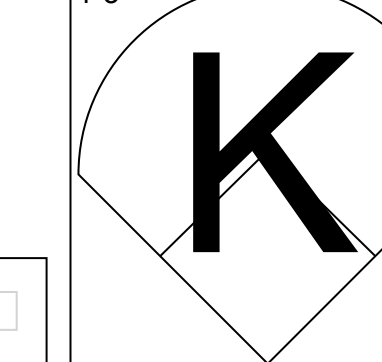
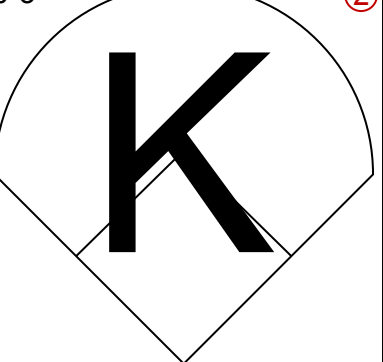
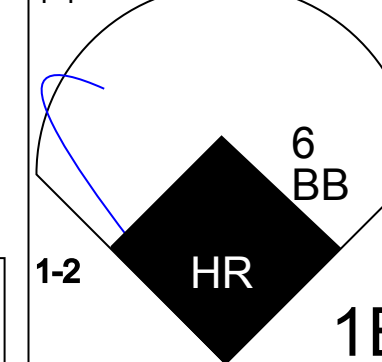

Batter	1	2	3	4	5	6	7	8	9	AB	R	H	RBI	BB	SO	LOB	BOTTOM								
Jacque Jones, L (1,7) OBP: 0.329, SLG: 0.486	G3		K			F2		G4-3		5	0	0	0	0	2	2									
Cristian Guzman, S (1,6) OBP: 0.286, SLG: 0.367	F8		F3			1B SF8 1B		1B		4	1	2	1	0	0	1									
Tori Hunter, R (1,8) OBP: 0.360, SLG: 0.578	G5-3		K			P6		P6		3	0	0	0	1	1	2									
David Ortiz, L (1,10) OBP: 0.362, SLG: 0.508		1B SF7 BB			CS BB			G4-6-3		2	1	1	0	2	0	2									
Bobby Kielty, S (1,9) OBP: 0.436, SLG: 0.502	F7		P4			SF8		F8		3	0	0	1	0	0	2									
Doug Mientkiewicz, L (1,3) OBP: 0.379, SLG: 0.377								L8		2	0	2	0	1	0	0									
5 Michael Cuddyer, R (8,PH) OBP: 0.295, SLG: 0.395								L8		1	0	0	0	0	0	0									
Denny Hocking, S (1,5) OBP: 0.315, SLG: 0.329	SF7		F8			L3		K		3	0	0	1	0	1	3	AB 30								
A.J. Pierzynski, L (1,2) OBP: 0.347, SLG: 0.460	P6					G6-4-3 1B		F7		4	1	2	0	0	0	1	R 4								
Luis Rivas, R (1,4) OBP: 0.323, SLG: 0.395			S BB			G6-4-3 1B		F8		3	1	1	1	1	0	1	H 8								
Inning Stats	R: 0 E: 0 K: 0 S: 5	H: 1 LOB: 1 BB: 1 P: 20	R: 0 E: 0 K: 2 S: 11	H: 0 LOB: 1 BB: 1 P: 21	R: 0 E: 0 K: 0 S: 8	H: 0 LOB: 2 BB: 0 P: 16	R: 0 E: 0 K: 0 S: 5	H: 1 LOB: 0 BB: 0 P: 8	R: 1 E: 0 K: 0 S: 18	H: 3 LOB: 2 BB: 0 P: 25	R: 2 E: 0 K: 0 S: 8	H: 3 LOB: 1 BB: 1 P: 18	R: 0 E: 0 K: 1 S: 8	H: 0 LOB: 0 BB: 0 P: 13	R: 0 E: 0 K: 1 S: 6	H: 0 LOB: 0 BB: 0 P: 11	1B: 6 2B: 2 HR: 0	SF: 2 SAC: 0 DP: 2	WP: 0 PB: 0 SB: 1 CS: 1	PA: 37					
PITCHER	IP	WLS	BF	H	R	ER	SO	BB	IBB	HBP	BLK	WP	HR	S	P	ERA	WHIP								
56 Shawn Sedlacek, R (1,1) ERA: 4.61	6.1	W	30	8	4	4	2	5	0	0	0	0	0	63	114	5.68	2.053								
Scott Mullen, L (7,1) ERA: 3.05	1.2		4	0	0	0	1	0	0	0	0	0	0	10	16	0.00	0.000								
Blake Stein, R (9,1) ERA: 9.4	1.0		3	0	0	0	1	0	0	0	0	0	0	6	11	0.00	0.000								

Kansas City Royals @ Minnesota Twins
Hubert H. Humphrey Metrodome, Minneapolis, MN
Mon Aug 05 2002, 1:05 PM EDT
Att: 27,182 - Dome - 72 F

AB 30
R 4
H 8
RBI 4
BB 5
SO 4
LOB 14



Batter	1	2	3	4	5	6	7	8	9	AB	R	H	RBI	BB	SO	LOB	TOP					
Jacque Jones, L OBP: 0.326, SLG: 0.481										4	0	0	0	0	1	2	<p>Minnesota Twins @ Baltimore Orioles Oriole Park at Camden Yards, Baltimore, MD</p> <p>Tue Aug 06 2002, 7:05 PM EDT Att: 33,858 - Sunny - 84 F</p> <p>livebaseballscores.com</p>					
Cristian Guzman, S OBP: 0.286, SLG: 0.365										4	1	1	0	0	0	0						
Dustan Mohr, R OBP: 0.340, SLG: 0.464										4	0	1	0	0	2	1						
David Ortiz, L OBP: 0.363, SLG: 0.519										4	1	2	2	0	0	1						
Tori Hunter, R OBP: 0.357, SLG: 0.574 Bobby Kielty, S OBP: 0.434, SLG: 0.500										3	0	0	0	0	0	2						
Doug Mientkiewicz, L OBP: 0.376, SLG: 0.374											3	0	0	0	1	0						
5 Michael Cuddyer, R OBP: 0.255, SLG: 0.383											4	0	1	0	0	0						
A.J. Pierzynski, L OBP: 0.346, SLG: 0.457											4	0	1	0	0	1						
Luis Rivas, R OBP: 0.323, SLG: 0.394										3	0	1	0	0	0	0						
Inning Stats	R: 0 E: 0 K: 1 S: 11	H: 1 LOB: 1 BB: 0 P: 17	R: 0 E: 0 K: 0 S: 7	H: 0 LOB: 0 BB: 0 P: 11	R: 0 E: 0 K: 0 S: 4	H: 0 LOB: 0 BB: 0 P: 8	R: 0 E: 1 K: 0 S: 8	H: 1 LOB: 1 BB: 0 P: 13	R: 0 E: 1 K: 0 S: 11	H: 2 LOB: 2 BB: 0 P: 17	R: 2 E: 0 K: 1 S: 10	H: 2 LOB: 1 BB: 1 P: 16	R: 0 E: 0 K: 0 S: 9	H: 0 LOB: 0 BB: 0 P: 11	R: 0 E: 0 K: 2 S: 12	H: 1 LOB: 1 BB: 0 P: 19		1B: 6 2B: 0 3B: 0 HR: 1	SF: 0 SAC: 0 DP: 1 HBP: 0	WP: 0 PB: 0 SB: 0 CS: 0	PA: 35	
PITCHER	IP	WLS	BF	H	R	ER	SO	BB	IBB	HBP	BLK	WP	HR	S	P	ERA	WHIP					
Sidney Ponson, R ERA: 4.16	(1, 1)	6.2	W	27	6	2	2	2	1	0	0	0	0	1	59	91	2.70	1.050				
B.J. Ryan, L ERA: 5.54	(7, 1)	0.1	H	1	0	0	0	0	0	0	0	0	0	0	1	2	0.00	0.000				
Buddy Groom, L ERA: 1.83	(8, 1)	1.0		3	0	0	0	1	0	0	0	0	0	9	11	0.00	0.000					
Willis Roberts, R ERA: 2.28	(9, 1)	1.0		4	1	0	0	2	0	0	0	0	0	12	19	0.00	1.000					

Batter	1	2	3	4	5	6	7	8	9	AB	R	H	RBI	BB	SO	LOB	BOTTOM					
6 Melvin Mora, R OBP: 0.352, SLG: 0.424										3	1	0	0	2	2	0	<p>Minnesota Twins @ Baltimore Orioles Oriole Park at Camden Yards, Baltimore, MD</p> <p>Tue Aug 06 2002, 7:05 PM EDT Att: 33,858 - Sunny - 84 F</p> <p>livebaseballscores.com</p>					
Luis Lopez, S OBP: 0.192, SLG: 0.260										5	1	2	4	0	0	1						
Gary Matthews, S OBP: 0.369, SLG: 0.443										1	3	0	0	3	0	1						
Tony Batista, R OBP: 0.325, SLG: 0.487										3	1	1	0	1	2	2						
21 Marty Cordova, R OBP: 0.339, SLG: 0.472 Chris Singleton, L OBP: 0.286, SLG: 0.398										3	1	1	2	1	2	2						
Jose Leon, R OBP: 0.305, SLG: 0.423										4	0	1	2	0	0	1						
Chris Richard, L OBP: 0.483, SLG: 0.852										4	0	1	0	0	1	4						
Geronimo Gil, R OBP: 0.293, SLG: 0.379										4	1	0	0	0	1	1						
Jerry Hairston, R OBP: 0.324, SLG: 0.362										4	1	1	0	0	2	0						
Inning Stats	R: 0 E: 0 K: 2 S: 11	H: 1 LOB: 1 BB: 0 P: 15	R: 0 E: 0 K: 1 S: 7	H: 0 LOB: 0 BB: 0 P: 9	R: 0 E: 0 K: 3 S: 12	H: 0 LOB: 0 BB: 0 P: 15	R: 1 E: 0 K: 1 S: 14	H: 2 LOB: 2 BB: 1 P: 25	R: 0 E: 0 K: 1 S: 8	H: 0 LOB: 0 BB: 0 P: 9	R: 2 E: 0 K: 1 S: 16	H: 1 LOB: 0 BB: 1 P: 25	R: 6 E: 0 K: 1 S: 25	H: 3 LOB: 4 BB: 4 P: 47	R: 0 E: 0 K: 0 S: 8	H: 0 LOB: 1 BB: 1 P: 15		1B: 5 2B: 0 3B: 0 HR: 2	SF: 0 SAC: 0 DP: 0 HBP: 0	WP: 2 PB: 0 SB: 0 CS: 0	PA: 38	
PITCHER	IP	WLS	BF	H	R	ER	SO	BB	IBB	HBP	BLK	WP	HR	S	P	ERA	WHIP					
Johan Santana, L ERA: 3.36	(1, 1)	6.0	L	24	4	3	3	0	2	0	0	0	0	1	68	98	4.50	1.000				
LaTroy Hawkins, R ERA: 2.15	(7, 1)	0.1		6	3	5	5	0	2	0	0	0	0	1	16	27	135.00	15.000				
Kevin Frederick, R ERA: 5.59	(7, 1)	1.2		8	0	1	1	1	3	0	0	0	1	0	17	35	5.40	1.800				

Batter	1	2	3	4	5	6	7	8	9	AB	R	H	RBI	BB	SO	LOB	TOP										
Jacque Jones, L (1, 7) OBP: 0.325, SLG: 0.478	F7		E 1B		G4-6-3		G5-3		F7	5	1	1	0	0	0	2											
Cristian Guzman, S (1, 6) OBP: 0.287, SLG: 0.366	1B		E1 FC 1B		WP S 1B		G4-3		G4-3	5	1	2	1	0	0	2											
Corey Koskie, L (1, 5) OBP: 0.396, SLG: 0.464	F9		WP FC 1B		K			HBP BB		3	1	1	1	1	1	2											
David Ortiz, L (1, 10) OBP: 0.362, SLG: 0.513 5 Michael Cuddyer, R (8, PR) OBP: 0.295, SLG: 0.383	G4-3		FC G5-4-3			G4-3		HBP		3	0	0	1	0	0	1											
Tori Hunter, R (1, 8) OBP: 0.357, SLG: 0.573		F8	G5-4-3			2B		F7		4	0	1	0	0	0	3											
Doug Mientkiewicz, L (1, 3) OBP: 0.374, SLG: 0.370	G1-3			G4-3		G5-3		F8		4	0	0	0	0	0	3											
Bobby Kielty, S (1, 9) OBP: 0.431, SLG: 0.493	G6-3			F8		BB		F5		3	0	0	0	1	0	2											
A.J. Pierzynski, L (1, 2) OBP: 0.348, SLG: 0.459			E 2B	F7		L4				3	1	1	0	1	0	2											
Luis Rivas, R (1, 4) OBP: 0.321, SLG: 0.391			G6-3		G4-6-3 1B		F9		L5	4	0	1	0	0	0	2											
Inning Stats	R: 0 E: 0 K: 0 S: 11	H: 1 LOB: 1 BB: 0 P: 16	R: 0 E: 0 K: 0 S: 7	H: 0 LOB: 0 BB: 0 P: 13	R: 4 E: 2 K: 0 S: 12	H: 3 LOB: 0 BB: 0 P: 18	R: 0 E: 0 K: 0 S: 5	H: 0 LOB: 0 BB: 0 P: 7	R: 0 E: 0 K: 0 S: 11	H: 2 LOB: 1 BB: 1 P: 16	R: 0 E: 0 K: 0 S: 7	H: 1 LOB: 2 BB: 1 P: 13	R: 0 E: 0 K: 0 S: 5	H: 0 LOB: 0 BB: 0 P: 6	R: 0 E: 0 K: 0 S: 12	H: 0 LOB: 2 BB: 1 P: 22	R: 0 E: 0 K: 0 S: 7	H: 0 LOB: 1 BB: 1 P: 16	1B: 5 2B: 2 3B: 0 HR: 0	SF: 0 SAC: 0 DP: 2 HBP: 1	WP: 2 PB: 0 SB: 1 CS: 0	PA: 38					
PITCHER	IP	WLS	BF	H	R	ER	SO	BB	IBB	HBP	BLK	WP	HR	S	P	ERA	WHIP										
Scott Erickson, R (1, 1) ERA: 4.8	7.0	W	29	7	4	1	1	1	0	0	0	2	0	58	89	1.29	1.143										
Buddy Groom, L (8, 1) ERA: 1.53	0.0		2	0	0	0	0	1	0	1	0	0	0	3	9	∞	∞										
Willis Roberts, R (8, 1) ERA: 2.24	1.0	H	3	0	0	0	0	0	0	0	0	0	0	9	13	0.00	0.000										
Jorge Julio, R (9, 1) ERA: 2.06	1.0	S	4	0	0	0	0	1	0	0	0	0	0	7	16	0.00	1.000										

Minnesota Twins @ Baltimore Orioles
 Oriole Park at Camden Yards, Baltimore, MD
 Wed Aug 07 2002, 7:05 PM EDT
 Att: 40,074 - Sunny - 84 F

AB 34
 R 4
 H 7
 RBI 3
 BB 3
 SO 1
 LOB 19



Batter	1	2	3	4	5	6	7	8	9	AB	R	H	RBI	BB	SO	LOB	BOTTOM										
6 Melvin Mora, R (1, 7) OBP: 0.353, SLG: 0.432	1B 3B	2B		L8			P3			4	2	2	2	0	0	0											
Luis Lopez, S (1, 6) OBP: 0.232, SLG: 0.302	K	1B 2B			2B 31 G4-6-3		G3 BB			3	2	2	1	1	1	1											
Gary Matthews, S (1, 8) OBP: 0.373, SLG: 0.451	1B	1B			31 G4-6-3		G3			4	0	3	2	0	0	1											
Tony Batista, R (1, 5) OBP: 0.323, SLG: 0.482	F9	G5-3			E3 31 G4-6-3		G5-3			4	0	0	0	0	0	5											
31 Jay Gibbons, L (1, 9) OBP: 0.329, SLG: 0.501 Chris Singleton, L (9, 8) OBP: 0.286, SLG: 0.398	K		G1-3		G4-6-3		G3		P6	4	0	0	0	0	1	3											
Jeff Conine, R (1, 3) OBP: 0.289, SLG: 0.438		1B 1B	G6-3		G6-3		P3		P3	4	0	1	0	0	0	1											
Chris Richard, L (1, 10) OBP: 0.469, SLG: 0.800 21 Marty Cordova, R (8, PH) OBP: 0.341, SLG: 0.474		1B 6 2B 1B	F8			L7		1B 1B		3	1	1	0	0	0	0											
Geronimo Gil, R (1, 2) OBP: 0.292, SLG: 0.377		K		K		F7		1B		4	0	1	0	0	2	2											
Jerry Hairston, R (1, 4) OBP: 0.322, SLG: 0.360		1B 6 2B 1B		P3		K		F3		4	1	1	0	0	1	2											
Inning Stats	R: 1 E: 0 K: 2 S: 13	H: 2 LOB: 1 BB: 0 P: 17	R: 4 E: 0 K: 1 S: 26	H: 6 LOB: 1 BB: 0 P: 35	R: 0 E: 0 K: 0 S: 5	H: 0 LOB: 0 BB: 0 P: 6	R: 0 E: 0 K: 1 S: 8	H: 0 LOB: 0 BB: 0 P: 11	R: 1 E: 1 K: 0 S: 9	H: 2 LOB: 1 BB: 0 P: 14	R: 0 E: 0 K: 1 S: 5	H: 0 LOB: 0 BB: 0 P: 7	R: 0 E: 0 K: 0 S: 11	H: 0 LOB: 1 BB: 1 P: 20	R: 0 E: 0 K: 0 S: 11	H: 2 LOB: 2 BB: 0 P: 18	1B: 8 2B: 3 3B: 1 HR: 0	SF: 0 SAC: 0 DP: 1 HBP: 0	WP: 0 PB: 0 SB: 0 CS: 0	PA: 36							
PITCHER	IP	WLS	BF	H	R	ER	SO	BB	IBB	HBP	BLK	WP	HR	S	P	ERA	WHIP										
Rick Reed, R (1, 1) ERA: 4.63	5.0	L	24	10	6	5	4	0	0	0	0	0	0	61	83	9.00	2.000										
Tony Fiore, R (6, 1) ERA: 3.12	2.0		7	0	0	0	1	1	0	0	0	0	0	16	27	0.00	0.500										
J.C. Romero, L (8, 1) ERA: 1.77	1.0		5	2	0	0	0	0	0	0	0	0	0	11	18	0.00	2.000										

Minnesota Twins @ Baltimore Orioles
 Oriole Park at Camden Yards, Baltimore, MD
 Wed Aug 07 2002, 7:05 PM EDT
 Att: 40,074 - Sunny - 84 F

AB 35
 R 6
 H 12
 RBI 5
 BB 1
 SO 5
 LOB 15



Batter	1	2	3	4	5	6	7	8	9	AB	R	H	RBI	BB	SO	LOB	TOP										
Jacque Jones, L (1, 7) OBP: 0.328, SLG: 0.480										5	0	3	0	0	2	0	Minnesota Twins @ Baltimore Orioles Oriole Park at Camden Yards, Baltimore, MD Thu Aug 08 2002, 12:35 PM EDT Att: 36,757 - Cloudy - 84 F										
Cristian Guzman, S (1, 6) OBP: 0.286, SLG: 0.368										3	0	1	1	1	1	2											
Corey Koskie, L (1, 5) OBP: 0.393, SLG: 0.458										4	0	0	0	1	0	4											
David Ortiz, L (1, 3) OBP: 0.363, SLG: 0.507										3	0	0	0	2	0	4											
Tori Hunter, R (1, 8) OBP: 0.353, SLG: 0.566										5	0	0	0	0	1	5											
Bobby Kielty, S (1, 10)										3	0	1	0	1	1	0											
5 Michael Cuddyer, R (1, 9) OBP: 0.295, SLG: 0.373										4	0	1	0	0	2	3											
A.J. Pierzynski, L (1, 2) OBP: 0.350, SLG: 0.460										4	0	2	0	0	0	1											
Luis Rivas, R (1, 4) OBP: 0.320, SLG: 0.393										4	1	1	0	0	0	5											
Inning Stats	R: 0 E: 0 K: 1 S: 11	H: 0 LOB: 2 BB: 2 P: 21	R: 0 E: 0 K: 1 S: 8	H: 0 LOB: 0 BB: 0 P: 15	R: 1 E: 0 K: 0 S: 6	H: 2 LOB: 1 BB: 0 P: 11	R: 0 E: 0 K: 2 S: 14	H: 2 LOB: 2 BB: 0 P: 19	R: 0 E: 0 K: 0 S: 10	H: 1 LOB: 1 BB: 0 P: 13	R: 0 E: 0 K: 1 S: 8	H: 1 LOB: 1 BB: 0 P: 12	R: 0 E: 0 K: 1 S: 10	H: 1 LOB: 2 BB: 1 P: 23	R: 0 E: 0 K: 1 S: 11	H: 1 LOB: 2 BB: 1 P: 20	1B: 7 2B: 2 3B: 0 HR: 0	SF: 1 SAC: 0 DP: 0 HBP: 0	WP: 0 PB: 0 SB: 0 CS: 0	PA: 41							
PITCHER	IP	WLS	BF	H	R	ER	SO	BB	IBB	HBP	BLK	WP	HR	S	P	ERA	WHIP										
Travis Driskill, R (1, 1) ERA: 4.66	6.2	W	29	7	1	1	5	2	0	0	0	0	0	64	103	1.35	1.350										
Yorkis Perez, L (7, 1) ERA: 4.75	0.2	H	4	0	0	0	0	2	0	0	0	0	0	3	14	0.00	3.000										
Willis Roberts, R (8, 1) ERA: 2.21	0.2	H	3	1	0	0	1	0	0	0	0	0	0	8	11	0.00	1.500										
Jorge Julio, R (9, 1) ERA: 2.03	1.0	S	5	1	0	0	1	1	0	0	0	0	0	11	20	0.00	2.000										

Batter	1	2	3	4	5	6	7	8	9	AB	R	H	RBI	BB	SO	LOB	BOTTOM										
6 Melvin Mora, R (1, 6) OBP: 0.350, SLG: 0.428										4	0	0	0	0	2	1	Minnesota Twins @ Baltimore Orioles Oriole Park at Camden Yards, Baltimore, MD Thu Aug 08 2002, 12:35 PM EDT Att: 36,757 - Cloudy - 84 F										
Chris Singleton, L (1, 8) OBP: 0.286, SLG: 0.394										3	0	0	0	1	0	0											
Gary Matthews, S (1, 9) OBP: 0.372, SLG: 0.448										4	1	1	0	0	0	2											
Tony Batista, R (1, 5) OBP: 0.324, SLG: 0.481										3	2	1	0	0	0	2											
Chris Richard, L (1, 10) OBP: 0.457, SLG: 0.848										3	1	1	2	0	0	2											
Jeff Conine, R (1, 3) OBP: 0.280, SLG: 0.437										3	0	1	2	0	0	0											
21 Marty Cordova, R (1, 7) OBP: 0.341, SLG: 0.473										3	0	1	0	0	0	1											
Luis Lopez, S (1, 4) OBP: 0.220, SLG: 0.286										3	0	0	0	0	0	2											
Brook Fordyce, R (1, 2) OBP: 0.301, SLG: 0.324										3	0	1	0	0	0	0											
Inning Stats	R: 0 E: 0 K: 0 S: 10	H: 0 LOB: 0 BB: 0 P: 12	R: 2 E: 0 K: 0 S: 9	H: 3 LOB: 0 BB: 0 P: 11	R: 0 E: 0 K: 0 S: 8	H: 0 LOB: 0 BB: 0 P: 11	R: 2 E: 0 K: 0 S: 12	H: 2 LOB: 1 BB: 0 P: 21	R: 0 E: 0 K: 1 S: 8	H: 0 LOB: 0 BB: 0 P: 10	R: 0 E: 0 K: 0 S: 4	H: 0 LOB: 0 BB: 0 P: 6	R: 0 E: 0 K: 0 S: 6	H: 0 LOB: 0 BB: 0 P: 7	R: 0 E: 0 K: 1 S: 16	H: 1 LOB: 2 BB: 1 P: 26	1B: 5 2B: 0 3B: 0 HR: 1	SF: 0 SAC: 0 DP: 1 HBP: 1	WP: 0 PB: 0 SB: 0 CS: 0	PA: 31							
PITCHER	IP	WLS	BF	H	R	ER	SO	BB	IBB	HBP	BLK	WP	HR	S	P	ERA	WHIP										
Brad Radke, R (1, 1) ERA: 5.15	7.0	L	26	5	4	4	4	0	0	1	0	0	0	16	26	0.00	2.000										
Bob Wells, R (8, 1) ERA: 5.89	1.0		5	1	0	0	1	1	0	0	0	0	0	16	26	0.00	2.000										

AB	35
R	1
H	9
RBI	1
BB	5
SO	7
LOB	24

AB	29
R	4
H	6
RBI	4
BB	1
SO	2
LOB	10



Batter	1	2	3	4	5	6	7	8	9	AB	R	H	RBI	BB	SO	LOB	TOP					
Luis Rivas, R OBP: 0.322, SLG: 0.399	F9		G4-3						G4-3	5	2	2	0	0	0	0	Minnesota Twins @ Boston Red Sox Fenway Park, Boston, MA Fri Aug 09 2002, 7:05 PM EDT Att: 33,973 - Sunny - 77 F					
Cristian Guzman, S OBP: 0.292, SLG: 0.370			F9						G6-3	5	1	3	0	0	0	0						
Corey Koskie, L OBP: 0.394, SLG: 0.459	K		K							4	0	2	2	0	2	1						
David Ortiz, L OBP: 0.358, SLG: 0.500	F8									4	0	0	1	0	2	4						
Tori Hunter, R OBP: 0.354, SLG: 0.568										4	2	2	0	0	0	2						
Dustin Mohr, R OBP: 0.342, SLG: 0.465										4	0	2	0	0	0	2						
Doug Mientkiewicz, L OBP: 0.373, SLG: 0.369										3	0	1	2	0	0	2						
5 Michael Cuddyer, R OBP: 0.254, SLG: 0.352										3	0	0	0	1	3	1						
Jacque Jones, L OBP: 0.326, SLG: 0.480										0	0	0	0	0	0	0						
Tom Prince, R OBP: 0.324, SLG: 0.433										4	0	0	0	0	0	2						
Inning Stats	R: 0 E: 0 K: 1 S: 9	H: 1 LOB: 1 BB: 0 P: 12	R: 1 E: 0 K: 1 S: 16	H: 1 LOB: 1 BB: 0 P: 24	R: 0 E: 0 K: 1 S: 9	H: 0 LOB: 0 BB: 0 P: 10	R: 1 E: 0 K: 2 S: 14	H: 2 LOB: 1 BB: 0 P: 20	R: 2 E: 0 K: 0 S: 19	H: 3 LOB: 1 BB: 0 P: 27	R: 0 E: 0 K: 0 S: 9	H: 1 LOB: 1 BB: 1 P: 17	R: 1 E: 0 K: 1 S: 12	H: 3 LOB: 1 BB: 0 P: 20	R: 0 E: 0 K: 1 S: 8	H: 1 LOB: 0 BB: 0 P: 11	R: 0 E: 0 K: 0 S: 5	H: 0 LOB: 0 BB: 0 P: 8	1B: 10 2B: 3 3B: 0 HR: 0	SF: 1 SAC: 0 DP: 2 HBP: 0	WP: 0 PB: 1 SB: 1 CS: 2	PA: 38
PITCHER	IP WLS BF H R ER SO BB IBB HBP BLK WP HR S P ERA WHIP	IP WLS BF H R ER SO BB IBB HBP BLK WP HR S P ERA WHIP	IP WLS BF H R ER SO BB IBB HBP BLK WP HR S P ERA WHIP	IP WLS BF H R ER SO BB IBB HBP BLK WP HR S P ERA WHIP	IP WLS BF H R ER SO BB IBB HBP BLK WP HR S P ERA WHIP	IP WLS BF H R ER SO BB IBB HBP BLK WP HR S P ERA WHIP	IP WLS BF H R ER SO BB IBB HBP BLK WP HR S P ERA WHIP	IP WLS BF H R ER SO BB IBB HBP BLK WP HR S P ERA WHIP	IP WLS BF H R ER SO BB IBB HBP BLK WP HR S P ERA WHIP	IP WLS BF H R ER SO BB IBB HBP BLK WP HR S P ERA WHIP	IP WLS BF H R ER SO BB IBB HBP BLK WP HR S P ERA WHIP	IP WLS BF H R ER SO BB IBB HBP BLK WP HR S P ERA WHIP	IP WLS BF H R ER SO BB IBB HBP BLK WP HR S P ERA WHIP	IP WLS BF H R ER SO BB IBB HBP BLK WP HR S P ERA WHIP	IP WLS BF H R ER SO BB IBB HBP BLK WP HR S P ERA WHIP	IP WLS BF H R ER SO BB IBB HBP BLK WP HR S P ERA WHIP	IP WLS BF H R ER SO BB IBB HBP BLK WP HR S P ERA WHIP					

AB	36
R	5
H	12
RBI	5
BB	1
SO	7
LOB	14



Batter	1	2	3	4	5	6	7	8	9	AB	R	H	RBI	BB	SO	LOB	BOTTOM					
1B Johnny Damon, L OBP: 0.369, SLG: 0.460	F2		G3-1						P5	3	1	0	0	1	0	0	Minnesota Twins @ Boston Red Sox Fenway Park, Boston, MA Fri Aug 09 2002, 7:05 PM EDT Att: 33,973 - Sunny - 77 F					
Trot Nixon, L OBP: 0.350, SLG: 0.492	P6		F3						G4-3	3	1	0	0	1	0	0						
Nomar Garciaparra, R OBP: 0.353, SLG: 0.591										4	1	3	2	0	0	0						
Manny Ramirez, R OBP: 0.429, SLG: 0.571										4	0	1	1	0	0	1						
Cliff Floyd, L OBP: 0.401, SLG: 0.535										4	0	2	0	0	1	2						
Jason Varitek, S OBP: 0.343, SLG: 0.412										4	0	0	0	0	2	4						
Shea Hillenbrand, R OBP: 0.342, SLG: 0.490										4	0	0	0	0	1	1						
Brian Daubach, L OBP: 0.352, SLG: 0.492										3	1	2	0	0	0	0						
Rey Sanchez, R OBP: 0.316, SLG: 0.358										3	0	0	1	0	0	1						
Inning Stats	R: 1 E: 0 K: 0 S: 6	H: 1 LOB: 0 BB: 0 P: 9	R: 0 E: 0 K: 0 S: 5	H: 0 LOB: 0 BB: 0 P: 9	R: 1 E: 0 K: 0 S: 13	H: 1 LOB: 0 BB: 0 P: 20	R: 0 E: 0 K: 1 S: 10	H: 2 LOB: 1 BB: 0 P: 13	R: 0 E: 0 K: 0 S: 8	H: 0 LOB: 0 BB: 0 P: 13	R: 2 E: 0 K: 1 S: 21	H: 2 LOB: 1 BB: 2 P: 36	R: 0 E: 0 K: 0 S: 8	H: 1 LOB: 0 BB: 0 P: 12	R: 0 E: 0 K: 0 S: 7	H: 0 LOB: 0 BB: 0 P: 8		R: 0 E: 0 K: 2 S: 11	H: 1 LOB: 1 BB: 0 P: 15	1B: 5 2B: 1 3B: 1 HR: 1	SF: 0 SAC: 0 DP: 3 HBP: 0	WP: 1 PB: 0 SB: 0 CS: 0
PITCHER	IP WLS BF H R ER SO BB IBB HBP BLK WP HR S P ERA WHIP	IP WLS BF H R ER SO BB IBB HBP BLK WP HR S P ERA WHIP	IP WLS BF H R ER SO BB IBB HBP BLK WP HR S P ERA WHIP	IP WLS BF H R ER SO BB IBB HBP BLK WP HR S P ERA WHIP	IP WLS BF H R ER SO BB IBB HBP BLK WP HR S P ERA WHIP	IP WLS BF H R ER SO BB IBB HBP BLK WP HR S P ERA WHIP	IP WLS BF H R ER SO BB IBB HBP BLK WP HR S P ERA WHIP	IP WLS BF H R ER SO BB IBB HBP BLK WP HR S P ERA WHIP	IP WLS BF H R ER SO BB IBB HBP BLK WP HR S P ERA WHIP	IP WLS BF H R ER SO BB IBB HBP BLK WP HR S P ERA WHIP	IP WLS BF H R ER SO BB IBB HBP BLK WP HR S P ERA WHIP	IP WLS BF H R ER SO BB IBB HBP BLK WP HR S P ERA WHIP	IP WLS BF H R ER SO BB IBB HBP BLK WP HR S P ERA WHIP	IP WLS BF H R ER SO BB IBB HBP BLK WP HR S P ERA WHIP	IP WLS BF H R ER SO BB IBB HBP BLK WP HR S P ERA WHIP	IP WLS BF H R ER SO BB IBB HBP BLK WP HR S P ERA WHIP						

AB	32
R	4
H	8
RBI	4
BB	2
SO	4
LOB	9



Batter	1	2	3	4	5	6	7	8	9	AB	R	H	RBI	BB	SO	LOB	TOP										
Jacque Jones, L (1,7) OBP: 0.325, SLG: 0.475										4	0	0	0	0	1	0											
Cristian Guzman, S (1,6) OBP: 0.291, SLG: 0.371										4	0	1	0	0	3	0											
Corey Koskie, L (1,5) OBP: 0.393, SLG: 0.456										4	0	1	0	0	1	1											
David Ortiz, L (1,10) OBP: 0.354, SLG: 0.493										4	0	0	0	0	3	2											
Tori Hunter, R (1,8) OBP: 0.352, SLG: 0.564										3	0	0	0	0	0	0											
Doug Mientkiewicz, L (1,3) OBP: 0.373, SLG: 0.369										3	0	1	0	0	1	0											
Bobby Kielty, S (1,9) OBP: 0.426, SLG: 0.484										3	0	0	0	0	2	1											
A.J. Pierzynski, L (1,2) OBP: 0.350, SLG: 0.459										3	0	1	0	0	0	0											
Denny Hocking, S (1,4) OBP: 0.311, SLG: 0.324										3	0	0	0	0	0	2											
Inning Stats	R: 0 E: 0 K: 1 S: 11	H: 1 LOB: 1 BB: 0 P: 14	R: 0 E: 0 K: 1 S: 12	H: 0 LOB: 0 BB: 0 P: 17	R: 0 E: 0 K: 0 S: 7	H: 0 LOB: 0 BB: 0 P: 10	R: 0 E: 0 K: 2 S: 9	H: 0 LOB: 0 BB: 0 P: 13	R: 0 E: 0 K: 1 S: 8	H: 2 LOB: 2 BB: 0 P: 10	R: 0 E: 0 K: 1 S: 10	H: 1 LOB: 1 BB: 0 P: 12	R: 0 E: 0 K: 1 S: 13	H: 0 LOB: 0 BB: 0 P: 16	R: 0 E: 0 K: 0 S: 7	H: 0 LOB: 0 BB: 0 P: 9	R: 0 E: 0 K: 3 S: 11	H: 0 LOB: 0 BB: 0 P: 15	1B: 3 2B: 1 3B: 0 HR: 0	SF: 0 SAC: 0 DP: 0 HBP: 0	WP: 0 PB: 0 SB: 0 CS: 0	PA: 31					
PITCHER	IP	WLS	BF	H	R	ER	SO	BB	IBB	HBP	BLK	WP	HR	S	P	ERA	WHIP										
Pedro Martinez, R (1,1) ERA: 2.14	8.0	W	28	4	0	0	8	0	0	0	0	0	0	77	101	0.00	0.500										
Ugueth Urbina, R (9,1) ERA: 3.51	1.0	S	3	0	0	0	3	0	0	0	0	0	0	11	15	0.00	0.000										

Minnesota Twins @ Boston Red Sox
Fenway Park, Boston, MA
Sat Aug 10 2002, 1:15 PM EDT
Att: 32,018 - Sunny - 85 F

AB 31
R 0
H 4
RBI 0
BB 0
SO 11
LOB 6



Batter	1	2	3	4	5	6	7	8	9	AB	R	H	RBI	BB	SO	LOB	BOTTOM										
18 Johnny Damon, L (1,8) OBP: 0.366, SLG: 0.456										4	0	0	0	0	0	3											
Trot Nixon, L (1,9) OBP: 0.347, SLG: 0.487										4	0	0	0	0	3	1											
Nomar Garciaparra, R (1,6) OBP: 0.354, SLG: 0.551										4	0	2	0	0	1	1											
Manny Ramirez, R (1,10) OBP: 0.426, SLG: 0.567										4	0	1	0	0	0	2											
Cliff Floyd, L (1,7) OBP: 0.401, SLG: 0.536										3	1	1	0	0	0	1											
Tony Clark, S (8,3) OBP: 0.268, SLG: 0.319										1	0	1	0	0	0	0											
Shea Hillenbrand, R (1,5) OBP: 0.342, SLG: 0.450										4	1	1	1	0	0	2											
Jason Varitek, S (1,2) OBP: 0.343, SLG: 0.412										3	0	1	0	0	0	1											
Brian Daubach, L (1,3) OBP: 0.349, SLG: 0.487										3	0	0	0	0	1	2											
Rey Sanchez, R (1,4) OBP: 0.322, SLG: 0.361										1	0	1	1	1	0	0											
Lou Merloni, R (7,4) OBP: 0.348, SLG: 0.404										1	0	1	0	0	0	0											
Inning Stats	R: 0 E: 0 K: 1 S: 13	H: 1 LOB: 1 BB: 0 P: 17	R: 2 E: 0 K: 0 S: 11	H: 3 LOB: 1 BB: 0 P: 14	R: 0 E: 0 K: 0 S: 12	H: 1 LOB: 1 BB: 0 P: 20	R: 0 E: 0 K: 1 S: 7	H: 0 LOB: 0 BB: 0 P: 12	R: 0 E: 0 K: 2 S: 8	H: 0 LOB: 1 BB: 1 P: 13	R: 0 E: 0 K: 0 S: 8	H: 0 LOB: 0 BB: 0 P: 12	R: 0 E: 0 K: 0 S: 10	H: 2 LOB: 1 BB: 0 P: 14	R: 0 E: 0 K: 1 S: 10	H: 2 LOB: 2 BB: 0 P: 14	1B: 6 2B: 3 3B: 0 HR: 0	SF: 0 SAC: 0 DP: 1 HBP: 0	WP: 1 PB: 0 SB: 0 CS: 0	PA: 33							
PITCHER	IP	WLS	BF	H	R	ER	SO	BB	IBB	HBP	BLK	WP	HR	S	P	ERA	WHIP										
Joe Mays, R (1,1) ERA: 7.17	7.0	L	28	7	2	2	4	1	0	0	0	0	0	69	102	2.57	1.143										
Tony Fiore, R (8,1) ERA: 3.07	1.0		5	2	0	0	1	0	0	0	0	0	0	10	14	0.00	2.000										

Minnesota Twins @ Boston Red Sox
Fenway Park, Boston, MA
Sat Aug 10 2002, 1:15 PM EDT
Att: 32,018 - Sunny - 85 F

AB 32
R 2
H 9
RBI 2
BB 1
SO 5
LOB 13



Batter	1	2	3	4	5	6	7	8	9	AB	R	H	RBI	BB	SO	LOB	TOP		
Jacque Jones, L OBP: 0.322, SLG: 0.471	1-2 E3 G4-3		1-3 K			2-3 K			0-3 K	4	0	0	0	0	3	1			
Cristian Guzman, S OBP: 0.291, SLG: 0.373	0-1 G4-3			0-0 F8			0-1 1B 2B		0-1 G6-3	4	1	1	0	0	0	1			
Tori Hunter, R OBP: 0.351, SLG: 0.561	2-1 G6-3			0-1 P2			3-1 G2-3 1B		1-2 P4	4	0	1	1	0	0	0			
David Ortiz, L OBP: 0.350, SLG: 0.488		1-3 K		1-3 K			0-3 K			3	0	0	0	0	3	1			
Dustan Mohr, R OBP: 0.342, SLG: 0.463		0-1 1B			0-1 F7		1-0 G2-3			3	0	1	0	0	0	1			
Doug Mientkiewicz, L OBP: 0.370, SLG: 0.366		0-0 1B		1-2 F8			1-3 K			3	0	0	0	0	1	2			
Denny Hocking, S OBP: 0.320		3-3 K		3-2 G5-3				1-1 F7		3	0	0	0	0	1	1			
A.J. Pierzynski, L OBP: 0.347, SLG: 0.455			2-1 P3		2-2 P6			3-2 F7		3	0	0	0	0	0	0			
Luis Rivas, R OBP: 0.322, SLG: 0.398			1-0 F9		0-1 1B			2-2 F8		3	0	1	0	0	0	0			
Inning Stats	R: 0 E: 1 K: 0 S: 8	H: 0 LOB: 0 BB: 0 P: 11	R: 0 E: 0 K: 2 S: 9	H: 1 LOB: 1 BB: 0 P: 13	R: 0 E: 0 K: 1 S: 8	H: 0 LOB: 0 BB: 0 P: 12	R: 0 E: 0 K: 1 S: 6	H: 0 LOB: 0 BB: 0 P: 7	R: 0 E: 0 K: 0 S: 8	H: 0 LOB: 0 BB: 0 P: 12	R: 1 E: 0 K: 2 S: 11	H: 2 LOB: 1 BB: 0 P: 16	R: 0 E: 0 K: 1 S: 9	H: 0 LOB: 0 BB: 0 P: 10	1B: 3 2B: 2 3B: 0 HR: 0	SF: 0 SAC: 0 DP: 2 HBP: 0	WP: 0 PB: 0 SB: 0 CS: 1	PA: 30	
PITCHER	IP WLS BF H R ER SO BB IBB HBP BLK WP HR S P ERA WHIP	IP WLS BF H R ER SO BB IBB HBP BLK WP HR S P ERA WHIP																	
49 Tim Wakefield, R ERA: 3.39	8.0	W	27	4	1	1	7	0	0	0	0	0	0	0	0	0	98	1.12	0.500
Ugueth Urbina, R ERA: 3.43	1.0	S	3	0	0	0	1	0	0	0	0	0	0	0	0	0	9	0.00	0.000

Minnesota Twins @ Boston Red Sox
Fenway Park, Boston, MA
Sun Aug 11 2002, 1:05 PM EDT
Att: 33,470 - Sunny - 90 F

AB 30
R 1
H 4
RBI 1
BB 0
SO 8
LOB 7



Batter	1	2	3	4	5	6	7	8	9	AB	R	H	RBI	BB	SO	LOB	BOTTOM			
Rickey Henderson, R OBP: 0.372, SLG: 0.358	2-3 K		4-2 BB			1-3 K	2-1 G5-3			3	0	0	0	1	2	2				
18 Johnny Damon, L OBP: 0.367, SLG: 0.457	0-1 F9		1-2 G3-1			2-2 1B SF8		4-1 2B BB		3	2	1	1	1	0	2				
Nomar Garciaparra, R OBP: 0.355, SLG: 0.552	0-0 F9			3-3 K		4-1 SF8 1B BB		2-2 G4-3 1B 2B		3	0	1	1	1	1	0				
Manny Ramirez, R OBP: 0.424, SLG: 0.562		1-3 K		2-1 F9		1-1 1B		0-0 G4-3		4	0	1	0	0	1	1				
Shea Hillenbrand, R OBP: 0.339, SLG: 0.487		1-1 F9		0-0 G4-3		1-2 2-3 SF8		2-3 G3		3	0	0	1	0	0	1				
Doug Mirabeli, R OBP: 0.303, SLG: 0.430		3-3 K			0-2 F9	2-0 P6		1-3 K		4	0	0	0	0	2	3				
Trot Nixon, L OBP: 0.347, SLG: 0.486			0-1 F7		1-1 P4		2-2 1B			3	0	1	0	0	0	0				
Tony Clark, S OBP: 0.265, SLG: 0.315			1-3 K		0-3 K		3-2 F8			3	0	0	0	0	2	1				
Lou Merloni, R OBP: 0.354, SLG: 0.413			1-0 2B		4-2 18 WP 18 2B BB		2-1 F8			2	1	1	0	1	0	1				
Inning Stats	R: 0 E: 0 K: 1 S: 6	H: 0 LOB: 0 BB: 0 P: 8	R: 0 E: 0 K: 2 S: 10	H: 0 LOB: 0 BB: 0 P: 15	R: 0 E: 0 K: 1 S: 11	H: 1 LOB: 2 BB: 1 P: 18	R: 0 E: 0 K: 1 S: 9	H: 0 LOB: 0 BB: 0 P: 14	R: 0 E: 0 K: 1 S: 8	H: 0 LOB: 0 BB: 0 P: 9	R: 2 E: 0 K: 1 S: 13	H: 2 LOB: 2 BB: 2 P: 27	R: 0 E: 0 K: 0 S: 10	H: 1 LOB: 1 BB: 0 P: 19	R: 1 E: 0 K: 1 S: 11	H: 1 LOB: 1 BB: 1 P: 18	1B: 2 2B: 3 3B: 0 HR: 0	SF: 1 SAC: 0 DP: 0 HBP: 0	WP: 1 PB: 0 SB: 0 CS: 0	PA: 33
PITCHER	IP WLS BF H R ER SO BB IBB HBP BLK WP HR S P ERA WHIP	IP WLS BF H R ER SO BB IBB HBP BLK WP HR S P ERA WHIP																		
Johan Santana, L ERA: 3.36	5.1	L	22	3	2	2	7	3	0	0	0	0	0	0	0	0	55	3.38	1.125	
Bob Wells, R ERA: 5.65	1.2		6	1	0	0	0	0	0	0	0	0	0	0	0	0	12	0.00	0.600	
LaTroy Hawkins, R ERA: 2.24	1.0		5	1	1	1	1	1	0	0	0	0	0	0	0	0	11	9.00	2.000	

Minnesota Twins @ Boston Red Sox
Fenway Park, Boston, MA
Sun Aug 11 2002, 1:05 PM EDT
Att: 33,470 - Sunny - 90 F

AB 28
R 3
H 5
RBI 3
BB 4
SO 8
LOB 11



Batter	1	2	3	4	5	6	7	8	9	AB	R	H	RBI	BB	SO	LOB	TOP					
6 Melvin Mora, R OBP: 0.349, SLG: 0.423										4	0	0	0	0	1	0	<p>Baltimore Orioles @ Minnesota Twins Hubert H. Humphrey Metrodome, Minneapolis, MN Tue Aug 13 2002, 8:05 PM EDT Att: 20,268 - Dome - 72 F</p> <p>livebaseballscores.com</p> <p>AB 32 R 0 H 5 RBI 0 BB 1 SO 4 LOB 10</p>					
Chris Singleton, L OBP: 0.285, SLG: 0.388										3	0	0	0	1	1	0						
Gary Matthews, S OBP: 0.369, SLG: 0.446										4	0	0	0	0	2	1						
Tony Batista, R OBP: 0.318, SLG: 0.470										4	0	0	0	0	0	1						
Chris Richard, L OBP: 0.370, SLG: 0.659										4	0	1	0	0	0	0						
Jeff Conine, R OBP: 0.285, SLG: 0.425										4	0	2	0	0	0	1						
31 Jay Gibbons, L OBP: 0.325, SLG: 0.488										3	0	0	0	0	0	3						
Geronimo Gil, R OBP: 0.294, SLG: 0.377										3	0	2	0	0	0	0						
Jerry Hairston, R OBP: 0.325, SLG: 0.369										3	0	0	0	0	0	4						
Inning Stats	R: 0 E: 0 K: 1 S: 8	H: 0 LOB: 0 BB: 0 P: 10	R: 0 E: 0 K: 0 S: 11	H: 1 LOB: 1 BB: 0 P: 17	R: 0 E: 0 K: 0 S: 5	H: 0 LOB: 0 BB: 0 P: 5	R: 0 E: 0 K: 1 S: 5	H: 0 LOB: 0 BB: 0 P: 8	R: 0 E: 0 K: 0 S: 13	H: 2 LOB: 2 BB: 0 P: 16	R: 0 E: 0 K: 1 S: 8	H: 0 LOB: 1 BB: 1 P: 16	R: 0 E: 0 K: 0 S: 13	H: 2 LOB: 2 BB: 0 P: 18	R: 0 E: 0 K: 1 S: 5	H: 0 LOB: 0 BB: 0 P: 6	R: 0 E: 0 K: 0 S: 7	H: 0 LOB: 0 BB: 0 P: 10	1B: 5 2B: 0 3B: 0 HR: 0	SF: 0 SAC: 0 DP: 0 HBP: 0	WP: 0 PB: 0 SB: 0 CS: 0	PA: 33
PITCHER Rick Reed, R ERA: 4.32	IP: 9.0 WLS: W BF: 33 H: 5 R: 0 ER: 0 SO: 4 BB: 1 IBB: 0 HBP: 0 BLK: 0 WP: 0 HR: 0 S: 75 P: 106 ERA: 0.00 WHIP: 0.667															PITCHER						

Batter	1	2	3	4	5	6	7	8	9	AB	R	H	RBI	BB	SO	LOB	BOTTOM			
Jacque Jones, L OBP: 0.328, SLG: 0.473										2	1	2	0	2	0	0	<p>Baltimore Orioles @ Minnesota Twins Hubert H. Humphrey Metrodome, Minneapolis, MN Tue Aug 13 2002, 8:05 PM EDT Att: 20,268 - Dome - 72 F</p> <p>livebaseballscores.com</p> <p>AB 33 R 6 H 10 RBI 6 BB 2 SO 3 LOB 14</p>			
Cristian Guzman, S OBP: 0.291, SLG: 0.372										4	1	1	0	0	1	4				
Corey Koskie, L OBP: 0.389, SLG: 0.451										4	0	0	0	0	0	5				
David Ortiz, L OBP: 0.352, SLG: 0.502										4	2	2	3	0	0	0				
Tori Hunter, R OBP: 0.350, SLG: 0.560										4	0	1	0	0	1	1				
Doug Mientkiewicz, L OBP: 0.374, SLG: 0.390										4	2	3	3	0	0	0				
Dustan Mohr, R OBP: 0.338, SLG: 0.457										4	0	0	0	0	1	2				
A.J. Pierzynski, L OBP: 0.343, SLG: 0.449										4	0	0	0	0	0	2				
Luis Rivas, R OBP: 0.322, SLG: 0.397										3	0	1	0	0	0	0				
Inning Stats	R: 0 E: 0 K: 0 S: 7	H: 0 LOB: 1 BB: 1 P: 13	R: 0 E: 0 K: 1 S: 8	H: 0 LOB: 0 BB: 0 P: 15	R: 0 E: 0 K: 0 S: 5	H: 0 LOB: 0 BB: 0 P: 6	R: 4 E: 0 K: 0 S: 15	H: 3 LOB: 0 BB: 1 P: 23	R: 0 E: 0 K: 0 S: 8	H: 2 LOB: 2 BB: 0 P: 13	R: 2 E: 0 K: 1 S: 11	H: 2 LOB: 0 BB: 0 P: 17	R: 0 E: 0 K: 1 S: 10	H: 1 LOB: 1 BB: 0 P: 15	R: 0 E: 0 K: 0 S: 13	H: 2 LOB: 2 BB: 0 P: 18	1B: 4 2B: 3 3B: 0 HR: 3	SF: 0 SAC: 0 DP: 0 HBP: 0	WP: 0 PB: 0 SB: 0 CS: 1	PA: 35
PITCHER Scott Erickson, R ERA: 4.98	IP: 5.1 WLS: L BF: 24 H: 7 R: 6 ER: 6 SO: 1 BB: 2 IBB: 0 HBP: 0 BLK: 0 WP: 0 HR: 3 S: 49 P: 81 ERA: 10.12 WHIP: 1.688															PITCHER				
Chris Brock, R ERA: 4.56	IP: 1.2 WLS: L BF: 6 H: 1 R: 0 ER: 0 SO: 2 BB: 0 IBB: 0 HBP: 0 BLK: 0 WP: 0 HR: 0 S: 15 P: 21 ERA: 0.00 WHIP: 0.600															PITCHER				
Yorkis Perez, L ERA: 4.05	IP: 1.0 WLS: L BF: 5 H: 2 R: 0 ER: 0 SO: 0 BB: 0 IBB: 0 HBP: 0 BLK: 0 WP: 0 HR: 0 S: 13 P: 18 ERA: 0.00 WHIP: 2.000															PITCHER				

Batter	1	2	3	4	5	6	7	8	9	10	11	12	13	14	AB	R	H	RBI	BB	SO	LOB	TOP								
6 Melvin Mora, R OBP: 0.353, SLG: 0.432															5	2	3	1	1	0	0									
Gary Matthews, S OBP: 0.371, SLG: 0.448															3	0	1	1	2	1	1									
Chris Richard, L OBP: 0.347, SLG: 0.617															3	0	0	0	0	0	2									
Jose Leon, R OBP: 0.265, SLG: 0.361															3	0	0	0	0	1	3									
Tony Batista, R OBP: 0.320, SLG: 0.474															5	1	2	1	1	1	0									
31 Jay Gibbons, L OBP: 0.324, SLG: 0.489															4	0	1	1	0	0	0									
Chris Singleton, L OBP: 0.265, SLG: 0.387															1	1	0	0	1	0	2									
Jeff Conine, R OBP: 0.282, SLG: 0.420															6	0	1	0	0	0	2									
21 Marty Cordova, R OBP: 0.341, SLG: 0.485															3	0	1	0	1	1	1									
Luis Lopez, S OBP: 0.221, SLG: 0.277															2	0	0	0	0	0	0									
Geronimo Gil, R OBP: 0.295, SLG: 0.389															6	2	2	2	0	0	2									
Jerry Hairston, R OBP: 0.319, SLG: 0.361															6	0	0	0	0	0	3									
Jerry Hairston, R OBP: 0.319, SLG: 0.361															6	0	0	0	0	0	3									
Inning Stats	R: 1 E: 0 K: 1 S: 10	H: 1 LOB: 0 BB: 0 P: 18	R: 0 E: 0 K: 1 S: 7	H: 0 LOB: 0 BB: 0 P: 7	R: 1 E: 0 K: 1 S: 9	H: 2 LOB: 0 BB: 0 P: 14	R: 0 E: 0 K: 0 S: 3	H: 0 LOB: 0 BB: 0 P: 6	R: 0 E: 0 K: 0 S: 5	H: 1 LOB: 0 BB: 0 P: 6	R: 1 E: 0 K: 0 S: 14	H: 2 LOB: 2 BB: 1 P: 23	R: 0 E: 0 K: 0 S: 9	H: 0 LOB: 2 BB: 0 P: 19	R: 2 E: 0 K: 0 S: 10	H: 2 LOB: 1 BB: 1 P: 19	R: 0 E: 0 K: 0 S: 5	H: 0 LOB: 0 BB: 0 P: 9	R: 0 E: 0 K: 0 S: 9	H: 0 LOB: 0 BB: 0 P: 15	R: 0 E: 0 K: 0 S: 8	H: 0 LOB: 0 BB: 0 P: 10	R: 0 E: 0 K: 0 S: 12	H: 1 LOB: 2 BB: 1 P: 19	R: 1 E: 0 K: 0 S: 9	H: 1 LOB: 0 BB: 0 P: 13	1B: 3 2B: 6 3B: 1 HR: 1	SF: 1 SAC: 0 DP: 3 HBP: 0	WP: 0 PB: 1 SB: 0 CS: 1	PA: 54
PITCHER	IP 6.0	WLS 22	BF 6	H 3	R 3	ER 3	SO 3	BB 0	IBB 0	HBP 0	BLK 0	WP 0	HR 0	S 48	P 74	ERA 4.50	WHIP 1.167													
Brad Radtke, R ERA: 5.09											Tony Fiore, R ERA: 3.07																			
LaTroy Hawkins, R ERA: 2.21	1.0	H	3	1	0	0	0	0	0	0	0	0	0	0	7	11	0.00	1.000												
J.C. Romero, L ERA: 1.67	1.0	H	5	0	0	0	0	2	0	0	0	0	0	0	9	19	0.00	2.000												
Eddie Guardado, L ERA: 2.72	1.0	B	6	2	2	2	0	0	1	0	0	0	0	0	10	19	18.00	2.000												
Bob Wells, R ERA: 5.4	2.0	B	6	0	0	0	0	1	0	0	0	0	0	0	14	24	0.00	0.500												

Baltimore Orioles @ Minnesota Twins
Hubert H. Humphrey Metrodome, Minneapolis, MN
Wed Aug 14 2002, 8:05 PM EDT
Att. 28,488 - Dome - 72 F

AB 47
R 6
H 11
RBI 6
BB 6
SO 4
LOB 16





Batter	1	2	3	4	5	6	7	8	9	10	11	12	13	14	AB	R	H	RBI	BB	SO	LOB	BOTTOM								
Jacque Jones, L OBP: 0.331, SLG: 0.479															5	3	3	1	0	1	0									
Denny Hocking, S OBP: 0.309, SLG: 0.321															2	0	1	0	0	0	1									
Cristian Guzman, S OBP: 0.289, SLG: 0.369															6	0	1	0	0	0	4									
Corey Koskie, L OBP: 0.388, SLG: 0.447															6	0	1	1	1	0	4									
David Ortiz, L OBP: 0.354, SLG: 0.505															4	0	2	1	0	2	2									
Dustan Mohr, R OBP: 0.334, SLG: 0.452															3	0	0	0	0	0	2									
Toni Hunter, R OBP: 0.349, SLG: 0.556															7	0	2	1	0	2	3									
Doug Mientkiewicz, L OBP: 0.371, SLG: 0.384															5	0	0	0	1	0	3									
5 Michael Cuddyer, R OBP: 0.298, SLG: 0.339															2	0	0	0	1	1	0									
Bobby Kielty, S OBP: 0.426, SLG: 0.482															3	0	1	0	0	0	3									
A.J. Pierzynski, L OBP: 0.341, SLG: 0.444														4	1	0	0	0	1	4										
Luis Rivas, R OBP: 0.318, SLG: 0.400															6	1	1	1	0	1	2									
Inning Stats	R: 1 E: 0 K: 1 S: 14	H: 2 LOB: 2 BB: 1 P: 26	R: 2 E: 0 K: 0 S: 14	H: 2 LOB: 0 BB: 0 P: 22	R: 0 E: 0 K: 2 S: 8	H: 0 LOB: 0 BB: 0 P: 11	R: 0 E: 0 K: 2 S: 7	H: 0 LOB: 0 BB: 0 P: 9	R: 1 E: 0 K: 0 S: 8	H: 2 LOB: 1 BB: 0 P: 13	R: 0 E: 0 K: 1 S: 8	H: 0 LOB: 0 BB: 0 P: 14	R: 0 E: 0 K: 1 S: 14	H: 1 LOB: 2 BB: 1 P: 25	R: 1 E: 0 K: 0 S: 11	H: 1 LOB: 1 BB: 0 P: 19	R: 0 E: 0 K: 0 S: 9	H: 1 LOB: 1 BB: 0 P: 14	R: 0 E: 0 K: 0 S: 9	H: 0 LOB: 0 BB: 0 P: 10	R: 0 E: 0 K: 0 S: 9	H: 0 LOB: 0 BB: 0 P: 16	R: 0 E: 0 K: 0 S: 10	H: 1 LOB: 1 BB: 0 P: 15	R: 0 E: 0 K: 0 S: 8	H: 1 LOB: 1 BB: 0 P: 12	1B: 8 2B: 3 3B: 1 HR: 0	SF: 0 SAC: 2 DP: 0 HBP: 1	WP: 1 PB: 0 SB: 2 CS: 0	PA: 59
PITCHER	IP 5.1	WLS 25	BF 6	H 4	R 4	ER 4	SO 5	BB 2	IBB 0	HBP 0	BLK 0	WP 0	HR 0	S 54	P 89	ERA 6.75	WHIP 1.500													
Travis Driskill, R ERA: 4.77											Rick Bauer, R ERA: 4.01																			
B.J. Ryan, L ERA: 5.16	1.2	5	0	0	0	2	0	0	0	0	0	0	0	0	14	20	0.00	0.000												
Willis Roberts, R ERA: 2.2	0.1	3	1	0	0	1	0	0	0	0	0	0	0	0	8	16	0.00	3.000												
Buddy Groom, L ERA: 1.74	0.2	2	0	0	0	0	0	0	0	0	0	0	0	6	9	0.00	0.000													
Jorge Julio, R ERA: 1.94	2.0	B	9	2	1	0	0	0	0	0	0	0	0	1	0	20	33	0.00	1.000											


Baltimore Orioles @ Minnesota Twins
Hubert H. Humphrey Metrodome, Minneapolis, MN
Wed Aug 14 2002, 8:05 PM EDT
Att. 28,488 - Dome - 72 F

AB 53
R 5
H 12
RBI 5
BB 3
SO 8
LOB 28



Batter	1	2	3	4	5	6	7	8	9	AB	R	H	RBI	BB	SO	LOB	TOP			
6 Melvin Mora, R OBP: 0.351, SLG: 0.436 (1, 6)	L1		F7		K			HR	L5	5	1	1	1	0	1	1	<p>Baltimore Orioles @ Minnesota Twins Hubert H. Humphrey Metrodome, Minneapolis, MN Thu Aug 15 2002, 8:05 PM EDT Att: 20,471 - Dome - 72 F</p> <p>livebaseballscorecards.com</p> <p>AB 35 R 3 H 7 RBI 3 BB 2 SO 5 LOB 12</p> 			
Chris Singleton, L OBP: 0.288, SLG: 0.399 (1, 8)	HR		G4-3		F7			G6-3		4	1	2	1	0	0	0				
Gary Matthews, S OBP: 0.367, SLG: 0.442 (1, 7)	E4		G4-3		F8			K		4	0	0	0	0	1	1				
Tony Batista, R OBP: 0.320, SLG: 0.472 (1, 5)	F8		P4		F9			1B		4	0	1	0	0	0	2				
31 Jay Gibbons, L OBP: 0.321, SLG: 0.483 Luis Lopez, S OBP: 0.221, SLG: 0.277 (1, 9)	F7				G4-3			G1-3		4	0	0	0	0	0	2				
Jeff Conine, R OBP: 0.282, SLG: 0.421 (1, 3)					G4-3					0	0	0	0	0	0	0				
Chris Richard, L OBP: 0.377, SLG: 0.640 (1, 10)					G3-1			F8		4	1	1	0	0	1	0				
Geronimo Gil, R OBP: 0.294, SLG: 0.386 (1, 2)					G5-6-3			K		3	0	2	1	1	1	0				
Jerry Hairston, R OBP: 0.314, SLG: 0.355 (1, 4)					F7			G6-3		3	0	0	0	1	0	3				
					F7			F9		4	0	0	0	0	1	3				
Inning Stats	R: 1 E: 1 K: 0 S: 11	H: 1 LOB: 1 BB: 0 P: 13	R: 0 E: 0 K: 2 S: 12	H: 1 LOB: 1 BB: 0 P: 18	R: 0 E: 0 K: 0 S: 9	H: 1 LOB: 1 BB: 0 P: 14	R: 0 E: 0 K: 0 S: 5	H: 0 LOB: 1 BB: 1 P: 13	R: 0 E: 0 K: 1 S: 7	H: 0 LOB: 0 BB: 0 P: 8	R: 0 E: 0 K: 0 S: 7	H: 0 LOB: 1 BB: 1 P: 15	R: 1 E: 0 K: 0 S: 12	H: 2 LOB: 1 BB: 0 P: 18	R: 1 E: 0 K: 0 S: 8	H: 2 LOB: 1 BB: 0 P: 12	1B: 2 2B: 3 3B: 0 HR: 2	SF: 0 SAC: 0 DP: 0 HBP: 0	WP: 0 PB: 0 SB: 0 CS: 0	PA: 37
PITCHER	IP WLS BF H R ER SO BB IBB HBP BLK WP HR S P ERA WHIP																			
Kyle Lohse, R ERA: 4.58 (1, 1)	7.0 L 28 4 2 2 4 2 0 0 0 0 0 2 61 96 2.57 0.857																			
J.C. Romero, L ERA: 1.64 (8, 1)	1.0 4 1 0 0 1 0 0 0 0 0 0 0 9 13 0.00 1.000																			
Michael Jackson, R ERA: 3.05 (9, 1)	1.0 5 2 1 1 0 0 0 0 0 0 0 0 8 12 9.00 2.000																			

Batter	1	2	3	4	5	6	7	8	9	AB	R	H	RBI	BB	SO	LOB	BOTTOM					
Luis Rivas, R OBP: 0.321, SLG: 0.409 (1, 4)	K		G1-6-3			1B BB		3B		3	0	1	0	1	1	1	<p>Baltimore Orioles @ Minnesota Twins Hubert H. Humphrey Metrodome, Minneapolis, MN Thu Aug 15 2002, 8:05 PM EDT Att: 20,471 - Dome - 72 F</p> <p>livebaseballscorecards.com</p> <p>AB 31 R 1 H 7 RBI 1 BB 1 SO 5 LOB 14</p> 					
Cristian Guzman, S OBP: 0.291, SLG: 0.370 (1, 6)	G4-3				G1-6-3	1B		G6-3		4	0	2	0	0	0	1						
Corey Koskie, L OBP: 0.386, SLG: 0.447 (1, 5)	WP				G1-6-3	1B		F8		4	0	1	0	0	1	4						
David Ortiz, L OBP: 0.350, SLG: 0.498 (1, 10)	K				K			P6		4	0	0	0	0	2	3						
Tori Hunter, R OBP: 0.348, SLG: 0.555 (1, 8)								F7		4	1	1	0	0	0	2						
Doug Mientkiewicz, L OBP: 0.397, SLG: 0.380 (1, 3)								G6-3		4	1	1	0	0	0	2						
Doug Mientkiewicz, L OBP: 0.397, SLG: 0.380 (1, 3)	F5							F7		4	0	0	0	0	0	1						
Bobby Kielty, S OBP: 0.425, SLG: 0.478 (1, 9)								F9		2	0	0	0	0	0	0						
Dustan Mohr, R OBP: 0.334, SLG: 0.451 (1, 7)								G6-3		3	0	1	1	0	1	0						
Tom Prince, R OBP: 0.325, SLG: 0.430 (1, 2)								G6-4-3		3	0	1	0	0	0	2						
								P4		3	0	1	0	0	0	2						
Inning Stats	R: 0 E: 0 K: 2 S: 9	H: 1 LOB: 1 BB: 0 P: 13	R: 0 E: 0 K: 0 S: 5	H: 0 LOB: 0 BB: 0 P: 9	R: 0 E: 0 K: 0 S: 6	H: 1 LOB: 0 BB: 0 P: 8	R: 0 E: 0 K: 1 S: 7	H: 1 LOB: 0 BB: 0 P: 8	R: 1 E: 0 K: 0 S: 13	H: 2 LOB: 1 BB: 0 P: 22	R: 0 E: 0 K: 1 S: 11	H: 1 LOB: 2 BB: 1 P: 20	R: 0 E: 0 K: 1 S: 6	H: 0 LOB: 0 BB: 0 P: 10	R: 0 E: 0 K: 0 S: 5	H: 1 LOB: 1 BB: 0 P: 6	R: 0 E: 0 K: 0 S: 9	H: 0 LOB: 0 BB: 0 P: 14	1B: 4 2B: 2 3B: 1 HR: 0	SF: 0 SAC: 0 DP: 3 HBP: 1	WP: 1 PB: 0 SB: 0 CS: 0	PA: 33
PITCHER	IP WLS BF H R ER SO BB IBB HBP BLK WP HR S P ERA WHIP																					
Jason Johnson, R ERA: 4.05 (1, 1)	7.0 W 26 6 1 1 5 1 0 1 0 0 0 0 57 90 1.29 1.000																					
Buddy Groom, L ERA: 1.69 (8, 1)	1.1 H 5 1 0 0 0 0 0 0 0 0 0 0 9 11 0.00 0.750																					
Jorge Julio, R ERA: 1.92 (9, 1)	0.2 S 2 0 0 0 0 0 0 0 0 0 0 0 5 9 0.00 0.000																					

Batter	1	2	3	4	5	6	7	8	9	AB	R	H	RBI	BB	SO	LOB	TOP					
18 Johnny Damon, L (1, 8) OBP: 0.362, SLG: 0.449	P5			P6		P6			K	4	0	1	0	0	1	1	Boston Red Sox @ Minnesota Twins Hubert H. Humphrey Metrodome, Minneapolis, MN Fri Aug 16 2002, 8:05 PM EDT Att: 35,824 - Dome - 72 F livebaseballscorecards.com					
Trot Nixon, L (1, 9) OBP: 0.346, SLG: 0.495	K			G1-3		F7			P6	4	0	0	0	0	1	2						
Nomar Garciaparra, R (1, 6) OBP: 0.351, SLG: 0.539	P6			G5-3					P4	3	0	0	0	1	0	0						
Manny Ramirez, R (1, 7) OBP: 0.431, SLG: 0.586									F8	3	0	0	0	1	1	2						
Cliff Floyd, L (1, 10) OBP: 0.399, SLG: 0.536									P6	3	0	0	0	0	0	1						
Shea Hillenbrand, R (1, 5) OBP: 0.336, SLG: 0.485									F7	3	0	0	0	0	1	1						
Jason Varitek, S (1, 2) OBP: 0.334, SLG: 0.400									G4-3	3	0	0	0	0	1	1						
Brian Daubach, L (1, 3) OBP: 0.340, SLG: 0.471									G4-3	3	0	0	0	0	1	0						
Rey Sanchez, R (1, 4) OBP: 0.328, SLG: 0.364 Carlos Baerga, S (9, PH) OBP: 0.344, SLG: 0.420									G6-3	2	0	0	0	0	0	0						
Inning Stats	R: 0 E: 0 K: 1 S: 11	H: 0 LOB: 0 BB: 0 P: 14	R: 0 E: 0 K: 0 S: 7	H: 0 LOB: 0 BB: 1 P: 14	R: 0 E: 0 K: 2 S: 9	H: 0 LOB: 0 BB: 0 P: 14	R: 0 E: 0 K: 0 S: 4	H: 0 LOB: 0 BB: 0 P: 7	R: 0 E: 0 K: 1 S: 9	H: 0 LOB: 1 BB: 0 P: 17	R: 0 E: 0 K: 0 S: 9	H: 1 LOB: 0 BB: 0 P: 11	R: 0 E: 0 K: 0 S: 7	H: 0 LOB: 0 BB: 0 P: 12	R: 0 E: 0 K: 0 S: 8	H: 0 LOB: 0 BB: 0 P: 12	R: 0 E: 0 K: 2 S: 13	H: 1 LOB: 2 BB: 1 P: 20	1B: 1 2B: 1 3B: 0 HR: 0	SF: 0 SAC: 0 DP: 1 HBP: 0	WP: 1 PB: 0 SB: 0 CS: 0	PA: 31
PITCHER Joe Mays, R (1, 1) ERA: 5.92	IP: 9.0 WLS: W BF: 31 H: 2 R: 0 ER: 0 SO: 6 BB: 2 IBB: 0 HBP: 0 BLK: 0 WP: 1 HR: 0 S: 77 P: 121 ERA: 0.00 WHIP: 0.444																					

Batter	1	2	3	4	5	6	7	8	9	AB	R	H	RBI	BB	SO	LOB	BOTTOM			
Jacque Jones, L (1, 7) OBP: 0.330, SLG: 0.484	G3			K		P4				4	1	1	1	0	1	0	Boston Red Sox @ Minnesota Twins Hubert H. Humphrey Metrodome, Minneapolis, MN Fri Aug 16 2002, 8:05 PM EDT Att: 35,824 - Dome - 72 F livebaseballscorecards.com			
Cristian Guzman, S (1, 6) OBP: 0.291, SLG: 0.369	G4-3			K		K			G3	4	0	1	0	0	2	0				
Corey Koskie, L (1, 5) OBP: 0.383, SLG: 0.442	G4-3			K					P6	4	0	0	0	0	1	1				
David Ortiz, L (1, 10) OBP: 0.352, SLG: 0.507									F8	3	1	1	1	1	0	0				
Tori Hunter, R (1, 8) OBP: 0.347, SLG: 0.553									HR	4	2	1	0	0	1	1				
Doug Mientkiewicz, L (1, 3) OBP: 0.389, SLG: 0.383									BB	3	0	2	0	0	1	0				
Dustan Mohr, R (1, 9) OBP: 0.334, SLG: 0.450									BB	3	1	1	2	0	1	1				
A.J. Pierzynski, L (1, 2) OBP: 0.341, SLG: 0.443									G3	3	0	1	1	0	1	1				
Luis Rivas, R (1, 4) OBP: 0.317, SLG: 0.403									F8	3	0	0	0	0	2	1				
Inning Stats	R: 0 E: 0 K: 0 S: 4	H: 1 LOB: 0 BB: 0 P: 7	R: 0 E: 0 K: 1 S: 6	H: 0 LOB: 0 BB: 0 P: 7	R: 0 E: 0 K: 3 S: 9	H: 0 LOB: 0 BB: 0 P: 14	R: 0 E: 0 K: 3 S: 10	H: 0 LOB: 0 BB: 0 P: 16	R: 1 E: 0 K: 0 S: 13	H: 2 LOB: 1 BB: 0 P: 19	R: 0 E: 0 K: 2 S: 11	H: 0 LOB: 0 BB: 0 P: 12	R: 3 E: 1 K: 0 S: 14	H: 4 LOB: 1 BB: 0 P: 18	R: 1 E: 0 K: 1 S: 9	H: 1 LOB: 1 BB: 1 P: 15	1B: 6 2B: 0 3B: 0 HR: 2	SF: 0 SAC: 0 DP: 1 HBP: 0	WP: 0 PB: 0 SB: 0 CS: 0	PA: 32
PITCHER Pedro Martinez, R (1, 1) ERA: 2.2	IP: 8.0 WLS: L BF: 32 H: 8 R: 5 ER: 3 SO: 10 BB: 1 IBB: 0 HBP: 0 BLK: 0 WP: 0 HR: 2 S: 76 P: 108 ERA: 3.38 WHIP: 1.125																			

Batter	1	2	3	4	5	6	7	8	9	AB	R	H	RBI	BB	SO	LOB	TOP										
Rickey Henderson, R OBP: 0.381, SLG: 0.392	4-0 WP 18 2B BB	2-1 FC6-4			1-1 18 E 1B		1-0 18 F8 2B		1-1 HR	4	2	3	2	1	0	2											
18 Johnny Damon, L OBP: 0.361, SLG: 0.449	1-1 WP 1-3 2B	3-3 K			1-1 SH1-3		2-2 F8		0-2 F8	4	0	1	0	0	1	3											
Nomar Garciaparra, R OBP: 0.350, SLG: 0.537	2-3 K		3-2 F7		1-2 K			1-0 FC6-4 1B SF8 1B		4	1	1	0	0	2	2											
Manny Ramirez, R OBP: 0.432, SLG: 0.584	2-3 3-0 G6-3		2-3 K		4-2 BB			0-0 FC6-4 1B		3	0	1	0	1	1	1											
Shea Hillenbrand, R OBP: 0.333, SLG: 0.481	0-1 P4		1-2 G3-1		0-0 F8			0-1 FC6-4 SF8 1B		4	0	0	0	0	0	5											
Doug Mirabeli, R OBP: 0.293, SLG: 0.418		0-3 K		2-2 F7		1-1 F9		0-0 SF8		3	0	0	1	0	1	0											
Trot Nixon, L OBP: 0.347, SLG: 0.493		2-1 1B FC6-4 1B		0-3 K		1-2 F9		1-2 F8		4	1	1	0	0	1	1											
Tony Clark, S OBP: 0.262, SLG: 0.312		0-1 FC6-4 1B		1-2 F9		2-3 K			2-2 F8	4	0	1	0	0	1	0											
Lou Merloni, R OBP: 0.357, SLG: 0.411	1-0 FC6-4 1B			4-2 18 E BB			1-0 G6-3		2-0 P5	3	1	1	0	1	0	0											
Inning Stats	R: 1 E: 0 K: 1 S: 9	H: 1 LOB: 1 BB: 1 P: 19	R: 1 E: 0 K: 2 S: 13	H: 3 LOB: 2 BB: 0 P: 21	R: 0 E: 0 K: 1 S: 10	H: 0 LOB: 0 BB: 0 P: 16	R: 0 E: 0 K: 1 S: 13	H: 0 LOB: 0 BB: 0 P: 16	R: 1 E: 1 K: 1 S: 15	H: 1 LOB: 2 BB: 2 P: 26	R: 0 E: 0 K: 0 S: 8	H: 1 LOB: 0 BB: 0 P: 12	R: 0 E: 0 K: 0 S: 6	H: 2 LOB: 1 BB: 0 P: 8	R: 1 E: 0 K: 0 S: 13	H: 1 LOB: 0 BB: 0 P: 18	1B: 6 2B: 2 3B: 0 HR: 1	SF: 1 SAC: 1 DP: 0 HBP: 0	WP: 1 PB: 0 CS: 0	PA: 38							
PITCHER	IP	WLS	BF	H	R	ER	SO	BB	IBB	HBP	BLK	WP	HR	S	P	ERA	WHIP										
Johan Santana, L ERA: 3.38	5.0	L	23	5	3	2	6	3	0	0	0	1	0	60	98	3.60	1.600										
Juan Rincon, R ERA: 4.64	2.0		6	1	0	0	1	0	0	0	0	0	0	16	24	0.00	0.500										
LaTroy Hawkins, R ERA: 2.31	0.2		4	2	1	1	0	0	0	0	0	0	0	5	6	13.50	3.000										
J.C. Romero, L ERA: 1.84	0.1		1	0	0	0	0	0	0	0	0	0	0	1	2	0.00	0.000										
Michael Jackson, R ERA: 3.19	1.0		4	1	1	1	0	0	0	0	0	0	1	13	18	9.00	1.000										

Boston Red Sox @ Minnesota Twins
 Hubert H. Humphrey Metrodome, Minneapolis, MN
 Sat Aug 17 2002, 7:05 PM EDT
 Att: 43,345 - Dome - 72 F

AB 33
 R 5
 H 9
 RBI 3
 BB 3
 SO 7
 LOB 14



Batter	1	2	3	4	5	6	7	8	9	AB	R	H	RBI	BB	SO	LOB	BOTTOM										
Jacque Jones, L OBP: 0.328, SLG: 0.481	1-0 G4-3		1-2 G3-6-1			2-1 P6	2-3 K			3	0	0	0	0	0	1											
Bobby Kielty, S OBP: 0.424, SLG: 0.476										1	0	0	0	0	1	3											
Cristian Guzman, S OBP: 0.290, SLG: 0.368	0-2 FC4-6 1B			0-1 G6-3		3-2 F8		0-0 L8		4	0	1	0	0	0	0											
Corey Koskie, L OBP: 0.379, SLG: 0.438	0-1 FC4-6			1-2 G6-3		1-1 F8		1-3 K		4	0	0	0	0	1	1											
David Ortiz, L OBP: 0.353, SLG: 0.508	0-3 K			4-2 FC6-4 BB		1-2 1B BB 2B		1-3 K		3	1	1	0	1	2	1											
Tori Hunter, R OBP: 0.346, SLG: 0.550		1-3 K		0-0 FC6-4		0-0 BB S 1B		2-3 K		4	0	1	0	0	2	1											
Doug Mientkiewicz, L OBP: 0.388, SLG: 0.379	1-1 G4-3			3-2 G3-1		4-0 BB BB		0-3 K		3	0	0	0	1	1	0											
Dustan Mohr, R OBP: 0.336, SLG: 0.452	1-1 F7			1-1 G6-3		4-0 BB BB		2-1 1B 2B		3	1	1	1	1	0	0											
A.J. Pierzynski, L OBP: 0.342, SLG: 0.446			2-3 K		3-2 G3-1 2B	1-2 BB BB		0-1 K		4	0	2	1	0	2	3											
Luis Rivas, R OBP: 0.316, SLG: 0.397			4-1 G3-6-1 BB		1-3 K	1-3 K		1-3 K		3	0	0	0	1	3	5											
Inning Stats	R: 0 E: 0 K: 1 S: 9	H: 1 LOB: 1 BB: 0 P: 10	R: 0 E: 0 K: 1 S: 8	H: 0 LOB: 0 BB: 0 P: 11	R: 0 E: 0 K: 1 S: 8	H: 0 LOB: 1 BB: 1 P: 14	R: 0 E: 0 K: 0 S: 11	H: 0 LOB: 1 BB: 1 P: 16	R: 0 E: 0 K: 0 S: 12	H: 1 LOB: 0 BB: 0 P: 19	R: 0 E: 0 K: 0 S: 8	H: 0 LOB: 0 BB: 0 P: 14	R: 1 E: 0 K: 3 S: 16	H: 2 LOB: 2 BB: 2 P: 29	R: 0 E: 0 K: 2 S: 7	H: 0 LOB: 0 BB: 0 P: 9	R: 1 E: 0 K: 3 S: 13	H: 2 LOB: 1 BB: 0 P: 18	1B: 3 2B: 3 3B: 0 HR: 0	SF: 0 SAC: 0 DP: 1 HBP: 0	WP: 0 PB: 0 CS: 0	PA: 36					
PITCHER	IP	WLS	BF	H	R	ER	SO	BB	IBB	HBP	BLK	WP	HR	S	P	ERA	WHIP										
49 Tim Wakefield, R ERA: 3.28	6.0	W	24	4	1	1	4	3	0	0	0	0	0	60	93	1.50	1.167										
Bob Howry, R ERA: 3.75	0.0		1	0	0	0	0	1	0	0	0	0	0	4													
Alan Embree, L ERA: 1.76	2.0	H	6	0	0	0	5	0	0	0	0	0	0	19	25	0.00	0.000										
Ugueth Urbina, R ERA: 3.56	1.0		5	2	1	1	3	0	0	0	0	0	0	13	18	9.00	2.000										

Boston Red Sox @ Minnesota Twins
 Hubert H. Humphrey Metrodome, Minneapolis, MN
 Sat Aug 17 2002, 7:05 PM EDT
 Att: 43,345 - Dome - 72 F

AB 32
 R 2
 H 6
 RBI 2
 BB 4
 SO 12
 LOB 15



Batter	1	2	3	4	5	6	7	8	9	AB	R	H	RBI	BB	SO	LOB	TOP								
18 Johnny Damon, L (1.8) OBP: 0.358, SLG: 0.446			G1-3		F9			K		4	0	0	0	0	2	1	Boston Red Sox @ Minnesota Twins Hubert H. Humphrey Metrodome, Minneapolis, MN Sun Aug 18 2002, 8:05 PM EDT Att: 37,196 - Dome - 72 F livebaseballscorecards.com								
Trot Nixon, L (1.9) OBP: 0.344, SLG: 0.488			G5-3			G6-3		G1-3		4	0	0	0	0	1	0									
Shea Hillenbrand, R (1.5) OBP: 0.335, SLG: 0.484				1B		G6-3			2B	4	0	2	0	0	1	0									
Manny Ramirez, R (1.7) OBP: 0.433, SLG: 0.584 Rickey Henderson, R (8. PR) OBP: 0.381, SLG: 0.392		G4-3 1B		F8		P6			IBB	3	1	1	0	1	0	1									
Cliff Floyd, L (1.10) OBP: 0.398, SLG: 0.541		G4-3		K				K		4	1	1	1	0	2	4									
Jason Varitek, S (1.2) OBP: 0.333, SLG: 0.401		K		K			HR			4	0	1	0	0	2	2									
Brian Daubach, L (1.3) Carlos Baerga, S (9. PH) OBP: 0.348, SLG: 0.424				F8			2B		FC6-4 1B	3	0	1	1	0	1	1									
Lou Merloni, R (1.4) OBP: 0.349, SLG: 0.400		L5		G5-3			F7		F8	4	0	0	0	0	0	3									
Rey Sanchez, R (1.6) OBP: 0.327, SLG: 0.362			G5-3				F9		FC6-4	4	0	1	0	0	0	2									
Inning Stats	R: 0 E: 0 K: 2 S: 9	H: 0 LOB: 0 BB: 0 P: 13	R: 1 E: 0 K: 1 S: 19	H: 2 LOB: 1 BB: 0 P: 23	R: 0 E: 0 K: 0 S: 4	H: 0 LOB: 0 BB: 0 P: 4	R: 0 E: 0 K: 2 S: 9	H: 1 LOB: 1 BB: 0 P: 11	R: 0 E: 0 K: 0 S: 12	H: 1 LOB: 1 BB: 0 P: 16	R: 0 E: 0 K: 1 S: 11	H: 0 LOB: 0 BB: 0 P: 14	R: 1 E: 0 K: 1 S: 11	H: 2 LOB: 1 BB: 0 P: 15	R: 0 E: 0 K: 2 S: 10	H: 1 LOB: 2 BB: 0 P: 18		R: 0 E: 0 K: 0 S: 9	H: 1 LOB: 1 BB: 0 P: 14	1B: 4 2B: 3 3B: 0 HR: 1	SF: 0 SAC: 0 DP: 0 HBP: 0	WP: 0 PB: 0 SB: 0 CS: 0	PA: 36		
PITCHER	IP	WLS	BF	H	R	ER	SO	BB	IBB	HBP	BLK	WP	HR	S	P	ERA	WHIP								
Rick Reed, R (1.1) ERA: 4.24	7.0	W	27	6	2	2	7	0	0	0	0	0	1	75	96	2.57	0.857								
J.C. Romero, L (8.1) ERA: 1.51	1.0	H	5	1	0	0	2	0	1	0	0	0	0	10	18	0.00	1.000								
Eddie Guardado, L (9.1) ERA: 2.67	1.0		4	1	0	0	0	0	0	0	0	0	0	9	14	0.00	1.000								

Batter	1	2	3	4	5	6	7	8	9	AB	R	H	RBI	BB	SO	LOB	BOTTOM								
Jacque Jones, L (1.7) OBP: 0.329, SLG: 0.480			K				G5-3			3	1	1	0	1	1	0	Boston Red Sox @ Minnesota Twins Hubert H. Humphrey Metrodome, Minneapolis, MN Sun Aug 18 2002, 8:05 PM EDT Att: 37,196 - Dome - 72 F livebaseballscorecards.com								
Cristian Guzman, S (1.6) OBP: 0.290, SLG: 0.367	L4		G5-3		FC6-4 1B				1B	4	1	1	0	0	0	2									
Corey Koskie, L (1.5) OBP: 0.381, SLG: 0.438			G3						F7	4	0	2	0	0	0	1									
David Ortiz, L (1.10) OBP: 0.352, SLG: 0.506	SF9			K					1B 2B	3	1	1	1	0	2	2									
Tori Hunter, R (1.8) OBP: 0.348, SLG: 0.549	F7			BB FC4-6 1B			P4		2B SF7 1B	4	2	2	1	0	0	1									
Doug Mientkiewicz, L (1.3) OBP: 0.372, SLG: 0.394				FC4-6 1B			F9		FC5 2B	4	1	3	2	0	0	0									
Dustin Mohr, R (1.9) OBP: 0.338, SLG: 0.449		G5-3		FC4-6 BB			F8		FC5 IBB	2	0	0	0	2	0	0									
A.J. Pierzynski, L (1.2) OBP: 0.339, SLG: 0.443		G5-3		FC4-6			G4-3		SF7	3	0	0	2	0	0	2									
Luis Rivas, R (1.4) OBP: 0.310, SLG: 0.390		L4		K			F8		FC5	4	0	0	0	0	1	4									
Inning Stats	R: 1 E: 0 K: 0 S: 9	H: 2 LOB: 1 BB: 0 P: 13	R: 1 E: 0 K: 0 S: 10	H: 1 LOB: 0 BB: 0 P: 14	R: 0 E: 0 K: 1 S: 5	H: 0 LOB: 0 BB: 0 P: 8	R: 1 E: 0 K: 2 S: 14	H: 2 LOB: 2 BB: 1 P: 23	R: 0 E: 0 K: 1 S: 7	H: 1 LOB: 2 BB: 1 P: 14	R: 0 E: 0 K: 0 S: 4	H: 0 LOB: 0 BB: 0 P: 6	R: 0 E: 0 K: 0 S: 6	H: 0 LOB: 0 BB: 0 P: 7	R: 3 E: 0 K: 0 S: 13	H: 4 LOB: 2 BB: 1 P: 21		R: 0 E: 0 K: 0 S: 9	H: 1 LOB: 1 BB: 0 P: 14	1B: 8 2B: 2 3B: 0 HR: 1	SF: 2 SAC: 0 DP: 1 HBP: 0	WP: 0 PB: 0 SB: 0 CS: 1	PA: 36		
PITCHER	IP	WLS	BF	H	R	ER	SO	BB	IBB	HBP	BLK	WP	HR	S	P	ERA	WHIP								
John Burkett, R (1.1) ERA: 4.68	7.1	L	32	9	6	6	4	2	0	0	0	0	1	61	93	7.36	1.500								
Chris Haney, L (8.1) ERA: 4.2	0.2		4	1	0	0	0	0	1	0	0	0	0	7	13	0.00	1.500								

Batter	1	2	3	4	5	6	7	8	9	AB R H RBI BB SO LOB	TOP													
Jacque Jones, L (1, 7) OBP: 0.333, SLG: 0.497	1-0 HR	0-2 HR			1-0 G6-4-3 2B		0-3 K			4 3 3 3 0 1 0	Minnesota Twins @ Chicago White Sox Comiskey Park, Chicago, IL Mon Aug 19 2002, 8:05 PM EDT Att: 24,016 - Sunny - 72 F													
Cristian Guzman, S (1, 6) OBP: 0.292, SLG: 0.374	1-2 HR	2-2 G3			2-0 G6-4-3 1B		1-1 G6-3			4 1 2 1 0 0 0														
Corey Koskie, L (1, 5) OBP: 0.377, SLG: 0.434	1-1 F7				2-1 G6-4-3		1-3 K			4 0 0 0 0 1 1														
David Ortiz, L (1, 10) OBP: 0.351, SLG: 0.513	3-1 HR				1-1 P6		2-2 F8			4 1 1 1 0 0 0														
Tori Hunter, R (1, 8) OBP: 0.345, SLG: 0.545	0-1 L9						1-3 K			4 0 0 0 0 1 0														
Doug Mientkiewicz, L (1, 3) OBP: 0.375, SLG: 0.406	0-2 G4-3				2-2 F8 G3 1B					4 1 3 1 0 0 0														
Bobby Kielty, S (1, 9) OBP: 0.421, SLG: 0.472		0-1 L8 HR 1B			2-2 G3		2-0 G6-3			4 1 1 0 0 0 2														
A.J. Pierzynski, L (1, 2) OBP: 0.335, SLG: 0.438		0-0 F7			0-1 F8		0-0 G4-3			4 0 0 0 0 0 3														
Luis Rivas, R (1, 4) OBP: 0.305, SLG: 0.382		0-1 L8			3-1 F8		2-3 K			4 0 0 0 0 2 3														
Inning Stats	R: 3 E: 0 K: 0 S: 15	H: 3 LOB: 0 BB: 0 P: 21	R: 2 E: 0 K: 0 S: 11	H: 2 LOB: 0 BB: 0 P: 13	R: 0 E: 0 K: 0 S: 6	H: 0 LOB: 1 BB: 0 P: 11	R: 0 E: 0 K: 0 S: 11	H: 1 LOB: 1 BB: 0 P: 17	R: 1 E: 0 K: 0 S: 6	H: 2 LOB: 0 BB: 0 P: 12	R: 1 E: 0 K: 2 S: 11	H: 1 LOB: 0 BB: 0 P: 9	R: 0 E: 0 K: 2 S: 9	H: 0 LOB: 0 BB: 0 P: 14	R: 0 E: 0 K: 2 S: 9	H: 0 LOB: 0 BB: 0 P: 13	R: 0 E: 1 K: 1 S: 12	H: 1 LOB: 1 BB: 0 P: 18	1B: 4 2B: 1 3B: 0 HR: 5	SF: 0 SAC: 0 DP: 1 HBP: 0	WP: 0 PB: 0 SB: 0 CS: 0	PA: 36		
PITCHER	IP WLS BF H R ER SO BB IBB HBP BLK WP HR S P ERA WHIP											PITCHER	IP WLS BF H R ER SO BB IBB HBP BLK WP HR S P ERA WHIP											
Gary Glover, R (1, 1) ERA: 4.83	4.0 L	20 8	6 6	6 0	0 0	0 0	0 0	0 0	0 0	0 0	4 45	67 56	13.50 1.93	2.000 0.429										
Mike Porzio, L (5, 1) ERA: 4.45	4.2	15 2	1 1	1 4	0 0	0 0	0 0	0 0	0 0	0 0	1 37	56	1.93	0.429										
Rocky Biddle, R (9, 1) ERA: 4.88	0.1	1 0	0 0	0 1	0 0	0 0	0 0	0 0	0 0	0 0	4 4	5	0.00	0.000										

Batter	1	2	3	4	5	6	7	8	9	AB R H RBI BB SO LOB	BOTTOM													
Willie Harris, L (1, 4) OBP: 0.233, SLG: 0.231	1-1 F7		0-0 B1-3	0-1 L8		0-0 1B			2-2 L7	5 0 1 0 0 0 2	Minnesota Twins @ Chicago White Sox Comiskey Park, Chicago, IL Mon Aug 19 2002, 8:05 PM EDT Att: 24,016 - Sunny - 72 F													
Aaron Rowand, R (1, 8) OBP: 0.277, SLG: 0.362	2-1 P4		3-2 HR 2B		1-1 E 1B	0-3 K			2-1 1B	5 1 3 0 0 1 2														
Carlos Lee, R (1, 7) OBP: 0.343, SLG: 0.469	1-2 G5-3		0-1 HR		0-2 E4 1-2		0-2 G3-1		2-1 F8	5 1 1 2 0 0 2														
Magglio Ordonez, R (1, 9) OBP: 0.389, SLG: 0.593		0-2 G6-3	1-2 HR		0-0 F8		1-0 F9		1-3 K	5 1 1 1 0 1 3														
14 Paul Konerko, R (1, 3) OBP: 0.376, SLG: 0.534		0-1 BB 1B	0-2 F7		0-3 K		4-1 BB			3 0 1 0 1 1 2														
Frank Thomas, R (1, 10) OBP: 0.340, SLG: 0.438		3-2 L5			3-3 K		1-1 L9			4 0 0 0 0 2 4														
Jose Valentin, S (1, 6) OBP: 0.298, SLG: 0.459		4-2 FC6-4 BB			1-1 1B 1B		0-0 L9		0-1 G6-3	3 0 1 0 1 0 0														
24 Joe Crede, R (1, 5) OBP: 0.246, SLG: 0.299		1-2 FC6-4			1-3 K		0-1 1B 1B		2-1 G4-3	4 0 1 0 0 1 3														
Mark Johnson, L (1, 2) OBP: 0.292, SLG: 0.274			0-2 P3	0-2 1B		1-2 L9		0-0 G4-3		4 0 1 0 0 0 1														
Inning Stats	R: 0 E: 0 K: 0 S: 7	H: 0 LOB: 0 BB: 0 P: 11	R: 0 E: 0 K: 0 S: 16	H: 1 LOB: 2 BB: 1 P: 24	R: 3 E: 0 K: 0 S: 18	H: 3 LOB: 0 BB: 0 P: 22	R: 0 E: 0 K: 2 S: 14	H: 2 LOB: 2 BB: 0 P: 19	R: 0 E: 1 K: 1 S: 11	H: 2 LOB: 2 BB: 0 P: 13	R: 0 E: 0 K: 1 S: 10	H: 2 LOB: 2 BB: 0 P: 11	R: 0 E: 0 K: 1 S: 9	H: 0 LOB: 1 BB: 1 P: 16	R: 0 E: 0 K: 0 S: 5	H: 0 LOB: 0 BB: 0 P: 7	R: 0 E: 0 K: 1 S: 11	H: 1 LOB: 1 BB: 0 P: 18	1B: 7 2B: 1 3B: 0 HR: 2	SF: 0 SAC: 0 DP: 0 HBP: 0	WP: 0 PB: 0 SB: 0 CS: 0	PA: 40		
PITCHER	IP WLS BF H R ER SO BB IBB HBP BLK WP HR S P ERA WHIP											PITCHER	IP WLS BF H R ER SO BB IBB HBP BLK WP HR S P ERA WHIP											
Brad Radke, R (1, 1) ERA: 5.11	5.0 W	24 7	3 3	3 3	0 0	0 0	0 0	0 0	0 0	0 0	24 66	34 89	0.00 5.40	1.000 1.600										
Tony Fiore, R (6, 1) ERA: 2.95	3.0	12 2	0 0	0 2	1 0	0 0	0 0	0 0	0 0	0 0	24 24	34	0.00	1.000										
Bob Wells, R (9, 1) ERA: 5.28	1.0	4 1	0 0	0 1	0 0	0 0	0 0	0 0	0 0	0 0	11 11	18	0.00	1.000										

Batter	1	2	3	4	5	6	7	8	9	AB	R	H	RBI	BB	SO	LOB	TOP					
Jacque Jones, L (1, 7) OBP: 0.336, SLG: 0.504	1-1 HR		4-2 S 1B 1-2 1B BB		0-1 G6-4-3 1B			0-0 G6-3		3	2	1	1	0	0		Minnesota Twins @ Chicago White Sox Comiskey Park, Chicago, IL Tue Aug 20 2002, 8:05 PM EDT Att: 16,192 - Sunny - 75 F					
Cristian Guzman, S (1, 6) OBP: 0.291, SLG: 0.373	0-1 G4-3		1-2 S 1-2 1B 1-2 2-H		1-2 G6-4-3 1-2			1-2 G1-3		4	1	1	1	0	0	1						
Tori Hunter, R (1, 8) OBP: 0.346, SLG: 0.543	1-1 F9		3-1 CS 1-H 2-H 1B		4-0 F8 S 1B BB			1-3 K		3	1	1	2	1	1	0						
David Ortiz, L (1, 3) OBP: 0.353, SLG: 0.516	0-1 1B		3-3 K 1-2		3-2 F8 1-3			3-2 2B		4	0	2	0	0	1	2						
Matthew LeCroy, R (1, 10) OBP: 0.303, SLG: 0.459	1-3 K		1-2 P3		1-0 F2			3-3 K		4	0	0	0	0	2	3						
Dustin Mohr, R (1, 9) OBP: 0.337, SLG: 0.447		0-0 G6-3		2-2 L4		1-2 CS 1B		1-0 F9		4	0	1	1	0	0	1						
Denny Hocking, S (1, 5) OBP: 0.304, SLG: 0.316		2-3 K		0-1 P4		1-2 CS 1-2		0-0 F8		4	0	0	0	0	1	1						
Tom Prince, R (1, 2) OBP: 0.316, SLG: 0.417		2-0 P4		3-3 K				1-2 E6 G6-4-3		3	0	0	0	0	1	0						
Luis Rivas, R (1, 4) OBP: 0.301, SLG: 0.377			0-1 E4 1B BB		1-1 F4			0-0 G6-4-3 1-2		3	1	0	0	0	0	1						
Inning Stats	R: 1 E: 0 K: 1 S: 11	H: 2 LOB: 1 BB: 0 P: 14	R: 0 E: 0 K: 1 S: 5	H: 0 LOB: 0 BB: 0 P: 9	R: 3 E: 1 K: 1 S: 17	H: 2 LOB: 0 BB: 1 P: 29	R: 0 E: 0 K: 1 S: 8	H: 0 LOB: 0 BB: 0 P: 13	R: 0 E: 0 K: 0 S: 7	H: 1 LOB: 0 BB: 0 P: 9	R: 1 E: 0 K: 0 S: 13	H: 1 LOB: 0 BB: 1 P: 23	R: 0 E: 1 K: 0 S: 5	H: 0 LOB: 0 BB: 0 P: 6	R: 0 E: 0 K: 1 S: 9	H: 0 LOB: 0 BB: 0 P: 11	R: 0 E: 0 K: 1 S: 10	H: 1 LOB: 1 BB: 0 P: 17	1B: 5 2B: 2 3B: 0 HR: 1	SF: 0 SAC: 0 DP: 3 HBP: 0	WP: 0 PB: 0 SB: 3 CS: 2	PA: 35
PITCHER	IP WLS BF H R ER SO BB IBB HBP BLK WP HR S P ERA WHIP																					
Jim Parque, L (1, 1) ERA: 8.57	5.1 L 22 5 5 4 4 2 0 0 0 0 0 1 52 85 6.75 1.312																					
Matt Ginter, R (6, 1) ERA: 3.99	1.2 5 1 0 0 0 0 0 0 0 0 0 0 14 18 0.00 0.600																					
Antonio Osuna, R (8, 1) ERA: 4.65	1.0 3 0 0 0 1 0 0 0 0 0 0 0 9 11 0.00 0.000																					
Keith Foulke, R (9, 1) ERA: 3.89	1.0 4 1 0 0 1 0 0 0 0 0 0 0 10 17 0.00 1.000																					

Batter	1	2	3	4	5	6	7	8	9	AB	R	H	RBI	BB	SO	LOB	BOTTOM					
Aaron Rowand, R (1, 8) OBP: 0.271, SLG: 0.354	1-1 G5-3		2-2 G6-3		1-3 K			0-1 G4-3		4	0	0	0	0	1	1	Minnesota Twins @ Chicago White Sox Comiskey Park, Chicago, IL Tue Aug 20 2002, 8:05 PM EDT Att: 16,192 - Sunny - 75 F					
Jose Valentin, S (1, 6) OBP: 0.298, SLG: 0.457	1-1 1B		1-3 K		3-2 E3			1-1 F7		4	0	1	0	0	1	1						
Carlos Lee, R (1, 7) OBP: 0.342, SLG: 0.467	1-3 K		1-2 1B		0-0 F8			3-3 K		4	0	1	0	0	2	3						
Magglio Ordonez, R (1, 9) OBP: 0.388, SLG: 0.591	0-0 1B		1-0 G5-3		2-3 K			0-1 P5		4	0	1	0	0	1	1						
14 Paul Konerko, R (1, 3) OBP: 0.374, SLG: 0.529	1-0 G5-3			3-1 F7		0-2 F9		2-2 F9		4	0	0	0	0	0	2						
Frank Thomas, R (1, 10) OBP: 0.337, SLG: 0.433		2-3 K		0-0 G4-3		2-0 P3		3-2 G3		4	0	0	0	0	1	0						
24 Joe Crede, R (1, 5) OBP: 0.236, SLG: 0.286	0-1 G5-3			2-3 K			2-3 K			3	0	0	0	0	2	0						
Mark Johnson, L (1, 2) OBP: 0.301, SLG: 0.278		4-2 BB			0-0 E SH3 1B		4-2 G4-6-3 BB			1	0	1	0	2	0	0						
Willie Harris, L (1, 4) OBP: 0.227, SLG: 0.225		0-0 G3			1-0 SH3		2-2 G4-6-3			2	0	0	0	0	0	2						
Inning Stats	R: 0 E: 0 K: 1 S: 11	H: 2 LOB: 2 BB: 0 P: 15	R: 0 E: 0 K: 1 S: 8	H: 0 LOB: 1 BB: 1 P: 14	R: 0 E: 0 K: 1 S: 10	H: 1 LOB: 1 BB: 0 P: 15	R: 0 E: 0 K: 1 S: 6	H: 0 LOB: 0 BB: 0 P: 11	R: 0 E: 1 K: 1 S: 9	H: 1 LOB: 2 BB: 0 P: 14	R: 0 E: 0 K: 1 S: 8	H: 0 LOB: 0 BB: 0 P: 12	R: 0 E: 0 K: 1 S: 10	H: 0 LOB: 0 BB: 1 P: 18	R: 0 E: 0 K: 1 S: 7	H: 0 LOB: 0 BB: 0 P: 11	R: 0 E: 0 K: 1 S: 9	H: 0 LOB: 0 BB: 0 P: 14	1B: 4 2B: 0 3B: 0 HR: 0	SF: 0 SAC: 1 DP: 1 HBP: 0	WP: 0 PB: 0 SB: 0 CS: 0	PA: 33
PITCHER	IP WLS BF H R ER SO BB IBB HBP BLK WP HR S P ERA WHIP																					
Kyle Lohse, R (1, 1) ERA: 4.31	9.0 W 33 4 0 0 8 2 0 0 0 0 0 0 78 124 0.00 0.667																					

Batter	1	2	3	4	5	6	7	8	9	AB	R	H	RBI	BB	SO	LOB	TOP										
Jacque Jones, L OBP: 0.333, SLG: 0.500	F7	G4-3		K			K			4	0	0	0	0	2	3											
Cristian Guzman, S OBP: 0.291, SLG: 0.372	K		1B		G3-1			K		4	0	1	0	0	2	0											
Tori Hunter, R OBP: 0.346, SLG: 0.542										3	1	1	0	0	0	1											
Dustan Mohr, R OBP: 0.336, SLG: 0.445	1B	1B		P4		G1-3		G6-3		1	0	0	0	0	0	0											
Matthew LeCroy, R OBP: 0.308, SLG: 0.460	1B			F8		G6-3				4	0	2	0	0	0	1											
Bobby Kielty, S OBP: 0.419, SLG: 0.468	1B			P3			F9			4	0	1	1	0	1	2											
Doug Mientkiewicz, L OBP: 0.374, SLG: 0.403	F9				F9		F8			3	0	0	0	1	0	2											
Denny Hocking, S OBP: 0.307, SLG: 0.316				1B	BB		G1-3		BB	3	0	1	0	1	1	1											
A.J. Pierzynski, L OBP: 0.335, SLG: 0.437										3	0	1	0	0	2	2											
Tom Prince, R OBP: 0.314, SLG: 0.413				K				F2		1	0	0	0	0	0	1											
Luis Rivas, R OBP: 0.300, SLG: 0.375	FC4-6						G6-3			4	0	1	0	0	1	3											
Inning Stats	R: 1 H: 3 E: 0 K: 1 S: 10	H: 3 LOB: 2 BB: 0 P: 16	R: 0 H: 1 E: 0 K: 1 S: 11	H: 1 LOB: 1 BB: 0 P: 15	R: 0 H: 1 E: 0 K: 0 S: 7	H: 1 LOB: 1 BB: 0 P: 9	R: 0 H: 1 E: 0 K: 2 S: 13	H: 1 LOB: 2 BB: 1 P: 22	R: 0 H: 0 E: 0 K: 0 S: 4	H: 0 LOB: 0 BB: 0 P: 6	R: 0 H: 1 E: 0 K: 1 S: 10	H: 1 LOB: 1 BB: 0 P: 13	R: 0 H: 1 E: 0 K: 2 S: 14	H: 1 LOB: 1 BB: 0 P: 19	R: 0 H: 0 E: 0 K: 2 S: 10	H: 0 LOB: 1 BB: 1 P: 16	1B: 8 2B: 0 3B: 0 HR: 0	SF: 0 SAC: 0 DP: 1 HBP: 0	WP: 0 PB: 0 SB: 0 CS: 0	PA: 36							
PITCHER	IP	WLS	BF	H	R	ER	SO	BB	IBB	HBP	BLK	WP	HR	S	P	ERA	WHIP										
56 Mark Buehrle, L ERA: 3.47	7.0	W	28	7	1	1	5	1	0	0	0	0	0	65	94	1.29	1.143										
Damaso Marte, L ERA: 3.31	1.0		4	1	0	0	2	0	0	0	0	0	0	14	19	0.00	1.000										
Kelly Wunsch, L ERA: 3.97	1.0		4	0	0	0	2	1	0	0	0	0	0	10	16	0.00	1.000										

Minnesota Twins @ Chicago White Sox
Comiskey Park, Chicago, IL
Wed Aug 21 2002, 8:05 PM EDT
Att: 17,225 - Overcast - 86 F

AB 34
R 1
H 8
RBI 1
BB 2
SO 9
LOB 16



Batter	1	2	3	4	5	6	7	8	9	AB	R	H	RBI	BB	SO	LOB	BOTTOM										
Aaron Rowand, R OBP: 0.275, SLG: 0.356	E7					K	G1-3			5	2	2	1	0	1	2											
Jose Valentin, S OBP: 0.301, SLG: 0.473		1B			K			G5-3		4	2	2	5	1	1	1											
Carlos Lee, R OBP: 0.338, SLG: 0.461		HR								5	0	0	0	0	1	2											
Magglio Ordonez, R OBP: 0.390, SLG: 0.599	G6-3				G5-3					5	2	3	1	0	0	0											
14 Paul Konerko, R OBP: 0.374, SLG: 0.528						1B				5	1	2	0	0	0	2											
Jeff Liefer, L OBP: 0.255, SLG: 0.299										4	0	1	0	0	2	3											
24 Joe Crede, R OBP: 0.237, SLG: 0.284										4	0	1	0	0	2	4											
Mark Johnson, L OBP: 0.300, SLG: 0.277										4	1	1	2	0	1	2											
Willie Harris, L OBP: 0.250, SLG: 0.286										4	2	3	1	0	0	1											
Inning Stats	R: 2 H: 1 E: 1 K: 0 S: 11	H: 4 LOB: 0 BB: 0 P: 22	R: 4 H: 4 E: 0 K: 2 S: 22	H: 4 LOB: 0 BB: 0 P: 31	R: 0 H: 1 E: 0 K: 1 S: 11	H: 1 LOB: 1 BB: 0 P: 15	R: 1 H: 2 E: 0 K: 1 S: 15	H: 3 LOB: 1 BB: 0 P: 20	R: 2 H: 3 E: 0 K: 1 S: 16	H: 3 LOB: 1 BB: 0 P: 21	R: 0 H: 1 E: 0 K: 1 S: 9	H: 1 LOB: 2 BB: 1 P: 15	R: 0 H: 2 E: 0 K: 2 S: 13	H: 2 LOB: 2 BB: 0 P: 17	R: 1 H: 1 E: 0 K: 0 S: 7	H: 1 LOB: 0 BB: 0 P: 9	1B: 10 2B: 1 3B: 0 HR: 4	SF: 0 SAC: 0 DP: 0 HBP: 0	WP: 2 PB: 0 SB: 0 CS: 0	PA: 41							
PITCHER	IP	WLS	BF	H	R	ER	SO	BB	IBB	HBP	BLK	WP	HR	S	P	ERA	WHIP										
Joe Mays, R ERA: 6.54	2.0	L	12	5	6	5	2	0	0	0	0	0	0	2	33	22.50	2.500										
Juan Rincon, R ERA: 5.19	3.0		15	6	3	3	3	0	0	0	0	1	1	42	56	9.00	2.000										
Michael Jackson, R ERA: 3.12	1.0		5	1	0	0	1	1	0	0	0	0	0	9	15	0.00	2.000										
LaTroy Hawkins, R ERA: 2.28	1.0		5	2	0	0	2	0	0	0	0	1	0	13	17	0.00	2.000										
Eddie Guardado, L ERA: 2.19	1.0		4	1	1	1	0	0	0	0	0	0	1	7	9	9.00	1.000										

Minnesota Twins @ Chicago White Sox
Comiskey Park, Chicago, IL
Wed Aug 21 2002, 8:05 PM EDT
Att: 17,225 - Overcast - 86 F

AB 40
R 10
H 15
RBI 10
BB 1
SO 8
LOB 17



Batter	1	2	3	4	5	6	7	8	9	AB	R	H	RBI	BB	SO	LOB	TOP										
Jacque Jones, L (1, 7) OBP: 0.334, SLG: 0.505	1-0 HR	2-2 G6-3			1-0 G3		0-0 HR	1-3 K		5	2	2	1	0	1	1	Minnesota Twins @ Kansas City Royals Kauffman Stadium, Kansas City, MO Thu Aug 22 2002, 7:05 PM CDT Att: 11,785 - Cloudy - 90 F										
Cristian Guzman, S (1, 6) OBP: 0.294, SLG: 0.382	1-2 F9 1B		1-2 G4-3		0-1 BB 1B		1-2 HR	0-0 F9		5	2	3	3	0	0	0											
Corey Koskie, L (1, 5) OBP: 0.374, SLG: 0.429 Denny Hocking, S (7, 5) OBP: 0.306, SLG: 0.314	2-3 K		0-3 K		0-0 P6		2-2 F7		2-3 K	4	0	0	0	0	2	2											
David Ortiz, L (1, 10) OBP: 0.353, SLG: 0.516	3-2 F9		1-0 2B		4-1 BB		1-0 G3-1		0-2 F8	4	0	1	0	1	0	1											
Tori Hunter, R (1, 8) OBP: 0.347, SLG: 0.539	0-1 S 2B		1-0 G5-3		1-3 K		4-0 FC6 BB		0-0 F8	4	1	1	1	1	1	3											
Doug Mientkiewicz, L (1, 3) OBP: 0.275, SLG: 0.405	1-0 1-H 2B			4-1 G6-3 BB		0-0 F7		2-2 FC6		3	0	1	1	1	0	1											
Dustan Mohr, R (1, 9) OBP: 0.332, SLG: 0.439	2-0 G4-3			0-3 K		1-2 G3-1		1-3 K		4	0	0	0	0	2	2											
A.J. Pierzynski, L (1, 2) OBP: 0.337, SLG: 0.440		0-2 F7		0-1 G6-3		1-1 FC6 1B		0-1 HR 2B		4	1	2	0	0	0	1											
Luis Rivas, R (1, 4) OBP: 0.303, SLG: 0.395		0-2 G1-3			2-0 G3 1B		1-0 FC6		1-0 HR	4	2	2	2	0	0	1											
Inning Stats	R: 3 E: 0 K: 1 S: 16	H: 4 LOB: 1 BB: 0 P: 26	R: 0 E: 0 K: 0 S: 11	H: 0 LOB: 0 BB: 0 P: 13	R: 0 E: 0 K: 1 S: 8	H: 1 LOB: 1 BB: 0 P: 11	R: 0 E: 0 K: 1 S: 6	H: 0 LOB: 0 BB: 1 P: 10	R: 1 E: 0 K: 1 S: 10	H: 2 LOB: 2 BB: 1 P: 18	R: 0 E: 0 K: 0 S: 7	H: 1 LOB: 1 BB: 0 P: 10	R: 2 E: 0 K: 0 S: 11	H: 2 LOB: 1 BB: 1 P: 21	R: 2 E: 0 K: 2 S: 11	H: 2 LOB: 0 BB: 0 P: 14		R: 0 E: 0 K: 1 S: 12	H: 0 LOB: 0 BB: 0 P: 14	1B: 4 2B: 5 3B: 0 HR: 3	SF: 0 SAC: 0 DP: 1 HBP: 0	WP: 0 PB: 0 SB: 1 CS: 0	PA: 41				
PITCHER	IP	WLS	BF	H	R	ER	SO	BB	IBB	HBP	BLK	WP	HR	S	P	ERA	WHIP										
RuneLVs Hernandez, R (1, 1) ERA: 3.63	5.0	L	23	7	4	4	4	2	0	0	0	0	1	51	78	7.20	1.800										
Darrell May, L (6, 1) ERA: 5.46	3.0		15	5	4	4	2	1	0	0	0	0	2	29	45	12.00	2.000										
Blake Stein, R (9, 1) ERA: 7.62	1.0		3	0	0	0	1	0	0	0	0	0	0	12	14	0.00	0.000										

Batter	1	2	3	4	5	6	7	8	9	AB	R	H	RBI	BB	SO	LOB	BOTTOM										
Chuck Knoblauch, R (1, 7) OBP: 0.295, SLG: 0.284	4-1 E 29 1B BB			2-3 K			0-1 F7		2-1 FC4-6 1B	4	1	1	0	1	2	2	Minnesota Twins @ Kansas City Royals Kauffman Stadium, Kansas City, MO Thu Aug 22 2002, 7:05 PM CDT Att: 11,785 - Cloudy - 90 F										
Carlos Beltrán, S (1, 8) OBP: 0.340, SLG: 0.495	1-1 F3		2-2 HR	3-1 L8			3-2 F8		0-0 FC4-6 29 BB 1B	5	2	1	2	0	0	3											
29 Mike Sweeney, R (1, 3) OBP: 0.429, SLG: 0.589	0-2 1B		0-0 WP 1B		0-3 K		3-1 HBP		3-1 1B BB	3	2	2	0	1	1	0											
Joe Randa, R (1, 5) OBP: 0.342, SLG: 0.431	1-2 L5		1-3 K		0-2 F9		0-0 F3		1-0 1B BB	5	0	1	1	0	1	5											
Raul Ibanez, L (1, 9) OBP: 0.336, SLG: 0.554	1-2 1B		3-2 F9 1B		1-2 P4			3-2 G6-3	0-2 1B	5	0	3	3	0	0	0											
Kit Pellow, R (1, 10) OBP: 0.250, SLG: 0.400	1-2 1B		4-2 BB			1-2 F9			1-3 2-H 1B	4	0	0	0	1	2	4											
Neifi Perez, S (1, 6) OBP: 0.235, SLG: 0.297		0-0 F8		0-1 F9			0-0 P3		2-1 G5-3	4	0	0	0	0	0	2											
Luis Ordez, R (1, 4) OBP: 0.364, SLG: 0.259		1-2 G4-3		1-1 F9			2-1 F9		3-2 1B FC4-6 1B	4	1	1	0	0	0	2											
A.J. Hinch, R (1, 2) OBP: 0.313, SLG: 0.391		3-1 1B		2-1 F9			3-2 2B		2-2 F9	4	0	2	0	0	0	1											
Inning Stats	R: 1 E: 1 K: 1 S: 17	H: 2 LOB: 2 BB: 1 P: 26	R: 0 E: 0 K: 1 S: 10	H: 1 LOB: 1 BB: 0 P: 16	R: 2 E: 0 K: 1 S: 18	H: 3 LOB: 2 BB: 1 P: 29	R: 0 E: 0 K: 1 S: 8	H: 0 LOB: 0 BB: 0 P: 15	R: 0 E: 0 K: 0 S: 6	H: 0 LOB: 0 BB: 0 P: 9	R: 0 E: 0 K: 0 S: 10	H: 1 LOB: 2 BB: 0 P: 19	R: 0 E: 0 K: 1 S: 11	H: 0 LOB: 0 BB: 0 P: 19	R: 3 E: 0 K: 0 S: 22	H: 4 LOB: 2 BB: 1 P: 34		1B: 9 2B: 1 3B: 0 HR: 1	SF: 0 SAC: 0 DP: 0 HBP: 1	WP: 1 PB: 0 SB: 0 CS: 0	PA: 42						
PITCHER	IP	WLS	BF	H	R	ER	SO	BB	IBB	HBP	BLK	WP	HR	S	P	ERA	WHIP										
Johan Santana, L (1, 1) ERA: 3.46	6.0	W	26	6	3	3	3	2	0	1	0	0	0	9	18	0.00	1.500										
Tony Fiore, R (7, 1) ERA: 2.92	0.2	H	4	1	0	0	0	0	0	0	0	0	0	12	20	0.00	0.000										
J.C. Romero, L (7, 1) ERA: 1.58	1.1	H	4	0	0	0	1	0	0	0	0	0	0	17	29	40.50	6.000										
Bob Wells, R (9, 1) ERA: 5.79	0.2	S	6	3	3	3	0	1	0	0	0	0	0	5	5	0.00	3.000										
Eddie Guardado, L (9, 1) ERA: 2.77	0.1	S	2	1	0	0	0	0	0	0	0	0	0	5	5	0.00	3.000										

AB 38
R 8
H 12
RBI 8
BB 3
SO 7
LOB 12



AB 38
R 6
H 11
RBI 6
BB 3
SO 6
LOB 19



Batter	1	2	3	4	5	6	7	8	9	AB	R	H	RBI	BB	SO	LOB	TOP										
Jacque Jones, L (1, 7) OBP: 0.337, SLG: 0.504	4-0 BB	4-1 1B BB		0-0 F8		1-1 1B E 1B		0-0 G6-3		3	2	1	0	2	0	0											
Cristian Guzman, S (1, 6) OBP: 0.295, SLG: 0.383	1-1 F7	2-0 1B 1B		1-1 F7		0-1 1B E7 1B G4-6-3		0-1 G5-3		4	2	2	1	0	0	1											
Denny Hocking, S (7, 6) OBP: 0.305, SLG: 0.313		1-2 2-H 1B								1	0	0	0	0	0	0											
Corey Koskie, L (1, 5) OBP: 0.376, SLG: 0.430	1-1 F5	3-2 1B 1B			4-0 G3-1 BB BB	2-2 G4-6-3 1B		1-2 G3-1		4	1	2	1	1	0	1											
David Ortiz, L (1, 10) OBP: 0.352, SLG: 0.512	0-1 F8	0-0 FC6-4 1B			3-1 F8	1-1 G4-6-3			1-3 K	4	0	1	1	0	0	3											
Matthew LeCroy, R (9, PH) OBP: 0.306, SLG: 0.457		1-3 3-H 1B								1	0	0	0	0	1	0											
Tori Hunter, R (1, 8) OBP: 0.346, SLG: 0.536		P5			4-2 G3-1 1B BB	0-1 G5-3			4-2 BB BB	3	1	0	0	1	0	2											
Dustan Mohr, R (6, 9) OBP: 0.334, SLG: 0.439		FC6-4			1-2 1B BB					0	0	0	0	1	0	0											
Doug Mientkiewicz, L (1, 3) OBP: 0.375, SLG: 0.407		0-1 1B 2B	0-1 P6		1-2 G3-1			0-1 2B		5	1	2	0	0	0	3											
Bobby Kielty, S (1, 9) OBP: 0.422, SLG: 0.466		3-2 2B G6-3 1B	3-1 F8		4-0 1B IBB			4-0 G6-3		3	1	1	0	2	0	1											
A.J. Pierzynski, L (1, 2) OBP: 0.336, SLG: 0.442		0-1 1B 2B	1-0 L9		0-0 FC6-4 1B			0-0 F7		5	1	2	3	0	0	3											
Luis Rivas, R (1, 4) OBP: 0.298, SLG: 0.388		0-0 G6-3			3-2 G4-3	0-0 FC6-4		1-1 P4		4	0	0	1	0	0	4											
Inning Stats	R: 0 E: 0 K: 0 S: 6	H: 0 LOB: 1 BB: 1 P: 12	R: 5 E: 0 K: 0 S: 17	H: 6 LOB: 2 BB: 1 P: 32	R: 0 E: 0 K: 0 S: 5	H: 0 LOB: 0 BB: 0 P: 9	R: 0 E: 0 K: 0 S: 6	H: 0 LOB: 0 BB: 0 P: 10	R: 2 E: 1 K: 0 S: 11	H: 3 LOB: 0 BB: 0 P: 15	R: 0 E: 0 K: 0 S: 7	H: 0 LOB: 0 BB: 2 P: 8	R: 0 E: 0 K: 1 S: 11	H: 0 LOB: 2 BB: 2 P: 23	1B: 9 2B: 2 3B: 0 HR: 0	SF: 0 SAC: 0 DP: 1 HBP: 0	WP: 0 PB: 0 SB: 0 CS: 0	PA: 44									
PITCHER	IP	WLS	BF	H	R	ER	SO	BB	IBB	HBP	BLK	WP	HR	S	P	ERA	WHIP										
Jeff Suppan, R (1, 1) ERA: 5.62	5.0	L	30	10	9	9	0	4	1	0	0	0	0	53	101	16.20	2.800										
Scott Mullen, L (6, 1) ERA: 2.45	2.0	6	1	0	0	0	0	0	0	0	0	0	0	10	13	0.00	0.500										
Ryan Bukvich, R (8, 1) ERA: 5.85	1.0	3	0	0	0	0	0	0	0	0	0	0	0	7	8	0.00	0.000										
Blake Stein, R (9, 1) ERA: 7.43	1.0	5	0	0	0	1	2	0	0	0	0	0	0	11	23	0.00	2.000										

Minnesota Twins @ Kansas City Royals
Kauffman Stadium, Kansas City, MO
Fri Aug 23 2002, 7:05 PM CDT
Att: 29,685 - Sunny - 82 F

livebaseballscores.com

AB	37
R	9
H	11
RBI	7
BB	7
SO	1
LOB	18



Batter	1	2	3	4	5	6	7	8	9	AB	R	H	RBI	BB	SO	LOB	BOTTOM										
Chuck Knoblauch, R (1, 7) OBP: 0.291, SLG: 0.280	0-3 K		2-1 F3		0-0 G6-3			2-0 G5-3		4	0	0	0	0	1	0											
Carlos Beltrán, S (1, 8) OBP: 0.335, SLG: 0.493	2-2 G4-3		3-2 1B		1-3 K			1-1 F9		4	0	1	0	0	1	0											
29 Mike Sweeney, R (1, 3) OBP: 0.427, SLG: 0.585	1-2 1B		0-3 K					0-0 F8		4	0	1	0	0	1	1											
Raul Ibanez, L (1, 9) OBP: 0.337, SLG: 0.556	1-3 K			1-1 G4-3 3B 2B				1-1 1B		4	1	2	0	0	2	1											
Joe Randa, R (1, 5) OBP: 0.341, SLG: 0.429		0-1 1B		0-1 G4-3				2-1 P4		4	0	1	0	0	0	2											
Michael Tucker, L (1, 10) OBP: 0.332, SLG: 0.419		2-1 P6		1-0 E 3B				3-2 F7		4	1	1	1	0	1	2											
Brent Mayne, L (1, 2) OBP: 0.330, SLG: 0.324		2-2 F9		3-H G1-3				2-2 F7		3	0	0	0	0	0	1											
Nelfi Perez, S (1, 6) OBP: 0.254, SLG: 0.295		0-1 F7		3-H K				1-0 P6		3	0	0	0	0	1	1											
Luis Ordez, R (1, 4) OBP: 0.333, SLG: 0.233			1-1 G4-3		2-2 L8			1-1 F9		3	0	0	0	0	0	0											
Inning Stats	R: 0 E: 0 K: 2 S: 14	H: 1 LOB: 1 BB: 0 P: 18	R: 0 E: 0 K: 0 S: 9	H: 1 LOB: 1 BB: 0 P: 13	R: 0 E: 0 K: 1 S: 11	H: 1 LOB: 0 BB: 0 P: 17	R: 2 E: 1 K: 1 S: 9	H: 2 LOB: 0 BB: 0 P: 12	R: 0 E: 0 K: 1 S: 7	H: 0 LOB: 0 BB: 0 P: 10	R: 0 E: 0 K: 0 S: 8	H: 1 LOB: 1 BB: 0 P: 14	R: 0 E: 0 K: 0 S: 6	H: 0 LOB: 0 BB: 0 P: 10	R: 0 E: 0 K: 0 S: 6	H: 0 LOB: 0 BB: 0 P: 9	R: 0 E: 0 K: 2 S: 11	H: 0 LOB: 0 BB: 0 P: 17	1B: 4 2B: 1 3B: 1 HR: 0	SF: 0 SAC: 0 DP: 0 HBP: 0	WP: 0 PB: 0 SB: 0 CS: 0	PA: 33					
PITCHER	IP	WLS	BF	H	R	ER	SO	BB	IBB	HBP	BLK	WP	HR	S	P	ERA	WHIP										
Rick Reed, R (1, 1) ERA: 4.1	7.0	W	27	6	2	1	5	0	0	0	0	0	0	64	94	1.29	0.857										
Michael Jackson, R (8, 1) ERA: 2.99	2.0	6	0	0	0	2	0	0	0	0	0	0	0	17	26	0.00	0.000										

Minnesota Twins @ Kansas City Royals
Kauffman Stadium, Kansas City, MO
Fri Aug 23 2002, 7:05 PM CDT
Att: 29,685 - Sunny - 82 F

livebaseballscores.com

AB	33
R	2
H	6
RBI	1
BB	0
SO	7
LOB	8



Batter	1	2	3	4	5	6	7	8	9	AB	R	H	RBI	BB	SO	LOB	TOP								
Jacque Jones, L OBP: 0.337, SLG: 0.503 (1, 7)	0-1 1B	1-3 K		1-2 F8		0-0 G6-3		2-0 1B		5	1	2	0	0	1	4	Minnesota Twins @ Kansas City Royals Kauffman Stadium, Kansas City, MO Sat Aug 24 2002, 1:05 PM CDT Att: 22,180 - Overcast - 78 F								
Cristian Guzman, S OBP: 0.296, SLG: 0.386 (1, 6)	2-1 1B	0-0 G3		1-1 G3		1-0 SF9		2-3 1B		4	1	2	2	0	1	4									
Corey Koskie, L OBP: 0.374, SLG: 0.426 (1, 5)	3-3 K		4-2 HR		3-H G3		0-1 F9		1-2 F7		4	1	0	0	1	5									
David Ortiz, L OBP: 0.353, SLG: 0.514 Doug Mientkiewicz, L OBP: 0.375, SLG: 0.407 (1, 3) (9, 3)	0-1 FC4-6		1-2 F7		3-2 1B		3-3 K		3-2 G4-6-3		5	0	3	2	0	1									
Tori Hunter, R OBP: 0.342, SLG: 0.530 (1, 8)	1-3 K		0-0 F8		3-H 1B		2-2 G6-3		2-0 G4-6-3		5	0	0	0	0	2									
Bobby Kielty, S OBP: 0.422, SLG: 0.475 (1, 9)	0-1 FC4-6		3-1 HR		1-3 K		4-2 BB		0-0 F5		4	1	1	2	1	2									
Matthew LeCroy, R OBP: 0.305, SLG: 0.448 (1, 10)		0-3 K	4-0 BB		0-0 F7		3-2 P4				3	0	0	0	1	1									
A.J. Pierzynski, L OBP: 0.337, SLG: 0.443 (1, 2)	1-2 2B		0-0 F8		1-1 G3		2-3 K				4	0	1	0	0	1									
Denny Hocking, S OBP: 0.315, SLG: 0.335 (1, 4)	4-2 BB		0-1 F8		1-2 G6-3		2-2 1B				3	2	3	0	1	0									
Inning Stats	R: 1 E: 0 K: 2 S: 15	H: 3 LOB: 2 BB: 0 P: 21	R: 0 E: 0 K: 2 S: 15	H: 1 LOB: 2 BB: 1 P: 21	R: 2 E: 0 K: 1 S: 10	H: 1 LOB: 1 BB: 2 P: 22	R: 2 E: 0 K: 1 S: 17	H: 3 LOB: 1 BB: 0 P: 26	R: 0 E: 0 K: 1 S: 7	H: 0 LOB: 0 BB: 0 P: 9	R: 1 E: 0 K: 0 S: 8	H: 1 LOB: 0 BB: 0 P: 10	R: 0 E: 0 K: 1 S: 16	H: 0 LOB: 1 BB: 1 P: 28	R: 0 E: 0 K: 2 S: 15	H: 2 LOB: 2 BB: 0 P: 24		R: 0 E: 0 K: 0 S: 6	H: 1 LOB: 0 BB: 0 P: 11	1B: 6 2B: 5 3B: 0 HR: 1	SF: 1 SAC: 0 DP: 1 HBP: 0	WP: 0 PB: 0 SB: 0 CS: 0	PA: 42		
PITCHER	IP	WLS	BF	H	R	ER	SO	BB	IBB	HBP	BLK	WP	HR	S	P	ERA	WHIP								
Paul Byrd, R ERA: 3.53 (1, 1)	6.0	L	30	9	6	6	6	3	0	0	0	0	1	72	109	9.00	2.000								
Jeremy Affeldt, L ERA: 4.12 (7, 1)	2.0		9	2	0	0	3	1	0	0	0	0	0	31	52	0.00	1.500								
Jason Grimsley, R ERA: 3.16 (9, 1)	1.0		3	1	0	0	0	0	0	0	0	0	0	6	11	0.00	1.000								

Batter	1	2	3	4	5	6	7	8	9	AB	R	H	RBI	BB	SO	LOB	BOTTOM								
Aaron Guiel, L OBP: 0.289, SLG: 0.340 (1, 9)	2-2 G4-3	2-0 G4-3		0-0 F9		1-2 1B		0-3 K	0-3 K	6	1	1	1	0	2	6	Minnesota Twins @ Kansas City Royals Kauffman Stadium, Kansas City, MO Sat Aug 24 2002, 1:05 PM CDT Att: 22,180 - Overcast - 78 F								
Carlos Beltrán, S OBP: 0.340, SLG: 0.494 (1, 8)	1-2 G3-1	0-3 K		1-0 2B		2-1 2B		0-0 P4		5	0	2	1	0	1	2									
29 Mike Sweeney, R OBP: 0.429, SLG: 0.585 (1, 10)	0-1 FC4-6		2-2 L1		0-0 P4		1-1 1B	2-1 1B		5	0	3	1	0	0	1									
Raul Ibanez, L OBP: 0.333, SLG: 0.549 (1, 3)	2-2 FC4-6		2-1 F5		2-2 F9		3-2 F9	1-2 G4-3		5	0	0	0	0	0	5									
Joe Randa, R OBP: 0.343, SLG: 0.433 (1, 5)		2-2 SH3-4	1-0 2B		0-1 1B		2-2 G4-3		1-2 F9		5	1	3	0	0	0									
Michael Tucker, L OBP: 0.335, SLG: 0.420 (1, 7)		0-0 SH3-4	4-2 BB		0-3 K		0-0 WP		0-0 G4-3		4	1	2	0	1	1									
Brent Mayne, L OBP: 0.326, SLG: 0.320 Chuck Knoblauch, R OBP: 0.294, SLG: 0.282 (1, 2) (9, PH)		0-0 SH3-4	0-0 L6		1-2 L6		3-3 K		1-2 1B		3	0	0	0	0	1									
Luis Alicaia, S OBP: 0.316, SLG: 0.290 Kit Pellow, R OBP: 0.294, SLG: 0.438 Neifi Perez, S OBP: 0.254, SLG: 0.295 (1, 4) (9, PH) (9, FR)	2-1 2B	0-1 G4-3		0-1 B5-3		2-1 F7		1-0 G5-3	0-2 BB	4	1	1	2	0	0	1									
Luis Ortdaz, R OBP: 0.390, SLG: 0.303 (1, 6)	0-2 G4-3		0-2 2B		0-2 F7		0-1 F7	4-1 2B	4-1 BB	3	1	2	0	2	0	0									
Inning Stats	R: 0 E: 0 K: 0 S: 12	H: 1 LOB: 1 BB: 0 P: 17	R: 3 E: 0 K: 1 S: 14	H: 4 LOB: 1 BB: 0 P: 20	R: 0 E: 0 K: 0 S: 12	H: 1 LOB: 2 BB: 1 P: 21	R: 1 E: 0 K: 0 S: 8	H: 2 LOB: 1 BB: 0 P: 9	R: 0 E: 0 K: 1 S: 12	H: 1 LOB: 1 BB: 0 P: 15	R: 1 E: 0 K: 0 S: 14	H: 3 LOB: 2 BB: 0 P: 23	R: 0 E: 0 K: 1 S: 11	H: 1 LOB: 1 BB: 0 P: 17	R: 0 E: 0 K: 1 S: 10	H: 1 LOB: 2 BB: 1 P: 17		R: 0 E: 0 K: 1 S: 15	H: 2 LOB: 3 BB: 1 P: 21	1B: 12 2B: 4 3B: 0 HR: 0	SF: 0 SAC: 1 DP: 0 HBP: 0	WP: 1 PB: 0 SB: 0 CS: 0	PA: 46		
PITCHER	IP	WLS	BF	H	R	ER	SO	BB	IBB	HBP	BLK	WP	HR	S	P	ERA	WHIP								
Brad Radke, R ERA: 5.31 (1, 1)	5.2	W	29	11	5	5	2	1	0	0	0	1	0	15	24	0.00	2.000								
LaTroy Hawkins, R ERA: 2.25 (6, 1)	1.0	H	5	2	0	0	1	0	0	0	0	0	0	11	19	0.00	1.500								
J.C. Romero, L ERA: 1.55 (7, 1)	1.1	H	6	1	0	0	1	1	0	0	0	0	0	11	19	0.00	1.500								
Eddie Guardado, L ERA: 2.72 (9, 1)	1.0	S	6	2	0	0	1	1	0	0	0	0	0	15	21	0.00	3.000								

AB	37
R	6
H	12
RBI	6
BB	4
SO	9
LOB	23




Batter	1	2	3	4	5	6	7	8	9	AB	R	H	RBI	BB	SO	LOB	TOP										
Jacque Jones, L OBP: 0.336, SLG: 0.501 (1, 7)	L3		G5-3			G3		1B		4	0	1	0	0	0	1	Minnesota Twins @ Kansas City Royals Kauffman Stadium, Kansas City, MO Sun Aug 25 2002, 1:05 PM CDT Att: 13,440 - Sunny - 83 F										
Cristian Guzman, S OBP: 0.296, SLG: 0.385 (1, 6)	G4-3		K			1B		P4		4	0	1	0	0	1	2											
Corey Koskie, L OBP: 0.373, SLG: 0.423 (1, 5)	BB				L8	K		F7		3	0	0	0	1	1	2											
David Ortiz, L OBP: 0.354, SLG: 0.511 (1, 10)	F7				1B	F8		K		4	0	1	0	0	1	3											
Bobby Kielty, S OBP: 0.426, SLG: 0.477 (1, 8)		G3-1			1B			HR		3	1	2	0	1	0	0											
Doug Mientkiewicz, L OBP: 0.372, SLG: 0.403 (1, 3)	F7				1B	K		FC1-6		4	0	0	0	0	1	4											
Dustan Mohr, R OBP: 0.333, SLG: 0.447 (1, 9)	F8					HR		P4		4	1	1	2	0	1	1											
Tom Prince, R OBP: 0.314, SLG: 0.406 A.J. Pierzynski, L OBP: 0.336, SLG: 0.442 (9, PH)					P4			F8		2	0	0	0	1	0	0											
Luis Rivas, R OBP: 0.295, SLG: 0.383 (1, 4)					L7			G3-1		3	0	0	0	0	0	1											
Inning Stats	R: 0 E: 0 K: 0 S: 4	H: 0 LOB: 1 BB: 1 P: 13	R: 0 E: 0 K: 0 S: 4	H: 0 LOB: 0 BB: 0 P: 6	R: 0 E: 0 K: 1 S: 9	H: 0 LOB: 1 BB: 1 P: 17	R: 0 E: 0 K: 0 S: 8	H: 2 LOB: 1 BB: 0 P: 14	R: 0 E: 0 K: 1 S: 10	H: 0 LOB: 0 BB: 0 P: 16	R: 0 E: 0 K: 1 S: 9	H: 1 LOB: 1 BB: 0 P: 12	R: 2 E: 0 K: 1 S: 12	H: 2 LOB: 0 BB: 0 P: 18	R: 0 E: 0 K: 1 S: 14	H: 1 LOB: 1 BB: 1 P: 20		R: 0 E: 0 K: 0 S: 8	H: 0 LOB: 1 BB: 1 P: 13	1B: 5 2B: 0 3B: 0 HR: 1	SF: 0 SAC: 0 DP: 1 HBP: 0	WP: 0 PB: 0 SB: 0 CS: 0	PA: 35				
PITCHER	IP	WLS	BF	H	R	ER	SO	BB	IBB	HBP	BLK	WP	HR	S	P	ERA	WHIP										
Miguel Asencio, R ERA: 5.34 (1, 1)	7.0	W	27	5	2	2	4	2	0	0	0	0	1	56	96	2.57	1.000										
Scott Mullen, L ERA: 2.37 (8, 1)	1.0	H	4	1	0	0	1	0	0	0	0	0	0	14	23	0.00	1.000										
Roberto Hernandez, R ERA: 4.6 (9, 1)	1.0	S	4	0	0	0	0	1	0	0	0	0	0	8	13	0.00	1.000										

Batter	1	2	3	4	5	6	7	8	9	AB	R	H	RBI	BB	SO	LOB	BOTTOM										
Chuck Knoblauch, R OBP: 0.292, SLG: 0.292 (1, 7)	HR		F7			F9		P5		5	1	1	1	0	0	5	Minnesota Twins @ Kansas City Royals Kauffman Stadium, Kansas City, MO Sun Aug 25 2002, 1:05 PM CDT Att: 13,440 - Sunny - 83 F										
Carlos Beltrán, S OBP: 0.339, SLG: 0.490 (1, 8)	G3					F8		F7		4	0	0	0	1	1	1											
29 Mike Sweeney, R OBP: 0.427, SLG: 0.582 (1, 10)	G5-3					F8		1B		4	0	1	0	0	1	1											
Raul Ibanez, L OBP: 0.340, SLG: 0.559 (1, 3)	BB					HR		FC3-2		2	1	2	1	2	0	0											
Joe Randa, R OBP: 0.343, SLG: 0.432 (1, 5)	F9					F8		FC3-2		4	0	1	0	0	0	2											
Michael Tucker, L OBP: 0.336, SLG: 0.431 (1, 9)						G3-1		FC3-2		4	2	2	1	0	0	3											
Brent Mayne, L OBP: 0.322, SLG: 0.315 (1, 2)	G1-3					K		F7		4	0	0	0	0	1	4											
Nelfi Perez, S OBP: 0.258, SLG: 0.300 (1, 6)	K					BB		2B		4	0	3	1	0	1	0											
Luis Ortaiz, R OBP: 0.409, SLG: 0.314 (1, 4)	1B					BB		G5-3		2	0	1	0	1	0	1											
Inning Stats	R: 1 E: 0 K: 0 S: 14	H: 1 LOB: 1 BB: 1 P: 21	R: 1 E: 0 K: 1 S: 12	H: 2 LOB: 1 BB: 0 P: 18	R: 1 E: 0 K: 1 S: 6	H: 1 LOB: 0 BB: 1 P: 16	R: 0 E: 0 K: 1 S: 15	H: 1 LOB: 2 BB: 1 P: 26	R: 0 E: 0 K: 0 S: 6	H: 0 LOB: 1 BB: 1 P: 11	R: 1 E: 0 K: 0 S: 13	H: 2 LOB: 1 BB: 0 P: 20	R: 0 E: 0 K: 0 S: 10	H: 3 LOB: 3 BB: 0 P: 15	R: 0 E: 0 K: 1 S: 12	H: 1 LOB: 1 BB: 0 P: 16		1B: 6 2B: 2 3B: 0 HR: 3	SF: 0 SAC: 1 DP: 0 HBP: 0	WP: 0 PB: 0 SB: 1 CS: 1	PA: 38						
PITCHER	IP	WLS	BF	H	R	ER	SO	BB	IBB	HBP	BLK	WP	HR	S	P	ERA	WHIP										
Kyle Lohse, R ERA: 4.35 (1, 1)	5.0	L	23	5	3	3	3	4	0	0	0	0	0	13	20	9.00	2.000										
Juan Rincon, R ERA: 5.33 (6, 1)	1.0		5	2	1	1	0	0	0	0	0	0	0	22	31	0.00	2.000										
Tony Fiore, R ERA: 2.85 (7, 1)	2.0		10	4	0	0	1	0	0	0	0	0	0	22	31	0.00	2.000										



Batter	1	2	3	4	5	6	7	8	9	AB	R	H	RBI	BB	SO	LOB	TOP										
51 Ichiro Suzuki, L (1, 9) OBP: 0.406, SLG: 0.449	G5-3		1B		1B		G3		K	4	0	1	0	1	1	0	Seattle Mariners @ Minnesota Twins Hubert H. Humphrey Metrodome, Minneapolis, MN Tue Aug 27 2002, 8:05 PM EDT Att: 28,660 - Dome - 72 F livebaseballscorecards.com										
Carlos Guillen, S (1, 6) OBP: 0.345, SLG: 0.426	K		1B		BB		F8			4	0	2	0	0	1	0											
John Olerud, L (1, 3) OBP: 0.398, SLG: 0.509			1B		1B		F7			3	0	0	0	1	0	4											
Edgar Martinez, R (1, 10) OBP: 0.381, SLG: 0.502	F1		G1-6-3		F9				F8	4	0	0	0	0	0	5											
Bret Boone, R (1, 4) OBP: 0.332, SLG: 0.439					G4-3				F9	3	1	1	0	1	0	2											
Mike Cameron, R (1, 8) OBP: 0.337, SLG: 0.450	F7				FC4-6		G1-3			3	1	0	0	1	0	2											
Ruben Sierra, S (1, 7) OBP: 0.326, SLG: 0.430										1	0	1	0	0	0	0											
Desi Relaford, S (2, 7) OBP: 0.326, SLG: 0.332									F9	3	0	2	1	0	0	1											
Dan Wilson, R (1, 2) OBP: 0.320, SLG: 0.407					F7				G5-3	4	0	2	1	0	0	1											
Jeff Cirillo, R (1, 5) OBP: 0.302, SLG: 0.332	G6-4-3				F3		G6-4-3		F9	4	0	0	0	0	0	5											
Inning Stats	R: 0 E: 0 K: 1 S: 10	H: 0 LOB: 1 BB: 1 P: 20	R: 1 E: 0 K: 0 S: 16	H: 3 LOB: 1 BB: 0 P: 22	R: 0 E: 0 K: 0 S: 12	H: 2 LOB: 1 BB: 0 P: 16	R: 1 E: 0 K: 0 S: 9	H: 1 LOB: 1 BB: 1 P: 14	R: 0 E: 0 K: 0 S: 10	H: 1 LOB: 2 BB: 0 P: 20	R: 0 E: 0 K: 0 S: 9	H: 0 LOB: 0 BB: 0 P: 13	R: 0 E: 0 K: 0 S: 9	H: 0 LOB: 1 BB: 1 P: 16	R: 0 E: 0 K: 1 S: 9	H: 0 LOB: 0 BB: 0 P: 11	1B: 8 2B: 1 3B: 0 HR: 0	SF: 0 SAC: 0 DP: 3 HBP: 0	WP: 0 PB: 0 SB: 1 CS: 0	PA: 37							
PITCHER	IP	WLS	BF	H	R	ER	SO	BB	IBB	HBP	BLK	WP	HR	S	P	ERA	WHIP										
Joe Mays, R (1, 1) ERA: 6.18	6.0	W	27	9	2	2	1	3	0	0	0	0	0	66	104	3.00	2.000										
LaTroy Hawkins, R (7, 1) ERA: 2.22	1.0	H	3	0	0	0	0	0	0	0	0	0	0	10	13	0.00	0.000										
J.C. Romero, L (8, 1) ERA: 1.53	1.0	H	4	0	0	0	0	1	0	0	0	0	0	9	16	0.00	1.000										
Eddie Guardado, L (9, 1) ERA: 2.67	1.0	S	3	0	0	0	1	0	0	0	0	0	0	9	11	0.00	0.000										

Batter	1	2	3	4	5	6	7	8	9	AB	R	H	RBI	BB	SO	LOB	BOTTOM										
Jacque Jones, L (1, 7) OBP: 0.338, SLG: 0.507	G3		G1-3		HR		K			4	1	2	2	0	1	0	Seattle Mariners @ Minnesota Twins Hubert H. Humphrey Metrodome, Minneapolis, MN Tue Aug 27 2002, 8:05 PM EDT Att: 28,660 - Dome - 72 F livebaseballscorecards.com										
Cristian Guzman, S (1, 6) OBP: 0.294, SLG: 0.382	G6-3		G1-3		G1-3		F3			4	0	0	0	0	0	1											
Corey Koskie, L (1, 5) OBP: 0.372, SLG: 0.423	K		G3		F9		1B			4	1	1	0	0	1	1											
David Ortiz, L (1, 10) OBP: 0.353, SLG: 0.507					G6-3					4	0	1	0	0	0	0											
Tori Hunter, R (1, 8) OBP: 0.346, SLG: 0.538										4	1	3	2	0	0	0											
Doug Mientkiewicz, L (1, 3) OBP: 0.373, SLG: 0.407					HR					4	1	2	0	0	1	3											
Dustan Mohr, R (1, 9) OBP: 0.329, SLG: 0.441					3B					4	0	0	0	0	1	3											
A.J. Pierzynski, L (1, 2) OBP: 0.338, SLG: 0.448										4	1	2	1	0	0	2											
Luis Rivas, R (1, 4) OBP: 0.294, SLG: 0.385					G6-3		K			4	0	1	0	0	1	3											
Inning Stats	R: 0 E: 0 K: 1 S: 6	H: 0 LOB: 0 BB: 0 P: 8	R: 0 E: 0 K: 1 S: 13	H: 1 LOB: 1 BB: 0 P: 20	R: 1 E: 0 K: 0 S: 8	H: 3 LOB: 1 BB: 0 P: 11	R: 2 E: 0 K: 0 S: 14	H: 3 LOB: 1 BB: 0 P: 22	R: 1 E: 0 K: 0 S: 9	H: 1 LOB: 0 BB: 0 P: 11	R: 0 E: 1 K: 1 S: 10	H: 1 LOB: 2 BB: 0 P: 12	R: 1 E: 0 K: 2 S: 13	H: 3 LOB: 2 BB: 0 P: 20	R: 0 E: 0 K: 0 S: 3	H: 0 LOB: 0 BB: 0 P: 4		1B: 6 2B: 3 3B: 1 HR: 2	SF: 0 SAC: 0 DP: 0 HBP: 0	WP: 0 PB: 0 SB: 0 CS: 0	PA: 36						
PITCHER	IP	WLS	BF	H	R	ER	SO	BB	IBB	HBP	BLK	WP	HR	S	P	ERA	WHIP										
Ismael Valdez, R (1, 1) ERA: 3.95	6.0	L	27	9	4	4	3	0	0	0	0	0	0	9	84	6.00	1.500										
Doug Creek, L (7, 1) ERA: 5.92	0.2		4	2	1	1	1	0	0	0	0	0	0	9	14	13.50	3.000										
Ryan Franklin, R (7, 1) ERA: 4.35	1.1		5	1	0	0	1	0	0	0	0	0	0	7	10	0.00	0.750										



Batter	1	2	3	4	5	6	7	8	9	AB	R	H	RBI	BB	SO	LOB	TOP			
51 Ichiro Suzuki, L (1, 9) OBP: 0.405, SLG: 0.447	1-2 G1-3		1-1 F7		1-0 F7			2-1 BB 1B		4	0	1	0	0	0	0	Seattle Mariners @ Minnesota Twins Hubert H. Humphrey Metrodome, Minneapolis, MN Wed Aug 28 2002, 8:05 PM EDT Att: 31,414 - Dome - 72 F livebaseballscores.com			
Carlos Guillen, S (1, 6) OBP: 0.341, SLG: 0.421	1-3 K		3-3 K		3-1 F8			1-3 K		4	0	0	0	0	3	1				
Bret Boone, R (1, 4) OBP: 0.335, SLG: 0.446	1-0 HR		4-1 BB		0-3 K			1-0 BB 1B		3	1	2	1	1	1	0				
Edgar Martinez, R (1, 10) OBP: 0.382, SLG: 0.498 Jose Offerman, S (8, PR) OBP: 0.321, SLG: 0.322	1-0 F8		1-3 K		4-1 G6-4-3 BB			4-2 G4-6-3 BB		2	0	0	0	2	1	1				
John Olerud, L (1, 3) OBP: 0.399, SLG: 0.508		4-2 FC4-6 BB		1-2 1B		1-2 G6-4-3 BB		1-2 G4-6-3 BB		3	0	1	0	1	0	4				
Mike Cameron, R (1, 8) OBP: 0.341, SLG: 0.453		0-0 FC4-6 1B		1-0 FC5-4 1B		0-1 CS 1B		0-6 CS 1B		4	0	3	0	0	0	1				
Jeff Cirillo, R (1, 5) OBP: 0.299, SLG: 0.329		1-1 F9		0-1 FC5-4 1B		0-1 CS 1B	2-3 K	3-2 F9		4	0	0	0	0	1	4				
Dan Wilson, R (1, 2) OBP: 0.319, SLG: 0.405		0-1 1B		1-2 F9			2-0 F8	1-3 K		4	0	1	0	0	1	2				
Charles Gipson, R (1, 7) OBP: 0.347, SLG: 0.385		0-0 G4-3		1-1 G5-3			3-2 F9			3	0	0	0	0	0	4				
Inning Stats	R: 1 E: 0 K: 1 S: 9	H: 1 LOB: 0 BB: 0 P: 13	R: 0 E: 0 K: 0 S: 9	H: 1 LOB: 2 BB: 1 P: 14	R: 0 E: 0 K: 2 S: 10	H: 0 LOB: 1 BB: 1 P: 19	R: 0 E: 0 K: 0 S: 11	H: 2 LOB: 2 BB: 0 P: 15	R: 0 E: 0 K: 1 S: 6	H: 1 LOB: 0 BB: 1 P: 13	R: 0 E: 0 K: 0 S: 8	H: 0 LOB: 0 BB: 0 P: 15	R: 0 E: 0 K: 1 S: 13	H: 2 LOB: 3 BB: 0 P: 21	R: 0 E: 0 K: 1 S: 10	H: 1 LOB: 0 BB: 0 P: 14	1B: 7 2B: 0 3B: 0 HR: 1	SF: 0 SAC: 0 DP: 2 HBP: 0	WP: 0 PB: 0 SB: 0 CS: 2	PA: 36
PITCHER	IP WLS BF H R ER SO BB IBB HBP BLK WP HR S P ERA WHIP	IP WLS BF H R ER SO BB IBB HBP BLK WP HR S P ERA WHIP	IP WLS BF H R ER SO BB IBB HBP BLK WP HR S P ERA WHIP	IP WLS BF H R ER SO BB IBB HBP BLK WP HR S P ERA WHIP	IP WLS BF H R ER SO BB IBB HBP BLK WP HR S P ERA WHIP	IP WLS BF H R ER SO BB IBB HBP BLK WP HR S P ERA WHIP	IP WLS BF H R ER SO BB IBB HBP BLK WP HR S P ERA WHIP	IP WLS BF H R ER SO BB IBB HBP BLK WP HR S P ERA WHIP	IP WLS BF H R ER SO BB IBB HBP BLK WP HR S P ERA WHIP	IP WLS BF H R ER SO BB IBB HBP BLK WP HR S P ERA WHIP	IP WLS BF H R ER SO BB IBB HBP BLK WP HR S P ERA WHIP	IP WLS BF H R ER SO BB IBB HBP BLK WP HR S P ERA WHIP	IP WLS BF H R ER SO BB IBB HBP BLK WP HR S P ERA WHIP	IP WLS BF H R ER SO BB IBB HBP BLK WP HR S P ERA WHIP	IP WLS BF H R ER SO BB IBB HBP BLK WP HR S P ERA WHIP	IP WLS BF H R ER SO BB IBB HBP BLK WP HR S P ERA WHIP	IP WLS BF H R ER SO BB IBB HBP BLK WP HR S P ERA WHIP			
Johan Santana, L (1, 1) ERA: 3.29	7.0 W 27	5 1 1 5	3 0 0 0	0 0 0 0	0 0 0 0	0 0 0 0	0 0 0 0	0 0 0 0	0 0 0 0	0 0 0 0	0 0 0 0	0 0 0 0	0 0 0 0	0 0 0 0	0 0 0 0	0 0 0 0	1.29 1.143	3.000	1.000	
J.C. Romero, L (8, 1) ERA: 1.51	1.0 H 5	2 0 0 1	1 0 0 0	0 0 0 0	0 0 0 0	0 0 0 0	0 0 0 0	0 0 0 0	0 0 0 0	0 0 0 0	0 0 0 0	0 0 0 0	0 0 0 0	0 0 0 0	0 0 0 0	0 0 0 0	0.00 3.000	0.00 1.000	0.00 1.000	
Eddie Guardado, L (9, 1) ERA: 2.62	1.0 S 3	1 0 0 1	0 0 0 0	0 0 0 0	0 0 0 0	0 0 0 0	0 0 0 0	0 0 0 0	0 0 0 0	0 0 0 0	0 0 0 0	0 0 0 0	0 0 0 0	0 0 0 0	0 0 0 0	0 0 0 0	0.00 2.62	0.00 1.000	0.00 1.000	

Batter	1	2	3	4	5	6	7	8	9	AB	R	H	RBI	BB	SO	LOB	BOTTOM			
Jacque Jones, L (1, 7) OBP: 0.335, SLG: 0.503	0-0 G4-3		2-3 K		2-0 G4-3		0-0 G6-3			4	0	0	0	0	1	1	Seattle Mariners @ Minnesota Twins Hubert H. Humphrey Metrodome, Minneapolis, MN Wed Aug 28 2002, 8:05 PM EDT Att: 31,414 - Dome - 72 F livebaseballscores.com			
Cristian Guzman, S (1, 6) OBP: 0.293, SLG: 0.381	1-1 P6		2-2 S 1B		1-0 G1-3		1-1 G6-3			4	0	1	0	0	0	0				
Corey Koskie, L (1, 5) OBP: 0.371, SLG: 0.422	3-2 F5		3-3 K		0-0 HR 1B			3-3 K		4	1	1	0	0	2	1				
David Ortiz, L (1, 10) OBP: 0.350, SLG: 0.501		1-3 K		0-1 P5		2-2 F8		2-3 K		4	0	0	0	0	2	1				
Tori Hunter, R (1, 8) OBP: 0.345, SLG: 0.542		3-0 P6		1-2 G6-3		0-0 HR		0-3 K		4	1	1	2	0	1	0				
Doug Mientkiewicz, L (1, 3) OBP: 0.377, SLG: 0.411		2-2 FC6 1B		3-2 WP 1B		2-2 G3 1B				3	0	3	0	0	0	0				
Dustan Mohr, R (1, 9) OBP: 0.332, SLG: 0.441		0-1 FC6 1B		4-2 BB		1-0 G3		1-2 BB		2	0	1	0	1	0	1				
A.J. Pierzynski, L (1, 2) OBP: 0.335, SLG: 0.444		2-2 FC6		1-0 F8		0-1 F7				3	0	0	0	0	0	5				
Luis Rivas, R (1, 4) OBP: 0.295, SLG: 0.384			0-1 G4-3		1-1 L4		0-0 G6-3 1B			3	0	1	0	0	0	0				
Inning Stats	R: 0 E: 0 K: 0 S: 8	H: 0 LOB: 0 BB: 0 P: 12	R: 0 E: 0 K: 1 S: 13	H: 2 LOB: 2 BB: 0 P: 21	R: 0 E: 0 K: 2 S: 14	H: 1 LOB: 1 BB: 0 P: 21	R: 0 E: 0 K: 0 S: 12	H: 1 LOB: 2 BB: 1 P: 21	R: 0 E: 0 K: 0 S: 4	H: 3 LOB: 1 BB: 0 P: 17	R: 0 E: 0 K: 0 S: 4	H: 1 LOB: 0 BB: 0 P: 5	R: 0 E: 0 K: 3 S: 10	H: 0 LOB: 0 BB: 0 P: 15	R: 0 E: 0 K: 0 S: 10	H: 0 LOB: 0 BB: 0 P: 15	1B: 7 2B: 0 3B: 0 HR: 1	SF: 0 SAC: 0 DP: 1 HBP: 0	WP: 1 PB: 0 SB: 1 CS: 0	PA: 32
PITCHER	IP WLS BF H R ER SO BB IBB HBP BLK WP HR S P ERA WHIP	IP WLS BF H R ER SO BB IBB HBP BLK WP HR S P ERA WHIP	IP WLS BF H R ER SO BB IBB HBP BLK WP HR S P ERA WHIP	IP WLS BF H R ER SO BB IBB HBP BLK WP HR S P ERA WHIP	IP WLS BF H R ER SO BB IBB HBP BLK WP HR S P ERA WHIP	IP WLS BF H R ER SO BB IBB HBP BLK WP HR S P ERA WHIP	IP WLS BF H R ER SO BB IBB HBP BLK WP HR S P ERA WHIP	IP WLS BF H R ER SO BB IBB HBP BLK WP HR S P ERA WHIP	IP WLS BF H R ER SO BB IBB HBP BLK WP HR S P ERA WHIP	IP WLS BF H R ER SO BB IBB HBP BLK WP HR S P ERA WHIP	IP WLS BF H R ER SO BB IBB HBP BLK WP HR S P ERA WHIP	IP WLS BF H R ER SO BB IBB HBP BLK WP HR S P ERA WHIP	IP WLS BF H R ER SO BB IBB HBP BLK WP HR S P ERA WHIP	IP WLS BF H R ER SO BB IBB HBP BLK WP HR S P ERA WHIP	IP WLS BF H R ER SO BB IBB HBP BLK WP HR S P ERA WHIP	IP WLS BF H R ER SO BB IBB HBP BLK WP HR S P ERA WHIP				
Joel Pineiro, R (1, 1) ERA: 3.08	6.0 L 27	2 2 2 3	0 0 0 0	0 0 0 0	0 0 0 0	0 0 0 0	0 0 0 0	0 0 0 0	0 0 0 0	0 0 0 0	0 0 0 0	0 0 0 0	0 0 0 0	0 0 0 0	0 0 0 0	0 0 0 0	3.08 1.500	0.000	0.000	
Arthur Rhodes, L (7, 1) ERA: 2.15	1.2 4	0 0 0 2	0 0 0 0	0 0 0 0	0 0 0 0	0 0 0 0	0 0 0 0	0 0 0 0	0 0 0 0	0 0 0 0	0 0 0 0	0 0 0 0	0 0 0 0	0 0 0 0	0 0 0 0	0 0 0 0	0.00 0.000	0.000	0.000	
Jeff Nelson, R (8, 1) ERA: 4.33	0.1 1	0 0 0 1	0 0 0 0	0 0 0 0	0 0 0 0	0 0 0 0	0 0 0 0	0 0 0 0	0 0 0 0	0 0 0 0	0 0 0 0	0 0 0 0	0 0 0 0	0 0 0 0	0 0 0 0	0 0 0 0	0.00 4.33	0.000	0.000	

Batter	1	2	3	4	5	6	7	8	9	AB	R	H	RBI	BB	SO	LOB	TOP										
51 Ichiro Suzuki, L (1, 9) OBP: 0.403, SLG: 0.444	F5		F8			FC5-4 BB 1B 1-2		K		4	0	0	0	0	1	2	Seattle Mariners @ Minnesota Twins Hubert H. Humphrey Metrodome, Minneapolis, MN Thu Aug 29 2002, 1:05 PM EDT Att: 29,325 - Dome - 72 F livebaseballscorecards.com										
Mark McLemore, S (1, 7) OBP: 0.388, SLG: 0.402 Jeff Cirillo, R (8, 5) OBP: 0.299, SLG: 0.329	F9		K			F7		G3		4	0	0	0	0	1	2											
John Olerud, L (1, 3) OBP: 0.399, SLG: 0.508	K					0-0 BB 1-2 1B		1-0 1B		4	0	2	0	0	2	0											
Edgar Martinez, R (1, 10) OBP: 0.381, SLG: 0.492		F5				4-0 1-2 2-3 BB		2-2 F8		3	0	0	0	1	0	1											
Bret Boone, R (1, 4) OBP: 0.336, SLG: 0.449		2-0 2B				0-3 K				4	1	2	0	0	2	3											
Mike Cameron, R (1, 8) OBP: 0.342, SLG: 0.454		1-0 F9				1-2 F8 1B		P6		4	0	2	0	0	0	1											
Carlos Guillen, S (1, 6) OBP: 0.339, SLG: 0.418		1-0 G3				3-2 F8 1-2 1B		2-3 K		3	0	0	0	0	1	2											
Ben Davis, S (1, 2) OBP: 0.317, SLG: 0.398						3-3 K		1-1 F8		3	0	0	1	0	1	0											
Desi Relaford, S (1, 5) OBP: 0.332, SLG: 0.351 Charles Gipson, R (9, 7) OBP: 0.347, SLG: 0.385						0-1 1B		2-1 51 FC5-4 1B		0	0	0	0	0	0	0											
Inning Stats	R: 0 E: 0 K: 1 S: 5	H: 0 LOB: 0 BB: 0 P: 8	R: 0 E: 0 K: 0 S: 6	H: 1 LOB: 1 BB: 0 P: 12	R: 0 E: 0 K: 1 S: 9	H: 1 LOB: 1 BB: 0 P: 12	R: 0 E: 0 K: 2 S: 10	H: 0 LOB: 0 BB: 0 P: 15	R: 0 E: 0 K: 1 S: 14	H: 1 LOB: 0 BB: 0 P: 21	R: 0 E: 0 K: 1 S: 10	H: 2 LOB: 3 BB: 1 P: 18	R: 0 E: 0 K: 1 S: 8	H: 0 LOB: 0 BB: 0 P: 12	R: 1 E: 0 K: 1 S: 12	H: 2 LOB: 1 BB: 0 P: 17		R: 1 E: 0 K: 0 S: 9	H: 2 LOB: 1 BB: 0 P: 12	1B: 7 2B: 1 3B: 0 HR: 1	SF: 1 SAC: 1 DP: 0 HBP: 0	WP: 0 PB: 0 SB: 0 CS: 0	PA: 36				
PITCHER	IP	WLS	BF	H	R	ER	SO	BB	IBB	HBP	BLK	WP	HR	S	P	ERA	WHIP										
Rick Reed, R (1, 1) ERA: 3.96	7.2	L	30	7	1	1	8	1	0	0	0	0	1	69	108	1.17	1.043										
Michael Jackson, R (8, 1) ERA: 3.09	1.1		6	2	1	1	0	0	0	0	0	0	0	14	19	6.75	1.500										

Batter	1	2	3	4	5	6	7	8	9	AB	R	H	RBI	BB	SO	LOB	BOTTOM										
Jacque Jones, L (1, 7) OBP: 0.333, SLG: 0.500	F7		K					SH1-4		3	0	0	0	0	2	1	Seattle Mariners @ Minnesota Twins Hubert H. Humphrey Metrodome, Minneapolis, MN Thu Aug 29 2002, 1:05 PM EDT Att: 29,325 - Dome - 72 F livebaseballscorecards.com										
Luis Rivas, R (1, 4) OBP: 0.294, SLG: 0.382	F3		S 1B			2-2 F9		1-2 G6-3		4	0	1	0	0	0	1											
Corey Koskie, L (1, 5) OBP: 0.370, SLG: 0.420	1B		2-3 K			0-1 F8		1-2 L5		4	0	1	0	0	1	2											
Matthew LeCroy, R (1, 10) OBP: 0.299, SLG: 0.438 Cristian Guzman, S (9, PH) OBP: 0.293, SLG: 0.380	G5-3					0-1 F8		1-3 K		3	0	0	0	0	1	1											
Tori Hunter, R (1, 8) OBP: 0.342, SLG: 0.538						0-1 F8				4	0	0	0	0	0	0											
Doug Mientkiewicz, L (1, 3) OBP: 0.378, SLG: 0.413						0-1 P6				3	0	1	0	1	0	0											
Dustan Mohr, R (1, 9) OBP: 0.330, SLG: 0.437								FC6-4 BB		3	0	0	0	0	2	2											
Tom Prince, R (1, 2) OBP: 0.315, SLG: 0.413										3	0	1	0	0	1	2											
Denny Hocking, S (1, 6) OBP: 0.316, SLG: 0.335										3	0	1	0	0	0	1											
Inning Stats	R: 0 E: 0 K: 0 S: 5	H: 1 LOB: 1 BB: 0 P: 11	R: 0 E: 0 K: 2 S: 10	H: 1 LOB: 1 BB: 0 P: 12	R: 0 E: 0 K: 2 S: 11	H: 1 LOB: 1 BB: 0 P: 16	R: 0 E: 0 K: 0 S: 6	H: 0 LOB: 0 BB: 0 P: 6	R: 0 E: 0 K: 2 S: 9	H: 1 LOB: 1 BB: 0 P: 12	R: 0 E: 0 K: 1 S: 10	H: 0 LOB: 0 BB: 0 P: 13	R: 0 E: 0 K: 0 S: 14	H: 0 LOB: 1 BB: 1 P: 21	R: 0 E: 0 K: 0 S: 12	H: 1 LOB: 0 BB: 0 P: 16		R: 0 E: 0 K: 1 S: 9	H: 0 LOB: 0 BB: 0 P: 14	1B: 3 2B: 2 3B: 0 HR: 0	SF: 0 SAC: 1 DP: 0 HBP: 0	WP: 0 PB: 0 SB: 1 CS: 0	PA: 33				
PITCHER	IP	WLS	BF	H	R	ER	SO	BB	IBB	HBP	BLK	WP	HR	S	P	ERA	WHIP										
Jamie Moyer, L (1, 1) ERA: 3.08	7.0	W	27	5	0	0	7	1	0	0	0	0	0	69	96	0.00	0.857										
Arthur Rhodes, L (8, 1) ERA: 2.11	1.0	H	3	0	0	0	0	0	0	0	0	0	0	8	11	0.00	0.000										
Kazuhiro Sasaki, R (9, 1) ERA: 1.73	1.0	S	3	0	0	0	1	0	0	0	0	0	0	9	14	0.00	0.000										

Batter	1	2	3	4	5	6	7	8	9	AB	R	H	RBI	BB	SO	LOB	TOP										
Jacque Jones, L (1, 7) OBP: 0.333, SLG: 0.504 Dustan Mohr, R (8, PH) OBP: 0.331, SLG: 0.447 (8, 7)	G1		F7			K		HR	K	3	0	0	0	0	1	0	Minnesota Twins @ Oakland Athletics Network Associates Coliseum, Oakland, CA Sat Aug 31 2002, 9:05 PM EDT Att: 42,841 - Sunny - 69 F										
Cristian Guzman, S (1, 6) OBP: 0.292, SLG: 0.378	G1-3		P6			G4-3		BB		4	1	1	0	0	0	0											
Corey Koskie, L (1, 5) OBP: 0.372, SLG: 0.420	BB				G6-3	2B		1B	BB	2	1	1	0	2	0	0											
David Ortiz, L (1, 10) OBP: 0.348, SLG: 0.500 Matthew LeCroy, R (8, PH) OBP: 0.295, SLG: 0.432	K		F8			2B		BB		3	0	1	1	0	1	1											
Tori Hunter, R (1, 8) OBP: 0.339, SLG: 0.531		G5-3				G1-3		1B		4	0	1	1	0	1	1											
Doug Mientkiewicz, L (1, 3) OBP: 0.378, SLG: 0.412	1B					FC6-4		G6-3	G3-1	4	0	2	0	0	0	2											
Bobby Kielty, S (1, 9) OBP: 0.418, SLG: 0.466	F5					K		F7		4	0	0	0	0	1	2											
A.J. Pierzynski, L (1, 2) OBP: 0.333, SLG: 0.442	G3					F8		F7		4	0	0	0	0	0	2											
Luis Rivas, R (1, 4) OBP: 0.297, SLG: 0.382			K			FC6-4		K	BB	3	0	0	0	1	2	1											
Inning Stats	R: 0 E: 0 K: 1 S: 11	H: 0 LOB: 1 BB: 1 P: 19	R: 0 E: 0 K: 0 S: 7	H: 1 LOB: 1 BB: 0 P: 10	R: 0 E: 0 K: 1 S: 8	H: 0 LOB: 0 BB: 0 P: 12	R: 0 E: 0 K: 1 S: 6	H: 0 LOB: 0 BB: 0 P: 9	R: 0 E: 0 K: 1 S: 9	H: 1 LOB: 1 BB: 0 P: 11	R: 1 E: 0 K: 0 S: 12	H: 2 LOB: 1 BB: 0 P: 18	R: 0 E: 0 K: 0 S: 6	H: 0 LOB: 0 BB: 0 P: 12	R: 2 E: 0 K: 2 S: 17	H: 3 LOB: 2 BB: 1 P: 29		R: 0 E: 0 K: 1 S: 14	H: 0 LOB: 1 BB: 1 P: 23	1B: 4 2B: 2 3B: 0 HR: 1	SF: 0 SAC: 0 DP: 0 HBP: 0	WP: 0 PB: 0 SB: 0 CS: 0	PA: 37				
PITCHER	IP	WLS	BF	H	R	ER	SO	BB	IBB	HBP	BLK	WP	HR	S	P	ERA	WHIP										
Cory Lidle, R (1, 1) ERA: 3.74	7.1		27	4	1	1	6	1	0	0	0	0	0	62	95	1.23	0.682										
Ricardo Rincon, L (8, 1) ERA: 4.18	0.0	3	2	1	1	0	1	0	0	0	0	0	1	6	13	∞	∞										
Jim Mecir, R (8, 1) ERA: 4.33	0.2	W	3	1	1	1	0	0	0	0	0	0	0	8	12	13.50	1.500										
Billy Koch, R (9, 1) ERA: 2.81	1.0	S	4	0	0	0	1	1	0	0	0	0	0	14	23	0.00	1.000										

AB	34
R	3
H	7
RBI	3
BB	3
SO	8
LOB	12



Batter	1	2	3	4	5	6	7	8	9	AB	R	H	RBI	BB	SO	LOB	BOTTOM										
Ray Durham, S (1, 10) OBP: 0.382, SLG: 0.458	1B		G1-3			F8		G3		3	2	1	0	1	0	0	Minnesota Twins @ Oakland Athletics Network Associates Coliseum, Oakland, CA Sat Aug 31 2002, 9:05 PM EDT Att: 42,841 - Sunny - 69 F										
Terrence Long, L (1, 8) OBP: 0.304, SLG: 0.391	F7		G5-3			F8		G3		4	0	0	0	0	0	3											
Miguel Tejada, R (1, 6) OBP: 0.350, SLG: 0.506	1B		G6-3			K		1B	IBB	3	2	1	0	1	1	0											
3 Eric Chavez, L (1, 5) OBP: 0.355, SLG: 0.542	2B				F5		HR	1B		4	1	3	4	0	0	0											
Jermaine Dye, R (1, 9) OBP: 0.339, SLG: 0.449	G6-3				F7		P6	1B		4	0	1	2	0	0	1											
David Justice, L (1, 7) OBP: 0.389, SLG: 0.443 Greg Myers, L (9, 2) OBP: 0.342, SLG: 0.414	K				F9		G6-3	F7		3	0	0	0	1	1	3											
Mark Ellis, R (1, 4) OBP: 0.349, SLG: 0.404			F3			K		G6-3		3	0	0	0	0	1	1											
John Mabry, L (1, 3) OBP: 0.339, SLG: 0.528 Olmedo Saenz, R (8, PH) OBP: 0.351, SLG: 0.477 (9, 3)	F9					F9		K		2	0	0	0	0	0	0											
Ramon Hernandez, R (1, 2) OBP: 0.322, SLG: 0.339 Eric Byrnes, R (8, PR) OBP: 0.304, SLG: 0.422 (9, 7)	K					G6-3		G3	1B	3	0	1	0	0	1	0											
Inning Stats	R: 2 E: 0 K: 1 S: 18	H: 3 LOB: 1 BB: 0 P: 26	R: 0 E: 0 K: 1 S: 8	H: 0 LOB: 0 BB: 0 P: 10	R: 0 E: 0 K: 0 S: 8	H: 0 LOB: 0 BB: 0 P: 11	R: 0 E: 0 K: 0 S: 10	H: 0 LOB: 0 BB: 0 P: 17	R: 0 E: 0 K: 1 S: 8	H: 0 LOB: 0 BB: 0 P: 12	R: 1 E: 0 K: 0 S: 8	H: 1 LOB: 1 BB: 1 P: 18	R: 3 E: 0 K: 1 S: 18	H: 3 LOB: 2 BB: 2 P: 34	1B: 4 2B: 2 3B: 0 HR: 1	SF: 0 SAC: 0 DP: 1 HBP: 0		WP: 0 PB: 0 SB: 0 CS: 0	PA: 33								
PITCHER	IP	WLS	BF	H	R	ER	SO	BB	IBB	HBP	BLK	WP	HR	S	P	ERA	WHIP										
Kyle Lohse, R (1, 1) ERA: 4.33	7.0		25	4	3	3	4	1	0	0	0	0	0	69	107	3.86	0.714										
J.C. Romero, L (8, 1) ERA: 1.87	0.2	L	6	2	3	3	1	1	1	0	0	0	0	11	25	40.50	4.500										
LaTroy Hawkins, R (8, 1) ERA: 2.21	0.1		2	1	0	0	0	0	0	0	0	0	0	7	9	0.00	3.000										

AB	30
R	6
H	7
RBI	6
BB	3
SO	5
LOB	8



Batter	1	2	3	4	5	6	7	8	9	AB	R	H	RBI	BB	SO	LOB	TOP										
Luis Rivas, R OBP: 0.296, SLG: 0.376 (1, 4)	G5-3		K		B1-3			G1-6-3 BB	F9	4	0	0	0	1	1	3	Minnesota Twins @ Oakland Athletics Network Associates Coliseum, Oakland, CA Sun Sep 01 2002, 4:05 PM EDT Att: 37,676 - Sunny - 76 F livebaseballscorecards.com										
Cristian Guzman, S OBP: 0.292, SLG: 0.378 (1, 6)	G1-3		K			HR		G1-6-3		4	1	1	0	0	1	2											
Tori Hunter, R OBP: 0.340, SLG: 0.537 (1, 8)	BB		K			HR		P4		4	1	2	2	0	1	1											
Matthew LeCroy, R OBP: 0.300, SLG: 0.450 (1, 10)	FC4-6 BB				G4-3			G6-3		3	1	1	1	1	0	0											
Corey Koskie, L OBP: 0.373, SLG: 0.426 (1, 5)	FC4-6				CS BB			K		3	1	1	1	1	1	2											
Dustin Mohr, R OBP: 0.328, SLG: 0.443 Jacque Jones, L OBP: 0.333, SLG: 0.503 (9, PH) (9, 7)		F9			K			F7		3	0	0	0	0	1	1											
Doug Mientkiewicz, L OBP: 0.377, SLG: 0.499 (1, 3)		K				G1-6-3 HBP		G1-3		3	0	0	0	0	2	0											
5 Michael Cuddyer, R OBP: 0.258, SLG: 0.383 (1, 9)			K			G1-6-3		P4		4	1	1	1	0	1	1											
Tom Prince, R OBP: 0.320, SLG: 0.405 (1, 2)						G5-3		G4-3		2	0	0	0	2	0	1											
Inning Stats	R: 0 E: 0 K: 0 S: 6	H: 1 LOB: 2 BB: 1 P: 14	R: 0 E: 0 K: 2 S: 10	H: 0 LOB: 0 BB: 0 P: 15	R: 0 E: 0 K: 3 S: 10	H: 0 LOB: 1 BB: 1 P: 17	R: 0 E: 0 K: 1 S: 4	H: 0 LOB: 0 BB: 1 P: 11	R: 2 E: 0 K: 1 S: 10	H: 2 LOB: 0 BB: 0 P: 17	R: 0 E: 0 K: 0 S: 6	H: 0 LOB: 0 BB: 0 P: 9	R: 0 E: 0 K: 0 S: 4	H: 0 LOB: 0 BB: 1 P: 10	R: 3 E: 0 K: 1 S: 23	H: 3 LOB: 1 BB: 1 P: 35		1B: 2 2B: 0 3B: 0 HR: 4	SF: 0 SAC: 0 DP: 1 HBP: 1	WP: 0 PB: 0 SB: 1 CS: 1	PA: 37						
PITCHER	IP	WLS	BF	H	R	ER	SO	BB	IBB	HBP	BLK	WP	HR	S	P	ERA	WHIP										
Mark Mulder, L ERA: 3.8 Billy Koch, R ERA: 2.89 (1, 1) (9, 1)	8.0		32	5	4	4	7	4	0	1	0	0	3	61	108	4.50	1.125										

Batter	1	2	3	4	5	6	7	8	9	AB	R	H	RBI	BB	SO	LOB	BOTTOM										
Ray Durham, S OBP: 0.384, SLG: 0.459 (1, 10)	2B	G5-3		F7		1B			HR	5	1	3	1	0	0	1	Minnesota Twins @ Oakland Athletics Network Associates Coliseum, Oakland, CA Sun Sep 01 2002, 4:05 PM EDT Att: 37,676 - Sunny - 76 F livebaseballscorecards.com										
Scott Hatteberg, L OBP: 0.383, SLG: 0.418 Eric Byrnes, R OBP: 0.304, SLG: 0.422 Olmedo Saenz, R OBP: 0.349, SLG: 0.474 (1, 3) (9, 7) (9, PH)	1B			HR		2B		F7		3	1	2	0	1	0	0											
Miguel Tejada, R OBP: 0.352, SLG: 0.518 (1, 6)	2B		HR		2B			F8		5	2	3	5	0	0	1											
3 Eric Chavez, L OBP: 0.354, SLG: 0.539 (1, 5)	1B		HR		F7			F8		4	0	1	0	0	1	3											
Jermaine Dye, R OBP: 0.338, SLG: 0.448 (1, 9)	K				1B			F8		4	0	1	0	0	1	5											
John Mabry, L OBP: 0.342, SLG: 0.542 (1, 7) (9, 3)	K				F8			G5-3 BB		3	1	1	1	1	1	4											
Mark Ellis, R OBP: 0.348, SLG: 0.402 (1, 4)		F9		L8		HR		G5-3 1B		4	1	1	0	0	0	2											
Terrence Long, L OBP: 0.304, SLG: 0.388 (1, 8)		G4-3 BB		F9		F9		F9		3	0	0	0	1	0	2											
Ramon Hernandez, R OBP: 0.321, SLG: 0.336 Randy Velarde, R OBP: 0.338, SLG: 0.364 (1, 2) (9, PR)	G4-3			P5		G5-3			HR	3	0	0	0	1	0	2											
Inning Stats	R: 0 E: 0 K: 3 S: 19	H: 3 LOB: 3 BB: 0 P: 27	R: 0 E: 0 K: 0 S: 9	H: 0 LOB: 1 BB: 1 P: 15	R: 2 E: 0 K: 0 S: 16	H: 2 LOB: 1 BB: 1 P: 25	R: 0 E: 0 K: 0 S: 6	H: 0 LOB: 0 BB: 0 P: 10	R: 0 E: 0 K: 0 S: 8	H: 3 LOB: 1 BB: 0 P: 11	R: 0 E: 0 K: 0 S: 9	H: 0 LOB: 0 BB: 0 P: 11	R: 0 E: 0 K: 0 S: 7	H: 0 LOB: 1 BB: 1 P: 14	R: 3 E: 0 K: 1 S: 14	H: 2 LOB: 1 BB: 1 P: 20		1B: 7 2B: 2 3B: 0 HR: 3	SF: 0 SAC: 0 DP: 1 HBP: 0	WP: 0 PB: 0 SB: 0 CS: 0	PA: 39						
PITCHER	IP	WLS	BF	H	R	ER	SO	BB	IBB	HBP	BLK	WP	HR	S	P	ERA	WHIP										
Joe Mays, R ERA: 6.17 Michael Jackson, R ERA: 3.02 Tony Fiore, R ERA: 2.89 Eddie Guardado, L ERA: 3.07 (1, 1) (7, 1) (8, 1) (9, 1)	6.0		28	10	4	4	3	2	0	0	0	0	2	68	103	6.00	2.000										

Batter	1	2	3	4	5	6	7	8	9	AB	R	H	RBI	BB	SO	LOB	TOP			
Ray Durham, S OBP: 0.382, SLG: 0.456 (1, 10)	G4-3		G3		F8			G6-3		4	0	0	0	0	0	0	Oakland Athletics @ Minnesota Twins Hubert H. Humphrey Metrodome, Minneapolis, MN Fri Sep 06 2002, 8:05 PM EDT Att: 27,409 - Dome - 72 F livebaseballscorecards.com			
Scott Hatteberg, L OBP: 0.384, SLG: 0.429 (1, 3)	1B		2B		G2			K		4	0	2	0	0	1	0				
Miguel Tejada, R OBP: 0.354, SLG: 0.515 (1, 6)	K		1B		G5-4-3			P6		4	0	2	0	0	1	1				
3 Eric Chavez, L OBP: 0.354, SLG: 0.537 (1, 5)	1B		K		P4			2B		4	0	2	0	0	1	3				
Jermaine Dye, R OBP: 0.335, SLG: 0.444 (1, 9)	1B		G5-3		G5-4-3			F2		3	0	0	0	1	0	4				
David Justice, L OBP: 0.384, SLG: 0.448 (1, 7)	P5				P6			P3		4	0	0	0	0	0	4				
Mark Ellis, R OBP: 0.342, SLG: 0.393 (1, 4)			G6-3		K2-3			G5-3		3	0	0	0	0	1	0				
Terrence Long, L OBP: 0.305, SLG: 0.394 (1, 8)			F7		F8			G6-3		3	0	0	0	0	0	0				
Ramon Hernandez, R OBP: 0.319, SLG: 0.339 (8, PH)	G4-3				G4-3			K		2	0	0	0	0	0	0				
Greg Myers, L OBP: 0.344, SLG: 0.411 (8, 2)										1	0	0	0	0	1	0				
Inning Stats	R: 0 H: 2 E: 0 K: 1 S: 14	H: 0 LOB: 3 BB: 1 P: 21	R: 0 H: 0 E: 0 K: 0 S: 9	H: 0 LOB: 0 BB: 0 P: 11	R: 0 H: 2 E: 0 K: 1 S: 17	H: 2 LOB: 2 BB: 0 P: 24	R: 0 H: 0 E: 0 K: 1 S: 6	H: 0 LOB: 0 BB: 0 P: 9	R: 0 H: 1 E: 0 K: 0 S: 5	H: 0 LOB: 0 BB: 0 P: 7	R: 0 H: 0 E: 0 K: 0 S: 5	H: 0 LOB: 0 BB: 0 P: 7	R: 0 H: 0 E: 0 K: 2 S: 8	H: 0 LOB: 0 BB: 0 P: 12	R: 0 H: 1 E: 0 K: 0 S: 9	H: 1 LOB: 1 BB: 0 P: 13	1B: 4 2B: 2 3B: 0 HR: 0	SF: 0 SAC: 0 DP: 1 HBP: 0	WP: 0 PB: 0 SB: 0 CS: 0	PA: 33
PITCHER Brad Radke, R ERA: 4.67 (1, 1)	IP: 9.0 WLS: W BF: 33 H: 6 R: 0 ER: 0 SO: 5 BB: 1 IBB: 0 HBP: 0 BLK: 0 WP: 0 HR: 0 S: 79 P: 113 ERA: 0.00 WHIP: 0.778															PITCHER				

Batter	1	2	3	4	5	6	7	8	9	AB	R	H	RBI	BB	SO	LOB	BOTTOM			
Jacque Jones, L OBP: 0.337, SLG: 0.510 (1, 7)	2B		G1-3		G4-3			2B		4	2	2	1	0	0	2	Oakland Athletics @ Minnesota Twins Hubert H. Humphrey Metrodome, Minneapolis, MN Fri Sep 06 2002, 8:05 PM EDT Att: 27,409 - Dome - 72 F livebaseballscorecards.com			
Cristian Guzman, S OBP: 0.291, SLG: 0.378 (1, 6)	K		G4-3		B4-3		2B	1B		4	0	1	2	0	1	2				
Corey Koskie, L OBP: 0.378, SLG: 0.438 (1, 5)	2B		1B		HR		HBP			3	1	3	2	0	0	0				
David Ortiz, L OBP: 0.346, SLG: 0.504 (1, 10)	G5-3		F9		K		K			4	0	0	0	0	2	4				
Tori Hunter, R OBP: 0.340, SLG: 0.535 (1, 8)	G6-3		K		F7			WP		4	1	1	0	0	1	1				
Doug Mientkiewicz, L OBP: 0.372, SLG: 0.401 (1, 3)	K2-3		G6-3		F8			P6		4	0	0	0	0	1	1				
5 Michael Cuddyer, R OBP: 0.243, SLG: 0.353 (1, 9)	K		F8		G6-3		G6-3	G6-3		4	0	0	0	0	1	1				
A.J. Pierzynski, L OBP: 0.333, SLG: 0.442 (1, 2)	G3		G4-3		G3		1B	G3		4	1	2	0	0	0	0				
Luis Rivas, R OBP: 0.296, SLG: 0.385 (1, 4)	G4-3		G3		G3		G5-3			3	1	1	0	0	0	2				
Inning Stats	R: 1 H: 2 E: 0 K: 1 S: 9	H: 0 LOB: 1 BB: 0 P: 15	R: 0 H: 0 E: 0 K: 2 S: 7	H: 0 LOB: 0 BB: 0 P: 9	R: 1 H: 2 E: 0 K: 0 S: 10	H: 2 LOB: 1 BB: 0 P: 20	R: 0 H: 0 E: 0 K: 1 S: 7	H: 0 LOB: 0 BB: 0 P: 12	R: 0 H: 1 E: 0 K: 0 S: 8	H: 1 LOB: 1 BB: 0 P: 13	R: 1 H: 1 E: 0 K: 1 S: 14	H: 1 LOB: 0 BB: 0 P: 20	R: 2 H: 3 E: 0 K: 1 S: 20	H: 3 LOB: 2 BB: 0 P: 31	R: 1 H: 1 E: 0 K: 0 S: 16	H: 1 LOB: 0 BB: 0 P: 25	1B: 3 2B: 5 3B: 1 HR: 1	SF: 0 SAC: 0 DP: 0 HBP: 1	WP: 1 PB: 0 SB: 0 CS: 0	PA: 35
PITCHER Cory Lidle, R ERA: 3.86 (1, 1)	IP: 6.2 WLS: L BF: 28 H: 8 R: 5 ER: 5 SO: 5 BB: 0 IBB: 0 HBP: 1 BLK: 0 WP: 0 HR: 1 S: 68 P: 109 ERA: 6.75 WHIP: 1.200															PITCHER				
Micah Bowie, L ERA: 0.99 (7, 1)	0.1	3	1	0	0	1	0	0	1	0	0	0	7	11	0.00	3.000				
Mike Fyhrle, R ERA: 4.98 (8, 1)	1.0	4	1	1	1	0	0	0	0	0	1	0	16	25	9.00	1.000				


Batter	1	2	3	4	5	6	7	8	9	AB	R	H	RBI	BB	SO	LOB	TOP										
Ray Durham, S (1, 10) OBP: 0.380, SLG: 0.453	F8		G3-1		G6-3			SH5-3		3	0	0	0	0	0	0	Oakland Athletics @ Minnesota Twins Hubert H. Humphrey Metrodome, Minneapolis, MN Sat Sep 07 2002, 7:05 PM EDT Att: 43,628 - Dome - 72 F										
Scott Hatteberg, L (1, 3) OBP: 0.395, SLG: 0.428			K		G4-3					3	0	1	1	1	1	0											
Jose Flores, R (8, FR)								BB		0	0	0	0	0	0	0											
John Mabry, L (8, 3) OBP: 0.343, SLG: 0.554	BB							1B		0	0	0	0	0	0	0											
Miguel Tejada, R (1, 6) OBP: 0.355, SLG: 0.515	P6							BB		4	0	2	0	0	0	1											
3 Eric Chavez, L (1, 5) OBP: 0.352, SLG: 0.533	F7		FC6					1B		4	0	0	0	0	0	4											
Jermaine Dye, R (1, 9) OBP: 0.335, SLG: 0.441		E6			F8					3	1	0	0	1	0	0											
David Justice, L (1, 7) OBP: 0.383, SLG: 0.446					G4-3					4	0	1	1	0	1	3											
Mark Ellis, R (1, 4) OBP: 0.341, SLG: 0.391										4	0	1	0	0	0	1											
Terrence Long, L (1, 8) OBP: 0.303, SLG: 0.391										4	0	0	0	0	0	2											
Ramon Hernandez, R (1, 2) OBP: 0.318, SLG: 0.338										4	1	1	0	0	0	1											
Inning Stats	R: 0 H: 0 E: 0 K: 0 S: 7	H: 0 LOB: 1 BB: 1 P: 17	R: 1 H: 1 E: 1 K: 0 S: 12	H: 1 LOB: 1 BB: 0 P: 17	R: 0 H: 1 E: 0 K: 1 S: 10	H: 1 LOB: 1 BB: 0 P: 14	R: 0 H: 0 E: 0 K: 0 S: 13	H: 0 LOB: 0 BB: 0 P: 14	R: 0 H: 0 E: 0 K: 0 S: 8	H: 0 LOB: 0 BB: 0 P: 12	R: 0 H: 0 E: 0 K: 0 S: 7	H: 0 LOB: 0 BB: 0 P: 10	R: 1 H: 3 E: 0 K: 1 S: 18	H: 3 LOB: 3 BB: 1 P: 33	R: 0 H: 0 E: 0 K: 0 S: 8	H: 0 LOB: 0 BB: 0 P: 10	1B: 6 2B: 0 3B: 0 HR: 0	SF: 0 SAC: 1 DP: 0 HBP: 0	WP: 0 PB: 0 SB: 0 CS: 0	PA: 36							
PITCHER	IP	WLS	BF	H	R	ER	SO	BB	IBB	HBP	BLK	WP	HR	S	P	ERA	WHIP										
Joe Mays, R (1, 1) ERA: 5.67	7.1	L	29	5	2	1	1	1	0	0	0	0	0	70	106	1.23	0.818										
LaTroy Hawkins, R (8, 1) ERA: 2.31	0.0		1	1	0	0	0	0	0	0	0	0	0	2	4	∞	∞										
J.C. Romero, L (8, 1) ERA: 1.84	0.2		3	0	0	0	1	1	0	0	0	0	0	9	18	0.00	1.500										
Bob Wells, R (9, 1) ERA: 5.55	1.0		3	0	0	0	0	0	0	0	0	0	0	8	10	0.00	0.000										

AB	33
R	2
H	6
RBI	2
BB	2
SO	2
LOB	12



Batter	1	2	3	4	5	6	7	8	9	AB	R	H	RBI	BB	SO	LOB	BOTTOM										
Jacque Jones, L (1, 7) OBP: 0.339, SLG: 0.511	K							G6-3		4	0	2	0	0	1	1	Oakland Athletics @ Minnesota Twins Hubert H. Humphrey Metrodome, Minneapolis, MN Sat Sep 07 2002, 7:05 PM EDT Att: 43,628 - Dome - 72 F										
Cristian Guzman, S (1, 6) OBP: 0.285, SLG: 0.376										4	0	0	0	0	2	5											
Corey Koskie, L (1, 5) OBP: 0.375, SLG: 0.434										4	0	0	0	0	2	0											
Matthew LeCroy, R (1, 10) OBP: 0.293, SLG: 0.439										4	0	0	0	0	2	0											
Tori Hunter, R (1, 8) OBP: 0.339, SLG: 0.533										4	0	1	0	0	1	0											
Dustin Mohr, R (1, 9) OBP: 0.322, SLG: 0.435										3	0	0	0	0	1	1											
David Ortiz, L (9, FH) OBP: 0.345, SLG: 0.503										1	0	0	0	0	0	0											
5 Michael Cuddyer, R (1, 3) OBP: 0.244, SLG: 0.347										4	0	1	0	0	2	0											
A.J. Pierzynski, L (1, 2) OBP: 0.333, SLG: 0.441										3	0	1	0	0	0	1											
Luis Rivas, R (1, 4) OBP: 0.300, SLG: 0.388										3	0	2	0	0	0	1											
Inning Stats	R: 0 H: 0 E: 0 K: 3 S: 11	H: 0 LOB: 0 BB: 0 P: 16	R: 0 H: 0 E: 0 K: 2 S: 7	H: 0 LOB: 0 BB: 0 P: 12	R: 0 H: 2 E: 0 K: 1 S: 8	H: 2 LOB: 2 BB: 0 P: 13	R: 0 H: 0 E: 0 K: 1 S: 8	H: 0 LOB: 0 BB: 0 P: 11	R: 0 H: 3 E: 0 K: 0 S: 13	H: 3 LOB: 3 BB: 0 P: 17	R: 0 H: 1 E: 0 K: 1 S: 8	H: 1 LOB: 1 BB: 0 P: 13	R: 0 H: 1 E: 0 K: 1 S: 10	H: 1 LOB: 1 BB: 0 P: 15	R: 0 H: 0 E: 0 K: 1 S: 9	H: 0 LOB: 0 BB: 0 P: 13	R: 0 H: 0 E: 0 K: 1 S: 11	H: 0 LOB: 0 BB: 0 P: 13	1B: 6 2B: 1 3B: 0 HR: 0	SF: 0 SAC: 0 DP: 0 HBP: 0	WP: 0 PB: 0 SB: 0 CS: 0	PA: 34					
PITCHER	IP	WLS	BF	H	R	ER	SO	BB	IBB	HBP	BLK	WP	HR	S	P	ERA	WHIP										
Mark Mulder, L (1, 1) ERA: 3.63	8.0	W	31	7	0	0	10	0	0	0	0	0	0	74	110	0.00	0.875										
Billy Koch, R (9, 1) ERA: 2.89	1.0	S	3	0	0	0	1	0	0	0	0	0	0	11	13	0.00	0.000										

AB	34
R	0
H	7
RBI	0
BB	0
SO	11
LOB	9



Batter	1	2	3	4	5	6	7	8	9	AB	R	H	RBI	BB	SO	LOB	TOP					
Ray Durham, S (1, 10) OBP: 0.380, SLG: 0.451	4-0 3 1B BB FC6-4 BB		0-2 G6-3		4-2 3 WP 3 BB 1B BB	2-2 F9		0-3 K		3	2	0	0	2	1	2						
Scott Hatteberg, L (1, 3) OBP: 0.381, SLG: 0.423	1-3 K		0-2 G3		1-0 F7		3-3 K	0-0 F9		5	0	0	0	0	2	3						
John Mabry, L (8, 3) OBP: 0.343, SLG: 0.554										0	0	0	0	0	0	0						
Miguel Tejada, R (1, 6) OBP: 0.359, SLG: 0.520	4-2 FC6-4 3 1B 1-2 BB		3-1 HR		4-1 CS 3 1B 1-2 BB		1-1 WP 3 BB 2B 1B	2-2 F7		3	2	2	1	2	0	1						
3 Eric Chavez, L (1, 5) OBP: 0.354, SLG: 0.533	3-2 FC6-4 1-2 1B		1-1 G6-3		2-2 1B 1-2 2H 1B		4-1 WP 2B 1-2 BB		1-0 G3-1	4	1	2	1	1	0	0						
Jermaine Dye, R (1, 9) OBP: 0.333, SLG: 0.438	1-2 FC6-4 1-2 2-3 3-4 1B			1-2 P5	3-2 1B		1-2 P6 1-2 2-3 1B		3-2 F8	5	0	1	1	0	0	4						
Adam Piatt, R (1, 7) OBP: 0.319, SLG: 0.433	3-2 G5-3			2-2 HR	3-1 F3		4-0 2B IBB		1-0 1B	3	1	1	1	0	0	4						
David Justice, L (7, PH) (7, 7) OBP: 0.386, SLG: 0.447										1	0	1	0	1	0	0						
Eric Byrnes, R (9, PR) (9, 7) OBP: 0.304, SLG: 0.422										0	0	0	0	0	0	0						
Mark Ellis, R (1, 4) OBP: 0.339, SLG: 0.391		1-1 F8		2-3 K		1-3 K	0-0 1-3 2-H 3-H 2B		1-2 F8	5	0	1	2	0	2	1						
Terrence Long, L (1, 8) OBP: 0.304, SLG: 0.394		1-2 F7		1-1 1B		2-2 2B				4	0	2	0	0	1	2						
Ramon Hernandez, R (1, 2) OBP: 0.318, SLG: 0.337		1-2 P4		0-0 F7		2-3 K		1-0 1B		4	0	1	0	0	1	2						
Inning Stats	R: 1 E: 0 K: 1 S: 21	H: 1 LOB: 2 BB: 2 P: 37	R: 0 E: 0 K: 0 S: 9	H: 0 LOB: 0 BB: 0 P: 12	R: 1 E: 0 K: 0 S: 13	H: 1 LOB: 0 BB: 0 P: 17	R: 1 E: 0 K: 1 S: 12	H: 2 LOB: 1 BB: 0 P: 18	R: 1 E: 0 K: 0 S: 18	H: 2 LOB: 2 BB: 2 P: 35	R: 0 E: 0 K: 2 S: 12	H: 1 LOB: 1 BB: 0 P: 19	R: 2 E: 0 K: 2 S: 15	H: 2 LOB: 2 BB: 2 P: 30	R: 0 E: 0 K: 1 S: 9	H: 1 LOB: 1 BB: 0 P: 12	R: 0 E: 0 K: 0 S: 14	H: 1 LOB: 1 BB: 0 P: 20	1B: 7 2B: 2 3B: 0 HR: 2	SF: 0 SAC: 0 DP: 0 HBP: 0	WP: 2 PB: 2 SB: 0 CS: 1	PA: 43
PITCHER	IP WLS BF H R ER SO BB IBB HBP BLK WP HR S P ERA WHIP																					
Eric Milton, L (1, 1) ERA: 4.68	4.0 L 18 4 3 3 2 2 0 0 0 0 0 2 55 84 6.75 1.500																					
Johan Santana, L (5, 1) ERA: 3.35	2.0 10 3 1 1 2 2 0 0 0 0 1 0 30 54 4.50 2.500																					
Tony Fiore, R (7, 1) ERA: 3.07	1.0 7 2 2 2 2 1 1 0 0 0 1 0 15 30 18.00 3.000																					
Michael Jackson, R (8, 1) ERA: 2.94	1.0 4 1 0 0 1 0 0 0 0 0 0 0 9 12 0.00 1.000																					
Bob Wells, R (9, 1) ERA: 5.44	1.0 4 1 0 0 0 0 0 0 0 0 0 0 14 20 0.00 1.000																					

Oakland Athletics @ Minnesota Twins
Hubert H. Humphrey Metrodome, Minneapolis, MN
Sun Sep 08 2002, 8:05 PM EDT
Att: 20,102 - Dome - 72 F

AB 37
R 6
H 11
RBI 6
BB 6
SO 7
LOB 19



Batter	1	2	3	4	5	6	7	8	9	AB	R	H	RBI	BB	SO	LOB	BOTTOM					
Jacque Jones, L (1, 7) OBP: 0.340, SLG: 0.511	1-0 1B		0-0 G3-1			3-2 G6-4-3 1B			0-0 G3-1	4	0	2	0	0	0	0						
Luis Rivas, R (1, 4) OBP: 0.296, SLG: 0.382	2-0 F7			1-2 F2		1-0 F7			1-0 G6-3	4	0	0	0	0	0	2						
Corey Koskie, L (1, 5) OBP: 0.375, SLG: 0.432	1-3 K			4-2 1B BB		3-1 G6-4-3			3-2 P3	2	0	0	0	1	1	2						
5 Michael Cuddyer, R (9, PH) OBP: 0.241, SLG: 0.342						1-2 1B				1	0	0	0	0	0	0						
David Ortiz, L (1, 3) OBP: 0.345, SLG: 0.501	2-1 G3			3-2 PB 1B		1-2 G3-1				3	0	1	0	0	0	1						
Tori Hunter, R (1, 8) OBP: 0.338, SLG: 0.530		0-1 F9		2-3 K		1-0 G6-3				3	0	0	0	0	1	2						
Bobby Kielty, S (1, 10) OBP: 0.413, SLG: 0.459			3-3 K		3-3 K		2-3 K			3	0	0	0	0	3	2						
Dustan Mohr, R (1, 9) OBP: 0.322, SLG: 0.432		2-2 P4			4-0 FC4-6 BB			3-2 G3-1		2	0	0	0	1	0	0						
Denny Hocking, S (1, 6) OBP: 0.312, SLG: 0.331			1-3 K		2-1 FC4-6 G6-3			3-2 G1-3		3	0	0	0	0	1	1						
Tom Prince, R (1, 2) OBP: 0.313, SLG: 0.395			1-3 K		0-0 G6-3			2-0 L5		3	0	0	0	0	1	1						
Inning Stats	R: 0 E: 1 K: 1 S: 7	H: 1 LOB: 1 BB: 0 P: 13	R: 0 E: 0 K: 1 S: 12	H: 0 LOB: 0 BB: 0 P: 17	R: 0 E: 0 K: 2 S: 9	H: 0 LOB: 0 BB: 0 P: 11	R: 0 E: 0 K: 2 S: 18	H: 1 LOB: 2 BB: 1 P: 31	R: 0 E: 0 K: 0 S: 3	H: 0 LOB: 0 BB: 1 P: 9	R: 0 E: 0 K: 0 S: 6	H: 1 LOB: 0 BB: 0 P: 13	R: 0 E: 0 K: 1 S: 9	H: 0 LOB: 0 BB: 0 P: 13	R: 0 E: 0 K: 0 S: 7	H: 0 LOB: 0 BB: 0 P: 15	R: 0 E: 0 K: 0 S: 6	H: 0 LOB: 0 BB: 0 P: 10	1B: 3 2B: 0 3B: 0 HR: 0	SF: 0 SAC: 0 DP: 2 HBP: 0	WP: 0 PB: 1 SB: 0 CS: 0	PA: 30
PITCHER	IP WLS BF H R ER SO BB IBB HBP BLK WP HR S P ERA WHIP																					
Barry Zito, L (1, 1) ERA: 2.74	7.0 W 24 3 0 0 7 2 0 0 0 0 0 0 64 107 0.00 0.714																					
Jim Mecir, R (8, 1) ERA: 4.29	1.0 3 0 0 0 0 0 0 0 0 0 0 0 7 15 0.00 0.000																					
Ricardo Rincon, L (9, 1) ERA: 4.01	1.0 3 0 0 0 0 0 0 0 0 0 0 0 6 10 0.00 0.000																					

Oakland Athletics @ Minnesota Twins
Hubert H. Humphrey Metrodome, Minneapolis, MN
Sun Sep 08 2002, 8:05 PM EDT
Att: 20,102 - Dome - 72 F

AB 28
R 0
H 3
RBI 0
BB 2
SO 7
LOB 11



Batter	1	2	3	4	5	6	7	8	9	AB	R	H	RBI	BB	SO	LOB	TOP										
George Lombard, L (1, 8) OBP: 0.332, SLG: 0.412 Hiram Bocachica, R (7, PH) OBP: 0.262, SLG: 0.407										3	0	0	0	0	2	1											
Damion Easley, R (1, 4) OBP: 0.308, SLG: 0.349										4	0	1	0	0	0	0											
Bobby Higginson, L (1, 7) OBP: 0.353, SLG: 0.424										4	0	1	0	0	1	0											
Robert Fick, L (1, 9) OBP: 0.327, SLG: 0.435										3	0	0	0	1	2	2											
Carlos Pena, L (1, 3) OBP: 0.308, SLG: 0.429										4	1	1	0	0	2	3											
Mike Rivera, R (1, 2) OBP: 0.255, SLG: 0.333										4	0	1	0	0	1	0											
Eric Munson, L (1, 10) OBP: 0.333, SLG: 0.833										4	1	1	1	0	0	2											
Chris Truby, R (1, 5) OBP: 0.244, SLG: 0.331										3	0	0	1	0	1	0											
20 Omar Infante, R (1, 6) OBP: 0.500, SLG: 0.600										3	0	2	0	0	0	1											
Inning Stats	R: 0 H: 0 E: 0 K: 1 S: 8	H: 0 LOB: 0 BB: 0 P: 12	R: 0 H: 0 E: 0 K: 2 S: 10	H: 0 LOB: 0 BB: 0 P: 15	R: 0 H: 1 E: 0 K: 1 S: 12	H: 1 LOB: 0 BB: 0 P: 20	R: 0 H: 0 E: 0 K: 0 S: 5	H: 0 LOB: 0 BB: 0 P: 8	R: 1 H: 2 E: 0 K: 0 S: 10	H: 2 LOB: 1 BB: 0 P: 15	R: 0 H: 2 E: 0 K: 1 S: 11	H: 2 LOB: 1 BB: 0 P: 16	R: 1 H: 2 E: 0 K: 2 S: 12	H: 2 LOB: 1 BB: 0 P: 14	R: 0 H: 0 E: 0 K: 2 S: 11	H: 0 LOB: 1 BB: 1 P: 20	R: 0 H: 0 E: 0 K: 2 S: 10	H: 0 LOB: 0 BB: 0 P: 13	1B: 6 2B: 0 3B: 0 HR: 1	SF: 1 SAC: 0 DP: 0 HBP: 0	WP: 0 PB: 0 SB: 0 CS: 0	PA: 35					
PITCHER	IP	WLS	BF	H	R	ER	SO	BB	IBB	HBP	BLK	WP	HR	S	P	ERA	WHIP										
Rick Reed, R (1, 1) ERA: 3.79	6.2	W	27	7	2	2	5	0	0	0	0	0	1	66	98	2.70	1.050										
J.C. Romero, L (7, 1) ERA: 1.51	1.1	H	5	0	0	0	2	1	0	0	0	0	0	13	22	0.00	0.750										
Eddie Guardado, L (9, 1) ERA: 3.12	1.0	S	3	0	0	0	2	0	0	0	0	0	0	10	13	0.00	0.000										

Detroit Tigers @ Minnesota Twins
Hubert H. Humphrey Metrodome, Minneapolis, MN
Mon Sep 09 2002, 8:05 PM EDT
Att: 11,684 - Dome - 72 F

AB 33
R 2
H 7
RBI 2
BB 1
SO 9
LOB 10



Batter	1	2	3	4	5	6	7	8	9	AB	R	H	RBI	BB	SO	LOB	BOTTOM										
Jacque Jones, L (1, 7) OBP: 0.339, SLG: 0.509										4	0	1	2	0	1	2											
Cristian Guzman, S (1, 6) OBP: 0.285, SLG: 0.378										4	1	1	0	0	3	2											
Corey Koskie, L (1, 5) OBP: 0.374, SLG: 0.433										4	0	1	0	0	1	0											
David Ortiz, L (1, 10) OBP: 0.344, SLG: 0.499										4	0	1	0	0	0	0											
Tori Hunter, R (1, 8) OBP: 0.335, SLG: 0.526										4	0	0	0	0	3	2											
Doug Mientkiewicz, L (1, 3) OBP: 0.372, SLG: 0.403										3	1	1	0	0	1	2											
Dustan Mohr, R (1, 9) OBP: 0.325, SLG: 0.436										2	2	1	1	1	0	0											
A.J. Pierzynski, L (1, 2) OBP: 0.335, SLG: 0.443										3	1	2	0	0	0	1											
Luis Rivas, R (1, 4) OBP: 0.296, SLG: 0.382										3	0	1	1	0	1	2											
Inning Stats	R: 0 H: 0 E: 0 K: 1 S: 7	H: 0 LOB: 0 BB: 0 P: 11	R: 0 H: 0 E: 0 K: 1 S: 9	H: 0 LOB: 0 BB: 0 P: 15	R: 2 H: 2 E: 0 K: 1 S: 13	H: 2 LOB: 0 BB: 1 P: 22	R: 0 H: 2 E: 0 K: 1 S: 10	H: 2 LOB: 1 BB: 0 P: 14	R: 0 H: 1 E: 0 K: 1 S: 7	H: 1 LOB: 0 BB: 0 P: 12	R: 1 H: 1 E: 1 K: 1 S: 10	H: 1 LOB: 0 BB: 0 P: 17	R: 2 H: 3 E: 0 K: 2 S: 12	H: 3 LOB: 1 BB: 0 P: 18	R: 0 H: 0 E: 0 K: 2 S: 9	H: 0 LOB: 0 BB: 0 P: 16	1B: 5 2B: 3 3B: 1 HR: 0	SF: 0 SAC: 0 DP: 1 HBP: 0	WP: 0 PB: 0 SB: 0 CS: 1	PA: 32							
PITCHER	IP	WLS	BF	H	R	ER	SO	BB	IBB	HBP	BLK	WP	HR	S	P	ERA	WHIP										
Mike Maroth, L (1, 1) ERA: 4.87	6.0	L	25	8	5	4	6	1	0	0	0	0	0	60	97	6.00	1.500										
Eric Eckenstahler, L (7, 1) ERA:	2.0		7	1	0	0	4	0	0	0	0	0	0	17	28	0.00	0.500										


Detroit Tigers @ Minnesota Twins
Hubert H. Humphrey Metrodome, Minneapolis, MN
Mon Sep 09 2002, 8:05 PM EDT
Att: 11,684 - Dome - 72 F

AB 31
R 5
H 9
RBI 4
BB 1
SO 10
LOB 11



Batter	1	2	3	4	5	6	7	8	9	AB	R	H	RBI	BB	SO	LOB	TOP										
George Lombard, L (1, 8) OBP: 0.330, SLG: 0.409										4	0	1	0	0	2	0	Detroit Tigers @ Minnesota Twins Hubert H. Humphrey Metrodome, Minneapolis, MN Tue Sep 10 2002, 8:05 PM EDT Att: 12,408 - Dome - 72 F										
Damion Easley, R (1, 4) OBP: 0.307, SLG: 0.348										4	0	1	0	0	0	0											
Bobby Higginson, L (1, 7) OBP: 0.352, SLG: 0.423										4	0	1	0	0	1	2											
Robert Fick, L (1, 9) OBP: 0.329, SLG: 0.436										4	1	2	0	0	0	2											
Carlos Pena, L (1, 3) OBP: 0.310, SLG: 0.436										4	1	2	1	0	1	1											
Mike Rivera, R (1, 2) OBP: 0.265, SLG: 0.340										4	0	2	0	0	1	2											
Eric Munson, L (1, 10) OBP: 0.250, SLG: 0.625										4	0	0	1	0	0	1											
Chris Truby, R (1, 5) OBP: 0.244, SLG: 0.330										4	1	1	0	0	1	1											
20 Omar Infante, R (1, 6) OBP: 0.429, SLG: 0.714										4	1	1	2	0	1	0											
Inning Stats	R: 0 E: 0 K: 1 S: 7	H: 0 LOB: 0 BB: 0 P: 14	R: 2 E: 0 K: 2 S: 16	H: 2 LOB: 0 BB: 0 P: 24	R: 0 E: 0 K: 2 S: 8	H: 0 LOB: 0 BB: 0 P: 11	R: 0 E: 0 K: 1 S: 11	H: 3 LOB: 2 BB: 0 P: 17	R: 2 E: 0 K: 1 S: 19	H: 4 LOB: 2 BB: 0 P: 27	R: 0 E: 0 K: 0 S: 13	H: 1 LOB: 1 BB: 0 P: 15	R: 0 E: 0 K: 0 S: 7	H: 0 LOB: 0 BB: 0 P: 8	R: 0 E: 0 K: 0 S: 6	H: 1 LOB: 1 BB: 0 P: 11	R: 0 E: 0 K: 0 S: 8	H: 0 LOB: 0 BB: 0 P: 13	1B: 9 2B: 0 3B: 1 HR: 1	SF: 0 SAC: 0 DP: 0 HBP: 0	WP: 0 PB: 1 SB: 0 CS: 0	PA: 36					
PITCHER	IP	WLS	BF	H	R	ER	SO	BB	IBB	HBP	BLK	WP	HR	S	P	ERA	WHIP										
Kyle Lohse, R (1, 1) ERA: 4.41	5.0	W	22	9	4	4	7	0	0	0	0	0	1	61	93	7.20	1.800										
Johan Santana, L (6, 1) ERA: 3.32	1.0		4	1	0	0	0	0	0	0	0	0	0	13	15	0.00	1.000										
Tony Fiore, R (7, 1) ERA: 3.0	2.0		7	1	0	0	0	0	0	0	0	0	0	13	19	0.00	0.500										
LaTroy Hawkins, R (9, 1) ERA: 2.28	1.0		3	0	0	0	0	0	0	0	0	0	0	8	13	0.00	0.000										

Batter	1	2	3	4	5	6	7	8	9	AB	R	H	RBI	BB	SO	LOB	BOTTOM										
Jacque Jones, L (1, 7) OBP: 0.337, SLG: 0.506										4	0	0	0	0	1	1	Detroit Tigers @ Minnesota Twins Hubert H. Humphrey Metrodome, Minneapolis, MN Tue Sep 10 2002, 8:05 PM EDT Att: 12,408 - Dome - 72 F										
5 Michael Cuddyer, R (8, 9) OBP: 0.250, SLG: 0.365										1	0	1	0	0	0	0											
Cristian Guzman, S (1, 6) OBP: 0.292, SLG: 0.384										5	3	3	1	0	1	1											
Corey Koskie, L (1, 5) OBP: 0.376, SLG: 0.436										4	2	2	1	1	1	1											
David Ortiz, L (1, 10) OBP: 0.344, SLG: 0.503										5	0	2	2	0	1	3											
Tori Hunter, R (1, 8) OBP: 0.335, SLG: 0.529										4	1	1	3	0	0	3											
Bobby Kielty, S (7, 8) OBP: 0.413, SLG: 0.459										0	0	0	0	0	0	0											
Doug Mientkiewicz, L (1, 3) OBP: 0.371, SLG: 0.404										4	1	1	0	0	1	1											
Dustan Mohr, R (1, 9) OBP: 0.330, SLG: 0.451										4	2	3	2	0	0	0											
A.J. Pierzynski, L (1, 2) OBP: 0.337, SLG: 0.452										3	2	2	1	0	0	0											
Matthew LeCroy, R (7, PH) OBP: 0.291, SLG: 0.436										1	0	0	0	0	1	1											
Luis Rivas, R (1, 4) OBP: 0.292, SLG: 0.376										4	0	0	0	0	0	2											
Inning Stats	R: 3 E: 0 K: 1 S: 17	H: 3 LOB: 0 BB: 0 P: 29	R: 0 E: 0 K: 0 S: 4	H: 0 LOB: 0 BB: 0 P: 7	R: 0 E: 0 K: 2 S: 9	H: 0 LOB: 0 BB: 0 P: 13	R: 3 E: 1 K: 0 S: 13	H: 3 LOB: 1 BB: 0 P: 21	R: 2 E: 0 K: 0 S: 15	H: 4 LOB: 2 BB: 1 P: 23	R: 0 E: 0 K: 1 S: 10	H: 1 LOB: 1 BB: 0 P: 13	R: 0 E: 0 K: 1 S: 9	H: 1 LOB: 1 BB: 0 P: 12	1B: 4 2B: 7 3B: 2 HR: 2	SF: 0 SAC: 0 DP: 0 HBP: 0	WP: 1 PB: 0 SB: 0 CS: 0	PA: 40									
PITCHER	IP	WLS	BF	H	R	ER	SO	BB	IBB	HBP	BLK	WP	HR	S	P	ERA	WHIP										
Shane Loux, R (1, 1) ERA: 11.25	4.0	L	18	6	6	5	3	0	0	0	0	0	1	43	70	11.25	1.500										
Adam Bernero, R (5, 1) ERA: 6.49	1.0		8	5	4	4	1	0	0	0	0	0	1	20	28	36.00	5.000										
Jeff Farnsworth, R (6, 1) ERA: 5.74	2.0		10	3	1	1	1	1	0	0	0	1	0	20	31	4.50	2.000										
Fernando Rodney, R (8, 1) ERA: 8.1	1.0		4	1	0	0	1	0	0	0	0	0	0	9	12	0.00	1.000										



Batter	1	2	3	4	5	6	7	8	9	AB	R	H	RBI	BB	SO	LOB	TOP											
George Lombard, L (1, 8) OBP: 0.333, SLG: 0.426										4	1	2	1	0	1	0	<p>Detroit Tigers @ Minnesota Twins Hubert H. Humphrey Metrodome, Minneapolis, MN Wed Sep 11 2002, 1:05 PM EDT Att: 13,106 - Dome - 72 F</p> <p>livebaseballscorecards.com</p> <p>AB 31 R 2 H 4 RBI 2 BB 0 SO 3 LOB 5</p>											
20 Omar Infante, R (1, 6) OBP: 0.333, SLG: 0.556										4	0	0	0	0	0	1												
Bobby Higginson, L (1, 7) Shane Halter, R (6, 7) OBP: 0.314, SLG: 0.396										3	0	0	0	0	1	1												
Randall Simon, L (1, 10) Eric Munson, L (7, PH) OBP: 0.315, SLG: 0.452 OBP: 0.222, SLG: 0.556										2	0	0	0	0	1	1												
Carlos Pena, L (1, 3) OBP: 0.310, SLG: 0.444										3	1	1	1	0	0	0												
Craig Paquette, R (1, 9) OBP: 0.223, SLG: 0.306										3	0	0	0	0	0	0												
Damian Jackson, R (1, 4) OBP: 0.324, SLG: 0.366										3	0	1	0	0	0	0												
Chris Truby, R (1, 5) OBP: 0.242, SLG: 0.328										3	0	0	0	0	0	1												
15 Brandon Inge, R (1, 2) OBP: 0.274, SLG: 0.347										3	0	0	0	0	0	1												
Inning Stats	R: 0 E: 0 K: 2 S: 7	H: 0 LOB: 0 BB: 0 P: 12	R: 0 E: 0 K: 0 S: 8	H: 0 LOB: 0 BB: 0 P: 11	R: 0 E: 0 K: 0 S: 8	H: 0 LOB: 0 BB: 0 P: 13	R: 0 E: 0 K: 1 S: 10	H: 1 LOB: 1 BB: 0 P: 14	R: 1 E: 0 K: 0 S: 8	H: 2 LOB: 1 BB: 0 P: 11	R: 0 E: 0 K: 0 S: 9	H: 0 LOB: 0 BB: 0 P: 13	R: 0 E: 0 K: 0 S: 3	H: 0 LOB: 0 BB: 0 P: 4	R: 0 E: 0 K: 0 S: 7	H: 0 LOB: 0 BB: 0 P: 8		R: 1 E: 0 K: 0 S: 9	H: 1 LOB: 0 BB: 0 P: 14	1B: 1 2B: 1 3B: 0 HR: 2	SF: 0 SAC: 0 DP: 0 HBP: 0	WP: 0 PB: 0 SB: 0 CS: 0	PA: 31					
PITCHER	IP	WLS	BF	H	R	ER	SO	BB	IBB	HBP	BLK	WP	HR	S	P	ERA		WHIP										
Brad Radke, R (1, 1) ERA: 4.44	7.0	W	24	3	1	1	3	0	0	0	0	0	1	53	78	1.29		0.429										
Bob Wells, R (8, 1) ERA: 5.33	1.0		3	0	0	0	0	0	0	0	0	0	0	7	8	0.00		0.000										
Michael Jackson, R (9, 1) ERA: 3.06	1.0		4	1	1	1	0	0	0	0	0	0	1	9	14	9.00		1.000										

Batter	1	2	3	4	5	6	7	8	9	AB	R	H	RBI	BB	SO	LOB	BOTTOM											
Jacque Jones, L (1, 7) OBP: 0.336, SLG: 0.503										3	1	0	0	1	2	3	<p>Detroit Tigers @ Minnesota Twins Hubert H. Humphrey Metrodome, Minneapolis, MN Wed Sep 11 2002, 1:05 PM EDT Att: 13,106 - Dome - 72 F</p> <p>livebaseballscorecards.com</p> <p>AB 30 R 8 H 8 RBI 8 BB 5 SO 8 LOB 13</p>											
Cristian Guzman, S (1, 6) OBP: 0.293, SLG: 0.390										4	2	2	3	0	0	1												
Corey Koskie, L (1, 5) OBP: 0.377, SLG: 0.439										3	1	1	0	1	1	0												
Matthew LeCroy, R (1, 10) OBP: 0.296, SLG: 0.430										2	1	0	1	2	0	1												
Tori Hunter, R (1, 8) Bobby Kielty, S (7, 8) OBP: 0.336, SLG: 0.531 OBP: 0.412, SLG: 0.457										2	1	1	3	0	0	1												
Doug Mientkiewicz, L (1, 3) OBP: 0.372, SLG: 0.405										4	0	2	1	0	0	2												
Dustan Mohr, R (1, 9) 5 Michael Cuddyer, R (6, PH) OBP: 0.247, SLG: 0.360										3	0	0	0	0	1	1												
Tom Prince, R (1, 2) OBP: 0.319, SLG: 0.393										3	1	1	0	1	1	1												
Denny Hocking, S (1, 4) OBP: 0.311, SLG: 0.329										4	1	1	0	0	1	2												
Inning Stats	R: 2 E: 0 K: 0 S: 11	H: 2 LOB: 1 BB: 1 P: 23	R: 6 E: 0 K: 2 S: 25	H: 5 LOB: 1 BB: 2 P: 48	R: 0 E: 0 K: 2 S: 11	H: 0 LOB: 1 BB: 1 P: 18	R: 0 E: 0 K: 0 S: 7	H: 0 LOB: 0 BB: 1 P: 15	R: 0 E: 0 K: 0 S: 6	H: 0 LOB: 0 BB: 0 P: 8	R: 0 E: 0 K: 0 S: 6	H: 0 LOB: 0 BB: 0 P: 7	R: 0 E: 0 K: 2 S: 10	H: 0 LOB: 0 BB: 0 P: 13	R: 0 E: 0 K: 2 S: 10	H: 1 LOB: 1 BB: 0 P: 14		R: 0 E: 0 K: 2 S: 10	H: 0 LOB: 0 BB: 0 P: 14	1B: 5 2B: 1 3B: 1 HR: 1	SF: 0 SAC: 0 DP: 2 HBP: 1	WP: 0 PB: 0 SB: 0 CS: 0	PA: 36					
PITCHER	IP	WLS	BF	H	R	ER	SO	BB	IBB	HBP	BLK	WP	HR	S	P	ERA		WHIP										
Mark Redman, L (1, 1) ERA: 4.21	1.2	L	14	6	8	8	2	3	0	1	0	0	1	30	62	43.20		5.400										
Steve Sparks, R (2, 1) ERA: 5.77	4.1		15	1	0	0	2	2	0	0	0	0	0	36	57	0.00		0.692										
Franklyn German, R (7, 1) ERA:	1.0		3	0	0	0	2	0	0	0	0	0	0	10	13	0.00		0.000										
Juan Acevedo, R (8, 1) ERA: 2.8	1.0		4	1	0	0	2	0	0	0	0	0	0	10	14	0.00		1.000										

Batter	1	2	3	4	5	6	7	8	9	AB	R	H	RBI	BB	SO	LOB	TOP					
Jacque Jones, L OBP: 0.336, SLG: 0.504 (1, 7)										5	1	2	0	0	1	1	Minnesota Twins @ Cleveland Indians Jacobs Field, Cleveland, OH Sat Sep 14 2002, 7:05 PM EDT Att: 32,330 - Cloudy - 81 F					
Cristian Guzman, S OBP: 0.292, SLG: 0.390 (1, 6)										5	0	2	2	0	0	2						
Corey Koskie, L OBP: 0.373, SLG: 0.434 (1, 5)										5	0	1	0	0	0	3						
David Ortiz, L OBP: 0.341, SLG: 0.503 (1, 10)										5	1	1	0	0	0	2						
Bobby Kielty, S OBP: 0.415, SLG: 0.470 (1, 8)										4	0	1	0	0	1	1						
Doug Mientkiewicz, L OBP: 0.374, SLG: 0.407 (1, 3)										4	0	2	1	0	1	1						
Dustan Mohr, R OBP: 0.337, SLG: 0.444 (1, 9)										2	0	1	0	2	0	1						
A.J. Pierzynski, L OBP: 0.337, SLG: 0.448 (1, 2)										3	0	0	0	1	0	5						
Luis Rivas, R OBP: 0.295, SLG: 0.374 (1, 4)										2	1	0	0	1	1	2						
Inning Stats	R: 0 E: 0 K: 0 S: 8	H: 1 LOB: 1 BB: 0 P: 11	R: 0 E: 0 K: 1 S: 6	H: 0 LOB: 1 BB: 1 P: 13	R: 0 E: 0 K: 1 S: 9	H: 1 LOB: 1 BB: 0 P: 16	R: 0 E: 0 K: 0 S: 7	H: 1 LOB: 1 BB: 0 P: 8	R: 0 E: 0 K: 0 S: 7	H: 0 LOB: 1 BB: 0 P: 16	R: 1 E: 0 K: 1 S: 11	H: 3 LOB: 2 BB: 1 P: 15	R: 2 E: 0 K: 0 S: 18	H: 2 LOB: 0 BB: 1 P: 31	R: 0 E: 0 K: 1 S: 15	H: 1 LOB: 2 BB: 1 P: 26	R: 0 E: 0 K: 0 S: 9	H: 1 LOB: 1 BB: 0 P: 16	1B: 6 2B: 5 3B: 0 HR: 0	SF: 0 SAC: 1 DP: 1 HBP: 0	WP: 0 PB: 0 SB: 1 CS: 0	PA: 40
PITCHER	IP	WLS	BF	H	R	ER	SO	BB	IBB	HBP	BLK	WP	HR	S	P	ERA	WHIP					
Jason Davis, R ERA: 1.86 (1, 1)	5.2		25	6	1	1	3	2	0	0	1	0	0	46	75	1.59	1.412					
53 Carl Sadler, L ERA: 5.17 (6, 1)	1.1	L	6	2	2	2	0	1	0	0	0	0	0	20	35	13.50	2.250					
Dave Elder, R ERA: 3.18 (8, 1)	1.0		5	1	0	0	1	1	0	0	0	0	0	15	26	0.00	2.000					
Dave Maurer, L ERA: (9, 1)	1.0		4	1	0	0	0	0	0	0	0	0	0	9	16	0.00	1.000					

AB	35
R	3
H	10
RBI	3
BB	4
SO	4
LOB	18



Batter	1	2	3	4	5	6	7	8	9	AB	R	H	RBI	BB	SO	LOB	BOTTOM					
Coco Crisp, S OBP: 0.317, SLG: 0.405 (1, 8)										3	0	1	0	0	0	0	Minnesota Twins @ Cleveland Indians Jacobs Field, Cleveland, OH Sat Sep 14 2002, 7:05 PM EDT Att: 32,330 - Cloudy - 81 F					
Omar Vizquel, S OBP: 0.340, SLG: 0.414 (1, 6)										3	0	1	0	1	0	2						
Ellis Burks, R OBP: 0.352, SLG: 0.512 (1, 10)										4	0	2	1	0	0	2						
Jim Thome, L OBP: 0.441, SLG: 0.658 (1, 3)										3	0	0	0	1	0	4						
Karim Garcia, L OBP: 0.329, SLG: 0.603 (1, 9)										4	0	0	0	0	3	3						
Bill Selby, L OBP: 0.277, SLG: 0.370 Travis Fryman, R OBP: 0.293, SLG: 0.347 (9, FH)										3	0	0	0	0	1	1						
41 Victor Martinez, S OBP: 0.182, SLG: 0.182 (1, 2)										4	0	0	0	0	0	1						
Ben Broussard, L OBP: 0.305, SLG: 0.412 Chris Magruder, S OBP: 0.260, SLG: 0.361 (7, 7)										2	1	1	1	0	0	0						
John McDonald, R OBP: 0.304, SLG: 0.349 (1, 4)										2	1	0	0	0	0	0						
Inning Stats	R: 0 E: 0 K: 1 S: 9	H: 2 LOB: 2 BB: 0 P: 16	R: 0 E: 0 K: 1 S: 6	H: 0 LOB: 0 BB: 0 P: 8	R: 0 E: 0 K: 0 S: 9	H: 0 LOB: 1 BB: 1 P: 16	R: 0 E: 0 K: 0 S: 8	H: 0 LOB: 1 BB: 1 P: 16	R: 2 E: 0 K: 0 S: 13	H: 2 LOB: 1 BB: 0 P: 20	R: 0 E: 0 K: 1 S: 9	H: 0 LOB: 0 BB: 0 P: 12	R: 0 E: 0 K: 0 S: 9	H: 0 LOB: 0 BB: 0 P: 14	R: 0 E: 0 K: 0 S: 9	H: 1 LOB: 0 BB: 0 P: 12	R: 0 E: 0 K: 2 S: 7	H: 0 LOB: 0 BB: 0 P: 9	1B: 3 2B: 1 3B: 0 HR: 1	SF: 0 SAC: 1 DP: 1 HBP: 1	WP: 0 PB: 0 SB: 0 CS: 0	PA: 34
PITCHER	IP	WLS	BF	H	R	ER	SO	BB	IBB	HBP	BLK	WP	HR	S	P	ERA	WHIP					
Rick Reed, R ERA: 3.74 (1, 1)	7.0		28	4	2	2	3	2	0	1	0	0	0	63	102	2.57	0.857					
LaTroy Hawkins, R ERA: 2.24 (8, 1)	0.1	H	2	1	0	0	0	0	0	0	0	0	0	6	8	0.00	3.000					
J.C. Romero, L ERA: 1.89 (8, 1)	0.2	H	1	0	0	0	0	0	0	0	0	0	0	3	4	0.00	0.000					
Eddie Guardado, L ERA: 3.06 (9, 1)	1.0	S	3	0	0	0	2	0	0	0	0	0	0	7	9	0.00	0.000					

AB	30
R	2
H	5
RBI	2
BB	2
SO	5
LOB	13



Batter	1	2	3	4	5	6	7	8	9	AB	R	H	RBI	BB	SO	LOB	TOP				
Jacque Jones, L (1, 7) OBP: 0.337, SLG: 0.502	4-2 CS 1B BB		0-3 K			0-1 G3-1	0-1 FC4-6		4-0 E IBB	3	0	0	0	2	1	1	Minnesota Twins @ Cleveland Indians Jacobs Field, Cleveland, OH Sun Sep 15 2002, 1:05 PM EDT Att: 28,061 - Cloudy - 76 F				
Cristian Guzman, S (1, 6) OBP: 0.295, SLG: 0.391	1-0 CS 1B			4-2 FC4-6 BB		0-2 S BLK SF8 1B	0-2 F4		2-2 G3	4	1	2	0	1	0	2					
Corey Koskie, L (1, 5) OBP: 0.372, SLG: 0.432	0-3 K			2-2 F7		4-2 SF8 BB		1-2 G4-3		3	0	0	0	1	1	3					
Matthew LeCroy, R (1, 10) OBP: 0.295, SLG: 0.463	2-2 G1-3			2-1 FC4-6		1-2 SF8		1-3 K		3	0	0	1	0	1	2					
Bobby Kielty, S (1, 8) OBP: 0.410, SLG: 0.463		2-1 F9		1-0 F8		1-1 F7		0-0 G3-1		4	0	0	0	0	0	2					
Doug Mientkiewicz, L (1, 3) OBP: 0.373, SLG: 0.405		0-1 G5-3			1-3 K		2-2 E5 G1-3 5 BB 1B		1-0 5 2B SF7 1B	4	2	1	0	0	1	0					
5 Michael Cuddyer, R (1, 9) OBP: 0.258, SLG: 0.358		0-2 G6-3			2-3 K		4-2 G1-3 1B BB		0-0 G4-3 1B WP 2B	3	2	1	0	1	1	0					
Tom Prince, R (1, 2) OBP: 0.317, SLG: 0.387			3-1 P6		4-1 FC5-4 BB		0-1 G1-3		1-0 SF7	2	0	0	1	1	0	2					
Denny Hocking, S (1, 4) OBP: 0.309, SLG: 0.327			2-1 F2		0-0 FC5-4		2-2 FC4-6 1B		2-2 G4-3	4	0	1	2	0	0	2					
Inning Stats	R: 0 E: 0 K: 1 S: 10	H: 1 LOB: 1 BB: 1 P: 17	R: 0 E: 0 K: 0 S: 8	H: 0 LOB: 0 BB: 0 P: 10	R: 0 E: 0 K: 1 S: 7	H: 0 LOB: 0 BB: 0 P: 12	R: 0 E: 0 K: 0 S: 8	H: 0 LOB: 1 BB: 1 P: 17	R: 0 E: 0 K: 2 S: 15	H: 0 LOB: 1 BB: 1 P: 15	R: 1 E: 0 K: 0 S: 15	H: 1 LOB: 1 BB: 1 P: 21	R: 2 E: 1 K: 0 S: 17	H: 1 LOB: 1 BB: 1 P: 25	R: 0 E: 0 K: 1 S: 9	H: 0 LOB: 0 BB: 0 P: 11	R: 2 E: 0 K: 0 S: 10	H: 2 LOB: 1 BB: 1 P: 20	1B: 4 2B: 2 3B: 0 HR: 0	SF: 2 SAC: 0 DP: 1 HBP: 0	WP: 1 PA: 38 PB: 0 SB: 1 CS: 2
PITCHER	IP WLS BF H R ER SO BB IBB HBP BLK WP HR S P ERA WHIP	5.1 L 21 2 1 1 4 4 0 0 0 0 0 0 48 82 1.69 1.125	1.0 6 1 2 1 0 0 1 0 0 0 0 0 0 20 30 9.00 2.000	0.2 2 0 0 0 0 0 0 0 0 0 0 0 5 5 0.00 0.000	2.0 9 2 2 2 1 0 1 0 0 1 0 0 19 31 9.00 1.000	PITCHER										IP WLS BF H R ER SO BB IBB HBP BLK WP HR S P ERA WHIP					

AB	30
R	5
H	5
RBI	4
BB	6
SO	5
LOB	14



Batter	1	2	3	4	5	6	7	8	9	AB	R	H	RBI	BB	SO	LOB	BOTTOM				
Coco Crisp, S (1, 8) OBP: 0.318, SLG: 0.403	2-1 S 1B		1-3 K			0-0 F8		1-3 K		3	0	1	0	0	1	0	Minnesota Twins @ Cleveland Indians Jacobs Field, Cleveland, OH Sun Sep 15 2002, 1:05 PM EDT Att: 28,061 - Cloudy - 76 F				
Earl Snyder, R (8, FH) OBP: 0.313, SLG: 0.262										1	0	0	0	0	1	2					
Milton Bradley, S (9, 8) OBP: 0.320, SLG: 0.415										0	0	0	0	0	0	0					
Omar Vizquel, S (1, 6) OBP: 0.338, SLG: 0.411	1-3 K			1-1 F8		1-2 G1-3			3-2 P5	4	0	0	0	0	1	1					
Ellis Burks, R (1, 10) OBP: 0.351, SLG: 0.512	3-3 K			1-3 K			1-0 F7		3-2 2B	4	0	1	0	0	2	1					
Jim Thome, L (1, 3) OBP: 0.440, SLG: 0.655	0-0 P6			3-1 1B			2-3 K		0-3 K	4	0	1	0	0	2	2					
Karim Garcia, L (1, 9) OBP: 0.321, SLG: 0.588		2-3 K		0-0 G4-3			3-3 K		0-2 G4-3	4	0	0	0	0	2	2					
Bill Selby, L (1, 5) OBP: 0.273, SLG: 0.365		1-1 G4-3			2-0 F7			2-3 K		2	0	0	0	0	0	0					
Greg LaRocca, R (8, FH) OBP: 0.325, SLG: 0.343										1	0	0	0	0	1	0					
Josh Bard, S (1, 2) OBP: 0.276, SLG: 0.438		2-2 F7			0-1 P4			1-2 F9		3	0	0	0	0	0	0					
Ben Broussard, L (1, 7) OBP: 0.299, SLG: 0.404			0-3 K		0-3 K			1-2 E4 BB		2	0	0	0	0	2	0					
Chris Magruder, S (8, FH) OBP: 0.259, SLG: 0.360										1	0	0	0	0	0	0					
Brandon Phillips, R (1, 4) OBP: 0.302, SLG: 0.360			3-3 K			3-2 L4		4-2 BB		2	0	0	0	1	1	0					
Inning Stats	R: 0 E: 0 K: 2 S: 11	H: 1 LOB: 0 BB: 0 P: 17	R: 0 E: 0 K: 1 S: 8	H: 0 LOB: 0 BB: 0 P: 13	R: 0 E: 0 K: 3 S: 9	H: 0 LOB: 0 BB: 0 P: 13	R: 0 E: 0 K: 1 S: 9	H: 1 LOB: 1 BB: 0 P: 14	R: 0 E: 0 K: 1 S: 6	H: 0 LOB: 0 BB: 0 P: 8	R: 0 E: 0 K: 0 S: 9	H: 0 LOB: 0 BB: 0 P: 13	R: 0 E: 1 K: 2 S: 8	H: 0 LOB: 2 BB: 1 P: 14	R: 0 E: 1 K: 2 S: 15	H: 0 LOB: 1 BB: 1 P: 24	R: 0 E: 0 K: 1 S: 14	H: 1 LOB: 1 BB: 0 P: 20	1B: 2 2B: 1 3B: 0 HR: 0	SF: 0 SAC: 0 DP: 0 HBP: 0	WP: 0 PA: 32 PB: 0 SB: 1 CS: 0
PITCHER	IP WLS BF H R ER SO BB IBB HBP BLK WP HR S P ERA WHIP	6.0 W 20 2 0 0 8 1 0 0 0 0 0 0 52 78 0.00 0.333	2.0 H 8 0 0 0 4 1 0 0 0 0 0 0 23 38 0.00 0.500	1.0 4 1 0 0 0 1 0 0 0 0 0 0 0 14 20 0.00 1.000	PITCHER										IP WLS BF H R ER SO BB IBB HBP BLK WP HR S P ERA WHIP						

AB	31
R	0
H	3
RBI	0
BB	1
SO	13
LOB	8



Batter	1	2	3	4	5	6	7	8	9	AB	R	H	RBI	BB	SO	LOB	TOP							
Jacque Jones, L (1, 7) OBP: 0.341, SLG: 0.511 5 Michael Cuddyer, R (7, 9) OBP: 0.256, SLG: 0.354										4	1	4	3	0	0	0								
Cristian Guzman, S (1, 6) OBP: 0.293, SLG: 0.393										5	1	2	0	0	1	4								
Corey Koskie, L (1, 5) OBP: 0.373, SLG: 0.432 Denny Hocking, S (7, 5) OBP: 0.312, SLG: 0.327										4	0	2	2	0	0	2								
David Ortiz, L (1, 10) OBP: 0.337, SLG: 0.496										5	0	0	0	0	3	3								
Tori Hunter, R (1, 8) OBP: 0.335, SLG: 0.527 Bobby Kielty, S (6, PR) OBP: 0.407, SLG: 0.460										2	0	0	0	0	1	0								
A.J. Pierzynski, L (1, 2) OBP: 0.336, SLG: 0.446										4	1	1	0	0	0	1								
Dustan Mohr, R (1, 9) OBP: 0.330, SLG: 0.444										4	0	1	0	0	0	1								
Todd Sears, L (1, 3) OBP: 0.500, SLG: 0.750										4	2	2	0	0	0	2								
Luis Rivas, R (1, 4) OBP: 0.304, SLG: 0.390										4	2	4	2	0	0	0								
Inning Stats	R: 2 E: 0 K: 1 S: 12	H: 2 LOB: 0 BB: 0 P: 20	R: 0 E: 0 K: 0 S: 7	H: 0 LOB: 0 BB: 0 P: 13	R: 0 E: 0 K: 1 S: 11	H: 2 LOB: 1 BB: 0 P: 17	R: 0 E: 0 K: 0 S: 5	H: 0 LOB: 0 BB: 0 P: 9	R: 2 E: 0 K: 0 S: 9	H: 4 LOB: 2 BB: 0 P: 16	R: 0 E: 0 K: 1 S: 10	H: 0 LOB: 1 BB: 0 P: 14	R: 2 E: 0 K: 2 S: 17	H: 5 LOB: 2 BB: 0 P: 24	R: 1 E: 0 K: 0 S: 7	H: 3 LOB: 1 BB: 0 P: 11	R: 0 E: 0 K: 1 S: 9	H: 0 LOB: 1 BB: 1 P: 14	1B: 11 2B: 3 3B: 1 HR: 1	SF: 0 SAC: 0 DP: 2 HBP: 1	WP: 0 PB: 1 SB: 0 CS: 0	PA: 41		
PITCHER	IP WLS BF H R ER SO BB IBB HBP BLK WP HR S P ERA WHIP	IP WLS BF H R ER SO BB IBB HBP BLK WP HR S P ERA WHIP	IP WLS BF H R ER SO BB IBB HBP BLK WP HR S P ERA WHIP	IP WLS BF H R ER SO BB IBB HBP BLK WP HR S P ERA WHIP	IP WLS BF H R ER SO BB IBB HBP BLK WP HR S P ERA WHIP	IP WLS BF H R ER SO BB IBB HBP BLK WP HR S P ERA WHIP	IP WLS BF H R ER SO BB IBB HBP BLK WP HR S P ERA WHIP	IP WLS BF H R ER SO BB IBB HBP BLK WP HR S P ERA WHIP	IP WLS BF H R ER SO BB IBB HBP BLK WP HR S P ERA WHIP	IP WLS BF H R ER SO BB IBB HBP BLK WP HR S P ERA WHIP	IP WLS BF H R ER SO BB IBB HBP BLK WP HR S P ERA WHIP	IP WLS BF H R ER SO BB IBB HBP BLK WP HR S P ERA WHIP	IP WLS BF H R ER SO BB IBB HBP BLK WP HR S P ERA WHIP	IP WLS BF H R ER SO BB IBB HBP BLK WP HR S P ERA WHIP	IP WLS BF H R ER SO BB IBB HBP BLK WP HR S P ERA WHIP	IP WLS BF H R ER SO BB IBB HBP BLK WP HR S P ERA WHIP	IP WLS BF H R ER SO BB IBB HBP BLK WP HR S P ERA WHIP	IP WLS BF H R ER SO BB IBB HBP BLK WP HR S P ERA WHIP	IP WLS BF H R ER SO BB IBB HBP BLK WP HR S P ERA WHIP	IP WLS BF H R ER SO BB IBB HBP BLK WP HR S P ERA WHIP	IP WLS BF H R ER SO BB IBB HBP BLK WP HR S P ERA WHIP	IP WLS BF H R ER SO BB IBB HBP BLK WP HR S P ERA WHIP	IP WLS BF H R ER SO BB IBB HBP BLK WP HR S P ERA WHIP	IP WLS BF H R ER SO BB IBB HBP BLK WP HR S P ERA WHIP

Minnesota Twins @ Detroit Tigers
Comerica Park, Detroit, MI
Tue Sep 17 2002, 7:05 PM EDT
Att: 12,833 - Cloudy - 78 F

AB 39
R 7
H 16
RBI 7
BB 1
SO 6
LOB 18



Batter	1	2	3	4	5	6	7	8	9	AB	R	H	RBI	BB	SO	LOB	BOTTOM								
Hiram Bocachica, R (1, 8) OBP: 0.265, SLG: 0.418										5	2	3	1	0	0	2									
20 Omar Infante, R (1, 6) OBP: 0.417, SLG: 0.529										5	1	2	1	0	0	3									
Bobby Higginson, L (1, 7) OBP: 0.346, SLG: 0.418										4	1	2	1	0	1	1									
Carlos Pena, L (1, 3) OBP: 0.316, SLG: 0.462										4	0	1	0	0	1	1									
Robert Fick, L (1, 9) OBP: 0.328, SLG: 0.430										4	0	1	1	0	0	1									
Shane Halter, R (1, 5) OBP: 0.313, SLG: 0.393										4	0	1	0	0	0	2									
Eric Munson, L (1, 10) OBP: 0.243, SLG: 0.400										4	0	1	0	0	0	2									
Damian Jackson, R (1, 4) OBP: 0.321, SLG: 0.357										4	0	1	0	0	0	1									
15 Brandon Inge, R (1, 2) OBP: 0.272, SLG: 0.345										4	0	1	0	0	1	2									
Inning Stats	R: 0 E: 0 K: 0 S: 6	H: 1 LOB: 1 BB: 0 P: 6	R: 0 E: 0 K: 0 S: 11	H: 2 LOB: 2 BB: 0 P: 13	R: 0 E: 0 K: 1 S: 8	H: 1 LOB: 0 BB: 0 P: 10	R: 0 E: 0 K: 0 S: 7	H: 0 LOB: 0 BB: 0 P: 9	R: 0 E: 0 K: 0 S: 8	H: 0 LOB: 0 BB: 0 P: 14	R: 3 E: 0 K: 0 S: 13	H: 4 LOB: 1 BB: 0 P: 20	R: 1 E: 0 K: 1 S: 9	H: 2 LOB: 1 BB: 0 P: 17	R: 0 E: 0 K: 1 S: 8	H: 1 LOB: 0 BB: 0 P: 12	R: 0 E: 0 K: 0 S: 21	H: 2 LOB: 2 BB: 0 P: 27	1B: 8 2B: 5 3B: 0 HR: 1	SF: 0 SAC: 0 DP: 2 HBP: 0	WP: 0 PB: 0 SB: 1 CS: 0	PA: 38			
PITCHER	IP WLS BF H R ER SO BB IBB HBP BLK WP HR S P ERA WHIP	IP WLS BF H R ER SO BB IBB HBP BLK WP HR S P ERA WHIP	IP WLS BF H R ER SO BB IBB HBP BLK WP HR S P ERA WHIP	IP WLS BF H R ER SO BB IBB HBP BLK WP HR S P ERA WHIP	IP WLS BF H R ER SO BB IBB HBP BLK WP HR S P ERA WHIP	IP WLS BF H R ER SO BB IBB HBP BLK WP HR S P ERA WHIP	IP WLS BF H R ER SO BB IBB HBP BLK WP HR S P ERA WHIP	IP WLS BF H R ER SO BB IBB HBP BLK WP HR S P ERA WHIP	IP WLS BF H R ER SO BB IBB HBP BLK WP HR S P ERA WHIP	IP WLS BF H R ER SO BB IBB HBP BLK WP HR S P ERA WHIP	IP WLS BF H R ER SO BB IBB HBP BLK WP HR S P ERA WHIP	IP WLS BF H R ER SO BB IBB HBP BLK WP HR S P ERA WHIP	IP WLS BF H R ER SO BB IBB HBP BLK WP HR S P ERA WHIP	IP WLS BF H R ER SO BB IBB HBP BLK WP HR S P ERA WHIP	IP WLS BF H R ER SO BB IBB HBP BLK WP HR S P ERA WHIP	IP WLS BF H R ER SO BB IBB HBP BLK WP HR S P ERA WHIP	IP WLS BF H R ER SO BB IBB HBP BLK WP HR S P ERA WHIP	IP WLS BF H R ER SO BB IBB HBP BLK WP HR S P ERA WHIP	IP WLS BF H R ER SO BB IBB HBP BLK WP HR S P ERA WHIP	IP WLS BF H R ER SO BB IBB HBP BLK WP HR S P ERA WHIP	IP WLS BF H R ER SO BB IBB HBP BLK WP HR S P ERA WHIP	IP WLS BF H R ER SO BB IBB HBP BLK WP HR S P ERA WHIP	IP WLS BF H R ER SO BB IBB HBP BLK WP HR S P ERA WHIP	IP WLS BF H R ER SO BB IBB HBP BLK WP HR S P ERA WHIP	IP WLS BF H R ER SO BB IBB HBP BLK WP HR S P ERA WHIP

Minnesota Twins @ Detroit Tigers
Comerica Park, Detroit, MI
Tue Sep 17 2002, 7:05 PM EDT
Att: 12,833 - Cloudy - 78 F

AB 38
R 4
H 13
RBI 4
BB 0
SO 3
LOB 15



Batter	1	2	3	4	5	6	7	8	9	AB	R	H	RBI	BB	SO	LOB	TOP		
Luis Rivas, R OBP: 0.304, SLG: 0.391 (1, 4)	G4-3 1-1		F7 2-2		F7 0-2			2H 2B 2-1		4	0	1	1	0	0	2			
Dustin Mohr, R OBP: 0.329, SLG: 0.445 (1, 7)	1B 2B 1-0		P4 1-0			G6-3 0-0		F9 1-2		4	1	1	0	0	0	2			
Bobby Kielty, S OBP: 0.405, SLG: 0.457 (1, 8)	P6 0-1		K 2-3				G6-4-3 1B 2-1	F5 1-2		4	0	1	0	0	1	3			
Matthew LeCroy, R OBP: 0.300, SLG: 0.461 (1, 10)	FC6-5 1B 0-0			G6-3 0-1		G6-4-3 1-2		IBB 4-0		3	0	1	1	1	0	1			
5 Michael Cuddyer, R OBP: 0.258, SLG: 0.353 David Lamb, S (8, PH) (8, 6)	FC6-5 1B 0-1			G6-3 1-2			G1-3 1B 1-2	G4-3 3-2		3	0	1	0	0	0	1			
A.J. Pierzynski, L OBP: 0.336, SLG: 0.445 Javier Valentin, S OBP: 1.000, SLG: 1.000 (1, 2) (7, 2)			G4-6-3 1B 1-1		F7 2-1		G1-3 1-2		G5-4-3 1B 1-0	3	0	1	0	0	0	1			
Michael Restovich, R (1, 9)		G4-6-3 1-2		G5-3 2-0			F7 1-1		G5-4-3 1-2	4	0	0	0	0	0	3			
Todd Sears, L OBP: 0.250, SLG: 0.375 (1, 3)		G3 0-1		G5-3 0-1			G3 3-1		K 1-3	4	0	0	0	0	1	1			
Denny Hocking, S OBP: 0.319, SLG: 0.336 (1, 6) (8, 5)									PB 2B 0-1	2	1	2	0	0	0	0			
Inning Stats	R: 1 E: 0 K: 0 S: 8	H: 2 LOB: 1 BB: 0 P: 10	R: 0 E: 0 K: 0 S: 7	H: 1 LOB: 0 BB: 0 P: 11	R: 0 E: 0 K: 1 S: 9	H: 1 LOB: 1 BB: 0 P: 15	R: 0 E: 0 K: 0 S: 7	H: 0 LOB: 0 BB: 0 P: 10	R: 0 E: 0 K: 0 S: 6	H: 1 LOB: 1 BB: 0 P: 9	R: 0 E: 0 K: 0 S: 8	H: 1 LOB: 1 BB: 0 P: 13	R: 1 E: 0 K: 0 S: 17	H: 2 LOB: 2 BB: 1 P: 28	R: 0 E: 0 K: 1 S: 5	H: 1 LOB: 0 BB: 0 P: 8	1B: 6 2B: 3 3B: 0 HR: 0	SF: 0 SAC: 0 DP: 3 HBP: 1	WP: 0 PA: 35 PB: 1 SB: 0 CS: 0
PITCHER	IP WLS BF H R ER SO BB IBB HBP BLK WP HR S P ERA WHIP	8.0 L 32 8 2 2 1 0 1 1 1 0 0 0 70 107 2.25 1.000	1.0 3 1 0 0 1 0 0 0 0 0 0 0 5 8 0.00 1.000	PITCHER															
Steve Sparks, R ERA: 5.62 (1, 1)																			
Juan Acevedo, R ERA: 2.72 (9, 1)																			

Minnesota Twins @ Detroit Tigers
Comerica Park, Detroit, MI
Wed Sep 18 2002, 7:05 PM EDT
Att: 11,214 - Cloudy - 76 F

AB 33
R 2
H 9
RBI 2
BB 1
SO 2
LOB 16





Batter	1	2	3	4	5	6	7	8	9	AB	R	H	RBI	BB	SO	LOB	BOTTOM			
Ramon Santiago, S OBP: 0.303, SLG: 0.365 (1, 6)	G4-3 1-0		S 1B 0-0			G3 2-1		F8 20 1B 2-1		4	0	2	0	0	0	0				
20 Omar Infante, R OBP: 0.400, SLG: 0.500 (1, 4)	G6-3 0-2		P4 1-1			F7 1-1		BB 1B 1-2		4	0	1	0	0	0	1				
Bobby Higginson, L OBP: 0.345, SLG: 0.417 (1, 7)	1B 1B 2-1		G3-1 1-2			G3 3-2		F8 2-3		4	0	1	0	0	0	3				
Carlos Pena, L OBP: 0.320, SLG: 0.462 (1, 3)				F8 0-1			WP 1B BB 4-0		BB 1-2	2	0	1	0	2	0	0				
Robert Fick, L OBP: 0.327, SLG: 0.429 (1, 9)				F9 0-0			WP 1B 1-2		P6 1-1	4	0	1	0	0	0	5				
Hiram Bocachica, R OBP: 0.265, SLG: 0.410 (1, 8)		F7 3-2		G3 1-2			B3 1-1		BB 4-1	3	0	0	0	1	0	2				
Eric Munson, L OBP: 0.244, SLG: 0.368 (1, 10)		F5 0-0					K 15 G1-6-3 BB 4-1		K 1-3	3	0	0	0	1	2	3				
Chris Truby, R OBP: 0.236, SLG: 0.322 Mike Rivera, R OBP: 0.272, SLG: 0.352 (9, PH)		G5-3 0-1					K 2-3		K 2-3	3	0	0	0	0	2	3				
15 Brandon Inge, R OBP: 0.269, SLG: 0.342 Randall Simon, L OBP: 0.315, SLG: 0.451 (9, PH)							G1-6-3 1-2		K 2-3	3	0	0	0	0	2	1				
Inning Stats	R: 0 E: 0 K: 0 S: 10	H: 2 LOB: 2 BB: 0 P: 14	R: 0 E: 0 K: 0 S: 7	H: 0 LOB: 0 BB: 0 P: 10	R: 0 E: 0 K: 1 S: 9	H: 1 LOB: 1 BB: 0 P: 16	R: 0 E: 0 K: 0 S: 6	H: 0 LOB: 0 BB: 0 P: 7	R: 0 E: 0 K: 1 S: 10	H: 0 LOB: 0 BB: 1 P: 16	R: 0 E: 0 K: 2 S: 10	H: 1 LOB: 2 BB: 1 P: 17	R: 0 E: 0 K: 1 S: 11	H: 2 LOB: 3 BB: 1 P: 21	R: 0 E: 0 K: 2 S: 9	H: 0 LOB: 1 BB: 1 P: 16	1B: 6 2B: 0 3B: 0 HR: 0	SF: 0 SAC: 0 DP: 1 HBP: 0	WP: 1 PA: 36 PB: 0 SB: 1 CS: 0	
PITCHER	IP WLS BF H R ER SO BB IBB HBP BLK WP HR S P ERA WHIP	6.0 H 5 1 0 0 2 1 0 0 0 1 0 10 17 0.00 2.000	1.0 H 6 2 0 0 1 1 0 0 0 0 0 11 21 0.00 3.000	1.0 S 4 0 0 0 2 1 0 0 0 0 0 9 16 0.00 1.000	PITCHER															
Joe Mays, R ERA: 5.17 (7, 1)																				
Johan Santana, L ERA: 3.15 (8, 1)																				
Michael Jackson, R ERA: 2.94 (9, 1)																				
Eddie Guardado, L ERA: 2.92 (9, 1)																				

Minnesota Twins @ Detroit Tigers
Comerica Park, Detroit, MI
Wed Sep 18 2002, 7:05 PM EDT
Att: 11,214 - Cloudy - 76 F

AB 32
R 0
H 6
RBI 0
BB 4
SO 7
LOB 20



Batter	1	2	3	4	5	6	7	8	9	AB R H RBI BB SO LOB	TOP																								
											Minnesota Twins @ Detroit Tigers Comerica Park, Detroit, MI Thu Sep 19 2002, 7:05 PM EDT livebaseballscorecards.com																								
		AB 0 R 0 H 0 RBI 0 BB 0 SO 0 LOB 0																																	
																																			
Inning Stats										1B: 0 SF: 0 WP: 0 PA: 0 2B: 0 SAC: 0 FB: 0 3B: 0 DP: 0 SB: 0 HR: 0 HBP: 0 CS: 0																									
PITCHER	IP	WLS	BF	H	R	ER	SO	BB	IBB	HBP	BLK	WP	HR	S	P	ERA	WHIP	PITCHER	IP	WLS	BF	H	R	ER	SO	BB	IBB	HBP	BLK	WP	HR	S	P	ERA	WHIP

Batter	1	2	3	4	5	6	7	8	9	AB R H RBI BB SO LOB	BOTTOM																								
											Minnesota Twins @ Detroit Tigers Comerica Park, Detroit, MI Thu Sep 19 2002, 7:05 PM EDT livebaseballscorecards.com																								
		AB 0 R 0 H 0 RBI 0 BB 0 SO 0 LOB 0																																	
																																			
Inning Stats										1B: 0 SF: 0 WP: 0 PA: 0 2B: 0 SAC: 0 FB: 0 3B: 0 DP: 0 SB: 0 HR: 0 HBP: 0 CS: 0																									
PITCHER	IP	WLS	BF	H	R	ER	SO	BB	IBB	HBP	BLK	WP	HR	S	P	ERA	WHIP	PITCHER	IP	WLS	BF	H	R	ER	SO	BB	IBB	HBP	BLK	WP	HR	S	P	ERA	WHIP

Batter	1	2	3	4	5	6	7	8	9	AB	R	H	RBI	BB	SO	LOB	TOP											
Michael Ryan, L (1, 7) (6, 8)	G1-3		G1-3		K			G1-3		4	0	0	0	0	1	0	Minnesota Twins @ Chicago White Sox Comiskey Park, Chicago, IL Fri Sep 20 2002, 8:05 PM EDT Att: 16,128 - Overcast - 75 F											
Cristian Guzman, S OBP: 0.294, SLG: 0.391 Denny Hocking, S OBP: 0.318, SLG: 0.335	G3		G4-3			F7		G4-3	G4-3	3	0	0	0	0	0	0												
Tori Hunter, R OBP: 0.333, SLG: 0.524 Michael Restovich, R (6, 7)	F9			G5-3		G4-3		K	K	3	0	0	0	0	0	0												
David Ortiz, L OBP: 0.339, SLG: 0.495		K		4B BB		G6-3		1B	1B	3	0	1	0	1	1	0												
Matthew LeCroy, R OBP: 0.299, SLG: 0.456	P5			G4-6-3 1B			G5-3		K	4	0	1	0	0	1	1												
Corey Koskie, L OBP: 0.373, SLG: 0.438 Dustan Mohr, R OBP: 0.329, SLG: 0.445		HR		G4-6-3 1-2			K			3	1	1	1	0	1	2												
5 Michael Cuddyer, R OBP: 0.271, SLG: 0.375		1B				G5-3				3	1	2	0	0	0	0												
Tom Prince, R OBP: 0.317, SLG: 0.385	F8							F9		3	0	1	0	0	0	1												
David Lamb, S (1, 4)			G3		G6-3 3H			G3-1		3	0	0	0	0	0	1												
Inning Stats	R: 0 E: 0 K: 0 S: 9	H: 0 LOB: 0 BB: 0 P: 14	R: 1 E: 0 K: 1 S: 14	H: 2 LOB: 1 BB: 0 P: 23	R: 0 E: 0 K: 0 S: 7	H: 0 LOB: 0 BB: 0 P: 8	R: 0 E: 0 K: 0 S: 10	H: 1 LOB: 1 BB: 1 P: 19	R: 0 E: 0 K: 1 S: 9	H: 2 LOB: 0 BB: 0 P: 12	R: 0 E: 0 K: 1 S: 6	H: 0 LOB: 0 BB: 0 P: 9	R: 0 E: 0 K: 2 S: 12	H: 0 LOB: 1 BB: 0 P: 15	R: 0 E: 0 K: 2 S: 12	H: 1 LOB: 1 BB: 0 P: 15		1B: 4 2B: 1 3B: 0 HR: 1	SF: 0 SAC: 0 DP: 2 HBP: 0	WP: 0 PB: 0 SB: 0 CS: 0	PA: 32							
PITCHER	IP	WLS	BF	H	R	ER	SO	BB	IBB	HBP	BLK	WP	HR	S	P	ERA	WHIP											
Dan Wright, R ERA: 5.29	(1, 1)	8.0	W	28	5	2	2	3	1	0	0	0	0	1	70	105	2.25	0.750										
Gary Glover, R ERA: 5.22	(9, 1)	1.0		4	1	0	0	2	0	0	0	0	0	12	15	0.00	1.000											

Batter	1	2	3	4	5	6	7	8	9	AB	R	H	RBI	BB	SO	LOB	BOTTOM										
D'Angelo Jimenez, S OBP: 0.323, SLG: 0.339	F8			F7	E1 G1-6-3 1B			F9		4	1	1	1	1	0	1	Minnesota Twins @ Chicago White Sox Comiskey Park, Chicago, IL Fri Sep 20 2002, 8:05 PM EDT Att: 16,128 - Overcast - 75 F										
Jose Valentin, S OBP: 0.311, SLG: 0.482	K			HR	G1-6-3 1-2		P4	G1-3		5	1	1	1	0	1	4											
Frank Thomas, R OBP: 0.355, SLG: 0.465	L5			1B		K	14 1B BB			3	1	1	0	1	1	0											
Magglio Ordonez, R OBP: 0.379, SLG: 0.576	P4			L5		14 E 1B	F7			4	1	1	0	0	0	3											
14 Paul Konerko, R OBP: 0.366, SLG: 0.510				G6-3		E5 24 1B		HR 1B		4	2	3	1	0	0	1											
Carlos Lee, R OBP: 0.357, SLG: 0.478 Joe Borchard, S OBP: 0.308, SLG: 0.520	G5-4-3 1-2				1B 24 1B BB	24 1B SF7 1B	HR 1B			3	3	2	4	1	0	1											
24 Joe Crede, R OBP: 0.309, SLG: 0.500			K		1B E 1B		P4			4	1	2	1	0	1	0											
Aaron Rowand, R OBP: 0.288, SLG: 0.390			G6-3		E 1B	SF7		G3-1		3	0	1	1	0	0	0											
Mark Johnson, L OBP: 0.303, SLG: 0.302			P4		K		P6			3	0	0	0	1	1	4											
Inning Stats	R: 0 E: 0 K: 1 S: 6	H: 0 LOB: 0 BB: 0 P: 10	R: 0 E: 0 K: 0 S: 5	H: 1 LOB: 0 BB: 0 P: 7	R: 0 E: 0 K: 1 S: 6	H: 0 LOB: 0 BB: 0 P: 9	R: 1 E: 0 K: 0 S: 10	H: 2 LOB: 1 BB: 0 P: 19	R: 2 E: 1 K: 1 S: 16	H: 3 LOB: 1 BB: 1 P: 25	R: 3 E: 1 K: 1 S: 13	H: 4 LOB: 1 BB: 0 P: 17	R: 4 E: 0 K: 0 S: 12	H: 2 LOB: 0 BB: 2 P: 23	R: 0 E: 0 K: 0 S: 14	H: 0 LOB: 1 BB: 1 P: 23		1B: 10 2B: 0 3B: 0 HR: 2	SF: 1 SAC: 0 DP: 2 HBP: 0	WP: 0 PB: 0 SB: 0 CS: 0	PA: 38						
PITCHER	IP	WLS	BF	H	R	ER	SO	BB	IBB	HBP	BLK	WP	HR	S	P	ERA	WHIP										
Rick Reed, R ERA: 3.71	(1, 1)	4.0		14	3	1	1	2	0	0	0	0	0	27	45	2.25	0.750										
Juan Rincon, R ERA: 6.41	(5, 1)	1.1	L	11	7	5	4	2	1	0	0	0	0	2	4	0.00	0.000										
Bob Wells, R ERA: 5.57	(6, 1)	0.2		2	0	0	0	0	0	0	0	0	0	2	4	0.00	0.000										
Kevin Frederick, R ERA: 8.44	(7, 1)	1.0		7	2	4	4	0	2	0	0	0	1	12	23	36.00	4.000										
LaTroy Hawkins, R ERA: 2.21	(8, 1)	1.0		4	0	0	0	0	1	0	0	0	0	14	23	0.00	1.000										




Batter	1	2	3	4	5	6	7	8	9	AB	R	H	RBI	BB	SO	LOB	TOP								
Dustin Mohr, R OBP: 0.326, SLG: 0.440			F3		G6-3		K			4	0	0	0	0	2	2	Minnesota Twins @ Chicago White Sox Comiskey Park, Chicago, IL Sat Sep 21 2002, 4:05 PM EDT Att: 20,645 - Sunny - 75 F								
Cristian Guzman, S OBP: 0.293, SLG: 0.389 David Lamb, S (7, 6)			K		P6			K		3	0	0	0	0	2	1									
Corey Koskie, L OBP: 0.374, SLG: 0.452 5 Michael Cuddyer, R OBP: 0.268, SLG: 0.371	P5			HR		HR		K		3	2	2	2	0	0	0									
David Ortiz, L OBP: 0.341, SLG: 0.504 Matthew LeCroy, R OBP: 0.297, SLG: 0.453		HR		F9		HR		F8		3	1	2	1	0	0	0									
Tori Hunter, R OBP: 0.333, SLG: 0.522 Michael Ryan, L (8, 8)		L6				G4-6-3		G4-3		2	0	0	0	1	0	1									
Doug Mientkiewicz, L OBP: 0.371, SLG: 0.403 Michael Restovich, R OBP: 0.187, SLG: 0.687		G5-3		BB		F7				3	0	0	0	0	1	1									
Bobby Kielty, S OBP: 0.404, SLG: 0.454		1B		P4		F8		G3		4	0	1	0	0	0	1									
A.J. Pierzynski, L OBP: 0.336, SLG: 0.447 Javier Valentin, S OBP: 0.500, SLG: 0.500		G4-3		G6-3		K		G5-3		3	0	1	0	0	1	1									
Luis Rivas, R OBP: 0.304, SLG: 0.394			G6-3		G5-3		2B			3	0	1	0	0	0	1									
Inning Stats	R: 0 E: 0 K: 2 S: 8	H: 0 LOB: 0 BB: 0 P: 12	R: 1 E: 0 K: 0 S: 15	H: 2 LOB: 1 BB: 0 P: 20	R: 0 E: 0 K: 1 S: 6	H: 0 LOB: 0 BB: 0 P: 10	R: 1 E: 0 K: 1 S: 12	H: 1 LOB: 1 BB: 1 P: 23	R: 0 E: 0 K: 0 S: 15	H: 1 LOB: 1 BB: 0 P: 20	R: 1 E: 0 K: 0 S: 12	H: 2 LOB: 0 BB: 0 P: 14	R: 0 E: 0 K: 2 S: 12	H: 1 LOB: 1 BB: 0 P: 17	R: 0 E: 0 K: 2 S: 8	H: 0 LOB: 0 BB: 0 P: 12		R: 1 E: 0 K: 0 S: 12	H: 1 LOB: 0 BB: 0 P: 17	1B: 2 2B: 2 3B: 0 HR: 4	SF: 0 SAC: 0 DP: 1 HBP: 0	WP: 0 PB: 0 SB: 0 CS: 0	PA: 35		
PITCHER	IP	WLS	BF	H	R	ER	SO	BB	IBB	HBP	BLK	WP	HR	S	P	ERA	WHIP								
Jon Rauch, R ERA: 8.31	5.0	W	20	4	2	2	4	1	0	0	0	0	2	56	85	3.60	1.000								
Mike Porzio, L ERA: 4.54	1.2		7	3	1	1	1	0	0	0	0	0	1	21	28	5.40	1.800								
Keith Foulke, R ERA: 2.99	1.1		4	0	0	0	3	0	0	0	0	0	1	11	15	0.00	0.000								
Kelly Wunsch, L ERA: 3.41	1.0		4	1	1	1	0	0	0	0	0	0	1	12	17	9.00	1.000								



Batter	1	2	3	4	5	6	7	8	9	AB	R	H	RBI	BB	SO	LOB	BOTTOM								
D'Angelo Jimenez, S OBP: 0.330, SLG: 0.345	HR		2B	G4-6-3		HR				2	4	2	1	2	0	0	Minnesota Twins @ Chicago White Sox Comiskey Park, Chicago, IL Sat Sep 21 2002, 4:05 PM EDT Att: 20,645 - Sunny - 75 F								
Jose Valentin, S OBP: 0.312, SLG: 0.490 Willie Harris, L OBP: 0.266, SLG: 0.291	F8		1B	G4-6-3		K				5	2	2	3	0	1	5									
Carlos Lee, R OBP: 0.359, SLG: 0.485	F7		2B	F8		HR				4	2	2	4	1	0	1									
Magglio Ordonez, R OBP: 0.382, SLG: 0.588 Joe Borchard, S OBP: 0.296, SLG: 0.500	HR		2B	1B	HR		K			4	3	3	4	0	0	1									
14 Paul Konerko, R OBP: 0.365, SLG: 0.507	F3		K	F9		K				5	0	1	0	0	2	2									
Jeff Liefer, L OBP: 0.296, SLG: 0.362		K	F8		24 BB		1B		G5-4-3	5	1	2	0	0	1	3									
24 Joe Crede, R OBP: 0.317, SLG: 0.511		1B	2B	1B	2B		F5		G5-3	4	0	2	1	1	0	1									
Aaron Rowand, R OBP: 0.294, SLG: 0.395		1B	1B	1B		L7				4	1	3	1	0	0	2									
Miguel Olivo, R OBP: 0.444, SLG: 0.750		K	F9		L8		1B		HR	4	1	1	0	0	1	5									
Inning Stats	R: 2 E: 0 K: 0 S: 10	H: 1 LOB: 0 BB: 0 P: 12	R: 0 E: 0 K: 2 S: 12	H: 2 LOB: 1 BB: 0 P: 16	R: 4 E: 0 K: 1 S: 24	H: 6 LOB: 2 BB: 0 P: 32	R: 0 E: 0 K: 0 S: 5	H: 0 LOB: 0 BB: 1 P: 10	R: 1 E: 0 K: 0 S: 12	H: 2 LOB: 2 BB: 1 P: 22	R: 2 E: 0 K: 1 S: 11	H: 1 LOB: 0 BB: 2 P: 25	R: 5 E: 0 K: 2 S: 16	H: 5 LOB: 0 BB: 0 P: 27	R: 0 E: 0 K: 0 S: 5	H: 1 LOB: 0 BB: 0 P: 10		1B: 9 2B: 5 3B: 0 HR: 4	SF: 0 SAC: 0 DP: 3 HBP: 1	WP: 0 PB: 0 SB: 0 CS: 0	PA: 43				
PITCHER	IP	WLS	BF	H	R	ER	SO	BB	IBB	HBP	BLK	WP	HR	S	P	ERA	WHIP								
Brad Radke, R ERA: 4.81	3.0	L	18	9	6	6	3	0	0	0	0	0	1	46	60	18.00	3.000								
Tony Fiore, R ERA: 3.27	2.0		12	3	3	3	0	4	0	0	0	0	2	23	48	13.50	3.500								
Bob Wells, R ERA: 6.18	2.0		10	5	5	5	3	0	0	0	0	0	1	21	36	22.50	2.500								
Michael Jackson, R ERA: 2.89	1.0		3	1	0	0	0	0	0	0	0	0	0	5	10	0.00	1.000								

AB	34
R	4
H	8
RBI	4
BB	1
SO	8
LOB	8



AB	38
R	14
H	18
RBI	14
BB	4
SO	6
LOB	20



Batter	1	2	3	4	5	6	7	8	9	AB	R	H	RBI	BB	SO	LOB	TOP										
Coco Crisp, S (1, 8) OBP: 0.296, SLG: 0.371	F7		FC3-6 2B		K			HR BB	S	4	1	1	0	1	1	1	Cleveland Indians @ Minnesota Twins Hubert H. Humphrey Metrodome, Minneapolis, MN Tue Sep 24 2002, 8:05 PM EDT Att: 21,634 - Dome - 72 F AB 35 R 3 H 9 RBI 3 BB 3 SO 4 LOB 17 										
Omar Vizquel, S (1, 6) OBP: 0.341, SLG: 0.418	L7					G6-3		G3	F9	5	0	1	0	0	0	2											
Ellis Burks, R (1, 10) OBP: 0.360, SLG: 0.536	G2-3		F9			P3		HR		4	1	1	2	0	0	2											
Jim Thome, L (1, 3) OBP: 0.442, SLG: 0.662						K		BB		3	1	2	1	1	1	0											
Karim Garcia, L (1, 9) OBP: 0.319, SLG: 0.590	F7					G4-3				3	0	1	0	1	0	1											
Travis Fryman, R (1, 5) OBP: 0.293, SLG: 0.350						F7		BB	1B	4	0	1	0	0	2	3											
Josh Bard, S (1, 2) OBP: 0.267, SLG: 0.395	G6-4-3					G3		F8	G5-3	4	0	0	0	0	0	5											
Chris Magruder, S (1, 7) OBP: 0.264, SLG: 0.360						F8		BB	G4-3	4	0	2	0	0	0	0											
John McDonald, R (1, 4) OBP: 0.292, SLG: 0.331						F9		BB	F8	2	0	0	0	0	0	1											
Bill Selby, L (7, PH) OBP: 0.267, SLG: 0.416						F9		G6-3		1	0	0	0	0	0	2											
Brandon Phillips, R (7, 4) OBP: 0.273, SLG: 0.211										1	0	0	0	0	0	0											
Inning Stats	R: 0 E: 0 K: 0 S: 9	H: 0 LOB: 0 BB: 0 P: 14	R: 0 E: 0 K: 0 S: 11	H: 2 LOB: 1 BB: 0 P: 17	R: 0 E: 0 K: 0 S: 10	H: 2 LOB: 2 BB: 0 P: 12	R: 1 E: 0 K: 0 S: 9	H: 1 LOB: 0 BB: 0 P: 16	R: 0 E: 0 K: 1 S: 7	H: 0 LOB: 0 BB: 0 P: 10	R: 0 E: 0 K: 1 S: 11	H: 1 LOB: 2 BB: 1 P: 21	R: 2 E: 0 K: 1 S: 14	H: 2 LOB: 2 BB: 2 P: 29	R: 0 E: 0 K: 0 S: 13	H: 1 LOB: 1 BB: 0 P: 20	1B: 6 2B: 1 3B: 0 HR: 2	SF: 0 SAC: 0 DP: 1 HBP: 0	WP: 0 PB: 0 CS: 1	PA: 38							
PITCHER	IP	WLS	BF	H	R	ER	SO	BB	IBB	HBP	BLK	WP	HR	S	P	ERA	WHIP										
Eric Milton, L (1, 1) ERA: 4.99	6.2		26	6	1	1	3	1	0	0	0	0	1	63	95	1.35	1.050										
Michael Jackson, R (7, 1) ERA: 2.57	0.1	H	1	0	0	0	0	0	0	0	0	0	0	3	6	0.00	0.000										
Kyle Lohse, R (8, 1) ERA: 4.35	0.1	B	3	1	2	2	0	1	0	0	0	0	1	4	10	54.00	6.000										
J.C. Romero, L (8, 1) ERA: 1.94	0.2		4	1	0	0	1	1	0	0	0	0	0	10	19	0.00	3.000										
LaTroy Hawkins, R (9, 1) ERA: 2.16	1.0	W	4	1	0	0	0	0	0	0	0	0	0	13	20	0.00	1.000										
Batter	1	2	3	4	5	6	7	8	9	AB	R	H	RBI	BB	SO	LOB	BOTTOM										
Dustan Mohr, R (1, 7) OBP: 0.330, SLG: 0.441	K		G6-3	F8				FC6-4 BB	IBB	3	0	0	1	2	1	3	Cleveland Indians @ Minnesota Twins Hubert H. Humphrey Metrodome, Minneapolis, MN Tue Sep 24 2002, 8:05 PM EDT Att: 21,634 - Dome - 72 F AB 30 R 4 H 5 RBI 4 BB 6 SO 6 LOB 19 										
Cristian Guzman, S (1, 6) OBP: 0.294, SLG: 0.387	G4-3		1B			G4-3		FC6-4 WP	IBB	3	0	0	0	2	0	1											
Corey Koskie, L (1, 5) OBP: 0.372, SLG: 0.447	F7							F9		2	0	0	0	0	1	2											
Bobby Kielty, S (4, 9) OBP: 0.403, SLG: 0.461								3B		2	1	1	1	0	0	1											
David Ortiz, L (1, 10) OBP: 0.343, SLG: 0.504								E4		2	0	1	2	1	0	0											
Michael Restovich, R (7, PH) OBP: 0.273, SLG: 0.545								WP		1	0	0	0	0	1	1											
Tori Hunter, R (1, 8) OBP: 0.329, SLG: 0.515								F7		4	0	0	0	0	1	4											
Doug Mientkiewicz, L (1, 3) OBP: 0.370, SLG: 0.400	K							F8		3	0	0	0	1	1	2											
5 Michael Cuddyer, R (1, 9) OBP: 0.279, SLG: 0.368								G3-1		3	0	1	0	0	1	1											
Denny Hocking, S (8, 5) OBP: 0.312, SLG: 0.328								F8		1	0	0	0	0	0	0											
A.J. Pierzynski, L (1, 2) OBP: 0.338, SLG: 0.447								F8		3	1	1	0	0	0	2											
Michael Ryan, L (9, PR)								F7		0	1	0	0	0	0	0											
Luis Rivas, R (1, 4) OBP: 0.306, SLG: 0.397								G3-1		3	1	1	0	0	0	2											
Inning Stats	R: 0 E: 1 K: 1 S: 7	H: 0 LOB: 0 BB: 0 P: 12	R: 0 E: 0 K: 2 S: 10	H: 0 LOB: 1 BB: 1 P: 18	R: 2 E: 0 K: 1 S: 14	H: 2 LOB: 2 BB: 1 P: 25	R: 0 E: 0 K: 0 S: 7	H: 1 LOB: 2 BB: 1 P: 13	R: 1 E: 1 K: 0 S: 15	H: 1 LOB: 1 BB: 0 P: 24	R: 0 E: 0 K: 0 S: 6	H: 0 LOB: 0 BB: 0 P: 8	R: 0 E: 0 K: 1 S: 13	H: 0 LOB: 1 BB: 1 P: 25	R: 0 E: 0 K: 1 S: 6	H: 0 LOB: 0 BB: 0 P: 11	R: 1 E: 0 K: 0 S: 8	H: 1 LOB: 2 BB: 2 P: 18	1B: 2 2B: 2 3B: 1 HR: 0	SF: 1 SAC: 1 DP: 0 HBP: 1	WP: 3 PB: 0 CS: 0	PA: 39					
PITCHER	IP	WLS	BF	H	R	ER	SO	BB	IBB	HBP	BLK	WP	HR	S	P	ERA	WHIP										
Ricardo Rodriguez, R (1, 1) ERA: 5.66	6.0		27	4	3	3	4	3	0	1	0	0	1	0	59	4.50	1.167										
53 Carl Sadler, L (7, 1) ERA: 5.09	0.2		3	0	0	0	0	1	0	0	0	0	0	3	6	0.00	1.500										
Jerrod Riggan, R (7, 1) ERA: 7.64	0.1		1	0	0	0	1	0	0	0	0	0	0	3	6	0.00	0.000										
Dave Elder, R (8, 1) ERA: 2.86	1.2	L	8	1	1	1	1	0	2	0	0	0	0	14	29	5.40	0.600										

Batter	1	2	3	4	5	6	7	8	9	10	11	12	AB	R	H	RBI	BB	SO	LOB	TOP							
Coco Crisp, S OBP: 0.298, SLG: 0.364 (1, 8)	F8	G6-3		G6-4-3 BB				K			F2		5	0	1	0	1	1	1								
Omar Vizquel, S OBP: 0.337, SLG: 0.414 (1, 6)	K	L9		K				K		G5-3	P6		6	0	0	0	0	3	4								
Ellis Burks, R OBP: 0.363, SLG: 0.544 (1, 10)	HR 1B		1B SF8 BB	G6-4-3				F9		HR	FC5-6 1B		6	3	4	1	0	0	3								
Jim Thome, L OBP: 0.445, SLG: 0.674 (1, 3)	HR		SF8 1B BB		HR			K		S BB	FC5-6		4	2	2	3	2	1	1								
Karim Garcia, L OBP: 0.320, SLG: 0.582 (1, 9)	41 1B		1B		G4-3			K		F7			6	0	2	0	0	2	1								
41 Victor Martinez, S OBP: 0.286, SLG: 0.231 (1, 2)	1B		K							F8			5	0	2	0	1	1	4								
Bill Selby, L OBP: 0.276, SLG: 0.403 (1, 5)	F7		SF8		G3			P3			F7		5	0	0	1	0	0	4								
Chris Magruder, S OBP: 0.262, SLG: 0.360 (1, 7)		G6-3 2B	G6-3		G4-3			K2-3		G4-3			5	0	1	0	0	1	3								
John McDonald, R OBP: 0.325, SLG: 0.327 (10, PH)													3	0	0	0	0	0	1								
Lee Stevens, L OBP: 0.306, SLG: 0.373 (10, 4)													1	0	0	0	0	0	0								
Brandon Phillips, R OBP: 0.273, SLG: 0.211 (10, 4)													0	0	0	0	0	0	0								
Inning Stats	R: 2 E: 0 K: 1 S: 17	H: 4 LOB: 2 BB: 0 P: 25	R: 0 E: 0 K: 0 S: 8	H: 1 LOB: 1 BB: 1 P: 11	R: 1 E: 0 K: 1 S: 11	H: 2 LOB: 2 BB: 1 P: 19	R: 0 E: 0 K: 1 S: 8	H: 0 LOB: 1 BB: 1 P: 14	R: 1 E: 0 K: 0 S: 9	H: 2 LOB: 1 BB: 0 P: 14	R: 0 E: 0 K: 1 S: 8	H: 1 LOB: 1 BB: 1 P: 11	R: 0 E: 0 K: 2 S: 7	H: 0 LOB: 0 BB: 0 P: 8	R: 1 E: 0 K: 0 S: 10	H: 1 LOB: 1 BB: 1 P: 16	R: 0 E: 0 K: 0 S: 7	H: 0 LOB: 0 BB: 0 P: 11	R: 0 E: 0 K: 0 S: 8	H: 1 LOB: 1 BB: 0 P: 16	R: 0 E: 0 K: 1 S: 8	H: 0 LOB: 0 BB: 0 P: 12	1B: 8 2B: 1 3B: 0 HR: 3	SF: 1 SAC: 0 DP: 1 HBP: 1	WP: 0 PB: 0 SB: 1 CS: 0	PA: 52	
PITCHER	IP WLS BF H R ER SO BB IBB HBP BLK WP HR S P ERA WHIP													PITCHER	IP WLS BF H R ER SO BB IBB HBP BLK WP HR S P ERA WHIP												
Rick Reed, R ERA: 3.8 (1, 1)	5.0 26													J.C. Romero, L ERA: 1.91 (11, 1)	1.1 4												
Johan Santana, L ERA: 3.03 (6, 1)	2.0 8																										
Tony Fiore, R ERA: 3.24 (8, 1)	1.0 3																										
Eddie Guardado, L ERA: 3.02 (9, 1)	1.0 5																										
Bob Wells, R ERA: 6.0 (10, 1)	1.2 6																										

Cleveland Indians @ Minnesota Twins
Hubert H. Humphrey Metrodome, Minneapolis, MN

Wed Sep 25 2002, 8:05 PM EDT
Att. 15,314 - Dome - 72 F

AB 46
R 5
H 12
RBI 5
BB 4
SO 9
LOB 22



Batter	1	2	3	4	5	6	7	8	9	10	11	12	AB	R	H	RBI	BB	SO	LOB	BOTTOM							
Dustin Mohr, R OBP: 0.325, SLG: 0.434 (1, 7)	F9		F7		F2		G6-3		G4-3		K		6	0	0	0	0	1	2								
Cristian Guzman, S OBP: 0.292, SLG: 0.386 (1, 6)	P4		2B		G6-3			F8		P5		G5-3	6	1	1	0	0	0	0								
Torii Hunter, R OBP: 0.332, SLG: 0.519 (1, 8)	G6-3		CS 2B		G5-3			F8 2B		BB S BB		HR 1B	5	1	3	1	1	0	0								
David Ortiz, L OBP: 0.345, SLG: 0.509 (1, 10)		5 2B 1B HBP	2B BB			K		F8		K		HR	4	2	1	2	1	2	2								
Bobby Kielty, S OBP: 0.403, SLG: 0.462 (1, 9)		K	2B			P6		G4-3		BB IBB			4	0	1	0	1	1	2								
Doug Mientkiewicz, L OBP: 0.369, SLG: 0.399 (8, PH)		K	F7			F7			E8 5 1B		1B		4	0	1	0	0	1	3								
Denny Hocking, S OBP: 0.315, SLG: 0.328 (10, 4)										1B 2B BB			0	1	0	0	1	0	0								
5 Michael Cuddyer, R OBP: 0.294, SLG: 0.420 (1, 5)		E 2B						HR		E S 1B		P3	5	2	3	2	0	1	3								
A.J. Pierzynski, L OBP: 0.338, SLG: 0.445 (1, 2)													4	0	1	1	0	0	2								
Tom Prince, R OBP: 0.317, SLG: 0.385 (12, 2)		E1 1B			G3-1			G1-6-3 HBP		P6		F7	0	0	0	0	0	0	0								
Luis Rivas, R OBP: 0.303, SLG: 0.393 (9, PH)		F9										G4-3	3	0	0	0	0	2									
Matthew LeCroy, R OBP: 0.300, SLG: 0.452 (9, PH)													1	0	0	0	1	2									
Todd Sears, L OBP: 0.222, SLG: 0.333 (10, 3)													1	0	0	0	0	0									
Inning Stats	R: 0 E: 0 K: 0 S: 8	H: 0 LOB: 0 BB: 0 P: 15	R: 2 E: 1 K: 2 S: 11	H: 2 LOB: 1 BB: 0 P: 18	R: 1 E: 0 K: 0 S: 11	H: 3 LOB: 2 BB: 1 P: 17	R: 0 E: 0 K: 1 S: 5	H: 0 LOB: 0 BB: 0 P: 11	R: 0 E: 0 K: 0 S: 8	H: 0 LOB: 0 BB: 0 P: 15	R: 1 E: 0 K: 0 S: 9	H: 1 LOB: 1 BB: 0 P: 14	R: 0 E: 0 K: 0 S: 8	H: 1 LOB: 1 BB: 1 P: 15	R: 1 E: 2 K: 1 S: 13	H: 2 LOB: 2 BB: 3 P: 21	R: 0 E: 0 K: 1 S: 11	H: 0 LOB: 3 BB: 3 P: 26	R: 0 E: 0 K: 0 S: 10	H: 0 LOB: 0 BB: 0 P: 13	R: 2 E: 0 K: 0 S: 8	H: 2 LOB: 0 BB: 0 P: 13	1B: 4 2B: 5 3B: 0 HR: 2	SF: 0 SAC: 0 DP: 1 HBP: 2	WP: 0 PB: 0 SB: 2 CS: 1	PA: 49	
PITCHER	IP WLS BF H R ER SO BB IBB HBP BLK WP HR S P ERA WHIP													PITCHER	IP WLS BF H R ER SO BB IBB HBP BLK WP HR S P ERA WHIP												
Brian Tallet, L ERA: 5.09 (7, 1)	6.0 24													Dave Maurer, L ERA: 13.5 (12, 1)	0.1 3												
Dave Burba, R ERA: 5.09 (8, 1)	1.0 4																										
Alex Herrera, L ERA: 4.44 (9, 1)	1.0 5																										
Danys Baez, R ERA: 4.44 (10, 1)	2.0 9																										

Cleveland Indians @ Minnesota Twins
Hubert H. Humphrey Metrodome, Minneapolis, MN

Wed Sep 25 2002, 8:05 PM EDT
Att. 15,314 - Dome - 72 F


AB 43
R 7
H 11
RBI 6
BB 4
SO 7
LOB 18




Batter	1	2	3	4	5	6	7	8	9	AB	R	H	RBI	BB	SO	LOB	TOP									
Coco Crisp, S OBP: 0.310, SLG: 0.391	1-1 F2			1-2 P1		1-2 2B	3-2 2B		0-0 2B	5	2	3	1	0	0	0	Cleveland Indians @ Minnesota Twins Hubert H. Humphrey Metrodome, Minneapolis, MN Thu Sep 26 2002, 8:05 PM EDT Att: 17,772 - Dome - 72 F livebaseballscorecards.com									
Brandon Phillips, R OBP: 0.370, SLG: 0.478	1-3 K			2-2 1B		1-2 HBP	1-0 2B		1-1 2B	4	1	3	4	0	1	0										
Lee Stevens, L OBP: 0.304, SLG: 0.372	0-0 F9			0-0 1B		0-2 SF8	0-0 P4		0-0 P6	4	0	1	2	0	0	2										
Jim Thome, L OBP: 0.443, SLG: 0.668		1-2 F8		0-1 F9		1-3 K		4-1 BB	3-3 K	4	0	0	0	1	2	4										
Karim Garcia, L OBP: 0.313, SLG: 0.570		1-3 K		0-1 F9		1-1 P4		1-1 F7		4	0	0	0	0	1	4										
Josh Bard, S OBP: 0.255, SLG: 0.378		1-3 K			0-3 K		1-1 F7	1-0 G4-6-3		4	0	0	0	0	2	1										
Greg LaRocca, R OBP: 0.393, SLG: 0.396			2-1 G6-3		1-0 G1-3		0-0 2B		0-0 WP	4	2	2	0	0	0	0										
Chris Magruder, S OBP: 0.266, SLG: 0.364		1-2 G1-3		3-2 G5-3		2-1 2B		4-0 2B		3	2	1	1	1	0	0										
John McDonald, R OBP: 0.291, SLG: 0.326		1-3 K			2-1 SF8		0-0 G5-3		0-3 K	4	1	1	0	0	2	3										
Inning Stats	R: 0 E: 0 K: 1 S: 6	H: 0 LOB: 0 BB: 0 P: 8	R: 0 E: 0 K: 2 S: 9	H: 0 LOB: 0 BB: 0 P: 12	R: 0 E: 0 K: 1 S: 8	H: 0 LOB: 0 BB: 0 P: 12	R: 1 E: 0 K: 0 S: 14	H: 2 LOB: 1 BB: 0 P: 17	R: 0 E: 0 K: 1 S: 7	H: 0 LOB: 0 BB: 0 P: 11	R: 1 E: 0 K: 1 S: 16	H: 2 LOB: 2 BB: 0 P: 22	R: 3 E: 0 K: 0 S: 11	H: 4 LOB: 1 BB: 0 P: 18	R: 0 E: 0 K: 0 S: 4	H: 0 LOB: 0 BB: 1 P: 10	R: 3 E: 0 K: 2 S: 11	H: 3 LOB: 1 BB: 1 P: 21	1B: 4 2B: 6 3B: 1 HR: 0	SF: 1 SAC: 0 DP: 1 HBP: 1	WP: 1 PB: 0 SB: 0 CS: 0	PA: 40				
PITCHER	IP	WLS	BF	H	R	ER	SO	BB	IBB	HBP	BLK	WP	HR	S	P	ERA	WHIP									
Brad Radke, R ERA: 4.72	(1, 1)	6.0		23	4	2	2	6	0	0	1	0	0	0	60	82	3.00	0.667								
Michael Jackson, R ERA: 3.31	(7, 1)	1.0	L	7	4	3	3	0	0	0	0	0	0	11	18	27.00	4.000									
Juan Rincon, R ERA: 6.18	(8, 1)	1.0		3	0	0	0	0	1	0	0	0	0	4	10	0.00	1.000									
Kevin Frederick, R ERA: 10.03	(9, 1)	1.0		7	3	3	3	2	1	0	0	0	1	0	11	21	27.00	4.000								

Batter	1	2	3	4	5	6	7	8	9	AB	R	H	RBI	BB	SO	LOB	BOTTOM									
Michael Ryan, L OBP: 0.283, SLG: 0.386	1-2 G3		3-3 K		0-0 L9		3-2 G3		0-0 F7	5	0	0	0	0	1	0	Cleveland Indians @ Minnesota Twins Hubert H. Humphrey Metrodome, Minneapolis, MN Thu Sep 26 2002, 8:05 PM EDT Att: 17,772 - Dome - 72 F livebaseballscorecards.com									
Cristian Guzman, S OBP: 0.344, SLG: 0.506	1-0 G3		2-0 G1-3		2-2 SF9		0-0 1B		2-0 G6-3	3	1	1	0	0	0	0										
David Lamb, S OBP: 0.143, SLG: 0.143			2-2 E3		3-1 E5		2-2 F8		1-0 F8	4	1	2	0	0	0	1										
Corey Koskie, L OBP: 0.200, SLG: 0.300	0-1 1B		0-0 FC4-6		1-3 SF9		1-3 1B			2	0	0	0	0	1	2										
David Ortiz, L OBP: 0.344, SLG: 0.506	3-3 K		0-0 FC4-6		0-0 SF9		0-3 K			1	0	0	1	0	1	1										
Tori Hunter, R OBP: 0.336, SLG: 0.528		4-1 G4-3		0-0 HR	0-1 2B		4-0 5		5	2	2	2	1	0	0	0										
Michael Restovich, R OBP: 0.333, SLG: 0.545					3-3 2B					0	1	0	0	1	0	0										
Doug Mientkiewicz, L OBP: 0.389, SLG: 0.397	1-2 G4-3		4-1 G1-6-3		1-2 G6-3		1-2 F7			2	0	0	0	1	0	2										
5 Michael Cuddyer, R OBP: 0.292, SLG: 0.413		3-2 FC6		0-0 G1-6-3		2-1 E1		3-3 K		4	0	1	0	0	1	2										
A.J. Pierzynski, L OBP: 0.336, SLG: 0.442	2-3 K		0-0 G1-6-3		0-1 G4-6-3		3-2 K			3	0	0	0	0	1	5										
Tom Prince, R OBP: 0.322, SLG: 0.398			1-2 G3-1		1-0 G6-3		3-H 2B			1	0	1	1	0	0	0										
Luis Rivas, R OBP: 0.300, SLG: 0.389										3	0	0	0	0	0	3										
Denny Hocking, S OBP: 0.314, SLG: 0.327										1	0	0	0	0	0	1										
Inning Stats	R: 0 E: 0 K: 1 S: 9	H: 1 LOB: 1 BB: 0 P: 14	R: 0 E: 0 K: 1 S: 15	H: 0 LOB: 2 BB: 1 P: 26	R: 0 E: 0 K: 1 S: 9	H: 0 LOB: 1 BB: 0 P: 16	R: 1 E: 0 K: 0 S: 5	H: 2 LOB: 1 BB: 1 P: 10	R: 2 E: 1 K: 0 S: 12	H: 3 LOB: 1 BB: 0 P: 18	R: 0 E: 0 K: 0 S: 5	H: 0 LOB: 0 BB: 0 P: 7	R: 0 E: 0 K: 1 S: 11	H: 1 LOB: 1 BB: 0 P: 16	R: 1 E: 1 K: 1 S: 10	H: 1 LOB: 1 BB: 1 P: 21	R: 0 E: 0 K: 0 S: 3	H: 0 LOB: 0 BB: 0 P: 6	1B: 5 2B: 2 3B: 0 HR: 1	SF: 1 SAC: 0 DP: 2 HBP: 0	WP: 0 PB: 0 SB: 1 CS: 0	PA: 39				
PITCHER	IP	WLS	BF	H	R	ER	SO	BB	IBB	HBP	BLK	WP	HR	S	P	ERA	WHIP									
Ryan Drese, R ERA: 6.55	(1, 1)	6.2	W	30	7	3	2	3	2	0	0	0	0	0	3	3	0.00	0.000								
53 Carl Sadler, L ERA: 5.0	(7, 1)	0.1	H	1	0	0	0	1	0	0	0	0	0	3	3	0.00	0.000									
Dave Elder, R ERA: 3.13	(8, 1)	1.0	H	5	1	1	1	1	1	0	0	0	0	10	21	9.00	2.000									
Mark Wohlers, R ERA: 4.86	(9, 1)	1.0		3	0	0	0	0	0	0	0	0	0	3	6	0.00	0.000									



Batter	1	2	3	4	5	6	7	8	9	AB	R	H	RBI	BB	SO	LOB	TOP			
D'Angelo Jimenez, S OBP: 0.348, SLG: 0.348	2-2 WP BB 1B		4-2 1B BB		0-0 F7	2-2 FC6-4			4-1 BB	3	0	1	0	2	0	3	<p>Chicago White Sox @ Minnesota Twins</p> <p>Hubert H. Humphrey Metrodome, Minneapolis, MN</p> <p>Sat Sep 28 2002, 1:25 PM EDT</p> <p>Att: 32,072 - Dome - 72 F</p> <p>livebaseballscorecards.com</p> <p>AB 33 R 2 H 6 RBI 2 BB 6 SO 13 LOB 23</p> 			
Jose Valentin, S OBP: 0.312, SLG: 0.480	4-1 WP 1-2 BB		0-3 K		4-0 BB 1B BB		3-2 G6-3		1-2 F7	3	1	0	0	2	1	2				
Frank Thomas, R OBP: 0.363, SLG: 0.475	2-2 F7		1-2 1B		4-2 1B BB		3-2 14 2B		2-3 K	4	0	2	0	1	1	3				
Magglio Ordonez, R OBP: 0.381, SLG: 0.597	1-3 K		0-3 K		0-1 1B		1-2 F7		0-2 F9	5	0	1	2	0	2	6				
14 Paul Konerko, R OBP: 0.360, SLG: 0.501	0-1 F9			1-2 F9	K		0-1 2B			4	0	1	0	0	1	4				
Jeff Liefer, L OBP: 0.296, SLG: 0.374		1-3 K		1-3 K		4-1 1B BB		1-3 K		3	0	0	0	1	3	2				
24 Joe Crede, R OBP: 0.312, SLG: 0.515		1-3 K		0-0 G6-3		0-3 K		0-3 K2-3		4	0	0	0	0	3	1				
Aaron Rowand, R OBP: 0.296, SLG: 0.393		2-1 G4-3			0-0 E9 BB SH1-3 1B		1-2 FC6-4 1B		0-1 G4-3	4	1	1	0	0	0	0				
Mark Johnson, L OBP: 0.297, SLG: 0.293			1-0 F7		0-0 SH1-3		0-3 K		2-3 K	3	0	0	0	0	2	2				
Inning Stats	R: 0 E: 0 K: 1 S: 13	H: 1 LOB: 2 BB: 1 P: 22	R: 0 E: 0 K: 2 S: 8	H: 0 LOB: 0 BB: 0 P: 12	R: 0 E: 0 K: 2 S: 13	H: 1 LOB: 2 BB: 1 P: 19	R: 0 E: 0 K: 1 S: 7	H: 0 LOB: 0 BB: 0 P: 9	R: 2 E: 1 K: 1 S: 11	H: 1 LOB: 2 BB: 1 P: 19	R: 0 E: 0 K: 1 S: 14	H: 2 LOB: 2 BB: 0 P: 22	R: 0 E: 0 K: 2 S: 8	H: 0 LOB: 0 BB: 0 P: 10	R: 0 E: 0 K: 1 S: 12	H: 0 LOB: 1 BB: 1 P: 19	1B: 5 2B: 1 3B: 0 HR: 0	SF: 0 SAC: 1 DP: 0 HBP: 0	WP: 1 PB: 0 CS: 0	PA: 40
PITCHER	IP WLS BF H R ER SO BB IBB HBP BLK WP HR S P ERA WHIP																			
Kyle Lohse, R ERA: 4.23	(1, 1) 5.0 23 3 2 0 7 4 0 0 0 0 1 0 52 81 0.00 1.400																			
Johan Santana, L ERA: 2.99	(6, 1) 1.1 6 1 0 0 2 1 0 0 0 0 0 0 16 25 0.00 1.500																			
Michael Jackson, R ERA: 3.27	(7, 1) 0.2 4 2 0 0 1 0 0 0 0 0 0 0 11 16 0.00 3.000																			
LaTroy Hawkins, R ERA: 2.13	(8, 1) 1.0 W 3 0 0 0 2 0 0 0 0 0 0 0 8 10 0.00 0.000																			
Eddie Guardado, L ERA: 2.93	(9, 1) 1.0 S 4 0 0 0 1 1 0 0 0 0 0 0 12 19 0.00 1.000																			

Batter	1	2	3	4	5	6	7	8	9	AB	R	H	RBI	BB	SO	LOB	BOTTOM			
Jacque Jones, L OBP: 0.338, SLG: 0.505	2-3 K				1-1 G4-3		1-3 K			4	0	0	0	0	3	4	<p>Chicago White Sox @ Minnesota Twins</p> <p>Hubert H. Humphrey Metrodome, Minneapolis, MN</p> <p>Sat Sep 28 2002, 1:25 PM EDT</p> <p>Att: 32,072 - Dome - 72 F</p> <p>livebaseballscorecards.com</p> <p>AB 31 R 3 H 10 RBI 3 BB 1 SO 7 LOB 15</p> 			
Michael Ryan, L OBP: 0.091, SLG: 0.091		0-3 K								0	0	0	0	0	0	0				
Cristian Guzman, S OBP: 0.293, SLG: 0.386	0-2 1B		1-2 F6		3-1 G6-3			1-3 K		3	1	1	0	0	0	2				
David Lamb, S OBP: 0.125, SLG: 0.125										1	0	0	0	0	1	0				
Corey Koskie, L OBP: 0.369, SLG: 0.449	3-3 K		1-0 F9		3-3 K			0-0 G4-3		4	0	0	0	0	2	1				
Matthew LeCroy, R OBP: 0.303, SLG: 0.448	2-2 1B		1-3 K			4-0 G6-4-3 BB		0-0 HR 1B		2	0	1	1	1	1	0				
Michael Restovich, R OBP: 0.385, SLG: 0.583		2H 1B								1	1	1	0	0	0	0				
Tori Hunter, R OBP: 0.336, SLG: 0.526	2-0 1B				0-0 L3			3-2 HR 1B		3	0	1	0	0	0	1				
Bobby Kielty, S OBP: 0.405, SLG: 0.474						0-0 G6-4-3				1	1	1	2	0	0	0				
Doug Mientkiewicz, L OBP: 0.388, SLG: 0.394	0-2 G1-3				1-1 F8			1-0 P6		2	0	0	0	0	0	2				
David Ortiz, L OBP: 0.341, SLG: 0.504							2-1 5 1B FC5-2 2B			2	0	1	0	0	0	0				
5 Michael Cuddyer, R OBP: 0.305, SLG: 0.431		2-2 SH5-4 1B			1-1 FC6-4 2B			2-2 F9 FC5-2 1B		3	0	3	0	0	0	0				
A.J. Pierzynski, L OBP: 0.335, SLG: 0.441		0-2 SH5-4 1B			0-0 FC6-4			0-0 FC5-2		2	0	1	0	0	0	1				
Javier Valentin, S OBP: 0.500, SLG: 0.500		1-2 SH5-4 1B			2-3			1-2 3H		1	0	0	0	0	0	2				
Denny Hocking, S OBP: 0.311, SLG: 0.324		0-1 SH5-4				3-2 G5-3		2-0 F9		2	0	0	0	0	0	2				
Inning Stats	R: 1 E: 0 K: 2 S: 17	H: 3 LOB: 2 BB: 0 P: 26	R: 0 E: 0 K: 1 S: 18	H: 2 LOB: 2 BB: 0 P: 21	R: 0 E: 0 K: 1 S: 5	H: 0 LOB: 0 BB: 0 P: 7	R: 0 E: 0 K: 0 S: 5	H: 1 LOB: 0 BB: 0 P: 7	R: 0 E: 0 K: 0 S: 9	H: 0 LOB: 0 BB: 0 P: 16	R: 0 E: 0 K: 1 S: 5	H: 0 LOB: 1 BB: 1 P: 12	R: 0 E: 0 K: 1 S: 12	H: 2 LOB: 2 BB: 0 P: 19	R: 2 E: 0 K: 1 S: 11	H: 2 LOB: 0 BB: 0 P: 16	1B: 6 2B: 4 3B: 0 HR: 1	SF: 0 SAC: 1 DP: 2 HBP: 0	WP: 0 PB: 0 CS: 0	PA: 33
PITCHER	IP WLS BF H R ER SO BB IBB HBP BLK WP HR S P ERA WHIP																			
56 Mark Buehrle, L ERA: 3.58	(1, 1) 8.0 L 33 10 3 3 7 1 0 0 0 0 1 1 82 124 3.38 1.375																			

Batter	1	2	3	4	5	6	7	8	9	AB	R	H	RBI	BB	SO	LOB	TOP										
D'Angelo Jimenez, S (1, 6) OBP: 0.330, SLG: 0.347	F8		F9			G5-3				4	0	1	0	0	0	1	Chicago White Sox @ Minnesota Twins Hubert H. Humphrey Metrodome, Minneapolis, MN Sun Sep 29 2002, 2:05 PM EDT Att: 31,270 - Dome - 72 F livebaseballscorecards.com										
Josh Paul, R (1, 7) OBP: 0.302, SLG: 0.279	K			K				F9		4	0	1	0	0	2	1											
Frank Thomas, R (1, 10) OBP: 0.361, SLG: 0.472 Jose Valentin, S (6, PH) OBP: 0.311, SLG: 0.479	K			K		K		F8		3	0	0	0	0	3	1											
14 Paul Konerko, R (1, 3) OBP: 0.359, SLG: 0.498 Jeff Liefer, L (6, 3) OBP: 0.295, SLG: 0.373		P6			P5			G1-3		3	0	0	0	0	1	1											
24 Joe Crede, R (1, 5) OBP: 0.311, SLG: 0.515	K					P3				4	0	1	0	0	1	0											
Aaron Rowand, R (1, 9) OBP: 0.298, SLG: 0.394	F9									4	1	2	0	0	1	1											
Joe Borchard, S (1, 8) OBP: 0.243, SLG: 0.389				K						4	0	1	0	0	1	2											
Miguel Olivo, R (1, 2) OBP: 0.286, SLG: 0.421			F8							3	0	1	1	1	0	2											
Willie Harris, L (1, 4) OBP: 0.270, SLG: 0.294										3	0	1	0	1	2	3											
Inning Stats	R: 0 H: 0 E: 0 K: 2 S: 9	H: 0 LOB: 0 BB: 0 P: 14	R: 0 H: 0 E: 0 K: 1 S: 12	H: 0 LOB: 0 BB: 0 P: 15	R: 0 H: 0 E: 0 K: 1 S: 13	H: 0 LOB: 1 BB: 1 P: 19	R: 0 H: 0 E: 0 K: 2 S: 8	H: 0 LOB: 0 BB: 0 P: 13	R: 0 H: 3 E: 0 K: 0 S: 11	H: 3 LOB: 2 BB: 0 P: 14	R: 0 H: 1 E: 0 K: 2 S: 13	H: 1 LOB: 1 BB: 0 P: 22	R: 1 H: 2 E: 0 K: 1 S: 12	H: 2 LOB: 1 BB: 0 P: 22	R: 0 H: 1 E: 0 K: 0 S: 11	H: 1 LOB: 1 BB: 1 P: 15		R: 0 H: 1 E: 0 K: 2 S: 10	H: 1 LOB: 2 BB: 1 P: 18	1B: 6 2B: 2 HR: 0	SF: 0 SAC: 0 DP: 0 HBP: 0	WP: 1 PB: 0 CS: 0	PA: 36				
PITCHER	IP	WLS	BF	H	R	ER	SO	BB	IBB	HBP	BLK	WP	HR	S	P	ERA	WHIP										
Eric Milton, L (1, 1) ERA: 4.84	5.0		18	3	0	0	6	1	0	0	0	0	0	53	75	0.00	0.800										
Rick Reed, R (6, 1) ERA: 3.79	1.0	H	4	1	0	0	2	0	0	0	0	0	0	13	22	0.00	1.000										
Juan Rincon, R (7, 1) ERA: 6.28	1.0	B	5	2	1	1	1	0	0	0	0	0	0	12	22	9.00	2.000										
Bob Wells, R (8, 1) ERA: 5.9	1.0	W	4	1	0	0	0	0	0	0	0	0	0	11	15	0.00	1.000										
J.C. Romero, L (9, 1) ERA: 1.89	1.0	S	5	1	0	0	2	1	0	0	0	1	0	10	18	0.00	2.000										

Batter	1	2	3	4	5	6	7	8	9	AB	R	H	RBI	BB	SO	LOB	BOTTOM										
Jacque Jones, L (1, 7) OBP: 0.341, SLG: 0.511 Michael Restovich, R (6, PR) (7, 7) OBP: 0.397, SLG: 0.539	G4-3-6									3	0	3	1	0	0	0	Chicago White Sox @ Minnesota Twins Hubert H. Humphrey Metrodome, Minneapolis, MN Sun Sep 29 2002, 2:05 PM EDT Att: 31,270 - Dome - 72 F livebaseballscorecards.com										
Cristian Guzman, S (1, 6) OBP: 0.368, SLG: 0.385 David Lamb, S (6, PH) (7, 6) OBP: 0.100, SLG: 0.100	G4-3-6		P6							2	0	0	0	0	2	2											
Corey Koskie, L (1, 5) OBP: 0.369, SLG: 0.447 Dustin Mohr, R (5, 9) OBP: 0.325, SLG: 0.433	F9									2	0	0	0	0	0	0											
David Ortiz, L (1, 10) OBP: 0.339, SLG: 0.500 Matthew LeCroy, R (6, PH) OBP: 0.306, SLG: 0.448 Michael Ryan, L (8, PR) OBP: 0.091, SLG: 0.091		F7								3	0	0	0	0	3	3											
Tori Hunter, R (1, 8) OBP: 0.334, SLG: 0.524 Bobby Kielty, S (5, 8) OBP: 0.405, SLG: 0.484		G6-3								2	0	0	0	0	1	0											
Doug Mientkiewicz, L (1, 3) OBP: 0.385, SLG: 0.392 Todd Sears, L (6, 3) OBP: 0.333, SLG: 0.500										2	0	0	0	0	1	0											
5 Michael Cuddyer, R (1, 9) OBP: 0.311, SLG: 0.429 (5, 5)										3	0	1	0	1	0	2											
A.J. Pierzynski, L (1, 2) OBP: 0.334, SLG: 0.439 Tom Prince, R (6, 2) OBP: 0.317, SLG: 0.392										2	0	0	0	0	1	1											
Luis Rivas, R (1, 4) OBP: 0.305, SLG: 0.392 Denny Hocking, S (6, 4) OBP: 0.310, SLG: 0.323										2	1	1	0	0	0	1											
Inning Stats	R: 0 H: 1 E: 0 K: 0 S: 6	H: 0 LOB: 0 BB: 0 P: 6	R: 0 H: 0 E: 0 K: 1 S: 5	H: 0 LOB: 0 BB: 0 P: 5	R: 1 H: 2 E: 0 K: 0 S: 12	H: 2 LOB: 1 BB: 0 P: 21	R: 0 H: 0 E: 0 K: 1 S: 7	H: 0 LOB: 0 BB: 0 P: 8	R: 0 H: 0 E: 0 K: 1 S: 10	H: 2 LOB: 2 BB: 0 P: 15	R: 0 H: 2 E: 0 K: 1 S: 14	H: 2 LOB: 2 BB: 0 P: 18	R: 2 H: 2 E: 0 K: 1 S: 16	H: 2 LOB: 2 BB: 1 P: 30	1B: 5 2B: 3 HR: 1	SF: 0 SAC: 0 DP: 1 HBP: 0		WP: 0 PB: 0 CS: 0	PA: 34								
PITCHER	IP	WLS	BF	H	R	ER	SO	BB	IBB	HBP	BLK	WP	HR	S	P	ERA	WHIP										
Jon Garland, R (1, 1) ERA: 4.58	7.0		28	7	1	1	3	1	0	0	0	0	0	63	88	1.29	1.143										
Mike Porzio, L (8, 1) ERA: 4.81	1.0	L	6	2	2	2	1	1	0	0	0	0	1	16	30	18.00	3.000										



Batter	1	2	3	4	5	6	7	8	9	AB	R	H	RBI	BB	SO	LOB	TOP										
Jacque Jones, L OBP: 0.200, SLG: 0.400	G4-3		K	K		G3		G3		5	0	1	1	0	2	2	Minnesota Twins @ Oakland Athletics Network Associates Coliseum, Oakland, CA Tue Oct 01 2002, 4:00 PM EDT Att: 34,853 - Sunny - 68 F										
Cristian Guzman, S OBP: 0.600, SLG: 0.500	1B		HR	1B		G3		P4		4	1	2	0	1	0	2											
Corey Koskie, L OBP: 0.200, SLG: 0.800	F9		HR			G3		F8		5	1	1	3	0	1	3											
David Ortiz, L (1, 10)	K		L9			G6-3		K		5	0	0	0	0	3	3											
Tori Hunter, R OBP: 0.500, SLG: 0.500		F8	2B	BB		G6-3		G5-3		4	1	1	0	1	0	0											
Doug Mientkiewicz, L OBP: 0.200, SLG: 0.800	F8		G4-3			HR		G3		5	1	1	1	0	1	2											
5 Michael Cuddyer, R Dustan Mohr, R	1B		2B	SH1-4		G5-3		3B		3	1	2	1	1	0	0											
A.J. Pierzynski, L OBP: 1.000, SLG: 1.500	G5-4-3		1B	SH1-4		1B		1B		4	1	4	1	0	0	0											
Luis Rivas, R OBP: 0.333, SLG: 0.333	G5-4-3		SH1-4			2B		F8		3	1	1	0	0	0	3											
Inning Stats	R: 0 E: 0 K: 1 S: 8	H: 1 LOB: 1 BB: 0 P: 11	R: 1 E: 0 K: 0 S: 12	H: 3 LOB: 1 BB: 0 P: 15	R: 2 E: 0 K: 1 S: 7	H: 2 LOB: 1 BB: 1 P: 16	R: 0 E: 0 K: 1 S: 10	H: 1 LOB: 2 BB: 1 P: 16	R: 0 E: 0 K: 1 S: 6	H: 0 LOB: 0 BB: 0 P: 10	R: 3 E: 0 K: 1 S: 18	H: 4 LOB: 2 BB: 1 P: 30	R: 1 E: 0 K: 0 S: 11	H: 2 LOB: 1 BB: 0 P: 19	R: 0 E: 0 K: 2 S: 6	H: 0 LOB: 0 BB: 0 P: 8		R: 0 E: 0 K: 2 S: 9	H: 0 LOB: 0 BB: 0 P: 14	1B: 7 2B: 3 3B: 1 HR: 2	SF: 0 SAC: 1 DP: 1 HBP: 0	WP: 0 PB: 0 SB: 0 CS: 0	PA: 42				
PITCHER	IP	WLS	BF	H	R	ER	SO	BB	IBB	HBP	BLK	WP	HR	S	P	ERA	WHIP										
Tim Hudson, R ERA: 6.75	5.1		25	8	4	4	4	2	0	0	0	0	2	50	77	6.75	1.875										
Ted Lilly, L ERA: 27.0	0.2	L	6	3	2	2	1	1	0	0	0	0	0	11	21	27.00	6.000										
Cory Lidle, R ERA: 9.0	1.0		5	2	1	1	0	0	0	0	0	0	0	11	19	9.00	2.000										
Ricardo Rincon, L ERA:	1.0		3	0	0	0	0	0	0	0	0	0	0	6	8	0.00	0.000										
Jim Mecir, R ERA:	1.0		3	0	0	0	2	0	0	0	0	0	0	9	14	0.00	0.000										

Batter	1	2	3	4	5	6	7	8	9	AB	R	H	RBI	BB	SO	LOB	BOTTOM										
Ray Durham, S OBP: 0.400, SLG: 0.800	K	1B		F7		2B		G1-3		5	1	2	0	0	1	0	Minnesota Twins @ Oakland Athletics Network Associates Coliseum, Oakland, CA Tue Oct 01 2002, 4:00 PM EDT Att: 34,853 - Sunny - 68 F										
Scott Hatteberg, L OBP: 0.687, SLG: 0.500		2B		P6		2B				2	2	1	1	1	0	0											
Olmedo Saenz, R (6, PH)	E	1B								0	0	0	0	1	0	0											
Randy Velarde, R OBP: 1.000, SLG: 1.000	3B	BB				BB		1B		1	0	1	0	0	0	0											
Miguel Tejada, R OBP: 0.200, SLG: 0.200	FC6	E5				K		K		5	1	1	0	0	2	5											
3 Eric Chavez, L OBP: 0.400, SLG: 0.400	E2	1B		L8		G1-3				5	1	2	2	0	0	3											
Jermaine Dye, R OBP: 0.400, SLG: 0.400	G5-3	P3				FC5-4		1B		5	0	2	0	0	1	3											
David Justice, L OBP: 0.400, SLG: 0.400				P6		F7		K		5	0	2	1	0	1	2											
Mark Ellis, R OBP: 0.400, SLG: 0.500	K			G3		FC5-4		F7		4	0	1	0	1	1	3											
Terrence Long, L Adam Platt, R (9, PH)		F9		G3		G1-3		G1-3		4	0	0	0	0	0	3											
Ramon Hernandez, R (1, 2)	K			F9		G4-3		F8		4	0	0	0	0	1	1											
Inning Stats	R: 3 E: 2 K: 2 S: 19	H: 2 LOB: 1 BB: 1 P: 30	R: 2 E: 1 K: 1 S: 17	H: 3 LOB: 2 BB: 0 P: 23	R: 0 E: 0 K: 0 S: 11	H: 1 LOB: 1 BB: 0 P: 16	R: 0 E: 0 K: 0 S: 10	H: 1 LOB: 1 BB: 0 P: 13	R: 0 E: 0 K: 1 S: 12	H: 1 LOB: 2 BB: 0 P: 16	R: 0 E: 0 K: 1 S: 13	H: 1 LOB: 1 BB: 1 P: 23	R: 0 E: 0 K: 1 S: 16	H: 1 LOB: 1 BB: 0 P: 21	R: 0 E: 0 K: 1 S: 15	H: 1 LOB: 1 BB: 0 P: 24	R: 0 E: 0 K: 1 S: 14	H: 1 LOB: 2 BB: 1 P: 24	1B: 9 2B: 3 3B: 0 HR: 0	SF: 0 SAC: 0 DP: 0 HBP: 0	WP: 0 PB: 0 SB: 0 CS: 0	PA: 44					
PITCHER	IP	WLS	BF	H	R	ER	SO	BB	IBB	HBP	BLK	WP	HR	S	P	ERA	WHIP										
Brad Radke, R ERA: 1.8	5.0		26	8	5	1	3	1	0	0	0	0	0	26	40	1.80	1.800										
Johan Santana, L ERA:	1.2	H	8	2	0	0	2	1	0	0	0	0	0	26	40	0.00	1.800										
J.C. Romero, L ERA:	1.1	H	5	1	0	0	1	0	0	0	0	0	0	18	28	0.00	0.750										
Eddie Guardado, L ERA:	1.0	S	5	1	0	0	1	1	0	0	0	0	0	14	24	0.00	2.000										



Batter	1	2	3	4	5	6	7	8	9	AB	R	H	RBI	BB	SO	LOB	TOP																													
Ray Durham, S OBP: 0.467, SLG: 0.833 (1, 10)	1-1 IHR		1-2 G4-3		3-3 K		4-0 2B BB	0-1 F7		4	2	1	1	1	1	2																														
Scott Hatteberg, L OBP: 0.700, SLG: 1.125 Randy Velarde, R (7, PH) OBP: 0.667, SLG: 1.000 (7, 3)	1-0 HR		4-0 3 BB		2-1 1B		2-2 1-H SF8 2B		1-3 K	2	1	2	1	1	0	0																														
Miguel Tejada, R OBP: 0.200, SLG: 0.231 (1, 6)	1-3 K		3-2 F7		3-1 F3		0-1 SF8		1-3 K	4	0	0	1	0	2	2																														
3 Eric Chavez, L OBP: 0.467, SLG: 0.615 (1, 5)	3-2 F7		4-2 1-2 BB		0-2 F8		3-H 0-0 1B		2-2 F7	4	0	1	0	1	0	1																														
Jermaine Dye, R OBP: 0.357, SLG: 0.615 (1, 9)	0-3 K		0-3 K		0-2 HR		1-1 F3			4	1	1	1	0	2	3																														
David Justice, L OBP: 0.286, SLG: 0.429 (1, 7)			3-3 K		1-3 K		3-1 G4-3		1-2 G4-3	4	0	0	0	0	2	0																														
Mark Ellis, R OBP: 0.462, SLG: 0.583 (1, 4)			0-1 1B		1-2 G6-3		1-0 P4		3-2 G6-3	4	0	1	0	0	0	0																														
Terrence Long, L OBP: 0.333, SLG: 0.545 (1, 8)			1-3 K		1-1 HR		1-1 F7		4-1 1B BB	3	1	1	1	1	1	1																														
Ramon Hernandez, R OBP: 0.083, SLG: 0.083 (1, 2)			0-0 G5-3		3-3 K		1-2 G4-3		2-2 1B	4	0	1	0	0	1	1																														
Inning Stats	R: 2 E: 0 K: 2 S: 15	H: 2 LOB: 0 BB: 0 P: 21	R: 0 E: 0 K: 2 S: 10	H: 1 LOB: 1 BB: 0 P: 14	R: 0 E: 0 K: 1 S: 13	H: 0 LOB: 2 BB: 2 P: 25	R: 1 E: 0 K: 2 S: 12	H: 1 LOB: 0 BB: 0 P: 18	R: 0 E: 0 K: 1 S: 10	H: 1 LOB: 1 BB: 0 P: 18	R: 1 E: 0 K: 0 S: 9	H: 1 LOB: 0 BB: 0 P: 14	R: 2 E: 0 K: 0 S: 13	H: 2 LOB: 1 BB: 1 P: 21	R: 0 E: 0 K: 0 S: 13	H: 1 LOB: 2 BB: 1 P: 23	R: 0 E: 0 K: 2 S: 9	H: 0 LOB: 0 BB: 0 P: 13	1B: 4 2B: 1 3B: 0 HR: 4	SF: 1 SAC: 0 DP: 0 HBP: 0	WP: 0 PB: 0 SB: 0 CS: 0	PA: 40																								
PITCHER	IP	WLS	BF	H	R	ER	SO	BB	IBB	HBP	BLK	WP	HR	S	P	ERA	WHIP	PITCHER								IP	WLS	BF	H	R	ER	SO	BB	IBB	HBP	BLK	WP	HR	S	P	ERA	WHIP				
Rick Reed, R ERA: 7.2 (1, 1)	5.0	L	23	6	4	4	8	2	0	0	0	0	0	3	64	100	7.20	1.600																												
Johan Santana, L ERA: 6.0 (6, 1)	1.1	6	1	2	2	0	1	0	0	0	0	0	0	0	13	25	13.50	1.500																												
Michael Jackson, R ERA: (7, 1)	0.2	3	1	0	0	0	0	0	0	0	0	0	0	0	5	6	0.00	1.500																												
J.C. Romero, L ERA: (8, 1)	1.0	5	1	0	0	0	1	0	0	0	0	0	0	0	13	23	0.00	2.000																												
LaTroy Hawkins, R ERA: (9, 1)	1.0	3	0	0	0	2	0	0	0	0	0	0	0	0	9	13	0.00	0.000																												

Oakland Athletics @ Minnesota Twins
Hubert H. Humphrey Metrodome, Minneapolis, MN

AB 35
R 6
H 9
RBI 6
BB 4
SO 10
LOB 10



WP: 0 PA: 40
PB: 0
SB: 0
CS: 0

Batter	1	2	3	4	5	6	7	8	9	AB	R	H	RBI	BB	SO	LOB	BOTTOM																															
Jacque Jones, L OBP: 0.385, SLG: 0.500 (1, 7)	0-3 K		1-1 G6-3		4-2 3B BB		2-2 1B		0-2 2B	4	1	2	0	1	1	0																																
Cristian Guzman, S OBP: 0.385, SLG: 0.545 (1, 6)	0-2 G1-3		4-1 S BB		1-3 K		2-3 K		0-2 G6-3	4	0	0	0	1	2	3																																
Corey Koskie, L OBP: 0.214, SLG: 0.538 (1, 5)	1-0 F7		3-3 K		3-2 1B 3B		0-3 K		1-1 G3	5	1	1	1	1	0	2	3																															
David Ortiz, L Bobby Kielty, S (7, PH)			3-3 K		2-1 G4-3		0-0 L5		2-1 G5-3	3	0	0	0	0	1	2																																
Tori Hunter, R OBP: 0.333, SLG: 0.455 (1, 8)			0-0 E4 BB WP		1-2 1B 2B		1-1 1B		1-1 F8	4	1	2	1	0	0	0																																
Doug Mientkiewicz, L OBP: 0.231, SLG: 0.417 (1, 3)			4-1 BB		0-1 G5-3 1B		3-H 0-2 P5		1-2 G5-3	3	0	1	0	1	0	1																																
5 Michael Cuddyer, R OBP: 0.500, SLG: 0.500 (1, 9)			1-1 F8		2-3 K		2-3 K		2-1 1B	4	0	1	0	0	2	4																																
A.J. Pierzynski, L OBP: 0.600, SLG: 0.778 (1, 2)			4-0 1-2 2-3 BB		0-1 1-2 1B		2-3 K		0-0 G4-3	3	0	1	1	1	1	1																																
Luis Rivas, R OBP: 0.333, SLG: 0.250 Denny Hocking, S (9, PH) OBP: 0.500, SLG: 0.500			2-3 K		3-H 1-0 G5-3		1-2 P1		3-1 F5	3	0	0	0	0	1	5																																
Inning Stats	R: 0 E: 1 K: 1 S: 9	H: 0 LOB: 3 BB: 2 P: 10	R: 0 E: 1 K: 2 S: 11	H: 0 LOB: 3 BB: 2 P: 25	R: 0 E: 0 K: 1 S: 9	H: 0 LOB: 1 BB: 1 P: 19	R: 1 E: 0 K: 1 S: 12	H: 3 LOB: 1 BB: 0 P: 16	R: 2 E: 0 K: 1 S: 17	H: 2 LOB: 1 BB: 1 P: 26	R: 0 E: 0 K: 2 S: 13	H: 0 LOB: 0 BB: 0 P: 18	R: 0 E: 0 K: 2 S: 12	H: 1 LOB: 1 BB: 0 P: 18	R: 0 E: 0 K: 0 S: 8	H: 1 LOB: 1 BB: 0 P: 12	R: 0 E: 0 K: 0 S: 11	H: 1 LOB: 1 BB: 0 P: 15	1B: 5 2B: 2 3B: 1 HR: 0	SF: 0 SAC: 0 DP: 1 HBP: 0	WP: 1 PB: 0 SB: 1 CS: 0	PA: 39																										
PITCHER	IP	WLS	BF	H	R	ER	SO	BB	IBB	HBP	BLK	WP	HR	S	P	ERA	WHIP	PITCHER								IP	WLS	BF	H	R	ER	SO	BB	IBB	HBP	BLK	WP	HR	S	P	ERA	WHIP						
Barry Zito, L ERA: 4.5 (1, 1)	6.0	W	27	5	3	3	8	4	0	0	0	0	0	0	71	114	4.50	1.500																														
Ricardo Rincon, L ERA: (7, 1)	2.0	H	8	2	0	0	2	0	0	0	0	0	0	0	20	30	0.00	1.000																														
Billy Koch, R ERA: (9, 1)	1.0	S	4	1	0	0	0	0	0	0	0	0	0	0	11	15	0.00	1.000																														

Oakland Athletics @ Minnesota Twins
Hubert H. Humphrey Metrodome, Minneapolis, MN

AB 35
R 3
H 8
RBI 3
BB 4
SO 10
LOB 20



WP: 1 PA: 39
PB: 0
SB: 1
CS: 0

Fri Oct 04 2002, 4:00 PM EDT
Att: 55,932 - Dome - 72 F

livebaseballscores.com

livebaseballscores.com

Batter	1	2	3	4	5	6	7	8	9	AB	R	H	RBI	BB	SO	LOB	TOP										
Ray Durham, S OBP: 0.368, SLG: 0.625	1-3 K		2-2 F8		3-2 F8		3-2 G5-3			4	0	0	0	0	1	0											
Scott Hatteberg, L OBP: 0.543, SLG: 1.000	2-2 2B		4-2 HR		2-2 F9			2-1 L7		3	1	1	0	1	0	0											
Miguel Tejada, R OBP: 0.211, SLG: 0.412	1-2 F7		2-1 HR		1-2 F7			0-3 K		4	1	1	2	0	1	1											
3 Eric Chavez, L OBP: 0.421, SLG: 0.529	0-0 F8		2-1 F7		0-0 G3 1B			1-2 F9		4	0	1	0	0	0	1											
Jermaine Dye, R OBP: 0.471, SLG: 0.750 John Mabry, L (8, 9)		0-1 1B		2-2 2B		0-0 G3 1B			2-2 L6	3	0	3	0	0	0	0											
David Justice, L OBP: 0.235, SLG: 0.353 Adam Platt, R OBP: 0.500, SLG: 1.000	0-0 F3		0-1 F8		0-1 G3			1-2 2B		3	0	0	0	0	0	4											
Mark Ellis, R OBP: 0.375, SLG: 0.467 Greg Myers, L (8, 2)	1-3 K		2-2 F8		2-2 F8		0-1 P4		3-3 K	3	0	0	0	0	1	4											
Terrence Long, L OBP: 0.267, SLG: 0.429 Eric Byrnes, R (9, PH)	2-3 K		0-1 G3-1				2-1 F7		0-3 K	3	0	0	0	0	1	2											
Ramon Hernandez, R OBP: 0.067, SLG: 0.067 Randy Velarde, R OBP: 0.667, SLG: 1.000			0-0 G5-3		0-1 P1		1-2 G6-3			3	0	0	0	0	0	0											
Inning Stats	R: 0 E: 0 K: 1 S: 10	H: 1 LOB: 1 BB: 0 P: 14	R: 0 E: 0 K: 2 S: 13	H: 1 LOB: 1 BB: 0 P: 16	R: 2 E: 0 K: 0 S: 14	H: 1 LOB: 0 BB: 1 P: 24	R: 0 E: 0 K: 0 S: 11	H: 1 LOB: 0 BB: 0 P: 15	R: 0 E: 0 K: 0 S: 10	H: 2 LOB: 2 BB: 0 P: 10	R: 0 E: 0 K: 0 S: 8	H: 0 LOB: 0 BB: 0 P: 14	R: 0 E: 0 K: 1 S: 8	H: 0 LOB: 0 BB: 0 P: 11	R: 0 E: 0 K: 2 S: 12	H: 1 LOB: 1 BB: 0 P: 18	1B: 3 2B: 3 3B: 0 HR: 1	SF: 0 SAC: 0 DP: 0 HBP: 0	WP: 0 PB: 0 SB: 0 CS: 0	PA: 35							
PITCHER	IP	WLS	BF	H	R	ER	SO	BB	IBB	HBP	BLK	WP	HR	S	P	ERA	WHIP										
Eric Milton, L ERA: 2.57	7.0	W	28	6	2	2	3	1	0	0	0	0	1	75	108	2.57	1.000										
Kyle Lohse, R ERA:	2.0		7	1	0	0	3	0	0	0	0	0	0	20	29	0.00	0.500										

Oakland Athletics @ Minnesota Twins
Hubert H. Humphrey Metrodome, Minneapolis, MN

AB 34
R 2
H 7
RBI 2
BB 1
SO 6
LOB 14



Sat Oct 05 2002, 1:00 PM EDT
Att: 55,960 - Dome - 72 F

Batter	1	2	3	4	5	6	7	8	9	AB	R	H	RBI	BB	SO	LOB	BOTTOM											
Jacque Jones, L OBP: 0.412, SLG: 0.533 Bobby Kielty, S (7, PH) (8, 9)	0-3 K		0-0 2B	3-0 1B	0-0 P4		3-3 K			3	2	1	0	0	1	0												
Cristian Guzman, S OBP: 0.278, SLG: 0.375	2-1 G4-3		2-1 G6-3	1-2 FC3		1-0 P6		1-3 K		5	1	0	1	0	1	2												
Corey Koskie, L OBP: 0.263, SLG: 0.471	2-1 G3		3-H 2B	1-2 WP		1-2 F8		1-2 G3		4	1	1	1	1	0	0												
David Ortiz, L OBP: 0.182, SLG: 0.273 Matthew LeCroy, R OBP: 0.333, SLG: 0.333		2-2 FC3-6	1-0 2B	1-3 K		2-3 K		2-3 K		3	0	2	1	0	1	2												
Tori Hunter, R OBP: 0.375, SLG: 0.533		0-3 K	0-1 G5-3	2-2 1B			0-1 HR			4	2	2	1	0	1	3												
Doug Mientkiewicz, L OBP: 0.333, SLG: 0.688		2-1 FC3-6		1-2 1B			1-2 HR			4	2	3	3	0	0	1												
5 Michael Cuddyer, R OBP: 0.365, SLG: 0.364 Dustin Mohr, R OBP: 1.000, SLG: 1.500 (8, 7)		0-2 L8		1-2 K			1-0 2B			3	0	0	0	0	1	3												
A.J. Pierzynski, L OBP: 0.571, SLG: 0.667			3-2 2B	4-2 E			1-1 F7			3	2	1	0	1	0	1												
Luis Rivas, R OBP: 0.308, SLG: 0.333			2-3 K	1-1 E6			3-2 G6-3			4	1	1	0	0	1	2												
Inning Stats	R: 0 E: 0 K: 1 S: 8	H: 0 LOB: 0 BB: 0 P: 12	R: 0 E: 0 K: 1 S: 14	H: 1 LOB: 1 BB: 0 P: 18	R: 2 E: 0 K: 1 S: 21	H: 3 LOB: 2 BB: 1 P: 33	R: 7 E: 2 K: 2 S: 29	H: 4 LOB: 1 BB: 1 P: 45	R: 0 E: 0 K: 1 S: 7	H: 0 LOB: 0 BB: 0 P: 11	R: 2 E: 0 K: 1 S: 17	H: 4 LOB: 1 BB: 0 P: 26	R: 0 E: 0 K: 2 S: 10	H: 0 LOB: 0 BB: 0 P: 14	1B: 7 2B: 4 3B: 0 HR: 1	SF: 0 SAC: 0 DP: 0 HBP: 1	WP: 2 PB: 0 SB: 0 CS: 0	PA: 40										
PITCHER	IP	WLS	BF	H	R	ER	SO	BB	IBB	HBP	BLK	WP	HR	S	P	ERA	WHIP											
Tim Hudson, R ERA: 6.23	3.1	L	20	5	7	4	4	2	0	0	0	0	1	1	39	54	5.40	2.100										
Ted Lilly, L ERA: 13.5	3.1		16	7	4	2	2	0	0	0	0	1	1	39	54	5.40	2.100											
Micah Bowie, L ERA:	1.1		4	0	0	0	3	0	0	0	0	0	0	14	21	0.00	0.000											

Oakland Athletics @ Minnesota Twins
Hubert H. Humphrey Metrodome, Minneapolis, MN

AB 37
R 11
H 12
RBI 7
BB 2
SO 9
LOB 15



Sat Oct 05 2002, 1:00 PM EDT
Att: 55,960 - Dome - 72 F

Batter	1	2	3	4	5	6	7	8	9	AB	R	H	RBI	BB	SO	LOB	TOP										
Jacque Jones, L (1, 7) OBP: 0.318, SLG: 0.400	G3	K		K			G4-3		K	5	0	0	0	0	3	5											
Cristian Guzman, S (1, 6) OBP: 0.348, SLG: 0.524	2B		1B	F9			K2-3		2B	5	2	3	0	0	1	2											
Corey Koskie, L (1, 5) OBP: 0.250, SLG: 0.381	L9		K				F5		2B	4	0	0	0	1	2	1											
Matthew LeCroy, R (1, 10) OBP: 0.444, SLG: 0.444		2B	1B	FC6-4			K		G4-3	3	1	2	1	0	1	0											
David Ortiz, L (8, PH) OBP: 0.231, SLG: 0.385		1B	2H	1B			K		2B	2	0	1	1	0	0	0											
Tori Hunter, R (1, 8) OBP: 0.333, SLG: 0.500	1B	1B	FC6-4				K		K	5	0	1	0	0	2	3											
Doug Mientkiewicz, L (1, 3) OBP: 0.236, SLG: 0.550	L6		G3				G6-3		G4-3	4	0	0	0	0	0	3											
5 Michael Cuddyer, R (1, 9) OBP: 0.500, SLG: 0.462		1B		FC3-6			WP		HR	2	0	2	0	1	0	0											
Dustan Mohr, R (8, 9) OBP: 1.000, SLG: 1.500		IBB		1B			1B		BB	0	1	0	0	0	1	0											
A.J. Pierzynski, L (1, 2) OBP: 0.500, SLG: 0.750	P6		FC3-6				K		HR	4	1	1	2	0	1	5											
Denny Hocking, S (1, 4) OBP: 0.500, SLG: 0.667	1-2	1B					K		G5-3	4	0	2	1	0	1	1											
Inning Stats	R: 0 E: 0 K: 0 S: 7	H: 1 LOB: 0 BB: 0 P: 11	R: 1 E: 0 K: 1 S: 15	H: 3 LOB: 3 BB: 1 P: 25	R: 1 E: 0 K: 1 S: 9	H: 2 LOB: 1 BB: 0 P: 17	R: 0 E: 0 K: 1 S: 12	H: 2 LOB: 2 BB: 0 P: 17	R: 0 E: 0 K: 2 S: 11	H: 1 LOB: 1 BB: 0 P: 19	R: 0 E: 0 K: 1 S: 5	H: 0 LOB: 0 BB: 0 P: 7	R: 0 E: 0 K: 0 S: 8	H: 0 LOB: 0 BB: 0 P: 11	R: 3 E: 0 K: 2 S: 22	H: 3 LOB: 2 BB: 2 P: 33	1B: 6 2B: 5 3B: 0 HR: 1	SF: 0 SAC: 0 DP: 0 HBP: 0	WP: 1 PB: 0 SB: 1 CS: 0	PA: 41							
PITCHER	IP	WLS	BF	H	R	ER	SO	BB	IBB	HBP	BLK	WP	HR	S	P	ERA	WHIP										
Mark Mulder, L (1, 1) ERA: 2.08	7.0	L	30	9	2	2	9	0	1	0	0	1	0	68	113	2.57	1.286										
Chad Bradford, R (8, 1) ERA: 9.0	1.0		3	0	0	0	0	0	0	0	0	0	0	8	11	0.00	0.000										
Billy Koch, R (9, 1) ERA: 9.0	1.0		8	3	3	3	2	2	0	0	0	0	1	22	33	27.00	5.000										

Minnesota Twins @ Oakland Athletics
Network Associates Coliseum, Oakland, CA
Sun Oct 06 2002, 4:00 PM EDT
Att: 32,146 - Sunny - 76 F

AB 38
R 5
H 12
RBI 5
BB 3
SO 11
LOB 20



Batter	1	2	3	4	5	6	7	8	9	AB	R	H	RBI	BB	SO	LOB	BOTTOM										
Ray Durham, S (1, 10) OBP: 0.417, SLG: 0.762	3S		HR			P4		1B	F4	5	1	3	1	0	0	1											
Scott Hatteberg, L (1, 3) OBP: 0.588, SLG: 0.857	L8		G3-1			FC4-6		K		3	0	1	0	0	0	1											
Adam Platt, R (8, PH) OBP: 0.333, SLG: 0.667						1B				1	0	0	0	0	1	1											
Greg Myers, L (9, 2) OBP: 0.333, SLG: 0.667										0	0	0	0	0	0	0											
Miguel Tejada, R (1, 6) OBP: 0.174, SLG: 0.333	K					FC4-6		K		4	0	0	0	0	2	3											
3 Eric Chavez, L (1, 5) OBP: 0.435, SLG: 0.524	F9					F9				4	0	2	0	0	0	2											
Jermaine Dye, R (1, 9) OBP: 0.429, SLG: 0.650	K					FC5-4		FC3-6	HR	4	1	1	0	0	1	2											
David Justice, L (1, 7) OBP: 0.238, SLG: 0.381	P4					G1-3		K		4	1	1	0	0	1	2											
Mark Ellis, R (1, 4) OBP: 0.400, SLG: 0.632	F2					G5-4-3		F7		4	1	2	3	0	0	1											
Terrence Long, L (1, 8) OBP: 0.211, SLG: 0.333			G6-3			F7		FC3-6		4	0	0	0	0	0	2											
Ramon Hernandez, R (1, 2) OBP: 0.059, SLG: 0.059						G5-4-3		G1-6-3		2	0	0	0	0	1	1											
Randy Velarde, R (8, PH) OBP: 0.600, SLG: 0.800										2	0	1	0	0	0	0											
Inning Stats	R: 0 E: 0 K: 1 S: 13	H: 1 LOB: 1 BB: 0 P: 18	R: 0 E: 0 K: 1 S: 8	H: 0 LOB: 0 BB: 0 P: 11	R: 1 E: 0 K: 1 S: 9	H: 1 LOB: 0 BB: 0 P: 12	R: 0 E: 0 K: 0 S: 14	H: 1 LOB: 1 BB: 0 P: 19	R: 0 E: 0 K: 0 S: 7	H: 1 LOB: 0 BB: 0 P: 9	R: 0 E: 0 K: 0 S: 9	H: 1 LOB: 1 BB: 0 P: 14	R: 0 E: 0 K: 1 S: 10	H: 1 LOB: 1 BB: 0 P: 14	R: 0 E: 0 K: 2 S: 11	H: 1 LOB: 1 BB: 0 P: 16	R: 3 E: 0 K: 0 S: 18	H: 4 LOB: 1 BB: 0 P: 28	1B: 8 2B: 1 3B: 0 HR: 2	SF: 0 SAC: 0 DP: 1 HBP: 0	WP: 0 PB: 0 SB: 1 CS: 0	PA: 37					
PITCHER	IP	WLS	BF	H	R	ER	SO	BB	IBB	HBP	BLK	WP	HR	S	P	ERA	WHIP										
Brad Radke, R (1, 1) ERA: 1.54	6.2	W	25	6	1	1	4	0	0	0	0	0	0	7	10	0.00	1.000										
J.C. Romero, L (7, 1) ERA: 1.54	1.0	H	4	1	0	0	1	0	0	0	0	0	0	6	8	0.00	0.000										
LaTroy Hawkins, R (8, 1) ERA: 1.54	0.1	H	1	0	0	0	1	0	0	0	0	0	0	6	8	0.00	0.000										
Eddie Guardado, L (9, 1) ERA: 13.5	1.0		7	4	3	3	0	0	0	0	0	0	1	18	28	27.00	4.000										

Minnesota Twins @ Oakland Athletics
Network Associates Coliseum, Oakland, CA
Sun Oct 06 2002, 4:00 PM EDT
Att: 32,146 - Sunny - 76 F

AB 37
R 4
H 11
RBI 4
BB 0
SO 6
LOB 16



Batter	1	2	3	4	5	6	7	8	9	AB	R	H	RBI	BB	SO	LOB	TOP										
David Eckstein, R (1, 6) OBP: 0.304, SLG: 0.273	G1-3		E 1-2 1B		G6-3			G6-3		4	0	1	0	0	0	0	Anaheim Angels @ Minnesota Twins Hubert H. Humphrey Metrodome, Minneapolis, MN Tue Oct 08 2002, 8:00 PM EDT Att: 55,562 - Dome - 72 F livebaseballscores.com										
Darin Erstad, L (1, 8) OBP: 0.391, SLG: 0.478	G6-4-3 1B		E6 1-3 2-H			P3			K	4	0	1	0	0	1	1											
Tim Salmon, R (1, 9) OBP: 0.292, SLG: 0.545 9 Chone Figgins, S (9, PR)	G6-4-3 1-2		F8 2-2			K2-3			BB	3	0	0	0	1	1	3											
16 Garret Anderson, L (1, 7) OBP: 0.348, SLG: 0.545		G6-3		F7 1-1		G4-3			F9	4	0	0	0	0	1	1											
Troy Glaus, R (1, 5) OBP: 0.318, SLG: 0.700	K		G5-3 2-2			F7			K	4	0	0	0	2	1	1											
Brad Fullmer, L (1, 10) OBP: 0.384, SLG: 0.400	F8					G4-3				3	0	1	0	0	0	0											
Scott Spiezio, S (1, 3) OBP: 0.400, SLG: 0.556			F2 1-1		G3 0-0				G5-3 3-2	3	0	0	0	0	1	1											
Bengie Molina, R (1, 2) OBP: 0.235, SLG: 0.353 Orlando Palmeiro, L (8, PH) José Molina, R (8, 2)			F9 1-0			G6-3 1-0			K	2	0	0	0	0	0	0											
Adam Kennedy, L (1, 4) OBP: 0.429, SLG: 0.818					L7 1-2				G6-3 1-0	3	1	1	0	0	0	0											
Inning Stats	R: 0 E: 0 K: 0 S: 6	H: 1 LOB: 0 BB: 0 P: 9	R: 0 E: 0 K: 1 S: 10	H: 0 LOB: 0 BB: 0 P: 15	R: 1 E: 1 K: 0 S: 10	H: 2 LOB: 2 BB: 0 P: 16	R: 0 E: 0 K: 0 S: 8	H: 1 LOB: 1 BB: 0 P: 11	R: 0 E: 0 K: 1 S: 11	H: 0 LOB: 0 BB: 0 P: 8	R: 0 E: 0 K: 0 S: 9	H: 0 LOB: 0 BB: 0 P: 16	R: 0 E: 0 K: 1 S: 8	H: 0 LOB: 0 BB: 0 P: 11	R: 0 E: 0 K: 2 S: 16	H: 0 LOB: 1 BB: 1 P: 23		1B: 4 2B: 0 3B: 0 HR: 0	SF: 0 SAC: 0 DP: 1 HBP: 0	WP: 0 PB: 0 SB: 0 CS: 0	PA: 32						
PITCHER	IP	WLS	BF	H	R	ER	SO	BB	IBB	HBP	BLK	WP	HR	S	P	ERA	WHIP										
Joe Mays, R (1, 1) ERA: 4.63	8.0	W	28	4	1	0	3	0	0	0	0	0	0	68	99	0.00	0.500										
Eddie Guardado, L (9, 1) ERA: 9.0	1.0	S	4	0	0	0	2	1	0	0	0	0	0	16	23	0.00	1.000										

Batter	1	2	3	4	5	6	7	8	9	AB	R	H	RBI	BB	SO	LOB	BOTTOM										
Jacque Jones, L (1, 7) OBP: 0.269, SLG: 0.333	P6		F9		F7			K		4	0	0	0	0	1	1	Anaheim Angels @ Minnesota Twins Hubert H. Humphrey Metrodome, Minneapolis, MN Tue Oct 08 2002, 8:00 PM EDT Att: 55,562 - Dome - 72 F livebaseballscores.com										
Cristian Guzman, S (1, 6) OBP: 0.370, SLG: 0.500	G3		G6-3		2B 1-2 1B			HBP		3	0	1	0	0	0	0											
Corey Koskie, L (1, 5) OBP: 0.286, SLG: 0.440			F9					F9		4	0	2	1	0	0	1											
David Ortiz, L (1, 10) OBP: 0.250, SLG: 0.375 Bobby Kielty, S (8, PH)	F7				F3			F9		3	0	1	0	0	0	3											
Tori Hunter, R (1, 8) OBP: 0.333, SLG: 0.522			WP SF8 2B		SH2-3 1B			K		3	1	1	0	0	2	2											
Doug Mientkiewicz, L (1, 3) OBP: 0.280, SLG: 0.478	F5							F7		3	0	0	0	1	1	1											
5 Michael Cuddyer, R (1, 9) OBP: 0.474, SLG: 0.400 Dustan Mohr, R (8, 9) OBP: 1.000, SLG: 1.500					BB			F9		2	0	0	0	1	0	2											
A.J. Pierzynski, L (1, 2) OBP: 0.429, SLG: 0.667			SF8		P5			K2-3		2	0	0	1	0	1	2											
Luis Rivas, R (1, 4) OBP: 0.313, SLG: 0.286			K					G5-3		2	1	0	0	1	1	1											
Inning Stats	R: 0 E: 0 K: 0 S: 9	H: 1 LOB: 1 BB: 0 P: 19	R: 1 E: 0 K: 1 S: 11	H: 1 LOB: 1 BB: 1 P: 22	R: 0 E: 0 K: 0 S: 8	H: 0 LOB: 0 BB: 0 P: 11	R: 0 E: 0 K: 0 S: 9	H: 1 LOB: 2 BB: 1 P: 16	R: 1 E: 0 K: 1 S: 14	H: 2 LOB: 2 BB: 1 P: 27	R: 0 E: 0 K: 1 S: 6	H: 0 LOB: 0 BB: 0 P: 8	R: 0 E: 0 K: 1 S: 9	H: 0 LOB: 1 BB: 0 P: 14	R: 0 E: 0 K: 2 S: 8	H: 0 LOB: 0 BB: 0 P: 13		1B: 3 2B: 2 3B: 0 HR: 0	SF: 1 SAC: 1 DP: 0 HBP: 1	WP: 1 PB: 0 SB: 0 CS: 0	PA: 33						
PITCHER	IP	WLS	BF	H	R	ER	SO	BB	IBB	HBP	BLK	WP	HR	S	P	ERA	WHIP										
Kevin Appier, R (1, 1) ERA: 4.5	5.0	L	23	5	2	2	2	3	0	0	0	0	0	12	18	0.00	0.000										
Brendan Donnelly, R (6, 1) ERA: 7.36	1.2		6	0	0	0	2	0	0	0	0	0	0	5	8	0.00	0.000										
Scott Schoeneweis, L (7, 1) ERA: 9.0	0.2		2	0	0	0	0	0	0	0	0	0	0	6	9	0.00	0.000										
Ben Weber, R (8, 1) ERA: 10.8	0.2		2	0	0	0	2	0	0	0	0	0	0	6	9	0.00	0.000										



Batter	1	2	3	4	5	6	7	8	9	AB	R	H	RBI	BB	SO	LOB	TOP										
Jacque Jones, L (1, 7) OBP: 0.229, SLG: 0.303	L9		FC6-4		G3		2B			4	0	1	1	0	0	1	Minnesota Twins @ Anaheim Angels Edison International Field, Anaheim, CA Fri Oct 11 2002, 8:00 PM EDT Att: 44,234 - Cloudy - 68 F										
Cristian Guzman, S (1, 6) OBP: 0.343, SLG: 0.469	E6		E4		K		P4			4	0	0	0	0	1	2											
Corey Koskie, L (1, 5) OBP: 0.278, SLG: 0.375	K		K		K					4	0	0	0	0	4	3											
Matthew LeCroy, R (1, 10) OBP: 0.417, SLG: 0.417 David Ortiz, L (8, PH) OBP: 0.238, SLG: 0.333	1B		F7		K		K			3	0	1	0	0	1	2											
Tori Hunter, R (1, 8) OBP: 0.344, SLG: 0.500	F7				K		F7			1	0	0	0	0	1	0											
Doug Mientkiewicz, L (1, 3) OBP: 0.303, SLG: 0.452		K			G6-3		G4-3		L9	4	0	0	0	0	1	1											
Dustan Mohr, R (1, 9) OBP: 0.625, SLG: 0.714		K			1B		2B		F9	4	1	2	0	0	1	0											
A.J. Pierzynski, L (1, 2) OBP: 0.345, SLG: 0.500			F8		F8		F7		F7	4	0	0	0	0	0	2											
Luis Rivas, R (1, 4) OBP: 0.318, SLG: 0.300					G6-3		F9			3	0	1	0	0	0	1											
Inning Stats	R: 0 H: 1 E: 1 K: 1 S: 10	H: 1 LOB: 2 BB: 0 P: 12	R: 0 H: 0 E: 0 K: 2 S: 13	H: 0 LOB: 0 BB: 0 P: 15	R: 0 H: 1 E: 1 K: 1 S: 12	H: 1 LOB: 2 BB: 0 P: 17	R: 0 H: 1 E: 0 K: 0 S: 10	H: 1 LOB: 1 BB: 0 P: 16	R: 0 H: 0 E: 0 K: 1 S: 9	H: 0 LOB: 0 BB: 0 P: 14	R: 0 H: 1 E: 0 K: 2 S: 11	H: 1 LOB: 1 BB: 0 P: 16	R: 1 H: 2 E: 0 K: 0 S: 10	H: 2 LOB: 1 BB: 0 P: 16	R: 0 H: 0 E: 0 K: 2 S: 8	H: 0 LOB: 0 BB: 0 P: 11		R: 0 H: 0 E: 0 K: 0 S: 5	H: 0 LOB: 0 BB: 0 P: 7	1B: 5 2B: 1 3B: 0 HR: 0	SF: 0 SAC: 0 DP: 0 HBP: 0	WP: 0 PB: 0 SB: 1 CS: 0	PA: 35				
PITCHER	IP	WLS	BF	H	R	ER	SO	BB	IBB	HBP	BLK	WP	HR	S	P	ERA	WHIP										
Jarrod Washburn, L (1, 1) ERA: 2.84	7.0		29	6	1	1	7	0	0	0	0	0	0	75	106	1.29	0.857										
Francisco Rodriguez, R (8, 1) ERA: 2.16	1.0	W	3	0	0	0	2	0	0	0	0	0	0	8	11	0.00	0.000										
Troy Percival, R (9, 1) ERA: 3.18	1.0	S	3	0	0	0	0	0	0	0	0	0	0	5	7	0.00	0.000										

Batter	1	2	3	4	5	6	7	8	9	AB	R	H	RBI	BB	SO	LOB	BOTTOM										
David Eckstein, R (1, 6) OBP: 0.313, SLG: 0.290	F7		F9		F3		FC4-2			4	0	1	0	0	0	0	Minnesota Twins @ Anaheim Angels Edison International Field, Anaheim, CA Fri Oct 11 2002, 8:00 PM EDT Att: 44,234 - Cloudy - 68 F										
Darin Erstad, L (1, 8) OBP: 0.375, SLG: 0.531	K		1B		P6		FC4-2			4	0	1	0	0	1	2											
Tim Salmon, R (1, 9) OBP: 0.267, SLG: 0.444 Alex Ochoa, R (9, 9)	F8		L7		F7		BB			3	0	0	0	1	0	1											
16 Garret Anderson, L (1, 7) OBP: 0.323, SLG: 0.600		HR	F7				F9			4	1	2	1	0	0	4											
Troy Glaus, R (1, 5) OBP: 0.433, SLG: 0.885		K			1B		BB		HR	3	1	2	1	1	1	0											
Scott Spiezio, S (1, 3) OBP: 0.393, SLG: 0.520		1B	F9		F9		F9		K	3	0	0	0	1	1	3											
Shawn Wooten, R (1, 10) OBP: 0.500, SLG: 0.714		BB	1B		P6		F8		K	4	0	1	0	0	1	3											
Bengie Molina, R (1, 2) OBP: 0.208, SLG: 0.261 9 Chone Figgins, S (7, PR) José Molina, R (8, 2)		1B	P3		K		1B		G3	2	0	0	0	1	1	3											
Benji Gil, R (1, 4) OBP: 0.571, SLG: 0.571		K			F8		SH3			2	0	0	0	0	1	2											
Inning Stats	R: 0 H: 0 E: 0 K: 1 S: 10	H: 2 LOB: 2 BB: 1 P: 31	R: 1 H: 2 E: 0 K: 2 S: 21	H: 1 LOB: 1 BB: 0 P: 31	R: 0 H: 1 E: 0 K: 1 S: 11	H: 1 LOB: 1 BB: 0 P: 14	R: 0 H: 1 E: 0 K: 0 S: 8	H: 0 LOB: 0 BB: 1 P: 11	R: 0 H: 1 E: 0 K: 0 S: 7	H: 1 LOB: 2 BB: 1 P: 14	R: 0 H: 1 E: 0 K: 0 S: 12	H: 1 LOB: 3 BB: 2 P: 24	R: 1 H: 1 E: 0 K: 2 S: 9	H: 1 LOB: 0 BB: 0 P: 14	R: 0 H: 0 E: 0 K: 0 S: 5	H: 0 LOB: 0 BB: 0 P: 7		1B: 4 2B: 1 3B: 0 HR: 2	SF: 0 SAC: 1 DP: 0 HBP: 0	WP: 1 PB: 0 SB: 0 CS: 0	PA: 35						
PITCHER	IP	WLS	BF	H	R	ER	SO	BB	IBB	HBP	BLK	WP	HR	S	P	ERA	WHIP										
Eric Milton, L (1, 1) ERA: 2.08	6.0		25	5	1	1	4	2	0	0	0	0	0	6	10	0.00	6.000										
LaTroy Hawkins, R (7, 1) ERA:	0.1		3	1	0	0	0	1	0	0	0	0	0	6	10	0.00	6.000										
Johan Santana, L (7, 1) ERA: 3.6	0.1		1	0	0	0	0	0	0	0	0	1	0	2	4	0.00	0.000										
Michael Jackson, R (7, 1) ERA:	0.0		1	0	0	0	0	1	0	0	0	0	0	2	6	∞	∞										
J.C. Romero, L (7, 1) ERA: 1.8	1.1	L	5	1	1	1	2	0	0	0	0	0	1	11	18	6.75	0.750										

AB	35
R	1
H	6
RBI	1
BB	0
SO	9
LOB	14



WP	0
PB	0
SB	1
CS	0

AB	30
R	2
H	7
RBI	2
BB	4
SO	6
LOB	18



WP	1
PB	0
SB	0
CS	0

Batter	1	2	3	4	5	6	7	8	9	AB	R	H	RBI	BB	SO	LOB	TOP										
Jacque Jones, L (1, 7) OBP: 0.205, SLG: 0.270	F9		L3			K			L6	4	0	0	0	0	1	1											
Cristian Guzman, S (1, 6) OBP: 0.306, SLG: 0.417	G6-3			G3-1			K		G4-3	4	0	0	0	0	1	0											
Corey Koskie, L (1, 5) OBP: 0.275, SLG: 0.389	K			P6			K		1B	4	1	1	0	0	2	0											
David Ortiz, L (1, 10) OBP: 0.280, SLG: 0.360		K		K			FC6-4	1B	1B	4	0	2	1	0	2	0											
Tori Hunter, R (1, 8) OBP: 0.306, SLG: 0.441		P3			G4-3		FC6-4	1B	K	4	0	0	0	0	1	2											
Doug Mientkiewicz, L (1, 3) OBP: 0.306, SLG: 0.471		G4-3			G6-3				G4-3	3	0	1	0	0	0	0											
Dustin Mohr, R (1, 9) OBP: 0.545, SLG: 0.600				FC4-6	1B				K	3	0	1	0	0	2	1											
A.J. Pierzynski, L (1, 2) OBP: 0.313, SLG: 0.448				FC4-6	CS		G4-3		G4-3	3	0	0	0	0	0	2											
Luis Rivas, R (1, 4) OBP: 0.333, SLG: 0.318							G4-3			2	0	1	0	0	0	0											
Bobby Kielty, S (8, PH)							G4-3			1	0	0	0	0	1	1											
David Lamb, S (8, 4)									K	0	0	0	0	0	0	0											
Inning Stats	R: 0 E: 0 K: 1 S: 6	H: 0 LOB: 0 BB: 0 P: 10	R: 0 E: 0 K: 1 S: 9	H: 0 LOB: 0 BB: 0 P: 14	R: 0 E: 0 K: 0 S: 9	H: 2 LOB: 1 BB: 0 P: 15	R: 0 E: 0 K: 1 S: 5	H: 0 LOB: 0 BB: 0 P: 6	R: 0 E: 0 K: 1 S: 8	H: 0 LOB: 0 BB: 0 P: 11	R: 0 E: 0 K: 2 S: 10	H: 1 LOB: 1 BB: 0 P: 13	R: 0 E: 0 K: 2 S: 9	H: 1 LOB: 1 BB: 0 P: 13	R: 1 E: 0 K: 1 S: 12	H: 2 LOB: 1 BB: 0 P: 15	1B: 4 2B: 2 3B: 0 HR: 0	SF: 0 SAC: 0 DP: 0 HBP: 0	WP: 0 PB: 0 SB: 0 CS: 1	PA: 32							
PITCHER	IP	WLS	BF	H	R	ER	SO	BB	IBB	HBP	BLK	WP	HR	S	P	ERA	WHIP										
41 John Lackey, R (1, 1) ERA: 1.96	7.0	W	23	3	0	0	7	0	0	0	0	0	0	55	79	0.00	0.429										
Francisco Rodríguez, R (8, 1) ERA: 1.93	1.0	H	4	1	0	0	2	0	0	0	0	0	0	9	13	0.00	1.000										
Ben Weber, R (9, 1) ERA: 10.15	1.0		5	2	1	1	1	0	0	0	0	0	0	12	15	9.00	2.000										

Minnesota Twins @ Anaheim Angels
Edison International Field, Anaheim, CA
Sat Oct 12 2002, 7:30 PM EDT
Att: 44,830 - Overcast - 67 F

livebaseballscores.com

AB 32
R 1
H 6
RBI 1
BB 0
SO 10
LOB 7



Batter	1	2	3	4	5	6	7	8	9	AB	R	H	RBI	BB	SO	LOB	BOTTOM										
David Eckstein, R (1, 6) OBP: 0.306, SLG: 0.286	K			1B		L4-6			P3	4	0	1	0	0	1	1											
Darin Erstad, L (1, 8) OBP: 0.389, SLG: 0.528	K			F7			1B	G6-3	1B	4	2	2	0	0	1	1											
Tim Salmon, R (1, 9) OBP: 0.273, SLG: 0.414				P4			1B	G6-3		2	0	0	0	1	0	1											
Alex Ochoa, R (7, PR) (8, 9)	G5-3						2B	1B	G6-3	1	1	0	0	0	0	1											
16 Garret Anderson, L (1, 7) OBP: 0.314, SLG: 0.559		G6-3		G6-3			P5	1B	1B	4	1	1	1	0	0	3											
Troy Glaus, R (1, 5) OBP: 0.441, SLG: 0.833		F8		P4			2B	1B	1B	4	1	2	1	0	0	0											
Brad Fullmer, L (1, 10) OBP: 0.389, SLG: 0.706		K		F9			K	3B	2B	4	1	1	2	0	2	2											
Scott Spiezio, S (1, 3) OBP: 0.406, SLG: 0.536				P6			G5-3		3B	3	1	1	1	1	0	0											
Bengie Molina, R (1, 2) OBP: 0.286, SLG: 0.385				P4				1B	IBB	3	0	2	2	0	0	0											
Adam Kennedy, L (1, 4) OBP: 0.286, SLG: 0.500				G6-3			L4-6	SH1-3	1B	3	0	0	0	0	1	4											
Inning Stats	R: 0 E: 0 K: 2 S: 8	H: 0 LOB: 0 BB: 0 P: 11	R: 0 E: 0 K: 1 S: 9	H: 0 LOB: 0 BB: 0 P: 11	R: 0 E: 0 K: 0 S: 8	H: 0 LOB: 0 BB: 0 P: 9	R: 0 E: 0 K: 0 S: 8	H: 1 LOB: 1 BB: 0 P: 10	R: 0 E: 0 K: 0 S: 6	H: 0 LOB: 0 BB: 0 P: 10	R: 2 E: 0 K: 1 S: 11	H: 3 LOB: 3 BB: 1 P: 23	R: 5 E: 1 K: 1 S: 12	H: 5 LOB: 1 BB: 1 P: 27	1B: 7 2B: 3 3B: 1 HR: 0	SF: 0 SAC: 1 DP: 1 HBP: 1	WP: 0 PB: 0 SB: 1 CS: 0	PA: 36									
PITCHER	IP	WLS	BF	H	R	ER	SO	BB	IBB	HBP	BLK	WP	HR	S	P	ERA	WHIP										
Brad Radke, R (1, 1) ERA: 1.96	6.2	L	26	5	2	2	4	1	0	0	0	0	0	4	11	13.50	1.500										
Johan Santana, L (7, 1) ERA: 4.79	0.2		3	1	1	1	0	0	0	0	0	0	0	4	11	13.50	1.500										
LaTroy Hawkins, R (8, 1) ERA:	0.1		1	0	0	0	0	0	0	0	0	0	0	1	3	0.00	0.000										
J.C. Romero, L (8, 1) ERA: 3.6	0.0		1	1	0	0	0	0	0	0	0	0	0	2	4	∞	∞										
Michael Jackson, R (8, 1) ERA: 16.2	0.0		4	3	4	4	0	0	1	0	0	0	0	3	8	∞	∞										
PITCHER	IP	WLS	BF	H	R	ER	SO	BB	IBB	HBP	BLK	WP	HR	S	P	ERA	WHIP										
Bob Wells, R (8, 1) ERA:	0.1		1	0	0	0	1	0	0	0	0	0	0	3	4	0.00	0.000										

Minnesota Twins @ Anaheim Angels
Edison International Field, Anaheim, CA
Sat Oct 12 2002, 7:30 PM EDT
Att: 44,830 - Overcast - 67 F

livebaseballscores.com

AB 32
R 7
H 10
RBI 7
BB 2
SO 5
LOB 13



Batter	1	2	3	4	5	6	7	8	9	AB	R	H	RBI	BB	SO	LOB	TOP								
Jacque Jones, L OBP: 0.209, SLG: 0.275	L9		F9			WP SH3-4 1B	SF8			3	0	1	1	0	0	0	Minnesota Twins @ Anaheim Angels Edison International Field, Anaheim, CA Sun Oct 13 2002, 4:00 PM EDT Att: 44,835 - Cloudy - 72 F								
Cristian Guzman, S OBP: 0.286, SLG: 0.385	F8		F8			SH3-4	G4-3			3	0	0	0	0	0	1									
Corey Koskie, L OBP: 0.295, SLG: 0.385	WP 2B BB		F8							3	1	1	0	1	1	1									
David Ortiz, L OBP: 0.276, SLG: 0.379	1-H 2B		F8			K				4	0	1	1	0	1	2									
Tori Hunter, R OBP: 0.275, SLG: 0.395 5 Michael Cuddyer, R OBP: 0.455, SLG: 0.389	P3		L8				F9			4	0	0	0	0	0	2									
Doug Mientkiewicz, L OBP: 0.300, SLG: 0.447		F7								4	1	1	0	0	0	0									
Dustan Mohr, R OBP: 0.533, SLG: 0.643		1B 2B				F8				4	2	2	0	0	0	0									
A.J. Pierzynski, L OBP: 0.371, SLG: 0.500 Tom Prince, R		2H 1B					WP SF8 1B			3	1	3	1	0	0	0									
Luis Rivas, R OBP: 0.308, SLG: 0.292 Bobby Kielty, S David Lamb, S		K				G6-4-3				2	0	0	0	0	1	1									
Inning Stats	R: 1 E: 0 K: 0 S: 6	H: 1 LOB: 1 BB: 1 P: 17	R: 1 E: 0 K: 1 S: 10	H: 2 LOB: 0 BB: 0 P: 15	R: 0 E: 0 K: 0 S: 9	H: 0 LOB: 0 BB: 0 P: 17	R: 0 E: 0 K: 0 S: 10	H: 0 LOB: 0 BB: 0 P: 17	R: 0 E: 0 K: 2 S: 8	H: 1 LOB: 1 BB: 0 P: 12	R: 3 E: 0 K: 0 S: 15	H: 3 LOB: 1 BB: 1 P: 28	R: 0 E: 0 K: 0 S: 5	H: 1 LOB: 0 BB: 0 P: 9	R: 0 E: 0 K: 0 S: 12	H: 0 LOB: 0 BB: 0 P: 18		1B: 7 2B: 2 3B: 0 HR: 0	SF: 1 SAC: 1 DP: 2 HBP: 0	WP: 3 PB: 0 SB: 0 CS: 0	PA: 35				
PITCHER	IP	WLS	BF	H	R	ER	SO	BB	IBB	HBP	BLK	WP	HR	S	P	ERA	WHIP								
Kevin Appier, R ERA: 4.11	5.1		20	5	2	2	1	1	0	0	0	1	0	43	80	3.38	1.125								
Brendan Donnelly, R ERA: 10.13	1.0	H	6	3	3	3	2	0	0	0	0	1	0	13	20	27.00	3.000								
Francisco Rodriguez, R ERA: 1.8	0.2	W	3	0	0	0	0	1	0	0	0	1	0	8	17	0.00	1.500								
Ben Weber, R ERA: 7.36	1.0		3	1	0	0	0	0	0	0	0	0	0	5	9	0.00	1.000								
Troy Percival, R ERA: 2.7	1.0		3	0	0	0	0	0	0	0	0	0	0	12	18	0.00	0.000								

Batter	1	2	3	4	5	6	7	8	9	AB	R	H	RBI	BB	SO	LOB	BOTTOM								
David Eckstein, R OBP: 0.317, SLG: 0.282	B5-3		G4-3							4	1	1	1	0	0	0	Minnesota Twins @ Anaheim Angels Edison International Field, Anaheim, CA Sun Oct 13 2002, 4:00 PM EDT Att: 44,835 - Cloudy - 72 F								
Darin Erstad, L OBP: 0.390, SLG: 0.512	16 FC4-6 1B		G6-3							5	1	2	1	0	0	2									
Tim Salmon, R OBP: 0.324, SLG: 0.455 Alex Ochoa, R	16 FC4-6 1B		P6							4	0	3	0	0	0	0									
16 Garret Anderson, L OBP: 0.350, SLG: 0.553	16 FC4-6									4	1	2	1	1	0	2									
Troy Glaus, R OBP: 0.385, SLG: 0.714	F8									5	0	0	0	0	2	8									
Brad Fullmer, L OBP: 0.350, SLG: 0.632 Shawn Wooten, R OBP: 0.471, SLG: 0.647			G4-3							2	0	0	0	0	0	1									
Scott Spiezio, S OBP: 0.444, SLG: 0.656			G6-3							3	1	1	1	0	1	2									
Bengie Molina, R OBP: 0.290, SLG: 0.379 9 Chone Figgins, S OBP: 1.000, SLG: 1.000 José Molina, R			G6-3							4	3	3	3	0	0	0									
Adam Kennedy, L OBP: 0.400, SLG: 1.000										4	3	4	5	0	0	0									
Inning Stats	R: 0 E: 0 K: 0 S: 8	H: 2 LOB: 2 BB: 0 P: 11	R: 0 E: 0 K: 0 S: 5	H: 0 LOB: 0 BB: 0 P: 8	R: 1 E: 0 K: 0 S: 7	H: 1 LOB: 0 BB: 0 P: 11	R: 0 E: 0 K: 0 S: 5	H: 1 LOB: 0 BB: 0 P: 8	R: 2 E: 0 K: 1 S: 9	H: 2 LOB: 2 BB: 0 P: 13	R: 10 E: 0 K: 2 S: 32	H: 10 LOB: 3 BB: 1 P: 51	R: 0 E: 0 K: 1 S: 7	H: 0 LOB: 0 BB: 0 P: 10	1B: 14 2B: 1 3B: 0 HR: 4	SF: 0 SAC: 0 DP: 2 HBP: 1		WP: 1 PB: 0 SB: 0 CS: 1	PA: 42						
PITCHER	IP	WLS	BF	H	R	ER	SO	BB	IBB	HBP	BLK	WP	HR	S	P	ERA	WHIP								
Joe Mays, R ERA: 4.76	5.1		23	8	3	3	0	0	0	0	0	0	0	15	21	54.00	4.500								
Johan Santana, L ERA: 8.53	0.2	L	4	3	4	4	1	0	0	0	0	0	1	15	21	54.00	4.500								
LaTroy Hawkins, R ERA: 7.36	0.0		3	3	0	0	0	0	0	0	0	0	0	6	10	∞	∞								
J.C. Romero, L ERA: 8.44	0.1		4	2	4	4	1	1	0	0	0	1	0	8	15	108.00	9.000								
Bob Weir, R ERA: 9.0	0.2		5	2	2	2	1	0	0	1	0	0	0	8	13	27.00	3.000								
PITCHER	IP	WLS	BF	H	R	ER	SO	BB	IBB	HBP	BLK	WP	HR	S	P	ERA	WHIP								
Kyle Lohse, R ERA: 8.1	1.0		3	0	0	0	1	0	0	0	0	0	0	7	10	0.00	0.000								

AB	31
R	5
H	9
RBI	4
BB	2
SO	3
LOB	7



AB	40
R	13
H	18
RBI	12
BB	1
SO	4
LOB	18

