

Minnesota Twins - 2003

Batter	1	2	3	4	5	6	7	8	9	AB	R	H	RBI	BB	SO	LOB	TOP			
Jacque Jones, L (1, 7) OBP: 0.333, SLG: 0.667	G1-3		G3-1			FC5-2		SH1-3		3	0	1	0	0	0	0				
Cristian Guzman, S (1, 6) OBP: 0.250, SLG: 0.250	P4		K			FC5-2		P6-4		4	0	1	0	0	1	1				
Tori Hunter, R (1, 8)	P4			G1-3		FC5-2			K	4	0	0	0	0	1	2				
Matthew LeCroy, R (1, 10) Chris Gomez, R (9, PR)		G4-3		L9		G4-6-3			K	4	0	1	0	0	0	2				
5 Michael Cuddyer, R (1, 5) Denny Hocking, S (7, 5)		HR		P4					1B	0	0	0	0	0	0	0				
Doug Mientkiewicz, L (1, 3)		K				G6-3				3	0	0	0	0	1	1				
Dustan Mohr, R (1, 9) OBP: 0.667, SLG: 1.667						FC4-6		G5-3		3	1	2	2	0	0	0				
A.J. Pierzynski, L (1, 2) OBP: 0.333, SLG: 1.333						FC4-6			HR	3	1	1	1	0	0	1				
Luis Rivas, R (1, 4) OBP: 0.333, SLG: 0.333			K			FC6-4				3	0	1	0	0	1	1				
Inning Stats	R: 0 E: 0 K: 0 S: 5	H: 0 LOB: 0 BB: 0 P: 7	R: 2 E: 0 K: 1 S: 12	H: 2 LOB: 0 BB: 0 P: 19	R: 0 E: 0 K: 2 S: 10	H: 0 LOB: 0 BB: 0 P: 16	R: 0 E: 0 K: 0 S: 5	H: 0 LOB: 1 BB: 0 P: 8	R: 0 E: 0 K: 0 S: 7	H: 1 LOB: 1 BB: 0 P: 12	R: 0 E: 0 K: 0 S: 6	H: 0 LOB: 0 BB: 0 P: 9	R: 1 E: 0 K: 0 S: 9	H: 2 LOB: 0 BB: 0 P: 11	R: 0 E: 0 K: 1 S: 7	H: 1 LOB: 1 BB: 0 P: 12	1B: 5 2B: 2 3B: 0 HR: 2	SF: 0 SAC: 1 DP: 3 HBP: 0	WP: 0 PB: 0 SB: 0 CS: 0	PA: 32
PITCHER	IP	WLS	BF	H	R	ER	SO	BB	IBB	HBP	BLK	WP	HR	S	P	ERA	WHIP			
Mike Maroth, L (1, 1) ERA: 2.57	7.0	L	25	5	2	2	3	0	0	0	0	0	1	52	83	2.57	0.714			
Jamie Walker, L (8, 1) ERA: 9.0	1.0		4	2	1	1	0	0	0	0	0	0	1	9	11	9.00	2.000			
Franklyn German, R (9, 1) ERA:	1.0		3	1	0	0	1	0	0	0	0	0	0	7	12	0.00	1.000			

Minnesota Twins @ Detroit Tigers
Comerica Park, Detroit, MI
Mon Mar 31 2003, 1:05 PM EST
Att: 40,427 - Cloudy - 38 F

AB 31
R 3
H 8
RBI 3
BB 0
SO 4
LOB 9



Batter	1	2	3	4	5	6	7	8	9	AB	R	H	RBI	BB	SO	LOB	BOTTOM			
Gene Kingsale, S (1, 8) OBP: 0.250, SLG: 0.250	CS			F8			F7	L7		4	0	1	0	0	0	1				
20 Omar Infante, R (1, 6) OBP: 0.250, SLG: 0.250	K			L6-3			G2-3		F9	4	1	1	0	0	1	1				
Dmitri Young, S (1, 7)	F7			P4			G2-3		F8	4	0	0	0	0	0	2				
Bobby Higginson, L (1, 9)		G4-3			G4-3		1B		K	3	0	0	0	1	1	0				
Dean Palmer, R (1, 10) OBP: 0.333, SLG: 0.333		G1-3			G6-3		1B			3	0	1	1	0	0	0				
Carlos Pena, L (1, 3)							1B			2	0	0	0	0	1	0				
Craig Paquette, R (7, PH) (8, 3)		G3-1			K		G6-3			1	0	0	0	0	0	2				
Eric Munson, L (1, 5)				F8			F8	G3		3	0	0	0	0	0	0				
15 Brandon Inge, R (1, 2) OBP: 0.333, SLG: 0.333				K			F9			3	0	1	0	0	1	0				
Ramon Santiago, S (1, 4)				L5			P4	P5		3	0	0	0	0	0	1				
Inning Stats	R: 0 E: 0 K: 1 S: 6	H: 1 LOB: 0 BB: 0 P: 8	R: 0 E: 0 K: 0 S: 6	H: 0 LOB: 0 BB: 0 P: 9	R: 0 E: 0 K: 1 S: 9	H: 0 LOB: 0 BB: 0 P: 11	R: 0 E: 0 K: 0 S: 5	H: 0 LOB: 0 BB: 0 P: 8	R: 0 E: 0 K: 0 S: 5	H: 0 LOB: 0 BB: 0 P: 6	R: 1 E: 0 K: 0 S: 13	H: 2 LOB: 2 BB: 1 P: 21	R: 0 E: 0 K: 0 S: 9	H: 1 LOB: 1 BB: 0 P: 14	R: 0 E: 0 K: 1 S: 13	H: 0 LOB: 0 BB: 0 P: 20	1B: 4 2B: 0 3B: 0 HR: 0	SF: 0 SAC: 0 DP: 0 HBP: 0	WP: 0 PB: 0 SB: 0 CS: 1	PA: 31
PITCHER	IP	WLS	BF	H	R	ER	SO	BB	IBB	HBP	BLK	WP	HR	S	P	ERA	WHIP			
Brad Radke, R (1, 1) ERA: 1.35	6.2	W	23	3	1	1	3	1	0	0	0	0	0	55	79	1.35	0.600			
J.C. Romero, L (7, 1) ERA:	1.1	H	5	1	0	0	0	0	0	0	0	0	0	10	16	0.00	0.750			
Eddie Guardado, L (9, 1) ERA:	1.0	S	3	0	0	0	1	0	0	0	0	0	0	13	20	0.00	0.000			

Minnesota Twins @ Detroit Tigers
Comerica Park, Detroit, MI
Mon Mar 31 2003, 1:05 PM EST
Att: 40,427 - Cloudy - 38 F

AB 30
R 1
H 4
RBI 1
BB 1
SO 4
LOB 7



Batter	1	2	3	4	5	6	7	8	9	AB	R	H	RBI	BB	SO	LOB	TOP				
Jacque Jones, L OBP: 0.375, SLG: 1.000 (1, 7)	F7	HR		1B 3B 1B		G6-3		SF7		4	2	2	4	0	0	0					
Cristian Guzman, S OBP: 0.333, SLG: 0.333 (1, 6)	WP 1B G4-6-3	G1-3		3B 1B		G6-3		P5		5	2	2	0	0	0	1					
Tori Hunter, R OBP: 0.222, SLG: 0.444 (1, 8)	G4-6-3		F9	3B			K		FC4-6 1B	5	0	2	2	0	1	1					
Corey Koskie, L OBP: 0.667, SLG: 1.000 Denny Hocking, S OBP: 0.333, SLG: 0.667 (1, 5) (4, 5)	BB 1B		G4-3	2B			K		FC4-6 2B	3	0	2	1	0	1	1					
Matthew LeCroy, R OBP: 0.222, SLG: 0.125 (1, 10)	BB		G4-3			G2-3		L3		4	0	0	0	1	1	3					
Doug Mientkiewicz, L OBP: 0.125, SLG: 0.250 (1, 3)	K		F7			F7		L4		5	0	1	1	0	1	4					
5 Michael Cuddyer, R OBP: 0.500, SLG: 0.333 (1, 9)		HR 1B		K				1B SF7 BB	G3	3	2	1	0	2	1	1					
A.J. Pierzynski, L OBP: 0.429, SLG: 1.000 (1, 2)	F7			BLK 1B 2B		G4-3		SF7 1B		4	1	2	0	0	0	2					
Luis Rivas, R OBP: 0.143, SLG: 0.143 (1, 4)		K		K				P4		4	0	0	0	0	3	4					
Inning Stats	R: 1 E: 0 K: 1 S: 14	H: 2 LOB: 2 BB: 1 P: 27	R: 2 E: 0 K: 1 S: 9	H: 2 LOB: 0 BB: 0 P: 14	R: 0 E: 0 K: 0 S: 4	H: 1 LOB: 1 BB: 0 P: 7	R: 3 E: 0 K: 3 S: 23	H: 4 LOB: 1 BB: 0 P: 32	R: 0 E: 0 K: 0 S: 10	H: 0 LOB: 1 BB: 1 P: 18	R: 0 E: 0 K: 1 S: 11	H: 1 LOB: 1 BB: 0 P: 19	R: 1 E: 0 K: 1 S: 16	H: 1 LOB: 1 BB: 1 P: 26	R: 1 E: 0 K: 1 S: 12	H: 2 LOB: 0 BB: 0 P: 21	1B: 7 2B: 4 3B: 1 HR: 1	SF: 1 SAC: 0 DP: 0 HBP: 0	WP: 1 PB: 0 CS: 0	PA: 43	
PITCHER	IP	WLS	BF	H	R	ER	SO	BB	IBB	HBP	BLK	WP	HR	S	P	ERA	WHIP				
38 Jeremy Bonderman, R ERA: 13.5	4.0	L	22	9	6	6	5	1	0	0	1	1	1	50	80	13.50	2.500				
Wilfredo Ledezma, L ERA: 9.0	2.0		7	0	0	0	1	0	0	0	0	0	0	20	34	0.00	0.500				
Chris Spurling, R ERA: 9.0	1.0		4	1	0	0	1	0	0	0	0	0	0	11	19	0.00	1.000				
Matt Roney, R ERA: 9.0	1.0		5	1	1	1	1	1	0	0	0	0	0	16	26	9.00	2.000				
Matt Anderson, R ERA: 9.0	1.0		5	2	1	1	1	0	0	0	0	0	0	12	21	9.00	2.000				

Minnesota Twins @ Detroit Tigers
Comerica Park, Detroit, MI
Wed Apr 02 2003, 7:05 PM EST
Att: 21,123 - Cloudy - 55 F

AB 39
R 8
H 13
RBI 8
BB 3
SO 8
LOB 18



Batter	1	2	3	4	5	6	7	8	9	AB	R	H	RBI	BB	SO	LOB	BOTTOM				
Gene Kingsale, S OBP: 0.125, SLG: 0.125 (1, 8)	K		F7			P5		G5-3		4	0	0	0	0	1	1					
20 Omar Infante, R OBP: 0.125, SLG: 0.125 (1, 6)	G6-3			G6-3		K			F9	4	0	0	0	0	1	1					
Dmitri Young, S (1, 7)	G3-1			F8		K			G3	4	0	0	0	0	1	1					
Bobby Higginson, L OBP: 0.250, SLG: 0.143 (1, 9)		K			1B				L9	4	0	1	0	0	1	0					
Dean Palmer, R OBP: 0.167, SLG: 0.167 (1, 10)		K		F8		F7				3	0	0	0	0	1	1					
Carlos Pena, L (1, 3)		K				G3-1			BB	2	0	0	0	1	1	0					
Eric Munson, L OBP: 0.167, SLG: 0.667 (1, 5)				HR		F7			F7	3	1	1	1	0	0	1					
15 Brandon Inge, R OBP: 0.167, SLG: 0.167 (1, 2)				F9		P3			G5-3	3	0	0	0	0	0	0					
Ramon Santiago, S OBP: 0.167, SLG: 0.167 (1, 4)				P6					G3	3	0	1	0	0	0	0					
Inning Stats	R: 0 E: 0 K: 1 S: 10	H: 0 LOB: 0 BB: 0 P: 12	R: 0 E: 0 K: 3 S: 10	H: 0 LOB: 0 BB: 0 P: 14	R: 1 E: 0 K: 0 S: 14	H: 1 LOB: 0 BB: 0 P: 21	R: 0 E: 0 K: 0 S: 8	H: 1 LOB: 1 BB: 0 P: 11	R: 0 E: 0 K: 2 S: 13	H: 1 LOB: 1 BB: 0 P: 17	R: 0 E: 0 K: 0 S: 7	H: 0 LOB: 1 BB: 1 P: 16	R: 0 E: 0 K: 0 S: 6	H: 0 LOB: 0 BB: 0 P: 11	R: 0 E: 0 K: 0 S: 6	H: 0 LOB: 0 BB: 0 P: 9	1B: 2 2B: 0 3B: 0 HR: 1	SF: 0 SAC: 0 DP: 0 HBP: 0	WP: 0 PB: 0 CS: 0	PA: 31	
PITCHER	IP	WLS	BF	H	R	ER	SO	BB	IBB	HBP	BLK	WP	HR	S	P	ERA	WHIP				
Joe Mays, R ERA: 1.8	5.0	W	17	2	1	1	4	1	0	0	0	0	0	20	33	0.00	1.000				
Johan Santana, L ERA: 1.8	2.0		8	1	0	0	2	1	0	0	0	0	0	6	11	0.00	0.000				
Mike Fetters, R ERA: 1.8	1.0		3	0	0	0	0	0	0	0	0	0	0	6	9	0.00	0.000				
LaTroy Hawkins, R ERA: 1.8	1.0		3	0	0	0	0	0	0	0	0	0	0	6	9	0.00	0.000				

Minnesota Twins @ Detroit Tigers
Comerica Park, Detroit, MI
Wed Apr 02 2003, 7:05 PM EST
Att: 21,123 - Cloudy - 55 F

AB 30
R 1
H 3
RBI 1
BB 1
SO 6
LOB 5



Batter	1	2	3	4	5	6	7	8	9	AB R H RBI BB SO LOB	TOP											
Jacque Jones, L (1, 7) OBP: 0.308, SLG: 0.636	G3		G3-1		P6			FC6-4	FC6-4	4 1 0 0 1 0 2	Minnesota Twins @ Detroit Tigers Comerica Park, Detroit, MI Thu Apr 03 2003, 1:05 PM EST Att: 8,862 - Cloudy - 39 F											
Cristian Guzman, S (1, 6) OBP: 0.308, SLG: 0.462	G4-3 3B			F9	F7		B2			4 1 1 0 0 0 1												
Tori Hunter, R (1, 8) OBP: 0.231, SLG: 0.333	G4-3		G4-3	G6-3	G6-3		FC6-4 BB			3 0 0 1 1 0 0												
Corey Koskie, L (1, 5) OBP: 0.571, SLG: 1.143 Denny Hocking, S (8, PR) OBP: 0.333, SLG: 0.667	F9			1B	2B		FC1-4-6 BB			4 1 2 1 0 0 1 0 0 0 0 0 0 0												
Bobby Kielty, S (1, 10) OBP: 0.250, SLG: 0.250		F8		1B	F9		K			4 0 1 1 0 1 2												
Doug Mientkiewicz, L (1, 3) OBP: 0.197, SLG: 0.250	G4-3			1B				G6-3		4 0 1 0 0 0 0												
Dustan Mohr, R (1, 9) OBP: 0.286, SLG: 0.714	F8			L4			F9	F9		4 0 0 0 0 0 2												
A.J. Pierzynski, L (1, 2) OBP: 0.355, SLG: 0.900			P5		G5-3		BB			3 0 1 0 1 0 0												
Chris Gomez, R (1, 4)			G5-3		G6-3		K	FC6-4 BB		3 0 0 0 1 1 1												
Inning Stats	R: 1 E: 0 K: 0 S: 6	H: 1 LOB: 0 BB: 0 P: 10	R: 0 E: 0 K: 0 S: 8	H: 0 LOB: 0 BB: 0 P: 13	R: 0 E: 0 K: 0 S: 9	H: 0 LOB: 0 BB: 0 P: 12	R: 1 E: 0 K: 0 S: 8	H: 3 LOB: 2 BB: 0 P: 13	R: 0 E: 0 K: 0 S: 6	H: 1 LOB: 1 BB: 0 P: 8	R: 0 E: 0 K: 1 S: 11	H: 1 LOB: 1 BB: 0 P: 17	R: 0 E: 0 K: 1 S: 9	H: 0 LOB: 1 BB: 1 P: 14	R: 1 E: 0 K: 1 S: 12	H: 0 LOB: 1 BB: 2 P: 22	R: 0 E: 0 K: 0 S: 9	H: 1 LOB: 2 BB: 1 P: 15	1B: 2 2B: 2 3B: 2 HR: 0	SF: 0 SAC: 0 DP: 0 HBP: 0	WP: 1 PB: 0 SB: 1 CS: 0	PA: 37
PITCHER	IP WLS BF H R ER SO BB IBB HBP BLK WP HR S P ERA WHIP											PITCHER	IP WLS BF H R ER SO BB IBB HBP BLK WP HR S P ERA WHIP									
Adam Bernero, R (1, 1) ERA: 2.57	7.0 L 27 5 2 2 1 1 0 0 0 0 0 0 57 87 2.57 0.857																					
Franklyn German, R (8, 1) ERA: 4.5	1.0 5 0 1 1 1 2 0 0 0 1 0 12 22 9.00 2.000																					
Jamie Walker, L (9, 1) ERA: 4.5	1.0 5 1 0 0 0 1 0 0 0 0 0 9 15 0.00 2.000																					

AB	33
R	3
H	6
RBI	3
BB	4
SO	2
LOB	9



Batter	1	2	3	4	5	6	7	8	9	AB R H RBI BB SO LOB	BOTTOM											
Hiram Bocachica, R (1, 8)	F9			F8		F7			K	4 0 0 0 0 1 1	Minnesota Twins @ Detroit Tigers Comerica Park, Detroit, MI Thu Apr 03 2003, 1:05 PM EST Att: 8,862 - Cloudy - 39 F											
Shane Halter, R (1, 4) OBP: 0.250, SLG: 0.250	K			P3		F9		S 1B		4 0 1 0 0 1 0												
Bobby Higginson, L (1, 9) OBP: 0.167, SLG: 0.091	F7			G3		G3		F9		4 0 0 0 0 0 1												
Dmitri Young, S (1, 10) OBP: 0.091, SLG: 0.091		P4		P3		1B				3 0 1 0 0 0 0												
Carlos Pena, L (1, 3)		K		G4-3		F9				3 0 0 0 0 1 1												
Craig Paquette, R (1, 7)		K		K				P3		3 0 0 0 0 2 0												
Eric Munson, L (1, 5) OBP: 0.111, SLG: 0.444			P5		K			F9		3 0 0 0 0 1 0												
20 Omar Infante, R (1, 6) OBP: 0.182, SLG: 0.273			F7		2B			G5-3		3 0 1 0 0 0 0												
Matt Walbeck, S (1, 2)			F7		P5			F9		3 0 0 0 0 0 1												
Inning Stats	R: 0 E: 0 K: 1 S: 10	H: 0 LOB: 0 BB: 0 P: 16	R: 0 E: 0 K: 2 S: 9	H: 0 LOB: 0 BB: 0 P: 11	R: 0 E: 0 K: 0 S: 7	H: 0 LOB: 0 BB: 0 P: 10	R: 0 E: 0 K: 0 S: 8	H: 0 LOB: 0 BB: 0 P: 12	R: 0 E: 0 K: 1 S: 6	H: 0 LOB: 0 BB: 0 P: 7	R: 0 E: 0 K: 1 S: 10	H: 1 LOB: 1 BB: 0 P: 15	R: 0 E: 0 K: 0 S: 7	H: 1 LOB: 1 BB: 0 P: 11	R: 0 E: 0 K: 0 S: 6	H: 0 LOB: 0 BB: 0 P: 10	R: 0 E: 0 K: 1 S: 11	H: 1 LOB: 1 BB: 0 P: 14	1B: 2 2B: 1 3B: 0 HR: 0	SF: 0 SAC: 0 DP: 0 HBP: 0	WP: 0 PB: 0 SB: 1 CS: 0	PA: 30
PITCHER	IP WLS BF H R ER SO BB IBB HBP BLK WP HR S P ERA WHIP											PITCHER	IP WLS BF H R ER SO BB IBB HBP BLK WP HR S P ERA WHIP									
Kyle Lohse, R (1, 1) ERA: 0.00	8.0 W 26 2 0 0 5 0 0 0 0 0 0 63 92 0.00 0.250																					
Eddie Guardado, L (9, 1) ERA: 0.00	1.0 S 4 1 0 0 1 0 0 0 0 0 0 11 14 0.00 1.000																					



Batter	1	2	3	4	5	6	7	8	9	AB	R	H	RBI	BB	SO	LOB	TOP					
Shannon Stewart, R OBP: 0.387, SLG: 0.385 (1, 7)	F8		1B	2B		K			F8	5	2	2	0	0	1	0						
Frank Catalanotto, L OBP: 0.364, SLG: 0.666 (1, 9)	1B		1B	2B		K			F8	5	1	3	2	0	1	0						
10 Vernon Wells, R OBP: 0.357, SLG: 0.760 (1, 8)	FC6-4 HR		1B	2B		P3			G3-1	4	1	0	1	1	0	2						
Carlos Delgado, L OBP: 0.407, SLG: 0.625 (1, 3)	HR		1B	1B		G1-3			K	4	2	2	4	0	1	1						
Josh Phelps, R OBP: 0.385, SLG: 0.571 (1, 10)	K		FC1-5 1B	K		G6-3			G6-3	4	0	0	0	0	2	3						
Eric Hinske, L OBP: 0.136, SLG: 0.190 (1, 5)		L3	K			K			G4-3	4	0	0	0	0	2	2						
Greg Myers, L OBP: 0.364, SLG: 0.455 (1, 2)		P6	1B			K			G6-3	4	0	1	1	0	1	0						
Orlando Hudson, S OBP: 0.273, SLG: 0.211 (1, 4)		G3	P4						F7	4	0	1	0	0	0	2						
Chris Woodward, R OBP: 0.190, SLG: 0.238 (1, 6)			1B	2B	1B				F9	4	2	2	0	0	0	1						
Inning Stats	R: 2 H: 2 E: 0 K: 1 S: 14	H: 2 LOB: 0 BB: 0 P: 20	R: 0 H: 0 E: 0 K: 0 S: 8	H: 0 LOB: 0 BB: 0 P: 10	R: 4 H: 5 E: 0 K: 1 S: 15	H: 5 LOB: 2 BB: 1 P: 24	R: 2 H: 3 E: 0 K: 1 S: 15	H: 3 LOB: 1 BB: 0 P: 20	R: 0 H: 1 E: 0 K: 2 S: 10	H: 1 LOB: 1 BB: 0 P: 15	R: 0 H: 0 E: 0 K: 2 S: 8	H: 0 LOB: 0 BB: 0 P: 9	R: 0 H: 0 E: 0 K: 1 S: 8	H: 0 LOB: 0 BB: 0 P: 9	R: 0 H: 0 E: 0 K: 0 S: 3	H: 0 LOB: 0 BB: 0 P: 4	1B: 8 2B: 2 3B: 0 HR: 1	SF: 0 SAC: 0 DP: 0 HBP: 0	WP: 0 PB: 0 SB: 0 CS: 0	PA: 39		
PITCHER	IP WLS BF H R ER SO BB IBB HBP BLK WP HR S P ERA WHIP	IP WLS BF H R ER SO BB IBB HBP BLK WP HR S P ERA WHIP	IP WLS BF H R ER SO BB IBB HBP BLK WP HR S P ERA WHIP	IP WLS BF H R ER SO BB IBB HBP BLK WP HR S P ERA WHIP	IP WLS BF H R ER SO BB IBB HBP BLK WP HR S P ERA WHIP	IP WLS BF H R ER SO BB IBB HBP BLK WP HR S P ERA WHIP	IP WLS BF H R ER SO BB IBB HBP BLK WP HR S P ERA WHIP	IP WLS BF H R ER SO BB IBB HBP BLK WP HR S P ERA WHIP	IP WLS BF H R ER SO BB IBB HBP BLK WP HR S P ERA WHIP	IP WLS BF H R ER SO BB IBB HBP BLK WP HR S P ERA WHIP	IP WLS BF H R ER SO BB IBB HBP BLK WP HR S P ERA WHIP	IP WLS BF H R ER SO BB IBB HBP BLK WP HR S P ERA WHIP	IP WLS BF H R ER SO BB IBB HBP BLK WP HR S P ERA WHIP	IP WLS BF H R ER SO BB IBB HBP BLK WP HR S P ERA WHIP	IP WLS BF H R ER SO BB IBB HBP BLK WP HR S P ERA WHIP	IP WLS BF H R ER SO BB IBB HBP BLK WP HR S P ERA WHIP	IP WLS BF H R ER SO BB IBB HBP BLK WP HR S P ERA WHIP	IP WLS BF H R ER SO BB IBB HBP BLK WP HR S P ERA WHIP				
Brad Radke, R ERA: 8.38 (1, 1)	3.0	L	20	10	8	8	2	1	0	0	0	0	0	0	0	0	0	1	43	63	24.00	3.667
Juan Rincon, R ERA: (4, 1)	5.0		16	1	0	0	6	0	0	0	0	0	0	0	0	0	0	0	43	55	0.00	0.200
Tony Fiore, R ERA: 13.5 (9, 1)	1.0		3	0	0	0	0	0	0	0	0	0	0	0	0	0	0	0	3	4	0.00	0.000

Toronto Blue Jays @ Minnesota Twins
Hubert H. Humphrey Metrodome, Minneapolis, MN

AB 38
R 8
H 11
RBI 8
BB 1
SO 8
LOB 11



WP: 0 PA: 39
PB: 0
SB: 0
CS: 0

Batter	1	2	3	4	5	6	7	8	9	AB	R	H	RBI	BB	SO	LOB	BOTTOM					
Jacque Jones, L OBP: 0.370, SLG: 0.600 (1, 10)	G6-3		K			1B			5 BB	4	1	2	0	0	1	0						
Chris Gomez, R OBP: 0.375, SLG: 0.286 (1, 6)	K				F7	2B			5 BB	4	0	2	1	0	1	0						
Corey Koskie, L OBP: 0.533, SLG: 0.769 (1, 5)					F8	1B			5 BB	3	0	1	0	0	0	1						
Denny Hocking, S OBP: 0.125, SLG: 0.250 (7, 5)	1B									1	0	0	0	0	1	2						
5 Michael Cuddyer, R OBP: 0.353, SLG: 0.357 (1, 9)	G4-3				3B					3	0	1	0	1	0	2						
Doug Mientkiewicz, L OBP: 0.320, SLG: 0.500 (1, 3)		K2-3			K				G4-3	3	0	0	0	1	2	4						
Bobby Kielty, S OBP: 0.412, SLG: 0.438 (1, 7)		G3							G4-3	4	0	2	0	0	0	0						
Dustan Mohr, R OBP: 0.273, SLG: 0.545 (1, 8)					F8				G4-3	4	0	1	0	0	2	3						
A.J. Pierzynski, L OBP: 0.286, SLG: 0.474 (1, 2)									G4-3	4	0	0	0	0	0	4						
Luis Rivas, R OBP: 0.143, SLG: 0.143 (1, 4)					G5-3				K	4	0	0	0	0	2	3						
Inning Stats	R: 0 H: 1 E: 0 K: 1 S: 13	H: 1 LOB: 1 BB: 0 P: 22	R: 0 H: 0 E: 0 K: 2 S: 7	H: 0 LOB: 0 BB: 0 P: 8	R: 0 H: 0 E: 0 K: 1 S: 6	H: 0 LOB: 0 BB: 0 P: 8	R: 0 H: 1 E: 0 K: 1 S: 13	H: 1 LOB: 1 BB: 0 P: 21	R: 0 H: 1 E: 0 K: 0 S: 7	H: 1 LOB: 0 BB: 0 P: 7	R: 1 H: 2 E: 0 K: 1 S: 14	H: 2 LOB: 1 BB: 0 P: 17	R: 0 H: 1 E: 0 K: 1 S: 13	H: 1 LOB: 2 BB: 1 P: 22	R: 0 H: 2 E: 0 K: 1 S: 13	H: 2 LOB: 2 BB: 1 P: 19	R: 0 H: 1 E: 0 K: 1 S: 8	H: 1 LOB: 1 BB: 0 P: 11	1B: 7 2B: 1 3B: 1 HR: 0	SF: 0 SAC: 0 DP: 2 HBP: 0	WP: 0 PA: 36 PB: 0 SB: 0 CS: 0	
PITCHER	IP WLS BF H R ER SO BB IBB HBP BLK WP HR S P ERA WHIP	IP WLS BF H R ER SO BB IBB HBP BLK WP HR S P ERA WHIP	IP WLS BF H R ER SO BB IBB HBP BLK WP HR S P ERA WHIP	IP WLS BF H R ER SO BB IBB HBP BLK WP HR S P ERA WHIP	IP WLS BF H R ER SO BB IBB HBP BLK WP HR S P ERA WHIP	IP WLS BF H R ER SO BB IBB HBP BLK WP HR S P ERA WHIP	IP WLS BF H R ER SO BB IBB HBP BLK WP HR S P ERA WHIP	IP WLS BF H R ER SO BB IBB HBP BLK WP HR S P ERA WHIP	IP WLS BF H R ER SO BB IBB HBP BLK WP HR S P ERA WHIP	IP WLS BF H R ER SO BB IBB HBP BLK WP HR S P ERA WHIP	IP WLS BF H R ER SO BB IBB HBP BLK WP HR S P ERA WHIP	IP WLS BF H R ER SO BB IBB HBP BLK WP HR S P ERA WHIP	IP WLS BF H R ER SO BB IBB HBP BLK WP HR S P ERA WHIP	IP WLS BF H R ER SO BB IBB HBP BLK WP HR S P ERA WHIP	IP WLS BF H R ER SO BB IBB HBP BLK WP HR S P ERA WHIP	IP WLS BF H R ER SO BB IBB HBP BLK WP HR S P ERA WHIP	IP WLS BF H R ER SO BB IBB HBP BLK WP HR S P ERA WHIP	IP WLS BF H R ER SO BB IBB HBP BLK WP HR S P ERA WHIP				
Cory Lidle, R ERA: 4.15 (1, 1)	7.0	W	27	6	1	1	7	1	0	0	0	0	0	0	0	0	0	1	73	105	1.29	1.000
Trevor Miller, L ERA: (8, 1)	1.0		5	2	0	0	1	1	0	0	0	0	0	0	0	0	0	0	13	19	0.00	3.000
Doug Linton, R ERA: (9, 1)	1.0		4	1	0	0	1	0	0	0	0	0	0	0	0	0	0	0	8	11	0.00	1.000

Toronto Blue Jays @ Minnesota Twins
Hubert H. Humphrey Metrodome, Minneapolis, MN

AB 34
R 1
H 9
RBI 1
BB 2
SO 9
LOB 19



WP: 0 PA: 36
PB: 0
SB: 0
CS: 0

Sun Apr 06 2003, 2:05 PM EDT
Att: 23,549 - Dome - 72 F

Batter	1	2	3	4	5	6	7	8	9	AB	R	H	RBI	BB	SO	LOB	TOP					
Jacque Jones, L (1, 7) OBP: 0.387, SLG: 0.607										3	2	1	0	1	2	0	Minnesota Twins @ New York Yankees Yankee Stadium, Bronx, NY Tue Apr 08 2003, 4:05 PM EDT Att: 33,109 - Overcast - 35 F					
Cristian Guzman, S (1, 6) OBP: 0.285, SLG: 0.400										3	0	1	0	1	2	1						
Corey Koskie, L (1, 5) OBP: 0.474, SLG: 0.625										3	1	0	0	1	0	3						
Tori Hunter, R (1, 8) OBP: 0.231, SLG: 0.304										2	0	1	2	1	0	0						
Matthew LeCroy, R (1, 10) OBP: 0.182, SLG: 0.190										4	0	1	1	0	0	3						
Doug Mientkiewicz, L (1, 3) OBP: 0.310, SLG: 0.462										4	0	1	0	0	0	2						
5 Michael Cuddyer, R (1, 9) OBP: 0.286, SLG: 0.278										4	0	0	0	0	2	2						
A.J. Pierzynski, L (1, 2) OBP: 0.240, SLG: 0.391										4	0	0	0	0	0	0						
Luis Rivas, R (1, 4) OBP: 0.118, SLG: 0.118										3	0	0	0	0	0	1						
Inning Stats	R: 0 E: 0 K: 1 S: 9	H: 1 LOB: 0 BB: 0 P: 14	R: 0 E: 0 K: 0 S: 6	H: 0 LOB: 0 BB: 0 P: 8	R: 0 E: 0 K: 0 S: 6	H: 0 LOB: 0 BB: 0 P: 7	R: 1 E: 0 K: 1 S: 14	H: 2 LOB: 2 BB: 1 P: 23	R: 0 E: 1 K: 0 S: 4	H: 0 LOB: 0 BB: 0 P: 9	R: 2 E: 0 K: 1 S: 17	H: 2 LOB: 2 BB: 2 P: 29	R: 0 E: 0 K: 1 S: 12	H: 0 LOB: 1 BB: 0 P: 16	R: 0 E: 0 K: 1 S: 9	H: 0 LOB: 0 BB: 1 P: 18	R: 0 E: 0 K: 1 S: 5	H: 0 LOB: 0 BB: 0 P: 8	1B: 3 2B: 2 3B: 0 HR: 0	SF: 1 SAC: 0 DP: 2 HBP: 0	WP: 1 PB: 1 CS: 0	PA: 35
PITCHER	IP WLS BF H R ER SO BB IBB HBP BLK WP HR S P ERA WHIP																					
Andy Pettitte, L (1, 1) ERA: 2.13	5.2 W 24 5 3 3 2 3 0 0 0 0 0 53 84 4.76 1.412																					
Antonio Osuna, R (6, 1) ERA: 3.6	2.1 H 8 0 0 0 3 1 0 0 0 1 0 24 40 0.00 0.429																					
Jason Anderson, R (9, 1) ERA: 18.0	1.0 3 0 0 0 1 0 0 0 0 0 0 5 8 0.00 0.000																					

Batter	1	2	3	4	5	6	7	8	9	AB	R	H	RBI	BB	SO	LOB	BOTTOM			
Alfonso Soriano, R (1, 4) OBP: 0.459, SLG: 0.829										4	0	1	0	0	0	0	Minnesota Twins @ New York Yankees Yankee Stadium, Bronx, NY Tue Apr 08 2003, 4:05 PM EDT Att: 33,109 - Overcast - 35 F			
Nick Johnson, L (1, 3) OBP: 0.400, SLG: 0.591										3	1	2	0	1	0	1				
25 Jason Giambi, L (1, 10) OBP: 0.389, SLG: 0.536										4	1	1	0	0	1	3				
Bernie Williams, S (1, 8) OBP: 0.472, SLG: 0.767										3	1	0	0	1	0	3				
55 Hideki Matsui, L (1, 7) OBP: 0.343, SLG: 0.452										3	2	1	4	1	0	1				
20 Jorge Posada, S (1, 2) OBP: 0.345, SLG: 0.640										4	1	1	0	0	1	1				
Robin Ventura, L (1, 5) OBP: 0.318, SLG: 0.714										4	1	2	2	0	0	1				
Raul Mondesi, R (1, 9) OBP: 0.467, SLG: 0.654										4	0	1	1	0	1	1				
Erick Almonte, R (1, 6) OBP: 0.381, SLG: 0.550										3	0	0	0	0	2	1				
Inning Stats	R: 0 E: 0 K: 0 S: 6	H: 1 LOB: 1 BB: 0 P: 11	R: 1 E: 0 K: 1 S: 8	H: 2 LOB: 1 BB: 0 P: 10	R: 0 E: 0 K: 0 S: 16	H: 1 LOB: 1 BB: 0 P: 24	R: 2 E: 0 K: 2 S: 11	H: 1 LOB: 0 BB: 1 P: 20	R: 4 E: 0 K: 0 S: 10	H: 3 LOB: 0 BB: 1 P: 20	R: 0 E: 0 K: 1 S: 6	H: 0 LOB: 0 BB: 0 P: 8	R: 0 E: 0 K: 1 S: 7	H: 0 LOB: 1 BB: 1 P: 13	R: 0 E: 0 K: 0 S: 7	H: 1 LOB: 0 BB: 0 P: 10	1B: 6 2B: 1 3B: 0 HR: 2	SF: 0 SAC: 0 DP: 0 HBP: 0	WP: 1 PB: 0 CS: 1	PA: 36
PITCHER	IP WLS BF H R ER SO BB IBB HBP BLK WP HR S P ERA WHIP																			
Joe Mays, R (1, 1) ERA: 7.2	5.0 L 25 8 7 7 3 1 1 0 0 0 0 0 2 51 85 12.60 1.800																			
Tony Fiore, R (6, 1) ERA: 5.4	3.0 10 1 0 0 2 1 0 0 0 0 0 0 20 31 0.00 0.667																			

AB	30
R	3
H	5
RBI	3
BB	4
SO	6
LOB	12



AB	32
R	7
H	9
RBI	7
BB	3
SO	5
LOB	12



Batter	1	2	3	4	5	6	7	8	9	AB	R	H	RBI	BB	SO	LOB	TOP
Jacque Jones, L OBP: 0.371, SLG: 0.563 (1, 7)	1-2 G4-3 1B		1-2 L5		0-2 FC1-2			2-2 G3-1		4	0	1	0	0	0	3	Minnesota Twins @ New York Yankees Yankee Stadium, Bronx, NY Wed Apr 09 2003, 7:05 PM EDT Att: 31,898 - Cloudy - 41 F
Cristian Guzman, S OBP: 0.233, SLG: 0.345 (1, 6)	0-2 G4-3		1-3 K		1-2 2-3 3-H G4-3			0-3 K		4	0	0	0	0	2	4	
Corey Koskie, L OBP: 0.391, SLG: 0.500 (1, 5)	2-3 K			0-3 K		3-2 F8		3-1 L8		4	0	0	0	0	2	1	
Torii Hunter, R OBP: 0.200, SLG: 0.259 (1, 8)	2-3 K			0-0 F8		1-0 G6-3			0-0 G3-1	4	0	0	0	0	1	1	
Doug Mientkiewicz, L OBP: 0.333, SLG: 0.500 (1, 3)		2-3 K		0-0 F8			0-1 2B		0-2 1B	4	0	2	0	0	1	0	
Bobby Kielty, S OBP: 0.425, SLG: 0.421 (1, 10)	1-2 E9 G4-3 1B			4-2 BB FC1-2 BB		2-2 F9			0-3 K	3	1	1	0	1	1	2	
Dustan Mohr, R OBP: 0.200, SLG: 0.400 (1, 9)	0-0 G4-3			1-3 SAFE K			0-3 K		0-2 L6	4	0	0	0	0	2	3	
A.J. Pierzynski, L OBP: 0.321, SLG: 0.462 (1, 2)	1-2 CS 1B			1-1 FC1-2 BB 1B			1-2 G4-3 1B			3	0	3	1	0	0	0	
Luis Rivas, R OBP: 0.150, SLG: 0.105 (1, 4)	3-2 CS 1-2	0-1 G5-3		4-2 FC1-2 BB			0-0 G4-3 1-2			2	0	0	0	1	0	1	
Inning Stats	R: 0 H: 1 E: 0 LOB: 1 K: 2 S: 12	H: 1 R: 1 ER: 1 SO: 19	H: 0 R: 0 ER: 0 SO: 10	H: 0 R: 0 ER: 0 SO: 5	H: 1 R: 0 ER: 0 SO: 28	H: 1 R: 0 ER: 0 SO: 16	H: 1 R: 0 ER: 0 SO: 11	H: 0 R: 0 ER: 0 SO: 14	H: 1 R: 0 ER: 0 SO: 10	1B: 6 2B: 1 3B: 0 HR: 0	SF: 0 SAC: 0 DP: 1 HBP: 0	WP: 0 PA: 35					
PITCHER	IP WLS BF H R ER SO BB IBB HBP BLK WP HR S P ERA WHIP																
35 Mike Mussina, R ERA: 2.57 (1, 1)	8.0 W 30 6 1 0 8 2 0 0 0 0 0 0 83 120 0.00 1.000																
Juan Acevedo, R ERA: 2.25 (9, 1)	1.0 S 4 1 0 0 1 0 0 0 0 0 0 0 10 10 0.00 1.000																

AB	32
R	1
H	7
RBI	1
BB	2
SO	9
LOB	15



Batter	1	2	3	4	5	6	7	8	9	AB	R	H	RBI	BB	SO	LOB	BOTTOM
Alfonso Soriano, R OBP: 0.439, SLG: 0.769 (1, 4)	2-0 F8			1-0 G5-3 1B		1-2 G6-3		3-1 F8		4	0	1	0	0	0	1	Minnesota Twins @ New York Yankees Yankee Stadium, Bronx, NY Wed Apr 09 2003, 7:05 PM EDT Att: 31,898 - Cloudy - 41 F
Nick Johnson, L OBP: 0.345, SLG: 0.500 (1, 3)	0-2 K			1-0 G5-3		2-2 G6-3		3-1 G4-3		4	0	0	0	0	1	2	
25 Jason Giambi, L OBP: 0.359, SLG: 0.484 (1, 10)	3-2 F7			1-3 K		0-2 F7				3	0	0	0	0	1	1	
Bernie Williams, S OBP: 0.436, SLG: 0.697 (1, 8)		0-2 G5-3		1-1 G2			1-1 F8			3	0	0	0	0	0	1	
55 Hideki Matsui, L OBP: 0.316, SLG: 0.412 (1, 7)		0-0 F8			0-1 G3-1		2-2 G4-3			3	0	0	0	0	0	0	
20 Jorge Posada, S OBP: 0.375, SLG: 0.741 (1, 2)		1-3 K			3-1 HR		4-2 BB			2	1	1	1	1	1	0	
Robin Ventura, L OBP: 0.280, SLG: 0.625 (1, 5)			2-1 F9		0-3 K		1-0 P6			3	0	0	0	0	1	1	
Raul Mondesi, R OBP: 0.455, SLG: 0.724 (1, 9)			2-2 G2-3		2-1 HR			1-2 G4-3		3	1	1	1	0	0	0	
Erick Almonte, R OBP: 0.375, SLG: 0.565 (1, 6)			1-3 K		2-2 G5-3			0-1 2B		3	0	1	0	0	1	0	
Inning Stats	R: 0 H: 0 E: 0 LOB: 0 K: 1 S: 8	H: 0 R: 0 ER: 0 SO: 8	H: 0 R: 0 ER: 0 SO: 13	H: 1 R: 0 ER: 0 SO: 11	H: 2 R: 2 ER: 0 SO: 20	H: 0 R: 0 ER: 0 SO: 12	H: 0 R: 0 ER: 0 SO: 16	H: 1 R: 0 ER: 0 SO: 16	1B: 1 2B: 1 3B: 0 HR: 2	SF: 0 SAC: 0 DP: 0 HBP: 0	WP: 0 PA: 29						
PITCHER	IP WLS BF H R ER SO BB IBB HBP BLK WP HR S P ERA WHIP																
Kyle Lohse, R ERA: 1.2 (1, 1)	7.0 L 25 3 2 2 5 1 0 0 0 0 0 0 60 93 0.00 0.571																
LaTroy Hawkins, R ERA: (8, 1)	0.2 3 1 0 0 0 0 0 0 0 0 0 0 7 11 0.00 1.500																
J.C. Romero, L ERA: (8, 1)	0.1 1 0 0 0 0 0 0 0 0 0 0 0 2 5 0.00 0.000																

AB	28
R	2
H	4
RBI	2
BB	1
SO	5
LOB	6



Batter	1	2	3	4	5	6	7	8	9	AB	R	H	RBI	BB	SO	LOB	TOP			
Dustan Mohr, R OBP: 0.158, SLG: 0.316	1-1 G5-3			1-3 K		0-2 G1-3		0-3 K		4	0	0	0	0	2	0	Minnesota Twins @ New York Yankees Yankee Stadium, Bronx, NY Thu Apr 10 2003, 1:05 PM EDT Att: 29,255 - Cloudy - 45 F			
Chris Gomez, R OBP: 0.417, SLG: 0.455	0-1 F8			1-1 2B		0-2 1B		0-2 G5-3		4	0	2	0	0	0	0				
Doug Mientkiewicz, L OBP: 0.297, SLG: 0.441	0-0 F9			3-2 F7		0-1 F7			0-2 L3	4	0	0	0	0	0	2				
Torii Hunter, R OBP: 0.176, SLG: 0.226		1-2 F8		0-0 G4-3		0-1 G4-3			1-1 G4-3	4	0	0	0	0	0	2				
Corey Koskie, L OBP: 0.370, SLG: 0.458		1-2 G3-1			1-0 L4				1-3 K	4	0	1	0	0	1	0				
Matthew LeCroy, R OBP: 0.160, SLG: 0.167		3-3 K			0-3 K		2-2 1B			3	0	0	0	0	2	1				
A.J. Pierzynski, L OBP: 0.355, SLG: 0.444				1-0 5 G5-4-3 HBP		1-2 5 HBP		0-0 F7		1	0	0	0	0	0	1				
5 Michael Cuddyer, R OBP: 0.250, SLG: 0.238				2-0 G5-4-3		0-0 E5		1-3 K		3	0	0	0	0	1	3				
Luis Rivas, R OBP: 0.130, SLG: 0.091				2-0 G5-3		0-0 FC6-4			1-1 G4-3	3	0	0	0	0	0	2				
Inning Stats	R: 0 E: 0 K: 0 S: 5	H: 0 LOB: 0 BB: 0 P: 6	R: 0 E: 0 K: 1 S: 9	H: 0 LOB: 0 BB: 0 P: 14	R: 0 E: 0 K: 0 S: 2	H: 0 LOB: 0 BB: 0 P: 7	R: 0 E: 0 K: 1 S: 11	H: 1 LOB: 1 BB: 0 P: 16	R: 0 E: 0 K: 1 S: 8	H: 0 LOB: 2 BB: 0 P: 10	R: 0 E: 0 K: 1 S: 11	H: 1 LOB: 1 BB: 0 P: 11	R: 0 E: 0 K: 1 S: 9	H: 0 LOB: 0 BB: 0 P: 10	R: 0 E: 0 K: 1 S: 8	H: 0 LOB: 0 BB: 0 P: 10	1B: 2 2B: 1 3B: 0 HR: 0	SF: 0 SAC: 0 DP: 1 HBP: 2	WP: 0 PB: 0 CS: 0	PA: 32
PITCHER David Wells, L ERA: 0.53	IP: 9.0 WLS: W BF: 32 H: 3 R: 0 ER: 0 SO: 6 BB: 0 IBB: 0 HBP: 2 BLK: 0 WP: 0 HR: 0 S: 72 P: 96 ERA: 0.00 WHIP: 0.333															PITCHER				

AB	30
R	0
H	3
RBI	0
BB	0
SO	6
LOB	11



Batter	1	2	3	4	5	6	7	8	9	AB	R	H	RBI	BB	SO	LOB	BOTTOM			
Alfonso Soriano, R OBP: 0.422, SLG: 0.714	0-1 P4			2-0 G6-4-3 HBP		1-3 K				3	0	0	0	0	1	2	Minnesota Twins @ New York Yankees Yankee Stadium, Bronx, NY Thu Apr 10 2003, 1:05 PM EDT Att: 29,255 - Cloudy - 45 F			
Todd Zeile, R OBP: 0.200, SLG: 0.571	1-3 K			1-2 G6-4-3			1-1 G4-3			4	0	0	0	0	1	2				
25 Jason Giambi, L OBP: 0.372, SLG: 0.455	4-1 1B			4-2 E 55 2B		2-1 F9		3-3 K		2	1	0	0	2	1	0				
Bernie Williams, S OBP: 0.465, SLG: 0.703	0-0 BB			0-0 E8 55 2B		1-0 FC4-6 55 1B		2-3 K		4	1	3	0	0	1	0				
55 Hideki Matsui, L OBP: 0.357, SLG: 0.474	0-0 G1-3			3-1 2B		3-2 FC4-6 1B			1-0 1B	4	0	3	2	0	0	2				
Raul Mondesi, R OBP: 0.405, SLG: 0.636		1-2 P3		3-1 G5-3		1-0 FC4-6		1-3 K		4	0	0	0	0	1	4				
Nick Johnson, L OBP: 0.333, SLG: 0.467		2-2 2B		3-2 P4		1-3 K		1-3 K		4	0	1	0	0	2	4				
John Flaherty, R OBP: 0.556, SLG: 0.625		0-1 2B			0-2 F8		1-3 K		0-2 1B	4	0	2	0	0	1	0				
Erick Almonte, R OBP: 0.357, SLG: 0.519		0-3 K			2-1 HBP		0-3 K		3-2 F8	4	0	1	0	0	2	4				
Inning Stats	R: 0 E: 0 K: 1 S: 9	H: 1 LOB: 2 BB: 1 P: 14	R: 0 E: 0 K: 1 S: 15	H: 2 LOB: 0 BB: 0 P: 18	R: 2 E: 1 K: 0 S: 12	H: 2 LOB: 1 BB: 1 P: 25	R: 0 E: 0 K: 0 S: 8	H: 1 LOB: 0 BB: 0 P: 13	R: 0 E: 0 K: 1 S: 10	H: 2 LOB: 2 BB: 0 P: 18	R: 0 E: 0 K: 3 S: 9	H: 0 LOB: 0 BB: 0 P: 11	R: 0 E: 0 K: 2 S: 9	H: 0 LOB: 0 BB: 0 P: 15	R: 0 E: 0 K: 2 S: 16	H: 2 LOB: 2 BB: 0 P: 22	1B: 8 2B: 2 3B: 0 HR: 0	SF: 0 SAC: 0 DP: 1 HBP: 1	WP: 0 PB: 0 CS: 0	PA: 36
PITCHER Rick Reed, R ERA: 4.5 Johan Santana, L ERA:	IP: 4.0 WLS: L BF: 20 H: 6 R: 2 ER: 2 SO: 2 BB: 2 IBB: 0 HBP: 1 BLK: 0 WP: 0 HR: 0 S: 44 P: 70 ERA: 2.25 WHIP: 2.000															PITCHER				

AB	33
R	2
H	10
RBI	2
BB	2
SO	10
LOB	18




Batter	1	2	3	4	5	6	7	8	9	AB	R	H	RBI	BB	SO	LOB	TOP								
Jacque Jones, L OBP: 0.350, SLG: 0.528 (1, 7)	G3-1				G6-3		SF7		FC4-2-5	4	1	1	1	0	0	3	Minnesota Twins @ Toronto Blue Jays SkyDome, Toronto, ON Fri Apr 11 2003, 7:05 PM EDT Att: 13,237 - Dome - 72 F								
Cristian Guzman, S OBP: 0.297, SLG: 0.353 (1, 6)	L4				K		P4		G3	5	1	2	0	0	1	1									
Corey Koskie, L OBP: 0.344, SLG: 0.448 (1, 5)	G4-3								G3	5	1	1	3	0	1	2									
Tori Hunter, R OBP: 0.154, SLG: 0.194 (1, 8)		P3			K				K	5	0	0	0	0	3	3									
Doug Mientkiewicz, L OBP: 0.317, SLG: 0.447 (1, 3)		K			G3					4	0	2	0	0	1	1									
Matthew LeCroy, R OBP: 0.207, SLG: 0.250 (1, 10)		K								4	0	2	1	0	1	1									
A.J. Pierzynski, L OBP: 0.314, SLG: 0.387 (1, 2)				G4-3	K					4	0	0	0	0	2	3									
5 Michael Cuddyer, R OBP: 0.286, SLG: 0.250 (1, 9)										3	1	1	0	1	2	0									
Dustan Mohr, R OBP: 0.156, SLG: 0.316 (9, 9)				K					E8	0	0	0	0	0	0	0									
Luis Rivas, R OBP: 0.222, SLG: 0.269 (1, 4)				K					G3	4	2	3	1	0	1	0									
Inning Stats	R: 0 E: 0 K: 0 S: 4	H: 0 LOB: 0 BB: 0 P: 5	R: 0 E: 0 K: 2 S: 9	H: 0 LOB: 0 BB: 0 P: 16	R: 0 E: 0 K: 2 S: 8	H: 0 LOB: 0 BB: 0 P: 10	R: 3 E: 0 K: 2 S: 18	H: 4 LOB: 1 BB: 0 P: 24	R: 0 E: 0 K: 1 S: 13	H: 1 LOB: 1 BB: 0 P: 21	R: 0 E: 0 K: 1 S: 6	H: 1 LOB: 1 BB: 0 P: 8	R: 2 E: 0 K: 0 S: 6	H: 1 LOB: 0 BB: 1 P: 10	R: 0 E: 0 K: 2 S: 12	H: 2 LOB: 2 BB: 0 P: 17	R: 1 E: 1 K: 1 S: 11	H: 3 LOB: 2 BB: 0 P: 16	1B: 9 2B: 2 HR: 0	SF: 1 SAC: 0 HBP: 0	WP: 0 PB: 0 SB: 1 CS: 0	PA: 40			
PITCHER	IP	WLS	BF	H	R	ER	SO	BB	IBB	HBP	BLK	WP	HR	S	P	ERA	WHIP								
Cory Lidle, R ERA: 5.12 (1, 1)	6.1	L	27	7	5	5	9	1	0	0	0	0	0	62	92	7.11	1.263								
Doug Creek, L ERA: 2.7 (7, 1)	1.0		3	0	0	0	1	0	0	0	0	0	0	5	8	0.00	0.000								
Jeff Tam, R ERA: 4.76 (8, 1)	1.2		10	5	1	1	2	0	0	0	0	0	0	20	27	5.40	3.000								

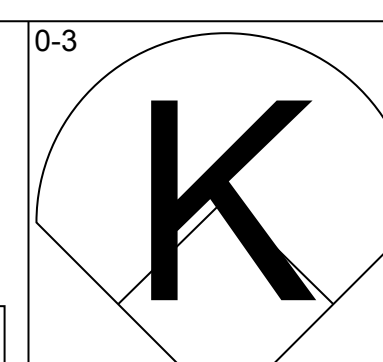
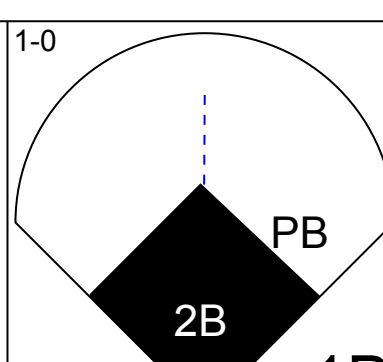
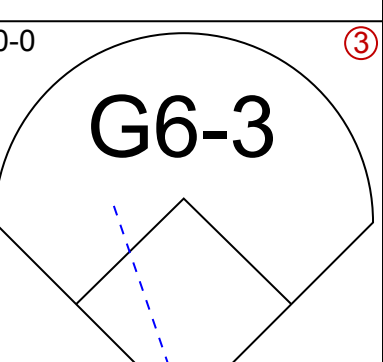
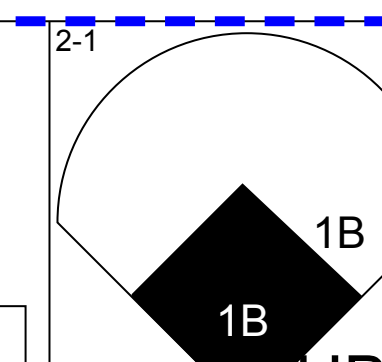
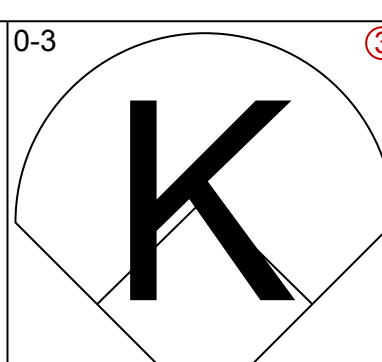
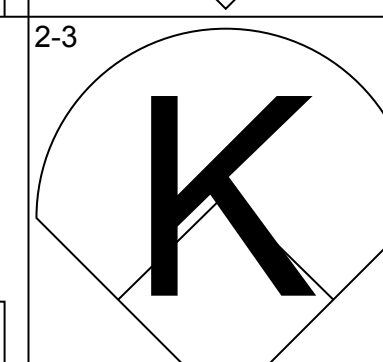
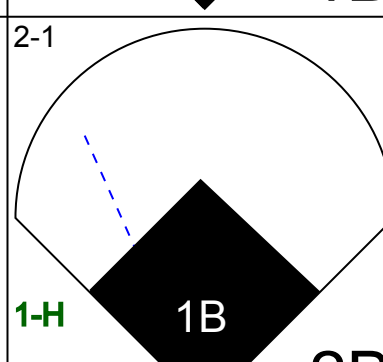
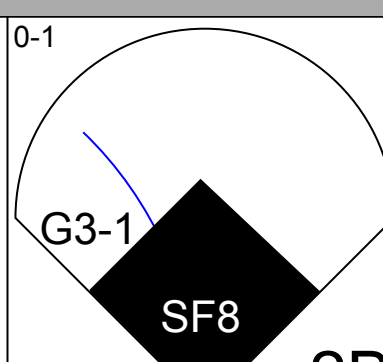
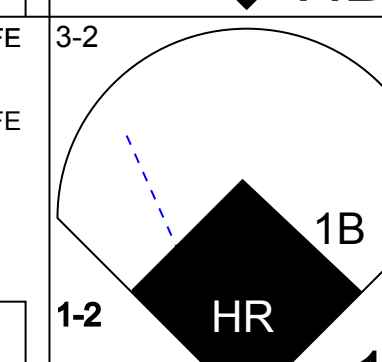

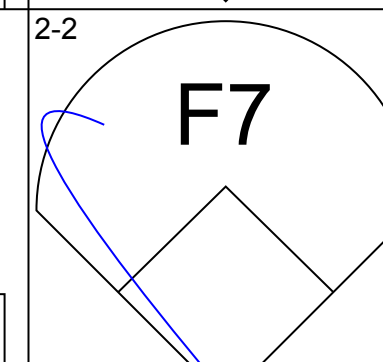
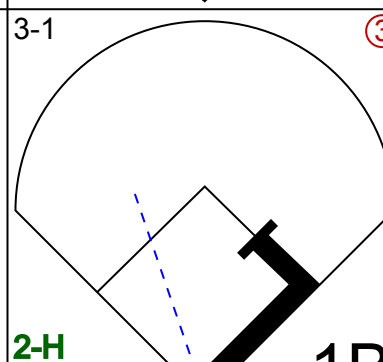
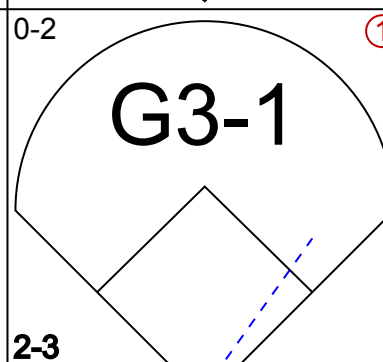
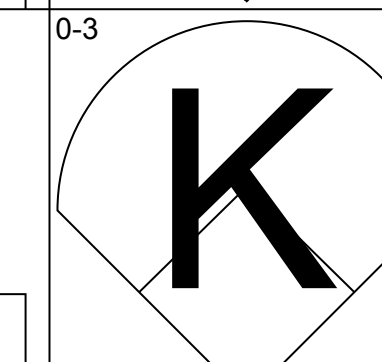

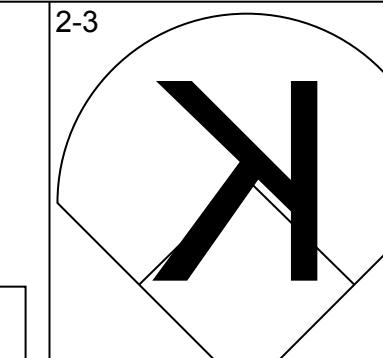
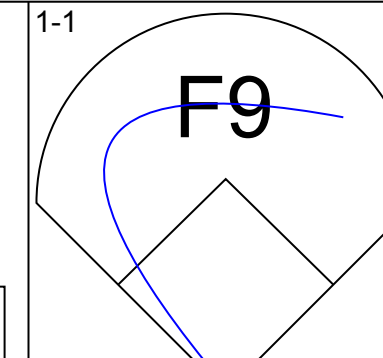
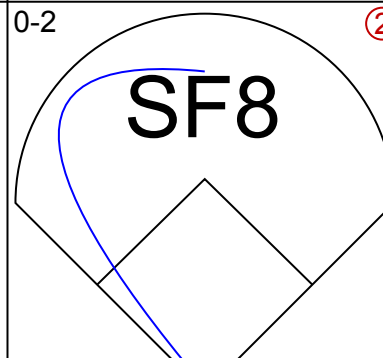
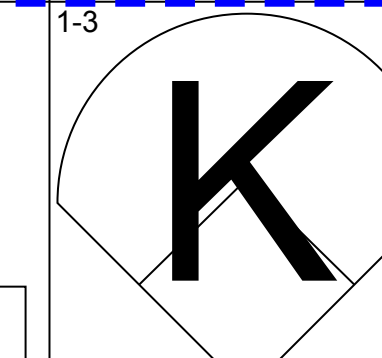

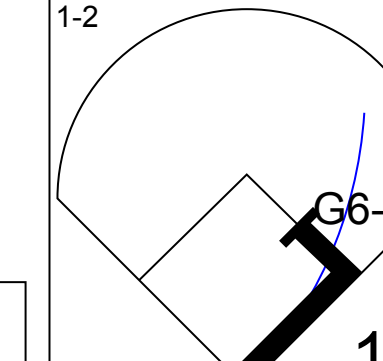

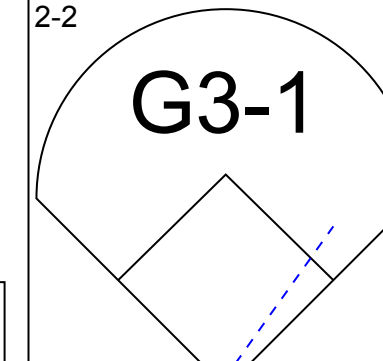
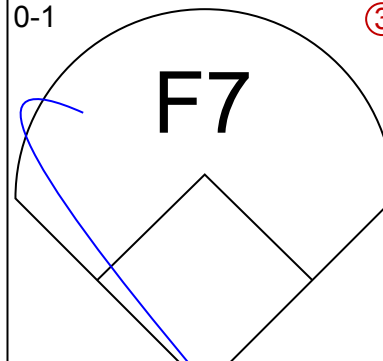
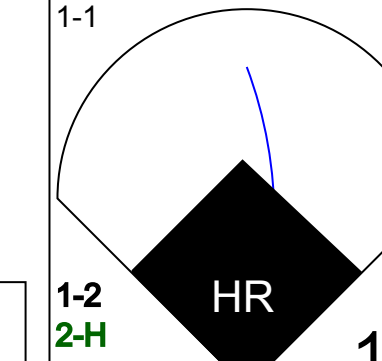

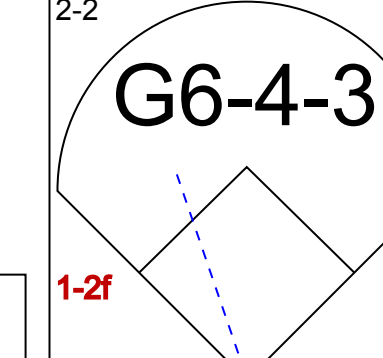
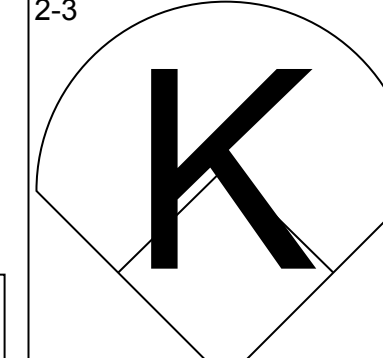

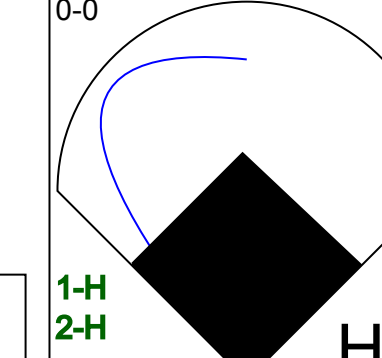
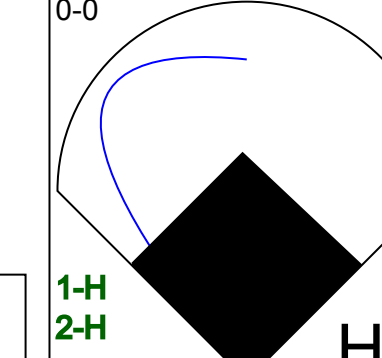

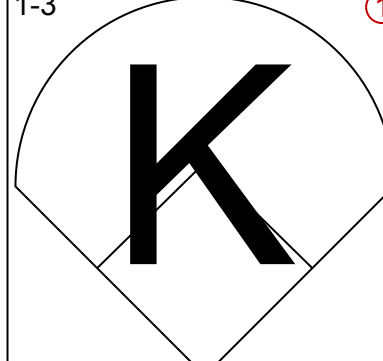
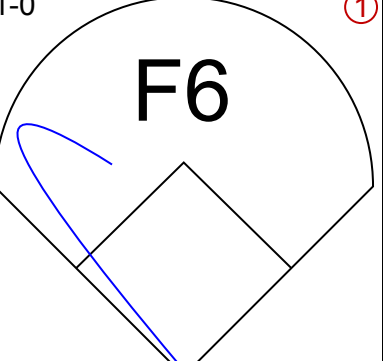
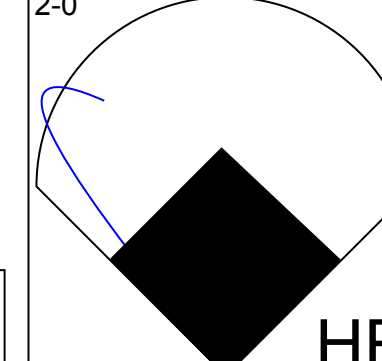
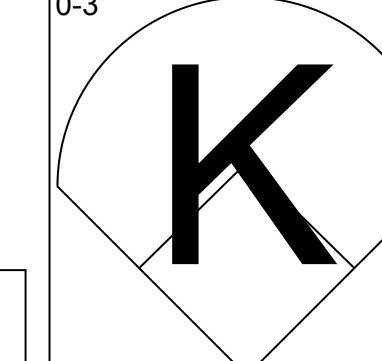

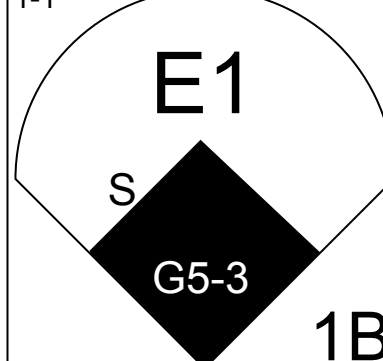
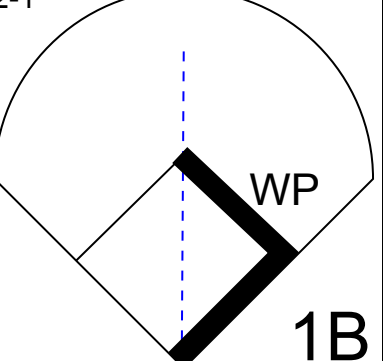
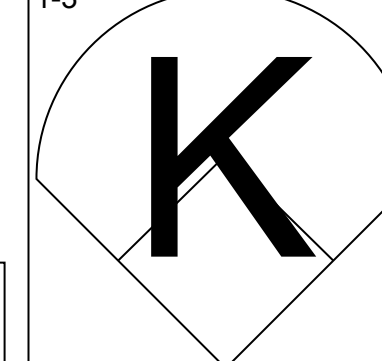

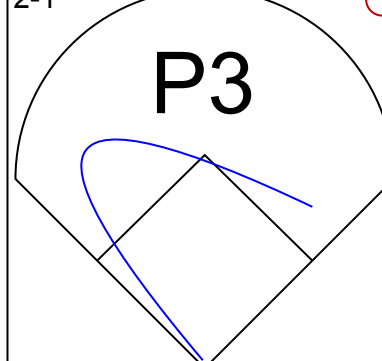
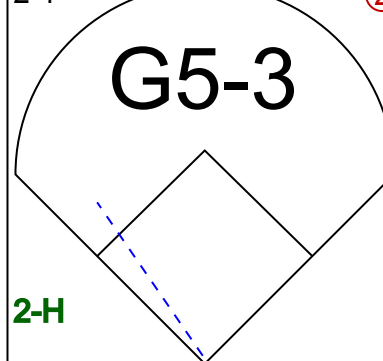
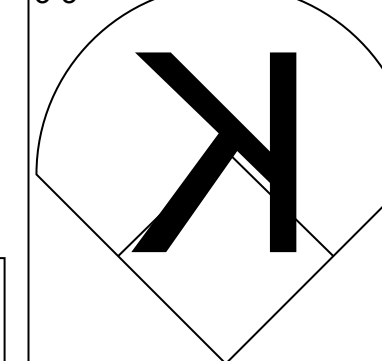
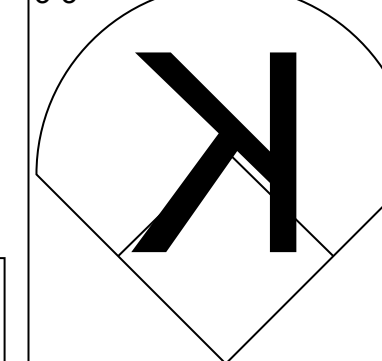

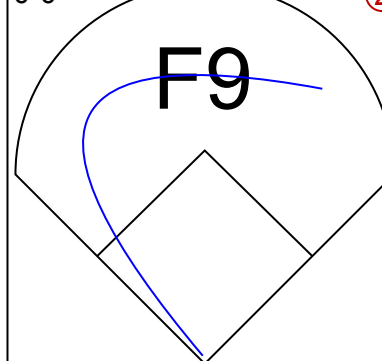
Batter	1	2	3	4	5	6	7	8	9	AB	R	H	RBI	BB	SO	LOB	BOTTOM								
Shannon Stewart, R OBP: 0.392, SLG: 0.465 (1, 7)	G6-3								F9	5	1	3	2	0	0	0	Minnesota Twins @ Toronto Blue Jays SkyDome, Toronto, ON Fri Apr 11 2003, 7:05 PM EDT Att: 13,237 - Dome - 72 F								
Frank Catalanotto, L OBP: 0.361, SLG: 0.515 (1, 9)	K									3	0	1	2	0	2	1									
10 Vernon Wells, R OBP: 0.319, SLG: 0.595 (1, 8)	F9									4	0	0	0	0	1	3									
Carlos Delgado, L OBP: 0.432, SLG: 0.692 (1, 3)										3	0	1	0	1	0	1									
Josh Phelps, R OBP: 0.341, SLG: 0.412 (1, 10)		K								4	0	1	0	0	2	3									
Eric Hinske, L OBP: 0.176, SLG: 0.250 (1, 5)										3	0	0	0	0	1	2									
Dave Berg, R OBP: 0.286, SLG: 0.583 (8, PH) (9, 5)	G3									1	0	0	0	0	0	1									
Tom Wilson, R OBP: 0.333, SLG: 0.368 (1, 2)										3	1	1	0	1	1	1									
Chris Woodward, R OBP: 0.324, SLG: 0.400 (1, 6)										4	0	0	0	0	1	3									
Mike Bordick, R OBP: 0.500, SLG: 0.545 (1, 4)										3	2	1	0	1	1	0									
Inning Stats	R: 0 E: 0 K: 1 S: 8	H: 1 LOB: 0 BB: 0 P: 12	R: 0 E: 0 K: 1 S: 5	H: 1 LOB: 0 BB: 0 P: 5	R: 2 E: 0 K: 0 S: 13	H: 2 LOB: 1 BB: 1 P: 24	R: 0 E: 0 K: 0 S: 9	H: 1 LOB: 2 BB: 1 P: 19	R: 2 E: 0 K: 1 S: 17	H: 3 LOB: 1 BB: 0 P: 27	R: 0 E: 0 K: 2 S: 7	H: 0 LOB: 0 BB: 0 P: 10	R: 0 E: 0 K: 2 S: 9	H: 1 LOB: 1 BB: 0 P: 11	R: 0 E: 0 K: 2 S: 9	H: 0 LOB: 1 BB: 1 P: 18	R: 0 E: 0 K: 0 S: 8	H: 0 LOB: 0 BB: 0 P: 12	1B: 4 2B: 3 HR: 0	SF: 1 SAC: 0 HBP: 0	WP: 0 PB: 0 SB: 0 CS: 0	PA: 37			
PITCHER	IP	WLS	BF	H	R	ER	SO	BB	IBB	HBP	BLK	WP	HR	S	P	ERA	WHIP								
Kenny Rogers, L ERA: 6.3 (1, 1)	6.0	W	26	7	4	4	5	2	0	0	0	0	0	9	11	0.00	1.500								
LaTroy Hawkins, R ERA: (7, 1)	1.0	H	4	1	0	0	2	0	0	0	0	0	0	9	11	0.00	1.000								
J.C. Romero, L ERA: (8, 1)	1.0	H	4	0	0	0	2	1	0	0	0	0	0	9	18	0.00	1.000								
Eddie Guardado, L ERA: 2.25 (9, 1)	1.0	S	3	0	0	0	0	0	0	0	0	0	0	8	12	0.00	0.000								

AB	38
R	6
H	12
RBI	6
BB	1
SO	12
LOB	14



AB	33
R	4
H	8
RBI	4
BB	3
SO	9
LOB	15

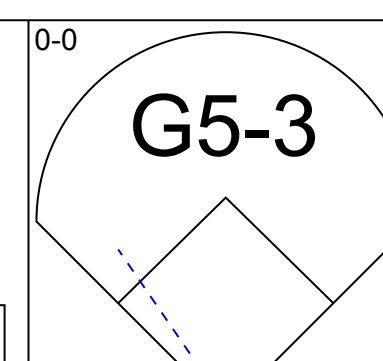
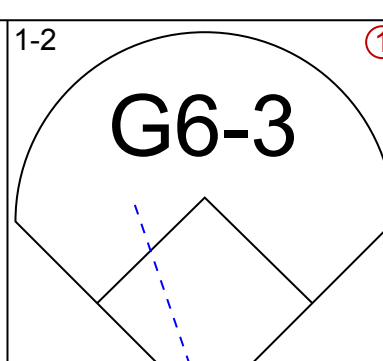
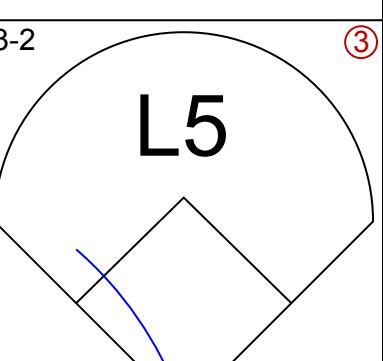
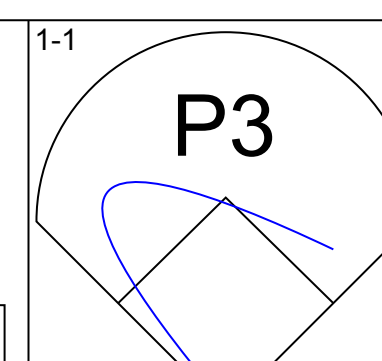
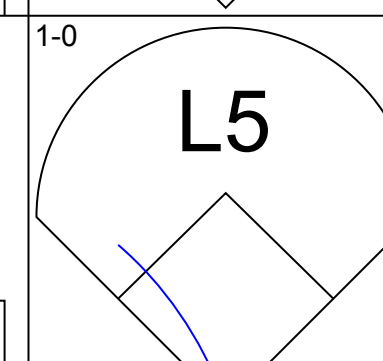
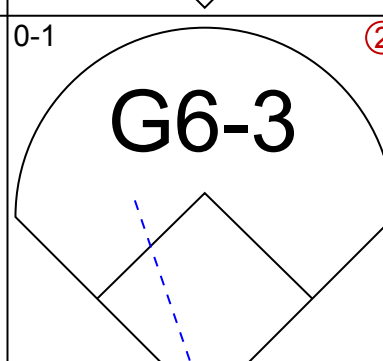
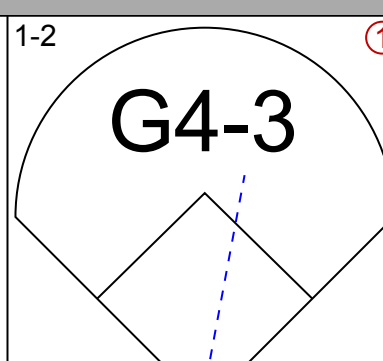
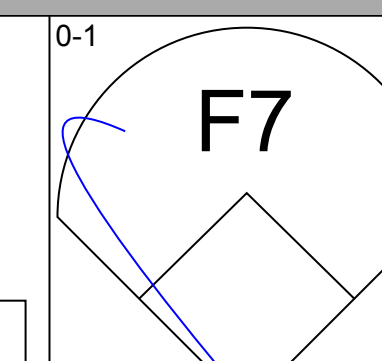
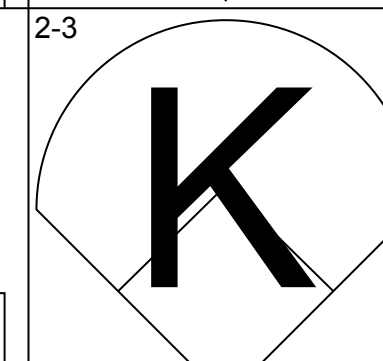
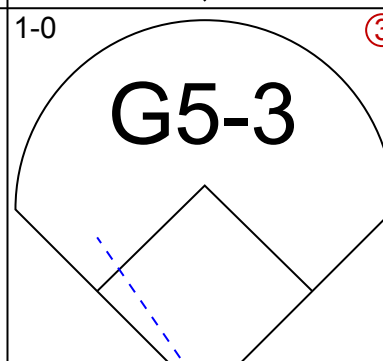
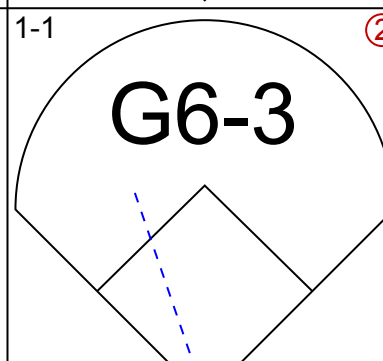
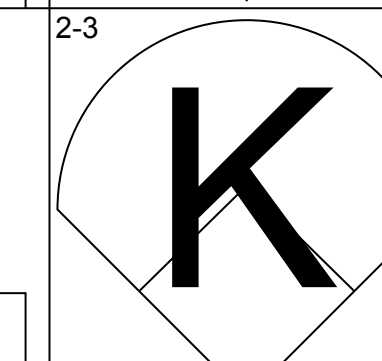
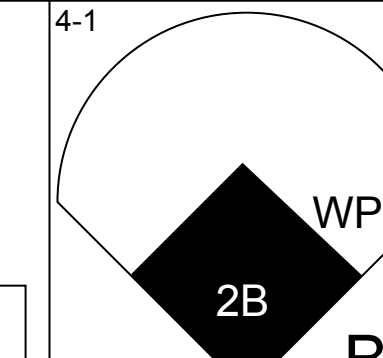
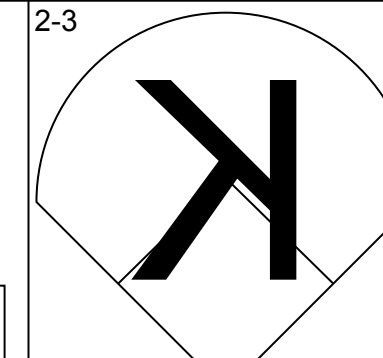
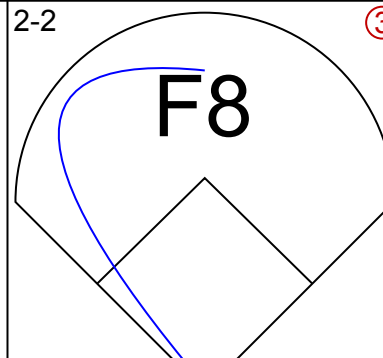
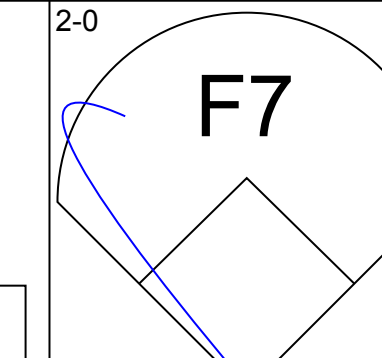
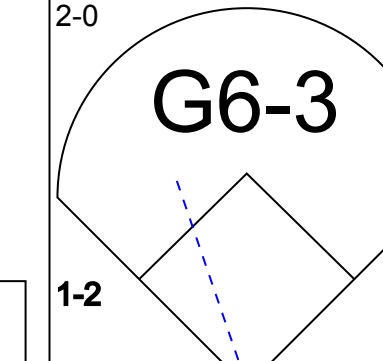
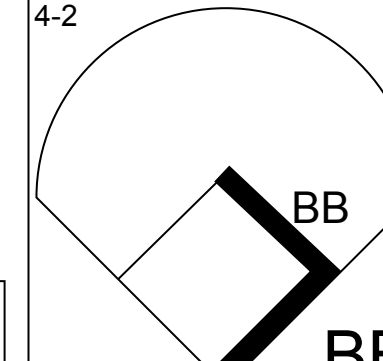
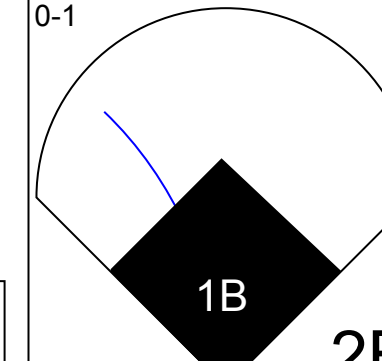
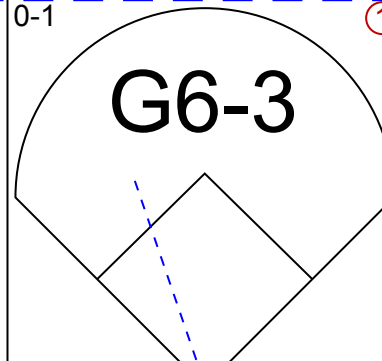
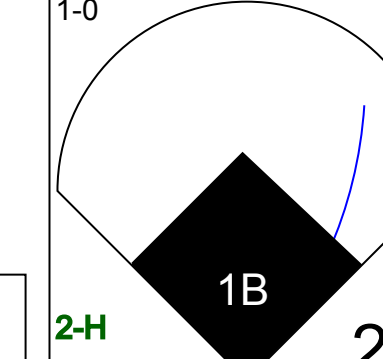
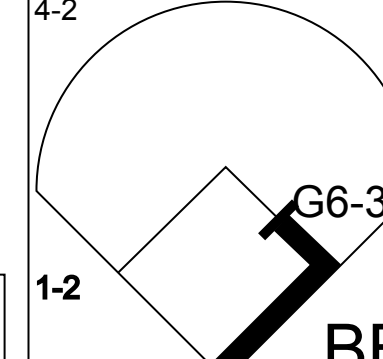
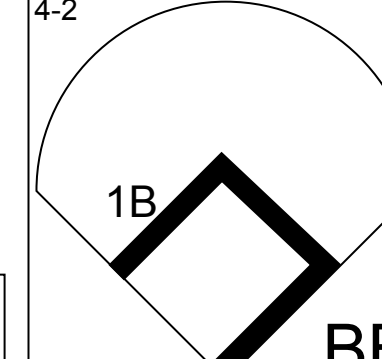
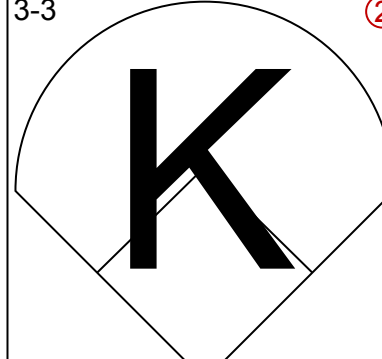
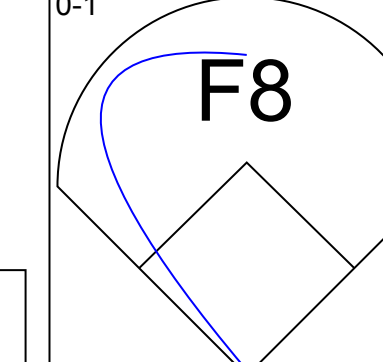
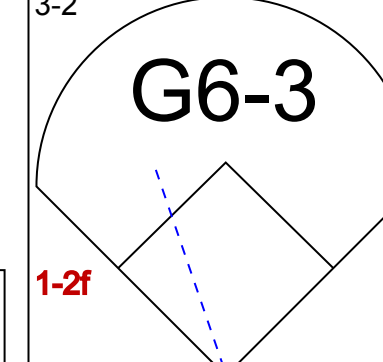
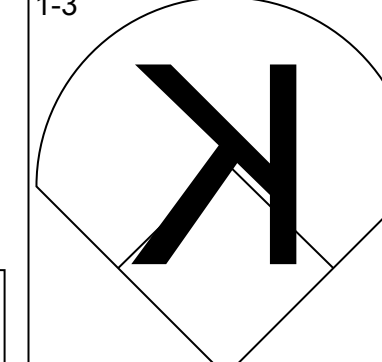
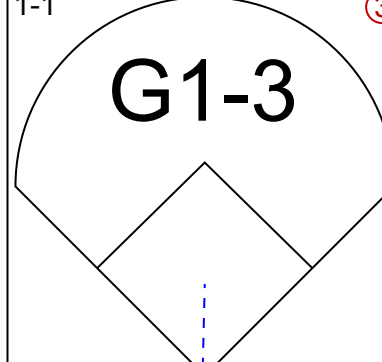
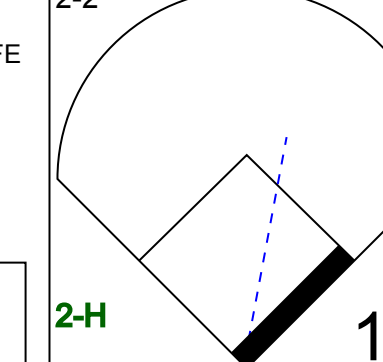
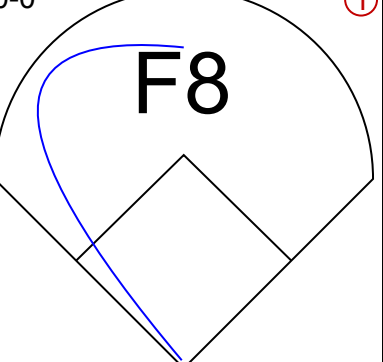
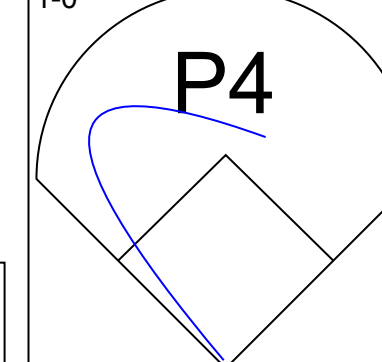
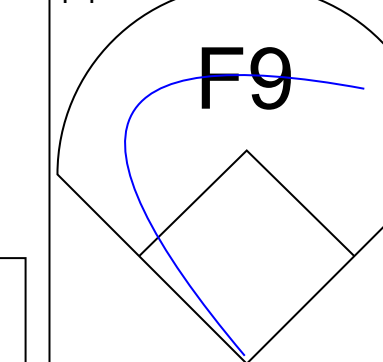
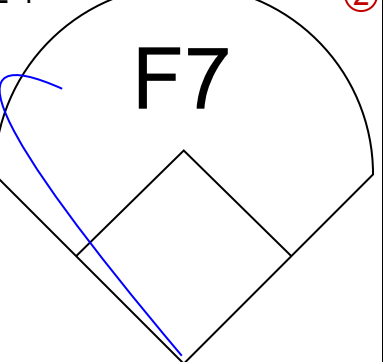
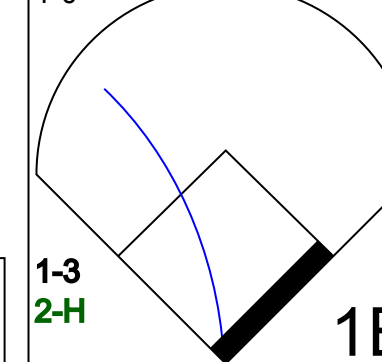


Batter	1	2	3	4	5	6	7	8	9	AB	R	H	RBI	BB	SO	LOB	TOP								
Jacque Jones, L (1, 7) OBP: 0.388, SLG: 0.545 Dustan Mohr, R (9, PH) OBP: 0.150, SLG: 0.300			 1B					 HBP		3	2	1	0	0	1	1									
Cristian Guzman, S (1, 6) OBP: 0.308, SLG: 0.447			 2B			 2B		 HR		4	3	3	1	0	1	0									
Corey Koskie, L (1, 5) OBP: 0.341, SLG: 0.432			 2B			 2B				4	0	1	1	0	1	3									
Tori Hunter, R (1, 8) OBP: 0.167, SLG: 0.186							 2B			3	0	0	1	0	2	2									
Doug Mientkiewicz, L (1, 3) OBP: 0.340, SLG: 0.532	 G6-4-3		 G6-4-3					 HR		4	1	2	1	0	0	0									
Matthew LeCroy, R (1, 10) OBP: 0.212, SLG: 0.344	 G6-4-3							 HR		4	1	1	3	0	2	1									
5 Michael Cuddyer, R (1, 9) OBP: 0.278, SLG: 0.344										4	1	1	1	0	2	0									
Tom Prince, R (1, 2) OBP: 0.429, SLG: 0.333			 G5-3		 1B					4	1	2	0	0	1	0									
Luis Rivas, R (1, 4) OBP: 0.257, SLG: 0.294			 2H		 1-2					4	0	0	1	0	2	1									
Inning Stats	R: 0 E: 0 K: 2 S: 9	H: 0 LOB: 0 BB: 0 P: 13	R: 0 E: 0 K: 1 S: 9	H: 1 LOB: 0 BB: 0 P: 14	R: 3 E: 1 K: 1 S: 12	H: 4 LOB: 1 BB: 0 P: 22	R: 0 E: 0 K: 1 S: 8	H: 0 LOB: 0 BB: 0 P: 13	R: 0 E: 0 K: 1 S: 8	H: 1 LOB: 1 BB: 0 P: 14	R: 1 E: 0 K: 0 S: 11	H: 1 LOB: 0 BB: 0 P: 11	R: 1 E: 0 K: 3 S: 11	H: 1 LOB: 0 BB: 0 P: 18	R: 4 E: 0 K: 3 S: 17	H: 3 LOB: 0 BB: 0 P: 24	R: 0 E: 0 K: 1 S: 6	H: 0 LOB: 0 BB: 0 P: 8	1B: 7 2B: 2 3B: 0 HR: 2	SF: 1 SAC: 0 DP: 1 HBP: 1	WP: 1 PB: 1 SB: 1 CS: 0	PA: 37			
PITCHER	IP	WLS	BF	H	R	ER	SO	BB	IBB	HBP	BLK	WP	HR	S	P	ERA	WHIP								
Mark Hendrickson, L (1, 1) ERA: 8.59	6.1	L	25	8	5	5	7	0	0	0	0	1	1	61	94	7.11	1.263								
Aquilino Lopez, R (7, 1) ERA:	0.2		2	0	0	0	2	0	0	0	0	0	0	7	11	0.00	0.000								
Trever Miller, L (8, 1) ERA: 12.0	0.1		3	1	2	2	1	0	0	1	0	0	0	8	13	54.00	3.000								
Doug Linton, R (8, 1) ERA: 3.18	1.2		7	2	2	2	3	0	0	0	0	0	1	15	19	10.80	1.200								

Minnesota Twins @ Toronto Blue Jays
SkyDome, Toronto, ON
Sun Apr 13 2003, 1:05 PM EDT
Att: 13,333 - Dome - 72 F

AB 35
R 9
H 11
RBI 9
BB 0
SO 13
LOB 8



Batter	1	2	3	4	5	6	7	8	9	AB	R	H	RBI	BB	SO	LOB	BOTTOM								
Shannon Stewart, R (1, 7) OBP: 0.367, SLG: 0.431										4	0	0	0	0	0	2									
Frank Catalanotto, L (1, 9) OBP: 0.311, SLG: 0.500										4	0	0	0	0	0	0									
10 Vernon Wells, R (1, 8) OBP: 0.339, SLG: 0.580										4	0	0	0	0	2	0									
Carlos Delgado, L (1, 3) OBP: 0.453, SLG: 0.636		 2B								3	1	0	0	1	1	0									
Josh Phelps, R (1, 10) OBP: 0.360, SLG: 0.415		 1-2		 BB			 2B			3	1	1	0	1	0	1									
Eric Hinske, L (1, 5) OBP: 0.244, SLG: 0.378		 2B		 BB		 BB				2	1	1	1	2	1	0									
Greg Myers, L (1, 2) OBP: 0.304, SLG: 0.455 Tom Wilson, R (7, PH) OBP: 0.333, SLG: 0.409				 1-2						2	0	0	0	0	0	3									
Orlando Hudson, S (1, 4) OBP: 0.317, SLG: 0.314		 2H								3	0	1	1	0	0	2									
Chris Woodward, R (1, 6) OBP: 0.318, SLG: 0.366							 1-3			3	0	1	1	0	0	1									
Inning Stats	R: 0 E: 0 K: 1 S: 5	H: 2 LOB: 1 BB: 1 P: 8	R: 2 E: 0 K: 0 S: 10	H: 2 LOB: 1 BB: 1 P: 20	R: 0 E: 0 K: 0 S: 9	H: 0 LOB: 0 BB: 0 P: 11	R: 0 E: 0 K: 1 S: 11	H: 0 LOB: 1 BB: 2 P: 24	R: 0 E: 0 K: 0 S: 8	H: 0 LOB: 0 BB: 0 P: 13	R: 0 E: 0 K: 0 S: 9	H: 0 LOB: 0 BB: 0 P: 13	R: 1 E: 0 K: 1 S: 12	H: 2 LOB: 2 BB: 1 P: 20	R: 0 E: 0 K: 1 S: 6	H: 0 LOB: 0 BB: 0 P: 10	R: 0 E: 0 K: 1 S: 9	H: 0 LOB: 0 BB: 0 P: 13	1B: 2 2B: 2 3B: 0 HR: 0	SF: 0 SAC: 0 DP: 1 HBP: 0	WP: 1 PB: 0 SB: 0 CS: 0	PA: 34			
PITCHER	IP	WLS	BF	H	R	ER	SO	BB	IBB	HBP	BLK	WP	HR	S	P	ERA	WHIP								
Joe Mays, R (1, 1) ERA: 6.19	6.0	W	24	3	3	3	2	4	0	0	0	0	0	56	97	4.50	1.167								
Johan Santana, L (7, 1) ERA:	2.0	H	7	1	0	0	2	0	0	0	0	0	0	14	22	0.00	0.500								
Juan Rincon, R (9, 1) ERA:	1.0		3	0	0	0	1	0	0	0	0	0	0	9	13	0.00	0.000								

Minnesota Twins @ Toronto Blue Jays
SkyDome, Toronto, ON
Sun Apr 13 2003, 1:05 PM EDT
Att: 13,333 - Dome - 72 F

AB 30
R 3
H 4
RBI 3
BB 4
SO 5
LOB 11



Batter	1	2	3	4	5	6	7	8	9	AB	R	H	RBI	BB	SO	LOB	TOP								
Bobby Higginson, L (1, 9) OBP: 0.333, SLG: 0.238	2-1 F8			2-1 F7		1-1 F9		4-1 FC5-4 BB		3	0	0	0	1	0	0	Detroit Tigers @ Minnesota Twins Hubert H. Humphrey Metrodome, Minneapolis, MN Tue Apr 15 2003, 8:05 PM EDT Att: 14,036 - Dome - 72 F livebaseballscorecards.com								
Ramon Santiago, S (1, 4) OBP: 0.333, SLG: 0.387	0-3 K			1-1 HR 2B		1-3 K		3-1 FC5-4 1-2		4	1	1	0	0	2	1									
Carlos Pena, L (1, 3) OBP: 0.257, SLG: 0.276	2-3 K			0-0 HR				4-1 E 2B BB		3	2	1	2	1	1	1									
Dmitri Young, S (1, 7) OBP: 0.152, SLG: 0.136		4-2 BB G6-4-3		2-1 G1-3				0-0 E4 2B		3	1	1	0	1	0	1									
Dean Palmer, R (1, 10) OBP: 0.243, SLG: 0.100		1-1 G6-4-3 1-2		0-3 K				1-3 K		4	0	0	0	0	3	4									
Eric Munson, L (1, 5) OBP: 0.229, SLG: 0.375		1-1 G6-3			2-3 K			0-0 2B		4	0	1	2	0	2	1									
Shane Halter, R (1, 6) OBP: 0.276, SLG: 0.357 20 Omar Infante, R (9, PR) OBP: 0.226, SLG: 0.250			1-2 L5		1-3 K			0-0 G5-3		4	0	1	0	0	1	1									
15 Brandon Inge, R (1, 2) OBP: 0.156, SLG: 0.100 Craig Paquette, R (9, PH) OBP: 0.200, SLG: 0.200			0-2 F8		1-0 G1-3			1-3 K		3	0	0	0	0	1	1									
Gene Kingsale, S (1, 8) OBP: 0.345, SLG: 0.208			0-1 G4-3					0-0 F8		3	0	0	0	0	1	0									
Inning Stats	R: 0 E: 0 K: 2 S: 8	H: 0 LOB: 0 BB: 0 P: 12	R: 0 E: 0 K: 0 S: 6	H: 0 LOB: 0 BB: 1 P: 12	R: 0 E: 0 K: 0 S: 9	H: 0 LOB: 0 BB: 0 P: 10	R: 2 E: 0 K: 1 S: 11	H: 2 LOB: 0 BB: 0 P: 16	R: 0 E: 0 K: 2 S: 7	H: 0 LOB: 0 BB: 0 P: 11	R: 0 E: 0 K: 2 S: 9	H: 0 LOB: 0 BB: 0 P: 14	R: 2 E: 1 K: 2 S: 15	H: 1 LOB: 1 BB: 1 P: 22	R: 0 E: 0 K: 0 S: 7	H: 0 LOB: 1 BB: 1 P: 15	R: 0 E: 0 K: 2 S: 10	H: 2 LOB: 2 BB: 0 P: 12	1B: 1 2B: 3 3B: 0 HR: 1	SF: 0 SAC: 0 DP: 1 HBP: 0	WP: 0 PB: 0 SB: 0 CS: 0	PA: 35			
PITCHER	IP	WLS	BF	H	R	ER	SO	BB	IBB	HBP	BLK	WP	HR	S	P	ERA	WHIP								
Kyle Lohse, R (1, 1) ERA: 1.69	6.1	W	24	3	4	2	8	2	0	0	0	0	1	56	86	2.84	0.789								
LaTroy Hawkins, R (7, 1) ERA:	0.2	H	2	0	0	0	1	0	0	0	0	0	0	9	11	0.00	0.000								
J.C. Romero, L (8, 1) ERA: 2.57	1.0	H	4	0	0	0	0	1	0	0	0	0	0	7	15	0.00	1.000								
Eddie Guardado, L (9, 1) ERA: 1.99	1.0	S	5	2	0	0	2	0	0	0	0	0	0	10	12	0.00	2.000								

Batter	1	2	3	4	5	6	7	8	9	AB	R	H	RBI	BB	SO	LOB	BOTTOM								
Jacque Jones, L (1, 7) OBP: 0.370, SLG: 0.510	2-3 K		0-0 L4		0-1 G3	1-1 BB 1B		0-3 K		5	0	1	2	0	2	1	Detroit Tigers @ Minnesota Twins Hubert H. Humphrey Metrodome, Minneapolis, MN Tue Apr 15 2003, 8:05 PM EDT Att: 14,036 - Dome - 72 F livebaseballscorecards.com								
Cristian Guzman, S (1, 6) OBP: 0.364, SLG: 0.512	2-1 CS 1B		4-1 1B BB		1-2 2H 3B	4-2 B BB		2-3 K		3	0	2	1	2	1	0									
Corey Koskie, L (1, 5) OBP: 0.333, SLG: 0.415	3-2 SAFE SAFE 1-2 G1-3		1-2 1B		0-0 B5-3	0-3 K				4	0	1	0	0	1	4									
Torii Hunter, R (1, 8) OBP: 0.192, SLG: 0.277		1-1 HR	1-3 K			2-1 1B 1B		0-1 F9		4	2	2	1	0	1	2									
Doug Mientkiewicz, L (1, 3) OBP: 0.352, SLG: 0.549		2-2 P4		1-2 F9		2-2 1B 1B		2-1 FC6-4 2B		4	1	2	0	0	0	0									
Matthew LeCroy, R (1, 10) OBP: 0.270, SLG: 0.371		1-0 1B		1-3 K		3-1 2B 1B		4-0 FC6-4 IBB		3	1	2	1	1	1	0									
A.J. Pierzynski, L (1, 2) OBP: 0.273, SLG: 0.308		0-0 F7		3-2 G4-3		3-2 F8		0-1 FC6-4 5 FC4		4	0	0	0	0	0	5									
5 Michael Cuddyer, R (1, 9) OBP: 0.250, SLG: 0.306 Dustan Mohr, R (9, 9) OBP: 0.150, SLG: 0.300		2-1 F9			0-0 G6-3	1-0 F4		0-1 FC4		4	0	0	0	0	0	5									
Luis Rivas, R (1, 4) OBP: 0.282, SLG: 0.342			0-1 G4-3		2-1 G3 3B 1B	1-0 1B 2B		2-2 F7		4	2	2	1	0	0	0									
Inning Stats	R: 0 E: 0 K: 1 S: 11	H: 1 LOB: 0 BB: 0 P: 18	R: 1 E: 0 K: 0 S: 11	H: 2 LOB: 1 BB: 0 P: 17	R: 0 E: 0 K: 1 S: 10	H: 1 LOB: 2 BB: 1 P: 16	R: 0 E: 0 K: 1 S: 10	H: 0 LOB: 0 BB: 0 P: 15	R: 1 E: 0 K: 0 S: 9	H: 2 LOB: 1 BB: 0 P: 12	R: 4 E: 0 K: 1 S: 21	H: 5 LOB: 2 BB: 1 P: 38	R: 0 E: 0 K: 0 S: 8	H: 1 LOB: 2 BB: 1 P: 14	R: 0 E: 0 K: 2 S: 10	H: 0 LOB: 0 BB: 0 P: 14	1B: 8 2B: 2 3B: 1 HR: 1	SF: 0 SAC: 0 DP: 0 HBP: 0	WP: 0 PB: 0 SB: 0 CS: 1	PA: 38					
PITCHER	IP	WLS	BF	H	R	ER	SO	BB	IBB	HBP	BLK	WP	HR	S	P	ERA	WHIP								
Mike Maroth, L (1, 1) ERA: 4.94	5.1	L	25	5	5	5	3	1	0	0	0	0	0	62	99	8.44	1.875								
Chris Spurling, R (6, 1) ERA: 5.4	0.1		2	1	0	0	0	0	0	0	0	0	0	2	4	0.00	3.000								
Jamie Walker, L (6, 1) ERA: 4.15	1.0		7	2	1	1	1	1	1	0	0	0	0	14	25	9.00	3.000								
Steve Sparks, R (7, 1) ERA: 2.53	1.1		4	0	0	0	2	0	0	0	0	0	0	12	16	0.00	0.000								



Batter	1	2	3	4	5	6	7	8	9	AB	R	H	RBI	BB	SO	LOB	TOP									
Bobby Higginson, L OBP: 0.364, SLG: 0.289 (1, 8)	F7		2B		BB 1B 2H 1B		BB BB			3	0	2	1	1	0	0	Detroit Tigers @ Minnesota Twins Hubert H. Humphrey Metrodome, Minneapolis, MN Wed Apr 16 2003, 8:05 PM EDT Att: 13,503 - Dome - 72 F livebaseballscorecards.com									
Ramon Santiago, S OBP: 0.351, SLG: 0.382 (1, 4)	F8		G4-3		BB 1-2 1B		BB			3	0	1	0	1	0	1										
Carlos Pena, L OBP: 0.282, SLG: 0.313 (1, 3)	2B			K	BB 1-2 2-3		BB		F9	3	0	1	0	1	1	2										
Dmitri Young, S OBP: 0.140, SLG: 0.125 (1, 7)	K2-3			F7	P5				K	4	0	0	0	0	2	4										
Craig Paquette, R OBP: 0.167, SLG: 0.167 (1, 9)		G6-3		G5-3		G5-3		G4-3		4	0	0	0	0	0	0										
Eric Munson, L OBP: 0.231, SLG: 0.361 (1, 5)				K	BB 2B 1B		F7		G3-1	4	1	1	0	0	1	0										
Shane Halter, R OBP: 0.242, SLG: 0.313 (1, 10)				K	F8		F9		L6	4	0	0	0	0	1	1										
Matt Walbeck, S OBP: 0.083, SLG: 0.167 (1, 2)				G6-3	BB 1B 2B		G4-3		F9	4	1	1	1	0	0	0										
20 Omar Infante, R OBP: 0.200, SLG: 0.219 (1, 6)				K	F7		F8		F9	4	0	0	0	0	1	1										
Inning Stats	R: 0 E: 0 K: 1 S: 8	H: 1 LOB: 1 BB: 0 P: 14	R: 0 E: 0 K: 2 S: 9	H: 0 LOB: 0 BB: 0 P: 14	R: 0 E: 0 K: 1 S: 9	H: 1 LOB: 1 BB: 0 P: 15	R: 0 E: 0 K: 1 S: 5	H: 0 LOB: 0 BB: 0 P: 9	R: 2 E: 0 K: 0 S: 22	H: 4 LOB: 3 BB: 1 P: 34	R: 0 E: 0 K: 0 S: 8	H: 0 LOB: 2 BB: 2 P: 18	R: 0 E: 0 K: 1 S: 7	H: 0 LOB: 0 BB: 0 P: 9	R: 0 E: 0 K: 0 S: 6	H: 0 LOB: 0 BB: 0 P: 12	1B: 3 2B: 3 3B: 0 HR: 0	SF: 0 SAC: 0 DP: 0 HBP: 0	WP: 0 PB: 0 SB: 0 CS: 0	PA: 36						
PITCHER	IP	WLS	BF	H	R	ER	SO	BB	IBB	HBP	BLK	WP	HR	S	P	ERA	WHIP									
Rick Reed, R ERA: 3.94 (1, 1)	6.0	W	25	6	2	2	5	1	0	0	0	0	0	0	61	95	3.00	1.167								
Juan Rincon, R ERA (7, 1)	0.2	H	4	0	0	0	0	2	0	0	0	0	0	9	17	0.00	3.000									
Johan Santana, L ERA (7, 1)	1.1	H	4	0	0	0	1	0	0	0	0	0	0	8	10	0.00	0.000									
Eddie Guardado, L ERA: 1.35 (9, 1)	1.0	S	3	0	0	0	0	0	0	0	0	0	0	6	12	0.00	0.000									

Batter	1	2	3	4	5	6	7	8	9	AB	R	H	RBI	BB	SO	LOB	BOTTOM								
Jacque Jones, L OBP: 0.379, SLG: 0.509 (1, 7)	G4-3	G3		BB 1B 2B		G3 S 1B				4	1	2	0	0	0	1	Detroit Tigers @ Minnesota Twins Hubert H. Humphrey Metrodome, Minneapolis, MN Wed Apr 16 2003, 8:05 PM EDT Att: 13,503 - Dome - 72 F livebaseballscorecards.com								
Cristian Guzman, S OBP: 0.396, SLG: 0.545 (1, 6)	BB 2B		BB 1B G6-4-3 HBP	BB 1B		G3				3	2	2	0	0	0	1									
Corey Koskie, L OBP: 0.367, SLG: 0.467 (1, 5)	BB 1B		BB 1B G6-4-3	BB 2B		K				4	0	3	2	0	1	1									
Tori Hunter, R OBP: 0.179, SLG: 0.255 (1, 8)	P4		BB G6-4-3	F7		L5				4	0	0	0	0	0	4									
Doug Mientkiewicz, L OBP: 0.345, SLG: 0.519 (1, 3)	F8		BB BB		F9	K				3	0	0	0	1	1	2									
Bobby Kielty, S OBP: 0.433, SLG: 0.556 (1, 10)		BB 2B	BB BB	BB	P6	P4				3	1	1	0	1	0	0									
A.J. Pierzynski, L OBP: 0.292, SLG: 0.349 (1, 2)		G5-3 2H	F9		BB 1B				F7	4	0	2	1	0	0	2									
Dustan Mohr, R OBP: 0.125, SLG: 0.250 (1, 9)	F7			G6-3	F7				K	4	0	0	0	0	1	2									
Luis Rivas, R OBP: 0.256, SLG: 0.310 (1, 4)		G5-3		G6-3		G5-3			L4	4	0	0	0	0	0	1									
Inning Stats	R: 0 E: 0 K: 0 S: 10	H: 2 LOB: 2 BB: 0 P: 15	R: 1 E: 0 K: 0 S: 10	H: 2 LOB: 1 BB: 0 P: 14	R: 1 E: 0 K: 0 S: 8	H: 1 LOB: 2 BB: 2 P: 18	R: 2 E: 0 K: 0 S: 14	H: 3 LOB: 1 BB: 0 P: 22	R: 0 E: 0 K: 1 S: 9	H: 1 LOB: 1 BB: 0 P: 14	R: 0 E: 0 K: 1 S: 5	H: 0 LOB: 0 BB: 0 P: 7	R: 0 E: 0 K: 1 S: 9	H: 0 LOB: 0 BB: 0 P: 11	1B: 6 2B: 4 3B: 0 HR: 0	SF: 0 SAC: 0 DP: 1 HBP: 1	WP: 0 PB: 0 SB: 1 CS: 0	PA: 36							
PITCHER	IP	WLS	BF	H	R	ER	SO	BB	IBB	HBP	BLK	WP	HR	S	P	ERA	WHIP								
Adam Benner, R ERA: 4.12 (1, 1)	5.2	L	29	10	4	4	0	2	0	1	0	0	0	0	90	6.35	2.118								
Wilfredo Ledezma, L ERA: 5.14 (6, 1)	2.1		7	0	0	0	3	0	0	0	0	0	0	17	23	0.00	0.000								

Batter	1	2	3	4	5	6	7	8	9	AB	R	H	RBI	BB	SO	LOB	TOP					
Bobby Higginson, L OBP: 0.339, SLG: 0.265 (1, 9)										4	0	0	0	0	2	3						
Ramon Santiago, S OBP: 0.317, SLG: 0.342 (1, 4)										4	0	0	0	0	1	2						
Carlos Pena, L OBP: 0.279, SLG: 0.333 (1, 3)										4	0	1	0	0	3	0						
Dean Palmer, R OBP: 0.244, SLG: 0.118 (1, 10)										4	0	1	0	0	1	1						
Eric Munson, L OBP: 0.233, SLG: 0.375 (1, 5)										4	0	1	0	0	0	1						
Hiram Bocachica, R OBP: 0.045, SLG: 0.091 (1, 7)										4	0	0	0	0	1	2						
20 Omar Infante, R OBP: 0.231, SLG: 0.278 (1, 6)										4	0	2	0	0	0	0						
15 Brandon Inge, R OBP: 0.143, SLG: 0.091 (1, 2)										3	0	0	0	0	0	2						
Gene Kingsale, S OBP: 0.375, SLG: 0.259 (1, 8)										3	0	2	0	0	1	0						
Inning Stats	R: 0 E: 0 K: 2 S: 11	H: 1 LOB: 1 BB: 0 P: 17	R: 0 E: 0 K: 1 S: 9	H: 1 LOB: 1 BB: 0 P: 14	R: 0 E: 0 K: 1 S: 8	H: 0 LOB: 0 BB: 0 P: 9	R: 0 E: 0 K: 1 S: 11	H: 1 LOB: 1 BB: 0 P: 14	R: 0 E: 0 K: 1 S: 14	H: 2 LOB: 2 BB: 0 P: 20	R: 0 E: 0 K: 1 S: 11	H: 1 LOB: 1 BB: 0 P: 16	R: 0 E: 0 K: 0 S: 7	H: 1 LOB: 1 BB: 0 P: 7	R: 0 E: 0 K: 2 S: 9	H: 0 LOB: 0 BB: 0 P: 14	R: 0 E: 0 K: 0 S: 9	H: 0 LOB: 0 BB: 0 P: 12	1B: 4 2B: 3 3B: 0 HR: 0	SF: 0 SAC: 0 DP: 0 HBP: 0	WP: 0 PB: 0 SB: 0 CS: 0	PA: 34
PITCHER	IP	WLS	BF	H	R	ER	SO	BB	IBB	HBP	BLK	WP	HR	S	P	ERA	WHIP					
Kenny Rogers, L ERA: 3.5 (1, 1)	8.0	W	31	7	0	0	9	0	0	0	0	0	0	80	111	0.00	0.875					
Tony Fiore, R ERA: 7.11 (9, 1)	1.0		3	0	0	0	0	0	0	0	0	0	0	9	12	0.00	0.000					

Detroit Tigers @ Minnesota Twins
 Hubert H. Humphrey Metrodome, Minneapolis, MN
 Thu Apr 17 2003, 8:05 PM EDT
 Att: 13,015 - Dome - 72 F

AB 34
 R 0
 H 7
 RBI 0
 BB 0
 SO 9
 LOB 11



Batter	1	2	3	4	5	6	7	8	9	AB	R	H	RBI	BB	SO	LOB	BOTTOM							
Jacque Jones, L OBP: 0.349, SLG: 0.474 (1, 7)										4	0	0	1	0	2	2								
Cristian Guzman, S OBP: 0.396, SLG: 0.531 (1, 6)										5	0	2	0	0	0	1								
Corey Koskie, L OBP: 0.358, SLG: 0.510 (1, 5)										4	2	1	1	0	0	2								
Torii Hunter, R OBP: 0.217, SLG: 0.315 (1, 10)										3	0	2	1	1	1	0								
Doug Mientkiewicz, L OBP: 0.339, SLG: 0.491 (1, 3)										3	0	0	0	1	1	3								
Bobby Kielty, S OBP: 0.441, SLG: 0.742 (1, 8)										4	2	2	2	0	1	2								
A.J. Pierzynski, L OBP: 0.288, SLG: 0.340 (1, 2)										4	0	1	0	0	1	2								
5 Michael Cuddyer, R OBP: 0.295, SLG: 0.385 (1, 9)										3	2	2	0	1	0	1								
Chris Gomez, R OBP: 0.500, SLG: 0.533 (1, 4)										4	0	3	0	0	0	1								
Inning Stats	R: 1 E: 1 K: 1 S: 10	H: 2 LOB: 1 BB: 0 P: 17	R: 1 E: 0 K: 0 S: 10	H: 3 LOB: 1 BB: 0 P: 14	R: 1 E: 0 K: 1 S: 18	H: 2 LOB: 2 BB: 1 P: 26	R: 0 E: 0 K: 1 S: 7	H: 2 LOB: 0 BB: 0 P: 14	R: 0 E: 0 K: 0 S: 9	H: 1 LOB: 1 BB: 0 P: 15	R: 0 E: 0 K: 1 S: 17	H: 1 LOB: 2 BB: 1 P: 26	R: 2 E: 0 K: 1 S: 12	H: 2 LOB: 1 BB: 1 P: 18	R: 0 E: 0 K: 1 S: 9	H: 0 LOB: 0 BB: 0 P: 8	R: 0 E: 0 K: 0 S: 17	H: 1 LOB: 2 BB: 1 P: 26	R: 2 E: 0 K: 1 S: 12	H: 2 LOB: 1 BB: 1 P: 18	1B: 7 2B: 3 3B: 1 HR: 3	SF: 1 SAC: 0 DP: 2 HBP: 0	WP: 1 PB: 0 SB: 0 CS: 1	PA: 38
PITCHER	IP	WLS	BF	H	R	ER	SO	BB	IBB	HBP	BLK	WP	HR	S	P	ERA	WHIP							
38 Jeremy Bonderman, R ERA: 10.22 (1, 1)	6.0	L	27	10	4	3	4	1	0	0	0	0	0	61	94	4.50	1.833							
Matt Roney, R ERA: 2.25 (7, 1)	1.0		5	1	0	0	1	1	0	0	0	0	0	17	26	0.00	2.000							
Matt Anderson, R ERA: 7.71 (8, 1)	1.0		6	2	2	2	1	1	0	0	0	0	1	12	18	18.00	3.000							

Detroit Tigers @ Minnesota Twins
 Hubert H. Humphrey Metrodome, Minneapolis, MN
 Thu Apr 17 2003, 8:05 PM EDT
 Att: 13,015 - Dome - 72 F

AB 34
 R 6
 H 13
 RBI 5
 BB 3
 SO 6
 LOB 14



Batter	1	2	3	4	5	6	7	8	9	AB	R	H	RBI	BB	SO	LOB	TOP										
Alfonso Soriano, R OBP: 0.429, SLG: 0.663 (1, 4)										4	2	2	0	1	0	1											
Nick Johnson, L OBP: 0.420, SLG: 0.418 (1, 10)										3	2	2	0	2	0	0											
25 Jason Giambi, L OBP: 0.369, SLG: 0.394 (1, 3)										5	1	2	3	0	2	6											
Bernie Williams, S OBP: 0.470, SLG: 0.638 (1, 8)										5	2	2	2	0	0	4											
Raul Mondesi, R OBP: 0.395, SLG: 0.687 (1, 9)										5	1	2	0	0	1	2											
20 Jorge Posada, S OBP: 0.353, SLG: 0.603 (1, 2)										5	0	1	2	0	2	2											
Robin Ventura, L OBP: 0.321, SLG: 0.596 (9, PH)										4	0	1	0	0	0	2											
Todd Zeile, R OBP: 0.240, SLG: 0.545 (9, 5)										1	0	0	0	0	0	0											
Bubba Trammell, R OBP: 0.400, SLG: 0.571 (6, PR)										2	0	0	0	1	0	1											
55 Hideki Matsui, L OBP: 0.390, SLG: 0.486 (6, 7)										1	0	1	1	0	0	0											
Enrique Wilson, S OBP: 0.313, SLG: 0.400 (1, 6)										4	0	1	0	0	0	3											
Inning Stats	R: 3 E: 0 K: 0 S: 11	H: 4 LOB: 0 BB: 0 P: 16	R: 0 E: 0 K: 0 S: 7	H: 1 LOB: 1 BB: 0 P: 12	R: 1 E: 0 K: 0 S: 7	H: 1 LOB: 0 BB: 1 P: 18	R: 0 E: 0 K: 1 S: 6	H: 1 LOB: 1 BB: 0 P: 8	R: 3 E: 0 K: 2 S: 18	H: 4 LOB: 1 BB: 0 P: 27	R: 0 E: 0 K: 1 S: 17	H: 0 LOB: 3 BB: 3 P: 33	R: 1 E: 0 K: 0 S: 8	H: 2 LOB: 1 BB: 0 P: 16	R: 0 E: 0 K: 0 S: 10	H: 1 LOB: 1 BB: 0 P: 18	R: 0 E: 0 K: 1 S: 9	H: 0 LOB: 0 BB: 0 P: 15	1B: 7 2B: 8 3B: 0 HR: 2	SF: 0 SAC: 0 DP: 2 HBP: 0	WP: 1 PB: 0 CS: 0	PA: 43					
PITCHER	IP	WLS	BF	H	R	ER	SO	BB	IBB	HBP	BLK	WP	HR	S	P	ERA	WHIP										
Kyle Lohse, R ERA: 3.86 (1, 1)	4.1	L	22	10	7	7	2	1	0	0	0	0	2	42	71	14.54	2.538										
Johan Santana, L ERA (5, 1)	1.2		9	1	0	0	2	3	0	0	0	1	0	24	43	0.00	2.400										
Tony Fiore, R ERA: 8.0 (7, 1)	1.0		5	2	1	1	0	0	0	0	0	0	0	8	16	9.00	2.000										
Mike Fetters, R ERA (8, 1)	1.0		4	1	0	0	0	0	0	0	0	0	0	10	18	0.00	1.000										
Eddie Guardado, L ERA: 1.17 (9, 1)	1.0		3	0	0	0	1	0	0	0	0	0	0	9	15	0.00	0.000										

New York Yankees @ Minnesota Twins
Hubert H. Humphrey Metrodome, Minneapolis, MN

Sun Apr 20 2003, 4:05 PM EDT
Att: 18,818 - Dome - 72 F

AB 39
R 8
H 14
RBI 8
BB 4
SO 5
LOB 21



Batter	1	2	3	4	5	6	7	8	9	AB	R	H	RBI	BB	SO	LOB	BOTTOM										
Jacque Jones, L OBP: 0.347, SLG: 0.464 (1, 7)										4	0	0	0	0	3	0											
Chris Gomez, R OBP: 0.500, SLG: 0.526 (1, 6)										4	1	2	0	0	0	0											
Corey Koskie, L OBP: 0.379, SLG: 0.456 (1, 5)										2	0	0	0	2	0	0											
Tori Hunter, R OBP: 0.236, SLG: 0.297 (1, 8)										3	0	0	0	0	2	4											
Dustan Mohr, R OBP: 0.107, SLG: 0.214 (8, 8)										1	0	0	0	0	1	0											
Doug Mientkiewicz, L OBP: 0.306, SLG: 0.433 (1, 3)										3	0	1	0	0	0	4											
Denny Hocking, S OBP: 0.200, SLG: 0.214 (9, PH)										1	0	0	0	0	0	0											
Bobby Kielty, S OBP: 0.435, SLG: 0.683 (1, 10)										3	0	1	0	1	1	3											
A.J. Pierzynski, L OBP: 0.306, SLG: 0.368 (1, 2)										3	1	2	1	0	0	1											
Matthew LeCroy, R OBP: 0.300, SLG: 0.421 (8, 2)										1	0	0	0	0	0	1											
5 Michael Cuddyer, R OBP: 0.273, SLG: 0.340 (1, 9)										3	0	0	0	0	1	1											
Luis Rivas, R OBP: 0.245, SLG: 0.288 (1, 4)										3	0	0	0	0	1	0											
Inning Stats	R: 0 E: 0 K: 1 S: 7	H: 0 LOB: 0 BB: 0 P: 11	R: 0 E: 0 K: 2 S: 12	H: 1 LOB: 1 BB: 0 P: 15	R: 0 E: 0 K: 2 S: 8	H: 0 LOB: 0 BB: 0 P: 10	R: 1 E: 0 K: 1 S: 12	H: 2 LOB: 2 BB: 2 P: 23	R: 0 E: 0 K: 1 S: 5	H: 0 LOB: 0 BB: 0 P: 6	R: 0 E: 0 K: 0 S: 13	H: 1 LOB: 2 BB: 1 P: 23	R: 1 E: 0 K: 1 S: 9	H: 1 LOB: 0 BB: 0 P: 16	R: 0 E: 0 K: 1 S: 7	H: 0 LOB: 0 BB: 0 P: 12	R: 0 E: 0 K: 0 S: 5	H: 1 LOB: 0 BB: 0 P: 7	1B: 5 2B: 1 3B: 0 HR: 0	SF: 0 SAC: 0 DP: 1 HBP: 0	WP: 2 PB: 0 CS: 0	PA: 34					
PITCHER	IP	WLS	BF	H	R	ER	SO	BB	IBB	HBP	BLK	WP	HR	S	P	ERA	WHIP										
35 Mike Mussina, R ERA: 1.86 (1, 1)	7.0	W	28	5	2	2	8	3	0	0	0	0	0	66	104	2.57	1.143										
Jason Anderson, R ERA: 11.57 (8, 1)	1.0		3	0	0	0	1	0	0	0	0	0	0	7	12	0.00	0.000										
Randy Choate, L ERA (9, 1)	1.0		3	1	0	0	0	0	0	0	0	0	0	5	7	0.00	1.000										

New York Yankees @ Minnesota Twins
Hubert H. Humphrey Metrodome, Minneapolis, MN

Sun Apr 20 2003, 4:05 PM EDT
Att: 18,818 - Dome - 72 F

AB 31
R 2
H 6
RBI 1
BB 3
SO 9
LOB 14



Batter	1	2	3	4	5	6	7	8	9	AB	R	H	RBI	BB	SO	LOB	TOP					
Alfonso Soriano, R OBP: 0.423, SLG: 0.670 (1, 4)										5	2	1	4	1	2	2	New York Yankees @ Minnesota Twins Hubert H. Humphrey Metrodome, Minneapolis, MN Mon Apr 21 2003, 1:05 PM EDT Att: 20,845 - Dome - 72 F					
Nick Johnson, L OBP: 0.440, SLG: 0.533 (1, 3)										5	3	3	4	1	1	2						
25 Jason Giambi, L OBP: 0.356, SLG: 0.366 (1, 10)										5	0	0	1	1	1	4						
Bernie Williams, S OBP: 0.461, SLG: 0.649 (1, 8)										5	1	1	2	1	0	1						
55 Hideki Matsui, L OBP: 0.365, SLG: 0.453 (1, 7)										5	1	0	0	1	1	1						
Raul Mondesi, R OBP: 0.420, SLG: 0.704 (1, 9)										4	1	3	0	0	0	0						
Robin Ventura, L OBP: 0.339, SLG: 0.593 (6, PH) Todd Zeile, R OBP: 0.259, SLG: 0.522 (6, 5)										2	2	1	1	1	1	1						
John Flaherty, R OBP: 0.389, SLG: 0.412 (1, 2)										5	2	2	1	0	2	3						
Erick Almonte, R OBP: 0.317, SLG: 0.375 (1, 6)										4	3	3	1	1	0	0						
Inning Stats	R: 0 E: 0 K: 3 S: 10	H: 0 LOB: 0 BB: 0 P: 15	R: 0 E: 0 K: 1 S: 10	H: 1 LOB: 1 BB: 0 P: 17	R: 3 E: 2 K: 0 S: 12	H: 2 LOB: 0 BB: 0 P: 18	R: 4 E: 0 K: 0 S: 16	H: 4 LOB: 1 BB: 2 P: 31	R: 4 E: 0 K: 2 S: 18	H: 5 LOB: 2 BB: 1 P: 32	R: 0 E: 0 K: 2 S: 11	H: 0 LOB: 0 BB: 1 P: 18	R: 1 E: 0 K: 1 S: 8	H: 1 LOB: 1 BB: 1 P: 15	R: 0 E: 0 K: 2 S: 11	H: 0 LOB: 1 BB: 2 P: 18		R: 3 E: 0 K: 0 S: 15	H: 1 LOB: 0 BB: 2 P: 32	1B: 8 2B: 2 3B: 0 HR: 4	SF: 0 SAC: 0 DP: 0 HBP: 1	WP: 0 PB: 0 CS: 1
PITCHER	IP WLS BF H R ER SO BB IBB HBP BLK WP HR S P ERA WHIP	4.1 L 26 10 11 10 4 3 0 0 0 0 2 56 95 20.77 3.000	5.1 L 18 3 1 1 5 3 0 1 0 0 1 40 69 2.46 1.636	9.1 L 6 1 3 3 0 2 0 0 0 0 1 15 32 27.00 3.000											ERA WHIP							
Rick Reed, R ERA: 7.52 (1, 1)											ERA: 7.52											
Tony Fiore, R ERA: 8.39 (5, 1)											ERA: 8.39											
J.C. Romero, L ERA: 4.82 (9, 1)											ERA: 4.82											

AB	41
R	15
H	14
RBI	14
BB	8
SO	9
LOB	16



Batter	1	2	3	4	5	6	7	8	9	AB	R	H	RBI	BB	SO	LOB	BOTTOM					
Chris Gomez, R OBP: 0.417, SLG: 0.435 (1, 5) (7, 4)										4	0	0	0	0	0	1	New York Yankees @ Minnesota Twins Hubert H. Humphrey Metrodome, Minneapolis, MN Mon Apr 21 2003, 1:05 PM EDT Att: 20,845 - Dome - 72 F					
Cristian Guzman, S OBP: 0.328, SLG: 0.433 (1, 6)										4	0	0	0	0	1	1						
Bobby Kielty, S OBP: 0.420, SLG: 0.667 (1, 8)										4	0	1	0	0	0	0						
Torii Hunter, R OBP: 0.250, SLG: 0.299 (1, 10)										3	0	1	0	1	0	1						
Matthew LeCroy, R OBP: 0.318, SLG: 0.429 (1, 3)										4	0	2	0	0	1	2						
5 Michael Cuddyer, R OBP: 0.271, SLG: 0.333 (1, 9)										4	0	1	0	0	1	4						
Dustan Mohr, R OBP: 0.125, SLG: 0.313 (1, 7)										4	1	1	1	0	0	4						
Tom Prince, R OBP: 0.455, SLG: 0.333 (1, 2)										3	0	1	0	0	0	1						
Luis Rivas, R OBP: 0.236, SLG: 0.278 (1, 4) Denny Hocking, S OBP: 0.188, SLG: 0.200 (7, 5)										2	0	0	0	0	0	1						
Inning Stats	R: 0 E: 0 K: 0 S: 4	H: 0 LOB: 0 BB: 0 P: 6	R: 0 E: 0 K: 1 S: 7	H: 1 LOB: 0 BB: 0 P: 12	R: 0 E: 0 K: 0 S: 10	H: 0 LOB: 0 BB: 0 P: 14	R: 0 E: 0 K: 1 S: 11	H: 1 LOB: 1 BB: 0 P: 15	R: 0 E: 0 K: 0 S: 7	H: 1 LOB: 1 BB: 0 P: 12	R: 0 E: 0 K: 0 S: 3	H: 0 LOB: 0 BB: 1 P: 5	R: 0 E: 0 K: 1 S: 6	H: 0 LOB: 0 BB: 1 P: 11	R: 1 E: 0 K: 0 S: 8	H: 2 LOB: 1 BB: 0 P: 11		R: 0 E: 0 K: 0 S: 12	H: 2 LOB: 2 BB: 0 P: 17	1B: 5 2B: 2 3B: 0 HR: 1	SF: 0 SAC: 0 DP: 1 HBP: 0	WP: 0 PB: 0 CS: 0
PITCHER	IP WLS BF H R ER SO BB IBB HBP BLK WP HR S P ERA WHIP	9.0 W 34 7 1 1 3 1 0 0 0 0 1 68 103 1.00 0.889											ERA WHIP									
David Wells, L ERA: 2.03 (1, 1)											ERA: 2.03											

AB	33
R	1
H	7
RBI	1
BB	1
SO	3
LOB	16



Batter	1	2	3	4	5	6	7	8	9	AB	R	H	RBI	BB	SO	LOB	TOP					
Jacque Jones, L (1, 7) OBP: 0.321, SLG: 0.416	P5		G1-3			K	G3-1			4	0	0	0	0	1	1	Minnesota Twins @ Kansas City Royals Kauffman Stadium, Kansas City, MO Thu Apr 24 2003, 1:05 PM CDT Att: 11,981 - Overcast - 54 F					
Cristian Guzman, S (1, 6) OBP: 0.315, SLG: 0.406	G1 1B		K			F8		G2-3		4	0	1	0	0	1	0						
Bobby Kielty, S (1, 10) OBP: 0.441, SLG: 0.620	G1 1B		G6-3			1B BB		G4-3		3	1	1	0	1	0	0						
Corey Koskie, L (1, 5) OBP: 0.387, SLG: 0.429	G1			F9		1B		G3-1		4	0	1	0	0	0	2						
Tori Hunter, R (1, 8) OBP: 0.294, SLG: 0.324	G6-3			G4-3		1B			L7-4 WP	4	0	2	1	0	0	2						
Doug Mientkiewicz, L (1, 3) OBP: 0.275, SLG: 0.387		G3		P6		G3-1			K	4	0	0	0	0	1	3						
5 Michael Cuddyer, R (1, 9) OBP: 0.270, SLG: 0.316		K				CS G4-3 BB		G4-6-3	L7-4	3	0	0	0	1	1	1						
A.J. Pierzynski, L (1, 2) OBP: 0.319, SLG: 0.365				G4-3		G4-3				3	0	2	0	0	0	1						
Luis Rivas, R (1, 4) OBP: 0.242, SLG: 0.317		G6-3			G3		K			3	0	0	0	0	1	3						
Inning Stats	R: 0 H: 2 E: 0 K: 0 S: 13	H: 2 LOB: 2 BB: 0 P: 23	R: 0 H: 1 E: 0 K: 1 S: 13	LOB: 1 BB: 0 P: 21	R: 0 H: 0 E: 0 K: 1 S: 8	LOB: 0 BB: 0 P: 14	R: 0 H: 0 E: 0 K: 0 S: 5	LOB: 0 BB: 0 P: 8	R: 0 H: 0 E: 0 K: 0 S: 10	LOB: 0 BB: 1 P: 15	R: 1 H: 2 E: 0 K: 1 S: 12	H: 2 LOB: 1 BB: 0 P: 22	R: 0 H: 1 E: 0 K: 1 S: 7	LOB: 1 BB: 0 P: 10	R: 0 H: 0 E: 0 K: 0 S: 5	H: 0 LOB: 0 BB: 7 P: 7	R: 0 H: 1 E: 0 K: 1 S: 6	LOB: 0 BB: 0 P: 9	1B: 7 2B: 1 3B: 0 HR: 0	SF: 0 SAC: 0 DP: 1 HBP: 0	WP: 1 PB: 0 SB: 0 CS: 1	PA: 34
PITCHER	IP WLS BF H R ER SO BB IBB HBP BLK WP HR S P ERA WHIP																					
Chris George, L (1, 1) ERA: 4.76	6.0 W 24 5 1 1 3 2 0 0 0 0 0 0 61 103 1.50 1.167																					
Jason Grimsley, R (7, 1) ERA: 1.23	2.0 H 7 1 0 0 1 0 0 0 0 0 0 0 12 17 0.00 0.500																					
Mike MacDougal, R (9, 1) ERA: 1.64	1.0 S 3 1 0 0 1 0 0 0 0 0 1 0 6 9 0.00 1.000																					

AB	32
R	1
H	7
RBI	1
BB	2
SO	5
LOB	13



Batter	1	2	3	4	5	6	7	8	9	AB	R	H	RBI	BB	SO	LOB	BOTTOM			
Michael Tucker, L (1, 9) OBP: 0.329, SLG: 0.395	K		G5-3			L7		G3-1		4	0	0	0	0	1	2	Minnesota Twins @ Kansas City Royals Kauffman Stadium, Kansas City, MO Thu Apr 24 2003, 1:05 PM CDT Att: 11,981 - Overcast - 54 F			
Joe Randa, R (1, 5) OBP: 0.408, SLG: 0.623	L6			K		G4-3 2B		F7		4	0	1	1	0	1	0				
Carlos Beltrán, S (1, 8) OBP: 0.408, SLG: 0.623	F7			F7		G4-3				3	0	0	0	0	0	1				
29 Mike Sweeney, R (1, 3) OBP: 0.389, SLG: 0.527		G6-3			HR					2	1	1	1	1	0	0				
Raul Ibanez, L (1, 7) OBP: 0.383, SLG: 0.575		F7		G3		K				3	0	0	0	0	1	2				
Ken Harvey, R (1, 10) OBP: 0.273, SLG: 0.361		K				G6-3		G6-3		3	0	0	0	0	1	0				
4 Angel Berroa, R (1, 6) OBP: 0.319, SLG: 0.415			G6-3			G6-3		G3		3	0	0	0	0	0	0				
Mike DiFelice, R (1, 2) OBP: 0.217, SLG: 0.261			G6-3			F9		B2		3	0	0	0	0	0	0				
Carlos Febles, R (1, 4) OBP: 0.333, SLG: 0.340						2B 1B		G6-3		3	1	2	0	0	0	0				
Inning Stats	R: 0 H: 0 E: 1 K: 1 S: 7	H: 0 LOB: 0 BB: 0 P: 8	R: 0 H: 0 E: 1 K: 1 S: 8	LOB: 0 BB: 0 P: 9	R: 0 H: 1 E: 0 K: 0 S: 9	LOB: 1 BB: 0 P: 13	R: 1 H: 1 E: 0 K: 1 S: 8	LOB: 0 BB: 0 P: 10	R: 0 H: 0 E: 0 K: 0 S: 8	LOB: 0 BB: 0 P: 12	R: 1 H: 2 E: 0 K: 1 S: 15	H: 2 LOB: 2 BB: 1 P: 23	R: 0 H: 0 E: 0 K: 0 S: 4	LOB: 0 BB: 0 P: 5	R: 0 H: 0 E: 0 K: 0 S: 9	LOB: 0 BB: 0 P: 15	1B: 2 2B: 1 3B: 0 HR: 1	SF: 0 SAC: 0 DP: 0 HBP: 0	WP: 0 PB: 0 SB: 1 CS: 0	PA: 29
PITCHER	IP WLS BF H R ER SO BB IBB HBP BLK WP HR S P ERA WHIP																			
Brad Radke, R (1, 1) ERA: 6.28	8.0 L 29 4 2 2 4 1 0 0 0 0 0 1 68 95 2.25 0.625																			

AB	28
R	2
H	4
RBI	2
BB	1
SO	4
LOB	5



Batter	1	2	3	4	5	6	7	8	9	AB R H RBI BB SO LOB	TOP												
Dustan Mohr, R OBP: 0.135, SLG: 0.324 (1, 7)										5 1 1 0 0 2 0	Minnesota Twins @ Chicago White Sox U.S. Cellular Field, Chicago, IL Fri Apr 25 2003, 8:05 PM EDT Att. 14,285 - Sunny - 51 F												
Cristian Guzman, S OBP: 0.308, SLG: 0.384 (1, 6)										4 1 0 0 0 1 1													
Bobby Kielty, S OBP: 0.469, SLG: 0.685 (1, 9)										4 2 3 2 1 0 0													
Corey Koskie, L OBP: 0.363, SLG: 0.403 (1, 5)										4 0 0 1 0 1 1													
Tori Hunter, R OBP: 0.292, SLG: 0.346 (1, 8)										4 2 1 1 0 1 0													
Doug Mientkiewicz, L OBP: 0.286, SLG: 0.385 (1, 3)										3 0 1 0 0 1 0													
Matthew LeCroy, R OBP: 0.327, SLG: 0.408 (1, 10)										3 0 2 2 1 0 0													
A.J. Pierzynski, L OBP: 0.329, SLG: 0.364 (1, 2)										3 0 1 0 1 1 3													
Luis Rivas, R OBP: 0.227, SLG: 0.297 (1, 4)										4 0 0 0 0 1 5													
Inning Stats	R: 3 E: 0 K: 0 S: 22	H: 3 LOB: 2 BB: 1 P: 37	R: 0 E: 0 K: 1 S: 9	H: 0 LOB: 0 BB: 0 P: 13	R: 0 E: 0 K: 0 S: 7	H: 0 LOB: 0 BB: 0 P: 12	R: 0 E: 0 K: 1 S: 7	H: 1 LOB: 1 BB: 0 P: 10	R: 0 E: 0 K: 0 S: 4	H: 0 LOB: 0 BB: 0 P: 7	R: 0 E: 0 K: 1 S: 8	H: 0 LOB: 0 BB: 1 P: 12	R: 0 E: 0 K: 1 S: 7	H: 0 LOB: 0 BB: 1 P: 13	R: 3 E: 2 K: 19	H: 3 LOB: 3 BB: 1 P: 39	R: 0 E: 0 K: 2 S: 10	H: 1 LOB: 1 BB: 0 P: 16	1B: 6 2B: 1 3B: 1 HR: 1	SF: 1 SAC: 0 DP: 1 HBP: 2	WP: 1 PB: 0 SB: 0 CS: 0	PA: 40	
PITCHER	IP WLS BF H R ER SO BB IBB HBP BLK WP HR S P ERA WHIP											PITCHER	IP WLS BF H R ER SO BB IBB HBP BLK WP HR S P ERA WHIP										
56 Mark Buehrle, L ERA: 3.38 (1, 1)	7.0 L 27 5 3 3 4 2 0 1 0 1 0 64 104 3.86 1.000																						
David Sanders, L ERA: 10.8 (8, 1)	0.2 6 2 3 2 1 0 0 1 0 0 1 15 28 27.00 3.000																						
Gary Glover, R ERA: 0.77 (8, 1)	1.1 7 2 0 0 3 0 1 0 0 0 0 14 27 0.00 1.500																						

AB	34
R	6
H	9
RBI	6
BB	3
SO	8
LOB	10



Batter	1	2	3	4	5	6	7	8	9	AB R H RBI BB SO LOB	BOTTOM												
D'Angelo Jimenez, S OBP: 0.423, SLG: 0.602 (1, 4)										4 0 0 0 0 1 1	Minnesota Twins @ Chicago White Sox U.S. Cellular Field, Chicago, IL Fri Apr 25 2003, 8:05 PM EDT Att. 14,285 - Sunny - 51 F												
Jose Valentin, S OBP: 0.372, SLG: 0.613 (1, 6)										4 0 1 0 0 1 1													
Frank Thomas, R OBP: 0.426, SLG: 0.471 (1, 10)										3 1 1 1 0 1 1													
Magglio Ordonez, R OBP: 0.357, SLG: 0.453 (1, 9)										3 0 1 0 0 0 1													
14 Paul Konerko, R OBP: 0.289, SLG: 0.338 (1, 3)										4 0 1 0 0 0 2													
Armando Rios, L OBP: 0.333, SLG: 0.389 (1, 7)										3 0 0 0 0 1 2													
24 Joe Crede, R OBP: 0.274, SLG: 0.354 (1, 5)										3 0 0 0 0 0 1													
Aaron Rowand, R OBP: 0.185, SLG: 0.160 (1, 8)										3 0 0 0 0 0 0													
Sandy Alomar Jr., R OBP: 0.375, SLG: 0.526 (1, 2)										3 0 1 0 0 0 0													
Inning Stats	R: 0 E: 0 K: 1 S: 9	H: 0 LOB: 0 BB: 0 P: 15	R: 0 E: 0 K: 1 S: 8	H: 0 LOB: 0 BB: 0 P: 13	R: 0 E: 0 K: 0 S: 8	H: 0 LOB: 0 BB: 0 P: 8	R: 0 E: 0 K: 1 S: 13	H: 0 LOB: 1 BB: 0 P: 18	R: 0 E: 0 K: 0 S: 7	H: 1 LOB: 0 BB: 0 P: 9	R: 1 E: 0 K: 0 S: 10	H: 3 LOB: 1 BB: 0 P: 16	R: 0 E: 0 K: 1 S: 12	H: 0 LOB: 0 BB: 0 P: 16	R: 0 E: 0 K: 0 S: 7	H: 1 LOB: 1 BB: 0 P: 14	1B: 3 2B: 1 3B: 0 HR: 1	SF: 0 SAC: 0 DP: 2 HBP: 2	WP: 0 PB: 0 SB: 0 CS: 0	PA: 32			
PITCHER	IP WLS BF H R ER SO BB IBB HBP BLK WP HR S P ERA WHIP											PITCHER	IP WLS BF H R ER SO BB IBB HBP BLK WP HR S P ERA WHIP										
Joe Mays, R ERA: 4.85 (1, 1)	7.0 W 25 4 1 1 3 0 0 1 0 0 1 64 92 1.29 0.571																						
LaTroy Hawkins, R ERA: (8, 1)	1.0 3 0 0 0 1 0 0 0 0 0 0 12 16 0.00 0.000																						
J.C. Romero, L ERA: 4.35 (9, 1)	1.0 4 1 0 0 0 0 0 0 1 0 0 7 14 0.00 1.000																						

AB	30
R	1
H	5
RBI	1
BB	0
SO	4
LOB	9



Batter	1	2	3	4	5	6	7	8	9	AB R H RBI BB SO LOB	TOP											
Jacque Jones, L (1, 7) OBP: 0.326, SLG: 0.415	F8		FC3-6 BB 1B		1-1 1B		K		G1-3	5 0 2 0 0 1 0	Minnesota Twins @ Chicago White Sox U.S. Cellular Field, Chicago, IL Sat Apr 26 2003, 7:05 PM EDT Att: 25,381 - Sunny - 56 F											
Cristian Guzman, S (1, 6) OBP: 0.305, SLG: 0.368	G4-3		FC3-6 BB 1-2		G4-3		K			3 0 0 0 1 1 1												
Bobby Kielty, S (1, 9) OBP: 0.441, SLG: 0.638	K		FC3-6 WP 1-2 2-3			3-3 K			K	4 0 0 0 0 3 2												
Corey Koskie, L (1, 5)		G4-3			1-1 HR				G4-3	4 1 1 1 0 1 2												
Tori Hunter, R (1, 8) OBP: 0.290, SLG: 0.333		4-2 BB		0-0 F9		1-1 G5-3			G6-3	3 0 0 0 1 0 0												
Doug Mientkiewicz, L (1, 3) OBP: 0.284, SLG: 0.370	1-1 SAFE P6			1-2 L4		1-0 1B HBP			K FC6-4	3 0 0 0 0 1 1												
Matthew LeCroy, R (1, 10) OBP: 0.321, SLG: 0.396	2-3 SAFE K			1-3 K		3-2 1B			FC6-4 5 HR	4 1 1 0 0 2 2												
A.J. Pierzynski, L (1, 2) OBP: 0.325, SLG: 0.400			1-0 HR		2-2 P1	1-2 G5-3			K	4 1 1 1 0 1 3												
Chris Gomez, R (1, 4) OBP: 0.370, SLG: 0.385 5 Michael Cuddyer, R (9, PH) OBP: 0.281, SLG: 0.379			2-2 G4-3		0-0 F8		2-1 G4-3		1-H HR	3 0 0 0 0 0 0 1 1 1 2 0 0 0												
Inning Stats	R: 0 E: 0 K: 1 S: 7	H: 0 LOB: 0 BB: 0 P: 11	R: 0 E: 0 K: 1 S: 8	H: 0 LOB: 1 BB: 1 P: 15	R: 1 E: 0 K: 1 S: 16	H: 2 LOB: 2 BB: 1 P: 29	R: 0 E: 0 K: 1 S: 9	H: 0 LOB: 0 BB: 0 P: 11	R: 0 E: 0 K: 2 S: 7	H: 1 LOB: 1 BB: 0 P: 10	R: 1 E: 0 K: 1 S: 13	H: 2 LOB: 2 BB: 0 P: 23	R: 0 E: 0 K: 2 S: 9	H: 0 LOB: 0 BB: 0 P: 12	R: 0 E: 0 K: 1 S: 10	H: 0 LOB: 0 BB: 0 P: 12	R: 2 E: 0 K: 2 S: 12	H: 1 LOB: 0 BB: 0 P: 17	1B: 3 2B: 0 3B: 0 HR: 3	SF: 0 SAC: 0 DP: 0 HBP: 1	WP: 2 PB: 0 SB: 0 CS: 0	PA: 37
PITCHER	IP WLS BF H R ER SO BB IBB HBP BLK WP HR S P ERA WHIP											PITCHER	IP WLS BF H R ER SO BB IBB HBP BLK WP HR S P ERA WHIP									
Jon Garland, R (1, 1) ERA: 6.39	5.2 W 24 4 2 2 5 2 0 1 0 1 2 54 89 3.18 1.059																					
Tom Gordon, R (6, 1) ERA: 5.4	2.1 H 8 1 0 0 3 0 0 0 0 0 0 25 34 0.00 0.429																					
Billy Koch, R (9, 1) ERA: 9.0	1.0 5 1 2 2 2 0 0 0 0 1 1 12 17 18.00 1.000																					

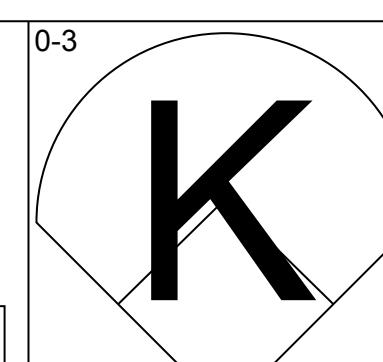
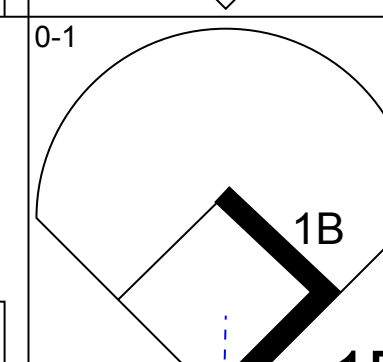
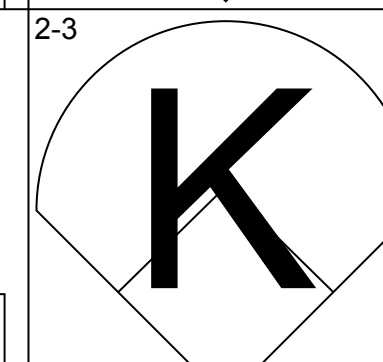
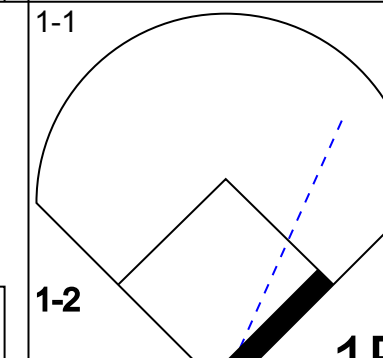
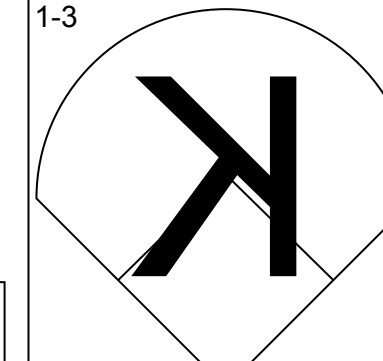
AB	34
R	4
H	6
RBI	4
BB	2
SO	10
LOB	11



Batter	1	2	3	4	5	6	7	8	9	AB R H RBI BB SO LOB	BOTTOM									
D'Angelo Jimenez, S (1, 4) OBP: 0.412, SLG: 0.575	K		F7			1-3 K			K	4 0 0 0 1 3 0	Minnesota Twins @ Chicago White Sox U.S. Cellular Field, Chicago, IL Sat Apr 26 2003, 7:05 PM EDT Att: 25,381 - Sunny - 56 F									
Jose Valentin, S (1, 6) OBP: 0.383, SLG: 0.582	G4-3		K		4-2 1B BB	2-3 K			K	4 1 0 0 1 3 2										
Frank Thomas, R (1, 10) OBP: 0.444, SLG: 0.521	K			1-0 HR	1-0 1B HBP	4-1 1-2 2-3 BB			4-2 HR BB	3 2 2 1 2 1 0										
Magglio Ordonez, R (1, 9) OBP: 0.369, SLG: 0.522		3-2 F8		2-0 HR	1-0 1B HBP	3-2 P3			0-2 1-H HR	4 2 2 3 0 0 3										
Brian Daubach, L (1, 3) OBP: 0.214, SLG: 0.083	1-0 F8			2-3 K	1-1 1-2 2-3 1B				P4 P6	5 0 1 1 0 1 0										
Carlos Lee, R (1, 7) OBP: 0.318, SLG: 0.531	0-1 HR			1-1 24 1B 2B	1-3 K				1-1 2B	4 2 3 1 0 1 3										
Armando Rios, L (1, 8) OBP: 0.333, SLG: 0.368 Aaron Rowand, R (6, 8) OBP: 0.182, SLG: 0.157		4-1 BB		1-3 K	1-2 G4-3				1-3 K	2 0 0 0 1 1 4 1 0 0 0 0 1 1										
24 Joe Crede, R (1, 5) OBP: 0.284, SLG: 0.354		0-3 K		0-2 2H 1B		0-0 G6-3			4-1 BB BB	3 0 1 1 1 1 1										
Miguel Olivo, R (1, 2) OBP: 0.233, SLG: 0.333			1-1 G6-3		1-3 K				0-1 1B K	4 0 1 0 0 2 3										
Inning Stats	R: 0 E: 0 K: 2 S: 9	H: 0 LOB: 0 BB: 0 P: 16	R: 1 E: 0 K: 1 S: 12	H: 1 LOB: 1 BB: 1 P: 20	R: 0 E: 0 K: 1 S: 6	H: 0 LOB: 0 BB: 0 P: 11	R: 3 E: 0 K: 3 S: 16	H: 4 LOB: 1 BB: 0 P: 24	R: 1 E: 0 K: 2 S: 14	H: 2 LOB: 3 BB: 1 P: 24	R: 0 E: 0 K: 1 S: 11	H: 1 LOB: 1 BB: 2 P: 24	R: 0 E: 0 K: 2 S: 13	H: 1 LOB: 2 BB: 1 P: 21	R: 2 E: 0 K: 2 S: 19	H: 1 LOB: 0 BB: 1 P: 27	1B: 4 2B: 2 3B: 0 HR: 4	SF: 0 SAC: 0 DP: 0 HBP: 1	WP: 0 PB: 0 SB: 0 CS: 0	PA: 41
PITCHER	IP WLS BF H R ER SO BB IBB HBP BLK WP HR S P ERA WHIP											PITCHER	IP WLS BF H R ER SO BB IBB HBP BLK WP HR S P ERA WHIP							
Kyle Lohse, R (1, 1) ERA: 4.8	4.1 L 23 7 5 5 8 2 0 1 0 0 3 51 87 10.38 2.077																			
Mike Fetters, R (5, 1) ERA: 4.8	1.0 5 1 0 0 1 1 0 0 0 0 0 10 16 0.00 2.000																			
Johan Santana, L (6, 1) ERA: 1.08	2.2 13 2 2 2 5 3 0 0 0 0 1 39 64 6.75 1.875																			

AB	34
R	7
H	10
RBI	7
BB	6
SO	14
LOB	17



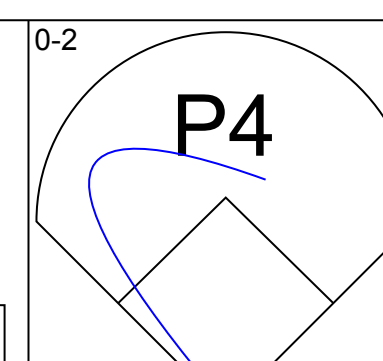
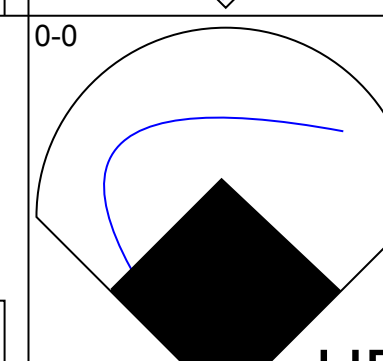
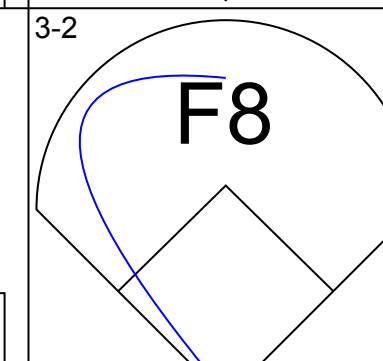
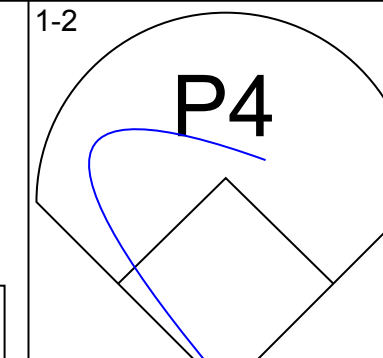
Batter	1	2	3	4	5	6	7	8	9	AB	R	H	RBI	BB	SO	LOB	TOP	
Jacque Jones, L OBP: 0.323, SLG: 0.407			G1-3					P6		4	0	1	0	0	1	0		
Cristian Guzman, S OBP: 0.302, SLG: 0.363			G4-3					F7		4	0	1	0	0	0	1		
Bobby Kielty, S OBP: 0.431, SLG: 0.613								G6-3		4	0	1	0	0	2	1		
Corey Koskie, L OBP: 0.352, SLG: 0.427										4	0	1	0	0	2	1		
Tori Hunter, R OBP: 0.289, SLG: 0.341										4	1	1	0	0	2	3		
A.J. Pierzynski, L OBP: 0.321, SLG: 0.392		G3								4	0	1	1	0	1	1		
5 Michael Cuddyer, R OBP: 0.269, SLG: 0.361		G5-3								3	0	0	0	0	0	1		
Dustan Mohr, R OBP: 0.125, SLG: 0.300										3	0	0	0	0	2	0		
Chris Gomez, R OBP: 0.333, SLG: 0.345			G5-3					F9		3	0	0	0	0	0	0		
Inning Stats	R: 0 H: 2 E: 0 K: 3 S: 13	H: 2 LOB: 2 BB: 0 P: 17	R: 0 H: 0 E: 0 K: 1 S: 9	R: 0 H: 0 E: 0 K: 0 S: 6	R: 1 H: 2 E: 0 K: 2 S: 13	H: 2 LOB: 1 BB: 0 P: 19	R: 0 H: 1 E: 0 K: 1 S: 12	H: 1 LOB: 1 BB: 0 P: 15	R: 0 H: 0 E: 0 K: 0 S: 5	H: 0 LOB: 0 BB: 0 P: 11	R: 0 H: 0 E: 0 K: 2 S: 8	H: 0 LOB: 0 BB: 0 P: 9	R: 0 H: 0 E: 0 K: 2 S: 7	H: 0 LOB: 0 BB: 0 P: 10	1B: 5 2B: 1 3B: 0 HR: 0	SF: 0 SAC: 0 DP: 0 HBP: 0	WP: 0 PA: 33 CS: 0	
PITCHER	IP	WLS	BF	H	R	ER	SO	BB	IBB	HBP	BLK	WP	HR	S	P	ERA	WHIP	
Esteban Loaiza, R ERA: 1.25	7.0	W	27	6	1	1	8	0	0	0	0	0	0	67	98	1.29	0.857	
Damaso Marte, L ERA: 2.61	2.0	S	6	0	0	0	2	0	0	0	0	0	0	15	19	0.00	0.000	

Minnesota Twins @ Chicago White Sox
 U.S. Cellular Field, Chicago, IL
 Sun Apr 27 2003, 2:05 PM EDT
 Att: 22,714 - Sunny - 71 F

livebaseballscores.com

AB 33
R 1
H 6
RBI 1
BB 0
SO 10
LOB 8



Batter	1	2	3	4	5	6	7	8	9	AB	R	H	RBI	BB	SO	LOB	BOTTOM	
D'Angelo Jimenez, S OBP: 0.396, SLG: 0.549			L3					G4-3		4	0	0	0	0	1	0		
Jose Valentin, S OBP: 0.382, SLG: 0.610			G3-1							3	1	1	1	0	1	0		
Frank Thomas, R OBP: 0.431, SLG: 0.500								P3		3	0	0	0	0	1	0		
Magglio Ordonez, R OBP: 0.368, SLG: 0.527								G5-3		3	1	1	0	0	0	0		
Brian Daubach, L OBP: 0.226, SLG: 0.077										2	1	0	0	1	0	1		
Carlos Lee, R OBP: 0.319, SLG: 0.524		E6						G6-3		3	0	1	1	0	0	1		
Armando Rios, L OBP: 0.311, SLG: 0.341								G4-3		3	0	0	0	0	1	3		
Tony Graffanino, R OBP: 0.389, SLG: 0.548										3	0	0	0	0	1	1		
Miguel Olivo, R OBP: 0.217, SLG: 0.311										3	0	0	0	0	0	1		
Inning Stats	R: 1 H: 1 E: 0 K: 0 S: 10	H: 1 LOB: 0 BB: 0 P: 14	R: 1 H: 0 E: 2 K: 2 S: 12	R: 0 H: 0 E: 0 K: 1 S: 9	R: 1 H: 2 E: 0 K: 0 S: 7	H: 2 LOB: 0 BB: 0 P: 10	R: 0 H: 0 E: 0 K: 1 S: 8	H: 0 LOB: 0 BB: 0 P: 9	R: 0 H: 0 E: 0 K: 0 S: 6	H: 0 LOB: 0 BB: 0 P: 8	R: 0 H: 0 E: 0 K: 0 S: 5	H: 0 LOB: 0 BB: 0 P: 11	1B: 1 2B: 2 3B: 0 HR: 1	SF: 0 SAC: 0 DP: 1 HBP: 0	WP: 0 PA: 28 CS: 0			
PITCHER	IP	WLS	BF	H	R	ER	SO	BB	IBB	HBP	BLK	WP	HR	S	P	ERA	WHIP	
Rick Reed, R ERA: 6.26	7.0	L	25	3	3	2	5	1	0	0	0	0	0	59	84	2.57	0.571	
Eddie Guardado, L ERA: 1.04	1.0		3	0	0	0	0	0	0	0	0	0	0	5	11	0.00	0.000	

Minnesota Twins @ Chicago White Sox
 U.S. Cellular Field, Chicago, IL
 Sun Apr 27 2003, 2:05 PM EDT
 Att: 22,714 - Sunny - 71 F

livebaseballscores.com

AB 27
R 3
H 3
RBI 2
BB 1
SO 5
LOB 7



Batter	1	2	3	4	5	6	7	8	9	AB	R	H	RBI	BB	SO	LOB	TOP					
13 Carl Crawford, L OBP: 0.250, SLG: 0.276	1-1 SH1-3 1B		0-2 G1		0-0 P5		0-1 F9		1-2 P4	5	0	1	0	0	0	4	Tampa Bay Devil Rays @ Minnesota Twins Hubert H. Humphrey Metrodome, Minneapolis, MN Tue Apr 29 2003, 8:05 PM EDT Att: 12,188 - Dome - 72 F livebaseballscorecards.com					
Terry Shumpert, R OBP: 0.250, SLG: 0.485	0-0 SH1-3		1-0 G6-3			2-1 G5-3		0-0 E	1-2 K	4	1	1	0	0	1	1						
Travis Lee, L OBP: 0.386, SLG: 0.491	2-3 SAFE K	3-3 K		1-3 K		2-1 F9		2-1 E4	1-2 1B	4	0	1	0	0	2	1						
5 Rocco Baldelli, R OBP: 0.384, SLG: 0.476	1-1 G1-3		0-0 G4-3		0-3 K		1-0 F7		1-0 F7	4	0	0	0	0	1	2						
Aubrey Huff, L OBP: 0.374, SLG: 0.495		0-1 HR		0-1 1B		2-2 K		0-1 1-2 1B		4	1	3	1	0	1	0						
Damon Easley, R OBP: 0.227, SLG: 0.297	0-0 F8		1-0 F8		2-2 E6		0-2 F8			3	1	0	0	0	0	1						
Al Martin, L OBP: 0.379, SLG: 0.393		2-1 F8		1-0 G6-4-3 1B		2-2 G6-3 1B		0-3 K2-3		1	0	0	0	0	0	2						
Chris Truby, R OBP: 0.227, SLG: 0.690		2-1 F8		1-0 G6-4-3 1B		2-2 G6-3 1B		0-3 K2-3		3	0	2	0	0	0	0						
Marlon Anderson, L OBP: 0.359, SLG: 0.362		0-1 F8		1-2 G6-4-3 1B		1-2 G6-3 1B		1-2 2-3 3-H 2B		1	0	0	0	0	1	2						
Toby Hall, R OBP: 0.310, SLG: 0.360		0-1 F8		2-2 E6		1-2 G6-3		0-0 G6-3		4	0	1	1	0	0	2						
Rey Ordóñez, R OBP: 0.326, SLG: 0.522		1-2 F8								4	0	1	1	0	0	2						
Inning Stats	R: 0 E: 0 K: 1 S: 8	H: 1 LOB: 1 BB: 0 P: 13	R: 1 E: 0 K: 0 S: 7	H: 1 LOB: 0 BB: 0 P: 9	R: 0 E: 0 K: 0 S: 8	H: 0 LOB: 0 BB: 0 P: 10	R: 0 E: 0 K: 1 S: 7	H: 1 LOB: 1 BB: 0 P: 9	R: 0 E: 0 K: 0 S: 9	H: 0 LOB: 0 BB: 0 P: 11	R: 1 E: 1 K: 1 S: 14	H: 2 LOB: 2 BB: 0 P: 20	R: 1 E: 1 K: 1 S: 15	H: 3 LOB: 2 BB: 0 P: 18	R: 0 E: 0 K: 1 S: 12	H: 1 LOB: 1 BB: 0 P: 17	1B: 7 2B: 2 3B: 0 HR: 1	SF: 0 SAC: 1 DP: 1 HBP: 0	WP: 0 PB: 0 SB: 1 CS: 0	PA: 38		
PITCHER	IP WLS BF H R ER SO BB IBB HBP BLK WP HR S P ERA WHIP	7.0 W 30 8 3 2 4 0 0 0 0 0 1 63 90 2.57 1.143	0.1 H 2 1 0 0 0 0 0 0 0 0 0 3 4 0.00 3.000	0.2 H 2 0 0 0 1 0 0 0 0 0 0 9 9 0.00 0.000	1.0 S 4 1 0 0 1 0 0 0 0 0 0 12 17 0.00 1.000																	

Batter	1	2	3	4	5	6	7	8	9	AB	R	H	RBI	BB	SO	LOB	BOTTOM					
Jacque Jones, L OBP: 0.330, SLG: 0.411	1-1 1B FC5-4 1B		0-1 F9		1-2 1B		1-2 G3			4	1	2	0	0	0	2	Tampa Bay Devil Rays @ Minnesota Twins Hubert H. Humphrey Metrodome, Minneapolis, MN Tue Apr 29 2003, 8:05 PM EDT Att: 12,188 - Dome - 72 F livebaseballscorecards.com					
Cristian Guzman, S OBP: 0.311, SLG: 0.369	3-1 SAFE 1B FC5-4 1B		0-1 HR		2-0 F8		2-3 K			4	1	2	0	0	1	1						
Corey Koskie, L OBP: 0.359, SLG: 0.462	1-2 SAFE 1B FC5-4 1B		2-0 HR		4-1 FC6-5 BB		2-3 K			3	1	1	3	1	1	1						
Todd Sears, L OBP: 0.250, SLG: 0.500	2-1 F8		1-0 G5-3		1-0 F7		1-0 F7		1-0 E	4	0	1	0	0	0	2						
Dustan Mohr, R OBP: 0.125, SLG: 0.300	1-2 F8		2-1 G5-3		1-2 F7		1-2 F7		1-2 E	0	1	0	0	0	0	0						
Tori Hunter, R OBP: 0.287, SLG: 0.371	0-0 P2		1-1 HR		1-1 FC6-5		0-1 E3		0-1 F8-4 G3	4	1	1	1	0	0	3						
Bobby Kielty, S OBP: 0.434, SLG: 0.615		4-2 1B BB	1-0 L3-6 2B		2-2 G4-3		2-2 G3		2-2 G3	3	0	1	1	1	0	3						
Doug Mientkiewicz, L OBP: 0.283, SLG: 0.365		1-2 1B	2-0 L3-6		2-2 F9		2-2 F9		1-1 F8-4	4	0	1	0	0	0	2						
A.J. Pierzynski, L OBP: 0.310, SLG: 0.377		0-2 F7		0-0 F8		0-2 P5				3	0	0	0	0	0	2						
Luis Rivas, R OBP: 0.217, SLG: 0.284		0-0 F9		1-0 G1-3		0-2 G3				3	0	0	0	0	0	2						
Inning Stats	R: 1 E: 0 K: 0 S: 11	H: 2 LOB: 1 BB: 0 P: 18	R: 0 E: 0 K: 0 S: 12	H: 1 LOB: 2 BB: 1 P: 17	R: 3 E: 0 K: 0 S: 8	H: 4 LOB: 0 BB: 0 P: 15	R: 0 E: 0 K: 0 S: 6	H: 1 LOB: 1 BB: 0 P: 10	R: 0 E: 0 K: 0 S: 8	H: 0 LOB: 0 BB: 1 P: 16	R: 0 E: 0 K: 2 S: 10	H: 0 LOB: 0 BB: 0 P: 12	R: 0 E: 0 K: 0 S: 9	H: 0 LOB: 0 BB: 0 P: 14	R: 1 E: 1 K: 0 S: 8	H: 1 LOB: 1 BB: 0 P: 12	1B: 5 2B: 4 3B: 0 HR: 2	SF: 0 SAC: 0 DP: 2 HBP: 0	WP: 0 PB: 0 SB: 1 CS: 0	PA: 34		
PITCHER	IP WLS BF H R ER SO BB IBB HBP BLK WP HR S P ERA WHIP	7.0 L 30 8 4 4 2 2 0 0 0 0 2 64 102 5.14 1.429	1.0 4 1 1 1 0 0 0 0 0 0 0 0 8 12 9.00 1.000																			



Batter	1	2	3	4	5	6	7	8	9	AB	R	H	RBI	BB	SO	LOB	TOP						
13 Carl Crawford, L OBP: 0.284, SLG: 0.307										4	3	2	0	1	0	1	Tampa Bay Devil Rays @ Minnesota Twins Hubert H. Humphrey Metrodome, Minneapolis, MN Wed Apr 30 2003, 8:05 PM EDT Att: 15,282 - Dome - 72 F livebaseballscorecards.com						
5 Rocco Baldelli, R OBP: 0.385, SLG: 0.509										5	1	2	5	0	1	1							
Travis Lee, L OBP: 0.371, SLG: 0.466										5	0	1	0	0	2	2							
Aubrey Huff, L OBP: 0.361, SLG: 0.476										4	0	0	0	0	0	1							
Al Martin, L OBP: 0.377, SLG: 0.391 Damon Easley, R (8, PH) OBP: 0.224, SLG: 0.292										3	0	1	0	0	1	0							
Toby Hall, R OBP: 0.318, SLG: 0.359										3	0	1	0	0	0	1							
Marlon Anderson, L OBP: 0.366, SLG: 0.361										3	0	1	0	0	0	1							
Chris Truby, R OBP: 0.462, SLG: 0.522										3	0	0	0	1	2	3							
Rey Ordóñez, R OBP: 0.333, SLG: 0.521										4	1	2	0	0	0	3							
Inning Stats	R: 1 E: 0 K: 0 S: 4	H: 2 LOB: 0 BB: 0 P: 9	R: 0 E: 0 K: 0 S: 9	H: 2 LOB: 1 BB: 0 P: 11	R: 3 E: 0 K: 0 S: 11	H: 2 LOB: 0 BB: 1 P: 18	R: 0 E: 0 K: 1 S: 11	H: 0 LOB: 0 BB: 0 P: 15	R: 0 E: 0 K: 1 S: 14	H: 1 LOB: 1 BB: 0 P: 21	R: 0 E: 0 K: 1 S: 13	H: 0 LOB: 3 BB: 1 P: 24	R: 0 E: 0 K: 1 S: 10	H: 1 LOB: 1 BB: 0 P: 15	R: 0 E: 0 K: 2 S: 9	H: 1 LOB: 1 BB: 0 P: 11	R: 1 E: 0 K: 1 S: 8	H: 1 LOB: 0 BB: 0 P: 11	1B: 6 2B: 3 3B: 1 HR: 1	SF: 0 SAC: 0 DP: 2 HBP: 2	WP: 0 PB: 0 CS: 0	PA: 39	
PITCHER	IP	WLS	BF	H	R	ER	SO	BB	IBB	HBP	BLK	WP	HR	S	P	ERA	WHIP						
Brad Radke, R ERA: 6.29	(1, 1)	5.2	W	24	7	4	4	3	1	0	1	0	0	1	55	82	6.35	1.412					
Johan Santana, L ERA: 0.95	(6, 1)	2.1		11	2	0	0	3	1	0	1	0	0	0	26	42	0.00	1.286					
Tony Fiore, R ERA: 6.59	(9, 1)	1.0		4	1	1	1	1	0	0	0	0	0	0	8	11	9.00	1.000					

Batter	1	2	3	4	5	6	7	8	9	AB	R	H	RBI	BB	SO	LOB	BOTTOM						
Jacque Jones, L OBP: 0.343, SLG: 0.432										5	2	3	1	0	2	2	Tampa Bay Devil Rays @ Minnesota Twins Hubert H. Humphrey Metrodome, Minneapolis, MN Wed Apr 30 2003, 8:05 PM EDT Att: 15,282 - Dome - 72 F livebaseballscorecards.com						
Cristian Guzman, S OBP: 0.295, SLG: 0.348										5	0	0	0	0	1	6							
Corey Koskie, L OBP: 0.365, SLG: 0.457										3	1	1	1	1	0	2							
Todd Sears, L OBP: 0.250, SLG: 0.500										4	1	1	2	0	1	3							
Tori Hunter, R OBP: 0.295, SLG: 0.402										3	1	1	3	1	0	1							
Bobby Kielty, S OBP: 0.425, SLG: 0.588										3	0	0	0	0	1	2							
Doug Mientkiewicz, L OBP: 0.292, SLG: 0.364										3	0	1	0	1	0	1							
Tom Prince, R OBP: 0.400, SLG: 0.250										3	1	0	0	0	1	2							
Luis Rivas, R OBP: 0.233, SLG: 0.314										3	2	1	1	1	0	2							
Inning Stats	R: 4 E: 0 K: 0 S: 10	H: 4 LOB: 0 BB: 0 P: 15	R: 2 E: 0 K: 2 S: 14	H: 2 LOB: 1 BB: 0 P: 23	R: 0 E: 0 K: 2 S: 12	H: 1 LOB: 1 BB: 0 P: 16	R: 2 E: 0 K: 0 S: 8	H: 1 LOB: 2 BB: 2 P: 19	R: 0 E: 0 K: 1 S: 10	H: 0 LOB: 2 BB: 1 P: 18	R: 0 E: 0 K: 0 S: 4	H: 0 LOB: 0 BB: 1 P: 8	R: 0 E: 0 K: 0 S: 4	H: 0 LOB: 0 BB: 0 P: 7	R: 0 E: 0 K: 1 S: 6	H: 0 LOB: 0 BB: 0 P: 9	R: 0 E: 0 K: 1 S: 8	H: 0 LOB: 0 BB: 0 P: 11	1B: 4 2B: 3 3B: 1 HR: 1	SF: 0 SAC: 0 DP: 2 HBP: 2	WP: 0 PB: 0 CS: 0	PA: 38	
PITCHER	IP	WLS	BF	H	R	ER	SO	BB	IBB	HBP	BLK	WP	HR	S	P	ERA	WHIP						
Seth McClung, R ERA: 5.73	(1, 1)	1.1	L	11	6	6	6	1	0	2	0	0	0	1	18	29	40.50	4.500					
Nick Bierbrodt, L ERA: 11.44	(2, 1)	3.2		18	2	2	2	4	2	1	0	1	0	0	36	62	4.91	1.091					
Travis Harper, R ERA: 3.06	(6, 1)	2.0		6	0	0	0	0	1	0	0	0	0	0	8	15	0.00	0.500					
Mike Venafro, L ERA: 3.52	(8, 1)	1.0		3	0	0	0	1	0	0	0	0	0	0	6	9	0.00	0.000					

Batter	1	2	3	4	5	6	7	8	9	10	11	12	13	AB	R	H	RBI	BB	SO	LOB	TOP					
13 Carl Crawford, L OBP: 0.252, SLG: 0.293	K	L5		G4-3		K			F7			K		6	0	0	0	0	3	4						
5 Rocco Baldelli, R OBP: 0.374, SLG: 0.500	1B	K			K		G6-3		F9			F8		6	1	1	0	0	2	0						
Travis Lee, L OBP: 0.353, SLG: 0.438	E			K			G1-3		F8			G4-3		6	1	1	1	0	2	0						
Aubrey Huff, L OBP: 0.368, SLG: 0.500	2B			F9			G4-3				F7			5	2	2	1	1	0	0						
Marlon Anderson, L OBP: 0.356, SLG: 0.364	G4-3			G3-1			P6				F8			5	1	1	1	0	0	0						
George Lombard, L OBP: 0.321, SLG: 0.444	G4-3			G4-3			G4-3		F7					4	0	0	1	0	0	1						
Tony Shumbert, R OBP: 0.263, SLG: 0.486									F8			FC5-6		2	0	1	0	0	1	1						
Javier Valentin, S OBP: 0.289, SLG: 0.343				FC6-4			FC5-4					FC5-6		4	0	2	1	2	0	2						
Chris Truby, R OBP: 0.452, SLG: 0.481	F7													4	0	1	0	1	2	3						
Felix Escalona, R														3	0	0	0	0	0	4						
Al Martin, L OBP: 0.371, SLG: 0.385				G6-3			FC6-4							1	0	0	0	0	1	0						
Rey Ordóñez, R OBP: 0.330, SLG: 0.516							FC5-4					F8		1	0	0	0	0	1	1						
Inning Stats	R: 4 E: 1 K: 1 S: 17	H: 4 LOB: 1 BB: 1 P: 28	R: 0 E: 0 K: 1 S: 7	H: 0 LOB: 0 BB: 0 P: 10	R: 0 E: 0 K: 1 S: 6	H: 0 LOB: 0 BB: 12	R: 0 E: 0 K: 1 S: 5	H: 1 LOB: 2 BB: 1 P: 10	R: 1 E: 0 K: 1 S: 11	H: 1 LOB: 0 BB: 0 P: 17	R: 0 E: 0 K: 1 S: 9	H: 0 LOB: 0 BB: 0 P: 14	R: 0 E: 0 K: 1 S: 8	H: 0 LOB: 1 BB: 1 P: 13	R: 0 E: 0 K: 1 S: 12	H: 0 LOB: 0 BB: 0 P: 15	R: 0 E: 0 K: 1 S: 10	H: 1 LOB: 1 BB: 0 P: 15	R: 0 E: 0 K: 1 S: 8	H: 0 LOB: 0 BB: 0 P: 11	R: 0 E: 0 K: 1 S: 7	H: 1 LOB: 1 BB: 0 P: 13	1B: 6 2B: 2 3B: 0 HR: 1	SF: 0 SAC: 1 DP: 0 HBP: 0	WP: 1 PB: 0 SB: 0 CS: 0	PA: 52
PITCHER	IP	WLS	BF	H	R	ER	SO	BB	IBB	HBP	BLK	WP	HR	S	P	ERA	WHIP									
Joe Mays, R ERA: 5.3	(1, 1)	6.0	28	7	5	5	5	3	0	0	0	0	1	0	12	22	0.00	0.600								
J.C. Romero, L ERA: 3.65	(7, 1)	1.2	6	0	0	0	0	1	0	0	0	0	0	0	16	20	0.00	0.000								
LaTroy Hawkins, R ERA:	(8, 1)	1.1	4	0	0	0	2	0	0	0	0	0	0	0	20	30	0.00	0.500								
Eddie Guardado, L ERA: 0.77	(10, 1)	2.0	7	1	0	0	2	0	0	0	0	0	0	0	15	24	0.00	0.500								
Tony Fiore, R ERA: 5.74	(12, 1)	2.0	W	7	1	0	0	2	0	0	0	1	0	15	24	0.00	0.500									

Tampa Bay Devil Rays @ Minnesota Twins
Hubert H. Humphrey Metrodome, Minneapolis, MN
Thu May 01 2003, 1:05 PM EDT
Att. 13,285 - Dome - 72 F

AB 47
R 5
H 9
RBI 5
BB 4
SO 11
LOB 16



Batter	1	2	3	4	5	6	7	8	9	10	11	12	13	AB	R	H	RBI	BB	SO	LOB	BOTTOM							
Jacque Jones, L OBP: 0.330, SLG: 0.441	SH3		K2-3	G3		G4-3		P6			G3-1			7	1	2	0	0	1	6								
Cristian Guzman, S OBP: 0.307, SLG: 0.389	SH3		F8		G6-3			BB		G4-3				6	0	3	1	0	0	0								
Corey Koskie, L OBP: 0.373, SLG: 0.488	L3				F9						2B			5	2	2	1	1	1	2								
Matthew LeCroy, R OBP: 0.330, SLG: 0.393	F9													3	1	1	0	0	0	1								
Dustin Mohr, R OBP: 0.143, SLG: 0.333														2	0	1	0	0	0	2								
Toni Hunter, R OBP: 0.306, SLG: 0.406														4	1	1	0	2	1	3								
Bobby Kielty, S OBP: 0.419, SLG: 0.569														4	1	1	1	1	0	4								
Doug Mientkiewicz, L OBP: 0.289, SLG: 0.360														1	0	0	1	0	0	0								
Todd Sears, L OBP: 0.400, SLG: 0.500														0	0	0	0	1	0	0								
Michael Cuddeyer, R OBP: 0.286, SLG: 0.385														2	0	1	0	1	0	0								
A.J. Pierzynski, L OBP: 0.300, SLG: 0.361														6	0	1	2	0	0	4								
Luis Rivas, R OBP: 0.253, SLG: 0.320														5	0	2	0	1	0	2								
Inning Stats	R: 0 E: 0 K: 0 S: 8	H: 1 LOB: 1 BB: 0 P: 13	R: 1 E: 0 K: 1 S: 10	H: 1 LOB: 0 BB: 0 P: 15	R: 0 E: 0 K: 1 S: 8	H: 0 LOB: 0 BB: 12	R: 2 E: 0 K: 0 S: 15	H: 3 LOB: 3 BB: 2 P: 28	R: 0 E: 0 K: 0 S: 6	H: 0 LOB: 0 BB: 0 P: 10	R: 1 E: 0 K: 1 S: 14	H: 1 LOB: 2 BB: 1 P: 24	R: 0 E: 0 K: 1 S: 11	H: 1 LOB: 2 BB: 1 P: 19	R: 0 E: 0 K: 0 S: 10	H: 2 LOB: 1 BB: 1 P: 20	R: 0 E: 0 K: 0 S: 5	H: 0 LOB: 0 BB: 1 P: 11	R: 0 E: 0 K: 0 S: 7	H: 1 LOB: 2 BB: 1 P: 13	R: 0 E: 0 K: 0 S: 6	H: 0 LOB: 0 BB: 0 P: 11	R: 1 E: 0 K: 0 S: 8	H: 3 LOB: 1 BB: 0 P: 15	1B: 8 2B: 7 3B: 1 HR: 1	SF: 1 SAC: 1 DP: 4 HBP: 2	WP: 1 PB: 2 SB: 0 CS: 1	PA: 56
PITCHER	IP	WLS	BF	H	R	ER	SO	BB	IBB	HBP	BLK	WP	HR	S	P	ERA	WHIP											
Steve Parris, R ERA: 5.18	(1, 1)	5.0	22	5	3	2	2	2	0	0	0	1	1	25	43	4.50	2.000											
Victor Zambrano, R ERA: 6.32	(8, 1)	2.0	H	11	2	1	1	1	2	0	2	0	0	0	10	15	0.00	2.000										
Mike Venafro, L ERA: 3.12	(8, 1)	1.0	H	4	2	0	0	0	0	0	0	0	0	0	21	44	3.00	1.333										
Lance Carter, R ERA: 3.38	(8, 1)	3.0	B	13	3	1	1	0	1	2	0	0	0	0	14	26	6.75	2.250										
Travis Harper, R ERA: 3.32	(12, 1)	1.1	L	6	3	1	1	0	0	0	0	0	0	0	14	26	6.75	2.250										

Tampa Bay Devil Rays @ Minnesota Twins
Hubert H. Humphrey Metrodome, Minneapolis, MN
Thu May 01 2003, 1:05 PM EDT
Att. 13,285 - Dome - 72 F

AB 45
R 6
H 15
RBI 6
BB 7
SO 3
LOB 24



Batter	1	2	3	4	5	6	7	8	9	AB	R	H	RBI	BB	SO	LOB	TOP					
Jacque Jones, L OBP: 0.322, SLG: 0.414	G4-3		K			K		K		4	0	0	0	0	3	2	Minnesota Twins @ Boston Red Sox Fenway Park, Boston, MA Sat May 03 2003, 1:20 PM EDT Att: 33,061 - Sunny - 54 F					
Cristian Guzman, S OBP: 0.305, SLG: 0.394	K			1B	2B	F8		F7		4	1	1	0	0	1	0						
Corey Koskie, L OBP: 0.378, SLG: 0.473	1B			2H	1B		G4-3			4	0	2	1	0	1	0						
Matthew LeCroy, R OBP: 0.319, SLG: 0.462	F9			G5-3			G5-3			4	0	0	0	0	1	1						
Tori Hunter, R OBP: 0.311, SLG: 0.404 5 Michael Cuddyer, R OBP: 0.292, SLG: 0.369	K			K			F8			3	0	0	0	0	2	0						
Bobby Kielty, S OBP: 0.404, SLG: 0.532	K					F9		G3		3	0	0	0	0	1	0						
Todd Sears, L OBP: 0.375, SLG: 0.429	K					K		G6-3	1B	3	0	1	0	0	2	0						
Dustan Mohr, R OBP: 0.204, SLG: 0.417				F8		K		G6-3	1B	3	0	1	0	0	1	0						
Luis Rivas, R OBP: 0.244, SLG: 0.308				F9				F8		3	0	0	0	0	0	2						
Inning Stats	R: 0 E: 0 K: 1 S: 10	H: 1 LOB: 1 BB: 0 P: 13	R: 0 E: 0 K: 3 S: 10	H: 0 LOB: 0 BB: 0 P: 14	R: 0 E: 0 K: 1 S: 7	H: 0 LOB: 0 BB: 0 P: 10	R: 1 E: 0 K: 1 S: 12	H: 2 LOB: 0 BB: 0 P: 18	R: 0 E: 0 K: 2 S: 7	H: 0 LOB: 0 BB: 0 P: 9	R: 0 E: 0 K: 1 S: 6	H: 0 LOB: 0 BB: 0 P: 8	R: 0 E: 0 K: 0 S: 6	H: 0 LOB: 0 BB: 0 P: 6	R: 0 E: 0 K: 1 S: 12	H: 2 LOB: 2 BB: 0 P: 17		R: 0 E: 0 K: 2 S: 7	H: 0 LOB: 0 BB: 0 P: 13	1B: 4 2B: 1 3B: 0 HR: 0	SF: 0 SAC: 0 DP: 0 HBP: 0	WP: 0 PB: 0 SB: 0 CS: 0
PITCHER Pedro Martinez, R ERA: 2.55	IP: 9.0 WLS: W BF: 31 H: 5 R: 1 ER: 1 SO: 12 BB: 0 IBB: 0 HBP: 0 BLK: 0 WP: 0 HR: 0 S: 77 P: 108 ERA: 1.00 WHIP: 0.556																					

Batter	1	2	3	4	5	6	7	8	9	AB	R	H	RBI	BB	SO	LOB	BOTTOM			
18 Johnny Damon, L OBP: 0.316, SLG: 0.422	G5-3		1B	2B		F9	SF9	G5-3		4	0	1	1	0	0	2	Minnesota Twins @ Boston Red Sox Fenway Park, Boston, MA Sat May 03 2003, 1:20 PM EDT Att: 33,061 - Sunny - 54 F			
Todd Walker, L OBP: 0.352, SLG: 0.405	K		1B	BB		1B	BB	F8		4	1	2	1	1	1	0				
Nomar Garciaparra, R OBP: 0.324, SLG: 0.473	P4		1B			1B	E5	F8		5	1	2	0	0	0	1				
Manny Ramirez, R OBP: 0.439, SLG: 0.545		34	F7			G1-6-3	34	P3		4	2	1	0	1	0	4				
34 David Ortiz, L OBP: 0.333, SLG: 0.379		SF9		L3						3	1	2	3	1	0	0				
Kevin Millar, R OBP: 0.386, SLG: 0.545	L5									4	1	2	0	0	0	3				
Trot Nixon, L OBP: 0.423, SLG: 0.511	SF9			K						3	1	2	2	0	1	1				
Shea Hillenbrand, R OBP: 0.371, SLG: 0.486	P3			P3						4	0	0	0	0	0	5				
Jason Varitek, S OBP: 0.352, SLG: 0.488			F8			18	FC4-6	P5		4	2	1	1	0	0	3				
Inning Stats	R: 0 E: 0 K: 1 S: 12	H: 0 LOB: 0 BB: 0 P: 17	R: 1 E: 0 K: 0 S: 13	H: 2 LOB: 1 BB: 0 P: 19	R: 0 E: 0 K: 0 S: 9	H: 2 LOB: 2 BB: 1 P: 22	R: 0 E: 0 K: 1 S: 6	H: 1 LOB: 0 BB: 0 P: 10	R: 1 E: 0 K: 0 S: 13	H: 3 LOB: 1 BB: 0 P: 17	R: 7 E: 2 K: 0 S: 27	H: 4 LOB: 1 BB: 2 P: 47	R: 0 E: 0 K: 0 S: 8	H: 1 LOB: 0 BB: 0 P: 10	R: 0 E: 0 K: 0 S: 4	H: 0 LOB: 0 BB: 0 P: 8		1B: 9 2B: 4 3B: 0 HR: 0	SF: 2 SAC: 0 DP: 1 HBP: 0	WP: 0 PB: 0 SB: 2 CS: 0
PITCHER Rick Reed, R ERA: 5.87 Tony Fiore, R ERA: 8.5 Juan Rincon, R ERA: 1.46	IP: 3.1 WLS: L BF: 14 H: 6 R: 6 ER: 3 SO: 1 BB: 1 IBB: 0 HBP: 0 BLK: 0 WP: 0 HR: 0 S: 34 P: 54 ERA: 11.57 WHIP: 3.000																			

AB	31
R	1
H	5
RBI	1
BB	0
SO	12
LOB	5



AB	35
R	9
H	13
RBI	8
BB	3
SO	2
LOB	19



Batter	1	2	3	4	5	6	7	8	9	AB	R	H	RBI	BB	SO	LOB	TOP										
Dustin Mohr, R OBP: 0.222, SLG: 0.434	L7		FC6-4			1B 2B	K			5	2	2	0	0	1	4	Minnesota Twins @ Boston Red Sox Fenway Park, Boston, MA Sun May 04 2003, 2:05 PM EDT Att: 32,887 - Cloudy - 53 F										
Cristian Guzman, S OBP: 0.316, SLG: 0.398	K			F8		2B 1B	SH 1B	FC1-6 1B		4	2	2	0	0	1	0											
Corey Koskie, L OBP: 0.388, SLG: 0.490	CS 1B			F7		1B SF8 2B	1B E 1B	FC1-6 G6-4-3		5	2	3	1	0	0	1											
Matthew LeCroy, R OBP: 0.329, SLG: 0.464 Doug Mientkiewicz, L OBP: 0.289, SLG: 0.360 Bobby Kielty, S OBP: 0.400, SLG: 0.525	CS 1-2	P5		K		5 3B 1B	FC3-6 E 2B 1B	G6-4-3		4	1	2	3	0	1	0											
Tori Hunter, R OBP: 0.306, SLG: 0.404		CS 2B			K	P6	FC5 FC3-6	G5-3		5	0	1	0	0	1	3											
Todd Sears, L OBP: 0.381, SLG: 0.444		F8			BB 1B	SF8	FC3-6 5 WP 2B	1B		4	1	2	1	0	0	3											
5 Michael Cuddyer, R OBP: 0.299, SLG: 0.391			P6		K	3B	2B BB	K		4	0	1	1	1	2	2											
Tom Prince, R OBP: 0.450, SLG: 0.333			F8		BB	BB	2B	F9		3	0	1	2	2	0	1											
Luis Rivas, R OBP: 0.244, SLG: 0.296			FC6-4 BB		G1-3	G5-3	G5-3			3	0	0	0	1	0	7											
Inning Stats	R: 0 E: 0 K: 1 S: 9	H: 1 LOB: 0 BB: 0 P: 16	R: 0 E: 0 K: 0 S: 5	H: 1 LOB: 0 BB: 0 P: 7	R: 0 E: 0 K: 0 S: 10	H: 0 LOB: 1 BB: 1 P: 16	R: 0 E: 0 K: 1 S: 7	H: 0 LOB: 2 BB: 1 P: 10	R: 0 E: 0 K: 2 S: 10	H: 1 LOB: 2 BB: 1 P: 16	R: 4 E: 0 K: 0 S: 19	H: 5 LOB: 2 BB: 1 P: 24	R: 5 E: 2 K: 1 S: 25	H: 4 LOB: 1 BB: 1 P: 37	R: 0 E: 0 K: 0 S: 9	H: 1 LOB: 0 BB: 0 P: 11	R: 0 E: 0 K: 1 S: 7	H: 1 LOB: 1 BB: 0 P: 10	1B: 9 2B: 4 3B: 1 HR: 0	SF: 1 SAC: 1 DP: 1 HBP: 0	WP: 1 PB: 0 SB: 0 CS: 2	PA: 45					
PITCHER	IP	WLS	BF	H	R	ER	SO	BB	IBB	HBP	BLK	WP	HR	S	P	ERA	WHIP										
49 Tim Wakefield, R ERA: 4.62	5.2		26	8	4	4	4	3	0	0	0	0	0	57	86	6.35	1.941										
50 Mike Timlin, R ERA: 4.43	0.1	L	5	3	4	1	0	0	0	0	0	0	0	14	18	27.00	9.000										
Jason Shiell, R ERA: 1.86	1.0		6	1	1	0	1	1	0	0	0	1	0	14	22	0.00	2.000										
Kevin Tolar, L ERA: 9.0	1.0		3	1	0	0	0	0	0	0	0	0	0	9	11	0.00	1.000										
Brandon Lyon, R ERA: 1.72	1.0		4	1	0	0	1	0	0	0	0	0	0	7	10	0.00	1.000										

Batter	1	2	3	4	5	6	7	8	9	AB	R	H	RBI	BB	SO	LOB	BOTTOM										
18 Johnny Damon, L OBP: 0.319, SLG: 0.417	G3-1		L8	G5-3 BB			1B		L6	4	0	1	0	1	0	0	Minnesota Twins @ Boston Red Sox Fenway Park, Boston, MA Sun May 04 2003, 2:05 PM EDT Att: 32,887 - Cloudy - 53 F										
Bill Mueller, S OBP: 0.416, SLG: 0.552	F9		2B	G5-3			F8	1B		5	1	2	0	0	0	3											
Nomar Garciaparra, R OBP: 0.326, SLG: 0.474	PB 1B 2B		2B 34 FC1 BB	G4-3			F9		G5-3	4	1	1	0	1	0	4											
Manny Ramirez, R OBP: 0.441, SLG: 0.552	34 2B 1B		1B 2B	G5-3			F7			4	2	2	2	0	0	1											
34 David Ortiz, L OBP: 0.329, SLG: 0.387	1H 2B		FC1 1B	K				K		4	0	1	1	0	2	2											
Kevin Millar, R OBP: 0.373, SLG: 0.538	G6-3		1B	G5-3				BLK BB		3	0	1	1	1	0	1											
Shea Hillenbrand, R OBP: 0.359, SLG: 0.466		F9	F8			L5		K		4	0	0	0	0	1	3											
Jeremy Giambi, L OBP: 0.290, SLG: 0.286 Jason Varitek, S OBP: 0.346, SLG: 0.481		K		K		G4-3		K		3	0	0	0	0	2	0											
Doug Mirabeli, R OBP: 0.200, SLG: 0.342		G6-3		G5-3 18 BB 1B		G1-3		F7		4	0	1	0	0	0	0											
Inning Stats	R: 2 E: 0 K: 0 S: 16	H: 3 LOB: 1 BB: 0 P: 23	R: 0 E: 0 K: 1 S: 6	H: 0 LOB: 0 BB: 0 P: 10	R: 2 E: 0 K: 0 S: 15	H: 3 LOB: 1 BB: 1 P: 32	R: 0 E: 0 K: 1 S: 13	H: 1 LOB: 2 BB: 1 P: 23	R: 0 E: 0 K: 0 S: 7	H: 0 LOB: 0 BB: 0 P: 10	R: 0 E: 0 K: 0 S: 6	H: 0 LOB: 1 BB: 0 P: 10	R: 0 E: 0 K: 3 S: 11	H: 0 LOB: 1 BB: 1 P: 22	R: 0 E: 0 K: 0 S: 7	H: 1 LOB: 1 BB: 0 P: 8	1B: 5 2B: 4 3B: 0 HR: 0	SF: 0 SAC: 0 DP: 0 HBP: 0	WP: 0 PB: 1 SB: 0 CS: 0	PA: 39							
PITCHER	IP	WLS	BF	H	R	ER	SO	BB	IBB	HBP	BLK	WP	HR	S	P	ERA	WHIP										
Kenny Rogers, L ERA: 4.14	6.0	W	27	7	4	4	3	2	0	0	0	0	0	63	108	6.00	1.500										
J.C. Romero, L ERA: 4.4	2.0		8	1	0	0	3	1	0	0	1	0	0	21	38	0.00	1.000										
Eddie Guardado, L ERA: 0.71	1.0		4	1	0	0	0	0	0	0	0	0	0	7	8	0.00	1.000										



Batter	1	2	3	4	5	6	7	8	9	AB	R	H	RBI	BB	SO	LOB	TOP								
Jacque Jones, L (1, 7) OBP: 0.350, SLG: 0.500	1-1 HR		3-1 HR	0-2 FC5-4 1B		2-2 1-3 2B			3-2 G6-3 S 1B	5	3	5	2	0	0	0									
Cristian Guzman, S (1, 6) OBP: 0.303, SLG: 0.381	3-2 G3		1-1 F8	1-2 FC5-4		2-2 G6-3			2-1 G6-3	5	0	0	0	0	0	5									
Corey Koskie, L (1, 5) OBP: 0.380, SLG: 0.476	1-3 K		2-2 G4-3	0-0 F7			3-2 P5		2-2 F7 1B	5	0	1	1	0	1	2									
Todd Sears, L (1, 3) OBP: 0.346, SLG: 0.364	2-1 G3		4-1 HR BB		1-3 K		0-3 K		2-0 F7 1-2	4	1	0	0	1	2	1									
Tori Hunter, R (1, 8) OBP: 0.302, SLG: 0.421		0-1 G1	0-1 HR		3-2 F9		0-1 G6-3		0-2 F7	5	1	1	2	0	0	1									
Bobby Kielty, S (1, 10) OBP: 0.404, SLG: 0.524		1-0 HR 1B	3-2 1B		1-3 K2-3			3-3 K		4	1	2	0	0	2	0									
Dustan Mohr, R (1, 9) OBP: 0.241, SLG: 0.491		3-2 HR 1B	0-0 P3		0-0 L9			0-0 1B		4	1	2	2	0	0	1									
A.J. Pierzynski, L (1, 2) OBP: 0.309, SLG: 0.360		1-2 G3-1		3-1 FC5-4 1B		2-0 2B HBP		0-0 F7		3	0	1	0	0	0	1									
Chris Gomez, R (1, 4) OBP: 0.316, SLG: 0.351		1-0 F9		0-0 F8		2-1 P4		0-1 G4-3		4	0	0	0	0	0	3									
Inning Stats	R: 1 E: 0 K: 1 S: 11	H: 1 LOB: 0 BB: 0 P: 18	R: 2 E: 0 K: 0 S: 11	H: 2 LOB: 0 BB: 0 P: 17	R: 3 E: 0 K: 0 S: 14	H: 3 LOB: 1 BB: 1 P: 27	R: 0 E: 0 K: 0 S: 11	H: 2 LOB: 2 BB: 0 P: 15	R: 0 E: 0 K: 2 S: 10	H: 0 LOB: 0 BB: 0 P: 15	R: 0 E: 0 K: 0 S: 11	H: 1 LOB: 2 BB: 0 P: 19	R: 0 E: 0 K: 1 S: 9	H: 0 LOB: 0 BB: 0 P: 12	R: 0 E: 0 K: 1 S: 8	H: 1 LOB: 1 BB: 0 P: 11	R: 1 E: 0 K: 0 S: 15	H: 2 LOB: 1 BB: 0 P: 24	1B: 7 2B: 1 3B: 0 HR: 4	SF: 0 SAC: 0 DP: 0 HBP: 1	WP: 0 PB: 0 SB: 1 CS: 1	PA: 41			
PITCHER	IP	WLS	BF	H	R	ER	SO	BB	IBB	HBP	BLK	WP	HR	S	P	ERA	WHIP								
Steve Parris, R (1, 1) ERA: 6.25	3.0	L	16	6	6	6	1	1	0	0	0	0	4	36	62	18.00	2.333								
Nick Bierbrodt, L (4, 1) ERA: 9.93	3.0		13	3	0	0	2	0	0	1	0	0	0	32	49	0.00	1.000								
Jesus Colome, R (7, 1) ERA: 5.52	2.0		7	1	0	0	2	0	0	0	0	0	0	17	23	0.00	0.500								
Victor Zambrano, R (9, 1) ERA: 6.48	1.0		5	2	1	1	0	0	0	0	0	0	0	15	24	9.00	2.000								

Minnesota Twins @ Tampa Bay Devil Rays
Tropicana Field, St. Petersburg, FL
Tue May 06 2003, 7:15 PM EDT
Att: 8,709 - Dome - 72 F

AB	39
R	7
H	12
RBI	7
BB	1
SO	5
LOB	14



Batter	1	2	3	4	5	6	7	8	9	AB	R	H	RBI	BB	SO	LOB	BOTTOM								
Marlon Anderson, L (1, 4) OBP: 0.371, SLG: 0.356	1-2 G6-3		1-0 F9		1-2 P6		1-0 5 G6-4-3 1B		0-0 G4-3	5	0	1	0	0	0	1									
5 Rocco Baldelli, R (1, 8) OBP: 0.364, SLG: 0.485	1-1 S 1B		3-3 K			1-0 1B G3-1 1B	0-0 G6-4-3 1-2			4	1	2	0	0	1	2									
Aubrey Huff, L (1, 9) OBP: 0.366, SLG: 0.548	0-3 K			2-2 G6-3		1-1 G3-1 SF8 1B		0-3 K		4	1	1	0	0	2	1									
Travis Lee, L (1, 3) OBP: 0.357, SLG: 0.416	4-2 SAFE 1-2 BB			0-1 G4-1		1-1 SF8 G3-1 1B		0-1 F8		3	0	1	0	1	0	0									
Al Martin, L (1, 10) OBP: 0.333, SLG: 0.354	2-3 K			0-2 E6 1B		0-1 G3-1		1-3 K		3	0	0	1	0	1	4									
Damon Easley, R (8, PH) OBP: 0.232, SLG: 0.328						1-2 2-3 3-H				1	0	0	0	0	1	0									
Toby Hall, R (1, 2) OBP: 0.295, SLG: 0.359		0-0 G5-3		1-1 1-3 1B		0-2 SF8		3-2 P4		3	0	1	1	0	0	0									
George Lombard, L (1, 7) OBP: 0.257, SLG: 0.353		3-2 F7		0-1 F8		1-2 2-3 3-H		3-3 K		3	0	0	0	0	1	3									
Terry Shumpert, R (9, PH) OBP: 0.256, SLG: 0.472										1	0	0	0	0	1	0									
Chris Truby, R (1, 5) OBP: 0.378, SLG: 0.375		1-3 K			0-0 F8		1-3 K		4-1 2B BB	3	1	0	0	1	2	0									
Rey Ordonez, R (1, 6) OBP: 0.339, SLG: 0.509			2-2 G1-3		1-2 G1-3		1-1 1B		0-0 1-H 2B	4	0	2	1	0	0	0									
Inning Stats	R: 0 E: 0 K: 2 S: 14	H: 1 LOB: 2 BB: 1 P: 22	R: 0 E: 0 K: 1 S: 10	H: 0 LOB: 0 BB: 0 P: 14	R: 0 E: 1 K: 0 S: 12	H: 1 LOB: 2 BB: 0 P: 15	R: 0 E: 0 K: 0 S: 8	H: 0 LOB: 0 BB: 0 P: 10	R: 2 E: 0 K: 1 S: 13	H: 3 LOB: 1 BB: 0 P: 17	R: 0 E: 0 K: 1 S: 7	H: 2 LOB: 1 BB: 0 P: 10	R: 0 E: 0 K: 2 S: 8	H: 0 LOB: 0 BB: 0 P: 9	R: 1 E: 0 K: 1 S: 12	H: 1 LOB: 1 BB: 1 P: 22	1B: 7 2B: 1 3B: 0 HR: 0	SF: 1 SAC: 0 DP: 1 HBP: 0	WP: 0 PB: 0 SB: 1 CS: 0	PA: 37					
PITCHER	IP	WLS	BF	H	R	ER	SO	BB	IBB	HBP	BLK	WP	HR	S	P	ERA	WHIP								
Brad Radke, R (1, 1) ERA: 5.66	7.0	W	29	7	2	2	6	1	0	0	0	0	0	76	106	2.57	1.143								
Johan Santana, L (8, 1) ERA: 1.59	2.0		8	1	1	1	3	1	0	0	0	0	0	20	31	4.50	1.000								

Minnesota Twins @ Tampa Bay Devil Rays
Tropicana Field, St. Petersburg, FL
Tue May 06 2003, 7:15 PM EDT
Att: 8,709 - Dome - 72 F

AB	34
R	3
H	8
RBI	3
BB	2
SO	9
LOB	11



Batter	1	2	3	4	5	6	7	8	9	AB R H RBI BB SO LOB	TOP											
Jacque Jones, L OBP: 0.349, SLG: 0.500	2-0 G1-3	1-1 G3-1		0-0 G3	0-0 1B 2B		1-0 1B		0-1 G1-3	6 1 2 1 0 0 0	Minnesota Twins @ Tampa Bay Devil Rays Tropicana Field, St. Petersburg, FL Wed May 07 2003, 7:15 PM EDT Att: 8,654 - Dome - 72 F livebaseballscorecards.com											
Cristian Guzman, S OBP: 0.306, SLG: 0.381	3-2 1B	0-0 E4		2-2 G4-3	1-0 1B		1-0 P5			5 1 2 1 0 0 1												
Corey Koskie, L OBP: 0.361, SLG: 0.472	0-0 1B	0-1 1B		1-3 K	2-2 F9		2-3 K			5 1 2 0 0 2 2												
Bobby Kielty, S OBP: 0.413, SLG: 0.557	0-2 1B	1-2 F9			HR			4-2 BB		4 2 2 2 1 0 3												
Tori Hunter, R OBP: 0.306, SLG: 0.415	2-1 1B	1-2 G3			FC3-6			0-1 FC5-4		4 2 1 1 1 0 4												
Dustin Mohr, R OBP: 0.270, SLG: 0.500	1-0 1B			1-2 1B	0-0 HR	3-2 G6-3		0-0 P3		5 1 3 1 0 0 1												
5 Michael Cuddyer, R OBP: 0.377, SLG: 0.507 Doug Mientkiewicz, L OBP: 0.289, SLG: 0.360	1-1 1B			1-2 G3-6-3	4-0 HR	0-0 G6-4-3		1-2 G6-3		4 1 2 0 1 0 2 0 0 0 0 0 0 0												
A.J. Pierzynski, L OBP: 0.313, SLG: 0.411	0-1 SF9			3-2 2B	0-0 HR	0-0 G6-4-3		0-0 F8		4 1 2 5 0 0 1												
Chris Gomez, R OBP: 0.302, SLG: 0.333	0-2 P4			1-1 G5-3	0-0 2B		1-2 F7	2-2 G5-3		5 1 1 0 0 0 3												
Inning Stats	R: 4 E: 0 K: 0 S: 21	H: 6 LOB: 2 BB: 0 P: 30	R: 0 E: 1 K: 0 S: 13	H: 1 LOB: 2 BB: 0 P: 16	R: 0 E: 0 K: 0 S: 13	H: 2 LOB: 1 BB: 0 P: 19	R: 0 E: 0 K: 1 S: 7	H: 0 LOB: 0 BB: 0 P: 10	R: 7 E: 0 K: 0 S: 15	H: 6 LOB: 1 BB: 2 P: 27	R: 0 E: 0 K: 0 S: 5	H: 1 LOB: 0 BB: 0 P: 8	R: 0 E: 0 K: 1 S: 9	H: 1 LOB: 1 BB: 0 P: 14	R: 0 E: 0 K: 0 S: 8	H: 0 LOB: 1 BB: 1 P: 13	R: 0 E: 0 K: 0 S: 7	H: 0 LOB: 0 BB: 0 P: 9	1B: 13 2B: 2 3B: 0 HR: 2	SF: 1 SAC: 0 DP: 2 HBP: 0	WP: 0 SB: 1 CS: 2	PA: 46
PITCHER	IP WLS BF H R ER SO BB IBB HBP BLK WP HR S P ERA WHIP											PITCHER	IP WLS BF H R ER SO BB IBB HBP BLK WP HR S P ERA WHIP									
Joe Kennedy, L ERA: 5.79	(1, 1) 4.0 L 27 13 10 10 1 2 0 0 0 0 0 2 62 92 22.50 3.750																					
Mike Venafro, L ERA: 3.85	(5, 1) 0.1 3 2 1 1 0 0 0 0 0 0 0 0 5 8 27.00 6.000																					
Travis Harper, R ERA: 3.47	(5, 1) 2.2 9 2 0 0 1 0 0 0 0 0 0 0 16 24 0.00 0.750																					
Al Levine, R ERA: 1.76	(8, 1) 2.0 7 0 0 0 0 1 0 0 0 0 0 0 15 22 0.00 0.500																					

Batter	1	2	3	4	5	6	7	8	9	AB R H RBI BB SO LOB	BOTTOM									
13 Carl Crawford, L OBP: 0.260, SLG: 0.295	1-1 G4-3		0-1 F8	1-1 1B		0-2 1B		2-2 G4-3		5 1 2 1 0 0 1	Minnesota Twins @ Tampa Bay Devil Rays Tropicana Field, St. Petersburg, FL Wed May 07 2003, 7:15 PM EDT Att: 8,654 - Dome - 72 F livebaseballscorecards.com									
5 Rocco Baldelli, R OBP: 0.372, SLG: 0.496	1-2 2B		1-2 G6-3	0-0 1B		2-1 1B		0-3 K		5 1 3 1 0 1 0										
Aubrey Huff, L OBP: 0.367, SLG: 0.550	3-2 FC4-6		1-0 G6-3	0-1 1B		1-3 2B		1-3 K		5 0 2 0 0 1 2										
Travis Lee, L OBP: 0.360, SLG: 0.407	4-2 FC4-6			1-2 K			0-2 F7	1-3 K		4 1 1 0 1 2 2										
Marlon Anderson, L OBP: 0.376, SLG: 0.355	0-1 FC4-6			1-2 1B	4-1 G5-4-3		0-0 F8			3 1 1 1 1 0 2										
Toby Hall, R OBP: 0.294, SLG: 0.354	2-1 G1-3			0-0 SH1-4	0-1 G5-4-3		0-2 G5-3			4 1 1 1 0 0 3										
Al Martin, L OBP: 0.330, SLG: 0.349		1-0 G4-3		2-1 SH1-4	0-1 G4-3		1-3 K			4 1 1 1 0 1 0										
Chris Truby, R OBP: 0.354, SLG: 0.349		2-2 G5-3		0-0 SH1-4		0-1 P3		0-3 K		3 0 0 0 0 1 0										
Rey Ordóñez, R OBP: 0.336, SLG: 0.500		2-1 G1-3		0-0 G5-3		0-0 P4		0-2 13 WP		4 0 1 1 0 0 1										
Inning Stats	R: 1 E: 0 K: 0 S: 15	H: 2 LOB: 1 BB: 1 P: 26	R: 0 E: 0 K: 0 S: 7	H: 0 LOB: 0 BB: 0 P: 12	R: 0 E: 0 K: 0 S: 6	H: 0 LOB: 0 BB: 0 P: 8	R: 5 E: 0 K: 1 S: 15	H: 7 LOB: 2 BB: 0 P: 21	R: 0 E: 0 K: 0 S: 5	H: 2 LOB: 2 BB: 0 P: 11	R: 0 E: 0 K: 2 S: 15	H: 0 LOB: 0 BB: 0 P: 10	R: 0 E: 0 K: 2 S: 15	H: 1 LOB: 0 BB: 0 P: 18	R: 0 E: 0 K: 3 S: 9	H: 0 LOB: 0 BB: 0 P: 11	1B: 9 2B: 3 3B: 0 HR: 0	SF: 0 SAC: 1 DP: 1 HBP: 0	WP: 1 SB: 0 CS: 0	PA: 40
PITCHER	IP WLS BF H R ER SO BB IBB HBP BLK WP HR S P ERA WHIP											PITCHER	IP WLS BF H R ER SO BB IBB HBP BLK WP HR S P ERA WHIP							
Joe Mays, R ERA: 6.18	(1, 1) 3.2 W 21 2 0 0 1 1 0 0 0 0 0 0 27 35 0.00 0.900																			
Juan Rincon, R ERA: 1.15	(4, 1) 1.0 4 1 0 0 2 0 0 0 0 1 0 15 18 0.00 1.000																			
LaTroy Hawkins, R ERA: 1.64	(8, 1) 1.0 3 0 0 0 3 0 0 0 0 0 0 9 11 0.00 0.000																			

Batter	1	2	3	4	5	6	7	8	9	AB	R	H	RBI	BB	SO	LOB	TOP				
Jacque Jones, L OBP: 0.346, SLG: 0.492										4	1	1	1	0	0	2	Minnesota Twins @ Tampa Bay Devil Rays Tropicana Field, St. Petersburg, FL Thu May 08 2003, 7:15 PM EDT Att: 8,699 - Dome - 72 F				
Cristian Guzman, S OBP: 0.305, SLG: 0.377										4	1	1	0	0	0	1					
Corey Koskie, L OBP: 0.392, SLG: 0.473										2	0	1	1	2	1	0					
Bobby Kielty, S OBP: 0.311, SLG: 0.533										4	0	0	0	0	1	5					
Tori Hunter, R OBP: 0.304, SLG: 0.418										4	0	1	1	0	0	1					
Dustin Mohr, R OBP: 0.284, SLG: 0.515										4	2	2	0	0	1	1					
Doug Mientkiewicz, L OBP: 0.297, SLG: 0.359										3	1	1	0	1	0	1					
A.J. Pierzynski, L OBP: 0.311, SLG: 0.415										4	0	1	1	0	0	1					
Luis Rivas, R OBP: 0.233, SLG: 0.282										4	0	0	0	0	0	3					
Inning Stats	R: 1 E: 0 K: 0 S: 12	H: 3 LOB: 1 BB: 0 P: 19	R: 2 E: 0 K: 0 S: 14	H: 3 LOB: 1 BB: 0 P: 25	R: 0 E: 0 K: 2 S: 8	H: 0 LOB: 0 BB: 0 P: 13	R: 0 E: 0 K: 1 S: 8	H: 0 LOB: 0 BB: 1 P: 14	R: 0 E: 0 K: 0 S: 6	H: 0 LOB: 0 BB: 0 P: 10	R: 1 E: 1 K: 0 S: 8	H: 1 LOB: 1 BB: 0 P: 10	R: 1 E: 1 K: 0 S: 8	H: 1 LOB: 1 BB: 1 P: 14	R: 0 E: 0 K: 0 S: 6	H: 0 LOB: 0 BB: 0 P: 10	1B: 5 2B: 4 3B: 0 HR: 0	SF: 0 SAC: 0 DP: 4 HBP: 0	WP: 0 SB: 1 CS: 0	PA: 36	
PITCHER	IP	WLS	BF	H	R	ER	SO	BB	IBB	HBP	BLK	WP	HR	S	P	ERA	WHIP				
Dewon Brazelton, R ERA: 4.26	7.0	L	28	7	4	3	3	2	0	0	0	0	0	60	101	3.86	1.286				
Victor Zambrano, R ERA: 6.29	1.0		5	1	1	0	0	1	0	0	0	0	0	8	14	0.00	2.000				
Lance Carter, R ERA: 3.6	1.0		3	0	0	0	0	0	0	0	0	0	0	6	10	0.00	0.000				

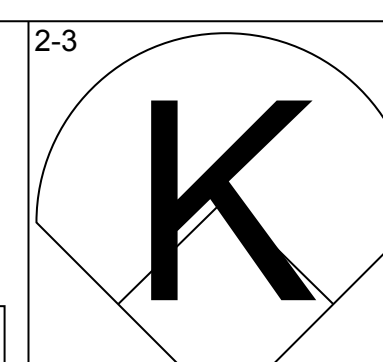
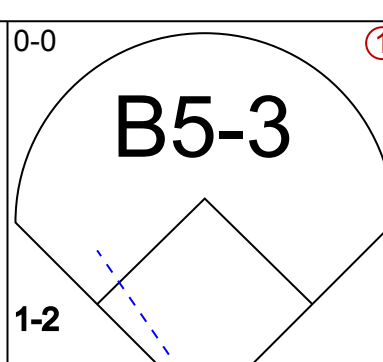
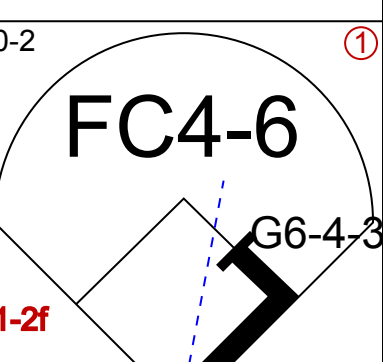
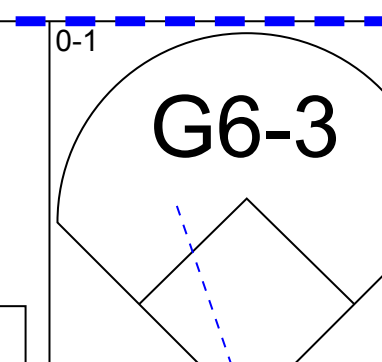
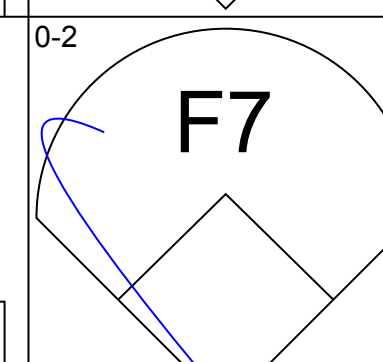
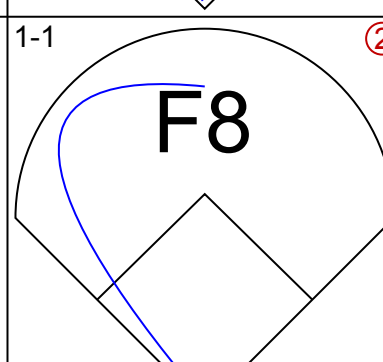
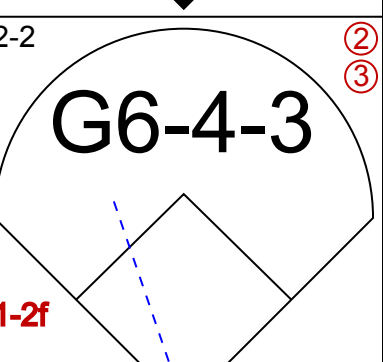
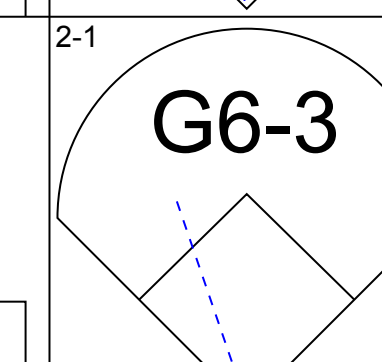
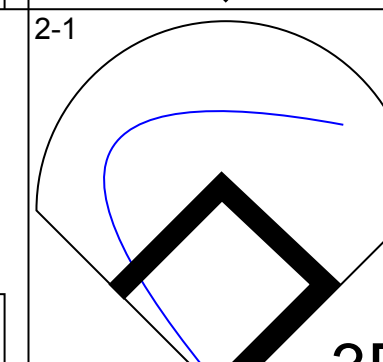
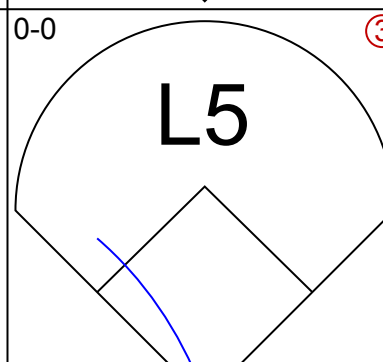
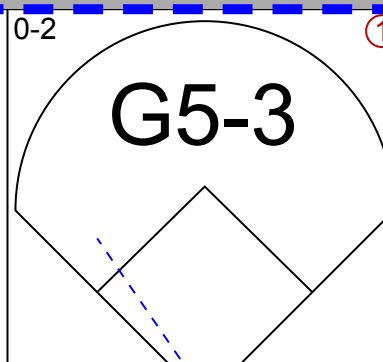
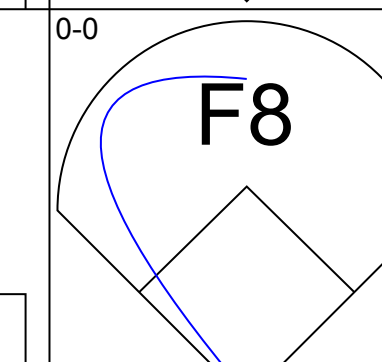
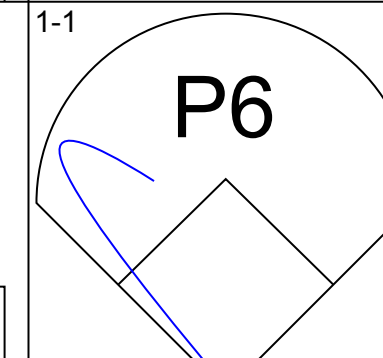
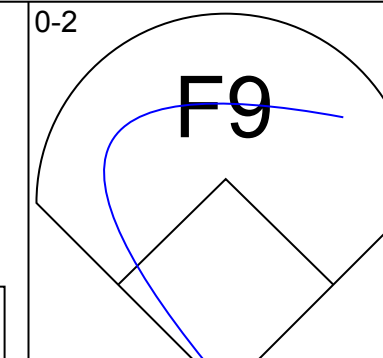
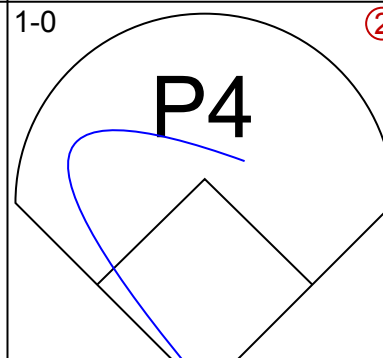
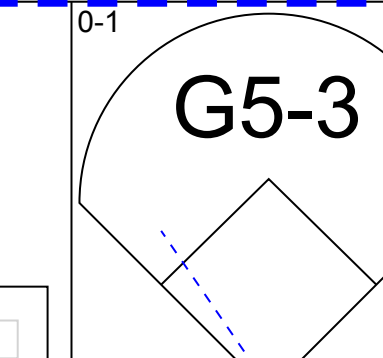
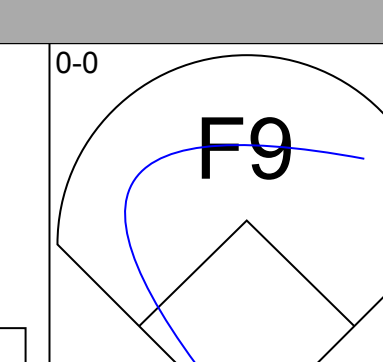
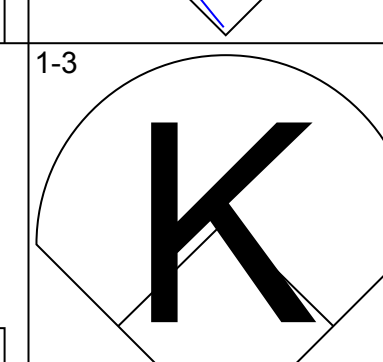
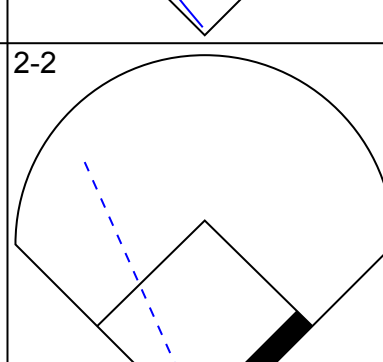
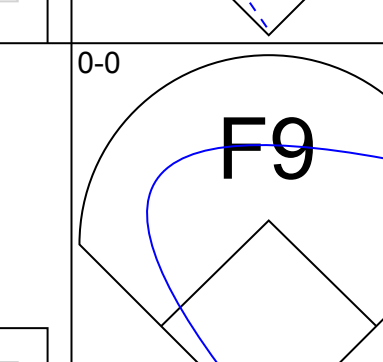
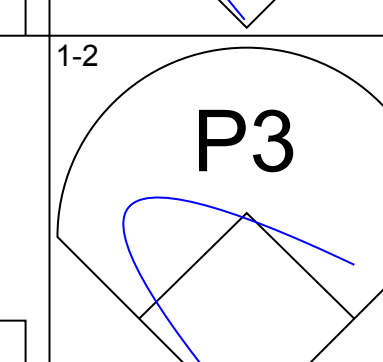
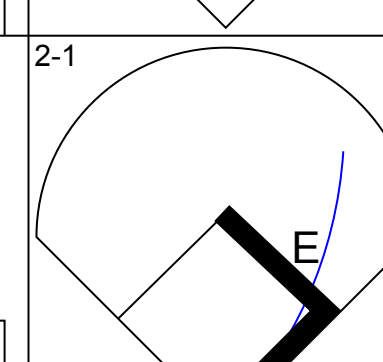
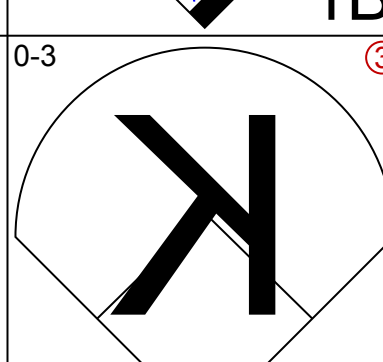
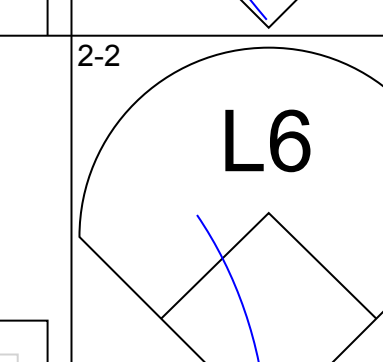
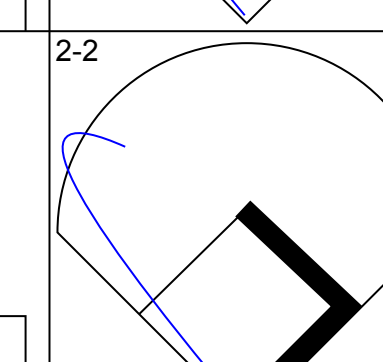
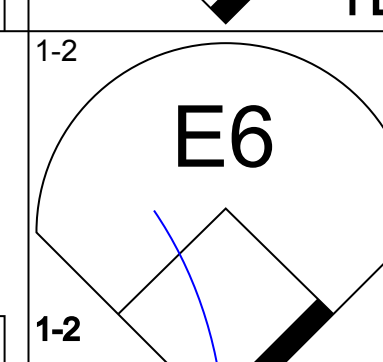
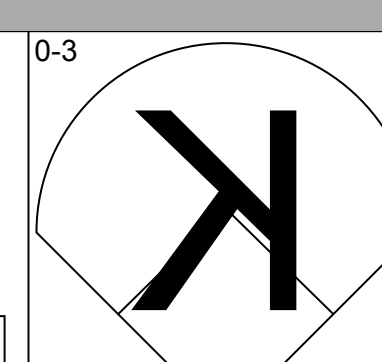
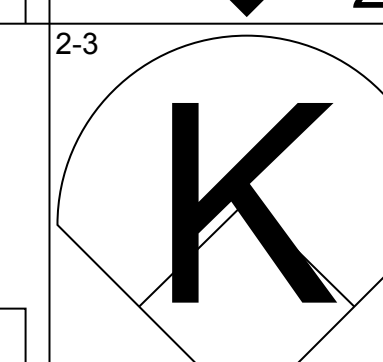
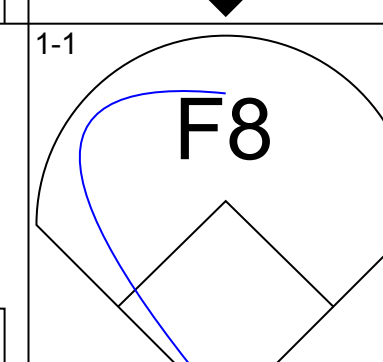
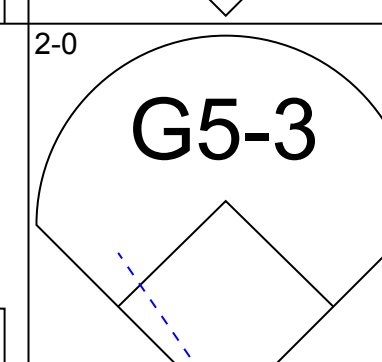
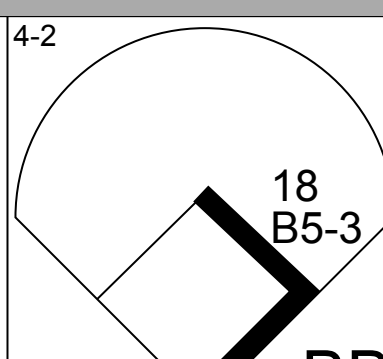
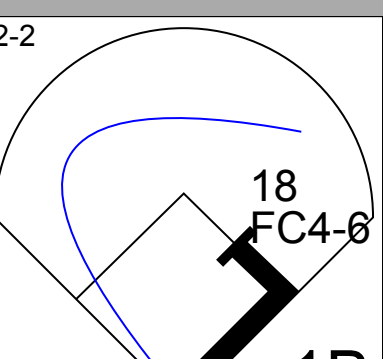
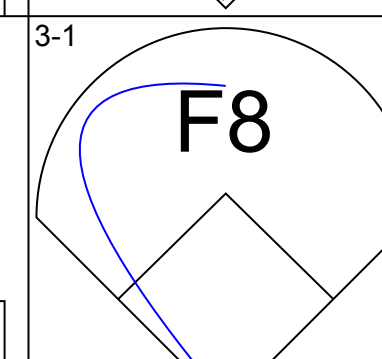
AB	33
R	5
H	8
RBI	4
BB	3
SO	3
LOB	15



Batter	1	2	3	4	5	6	7	8	9	AB	R	H	RBI	BB	SO	LOB	BOTTOM					
Marlon Anderson, L OBP: 0.363, SLG: 0.340										4	0	0	0	0	0	1	Minnesota Twins @ Tampa Bay Devil Rays Tropicana Field, St. Petersburg, FL Thu May 08 2003, 7:15 PM EDT Att: 8,699 - Dome - 72 F					
5 Rocco Baldelli, R OBP: 0.376, SLG: 0.496										4	0	2	0	0	0	0						
Aubrey Huff, L OBP: 0.364, SLG: 0.548										4	0	1	0	0	0	2						
Travis Lee, L OBP: 0.344, SLG: 0.388										4	0	0	0	0	0	2						
Al Martin, L OBP: 0.326, SLG: 0.345										4	0	1	0	0	2	1						
Damion Easley, R OBP: 0.222, SLG: 0.314										3	0	0	0	0	0	1						
George Lombard, L OBP: 0.237, SLG: 0.324										3	0	0	0	0	0	1						
Toby Hall, R OBP: 0.295, SLG: 0.354										3	0	1	0	0	0	1						
Rey Ordóñez, R OBP: 0.328, SLG: 0.487										3	0	0	0	0	1	1						
Inning Stats	R: 0 E: 0 K: 0 S: 8	H: 1 LOB: 1 BB: 0 P: 12	R: 0 E: 0 K: 0 S: 7	H: 1 LOB: 1 BB: 0 P: 8	R: 0 E: 0 K: 0 S: 8	H: 1 LOB: 1 BB: 0 P: 13	R: 0 E: 0 K: 0 S: 9	H: 0 LOB: 0 BB: 0 P: 11	R: 0 E: 0 K: 1 S: 11	H: 1 LOB: 1 BB: 0 P: 16	R: 0 E: 0 K: 0 S: 5	H: 0 LOB: 0 BB: 0 P: 8	R: 0 E: 0 K: 1 S: 8	H: 0 LOB: 0 BB: 0 P: 10	R: 0 E: 0 K: 0 S: 6	H: 0 LOB: 0 BB: 0 P: 7	R: 0 E: 0 K: 1 S: 11	H: 1 LOB: 1 BB: 0 P: 16	1B: 4 2B: 1 3B: 0 HR: 0	SF: 0 SAC: 0 DP: 0 HBP: 0	WP: 0 SB: 0 CS: 0	PA: 32
PITCHER	IP	WLS	BF	H	R	ER	SO	BB	IBB	HBP	BLK	WP	HR	S	P	ERA	WHIP					
Kyle Lohse, R ERA: 3.57	9.0	W	32	5	0	0	3	0	0	0	0	0	0	73	101	0.00	0.556					

AB	32
R	0
H	5
RBI	0
BB	0
SO	3
LOB	10

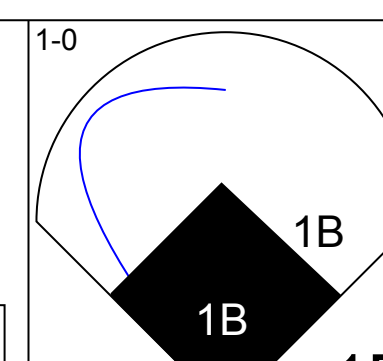
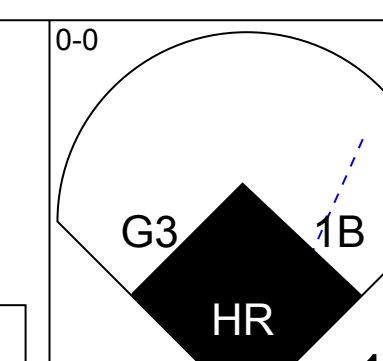
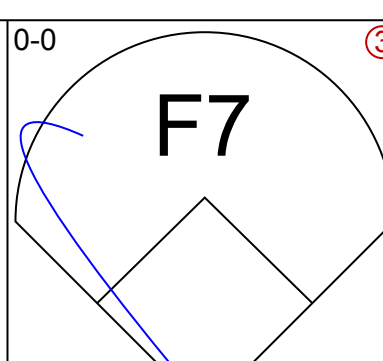
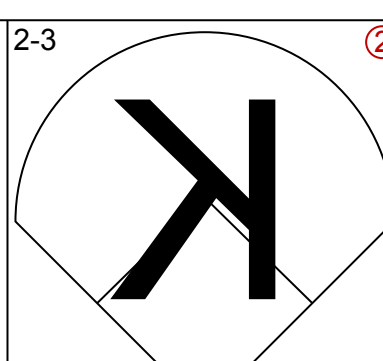
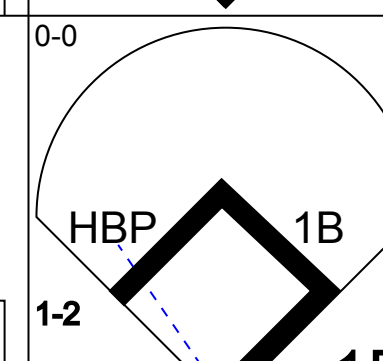
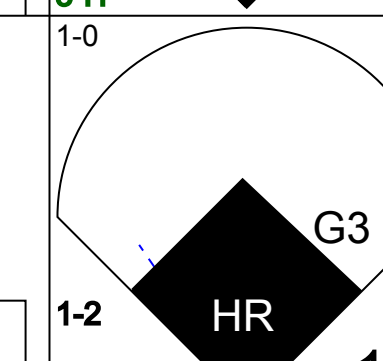
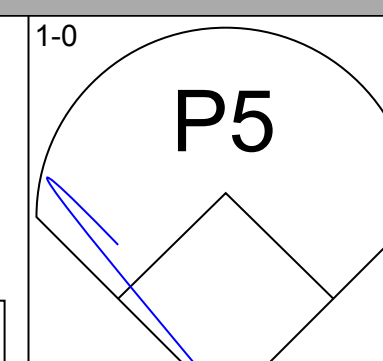
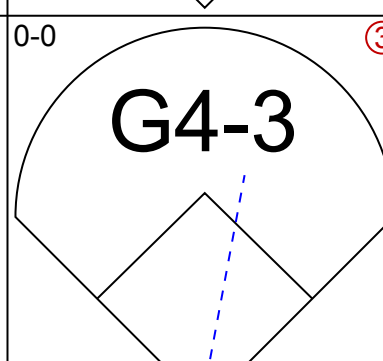
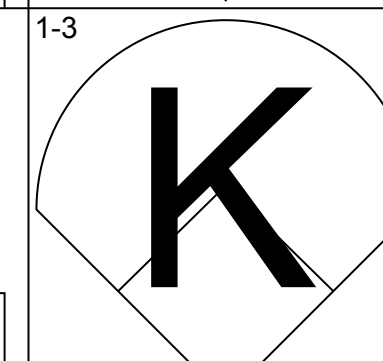
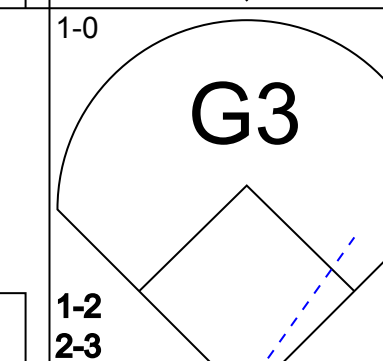
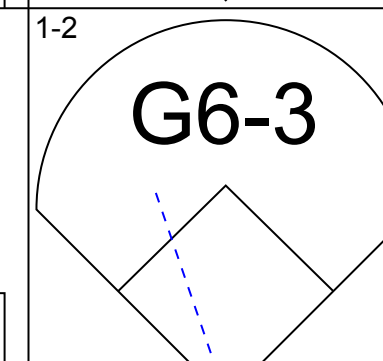
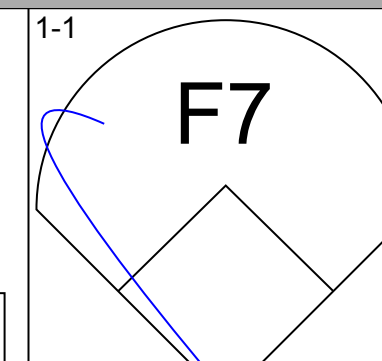
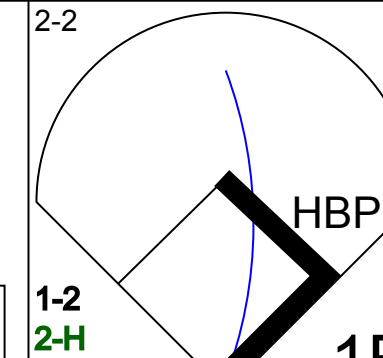
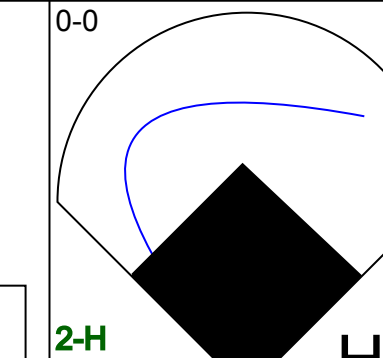
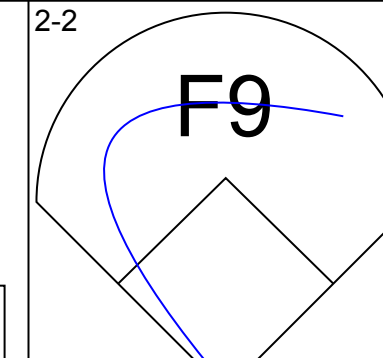
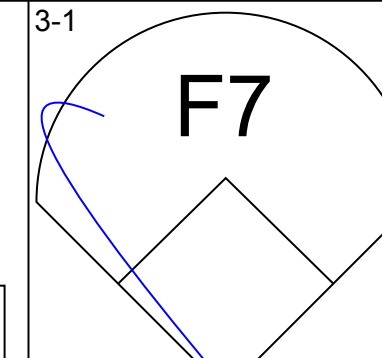
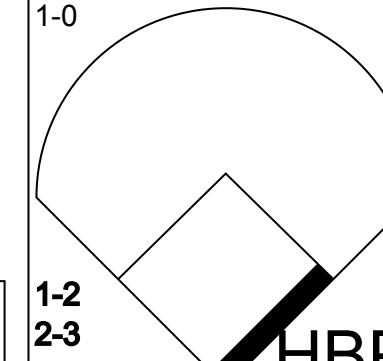
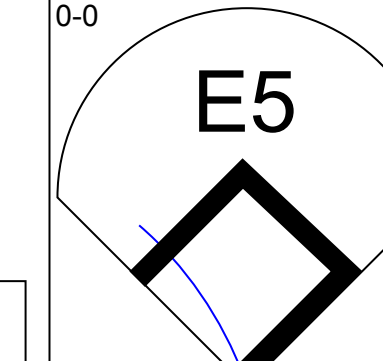
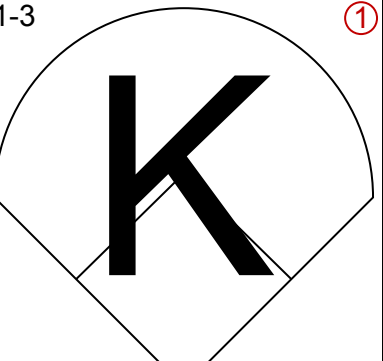
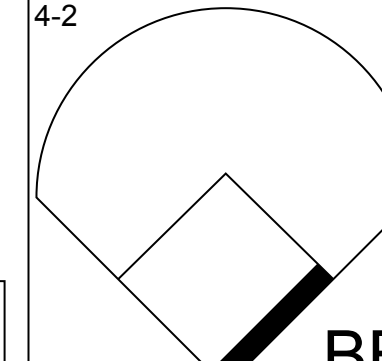
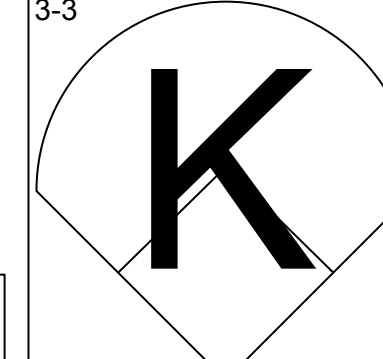
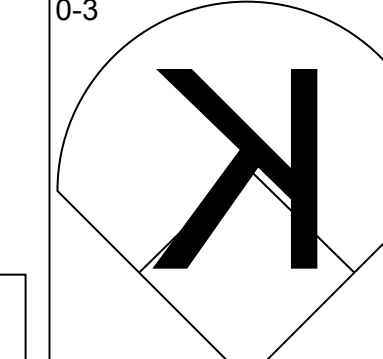
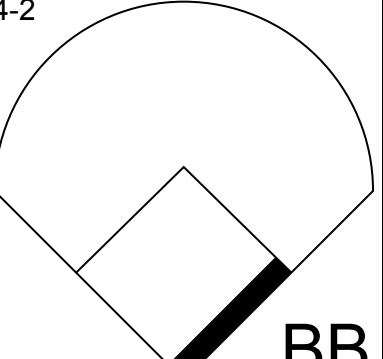
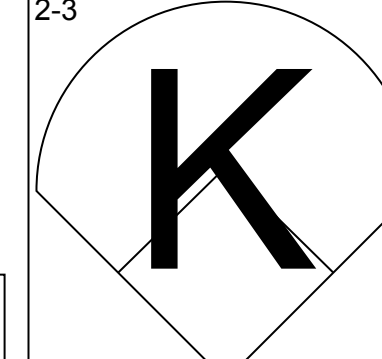
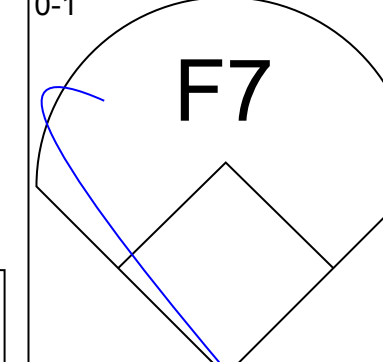
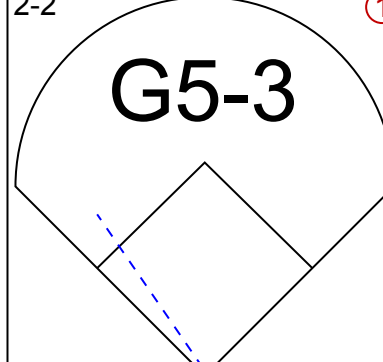
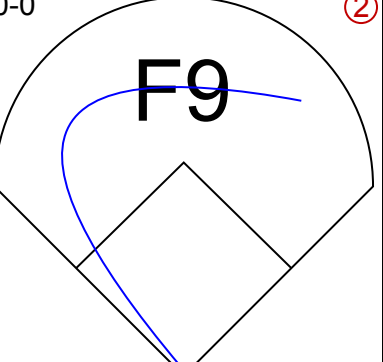
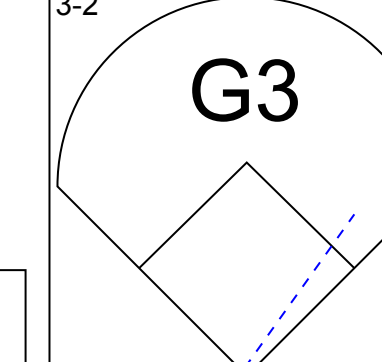
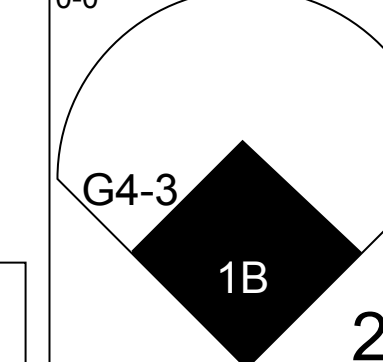
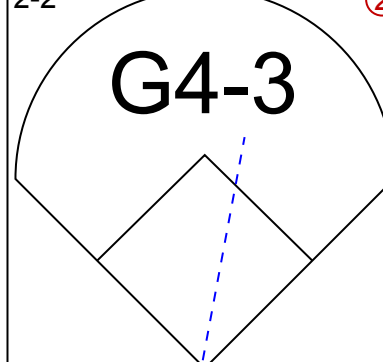
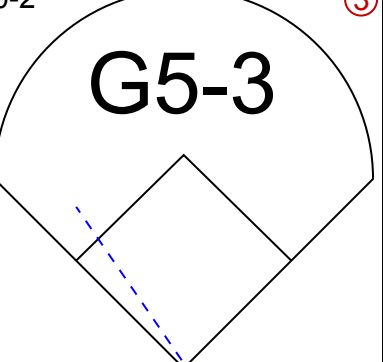
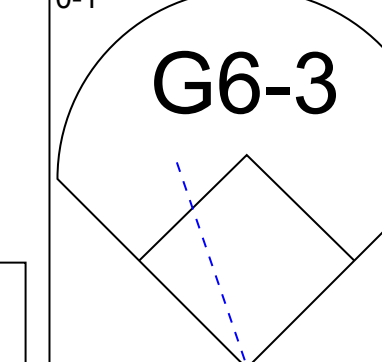
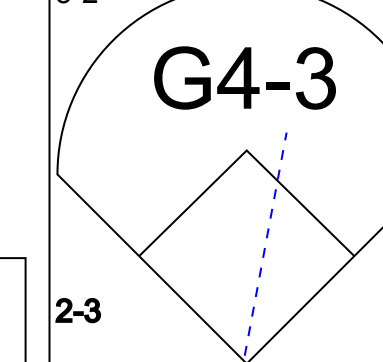
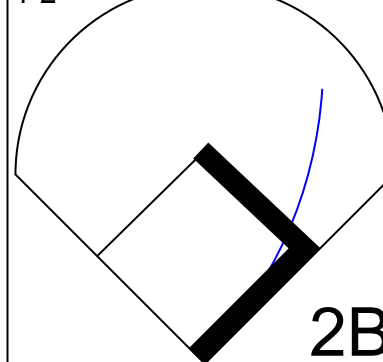
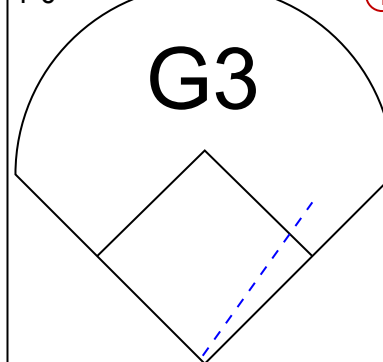
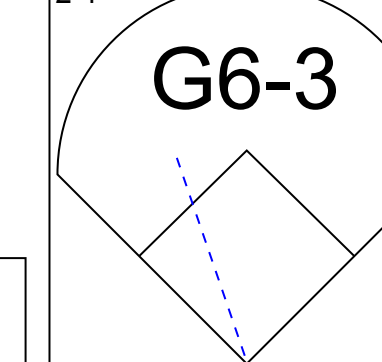


Batter	1	2	3	4	5	6	7	8	9	AB	R	H	RBI	BB	SO	LOB	TOP										
18 Johnny Damon, L OBP: 0.323, SLG: 0.425										4	0	0	0	0	1	2											
Todd Walker, L OBP: 0.354, SLG: 0.406										4	0	0	0	0	0	2											
Nomar Garciaparra, R OBP: 0.315, SLG: 0.490										4	0	1	0	0	0	1											
Manny Ramirez, R OBP: 0.403, SLG: 0.489										4	0	0	0	0	0	1											
Kevin Millar, R OBP: 0.366, SLG: 0.509										4	0	1	0	0	1	0											
Shea Hillenbrand, R OBP: 0.350, SLG: 0.472										4	0	1	0	0	1	1											
Bill Mueller, S OBP: 0.419, SLG: 0.605										3	0	1	0	0	1	1											
Trot Nixon, L OBP: 0.411, SLG: 0.495										3	0	0	0	0	1	3											
Jason Varitek, S OBP: 0.336, SLG: 0.489										2	0	1	0	1	0	0											
Inning Stats	R: 0 E: 0 K: 1 S: 10	H: 1 LOB: 1 BB: 0 P: 15	R: 0 E: 0 K: 1 S: 10	H: 1 LOB: 1 BB: 0 P: 15	R: 0 E: 0 K: 0 S: 6	H: 0 LOB: 1 BB: 1 P: 11	R: 0 E: 1 K: 1 S: 16	H: 1 LOB: 2 BB: 0 P: 21	R: 0 E: 0 K: 1 S: 10	H: 0 LOB: 0 BB: 0 P: 13	R: 0 E: 0 K: 1 S: 5	H: 0 LOB: 0 BB: 0 P: 7	R: 0 E: 0 K: 0 S: 6	H: 0 LOB: 0 BB: 0 P: 8	R: 0 E: 0 K: 0 S: 6	H: 0 LOB: 0 BB: 0 P: 8	1B: 3 2B: 1 3B: 1 HR: 0	SF: 0 SAC: 0 DP: 1 HBP: 0	WP: 0 PB: 0 SB: 0 CS: 0	PA: 33							
PITCHER	IP	WLS	BF	H	R	ER	SO	BB	IBB	HBP	BLK	WP	HR	S	P	ERA	WHIP										
Johan Santana, L ERA: 1.3	5.0	W	20	4	0	0	3	1	0	0	0	0	0	52	76	0.00	1.000										
LaTroy Hawkins, R ERA: 1.39	2.0		7	1	0	0	2	0	0	0	0	0	0	16	24	0.00	0.500										
J.C. Romero, L ERA: 3.86	1.0		3	0	0	0	0	0	0	0	0	0	0	5	7	0.00	0.000										
Eddie Guardado, L ERA: 0.66	1.0		3	0	0	0	0	0	0	0	0	0	0	6	8	0.00	0.000										

Boston Red Sox @ Minnesota Twins
 Hubert H. Humphrey Metrodome, Minneapolis, MN
 Fri May 09 2003, 8:05 PM EDT
 Att: 28,436 - Dome - 72 F

AB 32
 R 0
 H 5
 RBI 0
 BB 1
 SO 5
 LOB 11



Batter	1	2	3	4	5	6	7	8	9	AB	R	H	RBI	BB	SO	LOB	BOTTOM										
Jacque Jones, L OBP: 0.350, SLG: 0.492										4	2	2	1	0	1	1											
Cristian Guzman, S OBP: 0.311, SLG: 0.381										4	1	2	0	0	0	0											
Corey Koskie, L OBP: 0.381, SLG: 0.456										4	0	0	0	0	1	4											
Todd Sears, L OBP: 0.367, SLG: 0.500										4	1	2	4	0	0	0											
Tori Hunter, R OBP: 0.310, SLG: 0.411										2	0	0	0	1	1	0											
Dustin Mohr, R OBP: 0.282, SLG: 0.493										3	0	0	0	1	3	5											
Doug Mientkiewicz, L OBP: 0.286, SLG: 0.344										4	0	0	0	0	0	4											
A.J. Pierzynski, L OBP: 0.308, SLG: 0.418										4	1	1	0	0	0	1											
Luis Rivas, R OBP: 0.234, SLG: 0.292										4	0	1	0	0	0	1											
Inning Stats	R: 1 E: 0 K: 2 S: 13	H: 3 LOB: 3 BB: 0 P: 21	R: 4 E: 1 K: 1 S: 14	H: 4 LOB: 1 BB: 0 P: 19	R: 0 E: 0 K: 0 S: 11	H: 1 LOB: 1 BB: 0 P: 16	R: 0 E: 0 K: 0 S: 9	H: 0 LOB: 0 BB: 0 P: 13	R: 0 E: 0 K: 1 S: 9	H: 0 LOB: 0 BB: 1 P: 14	R: 0 E: 0 K: 1 S: 5	H: 0 LOB: 1 BB: 0 P: 8	R: 0 E: 0 K: 1 S: 10	H: 0 LOB: 1 BB: 1 P: 20	R: 0 E: 0 K: 0 S: 9	H: 0 LOB: 0 BB: 0 P: 14	1B: 5 2B: 2 3B: 0 HR: 1	SF: 0 SAC: 0 DP: 0 HBP: 1	WP: 0 PB: 0 SB: 0 CS: 0	PA: 36							
PITCHER	IP	WLS	BF	H	R	ER	SO	BB	IBB	HBP	BLK	WP	HR	S	P	ERA	WHIP										
Pedro Martinez, R ERA: 3.15	5.0	L	26	8	5	5	4	1	0	0	0	0	0	15	28	0.00	0.500										
Jason Shiell, R ERA: 1.54	2.0		7	0	0	0	2	1	0	0	0	0	0	9	14	0.00	0.000										
Ramiro Mendoza, R ERA: 8.27	1.0		3	0	0	0	0	0	0	0	0	0	0	9	14	0.00	0.000										

Boston Red Sox @ Minnesota Twins
 Hubert H. Humphrey Metrodome, Minneapolis, MN
 Fri May 09 2003, 8:05 PM EDT
 Att: 28,436 - Dome - 72 F


AB 33
 R 5
 H 8
 RBI 5
 BB 2
 SO 6
 LOB 16




Batter	1	2	3	4	5	6	7	8	9	AB	R	H	RBI	BB	SO	LOB	TOP		
18 Johnny Damon, L OBP: 0.325, SLG: 0.428	G4-1	F9					P4		G3-1 SF9 2B	4	1	1	0	1	0	1	Boston Red Sox @ Minnesota Twins Hubert H. Humphrey Metrodome, Minneapolis, MN Sat May 10 2003, 7:05 PM EDT Att: 26,346 - Dome - 72 F livebaseballscorecards.com		
Todd Walker, L OBP: 0.355, SLG: 0.428	HR		F8		G4-3		1B		G3-1	5	1	2	2	0	0	2			
Nomar Garciaparra, R OBP: 0.311, SLG: 0.490	1B SF9 2B		F8			G5-3	K2-3		SF9	4	1	1	1	0	1	1			
Manny Ramirez, R OBP: 0.409, SLG: 0.500	34 1B 1B		G6-3					1B E 1B	F9	5	1	3	0	0	0	0			
Kevin Millar, R OBP: 0.363, SLG: 0.504 Damian Jackson, R OBP: 0.300, SLG: 0.222	SF9			P4		G1-3		E 34 S 1B		3	0	1	1	0	0	1			
34 David Ortiz, L OBP: 0.321, SLG: 0.362 Bill Mueller, S OBP: 0.419, SLG: 0.605	3-H 2-2 1-2 1B			K		K		F7		4	0	1	0	0	2	3			
Shea Hillenbrand, R OBP: 0.355, SLG: 0.477	F8		G6-3					2B E IBB		3	1	1	0	1	0	2			
Jeremy Giambi, L OBP: 0.312, SLG: 0.317		G5-4-3 1B			K		K	F8		4	0	1	0	0	2	3			
Doug Mirabeli, R OBP: 0.277, SLG: 0.444 Jason Varitek, S OBP: 0.333, SLG: 0.484	G5-4-3 1-2			G6-3			2-H 1B 2B	F9		3	1	1	1	0	0	1			
										1	0	0	0	0	0	3			
Inning Stats	R: 2 E: 0 K: 0 S: 24	H: 4 LOB: 2 BB: 0 P: 37	R: 0 E: 0 K: 0 S: 6	H: 1 LOB: 0 BB: 0 P: 11	R: 0 E: 0 K: 0 S: 5	H: 0 LOB: 0 BB: 0 P: 6	R: 0 E: 0 K: 1 S: 6	H: 0 LOB: 0 BB: 0 P: 9	R: 0 E: 0 K: 1 S: 9	H: 1 LOB: 1 BB: 0 P: 15	R: 2 E: 0 K: 2 S: 14	H: 3 LOB: 1 BB: 0 P: 23	R: 1 E: 1 K: 0 S: 13	H: 2 LOB: 3 BB: 1 P: 23	R: 1 E: 0 K: 0 S: 7	H: 1 LOB: 0 BB: 0 P: 8	1B: 6 2B: 5 3B: 0 HR: 1	SF: 2 SAC: 0 DP: 1 HBP: 0	WP: 0 PA: 40 PB: 0 SB: 1 CS: 0
PITCHER	IP WLS BF H R ER SO BB IBB HBP BLK WP HR S P ERA WHIP	IP WLS BF H R ER SO BB IBB HBP BLK WP HR S P ERA WHIP	IP WLS BF H R ER SO BB IBB HBP BLK WP HR S P ERA WHIP	IP WLS BF H R ER SO BB IBB HBP BLK WP HR S P ERA WHIP	IP WLS BF H R ER SO BB IBB HBP BLK WP HR S P ERA WHIP	IP WLS BF H R ER SO BB IBB HBP BLK WP HR S P ERA WHIP	IP WLS BF H R ER SO BB IBB HBP BLK WP HR S P ERA WHIP	IP WLS BF H R ER SO BB IBB HBP BLK WP HR S P ERA WHIP	IP WLS BF H R ER SO BB IBB HBP BLK WP HR S P ERA WHIP	IP WLS BF H R ER SO BB IBB HBP BLK WP HR S P ERA WHIP	IP WLS BF H R ER SO BB IBB HBP BLK WP HR S P ERA WHIP	IP WLS BF H R ER SO BB IBB HBP BLK WP HR S P ERA WHIP	IP WLS BF H R ER SO BB IBB HBP BLK WP HR S P ERA WHIP	IP WLS BF H R ER SO BB IBB HBP BLK WP HR S P ERA WHIP	IP WLS BF H R ER SO BB IBB HBP BLK WP HR S P ERA WHIP	IP WLS BF H R ER SO BB IBB HBP BLK WP HR S P ERA WHIP	IP WLS BF H R ER SO BB IBB HBP BLK WP HR S P ERA WHIP	IP WLS BF H R ER SO BB IBB HBP BLK WP HR S P ERA WHIP	

Batter	1	2	3	4	5	6	7	8	9	AB	R	H	RBI	BB	SO	LOB	BOTTOM				
Dustin Mohr, R OBP: 0.303, SLG: 0.500	F8		1B		G5-3		3B 1B		1B	5	1	3	0	0	0	1	Boston Red Sox @ Minnesota Twins Hubert H. Humphrey Metrodome, Minneapolis, MN Sat May 10 2003, 7:05 PM EDT Att: 26,346 - Dome - 72 F livebaseballscorecards.com				
Cristian Guzman, S OBP: 0.307, SLG: 0.389	K		F9		F8		1-H 3B		K	5	0	1	1	0	2	4					
Corey Koskie, L OBP: 0.381, SLG: 0.449	HR BB		F8		G4-3		L5		1-2 3-H 1B	4	1	1	1	1	0	2					
Matthew LeCroy, R OBP: 0.333, SLG: 0.541	1-H HR		K			HR		F9	F7	5	2	2	3	0	1	3					
Tori Hunter, R OBP: 0.301, SLG: 0.398	G6-3			G6-3		G1-3		G6-3		4	0	0	0	0	0	0					
Bobby Kielty, S OBP: 0.396, SLG: 0.521 Jacque Jones, L OBP: 0.355, SLG: 0.496		K		F9		BB		S 1B		2	0	0	0	1	1	0					
Todd Sears, L OBP: 0.324, SLG: 0.433		K2-3		K		K		G4-3		4	0	0	0	0	3	2					
A.J. Pierzynski, L OBP: 0.315, SLG: 0.422					G3 1B			F8	G1-3	4	0	2	0	0	0	0					
Denny Hocking, S OBP: 0.158, SLG: 0.167 Doug Mientkiewicz, L OBP: 0.252, SLG: 0.361		F7			G3			G3	1B 1B 2B	3	0	0	0	0	0	2					
										1	1	1	0	0	0	0					
Inning Stats	R: 2 E: 0 K: 1 S: 12	H: 1 LOB: 1 BB: 1 P: 21	R: 0 E: 0 K: 2 S: 10	H: 1 LOB: 0 BB: 0 P: 15	R: 0 E: 0 K: 1 S: 8	H: 1 LOB: 0 BB: 0 P: 9	R: 0 E: 0 K: 1 S: 7	H: 0 LOB: 0 BB: 0 P: 10	R: 0 E: 0 K: 0 S: 7	H: 1 LOB: 1 BB: 0 P: 9	R: 1 E: 0 K: 0 S: 12	H: 1 LOB: 1 BB: 0 P: 21	R: 1 E: 0 K: 0 S: 12	H: 2 LOB: 1 BB: 0 P: 14	R: 0 E: 0 K: 0 S: 5	H: 1 LOB: 1 BB: 0 P: 7	R: 1 E: 0 K: 1 S: 14	H: 3 LOB: 2 BB: 0 P: 20	1B: 7 2B: 1 3B: 1 HR: 2	SF: 0 SAC: 0 DP: 0 HBP: 0	WP: 0 PA: 40 PB: 0 SB: 1 CS: 0
PITCHER	IP WLS BF H R ER SO BB IBB HBP BLK WP HR S P ERA WHIP	IP WLS BF H R ER SO BB IBB HBP BLK WP HR S P ERA WHIP	IP WLS BF H R ER SO BB IBB HBP BLK WP HR S P ERA WHIP	IP WLS BF H R ER SO BB IBB HBP BLK WP HR S P ERA WHIP	IP WLS BF H R ER SO BB IBB HBP BLK WP HR S P ERA WHIP	IP WLS BF H R ER SO BB IBB HBP BLK WP HR S P ERA WHIP	IP WLS BF H R ER SO BB IBB HBP BLK WP HR S P ERA WHIP	IP WLS BF H R ER SO BB IBB HBP BLK WP HR S P ERA WHIP	IP WLS BF H R ER SO BB IBB HBP BLK WP HR S P ERA WHIP	IP WLS BF H R ER SO BB IBB HBP BLK WP HR S P ERA WHIP	IP WLS BF H R ER SO BB IBB HBP BLK WP HR S P ERA WHIP	IP WLS BF H R ER SO BB IBB HBP BLK WP HR S P ERA WHIP	IP WLS BF H R ER SO BB IBB HBP BLK WP HR S P ERA WHIP	IP WLS BF H R ER SO BB IBB HBP BLK WP HR S P ERA WHIP	IP WLS BF H R ER SO BB IBB HBP BLK WP HR S P ERA WHIP	IP WLS BF H R ER SO BB IBB HBP BLK WP HR S P ERA WHIP	IP WLS BF H R ER SO BB IBB HBP BLK WP HR S P ERA WHIP	IP WLS BF H R ER SO BB IBB HBP BLK WP HR S P ERA WHIP			



Batter	1	2	3	4	5	6	7	8	9	AB R H RBI BB SO LOB	TOP											
18 Johnny Damon, L (1, 8) OBP: 0.321, SLG: 0.420	1-2 G3		2-3 K			1-2 P5	2-2 1B 2B 1B		2-2 G6-3	5 1 1 0 0 1 1	Boston Red Sox @ Minnesota Twins Hubert H. Humphrey Metrodome, Minneapolis, MN Sun May 11 2003, 8:05 PM EDT Att: 15,641 - Dome - 72 F AB 42 R 8 H 15 RBI 8 BB 1 SO 6 LOB 13 											
Todd Walker, L (1, 4) OBP: 0.357, SLG: 0.427	1-1 F7			0-1 F9		1-2 1B 1B	2-1 2B 1B		1-3 K	5 1 2 0 0 1 0												
Nomar Garciaparra, R (1, 6) OBP: 0.314, SLG: 0.486	3-1 G6-3			1-2 F7		1-0 1B 1B	0-3 K		2-1 BB 1B	5 1 2 0 0 1 2												
Manny Ramirez, R (1, 10) OBP: 0.409, SLG: 0.503		1-0 G5-3		3-2 F8		3-1 F9	0-0 2B 1-3 2H		0-2 BB 1B	5 1 2 1 0 0 2												
Trot Nixon, L (1, 9) Kevin Millar, R (9, PH) Damian Jackson, R (9, PR) OBP: 0.405, SLG: 0.485 OBP: 0.368, SLG: 0.504 OBP: 0.300, SLG: 0.222	1-2 E4				1-1 F7	1-2 1B	1-3 K		4-2 1B BB	4 0 1 1 0 1 2 0 0 0 0 1 0 0 0 0 0 0 0 0 0												
Shea Hillenbrand, R (1, 3) OBP: 0.349, SLG: 0.466	0-2 G3-1				1-1 G6-3	0-0 F9			0-2 1B	5 0 1 2 0 0 2												
Bill Mueller, S (1, 5) OBP: 0.408, SLG: 0.616			2-3 K		1-1 HR		0-0 F9	0-3 K	3-2 G6-3	5 1 1 1 0 2 2												
Jeremy Giambi, L (1, 7) OBP: 0.346, SLG: 0.448			3-2 1B		2-2 1B		2-1 HR	1-0 HR		4 2 4 2 0 0 0												
Jason Varitek, S (1, 2) OBP: 0.330, SLG: 0.505			1-2 P5		0-0 F8		0-0 HR	1-2 G1-3		4 1 1 1 0 0 2												
Inning Stats	R: 0 E: 0 K: 0 S: 7	H: 0 LOB: 0 BB: 0 P: 12	R: 0 E: 1 K: 0 S: 7	H: 0 LOB: 0 BB: 0 P: 9	R: 0 E: 0 K: 2 S: 13	H: 1 LOB: 1 BB: 0 P: 21	R: 0 E: 0 K: 0 S: 8	H: 0 LOB: 0 BB: 0 P: 12	R: 1 E: 0 K: 0 S: 10	H: 2 LOB: 1 BB: 0 P: 15		R: 1 E: 0 K: 0 S: 15	H: 3 LOB: 2 BB: 0 P: 22	R: 3 E: 0 K: 2 S: 16	H: 5 LOB: 2 BB: 0 P: 23	R: 1 E: 0 K: 1 S: 8	H: 1 LOB: 0 BB: 0 P: 10	R: 2 E: 0 K: 1 S: 22	H: 3 LOB: 2 BB: 1 P: 34	1B: 10 2B: 4 3B: 0 HR: 4	SF: 0 SAC: 0 DP: 0 HBP: 0	WP: 0 PB: 0 SB: 0 CS: 0
PITCHER	IP WLS BF H R ER SO BB IBB HBP BLK WP HR S P ERA WHIP											PITCHER	IP WLS BF H R ER SO BB IBB HBP BLK WP HR S P ERA WHIP									
Brad Radke, R (1, 1) ERA: 5.85	6.1 W 29 10 5 5 2 0 0 0 0 0 3 69 106 7.11 1.579																					
LaTroy Hawkins, R (7, 1) ERA: 1.84	1.2 7 2 1 1 3 0 0 0 0 0 1 15 18 5.40 1.200																					
Eddie Guardado, L (9, 1) ERA: 1.84	1.0 S 7 3 2 2 1 1 0 0 0 0 0 22 34 18.00 4.000																					

Batter	1	2	3	4	5	6	7	8	9	AB R H RBI BB SO LOB	BOTTOM									
Jacque Jones, L (1, 7) OBP: 0.364, SLG: 0.515	1-0 G6-3 2B 1B	1-2 G1-3 3B		2-2 SF 1B		0-0 F7		0-0 G4-3		5 3 3 2 0 0 1	Boston Red Sox @ Minnesota Twins Hubert H. Humphrey Metrodome, Minneapolis, MN Sun May 11 2003, 8:05 PM EDT Att: 15,641 - Dome - 72 F AB 36 R 9 H 15 RBI 8 BB 1 SO 7 LOB 13 									
Cristian Guzman, S (1, 6) OBP: 0.303, SLG: 0.381	2-1 G3	0-0 G1-3		2-1 SF 1B		2-3 K		4-1 BB		3 0 0 2 1 1 1										
Corey Koskie, L (1, 5) Denny Hocking, S (7, 5) OBP: 0.371, SLG: 0.438 OBP: 0.150, SLG: 0.158	3-2 G6-3	0-1 G1-3		1-3 SF7 1B		2-3 K		2-2 G3-1		3 0 0 1 0 1 1 1 0 0 0 0 0 2										
Matthew LeCroy, R (1, 10) OBP: 0.341, SLG: 0.551	1-1 2B		1-0 G1-3	2-3 K		1-1 G6-3 1B				4 0 2 1 0 1 1										
Tori Hunter, R (1, 8) OBP: 0.300, SLG: 0.394	0-0 G1-3		2-3 K		1-2 1B G4-3 1B		1-1 G6-3		1-2 1B	4 1 1 0 0 1 2										
Doug Mientkiewicz, L (1, 3) OBP: 0.300, SLG: 0.376		3-3 K	0-1 F9		2-0 G4-3 1B		0-1 2B			4 0 2 0 0 1 0										
Dustan Mohr, R (1, 9) OBP: 0.313, SLG: 0.500		2-1 1B 2B 1B		1-1 1B 1B		1-3 K		0-1 F8		4 1 2 0 0 1 3										
A.J. Pierzynski, L (1, 2) OBP: 0.322, SLG: 0.425		1-0 2B 3B 1B		0-1 1B 1B		0-0 G4-3		0-0 G4-3		4 2 2 1 0 0 1										
Luis Rivas, R (1, 4) OBP: 0.255, SLG: 0.333		0-0 3B 2B		0-1 1B SF 1B		1-2 K		1-0 G4-3 2B		4 2 3 1 0 1 1										
Inning Stats	R: 1 E: 0 K: 0 S: 10	H: 2 LOB: 1 BB: 0 P: 16	R: 4 E: 0 K: 1 S: 13	H: 4 LOB: 0 BB: 0 P: 20	R: 0 E: 0 K: 1 S: 6	H: 0 LOB: 0 BB: 0 P: 9	R: 3 E: 1 K: 1 S: 22	H: 4 LOB: 1 BB: 0 P: 30	R: 1 E: 0 K: 2 S: 11	H: 2 LOB: 1 BB: 0 P: 17		R: 0 E: 0 K: 2 S: 8	H: 0 LOB: 0 BB: 0 P: 12	R: 0 E: 0 K: 0 S: 8	H: 2 LOB: 1 BB: 0 P: 10	R: 0 E: 0 K: 0 S: 9	H: 1 LOB: 2 BB: 1 P: 16	1B: 10 2B: 4 3B: 1 HR: 0	SF: 2 SAC: 0 DP: 1 HBP: 0	WP: 0 PB: 0 SB: 0 CS: 0
PITCHER	IP WLS BF H R ER SO BB IBB HBP BLK WP HR S P ERA WHIP											PITCHER	IP WLS BF H R ER SO BB IBB HBP BLK WP HR S P ERA WHIP							
Derek Lowe, R (1, 1) ERA: 6.53	4.0 L 22 10 8 6 3 0 0 0 0 0 0 51 75 13.50 2.500																			
Bruce Chen, L (6, 1) ERA: 5.79	2.0 8 2 1 1 4 0 0 0 0 0 0 19 29 4.50 1.000																			
Ramiro Mendoza, R (7, 1) ERA: 7.54	2.0 9 3 0 0 0 1 0 0 0 0 0 17 26 0.00 2.000																			

Batter	1	2	3	4	5	6	7	8	9	AB	R	H	RBI	BB	SO	LOB	TOP								
Michael Tucker, L (1, 9) OBP: 0.333, SLG: 0.463	F7	G4-3					G6-3			4	0	1	0	0	0	1	Kansas City Royals @ Minnesota Twins Hubert H. Humphrey Metrodome, Minneapolis, MN Mon May 12, 2003, 8:05 PM EDT Att. 12,199 - Dome - 72 F livebaseballscores.com								
Joe Randa, R (1, 5) OBP: 0.331, SLG: 0.462	29 BB 1B BB		F7			G1-6-3 1B	F8			3	1	0	0	1	0	2									
Carlos Beltrán, S (1, 8) OBP: 0.333, SLG: 0.447	29 BB 1B						G6-3			4	2	3	1	0	0	0									
29 Mike Sweeney, R (1, 10) OBP: 0.405, SLG: 0.525 Carlos Febles, R (8, PR) OBP: 0.330, SLG: 0.329	1B BB		F8			F7				3	0	1	0	1	0	1									
Raul Ibanez, L (1, 7) OBP: 0.373, SLG: 0.489	1-2 2-H 2-H 3-H 1B		G6-3				P2			4	0	1	2	0	0	2									
Ken Harvey, R (1, 3) OBP: 0.306, SLG: 0.418	K						K			3	0	0	0	1	2	2									
Desi Relaford, S (1, 4) OBP: 0.404, SLG: 0.478	F7						P5			4	0	0	0	0	0	3									
Brent Mayne, L (1, 2) OBP: 0.350, SLG: 0.478		G4-3					F8			4	0	2	0	0	0	1									
4 Angel Berroa, R (1, 6) OBP: 0.315, SLG: 0.388		G3-1					F8			3	0	0	0	0	0	2									
Inning Stats	R: 2 E: 0 K: 1 S: 13	H: 2 LOB: 2 BB: 2 P: 30	R: 0 E: 0 K: 0 S: 9	H: 0 LOB: 0 BB: 0 P: 13	R: 0 E: 0 K: 0 S: 10	H: 1 LOB: 1 BB: 0 P: 14	R: 0 E: 0 K: 0 S: 7	H: 0 LOB: 1 BB: 1 P: 13	R: 1 E: 0 K: 0 S: 7	H: 2 LOB: 0 BB: 0 P: 10	R: 0 E: 0 K: 0 S: 5	H: 0 LOB: 0 BB: 0 P: 9	R: 0 E: 0 K: 0 S: 8	H: 1 LOB: 1 BB: 0 P: 11	R: 0 E: 0 K: 0 S: 6	H: 1 LOB: 1 BB: 0 P: 10		R: 0 E: 0 K: 0 S: 11	H: 1 LOB: 1 BB: 0 P: 16	1B: 7 2B: 1 3B: 0 HR: 1	SF: 0 SAC: 1 DP: 2 HBP: 0	WP: 0 PB: 0 SB: 1 CS: 1	PA: 36		
PITCHER	IP	WLS	BF	H	R	ER	SO	BB	IBB	HBP	BLK	WP	HR	S	P	ERA	WHIP								
Joe Mays, R (1, 1) ERA: 5.83	7.0	L	29	6	3	3	2	3	0	0	0	0	1	59	100	3.86	1.286								
J.C. Romero, L (8, 1) ERA: 3.5	1.0		3	1	0	0	0	0	0	0	0	0	0	6	10	0.00	1.000								
Juan Rincon, R (9, 1) ERA: 1.45	1.0	S	4	1	0	0	0	0	0	0	0	0	0	11	16	0.00	1.000								

Batter	1	2	3	4	5	6	7	8	9	AB	R	H	RBI	BB	SO	LOB	BOTTOM								
Jacque Jones, L (1, 7) OBP: 0.354, SLG: 0.500	K						G4-3			4	0	0	0	0	3	3	Kansas City Royals @ Minnesota Twins Hubert H. Humphrey Metrodome, Minneapolis, MN Mon May 12, 2003, 8:05 PM EDT Att. 12,199 - Dome - 72 F livebaseballscores.com								
Cristian Guzman, S (1, 6) OBP: 0.301, SLG: 0.377							B3			4	0	1	0	0	1	2									
Corey Koskie, L (1, 5) OBP: 0.367, SLG: 0.432	P4						F7			4	1	1	0	0	0	1									
Matthew LeCroy, R (1, 2) OBP: 0.337, SLG: 0.549 Tom Prince, R (9, 2) OBP: 0.450, SLG: 0.333	F9						G4-3			4	0	1	1	0	1	1									
Tori Hunter, R (1, 8) OBP: 0.305, SLG: 0.419							G5-3			4	1	2	1	0	1	1									
Bobby Kielty, S (1, 10) OBP: 0.400, SLG: 0.515	F8						CS			3	0	1	0	1	1	0									
Doug Mientkiewicz, L (1, 3) OBP: 0.298, SLG: 0.365 Denny Hocking, S (9, PR) OBP: 0.150, SLG: 0.158	G4-3						P3			3	0	0	0	1	0	3									
Dustan Mohr, R (1, 9) OBP: 0.310, SLG: 0.488							K			4	0	1	0	0	2	1									
Luis Rivas, R (1, 4) OBP: 0.270, SLG: 0.347 A.J. Pierzynski, L (9, PH) OBP: 0.319, SLG: 0.421							SH1-3 1B			2	0	2	0	0	0	0									
Inning Stats	R: 0 E: 0 K: 1 S: 9	H: 1 LOB: 1 BB: 0 P: 11	R: 0 E: 0 K: 1 S: 9	H: 0 LOB: 0 BB: 0 P: 12	R: 0 E: 0 K: 2 S: 10	H: 1 LOB: 1 BB: 0 P: 16	R: 1 E: 0 K: 1 S: 10	H: 2 LOB: 1 BB: 0 P: 15	R: 0 E: 0 K: 2 S: 11	H: 1 LOB: 0 BB: 0 P: 16	R: 1 E: 0 K: 0 S: 11	H: 2 LOB: 2 BB: 1 P: 20	R: 0 E: 0 K: 0 S: 8	H: 1 LOB: 1 BB: 0 P: 12	R: 0 E: 0 K: 0 S: 8	H: 1 LOB: 0 BB: 0 P: 15		R: 0 E: 0 K: 1 S: 9	H: 0 LOB: 1 BB: 1 P: 17	1B: 7 2B: 1 3B: 0 HR: 1	SF: 0 SAC: 1 DP: 0 HBP: 0	WP: 0 PB: 0 SB: 2 CS: 2	PA: 38		
PITCHER	IP	WLS	BF	H	R	ER	SO	BB	IBB	HBP	BLK	WP	HR	S	P	ERA	WHIP								
Jeremy Affeldt, L (1, 1) ERA: 4.3	6.0	W	25	7	2	2	8	1	0	0	0	0	0	60	90	3.00	1.333								
Jason Grimsley, R (7, 1) ERA: 2.52	2.0	H	7	2	0	0	0	0	0	0	0	0	0	16	27	0.00	1.000								
Mike MacDougal, R (9, 1) ERA: 2.87	1.0	S	4	0	0	0	1	1	0	0	0	0	0	9	17	0.00	1.000								



Batter	1	2	3	4	5	6	7	8	9	AB	R	H	RBI	BB	SO	LOB	TOP			
Michael Tucker, L (1, 9) OBP: 0.314, SLG: 0.434	F7			F7		G3		F8		4	0	0	0	0	0	1				
Joe Randa, R (1, 5) OBP: 0.310, SLG: 0.429	G4-3			F8		P2			E6	4	0	0	0	0	0	0				
Carlos Beltrán, S (1, 8) OBP: 0.344, SLG: 0.434	F8			29 1B BB		G3-1			G4-6-3	3	0	0	0	1	0	1				
29 Mike Sweeney, R (1, 10) OBP: 0.403, SLG: 0.514 Dee Brown, L (9, PH) OBP: 0.344, SLG: 0.458	F8			1-2 1B					P5	3	0	1	0	0	0	0				
Raul Ibanez, L (1, 7)	G5-4-3 1B			F7		G6-3				3	0	1	0	0	0	2				
Ken Harvey, R (1, 3)	G5-4-3									3	0	0	0	0	0	1				
Desi Relaford, S (1, 4)				G3		G6-3				3	0	0	0	0	1	0				
Brent Mayne, L (1, 2)				K					G6-3	3	0	1	0	0	1	0				
4 Angel Berroa, R (1, 6) OBP: 0.308, SLG: 0.372				G5-3		F7				2	0	0	0	0	0	1				
Inning Stats	R: 0 E: 0 K: 0 S: 6	H: 0 LOB: 0 BB: 0 P: 8	R: 0 E: 0 K: 0 S: 8	H: 1 LOB: 0 BB: 0 P: 10	R: 0 E: 0 K: 1 S: 8	H: 0 LOB: 0 BB: 0 P: 11	R: 0 E: 0 K: 0 S: 10	H: 1 LOB: 2 BB: 1 P: 18	R: 0 E: 0 K: 0 S: 9	H: 0 LOB: 0 BB: 0 P: 13	R: 0 E: 0 K: 0 S: 9	H: 0 LOB: 0 BB: 0 P: 11	R: 0 E: 0 K: 1 S: 8	H: 0 LOB: 1 BB: 0 P: 13	R: 0 E: 1 K: 0 S: 6	H: 0 LOB: 0 BB: 0 P: 8	1B: 3 2B: 0 3B: 0 HR: 0	SF: 0 SAC: 0 DP: 2 HBP: 1	WP: 0 PB: 0 SB: 0 CS: 0	PA: 31
PITCHER Rick Reed, R (1, 1) ERA: 4.54	IP: 9.0 WLS: W BF: 31 H: 3 R: 0 ER: 0 SO: 2 BB: 1 IBB: 0 HBP: 1 BLK: 0 WP: 0 HR: 0 S: 72 P: 105 ERA: 0.00 WHIP: 0.444											PITCHER	IP: 9.0 WLS: W BF: 31 H: 3 R: 0 ER: 0 SO: 2 BB: 1 IBB: 0 HBP: 1 BLK: 0 WP: 0 HR: 0 S: 72 P: 105 ERA: 0.00 WHIP: 0.444							

Kansas City Royals @ Minnesota Twins
Hubert H. Humphrey Metrodome, Minneapolis, MN

AB 29
R 0
H 3
RBI 0
BB 1
SO 2
LOB 6



Wed May 14, 2003, 8:05 PM EDT
Att: 15,148 - Dome - 72 F

Batter	1	2	3	4	5	6	7	8	9	AB	R	H	RBI	BB	SO	LOB	BOTTOM			
Cristian Guzman, S (1, 6) OBP: 0.305, SLG: 0.392	1B 3B			F7		P4		FC6-4		5	1	2	1	0	0	3				
Doug Mientkiewicz, L (1, 9) OBP: 0.309, SLG: 0.389	FC1-6 1B			G6-3				L3		5	1	3	1	0	0	1				
Corey Koskie, L (1, 5)	P6			F9				L1		4	1	1	2	1	0	1				
Matthew LeCroy, R (1, 10) OBP: 0.352, SLG: 0.558 Bobby Kielty, S (4, PR) OBP: 0.405, SLG: 0.525	FC5 FC1-6			BB FC5-4 HBP		F8			F7	1	0	0	0	0	0	1				
Tori Hunter, R (1, 8) OBP: 0.296, SLG: 0.399	FC1-6 CS			FC5-4 BB SF9		K			FC1-6-5	3	1	0	0	1	1	3				
Todd Sears, L (1, 3) OBP: 0.375, SLG: 0.529	CS			FC5-4 BB		K				3	0	1	0	1	2	0				
Dustan Mohr, R (1, 7) OBP: 0.337, SLG: 0.506				FC5-4 1B						3	2	2	1	0	0	2				
A.J. Pierzynski, L (1, 2) OBP: 0.298, SLG: 0.395				L7		SF9			G4-3	3	0	0	1	0	0	5				
Luis Rivas, R (1, 4) OBP: 0.280, SLG: 0.353				L9					F9	4	0	2	1	0	0	1				
Inning Stats	R: 1 E: 1 K: 0 S: 12	H: 2 LOB: 1 BB: 0 P: 22	R: 0 E: 0 K: 1 S: 8	H: 1 LOB: 1 BB: 0 P: 10	R: 0 E: 0 K: 0 S: 6	H: 0 LOB: 0 BB: 0 P: 11	R: 3 E: 0 K: 0 S: 10	H: 1 LOB: 2 BB: 2 P: 23	R: 2 E: 0 K: 2 S: 14	H: 2 LOB: 0 BB: 0 P: 22	R: 1 E: 0 K: 0 S: 9	H: 2 LOB: 1 BB: 0 P: 14	R: 0 E: 0 K: 0 S: 13	H: 2 LOB: 3 BB: 0 P: 23	R: 0 E: 0 K: 0 S: 18	H: 2 LOB: 2 BB: 1 P: 26	1B: 6 2B: 4 3B: 1 HR: 1	SF: 1 SAC: 0 DP: 0 HBP: 2	WP: 0 PB: 0 SB: 1 CS: 1	PA: 41
PITCHER Runeivys Hernandez, R (1, 1) ERA: 2.75 51 Kris Wilson, R (6, 1) ERA: 4.87 Albie Lopez, R (8, 1) ERA: 9.47	IP: 5.0 WLS: L BF: 24 H: 6 R: 6 ER: 6 SO: 3 BB: 2 IBB: 0 HBP: 1 BLK: 0 WP: 0 HR: 1 S: 50 P: 88 ERA: 4.50 WHIP: 2.000											PITCHER	IP: 5.0 WLS: L BF: 24 H: 6 R: 6 ER: 6 SO: 3 BB: 2 IBB: 0 HBP: 1 BLK: 0 WP: 0 HR: 1 S: 50 P: 88 ERA: 4.50 WHIP: 2.000							

Kansas City Royals @ Minnesota Twins
Hubert H. Humphrey Metrodome, Minneapolis, MN

AB 34
R 7
H 12
RBI 7
BB 3
SO 3
LOB 19



Wed May 14, 2003, 8:05 PM EDT
Att: 15,148 - Dome - 72 F

Batter	1	2	3	4	5	6	7	8	9	10	11	12	13	14	AB	R	H	RBI	BB	SO	LOB	TOP										
Michael Tucker, L OBP: 0.311, SLG: 0.428 (1, 9)															7	1	1	0	1	2	7											
Joe Randa, R OBP: 0.307, SLG: 0.421 (1, 5)															7	1	1	0	1	1	6											
Carlos Beltrán, S OBP: 0.360, SLG: 0.460 (1, 8)															4	2	1	2	3	2	2											
29 Mike Sweeney, R OBP: 0.397, SLG: 0.496 Carlos Febles, R OBP: 0.336, SLG: 0.329 (14, PR)															6	0	1	0	1	0	3											
Raul Ibanez, L OBP: 0.363, SLG: 0.463 (1, 7)															7	2	2	1	0	3	4											
Ken Harvey, R OBP: 0.315, SLG: 0.426 Mendy López, R OBP: 0.273, SLG: 0.409 (14, 3)															5	0	2	1	0	1	1											
Desi Relaford, S OBP: 0.396, SLG: 0.462 (1, 4)															7	1	2	1	0	0	3											
4 Angel Berroa, R OBP: 0.307, SLG: 0.367 (1, 6)															7	0	2	1	0	3	3											
Mike DiFelice, R OBP: 0.300, SLG: 0.500 (1, 2)															5	1	2	1	0	0	3											
Inning Stats	R: 2 E: 0 K: 1 S: 14	H: 2 LOB: 0 BB: 0 P: 21	R: 0 E: 0 K: 1 S: 9	H: 1 LOB: 1 BB: 0 P: 12	R: 0 E: 0 K: 2 S: 12	H: 0 LOB: 0 BB: 0 P: 16	R: 1 E: 0 K: 1 S: 9	H: 2 LOB: 1 BB: 0 P: 13	R: 0 E: 0 K: 1 S: 7	H: 0 LOB: 0 BB: 0 P: 11	R: 0 E: 0 K: 1 S: 10	H: 0 LOB: 0 BB: 0 P: 18	R: 2 E: 0 K: 1 S: 12	H: 2 LOB: 3 BB: 3 P: 30	R: 0 E: 0 K: 0 S: 7	H: 0 LOB: 0 BB: 0 P: 11	R: 0 E: 0 K: 1 S: 15	H: 0 LOB: 0 BB: 0 P: 24	R: 0 E: 0 K: 1 S: 6	H: 0 LOB: 0 BB: 0 P: 7	R: 0 E: 0 K: 2 S: 11	H: 1 LOB: 1 BB: 0 P: 13	R: 0 E: 0 K: 1 S: 9	H: 0 LOB: 0 BB: 0 P: 14	R: 0 E: 0 K: 0 S: 5	H: 1 LOB: 2 BB: 0 P: 8	R: 4 E: 0 K: 0 S: 21	H: 5 LOB: 3 BB: 1 P: 33	1B: 8 2B: 4 3B: 1 HR: 1	SF: 1 SAC: 0 DP: 0 HBP: 3	WP: 1 PB: 0 SB: 1 CS: 0	PA: 65
PITCHER	IP	WLS	BF	H	R	ER	SO	BB	IBB	HBP	BLK	WP	HR	S	P	ERA	WHIP															
Kenny Rogers, L ERA: 4.53	(1, 1)	6.1	27	7	5	4	6	1	2	1	0	0	0	8	23	0.00	3.000															
J. C. Romero, L ERA: 3.98	(7, 1)	0.2	5	0	0	0	1	2	1	0	1	0	0	8	23	0.00	3.000															
Juan Rincón, R ERA: 1.37	(8, 1)	1.0	3	0	0	0	0	0	0	0	0	0	0	7	11	0.00	0.000															
LaTroy Hawkins, R ERA: 1.53	(9, 1)	1.0	5	0	0	0	1	1	0	1	0	0	0	15	24	0.00	1.000															
Eddie Guardado, L ERA: 1.72	(10, 1)	1.0	3	0	0	0	1	0	0	0	0	0	0	6	7	0.00	0.000															
PITCHER	IP	WLS	BF	H	R	ER	SO	BB	IBB	HBP	BLK	WP	HR	S	P	ERA	WHIP															
Johan Santana, L ERA: 2.56	(11, 1)	3.0	16	5	4	4	3	0	0	0	1	0	0	9	15	0.00	2.000															
Tony Fiore, R ERA: 6.16	(14, 1)	1.0	6	2	0	0	0	0	0	0	0	0	0	9	15	0.00	2.000															

Kansas City Royals @ Minnesota Twins
 Hubert H. Humphrey Metrodome, Minneapolis, MN
 Thu May 15 2003, 1:05 PM EDT
 Att. 17,219 - Dome - 72 F

livebaseballscorecards.com

AB 55
 R 9
 H 14
 RBI 7
 BB 6
 SO 12
 LOB 32

Batter	1	2	3	4	5	6	7	8	9	10	11	12	13	14	AB	R	H	RBI	BB	SO	LOB	BOTTOM						
Cristian Guzman, S OBP: 0.316, SLG: 0.413 (1, 6)															7	1	4	0	0	2	0							
Doug Mientkiewicz, L OBP: 0.323, SLG: 0.383 (8, 3)															2	1	0	2	4	0	0							
Corey Koskie, L OBP: 0.374, SLG: 0.442 (1, 5)															5	0	2	1	2	1	4							
Todd Sears, L OBP: 0.386, SLG: 0.514 Denny Hocking, S OBP: 0.169, SLG: 0.130 (8, 9)															3	0	1	1	1	1	3							
Torii Hunter, R OBP: 0.296, SLG: 0.389 (1, 8)															6	1	1	0	0	1	6							
Bobby Kielty, S OBP: 0.385, SLG: 0.495 (1, 10)															6	0	0	0	1	3	3							
Dustan Mohr, R OBP: 0.316, SLG: 0.474 (1, 7)															6	0	0	0	0	3	2							
A.J. Pierzynski, L OBP: 0.300, SLG: 0.408 (1, 2)															6	0	2	1	0	3	0							
Luis Rivas, R OBP: 0.286, SLG: 0.355 Jacque Jones, L OBP: 0.348, SLG: 0.493 Chris Gomez, R OBP: 0.298, SLG: 0.326 (13, 4)															5	2	2	0	0	0	1							
Inning Stats	R: 0 E: 0 K: 1 S: 11	H: 1 LOB: 2 BB: 1 P: 23	R: 0 E: 0 K: 3 S: 10	H: 0 LOB: 0 BB: 0 P: 14	R: 1 E: 0 K: 0 S: 12	H: 1 LOB: 2 BB: 2 P: 26	R: 0 E: 0 K: 0 S: 5	H: 0 LOB: 0 BB: 0 P: 9	R: 1 E: 0 K: 0 S: 12	H: 2 LOB: 1 BB: 0 P: 18	R: 1 E: 0 K: 0 S: 13	H: 2 LOB: 2 BB: 1 P: 27	R: 1 E: 0 K: 3 S: 18	H: 2 LOB: 3 BB: 2 P: 33	R: 0 E: 0 K: 3 S: 10	H: 0 LOB: 0 BB: 0 P: 16	R: 0 E: 0 K: 0 S: 9	H: 1 LOB: 1 BB: 0 P: 13	R: 0 E: 0 K: 0 S: 11	H: 1 LOB: 1 BB: 0 P: 15	R: 0 E: 0 K: 1 S: 8	H: 0 LOB: 0 BB: 0 P: 12	R: 0 E: 0 K: 1 S: 7	H: 0 LOB: 0 BB: 1 P: 13	1B: 10 2B: 0 3B: 2 HR: 0	SF: 1 SAC: 0 DP: 2 HBP: 1	WP: 1 PB: 0 SB: 0 CS: 0	PA: 60
PITCHER	IP	WLS	BF	H	R	ER	SO	BB	IBB	HBP	BLK	WP	HR	S	P	ERA	WHIP											
Miguel Ascencio, R ERA: 5.21	(1, 1)	5.1	24	5	3	3	5	3	0	1	0	0	0	20	36	5.40	2.400											
Jason Grimsley, R ERA: 2.7	(6, 1)	1.2	9	3	1	1	0	1	0	0	0	0	0	20	36	5.40	2.400											
Sean Lowe, R ERA: 4.76	(8, 1)	0.2	4	2	1	1	2	0	0	0	0	0	0	12	18	13.50	3.000											
Darrell May, L ERA: 4.33	(8, 1)	3.2	16	2	0	0	6	3	0	0	0	0	0	46	77	0.00	1.364											
D.J. Carrasco, R ERA: 1.93	(12, 1)	2.2	7	0	0	0	2	2	0	0	0	0	0	17	27	0.00	0.750											

Kansas City Royals @ Minnesota Twins
 Hubert H. Humphrey Metrodome, Minneapolis, MN
 Thu May 15 2003, 1:05 PM EDT
 Att. 17,219 - Dome - 72 F

livebaseballscorecards.com

AB 49
 R 5
 H 12
 RBI 5
 BB 9
 SO 15
 LOB 25

Batter	1	2	3	4	5	6	7	8	9	AB	R	H	RBI	BB	SO	LOB	TOP			
D'Angelo Jimenez, S OBP: 0.395, SLG: 0.493	(1,4) G3		(1,1) 1B	(2,1) F9			(1,1) G3			4	0	1	0	0	0	2	Chicago White Sox @ Minnesota Twins Hubert H. Humphrey Metrodome, Minneapolis, MN Fri May 16 2003, 8:05 PM EDT Att: 22,233 - Dome - 72 F			
Jose Valentin, S OBP: 0.310, SLG: 0.511 Tony Graffanino, R OBP: 0.409, SLG: 0.564	(1,6) G5-3		(0,1) F9		(0,1) G1-3		(1,2) HR			4	1	1	1	0	0	1				
Frank Thomas, R OBP: 0.433, SLG: 0.556	(1,10) G3		(0,0) 1B		(3,3) K		(3,2) F9			4	0	1	0	0	1	0				
Magglio Ordonez, R OBP: 0.353, SLG: 0.510 Armando Rios, L OBP: 0.276, SLG: 0.352		(2,2) 2B	(2,2) F8		(1,0) F7			(0,0) F8		3	1	1	0	0	0	2				
Carlos Lee, R OBP: 0.311, SLG: 0.475		(0,2) 2B	(0,1) P6			(1,1) 1B		(1,1) F7		4	1	2	1	0	0	2				
Brian Daubach, L OBP: 0.280, SLG: 0.186		(2,2) F7		(0,1) F8		(0,0) F7		(0,0) G6-3		4	0	0	0	0	0	2				
24 Joe Crede, R OBP: 0.295, SLG: 0.314		(1,1) P3		(1,2) FC4-6		(1,3) K			(3,1) F7	4	0	1	0	0	1	1				
Sandy Alomar Jr., R OBP: 0.313, SLG: 0.391		(0,0) 1B		(2,2) FC4-6		(2,0) P3			(1,0) G6-3	4	0	2	0	0	0	1				
Willie Harris, L OBP: 0.184, SLG: 0.162 14 Paul Konerko, R OBP: 0.306, SLG: 0.336			(3,3) K	(1,2) FC4-6			(0,0) G1-3		(3,2) F9	3	0	0	0	0	1	3				
Inning Stats	R: 0 E: 0 K: 0 S: 6	H: 0 LOB: 0 BB: 0 P: 9	R: 2 E: 1 K: 1 S: 17	H: 3 LOB: 1 BB: 0 P: 25	R: 0 E: 0 K: 0 S: 12	H: 2 LOB: 2 BB: 0 P: 15	R: 0 E: 0 K: 0 S: 15	H: 2 LOB: 2 BB: 0 P: 21	R: 0 E: 0 K: 1 S: 7	H: 1 LOB: 1 BB: 0 P: 11	R: 1 E: 0 K: 0 S: 13	H: 1 LOB: 0 BB: 0 P: 18	R: 0 E: 0 K: 0 S: 4	H: 0 LOB: 0 BB: 0 P: 5	R: 0 E: 0 K: 0 S: 8	H: 0 LOB: 0 BB: 0 P: 15	1B: 7 2B: 1 3B: 0 HR: 1	SF: 0 SAC: 0 DP: 0 HBP: 0	WP: 0 PB: 0 SB: 0 CS: 0	PA: 36
PITCHER	IP WLS BF H R ER SO BB IBB HBP BLK WP HR S P ERA WHIP																			
Brad Radke, R ERA: 5.6	(1,1) 7.0 W 30 9 3 3 3 0 0 0 0 0 1 76 109 3.86 1.286																			
Tony Fiore, R ERA: 5.57	(8,1) 2.0 6 0 0 0 0 0 0 0 0 0 0 12 20 0.00 0.000																			

Batter	1	2	3	4	5	6	7	8	9	AB	R	H	RBI	BB	SO	LOB	BOTTOM			
Cristian Guzman, S OBP: 0.325, SLG: 0.416 Chris Gomez, R OBP: 0.292, SLG: 0.319	(1,6) G6-3		(4,0) 1B	(0,1) BB	(1,0) F8	(0,0) 1B		(1,1) F8		4	2	2	2	1	0	0	Chicago White Sox @ Minnesota Twins Hubert H. Humphrey Metrodome, Minneapolis, MN Fri May 16 2003, 8:05 PM EDT Att: 22,233 - Dome - 72 F			
Doug Mientkiewicz, L OBP: 0.336, SLG: 0.425	(1,3) 1B		(1,2) F8	(4,2) 1B	(2,1) G1-3	(3,1) 1B		(3,1) HR		5	2	3	2	1	0	1				
Corey Koskie, L OBP: 0.379, SLG: 0.441	(1,5) 1B		(1,2) HR	(2,2) F7		(1,2) 1B		(3,3) K		5	2	2	0	1	2	6				
Bobby Kielty, S OBP: 0.397, SLG: 0.523	(1,10) G4-3		(0,0) HR	(1,1) HR	(4,2) 2B	(0,1) G6-3				4	3	2	5	1	0	1				
Tori Hunter, R OBP: 0.299, SLG: 0.409		(2,0) G4-3	(2,1) F8	(3,1) HR	(3,2) 2B	(2,0) L8				5	2	2	4	0	0	0				
Dustin Mohr, R OBP: 0.311, SLG: 0.470		(1,0) 1B	(0,0) E7	(1,1) F8	(2,2) F8	(2,1) F7				5	1	1	0	0	0	2				
A.J. Pierzynski, L OBP: 0.321, SLG: 0.444 Tom Prince, R OBP: 0.476, SLG: 0.563	(1,2) G4-3		(0,0) PO	(1,2) 1B	(3,1) G6-3	(1,3) 2B		(2,2) HR		4	2	4	1	0	0	0				
Denny Hocking, S OBP: 0.167, SLG: 0.143		(2,2) G4-3		(1,2) K		(3,2) G6-3		(3,2) K		5	1	1	2	0	2	3				
Luis Rivas, R OBP: 0.293, SLG: 0.360	(1,4) G4-3		(0,0) SH	(0,1) 1B	(1,0) P2	(1,0) 1B		(0,1) HR		4	2	2	1	0	0	1				
Inning Stats	R: 0 E: 0 K: 0 S: 7	H: 2 LOB: 1 BB: 0 P: 8	R: 1 E: 0 K: 0 S: 7	H: 2 LOB: 1 BB: 0 P: 12	R: 3 E: 1 K: 1 S: 11	H: 2 LOB: 0 BB: 1 P: 19	R: 7 E: 1 K: 1 S: 24	H: 6 LOB: 1 BB: 1 P: 38	R: 0 E: 0 K: 0 S: 4	H: 0 LOB: 0 BB: 0 P: 8	R: 4 E: 0 K: 1 S: 26	H: 5 LOB: 3 BB: 2 P: 52	R: 0 E: 0 K: 0 S: 5	H: 0 LOB: 0 BB: 0 P: 9	R: 3 E: 0 K: 2 S: 15	H: 3 LOB: 0 BB: 0 P: 27	1B: 12 2B: 4 3B: 0 HR: 4	SF: 0 SAC: 1 DP: 0 HBP: 0	WP: 0 PB: 0 SB: 0 CS: 0	PA: 49
PITCHER	IP WLS BF H R ER SO BB IBB HBP BLK WP HR S P ERA WHIP																			
56 Mark Buehrle, L ERA: 4.96	(1,1) 3.1 L 22 10 10 9 0 0 2 0 0 0 0 1 41 63 24.30 3.600																			
Rick White, R ERA: 7.27	(4,1) 1.2 10 3 4 4 1 2 0 0 0 0 0 1 21 42 21.60 3.000																			
Gary Glover, R ERA: 4.08	(6,1) 2.0 10 4 1 1 1 0 0 0 0 0 0 0 22 41 4.50 2.000																			
David Sanders, L ERA: 5.63	(8,1) 1.0 6 3 3 3 2 0 0 0 0 0 0 2 15 27 27.00 3.000																			

Batter	1	2	3	4	5	6	7	8	9	AB	R	H	RBI	BB	SO	LOB	TOP		
Jacque Jones, L OBP: 0.354, SLG: 0.487	1-3 K		1-0 F8			2-2 G4-3 1B		0-0 G6-3		4	0	1	0	0	1	1			
Cristian Guzman, S OBP: 0.310, SLG: 0.400	0-3 K			0-1 G3-1 1B 2B		1-0 G4-3		2-1 G4-3		4	1	1	0	0	1	1			
Corey Koskie, L OBP: 0.376, SLG: 0.434	0-2 F7			0-0 F8		3-2 L9			0-2 L7	4	0	0	0	0	0	2			
Bobby Kielty, S OBP: 0.400, SLG: 0.504		2-3 K		2-2 G3-1		3-1 FC6-4 HBP			0-2 DI 1B	3	0	1	0	0	1	1			
Tori Hunter, R OBP: 0.290, SLG: 0.392		0-0 G5-3		1-0 1B		0-1 FC6-4			0-0 F9	4	0	1	1	0	0	3			
Todd Sears, L OBP: 0.392, SLG: 0.488		2-1 G6-3		3-H 2-1 G4-3					1-2 G4-3	4	0	0	0	0	0	2			
Dustan Mohr, R OBP: 0.313, SLG: 0.459			2-3 K		3-1 G5-4-3 1B				1-1 L8	3	0	1	0	0	1	0			
A.J. Pierzynski, L OBP: 0.305, SLG: 0.420			0-2 F7		0-0 F8				0-3 K	3	0	0	0	0	1	1			
Luis Rivas, R OBP: 0.287, SLG: 0.359			0-1 2B		1 SAFE 2-2 G5-4-3				0-1 G5-3	3	0	1	0	0	0	1			
Inning Stats	R: 0 E: 0 K: 2 S: 9	H: 0 LOB: 0 BB: 0 P: 10	R: 0 E: 0 K: 1 S: 6	H: 0 LOB: 0 BB: 0 P: 10	R: 0 E: 0 K: 1 S: 9	H: 1 LOB: 1 BB: 0 P: 12	R: 1 E: 0 K: 0 S: 9	H: 2 LOB: 1 BB: 0 P: 14	R: 0 E: 0 K: 0 S: 10	H: 1 LOB: 2 BB: 0 P: 19	R: 0 E: 0 K: 1 S: 8	H: 0 LOB: 0 BB: 0 P: 11	R: 0 E: 0 K: 0 S: 5	H: 0 LOB: 0 BB: 0 P: 7	R: 0 E: 0 K: 0 S: 10	H: 1 LOB: 1 BB: 0 P: 11	1B: 4 2B: 2 3B: 0 HR: 0	SF: 0 SAC: 0 DP: 1 HBP: 1	WP: 0 PA: 33 PB: 0 SB: 0 CS: 0
PITCHER	IP	WLS	BF	H	R	ER	SO	BB	IBB	HBP	BLK	WP	HR	S	P	ERA	WHIP		
Tim Hudson, R ERA: 2.69	8.0	W	29	5	1	1	5	0	0	1	0	0	0	63	94	1.12	0.625		
Keith Foulke, R ERA: 2.35	1.0	S	4	1	0	0	0	0	0	0	0	0	0	10	11	0.00	1.000		

Minnesota Twins @ Oakland Athletics
Network Associates Coliseum, Oakland, CA
Tue May 20 2003, 10:05 PM EDT
Att. 13,340 - Sunny - 71 F

AB 32
R 1
H 6
RBI 1
BB 0
SO 5
LOB 12



Batter	1	2	3	4	5	6	7	8	9	AB	R	H	RBI	BB	SO	LOB	BOTTOM		
Eric Byrnes, R OBP: 0.404, SLG: 0.554	1-2 F7	1-1 FC5		1-0 1B 2B		0-0 G4-3 1B		2-2 2B 2B		5	2	3	1	0	0	2			
Scott Hatteberg, L OBP: 0.368, SLG: 0.406	3-1 FC1-4 1B		0-2 G1-3	1-0 2H 1B		3-2 G4-3		0-1 2H 2B		5	0	3	2	0	0	2			
3 Eric Chavez, L OBP: 0.343, SLG: 0.468	1-0 FC1-4 1B		2-2 P3	1-2 K		4-0 IBB		0-0 F8		4	0	1	0	1	1	2			
Miguel Tejada, R OBP: 0.272, SLG: 0.384	0-2 FC1-4		0-1 2B		1-1 L8	1-1 SF7		4-0 IBB		3	0	1	1	1	0	2			
Erubiel Durazo, L OBP: 0.374, SLG: 0.474	1-3 K		4-2 BB		1-0 P4	3-3 K		2-2 F7		4	0	0	0	1	2	6			
Ramon Hernandez, R OBP: 0.373, SLG: 0.480		0-1 FC5 1B	2-2 P3		1-1 2B HBP		1-1 F8			3	0	1	0	0	0	2			
Terrence Long, L OBP: 0.318, SLG: 0.422		0-0 F9		1-1 P4	0-1 2B		3-3 K			4	0	1	0	0	1	1			
Mark Ellis, R OBP: 0.324, SLG: 0.399		0-1 1B		2-2 G5-3	0-2 G1-3		1-1 F9			4	0	1	0	0	0	2			
Chris Singleton, L OBP: 0.347, SLG: 0.427		0-2 P5		0-0 2B 2B		0-1 G4-3 1B SF7 1B		0-2 G1-3		4	2	2	0	0	0	2			
Inning Stats	R: 0 E: 0 K: 1 S: 13	H: 2 LOB: 2 BB: 0 P: 19	R: 0 E: 0 K: 0 S: 10	H: 2 LOB: 0 BB: 0 P: 11	R: 0 E: 0 K: 0 S: 13	H: 1 LOB: 2 BB: 1 P: 21	R: 2 E: 0 K: 1 S: 11	H: 3 LOB: 1 BB: 0 P: 17	R: 0 E: 0 K: 0 S: 9	H: 1 LOB: 2 BB: 0 P: 12	R: 1 E: 0 K: 1 S: 11	H: 2 LOB: 1 BB: 1 P: 22	R: 0 E: 0 K: 1 S: 7	H: 0 LOB: 0 BB: 0 P: 12	R: 1 E: 0 K: 0 S: 13	H: 2 LOB: 2 BB: 1 P: 21	1B: 7 2B: 6 3B: 0 HR: 0	SF: 1 SAC: 0 DP: 0 HBP: 1	WP: 0 PA: 41 PB: 0 SB: 0 CS: 0
PITCHER	IP	WLS	BF	H	R	ER	SO	BB	IBB	HBP	BLK	WP	HR	S	P	ERA	WHIP		
Rick Reed, R ERA: 4.53	6.0	L	32	11	3	3	3	1	1	1	0	0	0	67	102	4.50	2.000		
Johan Santana, L ERA: 2.67	2.0		9	2	1	1	1	0	1	0	0	0	0	20	33	4.50	1.000		

Minnesota Twins @ Oakland Athletics
Network Associates Coliseum, Oakland, CA
Tue May 20 2003, 10:05 PM EDT
Att. 13,340 - Sunny - 71 F

AB 36
R 4
H 13
RBI 4
BB 3
SO 4
LOB 21



Batter	1	2	3	4	5	6	7	8	9	AB	R	H	RBI	BB	SO	LOB	TOP					
Jacque Jones, L OBP: 0.349, SLG: 0.478 (1, 7)	G3-1		F8		G5-3		G4-3		FC4-6 1B	5	0	1	0	0	0	1						
Cristian Guzman, S OBP: 0.307, SLG: 0.394 (1, 6)	L4		G4-3			G5-3		G3 1B	FC4-6 HBP	5	1	1	0	0	0	1						
Corey Koskie, L OBP: 0.376, SLG: 0.436 (1, 5)	P5			L7				G3		4	0	1	0	0	0	1						
Matthew LeCroy, R OBP: 0.365, SLG: 0.556 (8, PR)		L8			HR			G5-3 1B		3	1	2	1	1	0	0						
Luis Rivas, R OBP: 0.295, SLG: 0.356 (8, 4)									G1-3	1	1	0	0	0	0	2						
Tori Hunter, R OBP: 0.289, SLG: 0.406 (1, 8)	K				HR			G5-3		4	1	1	2	0	1	3						
Bobby Kielty, S OBP: 0.410, SLG: 0.500 (1, 10)					HR					1	0	0	0	3	0	2						
Dustan Mohr, R OBP: 0.328, SLG: 0.469 (1, 9)										4	0	3	1	0	0	1						
Tom Prince, R OBP: 0.370, SLG: 0.409 (1, 2)										3	0	0	0	0	1	4						
Denny Hocking, S OBP: 0.211, SLG: 0.250 (8, 3)										4	0	0	0	0	1	1						
Inning Stats	R: 0 E: 0 K: 0 S: 8	H: 0 LOB: 0 BB: 0 P: 10	R: 0 E: 0 K: 1 S: 11	H: 1 LOB: 2 BB: 1 P: 20	R: 0 E: 0 K: 0 S: 8	H: 0 LOB: 0 BB: 0 P: 10	R: 2 E: 0 K: 0 S: 15	H: 2 LOB: 0 BB: 1 P: 26	R: 0 E: 0 K: 0 S: 9	H: 0 LOB: 0 BB: 0 P: 14	R: 0 E: 0 K: 0 S: 9	H: 1 LOB: 2 BB: 1 P: 18	R: 0 E: 1 K: 0 S: 7	H: 1 LOB: 1 BB: 0 P: 14	R: 2 E: 0 K: 1 S: 14	H: 3 LOB: 2 BB: 1 P: 25	R: 0 E: 0 K: 1 S: 10	H: 1 LOB: 2 BB: 0 P: 13	1B: 7 2B: 1 3B: 0 HR: 1	SF: 0 SAC: 1 DP: 1 HBP: 1	WP: 0 PB: 0 SB: 1 CS: 0	PA: 40
PITCHER	IP	WLS	BF	H	R	ER	SO	BB	IBB	HBP	BLK	WP	HR	S	P	ERA	WHIP					
Barry Zito, L ERA: 2.51 (1, 1)	7.0		28	5	2	2	1	3	0	0	0	0	1	67	112	2.57	1.143					
Ricardo Rincon, L ERA: 4.32 (8, 1)	0.1	H	2	1	1	1	0	0	0	0	0	0	0	5	6	27.00	3.000					
Chad Bradford, R ERA: 3.09 (8, 1)	1.2	L	10	3	1	1	2	0	1	1	0	0	0	19	32	5.40	1.800					

Minnesota Twins @ Oakland Athletics
Network Associates Coliseum, Oakland, CA
Wed May 21, 2003, 3:35 PM EDT
Att: 27,189 - Sunny - 71 F

AB	34
R	4
H	9
RBI	4
BB	4
SO	3
LOB	16



Batter	1	2	3	4	5	6	7	8	9	AB	R	H	RBI	BB	SO	LOB	BOTTOM					
Eric Byrnes, R OBP: 0.412, SLG: 0.552 (1, 8)	1B 1B BB		1B 3 1B				F9		F8	4	1	2	0	1	0	1						
Scott Hatteberg, L OBP: 0.366, SLG: 0.403 (1, 3)	1B 1B 1B		K				P5			4	1	1	0	0	1	2						
Miguel Tejada, R OBP: 0.276, SLG: 0.387 (1, 6)	1B 1-2 2-H		1B 3 1B				K			4	0	2	0	0	1	0						
3 Eric Chavez, L OBP: 0.341, SLG: 0.462 (1, 5)	L8		1B				P4		G3-1	4	0	1	1	0	0	2						
Erubiel Durazo, L OBP: 0.372, SLG: 0.468 (1, 10)	1B		K				G3		G4-3	4	0	1	1	0	1	2						
Ramon Hernandez, R OBP: 0.363, SLG: 0.466 (1, 2)	F9		G5-3				L9		G5-3	4	0	0	0	0	0	4						
Mark Ellis, R OBP: 0.328, SLG: 0.398 (1, 4)			F8				G6-4-3 1B WP		F9	3	1	1	0	1	0	0						
Terrence Long, L OBP: 0.316, SLG: 0.418 (1, 9)			G4-3				G6-4-3 1B		G4-3	4	0	1	0	0	1	1						
Adam Piatt, R OBP: 0.133, SLG: 0.250 (9, PR)			L9				G6-4-3		L7	4	0	1	0	0	0	3						
Chris Singleton, L OBP: 0.347, SLG: 0.427 (9, PR)										0	0	0	0	0	0	0						
Inning Stats	R: 1 E: 0 K: 0 S: 13	H: 3 LOB: 2 BB: 1 P: 24	R: 0 E: 0 K: 0 S: 8	H: 0 LOB: 0 BB: 0 P: 11	R: 1 E: 0 K: 2 S: 13	H: 3 LOB: 1 BB: 0 P: 21	R: 1 E: 0 K: 0 S: 15	H: 3 LOB: 1 BB: 0 P: 23	R: 0 E: 0 K: 0 S: 6	H: 0 LOB: 0 BB: 0 P: 7	R: 0 E: 0 K: 1 S: 14	H: 0 LOB: 1 BB: 1 P: 22	R: 0 E: 0 K: 1 S: 6	H: 0 LOB: 0 BB: 0 P: 11	R: 0 E: 0 K: 0 S: 6	H: 0 LOB: 0 BB: 0 P: 10	R: 0 E: 0 K: 0 S: 12	H: 1 LOB: 1 BB: 0 P: 18	1B: 10 2B: 0 3B: 0 HR: 0	SF: 0 SAC: 0 DP: 1 HBP: 0	WP: 1 PB: 0 SB: 0 CS: 0	PA: 37
PITCHER	IP	WLS	BF	H	R	ER	SO	BB	IBB	HBP	BLK	WP	HR	S	P	ERA	WHIP					
Kenny Rogers, L ERA: 4.53 (1, 1)	6.0		27	9	3	3	3	2	0	0	0	0	0	69	108	4.50	1.833					
LaTroy Hawkins, R ERA: 1.29 (7, 1)	1.0	W	3	0	0	0	1	0	0	0	0	0	0	6	11	0.00	0.000					
J.C. Romero, L ERA: 3.1 (8, 1)	1.0	H	3	0	0	0	0	0	0	0	0	0	0	6	10	0.00	0.000					
Eddie Guardado, L ERA: 1.45 (9, 1)	1.0	S	4	1	0	0	0	0	0	0	0	0	0	12	18	0.00	1.000					

Minnesota Twins @ Oakland Athletics
Network Associates Coliseum, Oakland, CA
Wed May 21, 2003, 3:35 PM EDT
Att: 27,189 - Sunny - 71 F

AB	35
R	3
H	10
RBI	2
BB	2
SO	4
LOB	15



Batter	1	2	3	4	5	6	7	8	9	AB	R	H	RBI	BB	SO	LOB	TOP				
Jacque Jones, L OBP: 0.391, SLG: 0.482 (1, 7)	L5		HR 2B	K	G6-3			1B 1B	CS	5	1	2	0	0	1	3	Minnesota Twins @ Oakland Athletics Network Associates Coliseum, Oakland, CA Thu May 22 2003, 3:35 PM EDT Att: 27,684 - Sunny - 62 F				
Cristian Guzman, S OBP: 0.304, SLG: 0.385 (1, 6)	F8		L4	FC1-2 1B BB		F9		P6		4	1	0	0	1	0	2					
Bobby Kielty, S OBP: 0.416, SLG: 0.521 (1, 10)	BLK BB		HR	1B FC1-2 BB		L7		K		3	1	1	3	2	1	1					
Matthew LeCroy, R OBP: 0.361, SLG: 0.549 Denny Hocking, S OBP: 0.214, SLG: 0.250 (2, 3)	G3-1		G5-3	FC1-2 1B		K		1B		1	0	0	0	0	0	1					
Tori Hunter, R OBP: 0.303, SLG: 0.420 (1, 8)			E5	1B				K		4	0	3	1	1	1	2					
Dustin Mohr, R OBP: 0.322, SLG: 0.458 (1, 9)		FC5-4 BB	F9	K				1B 2B		5	0	1	0	0	1	5					
Chris Gomez, R OBP: 0.286, SLG: 0.364 (1, 5)		FC5-4 1B		1B 2B		G6-3		F7		5	2	2	0	0	0	3					
A.J. Pierzynski, L OBP: 0.322, SLG: 0.437 (1, 2)				BB FC1 BB 1B		F9		P6		4	1	3	1	1	0	1					
Luis Rivas, R OBP: 0.281, SLG: 0.350 (1, 4)	F7			FC1 BB FC1-2		F9		CS 1B		5	0	1	1	0	0	7					
Inning Stats	R: 0 E: 0 K: 0 S: 6	H: 0 LOB: 1 BB: 1 P: 13	R: 0 E: 0 K: 0 S: 12	H: 1 LOB: 2 BB: 1 P: 18	R: 2 E: 1 K: 0 S: 13	H: 3 LOB: 3 BB: 2 P: 17	R: 3 E: 0 K: 2 S: 16	H: 3 LOB: 3 BB: 2 P: 28	R: 0 E: 0 K: 1 S: 7	H: 0 LOB: 0 BB: 0 P: 11	R: 0 E: 0 K: 0 S: 7	H: 2 LOB: 2 BB: 1 P: 16	R: 0 E: 0 K: 2 S: 11	H: 2 LOB: 2 BB: 0 P: 19	R: 1 E: 0 K: 0 S: 10	H: 2 LOB: 0 BB: 0 P: 15	1B: 8 2B: 4 3B: 1 HR: 1	SF: 0 SAC: 0 DP: 1 HBP: 0	WP: 0 PB: 0 SB: 0 CS: 1	PA: 46	
PITCHER	IP	WLS	BF	H	R	ER	SO	BB	IBB	HBP	BLK	WP	HR	S	P	ERA	WHIP				
John Halama, L ERA: 4.19 (1, 1)	6.0	L	31	8	5	5	3	4	0	0	1	0	1	60	95	7.50	2.000				
Mike Neu, R ERA: 0.71 (7, 1)	1.2		9	4	0	0	1	0	1	0	0	0	0	14	28	0.00	2.400				
Micah Bowie, L ERA: 7.56 (8, 1)	1.1		5	2	1	1	1	0	0	0	0	0	0	14	22	6.75	1.500				

AB	40
R	6
H	14
RBI	6
BB	5
SO	5
LOB	28



Batter	1	2	3	4	5	6	7	8	9	AB	R	H	RBI	BB	SO	LOB	BOTTOM					
Eric Byrnes, R OBP: 0.407, SLG: 0.574 (1, 7)	F9		SF7		HR			G5-3		3	1	1	2	0	0	0	Minnesota Twins @ Oakland Athletics Network Associates Coliseum, Oakland, CA Thu May 22 2003, 3:35 PM EDT Att: 27,684 - Sunny - 62 F					
Scott Hatteberg, L OBP: 0.394, SLG: 0.399 (1, 3)	F7		3B 1B		G3			G3		4	1	1	0	0	0	0						
3 Eric Chavez, L OBP: 0.339, SLG: 0.469 (1, 5)	G5-3		1B 3B		F9			G4-3		4	0	1	2	0	0	0						
Miguel Tejada, R OBP: 0.276, SLG: 0.384 (1, 6)		G5-3	G5-3		1B			F9		4	0	1	0	0	0	1						
Erubiel Durazo, L OBP: 0.364, SLG: 0.456 (1, 10)		F8	G3		K			L3		4	0	0	0	0	1	2						
Ramon Hernandez, R OBP: 0.360, SLG: 0.455 (1, 2)		BB			F9			F9		3	0	0	0	1	0	0						
Terrence Long, L OBP: 0.309, SLG: 0.407 (1, 9)		G4-3			F8			G1-3		4	0	0	0	0	1	1						
Mark Ellis, R OBP: 0.337, SLG: 0.416 (1, 4)			2B SF7 BB		BB			F9		2	2	1	1	2	0	0						
Chris Singleton, L OBP: 0.347, SLG: 0.434 Adam Platt, R (9, PH) OBP: 0.129, SLG: 0.241 (1, 8)			1B 3B 2B		K			L9		3	1	1	0	0	1	1						
Inning Stats	R: 0 E: 0 K: 0 S: 6	H: 0 LOB: 0 BB: 0 P: 9	R: 0 E: 0 K: 0 S: 10	H: 0 LOB: 1 BB: 1 P: 19	R: 3 E: 0 K: 0 S: 17	H: 3 LOB: 1 BB: 1 P: 30	R: 0 E: 0 K: 1 S: 13	H: 0 LOB: 1 BB: 1 P: 20	R: 1 E: 0 K: 1 S: 15	H: 2 LOB: 1 BB: 0 P: 21	R: 0 E: 0 K: 0 S: 6	H: 0 LOB: 0 BB: 0 P: 10	R: 0 E: 0 K: 0 S: 8	H: 0 LOB: 0 BB: 0 P: 13	R: 0 E: 0 K: 0 S: 11	H: 0 LOB: 0 BB: 0 P: 16	R: 1 E: 0 K: 1 S: 13	H: 1 LOB: 0 BB: 0 P: 18	1B: 2 2B: 1 3B: 1 HR: 2	SF: 1 SAC: 0 DP: 0 HBP: 0	WP: 0 PB: 0 SB: 0 CS: 0	PA: 36
PITCHER	IP	WLS	BF	H	R	ER	SO	BB	IBB	HBP	BLK	WP	HR	S	P	ERA	WHIP					
Joe Mays, R ERA: 5.43 (1, 1)	5.0	W	23	5	4	4	2	3	0	0	0	0	0	11	18	0.00	0.000					
Juan Rincon, R ERA: 1.27 (6, 1)	1.2	H	5	0	0	0	0	0	0	0	0	0	0	5	10	0.00	0.000					
J.C. Romero, L ERA: 3.0 (7, 1)	0.2	H	2	0	0	0	0	0	0	0	0	0	0	9	11	0.00	0.000					
LaTroy Hawkins, R ERA: 1.25 (8, 1)	0.2	H	2	0	0	0	0	0	0	0	0	0	0	1	13	0.00	1.000					
Eddie Guardado, L ERA: 1.93 (9, 1)	1.0	S	4	1	1	1	1	0	0	0	0	0	0	1	13	9.00	1.000					

AB	32
R	5
H	6
RBI	5
BB	3
SO	3
LOB	5



Batter	1	2	3	4	5	6	7	8	9	AB	R	H	RBI	BB	SO	LOB	TOP				
Jacque Jones, L OBP: 0.352, SLG: 0.485 (1, 7)	F7	F8					F8		F7								5 0 2 0 0 0 2				
Cristian Guzman, S OBP: 0.298, SLG: 0.376 (1, 6)	G3-1		G6-3		FC4		F8										4 0 0 1 0 0 2				
Corey Koskie, L OBP: 0.374, SLG: 0.428 (1, 5)			G3-1		F7				G6-3								3 0 0 0 1 0 1				
Bobby Kielty, S OBP: 0.418, SLG: 0.512 (1, 10)					K				K								2 0 0 0 2 2 1				
Tori Hunter, R OBP: 0.307, SLG: 0.421 (1, 8)	F8																4 0 2 0 0 1 3				
Todd Sears, L OBP: 0.382, SLG: 0.468 (1, 3)																	4 1 1 0 0 0 2				
Dustan Mohr, R OBP: 0.336, SLG: 0.484 (1, 9)					F8												4 0 3 0 0 0 0				
A.J. Pierzynski, L OBP: 0.313, SLG: 0.424 (1, 2)					G1-3				F7								4 0 0 1 0 0 3				
Luis Rivas, R OBP: 0.280, SLG: 0.346 (1, 4)									F8								4 1 1 0 0 2 2				
Inning Stats	R: 0 H: 0 E: 1 K: 0 S: 15	H: 0 R: 2 ER: 2 LOB: 2 BB: 2 P: 29	R: 1 H: 2 E: 0 K: 1 S: 11	H: 2 R: 0 ER: 0 LOB: 1 BB: 1 P: 18	R: 0 H: 0 E: 0 K: 1 S: 13	H: 1 R: 0 ER: 0 LOB: 1 BB: 1 P: 22	R: 0 H: 0 E: 0 K: 0 S: 5	H: 0 R: 0 ER: 0 LOB: 0 BB: 0 P: 11	R: 1 H: 2 E: 0 K: 1 S: 14	H: 2 R: 0 ER: 0 LOB: 1 BB: 0 P: 27	R: 0 H: 2 E: 0 K: 1 S: 8	H: 1 R: 0 ER: 0 LOB: 0 BB: 0 P: 16	R: 0 H: 1 E: 0 K: 1 S: 9	H: 1 R: 0 ER: 0 LOB: 1 BB: 0 P: 14	R: 0 H: 1 E: 0 K: 0 S: 9	H: 1 R: 0 ER: 0 LOB: 1 BB: 0 P: 14	1B: 6 2B: 4 3B: 0 HR: 0	SF: 0 SAC: 0 DP: 2 HBP: 0	WP: 0 PB: 0 SB: 0 CS: 0	PA: 37	
PITCHER	IP	WLS	BF	H	R	ER	SO	BB	IBB	HBP	BLK	WP	HR	S	P	ERA	WHIP				
Jamie Moyer, L ERA: 3.88 (1, 1)	5.0	W	22	4	2	2	3	3	0	0	0	0	0	58	107	3.60	1.400				
Giovanni Carrara, R ERA: 5.92 (6, 1)	1.0	H	4	2	0	0	0	0	0	0	0	0	0	8	16	0.00	2.000				
Shigetoshi Hasegawa, R ERA: 0.33 (7, 1)	2.0	H	7	2	0	0	2	0	0	0	0	0	0	18	30	0.00	1.000				
Kazuhiko Sasaki, R ERA: 5.28 (9, 1)	1.0	S	4	1	0	0	0	0	0	0	0	0	0	9	14	0.00	1.000				

Minnesota Twins @ Seattle Mariners
Safeco Field, Seattle, WA
Fri May 23 2003, 7:05 PM PDT
Att: 40,258 - Cloudy - 69 F

AB 34
R 2
H 9
RBI 2
BB 3
SO 5
LOB 16



Batter	1	2	3	4	5	6	7	8	9	AB	R	H	RBI	BB	SO	LOB	BOTTOM				
51 Ichiro Suzuki, L OBP: 0.367, SLG: 0.419 (1, 9)	E3	G6-3		SH1-3		G3-1											3 1 0 0 0 0 0				
Carlos Guillen, S OBP: 0.394, SLG: 0.471 (1, 6)				SF9													1 1 1 1 2 0 0				
Bret Boone, R OBP: 0.377, SLG: 0.556 (1, 4)	F4	FC6-4		L9		G1-6-3											4 0 0 0 0 0 5				
Edgar Martinez, R OBP: 0.439, SLG: 0.600 (1, 10)				G3		F8			F9								4 1 1 0 0 0 0				
John Olerud, L OBP: 0.378, SLG: 0.410 (1, 3)	FC3					F7											4 0 2 1 0 0 1				
Mike Cameron, R OBP: 0.387, SLG: 0.503 (1, 8)				P3		F8			P6								4 0 1 1 0 0 2				
Randy Winn, S OBP: 0.345, SLG: 0.393 (1, 7)	L4-6			G1-3					G4-3								4 0 1 0 0 0 3				
Mark McLemore, S OBP: 0.327, SLG: 0.378 (1, 5)																	3 2 2 1 1 1 0				
Dan Wilson, R OBP: 0.300, SLG: 0.340 (1, 2)									F7								4 0 1 0 0 0 3				
Inning Stats	R: 3 H: 2 E: 2 K: 0 S: 18	H: 2 R: 5 ER: 2 LOB: 1 BB: 1 P: 26	R: 1 H: 2 E: 0 K: 0 S: 12	H: 2 R: 0 ER: 0 LOB: 1 BB: 0 P: 14	R: 0 H: 1 E: 0 K: 0 S: 9	H: 1 R: 0 ER: 0 LOB: 1 BB: 0 P: 15	R: 1 H: 2 E: 0 K: 0 S: 12	H: 2 R: 0 ER: 0 LOB: 3 BB: 0 P: 19	R: 0 H: 0 E: 0 K: 0 S: 10	H: 2 R: 0 ER: 0 LOB: 1 BB: 1 P: 16	R: 0 H: 0 E: 0 K: 0 S: 3	H: 0 R: 0 ER: 0 LOB: 0 BB: 0 P: 9	R: 0 H: 0 E: 0 K: 1 S: 7	H: 0 R: 0 ER: 0 LOB: 0 BB: 0 P: 13	R: 0 H: 0 E: 0 K: 1 S: 11	H: 0 R: 0 ER: 0 LOB: 0 BB: 0 P: 14	1B: 7 2B: 2 3B: 0 HR: 1	SF: 1 SAC: 1 DP: 2 HBP: 0	WP: 0 PB: 0 SB: 0 CS: 0	PA: 36	
PITCHER	IP	WLS	BF	H	R	ER	SO	BB	IBB	HBP	BLK	WP	HR	S	P	ERA	WHIP				
Brad Radke, R ERA: 5.43 (1, 1)	5.0	L	27	9	5	2	0	2	0	0	0	0	0	61	90	3.60	2.200				
Tony Flores, R ERA: 4.89 (6, 1)	3.0		9	0	0	0	1	1	0	0	0	0	0	21	36	0.00	0.333				

Minnesota Twins @ Seattle Mariners
Safeco Field, Seattle, WA
Fri May 23 2003, 7:05 PM PDT
Att: 40,258 - Cloudy - 69 F

AB 31
R 5
H 9
RBI 4
BB 3
SO 1
LOB 14



Batter	1	2	3	4	5	6	7	8	9	AB	R	H	RBI	BB	SO	LOB	TOP								
Jacque Jones, L (1, 7) OBP: 0.354, SLG: 0.489	1-2 G4-3	2-2 FC3-6 1B		0-1 G3	1-1 2B		3-3 K			5	0	2	2	0	1	1									
Chris Gomez, R (1, 6) OBP: 0.311, SLG: 0.433	3-2 2B	1 SAFE 2-2 FC3-6 1B		0-1 1B 3B	2-3 K			0-0 G5-3		5	1	3	0	0	1	1									
Corey Koskie, L (1, 5) OBP: 0.374, SLG: 0.442	4-1 BB	0-0 FC3-6 1-2 2-3		2-2 G6-3			1-1 HR	1-3 K		4	1	1	1	1	1	3									
Matthew LeCroy, R (1, 10) OBP: 0.353, SLG: 0.531	0-0 F4	1-0 P3		1-0 FC5-4 1B			2-3 K	2-2 F8		5	0	1	1	0	1	4									
Tori Hunter, R (1, 8) OBP: 0.309, SLG: 0.418	2-3 K		0-2 1B G4-3 1B	1-1 FC5-4 1-2			1-1 F7	4-2 F9 1B BB		4	0	1	0	1	1	3									
Todd Sears, L (1, 3) OBP: 0.383, SLG: 0.451		4-2 1B HR	0-2 G4-3		1-0 F7		3-2 F7	2-2 1B		4	1	1	0	1	0	1									
Doug Mientkiewicz, L (9, 3) OBP: 0.350, SLG: 0.444		1-2 BB	1-2 G4-3					1-2 1B		0	0	0	0	0	0	0									
Dustan Mohr, R (1, 9) OBP: 0.338, SLG: 0.476		0-1 1-2 HR	3-2 F9		1-2 F8		4-2 BB	1-3 K		4	1	1	0	1	1	3									
A.J. Pierzynski, L (1, 2) OBP: 0.323, SLG: 0.451		2-2 1-2 HR	1-1 1B		0-2 1B 2B 1B		1-0 F8	1-0 F9		5	2	3	3	0	0	3									
Luis Rivas, R (1, 4) OBP: 0.277, SLG: 0.341		2-2 G4-3	1-3 K		1-0 1-2 2B 1B		1-1 F7	1-1 G6-3		5	1	1	0	0	1	5									
Inning Stats	R: 0 E: 0 K: 1 S: 13	H: 1 LOB: 2 BB: 1 P: 23	R: 3 E: 0 K: 0 S: 20	H: 4 LOB: 2 BB: 1 P: 33	R: 0 E: 0 K: 1 S: 14	H: 2 LOB: 2 BB: 0 P: 19	R: 1 E: 0 K: 0 S: 11	H: 2 LOB: 1 BB: 0 P: 15	R: 2 E: 0 K: 1 S: 14	H: 3 LOB: 1 BB: 0 P: 20	R: 1 E: 0 K: 1 S: 9	H: 1 LOB: 0 BB: 0 P: 17	R: 0 E: 0 K: 1 S: 8	H: 0 LOB: 1 BB: 1 P: 17	R: 0 E: 0 K: 1 S: 7	H: 0 LOB: 0 BB: 0 P: 10	R: 0 E: 0 K: 1 S: 12	H: 1 LOB: 2 BB: 1 P: 21	1B: 9 2B: 2 HR: 2	SF: 0 SAC: 0 DP: 0 HBP: 0	WP: 0 PB: 0 SB: 1 CS: 0	PA: 45			
PITCHER	IP	WLS	BF	H	R	ER	SO	BB	IBB	HBP	BLK	WP	HR	S	P	ERA	WHIP								
Joel Poineto, R (1, 1) ERA: 4.41	5.0	L	29	12	6	6	3	2	0	0	0	0	1	72	110	10.80	2.800								
40 Julio Mateo, R (6, 1) ERA: 4.5	4.0		16	2	1	1	4	2	0	0	0	0	1	36	65	2.25	1.000								

Minnesota Twins @ Seattle Mariners
Safeco Field, Seattle, WA
Sat May 24 2003, 7:05 PM PDT
Att: 45,306 - Cloudy - 65 F

AB 41
R 7
H 14
RBI 7
BB 4
SO 7
LOB 24



Batter	1	2	3	4	5	6	7	8	9	AB	R	H	RBI	BB	SO	LOB	BOTTOM								
51 Ichiro Suzuki, L (1, 9) OBP: 0.370, SLG: 0.421	1-1 P5			0-0 1B 1B	0-0 1B			2-3 K		4	1	2	1	0	1	0									
Carlos Guillen, S (1, 6) OBP: 0.390, SLG: 0.465	1-2 G4-3			0-0 F7	3-H 0-2 F7			1-1 1B		4	0	1	0	0	0	2									
Bret Boone, R (1, 4) OBP: 0.374, SLG: 0.549	0-2 G1-3			1-1 1B 1-2 1B			2-0 F8	0-1 G5-3		4	0	1	0	0	0	1									
Edgar Martinez, R (1, 10) OBP: 0.429, SLG: 0.583		1-3 K		2-2 F6			2-3 K	0-3 K		4	0	0	0	0	3	2									
John Olerud, L (1, 3) OBP: 0.375, SLG: 0.406		3-1 G6-3		0-0 1B	1-3 2-H		0-1 G4-3	1-2 F8		4	0	1	1	0	0	0									
Mike Cameron, R (1, 8) OBP: 0.384, SLG: 0.493		0-3 K		1-3 K			3-1 F7	4-2 BB		3	0	0	0	1	2	2									
Randy Winn, S (1, 7) OBP: 0.343, SLG: 0.395			1-1 G4-3		0-1 G4-3 51 1B 2B		1-0 F8	1-3 K		4	1	1	0	0	1	1									
Mark McLemore, S (1, 5) OBP: 0.318, SLG: 0.366			3-2 G4-3		0-1 G4-3		1-1 G3			3	0	0	0	0	0	1									
Dan Wilson, R (1, 2) OBP: 0.291, SLG: 0.330			0-1 P4		0-0 G5-3			0-2 G5-3		3	0	0	0	0	0	1									
Inning Stats	R: 0 E: 0 K: 0 S: 10	H: 0 LOB: 0 BB: 0 P: 12	R: 0 E: 0 K: 2 S: 8	H: 0 LOB: 0 BB: 0 P: 12	R: 0 E: 0 K: 0 S: 8	H: 0 LOB: 0 BB: 0 P: 12	R: 1 E: 0 K: 1 S: 12	H: 3 LOB: 2 BB: 0 P: 16	R: 1 E: 0 K: 0 S: 10	H: 2 LOB: 1 BB: 0 P: 10	R: 0 E: 0 K: 1 S: 6	H: 0 LOB: 0 BB: 0 P: 10	R: 0 E: 0 K: 0 S: 5	H: 0 LOB: 0 BB: 0 P: 10	R: 0 E: 0 K: 1 S: 11	H: 1 LOB: 1 BB: 0 P: 14	R: 0 E: 0 K: 2 S: 12	H: 0 LOB: 1 BB: 1 P: 18	1B: 5 2B: 1 3B: 0 HR: 0	SF: 0 SAC: 0 DP: 0 HBP: 0	WP: 0 PB: 0 SB: 0 CS: 0	PA: 34			
PITCHER	IP	WLS	BF	H	R	ER	SO	BB	IBB	HBP	BLK	WP	HR	S	P	ERA	WHIP								
Kyle Lohse, R (1, 1) ERA: 3.06	9.0	W	34	6	2	2	7	1	0	0	0	0	0	82	114	2.00	0.778								

Minnesota Twins @ Seattle Mariners
Safeco Field, Seattle, WA
Sat May 24 2003, 7:05 PM PDT
Att: 45,306 - Cloudy - 65 F

AB 33
R 2
H 6
RBI 2
BB 1
SO 7
LOB 10



Batter	1	2	3	4	5	6	7	8	9	AB	R	H	RBI	BB	SO	LOB	TOP				
Jacque Jones, L OBP: 0.355, SLG: 0.483 										4	1	1	0	1	1	4					
Cristian Guzman, S OBP: 0.292, SLG: 0.368 										4	0	0	0	0	1	2					
Corey Koskie, L OBP: 0.372, SLG: 0.434 										3	0	0	0	1	1	0					
Bobby Kielty, S OBP: 0.420, SLG: 0.508 										3	1	1	1	1	1	0					
Tori Hunter, R OBP: 0.322, SLG: 0.424 										2	0	2	1	2	0	0					
Todd Sears, L OBP: 0.365, SLG: 0.426 Doug Mientkiewicz, L OBP: 0.349, SLG: 0.440 										3	0	0	0	0	1	5					
Dustan Mohr, R OBP: 0.343, SLG: 0.496 										3	1	1	1	1	0	1					
A.J. Pierzynski, L OBP: 0.327, SLG: 0.453 										4	0	2	0	0	0	2					
Chris Gomez, R OBP: 0.323, SLG: 0.438 										4	0	2	0	0	0	2					
Inning Stats	R: 1 E: 0 K: 1 S: 14	H: 1 LOB: 2 BB: 3 P: 28	R: 1 E: 0 K: 0 S: 9	H: 2 LOB: 0 BB: 0 P: 12	R: 0 E: 0 K: 0 S: 8	H: 0 LOB: 0 BB: 0 P: 10	R: 0 E: 0 K: 0 S: 10	H: 0 LOB: 1 BB: 1 P: 17	R: 0 E: 0 K: 3 S: 13	H: 1 LOB: 1 BB: 0 P: 18	R: 0 E: 0 K: 1 S: 12	H: 1 LOB: 1 BB: 0 P: 19	R: 1 E: 0 K: 0 S: 12	H: 1 LOB: 0 BB: 1 P: 23	R: 0 E: 0 K: 0 S: 12	H: 1 LOB: 2 BB: 1 P: 22	1B: 8 2B: 1 3B: 0 HR: 1	SF: 0 SAC: 0 DP: 3 HBP: 0	WP: 0 PB: 1 CS: 1	PA: 38	
PITCHER	IP	WLS	BF	H	R	ER	SO	BB	IBB	HBP	BLK	WP	HR	S	P	ERA	WHIP				
Ryan Franklin, R ERA: 3.57	(1, 1)	6.2	L	27	7	2	4	4	0	0	0	0	1	71	111	2.70	1.650				
Arthur Rhodes, L ERA: 2.79	(7, 1)	1.0		3	0	0	1	0	0	0	0	0	0	7	13	0.00	0.000				
Jeff Nelson, R ERA: 2.65	(8, 1)	1.0		6	2	1	1	2	0	0	0	0	0	18	35	9.00	4.000				
Kazuhiro Sasaki, R ERA: 5.17	(9, 1)	0.1		1	0	0	0	0	0	0	0	0	0	2	2	0.00	0.000				

Minnesota Twins @ Seattle Mariners
Safeco Field, Seattle, WA
Sun May 25 2003, 5:05 PM PDT
Att: 45,213 - Cloudy - 63 F

AB 31
R 3
H 9
RBI 3
BB 6
SO 5
LOB 16



Batter	1	2	3	4	5	6	7	8	9	AB	R	H	RBI	BB	SO	LOB	BOTTOM					
51 Ichiro Suzuki, L OBP: 0.367, SLG: 0.417 										4	0	1	0	0	0	1						
Carlos Guillen, S OBP: 0.381, SLG: 0.453 										4	0	0	0	0	0	1						
Bret Boone, R OBP: 0.377, SLG: 0.569 										4	1	2	1	0	0	0						
Edgar Martinez, R OBP: 0.420, SLG: 0.568 										4	0	0	0	0	0	1						
John Olerud, L OBP: 0.372, SLG: 0.402 										4	0	1	0	0	0	1						
Mike Cameron, R OBP: 0.383, SLG: 0.490 										3	0	1	0	0	0	1						
Randy Winn, S OBP: 0.338, SLG: 0.389 										3	0	0	0	0	1	2						
Jeff Cirillo, R OBP: 0.302, SLG: 0.310 										3	0	0	0	0	0	1						
Ben Davis, S OBP: 0.295, SLG: 0.514 										3	0	1	0	0	1	0						
Inning Stats	R: 0 E: 0 K: 0 S: 9	H: 1 LOB: 0 BB: 0 P: 12	R: 0 E: 0 K: 0 S: 9	H: 0 LOB: 0 BB: 0 P: 9	R: 0 E: 0 K: 0 S: 9	H: 1 LOB: 1 BB: 0 P: 14	R: 0 E: 0 K: 0 S: 12	H: 0 LOB: 0 BB: 0 P: 20	R: 0 E: 0 K: 0 S: 7	H: 1 LOB: 1 BB: 0 P: 9	R: 0 E: 0 K: 0 S: 5	H: 0 LOB: 0 BB: 0 P: 9	R: 1 E: 0 K: 1 S: 12	H: 2 LOB: 1 BB: 0 P: 17	R: 0 E: 0 K: 1 S: 8	H: 0 LOB: 0 BB: 0 P: 14	R: 0 E: 0 K: 0 S: 15	H: 1 LOB: 1 BB: 0 P: 20	1B: 4 2B: 1 3B: 0 HR: 1	SF: 0 SAC: 0 DP: 1 HBP: 0	WP: 0 PB: 0 CS: 0	PA: 32
PITCHER	IP	WLS	BF	H	R	ER	SO	BB	IBB	HBP	BLK	WP	HR	S	P	ERA	WHIP					
Rick Reed, R ERA: 4.1	(1, 1)	7.0		25	5	1	1	0	0	0	0	0	1	63	90	1.29	0.714					
LaTroy Hawkins, R ERA: 1.19	(8, 1)	1.0	H	3	0	0	1	0	0	0	0	0	0	8	14	0.00	0.000					
Eddie Guardado, L ERA: 1.74	(9, 1)	1.0	S	4	1	0	0	0	0	0	0	0	0	15	20	0.00	1.000					

Minnesota Twins @ Seattle Mariners
Safeco Field, Seattle, WA
Sun May 25 2003, 5:05 PM PDT
Att: 45,213 - Cloudy - 63 F

AB 32
R 1
H 6
RBI 1
BB 0
SO 2
LOB 8



Batter	1	2	3	4	5	6	7	8	9	AB	R	H	RBI	BB	SO	LOB	TOP								
Eric Byrnes, R (1, 8) OBP: 0.418, SLG: 0.565	P4		K			1B		2B		4	1	2	0	0	1	1	<p>Oakland Athletics @ Minnesota Twins</p> <p>Hubert H. Humphrey Metrodome, Minneapolis, MN</p> <p>Tue May 27 2003, 8:05 PM EDT</p> <p>Att: 17,082 - Dome - 72 F</p> <p>livebaseballscores.com</p>								
Scott Hatteberg, L (1, 3) OBP: 0.348, SLG: 0.384	K			P3		1B		2B		4	0	2	1	0	1	0									
3 Eric Chavez, L (1, 5) OBP: 0.332, SLG: 0.463	L6			P6		K		P2		4	0	0	0	0	1	3									
Miguel Tejada, R (1, 6) OBP: 0.283, SLG: 0.390		P4		L8			HR			3	1	1	0	1	0	0									
Erubiel Durazo, L (1, 10) OBP: 0.365, SLG: 0.480		G4-6-3			K		K	L9		4	0	1	0	0	2	3									
Ramon Hernandez, R (1, 2) OBP: 0.352, SLG: 0.479		G4-6-3			P6		HR			4	1	1	2	0	1	1									
Mark Ellis, R (1, 4) OBP: 0.321, SLG: 0.392				P2		F8		F9		4	0	0	0	0	1	0									
Terrence Long, L (1, 9) OBP: 0.306, SLG: 0.401				G3						4	0	0	0	0	0	0									
Adam Piatt, R (1, 7) OBP: 0.162, SLG: 0.286						P5				3	0	1	0	0	1	0									
Chris Singleton, L (8, 8) OBP: 0.341, SLG: 0.417				WP		P5		K		0	0	0	0	0	0	0									
Inning Stats	R: 0 E: 0 K: 1 S: 8	H: 0 LOB: 0 BB: 0 P: 12	R: 0 E: 0 K: 0 S: 10	H: 1 LOB: 0 BB: 0 P: 13	R: 0 E: 0 K: 1 S: 10	H: 1 LOB: 1 BB: 0 P: 17	R: 0 E: 0 K: 0 S: 5	H: 0 LOB: 0 BB: 0 P: 8	R: 0 E: 0 K: 1 S: 10	H: 0 LOB: 0 BB: 0 P: 16	R: 0 E: 0 K: 1 S: 14	H: 2 LOB: 2 BB: 0 P: 20	R: 2 E: 0 K: 1 S: 11	H: 2 LOB: 0 BB: 0 P: 19	R: 1 E: 0 K: 2 S: 11	H: 2 LOB: 2 BB: 1 P: 20	R: 0 E: 0 K: 2 S: 8	H: 0 LOB: 0 BB: 0 P: 14	1B: 4 2B: 3 3B: 0 HR: 1	SF: 0 SAC: 0 DP: 1 HBP: 0	WP: 1 PB: 0 SB: 0 CS: 0	PA: 35			
PITCHER	IP	WLS	BF	H	R	ER	SO	BB	IBB	HBP	BLK	WP	HR	S	P	ERA	WHIP								
Kenny Rogers, L (1, 1) ERA: 4.31	7.0		26	6	2	2	5	0	0	0	0	1	1	68	105	2.57	0.857								
LaTroy Hawkins, R (8, 1) ERA: 1.57	0.1		2	1	1	1	1	0	0	0	0	0	0	4	7	27.00	3.000								
J.C. Romero, L (8, 1) ERA: 2.91	0.2	W	4	1	0	0	0	0	1	0	0	0	0	7	13	0.00	1.500								
Eddie Guardado, L (9, 1) ERA: 1.66	1.0	S	3	0	0	0	2	0	0	0	0	0	0	8	14	0.00	0.000								

Batter	1	2	3	4	5	6	7	8	9	AB	R	H	RBI	BB	SO	LOB	BOTTOM								
Jacque Jones, L (1, 7) OBP: 0.347, SLG: 0.473	K		G4-3			K		G6-3		4	0	0	0	0	2	1	<p>Oakland Athletics @ Minnesota Twins</p> <p>Hubert H. Humphrey Metrodome, Minneapolis, MN</p> <p>Tue May 27 2003, 8:05 PM EDT</p> <p>Att: 17,082 - Dome - 72 F</p> <p>livebaseballscores.com</p>								
Cristian Guzman, S (1, 6) OBP: 0.286, SLG: 0.360	G5-3				K			G1-3		4	0	0	0	0	2	0									
Corey Koskie, L (1, 5) OBP: 0.371, SLG: 0.450	K				HR					3	1	1	1	0	2	0									
Matthew LeCroy, R (1, 10) OBP: 0.343, SLG: 0.515		P2			K					3	0	0	0	0	2	0									
Tori Hunter, R (1, 8) OBP: 0.322, SLG: 0.419					P4			F7		2	0	0	0	1	0	0									
Doug Mientkiewicz, L (1, 3) OBP: 0.340, SLG: 0.430					K			G4-3		3	0	0	0	0	1	1									
Dustan Mohr, R (1, 9) OBP: 0.343, SLG: 0.500		CS			K			HR		3	1	1	0	0	1	0									
A.J. Pierzynski, L (1, 2) OBP: 0.327, SLG: 0.447					G4-3			HR		2	1	0	0	0	0	0									
Luis Rivas, R (1, 4) OBP: 0.281, SLG: 0.338										1	0	0	0	1	0	0									
Bobby Kielty, S (8, PH) OBP: 0.424, SLG: 0.535										1	1	1	3	0	0	0									
Denny Hocking, S (9, 4) OBP: 0.214, SLG: 0.250										0	0	0	0	0	0	0									
Inning Stats	R: 0 E: 0 K: 2 S: 7	H: 0 LOB: 0 BB: 0 P: 10	R: 0 E: 0 K: 1 S: 12	H: 0 LOB: 1 BB: 1 P: 20	R: 0 E: 0 K: 1 S: 9	H: 0 LOB: 1 BB: 1 P: 15	R: 1 E: 0 K: 2 S: 10	H: 1 LOB: 0 BB: 0 P: 16	R: 0 E: 0 K: 0 S: 4	H: 0 LOB: 0 BB: 0 P: 8	R: 0 E: 0 K: 2 S: 9	H: 0 LOB: 0 BB: 0 P: 14	R: 0 E: 0 K: 2 S: 8	H: 0 LOB: 0 BB: 0 P: 11	R: 3 E: 0 K: 0 S: 16	H: 2 LOB: 2 BB: 0 P: 23	R: 0 E: 0 K: 2 S: 8	H: 0 LOB: 0 BB: 0 P: 14	1B: 0 2B: 1 3B: 0 HR: 2	SF: 0 SAC: 0 DP: 0 HBP: 1	WP: 0 PB: 0 SB: 0 CS: 1	PA: 30			
PITCHER	IP	WLS	BF	H	R	ER	SO	BB	IBB	HBP	BLK	WP	HR	S	P	ERA	WHIP								
Barry Zito, L (1, 1) ERA: 2.72	8.0	L	29	3	4	4	10	2	0	1	0	0	2	75	117	4.50	0.625								



Batter	1	2	3	4	5	6	7	8	9	AB	R	H	RBI	BB	SO	LOB	TOP			
Eric Byrnes, R OBP: 0.411, SLG: 0.558 (1, 7)	1-2 G4-3	0-0 F8 2B		0-0 G5-3		2-2 G4-3		0-3 K		5	0	1	0	0	1	3	Oakland Athletics @ Minnesota Twins Hubert H. Humphrey Metrodome, Minneapolis, MN Wed May 28, 2003, 1:05 PM EDT Att: 23,080 - Dome - 72 F livebaseballscorecards.com			
Scott Hatteberg, L OBP: 0.354, SLG: 0.392 (1, 10)	3-2 2B 1B	2-0 F8		2-2 G3		1-2 G6-3 1B 2B		4-1 FC6 HBP		4	2	2	0	0	0	1				
Eric Chavez, L OBP: 0.328, SLG: 0.456 (1, 5)	1-2 2B SF9 1B	0-0 G4-3		1-2 L4		2-3 K		0-1 P1		5	1	1	0	0	1	5				
Miguel Tejada, R OBP: 0.281, SLG: 0.390 (1, 6)	0-2 SF9 1B 2B	1-2 G5-3			0-2 G5-3		1-1 G6-3	1-0 FC6		5	1	1	1	0	0	5				
Erubiel Durazo, L OBP: 0.370, SLG: 0.480 (1, 3)	4-1 BB 1B BB		2-1 P5		0-0 F7		0-0 1B	1-2 FC6-4 1B		4	0	2	1	1	0	0				
Ramon Hernandez, R OBP: 0.347, SLG: 0.473 (9, PR) Adam Melhuse, S	0-0 SF9		1-3 K		1-0 F8		3-H 1-2 1B	0-0 FC6-4 L3		4	0	1	1	0	1	1				
Terrence Long, L OBP: 0.308, SLG: 0.401 (1, 9)	2-3 3-H 1B		0-0 1B			1-0 F9	0-1 F7	0-1 L3		5	0	2	1	0	0	3				
Mark Ellis, R OBP: 0.329, SLG: 0.396 (1, 4)	4-2 1-2 2-3 BB		1-3 K		1-2 1B			3-2 HBP BB 1B		3	0	2	0	1	1	1				
Chris Singleton, L OBP: 0.346, SLG: 0.439 (1, 8)	0-1 F9			1-2 HR		1-1 P6		4-2 HBP BB		3	1	1	1	1	0	4				
Inning Stats	R: 3 E: 0 K: 0 S: 22	H: 4 LOB: 3 BB: 2 P: 36	R: 0 E: 0 K: 0 S: 7	H: 1 LOB: 1 BB: 0 P: 10	R: 0 E: 0 K: 2 S: 10	H: 1 LOB: 1 BB: 0 P: 14	R: 1 E: 0 K: 0 S: 10	H: 1 LOB: 0 BB: 0 P: 14	R: 0 E: 0 K: 0 S: 9	H: 1 LOB: 1 BB: 0 P: 14	R: 1 E: 0 K: 1 S: 12	H: 3 LOB: 2 BB: 0 P: 16	R: 0 E: 0 K: 1 S: 13	H: 1 LOB: 3 BB: 1 P: 25	R: 0 E: 0 K: 0 S: 6	H: 1 LOB: 1 BB: 0 P: 7	1B: 9 2B: 4 3B: 0 HR: 1	SF: 1 SAC: 0 DP: 1 HBP: 1	WP: 0 PB: 0 SB: 0 CS: 0	PA: 43
PITCHER	IP WLS BF H R ER SO BB IBB HBP BLK WP HR S P ERA WHIP	IP WLS BF H R ER SO BB IBB HBP BLK WP HR S P ERA WHIP	IP WLS BF H R ER SO BB IBB HBP BLK WP HR S P ERA WHIP	IP WLS BF H R ER SO BB IBB HBP BLK WP HR S P ERA WHIP	IP WLS BF H R ER SO BB IBB HBP BLK WP HR S P ERA WHIP	IP WLS BF H R ER SO BB IBB HBP BLK WP HR S P ERA WHIP	IP WLS BF H R ER SO BB IBB HBP BLK WP HR S P ERA WHIP	IP WLS BF H R ER SO BB IBB HBP BLK WP HR S P ERA WHIP	IP WLS BF H R ER SO BB IBB HBP BLK WP HR S P ERA WHIP	IP WLS BF H R ER SO BB IBB HBP BLK WP HR S P ERA WHIP	IP WLS BF H R ER SO BB IBB HBP BLK WP HR S P ERA WHIP	IP WLS BF H R ER SO BB IBB HBP BLK WP HR S P ERA WHIP	IP WLS BF H R ER SO BB IBB HBP BLK WP HR S P ERA WHIP	IP WLS BF H R ER SO BB IBB HBP BLK WP HR S P ERA WHIP	IP WLS BF H R ER SO BB IBB HBP BLK WP HR S P ERA WHIP	IP WLS BF H R ER SO BB IBB HBP BLK WP HR S P ERA WHIP	IP WLS BF H R ER SO BB IBB HBP BLK WP HR S P ERA WHIP			
Joe Mays, R ERA: 5.48 (1, 1)	6.0 W 28	8 4 4 2	2 0 0 0	0 0 0 0	0 0 0 0	0 0 0 0	0 0 0 0	0 0 0 0	0 0 0 0	0 0 0 0	0 0 0 0	0 0 0 0	0 0 0 0	0 0 0 0	0 0 0 0	0 0 0 0	6.00 1.667			
Johan Santana, L ERA: 2.99 (7, 1)	0.2 H 4	2 1 1 1	0 0 0 0	0 0 0 0	0 0 0 0	0 0 0 0	0 0 0 0	0 0 0 0	0 0 0 0	0 0 0 0	0 0 0 0	0 0 0 0	0 0 0 0	0 0 0 0	0 0 0 0	0 0 0 0	13.50 3.000			
LaTroy Hawkins, R ERA: 1.52 (7, 1)	0.2 H 5	2 0 0 1	0 0 0 0	0 0 0 0	0 0 0 0	0 0 0 0	0 0 0 0	0 0 0 0	0 0 0 0	0 0 0 0	0 0 0 0	0 0 0 0	0 0 0 0	0 0 0 0	0 0 0 0	0 0 0 0	0.00 4.500			
J.C. Romero, L ERA: 2.82 (8, 1)	0.2 H 3	0 0 0 0	0 0 0 0	0 0 0 0	0 0 0 0	0 0 0 0	0 0 0 0	0 0 0 0	0 0 0 0	0 0 0 0	0 0 0 0	0 0 0 0	0 0 0 0	0 0 0 0	0 0 0 0	0 0 0 0	0.00 0.000			
Eddie Guardado, L ERA: 1.59 (9, 1)	1.0 S 3	1 0 0 0	0 0 0 0	0 0 0 0	0 0 0 0	0 0 0 0	0 0 0 0	0 0 0 0	0 0 0 0	0 0 0 0	0 0 0 0	0 0 0 0	0 0 0 0	0 0 0 0	0 0 0 0	0 0 0 0	0.00 1.000			

Batter	1	2	3	4	5	6	7	8	9	AB	R	H	RBI	BB	SO	LOB	BOTTOM			
Jacque Jones, L OBP: 0.345, SLG: 0.484 (1, 7)	1-1 G4-3		2-0 HR	1-0 G4-3			0-0 G4-3			4	1	1	1	0	0	0	Oakland Athletics @ Minnesota Twins Hubert H. Humphrey Metrodome, Minneapolis, MN Wed May 28, 2003, 1:05 PM EDT Att: 23,080 - Dome - 72 F livebaseballscorecards.com			
Chris Gomez, R OBP: 0.318, SLG: 0.418 (1, 6)	2-2 F9		1-3 K		4-2 G4-3 S BB		3-1 P4			3	0	0	0	1	1	0				
Corey Koskie, L OBP: 0.364, SLG: 0.439 (1, 5)	2-2 F8		0-3 K		3-3 K		0-2 F8			4	0	0	0	0	2	1				
Bobby Kielty, S OBP: 0.414, SLG: 0.519 (1, 10)		1-1 E5 1B HR	1-0 E5		0-1 G4-3			1-0 L3		4	1	0	0	0	0	1				
Tori Hunter, R OBP: 0.321, SLG: 0.416 (1, 8)		0-0 HR	1-2 F8		2-0 F8			0-3 K		4	1	1	0	0	1	2				
Doug Mientkiewicz, L OBP: 0.351, SLG: 0.470 (1, 3)		1-0 HR		3-2 HR 1B		1-1 G4-3		0-1 2B		4	2	3	3	0	0	0				
Dustan Mohr, R OBP: 0.340, SLG: 0.515 (1, 9)		1-0 L5		1-1 HR		1-0 G3		0-0 F7		4	1	1	2	0	0	1				
A.J. Pierzynski, L OBP: 0.327, SLG: 0.441 (1, 2)		2-3 K		0-0 G4-3		4-0 FC4-6 BB				2	0	0	0	1	1	0				
Denny Hocking, S OBP: 0.200, SLG: 0.233 (1, 4)		2-3 K		2-3 K		1-2 FC4-6				3	0	0	0	0	2	1				
Inning Stats	R: 0 E: 0 K: 0 S: 9	H: 0 LOB: 0 BB: 0 P: 14	R: 3 E: 1 K: 2 S: 13	H: 2 LOB: 0 BB: 0 P: 20	R: 1 E: 1 K: 2 S: 11	H: 1 LOB: 1 BB: 0 P: 16	R: 2 E: 0 K: 1 S: 11	H: 2 LOB: 0 BB: 0 P: 18	R: 0 E: 0 K: 1 S: 9	H: 0 LOB: 1 BB: 1 P: 18	R: 0 E: 0 K: 0 S: 6	H: 0 LOB: 0 BB: 1 P: 13	R: 0 E: 0 K: 0 S: 6	H: 0 LOB: 0 BB: 0 P: 9	R: 0 E: 0 K: 1 S: 7	H: 1 LOB: 1 BB: 0 P: 8	1B: 2 2B: 1 3B: 0 HR: 3	SF: 0 SAC: 0 DP: 0 HBP: 0	WP: 0 PB: 0 SB: 1 CS: 0	PA: 34
PITCHER	IP WLS BF H R ER SO BB IBB HBP BLK WP HR S P ERA WHIP	IP WLS BF H R ER SO BB IBB HBP BLK WP HR S P ERA WHIP	IP WLS BF H R ER SO BB IBB HBP BLK WP HR S P ERA WHIP	IP WLS BF H R ER SO BB IBB HBP BLK WP HR S P ERA WHIP	IP WLS BF H R ER SO BB IBB HBP BLK WP HR S P ERA WHIP	IP WLS BF H R ER SO BB IBB HBP BLK WP HR S P ERA WHIP	IP WLS BF H R ER SO BB IBB HBP BLK WP HR S P ERA WHIP	IP WLS BF H R ER SO BB IBB HBP BLK WP HR S P ERA WHIP	IP WLS BF H R ER SO BB IBB HBP BLK WP HR S P ERA WHIP	IP WLS BF H R ER SO BB IBB HBP BLK WP HR S P ERA WHIP	IP WLS BF H R ER SO BB IBB HBP BLK WP HR S P ERA WHIP	IP WLS BF H R ER SO BB IBB HBP BLK WP HR S P ERA WHIP	IP WLS BF H R ER SO BB IBB HBP BLK WP HR S P ERA WHIP	IP WLS BF H R ER SO BB IBB HBP BLK WP HR S P ERA WHIP	IP WLS BF H R ER SO BB IBB HBP BLK WP HR S P ERA WHIP	IP WLS BF H R ER SO BB IBB HBP BLK WP HR S P ERA WHIP				
John Halama, L ERA: 4.79 (1, 1)	4.0 L 19	5 6 5 5	0 0 0 0	0 0 0 0	0 0 0 0	0 0 0 0	0 0 0 0	0 0 0 0	0 0 0 0	0 0 0 0	0 0 0 0	0 0 0 0	0 0 0 0	0 0 0 0	0 0 0 0	0 0 0 0	11.25 1.250			
Aaron Harang, R ERA: (5, 1)	4.0 15	1 0 0 2	2 0 0 0	0 0 0 0	0 0 0 0	0 0 0 0	0 0 0 0	0 0 0 0	0 0 0 0	0 0 0 0	0 0 0 0	0 0 0 0	0 0 0 0	0 0 0 0	0 0 0 0	0 0 0 0	0.00 0.750			



Batter	1	2	3	4	5	6	7	8	9	AB R H RBI BB SO LOB	TOP									
51 Ichiro Suzuki, L OBP: 0.360, SLG: 0.406	F8		L6		K		S		FC3-6 WP 1B	5 1 1 0 0 1 1	Seattle Mariners @ Minnesota Twins Hubert H. Humphrey Metrodome, Minneapolis, MN Fri May 30 2003, 8:05 PM EDT Att: 30,179 - Dome - 72 F livebaseballscorecards.com									
Carlos Guillen, S OBP: 0.385, SLG: 0.466	G3		G3				F7		BB 1B	5 0 2 1 0 0 1										
Bret Boone, R OBP: 0.376, SLG: 0.592					F8			G4-3	BB BB	4 0 1 0 1 1 1										
Edgar Martinez, R OBP: 0.420, SLG: 0.582 16 Willie Bloomquist, R OBP: 0.264, SLG: 0.239	G1-3				F8			F8	BB BB	4 1 1 0 1 0 2 0 0 0 0 0 0 0										
John Olerud, L OBP: 0.385, SLG: 0.413		F7			L8			F9	G4-3	5 1 1 0 0 0 3										
Randy Winn, S OBP: 0.355, SLG: 0.398		2B 1B BB			E8 WP 1B		F9		HR 1B	3 2 2 1 1 0 0										
Mark McLemore, S OBP: 0.316, SLG: 0.356 Mike Cameron, R OBP: 0.388, SLG: 0.506		F7			SF7		G4-3		HR HR	2 0 0 1 0 0 1 1 1 1 2 0 0 0										
Jeff Cirillo, R OBP: 0.314, SLG: 0.319		1B 2B			F7		P2		G5-3	4 0 1 0 0 0 1										
Ben Davis, S OBP: 0.318, SLG: 0.542					K		P5		51 FC3-6 1B	4 0 2 1 0 1 1										
Inning Stats	R: 0 E: 0 K: 0 S: 10	H: 1 LOB: 1 BB: 0 P: 16	R: 1 E: 0 K: 0 S: 9	H: 2 LOB: 2 BB: 1 P: 14	R: 0 E: 0 K: 1 S: 6	H: 0 LOB: 0 BB: 0 P: 10	R: 2 E: 1 K: 1 S: 16	H: 3 LOB: 1 BB: 0 P: 24	R: 0 E: 0 K: 0 S: 4	H: 0 LOB: 0 BB: 0 P: 5		R: 0 E: 0 K: 0 S: 12	H: 1 LOB: 1 BB: 0 P: 14	R: 0 E: 0 K: 0 S: 9	H: 0 LOB: 0 BB: 0 P: 14	R: 3 E: 0 K: 0 S: 15	H: 4 LOB: 3 BB: 2 P: 30	1B: 9 2B: 2 3B: 0 HR: 1	SF: 1 SAC: 0 DP: 0 HBP: 0	WP: 2 PB: 0 SB: 0 CS: 1
PITCHER	IP WLS BF H R ER SO BB IBB HBP BLK WP HR S P ERA WHIP											IP WLS BF H R ER SO BB IBB HBP BLK WP HR S P ERA WHIP								
Kyle Lohse, R ERA: 3.09	(1, 1) 8.0 L 32 8 3 3 3 1 0 0 0 0 1 0 74 109 3.38 1.125											J.C. Romero, L ERA: 3.66	(9, 1) 1.0 9 4 3 3 0 2 0 0 0 0 1 1 15 30 27.00 6.000							

Batter	1	2	3	4	5	6	7	8	9	AB R H RBI BB SO LOB	BOTTOM											
Jacque Jones, L OBP: 0.348, SLG: 0.497	K					F8			G4-3	4 0 1 0 0 1 0	Seattle Mariners @ Minnesota Twins Hubert H. Humphrey Metrodome, Minneapolis, MN Fri May 30 2003, 8:05 PM EDT Att: 30,179 - Dome - 72 F livebaseballscorecards.com											
Cristian Guzman, S OBP: 0.284, SLG: 0.352			F7			K			1B 1B	3 0 1 0 1 1 2												
Corey Koskie, L OBP: 0.355, SLG: 0.425						K			1B 1B	4 0 1 0 0 2 3												
Matthew LeCroy, R OBP: 0.327, SLG: 0.490						K			K	4 0 0 0 0 2 3												
Doug Mientkiewicz, L OBP: 0.340, SLG: 0.471						F8			K	4 0 0 0 0 1 2												
Dustin Mohr, R OBP: 0.338, SLG: 0.510						K			1B	3 0 1 0 0 2 0												
A.J. Pierzynski, L OBP: 0.320, SLG: 0.447									G3	3 0 0 0 0 0 0												
20 Lew Ford, R OBP: 0.500, SLG: 0.333									K	2 0 0 0 1 1 0												
Luis Rivas, R OBP: 0.281, SLG: 0.343									G1-3	3 0 0 0 0 2 1												
Inning Stats	R: 0 E: 0 K: 1 S: 7	H: 0 LOB: 1 BB: 1 P: 14	R: 0 E: 0 K: 1 S: 9	H: 0 LOB: 0 BB: 0 P: 13	R: 0 E: 0 K: 2 S: 12	H: 1 LOB: 2 BB: 1 P: 17	R: 0 E: 0 K: 2 S: 9	H: 0 LOB: 0 BB: 0 P: 11	R: 0 E: 0 K: 1 S: 6	H: 0 LOB: 0 BB: 0 P: 7		R: 0 E: 0 K: 2 S: 10	H: 0 LOB: 0 BB: 0 P: 17	R: 0 E: 0 K: 0 S: 5	H: 1 LOB: 1 BB: 0 P: 7	R: 0 E: 0 K: 1 S: 10	H: 0 LOB: 0 BB: 0 P: 11	R: 0 E: 0 K: 2 S: 16	H: 2 LOB: 2 BB: 0 P: 24	1B: 4 2B: 0 3B: 0 HR: 0	SF: 0 SAC: 0 DP: 0 HBP: 0	WP: 0 PB: 0 SB: 0 CS: 0
PITCHER	IP WLS BF H R ER SO BB IBB HBP BLK WP HR S P ERA WHIP											IP WLS BF H R ER SO BB IBB HBP BLK WP HR S P ERA WHIP										
Joel Pineiro, R ERA: 3.86	(1, 1) 9.0 W 32 4 0 0 12 2 0 0 0 0 0 0 84 121 0.00 0.667																					

Batter	1	2	3	4	5	6	7	8	9	AB R H RBI BB SO LOB	TOP											
51 Ichiro Suzuki, L (1, 9) OBP: 0.365, SLG: 0.433	G6-3 (1)		1B		G5-3 (3B)		HR		G3 (1)	5 2 3 1 0 0 0	Seattle Mariners @ Minnesota Twins Hubert H. Humphrey Metrodome, Minneapolis, MN Sat May 31 2003, 4:05 PM EDT Att: 22,995 - Dome - 72 F livebaseballscorecards.com											
Carlos Guillen, S (1, 6) OBP: 0.378, SLG: 0.452	G4-3 (2)		K		K		F8		G5-3 (2)	5 0 0 0 0 2 2												
Bret Boone, R (1, 4) OBP: 0.377, SLG: 0.588	P4 (3)			FC4-6 (1B)	G5-3 (2)				K (3)	5 1 2 1 0 1 0												
Edgar Martinez, R (1, 10) OBP: 0.417, SLG: 0.592		F7 (1)		F8 (1)	HR		G4-3 (3)			4 1 1 1 0 0 2												
John Olerud, L (1, 3) OBP: 0.392, SLG: 0.423				FC4-6 (1B)	G4-3 (3)					3 0 2 0 1 0 0												
Mike Cameron, R (1, 8) OBP: 0.385, SLG: 0.500		BB (2)		FC4-6 (1B)		G6-3 (1)				4 1 1 0 0 1 3												
Randy Winn, S (1, 7) OBP: 0.353, SLG: 0.395				1B (2-3)		P2 (2)				4 0 1 1 0 0 3												
Jeff Cirillo, R (1, 5) OBP: 0.312, SLG: 0.317			L8 (1)		1B (1-3)		F9 (3)			4 0 1 1 0 1 2												
Ben Davis, S (1, 2) OBP: 0.304, SLG: 0.517			G3 (2)		K (2-3)		G5-3 (1)		K (3)	4 0 0 0 0 2 4												
Inning Stats	R: 0 E: 0 K: 0 S: 9	H: 0 LOB: 0 BB: 0 P: 13	R: 0 E: 0 K: 1 S: 9	H: 0 LOB: 1 BB: 1 P: 16	R: 0 E: 0 K: 1 S: 10	H: 1 LOB: 1 BB: 0 P: 13	R: 2 E: 0 K: 1 S: 13	H: 4 LOB: 2 BB: 0 P: 22	R: 2 E: 0 K: 1 S: 13	H: 2 LOB: 0 BB: 0 P: 20	R: 0 E: 0 K: 0 S: 9	H: 0 LOB: 0 BB: 0 P: 11	R: 1 E: 0 K: 0 S: 8	H: 2 LOB: 1 BB: 0 P: 13	R: 0 E: 0 K: 2 S: 11	H: 2 LOB: 2 BB: 0 P: 14	R: 0 E: 0 K: 1 S: 5	H: 0 LOB: 0 BB: 0 P: 9	1B: 7 2B: 1 3B: 1 HR: 2	SF: 0 SAC: 0 DP: 0 HBP: 0	WP: 0 PB: 0 SB: 0 CS: 0	PA: 39
PITCHER	IP WLS BF H R ER SO BB IBB HBP BLK WP HR S P ERA WHIP											PITCHER	IP WLS BF H R ER SO BB IBB HBP BLK WP HR S P ERA WHIP									
Rick Reed, R (1, 1) ERA: 4.37	7.0 L 31 9 5 5 4 1 0 0 0 0 0 2 71 108 6.43 1.429																					
LaTroy Hawkins, R (8, 1) ERA: 1.46	1.0 5 2 0 0 2 0 0 0 0 0 0 0 11 14 0.00 2.000																					
Johan Santana, L (9, 1) ERA: 2.68	1.0 3 0 0 0 1 0 0 0 0 0 0 0 5 9 0.00 0.000																					

Batter	1	2	3	4	5	6	7	8	9	AB R H RBI BB SO LOB	BOTTOM											
Jacque Jones, L (1, 7) OBP: 0.341, SLG: 0.487	G3 (1)		K		P6 (3)			G5-3 (1)		4 0 0 0 0 1 2	Seattle Mariners @ Minnesota Twins Hubert H. Humphrey Metrodome, Minneapolis, MN Sat May 31 2003, 4:05 PM EDT Att: 22,995 - Dome - 72 F livebaseballscorecards.com											
Cristian Guzman, S (1, 6) OBP: 0.284, SLG: 0.350	CS (1B)			F9 (1)		L4 (1)		K (2)		4 0 1 0 0 1 0												
Corey Koskie, L (1, 5) OBP: 0.358, SLG: 0.424	K (2)			G4-6-3 (BB)		S (1B)		L4 (3)		3 0 1 0 1 1 1												
Bobby Kielty, S (1, 10) OBP: 0.396, SLG: 0.493		F8 (1)		G4-6-3 (1-2)		F7 (2)		K (1)		4 0 0 0 0 1 2												
Tori Hunter, R (1, 8) OBP: 0.324, SLG: 0.429		G6-3 (2)			1B (1-1)	K (3)		B5-3 (2)		4 1 1 0 0 1 1												
Doug Mientkiewicz, L (1, 3) OBP: 0.344, SLG: 0.472				FC6-4 (1B)	SH5-4 (1B)		F8 (1)		F7 (3)	4 0 2 0 0 0 0												
Dustan Mohr, R (1, 9) OBP: 0.344, SLG: 0.534				FC6-4 (1-2)	SH5-4 (1-2)					3 1 2 2 0 0 1												
Tom Prince, R (1, 2) OBP: 0.345, SLG: 0.375			G4-3 (1)		SH5-4 (1-2)		HR (2)			2 0 0 0 0 0 0												
Chris Gomez, R (1, 4) OBP: 0.306, SLG: 0.400			L6 (2)		G5-3 (2-3)		P5 (3)			3 0 0 0 0 0 2												
Inning Stats	R: 0 E: 0 K: 1 S: 12	H: 1 LOB: 1 BB: 0 P: 16	R: 0 E: 0 K: 0 S: 5	H: 1 LOB: 0 BB: 0 P: 7	R: 0 E: 0 K: 1 S: 7	H: 0 LOB: 0 BB: 0 P: 8	R: 0 E: 0 K: 0 S: 10	H: 0 LOB: 1 BB: 1 P: 15	R: 1 E: 0 K: 0 S: 12	H: 3 LOB: 2 BB: 0 P: 16	R: 0 E: 0 K: 1 S: 8	H: 1 LOB: 1 BB: 0 P: 12	R: 1 E: 0 K: 0 S: 8	H: 1 LOB: 0 BB: 0 P: 11	R: 0 E: 0 K: 1 S: 7	H: 0 LOB: 0 BB: 0 P: 12	R: 0 E: 0 K: 1 S: 7	H: 0 LOB: 0 BB: 0 P: 9	1B: 6 2B: 1 3B: 0 HR: 1	SF: 0 SAC: 1 DP: 2 HBP: 0	WP: 0 PB: 0 SB: 1 CS: 1	PA: 33
PITCHER	IP WLS BF H R ER SO BB IBB HBP BLK WP HR S P ERA WHIP											PITCHER	IP WLS BF H R ER SO BB IBB HBP BLK WP HR S P ERA WHIP									
Ryan Franklin, R (1, 1) ERA: 3.47	7.0 W 27 7 2 2 3 1 0 0 0 0 0 1 62 85 2.57 1.143																					
Arthur Rhodes, L (8, 1) ERA: 2.55	1.0 H 3 0 0 0 1 0 0 0 0 0 0 0 7 12 0.00 0.000																					
Kazuhiro Sasaki, R (9, 1) ERA: 4.58	1.0 S 3 0 0 0 1 0 0 0 0 0 0 0 7 9 0.00 0.000																					

AB 38
R 5
H 11
RBI 5
BB 1
SO 7
LOB 16



AB 31
R 2
H 7
RBI 2
BB 1
SO 5
LOB 9



Batter	1	2	3	4	5	6	7	8	9	AB	R	H	RBI	BB	SO	LOB	TOP										
Randy Winn, S OBP: 0.349, SLG: 0.390			G3			K		K		5	1	1	0	0	2	2	Seattle Mariners @ Minnesota Twins Hubert H. Humphrey Metrodome, Minneapolis, MN Sun Jun 01 2003, 2:05 PM EDT Att: 18,754 - Dome - 72 F										
Carlos Guillen, S OBP: 0.373, SLG: 0.445			G4-3			F7		F7		5	1	1	0	0	0	2											
Bret Boone, R OBP: 0.377, SLG: 0.597						G6-3				5	2	2	2	0	0	0											
Edgar Martinez, R OBP: 0.426, SLG: 0.621			G6-3							5	3	4	2	0	0	0											
Mike Cameron, R OBP: 0.385, SLG: 0.497										5	1	2	1	0	2	2											
Greg Colbrunn, R OBP: 0.326, SLG: 0.452										3	1	2	2	0	0	0											
John Olerud, L OBP: 0.393, SLG: 0.421										1	0	0	0	1	1	1											
Jeff Cirillo, R OBP: 0.311, SLG: 0.317						F8		SF9		3	0	1	2	0	1	2											
Dan Wilson, R OBP: 0.284, SLG: 0.336			G3			F9		K		4	0	0	0	0	2	4											
16 Willie Bloomquist, R OBP: 0.263, SLG: 0.240						F9		F8		4	0	1	0	0	0	0											
Inning Stats	R: 6 E: 0 K: 1 S: 22	H: 8 LOB: 2 BB: 0 P: 31	R: 1 E: 0 K: 1 S: 11	H: 3 LOB: 2 BB: 0 P: 17	R: 0 E: 0 K: 0 S: 9	H: 0 LOB: 0 BB: 0 P: 11	R: 1 E: 0 K: 1 S: 13	H: 1 LOB: 0 BB: 0 P: 19	R: 0 E: 0 K: 0 S: 6	H: 0 LOB: 0 BB: 0 P: 9	R: 0 E: 0 K: 1 S: 9	H: 0 LOB: 0 BB: 0 P: 12	R: 1 E: 0 K: 1 S: 11	H: 1 LOB: 1 BB: 1 P: 21	R: 0 E: 0 K: 1 S: 7	H: 0 LOB: 0 BB: 0 P: 8	R: 0 E: 0 K: 2 S: 11	H: 1 LOB: 1 BB: 0 P: 13	1B: 10 2B: 1 3B: 1 HR: 2	SF: 1 SAC: 0 DP: 0 HBP: 0	WP: 0 PB: 0 SB: 0 CS: 0	PA: 42					
PITCHER	IP	WLS	BF	H	R	ER	SO	BB	IBB	HBP	BLK	WP	HR	S	P	ERA	WHIP										
Kenny Rogers, L ERA: 5.2	1.1	L	14	10	7	7	1	0	0	0	0	0	1	26	39	47.25	7.500										
Tony Fiore, R ERA: 5.22	5.0		18	3	2	2	3	0	0	0	0	0	1	50	72	3.60	0.600										
Juan Rincon, R ERA: 2.25	0.2		3	0	0	0	1	0	1	0	0	0	0	5	9	0.00	0.000										
J.C. Romero, L ERA: 3.7	1.0		3	0	0	0	1	0	0	0	0	0	0	7	8	0.00	0.000										
Eddie Guardado, L ERA: 1.52	1.0		4	1	0	0	2	0	0	0	0	0	0	11	13	0.00	1.000										
Batter	1	2	3	4	5	6	7	8	9	AB	R	H	RBI	BB	SO	LOB	BOTTOM										
Jacque Jones, L OBP: 0.338, SLG: 0.495		G4-3				K				5	1	1	1	0	1	1	Seattle Mariners @ Minnesota Twins Hubert H. Humphrey Metrodome, Minneapolis, MN Sun Jun 01 2003, 2:05 PM EDT Att: 18,754 - Dome - 72 F										
Cristian Guzman, S OBP: 0.283, SLG: 0.348						K				4	1	1	0	0	1	1											
Corey Koskie, L OBP: 0.365, SLG: 0.428										3	0	2	0	1	1	0											
Matthew LeCroy, R OBP: 0.316, SLG: 0.472										4	0	0	0	0	3	4											
Tori Hunter, R OBP: 0.323, SLG: 0.422										3	0	0	0	1	2	2											
Doug Mientkiewicz, L OBP: 0.341, SLG: 0.476										3	1	1	1	0	0	1											
Dustan Mohr, R OBP: 0.342, SLG: 0.523										3	0	0	0	1	2	3											
A.J. Pierzynski, L OBP: 0.324, SLG: 0.472										4	1	2	2	0	0	1											
Luis Rivas, R OBP: 0.275, SLG: 0.336										3	0	0	0	0	0	2											
20 Lew Ford, R OBP: 0.600, SLG: 1.250										1	1	1	1	0	0	0											
Inning Stats	R: 1 E: 0 K: 2 S: 11	H: 1 LOB: 1 BB: 1 P: 19	R: 2 E: 0 K: 1 S: 8	H: 2 LOB: 0 BB: 0 P: 13	R: 1 E: 0 K: 1 S: 11	H: 2 LOB: 2 BB: 1 P: 23	R: 0 E: 0 K: 2 S: 12	H: 1 LOB: 1 BB: 0 P: 16	R: 0 E: 0 K: 0 S: 9	H: 1 LOB: 1 BB: 0 P: 11	R: 0 E: 0 K: 0 S: 6	H: 0 LOB: 0 BB: 1 P: 14	R: 0 E: 0 K: 1 S: 6	H: 0 LOB: 0 BB: 0 P: 10	R: 0 E: 0 K: 2 S: 7	H: 0 LOB: 0 BB: 0 P: 14	R: 1 E: 0 K: 1 S: 12	H: 1 LOB: 0 BB: 0 P: 18	1B: 3 2B: 2 3B: 0 HR: 3	SF: 1 SAC: 0 DP: 1 HBP: 0	WP: 0 PB: 0 SB: 0 CS: 0	PA: 37					
PITCHER	IP	WLS	BF	H	R	ER	SO	BB	IBB	HBP	BLK	WP	HR	S	P	ERA	WHIP										
Freddy Garcia, R ERA: 5.5	7.0	W	30	7	4	4	7	3	0	0	0	0	2	63	106	5.14	1.429										
Jeff Nelson, R ERA: 2.37	1.0		3	0	0	0	2	0	0	0	0	0	0	7	14	0.00	0.000										
Shigetoshi Hasegawa, R ERA: 1.21	1.0		4	1	1	1	1	0	0	0	0	0	1	12	18	9.00	1.000										

Batter	1	2	3	4	5	6	7	8	9	AB	R	H	RBI	BB	SO	LOB	TOP					
Jacque Jones, L OBP: 0.330, SLG: 0.483 (1, 7)										5	0	0	0	0	1	5						
Cristian Guzman, S OBP: 0.286, SLG: 0.359 (1, 6)										5	2	2	0	0	0	1						
Corey Koskie, L OBP: 0.366, SLG: 0.427 (1, 5)										5	0	2	1	0	1	1						
Tori Hunter, R OBP: 0.329, SLG: 0.433 (1, 8)										4	2	2	1	1	0	2						
Doug Mientkiewicz, L OBP: 0.349, SLG: 0.513 (1, 3)										5	2	3	3	0	0	1						
Dustan Mohr, R OBP: 0.333, SLG: 0.510 (1, 9)										4	0	0	0	0	1	2						
A.J. Pierzynski, L OBP: 0.328, SLG: 0.473 (1, 2)										4	0	2	1	0	0	0						
Luis Rivas, R OBP: 0.281, SLG: 0.336 (1, 4)										3	0	1	0	1	0	1						
Joe Mays, S OBP: 1.000, SLG: 1.000 (1, 1)										1	0	1	0	1	0	0						
Johan Santana, L (7, 1)										0	0	0	0	0	0	0						
LaTroy Hawkins, R (7, 1)										0	0	0	0	0	0	0						
Eddie Guardado, R (9, 1)										0	0	0	0	0	0	0						
Inning Stats	R: 2 E: 0 K: 1 S: 12	H: 3 LOB: 1 BB: 0 P: 17	R: 0 E: 0 K: 0 S: 6	H: 2 LOB: 1 BB: 0 P: 8	R: 1 E: 0 K: 0 S: 8	H: 2 LOB: 0 BB: 0 P: 16	R: 0 E: 0 K: 0 S: 5	H: 0 LOB: 0 BB: 0 P: 8	R: 0 E: 0 K: 1 S: 10	H: 1 LOB: 2 BB: 1 P: 18	R: 1 E: 0 K: 0 S: 11	H: 3 LOB: 2 BB: 0 P: 16	R: 2 E: 0 K: 1 S: 11	H: 1 LOB: 1 BB: 1 P: 22	R: 0 E: 0 K: 0 S: 6	H: 0 LOB: 1 BB: 1 P: 10	R: 0 E: 0 K: 0 S: 8	H: 1 LOB: 1 BB: 0 P: 13	1B: 6 2B: 6 3B: 0 HR: 1	SF: 0 SAC: 2 DP: 1 HBP: 0	WP: 0 PB: 0 SB: 1 CS: 1	PA: 41
PITCHER	IP WLS BF H R ER SO BB IBB HBP BLK WP HR S P ERA WHIP																					
Damian Moss, L ERA: 3.86 (1, 1)	7.0 L 33 12 6 6 3 2 0 0 0 0 0 1 63 105 7.71 2.000																					
41 Chad Zerbe, L ERA: 6.19 (8, 1)	2.0 8 1 0 0 0 1 0 0 0 0 0 0 14 23 0.00 1.000																					

Minnesota Twins @ San Francisco Giants
PacBell Park, San Francisco, CA
Tue Jun 03 2003, 10:15 PM EDT
Att: 34,713 - Sunny - 68 F

AB	36
R	6
H	13
RBI	6
BB	3
SO	3
LOB	13



Batter	1	2	3	4	5	6	7	8	9	AB	R	H	RBI	BB	SO	LOB	BOTTOM					
Marquis Grissom, R OBP: 0.338, SLG: 0.500 (1, 8)										5	1	2	1	0	0	2						
Ray Durham, S OBP: 0.431, SLG: 0.475 (1, 4)										4	1	1	0	1	1	2						
Rich Aurilia, R OBP: 0.323, SLG: 0.401 (1, 6)										4	0	0	0	0	0	4						
41 Chad Zerbe, L ERA: 6.19 (8, 1)										0	0	0	0	0	0	0						
Barry Bonds, L OBP: 0.493, SLG: 0.642 (1, 7)										4	1	2	1	0	0	1						
Benito Santiago, R OBP: 0.359, SLG: 0.524 (1, 2)										4	0	1	1	0	0	1						
J.T. Snow, L OBP: 0.377, SLG: 0.410 (1, 3)										3	0	1	0	1	0	0						
Edgardo Alfonzo, R OBP: 0.307, SLG: 0.340 (1, 5)										4	0	0	0	0	0	5						
Marvin Benard, L OBP: 0.235, SLG: 0.267 (1, 9)										2	1	1	0	0	0	0						
Pedro Feliz, R OBP: 0.315, SLG: 0.531 (7, PH) (8, 9)										2	0	0	0	0	1	0						
Damian Moss, R OBP: 0.250, SLG: 0.217 (1, 1)										2	0	2	1	0	0	0						
Neifi Perez, S OBP: 0.306, SLG: 0.370 (8, 6)										2	0	1	0	0	0	0						
Inning Stats	R: 0 E: 1 K: 0 S: 4	H: 0 LOB: 0 BB: 0 P: 8	R: 0 E: 0 K: 0 S: 8	H: 2 LOB: 1 BB: 0 P: 12	R: 0 E: 0 K: 0 S: 10	H: 2 LOB: 1 BB: 0 P: 17	R: 1 E: 0 K: 0 S: 5	H: 1 LOB: 0 BB: 0 P: 6	R: 1 E: 0 K: 0 S: 11	H: 2 LOB: 0 BB: 0 P: 14	R: 1 E: 0 K: 0 S: 13	H: 2 LOB: 2 BB: 1 P: 20	R: 0 E: 1 K: 1 S: 18	H: 1 LOB: 2 BB: 1 P: 25	R: 0 E: 1 K: 0 S: 8	H: 0 LOB: 1 BB: 0 P: 13	R: 1 E: 0 K: 1 S: 7	H: 1 LOB: 0 BB: 0 P: 10	1B: 8 2B: 1 3B: 0 HR: 2	SF: 0 SAC: 0 DP: 4 HBP: 0	WP: 1 PB: 0 SB: 0 CS: 0	PA: 38
PITCHER	IP WLS BF H R ER SO BB IBB HBP BLK WP HR S P ERA WHIP																					
Joe Mays, R ERA: 5.4 (1, 1)	6.0 W 25 9 3 3 3 1 0 0 0 0 0 0 9 15 4.50 1.667																					
Johan Santana, L ERA: 2.65 (7, 1)	0.1 H 4 1 0 0 1 1 0 0 0 0 0 0 9 15 0.00 6.000																					
LaTroy Hawkins, R ERA: 1.37 (7, 1)	1.2 H 5 0 0 0 0 0 0 0 0 0 1 0 17 23 0.00 0.000																					
Eddie Guardado, L ERA: 1.82 (9, 1)	1.0 S 4 1 1 1 1 0 0 0 0 0 0 1 7 10 9.00 1.000																					

Minnesota Twins @ San Francisco Giants
PacBell Park, San Francisco, CA
Tue Jun 03 2003, 10:15 PM EDT
Att: 34,713 - Sunny - 68 F

AB	36
R	4
H	11
RBI	4
BB	2
SO	2
LOB	15



Batter	1	2	3	4	5	6	7	8	9	AB	R	H	RBI	BB	SO	LOB	TOP			
Jacque Jones, L (1.7) OBP: 0.329, SLG: 0.483										4	1	1	0	0	1	0				
Cristian Guzman, S (1.6) OBP: 0.285, SLG: 0.362										4	1	1	0	0	0	1				
Corey Koskie, L (1.5) OBP: 0.368, SLG: 0.426										3	1	1	1	1	1	1				
Tori Hunter, R (1.8) OBP: 0.336, SLG: 0.447										3	0	2	1	1	0	1				
Doug Mientkiewicz, L (1.3) OBP: 0.347, SLG: 0.503										3	0	0	1	1	0	3				
Dustan Mohr, R (1.9) OBP: 0.251, SLG: 0.497										4	0	0	0	0	3	3				
A.J. Pierzynski, L (1.2) OBP: 0.321, SLG: 0.462										4	0	0	0	0	2	2				
Luis Rivas, R (1.4) OBP: 0.282, SLG: 0.331										2	0	0	0	1	0	0				
Matthew LeCroy, R (9. PH) OBP: 0.313, SLG: 0.468										1	0	0	0	0	0	0				
Juan Rincon, R (9.1)										0	0	0	0	0	0	0				
Brad Radke, R (1.1)										3	0	0	0	0	1	1				
J.C. Romero, S (8.1)										0	0	0	0	0	0	0				
LaTroy Hawkins, R (8.1)										0	0	0	0	0	0	0				
Denny Hocking, S (9.4) OBP: 0.217, SLG: 0.250										0	0	0	0	0	0	0				
Inning Stats	R: 1 E: 0 K: 1 S: 13	H: 2 LOB: 1 BB: 0 P: 15	R: 0 E: 0 K: 1 S: 11	H: 0 LOB: 1 BB: 1 P: 16	R: 2 E: 0 K: 1 S: 13	H: 3 LOB: 1 BB: 0 P: 22	R: 0 E: 0 K: 1 S: 5	H: 0 LOB: 0 BB: 0 P: 7	R: 0 E: 0 K: 0 S: 4	H: 0 LOB: 0 BB: 2 P: 13	R: 0 E: 0 K: 1 S: 7	H: 0 LOB: 0 BB: 0 P: 9	R: 0 E: 0 K: 0 S: 7	H: 0 LOB: 1 BB: 1 P: 12	R: 0 E: 0 K: 2 S: 9	H: 0 LOB: 0 BB: 0 P: 10	1B: 1 2B: 4 3B: 0 HR: 0	SF: 0 SAC: 0 DP: 0 HBP: 0	WP: 0 PB: 0 CS: 1	PA: 35
PITCHER	IP WLS BF H R ER SO BB IBB HBP BLK WP HR S P ERA WHIP																			
Jerome Williams, R (1.1) ERA: 6.75	6.2 27 5 3 3 6 3 0 0 0 0 0 0 60 93 4.05 1.200																			
Scott Eyre, L (7.1) ERA: 3.47	0.2 3 0 0 0 0 0 1 0 0 0 0 0 6 10 0.00 1.500																			
Joe Nathan, R (8.1) ERA: 3.73	0.1 1 0 0 0 0 0 0 0 0 0 0 0 1 1 0.00 0.000																			
Jason Christiansen, L (8.1) ERA:	0.1 1 0 0 0 0 0 0 0 0 0 0 0 2 3 0.00 0.000																			
Tim Worrell, R (9.1) ERA: 1.44	1.0 W 3 0 0 0 2 0 0 0 0 0 0 0 9 10 0.00 0.000																			

Minnesota Twins @ San Francisco Giants
PacBell Park, San Francisco, CA
Wed Jun 04 2003, 10:15 PM EDT
Att: 35,319 - Cloudy - 62 F

AB	31
R	3
H	5
RBI	3
BB	4
SO	8
LOB	12

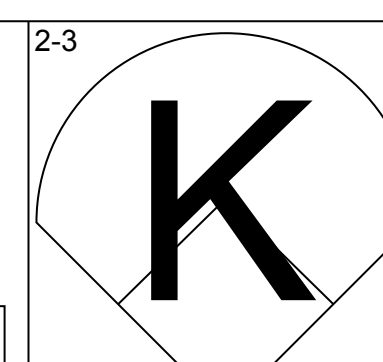
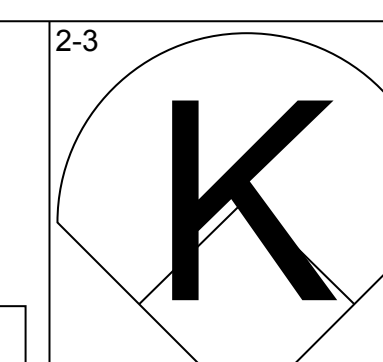
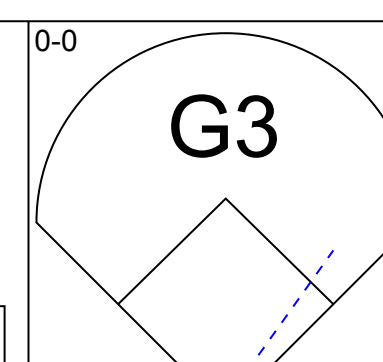
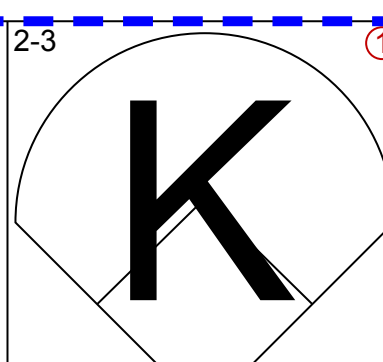
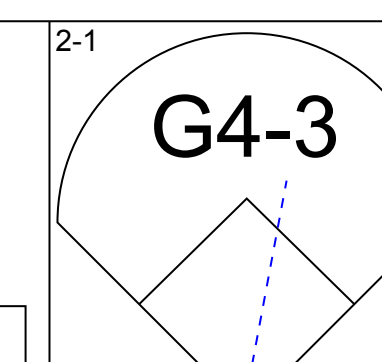
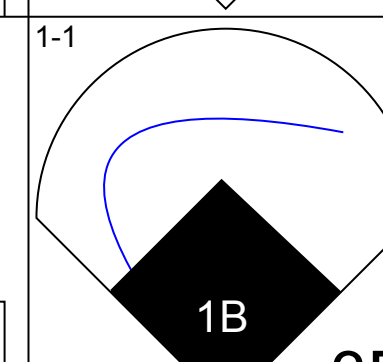
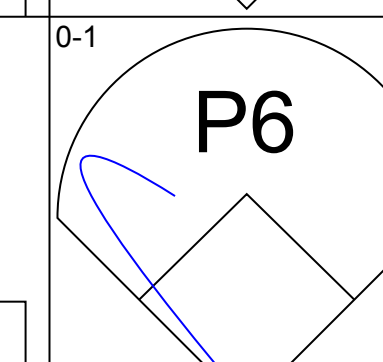
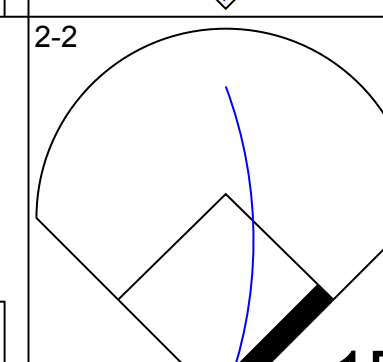
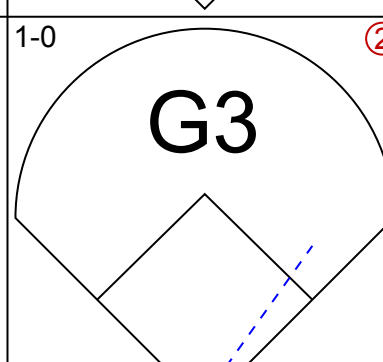
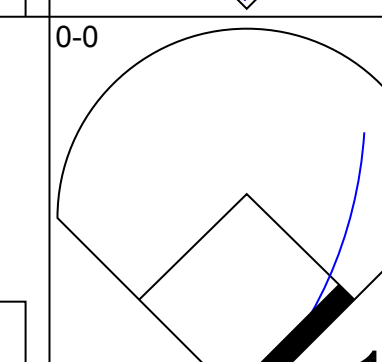
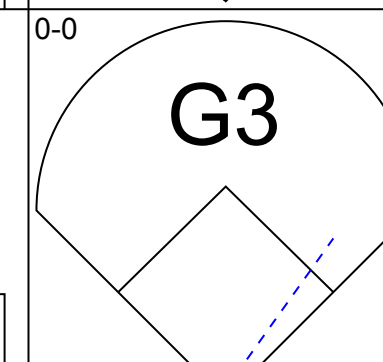
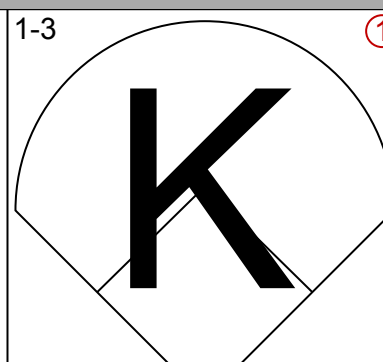
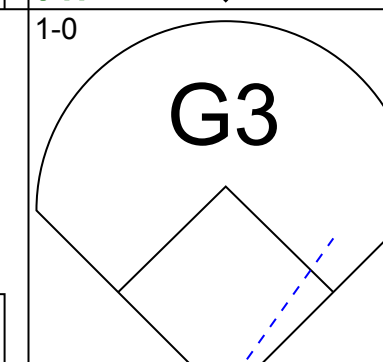
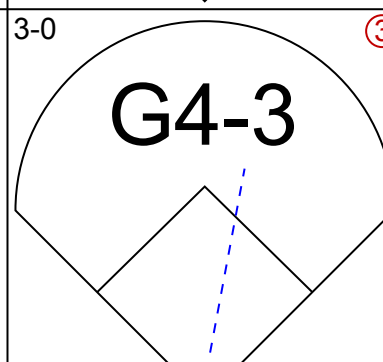
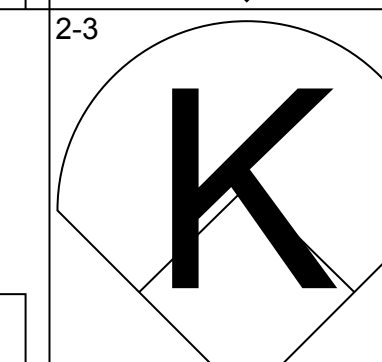
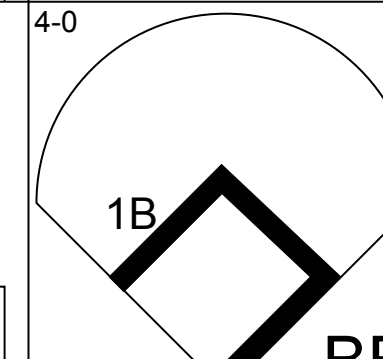
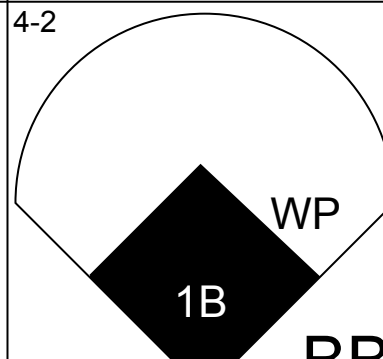
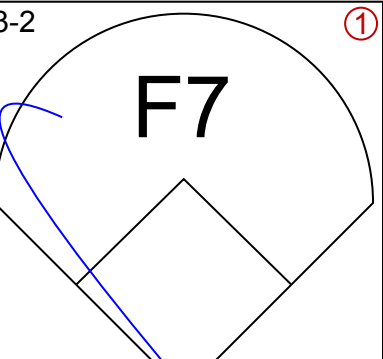
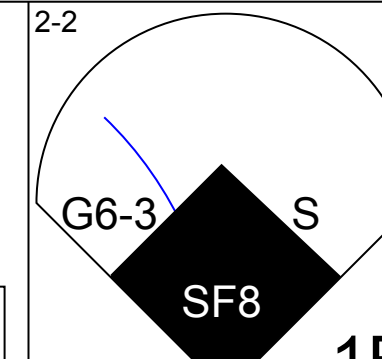
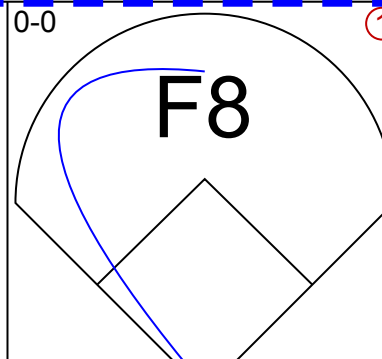
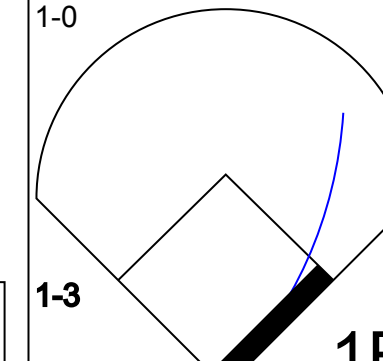
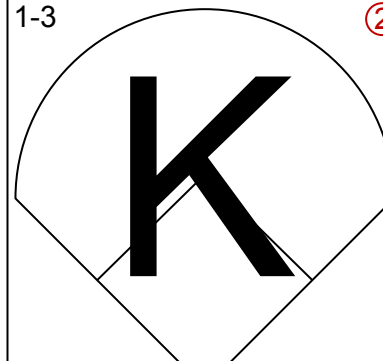
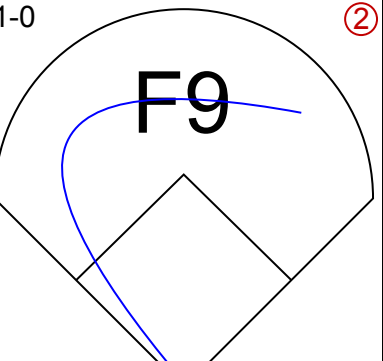
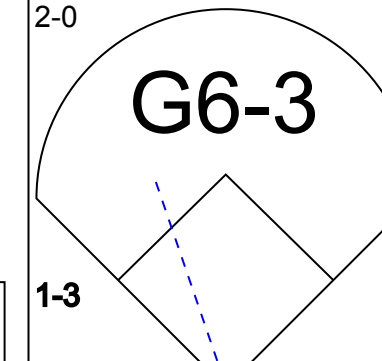
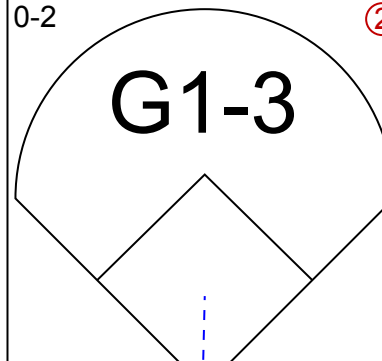
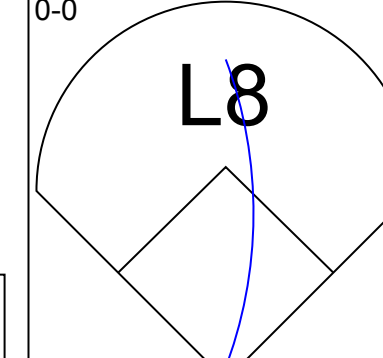
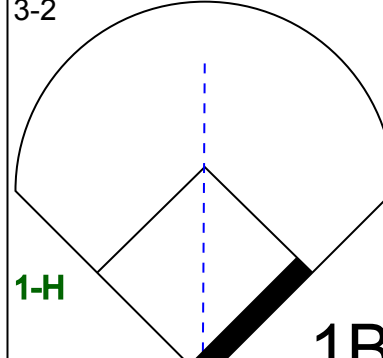
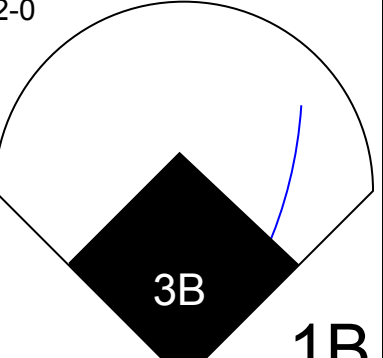
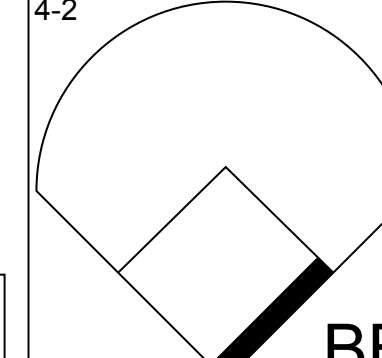
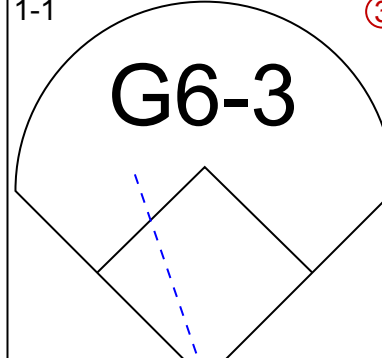
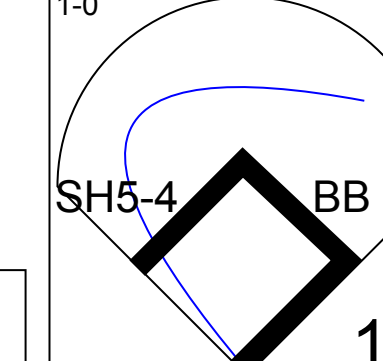
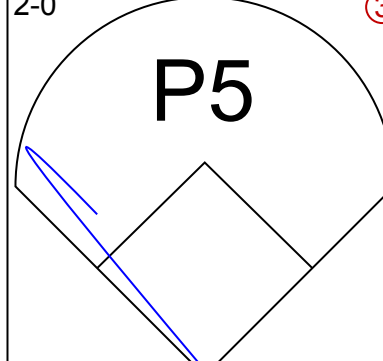
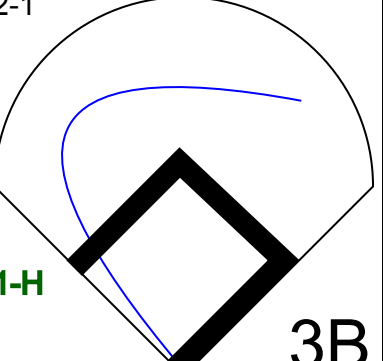
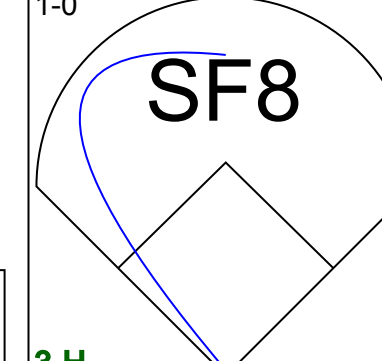
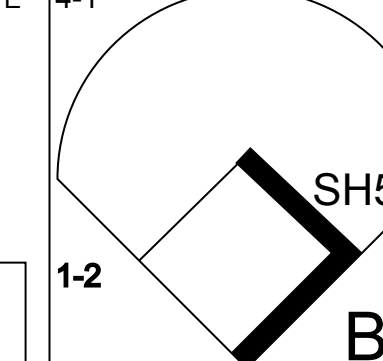
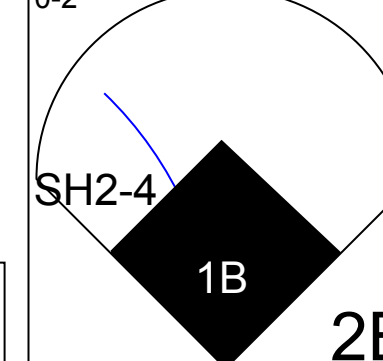


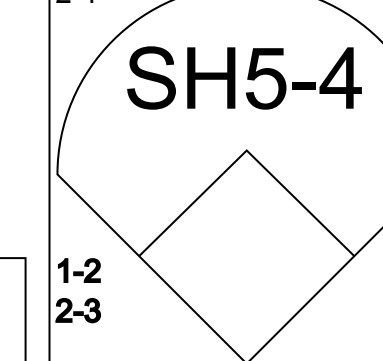


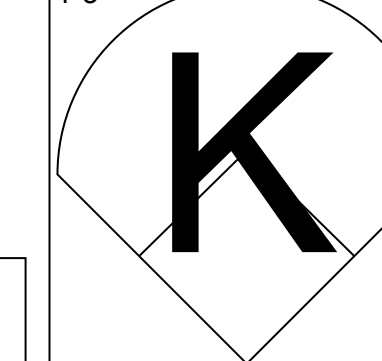


Batter	1	2	3	4	5	6	7	8	9	AB	R	H	RBI	BB	SO	LOB	BOTTOM					
Marquis Grissom, R (1.8) OBP: 0.335, SLG: 0.498										5	1	1	1	0	1	2						
Ray Durham, S (1.4) OBP: 0.442, SLG: 0.486										3	1	2	0	2	0	0						
Rich Aurilia, R (1.6) OBP: 0.325, SLG: 0.403										4	0	1	1	1	0	2						
Barry Bonds, L (1.7) OBP: 0.495, SLG: 0.652										4	0	2	2	1	0	1						
Benito Santiago, R (1.2) OBP: 0.351, SLG: 0.511										4	0	0	0	0	0	4						
J.T. Snow, L (1.3) OBP: 0.369, SLG: 0.400										4	0	0	0	0	1	4						
Edgardo Alfonzo, R (1.5) OBP: 0.306, SLG: 0.338										4	0	1	0	0	0	3						
Marvin Benard, L (1.9) OBP: 0.243, SLG: 0.273										3	0	1	0	0	1	1						
Jason Christiansen, R (8.1) ERA: 3.7										0	0	0	0	0	0	0						
Pedro Feliz, R (9.5) OBP: 0.326, SLG: 0.520										1	0	0	0	0	0	0						
Jerome Williams, R (1.1) ERA: 5.53										2	0	0	0	0	1	1						
Scott Eyre, L (7.1) ERA: 3.7										0	0	0	0	0	0	0						
Joe Nathan, R (8.1) ERA: 3.7										0	0	0	0	0	0	0						
José Cruz Jr., S (8.9) OBP: 0.383, SLG: 0.438										1	2	1	0	1	0	0						
Inning Stats	R: 0 E: 0 K: 0 S: 9	H: 0 LOB: 0 BB: 0 P: 11	R: 0 E: 0 K: 0 S: 3	H: 0 LOB: 0 BB: 0 P: 4	R: 0 E: 0 K: 1 S: 8	H: 1 LOB: 1 BB: 0 P: 11	R: 1 E: 0 K: 0 S: 9	H: 1 LOB: 1 BB: 1 P: 15	R: 0 E: 0 K: 0 S: 7	H: 0 LOB: 0 BB: 0 P: 7	R: 0 E: 0 K: 0 S: 14	H: 1 LOB: 1 BB: 0 P: 20	R: 0 E: 0 K: 1 S: 12	H: 1 LOB: 1 BB: 0 P: 16	R: 2 E: 0 K: 1 S: 16	H: 4 LOB: 3 BB: 1 P: 23	R: 1 E: 0 K: 1 S: 10	H: 1 LOB: 3 BB: 3 P: 24	1B: 5 2B: 3 3B: 1 HR: 0	SF: 0 SAC: 0 DP: 0 HBP: 0	WP: 1 PB: 0 CS: 0	PA: 40
PITCHER	IP WLS BF H R ER SO BB IBB HBP BLK WP HR S P ERA WHIP																					
Brad Radke, R (1.1) ERA: 5.53	7.0 28 6 3 3 2 1 0 0 0 0 0 0 66 88 3.86 1.000																					
J.C. Romero, L (8.1) ERA: 3.7	0.0 1 1 0 0 0 0 0 0 0 0 0 0 1 1 ∞ ∞																					
LaTroy Hawkins, R (8.1) ERA: 1.32	1.0 B 5 1 0 0 1 0 1 0 0 0 0 0 11 18 0.00 1.000																					
Juan Rincon, R (9.1) ERA: 2.55	0.2 L 6 1 1 1 1 2 1 0 0 1 0 0 10 24 13.50 4.500																					

Minnesota Twins @ San Francisco Giants
PacBell Park, San Francisco, CA
Wed Jun 04 2003, 10:15 PM EDT
Att: 35,319 - Cloudy - 62 F

AB	35
R	4
H	9
RBI	4
BB	5
SO	4
LOB	18

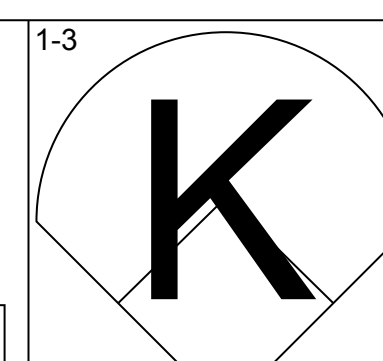
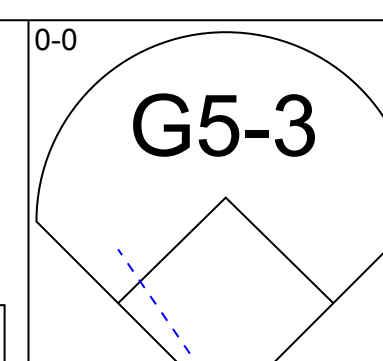
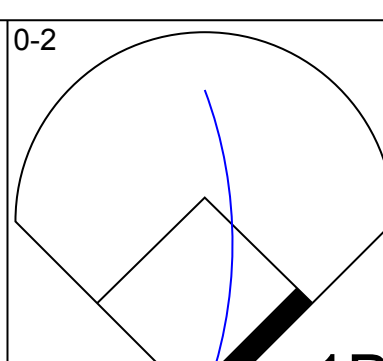
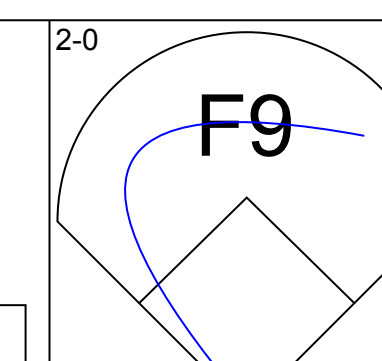
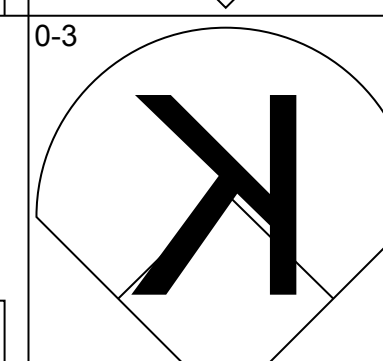
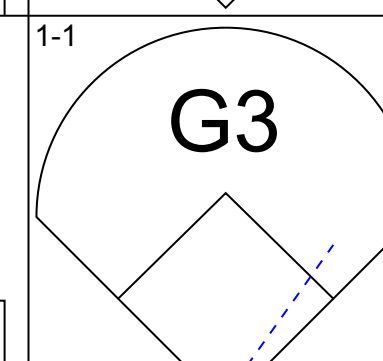
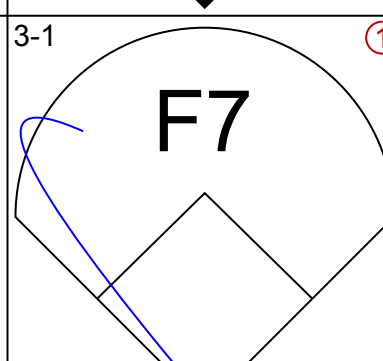
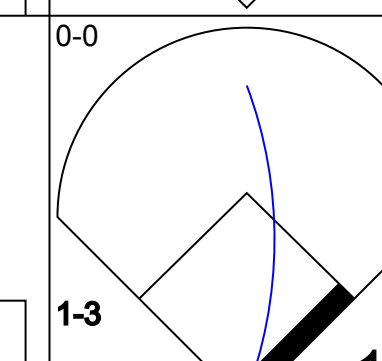
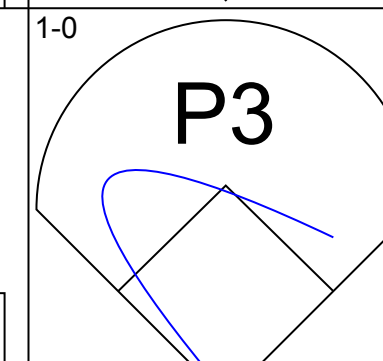
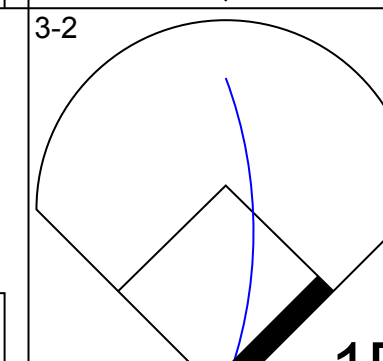
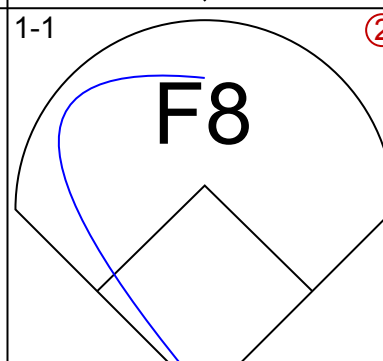
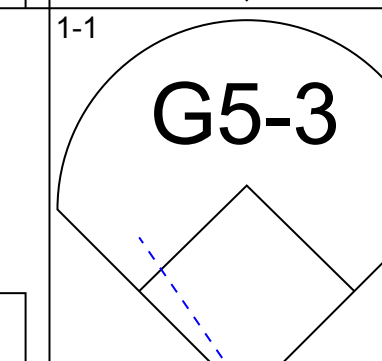
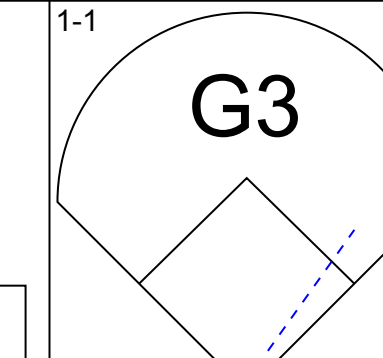
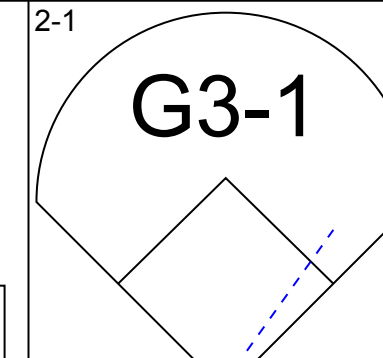
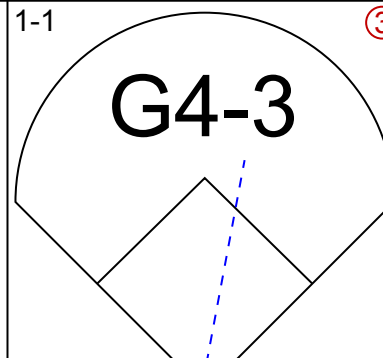

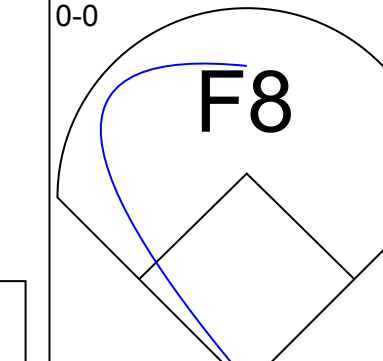
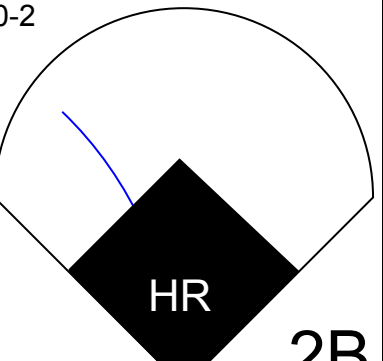
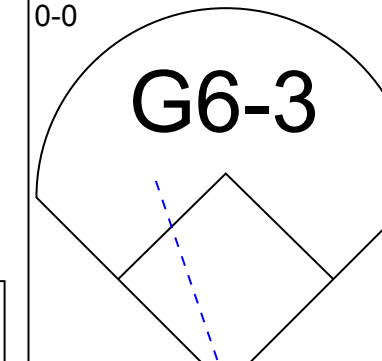
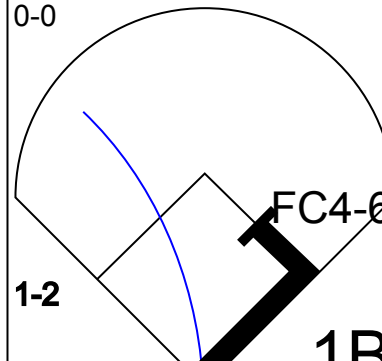
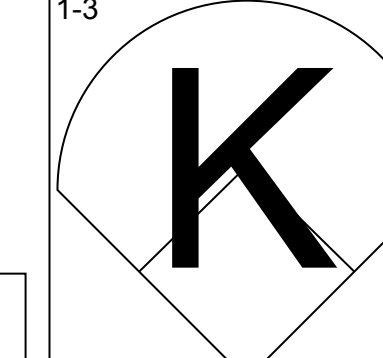
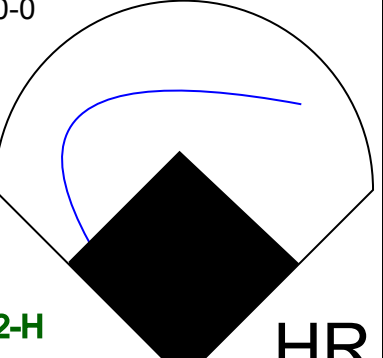
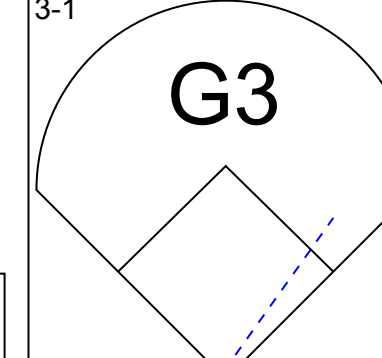
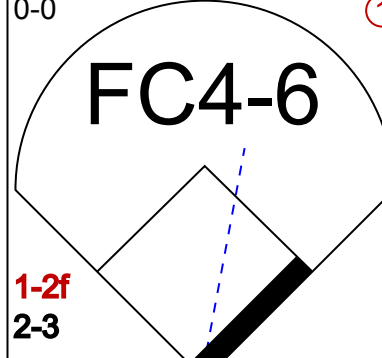
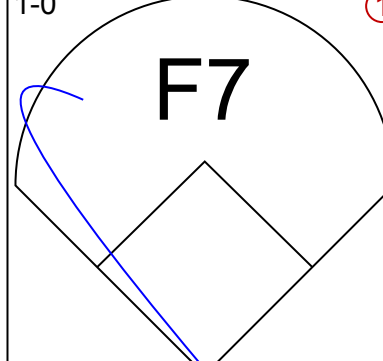
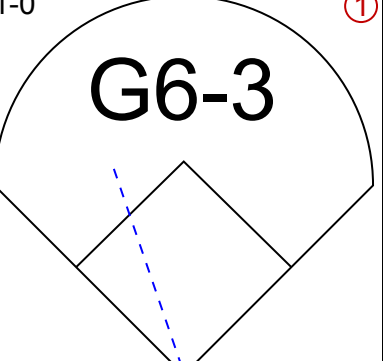
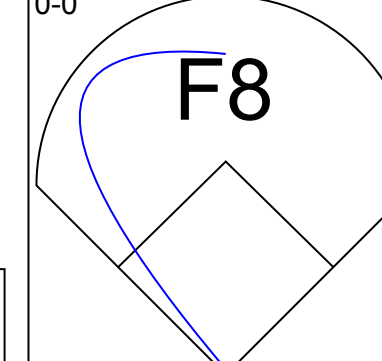
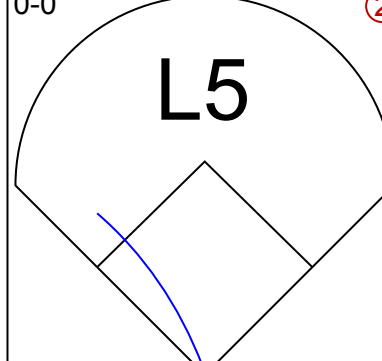
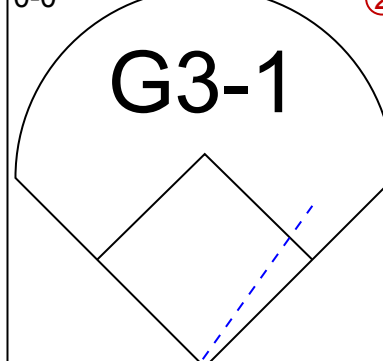
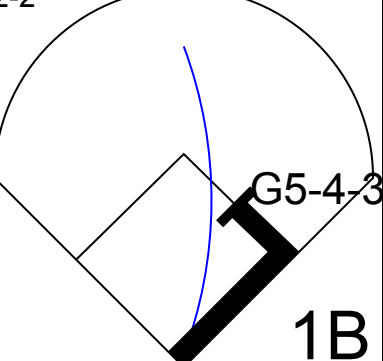

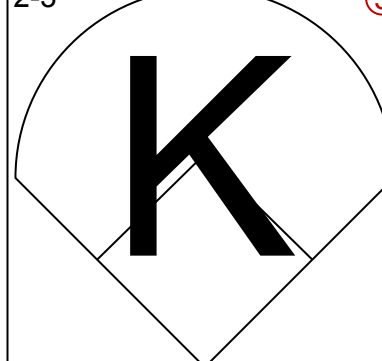
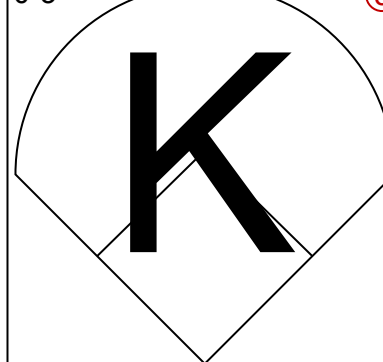
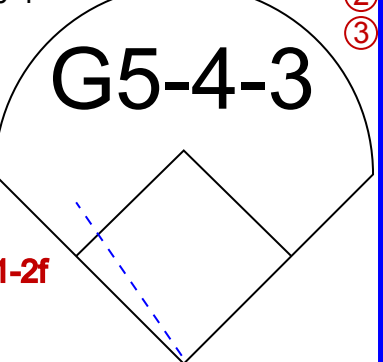




Batter	1	2	3	4	5	6	7	8	9	AB	R	H	RBI	BB	SO	LOB	TOP					
Jacque Jones, L OBP: 0.321, SLG: 0.472 (1, 7)										5	0	0	0	0	0	3	3					
Cristian Guzman, S OBP: 0.292, SLG: 0.377 (1, 6)										5	1	3	1	0	0	2	2					
Corey Koskie, L OBP: 0.360, SLG: 0.415 (1, 5)										5	0	0	0	0	0	2	3					
Tori Hunter, R OBP: 0.342, SLG: 0.445 (1, 8)										3	2	1	0	2	0	0	0					
Doug Mientkiewicz, L OBP: 0.343, SLG: 0.494 (1, 3)										5	0	1	1	0	1	2	2					
Bobby Kielty, S OBP: 0.402, SLG: 0.493 Eddie Guardado, R (9, 1)										4	1	2	1	1	0	2	2					
A.J. Pierzynski, L OBP: 0.324, SLG: 0.477 (1, 2)										3	0	2	2	0	0	1	1					
Chris Gomez, R OBP: 0.329, SLG: 0.417 (1, 4)										2	1	1	0	2	1	1	1					
Kyle Lohse, R Dustan Mohr, R OBP: 0.325, SLG: 0.497 (9, 9)										2	0	0	0	0	1	2	2					
Inning Stats	R: 1 E: 0 K: 1 S: 8	H: 2 LOB: 2 BB: 1 P: 16	R: 0 E: 0 K: 1 S: 10	H: 1 LOB: 2 BB: 1 P: 19	R: 1 E: 0 K: 2 S: 16	H: 1 LOB: 1 BB: 1 P: 27	R: 1 E: 0 K: 0 S: 10	H: 2 LOB: 1 BB: 0 P: 13	R: 1 E: 0 K: 0 S: 10	H: 2 LOB: 2 BB: 1 P: 21	R: 0 E: 0 K: 1 S: 5	H: 0 LOB: 0 BB: 0 P: 11	R: 1 E: 0 K: 1 S: 11	H: 1 LOB: 1 BB: 1 P: 23	R: 0 E: 0 K: 2 S: 9	H: 1 LOB: 0 BB: 0 P: 14	R: 0 E: 0 K: 0 S: 6	H: 0 LOB: 0 BB: 0 P: 7	1B: 7 2B: 1 3B: 2 HR: 0	SF: 1 SAC: 2 DP: 0 HBP: 0	WP: 1 PB: 0 SB: 1 CS: 1	PA: 42
PITCHER	IP	WLS	BF	H	R	ER	SO	BB	IBB	HBP	BLK	WP	HR	S	P	ERA	WHIP					
Jesse Foppert, R ERA: 4.58 (1, 1)	5.0	L	27	8	4	4	4	3	1	0	0	1	0	52	96	7.20	2.200					
Jim Brower, R ERA: 5.18 (6, 1)	3.0		12	2	1	1	4	1	0	0	0	0	0	25	48	3.00	1.000					
41 Chad Zerbe, L ERA: 5.82 (9, 1)	1.0		3	0	0	0	0	0	0	0	0	0	0	6	7	0.00	0.000					

Minnesota Twins @ San Francisco Giants
PacBell Park, San Francisco, CA
Thu Jun 05 2003, 10:15 PM EDT
Att: 35,783 - Sunny - 60 F

AB	34
R	5
H	10
RBI	5
BB	5
SO	8
LOB	16



Batter	1	2	3	4	5	6	7	8	9	AB	R	H	RBI	BB	SO	LOB	BOTTOM					
Marquis Grissom, R OBP: 0.333, SLG: 0.493 (1, 8)										4	0	1	0	0	1	1	1					
Ray Durham, S OBP: 0.438, SLG: 0.479 (1, 4)										4	0	1	0	0	1	1	1					
Rich Aurilia, R OBP: 0.304, SLG: 0.400 41 Chad Zerbe, L (9, 1)										4	0	1	0	0	0	3	3					
Barry Bonds, L OBP: 0.491, SLG: 0.639 (1, 7)										3	0	0	0	1	0	2	2					
Benito Santiago, R OBP: 0.354, SLG: 0.517 (1, 2)										4	1	2	0	0	0	0	0					
J.T. Snow, L OBP: 0.369, SLG: 0.417 Andres Galarraga, R OBP: 0.417, SLG: 0.552 (9, PH)										3	1	1	2	0	1	0	2					
Edgardo Alfonzo, R OBP: 0.301, SLG: 0.332 (1, 5)										4	0	0	0	0	0	2	2					
José Cruz Jr., S OBP: 0.381, SLG: 0.435 (1, 9)										4	0	1	0	0	1	2	2					
Jesse Foppert, R OBP: 0.111, SLG: 0.176 Pedro Feliz, R OBP: 0.304, SLG: 0.510 Jim Brower, R OBP: 0.667, SLG: 0.667 Neftali Perez, S OBP: 0.310, SLG: 0.374 (9, 6)										1	0	0	0	0	1	0	1					
Inning Stats	R: 0 E: 0 K: 2 S: 8	H: 0 LOB: 0 BB: 0 P: 10	R: 0 E: 0 K: 1 S: 6	H: 0 LOB: 0 BB: 0 P: 8	R: 0 E: 0 K: 1 S: 5	H: 0 LOB: 0 BB: 0 P: 6	R: 0 E: 0 K: 0 S: 9	H: 1 LOB: 1 BB: 0 P: 15	R: 2 E: 0 K: 0 S: 12	H: 3 LOB: 0 BB: 0 P: 15	R: 0 E: 0 K: 0 S: 10	H: 1 LOB: 1 BB: 0 P: 15	R: 0 E: 0 K: 0 S: 4	H: 0 LOB: 0 BB: 0 P: 7	R: 0 E: 0 K: 0 S: 8	H: 2 LOB: 2 BB: 0 P: 13	R: 0 E: 0 K: 1 S: 12	H: 1 LOB: 2 BB: 1 P: 18	1B: 6 2B: 1 3B: 0 HR: 1	SF: 0 SAC: 0 DP: 1 HBP: 0	WP: 0 PB: 0 SB: 0 CS: 0	PA: 35
PITCHER	IP	WLS	BF	H	R	ER	SO	BB	IBB	HBP	BLK	WP	HR	S	P	ERA	WHIP					
Kyle Lohse, R ERA: 3.01 (1, 1)	8.0	W	30	7	2	2	4	0	0	0	0	0	0	62	89	2.25	0.875					
Eddie Guardado, L ERA: 1.75 (9, 1)	1.0	S	5	1	0	0	1	1	0	0	0	0	0	12	18	0.00	2.000					

Minnesota Twins @ San Francisco Giants
PacBell Park, San Francisco, CA
Thu Jun 05 2003, 10:15 PM EDT
Att: 35,783 - Sunny - 60 F

AB	34
R	2
H	8
RBI	2
BB	1
SO	5
LOB	14



Batter	1	2	3	4	5	6	7	8	9	10	11	AB	R	H	RBI	BB	SO	LOB	TOP							
Jacque Jones, L OBP: 0.326, SLG: 0.471 (1, 7)	F7		G3		L7			1B		1B		5	1	2	2	1	0	1								
Cristian Guzman, S OBP: 0.297, SLG: 0.380 (1, 6)	G1-3		F9		2B		1B	F7		1B		6	0	3	0	0	0	2								
Corey Koskie, L OBP: 0.363, SLG: 0.419 Denny Hocking, S OBP: 0.208, SLG: 0.239 (7, 5)			K		2B				G5-3	G4-3		3	0	1	1	1	2	2								
Torii Hunter, R OBP: 0.337, SLG: 0.437 (1, 8)	F8			K	P3			1B				6	0	1	1	0	2	3								
Doug Mientkiewicz, L OBP: 0.359, SLG: 0.506 (1, 3)								F8				4	2	3	0	1	0	2								
Bobby Kistly, S OBP: 0.334, SLG: 0.480 (1, 9)												6	0	1	0	0	3	4								
A.J. Pierzynski, L OBP: 0.325, SLG: 0.469 (1, 2)												5	2	1	0	1	0	4								
Chris Gomez, R OBP: 0.333, SLG: 0.429 (1, 4)												5	1	2	3	0	1	2								
Kenny Rogers, L OBP: 0.305, SLG: 0.404 Matthew LeCroy, R OBP: 0.299, SLG: 0.364 Luther Hankins, R OBP: 0.299, SLG: 0.393 Eddie Cuatrecasas, R OBP: 0.299, SLG: 0.393 Dustin Mohr, R OBP: 0.299, SLG: 0.393 J.C. Romero, S OBP: 0.299, SLG: 0.393 (1, 1)												2	1	0	0	1	0	1								
Inning Stats	R: 0 E: 0 K: 0 S: 11	H: 0 LOB: 1 BB: 1 P: 17	R: 1 E: 0 K: 0 S: 9	H: 2 LOB: 1 BB: 0 P: 13	R: 0 E: 0 K: 1 S: 6	H: 0 LOB: 0 BB: 0 P: 7	R: 0 E: 0 K: 2 S: 8	H: 1 LOB: 1 BB: 0 P: 13	R: 1 E: 0 K: 0 S: 12	H: 2 LOB: 2 BB: 1 P: 19	R: 0 E: 0 K: 1 S: 8	H: 1 LOB: 1 BB: 0 P: 13	R: 1 E: 0 K: 1 S: 19	H: 2 LOB: 2 BB: 1 P: 27	R: 1 E: 0 K: 1 S: 17	H: 2 LOB: 2 BB: 0 P: 23	R: 0 E: 0 K: 2 S: 14	H: 0 LOB: 1 BB: 1 P: 20	R: 1 E: 0 K: 1 S: 19	H: 3 LOB: 2 BB: 0 P: 25	R: 2 E: 0 K: 1 S: 14	H: 1 LOB: 1 BB: 1 P: 27	1B: 11 2B: 3 3B: 0 HR: 0	SF: 0 SAC: 1 DP: 0 HBP: 1	WP: 0 PB: 0 SB: 1 CS: 0	PA: 54
PITCHER	IP WLS BF H R ER SO BB IBB HBP BLK WP HR S P ERA WHIP	44 Jake Peavy, R ERA: 4.57 Mike Matthews, L ERA: 4.58 Luther Hackman, R ERA: 4.29 Matt Herges, R ERA: 2.4 Jesse Orosco, L ERA: 7.11	1.1 6.2 31 8 3 3 5 3 0 0 0 0 0 0 107 4.05 1.650	7.1 0.1 1 0 0 0 0 0 0 0 0 0 0 0 2 0.00 0.000	8.1 2.0 10 2 1 0 3 1 0 0 0 0 0 0 31 43 0.00 1.500	10.1 0.2 3 1 1 1 1 0 0 0 0 0 0 6 9 13.50 1.500	10.1 0.1 3 2 0 0 0 0 0 0 0 0 0 13 16 0.00 6.000	PITCHER	IP WLS BF H R ER SO BB IBB HBP BLK WP HR S P ERA WHIP	Rod Beck, R ERA: 7.71 (11, 1)	1.0 1.0 6 1 2 2 1 0 0 0 0 0 0 27 16.00 1.000															

Minnesota Twins @ San Diego Padres
Qualcomm Stadium, San Diego, CA
Fri Jun 06 2003, 9:05 PM EDT
Att: 54,747 - Cloudy - 62 F

AB	47
R	7
H	14
RBI	7
BB	5
SO	10
LOB	26



Batter	1	2	3	4	5	6	7	8	9	10	11	AB	R	H	RBI	BB	SO	LOB	BOTTOM			
Mark Loretta, R OBP: 0.355, SLG: 0.386 (1, 4)	L3		F8		WP			1B				5	0	2	1	1	0	0				
Mark Kotsay, L OBP: 0.343, SLG: 0.324 Matt Herges, L (10, 1)												5	0	2	0	0	1	4				
Jesse Orosco, R (10, 1)												0	0	0	0	0	0	0				
Rod Beck, R (11, 1)												0	0	0	0	0	0	0				
Miguel Ojeda, R OBP: 0.167, SLG: 0.208 (11, PH)												1	0	1	0	0	0	0				
Rondell White, R OBP: 0.353, SLG: 0.490 (1, 7)	F9											6	1	2	0	0	1	2				
Brian Buchanan, R OBP: 0.333, SLG: 0.452 (1, 3)	K											6	1	3	0	0	1	4				
Xavier Nady, R OBP: 0.339, SLG: 0.446 (1, 9)												3	1	1	0	1	1	1				
Gary Bennett, R OBP: 0.301, SLG: 0.360 (1, 2)												4	0	0	0	1	1	5				
Lou Meroni, R OBP: 0.380, SLG: 0.341 (1, 6)												5	1	1	0	0	1	5				
Keith Lockhart, L OBP: 0.337, SLG: 0.432 Gary Matthews, S OBP: 0.286, SLG: 0.341 (9, PH)												3	0	0	0	0	0	1				
44 Jake Peavy, R OBP: 0.305, SLG: 0.404 Mike Matthews, L OBP: 0.299, SLG: 0.364 Luther Hankins, R OBP: 0.299, SLG: 0.393 Eddie Cuatrecasas, R OBP: 0.299, SLG: 0.393 Dustin Mohr, R OBP: 0.299, SLG: 0.393 J.C. Romero, S OBP: 0.299, SLG: 0.393 (1, 1)												1	0	0	0	0	0	0				
Inning Stats	R: 0 E: 0 K: 1 S: 11	H: 1 LOB: 1 BB: 0 P: 18	R: 0 E: 0 K: 0 S: 8	H: 0 LOB: 0 BB: 0 P: 11	R: 0 E: 0 K: 0 S: 10	H: 0 LOB: 0 BB: 0 P: 15	R: 0 E: 0 K: 0 S: 8	H: 1 LOB: 2 BB: 1 P: 16	R: 1 E: 0 K: 0 S: 8	H: 0 LOB: 0 BB: 0 P: 11	R: 0 E: 0 K: 0 S: 9	H: 1 LOB: 1 BB: 0 P: 14	R: 3 E: 0 K: 2 S: 24	H: 4 LOB: 2 BB: 1 P: 35	R: 1 E: 0 K: 2 S: 13	H: 2 LOB: 2 BB: 1 P: 25	R: 0 E: 0 K: 0 S: 13	H: 2 LOB: 2 BB: 0 P: 20	1B: 9 2B: 5 3B: 0 HR: 0	SF: 0 SAC: 2 DP: 1 HBP: 0	WP: 3 PB: 0 SB: 0 CS: 0	PA: 49
PITCHER	IP WLS BF H R ER SO BB IBB HBP BLK WP HR S P ERA WHIP	Kenny Rogers, L ERA: 4.62 LaTroy Hawkins, R ERA: 1.27 Eddie Cuatrecasas, L ERA: 3.76 J.C. Romero, L ERA: 3.76	1.1 7.0 1.0 1.0 2.0 1.1 10 4.62 1.29 0.857	8.1 1.0 1.0 1.0 2.0 1.1 9 14 0.00 1.000	9.1 1.0 1.0 1.0 2.0 1.1 24 35 27.00 4.000	10.1 2.0 11 4 1 1 2 0 1 0 0 1 0 26 45 4.50 2.000	PITCHER	IP WLS BF H R ER SO BB IBB HBP BLK WP HR S P ERA WHIP	44 Jake Peavy, R ERA: 7.71 (11, 1)	1.0 1.0 6 1 2 2 1 0 0 0 0 0 0 27 16.00 1.000												

Minnesota Twins @ San Diego Padres
Qualcomm Stadium, San Diego, CA
Fri Jun 06 2003, 9:05 PM EDT
Att: 54,747 - Cloudy - 62 F

AB	44
R	5
H	14
RBI	4
BB	3
SO	8
LOB	24



Batter	1	2	3	4	5	6	7	8	9	AB	R	H	RBI	BB	SO	LOB	TOP		
Jacque Jones, L (1.7) OBP: 0.332, SLG: 0.498	0-0 HR		1-1 HR	4-2 BB		0-0 P6			1-1 G3-1	4	2	2	2	1	0	2	Minnesota Twins @ San Diego Padres Qualcomm Stadium, San Diego, CA Sat Jun 07 2003, 10:05 PM EDT Att: 31,617 - Cloudy - 67 F		
Cristian Guzman, S (1.6) OBP: 0.295, SLG: 0.376	0-2 G4-3		1-2 P5	0-0 L3		1-2 P4			1-1 BB	5	0	1	0	0	0	3			
Corey Koskie, L (1.5) OBP: 0.363, SLG: 0.415	2-2 G4-6-3 HBP		0-1 CS			2-0 P6		1-2 F7	2-3 K	4	0	1	0	0	1	1			
Tori Hunter, R (1.8) OBP: 0.343, SLG: 0.436	1-1 G4-6-3		4-2 1B			1-3 K		0-1 1B	4-1 1B	3	1	1	0	2	1	1			
Doug Mientkiewicz, L (1.3) OBP: 0.360, SLG: 0.503		1-1 G5-3	1-1 1B			2-1 1B		1-1 L6	3-3 K	5	1	2	0	0	1	3			
Dustan Mohr, R (1.9) OBP: 0.333, SLG: 0.500		4-2 1B	4-2 1B			0-2 1B		2-3 K		2	2	1	0	2	1	1			
A.J. Pierzynski, L (1.2) OBP: 0.328, SLG: 0.470		1-3 K	1-2 1B			0-0 P6		0-0 G4-3		4	0	2	3	0	1	1			
Luis Rivas, R (1.4) OBP: 0.281, SLG: 0.329		3-2 1B	0-0 L1-3			1-3 K		3-2 P3		4	0	1	1	0	1	3			
Johan Santana, L (1.1) OBP: 0.333, SLG: 0.333		1-3 K2-3			0-1 F8	1-2 1B		0-3 K		3	0	1	0	0	1	1			
Tony Fiore, R (7.1)										1	0	0	0	0	1	0			
Micheal Nakamura, R (8.1)										0	0	0	0	0	0	0			
Inning Stats	R: 1 E: 0 K: 0 S: 8	H: 1 LOB: 0 BB: 0 P: 11	R: 1 E: 0 K: 2 S: 14	H: 1 LOB: 1 BB: 1 P: 24	R: 3 E: 0 K: 0 S: 19	H: 4 LOB: 2 BB: 2 P: 31	R: 0 E: 0 K: 0 S: 5	H: 0 LOB: 0 BB: 0 P: 9	R: 0 E: 0 K: 1 S: 6	H: 1 LOB: 1 BB: 0 P: 11	R: 0 E: 0 K: 1 S: 10	H: 1 LOB: 1 BB: 0 P: 14	R: 0 E: 0 K: 1 S: 7	H: 0 LOB: 0 BB: 0 P: 10	R: 0 E: 0 K: 2 S: 11	H: 1 LOB: 2 BB: 1 P: 22	1B: 9 2B: 2 3B: 0 HR: 2	SF: 0 SAC: 0 DP: 2 HBP: 1	WP: 0 PA: 41 PB: 0 SB: 4 CS: 1
PITCHER	IP WLS BF H R ER SO BB IBB HBP BLK WP HR S P ERA WHIP	IP WLS BF H R ER SO BB IBB HBP BLK WP HR S P ERA WHIP	IP WLS BF H R ER SO BB IBB HBP BLK WP HR S P ERA WHIP	IP WLS BF H R ER SO BB IBB HBP BLK WP HR S P ERA WHIP	IP WLS BF H R ER SO BB IBB HBP BLK WP HR S P ERA WHIP	IP WLS BF H R ER SO BB IBB HBP BLK WP HR S P ERA WHIP	IP WLS BF H R ER SO BB IBB HBP BLK WP HR S P ERA WHIP	IP WLS BF H R ER SO BB IBB HBP BLK WP HR S P ERA WHIP	IP WLS BF H R ER SO BB IBB HBP BLK WP HR S P ERA WHIP	IP WLS BF H R ER SO BB IBB HBP BLK WP HR S P ERA WHIP	IP WLS BF H R ER SO BB IBB HBP BLK WP HR S P ERA WHIP	IP WLS BF H R ER SO BB IBB HBP BLK WP HR S P ERA WHIP	IP WLS BF H R ER SO BB IBB HBP BLK WP HR S P ERA WHIP	IP WLS BF H R ER SO BB IBB HBP BLK WP HR S P ERA WHIP	IP WLS BF H R ER SO BB IBB HBP BLK WP HR S P ERA WHIP	IP WLS BF H R ER SO BB IBB HBP BLK WP HR S P ERA WHIP	IP WLS BF H R ER SO BB IBB HBP BLK WP HR S P ERA WHIP		

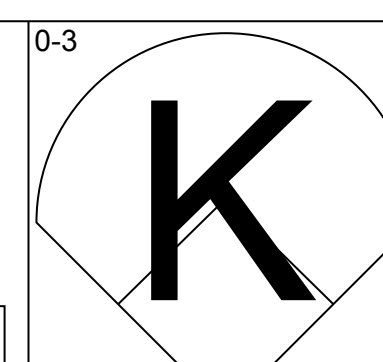
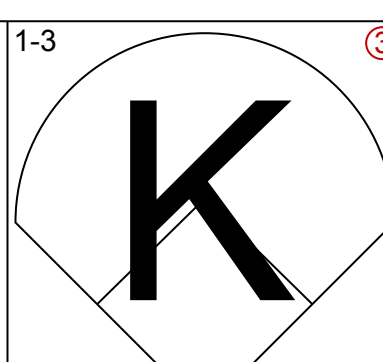
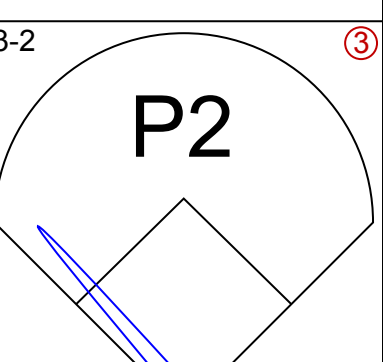
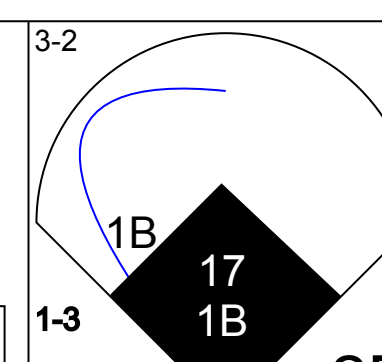
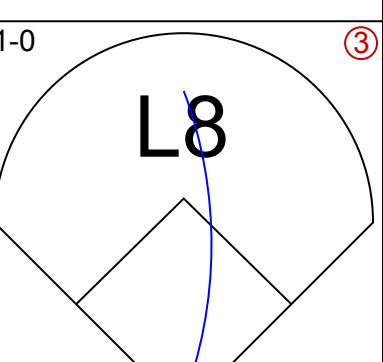
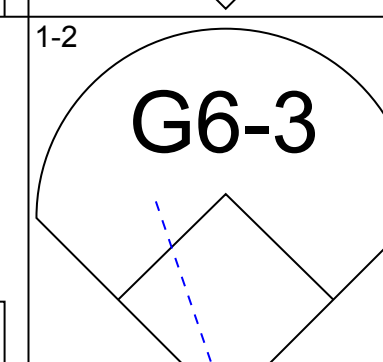
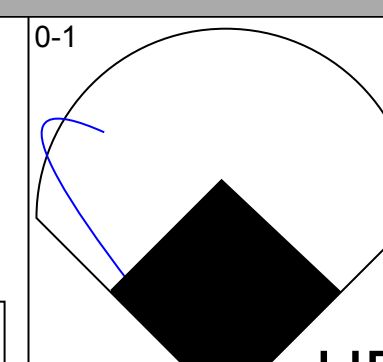
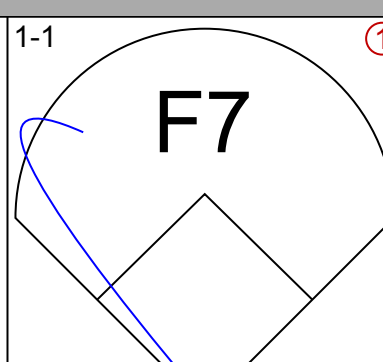
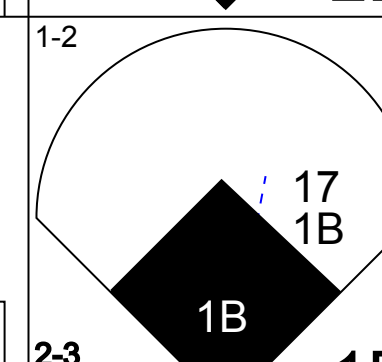
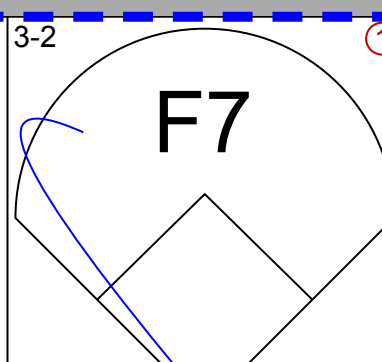
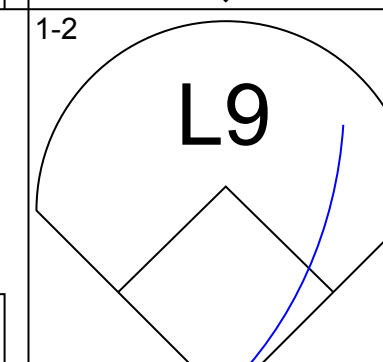
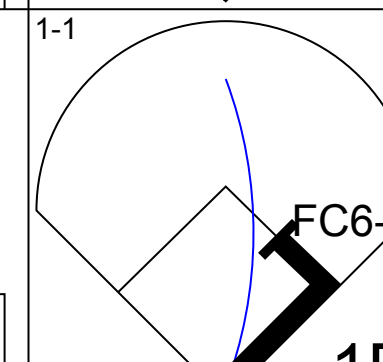
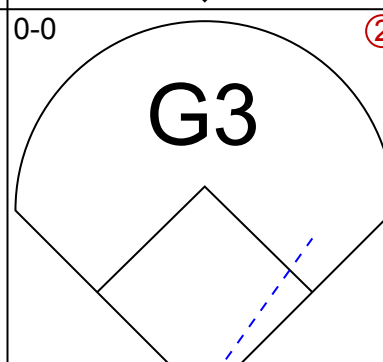
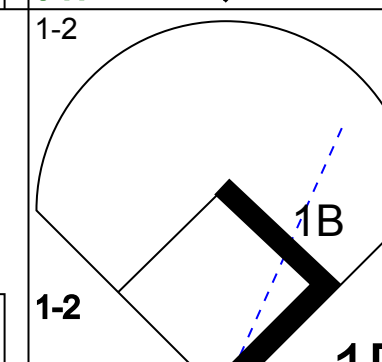
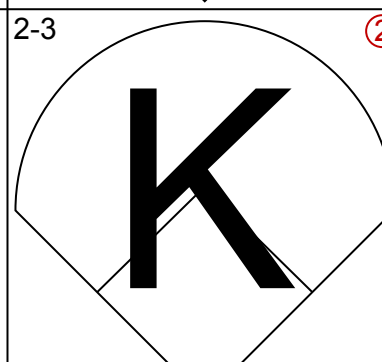
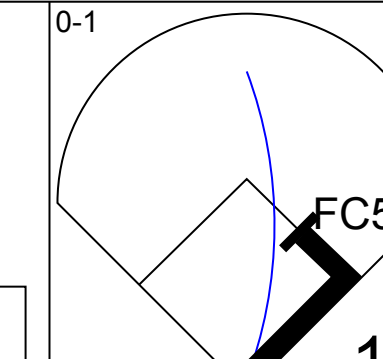
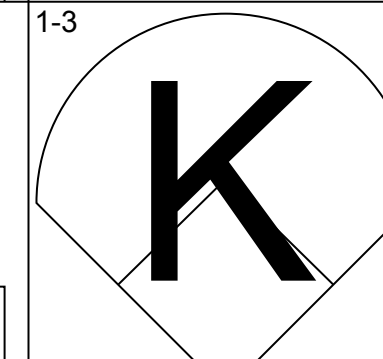
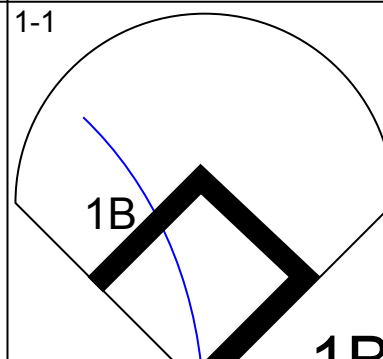
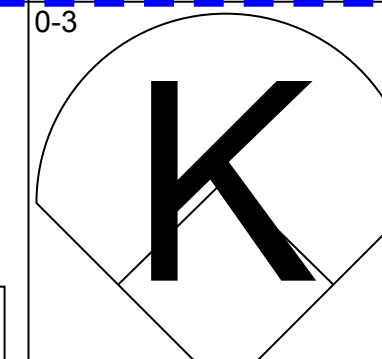
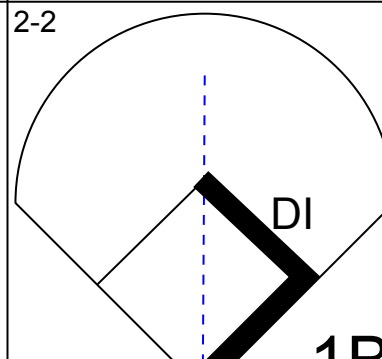
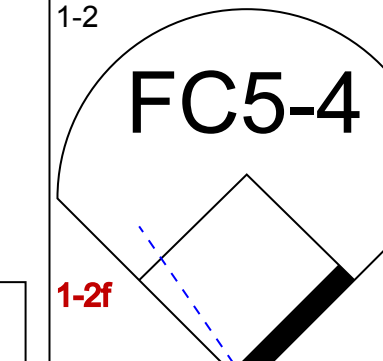
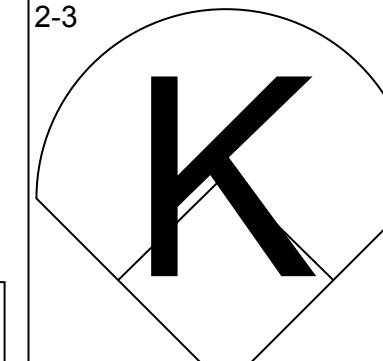
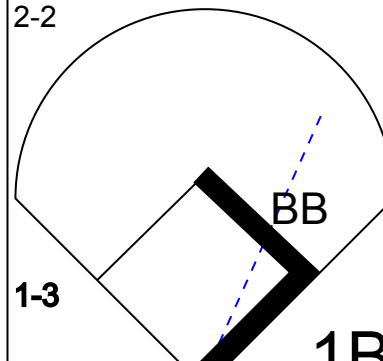
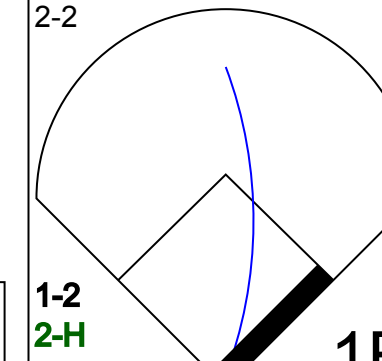
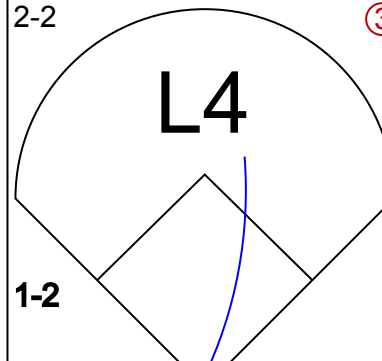
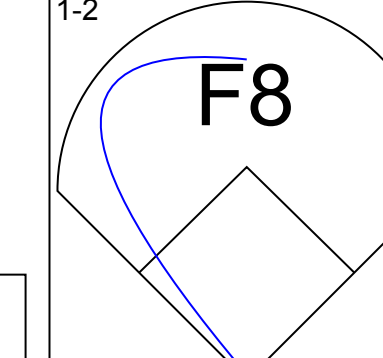
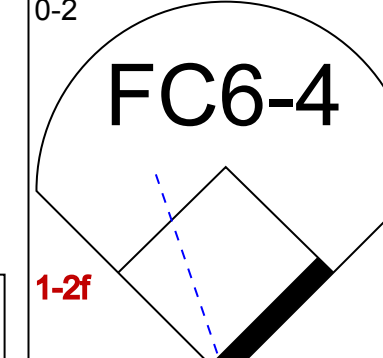
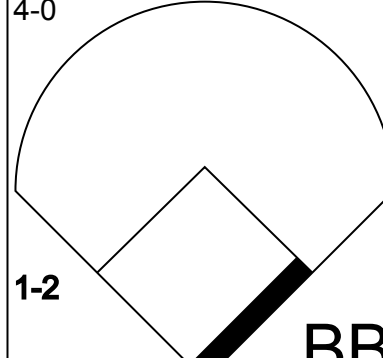
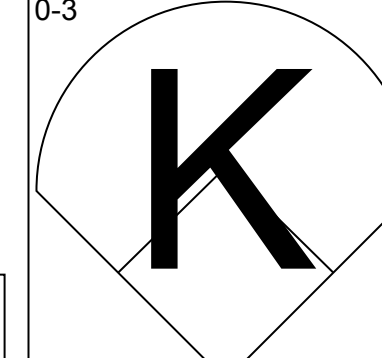
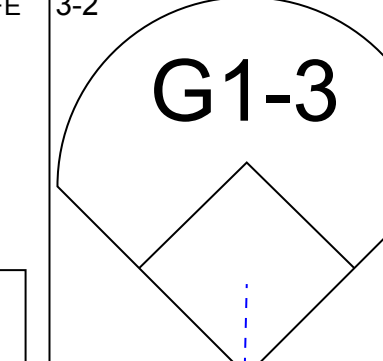
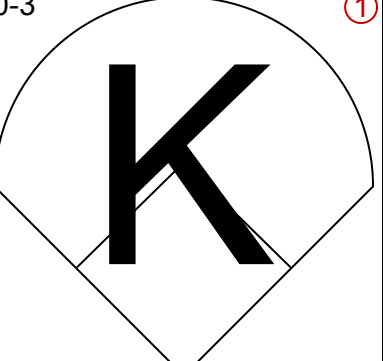
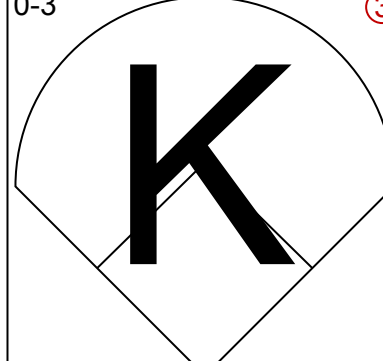
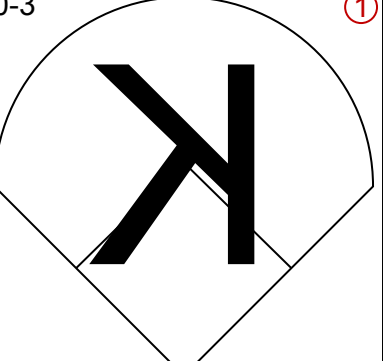
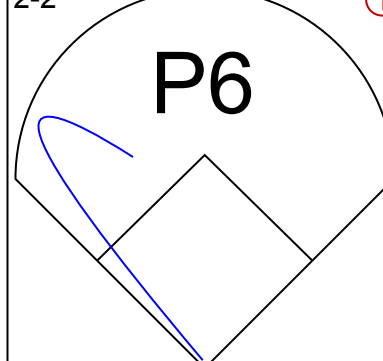
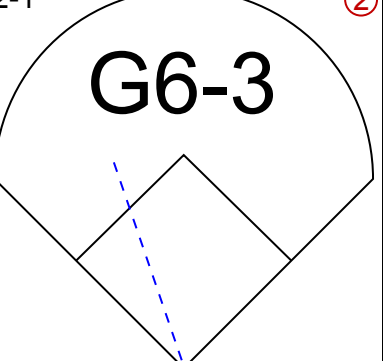
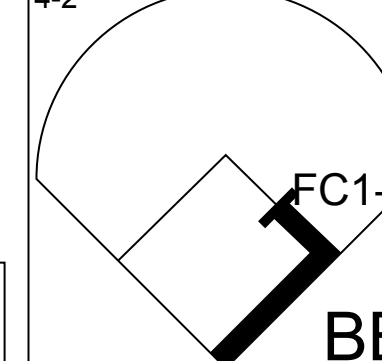
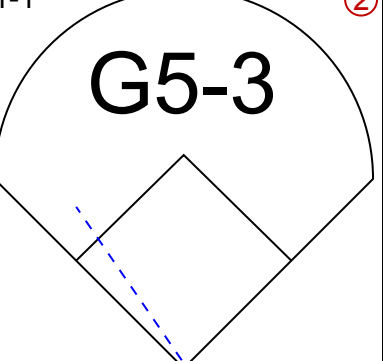

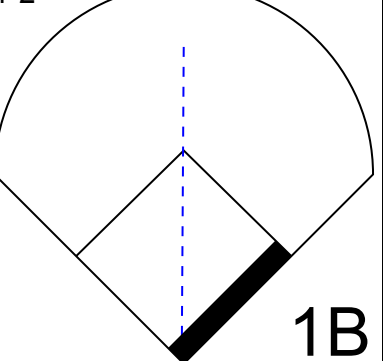
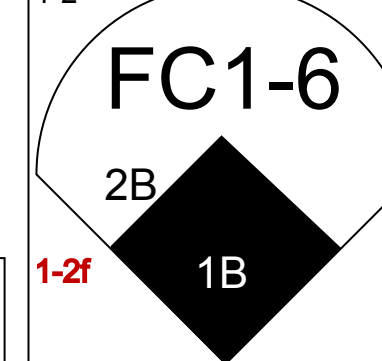
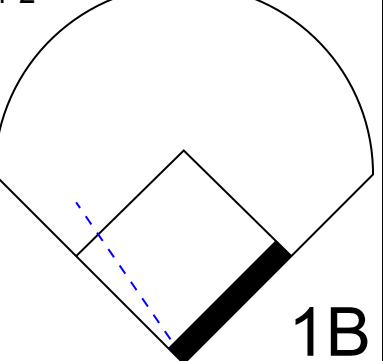
AB	35
R	6
H	12
RBI	6
BB	5
SO	8
LOB	16



Batter	1	2	3	4	5	6	7	8	9	AB	R	H	RBI	BB	SO	LOB	BOTTOM		
Gary Matthews, S (1.8) OBP: 0.289, SLG: 0.341	1-2 G1-4-3 WP 1B		1-1 G3			2-3 K		4-0 B1-3 1B BB		3	1	1	0	1	1	0	Minnesota Twins @ San Diego Padres Qualcomm Stadium, San Diego, CA Sat Jun 07 2003, 10:05 PM EDT Att: 31,617 - Cloudy - 67 F		
Mark Loretta, R (1.4) OBP: 0.362, SLG: 0.410	4-2 G1-4-3 BB			3-2 2B		1-0 HR		2-0 B1-3		3	1	2	1	1	0	1			
Rondell White, R (1.7) OBP: 0.352, SLG: 0.484	1-2 G1-4-3			0-0 F9		3-1 G5-3		4-0 1B BB		3	0	0	0	1	0	3			
Brian Buchanan, R (1.3) OBP: 0.340, SLG: 0.448	0-3 K			2-3 K		1-0 HBP		0-2 1B		3	0	1	1	0	2	2			
Xavier Nady, R (1.9) OBP: 0.335, SLG: 0.440		2-2 G6-3		2-0 P4		1-0 P3		1-3 K		3	0	0	0	0	0	2			
Matt Herges, L (8.1)										0	0	0	0	0	0	0			
Dave Hansen, L (8. PH) OBP: 0.400, SLG: 0.339										1	0	0	0	0	1	2			
Jesse Orosco, R (9.1)										0	0	0	0	0	0	0			
Sean Burroughs, L (1.5) OBP: 0.343, SLG: 0.418		2-3 K		1-3 K		1-1 P4		3-2 1B		4	0	1	0	0	2	1			
Lou Merloni, R (1.6) OBP: 0.373, SLG: 0.333		2-1 F8		0-0 F7		4-0 BB		2-3 K		2	0	0	0	0	0	0			
Keith Lockhart, L (6.4) OBP: 0.341, SLG: 0.427						1-2 BB				1	0	0	0	1	1	1			
Miguel Ojeda, R (1.2) OBP: 0.154, SLG: 0.192			1-1 F9		1-0 F7		0-2 G4-3		1-1 F9	2	0	0	0	0	0	0			
Ryan Klesko, L (7. PH) OBP: 0.350, SLG: 0.467								1-2 F9		2	0	0	0	0	0	3			
Carlton Loewer, R (1.1)			1-3 K		0-3 K			1-3 K		0	0	0	0	0	0	0			
Scott Linebrink, R (3.1)										2	0	0	0	0	2	0			
Gary Bennett, R (8.2) OBP: 0.295, SLG: 0.352										2	0	0	0	0	1	1			
Inning Stats	R: 0 E: 0 K: 1 S: 14	H: 1 LOB: 1 BB: 1 P: 20	R: 0 E: 0 K: 1 S: 9	H: 0 LOB: 0 BB: 0 P: 15	R: 0 E: 0 K: 1 S: 7	H: 0 LOB: 0 BB: 0 P: 10	R: 0 E: 0 K: 1 S: 8	H: 1 LOB: 1 BB: 0 P: 15	R: 0 E: 0 K: 2 S: 9	H: 1 LOB: 0 BB: 0 P: 15	R: 0 E: 0 K: 0 S: 6	H: 0 LOB: 2 BB: 1 P: 13	R: 1 E: 0 K: 2 S: 11	H: 1 LOB: 2 BB: 2 P: 23	R: 0 E: 0 K: 1 S: 12	H: 1 LOB: 1 BB: 0 P: 18	1B: 3 2B: 1 3B: 0 HR: 1	SF: 0 SAC: 0 DP: 1 HBP: 1	WP: 1 PA: 36 PB: 0 SB: 2 CS: 0
PITCHER	IP WLS BF H R ER SO BB IBB HBP BLK WP HR S P ERA WHIP	IP WLS BF H R ER SO BB IBB HBP BLK WP HR S P ERA WHIP	IP WLS BF H R ER SO BB IBB HBP BLK WP HR S P ERA WHIP	IP WLS BF H R ER SO BB IBB HBP BLK WP HR S P ERA WHIP	IP WLS BF H R ER SO BB IBB HBP BLK WP HR S P ERA WHIP	IP WLS BF H R ER SO BB IBB HBP BLK WP HR S P ERA WHIP	IP WLS BF H R ER SO BB IBB HBP BLK WP HR S P ERA WHIP	IP WLS BF H R ER SO BB IBB HBP BLK WP HR S P ERA WHIP	IP WLS BF H R ER SO BB IBB HBP BLK WP HR S P ERA WHIP	IP WLS BF H R ER SO BB IBB HBP BLK WP HR S P ERA WHIP	IP WLS BF H R ER SO BB IBB HBP BLK WP HR S P ERA WHIP	IP WLS BF H R ER SO BB IBB HBP BLK WP HR S P ERA WHIP	IP WLS BF H R ER SO BB IBB HBP BLK WP HR S P ERA WHIP	IP WLS BF H R ER SO BB IBB HBP BLK WP HR S P ERA WHIP	IP WLS BF H R ER SO BB IBB HBP BLK WP HR S P ERA WHIP	IP WLS BF H R ER SO BB IBB HBP BLK WP HR S P ERA WHIP			

AB	31
R	2
H	5
RBI	2
BB	4
SO	10
LOB	16

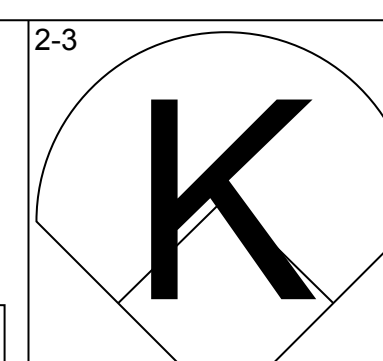
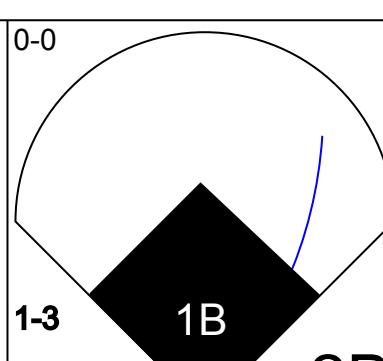
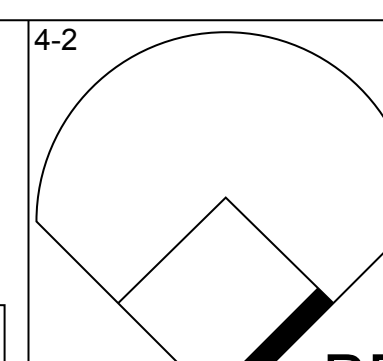
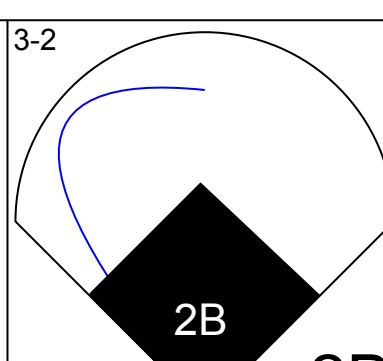
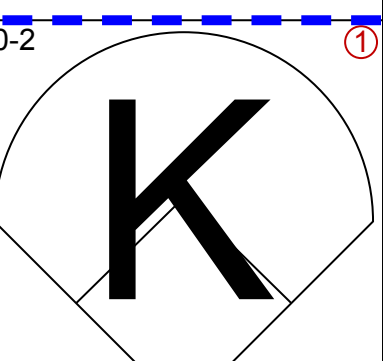
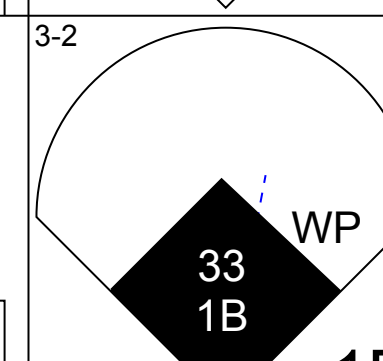
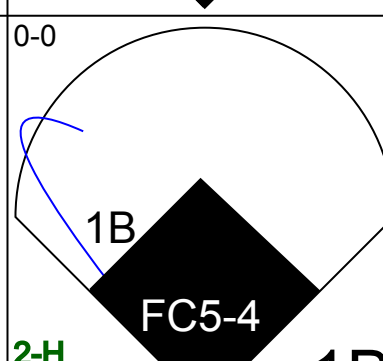
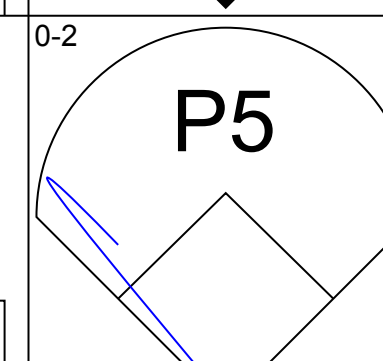
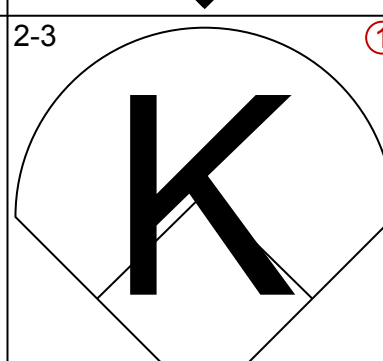
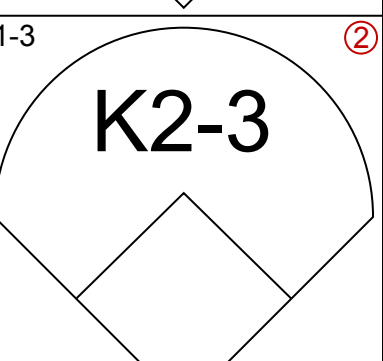
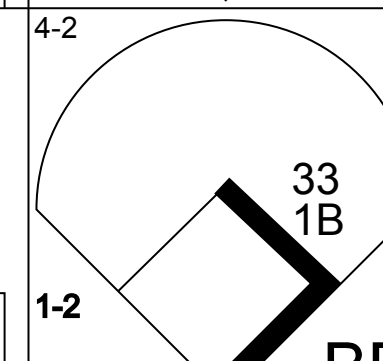
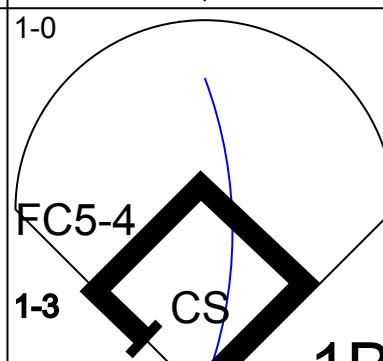
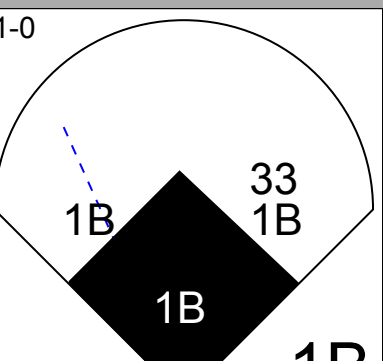
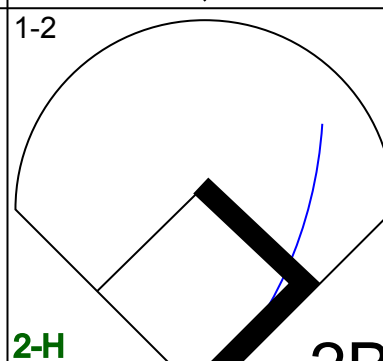
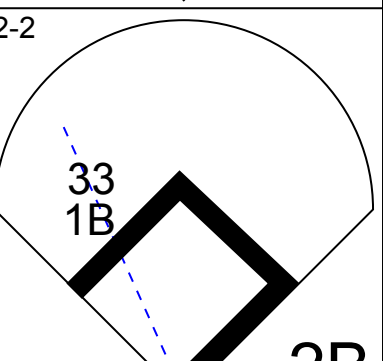
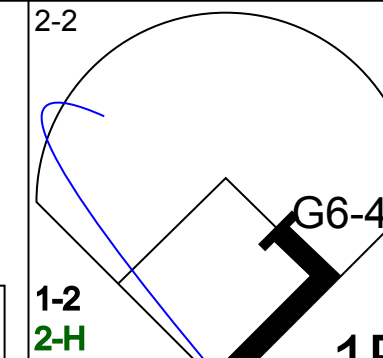
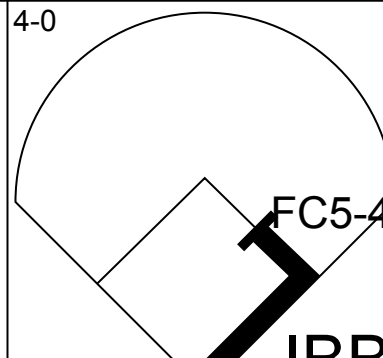
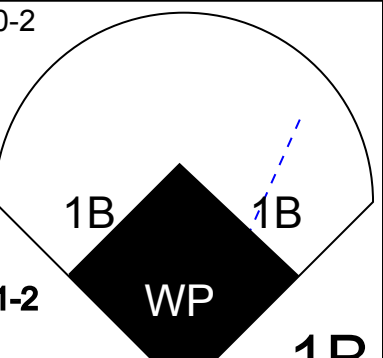
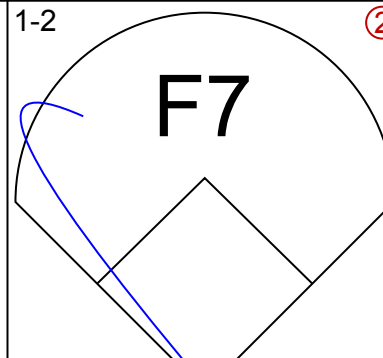
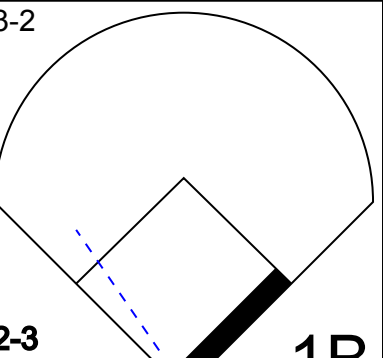
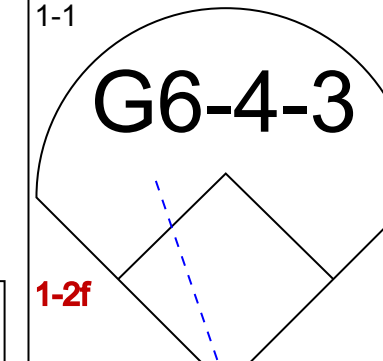
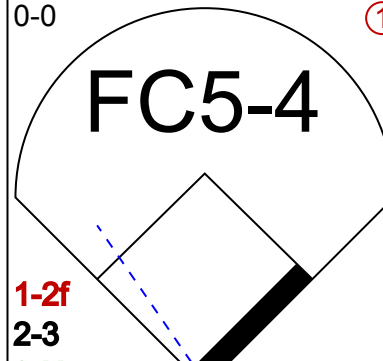
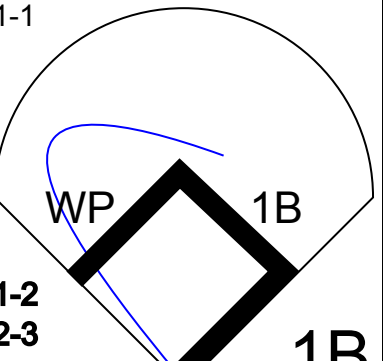
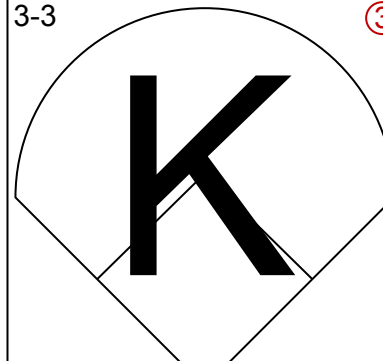
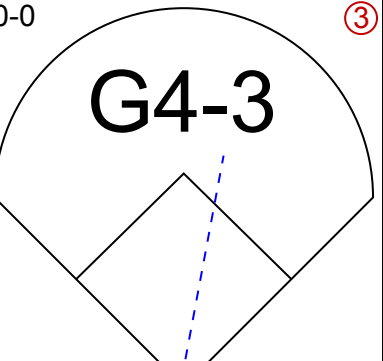
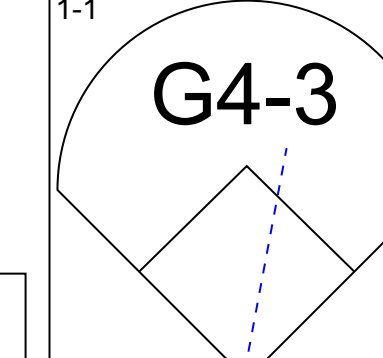
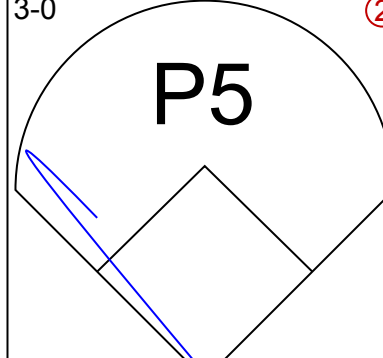
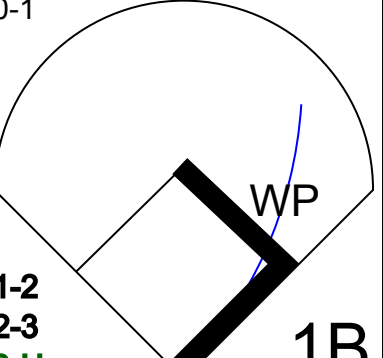

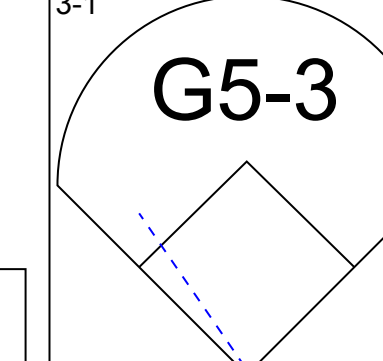
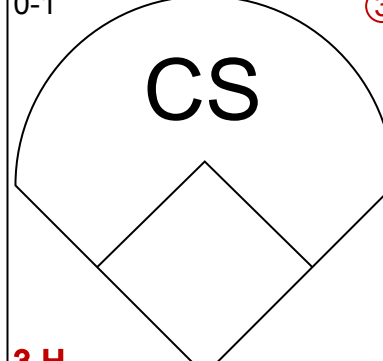
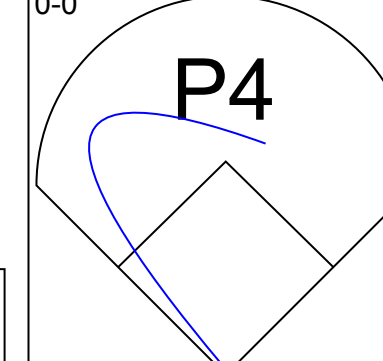
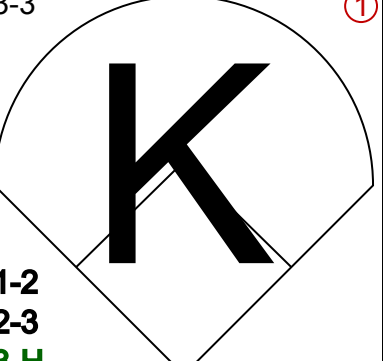

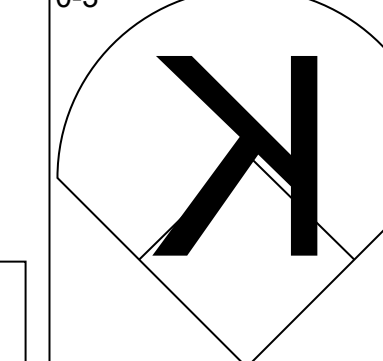
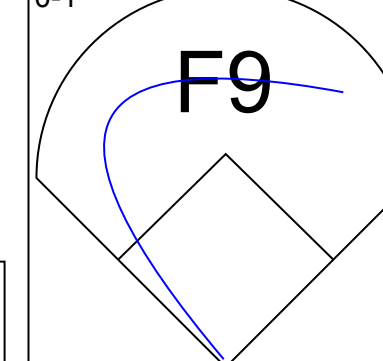
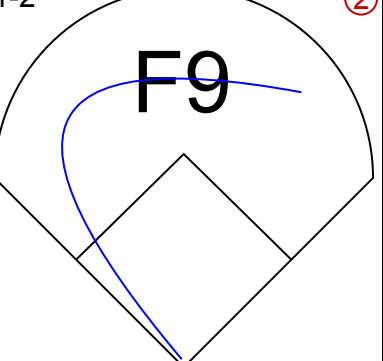
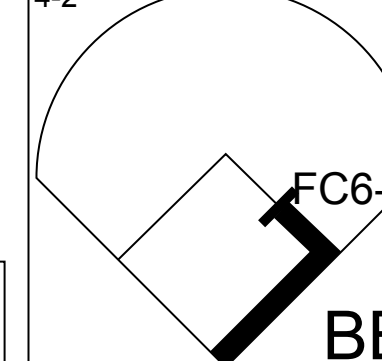
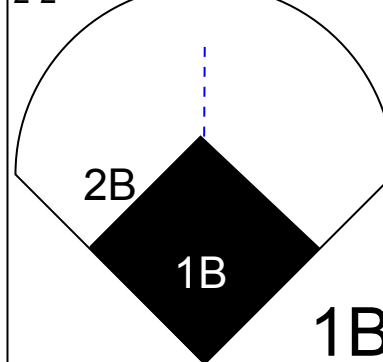
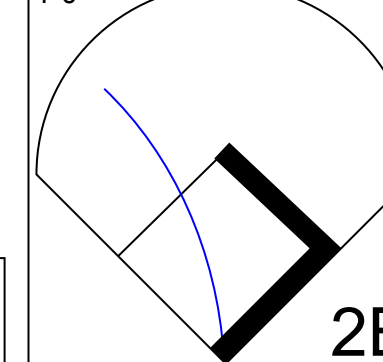
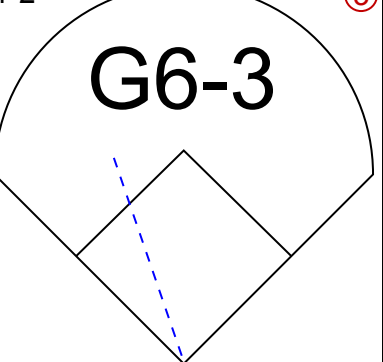
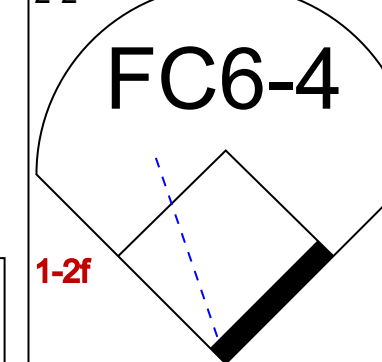


Batter	1	2	3	4	5	6	7	8	9	AB	R	H	RBI	BB	SO	LOB	TOP					
Juan Uribe, R OBP: 0.324, SLG: 0.514 (1, 4)										5	1	1	0	0	2	2						
Jay Payton, R OBP: 0.364, SLG: 0.469 (1, 7)										5	2	2	2	0	0	0						
17 Todd Helton, L OBP: 0.424, SLG: 0.546 (1, 3)										5	0	2	1	0	1	0						
Preston Wilson, R OBP: 0.370, SLG: 0.583 (1, 8)										5	0	3	0	0	2	3						
Larry Walker, L OBP: 0.427, SLG: 0.474 (1, 9)										5	0	2	1	0	1	3						
Greg Vaughn, R OBP: 0.353, SLG: 0.571 (1, 10)										3	0	0	0	1	1	4						
José Hernández, R OBP: 0.316, SLG: 0.366 (1, 6)										4	0	0	0	0	3	4						
Charles Johnson, R OBP: 0.341, SLG: 0.429 (1, 2)										3	0	0	0	1	0	0						
Chris Stynes, R OBP: 0.374, SLG: 0.449 (1, 5)										4	1	2	0	0	1	1						
Inning Stats	R: 0 E: 0 K: 1 S: 10	H: 0 LOB: 0 BB: 0 P: 12	R: 0 E: 0 K: 0 S: 12	H: 1 LOB: 1 BB: 0 P: 17	R: 0 E: 0 K: 2 S: 13	H: 0 LOB: 0 BB: 0 P: 18	R: 1 E: 0 K: 2 S: 14	H: 2 LOB: 1 BB: 0 P: 18	R: 0 E: 0 K: 1 S: 12	H: 1 LOB: 1 BB: 0 P: 18	R: 0 E: 0 K: 1 S: 11	H: 2 LOB: 3 BB: 1 P: 19	R: 3 E: 0 K: 2 S: 29	H: 4 LOB: 2 BB: 1 P: 41	R: 0 E: 0 K: 1 S: 11	H: 1 LOB: 1 BB: 0 P: 14	R: 0 E: 0 K: 1 S: 14	H: 1 LOB: 1 BB: 0 P: 23	1B: 10 2B: 5 3B: 0 HR: 1	SF: 0 SAC: 0 DP: 0 HBP: 0	WP: 0 PB: 0 SB: 0 CS: 0	PA: 41
PITCHER	IP	WLS	BF	H	R	ER	SO	BB	IBB	HBP	BLK	WP	HR	S	P	ERA	WHIP					
Kyle Lohse, R ERA: 2.91 (1, 1)	6.0	W	25	6	1	1	7	1	0	0	0	0	1	72	102	1.50	1.167					
Juan Rincon, R ERA: 3.91 (7, 1)	0.1		5	3	3	3	0	1	0	0	0	0	0	19	29	81.00	12.000					
Michael Nakamura, R ERA: 5.4 (7, 1)	0.1	H	2	1	0	0	1	0	0	0	0	0	0	6	8	0.00	3.000					
LaTroy Hawkins, R ERA: 2.35 (7, 1)	1.1	H	5	1	0	0	2	0	0	0	0	0	0	15	18	0.00	0.750					
Eddie Guardado, L ERA: 2.6 (9, 1)	1.0	S	4	1	0	0	1	0	0	0	0	0	0	14	23	0.00	1.000					

Colorado Rockies @ Minnesota Twins
Hubert H. Humphrey Metrodome, Minneapolis, MN
Wed Jun 11 2003, 8:05 PM EDT
Att: 17,942 - Dome - 72 F

AB 39
R 4
H 12
RBI 4
BB 2
SO 11
LOB 17

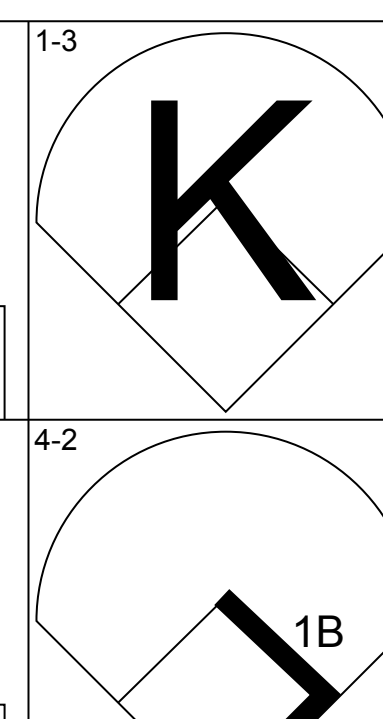
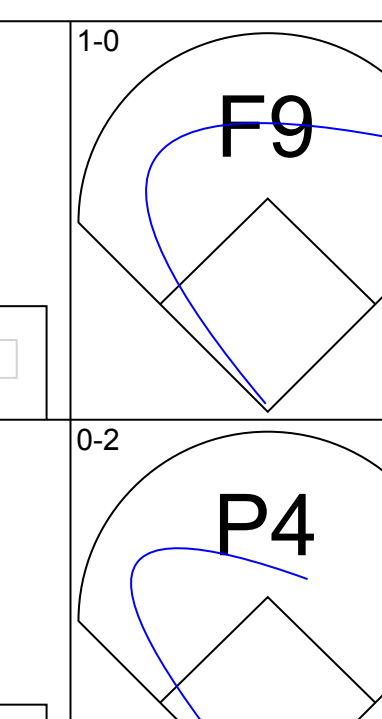
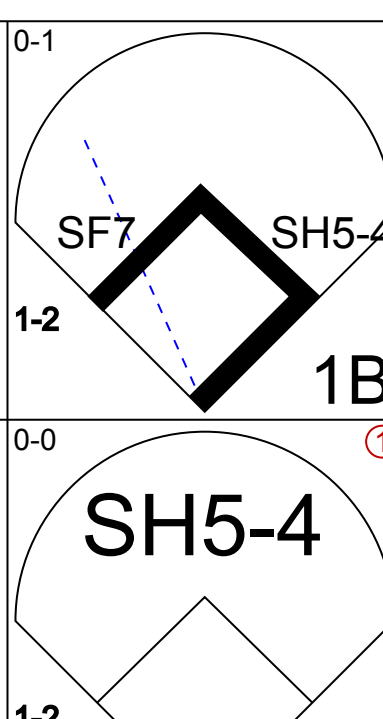
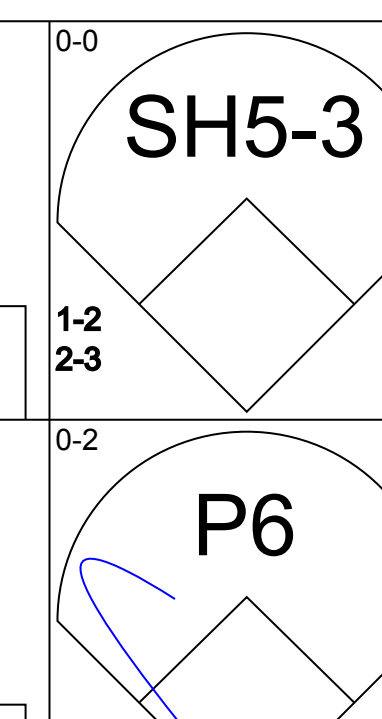
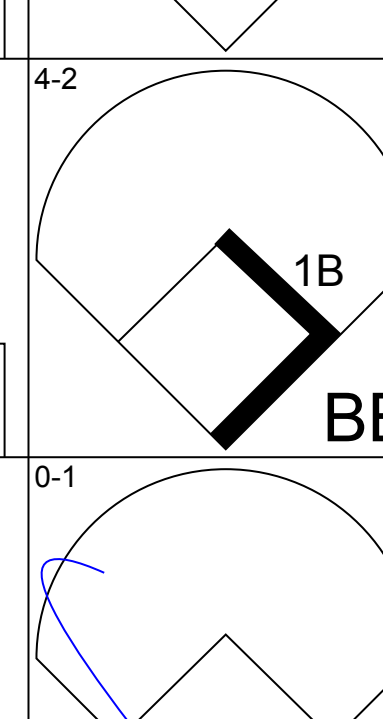
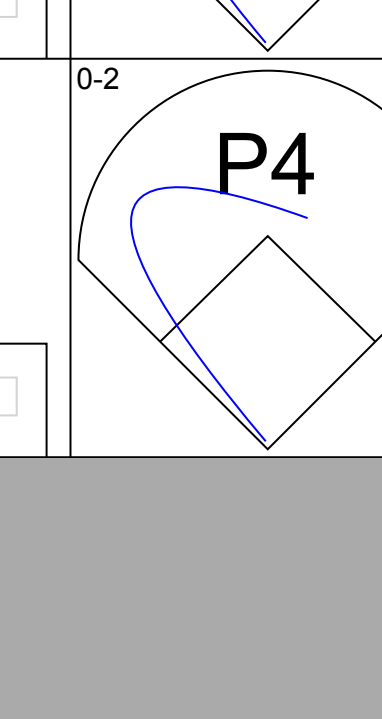
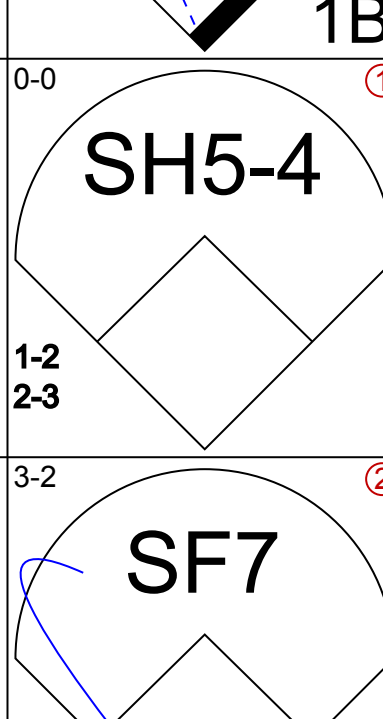
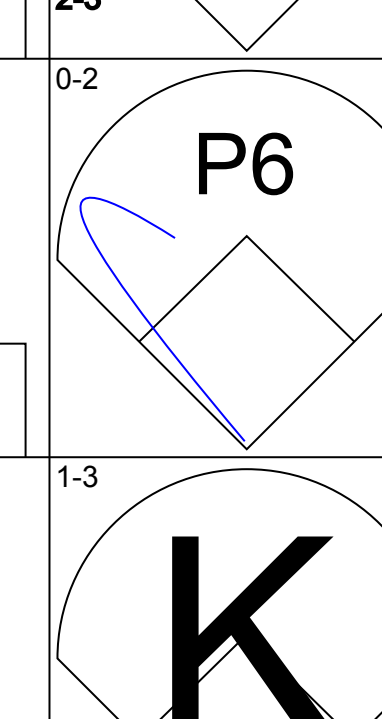
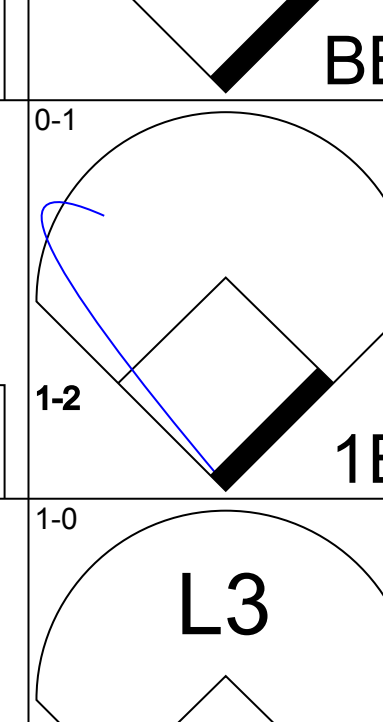
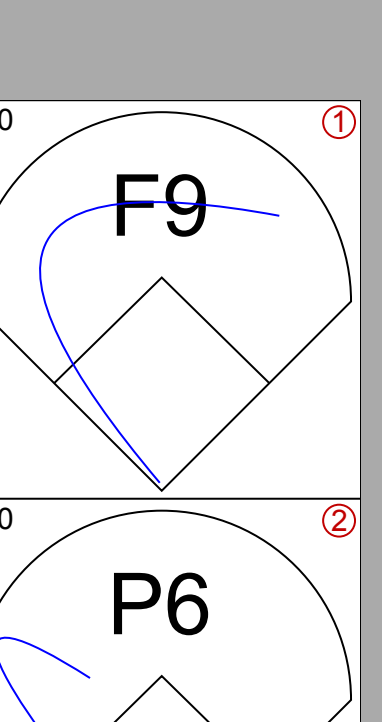
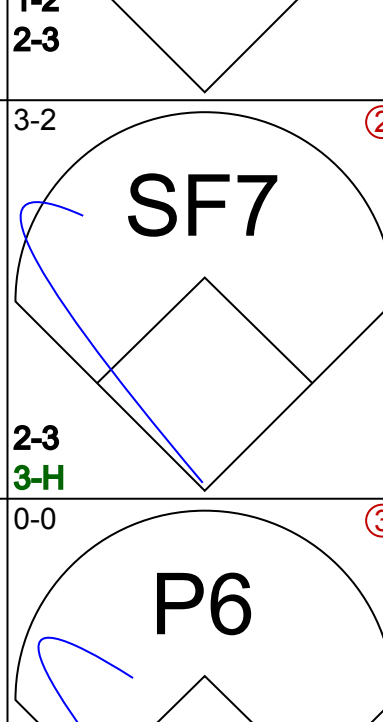
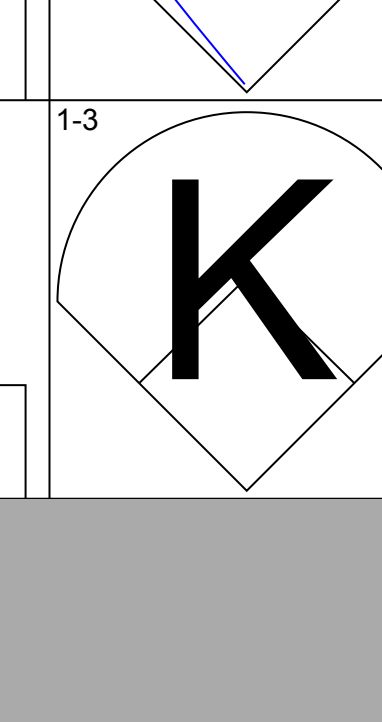
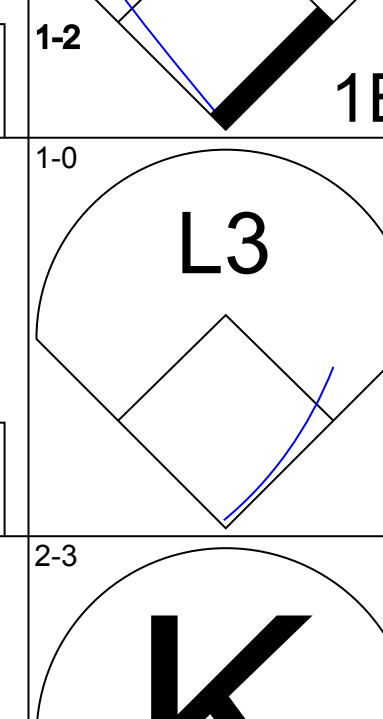
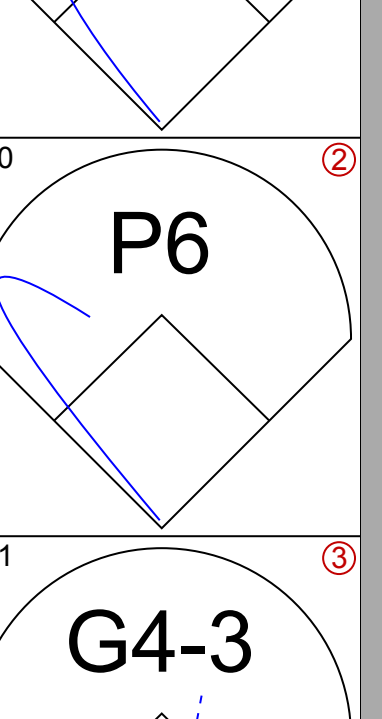
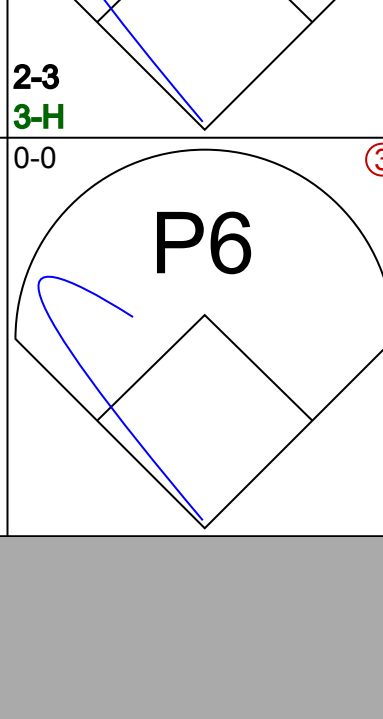
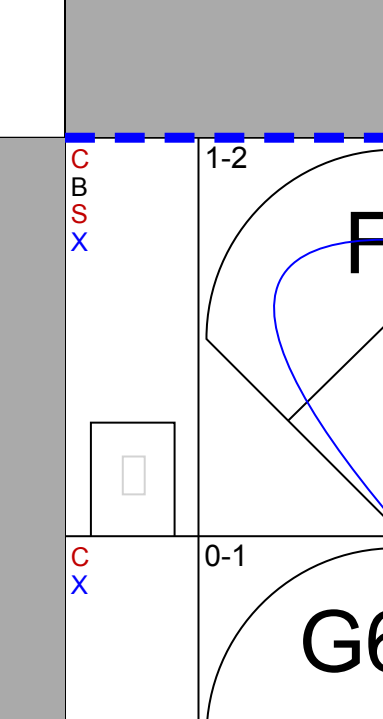
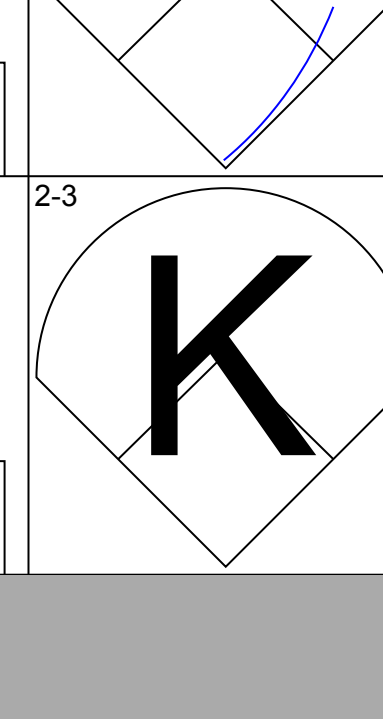
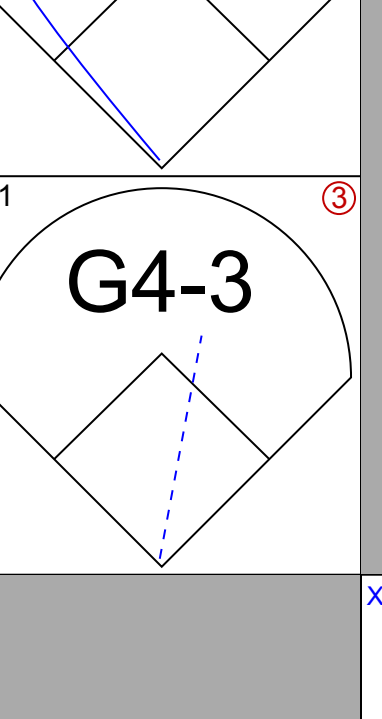
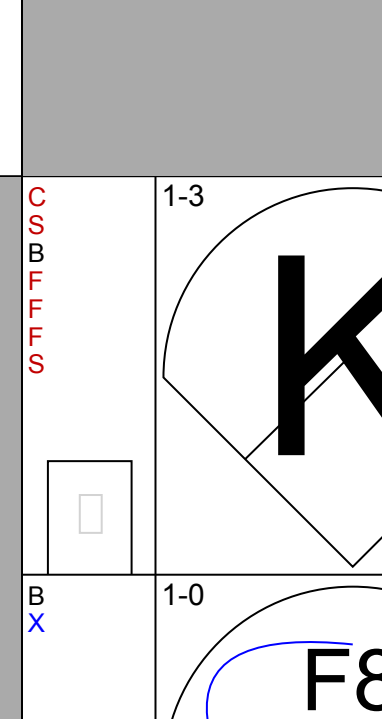
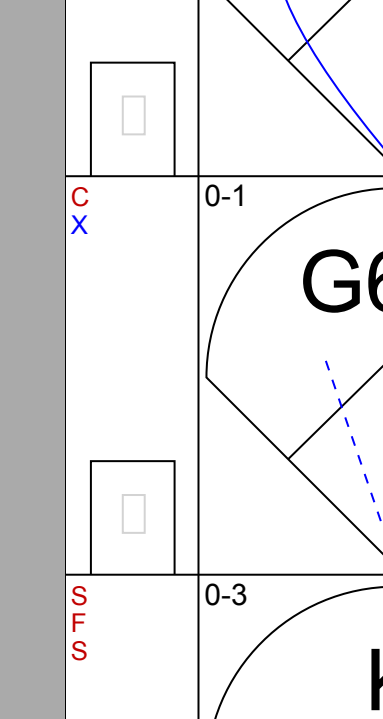
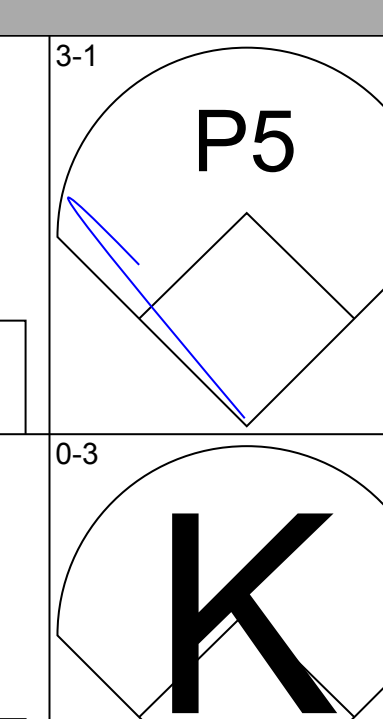
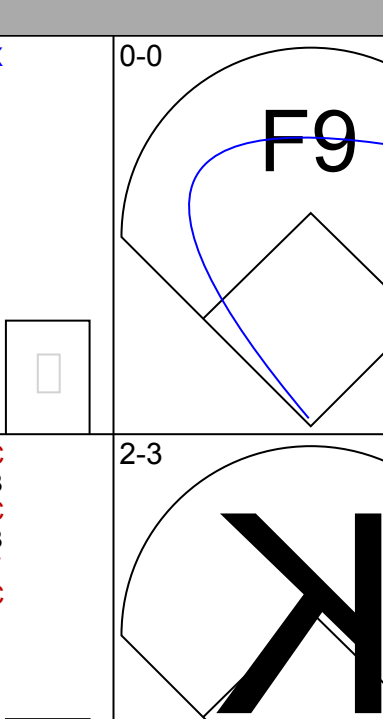
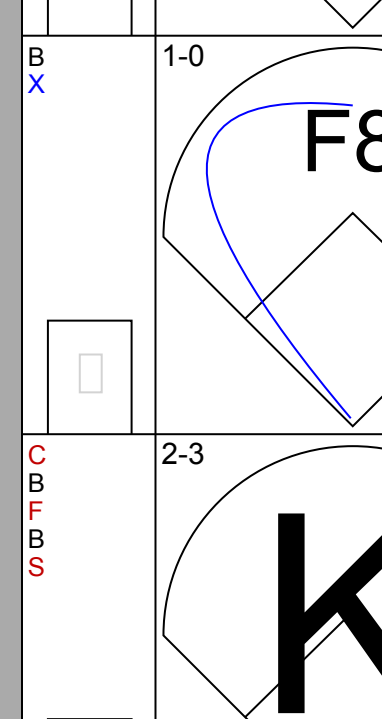
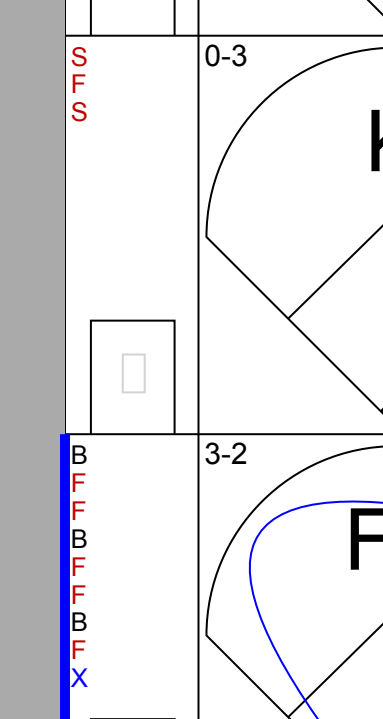
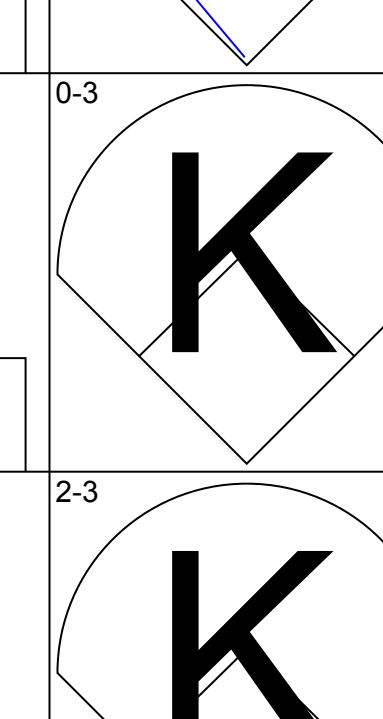
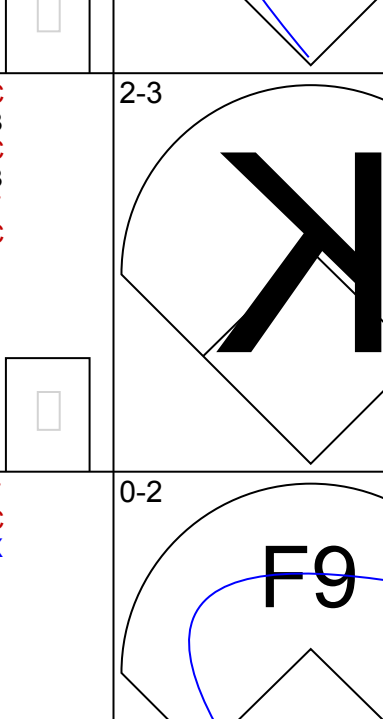
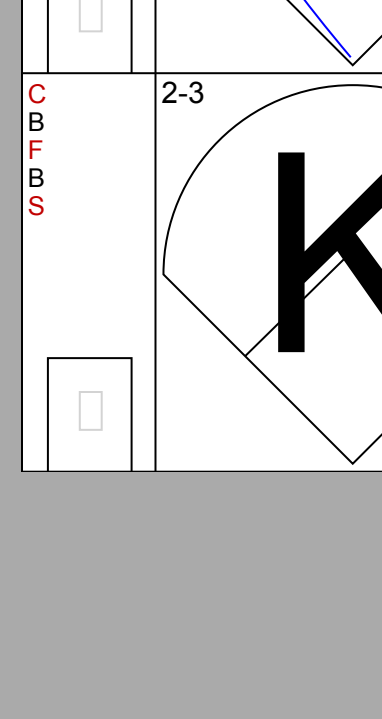
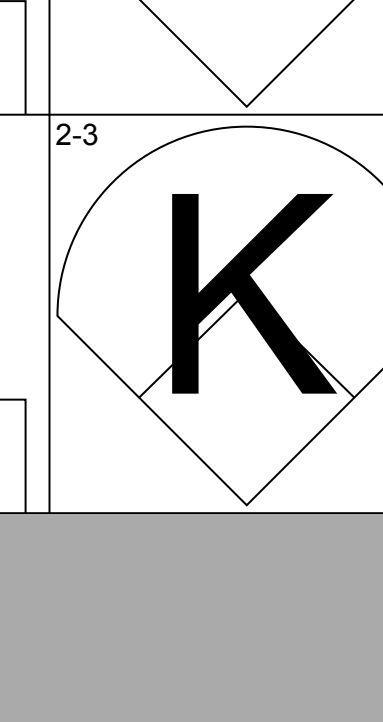
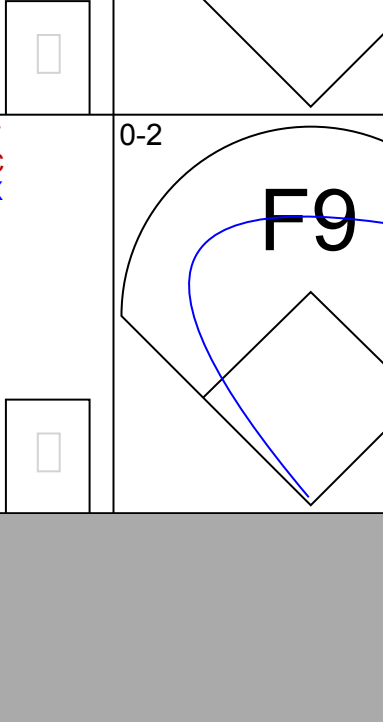
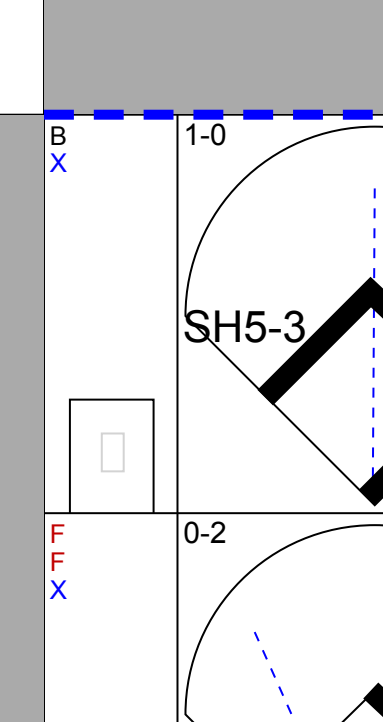
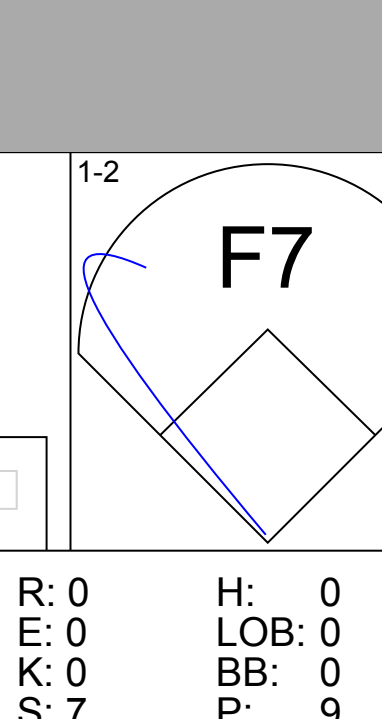
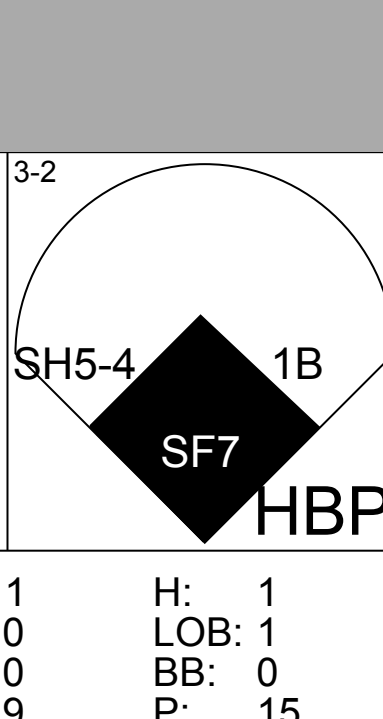
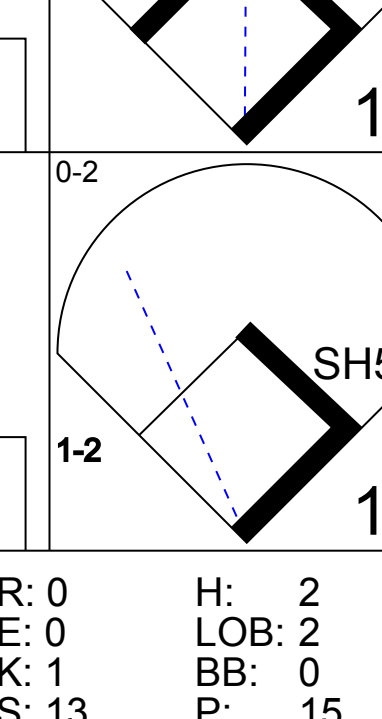


Batter	1	2	3	4	5	6	7	8	9	AB	R	H	RBI	BB	SO	LOB	BOTTOM					
Jacque Jones, L OBP: 0.331, SLG: 0.494 (1, 7)										4	2	2	0	1	2	0						
Cristian Guzman, S OBP: 0.287, SLG: 0.363 (1, 6)										5	2	2	2	0	2	3						
Corey Koskie, L OBP: 0.374, SLG: 0.430 (1, 5)										4	1	4	1	1	0	0						
33 Justin Morneau, L OBP: 0.667, SLG: 0.625 (1, 10)										4	1	3	1	1	0	1						
Tori Hunter, R OBP: 0.337, SLG: 0.437 (1, 8)										5	0	1	1	0	1	7						
Doug Mientkiewicz, L OBP: 0.338, SLG: 0.506 (1, 3)										4	0	1	1	0	0	2						
Dustan Mohr, R OBP: 0.324, SLG: 0.485 (1, 9)										4	0	0	0	0	1	2						
A.J. Pierzynski, L OBP: 0.327, SLG: 0.460 (1, 2)										3	0	0	0	1	1	2						
Luis Rivas, R OBP: 0.298, SLG: 0.342 (1, 4)										4	1	2	0	0	0	3						
Inning Stats	R: 1 E: 0 K: 1 S: 14	H: 2 LOB: 1 BB: 1 P: 26	R: 0 E: 0 K: 1 S: 7	H: 0 LOB: 0 BB: 0 P: 11	R: 3 E: 0 K: 0 S: 9	H: 4 LOB: 1 BB: 1 P: 19	R: 0 E: 0 K: 0 S: 9	H: 1 LOB: 2 BB: 1 P: 14	R: 2 E: 0 K: 1 S: 17	H: 4 LOB: 2 BB: 0 P: 24	R: 1 E: 0 K: 2 S: 17	H: 2 LOB: 1 BB: 0 P: 27	R: 0 E: 0 K: 0 S: 10	H: 0 LOB: 1 BB: 1 P: 20	R: 0 E: 0 K: 2 S: 13	H: 2 LOB: 2 BB: 0 P: 19	1B: 10 2B: 5 3B: 0 HR: 0	SF: 0 SAC: 0 DP: 1 HBP: 0	WP: 2 PB: 0 SB: 0 CS: 1	PA: 42		
PITCHER	IP	WLS	BF	H	R	ER	SO	BB	IBB	HBP	BLK	WP	HR	S	P	ERA	WHIP					
28 Aaron Cook, R ERA: 5.76 (1, 1)	4.0	L	24	11	6	6	2	2	1	0	0	0	1	0	47	80	13.50	3.250				
Neelson Cruz, R ERA: 6.6 (5, 1)	2.0		8	2	1	1	3	0	0	0	0	1	0	26	41	4.50	1.000					
Todd Jones, R ERA: 8.23 (7, 1)	1.0		4	0	0	0	0	1	0	0	0	0	0	10	20	0.00	1.000					
Justin Speier, R ERA: 3.9 (8, 1)	1.0		5	2	0	0	2	0	0	0	0	0	0	13	19	0.00	2.000					

Colorado Rockies @ Minnesota Twins
Hubert H. Humphrey Metrodome, Minneapolis, MN
Wed Jun 11 2003, 8:05 PM EDT
Att: 17,942 - Dome - 72 F

AB 37
R 7
H 15
RBI 6
BB 4
SO 7
LOB 20

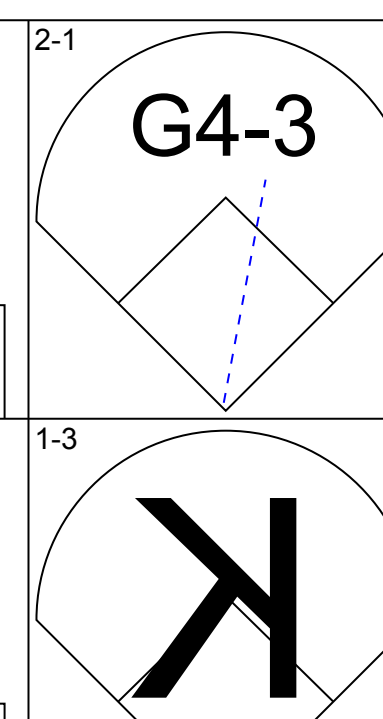
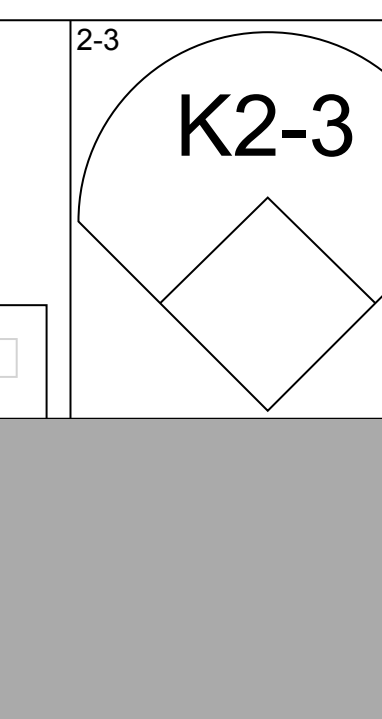
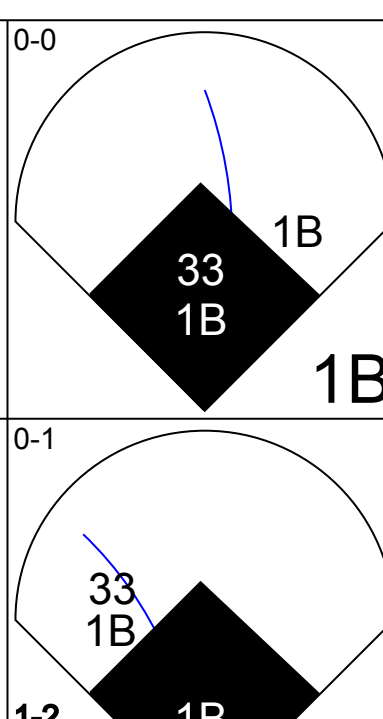
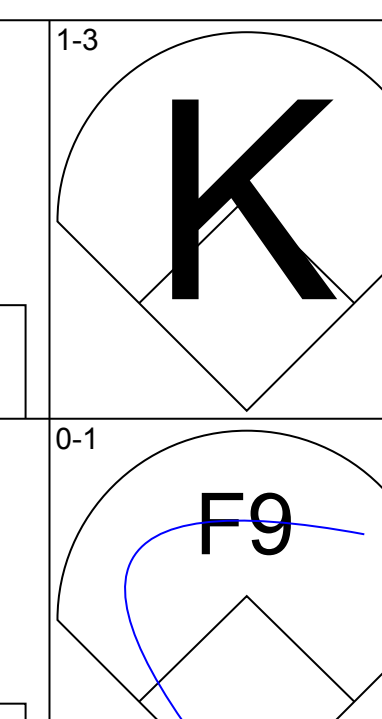
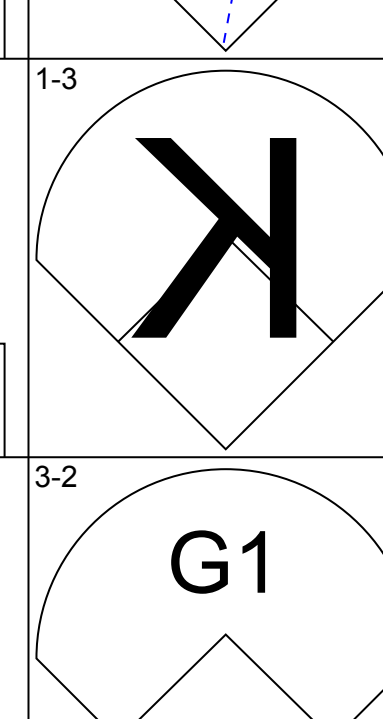
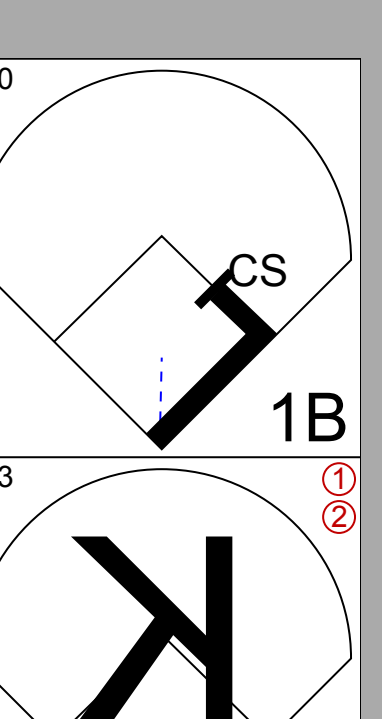
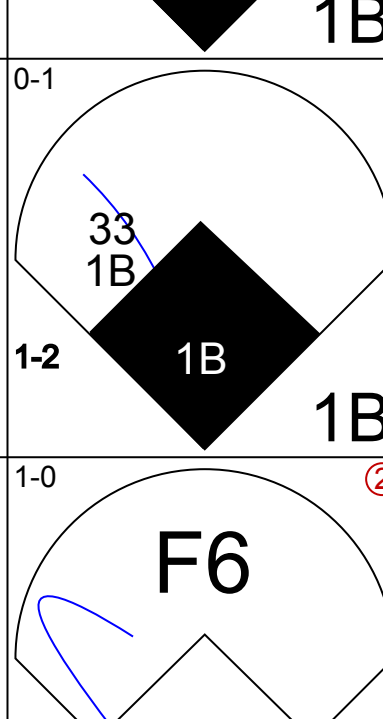
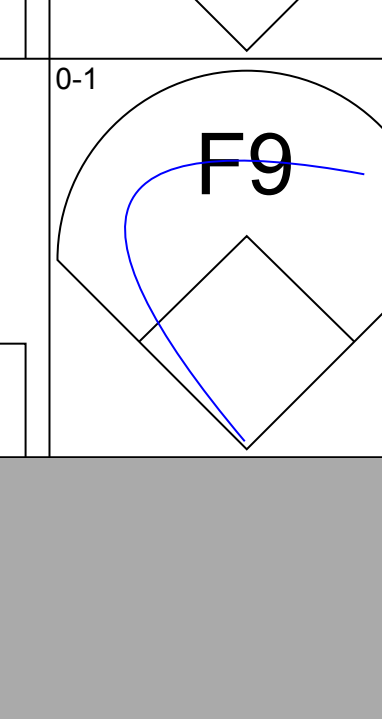
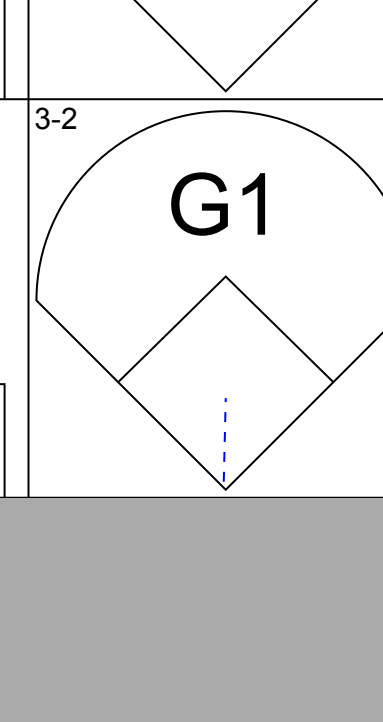
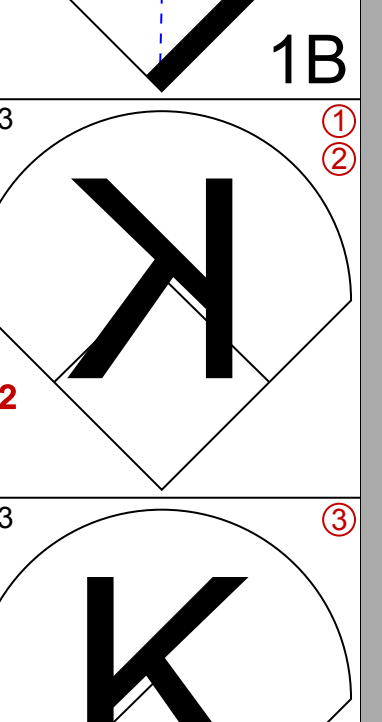
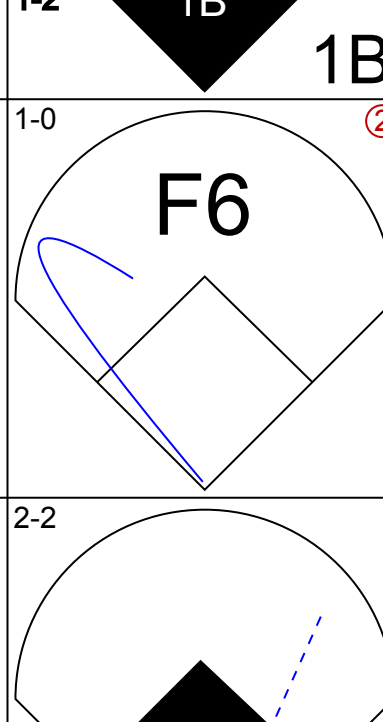
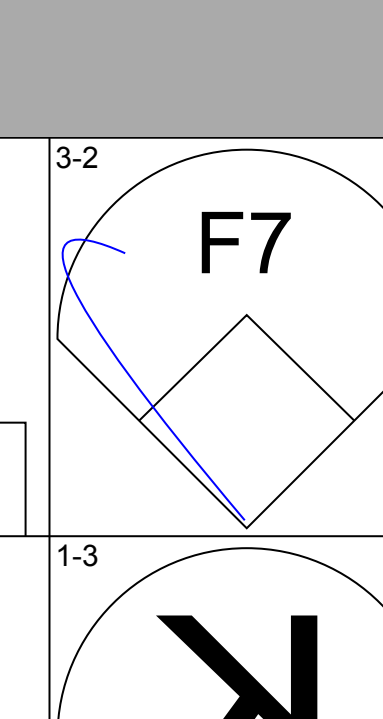

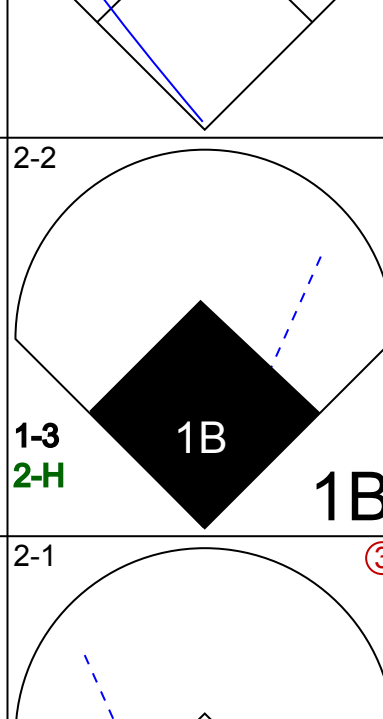
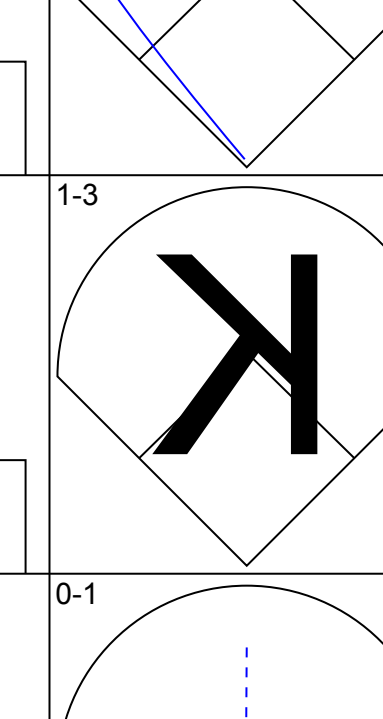
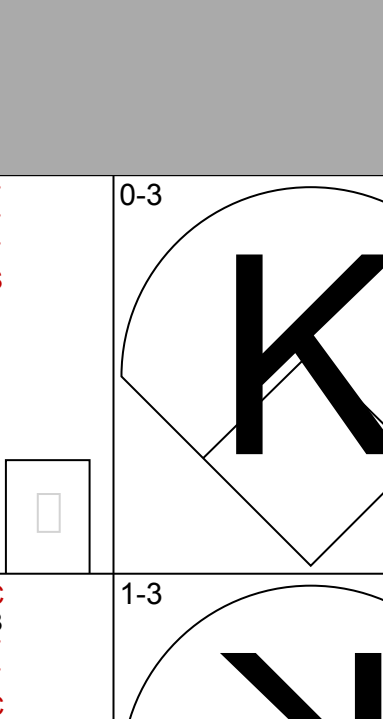
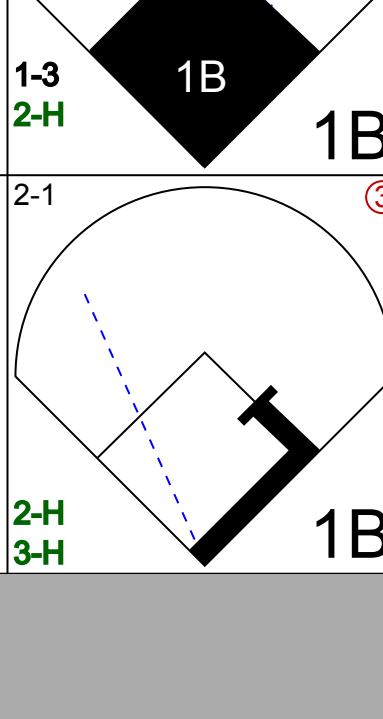
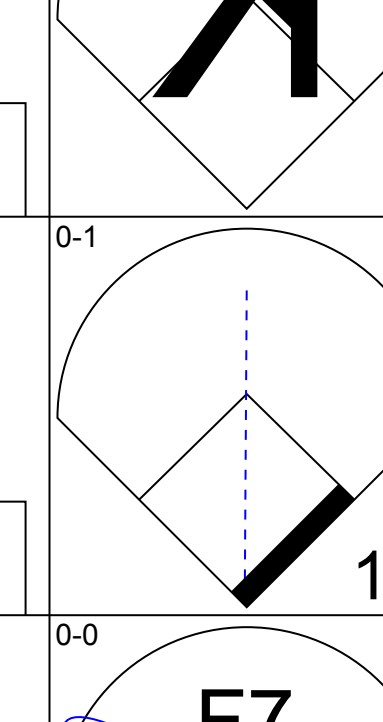
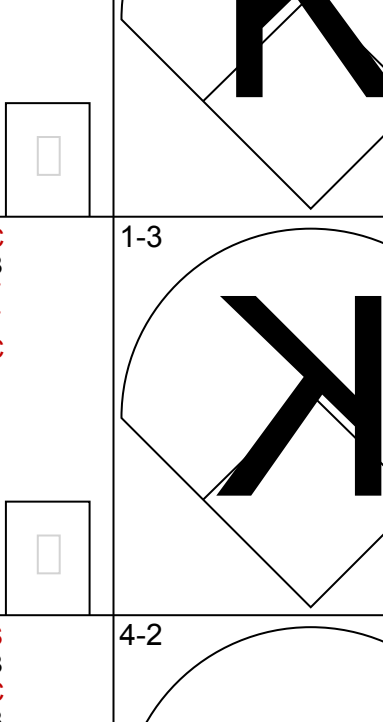
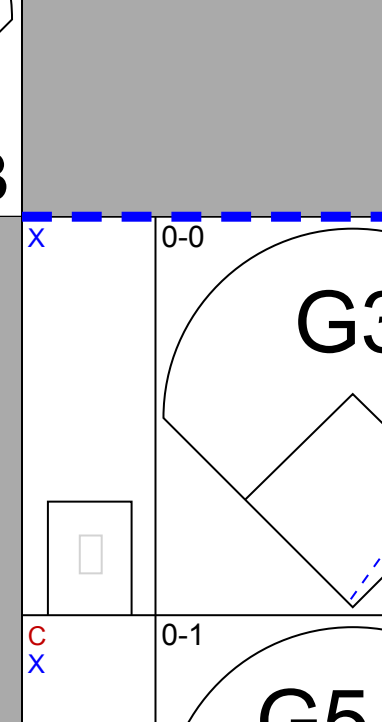
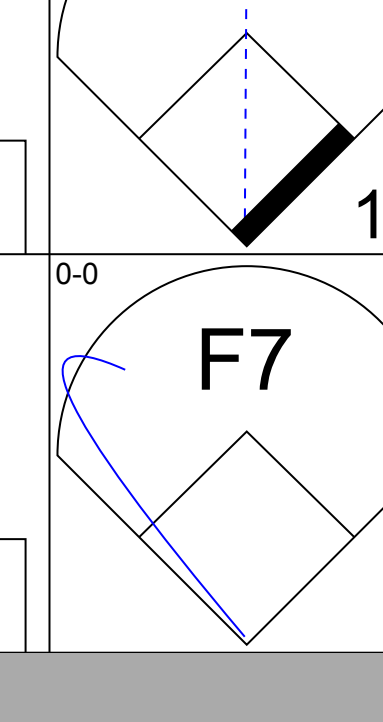
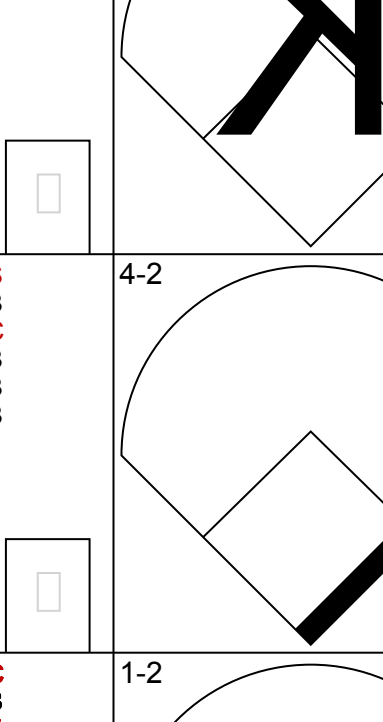
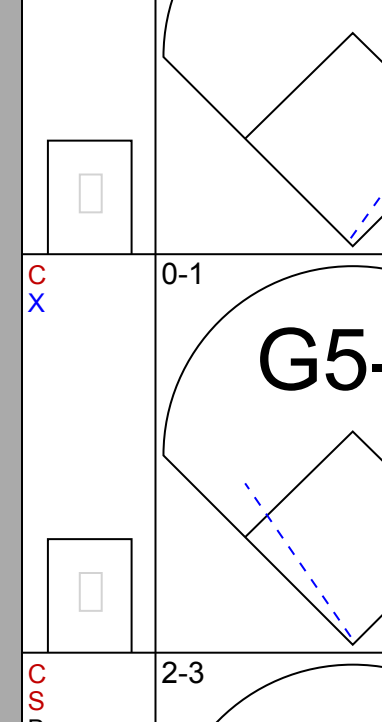
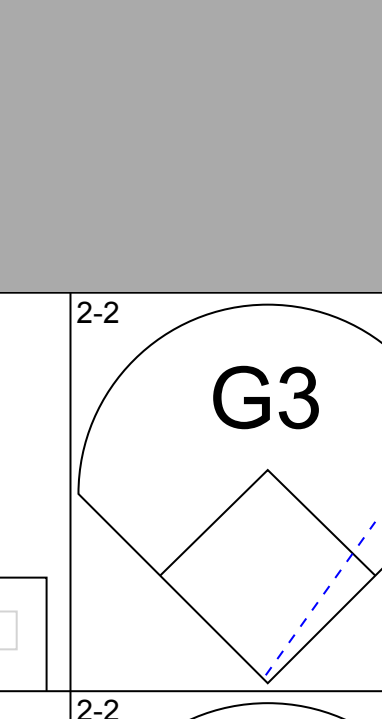
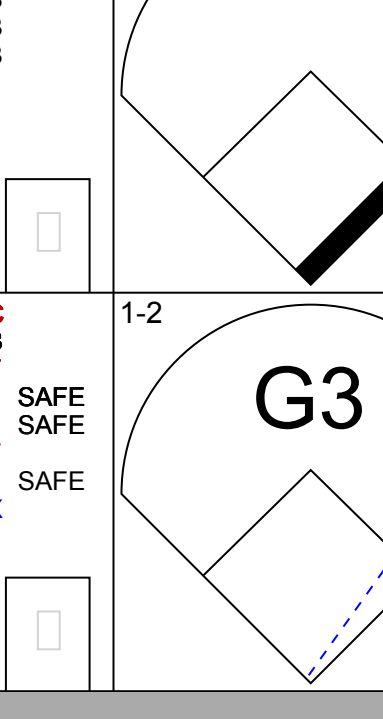
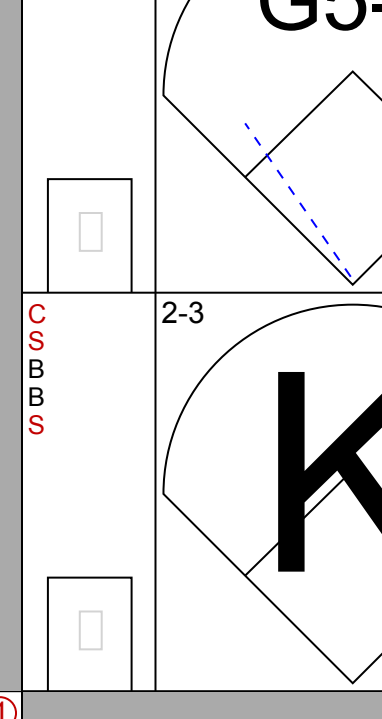
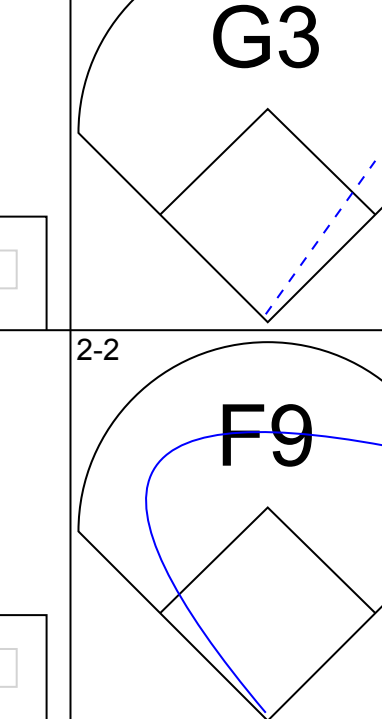
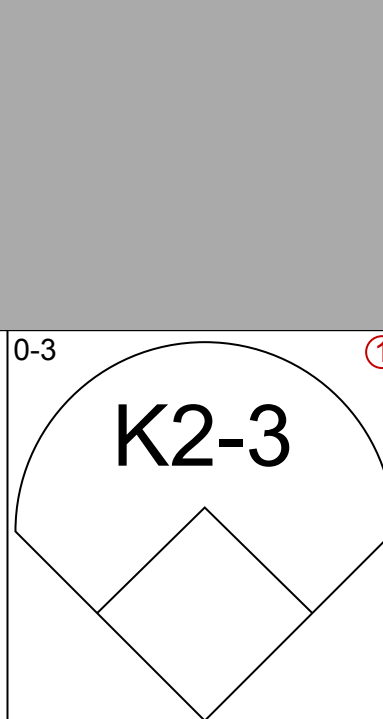
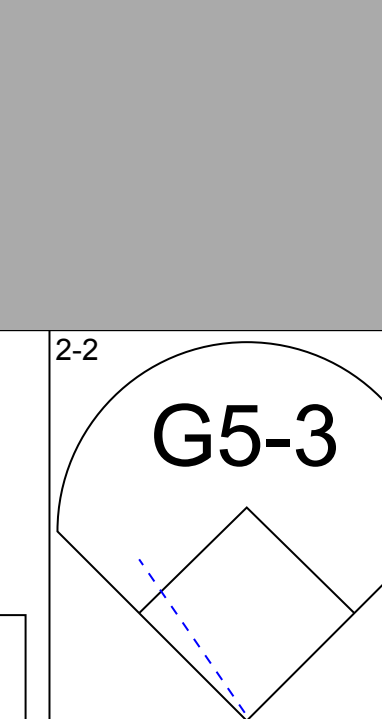


Batter	1	2	3	4	5	6	7	8	9	AB	R	H	RBI	BB	SO	LOB	TOP					
Alex Cintron, S (1, 5) OBP: 0.330, SLG: 0.474										3	0	1	0	0	1	0						
Quinton McCracken, S (1, 9) OBP: 0.270, SLG: 0.259										2	0	0	0	1	0	2						
Junior Spivey, R (1, 4) OBP: 0.324, SLG: 0.448										3	0	1	1	0	1	2						
Luis Gonzalez, L (1, 7) OBP: 0.370, SLG: 0.544										4	0	0	0	0	0	3						
Danny Bautista, R (1, 8) OBP: 0.299, SLG: 0.331										4	0	0	0	0	2	2						
Chad Moeller, R (1, 2) OBP: 0.375, SLG: 0.496										4	0	0	0	0	1	0						
Lyle Overbay, L (1, 3) OBP: 0.362, SLG: 0.390 Carlos Baerga, S (9, PH) OBP: 0.325, SLG: 0.459										3	0	0	0	0	3	0						
Robby Hammock, R (1, 10) OBP: 0.326, SLG: 0.571										3	0	1	0	0	1	0						
Tony Womack, L (1, 6) OBP: 0.260, SLG: 0.321										2	1	1	0	0	0	0						
Inning Stats	R: 0 E: 0 K: 2 S: 11	H: 1 LOB: 2 BB: 1 P: 19	R: 0 E: 0 K: 2 S: 10	H: 0 LOB: 0 BB: 0 P: 15	R: 0 E: 0 K: 0 S: 7	H: 0 LOB: 0 BB: 0 P: 9	R: 0 E: 0 K: 0 S: 4	H: 0 LOB: 0 BB: 0 P: 6	R: 0 E: 0 K: 1 S: 8	H: 0 LOB: 0 BB: 0 P: 10	R: 1 E: 0 K: 0 S: 9	H: 1 LOB: 1 BB: 0 P: 15	R: 0 E: 0 K: 2 S: 10	H: 0 LOB: 0 BB: 0 P: 14	R: 0 E: 0 K: 1 S: 13	H: 2 LOB: 2 BB: 0 P: 15	R: 0 E: 0 K: 1 S: 14	H: 0 LOB: 1 BB: 0 P: 18	1B: 4 2B: 0 3B: 0 HR: 0	SF: 1 SAC: 2 DP: 0 HBP: 1	WP: 1 PB: 0 SB: 0 CS: 0	PA: 34
PITCHER	IP	WLS	BF	H	R	ER	SO	BB	IBB	HBP	BLK	WP	HR	S	P	ERA	WHIP					
Johan Santana, L (1, 1) ERA: 2.32	7.0	W	25	2	1	1	7	1	0	1	0	0	0	59	88	1.29	0.429					
LaTroy Hawkins, R (8, 1) ERA: 2.27	1.0	H	5	2	0	0	1	0	0	0	0	0	0	13	15	0.00	2.000					
Eddie Guardado, L (9, 1) ERA: 2.51	1.0	S	4	0	0	0	1	0	0	0	0	1	0	14	18	0.00	0.000					

Arizona Diamondbacks @ Minnesota Twins
Hubert H. Humphrey Metrodome, Minneapolis, MN
Fri Jun 13 2003, 8:05 PM EDT
Att: 26,620 - Dome - 72 F

AB 29
R 1
H 4
RBI 1
BB 1
SO 9
LOB 10



Batter	1	2	3	4	5	6	7	8	9	AB	R	H	RBI	BB	SO	LOB	BOTTOM					
Jacque Jones, L (1, 7) OBP: 0.329, SLG: 0.490										4	1	1	0	0	2	0						
Cristian Guzman, S (1, 6) OBP: 0.292, SLG: 0.373										4	1	2	0	0	1	0						
Corey Koskie, L (1, 5) OBP: 0.374, SLG: 0.430										3	0	0	0	0	1	3						
33 Justin Morneau, L (1, 10) OBP: 0.583, SLG: 0.545										3	1	1	1	0	1	0						
Tori Hunter, R (1, 8) OBP: 0.337, SLG: 0.436										3	0	1	2	0	2	0						
Doug Mientkiewicz, L (1, 3) OBP: 0.381, SLG: 0.500										3	0	1	0	0	1	0						
Bobby Kielty, S (1, 9) OBP: 0.376, SLG: 0.450										2	0	0	0	1	0	1						
A.J. Pierzynski, L (1, 2) OBP: 0.330, SLG: 0.490										3	0	0	0	0	1	1						
Denny Hocking, S (1, 4) OBP: 0.196, SLG: 0.222										3	0	0	0	0	1	0						
Inning Stats	R: 0 E: 0 K: 1 S: 8	H: 0 LOB: 0 BB: 0 P: 14	R: 0 E: 0 K: 1 S: 9	H: 1 LOB: 0 BB: 0 P: 13	R: 0 E: 0 K: 1 S: 10	H: 0 LOB: 0 BB: 0 P: 16	R: 0 E: 0 K: 2 S: 8	H: 1 LOB: 0 BB: 0 P: 12	R: 0 E: 0 K: 1 S: 14	H: 0 LOB: 1 BB: 1 P: 20	R: 3 E: 0 K: 1 S: 12	H: 4 LOB: 1 BB: 0 P: 17	R: 0 E: 0 K: 1 S: 6	H: 0 LOB: 0 BB: 0 P: 8	R: 0 E: 0 K: 1 S: 8	H: 0 LOB: 0 BB: 0 P: 11	1B: 6 2B: 0 3B: 0 HR: 0	SF: 0 SAC: 0 DP: 0 HBP: 0	WP: 0 PB: 0 SB: 0 CS: 1	PA: 29		
PITCHER	IP	WLS	BF	H	R	ER	SO	BB	IBB	HBP	BLK	WP	HR	S	P	ERA	WHIP					
17 Brandon Webb, R (1, 1) ERA: 2.45	6.0	L	23	6	3	3	8	1	0	0	0	0	0	61	92	4.50	1.167					
Eddie Cropesa, L (7, 1) ERA: 2.93	2.0		6	0	0	0	2	0	0	0	0	0	0	14	19	0.00	0.000					

Arizona Diamondbacks @ Minnesota Twins
Hubert H. Humphrey Metrodome, Minneapolis, MN
Fri Jun 13 2003, 8:05 PM EDT
Att: 26,620 - Dome - 72 F

AB 28
R 3
H 6
RBI 3
BB 1
SO 10
LOB 5



Batter	1	2	3	4	5	6	7	8	9	AB	R	H	RBI	BB	SO	LOB	TOP										
Jacque Jones, L OBP: 0.325, SLG: 0.480 (1, 7)	G1-3		F8			G4-3	K		1B	5	1	1	0	0	1	2											
Cristian Guzman, S OBP: 0.298, SLG: 0.373 (1, 6)	F7			P6				E6	1B	4	2	1	0	1	0	0											
Corey Koskie, L OBP: 0.390, SLG: 0.444 (1, 5)	G3			F7				20 HR	1B	5	2	2	1	0	1	1											
Matthew LeCroy, R OBP: 0.336, SLG: 0.500 Tom Prince, R OBP: 0.355, SLG: 0.360 (9, PR)		1B			1B			F9	1B	5	0	3	2	0	1	2											
Tori Hunter, R OBP: 0.327, SLG: 0.420 20 Lew Ford, R OBP: 0.550, SLG: 0.944 (7, PH)						FC1-5			2B	2	0	1	0	0	1	1											
Doug Mientkiewicz, L OBP: 0.364, SLG: 0.492 (8, 4)	F8					G3				5	1	3	0	0	0	3											
Dustan Mohr, R OBP: 0.326, SLG: 0.478 (1, 9)						FC1-5				4	0	1	0	1	1	6											
A.J. Pierzynski, L OBP: 0.336, SLG: 0.490 (1, 2)			G4-3			G3				4	0	1	1	0	0	4											
Luis Rivas, R OBP: 0.308, SLG: 0.337 Bobby Kielty, S OBP: 0.372, SLG: 0.440 Denny Hocking, S OBP: 0.196, SLG: 0.222 33 Justin Morneau, L OBP: 0.364, SLG: 0.381 (8, PH)			L6			G6-3				2	0	0	0	0	0	2											
Inning Stats	R: 0 E: 0 K: 0 S: 9	H: 0 LOB: 0 BB: 0 P: 13	R: 0 E: 0 K: 2 S: 11	H: 1 LOB: 1 BB: 0 P: 17	R: 0 E: 0 K: 0 S: 6	H: 0 LOB: 0 BB: 0 P: 8	R: 0 E: 0 K: 0 S: 3	H: 1 LOB: 1 BB: 0 P: 6	R: 0 E: 0 K: 0 S: 12	H: 2 LOB: 2 BB: 0 P: 17	R: 0 E: 0 K: 1 S: 9	H: 0 LOB: 1 BB: 1 P: 19	R: 0 E: 0 K: 2 S: 25	H: 3 LOB: 2 BB: 1 P: 39	R: 3 E: 1 K: 0 S: 15	H: 4 LOB: 2 BB: 1 P: 18	R: 3 E: 0 K: 0 S: 18	H: 4 LOB: 2 BB: 1 P: 27	1B: 11 2B: 4 3B: 0 HR: 1	SF: 0 SAC: 0 DP: 2 HBP: 0	WP: 0 PB: 0 SB: 0 CS: 1	PA: 43					
PITCHER	IP	WLS	BF	H	R	ER	SO	BB	IBB	HBP	BLK	WP	HR	S	P	ERA	WHIP										
Darrel May, L ERA: 4.04 (1, 1)	6.1		26	7	2	2	4	2	0	0	0	0	0	70	112	2.84	1.421										
Sean Lowe, R ERA: 5.04 (7, 1)	1.1		9	4	3	2	1	0	0	0	0	0	1	17	22	13.50	3.000										
Jason Grimsley, R ERA: 3.92 (8, 1)	0.1	H	1	0	0	0	0	0	0	0	0	0	0	3	3	0.00	0.000										
Mike MacDougal, R ERA: 3.52 (9, 1)	1.0	W	7	4	3	3	0	1	0	0	0	0	0	18	27	27.00	5.000										

Minnesota Twins @ Kansas City Royals
Kauffman Stadium, Kansas City, MO
Mon Jun 16 2003, 7:05 PM CDT
Att: 13,442 - Sunny - 82 F

AB 40
R 8
H 15
RBI 8
BB 3
SO 5
LOB 25



Batter	1	2	3	4	5	6	7	8	9	AB	R	H	RBI	BB	SO	LOB	BOTTOM										
Michael Tucker, L OBP: 0.324, SLG: 0.448 (1, 7)	F8					29 HR		L3		4	2	2	0	1	0	0											
Joe Randa, R OBP: 0.304, SLG: 0.414 (1, 5)	L7		F8			29 HR		K		5	1	1	1	0	1	3											
29 Mike Sweeney, R OBP: 0.438, SLG: 0.538 (1, 3)	2B			G4-3		HR		G6-3		4	2	2	5	1	0	0											
Carlos Beltrán, S OBP: 0.417, SLG: 0.534 (1, 8)	2B			1B					WP	2	2	2	1	3	0	0											
Raul Ibanez, L OBP: 0.324, SLG: 0.437 (1, 10)	P2			1B		F7		G4-3		5	0	2	1	0	0	4											
Aaron Guiel, L OBP: 0.406, SLG: 0.567 (1, 9)			K			F7		G1		4	0	1	1	0	1	1											
4 Angel Berroa, R OBP: 0.350, SLG: 0.482 (1, 6)			K					SH1-3		4	1	2	0	0	2	2											
Brent Mayne, L OBP: 0.314, SLG: 0.378 (1, 2)	F7			G4-3		G3				2	1	0	0	2	0	2											
Brent Abernathy, R OBP: 0.094, SLG: 0.065 (1, 4)			G6-3			F9		G1-6-3		3	0	0	0	0	0	2											
Inning Stats	R: 1 E: 0 K: 0 S: 11	H: 1 LOB: 1 BB: 1 P: 19	R: 0 E: 0 K: 2 S: 9	H: 0 LOB: 0 BB: 0 P: 14	R: 0 E: 0 K: 0 S: 8	H: 1 LOB: 0 BB: 0 P: 12	R: 1 E: 0 K: 1 S: 12	H: 2 LOB: 2 BB: 1 P: 20	R: 3 E: 0 K: 0 S: 15	H: 4 LOB: 1 BB: 0 P: 24	R: 3 E: 0 K: 0 S: 12	H: 2 LOB: 2 BB: 3 P: 25	R: 0 E: 0 K: 1 S: 19	H: 1 LOB: 1 BB: 1 P: 28	R: 0 E: 0 K: 1 S: 6	H: 0 LOB: 0 BB: 0 P: 10	R: 1 E: 0 K: 0 S: 4	H: 1 LOB: 1 BB: 1 P: 10	1B: 9 2B: 2 3B: 0 HR: 1	SF: 0 SAC: 1 DP: 1 HBP: 0	WP: 1 PB: 0 SB: 1 CS: 1	PA: 41					
PITCHER	IP	WLS	BF	H	R	ER	SO	BB	IBB	HBP	BLK	WP	HR	S	P	ERA	WHIP										
Kyle Lohse, R ERA: 3.23 (1, 1)	5.0		24	8	5	5	3	2	0	0	0	0	0	31	53	13.50	3.000										
Tony Fiore, R ERA: 5.5 (6, 1)	2.0		12	3	3	3	0	3	1	0	0	0	0	6	10	0.00	0.000										
Micheal Nakamura, R ERA: 4.78 (8, 1)	1.0		3	0	0	0	1	0	0	0	0	0	0	4	10	*	*										
Eddie Guardado, L ERA: 2.83 (9, 1)	0.0	L	2	1	1	1	0	1	0	0	0	1	0	4	10	*	*										

Minnesota Twins @ Kansas City Royals
Kauffman Stadium, Kansas City, MO
Mon Jun 16 2003, 7:05 PM CDT
Att: 13,442 - Sunny - 82 F

AB 33
R 9
H 12
RBI 9
BB 7
SO 4
LOB 14



Batter	1	2	3	4	5	6	7	8	9	AB	R	H	RBI	BB	SO	LOB	TOP										
20 Lew Ford, R OBP: 0.538, SLG: 0.818 (1.7)										4	1	1	0	2	0	2	Minnesota Twins @ Kansas City Royals Kauffman Stadium, Kansas City, MO Tue Jun 17 2003, 7:05 PM CDT Att: 16,359 - Cloudy - 80 F										
Denny Hocking, S OBP: 0.230, SLG: 0.259 (1.6)									4	0	2	1	1	0	0												
Corey Koskie, L OBP: 0.394, SLG: 0.444 (1.5)									2	0	1	1	2	1	0												
Matthew LeCroy, R OBP: 0.333, SLG: 0.489 (1.3) Doug Mientkiewicz, L OBP: 0.364, SLG: 0.492 (6.3) 33 Justin Morneau, L OBP: 0.331, SLG: 0.545 (6.3)									3	0	0	0	1	1	6												
Tori Hunter, R OBP: 0.322, SLG: 0.412 (1.8)									5	0	0	0	0	0	2												
Bobby Kielty, S OBP: 0.373, SLG: 0.435 (1.10)										4	1	1	0	1	1	0											
Dustan Mohr, R OBP: 0.333, SLG: 0.500 (1.9)									4	2	2	1	1	2	2												
Tom Prince, R OBP: 0.361, SLG: 0.467 (1.2)									5	1	2	2	0	1	2												
Luis Rivas, R OBP: 0.311, SLG: 0.347 (1.4)									4	1	1	1	1	0	2												
Inning Stats	R: 0 E: 0 K: 0 S: 8	H: 1 LOB: 1 BB: 0 P: 13	R: 0 E: 0 K: 1 S: 11	H: 0 LOB: 1 BB: 1 P: 21	R: 0 E: 0 K: 1 S: 13	H: 2 LOB: 3 BB: 2 P: 26	R: 0 E: 0 K: 1 S: 10	H: 1 LOB: 1 BB: 0 P: 16	R: 1 E: 0 K: 1 S: 14	H: 1 LOB: 2 BB: 2 P: 25	R: 2 E: 0 K: 1 S: 21	H: 3 LOB: 3 BB: 2 P: 36	R: 2 E: 0 K: 0 S: 8	H: 1 LOB: 1 BB: 2 P: 17	R: 1 E: 0 K: 1 S: 10	H: 1 LOB: 0 BB: 0 P: 15		R: 1 E: 1 K: 1 S: 17	H: 1 LOB: 1 BB: 0 P: 25	1B: 5 2B: 2 3B: 1 HR: 3	SF: 1 SAC: 0 DP: 0 HBP: 0	WP: 1 PB: 0 SB: 1 CS: 0	PA: 46				
PITCHER	IP	WLS	BF	H	R	ER	SO	BB	IBB	HBP	BLK	WP	HR	S	P	ERA	WHIP										
Jeremy Afeldt, L ERA: 4.11 (1.1)	5.0		24	5	1	1	3	5	0	0	0	1	0	56	101	1.80	2.000										
51 Kris Wilson, R ERA: 4.31 (6.1)	1.0	W	8	3	2	2	1	2	0	0	0	0	0	21	36	18.00	5.000										
Albie Lopez, R ERA: 10.23 (7.1)	2.0		10	2	3	3	1	2	0	0	0	0	2	18	32	13.50	2.000										
Jason Giffilan, R ERA: 6.75 (9.1)	1.0		5	1	1	1	1	0	0	0	0	0	1	17	25	9.00	1.000										

Batter	1	2	3	4	5	6	7	8	9	AB	R	H	RBI	BB	SO	LOB	BOTTOM										
Aaron Guiel, L OBP: 0.432, SLG: 0.531 (1.9)										2	2	0	0	2	0	1	Minnesota Twins @ Kansas City Royals Kauffman Stadium, Kansas City, MO Tue Jun 17 2003, 7:05 PM CDT Att: 16,359 - Cloudy - 80 F										
Joe Randa, R OBP: 0.306, SLG: 0.411 (1.5)										4	2	1	1	0	1	2											
29 Mike Sweeney, R OBP: 0.442, SLG: 0.542 (1.3)										4	2	2	2	1	0	1											
Carlos Beltrán, S OBP: 0.417, SLG: 0.528 (1.8)										4	2	1	1	1	2	2											
Raul Ibanez, L OBP: 0.329, SLG: 0.440 (1.7)										5	3	3	2	0	0	2											
Ken Harvey, R OBP: 0.294, SLG: 0.384 (1.10)										5	1	4	5	0	1	1											
4 Angel Berroa, R OBP: 0.344, SLG: 0.473 (1.6)										4	0	0	0	0	1	3											
Brent Mayne, L OBP: 0.318, SLG: 0.377 (1.2)										3	1	1	1	1	0	1											
Carlos Febles, R OBP: 0.286, SLG: 0.283 (1.4)										4	1	1	1	0	0	1											
Inning Stats	R: 0 E: 0 K: 0 S: 7	H: 0 LOB: 0 BB: 1 P: 12	R: 1 E: 0 K: 0 S: 8	H: 1 LOB: 1 BB: 1 P: 15	R: 0 E: 0 K: 2 S: 11	H: 1 LOB: 1 BB: 0 P: 14	R: 0 E: 0 K: 1 S: 8	H: 0 LOB: 0 BB: 0 P: 11	R: 12 E: 1 K: 1 S: 28	H: 9 LOB: 1 BB: 2 P: 45	R: 0 E: 0 K: 1 S: 12	H: 0 LOB: 1 BB: 1 P: 18	R: 1 E: 0 K: 0 S: 9	H: 2 LOB: 1 BB: 0 P: 18	1B: 9 2B: 4 3B: 0 HR: 0	SF: 0 SAC: 1 DP: 1 HBP: 2		WP: 0 PB: 1 SB: 0 CS: 0	PA: 43								
PITCHER	IP	WLS	BF	H	R	ER	SO	BB	IBB	HBP	BLK	WP	HR	S	P	ERA	WHIP										
Kenny Rogers, L ERA: 5.14 (1.1)	5.0	L	24	6	7	7	3	4	0	0	0	0	0	51	84	12.60	2.000										
Juan Rincon, R ERA: 3.41 (6.1)	0.1		1	0	0	0	0	0	0	0	0	0	0	2	2	0.00	0.000										
J.C. Romero, L ERA: 4.5 (6.1)	0.0		3	2	0	0	0	0	0	1	0	0	0	2	4	∞	∞										
Michael Nakamura, R ERA: 8.53 (6.1)	0.2		6	3	6	6	1	0	0	1	0	0	0	14	20	81.00	4.500										
LaTroy Hawkins, R ERA: 2.16 (7.1)	1.0		4	0	0	0	1	1	0	0	0	0	0	12	18	0.00	1.000										



Batter	1	2	3	4	5	6	7	8	9	AB	R	H	RBI	BB	SO	LOB	TOP				
Jacque Jones, L OBP: 0.322, SLG: 0.475	L9	F8				K		G3-6-1		5	0	1	1	0	1	3	Minnesota Twins @ Kansas City Royals Kauffman Stadium, Kansas City, MO Wed Jun 18 2003, 7:05 PM CDT Att: 21,581 - Sunny - 83 F				
Cristian Guzman, S OBP: 0.293, SLG: 0.366	F9		G5-3	G4-3		F8		G3		5	0	0	0	0	3						
Corey Koskie, L OBP: 0.397, SLG: 0.450	33 1B		G3			F7				4	2	2	0	1	0						
33 Justin Morneau, L OBP: 0.393, SLG: 0.519	FC5-4 2H 1B		G3			33 1B SF9		F8		5	0	2	1	0	1						
Tori Hunter, R OBP: 0.323, SLG: 0.417	FC5-4 1-2F					SF9 20 1B		1B 20 FC5-4		4	2	2	1	0	2						
Doug Mientkiewicz, L OBP: 0.364, SLG: 0.490						G3 2B		FC5-4 2-2 1-2F		5	0	2	0	0	3						
20 Lew Ford, R OBP: 0.500, SLG: 0.731						G4-3 1B		P4 FC5-4 FC6 1-2F		4	1	1	2	0	3						
A.J. Pierzynski, L OBP: 0.339, SLG: 0.500						G4-3 1B		FC6 1-2F		4	1	2	0	0	2						
Denny Hocking, S OBP: 0.246, SLG: 0.262						1B BB		G6-3 3B G3-6-1 1B		3	0	1	1	1	2						
Inning Stats	R: 1 E: 0 K: 0 S: 12	H: 2 LOB: 1 BB: 0 P: 18	R: 0 E: 0 K: 1 S: 12	H: 2 LOB: 2 BB: 0 P: 18	R: 0 E: 0 K: 0 S: 9	H: 0 LOB: 0 BB: 0 P: 13	R: 2 E: 0 K: 0 S: 15	H: 3 LOB: 2 BB: 1 P: 26	R: 1 E: 0 K: 1 S: 13	H: 2 LOB: 1 BB: 0 P: 21	R: 1 E: 0 K: 0 S: 10	H: 2 LOB: 1 BB: 0 P: 12	R: 0 E: 0 K: 1 S: 4	H: 1 LOB: 0 BB: 1 P: 8	R: 0 E: 0 K: 1 S: 11	H: 0 LOB: 1 BB: 1 P: 18	1B: 10 2B: 2 3B: 1 HR: 0	SF: 1 SAC: 0 DP: 1 HBP: 0	WP: 1 PB: 0 SB: 0 CS: 0	PA: 42	
PITCHER	IP	WLS	BF	H	R	ER	SO	BB	IBB	HBP	BLK	WP	HR	S	P	ERA	WHIP				
Chris George, L ERA: 6.53	5.0	W	26	10	5	5	1	1	0	0	0	0	0	65	102	9.00	2.200				
D.J. Carrasco, R ERA: 3.79	2.0	H	9	2	1	1	1	0	0	0	0	1	0	18	25	4.50	1.000				
Jason Grimsley, R ERA: 3.83	1.0	H	3	1	0	0	0	0	0	0	0	0	0	4	8	0.00	1.000				
Mike MacDougal, R ERA: 3.41	1.0	S	4	0	0	0	1	1	0	0	0	0	0	11	18	0.00	1.000				

Batter	1	2	3	4	5	6	7	8	9	AB	R	H	RBI	BB	SO	LOB	BOTTOM				
Desi Relaford, S OBP: 0.340, SLG: 0.416	L9		F8	S 2B	G3			K		5	1	1	0	0	1	2	Minnesota Twins @ Kansas City Royals Kauffman Stadium, Kansas City, MO Wed Jun 18 2003, 7:05 PM CDT Att: 21,581 - Sunny - 83 F				
Joe Randa, R OBP: 0.312, SLG: 0.419	F9		1B	1B	2B	G3-1		1B		5	2	3	1	0	0						
29 Mike Sweeney, R OBP: 0.440, SLG: 0.540			1B	2B				1B		1	0	0	0	0	1	0					
Aaron Guiel, L OBP: 0.415, SLG: 0.500	K		WP FC5-2 1B	P2		F8		F8		4	0	1	0	0	2						
Carlos Beltrán, S OBP: 0.426, SLG: 0.533		G3	FC5-2 2B WP	2B	1B	S 1B BB		1B		4	2	3	2	1	0						
Raul Ibanez, L OBP: 0.330, SLG: 0.437		FC6-4 4 E BB	FC5-2 2B 1B	G4-3		S 1B BB		F9		4	2	1	1	1	5						
Ken Harvey, R OBP: 0.296, SLG: 0.392		FC6-4 1B	1B	1B	2B	G4-3		G4-3		4	1	2	1	0	1						
Michael Tucker, L OBP: 0.327, SLG: 0.449		FC6-4 4 E 1-2F 2-3	1B	1B	2B	4 HBP 1B		K		4	0	2	2	0	1						
4 Angel Berroa, R OBP: 0.343, SLG: 0.467		E5	P2					P3		3	0	0	0	0	2						
Mike DiFelice, R OBP: 0.313, SLG: 0.429		P3						K		4	0	0	0	0	2						
Inning Stats	R: 0 E: 0 K: 1 S: 12	H: 0 LOB: 0 BB: 0 P: 16	R: 1 E: 1 K: 0 S: 13	H: 1 LOB: 2 BB: 1 P: 20	R: 4 E: 0 K: 0 S: 20	H: 5 LOB: 1 BB: 0 P: 26	R: 2 E: 0 K: 0 S: 16	H: 3 LOB: 1 BB: 0 P: 24	R: 0 E: 0 K: 1 S: 11	H: 1 LOB: 2 BB: 0 P: 18	R: 1 E: 0 K: 0 S: 15	H: 1 LOB: 1 BB: 1 P: 28	R: 0 E: 0 K: 2 S: 9	H: 0 LOB: 0 BB: 0 P: 13	R: 0 E: 0 K: 1 S: 12	H: 2 LOB: 2 BB: 0 P: 18	1B: 11 2B: 2 3B: 0 HR: 0	SF: 0 SAC: 0 DP: 0 HBP: 1	WP: 1 PB: 0 SB: 2 CS: 0	PA: 41	
PITCHER	IP	WLS	BF	H	R	ER	SO	BB	IBB	HBP	BLK	WP	HR	S	P	ERA	WHIP				
Rick Reed, R ERA: 4.97	3.2	L	22	9	7	6	1	1	0	0	0	0	0	59	82	14.73	2.727				
Juan Rincon, R ERA: 3.45	2.1		11	2	1	1	1	1	0	1	0	0	0	28	50	3.86	1.286				
Johan Santana, L ERA: 2.24	2.0		8	2	0	0	3	0	0	0	0	0	0	21	31	0.00	1.000				

AB	39
R	6
H	13
RBI	6
BB	2
SO	3
LOB	20



AB	38
R	8
H	13
RBI	7
BB	2
SO	5
LOB	18



Batter	1	2	3	4	5	6	7	8	9	10	AB	R	H	RBI	BB	SO	LOB	TOP			
Jacque Jones, L (1, 7) OBP: 0.321, SLG: 0.480	K		K			G1-3		F7		K	5	0	0	0	0	3	3	Minnesota Twins @ Milwaukee Brewers Miller Park, Milwaukee, WI Fri Jun 20 2003, 7:05 PM CDT Att: 25,175 - Cloudy - 71 F			
Cristian Guzman, S (1, 6) OBP: 0.296, SLG: 0.366	F8			G4-3		K		G1-3		G3-1	5	0	0	0	0	1	2				
Corey Koskie, L (1, 5) OBP: 0.404, SLG: 0.476	K			G5-3 WP BB		G4-3			K		3	1	0	0	1	2	0				
Tori Hunter, R (1, 8)		L8		G5-3		E4 1B SF8			G3 2B		4	1	1	0	0	0	1				
Doug Mientkewicz, L (1, 3) OBP: 0.395, SLG: 0.491		G3-1		P6		G3 1B			G3		4	0	1	0	0	0	1				
Dustan Mohr, R (1, 9) OBP: 0.323, SLG: 0.481 33 Justin Morneau, L (9, PH) OBP: 0.382, SLG: 0.500 20 Lew Ford, R (9, 9) OBP: 0.500, SLG: 0.714		G4-3				SF8			K		2	0	0	1	0	1	0				
A.J. Pierzynski, L (1, 2) OBP: 0.330, SLG: 0.484			G3-1		K	G3			G3		4	0	0	0	0	1	1				
Luis Rivas, R (1, 4) OBP: 0.315, SLG: 0.362			K			G6-3			1B BB		3	0	1	0	1	1	1				
Brad Radke, R (8, PH) OBP: 0.200, SLG: 0.200 Bobby Kielty, C (8, 1) OBP: 0.338, SLG: 0.440 LaTroy Hawkins, R (8, 1) OBP: 0.333, SLG: 0.333 Johan Santana, L (10, PH) OBP: 0.366, SLG: 0.274 Juan Rincon, R (10, 1)				G1-3		K			1B		2	0	1	0	0	0	1				
Inning Stats	R: 0 E: 0 K: 2 S: 7	H: 0 LOB: 0 BB: 0 P: 8	R: 0 E: 0 K: 0 S: 7	H: 0 LOB: 0 BB: 0 P: 10	R: 0 E: 0 K: 2 S: 11	H: 1 LOB: 1 BB: 0 P: 17	R: 1 E: 0 K: 0 S: 7	H: 0 LOB: 0 BB: 1 P: 13	R: 0 E: 0 K: 2 S: 14	H: 1 LOB: 1 BB: 0 P: 20	R: 1 E: 1 K: 0 S: 9	H: 1 LOB: 1 BB: 0 P: 13	R: 0 E: 0 K: 1 S: 5	H: 0 LOB: 0 BB: 0 P: 7	R: 0 E: 0 K: 2 S: 13	H: 1 LOB: 1 BB: 0 P: 19	R: 0 E: 0 K: 1 S: 8		H: 1 LOB: 2 BB: 1 P: 13	1B: 3 2B: 1 3B: 1 HR: 0	SF: 1 SAC: 0 DP: 0 HBP: 0
PITCHER	IP 8.0	WLS 29	BF 3	H 2	R 0	ER 0	SO 8	BB 1	IBB 0	HBP 0	BLK 0	WP 1	HR 0	S 67	P 96	ERA 0.00	WHIP 0.500				
15 Ben Sheets, R ERA: 4.21	1.0	4	1	0	0	2	0	0	0	0	0	0	0	13	19	0.00	1.000				
Mike DeJean, R ERA: 4.09	1.0	W	5	1	0	0	1	1	0	0	0	0	0	8	13	0.00	2.000				
Curt Leskanic, R ERA: 2.92																					

AB	35
R	2
H	5
RBI	1
BB	2
SO	11
LOB	11



Batter	1	2	3	4	5	6	7	8	9	10	AB	R	H	RBI	BB	SO	LOB	BOTTOM					
Eric Young Sr., R (1, 4) OBP: 0.332, SLG: 0.427	P2		1B BB			1B 1B		K		WP	4	1	1	0	1	1	0	Minnesota Twins @ Milwaukee Brewers Miller Park, Milwaukee, WI Fri Jun 20 2003, 7:05 PM CDT Att: 25,175 - Cloudy - 71 F					
Scott Podsednik, L (1, 8) OBP: 0.382, SLG: 0.423	F7		K			1B 1B		K			4	1	1	0	0	2	1						
Richie Sexson, R (1, 3) OBP: 0.365, SLG: 0.516	G4-3			P4		K			WP BB		3	0	0	0	1	1	2						
Geoff Jenkins, L (1, 7) OBP: 0.359, SLG: 0.530		G3 2B		G5-3		1B			K		4	0	2	2	0	1	1						
John Vander Wal, L (1, 9) OBP: 0.294, SLG: 0.469 Brady Clark, R (9, PH) OBP: 0.287, SLG: 0.333 (10, 9)		G3		K		G2-3			K		3	0	0	0	0	1	2						
Wes Helms, R (1, 5) OBP: 0.326, SLG: 0.431		L9				G5-3		F8			3	0	0	0	1	0	1						
Keith Osik, R (1, 2) OBP: 0.347, SLG: 0.314		K				G6-3		G6-3		K2-3	4	0	1	0	0	2	3						
Royce Clayton, R (1, 6) OBP: 0.302, SLG: 0.356						G6-3		F9			4	1	2	0	0	0	1						
15 Ben Sheets, R ERA: 5.74 Keith Ginter, R (8, PH) OBP: 0.341, SLG: 0.287 Mike DeJean, R (9, 1) Curt Leskanic, R (10, 1) Brooks Kieschnick, L (10, PH) OBP: 0.357, SLG: 0.607						1B				F8 WP 2B	2	0	0	0	0	1	1						
Inning Stats	R: 0 E: 0 K: 0 S: 6	H: 0 LOB: 0 BB: 0 P: 11	R: 0 E: 0 K: 1 S: 10	H: 1 LOB: 1 BB: 0 P: 15	R: 0 E: 0 K: 1 S: 9	H: 1 LOB: 1 BB: 1 P: 12	R: 0 E: 0 K: 1 S: 7	H: 0 LOB: 0 BB: 0 P: 8	R: 0 E: 0 K: 0 S: 3	H: 1 LOB: 0 BB: 0 P: 4	R: 2 E: 0 K: 2 S: 16	H: 3 LOB: 3 BB: 0 P: 24	R: 0 E: 0 K: 0 S: 6	H: 0 LOB: 0 BB: 0 P: 9	R: 0 E: 0 K: 2 S: 10	H: 0 LOB: 0 BB: 0 P: 14	R: 0 E: 0 K: 3 S: 15		H: 0 LOB: 2 BB: 0 P: 28	R: 1 E: 0 K: 0 S: 5	H: 1 LOB: 0 BB: 0 P: 9	1B: 5 2B: 2 3B: 0 HR: 0	SF: 0 SAC: 0 DP: 1 HBP: 0
PITCHER	IP 7.0	WLS 26	BF 6	H 2	R 0	ER 2	SO 5	BB 1	IBB 0	HBP 0	BLK 0	WP 0	HR 0	S 57	P 83	ERA 2.57	WHIP 1.000						
Brad Radke, R ERA: 5.74	1.0	4	0	0	0	2	0	0	0	0	0	0	0	12	20	0.00	1.000						
LaTroy Hawkins, R ERA: 2.1	1.0	4	0	0	0	3	1	0	0	0	1	0	0	13	22	0.00	1.000						
Johan Santana, L ERA: 2.19	0.1	L	3	1	1	1	0	0	0	0	1	0	0	5	9	27.00	3.000						

AB	34
R	3
H	7
RBI	2
BB	3
SO	10
LOB	14



Batter	1	2	3	4	5	6	7	8	9	AB	R	H	RBI	BB	SO	LOB	TOP			
20 Lew Ford, R OBP: 0.444, SLG: 0.625	F7		P3		FC5-4		P3			4	0	0	0	0	0	5	Minnesota Twins @ Milwaukee Brewers Miller Park, Milwaukee, WI Sat Jun 21 2003, 6:05 PM CDT Att: 30,836 - Sunny - 70 F			
Cristian Guzman, S OBP: 0.292, SLG: 0.360	K		G6-3		G4-3		F9			4	0	0	0	0	1	5				
Corey Koskie, L OBP: 0.402, SLG: 0.484	L8				HR		G1-3		K	4	1	1	1	0	1	0				
Tori Hunter, R OBP: 0.327, SLG: 0.429		L8			F8				K	4	0	1	0	0	1	0				
Doug Mientkiewicz, L OBP: 0.364, SLG: 0.484		B5-3			K		F8			3	0	0	0	1	1	1				
Bobby Kielty, S OBP: 0.368, SLG: 0.434 Juan Rincon, R (8, 1)		L9					F9		G1-3	3	0	1	0	0	0	1				
A.J. Pierzynski, L OBP: 0.351, SLG: 0.479 Matthew LeCroy, R (9, PH) OBP: 0.336, SLG: 0.489					P5		G3-1		K	2	0	0	0	1	0	1				
Luis Rivas, R OBP: 0.319, SLG: 0.362					F8				F9	3	0	1	0	1	0	0				
Kyle Lohse, R OBP: 0.333, SLG: 0.333 Micheal Nakamura, R (6, 1) Dustan Mohr, R OBP: 0.355, SLG: 0.479 33 Justin Morneau, L OBP: 0.371, SLG: 0.485					SH1-4				K	1	0	1	0	0	0	0				
					SH1-4					1	0	0	0	0	0	0				
					SH1-4					1	0	0	0	0	0	1				
					FC5-4					1	0	0	0	0	0	1				
Inning Stats	R: 0 E: 0 K: 1 S: 15	H: 0 LOB: 0 BB: 0 P: 18	R: 0 E: 0 K: 0 S: 5	H: 0 LOB: 0 BB: 0 P: 5	R: 0 E: 0 K: 0 S: 12	H: 1 LOB: 2 BB: 1 P: 19	R: 1 E: 0 K: 1 S: 13	H: 2 LOB: 1 BB: 0 P: 17	R: 0 E: 0 K: 0 S: 10	H: 1 LOB: 1 BB: 0 P: 15	R: 0 E: 0 K: 0 S: 9	H: 1 LOB: 1 BB: 0 P: 13	R: 0 E: 0 K: 0 S: 11	H: 0 LOB: 1 BB: 1 P: 16	R: 0 E: 0 K: 2 S: 10	H: 0 LOB: 0 BB: 0 P: 17	1B: 3 2B: 1 3B: 0 HR: 1	SF: 0 SAC: 1 DP: 0 HBP: 0	WP: 0 PB: 0 CS: 0	PA: 36
PITCHER	IP WLS BF H R ER SO BB IBB HBP BLK WP HR S P ERA WHIP																			
Wayne Franklin, L ERA: 5.07	(1, 1) 7.0 W 29 5 1 1 2 3 0 0 0 0 0 1 73 105 1.29 1.143																			
Dan Kolb, R ERA: 4.26	(8, 1) 1.0 4 0 0 0 2 1 0 0 0 0 0 0 11 16 0.00 1.000																			
John Foster, L ERA: 4.26	(9, 1) 1.0 3 0 0 0 2 0 0 0 0 0 0 0 10 17 0.00 0.000																			

Batter	1	2	3	4	5	6	7	8	9	AB	R	H	RBI	BB	SO	LOB	BOTTOM			
Eric Young Sr., R OBP: 0.330, SLG: 0.422	WP	G4-3			G6-3		P4	G5-3		5	1	1	0	0	0	2	Minnesota Twins @ Milwaukee Brewers Miller Park, Milwaukee, WI Sat Jun 21 2003, 6:05 PM CDT Att: 30,836 - Sunny - 70 F			
Scott Podsednik, L OBP: 0.379, SLG: 0.420	1B		P3		B1		E4			4	1	1	0	0	0	0				
Geoff Jenkins, L OBP: 0.358, SLG: 0.524	SF7		G4-3		G4-3		F7			3	0	0	0	1	0	1				
Richie Sexson, R OBP: 0.364, SLG: 0.512	K		G4-3				K			4	1	1	0	0	2	4				
John Vander Wal, L OBP: 0.372, SLG: 0.491	SF7				HR			L9		3	2	2	2	1	0	0				
Wes Helms, R OBP: 0.332, SLG: 0.464	SF7				HR		HR	2B		3	3	3	5	0	0	0				
Keith Osik, R OBP: 0.344, SLG: 0.321	K				F8		G1-3	SF8		4	0	1	0	0	1	2				
Royce Clayton, R OBP: 0.301, SLG: 0.352		K			L8		G6-3	SF8		3	0	0	0	1	1	0				
Wayne Franklin, L OBP: 0.100, SLG: 0.100 Dan Kolb, R (8, 1) Keith Ginter, R OBP: 0.338, SLG: 0.287 John Foster, L (9, 1)		K			G1-3		P5	SF8		3	0	0	0	0	1	0				
										0	0	0	0	0	0	0				
										0	0	0	1	0	0	0				
										0	0	0	0	0	0	0				
Inning Stats	R: 2 E: 0 K: 2 S: 21	H: 3 LOB: 2 BB: 1 P: 29	R: 0 E: 0 K: 2 S: 10	H: 0 LOB: 0 BB: 0 P: 13	R: 0 E: 0 K: 0 S: 7	H: 0 LOB: 0 BB: 0 P: 13	R: 2 E: 0 K: 0 S: 9	H: 2 LOB: 0 BB: 0 P: 14	R: 0 E: 0 K: 0 S: 3	H: 0 LOB: 0 BB: 0 P: 4	R: 3 E: 0 K: 0 S: 12	H: 2 LOB: 1 BB: 1 P: 24	R: 0 E: 1 K: 1 S: 9	H: 0 LOB: 1 BB: 0 P: 11	R: 1 E: 0 K: 0 S: 18	H: 2 LOB: 2 BB: 1 P: 27	1B: 5 2B: 1 3B: 0 HR: 3	SF: 2 SAC: 0 DP: 0 HBP: 0	WP: 1 PB: 0 CS: 0	PA: 37
PITCHER	IP WLS BF H R ER SO BB IBB HBP BLK WP HR S P ERA WHIP																			
Kyle Lohse, R ERA: 3.7	(1, 1) 5.0 L 24 7 7 7 4 2 0 0 0 0 0 0 0 17 25 0.00 1.800																			
Micheal Nakamura, R ERA: 6.48	(6, 1) 2.0 7 0 0 0 1 0 0 0 0 0 0 0 17 25 0.00 0.000																			
Juan Rincon, R ERA: 9.86	(8, 1) 1.0 6 2 1 1 0 1 0 0 0 0 0 0 18 27 9.00 3.000																			

Batter	1	2	3	4	5	6	7	8	9	AB	R	H	RBI	BB	SO	LOB	TOP										
Jacque Jones, L OBP: 0.319, SLG: 0.478 (1, 7)	G4-3	G3-1			G1-3		1-0 CS 1-H 2B		G1-4-3	5	0	1	1	0	0	1	Minnesota Twins @ Milwaukee Brewers Miller Park, Milwaukee, WI Sun Jun 22 2003, 1:05 PM CDT Att: 25,320 - Sunny - 81 F										
Denny Hocking, S OBP: 0.296, SLG: 0.379 (1, 6)	HR	BB	1B G5-4-3		HR		G6-3			4	3	3	1	1	0	1											
Corey Koskie, L OBP: 0.402, SLG: 0.494 (1, 5)	HR		G5-4-3		F7			P4	F8	5	1	2	2	0	0	1											
Tori Hunter, R OBP: 0.325, SLG: 0.435 (1, 8)	G4-3		G5-4-3			P2		HR	K	5	1	1	1	0	1	2											
Doug Mientkiewicz, L OBP: 0.386, SLG: 0.493 (1, 3)	F7		K			2B		1B 2B		4	0	2	0	0	1	0											
Dustin Mohr, R OBP: 0.329, SLG: 0.477 (1, 9)		2B G6-3			K			2B		3	1	1	0	1	2	1											
Tom Prince, R OBP: 0.366, SLG: 0.471 (1, 2)					F9			1B	P6	4	0	1	0	0	1	3											
Luis Rivas, R OBP: 0.313, SLG: 0.354 (1, 4)					P3			F7	K	4	0	0	1	0	1	3											
Kenny Rogers, L Johan Santana, L Bobby Kirtley, S J.C. Romero, S LaTroy Hawkins, R 33 Justin Morneau, L Eddie Guardado, R (1, 1) (6, 1) (7, PH) (7, 1) (7, 1) (6, PH) (9, 1)					G6-3			WP 2B BB	HR	2	0	0	0	0	0	1											
Inning Stats	R: 2 E: 0 K: 0 S: 12	H: 1 LOB: 0 BB: 1 P: 18	R: 1 E: 0 K: 1 S: 10	H: 1 LOB: 1 BB: 1 P: 16	R: 1 E: 0 K: 1 S: 11	H: 2 LOB: 0 BB: 0 P: 16	R: 0 E: 0 K: 1 S: 9	H: 0 LOB: 0 BB: 0 P: 14	R: 1 E: 0 K: 0 S: 9	H: 1 LOB: 0 BB: 0 P: 14	R: 0 E: 0 K: 2 S: 11	H: 1 LOB: 1 BB: 0 P: 17	R: 1 E: 0 K: 0 S: 6	H: 1 LOB: 0 BB: 1 P: 14	R: 1 E: 0 K: 1 S: 11	H: 3 LOB: 2 BB: 0 P: 16		R: 1 E: 0 K: 0 S: 12	H: 2 LOB: 1 BB: 0 P: 17	1B: 3 2B: 4 3B: 1 HR: 4	SF: 0 SAC: 0 DP: 1 HBP: 0	WP: 1 PB: 0 SB: 0 CS: 1	PA: 40				
PITCHER	IP	WLS	BF	H	R	ER	SO	BB	IBB	HBP	BLK	WP	HR	S	P	ERA	WHIP										
Matt Kinney, R ERA: 4.58 (1, 1)	6.1	L	28	7	6	6	5	3	0	0	0	1	2	65	104	8.53	1.579										
Valerio De Los Santos, L ERA: 3.98 (7, 1)	0.2		1	0	0	0	0	0	0	0	0	0	0	3	5	0.00	0.000										
Leo Estrella, R ERA: 1.4 (8, 1)	1.0		6	3	1	1	1	0	0	0	0	0	1	11	16	9.00	3.000										
Mike DeJean, R ERA: 4.21 (9, 1)	1.0		5	2	1	1	1	0	0	0	0	0	1	12	17	9.00	2.000										

Batter	1	2	3	4	5	6	7	8	9	AB	R	H	RBI	BB	SO	LOB	BOTTOM										
Eric Young Sr., R OBP: 0.311, SLG: 0.419 (1, 4)	3B HBP		L9		G6-3		WP 1B		G1-3	4	0	1	0	0	0	1	Minnesota Twins @ Milwaukee Brewers Miller Park, Milwaukee, WI Sun Jun 22 2003, 1:05 PM CDT Att: 25,320 - Sunny - 81 F										
Scott Podsednik, L OBP: 0.380, SLG: 0.426 (1, 8)	1B 3B		G1-3		F7		K			4	1	1	0	1	1	2											
Geoff Jenkins, L OBP: 0.362, SLG: 0.541 (1, 7)	G1-6-3				HR		K		P6	5	2	3	2	0	1	4											
Richie Sexson, R OBP: 0.362, SLG: 0.509 (1, 3)	G1-6-3				G6-3		L3			4	0	1	0	0	0	3											
Brady Clark, R OBP: 0.277, SLG: 0.321 (1, 9)		F8			G5-3		F7		F9	4	0	0	0	0	0	2											
Wes Helms, R OBP: 0.331, SLG: 0.460 (1, 5)		L8			1B BB		SF9		K	2	0	0	1	1	1	0											
Eddie Pérez, R OBP: 0.322, SLG: 0.437 (1, 2)					1B		1B		G6-3	4	0	3	0	0	0	0											
Royce Clayton, R OBP: 0.300, SLG: 0.350 (1, 6)					L8		F8		FC4-6 1B	4	0	1	0	0	0	5											
Matt Kinney, R Valerio De Los Santos, L Keith Ginter, R Leo Estrella, R Mike DeJean, R Enrique Cruz, R (1, 1) (7, 1) (7, PH) (8, 1) (9, 1) (9, PH)					L6		L9		1B 1B	2	0	0	0	0	0	0											
Inning Stats	R: 1 E: 0 K: 0 S: 8	H: 2 LOB: 0 BB: 0 P: 12	R: 0 E: 0 K: 0 S: 11	H: 1 LOB: 0 BB: 0 P: 19	R: 0 E: 0 K: 0 S: 4	H: 0 LOB: 0 BB: 0 P: 5	R: 1 E: 0 K: 0 S: 12	H: 2 LOB: 1 BB: 1 P: 22	R: 0 E: 0 K: 0 S: 10	H: 0 LOB: 0 BB: 0 P: 15	R: 1 E: 0 K: 0 S: 18	H: 3 LOB: 2 BB: 0 P: 26	R: 0 E: 0 K: 2 S: 16	H: 3 LOB: 0 BB: 0 P: 23	R: 0 E: 0 K: 1 S: 6	H: 0 LOB: 0 BB: 0 P: 7		R: 0 E: 0 K: 0 S: 14	H: 1 LOB: 2 BB: 1 P: 20	1B: 8 2B: 1 3B: 1 HR: 1	SF: 1 SAC: 0 DP: 1 HBP: 1	WP: 1 PB: 0 SB: 0 CS: 0	PA: 39				
PITCHER	IP	WLS	BF	H	R	ER	SO	BB	IBB	HBP	BLK	WP	HR	S	P	ERA	WHIP										
Kenny Rogers, L ERA: 5.16 (1, 1)	5.0	W	22	7	3	3	0	1	0	0	0	0	0	14	20	0.00	1.000										
Johan Santana, L ERA: 2.15 (6, 1)	1.0	H	4	1	0	0	0	0	0	0	0	0	0	15	22	0.00	3.000										
J.C. Romero, L ERA: 4.25 (7, 1)	0.2	H	4	2	0	0	2	0	0	0	0	1	0	15	22	0.00	3.000										
LaTroy Hawkins, R ERA: 2.02 (7, 1)	1.1	H	4	0	0	0	1	0	0	0	0	0	0	7	8	0.00	0.000										
Eddie Guardado, L ERA: 2.93 (9, 1)	1.0		5	1	0	0	0	1	0	0	0	0	0	14	20	0.00	2.000										

Batter	1	2	3	4	5	6	7	8	9	AB	R	H	RBI	BB	SO	LOB	TOP																			
Willie Harris, L OBP: 0.214, SLG: 0.217	G5-3		F8			F8		K		4	0	0	0	0	1	1	Chicago White Sox @ Minnesota Twins Hubert H. Humphrey Metrodome, Minneapolis, MN Tue Jun 24 2003, 8:05 PM EDT Att: 19,229 - Dome - 72 F																			
D'Angelo Jimenez, S OBP: 0.335, SLG: 0.419	L3-6 BB 1B		K			K		G6-3		4	0	1	0	0	2	1																				
Frank Thomas, R OBP: 0.422, SLG: 0.550 14 Paul Konerko, R OBP: 0.268, SLG: 0.275	SAFE SAFE 1-2 BB			K		1B		BB		2	0	1	1	2	1	0																				
Magglio Ordonez, R OBP: 0.346, SLG: 0.484	L3-6 2-2			G6-3		1B		K		4	0	1	0	0	1	3																				
Brian Daubach, L OBP: 0.364, SLG: 0.407		1B 2B		G6-3		G3			F7	4	1	1	0	0	0	2																				
Carlos Lee, R OBP: 0.316, SLG: 0.435 Aaron Rowand, R OBP: 0.263, SLG: 0.297					G6-3			G6-3		4	0	2	1	0	0	0																				
Jose Valentin, S OBP: 0.319, SLG: 0.413								2B		0	0	0	0	0	0	0																				
24 Joe Crede, R OBP: 0.275, SLG: 0.349								1B		4	0	1	0	0	2	1																				
Miguel Olivo, R OBP: 0.297, SLG: 0.409								BB		3	0	0	0	1	2	3																				
Inning Stats	R: 0 H: 1 E: 0 K: 0 S: 12	H: 1 LOB: 1 BB: 1 P: 19	R: 1 H: 2 E: 0 K: 1 S: 12	H: 2 LOB: 0 BB: 0 P: 17	R: 0 H: 0 E: 0 K: 1 S: 10	H: 0 LOB: 0 BB: 0 P: 14	R: 0 H: 0 E: 0 K: 2 S: 9	H: 0 LOB: 0 BB: 0 P: 12	R: 0 H: 0 E: 0 K: 1 S: 9	H: 0 LOB: 0 BB: 0 P: 14	R: 1 H: 3 E: 0 K: 1 S: 14	H: 3 LOB: 2 BB: 0 P: 18	R: 0 H: 0 E: 0 K: 0 S: 13	H: 0 LOB: 1 BB: 1 P: 20	R: 0 H: 0 E: 0 K: 2 S: 13	H: 2 LOB: 2 BB: 0 P: 16	R: 0 H: 2 E: 0 K: 2 S: 10	H: 2 LOB: 2 BB: 0 P: 16	1B: 5 2B: 4 3B: 0 HR: 0	SF: 0 SAC: 0 DP: 1 HBP: 0	WP: 0 PB: 0 SB: 0 CS: 1	PA: 36														
PITCHER	IP	WLS	BF	H	R	ER	SO	BB	IBB	HBP	BLK	WP	HR	S	P	ERA	WHIP	PITCHER		IP	WLS	BF	H	R	ER	SO	BB	IBB	HBP	BLK	WP	HR	S	P	ERA	WHIP
Rick Reed, R ERA: 4.73	(1, 1)	7.0	L	27	6	2	2	6	2	0	0	0	0	0	79	114	2.57	1.143																		
J.C. Romero, L ERA: 4.11	(8, 1)	1.0		4	0	0	0	2	1	0	0	0	0	0	13	22	0.00	1.000																		
LaTroy Hawkins, R ERA: 1.96	(9, 1)	1.0		5	2	0	0	2	0	0	0	0	0	0	10	16	0.00	2.000																		

AB 33
R 2
H 8
RBI 2
BB 3
SO 10
LOB 14



Batter	1	2	3	4	5	6	7	8	9	AB	R	H	RBI	BB	SO	LOB	BOTTOM																			
Jacque Jones, L OBP: 0.315, SLG: 0.471	K		K			G4-3		FC4-6		4	0	0	0	0	2	3	Chicago White Sox @ Minnesota Twins Hubert H. Humphrey Metrodome, Minneapolis, MN Tue Jun 24 2003, 8:05 PM EDT Att: 19,229 - Dome - 72 F																			
Cristian Guzman, S OBP: 0.288, SLG: 0.355	K				G1-3		G3	G4-3		4	0	0	0	0	1	2																				
Corey Koskie, L OBP: 0.403, SLG: 0.494	F7				1B			1B		4	0	2	0	0	1	0																				
33 Justin Morneau, L OBP: 0.350, SLG: 0.526		G4-3			G4-6-3			P2		4	0	0	0	0	0	2																				
Tori Hunter, R OBP: 0.320, SLG: 0.429		K			G6-3			FC6-4		4	0	0	0	0	1	1																				
Doug Mientkiewicz, L OBP: 0.388, SLG: 0.491					G6-3			F9		3	0	1	0	0	0	1																				
Bobby Kielty, S OBP: 0.371, SLG: 0.433								BB E 1B		3	1	1	0	0	1	1																				
A.J. Pierzynski, L OBP: 0.326, SLG: 0.473					K			P4		3	0	0	0	0	1	1																				
Denny Hocking, S OBP: 0.324, SLG: 0.412								BB		2	0	2	0	1	0	0																				
Inning Stats	R: 0 H: 0 E: 0 K: 2 S: 7	H: 0 LOB: 0 BB: 0 P: 11	R: 0 H: 1 E: 0 K: 1 S: 12	H: 1 LOB: 0 BB: 0 P: 19	R: 0 H: 1 E: 0 K: 2 S: 8	H: 1 LOB: 1 BB: 0 P: 13	R: 0 H: 1 E: 0 K: 0 S: 6	H: 1 LOB: 0 BB: 0 P: 10	R: 0 H: 0 E: 0 K: 1 S: 6	H: 0 LOB: 0 BB: 0 P: 8	R: 0 H: 1 E: 0 K: 0 S: 10	H: 1 LOB: 1 BB: 0 P: 12	R: 0 H: 1 E: 0 K: 0 S: 10	H: 1 LOB: 1 BB: 0 P: 12	R: 1 H: 1 E: 1 K: 0 S: 7	H: 1 LOB: 1 BB: 1 P: 11	R: 0 H: 0 E: 0 K: 1 S: 8	H: 0 LOB: 0 BB: 0 P: 11	1B: 5 2B: 2 3B: 0 HR: 0	SF: 0 SAC: 0 DP: 2 HBP: 0	WP: 0 PB: 0 SB: 0 CS: 1	PA: 32														
PITCHER	IP	WLS	BF	H	R	ER	SO	BB	IBB	HBP	BLK	WP	HR	S	P	ERA	WHIP	PITCHER		IP	WLS	BF	H	R	ER	SO	BB	IBB	HBP	BLK	WP	HR	S	P	ERA	WHIP
Esteban Loaiza, R ERA: 1.99	(1, 1)	8.0	W	29	6	1	0	6	1	0	0	0	0	0	66	96	0.00	0.875																		
Damaso Marte, L ERA: 2.35	(9, 1)	0.2	H	2	0	0	0	1	0	0	0	0	0	5	6	0.00	0.000																			
Billy Koch, R ERA: 4.68	(9, 1)	0.1	S	1	0	0	0	0	0	0	0	0	0	3	5	0.00	0.000																			

AB 31
R 1
H 6
RBI 0
BB 1
SO 7
LOB 11



Batter	1	2	3	4	5	6	7	8	9	10	11	AB	R	H	RBI	BB	SO	LOB	TOP					
Willie Harris, L OBP: 0.224, SLG: 0.216	G4-3						G3		K	K		5	1	1	0	1	2	1						
D'Angelo Jimenez, S OBP: 0.334, SLG: 0.417	F9						G3-1		1B		K	6	1	2	0	0	2	3						
Frank Thomas, R OBP: 0.423, SLG: 0.547	F9								1B		F9	5	1	2	0	1	0	0						
Brian Daubach, L OBP: 0.364, SLG: 0.404 Magglio Ordonez, R (7, PH) OBP: 0.349, SLG: 0.486	G3								1B		G5-3	3	0	1	1	0	0	0						
Carlos Lee, R OBP: 0.314, SLG: 0.431	G4-3								1B			5	1	1	1	0	1	7						
Jose Valentin, S OBP: 0.317, SLG: 0.420	G6-3										P5	5	1	1	3	0	2	4						
24 Joe Crede, R OBP: 0.277, SLG: 0.350												5	0	2	0	0	1	0						
Armando Rios, L OBP: 0.263, SLG: 0.330 Aaron Rowand, R (8, PH) OBP: 0.256, SLG: 0.289	G4-3											3	0	1	0	0	0	0						
Miguel Olivo, R OBP: 0.294, SLG: 0.399	G6-3											4	0	0	0	1	0	3						
Inning Stats	R: 0 E: 0 K: 0 S: 8	H: 0 LOB: 0 BB: 0 P: 12	R: 0 E: 0 K: 0 S: 8	H: 0 LOB: 0 BB: 0 P: 10	R: 0 E: 0 K: 0 S: 8	H: 0 LOB: 0 BB: 0 P: 12	R: 5 E: 0 K: 1 S: 24	H: 6 LOB: 3 BB: 2 P: 41	R: 0 E: 0 K: 0 S: 6	H: 0 LOB: 0 BB: 0 P: 8	R: 0 E: 0 K: 1 S: 12	H: 2 LOB: 2 BB: 0 P: 16	R: 0 E: 0 K: 1 S: 7	H: 1 LOB: 1 BB: 0 P: 10	R: 0 E: 0 K: 2 S: 11	H: 3 LOB: 3 BB: 0 P: 16	R: 0 E: 0 K: 3 S: 11	H: 0 LOB: 1 BB: 1 P: 18	R: 0 E: 0 K: 1 S: 9	H: 0 LOB: 0 BB: 0 P: 14	1B: 12 2B: 0 3B: 0 HR: 1	SF: 0 SAC: 0 DP: 0 HBP: 0	WP: 0 PB: 0 SB: 0 CS: 0	PA: 49
PITCHER	IP WLS BF H R ER SO BB IBB HBP BLK WP HR S P ERA WHIP	PITCHER										IP WLS BF H R ER SO BB IBB HBP BLK WP HR S P ERA WHIP												
Joe Mays, R ERA: 5.77	3.1																							
Juan Rincon, R ERA: 3.5	4.1	13	2	0	0	2	1	0	0	0	0	0	0	32	49	0.00	0.900							
Johan Santana, L ERA: 2.09	7.1	8	3	0	0	2	0	0	0	0	0	0	0	16	20	0.00	1.800							
LaTroy Hawkins, R ERA: 1.88	9.1	8	2	0	0	4	1	0	0	0	0	0	0	18	29	0.00	1.800							
Eddie Guardado, L ERA: 2.84	11.1	1.0	W	3	0	0	0	0	0	0	0	0	0	9	14	0.00	0.000							

Chicago White Sox @ Minnesota Twins
Hubert H. Humphrey Metrodome, Minneapolis, MN

Wed Jun 25 2003, 8:05 PM EDT
Att: 21,338 - Dome - 72 F

AB 46
R 5
H 13
RBI 5
BB 3
SO 9
LOB 19




Batter	1	2	3	4	5	6	7	8	9	10	11	AB	R	H	RBI	BB	SO	LOB	BOTTOM					
Jacque Jones, L OBP: 0.319, SLG: 0.486	P5	PO	FC1-6						K			6	1	3	3	0	1	0						
Cristian Guzman, S OBP: 0.296, SLG: 0.351	33 1B SF8		FC1-6						G4-3			4	1	0	0	1	0	2						
Corey Koskie, L OBP: 0.406, SLG: 0.498	SF8 33 1B		K						F9			4	0	2	0	1	1	1						
33 Justin Morneau, L OBP: 0.333, SLG: 0.488	1B		K						K			5	0	1	0	0	3	3						
Torii Hunter, R OBP: 0.319, SLG: 0.427	SF8								F9			4	1	1	1	0	0	0						
Doug Mientkiewicz, L OBP: 0.363, SLG: 0.483	G1-3								F7			5	1	1	0	0	0	5						
Dustan Mohr, R OBP: 0.340, SLG: 0.480												3	1	2	1	2	0	1						
A.J. Pierzynski, L OBP: 0.324, SLG: 0.471												5	0	1	1	0	1	6						
Luis Rivas, R OBP: 0.316, SLG: 0.354 Bobby Kielty, S (11, PH) OBP: 0.369, SLG: 0.430												3	1	1	0	1	0	1						
Inning Stats	R: 1 E: 0 K: 0 S: 12	H: 2 LOB: 2 BB: 1 P: 17	R: 0 E: 0 K: 0 S: 5	H: 1 LOB: 0 BB: 1 P: 11	R: 0 E: 0 K: 2 S: 13	H: 1 LOB: 1 BB: 0 P: 22	R: 1 E: 1 K: 0 S: 7	H: 1 LOB: 1 BB: 0 P: 12	R: 0 E: 0 K: 0 S: 10	H: 1 LOB: 1 BB: 0 P: 16	R: 3 E: 0 K: 0 S: 12	H: 4 LOB: 4 BB: 0 P: 18	R: 0 E: 0 K: 1 S: 8	H: 0 LOB: 0 BB: 0 P: 11	R: 0 E: 0 K: 0 S: 8	H: 0 LOB: 0 BB: 1 P: 13	R: 0 E: 0 K: 2 S: 9	H: 1 LOB: 3 BB: 2 P: 22	R: 1 E: 0 K: 0 S: 3	H: 1 LOB: 0 BB: 0 P: 5	1B: 7 2B: 3 3B: 1 HR: 1	SF: 1 SAC: 0 DP: 2 HBP: 0	WP: 0 PB: 0 SB: 0 CS: 0	PA: 47
PITCHER	IP WLS BF H R ER SO BB IBB HBP BLK WP HR S P ERA WHIP	PITCHER										IP WLS BF H R ER SO BB IBB HBP BLK WP HR S P ERA WHIP												
Jon Garland, R ERA: 4.81	5.2																							
Damaso Marte, L ERA: 2.18	6.1	2.1	B	8	1	0	0	1	0	0	0	0	0	19	27	0.00	0.857							
Tom Gordon, R ERA: 3.55	9.1	2.0		9	1	0	0	3	2	0	0	0	0	19	32	0.00	1.500							
Billy Koch, R ERA: 4.91	11.1	0.1	L	2	1	1	1	0	0	0	0	0	0	1	3	5	27.00	3.000						


Chicago White Sox @ Minnesota Twins
Hubert H. Humphrey Metrodome, Minneapolis, MN

Wed Jun 25 2003, 8:05 PM EDT
Att: 21,338 - Dome - 72 F

AB 40
R 6
H 12
RBI 6
BB 5
SO 6
LOB 19



Batter	1	2	3	4	5	6	7	8	9	AB	R	H	RBI	BB	SO	LOB	TOP										
D'Angelo Jimenez, S OBP: 0.333, SLG: 0.418	F7		1B		L6		G3			4	1	1	1	0	0	0	Chicago White Sox @ Minnesota Twins Hubert H. Humphrey Metrodome, Minneapolis, MN Thu Jun 26 2003, 1:05 PM EDT Att: 26,474 - Dome - 72 F AB 35 R 5 H 8 RBI 4 BB 0 SO 2 LOB 7 										
Aaron Rowand, R OBP: 0.256, SLG: 0.288	F9		1B			L7		G6-3		4	0	1	1	0	0	0											
Magglio Ordonez, R OBP: 0.348, SLG: 0.483	G6-3		F7			1B		G6-3		4	1	1	0	0	0	1											
Brian Daubach, L OBP: 0.360, SLG: 0.398		F9		G4-3		1B		K		4	1	1	0	0	1	0											
Carlos Lee, R OBP: 0.314, SLG: 0.429 Willie Harris, L OBP: 0.224, SLG: 0.216	G5-3		G6-3	1B		F7		P3		4	0	1	0	0	0	2											
Jose Valentin, S OBP: 0.319, SLG: 0.434	F7		G6-3			E4		3B		4	1	2	2	0	0	1											
14 Paul Konerko, R OBP: 0.263, SLG: 0.269			F8		F8			G1-3		4	0	0	0	0	0	2											
24 Joe Crede, R OBP: 0.273, SLG: 0.345			G5-3		P6		K		F8		4	0	0	0	1	1											
Sandy Alomar Jr., R OBP: 0.278, SLG: 0.342			2B	1B		P1		F8		3	1	1	0	0	0	0											
Inning Stats	R: 0 E: 0 K: 0 S: 8	H: 0 LOB: 0 BB: 0 P: 13	R: 0 E: 0 K: 0 S: 5	H: 0 LOB: 0 BB: 0 P: 6	R: 2 E: 0 K: 0 S: 9	H: 3 LOB: 1 BB: 0 P: 12	R: 0 E: 0 K: 0 S: 11	H: 1 LOB: 1 BB: 0 P: 20	R: 0 E: 0 K: 0 S: 7	H: 0 LOB: 0 BB: 0 P: 9	R: 3 E: 1 K: 0 S: 13	H: 3 LOB: 0 BB: 0 P: 19	R: 0 E: 0 K: 1 S: 8	H: 0 LOB: 0 BB: 0 P: 13	R: 0 E: 0 K: 1 S: 6	H: 0 LOB: 0 BB: 0 P: 8		R: 0 E: 0 K: 0 S: 8	H: 1 LOB: 1 BB: 0 P: 11	1B: 5 2B: 2 3B: 1 HR: 0	SF: 0 SAC: 0 DP: 0 HBP: 0	WP: 0 PB: 0 CS: 1	PA: 35				
PITCHER	IP	WLS	BF	H	R	ER	SO	BB	IBB	HBP	BLK	WP	HR	S	P	ERA	WHIP										
Brad Radke, R ERA: 5.64	(1, 1)	8.0	L	31	7	5	4	2	0	0	0	0	0	67	100	4.50	0.875										
Michael Nakamura, R ERA: 5.79	(9, 1)	1.0		4	1	0	0	0	0	0	0	0	0	8	11	0.00	1.000										

Batter	1	2	3	4	5	6	7	8	9	AB	R	H	RBI	BB	SO	LOB	BOTTOM										
Jacque Jones, L OBP: 0.314, SLG: 0.479	K		G6-3			G6-3		L5		4	0	0	0	0	1	1	Chicago White Sox @ Minnesota Twins Hubert H. Humphrey Metrodome, Minneapolis, MN Thu Jun 26 2003, 1:05 PM EDT Att: 26,474 - Dome - 72 F AB 31 R 1 H 5 RBI 1 BB 2 SO 9 LOB 12 										
Denny Hocking, S OBP: 0.321, SLG: 0.403	K				F9	G5-3		2B	1B	4	1	1	0	0	1	0											
Corey Koskie, L OBP: 0.408, SLG: 0.502	1B				K			1B	2B	4	0	2	1	0	2	0											
Torii Hunter, R OBP: 0.318, SLG: 0.424	F8				K			FC3-6	1B	4	0	1	0	0	1	2											
Bobby Kielty, S OBP: 0.367, SLG: 0.423	G3				BB			FC3-6	K	3	0	0	0	1	1	2											
Doug Mientkiewicz, L OBP: 0.381, SLG: 0.487	G6-4-3	BB			F9			G3	G3-1	3	0	0	0	1	0	3											
Matthew LeCroy, R OBP: 0.329, SLG: 0.478	G6-4-3				F7			P2		3	0	0	0	0	0	2											
Dustan Mohr, R OBP: 0.340, SLG: 0.477			G5-3		K			1B		3	0	1	0	0	1	1											
Luis Rivas, R OBP: 0.312, SLG: 0.348			G4-3			K		K		3	0	0	0	0	2	1											
Inning Stats	R: 0 E: 0 K: 2 S: 12	H: 1 LOB: 1 BB: 0 P: 21	R: 0 E: 0 K: 0 S: 6	H: 0 LOB: 1 BB: 1 P: 12	R: 0 E: 0 K: 0 S: 7	H: 0 LOB: 0 BB: 0 P: 13	R: 0 E: 0 K: 2 S: 8	H: 0 LOB: 0 BB: 0 P: 12	R: 0 E: 0 K: 1 S: 7	H: 0 LOB: 1 BB: 1 P: 14	R: 0 E: 0 K: 1 S: 10	H: 0 LOB: 0 BB: 0 P: 13	R: 0 E: 0 K: 1 S: 7	H: 1 LOB: 1 BB: 0 P: 10	R: 0 E: 0 K: 1 S: 13	H: 1 LOB: 1 BB: 0 P: 16		R: 1 E: 0 K: 1 S: 11	H: 2 LOB: 1 BB: 0 P: 17	1B: 4 2B: 1 3B: 0 HR: 0	SF: 0 SAC: 0 DP: 1 HBP: 0	WP: 0 PB: 0 CS: 0	PA: 33				
PITCHER	IP	WLS	BF	H	R	ER	SO	BB	IBB	HBP	BLK	WP	HR	S	P	ERA	WHIP										
56 Mark Buehrle, L ERA: 4.59	(1, 1)	9.0	W	33	5	1	1	9	2	0	0	0	0	81	128	1.00	0.778										

Batter	1	2	3	4	5	6	7	8	9	AB	R	H	RBI	BB	SO	LOB	TOP				
Eric Young Sr. R (1.4) OBP: 0.338, SLG: 0.427 Enrique Cruz, R (8.4) OBP: 0.192, SLG: 0.128	G6-3		2B 1B	G5-3			P4	1B 1B	P3	5	1	2	0	0	0	2					
Scott Podsednik, L (1.8) OBP: 0.398, SLG: 0.441	G4-3		1-H 2-H 2B		F9 HR		1B HR	F6	BB	5	2	3	2	1	0	3					
Geoff Jenkins, L (1.7) OBP: 0.358, SLG: 0.559	K		K		F9		1B HR	K	K	6	1	1	0	0	4	7					
Richie Sexson, R (1.3) OBP: 0.365, SLG: 0.507		G6-3		2B 1B	P3		1-H 2-H HR	1B		5	2	3	5	0	0	1					
John Vander Wal, L (1.9) OBP: 0.379, SLG: 0.511	G4-6-3 BB		1-3 E 2B	3-2 HR			1-3 K	G3		4	2	2	2	1	1	2					
Wes Helms, R (1.5) OBP: 0.327, SLG: 0.449	G4-6-3 1-2f		K	K			2-0 WP 1B		K	5	0	1	0	0	3	3					
Brooks Kieschnick, L (1.10) OBP: 0.361, SLG: 0.722			F8	E9 2-H 3-H 1B			G3	G3-1	HR	5	1	2	2	0	0	1					
Eddie Pérez, R (1.2) OBP: 0.328, SLG: 0.466			G4-3	F9			1-3 K		1B 1B 1B	5	2	2	1	0	1	1					
Royce Clayton, R (1.6) OBP: 0.307, SLG: 0.356			1B 2B 1B				0-3 K		1-0 1B 1B	4	2	3	0	0	1	0					
Inning Stats	R: 0 E: 0 K: 1 S: 10	H: 0 LOB: 0 BB: 0 P: 15	R: 0 E: 0 K: 0 S: 4	H: 0 LOB: 0 BB: 1 P: 9	R: 2 E: 0 K: 1 S: 14	H: 3 LOB: 1 BB: 0 P: 16	R: 2 E: 1 K: 1 S: 16	H: 3 LOB: 2 BB: 0 P: 21	R: 2 E: 0 K: 2 S: 11	H: 2 LOB: 0 BB: 0 P: 18	R: 3 E: 0 K: 1 S: 17	H: 4 LOB: 1 BB: 0 P: 28	R: 2 E: 0 K: 1 S: 13	H: 4 LOB: 2 BB: 1 P: 24	R: 2 E: 0 K: 2 S: 15	H: 3 LOB: 2 BB: 1 P: 29	1B: 11 2B: 4 3B: 0 HR: 4	SF: 0 SAC: 0 DP: 1 HBP: 1	WP: 1 PB: 0 CS: 0	PA: 48	
PITCHER	IP	WLS	BF	H	R	ER	SO	BB	IBB	HBP	BLK	WP	HR	S	P	ERA	WHIP				
Kyle Lohse, R (1.1) ERA: 3.96	5.0	L	24	8	6	5	4	1	0	1	0	0	1	55	79	9.00	1.800				
Johan Santana, L (6.1) ERA: 2.51	1.1		7	3	3	3	2	0	0	0	0	0	1	20	30	20.25	2.250				
J.C. Romero, L (7.1) ERA: 4.02	0.2		3	1	0	0	1	0	0	0	0	0	1	6	10	0.00	1.500				
Michael Nakamura, R (8.1) ERA: 7.94	2.0		14	7	4	4	3	1	0	0	0	0	2	28	53	18.00	4.000				

Milwaukee Brewers @ Minnesota Twins
Hubert H. Humphrey Metrodome, Minneapolis, MN

AB 45
R 13
H 19
RBI 12
BB 2
SO 10
LOB 21



WP: 1 PA: 48
PB: 0
CS: 0

Batter	1	2	3	4	5	6	7	8	9	AB	R	H	RBI	BB	SO	LOB	BOTTOM				
Jacque Jones, L (1.7) OBP: 0.318, SLG: 0.481 Bobby Kielty, S (8.9) OBP: 0.365, SLG: 0.421	1B		1B		G6-3			K		3	0	2	0	0	0	0					
Cristian Guzman, S (1.6) OBP: 0.286, SLG: 0.349	K		1-2 L3 1B			G3-1		K		4	0	1	0	0	2	1					
Corey Koskie, L (1.5) OBP: 0.407, SLG: 0.594 Matthew LeCroy, R (9.3) OBP: 0.326, SLG: 0.474	P6		L3		3B G4-3 2B			F8		3	1	1	0	0	0	3					
33 Justin Morneau, L (1.10) OBP: 0.327, SLG: 0.468	G1-3			K		G4-3			G1-6-3 1B	4	0	1	0	0	1	2					
Tori Hunter, R (1.8) OBP: 0.321, SLG: 0.428 20 Lew Ford, R (8.8) OBP: 0.432, SLG: 0.606	F9			1B BB				F8		2	0	1	1	1	0	0					
Doug Mientkiewicz, L (1.3) OBP: 0.383, SLG: 0.487	G5-3		1B	G6-4-3			3-H P6		G1-6-3 1-2f	4	0	2	0	0	0	2					
Dustan Mohr, R (1.9) OBP: 0.335, SLG: 0.470	G5-3			G6-4-3				F8		3	0	0	0	0	0	3					
A.J. Pierzynski, L (1.2) OBP: 0.320, SLG: 0.465 Tom Prince, R (8.2) OBP: 0.366, SLG: 0.471	G5-3				P3			G5-3		3	0	0	0	0	0	1					
Denny Hocking, S (1.4) OBP: 0.309, SLG: 0.387			G6-3		G3			F8		3	0	0	0	0	0	0					
Inning Stats	R: 0 E: 0 K: 1 S: 10	H: 1 LOB: 1 BB: 0 P: 18	R: 0 E: 0 K: 0 S: 10	H: 1 LOB: 0 BB: 0 P: 13	R: 0 E: 0 K: 0 S: 8	H: 2 LOB: 1 BB: 0 P: 10	R: 0 E: 0 K: 1 S: 10	H: 1 LOB: 1 BB: 1 P: 18	R: 0 E: 0 K: 0 S: 7	H: 0 LOB: 0 BB: 0 P: 10	R: 1 E: 0 K: 0 S: 10	H: 2 LOB: 1 BB: 0 P: 15	R: 0 E: 0 K: 2 S: 9	H: 0 LOB: 0 BB: 0 P: 13	R: 0 E: 0 K: 0 S: 9	H: 1 LOB: 0 BB: 0 P: 11	1B: 6 2B: 3 3B: 0 HR: 0	SF: 0 SAC: 0 DP: 3 HBP: 0	WP: 0 PB: 0 CS: 0	PA: 33	
PITCHER	IP	WLS	BF	H	R	ER	SO	BB	IBB	HBP	BLK	WP	HR	S	P	ERA	WHIP				
Matt Kinney, R (1.1) ERA: 4.26	9.0	W	33	8	1	1	4	1	0	0	0	0	0	82	119	1.00	1.000				

Milwaukee Brewers @ Minnesota Twins
Hubert H. Humphrey Metrodome, Minneapolis, MN

AB 32
R 1
H 8
RBI 1
BB 1
SO 4
LOB 13




WP: 0 PA: 33
PB: 0
CS: 0


Batter	1	2	3	4	5	6	7	8	9	AB	R	H	RBI	BB	SO	LOB	TOP								
Eric Young Sr. R OBP: 0.336, SLG: 0.427 (1, 10)	G6-3		F8		G4-3		E7		P6	5	1	1	0	0	0	2	Milwaukee Brewers @ Minnesota Twins Hubert H. Humphrey Metrodome, Minneapolis, MN Sat Jun 28 2003, 7:05 PM EDT Att: 27,271 - Dome - 72 F								
Scott Podsednik L OBP: 0.399, SLG: 0.442 (1, 8)	G3-1		G3		G3		CS			4	0	2	2	0	0	1									
Geoff Jenkins L OBP: 0.356, SLG: 0.555 (1, 7)	K		K		CS		G3			4	0	1	0	0	2	2									
Richie Sexson R OBP: 0.370, SLG: 0.507 (1, 3)										2	0	1	0	2	1	0									
Keith Ginter R OBP: 0.356, SLG: 0.351 (1, 4)										4	0	2	0	0	1	3									
Wes Helms R OBP: 0.322, SLG: 0.442 (1, 5)										4	0	0	0	0	2	6									
Brady Clark R OBP: 0.268, SLG: 0.301 (1, 9)										4	0	0	0	0	0	6									
Eddie Pérez R OBP: 0.326, SLG: 0.467 (1, 2)										4	1	1	0	0	1	2									
Royce Clayton R OBP: 0.306, SLG: 0.354 (1, 6)										4	0	1	0	0	1	2									
Inning Stats	R: 0 E: 0 K: 1 S: 10	H: 0 LOB: 0 BB: 0 P: 16	R: 0 E: 0 K: 1 S: 18	H: 1 LOB: 2 BB: 1 P: 30	R: 0 E: 0 K: 1 S: 8	H: 1 LOB: 1 BB: 0 P: 10	R: 0 E: 0 K: 1 S: 9	H: 0 LOB: 1 BB: 1 P: 16	R: 1 E: 0 K: 1 S: 13	H: 2 LOB: 2 BB: 0 P: 21	R: 0 E: 0 K: 1 S: 9	H: 2 LOB: 2 BB: 0 P: 14	R: 1 E: 1 K: 1 S: 13	H: 2 LOB: 1 BB: 0 P: 17	R: 0 E: 0 K: 1 S: 10	H: 1 LOB: 1 BB: 0 P: 16	R: 0 E: 0 K: 0 S: 8	H: 0 LOB: 0 BB: 0 P: 10	1B: 7 2B: 2 3B: 0 HR: 0	SF: 0 SAC: 0 DP: 1 HBP: 0	WP: 1 PB: 0 SB: 0 CS: 1	PA: 38			
PITCHER	IP	WLS	BF	H	R	ER	SO	BB	IBB	HBP	BLK	WP	HR	S	P	ERA	WHIP								
Kenny Rogers, L ERA: 4.93 (1, 1)	6.0	W	25	6	1	1	6	2	0	0	1	0	0	67	107	1.50	1.333								
J.C. Romero, L ERA: 4.19 (7, 1)	1.0	H	5	2	1	1	1	0	0	0	0	1	0	13	17	9.00	2.000								
LaTroy Hawkins, R ERA: 1.83 (8, 1)	1.0	H	4	1	0	0	1	0	0	0	0	0	0	10	16	0.00	1.000								
Eddie Guardado, L ERA: 2.76 (9, 1)	1.0	S	3	0	0	0	0	0	0	0	0	0	0	8	10	0.00	0.000								

Batter	1	2	3	4	5	6	7	8	9	AB	R	H	RBI	BB	SO	LOB	BOTTOM								
Jacque Jones L OBP: 0.313, SLG: 0.473 (1, 7)	F9	G3-1		G4-3		K2-3		F8		5	0	0	0	0	1	6	Milwaukee Brewers @ Minnesota Twins Hubert H. Humphrey Metrodome, Minneapolis, MN Sat Jun 28 2003, 7:05 PM EDT Att: 27,271 - Dome - 72 F								
Cristian Guzman S OBP: 0.284, SLG: 0.347 (1, 6)	G3	G3			B3			K		5	1	1	0	0	1	3									
Corey Koskie L OBP: 0.408, SLG: 0.515 (1, 5)										4	1	2	1	0	2	1									
33 Justin Morneau, L OBP: 0.308, SLG: 0.440 (1, 10)										3	0	0	0	0	1	1									
20 Lew Ford, R OBP: 0.421, SLG: 0.588 (7, PH)	G6-3									1	0	0	0	0	0	1									
Tori Hunter R OBP: 0.326, SLG: 0.443 (1, 8)										4	2	3	2	0	0	0									
Doug Mientkiewicz L OBP: 0.385, SLG: 0.487 (1, 3)										4	1	2	1	0	0	1									
Bobby Kielty S OBP: 0.368, SLG: 0.419 (1, 9)										3	0	1	0	1	1	1									
Matthew LeCroy R OBP: 0.327, SLG: 0.471 (1, 2)										3	0	1	0	0	0	3									
Tom Prince, R OBP: 0.357, SLG: 0.457 (8, 2)										1	0	0	0	0	0	0									
Luis Rivas R OBP: 0.320, SLG: 0.356 (1, 4)										4	0	3	1	0	0	1									
Inning Stats	R: 0 E: 0 K: 0 S: 9	H: 1 LOB: 1 BB: 0 P: 12	R: 2 E: 0 K: 0 S: 19	H: 3 LOB: 2 BB: 1 P: 28	R: 0 E: 0 K: 1 S: 6	H: 0 LOB: 0 BB: 0 P: 10	R: 0 E: 0 K: 1 S: 12	H: 2 LOB: 2 BB: 0 P: 19	R: 1 E: 0 K: 1 S: 13	H: 2 LOB: 1 BB: 0 P: 20	R: 0 E: 0 K: 1 S: 10	H: 1 LOB: 1 BB: 0 P: 13	R: 2 E: 0 K: 1 S: 16	H: 3 LOB: 1 BB: 0 P: 29	R: 0 E: 0 K: 1 S: 11	H: 1 LOB: 1 BB: 0 P: 15	R: 0 E: 0 K: 0 S: 8	H: 0 LOB: 0 BB: 0 P: 10	1B: 11 2B: 0 3B: 0 HR: 2	SF: 0 SAC: 0 DP: 0 HBP: 0	WP: 0 PB: 0 SB: 4 CS: 0	PA: 38			
PITCHER	IP	WLS	BF	H	R	ER	SO	BB	IBB	HBP	BLK	WP	HR	S	P	ERA	WHIP								
Dave Burba, R ERA: 4.76 (1, 1)	5.2	L	27	9	3	3	3	1	0	0	0	0	0	66	98	4.76	1.765								
Valerio De Los Santos, L ERA: 4.3 (6, 1)	1.1		7	3	2	2	2	0	0	0	0	0	0	19	33	13.50	2.250								
Luis Vizcaino, R ERA: 9.2 (8, 1)	1.0		4	1	0	0	1	0	0	0	0	0	0	11	15	0.00	1.000								

AB 35
R 2
H 9
RBI 2
BB 2
SO 8
LOB 24



AB 37
R 5
H 13
RBI 5
BB 1
SO 6
LOB 18



Batter	1	2	3	4	5	6	7	8	9	10	AB	R	H	RBI	BB	SO	LOB	TOP					
Scott Podsednik, L OBP: 0.407, SLG: 0.447	(1, 8) 4-1 BB G6-4-3		(1, 2) 0-1 FC4-6 1B		(1, 1) 1-1 2B SF9 1B		(1, 2) 2-2 S 1B		(1, 2) 2-3 K		4	1	3	1	1	1	0	Milwaukee Brewers @ Minnesota Twins Hubert H. Humphrey Metrodome, Minneapolis, MN Sun Jun 29 2003, 2:05 PM EDT Att. 23,357 - Dome - 72 F livebaseballscorecards.com					
Keith Ginter, R OBP: 0.357, SLG: 0.360	(1, 4) 1 SAFE 0-0 G6-4-3		(1, 2) 1-2 FC4-6 1B		(1, 1) 1 SAFE 0-0 SF9 2B		(1, 1) 3-1 F7		(1, 2) 2-2 P4		5	0	2	1	0	0	2						
Geoff Jenkins, L OBP: 0.354, SLG: 0.547	(1, 7) 2-3 K		(1, 2) 1-2 FC4-6 FC6-4 1B		(1, 4) 4-0 IBB		(1, 3) 1-3 K			(1, 0) 0-0 G4-3	4	0	0	1	1	2	3						
Richie Sexson, R OBP: 0.367, SLG: 0.502		(1, 3) 3-2 P5	(1, 2) 2-1 FC6-4		(1, 1) 1-1 SF9			(1, 4) 4-1 1B BB		(1, 3) 1-3 K	3	0	0	1	1	1	2						
John Vander Wal, L OBP: 0.374, SLG: 0.503	(1, 9) 3-3 K			(1, 1) 0-1 G4-3			(1, 3) 3-1 F9			(1, 2) 1-2 FC6-4 1B	3	0	0	0	0	1	2						
Brady Clark, R OBP: 0.279, SLG: 0.313	(8, PH) (8, 9) K									(1, 2) 1-2 S 1B	2	0	2	0	0	0	0						
Wes Helms, R OBP: 0.317, SLG: 0.434	(1, 5) L4			(1, 2) 3-2 G5-3		(1, 1) 0-1 P4		(1, 0) 0-3 K		(1, 3) 0-3 K	5	0	0	0	0	2	3						
Brooks Kieschnick, L OBP: 0.325, SLG: 0.650			(1, 1) 2-0 P5		(1, 2) 1-2 F8		(1, 2) 1-2 P6				4	0	0	0	0	1	2						
Keith Osik, R OBP: 0.326, SLG: 0.303	(1, 2) 3-1 1B BB 1B				(1, 0) 0-0 F8		(1, 3) 0-0 G6-3			(1, 3) 0-0 FC6-4	4	1	1	0	0	0	2						
Royce Clayton, R OBP: 0.308, SLG: 0.362	(1, 6) 4-2 1B BB 1B FC4-6 BB				(1, 0) 0-0 1B				(1, 3) 3-3 K	(1, 2) 2-1 P3	3	2	1	0	1	1	0						
Inning Stats	R: 0 E: 0 K: 1 S: 5	H: 0 LOB: 0 BB: 1 P: 11	R: 0 E: 0 K: 1 S: 10	H: 0 LOB: 0 BB: 0 P: 17	R: 2 E: 0 K: 0 S: 17	H: 3 LOB: 2 BB: 1 P: 31	R: 0 E: 0 K: 0 S: 6	H: 0 LOB: 0 BB: 0 P: 12	R: 2 E: 0 K: 0 S: 11	H: 3 LOB: 2 BB: 1 P: 20	R: 0 E: 0 K: 2 S: 14	H: 1 LOB: 1 BB: 0 P: 23	R: 0 E: 0 K: 2 S: 10	H: 1 LOB: 2 BB: 1 P: 16	R: 0 E: 0 K: 1 S: 8	H: 0 LOB: 0 BB: 0 P: 14	R: 0 E: 0 K: 2 S: 10	H: 1 LOB: 1 BB: 0 P: 12	1B: 7 2B: 1 3B: 1 HR: 0	SF: 1 SAC: 0 DP: 1 HBP: 0	WP: 0 PB: 0 SB: 2 CS: 0	PA: 42	
PITCHER	IP WLS BF H R ER SO	IP WLS BF H R ER SO	IP WLS BF H R ER SO	IP WLS BF H R ER SO	IP WLS BF H R ER SO	IP WLS BF H R ER SO	IP WLS BF H R ER SO	IP WLS BF H R ER SO	IP WLS BF H R ER SO	IP WLS BF H R ER SO	IP WLS BF H R ER SO	IP WLS BF H R ER SO	IP WLS BF H R ER SO	IP WLS BF H R ER SO	IP WLS BF H R ER SO	IP WLS BF H R ER SO	IP WLS BF H R ER SO	IP WLS BF H R ER SO	ERA WHIP	ERA WHIP			
Rick Reed, R ERA: 4.83	(1, 1) 6.0																			6.00	1.333		
Juan Rincon, R ERA: 3.44	(7, 1) 0.2																			0.00	1.500		
Johan Santana, L ERA: 2.41	(7, 1) 2.1																			0.00	0.857		
LaTroy Hawkins, R ERA: 1.79	(10, 1) 1.0																			0.00	1.000		

Batter	1	2	3	4	5	6	7	8	9	10	AB	R	H	RBI	BB	SO	LOB	BOTTOM						
20 Lew Ford, R OBP: 0.432, SLG: 0.564	(1, 7) 4-2 F7 1B BB		(1, 2) 0-1 F7		(1, 2) 0-2 G6-3						5	1	2	1	1	0	3	Milwaukee Brewers @ Minnesota Twins Hubert H. Humphrey Metrodome, Minneapolis, MN Sun Jun 29 2003, 2:05 PM EDT Att. 23,357 - Dome - 72 F livebaseballscorecards.com						
Cristian Guzman, S OBP: 0.288, SLG: 0.348	(1, 6) 0-2 BB 1B		(1, 1) 2-1 P6		(1, 2) 2-2 G6-3		(1, 3) 0-0 G3		(1, 1) 4-1 33 1B BB	(1, 2) 3-2 1B	5	1	2	1	1	0	2							
Corey Koskie, L OBP: 0.402, SLG: 0.505	(1, 5) 0-1 F7		(1, 2) 2-2 F7		(1, 2) 2-2 G5-3				(1, 3) 0-3 K		5	0	0	0	0	2	4							
Bobby Kielty, S OBP: 0.370, SLG: 0.432	(1, 10) 2-2 P3		(1, 1) 0-2 1B		(1, 1) 0-1 2B				(1, 2) 2 SAFE 0-1 SF9 HBP		4	1	2	0	0	1	2							
33 Justin Morneau, L OBP: 0.321, SLG: 0.451	(9, PH) 1 SAFE 1 SAFE P3		(1, 1) 2-1 2B		(1, 1) 0-1 2B				(1, 3) 1-3 2-H 1B		1	0	1	1	0	0	0							
Denny Hocking, S OBP: 0.309, SLG: 0.387	(9, PR) 1 SAFE 1 SAFE 1B		(1, 1) 0-0 2B		(1, 3) 1-3 2B				(1, 2) 2-2 1B		0	0	0	0	0	0	0							
Torii Hunter, R OBP: 0.330, SLG: 0.442	(1, 8) 4-1 1B BB		(1, 1) 0-0 1B		(1, 3) 1-3 K				(1, 2) 2-2 K		3	0	1	1	1	2	1							
Doug Mientkiewicz, L OBP: 0.368, SLG: 0.483	(1, 3) 1-1 G4-1		(1, 2) 4-2 1B						(1, 2) 1-2 HBP		2	1	0	1	2	0	3							
Dustan Mohr, R OBP: 0.330, SLG: 0.463			(1, 3) 2-3 K						(1, 1) 4-1 1B 20 1B BB		3	0	0	0	0	3	3							
Jacque Jones, L OBP: 0.314, SLG: 0.473			(1, 2) 2-3 K						(1, 3) 0-3 K		2	0	1	0	0	0	2							
Inning Stats	R: 0 E: 0 K: 0 S: 13	H: 1 LOB: 3 BB: 2 P: 24	R: 0 E: 0 K: 1 S: 10	H: 1 LOB: 1 BB: 0 P: 13	R: 1 E: 0 K: 1 S: 15	H: 2 LOB: 2 BB: 1 P: 25	R: 0 E: 0 K: 0 S: 8	H: 1 LOB: 0 BB: 0 P: 11	R: 0 E: 0 K: 1 S: 13	H: 1 LOB: 1 BB: 0 P: 8	R: 1 E: 0 K: 2 S: 10	H: 2 LOB: 2 BB: 1 P: 14	R: 0 E: 0 K: 3 S: 12	H: 0 LOB: 0 BB: 0 P: 16	R: 0 E: 1 K: 0 S: 11	H: 2 LOB: 1 BB: 0 P: 17	R: 2 E: 0 K: 1 S: 18	H: 2 LOB: 2 BB: 1 P: 29	R: 1 E: 0 K: 0 S: 11	H: 2 LOB: 1 BB: 0 P: 17	1B: 11 2B: 3 3B: 0 HR: 0	SF: 1 SAC: 0 DP: 1 HBP: 1	WP: 0 PB: 0 SB: 1 CS: 0	PA: 47
PITCHER	IP WLS BF H R ER SO	IP WLS BF H R ER SO	IP WLS BF H R ER SO	IP WLS BF H R ER SO	IP WLS BF H R ER SO	IP WLS BF H R ER SO	IP WLS BF H R ER SO	IP WLS BF H R ER SO	IP WLS BF H R ER SO	IP WLS BF H R ER SO	IP WLS BF H R ER SO	IP WLS BF H R ER SO	IP WLS BF H R ER SO	IP WLS BF H R ER SO	IP WLS BF H R ER SO	IP WLS BF H R ER SO	IP WLS BF H R ER SO	IP WLS BF H R ER SO	ERA WHIP	ERA WHIP				
Matt Ford, L ERA: 2.23	(1, 1) 3.0																			3.00	2.333			
Dan Kolb, R ERA: 2.94	(4, 1) 3.0																			3.00	1.667			
Curt Leskanic, R ERA: 2.7	(7, 1) 1.0																			0.00	0.000			
Leo Estrella, R ERA: 1.3	(8, 1) 1.0																			0.00	2.000			
Mike DeJean, R ERA: 4.5	(9, 1) 1.2																			16.20	3.000			

Batter	1	2	3	4	5	6	7	8	9	AB	R	H	RBI	BB	SO	LOB	TOP											
Jacque Jones, L OBP: 0.315, SLG: 0.473 20 Lew Ford, R OBP: 0.426, SLG: 0.571	1-2 G4-3 SH1-3 1B		0-0 F8		1-1 G5-3		3-3 K		2-2 2B	2	0	1	0	0	0	0	Minnesota Twins @ Chicago White Sox U.S. Cellular Field, Chicago, IL Mon Jun 30 2003, 8:05 PM EDT Att: 29,945 - Sunny - 80 F											
Cristian Guzman, S OBP: 0.286, SLG: 0.346	0-1 SH1-3			0-2 G6-3		0-0 G1-3		0-1 1B	3-1 G3	4	0	1	0	0	0	2												
Corey Koskie, L OBP: 0.401, SLG: 0.507 Denny Hocking, S OBP: 0.305, SLG: 0.382	1-0 G4-3			1-1 L6		2-0 2B		1-3 K		3	0	1	0	0	0	1												
33 Justin Morneau, L OBP: 0.316, SLG: 0.426	3-3 K			4-2 BB		1-0 P5		1-2 F7		3	0	0	0	1	1	3												
Tori Hunter, R OBP: 0.327, SLG: 0.437 Dustan Mohr, R OBP: 0.329, SLG: 0.461		1-2 G4-3		1-1 G1-3		2-3 K		0-3 K		3	0	0	0	0	1	2												
Doug Mientkiewicz, L OBP: 0.383, SLG: 0.479 Matthew LeCroy, R OBP: 0.327, SLG: 0.473		1-1 G4-3			2-3 K				3-2 G4-3	2	0	0	0	0	1	0												
Bobby Kielty, S OBP: 0.372, SLG: 0.446		3-2 P4			4-1 1B BB		0-2 HR		0-2 G6-3	3	1	1	1	1	0	0												
A.J. Pierzynski, L OBP: 0.327, SLG: 0.483			3-3 K		0-1 1B		1-1 HR		0-0 20 BB 2B 1B	4	2	3	1	0	1	0												
Luis Rivas, R OBP: 0.325, SLG: 0.357			1-3 K		0-2 F9		2-3 K		4-2 20 BB 2B 1B	3	0	0	0	1	2	2												
Inning Stats	R: 0 E: 0 K: 1 S: 10	H: 1 LOB: 1 BB: 0 P: 15	R: 0 E: 0 K: 0 S: 8	H: 0 LOB: 0 BB: 0 P: 13	R: 0 E: 0 K: 2 S: 7	H: 0 LOB: 0 BB: 0 P: 11	R: 0 E: 0 K: 0 S: 10	H: 0 LOB: 1 BB: 1 P: 16	R: 0 E: 0 K: 1 S: 13	H: 1 LOB: 2 BB: 1 P: 20	R: 0 E: 0 K: 2 S: 6	H: 1 LOB: 0 BB: 0 P: 11	R: 2 E: 0 K: 2 S: 13	H: 2 LOB: 0 BB: 0 P: 19	R: 0 E: 0 K: 2 S: 11	H: 1 LOB: 1 BB: 0 P: 13		R: 1 E: 0 K: 0 S: 14	H: 2 LOB: 2 BB: 1 P: 26	1B: 4 2B: 2 3B: 0 HR: 2	SF: 0 SAC: 1 DP: 0 HBP: 0	WP: 0 PB: 0 SB: 0 CS: 0	PA: 38					
PITCHER	IP	WLS	BF	H	R	ER	SO	BB	IBB	HBP	BLK	WP	HR	S	P	ERA	WHIP											
Jon Garland, R ERA: 4.65	(1, 1)	7.0	W	28	5	2	2	7	2	0	0	0	0	2	67	105	2.57	1.000										
Damaso Marte, L ERA: 2.1	(8, 1)	1.0		4	1	0	0	2	0	0	0	0	0	11	13	0.00	1.000											
Gary Glover, R ERA: 5.65	(9, 1)	1.0		6	2	1	1	0	1	0	0	0	0	14	26	9.00	3.000											

AB	34
R	3
H	8
RBI	3
BB	3
SO	9
LOB	14



Batter	1	2	3	4	5	6	7	8	9	AB	R	H	RBI	BB	SO	LOB	BOTTOM											
Willie Harris, L OBP: 0.213, SLG: 0.228	2-1 1B 3B			3-3 K		1-1 G6-3		2-1 BB 1B		5	1	2	0	0	1	0	Minnesota Twins @ Chicago White Sox U.S. Cellular Field, Chicago, IL Mon Jun 30 2003, 8:05 PM EDT Att: 29,945 - Sunny - 80 F											
Aaron Rowand, R OBP: 0.280, SLG: 0.359	1-1 G3 1B		4-2 2B BB	0-2 G5-3		1-2 G4-3		1-3 K		4	1	1	1	1	1	1												
Frank Thomas, R OBP: 0.555 Brian Daubach, L OBP: 0.350, SLG: 0.371	3-3 K		1-1 1H HR 2B	4-1 BB BB		2-2 G6-3		4-2 FC5-4 BB		3	1	1	1	1	1	1												
Magglio Ordonez, R OBP: 0.360, SLG: 0.503 Tony Graffanino, R OBP: 0.336, SLG: 0.408	3-2 G3		1-1 2H HR	4-1 BB BB		2-2 HR		2-2 FC5-4		3	2	2	3	1	0	1												
Armando Rios, L OBP: 0.257, SLG: 0.313	1-2 K		1-1 F8	0-1 F8		1-2 F9				4	0	0	0	0	1	3												
Carlos Lee, R OBP: 0.325, SLG: 0.459		4-2 24 HR BB	0-1 E5 HR		0-1 G5-3		0-0 HR			3	3	1	1	1	0	0												
Jose Valentin, S OBP: 0.326, SLG: 0.458		1-0 F8	2-0 1H HR		1-1 G4-3		0-0 1B			4	1	2	2	0	0	1												
24 Joe Crede, R OBP: 0.271, SLG: 0.348		2-2 2H HR	2-2 P6		0-0 F8		1-3 K			4	1	1	2	0	1	1												
Miguel Olivo, R OBP: 0.280, SLG: 0.378		2-2 F7	0-0 F9		0-0 G3		2-3 K			4	0	0	0	0	1	0												
Inning Stats	R: 1 E: 0 K: 2 S: 14	H: 2 LOB: 1 BB: 0 P: 23	R: 2 E: 0 K: 0 S: 15	H: 1 LOB: 0 BB: 1 P: 24	R: 5 E: 1 K: 0 S: 17	H: 3 LOB: 0 BB: 1 P: 28	R: 0 E: 0 K: 1 S: 11	H: 0 LOB: 2 BB: 2 P: 22	R: 0 E: 0 K: 0 S: 5	H: 0 LOB: 0 BB: 0 P: 6	R: 0 E: 0 K: 0 S: 6	H: 0 LOB: 0 BB: 0 P: 8	R: 2 E: 0 K: 1 S: 18	H: 3 LOB: 1 BB: 0 P: 24	R: 0 E: 0 K: 2 S: 15	H: 1 LOB: 2 BB: 1 P: 26		1B: 3 2B: 1 3B: 1 HR: 5	SF: 0 SAC: 0 DP: 0 HBP: 0	WP: 0 PB: 0 SB: 0 CS: 0	PA: 40							
PITCHER	IP	WLS	BF	H	R	ER	SO	BB	IBB	HBP	BLK	WP	HR	S	P	ERA	WHIP											
Joe Mays, R ERA: 6.3	(1, 1)	2.1	L	16	6	8	7	2	2	0	0	0	0	3	42	69	27.00	3.429										
Juan Rincon, R ERA: 3.29	(3, 1)	4.1		16	1	1	1	1	2	0	0	0	0	1	39	60	2.08	0.692										
Michael Nakamura, R ERA: 7.82	(7, 1)	1.1		8	3	1	1	3	1	0	0	0	0	1	20	32	6.75	3.000										

AB	35
R	10
H	10
RBI	10
BB	5
SO	6
LOB	10




Batter	1	2	3	4	5	6	7	8	9	AB	R	H	RBI	BB	SO	LOB	TOP								
Cristian Guzman, S OBP: 0.291, SLG: 0.351	0-1 2B		1-1 G4-6-3 1B			1-1 G6-3		1-1 G5-3		4	0	2	0	0	0	0									
Doug Mientkiewicz, L OBP: 0.338, SLG: 0.472	1-3 K		2-0 G4-6-3			1-0 L4		0-2 F7		4	0	0	0	0	1	3									
Corey Koskie, L OBP: 0.399, SLG: 0.507	1-2 P2		2-2 G4-3			1-2 2B		2-3 K		4	0	1	0	0	1	2									
Matthew LeCroy, R OBP: 0.325, SLG: 0.487	2-0 F8				2-1 F8		1-3 K		2-1 HR	4	1	1	1	0	1	2									
Tori Hunter, R OBP: 0.326, SLG: 0.435		0-2 FC6-4 1B			0-1 G4-3		2-3 K		1-0 F9	4	0	1	0	0	1	0									
Bobby Kielty, S OBP: 0.370, SLG: 0.442		0-1 F7			3-2 G5-3		1-1 1B		2-1 G1-3	4	0	1	0	0	0	1									
A.J. Pierzynski, L OBP: 0.325, SLG: 0.479		0-0 F7				0-3 K		0-0 F8		4	0	1	0	0	1	2									
Dustin Mohr, R OBP: 0.327, SLG: 0.457		1-0 FC6-4				0-0 F8		0-1 FC6		4	0	1	0	0	1	2									
Luis Rivas, R OBP: 0.325, SLG: 0.357					0-0 G4-6-3 1B		0-1 G4-3		2-1 FC6	3	0	1	0	0	0	2									
Inning Stats	R: 0 E: 0 K: 1 S: 9	H: 1 LOB: 1 BB: 0 P: 13	R: 0 E: 0 K: 0 S: 8	H: 1 LOB: 1 BB: 0 P: 9	R: 0 E: 0 K: 0 S: 7	H: 2 LOB: 1 BB: 0 P: 12	R: 0 E: 0 K: 0 S: 8	H: 0 LOB: 0 BB: 0 P: 13	R: 0 E: 0 K: 1 S: 6	H: 0 LOB: 0 BB: 0 P: 6	R: 0 E: 0 K: 1 S: 12	H: 1 LOB: 1 BB: 0 P: 16	R: 0 E: 0 K: 1 S: 11	H: 2 LOB: 2 BB: 0 P: 16	R: 0 E: 0 K: 1 S: 8	H: 0 LOB: 0 BB: 0 P: 11	R: 1 E: 0 K: 1 S: 10	H: 2 LOB: 1 BB: 0 P: 16	1B: 6 2B: 2 3B: 0 HR: 1	SF: 0 SAC: 0 DP: 1 HBP: 0	WP: 0 PB: 0 SB: 0 CS: 0	PA: 35			
PITCHER	IP	WLS	BF	H	R	ER	SO	BB	IBB	HBP	BLK	WP	HR	S	P	ERA	WHIP								
56 Mark Buehrle, L ERA: 4.36	8.0	W	31	8	1	1	5	0	0	0	0	0	1	71	100	1.12	1.000								
Tom Gordon, R ERA: 3.75	1.0		4	1	0	0	1	0	0	0	0	0	0	8	12	0.00	1.000								

Minnesota Twins @ Chicago White Sox
U.S. Cellular Field, Chicago, IL
Tue Jul 01 2003, 8:05 PM EDT
Att: 30,694 - Sunny - 83 F

livebaseballscores.com

AB 35
R 1
H 9
RBI 1
BB 0
SO 6
LOB 14



Batter	1	2	3	4	5	6	7	8	9	AB	R	H	RBI	BB	SO	LOB	BOTTOM								
Willie Harris, L OBP: 0.224, SLG: 0.232	1-1 HR									3	1	1	0	1	1	0									
Aaron Rowand, R OBP: 0.278, SLG: 0.354	0-1 P6		1-2 F8			1-2 1B		2-1 FC5-4 2B		4	1	1	0	0	0	2									
Frank Thomas, R OBP: 0.427, SLG: 0.569	3-2 HR		1-2 F9			1-2 G5-3		1-1 2B		4	1	2	3	0	0	1									
Magglio Ordonez, R OBP: 0.359, SLG: 0.503	1-3 K		3-2 G4-3			2-2 24 2B		1-1 F8		4	1	1	0	0	1	1									
Brian Daubach, L OBP: 0.354, SLG: 0.404	0-0 HR				1-2 FC6-4 1B		1-3 K		1-3 K	4	1	2	1	0	2	2									
Carlos Lee, R OBP: 0.321, SLG: 0.453	1-2 F9				0-0 FC6-4		1-1 G6-3		2-3 K	4	0	0	0	0	1	2									
Jose Valentin, S OBP: 0.325, SLG: 0.453		3-3 K			2-2 P3		1-1 24 2B HBP		3-3 K	3	0	0	0	0	2	1									
24 Joe Crede, R OBP: 0.271, SLG: 0.350		0-3 K			0-0 P4		0-1 2B		0-3 K	4	0	1	1	0	2	1									
Sandy Alomar Jr., R OBP: 0.279, SLG: 0.373		1-1 HR				0-2 G5-3		0-0 F9		3	1	1	1	0	0	2									
Inning Stats	R: 3 E: 0 K: 1 S: 17	H: 3 LOB: 0 BB: 0 P: 23	R: 1 E: 0 K: 3 S: 11	H: 1 LOB: 0 BB: 0 P: 18	R: 0 E: 0 K: 0 S: 16	H: 0 LOB: 0 BB: 0 P: 21	R: 0 E: 0 K: 0 S: 10	H: 1 LOB: 1 BB: 0 P: 13	R: 0 E: 0 K: 0 S: 13	H: 1 LOB: 1 BB: 0 P: 18	R: 1 E: 0 K: 1 S: 13	H: 2 LOB: 2 BB: 0 P: 18	R: 1 E: 0 K: 1 S: 13	H: 1 LOB: 1 BB: 1 P: 22	R: 0 E: 0 K: 3 S: 11	H: 0 LOB: 0 BB: 0 P: 16	R: 0 E: 0 K: 3 S: 11	H: 0 LOB: 0 BB: 0 P: 16	1B: 3 2B: 3 3B: 0 HR: 3	SF: 0 SAC: 0 DP: 0 HBP: 1	WP: 0 PB: 0 SB: 1 CS: 0	PA: 35			
PITCHER	IP	WLS	BF	H	R	ER	SO	BB	IBB	HBP	BLK	WP	HR	S	P	ERA	WHIP								
Brad Radke, R ERA: 5.76	5.2	L	26	8	5	5	5	0	0	1	0	0	3	79	110	7.94	1.412								
Johan Santana, L ERA: 2.51	6.1		6	1	1	1	1	1	0	0	0	0	0	14	23	6.75	1.500								
J.C. Romero, L ERA: 4.05	8.1		3	0	0	0	3	0	0	0	0	0	0	11	16	0.00	0.000								

Minnesota Twins @ Chicago White Sox
U.S. Cellular Field, Chicago, IL
Tue Jul 01 2003, 8:05 PM EDT
Att: 30,694 - Sunny - 83 F

livebaseballscores.com

AB 33
R 6
H 9
RBI 6
BB 1
SO 9
LOB 12



Batter	1	2	3	4	5	6	7	8	9	10	11	12	AB	R	H	RBI	BB	SO	LOB	TOP					
Bobby Kielty, S OBP: 0.362, SLG: 0.460 (1, 9)	4-2 WP HR BB		3-2 2B 1B	2-0 2B			0-1 SH5-4 1B 2B		7-3 K		3-0 1B			5	3	4	1	1	1	0					
Doug Mientkiewicz, L OBP: 0.367, SLG: 0.474 Cristian Guzman, S OBP: 0.262, SLG: 0.352 (8, 6)	2-1 F9		2-1 E 33 1B 2B	2-2 L4			1-1 SH5-4 2-3		0-1 1B		2-2 3H P3			3	1	1	1	0	0	2					
Corey Koskie, L OBP: 0.395, SLG: 0.500 (1, 5)	2-2 P4		0-0 P6				3-3 K		1-0 G4-6-3 1B					6	0	1	0	0	2	4					
Tori Hunter, R OBP: 0.329, SLG: 0.446 (1, 8)	3-1 HR		0-1 E4 1B 33 1B				1-2 33 1B 1B		0-0 G5-3					6	1	3	3	0	0	2					
33 Justin Morneau, L OBP: 0.317, SLG: 0.417 (1, 10)	0-2 G3-1		1-2 1B				2-2 3H 1B		2-3 K					6	0	2	1	0	1	1					
Dustin Mohr, R OBP: 0.323, SLG: 0.451 (1, 7)			0-0 G6-4-3 1B				1-3 K		0-2 G6-3					5	0	1	0	0	1	3					
A.J. Pierzynski, L OBP: 0.323, SLG: 0.473 (1, 2)			1-0 1B				0-1 F8		1-0 G4-3					5	0	1	0	0	1	3					
Denny Hocking, S OBP: 0.289, SLG: 0.370 (8, 3)			1-3 K				1-3 K		2-2 G6-3					5	0	1	0	0	3	1					
Luis Rivas, R OBP: 0.322, SLG: 0.362 (1, 4)			2-2 G5-3				0-0 F9		3-1 G4-3					5	1	1	0	0	0	2					
Inning Stats	R: 2 E: 0 K: 0 S: 13	H: 1 LOB: 0 BB: 1 P: 24	R: 0 E: 0 K: 1 S: 9	H: 1 LOB: 1 BB: 0 P: 13	R: 2 E: 1 K: 0 S: 14	H: 4 LOB: 2 BB: 0 P: 22	R: 0 E: 0 K: 0 S: 6	H: 2 LOB: 1 BB: 0 P: 11	R: 0 E: 0 K: 2 S: 8	H: 1 LOB: 1 BB: 0 P: 12	R: 0 E: 0 K: 1 S: 6	H: 0 LOB: 0 BB: 0 P: 7	R: 0 E: 0 K: 1 S: 6	H: 0 LOB: 0 BB: 0 P: 8	R: 0 E: 0 K: 1 S: 6	H: 0 LOB: 0 BB: 0 P: 8	R: 1 E: 0 K: 2 S: 17	H: 2 LOB: 1 BB: 0 P: 24	R: 0 E: 0 K: 0 S: 4	H: 1 LOB: 0 BB: 0 P: 6	1B: 11 2B: 3 3B: 1 HR: 1	SF: 0 SAC: 1 DP: 4 HBP: 0	WP: 1 PB: 0 SB: 0 CS: 0	PA: 50	
PITCHER	IP WLS BF H R ER SO BB IBB HBP BLK WP HR S P ERA WHIP																								
Dan Wright, R ERA: 5.33 (1, 1)	4.0 20																								
Rick White, R ERA: 5.97 (5, 1)	2.0 8																								
Damaso Marte, L ERA: 1.98 (7, 1)	2.0 8																								
Tom Gordon, R ERA: 3.59 (9, 1)	2.0 8																								
Billy Koch, R ERA: 4.62 (11, 1)	2.0 8																								

Minnesota Twins @ Chicago White Sox
U.S. Cellular Field, Chicago, IL

Wed Jul 02 2003, 7:05 PM EDT
Att: 19,555 - Sunny - 85 F

AB 48
R 6
H 16
RBI 6
BB 1
SO 9
LOB 19



Batter	1	2	3	4	5	6	7	8	9	10	11	12	AB	R	H	RBI	BB	SO	LOB	BOTTOM						
Roberto Alomar, S OBP: 0.336, SLG: 0.354 (1, 4)	0-3 K		2-0 G6-3				0-2 F8							5	1	1	0	1	1	1						
Jose Valentin, S OBP: 0.327, SLG: 0.451 Tony Graffanino, R OBP: 0.338, SLG: 0.410 (10, PH) (11, 6)	2-1 G4-3		4-2 HR BB				2-3 K							3	2	1	0	1	1	0						
Frank Thomas, R OBP: 0.428, SLG: 0.589 (1, 10)	0-3 K		2-1 HR HR				1-2 F7							5	2	2	4	1	1	1						
Magglio Ordonez, R OBP: 0.397, SLG: 0.502 (1, 9)			1-3 K				3-1 2B							5	0	1	1	0	2	3						
Carl Everett, S OBP: 0.354, SLG: 0.536 (1, 8)			4-2 BB BB				0-1 F7							4	0	0	0	1	1	1						
Carlos Lee, R OBP: 0.319, SLG: 0.449 (1, 7)			2-2 F7				1-2 HR 1B							5	1	1	0	0	0	1						
Brian Daubach, L ERA: 4.19 14 Paul Konerko, R OBP: 0.263, SLG: 0.283 (12, 3) (11, PH)			4-2 BB				0-0 HR 1B							3	1	1	2	1	0	0						
24 Joe Crede, R OBP: 0.266, SLG: 0.344 (1, 5)			1-2 BB				1-1 HR							5	0	0	0	0	2	2						
Sandy Alomar Jr., R OBP: 0.276, SLG: 0.364 (1, 2)			0-1 G6-3 1B				0-0 G6-3							5	0	1	0	0	1	0						
Inning Stats	R: 0 E: 0 K: 2 S: 8	H: 0 LOB: 0 BB: 0 P: 10	R: 0 E: 0 K: 2 S: 16	H: 0 LOB: 2 BB: 2 P: 31	R: 2 E: 0 K: 1 S: 9	H: 2 LOB: 1 BB: 1 P: 25	R: 2 E: 0 K: 0 S: 9	H: 2 LOB: 0 BB: 0 P: 11	R: 1 E: 0 K: 1 S: 15	H: 2 LOB: 1 BB: 0 P: 21	R: 0 E: 0 K: 0 S: 6	H: 0 LOB: 0 BB: 0 P: 12	R: 0 E: 0 K: 2 S: 8	H: 0 LOB: 0 BB: 0 P: 13	R: 0 E: 0 K: 1 S: 9	H: 0 LOB: 0 BB: 0 P: 11	R: 0 E: 0 K: 0 S: 12	H: 2 LOB: 2 BB: 1 P: 16	R: 1 E: 0 K: 0 S: 7	H: 1 LOB: 0 BB: 0 P: 9	R: 2 E: 0 K: 0 S: 16	H: 1 LOB: 0 BB: 1 P: 25	1B: 5 2B: 1 3B: 0 HR: 4	SF: 0 SAC: 0 DP: 2 HBP: 0	WP: 1 PB: 0 SB: 0 CS: 0	PA: 48
PITCHER	IP WLS BF H R ER SO BB IBB HBP BLK WP HR S P ERA WHIP																									
Kyle Lohse, R ERA: 4.19 (6, 1)	5.0 23																									
Johan Santana, L ERA: 2.43 (8, 1)	2.0 6																									
LaTroy Hawkins, R ERA: 1.7 (10, 1)	2.0 5																									
J.C. Romero, L ERA: 3.93 (11, 1)	1.2 8																									

Minnesota Twins @ Chicago White Sox
U.S. Cellular Field, Chicago, IL

Wed Jul 02 2003, 7:05 PM EDT
Att: 19,555 - Sunny - 85 F

AB 43
R 8
H 10
RBI 8
BB 5
SO 9
LOB 10



Batter	1	2	3	4	5	6	7	8	9	AB	R	H	RBI	BB	SO	LOB	TOP					
Coco Crisp, S OBP: 0.296, SLG: 0.330 (1, 8)										5	2	2	0	0	1	1	Cleveland Indians @ Minnesota Twins Hubert H. Humphrey Metrodome, Minneapolis, MN Thu Jul 03 2003, 8:05 PM EDT Att: 15,064 - Dome - 72 F livebaseballscorecards.com					
Matt Lawton, L OBP: 0.335, SLG: 0.413 (1, 9)										4	1	0	0	1	2	3						
Milton Bradley, S OBP: 0.445, SLG: 0.516 (1, 10)										1	0	1	1	3	0	0						
Shane Spencer, R OBP: 0.323, SLG: 0.367 Ben Broussard, L OBP: 0.327, SLG: 0.421 (7, 3)										4	0	2	2	0	1	3						
Jody Gerut, L OBP: 0.330, SLG: 0.516 (1, 7)										4	1	1	1	0	1	3						
Casey Blake, R OBP: 0.324, SLG: 0.414 (1, 5)										4	0	0	0	0	1	0						
41 Victor Martinez, S OBP: 0.250, SLG: 0.316 (1, 2)										3	0	0	0	1	1	0						
Ricky Gutierrez, R OBP: 0.281, SLG: 0.286 (1, 6)										4	0	1	0	0	0	1						
Brandon Phillips, R OBP: 0.246, SLG: 0.313 (1, 4)										4	0	1	0	0	1	1						
Inning Stats	R: 1 E: 0 K: 0 S: 7	H: 2 LOB: 1 BB: 0 P: 10	R: 0 E: 0 K: 1 S: 10	H: 0 LOB: 0 BB: 0 P: 14	R: 1 E: 0 K: 1 S: 16	H: 1 LOB: 2 BB: 2 P: 29	R: 0 E: 0 K: 0 S: 6	H: 0 LOB: 0 BB: 0 P: 6	R: 1 E: 0 K: 1 S: 11	H: 2 LOB: 1 BB: 1 P: 20	R: 0 E: 0 K: 0 S: 8	H: 0 LOB: 1 BB: 1 P: 16	R: 0 E: 0 K: 1 S: 9	H: 1 LOB: 2 BB: 0 P: 11	R: 1 E: 0 K: 2 S: 13	H: 2 LOB: 1 BB: 0 P: 20	R: 0 E: 0 K: 1 S: 11	H: 0 LOB: 0 BB: 1 P: 22	1B: 5 2B: 2 3B: 0 HR: 1	SF: 0 SAC: 0 DP: 0 HBP: 1	WP: 0 PB: 0 SB: 1 CS: 1	PA: 41
PITCHER	IP	WLS	BF	H	R	ER	SO	BB	IBB	HBP	BLK	WP	HR	S	P	ERA	WHIP					
Kenny Rogers, L ERA: 4.87 Grant Balfour, R ERA: 3.86	(1, 1) 6.2	L 30	6 30	6 3	3 3	3 3	3 3	3 3	1 1	1 1	0 0	0 0	0 1	64 27	103 45	4.05 3.86	1.350 1.286					

Batter	1	2	3	4	5	6	7	8	9	AB	R	H	RBI	BB	SO	LOB	BOTTOM					
Bobby Kielty, S OBP: 0.380, SLG: 0.454 (1, 9)										3	0	0	0	0	0	0	Cleveland Indians @ Minnesota Twins Hubert H. Humphrey Metrodome, Minneapolis, MN Thu Jul 03 2003, 8:05 PM EDT Att: 15,064 - Dome - 72 F livebaseballscorecards.com					
Cristian Guzman, S OBP: 0.288, SLG: 0.348 (1, 6)										4	0	0	0	0	1	2						
Corey Koskie, L OBP: 0.397, SLG: 0.498 (1, 5)										3	0	1	0	0	0	0						
Torii Hunter, R OBP: 0.326, SLG: 0.440 (1, 10)										4	0	0	0	0	1	2						
Matthew LeCroy, R OBP: 0.329, SLG: 0.506 (1, 3)										4	1	2	1	0	0	1						
Dustin Mohr, R OBP: 0.323, SLG: 0.445 (1, 7)										3	0	0	0	1	1	1						
20 Lew Ford, R OBP: 0.400, SLG: 0.533 (1, 8)											3	0	0	0	0	0						
Tom Prince, R OBP: 0.326, SLG: 0.410 (1, 2)											3	0	0	0	0	2						
Luis Rivas, R OBP: 0.322, SLG: 0.362 (1, 4)											3	0	1	0	0	2						
Inning Stats	R: 0 E: 0 K: 0 S: 8	H: 0 LOB: 1 BB: 0 P: 11	R: 0 E: 0 K: 1 S: 11	H: 1 LOB: 2 BB: 1 P: 19	R: 0 E: 0 K: 0 S: 8	H: 0 LOB: 0 BB: 0 P: 13	R: 0 E: 0 K: 0 S: 6	H: 0 LOB: 0 BB: 0 P: 9	R: 0 E: 1 K: 0 S: 6	H: 1 LOB: 2 BB: 0 P: 7	R: 0 E: 0 K: 2 S: 9	H: 1 LOB: 1 BB: 0 P: 12	R: 0 E: 0 K: 1 S: 8	H: 0 LOB: 0 BB: 0 P: 8	R: 0 E: 0 K: 1 S: 9	H: 0 LOB: 0 BB: 0 P: 13	R: 1 E: 0 K: 0 S: 6	H: 1 LOB: 0 BB: 0 P: 10	1B: 3 2B: 0 3B: 0 HR: 1	SF: 0 SAC: 1 DP: 0 HBP: 2	WP: 0 PB: 0 SB: 0 CS: 0	PA: 34
PITCHER	IP	WLS	BF	H	R	ER	SO	BB	IBB	HBP	BLK	WP	HR	S	P	ERA	WHIP					
CC Sabathia, L ERA: 3.27	(1, 1) 9.0	W 34	4 34	4 1	1 1	1 1	5 5	1 1	0 0	2 2	0 0	0 0	0 1	71 71	102 102	1.00 1.00	0.556					



Batter	1	2	3	4	5	6	7	8	9	AB	R	H	RBI	BB	SO	LOB	TOP								
Coco Crisp, S OBP: 0.299, SLG: 0.330 (1, 7)	0-0 B5-3	1-2 F9		1-1 1B		1-3 K		0-2 F7		5	1	1	0	0	1	0									
Matt Lawton, L OBP: 0.338, SLG: 0.422 (1, 9)	3-1 HR	1-1 L3		3-2 HR		2-3 K		3-3 K		5	2	2	2	0	2	0									
Milton Bradley, S OBP: 0.451, SLG: 0.529 (1, 8)	4-2 2B		0-0 1B	0-1 HR		2-1 1B			0-0 1B	4	3	4	2	1	0	0									
Shane Spencer, R OBP: 0.320, SLG: 0.368 (1, 10)	1-2 2B		0-0 G6-4-3	1-3 K		1-2 G5-3			3-3 K	5	1	1	0	0	2	3									
Ben Broussard, L OBP: 0.333, SLG: 0.425 (1, 3)	1-2 2B		0-1 E		3-2 G4-3		0-3 K		0-0 HR	4	3	2	0	0	1	0									
Casey Blake, R OBP: 0.332, SLG: 0.451 (1, 5)	1-1 G3-1		2-1 E7		1-2 1B		3-2 HR		1-0 HR	5	3	5	7	0	0	0									
Tim Laker, R OBP: 0.281, SLG: 0.391 (1, 2)	1-1 G3-1		2-1 F8		3-3 K		2-3 K		3-1 P6	5	0	0	1	0	2	3									
Brandon Phillips, R OBP: 0.242, SLG: 0.307 Zach Sorensen, S OBP: 0.333, SLG: 0.389 (1, 4) (9, PH)	0-0 G1-3		2-3 K		0-0 1B		1-2 G5-3		4-2 BB	4	0	1	1	0	1	1									
2 Jhonny Peralta, R OBP: 0.222, SLG: 0.176 (1, 6)		3-1 G5-3		2-3 K		1-0 F9		0-3 K	2-2 G5-3	5	0	0	0	0	2	2									
Inning Stats	R: 4 E: 0 K: 0 S: 16	H: 3 LOB: 1 BB: 1 P: 27	R: 0 E: 0 K: 0 S: 7	H: 0 LOB: 0 BB: 0 P: 12	R: 1 E: 1 K: 0 S: 8	H: 3 LOB: 1 BB: 0 P: 12	R: 3 E: 0 K: 3 S: 17	H: 3 LOB: 0 BB: 0 P: 26	R: 1 E: 0 K: 1 S: 13	H: 2 LOB: 1 BB: 0 P: 21	R: 0 E: 0 K: 2 S: 11	H: 1 LOB: 1 BB: 0 P: 17	R: 1 E: 0 K: 2 S: 12	H: 1 LOB: 0 BB: 0 P: 18	R: 0 E: 0 K: 1 S: 11	H: 0 LOB: 0 BB: 0 P: 14	R: 3 E: 0 K: 1 S: 13	H: 3 LOB: 1 BB: 1 P: 26	1B: 8 2B: 4 3B: 0 HR: 4	SF: 0 SAC: 0 DP: 1 HBP: 1	WP: 0 PB: 0 SB: 1 CS: 0	PA: 45			
PITCHER	IP	WLS	BF	H	R	ER	SO	BB	IBB	HBP	BLK	WP	HR	S	P	ERA	WHIP								
Joe Mays, R ERA: 6.57 (1, 1)	3.0	L	16	6	5	5	0	1	0	1	0	0	1	31	51	15.00	2.333								
Johan Santana, L ERA: 2.95 (4, 1)	3.0		15	6	4	4	6	0	0	0	0	0	1	41	64	12.00	2.000								
Grant Balfour, R ERA: 4.15 (7, 1)	2.0		7	1	1	1	4	0	0	0	0	0	1	23	32	4.50	0.500								
J.C. Romero, L ERA: 4.88 (9, 1)	1.0		7	3	3	3	1	1	0	0	0	0	1	13	26	27.00	4.000								

Cleveland Indians @ Minnesota Twins
Hubert H. Humphrey Metrodome, Minneapolis, MN

AB 42
R 13
H 16
RBI 13
BB 2
SO 11
LOB 9



WP: 0 PA: 45
PB: 0
SB: 1
CS: 0

Cleveland Indians @ Minnesota Twins
Hubert H. Humphrey Metrodome, Minneapolis, MN

AB 31
R 2
H 6
RBI 2
BB 3
SO 5
LOB 16



WP: 0 PA: 35
PB: 0
SB: 0
CS: 0

Batter	1	2	3	4	5	6	7	8	9	AB	R	H	RBI	BB	SO	LOB	BOTTOM								
Bobby Kielty, S OBP: 0.374, SLG: 0.441 (1, 9)	0-0 G6-3		3-3 K		2-3 K			4-0 BB		3	0	0	0	1	2	1									
Doug Mientkiewicz, L OBP: 0.338, SLG: 0.473 33 Justin Morneau, L OBP: 0.309, SLG: 0.446 (1, 3) (8, PH) (9, 3)	0-2 G3-1		1-3 K			1-1 G3-1		3-3 K		3	0	1	0	0	1	0									
Corey Koskie, L OBP: 0.396, SLG: 0.513 Chris Gomez, R OBP: 0.328, SLG: 0.423 (1, 5) (8, PH) (9, 5)	3-1 F7			2-2 HR		2-2 G3-1		1-2 G6-4-3		3	1	1	1	0	0	1									
Torii Hunter, R OBP: 0.324, SLG: 0.436 Denny Hocking, S OBP: 0.307, SLG: 0.370 (1, 8) (9, 8)		1-2 L4		0-0 F9		1-2 P6			4-2 HBP	3	0	0	0	0	0	1									
Matthew LeCroy, R OBP: 0.327, SLG: 0.519 (1, 10)		2-1 HR		2-2 P3		3-2 F7			1-0 P3	4	1	1	1	0	0	2									
Dustin Mohr, R OBP: 0.337, SLG: 0.446 (1, 7)		2-2 FC4-6		2-1 G6-3			4-2 FC5-4		2-2 P3	3	0	1	0	1	0	1									
A.J. Pierzynski, L OBP: 0.326, SLG: 0.470 (1, 2)		2-2 K			2-2 G4-3		1-2 FC5-4		1-2 HBP	3	0	1	0	0	1	1									
Cristian Guzman, S OBP: 0.287, SLG: 0.352 (1, 6)		2-1 FC4-6			1-1 F8		2-1 FC5-4		2-2 P6	4	0	0	0	0	0	5									
Luis Rivas, R OBP: 0.321, SLG: 0.368 (1, 4)			2-2 G5-3			0-0 3B		1-0 G5-4-3		3	0	1	0	0	0	2									
Inning Stats	R: 0 E: 0 K: 0 S: 6	H: 0 LOB: 0 BB: 0 P: 9	R: 1 E: 0 K: 1 S: 13	H: 2 LOB: 1 BB: 0 P: 22	R: 0 E: 0 K: 2 S: 10	H: 0 LOB: 0 BB: 0 P: 16	R: 1 E: 0 K: 0 S: 9	H: 1 LOB: 0 BB: 0 P: 15	R: 0 E: 0 K: 1 S: 9	H: 1 LOB: 1 BB: 0 P: 14	R: 0 E: 0 K: 0 S: 13	H: 1 LOB: 1 BB: 0 P: 20	R: 0 E: 0 K: 0 S: 9	H: 1 LOB: 1 BB: 1 P: 17	R: 0 E: 0 K: 1 S: 6	H: 0 LOB: 0 BB: 1 P: 14	R: 0 E: 0 K: 0 S: 13	H: 0 LOB: 2 BB: 1 P: 23	1B: 2 2B: 1 3B: 1 HR: 2	SF: 0 SAC: 0 DP: 2 HBP: 1	WP: 0 PB: 0 SB: 0 CS: 0	PA: 35			
PITCHER	IP	WLS	BF	H	R	ER	SO	BB	IBB	HBP	BLK	WP	HR	S	P	ERA	WHIP								
Brian Anderson, L ERA: 4.15 (1, 1)	7.0	W	27	6	2	2	4	1	0	0	0	0	0	69	113	2.57	1.000								
Jason Boyd, R ERA: 3.99 (8, 1)	1.0		3	0	0	0	1	1	0	0	0	0	0	6	14	0.00	1.000								
David Riske, R ERA: 3.03 (9, 1)	1.0		5	0	0	0	0	1	0	1	0	0	0	13	23	0.00	1.000								

Cleveland Indians @ Minnesota Twins
Hubert H. Humphrey Metrodome, Minneapolis, MN

AB 31
R 2
H 6
RBI 2
BB 3
SO 5
LOB 16



WP: 0 PA: 35
PB: 0
SB: 0
CS: 0

Batter	1	2	3	4	5	6	7	8	9	10	AB	R	H	RBI	BB	SO	LOB	TOP				
Coco Crisp, S OBP: 0.286, SLG: 0.314 (1, 7)	F8		P6		G3			G4-3		K	5	0	0	0	0	1	1					
Matt Lawton, L OBP: 0.342, SLG: 0.434 (1, 9)	F9		SF9 1B		L3			HR		HR 1B	5	3	3	1	0	0	0					
Milton Bradley, S OBP: 0.451, SLG: 0.534 (1, 8)			HBP 1B		F9			G1-3		K	5	0	2	0	0	1	1					
Shane Spencer, R OBP: 0.322, SLG: 0.386 (1, 10)		F9	SF9		K			1B		HR	4	1	2	3	0	1	0					
Ben Broussard, L OBP: 0.230, SLG: 0.414 (1, 3)	F8				HBP			G4-3		K	4	0	0	0	0	1	1					
Casey Blake, R OBP: 0.331, SLG: 0.451 (1, 5)	P3				P3					L7	4	1	1	0	0	0	2					
41 Victor Martinez, S OBP: 0.259, SLG: 0.309 Brandon Phillips, R OBP: 0.242, SLG: 0.307 Tim Laker, R OBP: 0.278, SLG: 0.387 (1, 2) (7, PR) (7, 2)			K		K			41 1B		2B	3	0	1	1	0	2	2					
Ricky Gutierrez, R OBP: 0.316, SLG: 0.333 (1, 6)					G6-3			PB 1B		K	0	0	0	0	0	0	0					
Zach Sorensen, S OBP: 0.280, SLG: 0.318 (1, 4)					P5			G6-3		K	3	0	1	0	1	0	1					
Inning Stats	R: 0 E: 0 K: 0 S: 5	H: 1 LOB: 1 BB: 0 P: 8	R: 0 E: 0 K: 0 S: 5	H: 0 LOB: 0 BB: 0 P: 6	R: 0 E: 0 K: 1 S: 8	H: 0 LOB: 1 BB: 1 P: 15	R: 1 E: 0 K: 1 S: 13	H: 2 LOB: 0 BB: 0 P: 19	R: 0 E: 0 K: 1 S: 7	H: 0 LOB: 0 BB: 0 P: 10	R: 1 E: 0 K: 0 S: 15	H: 2 LOB: 2 BB: 0 P: 21	R: 1 E: 0 K: 1 S: 18	H: 2 LOB: 1 BB: 1 P: 26	R: 0 E: 0 K: 2 S: 9	H: 1 LOB: 1 BB: 0 P: 12	R: 2 E: 0 K: 2 S: 14	H: 2 LOB: 0 BB: 0 P: 18	1B: 5 2B: 2 3B: 1 HR: 2	SF: 1 SAC: 0 DP: 0 HBP: 1	WP: 0 PB: 1 SB: 0 CS: 0	PA: 41
PITCHER	IP	WLS	BF	H	R	ER	SO	BB	IBB	HBP	BLK	WP	HR	S	P	ERA	WHIP					
Brad Radke, R ERA: 5.56 (1, 1)	7.0		27	5	2	2	4			1	0	0	0	63	93	2.57	0.857					
LaTroy Hawkins, R ERA: 1.83 (8, 1)	2.0	B	9	3	1	1	3	0	0	0	0	0	1	27	38	4.50	1.500					
Eddie Guardado, L ERA: 3.82 (10, 1)	1.0	L	5	2	2	2	2	0	0	0	0	0	1	14	18	18.00	2.000					

Cleveland Indians @ Minnesota Twins
Hubert H. Humphrey Metrodome, Minneapolis, MN

Sun Jul 06 2003, 2:05 PM EDT
Att. 20,549 - Dome - 72 F

AB 38
R 5
H 10
RBI 5
BB 1
SO 9
LOB 12



Batter	1	2	3	4	5	6	7	8	9	10	AB	R	H	RBI	BB	SO	LOB	BOTTOM				
Bobby Kielty, S OBP: 0.371, SLG: 0.440 (1, 9)	F9		2B		G6-3			K		K	5	1	1	0	0	2	5					
Doug Mientkiewicz, L OBP: 0.359, SLG: 0.479 (1, 3)	P6		2B					P5			5	0	2	1	0	0	1					
Corey Koskie, L OBP: 0.391, SLG: 0.505 (1, 5)	F8		L3		G5-3			K		K	5	0	0	0	0	2	2					
Torii Hunter, R OBP: 0.325, SLG: 0.437 (1, 8)		1B	F9		G6-3			2B		G6-3	4	1	1	0	1	0	2					
Matthew LeCroy, R OBP: 0.333, SLG: 0.516 33 Justin Morneau, L OBP: 0.300, SLG: 0.433 (7, PH)		K			BB 1B			FC5-4		K	1	0	0	0	2	1	1					
Dustin Mohr, R OBP: 0.335, SLG: 0.441 (1, 7)	G4-3		1B		P2			G3		K	5	0	1	1	0	1	4					
A.J. Pierzynski, L OBP: 0.331, SLG: 0.474 (1, 2)	G4-3				BB 1B			SH5-4		1B 2B	4	1	2	0	1	0	1					
Cristian Guzman, S OBP: 0.286, SLG: 0.350 (1, 6)	P4				P4			SH3		SH3	2	0	0	0	0	0	3					
Luis Rivas, R OBP: 0.324, SLG: 0.368 (1, 4)	F9				BB			F9			3	0	1	1	1	0	1					
Inning Stats	R: 0 E: 0 K: 0 S: 5	H: 0 LOB: 0 BB: 7	R: 1 E: 0 K: 1 S: 10	H: 1 LOB: 1 BB: 1 P: 21	R: 1 E: 0 K: 0 S: 9	H: 2 LOB: 1 BB: 1 P: 13	R: 0 E: 0 K: 0 S: 13	H: 1 LOB: 3 BB: 2 P: 25	R: 0 E: 0 K: 0 S: 11	H: 1 LOB: 2 BB: 1 P: 18	R: 1 E: 0 K: 1 S: 13	H: 2 LOB: 1 BB: 0 P: 18	R: 0 E: 0 K: 1 S: 5	H: 1 LOB: 1 BB: 1 P: 13	R: 0 E: 0 K: 1 S: 10	H: 0 LOB: 0 BB: 0 P: 16	R: 0 E: 0 K: 1 S: 11	H: 0 LOB: 0 BB: 0 P: 15	1B: 3 2B: 5 3B: 0 HR: 0	SF: 0 SAC: 2 DP: 0 HBP: 0	WP: 0 PB: 0 SB: 2 CS: 0	PA: 43
PITCHER	IP	WLS	BF	H	R	ER	SO	BB	IBB	HBP	BLK	WP	HR	S	P	ERA	WHIP					
Jason Stanford, L ERA: 3.6 (1, 1)	5.0		24	5	2	2	1			0	0	0	0	9	14	3.60	1.800					
Jack Cressend, R ERA: 3.38 (6, 1)	0.2	4	2	1	1	1	0	0	0	0	0	0	0	8	9	0.00	0.000					
Alex Herrera, L ERA: (6, 1)	0.2	2	0	0	0	1	0	0	0	0	0	0	0	9	14	0.00	1.500					
Jose Santiago, R ERA: 3.78 (7, 1)	0.2	3	1	0	0	1	0	0	0	0	0	0	0	9	14	0.00	0.500					
David Riske, R ERA: 2.89 (8, 1)	2.0	W	7	0	0	0	2	1	0	0	0	0	0	15	29	0.00	0.500					

Cleveland Indians @ Minnesota Twins
Hubert H. Humphrey Metrodome, Minneapolis, MN

Sun Jul 06 2003, 2:05 PM EDT
Att. 20,549 - Dome - 72 F

AB 36
R 3
H 8
RBI 3
BB 5
SO 7
LOB 21



Batter	1	2	3	4	5	6	7	8	9	AB	R	H	RBI	BB	SO	LOB	TOP																			
20 Lew Ford, R OBP: 0.386, SLG: 0.510	L3-6 HBP BB	1-1 2B		FC1-5			G3-1		K	4	1	2	1	1	3																					
Doug Mientkiewicz, L OBP: 0.359, SLG: 0.477	P4	FC6-4 1B		K			K		WP BB 1B	5	0	2	0	0	2	3																				
Corey Koskie, L OBP: 0.391, SLG: 0.502	HBP	F7		G4-3			HBP		SF7	2	0	0	1	0	0	3																				
Tori Hunter, R OBP: 0.326, SLG: 0.435	L3-6	FC6-4					L8		WP BB	4	0	1	0	1	0	4																				
Bobby Kielty, S OBP: 0.371, SLG: 0.437		33 BB 1B		FC9-5 33 G4-3 1B			G3-6-3		L8	4	1	1	0	1	0	3																				
33 Justin Morneau, L OBP: 0.301, SLG: 0.420 Matthew LeCroy, R (8, FH) OBP: 0.337, SLG: 0.525		HBP 1B SF7 BB		G4-3			P5		2B	2	1	0	0	1	0	1																				
Chris Gomez, R OBP: 0.326, SLG: 0.415		HBP 20 2B 1B		FC9-5			G6-3		F9	4	1	1	1	0	0	2																				
A.J. Pierzynski, L OBP: 0.333, SLG: 0.473		20 2B HBP		FC1-5 1B			K		G3-1	3	1	1	0	0	1	1																				
Luis Rivas, R OBP: 0.327, SLG: 0.372		SF7		FC1-5 1B			G1-3		20 S SF7 1B	3	1	2	1	0	0	0																				
Inning Stats	R: 0 E: 0 K: 0 S: 12	H: 0 LOB: 1 BB: 1 P: 18	R: 5 E: 0 K: 0 S: 18	H: 3 LOB: 1 BB: 2 P: 38	R: 0 E: 0 K: 0 S: 5	H: 1 LOB: 0 BB: 0 P: 8	R: 0 E: 0 K: 1 S: 11	H: 2 LOB: 2 BB: 0 P: 16	R: 0 E: 0 K: 0 S: 5	H: 0 LOB: 0 BB: 0 P: 10	R: 0 E: 0 K: 1 S: 10	H: 0 LOB: 1 BB: 0 P: 18	R: 0 E: 0 K: 0 S: 10	H: 1 LOB: 1 BB: 0 P: 14	R: 1 E: 0 K: 1 S: 17	H: 2 LOB: 2 BB: 1 P: 31	1B: 8 2B: 4 3B: 0 HR: 0	SF: 2 SAC: 0 DP: 3 HBP: 3	WP: 1 PB: 0 SB: 2 CS: 0	PA: 41																
PITCHER	IP	WLS	BF	H	R	ER	SO	BB	IBB	HBP	BLK	WP	HR	S	P	ERA	WHIP	PITCHER		IP	WLS	BF	H	R	ER	SO	BB	IBB	HBP	BLK	WP	HR	S	P	ERA	WHIP
Tony Mounce, L ERA: 4.6	3.0		17	5	5	5	0	3	0	2	0	0	0	37	67	15.00	2.667	Ugueth Urbina, R ERA: 4.3		1.0		6	2	1	1	1	1	0	0	0	0	17	31	9.00	3.000	
Jay Powell, R ERA: 9.0	2.1	W	8	2	0	0	1	0	0	0	0	0	0	16	27	0.00	0.857																			
Brian Shouse, L ERA: 3.26	1.1	H	5	0	0	0	2	0	0	1	0	0	0	13	18	0.00	0.000																			
56 Rosman Garcia, R ERA: 4.91	0.1	H	1	0	0	0	0	0	0	0	0	0	0	3	6	0.00	0.000																			
32 Ron Mahay, L ERA:	1.0	H	4	1	0	0	0	0	0	0	0	0	0	10	14	0.00	1.000																			

Minnesota Twins @ Texas Rangers
The Ballpark at Arlington, Arlington, TX
Tue Jul 08 2003, 8:05 PM EDT
Att: 17,353 - Cloudy - 80 F

AB	32
R	6
H	10
RBI	5
BB	4
SO	4
LOB	20



Batter	1	2	3	4	5	6	7	8	9	AB	R	H	RBI	BB	SO	LOB	BOTTOM																			
10 Michael Young, R OBP: 0.355, SLG: 0.458	K	9 BB 1B		9 1B SF9 1B			F9			5	2	3	1	0	1	0																				
9 Hank Blalock, L OBP: 0.383, SLG: 0.540	P2	1B BB		FC5-2-5-3 1B			G4-3			4	0	2	0	1	0	0																				
Alex Rodriguez, R OBP: 0.377, SLG: 0.555	P4	1-2 2-3 1B		FC5-2-5-3 1-3 1B			K		K	5	0	1	2	0	2	4																				
Rafael Palmeiro, L OBP: 0.359, SLG: 0.500		HR L8		4-0 IBB			P2		F9	4	1	1	1	1	0	2																				
Juan Gonzalez, R OBP: 0.323, SLG: 0.560		F9		SF9 HR			E6 FC5-4		K	4	1	1	2	0	1	0																				
Mike Lamb, L OBP: 0.195, SLG: 0.135	K	K		G3 L4			FC5-4 BB			4	0	0	0	0	1	3																				
Kevin Mench, R OBP: 0.351, SLG: 0.464 Donnie Sadler, R OBP: 0.303, SLG: 0.338		23 2B		2B			23 L4-3 HBP		BB	2	1	2	0	0	0	0																				
23 Mark Teixeira, S OBP: 0.335, SLG: 0.452 Doug Glavinville, R OBP: 0.228, SLG: 0.252		1B 2B		G6-3			L4-3		G4-3	4	1	1	1	0	0	4																				
Todd Greene, R OBP: 0.250, SLG: 0.412		9 BB 1B		K			10 1B		G1-3	4	2	2	1	0	1	1																				
Inning Stats	R: 0 E: 0 K: 1 S: 8	H: 0 LOB: 0 BB: 0 P: 12	R: 5 E: 0 K: 1 S: 28	H: 6 LOB: 2 BB: 1 P: 45	R: 1 E: 0 K: 1 S: 11	H: 2 LOB: 1 BB: 0 P: 14	R: 1 E: 0 K: 0 S: 12	H: 2 LOB: 2 BB: 1 P: 23	R: 1 E: 0 K: 1 S: 18	H: 3 LOB: 2 BB: 0 P: 29	R: 0 E: 0 K: 0 S: 15	H: 0 LOB: 1 BB: 1 P: 20	R: 0 E: 0 K: 2 S: 9	H: 0 LOB: 0 BB: 0 P: 9	R: 0 E: 0 K: 2 S: 9	H: 0 LOB: 0 BB: 0 P: 12	1B: 7 2B: 5 3B: 0 HR: 2	SF: 1 SAC: 0 DP: 1 HBP: 1	WP: 0 PB: 0 SB: 0 CS: 0	PA: 41																
PITCHER	IP	WLS	BF	H	R	ER	SO	BB	IBB	HBP	BLK	WP	HR	S	P	ERA	WHIP	PITCHER		IP	WLS	BF	H	R	ER	SO	BB	IBB	HBP	BLK	WP	HR	S	P	ERA	WHIP
Kyle Lohse, R ERA: 4.63	3.0	L	20	10	3	1	1	1	0	1	1	0	0	26	47	4.50	1.500	Grant Balfour, R ERA: 2.45		3.0		11	0	0	0	2	1	0	0	0	30	41	0.00	0.333		
Juan Rincon, R ERA: 3.4	2.0		10	3	1	1	1	0	1	1	0	0	0	26	47	4.50	1.500																			

Minnesota Twins @ Texas Rangers
The Ballpark at Arlington, Arlington, TX
Tue Jul 08 2003, 8:05 PM EDT
Att: 17,353 - Cloudy - 80 F

AB	36
R	8
H	13
RBI	8
BB	3
SO	6
LOB	14



Batter	1	2	3	4	5	6	7	8	9	AB	R	H	RBI	BB	SO	LOB	TOP				
Cristian Guzman, S (1, 6) OBP: 0.285, SLG: 0.348	F8		F7		L8			FC6-4 1B		4	0	1	0	0	0	2					
Doug Mientkiewicz, L (1, 3) OBP: 0.355, SLG: 0.470	P4		F7			K		FC6-4 B1-3 1-2		4	0	0	0	0	1	1					
Corey Koskie, L (1, 5) OBP: 0.389, SLG: 0.497	BB			F8		K		B1-3		3	0	0	0	1	1	1					
Torii Hunter, R (1, 8) OBP: 0.325, SLG: 0.442	F9			G4-3		HR		K		4	1	1	1	0	1	2					
Bobby Kielty, S (1, 9) OBP: 0.373, SLG: 0.436		CS 1B		P5		G4-3			S BB	3	0	1	0	1	0	0					
33 Justin Morneau, L (1, 10) OBP: 0.286, SLG: 0.397				K						4	0	0	0	0	4	2					
Dustan Mohr, R (1, 7) OBP: 0.337, SLG: 0.443				BB		G3 2B		G6-3		3	0	1	0	1	1	1					
A.J. Pierzynski, L (1, 2) OBP: 0.332, SLG: 0.469				P4		G3		FC6-4 1B		4	0	1	0	0	0	3					
Luis Rivas, R (1, 4) OBP: 0.327, SLG: 0.369				F7				FC6-4 1-2		2	0	0	0	1	0	1					
Inning Stats	R: 0 E: 0 K: 0 S: 10	H: 0 LOB: 1 BB: 1 P: 18	R: 0 E: 0 K: 1 S: 9	H: 1 LOB: 1 BB: 1 P: 17	R: 0 E: 0 K: 0 S: 5	H: 0 LOB: 0 BB: 0 P: 7	R: 0 E: 0 K: 0 S: 5	H: 0 LOB: 0 BB: 0 P: 11	R: 0 E: 0 K: 1 S: 12	H: 1 LOB: 2 BB: 1 P: 20	R: 0 E: 0 K: 2 S: 13	H: 1 LOB: 1 BB: 0 P: 17	R: 0 E: 1 K: 1 S: 10	H: 1 LOB: 1 BB: 1 P: 11	R: 0 E: 0 K: 2 S: 9	H: 0 LOB: 1 BB: 1 P: 16	1B: 3 2B: 1 3B: 0 HR: 1	SF: 0 SAC: 0 DP: 0 HBP: 0	WP: 0 PB: 0 SB: 1 CS: 1	PA: 35	
PITCHER	IP	WLS	BF	H	R	ER	SO	BB	IBB	HBP	BLK	WP	HR	S	P	ERA	WHIP				
53 Joaquin Benoit, R (1, 1) ERA: 5.27	7.0	W	27	4	1	1	5	3	0	0	0	0	1	66	107	1.29	1.000				
Brian Shouse, L (8, 1) ERA: 3.2	0.2	H	3	1	0	0	0	0	0	0	0	0	0	7	8	0.00	1.500				
Francisco Cordero, R (8, 1) ERA: 3.47	0.1	H	1	0	0	0	1	0	0	0	0	0	0	3	3	0.00	0.000				
Ugueth Urbina, R (9, 1) ERA: 4.19	1.0	S	4	0	0	0	2	1	0	0	0	0	0	9	16	0.00	1.000				

Minnesota Twins @ Texas Rangers
The Ballpark at Arlington, Arlington, TX
Wed Jul 09 2003, 8:05 PM EDT
Att: 20,409 - Sunny - 88 F

AB 31
R 1
H 5
RBI 1
BB 4
SO 8
LOB 13



Batter	1	2	3	4	5	6	7	8	9	AB	R	H	RBI	BB	SO	LOB	BOTTOM				
10 Michael Young, R (1, 4) OBP: 0.354, SLG: 0.456	G4-3		G4-6-3 1-2		G5-3			1B		4	0	1	1	0	0	2					
Donnie Sadler, R (1, 5) OBP: 0.300, SLG: 0.324	L6			F9		HR BB		G4-3		3	1	0	0	1	0	1					
Alex Rodriguez, R (1, 6) OBP: 0.379, SLG: 0.561	F8			BB		HR		L8		3	1	1	2	1	0	0					
Rafael Palmeiro, L (1, 10) OBP: 0.358, SLG: 0.495		G4-3		BB		F9		F8		3	0	0	0	1	0	0					
Juan Gonzalez, R (1, 9) OBP: 0.319, SLG: 0.553		L7		L4		F8		K		4	0	0	0	0	1	2					
23 Mark Teixeira, S (1, 3) OBP: 0.335, SLG: 0.463		HR		G3-1		K				3	1	1	1	0	1	2					
Ryan Ludwick, R (1, 7) OBP: 0.357, SLG: 0.333		G5-3				G4-6-3 1B		SH1-3 10 1B		3	1	2	0	0	0	0					
Einar Diaz, R (1, 2) OBP: 0.300, SLG: 0.351				G4-6-3 1B		G4-6-3		SH1-3		2	0	1	0	0	0	1					
Doug Glanville, R (1, 8) OBP: 0.230, SLG: 0.254				FC4-6 10 G4-6-3 1-2		1B		F8		3	0	1	0	0	0	2					
Inning Stats	R: 0 E: 0 K: 0 S: 7	H: 0 LOB: 0 BB: 0 P: 8	R: 1 E: 0 K: 0 S: 11	H: 1 LOB: 0 BB: 0 P: 20	R: 0 E: 0 K: 0 S: 6	H: 1 LOB: 0 BB: 0 P: 7	R: 0 E: 0 K: 0 S: 6	H: 0 LOB: 2 BB: 2 P: 17	R: 0 E: 0 K: 1 S: 11	H: 2 LOB: 1 BB: 0 P: 17	R: 1 E: 0 K: 0 S: 8	H: 2 LOB: 1 BB: 0 P: 9	R: 0 E: 0 K: 1 S: 10	H: 0 LOB: 0 BB: 0 P: 14	R: 0 E: 0 K: 2 S: 9	H: 0 LOB: 0 BB: 0 P: 14	1B: 4 2B: 1 3B: 0 HR: 2	SF: 0 SAC: 1 DP: 2 HBP: 0	WP: 0 PB: 0 SB: 0 CS: 0	PA: 32	
PITCHER	IP	WLS	BF	H	R	ER	SO	BB	IBB	HBP	BLK	WP	HR	S	P	ERA	WHIP				
Kenny Rogers, L (1, 1) ERA: 4.89	7.0	L	29	7	4	4	1	3	0	0	0	0	2	57	95	5.14	1.429				
LaTroy Hawkins, R (8, 1) ERA: 1.79	1.0		3	0	0	0	1	0	0	0	0	0	0	10	14	0.00	0.000				

Minnesota Twins @ Texas Rangers
The Ballpark at Arlington, Arlington, TX
Wed Jul 09 2003, 8:05 PM EDT
Att: 20,409 - Sunny - 88 F

AB 28
R 4
H 7
RBI 4
BB 3
SO 2
LOB 10



Batter	1	2	3	4	5	6	7	8	9	AB	R	H	RBI	BB	SO	LOB	TOP										
Cristian Guzman, S (1, 6) OBP: 0.283, SLG: 0.345 Denny Hocking, S (7, PH) OBP: 0.322, SLG: 0.386 (7, 6)	0-1 B5-3		3-2 E5 1B		3-2 G1-3		2-2 1B	0-0 1B		3	1	0	0	0	0	0											
Doug Mientkiewicz, L (1, 3) OBP: 0.355, SLG: 0.467	0-0 F8		1-0 BB 1B		4-0 1B G4-3 BB		0-1 F8	0-1 G4-3		4	1	1	1	1	0	2											
Corey Koskie, L (1, 5) OBP: 0.392, SLG: 0.498	1-2 G4-3		1-0 BB 1B		0-1 G4-3 1B		0-1 1B		2-3 K	5	0	3	0	0	1	0											
Tori Hunter, R (1, 8) OBP: 0.323, SLG: 0.436		2-2 G5-3	4-2 FC4-6 BB		2-2 G4-3		0-3 K		2-2 L4	4	0	0	1	1	1	3											
A.J. Pierzynski, L (1, 2) OBP: 0.333, SLG: 0.475	0-1 2B		0-0 FC4-6		0-0 G3		2-0 G4-3		0-2 2B	5	0	2	0	0	0	6											
Matthew LeCroy, R (1, 10) OBP: 0.339, SLG: 0.521	2-3 K		0-0 F8		1-0 1B			1-0 E BB G5-4-3 1B	2-3 K	5	1	2	0	0	2	2											
Bobby Kielty, S (1, 9) OBP: 0.371, SLG: 0.430	1-3 K		1-2 G4-3		0-0 F8			4-1 G5-4-3 E BB 1B		3	1	0	0	1	1	2											
Dustan Mohr, R (1, 7) OBP: 0.336, SLG: 0.440			0-3 K		1-2 1B		0-1 F8	1-1 E6 G5-4-3		4	0	1	0	0	1	3											
Luis Rivas, R (1, 4) OBP: 0.322, SLG: 0.363	2-1 G6-3		1-2 L7		0-0 L8			1-2 G5-4-3	1-2 G5-4-3	4	0	0	0	0	0	4											
Inning Stats	R: 0 E: 0 K: 0 S: 6	H: 0 LOB: 0 BB: 0 P: 7	R: 0 E: 0 K: 2 S: 13	H: 1 LOB: 1 BB: 0 P: 18	R: 1 E: 1 K: 1 S: 13	H: 2 LOB: 3 BB: 1 P: 24	R: 0 E: 0 K: 0 S: 12	H: 1 LOB: 1 BB: 0 P: 15	R: 1 E: 0 K: 0 S: 9	H: 1 LOB: 1 BB: 1 P: 18	R: 0 E: 0 K: 1 S: 11	H: 2 LOB: 2 BB: 0 P: 15	R: 2 E: 1 K: 0 S: 12	H: 2 LOB: 1 BB: 1 P: 19	R: 0 E: 0 K: 2 S: 13	H: 1 LOB: 1 BB: 0 P: 19	1B: 9 2B: 2 3B: 0 HR: 0	SF: 0 SAC: 0 DP: 1 HBP: 0	WP: 0 PB: 0 CS: 0	PA: 42							
PITCHER	IP	WLS	BF	H	R	ER	SO	BB	IBB	HBP	BLK	WP	HR	S	P	ERA	WHIP										
John Thomson, R (1, 1) ERA: 5.43	7.0	W	32	8	2	1	4	2	0	0	0	0	0	69	103	1.29	1.429										
56 Rosman Garcia, R (8, 1) ERA: 4.8	0.2		5	2	2	0	0	1	0	0	0	0	0	10	17	0.00	4.500										
Brian Shouse, L (8, 1) ERA: 3.18	0.1		1	0	0	0	0	0	0	0	0	0	0	2	2	0.00	0.000										
Francisco Cordero, R (9, 1) ERA: 3.4	1.0		4	1	0	0	2	0	0	0	0	0	0	13	19	0.00	1.000										

Minnesota Twins @ Texas Rangers
The Ballpark at Arlington, Arlington, TX
Thu Jul 10 2003, 8:05 PM EDT
Att: 17,507 - Cloudy - 92 F

AB 39
R 4
H 11
RBI 3
BB 3
SO 6
LOB 22



Batter	1	2	3	4	5	6	7	8	9	AB	R	H	RBI	BB	SO	LOB	BOTTOM										
10 Michael Young, R (1, 4) OBP: 0.358, SLG: 0.470	1-2 FC6-4 HR 1B		1-1 G6-3		0-1 HR	2-0 2B				4	2	3	3	0	0	0											
9 Hank Blalock, L (1, 5) OBP: 0.382, SLG: 0.536	0-0 FC6-4 1B		1-3 K		1-0 P3	1-1 G3-1				4	0	1	0	0	1	1											
Alex Rodriguez, R (1, 6) OBP: 0.377, SLG: 0.557	0-2 FC6-4 HR		1-1 G5-3		4-1 1B BB		3-1 F8			3	1	0	0	1	0	2											
Rafael Palmeiro, L (1, 10) OBP: 0.357, SLG: 0.492	3-2 P5			2-2 F8	1-1 G5-4-3 1B		0-2 G6-3			4	0	1	0	0	0	2											
Juan Gonzalez, R (1, 9) OBP: 0.321, SLG: 0.571	0-0 HR		1-1 G5-4-3		1-2 G5-4-3		1-2 L8			4	2	2	4	0	0	2											
23 Mark Teixeira, S (1, 3) OBP: 0.337, SLG: 0.476	1-3 K			0-2 G3		1-2 HR		2-2 1B		4	1	2	1	0	1	0											
Ryan Ludwick, R (1, 7) OBP: 0.278, SLG: 0.250		0-1 P2		0-3 K		2-2 E1 G6-3 SF8		0-0 F8		4	1	0	0	0	1	1											
Layne Nix, L (1, 8) OBP: 0.250, SLG: 0.250	1-0 L3				1-0 1B E 10 HR	1-2 G6-3		1-1 F7		4	1	1	0	0	0	2											
Einar Diaz, R (1, 2) OBP: 0.300, SLG: 0.351	0-1 F8			0-0 K	0-0 10 HR	0-0 SF8		0-1 G6-3		3	1	1	1	0	0	1											
Inning Stats	R: 3 E: 0 K: 1 S: 17	H: 3 LOB: 0 BB: 0 P: 22	R: 0 E: 0 K: 0 S: 5	H: 0 LOB: 0 BB: 0 P: 6	R: 0 E: 0 K: 1 S: 9	H: 0 LOB: 0 BB: 0 P: 12	R: 1 E: 0 K: 1 S: 12	H: 1 LOB: 0 BB: 0 P: 15	R: 3 E: 1 K: 0 S: 11	H: 4 LOB: 1 BB: 1 P: 19	R: 2 E: 1 K: 0 S: 14	H: 2 LOB: 1 BB: 0 P: 21	R: 0 E: 0 K: 0 S: 10	H: 0 LOB: 0 BB: 0 P: 14	R: 0 E: 0 K: 0 S: 8	H: 1 LOB: 1 BB: 0 P: 11	1B: 6 2B: 1 3B: 0 HR: 4	SF: 1 SAC: 0 DP: 1 HBP: 0	WP: 0 PB: 0 CS: 0	PA: 36							
PITCHER	IP	WLS	BF	H	R	ER	SO	BB	IBB	HBP	BLK	WP	HR	S	P	ERA	WHIP										
Rick Reed, R (1, 1) ERA: 5.03	4.1	L	22	7	7	7	3	0	0	0	0	0	3	51	70	14.54	2.077										
James Baldwin, R (5, 1) ERA: 3.39	2.2		10	2	2	1	0	0	0	0	0	0	1	27	39	3.38	0.750										
Joe Mays, R (8, 1) ERA: 6.5	1.0		4	1	0	0	0	0	0	0	0	0	0	8	11	0.00	1.000										

Minnesota Twins @ Texas Rangers
The Ballpark at Arlington, Arlington, TX
Thu Jul 10 2003, 8:05 PM EDT
Att: 17,507 - Cloudy - 92 F

AB 34
R 9
H 11
RBI 9
BB 1
SO 3
LOB 11



Batter	1	2	3	4	5	6	7	8	9	AB	R	H	RBI	BB	SO	LOB	TOP										
Chris Gomez, R OBP: 0.311, SLG: 0.395 (1, 6)										4	0	0	0	0	1	4											
Doug Mientkiewicz, L OBP: 0.354, SLG: 0.462 (1, 3)										3	0	0	0	1	0	3											
Corey Koskie, L OBP: 0.369, SLG: 0.495 Cristian Guzman, S OBP: 0.284, SLG: 0.346 (1, 5) (4, 6)										2	0	0	0	0	0	0											
Matthew LeCroy, R OBP: 0.337, SLG: 0.515 (1, 10)										4	0	1	0	0	1	2											
A.J. Pierzynski, L OBP: 0.332, SLG: 0.476 (1, 2)										4	0	1	0	0	0	1											
Bobby Kielty, S OBP: 0.370, SLG: 0.424 (1, 9)										3	0	0	0	1	0	0											
Dustan Mohr, R OBP: 0.335, SLG: 0.435 (1, 7)										3	0	0	0	1	3	0											
Denny Hocking, S OBP: 0.319, SLG: 0.372 (1, 8)										3	0	0	0	1	1	3											
Luis Rivas, R OBP: 0.326, SLG: 0.364 (1, 4)										2	0	1	0	0	0	0											
Inning Stats	R: 0 E: 0 K: 1 S: 10	H: 0 LOB: 0 BB: 0 P: 18	R: 0 E: 0 K: 0 S: 6	H: 1 LOB: 0 BB: 0 P: 11	R: 0 E: 0 K: 1 S: 9	H: 0 LOB: 2 BB: 1 P: 18	R: 0 E: 0 K: 2 S: 13	H: 1 LOB: 3 BB: 2 P: 28	R: 0 E: 1 K: 0 S: 8	H: 0 LOB: 0 BB: 0 P: 14	R: 0 E: 0 K: 1 S: 10	H: 1 LOB: 1 BB: 0 P: 10	R: 0 E: 0 K: 0 S: 6	H: 0 LOB: 0 BB: 0 P: 10	R: 0 E: 0 K: 1 S: 8	H: 0 LOB: 0 BB: 0 P: 12	1B: 3 2B: 1 3B: 0 HR: 0	SF: 0 SAC: 0 DP: 2 HBP: 1	WP: 0 PB: 0 SB: 0 CS: 0	PA: 35							
PITCHER	IP	WLS	BF	H	R	ER	SO	BB	IBB	HBP	BLK	WP	HR	S	P	ERA	WHIP										
Ramon Ortiz, R ERA: 4.41 (1, 1)	6.0	W	25	3	0	0	5	4	0	1	0	0	0	56	103	0.00	1.167										
62 Scot Shields, R ERA: 1.74 (7, 1)	1.0	H	4	1	0	0	0	0	0	0	0	0	0	7	10	0.00	1.000										
Brendan Donnelly, R ERA: 0.38 (8, 1)	2.0	S	6	0	0	0	1	0	0	0	0	0	0	14	22	0.00	0.000										

Minnesota Twins @ Anaheim Angels
Edison International Field, Anaheim, CA
Fri Jul 11 2003, 10:05 PM EDT
Att: 43,442 - Sunny - 73 F

AB 30
R 0
H 4
RBI 0
BB 4
SO 6
LOB 13



Batter	1	2	3	4	5	6	7	8	9	AB	R	H	RBI	BB	SO	LOB	BOTTOM										
Darin Erstad, L OBP: 0.332, SLG: 0.352 (1, 8)										3	2	1	0	1	0	0											
Scott Spiezio, S OBP: 0.328, SLG: 0.437 (1, 3)										4	1	1	2	0	0	1											
Tim Salmon, R OBP: 0.370, SLG: 0.489 Eric Owens, R OBP: 0.248, SLG: 0.265 (1, 9) (9, 9)										4	1	1	2	0	0	0											
16 Garret Anderson, L OBP: 0.345, SLG: 0.594 (1, 7)										4	1	2	0	0	2	0											
Troy Glaus, R OBP: 0.352, SLG: 0.475 (1, 5)										3	0	1	1	0	1	1											
Shawn Woolen, R OBP: 0.336, SLG: 0.434 (1, 10)										3	0	0	0	0	1	2											
Bengie Molina, R OBP: 0.317, SLG: 0.447 (1, 2)										3	0	0	0	0	1	1											
Adam Kennedy, L OBP: 0.317, SLG: 0.329 (1, 4)										3	0	0	0	0	1	0											
Benji Gil, R OBP: 0.216, SLG: 0.282 (1, 6)										3	0	0	0	0	0	0											
Inning Stats	R: 0 E: 0 K: 0 S: 9	H: 0 LOB: 0 BB: 0 P: 13	R: 0 E: 0 K: 2 S: 10	H: 1 LOB: 1 BB: 0 P: 13	R: 0 E: 0 K: 0 S: 6	H: 0 LOB: 0 BB: 0 P: 7	R: 1 E: 0 K: 0 S: 13	H: 2 LOB: 1 BB: 0 P: 17	R: 0 E: 0 K: 1 S: 9	H: 0 LOB: 0 BB: 0 P: 15	R: 2 E: 0 K: 1 S: 11	H: 2 LOB: 0 BB: 0 P: 21	R: 0 E: 0 K: 1 S: 9	H: 0 LOB: 0 BB: 0 P: 10	R: 2 E: 0 K: 1 S: 11	H: 1 LOB: 0 BB: 1 P: 16	1B: 2 2B: 2 3B: 0 HR: 2	SF: 0 SAC: 0 DP: 0 HBP: 0	WP: 0 PB: 0 SB: 0 CS: 0	PA: 31							
PITCHER	IP	WLS	BF	H	R	ER	SO	BB	IBB	HBP	BLK	WP	HR	S	P	ERA	WHIP										
Johan Santana, L ERA: 3.0 (1, 1)	6.0	L	23	5	3	3	3	4	0	0	1	0	0	9	10	0.00	0.833										
Juan Rincon, R ERA: 3.33 (7, 1)	1.0		3	0	0	0	1	0	0	0	0	0	0	9	10	0.00	0.000										
J.C. Romero, L ERA: 4.95 (8, 1)	1.0		5	1	2	2	1	1	0	0	0	0	1	11	16	18.00	2.000										

Minnesota Twins @ Anaheim Angels
Edison International Field, Anaheim, CA
Fri Jul 11 2003, 10:05 PM EDT
Att: 43,442 - Sunny - 73 F

AB 30
R 5
H 6
RBI 5
BB 1
SO 6
LOB 5

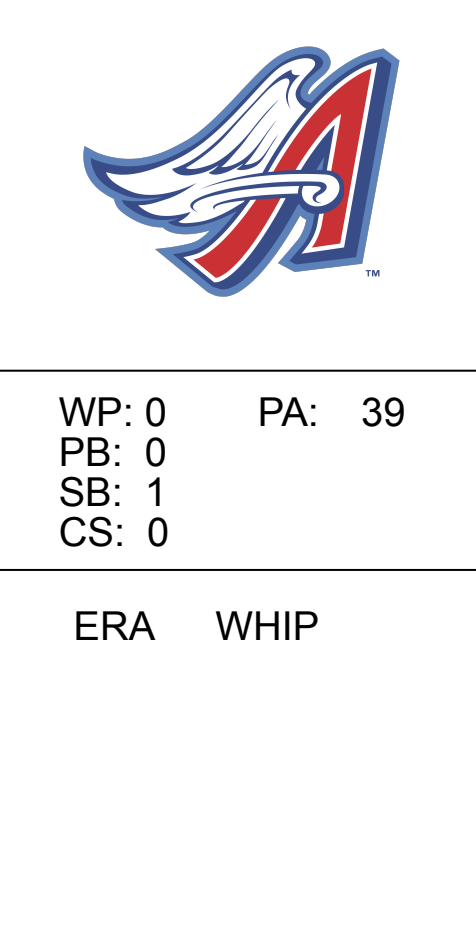


Batter	1	2	3	4	5	6	7	8	9	AB	R	H	RBI	BB	SO	LOB	TOP								
Chris Gomez, R OBP: 0.298, SLG: 0.378 (1, 6)	F9		L9		G6-3			F8		4	0	0	0	0	0	0	Minnesota Twins @ Anaheim Angels Edison International Field, Anaheim, CA Sat Jul 12 2003, 4:05 PM EDT Att: 43,174 - Sunny - 84 F								
Bobby Kielty, S OBP: 0.371, SLG: 0.423 (1, 9)	1B		K					G3		3	0	1	0	1	1	0									
Doug Mientkiewicz, L OBP: 0.356, SLG: 0.461 (1, 3)	P6				F8					3	0	1	0	1	0	1									
Tori Hunter, R OBP: 0.320, SLG: 0.431 (1, 8)	F8				G6-3			L7		4	0	0	0	0	0	3									
Matthew LeCroy, R OBP: 0.335, SLG: 0.514 (1, 10)		P3								4	0	1	0	0	1	1									
A.J. Pierzynski, L OBP: 0.323, SLG: 0.471 (1, 2)		K			P6					3	0	0	0	0	1	1									
Dustan Mohr, R OBP: 0.335, SLG: 0.438 (1, 7)										3	0	1	0	0	1	0									
Denny Hocking, S OBP: 0.320, SLG: 0.404 (1, 5)										3	1	1	1	0	1	1									
Luis Rivas, R OBP: 0.322, SLG: 0.359 (1, 4)				P4						3	0	0	0	0	2	0									
Inning Stats	R: 0 E: 0 K: 0 S: 7	H: 1 LOB: 1 BB: 0 P: 10	R: 0 E: 0 K: 1 S: 10	H: 1 LOB: 1 BB: 0 P: 17	R: 0 E: 0 K: 1 S: 7	H: 0 LOB: 0 BB: 0 P: 10	R: 0 E: 0 K: 0 S: 13	H: 1 LOB: 1 BB: 0 P: 16	R: 1 E: 0 K: 0 S: 11	H: 1 LOB: 0 BB: 0 P: 16	R: 0 E: 0 K: 0 S: 7	H: 1 LOB: 1 BB: 1 P: 14	R: 0 E: 0 K: 1 S: 11	H: 0 LOB: 0 BB: 0 P: 18	R: 0 E: 0 K: 1 S: 9	H: 0 LOB: 0 BB: 0 P: 14	R: 0 E: 0 K: 1 S: 8	H: 0 LOB: 0 BB: 1 P: 15	1B: 2 2B: 2 3B: 0 HR: 1	SF: 0 SAC: 0 DP: 1 HBP: 0	WP: 0 PB: 0 SB: 0 CS: 1	PA: 32			
PITCHER	IP	WLS	BF	H	R	ER	SO	BB	IBB	HBP	BLK	WP	HR	S	P	ERA	WHIP								
Jarrod Washburn, L ERA: 4.22	(1, 1)	7.0	W	26	5	1	5	1	0	0	0	0	1	66	101	1.29	0.857								
Francisco Rodriguez, R ERA: 3.0	(8, 1)	2.0		6	0	0	0	2	1	0	0	0	0	17	29	0.00	0.500								

Batter	1	2	3	4	5	6	7	8	9	AB	R	H	RBI	BB	SO	LOB	BOTTOM								
Darin Erstad, L OBP: 0.333, SLG: 0.361 (1, 8)	K2-3		K		F8					4	1	1	2	1	2	1	Minnesota Twins @ Anaheim Angels Edison International Field, Anaheim, CA Sat Jul 12 2003, 4:05 PM EDT Att: 43,174 - Sunny - 84 F								
Scott Spiezio, S OBP: 0.332, SLG: 0.442 (1, 3)	K									4	2	3	2	0	1	0									
Tim Salmon, R OBP: 0.370, SLG: 0.486 (1, 10)										4	0	1	0	1	2	4									
16 Garret Anderson, L OBP: 0.344, SLG: 0.590 (1, 7)	P6									4	0	1	1	0	1	2									
Troy Glaus, R OBP: 0.351, SLG: 0.475 (1, 5)										4	0	1	1	0	0	2									
Bengie Molina, R OBP: 0.312, SLG: 0.440 (1, 2)										4	0	0	0	0	0	3									
Jeff DaVanon, S OBP: 0.401, SLG: 0.594 (1, 9)										3	2	2	0	1	0	0									
Adam Kennedy, L OBP: 0.320, SLG: 0.329 (1, 4)										3	1	1	0	1	1	1									
9 Chone Figgins, S OBP: 0.293, SLG: 0.296 (1, 6)										3	0	1	0	0	1	2									
Inning Stats	R: 0 E: 0 K: 2 S: 11	H: 0 LOB: 1 BB: 1 P: 18	R: 0 E: 0 K: 1 S: 12	H: 1 LOB: 0 BB: 0 P: 15	R: 0 E: 0 K: 3 S: 13	H: 1 LOB: 1 BB: 0 P: 17	R: 0 E: 0 K: 0 S: 6	H: 0 LOB: 0 BB: 0 P: 7	R: 0 E: 0 K: 0 S: 8	H: 1 LOB: 1 BB: 0 P: 13	R: 1 E: 1 K: 1 S: 13	H: 2 LOB: 1 BB: 0 P: 17	R: 4 E: 0 K: 0 S: 16	H: 6 LOB: 2 BB: 0 P: 18	R: 1 E: 0 K: 1 S: 7	H: 0 LOB: 2 BB: 3 P: 23	1B: 9 2B: 1 3B: 1 HR: 0	SF: 1 SAC: 1 DP: 0 HBP: 0	WP: 0 PB: 0 SB: 1 CS: 0	PA: 39					
PITCHER	IP	WLS	BF	H	R	ER	SO	BB	IBB	HBP	BLK	WP	HR	S	P	ERA	WHIP								
Brad Radke, R ERA: 5.49	(1, 1)	6.1	L	28	8	4	3	7	1	0	0	0	0	5	6	∞	∞								
J.C. Romero, L ERA: 5.2	(7, 1)	0.0		3	3	1	1	0	0	0	0	0	0	6	20	9.00	2.000								
Grant Balfour, R ERA: 3.24	(7, 1)	1.0		6	0	1	1	0	2	1	0	0	0	6	7	0.00	0.000								
James Baldwin, R ERA: 2.7	(8, 1)	0.2		2	0	0	0	1	0	0	0	0	0	4	7	0.00	0.000								

AB	30
R	1
H	5
RBI	1
BB	2
SO	7
LOB	7

AB	33
R	6
H	11
RBI	6
BB	4
SO	8
LOB	15



Batter	1	2	3	4	5	6	7	8	9	AB	R	H	RBI	BB	SO	LOB	TOP						
Chris Gomez, R OBP: 0.303, SLG: 0.400 (1, 6)	G5-3		G4-3		L7		1B		3B	5	0	2	0	0	0	1							
Denny Hocking, S OBP: 0.314, SLG: 0.394 (1, 5)	P6			G4-3		F7	1B		K	5	0	1	0	0	1	1							
Doug Mientkiewicz, L OBP: 0.359, SLG: 0.461 (1, 3)	G3			K2-3		BB	1B		1B	4	1	2	0	0	1	0							
Bobby Kietly, S OBP: 0.370, SLG: 0.420 (1, 9)		F8		HR		F7			F7	4	1	1	0	0	0	2							
Torii Hunter, R OBP: 0.325, SLG: 0.442 (1, 8)	1B			HR		1B			K	3	1	2	2	1	1	1							
A.J. Pierzynski, L OBP: 0.334, SLG: 0.475 (1, 2)				K2-3		1B				4	0	3	1	0	1	0							
33 Justin Morneau, L 20 Lew Ford, R OBP: 0.386, SLG: 0.510 Matthew LeCroy, R OBP: 0.333, SLG: 0.511 (7, PR) (8, PH)	G3-6-3					K			K	2	0	0	0	1	1	2							
Dustan Mohr, R OBP: 0.331, SLG: 0.432 Cristian Guzman, S OBP: 0.293, SLG: 0.345 (9, PH)				K		F9			F8	3	0	0	0	0	1	1							
Luis Rivas, R OBP: 0.325, SLG: 0.361 (1, 4)				K					K	4	0	2	0	0	2	0							
Inning Stats	R: 0 E: 0 K: 0 S: 7	H: 0 LOB: 0 BB: 0 P: 10	R: 0 E: 0 K: 0 S: 13	H: 2 LOB: 1 BB: 0 P: 20	R: 0 E: 0 K: 2 S: 8	H: 0 LOB: 0 BB: 0 P: 12	R: 2 E: 0 K: 2 S: 16	H: 2 LOB: 0 BB: 0 P: 21	R: 0 E: 0 K: 1 S: 8	H: 1 LOB: 1 BB: 0 P: 9	R: 1 E: 0 K: 0 S: 9	H: 2 LOB: 2 BB: 1 P: 16	R: 0 E: 0 K: 0 S: 10	H: 3 LOB: 2 BB: 1 P: 18	R: 0 E: 0 K: 2 S: 10	H: 2 LOB: 2 BB: 0 P: 15	R: 0 E: 0 K: 2 S: 8	H: 1 LOB: 1 BB: 0 P: 11	1B: 11 2B: 0 3B: 1 HR: 1	SF: 0 SAC: 0 DP: 2 HBP: 0	WP: 0 PB: 0 SB: 0 CS: 0	PA: 38	
PITCHER	IP	WLS	BF	H	R	ER	SO	BB	IBB	HBP	BLK	WP	HR	S	P	ERA	WHIP						
41 John Lackey, R ERA: 4.99 Ben Weber, R ERA: 2.66 Brendan Donnelly, R ERA: 0.38 Troy Percival, R ERA: 2.48	(1, 1)	6.0	W	25	7	3	3	5	2	0	0	0	0	1	63	94	4.50	1.500					
	(7, 1)	1.0	H	4	3	0	0	0	0	0	0	0	0	0	8	12	0.00	3.000					
	(8, 1)	1.0	H	5	2	0	0	2	0	0	0	0	0	10	15	0.00	2.000						
	(9, 1)	1.0		4	1	0	0	2	0	0	0	0	0	8	11	0.00	1.000						

Minnesota Twins @ Anaheim Angels
Edison International Field, Anaheim, CA
Sun Jul 13 2003, 4:05 PM EDT
Att: 38,835 - Sunny - 86 F

AB	36
R	3
H	13
RBI	3
BB	2
SO	9
LOB	10





Batter	1	2	3	4	5	6	7	8	9	AB	R	H	RBI	BB	SO	LOB	BOTTOM						
Darin Erstad, L OBP: 0.327, SLG: 0.353 (1, 8)	E5		G3-1	CS	K		FC6-4			4	0	0	0	0	1	2							
Scott Spiezio, S OBP: 0.331, SLG: 0.443 (1, 3)	F9				K				G6-3	4	0	1	1	0	1	1							
Tim Salmon, R OBP: 0.369, SLG: 0.483 (1, 10)	K		2B		F7				1B	4	1	1	0	0	2	2							
16 Garret Anderson, L OBP: 0.345, SLG: 0.597 (1, 7)	K			HR		F7			1B	4	2	2	1	0	1	1							
Troy Glaus, R OBP: 0.352, SLG: 0.475 (1, 5)		F7		SH1-3	WP	G5-3			1B	4	2	2	1	0	0	0							
Jeff DaVanon, S OBP: 0.400, SLG: 0.586 (1, 9)	K			SH1-3		F7			1B	2	1	0	0	1	1	0							
Bengie Molina, R OBP: 0.315, SLG: 0.444 (1, 2)	F7			1B					1B	4	1	2	2	0	1	0							
Adam Kennedy, L OBP: 0.319, SLG: 0.326 (1, 4)			G3-1	SH1-3	P4				SF7	2	1	0	1	1	1	1							
Benji Gil, R OBP: 0.227, SLG: 0.292 (1, 6)			SH1-3		CS		FC6-4		K	3	0	2	1	0	1	1							
Inning Stats	R: 0 E: 1 K: 2 S: 10	H: 0 LOB: 1 BB: 0 P: 16	R: 0 E: 0 K: 1 S: 7	H: 0 LOB: 0 BB: 0 P: 11	R: 1 E: 0 K: 1 S: 7	H: 1 LOB: 1 BB: 1 P: 17	R: 3 E: 0 K: 0 S: 15	H: 4 LOB: 0 BB: 0 P: 21	R: 0 E: 0 K: 0 S: 11	H: 0 LOB: 0 BB: 0 P: 15	R: 0 E: 0 K: 2 S: 11	H: 1 LOB: 1 BB: 0 P: 15	R: 4 E: 0 K: 1 S: 19	H: 4 LOB: 1 BB: 1 P: 30	R: 0 E: 0 K: 1 S: 19	H: 4 LOB: 1 BB: 1 P: 30	1B: 7 2B: 2 3B: 0 HR: 1	SF: 1 SAC: 2 DP: 0 HBP: 0	WP: 2 PB: 0 SB: 0 CS: 1	PA: 37			
PITCHER	IP	WLS	BF	H	R	ER	SO	BB	IBB	HBP	BLK	WP	HR	S	P	ERA	WHIP						
Kyle Lohse, R ERA: 4.78 Juan Rincon, R ERA: 3.12 LaTroy Hawkins, R ERA: 2.56 Eddie Guardado, L ERA: 3.75	(1, 1)	4.0	L	18	5	4	4	4	1	0	0	0	0	1	39	65	9.00	1.500					
	(5, 1)	3.0		10	1	0	0	4	0	0	0	0	0	31	42	0.00	0.333						
	(8, 1)	0.1		6	4	4	4	0	1	0	0	0	0	12	19	108.00	15.000						
	(8, 1)	0.2		2	0	0	0	1	0	0	0	1	0	7	11	0.00	0.000						

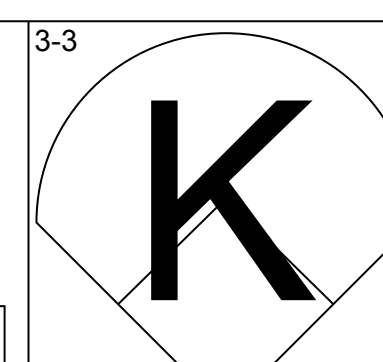
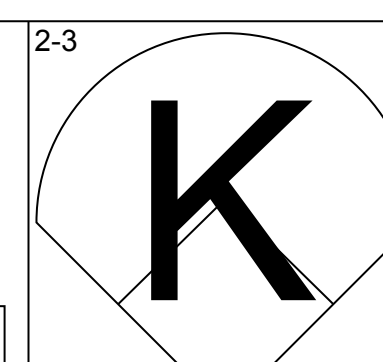
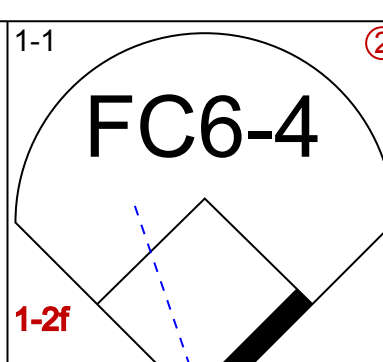
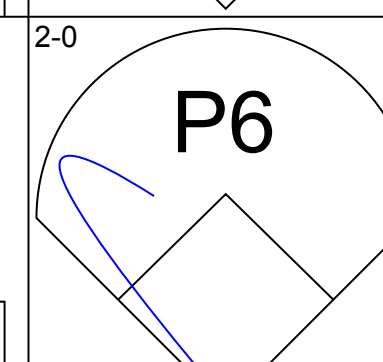
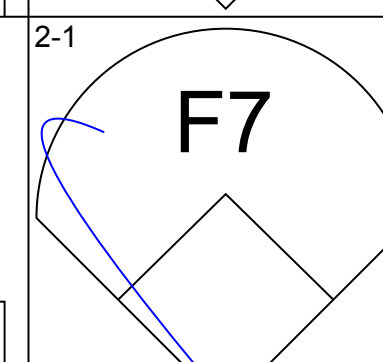
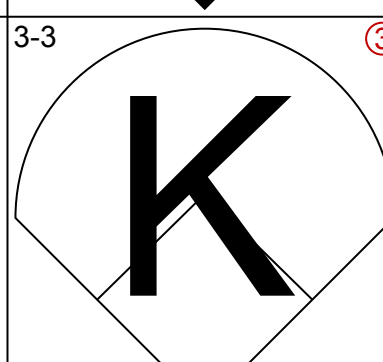
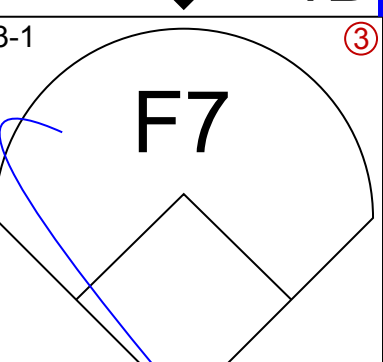
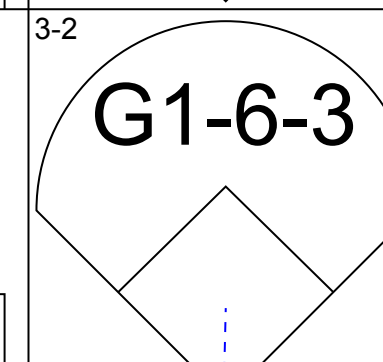
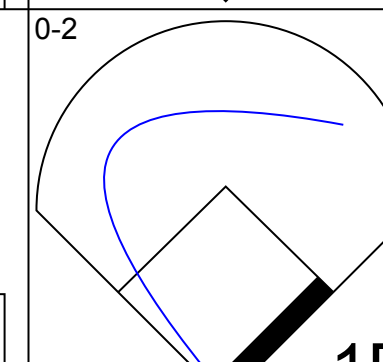



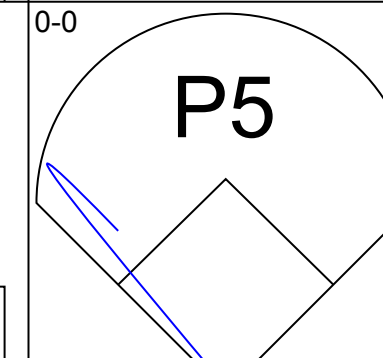




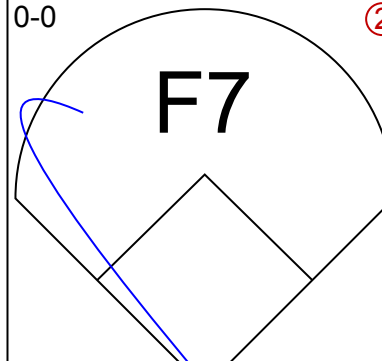
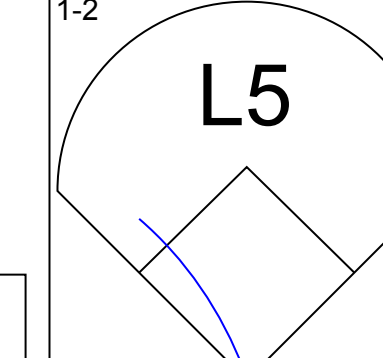

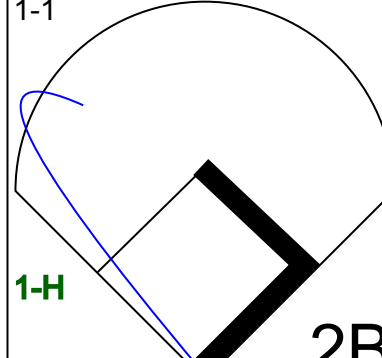

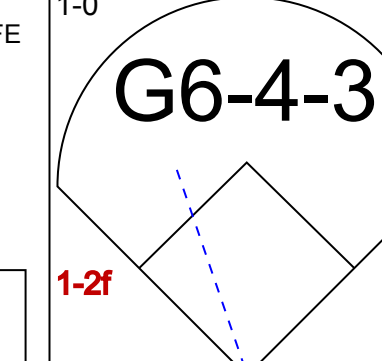
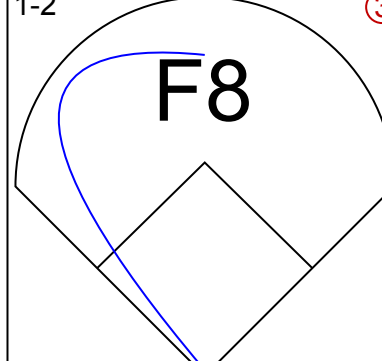


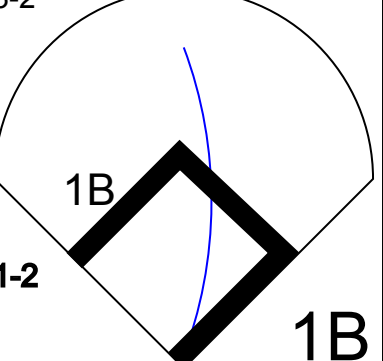
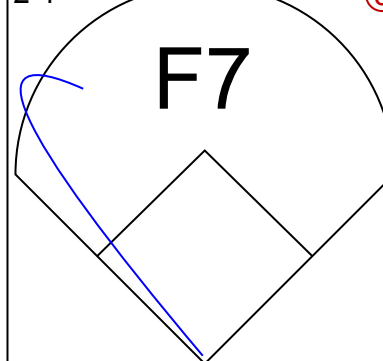

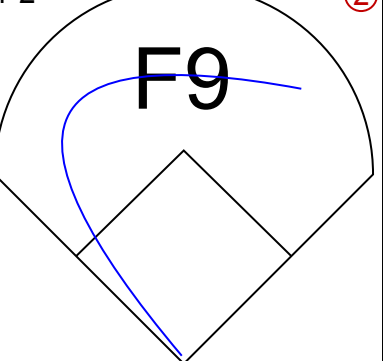

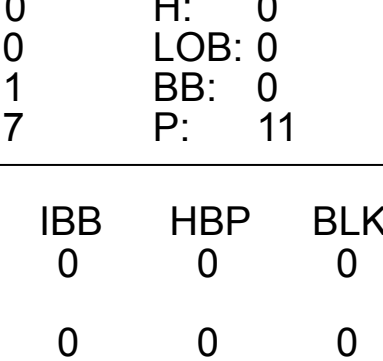
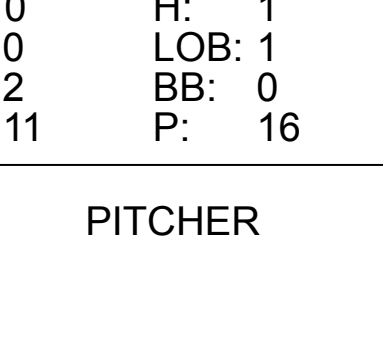
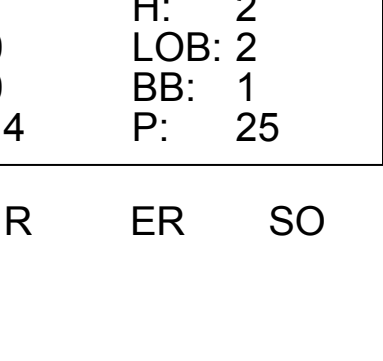
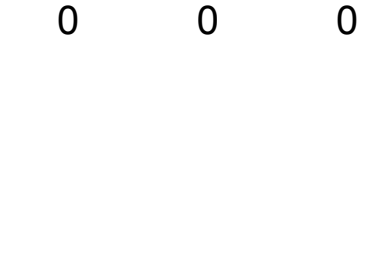


Minnesota Twins @ Anaheim Angels
Edison International Field, Anaheim, CA
Sun Jul 13 2003, 4:05 PM EDT
Att: 38,835 - Sunny - 86 F

AB	31
R	8
H	10
RBI	7
BB	2
SO	9
LOB	8



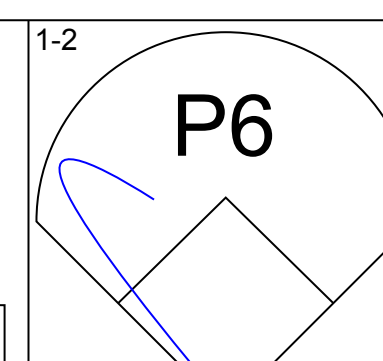
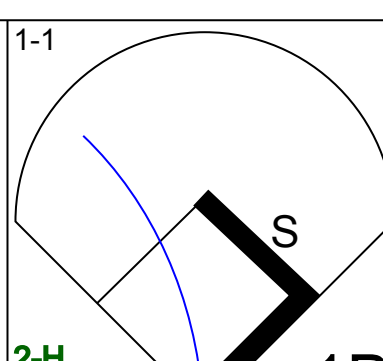
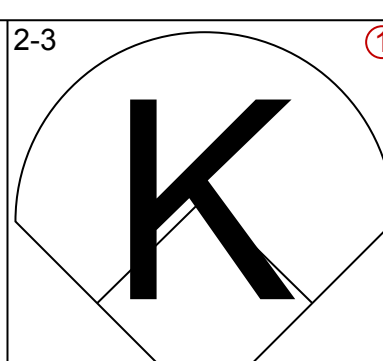
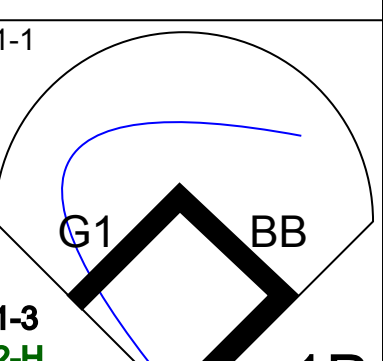
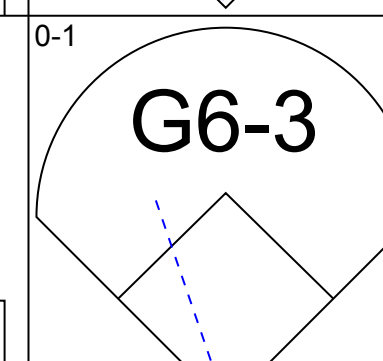
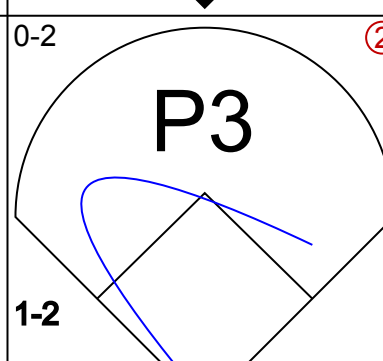
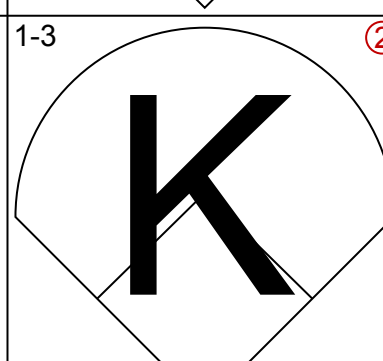
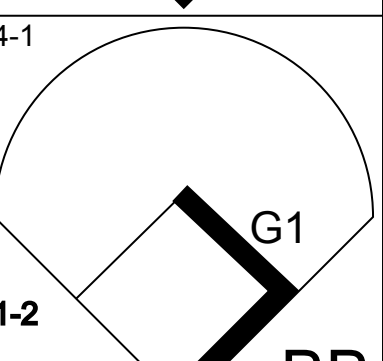
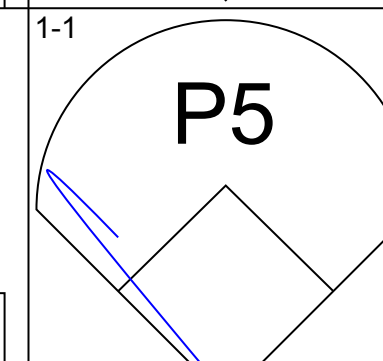
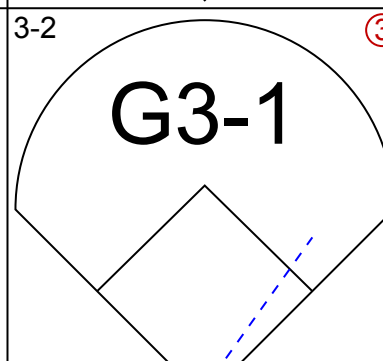
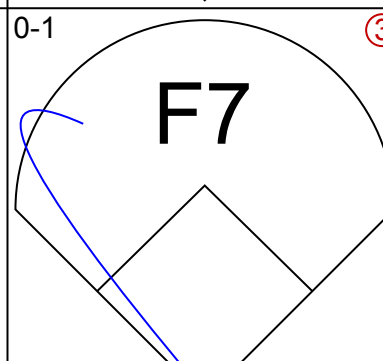
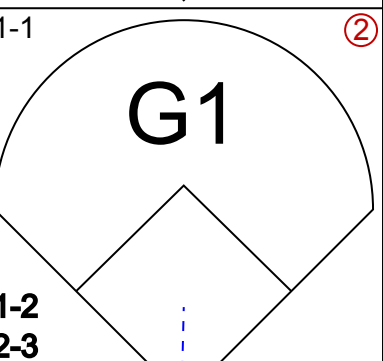
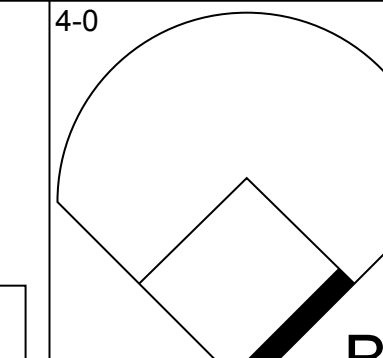
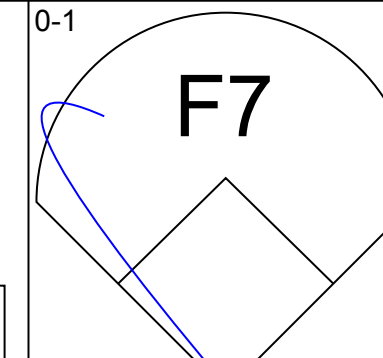

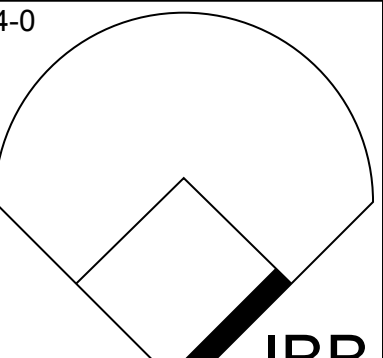
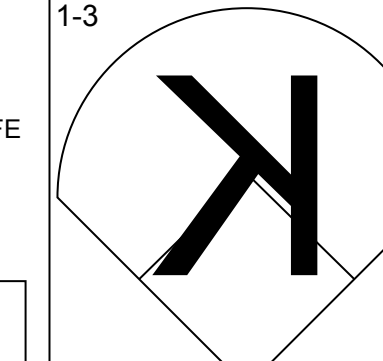
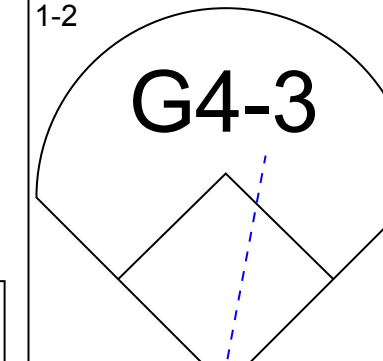

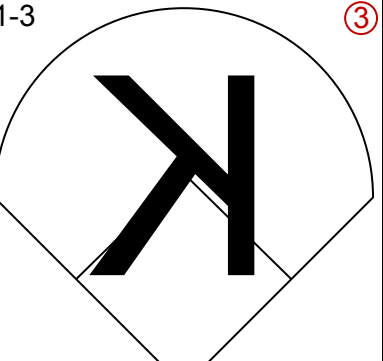
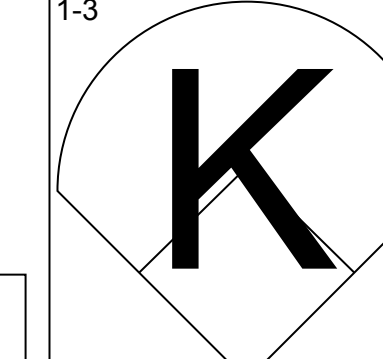
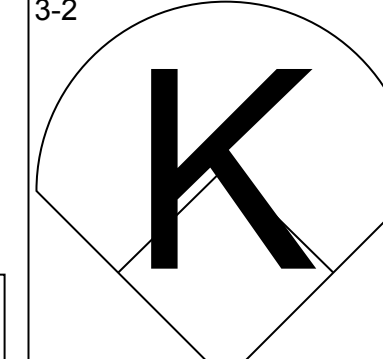

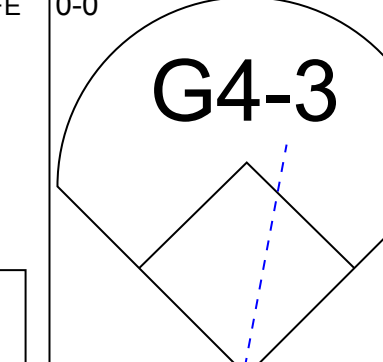
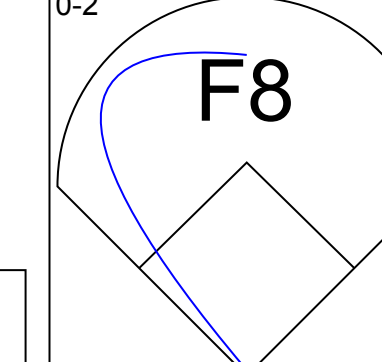
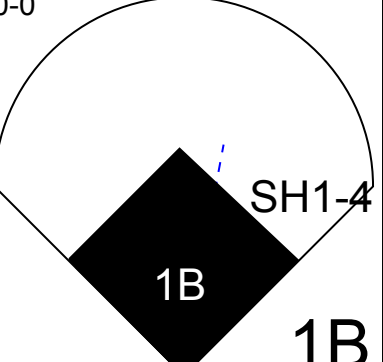
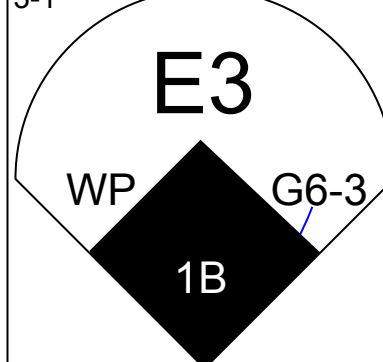
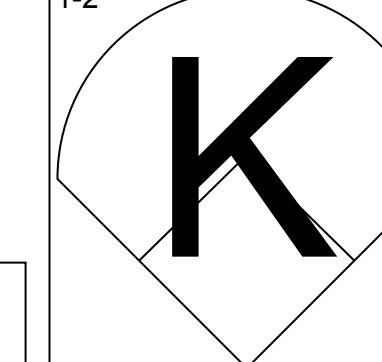
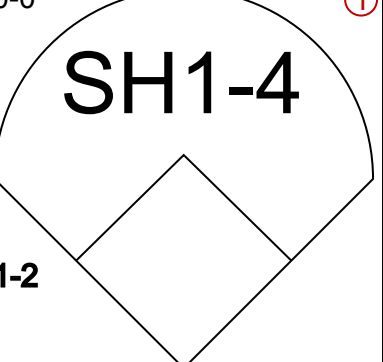
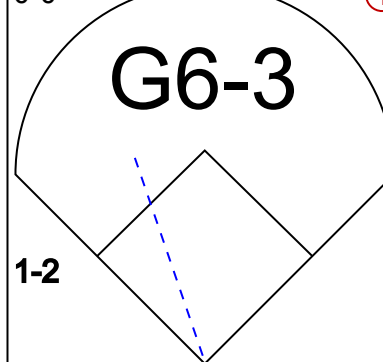
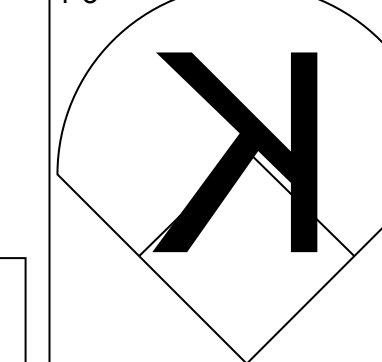
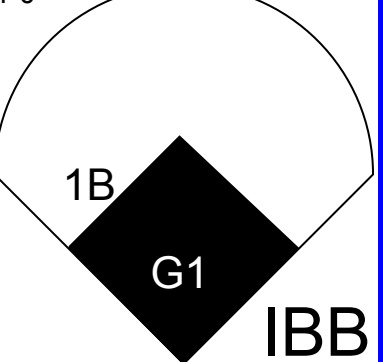
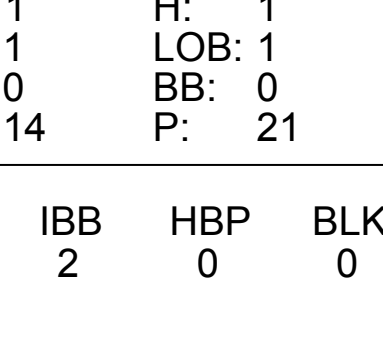
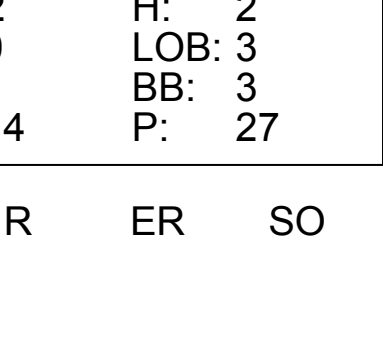
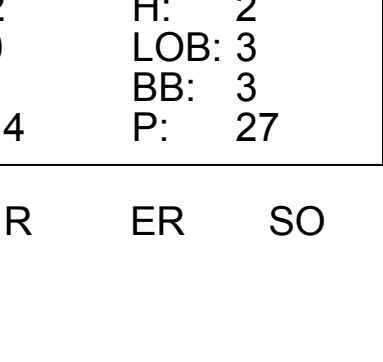


Batter	1	2	3	4	5	6	7	8	9	AB	R	H	RBI	BB	SO	LOB	TOP											
Eric Byrnes, R OBP: 0.361, SLG: 0.507	0-1 F9	2-2 F9			1-1 L8		0-2 P3		0-0 P4	5	0	0	0	0	0	5	Oakland Athletics @ Minnesota Twins Hubert H. Humphrey Metrodome, Minneapolis, MN Thu Jul 17 2003, 8:05 PM EDT Att: 20,139 - Dome - 72 F AB 34 R 2 H 9 RBI 2 BB 3 SO 3 LOB 18 											
Scott Hatteberg, L OBP: 0.340, SLG: 0.378	1-3 K		0-1 FC5-4 1B		0-1 P4		0-2 G4-3			4	0	1	0	0	1	2												
Erubiel Durazo, L OBP: 0.398, SLG: 0.443	4-0 BB		0-0 P6		0-0 P2			2-0 G4-3		3	0	0	0	1	0	2												
Miguel Tejada, R OBP: 0.298, SLG: 0.425	0-1 L9		1-1 F8			0-2 FC6-4 1B		1-1 P4		4	0	1	0	0	0	2												
3 Eric Chavez, L OBP: 0.327, SLG: 0.469		1-2 G5-3	0-2 FC5-4		0-1 FC6-4 2B			4-2 BB		3	1	0	0	1	0	2												
Ramon Hernandez, R OBP: 0.325, SLG: 0.450		1-2 G6-3		4-2 FC4-6 BB		2-2 2B		2-3 K		3	0	1	1	1	1	1												
Terrence Long, L OBP: 0.300, SLG: 0.403		2-1 1B 1B		0-0 FC4-6 G6-3 1-2f		3-2 F9		2-1 L7		4	1	1	0	0	0	1												
Mark Ellis, R OBP: 0.335, SLG: 0.390		2-1 1B 1B		2-2 G6-3 1-2f		1-1 1B		1-1 1B		4	0	3	0	0	0	1												
Chris Singleton, L OBP: 0.327, SLG: 0.390		1-0 1B			0-0 1B		2-2 P6		0-3 K	4	0	2	1	0	1	2												
Inning Stats	R: 0 E: 0 K: 1 S: 8	H: 0 LOB: 1 BB: 1 P: 13	R: 1 E: 0 K: 0 S: 15	H: 3 LOB: 2 BB: 0 P: 24	R: 0 E: 0 K: 0 S: 8	H: 1 LOB: 1 BB: 0 P: 9	R: 0 E: 0 K: 0 S: 8	H: 0 LOB: 0 BB: 1 P: 14	R: 0 E: 0 K: 0 S: 6	H: 1 LOB: 1 BB: 0 P: 7	R: 1 E: 0 K: 0 S: 12	H: 2 LOB: 0 BB: 0 P: 17	R: 0 E: 0 K: 0 S: 13	H: 1 LOB: 1 BB: 0 P: 16	R: 0 E: 0 K: 1 S: 8	H: 0 LOB: 1 BB: 1 P: 17		1B: 8 2B: 1 3B: 0 HR: 0	SF: 0 SAC: 0 DP: 1 HBP: 0	WP: 0 PB: 0 SB: 0 CS: 0	PA: 37							
PITCHER	IP	WLS	BF	H	R	ER	SO	BB	IBB	HBP	BLK	WP	HR	S	P	ERA	WHIP											
Rick Reed, R ERA: 4.85	(1, 1)	7.0	W	29	8	2	2	1	2	0	0	0	0	0	70	100	2.57	1.429										
J.C. Romero, L ERA: 5.09	(8, 1)	1.0		4	0	0	0	1	1	0	0	0	0	0	8	17	0.00	1.000										
LaTroy Hawkins, R ERA: 2.51	(9, 1)	1.0		4	1	0	0	1	0	0	0	0	0	0	8	11	0.00	1.000										

Batter	1	2	3	4	5	6	7	8	9	AB	R	H	RBI	BB	SO	LOB	BOTTOM										
Shannon Stewart, R OBP: 0.342, SLG: 0.442	P4 G1-3			0-1 G5-3		0-2 G5-3		3-2 FC5-4 HBP FC5-2 1-2f 2-3		5	0	0	0	0	0	4	Oakland Athletics @ Minnesota Twins Hubert H. Humphrey Metrodome, Minneapolis, MN Thu Jul 17 2003, 8:05 PM EDT Att: 20,139 - Dome - 72 F AB 36 R 6 H 11 RBI 5 BB 2 SO 2 LOB 17 										
Cristian Guzman, S OBP: 0.278, SLG: 0.340	1-2 E3 1B	2-3 K		2-3 K		0-1 F9		2-2 FC5-2 HBP		5	1	0	0	0	2	2											
Jacque Jones, L OBP: 0.323, SLG: 0.477	0-0 E 1-2 1B	2-1 G4-3		0-1 FC6-4 1B		2-2 FC4 1B		1-1 HBP		4	1	3	0	0	0	0											
Torii Hunter, R OBP: 0.326, SLG: 0.450	1-0 E8 1B	0-0 HR		0-2 FC6-4 1-2f		1-0 P3		0-0 F9		5	2	2	2	0	0	5											
A.J. Pierzynski, L OBP: 0.337, SLG: 0.475	1-2 E 2H 3H 1B	3-2 1B			0-1 P6		0-1 FC4 1-2f			4	1	2	2	0	0	1											
Doug Mientkiewicz, L OBP: 0.359, SLG: 0.460	3-2 E9 1B 2H	0-1 G4-3			2-1 G3-1		4-2 BB			3	1	1	0	1	0	1											
Chris Gomez, R OBP: 0.311, SLG: 0.404	1-2 FC6-4 2-3 1B		1-1 F9		1-2 1B		3-1 G6-3			4	0	2	0	0	0	2											
Dustan Mohr, R OBP: 0.330, SLG: 0.427	1-2 FC6-4 1-2f 3H 1B		1-1 P3		0-0 F9		4-2 FC5-4 HBP FC5-2 BB			3	0	0	1	1	0	2											
Luis Rivas, R OBP: 0.327, SLG: 0.361	0-1 1B		0-2 G6-3		1-0 G5-3		1-0 FC5-4 HBP			3	0	1	0	0	0	0											
Inning Stats	R: 5 E: 3 K: 0 S: 25	H: 6 LOB: 2 BB: 0 P: 35	R: 1 E: 0 K: 1 S: 12	H: 2 LOB: 1 BB: 0 P: 19	R: 0 E: 0 K: 0 S: 7	H: 0 LOB: 0 BB: 0 P: 9	R: 0 E: 0 K: 1 S: 11	H: 1 LOB: 1 BB: 0 P: 13	R: 0 E: 0 K: 0 S: 9	H: 1 LOB: 1 BB: 0 P: 12	R: 0 E: 0 K: 0 S: 6	H: 0 LOB: 0 BB: 0 P: 7	R: 0 E: 1 K: 0 S: 10	H: 1 LOB: 2 BB: 1 P: 20	R: 0 E: 0 K: 0 S: 11	H: 0 LOB: 3 BB: 1 P: 22		1B: 10 2B: 0 3B: 0 HR: 1	SF: 0 SAC: 0 DP: 0 HBP: 2	WP: 0 PB: 0 SB: 0 CS: 0	PA: 40						
PITCHER	IP	WLS	BF	H	R	ER	SO	BB	IBB	HBP	BLK	WP	HR	S	P	ERA	WHIP										
Tim Hudson, R ERA: 2.82	(1, 1)	7.0	L	34	11	6	4	2	1	0	0	0	0	80	115	5.14	1.714										
Ricardo Rincon, L ERA: 4.09	(8, 1)	1.0		6	0	0	0	0	1	0	2	0	0	11	22	0.00	1.000										

Batter	1	2	3	4	5	6	7	8	9	AB	R	H	RBI	BB	SO	LOB	TOP								
Eric Byrnes, R (1, 8) OBP: 0.358, SLG: 0.502										3	0	0	0	0	2	1	Oakland Athletics @ Minnesota Twins Hubert H. Humphrey Metrodome, Minneapolis, MN Fri Jul 18 2003, 8:05 PM EDT Att: 21,852 - Dome - 72 F								
Billy McMillon, L (8, PH) OBP: 0.406, SLG: 0.426										1	0	1	1	0	0	0									
Chris Singleton, L (8, PR) OBP: 0.327, SLG: 0.390										0	0	0	0	0	0	0									
Scott Hatteberg, L (1, 3) OBP: 0.337, SLG: 0.373										4	0	0	0	0	1	3									
Miguel Tejada, R (1, 6) OBP: 0.300, SLG: 0.424										3	1	1	0	1	0	0									
Erbiel Durazo, L (1, 10)										4	0	0	0	0	1	2									
Dave McCarty, R (1, 7) OBP: 0.273, SLG: 0.500										4	0	1	0	0	1	1									
3 Eric Chavez, L (1, 5) OBP: 0.325, SLG: 0.471										3	1	1	1	1	1	1									
Ramon Hernandez, R (1, 2) OBP: 0.321, SLG: 0.443										4	0	0	0	0	0	3									
Terrence Long, L (1, 9) OBP: 0.303, SLG: 0.406										3	0	2	0	0	1	0									
Mark Ellis, R (1, 4) OBP: 0.332, SLG: 0.386										3	0	0	0	0	1	3									
Inning Stats	R: 0 H: 0 E: 0 K: 1 S: 8	H: 0 LOB: 0 BB: 0 P: 16	R: 0 H: 0 E: 0 K: 1 S: 9	H: 0 LOB: 0 BB: 0 P: 12	R: 0 H: 0 E: 0 K: 1 S: 7	H: 0 LOB: 0 BB: 0 P: 11	R: 0 H: 1 E: 0 K: 1 S: 9	H: 1 LOB: 1 BB: 0 P: 13	R: 0 H: 0 E: 0 K: 2 S: 5	H: 0 LOB: 0 BB: 0 P: 7	R: 0 H: 1 E: 0 K: 2 S: 11	H: 1 LOB: 1 BB: 0 P: 16	R: 0 H: 0 E: 0 K: 0 S: 6	H: 0 LOB: 0 BB: 0 P: 9	R: 1 H: 2 E: 0 K: 0 S: 14	H: 2 LOB: 2 BB: 1 P: 25	R: 1 H: 1 E: 0 K: 1 S: 11	H: 1 LOB: 1 BB: 1 P: 19	1B: 5 2B: 1 3B: 0 HR: 0	SF: 0 SAC: 0 DP: 1 HBP: 0	WP: 0 PB: 0 SB: 0 CS: 0	PA: 34			
PITCHER	IP	WLS	BF	H	R	ER	SO	BB	IBB	HBP	BLK	WP	HR	S	P	ERA	WHIP								
Johan Santana, L (1, 1) ERA: 2.84	7.1		26	4	1	1	7	1	0	0	0	0	0	62	98	1.23	0.682								
LaTroy Hawkins, R (8, 1) ERA: 2.47	0.2	W	3	1	0	0	0	0	0	0	0	0	0	7	11	0.00	1.500								
Eddie Guardado, L (9, 1) ERA: 3.89	1.0	S	5	1	1	1	1	1	0	0	0	0	0	11	19	9.00	2.000								

AB	32
R	2
H	6
RBI	2
BB	2
SO	8
LOB	14



Batter	1	2	3	4	5	6	7	8	9	AB	R	H	RBI	BB	SO	LOB	BOTTOM								
Chris Gomez, R (1, 5) OBP: 0.318, SLG: 0.408										4	0	2	2	0	1	0	Oakland Athletics @ Minnesota Twins Hubert H. Humphrey Metrodome, Minneapolis, MN Fri Jul 18 2003, 8:05 PM EDT Att: 21,852 - Dome - 72 F								
Cristian Guzman, S (1, 6) OBP: 0.278, SLG: 0.337										3	0	0	0	1	1	1									
Doug Mientkiewicz, L (1, 3) OBP: 0.355, SLG: 0.454										4	0	0	1	0	0	3									
Torii Hunter, R (1, 8) OBP: 0.327, SLG: 0.448										2	0	0	0	2	0	0									
A.J. Pierzynski, L (1, 2) OBP: 0.332, SLG: 0.468										4	0	0	0	0	2	4									
Matthew LeCroy, R (1, 10) OBP: 0.328, SLG: 0.503										3	0	0	0	0	3	1									
Jacque Jones, L (1, 7) OBP: 0.323, SLG: 0.476										3	1	1	0	0	0	1									
Dustan Mohr, R (1, 9) OBP: 0.327, SLG: 0.423										2	1	0	0	0	1	0									
Luis Rivas, R (1, 4) OBP: 0.325, SLG: 0.358										2	0	0	0	0	1	1									
Shannon Stewart, R (8, PH) OBP: 0.344, SLG: 0.442										0	0	0	0	1	0	0									
Denny Hocking, S (8, PR) OBP: 0.314, SLG: 0.394										0	1	0	0	0	0	0									
Inning Stats	R: 0 H: 0 E: 0 K: 0 S: 7	H: 0 LOB: 0 BB: 0 P: 9	R: 0 H: 0 E: 0 K: 2 S: 8	H: 0 LOB: 1 BB: 1 P: 14	R: 1 H: 1 E: 0 K: 0 S: 14	H: 1 LOB: 0 BB: 0 P: 21	R: 0 H: 0 E: 0 K: 1 S: 8	H: 0 LOB: 0 BB: 0 P: 12	R: 0 H: 0 E: 0 K: 2 S: 9	H: 0 LOB: 0 BB: 0 P: 11	R: 0 H: 0 E: 0 K: 2 S: 8	H: 0 LOB: 0 BB: 0 P: 13	R: 0 H: 0 E: 0 K: 1 S: 9	H: 0 LOB: 0 BB: 0 P: 9	R: 2 H: 2 E: 0 K: 1 S: 14	H: 2 LOB: 3 BB: 3 P: 27	R: 0 H: 0 E: 0 K: 0 S: 0	H: 0 LOB: 0 BB: 0 P: 0	1B: 3 2B: 0 3B: 0 HR: 0	SF: 0 SAC: 1 DP: 0 HBP: 0	WP: 1 PB: 0 SB: 1 CS: 0	PA: 32			
PITCHER	IP	WLS	BF	H	R	ER	SO	BB	IBB	HBP	BLK	WP	HR	S	P	ERA	WHIP								
Barry Zito, L (1, 1) ERA: 3.22	8.0	L	32	3	3	2	9	2	2	0	0	1	0	77	118	2.25	0.625								



Batter	1	2	3	4	5	6	7	8	9	AB	R	H	RBI	BB	SO	LOB	TOP											
Terrence Long, L OBP: 0.308, SLG: 0.417	F9		HR		BB		1B		G4-3	4	2	2	2	1	0	0	Oakland Athletics @ Minnesota Twins Hubert H. Humphrey Metrodome, Minneapolis, MN Sat Jul 19 2003, 4:05 PM EDT Att: 25,392 - Dome - 72 F livebaseballscorecards.com											
Scott Hatteberg, L OBP: 0.340, SLG: 0.375	G4-3		1B		F8		1B			4	0	2	0	1	0	1												
Miguel Tejada, R OBP: 0.299, SLG: 0.421	K		K		FC6		F7		G3	5	0	1	1	0	2	4												
Eric Chavez, L OBP: 0.328, SLG: 0.468		G1	F7							4	0	1	0	0	0	2												
Erubiel Durazo, L OBP: 0.395, SLG: 0.439										3	0	1	0	1	0	0												
Ramon Hernandez, R OBP: 0.323, SLG: 0.455	G6-3		HR							4	1	2	1	0	1	3												
Billy McMillon, L OBP: 0.382, SLG: 0.397	K		K							4	0	0	0	0	3	4												
Chris Singleton, L OBP: 0.320, SLG: 0.382			G6-3	G1-3						4	0	0	0	0	0	2												
Mark Ellis, R OBP: 0.331, SLG: 0.382			HR							3	1	0	0	1	2	0												
Inning Stats	R: 0 E: 0 K: 1 S: 7	H: 0 LOB: 0 BB: 0 P: 11	R: 0 E: 0 K: 1 S: 8	H: 1 LOB: 1 BB: 0 P: 12	R: 2 E: 0 K: 1 S: 14	H: 2 LOB: 1 BB: 1 P: 22	R: 1 E: 0 K: 1 S: 9	H: 1 LOB: 0 BB: 0 P: 13	R: 1 E: 0 K: 0 S: 10	H: 1 LOB: 1 BB: 1 P: 16	R: 0 E: 0 K: 0 S: 9	H: 1 LOB: 0 BB: 0 P: 12	R: 0 E: 0 K: 1 S: 12	H: 2 LOB: 2 BB: 0 P: 18	R: 0 E: 0 K: 2 S: 10	H: 1 LOB: 2 BB: 1 P: 19		R: 0 E: 0 K: 1 S: 9	H: 0 LOB: 1 BB: 1 P: 15	1B: 6 2B: 2 3B: 0 HR: 2	SF: 0 SAC: 0 DP: 1 HBP: 0	WP: 0 PB: 1 SB: 1 CS: 0	PA: 39					
PITCHER	IP	WLS	BF	H	R	ER	SO	BB	IBB	HBP	BLK	WP	HR	S	P	ERA	WHIP											
Brad Radke, R ERA: 5.49	(1, 1)	6.2	W	28	7	4	4	5	2	0	0	0	0	2	65	99	5.40	1.350										
J.C. Romero, L ERA: 5.02	(7, 1)	0.1	H	4	2	0	0	0	1	0	0	0	0	0	5	11	0.00	9.000										
Juan Rincon, R ERA: 3.0	(8, 1)	2.0		7	0	0	0	3	1	0	0	0	0	0	18	28	0.00	0.500										

Batter	1	2	3	4	5	6	7	8	9	AB	R	H	RBI	BB	SO	LOB	BOTTOM											
Shannon Stewart, R OBP: 0.348, SLG: 0.441	K		G6-3		HR					3	2	1	0	2	1	0	Oakland Athletics @ Minnesota Twins Hubert H. Humphrey Metrodome, Minneapolis, MN Sat Jul 19 2003, 4:05 PM EDT Att: 25,392 - Dome - 72 F livebaseballscorecards.com											
Denny Hocking, S OBP: 0.305, SLG: 0.381	K		K		G5-3					3	0	0	0	0	2	1												
Luis Rivas, R OBP: 0.324, SLG: 0.357			K							1	0	0	0	0	0	1												
Doug Mientkiewicz, L OBP: 0.360, SLG: 0.466	F7				BB					3	3	2	2	1	0	0												
Torii Hunter, R OBP: 0.324, SLG: 0.443		F7			P5					4	1	0	0	0	0	4												
Matthew LeCroy, R OBP: 0.337, SLG: 0.511		2B			2B					3	2	2	3	1	0	0												
Jacque Jones, L OBP: 0.322, SLG: 0.476					K					4	0	1	0	0	2	2												
Chris Gomez, R OBP: 0.315, SLG: 0.411		FC5-2-6-1			2B					4	1	1	1	0	0	3												
Dustan Mohr, R OBP: 0.330, SLG: 0.429	F9									4	0	2	2	0	0	2												
Cristian Guzman, S OBP: 0.279, SLG: 0.336			G6-3		G6-3					4	0	1	0	0	0	1												
Inning Stats	R: 0 E: 0 K: 2 S: 8	H: 0 LOB: 0 BB: 0 P: 12	R: 0 E: 0 K: 0 S: 13	H: 2 LOB: 2 BB: 0 P: 20	R: 0 E: 0 K: 1 S: 5	H: 0 LOB: 0 BB: 0 P: 8	R: 3 E: 0 K: 1 S: 15	H: 3 LOB: 1 BB: 1 P: 31	R: 2 E: 0 K: 0 S: 13	H: 1 LOB: 0 BB: 0 P: 20	R: 0 E: 0 K: 1 S: 7	H: 1 LOB: 0 BB: 0 P: 12	R: 4 E: 1 K: 0 S: 20	H: 2 LOB: 1 BB: 2 P: 35	R: 0 E: 1 K: 0 S: 7	H: 1 LOB: 1 BB: 0 P: 10	1B: 5 2B: 4 3B: 0 HR: 1	SF: 0 SAC: 1 DP: 0 HBP: 0	WP: 0 PB: 0 SB: 1 CS: 1	PA: 39								
PITCHER	IP	WLS	BF	H	R	ER	SO	BB	IBB	HBP	BLK	WP	HR	S	P	ERA	WHIP											
Mark Mulder, L ERA: 3.21	(1, 1)	6.0	L	26	7	5	5	5	2	0	0	0	0	1	61	103	7.50	1.500										
Jim Mecir, R ERA: 4.5	(7, 1)	1.0		8	2	4	3	0	1	1	0	0	0	0	20	35	27.00	3.000										
Mike Neu, R ERA: 3.81	(8, 1)	1.0		4	1	0	0	0	0	0	0	0	0	7	10	0.00	1.000											

Batter	1	2	3	4	5	6	7	8	9	AB	R	H	RBI	BB	SO	LOB	TOP							
Frank Menechino, R (1, 4) OBP: 0.378, SLG: 0.339 Scott Hatteberg, L (8, PH) OBP: 0.339, SLG: 0.374 Mark Ellis, R (8, 4) OBP: 0.331, SLG: 0.382	0-0 F7		4-2 BB HBP BB	4-1 BB		0-0 G5-3		3-2 F7		2	0	0	0	2	0	1								
Terrence Long, L (1, 10) OBP: 0.306, SLG: 0.414	1-3 K		3-3 K	1-3 K		2-1 2B 1B		2-2 G5-3		3	5	1	1	1	0	3	3							
Miguel Tejada, R (1, 6) OBP: 0.302, SLG: 0.421	2-0 BB 1B		1-1 BB HBP		0-0 F8	4-0 2B BB		2-2 F9		1	3	2	1	0	1	0	0							
Erubiel Durazo, L (1, 3) OBP: 0.401, SLG: 0.445	4-2 1B BB		1-1 F8		4-1 3 1B BB	2-2 2B		0-0 FC6 1B		X	3	0	2	2	2	0	2							
Dave McCarty, R (1, 7) OBP: 0.375, SLG: 0.500 Chris Singleton, L (9, PR) OBP: 0.320, SLG: 0.382	2-1 1B		4-2 BB		0-3 K	2-0 P6		3-2 FC6 1B		F	4	0	2	1	1	1	2							
3 Eric Chavez, L (1, 5) OBP: 0.326, SLG: 0.464	1-2 2H 1B		1-2 2-3 BB		2-2 1B			1-2 1B		F	5	0	1	0	0	1	7							
Eric Byrnes, R (1, 8) OBP: 0.355, SLG: 0.500		1-1 L6		1-1 17 F8 2B	1-1 G4-3		1-1 G5-3		0-2 FC6	F	5	0	1	0	0	0	4							
Adam Piatt, R (1, 9) OBP: 0.288, SLG: 0.411		0-3 K		2-3 K		2-1 1B 2B		0-3 K		F	4	1	1	0	0	3	1							
17 Adam Melhuse, S (1, 2) OBP: 0.231, SLG: 0.405		0-3 K		3-2 F8 2-3		0-0 P3		0-0 F7		F	4	0	0	0	0	1	2							
Inning Stats	R: 1 E: 0 K: 1 S: 13	H: 2 LOB: 2 BB: 1 P: 24	R: 0 E: 0 K: 2 S: 8	H: 0 LOB: 0 BB: 0 P: 9	R: 0 E: 0 K: 1 S: 12	H: 0 LOB: 3 BB: 2 P: 25	R: 0 E: 0 K: 2 S: 14	H: 1 LOB: 2 BB: 1 P: 25	R: 0 E: 0 K: 1 S: 11	H: 1 LOB: 1 BB: 1 P: 18	R: 3 E: 0 K: 0 S: 10	H: 3 LOB: 1 BB: 1 P: 22	R: 0 E: 0 K: 2 S: 8	H: 0 LOB: 0 BB: 0 P: 9	R: 0 E: 0 K: 0 S: 7	H: 0 LOB: 0 BB: 0 P: 12	R: 0 E: 0 K: 0 S: 14	H: 2 LOB: 2 BB: 0 P: 19	1B: 6 2B: 3 3B: 0 HR: 0	SF: 0 SAC: 0 DP: 0 HBP: 1	WP: 0 PB: 0 CS: 0	PA: 43		
PITCHER	IP WLS BF H R ER SO BB IBB HBP BLK WP HR S P ERA WHIP	5.2 W 29 6 3 3 7 5 0 1 0 0 0 0 64 111 4.76 1.941	6.1 1 3 1 1 1 0 1 0 0 0 0 0 0 4 12 27.00 6.000	7.1 H 6 0 0 0 2 0 0 0 0 0 0 0 15 21 0.00 0.000	9.1 S 5 2 0 0 0 0 0 0 0 0 0 0 14 19 0.00 2.000																			

Oakland Athletics @ Minnesota Twins
 Hubert H. Humphrey Metrodome, Minneapolis, MN
 Sun Jul 20 2003, 2:05 PM EDT
 Att: 26,799 - Dome - 72 F

AB 36
 R 4
 H 9
 RBI 4
 BB 6
 SO 9
 LOB 22



Batter	1	2	3	4	5	6	7	8	9	AB	R	H	RBI	BB	SO	LOB	BOTTOM						
Shannon Stewart, R (1, 10) OBP: 0.355, SLG: 0.451	2-2 1B HR WP	1-0 1-H 2B			3-2 G6-4-3 1B		2-2 G1-3 1B			4	1	4	1	0	0	0							
Luis Rivas, R (1, 4) OBP: 0.323, SLG: 0.355	3-2 HR 1B	2-3 K			1-2 G6-4-3 1-2		1-2 G1-3			4	1	1	0	0	1	3							
Doug Mientkiewicz, L (1, 3) OBP: 0.364, SLG: 0.476	1-1 1-H 3-H HR	2-1 P5			4-2 HR BB		4-0 IBB			2	2	1	3	2	0	1							
Tori Hunter, R (1, 8) OBP: 0.323, SLG: 0.449	1-0 F8		2-2 G6-3		1-2 1-H HR		0-1 L3			4	1	1	2	0	0	2							
Matthew LeCroy, R (1, 2) OBP: 0.335, SLG: 0.503	4-2 BB		1-3 K		2-0 G6-3			2-1 G4-3		F	3	0	0	0	1	1	0						
Jacque Jones, L (1, 7) OBP: 0.321, SLG: 0.473	2-3 K		2-3 K			2-1 G6-4-3 1B		1-0 G4-3		F	4	0	1	0	0	2	1						
Chris Gomez, R (1, 5) OBP: 0.304, SLG: 0.396	2-2 P6			3-2 G6-3		2-2 G6-4-3 1-2		1-3 K		F	4	0	0	0	0	1	2						
Dustan Mohr, R (1, 9) OBP: 0.326, SLG: 0.424		1-0 P4		1-1 P4		0-1 G4-3				3	0	0	0	0	0	0							
Cristian Guzman, S (1, 6) OBP: 0.279, SLG: 0.334		4-1 2B BB		1-3 K		1-2 G4-3				2	1	0	0	1	1	0							
Inning Stats	R: 3 E: 0 K: 1 S: 22	H: 3 LOB: 1 BB: 1 P: 37	R: 1 E: 0 K: 1 S: 9	H: 1 LOB: 1 BB: 1 P: 19	R: 0 E: 0 K: 2 S: 9	H: 0 LOB: 0 BB: 0 P: 14	R: 0 E: 0 K: 1 S: 8	H: 0 LOB: 0 BB: 0 P: 13	R: 2 E: 0 K: 0 S: 13	H: 2 LOB: 0 BB: 1 P: 24	R: 0 E: 0 K: 0 S: 8	H: 1 LOB: 0 BB: 0 P: 12	R: 0 E: 0 K: 0 S: 15	H: 1 LOB: 2 BB: 1 P: 23	R: 0 E: 0 K: 1 S: 8	H: 0 LOB: 0 BB: 0 P: 12	R: 0 E: 0 K: 1 S: 8	H: 0 LOB: 0 BB: 0 P: 12	1B: 5 2B: 1 3B: 0 HR: 2	SF: 0 SAC: 0 DP: 2 HBP: 0	WP: 1 PB: 0 SB: 0 CS: 0	PA: 34	
PITCHER	IP WLS BF H R ER SO BB IBB HBP BLK WP HR S P ERA WHIP	5.0 L 23 6 6 6 5 3 0 0 0 0 0 0 23 35 0.00 1.000	6.1 2 8 2 0 0 0 0 1 0 0 0 0 0 23 35 0.00 1.000	8.1 3 0 0 0 0 1 0 0 0 0 0 0 0 8 12 0.00 0.000																			

Oakland Athletics @ Minnesota Twins
 Hubert H. Humphrey Metrodome, Minneapolis, MN
 Sun Jul 20 2003, 2:05 PM EDT
 Att: 26,799 - Dome - 72 F

AB 30
 R 6
 H 8
 RBI 6
 BB 4
 SO 6
 LOB 9

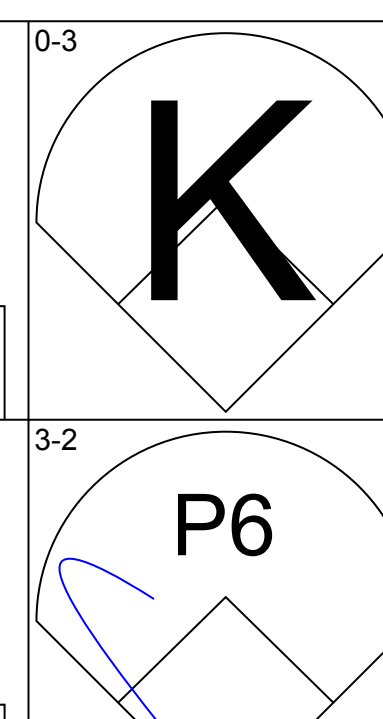
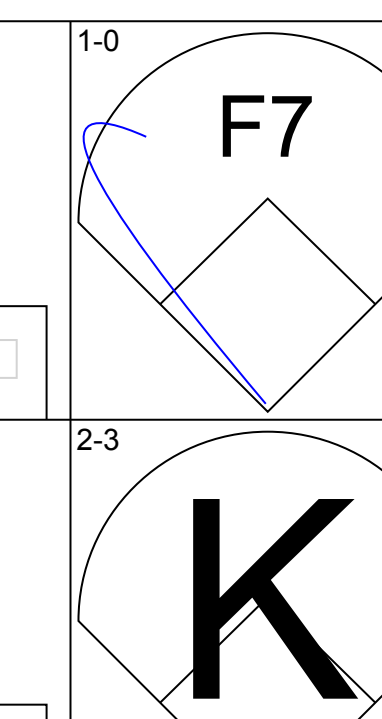
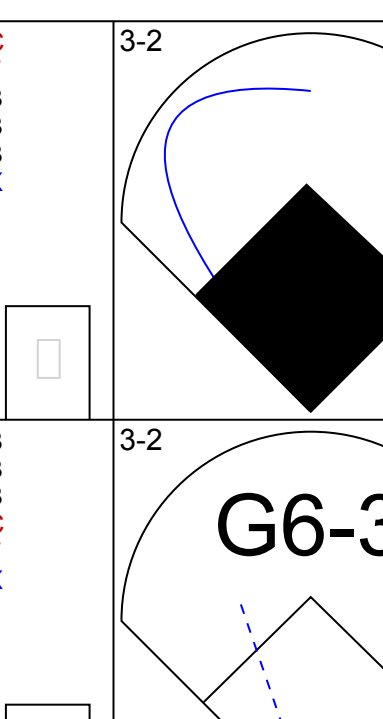
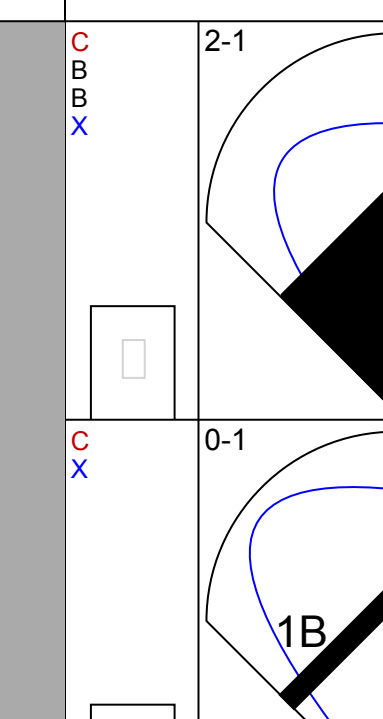
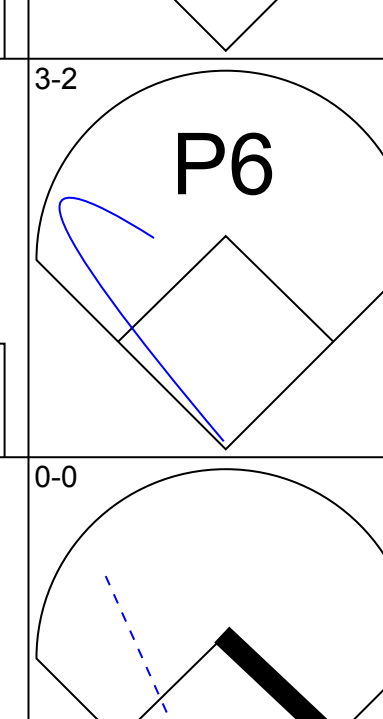
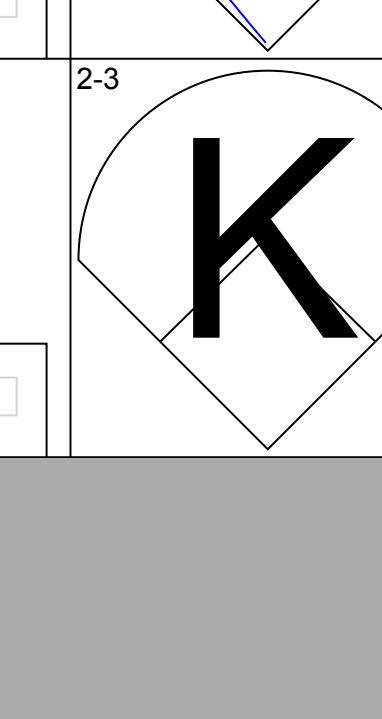
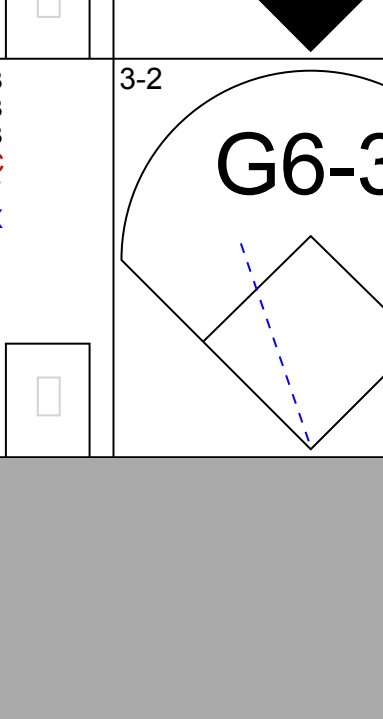
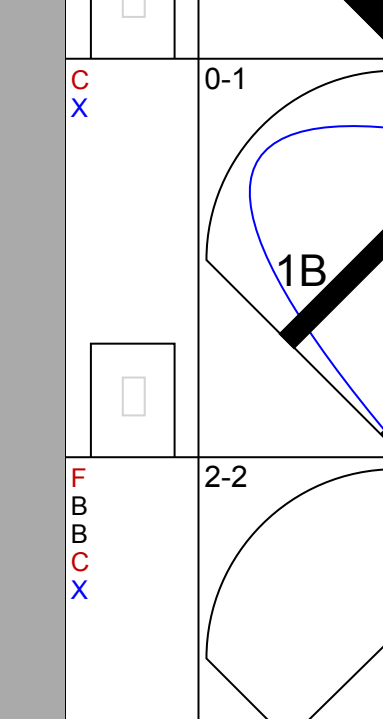
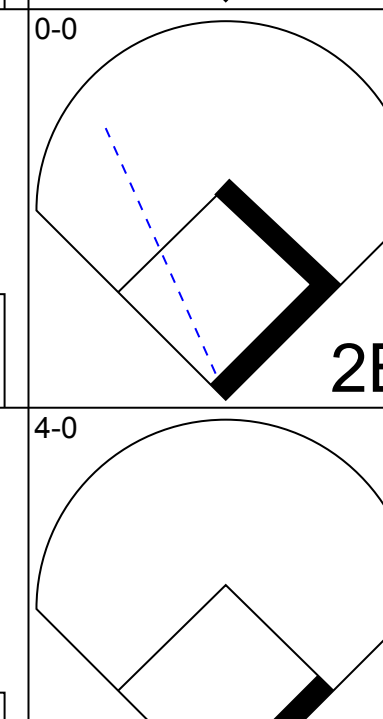
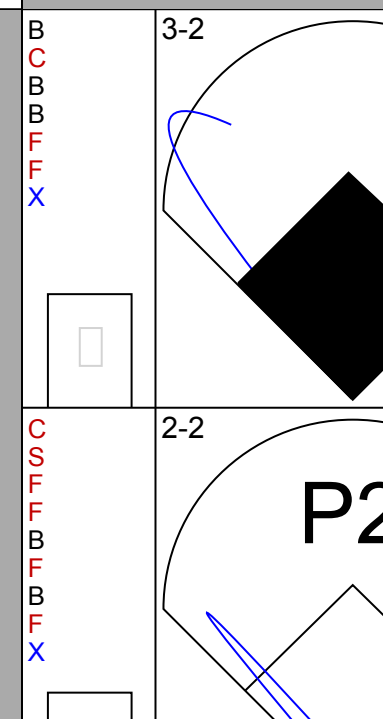
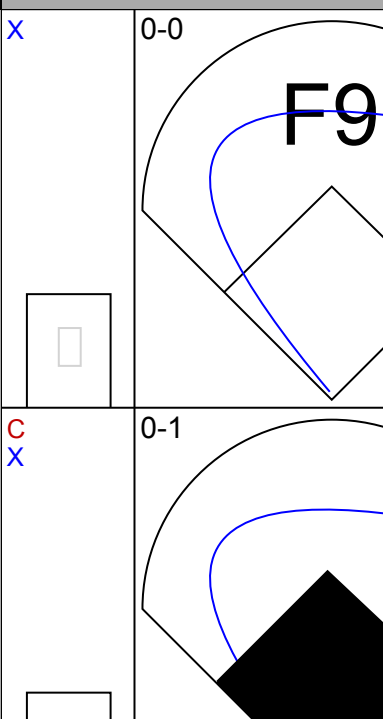
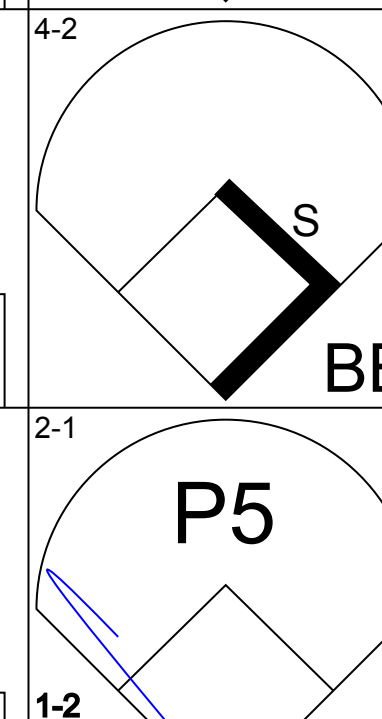
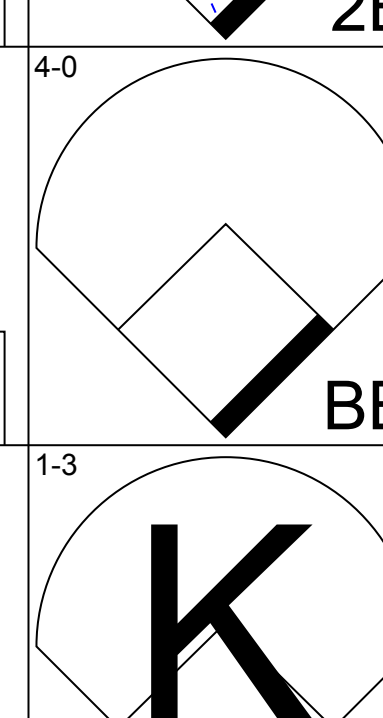
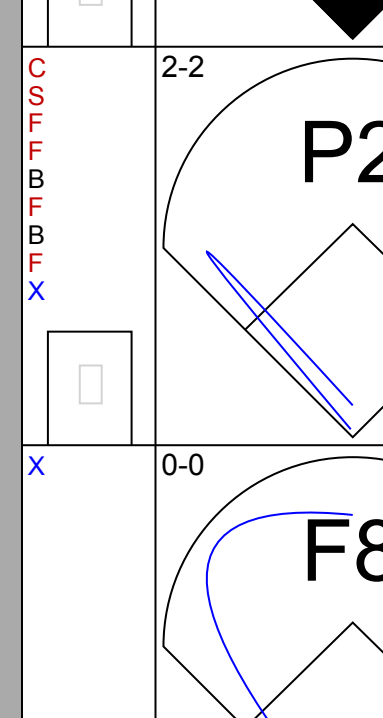
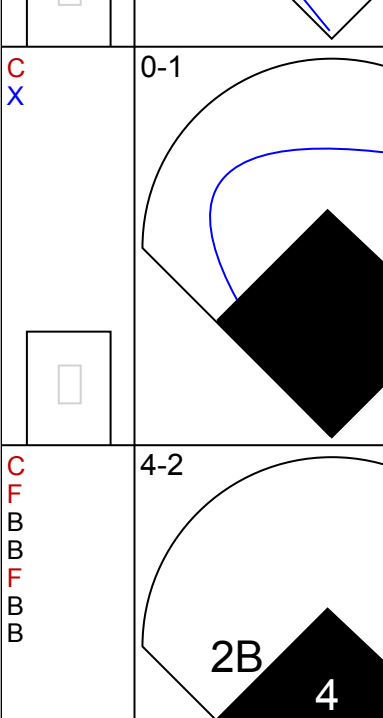
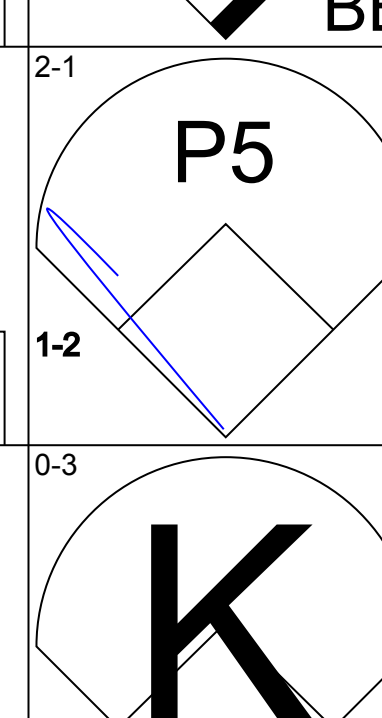
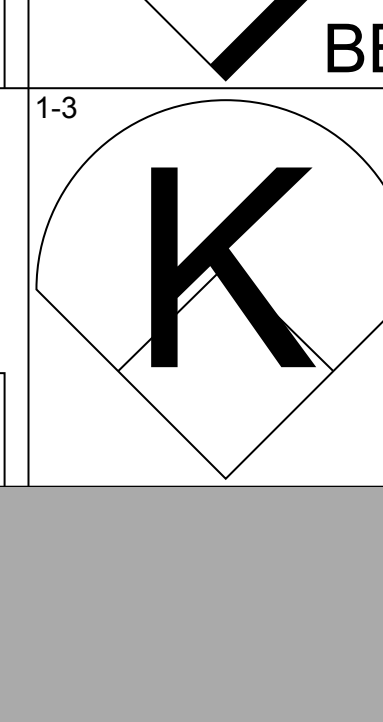
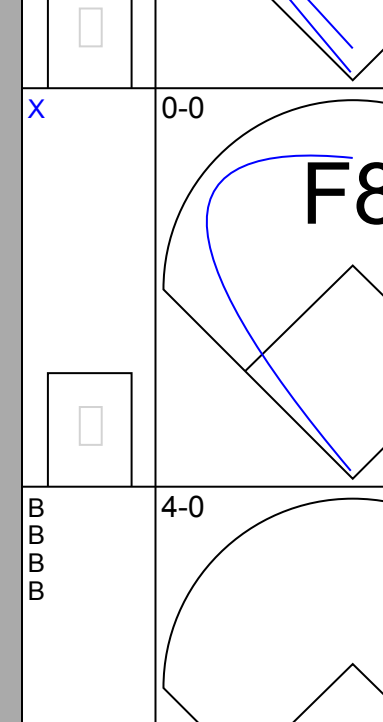
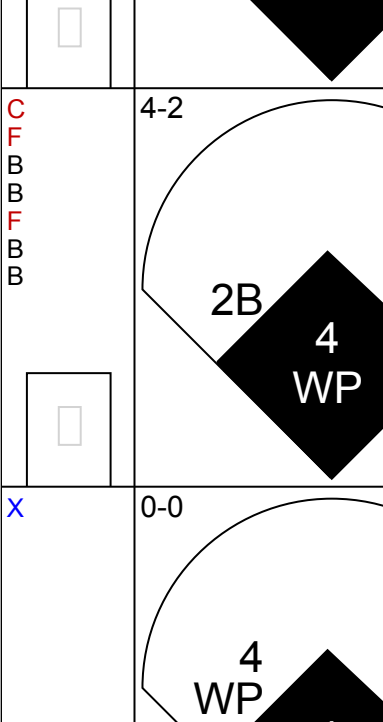
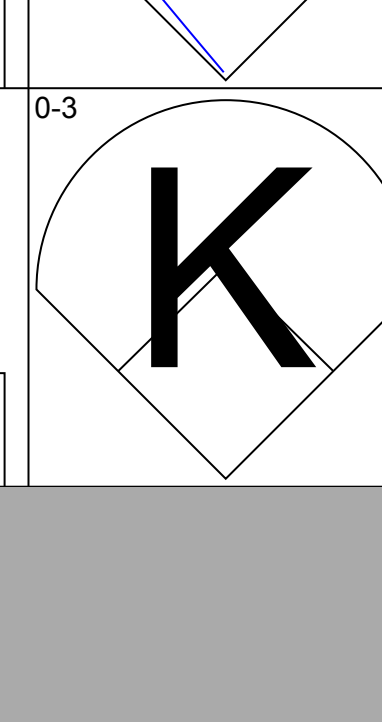
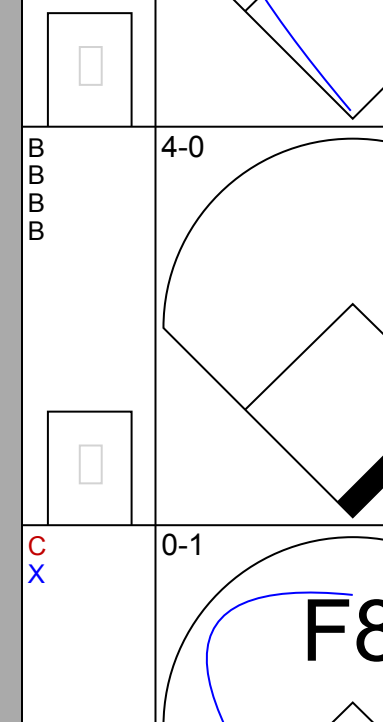
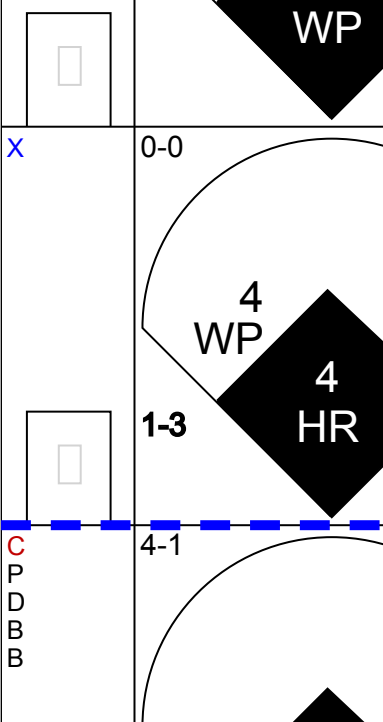
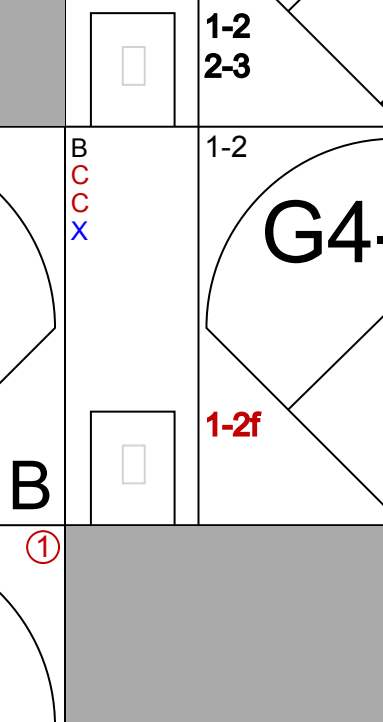

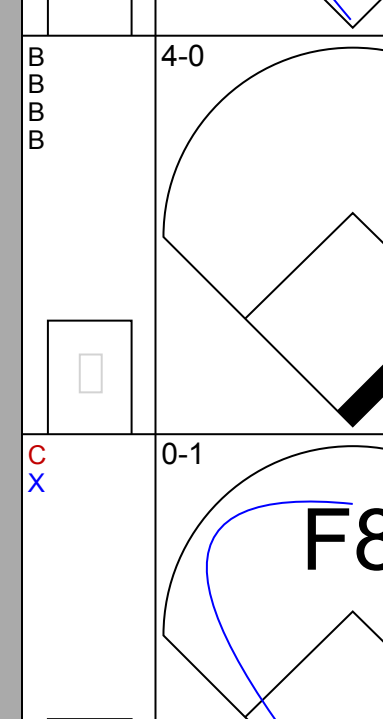
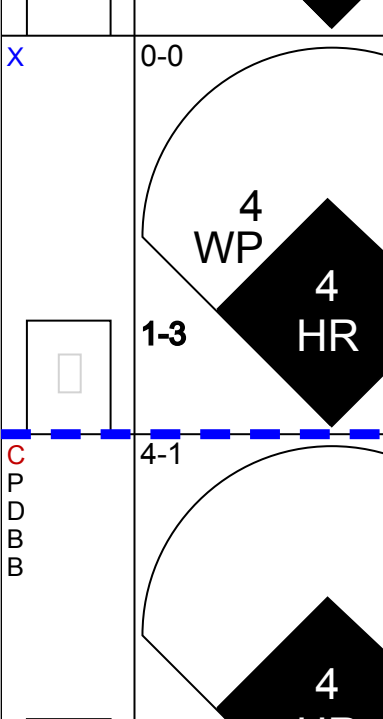


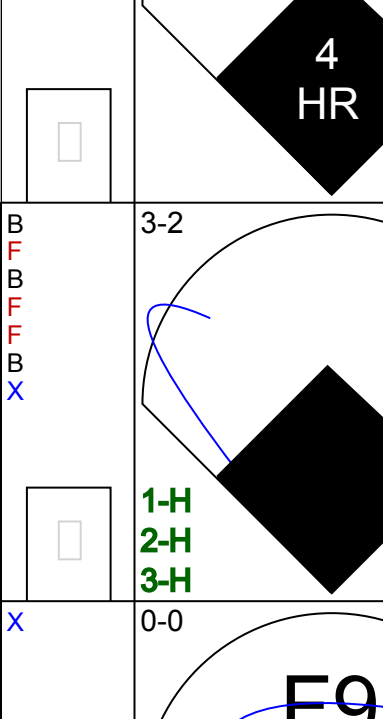

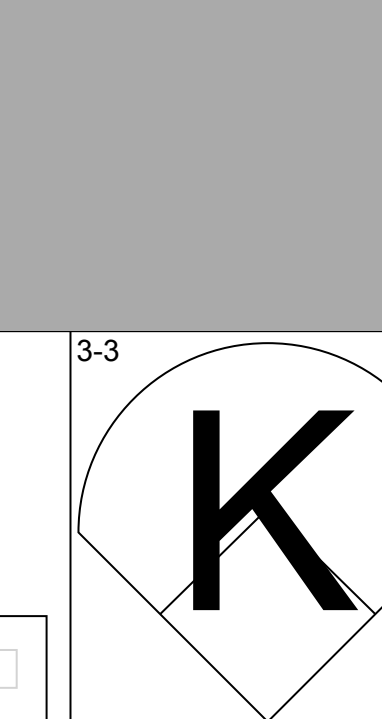
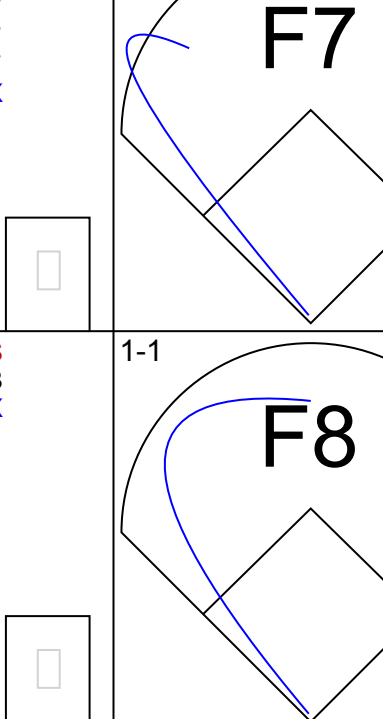
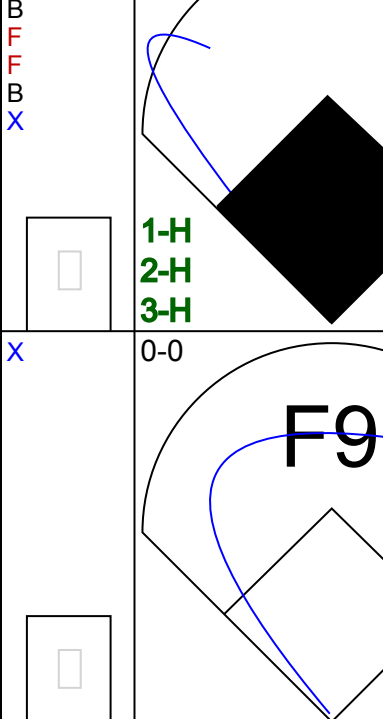


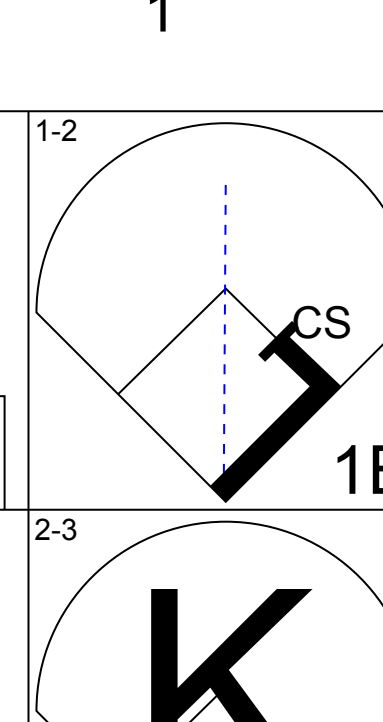
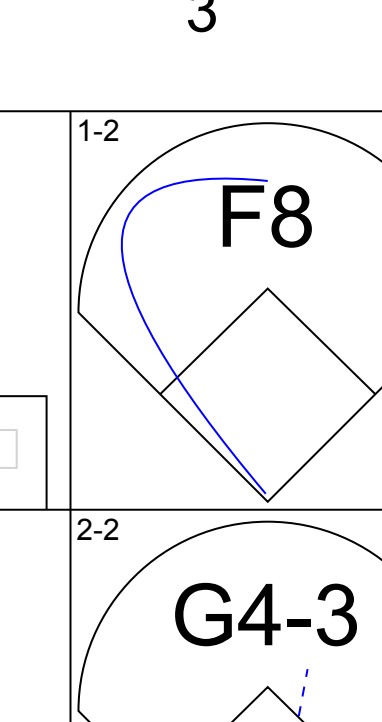
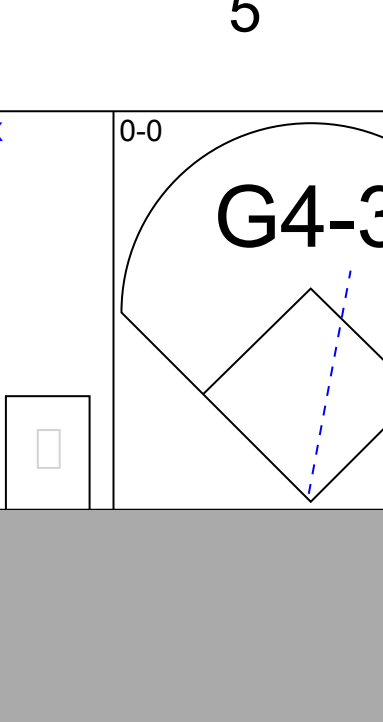
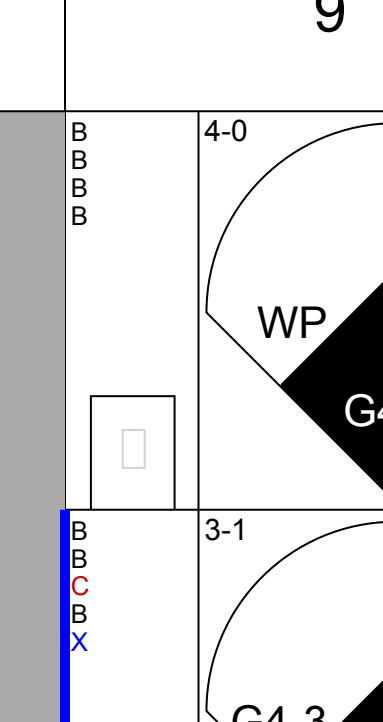
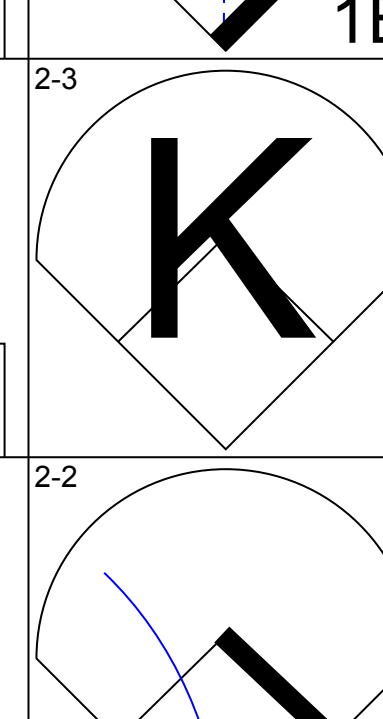
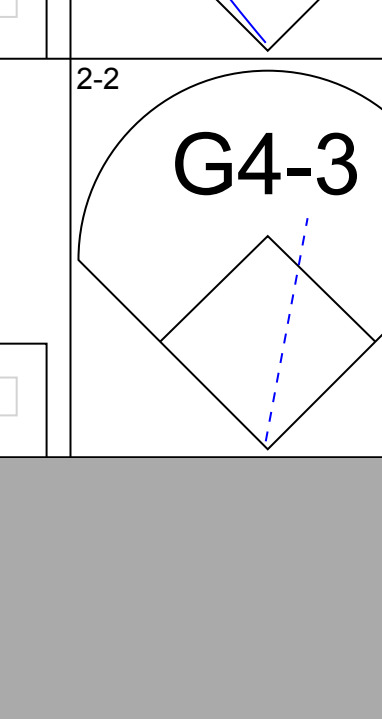

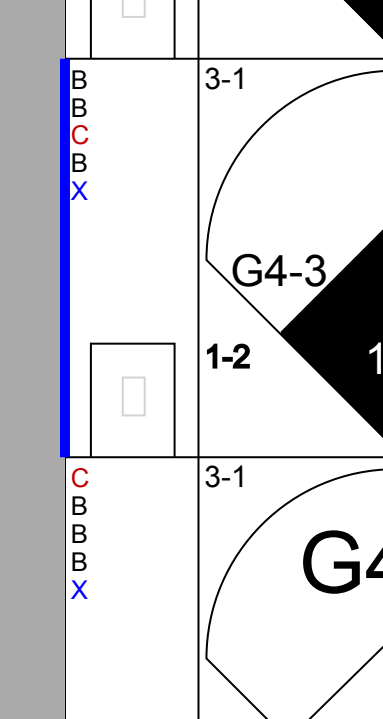
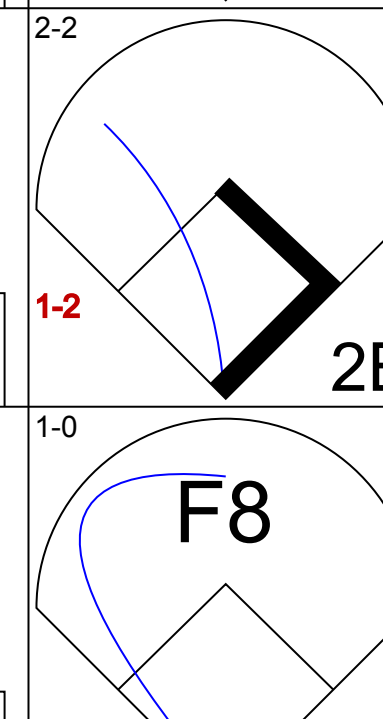
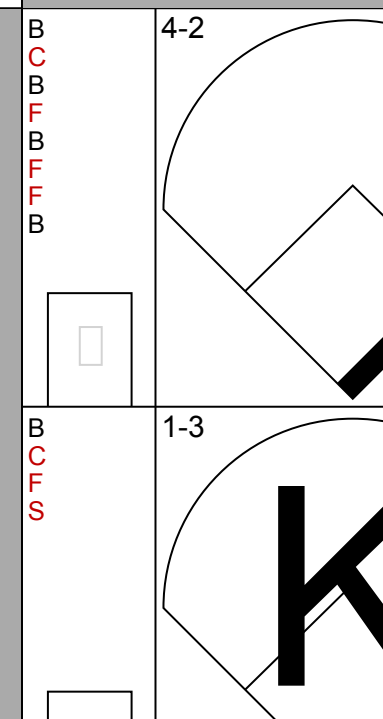
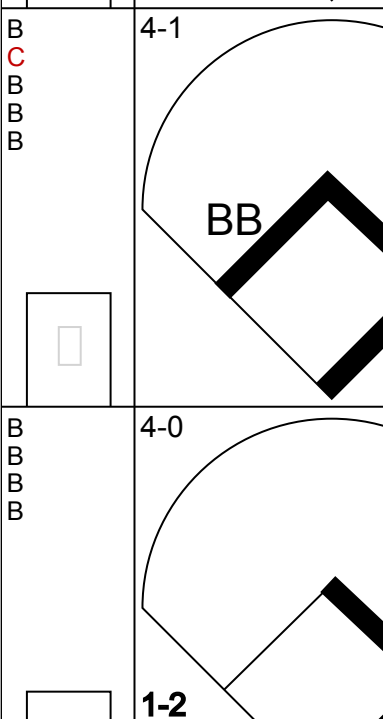
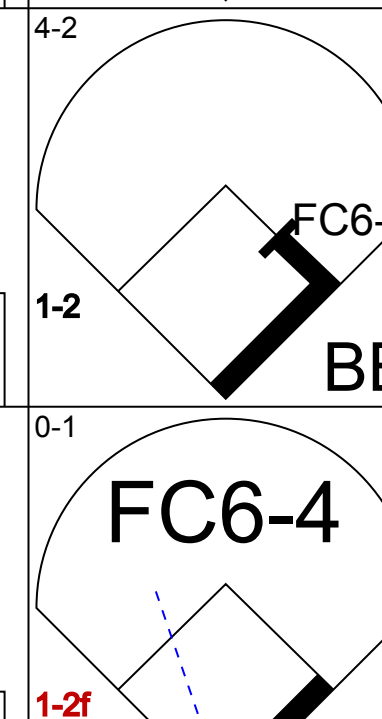
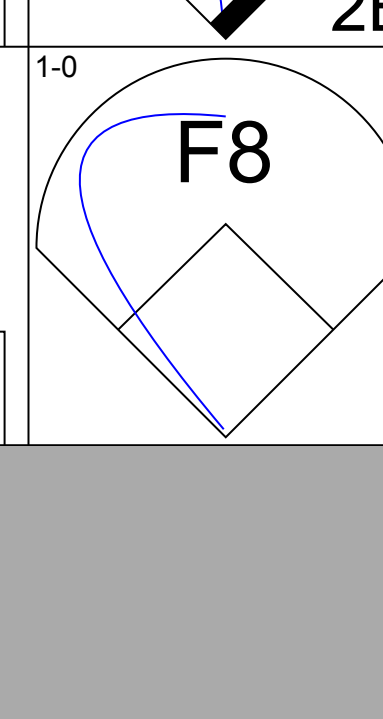
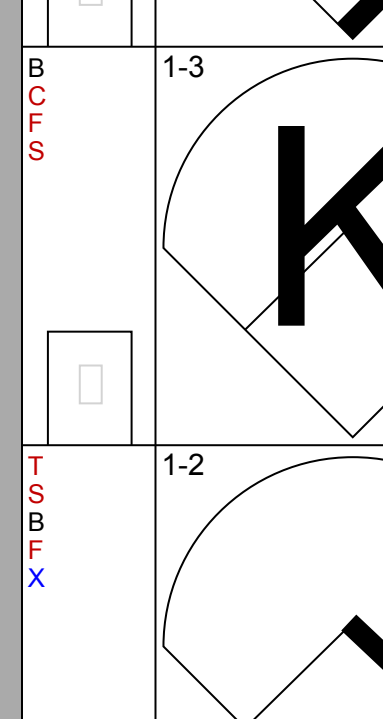
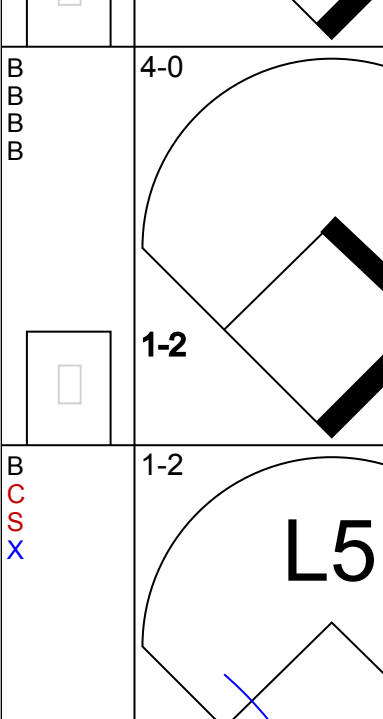
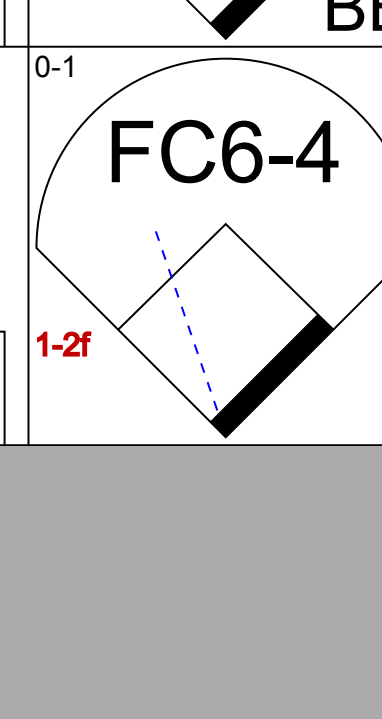

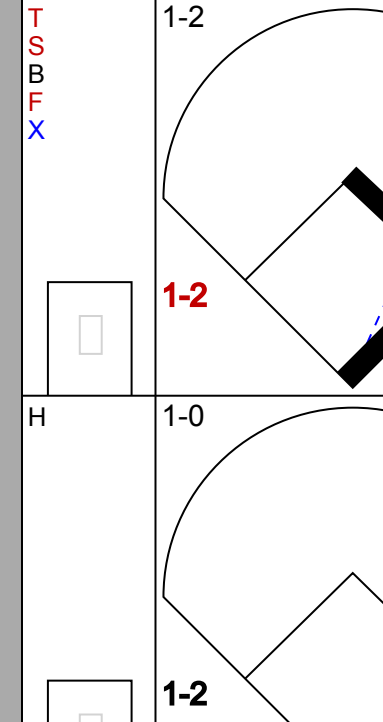
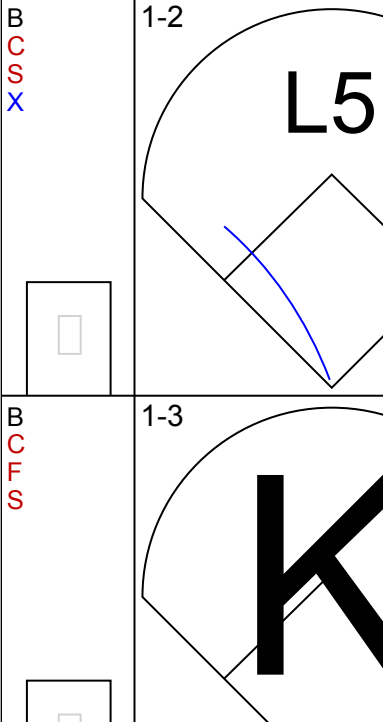


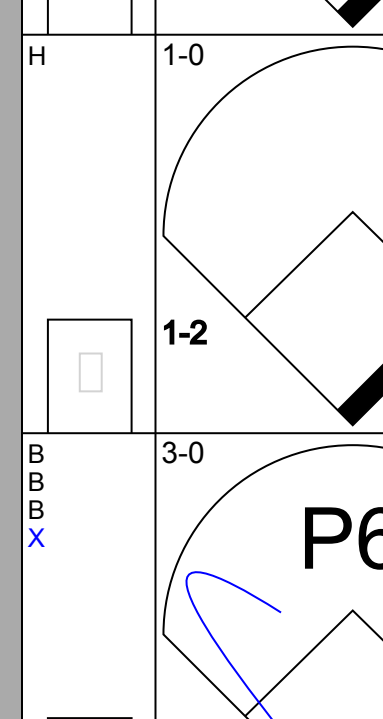
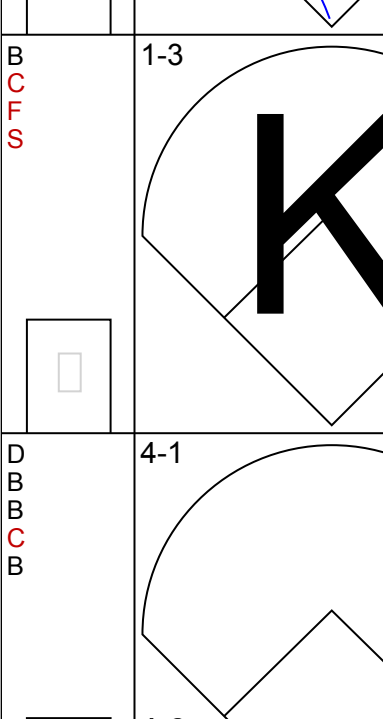


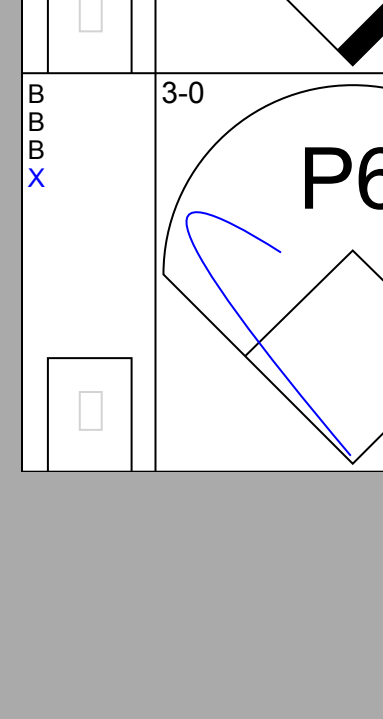
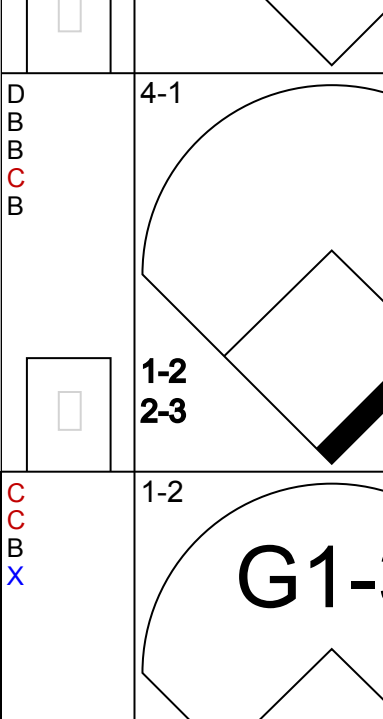


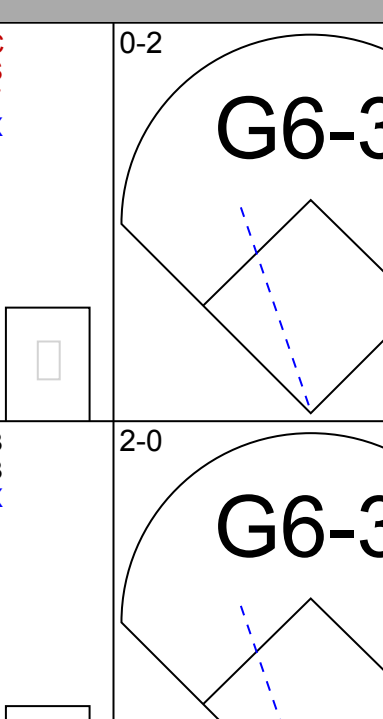
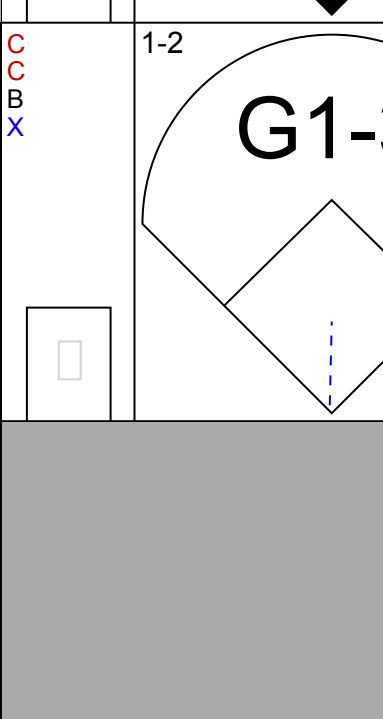
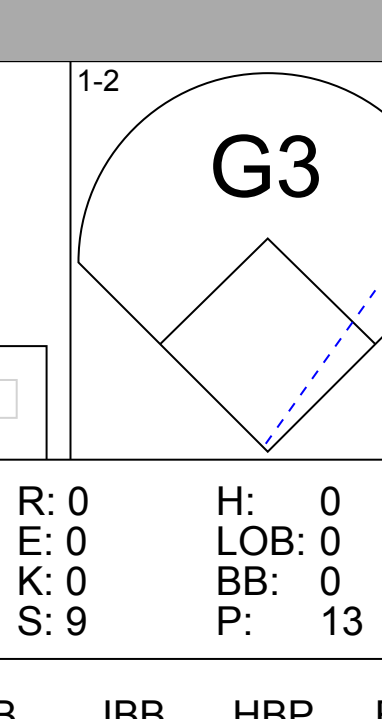
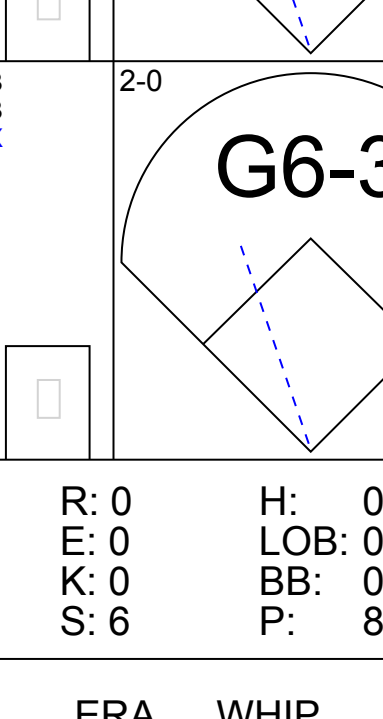
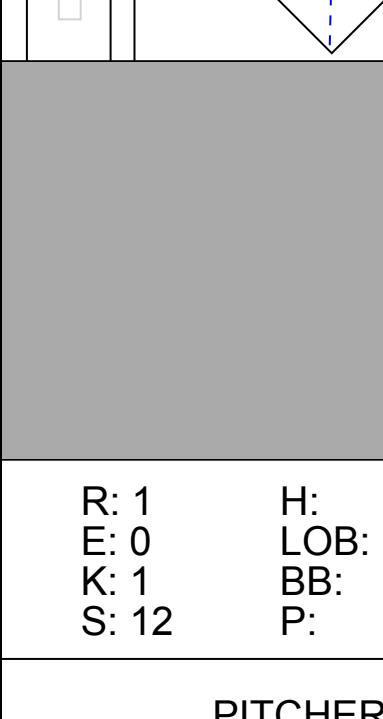
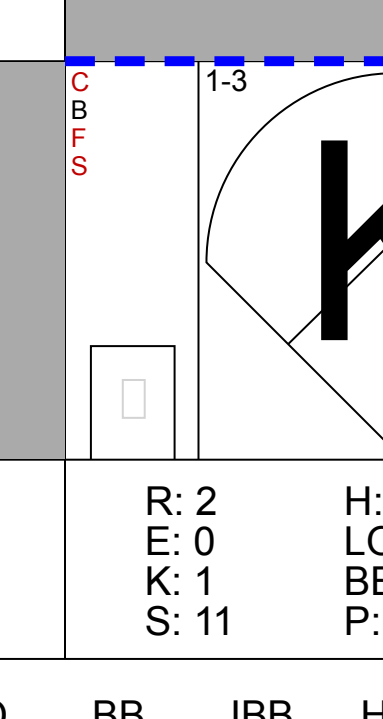
Batter	1	2	3	4	5	6	7	8	9	AB	R	H	RBI	BB	SO	LOB	TOP										
51 Ichiro Suzuki, L (1, 9) OBP: 0.395, SLG: 0.471	G4-3		G4-3			FC6-4	1B		F7	5	0	1	1	0	0	2	Seattle Mariners @ Minnesota Twins Hubert H. Humphrey Metrodome, Minneapolis, MN Mon Jul 21 2003, 8:05 PM EDT Att: 20,306 - Dome - 72 F livebaseballscorecards.com										
Randy Winn, S (1, 7) OBP: 0.324, SLG: 0.356	P2			F8		FC4-6	1B			4	0	1	1	0	0	1											
Bret Boone, R (1, 4) OBP: 0.366, SLG: 0.575	G6-3			K		F9	K			4	0	0	0	0	2	3											
Edgar Martinez, R (1, 10) John Mabry, L (7, PH) OBP: 0.414, SLG: 0.544 OBP: 0.237, SLG: 0.358		G5-4-3 BB		FC5-4 1B			F9	G1-3		1	0	1	0	1	0	0											
John Olerud, L (1, 3) OBP: 0.374, SLG: 0.373		G5-4-3 1-2f		FC5-4 1-2f			G5-3	1B		2	0	0	0	0	0	0											
Mike Cameron, R (1, 8) OBP: 0.355, SLG: 0.469		G5-3			F9		2B	K		4	1	1	0	0	1	1											
Ben Davis, S (1, 2) OBP: 0.339, SLG: 0.481				F9 1B			2B	K		3	1	1	0	1	1	1											
Mark McLemore, S (1, 6) OBP: 0.301, SLG: 0.312				F8		F9		G5-3		4	1	1	2	0	0	1											
16 Willie Bloomquist, R (1, 5) OBP: 0.289, SLG: 0.312				F8			51 1B	K		4	1	2	0	0	1	1											
Inning Stats	R: 0 E: 0 K: 0 S: 6	H: 0 LOB: 0 BB: 0 P: 10	R: 0 E: 0 K: 0 S: 5	H: 0 LOB: 0 BB: 1 P: 11	R: 0 E: 0 K: 0 S: 7	H: 1 LOB: 1 BB: 0 P: 15	R: 0 E: 0 K: 1 S: 11	H: 1 LOB: 1 BB: 0 P: 16	R: 0 E: 0 K: 0 S: 6	H: 0 LOB: 0 BB: 0 P: 12	R: 0 E: 0 K: 0 S: 9	H: 1 LOB: 1 BB: 0 P: 14	R: 4 E: 0 K: 1 S: 21	H: 5 LOB: 2 BB: 1 P: 38	R: 0 E: 0 K: 2 S: 12	H: 1 LOB: 1 BB: 0 P: 18	R: 0 E: 0 K: 1 S: 7	H: 0 LOB: 0 BB: 0 P: 11	1B: 7 2B: 2 3B: 0 HR: 0	SF: 0 SAC: 0 DP: 1 HBP: 0	WP: 0 PB: 0 CS: 0	PA: 37					
PITCHER	IP	WLS	BF	H	R	ER	SO	BB	IBB	HBP	BLK	WP	HR	S	P	ERA	WHIP										
Kyle Lohse, R (1, 1) ERA: 4.74	6.2		26	5	3	3	1	2	0	0	0	0	0	54	100	4.05	1.050										
LaTroy Hawkins, R (7, 1) ERA: 2.64	0.1	B	4	3	1	1	1	0	0	0	0	0	0	11	16	27.00	9.000										
J.C. Romero, L (8, 1) ERA: 4.97	0.1		2	1	0	0	0	0	0	0	0	0	0	5	8	0.00	3.000										
Juan Rincon, R (8, 1) ERA: 2.96	0.2	W	2	0	0	0	2	0	0	0	0	0	0	7	10	0.00	0.000										
Eddie Guardado, L (9, 1) ERA: 3.69	1.0	S	3	0	0	0	1	0	0	0	0	0	0	7	11	0.00	0.000										

Batter	1	2	3	4	5	6	7	8	9	AB	R	H	RBI	BB	SO	LOB	BOTTOM										
Shannon Stewart, R (1, 10) OBP: 0.357, SLG: 0.455	G4-3 G3-1 2B	2H 1B		L6						4	1	2	1	0	1	2	Seattle Mariners @ Minnesota Twins Hubert H. Humphrey Metrodome, Minneapolis, MN Mon Jul 21 2003, 8:05 PM EDT Att: 20,306 - Dome - 72 F livebaseballscorecards.com										
Luis Rivas, R (1, 4) OBP: 0.319, SLG: 0.351	G4-3	F9			G5-3					3	0	0	0	0	0	2											
33 Justin Morneau, L (7, PH) OBP: 0.296, SLG: 0.387										0	0	0	0	1	0	0											
Denny Hocking, S (7, PR) OBP: 0.305, SLG: 0.381										0	0	0	0	0	0	0											
Doug Mientkiewicz, L (1, 3) OBP: 0.360, SLG: 0.470	G3-1			F9						4	0	0	1	0	0	2											
Torii Hunter, R (1, 8) OBP: 0.328, SLG: 0.461	3H 1B			F9						4	1	3	1	0	0	0											
A.J. Pierzynski, L (1, 2) OBP: 0.331, SLG: 0.465	G1-3			F9						4	1	1	0	0	0	2											
Jacque Jones, L (1, 7) OBP: 0.323, SLG: 0.473		1B G6-4-3 1B		K2-3						4	1	2	0	0	1	1											
Chris Gomez, R (1, 5) OBP: 0.319, SLG: 0.409										4	0	3	1	0	0	1											
Dustan Mohr, R (1, 9) OBP: 0.322, SLG: 0.417										4	0	0	0	0	2	4											
Cristian Guzman, S (1, 6) OBP: 0.282, SLG: 0.339										4	1	2	0	0	0	3											
Inning Stats	R: 1 E: 0 K: 0 S: 13	H: 2 LOB: 1 BB: 0 P: 20	R: 2 E: 0 K: 0 S: 13	H: 4 LOB: 1 BB: 0 P: 21	R: 1 E: 0 K: 1 S: 8	H: 1 LOB: 0 BB: 0 P: 11	R: 0 E: 0 K: 1 S: 8	H: 1 LOB: 1 BB: 0 P: 14	R: 0 E: 0 K: 0 S: 6	H: 0 LOB: 0 BB: 0 P: 10	R: 0 E: 0 K: 0 S: 6	H: 1 LOB: 0 BB: 0 P: 10	R: 0 E: 0 K: 1 S: 9	H: 1 LOB: 2 BB: 1 P: 16	R: 1 E: 0 K: 1 S: 17	H: 3 LOB: 2 BB: 0 P: 26	R: 1 E: 0 K: 1 S: 7	H: 0 LOB: 0 BB: 0 P: 11	1B: 10 2B: 3 3B: 0 HR: 1	SF: 0 SAC: 0 DP: 2 HBP: 0	WP: 1 PB: 0 CS: 0	PA: 36					
PITCHER	IP	WLS	BF	H	R	ER	SO	BB	IBB	HBP	BLK	WP	HR	S	P	ERA	WHIP										
Joel Pineiro, R (1, 1) ERA: 3.38	6.2		29	10	4	4	3	1	0	0	0	0	0	62	101	5.40	1.650										
Arthur Rhodes, L (7, 1) ERA: 4.29	0.2	L	4	2	1	1	0	0	0	0	0	0	0	9	12	13.50	3.000										
Jeff Nelson, R (8, 1) ERA: 3.82	0.2		3	1	0	0	1	0	0	0	0	0	0	9	15	0.00	1.500										

Batter	1	2	3	4	5	6	7	8	9	AB	R	H	RBI	BB	SO	LOB	TOP								
51 Ichiro Suzuki, L (1, 9) OBP: 0.390, SLG: 0.464	F8	K		F7		FC3-6 1B 1B	B1-3		K2-3	6	1	0	0	0	2	4	Seattle Mariners @ Minnesota Twins Hubert H. Humphrey Metrodome, Minneapolis, MN Tue Jul 22 2003, 8:05 PM EDT Att: 22,229 - Dome - 72 F livebaseballscorecards.com								
Mark McLemore, S (1, 6) OBP: 0.306, SLG: 0.319	K	G3-1			HR	1B 1B	FC5-4 BB	F8	5	2	2	0	1	1	1										
Bret Boone, R (1, 4) OBP: 0.366, SLG: 0.579	HBP		P4		HR	F8	FC5-4	FC5-4	4	1	1	2	0	0	3										
Mike Cameron, R (1, 8) OBP: 0.356, SLG: 0.466	K		F8		HR	1B E 1B		G4-3 BB	4	1	1	0	1	2	1										
John Olerud, L (1, 3)		BB 16 FC6-4 1B	F9		G6-3	E7 HR 1B		G4-3	5	2	2	2	0	0	1										
Randy Winn, S (1, 7) OBP: 0.327, SLG: 0.367	FC6-4 16 BB 2B 1B			K	BB 1B	HR		F8	5	2	3	2	0	1	1										
John Mabry, L (1, 10) OBP: 0.281, SLG: 0.352	FC6-4 16 BB 1B		G4-3		BB 1B	HR		IBB	1	0	0	0	4	0	0										
16 Willie Bloomquist, R (1, 5) OBP: 0.286, SLG: 0.301	FC6-4 2B		1B	HBP	F7	F8		P3	4	1	0	1	0	0	7										
Dan Wilson, R (1, 2) OBP: 0.291, SLG: 0.340	2B			1B		51 FC3-6 BB	K	G1-3	4	0	2	2	1	1	0										
Inning Stats	R: 0 E: 0 K: 2 S: 8	H: 0 LOB: 1 BB: 0 P: 11	R: 3 E: 0 K: 1 S: 16	H: 3 LOB: 1 BB: 25 P: 25	R: 0 E: 0 K: 0 S: 6	H: 0 LOB: 0 BB: 0 P: 10	R: 0 E: 0 K: 1 S: 15	H: 1 LOB: 2 BB: 0 P: 20	R: 2 E: 0 K: 1 S: 12	H: 3 LOB: 2 BB: 1 P: 22	R: 5 E: 1 K: 0 S: 22	H: 4 LOB: 1 BB: 2 P: 38	R: 0 E: 0 K: 1 S: 10	H: 0 LOB: 1 BB: 1 P: 16	R: 0 E: 0 K: 0 S: 5	H: 0 LOB: 2 BB: 2 P: 14	R: 0 E: 0 K: 1 S: 8	H: 0 LOB: 0 BB: 0 P: 9	1B: 7 2B: 2 3B: 0 HR: 2	SF: 0 SAC: 0 DP: 0 HBP: 2	WP: 0 PB: 0 SB: 0 CS: 0	PA: 47			
PITCHER	IP	WLS	BF	H	R	ER	SO	BB	IBB	HBP	BLK	WP	HR	S	P	ERA	WHIP								
Rick Reed, R (1, 1) ERA: 5.06	5.0		26	7	5	5	5	2	0	2	0	0	1	57	88	9.00	1.800								
Joe Mays, R (6, 1) ERA: 5.77	0.2	L	8	4	5	5	0	2	0	0	0	0	1	21	37	67.50	9.000								
James Baldwin, R (6, 1) ERA: 2.57	3.1		13	0	0	0	2	2	1	0	0	0	0	24	40	0.00	0.600								

Batter	1	2	3	4	5	6	7	8	9	AB	R	H	RBI	BB	SO	LOB	BOTTOM									
Shannon Stewart, R (1, 9) OBP: 0.360, SLG: 0.466	P4	K	1B			HR			G4-6-3 1B	5	1	3	1	0	1	1	Seattle Mariners @ Minnesota Twins Hubert H. Humphrey Metrodome, Minneapolis, MN Tue Jul 22 2003, 8:05 PM EDT Att: 22,229 - Dome - 72 F livebaseballscorecards.com									
Luis Rivas, R (1, 4) OBP: 0.322, SLG: 0.353	1B					K			G4-6-3	4	1	2	0	0	2	2										
Todd Sears, L (9, FH) OBP: 0.359, SLG: 0.418	1B								G4-6-3	1	0	0	0	0	0	1										
Doug Mientkiewicz, L (1, 3) OBP: 0.359, SLG: 0.464	P6		BB			L4			G3-1	4	1	0	0	1	0	1										
Torii Hunter, R (1, 8) OBP: 0.327, SLG: 0.458	K		BB			F8		P5		4	1	1	0	0	1	1										
A.J. Pierzynski, L (1, 2) OBP: 0.330, SLG: 0.466		1B	L3			G3		F8		4	1	1	0	0	0	2										
Jacque Jones, L (1, 7) OBP: 0.325, SLG: 0.472	1B	G4-3 1B	WP 33 BB SF7			K		F8		3	2	1	1	0	1	0										
33 Justin Morneau, L (1, 10) OBP: 0.306, SLG: 0.385	F8		WP 1B BB			G4-6-3 1B		K		3	1	1	1	1	1	1										
Chris Gomez, R (1, 5) OBP: 0.317, SLG: 0.407	G4-3 1B		SF7			G4-6-3		F8		3	0	1	1	0	0	1										
Cristian Guzman, S (1, 6) OBP: 0.281, SLG: 0.338	G4-3		1B			G4-3		G3		4	0	1	2	0	0	1										
Inning Stats	R: 0 E: 0 K: 1 S: 12	H: 1 LOB: 1 BB: 0 P: 22	R: 2 E: 0 K: 1 S: 15	H: 3 LOB: 1 BB: 0 P: 24	R: 5 E: 1 K: 1 S: 21	H: 4 LOB: 2 BB: 2 P: 37	R: 0 E: 0 K: 0 S: 5	H: 0 LOB: 0 BB: 0 P: 11	R: 0 E: 0 K: 1 S: 8	H: 1 LOB: 0 BB: 0 P: 12	R: 1 E: 0 K: 1 S: 10	H: 1 LOB: 0 BB: 0 P: 15	R: 0 E: 0 K: 0 S: 6	H: 0 LOB: 0 BB: 0 P: 10	R: 0 E: 0 K: 1 S: 8	H: 0 LOB: 0 BB: 0 P: 11	R: 0 E: 0 K: 0 S: 8	H: 1 LOB: 0 BB: 0 P: 14	1B: 9 2B: 1 3B: 0 HR: 1	SF: 1 SAC: 0 DP: 2 HBP: 1	WP: 1 PB: 0 SB: 1 CS: 0	PA: 39				
PITCHER	IP	WLS	BF	H	R	ER	SO	BB	IBB	HBP	BLK	WP	HR	S	P	ERA	WHIP									
Freddy Garcia, R (1, 1) ERA: 5.05	2.2		18	7	7	7	2	2	0	1	0	0	1	0	42	76	23.62	3.375								
40 Julio Mateo, R (3, 1) ERA: 3.21	4.1	W	15	3	1	1	3	0	0	0	0	0	1	35	55	2.08	0.692									
Rafael Soriano, R (8, 1) ERA: 2.04	1.0	H	3	0	0	0	1	0	0	0	0	0	0	8	11	0.00	0.000									
Shigetoshi Hasegawa, R (9, 1) ERA: 0.74	1.0	S	3	1	0	0	0	0	0	0	0	0	0	8	14	0.00	1.000									

Batter	1	2	3	4	5	6	7	8	9	AB	R	H	RBI	BB	SO	LOB	TOP								
Aaron Guiel, L OBP: 0.361, SLG: 0.575 (1, 9)										5	2	2	2	0	1	0	Kansas City Royals @ Minnesota Twins Hubert H. Humphrey Metrodome, Minneapolis, MN Wed Jul 23 2003, 7:05 PM EDT Att: 24,193 - Dome - 72 F livebaseballscorecards.com								
Joe Randa, R OBP: 0.302, SLG: 0.410 Gookie Dawkins, R (9, FR) (9, 4)										5	0	1	0	0	2	0									
Carlos Beltrán, S OBP: 0.395, SLG: 0.488 (1, 8)										4	1	3	1	1	0	0									
Raul Ibanez, L OBP: 0.337, SLG: 0.457 (1, 7)										4	1	1	1	1	0	3									
Ken Harvey, R OBP: 0.306, SLG: 0.414 (1, 3)										4	1	1	0	1	2	3									
Michael Tucker, L OBP: 0.337, SLG: 0.468 (1, 10)										4	1	2	0	1	0	3									
Desi Relaford, S OBP: 0.338, SLG: 0.424 (9, 5)										3	1	0	0	1	0	2									
4 Angel Berroa, R OBP: 0.337, SLG: 0.467 (1, 6)										4	1	1	3	0	1	1									
Mike DiFelice, R OBP: 0.299, SLG: 0.395 (1, 2)										4	0	0	0	0	1	1									
Inning Stats	R: 0 E: 0 K: 2 S: 13	H: 1 LOB: 2 BB: 1 P: 21	R: 0 E: 0 K: 0 S: 11	H: 0 LOB: 0 BB: 0 P: 15	R: 0 E: 0 K: 2 S: 9	H: 0 LOB: 0 BB: 0 P: 15	R: 1 E: 0 K: 0 S: 14	H: 1 LOB: 1 BB: 1 P: 23	R: 1 E: 0 K: 0 S: 13	H: 1 LOB: 0 BB: 0 P: 21	R: 5 E: 0 K: 0 S: 16	H: 3 LOB: 2 BB: 2 P: 26	R: 0 E: 0 K: 2 S: 13	H: 0 LOB: 1 BB: 1 P: 20	R: 0 E: 0 K: 1 S: 11	H: 1 LOB: 1 BB: 0 P: 15	R: 1 E: 0 K: 0 S: 15	H: 4 LOB: 3 BB: 0 P: 22	1B: 4 2B: 2 3B: 0 HR: 5	SF: 0 SAC: 0 DP: 1 HBP: 0	WP: 1 PB: 0 SB: 1 CS: 0	PA: 42			
PITCHER	IP	WLS	BF	H	R	ER	SO	BB	IBB	HBP	BLK	WP	HR	S	P	ERA	WHIP								
Johan Santana, L ERA: 3.19	5.1	L	24	5	5	5	4	3	0	0	0	0	3	67	106	8.44	1.500								
Juan Rincon, R ERA: 3.29	3.0		16	5	3	3	3	2	0	0	0	1	2	43	66	9.00	2.333								
Joe Mays, R ERA: 6.73	0.2		2	1	0	0	0	0	0	0	0	0	0	5	6	0.00	1.500								

Batter	1	2	3	4	5	6	7	8	9	AB	R	H	RBI	BB	SO	LOB	BOTTOM								
Shannon Stewart, R OBP: 0.363, SLG: 0.466 (1, 9)										4	1	2	0	1	0	0	Kansas City Royals @ Minnesota Twins Hubert H. Humphrey Metrodome, Minneapolis, MN Wed Jul 23 2003, 7:05 PM EDT Att: 24,193 - Dome - 72 F livebaseballscorecards.com								
Luis Rivas, R OBP: 0.321, SLG: 0.363 33 Justin Morneau, L (9, PH) OBP: 0.314, SLG: 0.392										4	1	1	1	0	1	2									
Doug Mientkiewicz, L OBP: 0.364, SLG: 0.467 (1, 3)										2	0	1	1	3	0	1									
Torii Hunter, R OBP: 0.328, SLG: 0.456 (1, 8)										4	0	1	1	1	1	4									
A.J. Pierzynski, L OBP: 0.331, SLG: 0.463 (1, 2)										4	0	1	0	1	1	2									
Matthew LeCroy, R OBP: 0.337, SLG: 0.497 (1, 10)										4	0	1	0	0	2	4									
Jacque Jones, L OBP: 0.327, SLG: 0.469 (1, 7)										2	0	0	0	2	0	3									
Chris Gomez, R OBP: 0.307, SLG: 0.393 (1, 5)										4	0	0	0	0	2	5									
Cristian Guzman, S OBP: 0.278, SLG: 0.334 (1, 6)											4	0	0	0	1	0									
Inning Stats	R: 0 E: 0 K: 1 S: 11	H: 2 LOB: 1 BB: 0 P: 17	R: 0 E: 0 K: 3 S: 23	H: 0 LOB: 1 BB: 1 P: 35	R: 0 E: 0 K: 0 S: 9	H: 0 LOB: 0 BB: 0 P: 13	R: 0 E: 0 K: 1 S: 12	H: 1 LOB: 2 BB: 1 P: 22	R: 0 E: 0 K: 0 S: 6	H: 0 LOB: 0 BB: 0 P: 8	R: 1 E: 0 K: 1 S: 12	H: 1 LOB: 3 BB: 3 P: 28	R: 0 E: 0 K: 1 S: 9	H: 1 LOB: 2 BB: 1 P: 21	R: 0 E: 1 K: 1 S: 11	H: 1 LOB: 1 BB: 0 P: 13	R: 2 E: 0 K: 1 S: 11	H: 2 LOB: 2 BB: 2 P: 30	1B: 6 2B: 1 3B: 0 HR: 1	SF: 0 SAC: 0 DP: 0 HBP: 1	WP: 1 PB: 0 SB: 2 CS: 2	PA: 42			
PITCHER	IP	WLS	BF	H	R	ER	SO	BB	IBB	HBP	BLK	WP	HR	S	P	ERA	WHIP								
Jeremy Affeldt, L ERA: 4.34	5.0	W	19	3	0	0	5	2	0	1	0	0	1	61	95	0.00	1.000								
D.J. Carrasco, R ERA: 3.93	2.0		12	2	1	1	1	4	0	0	0	0	1	24	49	4.50	3.000								
Curt Leskanic, R ERA: 2.18	1.0		4	1	0	0	1	0	0	0	0	0	0	9	13	0.00	1.000								
Mike MacDougal, R ERA: 4.33	0.2		6	2	2	2	1	2	0	0	0	1	0	10	28	27.00	6.000								
Nate Field, R ERA: 2.25	0.1		1	0	0	0	0	0	0	0	0	0	0	1	2	0.00	0.000								

Batter	1	2	3	4	5	6	7	8	9	AB	R	H	RBI	BB	SO	LOB	TOP								
Aaron Guiel, L (1, 9) OBP: 0.358, SLG: 0.565	0-2 SH1-3 3B 1B		1-0 F9			1-2 P4		3-1 G4-3		4	1	1	0	0	0	1									
Dest Relaford, S (1, 5) OBP: 0.335, SLG: 0.420	1-1 SH1-3		2-3 K			0-0 G4-3		1-1 P3		3	0	0	0	0	1	0									
Carlos Beltrán, S (1, 8) OBP: 0.393, SLG: 0.484	0-1 L8			1-2 P4					4-2 1B DI BB	3	0	0	0	1	0	1									
Raul Ibanez, L (1, 10) OBP: 0.339, SLG: 0.470	2-2 2H 3B			1-3 K				2-2 HR	3-2 P5	4	1	2	2	0	1	1									
Ken Harvey, R (1, 3) OBP: 0.308, SLG: 0.415	1-1 G6-3			2-2 G5-3				0-0 4 2B 1B	0-2 1B	4	0	2	0	0	0	1									
Michael Tucker, L (1, 7) OBP: 0.333, SLG: 0.463		2-2 G3			1-1 G3-1			0-3 K	0-3 K	4	0	0	0	0	2	3									
4 Angel Berroa, R (1, 6) OBP: 0.336, SLG: 0.467		2-3 K			2-2 G6-3			1-1 1-3 2B	1-1 G3	4	0	1	0	0	1	2									
Brent Mayne, L (1, 2) OBP: 0.315, SLG: 0.359		1-0 F9			2-1 F7			0-1 F7		3	0	0	0	0	0	2									
Carlos Febles, R (1, 4) OBP: 0.304, SLG: 0.264			3-2 P3			3-2 F9			4-0 CS BB	2	0	0	0	1	0	0									
Inning Stats	R: 1 E: 0 K: 0 S: 12	H: 2 LOB: 1 BB: 0 P: 16	R: 0 E: 0 K: 1 S: 9	H: 0 LOB: 0 BB: 0 P: 14	R: 0 E: 0 K: 1 S: 8	H: 0 LOB: 0 BB: 0 P: 14	R: 0 E: 0 K: 0 S: 11	H: 0 LOB: 0 BB: 0 P: 15	R: 0 E: 0 K: 0 S: 7	H: 0 LOB: 0 BB: 0 P: 12	R: 0 E: 0 K: 0 S: 10	H: 0 LOB: 0 BB: 0 P: 14	R: 1 E: 0 K: 1 S: 17	H: 3 LOB: 2 BB: 0 P: 21	R: 0 E: 0 K: 0 S: 4	H: 0 LOB: 0 BB: 1 P: 12	R: 0 E: 0 K: 1 S: 17	H: 1 LOB: 2 BB: 1 P: 25	1B: 3 2B: 1 3B: 1 HR: 1	SF: 0 SAC: 1 DP: 0 HBP: 0	WP: 0 PB: 0 SB: 0 CS: 1	PA: 34			
PITCHER	IP	WLS	BF	H	R	ER	SO	BB	IBB	HBP	BLK	WP	HR	S	P	ERA	WHIP								
Brad Radke, R (1, 1) ERA: 5.33	7.0		26	5	2	2	4	0	0	0	0	0	1	74	106	2.57	0.714								
LaTroy Hawkins, R (8, 1) ERA: 2.59	1.0	W	3	0	0	0	0	1	0	0	0	0	0	4	12	0.00	1.000								
Eddie Guardado, L (9, 1) ERA: 3.6	1.0		5	1	0	0	1	1	0	0	0	0	0	17	25	0.00	2.000								

Kansas City Royals @ Minnesota Twins
Hubert H. Humphrey Metrodome, Minneapolis, MN

Thu Jul 24 2003, 1:05 PM EDT
Att: 29,687 - Dome - 72 F

AB 31
R 2
H 6
RBI 2
BB 2
SO 5
LOB 11



Batter	1	2	3	4	5	6	7	8	9	AB	R	H	RBI	BB	SO	LOB	BOTTOM								
Shannon Stewart, R (1, 9) OBP: 0.363, SLG: 0.464	1-3 K		4-2 BB		2-2 F7			0-1 SH 1B WP		2	1	0	0	1	1	0									
Luis Rivas, R (1, 4) OBP: 0.318, SLG: 0.359	1-0 P3		2-3 K			2-1 G6-3		0-0 WP 2B		3	0	0	0	0	1	1									
A.J. Pierzynski, L (8, PH) OBP: 0.333, SLG: 0.465								2-3 3H 1B		1	1	1	1	0	0	0									
Doug Mientkiewicz, L (1, 3) OBP: 0.366, SLG: 0.464	0-2 P5			1-0 L3		4-2 FC6-4 BB		4-2 2B BB		2	1	0	0	2	0	0									
Torii Hunter, R (1, 8) OBP: 0.327, SLG: 0.462		1-1 G3-1		1-0 HR		3-1 P4		1-3 K		4	1	1	1	0	1	3									
Matthew LeCroy, R (1, 2) OBP: 0.337, SLG: 0.492		1-0 G5-3		4-2 BB		0-1 FC6-4		2-3 K		2	0	0	0	1	0	1									
Cristian Guzman, S (8, PH) OBP: 0.277, SLG: 0.333						1-2 F8		1-2 K		1	0	0	0	0	1	2									
Jacque Jones, L (1, 7) OBP: 0.332, SLG: 0.485		3-2 HR		1-2 F8		2-0 33 G3-6-3 1B		2-1 2B		4	1	3	3	0	0	1									
33 Justin Morneau, L (1, 10) OBP: 0.300, SLG: 0.373		1-0 F9		2-2 G4-3		1-2 G3-6-3		1-3 K		4	0	0	0	0	1	3									
Chris Gomez, R (1, 5) OBP: 0.300, SLG: 0.384			2-0 G6-3		2-1 F8			1-1 F8		3	0	0	0	0	0	0									
Denny Hocking, S (1, 6) OBP: 0.306, SLG: 0.380			2-0 F9		1-2 F9			0-2 SH 1B		3	1	1	0	0	0	0									
Inning Stats	R: 0 E: 0 K: 1 S: 9	H: 0 LOB: 0 BB: 0 P: 11	R: 1 E: 0 K: 0 S: 10	H: 1 LOB: 0 BB: 0 P: 16	R: 0 E: 0 K: 1 S: 7	H: 0 LOB: 1 BB: 1 P: 17	R: 1 E: 0 K: 0 S: 13	H: 1 LOB: 1 BB: 1 P: 22	R: 0 E: 0 K: 0 S: 8	H: 0 LOB: 0 BB: 0 P: 13	R: 0 E: 0 K: 0 S: 15	H: 0 LOB: 1 BB: 1 P: 24	R: 0 E: 0 K: 0 S: 7	H: 1 LOB: 0 BB: 0 P: 11	R: 4 E: 1 K: 3 S: 20	H: 3 LOB: 1 BB: 1 P: 30	R: 0 E: 0 K: 3 S: 17	H: 3 LOB: 1 BB: 1 P: 25	1B: 3 2B: 1 3B: 0 HR: 2	SF: 0 SAC: 1 DP: 1 HBP: 0	WP: 1 PB: 0 SB: 0 CS: 0	PA: 34			
PITCHER	IP	WLS	BF	H	R	ER	SO	BB	IBB	HBP	BLK	WP	HR	S	P	ERA	WHIP								
Darrell May, L (1, 1) ERA: 3.33	7.0		26	3	2	2	2	3	2	2	2	0	0	69	114	2.57	0.857								
Jason Grimsley, R (8, 1) ERA: 4.47	1.0	L	8	3	4	1	3	1	0	0	0	1	0	20	30	9.00	4.000								

Kansas City Royals @ Minnesota Twins
Hubert H. Humphrey Metrodome, Minneapolis, MN

Thu Jul 24 2003, 1:05 PM EDT
Att: 29,687 - Dome - 72 F

AB 29
R 6
H 6
RBI 5
BB 4
SO 5
LOB 11



Batter	1	2	3	4	5	6	7	8	9	AB	R	H	RBI	BB	SO	LOB	TOP										
Shannon Stewart, R OBP: 0.365, SLG: 0.466 (1, 10)	F9	G6-3			1B		P3			4	0	1	0	0	0	4	Minnesota Twins @ Cleveland Indians Jacobs Field, Cleveland, OH Sat Jul 26 2003, 7:05 PM EDT Att: 25,077 - Overcast - 80 F livebaseballscores.com										
Luis Rivas, R OBP: 0.315, SLG: 0.350 (1, 4)	G5-3		F9		K			K		4	0	0	0	0	2	1											
Doug Mientkiewicz, L OBP: 0.363, SLG: 0.467 (1, 3)	K		L4			G4-3		F8		4	0	0	0	0	1	0											
Torii Hunter, R OBP: 0.325, SLG: 0.456 (1, 8)		G5-3	K			K		P2		4	0	0	0	0	2	0											
Matthew LeCroy, R OBP: 0.330, SLG: 0.482 (1, 2)		E4 1B		G6-3		L8		P3		4	1	0	0	0	0	0											
Jacque Jones, L OBP: 0.331, SLG: 0.481 46 Alex Prieto, R (9, PH)	1B	1B		K			G4-3	K		3	1	1	0	0	1	0											
Dustan Mohr, R OBP: 0.324, SLG: 0.422 (1, 9)	1B	1B		K			G5-3	F8		4	0	2	0	0	1	0											
Chris Gomez, R OBP: 0.301, SLG: 0.383 (1, 5)	1B	1B			L1		G5-3			3	0	1	1	0	0	1											
Cristian Guzman, S OBP: 0.283, SLG: 0.334 (1, 6)	1B	1B			G6-3			BB		2	0	1	1	1	0	0											
Inning Stats	R: 0 E: 0 K: 1 S: 8	H: 0 LOB: 0 BB: 0 P: 9	R: 2 E: 1 K: 0 S: 15	H: 4 LOB: 2 BB: 0 P: 24	R: 0 E: 0 K: 1 S: 8	H: 0 LOB: 0 BB: 0 P: 13	R: 0 E: 0 K: 2 S: 7	H: 0 LOB: 0 BB: 0 P: 8	R: 0 E: 0 K: 1 S: 10	H: 1 LOB: 1 BB: 0 P: 14	R: 0 E: 0 K: 1 S: 8	H: 0 LOB: 2 BB: 1 P: 12	R: 0 E: 0 K: 1 S: 9	H: 0 LOB: 0 BB: 0 P: 14	R: 0 E: 0 K: 1 S: 11	H: 0 LOB: 0 BB: 0 P: 13	1B: 5 2B: 1 3B: 0 HR: 0	SF: 0 SAC: 0 DP: 0 HBP: 0	WP: 0 PB: 0 SB: 1 CS: 0	PA: 34							
PITCHER	IP	WLS	BF	H	R	ER	SO	BB	IBB	HBP	BLK	WP	HR	S	P	ERA	WHIP										
Billy Traber, L ERA: 4.14 Jason Boyd, R ERA: 4.46 63 Rafael Betancourt, R ERA: 1.8	6.1	W	25	6	2	1	6	0	0	0	0	0	0	61	89	1.42	0.947										

Batter	1	2	3	4	5	6	7	8	9	AB	R	H	RBI	BB	SO	LOB	BOTTOM										
Coco Crisp, S OBP: 0.330, SLG: 0.382 (1, 7)	B5	HR		G1-3		L7		1B		5	1	2	1	0	0	0	Minnesota Twins @ Cleveland Indians Jacobs Field, Cleveland, OH Sat Jul 26 2003, 7:05 PM EDT Att: 25,077 - Overcast - 80 F livebaseballscores.com										
Casey Blake, R OBP: 0.326, SLG: 0.422 (9, 3)	K	K		L3		1B		F8		5	0	1	0	0	2	4											
Jody Gerut, L OBP: 0.331, SLG: 0.512 (1, 10)	P4	HR		P5		1B		1B		5	1	3	4	0	0	0											
Milton Bradley, S OBP: 0.432, SLG: 0.500 (1, 8)		HR			G6-3	F7		1B		5	1	2	0	0	1	2											
48 Travis Hafner, L OBP: 0.304, SLG: 0.441 Zach Sorensen, S (8, PH) OBP: 0.273, SLG: 0.310 (9, 4)					K			P6		4	1	3	0	0	1	0											
Ryan Ludwick, R OBP: 0.286, SLG: 0.356 (1, 9)					1B			K		4	1	2	1	0	1	2											
41 Victor Martinez, S OBP: 0.267, SLG: 0.294 (1, 2)					1B			G5-4-3		4	1	2	1	0	0	1											
John McDonald, R OBP: 0.289, SLG: 0.329 (1, 6)					FC6-4			G6-3		4	1	1	0	0	0	2											
56 Angel Santos, S OBP: 0.286, SLG: 0.571 (9, 5)								1B		4	2	1	1	0	0	1											
Inning Stats	R: 0 E: 0 K: 1 S: 8	H: 0 LOB: 0 BB: 0 P: 11	R: 8 E: 3 K: 2 S: 22	H: 8 LOB: 1 BB: 0 P: 34	R: 0 E: 0 K: 0 S: 6	H: 0 LOB: 0 BB: 0 P: 10	R: 0 E: 0 K: 0 S: 5	H: 0 LOB: 0 BB: 0 P: 9	R: 0 E: 0 K: 1 S: 9	H: 2 LOB: 2 BB: 0 P: 16	R: 0 E: 0 K: 0 S: 6	H: 2 LOB: 2 BB: 0 P: 11	R: 0 E: 0 K: 1 S: 9	H: 1 LOB: 0 BB: 0 P: 12	R: 1 E: 0 K: 0 S: 17	H: 4 LOB: 3 BB: 0 P: 27	1B: 13 2B: 2 3B: 1 HR: 1	SF: 0 SAC: 0 DP: 1 HBP: 0	WP: 0 PB: 0 SB: 0 CS: 0	PA: 41							
PITCHER	IP	WLS	BF	H	R	ER	SO	BB	IBB	HBP	BLK	WP	HR	S	P	ERA	WHIP										
Kyle Lohse, R ERA: 5.18 Joe Mays, R ERA: 6.44 Juan Rincon, R ERA: 3.27	1.2	L	14	9	1	1	2	0	0	0	0	0	0	48	81	1.50	1.500										

Batter	1	2	3	4	5	6	7	8	9	10	11	12	13	14	AB	R	H	RBI	BB	SO	LOB	TOP									
Shannon Stewart, R OBP: 0.363, SLG: 0.462	G5-3		2B WP	G5-3			SH1-3 1B		F7			L7		F9	7	1	2	0	0	0	1										
Luis Rivas, R OBP: 0.316, SLG: 0.354	1B		WP 2B		K		SH1-3			L6		F8			5	0	2	0	0	1	0										
Doug Mientkiewicz, L OBP: 0.370, SLG: 0.475	1B		L1		G6-3		G5-4-3 BB			F9 2B					5	0	3	0	1	0	2										
Torii Hunter, R OBP: 0.322, SLG: 0.450	K				G4-3		G5-4-3			F9				P3	5	0	0	0	1	1	6										
A.J. Pierzynski, L OBP: 0.332, SLG: 0.461	G1-3		L6				G5-4-3 1-2								5	1	1	0	1	0	4										
Jacque Jones, L OBP: 0.333, SLG: 0.481			F7				1B 2B																								
Dustin Mott, R OBP: 0.323, SLG: 0.420			FC4-6 1B				1B 1B																								
33 Justin Morneau, L (13, PH) OBP: 0.294, SLG: 0.352																															
Denny Hocking, S OBP: 0.295, SLG: 0.365																															
Todd Sears, L OBP: 0.343, SLG: 0.393			K				F7																								
Chris Gomez, R OBP: 0.288, SLG: 0.386			F8		G1-3		L5			F7																					
Cristian Guzman, S OBP: 0.281, SLG: 0.332			FC4-6		G4-3					G4-3																					
Inning Stats	R: 0 E: 0 K: 1 S: 9	H: 2 LOB: 2 BB: 0 P: 15	R: 1 E: 0 K: 1 S: 11	H: 1 LOB: 1 BB: 0 P: 15	R: 1 E: 0 K: 0 S: 7	H: 2 LOB: 2 BB: 1 P: 14	R: 0 E: 0 K: 1 S: 11	H: 1 LOB: 1 BB: 0 P: 13	R: 0 E: 0 K: 0 S: 5	H: 0 LOB: 0 BB: 0 P: 7	R: 1 E: 0 K: 0 S: 10	H: 3 LOB: 2 BB: 0 P: 16	R: 0 E: 0 K: 0 S: 5	H: 0 LOB: 0 BB: 0 P: 10	R: 0 E: 0 K: 1 S: 9	H: 0 LOB: 0 BB: 0 P: 14	R: 0 E: 0 K: 1 S: 7	H: 0 LOB: 0 BB: 0 P: 10	R: 0 E: 0 K: 1 S: 14	H: 0 LOB: 0 BB: 0 P: 19	R: 0 E: 0 K: 0 S: 6	H: 1 LOB: 1 BB: 0 P: 10	R: 0 E: 0 K: 1 S: 7	H: 0 LOB: 0 BB: 0 P: 10	R: 0 E: 0 K: 1 S: 14	H: 0 LOB: 0 BB: 0 P: 19	1B: 8 2B: 4 3B: 0 HR: 0	SF: 0 SAC: 1 DP: 1 HBP: 0	WP: 1 PB: 0 SB: 0 CS: 0	PA: 55	
PITCHER	IP WLS BF H R ER SO BB IBB HBP BLK WP HR S P ERA WHIP	9.0 4.52 10.1 1.0 3 2 4 2 0 0 0 0 0 70 108 2.00 1.333	1.0 2.86 11.1 1.0 3 0 0 0 0 0 0 0 0 9 14 0.00 0.000	2.0 1.90 12.1 1.0 W 3 0 0 0 0 0 0 0 13 20 0.00 0.500	1.0 1.5 14.1 1.0 W 3 0 0 0 0 0 0 0 14 19 0.00 0.000																										

Minnesota Twins @ Cleveland Indians
 Jacobs Field, Cleveland, OH
 Sun Jul 27 2003, 1:05 PM EDT
 Att. 24,318 - Overcast - 82 F

AB 51
 R 12
 H 12
 RBI 1
 BB 3
 SO 9
 LOB 24



Batter	1	2	3	4	5	6	7	8	9	10	11	12	13	14	AB	R	H	RBI	BB	SO	LOB	BOTTOM						
Coco Crisp, S OBP: 0.333, SLG: 0.384	F9		G6-3		F8					SH1-3 1B				L9	7	0	3	0	0	0	0							
Casey Blake, R OBP: 0.326, SLG: 0.426	CS 2B		K				F8			SH1-3				B1	6	1	2	0	0	2	2							
Jody Gerut, L OBP: 0.330, SLG: 0.508	P4		G3-1				F8			P6					6	0	1	0	1	1	4							
Milton Bradley, S OBP: 0.435, SLG: 0.497			SH5-4 1B		G3		F7			SH5-4 SH 41 SF7 BB				F8	4	1	1	0	3	0	3							
Ben Broussard, L OBP: 0.326, SLG: 0.440			SH5-4 1B		F8		G4-3			SH				L9	3	0	1	0	0	0	1							
Zach Sorenson, S OBP: 0.308, SLG: 0.300										SH5-4 BB																		
Tim Laker, R OBP: 0.281, SLG: 0.402			SH5-4							SH5-4					5	0	3	1	0	1	3							
48 Travis Hafner, L OBP: 0.296, SLG: 0.431			P6		G3																							
Ryan Ludwick, R OBP: 0.284, SLG: 0.348																												
John McDonald, R OBP: 0.323, SLG: 0.322																												
41 Victor Martinez, S (9, PH) OBP: 0.263, SLG: 0.254																												
56 Angel Santos, S OBP: 0.222, SLG: 0.444																												
2 Jhonny Peralta, R OBP: 0.244, SLG: 0.282																												
Inning Stats	R: 0 E: 0 K: 0 S: 8	H: 1 LOB: 0 BB: 0 P: 12	R: 0 E: 0 K: 1 S: 14	H: 2 LOB: 2 BB: 0 P: 20	R: 1 E: 0 K: 1 S: 10	H: 1 LOB: 1 BB: 0 P: 14	R: 0 E: 0 K: 0 S: 10	H: 1 LOB: 1 BB: 0 P: 14	R: 0 E: 0 K: 0 S: 8	H: 0 LOB: 0 BB: 0 P: 13	R: 0 E: 0 K: 1 S: 10	H: 0 LOB: 0 BB: 0 P: 10	R: 0 E: 0 K: 1 S: 8	H: 0 LOB: 0 BB: 0 P: 10	R: 0 E: 0 K: 1 S: 16	H: 1 LOB: 3 BB: 2 P: 31	R: 0 E: 0 K: 0 S: 7	H: 0 LOB: 0 BB: 0 P: 7	R: 0 E: 0 K: 0 S: 8	H: 1 LOB: 2 BB: 1 P: 15	R: 0 E: 0 K: 1 S: 5	H: 1 LOB: 1 BB: 0 P: 6	R: 1 E: 0 K: 0 S: 10	H: 2 LOB: 3 BB: 2 P: 19	1B: 8 2B: 3 3B: 0 HR: 1	SF: 1 SAC: 5 DP: 0 HBP: 0	WP: 0 PB: 0 SB: 0 CS: 1	PA: 60
PITCHER	IP WLS BF H R ER SO BB IBB HBP BLK WP HR S P ERA WHIP	7.0 4.81 8.1 1.0 B 6 0 0 0 0 0 0 0 10 10 0.00 1.000	1.0 2.5 8.1 1.0 B 4 0 0 0 0 0 0 0 1 1 0 0 12 24 0.00 1.000	0.2 4.81 10.1 0.2 L 19 4 1 1 1 2 1 0 0 0 0 33 51 2.25 1.500																								

Minnesota Twins @ Cleveland Indians
 Jacobs Field, Cleveland, OH
 Sun Jul 27 2003, 1:05 PM EDT
 Att. 24,318 - Overcast - 82 F

AB 47
 R 3
 H 12
 RBI 3
 BB 7
 SO 8
 LOB 24



Batter	1	2	3	4	5	6	7	8	9	AB	R	H	RBI	BB	SO	LOB	TOP					
1 Brian Roberts, S OBP: 0.352, SLG: 0.388	F8		G4-3		K		F7		B2-5-4	5	0	0	0	0	1	3						
Luis Matos, R OBP: 0.383, SLG: 0.496	2B		K			G3		P3	K	5	2	2	0	0	2	1						
Jeff Conine, R OBP: 0.348, SLG: 0.494	HR		K			F8		1B		4	2	2	1	0	1	1						
Tony Batista, R OBP: 0.289, SLG: 0.433	K				HR	G3		31 BB	31 WP	4	1	2	1	0	1	2						
31 Jay Gibbons, L OBP: 0.351, SLG: 0.485	HR				K					3	1	2	3	1	1	0						
53 Carlos Mendez, R OBP: 0.212, SLG: 0.281	F9				K		FC5-4			4	0	0	0	0	1	2						
Larry Bigbie, L OBP: 0.313, SLG: 0.365			G6-3		F7					4	1	1	0	0	0	0						
Deivi Cruz, R OBP: 0.275, SLG: 0.418			K			G5-3				4	0	1	0	0	2	0						
Brook Fordyce, R OBP: 0.313, SLG: 0.335			G5-3		F7					3	0	1	0	0	0	0						
Inning Stats	R: 3 E: 0 K: 1 S: 12	H: 3 LOB: 0 BB: 0 P: 21	R: 0 E: 0 K: 1 S: 10	H: 0 LOB: 0 BB: 0 P: 17	R: 0 E: 0 K: 2 S: 10	H: 0 LOB: 0 BB: 0 P: 16	R: 1 E: 0 K: 2 S: 10	H: 1 LOB: 0 BB: 0 P: 12	R: 0 E: 0 K: 1 S: 9	H: 0 LOB: 0 BB: 0 P: 14	R: 1 E: 0 K: 0 S: 12	H: 2 LOB: 1 BB: 0 P: 20	R: 0 E: 0 K: 1 S: 10	H: 1 LOB: 1 BB: 0 P: 16	R: 1 E: 0 K: 0 S: 19	H: 2 LOB: 1 BB: 1 P: 27	R: 1 E: 0 K: 1 S: 11	H: 2 LOB: 1 BB: 0 P: 14	1B: 8 2B: 1 3B: 0 HR: 2	SF: 0 SAC: 1 DP: 1 HBP: 0	WP: 1 PB: 0 CS: 1	PA: 38
PITCHER	IP	WLS	BF	H	R	ER	SO	BB	IBB	HBP	BLK	WP	HR	S	P	ERA	WHIP					
Johan Santana, L ERA: 3.49	5.2		23	6	5	5	7	0	0	0	0	0	2	62	99	7.94	1.059					
James Baldwin, R ERA: 2.0	1.1		5	1	0	0	1	0	0	0	0	0	0	11	17	0.00	0.750					
LaTroy Hawkins, R ERA: 2.63	1.0	L	5	2	1	1	0	1	0	0	0	1	0	19	27	9.00	3.000					
J.C. Romero, L ERA: 4.69	1.0		5	2	1	0	1	0	0	0	0	0	0	11	14	0.00	2.000					

Baltimore Orioles @ Minnesota Twins
 Hubert H. Humphrey Metrodome, Minneapolis, MN
 Tue Jul 29 2003, 8:05 PM EDT
 Att: 20,742 - Dome - 72 F

AB 36
 R 7
 H 11
 RBI 5
 BB 1
 SO 9
 LOB 9



Batter	1	2	3	4	5	6	7	8	9	AB	R	H	RBI	BB	SO	LOB	BOTTOM					
Shannon Stewart, R OBP: 0.366, SLG: 0.466	G4-6-3		HR		F8		G6-4-3			4	1	2	0	1	0	2						
Luis Rivas, R OBP: 0.321, SLG: 0.367	G4-6-3		HR		E				F9	4	1	2	3	1	0	3						
Doug Mientkiewicz, L OBP: 0.371, SLG: 0.472	FC6-4		F7		G6-3					2	0	0	0	2	0	1						
Torii Hunter, R OBP: 0.322, SLG: 0.451	FC6-4				1B		F8		K	4	1	1	0	0	1	3						
A.J. Pierzynski, L OBP: 0.331, SLG: 0.458			P6		G4-6-3		K		K	4	0	1	0	0	2	2						
Jacque Jones, L OBP: 0.331, SLG: 0.477					G4-6-3					3	0	0	0	0	1	1						
Matthew LeCroy, R OBP: 0.330, SLG: 0.482			K		G4-6-3		G4-3		G3	0	0	0	0	0	0	0						
Todd Sears, L OBP: 0.338, SLG: 0.387										1	0	0	0	0	0	2						
Michael Restovich, R OBP: 0.500, SLG: 0.750			G3		K					4	1	2	0	0	1	0						
Chris Gomez, R OBP: 0.287, SLG: 0.362			P5				G3		G5-3	4	1	1	0	0	0	2						
Cristian Guzman, S OBP: 0.281, SLG: 0.332			K		SH5-3				F7	3	0	1	1	0	1	1						
Inning Stats	R: 0 E: 0 K: 0 S: 10	H: 1 LOB: 1 BB: 1 P: 17	R: 0 E: 0 K: 1 S: 6	H: 0 LOB: 0 BB: 0 P: 9	R: 2 E: 0 K: 1 S: 11	H: 2 LOB: 0 BB: 0 P: 20	R: 1 E: 0 K: 1 S: 10	H: 2 LOB: 0 BB: 0 P: 15	R: 1 E: 1 K: 0 S: 13	H: 2 LOB: 1 BB: 0 P: 15	R: 0 E: 0 K: 1 S: 5	H: 0 LOB: 0 BB: 0 P: 9	R: 1 E: 0 K: 0 S: 8	H: 2 LOB: 2 BB: 0 P: 10	R: 0 E: 0 K: 2 S: 12	H: 0 LOB: 2 BB: 2 P: 26	R: 0 E: 0 K: 0 S: 6	H: 1 LOB: 2 BB: 1 P: 16	1B: 6 2B: 3 3B: 0 HR: 1	SF: 0 SAC: 1 DP: 3 HBP: 0	WP: 0 PB: 0 CS: 0	PA: 38
PITCHER	IP	WLS	BF	H	R	ER	SO	BB	IBB	HBP	BLK	WP	HR	S	P	ERA	WHIP					
Rick Helling, R ERA: 5.47	6.0		24	7	4	4	4	1	0	0	0	0	0	14	26	6.75	3.000					
Hector Carrasco, R ERA: 3.77	1.1	W	7	2	1	1	1	2	0	0	0	0	0	3	4	0.00	0.000					
B.J. Ryan, L ERA: 5.67	0.1	H	1	0	0	0	1	0	0	0	0	0	0	3	6	0.00	0.000					
Kerry Ligtenberg, R ERA: 3.13	0.1	H	1	0	0	0	0	0	0	0	0	0	0	3	6	0.00	0.000					
Jorge Julio, R ERA: 3.57	1.0	S	5	1	0	0	0	1	0	0	0	0	0	6	16	0.00	2.000					

Baltimore Orioles @ Minnesota Twins
 Hubert H. Humphrey Metrodome, Minneapolis, MN
 Tue Jul 29 2003, 8:05 PM EDT
 Att: 20,742 - Dome - 72 F

AB 33
 R 5
 H 10
 RBI 4
 BB 4
 SO 6
 LOB 17



Batter	1	2	3	4	5	6	7	8	9	AB	R	H	RBI	BB	SO	LOB	TOP									
1 Brian Roberts, S OBP: 0.391, SLG: 0.383										3	0	0	0	1	1	3	Baltimore Orioles @ Minnesota Twins Hubert H. Humphrey Metrodome, Minneapolis, MN Wed Jul 30 2003, 8:05 PM EDT Att: 24,694 - Dome - 72 F									
Luis Matos, R OBP: 0.381, SLG: 0.491										4	0	1	1	0	1	1										
Jeff Conine, R OBP: 0.344, SLG: 0.489										4	0	0	0	0	1	2										
31 Jay Gibbons, L OBP: 0.350, SLG: 0.482										4	0	1	0	0	0	2										
Tony Batista, R OBP: 0.288, SLG: 0.431										4	0	1	0	0	1	1										
Larry Bigbie, L OBP: 0.302, SLG: 0.351										3	0	0	0	0	0	2										
Jose Leon, R OBP: 0.308, SLG: 0.182										1	0	0	0	0	0	0										
Brook Fordyce, R OBP: 0.307, SLG: 0.328										4	0	0	0	0	1	3										
Deivi Cruz, R OBP: 0.278, SLG: 0.423										3	1	2	0	0	1	0										
Jose Morban, S OBP: 0.292, SLG: 0.333										3	0	1	0	0	0	3										
Inning Stats	R: 0 E: 0 K: 2 S: 9	H: 0 LOB: 0 BB: 0 P: 14	R: 0 E: 0 K: 1 S: 11	H: 1 LOB: 1 BB: 0 P: 14	R: 0 E: 0 K: 1 S: 14	H: 1 LOB: 1 BB: 0 P: 22	R: 0 E: 0 K: 0 S: 6	H: 0 LOB: 0 BB: 0 P: 9	R: 0 E: 1 K: 1 S: 13	H: 1 LOB: 2 BB: 0 P: 16	R: 0 E: 0 K: 0 S: 9	H: 0 LOB: 0 BB: 0 P: 12	R: 0 E: 0 K: 0 S: 10	H: 1 LOB: 0 BB: 0 P: 12	R: 1 E: 0 K: 1 S: 12	H: 2 LOB: 2 BB: 1 P: 18	R: 0 E: 0 K: 0 S: 8	H: 0 LOB: 0 BB: 0 P: 13	1B: 5 2B: 1 3B: 0 HR: 0	SF: 0 SAC: 0 DP: 1 HBP: 0	WP: 0 PB: 1 SB: 0 CS: 0	PA: 34				
PITCHER	IP	WLS	BF	H	R	ER	SO	BB	IBB	HBP	BLK	WP	HR	S	P	ERA	WHIP									
Brad Radke, R ERA: 5.12	(1, 1)	7.1	W	29	6	1	1	5	1	0	0	0	0	0	79	110	1.23	0.955								
Juan Rincon, R ERA: 3.19	(8, 1)	0.1	H	1	0	0	0	1	0	0	0	0	0	3	4	0.00	0.000									
J.C. Romero, L ERA: 4.65	(8, 1)	0.1	H	1	0	0	0	0	0	0	0	0	0	2	3	0.00	0.000									
Eddie Guardado, L ERA: 3.35	(9, 1)	1.0		3	0	0	0	0	0	0	0	0	0	8	13	0.00	0.000									

AB	33
R	1
H	6
RBI	1
BB	1
SO	6
LOB	17



Batter	1	2	3	4	5	6	7	8	9	AB	R	H	RBI	BB	SO	LOB	BOTTOM								
Shannon Stewart, R OBP: 0.368, SLG: 0.469										4	1	2	1	0	0	0	Baltimore Orioles @ Minnesota Twins Hubert H. Humphrey Metrodome, Minneapolis, MN Wed Jul 30 2003, 8:05 PM EDT Att: 24,694 - Dome - 72 F								
Luis Rivas, R OBP: 0.323, SLG: 0.372										4	2	2	0	0	0	1									
Doug Mientkiewicz, L OBP: 0.373, SLG: 0.469										2	0	0	0	2	1	0									
Jacque Jones, L OBP: 0.332, SLG: 0.478										3	0	2	3	0	0	0									
Tori Hunter, R OBP: 0.319, SLG: 0.446										4	0	0	0	0	0	4									
A.J. Pierzynski, L OBP: 0.330, SLG: 0.454										3	0	0	0	1	1	2									
Michael Restovich, R OBP: 0.429, SLG: 0.714										3	1	1	0	0	1	2									
Denny Hocking, S OBP: 0.289, SLG: 0.358										2	0	0	0	0	0	0									
Cristian Guzman, S OBP: 0.282, SLG: 0.337										3	1	1	1	0	0	0									
Inning Stats	R: 2 E: 0 K: 0 S: 12	H: 3 LOB: 2 BB: 2 P: 23	R: 0 E: 0 K: 0 S: 7	H: 0 LOB: 0 BB: 0 P: 9	R: 1 E: 0 K: 0 S: 7	H: 1 LOB: 1 BB: 1 P: 18	R: 0 E: 0 K: 1 S: 9	H: 0 LOB: 0 BB: 0 P: 11	R: 0 E: 0 K: 1 S: 8	H: 0 LOB: 0 BB: 0 P: 14	R: 2 E: 0 K: 0 S: 11	H: 3 LOB: 0 BB: 0 P: 15	R: 0 E: 0 K: 0 S: 7	H: 1 LOB: 1 BB: 0 P: 12	R: 0 E: 0 K: 0 S: 8	H: 0 LOB: 0 BB: 0 P: 13		1B: 4 2B: 3 3B: 1 HR: 0	SF: 1 SAC: 1 DP: 2 HBP: 0	WP: 2 PB: 0 SB: 0 CS: 0	PA: 33				
PITCHER	IP	WLS	BF	H	R	ER	SO	BB	IBB	HBP	BLK	WP	HR	S	P	ERA	WHIP								
Sidney Ponson, R ERA: 3.77	(1, 1)	7.0	L	29	7	5	5	3	2	1	0	0	0	60	98	6.43	1.286								
Buddy Groom, L ERA: 6.07	(8, 1)	1.0		4	1	0	0	0	0	0	0	1	0	7	12	0.00	1.000								

AB	28
R	5
H	8
RBI	5
BB	3
SO	3
LOB	9



Batter	1	2	3	4	5	6	7	8	9	AB R H RBI BB SO LOB	TOP									
Alex Sanchez, L (1, 8) OBP: 0.315, SLG: 0.374	3-2 G4-3 1B		1-2 F8	1-0 B3			0-0 S 1B		0-0 G4-3	5 1 2 0 0 0 2	Detroit Tigers @ Minnesota Twins Hubert H. Humphrey Metrodome, Minneapolis, MN Fri Aug 01 2003, 8:05 PM EDT Att: 20,101 - Dome - 72 F livebaseballscorecards.com									
Warren Morris, L (1, 4) OBP: 0.319, SLG: 0.376	2-1 G4-3		1-2 2B		2-2 F9		2-0 F7		0-0 G1-3	5 0 1 0 0 0 4										
Bobby Higginson, L (1, 9) OBP: 0.340, SLG: 0.354	3-1 G4-3		2-0 HBP		3-2 F9		1-1 G4-3			3 0 0 0 0 0 2										
Kevin Witt, L (1, 10) OBP: 0.333, SLG: 0.468	3-2 1B		1-3 K		1-0 F7			0-1 G3-1		4 0 1 1 0 1 2										
Carlos Pena, L (1, 3) OBP: 0.327, SLG: 0.439	1-2 1B		2-2 F7			1-3 K		0-1 G4-6-3 1B		4 0 2 0 0 1 2										
Eric Munson, L (1, 5) OBP: 0.313, SLG: 0.426	1-1 G4-3			0-0 HR 1B		0-0 P5		1-2 G4-6-3 1-2		4 1 1 0 0 0 3										
Ben Petrick, R (1, 7) OBP: 0.226, SLG: 0.333		2-2 G6-3		1-2 HR		3-2 P2		2-0 G4-3 1B		4 1 2 2 0 0 0										
Matt Walbeck, S (1, 2) OBP: 0.192, SLG: 0.213		0-0 L4		3-2 G3			1-1 G3-1		1-0 G4-3 1B	3 0 0 0 0 0 0 1 0 1 0 0 0 0										
Craig Monroe, R (9, PH) OBP: 0.277, SLG: 0.391																				
Ramon Santiago, S (1, 6) OBP: 0.298, SLG: 0.297		0-2 F7		2-1 L6			1-0 HR		0-1 F7	4 1 1 1 0 0 2										
Inning Stats	R: 1 E: 0 K: 0 S: 18	H: 3 LOB: 2 BB: 0 P: 31	R: 0 E: 0 K: 0 S: 7	H: 0 LOB: 0 BB: 0 P: 9	R: 0 E: 0 K: 1 S: 12	H: 1 LOB: 2 BB: 0 P: 19	R: 2 E: 0 K: 0 S: 15	H: 2 LOB: 0 BB: 0 P: 22	R: 0 E: 0 K: 1 S: 10	H: 0 LOB: 0 BB: 0 P: 16	R: 1 E: 0 K: 0 S: 7	H: 2 LOB: 1 BB: 0 P: 12	R: 0 E: 0 K: 0 S: 9	H: 1 LOB: 0 BB: 0 P: 10	R: 0 E: 0 K: 0 S: 6	H: 2 LOB: 2 BB: 0 P: 9	1B: 8 2B: 1 3B: 0 HR: 2	SF: 0 SAC: 0 DP: 1 HBP: 1	WP: 0 PB: 0 SB: 1 CS: 0	PA: 38
PITCHER	IP WLS BF H R ER SO BB IBB HBP BLK WP HR S P ERA WHIP											IP WLS BF H R ER SO BB IBB HBP BLK WP HR S P ERA WHIP								
Kyle Lohse, R (1, 1) ERA: 5.15	6.0 W 25 6 3 3 2 0 0 0 0 0 1 70 109 4.50 1.000																			
James Baldwin, R (7, 1) ERA: 2.25	3.0 S 13 5 1 1 0 0 0 0 0 0 1 22 31 3.00 1.667																			

Batter	1	2	3	4	5	6	7	8	9	AB R H RBI BB SO LOB	BOTTOM									
Shannon Stewart, R (1, 7) OBP: 0.374, SLG: 0.484	0-2 HR	1-0 G3 2B	3-1 F7			1-3 K		2-2 BB 1B		5 1 3 2 0 1 1	Detroit Tigers @ Minnesota Twins Hubert H. Humphrey Metrodome, Minneapolis, MN Fri Aug 01 2003, 8:05 PM EDT Att: 20,101 - Dome - 72 F livebaseballscorecards.com									
Luis Rivas, R (1, 4) OBP: 0.325, SLG: 0.374	0-1 S 1B	2-3 K	0-0 F9			2-2 G4-3		0-3 K		4 1 1 0 0 1 2 1 0 0 0 0 1 1										
46 Alex Prieto, R (9, 4)																				
Doug Mientkiewicz, L (1, 3) OBP: 0.379, SLG: 0.499	1 SAFE 1B 1H SF8 1B	0-0 G3		1-0 G4-6-3 1B		2-0 F9		4-0 BB		4 1 2 1 1 0 1										
Jacque Jones, L (1, 10) OBP: 0.332, SLG: 0.470	1-0 S 1B	1-0 F8		0-1 G4-6-3 1-2			2-3 K	2-3 K		5 1 1 0 0 2 4										
Tori Hunter, R (1, 8) OBP: 0.319, SLG: 0.444	3-2 SF8		1-1 1B 3B 1B		3-2 P6		4-1 2B BB	3-2 F9		3 2 1 1 1 0 2										
A.J. Pierzynski, L (1, 2) OBP: 0.341, SLG: 0.467	1-2 3H K		0-1 3B 1B		2-2 2B		0-0 1H 2B			4 1 3 1 0 1 1										
Michael Restovich, R (1, 9) OBP: 0.412, SLG: 0.625	4-0 1B E BB		2-1 1H 2H SF9 3B		1-1 G6-3		2-3 K			3 2 1 2 1 1 2										
Denny Hocking, S (1, 5) OBP: 0.286, SLG: 0.355	1-1 E7 1H 2H 1B		0-2 SF9		2-1 F8		2-2 G6-3			3 0 1 2 0 0 2										
Cristian Guzman, S (1, 6) OBP: 0.292, SLG: 0.345	1-0 F8		3H 1B		1-3 K			2-0 1B 2B		4 1 2 0 0 1 2										
Inning Stats	R: 5 E: 1 K: 1 S: 19	H: 5 LOB: 1 BB: 1 P: 35	R: 0 E: 0 K: 1 S: 6	H: 1 LOB: 0 BB: 0 P: 10	R: 3 E: 0 K: 0 S: 14	H: 4 LOB: 1 BB: 0 P: 21	R: 0 E: 0 K: 0 S: 6	H: 1 LOB: 0 BB: 0 P: 10	R: 0 E: 0 K: 1 S: 10	H: 1 LOB: 1 BB: 0 P: 16	R: 0 E: 0 K: 1 S: 7	H: 0 LOB: 0 BB: 0 P: 12	R: 1 E: 0 K: 2 S: 12	H: 1 LOB: 1 BB: 1 P: 22	R: 1 E: 0 K: 2 S: 14	H: 2 LOB: 2 BB: 1 P: 27	1B: 9 2B: 4 3B: 1 HR: 1	SF: 2 SAC: 0 DP: 1 HBP: 0	WP: 0 PB: 0 SB: 2 CS: 0	PA: 41
PITCHER	IP WLS BF H R ER SO BB IBB HBP BLK WP HR S P ERA WHIP											IP WLS BF H R ER SO BB IBB HBP BLK WP HR S P ERA WHIP								
38 Jeremy Bonderman, R (1, 1) ERA: 5.52	2.1 L 18 10 8 7 2 1 0 0 0 0 0 0 19 32 0.00 0.750																			
Shane Lox, R (3, 1) ERA: 6.35	2.2 9 2 0 0 1 0 0 0 0 0 0 0 19 34 4.50 1.000																			
Eric Eckenstahler, L (6, 1) ERA: 2.7	2.0 8 1 1 1 3 1 0 0 0 0 0 0 14 27 9.00 3.000																			
Jamie Walker, L (8, 1) ERA: 3.43	1.0 6 2 1 1 2 1 0 0 0 0 0 0 14 27 9.00 3.000																			

Batter	1	2	3	4	5	6	7	8	9	AB	R	H	RBI	BB	SO	LOB	TOP								
Alex Sanchez, L (1, 8) OBP: 0.317, SLG: 0.374	G4-3		F7		F8		1B		FC6-4	5	0	1	0	0	0	3	Detroit Tigers @ Minnesota Twins Hubert H. Humphrey Metrodome, Minneapolis, MN Sun Aug 03 2003, 2:05 PM EDT Att: 27,613 - Dome - 72 F livebaseballscorecards.com								
Warren Morris, L (1, 4) OBP: 0.330, SLG: 0.398	1B		K			1B		1B	3	1	2	0	1	1	0										
Bobby Higginson, L (1, 10) OBP: 0.340, SLG: 0.361	K			F8		HR		K	4	1	1	2	0	2	2										
Craig Monroe, R (1, 9) OBP: 0.289, SLG: 0.414	1B			K				1B	3	0	2	0	1	1	0										
Kevin Witt, L (1, 3) (8, 7)	P6			K		K		F7	4	0	0	0	0	2	5										
Ben Petrick, R (1, 7) OBP: 0.243, SLG: 0.343 Carlos Pena, L (8, PH) OBP: 0.324, SLG: 0.440	P3				G3	K		K	3	0	1	0	0	1	1										
Shane Halter, R (1, 5) OBP: 0.262, SLG: 0.329	1B				G6-3	K		1B	3	0	1	0	1	1	2										
A.J. Hinch, R (1, 2) OBP: 0.212, SLG: 0.323	1B				G3		K	P3	4	0	0	0	0	1	3										
Ramon Santiago, S (1, 6) OBP: 0.300, SLG: 0.297			P4				K	F9	3	0	0	0	1	1	1										
Inning Stats	R: 0 E: 0 K: 1 S: 10	H: 1 LOB: 2 BB: 1 P: 20	R: 0 E: 0 K: 0 S: 9	H: 0 LOB: 0 BB: 1 P: 14	R: 0 E: 0 K: 1 S: 8	H: 0 LOB: 0 BB: 0 P: 11	R: 0 E: 0 K: 2 S: 9	H: 0 LOB: 0 BB: 0 P: 17	R: 0 E: 0 K: 0 S: 13	H: 1 LOB: 2 BB: 1 P: 21	R: 2 E: 0 K: 3 S: 21	H: 3 LOB: 1 BB: 0 P: 30	R: 0 E: 0 K: 2 S: 8	H: 1 LOB: 1 BB: 0 P: 11	R: 0 E: 0 K: 2 S: 13	H: 1 LOB: 2 BB: 1 P: 23	R: 0 E: 0 K: 0 S: 13	H: 1 LOB: 1 BB: 0 P: 17	1B: 5 2B: 2 3B: 0 HR: 1	SF: 0 SAC: 0 DP: 1 HBP: 0	WP: 1 PB: 0 SB: 0 CS: 0	PA: 37			
PITCHER	IP	WLS	BF	H	R	ER	SO	BB	IBB	HBP	BLK	WP	HR	S	P	ERA	WHIP								
Johan Santana, L (1, 1) ERA: 3.46	6.0	W	25	5	2	2	7	3	0	0	0	0	1	70	113	3.00	1.333								
J.C. Romero, L (7, 1) ERA: 4.64	1.1	H	5	1	0	0	3	1	0	0	0	0	0	12	21	0.00	1.500								
LaTroy Hawkins, R (8, 1) ERA: 2.5	0.2		3	1	0	0	1	0	0	0	0	1	0	9	13	0.00	1.500								
Eddie Guardado, L (9, 1) ERA: 3.27	1.0		4	1	0	0	0	0	0	0	0	0	0	13	17	0.00	1.000								

Batter	1	2	3	4	5	6	7	8	9	AB	R	H	RBI	BB	SO	LOB	BOTTOM								
Shannon Stewart, R (1, 7) OBP: 0.375, SLG: 0.488	3B	HR	1B			G6-3		F9		4	2	2	1	1	0	1	Detroit Tigers @ Minnesota Twins Hubert H. Humphrey Metrodome, Minneapolis, MN Sun Aug 03 2003, 2:05 PM EDT Att: 27,613 - Dome - 72 F livebaseballscorecards.com								
Luis Rivas, R (1, 4) OBP: 0.326, SLG: 0.383	1B	1B	G1-3			K		G4-6-3	5	1	3	1	0	1	2										
Doug Mientkiewicz, L (1, 3) OBP: 0.383, SLG: 0.468	1B	K		F8		1B	1B	G4-6-3	5	1	2	1	0	1	3										
Jacque Jones, L (1, 10) OBP: 0.333, SLG: 0.468	1B	G4-3		G5-3		1B	1B		3	1	1	0	1	0	1										
Tori Hunter, R (1, 8) OBP: 0.317, SLG: 0.442	K		1B	G1-3		K			4	1	1	0	0	2	4										
A.J. Pierzynski, L (1, 2) OBP: 0.341, SLG: 0.468	F8		1B		G1-3		F9		4	1	1	0	0	0	4										
Michael Restovich, R (1, 9) OBP: 0.480, SLG: 0.619	1B		1B		F7		2B	BB	1	0	0	0	3	0	0										
Chris Gomez, R (1, 5) OBP: 0.285, SLG: 0.359	P2		G6-4-3		G5-3		2B		4	0	1	2	0	0	5										
Cristian Guzman, S (1, 6) OBP: 0.296, SLG: 0.347		K2-3	1B			K		1B	4	0	2	1	0	2	0										
Inning Stats	R: 2 E: 0 K: 1 S: 14	H: 2 LOB: 3 BB: 3 P: 31	R: 1 E: 0 K: 2 S: 14	H: 2 LOB: 1 BB: 0 P: 21	R: 2 E: 0 K: 0 S: 14	H: 4 LOB: 2 BB: 1 P: 19	R: 0 E: 0 K: 0 S: 7	H: 0 LOB: 0 BB: 0 P: 11	R: 0 E: 0 K: 0 S: 8	H: 0 LOB: 0 BB: 0 P: 11	R: 0 E: 0 K: 2 S: 8	H: 0 LOB: 0 BB: 0 P: 13	R: 2 E: 0 K: 1 S: 13	H: 3 LOB: 2 BB: 1 P: 19	R: 0 E: 0 K: 0 S: 8	H: 2 LOB: 1 BB: 0 P: 15	1B: 10 2B: 1 3B: 1 HR: 1	SF: 0 SAC: 0 DP: 2 HBP: 0	WP: 0 PB: 0 SB: 2 CS: 0	PA: 39					
PITCHER	IP	WLS	BF	H	R	ER	SO	BB	IBB	HBP	BLK	WP	HR	S	P	ERA	WHIP								
Matt Roney, R (1, 1) ERA: 5.08	2.0	L	16	6	5	5	3	4	0	0	0	0	0	35	64	22.50	5.000								
Steve Sparks, R (3, 1) ERA: 4.31	4.1		16	4	2	2	3	0	0	0	0	0	0	40	54	4.15	0.923								
45 Chris Mears, R (7, 1) ERA: 2.55	1.2		7	3	0	0	0	1	0	0	0	0	0	11	22	0.00	2.400								




Batter	1	2	3	4	5	6	7	8	9	AB	R	H	RBI	BB	SO	LOB	TOP																			
Shannon Stewart, R OBP: 0.373, SLG: 0.483	L6		F9		K		1B BB		K	4	0	0	0	1	2	1	Minnesota Twins @ Baltimore Orioles Oriole Park at Camden Yards, Baltimore, MD Mon Aug 04 2003, 7:05 PM EDT Att: 24,077 - Cloudy - 83 F																			
Chris Gomez, R OBP: 0.276, SLG: 0.347	L6		G6-3			G1-3	F9		P4	5	0	0	0	0	0	1																				
Doug Mientkiewicz, L OBP: 0.387, SLG: 0.478	HR		G2-3			1B WP FC3-2 BB	1B			3	1	2	1	1	0	0																				
Corey Koskie, L OBP: 0.394, SLG: 0.500	2B			K		FC3-2 E 1B	1B	FC6-4		3	1	2	0	1	1	0																				
Tori Hunter, R OBP: 0.316, SLG: 0.438	G6-3		G6-3			FC3-2 E IBB	FC6-4			3	1	0	0	1	0	4																				
Jacque Jones, L OBP: 0.332, SLG: 0.466		SH2-3 1B		K		FC3-2 E		K		4	0	1	0	0	2	3																				
A.J. Pierzynski, L OBP: 0.341, SLG: 0.467		SH2-3			G5-4-3 1B	E4		K		3	0	1	0	0	1	1																				
Michael Restovich, R OBP: 0.414, SLG: 0.520		G5-3			G5-4-3	G4-3		G5-3		4	0	0	0	0	0	4																				
Cristian Guzman, S OBP: 0.296, SLG: 0.344		G5-3					P4		P6	3	0	0	0	1	0	1																				
Inning Stats	R: 1 E: 0 K: 0 S: 10	H: 2 LOB: 1 BB: 0 P: 15	R: 0 E: 0 K: 0 S: 7	H: 1 LOB: 1 BB: 0 P: 9	R: 0 E: 0 K: 2 S: 4	H: 0 LOB: 0 BB: 0 P: 6	R: 0 E: 0 K: 1 S: 10	H: 1 LOB: 1 BB: 1 P: 15	R: 2 E: 1 K: 0 S: 14	H: 1 LOB: 2 BB: 2 P: 31	R: 0 E: 0 K: 2 S: 11	H: 1 LOB: 3 BB: 2 P: 26	R: 0 E: 0 K: 2 S: 11	H: 0 LOB: 0 BB: 0 P: 14	R: 0 E: 0 K: 1 S: 9	H: 0 LOB: 0 BB: 0 P: 15		1B: 4 2B: 1 3B: 0 HR: 1	SF: 0 SAC: 1 DP: 1 HBP: 0	WP: 1 PB: 0 SB: 0 CS: 0	PA: 38															
PITCHER	IP	WLS	BF	H	R	ER	SO	BB	IBB	HBP	BLK	WP	HR	S	P	ERA	WHIP	PITCHER		IP	WLS	BF	H	R	ER	SO	BB	IBB	HBP	BLK	WP	HR	S	P	ERA	WHIP
Damian Moss, L ERA: 4.51	(1, 1)	6.2	L	31	6	3	1	3	4	1	0	0	1	1	61	116	1.35	1.500																		
Eric DuBose, L ERA: 1.29	(7, 1)	2.1		7	0	0	0	3	0	0	0	0	0	0	22	32	0.00	0.000																		

AB	32
R	3
H	6
RBI	1
BB	5
SO	6
LOB	15



Batter	1	2	3	4	5	6	7	8	9	AB	R	H	RBI	BB	SO	LOB	BOTTOM																			
1 Brian Roberts, S OBP: 0.348, SLG: 0.380	F8		G6-3		K		G4-6-3		P4	5	0	0	0	0	1	4	Minnesota Twins @ Baltimore Orioles Oriole Park at Camden Yards, Baltimore, MD Mon Aug 04 2003, 7:05 PM EDT Att: 24,077 - Cloudy - 83 F																			
Luis Matos, R OBP: 0.370, SLG: 0.496	1B		K			G1-3 31 G4-3	2B		1B	4	1	3	0	0	1	0																				
Jeff Conine, R OBP: 0.342, SLG: 0.482	F8		F8			G1-3			F8	4	0	0	0	0	0	3																				
31 Jay Gibbons, L OBP: 0.361, SLG: 0.508	P6			HR		G4-3			F7	4	1	1	2	0	0	2																				
Tony Batista, R OBP: 0.291, SLG: 0.422			1B BB		F9		1B		1B	3	0	2	0	1	0	0																				
Larry Bigbie, L OBP: 0.340, SLG: 0.372		FC6 1B		G1-3		G4-3			K	4	0	1	0	0	1	3																				
Deivi Cruz, R OBP: 0.277, SLG: 0.423		P4		G3					F9	4	0	0	0	0	0	2																				
Brook Fordyce, R OBP: 0.310, SLG: 0.327		K				G1-3			K	4	0	1	0	0	2	2																				
Jose Morban, S OBP: 0.263, SLG: 0.265		FC6							F7	2	0	1	0	0	0	2																				
Jose Leon, R OBP: 0.375, SLG: 0.286		1-2				1 K HBP			1B	1	0	1	0	0	0	0																				
Inning Stats	R: 0 E: 0 K: 0 S: 14	H: 1 LOB: 1 BB: 0 P: 18	R: 0 E: 0 K: 1 S: 16	H: 1 LOB: 2 BB: 1 P: 23	R: 0 E: 0 K: 1 S: 9	H: 0 LOB: 0 BB: 0 P: 12	R: 1 E: 0 K: 0 S: 13	H: 1 LOB: 0 BB: 0 P: 16	R: 0 E: 0 K: 1 S: 7	H: 0 LOB: 0 BB: 0 P: 11	R: 1 E: 0 K: 0 S: 7	H: 2 LOB: 1 BB: 0 P: 10	R: 0 E: 0 K: 1 S: 16	H: 2 LOB: 1 BB: 0 P: 20	R: 0 E: 0 K: 1 S: 13	H: 2 LOB: 2 BB: 0 P: 17	R: 0 E: 0 K: 1 S: 14	H: 1 LOB: 1 BB: 0 P: 26	1B: 8 2B: 1 3B: 0 HR: 1	SF: 0 SAC: 0 DP: 1 HBP: 1	WP: 0 PB: 0 SB: 0 CS: 0	PA: 37														
PITCHER	IP	WLS	BF	H	R	ER	SO	BB	IBB	HBP	BLK	WP	HR	S	P	ERA	WHIP	PITCHER		IP	WLS	BF	H	R	ER	SO	BB	IBB	HBP	BLK	WP	HR	S	P	ERA	WHIP
Brad Radke, R ERA: 5.02	(1, 1)	6.1	W	27	7	2	2	3	1	0	1	0	0	1	77	103	2.84	1.263																		
LaTroy Hawkins, R ERA: 2.43	(7, 1)	1.2	H	6	2	0	0	1	0	0	0	0	0	18	24	0.00	1.200																			
Eddie Guardado, L ERA: 3.2	(9, 1)	1.0	S	4	1	0	0	1	0	0	0	0	0	14	26	0.00	1.000																			



Batter	1	2	3	4	5	6	7	8	9	AB	R	H	RBI	BB	SO	LOB	TOP										
Shannon Stewart, R (1, 7) OBP: 0.373, SLG: 0.482	1-1 FC4-6 WP 1B		1-1 G6-3		1-1 SAFE 1-2 3-H 1B		0-0 G4-3		3-2 F8	5	0	2	2	0	0	2	Minnesota Twins @ Baltimore Orioles Oriole Park at Camden Yards, Baltimore, MD Tue Aug 05 2003, 7:05 PM EDT Att: 26,031 - Cloudy - 85 F										
Luis Rivas, R (1, 4) OBP: 0.325, SLG: 0.378	0-3 K		2-2 G6-3		3-2 G4-3		2-3 3-H 0-0 P6			4	0	0	0	0	1	4											
Doug Mientkiewicz, L (1, 3) OBP: 0.389, SLG: 0.476	4-1 FC4-6 BB			1-1 F8		2-2 L7		4-2 BB		2	0	0	0	2	0	0											
Corey Koskie, L (1, 5) OBP: 0.392, SLG: 0.500	2-2 FC4-6 1-2 2-3			0-1 F8		1-2 2B		2-3 BB		4	0	1	0	0	1	3											
Tori Hunter, R (1, 8) OBP: 0.314, SLG: 0.434	1-2 G1-3			0-1 F9		0-0 L6		0-0 P3		4	0	0	0	0	0	4											
Jacque Jones, L (1, 10) OBP: 0.332, SLG: 0.464 Matthew LeCroy, R (8, PH) OBP: 0.332, SLG: 0.480		0-0 F7			3-1 G3 S 1B		0-0 F7		2-1 F8	3	1	1	0	0	0	1											
A.J. Pierzynski, L (1, 2) OBP: 0.340, SLG: 0.464		1-2 F7			1-0 G3		2-0 SH2-4 G4-3 1B		0-1 F8	4	1	1	0	0	0	1											
Michael Restovich, R (1, 9) OBP: 0.455, SLG: 0.519		1-2 G1-3			4-2 1B BB		4-2 G4-3 SH2-4 BB		2-2 G4-1 1B	2	0	1	0	2	0	0											
Cristian Guzman, S (1, 6) OBP: 0.294, SLG: 0.342 Todd Sears, L (9, PH) OBP: 0.329, SLG: 0.375			0-1 F7		2-0 P5		1-0 SH2-4		0-1 G4-1	2	0	0	0	0	0	2											
Inning Stats	R: 0 E: 0 K: 1 S: 16	H: 1 LOB: 2 BB: 1 P: 24	R: 0 E: 0 K: 0 S: 9	H: 0 LOB: 0 BB: 0 P: 11	R: 0 E: 0 K: 0 S: 7	H: 0 LOB: 0 BB: 0 P: 10	R: 0 E: 0 K: 0 S: 6	H: 0 LOB: 0 BB: 0 P: 7	R: 1 E: 0 K: 0 S: 12	H: 2 LOB: 2 BB: 1 P: 26	R: 0 E: 0 K: 0 S: 8	H: 1 LOB: 1 BB: 0 P: 11	R: 1 E: 0 K: 0 S: 6	H: 1 LOB: 1 BB: 1 P: 13	R: 0 E: 0 K: 1 S: 8	H: 0 LOB: 1 BB: 1 P: 16		R: 0 E: 0 K: 0 S: 12	H: 1 LOB: 1 BB: 0 P: 17	1B: 5 2B: 1 3B: 0 HR: 0	SF: 0 SAC: 1 DP: 0 HBP: 0	WP: 1 PB: 0 SB: 2 CS: 0	PA: 37				
PITCHER	IP	WLS	BF	H	R	ER	SO	BB	IBB	HBP	BLK	WP	HR	S	P	ERA	WHIP										
Jason Johnson, R (1, 1) ERA: 3.94	6.0	W	26	5	2	2	1	3	0	0	0	1	0	61	98	3.00	1.333										
Hector Carrasco, R (7, 1) ERA: 4.08	1.0	H	3	0	0	0	0	0	0	0	0	0	0	3	4	0.00	0.000										
B.J. Ryan, L (8, 1) ERA: 5.34	0.2	H	3	0	0	0	1	1	0	0	0	0	0	6	12	0.00	1.500										
Kerry Ligtenberg, R (8, 1) ERA: 3.4	0.1	H	1	0	0	0	0	0	0	0	0	0	0	2	4	0.00	0.000										
Jorge Julio, R (9, 1) ERA: 3.5	1.0	S	4	1	0	0	0	0	0	0	0	0	0	12	17	0.00	1.000										

AB	32
R	2
H	6
RBI	2
BB	4
SO	2
LOB	19



Batter	1	2	3	4	5	6	7	8	9	AB	R	H	RBI	BB	SO	LOB	BOTTOM										
1 Brian Roberts, S (1, 4) OBP: 0.350, SLG: 0.381	2-1 G6-3		3-2 G5-3 1B		0-0 G1-3		2-0 1B			4	0	2	0	0	0	1	Minnesota Twins @ Baltimore Orioles Oriole Park at Camden Yards, Baltimore, MD Tue Aug 05 2003, 7:05 PM EDT Att: 26,031 - Cloudy - 85 F										
Luis Matos, R (1, 8) OBP: 0.368, SLG: 0.492	3-1 P3		1-0 G5-3		0-1 1B		1-3 K			4	0	1	2	0	1	1											
Jeff Conine, R (1, 3) OBP: 0.340, SLG: 0.478	3-2 F8		0-1 F7		1-0 F8			0-2 G3-1		4	0	0	0	0	0	2											
31 Jay Gibbons, L (1, 9) OBP: 0.360, SLG: 0.508		3-1 P3	2-3 K		0-0 1B 2B			1-1 P1		4	0	1	0	0	1	1											
Tony Batista, R (1, 10) OBP: 0.289, SLG: 0.418		0-1 F7		0-3 K		2-2 G6-3		2-3 K		4	0	0	0	0	2	1											
Jose Leon, R (1, 5) OBP: 0.400, SLG: 0.323		2-1 1B		1-2 G5-3 1B		1-1 E5 1B				3	0	2	0	0	0	1											
Deivi Cruz, R (1, 6) OBP: 0.277, SLG: 0.422		0-0 F7		1-0 SAFE G5-3		0-1 G6-4-3 1B				3	0	1	0	0	0	2											
Brook Fordyce, R (1, 2) OBP: 0.315, SLG: 0.332			1-0 BB CS 1B		3-2 BLK 1B 1B		0-1 G6-4-3			3	2	2	0	0	0	3											
Larry Bigbie, L (1, 7) OBP: 0.339, SLG: 0.365			4-2 SAFE 1B CS BB		2-2 G5-3		2-2 F8			2	1	0	0	1	0	1											
Inning Stats	R: 0 E: 0 K: 0 S: 8	H: 0 LOB: 0 BB: 0 P: 16	R: 0 E: 0 K: 0 S: 7	H: 1 LOB: 1 BB: 0 P: 12	R: 2 E: 0 K: 1 S: 15	H: 2 LOB: 1 BB: 1 P: 26	R: 0 E: 0 K: 1 S: 7	H: 1 LOB: 0 BB: 0 P: 9	R: 1 E: 0 K: 0 S: 10	H: 2 LOB: 1 BB: 0 P: 16	R: 0 E: 1 K: 0 S: 11	H: 2 LOB: 2 BB: 0 P: 14	R: 0 E: 0 K: 1 S: 7	H: 1 LOB: 0 BB: 0 P: 12	R: 0 E: 0 K: 1 S: 8	H: 0 LOB: 0 BB: 0 P: 11		1B: 8 2B: 1 3B: 0 HR: 0	SF: 0 SAC: 0 DP: 1 HBP: 0	WP: 0 PB: 0 SB: 0 CS: 2	PA: 32						
PITCHER	IP	WLS	BF	H	R	ER	SO	BB	IBB	HBP	BLK	WP	HR	S	P	ERA	WHIP										
Kenny Rogers, L (1, 1) ERA: 5.03	7.0	L	29	9	3	1	3	1	0	0	0	0	0	65	105	1.29	1.429										
Juan Rincon, R (8, 1) ERA: 3.65	1.0		3	0	0	0	1	0	0	0	0	0	0	8	11	0.00	0.000										

AB	31
R	3
H	9
RBI	2
BB	1
SO	4
LOB	13



Batter	1	2	3	4	5	6	7	8	9	AB	R	H	RBI	BB	SO	LOB	TOP				
Shannon Stewart, R OBP: 0.371, SLG: 0.486	(1, 9) K		(1, 0) CS	(1, 0) HR	(1, 0) P4			(2, 1) F9	(2, 1) G6-3	5	1	1	1	0	1	3					
Luis Rivas, R OBP: 0.324, SLG: 0.376	(1, 4) G4-3			(1, 0) 1B	(1, 0) L8			(0, 0) G5-3		4	1	1	0	0	0	1					
Doug Mientkiewicz, L OBP: 0.387, SLG: 0.473	(1, 3) K			(1, 1) 1B	(1, 2) F9			(1, 1) F7		4	1	1	0	0	1	1					
Corey Koskie, L OBP: 0.391, SLG: 0.497		(1, 2) F7		(1, 1) HR				(1, 2) F7	(0, 0) G6-3	4	1	1	1	0	0	0					
A.J. Pierzynski, L OBP: 0.339, SLG: 0.462		(0, 1) P3		(1, 1) F7				(0, 1) G1-3	(1, 1) 1B	4	1	1	0	0	0	2					
Tori Hunter, R OBP: 0.315, SLG: 0.442		(1, 1) F7		(2, 1) HR				(0, 0) P4	(3, 2) HBP	4	2	2	3	0	0	0					
Jacque Jones, L OBP: 0.332, SLG: 0.461			(1, 0) G3	(0, 1) G1-3				(2, 0) G4-3	(1, 0) 2B	3	0	0	0	0	0	0					
Matthew LeCroy, R OBP: 0.330, SLG: 0.480			(1, 0) P3	(3, 3) K				(1, 0) G6-3	(2, 1) 2B	4	0	1	2	0	1	0					
Cristian Guzman, S OBP: 0.296, SLG: 0.344			(0, 0) CS		(0, 0) 1B			(3, 2) G3	(0, 3) K	4	0	2	0	0	1	2					
Inning Stats	R: 0 E: 0 K: 2 S: 11	H: 0 LOB: 0 BB: 0 P: 17	R: 0 E: 0 K: 0 S: 7	H: 0 LOB: 0 BB: 0 P: 9	R: 0 E: 0 K: 0 S: 4	H: 1 LOB: 0 BB: 0 P: 6	R: 5 E: 0 K: 1 S: 15	H: 5 LOB: 0 BB: 0 P: 24	R: 0 E: 0 K: 0 S: 6	H: 0 LOB: 0 BB: 0 P: 7	R: 0 E: 0 K: 0 S: 6	H: 0 LOB: 0 BB: 0 P: 12	R: 0 E: 0 K: 0 S: 5	H: 0 LOB: 0 BB: 0 P: 8	R: 2 E: 0 K: 1 S: 14	H: 3 LOB: 2 BB: 0 P: 23	1B: 7 2B: 1 3B: 0 HR: 2	SF: 0 SAC: 0 DP: 0 HBP: 1	WP: 0 PB: 0 SB: 0 CS: 1	PA: 38	
PITCHER	IP	WLS	BF	H	R	ER	SO	BB	IBB	HBP	BLK	WP	HR	S	P	ERA	WHIP				
Pat Hentgen, R ERA: 4.88	(1, 1) 8.0	L	30	7	5	5	3	0	0	0	0	0	2	60	92	5.62	0.875				
Buddy Groom, L ERA: 6.46	(9, 1) 0.1		4	2	2	2	0	0	0	1	0	0	0	7	12	54.00	6.000				
Hector Carrasco, R ERA: 3.93	(9, 1) 0.2		3	1	0	0	1	0	0	0	0	0	0	7	11	0.00	1.500				

Minnesota Twins @ Baltimore Orioles
 Oriole Park at Camden Yards, Baltimore, MD
 Wed Aug 06 2003, 7:05 PM EDT
 Att: 24,392 - Sunny - 87 F

AB 36
 R 7
 H 10
 RBI 7
 BB 0
 SO 4
 LOB 9

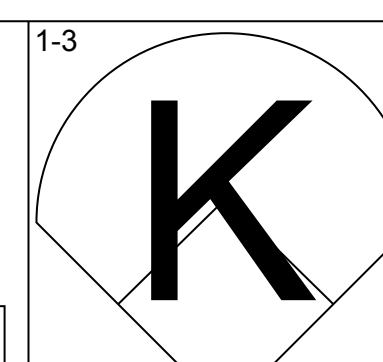
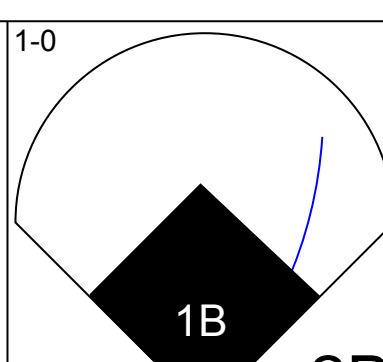
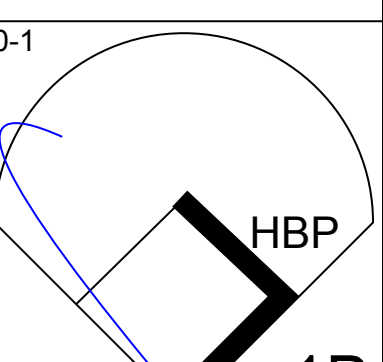
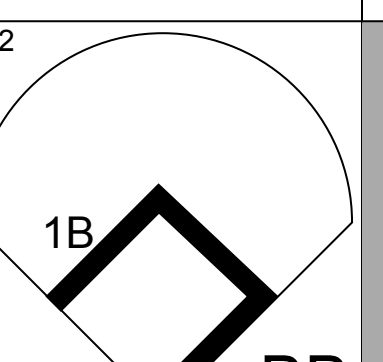
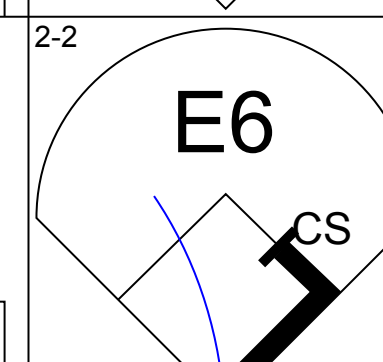
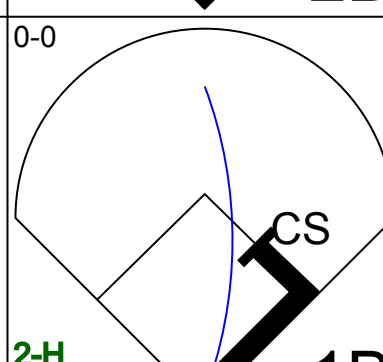
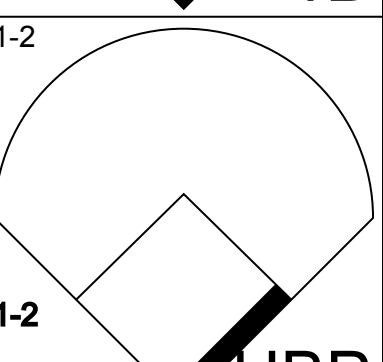
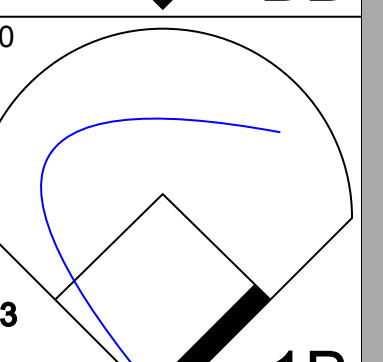
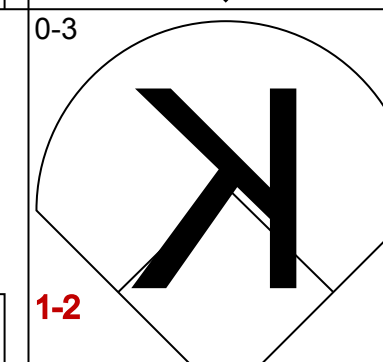
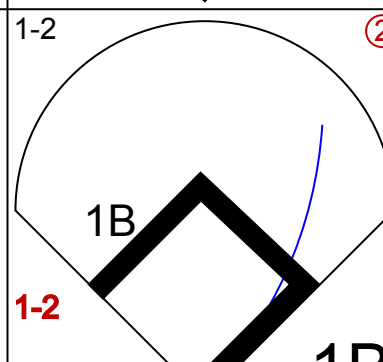
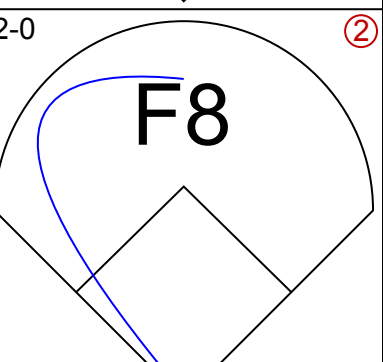
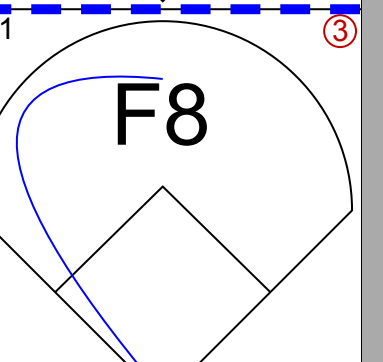
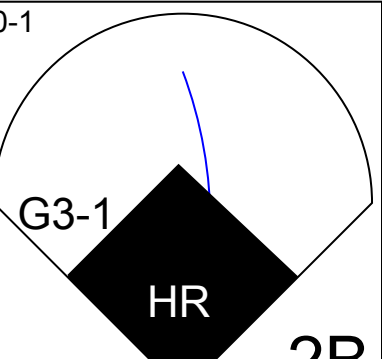
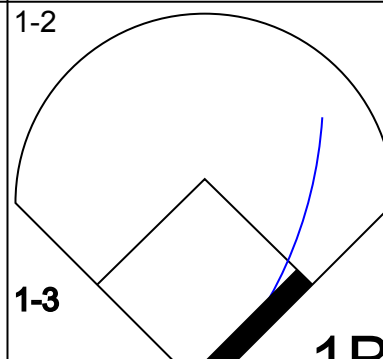
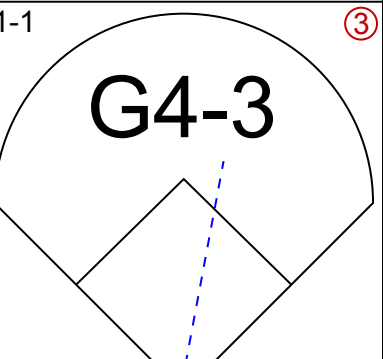
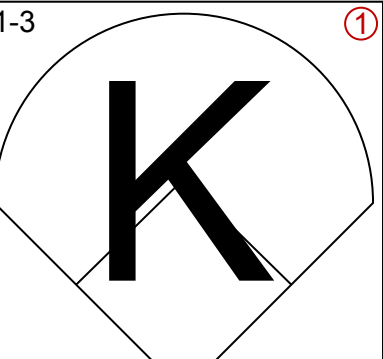
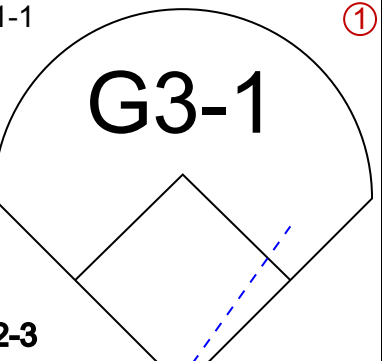
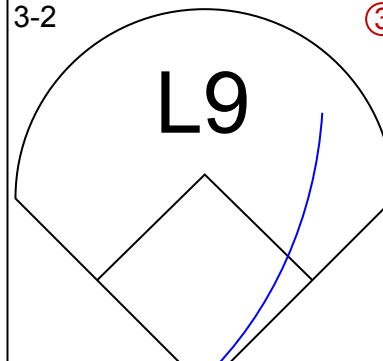
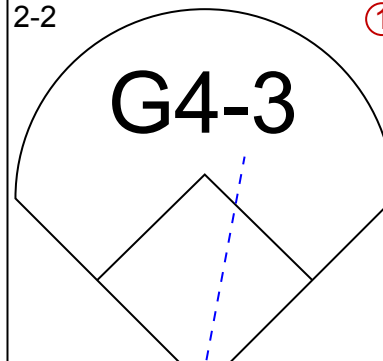
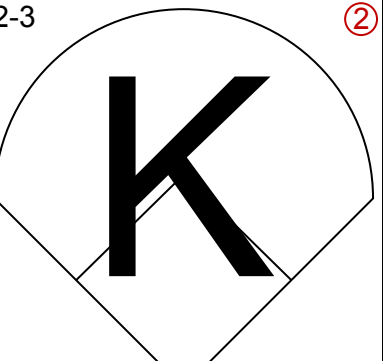
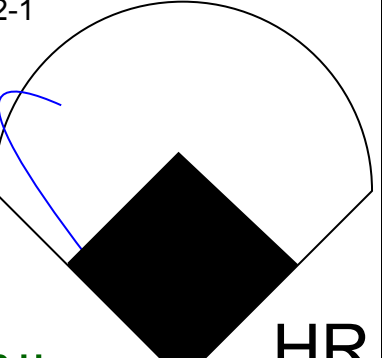
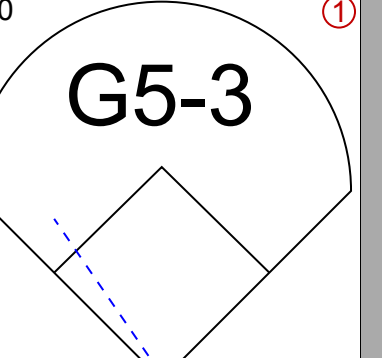
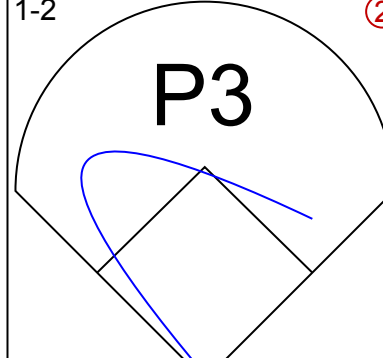
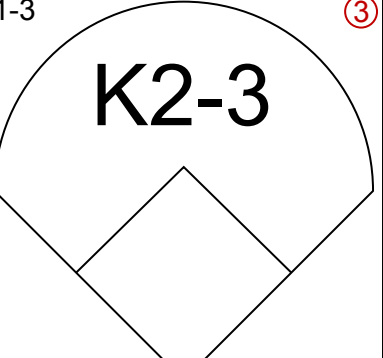
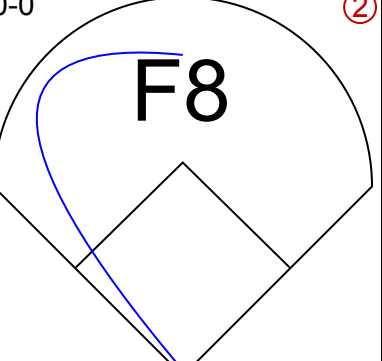
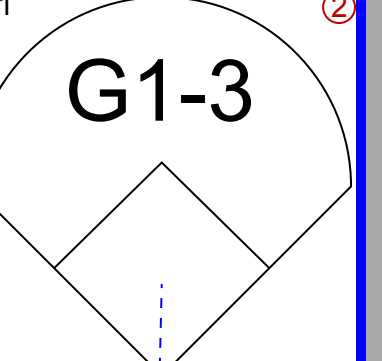
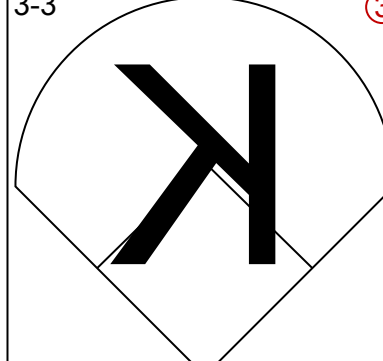
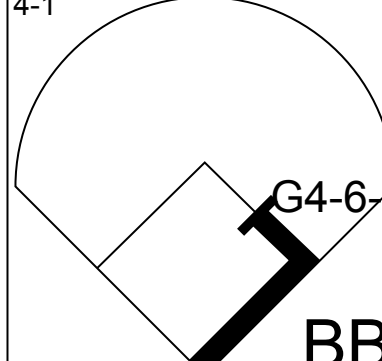
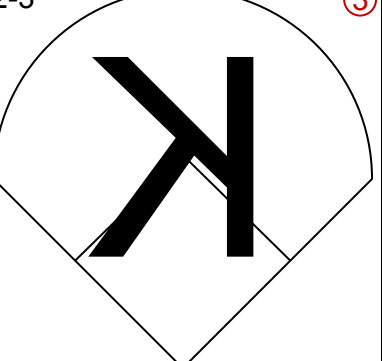
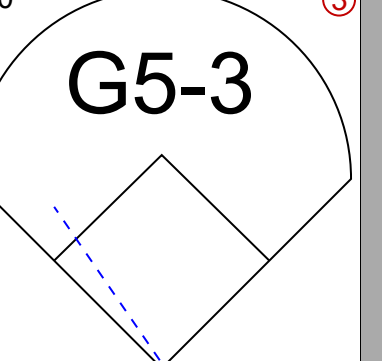

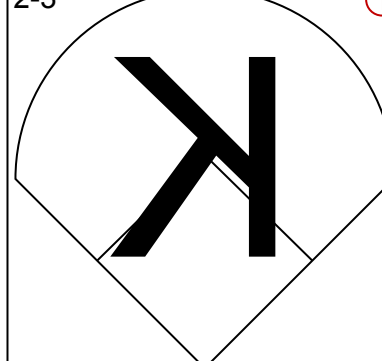
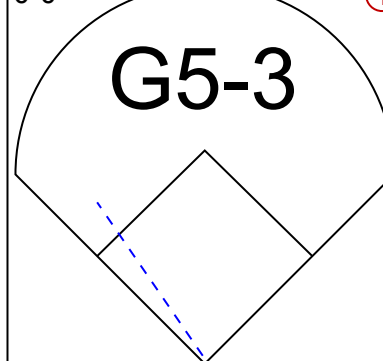
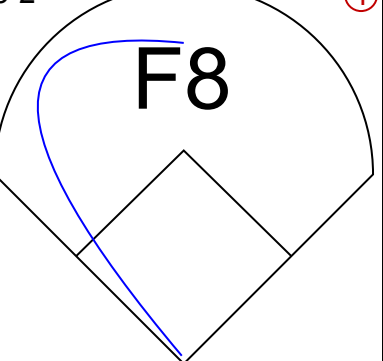
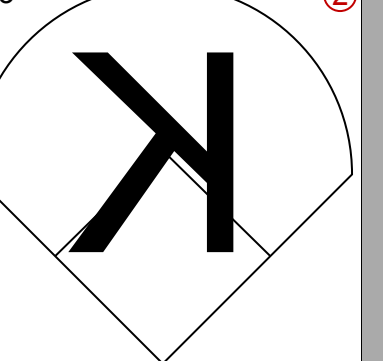
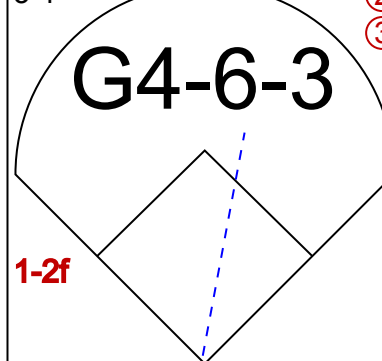


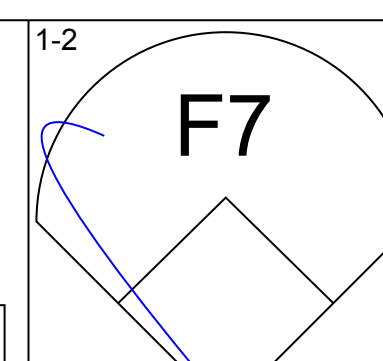
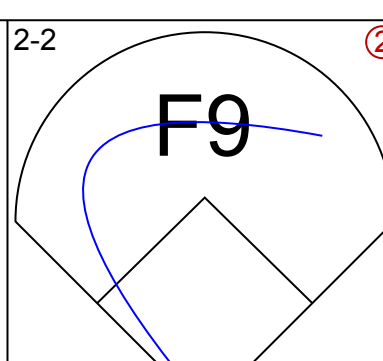
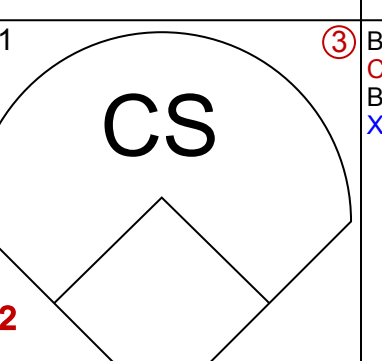
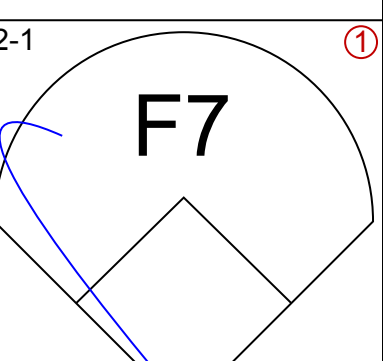
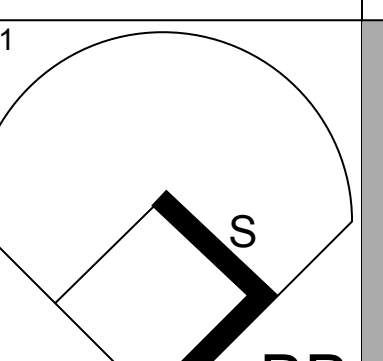
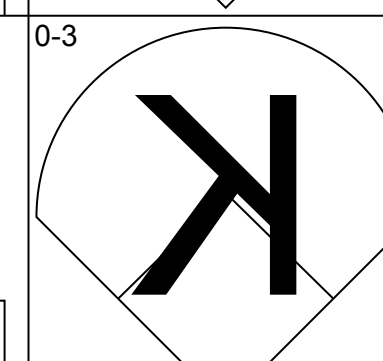
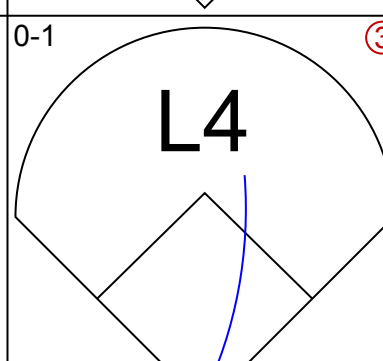
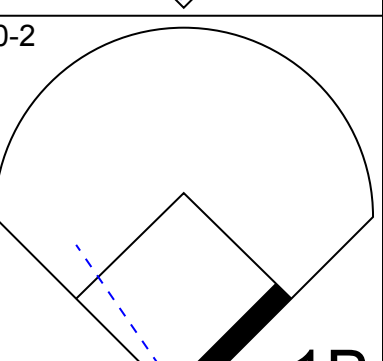
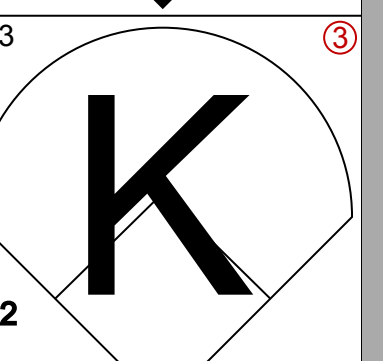

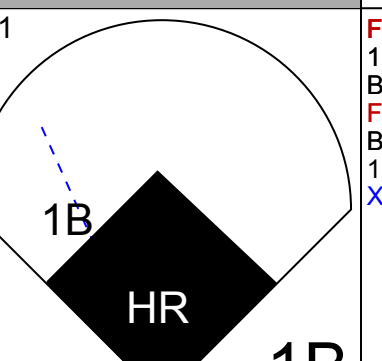
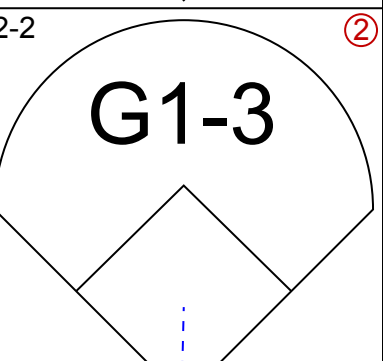
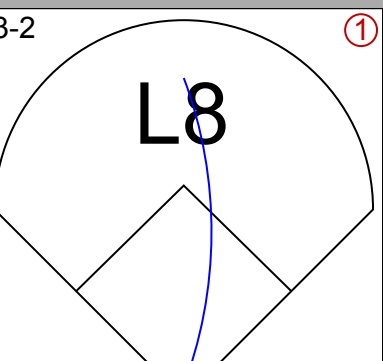

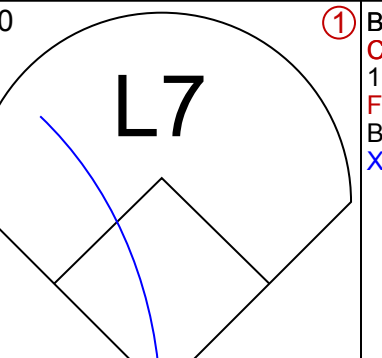
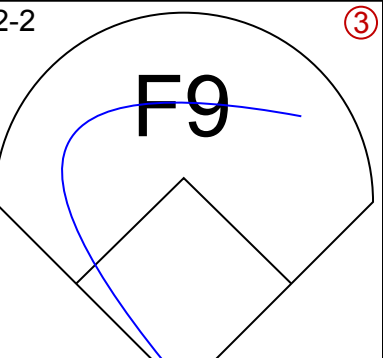
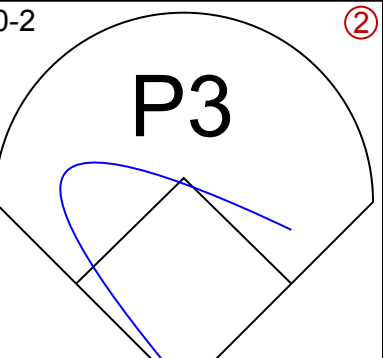

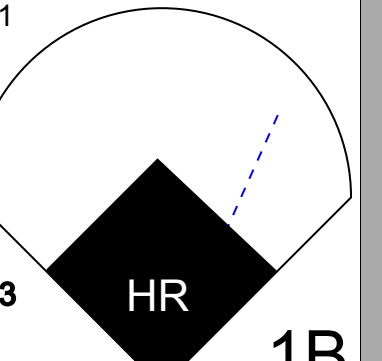
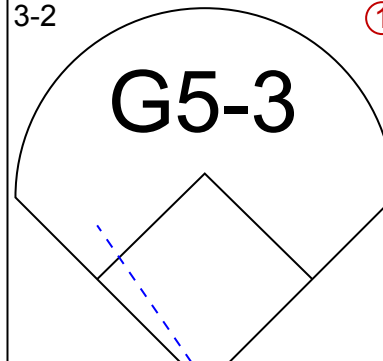
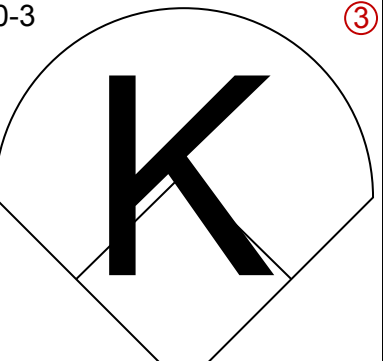
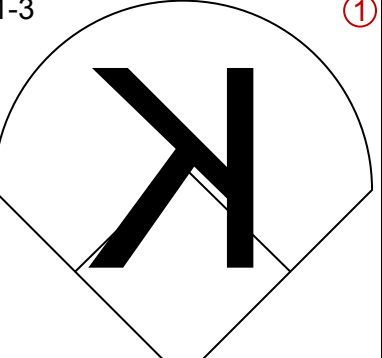
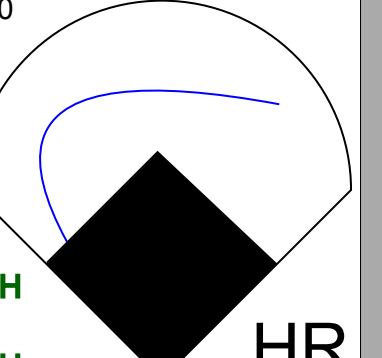
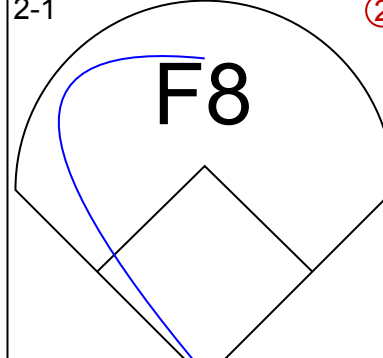

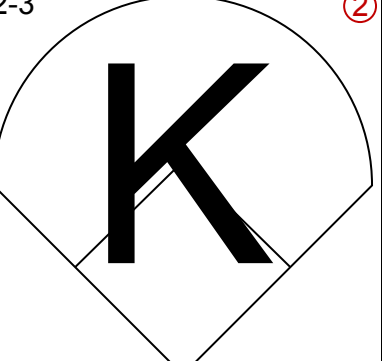
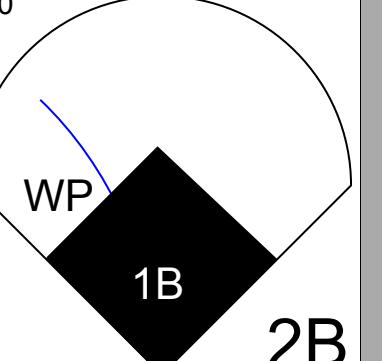
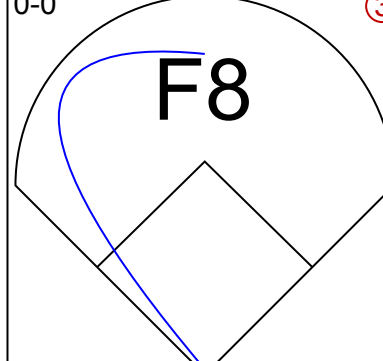
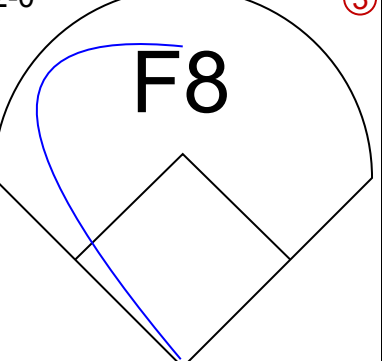
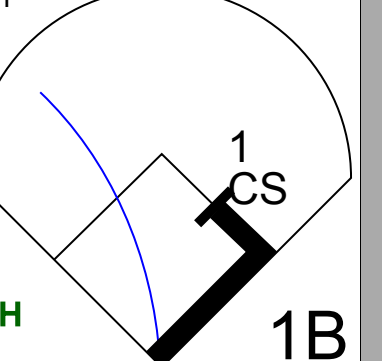
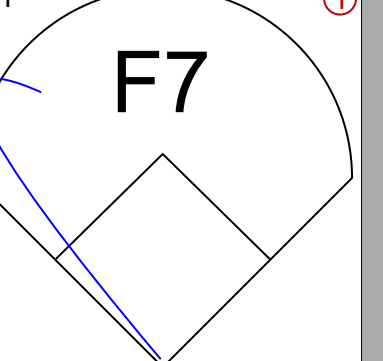
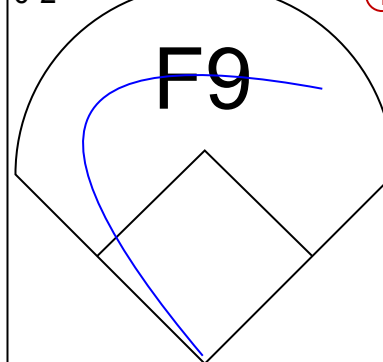
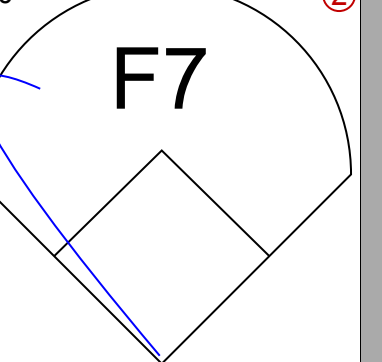

Batter	1	2	3	4	5	6	7	8	9	AB	R	H	RBI	BB	SO	LOB	BOTTOM					
1 Brian Roberts, S OBP: 0.354, SLG: 0.383	(1, 4) F8	(3, 2) G4-3			(3, 2) 2B		(0, 0) F9	(4, 1) FC4		4	1	2	0	1	0	2						
Luis Matos, R OBP: 0.368, SLG: 0.494	(1, 8) P4		(2, 2) L7		(1, 1) 2B		(1, 1) 1B	(2, 2) FC4		5	0	2	1	0	0	3						
Jeff Conine, R OBP: 0.338, SLG: 0.475	(1, 3) 1B		(2, 1) F8		(0, 1) P5		(0, 1) F9		(0, 0) L1	5	0	1	0	0	0	3						
31 Jay Gibbons, L OBP: 0.358, SLG: 0.505	(1, 9) G5-3		(1, 1) 1B		(2, 2) F7		(0, 1) P5		(2, 2) G4-3	5	0	1	0	0	0	4						
Tony Batista, R OBP: 0.290, SLG: 0.419		(1, 2) 1B	(0, 1) F9		(0, 2) F9			(2, 1) 1B	(0, 1) G6-3	4	2	1	0	0	0	2						
Jack Cust, L OBP: 0.212, SLG: 0.281		(4, 1) 1B		(1, 3) K			(0, 0) L3			2	0	0	0	1	1	0						
53 Carlos Mendez, R OBP: 0.282, SLG: 0.286		BB						(1, 2) 1B		0	0	0	0	0	0	0						
Deivi Cruz, R OBP: 0.280, SLG: 0.423		(1, 0) 1B		(1, 2) G6-3			(2, 2) G5-3		(1, 2) 1B	4	0	2	1	0	0	0						
Larry Bigbie, L OBP: 0.336, SLG: 0.370		(1, 3) K		(1, 0) 2B			(2, 3) K		(2, 3) K	4	0	1	0	0	3	5						
Brook Fordyce, R OBP: 0.309, SLG: 0.327		(3, 2) SF9		(0, 2) G5-3			(3, 3) K		(1, 0) F8	3	0	0	1	0	1	3						
Inning Stats	R: 0 E: 0 K: 0 S: 11	H: 1 LOB: 1 BB: 0 P: 15	R: 1 E: 0 K: 1 S: 18	H: 2 LOB: 2 BB: 1 P: 31	R: 0 E: 0 K: 0 S: 10	H: 1 LOB: 1 BB: 0 P: 15	R: 0 E: 0 K: 1 S: 10	H: 1 LOB: 1 BB: 0 P: 13	R: 1 E: 0 K: 0 S: 16	H: 2 LOB: 1 BB: 0 P: 23	R: 0 E: 0 K: 1 S: 8	H: 0 LOB: 0 BB: 0 P: 12	R: 0 E: 0 K: 1 S: 11	H: 2 LOB: 2 BB: 0 P: 15	R: 1 E: 0 K: 1 S: 23	H: 2 LOB: 3 BB: 1 P: 37	R: 0 E: 0 K: 0 S: 7	H: 0 LOB: 0 BB: 0 P: 9	1B: 8 2B: 3 3B: 0 HR: 0	SF: 1 SAC: 0 DP: 0 HBP: 1	WP: 0 PB: 0 SB: 0 CS: 0	PA: 41
PITCHER	IP	WLS	BF	H	R	ER	SO	BB	IBB	HBP	BLK	WP	HR	S	P	ERA	WHIP					
Kyle Lohse, R ERA: 5.06	(1, 1) 6.0	W	26	7	2	2	3	1	0	0	0	0	0	9	13	0.00	3.000					
James Baldwin, R ERA: 2.13	(7, 1) 0.2	H	4	2	0	0	1	0	0	0	0	0	0	3	5	27.00	0.000					
J.C. Romero, L ERA: 4.81	(7, 1) 0.1	H	2	0	1	1	0	0	0	1	0	0	0	3	5	27.00	0.000					
LaTroy Hawkins, R ERA: 2.38	(8, 1) 1.0	H	6	2	0	0	1	1	0	0	0	0	0	22	34	0.00	3.000					
Juan Rincon, R ERA: 3.59	(9, 1) 1.0		3	0	0	0	0	0	0	0	0	0	0	7	9	0.00	0.000					

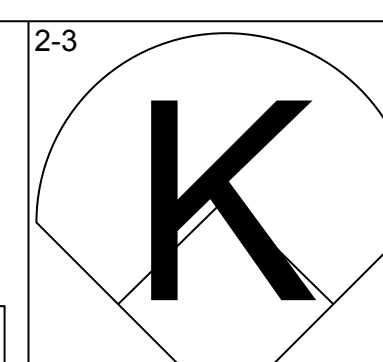
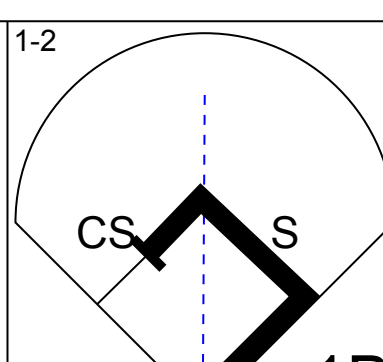
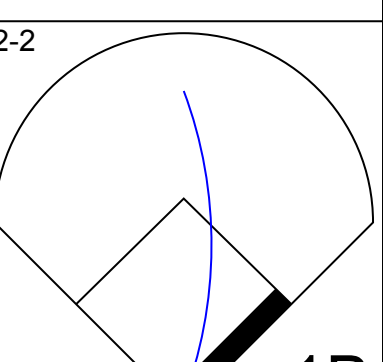
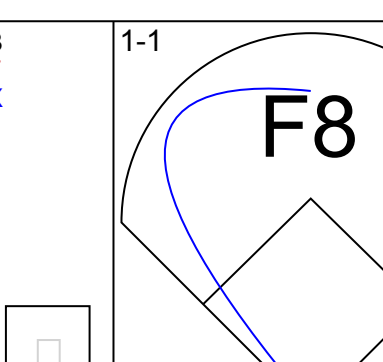
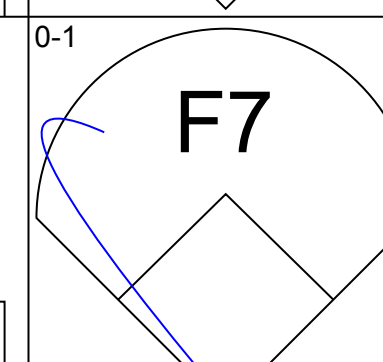
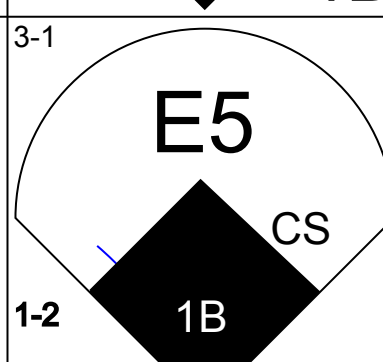
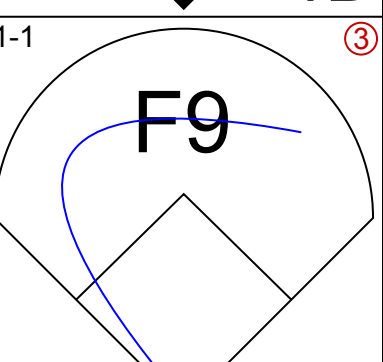
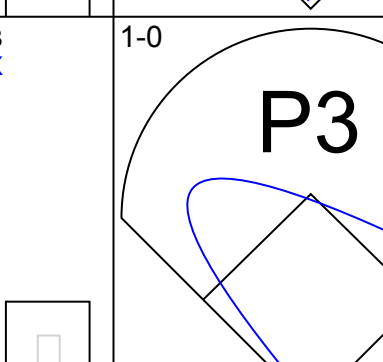
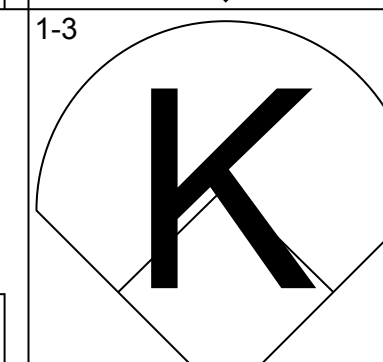
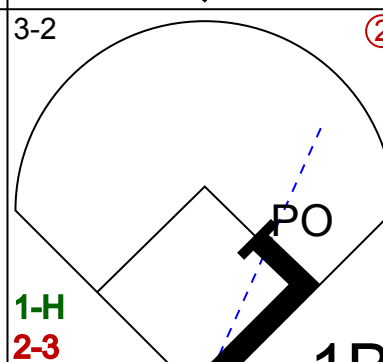

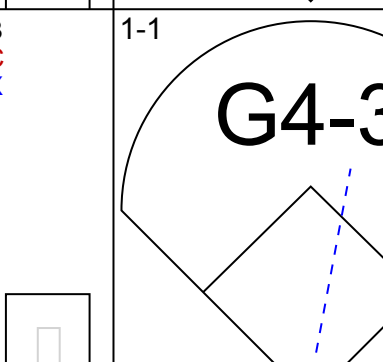
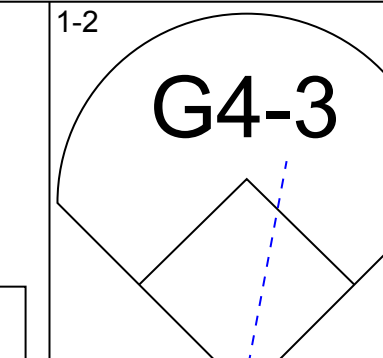
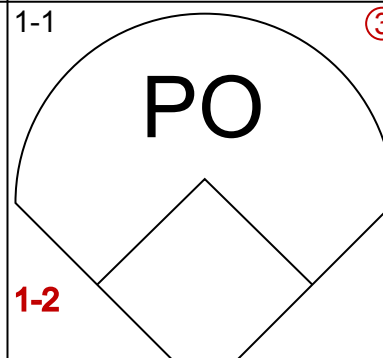
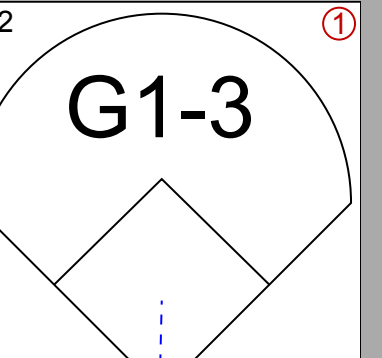
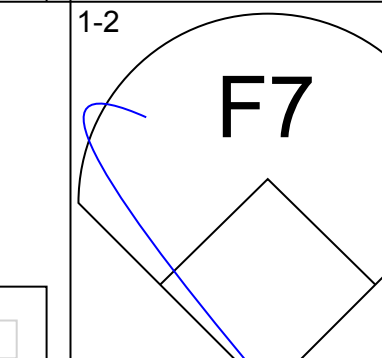
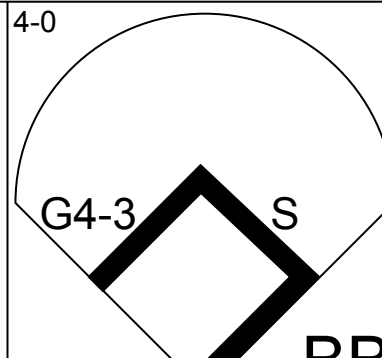
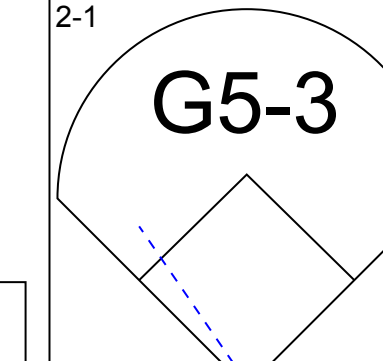
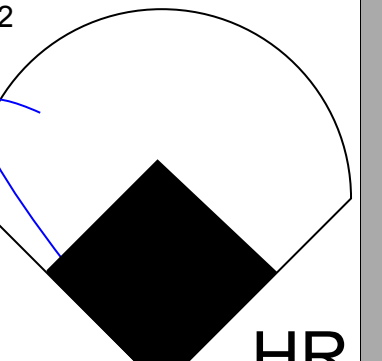
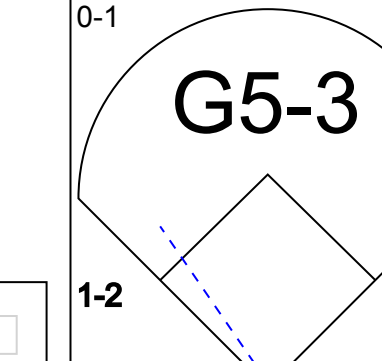
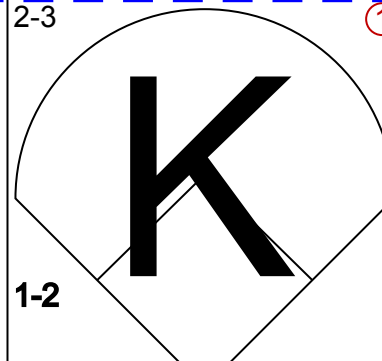
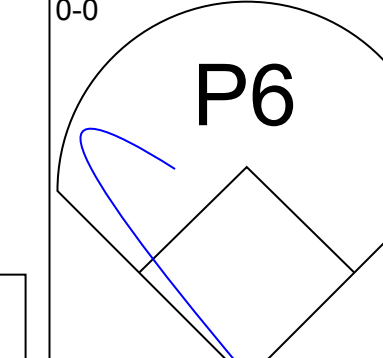
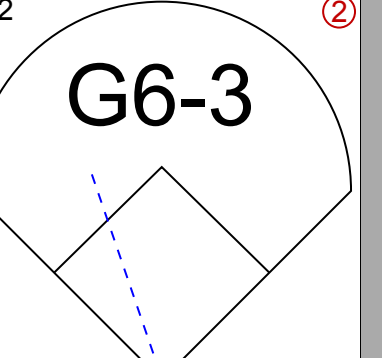
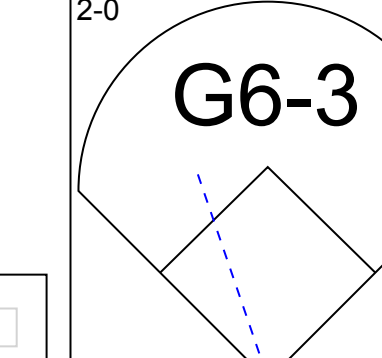
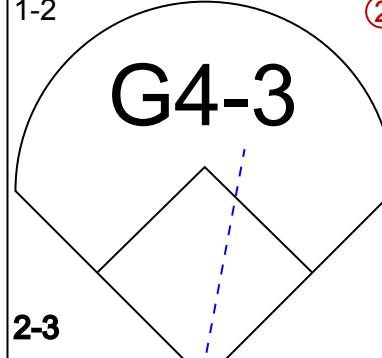
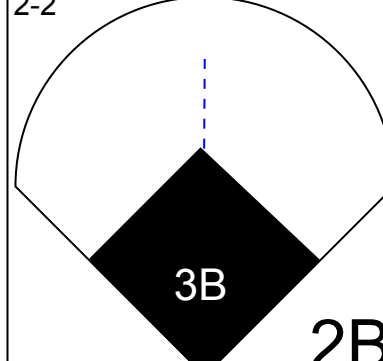
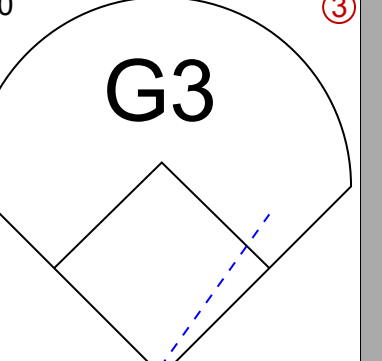
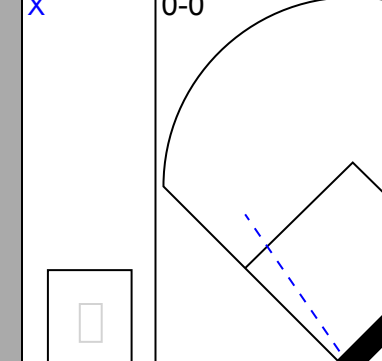
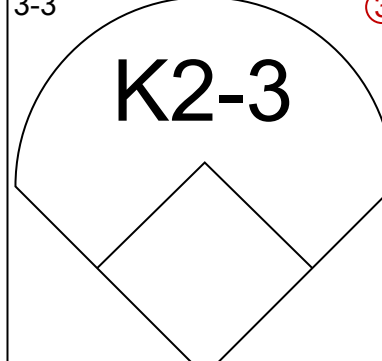
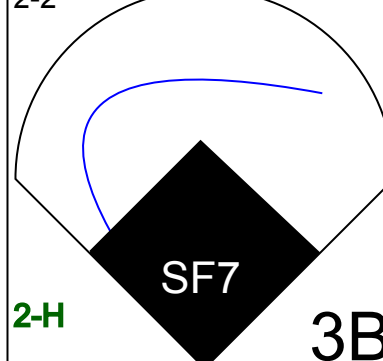
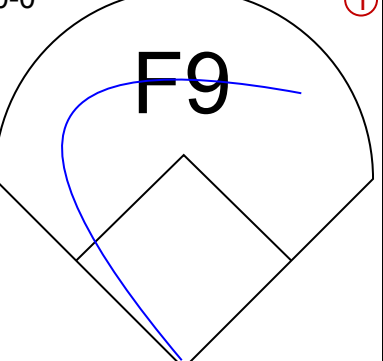
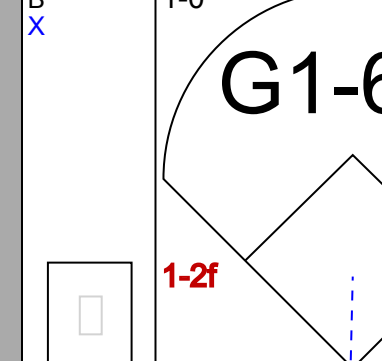
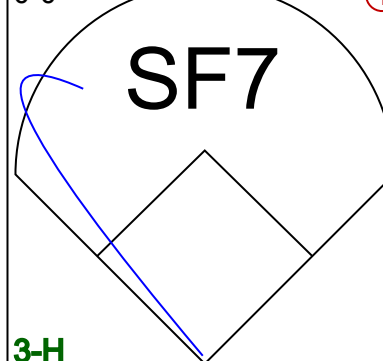
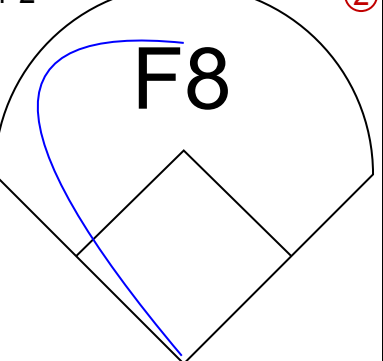
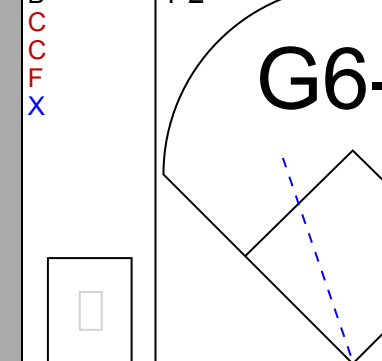
Minnesota Twins @ Baltimore Orioles
 Oriole Park at Camden Yards, Baltimore, MD
 Wed Aug 06 2003, 7:05 PM EDT
 Att: 24,392 - Sunny - 87 F

AB 37
 R 3
 H 11
 RBI 3
 BB 2
 SO 5
 LOB 22



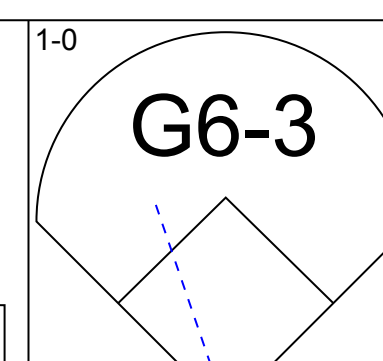
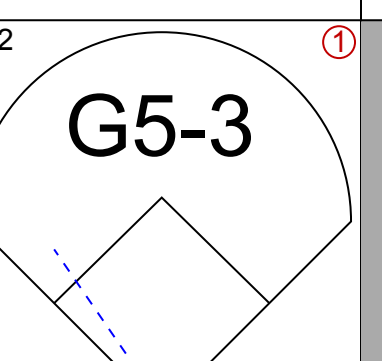
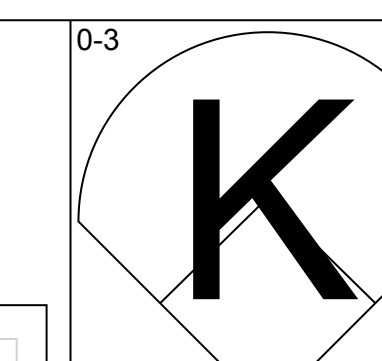
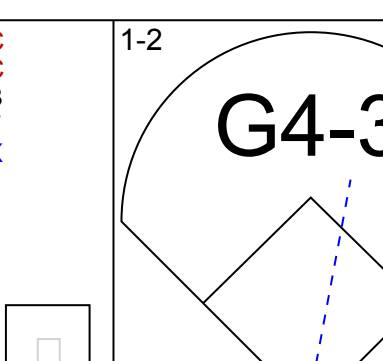
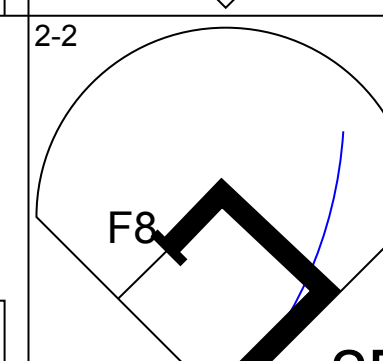
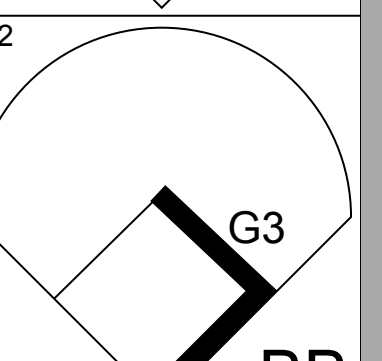
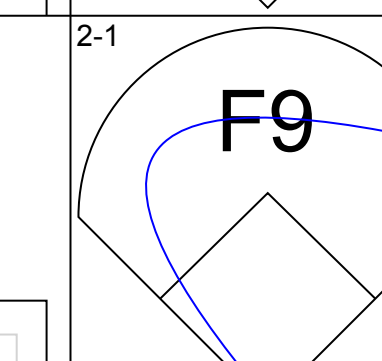
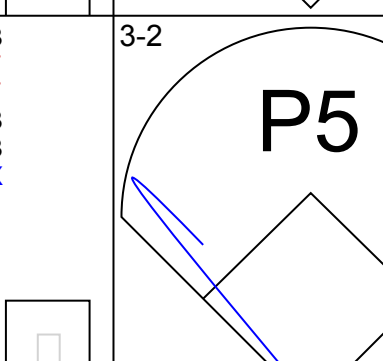
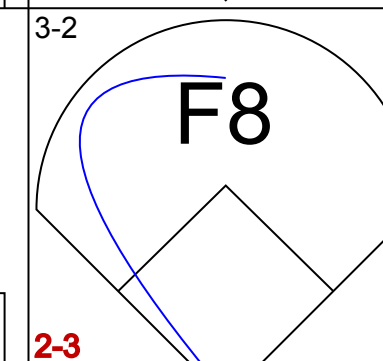
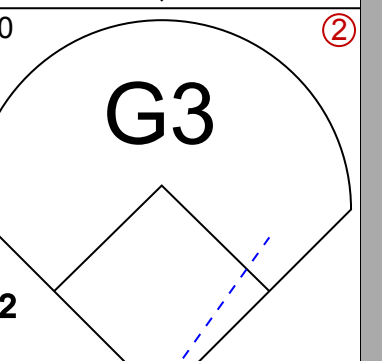
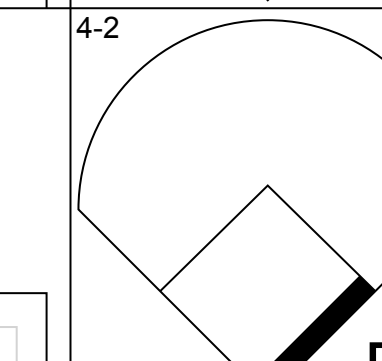

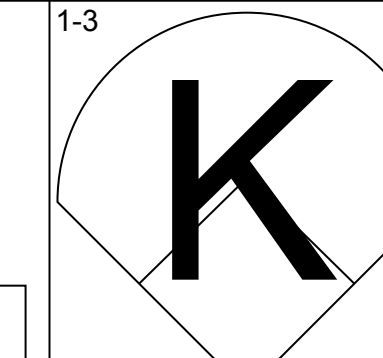
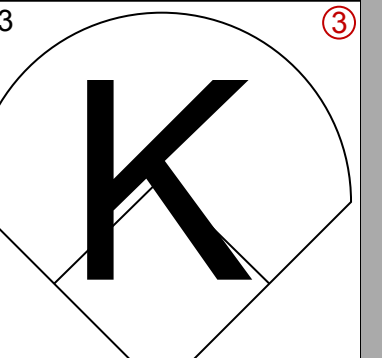
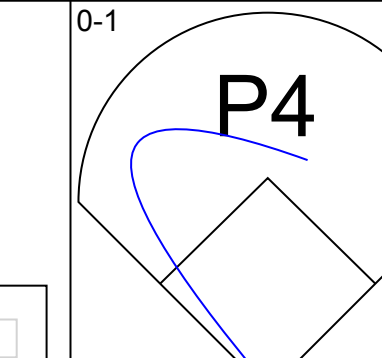
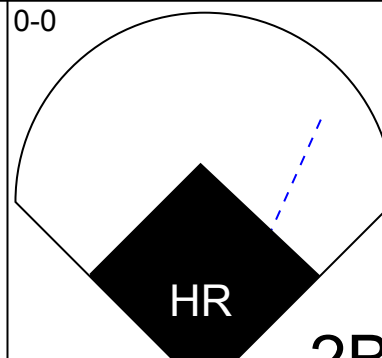
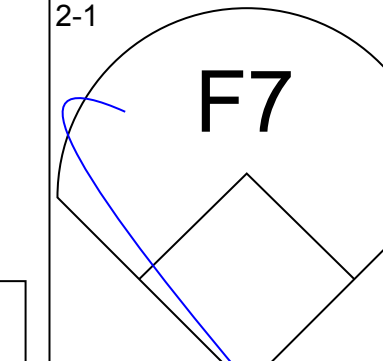
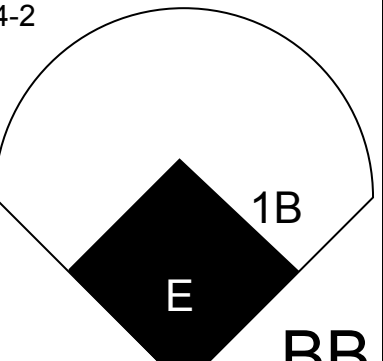
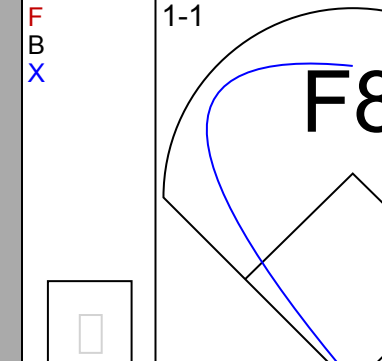
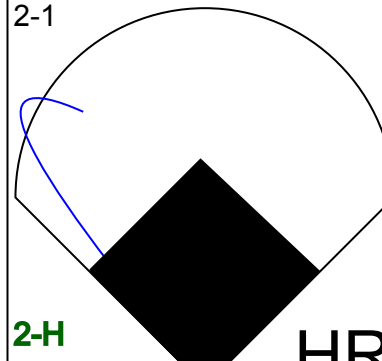
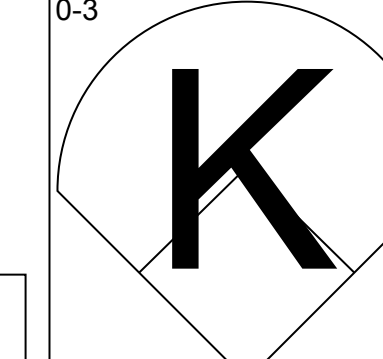
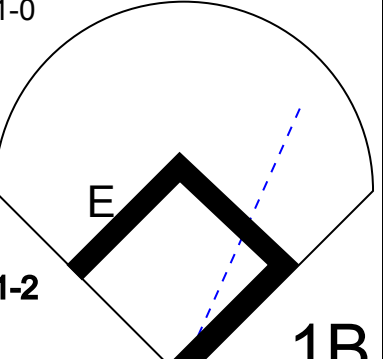
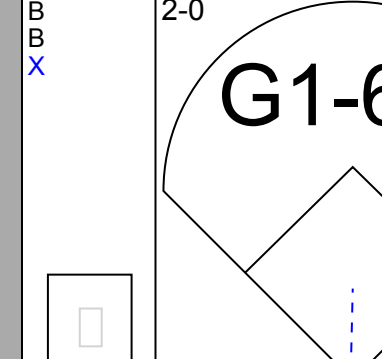
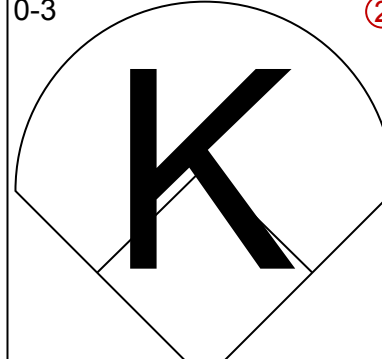
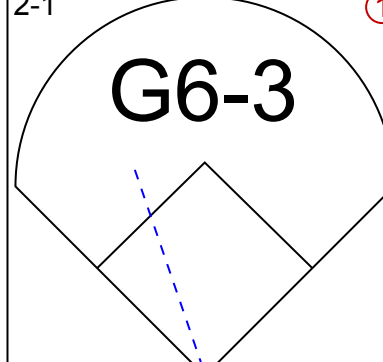
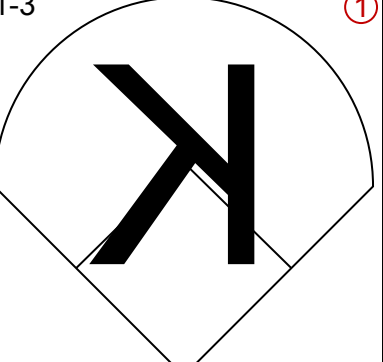
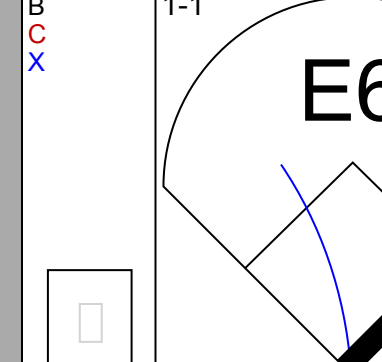
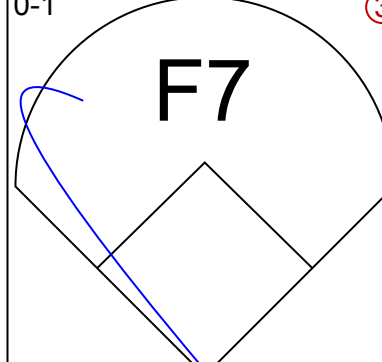
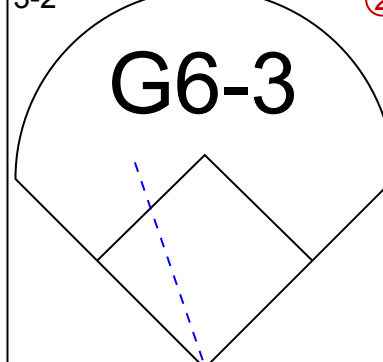
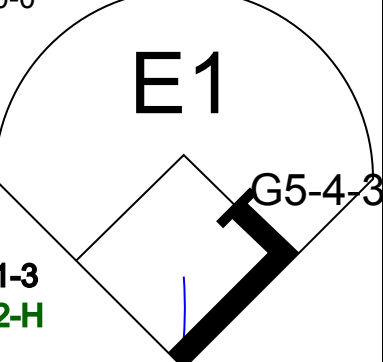
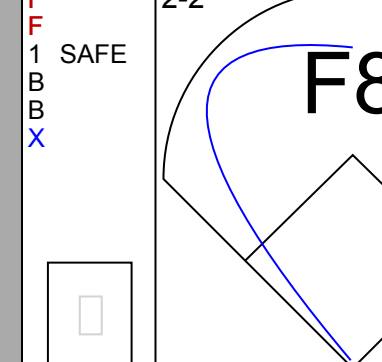
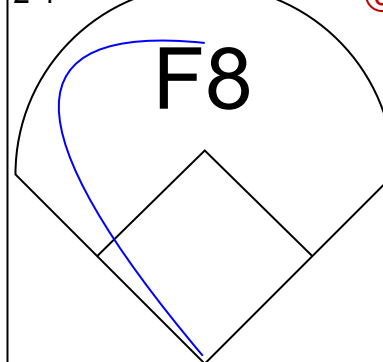
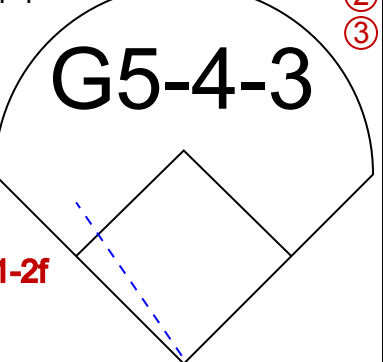
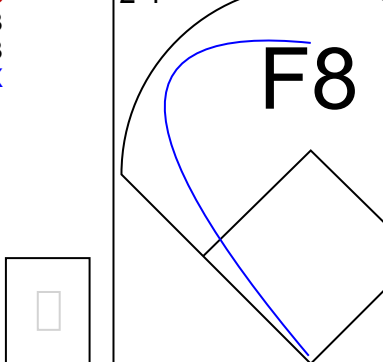
Batter	1	2	3	4	5	6	7	8	9	AB	R	H	RBI	BB	SO	LOB	TOP					
Shannon Stewart, R OBP: 0.374, SLG: 0.490 (1, 9)										3	1	2	0	1	1	0	Minnesota Twins @ Baltimore Orioles Oriole Park at Camden Yards, Baltimore, MD Thu Aug 07 2003, 12:35 PM EDT Att: 30,258 - Overcast - 84 F					
Luis Rivas, R OBP: 0.325, SLG: 0.379 (1, 4)										3	0	2	1	0	0	0						
Doug Mientkiewicz, L OBP: 0.385, SLG: 0.470 (1, 3)										4	0	1	0	0	1	5						
Corey Koskie, L OBP: 0.392, SLG: 0.500 (1, 5)										4	1	2	0	0	1	2						
A.J. Pierzynski, L OBP: 0.335, SLG: 0.456 (1, 2)										4	0	0	0	0	1	3						
Torii Hunter, R OBP: 0.315, SLG: 0.447 (1, 8)										4	1	1	2	0	1	0						
Jacque Jones, L OBP: 0.330, SLG: 0.458 Dustin Mohr, R OBP: 0.320, SLG: 0.412 (4, 7)										2	0	0	0	0	0	0		AB 33 R 3 H 8 RBI 3 BB 2 SO 10 LOB 12				
Chris Gomez, R OBP: 0.280, SLG: 0.347 (9, PH)										0	0	0	0	1	0	0						
Matthew LeCroy, R OBP: 0.324, SLG: 0.471 (1, 10)										4	0	0	0	0	3	1						
Denny Hocking, S OBP: 0.286, SLG: 0.359 Todd Sears, L OBP: 0.324, SLG: 0.369 (9, PH)										3	0	0	0	0	1	0						
Inning Stats	R: 0 E: 1 K: 2 S: 10	H: 0 LOB: 1 BB: 0 P: 13	R: 2 E: 0 K: 1 S: 10	H: 2 LOB: 0 BB: 0 P: 15	R: 1 E: 0 K: 0 S: 13	H: 4 LOB: 2 BB: 0 P: 19	R: 0 E: 0 K: 0 S: 4	H: 0 LOB: 0 BB: 0 P: 6	R: 0 E: 0 K: 1 S: 11	H: 1 LOB: 2 BB: 0 P: 18	R: 0 E: 0 K: 1 S: 10	H: 0 LOB: 0 BB: 0 P: 16	R: 0 E: 0 K: 3 S: 12	H: 1 LOB: 2 BB: 1 P: 23	R: 0 E: 0 K: 3 S: 9	H: 0 LOB: 0 BB: 0 P: 13	R: 0 E: 0 K: 1 S: 6	H: 0 LOB: 0 BB: 1 P: 15	1B: 5 2B: 3 3B: 0 HR: 1	SF: 0 SAC: 0 DP: 2 HBP: 1	WP: 0 PB: 0 SB: 0 CS: 2	PA: 36
PITCHER	IP	WLS	BF	H	R	ER	SO	BB	IBB	HBP	BLK	WP	HR	S	P	ERA	WHIP					
Rodrigo Lopez, R ERA: 5.69 (1, 1)	6.2	W	29	8	3	3	6	1	0	1	0	0	1	68	106	4.05	1.350					
B.J. Ryan, L ERA: 5.1 (7, 1)	1.1	H	4	0	0	0	3	0	0	0	0	0	0	11	17	0.00	0.000					
Jorge Julio, R ERA: 3.43 (9, 1)	1.0	S	3	0	0	0	1	1	0	0	0	0	0	6	15	0.00	1.000					

Batter	1	2	3	4	5	6	7	8	9	AB	R	H	RBI	BB	SO	LOB	BOTTOM				
Brian Roberts, S OBP: 0.353, SLG: 0.379 (1, 4)										3	0	0	0	1	0	0	Minnesota Twins @ Baltimore Orioles Oriole Park at Camden Yards, Baltimore, MD Thu Aug 07 2003, 12:35 PM EDT Att: 30,258 - Overcast - 84 F				
Luis Matos, R OBP: 0.397, SLG: 0.491 (1, 8)										4	0	1	0	0	2	1					
Jeff Conine, R OBP: 0.340, SLG: 0.477 (1, 3)										4	2	2	0	0	0	1					
31 Jay Gibbons, L OBP: 0.357, SLG: 0.502 (1, 9)										4	0	1	1	0	0	2					
Tony Batista, R OBP: 0.290, SLG: 0.418 (1, 5)										4	1	1	0	0	1	1					
Jack Cust, L OBP: 0.333, SLG: 0.800 (1, 10)										3	1	1	3	0	1	0					
Deivi Cruz, R OBP: 0.280, SLG: 0.425 (1, 6)										3	1	1	0	0	1	0		AB 31 R 5 H 8 RBI 5 BB 1 SO 6 LOB 6			
Larry Bigbie, L OBP: 0.336, SLG: 0.369 (1, 7)										3	0	1	1	0	0	0					
Robert Machado, R OBP: 0.375, SLG: 0.455 (1, 2)										3	0	0	0	0	1	1					
Inning Stats	R: 1 E: 0 K: 1 S: 9	H: 2 LOB: 1 BB: 0 P: 12	R: 0 E: 0 K: 2 S: 7	H: 0 LOB: 0 BB: 0 P: 12	R: 0 E: 0 K: 0 S: 8	H: 0 LOB: 0 BB: 0 P: 10	R: 4 E: 0 K: 0 S: 11	H: 5 LOB: 0 BB: 0 P: 15	R: 0 E: 0 K: 0 S: 7	H: 1 LOB: 1 BB: 0 P: 17	R: 0 E: 0 K: 2 S: 9	H: 0 LOB: 1 BB: 1 P: 17	R: 0 E: 0 K: 1 S: 10	H: 0 LOB: 0 BB: 0 P: 13	R: 0 E: 0 K: 1 S: 10	H: 0 LOB: 0 BB: 0 P: 13		1B: 5 2B: 2 3B: 0 HR: 1	SF: 0 SAC: 0 DP: 0 HBP: 0	WP: 1 PB: 0 SB: 1 CS: 1	PA: 33
PITCHER	IP	WLS	BF	H	R	ER	SO	BB	IBB	HBP	BLK	WP	HR	S	P	ERA	WHIP				
Rick Reed, R ERA: 4.88 (1, 1)	8.0	L	32	8	5	5	6	1	0	0	0	1	1	72	108	5.62	1.125				

Batter	1	2	3	4	5	6	7	8	9	AB	R	H	RBI	BB	SO	LOB	TOP			
Shannon Stewart, R (1, 7) OBP: 0.376, SLG: 0.490										4	0	2	0	0	1	0	Minnesota Twins @ Detroit Tigers Comerica Park, Detroit, MI Fri Aug 08 2003, 7:05 PM EDT Att: 23,740 - Cloudy - 77 F			
Luis Rivas, R (1, 4) OBP: 0.325, SLG: 0.374										4	1	0	0	0	2					
Doug Mientkiewicz, L (1, 3) OBP: 0.386, SLG: 0.469										3	0	1	1	1	0					
Corey Koskie, L (1, 5) OBP: 0.390, SLG: 0.496										3	0	0	0	1	0					
Matthew LeCroy, R (1, 10) OBP: 0.323, SLG: 0.481										4	1	1	1	0	1					
Torii Hunter, R (1, 8) OBP: 0.312, SLG: 0.443										4	0	0	0	0	2					
A.J. Pierzynski, L (1, 2) OBP: 0.337, SLG: 0.460										4	1	2	0	0	1					
Michael Restovich, R (1, 9) OBP: 0.444, SLG: 0.567									3	1	1	1	0	0	1					
Cristian Guzman, S (1, 6) OBP: 0.294, SLG: 0.342									2	0	0	1	0	0	0					
Inning Stats	R: 0 E: 0 K: 2 S: 10	H: 0 LOB: 0 BB: 0 P: 13	R: 0 E: 0 K: 0 S: 8	H: 0 LOB: 0 BB: 0 P: 11	R: 3 E: 1 K: 0 S: 18	H: 4 LOB: 0 BB: 0 P: 30	R: 1 E: 0 K: 0 S: 11	H: 1 LOB: 0 BB: 0 P: 18	R: 0 E: 0 K: 0 S: 9	H: 1 LOB: 1 BB: 0 P: 13	R: 0 E: 0 K: 0 S: 6	H: 1 LOB: 0 BB: 0 P: 8	R: 0 E: 0 K: 0 S: 5	H: 0 LOB: 1 BB: 0 P: 8	R: 0 E: 0 K: 2 S: 9	H: 0 LOB: 1 BB: 1 P: 19	1B: 4 2B: 1 3B: 1 HR: 1	SF: 1 SAC: 0 DP: 1 HBP: 0	WP: 0 PB: 0 SB: 2 CS: 2	PA: 35
PITCHER	IP	WLS	BF	H	R	ER	SO	BB	IBB	HBP	BLK	WP	HR	S	P	ERA	WHIP			
Mike Maroth, L (1, 1) ERA: 5.1	8.0	L	30	7	4	3	2	1	0	0	0	0	1	77	118	3.38	1.000			
Eric Eckenstahler, L (9, 1) ERA: 1.5	0.1		2	0	0	0	1	1	0	0	0	0	0	3	9	0.00	3.000			
Chris Spurling, R (9, 1) ERA: 4.58	0.1		1	0	0	0	0	0	0	0	0	0	0	3	4	0.00	0.000			
Jamie Walker, L (9, 1) ERA: 3.3	0.1		1	0	0	0	1	0	0	0	0	0	0	3	6	0.00	0.000			

AB	31
R	4
H	7
RBI	4
BB	2
SO	4
LOB	9



Batter	1	2	3	4	5	6	7	8	9	AB	R	H	RBI	BB	SO	LOB	BOTTOM					
Ben Petrick, R (1, 8) OBP: 0.227, SLG: 0.310										4	0	0	0	0	1	0	Minnesota Twins @ Detroit Tigers Comerica Park, Detroit, MI Fri Aug 08 2003, 7:05 PM EDT Att: 23,740 - Cloudy - 77 F					
15 Brandon Inge, R (1, 2) OBP: 0.231, SLG: 0.282										3	0	1	0	1	0							
Bobby Higginson, L (1, 9) OBP: 0.336, SLG: 0.361										3	0	0	0	1	0							
Dmitri Young, S (1, 10) OBP: 0.358, SLG: 0.548										4	1	1	0	0	2							
Craig Monroe, R (1, 7) OBP: 0.287, SLG: 0.417										3	2	1	2	1	0							
Carlos Pena, L (1, 3) OBP: 0.327, SLG: 0.436										4	0	1	0	0	2							
Eric Munson, L (1, 5) OBP: 0.311, SLG: 0.437										4	0	0	0	0	2							
Shane Halter, R (1, 4) OBP: 0.260, SLG: 0.325									3	0	0	0	0	2								
Ramon Santiago, S (1, 6) OBP: 0.290, SLG: 0.286									3	0	0	0	0	2								
Inning Stats	R: 0 E: 0 K: 0 S: 7	H: 1 LOB: 0 BB: 0 P: 13	R: 0 E: 0 K: 2 S: 9	H: 0 LOB: 0 BB: 0 P: 12	R: 0 E: 0 K: 0 S: 7	H: 0 LOB: 0 BB: 0 P: 14	R: 0 E: 0 K: 1 S: 11	H: 0 LOB: 1 BB: 1 P: 18	R: 1 E: 1 K: 1 S: 9	H: 1 LOB: 1 BB: 1 P: 16	R: 0 E: 0 K: 1 S: 10	H: 0 LOB: 1 BB: 1 P: 16	R: 0 E: 1 K: 0 S: 8	H: 0 LOB: 1 BB: 0 P: 14	R: 0 E: 0 K: 0 S: 9	H: 0 LOB: 0 BB: 0 P: 15	R: 2 E: 0 K: 1 S: 10	H: 2 LOB: 0 BB: 0 P: 12	1B: 1 2B: 2 3B: 0 HR: 1	SF: 0 SAC: 0 DP: 1 HBP: 0	WP: 0 PB: 0 SB: 0 CS: 0	PA: 34
PITCHER	IP	WLS	BF	H	R	ER	SO	BB	IBB	HBP	BLK	WP	HR	S	P	ERA	WHIP					
Johan Santana, L (1, 1) ERA: 3.19	8.0	W	29	2	1	0	5	3	0	0	0	0	1	70	118	0.00	0.625					
Eddie Guardado, L (9, 1) ERA: 3.52	1.0	S	5	2	2	2	1	0	0	0	0	0	1	10	12	18.00	2.000					



Batter	1	2	3	4	5	6	7	8	9	AB	R	H	RBI	BB	SO	LOB	TOP								
Shannon Stewart, R OBP: 0.373, SLG: 0.484 (1, 7)										5	1	2	0	0	0	3									
Denny Hocking, S OBP: 0.290, SLG: 0.355 (1, 6)										4	1	1	0	1	1	1									
Doug Mientkiewicz, L OBP: 0.387, SLG: 0.469 (1, 3)										5	1	2	0	0	0	2									
Corey Koskie, L OBP: 0.397, SLG: 0.499 (1, 5)										3	1	1	2	1	0	1									
Jacque Jones, L OBP: 0.330, SLG: 0.461 (1, 10)										4	0	0	0	0	0	4									
Torii Hunter, R OBP: 0.313, SLG: 0.448 (1, 8)										4	0	1	0	0	1	4									
A.J. Pierzynski, L OBP: 0.339, SLG: 0.456 (1, 2)										3	0	0	0	1	0	1									
Dustan Mohr, R OBP: 0.319, SLG: 0.409 (1, 9)										4	0	1	2	0	1	2									
Chris Gomez, R OBP: 0.280, SLG: 0.344 (1, 4)										4	0	1	0	0	0	0									
Inning Stats	R: 4 E: 0 K: 0 S: 16	H: 5 LOB: 3 BB: 2 P: 29	R: 0 E: 0 K: 0 S: 8	H: 1 LOB: 2 BB: 1 P: 14	R: 0 E: 0 K: 1 S: 8	H: 0 LOB: 0 BB: 0 P: 10	R: 0 E: 0 K: 1 S: 7	H: 0 LOB: 0 BB: 0 P: 11	R: 0 E: 0 K: 1 S: 6	H: 0 LOB: 0 BB: 0 P: 7	R: 0 E: 0 K: 0 S: 6	H: 0 LOB: 0 BB: 0 P: 6	R: 0 E: 0 K: 0 S: 7	H: 1 LOB: 1 BB: 0 P: 11	R: 0 E: 1 K: 0 S: 12	H: 1 LOB: 1 BB: 0 P: 18	R: 0 E: 0 K: 0 S: 12	H: 1 LOB: 1 BB: 0 P: 18	1B: 8 2B: 1 3B: 0 HR: 0	SF: 0 SAC: 0 DP: 1 HBP: 0	WP: 0 PB: 0 SB: 1 CS: 0	PA: 39			
PITCHER 34 Nate Cornejo, R ERA: 4.82 (1, 1)	IP: 9.0 WLS: L BF: 39	H: 9 R: 4 ER: 4 SO: 3	BB: 2 IBB: 1 HBP: 0 BLK: 0	WP: 0 HR: 0 S: 82 P: 124	ERA: 4.00 WHIP: 1.222																				

Minnesota Twins @ Detroit Tigers
Comerica Park, Detroit, MI
Sun Aug 10 2003, 1:05 PM EDT
Att: 19,975 - Cloudy - 75 F

AB 36
R 4
H 9
RBI 4
BB 3
SO 3
LOB 18



Batter	1	2	3	4	5	6	7	8	9	AB	R	H	RBI	BB	SO	LOB	BOTTOM								
Alex Sanchez, L OBP: 0.315, SLG: 0.369 (1, 8)										4	0	0	0	0	2	1									
Shane Halter, R OBP: 0.284, SLG: 0.325 (1, 4)										3	0	1	0	1	0	1									
Bobby Higginson, L OBP: 0.333, SLG: 0.367 (1, 9)										1	0	0	0	0	0	1									
Ben Petrick, R OBP: 0.213, SLG: 0.289 (2, 7)										3	0	0	0	0	0	2									
Dmitri Young, S OBP: 0.353, SLG: 0.537 (1, 10)										4	0	0	0	0	1	1									
Craig Monroe, R OBP: 0.289, SLG: 0.428 (1, 7) (2, 9)										4	1	2	1	0	1	0									
Carlos Pena, L OBP: 0.331, SLG: 0.434 (1, 3)										3	0	1	0	1	1	1									
Eric Munson, L OBP: 0.310, SLG: 0.432 (1, 5)										4	1	1	0	0	2	2									
Matt Walbeck, S OBP: 0.205, SLG: 0.256 (1, 2)										3	1	1	2	0	0	1									
Ramon Santiago, S OBP: 0.288, SLG: 0.284 (1, 6)										3	0	1	0	0	0	0									
Inning Stats	R: 0 E: 0 K: 2 S: 14	H: 1 LOB: 1 BB: 0 P: 18	R: 0 E: 0 K: 2 S: 8	H: 0 LOB: 1 BB: 1 P: 15	R: 0 E: 0 K: 1 S: 8	H: 1 LOB: 1 BB: 0 P: 10	R: 0 E: 0 K: 0 S: 7	H: 1 LOB: 0 BB: 0 P: 10	R: 2 E: 0 K: 0 S: 12	H: 2 LOB: 0 BB: 0 P: 18	R: 1 E: 0 K: 1 S: 10	H: 1 LOB: 0 BB: 0 P: 17	R: 0 E: 0 K: 1 S: 8	H: 0 LOB: 0 BB: 0 P: 11	R: 0 E: 0 K: 0 S: 7	H: 0 LOB: 1 BB: 1 P: 16	R: 0 E: 0 K: 0 S: 11	H: 1 LOB: 1 BB: 0 P: 15	1B: 5 2B: 1 3B: 0 HR: 2	SF: 0 SAC: 0 DP: 2 HBP: 0	WP: 0 PB: 0 SB: 0 CS: 0	PA: 34			
PITCHER Kenny Rogers, L ERA: 4.97 (1, 1)	IP: 7.0 WLS: W BF: 27	H: 6 R: 3 ER: 3 SO: 7	BB: 1 IBB: 0 HBP: 0 BLK: 0	WP: 0 HR: 2 S: 67 P: 99	ERA: 3.86 WHIP: 1.000																				
J.C. Romero, L ERA: 4.67 (8, 1)	1.0 H: 3 S: 4	0 0 0	0 0 0	0 0 0	0 0 0	0 0 0	0 0 0	0 0 0	0 0 0	0 0 0	0 0 0	0 0 0	0 0 0	0 0 0	0 0 0	0 0 0	0 0 0	0 0 0	0 0 0	0 0 0	0 0 0	0 0 0	0 0 0	0 0 0	
Eddie Guardado, L ERA: 3.45 (9, 1)	1.0 S: 4	0 0 0	0 0 0	0 0 0	0 0 0	0 0 0	0 0 0	0 0 0	0 0 0	0 0 0	0 0 0	0 0 0	0 0 0	0 0 0	0 0 0	0 0 0	0 0 0	0 0 0	0 0 0	0 0 0	0 0 0	0 0 0	0 0 0	0 0 0	

Minnesota Twins @ Detroit Tigers
Comerica Park, Detroit, MI
Sun Aug 10 2003, 1:05 PM EDT
Att: 19,975 - Cloudy - 75 F

AB 32
R 3
H 7
RBI 3
BB 2
SO 7
LOB 10



Batter	1	2	3	4	5	6	7	8	9	AB	R	H	RBI	BB	SO	LOB	TOP			
Coco Crisp, S (1, 8) OBP: 0.316, SLG: 0.376	F7		G3			F9		F7		4	0	1	0	0	0	2	Cleveland Indians @ Minnesota Twins Hubert H. Humphrey Metrodome, Minneapolis, MN Mon Aug 11 2003, 8:05 PM EDT Att: 23,291 - Dome - 72 F livebaseballscorecards.com			
Casey Blake, R (1, 5) OBP: 0.316, SLG: 0.424	G6-3			1B	G6-4-3	F9		K		4	1	1	0	0	1	2				
Jody Gerut, L (1, 7) OBP: 0.325, SLG: 0.486	F7				G6-4-3					4	1	3	0	0	0	0				
Ben Broussard, L (1, 3)		F7			G6-4-3					4	1	1	1	0	0	2				
Ryan Ludwick, R (1, 9)		K			F7					4	0	1	0	0	1	0				
48 Travis Hafner, L (1, 10) OBP: 0.297, SLG: 0.441		G3				F8				4	0	0	0	0	0	1				
Josh Bard, S (1, 2) OBP: 0.270, SLG: 0.304			G5-3			K				4	0	0	0	0	3	0				
2 Jhonny Peralta, R (1, 6) OBP: 0.279, SLG: 0.331			P3							2	0	1	0	1	0	0				
John McDonald, R (1, 4) OBP: 0.261, SLG: 0.289						F9		F9		2	0	0	0	1	0	2				
Inning Stats	R: 0 E: 0 K: 0 S: 8	H: 0 LOB: 0 BB: 0 P: 14	R: 0 E: 0 K: 1 S: 10	H: 0 LOB: 0 BB: 0 P: 13	R: 0 E: 0 K: 0 S: 10	H: 0 LOB: 1 BB: 1 P: 14	R: 1 E: 0 K: 0 S: 7	H: 2 LOB: 0 BB: 0 P: 10	R: 0 E: 0 K: 1 S: 8	H: 1 LOB: 1 BB: 0 P: 12	R: 0 E: 0 K: 1 S: 8	H: 0 LOB: 0 BB: 0 P: 12	R: 0 E: 0 K: 1 S: 9	H: 0 LOB: 1 BB: 1 P: 15	R: 2 E: 0 K: 1 S: 9	H: 3 LOB: 0 BB: 0 P: 12	1B: 6 2B: 2 3B: 0 HR: 0	SF: 0 SAC: 0 DP: 2 HBP: 0	WP: 0 PB: 0 SB: 0 CS: 0	PA: 34
PITCHER	IP	WLS	BF	H	R	ER	SO	BB	IBB	HBP	BLK	WP	HR	S	P	ERA	WHIP			
Kyle Lohse, R (1, 1) ERA: 4.97	8.0	W	31	7	3	3	4	2	0	0	0	0	0	71	104	3.38	1.125			
LaTroy Hawkins, R (9, 1) ERA: 2.33	1.0	S	3	1	0	0	1	0	0	0	0	0	0	6	8	0.00	1.000			

Batter	1	2	3	4	5	6	7	8	9	AB	R	H	RBI	BB	SO	LOB	BOTTOM			
Shannon Stewart, R (1, 7) OBP: 0.372, SLG: 0.480	G5-3		L9		G5-3		G5-3			3	0	0	0	0	0	1	Cleveland Indians @ Minnesota Twins Hubert H. Humphrey Metrodome, Minneapolis, MN Mon Aug 11 2003, 8:05 PM EDT Att: 23,291 - Dome - 72 F livebaseballscorecards.com			
Luis Rivas, R (1, 4) OBP: 0.320, SLG: 0.376	G6-3				K		G5-3			4	1	1	2	0	1	1				
Doug Mientkiewicz, L (1, 3) OBP: 0.386, SLG: 0.469	G6-3		G4-3				F7			4	0	1	0	0	0	1				
Corey Koskie, L (1, 5) OBP: 0.395, SLG: 0.499		G4-3			2-5	G6-3	K			4	0	1	0	0	1	1				
Jacque Jones, L (1, 10) OBP: 0.332, SLG: 0.460		G1-3				G4-3				3	0	1	0	1	0	0				
Michael Restovich, R (8, PR) OBP: 0.463, SLG: 0.531										0	0	0	0	0	0	0				
Torii Hunter, R (1, 8) OBP: 0.314, SLG: 0.449										3	1	1	0	0	1	3				
A.J. Pierzynski, L (1, 2) OBP: 0.339, SLG: 0.457		L4			G3					4	1	1	1	0	0	2				
Dustin Mohr, R (1, 9) OBP: 0.325, SLG: 0.421										4	1	3	1	0	1	0				
Cristian Guzman, S (1, 6) OBP: 0.290, SLG: 0.337										4	1	1	1	0	1	4				
Inning Stats	R: 0 E: 0 K: 0 S: 6	H: 1 LOB: 1 BB: 0 P: 8	R: 0 E: 0 K: 0 S: 7	H: 1 LOB: 1 BB: 0 P: 8	R: 3 E: 0 K: 0 S: 12	H: 4 LOB: 2 BB: 1 P: 18	R: 0 E: 0 K: 1 S: 11	H: 0 LOB: 0 BB: 0 P: 15	R: 0 E: 0 K: 1 S: 7	H: 1 LOB: 1 BB: 0 P: 13	R: 2 E: 0 K: 1 S: 15	H: 2 LOB: 1 BB: 0 P: 23	R: 0 E: 0 K: 1 S: 10	H: 0 LOB: 1 BB: 0 P: 15	R: 0 E: 0 K: 1 S: 15	H: 2 LOB: 3 BB: 0 P: 19	1B: 3 2B: 6 3B: 0 HR: 1	SF: 0 SAC: 0 DP: 0 HBP: 2	WP: 1 PB: 0 SB: 1 CS: 0	PA: 36
PITCHER	IP	WLS	BF	H	R	ER	SO	BB	IBB	HBP	BLK	WP	HR	S	P	ERA	WHIP			
37 Jake Westbrook, R (1, 1) ERA: 4.77	6.0	L	28	8	5	5	3	1	0	1	0	0	0	25	34	0.00	1.000			
Terry Mulholland, L (7, 1) ERA: 4.4	2.0		9	2	0	0	2	0	0	1	0	0	0	25	34	0.00	1.000			



Batter	1	2	3	4	5	6	7	8	9	AB	R	H	RBI	BB	SO	LOB	TOP					
Coco Crisp, S OBP: 0.318, SLG: 0.374 (1, 8)										4	1	1	0	1	1	0	Cleveland Indians @ Minnesota Twins Hubert H. Humphrey Metrodome, Minneapolis, MN Tue Aug 12 2003, 8:05 PM EDT Att: 25,834 - Dome - 72 F livebaseballscorecards.com					
Casey Blake, R OBP: 0.319, SLG: 0.431 (1, 5)										5	1	2	1	0	1	1						
Jody Gerut, L OBP: 0.329, SLG: 0.486 (1, 7)										4	1	2	0	1	0	2						
Ben Broussard, L OBP: 0.318, SLG: 0.438 (1, 3)										5	1	2	1	0	0	2						
Ryan Ludwick, R OBP: 0.287, SLG: 0.442 (1, 9)										4	3	2	3	1	1	2						
48 Travis Hafner, L OBP: 0.305, SLG: 0.457 (1, 10)										5	1	3	2	0	1	2						
Josh Bard, S OBP: 0.266, SLG: 0.298 (1, 2)										4	0	0	0	0	0	2						
2 Johnny Peralta, R OBP: 0.286, SLG: 0.336 (1, 6)										4	0	2	1	0	1	1						
56 Angel Santos, S OBP: 0.259, SLG: 0.654 (1, 4)										4	1	1	1	0	0	1						
Inning Stats	R: 0 E: 0 K: 2 S: 8	H: 0 LOB: 0 BB: 0 P: 10	R: 2 E: 0 K: 0 S: 11	H: 3 LOB: 1 BB: 1 P: 20	R: 0 E: 0 K: 0 S: 8	H: 1 LOB: 1 BB: 0 P: 12	R: 1 E: 0 K: 1 S: 9	H: 2 LOB: 0 BB: 0 P: 16	R: 0 E: 0 K: 0 S: 5	H: 2 LOB: 1 BB: 0 P: 7	R: 1 E: 0 K: 1 S: 11	H: 2 LOB: 1 BB: 0 P: 17	R: 4 E: 0 K: 0 S: 16	H: 3 LOB: 0 BB: 1 P: 29	R: 0 E: 0 K: 0 S: 10	H: 0 LOB: 0 BB: 0 P: 17	R: 1 E: 0 K: 1 S: 19	H: 2 LOB: 2 BB: 1 P: 30	1B: 8 2B: 3 3B: 0 HR: 4	SF: 0 SAC: 0 DP: 1 HBP: 0	WP: 1 PB: 1 SB: 0 CS: 0	PA: 43
PITCHER	IP WLS BF H R ER SO BB IBB HBP BLK WP HR S P ERA WHIP																					
Joe Mays, R (1, 1) ERA: 6.38	5.0		21	8	3	3	3	1	0	0	0	0	1	0	41	65	5.40	1.800				
James Baldwin, R (6, 1) ERA: 3.95	1.1	L	8	4	3	3	1	0	0	0	0	0	0	3	19	31	20.25	3.000				
J.C. Romero, L (7, 1) ERA: 4.89	1.2		7	1	2	2	0	1	0	0	0	0	0	1	18	32	10.80	1.200				
Juan Rincon, R (9, 1) ERA: 3.56	1.0		6	2	1	1	1	1	0	0	0	0	0	0	19	30	9.00	3.000				

Batter	1	2	3	4	5	6	7	8	9	AB	R	H	RBI	BB	SO	LOB	BOTTOM				
Shannon Stewart, R OBP: 0.374, SLG: 0.484 (1, 7)										5	1	3	0	0	2	4	Cleveland Indians @ Minnesota Twins Hubert H. Humphrey Metrodome, Minneapolis, MN Tue Aug 12 2003, 8:05 PM EDT Att: 25,834 - Dome - 72 F livebaseballscorecards.com				
Luis Rivas, R OBP: 0.316, SLG: 0.372 (1, 4)										4	0	0	0	0	1	4					
Jacque Jones, L (9, PH) OBP: 0.333, SLG: 0.460										0	0	0	0	1	0	0					
Chris Gomez, R (9, PR) OBP: 0.280, SLG: 0.344										0	0	0	0	0	0	0					
Doug Mientkiewicz, L OBP: 0.383, SLG: 0.465 (1, 3)										5	0	1	2	0	2	2					
Corey Koskie, L OBP: 0.395, SLG: 0.496 (1, 5)										4	1	1	0	1	0	3					
Matthew LeCroy, R OBP: 0.322, SLG: 0.491 (1, 2)										4	1	1	2	0	1	1					
A.J. Pierzynski, L (9, PH) OBP: 0.338, SLG: 0.456										1	0	0	0	0	1	2					
Torii Hunter, R OBP: 0.314, SLG: 0.446 (1, 8)										3	0	0	0	1	0	0					
Michael Restovich, R OBP: 0.487, SLG: 0.514 (1, 10)										3	0	1	0	0	2	0					
Dustan Mohr, R OBP: 0.324, SLG: 0.417 (1, 9)										3	1	0	0	1	2	3					
Cristian Guzman, S OBP: 0.293, SLG: 0.338 (1, 6)										2	1	1	0	1	0	0					
Michael Ryan, L (9, PH) OBP: 1.000, SLG: 1.000										1	1	1	0	0	0	0					
Inning Stats	R: 0 E: 0 K: 1 S: 7	H: 1 LOB: 0 BB: 0 P: 12	R: 0 E: 0 K: 1 S: 19	H: 1 LOB: 2 BB: 1 P: 30	R: 2 E: 1 K: 1 S: 20	H: 3 LOB: 1 BB: 0 P: 32	R: 0 E: 0 K: 1 S: 13	H: 0 LOB: 2 BB: 1 P: 19	R: 2 E: 0 K: 2 S: 9	H: 0 LOB: 0 BB: 0 P: 10	R: 0 E: 0 K: 0 S: 13	H: 1 LOB: 1 BB: 0 P: 20	R: 0 E: 0 K: 2 S: 10	H: 0 LOB: 0 BB: 0 P: 15	R: 2 E: 0 K: 2 S: 28	H: 2 LOB: 2 BB: 2 P: 46	1B: 7 2B: 1 3B: 0 HR: 1	SF: 0 SAC: 0 DP: 0 HBP: 1	WP: 0 PB: 1 SB: 1 CS: 1	PA: 42	
PITCHER	IP WLS BF H R ER SO BB IBB HBP BLK WP HR S P ERA WHIP																				
Billy Traber, L (1, 1) ERA: 4.38	3.0		14	5	2	2	3	1	0	0	0	0	0	46	74	6.00	2.000				
Jason Boyd, R (4, 1) ERA: 4.5	2.0		10	1	2	2	2	2	0	1	0	0	1	27	43	9.00	1.500				
63 Rafael Betancourt, R (6, 1) ERA: 1.35	2.0	W	7	1	0	0	2	0	0	0	0	0	0	22	30	0.00	0.500				
David Riske, R (8, 1) ERA: 2.48	1.0		3	0	0	0	2	0	0	0	0	0	0	10	15	0.00	0.000				
Daryn Baez, R (9, 1) ERA: 3.65	1.0		7	2	2	2	2	2	0	0	0	0	0	28	46	18.00	4.000				



Batter	1	2	3	4	5	6	7	8	9	10	11	12	13	14	AB	R	H	RBI	BB	SO	LOB	TOP		
Coco Crisp, S OBP: 0.369, SLG: 0.363 (1, 8)															7	0	0	0	0	1	4			
Casey Blake, R OBP: 0.317, SLG: 0.427 (1, 5)															6	1	1	0	0	3	0			
Jody Gerut, L OBP: 0.329, SLG: 0.483 (1, 7)															6	1	2	0	0	0	0			
Ryan Ludwick, R OBP: 0.280, SLG: 0.424 (1, 9)															6	1	1	1	0	3	1			
Ben Broussard, L OBP: 0.323, SLG: 0.445 (1, 3)															5	0	3	0	0	1	0			
Tim Laker, R OBP: 0.285, SLG: 0.380 (1, 2)															4	1	0	0	1	1	2			
48 Travis Hafner, L OBP: 0.301, SLG: 0.444 (1, 10)															5	1	0	1	0	4	2			
2 Jhonny Peralta, R OBP: 0.295, SLG: 0.338 (1, 6)															5	0	2	1	1	2	2			
John McDonald, R OBP: 0.293, SLG: 0.292 (1, 4)															5	0	1	1	1	0	2			
Inning Stats	R: 0 E: 0 K: 2 S: 12	H: 1 LOB: 1 BB: 0 P: 15	R: 0 E: 0 K: 2 S: 11	H: 1 LOB: 1 BB: 0 P: 15	R: 0 E: 0 K: 1 S: 7	H: 0 LOB: 0 BB: 0 P: 9	R: 0 E: 0 K: 1 S: 9	H: 0 LOB: 0 BB: 0 P: 12	R: 0 E: 0 K: 1 S: 11	H: 0 LOB: 0 BB: 0 P: 12	R: 0 E: 0 K: 0 S: 8	H: 0 LOB: 0 BB: 0 P: 14	R: 0 E: 0 K: 2 S: 16	H: 0 LOB: 0 BB: 0 P: 22	R: 0 E: 0 K: 1 S: 7	H: 0 LOB: 0 BB: 0 P: 9	R: 0 E: 0 K: 2 S: 15	H: 1 LOB: 2 BB: 1 P: 22	R: 5 E: 1 K: 0 S: 17	H: 4 LOB: 1 BB: 1 P: 31	1B: 8 2B: 2 3B: 0 HR: 0	SF: 0 SAC: 2 DP: 1 HBP: 1	WP: 0 PB: 0 SB: 2 CS: 0	PA: 55
PITCHER	IP	WLS	BF	H	R	ER	SO	BB	IBB	HBP	BLK	WP	HR	S	P	ERA	WHIP							
Johan Santana, L ERA: 2.96 (1, 1)	8.0		28	4	0	0	6	0	0	0	0	0	0	74	111	0.00	0.625							
LaTroy Hawkins, R ERA: 2.25 (9, 1)	2.0		7	1	0	0	4	0	0	0	0	0	0	24	33	0.00	0.500							
Eddie Guardado, L ERA: 3.31 (11, 1)	2.0		6	0	0	0	1	0	0	0	0	0	0	14	23	0.00	0.000							
Juan Rincon, R ERA: 3.92 (13, 1)	1.0	L	8	4	3	3	2	1	0	0	0	0	0	26	39	27.00	5.000							
J.C. Romero, L ERA: 4.98 (14, 1)	1.0		6	1	2	1	0	0	1	1	0	0	0	6	14	9.00	1.000							

Cleveland Indians @ Minnesota Twins
Hubert H. Humphrey Metrodome, Minneapolis, MN
Wed Aug 13 2003, 8:05 PM EDT
Att. 30,082 - Dome - 72 F

AB 49
R 5
H 10
RBI 4
BB 3
SO 15
LOB 13

Batter	1	2	3	4	5	6	7	8	9	10	11	12	13	14	AB	R	H	RBI	BB	SO	LOB	BOTTOM		
Shannon Stewart, R OBP: 0.372, SLG: 0.480 (1, 7)															6	0	1	0	0	1	4			
Luis Rivas, R OBP: 0.314, SLG: 0.368 (1, 4)															6	0	1	0	0	0	4			
Doug Mientkiewicz, L OBP: 0.380, SLG: 0.459 (1, 3)															5	0	0	0	1	1	3			
Corey Koskie, L OBP: 0.394, SLG: 0.492 (1, 5)															5	0	1	0	1	1	3			
Jacque Jones, L OBP: 0.335, SLG: 0.460 (1, 10)															4	0	2	0	0	2	2			
Denny Hocking, S OBP: 0.293, SLG: 0.352 (9, PR)															1	0	0	0	1	0	0			
Toni Hunter, R OBP: 0.312, SLG: 0.442 (1, 8)															6	0	1	0	0	3	3			
A.J. Pierzynski, L OBP: 0.335, SLG: 0.449 (1, 2)															5	0	0	0	1	1	5			
Dustan Mohr, R ERA: 4.56 (1, 9)															2	0	0	0	0	0	1			
Michael Ryan, L OBP: 1.000, SLG: 1.500 (8, PH)															1	0	1	0	0	0	0			
Michael Restovich, R OBP: 0.438, SLG: 0.474 (9, 9)															3	0	0	0	0	2	2			
Cristian Guzman, S OBP: 0.293, SLG: 0.338 (1, 6)															3	0	1	0	0	1	0			
Inning Stats	R: 0 E: 0 K: 0 S: 6	H: 1 LOB: 0 BB: 0 P: 9	R: 0 E: 0 K: 1 S: 6	H: 0 LOB: 0 BB: 1 P: 14	R: 0 E: 0 K: 1 S: 6	H: 0 LOB: 0 BB: 1 P: 12	R: 0 E: 0 K: 1 S: 8	H: 0 LOB: 0 BB: 0 P: 12	R: 0 E: 0 K: 1 S: 10	H: 2 LOB: 1 BB: 0 P: 18	R: 0 E: 0 K: 0 S: 13	H: 1 LOB: 3 BB: 1 P: 20	R: 0 E: 0 K: 2 S: 13	H: 0 LOB: 1 BB: 0 P: 16	R: 0 E: 0 K: 2 S: 7	H: 0 LOB: 0 BB: 0 P: 10	R: 0 E: 0 K: 0 S: 7	H: 0 LOB: 0 BB: 0 P: 9	R: 0 E: 0 K: 1 S: 10	H: 0 LOB: 1 BB: 1 P: 14	1B: 7 2B: 2 3B: 0 HR: 0	SF: 0 SAC: 2 DP: 4 HBP: 0	WP: 0 PB: 0 SB: 0 CS: 1	PA: 53
PITCHER	IP	WLS	BF	H	R	ER	SO	BB	IBB	HBP	BLK	WP	HR	S	P	ERA	WHIP							
Jason Davis, R ERA: 4.56 (1, 1)	6.0		20	2	0	0	6	2	0	0	0	0	0	48	80	0.00	0.667							
Jack Cressend, R ERA: 0.81 (7, 1)	1.0		7	3	0	0	1	0	0	0	0	0	0	12	21	0.00	3.000							
63 Rafael Betancourt, R ERA: 1.17 (8, 1)	2.0		8	1	0	0	2	1	0	0	0	0	0	24	33	0.00	1.000							
Terry Mulholland, L ERA: 4.13 (10, 1)	4.0	W	14	2	0	0	2	0	0	0	0	0	0	30	39	0.00	0.500							
David Riske, R ERA: 2.44 (14, 1)	1.0		4	0	0	0	1	1	0	0	0	0	0	10	14	0.00	1.000							

Cleveland Indians @ Minnesota Twins
Hubert H. Humphrey Metrodome, Minneapolis, MN
Wed Aug 13 2003, 8:05 PM EDT
Att. 30,082 - Dome - 72 F

AB 47
R 0
H 8
RBI 0
BB 4
SO 12
LOB 27

Batter	1	2	3	4	5	6	7	8	9	AB	R	H	RBI	BB	SO	LOB	TOP					
Coco Crisp, S OBP: 0.303, SLG: 0.356 (1, 8)	B1-3		K		F7		G4-3	F7		5	0	0	0	0	1	5	Cleveland Indians @ Minnesota Twins Hubert H. Humphrey Metrodome, Minneapolis, MN Thu Aug 14 2003, 1:05 PM EDT Att: 24,273 - Dome - 72 F livebaseballscorecards.com					
Casey Blake, R OBP: 0.316, SLG: 0.437 (1, 5)	G3		2B		G5-3		HR		L6	5	1	2	3	0	0	1						
Jody Gerut, L OBP: 0.324, SLG: 0.476 (1, 7)	P5		G2-3		F8		F8		F7	5	0	0	0	0	0	1						
Ben Broussard, L OBP: 0.328, SLG: 0.452 (1, 3)		L1			P4		G6-4-3 1B		48 3B 1B	5	1	3	0	0	0	0						
Ryan Ludwick, R OBP: 0.276, SLG: 0.406 (1, 9)	P2		K		G6-4-3 1-2		K		K	4	0	0	0	1	2	2						
48 Travis Hafner, L OBP: 0.313, SLG: 0.486 (1, 10)	HR		2B		2B		E1 SH1-4 2 2B 1B		L4	5	3	4	2	0	0	2						
Josh Bard, S OBP: 0.287, SLG: 0.299 (1, 2)	G4-3		K		K		SH1-4 1B		2 1B	3	0	1	1	0	1	1						
2 Jhonny Peralta, R OBP: 0.301, SLG: 0.358 (1, 6)			2B		F9		F9		E6	4	2	2	1	0	0	1						
56 Angel Santos, S OBP: 0.290, SLG: 0.667 (1, 4)			G6-3		G6-3		G4-3 HR 2B		F6	4	1	2	1	0	0	3						
Inning Stats	R: 0 E: 0 K: 0 S: 11	H: 0 LOB: 0 BB: 0 P: 15	R: 1 E: 0 K: 0 S: 12	H: 1 LOB: 0 BB: 0 P: 16	R: 1 E: 0 K: 1 S: 15	H: 2 LOB: 1 BB: 0 P: 21	R: 0 E: 0 K: 2 S: 11	H: 1 LOB: 1 BB: 0 P: 16	R: 0 E: 0 K: 0 S: 8	H: 1 LOB: 1 BB: 0 P: 10	R: 0 E: 0 K: 0 S: 8	H: 1 LOB: 1 BB: 0 P: 8	R: 4 E: 1 K: 0 S: 15	H: 4 LOB: 0 BB: 0 P: 20	R: 2 E: 1 K: 1 S: 17	H: 3 LOB: 2 BB: 1 P: 26	R: 0 E: 0 K: 0 S: 7	H: 1 LOB: 2 BB: 1 P: 13	1B: 5 2B: 6 3B: 1 HR: 2	SF: 0 SAC: 1 DP: 1 HBP: 0	WP: 0 PB: 0 SB: 0 CS: 1	PA: 42
PITCHER	IP	WLS	BF	H	R	ER	SO	BB	IBB	HBP	BLK	WP	HR	S	P	ERA	WHIP					
Brad Radke, R ERA: 5.09 (1, 1)	6.1	L	27	9	5	5	3	0	0	0	0	0	1	75	100	7.11	1.421					
James Baldwin, R ERA: 5.4 (7, 1)	1.0		7	4	3	3	1	0	0	0	0	0	1	16	23	27.00	4.000					
Rick Reed, R ERA: 4.86 (8, 1)	0.2		3	0	0	0	0	0	0	0	0	0	0	6	9	0.00	0.000					
Joe Mays, R ERA: 6.33 (9, 1)	1.0		5	1	0	0	0	1	0	0	0	0	0	7	13	0.00	2.000					

Batter	1	2	3	4	5	6	7	8	9	AB	R	H	RBI	BB	SO	LOB	BOTTOM					
Shannon Stewart, R OBP: 0.369, SLG: 0.475 (1, 7)	F9		K		FC4-6			G1-3	K	4	0	0	0	0	1	1	Cleveland Indians @ Minnesota Twins Hubert H. Humphrey Metrodome, Minneapolis, MN Thu Aug 14 2003, 1:05 PM EDT Att: 24,273 - Dome - 72 F livebaseballscorecards.com					
Michael Ryan, L OBP: 0.667, SLG: 1.000 (9, 7)										1	0	0	0	0	1	3						
Denny Hocking, S OBP: 0.292, SLG: 0.357 (1, 3)	F8		2B		G6-3			K		4	0	1	0	0	1	0						
Corey Koskie, L OBP: 0.391, SLG: 0.486 (1, 5)	K		F7		K				G6-3	4	0	0	0	0	2	1						
Matthew LeCroy, R OBP: 0.329, SLG: 0.509 (1, 2)			K		CS 1B				HR	4	1	3	1	0	1	0						
Jacque Jones, L OBP: 0.334, SLG: 0.460 (1, 10)	F7		G4-3		G4-3				1B SF9 2B	4	0	1	0	0	1	2						
Luis Rivas, R OBP: 0.314, SLG: 0.368 (9, PR)										0	1	0	0	0	0	0						
Torii Hunter, R OBP: 0.312, SLG: 0.446 (1, 8)					G1-3				E 1B 1B	3	0	1	0	0	0	0						
Michael Restovich, R OBP: 0.449, SLG: 0.487 (9, 9)										1	1	1	0	0	0	0						
Dustan Mohr, R OBP: 0.324, SLG: 0.413 (9, 8)			BB		K			G4-3 BB	SF9	1	0	0	1	2	1	0						
Chris Gomez, R OBP: 0.273, SLG: 0.335 (1, 4)	G4-3		K		K			G4-3	E5	4	0	0	0	0	1	5						
Cristian Guzman, S OBP: 0.295, SLG: 0.340 (1, 6)	G4-3				FC4-6 1B			G6-3	DI 1B	4	0	2	1	0	0	0						
Inning Stats	R: 0 E: 0 K: 1 S: 6	H: 0 LOB: 0 BB: 0 P: 11	R: 0 E: 0 K: 1 S: 9	H: 1 LOB: 2 BB: 1 P: 17	R: 0 E: 0 K: 1 S: 8	H: 1 LOB: 1 BB: 0 P: 11	R: 0 E: 0 K: 0 S: 7	H: 1 LOB: 0 BB: 0 P: 11	R: 0 E: 0 K: 2 S: 11	H: 1 LOB: 1 BB: 0 P: 19	R: 0 E: 0 K: 2 S: 11	H: 1 LOB: 1 BB: 0 P: 16	R: 0 E: 0 K: 0 S: 6	H: 0 LOB: 0 BB: 1 P: 12	R: 0 E: 0 K: 1 S: 11	H: 0 LOB: 0 BB: 0 P: 13	R: 3 E: 1 K: 1 S: 22	H: 4 LOB: 2 BB: 0 P: 29	1B: 5 2B: 2 3B: 1 HR: 1	SF: 1 SAC: 0 DP: 1 HBP: 0	WP: 0 PB: 0 SB: 0 CS: 1	PA: 37
PITCHER	IP	WLS	BF	H	R	ER	SO	BB	IBB	HBP	BLK	WP	HR	S	P	ERA	WHIP					
Brian Anderson, L ERA: 3.83 (1, 1)	8.1	W	31	6	1	1	8	2	0	0	0	0	0	75	116	1.08	0.960					
David Cortes, R ERA: 13.5 (9, 1)	0.2		6	3	2	1	1	0	0	0	0	0	0	16	23	13.50	4.500					



Batter	1	2	3	4	5	6	7	8	9	AB	R	H	RBI	BB	SO	LOB	TOP								
Shannon Stewart, R OBP: 0.364, SLG: 0.469 (1, 7)	F8		F9	F7	G5-3		K2-3		FC6-4	6	0	0	0	0	1	4									
Luis Rivas, R OBP: 0.315, SLG: 0.377 (1, 4)	B5-3		2B	1B	G6-3			G4-3		5	2	2	1	0	0	0									
Corey Koskie, L OBP: 0.393, SLG: 0.490 (1, 5)	G4-3		1B	2B	G3-1			1B	1B	5	1	3	1	0	0	0									
Matthew LeCroy, R OBP: 0.335, SLG: 0.509 (1, 3)		1B	1B	HR		2B	K	K		4	1	2	0	1	2	2									
Jacque Jones, L OBP: 0.338, SLG: 0.466 (1, 10)		1B	1B	BB		FC1-2				4	2	3	1	0	0	1									
Michael Restovich, R OBP: 0.460, SLG: 0.500 (8, PH)		1B	HR	1B		FC1-2	P6			1	0	1	0	0	0	0									
Torii Hunter, R OBP: 0.311, SLG: 0.450 (1, 8)	P2		HR		G6-3				G6-3	5	1	1	3	0	0	5									
A.J. Pierzynski, L OBP: 0.336, SLG: 0.450 (1, 2)	F8		1B	2B		FC1-2		G4-3		4	1	1	0	1	0	2									
Dustan Mohr, R OBP: 0.325, SLG: 0.416 (1, 9)	F7				FC1-2		F8			5	1	2	0	0	0	5									
Cristian Guzman, S OBP: 0.298, SLG: 0.341 (1, 6)			F7		E8					4	0	2	2	1	1	2									
				K																					
Inning Stats	R: 0 E: 0 K: 0 S: 11	H: 0 LOB: 0 BB: 0 P: 15	R: 0 E: 0 K: 0 S: 11	H: 2 LOB: 2 BB: 0 P: 20	R: 5 E: 0 K: 1 S: 21	H: 6 LOB: 2 BB: 1 P: 35	R: 0 E: 0 K: 0 S: 7	H: 0 LOB: 0 BB: 0 P: 11	R: 3 E: 1 K: 0 S: 14	H: 3 LOB: 1 BB: 1 P: 22	R: 1 E: 0 K: 1 S: 12	H: 2 LOB: 1 BB: 0 P: 16	R: 0 E: 0 K: 1 S: 8	H: 1 LOB: 1 BB: 0 P: 10	R: 0 E: 0 K: 1 S: 10	H: 2 LOB: 2 BB: 0 P: 13	R: 0 E: 0 K: 0 S: 11	H: 1 LOB: 2 BB: 1 P: 20	1B: 11 2B: 4 3B: 0 HR: 2	SF: 0 SAC: 0 DP: 0 HBP: 0	WP: 0 PB: 0 SB: 0 CS: 0	PA: 46			
PITCHER	IP	WLS	BF	H	R	ER	SO	BB	IBB	HBP	BLK	WP	HR	S	P	ERA	WHIP								
41 Jimmy Gobble, L ERA: 3.52 (1, 1)	3.0	L	18	8	5	5	1	1	0	0	0	0	1	43	70	15.00	3.000								
Paul Abbott, R ERA: 9.35 (4, 1)	4.0		19	6	4	3	2	0	1	0	0	0	1	41	59	6.75	1.500								
Graeme Lloyd, L ERA: 4.35 (8, 1)	1.0		4	2	0	0	1	0	0	0	0	0	0	10	13	0.00	2.000								
Mike MacDougal, R ERA: 4.99 (9, 1)	1.0		5	1	0	0	0	1	0	0	0	0	0	11	20	0.00	2.000								

Minnesota Twins @ Kansas City Royals
Kauffman Stadium, Kansas City, MO
Fri Aug 15 2003, 7:05 PM CDT
Att: 39,927 - Sunny - 87 F

AB 43
R 9
H 17
RBI 8
BB 3
SO 4
LOB 21



Batter	1	2	3	4	5	6	7	8	9	AB	R	H	RBI	BB	SO	LOB	BOTTOM								
Aaron Guiel, L OBP: 0.366, SLG: 0.522 (1, 9)	K			K				L3		3	0	0	0	1	2	0									
4 Angel Berroa, R OBP: 0.335, SLG: 0.475 (1, 6)	P3			F9					P4	4	0	1	0	0	0	0									
Raul Ibanez, L OBP: 0.345, SLG: 0.463 (1, 7)	K			L3				P2		4	1	1	0	0	1	2									
29 Mike Sweeney, R OBP: 0.438, SLG: 0.527 (1, 10)		K			F7			F8		4	0	1	0	0	1	2									
Joe Randa, R OBP: 0.317, SLG: 0.399 (1, 5)		G6-3			E5			F8		4	1	0	0	0	1	2									
Mendy López, R OBP: 0.327, SLG: 0.431 (1, 3)		G6-3						K		4	0	2	2	0	1	0									
Desi Relaford, S OBP: 0.340, SLG: 0.409 (1, 8)			F8		FC5-4			L9		4	0	0	0	0	1	3									
Julius Matos, R OBP: 0.293, SLG: 0.425 (1, 4)			G6-3		FC4-6					3	0	0	0	0	0	1									
Brent Mayne, L OBP: 0.316, SLG: 0.349 (1, 2)			K							3	0	0	0	0	2	0									
Inning Stats	R: 0 E: 0 K: 2 S: 13	H: 0 LOB: 0 BB: 0 P: 18	R: 0 E: 0 K: 1 S: 10	H: 0 LOB: 0 BB: 0 P: 18	R: 0 E: 0 K: 1 S: 7	H: 0 LOB: 0 BB: 0 P: 12	R: 0 E: 0 K: 1 S: 13	H: 0 LOB: 0 BB: 0 P: 16	R: 1 E: 1 K: 0 S: 9	H: 1 LOB: 1 BB: 0 P: 14	R: 0 E: 0 K: 0 S: 18	H: 1 LOB: 2 BB: 1 P: 30	R: 0 E: 0 K: 1 S: 7	H: 0 LOB: 0 BB: 0 P: 9	R: 0 E: 0 K: 1 S: 9	H: 0 LOB: 0 BB: 0 P: 14	R: 1 E: 0 K: 2 S: 16	H: 3 LOB: 2 BB: 0 P: 21	1B: 4 2B: 1 3B: 0 HR: 0	SF: 0 SAC: 0 DP: 0 HBP: 0	WP: 0 PB: 0 SB: 0 CS: 0	PA: 34			
PITCHER	IP	WLS	BF	H	R	ER	SO	BB	IBB	HBP	BLK	WP	HR	S	P	ERA	WHIP								
Kenny Rogers, L ERA: 4.7 (1, 1)	8.0	W	28	2	1	0	7	1	0	0	0	0	0	86	131	0.00	0.375								
J.C. Romero, L ERA: 5.06 (9, 1)	1.0		6	3	1	1	2	0	0	0	0	0	0	16	21	9.00	3.000								

Minnesota Twins @ Kansas City Royals
Kauffman Stadium, Kansas City, MO
Fri Aug 15 2003, 7:05 PM CDT
Att: 39,927 - Sunny - 87 F

AB 33
R 2
H 5
RBI 2
BB 1
SO 9
LOB 10



Batter	1	2	3	4	5	6	7	8	9	AB	R	H	RBI	BB	SO	LOB	TOP										
Shannon Stewart, R (1, 7) OBP: 0.366, SLG: 0.468 Michael Ryan, L (7, 7) OBP: 0.500, SLG: 1.000	F9	1B	F8		1B		1B	SF8		3	2	1	1	2	0	1											
Luis Rivas, R (1, 4) OBP: 0.316, SLG: 0.377	K	1B		G4-3	G5-3		HBP	FC6-4		5	3	2	0	1	1	2											
Doug Mientkiewicz, L (1, 3) OBP: 0.394, SLG: 0.461	1B	SF9		F8			FC5-4	G6-3		5	1	3	2	1	0	1											
Cory Koskie, L (1, 5) OBP: 0.312, SLG: 0.450 Denny Hocking, S (7, 5) OBP: 0.290, SLG: 0.354	1B	SF9		G4-3	G1-3		FC5-4	F7		2	2	1	2	1	0	2											
Jacque Jones, L (1, 10) OBP: 0.336, SLG: 0.461	1B	L1		G4-3			FC5-4	L7		6	1	1	2	0	0	5											
Torii Hunter, R (1, 8) OBP: 0.512, SLG: 0.450 Michael Restovich, R (9, 9) OBP: 0.460, SLG: 0.500	2B		F8		1B		F8			5	1	2	3	0	0	2											
A.J. Pierzynski, L (1, 2) OBP: 0.339, SLG: 0.453	2B		G1-3				G3	FC4-6		4	2	2	2	0	0	1											
Dustan Mohr, R (1, 9) OBP: 0.329, SLG: 0.420	F8		L7		1B		1B	FC4-6		4	2	2	0	1	0	2											
Cristian Guzman, S (1, 6) OBP: 0.297, SLG: 0.344		P4			K		G4-3	FC4-6		5	0	1	1	0	1	4											
Inning Stats	R: 4 H: 4 E: 0 K: 1 S: 21	H: 4 R: 2 ER: 0 LOB: 1 BB: 1 P: 36	R: 2 H: 2 E: 0 K: 0 S: 10	H: 2 R: 1 ER: 0 LOB: 1 BB: 1 P: 21	R: 1 H: 2 E: 0 K: 0 S: 10	H: 2 R: 1 ER: 0 LOB: 1 BB: 0 P: 13	R: 2 H: 2 E: 0 K: 0 S: 12	H: 2 R: 0 ER: 0 LOB: 1 BB: 1 P: 23	R: 1 H: 3 E: 0 K: 1 S: 13	H: 3 R: 0 ER: 0 LOB: 2 BB: 0 P: 18	R: 0 H: 0 E: 0 K: 0 S: 5	H: 0 R: 0 ER: 0 LOB: 0 BB: 0 P: 7	R: 3 H: 2 E: 0 K: 0 S: 22	H: 2 R: 0 ER: 0 LOB: 2 BB: 2 P: 41	R: 1 H: 0 E: 0 K: 0 S: 6	H: 0 R: 0 ER: 0 LOB: 1 BB: 1 P: 14	R: 0 H: 0 E: 0 K: 0 S: 8	H: 0 R: 0 ER: 0 LOB: 0 BB: 0 P: 11	1B: 12 2B: 2 3B: 1 HR: 0	SF: 2 FC: 0 DP: 0 HBP: 2	WP: 0 PB: 1 SB: 1 CS: 0	PA: 50					
PITCHER	IP	WLS	BF	H	R	ER	SO	BB	IBB	HBP	BLK	WP	HR	S	P	ERA	WHIP										
Runevs Hernandez, R (1, 1) ERA: 4.61	3.1	L	22	9	9	9	1	3	0	0	0	0	0	46	81	24.30	3.600										
D.J. Carrasco, R (4, 1) ERA: 3.96	3.0		15	5	3	3	1	1	0	0	0	0	0	34	55	9.00	2.000										
Graeme Lloyd, L (7, 1) ERA: 4.5	0.2		1	1	1	0	1	0	0	1	0	0	0	13	23	13.50	3.000										
Jason Grimsley, R (8, 1) ERA: 4.35	1.0		5	0	1	1	0	1	0	1	0	0	0	6	14	9.00	1.000										
Al Levine, R (9, 1) ERA: 2.81	1.0		3	0	0	0	0	0	0	0	0	0	0	8	11	0.00	0.000										

Minnesota Twins @ Kansas City Royals
Kauffman Stadium, Kansas City, MO
Sat Aug 16 2003, 12:20 PM CDT
Att: 28,994 - Sunny - 94 F

AB 40
R 14
H 15
RBI 14
BB 6
SO 2
LOB 20



Batter	1	2	3	4	5	6	7	8	9	AB	R	H	RBI	BB	SO	LOB	BOTTOM										
Aaron Guiel, L (1, 9) OBP: 0.364, SLG: 0.522	HR		G3			L9		G3		4	1	1	0	0	0	0											
4 Angel Berroa, R (1, 6) OBP: 0.338, SLG: 0.475	G6-3		2B			G5-3		F8		4	0	1	0	0	0	1											
Carlos Beltrán, S (1, 8) OBP: 0.392, SLG: 0.509	HR		K			HR		1B		4	2	3	3	0	1	1											
29 Mike Sweeney, R (1, 10) OBP: 0.435, SLG: 0.522	P4				K	G4-3		1B		4	0	1	0	0	1	0											
Raul Ibanez, L (1, 3) OBP: 0.345, SLG: 0.462 Ken Harvey, R (8, 3) OBP: 0.296, SLG: 0.395	P3				F8		HR	G3		3	1	1	0	0	0	0											
Dest Relaford, S (1, 4) OBP: 0.338, SLG: 0.407 Julius Matos, R (7, PH) OBP: 0.279, SLG: 0.405	G1-3				G3		K	F7		2	0	0	0	0	0	0											
Mendy López, R (1, 5) OBP: 0.321, SLG: 0.473	L7				P3		HR	F8		4	1	1	2	0	0	0											
Dee Brown, L (1, 7) OBP: 0.289, SLG: 0.353	F7				F9		K	G4-3		4	0	0	0	0	1	0											
Mike DiFelice, R (1, 2) OBP: 0.301, SLG: 0.410 Brent Mayne, L (1, 2) OBP: 0.313, SLG: 0.345			G3			F7		G4-3		0	0	0	0	0	0	0											
Inning Stats	R: 2 H: 2 E: 0 K: 0 S: 14	H: 2 R: 0 ER: 0 LOB: 0 BB: 0 P: 21	R: 0 H: 0 E: 0 K: 0 S: 7	H: 0 R: 0 ER: 0 LOB: 1 BB: 0 P: 12	R: 0 H: 1 E: 0 K: 1 S: 11	H: 1 R: 0 ER: 0 LOB: 0 BB: 0 P: 15	R: 0 H: 0 E: 0 K: 0 S: 8	H: 0 R: 0 ER: 0 LOB: 0 BB: 0 P: 8	R: 0 H: 0 E: 0 K: 0 S: 8	H: 0 R: 0 ER: 0 LOB: 0 BB: 0 P: 9	R: 1 H: 1 E: 0 K: 0 S: 7	H: 1 R: 0 ER: 0 LOB: 0 BB: 0 P: 9	R: 2 H: 2 E: 0 K: 2 S: 12	H: 2 R: 0 ER: 0 LOB: 0 BB: 0 P: 15	R: 0 H: 2 E: 0 K: 0 S: 10	H: 2 R: 0 ER: 0 LOB: 0 BB: 0 P: 15	R: 0 H: 0 E: 0 K: 0 S: 9	H: 0 R: 0 ER: 0 LOB: 0 BB: 0 P: 14	1B: 3 2B: 2 3B: 0 HR: 3	SF: 0 FC: 0 DP: 0 HBP: 0	WP: 0 PB: 0 SB: 0 CS: 0	PA: 35					
PITCHER	IP	WLS	BF	H	R	ER	SO	BB	IBB	HBP	BLK	WP	HR	S	P	ERA	WHIP										
Kyle Lohse, R (1, 1) ERA: 5.03	7.0	W	27	6	5	5	4	0	0	0	0	0	0	3	66	6.43	0.857										
Juan Rincon, R (8, 1) ERA: 3.6	2.0		8	2	0	0	0	0	0	0	0	0	0	19	29	0.00	1.000										

Minnesota Twins @ Kansas City Royals
Kauffman Stadium, Kansas City, MO
Sat Aug 16 2003, 12:20 PM CDT
Att: 28,994 - Sunny - 94 F

AB 35
R 5
H 8
RBI 5
BB 0
SO 4
LOB 5



Batter	1	2	3	4	5	6	7	8	9	AB	R	H	RBI	BB	SO	LOB	TOP								
Shannon Stewart, R OBP: 0.366, SLG: 0.472	G5-3 1B		P3			G6-3	1B	F7		5	0	2	1	0	0	2									
Luis Rivas, R OBP: 0.318, SLG: 0.390	G5-3			G4-3		HR	1B	F9		5	1	2	1	0	0	1									
Corey Koskie, L OBP: 0.392, SLG: 0.483	K			F8		HR	3B	F8		4	1	1	0	1	1	3									
Denny Hocking, S OBP: 0.290, SLG: 0.354						HR	IBB	1B		0	0	0	0	0	0	0									
Matthew LeCroy, R OBP: 0.333, SLG: 0.528	G4-3			G5-3		HR		F8		5	1	1	3	0	0	2									
Jacque Jones, L OBP: 0.336, SLG: 0.465		G4-3 1B			F8 2B	G6-3		S 2B		4	1	3	0	0	0	0									
Michael Ryan, L OBP: 0.429, SLG: 0.833								G4-3		1	0	0	0	0	0	1									
Torii Hunter, R OBP: 0.309, SLG: 0.444	G4-3			G5-3		K		G4-3		4	0	0	0	0	1	3									
A.J. Pierzynski, L OBP: 0.337, SLG: 0.454	G4-3			F8				HR		4	1	1	1	0	0	1									
Dustan Mohr, R OBP: 0.328, SLG: 0.428			F8		F8		L5	HR		4	1	1	2	0	0	1									
Cristian Guzman, S OBP: 0.301, SLG: 0.347			F7			G6-3 3B	WP 1B	HR		4	2	3	0	0	0	0									
Inning Stats	R: 0 E: 0 K: 1 S: 9	H: 1 LOB: 1 BB: 0 P: 13	R: 0 E: 0 K: 0 S: 3	H: 1 LOB: 0 BB: 0 P: 5	R: 0 E: 0 K: 0 S: 6	H: 0 LOB: 0 BB: 0 P: 11	R: 0 E: 0 K: 0 S: 5	H: 0 LOB: 0 BB: 0 P: 7	R: 0 E: 0 K: 0 S: 8	H: 1 LOB: 1 BB: 0 P: 12	R: 4 E: 0 K: 1 S: 13	H: 3 LOB: 0 BB: 1 P: 25	R: 1 E: 1 K: 0 S: 20	H: 3 LOB: 2 BB: 0 P: 26	R: 3 E: 0 K: 0 S: 17	H: 4 LOB: 1 BB: 0 P: 25	R: 0 E: 0 K: 0 S: 10	H: 1 LOB: 1 BB: 0 P: 15	1B: 8 2B: 3 3B: 1 HR: 2	SF: 0 SAC: 0 DP: 1 HBP: 0	WP: 1 PB: 0 SB: 1 CS: 0	PA: 41			
PITCHER	IP	WLS	BF	H	R	ER	SO	BB	IBB	HBP	BLK	WP	HR	S	P	ERA	WHIP								
Jason Davis, R ERA: 4.6	6.2	L	29	9	5	4	2	0	1	0	0	1	1	61	95	5.40	1.350								
David Cortes, R ERA: 12.0	2.1		12	5	3	3	0	0	0	0	0	0	1	30	44	11.57	2.143								

Minnesota Twins @ Cleveland Indians
Jacobs Field, Cleveland, OH
Tue Aug 19 2003, 7:05 PM EDT
Att: 21,239 - Sunny - 75 F

AB 40
R 8
H 14
RBI 8
BB 1
SO 2
LOB 14



Batter	1	2	3	4	5	6	7	8	9	AB	R	H	RBI	BB	SO	LOB	BOTTOM								
Coco Crisp, S OBP: 0.302, SLG: 0.373	F9		L3		HR 3B			G5-3		4	1	1	0	0	0	1									
Casey Blake, R OBP: 0.323, SLG: 0.444	CS 1B			1B 2B	HR			DI 1B		4	1	4	2	0	0	0									
Ryan Ludwick, R OBP: 0.282, SLG: 0.409	K			48 S 1B	K			K		4	0	1	0	0	3	2									
Ben Broussard, L OBP: 0.329, SLG: 0.441		G5-3		K		F7		G1-3		4	0	0	0	0	1	3									
Alex Escobar, R OBP: 0.176, SLG: 0.471				K		K		K		4	0	1	0	0	3	2									
48 Travis Hafner, L OBP: 0.327, SLG: 0.474			K		BB	G5-3		K		3	0	0	0	1	2	1									
Josh Bard, S OBP: 0.270, SLG: 0.297		G1-3		L4				K		4	0	0	0	0	1	4									
56 Angel Santos, S OBP: 0.295, SLG: 0.548			L3 1B		K			K		3	0	1	0	0	2	0									
John McDonald, R OBP: 0.250, SLG: 0.276			F7		F8			G3		3	0	0	0	0	0	1									
Inning Stats	R: 0 E: 0 K: 1 S: 7	H: 1 LOB: 1 BB: 0 P: 11	R: 0 E: 0 K: 1 S: 9	H: 1 LOB: 0 BB: 0 P: 11	R: 0 E: 0 K: 0 S: 5	H: 1 LOB: 0 BB: 0 P: 6	R: 0 E: 0 K: 2 S: 13	H: 2 LOB: 3 BB: 1 P: 19	R: 2 E: 0 K: 2 S: 12	H: 2 LOB: 0 BB: 0 P: 17	R: 0 E: 0 K: 1 S: 9	H: 0 LOB: 0 BB: 0 P: 12	R: 0 E: 0 K: 2 S: 7	H: 0 LOB: 0 BB: 0 P: 8	R: 0 E: 0 K: 1 S: 11	H: 1 LOB: 1 BB: 0 P: 16	R: 0 E: 0 K: 2 S: 11	H: 0 LOB: 0 BB: 0 P: 16	1B: 4 2B: 4 3B: 1 HR: 1	SF: 0 SAC: 0 DP: 2 HBP: 0	WP: 0 PB: 0 SB: 1 CS: 1	PA: 34			
PITCHER	IP	WLS	BF	H	R	ER	SO	BB	IBB	HBP	BLK	WP	HR	S	P	ERA	WHIP								
Johan Santana, L ERA: 2.92	8.0	W	31	8	2	2	10	1	0	0	0	0	0	73	100	2.25	1.125								
Grant Balfour, R ERA: 2.89	1.0		3	0	0	0	2	0	0	0	0	0	0	11	16	0.00	0.000								

Minnesota Twins @ Cleveland Indians
Jacobs Field, Cleveland, OH
Tue Aug 19 2003, 7:05 PM EDT
Att: 21,239 - Sunny - 75 F

AB 33
R 2
H 8
RBI 2
BB 1
SO 12
LOB 14



Batter	1	2	3	4	5	6	7	8	9	AB	R	H	RBI	BB	SO	LOB	TOP								
Shannon Stewart, R OBP: 0.363, SLG: 0.467	F7		E5 1B		F9		K2-3			4	1	0	1	0	1	3									
Luis Rivas, R OBP: 0.317, SLG: 0.389	G6-3		E 1B		G5-4-3			K		4	0	1	1	0	1	1									
Corey Koskie, L OBP: 0.388, SLG: 0.478	K		F7		F9			F8		4	0	0	0	0	1	2									
Matthew LeCroy, R OBP: 0.336, SLG: 0.526		K	E7 1B		G6-3 BB			L7		3	0	1	1	1	1	0									
Denny Hocking, S OBP: 0.290, SLG: 0.354		G6-3	K		G6-3					0	0	0	0	0	0	0									
Jacque Jones, L OBP: 0.333, SLG: 0.460	G6-3		K		G6-3			F8		4	0	0	0	0	1	3									
Torii Hunter, R OBP: 0.308, SLG: 0.442	F9			P4			SH2-4 1B	F9		4	1	1	0	0	0	0									
A.J. Pierzynski, L OBP: 0.341, SLG: 0.456			E BB	G4-3			SF4 SH2-4 1B			3	1	2	0	1	0	0									
Dustan Mohr, R OBP: 0.325, SLG: 0.424			E4 1B	K			SH2-4	F7		3	1	0	0	0	1	2									
Cristian Guzman, S OBP: 0.301, SLG: 0.348			L4				SF4			2	0	1	1	0	0	2									
Inning Stats	R: 0 E: 0 K: 1 S: 9	H: 0 LOB: 0 BB: 0 P: 14	R: 0 E: 0 K: 1 S: 6	H: 0 LOB: 0 BB: 0 P: 9	R: 3 E: 3 K: 1 S: 12	H: 2 LOB: 2 BB: 1 P: 20	R: 0 E: 0 K: 1 S: 10	H: 0 LOB: 0 BB: 0 P: 14	R: 0 E: 0 K: 0 S: 8	H: 1 LOB: 0 BB: 0 P: 12	R: 0 E: 0 K: 0 S: 8	H: 0 LOB: 0 BB: 0 P: 12	R: 0 E: 0 K: 0 S: 8	H: 1 LOB: 1 BB: 0 P: 10	R: 0 E: 0 K: 0 S: 8	H: 0 LOB: 0 BB: 0 P: 12	R: 0 E: 0 K: 0 S: 8	H: 1 LOB: 1 BB: 0 P: 10	1B: 6 2B: 0 3B: 0 HR: 0	SF: 1 SAC: 1 DP: 2 HBP: 0	WP: 0 PB: 0 SB: 0 CS: 0	PA: 35			
PITCHER	IP	WLS	BF	H	R	ER	SO	BB	IBB	HBP	BLK	WP	HR	S	P	ERA	WHIP								
Brian Anderson, L ERA: 3.71	7.0	L	28	5	4	1	5	2	0	0	0	0	0	69	111	1.29	1.000								
63 Rafael Betancourt, R ERA: 1.35	2.0		7	1	0	0	1	0	0	0	0	0	0	16	22	0.00	0.500								

Minnesota Twins @ Cleveland Indians
Jacobs Field, Cleveland, OH
Wed Aug 20 2003, 7:05 PM EDT
Att: 20,197 - Sunny - 80 F

AB 31
R 4
H 6
RBI 4
BB 2
SO 6
LOB 13



Batter	1	2	3	4	5	6	7	8	9	AB	R	H	RBI	BB	SO	LOB	BOTTOM								
Coco Crisp, S OBP: 0.301, SLG: 0.371	G3		2B 1B		G4-3		P6			4	0	1	0	0	0	1									
Matt Lawton, L OBP: 0.340, SLG: 0.435	HR 1B		L8		F8			G3		4	1	1	0	0	0	1									
Jody Gerut, L OBP: 0.331, SLG: 0.474	HR 1B							G3		4	1	3	0	0	0	0									
Ryan Ludwick, R OBP: 0.289, SLG: 0.445	HR		L7		P5					4	1	2	3	0	0	3									
4B Travis Hafner, L OBP: 0.326, SLG: 0.470	CS 1B		G6-3		F8			G6-3		4	0	1	0	0	0	4									
Casey Blake, R OBP: 0.321, SLG: 0.440	K			G5-3		F9		K		4	0	0	0	0	2	2									
Tim Laker, R OBP: 0.271, SLG: 0.367		G6-3			K			G6-3		2	0	0	0	0	1	0									
Josh Bard, S OBP: 0.267, SLG: 0.294					K					2	0	0	0	0	1	0									
2 Johnny Peralta, R OBP: 0.296, SLG: 0.333		F9			K			K		3	0	0	0	0	1	0									
Alex Escobar, R OBP: 0.167, SLG: 0.444										1	0	0	0	0	1	0									
John McDonald, R OBP: 0.251, SLG: 0.282		F8			G4-3					3	0	1	0	0	0	0									
Inning Stats	R: 3 E: 0 K: 1 S: 18	H: 4 LOB: 1 BB: 0 P: 25	R: 0 E: 0 K: 0 S: 5	H: 0 LOB: 0 BB: 0 P: 6	R: 0 E: 0 K: 0 S: 12	H: 2 LOB: 2 BB: 0 P: 16	R: 0 E: 0 K: 2 S: 12	H: 0 LOB: 0 BB: 0 P: 17	R: 0 E: 0 K: 0 S: 7	H: 0 LOB: 0 BB: 0 P: 8	R: 0 E: 0 K: 0 S: 8	H: 1 LOB: 1 BB: 0 P: 11	R: 0 E: 0 K: 1 S: 8	H: 1 LOB: 1 BB: 0 P: 12	R: 0 E: 0 K: 0 S: 7	H: 1 LOB: 1 BB: 0 P: 10	R: 0 E: 0 K: 2 S: 10	H: 0 LOB: 0 BB: 0 P: 13	1B: 5 2B: 4 3B: 0 HR: 1	SF: 0 SAC: 0 DP: 1 HBP: 0	WP: 0 PB: 0 SB: 0 CS: 1	PA: 35			
PITCHER	IP	WLS	BF	H	R	ER	SO	BB	IBB	HBP	BLK	WP	HR	S	P	ERA	WHIP								
Brad Radke, R ERA: 5.04	7.0		28	8	3	3	4	0	0	0	0	0	0	2	3	0.00	0.000								
J.C. Romero, L ERA: 4.99	0.2	H	2	0	0	0	0	0	0	0	0	0	0	2	3	0.00	0.000								
LaTroy Hawkins, R ERA: 2.2	0.1	H	2	1	0	0	0	0	0	0	0	0	0	5	7	0.00	3.000								
Eddie Guardado, L ERA: 3.24	1.0	S	3	0	0	0	2	0	0	0	0	0	0	10	13	0.00	0.000								

Minnesota Twins @ Cleveland Indians
Jacobs Field, Cleveland, OH
Wed Aug 20 2003, 7:05 PM EDT
Att: 20,197 - Sunny - 80 F

AB 35
R 3
H 9
RBI 3
BB 0
SO 6
LOB 11



Batter	1	2	3	4	5	6	7	8	9	AB	R	H	RBI	BB	SO	LOB	TOP			
Aaron Quiel, L (1, 9) OBP: 0.353, SLG: 0.493	1-2 2B 1B		0-2 G4-3		1-2 F8		0-3 K		0-0 L4	5	1	1	0	0	1	0	Kansas City Royals @ Minnesota Twins Hubert H. Humphrey Metrodome, Minneapolis, MN Thu Aug 21 2003, 8:05 PM EDT Att: 30,179 - Dome - 72 F livebaseballscorecards.com			
Joe Randa, R (1, 5) OBP: 0.330, SLG: 0.422	1-2 G5-3 1-H		0-1 F7		1-2 2B		0-2 1B			4	0	3	1	0	0	0				
29 Mike Sweeney, R (1, 10) OBP: 0.425, SLG: 0.504	2-2 G1-3		1-0 1B		0-0 F8		1-3 K			4	0	1	0	0	1	3				
Carlos Beltrán, S (1, 8) OBP: 0.391, SLG: 0.521	1-1 G5-3 2-3			0-0 BB 1B	4-0 IBB		2-0 G5-3			3	1	1	0	1	0	2				
Raul Ibanez, L (1, 7) OBP: 0.346, SLG: 0.463	1-1 P5			4-2 SH1-4 1-2 FC3-2-4-2	2-1 P5			0-0 G6-3		3	0	0	0	1	0	3				
Ken Harvey, R (1, 3)		0-1 G1		0-0 SH1-4 1-2 FC3-2-4-2	2-2 F7			1-0 G4-3		4	0	1	1	0	0	0				
4 Angel Berroa, R (1, 6) OBP: 0.339, SLG: 0.468		3-2 P2		0-0 SH1-4	2-1 G5-3			1-2 G5-3		3	0	0	0	0	0	0				
Desi Relaford, S (1, 4) OBP: 0.331, SLG: 0.400		0-2 G4-3		4-1 BB	0-1 2B			1-3 K		3	0	1	0	1	1	0				
Brent Mayne, L (1, 2) OBP: 0.312, SLG: 0.354			2-1 HR	3-2 FC3-2-4-2	2-3 K			2-2 G5-3		3	1	1	1	0	1	4				
Mendy López, R (9, PH) OBP: 0.300, SLG: 0.441									0-0 G5-3	1	0	0	0	0	0	0				
Inning Stats	R: 1 E: 0 K: 0 S: 15	H: 2 LOB: 1 BB: 0 P: 21	R: 0 E: 0 K: 0 S: 12	H: 0 LOB: 0 BB: 0 P: 15	R: 1 E: 0 K: 0 S: 8	H: 2 LOB: 1 BB: 0 P: 11	R: 1 E: 0 K: 0 S: 9	H: 2 LOB: 3 BB: 2 P: 20	R: 0 E: 0 K: 1 S: 10	H: 1 LOB: 2 BB: 1 P: 16	R: 0 E: 0 K: 2 S: 11	H: 1 LOB: 1 BB: 0 P: 14	R: 0 E: 0 K: 0 S: 6	H: 0 LOB: 0 BB: 0 P: 8	R: 0 E: 0 K: 1 S: 8	H: 0 LOB: 0 BB: 0 P: 11	1B: 5 2B: 3 3B: 0 HR: 1	SF: 0 SAC: 1 DP: 0 HBP: 0	WP: 0 PB: 0 SB: 0 CS: 0	PA: 37
PITCHER	IP WLS BF H R ER SO BB IBB HBP BLK WP HR S P ERA WHIP	7.0 W 31 9 3 3 3 2 1 0 0 0 1 75 115 3.86 1.571	1.0 H 3 0 0 0 0 0 0 0 0 0 0 6 8 0.00 0.000	1.0 S 3 0 0 0 1 0 0 0 0 0 0 8 11 0.00 0.000	PITCHER										IP WLS BF H R ER SO BB IBB HBP BLK WP HR S P ERA WHIP	IP WLS BF H R ER SO BB IBB HBP BLK WP HR S P ERA WHIP				

Batter	1	2	3	4	5	6	7	8	9	AB	R	H	RBI	BB	SO	LOB	BOTTOM			
Shannon Stewart, R (1, 7) OBP: 0.364, SLG: 0.474	1-3 K		1-2 G6-3			0-1 HR	0-0 1B			4	1	2	4	0	1	0	Kansas City Royals @ Minnesota Twins Hubert H. Humphrey Metrodome, Minneapolis, MN Thu Aug 21 2003, 8:05 PM EDT Att: 30,179 - Dome - 72 F livebaseballscorecards.com			
Luis Rivas, R (1, 4) OBP: 0.317, SLG: 0.387	1-2 G5-3			2-1 F7		0-0 FC5 1B	0-3 K			4	0	1	0	0	1	1				
Corey Koskie, L (1, 5) OBP: 0.389, SLG: 0.475	4-1 BB			4-1 G6-4-3 BB		2-2 F8		3-2 G3-1		2	0	0	0	2	0	1				
Matthew LeCroy, R (1, 3) OBP: 0.331, SLG: 0.517	2-2 G6-3			0-1 G6-4-3		2-3 K		1-3 K		4	0	0	0	0	2	3				
Doug Mientkiewicz, L (9, 3) OBP: 0.385, SLG: 0.461				1-2		1-2 K				0	0	0	0	0	0	0				
Jacque Jones, L (1, 10) OBP: 0.333, SLG: 0.457		1-2 G3			0-0 F7	4-0 IBB		0-1 G4-3		3	0	0	0	1	0	0				
Torii Hunter, R (1, 8) OBP: 0.307, SLG: 0.439		1-0 G6-3			2-0 F8	0-1 FC5				3	0	0	0	0	0	2				
A.J. Pierzynski, L (1, 2) OBP: 0.341, SLG: 0.457		2-3 K			0-1 G4-3		1-0 SH1-3 1B			3	1	1	0	0	1	0				
Dustan Mohr, R (1, 9) OBP: 0.328, SLG: 0.424			1-3 K			1-1 HR 1B	4-2 SH1-3 BB			2	1	1	0	1	1	0				
Cristian Guzman, S (1, 6) OBP: 0.302, SLG: 0.347			0-1 P4			4-2 HR BB	2-0 SH1-3			1	1	0	0	1	0	0				
Inning Stats	R: 0 E: 0 K: 1 S: 11	H: 0 LOB: 1 BB: 1 P: 19	R: 0 E: 0 K: 1 S: 9	H: 0 LOB: 0 BB: 0 P: 13	R: 0 E: 0 K: 1 S: 8	H: 0 LOB: 0 BB: 1 P: 10	R: 0 E: 0 K: 0 S: 5	H: 0 LOB: 0 BB: 1 P: 11	R: 0 E: 0 K: 0 S: 4	H: 0 LOB: 0 BB: 0 P: 6	R: 3 E: 0 K: 1 S: 15	H: 3 LOB: 2 BB: 2 P: 28	R: 1 E: 0 K: 1 S: 8	H: 2 LOB: 1 BB: 1 P: 15	R: 0 E: 0 K: 1 S: 9	H: 0 LOB: 0 BB: 0 P: 13	1B: 3 2B: 1 3B: 0 HR: 1	SF: 0 SAC: 1 DP: 1 HBP: 0	WP: 0 PB: 0 SB: 2 CS: 0	PA: 32
PITCHER	IP WLS BF H R ER SO BB IBB HBP BLK WP HR S P ERA WHIP	5.2 L 23 3 3 3 4 3 1 0 0 0 0 6 13 4.76 1.059	0.2 L 4 1 1 1 0 1 0 0 0 0 0 6 13 13.50 3.000	1.2 5 1 0 0 2 0 0 0 0 0 0 0 13 17 0.00 0.600	PITCHER										IP WLS BF H R ER SO BB IBB HBP BLK WP HR S P ERA WHIP	IP WLS BF H R ER SO BB IBB HBP BLK WP HR S P ERA WHIP				



Batter	1	2	3	4	5	6	7	8	9	AB	R	H	RBI	BB	SO	LOB	TOP										
Aaron Quiel, L (1, 9) OBP: 0.351, SLG: 0.489										4	0	1	0	0	1	1	Kansas City Royals @ Minnesota Twins Hubert H. Humphrey Metrodome, Minneapolis, MN Fri Aug 22 2003, 8:05 PM EDT Att: 36,101 - Dome - 72 F livebaseballscorecards.com										
Joe Randa, R (1, 5) OBP: 0.332, SLG: 0.422										4	1	2	1	0	1	2											
29 Mike Sweeney, R (1, 10) OBP: 0.423, SLG: 0.498										3	0	0	0	1	0	3											
Carlos Beltrán, S (1, 8) OBP: 0.390, SLG: 0.518										4	0	1	0	0	1	1											
Raul Ibanez, L (1, 7) OBP: 0.345, SLG: 0.463										3	0	1	1	0	0	0											
Ken Harvey, R (1, 3) OBP: 0.305, SLG: 0.400										4	0	0	0	0	2	3											
Desi Relaford, S (1, 4) OBP: 0.330, SLG: 0.397										3	0	0	0	0	0	1											
4 Angel Berroa, R (1, 6) OBP: 0.338, SLG: 0.465										3	1	0	0	0	0	1											
Brent Mayne, L (1, 2) OBP: 0.314, SLG: 0.359										4	1	2	1	0	1	1											
Inning Stats	R: 0 E: 0 K: 1 S: 8	H: 0 LOB: 0 BB: 0 P: 12	R: 0 E: 0 K: 2 S: 12	H: 1 LOB: 1 BB: 0 P: 16	R: 3 E: 0 K: 0 S: 19	H: 3 LOB: 2 BB: 1 P: 31	R: 0 E: 0 K: 0 S: 6	H: 0 LOB: 0 BB: 0 P: 10	R: 0 E: 0 K: 0 S: 11	H: 1 LOB: 1 BB: 0 P: 18	R: 0 E: 0 K: 0 S: 8	H: 0 LOB: 0 BB: 0 P: 9	R: 0 E: 0 K: 1 S: 12	H: 2 LOB: 2 BB: 0 P: 22	R: 0 E: 0 K: 1 S: 7	H: 0 LOB: 0 BB: 0 P: 10	R: 0 E: 0 K: 1 S: 4	H: 0 LOB: 0 BB: 0 P: 9	1B: 6 2B: 1 3B: 0 HR: 0	SF: 1 SAC: 0 DP: 0 HBP: 2	WP: 2 PB: 0 SB: 1 CS: 1	PA: 36					
PITCHER	IP	WLS	BF	H	R	ER	SO	BB	IBB	HBP	BLK	WP	HR	S	P	ERA	WHIP										
Kyle Lohse, R (1, 1) ERA: 5.0	6.1	L	28	7	3	3	3	1	0	1	0	2	0	71	108	4.26	1.263										
Juan Rincon, R (7, 1) ERA: 3.75	0.2		2	0	0	0	1	0	0	0	0	0	0	5	10	0.00	0.000										
J.C. Romero, L (8, 1) ERA: 4.8	2.0		6	0	0	0	2	0	0	1	0	0	0	11	19	0.00	0.000										

Batter	1	2	3	4	5	6	7	8	9	AB	R	H	RBI	BB	SO	LOB	BOTTOM										
Shannon Stewart, R (1, 9) OBP: 0.366, SLG: 0.478										5	0	3	0	0	1	1	Kansas City Royals @ Minnesota Twins Hubert H. Humphrey Metrodome, Minneapolis, MN Fri Aug 22 2003, 8:05 PM EDT Att: 36,101 - Dome - 72 F livebaseballscorecards.com										
Luis Rivas, R (1, 4) OBP: 0.319, SLG: 0.390										2	0	1	1	1	0	1											
Denny Hocking, S (7, PH) OBP: 0.288, SLG: 0.352										1	0	0	0	0	0	2											
Doug Mientkiewicz, L (1, 3) OBP: 0.394, SLG: 0.458										3	0	0	0	1	1	4											
Matthew LeCroy, R (1, 10) OBP: 0.329, SLG: 0.513										4	0	1	0	0	2	1											
Corey Koskie, L (1, 5) OBP: 0.386, SLG: 0.470										4	0	0	0	0	2	3											
Torii Hunter, R (1, 8) OBP: 0.304, SLG: 0.436										4	0	0	0	0	1	1											
Jacque Jones, L (1, 7) OBP: 0.334, SLG: 0.460										4	2	2	0	0	0	0											
A.J. Pierzynski, L (1, 2) OBP: 0.338, SLG: 0.453										4	0	0	0	0	1	2											
Cristian Guzman, S (1, 6) OBP: 0.302, SLG: 0.347										3	0	1	1	0	0	1											
Dustan Mohr, R (9, PH) OBP: 0.327, SLG: 0.423										1	0	0	0	0	1	0											
Inning Stats	R: 0 E: 0 K: 2 S: 9	H: 1 LOB: 2 BB: 1 P: 18	R: 0 E: 0 K: 1 S: 8	H: 0 LOB: 0 BB: 0 P: 12	R: 0 E: 0 K: 0 S: 11	H: 1 LOB: 1 BB: 0 P: 19	R: 0 E: 0 K: 1 S: 6	H: 0 LOB: 0 BB: 0 P: 9	R: 1 E: 0 K: 0 S: 9	H: 3 LOB: 2 BB: 0 P: 15	R: 0 E: 0 K: 1 S: 9	H: 0 LOB: 1 BB: 1 P: 19	R: 1 E: 0 K: 0 S: 8	H: 3 LOB: 2 BB: 0 P: 13	R: 0 E: 0 K: 1 S: 9	H: 0 LOB: 0 BB: 0 P: 16	R: 0 E: 0 K: 3 S: 13	H: 0 LOB: 1 BB: 0 P: 18	1B: 5 2B: 3 3B: 0 HR: 0	SF: 0 SAC: 0 DP: 0 HBP: 0	WP: 1 PB: 0 SB: 0 CS: 0	PA: 37					
PITCHER	IP	WLS	BF	H	R	ER	SO	BB	IBB	HBP	BLK	WP	HR	S	P	ERA	WHIP										
Darrell May, L (1, 1) ERA: 3.75	6.1	W	27	7	2	2	5	2	0	0	0	0	0	2	57	2.84	1.421										
Jason Grimsley, R (7, 1) ERA: 4.5	0.1	H	2	1	0	0	0	0	0	0	0	0	0	2	5	0.00	3.000										
Jeremy Affeldt, L (7, 1) ERA: 4.0	2.1	S	8	0	0	0	4	0	0	0	0	1	0	23	36	0.00	0.000										




Batter	1	2	3	4	5	6	7	8	9	AB	R	H	RBI	BB	SO	LOB	TOP			
Aaron Guiel, L (1, 9) OBP: 0.353, SLG: 0.506	1-3 K			2-0 1B	1-1 HR		1-3 K			4	2	2	3	0	2	0	Kansas City Royals @ Minnesota Twins Hubert H. Humphrey Metrodome, Minneapolis, MN Sat Aug 23 2003, 7:05 PM EDT Att: 37,782 - Dome - 72 F livebaseballscorecards.com			
Joe Randa, R (1, 5) OBP: 0.331, SLG: 0.421	0-0 G4-3			1-1 1B	1-1 P6		2-1 P3			4	0	1	1	0	0	0				
29 Mike Sweeney, R (1, 10) OBP: 0.418, SLG: 0.491	1-1 F9			2-0 G5-3	2-3 K			2-3 K		4	0	0	0	0	2	1				
Carlos Beltrán, S (1, 8) OBP: 0.389, SLG: 0.515		2-2 L9		1-1 1B		0-3 K		2-2 G5-3		4	0	1	0	0	1	0				
Raul Ibanez, L (1, 7) OBP: 0.346, SLG: 0.463		1-2 G1-6-3 1B		2-2 P6		0-1 1B		0-2 L3		4	0	2	0	0	0	2				
Ken Harvey, R (1, 3) OBP: 0.305, SLG: 0.398		1-2 G1-6-3		1-3 K		2-2 1B			2-2 G6-3	4	0	1	0	0	1	3				
Desi Relaford, S (1, 4) OBP: 0.330, SLG: 0.395			1-0 G3-1		0-0 FC1-5 1B		1-0 F8		3-1 F7	4	0	1	0	0	0	2				
4 Angel Berroa, R (1, 6) OBP: 0.337, SLG: 0.463			3-2 F8		2-2 FC1-5 1B		0-0 F7		1-3 K	4	1	1	0	0	1	2				
Mike DiFelice, R (1, 2) OBP: 0.289, SLG: 0.393			1-2 G6-3		1-1 FC1-5 HR		1-1 P3			3	1	0	0	0	0	2				
Inning Stats	R: 0 E: 0 K: 1 S: 7	H: 0 LOB: 0 BB: 0 P: 9	R: 0 E: 0 K: 0 S: 9	H: 1 LOB: 0 BB: 0 P: 13	R: 0 E: 0 K: 0 S: 8	H: 0 LOB: 0 BB: 0 P: 13	R: 1 E: 0 K: 1 S: 12	H: 3 LOB: 2 BB: 0 P: 21	R: 3 E: 0 K: 1 S: 13	H: 3 LOB: 0 BB: 0 P: 20	R: 0 E: 0 K: 1 S: 10	H: 2 LOB: 2 BB: 0 P: 13	R: 0 E: 0 K: 1 S: 13	H: 0 LOB: 0 BB: 0 P: 17	R: 0 E: 0 K: 1 S: 8	H: 0 LOB: 0 BB: 0 P: 14	1B: 7 2B: 1 3B: 0 HR: 1	SF: 0 SAC: 0 DP: 1 HBP: 0	WP: 0 PB: 0 SB: 0 CS: 0	PA: 35
PITCHER	IP WLS BF H R ER SO BB IBB HBP BLK WP HR S P ERA WHIP	IP WLS BF H R ER SO BB IBB HBP BLK WP HR S P ERA WHIP																		
Joe Mays, R (1, 1) ERA: 8.16	5.0 L 21 7 4 4 3 0 0 0 0 0 1 49 76 7.20 1.400	4.0 W 14 2 0 0 4 0 0 0 0 0 0 0 38 55 0.00 0.500																		
Grant Balfour, R (6, 1) ERA: 2.03																				

Batter	1	2	3	4	5	6	7	8	9	AB	R	H	RBI	BB	SO	LOB	BOTTOM			
Shannon Stewart, R (1, 9) OBP: 0.365, SLG: 0.477	1-1 G5-3	0-1 2B		1-2 G5-3		0-3 K			1-3 K	5	0	1	0	0	2	3	Kansas City Royals @ Minnesota Twins Hubert H. Humphrey Metrodome, Minneapolis, MN Sat Aug 23 2003, 7:05 PM EDT Att: 37,782 - Dome - 72 F livebaseballscorecards.com			
Luis Rivas, R (1, 4) OBP: 0.318, SLG: 0.396	1-2 HR	1-3 K		1-0 L5			2-3 K2-3		2-1 G4-6-3	5	1	1	1	0	2	3				
Doug Mientkiewicz, L (1, 3) OBP: 0.385, SLG: 0.463	2-2 1B		2-2 F7		1-1 G2-3		1-0 G4-3 2B			4	1	2	0	0	0	0				
Matthew LeCroy, R (1, 10) OBP: 0.332, SLG: 0.512	2-2 1B		2-1 1B		3-2 P2		0-0 G4-3			4	1	2	1	0	0	1				
Corey Koskie, L (1, 5) OBP: 0.389, SLG: 0.473	1-2 1B		0-0 1B		0-1 1B		1-0 P6			4	0	3	0	0	0	1				
Torii Hunter, R (1, 8) OBP: 0.302, SLG: 0.432	0-0 F8		1-0 F7		1-0 G4-3			0-3 K		4	0	0	0	0	1	5				
Jacque Jones, L (1, 7) OBP: 0.333, SLG: 0.458	1-0 G4-3		1-1 1B		3-3 K			2-2 G6-3		4	0	1	1	0	1	2				
A.J. Pierzynski, L (1, 2) OBP: 0.340, SLG: 0.453		0-2 G6-4-3 1B		3-2 F8		0-0 1B		3-1 G3-1		4	0	2	0	0	0	2				
Chris Gomez, R (1, 6) OBP: 0.274, SLG: 0.342		1-0 G6-4-3		1-2 BLK L5 2B		1-1 P4		4-2 G4-6-3 BB		3	0	1	0	0	0	2				
Michael Ryan, L (9, PH) OBP: 0.500, SLG: 0.833										0	0	0	0	1	0	0				
Cristian Guzman, S (9, PR) OBP: 0.302, SLG: 0.347										0	0	0	0	0	0	0				
Inning Stats	R: 2 E: 0 K: 0 S: 18	H: 4 LOB: 2 BB: 0 P: 26	R: 0 E: 0 K: 1 S: 10	H: 2 LOB: 1 BB: 0 P: 12	R: 1 E: 0 K: 0 S: 12	H: 3 LOB: 2 BB: 0 P: 21	R: 0 E: 0 K: 0 S: 7	H: 1 LOB: 0 BB: 0 P: 10	R: 0 E: 0 K: 2 S: 12	H: 1 LOB: 1 BB: 0 P: 16	R: 0 E: 0 K: 1 S: 6	H: 1 LOB: 1 BB: 0 P: 10	R: 0 E: 0 K: 1 S: 9	H: 0 LOB: 0 BB: 0 P: 14	R: 0 E: 0 K: 1 S: 7	H: 0 LOB: 1 BB: 1 P: 14	1B: 8 2B: 5 3B: 0 HR: 1	SF: 0 SAC: 0 DP: 3 HBP: 0	WP: 0 PB: 0 SB: 0 CS: 0	PA: 38
PITCHER	IP WLS BF H R ER SO BB IBB HBP BLK WP HR S P ERA WHIP	IP WLS BF H R ER SO BB IBB HBP BLK WP HR S P ERA WHIP																		
Jose Lima, R (1, 1) ERA: 3.92	4.0 W 15 3 0 0 4 0 0 0 0 0 0 35 53 0.00 0.750	1.0 S 3 0 0 0 1 1 0 0 0 0 0 7 14 0.00 1.000																		
D.J. Carrasco, R (5, 1) ERA: 3.71																				
Mike MacDougal, R (9, 1) ERA: 4.42																				

Batter	1	2	3	4	5	6	7	8	9	AB	R	H	RBI	BB	SO	LOB	TOP										
Aaron Guiel, L OBP: 0.351, SLG: 0.504 (1, 9)										5	0	1	0	0	3	1	Kansas City Royals @ Minnesota Twins Sun Aug 24 2003, 2:05 PM EDT Att: 34,265 - Dome - 72 F livebaseballscorecards.com										
Joe Randa, R OBP: 0.333, SLG: 0.424 (1, 5)										4	0	2	0	0	1	0											
29 Mike Sweeney, R OBP: 0.416, SLG: 0.491 (1, 10)										4	0	1	0	0	3	3											
Carlos Beltrán, S OBP: 0.390, SLG: 0.513 (1, 8)										2	0	0	0	2	1	0											
Raul Ibanez, L OBP: 0.346, SLG: 0.461 (1, 7)										4	0	1	0	0	1	5											
Ken Harvey, R OBP: 0.304, SLG: 0.397 (1, 3)										4	0	1	0	0	2	1											
Desi Relaford, S OBP: 0.329, SLG: 0.401 (1, 4)										4	1	1	1	0	1	2											
4 Angel Berroa, R OBP: 0.337, SLG: 0.467 (9, PH)										3	0	1	0	0	0	1											
Mendy López, R OBP: 0.295, SLG: 0.433 (9, PH)										1	0	0	0	0	1	0											
Brent Mayne, L OBP: 0.311, SLG: 0.356 (9, PH)										3	0	0	0	0	1	1											
Dee Brown, L OBP: 0.285, SLG: 0.347 (9, PH)										1	0	0	0	0	0	0											
Inning Stats	R: 0 E: 0 K: 3 S: 14	H: 1 LOB: 2 BB: 1 P: 26	R: 1 E: 0 K: 3 S: 13	H: 2 LOB: 1 BB: 0 P: 18	R: 0 E: 0 K: 1 S: 8	H: 0 LOB: 0 BB: 0 P: 12	R: 0 E: 0 K: 1 S: 12	H: 1 LOB: 1 BB: 0 P: 20	R: 0 E: 0 K: 1 S: 7	H: 0 LOB: 0 BB: 0 P: 9	R: 0 E: 0 K: 2 S: 11	H: 1 LOB: 1 BB: 0 P: 20	R: 0 E: 0 K: 1 S: 10	H: 1 LOB: 1 BB: 0 P: 16	R: 0 E: 0 K: 1 S: 14	H: 0 LOB: 0 BB: 0 P: 18	1B: 3 2B: 3 3B: 1 HR: 1	SF: 0 SAC: 0 DP: 0 HBP: 0	WP: 1 PB: 0 SB: 0 CS: 0	PA: 37							
PITCHER	IP	WLS	BF	H	R	ER	SO	BB	IBB	HBP	BLK	WP	HR	S	P	ERA	WHIP										
Johan Santana, L ERA: 2.85	6.0	W	26	6	1	1	10	2	0	0	0	0	1	66	105	1.50	1.333										
J.C. Romero, L ERA: 4.7	1.0		4	1	0	0	2	0	0	0	0	1	0	11	20	0.00	1.000										
Juan Rincon, R ERA: 3.66	2.0		7	1	0	0	2	0	0	0	0	0	0	24	34	0.00	0.500										

Batter	1	2	3	4	5	6	7	8	9	AB	R	H	RBI	BB	SO	LOB	BOTTOM										
Shannon Stewart, R OBP: 0.367, SLG: 0.479 (6, 7)										4	3	2	0	1	0	1	Kansas City Royals @ Minnesota Twins Sun Aug 24 2003, 2:05 PM EDT Att: 34,265 - Dome - 72 F livebaseballscorecards.com										
Luis Rivas, R OBP: 0.317, SLG: 0.394 (1, 4)										2	1	0	2	1	1	1											
Doug Mientkiewicz, L OBP: 0.389, SLG: 0.466 (1, 3)										2	0	1	0	3	1	2											
Matthew LeCroy, R OBP: 0.337, SLG: 0.514 (1, 10)										5	1	3	3	0	0	2											
Corey Koskie, L OBP: 0.385, SLG: 0.468 (1, 5)										4	0	0	1	0	2	4											
Torii Hunter, R OBP: 0.303, SLG: 0.438 (1, 8)										3	1	1	1	1	0	0											
Jacque Jones, L OBP: 0.336, SLG: 0.458 (6, PR)										2	0	1	1	1	0	0											
Dustin Mohr, R OBP: 0.326, SLG: 0.422 (6, 9)										1	0	0	0	0	0	0											
A.J. Pierzynski, L OBP: 0.341, SLG: 0.452 (1, 2)										3	1	1	0	1	1	3											
Cristian Guzman, S OBP: 0.301, SLG: 0.346 (1, 6)										4	1	1	0	0	1	2											
Inning Stats	R: 0 E: 0 K: 0 S: 13	H: 0 LOB: 1 BB: 1 P: 26	R: 1 E: 0 K: 1 S: 11	H: 1 LOB: 1 BB: 1 P: 24	R: 3 E: 0 K: 1 S: 14	H: 2 LOB: 2 BB: 3 P: 30	R: 1 E: 0 K: 1 S: 14	H: 2 LOB: 1 BB: 1 P: 23	R: 0 E: 0 K: 1 S: 8	H: 0 LOB: 1 BB: 1 P: 17	R: 1 E: 0 K: 0 S: 12	H: 2 LOB: 1 BB: 0 P: 20	R: 0 E: 0 K: 1 S: 5	H: 0 LOB: 0 BB: 0 P: 10	R: 2 E: 0 K: 1 S: 15	H: 3 LOB: 2 BB: 1 P: 21	1B: 7 2B: 2 3B: 0 HR: 1	SF: 2 SAC: 1 DP: 0 HBP: 0	WP: 1 PB: 0 SB: 3 CS: 1	PA: 42							
PITCHER	IP	WLS	BF	H	R	ER	SO	BB	IBB	HBP	BLK	WP	HR	S	P	ERA	WHIP										
Kevin Appier, R ERA: 5.4	2.0		9	1	1	1	1	2	0	0	0	0	0	14	30	27.00	5.000										
Graeme Lloyd, L ERA: 4.51	1.0	L	8	2	3	3	1	3	0	0	0	0	0	14	30	27.00	5.000										
Al Levine, R ERA: 3.03	2.0		9	2	1	1	2	2	0	0	0	0	0	22	40	4.50	2.000										
Jason Grimsley, R ERA: 4.5	2.0		8	2	1	1	1	0	0	0	0	0	0	17	30	4.50	1.000										
Mike MacDougal, R ERA: 4.67	1.0		7	3	2	2	1	1	0	0	0	0	0	15	21	18.00	4.000										



Batter	1	2	3	4	5	6	7	8	9	AB R H RBI BB SO LOB	TOP											
Shannon Stewart, R (1, 9) OBP: 0.367, SLG: 0.479	0-2 G6-3		0-2 FC4-6 1B		3-2 F7		2-1 G5-3		2-2 1-2 1B	5 0 2 0 0 0 0	Minnesota Twins @ Anaheim Angels Edison International Field, Anaheim, CA Tue Aug 26 2003, 10:05 PM EDT Att: 35,415 - Cloudy - 79 F											
Luis Rivas, R (1, 4) OBP: 0.318, SLG: 0.404	1-0 G5-3		0-0 P3		0-0 2B		2-1 HR		3-2 P4	5 1 2 1 0 0 3												
Doug Mientkiewicz, L (1, 3) OBP: 0.389, SLG: 0.463	1-2 G5-3		1-2 FC4-6 1-2		4-0 BB		1-0 G3			3 0 0 0 1 0 1												
Matthew LeCroy, R (1, 10) OBP: 0.336, SLG: 0.510 Dustin Mohr, R (8, PR) OBP: 0.326, SLG: 0.422		2-2 F8	1-3 K		0-1 P4			0-0 G6-4-3 1B		4 0 1 0 0 1 3 0 0 0 0 0 0 0												
Jacque Jones, L (1, 7) OBP: 0.339, SLG: 0.467		2-0 1B 1B 1B		1-2 1B		0-0 HR		1-1 G6-4-3 1-2		4 2 3 1 0 0 1												
Torii Hunter, R (1, 8) OBP: 0.303, SLG: 0.436		0-1 1B 1-2 1B		1-3 K		1-1 L6		0-2 L4		4 0 1 0 0 1 2												
A.J. Pierzynski, L (1, 2) OBP: 0.340, SLG: 0.450		0-0 1B 1-2 2-3 1B		2-1 F9		0-2 G4-3		0-0 G4-3		4 0 1 0 0 0 1												
Denny Hocking, S (1, 5) OBP: 0.294, SLG: 0.356		1-1 1B 1-2 2-H 3-H 1B		3-3 K		0-0 F7		2-2 1B 1B		4 0 2 1 0 1 1												
Cristian Guzman, S (1, 6) OBP: 0.299, SLG: 0.343		0-1 FC4-6 1-2			1-3 K		0-3 K		0-0 F9	4 0 0 0 0 2 3												
Inning Stats	R: 0 E: 0 K: 0 S: 8	H: 0 LOB: 0 BB: 0 P: 10	R: 1 E: 0 K: 0 S: 11	H: 4 LOB: 2 BB: 0 P: 16	R: 0 E: 0 K: 1 S: 10	H: 1 LOB: 1 BB: 0 P: 12	R: 0 E: 0 K: 2 S: 14	H: 1 LOB: 1 BB: 0 P: 21	R: 0 E: 0 K: 1 S: 9	H: 1 LOB: 2 BB: 1 P: 17		R: 1 E: 0 K: 0 S: 7	H: 1 LOB: 0 BB: 0 P: 8	R: 1 E: 0 K: 1 S: 8	H: 1 LOB: 0 BB: 0 P: 13	R: 0 E: 0 K: 0 S: 6	H: 1 LOB: 1 BB: 0 P: 7	R: 0 E: 0 K: 0 S: 13	H: 2 LOB: 2 BB: 0 P: 20	1B: 9 2B: 1 3B: 0 HR: 2	SF: 0 SAC: 0 DP: 1 HBP: 0	WP: 0 PB: 0 SB: 0 CS: 0
PITCHER	IP WLS BF H R ER SO BB IBB HBP BLK WP HR S P ERA WHIP											IP WLS BF H R ER SO BB IBB HBP BLK WP HR S P ERA WHIP										
41 John Lackey, R (1, 1) ERA: 5.03	8.0 L 33 10 3 3 5 1 0 0 0 0 0 2 73 104 3.38 1.375																					
Gary Glover, R (9, 1) ERA: 3.95	1.0 5 2 0 0 0 0 0 0 0 0 0 0 13 20 0.00 2.000																					

livebaseballscores.com



AB 37
R 3
H 12
RBI 3
BB 1
SO 5
LOB 15

Batter	1	2	3	4	5	6	7	8	9	AB R H RBI BB SO LOB	BOTTOM									
9 Chone Figgins, S (1, 8) OBP: 0.357, SLG: 0.370	2-1 F8		0-1 G4-3			0-0 B1-3			0-2 CS 16 S 1B	4 0 1 0 0 0 0	Minnesota Twins @ Anaheim Angels Edison International Field, Anaheim, CA Tue Aug 26 2003, 10:05 PM EDT Att: 35,415 - Cloudy - 79 F									
Jeff DaVanon, S (1, 9) OBP: 0.381, SLG: 0.479	3-3 K		2-3 K			1-2 F7			0-1 B2	4 0 0 0 0 2 1										
16 Garret Anderson, L (1, 7) OBP: 0.355, SLG: 0.575	0-0 2B				0-0 F7		0-0 G1-3		0-1 1-2 1B	4 0 2 0 0 0 0										
Tim Salmon, R (1, 10) OBP: 0.366, SLG: 0.453	3-3 K				4-1 1B BB				3-3 K 2-3	3 0 0 0 1 2 3										
Scott Spiezio, S (1, 5) OBP: 0.323, SLG: 0.435		1-2 G4-3 SH2-3 1B		1-0 G6-4-3 1B		0-1 F9				3 0 2 0 0 0 0										
Adam Riggs, R (1, 3) OBP: 0.428, SLG: 0.774		0-0 SH2-3		1-2 G6-4-3		1-0 F9				2 0 0 0 0 0 2										
Adam Kennedy, L (1, 4) OBP: 0.342, SLG: 0.498		0-2 G4-3			0-0 G3			1-1 F9		3 0 0 0 0 0 1										
Bengie Molina, R (1, 2) OBP: 0.300, SLG: 0.423		0-0 L4			1-1 F9			3-1 F7		3 0 0 0 0 0 1										
Alfredo Amezaga, S (1, 6) OBP: 0.243, SLG: 0.270			2-1 F8		3-1 F8			0-2 G4-3		3 0 0 0 0 0 0										
Inning Stats	R: 0 E: 0 K: 2 S: 9	H: 1 LOB: 1 BB: 0 P: 17	R: 0 E: 0 K: 0 S: 8	H: 1 LOB: 0 BB: 0 P: 9	R: 0 E: 0 K: 1 S: 7	H: 0 LOB: 0 BB: 0 P: 11	R: 0 E: 0 K: 0 S: 6	H: 1 LOB: 1 BB: 1 P: 12	R: 0 E: 0 K: 0 S: 5	H: 0 LOB: 0 BB: 0 P: 7		R: 0 E: 0 K: 0 S: 4	H: 0 LOB: 0 BB: 0 P: 5	R: 0 E: 0 K: 0 S: 8	H: 0 LOB: 0 BB: 0 P: 12	R: 0 E: 0 K: 1 S: 13	H: 2 LOB: 2 BB: 0 P: 16	1B: 4 2B: 2 3B: 0 HR: 0	SF: 0 SAC: 1 DP: 2 HBP: 0	WP: 0 PB: 0 SB: 0 CS: 1
PITCHER	IP WLS BF H R ER SO BB IBB HBP BLK WP HR S P ERA WHIP											IP WLS BF H R ER SO BB IBB HBP BLK WP HR S P ERA WHIP								
Brad Radke, R (1, 1) ERA: 4.78	9.0 W 31 5 0 0 4 1 0 0 0 0 0 0 66 98 0.00 0.667																			

livebaseballscores.com



AB 29
R 0
H 5
RBI 0
BB 1
SO 4
LOB 8

Batter	1	2	3	4	5	6	7	8	9	AB	R	H	RBI	BB	SO	LOB	TOP										
Shannon Stewart, R (1, 9) OBP: 0.366, SLG: 0.476	G6-3		P3		G1-3		FC5-4			5	0	1	2	0	0	2	Minnesota Twins @ Anaheim Angels Edison International Field, Anaheim, CA Wed Aug 27 2003, 10:05 PM EDT Att: 36,323 - Sunny - 77 F livebaseballscorecards.com										
Luis Rivas, R (1, 4) OBP: 0.317, SLG: 0.402	G5-3		F8		F9				F9	5	0	1	0	0	0	2											
Doug Mientkiewicz, L (1, 3) OBP: 0.389, SLG: 0.462			K				PO		L8	5	0	2	0	0	1	1											
Matthew LeCroy, R (1, 10) OBP: 0.335, SLG: 0.506	PO	G6-3		L4		G1-3		F9		4	1	1	0	0	0	1											
Jacque Jones, L (1, 7)		K		G3		G1-3				4	0	1	0	0	1	1											
Torii Hunter, R (1, 8) OBP: 0.304, SLG: 0.439				F9					K	4	1	2	1	0	1	2											
A.J. Pierzynski, L (1, 2) OBP: 0.344, SLG: 0.452										3	1	2	1	0	0	1											
Denny Hocking, S (1, 5) ERA: 5.24										1	1	0	0	2	1	1											
Michael Ryan, L (8, PH) OBP: 0.444, SLG: 0.714										1	0	0	0	0	1	3											
Chris Gomez, R (8, 5) OBP: 0.274, SLG: 0.342										0	0	0	0	0	0	0											
Crstian Guzman, S (1, 6) OBP: 0.299, SLG: 0.342										4	0	1	0	0	1	3											
Inning Stats	R: 0 E: 0 K: 0 S: 6	H: 1 LOB: 0 BB: 0 P: 9	R: 1 E: 0 K: 2 S: 12	H: 2 LOB: 2 BB: 1 P: 23	R: 0 E: 0 K: 1 S: 7	H: 0 LOB: 0 BB: 0 P: 10	R: 0 E: 0 K: 0 S: 4	H: 0 LOB: 0 BB: 0 P: 5	R: 1 E: 1 K: 1 S: 10	H: 2 LOB: 1 BB: 0 P: 15	R: 1 E: 1 K: 0 S: 12	H: 2 LOB: 0 BB: 1 P: 18	R: 0 E: 0 K: 2 S: 13	H: 3 LOB: 3 BB: 0 P: 17	R: 0 E: 0 K: 0 S: 8	H: 1 LOB: 1 BB: 0 P: 12	1B: 10 2B: 1 3B: 0 HR: 0	SF: 0 SAC: 0 DP: 0 HBP: 1	WP: 1 PB: 0 SB: 0 CS: 1	PA: 41							
PITCHER	IP	WLS	BF	H	R	ER	SO	BB	IBB	HBP	BLK	WP	HR	S	P	ERA	WHIP										
Aaron Sele, R (1, 1) ERA: 5.24	5.2		23	4	3	2	4	1	0	1	0	1	0	45	70	3.18	0.882										
Ben Weber, R (8, 1) ERA: 2.89	1.1	W	6	3	1	1	0	1	0	0	0	0	0	16	25	6.75	3.000										
Brendan Donnelly, R (8, 1) ERA: 1.39	1.0	H	6	3	0	0	2	0	0	0	0	0	0	13	17	0.00	3.000										
Troy Percival, R (9, 1) ERA: 3.86	1.0	S	4	1	0	0	0	0	0	0	0	0	0	8	12	0.00	1.000										

Batter	1	2	3	4	5	6	7	8	9	AB	R	H	RBI	BB	SO	LOB	BOTTOM										
9 Chone Figgins, S (1, 6) OBP: 0.368, SLG: 0.395	E	G4-3						G1-3		5	1	3	0	0	0	1	Minnesota Twins @ Anaheim Angels Edison International Field, Anaheim, CA Wed Aug 27 2003, 10:05 PM EDT Att: 36,323 - Sunny - 77 F livebaseballscorecards.com										
Eric Owens, R (1, 8) OBP: 0.284, SLG: 0.305	E1			L8-4		B3				4	1	2	0	0	0	4											
16 Garret Anderson, L (1, 7) OBP: 0.352, SLG: 0.571	G6-3		G3		L8		G6-3			4	0	0	0	0	0	2											
Tim Salmon, R (1, 9) OBP: 0.365, SLG: 0.451	SF9				G5-3		F7			2	1	0	1	1	0	0											
Jeff DaVanon, S (8, 9) OBP: 0.391, SLG: 0.479										0	0	0	0	0	0	0											
Scott Spiezio, S (1, 3) OBP: 0.324, SLG: 0.442			FC5-2-5		L7					4	1	2	1	0	0	2											
Shawn Wooten, R (1, 5) OBP: 0.323, SLG: 0.372	L1		E7			G4-3				3	0	1	1	1	0	1											
Bengie Molina, R (1, 2) OBP: 0.300, SLG: 0.429			F8							4	1	1	1	0	0	3											
39 Robb Quinlan, R (1, 10) OBP: 0.357, SLG: 0.375										4	0	2	0	0	0	0											
Adam Kennedy, L (1, 4) OBP: 0.341, SLG: 0.407										4	0	1	0	0	0	2											
Inning Stats	R: 2 E: 1 K: 0 S: 12	H: 3 LOB: 1 BB: 0 P: 19	R: 0 E: 0 K: 0 S: 8	H: 1 LOB: 0 BB: 0 P: 11	R: 1 E: 1 K: 0 S: 15	H: 2 LOB: 2 BB: 1 P: 23	R: 0 E: 0 K: 0 S: 6	H: 2 LOB: 1 BB: 0 P: 9	R: 0 E: 0 K: 0 S: 6	H: 0 LOB: 0 BB: 0 P: 9	R: 1 E: 0 K: 0 S: 11	H: 3 LOB: 2 BB: 0 P: 14	R: 1 E: 0 K: 0 S: 9	H: 1 LOB: 1 BB: 1 P: 15	R: 0 E: 0 K: 0 S: 6	H: 0 LOB: 0 BB: 0 P: 7	1B: 8 2B: 2 3B: 1 HR: 2	SF: 1 SAC: 0 DP: 1 HBP: 0	WP: 0 PB: 0 SB: 0 CS: 0	PA: 37							
PITCHER	IP	WLS	BF	H	R	ER	SO	BB	IBB	HBP	BLK	WP	HR	S	P	ERA	WHIP										
Kenny Rogers, L (1, 1) ERA: 4.67	5.2		28	11	4	3	0	1	0	0	0	0	1	10	16	6.75	1.500										
Juan Rincon, R (8, 1) ERA: 3.72	1.1	L	6	1	1	1	0	1	0	0	0	0	0	6	7	0.00	0.000										
J.C. Romero, L (8, 1) ERA: 4.61	1.0		3	0	0	0	0	0	0	0	0	0	0	6	7	0.00	0.000										

Batter	1	2	3	4	5	6	7	8	9	AB	R	H	RBI	BB	SO	LOB	TOP								
Shannon Stewart, R (1, 9) OBP: 0.367, SLG: 0.476	G6-3		G5-3						FC4-6	5	2	2	2	0	0	1	Minnesota Twins @ Texas Rangers The Ballpark at Arlington, Arlington, TX Fri Aug 29 2003, 8:05 PM EDT Att: 18,118 - Sunny - 93 F								
Luis Rivas, R (1, 4) OBP: 0.317, SLG: 0.405	F9			B1	FC6-4			P6	FC4-6	5	1	1	0	0	0	2									
Doug Mientkiewicz, L (1, 3) OBP: 0.393, SLG: 0.464	G4-3								E7	5	1	4	1	0	0	0									
Matthew LeCroy, R (1, 10) Dustan Mohr, R (8, PR) OBP: 0.336, SLG: 0.511 OBP: 0.322, SLG: 0.415	HR			F8	G5-4-3			WP	G6-3	3	1	1	1	1	0	2									
Jacque Jones, L (1, 7) OBP: 0.338, SLG: 0.467	K			F7				HBP		1	0	0	0	0	0	1									
Tori Hunter, R (1, 8) OBP: 0.305, SLG: 0.436	G1-3								P5	4	0	1	0	1	0	2									
A.J. Pierzynski, L (1, 2) OBP: 0.343, SLG: 0.449	P3			FC3-6	G3-1			HBP		3	1	0	1	0	0	1									
Denny Hocking, S (1, 5) OBP: 0.292, SLG: 0.340			G4-3							4	1	1	0	0	1	3									
Cristian Guzman, S (1, 6) Michael Ryan, L (8, PH) Chris Gomez, R (8, 6) OBP: 0.297, SLG: 0.340 OBP: 0.400, SLG: 0.625 OBP: 0.278, SLG: 0.346	F8									2	0	0	0	0	0	2									
										1	0	0	0	0	0	0									
										1	0	1	0	0	0	0									
Inning Stats	R: 0 E: 0 K: 0 S: 4	H: 0 LOB: 0 BB: 0 P: 6	R: 1 E: 0 K: 1 S: 10	H: 1 LOB: 0 BB: 0 P: 14	R: 0 E: 0 K: 0 S: 9	H: 0 LOB: 0 BB: 0 P: 15	R: 0 E: 0 K: 0 S: 8	H: 1 LOB: 1 BB: 0 P: 11	R: 2 E: 0 K: 1 S: 12	H: 3 LOB: 1 BB: 0 P: 16	R: 0 E: 0 K: 0 S: 8	H: 1 LOB: 0 BB: 0 P: 10	R: 0 E: 0 K: 0 S: 6	H: 0 LOB: 0 BB: 0 P: 12	R: 3 E: 0 K: 1 S: 14	H: 2 LOB: 3 BB: 3 P: 33	R: 2 E: 1 K: 0 S: 13	H: 3 LOB: 2 BB: 1 P: 21	1B: 9 2B: 1 3B: 0 HR: 1	SF: 0 SAC: 0 DP: 1 HBP: 1	WP: 1 PB: 0 SB: 0 CS: 0	PA: 42			
PITCHER	IP	WLS	BF	H	R	ER	SO	BB	IBB	HBP	BLK	WP	HR	S	P	ERA	WHIP								
John Thomson, R (1, 1) ERA: 5.03	7.2	L	31	8	6	6	2	1	0	0	0	0	1	67	101	7.04	1.174								
32 Ron Mahay, L (8, 1) ERA: 1.6	0.0	B	2	0	0	0	0	1	1	0	0	1	0	1	9	∞	∞								
Brian Shouse, L (8, 1) ERA: 3.29	0.2		6	3	2	1	1	0	0	1	0	0	0	12	20	13.50	4.500								
56 Rosman Garcia, R (9, 1) ERA: 6.16	0.2		3	0	0	0	0	1	0	0	0	0	0	4	8	0.00	1.500								

AB	37
R	8
H	11
RBI	5
BB	4
SO	3
LOB	15



Batter	1	2	3	4	5	6	7	8	9	AB	R	H	RBI	BB	SO	LOB	BOTTOM								
10 Michael Young, R (1, 4) OBP: 0.336, SLG: 0.444	G6-3		G4-3	G6-4-3					K	5	1	1	0	0	2	1	Minnesota Twins @ Texas Rangers The Ballpark at Arlington, Arlington, TX Fri Aug 29 2003, 8:05 PM EDT Att: 18,118 - Sunny - 93 F								
9 Hank Blalock, L (1, 5) OBP: 0.388, SLG: 0.526			G4-3						F9	4	0	2	0	1	0	1									
Alex Rodriguez, R (1, 6) OBP: 0.396, SLG: 0.604	K		SF9						FC5-4	3	0	0	1	0	2	3									
Rafael Palmeiro, L (1, 10) OBP: 0.360, SLG: 0.512	P5								F7	4	1	1	0	0	1	2									
Shane Spencer, R (1, 7) OBP: 0.334, SLG: 0.413	G6-3		HR						P6	3	1	1	0	1	0	1									
Laynce Nix, L (1, 9) OBP: 0.290, SLG: 0.462	L4								K	3	1	1	3	1	1	1									
23 Mark Teixeira, S (1, 3) OBP: 0.323, SLG: 0.450										4	1	2	0	0	0	1									
Todd Greene, R (1, 2) OBP: 0.240, SLG: 0.443										4	0	2	1	0	0	2									
Ramon Nivar, R (1, 8) OBP: 0.250, SLG: 0.264	FC6-4								F8	4	0	0	0	0	0	2									
Inning Stats	R: 0 E: 0 K: 1 S: 7	H: 0 LOB: 1 BB: 1 P: 17	R: 1 E: 0 K: 0 S: 8	H: 2 LOB: 1 BB: 0 P: 12	R: 4 E: 0 K: 0 S: 8	H: 3 LOB: 0 BB: 1 P: 16	R: 0 E: 0 K: 0 S: 11	H: 1 LOB: 0 BB: 0 P: 15	R: 0 E: 0 K: 1 S: 8	H: 1 LOB: 1 BB: 0 P: 12	R: 0 E: 0 K: 0 S: 6	H: 0 LOB: 0 BB: 1 P: 12	R: 0 E: 0 K: 2 S: 14	H: 1 LOB: 2 BB: 0 P: 19	R: 0 E: 0 K: 1 S: 11	H: 0 LOB: 0 BB: 0 P: 15	1B: 6 2B: 2 3B: 1 HR: 1	SF: 1 SAC: 0 DP: 2 HBP: 0	WP: 0 PB: 0 SB: 0 CS: 0	PA: 38					
PITCHER	IP	WLS	BF	H	R	ER	SO	BB	IBB	HBP	BLK	WP	HR	S	P	ERA	WHIP								
Joe Mays, R (1, 1) ERA: 6.37	3.0		16	5	5	5	1	2	0	0	0	0	0	19	27	0.00	1.000								
51 Carlos Pulido, L (4, 1) ERA:	2.0		7	2	0	0	1	0	0	0	0	0	0	16	22	0.00	1.000								
Grant Balfour, R (6, 1) ERA: 1.76	2.0	W	7	1	0	0	1	1	0	0	0	0	0	14	19	0.00	2.000								
LaTroy Hawkins, R (8, 1) ERA: 2.1	1.0	H	5	2	0	0	2	0	0	0	0	0	0	11	15	0.00	0.000								
Eddie Guardado, L (9, 1) ERA: 3.06	1.0	S	3	0	0	0	1	0	0	0	0	0	0	11	15	0.00	0.000								

AB	34
R	5
H	10
RBI	5
BB	3
SO	6
LOB	14



Batter	1	2	3	4	5	6	7	8	9	AB	R	H	RBI	BB	SO	LOB	TOP							
Shannon Stewart, R OBP: 0.366, SLG: 0.474 Dustan Mohr, R OBP: 0.322, SLG: 0.415	3-1 F9		1-0 G4-3			1-1 SH2-4 1B		0-2 P3		4	0	1	2	0	0	0								
Luis Rivas, R OBP: 0.317, SLG: 0.404	2-3 K			2-0 F8		0-0 SH2-4		0-0 1B		3	0	1	0	0	1	0								
Doug Mientkiewicz, L OBP: 0.392, SLG: 0.460	1-2 HBP			2-2 G6-3		0-2 F7		2-2 G4-3		3	0	0	0	0	0	2								
Matthew LeCroy, R OBP: 0.331, SLG: 0.504	3-2 F7			3-3 K		2-3 K			0-3 K	4	0	0	0	0	3	2								
Corey Koskie, L OBP: 0.388, SLG: 0.470		1-0 CS 1B			3-2 FC6-4 1B				4-1 1B BB	3	0	2	0	1	1	0								
Torii Hunter, R OBP: 0.305, SLG: 0.434	1-3 K			2-1 FC6-4 G4-6-3 1-2		2-3 K			2-1 1B	4	0	1	0	0	2	2								
Jacque Jones, L OBP: 0.338, SLG: 0.467		0-1 G6-3			1-0 G4-6-3 1-2		1-0 2B		0-3 K	4	0	1	0	0	1	3								
A.J. Pierzynski, L OBP: 0.342, SLG: 0.447			2-0 F7			1-1 2B 1B			1-1 L9	4	1	1	0	0	1	3								
Denny Hocking, S OBP: 0.293, SLG: 0.347			1-0 G6-3			0-0 1B 2B			1-3 K	3	1	1	0	0	1	0								
Inning Stats	R: 0 E: 0 K: 1 S: 11	H: 0 LOB: 1 BB: 0 P: 20	R: 0 E: 0 K: 1 S: 6	H: 1 LOB: 0 BB: 0 P: 8	R: 0 E: 0 K: 0 S: 3	H: 0 LOB: 0 BB: 0 P: 7	R: 0 E: 0 K: 1 S: 8	H: 0 LOB: 0 BB: 0 P: 15	R: 0 E: 0 K: 0 S: 11	H: 1 LOB: 0 BB: 0 P: 17	R: 2 E: 0 K: 1 S: 13	H: 3 LOB: 1 BB: 0 P: 17	R: 0 E: 0 K: 3 S: 10	H: 1 LOB: 1 BB: 0 P: 14	R: 0 E: 0 K: 1 S: 11	H: 1 LOB: 1 BB: 0 P: 14	R: 0 E: 0 K: 2 S: 12	H: 1 LOB: 2 BB: 1 P: 19	1B: 6 2B: 3 3B: 0 HR: 0	SF: 0 SAC: 1 DP: 2 HBP: 1	WP: 0 PB: 0 SB: 0 CS: 1	PA: 35		
PITCHER	IP	WLS	BF	H	R	ER	SO	BB	IBB	HBP	BLK	WP	HR	S	P	ERA	WHIP							
Mickey Callaway, R ERA: 6.29	6.0	L	22	5	2	2	4	0	0	1	0	0	0	52	84	3.00	0.833							
Aaron Fultz, L ERA: 5.25	1.0		4	1	0	0	3	0	0	0	0	0	0	10	14	0.00	1.000							
Erasmio Ramirez, L ERA: 3.44	1.1		7	2	0	0	2	1	0	0	0	0	0	18	27	0.00	2.250							
Brian Shouse, L ERA: 3.25	0.2		2	0	0	0	1	0	0	0	0	0	0	5	6	0.00	0.000							

Minnesota Twins @ Texas Rangers
The Ballpark at Arlington, Arlington, TX
Sat Aug 30 2003, 8:05 PM EDT
Att: 30,068 - Cloudy - 79 F

AB 32
R 2
H 8
RBI 2
BB 1
SO 10
LOB 12



Batter	1	2	3	4	5	6	7	8	9	AB	R	H	RBI	BB	SO	LOB	BOTTOM							
10 Michael Young, R OBP: 0.336, SLG: 0.444	1-0 G3		1-1 2B		1-1 G6-4-3 1-2			2-2 G6-3		4	0	1	0	0	0	1								
23 Mark Teixeira, S OBP: 0.327, SLG: 0.458	1-1 1B		1-2 P2			0-0 F8 2B		0-0 2B		4	0	3	0	0	0	1								
Alex Rodriguez, R OBP: 0.394, SLG: 0.600	2-3 K		3-1 F8			0-1 F8		0-0 F9		4	0	0	0	0	1	4								
Rafael Palmeiro, L OBP: 0.359, SLG: 0.510	1-1 1B			1-1 L3		3-2 P5			1-2 G3	4	0	1	0	0	0	1								
Shane Spencer, R OBP: 0.331, SLG: 0.407	2-2 G4-3			2-0 E9		1-1 F7			3-2 F7	4	0	0	0	0	0	3								
Marcus Thames, R OBP: 0.315, SLG: 0.286		2-1 G6-3		3-3 K			2-1 P1		3-2 G6-3	4	0	0	0	0	1	1								
Donnie Sadler, R OBP: 0.278, SLG: 0.291		1-3 K		3-2 G5-3			1-2 K			3	0	0	0	0	2	1								
Einar Diaz, R OBP: 0.292, SLG: 0.342			0-3 K			0-0 P4			1-2 F8	3	0	0	0	0	1	0								
Ramon Nivar, R OBP: 0.253, SLG: 0.267				0-2 G1-3		0-1 10 G6-4-3 1B			1-3 K2-3	3	0	1	0	0	1	0								
Inning Stats	R: 0 E: 0 K: 1 S: 11	H: 2 LOB: 2 BB: 0 P: 18	R: 0 E: 0 K: 2 S: 8	H: 0 LOB: 0 BB: 0 P: 11	R: 0 E: 0 K: 0 S: 10	H: 1 LOB: 1 BB: 0 P: 15	R: 0 E: 1 K: 1 S: 11	H: 0 LOB: 1 BB: 0 P: 20	R: 0 E: 0 K: 0 S: 5	H: 1 LOB: 0 BB: 0 P: 6	R: 0 E: 0 K: 0 S: 8	H: 1 LOB: 1 BB: 0 P: 12	R: 0 E: 0 K: 1 S: 9	H: 0 LOB: 0 BB: 0 P: 13	R: 0 E: 0 K: 1 S: 9	H: 1 LOB: 1 BB: 0 P: 12	R: 0 E: 0 K: 0 S: 13	H: 0 LOB: 0 BB: 0 P: 20	1B: 3 2B: 3 3B: 0 HR: 0	SF: 0 SAC: 0 DP: 1 HBP: 0	WP: 0 PB: 0 SB: 0 CS: 0	PA: 33		
PITCHER	IP	WLS	BF	H	R	ER	SO	BB	IBB	HBP	BLK	WP	HR	S	P	ERA	WHIP							
Johan Santana, L ERA: 2.72	6.0	W	23	5	0	0	4	0	0	0	0	0	0	53	82	0.00	0.600							
Juan Rincon, R ERA: 3.63	1.2	H	6	1	0	0	2	0	0	0	0	0	0	17	24	0.00	0.600							
LaTroy Hawkins, R ERA: 2.09	0.1	H	1	0	0	0	0	0	0	0	0	0	0	1	1	0.00	0.000							
Eddie Guardado, L ERA: 3.0	1.0	S	3	0	0	0	0	0	0	0	0	0	0	13	20	0.00	0.000							

Minnesota Twins @ Texas Rangers
The Ballpark at Arlington, Arlington, TX
Sat Aug 30 2003, 8:05 PM EDT
Att: 30,068 - Cloudy - 79 F

AB 33
R 0
H 6
RBI 0
BB 0
SO 6
LOB 12



Batter	1	2	3	4	5	6	7	8	9	AB	R	H	RBI	BB	SO	LOB	TOP								
Shannon Stewart, R OBP: 0.364, SLG: 0.469	1-1 E6 FC6-4	0-0 G4-3		3-2 L8	3-3 K		2-2 F8		4-2 SH2-4 BB	5	0	0	0	1	1	6									
Luis Rivas, R OBP: 0.320, SLG: 0.408	1-0 FC6-4 1B		4-1 BB		0-0 2B	1-0 G3 1B	0-1 F8		2-1 SH2-4	4	3	2	0	1	0	2									
Doug Mientkiewicz, L OBP: 0.390, SLG: 0.457	1-1 1B		0-1 F8		0-0 L9	2-1 G3		2-2 G4-3	0-1 SF7	5	0	1	0	0	0	3									
Jacque Jones, L OBP: 0.337, SLG: 0.467	1-3 1B		2-3 K		0-3 K	1-1 1B		4-2 1B	3-3 K	5	1	2	2	1	3	3									
Chris Gomez, R OBP: 0.278, SLG: 0.346	1-3 1B		3-3 K		4-1 2B	0-3 K		3-2 1B	3-3 K	4	2	1	0	1	3	4									
Matthew LeCroy, R OBP: 0.334, SLG: 0.502	3-2 1B		2-3 K		1-2 K	1-1 1B		4-2 1B	3-3 K	5	1	3	2	0	0	2									
Corey Koskie, L OBP: 0.388, SLG: 0.468	3-3 K		3-3 K		4-1 2B	0-3 K		3-2 1B	3-3 K	4	2	1	0	1	3	4									
Tori Hunter, R OBP: 0.307, SLG: 0.438	3-1 G5-3		2-2 G3		3-2 BB	1-1 1B		0-0 1B	1-2 1B	5	1	3	2	0	0	2									
A.J. Pierzynski, L OBP: 0.345, SLG: 0.448		0-1 1B		1-1 HR	4-0 1B	0-0 G3-1		3-2 SF8	3-2 SF8	3	1	2	1	1	0	2									
Dustan Mohr, R OBP: 0.321, SLG: 0.411	1-1 F8		2-1 F8		4-2 BB			3-3 G5-3	1-2 1B	3	0	0	1	1	1	2									
Michael Ryan, L OBP: 0.394, SLG: 0.556	1-3 1B		1-2 BB		1-2 BB			3-3 G5-3	1-2 1B	1	0	0	0	0	0	1									
Denny Hocking, S OBP: 0.315, SLG: 0.392	1-2 1B		1-1 HR		1-2 BB			2-1 F8	1-0 SH2-4 BB	4	2	4	3	1	0	0									
Inning Stats	R: 1 E: 1 K: 1 S: 13	H: 2 LOB: 2 BB: 0 P: 25	R: 0 E: 0 K: 0 S: 8	H: 2 LOB: 1 BB: 0 P: 10	R: 0 E: 0 K: 2 S: 9	H: 0 LOB: 1 BB: 1 P: 17	R: 2 E: 0 K: 0 S: 15	H: 2 LOB: 0 BB: 0 P: 24	R: 3 E: 0 K: 2 S: 17	H: 2 LOB: 3 BB: 4 P: 39	R: 1 E: 0 K: 1 S: 11	H: 3 LOB: 2 BB: 0 P: 16	R: 0 E: 0 K: 1 S: 10	H: 1 LOB: 1 BB: 0 P: 17	R: 2 E: 0 K: 0 S: 16	H: 2 LOB: 1 BB: 1 P: 29	R: 1 E: 0 K: 1 S: 11	H: 1 LOB: 1 BB: 1 P: 21	1B: 11 2B: 3 3B: 0 HR: 1	SF: 2 SAC: 1 DP: 1 HBP: 0	WP: 0 PB: 0 SB: 1 CS: 0	PA: 49			
PITCHER	IP	WLS	BF	H	R	ER	SO	BB	IBB	HBP	BLK	WP	HR	S	P	ERA	WHIP								
R.A. Dickey, R ERA: 4.58	(1, 1)	4.2	26	8	6	5	4	3	1	0	0	0	1	57	103	9.64	2.357								
53 Joaquin Benoit, R ERA: 5.61	(5, 1)	1.0	7	3	1	1	2	1	0	0	0	0	0	15	27	9.00	4.000								
32 Ron Mahay, L ERA: 1.54	(6, 1)	1.1	5	1	0	0	1	0	0	0	0	0	0	11	18	0.00	0.750								
Aaron Fultz, L ERA: 5.52	(8, 1)	0.1	H	3	1	2	0	1	0	0	0	0	0	9	18	54.00	6.000								
Francisco Cordero, R ERA: 3.0	(8, 1)	1.2	W	8	2	1	1	1	0	0	0	0	0	18	32	5.40	1.800								

Minnesota Twins @ Texas Rangers
The Ballpark at Arlington, Arlington, TX
Sun Aug 31 2003, 3:05 PM EDT
Att: 17,213 - Overcast - 77 F

AB 39
R 10
H 15
RBI 10
BB 7
SO 8
LOB 25



Batter	1	2	3	4	5	6	7	8	9	AB	R	H	RBI	BB	SO	LOB	BOTTOM								
10 Michael Young, R OBP: 0.333, SLG: 0.440	3-2 F9	0-1 B2		1-2 G6-3		0-0 L8		2-2 G6-3		5	0	0	0	0	0	0									
9 Hank Blalock, L OBP: 0.372, SLG: 0.538	2-1 HR		3-1 BB 1B	1-2 P5			0-1 HR	2-2 G6-3 BB		5	3	4	1	0	0	0									
Alex Rodriguez, R OBP: 0.399, SLG: 0.608	2-0 HR		0-2 1B 21 SF7		2-2 2B 1B		4-2 HR	4-0 BB	1-2 BB	3	3	3	2	2	0	0									
Rafael Palmeiro, L OBP: 0.361, SLG: 0.516	2-2 HR		4-1 1B		0-0 F8		2-2 HR	3-2 BB	1-2 BB	4	2	2	1	1	0	3									
Shane Spencer, R OBP: 0.331, SLG: 0.407	1-2 HR		1-2 BB		1-2 F8		1-2 HR	1-2 1B	1-2 BB	0	0	0	0	0	0	0									
23 Mark Teixeira, S OBP: 0.330, SLG: 0.466	2-2 1B		0-0 F4		1-0 1B		1-1 HR	0-1 G6-3		5	1	3	3	0	0	5									
Laynce Nix, L OBP: 0.302, SLG: 0.463	1-2 P6-3		0-0 FC6-4		1-2 K		4-2 HR	2-2 BB	2-2 SH3-4	4	1	2	1	1	1	3									
21 Jason Jones, S OBP: 0.324, SLG: 0.417		1-2 HR	3-2 SF7		1-3 K		3-2 G6-4-3	3-2 BB	1-1 SH3-4	3	1	1	2	0	1	3									
Ramon Nivar, R OBP: 0.253, SLG: 0.267			3-2 HR		0-0 K		1-2 K	1-2 1B	1-2 1B	0	0	0	0	0	0	0									
Einar Diaz, R OBP: 0.293, SLG: 0.343		0-2 G6-3	0-1 FC6-4		0-1 P6		0-1 G6-3	3-2 1B	3-2 1B	5	0	2	1	0	0	2									
Donnie Sadler, R OBP: 0.277, SLG: 0.290		1-0 1B		3-1 P6		1-3 K		1-0 F8		4	0	1	0	0	1	1									
Inning Stats	R: 3 E: 0 K: 0 S: 19	H: 4 LOB: 0 BB: 0 P: 31	R: 1 E: 0 K: 0 S: 9	H: 2 LOB: 0 BB: 0 P: 11	R: 2 E: 0 K: 0 S: 16	H: 3 LOB: 2 BB: 1 P: 26	R: 0 E: 0 K: 0 S: 8	H: 0 LOB: 0 BB: 0 P: 13	R: 0 E: 0 K: 1 S: 6	H: 0 LOB: 0 BB: 0 P: 7	R: 4 E: 0 K: 0 S: 24	H: 4 LOB: 1 BB: 2 P: 42	R: 0 E: 0 K: 0 S: 12	H: 1 LOB: 2 BB: 1 P: 23	R: 1 E: 0 K: 0 S: 14	H: 2 LOB: 1 BB: 0 P: 20	1B: 12 2B: 2 3B: 0 HR: 5	SF: 1 SAC: 1 DP: 2 HBP: 0	WP: 1 PB: 0 SB: 0 CS: 0	PA: 44					
PITCHER	IP	WLS	BF	H	R	ER	SO	BB	IBB	HBP	BLK	WP	HR	S	P	ERA	WHIP								
Brad Radke, R ERA: 5.02	(1, 1)	2.1	15	9	6	6	0	1	0	0	0	0	0	28	41	0.00	0.750								
Carlos Pulido, L ERA: 1.65	(3, 1)	2.2	10	2	0	0	2	0	0	0	0	0	0	6	7	0.00	0.000								
Grant Balfour, R ERA: 1.65	(6, 1)	1.0	H	3	0	0	1	0	0	0	0	0	0	6	7	0.00	0.000								
J.C. Romero, L ERA: 5.2	(7, 1)	0.2	B	7	4	4	0	2	0	0	0	0	2	23	40	54.00	9.000								
Joe Mays, R ERA: 6.3	(7, 1)	1.1	6	1	0	0	0	1	0	0	0	0	0	13	25	0.00	1.500								

Minnesota Twins @ Texas Rangers
The Ballpark at Arlington, Arlington, TX
Sun Aug 31 2003, 3:05 PM EDT
Att: 17,213 - Overcast - 77 F

AB 38
R 11
H 18
RBI 11
BB 4
SO 3
LOB 17



Batter	1	2	3	4	5	6	7	8	9	AB	R	H	RBI	BB	SO	LOB	TOP				
9 Chone Figgins, S OBP: 0.374, SLG: 0.393	G4-3		SH1-4 HR BB	G4-3			G4-3	G3		4	1	0	0	1	0	3	Anaheim Angels @ Minnesota Twins Hubert H. Humphrey Metrodome, Minneapolis, MN Mon Sep 01 2003, 2:05 PM EDT Att: 22,208 - Dome - 72 F				
Eric Owens, R OBP: 0.286, SLG: 0.299	G4-3		SH1-4		G5-3		K		FC6-4 1B	4	0	1	0	0	1	0					
16 Garret Anderson, L OBP: 0.352, SLG: 0.573 Jeff DaVanon, S OBP: 0.364, SLG: 0.479	K		P6		K			HR	FC6-4 WP E	5	2	1	1	0	2	3					
Tim Salmon, R OBP: 0.368, SLG: 0.452 Alfredo Amezaga, S OBP: 0.243, SLG: 0.270 Adam Riggs, R OBP: 0.396, SLG: 0.634		L4	HR		P6			F9-2 1B	FC5-4 BB	3	1	1	0	1	0	0					
Scott Spiezio, S OBP: 0.328, SLG: 0.461 39 Robb Quinlan, R OBP: 0.356, SLG: 0.373	F7		HR			HBP		F9-2 1B	FC5-4 1B	2	1	1	4	0	0	0					
Bengie Molina, R OBP: 0.304, SLG: 0.445	HR		L5			F8		F9-2	1B	5	1	2	2	0	0	3					
Shawn Wooten, R OBP: 0.328, SLG: 0.366	1B			G3		P4		BB 1B	G4-3	4	1	2	0	1	0	2					
Adam Kennedy, L OBP: 0.336, SLG: 0.397	F7			F8		K		1B BB		3	0	0	0	1	1	3					
Wilson Delgado, S OBP: 0.209, SLG: 0.210			K SH1-4 9 BB HR	G3			G5-3	1B		4	1	1	2	0	1	1					
Inning Stats	R: 0 E: 0 K: 1 S: 10	H: 0 LOB: 0 BB: 0 P: 14	R: 1 E: 0 K: 0 S: 16	H: 2 LOB: 1 BB: 0 P: 21	R: 4 E: 0 K: 1 S: 12	H: 1 LOB: 0 BB: 2 P: 20	R: 0 E: 0 K: 0 S: 7	H: 1 LOB: 1 BB: 0 P: 13	R: 0 E: 0 K: 1 S: 8	H: 0 LOB: 0 BB: 0 P: 12	R: 0 E: 0 K: 1 S: 6	H: 0 LOB: 0 BB: 0 P: 8	R: 3 E: 0 K: 0 S: 13	H: 4 LOB: 2 BB: 2 P: 25	R: 2 E: 1 K: 0 S: 14	H: 2 LOB: 1 BB: 1 P: 23		1B: 6 2B: 2 3B: 0 HR: 3	SF: 0 SAC: 1 DP: 1 HBP: 1	WP: 2 PB: 0 CS: 0	PA: 43
PITCHER	IP	WLS	BF	H	R	ER	SO	BB	IBB	HBP	BLK	WP	HR	S	P	ERA	WHIP				
Kenny Rogers, L ERA: 4.8	7.0	L	31	6	7	7	5	1	1	1	0	1	3	70	103	9.00	1.000				
Juan Rincon, R ERA: 3.82	1.0		6	2	1	1	0	2	0	0	0	0	0	10	22	9.00	4.000				
Adam Johnson, R ERA: 9.0	1.0		6	2	2	1	0	1	0	0	0	1	0	14	23	9.00	3.000				

Batter	1	2	3	4	5	6	7	8	9	AB	R	H	RBI	BB	SO	LOB	BOTTOM				
Shannon Stewart, R OBP: 0.365, SLG: 0.467 Chris Gomez, R OBP: 0.276, SLG: 0.344	G4-6-3 BB		BB		E6		G6-3		K	2	0	0	0	2	0	3	Anaheim Angels @ Minnesota Twins Hubert H. Humphrey Metrodome, Minneapolis, MN Mon Sep 01 2003, 2:05 PM EDT Att: 22,208 - Dome - 72 F				
Luis Rivas, R OBP: 0.318, SLG: 0.404	F7		G5-3		G1-6-3			G5-3		4	0	0	0	0	0	4					
Corey Koskie, L OBP: 0.387, SLG: 0.464	G4-6-3			WP 1B SF8 BB	F9			K		3	1	0	0	1	1	1					
Matthew LeCroy, R OBP: 0.337, SLG: 0.500		F9		SF8 WP 1B	G5-3			2B BB		3	0	1	0	1	0	0					
Jacque Jones, L OBP: 0.336, SLG: 0.468		B1-3		F7		K		1-3 2B		4	0	1	0	0	1	2					
Torii Hunter, R OBP: 0.307, SLG: 0.437 Dustin Mohr, R OBP: 0.318, SLG: 0.408	K			SF8			K	K		1	0	0	0	0	1	0					
A.J. Pierzynski, L OBP: 0.345, SLG: 0.447 Rob Bowen, S			G1-3	L7			1B		G3-1	3	0	1	0	0	0	1					
Michael Ryan, L OBP: 0.467, SLG: 0.923			HR				1B		L4	4	1	3	1	0	0	0					
Denny Hocking, S OBP: 0.309, SLG: 0.384 5 Michael Cuddyer, R OBP: 0.325, SLG: 0.405			G3-1		K		F7		1B	3	0	0	0	0	1	3					
Inning Stats	R: 0 E: 0 K: 0 S: 4	H: 0 LOB: 0 BB: 1 P: 9	R: 0 E: 0 K: 1 S: 6	H: 0 LOB: 0 BB: 0 P: 10	R: 1 E: 0 K: 0 S: 12	H: 1 LOB: 1 BB: 1 P: 19	R: 1 E: 0 K: 0 S: 8	H: 1 LOB: 1 BB: 1 P: 16	R: 0 E: 0 K: 1 S: 9	H: 0 LOB: 0 BB: 0 P: 15	R: 0 E: 0 K: 1 S: 12	H: 2 LOB: 2 BB: 0 P: 19	R: 0 E: 0 K: 2 S: 13	H: 1 LOB: 1 BB: 1 P: 19	R: 0 E: 0 K: 1 S: 8	H: 1 LOB: 0 BB: 0 P: 13		1B: 4 2B: 2 3B: 0 HR: 1	SF: 1 SAC: 0 DP: 2 HBP: 0	WP: 1 PB: 0 CS: 0	PA: 37
PITCHER	IP	WLS	BF	H	R	ER	SO	BB	IBB	HBP	BLK	WP	HR	S	P	ERA	WHIP				
41 John Lackey, R ERA: 4.93	7.0	W	28	5	2	2	4	3	0	0	0	0	1	60	99	2.57	1.143				
Ben Weber, R ERA: 2.84	1.0		5	1	0	0	2	1	0	0	0	0	0	13	19	0.00	2.000				
Gary Glover, R ERA: 3.81	1.0		4	1	0	0	1	0	0	0	0	0	0	8	13	0.00	1.000				



Batter	1	2	3	4	5	6	7	8	9	AB	R	H	RBI	BB	SO	LOB	TOP					
9 Chone Figgins, S OBP: 0.377, SLG: 0.410	G6-3		SH5-4			L6				4	1	2	2	0	0	1	Anaheim Angels @ Minnesota Twins Hubert H. Humphrey Metrodome, Minneapolis, MN Tue Sep 02 2003, 8:05 PM EDT Att: 13,307 - Dome - 72 F					
Jeff DaVanon, S OBP: 0.388, SLG: 0.483	G1-6-3 1B		SF8			1B		K2-3		4	0	3	3	0	1	1						
16 Garret Anderson, L OBP: 0.352, SLG: 0.572 Barry Wesson, R	G1-6-3 1-2				P5		FC6-4		P2	3	0	1	0	0	0	2						
Tim Salmon, R OBP: 0.367, SLG: 0.449 Eric Owens, R OBP: 0.290, SLG: 0.302		G5-3		F8			F7		1B	3	0	0	0	1	0	1						
Scott Spiezio, S OBP: 0.328, SLG: 0.463 39 Robb Quinlan, R OBP: 0.360, SLG: 0.377			G4-3		F9				1B	3	0	1	0	0	0	2						
Bengie Molina, R OBP: 0.304, SLG: 0.444 José Molina, R OBP: 0.207, SLG: 0.233		G6-3			L9			K	F7	3	0	1	0	0	0	3						
Adam Kennedy, L OBP: 0.334, SLG: 0.394 Trent Durrington, R OBP: 0.667, SLG: 0.333			P6		F8		F7		G6-3	3	0	0	0	0	0	2						
Shawn Wooten, R OBP: 0.332, SLG: 0.370 Adam Riggs, R OBP: 0.306, SLG: 0.667			SH5-4 SF8 1B			G6-3		G5-3 1-2 2B		3	2	2	0	0	0	0						
Wilson Delgado, S OBP: 0.233, SLG: 0.235			16 1B 1B					G5-3 2-3		4	1	3	0	0	0	1						
Inning Stats	R: 0 E: 0 K: 0 S: 6	H: 1 LOB: 0 BB: 0 P: 9	R: 0 E: 0 K: 0 S: 10	H: 1 LOB: 1 BB: 0 P: 14	R: 1 E: 0 K: 0 S: 10	H: 3 LOB: 2 BB: 0 P: 13	R: 0 E: 0 K: 0 S: 10	H: 1 LOB: 1 BB: 0 P: 15	R: 3 E: 0 K: 0 S: 12	H: 4 LOB: 2 BB: 1 P: 18	R: 0 E: 0 K: 0 S: 4	H: 1 LOB: 1 BB: 0 P: 6	R: 0 E: 0 K: 1 S: 17	H: 1 LOB: 0 BB: 0 P: 20	R: 2 E: 0 K: 2 S: 16	H: 2 LOB: 1 BB: 1 P: 25		R: 0 E: 0 K: 0 S: 11	H: 2 LOB: 2 BB: 0 P: 17	1B: 12 2B: 4 3B: 0 HR: 0	SF: 1 SAC: 1 DP: 1 HBP: 0	WP: 0 PB: 0 SB: 0 CS: 0
PITCHER	IP	WLS	BF	H	R	ER	SO	BB	IBB	HBP	BLK	WP	HR	S	P	ERA	WHIP					
Kyle Lohse, R ERA: 4.87	7.0	W	32	12	4	4	1	1	0	0	0	0	0	69	95	5.14	1.857					
Brad Thomas, L ERA: 18.0	1.0		6	2	2	2	2	1	0	0	0	0	0	16	25	18.00	3.000					
Jesse Orosco, L ERA: 7.71	1.0		5	2	0	0	0	0	0	0	0	0	0	11	17	0.00	2.000					

Batter	1	2	3	4	5	6	7	8	9	AB	R	H	RBI	BB	SO	LOB	BOTTOM				
Shannon Stewart, R OBP: 0.364, SLG: 0.466 20 Lew Ford, R OBP: 0.397, SLG: 0.519	K				L5					4	0	1	0	0	1	1	Anaheim Angels @ Minnesota Twins Hubert H. Humphrey Metrodome, Minneapolis, MN Tue Sep 02 2003, 8:05 PM EDT Att: 13,307 - Dome - 72 F				
Luis Rivas, R OBP: 0.317, SLG: 0.402 Chris Gomez, R OBP: 0.275, SLG: 0.341	L6		FC6-4 1B		G6-3		F8			4	2	1	0	0	0	1					
Corey Koskie, L OBP: 0.389, SLG: 0.471	K		1B 2B		G4-6-3 3B		K			5	2	3	1	0	2	2					
Matthew LeCroy, R OBP: 0.344, SLG: 0.505			1B		3B		F9			3	1	2	1	2	0	2					
Jacque Jones, L OBP: 0.335, SLG: 0.468 5 Michael Cuddyer, R OBP: 0.321, SLG: 0.400			2B 1B		BB		BB			4	1	1	1	0	1	4					
Torii Hunter, R OBP: 0.305, SLG: 0.440 Dustan Mohr, R OBP: 0.319, SLG: 0.407			1B 2B		2B		K			3	3	2	1	0	0	1					
A.J. Pierzynski, L OBP: 0.346, SLG: 0.447 Rob Bowen, S			3B 1B		2B		P5			1	0	0	0	0	0	0					
Michael Ryan, L OBP: 0.474, SLG: 1.000			HR		1B		P5			3	1	1	1	0	0	5					
Cristian Guzman, S OBP: 0.299, SLG: 0.344			HR		3B		P6			3	2	1	3	1	1	4					
Inning Stats	R: 0 E: 0 K: 2 S: 9	H: 0 LOB: 0 BB: 0 P: 13	R: 3 E: 0 K: 0 S: 11	H: 2 LOB: 0 BB: 0 P: 16	R: 6 E: 0 K: 0 S: 15	H: 6 LOB: 1 BB: 1 P: 24	R: 3 E: 0 K: 1 S: 15	H: 4 LOB: 1 BB: 1 P: 22	R: 0 E: 0 K: 1 S: 12	H: 1 LOB: 3 BB: 2 P: 24	R: 0 E: 0 K: 1 S: 12	H: 1 LOB: 2 BB: 1 P: 17	R: 0 E: 0 K: 0 S: 4	H: 0 LOB: 0 BB: 0 P: 7	1B: 8 2B: 3 3B: 2 HR: 1	SF: 0 SAC: 0 DP: 1 HBP: 1		WP: 0 PB: 1 SB: 0 CS: 0	PA: 43		
PITCHER	IP	WLS	BF	H	R	ER	SO	BB	IBB	HBP	BLK	WP	HR	S	P	ERA	WHIP				
Aaron Sele, R ERA: 5.88	2.2	L	18	8	9	9	2	1	0	0	0	0	0	22	31	11.57	2.143				
Kevin Gregg, R ERA: 4.32	2.1		11	4	3	3	1	1	0	0	0	0	0	24	41	0.00	2.500				
Greg Jones, R ERA: 2.79	2.0		11	2	0	0	2	3	0	0	0	0	0	4	7	0.00	0.000				
Derrick Turnbow, R ERA: 2.7	1.0		3	0	0	0	0	0	0	0	0	0	0	4	7	0.00	0.000				



Batter	1	2	3	4	5	6	7	8	9	AB	R	H	RBI	BB	SO	LOB	TOP										
9 Chone Figgins, S OBP: 0.384, SLG: 0.412	4-1 16 F8 BB BB	2-2 1-2 2-H 1B		0-2 G5-3			3-2 L5		3-2 16 FC3-6 1B	4	0	2	1	1	0	0	Anaheim Angels @ Minnesota Twins Hubert H. Humphrey Metrodome, Minneapolis, MN Wed Sep 03 2003, 1:05 PM EDT Att: 11,434 - Dome - 72 F livebaseballscorecards.com										
Jeff DaVanon, S OBP: 0.369, SLG: 0.484	4-1 S BB	0-3 K		2-2 F9		0-0 PB WP 2B		1-2 F9	4	1	1	0	1	1	4												
16 Garret Anderson, L OBP: 0.349, SLG: 0.567	2-2 F8	1-2 F7		1-2 G4-3			2-3 K		0-1 FC3-6 1-2 2-3 2B	5	0	0	0	0	1	7											
Tim Salmon, R OBP: 0.366, SLG: 0.445	4-2 BB 1-2			1-3 K			3-3 K 2-H		0-0 F8	4	0	0	0	1	3	2											
Scott Spiezio, S OBP: 0.327, SLG: 0.463	0-1 F6			0-1 1B 2B		2-1 L6		1-3 K	4	1	1	0	0	1	4												
Bengie Molina, R OBP: 0.304, SLG: 0.443	1-3 K			1-0 HR 1B		1-1 L4			1-3 K	4	1	1	1	0	2	3											
Adam Kennedy, L OBP: 0.333, SLG: 0.391		4-0 9 1B BB BB		0-2 F7			2-2 F9		1-0 L6	3	1	0	0	1	0	1											
Shawn Wooten, R OBP: 0.331, SLG: 0.382		0-1 L4		0-1 1-H HR		0-2 F8		1-1 G6-3	4	1	1	2	0	0	1												
Wilson Delgado, S OBP: 0.245, SLG: 0.239	1-2 9 1B BB	4-2 1-2 BB		0-1 G6-3			3-3 K		3-2 16 FC3-6 9 1B 1B	3	0	1	0	1	1	0											
Inning Stats	R: 0 E: 0 K: 1 S: 14	H: 0 LOB: 3 BB: 3 P: 29	R: 1 E: 0 K: 1 S: 13	H: 1 LOB: 2 BB: 2 P: 24	R: 3 E: 0 K: 1 S: 13	H: 3 LOB: 0 BB: 0 P: 15	R: 0 E: 0 K: 0 S: 9	H: 0 LOB: 0 BB: 0 P: 12	R: 0 E: 0 K: 1 S: 10	H: 0 LOB: 0 BB: 0 P: 15	R: 1 E: 0 K: 3 S: 19	H: 1 LOB: 1 BB: 0 P: 28	R: 0 E: 0 K: 1 S: 6	H: 0 LOB: 0 BB: 0 P: 9	R: 0 E: 0 K: 0 S: 15	H: 2 LOB: 2 BB: 0 P: 21	1B: 4 2B: 2 3B: 0 HR: 1	SF: 0 SAC: 0 DP: 0 HBP: 0	WP: 1 PB: 1 CS: 0	PA: 40							
PITCHER	IP	WLS	BF	H	R	ER	SO	BB	IBB	HBP	BLK	WP	HR	S	P	ERA	WHIP										
Grant Balfour, R ERA: 3.32	2.2		17	4	4	4	3	5	0	0	0	0	1	38	66	13.50	3.375										
51 Carlos Pulido, L ERA:	3.2		12	1	1	0	2	0	0	0	0	0	0	33	49	0.00	0.273										
J.C. Romero, L ERA: 5.17	0.1		1	0	0	0	1	0	0	0	0	0	0	6	8	0.00	0.000										
Juan Rincon, R ERA: 3.82	0.0		1	0	0	0	1	0	0	0	0	1	0	5	8	∞	∞										
LaTroy Hawkins, R ERA: 2.04	1.2		7	2	0	0	2	0	0	0	0	0	0	21	31	0.00	1.200										

Batter	1	2	3	4	5	6	7	8	9	AB	R	H	RBI	BB	SO	LOB	BOTTOM										
Shannon Stewart, R OBP: 0.366, SLG: 0.469	0-1 F8			3-2 1B G5-3 1B		1-0 BB FC5-4 1B	3-3 K		0-0 E2 1-H 2B	5	3	3	0	0	1	2	Anaheim Angels @ Minnesota Twins Hubert H. Humphrey Metrodome, Minneapolis, MN Wed Sep 03 2003, 1:05 PM EDT Att: 11,434 - Dome - 72 F livebaseballscorecards.com										
Luis Rivas, R OBP: 0.319, SLG: 0.403	0-0 G5-3			0-0 G5-3 S 1B		1-2 FC5-4 BB FC5-4 1B	0-2 F9			4	1	2	1	0	0	2											
Corey Koskie, L OBP: 0.388, SLG: 0.467	1-0 F8			2-3 K 1-2		4-2 FC5-4 BB		2-3 K	3	0	0	0	1	2	2												
Matthew LeCroy, R OBP: 0.343, SLG: 0.502		1-2 F7		0-1 G5-3		3-2 FC5-4		0-0 1B	4	0	1	2	0	0	3												
Denny Hocking, S OBP: 0.292, SLG: 0.384				2-3 3-H 2-0		1-2 FC5-4 WP		3-2 L7	0	0	0	0	0	0	0												
Jacque Jones, L OBP: 0.333, SLG: 0.464		1-0 G1-4-3		G1		1-2 FC5-4 WP		3-2 L7	4	0	0	1	0	0	3												
Torii Hunter, R OBP: 0.306, SLG: 0.437		0-0 G4-3				1-2 K		1-2 F8	4	0	0	0	0	2	2												
A.J. Pierzynski, L OBP: 0.348, SLG: 0.446				1-0 G4-6-3 1B		1-2 F8		4-1 E BB	3	0	1	0	1	0	0												
Michael Ryan, L OBP: 0.391, SLG: 0.800				1-0 G4-6-3		2-0 G4-3		1-3 K	4	0	0	0	0	2	2												
Cristian Guzman, S OBP: 0.299, SLG: 0.344				1-1 G6-3		2-2 1B 1B		0-0 E3	3	1	1	0	0	0	1												
33 Justin Morneau, L OBP: 0.292, SLG: 0.352								4-2 2B E BB	0	0	0	0	1	0	0												
Dustin Mohr, R OBP: 0.319, SLG: 0.407									0	1	0	0	0	0	0												
Inning Stats	R: 0 E: 0 K: 0 S: 4	H: 0 LOB: 0 BB: 0 P: 5	R: 0 E: 0 K: 0 S: 5	H: 0 LOB: 0 BB: 0 P: 7	R: 0 E: 0 K: 0 S: 4	H: 1 LOB: 0 BB: 0 P: 7	R: 1 E: 0 K: 1 S: 11	H: 2 LOB: 1 BB: 0 P: 18	R: 0 E: 0 K: 1 S: 8	H: 0 LOB: 0 BB: 0 P: 14	R: 3 E: 0 K: 1 S: 19	H: 3 LOB: 1 BB: 1 P: 31	R: 0 E: 1 K: 2 S: 12	H: 0 LOB: 2 BB: 1 P: 20	R: 0 E: 0 K: 1 S: 11	H: 1 LOB: 1 BB: 0 P: 17	R: 2 E: 1 K: 1 S: 12	H: 1 LOB: 1 BB: 1 P: 21	1B: 7 2B: 1 3B: 0 HR: 0	SF: 0 SAC: 0 DP: 1 HBP: 0	WP: 1 PB: 0 CS: 0	PA: 37					
PITCHER	IP	WLS	BF	H	R	ER	SO	BB	IBB	HBP	BLK	WP	HR	S	P	ERA	WHIP										
Ramon Ortiz, R ERA: 4.84	5.1		22	6	4	4	2	1	0	0	0	0	0	47	77	6.75	1.312										
Francisco Rodriguez, R ERA: 2.75	1.2	B	7	0	0	0	3	1	0	0	0	1	0	16	25	0.00	0.600										
Brendan Donnelly, R ERA: 1.48	1.0	H	4	1	0	0	1	0	0	0	0	0	0	11	17	0.00	1.000										
Troy Percival, R ERA: 3.74	0.2	L	4	1	2	0	1	1	0	0	0	0	0	12	21	0.00	3.000										

AB	35
R	5
H	7
RBI	4
BB	5
SO	9
LOB	22



AB	34
R	6
H	8
RBI	4
BB	3
SO	7
LOB	17



Batter	1	2	3	4	5	6	7	8	9	AB	R	H	RBI	BB	SO	LOB	TOP								
10 Michael Young, R (1,4) OBP: 0.334, SLG: 0.449	F9		K			K		1B		4	0	1	0	0	2	1	Texas Rangers @ Minnesota Twins Hubert H. Humphrey Metrodome, Minneapolis, MN Sat Sep 06 2003, 12:05 PM EDT Att: 27,018 - Dome - 72 F livebaseballscorecards.com								
9 Hank Blalock, L (1,5) OBP: 0.397, SLG: 0.534	P2			F8		F8		F7		4	0	0	0	0	0	1									
Alex Rodriguez, R (1,6) OBP: 0.399, SLG: 0.601	E6			G5-3		G5-3		F9		4	0	0	0	0	0	1									
Rafael Palmeiro, L (1,10) OBP: 0.357, SLG: 0.506	PO			F9				F9		4	0	2	0	0	0	0									
23 Mark Teixeira, S (1,3)		G4-6-3				G4-3		G6-3		4	1	1	0	0	0	2									
Laynce Nix, L (1,8) OBP: 0.295, SLG: 0.473		G3				K		K		4	1	1	0	0	2	2									
Shane Spencer, R (1,7) OBP: 0.333, SLG: 0.408						2B		G4-3		4	0	2	2	0	0	1									
21 Jason Jones, S (1,9) OBP: 0.337, SLG: 0.414						K		F8		2	0	0	0	0	1	2									
Einar Diaz, R (1,2) OBP: 0.290, SLG: 0.339						G5-3		P6		3	0	0	0	0	0	2									
Inning Stats	R: 0 E: 1 K: 0 S: 13	H: 0 LOB: 0 BB: 0 P: 18	R: 0 E: 0 K: 0 S: 7	H: 1 LOB: 0 BB: 0 P: 12	R: 0 E: 0 K: 1 S: 12	H: 0 LOB: 1 BB: 0 P: 18	R: 0 E: 0 K: 0 S: 9	H: 0 LOB: 0 BB: 0 P: 13	R: 1 E: 0 K: 2 S: 13	H: 2 LOB: 1 BB: 0 P: 18	R: 0 E: 0 K: 1 S: 8	H: 0 LOB: 0 BB: 0 P: 12	R: 1 E: 0 K: 0 S: 15	H: 2 LOB: 1 BB: 0 P: 19	R: 0 E: 0 K: 0 S: 10	H: 1 LOB: 1 BB: 0 P: 12	R: 0 E: 0 K: 1 S: 11	H: 1 LOB: 1 BB: 0 P: 16	1B: 4 2B: 3 3B: 0 HR: 0	SF: 0 SAC: 0 DP: 1 HBP: 1	WP: 0 PB: 0 SB: 0 CS: 0	PA: 35			
PITCHER	IP	WLS	BF	H	R	ER	SO	BB	IBB	HBP	BLK	WP	HR	S	P	ERA	WHIP								
Brad Radke, R (1,1) ERA: 4.93	7.0	W	26	5	2	2	4	0	0	1	0	0	0	77	110	2.57	0.714								
LaTroy Hawkins, R (8,1) ERA: 1.99	1.0	H	4	1	0	0	0	0	0	0	0	0	0	10	12	0.00	1.000								
Eddie Guardado, L (9,1) ERA: 3.0	1.0	S	4	1	0	0	1	0	0	0	0	0	0	11	16	0.00	1.000								

Batter	1	2	3	4	5	6	7	8	9	AB	R	H	RBI	BB	SO	LOB	BOTTOM								
Shannon Stewart, R (1,7) OBP: 0.369, SLG: 0.472				G6-3		F8		1B		5	0	3	1	0	0	1	Texas Rangers @ Minnesota Twins Hubert H. Humphrey Metrodome, Minneapolis, MN Sat Sep 06 2003, 12:05 PM EDT Att: 27,018 - Dome - 72 F livebaseballscorecards.com								
Luis Rivas, R (1,4) OBP: 0.317, SLG: 0.403	F9		G5-3			K		F4		5	0	0	0	0	1	6									
Doug Mientkiewicz, L (1,3) OBP: 0.386, SLG: 0.453	P6							G3		5	1	2	0	0	0	3									
Matthew LeCroy, R (1,10) OBP: 0.344, SLG: 0.505	F8							G3		2	1	0	0	1	0	1									
20 Lew Ford, R (7, PR) OBP: 0.397, SLG: 0.519								HR		0	0	0	0	0	0	0									
Jacque Jones, L (1,9) OBP: 0.335, SLG: 0.467								G3		4	1	2	1	0	1	3									
Torii Hunter, R (1,8) OBP: 0.306, SLG: 0.438								1B		4	1	1	1	0	1	4									
A.J. Pierzynski, L (1,2) OBP: 0.349, SLG: 0.452								K		4	1	1	2	0	2	4									
Denny Hocking, S (1,5) OBP: 0.320, SLG: 0.386										2	0	1	0	2	0	0									
Cristian Guzman, S (1,6) OBP: 0.300, SLG: 0.349										4	0	1	0	0	0	4									
Inning Stats	R: 0 E: 0 K: 0 S: 12	H: 1 LOB: 1 BB: 0 P: 18	R: 2 E: 0 K: 1 S: 16	H: 3 LOB: 2 BB: 1 P: 24	R: 3 E: 0 K: 1 S: 22	H: 2 LOB: 1 BB: 2 P: 38	R: 0 E: 0 K: 0 S: 5	H: 0 LOB: 0 BB: 0 P: 8	R: 0 E: 0 K: 0 S: 10	H: 1 LOB: 1 BB: 0 P: 15	R: 0 E: 0 K: 1 S: 15	H: 1 LOB: 1 BB: 0 P: 23	R: 0 E: 0 K: 2 S: 13	H: 1 LOB: 2 BB: 0 P: 22	R: 0 E: 0 K: 0 S: 13	H: 2 LOB: 2 BB: 0 P: 20	1B: 8 2B: 1 3B: 1 HR: 1	SF: 0 SAC: 0 DP: 0 HBP: 1	WP: 0 PB: 0 SB: 1 CS: 0	PA: 39					
PITCHER	IP	WLS	BF	H	R	ER	SO	BB	IBB	HBP	BLK	WP	HR	S	P	ERA	WHIP								
R.A. Dickey, R (1,1) ERA: 5.24	2.2	L	17	6	5	5	2	3	0	0	1	0	0	48	76	16.88	3.375								
Ryan Drese, R (3,1) ERA: 8.07	3.1		14	3	0	0	1	0	0	1	0	0	0	36	57	0.00	0.900								
32 Ron Mahay, L (7,1) ERA: 1.46	1.1		5	1	0	0	2	0	0	0	0	0	0	14	23	0.00	0.750								
Reynaldo Garcia, R (8,1) ERA: 9.53	0.1		2	1	0	0	0	0	0	0	0	0	0	5	7	0.00	3.000								
Brian Shouse, L (8,1) ERA: 3.16	0.1		1	0	0	0	0	0	0	0	0	0	0	3	5	0.00	0.000								

AB 33
 R 2
 H 7
 RBI 2
 BB 0
 SO 5
 LOB 12



AB 35
 R 5
 H 11
 RBI 5
 BB 3
 SO 5
 LOB 26



Batter	1	2	3	4	5	6	7	8	9	AB	R	H	RBI	BB	SO	LOB	TOP				
Shannon Stewart, R OBP: 0.367, SLG: 0.471	0-1 F8		1-1 P4		0-0 G6-3		0-1 2B		1-1 G6-4-3	5	0	1	0	0	0	1					
Denny Hocking, S OBP: 0.311, SLG: 0.379	1-1 G3		0-0 F8		1-1 E6 1B		1-1 L1			4	0	0	0	0	0	2					
Doug Mientkiewicz, L OBP: 0.389, SLG: 0.454	2-1 P5		1-1 2B 1B		1-0 G6-4-3 1B		0-3 K			4	0	2	0	0	1	2					
Matthew LeCroy, R OBP: 0.347, SLG: 0.503		4-2 2B BB	0-2 2B		1-2 G6-4-3 1-2		1-2 F8			3	1	1	0	1	0	4					
Jacque Jones, L OBP: 0.311, SLG: 0.460		1-3 K	0-0 L6			1-1 G4-3		2-3 K		4	0	0	0	0	2	3					
Torii Hunter, R OBP: 0.304, SLG: 0.439		2-2 1B G4-3 2B		0-0 G6-3		3-2 G6-3		0-2 F8		4	1	1	1	0	0	0					
Corey Koskie, L OBP: 0.391, SLG: 0.463		0-2 G4-3 WP 1B		1-1 P2		3-1 1B		0-0 F8		4	0	2	0	0	0	0					
A.J. Pierzynski, L OBP: 0.347, SLG: 0.450		2-0 G4-3		1-0 2B		1-2 G3-1			0-1 F8	4	0	1	1	0	0	2					
Cristian Guzman, S OBP: 0.300, SLG: 0.348		1-3 K		0-2 G3			1-1 2B 1B		0-1 G6-4-3 1B	4	0	2	0	0	1	2					
Inning Stats	R: 0 E: 0 K: 0 S: 6	H: 0 LOB: 0 BB: 0 P: 9	R: 2 E: 0 K: 2 S: 17	H: 2 LOB: 1 BB: 1 P: 27	R: 0 E: 0 K: 0 S: 9	H: 2 LOB: 2 BB: 0 P: 11	R: 0 E: 0 K: 0 S: 8	H: 1 LOB: 1 BB: 0 P: 10	R: 0 E: 1 K: 0 S: 7	H: 1 LOB: 1 BB: 0 P: 10	R: 0 E: 0 K: 0 S: 10	H: 1 LOB: 1 BB: 0 P: 18	R: 0 E: 0 K: 1 S: 13	H: 2 LOB: 2 BB: 0 P: 16	R: 0 E: 0 K: 1 S: 7	H: 0 LOB: 0 BB: 0 P: 9	R: 0 E: 0 K: 0 S: 6	H: 1 LOB: 0 BB: 0 P: 7	1B: 6 2B: 4 3B: 0 HR: 0	SF: 0 SAC: 0 DP: 2 HBP: 0	WP: 1 PA: 37 CS: 0
PITCHER Bartolo Colon, R ERA: 3.99	IP: 9.0 WLS: W BF: 37 H: 10 R: 2 ER: 2 SO: 4 BB: 1 IBB: 0 HBP: 0 BLK: 0 WP: 1 HR: 0 S: 83 P: 117 ERA: 2.00 WHIP: 1.222																				

Minnesota Twins @ Chicago White Sox
U.S. Cellular Field, Chicago, IL
Mon Sep 08 2003, 8:05 PM EDT
Att: 32,807 - Sunny - 80 F

AB 36
R 2
H 10
RBI 2
BB 1
SO 4
LOB 16



Batter	1	2	3	4	5	6	7	8	9	AB	R	H	RBI	BB	SO	LOB	BOTTOM		
Roberto Alomar, S OBP: 0.337, SLG: 0.353	G3			0-0 B3-4-6 1-2		2-0 G4-3				4	0	0	0	0	0	3			
Carlos Lee, R OBP: 0.333, SLG: 0.496	2-2 1B 2B	0-1 G4-3		1-1 G5-3			1-2 FC6-4 1B			4	1	2	0	0	0	0			
Frank Thomas, R OBP: 0.388, SLG: 0.561	4-1 14 BB 1B BB	3-1 P4			1-1 F8		2-2 FC6-4 1B			3	1	1	0	1	0	0			
Maglio Ordonez, R OBP: 0.388, SLG: 0.561	0-0 L3	3-1 WP 1B			3-2 S 1B		2-2 FC6-4 G6-4-3 1-2 2-3			4	0	2	0	0	0	4			
Carl Everett, S OBP: 0.371, SLG: 0.518	0-0 14 BB 1B	2-0 P4			4-0 BB		1-0 G6-4-3 1-2			3	1	1	1	1	0	3			
Aaron Rowand, R OBP: 0.307, SLG: 0.421	1-2 2H 1B	1-2 1B			1-2 BB					0	0	0	0	0	0	0			
14 Paul Konerko, R OBP: 0.321, SLG: 0.437	4-2 24 BB 1B 2B BB		2-2 G6-3		1-0 F9			3-0 F8		3	1	0	0	1	0	2			
Jose Valentin, S OBP: 0.311, SLG: 0.444	1-0 24 BB 2B 1B	2-1 G4-3			1-1 F7			2-0 F8		4	1	1	2	0	0	2			
24 Joe Crede, R OBP: 0.308, SLG: 0.432	1-2 2-3 1B	1-1 G4-3			1-0 F7		0-2 F7		2-1 L6	4	0	1	0	0	0	0			
Miguel Olivo, R OBP: 0.280, SLG: 0.360	1-1 1B			4-1 B3-4-6 BB		1-2 F9				2	0	1	2	1	0	0			
Inning Stats	R: 5 E: 0 K: 0 S: 21	H: 5 LOB: 2 BB: 2 P: 37	R: 0 E: 0 K: 0 S: 7	H: 1 LOB: 0 BB: 0 P: 15	R: 0 E: 0 K: 0 S: 8	H: 0 LOB: 0 BB: 0 P: 13	R: 0 E: 0 K: 0 S: 4	H: 0 LOB: 0 BB: 1 P: 9	R: 0 E: 0 K: 0 S: 9	H: 1 LOB: 2 BB: 1 P: 19	R: 0 E: 0 K: 0 S: 9	H: 0 LOB: 0 BB: 0 P: 12	R: 0 E: 0 K: 0 S: 10	H: 2 LOB: 1 BB: 0 P: 16	R: 0 E: 0 K: 0 S: 4	H: 0 LOB: 0 BB: 0 P: 11	1B: 7 2B: 2 3B: 0 HR: 0	SF: 0 SAC: 0 DP: 2 HBP: 0	WP: 1 PA: 35 CS: 0
PITCHER Kyle Lohse, R ERA: 4.96	IP: 6.0 WLS: L BF: 28 H: 7 R: 5 ER: 5 SO: 5 BB: 4 IBB: 0 HBP: 0 BLK: 0 WP: 1 HR: 0 S: 105 P: 105 ERA: 7.50 WHIP: 1.833																		
Juan Rincon, R ERA: 3.66	0.1 3 2 0 0 0 0 0 0 0 0 0 9 14 0.00 6.000																		
J.C. Romero, L ERA: 4.95	1.2 4 0 0 0 0 0 0 0 0 0 0 5 13 0.00 0.000																		

Minnesota Twins @ Chicago White Sox
U.S. Cellular Field, Chicago, IL
Mon Sep 08 2003, 8:05 PM EDT
Att: 32,807 - Sunny - 80 F

AB 31
R 5
H 9
RBI 5
BB 4
SO 0
LOB 14



Batter	1	2	3	4	5	6	7	8	9	AB	R	H	RBI	BB	SO	LOB	TOP								
Shannon Stewart, R (1, 7) OBP: 0.367, SLG: 0.468	2-2 G4-6-3 1B		0-2 FC5-4			0-1 SF8	1-1 1B		1-1 F8	4	0	2	2	0	0	2									
Luis Rivas, R (1, 4) OBP: 0.313, SLG: 0.398	0-0 G4-6-3			1-2 G5-3	0-0 G6-3		1-3 1B		0-1 G6-4-3	5	0	0	0	0	1	4									
Doug Mientkiewicz, L (1, 3) OBP: 0.391, SLG: 0.454	0-0 G6-3			2-1 G6-3		2-2 F7 1B		1-1 2B HBP		3	1	1	0	0	0	0									
Matthew LeCroy, R (1, 10) OBP: 0.347, SLG: 0.500 Dustan Mohr, R (8, PR) OBP: 0.324, SLG: 0.408		2-3 K		4-2 BB		0-1 1B		1-0 F9 2B		3	0	2	1	1	1	0									
Jacque Jones, L (1, 9) OBP: 0.330, SLG: 0.457	1-0 P6			0-0 G4-3		1-2 1B		0-3 K		4	0	0	0	0	1	4									
Torii Hunter, R (1, 8) OBP: 0.306, SLG: 0.439	3-3 K				3-1 1B SF9		2-3 K		4-0 IBB	3	1	1	0	1	2	1									
Corey Koskie, L (1, 5) OBP: 0.398, SLG: 0.468			1-3 K		3-1 SF9 HBP 1B		4-2 1B BB	2-1 F9		3	2	1	0	1	1	2									
A.J. Pierzynski, L (1, 2) OBP: 0.349, SLG: 0.448			0-0 FC6-4 1B		1-0 HBP		2-1 F7	3-2 F9		3	0	1	0	0	0	4									
Cristian Guzman, S (1, 6) OBP: 0.298, SLG: 0.345			1-0 FC6-4 FC5-4		1-0 SF9		2-2 G5-3		4-2 G6-4-3 BB	2	0	0	1	1	0	2									
Inning Stats	R: 0 E: 0 K: 0 S: 5	H: 1 LOB: 0 BB: 0 P: 7	R: 0 E: 0 K: 2 S: 8	H: 0 LOB: 0 BB: 0 P: 14	R: 0 E: 0 K: 1 S: 8	H: 1 LOB: 1 BB: 0 P: 10	R: 0 E: 0 K: 0 S: 10	H: 0 LOB: 1 BB: 1 P: 17	R: 2 E: 0 K: 0 S: 8	H: 2 LOB: 1 BB: 0 P: 16	R: 0 E: 0 K: 1 S: 12	H: 2 LOB: 1 BB: 0 P: 17	R: 1 E: 0 K: 1 S: 15	H: 1 LOB: 1 BB: 1 P: 24	R: 1 E: 0 K: 1 S: 10	H: 1 LOB: 3 BB: 1 P: 21	R: 0 E: 0 K: 0 S: 8	H: 0 LOB: 0 BB: 1 P: 13	1B: 7 2B: 1 3B: 0 HR: 0	SF: 2 SAC: 0 DP: 2 HBP: 2	WP: 0 PB: 0 SB: 0 CS: 0	PA: 38			
PITCHER	IP	WLS	BF	H	R	ER	SO	BB	IBB	HBP	BLK	WP	HR	S	P	ERA	WHIP								
Jon Garland, R (1, 1) ERA: 4.29	7.0	L	29	7	3	3	5	2	0	1	0	0	0	66	105	3.86	1.286								
Kelly Wunsch, L (8, 1) ERA: 1.97	1.0		7	1	1	1	1	1	1	1	0	0	0	14	29	9.00	2.000								
Scott Sullivan, R (9, 1) ERA: 3.72	1.0		2	0	0	0	0	0	0	0	0	0	0	4	5	0.00	0.000								

Minnesota Twins @ Chicago White Sox
U.S. Cellular Field, Chicago, IL
Wed Sep 10 2003, 8:05 PM EDT
Att: 22,188 - Sunny - 76 F

AB 30
R 4
H 8
RBI 4
BB 4
SO 6
LOB 19



Batter	1	2	3	4	5	6	7	8	9	AB	R	H	RBI	BB	SO	LOB	BOTTOM								
Tony Graffanino, R (1, 4) OBP: 0.336, SLG: 0.441 Roberto Alomar, S (7, PH) OBP: 0.337, SLG: 0.357	0-1 F9		0-0 B5-3			2-2 1B SF8	3-3 K			3	1	1	0	0	0	0									
Carlos Lee, R (1, 7) OBP: 0.335, SLG: 0.504	2-2 1B		1-1 G5-3			1-3 K		2-2 F8		4	0	1	0	0	1	1									
Frank Thomas, R (1, 10) OBP: 0.389, SLG: 0.559	1-2 P4			2-0 F9		0-1 14 WP 1B		2-1 F9		4	0	1	0	0	0	1									
Magglio Ordonez, R (1, 9) OBP: 0.389, SLG: 0.565	3-2 1B			3-2 F9		2-1 SF8		4-2 BB		2	0	1	1	1	0	0									
14 Paul Konerko, R (1, 3) OBP: 0.322, SLG: 0.433	0-3 K			0-1 1B		1-2 G4-3		0-1 P4		4	0	1	0	0	1	4									
Carl Everett, S (1, 8) OBP: 0.369, SLG: 0.514		0-1 L5		2-3 K			1-1 SH1-3 24 BB 1B		0-2 F8	4	0	1	0	0	1	1									
24 Joe Crede, R (1, 5) OBP: 0.309, SLG: 0.432		2-1 G4-3			1-3 K		4-2 SH1-3 BB		2-3 K	3	0	0	0	1	2	0									
Jose Valentin, S (1, 6) OBP: 0.308, SLG: 0.441 Aaron Rowand, R (9, PH) OBP: 0.305, SLG: 0.418		0-2 P6			2-1 F8		0-1 SH1-3		1-3 K	2	0	0	0	0	0	0									
Miguel Olivo, R (1, 2) OBP: 0.278, SLG: 0.358 Brian Dabach, L (7, PH) OBP: 0.370, SLG: 0.391 Sandy Alomar Jr., R (8, 2) OBP: 0.283, SLG: 0.400			0-3 K		1-3 K		0-0 G2			2	0	0	0	0	2	0									
Inning Stats	R: 0 E: 0 K: 1 S: 20	H: 2 LOB: 2 BB: 0 P: 26	R: 0 E: 0 K: 0 S: 7	H: 0 LOB: 0 BB: 0 P: 9	R: 0 E: 0 K: 1 S: 6	H: 0 LOB: 0 BB: 0 P: 7	R: 0 E: 0 K: 1 S: 9	H: 1 LOB: 1 BB: 0 P: 16	R: 0 E: 0 K: 2 S: 9	H: 0 LOB: 0 BB: 0 P: 13	R: 1 E: 0 K: 1 S: 13	H: 2 LOB: 1 BB: 0 P: 19	R: 0 E: 0 K: 1 S: 10	H: 1 LOB: 2 BB: 1 P: 18	R: 0 E: 0 K: 0 S: 13	H: 0 LOB: 1 BB: 1 P: 21	R: 0 E: 0 K: 2 S: 11	H: 0 LOB: 0 BB: 0 P: 14	1B: 6 2B: 0 3B: 0 HR: 0	SF: 1 SAC: 1 DP: 0 HBP: 0	WP: 1 PB: 0 SB: 0 CS: 0	PA: 35			
PITCHER	IP	WLS	BF	H	R	ER	SO	BB	IBB	HBP	BLK	WP	HR	S	P	ERA	WHIP								
Johan Santana, L (1, 1) ERA: 3.03	6.1	W	26	6	1	1	6	1	0	0	0	0	0	70	101	1.42	1.105								
LaTroy Hawkins, R (7, 1) ERA: 1.92	1.2	H	6	0	0	0	1	1	0	0	0	0	0	17	28	0.00	0.600								
Eddie Guardado, L (9, 1) ERA: 2.95	1.0	S	3	0	0	0	2	0	0	0	0	0	0	11	14	0.00	0.000								

Minnesota Twins @ Chicago White Sox
U.S. Cellular Field, Chicago, IL
Wed Sep 10 2003, 8:05 PM EDT
Att: 22,188 - Sunny - 76 F

AB 31
R 1
H 6
RBI 1
BB 2
SO 9
LOB 11



Batter	1	2	3	4	5	6	7	8	9	AB	R	H	RBI	BB	SO	LOB	TOP			
Shannon Stewart, R OBP: 0.365, SLG: 0.468 (1, 7)	F8		E8 SF8 2B		F9		G5-3		K	5	1	1	2	0	1	2	Minnesota Twins @ Chicago White Sox U.S. Cellular Field, Chicago, IL Thu Sep 11 2003, 2:05 PM EDT Att: 20,541 - Sunny - 81 F			
Denny Hocking, S OBP: 0.311, SLG: 0.392 (1, 4)	K		SF8		G4-3				F9	4	0	1	2	0	1	1				
Doug Mientkiewicz, L OBP: 0.392, SLG: 0.453 (1, 3)	L6									3	0	1	0	1	0	1				
Matthew LeCroy, R OBP: 0.342, SLG: 0.494 (1, 10)		G6-3	P3		K				K	4	0	0	0	0	2	2				
Corey Koskie, L OBP: 0.395, SLG: 0.464 (1, 5)		K	K			G3			K	4	0	0	0	0	3	1				
Torii Hunter, R OBP: 0.308, SLG: 0.441 (1, 8)	K					G1-3				4	0	2	0	0	1	0				
Jacque Jones, L OBP: 0.329, SLG: 0.455 (1, 9)			1B 2B		K				G1-3	4	1	1	0	0	2	2				
A.J. Pierzynski, L OBP: 0.352, SLG: 0.453 (1, 2)			1B 2B		FC3-6					4	2	3	0	0	0	1				
Cristian Guzman, S OBP: 0.298, SLG: 0.343 (1, 6)			2B E HBP		K				FC6-4	3	1	0	0	0	2	3				
Inning Stats	R: 0 E: 0 K: 1 S: 7	H: 0 LOB: 0 BB: 0 P: 12	R: 0 E: 0 K: 2 S: 11	H: 0 LOB: 0 BB: 0 P: 18	R: 4 E: 1 K: 1 S: 11	H: 4 LOB: 1 BB: 0 P: 18	R: 0 E: 1 K: 2 S: 11	H: 1 LOB: 1 BB: 0 P: 13	R: 0 E: 0 K: 1 S: 8	H: 0 LOB: 0 BB: 0 P: 11	R: 1 E: 0 K: 1 S: 13	H: 2 LOB: 1 BB: 0 P: 16	R: 0 E: 0 K: 2 S: 11	H: 1 LOB: 1 BB: 0 P: 16	R: 0 E: 0 K: 1 S: 12	H: 1 LOB: 1 BB: 0 P: 14	1B: 6 2B: 3 3B: 0 HR: 0	SF: 1 SAC: 0 DP: 0 HBP: 1	WP: 0 PB: 0 SB: 0 CS: 0	PA: 38
PITCHER	IP WLS BF H R ER SO BB IBB HBP BLK WP HR S P ERA WHIP																IP WLS BF H R ER SO BB IBB HBP BLK WP HR S P ERA WHIP			
Esteban Loaiza, R ERA: 2.73 (1, 1)	7.0	L	30	7	5	5	9	1	0	1	0	0	0	0	69	101	6.43	1.143		
Billy Koch, R ERA: 5.47 (8, 1)	0.2		3	1	0	0	2	0	0	0	0	0	0	0	9	13	0.00	1.500		
Scott Schoeneweis, L ERA: 4.7 (8, 1)	1.1		5	1	0	0	1	0	0	0	0	0	0	0	14	17	0.00	0.750		

AB	35
R	5
H	9
RBI	4
BB	1
SO	12
LOB	13



Batter	1	2	3	4	5	6	7	8	9	AB	R	H	RBI	BB	SO	LOB	BOTTOM			
Roberto Alomar, S OBP: 0.337, SLG: 0.357 (1, 4)	F8		L7		SH5-3					3	0	1	0	0	0	0	Minnesota Twins @ Chicago White Sox U.S. Cellular Field, Chicago, IL Thu Sep 11 2003, 2:05 PM EDT Att: 20,541 - Sunny - 81 F			
Carlos Lee, R OBP: 0.334, SLG: 0.502 (1, 7)	P2				F7		PO		K	4	0	1	0	0	1	2				
Frank Thomas, R OBP: 0.388, SLG: 0.563 (1, 10)			1B		G5-3				G5-3	4	1	1	1	0	0	3				
Magglio Ordonez, R OBP: 0.386, SLG: 0.561 (1, 9)	F7								G4-3	4	0	0	0	0	0	0				
Carl Everett, S OBP: 0.368, SLG: 0.511 (1, 8)		K				G6-3			P4	4	0	1	0	0	1	0				
Brian Daubach, L OBP: 0.397, SLG: 0.388 (1, 3)		P6			F8				P5	4	0	1	0	0	0	1				
Jose Valentin, S OBP: 0.310, SLG: 0.448 (1, 6)			1B		K				HR	4	1	2	1	0	2	2				
24 Joe Crede, R OBP: 0.309, SLG: 0.430 (1, 5)		L5			SH5-3 1B				G5-3	4	0	1	0	0	0	1				
Miguel Olivo, R OBP: 0.279, SLG: 0.359 (1, 2)										2	0	1	0	0	1	0				
Aaron Miles, S (7, PH)										1	0	0	0	0	0	0				
Jamie Burke, R OBP: 0.667, SLG: 0.667 (8, 2)			K		SH5-3 1B				P5	0	0	0	0	0	0	0				
Inning Stats	R: 1 E: 0 K: 0 S: 8	H: 1 LOB: 0 BB: 0 P: 11	R: 0 E: 0 K: 1 S: 10	H: 1 LOB: 0 BB: 0 P: 17	R: 0 E: 0 K: 1 S: 9	H: 1 LOB: 1 BB: 0 P: 14	R: 0 E: 0 K: 1 S: 11	H: 1 LOB: 1 BB: 0 P: 15	R: 0 E: 0 K: 1 S: 10	H: 2 LOB: 2 BB: 0 P: 12	R: 0 E: 0 K: 1 S: 11	H: 1 LOB: 1 BB: 0 P: 15	R: 0 E: 0 K: 0 S: 10	H: 0 LOB: 0 BB: 0 P: 10	R: 1 E: 0 K: 0 S: 13	H: 1 LOB: 0 BB: 0 P: 19	1B: 7 2B: 0 3B: 0 HR: 2	SF: 0 SAC: 1 DP: 0 HBP: 0	WP: 0 PB: 0 SB: 1 CS: 0	PA: 36
PITCHER	IP WLS BF H R ER SO BB IBB HBP BLK WP HR S P ERA WHIP																IP WLS BF H R ER SO BB IBB HBP BLK WP HR S P ERA WHIP			
Brad Radke, R ERA: 4.79 (1, 1)	9.0	W	35	9	2	2	5	0	0	0	0	0	0	0	90	126	2.00	1.000		



Batter	1	2	3	4	5	6	7	8	9	AB	R	H	RBI	BB	SO	LOB	TOP				
Shannon Stewart, R (1, 7) OBP: 0.365, SLG: 0.469										5	0	2	1	0	1	3	Minnesota Twins @ Cleveland Indians Jacobs Field, Cleveland, OH Fri Sep 12 2003, 7:05 PM EDT Att: 20,679 - Sunny - 74 F				
Luis Rivas, R (1, 4) OBP: 0.311, SLG: 0.395										3	0	0	0	0	0	2					
20 Lew Ford, R (7, PH) OBP: 0.410, SLG: 0.537										0	0	0	0	1	0	0					
Denny Hocking, S (7, 4) OBP: 0.310, SLG: 0.389										5	0	2	0	0	0	2					
Doug Mientkiewicz, L (1, 3) OBP: 0.392, SLG: 0.452										3	1	0	0	1	0	4					
Matthew LeCroy, R (1, 10) OBP: 0.341, SLG: 0.489										3	1	0	0	1	0	4					
Corey Koskie, L (1, 5) OBP: 0.391, SLG: 0.460										4	0	0	0	0	0	2					
Torii Hunter, R (1, 8) OBP: 0.311, SLG: 0.447										2	1	1	2	2	0	0					
A.J. Pierzynski, L (1, 2) OBP: 0.350, SLG: 0.449										4	0	0	0	0	2	2					
Dustan Mohr, R (1, 9) OBP: 0.324, SLG: 0.405										2	0	0	0	1	2	1					
Jacque Jones, L (8, PH) OBP: 0.320, SLG: 0.455										1	0	0	0	0	0	1					
Cristian Guzman, S (1, 6) OBP: 0.300, SLG: 0.347										3	0	2	0	0	1	0					
Michael Ryan, L (9, PH) OBP: 0.448, SLG: 0.920										1	1	1	0	0	0	0					
Inning Stats	R: 0 E: 0 K: 0 S: 8	H: 1 LOB: 1 BB: 0 P: 11	R: 0 E: 0 K: 2 S: 17	H: 0 LOB: 1 BB: 1 P: 24	R: 0 E: 0 K: 0 S: 7	H: 1 LOB: 0 BB: 0 P: 11	R: 2 E: 0 K: 0 S: 12	H: 2 LOB: 2 BB: 2 P: 25	R: 0 E: 0 K: 2 S: 13	H: 0 LOB: 0 BB: 0 P: 8	R: 0 E: 0 K: 2 S: 13	H: 1 LOB: 2 BB: 1 P: 24	R: 0 E: 0 K: 0 S: 10	H: 0 LOB: 1 BB: 1 P: 18	R: 1 E: 0 K: 0 S: 12	H: 2 LOB: 0 BB: 0 P: 19	1B: 5 2B: 2 3B: 0 HR: 1	SF: 0 SAC: 0 DP: 1 HBP: 0	WP: 0 PB: 1 SB: 0 CS: 0	PA: 39	
PITCHER	IP WLS BF H R ER SO BB IBB HBP BLK WP HR S P ERA WHIP	IP WLS BF H R ER SO BB IBB HBP BLK WP HR S P ERA WHIP	IP WLS BF H R ER SO BB IBB HBP BLK WP HR S P ERA WHIP	IP WLS BF H R ER SO BB IBB HBP BLK WP HR S P ERA WHIP	IP WLS BF H R ER SO BB IBB HBP BLK WP HR S P ERA WHIP	IP WLS BF H R ER SO BB IBB HBP BLK WP HR S P ERA WHIP	IP WLS BF H R ER SO BB IBB HBP BLK WP HR S P ERA WHIP	IP WLS BF H R ER SO BB IBB HBP BLK WP HR S P ERA WHIP	IP WLS BF H R ER SO BB IBB HBP BLK WP HR S P ERA WHIP	IP WLS BF H R ER SO BB IBB HBP BLK WP HR S P ERA WHIP	IP WLS BF H R ER SO BB IBB HBP BLK WP HR S P ERA WHIP	IP WLS BF H R ER SO BB IBB HBP BLK WP HR S P ERA WHIP	IP WLS BF H R ER SO BB IBB HBP BLK WP HR S P ERA WHIP	IP WLS BF H R ER SO BB IBB HBP BLK WP HR S P ERA WHIP	IP WLS BF H R ER SO BB IBB HBP BLK WP HR S P ERA WHIP	IP WLS BF H R ER SO BB IBB HBP BLK WP HR S P ERA WHIP	IP WLS BF H R ER SO BB IBB HBP BLK WP HR S P ERA WHIP	IP WLS BF H R ER SO BB IBB HBP BLK WP HR S P ERA WHIP	IP WLS BF H R ER SO BB IBB HBP BLK WP HR S P ERA WHIP	IP WLS BF H R ER SO BB IBB HBP BLK WP HR S P ERA WHIP	IP WLS BF H R ER SO BB IBB HBP BLK WP HR S P ERA WHIP
CC Sabathia, L (1, 1) ERA: 3.63	6.2 W 30 6 2 2 6 4 0 0 0 0 0 1 74 119 2.70 1.500	1.1 H 5 0 0 0 0 1 0 0 0 0 0 0 13 24 0.00 0.750	1.0 S 4 2 1 1 0 0 0 0 0 0 0 0 12 19 9.00 2.000																		
Danys Baez, R (7, 1) ERA: 3.95																					
David Riske, R (9, 1) ERA: 2.26																					

AB	34
R	3
H	8
RBI	3
BB	5
SO	6
LOB	18



Batter	1	2	3	4	5	6	7	8	9	AB	R	H	RBI	BB	SO	LOB	BOTTOM				
Coco Crisp, S (1, 8) OBP: 0.323, SLG: 0.380										4	0	2	0	0	0	2	Minnesota Twins @ Cleveland Indians Jacobs Field, Cleveland, OH Fri Sep 12 2003, 7:05 PM EDT Att: 20,679 - Sunny - 74 F				
Jody Gerut, L (1, 7) OBP: 0.337, SLG: 0.506										4	0	0	0	0	1	4					
Casey Blake, R (1, 5) OBP: 0.318, SLG: 0.428										4	0	0	0	0	0	2					
Alex Escobar, R (1, 9) OBP: 0.338, SLG: 0.460										4	1	2	0	0	1	0					
Ben Broussard, L (1, 3) OBP: 0.326, SLG: 0.458										4	0	0	0	0	1	2					
41 Victor Martinez, S (1, 2) OBP: 0.333, SLG: 0.331										2	1	1	1	2	0	0					
48 Travis Hafner, L (1, 10) OBP: 0.346, SLG: 0.502										3	1	2	0	0	0	1					
2 Jhonny Peralta, R (1, 6) OBP: 0.289, SLG: 0.330										2	1	1	3	0	1	2					
Brandon Phillips, R (1, 4) OBP: 0.241, SLG: 0.312										2	0	0	0	0	0	0					
Inning Stats	R: 0 E: 0 K: 0 S: 9	H: 1 LOB: 0 BB: 0 P: 15	R: 0 E: 0 K: 0 S: 12	H: 0 LOB: 0 BB: 0 P: 17	R: 0 E: 0 K: 2 S: 11	H: 0 LOB: 0 BB: 0 P: 18	R: 3 E: 0 K: 1 S: 15	H: 2 LOB: 0 BB: 1 P: 26	R: 1 E: 0 K: 0 S: 17	H: 2 LOB: 2 BB: 0 P: 29	R: 0 E: 0 K: 0 S: 13	H: 1 LOB: 1 BB: 0 P: 21	R: 0 E: 0 K: 0 S: 6	H: 1 LOB: 1 BB: 1 P: 13	1B: 7 2B: 1 3B: 0 HR: 1	SF: 0 SAC: 1 DP: 2 HBP: 2		WP: 0 PB: 0 SB: 1 CS: 0	PA: 34		
PITCHER	IP WLS BF H R ER SO BB IBB HBP BLK WP HR S P ERA WHIP	IP WLS BF H R ER SO BB IBB HBP BLK WP HR S P ERA WHIP	IP WLS BF H R ER SO BB IBB HBP BLK WP HR S P ERA WHIP	IP WLS BF H R ER SO BB IBB HBP BLK WP HR S P ERA WHIP	IP WLS BF H R ER SO BB IBB HBP BLK WP HR S P ERA WHIP	IP WLS BF H R ER SO BB IBB HBP BLK WP HR S P ERA WHIP	IP WLS BF H R ER SO BB IBB HBP BLK WP HR S P ERA WHIP	IP WLS BF H R ER SO BB IBB HBP BLK WP HR S P ERA WHIP	IP WLS BF H R ER SO BB IBB HBP BLK WP HR S P ERA WHIP	IP WLS BF H R ER SO BB IBB HBP BLK WP HR S P ERA WHIP	IP WLS BF H R ER SO BB IBB HBP BLK WP HR S P ERA WHIP	IP WLS BF H R ER SO BB IBB HBP BLK WP HR S P ERA WHIP	IP WLS BF H R ER SO BB IBB HBP BLK WP HR S P ERA WHIP	IP WLS BF H R ER SO BB IBB HBP BLK WP HR S P ERA WHIP	IP WLS BF H R ER SO BB IBB HBP BLK WP HR S P ERA WHIP	IP WLS BF H R ER SO BB IBB HBP BLK WP HR S P ERA WHIP	IP WLS BF H R ER SO BB IBB HBP BLK WP HR S P ERA WHIP	IP WLS BF H R ER SO BB IBB HBP BLK WP HR S P ERA WHIP	IP WLS BF H R ER SO BB IBB HBP BLK WP HR S P ERA WHIP	IP WLS BF H R ER SO BB IBB HBP BLK WP HR S P ERA WHIP	IP WLS BF H R ER SO BB IBB HBP BLK WP HR S P ERA WHIP
Kenny Rogers, L (1, 1) ERA: 4.79	5.2 L 24 6 4 4 3 1 0 1 0 0 0 0 67 112 6.35 1.235	0.0 1 0 0 0 0 0 0 0 1 0 0 0 0 1 1 1 0.00 0.750	1.1 5 1 0 0 1 0 0 0 0 0 0 0 17 27 0.00 0.750	1.0 4 1 0 0 0 1 0 0 0 0 0 0 6 13 0.00 2.000																	
Jesse Orosco, L (6, 1) ERA: 7.47																					
Juan Rincon, R (6, 1) ERA: 3.6																					
J.C. Romero, L (8, 1) ERA: 4.87																					

AB	29
R	4
H	8
RBI	4
BB	2
SO	4
LOB	13



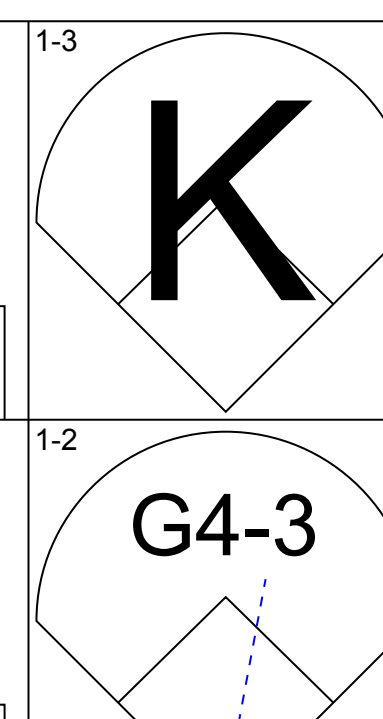
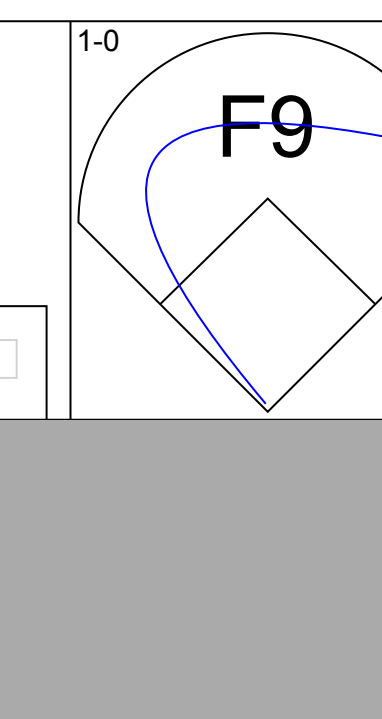
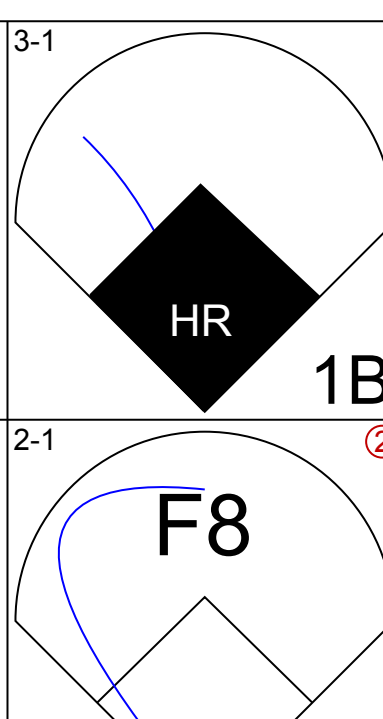
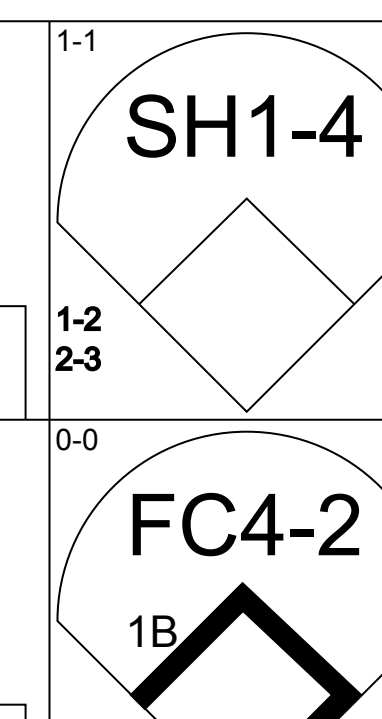
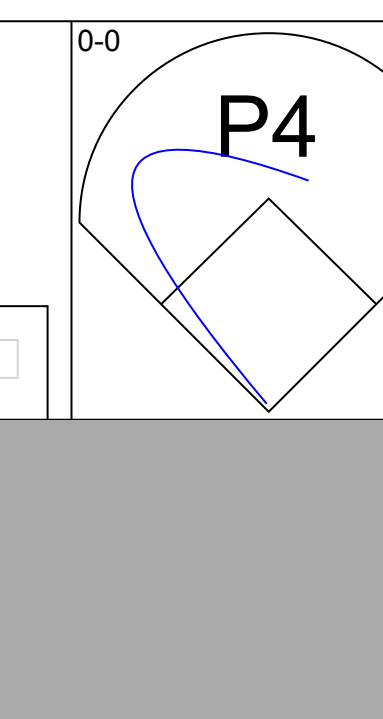
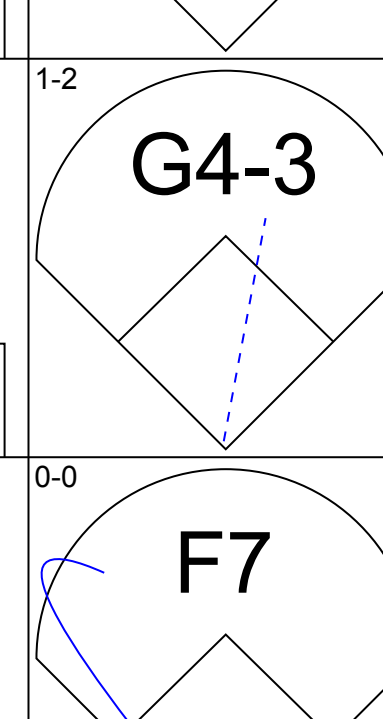
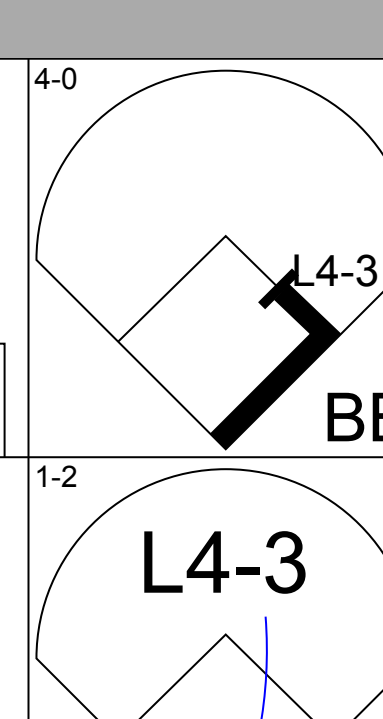
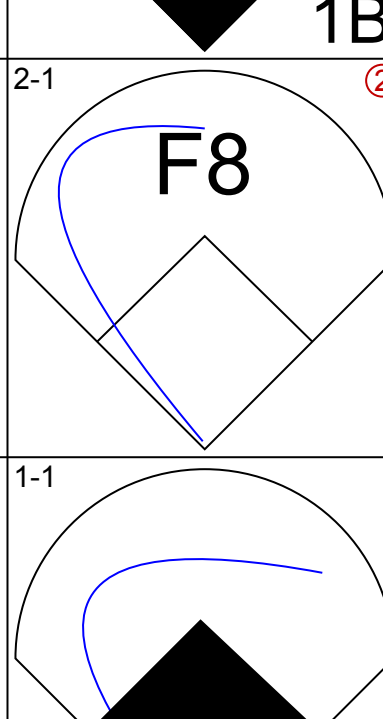
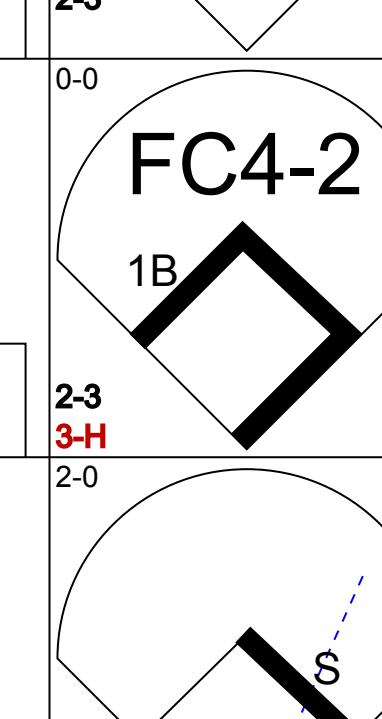
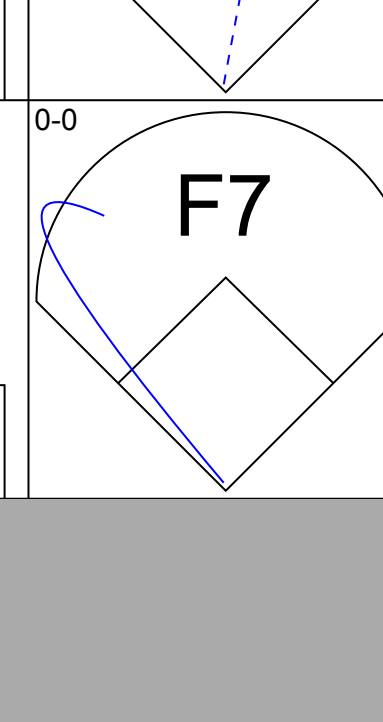
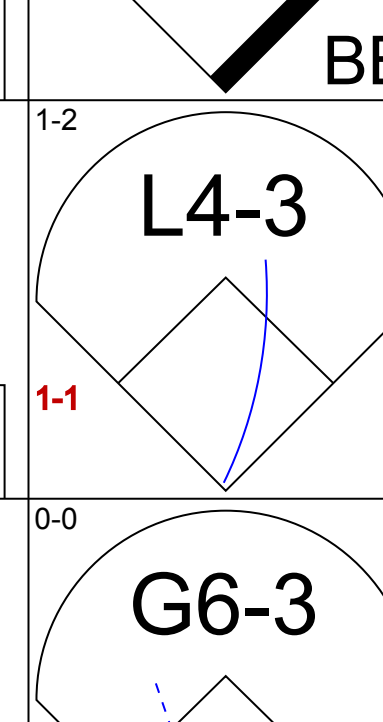
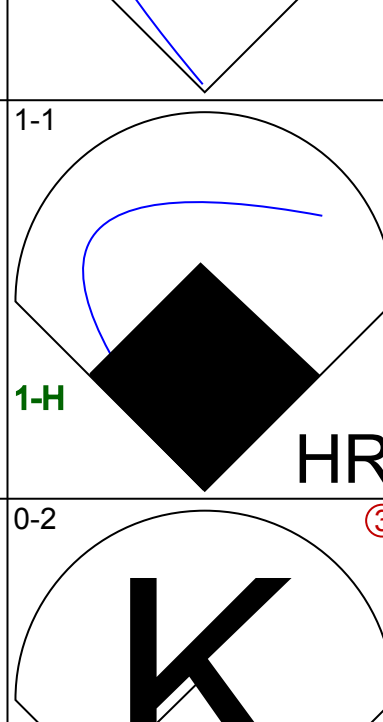
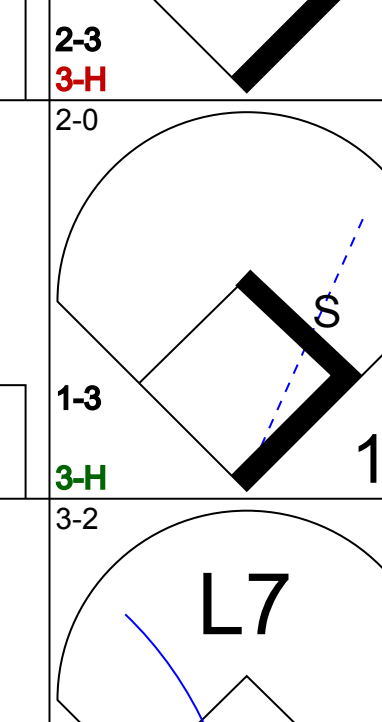
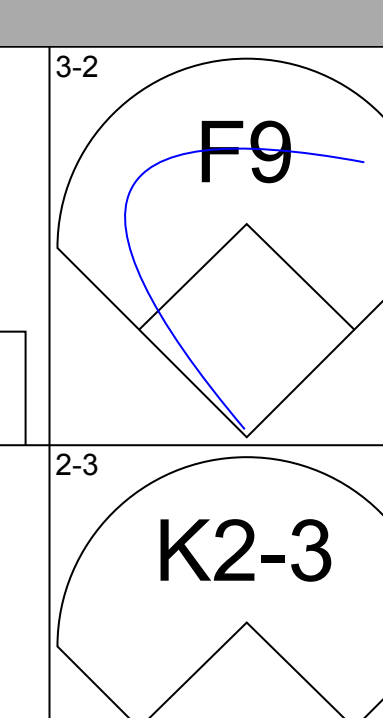
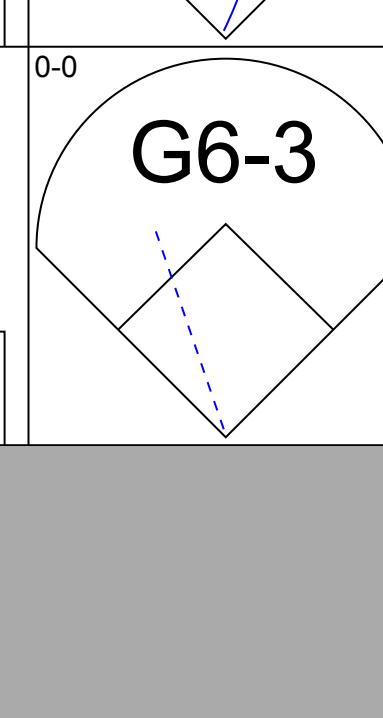

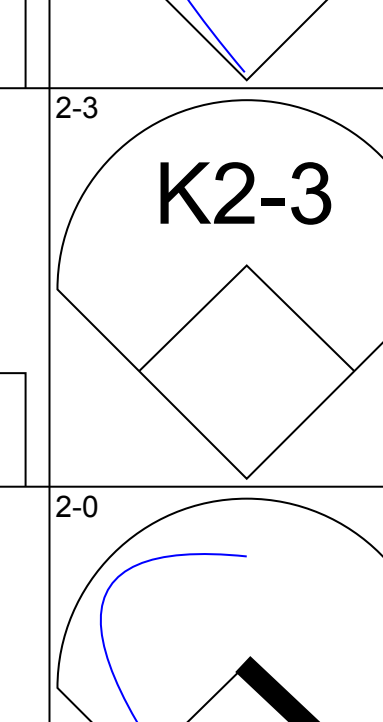
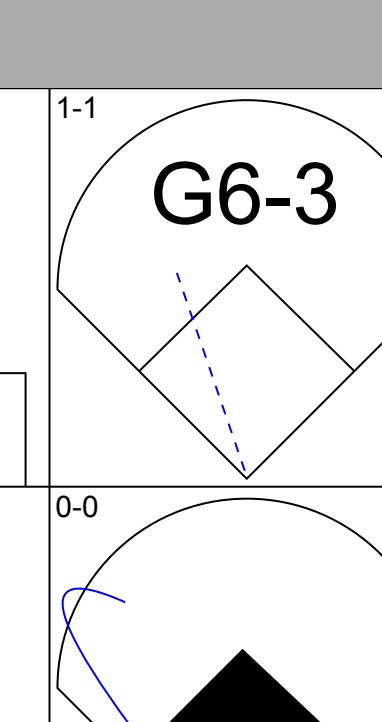
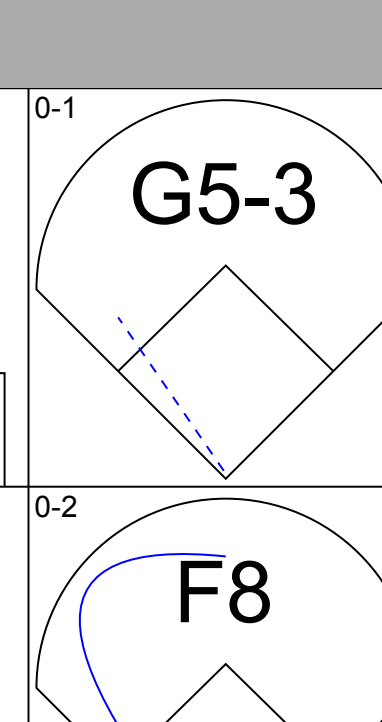
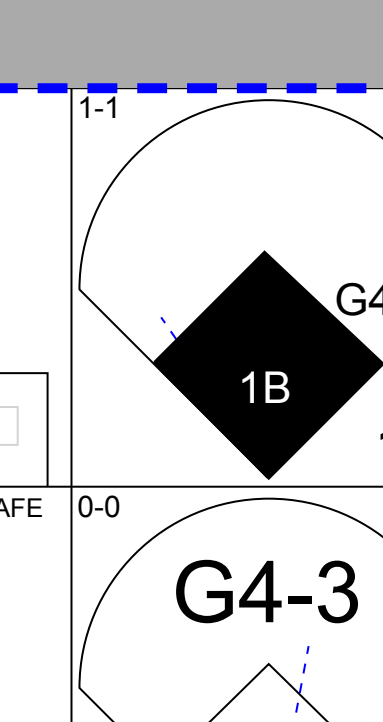
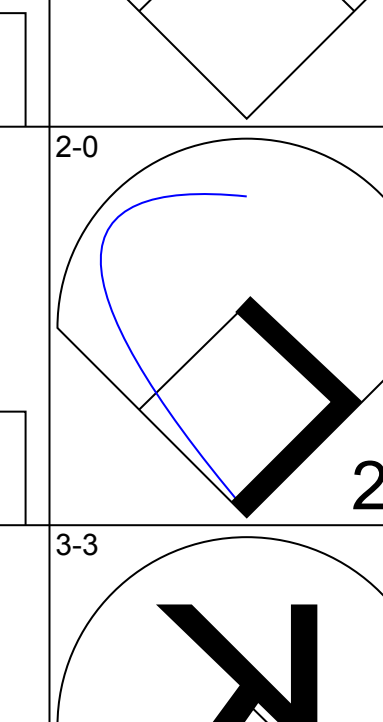
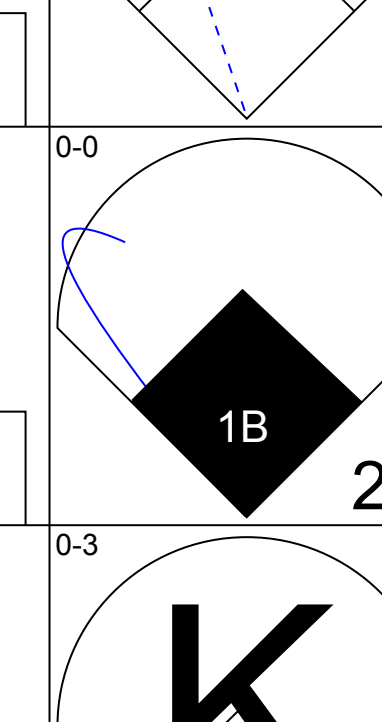
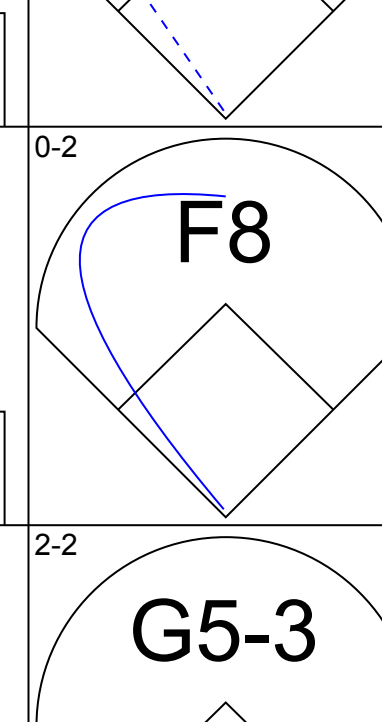
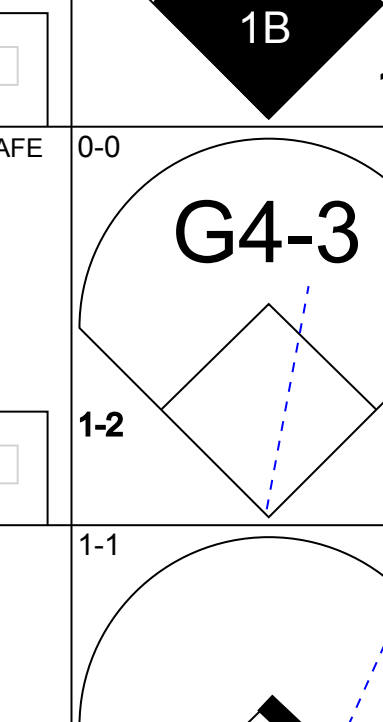
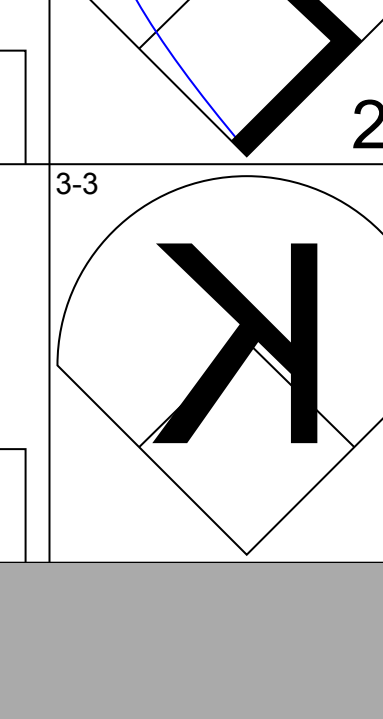
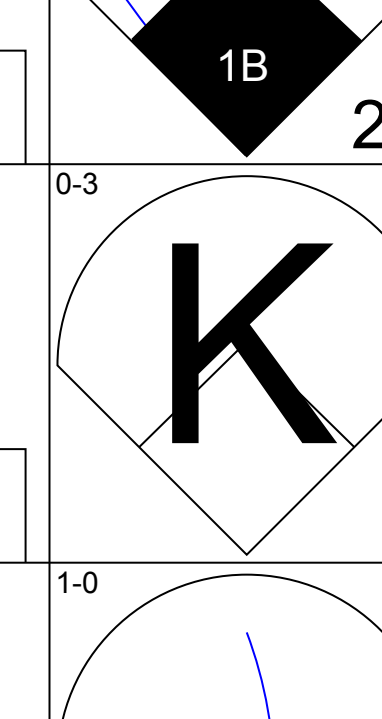
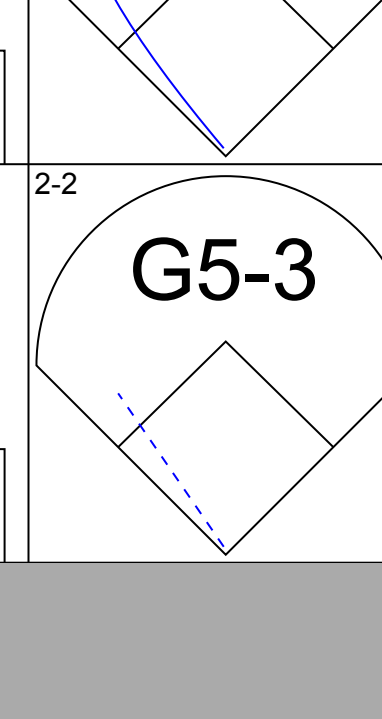
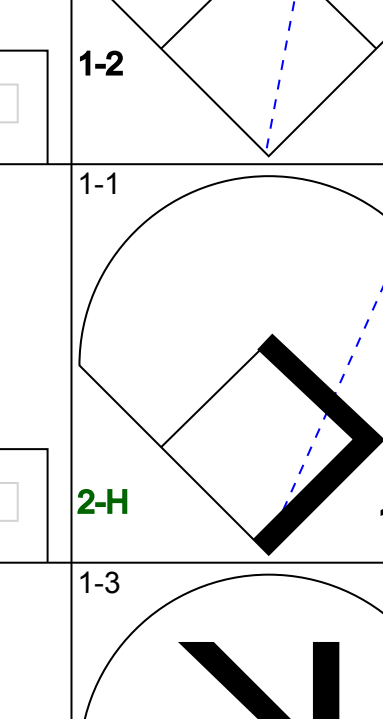
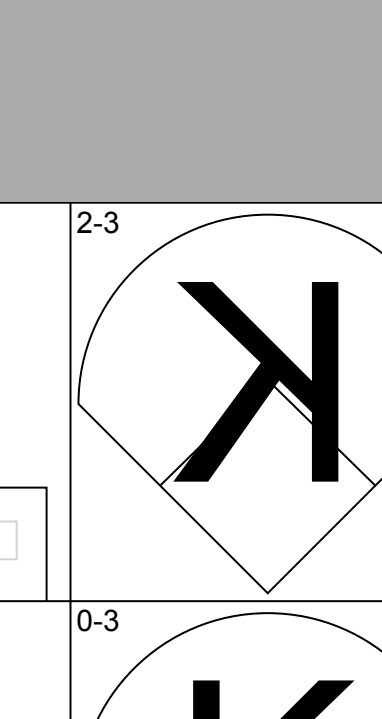
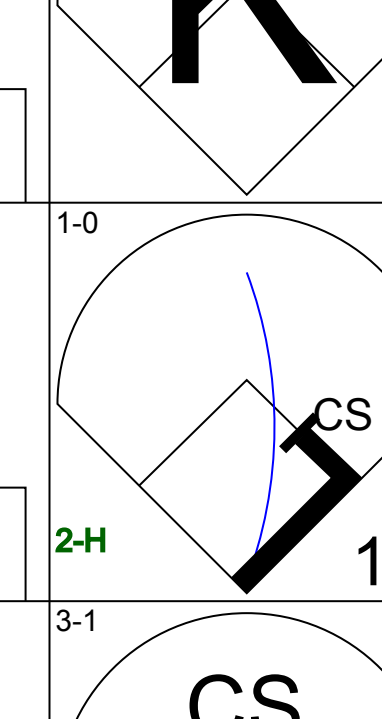
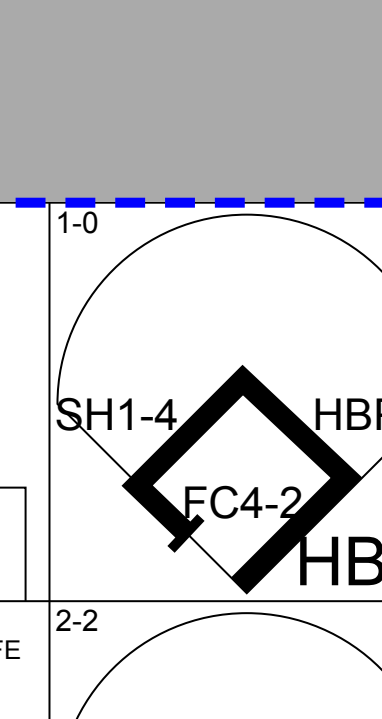
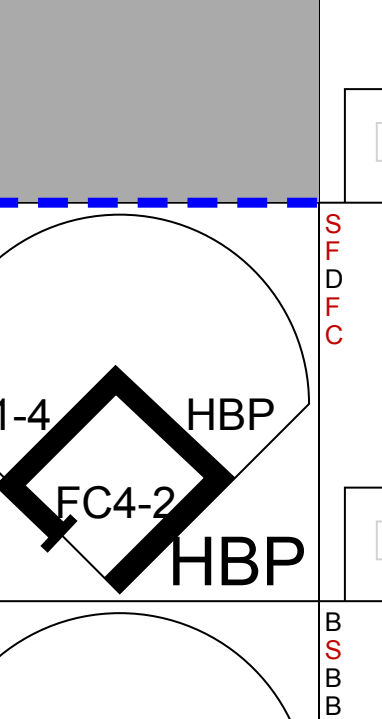
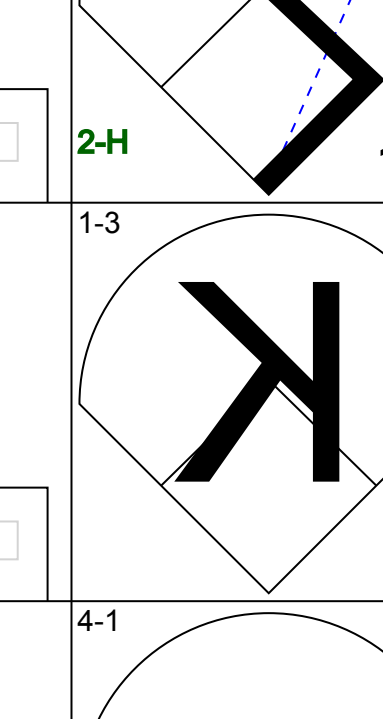
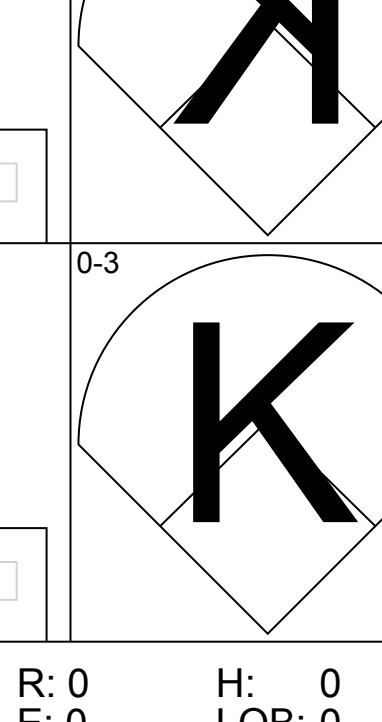
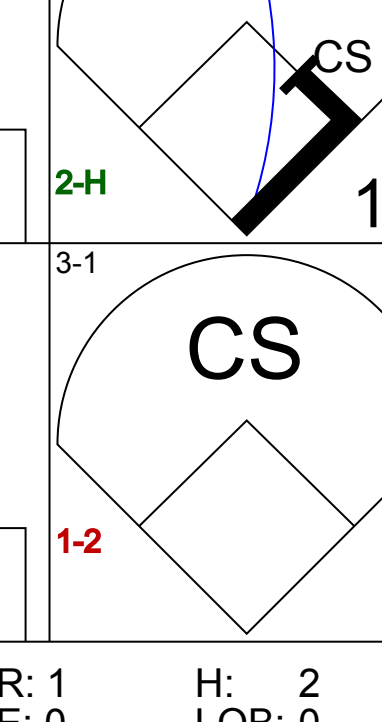
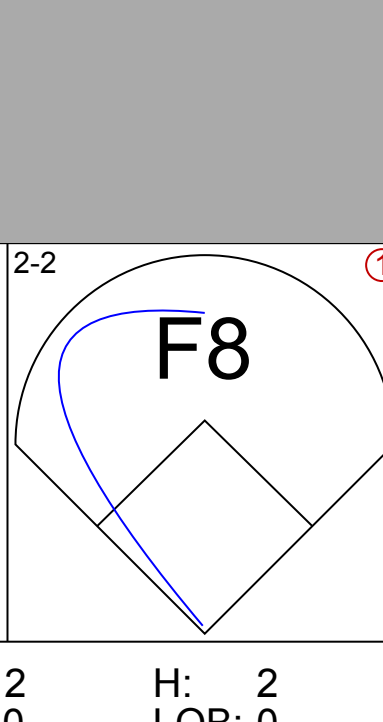
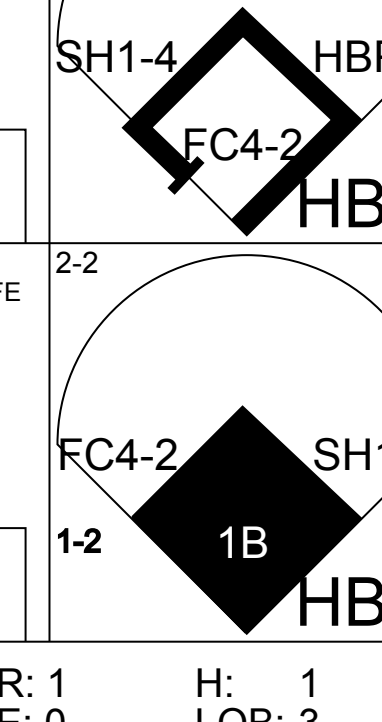
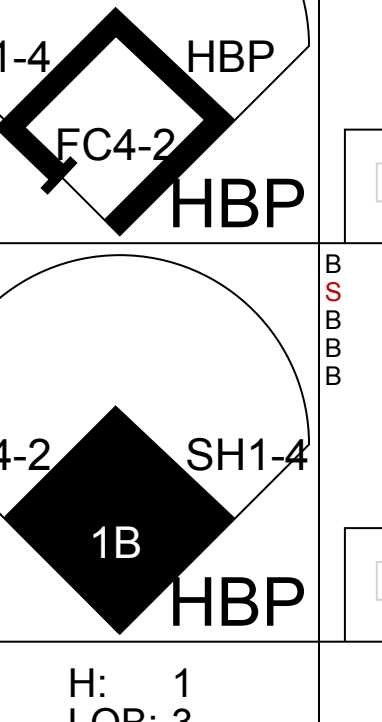
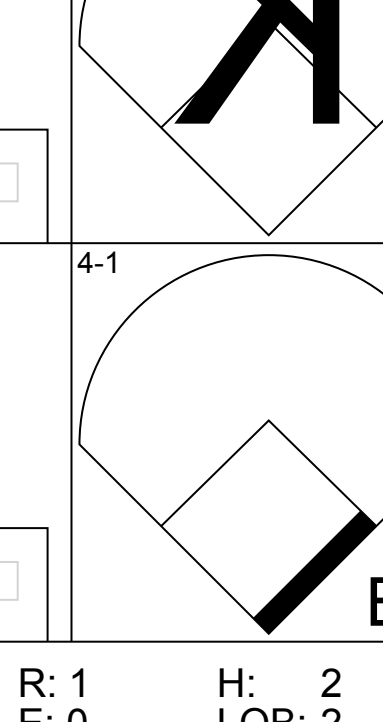
Batter	1	2	3	4	5	6	7	8	9	AB	R	H	RBI	BB	SO	LOB	TOP										
Shannon Stewart, R (1, 7) OBP: 0.365, SLG: 0.467	F8		F9			G5-3		L3		4	0	1	0	0	0	0	Minnesota Twins @ Cleveland Indians Jacobs Field, Cleveland, OH Sat Sep 13 2003, 7:05 PM EDT Att: 20,440 - Overcast - 77 F										
Luis Rivas, R (1, 4) OBP: 0.305, SLG: 0.392	K		G5-3			F7		L3		4	0	0	0	0	1												
Doug Mientkiewicz, L (1, 3) OBP: 0.393, SLG: 0.454	2B				G4-3		BB		K	3	0	1	0	1	1	0											
Matthew LeCroy, R (1, 10) OBP: 0.340, SLG: 0.486 Michael Restovich, R (9, PR) OBP: 0.442, SLG: 0.476	L9				G3-1		K		1B	4	0	1	0	0	1	2											
Corey Koskie, L (1, 5)		E4			K				K	4	0	0	0	0	3	1											
Torii Hunter, R (1, 8) OBP: 0.310, SLG: 0.451	L7				K		HR		P4	4	1	1	1	0	1	2											
Jacque Jones, L (1, 9) OBP: 0.329, SLG: 0.455 20 Lew Ford, R (5, 9) OBP: 0.403, SLG: 0.527 Dustan Mohr, R (9, 9) OBP: 0.324, SLG: 0.405	K				G3-6		G5-3			2	0	1	0	0	1	1											
A.J. Pierzynski, L (1, 2) OBP: 0.347, SLG: 0.446	G3				G3-6-1		G4-3			3	0	0	0	0	0	2											
Cristian Guzman, S (1, 6) OBP: 0.300, SLG: 0.353			G6-3				HR		K2-3	3	1	1	1	0	1	0											
Inning Stats	R: 0 E: 0 K: 1 S: 9	H: 1 LOB: 1 BB: 0 P: 13	R: 0 E: 1 K: 1 S: 9	H: 0 LOB: 1 BB: 0 P: 14	R: 0 E: 0 K: 0 S: 9	H: 0 LOB: 0 BB: 0 P: 10	R: 0 E: 0 K: 1 S: 8	H: 0 LOB: 0 BB: 0 P: 10	R: 0 E: 0 K: 1 S: 11	H: 1 LOB: 0 BB: 0 P: 15	R: 1 E: 0 K: 1 S: 11	H: 1 LOB: 0 BB: 1 P: 16	R: 1 E: 0 K: 1 S: 8	H: 1 LOB: 0 BB: 0 P: 11	R: 0 E: 0 K: 2 S: 9	H: 1 LOB: 1 BB: 0 P: 11		1B: 3 2B: 2 3B: 0 HR: 2	SF: 0 SAC: 0 DP: 2 HBP: 0	WP: 0 PB: 0 SB: 0 CS: 0	PA: 33						
PITCHER	IP	WLS	BF	H	R	ER	SO	BB	IBB	HBP	BLK	WP	HR	S	P	ERA	WHIP										
Jason Stanford, L (1, 1) ERA: 4.38	7.0	L	26	4	2	2	6	1	0	0	0	0	2	65	89	2.57	0.714										
63 Rafael Betancourt, R (8, 1) ERA: 1.64	2.0		7	2	0	0	3	0	0	0	0	0	0	17	22	0.00	1.000										

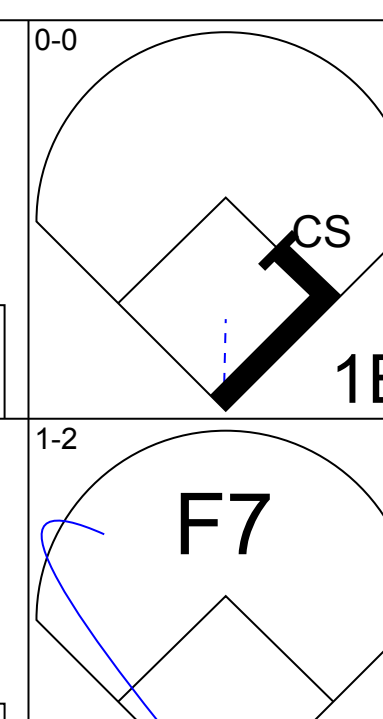
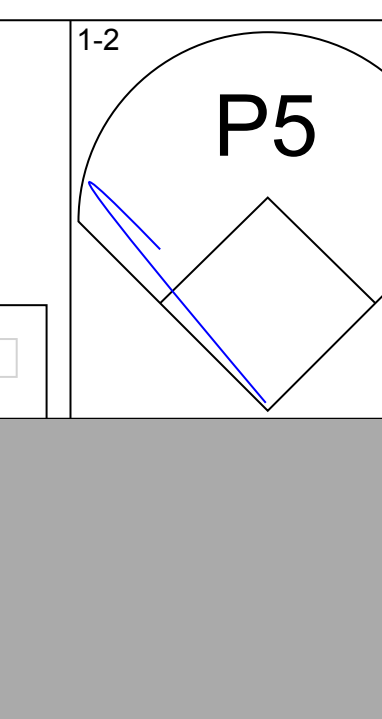
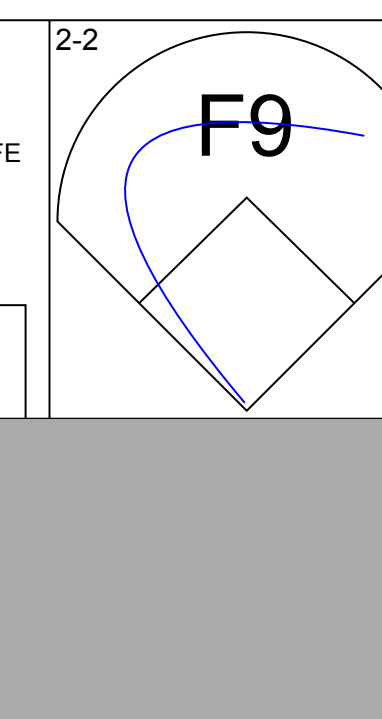
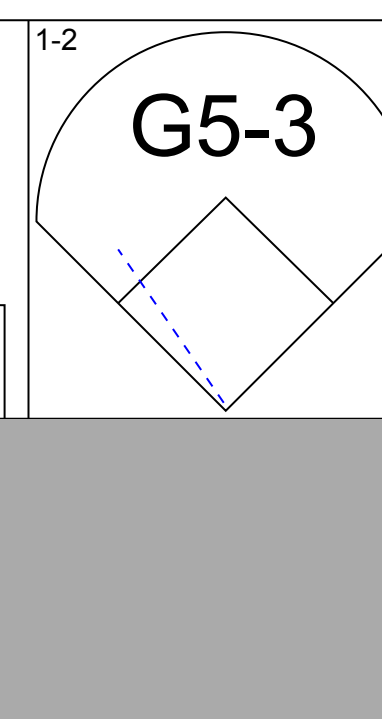
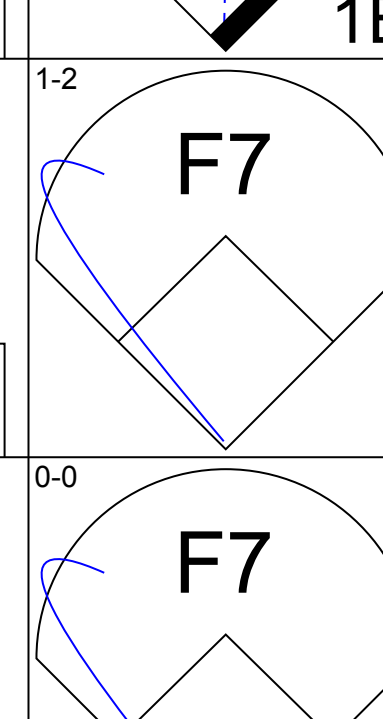
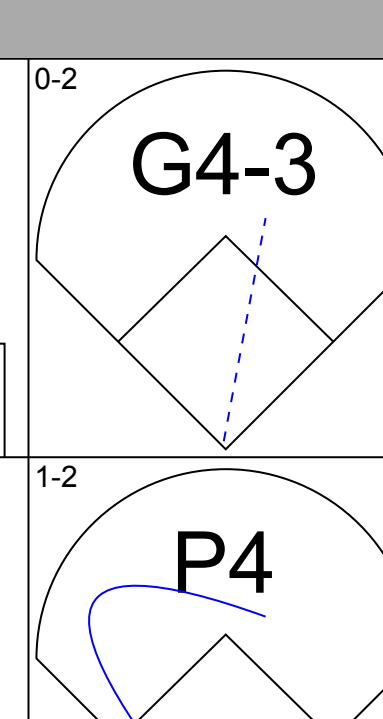
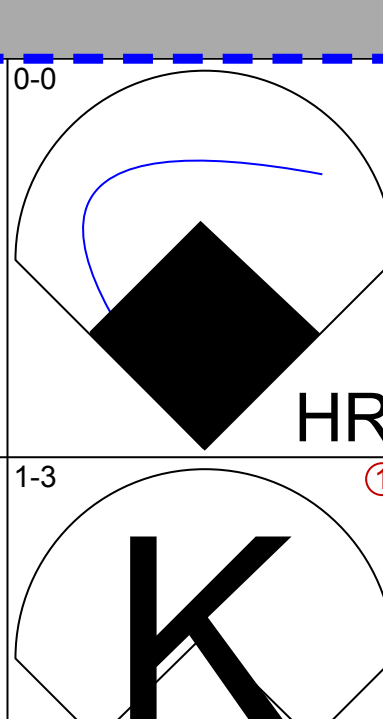
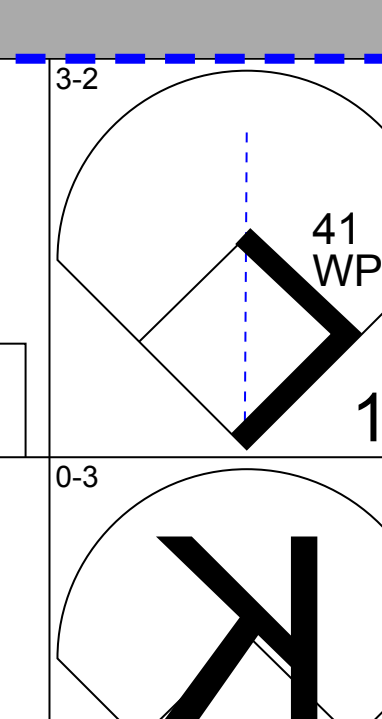
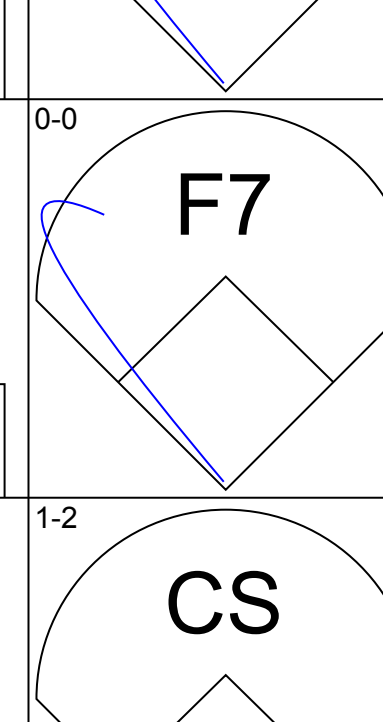
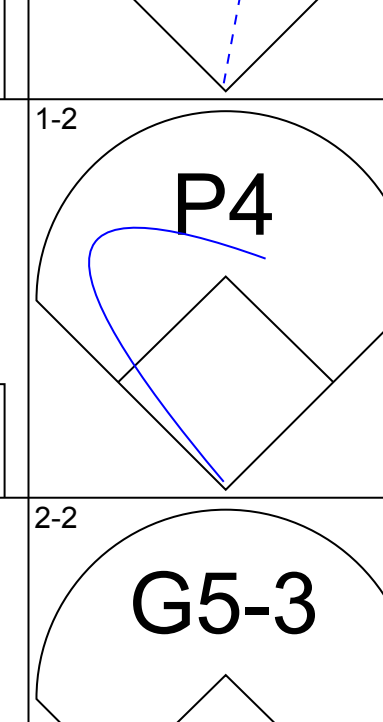
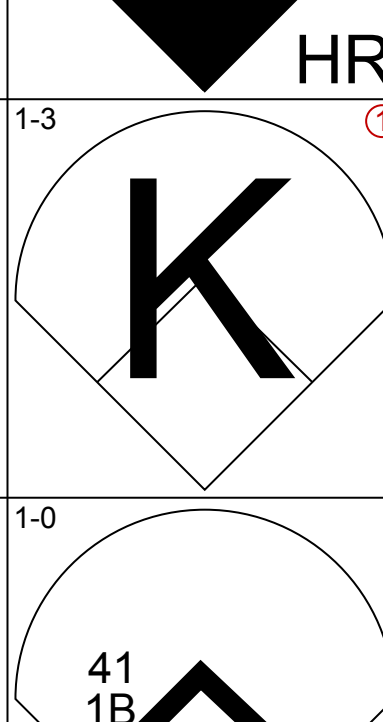
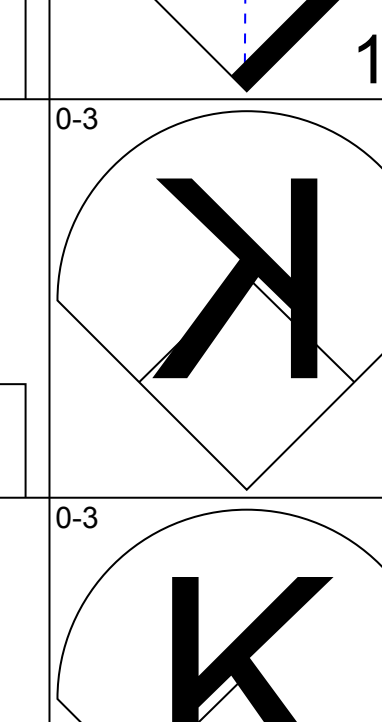
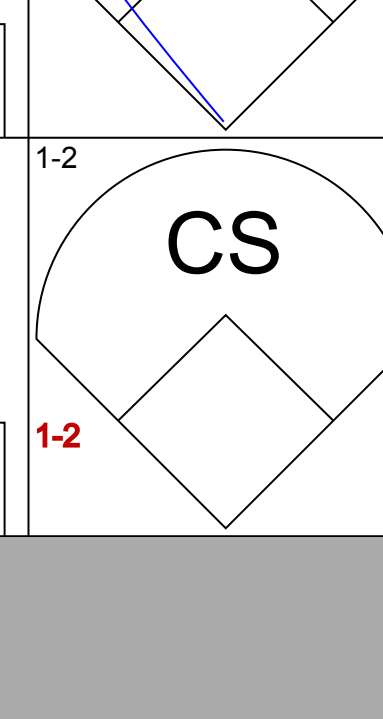
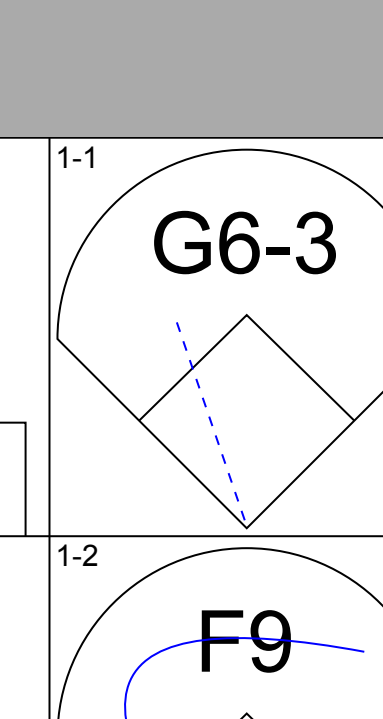
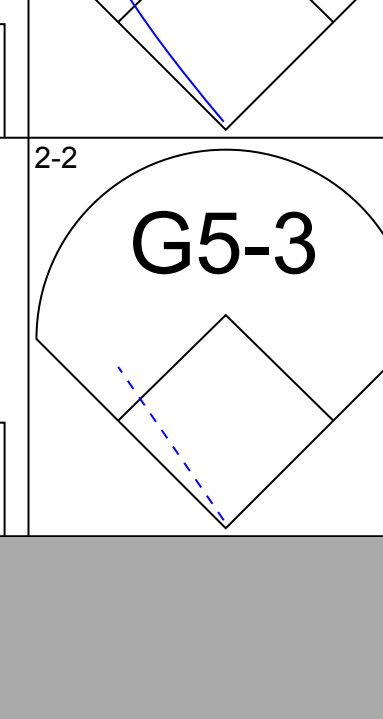
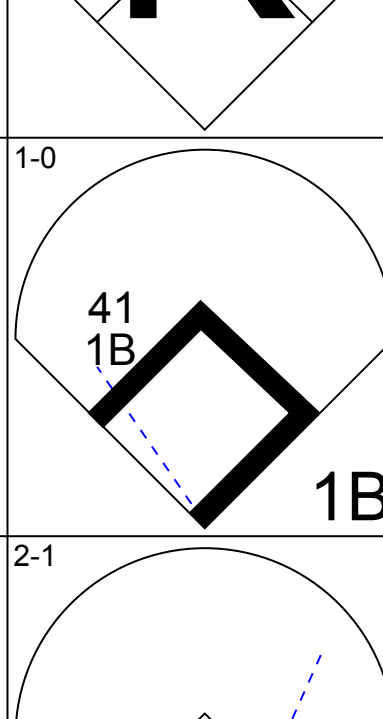
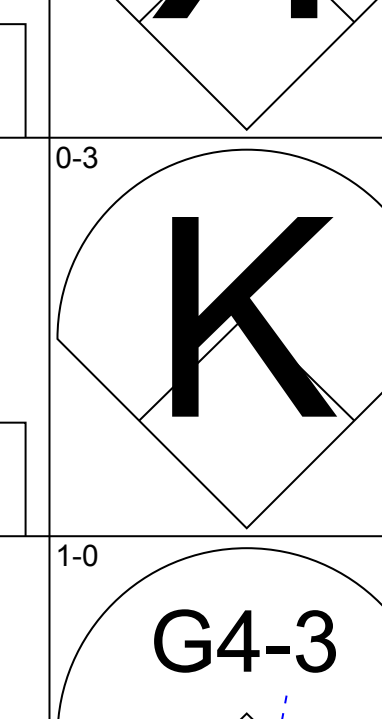
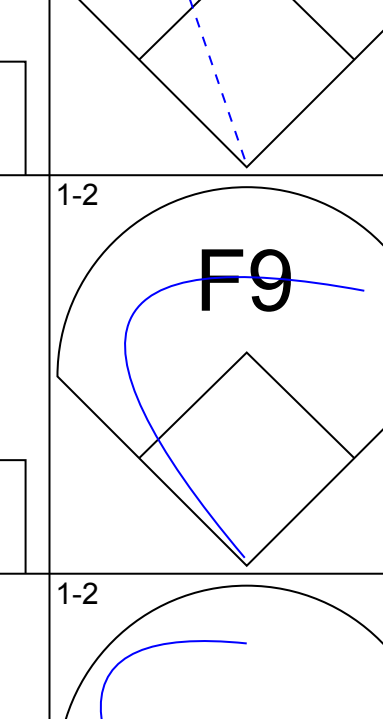
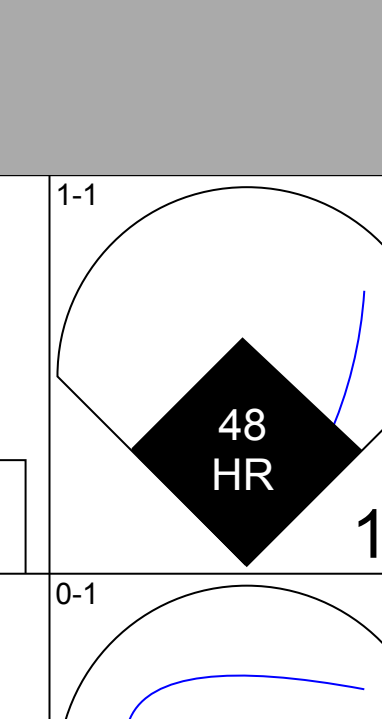
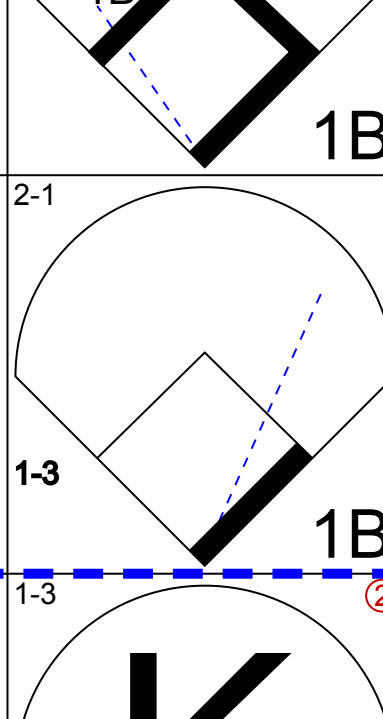
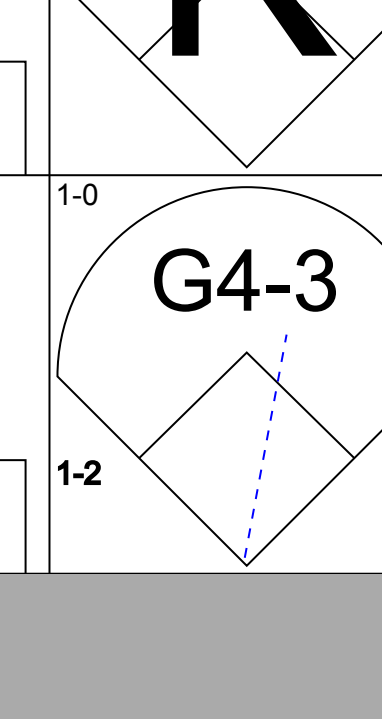
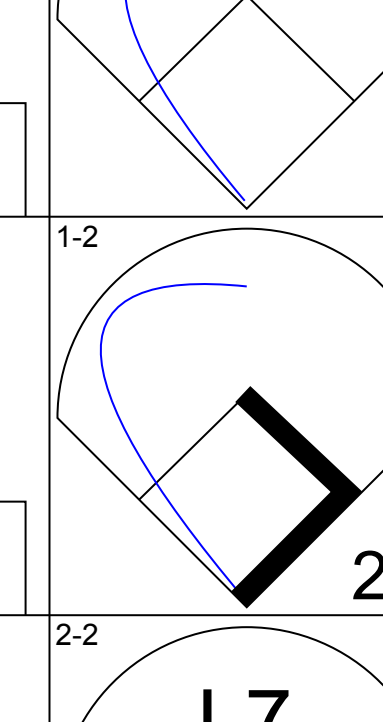
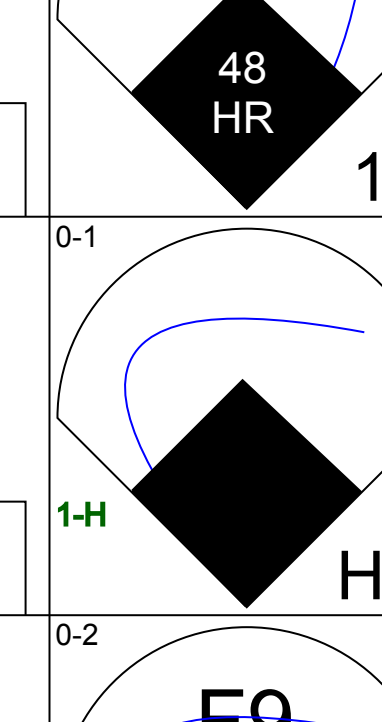
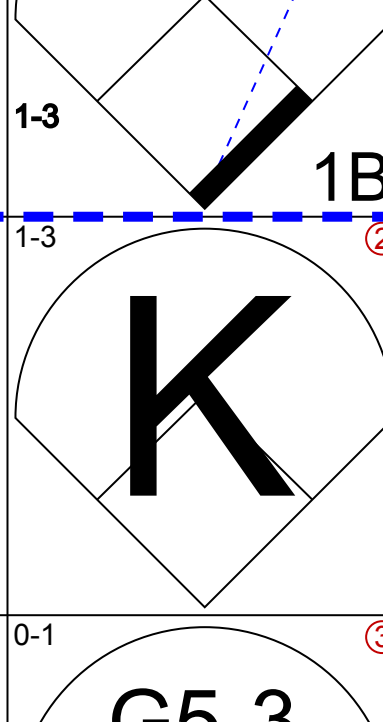
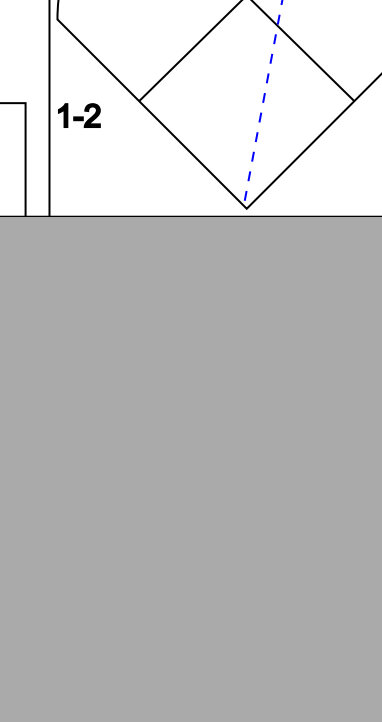
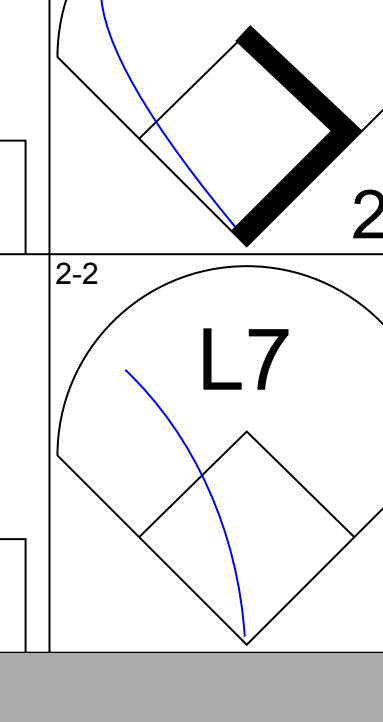
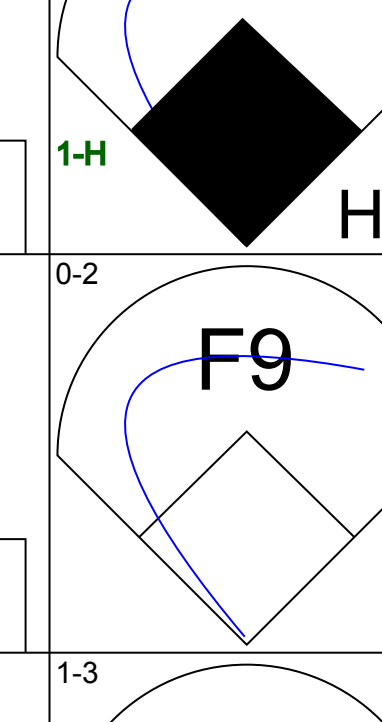
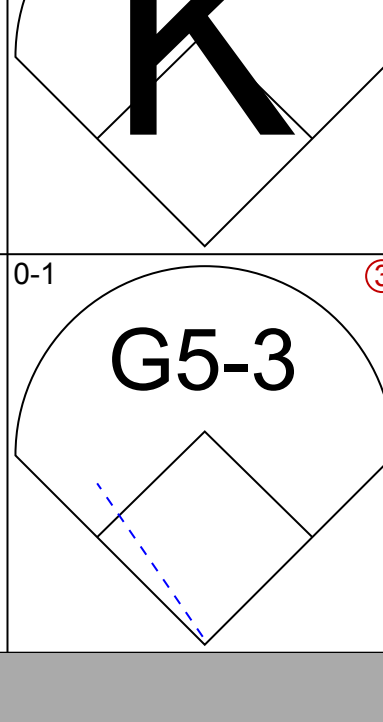
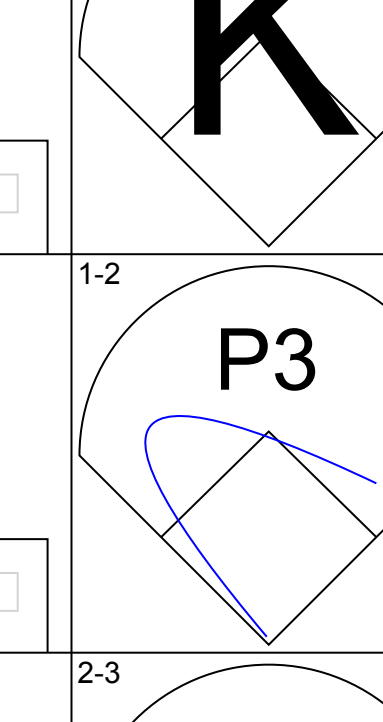
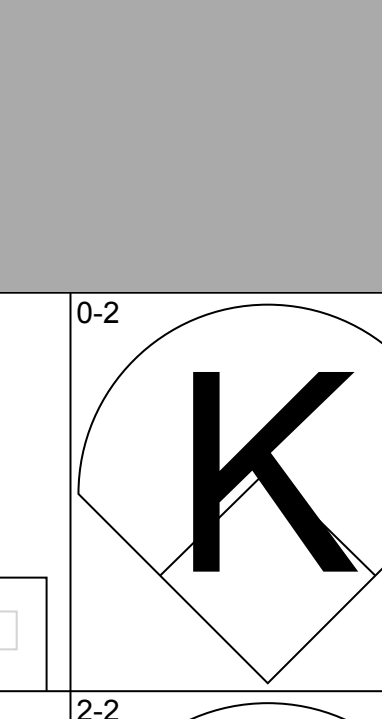
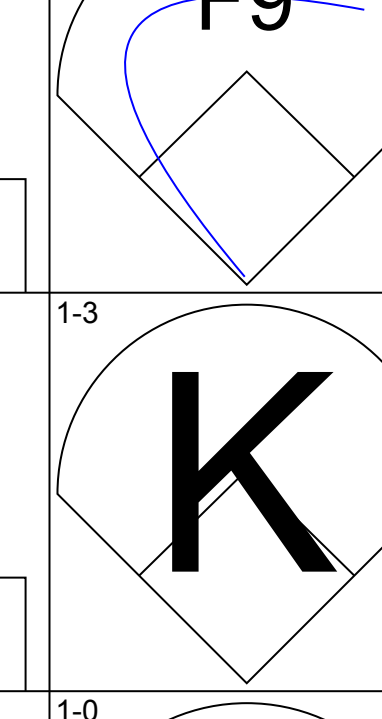
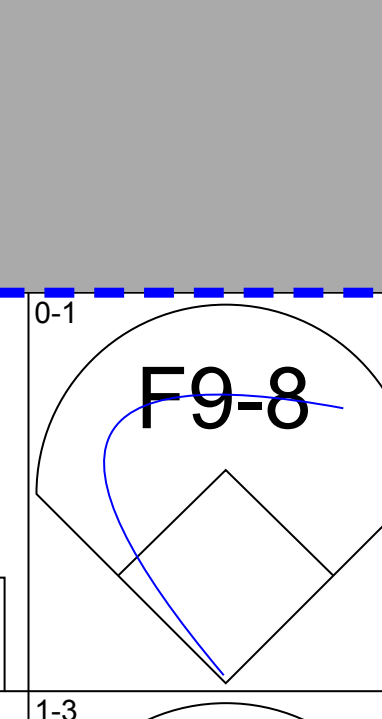
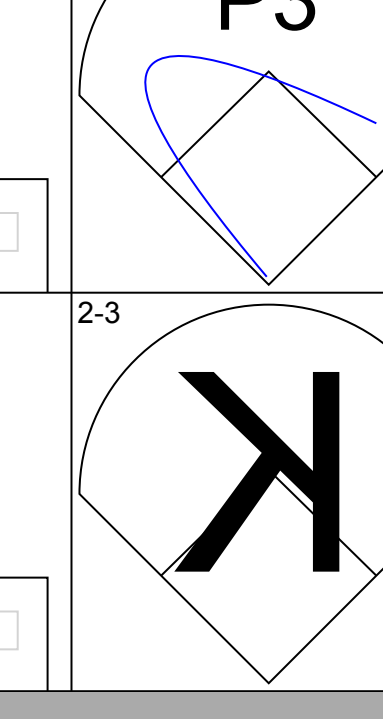

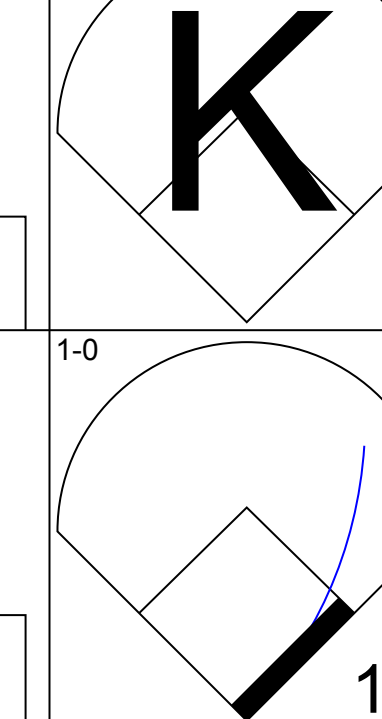
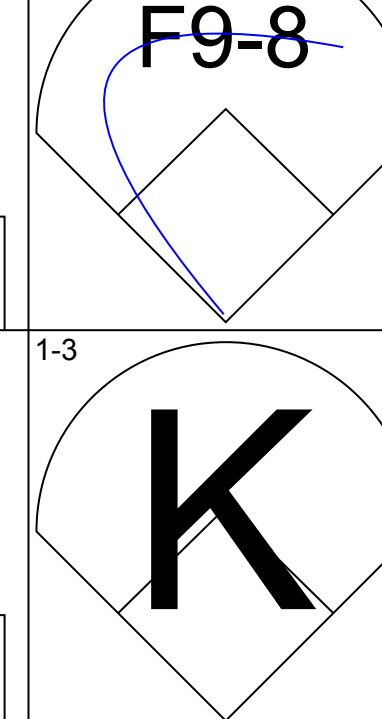
Batter	1	2	3	4	5	6	7	8	9	AB	R	H	RBI	BB	SO	LOB	BOTTOM										
Coco Crisp, S (1, 8) OBP: 0.319, SLG: 0.376	F7		G3		G4-3		P6			4	0	0	0	0	0	2	Minnesota Twins @ Cleveland Indians Jacobs Field, Cleveland, OH Sat Sep 13 2003, 7:05 PM EDT Att: 20,440 - Overcast - 77 F										
Casey Blake, R (1, 5) OBP: 0.316, SLG: 0.427	K		1B			E6		G5-3		4	0	1	0	0	1	0											
Jody Gerut, L (1, 7) OBP: 0.338, SLG: 0.506	1B		G4-3			FC3-6		F8		4	0	2	0	0	0	2											
Alex Escobar, R (1, 9) OBP: 0.333, SLG: 0.448	K				K		L6		1B	4	0	1	0	0	2	2											
Ben Broussard, L (1, 3) OBP: 0.323, SLG: 0.452	F7				G3-1		F7		F8	4	0	0	0	0	0	3											
41 Victor Martinez, S (1, 2) OBP: 0.331, SLG: 0.328	G3				1B				G6-3	4	0	1	0	0	1	2											
48 Travis Hafner, L (1, 10) OBP: 0.344, SLG: 0.498	1B				G1-3				P4	4	0	1	0	0	1	1											
2 Johnny Peralta, R (1, 6) OBP: 0.288, SLG: 0.325	K				K		56 1B		K	3	0	0	0	1	3	1											
56 Angel Santos, S (1, 4) OBP: 0.261, SLG: 0.439 Greg LaRocca, R (9, PH)					K				F9	3	0	1	0	0	2	0											
Inning Stats	R: 0 E: 0 K: 2 S: 13	H: 1 LOB: 1 BB: 0 P: 17	R: 0 E: 0 K: 1 S: 7	H: 1 LOB: 1 BB: 0 P: 10	R: 0 E: 0 K: 1 S: 6	H: 1 LOB: 1 BB: 0 P: 11	R: 0 E: 0 K: 1 S: 12	H: 1 LOB: 1 BB: 0 P: 19	R: 0 E: 0 K: 0 S: 6	H: 0 LOB: 0 BB: 0 P: 7	R: 0 E: 1 K: 2 S: 9	H: 0 LOB: 2 BB: 1 P: 14	R: 0 E: 0 K: 0 S: 11	H: 2 LOB: 2 BB: 0 P: 16	R: 0 E: 0 K: 1 S: 5	H: 0 LOB: 0 BB: 0 P: 7		1B: 7 2B: 0 3B: 0 HR: 0	SF: 0 SAC: 0 DP: 0 HBP: 0	WP: 1 PB: 0 SB: 0 CS: 0	PA: 36						
PITCHER	IP	WLS	BF	H	R	ER	SO	BB	IBB	HBP	BLK	WP	HR	S	P	ERA	WHIP										
Kyle Lohse, R (1, 1) ERA: 4.76	7.1	W	30	6	0	0	9	1	0	0	0	0	0	72	109	0.00	0.955										
LaTroy Hawkins, R (8, 1) ERA: 1.9	0.2	H	3	1	0	0	0	0	0	0	0	0	0	5	6	0.00	1.500										
Eddie Guardado, L (9, 1) ERA: 2.9	1.0	S	3	0	0	0	1	0	0	0	0	0	0	5	7	0.00	0.000										

AB	32
R	2
H	6
RBI	2
BB	1
SO	9
LOB	9

AB	35
R	0
H	7
RBI	0
BB	1
SO	10
LOB	13



Batter	1	2	3	4	5	6	7	8	9	AB	R	H	RBI	BB	SO	LOB	TOP								
Shannon Stewart, R OBP: 0.364, SLG: 0.466 (1, 7)						 1B				4	1	1	0	0	1	2	Minnesota Twins @ Cleveland Indians Jacobs Field, Cleveland, OH Sun Sep 14 2003, 1:05 PM EDT Att: 19,452 - Cloudy - 80 F								
Luis Rivas, R OBP: 0.309, SLG: 0.390 Jacque Jones, L OBP: 0.329, SLG: 0.454 Denny Hocking, S OBP: 0.310, SLG: 0.389 (1, 4) (8, FH) (8, PR) (8, 4)				 BB				 1B		2	0	0	0	1	0	1									
Doug Mientkiewicz, L OBP: 0.394, SLG: 0.461 (1, 3)						 1B				4	1	2	3	0	0	1									
Matthew LeCroy, R OBP: 0.336, SLG: 0.480 (1, 10)										4	0	0	0	0	1	2									
5 Michael Cuddyer, R OBP: 0.300, SLG: 0.370 Corey Koskie, L OBP: 0.390, SLG: 0.457 (1, 5) (8, 5)									 1B	3	0	0	0	0	1	0									
A.J. Pierzynski, L OBP: 0.343, SLG: 0.451 (1, 2)					 2B					4	1	2	0	0	0	1									
Dustan Mohr, R OBP: 0.323, SLG: 0.403 (1, 8) (7, 9)									 1B	4	0	1	1	0	2	2									
Michael Ryan, L OBP: 0.452, SLG: 0.889 Tori Hunter, R OBP: 0.311, SLG: 0.450 (1, 9) (7, 8)					 1B			 HBP  HBP		2	0	1	1	0	1	0									
Cristian Guzman, S OBP: 0.302, SLG: 0.351 (1, 6)								 1B  HBP		2	1	0	0	1	1	0									
Inning Stats	R: 0 E: 0 K: 1 S: 9	H: 0 LOB: 0 BB: 0 P: 11	R: 0 E: 0 K: 2 S: 15	H: 1 LOB: 1 BB: 0 P: 25	R: 0 E: 0 K: 2 S: 9	H: 0 LOB: 0 BB: 0 P: 12	R: 0 E: 0 K: 0 S: 5	H: 0 LOB: 0 BB: 1 P: 10	R: 1 E: 0 K: 1 S: 8	H: 2 LOB: 0 BB: 0 P: 13	R: 2 E: 0 K: 1 S: 12	H: 2 LOB: 0 BB: 0 P: 20	R: 0 E: 0 K: 0 S: 12	H: 0 LOB: 0 BB: 0 P: 14	R: 1 E: 0 K: 0 S: 10	H: 1 LOB: 3 BB: 0 P: 19		R: 1 E: 0 K: 1 S: 11	H: 2 LOB: 2 BB: 1 P: 18	1B: 5 2B: 3 3B: 0 HR: 1	SF: 0 SAC: 1 DP: 1 HBP: 2	WP: 0 PB: 0 SB: 1 CS: 1	PA: 38		
PITCHER	IP	WLS	BF	H	R	ER	SO	BB	IBB	HBP	BLK	WP	HR	S	P	ERA	WHIP								
31 Cliff Lee, L ERA: 3.19 Danys Baez, R ERA: 4.02 Jack Cressend, R ERA: 2.25 (1, 1) (8, 1) (9, 1)	7.0		25	5	3	3	7	1	0	0	0	0	1	70	105	3.86	0.857								

Batter	1	2	3	4	5	6	7	8	9	AB	R	H	RBI	BB	SO	LOB	BOTTOM								
Coco Crisp, S OBP: 0.319, SLG: 0.374 (1, 8)	 1B									4	0	1	0	0	0	1	Minnesota Twins @ Cleveland Indians Jacobs Field, Cleveland, OH Sun Sep 14 2003, 1:05 PM EDT Att: 19,452 - Cloudy - 80 F								
Jody Gerut, L OBP: 0.340, SLG: 0.513 (1, 7)						 1B		 1B		4	1	2	1	0	0	1									
Casey Blake, R OBP: 0.316, SLG: 0.423 (1, 5)										4	0	0	0	0	2	2									
Alex Escobar, R OBP: 0.329, SLG: 0.437 (1, 9)						 1B				4	0	1	0	0	1	1									
41 Victor Martinez, S OBP: 0.336, SLG: 0.333 (1, 10)					 1B					4	1	2	0	0	0	1									
48 Travis Hafner, L OBP: 0.346, SLG: 0.514 (1, 3)				 1B						4	1	2	2	0	2	2									
Josh Bard, S OBP: 0.288, SLG: 0.331 (1, 2)										4	0	0	0	0	0	3									
2 Johnny Peralta, R OBP: 0.283, SLG: 0.319 (1, 6)										4	0	0	0	0	3	0									
Brandon Phillips, R OBP: 0.242, SLG: 0.312 (1, 4)										3	0	1	0	0	1	0									
Inning Stats	R: 0 E: 0 K: 0 S: 7	H: 1 LOB: 0 BB: 0 P: 9	R: 0 E: 0 K: 0 S: 12	H: 1 LOB: 1 BB: 0 P: 17	R: 0 E: 0 K: 1 S: 11	H: 0 LOB: 0 BB: 0 P: 14	R: 0 E: 0 K: 0 S: 9	H: 0 LOB: 0 BB: 0 P: 12	R: 2 E: 0 K: 1 S: 15	H: 3 LOB: 1 BB: 0 P: 20	R: 1 E: 0 K: 2 S: 12	H: 3 LOB: 2 BB: 0 P: 17	R: 0 E: 0 K: 1 S: 9	H: 0 LOB: 0 BB: 0 P: 11	R: 0 E: 0 K: 2 S: 14	H: 1 LOB: 1 BB: 0 P: 18		R: 0 E: 0 K: 2 S: 10	H: 0 LOB: 0 BB: 0 P: 13	1B: 6 2B: 1 3B: 0 HR: 2	SF: 0 SAC: 0 DP: 0 HBP: 0	WP: 1 PB: 0 SB: 0 CS: 1	PA: 36		
PITCHER	IP	WLS	BF	H	R	ER	SO	BB	IBB	HBP	BLK	WP	HR	S	P	ERA	WHIP								
Eric Milton, L ERA: 3.6 Rick Reed, R ERA: 5.14 J.C. Romero, L ERA: 4.81 Juan Rincon, R ERA: 3.56 LaTroy Hawkins, R ERA: 1.88 (1, 1) (6, 1) (6, 1) (7, 1) (8, 1)	5.0		19	5	2	2	2	0	0	0	0	0	1	7	11	27.00	9.000								
PITCHER	IP	WLS	BF	H	R	ER	SO	BB	IBB	HBP	BLK	WP	HR	S	P	ERA	WHIP								
Eddie Guardado, L ERA: 2.85 (9, 1)	1.0		3	0	0	0	2	0	0	0	0	0	0	10	13	0.00	0.000								

Batter	1	2	3	4	5	6	7	8	9	AB	R	H	RBI	BB	SO	LOB	TOP									
Shannon Stewart, R (1, 7) OBP: 0.366, SLG: 0.467 20 Lew Ford, R (9, 7) OBP: 0.403, SLG: 0.527	G6-3		2H 2B			BB F8		BB		3	1	1	1	2	0	0										
Luis Rivas, R (1, 4) OBP: 0.310, SLG: 0.390 33 Justin Morneau, L (8, PH) OBP: 0.293, SLG: 0.352 Denny Hocking, S (8, 4) OBP: 0.310, SLG: 0.389	P3		G1-3			E1 1B	G5-3 S 1B HBP	G3		3	1	1	0	0	0	1										
Doug Mientkiewicz, L (1, 3) OBP: 0.392, SLG: 0.457	F8				F7	1B 2B BB	G5-3		F9	4	1	0	0	1	0	1										
Jacque Jones, L (1, 10) OBP: 0.330, SLG: 0.454 Michael Restovich, R (7, PR) OBP: 0.453, SLG: 0.488		K			G4-3	1B 2B 1B			PB HR 1B	4	1	2	1	0	1	0										
Corey Koskie, L (1, 5)	P2				K	1B 2B 1B			HR BB	3	2	1	1	2	1	0										
Torii Hunter, R (1, 8) OBP: 0.312, SLG: 0.457	F8				G5-3	1B 2B	P6		HR	5	2	2	5	0	0	2										
A.J. Pierzynski, L (1, 2) OBP: 0.352, SLG: 0.455 Matthew LeCroy, R (9, PH) OBP: 0.335, SLG: 0.478			2B		G3-6 HBP	1B S	F8		K	3	2	2	1	0	0	2										
Michael Ryan, L (1, 9) OBP: 0.417, SLG: 0.781			L7		G3-6	HR 1B		L8	G1-3	5	1	1	2	0	0	2										
Cristian Guzman, S (1, 6) OBP: 0.301, SLG: 0.356			P5			G4-3 HR		K		4	1	1	2	0	1	1										
Inning Stats	R: 0 E: 0 K: 0 S: 6	H: 0 LOB: 0 BB: 0 P: 9	R: 0 E: 0 K: 1 S: 7	H: 0 LOB: 0 BB: 0 P: 9	R: 1 E: 0 K: 0 S: 13	H: 2 LOB: 1 BB: 0 P: 19	R: 0 E: 0 K: 1 S: 7	H: 0 LOB: 0 BB: 0 P: 8	R: 0 E: 0 K: 0 S: 5	H: 0 LOB: 0 BB: 0 P: 9	R: 0 E: 0 K: 0 S: 23	H: 6 LOB: 0 BB: 3 P: 43	R: 1 E: 0 K: 0 S: 10	H: 2 LOB: 2 BB: 0 P: 19	R: 0 E: 0 K: 1 S: 14	H: 0 LOB: 1 BB: 1 P: 23	R: 3 E: 0 K: 1 S: 13	H: 2 LOB: 0 BB: 1 P: 20	1B: 7 2B: 3 3B: 0 HR: 2	SF: 0 SAC: 0 DP: 1 HBP: 2	WP: 0 PB: 1 SB: 2 CS: 0	PA: 44				
PITCHER	IP	WLS	BF	H	R	ER	SO	BB	IBB	HBP	BLK	WP	HR	S	P	ERA	WHIP									
Jason Davis, R (1, 1) ERA: 4.68	5.2	L	25	6	7	7	2	2	1	1	0	0	0	53	85	11.12	1.412									
63 Rafael Betancourt, R (6, 1) ERA: 2.16	0.0		2	2	2	2	0	0	0	0	0	0	1	6	10	∞	∞									
Jason Boyd, R (6, 1) ERA: 4.56	1.1		7	2	1	1	0	0	0	0	1	0	0	0	12	21	6.75	1.500								
David Lee, R (8, 1) ERA: 6.75	1.0		4	0	0	0	1	1	0	0	0	0	0	14	23	0.00	1.000									
Terry Mulholland, L (9, 1) ERA: 5.02	1.0		6	2	3	3	1	1	0	0	0	0	1	13	20	27.00	3.000									

Minnesota Twins @ Cleveland Indians
 Jacobs Field, Cleveland, OH
 Mon Sep 15 2003, 7:05 PM EDT
 Att: 16,967 - Sunny - 68 F

AB 37
 R 13
 H 12
 RBI 13
 BB 5
 SO 4
 LOB 10



Batter	1	2	3	4	5	6	7	8	9	AB	R	H	RBI	BB	SO	LOB	BOTTOM								
Coco Crisp, S (1, 8) OBP: 0.321, SLG: 0.376 Zach Sorensen, S (9, PH) OBP: 0.273, SLG: 0.243	F8		P6			FC6-4 1B		2B 48 G3 1B	P5	4	1	2	0	0	0	0									
Casey Blake, R (1, 5) OBP: 0.319, SLG: 0.427 Greg LaRocca, R (9, PH)					48 CS 1B	FC6-4 1-2		48 G3 SF8 2B	48 G3 BB	3	2	2	0	1	0	1									
48 Travis Hafner, L (1, 10) OBP: 0.344, SLG: 0.506	K				41 F9 SF7 BB		G3	G3		4	1	0	1	1	2	4									
Alex Escobar, R (1, 9) OBP: 0.321, SLG: 0.419		K			G6-3	41 F9 2B BB	SF8		G6-3	3	1	0	1	1	1	2									
41 Victor Martinez, S (1, 2) OBP: 0.340, SLG: 0.341		F7					F9			3	0	1	1	1	0	2									
Ben Broussard, L (1, 3) OBP: 0.322, SLG: 0.450		F7					SF7		G4-3	2	0	0	1	1	0	1									
Chris Magruder, S (1, 7) OBP: 0.867, SLG: 1.222									G3-1	4	1	2	1	0	1	2									
2 Jhonny Peralta, R (1, 6) OBP: 0.278, SLG: 0.313			L3						K	4	0	0	0	0	2	1									
Brandon Phillips, R (1, 4) OBP: 0.239, SLG: 0.308			K						F9	4	0	0	0	0	2	2									
Inning Stats	R: 0 E: 0 K: 1 S: 8	H: 1 LOB: 0 BB: 0 P: 12	R: 0 E: 0 K: 1 S: 9	H: 0 LOB: 0 BB: 0 P: 13	R: 1 E: 0 K: 1 S: 9	H: 1 LOB: 0 BB: 0 P: 15	R: 1 E: 2 K: 2 S: 15	H: 1 LOB: 2 BB: 2 P: 27	R: 0 E: 0 K: 1 S: 12	H: 1 LOB: 1 BB: 0 P: 17	R: 2 E: 1 K: 0 S: 23	H: 1 LOB: 2 BB: 2 P: 39	R: 2 E: 0 K: 0 S: 14	H: 2 LOB: 1 BB: 1 P: 24	R: 0 E: 0 K: 2 S: 11	H: 0 LOB: 0 BB: 0 P: 14	R: 0 E: 0 K: 0 S: 5	H: 0 LOB: 1 BB: 1 P: 11	1B: 4 2B: 2 3B: 0 HR: 1	SF: 2 SAC: 0 DP: 0 HBP: 0	WP: 1 PB: 0 SB: 0 CS: 1	PA: 40			
PITCHER	IP	WLS	BF	H	R	ER	SO	BB	IBB	HBP	BLK	WP	HR	S	P	ERA	WHIP								
Johan Santana, L (1, 1) ERA: 3.11	5.0	W	22	4	4	3	6	4	0	0	0	0	0	61	100	5.40	1.600								
Grant Balfour, R (6, 1) ERA: 4.57	1.0		7	3	2	2	0	0	0	0	0	0	0	20	31	18.00	3.000								
Jesse Orosco, L (7, 1) ERA: 7.24	1.0		4	0	0	0	0	1	0	0	0	1	0	9	16	0.00	1.000								
Juan Rincon, R (8, 1) ERA: 3.51	1.0		3	0	0	0	2	0	0	0	0	0	0	11	14	0.00	0.000								
51 Carlos Pulido, L (9, 1) ERA: 2.19	1.0		4	0	0	0	0	1	0	0	0	0	0	5	11	0.00	1.000								

Minnesota Twins @ Cleveland Indians
 Jacobs Field, Cleveland, OH
 Mon Sep 15 2003, 7:05 PM EDT
 Att: 16,967 - Sunny - 68 F

AB 32
 R 6
 H 7
 RBI 5
 BB 6
 SO 8
 LOB 15



Batter	1	2	3	4	5	6	7	8	9	AB	R	H	RBI	BB	SO	LOB	TOP						
Roberto Alomar, S (1, 4) OBP: 0.337, SLG: 0.355										4	0	2	0	0	0	0	Chicago White Sox @ Minnesota Twins Hubert H. Humphrey Metrodome, Minneapolis, MN Tue Sep 16 2003, 8:05 PM EDT Att: 32,921 - Dome - 72 F						
Carlos Lee, R (1, 7) OBP: 0.338, SLG: 0.512										4	1	2	0	0	0	2							
Frank Thomas, R (1, 10) OBP: 0.386, SLG: 0.553										4	0	1	0	0	0	4							
Magglio Ordonez, R (1, 9) OBP: 0.387, SLG: 0.559										4	0	1	0	0	0	3							
Carl Everett, S (1, 8) OBP: 0.368, SLG: 0.520										4	1	2	2	0	0	1							
14 Paul Konerko, R (1, 3) OBP: 0.317, SLG: 0.423										4	0	0	0	0	0	3							
Jose Valentin, S (1, 6) OBP: 0.308, SLG: 0.446										4	0	0	0	0	1	0							
24 Joe Crede, R (1, 5) OBP: 0.306, SLG: 0.425										3	0	1	0	0	0	0							
Miguel Olivo, R (1, 2) OBP: 0.274, SLG: 0.352										2	0	0	0	0	1	1							
Brian Dautach, L (7, PH) OBP: 0.358, SLG: 0.376										1	0	0	0	0	1	0							
Sandy Alomar Jr., R (7, 2) OBP: 0.283, SLG: 0.418										0	0	0	0	0	0	0							
Inning Stats	R: 0 E: 0 K: 0 S: 8	H: 2 LOB: 1 BB: 0 P: 10	R: 0 E: 0 K: 1 S: 13	H: 0 LOB: 0 BB: 0 P: 18	R: 0 E: 0 K: 0 S: 11	H: 2 LOB: 2 BB: 0 P: 17	R: 0 E: 0 K: 1 S: 4	H: 1 LOB: 0 BB: 0 P: 6	R: 0 E: 0 K: 1 S: 7	H: 0 LOB: 0 BB: 0 P: 11	R: 1 E: 0 K: 0 S: 14	H: 3 LOB: 2 BB: 0 P: 19	R: 0 E: 0 K: 1 S: 9	H: 0 LOB: 0 BB: 0 P: 12	R: 0 E: 0 K: 0 S: 5	H: 0 LOB: 0 BB: 0 P: 6	R: 1 E: 0 K: 0 S: 14	H: 1 LOB: 0 BB: 0 P: 17	1B: 8 2B: 0 3B: 0 HR: 1	SF: 0 SAC: 0 DP: 2 HBP: 0	WP: 0 PB: 0 CS: 0	PA: 34	
PITCHER	IP	WLS	BF	H	R	ER	SO	BB	IBB	HBP	BLK	WP	HR	S	P	ERA	WHIP					ERA	WHIP
Brad Radke, R (1, 1) ERA: 4.67	7.0	W	27	8	1	1	3	0	0	0	0	0	0	66	93	1.29	1.143						
LaTroy Hawkins, R (8, 1) ERA: 1.95	2.0		7	1	1	1	0	0	0	0	0	0	1	19	23	4.50	0.500						

AB	34
R	2
H	9
RBI	2
BB	0
SO	3
LOB	14




Batter	1	2	3	4	5	6	7	8	9	AB	R	H	RBI	BB	SO	LOB	BOTTOM						
Shannon Stewart, R (1, 7) OBP: 0.366, SLG: 0.464										3	1	0	0	2	0	2	Chicago White Sox @ Minnesota Twins Hubert H. Humphrey Metrodome, Minneapolis, MN Tue Sep 16 2003, 8:05 PM EDT Att: 32,921 - Dome - 72 F						
Denny Hocking, S (1, 4) OBP: 0.302, SLG: 0.378										5	0	0	1	0	2	3							
Doug Mientkiewicz, L (1, 3) OBP: 0.393, SLG: 0.455										2	0	0	0	2	2	0							
Jacque Jones, L (1, 10) OBP: 0.333, SLG: 0.454										2	0	1	0	2	0	2							
20 Lew Ford, R (7, PR) OBP: 0.403, SLG: 0.527										0	1	0	0	0	0	0							
Corey Koskie, L (1, 5) OBP: 0.389, SLG: 0.453										3	0	0	1	0	2	2							
Torii Hunter, R (1, 8) OBP: 0.314, SLG: 0.458										3	1	2	1	1	0	2							
A.J. Pierzynski, L (1, 2) OBP: 0.351, SLG: 0.453										4	0	1	0	0	1	2							
Michael Ryan, L (1, 9) OBP: 0.425, SLG: 0.750										4	1	2	1	0	1	3							
Cristian Guzman, S (1, 6) OBP: 0.301, SLG: 0.355										4	1	1	0	0	2	3							
Inning Stats	R: 1 E: 0 K: 1 S: 15	H: 0 LOB: 2 BB: 3 P: 32	R: 2 E: 0 K: 0 S: 16	H: 2 LOB: 2 BB: 2 P: 31	R: 1 E: 0 K: 0 S: 11	H: 3 LOB: 0 BB: 0 P: 16	R: 0 E: 0 K: 3 S: 13	H: 0 LOB: 1 BB: 1 P: 22	R: 0 E: 0 K: 1 S: 9	H: 0 LOB: 0 BB: 1 P: 14	R: 0 E: 0 K: 1 S: 8	H: 0 LOB: 0 BB: 0 P: 12	R: 1 E: 0 K: 3 S: 17	H: 2 LOB: 2 BB: 0 P: 26	R: 0 E: 0 K: 1 S: 8	H: 0 LOB: 0 BB: 0 P: 12	1B: 7 2B: 0 3B: 0 HR: 0	SF: 1 SAC: 0 DP: 0 HBP: 0	WP: 2 PB: 0 CS: 0	PA: 38			
PITCHER	IP	WLS	BF	H	R	ER	SO	BB	IBB	HBP	BLK	WP	HR	S	P	ERA	WHIP					ERA	WHIP
Esteban Loaiza, R (1, 1) ERA: 2.87	2.1	L	16	4	4	4	1	5	0	0	0	0	0	38	74	15.43	3.857						
Scott Schoeneweis, L (3, 1) ERA: 4.35	3.2		14	1	0	0	5	2	0	0	0	0	0	34	53	0.00	0.818						
Kelly Wunsch, L (7, 1) ERA: 2.04	1.0		5	2	1	1	3	0	0	0	0	0	0	17	26	9.00	2.000						
Scott Sullivan, R (8, 1) ERA: 3.66	1.0		3	0	0	0	1	0	0	0	0	0	0	8	12	0.00	0.000						


AB	30
R	5
H	7
RBI	4
BB	7
SO	10
LOB	19



Batter	1	2	3	4	5	6	7	8	9	AB	R	H	RBI	BB	SO	LOB	TOP					
Roberto Alomar, S (1, 4) OBP: 0.335, SLG: 0.352	F7		G6-3			G4-3		K		4	0	0	0	0	1	0	Chicago White Sox @ Minnesota Twins Hubert H. Humphrey Metrodome, Minneapolis, MN Wed Sep 17 2003, 8:05 PM EDT Att: 40,304 - Dome - 72 F livebaseballscorecards.com					
Carlos Lee, R (1, 7) OBP: 0.338, SLG: 0.510	F8		G4-3			1B		P6		4	0	1	0	0	0	0						
Frank Thomas, R (1, 10) OBP: 0.383, SLG: 0.549	F9			F7		F8		G5-3		4	0	0	0	0	0	1						
Magglio Ordonez, R (1, 9) OBP: 0.388, SLG: 0.558		P6		1B		L5		G6-4-3 BB		3	0	1	0	1	0	1						
Carl Everett, S (1, 8) OBP: 0.369, SLG: 0.520		14 1B		K				G6-4-3		4	1	2	0	0	1	2						
14 Paul Konerko, R (1, 3) OBP: 0.317, SLG: 0.421		1B		P5		F9		F8		4	0	1	0	0	0	2						
24 Joe Crede, R (1, 5) OBP: 0.306, SLG: 0.431		1B				K		HR		3	1	1	2	0	1	2						
Jose Valentin, S (1, 6) OBP: 0.306, SLG: 0.443		P3		G1		G6-3		G6-3		3	0	0	0	0	0	2						
Sandy Alomar Jr., R (1, 2) OBP: 0.279, SLG: 0.411			F7			K		G1-3		3	0	0	0	0	1	0						
Inning Stats	R: 0 E: 0 K: 0 S: 5	H: 0 LOB: 0 BB: 0 P: 6	R: 0 E: 0 K: 0 S: 13	H: 2 LOB: 2 BB: 0 P: 19	R: 0 E: 0 K: 0 S: 6	H: 0 LOB: 0 BB: 0 P: 9	R: 0 E: 0 K: 1 S: 12	H: 1 LOB: 1 BB: 0 P: 17	R: 0 E: 0 K: 2 S: 7	H: 0 LOB: 0 BB: 0 P: 9	R: 0 E: 0 K: 0 S: 11	H: 1 LOB: 1 BB: 0 P: 14	R: 2 E: 0 K: 0 S: 19	H: 2 LOB: 0 BB: 0 P: 29	R: 0 E: 0 K: 1 S: 7	H: 0 LOB: 0 BB: 1 P: 10	R: 0 E: 0 K: 0 S: 5	H: 0 LOB: 0 BB: 1 P: 10	1B: 5 2B: 0 3B: 0 HR: 1	SF: 0 SAC: 0 DP: 1 HBP: 0	WP: 0 PB: 0 SB: 0 CS: 0	PA: 33
PITCHER	IP	WLS	BF	H	R	ER	SO	BB	IBB	HBP	BLK	WP	HR	S	P	ERA	WHIP					
Kenny Rogers, L (1, 1) ERA: 4.73	6.1	W	25	6	2	2	3	0	0	0	0	0	1	68	92	2.84	0.947					
J.C. Romero, L (7, 1) ERA: 4.75	0.2	H	2	0	0	0	0	0	0	0	0	0	0	5	11	0.00	0.000					
LaTroy Hawkins, R (8, 1) ERA: 1.92	1.0	H	3	0	0	0	1	0	0	0	0	0	0	7	10	0.00	0.000					
Eddie Guardado, L (9, 1) ERA: 2.8	1.0	S	3	0	0	0	0	1	0	0	0	0	0	5	10	0.00	1.000					

Batter	1	2	3	4	5	6	7	8	9	AB	R	H	RBI	BB	SO	LOB	BOTTOM					
Shannon Stewart, R (1, 7) OBP: 0.364, SLG: 0.461	G5-3		G5-3			K		G5-3		4	0	0	0	0	1	1	Chicago White Sox @ Minnesota Twins Hubert H. Humphrey Metrodome, Minneapolis, MN Wed Sep 17 2003, 8:05 PM EDT Att: 40,304 - Dome - 72 F livebaseballscorecards.com					
Luis Rivas, R (1, 4) OBP: 0.314, SLG: 0.391	G4-6-3 BB		2B		S	1B		G7		3	2	2	1	1	0	0						
Doug Mientkiewicz, L (1, 3) OBP: 0.383, SLG: 0.456	G4-6-3		3H		1B	BB		F7		3	0	1	1	1	0	1						
Jacque Jones, L (1, 10) OBP: 0.333, SLG: 0.454		K		G1-3		BB		G6-3		3	0	1	1	0	1	1						
Matthew LeCroy, R (8, PH) OBP: 0.334, SLG: 0.477						1-2 2H		1B		1	0	0	0	0	0	0						
Corey Koskie, L (1, 5) OBP: 0.391, SLG: 0.452		G6-4-3 BB		FC6-4 BB		BB		K		1	0	0	0	3	1	0						
Torii Hunter, R (1, 8) OBP: 0.312, SLG: 0.455	G6-4-3		FC6-4 1B		F8			G6-3		4	0	0	0	0	0	5						
A.J. Pierzynski, L (1, 2) OBP: 0.351, SLG: 0.452			G4-3		1B			F8		3	0	1	0	0	0	0						
Michael Ryan, L (1, 9) OBP: 0.419, SLG: 0.795										3	1	1	1	0	1	2						
Dustan Mohr, R (9, 9) OBP: 0.323, SLG: 0.403			HR		L1-5			K		0	0	0	0	0	0	0						
Cristian Guzman, S (1, 6) OBP: 0.301, SLG: 0.354			G5-3 WP 1B BB		B1-3			K		2	1	0	0	1	1	0						
Inning Stats	R: 0 E: 0 K: 0 S: 6	H: 0 LOB: 1 BB: 1 P: 13	R: 0 E: 0 K: 1 S: 5	H: 0 LOB: 0 BB: 1 P: 10	R: 3 E: 0 K: 0 S: 17	H: 3 LOB: 1 BB: 1 P: 26	R: 0 E: 0 K: 0 S: 7	H: 1 LOB: 1 BB: 1 P: 12	R: 1 E: 0 K: 1 S: 16	H: 2 LOB: 3 BB: 2 P: 25	R: 0 E: 0 K: 2 S: 12	H: 0 LOB: 0 BB: 0 P: 18	R: 0 E: 0 K: 0 S: 6	H: 0 LOB: 0 BB: 0 P: 8	R: 0 E: 0 K: 1 S: 12	H: 0 LOB: 0 BB: 0 P: 16	R: 0 E: 0 K: 0 S: 5	H: 0 LOB: 0 BB: 1 P: 10	1B: 4 2B: 2 3B: 0 HR: 1	SF: 0 SAC: 0 DP: 3 HBP: 0	WP: 2 PB: 0 SB: 1 CS: 0	PA: 33
PITCHER	IP	WLS	BF	H	R	ER	SO	BB	IBB	HBP	BLK	WP	HR	S	P	ERA	WHIP					
Jon Garland, R (1, 1) ERA: 4.38	4.2	L	22	6	4	4	2	5	0	0	0	0	1	48	79	7.71	2.357					
Kelly Wunsch, L (5, 1) ERA: 2.04	0.0		1	0	0	0	0	1	0	0	0	0	0	1	5	∞	∞					
Scott Sullivan, R (5, 1) ERA: 3.54	2.0		6	0	0	0	2	0	0	0	0	0	0	17	24	0.00	0.000					
Damaso Marte, L (7, 1) ERA: 1.58	1.1		4	0	0	0	1	0	0	0	0	0	0	15	20	0.00	0.000					



Batter	1	2	3	4	5	6	7	8	9	AB	R	H	RBI	BB	SO	LOB	TOP										
Ben Petrick, R OBP: 0.288, SLG: 0.374 Alex Sanchez, L OBP: 0.313, SLG: 0.360	(1, 8) K		(1, 2) G6-3			(1, 2) G6-3		(1, 2) BB 1B		3	0	0	0	0	1	1	Detroit Tigers @ Minnesota Twins Hubert H. Humphrey Metrodome, Minneapolis, MN Fri Sep 19 2003, 8:05 PM EDT Att: 30,013 - Dome - 72 F										
Shane Halter, R OBP: 0.288, SLG: 0.338	(1, 5) G6-3			(1, 0) F7			(1, 0) F8	(1, 0) BB 1B		4	0	1	1	0	0	0											
Bobby Higginson, L OBP: 0.325, SLG: 0.372	(1, 9) F9			(2, 2) F9			(2, 0) F9	(4, 0) BB		3	0	0	0	1	0	0											
Dmitri Young, S OBP: 0.354, SLG: 0.525	(1, 10)	(1, 3) K		(0, 3) K			(0, 2) 1B	(0, 0) F8		4	0	1	0	0	2	3											
Craig Monroe, R OBP: 0.269, SLG: 0.410	(1, 7)	(0, 0) P3			(1, 2) P6			(0, 0) F8	(1, 2) F8	4	0	0	0	0	0	1											
Carlos Pena, L OBP: 0.333, SLG: 0.455	(1, 3)	(1, 1) G4-3			(0, 1) G4-3			(4, 1) 15 WP BB	(1, 3) K	3	1	0	0	1	1	0											
15 Brandon Inge, R OBP: 0.261, SLG: 0.341	(1, 2)		(1, 3) K		(2, 2) F7			(2, 3) K	(1, 2) K	4	0	0	0	0	3	1											
Warren Morris, L OBP: 0.326, SLG: 0.381	(1, 4)		(3, 2) 2B		(1, 1) F8			(1, 0) 1B 1B		3	1	2	1	0	0	0											
Ramon Santiago, S OBP: 0.289, SLG: 0.279 Danny Klassen, R OBP: 0.276, SLG: 0.347 Kevin Witt, L OBP: 0.305, SLG: 0.414	(1, 6) G5-3		(1, 1) G5-3		(0, 0) F9			(0, 3) K		2	0	0	0	0	0	1											
Inning Stats	R: 0 E: 0 K: 1 S: 5	H: 0 LOB: 0 BB: 0 P: 8	R: 0 E: 0 K: 1 S: 8	H: 0 LOB: 0 BB: 0 P: 10	R: 0 E: 0 K: 1 S: 13	H: 1 LOB: 1 BB: 0 P: 19	R: 0 E: 0 K: 1 S: 9	H: 0 LOB: 0 BB: 0 P: 11	R: 0 E: 0 K: 0 S: 10	H: 0 LOB: 0 BB: 0 P: 13	R: 0 E: 0 K: 0 S: 6	H: 0 LOB: 1 BB: 0 P: 8	R: 0 E: 0 K: 0 S: 6	H: 1 LOB: 1 BB: 0 P: 8	R: 2 E: 0 K: 2 S: 16	H: 3 LOB: 3 BB: 2 P: 29		R: 0 E: 0 K: 2 S: 9	H: 0 LOB: 0 BB: 0 P: 12	1B: 4 2B: 1 3B: 0 HR: 0	SF: 0 SAC: 0 DP: 0 HBP: 0	WP: 1 PB: 0 CS: 0	PA: 34				
PITCHER	IP	WLS	BF	H	R	ER	SO	BB	IBB	HBP	BLK	WP	HR	S	P	ERA	WHIP										
Eric Milton, L ERA: 1.5	(1, 1)	7.0	W	23	2	0	4	0	0	0	0	0	0	57	77	0.00	0.286										
Jesse Orosco, L ERA: 7.71	(8, 1)	0.1		3	1	2	2	1	0	0	0	1	0	7	14	54.00	6.000										
Juan Rincon, R ERA: 3.5	(8, 1)	0.1		3	2	0	1	0	0	0	0	0	0	8	10	0.00	6.000										
J.C. Romero, L ERA: 4.7	(8, 1)	0.1	H	2	0	0	0	1	0	0	0	0	0	1	5	0.00	3.000										
Grant Balfour, R ERA: 4.37	(9, 1)	1.0		3	0	0	0	2	0	0	0	0	0	9	12	0.00	0.000										

Batter	1	2	3	4	5	6	7	8	9	AB	R	H	RBI	BB	SO	LOB	BOTTOM										
Shannon Stewart, R OBP: 0.364, SLG: 0.461	(1, 7) L6		(1, 0) FC3-6 G4-3 1B	(2, 1) BB BB 1B		(0, 0) G5-3		(2, 3) K		5	1	2	1	0	1	2	Detroit Tigers @ Minnesota Twins Hubert H. Humphrey Metrodome, Minneapolis, MN Fri Sep 19 2003, 8:05 PM EDT Att: 30,013 - Dome - 72 F										
Luis Rivas, R OBP: 0.314, SLG: 0.389	(1, 4) 1B G4-3 1B		(2, 1) FC3-6 1B	(4, 0) BB BB		(2, 2) G5-3		(0, 3) K		4	0	2	0	1	1	2											
Doug Mientkiewicz, L OBP: 0.392, SLG: 0.454	(1, 3) SAFE SAFE G4-3 1B		(2, 1) FC3-6 G4-3 1B	(4, 2) BB		(4, 1) G4-6-3 BB		(2, 1) P2		3	0	0	1	2	0	5											
Jacque Jones, L OBP: 0.336, SLG: 0.465	(1, 10) 1B		(0, 1) G4-3	(3, 2) K		(0, 0) G4-6-3		(2, 1) P2		4	0	1	1	0	1	5											
Corey Koskie, L OBP: 0.391, SLG: 0.451	(1, 5) K		(1, 3) F7	(3, 2) F9		(1, 0) 1B		(2, 1) K		4	0	1	0	0	1	6											
Torii Hunter, R OBP: 0.312, SLG: 0.453	(1, 8)	(3, 2) 1B 2B		(0, 0) 1B 1B		(2, 3) K		(0, 1) G2-3		4	2	2	0	0	1	1											
A.J. Pierzynski, L OBP: 0.357, SLG: 0.462	(1, 2) G4-6-3 1B		(2, 1) 1B 1B	(0, 0) G4-6-3 1B		(0, 0) HR		(0, 0) HR		4	2	4	2	0	0	0											
Michael Ryan, L OBP: 0.400, SLG: 0.711 Dustan Mohr, R OBP: 0.323, SLG: 0.403	(1, 9) G4-6-3 1B		(1, 3) K	(1, 2) G4-6-3		(4, 2) S S BB		(4, 2) S S BB		3	0	0	0	1	1	4											
Cristian Guzman, S OBP: 0.302, SLG: 0.352	(1, 6) G3-1		(0, 0) 1B BB 1B		(1, 1) F7		(4, 2) S S BB		(1, 2) BB	3	1	1	1	1	0	0											
Inning Stats	R: 0 E: 0 K: 1 S: 11	H: 2 LOB: 2 BB: 0 P: 14	R: 1 E: 0 K: 0 S: 9	H: 2 LOB: 0 BB: 0 P: 12	R: 1 E: 0 K: 0 S: 10	H: 2 LOB: 1 BB: 0 P: 15	R: 3 E: 1 K: 2 S: 21	H: 4 LOB: 3 BB: 2 P: 38	R: 0 E: 0 K: 1 S: 7	H: 1 LOB: 0 BB: 0 P: 10	R: 0 E: 0 K: 0 S: 6	H: 0 LOB: 0 BB: 0 P: 9	R: 0 E: 0 K: 0 S: 5	H: 1 LOB: 1 BB: 1 P: 10	R: 1 E: 0 K: 2 S: 15	H: 1 LOB: 2 BB: 2 P: 27	1B: 11 2B: 1 3B: 0 HR: 1	SF: 0 SAC: 0 DP: 3 HBP: 0	WP: 0 PB: 0 CS: 0	PA: 39							
PITCHER	IP	WLS	BF	H	R	ER	SO	BB	IBB	HBP	BLK	WP	HR	S	P	ERA	WHIP										
38 Jeremy Bonderman, R ERA: 5.68	(1, 1)	3.1	L	20	5	5	2	1	0	0	0	0	0	40	60	13.50	3.300										
Jamie Walker, L ERA: 3.5	(4, 1)	0.2		3	0	0	0	1	1	0	0	0	0	11	19	0.00	1.500										
Chris Spurling, R ERA: 4.6	(5, 1)	1.0		3	1	0	0	1	0	0	0	0	0	7	10	0.00	1.000										
Matt Anderson, R ERA: 5.4	(6, 1)	1.0		3	0	0	0	0	0	0	0	0	0	6	9	0.00	0.000										
Franklyn German, R ERA: 5.36	(7, 1)	1.0		6	2	1	1	0	2	0	0	0	1	9	18	9.00	4.000										



Batter	1	2	3	4	5	6	7	8	9	AB	R	H	RBI	BB	SO	LOB	TOP										
Alex Sanchez, L (1, 8) OBP: 0.314, SLG: 0.360	1-2 G5-4-3 1B			1-2 G6-3			1-2 G4-3		1-2 G6-3	5	1	2	0	0	0	2											
Shane Halter, R (1, 5) OBP: 0.285, SLG: 0.334	2-1 G5-4-3 1-2f			0-1 L8			3-2 P4		3-2 G6-3	4	0	0	0	0	0	2											
Bobby Higginson, L (1, 9) OBP: 0.325, SLG: 0.370	2-3 K			4-2 BB			3-1 P2		1-0 G3	3	0	0	0	1	1												
Dmitri Young, S (1, 10) OBP: 0.355, SLG: 0.524		2-2 L1		2-1 F9			1-0 2B 1B		0-2 2B 1B	4	1	2	1	0	0	1											
Craig Monroe, R (1, 7) OBP: 0.274, SLG: 0.426		2-3 K			2-1 HR		0-1 2B		0-0 2B	4	1	3	2	0	1	0											
Carlos Pena, L (1, 3) OBP: 0.330, SLG: 0.450		1-3 K			2-3 K		3-3 K		2-1 G3	4	0	0	0	0	3	3											
15 Brandon Inge, R (1, 2) OBP: 0.286, SLG: 0.344				2-2 F9			4-2 BB		1-1 1B	3	0	2	0	1	0	0											
Warren Morris, L (1, 4) OBP: 0.322, SLG: 0.376				0-3 K			3-2 F7		2-3 F7	4	0	0	0	0	2	3											
Ramon Santiago, S (1, 6) OBP: 0.287, SLG: 0.277				3-2 G1-3			0-2 P2		1-3 K	3	0	0	0	0	1	2											
Kevin Witt, L (9, PH) OBP: 0.304, SLG: 0.412										1	0	0	0	0	1	1											
Inning Stats	R: 0 E: 0 K: 1 S: 8	H: 1 LOB: 0 BB: 0 P: 13	R: 0 E: 0 K: 2 S: 10	H: 0 LOB: 0 BB: 0 P: 15	R: 0 E: 0 K: 1 S: 10	H: 0 LOB: 0 BB: 0 P: 15	R: 0 E: 0 K: 0 S: 10	H: 0 LOB: 1 BB: 1 P: 17	R: 1 E: 0 K: 1 S: 17	H: 1 LOB: 1 BB: 1 P: 28	R: 2 E: 0 K: 1 S: 16	H: 3 LOB: 1 BB: 0 P: 26	R: 0 E: 0 K: 1 S: 12	H: 1 LOB: 1 BB: 0 P: 17	R: 0 E: 0 K: 0 S: 12	H: 2 LOB: 2 BB: 0 P: 18	R: 0 E: 0 K: 1 S: 11	H: 1 LOB: 1 BB: 0 P: 15	1B: 6 2B: 2 HR: 1	SF: 0 SAC: 0 HBP: 0	WP: 1 PB: 0 CS: 0	PA: 37					
PITCHER	IP	WLS	BF	H	R	ER	SO	BB	IBB	HBP	BLK	WP	HR	S	P	ERA	WHIP										
Johan Santana, L (1, 1) ERA: 3.17	5.2	W	22	4	3	3	5	2	0	0	0	1	1	66	106	4.76	1.059										
Grant Balfour, R (6, 1) ERA: 4.18	1.0		5	2	0	0	3	0	0	0	0	0	0	14	21	0.00	2.000										
J.C. Romero, L (7, 1) ERA: 4.6	1.1	H	6	2	0	0	0	0	0	0	0	0	0	15	22	0.00	1.500										
Juan Rincon, R (9, 1) ERA: 3.46	1.0		4	1	0	0	1	0	0	0	0	0	0	11	15	0.00	1.000										

Detroit Tigers @ Minnesota Twins
Hubert H. Humphrey Metrodome, Minneapolis, MN
Sat Sep 20 2003, 12:05 PM EDT
Att: 26,903 - Dome - 72 F

AB 35
R 3
H 9
RBI 3
BB 2
SO 9
LOB 15





Batter	1	2	3	4	5	6	7	8	9	AB	R	H	RBI	BB	SO	LOB	BOTTOM										
Shannon Stewart, R (1, 7) OBP: 0.365, SLG: 0.458	4-0 FC5-4 BB	2-2 G6-3		0-1 G6-3			2-2 G1-6-3 HBP		1-2 L5	3	0	0	0	1	0	1											
Luis Rivas, R (1, 4) OBP: 0.311, SLG: 0.385	2-1 FC5-4 2B 1B	1-3 K		0-3 K			0-2 G1-6-3 1-2f		0-1 G4-3	5	1	0	0	0	2	4											
Doug Mientkiewicz, L (1, 3) OBP: 0.386, SLG: 0.456	0-1 1B 2B			0-1 F9			4-1 HR BB		4-0 1B IBB	2	3	1	0	3	0	0											
Matthew LeCroy, R (1, 2) OBP: 0.338, SLG: 0.491	1-3 K			1-0 FC5 2B			1-0 1-H HR		2-0 F9	5	1	3	3	0	1	4											
Corey Koskie, L (1, 5) OBP: 0.392, SLG: 0.451	1-2 WP 1B			0-3 K			2-2 G4-3		1-1 S HBP	3	1	1	2	0	1	1											
Torii Hunter, R (1, 8) OBP: 0.313, SLG: 0.453	2-1 5 BB 1B			4-0 IBB			1-2 G6-3		1-2 F7	3	0	1	1	1	0	2											
5 Michael Cuddyer, R (1, 10) OBP: 0.298, SLG: 0.357	4-0 1B BB			2-2 FC5			1-1 L8		1-2 F9	3	0	0	0	1	0	4											
Dustan Mohr, R (1, 9) OBP: 0.322, SLG: 0.410	1-2 P6			1-1 HR			3-2 G6-3		2-3 K	4	1	1	1	0	1	4											
Cristian Guzman, S (1, 6) OBP: 0.304, SLG: 0.352		2-2 P3		2-0 G6-3			1-2 HBP 1B		1-1 G4-3 HBP	3	0	1	0	0	0	0											
Inning Stats	R: 3 E: 0 K: 1 S: 16	H: 3 LOB: 2 BB: 2 P: 31	R: 0 E: 0 K: 1 S: 9	H: 0 LOB: 0 BB: 0 P: 14	R: 0 E: 0 K: 1 S: 9	H: 1 LOB: 2 BB: 1 P: 16	R: 1 E: 0 K: 1 S: 8	H: 1 LOB: 0 BB: 0 P: 11	R: 2 E: 0 K: 0 S: 10	H: 1 LOB: 0 BB: 1 P: 19	R: 0 E: 0 K: 0 S: 14	H: 1 LOB: 1 BB: 0 P: 20	R: 1 E: 0 K: 1 S: 14	H: 1 LOB: 2 BB: 1 P: 25	R: 0 E: 0 K: 0 S: 7	H: 0 LOB: 2 BB: 1 P: 15	1B: 4 2B: 2 HR: 2	SF: 0 SAC: 0 HBP: 3	WP: 1 PB: 1 CS: 0	PA: 40							
PITCHER	IP	WLS	BF	H	R	ER	SO	BB	IBB	HBP	BLK	WP	HR	S	P	ERA	WHIP										
29 Nate Robertson, L (1, 1) ERA: 6.21	5.0	L	25	6	6	6	4	3	1	0	0	0	0	14	20	0.00	1.000										
45 Chris Mears, R (6, 1) ERA: 5.84	1.0		4	1	0	0	0	0	0	1	0	0	0	4	11	∞	∞										
Eric Eckenstahler, L (7, 1) ERA: 5.0	0.0		3	1	1	1	0	1	0	1	0	0	0	4	11	∞	∞										
Matt Anderson, R (7, 1) ERA: 5.14	1.0		3	0	0	0	1	0	0	0	0	0	0	10	14	0.00	0.000										
Matt Roney, R (8, 1) ERA: 5.13	1.0		5	0	0	0	0	0	1	1	0	0	0	7	15	0.00	0.000										

Detroit Tigers @ Minnesota Twins
Hubert H. Humphrey Metrodome, Minneapolis, MN
Sat Sep 20 2003, 12:05 PM EDT
Att: 26,903 - Dome - 72 F

AB 31
R 7
H 8
RBI 7
BB 6
SO 5
LOB 20



Batter	1	2	3	4	5	6	7	8	9	AB	R	H	RBI	BB	SO	LOB	TOP										
Alex Sanchez, L (1, 8) OBP: 0.315, SLG: 0.361	F7		SF8			G3		FC1-2 2B 1B	FC4-6 1B	4	1	2	2	0	0	0	Detroit Tigers @ Minnesota Twins Hubert H. Humphrey Metrodome, Minneapolis, MN Sun Sep 21 2003, 2:05 PM EDT Att: 33,396 - Dome - 72 F AB 35 R 4 H 11 RBI 3 BB 1 SO 9 LOB 15 										
Warren Morris, L (1, 4) OBP: 0.321, SLG: 0.373	G4-6-3 1B		G6-3			F8		K	FC4-6 1B	5	0	1	0	0	1	3											
Bobby Higginson, L (1, 9) OBP: 0.322, SLG: 0.367	G4-6-3 1-2					G4-3		FC1-2 2B WP		4	1	0	0	0	1	3											
Dmitri Young, S (1, 10) OBP: 0.356, SLG: 0.526		G4-3				F7		WP 2B		4	0	2	1	0	0	0											
Carlos Pena, L (1, 3) OBP: 0.331, SLG: 0.452		K				K		1B 2B		3	0	1	0	1	2	1											
Craig Monroe, R (1, 7) OBP: 0.276, SLG: 0.427		1B				FC6-4 1-2		P5		4	0	2	0	0	0	3											
Shane Halter, R (1, 5) Kevin Witt, L (5, PH) OBP: 0.301, SLG: 0.407	F7					K		F8		1	0	0	0	0	0	1											
15 Brandon Inge, R (1, 2) OBP: 0.266, SLG: 0.346						K		F8		4	1	1	0	0	2	2											
Ramon Santiago, S (1, 6) Danny Klassen, R (9, PH) OBP: 0.286, SLG: 0.356			SH2-3 2B			K		F8		2	0	1	0	0	1	0											
			SH2-3 2-3			K		WP FC1-2 1B	WP 1B	1	1	1	0	0	0	0											
Inning Stats	R: 0 E: 0 K: 0 S: 8	H: 1 LOB: 0 BB: 0 P: 12	R: 0 E: 0 K: 1 S: 12	H: 1 LOB: 1 BB: 0 P: 18	R: 1 E: 0 K: 0 S: 7	H: 1 LOB: 0 BB: 0 P: 11	R: 0 E: 0 K: 2 S: 10	H: 1 LOB: 1 BB: 0 P: 15	R: 0 E: 0 K: 3 S: 11	H: 0 LOB: 0 BB: 0 P: 17	R: 0 E: 0 K: 0 S: 6	H: 0 LOB: 0 BB: 0 P: 7	R: 0 E: 0 K: 0 S: 11	H: 2 LOB: 2 BB: 0 P: 16	R: 2 E: 0 K: 1 S: 18	H: 3 LOB: 2 BB: 1 P: 28	R: 1 E: 0 K: 2 S: 17	H: 2 LOB: 1 BB: 0 P: 23	1B: 8 2B: 3 3B: 0 HR: 0	SF: 1 SAC: 1 DP: 1 HBP: 0	WP: 3 PB: 0 CS: 0	PA: 38					
PITCHER	IP	WLS	BF	H	R	ER	SO	BB	IBB	HBP	BLK	WP	HR	S	P	ERA	WHIP										
Brad Radke, R (1, 1) ERA: 4.56	7.0	W	26	6	1	1	6	0	0	0	0	0	0	65	96	1.29	0.857										
J.C. Romero, L (8, 1) ERA: 4.94	0.2		6	3	2	2	1	1	0	0	0	2	0	17	26	27.00	6.000										
LaTroy Hawkins, R (8, 1) ERA: 1.89	0.1	H	1	0	0	0	0	0	0	0	0	0	0	1	2	0.00	0.000										
Eddie Guardado, L (9, 1) ERA: 2.86	1.0	S	5	2	1	1	2	0	0	0	0	1	0	17	23	9.00	2.000										

Batter	1	2	3	4	5	6	7	8	9	AB	R	H	RBI	BB	SO	LOB	BOTTOM										
Shannon Stewart, R (1, 7) OBP: 0.367, SLG: 0.460	G4-3		E 1B	G5-3				1-3 2B	4-2 BB	4	1	2	1	1	0	0	Detroit Tigers @ Minnesota Twins Hubert H. Humphrey Metrodome, Minneapolis, MN Sun Sep 21 2003, 2:05 PM EDT Att: 33,396 - Dome - 72 F AB 33 R 6 H 12 RBI 6 BB 3 SO 6 LOB 9 										
Denny Hocking, S (1, 4) OBP: 0.301, SLG: 0.377	G4-3		E 2B 1B	F7		SF9		CS		3	1	1	2	0	0	0											
Doug Mientkiewicz, L (1, 3) OBP: 0.395, SLG: 0.454	1B		P6			F9		F8		4	0	1	0	0	0	2											
Matthew LeCroy, R (1, 10) OBP: 0.337, SLG: 0.491	K		F9			G4-3 2B		P4		4	0	1	0	0	1	2											
Jacque Jones, L (1, 9) OBP: 0.335, SLG: 0.464		G6-3	E9 2B 1B	G4-3		G4-3		K		4	0	1	0	0	1	1											
Corey Koskie, L (1, 5) OBP: 0.391, SLG: 0.451	G4-3		G4-3			G5-3		K		4	0	1	1	0	1	1											
A.J. Pierzynski, L (1, 2) OBP: 0.358, SLG: 0.461			PO 1B			K		K		3	0	1	0	1	2	0											
Dustan Mohr, R (1, 8) OBP: 0.324, SLG: 0.411	PO		1B			F9		K		4	2	2	0	0	1	3											
Cristian Guzman, S (1, 6) OBP: 0.307, SLG: 0.357			1B			G6-3		CS S BB		3	2	2	2	1	0	0											
Inning Stats	R: 0 E: 0 K: 1 S: 12	H: 1 LOB: 1 BB: 0 P: 17	R: 0 E: 0 K: 0 S: 6	H: 1 LOB: 0 BB: 0 P: 10	R: 4 E: 1 K: 0 S: 17	H: 6 LOB: 3 BB: 1 P: 33	R: 0 E: 0 K: 0 S: 5	H: 0 LOB: 0 BB: 0 P: 7	R: 0 E: 0 K: 0 S: 11	H: 1 LOB: 1 BB: 0 P: 17	R: 2 E: 1 K: 1 S: 15	H: 3 LOB: 1 BB: 0 P: 25	R: 0 E: 0 K: 2 S: 8	H: 0 LOB: 0 BB: 0 P: 14	R: 0 E: 0 K: 2 S: 13	H: 0 LOB: 1 BB: 2 P: 24		R: 0 E: 0 K: 2 S: 17	H: 0 LOB: 1 BB: 0 P: 23	1B: 8 2B: 3 3B: 1 HR: 0	SF: 1 SAC: 0 DP: 0 HBP: 0	WP: 0 PB: 0 CS: 1	PA: 39				
PITCHER	IP	WLS	BF	H	R	ER	SO	BB	IBB	HBP	BLK	WP	HR	S	P	ERA	WHIP										
34 Nate Cornejo, R (1, 1) ERA: 4.7	5.2	L	29	12	6	6	2	0	1	0	0	0	0	63	103	9.53	2.118										
Jamie Walker, L (8, 1) ERA: 3.48	0.1		1	0	0	0	0	0	0	0	0	0	0	3	6	0.00	0.000										
Chris Spuring, R (7, 1) ERA: 4.58	0.1		1	0	0	0	0	0	0	0	0	0	0	2	4	0.00	0.000										
Eric Eckenstahler, L (7, 1) ERA: 2.87	0.2		2	0	0	0	2	0	0	0	0	0	0	6	10	0.00	0.000										
Fernando Rodney, R (8, 1) ERA: 6.84	1.0		4	0	0	0	2	2	0	0	0	0	0	13	24	0.00	2.000										

Batter	1	2	3	4	5	6	7	8	9	AB	R	H	RBI	BB	SO	LOB	TOP								
Coco Crisp, S OBP: 0.309, SLG: 0.362 (1, 8)	F8		G1-3			B1		F9		4	0	0	0	0	0	0	Cleveland Indians @ Minnesota Twins Hubert H. Humphrey Metrodome, Minneapolis, MN Tue Sep 23 2003, 8:05 PM EDT Att: 33,650 - Dome - 72 F livebaseballscorecards.com								
Casey Blake, R OBP: 0.315, SLG: 0.419 (1, 3)	F7			HBP		G5-3		G5-3		3	0	0	0	0	0										
Jody Gerut, L OBP: 0.339, SLG: 0.499 (1, 7)	G4-3			HBP		P6		1B		3	1	1	0	0	0										
Alex Escobar, R OBP: 0.324, SLG: 0.444 (1, 9)		1B						1B		3	0	2	0	0	1	2									
41 Victor Martinez, S OBP: 0.341, SLG: 0.329 (1, 10)	G1-3							1B		4	0	1	0	0	0	5									
Josh Bard, S OBP: 0.284, SLG: 0.355 (1, 2)								1B		4	0	2	1	0	0	2									
Greg LaRocca, R OBP: 0.400, SLG: 0.444 (1, 5)	G6-3							1B		4	0	1	0	0	1	5									
2 Jhonny Peralta, R OBP: 0.296, SLG: 0.332 (1, 6)			F9					F7		3	0	1	0	0	0	0									
Brandon Phillips, R OBP: 0.240, SLG: 0.307 (1, 4)			K					F9		3	0	0	0	0	1	2									
Inning Stats	R: 0 E: 0 K: 0 S: 7	H: 0 LOB: 0 BB: 0 P: 9	R: 0 E: 0 K: 0 S: 9	H: 2 LOB: 1 BB: 0 P: 14	R: 0 E: 0 K: 1 S: 10	H: 0 LOB: 0 BB: 0 P: 14	R: 0 E: 0 K: 1 S: 8	H: 0 LOB: 1 BB: 0 P: 14	R: 0 E: 0 K: 0 S: 6	H: 2 LOB: 1 BB: 0 P: 10	R: 0 E: 0 K: 0 S: 8	H: 0 LOB: 0 BB: 0 P: 8	R: 0 E: 0 K: 0 S: 5	H: 1 LOB: 1 BB: 0 P: 8	R: 0 E: 0 K: 0 S: 4	H: 0 LOB: 0 BB: 0 P: 6	R: 1 E: 0 K: 1 S: 15	H: 3 LOB: 2 BB: 0 P: 23	1B: 7 2B: 2 3B: 0 HR: 0	SF: 0 SAC: 0 DP: 3 HBP: 3	WP: 0 PB: 0 SB: 0 CS: 0	PA: 34			
PITCHER	IP	WLS	BF	H	R	ER	SO	BB	IBB	HBP	BLK	WP	HR	S	P	ERA	WHIP								
Kenny Rogers, L ERA: 4.56 (1, 1)	8.2	W	33	8	1	1	2	0	0	3	0	0	0	69	102	1.04	0.923								
Eddie Guardado, L ERA: 2.84 (9, 1)	0.1	S	1	0	0	0	1	0	0	0	0	0	0	3	4	0.00	0.000								

Batter	1	2	3	4	5	6	7	8	9	AB	R	H	RBI	BB	SO	LOB	BOTTOM								
Shannon Stewart, R OBP: 0.366, SLG: 0.461 (1, 7)	G4-3		2B	SF9			P3			3	1	1	2	0	0	0	Cleveland Indians @ Minnesota Twins Hubert H. Humphrey Metrodome, Minneapolis, MN Tue Sep 23 2003, 8:05 PM EDT Att: 33,650 - Dome - 72 F livebaseballscorecards.com								
Luis Rivas, R OBP: 0.311, SLG: 0.386 (1, 4)	G6-3		2B	F7			F7			4	0	1	1	0	0	2									
Doug Mientkiewicz, L OBP: 0.394, SLG: 0.451 (1, 3)	G3		2B				G3			3	0	0	0	1	0	0									
Matthew LeCroy, R OBP: 0.333, SLG: 0.485 (1, 10)		G5-3	G6-4-3	F8				K		4	0	0	0	0	1	2									
Jacque Jones, L OBP: 0.333, SLG: 0.460 (1, 9)		K	F8	G4-3				F9		4	0	0	0	0	1	1									
Torii Hunter, R OBP: 0.312, SLG: 0.451 (1, 8)		1B		F9				F9		4	0	1	0	0	0	0									
Corey Koskie, L OBP: 0.392, SLG: 0.451 (1, 5)		1B						K		2	1	1	0	1	1	0									
A.J. Pierzynski, L OBP: 0.356, SLG: 0.459 (1, 2)		F8		E6				G3		3	0	0	0	0	0	3									
Cristian Guzman, S OBP: 0.310, SLG: 0.366 (1, 6)			2B	SF9				HR		2	2	2	1	1	0	0									
Inning Stats	R: 0 E: 0 K: 0 S: 7	H: 2 LOB: 2 BB: 0 P: 11	R: 0 E: 0 K: 1 S: 9	H: 2 LOB: 0 BB: 0 P: 14	R: 2 E: 0 K: 0 S: 10	H: 3 LOB: 1 BB: 1 P: 17	R: 1 E: 1 K: 0 S: 10	H: 0 LOB: 2 BB: 2 P: 21	R: 0 E: 0 K: 0 S: 7	H: 0 LOB: 0 BB: 0 P: 10	R: 0 E: 0 K: 1 S: 8	H: 0 LOB: 0 BB: 0 P: 11	R: 1 E: 0 K: 0 S: 7	H: 1 LOB: 0 BB: 0 P: 10	R: 0 E: 0 K: 1 S: 5	H: 0 LOB: 0 BB: 0 P: 8	R: 0 E: 0 K: 1 S: 5	H: 0 LOB: 0 BB: 0 P: 8	1B: 3 2B: 2 3B: 0 HR: 1	SF: 1 SAC: 0 DP: 1 HBP: 0	WP: 0 PB: 0 SB: 0 CS: 0	PA: 33			
PITCHER	IP	WLS	BF	H	R	ER	SO	BB	IBB	HBP	BLK	WP	HR	S	P	ERA	WHIP								
37 Jake Westbrook, R ERA: 4.33 (1, 1)	7.0	L	30	6	4	3	2	3	0	0	0	0	0	58	94	3.86	1.286								
David Lee, R ERA: 3.19 (8, 1)	1.0		3	0	0	0	1	0	0	0	0	0	0	5	8	0.00	0.000								



Batter	1	2	3	4	5	6	7	8	9	AB	R	H	RBI	BB	SO	LOB	TOP	
Coco Crisp, S OBP: 0.308, SLG: 0.361 (1, 8)	F9		E9 1B			F8		K2-3		4	0	1	0	0	1	0	Cleveland Indians @ Minnesota Twins Hubert H. Humphrey Metrodome, Minneapolis, MN Wed Sep 24 2003, 8:05 PM EDT Att: 32,986 - Dome - 72 F livebaseballscorecards.com	
Casey Blake, R OBP: 0.314, SLG: 0.418 (1, 5)	F7		F8			G5-3		3-H 2-0 1B		4	0	1	0	0	0	1		
Jody Gerut, L OBP: 0.338, SLG: 0.499 (1, 7)	2B				F9	F8		L9		4	0	1	0	0	0	1		
Ben Broussard, L OBP: 0.319, SLG: 0.452 (1, 3)	F8				HR		G6-3		G4-3	4	1	1	1	0	0	1		
41 Victor Martinez, S OBP: 0.345, SLG: 0.333 Zach Sorensen, S OBP: 0.273, SLG: 0.243 (9, PR)		2-0 48 L8-4-3 1B			G3-1		F8		FC6-4 1B	4	0	2	0	0	0	0		
48 Travis Hafner, L OBP: 0.330, SLG: 0.486 (1, 10)	L8-4-3				G4-3				K	4	0	1	0	0	1	2		
Chris Magruder, S OBP: 0.300, SLG: 0.813 (1, 9)					G3		1-1 G3-1		F9	4	0	0	0	0	0	2		
2 Johnny Peralta, R OBP: 0.297, SLG: 0.329 (1, 6)			2-1 P3			2-1 G5-3				2	1	0	0	1	0	0		
56 Angel Santos, S OBP: 0.250, SLG: 0.411 (1, 4)			3-3 K			0-1 P6			G4-3	3	0	0	0	0	1	1		
		R: 0 H: 1 E: 0 LOB: 1 K: 0 BB: 0 S: 13 P: 21	R: 0 H: 1 E: 0 LOB: 0 K: 0 BB: 0 S: 5 P: 12	R: 0 H: 1 E: 1 LOB: 1 K: 1 BB: 0 S: 14 P: 20	R: 1 H: 1 E: 0 LOB: 0 K: 0 BB: 0 S: 12 P: 16	R: 0 H: 0 E: 0 LOB: 0 K: 0 BB: 0 S: 6 P: 9	R: 0 H: 0 E: 0 LOB: 0 K: 0 BB: 0 S: 3 P: 5	R: 0 H: 1 E: 0 LOB: 1 K: 1 BB: 0 S: 12 P: 15	R: 1 H: 1 E: 0 LOB: 1 K: 1 BB: 0 S: 12 P: 23	1B: 5 SF: 0 2B: 2 SAC: 0 3B: 0 DP: 1 HR: 1 HBP: 0	WP: 1 PA: 34 PB: 1 SB: 1 CS: 0							
PITCHER	IP	WLS	BF	H	R	ER	SO	BB	IBB	HBP	BLK	WP	HR	S	P	ERA	WHIP	
Kyle Lohse, R ERA: 4.64 (1, 1)	6.0		21	4	1	1	1	0	0	0	0	0	1	53	83	1.50	0.667	
Rick Reed, R ERA: 5.14 (7, 1)	1.2		8	2	1	1	1	1	0	0	0	1	0	15	33	5.40	1.800	
Jesse Orosco, L ERA: 7.64 (8, 1)	0.1	W	1	0	0	0	0	0	0	0	0	0	0	3	5	0.00	0.000	
Eddie Guardado, L ERA: 2.8 (9, 1)	1.0	S	4	1	0	0	1	0	0	0	0	0	0	12	15	0.00	1.000	

Batter	1	2	3	4	5	6	7	8	9	AB	R	H	RBI	BB	SO	LOB	BOTTOM	
20 Lew Ford, R OBP: 0.403, SLG: 0.600 (1, 8)	G5-3		FC5-4 1-2F			HR	1-H 3B			4	1	2	2	0	0	1	Cleveland Indians @ Minnesota Twins Hubert H. Humphrey Metrodome, Minneapolis, MN Wed Sep 24 2003, 8:05 PM EDT Att: 32,986 - Dome - 72 F livebaseballscorecards.com	
Michael Ryan, L OBP: 0.388, SLG: 0.673 (1, 10)	G6-3				K	5 1B	F8			4	0	1	0	0	1	1		
5 Michael Cuddyer, R OBP: 0.306, SLG: 0.398 (1, 5)	F8				G6-3	1B				4	1	2	1	0	0	0		
Matthew LeCroy, R OBP: 0.333, SLG: 0.482 Rob Bowen, S (7, 2)		2-2 F8			1-3 K	4-2 1B		FC6-4 BB	HR	2	0	0	0	1	1	0		
33 Justin Morneau, L OBP: 0.282, SLG: 0.337 (1, 3)		1-0 F8				2-3 K	2-1 P4	G6-3		4	0	0	0	0	1	3		
Dustin Mohr, R OBP: 0.324, SLG: 0.412 (1, 9)		3-2 F7			0-1 FC6-5 2B	0-0 FC6-4 1-2F		K		4	0	1	0	0	1	3		
Michael Restovich, R OBP: 0.429, SLG: 0.457 (1, 7)			2-2 P4			1-2 FC6-5		F9		3	0	0	0	0	0	1		
46 Alex Prieto, R OBP: 0.167, SLG: 0.167 (1, 4)			1-2 20 FC5-4 1B			0-1 F8		P3		3	0	1	0	0	0	1		
Denny Hocking, S OBP: 0.301, SLG: 0.376 (1, 6)			0-0 P4			1-2 G6-3	1-2 20 3B			3	1	1	0	0	0	1		
		R: 0 H: 0 E: 0 LOB: 0 K: 0 BB: 0 S: 6 P: 6	R: 0 H: 0 E: 0 LOB: 0 K: 0 BB: 0 S: 7 P: 13	R: 0 H: 1 E: 0 LOB: 1 K: 0 BB: 0 S: 10 P: 14	R: 0 H: 0 E: 0 LOB: 0 K: 2 BB: 0 S: 7 P: 10	R: 0 H: 1 E: 0 LOB: 1 K: 1 BB: 0 S: 12 P: 15	R: 1 H: 3 E: 0 LOB: 3 K: 0 BB: 1 S: 17 P: 26	R: 1 H: 2 E: 0 LOB: 1 K: 0 BB: 0 S: 10 P: 11	R: 1 H: 1 E: 0 LOB: 0 K: 2 BB: 0 S: 15 P: 21	1B: 4 SF: 0 2B: 1 SAC: 0 3B: 1 DP: 0 HR: 2 HBP: 0	WP: 0 PA: 33 PB: 0 SB: 0 CS: 0							
PITCHER	IP	WLS	BF	H	R	ER	SO	BB	IBB	HBP	BLK	WP	HR	S	P	ERA	WHIP	
CC Sabathia, L ERA: 3.6 (1, 1)	7.0		29	7	2	2	3	1	0	0	0	0	1	69	95	2.57	1.143	
63 Rafael Betancourt, R ERA: 2.19 (8, 1)	1.0	L	4	1	1	1	2	0	0	0	0	0	1	15	21	9.00	1.000	

Batter	1	2	3	4	5	6	7	8	9	10	11	AB	R	H	RBI	BB	SO	LOB	TOP					
20 Lew Ford, R OBP: 0.403, SLG: 0.578	1-3 K		2-2 5 1B G4-3 1B		2-2 G6-3			4-1 0 0 5 PB SF8 BB		1-3 K		4	2	1	0	1	2	0						
Luis Rivas, R Chris Gomez, R OBP: 0.273, SLG: 0.333	1-0 5 CS 1B		2-0 G4-3		2-2 G4-3			3-2 G1-3		3-2 F7		3	0	1	0	0	0	1						
5 Michael Cuddyer, R OBP: 0.320, SLG: 0.396	4-2 1B		2-0 1B		2-2 L6			4-1 33 HR BB		1-2 G6-3		3	1	1	0	2	0	0						
Matthew LeCroy, R Rob Bowen, S	0-3 BB		1-1 1B		1-1 F9			0-0 SF8		2-3 K		3	0	1	1	0	1	1						
33 Justin Morneau, L OBP: 0.279, SLG: 0.360		0-2 K	0-3 K		0-2 L6			1-0 3-H 1-H HR		3-1 F7		5	1	1	2	0	2	2						
Dustin Mohr, R OBP: 0.319, SLG: 0.406		3-2 G6-3	2-2 F9		0-1 F8			2-3 K		1-3 K		5	0	0	0	0	2	2						
Michael Ryan, L OBP: 0.397, SLG: 0.673	1-2 2B		4-1 BB		4-1 G5-4-3 BB			2-3 K		1-3 K		3	0	1	0	1	2	0						
Michael Restovich, R OBP: 0.417, SLG: 0.429	4-1 BB		0-0 G5-4-3		0-0 G5-3			3-3 K		3-3 K		3	0	0	0	1	1	1						
Denny Hocking, S OBP: 0.295, SLG: 0.368	1-2 F8		1-2 G1-3		1-1 G4-3			1-1 G4-3		0-3 K		4	0	0	0	0	1	2						
Inning Stats	R: 0 E: 0 K: 2 S: 10	H: 1 LOB: 1 BB: 1 P: 15	R: 0 E: 0 K: 1 S: 13	H: 1 LOB: 2 BB: 1 P: 22	R: 1 E: 0 K: 1 S: 13	H: 3 LOB: 2 BB: 0 P: 22	R: 0 E: 0 K: 0 S: 3	H: 0 LOB: 0 BB: 1 P: 7	R: 0 E: 0 K: 0 S: 7	H: 0 LOB: 0 BB: 0 P: 8	R: 0 E: 0 K: 1 S: 6	H: 0 LOB: 0 BB: 0 P: 9	R: 3 E: 0 K: 1 S: 12	H: 1 LOB: 0 BB: 2 P: 26	R: 0 E: 0 K: 3 S: 10	H: 0 LOB: 0 BB: 0 P: 14	R: 0 E: 0 K: 1 S: 9	H: 0 LOB: 0 BB: 0 P: 14	R: 0 E: 0 K: 2 S: 8	H: 0 LOB: 0 BB: 0 P: 14	1B: 4 2B: 1 3B: 0 HR: 1	SF: 1 SAC: 0 DP: 1 HBP: 0	WP: 0 PB: 1 SB: 1 CS: 1	PA: 42
PITCHER	29 Nate Robertson, L ERA: 5.44	Matt Anderson, R ERA: 5.4	Fernando Rodney, R ERA: 6.25	45 Chris Mears, R ERA: 5.58	PITCHER																			
	IP: 7.0 WLS: 0.1 BF: 3 H: 2 ER: 2 SO: 0 BB: 2 IBB: 0 HBP: 0 BLK: 0 WP: 0 HR: 0 S: 61 P: 98 ERA: 1.29 WHIP: 6.000	0.1 H: 3 B: 6 W: 6	1.2 B: 6 W: 6	2.0 W: 6	IP: 1.0 WLS: 1.2 BF: 8 H: 2 R: 1 ER: 1 SO: 0 BB: 0 IBB: 0 HBP: 0 BLK: 0 WP: 0 HR: 0 S: 14 P: 23 ERA: 4.76 WHIP: 13.50																			

Minnesota Twins @ Detroit Tigers
Comerica Park, Detroit, MI
Thu Sep 25 2003, 7:05 PM EDT
Att: 9,296 - Cloudy - 58 F

AB	36
R	4
H	6
RBI	4
BB	5
SO	12
LOB	10



Batter	1	2	3	4	5	6	7	8	9	10	11	AB	R	H	RBI	BB	SO	LOB	BOTTOM							
Alex Sanchez, L OBP: 0.315, SLG: 0.360	0-0 B5-3		1-0 F7			0-1 B1-3	0-0 L9			1-1 E S 1B		5	0	1	0	0	0	1								
20 Omar Infante, R OBP: 0.262, SLG: 0.261	1-3 K		0-1 P4		1-0 G6-3			1-2 G6-3		1-1 B3		5	0	0	0	0	1	1								
Craig Monroe, R OBP: 0.283, SLG: 0.441	3-2 F7		3-3 K		2-2 F8			3-2 HR		1-2 F9		5	1	1	1	0	1	1								
Dmitri Young, S OBP: 0.365, SLG: 0.528		0-1 1B		4-2 BB		0-1 SH1-4 G3 1B		2-2 G3-1		4-0 DI IBB		3	1	2	0	2	0	0								
Carlos Pena, L OBP: 0.333, SLG: 0.444		2-1 F8		0-0 F9		0-0 G3 SH1-4 2B 1B		3-2 15 E 15 S 1B		2-1 G4-3		5	1	2	0	0	0	4								
15 Brandon Inge, R OBP: 0.264, SLG: 0.338		0-3 K		0-2 F9		0-0 SH1-4		2-2 F9		0-0 G4-3		4	0	0	0	0	1	2								
Warren Morris, L OBP: 0.314, SLG: 0.371		1-2 G3-1		3-2 F7		3-2 G3		0-3 K		1-1 L7		2	0	0	0	0	0	1								
Danny Klassen, R Bobby Higginson, L												3	0	0	1	0	1	1								
Andres Torres, S Shane Bieber, R			3-2 G4-3		0-0 1B		2-3 3-H 4-0 DI 2B BB		0-0 F9		2-1 HR		2	1	1	0	1	0	0							
Ramon Santiago, S OBP: 0.290, SLG: 0.284			0-0 F8		0-1 F7		2-2 1-H 3-H 2B		2-2 P3			4	0	1	2	0	0	1								
Inning Stats	R: 0 E: 0 K: 1 S: 8	H: 0 LOB: 0 BB: 0 P: 12	R: 0 E: 0 K: 1 S: 11	H: 1 LOB: 1 BB: 0 P: 14	R: 0 E: 0 K: 0 S: 6	H: 0 LOB: 0 BB: 0 P: 10	R: 0 E: 0 K: 1 S: 9	H: 0 LOB: 1 BB: 1 P: 16	R: 0 E: 0 K: 0 S: 10	H: 1 LOB: 1 BB: 0 P: 13	R: 0 E: 0 K: 0 S: 6	H: 0 LOB: 0 BB: 0 P: 9	R: 3 E: 0 K: 0 S: 14	H: 3 LOB: 1 BB: 1 P: 23	R: 1 E: 0 K: 0 S: 15	H: 2 LOB: 1 BB: 0 P: 26	R: 0 E: 0 K: 1 S: 8	H: 0 LOB: 0 BB: 0 P: 10	R: 0 E: 1 K: 0 S: 9	H: 1 LOB: 2 BB: 1 P: 18	R: 1 E: 0 K: 0 S: 5	H: 1 LOB: 0 BB: 0 P: 8	1B: 6 2B: 1 3B: 0 HR: 2	SF: 0 SAC: 1 DP: 0 HBP: 0	WP: 0 PB: 0 SB: 2 CS: 0	PA: 44
PITCHER	Johan Santana, L ERA: 3.07	51 Carlos Pulido, L ERA: 3.29	Grant Balfour, R ERA: 4.5	Jesse Orosco, L ERA: 7.56	Juan Rincon, R ERA: 5.52	PITCHER																				
	IP: 5.0 WLS: 1.1 BF: 18 H: 2 ER: 2 SO: 3 BB: 1 IBB: 0 HBP: 0 BLK: 0 WP: 0 HR: 0 S: 44 P: 65 ERA: 0.00 WHIP: 0.600	1.1 H: 6 B: 3 W: 1	0.1 B: 1 W: 0	1.0 B: 5 W: 2	IP: 1.0 WLS: 1.2 BF: 8 H: 2 R: 1 ER: 1 SO: 0 BB: 0 IBB: 0 HBP: 0 BLK: 0 WP: 0 HR: 0 S: 10 P: 10 ERA: 0.00 WHIP: 0.000																					

Minnesota Twins @ Detroit Tigers
Comerica Park, Detroit, MI
Thu Sep 25 2003, 7:05 PM EDT
Att: 9,296 - Cloudy - 58 F

AB	40
R	5
H	9
RBI	5
BB	3
SO	4
LOB	12



Batter	1	2	3	4	5	6	7	8	9	AB	R	H	RBI	BB	SO	LOB	TOP										
Shannon Stewart, R (1, 7) Michael Restovich, R (3, PR) OBP: 0.364, SLG: 0.459 OBP: 0.397, SLG: 0.404	E6 PB SF9		1 SAFE 0-0 WP 1B	K	FC6-4			F8		2	1	1	0	0	0	0											
Luis Rivas, R (1, 4) Denny Hocking, S (6, PH) OBP: 0.309, SLG: 0.383 OBP: 0.297, SLG: 0.370	G6-3		P4					F8		3	0	1	0	0	0	3											
Doug Mientkiewicz, L (1, 3) 46 Alex Prieto, R (6, 4) OBP: 0.391, SLG: 0.449 OBP: 0.111, SLG: 0.111	SF9		G3-1	K				K		3	0	0	1	0	1	5											
Jacque Jones, L (1, 10) 33 Justin Morneau, L (6, PH) OBP: 0.333, SLG: 0.464 OBP: 0.296, SLG: 0.369	G3-1			F7				F7		3	1	1	1	0	0	0											
Corey Koskie, L (1, 5) 5 Michael Cuddyer, R (5, PR) OBP: 0.312, SLG: 0.455 OBP: 0.327, SLG: 0.429		P6		2B				K		2	1	1	0	1	0	0											
Tori Hunter, R (1, 8) 20 Lew Ford, R (4, PR) OBP: 0.312, SLG: 0.451 OBP: 0.390, SLG: 0.565	K			2B				F8		2	0	1	1	0	1	0											
A.J. Pierzynski, L (1, 2) Rob Bowen, S (6, 2) OBP: 0.111, SLG: 0.125	G4-3			1B				K		3	1	1	1	0	0	1											
Michael Ryan, L (1, 9) OBP: 0.431, SLG: 0.724				1B				1B		4	2	4	2	0	0	0											
Cristian Guzman, S (1, 6) Chris Gomez, R (7, PH) OBP: 0.311, SLG: 0.365 OBP: 0.272, SLG: 0.331				1B				1B		3	0	2	2	0	0	1											
Inning Stats	R: 1 E: 1 K: 0 S: 17	H: 0 LOB: 0 BB: 0 P: 22	R: 0 E: 0 K: 1 S: 8	H: 0 LOB: 0 BB: 0 P: 11	R: 0 E: 0 K: 0 S: 9	H: 2 LOB: 3 BB: 0 P: 14	R: 4 E: 0 K: 2 S: 25	H: 6 LOB: 2 BB: 0 P: 36	R: 3 E: 0 K: 0 S: 10	H: 3 LOB: 1 BB: 0 P: 20	R: 0 E: 0 K: 0 S: 5	H: 1 LOB: 0 BB: 0 P: 6	R: 0 E: 0 K: 0 S: 12	H: 2 LOB: 2 BB: 0 P: 18	R: 0 E: 0 K: 1 S: 9	H: 0 LOB: 0 BB: 0 P: 11	R: 0 E: 0 K: 2 S: 14	H: 1 LOB: 1 BB: 0 P: 21	1B: 9 2B: 4 3B: 0 HR: 2	SF: 1 SAC: 0 DP: 0 HBP: 0	WP: 1 PB: 1 SB: 0 CS: 0	PA: 43					
PITCHER	IP	WLS	BF	H	R	ER	SO	BB	IBB	HBP	BLK	WP	HR	S	P	ERA	WHIP										
Gary Knotts, R (1, 1) ERA: 6.04	3.2		20	8	5	4	2	0	0	0	0	1	0	52	73	9.82	2.182										
Matt Roney, R (4, 1) ERA: 5.45	1.1		8	3	3	3	1	1	0	0	0	0	2	17	30	20.25	3.000										
53 Brian Schmack, R (6, 1) ERA: 3.46	3.0		11	3	0	0	1	0	0	0	0	0	0	26	35	0.00	1.000										
Fernando Rodney, R (9, 1) ERA: 6.07	1.0	W	4	1	0	0	2	0	0	0	0	0	0	14	21	0.00	1.000										

Minnesota Twins @ Detroit Tigers
Comerica Park, Detroit, MI
Sat Sep 27 2003, 7:05 PM EDT
Att: 14,277 - Cloudy - 64 F

AB 41
R 8
H 15
RBI 8
BB 1
SO 6
LOB 21



Batter	1	2	3	4	5	6	7	8	9	AB	R	H	RBI	BB	SO	LOB	BOTTOM										
Alex Sanchez, L (1, 8) OBP: 0.319, SLG: 0.361	S 1B		SH5-3		K			G4-3		4	2	1	0	1	1	2											
Warren Morris, L (1, 4) OBP: 0.318, SLG: 0.375	F7		F8		1B			2B		5	3	2	0	1	1	2											
Bobby Higginson, L (1, 9) OBP: 0.319, SLG: 0.359	G6-3		F7		1B			E3		4	2	1	0	1	0	3											
Dmitri Young, S (1, 10) OBP: 0.368, SLG: 0.536	G2-3			15 BB 1B	P3			F7		4	1	1	1	1	0	5											
Craig Monroe, R (1, 7) OBP: 0.287, SLG: 0.444				15 BB 1B	1B			1B		5	1	4	3	0	1	0											
Carlos Pena, L (1, 3) OBP: 0.335, SLG: 0.444	F8		F7		G3-1			1B		5	0	2	4	0	0	4											
Shane Halter, R (1, 5) OBP: 0.267, SLG: 0.342				K				P3		5	0	1	0	0	2	5											
15 Brandon Inge, R (1, 2) OBP: 0.263, SLG: 0.334	G4-3				1B			F7		4	0	1	0	1	0	4											
Ramon Santiago, S (1, 6) OBP: 0.291, SLG: 0.282					G3			G5-3		4	0	1	0	1	0	4											
Inning Stats	R: 0 E: 0 K: 0 S: 8	H: 1 LOB: 1 BB: 0 P: 16	R: 0 E: 0 K: 1 S: 9	H: 1 LOB: 1 BB: 0 P: 10	R: 0 E: 0 K: 0 S: 4	H: 1 LOB: 1 BB: 0 P: 5	R: 0 E: 0 K: 1 S: 16	H: 2 LOB: 3 BB: 1 P: 29	R: 1 E: 0 K: 0 S: 12	H: 3 LOB: 2 BB: 0 P: 20	R: 0 E: 0 K: 0 S: 7	H: 1 LOB: 1 BB: 0 P: 13	R: 3 E: 1 K: 0 S: 14	H: 3 LOB: 1 BB: 0 P: 22	R: 4 E: 0 K: 1 S: 15	H: 2 LOB: 2 BB: 4 P: 35	R: 1 E: 0 K: 1 S: 6	H: 0 LOB: 1 BB: 1 P: 13	1B: 11 2B: 3 3B: 0 HR: 0	SF: 0 SAC: 1 DP: 0 HBP: 0	WP: 2 PB: 0 SB: 4 CS: 0	PA: 47					
PITCHER	IP	WLS	BF	H	R	ER	SO	BB	IBB	HBP	BLK	WP	HR	S	P	ERA	WHIP										
Brad Radke, R (1, 1) ERA: 4.49	5.0		24	8	1	1	3	1	0	0	0	1	0	21	35	9.00	2.000										
51 Carlos Pulido, L (6, 1) ERA: 4.02	2.0		11	4	3	2	0	0	0	0	0	0	0	4	13	54.00	6.000										
Juan Rincon, R (8, 1) ERA: 3.72	0.1		3	0	2	2	0	2	0	0	0	0	0	11	22	27.00	6.000										
J.C. Romero, L (8, 1) ERA: 5.0	0.2	B	6	2	2	2	1	2	0	0	0	0	0	6	13	13.50	1.500										
Jesse Orosco, L (9, 1) ERA: 7.88	0.2	L	3	0	1	1	1	1	0	0	0	1	0	6	13	13.50	1.500										

Minnesota Twins @ Detroit Tigers
Comerica Park, Detroit, MI
Sat Sep 27 2003, 7:05 PM EDT
Att: 14,277 - Cloudy - 64 F

AB 40
R 9
H 14
RBI 8
BB 6
SO 5
LOB 29



Batter	1	2	3	4	5	6	7	8	9	AB	R	H	RBI	BB	SO	LOB	TOP										
Shannon Stewart, R OBP: 0.556, SLG: 0.625	4-2 BB		1-0 WP 1B		1-1 1-3 1B		2-3 K			3	0	2	0	1	1	1	Minnesota Twins @ New York Yankees Yankee Stadium, Bronx, NY Thu Oct 02 2003, 8:00 PM EDT Att: 56,479 - Sunny - 52 F										
Luis Rivas, R (1, 4)	0-3 K		1-3 K		1-0 G5-3		2-2 F8			4	0	0	0	0	2	5											
Doug Mientkiewicz, L (1, 3)	1-3 K			0-0 G4-3		4-1 FC1-6 BB		1-2 G1-3		3	0	0	0	1	1	1											
Matthew LeCroy, R OBP: 0.250, SLG: 0.143	0-0 G1-3			2-3 K		2-2 F9		0-1 G5-3		4	0	0	0	0	1	2											
Jacque Jones, L OBP: 0.125, SLG: 0.125		1-1 G1		2-3 K		2-1 FC1-6 1B		1-2 G4-3		4	0	0	0	0	1	1											
Torii Hunter, R OBP: 0.625, SLG: 1.333		0-1 G6-3			1-1 HR		1-2 1B		3-2 K	4	1	2	1	0	1	0											
Corey Koskie, L OBP: 0.250, SLG: 0.375		1-3 K			1-3 K		3-3 K		2-2 F8	4	0	0	0	0	3	2											
A.J. Pierzynski, L (1, 2)			0-0 G4-3		0-2 G2-3		2-0 G4-3		0-0 L1	4	0	0	0	0	0	0											
Cristian Guzman, S OBP: 0.286, SLG: 0.167			1-3 K		1-1 E6 1B		4-2 BB			2	0	0	0	1	1	0											
Inning Stats	R: 0 E: 0 K: 2 S: 10	H: 0 LOB: 1 BB: 1 P: 15	R: 0 E: 0 K: 1 S: 9	H: 0 LOB: 0 BB: 0 P: 11	R: 0 E: 0 K: 2 S: 11	H: 1 LOB: 1 BB: 0 P: 14	R: 0 E: 0 K: 2 S: 9	H: 0 LOB: 0 BB: 0 P: 13	R: 1 E: 1 K: 1 S: 13	H: 2 LOB: 2 BB: 0 P: 18	R: 0 E: 0 K: 1 S: 10	H: 1 LOB: 2 BB: 1 P: 21	R: 0 E: 0 K: 1 S: 9	H: 0 LOB: 1 BB: 1 P: 19	R: 0 E: 0 K: 0 S: 8	H: 0 LOB: 0 BB: 0 P: 10	R: 0 E: 0 K: 1 S: 9	H: 0 LOB: 0 BB: 0 P: 14	1B: 3 2B: 0 3B: 0 HR: 1	SF: 0 SAC: 0 DP: 0 HBP: 0	WP: 1 PB: 0 CS: 0	PA: 35					
PITCHER	IP	WLS	BF	H	R	ER	SO	BB	IBB	HBP	BLK	WP	HR	S	P	ERA	WHIP										
Andy Pettitte, L ERA: 1.29	7.0	W	29	4	1	1	10	3	0	0	0	1	1	71	111	1.29	1.000										
42 Mariano Rivera, R ERA:	2.0	S	6	0	0	0	1	0	0	0	0	0	0	17	24	0.00	0.000										


Batter	1	2	3	4	5	6	7	8	9	AB	R	H	RBI	BB	SO	LOB	BOTTOM										
Alfonso Soriano, R OBP: 0.556, SLG: 0.667	0-2 25 1B SF8 2 1B		0-0 P4		0-1 2 S 1B		3-1 2 F 25 1B			4	2	3	1	0	0	0	Minnesota Twins @ New York Yankees Yankee Stadium, Bronx, NY Thu Oct 02 2003, 8:00 PM EDT Att: 56,479 - Sunny - 52 F										
2 Derek Jeter, R OBP: 0.625, SLG: 0.500	2-2 20 S 25 1B		0-1 F8		4-2 1-2 BB		1-0 E1 25 1B			3	1	1	0	1	0	1											
25 Jason Giambi, L OBP: 0.250, SLG: 0.250	0-2 1-2 2-3 1B		1-2 F9		1-3 K		1-2 20 G1-3 1B			4	0	2	2	0	1	2											
Bernie Williams, S OBP: 0.375, SLG: 0.429	2-0 SF8			1-1 P5		1-0 F8		1-2 20 G1-3 1B		3	0	1	1	0	0	0											
20 Jorge Posada, S OBP: 0.125, SLG: 0.250	3-H K			0-1 55 G4-3 2B		2-2 G3-1		2-1 G1-3		4	0	1	0	0	1	4											
55 Hideki Matsui, L OBP: 0.375, SLG: 0.167	2-3 K			2-0 G4-3		4-2 BB		1-2 2-3 G4-3		3	0	0	0	1	1	5											
Aaron Boone, R OBP: 0.250, SLG: 0.375		1-1 L5		3-2 G1-3		1-3 K		1-1 G1-3		4	0	0	0	0	1	2											
Nick Johnson, L (1, 3)		2-2 G4-3			1-0 P3		2-2 SH1-3 1B HBP		4-2 G6-4-3 BB	2	1	0	0	1	0	0											
Juan Rivera, R (1, 9)		1-2 G4-3			0-0 F7		0-0 SH1-3		2-2 G6-4-3	3	0	0	0	0	0	1											
Inning Stats	R: 1 E: 0 K: 2 S: 16	H: 3 LOB: 2 BB: 0 P: 22	R: 0 E: 0 K: 0 S: 8	H: 0 LOB: 0 BB: 0 P: 12	R: 0 E: 0 K: 0 S: 6	H: 0 LOB: 0 BB: 0 P: 7	R: 0 E: 0 K: 0 S: 9	H: 1 LOB: 1 BB: 0 P: 15	R: 0 E: 0 K: 1 S: 9	H: 1 LOB: 2 BB: 1 P: 15	R: 0 E: 0 K: 1 S: 15	H: 0 LOB: 1 BB: 1 P: 22	R: 3 E: 1 K: 0 S: 14	H: 3 LOB: 2 BB: 0 P: 23	R: 0 E: 0 K: 0 S: 8	H: 0 LOB: 0 BB: 1 P: 15	1B: 7 2B: 1 3B: 0 HR: 0	SF: 1 SAC: 1 DP: 1 HBP: 1	WP: 0 PB: 0 CS: 0	PA: 36							
PITCHER	IP	WLS	BF	H	R	ER	SO	BB	IBB	HBP	BLK	WP	HR	S	P	ERA	WHIP										
Brad Radke, R ERA: 2.84	6.1	L	27	5	2	2	4	2	0	1	0	0	0	6	11	2.84	1.105										
LaTroy Hawkins, R ERA: 4.5	0.0		3	2	2	1	0	0	0	0	0	0	0	6	11	∞	∞										
J.C. Romero, L ERA:	0.2		3	1	0	0	0	0	0	0	0	0	0	5	7	0.00	1.500										
Juan Rincon, R ERA:	1.0		3	0	0	0	0	1	0	0	0	0	0	8	15	0.00	1.000										


AB	32
R	1
H	4
RBI	1
BB	3
SO	11
LOB	12



AB	30
R	4
H	8
RBI	4
BB	3
SO	4
LOB	15



Batter	1	2	3	4	5	6	7	8	9	AB	R	H	RBI	BB	SO	LOB	TOP										
Alfonso Soriano, R OBP: 0.397, SLG: 0.429	1-2 G6-3		2-3 K	0-1 G1-3			2-1 F7		0-2 G6-3	5	0	0	0	0	1	4	<p>New York Yankees @ Minnesota Twins Hubert H. Humphrey Metrodome, Minneapolis, MN Sat Oct 04 2003, 1:00 PM EDT Att: 55,915 - Dome - 72 F</p> <p>livebaseballscores.com</p> <p>AB 34 R 3 H 8 RBI 3 BB 5 SO 9 LOB 18</p> 										
2 Derek Jeter, R OBP: 0.538, SLG: 0.400	0-3 K		2-2 1B		0-0 G4-3		4-0 IBB		1-1 F9	4	0	1	0	1	1	0											
25 Jason Giambi, L David Dellucci, L (9, PR)	2-3 K		2-1 F8		1-1 F8		1-0 G3		4-2 BB	4	0	0	0	1	1	4											
Bernie Williams, S OBP: 0.538, SLG: 0.600		1-2 2B	2-2 1B		4-2 BB		4-0 IBB		1-3 K	3	1	2	1	2	1	1											
20 Jorge Posada, S OBP: 0.083, SLG: 0.167		3-2 G3	3-3 K		1 SAFE P5		3-1 F9			4	0	0	0	0	1	7											
55 Hideki Matsui, L OBP: 0.417, SLG: 0.600		0-0 HR		2-2 G4-3		1-3 K		2-1 SH1-3 1B		4	1	2	2	0	1	0											
Aaron Boone, R OBP: 0.182, SLG: 0.273		0-3 K		1-1 P5		2-3 K		0-1 SH1-3		3	0	0	0	0	2	0											
Nick Johnson, L (1, 3)		0-1 G3-1		4-2 1B BB		3-3 K		2-0 G6-3		3	0	0	0	1	1	1											
Juan Rivera, R OBP: 0.333, SLG: 0.333			3-2 1B	1-1 1B			0-0 25 G3 F7 1B		0-1 G6-3	4	1	3	0	0	0	1											
Inning Stats	R: 0 E: 0 K: 2 S: 11	H: 0 LOB: 0 BB: 0 P: 14	R: 2 E: 0 K: 1 S: 13	H: 2 LOB: 0 BB: 0 P: 17	R: 1 E: 0 K: 2 S: 22	H: 3 LOB: 2 BB: 0 P: 36	R: 0 E: 0 K: 0 S: 13	H: 1 LOB: 2 BB: 1 P: 21	R: 0 E: 0 K: 3 S: 9	H: 0 LOB: 0 BB: 0 P: 15	R: 0 E: 0 K: 0 S: 6	H: 1 LOB: 3 BB: 2 P: 20	R: 0 E: 0 K: 0 S: 7	H: 1 LOB: 1 BB: 0 P: 11	R: 0 E: 0 K: 1 S: 12	H: 0 LOB: 1 BB: 1 P: 18	1B: 6 2B: 1 3B: 0 HR: 1	SF: 0 SAC: 1 DP: 0 HBP: 0	WP: 0 PB: 0 CS: 0	PA: 40							
PITCHER	IP	WLS	BF	H	R	ER	SO	BB	IBB	HBP	BLK	WP	HR	S	P	ERA	WHIP										
Kyle Lohse, R ERA: 5.4	5.0	L	23	6	3	3	5	2	0	0	0	0	1	69	105	5.40	1.600										
Kenny Rogers, L ERA:	1.1		6	1	0	0	3	0	1	0	0	0	0	12	24	0.00	0.750										
J.C. Romero, L ERA:	1.1		6	1	0	0	0	0	1	0	0	0	0	8	20	0.00	0.750										
Juan Rincon, R ERA:	1.1		5	0	0	0	1	1	0	0	0	0	0	14	20	0.00	0.750										

Batter	1	2	3	4	5	6	7	8	9	AB	R	H	RBI	BB	SO	LOB	BOTTOM										
Shannon Stewart, R OBP: 0.538, SLG: 0.545	4-2 G4-3 BB		0-1 L7		3-2 1B			2-2 F9		3	0	1	0	1	0	0	<p>New York Yankees @ Minnesota Twins Hubert H. Humphrey Metrodome, Minneapolis, MN Sat Oct 04 2003, 1:00 PM EDT Att: 55,915 - Dome - 72 F</p> <p>livebaseballscores.com</p> <p>AB 32 R 1 H 5 RBI 1 BB 1 SO 9 LOB 9</p> 										
Luis Rivas, R	0-2 F9		0-0 P4		0-3 K			0-3 K		2	0	0	0	0	0	1											
Michael Ryan, L (5, PH)										1	0	0	0	0	1	2											
Denny Hocking, S										0	0	0	0	0	0	0											
20 Lew Ford, R Chris Gomez, R (9, 4)										1	0	0	0	0	1	0											
Doug Mientkiewicz, L OBP: 0.167, SLG: 0.091	1-1 G4-3			3-2 L1		2-2 E8 1B		0-2 L1		4	0	1	0	0	0	1											
Matthew LeCroy, R OBP: 0.167, SLG: 0.091	0-3 K			0-1 P3		1-2 G5-3			0-3 K	4	0	0	0	0	2	2											
Jacque Jones, L OBP: 0.167, SLG: 0.167		3-2 G4-3		0-0 1B		2-3 K			0-3 K	4	0	1	0	0	2	1											
Torii Hunter, R OBP: 0.417, SLG: 0.800		1-1 F9		1-3 K		0-0 G5-3			0-0 G6-3	4	0	0	0	0	1	2											
Corey Koskie, L OBP: 0.182, SLG: 0.273			1-3 K			0-3 K				3	0	0	0	0	2	0											
A.J. Pierzynski, L OBP: 0.273, SLG: 0.444				3-2 HR		0-1 G3		1-2 G4-3		3	1	1	1	0	0	0											
Cristian Guzman, S OBP: 0.300, SLG: 0.222			0-1 F8		1-0 1B		0-2 G6-3			3	0	1	0	0	0	0											
Inning Stats	R: 0 E: 0 K: 1 S: 11	H: 0 LOB: 1 BB: 1 P: 16	R: 0 E: 0 K: 1 S: 11	H: 0 LOB: 0 BB: 0 P: 16	R: 1 E: 0 K: 0 S: 9	H: 1 LOB: 0 BB: 0 P: 12	R: 0 E: 0 K: 1 S: 9	H: 1 LOB: 1 BB: 0 P: 13	R: 0 E: 0 K: 2 S: 13	H: 2 LOB: 2 BB: 0 P: 17	R: 0 E: 0 K: 1 S: 10	H: 1 LOB: 1 BB: 0 P: 15	R: 0 E: 0 K: 0 S: 8	H: 0 LOB: 0 BB: 0 P: 10	R: 0 E: 0 K: 1 S: 10	H: 0 LOB: 0 BB: 0 P: 12	R: 0 E: 0 K: 2 S: 7	H: 0 LOB: 0 BB: 0 P: 7	1B: 4 2B: 0 3B: 0 HR: 1	SF: 0 SAC: 0 DP: 0 HBP: 0	WP: 0 PB: 0 CS: 0	PA: 33					
PITCHER	IP	WLS	BF	H	R	ER	SO	BB	IBB	HBP	BLK	WP	HR	S	P	ERA	WHIP										
Roger Clemens, R ERA: 1.29	7.0	W	27	5	1	1	6	1	0	0	0	0	0	71	99	1.29	0.857										
42 Mariano Rivera, R ERA:	2.0	S	6	0	0	0	3	0	0	0	0	0	0	17	19	0.00	0.000										

