

Minnesota Twins - 2004

Batter	1	2	3	4	5	6	7	8	9	10	11	AB	R	H	RBI	BB	SO	LOB	TOP																		
Matt Lawton, L OBP: 0.333, SLG: 0.333 (1, 7)	G6-4-3 1B		G6-4-3 1B	G3		G4-3		F7		G6-4-3 2B		6	0	2	0	0	1	3																			
Omar Vizquel, S OBP: 0.187, SLG: 0.333 (1, 6)	G6-4-3 1-2r		G6-3			G3		F7		G6-4-3 1B		6	0	1	0	0	1	3																			
Jody Gerut, L OBP: 0.500, SLG: 1.000 (1, 9)	G5-3			HR			G1-3					5	1	2	1	1	1	0																			
Ben Broussard, L OBP: 1.000, SLG: 1.000 Lou Merloni, R (9, 3)		G6-4-3 41 WP 1B	1B	HBP								4	1	4	0	0	0	0																			
Casey Blake, R OBP: 0.333, SLG: 0.333 (1, 5)		E6 41 WP 1B										6	0	2	0	0	0	5																			
41 Victor Martinez, S (1, 2)	G6-4-3 1-2r		F8									5	0	0	0	0	1	9																			
48 Travis Hafner, L OBP: 0.600, SLG: 2.000 (1, 10)	HR			G5-3 2B								5	2	3	2	0	1	4																			
Ronnie Belliard, R OBP: 0.400, SLG: 0.400 (1, 4)				G5-3								5	0	2	0	0	0	1																			
Coco Crisp, S OBP: 0.250, SLG: 0.250 (1, 8)	F7											4	0	1	0	0	1	2																			
Inning Stats	R: 0 E: 0 K: 1 S: 9	H: 1 LOB: 0 BB: 0 P: 14	R: 2 E: 1 K: 0 S: 15	H: 3 LOB: 1 BB: 0 P: 20	R: 1 E: 0 K: 1 S: 12	H: 2 LOB: 2 BB: 0 P: 19	R: 0 E: 0 K: 1 S: 8	H: 1 LOB: 1 BB: 0 P: 9	R: 0 E: 0 K: 1 S: 14	H: 2 LOB: 2 BB: 0 P: 22	R: 0 E: 0 K: 0 S: 7	H: 1 LOB: 1 BB: 0 P: 11	R: 0 E: 0 K: 1 S: 17	H: 2 LOB: 2 BB: 0 P: 26	R: 0 E: 0 K: 0 S: 12	H: 0 LOB: 1 BB: 1 P: 18	1B: 12 2B: 2 3B: 0 HR: 3	SF: 0 SAC: 2 DP: 2 HBP: 2	WP: 2 PB: 0 SB: 1 CS: 0	PA: 51																	
PITCHER Brad Radke, R ERA: 3.0 Aaron Fultz, L ERA: Joe Roca, R ERA: J.C. Romero, L ERA: 36 Joe Nathan, R ERA:	(1, 1) (7, 1) (8, 1) (9, 1) (10, 1)	IP 6.0 1.0 1.0 1.0 1.0	WLS 29 5 4 1 4	BF 29 5 4 5 4	H 11 2 1 1 2	R 4 0 1 0 0	ER 2 0 0 0 0	SO 3 1 0 0 0	BB 0 0 0 0 0	IBB 0 0 0 0 0	HBP 1 0 1 0 0	BLK 0 0 0 0 0	WP 1 0 0 0 0	HR 3 0 7 17 12	S 58 14 11 26 16	P 85 22 11 26 16	ERA 3.00 0.00 0.00 1.00 2.00	WHIP 1.833 2.000 1.000 1.000 2.000	PITCHER Juan Rincon, R ERA:	(11, 1)	IP 1.0	WLS 4	BF 4	H 0	R 0	ER 0	SO 1	BB 1	IBB 0	HBP 0	BLK 0	WP 0	HR 0	S 11	P 18	ERA 0.00	WHIP 1.000

Cleveland Indians @ Minnesota Twins
Hubert H. Humphrey Metrodome, Minneapolis, MN

Mon Apr 05 2004, 8:10 PM EDT
Att. 49,584 - Unknown - 70 F

AB 46
R 4
H 17
RBI 3
BB 1
SO 6
LOB 27



Batter	1	2	3	4	5	6	7	8	9	10	11	AB	R	H	RBI	BB	SO	LOB	BOTTOM																		
Shannon Stewart, R OBP: 0.500, SLG: 1.000 (1, 7)	G3-6-3 1B							G1-3				5	1	2	3	1	1	4																			
Luis Rivas, R (1, 4)	G3-6-3											3	0	0	0	0	1	3																			
Michael Ryan, L (8, PH)												0	0	0	0	0	0	0																			
5 Michael Cuddyer, R OBP: 0.500, SLG: 0.500 (9, 4)												2	1	1	2	0	1	1																			
Doug Mientkiewicz, L OBP: 0.400, SLG: 0.600 (1, 3)												5	1	2	0	0	0	1																			
Corey Koskie, L OBP: 0.400, SLG: 0.500 (1, 5)												4	0	1	1	1	1	1																			
Torii Hunter, R OBP: 0.200, SLG: 0.200 (1, 8)												5	0	1	1	0	1	1																			
Jacque Jones, L (1, 9)												4	0	0	0	1	4	2																			
Matthew LeCroy, R (1, 10)												4	0	0	0	1	3	3																			
8 Nick Punto, S (11, PR)												0	1	0	0	0	0	0																			
7 Joe Mauer, L OBP: 0.800, SLG: 0.667 (1, 2)												3	2	2	0	2	1	0																			
Cristian Guzman, S OBP: 0.200, SLG: 0.200 (1, 6)												5	1	1	0	0	1	4																			
Inning Stats	R: 0 E: 0 K: 1 S: 7	H: 2 LOB: 1 BB: 0 P: 11	R: 0 E: 0 K: 2 S: 8	H: 0 LOB: 0 BB: 0 P: 12	R: 0 E: 0 K: 2 S: 9	H: 0 LOB: 1 BB: 1 P: 19	R: 0 E: 0 K: 0 S: 5	H: 0 LOB: 0 BB: 1 P: 13	R: 0 E: 0 K: 2 S: 10	H: 0 LOB: 0 BB: 0 P: 13	R: 0 E: 0 K: 0 S: 12	H: 0 LOB: 1 BB: 1 P: 14	R: 0 E: 0 K: 2 S: 22	H: 5 LOB: 2 BB: 1 P: 34	R: 0 E: 0 K: 0 S: 12	H: 1 LOB: 1 BB: 0 P: 14	R: 0 E: 0 K: 0 S: 5	H: 0 LOB: 0 BB: 0 P: 11	R: 3 E: 0 K: 2 S: 12	H: 2 LOB: 1 BB: 1 P: 19	1B: 7 2B: 2 3B: 0 HR: 1	SF: 0 SAC: 0 DP: 2 HBP: 0	WP: 0 PB: 0 SB: 0 CS: 0	PA: 46													
PITCHER CC Sabathia, L ERA: Jose Jimenez, R ERA: 54.0 Scott Stewart, L ERA: 63 Rafael Betancourt, R ERA: Chad Durbin, R ERA: 40.5	(1, 1) (8, 1) (8, 1) (8, 1) (11, 1)	IP 7.0 0.1 0.0 0.0 0.2	WLS 25 3 3 10	BF 25 3 3 10 5	H 2 2 1 2 3	R 0 2 1 3 3	ER 0 2 1 3 3	SO 9 0 1 3 2	BB 4 0 0 0 1	IBB 0 0 0 0 0	HBP 0 0 0 0 0	BLK 0 0 0 0 0	WP 0 0 0 0 0	HR 0 8 7 24 12	S 58 16 9 34 19	P 104 8 9 34 19	ERA 0.00 54.000 " 3.38 40.500	WHIP 0.857 6.000 " 0.750 4.500	PITCHER	(11, 1)	IP 1.0	WLS 0	BF 4	H 0	R 0	ER 0	SO 1	BB 1	IBB 0	HBP 0	BLK 0	WP 0	HR 0	S 11	P 18	ERA 0.00	WHIP 1.000

Cleveland Indians @ Minnesota Twins
Hubert H. Humphrey Metrodome, Minneapolis, MN

Mon Apr 05 2004, 8:10 PM EDT
Att. 49,584 - Unknown - 70 F

AB 40
R 7
H 10
RBI 7
BB 6
SO 14
LOB 20



Batter	1	2	3	4	5	6	7	8	9	AB	R	H	RBI	BB	SO	LOB	TOP								
Shannon Stewart, R OBP: 0.517, SLG: 0.476	G6-3		HR	F8	1B		IBB		2H	5	1	3	1	1	0	0	Minnesota Twins @ Detroit Tigers Comerica Park, Detroit, MI Sat Apr 10 2004, 1:05 PM EDT Att: 23,409 - Sunny - 46 F								
Luis Rivas, R OBP: 0.318, SLG: 0.524	K		HR	BB	1B		K		G5-3	5	1	1	2	1	2	5									
Doug Mientkiewicz, L OBP: 0.462, SLG: 0.565	BB		HR	1B	1B				G6-3	4	1	2	0	1	1	0									
Corey Koskie, L OBP: 0.273, SLG: 0.353	G4-3		HR	G4-1			BB		G4-3	4	1	1	2	1	0	3									
Jose Offerman, S OBP: 0.467, SLG: 1.133		F9	G4-3		HR		K		E8	5	1	1	1	0	1	1									
Jacque Jones, L OBP: 0.296, SLG: 0.478	G3-1		1B		G6-3		G1-3		G4-3	5	0	1	0	0	0	2									
20 Lew Ford, R OBP: 0.600, SLG: 1.200	HR		K		HR		SH5-4		K	5	2	3	1	0	2	1									
Henry Blanco, R OBP: 0.438, SLG: 0.727	HR		F7		1B		SH5-4		HR	3	2	2	3	2	0	1									
Cristian Guzman, S OBP: 0.200, SLG: 0.250	G3-1			G4-3	L9		SH5-4		1B	4	1	1	0	0	0	1									
Inning Stats	R: 0 E: 0 K: 1 S: 9	H: 0 LOB: 1 P: 16	R: 2 E: 0 K: 0 S: 16	H: 2 LOB: 0 BB: 0 P: 26	R: 4 E: 0 K: 1 S: 20	H: 5 LOB: 1 BB: 0 P: 30	R: 0 E: 0 K: 0 S: 5	H: 1 LOB: 2 BB: 1 P: 13	R: 2 E: 0 K: 0 S: 13	H: 3 LOB: 2 BB: 1 P: 22	R: 0 E: 0 K: 2 S: 13	H: 0 LOB: 1 BB: 1 P: 23	R: 0 E: 0 K: 1 S: 8	H: 1 LOB: 3 BB: 2 P: 20	R: 0 E: 1 K: 0 S: 8	H: 0 LOB: 1 BB: 0 P: 14	R: 2 E: 0 K: 1 S: 13	H: 3 LOB: 0 BB: 0 P: 15	1B: 8 2B: 1 3B: 0 HR: 6	SF: 0 SAC: 1 DP: 0 HBP: 0	WP: 0 PB: 0 SB: 1 CS: 0	PA: 47			
PITCHER	IP	WLS	BF	H	R	ER	SO	BB	IBB	HBP	BLK	WP	HR	S	P	ERA	WHIP								
Jason Johnson, R ERA: 6.48	2.1	L	15	7	6	6	1	1	0	0	0	0	3	39	63	23.14	3.429								
Gary Knotts, R ERA: 9.0	2.0		10	3	2	2	1	1	0	0	0	0	2	18	31	9.00	2.000								
29 Nate Robertson, L ERA:	2.0		11	2	0	0	2	3	0	0	0	0	0	24	47	0.00	2.500								
Esteban Yan, R ERA:	1.2		6	0	0	0	1	0	1	0	0	0	0	11	23	0.00	0.000								
Danny Patterson, R ERA: 10.8	1.0		5	3	2	2	1	0	0	0	0	0	1	13	15	18.00	3.000								
Batter	1	2	3	4	5	6	7	8	9	AB	R	H	RBI	BB	SO	LOB	BOTTOM								
Alex Sanchez, L OBP: 0.217, SLG: 0.348	K		S	P5			K		F7	5	1	1	0	0	2	1	Minnesota Twins @ Detroit Tigers Comerica Park, Detroit, MI Sat Apr 10 2004, 1:05 PM EDT Att: 23,409 - Sunny - 46 F								
Fernando Vina, L OBP: 0.360, SLG: 0.348	F7		1B		1B				K	5	0	2	1	0	1	0									
Ivan Rodriguez, R OBP: 0.375, SLG: 0.565	K		K		1B		G4-3		F9	5	0	1	0	0	2	1									
Rondell White, R OBP: 0.450, SLG: 0.813		G5-3		F8	F4		BB		BB	3	0	0	0	1	0	2									
Carlos Pena, L OBP: 0.333, SLG: 0.550		K		1B	K		BB		BB	3	1	1	0	1	2	2									
9 Carlos Guillen, S OBP: 0.450, SLG: 0.500		K		P6	P6		P4			3	0	0	0	1	1	3									
Bobby Higginson, L OBP: 0.350, SLG: 0.438			F9	1B	2B		F8		K	4	1	1	1	0	1	3									
Craig Monroe, R OBP: 0.538, SLG: 0.727			HR	2B	1B		F9		K	4	2	2	1	0	1	0									
Eric Munson, L OBP: 0.250, SLG: 0.650			F9		1B		K		G4-3	4	0	1	2	0	1	0									
Inning Stats	R: 0 E: 0 K: 2 S: 11	H: 0 LOB: 0 P: 15	R: 0 E: 0 K: 2 S: 11	H: 0 LOB: 0 BB: 0 P: 18	R: 2 E: 0 K: 1 S: 16	H: 3 LOB: 1 BB: 0 P: 26	R: 3 E: 0 K: 0 S: 13	H: 4 LOB: 1 BB: 0 P: 22	R: 0 E: 0 K: 2 S: 7	H: 0 LOB: 0 BB: 0 P: 9	R: 0 E: 0 K: 0 S: 10	H: 0 LOB: 2 BB: 2 P: 24	R: 0 E: 0 K: 2 S: 11	H: 0 LOB: 0 BB: 0 P: 16	R: 0 E: 0 K: 1 S: 6	H: 0 LOB: 0 BB: 0 P: 7	1B: 6 2B: 1 3B: 1 HR: 1	SF: 0 SAC: 0 DP: 0 HBP: 0	WP: 0 PB: 0 SB: 1 CS: 0	PA: 39					
PITCHER	IP	WLS	BF	H	R	ER	SO	BB	IBB	HBP	BLK	WP	HR	S	P	ERA	WHIP								
Brad Radke, R ERA: 5.73	5.0	W	25	5	5	5	6	1	0	0	0	0	0	10	15	0.00	0.000								
51 Carlos Pulido, L ERA: 5.06	1.1	H	4	0	0	0	2	0	0	0	0	0	0	4	9	0.00	3.000								
Juan Rincon, R ERA: 4.91	0.1	H	2	0	0	0	0	1	0	0	0	0	0	3	9	0.00	3.000								
Aaron Fultz, L ERA: 2.25	0.1	H	2	0	0	0	0	1	0	0	0	0	0	3	9	0.00	3.000								
J.C. Romero, L ERA:	1.0	H	3	0	0	0	2	0	0	0	0	0	0	11	16	0.00	0.000								
PITCHER	IP	WLS	BF	H	R	ER	SO	BB	IBB	HBP	BLK	WP	HR	S	P	ERA	WHIP								
36 Joe Nathan, R ERA:	1.0		3	0	0	0	1	0	0	0	0	0	0	6	7	0.00	0.000								

Batter	1	2	3	4	5	6	7	8	9	AB	R	H	RBI	BB	SO	LOB	TOP					
Shannon Stewart, R (1, 7) OBP: 0.513, SLG: 0.483	G5-3		L9-3				G4-6-3 BB		G6-3								4 0 0 0 1 1 4					
Luis Rivas, R (1, 4) OBP: 0.310, SLG: 0.464	F9						G4-6-3		P2								4 1 1 0 0 0 1					
Doug Mientkiewicz, L (1, 3) OBP: 0.497, SLG: 0.590																	3 0 1 0 1 1 1					
Jose Offerman, S (1, 10) OBP: 0.417, SLG: 0.870																	3 1 0 0 1 1 2					
5 Michael Cuddyer, R (1, 5) OBP: 0.286, SLG: 0.250																	4 1 2 1 0 0 0					
Jacque Jones, L (1, 9) OBP: 0.313, SLG: 0.500																	4 0 2 2 0 0 1					
20 Lew Ford, R (1, 8) OBP: 0.286, SLG: 0.462																	3 0 0 0 1 0 1					
Henry Blanco, R (1, 2) OBP: 0.417, SLG: 0.611																	3 0 0 0 0 0 3					
8 Nick Punto, S (9, PH) OBP: 0.462, SLG: 0.417																	0 0 0 0 1 0 0					
Cristian Guzman, S (1, 6) OBP: 0.310, SLG: 0.379																	4 0 2 0 0 0 2					
Inning Stats	R: 0 E: 0 K: 1 S: 13	H: 1 LOB: 1 BB: 0 P: 14	R: 0 E: 0 K: 0 S: 10	H: 0 LOB: 0 BB: 0 P: 13	R: 0 E: 0 K: 0 S: 6	H: 1 LOB: 0 BB: 0 P: 12	R: 2 E: 0 K: 0 S: 20	H: 3 LOB: 2 BB: 2 P: 32	R: 0 E: 0 K: 0 S: 9	H: 0 LOB: 0 BB: 1 P: 16	R: 0 E: 1 K: 0 S: 7	H: 0 LOB: 1 BB: 1 P: 16	R: 0 E: 0 K: 0 S: 11	H: 1 LOB: 1 BB: 0 P: 16	R: 0 E: 0 K: 1 S: 9	H: 0 LOB: 0 BB: 0 P: 12	R: 1 E: 0 K: 1 S: 13	H: 2 LOB: 2 BB: 1 P: 22	1B: 7 2B: 2 3B: 0 HR: 0	SF: 0 SAC: 0 DP: 4 HBP: 0	WP: 0 PB: 0 SB: 0 CS: 0	PA: 37
PITCHER	IP WLS BF H R ER SO BB IBB HBP BLK WP HR S P ERA WHIP																					
31 Cliff Lee, L (1, 1) ERA: 3.48	6.0 W 24 5 2 2 1 4 0 0 0 0 0 0 65 103 3.00 1.500																					
Jack Cressend, R (7, 1) ERA: 3.18	1.0 H 4 1 0 0 0 0 0 0 0 0 0 0 11 16 0.00 1.000																					
63 Rafael Betancourt, R (8, 1) ERA: 1.59	1.0 3 0 0 0 1 0 0 0 0 0 0 0 9 12 0.00 0.000																					
David Riske, R (9, 1) ERA: 18.0	1.0 6 2 1 1 1 1 0 0 0 0 0 0 13 22 9.00 3.000																					

Minnesota Twins @ Cleveland Indians
 Jacobs Field, Cleveland, OH
 Mon Apr 12 2004, 3:05 PM EDT
 Att. 42,424 - Overcast - 45 F

AB 32
 R 3
 H 8
 RBI 3
 BB 5
 SO 3
 LOB 15



Batter	1	2	3	4	5	6	7	8	9	AB	R	H	RBI	BB	SO	LOB	BOTTOM			
Matt Lawton, L (1, 7) OBP: 0.325, SLG: 0.500	P2		F9	F8													4 1 1 1 0 0 2			
Omar Vizquel, S (1, 6) OBP: 0.359, SLG: 0.371																	3 1 2 0 1 0 0			
Jody Gerut, L (1, 9) OBP: 0.317, SLG: 0.333																	4 0 0 0 0 1 4			
Casey Blake, R (1, 5) OBP: 0.400, SLG: 0.457																	3 1 1 0 1 0 1			
48 Travis Hafner, L (1, 10) OBP: 0.407, SLG: 1.000																	3 1 1 4 0 1 2			
41 Victor Martinez, S (1, 2) OBP: 0.208, SLG: 0.273																	4 0 0 0 0 1 2			
Ben Broussard, L (1, 3) OBP: 0.556, SLG: 0.500																	4 0 0 0 0 0 0			
Ronnie Belliard, R (1, 4) OBP: 0.474, SLG: 0.543																	3 1 1 0 0 0 0			
Coco Crisp, S (1, 8) OBP: 0.310, SLG: 0.370																	3 1 2 1 0 0 0			
Inning Stats	R: 0 E: 0 K: 1 S: 15	H: 2 LOB: 2 BB: 0 P: 23	R: 0 E: 0 K: 0 S: 7	H: 0 LOB: 0 BB: 0 P: 9	R: 4 E: 0 K: 1 S: 14	H: 2 LOB: 0 BB: 2 P: 27	R: 1 E: 0 K: 0 S: 5	H: 2 LOB: 0 BB: 0 P: 8	R: 0 E: 0 K: 0 S: 14	H: 1 LOB: 2 BB: 0 P: 19	R: 0 E: 0 K: 0 S: 8	H: 0 LOB: 0 BB: 0 P: 14	R: 1 E: 0 K: 0 S: 8	H: 1 LOB: 0 BB: 0 P: 12	R: 0 E: 0 K: 1 S: 6	H: 0 LOB: 0 BB: 0 P: 12	1B: 4 2B: 2 3B: 0 HR: 2	SF: 0 SAC: 0 DP: 0 HBP: 1	WP: 0 PB: 0 SB: 1 CS: 1	PA: 35
PITCHER	IP WLS BF H R ER SO BB IBB HBP BLK WP HR S P ERA WHIP																			
Kyle Lohse, R (1, 1) ERA: 9.0	6.0 L 27 7 5 5 2 2 0 0 0 0 0 1 63 100 7.50 1.500																			
51 Carlos Pulido, L (7, 1) ERA: 4.91	2.0 7 1 1 1 1 0 0 0 0 0 0 1 14 24 4.50 0.500																			

Minnesota Twins @ Cleveland Indians
 Jacobs Field, Cleveland, OH
 Mon Apr 12 2004, 3:05 PM EDT
 Att. 42,424 - Overcast - 45 F

AB 31
 R 6
 H 8
 RBI 6
 BB 2
 SO 3
 LOB 11



Batter	1	2	3	4	5	6	7	8	9	AB	R	H	RBI	BB	SO	LOB	TOP					
Shannon Stewart, R (1, 7) OBP: 0.477, SLG: 0.485	E5 G1-6-3		SF8		F7		2B	G4-3		4	0	1	2	0	0	2	Minnesota Twins @ Cleveland Indians Jacobs Field, Cleveland, OH Wed Apr 14 2004, 7:05 PM EDT Att: 14,237 - Sunny - 47 F					
8 Nick Punto, S (1, 4) OBP: 0.444, SLG: 0.412	K		P3		1B		P6		5	0	2	0	0	1	2							
Doug Mientkiewicz, L (1, 3) OBP: 0.450, SLG: 0.514	G1-6-3 1-2		1B		L7-6-3 1-1			1B 2B	5	1	2	0	0	0	3							
Corey Koskie, L (1, 5) OBP: 0.313, SLG: 0.440		F8	P3			G6-3		K	5	1	1	1	0	1	2							
Jose Offerman, S (1, 10) OBP: 0.379, SLG: 0.741	G3			L7		G3-1		1B 2B IBB	4	1	0	0	1	0	0							
Jacque Jones, L (1, 9) OBP: 0.306, SLG: 0.469	K			G4-3		K		2B 1B	4	1	1	1	0	2	0							
Michael Ryan, L (1, 8) 20 Lew Ford, R (7, 8) OBP: 0.333, SLG: 0.500			HR 1B	F7			F8	2B 1B	3	1	1	0	0	0	0							
Henry Blanco, R (1, 2) OBP: 0.500, SLG: 0.909			HR 1B			CS 2B 1B	G4-3 2B	2B 1B	4	3	4	3	0	0	0							
Cristian Guzman, S (1, 6) OBP: 0.333, SLG: 0.485			SF8 3B		E 2B		G4-3 2-3	G1-3	4	2	2	1	0	0	3							
Inning Stats	R: 0 E: 1 K: 1 S: 10	H: 0 LOB: 0 BB: 0 P: 14	R: 0 E: 0 K: 1 S: 10	H: 3 LOB: 1 BB: 0 P: 10	R: 3 E: 0 K: 0 S: 13	H: 4 LOB: 1 BB: 0 P: 18	R: 0 E: 0 K: 0 S: 7	H: 0 LOB: 0 BB: 0 P: 11	R: 2 E: 1 K: 0 S: 11	H: 3 LOB: 0 BB: 0 P: 15	R: 0 E: 0 K: 1 S: 7	H: 0 LOB: 0 BB: 0 P: 10	R: 1 E: 0 K: 0 S: 13	H: 2 LOB: 1 BB: 0 P: 21	R: 3 E: 0 K: 1 S: 17	H: 4 LOB: 2 BB: 1 P: 27	R: 1 E: 0 K: 0 S: 8	H: 2 LOB: 0 BB: 0 P: 12	1B: 7 2B: 8 3B: 1 HR: 2	SF: 1 SAC: 0 DP: 3 HBP: 0	WP: 0 PB: 0 SB: 0 CS: 1	PA: 41
PITCHER	IP	WLS	BF	H	R	ER	SO	BB	IBB	HBP	BLK	WP	HR	S	P	ERA	WHIP					
Jeff D'Amico, R (1, 1) ERA: 3.29	6.2	L	28	9	6	5	3	0	0	0	0	0	1	68	94	6.75	1.350					
Scott Stewart, L (7, 1) ERA: 32.4	0.2		5	2	3	3	1	0	1	0	0	0	0	12	20	40.50	3.000					
37 Jake Westbrook, R (8, 1) ERA: 3.38	1.2		8	4	1	1	0	0	0	0	0	0	1	16	24	5.40	2.400					

AB	39
R	10
H	15
RBI	9
BB	1
SO	4
LOB	12



Batter	1	2	3	4	5	6	7	8	9	AB	R	H	RBI	BB	SO	LOB	BOTTOM					
Matt Lawton, L (1, 7) OBP: 0.333, SLG: 0.488	K		G4-3		1B 2H		L9		DI 1B	5	1	2	2	0	1	0	Minnesota Twins @ Cleveland Indians Jacobs Field, Cleveland, OH Wed Apr 14 2004, 7:05 PM EDT Att: 14,237 - Sunny - 47 F					
Omar Vizquel, S (1, 6) OBP: 0.384, SLG: 0.375	P6		G1-3		1B		G6-3		DI 1B	5	0	2	1	0	0	0						
Jody Gerut, L (1, 9) OBP: 0.326, SLG: 0.308	G4-3			F8	G5-3			BB 48 G1-6-3	3	0	0	0	2	0	2							
Casey Blake, R (1, 5) OBP: 0.422, SLG: 0.462		41 F9 48 1B 1B				41 F8 48 BB 1B		K	4	2	2	0	1	2	3							
48 Travis Hafner, L (1, 10) OBP: 0.419, SLG: 0.929	E 1B 1B			F8		FC1-6 BB		G1-6-3	3	0	1	0	1	0	2							
41 Victor Martinez, S (1, 2) OBP: 0.214, SLG: 0.385	F9			F9		F8		HR	4	1	1	1	0	0	5							
Ben Broussard, L (1, 3) OBP: 0.538, SLG: 0.455		G4-6-3 1B			L7	FC1-6		FC5-4 BB	3	0	1	2	1	0	1							
Ronnie Belliard, R (1, 4) OBP: 0.439, SLG: 0.500 John McDonald, R (9, 4)	G4-6-3				L9	P6		FC5-4 DI 1B	3	0	0	0	0	0	3							
Coco Crisp, S (1, 8) OBP: 0.303, SLG: 0.387			G3-1		1B 2B		L9		P5	4	1	1	0	0	1							
Inning Stats	R: 0 E: 0 K: 1 S: 6	H: 3 LOB: 1 BB: 0 P: 14	R: 1 E: 1 K: 0 S: 9	H: 3 LOB: 1 BB: 0 P: 14	R: 0 E: 0 K: 0 S: 8	H: 0 LOB: 0 BB: 0 P: 11	R: 0 E: 0 K: 0 S: 9	H: 0 LOB: 1 BB: 1 P: 14	R: 1 E: 0 K: 0 S: 14	H: 3 LOB: 2 BB: 0 P: 24	R: 1 E: 0 K: 0 S: 7	H: 1 LOB: 1 BB: 1 P: 15	R: 0 E: 0 K: 0 S: 9	H: 0 LOB: 0 BB: 0 P: 14	R: 0 E: 0 K: 1 S: 6	H: 0 LOB: 0 BB: 1 P: 14	R: 3 E: 0 K: 1 S: 19	H: 3 LOB: 2 BB: 2 P: 34	1B: 8 2B: 1 3B: 0 HR: 1	SF: 0 SAC: 0 DP: 2 HBP: 0	WP: 0 PB: 0 SB: 0 CS: 0	PA: 40
PITCHER	IP	WLS	BF	H	R	ER	SO	BB	IBB	HBP	BLK	WP	HR	S	P	ERA	WHIP					
Carlos Silva, R (1, 1) ERA: 5.73	5.0	W	23	7	3	3	1	2	0	0	0	0	0	13	20	0.00	0.000					
Aaron Fultz, L (6, 1) ERA: 1.35	2.0	H	6	0	0	0	0	0	0	0	0	0	0	6	14	0.00	1.000					
J.C. Romero, L (8, 1) ERA:	1.0		3	0	0	0	1	1	0	0	0	0	0	6	14	0.00	1.000					
36 Joe Nathan, R (9, 1) ERA: 7.38	0.2		7	3	3	3	0	2	0	0	0	0	1	16	29	40.50	7.500					
Juan Rincon, R (9, 1) ERA: 3.6	0.1	S	1	0	0	0	1	0	0	0	0	0	0	3	5	0.00	0.000					

AB	35
R	6
H	10
RBI	6
BB	5
SO	3
LOB	18



Batter	1	2	3	4	5	6	7	8	9	AB	R	H	RBI	BB	SO	LOB	TOP										
Shannon Stewart, R (1, 10) OBP: 0.490, SLG: 0.472										3	0	1	0	2	0	1											
Luis Rivas, R (1, 4) OBP: 0.265, SLG: 0.394										5	0	0	0	0	1	6											
Doug Mientkiewicz, L (1, 3) OBP: 0.439, SLG: 0.590										1	0	0	0	0	0	1											
Jose Offerman, S (1, 3) OBP: 0.375, SLG: 0.733										3	1	1	0	0	0	0											
Corey Koskie, L (1, 5) OBP: 0.361, SLG: 0.571										3	1	2	2	0	1	0											
5 Michael Cuddyer, R (1, 7) OBP: 0.280, SLG: 0.292										4	0	1	0	0	1	2											
Jacque Jones, L (1, 9) OBP: 0.300, SLG: 0.528										4	1	1	1	0	1	3											
20 Lew Ford, R (1, 8) OBP: 0.368, SLG: 0.500										4	0	2	0	0	0	1											
Henry Blanco, R (1, 2) OBP: 0.500, SLG: 0.840										3	0	1	0	1	0	1											
Cristian Guzman, S (1, 6) OBP: 0.306, SLG: 0.444										3	0	0	0	0	1	2											
Inning Stats	R: 0 E: 0 K: 0 S: 7	H: 1 LOB: 0 BB: 0 P: 12	R: 0 E: 0 K: 0 S: 8	H: 0 LOB: 1 BB: 0 P: 12	R: 0 E: 0 K: 0 S: 8	H: 0 LOB: 0 BB: 0 P: 9	R: 1 E: 0 K: 2 S: 18	H: 2 LOB: 1 BB: 0 P: 27	R: 0 E: 0 K: 0 S: 9	H: 1 LOB: 2 BB: 1 P: 18	R: 0 E: 0 K: 1 S: 9	H: 1 LOB: 1 BB: 0 P: 17	R: 0 E: 0 K: 1 S: 8	H: 1 LOB: 1 BB: 0 P: 12	R: 1 E: 0 K: 0 S: 7	H: 2 LOB: 2 BB: 2 P: 16	1B: 5 2B: 2 3B: 0 HR: 2	SF: 0 SAC: 1 DP: 2 HBP: 1	WP: 0 PB: 0 SB: 3 CS: 0	PA: 38							
PITCHER	IP	WLS	BF	H	R	ER	SO	BB	IBB	HBP	BLK	WP	HR	S	P	ERA	WHIP										
Jason Stanford, L (1, 1) ERA: 0.82	6.0	L	24	5	1	1	3	1	0	1	0	0	0	59	95	1.50	1.000										
Jack Cressend, R (7, 1) ERA: 3.52	2.0		8	2	1	1	2	0	0	0	0	0	1	15	21	4.50	1.000										
David Riske, R (9, 1) ERA: 15.75	1.0		6	2	1	1	0	1	1	0	0	0	1	6	16	9.00	3.000										

Minnesota Twins @ Cleveland Indians
Jacobs Field, Cleveland, OH
Thu Apr 15 2004, 7:05 PM EDT
Att: 15,105 - Sunny - 52 F

AB 33
R 3
H 9
RBI 3
BB 3
SO 5
LOB 17



Batter	1	2	3	4	5	6	7	8	9	AB	R	H	RBI	BB	SO	LOB	BOTTOM										
Matt Lawton, L (1, 7) OBP: 0.306, SLG: 0.447										4	0	0	0	0	1	2											
Omar Vizquel, S (1, 6) OBP: 0.354, SLG: 0.364										4	0	1	0	0	0	0											
Jody Gerut, L (1, 9) OBP: 0.340, SLG: 0.310										3	0	1	0	1	0	0											
Casey Blake, R (1, 5) OBP: 0.408, SLG: 0.442										4	0	1	0	0	2	3											
48 Travis Hafner, L (1, 10) OBP: 0.371, SLG: 0.813										4	0	0	0	0	2	2											
41 Victor Martinez, S (1, 2) OBP: 0.188, SLG: 0.333										4	0	0	0	0	0	1											
Ben Broussard, L (1, 3) OBP: 0.563, SLG: 0.462										2	0	1	0	1	0	0											
Alex Escobar, R (1, 8) OBP: 0.200, SLG: 0.143										3	0	0	0	0	2	3											
John McDonald, R (1, 4) Ronnie Belliard, R (8, PH) (9, 4) OBP: 0.429, SLG: 0.487										2	0	0	0	0	0	2											
Inning Stats	R: 0 E: 0 K: 1 S: 12	H: 2 LOB: 2 BB: 0 P: 18	R: 0 E: 0 K: 2 S: 11	H: 1 LOB: 1 BB: 0 P: 15	R: 0 E: 0 K: 0 S: 6	H: 0 LOB: 0 BB: 0 P: 10	R: 0 E: 0 K: 0 S: 6	H: 0 LOB: 0 BB: 0 P: 10	R: 0 E: 0 K: 2 S: 11	H: 0 LOB: 2 BB: 1 P: 20	R: 0 E: 0 K: 0 S: 8	H: 1 LOB: 1 BB: 0 P: 11	R: 0 E: 0 K: 0 S: 8	H: 0 LOB: 0 BB: 0 P: 13	R: 0 E: 0 K: 0 S: 10	H: 0 LOB: 0 BB: 0 P: 15	R: 0 E: 0 K: 2 S: 12	H: 0 LOB: 1 BB: 1 P: 21	1B: 4 2B: 1 3B: 0 HR: 0	SF: 0 SAC: 0 DP: 1 HBP: 0	WP: 0 PB: 0 SB: 1 CS: 1	PA: 33					
PITCHER	IP	WLS	BF	H	R	ER	SO	BB	IBB	HBP	BLK	WP	HR	S	P	ERA	WHIP										
Brad Radke, R (1, 1) ERA: 3.32	8.0	W	29	4	0	0	0	1	0	0	0	0	0	72	112	0.00	0.625										
36 Joe Nathan, R (9, 1) ERA: 5.79	1.0	S	4	0	0	0	2	1	0	0	0	0	0	12	21	0.00	1.000										

Minnesota Twins @ Cleveland Indians
Jacobs Field, Cleveland, OH
Thu Apr 15 2004, 7:05 PM EDT
Att: 15,105 - Sunny - 52 F

AB 31
R 0
H 4
RBI 0
BB 2
SO 7
LOB 13



Batter	1	2	3	4	5	6	7	8	9	AB	R	H	RBI	BB	SO	LOB	TOP					
Tony Graffanino, R (1.4) OBP: 0.258, SLG: 0.310 Matt Stairs, L (9, FH) OBP: 0.313, SLG: 0.286	F9		F9		G6-3		K		BB	4	0	0	0	0	1	2						
Carlos Beltrán, S (1.8) OBP: 0.456, SLG: 0.795	K			F9		HR BB	HR		BB	3	2	1	3	2	1	0						
29 Mike Sweeney, R (1.10) OBP: 0.304, SLG: 0.500	G6-3			HR		F8	F8		F8	5	1	1	1	0	0	3						
Juan Gonzalez, R (1.9) OBP: 0.349, SLG: 0.625		HR			1B				G3	4	2	4	3	0	0	0						
Joe Randa, R (1.5) OBP: 0.405, SLG: 0.389	G5-3			K		K			K	4	0	0	0	0	3	2						
Ken Harvey, R (1.3) OBP: 0.433, SLG: 0.385	G4-3			E5		G4-3			G3	4	0	0	0	0	0	2						
Benito Santiago, R (1.2) OBP: 0.250, SLG: 0.486	F9			G4-3					G6-3	4	1	1	0	0	0	3						
Aaron Guiel, L (1.7) OBP: 0.325, SLG: 0.514			G3-1		K		K		K	4	0	0	0	0	3	1						
Mendy López, R (1.6) OBP: 0.231, SLG: 0.417	K		K		F7				G6-3	4	1	1	0	0	1	0						
Inning Stats	R: 0 E: 0 K: 1 S: 9	H: 0 LOB: 0 BB: 0 P: 16	R: 1 E: 0 K: 0 S: 9	H: 1 LOB: 0 BB: 0 P: 15	R: 0 E: 0 K: 1 S: 7	H: 0 LOB: 0 BB: 0 P: 9	R: 1 E: 1 K: 1 S: 13	H: 2 LOB: 2 BB: 0 P: 20	R: 0 E: 0 K: 1 S: 8	H: 0 LOB: 0 BB: 0 P: 11	R: 2 E: 0 K: 1 S: 8	H: 1 LOB: 0 BB: 1 P: 14	R: 3 E: 1 K: 2 S: 17	H: 3 LOB: 0 BB: 0 P: 29	R: 0 E: 0 K: 1 S: 7	H: 1 LOB: 1 BB: 0 P: 15	R: 0 E: 0 K: 1 S: 9	H: 1 LOB: 2 BB: 1 P: 17	1B: 4 2B: 1 3B: 0 HR: 4	SF: 0 SAC: 0 DP: 0 HBP: 0	WP: 0 PB: 0 SB: 0 CS: 0	PA: 39
PITCHER	IP	WLS	BF	H	R	ER	SO	BB	IBB	HBP	BLK	WP	HR	S	P	ERA	WHIP					
Johan Santana, L (1.1) ERA: 6.46	6.1		27	6	6	6	6	1	0	0	0	0	3	59	94	8.53	1.105					
Juan Rincon, R (7.1) ERA: 4.73	0.2	W	3	1	1	1	1	0	0	0	0	0	1	12	20	13.50	1.500					
J.C. Romero, L (8.1) ERA: 4.73	1.1	H	5	1	0	0	2	0	0	0	0	0	0	10	19	0.00	0.750					
36 Joe Nathan, R (9.1) ERA: 5.06	0.2	S	4	1	0	0	0	1	0	0	0	0	0	6	13	0.00	3.000					

Kansas City Royals @ Minnesota Twins
Hubert H. Humphrey Metrodome, Minneapolis, MN

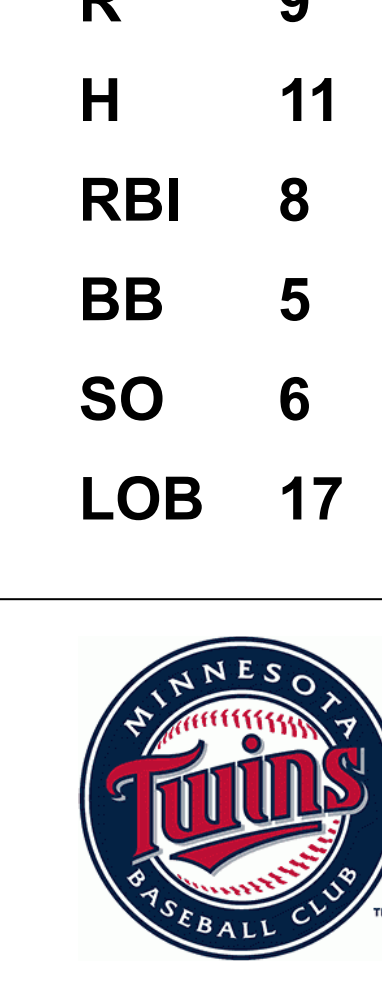
AB 37
R 7
H 9
RBI 7
BB 2
SO 9
LOB 13



WP: 0 PA: 39
PB: 0
SB: 0
CS: 0

Kansas City Royals @ Minnesota Twins
Hubert H. Humphrey Metrodome, Minneapolis, MN

AB 34
R 9
H 11
RBI 8
BB 5
SO 6
LOB 17



WP: 1 PA: 39
PB: 0
SB: 2
CS: 2

Batter	1	2	3	4	5	6	7	8	9	AB	R	H	RBI	BB	SO	LOB	BOTTOM					
Shannon Stewart, R (1.7) OBP: 0.481, SLG: 0.450	G5-3			E9		F8		G4-3		4	2	1	1	1	0	1						
Luis Rivas, R (1.4) OBP: 0.282, SLG: 0.395	F8			S		G4-3		K2-3		5	1	2	2	0	1	1						
Jose Offerman, S (1.3) OBP: 0.378, SLG: 0.676	BB			F9		K		K		4	1	1	0	1	2	3						
Corey Koskie, L (1.5) OBP: 0.375, SLG: 0.548	G4-3			F8		F8		1B		3	0	1	0	1	0	2						
5 Michael Cuddyer, R (1.10) OBP: 0.276, SLG: 0.286		E3		CS		F8		K		4	1	1	1	0	1	2						
Jacque Jones, L (1.9) OBP: 0.316, SLG: 0.525	G4-1			K				20 3B		4	1	2	1	0	1	3						
20 Lew Ford, R (1.8) OBP: 0.435, SLG: 0.773				HR		L7		3B		4	2	3	3	0	0	1						
Henry Blanco, R (1.2) OBP: 0.472, SLG: 0.750	F8			WP		G5-3		K		3	1	0	0	1	1	2						
Cristian Guzman, S (1.6) OBP: 0.300, SLG: 0.410	F7			B5		G3-1		G4-3		3	0	0	0	1	0	2						
Inning Stats	R: 0 E: 0 K: 0 S: 8	H: 0 LOB: 1 BB: 1 P: 16	R: 2 E: 1 K: 0 S: 9	H: 1 LOB: 0 BB: 0 P: 14	R: 2 E: 1 K: 1 S: 11	H: 2 LOB: 1 BB: 2 P: 22	R: 3 E: 1 K: 1 S: 15	H: 3 LOB: 1 BB: 1 P: 27	R: 0 E: 0 K: 0 S: 7	H: 1 LOB: 1 BB: 0 P: 11	R: 0 E: 0 K: 0 S: 8	H: 0 LOB: 0 BB: 0 P: 10	R: 2 E: 0 K: 2 S: 14	H: 4 LOB: 1 BB: 0 P: 20	R: 0 E: 0 K: 2 S: 10	H: 0 LOB: 1 BB: 1 P: 18	1B: 9 2B: 0 3B: 1 HR: 1	SF: 0 SAC: 0 DP: 0 HBP: 0	WP: 1 PB: 0 SB: 2 CS: 2	PA: 39		
PITCHER	IP	WLS	BF	H	R	ER	SO	BB	IBB	HBP	BLK	WP	HR	S	P	ERA	WHIP					
41 Jimmy Gobble, L (1.1) ERA: 4.09	5.0		26	7	7	5	2	4	0	0	0	0	1	50	90	9.00	2.200					
Jaime Cerda, L (6.1) ERA: 5.09	1.0	L	5	2	2	2	0	0	0	0	0	0	0	14	20	18.00	2.000					
Jason Grimsley, R (7.1) ERA: 1.5	1.0		4	2	0	0	2	0	0	0	0	0	0	8	10	0.00	2.000					
Nate Field, R (8.1) ERA: 1.59	1.0		4	0	0	0	2	1	0	0	0	0	0	10	18	0.00	1.000					

WP: 1 PA: 39
PB: 0
SB: 2
CS: 2

Batter	1	2	3	4	5	6	7	8	9	AB	R	H	RBI	BB	SO	LOB	TOP		
Aaron Guiel, L (1, 7) OBP: 0.295, SLG: 0.462 Ken Harvey, R (8, PH) OBP: 0.419, SLG: 0.370 Rich Thompson, L (8, 7)	0-1 F9		3-3 K		2-0 G3		2-1 G3	2-0 G6-3		4	0	0	0	0	1	1	Kansas City Royals @ Minnesota Twins Hubert H. Humphrey Metrodome, Minneapolis, MN Sat Apr 17 2004, 7:10 PM EDT Att: 25,420 - Unknown - 70 F livebaseballscorecards.com		
Carlos Beltrán, S (1, 8) OBP: 0.472, SLG: 0.833	3-2 HR		4-0 29 HR IBB		4-0 BB		2-3 K		3-2 F8	3	2	1	1	2	1	0			
29 Mike Sweeney, R (1, 3) OBP: 0.353, SLG: 0.609	4-1 G4-6-3 BB		1-1 1-H 2-H HR		1-1 F8		1-1 1B		1-0 G6-3 2B	4	1	3	3	1	0	1			
Juan Gonzalez, R (1, 9) OBP: 0.333, SLG: 0.568	0-1 G4-6-3 1-2		1-0 G6-3		4-2 1-2 BB		1-1 F8		2-2 G6-3	4	0	0	0	1	0	3			
Matt Stairs, L (1, 10) OBP: 0.286, SLG: 0.263		3-3 K		1-1 F7		2-3 K		2-1 1B 1B	3-2 G6-3	5	0	1	0	0	2	3			
Joe Randa, R (1, 5) OBP: 0.413, SLG: 0.400	1-1 F9			1-0 1B		3-3 K		1-1 1B		4	0	2	0	0	1	0			
Benito Santiago, R (1, 2) OBP: 0.250, SLG: 0.462	2-1 F9			0-0 F8		1-0 1B		0-2 F9		4	0	1	0	0	0	3			
Tony Graffanino, R (1, 4) OBP: 0.314, SLG: 0.364			1-1 13 G3 29 HR 1B	1-2 1B	1-3 1B	2-2 F8		1-1 1B	1-2 2-3 1B	4	1	3	0	0	0	1			
13 Andrés Blanco, S (1, 6) Mendy López, R (8, PH) OBP: 0.214, SLG: 0.385 (8, 6)			1-2 G3	1-1 G6-3		0-3 K		1-0 F9		3	0	0	0	0	1	4			
Inning Stats	R: 1 E: 0 K: 0 S: 8	H: 1 LOB: 0 BB: 1 P: 15	R: 0 E: 0 K: 1 S: 7	H: 0 LOB: 0 BB: 0 P: 13	R: 3 E: 0 K: 1 S: 11	H: 2 LOB: 0 BB: 1 P: 22	R: 0 E: 0 K: 0 S: 9	H: 2 LOB: 2 BB: 0 P: 13	R: 0 E: 0 K: 1 S: 10	H: 1 LOB: 1 BB: 0 P: 16	R: 0 E: 0 K: 1 S: 9	H: 1 LOB: 1 BB: 0 P: 15	R: 0 E: 0 K: 0 S: 11	H: 3 LOB: 3 BB: 0 P: 18	R: 0 E: 0 K: 0 S: 12	H: 1 LOB: 1 BB: 0 P: 21	1B: 8 2B: 1 3B: 0 HR: 2	SF: 0 SAC: 0 DP: 1 HBP: 0	WP: 0 PA: 41 PB: 0 SB: 0 CS: 0
PITCHER	IP WLS BF H R ER SO	IP WLS BF H R ER SO	IP WLS BF H R ER SO	IP WLS BF H R ER SO	IP WLS BF H R ER SO	IP WLS BF H R ER SO	IP WLS BF H R ER SO	IP WLS BF H R ER SO	IP WLS BF H R ER SO	IP WLS BF H R ER SO	IP WLS BF H R ER SO	IP WLS BF H R ER SO	IP WLS BF H R ER SO	IP WLS BF H R ER SO	IP WLS BF H R ER SO	IP WLS BF H R ER SO	ERA WHIP	ERA WHIP	
Kyle Lohse, R (1, 1) ERA: 7.86	6.0 W 27 6 4 4 5																		
Terry Mulholland, L (7, 1) ERA:	1.1 S 8 4 0 0 1																		
J.C. Romero, L (8, 1) ERA:	1.2 S 6 1 0 0 0																		

Batter	1	2	3	4	5	6	7	8	9	AB	R	H	RBI	BB	SO	LOB	BOTTOM		
Shannon Stewart, R (1, 7) OBP: 0.448, SLG: 0.409	1-1 G5-3			1-0 F9		0-1 G6-3				4	0	0	0	0	0	1	Kansas City Royals @ Minnesota Twins Hubert H. Humphrey Metrodome, Minneapolis, MN Sat Apr 17 2004, 7:10 PM EDT Att: 25,420 - Unknown - 70 F livebaseballscorecards.com		
8 Nick Punto, S (1, 4) OBP: 0.409, SLG: 0.350	1-2 K		4-2 WP 1B BB	0-0 P3		0-0 L4				3	1	0	0	1	1	0			
Doug Mientkiewicz, L (1, 3) OBP: 0.444, SLG: 0.487	2-1 G4-3		1-1 20 WP 1-H 1B	4-2 BB BB		3-2 G6-3				3	1	1	1	1	0	0			
Corey Koskie, L (1, 5) OBP: 0.386, SLG: 0.515		0-1 G3	4-0 1B 20 WP E BB	4-0 1-2 BB		3-2 F7				2	1	0	0	2	0	0			
Jose Offerman, S (1, 10) OBP: 0.366, SLG: 0.632		2-2 1B 20 1B 1B	1-0 F9	0-0 G5-3		2-3 K				4	1	1	0	0	1	4			
Jacque Jones, L (1, 9) OBP: 0.333, SLG: 0.523	3-2 1 SAFE 1 SAFE 1 SAFE 1B	3-3 20 1B 2B 1B	3-3 K		1-1 20 SF7 1B		3-3 K			4	2	2	0	0	2	2			
20 Lew Ford, R (1, 8) OBP: 0.444, SLG: 0.750	1-1 1B	4-1 1B	4-1 1B E BB	1-2 2-3 BB	1 SAFE 3-1 SF7		1-2 G5-3			2	2	1	2	1	0	0			
Henry Blanco, R (1, 2) OBP: 0.475, SLG: 0.750	1-2 G3-1 1-H 2-H 2B		0-0 E E6 1B	1-2 2-3 3-H BB	1-3 K		0-0 P5			4	0	2	3	0	1	0			
Cristian Guzman, S (1, 6) OBP: 0.273, SLG: 0.372	2-0 G3-1		2-0 E6	3-2 1-H 2-H 3-H BB	0-0 G5-3		1-0 G4-1			4	0	0	0	0	2				
Inning Stats	R: 0 E: 0 K: 1 S: 7	H: 0 LOB: 0 BB: 0 P: 11	R: 3 E: 0 K: 0 S: 16	H: 4 LOB: 1 BB: 0 P: 25	R: 4 E: 1 K: 1 S: 15	H: 2 LOB: 2 BB: 3 P: 35	R: 0 E: 0 K: 0 S: 5	H: 0 LOB: 2 BB: 2 P: 14	R: 1 E: 0 K: 1 S: 8	H: 1 LOB: 0 BB: 0 P: 13	R: 0 E: 0 K: 0 S: 6	H: 0 LOB: 0 BB: 0 P: 9	R: 0 E: 0 K: 2 S: 12	H: 0 LOB: 0 BB: 0 P: 20	R: 0 E: 0 K: 0 S: 5	H: 0 LOB: 0 BB: 0 P: 7	1B: 6 2B: 1 3B: 0 HR: 0	SF: 1 SAC: 0 DP: 0 HBP: 0	WP: 2 PA: 36 PB: 0 SB: 0 CS: 0
PITCHER	IP WLS BF H R ER SO	IP WLS BF H R ER SO	IP WLS BF H R ER SO	IP WLS BF H R ER SO	IP WLS BF H R ER SO	IP WLS BF H R ER SO	IP WLS BF H R ER SO	IP WLS BF H R ER SO	IP WLS BF H R ER SO	IP WLS BF H R ER SO	IP WLS BF H R ER SO	IP WLS BF H R ER SO	IP WLS BF H R ER SO	IP WLS BF H R ER SO	IP WLS BF H R ER SO	IP WLS BF H R ER SO	ERA WHIP	ERA WHIP	
Kevin Appier, R (1, 1) ERA: 15.0	3.0 L 18 6 7 5 2																		
Dennys Reyes, L (4, 1) ERA: 2.0	4.0 S 15 1 1 1 3																		
D.J. Carrasco, R (8, 1) ERA: 6.75	1.0 S 3 0 0 0 0																		

AB	37
R	4
H	11
RBI	4
BB	4
SO	6
LOB	22



Batter	1	2	3	4	5	6	7	8	9	AB	R	H	RBI	BB	SO	LOB	TOP																
Aaron Guiel, L (1, 7) OBP: 0.271, SLG: 0.419	F7		K		G6-3		K			4	0	0	0	0	2	2	Kansas City Royals @ Minnesota Twins Hubert H. Humphrey Metrodome, Minneapolis, MN Sun Apr 18 2004, 2:10 PM EDT Att: 21,079 - Unknown - 70 F livebaseballscorecards.com																
Carlos Beltrán, S (1, 8) OBP: 0.456, SLG: 0.778	BB		FC6		G4-3		F7			3	0	0	0	1	0	2																	
29 Mike Sweeney, R (1, 3) OBP: 0.327, SLG: 0.580	F7		G5-4-3		K					4	0	0	0	0	2	3																	
Juan Gonzalez, R (1, 10) OBP: 0.327, SLG: 0.532	G1-3									3	0	0	0	0	1	1																	
Matt Stairs, L (1, 9) OBP: 0.240, SLG: 0.217		K								4	0	0	0	0	3	1																	
Joe Randa, R (1, 5) OBP: 0.420, SLG: 0.500		1B								4	2	2	1	0	1	1																	
Kelly Stinnett, R (1, 2) OBP: 0.286, SLG: 0.286		2B								4	1	1	0	0	2	2																	
Tony Graffanino, R (1, 4) OBP: 0.359, SLG: 0.405										4	0	3	1	0	0	0																	
13 Andrés Blanco, S (1, 6) OBP: 0.167, SLG: 0.167										3	0	1	0	0	0	2																	
Inning Stats	R: 0 E: 0 K: 0 S: 8	H: 0 LOB: 1 BB: 1 P: 14	R: 1 E: 0 K: 1 S: 11	H: 2 LOB: 1 BB: 0 P: 18	R: 0 E: 1 K: 1 S: 12	H: 1 LOB: 1 BB: 0 P: 18	R: 2 E: 1 K: 2 S: 24	H: 3 LOB: 1 BB: 0 P: 28	R: 0 E: 0 K: 1 S: 10	H: 0 LOB: 0 BB: 0 P: 17	R: 0 E: 0 K: 1 S: 9	H: 0 LOB: 1 BB: 0 P: 15	R: 0 E: 0 K: 1 S: 11	H: 1 LOB: 1 BB: 0 P: 15	R: 0 E: 0 K: 2 S: 8	H: 0 LOB: 0 BB: 0 P: 10		R: 0 E: 0 K: 2 S: 12	H: 0 LOB: 0 BB: 0 P: 16	1B: 5 2B: 1 3B: 0 HR: 1	SF: 0 SAC: 0 DP: 1 HBP: 1	WP: 0 PB: 0 SB: 2 CS: 0	PA: 35										
PITCHER	IP WLS BF H R ER SO BB IBB HBP BLK WP HR S P ERA WHIP																																
Seth Greisinger, R (1, 1) ERA: 10.8	4.0	18	6	3	2	4	1	0	0	0	0	0	1	55	78	4.50	1.750																
Joe Roa, R (5, 1) ERA: 2.7	2.1	9	1	0	0	2	0	0	1	0	0	0	0	24	38	0.00	0.429																
Aaron Fultz, L (7, 1) ERA: 1.08	1.2	5	0	0	0	3	0	0	0	0	0	0	0	14	19	0.00	0.000																
Juan Rincon, R (9, 1) ERA: 4.05	1.0	3	0	0	0	2	0	0	0	0	0	0	0	12	16	0.00	0.000																

Batter	1	2	3	4	5	6	7	8	9	AB	R	H	RBI	BB	SO	LOB	BOTTOM																
Shannon Stewart, R (1, 7) OBP: 0.444, SLG: 0.429	K	FC6-4		K		HR				5	1	2	0	0	2	1	Kansas City Royals @ Minnesota Twins Hubert H. Humphrey Metrodome, Minneapolis, MN Sun Apr 18 2004, 2:10 PM EDT Att: 21,079 - Unknown - 70 F livebaseballscorecards.com																
Luis Rivas, R (1, 4) OBP: 0.295, SLG: 0.465	K		G5-3		E	S	2B			5	2	2	2	0	2	0																	
Doug Mientkiewicz, L (1, 3) OBP: 0.460, SLG: 0.523	BB		5	2B		K				5	2	3	0	0	1	1																	
Jose Offerman, S (1, 10) OBP: 0.400, SLG: 0.615			5	2B		E5				1	1	0	0	3	0	1																	
Michael Ryan, L (6, PH) OBP: 0.143, SLG: 0.143	BB		5	2B		2B				1	0	0	0	0	0	0																	
5 Michael Cuddyer, R (1, 5) OBP: 0.281, SLG: 0.323	BB					2B				3	0	1	1	0	2	4																	
Corey Koskie, L (6, PH) OBP: 0.378, SLG: 0.500	K					K				1	1	0	0	0	0	2																	
Jacque Jones, L (1, 9) OBP: 0.365, SLG: 0.625		20	1B			F7				4	1	3	4	0	0	2																	
20 Lew Ford, R (1, 8) OBP: 0.452, SLG: 0.704						FC6-4				3	0	1	1	1	0	3																	
Rob Bowen, S (1, 2) OBP: 0.200, SLG: 0.800						K				4	0	0	0	0	3	3																	
Cristian Guzman, S (1, 6) OBP: 0.250, SLG: 0.340						P3				4	0	0	0	0	0	1																	
Inning Stats	R: 0 E: 0 K: 3 S: 10	H: 1 LOB: 2 BB: 1 P: 21	R: 1 E: 0 K: 1 S: 10	H: 2 LOB: 0 BB: 0 P: 16	R: 1 E: 0 K: 0 S: 15	H: 2 LOB: 2 BB: 1 P: 26	R: 0 E: 0 K: 2 S: 10	H: 0 LOB: 0 BB: 0 P: 17	R: 2 E: 1 K: 2 S: 15	H: 2 LOB: 2 BB: 1 P: 26	R: 4 E: 0 K: 0 S: 18	H: 4 LOB: 1 BB: 1 P: 33	R: 0 E: 0 K: 1 S: 6	H: 1 LOB: 1 BB: 0 P: 8	R: 0 E: 0 K: 1 S: 6	H: 0 LOB: 0 BB: 0 P: 7	1B: 5 2B: 5 3B: 1 HR: 1	SF: 0 SAC: 0 DP: 0 HBP: 0	WP: 0 PB: 0 SB: 2 CS: 0	PA: 40													
PITCHER	IP WLS BF H R ER SO BB IBB HBP BLK WP HR S P ERA WHIP																																
Darrell May, L (1, 1) ERA: 8.8	5.1	29	9	6	2	1	2	1	0	0	0	0	0	68	120	6.75	2.062																
Shawn Camp, R (6, 1) ERA: 6.0	1.2	8	3	2	2	1	1	0	0	0	0	0	0	16	27	10.80	2.400																
Curt Leskanic, R (8, 1) ERA: 4.91	1.0	3	0	0	0	1	0	0	0	0	0	0	0	6	7	0.00	0.000																



Batter	1	2	3	4	5	6	7	8	9	AB	R	H	RBI	BB	SO	LOB	TOP										
Alex Sanchez, L (1, 8) OBP: 0.333, SLG: 0.468	0-1 HBP 1B	0-0 SH5-3	1-0 G4-6-3 1B		0-1 SF8		0-0 F8			3	1	2	3	0	0	1											
Fernando Vina, L (1, 4) OBP: 0.328, SLG: 0.293	1-0 1B HBP	0-0 SF8	1-1 G4-6-3 1B		3-H K		1-0 B3			3	1	0	1	0	1	3											
Ivan Rodriguez, R (1, 2) OBP: 0.400, SLG: 0.508	1-0 G6-3 1B 1B	0-1 1B		0-1 F7		2-0 2B		2-0 1B		5	1	4	2	0	0	0											
Rondell White, R (1, 10) OBP: 0.406, SLG: 0.582	1-0 G6-3 1B	3-H L5		1-3 K		3-1 L8		1-3 K		5	1	1	1	0	2	3											
Carlos Pena, L (1, 3) OBP: 0.305, SLG: 0.519	0-2 G6-3		2-2 S 15 1B HBP		2-3 K		2-3 K		0-0 G4-3		4	1	0	0	0	2	4										
9 Carlos Guillen, S (1, 6) OBP: 0.407, SLG: 0.490	1-1 CS 1B		4-2 15 1B S BB		0-1 1B 2B		3-1 F8		2-1 G1-3		4	2	2	2	1	0	1										
Eric Munson, L (1, 5) OBP: 0.250, SLG: 0.432 20 Omar Infante, R (9, 5) OBP: 0.364, SLG: 0.444	0-2 2-H 3-H K		2-1 G4-3		0-0 2B SF8 1B		2-3 K		0-0 G4-3		5	1	1	0	0	2	3										
Craig Monroe, R (1, 9) OBP: 0.354, SLG: 0.366		0-0 SH5-3 15 1B SF8 1B	4-0 15 1B IBB		0-2 1-3 3-H 2B		0-1 1B		1-1 G6-3		4	2	3	1	1	0	0										
15 Brandon Inge, R (1, 7) OBP: 0.394, SLG: 0.367		1-2 SF8 SH5-3 1B 1B	2-1 1B		3-3 K		1-3 K				4	1	2	1	0	2	3										
Inning Stats	R: 4 E: 0 K: 1 S: 12	H: 4 LOB: 0 BB: 0 P: 17	R: 2 E: 0 K: 0 S: 9	H: 3 LOB: 1 BB: 0 P: 11	R: 3 E: 0 K: 0 S: 12	H: 2 LOB: 1 BB: 2 P: 28	R: 0 E: 0 K: 2 S: 9	H: 0 LOB: 0 BB: 0 P: 12	R: 2 E: 0 K: 2 S: 14	H: 3 LOB: 1 BB: 0 P: 18	R: 0 E: 0 K: 1 S: 8	H: 1 LOB: 1 BB: 0 P: 18	R: 0 E: 0 K: 1 S: 12	H: 1 LOB: 1 BB: 0 P: 15	R: 0 E: 0 K: 1 S: 6	H: 0 LOB: 0 BB: 0 P: 8	R: 0 E: 0 K: 0 S: 5	H: 0 LOB: 0 BB: 0 P: 8	1B: 12 2B: 3 3B: 0 HR: 0	SF: 2 SAC: 1 DP: 1 HBP: 2	WP: 0 PB: 0 SB: 2 CS: 1	PA: 44					
PITCHER	IP	WLS	BF	H	R	ER	SO	BB	IBB	HBP	BLK	WP	HR	S	P	ERA	WHIP										
Brad Radke, R (1, 1) ERA: 5.57	2.0	L	13	7	6	6	1	0	0	1	0	0	0	21	28	27.00	3.500										
51 Carlos Pulido, L (3, 1) ERA: 7.84	3.0		16	5	5	5	4	1	1	1	0	0	0	35	58	15.00	2.000										
Joe Roa, R (6, 1) ERA: 2.08	2.0		8	2	0	0	3	0	0	0	0	0	0	20	33	0.00	1.000										
Terry Mulholland, L (8, 1) ERA:	2.0		7	1	0	0	1	0	0	0	0	0	0	11	18	0.00	0.500										

Detroit Tigers @ Minnesota Twins
Hubert H. Humphrey Metrodome, Minneapolis, MN
Wed Apr 21 2004, 8:10 PM EDT
Att: 15,158 - Unknown - 70 F

AB 37
R 11
H 15
RBI 11
BB 2
SO 9
LOB 18





Batter	1	2	3	4	5	6	7	8	9	AB	R	H	RBI	BB	SO	LOB	BOTTOM										
Shannon Stewart, R (1, 7) OBP: 0.431, SLG: 0.446	1-0 F9		0-0 F9	2-0 G6-3		4-1 BB		0-0 HR		4	1	1	1	1	0	4											
Luis Rivas, R (1, 4) OBP: 0.284, SLG: 0.392 8 Nick Punto, S (9, 4) OBP: 0.400, SLG: 0.348	0-1 G6-3		4-1 WP BB		1-2 G5-3	1-1 F8		1-0 P4		4	0	0	1	1	0	1											
Doug Mientkiewicz, L (1, 3) OBP: 0.424, SLG: 0.599	2-0 F9		1-2 2-3 3-H K		0-2 2B	0-1 G3		1-1 G6-3		5	1	1	0	0	1	4											
Corey Koskie, L (1, 5) OBP: 0.370, SLG: 0.500		3-2 G6-3	4-0 1-2 2-3 3-H BB		0-0 1B 2B		0-1 G4-3	1-1 F9		4	1	1	1	1	0	0											
Jose Offerman, S (1, 10) OBP: 0.412, SLG: 0.605		3-3 K	2-3 K		4-0 1B BB		4-2 2B 20 3B BB		0-1 2B		3	1	1	0	2	2	3										
Jacque Jones, L (1, 9) OBP: 0.393, SLG: 0.625	2-0 G3-1		0-1 G1-4-3 20 1B 1B		3-2 1-2 2-H 1B		0-1 20 3B 2B		1-3 K		5	2	3	1	0	1	1										
20 Lew Ford, R (1, 8) OBP: 0.475, SLG: 0.750			1-0 1B BB 1B	1-0 B1-3 G1-4-3 1B		2-3 K		3-2 2-H 3-H 3B		5	1	3	2	0	1	3											
Henry Blanco, R (1, 2) OBP: 0.444, SLG: 0.676 Rob Bower, S (7, 2) OBP: 0.143, SLG: 0.571			1-2 BB 1B WP 1B	2-2 G1-4-3 1B		3-2 P4		2-3 K		3	1	1	0	0	0	4											
Cristian Guzman, S (1, 6) OBP: 0.250, SLG: 0.333			0-0 WP BB 1B	0-1 B1-3		1-1 G6-3		0-0 G6-3		4	0	1	1	0	0	2											
Inning Stats	R: 0 E: 0 K: 0 S: 4	H: 0 LOB: 0 BB: 0 P: 7	R: 0 E: 0 K: 1 S: 7	H: 0 LOB: 0 BB: 0 P: 15	R: 2 E: 0 K: 2 S: 13	H: 3 LOB: 3 BB: 2 P: 26	R: 1 E: 0 K: 0 S: 9	H: 2 LOB: 1 BB: 0 P: 14	R: 2 E: 0 K: 1 S: 16	H: 3 LOB: 2 BB: 1 P: 29	R: 0 E: 0 K: 0 S: 7	H: 0 LOB: 1 BB: 1 P: 13	R: 2 E: 0 K: 1 S: 16	H: 2 LOB: 1 BB: 1 P: 24	R: 1 E: 0 K: 0 S: 6	H: 1 LOB: 0 BB: 0 P: 9	R: 0 E: 0 K: 2 S: 12	H: 1 LOB: 1 BB: 0 P: 17	1B: 6 2B: 4 3B: 1 HR: 1	SF: 0 SAC: 0 DP: 0 HBP: 0	WP: 1 PB: 0 SB: 0 CS: 0	PA: 44					
PITCHER	IP	WLS	BF	H	R	ER	SO	BB	IBB	HBP	BLK	WP	HR	S	P	ERA	WHIP										
34 Nate Cornejo, R (1, 1) ERA: 9.37	4.1		24	8	2	2	1	2	0	0	0	0	0	25	43	9.00	2.538										
Gary Knotts, R (5, 1) ERA: 12.15	2.0		10	2	2	2	1	2	0	0	0	0	0	10	14	5.40	0.600										
Al Levine, R (7, 1) ERA: 1.93	1.2	W	6	1	1	1	1	0	0	0	0	0	1	10	14	5.40	0.600										
Ugueth Urbina, R (9, 1) ERA: 3.0	1.0		4	1	0	0	2	0	0	0	0	0	0	12	17	0.00	1.000										

Detroit Tigers @ Minnesota Twins
Hubert H. Humphrey Metrodome, Minneapolis, MN
Wed Apr 21 2004, 8:10 PM EDT
Att: 15,158 - Unknown - 70 F

AB 39
R 8
H 12
RBI 7
BB 5
SO 7
LOB 24



Batter	1	2	3	4	5	6	7	8	9	AB	R	H	RBI	BB	SO	LOB	TOP										
Alex Sanchez, L (1, 8) OBP: 0.321, SLG: 0.442	F8		SF8 9 BB 1B	K		B3		K		5	1	1	0	0	2	3	Detroit Tigers @ Minnesota Twins Hubert H. Humphrey Metrodome, Minneapolis, MN Thu Apr 22 2004, 1:10 PM EDT Att: 14,857 - Unknown - 70 F AB 35 R 3 H 10 RBI 3 BB 4 SO 11 LOB 24 										
9 Carlos Guillen, S (1, 6) OBP: 0.406, SLG: 0.473	E5 G3-6		FC6-4 BB			WP 1B		K	F8	4	0	1	0	1	1	0											
Ivan Rodriguez, R (1, 10) OBP: 0.400, SLG: 0.492	G3-6 1-2		FC6-4 S			BB 1B			F9	4	0	1	0	1	0	3											
Rondell White, R (1, 7) OBP: 0.406, SLG: 0.576			SF8 1B			K		P2		4	0	2	1	0	1	3											
Craig Monroe, R (1, 9) OBP: 0.346, SLG: 0.356			3-H 1B							4	0	1	0	0	2	4											
Eric Munson, L (9, PH) OBP: 0.244, SLG: 0.422			K			P5			K	1	0	0	0	0	1	1											
Carlos Pena, L (1, 3) OBP: 0.302, SLG: 0.500						F8				4	1	1	0	0	2	4											
Greg Norton, S (1, 5) OBP: 0.172, SLG: 0.040						SH3 1B			F9	3	0	0	0	0	1	2											
15 Brandon Inge, R (1, 2) OBP: 0.459, SLG: 0.531										2	1	2	2	2	0	0											
20 Omar Infante, R (1, 4) OBP: 0.333, SLG: 0.385						G6-3			F9	4	0	1	0	0	1	4											
Inning Stats	R: 0 E: 1 K: 0 S: 7	H: 0 LOB: 0 BB: 0 P: 11	R: 0 E: 0 K: 3 S: 14	H: 2 LOB: 3 BB: 1 P: 20	R: 1 E: 0 K: 1 S: 12	H: 1 LOB: 1 BB: 1 P: 20	R: 1 E: 0 K: 1 S: 10	H: 2 LOB: 1 BB: 0 P: 12	R: 0 E: 0 K: 1 S: 15	H: 1 LOB: 2 BB: 0 P: 24	R: 1 E: 0 K: 0 S: 8	H: 1 LOB: 0 BB: 0 P: 12	R: 0 E: 0 K: 2 S: 15	H: 1 LOB: 1 BB: 0 P: 21	R: 0 E: 0 K: 2 S: 11	H: 1 LOB: 2 BB: 1 P: 19	R: 0 E: 0 K: 1 S: 9	H: 1 LOB: 1 BB: 0 P: 14	1B: 8 2B: 1 3B: 0 HR: 1	SF: 1 SAC: 1 DP: 1 HBP: 0	WP: 1 PB: 0 SB: 1 CS: 0	PA: 41					
PITCHER	IP	WLS	BF	H	R	ER	SO	BB	IBB	HBP	BLK	WP	HR	S	P	ERA	WHIP	PITCHER									
Johan Santana, L (1, 1) ERA: 5.91	6.0	W	28	7	3	3	6	3	0	0	0	1	1	66	99	4.50	1.667										
Juan Rincon, R (7, 1) ERA: 2.79	1.0	H	4	1	0	0	2	0	0	0	0	0	0	15	21	0.00	1.000										
J.C. Romero, L (8, 1) ERA:	1.0	H	5	1	0	0	2	1	0	0	0	0	0	11	19	0.00	2.000										
36 Joe Nathan, R (9, 1) ERA: 3.88	1.0	S	4	1	0	0	1	0	0	0	0	0	0	9	14	0.00	1.000										

Batter	1	2	3	4	5	6	7	8	9	AB	R	H	RBI	BB	SO	LOB	BOTTOM										
Shannon Stewart, R (1, 7) OBP: 0.427, SLG: 0.441	P3		F8							3	0	1	0	0	0	0	Detroit Tigers @ Minnesota Twins Hubert H. Humphrey Metrodome, Minneapolis, MN Thu Apr 22 2004, 1:10 PM EDT Att: 14,857 - Unknown - 70 F AB 30 R 4 H 8 RBI 3 BB 2 SO 3 LOB 9 										
Michael Ryan, L (7, 7) OBP: 0.364, SLG: 0.364										1	0	0	0	0	1	1											
8 Nick Punto, S (1, 4) OBP: 0.414, SLG: 0.346			K							3	0	1	0	1	1	1											
Doug Mientkiewicz, L (1, 3) OBP: 0.413, SLG: 0.491										4	1	1	0	0	0	3											
Jose Offerman, S (1, 10) OBP: 0.400, SLG: 0.565										3	1	0	0	1	0	2											
20 Lew Ford, R (1, 8) OBP: 0.477, SLG: 0.800										4	1	2	3	0	1	0											
Jacque Jones, L (1, 9) OBP: 0.375, SLG: 0.593										3	0	0	0	0	0	1											
5 Michael Cuddyer, R (1, 5) OBP: 0.286, SLG: 0.324										3	0	1	0	0	0	0											
Corey Koskie, L (8, 5) OBP: 0.370, SLG: 0.500										0	0	0	0	0	0	0											
Henry Blanco, R (1, 2) OBP: 0.417, SLG: 0.625										3	0	0	0	0	0	1											
Cristian Guzman, S (1, 6) OBP: 0.273, SLG: 0.352										3	1	2	0	0	0	0											
Inning Stats	R: 0 E: 0 K: 0 S: 9	H: 1 LOB: 1 BB: 0 P: 15	R: 0 E: 0 K: 1 S: 9	H: 1 LOB: 0 BB: 0 P: 16	R: 0 E: 0 K: 1 S: 6	H: 0 LOB: 0 BB: 0 P: 11	R: 3 E: 0 K: 0 S: 10	H: 2 LOB: 0 BB: 1 P: 20	R: 1 E: 0 K: 0 S: 8	H: 2 LOB: 1 BB: 1 P: 16	R: 0 E: 0 K: 0 S: 7	H: 1 LOB: 0 BB: 0 P: 12	R: 0 E: 0 K: 1 S: 10	H: 1 LOB: 1 BB: 0 P: 16	R: 0 E: 0 K: 0 S: 8	H: 0 LOB: 0 BB: 0 P: 14	R: 0 E: 0 K: 0 S: 9	H: 0 LOB: 0 BB: 0 P: 14	1B: 7 2B: 0 3B: 0 HR: 1	SF: 0 SAC: 0 DP: 2 HBP: 0	WP: 1 PB: 0 SB: 3 CS: 0	PA: 32					
PITCHER	IP	WLS	BF	H	R	ER	SO	BB	IBB	HBP	BLK	WP	HR	S	P	ERA	WHIP	PITCHER									
Mike Maroth, L (1, 1) ERA: 3.86	7.0	L	29	8	4	4	3	2	0	0	0	1	1	59	106	5.14	1.429										
Danny Patterson, R (8, 1) ERA: 5.0	1.0		3	0	0	0	0	0	0	0	0	0	0	8	14	0.00	0.000										

Batter	1	2	3	4	5	6	7	8	9	AB	R	H	RBI	BB	SO	LOB	TOP			
Michael Ryan, L OBP: 0.438, SLG: 0.438	F8		G4-3			FC4-6 1B		F8 3B 1B	SF8 1B	5	2	3	1	0	0	1				
Luis Rivas, R OBP: 0.250, SLG: 0.370 8 Nick Punto, S OBP: 0.452, SLG: 0.346	G5-3		B1-3			FC4-6 1B		F8 3B 1B	SF8 BB	3	0	0	0	0	0	1				
Doug Mientkiewicz, L OBP: 0.397, SLG: 0.459	G1-3			P4		F9		F8	S	4	0	0	1	1	0	3				
Corey Koskie, L OBP: 0.390, SLG: 0.609		1B 2B		G4-3 2B		F8		F8 3B	SF8	4	2	3	3	0	0	1				
Jose Offerman, S OBP: 0.383, SLG: 0.520		K		G4-3		F9		K	BB	4	0	0	0	1	2	3				
Jacque Jones, L OBP: 0.377, SLG: 0.578		1B		P6		2B 1B		G6-3	F7	5	0	2	1	0	0	4				
20 Lew Ford, R OBP: 0.458, SLG: 0.744		F7			G6-3		P5		BB 1B BB	3	1	0	0	1	0	2				
Henry Blanco, R OBP: 0.404, SLG: 0.614		F8			F9		F9		F9	4	0	1	0	0	0	2				
Cristian Guzman, S OBP: 0.288, SLG: 0.351				G4-3 1B		G6-3		F8	1B BB	3	1	1	0	1	0	2				
Inning Stats	R: 0 E: 0 K: 0 S: 5	H: 0 LOB: 0 BB: 0 P: 8	R: 1 E: 0 K: 1 S: 17	H: 2 LOB: 1 BB: 0 P: 25	R: 0 E: 0 K: 0 S: 6	H: 1 LOB: 0 BB: 0 P: 8	R: 0 E: 0 K: 0 S: 9	H: 0 LOB: 0 BB: 0 P: 10	R: 0 E: 0 K: 0 S: 11	H: 1 LOB: 2 BB: 0 P: 18	R: 0 E: 0 K: 0 S: 9	H: 2 LOB: 2 BB: 0 P: 12	R: 3 E: 0 K: 1 S: 15	H: 2 LOB: 3 BB: 5 P: 27	R: 3 E: 0 K: 0 S: 15	H: 1 LOB: 3 BB: 5 P: 40	1B: 6 2B: 3 3B: 1 HR: 0	SF: 1 SAC: 0 DP: 1 HBP: 0	WP: 1 PB: 0 CS: 2 SB: 0	PA: 42
PITCHER	IP	WLS	BF	H	R	ER	SO	BB	IBB	HBP	BLK	WP	HR	S	P	ERA	WHIP			
Kevin Appier, R ERA: 13.5	1.0		4	1	1	1	0	0	0	0	0	0	0	9	15	9.00	1.000			
41 Jimmy Gobble, L ERA: 2.65	6.0		23	6	0	0	1	0	0	0	0	0	0	55	79	0.00	1.000			
Scott Sullivan, R ERA: 6.43	0.1		4	2	3	3	0	1	0	0	0	0	0	11	21	81.00	9.000			
Curt Lesknic, R ERA: 9.64	1.0	L	6	1	3	3	1	2	0	0	0	1	0	12	25	27.00	3.000			
Dennys Reyes, L ERA: 1.93	0.1		4	0	0	0	0	3	0	0	0	0	0	6	19	0.00	9.000			
PITCHER	IP	WLS	BF	H	R	ER	SO	BB	IBB	HBP	BLK	WP	HR	S	P	ERA	WHIP			
Nate Field, R ERA: 1.29	0.1		1	0	0	0	0	0	0	0	0	0	0	1	2	0.00	0.000			

Minnesota Twins @ Kansas City Royals
Kauffman Stadium, Kansas City, MO

AB 35
R 7
H 10
RBI 6
BB 6
SO 2
LOB 19



WP: 1
PB: 0
CS: 2
SB: 0

Minnesota Twins @ Kansas City Royals
Kauffman Stadium, Kansas City, MO

AB 37
R 5
H 12
RBI 5
BB 5
SO 4
LOB 22



WP: 1
PB: 0
CS: 1

Batter	1	2	3	4	5	6	7	8	9	AB	R	H	RBI	BB	SO	LOB	BOTTOM					
Tony Graffanino, R OBP: 0.327, SLG: 0.377	CS 1B	K		WP SF8 2B		P4		F8		5	1	2	0	0	1	6						
Carlos Beltrán, S OBP: 0.478, SLG: 0.722	F9	1B 2B		SF8		F9		F9	BB	3	1	1	3	1	0	3						
Juan Gonzalez, R OBP: 0.343, SLG: 0.492	2B BB	1B		F8		F8		P3		4	1	1	1	1	0	3						
Matt Stairs, L OBP: 0.325, SLG: 0.353	2B BB	BB		G3		BB			P6	2	0	0	0	3	0	0						
Joe Randa, R OBP: 0.400, SLG: 0.464	2B	F7		G5-3		K		K	K	5	0	1	1	0	2	3						
Ken Harvey, R OBP: 0.444, SLG: 0.512	G6-3			F9		F9		F9	1B	5	0	1	0	0	0	3						
Benito Santiago, R OBP: 0.260, SLG: 0.429		FC4-6 1B		G5-3		P4		FC5 1B	G5-3	5	0	2	0	0	0	1						
Aaron Guiel, L OBP: 0.268, SLG: 0.412		FC4-6 1B		K		13 1B		BB FC5 1B		4	1	2	0	0	1	1						
13 Andrés Blanco, S OBP: 0.368, SLG: 0.412		2B 1B		P6				FC5 BB		4	1	2	0	0	0	2						
Inning Stats	R: 1 E: 0 K: 0 S: 13	H: 2 LOB: 2 BB: 2 P: 27	R: 3 E: 0 K: 1 S: 23	H: 4 LOB: 1 BB: 1 P: 35	R: 0 E: 0 K: 1 S: 6	H: 0 LOB: 0 BB: 0 P: 8	R: 1 E: 0 K: 0 S: 9	H: 1 LOB: 0 BB: 0 P: 12	R: 0 E: 0 K: 0 S: 8	H: 0 LOB: 0 BB: 0 P: 11	R: 0 E: 0 K: 0 S: 6	H: 2 LOB: 2 BB: 0 P: 8	R: 0 E: 0 K: 0 S: 9	H: 0 LOB: 1 BB: 1 P: 15	R: 0 E: 0 K: 0 S: 8	H: 2 LOB: 3 BB: 1 P: 16	R: 0 E: 0 K: 1 S: 11	H: 1 LOB: 1 BB: 0 P: 18	1B: 8 2B: 4 3B: 0 HR: 0	SF: 1 SAC: 0 DP: 0 HBP: 0	WP: 1 PB: 0 CS: 1	PA: 43
PITCHER	IP	WLS	BF	H	R	ER	SO	BB	IBB	HBP	BLK	WP	HR	S	P	ERA	WHIP					
Kyle Lohse, R ERA: 7.89	5.2		28	9	5	5	2	3	0	0	0	0	0	64	100	7.94	2.118					
Aaron Fultz, L ERA: 0.93	1.1		5	0	0	0	1	1	0	0	0	0	0	10	16	0.00	0.750					
Joe Roa, R ERA: 1.93	0.2		4	2	0	0	0	0	0	0	0	0	0	6	10	0.00	3.000					
J.C. Romero, L ERA:	0.2	W	3	0	0	0	0	1	0	0	0	0	0	4	10	0.00	1.500					
36 Joe Nathan, R ERA: 3.38	0.2	S	3	1	0	0	1	0	0	0	0	0	0	9	14	0.00	1.500					

Minnesota Twins @ Kansas City Royals
Kauffman Stadium, Kansas City, MO


AB 37
R 5
H 12
RBI 5
BB 5
SO 4
LOB 22




WP: 1
PB: 0
CS: 1

Fri Apr 23 2004, 7:10 PM CDT
Att: 20,103 - Overcast - 60 F

livebaseballscorecards.com

Batter	1	2	3	4	5	6	7	8	9	AB R H RBI BB SO LOB	TOP											
Howie Clark, L (1, 9) OBP: 0.400, SLG: 0.474 3 Reed Johnson, R (8, 9) OBP: 0.324, SLG: 0.359	0-2 1B		0-0 2B		1-1 G5-3		0-0 P6		0-1 1B	4 1 2 1 0 0 1 1 0 1 0 0 0 0	Toronto Blue Jays @ Minnesota Twins Hubert H. Humphrey Metrodome, Minneapolis, MN Mon Apr 26 2004, 8:10 PM EDT Att: 13,859 - Unknown - 70 F AB 39 R 6 H 14 RBI 6 BB 1 SO 4 LOB 19 											
Frank Catalanotto, L (1, 7) OBP: 0.333, SLG: 0.412	3-2 F8		1-2 10 G6-3 2B			0-1 2B	2-1 F7		2-3 1B	5 1 2 1 0 1 3												
10 Vernon Wells, R (1, 8) OBP: 0.281, SLG: 0.341	2-3 K		1-0 G6-3			0-2 F8		0-0 G5-3 1B	0-0 E5	5 1 1 0 0 1 4												
Carlos Delgado, L (1, 3) OBP: 0.365, SLG: 0.443	1-0 P6		1-0 F7			0-2 2B		0-1 L6	3-2 G4-3	5 1 1 0 0 0 5												
Josh Phelps, R (1, 10) OBP: 0.341, SLG: 0.387		0-3 K		1-0 L5		1-2 2B		0-0 G5-3		4 0 1 2 0 1 1												
Eric Hinske, L (1, 5) OBP: 0.325, SLG: 0.357	1-2 G3			1-2 G4-6-3 1B		2-1 G5-3		0-1 BB 2B		4 1 2 1 0 0 1												
Greg Myers, L (1, 2) OBP: 0.300, SLG: 0.333 Kevin Cash, R (8, 2) OBP: 0.317, SLG: 0.456	1-2 G6-3			0-0 G4-6-3 1-2		0-0 G6-3		4-2 BB 2B		3 0 0 0 1 0 2 0 0 0 0 0 0 0												
Orlando Hudson, S (1, 4) OBP: 0.314, SLG: 0.387			1-0 G4-3 2B		0-1 CS 1B		2-3 K	3-2 BB 2B		4 1 3 1 0 1 0												
Chris Woodward, R (1, 6) OBP: 0.358, SLG: 0.500			2-1 G4-3		3-2 F9		2-2 1B		1-1 F9	4 0 1 0 0 0 2												
Inning Stats	R: 0 H: 1 E: 0 K: 1 S: 13	H: 1 LOB: 1 BB: 0 P: 19	R: 0 H: 0 E: 0 K: 1 S: 9	H: 0 LOB: 0 BB: 0 P: 11	R: 2 H: 3 E: 0 K: 0 S: 11	H: 3 LOB: 1 BB: 0 P: 17	R: 0 H: 1 E: 0 K: 0 S: 5	H: 1 LOB: 0 BB: 0 P: 7	R: 0 H: 1 E: 0 K: 0 S: 7	H: 1 LOB: 1 BB: 0 P: 11		R: 2 H: 3 E: 0 K: 0 S: 15	H: 3 LOB: 1 BB: 0 P: 18	R: 0 H: 1 E: 0 K: 1 S: 9	H: 1 LOB: 1 BB: 0 P: 15	R: 2 H: 3 E: 0 K: 0 S: 11	H: 3 LOB: 2 BB: 1 P: 18	R: 0 H: 1 E: 1 K: 1 S: 12	H: 1 LOB: 2 BB: 2 P: 18	1B: 8 2B: 6 3B: 0 HR: 0	SF: 0 SAC: 0 DP: 1 HBP: 0	WP: 0 PB: 0 SB: 0 CS: 1
PITCHER	IP WLS BF H R ER SO BB IBB HBP BLK WP HR S P ERA WHIP																					
Brad Radke, R (1, 1) ERA: 5.48	7.0 L 29 10 4 4 3 0 0 0 0 0 0 0 69 98 5.14 1.429																					
Aaron Fultz, L (8, 1) ERA: 2.53	1.0 6 3 2 2 0 1 0 0 0 0 0 0 11 18 18.00 4.000																					
Terry Mulholland, L (8, 1) ERA: 1.59	1.0 5 1 0 0 1 0 0 0 0 0 0 0 12 18 0.00 1.000																					

Batter	1	2	3	4	5	6	7	8	9	AB R H RBI BB SO LOB	BOTTOM									
Shannon Stewart, R (1, 7) OBP: 0.418, SLG: 0.419	1-2 G5-3			3-3 K		2-2 G3			4-1 BB	3 0 0 0 1 1 0	Toronto Blue Jays @ Minnesota Twins Hubert H. Humphrey Metrodome, Minneapolis, MN Mon Apr 26 2004, 8:10 PM EDT Att: 13,859 - Unknown - 70 F AB 28 R 1 H 2 RBI 1 BB 2 SO 8 LOB 5 									
Cristian Guzman, S (1, 6) OBP: 0.286, SLG: 0.338	0-1 G4-6-3 1B			0-1 L5			3-2 F9		3-1 F8	4 0 1 0 0 0 1										
Doug Mientkiewicz, L (1, 3) OBP: 0.360, SLG: 0.412	0-1 G4-6-3 1-2			2-1 G3-1			2-3 K		3-1 P6	4 0 0 0 0 1 2										
Torii Hunter, R (1, 10) OBP: 0.278, SLG: 0.500		1-3 K			1-1 G4-3		0-3 K			3 0 0 0 0 2 0										
Jacque Jones, L (1, 9) OBP: 0.367, SLG: 0.534		1-2 L8			3-1 G4-3			2-2 F7		3 0 0 0 0 0 0										
20 Lew Ford, R (1, 8) OBP: 0.448, SLG: 0.686		2-1 F7			2-2 F9			4-0 BB		2 0 0 0 1 0 0										
5 Michael Cuddyer, R (1, 5) OBP: 0.273, SLG: 0.357			2-2 L5			0-0 HR		1-3 K		3 1 1 1 0 1 1										
Henry Blanco, R (1, 2) OBP: 0.390, SLG: 0.569			0-3 K			1-0 P6		3-3 K		3 0 0 0 0 2 1										
Luis Rivas, R (1, 4) OBP: 0.222, SLG: 0.328			0-3 K			0-1 G4-3			1-1 L5	3 0 0 0 0 1 0										
Inning Stats	R: 0 H: 1 E: 0 K: 0 S: 9	H: 1 LOB: 0 BB: 0 P: 10	R: 0 H: 0 E: 0 K: 1 S: 9	H: 0 LOB: 0 BB: 0 P: 13	R: 0 H: 0 E: 0 K: 2 S: 9	H: 0 LOB: 0 BB: 0 P: 11	R: 0 H: 0 E: 0 K: 1 S: 9	H: 0 LOB: 0 BB: 0 P: 14	R: 1 H: 1 E: 0 K: 0 S: 7	H: 1 LOB: 0 BB: 0 P: 10		R: 0 H: 0 E: 0 K: 2 S: 9	H: 0 LOB: 0 BB: 0 P: 14	R: 0 H: 0 E: 0 K: 2 S: 10	H: 0 LOB: 1 BB: 1 P: 20	R: 0 H: 0 E: 0 K: 0 S: 7	H: 0 LOB: 1 BB: 1 P: 18	1B: 1 2B: 0 3B: 0 HR: 1	SF: 0 SAC: 0 DP: 1 HBP: 0	WP: 0 PB: 0 SB: 0 CS: 0
PITCHER	IP WLS BF H R ER SO BB IBB HBP BLK WP HR S P ERA WHIP																			
Ted Lilly, L (1, 1) ERA: 4.32	9.0 W 30 2 1 1 8 2 0 0 0 0 0 1 78 125 1.00 0.444																			

Batter	1	2	3	4	5	6	7	8	9	AB	R	H	RBI	BB	SO	LOB	TOP										
3 Reed Johnson, R OBP: 0.342, SLG: 0.377 (1, 9)										5	1	3	2	0	0	1	Toronto Blue Jays @ Minnesota Twins Hubert H. Humphrey Metrodome, Minneapolis, MN Tue Apr 27 2004, 8:10 PM EDT Att: 14,029 - Unknown - 70 F livebaseballscorecards.com										
Chris Gomez, R OBP: 0.464, SLG: 0.522 (1, 5)										3	1	1	0	2	1	3											
10 Vernon Wells, R OBP: 0.269, SLG: 0.326 (1, 8)										4	0	0	0	0	2	5											
Carlos Delgado, L OBP: 0.371, SLG: 0.473 (1, 3)										4	0	2	1	0	0	1											
Josh Phelps, R OBP: 0.326, SLG: 0.367 (1, 10)										4	0	0	0	0	3	2											
Dave Berg, R OBP: 0.067, SLG: 0.067 (8, PH)										3	0	0	0	0	2	2											
Frank Catalanotto, L OBP: 0.329, SLG: 0.456 (8, 7)										1	0	0	0	0	0	0											
Kevin Cash, R OBP: 0.328, SLG: 0.450 (1, 2)										3	2	1	0	0	1	0											
Orlando Hudson, S OBP: 0.324, SLG: 0.394 (1, 4)										4	0	2	0	0	0	0											
Chris Woodward, R OBP: 0.333, SLG: 0.460 (1, 6)										4	0	0	0	0	1	4											
Inning Stats	R: 2 E: 1 K: 1 S: 13	H: 3 LOB: 1 BB: 0 P: 19	R: 1 E: 1 K: 0 S: 11	H: 1 LOB: 2 BB: 1 P: 20	R: 0 E: 0 K: 1 S: 6	H: 0 LOB: 0 BB: 0 P: 9	R: 1 E: 0 K: 0 S: 8	H: 3 LOB: 1 BB: 0 P: 15	R: 0 E: 0 K: 3 S: 13	H: 1 LOB: 1 BB: 0 P: 16	R: 0 E: 0 K: 2 S: 9	H: 0 LOB: 0 BB: 0 P: 14	R: 0 E: 0 K: 1 S: 9	H: 0 LOB: 1 BB: 1 P: 15	R: 0 E: 0 K: 1 S: 10	H: 0 LOB: 0 BB: 0 P: 13	R: 0 E: 0 K: 1 S: 11	H: 1 LOB: 1 BB: 0 P: 18	1B: 7 2B: 2 3B: 0 HR: 0	SF: 0 SAC: 0 DP: 2 HBP: 1	WP: 0 PB: 0 SB: 0 CS: 0	PA: 38					
PITCHER	IP	WLS	BF	H	R	ER	SO	BB	IBB	HBP	BLK	WP	HR	S	P	ERA	WHIP										
Johan Santana, L ERA: 5.4 (1, 1)	7.0		31	8	4	3	8	2	0	1	0	0	0	69	108	3.86	1.429										
Juan Rincon, R ERA: 2.31 (8, 1)	2.0	W	7	1	0	0	2	0	0	0	0	0	0	21	31	0.00	0.500										

Batter	1	2	3	4	5	6	7	8	9	AB	R	H	RBI	BB	SO	LOB	BOTTOM										
Shannon Stewart, R OBP: 0.417, SLG: 0.409 (1, 7)										4	1	1	0	1	0	0	Toronto Blue Jays @ Minnesota Twins Hubert H. Humphrey Metrodome, Minneapolis, MN Tue Apr 27 2004, 8:10 PM EDT Att: 14,029 - Unknown - 70 F livebaseballscorecards.com										
Doug Mientkiewicz, L OBP: 0.376, SLG: 0.425 (1, 3)										5	1	3	0	0	1	2											
Corey Koskie, L OBP: 0.366, SLG: 0.526 (1, 5)										4	1	0	0	1	1	6											
Torii Hunter, R OBP: 0.304, SLG: 0.478 (1, 8)										5	1	2	2	0	0	3											
Jacque Jones, L OBP: 0.369, SLG: 0.564 (1, 9)										5	2	2	3	0	0	2											
20 Lew Ford, R OBP: 0.488, SLG: 0.727 (1, 10)										4	0	3	2	0	0	0											
Henry Blanco, R OBP: 0.381, SLG: 0.537 (1, 2)										3	0	0	0	1	1	2											
Cristian Guzman, S OBP: 0.274, SLG: 0.324 (8, PH)										3	0	0	0	0	0	3											
Jose Offerman, S OBP: 0.394, SLG: 0.509 (9, 4)										0	0	0	0	1	0	0											
Luis Rivas, R OBP: 0.227, SLG: 0.317 (1, 4)										2	1	0	0	1	1	2											
Michael Ryan, L OBP: 0.409, SLG: 0.500 (8, PH)										1	0	0	0	0	0	2											
8 Nick Punto, S OBP: 0.389, SLG: 0.290 (9, 6)										0	0	0	0	0	0	0											
Inning Stats	R: 0 E: 0 K: 1 S: 14	H: 1 LOB: 1 BB: 0 P: 19	R: 0 E: 0 K: 1 S: 10	H: 1 LOB: 2 BB: 1 P: 15	R: 0 E: 0 K: 0 S: 7	H: 1 LOB: 1 BB: 0 P: 12	R: 0 E: 0 K: 0 S: 9	H: 1 LOB: 1 BB: 0 P: 15	R: 1 E: 0 K: 1 S: 7	H: 1 LOB: 2 BB: 2 P: 16	R: 0 E: 0 K: 0 S: 8	H: 0 LOB: 0 BB: 0 P: 12	R: 0 E: 0 K: 0 S: 6	H: 0 LOB: 0 BB: 0 P: 11	R: 2 E: 0 K: 1 S: 15	H: 2 LOB: 2 BB: 2 P: 30	R: 4 E: 0 K: 0 S: 11	H: 4 LOB: 0 BB: 0 P: 14	1B: 8 2B: 2 3B: 0 HR: 1	SF: 0 SAC: 0 DP: 0 HBP: 0	WP: 0 PB: 0 SB: 1 CS: 0	PA: 41					
PITCHER	IP	WLS	BF	H	R	ER	SO	BB	IBB	HBP	BLK	WP	HR	S	P	ERA	WHIP										
Miguel Batista, R ERA: 6.04 (1, 1)	7.0		30	5	2	2	3	4	0	0	0	0	0	61	104	2.57	1.286										
Kerry Ligtenberg, R ERA: 2.61 (8, 1)	0.2	H	5	2	1	1	1	1	0	0	0	0	0	14	24	13.50	4.500										
Justin Speier, R ERA: 6.1 (8, 1)	0.2	L	6	4	4	4	0	0	0	0	0	0	1	12	16	54.00	6.000										

Batter	1	2	3	4	5	6	7	8	9	AB	R	H	RBI	BB	SO	LOB	TOP										
9 Chone Figgins, S OBP: 0.368, SLG: 0.514 (1, 8)										5	0	0	0	0	1	1	Anaheim Angels @ Minnesota Twins Hubert H. Humphrey Metrodome, Minneapolis, MN Fri Apr 30 2004, 8:10 PM EDT Att: 21,279 - Unknown - 70 F livebaseballscorecards.com										
Darin Erstad, L OBP: 0.390, SLG: 0.333 (1, 3)										5	0	1	0	0	1	1											
27 Vladimir Guerrero, R OBP: 0.374, SLG: 0.598 (1, 9)										5	0	2	0	0	0	1											
Troy Glaus, R OBP: 0.341, SLG: 0.662 (1, 5)										5	0	0	0	0	0	4											
Jose Guillen, R OBP: 0.340, SLG: 0.398 (1, 7)										3	1	2	0	1	0	0											
Jeff DaVanon, S OBP: 0.417, SLG: 0.611 (1, 10)										4	1	2	1	0	0	2											
Bengie Molina, R OBP: 0.295, SLG: 0.415 (1, 2)										2	0	1	1	1	0	1											
Alfredo Amezaga, S OBP: 0.333, SLG: 0.250 (1, 6)										3	1	1	0	0	1	4											
Adam Kennedy, L OBP: 0.321, SLG: 0.405 (1, 4)										4	0	0	0	0	2	4											
Inning Stats	R: 0 E: 0 K: 1 S: 7	H: 0 LOB: 0 BB: 0 P: 11	R: 0 E: 0 K: 0 S: 7	H: 0 LOB: 1 BB: 1 P: 12	R: 1 E: 1 K: 1 S: 12	H: 1 LOB: 2 BB: 0 P: 18	R: 0 E: 0 K: 0 S: 9	H: 2 LOB: 2 BB: 0 P: 13	R: 0 E: 0 K: 1 S: 10	H: 1 LOB: 2 BB: 1 P: 18	R: 0 E: 0 K: 0 S: 7	H: 1 LOB: 1 BB: 0 P: 10	R: 0 E: 0 K: 1 S: 10	H: 1 LOB: 1 BB: 0 P: 10	R: 2 E: 0 K: 1 S: 10	H: 3 LOB: 1 BB: 0 P: 15	R: 0 E: 1 K: 1 S: 12	H: 1 LOB: 1 BB: 0 P: 15	1B: 6 2B: 2 3B: 1 HR: 0	SF: 1 SAC: 0 DP: 1 HBP: 1	WP: 1 PA: 40 PB: 0 SB: 1 CS: 0						
PITCHER	IP	WLS	BF	H	R	ER	SO	BB	IBB	HBP	BLK	WP	HR	S	P	ERA	WHIP										
Carlos Silva, R ERA: 4.02 (1, 1)	7.1	W	33	7	3	2	3	2	0	1	0	1	0	64	101	2.46	1.227										
Joe Roa, R ERA: 2.45 (8, 1)	0.2		3	1	0	0	1	0	0	0	0	0	0	5	6	0.00	1.500										
36 Joe Nathan, R ERA: 2.45 (9, 1)	1.0	S	4	1	0	0	1	0	0	0	0	0	0	12	15	0.00	1.000										

Batter	1	2	3	4	5	6	7	8	9	AB	R	H	RBI	BB	SO	LOB	BOTTOM										
Shannon Stewart, R OBP: 0.436, SLG: 0.427 (1, 7)										5	1	3	1	0	0	1	Anaheim Angels @ Minnesota Twins Hubert H. Humphrey Metrodome, Minneapolis, MN Fri Apr 30 2004, 8:10 PM EDT Att: 21,279 - Unknown - 70 F livebaseballscorecards.com										
Doug Mientkiewicz, L OBP: 0.397, SLG: 0.415 (1, 3)										5	0	1	2	0	1	2											
Corey Koskie, L OBP: 0.375, SLG: 0.600 (1, 5)										4	1	2	1	0	1	1											
Luis Rivas, R OBP: 0.227, SLG: 0.317 (8, 4)										0	0	0	0	0	0	0											
Torii Hunter, R OBP: 0.281, SLG: 0.438 (1, 8)										4	0	1	0	0	0	1											
Jacque Jones, L OBP: 0.380, SLG: 0.553 (1, 9)										3	1	1	0	1	0	1											
20 Lew Ford, R OBP: 0.471, SLG: 0.710 (1, 10)										3	1	2	0	1	0	1											
Henry Blanco, R OBP: 0.357, SLG: 0.492 (1, 2)										4	0	1	0	0	1	5											
Cristian Guzman, S OBP: 0.321, SLG: 0.359 (1, 6)										4	1	3	1	0	0	1											
8 Nick Punto, S OBP: 0.419, SLG: 0.306 (8, 5)										3	1	1	1	1	0	2											
Inning Stats	R: 0 E: 0 K: 0 S: 9	H: 1 LOB: 0 BB: 0 P: 14	R: 0 E: 0 K: 1 S: 10	H: 1 LOB: 0 BB: 0 P: 14	R: 2 E: 0 K: 1 S: 12	H: 3 LOB: 1 BB: 0 P: 19	R: 2 E: 0 K: 0 S: 14	H: 3 LOB: 1 BB: 1 P: 22	R: 1 E: 1 K: 0 S: 11	H: 2 LOB: 1 BB: 1 P: 15	R: 1 E: 1 K: 0 S: 10	H: 2 LOB: 1 BB: 1 P: 16	R: 0 E: 0 K: 0 S: 15	H: 1 LOB: 2 BB: 1 P: 26	R: 0 E: 0 K: 0 S: 7	H: 2 LOB: 1 BB: 0 P: 10	1B: 11 2B: 4 3B: 0 HR: 1	SF: 0 SAC: 0 DP: 1 HBP: 0	WP: 1 PA: 39 PB: 0 SB: 2 CS: 0								
PITCHER	IP	WLS	BF	H	R	ER	SO	BB	IBB	HBP	BLK	WP	HR	S	P	ERA	WHIP										
Ramon Ortiz, R ERA: 9.28 (1, 1)	5.2	L	28	12	6	5	3	2	0	0	0	0	0	64	97	7.94	2.471										
Ben Weber, R ERA: 7.43 (8, 1)	1.1		6	1	0	0	0	1	0	0	0	0	0	17	29	0.00	1.500										
Francisco Rodriguez, R ERA: (8, 1)	1.0		4	2	0	0	0	0	0	0	0	0	0	7	10	0.00	2.000										

Batter	1	2	3	4	5	6	7	8	9	AB	R	H	RBI	BB	SO	LOB	TOP								
9 Chone Figgins, S OBP: 0.370, SLG: 0.500										5	0	2	1	0	0	0	Anaheim Angels @ Minnesota Twins Hubert H. Humphrey Metrodome, Minneapolis, MN Sat May 01 2004, 7:10 PM EDT Att: 26,180 - Unknown - 70 F								
Darin Erstad, L OBP: 0.286, SLG: 0.327										5	0	1	0	0	1	3									
27 Vladimir Guerrero, R OBP: 0.379, SLG: 0.604										4	0	2	0	0	0	1									
Troy Glaus, R OBP: 0.349, SLG: 0.662										3	0	1	0	1	1	2									
Jose Guillen, R OBP: 0.337, SLG: 0.385										3	0	0	0	1	1	4									
Jeff DaVanon, S OBP: 0.393, SLG: 0.524										3	0	0	0	1	0	0									
Shane Halter, R OBP: 0.286, SLG: 0.350										4	0	1	0	0	0	3									
José Molina, R OBP: 0.376, SLG: 0.535										4	1	2	0	0	1	1									
Adam Kennedy, L OBP: 0.318, SLG: 0.397										4	0	1	0	0	1	2									
Inning Stats	R: 0 E: 0 K: 1 S: 10	H: 1 LOB: 1 BB: 0 P: 16	R: 0 E: 0 K: 0 S: 6	H: 0 LOB: 0 BB: 0 P: 8	R: 0 E: 0 K: 1 S: 8	H: 0 LOB: 0 BB: 0 P: 12	R: 0 E: 0 K: 0 S: 11	H: 1 LOB: 3 BB: 2 P: 24	R: 0 E: 0 K: 1 S: 8	H: 1 LOB: 1 BB: 0 P: 11	R: 0 E: 0 K: 1 S: 10	H: 1 LOB: 1 BB: 0 P: 17	R: 0 E: 0 K: 0 S: 9	H: 1 LOB: 0 BB: 0 P: 10	R: 0 E: 0 K: 0 S: 9	H: 2 LOB: 2 BB: 1 P: 17	R: 1 E: 0 K: 1 S: 15	H: 3 LOB: 2 BB: 0 P: 20	1B: 8 2B: 2 3B: 0 HR: 0	SF: 0 SAC: 0 DP: 1 HBP: 0	WP: 0 PB: 0 SB: 0 CS: 1	PA: 38			
PITCHER	IP	WLS	BF	H	R	ER	SO	BB	IBB	HBP	BLK	WP	HR	S	P	ERA	WHIP								
Brad Radke, R ERA: 4.37	(1, 1)	7.0	27	5	0	0	4	2	0	0	0	0	0	62	98	0.00	1.000								
J.C. Romero, L ERA: 3.95	(8, 1)	0.1	2	1	0	0	0	0	0	0	0	0	0	3	6	0.00	3.000								
Juan Rincon, R ERA: 2.7	(8, 1)	1.1	L 7	3	1	1	0	0	1	0	0	0	0	17	26	6.75	2.250								
Aaron Fultz, L ERA: 2.25	(9, 1)	0.1	2	1	0	0	1	0	0	0	0	0	0	4	5	0.00	3.000								

Batter	1	2	3	4	5	6	7	8	9	AB	R	H	RBI	BB	SO	LOB	BOTTOM								
20 Lew Ford, R OBP: 0.473, SLG: 0.692										3	0	1	0	1	1	2	Anaheim Angels @ Minnesota Twins Hubert H. Humphrey Metrodome, Minneapolis, MN Sat May 01 2004, 7:10 PM EDT Att: 26,180 - Unknown - 70 F								
Doug Mientkiewicz, L OBP: 0.362, SLG: 0.407										4	0	1	0	0	0	2									
Corey Koskie, L OBP: 0.357, SLG: 0.565										4	0	0	0	0	1	3									
Torii Hunter, R OBP: 0.278, SLG: 0.400										3	0	0	0	1	1	3									
Jacque Jones, L OBP: 0.375, SLG: 0.551										4	0	1	0	0	2	1									
Jose Offerman, S OBP: 0.377, SLG: 0.483										3	0	0	0	0	0	1									
Henry Blanco, R OBP: 0.342, SLG: 0.469										3	0	0	0	0	1	1									
Cristian Guzman, S OBP: 0.321, SLG: 0.358										3	0	1	0	0	0	1									
Luis Rivas, R OBP: 0.232, SLG: 0.308										2	0	0	0	1	0	1									
Inning Stats	R: 0 E: 0 K: 0 S: 11	H: 1 LOB: 1 BB: 0 P: 18	R: 0 E: 0 K: 0 S: 7	H: 0 LOB: 0 BB: 0 P: 11	R: 0 E: 0 K: 2 S: 9	H: 0 LOB: 1 BB: 1 P: 17	R: 0 E: 0 K: 0 S: 6	H: 0 LOB: 0 BB: 0 P: 9	R: 0 E: 0 K: 0 S: 7	H: 1 LOB: 2 BB: 1 P: 15	R: 0 E: 0 K: 1 S: 10	H: 1 LOB: 0 BB: 0 P: 14	R: 0 E: 0 K: 1 S: 11	H: 0 LOB: 1 BB: 1 P: 16	R: 0 E: 0 K: 2 S: 7	H: 0 LOB: 0 BB: 0 P: 8	1B: 3 2B: 2 3B: 0 HR: 0	SF: 0 SAC: 0 DP: 2 HBP: 0	WP: 0 PB: 0 SB: 0 CS: 0	PA: 32					
PITCHER	IP	WLS	BF	H	R	ER	SO	BB	IBB	HBP	BLK	WP	HR	S	P	ERA	WHIP								
Aaron Sele, R ERA: 3.52	(1, 1)	5.0	17	2	0	0	2	1	0	0	0	0	0	37	61	0.00	0.600								
Kevin Gregg, R ERA: 0.52	(6, 1)	2.0	9	2	0	0	1	1	0	0	0	0	0	17	29	0.00	1.500								
Francisco Rodriguez, R ERA:	(8, 1)	1.0	W 3	0	0	0	1	1	0	0	0	0	0	11	16	0.00	1.000								
Troy Percival, R ERA: 2.25	(9, 1)	1.0	S 3	0	0	0	2	0	0	0	0	0	0	7	8	0.00	0.000								



Batter	1	2	3	4	5	6	7	8	9	AB	R	H	RBI	BB	SO	LOB	TOP								
9 Chone Figgins, S OBP: 0.400, SLG: 0.565	1-1 G3 3B		1-2 FC6-4 1B		1-1 G4-6-3			0-2 G5-3 1B		4	2	3	0	0	0	1	Anaheim Angels @ Minnesota Twins Hubert H. Humphrey Metrodome, Minneapolis, MN Sun May 02 2004, 2:10 PM EDT Att: 20,744 - Unknown - 70 F								
Darin Erstad, L OBP: 0.294, SLG: 0.324	0-0 G3		2-2 FC6-4		0-0		2-3 K		4	0	1	1	0	1	2										
27 Vladimir Guerrero, R OBP: 0.374, SLG: 0.586	1-2 G5-3		1-2 F8		1-3 K		4-0 G5-3 1B		3	1	0	0	1	1	2										
Troy Glaus, R OBP: 0.344, SLG: 0.638	4-1 BB		0-1 F7		0-3 K		3-2 G5-3		3	0	0	0	1	1	3										
Jose Guillen, R OBP: 0.333, SLG: 0.379	0-1 F9		1-2 P3		1-2 F9		3-2 1B		4	0	1	2	0	0	1										
Bengie Molina, R OBP: 0.313, SLG: 0.444		0-1 1B	0-1		2-1 G5-3		3-2 F7		4	0	2	0	0	0	1										
Jeff DaVanon, S OBP: 0.344, SLG: 0.440		1-3 K	0-3 K		0-0 B1-3		0-3 K		4	0	0	0	0	3	2										
Shane Halter, R OBP: 0.261, SLG: 0.318		3-2 P3	1-3 K		3-2 P3		2-3 K2-3		4	0	0	0	0	2	2										
Adam Kennedy, L OBP: 0.315, SLG: 0.383		2-2 L4			4-0 BB		1-3 K2-3		3	0	0	0	1	1	1										
Inning Stats	R: 1 E: 0 K: 0 S: 9	H: 1 LOB: 3 BB: 1 P: 15	R: 0 E: 0 K: 1 S: 13	H: 1 LOB: 1 BB: 0 P: 19	R: 0 E: 0 K: 0 S: 11	H: 1 LOB: 1 BB: 0 P: 15	R: 0 E: 0 K: 2 S: 12	H: 1 LOB: 1 BB: 0 P: 14	R: 0 E: 0 K: 1 S: 7	H: 0 LOB: 0 BB: 0 P: 11	R: 0 E: 0 K: 1 S: 7	H: 0 LOB: 0 BB: 0 P: 11	R: 2 E: 0 K: 1 S: 19	H: 2 LOB: 1 BB: 1 P: 34	R: 0 E: 0 K: 2 S: 13	H: 0 LOB: 0 BB: 0 P: 15	1B: 5 2B: 1 3B: 1 HR: 0	SF: 0 SAC: 0 DP: 1 HBP: 0	WP: 0 PB: 0 SB: 1 CS: 0	PA: 36					
PITCHER	IP	WLS	BF	H	R	ER	SO	BB	IBB	HBP	BLK	WP	HR	S	P	ERA	WHIP								
Johan Santana, L ERA: 4.58	(1, 1)	7.0		27	5	1	1	6	2	0	0	0	0	67	98	1.29	1.000								
J.C. Romero, L ERA: 4.97	(8, 1)	1.0	L	6	2	2	2	1	0	1	0	0	0	19	34	18.00	2.000								
Terry Mulholland, L ERA: 1.35	(9, 1)	1.0		3	0	0	0	2	0	0	0	0	0	13	15	0.00	0.000								


Batter	1	2	3	4	5	6	7	8	9	AB	R	H	RBI	BB	SO	LOB	BOTTOM									
20 Lew Ford, R OBP: 0.449, SLG: 0.652	2-2 G5-3		1-1 F8		3-3 K			2-2 F9		4	0	0	0	0	1	1	Anaheim Angels @ Minnesota Twins Hubert H. Humphrey Metrodome, Minneapolis, MN Sun May 02 2004, 2:10 PM EDT Att: 20,744 - Unknown - 70 F									
Doug Mientkiewicz, L OBP: 0.397, SLG: 0.411	0-1 1B		0-0 1B		1-1 G1-3		2-3 K		4	0	2	0	0	1	0											
Corey Koskie, L OBP: 0.364, SLG: 0.562	2-1 F7		0-0 1B		1-1 G5-4-3 1B		0-2 F9		4	0	2	0	0	0	1											
Torii Hunter, R OBP: 0.250, SLG: 0.359	3-2 G6-3		1-0 P4		0-0 G5-4-3		1-1 P4		4	0	0	0	0	0	5											
Jacque Jones, L OBP: 0.370, SLG: 0.538		2-2 G4-3		3-3 K		2-2 K		0-2 5 WP 5 DI 1B		4	0	1	0	0	2	0										
5 Michael Cuddyer, R OBP: 0.292, SLG: 0.422		2-2 L6		3-2 HR		1-2 F9		4-2 S BB		3	1	1	1	1	0	0										
Cristian Guzman, S OBP: 0.417, SLG: 0.345		2-2 G6-3		1-0 G4-3		0-2 G6-3		4-1 BB		3	0	0	0	0	0	0										
Jose Offerman, S OBP: 0.386, SLG: 0.483								1-2 BB		0	0	0	0	1	0	0										
Henry Blanco, R OBP: 0.325, SLG: 0.441			1-2 L5		0-0 F9		1-3 K2-3		1-1 F7		4	0	0	0	1	3										
Luis Rivas, R OBP: 0.239, SLG: 0.313			1-2 1B		0-3 K		3-1 G3-1			2	0	1	0	0	1	0										
Michael Ryan, L OBP: 0.417, SLG: 0.500										1	0	0	0	0	0	0										
8 Nick Punto, S OBP: 0.419, SLG: 0.306										0	0	0	0	0	0	0										
Inning Stats	R: 0 E: 0 K: 0 S: 11	H: 1 LOB: 0 BB: 0 P: 18	R: 0 E: 0 K: 0 S: 11	H: 0 LOB: 0 BB: 0 P: 17	R: 0 E: 0 K: 0 S: 14	H: 3 LOB: 3 BB: 0 P: 18	R: 1 E: 0 K: 1 S: 8	H: 1 LOB: 0 BB: 0 P: 15	R: 0 E: 0 K: 2 S: 8	H: 0 LOB: 0 BB: 0 P: 12	R: 0 E: 0 K: 1 S: 6	H: 1 LOB: 0 BB: 0 P: 9	R: 0 E: 0 K: 1 S: 9	H: 0 LOB: 0 BB: 0 P: 11	R: 0 E: 0 K: 1 S: 8	H: 0 LOB: 0 BB: 0 P: 15	R: 0 E: 0 K: 0 S: 15	H: 1 LOB: 3 BB: 2 P: 26	1B: 6 2B: 0 3B: 0 HR: 1	SF: 0 SAC: 0 DP: 1 HBP: 0	WP: 1 PB: 0 SB: 1 CS: 0	PA: 35				
PITCHER	IP	WLS	BF	H	R	ER	SO	BB	IBB	HBP	BLK	WP	HR	S	P	ERA	WHIP									
41 John Lackey, R ERA: 5.52	(1, 1)	7.0	W	26	6	1	1	5	0	0	0	0	0	67	100	1.29	0.857									
Francisco Rodriguez, R ERA:	(8, 1)	1.0	H	3	0	0	0	1	0	0	0	0	0	8	15	0.00	0.000									
Troy Percival, R ERA: 2.0	(9, 1)	1.0	S	6	1	0	0	0	2	0	0	0	1	0	15	26	0.00	3.000								



Batter	1	2	3	4	5	6	7	8	9	10	11	12	13	14	15	16	AB	R	H	RBI	BB	SO	LOB	TOP			
Shannon Stewart, R OBP: 0.416, SLG: 0.395 (1, 7)	G6-3			P4		F7			K		FC3-6 BB		G3-1		F9		6	0	0	0	1	1	0				
Cristian Guzman, S OBP: 0.509, SLG: 0.374 (1, 8)	G2			HR		F8			1B 2B		FC3-6 FC9-6		E4		G5-3		7	2	2	1	0	0	1				
Doug Mientkiewicz, L OBP: 0.362, SLG: 0.462 (1, 3)	P5			G6-3					F8		FC9-6 CS		FC5-2-6 G4-3 BB		G4-3		7	0	1	0	0	0	3				
Corey Koskie, L OBP: 0.399, SLG: 0.545 (1, 5) 8 Nick Punto, S OBP: 0.413, SLG: 0.289 (9, 4)				F8					P6		CS		L8				4	0	1	0	0	1	1				
Torii Hunter, R OBP: 0.273, SLG: 0.465 (1, 8) Michael Ryan, L OBP: 0.423, SLG: 0.500 (9, 8)				F9		HR			F9				G4-3 BB		G4-3		4	1	2	2	0	0	1				
Jacque Jones, L OBP: 0.368, SLG: 0.515 (1, 9)				G1-3		20 G6-3 BB			F8				G1-3				4	0	0	0	1	0	2				
20 Lew Ford, R OBP: 0.426, SLG: 0.627 (1, 10)				P6					G6-3				F9		F8		6	0	1	0	0	0	5				
Henry Blanco, R OBP: 0.301, SLG: 0.405 (1, 2)				F9					F9				G4-3				6	0	0	0	0	1	1				
Luis Rivas, R OBP: 0.233, SLG: 0.304 (8, PH) 5 Michael Cuddyer, R OBP: 0.288, SLG: 0.408 (8, 4) (9, 5)				F8					K				L9		F9		2	0	0	0	1	0					
Inning Stats	R: 0 E: 0 K: 0 S: 8	H: 2 LOB: 1 BB: 0 P: 12	R: 0 E: 0 K: 1 S: 8	H: 1 LOB: 0 BB: 0 P: 11	R: 0 E: 0 K: 0 S: 7	H: 0 LOB: 0 BB: 9 P: 9	R: 1 E: 0 K: 0 S: 8	H: 1 LOB: 0 BB: 0 P: 12	R: 1 E: 0 K: 1 S: 8	H: 1 LOB: 0 BB: 0 P: 16	R: 0 E: 0 K: 1 S: 9	H: 0 LOB: 0 BB: 0 P: 14	R: 0 E: 0 K: 0 S: 10	H: 1 LOB: 1 BB: 0 P: 14	R: 0 E: 0 K: 0 S: 9	H: 0 LOB: 0 BB: 0 P: 11	R: 0 E: 1 K: 0 S: 12	H: 0 LOB: 3 BB: 1 P: 23	R: 0 E: 0 K: 1 S: 10	H: 0 LOB: 0 BB: 0 P: 14	R: 0 E: 0 K: 1 S: 10	H: 0 LOB: 0 BB: 0 P: 13	1B: 4 2B: 3 3B: 0 HR: 2	SF: 0 SAC: 0 DP: 1 HBP: 1	WP: 0 PB: 0 SB: 0 CS: 1	PA: 59	
PITCHER	IP 8.0	WLS 27	BF 3	H 2	R 2	ER 2	SO 3	BB 1	IBB 0	HBP 0	BLK 0	WP 0	HR 0	S 2	P 65	ERA 2.25	WHIP 0.500										
James Meyer, L ERA: 4.3																											
Eddie Guardado, L ERA: 1.3																											
Shigetoshi Hasegawa, R ERA: 1.7																											
Rafael Soriano, R ERA: 1.1																											
Mike Myers, L ERA: 4.91																											
PITCHER	IP 12.1	WLS 5	BF 11	H 0	R 0	ER 0	SO 1	BB 1	IBB 0	HBP 0	BLK 0	WP 0	HR 0	S 13	P 21	ERA 0.00	WHIP 0.333										
40 Julio Mateo, R ERA: 3.46																											
Ron Villone, L ERA: 3.79																											

Minnesota Twins @ Seattle Mariners
Safeco Field, Seattle, WA
Tue May 04 2004, 7:05 PM PDT
Att: 32,727 - Unknown - 57 F


AB 54
R 3
H 9
RBI 3
BB 3
SO 16
LOB 16



Batter	1	2	3	4	5	6	7	8	9	10	11	12	13	14	15	16	AB	R	H	RBI	BB	SO	LOB	BOTTOM			
51 Ichiro Suzuki, L OBP: 0.328, SLG: 0.336 (1, 9)	CS 1B			F8		G6-3			BB SH1-3 1B		G6-3		P6			FC3 1B	8	0	3	0	0	0	4				
Scott Spiezio, S OBP: 0.382, SLG: 0.500 (1, 5)				K					G6-3 HBP		SH1-3		G6-3		FC3-6 BB	FC3	5	0	1	1	1	1	1				
Bret Boone, R OBP: 0.307, SLG: 0.477 (1, 4)				F8		G6-3			F8		K		K		K		6	1	1	0	1	2	4				
Raul Ibanez, L OBP: 0.432, SLG: 0.576 (1, 7)				K2-3		HR 1B			K		K		F9		FC3-6		6	1	1	2	1	3	4				
Edgar Martinez, R OBP: 0.366, SLG: 0.381 (1, 10)				HR 1B		G5-3			K		K		K		K		6	0	1	0	1	4	4				
John Olerud, L OBP: 0.367, SLG: 0.361 (1, 3)				K		G3			L9		G4-3		G6-3				7	0	2	0	0	1	4				
Rich Aurilia, R OBP: 0.274, SLG: 0.276 (1, 6)				F8					F9		F9		K		K		6	0	0	0	1	2	3				
Dan Wilson, R OBP: 0.343, SLG: 0.419 (1, 2) Dave Hansen, L OBP: 0.408, SLG: 0.471 (13, PH) Quinton McCracken, S OBP: 0.266, SLG: 0.182 (13, PH) Ben Davis, S OBP: 0.171, SLG: 0.087 (14, 2)				F9		G6-3			G6-3		G3-1		G3-1		51 CS 1B		5	1	2	0	0	0	2				
Randy Winn, S OBP: 0.337, SLG: 0.337 (1, 8)				G4-3		G6-3 HBP BB			F9		F9		B5			51 1B FC3 HBP	4	1	1	1	2	0	3				
Inning Stats	R: 0 E: 0 K: 1 S: 8	H: 2 LOB: 1 BB: 0 P: 14	R: 0 E: 0 K: 1 S: 7	H: 1 LOB: 1 BB: 0 P: 9	R: 0 E: 0 K: 1 S: 8	H: 0 LOB: 0 BB: 0 P: 13	R: 2 E: 0 K: 0 S: 12	H: 2 LOB: 1 BB: 1 P: 22	R: 0 E: 0 K: 0 S: 11	H: 2 LOB: 2 BB: 0 P: 13	R: 0 E: 0 K: 1 S: 10	H: 0 LOB: 1 BB: 1 P: 16	R: 0 E: 0 K: 1 S: 7	H: 0 LOB: 0 BB: 0 P: 9	R: 0 E: 0 K: 2 S: 10	H: 1 LOB: 1 BB: 0 P: 13	R: 0 E: 0 K: 2 S: 10	H: 0 LOB: 1 BB: 1 P: 21	R: 0 E: 0 K: 1 S: 6	H: 1 LOB: 0 BB: 0 P: 10	R: 1 E: 0 K: 0 S: 5	H: 1 LOB: 2 BB: 0 P: 8	1B: 11 2B: 1 3B: 0 HR: 1	SF: 0 SAC: 1 DP: 1 HBP: 2	WP: 0 PB: 0 SB: 0 CS: 2	PA: 65	
PITCHER	IP 7	WLS 3	BF 3	H 3	R 3	ER 3	SO 4	BB 3	IBB 0	HBP 0	BLK 0	WP 0	HR 1	S 56	P 98	ERA 4.76	WHIP 1.765										
Kyle Lohse, R ERA: 4.2																											
Aaron Fultz, L ERA: 2.03																											
Juan Rincon, R ERA: 1.7																											
Terry Mulholland, L ERA: 1.7																											
Joe Rosi, R ERA: 2.45																											
PITCHER	IP 2.1	WLS 0	BF 8	H 1	R 0	ER 0	SO 2	BB 1	IBB 0	HBP 0	BLK 0	WP 0	HR 0	S 10	P 31	ERA 0.00	WHIP 0.429										
J.C. Romero, L ERA: 4.2																											
36 Joe Nathan, R ERA: 2.08																											
Seth Greisinger, R ERA: 8.1																											

Minnesota Twins @ Seattle Mariners
Safeco Field, Seattle, WA
Tue May 04 2004, 7:05 PM PDT
Att: 32,727 - Unknown - 57 F

AB 55
R 13
H 43
RBI 4
BB 7
SO 14
LOB 29



Batter	1	2	3	4	5	6	7	8	9	AB	R	H	RBI	BB	SO	LOB	TOP										
Shannon Stewart, R (1, 7) OBP: 0.436, SLG: 0.438	G6-3		F8				E5			4	0	2	1	0	0	1	Minnesota Twins @ Seattle Mariners Safeco Field, Seattle, WA Thu May 06 2004, 7:05 PM PDT Att: 25,418 - Unknown - 60 F										
Cristian Guzman, S (1, 6) OBP: 0.311, SLG: 0.378	G3		F8				K			4	0	1	0	0	1	3											
Corey Koskie, L (1, 5) OBP: 0.327, SLG: 0.488	F8		K					F7		4	0	0	0	0	1	3											
Jose Offerman, S (1, 3) OBP: 0.359, SLG: 0.439		K		G4-3			F8	P3		4	0	0	0	0	1	0											
Jacque Jones, L (1, 9) OBP: 0.368, SLG: 0.533		G4-3		K			G3	20 S 1B		4	0	1	0	0	1	0											
20 Lew Ford, R (1, 8) OBP: 0.435, SLG: 0.627				S 1B			F8	F1 SAFE 1B SAFE 1B	F8	4	0	2	0	0	0	1											
Michael Ryan, L (1, 10) 8 Nick Punto, S (9, PH) OBP: 0.404, SLG: 0.282		G3		K					K	3	0	0	0	0	2	2											
Rob Bowen, S (1, 2) 5 Michael Cuddyer, R (9, PH) OBP: 0.400, SLG: 0.400			G1-3				K	E BB	F9	2	0	0	0	1	1	0											
Luis Rivas, R (1, 4) Tori Hunter, R (9, PH) OBP: 0.267, SLG: 0.455					G6-3		K		K	3	1	1	0	0	1	1											
			2B							1	0	0	0	0	1	0											
Inning Stats	R: 0 E: 0 K: 0 S: 6	H: 0 LOB: 0 BB: 0 P: 9	R: 0 E: 0 K: 1 S: 10	H: 1 LOB: 1 BB: 0 P: 14	R: 1 E: 0 K: 1 S: 12	H: 2 LOB: 1 BB: 0 P: 16	R: 0 E: 0 K: 2 S: 10	H: 1 LOB: 1 BB: 0 P: 19	R: 0 E: 0 K: 1 S: 14	H: 2 LOB: 2 BB: 0 P: 21	R: 0 E: 0 K: 0 S: 5	H: 0 LOB: 0 BB: 0 P: 7	R: 0 E: 1 K: 3 S: 11	H: 0 LOB: 2 BB: 1 P: 23	R: 0 E: 0 K: 0 S: 8	H: 1 LOB: 1 BB: 0 P: 14	R: 0 E: 0 K: 2 S: 9	H: 0 LOB: 0 BB: 0 P: 17	1B: 5 2B: 2 3B: 0 HR: 0	SF: 0 SAC: 0 DP: 0 HBP: 0	WP: 0 PB: 0 CS: 0	PA: 36					
PITCHER	IP	WLS	BF	H	R	ER	SO	BB	IBB	HBP	BLK	WP	HR	S	P	ERA	WHIP										
Freddy Garcia, R (1, 1) ERA: 2.11	7.0	W	29	6	1	1	8	1	0	0	0	0	0	68	109	1.29	1.000										
Mike Myers, L (8, 1) ERA: 4.5	0.2	H	3	1	0	0	0	0	0	0	0	0	0	6	10	0.00	1.500										
40 Julio Mateo, R (8, 1) ERA: 3.38	0.1	H	1	0	0	0	0	0	0	0	0	0	0	2	4	0.00	0.000										
Eddie Guardado, L (9, 1) ERA: 1.38	1.0	S	3	0	0	0	2	0	0	0	0	0	0	9	17	0.00	0.000										

Batter	1	2	3	4	5	6	7	8	9	AB	R	H	RBI	BB	SO	LOB	BOTTOM										
51 Ichiro Suzuki, L (1, 9) OBP: 0.331, SLG: 0.339	G6-3		P6					E5		4	1	1	0	0	0	0	Minnesota Twins @ Seattle Mariners Safeco Field, Seattle, WA Thu May 06 2004, 7:05 PM PDT Att: 25,418 - Unknown - 60 F										
Scott Spiezio, S (1, 5) OBP: 0.357, SLG: 0.459	F9			G4-3			K	L5		4	0	0	0	0	1	2											
Bret Boone, R (1, 4) OBP: 0.295, SLG: 0.452	F8			L8				K		4	0	1	1	0	1	1											
Raul Ibanez, L (1, 7) OBP: 0.330, SLG: 0.535		G4-3		G4-3			P5			3	0	0	0	0	0	1											
Edgar Martinez, R (1, 10) ERA: 3.95		G6-3								3	0	1	0	0	1	0											
Quinton McCracken, S (7, PR) OBP: 0.250, SLG: 0.152										0	1	0	0	0	0	0											
John Olerud, L (1, 3) OBP: 0.371, SLG: 0.360										2	0	1	0	1	0	0											
Rich Aurilia, R (1, 6) OBP: 0.278, SLG: 0.283										2	0	1	0	0	0	1											
Dan Wilson, R (1, 2) OBP: 0.329, SLG: 0.400										3	0	0	0	0	1	3											
Randy Winn, S (1, 8) OBP: 0.318, SLG: 0.316										3	0	0	0	0	0	2											
Inning Stats	R: 0 E: 0 K: 0 S: 11	H: 0 LOB: 0 BB: 0 P: 15	R: 0 E: 0 K: 0 S: 9	H: 1 LOB: 1 BB: 0 P: 16	R: 0 E: 0 K: 1 S: 11	H: 0 LOB: 0 BB: 0 P: 13	R: 0 E: 0 K: 0 S: 11	H: 0 LOB: 0 BB: 0 P: 17	R: 0 E: 0 K: 1 S: 9	H: 1 LOB: 1 BB: 0 P: 13	R: 1 E: 0 K: 0 S: 16	H: 2 LOB: 1 BB: 0 P: 26	R: 1 E: 1 K: 0 S: 6	H: 1 LOB: 2 BB: 1 P: 12	R: 0 E: 1 K: 1 S: 13	H: 0 LOB: 1 BB: 0 P: 19	1B: 5 2B: 1 3B: 0 HR: 0	SF: 0 SAC: 1 DP: 2 HBP: 0	WP: 0 PB: 0 CS: 1	PA: 30							
PITCHER	IP	WLS	BF	H	R	ER	SO	BB	IBB	HBP	BLK	WP	HR	S	P	ERA	WHIP										
Brad Radke, R (1, 1) ERA: 3.07	6.0	L	4	1	1	1	3	1	0	0	0	0	0	5	10	13.50	3.000										
Juan Rincon, R (7, 1) ERA: 3.07	0.2	L	4	1	1	1	0	1	0	0	0	0	0	5	10	13.50	3.000										
Terry Mulholland, L (7, 1) ERA: 1.0	1.1		4	0	0	0	1	0	0	0	0	0	0	14	21	0.00	0.000										

AB	35
R	1
H	7
RBI	1
BB	1
SO	10
LOB	11



AB	28
R	2
H	5
RBI	1
BB	1
SO	4
LOB	10



Batter	1	2	3	4	5	6	7	8	9	10	11	12	13	AB	R	H	RBI	BB	SO	LOB	TOP			
Shannon Stewart, R OBP: 0.227, SLG: 0.415	G5-3		G6-4-3		G6-3		1B	BB		G4-3		G4-3		5	0	0	0	2	0	1				
Cristian Guzman, S OBP: 0.345, SLG: 0.423	G5-3			BB		HR							SH5-3	6	2	5	0	1	0	0				
Doug Mientkiewicz, L OBP: 0.336, SLG: 0.402	F7			BB		HR							SH5-3	5	2	1	2	1	1	1	6			
Corey Koskie, L OBP: 0.343, SLG: 0.500		F8		BB		HR								6	2	3	1	1	0	0				
Tori Hunter, R OBP: 0.300, SLG: 0.479		L7		BB										4	0	2	1	1	0	1				
Michael Ryan, L OBP: 0.387, SLG: 0.433				BB										1	0	0	0	1	0	2				
Jacque Jones, L OBP: 0.364, SLG: 0.514														6	1	1	0	1	2	8				
20 Lew Ford, R OBP: 0.418, SLG: 0.602														5	1	1	2	0	0	5				
5 Michael Cuddyer, R OBP: 0.268, SLG: 0.377														3	0	0	0	0	1	0				
Luis Rivas, R OBP: 0.233, SLG: 0.329														0	0	0	0	0	0	0				
Jose Offerman, S OBP: 0.367, SLG: 0.463														1	1	1	1	0	0	0				
8 Nick Punto, S OBP: 0.388, SLG: 0.268														2	0	0	0	0	2	2				
Henry Blanco, R OBP: 0.301, SLG: 0.405														6	0	2	1	0	0	0				
Inning Stats	R: 0 E: 0 K: 0 S: 6	H: 0 LOB: 0 BB: 0 P: 10	R: 0 E: 0 K: 0 S: 7	H: 0 LOB: 1 BB: 1 P: 14	R: 0 E: 0 K: 1 S: 8	H: 1 LOB: 0 BB: 0 P: 14	R: 3 E: 0 K: 1 S: 11	H: 2 LOB: 0 BB: 2 P: 23	R: 0 E: 0 K: 0 S: 11	H: 3 LOB: 1 BB: 0 P: 24	R: 0 E: 0 K: 1 S: 14	H: 1 LOB: 2 BB: 1 P: 18	R: 4 E: 1 K: 0 S: 19	H: 6 LOB: 2 BB: 1 P: 30	R: 0 E: 0 K: 1 S: 9	H: 1 LOB: 2 BB: 0 P: 20	R: 0 E: 0 K: 1 S: 11	H: 0 LOB: 0 BB: 0 P: 17	R: 0 E: 0 K: 0 S: 11	H: 1 LOB: 2 BB: 1 P: 22	1B: 9 2B: 7 3B: 0 HR: 1	SF: 1 SAC: 1 DP: 3 HBP: 0	W/P: 0 PB: 0 SB: 0 CS: 0	PA: 60
PITCHER	IP 5.0	WLS 22	BF 7	H 6	R 5	ER 5	SO 2	BB 3	IBB 0	HBP 0	BLK 0	WP 0	HR 1	S 50	P 91	ERA 9.00	WHIP 1.800							
Mark Redman, L ERA: 3.88	(1, 1)	5.0	22	6	5	5	2	3	0	0	0	0	1	50	91	9.00	1.800							
58 Justin Duchescherer, R ERA: 1.88	(6, 1)	1.2	7	1	0	0	0	1	0	0	0	0	0	15	25	0.00	1.200							
Ricardo Rincon, L ERA: 5.4	(7, 1)	0.2	4	2	2	2	1	0	0	0	0	0	0	10	17	27.00	3.000							
Chris Hammond, L ERA: 3.03	(8, 1)	0.2	B	6	4	2	2	0	0	0	0	0	0	12	18	27.00	7.500							
Arthur Rhodes, L ERA: 4.5	(9, 1)	2.0		9	2	0	0	1	0	0	0	0	0	20	35	0.00	1.500							

Minnesota Twins @ Oakland Athletics
Network Associates Coliseum, Oakland, CA
Fri May 07 2004, 10:05 PM EDT
Att. 18,775 - Sunny - 68 F

AB 50
R 9
H 16
RBI 8
BB 8
SO 6
LOB 25



Batter	1	2	3	4	5	6	7	8	9	10	11	12	13	AB	R	H	RBI	BB	SO	LOB	BOTTOM					
Eric Byrnes, R OBP: 0.368, SLG: 0.545	HR			F8										6	4	2	2	2	2	4						
23 Bobby Kjetil, S OBP: 0.310, SLG: 0.381														3	1	1	2	0	2	0						
21 Mark Kotsay, L OBP: 0.322, SLG: 0.299														3	1	1	0	1	0	3						
3 Eric Chavez, L OBP: 0.348, SLG: 0.496														6	2	2	2	1	0	4						
Jermaine Dye, R OBP: 0.359, SLG: 0.534														4	0	1	1	2	1	1						
Erubiel Durazo, L OBP: 0.388, SLG: 0.506														5	1	2	1	2	1	2						
Eric Karros, R OBP: 0.231, SLG: 0.261														6	1	2	2	1	1	6						
7 Bobby Crosby, R OBP: 0.253, SLG: 0.333														2	0	0	1	1	1	0						
Billy Mitchell, L OBP: 0.259, SLG: 0.388														1	0	0	0	0	0	3						
Frank Menechino, R OBP: 0.161, SLG: 0.103														2	0	0	0	0	0	2						
Damian Miller, R OBP: 0.378, SLG: 0.432														6	0	2	0	0	2	4						
Marco Scutaro, R OBP: 0.320, SLG: 0.367														6	1	2	0	1	1	3						
Inning Stats	R: 2 E: 0 K: 1 S: 19	H: 2 LOB: 1 BB: 1 P: 35	R: 0 E: 0 K: 0 S: 8	H: 1 LOB: 0 BB: 0 P: 11	R: 1 E: 0 K: 2 S: 10	H: 1 LOB: 0 BB: 0 P: 17	R: 2 E: 0 K: 2 S: 15	H: 3 LOB: 1 BB: 0 P: 20	R: 0 E: 0 K: 1 S: 7	H: 1 LOB: 1 BB: 0 P: 12	R: 2 E: 0 K: 1 S: 17	H: 2 LOB: 3 BB: 3 P: 36	R: 2 E: 0 K: 2 S: 17	H: 2 LOB: 3 BB: 3 P: 35	R: 0 E: 0 K: 1 S: 11	H: 1 LOB: 1 BB: 0 P: 15	R: 0 E: 0 K: 0 S: 7	H: 0 LOB: 2 BB: 2 P: 21	R: 0 E: 0 K: 0 S: 5	H: 0 LOB: 0 BB: 0 P: 8	R: 2 E: 0 K: 0 S: 7	H: 1 LOB: 0 BB: 0 P: 10	1B: 11 2B: 8 3B: 0 HR: 4	SF: 1 SAC: 1 DP: 1 HBP: 1	W/P: 0 PB: 0 SB: 0 CS: 0	PA: 64
PITCHER	IP 4.0	WLS 19	BF 7	H 7	R 5	ER 5	SO 5	BB 1	IBB 0	HBP 0	BLK 0	WP 0	HR 3	S 52	P 83	ERA 11.25	WHIP 2.000									
Johan Santana, L ERA: 5.26	(1, 1)	4.0	19	7	5	5	5	1	0	0	0	0	3	52	83	11.25	2.000									
Joe Ros, R ERA: 2.77	(5, 1)	2.0	9	2	1	1	1	1	0	0	0	0	0	17	34	4.50	1.500									
J.C. Romero, L ERA: 4.8	(7, 1)	0.2	4	1	0	0	0	1	0	0	0	0	0	7	13	0.00	3.000									
Juan Rincon, R ERA: 3.0	(7, 1)	0.1	3	0	1	1	1	2	0	0	0	0	0	7	18	27.00	6.000									
Aaron Fultz, L ERA: 3.07	(8, 1)	0.1	H	4	2	2	2	1	0	0	0	0	0	10	18	54.00	9.000									

Minnesota Twins @ Oakland Athletics
Network Associates Coliseum, Oakland, CA
Fri May 07 2004, 10:05 PM EDT
Att. 18,775 - Sunny - 68 F

AB 50
R 11
H 15
RBI 11
BB 11
SO 11
LOB 32



Batter	1	2	3	4	5	6	7	8	9	10	AB	R	H	RBI	BB	SO	LOB	TOP				
Shannon Stewart, R OBP: 0.418, SLG: 0.404 (1, 7)	K		F9	FC5			P4			E	5	1	1	0	0	1	2					
Cristian Guzman, S OBP: 0.339, SLG: 0.413 (1, 6)	K		G4-3		B5-3			CS		F8	5	0	1	0	0	1	1					
Doug Mientkiewicz, L OBP: 0.339, SLG: 0.402 (1, 3)	1B				F7			G4-3		E6	5	1	2	0	0	0	1					
Corey Koskie, L OBP: 0.345, SLG: 0.490 (1, 5)	1B		G6-3		P6			G4-3			4	0	1	0	1	0	1					
Toni Hunter, R OBP: 0.315, SLG: 0.481 (1, 10)					G5-3						4	0	2	1	0	0	0					
8 Nick Punto, S OBP: 0.388, SLG: 0.268 (9, PR)											0	0	0	0	0	0	0					
Michael Ryan, L OBP: 0.375, SLG: 0.419 (10, PH)											1	0	0	0	0	1	2					
Jacque Jones, L OBP: 0.360, SLG: 0.530 (1, 9)	FC6-5										4	1	1	1	0	1	3					
20 Lew Ford, R OBP: 0.402, SLG: 0.576 (1, 8)			G5-3		L8			G6-3			4	0	0	0	0	1	2					
Rob Bowen, S OBP: 0.313, SLG: 0.429 (1, 2)			G6-3								3	0	1	0	0	0	0					
Jose Offerman, S OBP: 0.363, SLG: 0.456 (9, PH)					FC5			G4-3			1	0	0	0	0	0	2					
Henry Blanco, R OBP: 0.301, SLG: 0.405 (9, 2)											0	0	0	0	0	0	0					
Luis Rivas, R OBP: 0.238, SLG: 0.325 (1, 4)			P4					F9			4	0	1	0	0	0	0					
Inning Stats	R: 1 E: 0 K: 2 S: 15	H: 3 LOB: 2 BB: 0 P: 21	R: 0 E: 0 K: 10 S: 10	H: 0 LOB: 0 BB: 0 P: 16	R: 0 E: 0 K: 0 S: 7	H: 1 LOB: 2 BB: 0 P: 10	R: 1 E: 0 K: 13 S: 13	H: 3 LOB: 2 BB: 0 P: 19	R: 0 E: 0 K: 0 S: 4	H: 0 LOB: 0 BB: 0 P: 4	R: 0 E: 0 K: 0 S: 7	H: 0 LOB: 0 BB: 0 P: 11	R: 0 E: 0 K: 0 S: 8	H: 1 LOB: 0 BB: 0 P: 11	R: 0 E: 0 K: 2 S: 15	H: 1 LOB: 2 BB: 0 P: 20	R: 1 E: 1 K: 1 S: 9	H: 1 LOB: 2 BB: 1 P: 19	1B: 9 2B: 0 3B: 0 HR: 1	SF: 0 SAC: 0 DP: 0 HBP: 0	WP: 0 PB: 1 SB: 0 CS: 1	PA: 41
PITCHER	IP 9.0	WLS 35	H 9	R 2	ER 2	SO 4	BB 0	IBB 0	HBP 0	BLK 0	WP 0	HR 1	S 84	P 120	ERA 2.00	WHIP 1.000						
Tim Hudson, R ERA: 3.27 (1, 1)																						
Jim Mecir, R ERA: 9.28 (10, 1)																						

Minnesota Twins @ Oakland Athletics
Network Associates Coliseum, Oakland, CA
Sat May 08 2004, 4:05 PM EDT
Att: 22,759 - Cloudy - 64 F

livebaseballscorecards.com

AB 40
R 3
H 10
RBI 2
BB 1
SO 5
LOB 14



Batter	1	2	3	4	5	6	7	8	9	10	AB	R	H	RBI	BB	SO	LOB	BOTTOM				
21 Mark Kotsay, L OBP: 0.322, SLG: 0.294 (1, 8)	3B										2	1	0	0	1	0	2					
23 Bobby Kirtley, S OBP: 0.315, SLG: 0.385 (6, 7)		L9				E1		F8			2	0	1	0	0	0	1					
Eric Byrnes, R OBP: 0.387, SLG: 0.524 (1, 7)	K					FC6-4					5	0	1	0	0	2	3					
3 Eric Chavez, L OBP: 0.350, SLG: 0.487 (1, 5)											4	0	1	0	1	0	1					
Jermaine Dye, R OBP: 0.360, SLG: 0.542 (1, 9)											4	0	1	1	1	2	2					
Erubiel Durazo, L OBP: 0.389, SLG: 0.500 (1, 10)											5	0	2	0	0	1	6					
Scott Hatteberg, L OBP: 0.387, SLG: 0.469 (1, 3)											5	0	2	0	0	1	3					
7 Bobby Crosby, R OBP: 0.242, SLG: 0.317 (1, 6)											4	0	0	0	0	1	3					
Billy McMillon, L OBP: 0.250, SLG: 0.370 (10, PH)											1	0	0	0	0	1	0					
17 Adam Melhuse, S OBP: 0.343, SLG: 0.484 (1, 2)											3	1	1	1	2	0	2					
Marco Scutaro, R OBP: 0.315, SLG: 0.359 (1, 4)											5	0	1	0	0	1	2					
Inning Stats	R: 1 E: 0 K: 1 S: 14	H: 1 LOB: 1 BB: 1 P: 27	R: 0 E: 0 K: 13 S: 13	H: 2 LOB: 2 BB: 0 P: 17	R: 0 E: 0 K: 1 S: 12	H: 1 LOB: 2 BB: 1 P: 17	R: 1 E: 1 K: 0 S: 8	H: 1 LOB: 1 BB: 0 P: 11	R: 0 E: 0 K: 0 S: 12	H: 1 LOB: 1 BB: 0 P: 20	R: 0 E: 0 K: 1 S: 9	H: 0 LOB: 0 BB: 0 P: 16	R: 0 E: 0 K: 0 S: 9	H: 2 LOB: 1 BB: 0 P: 14	R: 0 E: 0 K: 1 S: 15	H: 2 LOB: 3 BB: 1 P: 26	R: 0 E: 0 K: 3 S: 13	H: 0 LOB: 1 BB: 1 P: 22	1B: 8 2B: 0 3B: 1 HR: 1	SF: 0 SAC: 0 DP: 1 HBP: 0	WP: 0 PB: 0 SB: 0 CS: 0	PA: 45
PITCHER	IP 5.0	WLS 24	H 6	R 2	ER 2	SO 2	BB 2	IBB 0	HBP 0	BLK 0	WP 0	HR 1	S 59	P 92	ERA 3.60	WHIP 1.600						
Seth Greisinger, R ERA: 6.87 (6, 1)																						
Joe Roa, R ERA: 2.51 (7, 1)																						
J.C. Romero, L ERA: 3.93 (10, 1)																						
36 Joe Nathan, R ERA: 1.72 (10, 1)																						

Minnesota Twins @ Oakland Athletics
Network Associates Coliseum, Oakland, CA
Sat May 08 2004, 4:05 PM EDT
Att: 22,759 - Cloudy - 64 F

livebaseballscorecards.com

AB 40
R 2
H 10
RBI 2
BB 5
SO 9
LOB 25



Batter	1	2	3	4	5	6	7	8	9	AB	R	H	RBI	BB	SO	LOB	TOP					
Shannon Stewart, R OBP: 0.421, SLG: 0.437	G4-3		E5		1 SAFE 1-1 1-H			F9 1B		4	1	2	2	0	0	0	Minnesota Twins @ Oakland Athletics Network Associates Coliseum, Oakland, CA Sun May 09 2004, 4:05 PM EDT Att: 24,916 - Sunny - 69 F					
Cristian Guzman, S OBP: 0.336, SLG: 0.407	K		G5-3		G6-3			20 FC6-4 1B		4	0	1	0	0	1	1						
Doug Mientkiewicz, L OBP: 0.329, SLG: 0.388	G3		L8			E6		F9		4	0	0	0	0	0	3						
Tori Hunter, R OBP: 0.293, SLG: 0.446		G4-3		G4-3		G6-3		F9		4	0	0	0	0	0	3						
20 Lew Ford, R OBP: 0.387, SLG: 0.552	L8			G3		G6-3		FC6-4		4	0	0	0	0	0	2						
5 Michael Cuddyer, R OBP: 0.287, SLG: 0.421				K						4	1	1	1	0	2	0						
Michael Ryan, L OBP: 0.361, SLG: 0.429		G1-3			G4-3		G3	G4-3 2B		4	0	1	0	0	0	0						
Henry Blanco, R OBP: 0.309, SLG: 0.414			SH1-3 E 2B		F8			G4-3		3	1	1	0	1	0	1						
Luis Rivas, R OBP: 0.241, SLG: 0.317			SH1-3				L8	F9		2	1	0	0	1	0	2						
Inning Stats	R: 0 E: 0 K: 1 S: 6	H: 0 LOB: 0 BB: 0 P: 7	R: 1 E: 0 K: 0 S: 7	H: 1 LOB: 0 BB: 0 P: 11	R: 1 E: 1 K: 0 S: 9	H: 1 LOB: 1 BB: 0 P: 10	R: 0 E: 0 K: 1 S: 7	H: 0 LOB: 0 BB: 0 P: 8	R: 2 E: 0 K: 0 S: 8	H: 1 LOB: 0 BB: 1 P: 17	R: 0 E: 1 K: 0 S: 5	H: 0 LOB: 0 BB: 0 P: 10	R: 0 E: 0 K: 1 S: 11	H: 0 LOB: 1 BB: 1 P: 20	R: 0 E: 0 K: 0 S: 9	H: 2 LOB: 2 BB: 0 P: 13	R: 0 E: 0 K: 0 S: 8	H: 1 LOB: 1 BB: 0 P: 14	1B: 2 2B: 2 3B: 0 HR: 2	SF: 0 SAC: 1 DP: 1 HBP: 0	WP: 0 PB: 0 SB: 1 CS: 0	PA: 36
PITCHER Mark Mulder, L ERA: 3.91	IP: 9.0 WLS: W BF: 36 H: 6 R: 4 ER: 3 SO: 3	IP: 0.0 WLS: 0 BF: 0 H: 0 R: 0 ER: 0 SO: 0	IP: 0.0 WLS: 0 BF: 0 H: 0 R: 0 ER: 0 SO: 0	IP: 0.0 WLS: 0 BF: 0 H: 0 R: 0 ER: 0 SO: 0	IP: 0.0 WLS: 0 BF: 0 H: 0 R: 0 ER: 0 SO: 0	IP: 0.0 WLS: 0 BF: 0 H: 0 R: 0 ER: 0 SO: 0	IP: 0.0 WLS: 0 BF: 0 H: 0 R: 0 ER: 0 SO: 0	IP: 0.0 WLS: 0 BF: 0 H: 0 R: 0 ER: 0 SO: 0	IP: 0.0 WLS: 0 BF: 0 H: 0 R: 0 ER: 0 SO: 0	IP: 0.0 WLS: 0 BF: 0 H: 0 R: 0 ER: 0 SO: 0	IP: 0.0 WLS: 0 BF: 0 H: 0 R: 0 ER: 0 SO: 0	IP: 0.0 WLS: 0 BF: 0 H: 0 R: 0 ER: 0 SO: 0	IP: 0.0 WLS: 0 BF: 0 H: 0 R: 0 ER: 0 SO: 0	IP: 0.0 WLS: 0 BF: 0 H: 0 R: 0 ER: 0 SO: 0	IP: 0.0 WLS: 0 BF: 0 H: 0 R: 0 ER: 0 SO: 0	IP: 0.0 WLS: 0 BF: 0 H: 0 R: 0 ER: 0 SO: 0	IP: 0.0 WLS: 0 BF: 0 H: 0 R: 0 ER: 0 SO: 0	ERA: 3.00 WHIP: 0.889				

AB	33
R	4
H	6
RBI	3
BB	2
SO	3
LOB	12



Batter	1	2	3	4	5	6	7	8	9	AB	R	H	RBI	BB	SO	LOB	BOTTOM			
Billy McMillon, L OBP: 0.273, SLG: 0.406	WP G4-3 3' 1B			G4-3			G3-1			5	1	2	1	0	1	0	Minnesota Twins @ Oakland Athletics Network Associates Coliseum, Oakland, CA Sun May 09 2004, 4:05 PM EDT Att: 24,916 - Sunny - 69 F			
Jemaine Dye, R OBP: 0.360, SLG: 0.542		K			3-H 2B					0	0	0	0	0	0	0				
Eric Byrnes, R OBP: 0.388, SLG: 0.506	P4				3 G5-3 BB			F9		3	1	0	0	2	0	2				
3 Eric Chavez, L OBP: 0.359, SLG: 0.483	G4-3 WP 1B									3	2	1	0	2	1	1				
Erubiel Durazo, L OBP: 0.381, SLG: 0.485	G4-3									5	0	1	2	0	0	3				
Scott Hatteberg, L OBP: 0.398, SLG: 0.464	23 BB 1B									3	2	1	1	2	1	3				
Damian Miller, R OBP: 0.389, SLG: 0.435	23 BB 1B									4	0	2	1	1	0	1				
23 Bobby Kielty, S OBP: 0.346, SLG: 0.441										3	1	2	3	2	0	0				
Marco Scutaro, R OBP: 0.319, SLG: 0.370	P6									5	1	2	0	0	1	7				
Frank Menechino, R OBP: 0.143, SLG: 0.091										4	0	0	0	0	0	2				
Inning Stats	R: 2 E: 0 K: 0 S: 18	H: 3 LOB: 3 BB: 2 P: 35	R: 1 E: 0 K: 1 S: 14	H: 1 LOB: 2 BB: 2 P: 28	R: 0 E: 0 K: 0 S: 6	H: 1 LOB: 1 BB: 0 P: 11	R: 0 E: 0 K: 0 S: 11	H: 0 LOB: 1 BB: 1 P: 19	R: 3 E: 0 K: 0 S: 12	H: 3 LOB: 1 BB: 1 P: 23	R: 1 E: 1 K: 2 S: 13	H: 1 LOB: 2 BB: 2 P: 25	R: 0 E: 0 K: 0 S: 7	H: 0 LOB: 0 BB: 0 P: 11	R: 1 E: 1 K: 1 S: 15	H: 2 LOB: 2 BB: 1 P: 24	1B: 8 2B: 2 3B: 0 HR: 1	SF: 0 SAC: 0 DP: 0 HBP: 0	WP: 1 PB: 0 SB: 2 CS: 0	PA: 44
PITCHER Kyle Lohse, R ERA: 6.45	IP: 4.1 WLS: L BF: 25 H: 5 R: 5 ER: 4 SO: 1	IP: 0.0 WLS: 0 BF: 0 H: 0 R: 0 ER: 0 SO: 0	IP: 0.0 WLS: 0 BF: 0 H: 0 R: 0 ER: 0 SO: 0	IP: 0.0 WLS: 0 BF: 0 H: 0 R: 0 ER: 0 SO: 0	IP: 0.0 WLS: 0 BF: 0 H: 0 R: 0 ER: 0 SO: 0	IP: 0.0 WLS: 0 BF: 0 H: 0 R: 0 ER: 0 SO: 0	IP: 0.0 WLS: 0 BF: 0 H: 0 R: 0 ER: 0 SO: 0	IP: 0.0 WLS: 0 BF: 0 H: 0 R: 0 ER: 0 SO: 0	IP: 0.0 WLS: 0 BF: 0 H: 0 R: 0 ER: 0 SO: 0	IP: 0.0 WLS: 0 BF: 0 H: 0 R: 0 ER: 0 SO: 0	IP: 0.0 WLS: 0 BF: 0 H: 0 R: 0 ER: 0 SO: 0	IP: 0.0 WLS: 0 BF: 0 H: 0 R: 0 ER: 0 SO: 0	IP: 0.0 WLS: 0 BF: 0 H: 0 R: 0 ER: 0 SO: 0	IP: 0.0 WLS: 0 BF: 0 H: 0 R: 0 ER: 0 SO: 0	IP: 0.0 WLS: 0 BF: 0 H: 0 R: 0 ER: 0 SO: 0	IP: 0.0 WLS: 0 BF: 0 H: 0 R: 0 ER: 0 SO: 0	IP: 0.0 WLS: 0 BF: 0 H: 0 R: 0 ER: 0 SO: 0	ERA: 8.31 WHIP: 2.769		
Juan Rincon, R ERA: 3.79	IP: 1.2 WLS: 0 BF: 10 H: 3 R: 2 ER: 2 SO: 2	IP: 0.0 WLS: 0 BF: 0 H: 0 R: 0 ER: 0 SO: 0	IP: 0.0 WLS: 0 BF: 0 H: 0 R: 0 ER: 0 SO: 0	IP: 0.0 WLS: 0 BF: 0 H: 0 R: 0 ER: 0 SO: 0	IP: 0.0 WLS: 0 BF: 0 H: 0 R: 0 ER: 0 SO: 0	IP: 0.0 WLS: 0 BF: 0 H: 0 R: 0 ER: 0 SO: 0	IP: 0.0 WLS: 0 BF: 0 H: 0 R: 0 ER: 0 SO: 0	IP: 0.0 WLS: 0 BF: 0 H: 0 R: 0 ER: 0 SO: 0	IP: 0.0 WLS: 0 BF: 0 H: 0 R: 0 ER: 0 SO: 0	IP: 0.0 WLS: 0 BF: 0 H: 0 R: 0 ER: 0 SO: 0	IP: 0.0 WLS: 0 BF: 0 H: 0 R: 0 ER: 0 SO: 0	IP: 0.0 WLS: 0 BF: 0 H: 0 R: 0 ER: 0 SO: 0	IP: 0.0 WLS: 0 BF: 0 H: 0 R: 0 ER: 0 SO: 0	IP: 0.0 WLS: 0 BF: 0 H: 0 R: 0 ER: 0 SO: 0	IP: 0.0 WLS: 0 BF: 0 H: 0 R: 0 ER: 0 SO: 0	IP: 0.0 WLS: 0 BF: 0 H: 0 R: 0 ER: 0 SO: 0	ERA: 10.80 WHIP: 3.000			
Aaron Fultz, L ERA: 3.24	IP: 2.0 WLS: 0 BF: 9 H: 2 R: 1 ER: 1 SO: 1	IP: 0.0 WLS: 0 BF: 0 H: 0 R: 0 ER: 0 SO: 0	IP: 0.0 WLS: 0 BF: 0 H: 0 R: 0 ER: 0 SO: 0	IP: 0.0 WLS: 0 BF: 0 H: 0 R: 0 ER: 0 SO: 0	IP: 0.0 WLS: 0 BF: 0 H: 0 R: 0 ER: 0 SO: 0	IP: 0.0 WLS: 0 BF: 0 H: 0 R: 0 ER: 0 SO: 0	IP: 0.0 WLS: 0 BF: 0 H: 0 R: 0 ER: 0 SO: 0	IP: 0.0 WLS: 0 BF: 0 H: 0 R: 0 ER: 0 SO: 0	IP: 0.0 WLS: 0 BF: 0 H: 0 R: 0 ER: 0 SO: 0	IP: 0.0 WLS: 0 BF: 0 H: 0 R: 0 ER: 0 SO: 0	IP: 0.0 WLS: 0 BF: 0 H: 0 R: 0 ER: 0 SO: 0	IP: 0.0 WLS: 0 BF: 0 H: 0 R: 0 ER: 0 SO: 0	IP: 0.0 WLS: 0 BF: 0 H: 0 R: 0 ER: 0 SO: 0	IP: 0.0 WLS: 0 BF: 0 H: 0 R: 0 ER: 0 SO: 0	IP: 0.0 WLS: 0 BF: 0 H: 0 R: 0 ER: 0 SO: 0	IP: 0.0 WLS: 0 BF: 0 H: 0 R: 0 ER: 0 SO: 0	ERA: 4.50 WHIP: 1.500			

AB	35
R	8
H	11
RBI	8
BB	9
SO	4
LOB	19



Batter	1	2	3	4	5	6	7	8	9	AB	R	H	RBI	BB	SO	LOB	TOP						
51 Ichiro Suzuki, L (1, 9) OBP: 0.344, SLG: 0.353	G3		L4-3			CS 1B		FC5-2 SH3-4 1B		4	0	2	0	0	0	1	Seattle Mariners @ Minnesota Twins Hubert H. Humphrey Metrodome, Minneapolis, MN Thu May 13 2004, 1:10 PM EDT Att: 25,916 - Unknown - 60 F livebaseballscorecards.com						
Randy Winn, S (1, 8) OBP: 0.325, SLG: 0.325	K			G3-1 1B		CS 1B		SH3-4		3	0	2	0	0	1	0							
Edgar Martinez, R (1, 10) OBP: 0.352, SLG: 0.397	K			G3-1 1B		G5-3		FC5-2 IBB		3	0	0	0	1	1	3							
Raul Ibanez, L (1, 7) OBP: 0.312, SLG: 0.472		FC5-4 1B		P6			F7	FC5-2		4	0	1	0	0	0	4							
Scott Spiezio, S (1, 5) OBP: 0.327, SLG: 0.423	FC5-4	FC6-4		L5			BB 1B	K		4	0	1	0	0	1	5							
Jolbert Cabrera, R (1, 4) OBP: 0.320, SLG: 0.388		F7			F7		K		G4-3	4	0	0	0	0	1	2							
John Olerud, L (1, 3) OBP: 0.349, SLG: 0.333	FC6-4				F7		1B BB		K	3	0	0	0	1	1	1							
Pat Borders, R (1, 2) Dan Wilson, R (7, PH) OBP: 0.341, SLG: 0.434			F7		K		1B		P3	2	0	0	0	0	1	0							
Ramon Santiago, S (1, 6) OBP: 0.667, SLG: 0.500						K		SH3-4 51 1B FC5-2		2	0	1	0	1	1	0							
Inning Stats	R: 0 E: 0 K: 2 S: 8	H: 0 LOB: 0 BB: 0 P: 13	R: 0 E: 0 K: 0 S: 11	H: 1 LOB: 1 BB: 0 P: 16	R: 0 E: 0 K: 0 S: 5	H: 0 LOB: 0 BB: 1 P: 12	R: 0 E: 0 K: 0 S: 9	H: 1 LOB: 1 BB: 0 P: 10	R: 0 E: 0 K: 1 S: 8	H: 2 LOB: 1 BB: 0 P: 9	R: 0 E: 0 K: 1 S: 13	H: 2 LOB: 2 BB: 1 P: 23	R: 0 E: 0 K: 1 S: 16	H: 2 LOB: 3 BB: 1 P: 26	R: 0 E: 0 K: 1 S: 7	H: 0 LOB: 0 BB: 0 P: 10		1B: 8 SF: 0 2B: 1 SAC: 1 3B: 0 DP: 1 HR: 0 HBP: 0	WP: 0 PA: 35 PB: 0 SB: 0 CS: 2				
PITCHER	IP WLS BF H R ER SO BB IBB HBP BLK WP HR S P ERA WHIP																						
Johan Santana, L (1, 1) ERA: 4.47	7.0 W 26	6 0 0 5	2 0 0 0	0 0 0 0	0 0 0 0	0 0 7 94	0.00 1.143																
Terry Mulholland, L (8, 1) ERA: 2.08	0.1 H 4	2 0 0 1	0 1 0 0	0 0 0 0	0 0 9 13	0.00 6.000																	
J.C. Romero, L (8, 1) ERA: 5.59	0.2 H 2	0 0 0 0	0 0 0 0	0 0 7 10	0.00 0.000																		
36 Joe Nathan, R (9, 1) ERA: 1.53	1.0 S 3	0 0 0 1	0 0 0 0	0 0 7 10	0.00 0.000																		

Batter	1	2	3	4	5	6	7	8	9	AB	R	H	RBI	BB	SO	LOB	BOTTOM					
Shannon Stewart, R (1, 10) OBP: 0.400, SLG: 0.400	G6-3		G6-3			FC4-6 1B		P6		4	0	1	0	0	0	0	Seattle Mariners @ Minnesota Twins Hubert H. Humphrey Metrodome, Minneapolis, MN Thu May 13 2004, 1:10 PM EDT Att: 25,916 - Unknown - 60 F livebaseballscorecards.com					
Cristian Guzman, S (1, 6) OBP: 0.356, SLG: 0.416			K		FC4-6			G5-3 S 1B		4	0	2	0	0	1	2						
Doug Mientkiewicz, L (1, 3) OBP: 0.331, SLG: 0.408	F8		F8			FC6-4 1B		L5		4	0	1	0	0	0	2						
Torii Hunter, R (1, 8) OBP: 0.314, SLG: 0.462	P4				G6-3		F9	G5-3		4	0	0	0	0	0	3						
Jacque Jones, L (1, 9) OBP: 0.348, SLG: 0.492		F7			G5-4-3 BB		FC6-4 1B	G4-3		3	0	1	0	1	0	1						
20 Lew Ford, R (1, 7) OBP: 0.398, SLG: 0.538			G5-4-3			FC6-4				3	1	1	0	0	0	3						
5 Michael Cuddyer, R (1, 5) OBP: 0.282, SLG: 0.409					P5		G4-3			3	0	1	1	0	0	2						
Henry Blanco, R (1, 2) OBP: 0.291, SLG: 0.387			K					P6		3	0	0	0	0	2	1						
Luis Rivas, R (1, 4) OBP: 0.255, SLG: 0.355			G5-3					F8		3	0	1	0	0	0	1						
Inning Stats	R: 0 E: 0 K: 0 S: 11	H: 1 LOB: 1 BB: 0 P: 19	R: 1 E: 0 K: 1 S: 9	H: 2 LOB: 1 BB: 0 P: 13	R: 0 E: 0 K: 1 S: 8	H: 0 LOB: 0 BB: 0 P: 15	R: 0 E: 0 K: 0 S: 7	H: 0 LOB: 0 BB: 1 P: 12	R: 0 E: 0 K: 1 S: 11	H: 2 LOB: 2 BB: 0 P: 14	R: 0 E: 0 K: 0 S: 17	H: 2 LOB: 2 BB: 0 P: 27	R: 0 E: 0 K: 0 S: 5	H: 0 LOB: 0 BB: 0 P: 5	R: 0 E: 0 K: 0 S: 9	H: 1 LOB: 1 BB: 0 P: 11		1B: 7 SF: 0 2B: 1 SAC: 0 3B: 0 DP: 1 HR: 0 HBP: 0	WP: 0 PA: 32 PB: 0 SB: 1 CS: 0			
PITCHER	IP WLS BF H R ER SO BB IBB HBP BLK WP HR S P ERA WHIP																					
Ryan Franklin, R (1, 1) ERA: 4.43	7.0 L 28	7 1 1 3	1 0 0 0	0 0 0 0	0 0 6 7	0.00 3.000																
Mike Myers, L (8, 1) ERA: 4.15	0.1	2 1 0 0	0 0 0 0	0 0 3 4	0.00 0.000																	
20 J.J. Putz, R (8, 1) ERA:	0.2	2 0 0 0	0 0 0 0	0 0 3 4	0.00 0.000																	

AB 31
R 0
H 8
RBI 0
BB 3
SO 7
LOB 16



AB 31
R 1
H 8
RBI 1
BB 1
SO 3
LOB 15



Batter	1	2	3	4	5	6	7	8	9	AB	R	H	RBI	BB	SO	LOB	TOP									
20 Lew Ford, R OBP: 0.389, SLG: 0.518										4	0	1	1	0	2	1										
Cristian Guzman, S OBP: 0.348, SLG: 0.403										4	0	0	0	0	1	2										
Doug Mientkiewicz, L OBP: 0.320, SLG: 0.387										4	0	0	0	0	1	0										
Jose Offerman, S OBP: 0.353, SLG: 0.431										3	0	0	0	1	0	0										
Tori Hunter, R OBP: 0.346, SLG: 0.569										4	3	4	2	0	0	0										
Jacque Jones, L OBP: 0.356, SLG: 0.489										4	0	0	0	0	0	2										
5 Michael Cuddyer, R OBP: 0.278, SLG: 0.384										4	1	1	1	0	0	1										
Matthew LeCroy, R OBP: 0.261, SLG: 0.238										3	0	0	0	0	1	1										
Henry Blanco, R OBP: 0.288, SLG: 0.383										1	0	0	0	0	0	0										
Luis Rivas, R OBP: 0.267, SLG: 0.360										3	0	1	0	0	0	0										
Inning Stats	R: 0 E: 0 K: 1 S: 6	H: 0 LOB: 0 BB: 0 P: 7	R: 0 E: 1 K: 0 S: 13	H: 1 LOB: 1 BB: 1 P: 19	R: 0 E: 0 K: 1 S: 11	H: 0 LOB: 0 BB: 0 P: 14	R: 0 E: 0 K: 2 S: 8	H: 0 LOB: 0 BB: 0 P: 12	R: 2 E: 0 K: 1 S: 18	H: 4 LOB: 2 BB: 0 P: 28	R: 1 E: 0 K: 0 S: 11	H: 1 LOB: 1 BB: 0 P: 17	R: 0 E: 1 K: 0 S: 8	H: 0 LOB: 1 BB: 0 P: 11	R: 0 E: 0 K: 0 S: 4	H: 0 LOB: 0 BB: 0 P: 7	R: 1 E: 0 K: 0 S: 7	H: 1 LOB: 0 BB: 0 P: 12	1B: 4 2B: 1 3B: 0 HR: 2	SF: 0 SAC: 0 DP: 0 HBP: 0	WP: 0 PB: 0 SB: 0 CS: 0	PA: 35				
PITCHER	IP	WLS	BF	H	R	ER	SO	BB	IBB	HBP	BLK	WP	HR	S	P	ERA	WHIP									
Esteban Loaiza, R ERA: 4.2	(1, 1)	8.0	L	31	6	3	3	5	1	0	0	0	0	1	79	115	3.38	0.875								
Cliff Politte, R ERA: 6.3	(9, 1)	1.0		4	1	1	1	0	0	0	0	0	0	1	7	12	9.00	1.000								

Minnesota Twins @ Chicago White Sox
U.S. Cellular Field, Chicago, IL
Sat May 15 2004, 7:05 PM EDT
Att: 32,360 - Sunny - 53 F

livebaseballscores.com

AB 34
R 4
H 7
RBI 4
BB 1
SO 5
LOB 7

Batter	1	2	3	4	5	6	7	8	9	AB	R	H	RBI	BB	SO	LOB	BOTTOM									
Willie Harris, L OBP: 0.355, SLG: 0.367										2	0	0	0	1	0	0										
5 Juan Uribe, R OBP: 0.398, SLG: 0.541										1	0	0	0	0	1	0										
Jose Valentin, S OBP: 0.313, SLG: 0.514										4	0	1	0	0	0	2										
Magglio Ordonez, R OBP: 0.349, SLG: 0.519										4	0	0	0	0	0	1										
Frank Thomas, R OBP: 0.457, SLG: 0.525										4	1	1	1	0	2	1										
Carlos Lee, R OBP: 0.345, SLG: 0.395										4	0	1	0	0	0	0										
14 Paul Konerko, R OBP: 0.316, SLG: 0.415										3	0	0	0	0	0	1										
24 Joe Crede, R OBP: 0.284, SLG: 0.415										3	0	0	0	0	0	1										
Aaron Rowand, R OBP: 0.275, SLG: 0.417										3	0	0	0	0	0	1										
Miguel Olivo, R OBP: 0.342, SLG: 0.507										3	0	1	0	0	1	0										
Inning Stats	R: 0 E: 0 K: 0 S: 8	H: 0 LOB: 0 BB: 0 P: 11	R: 0 E: 0 K: 0 S: 6	H: 0 LOB: 0 BB: 0 P: 6	R: 0 E: 0 K: 0 S: 9	H: 1 LOB: 2 BB: 1 P: 16	R: 1 E: 0 K: 0 S: 8	H: 1 LOB: 0 BB: 0 P: 14	R: 0 E: 0 K: 1 S: 5	H: 0 LOB: 0 BB: 0 P: 9	R: 0 E: 0 K: 1 S: 8	H: 1 LOB: 1 BB: 0 P: 15	R: 0 E: 0 K: 0 S: 7	H: 1 LOB: 1 BB: 0 P: 13	R: 0 E: 0 K: 1 S: 5	H: 0 LOB: 0 BB: 0 P: 6	R: 0 E: 0 K: 1 S: 7	H: 0 LOB: 0 BB: 0 P: 10	1B: 3 2B: 0 3B: 0 HR: 1	SF: 0 SAC: 0 DP: 0 HBP: 0	WP: 0 PB: 0 SB: 1 CS: 0	PA: 32				
PITCHER	IP	WLS	BF	H	R	ER	SO	BB	IBB	HBP	BLK	WP	HR	S	P	ERA	WHIP									
Seth Greisinger, R ERA: 5.33	(1, 1)	7.0	W	26	4	1	1	2	1	0	0	0	0	1	51	84	1.29	0.714								
J.C. Romero, L ERA: 5.31	(8, 1)	1.0	H	3	0	0	0	1	0	0	0	0	0	5	6	0.00	0.000									
36 Joe Nathan, R ERA: 1.37	(9, 1)	1.0	S	3	0	0	0	1	0	0	0	0	0	7	10	0.00	0.000									

Minnesota Twins @ Chicago White Sox
U.S. Cellular Field, Chicago, IL
Sat May 15 2004, 7:05 PM EDT
Att: 32,360 - Sunny - 53 F

livebaseballscores.com

AB 31
R 1
H 4
RBI 1
BB 1
SO 4
LOB 7

Batter	1	2	3	4	5	6	7	8	9	AB	R	H	RBI	BB	SO	LOB	TOP					
Shannon Stewart, R OBP: 0.400, SLG: 0.400 (1, 7)										5	0	2	0	0	1	1	Minnesota Twins @ Chicago White Sox U.S. Cellular Field, Chicago, IL Sun May 16 2004, 3:05 PM EDT Att: 26,348 - Sunny - 63 F					
Cristian Guzman, S OBP: 0.345, SLG: 0.359 (1, 6)										4	0	1	0	0	1	3						
Doug Mientkiewicz, L 17 Alex Prieto, R (1, 3) (5, 5)										2	0	1	0	0	0	1						
Jose Offerman, S OBP: 0.348, SLG: 0.413 (1, 10)										3	0	0	0	1	1	2						
Tori Hunter, R OBP: 0.338, SLG: 0.554 Michael Ryan, L OBP: 0.359, SLG: 0.421 (1, 8) (5, 9)										2	0	0	0	0	1	1						
20 Lew Ford, R OBP: 0.392, SLG: 0.526 (1, 9) (5, 8)										4	0	2	0	0	0	2						
5 Michael Cuddyer, R OBP: 0.265, SLG: 0.364 (1, 5) (5, 3)										4	0	0	0	0	2	4						
Henry Blanco, R OBP: 0.287, SLG: 0.371 (1, 2)										3	0	0	0	1	1	1						
Luis Rivas, R OBP: 0.266, SLG: 0.356 (1, 4)										4	0	1	0	0	0	1						
Inning Stats	R: 0 E: 0 K: 2 S: 10	H: 1 LOB: 1 BB: 0 P: 17	R: 0 E: 1 K: 1 S: 12	H: 0 LOB: 1 BB: 0 P: 21	R: 0 E: 0 K: 0 S: 6	H: 0 LOB: 0 BB: 0 P: 8	R: 0 E: 0 K: 2 S: 21	H: 2 LOB: 2 BB: 0 P: 30	R: 0 E: 0 K: 0 S: 9	H: 2 LOB: 1 BB: 0 P: 11	R: 0 E: 0 K: 2 S: 14	H: 2 LOB: 2 BB: 0 P: 18	R: 0 E: 1 K: 1 S: 12	H: 1 LOB: 1 BB: 0 P: 20	R: 0 E: 1 K: 0 S: 9	H: 0 LOB: 1 BB: 1 P: 15	R: 0 E: 0 K: 0 S: 7	H: 0 LOB: 1 BB: 1 P: 12	1B: 7 2B: 1 3B: 0 HR: 0	SF: 0 SAC: 0 DP: 2 HBP: 0	WP: 0 PB: 0 SB: 0 CS: 0	PA: 37
PITCHER 56 Mark Buehrle, L ERA: 3.99 Jon Adkins, R ERA: 2.63 (1, 1) (7, 1)	IP: 6.2 WLS: W BF: 27	H: 7 R: 0 ER: 0 SO: 7	BB: 0 IBB: 0 HBP: 0 BLK: 0	WP: 0 HR: 0 S: 77 P: 115	ERA: 0.00 WHIP: 1.050	IP: 2.1 WLS: 10 BF: 10	H: 1 R: 0 ER: 0 SO: 1	BB: 2 IBB: 0 HBP: 0 BLK: 0	WP: 0 HR: 0 S: 23 P: 37	ERA: 0.00 WHIP: 1.286												

Batter	1	2	3	4	5	6	7	8	9	AB	R	H	RBI	BB	SO	LOB	BOTTOM						
Willie Harris, L OBP: 0.365, SLG: 0.366 (1, 8)										3	1	1	0	2	0	0	Minnesota Twins @ Chicago White Sox U.S. Cellular Field, Chicago, IL Sun May 16 2004, 3:05 PM EDT Att: 26,348 - Sunny - 63 F						
5 Juan Uribe, R OBP: 0.396, SLG: 0.544 (1, 4)										5	1	2	0	0	0	3							
Magglio Ordonez, R OBP: 0.359, SLG: 0.540 Aaron Rowand, R OBP: 0.272, SLG: 0.412 (1, 9) (7, 9)										4	1	3	3	0	1	1							
Frank Thomas, R OBP: 0.444, SLG: 0.505 Timo Perez, L OBP: 0.290, SLG: 0.319 (1, 10) (6, PH)										4	0	0	0	0	3	5							
Carlos Lee, R OBP: 0.356, SLG: 0.414 Ross Gload, L OBP: 0.333, SLG: 0.297 (1, 7) (8, 7)										4	3	3	1	0	0	0							
Jose Valentin, S OBP: 0.329, SLG: 0.557 (1, 6)										5	2	3	4	0	0	3							
14 Paul Konerko, R OBP: 0.326, SLG: 0.421 (1, 3)										3	0	1	1	2	0	2							
24 Joe Crede, R OBP: 0.263, SLG: 0.434 (1, 5)										4	1	1	2	0	0	5							
Sandy Alomar Jr., R OBP: 0.316, SLG: 0.385 (1, 2)										3	2	1	0	1	0	1							
Inning Stats	R: 0 E: 0 K: 1 S: 10	H: 1 LOB: 1 BB: 0 P: 12	R: 3 E: 0 K: 0 S: 16	H: 4 LOB: 1 BB: 0 P: 21	R: 3 E: 0 K: 1 S: 16	H: 3 LOB: 0 BB: 1 P: 27	R: 3 E: 0 K: 1 S: 24	H: 3 LOB: 3 BB: 3 P: 40	R: 1 E: 0 K: 0 S: 10	H: 2 LOB: 1 BB: 1 P: 17	R: 1 E: 1 K: 0 S: 8	H: 1 LOB: 1 BB: 0 P: 10	R: 0 E: 0 K: 0 S: 13	H: 0 LOB: 0 BB: 0 P: 16	R: 0 E: 0 K: 0 S: 13	H: 1 LOB: 1 BB: 0 P: 18	1B: 8 2B: 5 3B: 0 HR: 2	SF: 0 SAC: 0 DP: 2 HBP: 0	WP: 1 PB: 0 SB: 1 CS: 0	PA: 43			
PITCHER Carlos Silva, R ERA: 4.01 Grant Balfour, R ERA: 40.5 Joe Roa, R ERA: 2.25 Terry Mulholland, L ERA: 1.8 (1, 1) (4, 1) (4, 1) (7, 1)	IP: 3.0 WLS: L BF: 17	H: 8 R: 6 ER: 6 SO: 2	BB: 1 IBB: 0 HBP: 0 BLK: 0	WP: 0 HR: 2 S: 42 P: 60	ERA: 18.00 WHIP: 3.000	IP: 0.2 WLS: 8 BF: 3	H: 3 R: 3 ER: 3 SO: 1	BB: 0 IBB: 0 HBP: 0 BLK: 0	WP: 0 HR: 0 S: 21 P: 37	ERA: 40.50 WHIP: 9.000	IP: 2.1 WLS: 11 BF: 3	H: 2 R: 2 ER: 1 SO: 1	BB: 1 IBB: 0 HBP: 0 BLK: 0	WP: 0 HR: 0 S: 21 P: 30	ERA: 3.86 WHIP: 1.714	IP: 2.0 WLS: 7 BF: 1	H: 0 R: 0 ER: 0 SO: 0	BB: 0 IBB: 0 HBP: 0 BLK: 0	WP: 0 HR: 0 S: 26 P: 34	ERA: 0.00 WHIP: 0.500			

AB 35
R 0
H 8
RBI 0
BB 2
SO 8
LOB 17

AB 38
R 11
H 15
RBI 11
BB 5
SO 4
LOB 20

Batter	1	2	3	4	5	6	7	8	9	AB	R	H	RBI	BB	SO	LOB	TOP								
Shannon Stewart, R (1, 7) OBP: 0.396, SLG: 0.403 Michael Ryan, L (9, FH) OBP: 0.375, SLG: 0.462	G5-3		2B				F9		E2 1B 2B	4	0	1	1	0	1	0									
Cristian Guzman, S (1, 6) OBP: 0.340, SLG: 0.392	K		K				P4		K 1B	5	0	1	1	0	0	3									
Doug Mientkiewicz, L (1, 3) OBP: 0.319, SLG: 0.362	L3		F9				K		F8 1B	5	0	1	0	0	1	1									
Matthew LeCroy, R (1, 2) OBP: 0.286, SLG: 0.308 Henry Blanco, R (9, 2) OBP: 0.297, SLG: 0.371		L5					HR 2B		P5 FC5-4 1B	5	2	2	0	0	0	2									
Tori Hunter, R (1, 8) OBP: 0.345, SLG: 0.603	K		K				HR 2B		K HR 2B	4	2	2	2	0	2	1									
Jacque Jones, L (1, 9) OBP: 0.360, SLG: 0.511	1B		K				G3-1		HR	4	1	2	2	0	1	1									
20 Lew Ford, R (1, 10) OBP: 0.396, SLG: 0.550	G6-3		HR				L6		FC6-4 1B	4	1	2	2	0	0	1									
5 Michael Cuddyer, R (1, 5) OBP: 0.264, SLG: 0.370			2B				K		FC6-4 E	4	2	1	0	0	1	1									
Luis Rivas, R (1, 4) OBP: 0.257, SLG: 0.343	G5-3		G5-3				P4		F8	4	0	0	0	0	0	2									
Inning Stats	R: 0 E: 0 K: 1 S: 11	H: 0 LOB: 0 BB: 0 P: 15	R: 0 E: 0 K: 1 S: 8	H: 1 LOB: 1 BB: 0 P: 11	R: 1 E: 0 K: 1 S: 16	H: 2 LOB: 1 BB: 0 P: 24	R: 2 E: 0 K: 3 S: 17	H: 2 LOB: 0 BB: 0 P: 24	R: 0 E: 0 K: 1 S: 7	H: 0 LOB: 0 BB: 0 P: 13	R: 2 E: 0 K: 1 S: 11	H: 2 LOB: 0 BB: 0 P: 17	R: 0 E: 0 K: 0 S: 6	H: 0 LOB: 0 BB: 0 P: 10	R: 0 E: 0 K: 1 S: 9	H: 0 LOB: 0 BB: 0 P: 12	R: 4 E: 1 K: 0 S: 16	H: 6 LOB: 2 BB: 0 P: 28	1B: 5 2B: 5 3B: 0 HR: 3	SF: 0 SAC: 0 DP: 0 HBP: 0	WP: 1 PB: 0 SB: 0 CS: 0	PA: 40			
PITCHER	IP	WLS	BF	H	R	ER	SO	BB	IBB	HBP	BLK	WP	HR	S	P	ERA	WHIP								
Ted Lilly, L (1, 1) ERA: 5.24	5.2	24	7	5	5	8	0	0	0	0	0	1	2	68	102	7.94	1.235								
Kerry Ligtenberg, R (6, 1) ERA: 4.5	1.1	4	0	0	0	0	0	0	0	0	0	0	0	8	12	0.00	0.000								
Michael Nakamura, R (8, 1) ERA: 3.77	1.0	L	6	3	3	2	1	0	0	0	0	0	1	15	25	18.00	3.000								
Aquilino Lopez, R (9, 1) ERA: 8.74	1.0	6	3	1	0	0	0	0	0	0	0	0	0	10	15	0.00	3.000								

Minnesota Twins @ Toronto Blue Jays
SkyDome, Toronto, ON
 Mon May 17 2004, 7:05 PM EDT
 Att: 13,502 - Cloudy - 55 F

livebaseballscores.com

AB 40
R 9
H 13
RBI 8
BB 0
SO 9
LOB 10



Batter	1	2	3	4	5	6	7	8	9	AB	R	H	RBI	BB	SO	LOB	BOTTOM								
Orlando Hudson, S (1, 4) OBP: 0.366, SLG: 0.489	1B		G3-1				P6		K	4	0	1	0	1	1	2									
Frank Catalanotto, L (1, 7) OBP: 0.365, SLG: 0.461	P5		G4-3				2B		BB	3	0	1	1	1	0	1									
10 Vernon Wells, R (1, 8) OBP: 0.361, SLG: 0.415	F8		2B				K		FC4-6 IBB	4	0	1	0	1	2	4									
Carlos Delgado, L (1, 3) OBP: 0.322, SLG: 0.403	L3		K				G4-3		G4-3	5	0	0	1	0	1	6									
Eric Hinske, L (1, 5) OBP: 0.296, SLG: 0.338		G1-6-3					K		G3	4	0	0	0	0	1	2									
3 Reed Johnson, R (1, 9) OBP: 0.346, SLG: 0.442	1B		K				K		K	4	1	1	0	0	2	0									
Simon Pond, L (1, 10) OBP: 0.176, SLG: 0.067	F8		F8				F7		2B 1B	4	1	1	0	0	1	1									
Frank Menechino, R (1, 6) OBP: 0.205, SLG: 0.216	1B		2B				2B		L8	4	2	3	2	0	0	0									
Kevin Cash, R (1, 2) OBP: 0.295, SLG: 0.373 9 Gregg Zaun, S (9, FH) OBP: 0.533, SLG: 0.654	K		K				K		BB	3	1	1	1	0	2	2									
Inning Stats	R: 0 E: 0 K: 0 S: 10	H: 1 LOB: 1 BB: 0 P: 12	R: 1 E: 0 K: 1 S: 15	H: 2 LOB: 1 BB: 0 P: 18	R: 0 E: 0 K: 2 S: 10	H: 0 LOB: 0 BB: 0 P: 17	R: 1 E: 0 K: 2 S: 10	H: 2 LOB: 1 BB: 0 P: 16	R: 0 E: 0 K: 0 S: 7	H: 0 LOB: 0 BB: 0 P: 13	R: 3 E: 0 K: 0 S: 10	H: 3 LOB: 2 BB: 2 P: 21	R: 0 E: 0 K: 2 S: 9	H: 0 LOB: 0 BB: 0 P: 13	R: 0 E: 0 K: 2 S: 10	H: 0 LOB: 2 BB: 2 P: 22	1B: 4 2B: 5 3B: 0 HR: 0	SF: 0 SAC: 1 DP: 0 HBP: 0	WP: 0 PB: 0 SB: 1 CS: 0	PA: 40					
PITCHER	IP	WLS	BF	H	R	ER	SO	BB	IBB	HBP	BLK	WP	HR	S	P	ERA	WHIP								
Brad Radke, R (1, 1) ERA: 4.09	6.0	26	8	4	4	6	0	0	0	0	0	0	0	71	103	6.00	1.333								
J.C. Romero, L (7, 1) ERA: 5.49	1.0	B	6	1	1	1	0	1	1	0	0	0	0	6	16	9.00	2.000								
Juan Rincon, R (8, 1) ERA: 3.1	1.2	W	7	0	0	0	4	2	0	0	0	0	0	18	34	0.00	1.200								
Aaron Fultz, L (9, 1) ERA: 2.79	0.1	S	1	0	0	0	0	0	0	0	0	0	0	1	1	0.00	0.000								

Minnesota Twins @ Toronto Blue Jays
SkyDome, Toronto, ON
 Mon May 17 2004, 7:05 PM EDT
 Att: 13,502 - Cloudy - 55 F

livebaseballscores.com

AB 35
R 5
H 9
RBI 5
BB 4
SO 10
LOB 18



Batter	1	2	3	4	5	6	7	8	9	AB	R	H	RBI	BB	SO	LOB	TOP								
Michael Ryan, L OBP: 0.356, SLG: 0.419 (1, 10)										4	1	0	0	1	3	2	Minnesota Twins @ Toronto Blue Jays SkyDome, Toronto, ON Tue May 18 2004, 7:05 PM EDT Att: 25,405 - Cloudy - 70 F								
Cristian Guzman, S OBP: 0.335, SLG: 0.381 (1, 6)										4	0	0	0	1	1	2									
Doug Mientkiewicz, L OBP: 0.319, SLG: 0.377 Jose Offerman, S OBP: 0.335, SLG: 0.413 (8, PH) (8, 3)										2	0	0	0	1	1	3									
Matthew LeCroy, R OBP: 0.313, SLG: 0.333 Henry Blanco, R OBP: 0.297, SLG: 0.371 (8, PR) (8, 2)										4	0	2	2	0	0	1									
Tori Hunter, R OBP: 0.341, SLG: 0.580 (1, 8)										3	0	0	0	1	0	4									
Jacque Jones, L OBP: 0.357, SLG: 0.504 (1, 9)										4	1	1	0	0	1	1									
20 Lew Ford, R OBP: 0.399, SLG: 0.541 (1, 7)										2	0	0	0	2	1	0									
5 Michael Cuddyer, R OBP: 0.275, SLG: 0.369 (1, 5)										3	0	1	1	1	1	1									
Luis Rivas, R OBP: 0.259, SLG: 0.342 (1, 4)										3	1	1	0	0	0	1									
Inning Stats	R: 0 E: 0 K: 1 S: 11	H: 0 LOB: 1 BB: 1 P: 18	R: 0 E: 0 K: 2 S: 9	H: 0 LOB: 0 BB: 1 P: 19	R: 0 E: 0 K: 1 S: 11	H: 0 LOB: 0 BB: 0 P: 18	R: 0 E: 0 K: 0 S: 9	H: 0 LOB: 1 BB: 1 P: 15	R: 0 E: 0 K: 1 S: 5	H: 0 LOB: 1 BB: 1 P: 13	R: 0 E: 0 K: 0 S: 9	H: 0 LOB: 1 BB: 1 P: 18	R: 0 E: 0 K: 1 S: 10	H: 1 LOB: 2 BB: 1 P: 19	R: 1 E: 0 K: 2 S: 13	H: 2 LOB: 2 BB: 1 P: 22		1B: 5 2B: 1 3B: 0 HR: 0	SF: 0 SAC: 1 DP: 2 HBP: 0	WP: 1 PB: 1 CS: 0	PA: 38				
PITCHER	IP WLS BF H R ER SO BB IBB HBP BLK WP HR S P ERA WHIP																								
Miguel Batista, R ERA: 5.01 (1, 1)	6.0 W 23	2 2 2 5	5 0 0 0	1 0 0 0	0 0 0 0	0 0 0 0	0 0 0 0	0 0 13 22	3.00 1.167																
54 Jason Frasor, R ERA: 1.0 (7, 1)	2.0 H 9	1 0 0 1	2 0 0 0	0 0 0 0	0 0 19 37	0.00 1.500																			
Terry Adams, R ERA: 3.54 (9, 1)	1.0 S 6	2 1 1 2	1 0 0 0	0 0 0 0	0 0 13 22	9.00 3.000																			

Batter	1	2	3	4	5	6	7	8	9	AB	R	H	RBI	BB	SO	LOB	BOTTOM					
3 Reed Johnson, R OBP: 0.355, SLG: 0.456 (1, 9)										5	1	3	2	0	2	0	Minnesota Twins @ Toronto Blue Jays SkyDome, Toronto, ON Tue May 18 2004, 7:05 PM EDT Att: 25,405 - Cloudy - 70 F					
Frank Menechino, R OBP: 0.258, SLG: 0.225 (1, 5)										3	0	1	0	2	1	2						
10 Vernon Wells, R OBP: 0.362, SLG: 0.421 (1, 8)										5	1	2	0	0	0	6						
Carlos Delgado, L OBP: 0.324, SLG: 0.408 (1, 3)										3	0	1	2	1	2	4						
Orlando Hudson, S OBP: 0.357, SLG: 0.474 (1, 4)										4	0	0	0	0	1	3						
Josh Phelps, R OBP: 0.293, SLG: 0.344 (1, 10)										4	1	1	0	0	1	1						
Chris Gomez, R OBP: 0.376, SLG: 0.392 (1, 6)										4	1	2	0	0	0	1						
Kevin Cash, R OBP: 0.293, SLG: 0.368 (1, 2)										4	1	1	0	0	1	3						
Dave Berg, R OBP: 0.194, SLG: 0.138 (1, 7)										3	0	0	1	0	1	1						
Inning Stats	R: 1 E: 0 K: 2 S: 13	H: 2 LOB: 1 BB: 0 P: 21	R: 0 E: 0 K: 2 S: 9	H: 1 LOB: 0 BB: 0 P: 15	R: 1 E: 1 K: 0 S: 9	H: 1 LOB: 1 BB: 1 P: 18	R: 0 E: 0 K: 0 S: 6	H: 0 LOB: 0 BB: 0 P: 9	R: 0 E: 0 K: 1 S: 14	H: 1 LOB: 2 BB: 1 P: 23	R: 3 E: 0 K: 1 S: 18	H: 4 LOB: 2 BB: 0 P: 27	R: 0 E: 1 K: 1 S: 10	H: 0 LOB: 2 BB: 1 P: 20	R: 0 E: 0 K: 2 S: 16	H: 2 LOB: 2 BB: 0 P: 21		1B: 8 2B: 3 3B: 0 HR: 0	SF: 1 SAC: 0 DP: 0 HBP: 1	WP: 0 PB: 0 SB: 1 CS: 0	PA: 40	
PITCHER	IP WLS BF H R ER SO BB IBB HBP BLK WP HR S P ERA WHIP																					
Johan Santana, L ERA: 4.7 (1, 1)	5.1 L 27	8 1 0 0 1	1 0 0 0	0 0 0 0	0 0 16 29	0.00 1.200																
Joe Roa, R ERA: 2.33 (6, 1)	1.2	8 1 0 0 1	0 0 0 0	0 0 0 0	0 0 16 21	0.00 2.000																
Terry Mulholland, L ERA: 1.68 (8, 1)	1.0	5 2 0 0 2	0 0 0 0	0 0 0 0	0 0 16 21	0.00 2.000																

livebaseballscores.com



Batter	1	2	3	4	5	6	7	8	9	AB	R	H	RBI	BB	SO	LOB	TOP								
20 Lew Ford, R OBP: 0.392, SLG: 0.524 (1, 7)	G6-3		K			2B BB		F7	F7	4	1	0	0	1	1	0									
Cristian Guzman, S OBP: 0.325, SLG: 0.368 (1, 6)	G4-3			F8		K		G6-3	K	5	0	0	0	0	2	1									
Jacque Jones, L OBP: 0.367, SLG: 0.514 (1, 9)	G3			1B BB		2B		1B		3	1	2	0	1	0	0									
Jose Offerman, S OBP: 0.362, SLG: 0.430 (9, 4)		K		G4-6-3 1B		2B		K		4	0	2	2	0	2	1									
Tori Hunter, R OBP: 0.337, SLG: 0.565 (1, 8)	G3			G4-6-3 1-2		F7			1B HR 1B	4	1	1	0	0	0	3									
Michael Ryan, L OBP: 0.367, SLG: 0.413 (1, 10)	1B				G6-3	5 8-2 IBB		F7		3	0	1	0	1	0	1									
5 Michael Cuddyer, R OBP: 0.395, SLG: 0.372 (1, 5)	F8			G4-3 BB		8-2		17 CS BB		2	1	1	0	2	0	1									
Henry Blanco, R OBP: 0.286, SLG: 0.366 (1, 2)			F9		G4-3			F9		4	1	1	0	0	0	2									
17 Alex Prieto, R Matthew LeCroy, R (9, PH) OBP: 0.333, SLG: 0.452 (9, 3)			G5-3		K			K		3	0	0	0	0	2	2									
Inning Stats	R: 0 E: 0 K: 0 S: 5	H: 0 LOB: 0 BB: 0 P: 8	R: 0 E: 0 K: 1 S: 11	H: 1 LOB: 1 BB: 0 P: 17	R: 0 E: 0 K: 1 S: 8	H: 0 LOB: 0 BB: 0 P: 13	R: 0 E: 0 K: 0 S: 10	H: 1 LOB: 1 BB: 1 P: 21	R: 0 E: 0 K: 1 S: 9	H: 0 LOB: 1 BB: 1 P: 15	R: 2 E: 0 K: 1 S: 12	H: 2 LOB: 2 BB: 2 P: 26	R: 0 E: 0 K: 1 S: 8	H: 0 LOB: 0 BB: 1 P: 14	R: 0 E: 0 K: 1 S: 10	H: 1 LOB: 1 BB: 0 P: 14	R: 4 E: 0 K: 1 S: 19	H: 4 LOB: 0 BB: 0 P: 24	1B: 6 2B: 2 3B: 0 HR: 1	SF: 0 SAC: 0 DP: 1 HBP: 0	WP: 0 PB: 0 SB: 0 CS: 1	PA: 38			
PITCHER	IP	WLS	BF	H	R	ER	SO	BB	IBB	HBP	BLK	WP	HR	S	P	ERA	WHIP								
Justin Miller, R ERA: 3.3 (1, 1)	6.0		25	4	2	2	4	3	1	0	0	0	0	55	100	3.00	1.167								
Aquilino Lopez, R ERA: 7.92 (7, 1)	1.1	H	4	0	0	0	1	1	0	0	0	0	0	10	18	0.00	0.750								
Jason Kershner, L ERA: 5.79 (8, 1)	0.2	H	3	1	0	0	1	0	0	0	0	0	0	8	10	0.00	1.500								
Terry Adams, R ERA: 5.06 (9, 1)	1.0	L	7	4	4	4	1	0	0	0	0	0	1	19	24	36.00	4.000								

Minnesota Twins @ Toronto Blue Jays
SkyDome, Toronto, ON
Wed May 19 2004, 12:35 PM EDT
Att: 25,675 - Sunny - G2 F

AB	33
R	6
H	9
RBI	6
BB	5
SO	7
LOB	11



Batter	1	2	3	4	5	6	7	8	9	AB	R	H	RBI	BB	SO	LOB	BOTTOM								
3 Reed Johnson, R OBP: 0.357, SLG: 0.450 (1, 9)	G6-4-3 1B	F9			G5-3		10 1B IBB		G3	4	0	1	0	1	0	2									
Orlando Hudson, S OBP: 0.346, SLG: 0.461 (1, 4)	K		G1-3			K		K		4	0	0	0	0	3	4									
10 Vernon Wells, R OBP: 0.365, SLG: 0.429 (1, 8)	G6-4-3 1-2		F8			9 1B 2B		1-2 2-H 3-H 1B		4	1	2	2	0	0	1									
Carlos Delgado, L OBP: 0.328, SLG: 0.406 (1, 3)		G3-1 2B 1B	K			9 1B IBB		K		3	1	1	0	1	2	2									
9 Gregg Zaun, S OBP: 0.559, SLG: 0.655 (1, 2)		2B G3-1 BB		G6-3		G6-3 1B		G4-6-3 1B		3	1	2	1	1	0	0									
Eric Hinske, L OBP: 0.289, SLG: 0.329 (1, 5)		G3-1		L6		G6-3		K		4	0	0	0	0	1	5									
Josh Phelps, R OBP: 0.298, SLG: 0.361 (1, 10)		E 2B		F9				G4-6-3 1-2		4	1	2	1	0	0	1									
Simon Pond, L OBP: 0.200, SLG: 0.059 (1, 7)		G4-3			G5-3		10 1B SH5-4 BB			2	1	0	1	1	0	1									
Frank Menechino, R OBP: 0.297, SLG: 0.225 (9, PH)										0	0	0	0	0	1	0									
Chris Gomez, R OBP: 0.368, SLG: 0.382 (1, 6)		E5			L5		SH5-4		G1-4-6-3 BB	2	0	0	0	0	0	1									
Frank Catalanotto, L OBP: 0.363, SLG: 0.478 (9, PH)										1	0	0	0	0	0	1									
Inning Stats	R: 0 E: 0 K: 1 S: 6	H: 1 LOB: 0 BB: 0 P: 8	R: 2 E: 1 K: 0 S: 13	H: 2 LOB: 2 BB: 1 P: 24	R: 0 E: 0 K: 1 S: 8	H: 0 LOB: 0 BB: 0 P: 12	R: 0 E: 0 K: 0 S: 7	H: 0 LOB: 0 BB: 0 P: 11	R: 0 E: 0 K: 1 S: 9	H: 2 LOB: 1 BB: 1 P: 17	R: 2 E: 0 K: 2 S: 18	H: 2 LOB: 2 BB: 2 P: 35	R: 0 E: 0 K: 1 S: 5	H: 1 LOB: 0 BB: 0 P: 7	R: 0 E: 0 K: 0 S: 9	H: 0 LOB: 0 BB: 1 P: 17	1B: 5 2B: 3 3B: 0 HR: 0	SF: 0 SAC: 1 DP: 4 HBP: 0	WP: 0 PB: 0 SB: 0 CS: 0	PA: 37					
PITCHER	IP	WLS	BF	H	R	ER	SO	BB	IBB	HBP	BLK	WP	HR	S	P	ERA	WHIP								
Kyle Lohse, R ERA: 6.08 (1, 1)	6.1		28	6	5	5	3	2	2	0	0	0	0	55	100	7.11	1.263								
J.C. Romero, L ERA: 5.4 (7, 1)	0.1		1	0	0	0	1	0	0	0	0	0	0	3	5	0.00	0.000								
Juan Rincon, R ERA: 3.1 (7, 1)	0.0		1	1	0	0	0	0	0	0	0	0	0	6	8	∞	∞								
Aaron Fultz, L ERA: 2.61 (7, 1)	1.1	W	4	1	0	0	2	0	0	0	0	0	0	8	13	0.00	0.750								
36 Joe Nathan, R ERA: 1.31 (9, 1)	1.0	S	3	0	0	0	0	1	0	0	0	0	0	9	17	0.00	1.000								

Minnesota Twins @ Toronto Blue Jays
SkyDome, Toronto, ON
Wed May 19 2004, 12:35 PM EDT
Att: 25,675 - Sunny - G2 F

AB	31
R	5
H	8
RBI	5
BB	5
SO	6
LOB	18



Batter	1	2	3	4	5	6	7	8	9	AB	R	H	RBI	BB	SO	LOB	TOP								
5 Juan Uribe, R OBP: 0.387, SLG: 0.493	F9		F8		F7			K		4	0	0	0	0	1	0	Chicago White Sox @ Minnesota Twins Hubert H. Humphrey Metrodome, Minneapolis, MN Sat May 22 2004, 7:10 PM EDT Att: 27,413 - Unknown - 70 F livebaseballscorecards.com								
Timo Perez, L OBP: 0.277, SLG: 0.355	G1-3		K		F8			G3		4	0	0	0	0	1	0									
Magglio Ordonez, R OBP: 0.370, SLG: 0.519	1B		F9			G4-3		1B		4	0	2	0	0	0	0									
Frank Thomas, R OBP: 0.461, SLG: 0.556	K			G4-3		1B		F9		4	0	1	0	0	1	2									
Carlos Lee, R OBP: 0.347, SLG: 0.403		F8		1B		K			P3	4	0	1	0	0	1	1									
Jose Valentin, S OBP: 0.333, SLG: 0.539		14 S		1B		F7			G6-3	3	1	2	0	0	0	1									
Aaron Rowand, R (9, PH) OBP: 0.276, SLG: 0.407		1B		1B						1	0	0	0	0	0	0									
14 Paul Konerko, R OBP: 0.341, SLG: 0.466	G5-3			K			F8		K	4	0	0	0	0	2	3									
24 Joe Crede, R OBP: 0.247, SLG: 0.406				F8			F8			3	0	1	1	0	0	2									
Miguel Olivo, R OBP: 0.314, SLG: 0.450		2H		K			F9			3	0	0	0	0	1	1									
Inning Stats	R: 0 E: 0 K: 1 S: 11	H: 1 LOB: 1 BB: 0 P: 16	R: 1 E: 0 K: 1 S: 19	H: 2 LOB: 1 BB: 0 P: 25	R: 0 E: 0 K: 1 S: 8	H: 0 LOB: 0 BB: 0 P: 12	R: 0 E: 0 K: 1 S: 11	H: 2 LOB: 2 BB: 0 P: 15	R: 0 E: 0 K: 0 S: 7	H: 0 LOB: 0 BB: 0 P: 10	R: 0 E: 0 K: 1 S: 7	H: 1 LOB: 1 BB: 0 P: 13	R: 0 E: 0 K: 0 S: 10	H: 0 LOB: 0 BB: 0 P: 15	R: 0 E: 0 K: 1 S: 12	H: 1 LOB: 1 BB: 0 P: 16	R: 0 E: 0 K: 1 S: 8	H: 0 LOB: 0 BB: 0 P: 13	1B: 6 2B: 1 3B: 0 HR: 0	SF: 0 SAC: 0 DP: 0 HBP: 0	WP: 0 PB: 0 SB: 1 CS: 0	PA: 34			
PITCHER	IP	WLS	BF	H	R	ER	SO	BB	IBB	HBP	BLK	WP	HR	S	P	ERA	WHIP								
Brad Radke, R ERA: 3.77	(1, 1)	7.0	W	27	6	1	1	5	0	0	0	0	0	73	106	1.29	0.857								
Juan Rincon, R ERA: 2.95	(8, 1)	1.0		4	1	0	0	1	0	0	0	0	0	12	16	0.00	1.000								
J.C. Romero, L ERA: 5.16	(9, 1)	1.0		3	0	0	0	1	0	0	0	0	0	8	13	0.00	0.000								

Batter	1	2	3	4	5	6	7	8	9	AB	R	H	RBI	BB	SO	LOB	BOTTOM								
20 Lew Ford, R OBP: 0.399, SLG: 0.514	WP	F7			F7			2B		4	1	2	1	1	0	1	Chicago White Sox @ Minnesota Twins Hubert H. Humphrey Metrodome, Minneapolis, MN Sat May 22 2004, 7:10 PM EDT Att: 27,413 - Unknown - 70 F livebaseballscorecards.com								
Cristian Guzman, S OBP: 0.322, SLG: 0.367	G6-3	G1-4-3			P2		K	1B		5	1	2	1	0	1	2									
Jacque Jones, L OBP: 0.363, SLG: 0.516	G6-3		G4-3		G3		F7	F9		5	0	0	1	0	0	4									
Matthew LeCroy, R OBP: 0.333, SLG: 0.476	HR		G6-3			G1-3	F9			4	1	1	2	0	0	1									
Tori Hunter, R OBP: 0.327, SLG: 0.546	L6		K			5	2B	F7		4	1	1	0	0	1	0									
Doug Mientkiewicz, L OBP: 0.323, SLG: 0.376	BB			K		L7		5	1B	3	1	1	0	1	1	1									
5 Michael Cuddyer, R OBP: 0.318, SLG: 0.443	K			33	1B		2B	17	1B	4	2	3	1	0	1	1									
33 Justin Morneau, L OBP: 0.625, SLG: 1.000		HR		17	1B		17	1B	IBB	3	1	3	2	1	0	0									
17 Alex Prieto, R OBP: 0.154, SLG: 0.154		G1-4-3		G5-4-3		FC5-4		FC6-4		4	1	1	1	0	0	5									
Inning Stats	R: 3 E: 0 K: 1 S: 22	H: 3 LOB: 1 BB: 1 P: 33	R: 1 E: 0 K: 0 S: 13	H: 2 LOB: 0 BB: 0 P: 18	R: 0 E: 0 K: 1 S: 8	H: 0 LOB: 0 BB: 0 P: 13	R: 0 E: 0 K: 1 S: 9	H: 2 LOB: 1 BB: 0 P: 13	R: 0 E: 0 K: 0 S: 3	H: 0 LOB: 0 BB: 0 P: 6	R: 2 E: 0 K: 0 S: 13	H: 3 LOB: 1 BB: 0 P: 20	R: 0 E: 0 K: 1 S: 7	H: 0 LOB: 1 BB: 1 P: 16	R: 3 E: 0 K: 0 S: 25	H: 4 LOB: 2 BB: 1 P: 42		R: 0 E: 0 K: 0 S: 0	H: 0 LOB: 0 BB: 0 P: 0	1B: 8 2B: 4 3B: 0 HR: 2	SF: 0 SAC: 0 DP: 2 HBP: 0	WP: 1 PB: 0 SB: 0 CS: 0	PA: 39		
PITCHER	IP	WLS	BF	H	R	ER	SO	BB	IBB	HBP	BLK	WP	HR	S	P	ERA	WHIP								
Neal Colts, L ERA: 4.24	(1, 1)	2.1	L	12	5	4	4	1	1	0	0	0	0	18	29	0.00	0.750								
Michael Jackson, R ERA: 2.95	(3, 1)	2.2		9	2	0	0	2	0	0	0	0	0	18	29	0.00	0.750								
Jon Adkins, R ERA: 3.52	(6, 1)	0.2		4	2	2	2	0	0	0	0	0	0	10	16	27.00	3.000								
Kelly Wunsch, L ERA	(6, 1)	0.1		2	1	0	0	0	0	0	0	0	0	3	4	0.00	3.000								
Damaso Marte, L ERA: 3.63	(7, 1)	1.0		4	0	0	0	1	1	0	0	0	0	7	16	0.00	1.000								
PITCHER	IP	WLS	BF	H	R	ER	SO	BB	IBB	HBP	BLK	WP	HR	S	P	ERA	WHIP								
Cliff Politte, R ERA: 6.92	(8, 1)	1.0		8	4	3	3	0	0	0	0	0	0	25	42	27.00	4.000								

Batter	1	2	3	4	5	6	7	8	9	AB	R	H	RBI	BB	SO	LOB	TOP					
20 Lew Ford, R OBP: 0.389, SLG: 0.493 (1, 7)										3	0	0	0	1	1	4	Minnesota Twins @ Tampa Bay Devil Rays Tropicana Field, St. Petersburg, FL Tue May 25 2004, 7:15 PM EDT Att: 8,571 - Dome - 72 F					
Cristian Guzman, S OBP: 0.330, SLG: 0.391 (1, 6)										4	0	1	0	0	1	2						
Jacque Jones, L OBP: 0.354, SLG: 0.500 (1, 9)										4	0	0	0	0	1	2						
Matthew LeCroy, R OBP: 0.306, SLG: 0.435 (1, 2)										4	0	0	0	0	0	0						
Tori Hunter, R OBP: 0.333, SLG: 0.534 (1, 8)										4	0	0	0	0	1	0						
Doug Mientkiewicz, L OBP: 0.325, SLG: 0.382 (1, 3)										4	0	1	0	0	2	0						
5 Michael Cuddyer, R OBP: 0.304, SLG: 0.413 (1, 5)										4	0	0	0	0	1	1						
33 Justin Morneau, L OBP: 0.500, SLG: 0.846 (1, 10)										3	1	2	1	0	1	1						
17 Alex Prieto, R OBP: 0.300, SLG: 0.316 (1, 4)										2	0	1	0	1	1	0						
Inning Stats	R: 0 E: 0 K: 2 S: 8	H: 0 LOB: 0 BB: 0 P: 10	R: 0 E: 0 K: 1 S: 7	H: 0 LOB: 0 BB: 0 P: 12	R: 1 E: 1 K: 2 S: 13	H: 2 LOB: 2 BB: 1 P: 21	R: 0 E: 0 K: 1 S: 8	H: 0 LOB: 0 BB: 0 P: 10	R: 0 E: 0 K: 1 S: 7	H: 2 LOB: 2 BB: 0 P: 11	R: 0 E: 0 K: 0 S: 8	H: 0 LOB: 0 BB: 0 P: 13	R: 0 E: 0 K: 1 S: 14	H: 1 LOB: 2 BB: 1 P: 26	R: 0 E: 0 K: 0 S: 8	H: 0 LOB: 0 BB: 0 P: 11	R: 0 E: 0 K: 1 S: 10	H: 0 LOB: 0 BB: 0 P: 16	1B: 3 2B: 1 3B: 0 HR: 1	SF: 0 SAC: 0 DP: 0 HBP: 0	WP: 0 PB: 0 CS: 0	PA: 34
PITCHER	IP	WLS	BF	H	R	ER	SO	BB	IBB	HBP	BLK	WP	HR	S	P	ERA	WHIP					
Victor Zambrano, R ERA: 5.63 (1, 1)	7.0	W	28	5	1	1	8	2	0	0	0	0	1	65	103	1.29	1.000					
Lance Carter, R ERA: 3.27 (8, 1)	2.0		6	0	0	0	1	0	0	0	0	0	0	18	27	0.00	0.000					

AB	32
R	1
H	5
RBI	1
BB	2
SO	9
LOB	10



Batter	1	2	3	4	5	6	7	8	9	AB	R	H	RBI	BB	SO	LOB	BOTTOM				
13 Carl Crawford, L OBP: 0.346, SLG: 0.420 (1, 8) (7, 7)										4	1	1	0	0	0	1	Minnesota Twins @ Tampa Bay Devil Rays Tropicana Field, St. Petersburg, FL Tue May 25 2004, 7:15 PM EDT Att: 8,571 - Dome - 72 F				
5 Rocco Baldelli, R OBP: 0.352, SLG: 0.395 (1, 10)										4	1	2	1	0	1	0					
Aubrey Huff, L OBP: 0.292, SLG: 0.348 (1, 5)										4	1	2	0	0	0	3					
Tino Martinez, L OBP: 0.403, SLG: 0.537 (1, 3)										3	1	1	1	0	0	2					
José Cruz Jr., S OBP: 0.352, SLG: 0.466 (1, 9)										2	1	1	0	2	0	0					
Julio Lugo, R OBP: 0.299, SLG: 0.471 (1, 6)										3	1	1	4	0	0	1					
Robert Fick, L OBP: 0.204, SLG: 0.247 (1, 7)										3	0	0	0	0	0	1					
Charles Gipson, R (7, 8)										1	0	0	0	0	1	0					
Geoff Blum, S OBP: 0.233, SLG: 0.340 (1, 4)										3	0	0	0	1	1	1					
Brook Fordyce, R OBP: 0.273, SLG: 0.255 (1, 2)										4	0	1	0	0	1	1					
Inning Stats	R: 0 E: 0 K: 0 S: 11	H: 1 LOB: 1 BB: 0 P: 14	R: 0 E: 0 K: 0 S: 7	H: 0 LOB: 0 BB: 0 P: 10	R: 0 E: 0 K: 0 S: 13	H: 2 LOB: 2 BB: 0 P: 18	R: 1 E: 0 K: 0 S: 12	H: 2 LOB: 1 BB: 0 P: 18	R: 0 E: 0 K: 1 S: 7	H: 0 LOB: 0 BB: 0 P: 12	R: 3 E: 0 K: 1 S: 19	H: 2 LOB: 1 BB: 2 P: 31	R: 2 E: 0 K: 0 S: 14	H: 2 LOB: 1 BB: 1 P: 25	R: 0 E: 0 K: 2 S: 8	H: 0 LOB: 0 BB: 0 P: 13	1B: 5 2B: 3 3B: 0 HR: 1	SF: 2 SAC: 0 DP: 0 HBP: 0	WP: 0 PB: 0 CS: 0	PA: 36	
PITCHER	IP	WLS	BF	H	R	ER	SO	BB	IBB	HBP	BLK	WP	HR	S	P	ERA	WHIP				
Kyle Lohse, R ERA: 6.07 (1, 1)	6.0	L	27	7	4	4	2	2	0	0	0	0	1	69	103	6.00	1.500				
Aaron Fultz, L ERA: 3.66 (7, 1)	0.2		5	2	2	2	0	1	0	0	0	0	0	10	21	27.00	4.500				
Grant Balfour, R ERA: 15.75 (7, 1)	1.1		4	0	0	0	2	0	0	0	0	0	0	12	17	0.00	0.000				

AB	31
R	6
H	9
RBI	6
BB	3
SO	4
LOB	10



Batter	1	2	3	4	5	6	7	8	9	AB	R	H	RBI	BB	SO	LOB	TOP				
20 Lew Ford, R OBP: 0.407, SLG: 0.510										3	2	3	0	2	0	0	Minnesota Twins @ Tampa Bay Devil Rays Tropicana Field, St. Petersburg, FL Wed May 26 2004, 7:15 PM EDT Att. 9,107 - Dome - 72 F				
Cristian Guzman, S OBP: 0.332, SLG: 0.388										4	1	1	1	0	0	4					
Jacque Jones, L OBP: 0.355, SLG: 0.500										4	0	1	2	1	2	5					
Matthew LeCroy, R OBP: 0.321, SLG: 0.440										4	0	2	1	0	0	2					
Henry Blanco, R OBP: 0.275, SLG: 0.343										0	0	0	0	0	0	0					
Tori Hunter, R OBP: 0.322, SLG: 0.514										4	0	0	0	0	1	5					
Doug Mientkiewicz, L OBP: 0.316, SLG: 0.373										4	0	0	0	0	0	2					
33 Justin Morneau, L OBP: 0.450, SLG: 0.706										4	1	1	0	0	1	0					
5 Michael Cuddyer, R OBP: 0.294, SLG: 0.398										4	0	0	0	0	0	1					
17 Alex Prieto, R OBP: 0.292, SLG: 0.273										3	0	0	0	1	0	1					
Inning Stats	R: 1 H: 2 E: 0 K: 1 S: 18	H: 2 R: 1 ER: 0 LOB: 1 P: 28	R: 0 H: 0 E: 0 K: 0 S: 11	H: 0 R: 0 ER: 0 LOB: 0 P: 14	R: 0 H: 1 E: 0 K: 1 S: 9	H: 0 R: 0 ER: 0 LOB: 0 P: 15	R: 0 H: 0 E: 0 K: 0 S: 7	H: 0 R: 0 ER: 0 LOB: 0 P: 11	R: 2 H: 2 E: 0 K: 0 S: 11	H: 2 R: 1 ER: 1 LOB: 1 P: 25	R: 0 H: 0 E: 0 K: 1 S: 7	H: 0 R: 0 ER: 0 LOB: 0 P: 9	R: 0 H: 1 E: 0 K: 0 S: 10	H: 1 R: 0 ER: 0 LOB: 0 P: 14	R: 0 H: 0 E: 0 K: 0 S: 8	H: 0 R: 0 ER: 0 LOB: 0 P: 11	R: 1 H: 2 E: 0 K: 1 S: 12	H: 2 R: 1 ER: 2 LOB: 1 P: 20	1B: 6 2B: 2 3B: 0 HR: 0	SF: 0 SAC: 0 DP: 0 HBP: 1	WP: 1 PA: 39 CS: 0
PITCHER	IP WLS BF H R ER SO BB IBB HBP BLK WP HR S P ERA WHIP																				
Rob Bell, R ERA: 6.75	4.1 L 21 4 3 3 2 3 0 1 0 0 1 0 51 85 6.23 1.615																				
Travis Harper, R ERA: 3.89	0.2 2 1 0 0 0 0 0 0 0 0 0 0 5 8 0.00 1.500																				
Trever Miller, L ERA: 2.79	2.0 7 1 0 0 1 0 0 0 0 0 0 0 17 23 0.00 0.500																				
Jorge Sosa, R ERA: 4.58	1.0 3 0 0 0 0 0 0 0 0 0 0 0 8 11 0.00 0.000																				
Danys Baez, R ERA: 2.41	1.0 6 2 1 1 1 1 0 0 0 0 0 0 12 20 9.00 3.000																				
Batter	1	2	3	4	5	6	7	8	9	AB	R	H	RBI	BB	SO	LOB	BOTTOM				
13 Carl Crawford, L OBP: 0.344, SLG: 0.416										4	0	1	0	0	1	1	Minnesota Twins @ Tampa Bay Devil Rays Tropicana Field, St. Petersburg, FL Wed May 26 2004, 7:15 PM EDT Att. 9,107 - Dome - 72 F				
5 Rocco Baldelli, R OBP: 0.356, SLG: 0.394										3	0	1	0	1	0	0					
Aubrey Huff, L OBP: 0.291, SLG: 0.345										4	1	1	0	0	1	2					
Tino Martinez, L OBP: 0.399, SLG: 0.528										4	1	1	0	0	1	1					
José Cruz Jr., S OBP: 0.350, SLG: 0.474									4	0	1	2	0	1	0						
Julio Lugo, R OBP: 0.296, SLG: 0.463									3	0	0	0	1	1	1						
Robert Fick, L OBP: 0.216, SLG: 0.258									4	0	2	0	0	0	1						
Toby Hall, R OBP: 0.303, SLG: 0.355									3	0	0	0	0	1	4						
Geoff Blum, S OBP: 0.226, SLG: 0.330										3	0	0	0	0	2	1					
Inning Stats	R: 0 H: 1 E: 0 K: 1 S: 13	H: 1 R: 2 ER: 0 LOB: 1 P: 24	R: 0 H: 1 E: 0 K: 0 S: 9	H: 1 R: 0 ER: 0 LOB: 1 P: 16	R: 0 H: 0 E: 0 K: 2 S: 9	H: 0 R: 0 ER: 0 LOB: 0 P: 13	R: 2 H: 3 E: 0 K: 0 S: 12	H: 3 R: 0 ER: 0 LOB: 1 P: 17	R: 0 H: 1 E: 0 K: 0 S: 7	H: 1 R: 0 ER: 0 LOB: 1 P: 12	R: 0 H: 0 E: 0 K: 1 S: 13	H: 0 R: 0 ER: 0 LOB: 0 P: 18	R: 0 H: 1 E: 0 K: 2 S: 11	H: 1 R: 0 ER: 0 LOB: 0 P: 17	R: 0 H: 0 E: 0 K: 1 S: 9	H: 0 R: 0 ER: 0 LOB: 0 P: 15	R: 0 H: 0 E: 0 K: 1 S: 9	H: 0 R: 0 ER: 0 LOB: 0 P: 15	1B: 6 2B: 0 3B: 1 HR: 0	SF: 0 SAC: 0 DP: 1 HBP: 0	WP: 0 PA: 34 CS: 3
PITCHER	IP WLS BF H R ER SO BB IBB HBP BLK WP HR S P ERA WHIP																				
Seth Greisinger, R ERA: 5.24	5.0 W 21 6 2 2 3 2 0 0 0 0 0 0 15 22 0.00 1.000																				
Terry Mulholland, L ERA: 4.43	1.0 H 4 1 0 0 1 0 0 0 0 0 0 0 7 18 0.00 0.000																				
Juan Rincon, R ERA: 2.66	1.1 H 4 0 0 0 2 0 0 0 0 0 0 0 11 18 0.00 0.000																				
J.C. Romero, L ERA: 4.68	0.2 H 2 0 0 0 1 0 0 0 0 0 0 0 7 10 0.00 0.000																				
36 Joe Nathan, R ERA: 1.19	1.0 S 3 0 0 0 1 0 0 0 0 0 0 0 9 15 0.00 0.000																				

Batter	1	2	3	4	5	6	7	8	9	AB	R	H	RBI	BB	SO	LOB	TOP										
20 Lew Ford, R OBP: 0.403, SLG: 0.503 (1, 7)	P4		1B HR		G5-4-3		K			4	1	1	0	0	1	3	Minnesota Twins @ Tampa Bay Devil Rays Tropicana Field, St. Petersburg, FL Thu May 27 2004, 2:15 PM EDT Att: 10,570 - Dome - 72 F livebaseballscorecards.com										
Cristian Guzman, S OBP: 0.330, SLG: 0.385 (1, 6)	G6-3		1B HR		L4			F8		4	1	1	0	0	0	0											
Jacque Jones, L OBP: 0.353, SLG: 0.512 (1, 9)	K		1B HR			G6-3		G4-3		4	1	1	3	0	1	0											
Corey Koskie, L OBP: 0.347, SLG: 0.515 (1, 5)		HR	1B			G4-3		K		4	1	2	1	0	1	0											
Tori Hunter, R OBP: 0.311, SLG: 0.495 (1, 8)	G6-3		F9			P2			G6-3	4	0	0	0	0	0	1											
Doug Mientkiewicz, L OBP: 0.316, SLG: 0.370 (1, 3)	F9			L3			5 FE 1B		K	4	0	1	0	0	1	0											
33 Justin Morneau, L OBP: 0.375, SLG: 0.571 (1, 10)	F7			G3			F8		K	4	0	0	0	0	1	1											
5 Michael Cuddyer, R OBP: 0.287, SLG: 0.387 (1, 4)			K	F9			E4			3	0	0	0	0	1	1											
Henry Blanco, R OBP: 0.279, SLG: 0.345 (1, 2)								F8		2	0	1	0	0	0	0											
Michael Ryan, L OBP: 0.339, SLG: 0.365 (7, PH)			G6-3		20 G5-4-3 1B					1	0	0	0	0	0	2											
Matthew LeCroy, R OBP: 0.321, SLG: 0.440 (7, 2)										0	0	0	0	0	0	0											
Inning Stats	R: 0 E: 0 K: 1 S: 10	H: 0 LOB: 0 BB: 0 P: 14	R: 1 E: 0 K: 0 S: 13	H: 1 LOB: 0 BB: 0 P: 19	R: 3 E: 0 K: 1 S: 17	H: 4 LOB: 1 BB: 0 P: 24	R: 0 E: 0 K: 0 S: 6	H: 0 LOB: 0 BB: 0 P: 9	R: 0 E: 0 K: 0 S: 5	H: 1 LOB: 0 BB: 0 P: 6	R: 0 E: 0 K: 0 S: 5	H: 0 LOB: 0 BB: 0 P: 8	R: 0 E: 1 K: 1 S: 11	H: 1 LOB: 2 BB: 0 P: 19	R: 0 E: 0 K: 2 S: 9	H: 0 LOB: 0 BB: 0 P: 10	R: 0 E: 0 K: 1 S: 9	H: 0 LOB: 0 BB: 0 P: 12	1B: 5 2B: 0 3B: 0 HR: 2	SF: 0 SAC: 0 DP: 1 HBP: 0	WP: 0 PB: 0 CS: 0	PA: 34					
PITCHER	IP	WLS	BF	H	R	ER	SO	BB	IBB	HBP	BLK	WP	HR	S	P	ERA	WHIP										
Jason Standridge, R ERA: 5.68 (1, 1)	3.0		14	5	4	4	2	0	0	0	0	0	2	40	57	12.00	1.667										
John Halama, L ERA: 2.25 (4, 1)	3.1	W	11	2	0	0	0	0	0	0	0	0	0	18	26	0.00	0.600										
Jorge Sosa, R ERA: 4.19 (7, 1)	1.2	H	6	0	0	0	2	0	0	0	0	0	0	18	26	0.00	0.000										
Danys Baez, R ERA: 2.29 (9, 1)	1.0	S	3	0	0	0	2	0	0	0	0	0	0	9	12	0.00	0.000										

Batter	1	2	3	4	5	6	7	8	9	AB	R	H	RBI	BB	SO	LOB	BOTTOM										
13 Carl Crawford, L OBP: 0.347, SLG: 0.418 (1, 8) (8, 7)	F7			5 HR 1B		FC4 CS 5 5				4	1	2	1	0	0	1	Minnesota Twins @ Tampa Bay Devil Rays Tropicana Field, St. Petersburg, FL Thu May 27 2004, 2:15 PM EDT Att: 10,570 - Dome - 72 F livebaseballscorecards.com										
5 Rocco Baldelli, R OBP: 0.353, SLG: 0.408 (1, 10)	F8	F7		1B HR		CS	F9			4	1	1	3	0	0	2											
Aubrey Huff, L OBP: 0.296, SLG: 0.349 (1, 5)				G4-3	G6-3		G4-3			4	0	2	0	0	0	0											
Tino Martinez, L OBP: 0.388, SLG: 0.512 (1, 3)	G4-3		G4-3		G1-3		G3-1			4	0	0	0	0	0	2											
José Cruz Jr., S OBP: 0.353, SLG: 0.471 (1, 9)		P5	F8					1B S BB		3	0	1	0	1	0	1											
Julio Lugo, R OBP: 0.297, SLG: 0.457 (1, 6)			K		P3		G6-3			4	1	1	0	0	1	3											
Robert Fick, L OBP: 0.220, SLG: 0.261 (1, 7)		F7			G6-4-3 1B		F9			3	0	1	0	0	0	2											
Charles Gipson, R OBP: 0.500, SLG: 0.500 (7, 7) (8, 8)								FC1-5 S 1B		1	0	1	0	0	0	0											
Toby Hall, R OBP: 0.311, SLG: 0.361 (1, 2)		1B E 13 1B 1B		G6-4-3		FC1-8 1B		FC1-5-2		4	1	2	0	0	0	3											
Rey Sanchez, R OBP: 0.266, SLG: 0.253 (1, 4)					13 1B HBP		FC1-6 13 FC4	G4-3		3	1	1	1	0	0	3											
Inning Stats	R: 0 E: 0 K: 0 S: 9	H: 1 LOB: 1 BB: 0 P: 12	R: 2 E: 1 K: 0 S: 11	H: 4 LOB: 2 BB: 0 P: 20	R: 0 E: 0 K: 1 S: 8	H: 1 LOB: 1 BB: 0 P: 12	R: 3 E: 0 K: 0 S: 11	H: 3 LOB: 0 BB: 0 P: 17	R: 0 E: 0 K: 0 S: 8	H: 1 LOB: 1 BB: 0 P: 13	R: 0 E: 0 K: 0 S: 7	H: 1 LOB: 0 BB: 0 P: 9	R: 0 E: 0 K: 0 S: 5	H: 0 LOB: 0 BB: 0 P: 9	R: 0 E: 0 K: 0 S: 12	H: 1 LOB: 2 BB: 1 P: 19	1B: 11 2B: 0 3B: 0 HR: 1	SF: 0 SAC: 0 DP: 1 HBP: 1	WP: 0 PB: 0 CS: 1	PA: 37							
PITCHER	IP	WLS	BF	H	R	ER	SO	BB	IBB	HBP	BLK	WP	HR	S	P	ERA	WHIP										
Carlos Silva, R ERA: 4.55 (1, 1)	6.0	L	28	11	5	4	1	0	0	0	0	0	0	54	83	6.00	1.833										
J.C. Romero, L ERA: 4.5 (7, 1)	1.0		3	0	0	0	0	0	0	0	0	0	0	5	9	0.00	0.000										
Joe Roa, R ERA: 2.49 (8, 1)	1.0		5	1	0	0	0	1	0	0	0	0	0	12	19	0.00	2.000										

Batter	1	2	3	4	5	6	7	8	9	AB	R	H	RBI	BB	SO	LOB	TOP									
20 Lew Ford, R OBP: 0.400, SLG: 0.491			 FC3-6		 G4-3		 G4-3		 G5-3		4	0	1	0	0	1	2									
Cristian Guzman, S OBP: 0.317, SLG: 0.368			 G6-4-3		 G4-3					4	0	0	0	0	2	2										
Doug Mientkiewicz, L OBP: 0.319, SLG: 0.372	 2B			 2B				 L9		3	1	1	0	1	1	1										
Matthew LeCroy, R OBP: 0.333, SLG: 0.434	 F8					 G4-6-3		 1B		3	0	1	0	1	1	2										
Tori Hunter, R OBP: 0.307, SLG: 0.483				 G1-3		 L7				4	1	1	1	0	2	2										
Jacque Jones, L OBP: 0.344, SLG: 0.492				 G1-3		 G4-6-3			 F8		4	0	0	0	0	1	2									
5 Michael Cuddyer, R OBP: 0.323, SLG: 0.448	 BB			 3B			 SH1-4		 DI		2	0	2	1	2	0	0									
Henry Blanco, R OBP: 0.273, SLG: 0.345				 P4			 SH1-4		 F7		2	0	0	0	0	1	2									
Jose Offerman, S OBP: 0.356, SLG: 0.402							 1-2				1	0	0	0	0	0	1									
17 Alex Prieto, R OBP: 0.333, SLG: 0.320											3	0	2	0	0	1	1									
Corey Koskie, L OBP: 0.341, SLG: 0.500											1	0	0	0	0	1	1									
Inning Stats	R: 0 E: 0 K: 2 S: 15	H: 1 LOB: 1 BB: 0 P: 22	R: 0 E: 0 K: 3 S: 10	H: 0 LOB: 1 BB: 1 P: 16	R: 0 E: 0 K: 0 S: 5	H: 1 LOB: 0 BB: 0 P: 9	R: 2 E: 0 K: 1 S: 14	H: 2 LOB: 1 BB: 1 P: 21	R: 0 E: 0 K: 1 S: 8	H: 2 LOB: 1 BB: 0 P: 12	R: 0 E: 0 K: 0 S: 9	H: 0 LOB: 0 BB: 1 P: 17	R: 0 E: 0 K: 1 S: 7	H: 0 LOB: 1 BB: 1 P: 14	R: 0 E: 0 K: 2 S: 10	H: 1 LOB: 1 BB: 0 P: 15	R: 0 E: 0 K: 1 S: 9	H: 1 LOB: 1 BB: 0 P: 13	1B: 5 2B: 2 3B: 1 HR: 0	SF: 0 SAC: 1 DP: 2 HBP: 0	WP: 1 PB: 0 SB: 1 CS: 1	PA: 36				
PITCHER	IP	WLS	BF	H	R	ER	SO	BB	IBB	HBP	BLK	WP	HR	S	P	ERA	WHIP									
Dennys Reyes, L ERA: 2.52	(1, 1)	7.0	W	28	6	2	2	8	4	0	0	0	0	0	5	8	2.57	1.429								
Brian Anderson, L ERA: 7.74	(8, 1)	0.2	H	2	0	0	0	1	0	0	0	0	0	5	8	0.00	0.000									
Curt Leskanic, R ERA: 8.76	(8, 1)	0.1	H	2	1	0	0	1	0	0	0	0	0	5	7	0.00	3.000									
Jeremy Affeldt, L ERA: 4.82	(9, 1)	1.0	S	4	1	0	0	1	0	0	0	0	0	9	13	0.00	1.000									

Minnesota Twins @ Kansas City Royals
Kauffman Stadium, Kansas City, MO

AB 31
R 2
H 8
RBI 2
BB 4
SO 11
LOB 16



WP: 1 PA: 36
PB: 0
SB: 1
CS: 1

Sat May 29 2004, 1:10 PM CDT
Att: 24,676 - Cloudy - 86 F

Batter	1	2	3	4	5	6	7	8	9	AB	R	H	RBI	BB	SO	LOB	BOTTOM								
4 Angel Berroa, R OBP: 0.247, SLG: 0.324	 F9				 G3		 2B				3	1	0	0	0	1	1								
Carlos Beltrán, S OBP: 0.346, SLG: 0.528	 G5-3		 F9		 F7		 2B				4	0	1	3	0	0	1								
29 Mike Sweeney, R OBP: 0.348, SLG: 0.476	 2B			 1B		 F9		 G6-3		3	1	1	0	1	0	1									
Ken Harvey, R OBP: 0.395, SLG: 0.519	 2B					 F9		 G5-3		4	0	1	1	0	1	1									
Joe Randa, R OBP: 0.348, SLG: 0.391	 G4-3			 1B				 G5-3		4	0	1	0	0	1	1									
Benito Santiago, R OBP: 0.273, SLG: 0.370		 G2-3							 G6-3		4	0	0	0	0	2	2								
Matt Stairs, L OBP: 0.352, SLG: 0.478	 G4-3			 F8			 HR				3	1	1	1	0	0	2								
Tony Graffanino, R OBP: 0.352, SLG: 0.400		 G1-3			 G6-3		 2B		 1B		3	1	1	0	0	0	0								
Byron Gettis, R OBP: 0.400, SLG: 0.250					 1B		 2B				2	1	1	0	1	1	0								
Inning Stats	R: 1 E: 0 K: 0 S: 12	H: 2 LOB: 1 BB: 0 P: 21	R: 0 E: 0 K: 0 S: 6	H: 0 LOB: 0 BB: 0 P: 9	R: 0 E: 0 K: 2 S: 10	H: 0 LOB: 0 BB: 0 P: 13	R: 0 E: 0 K: 2 S: 12	H: 1 LOB: 2 BB: 1 P: 19	R: 0 E: 0 K: 1 S: 10	H: 0 LOB: 0 BB: 0 P: 14	R: 4 E: 0 K: 1 S: 13	H: 3 LOB: 1 BB: 1 P: 23	R: 0 E: 0 K: 0 S: 6	H: 0 LOB: 0 BB: 0 P: 7	R: 0 E: 0 K: 0 S: 6	H: 0 LOB: 0 BB: 0 P: 7	1B: 3 2B: 3 3B: 0 HR: 1	SF: 0 SAC: 0 DP: 0 HBP: 1	WP: 0 PB: 1 SB: 0 CS: 0	PA: 33					
PITCHER	IP	WLS	BF	H	R	ER	SO	BB	IBB	HBP	BLK	WP	HR	S	P	ERA	WHIP								
Johan Santana, L ERA: 5.61	(1, 1)	6.1	L	27	6	4	4	6	2	0	0	0	0	65	101	5.68	1.263								
J.C. Romero, L ERA: 4.73	(7, 1)	0.2		3	1	1	1	0	0	0	1	0	0	6	8	13.50	1.500								
Joe Roa, R ERA: 2.39	(8, 1)	1.0		3	0	0	0	0	0	0	0	0	0	6	7	0.00	0.000								

Minnesota Twins @ Kansas City Royals
Kauffman Stadium, Kansas City, MO

AB 30
R 5
H 7
RBI 5
BB 2
SO 6
LOB 9



WP: 0 PA: 33
PB: 1
SB: 0
CS: 0

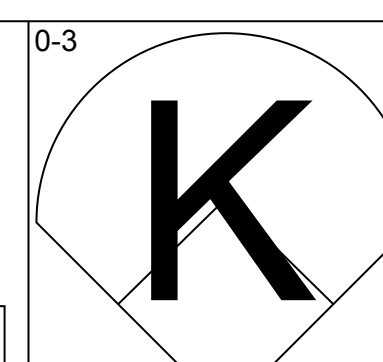
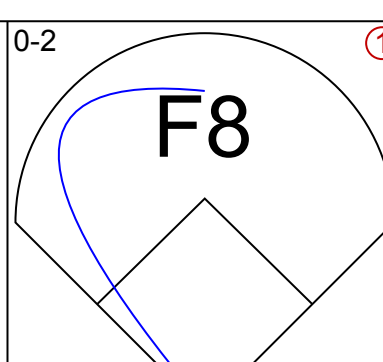
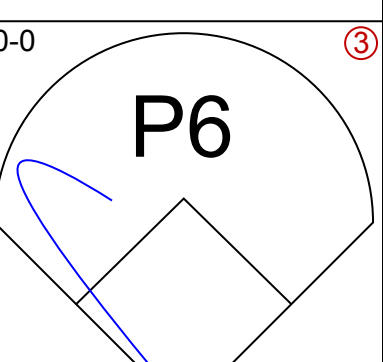
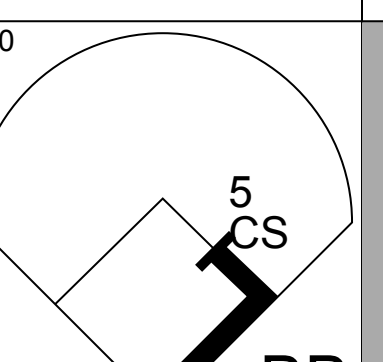
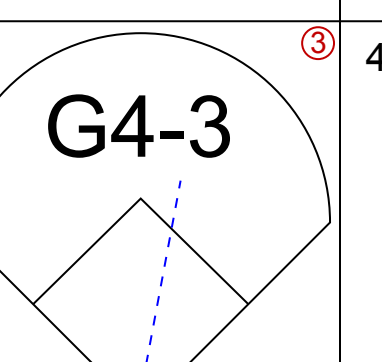
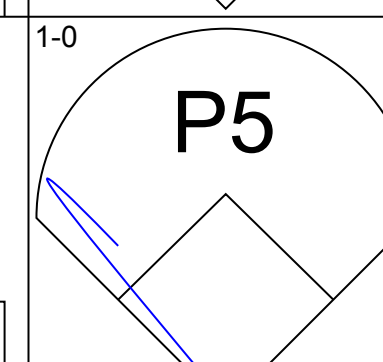
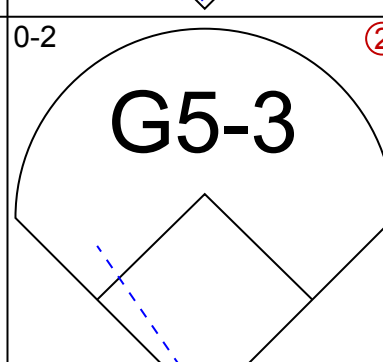
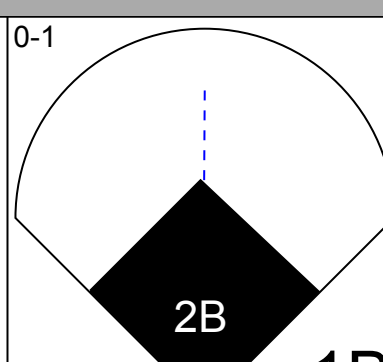
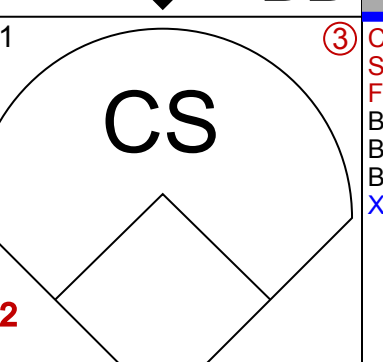

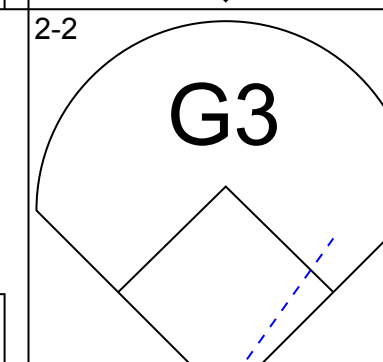
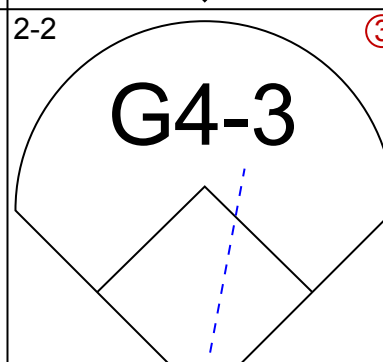
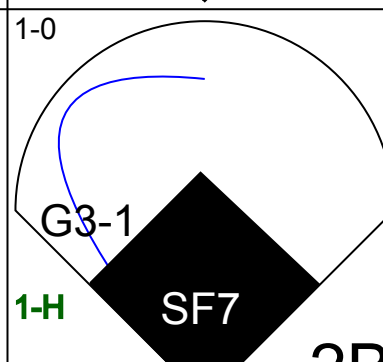

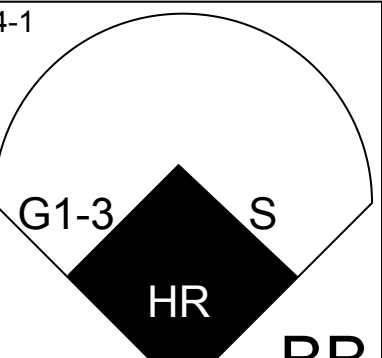
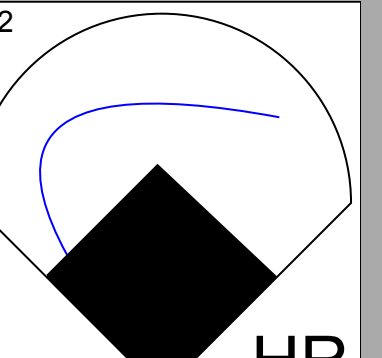
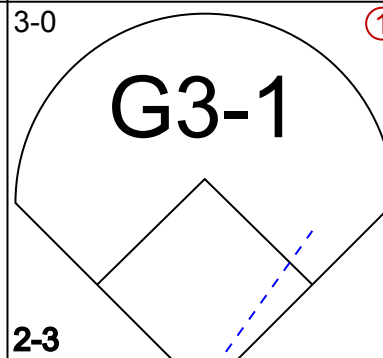

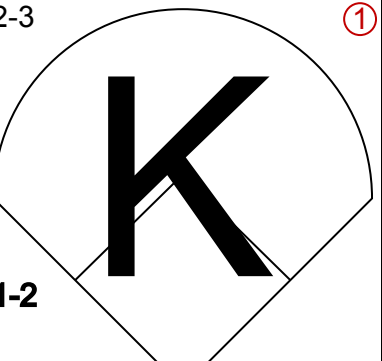

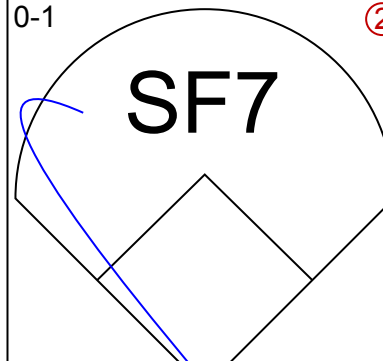
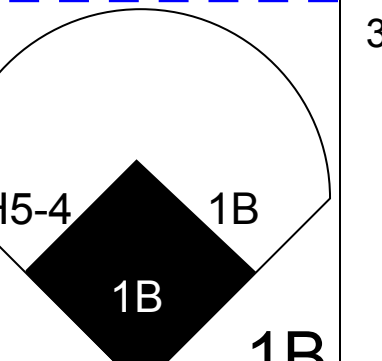
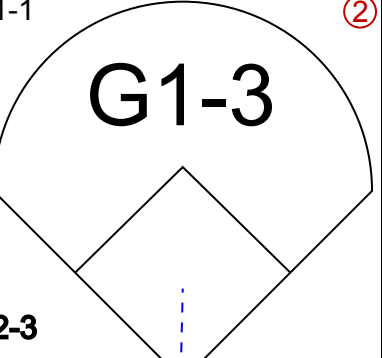
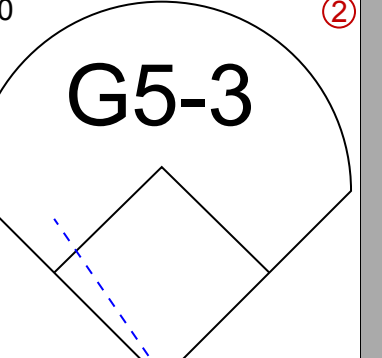
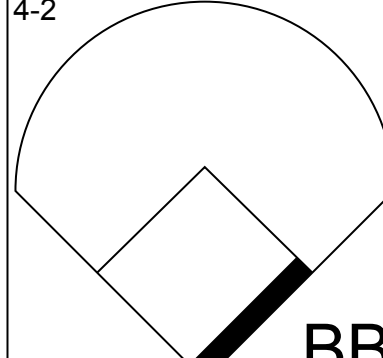
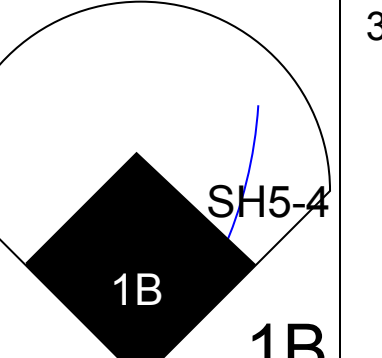
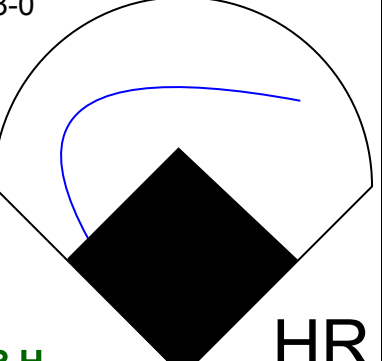

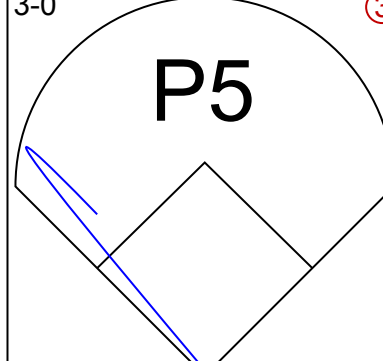
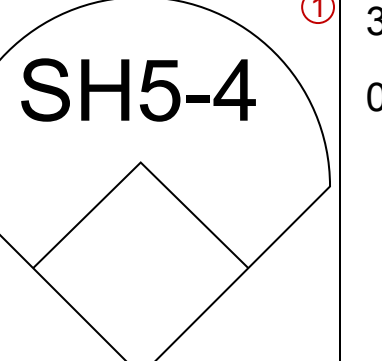
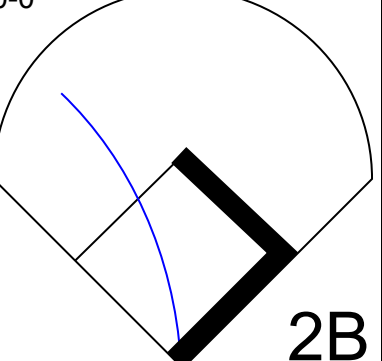
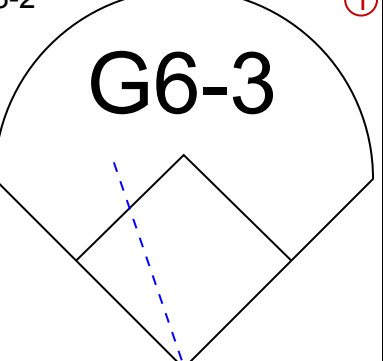
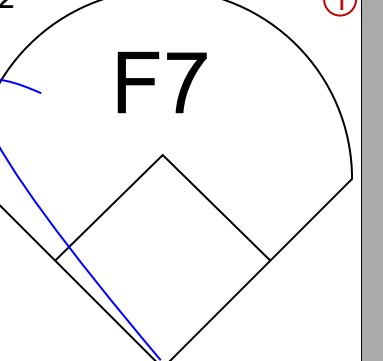
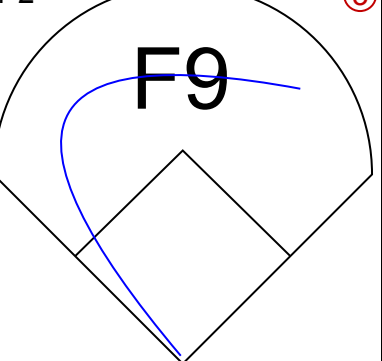
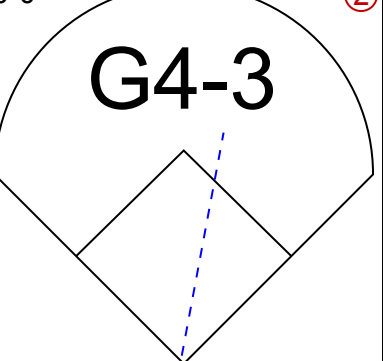
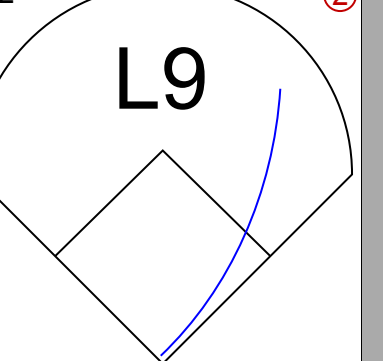
Sat May 29 2004, 1:10 PM CDT
Att: 24,676 - Cloudy - 86 F

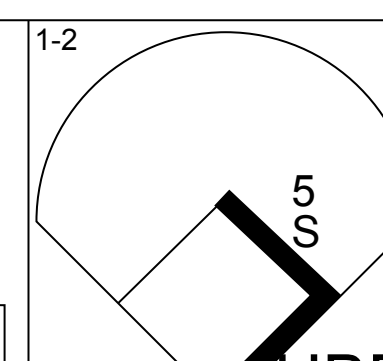
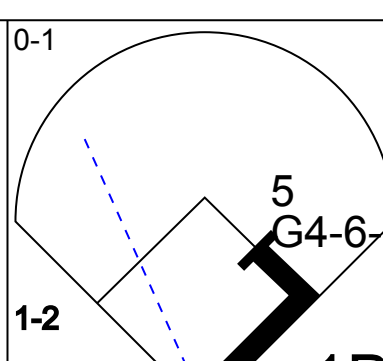
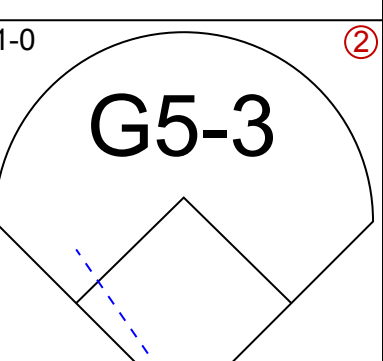

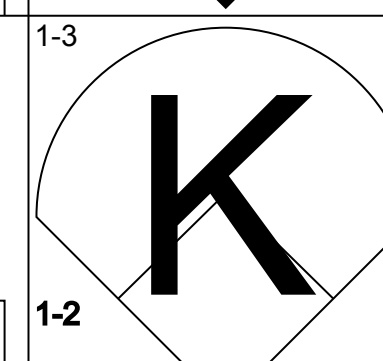
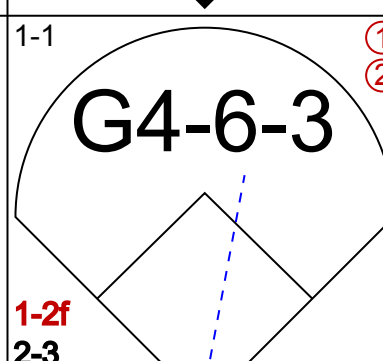
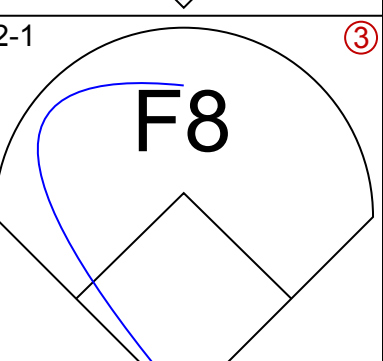

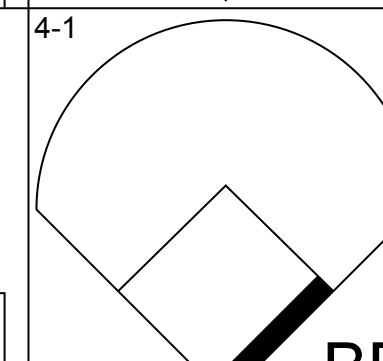
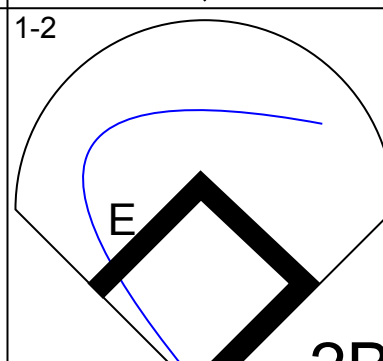
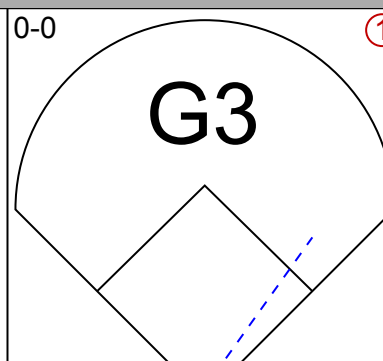

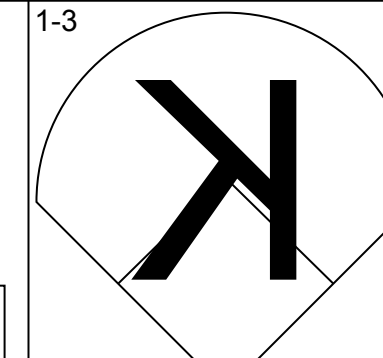
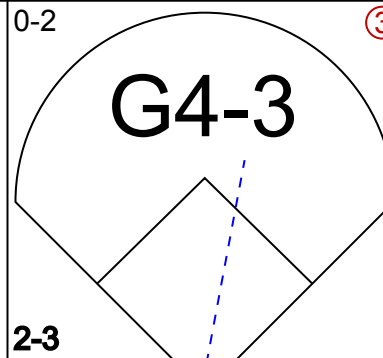
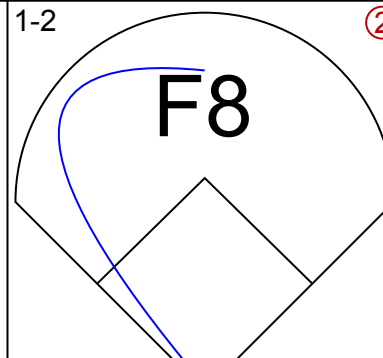

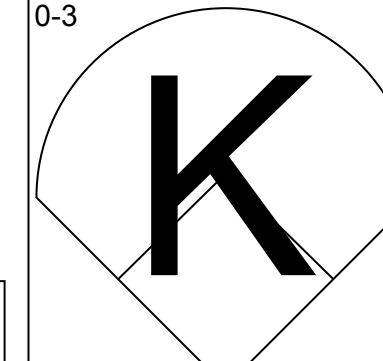
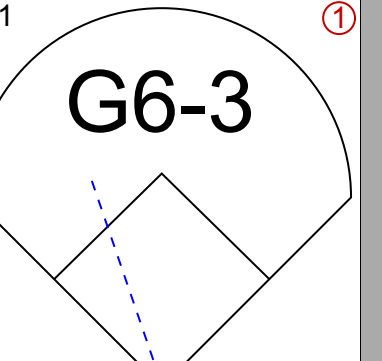
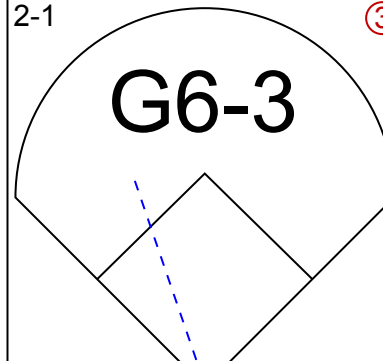
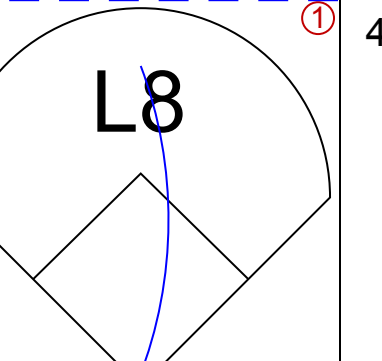
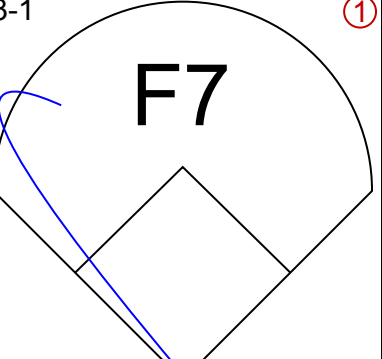
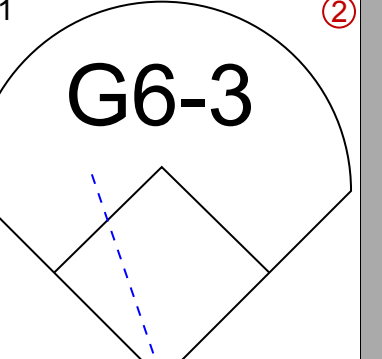
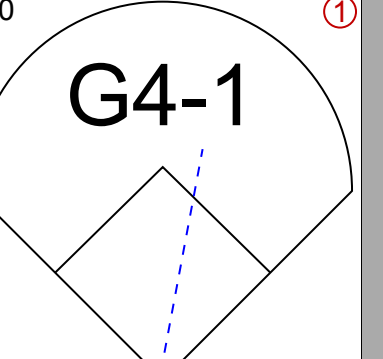
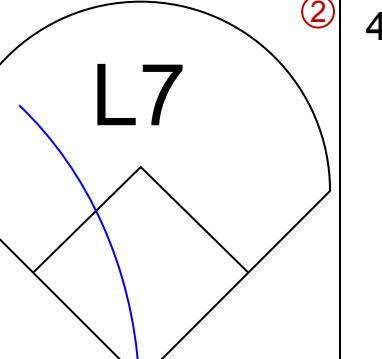
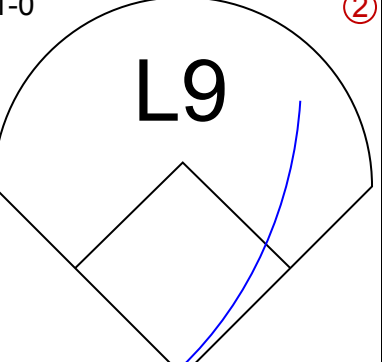
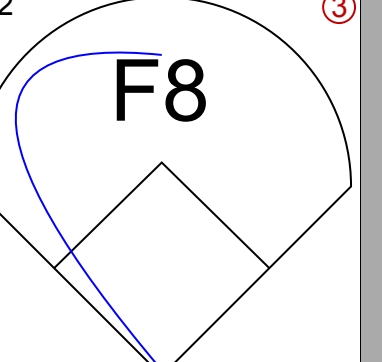
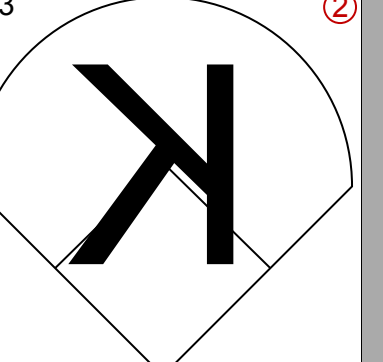
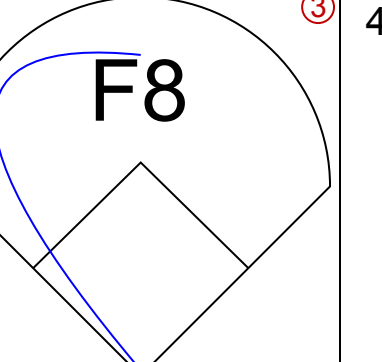
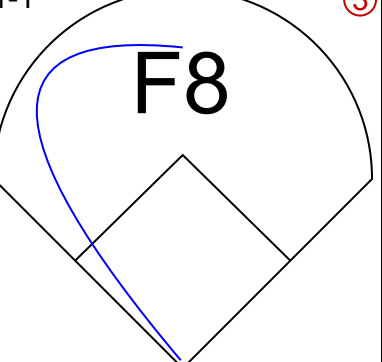
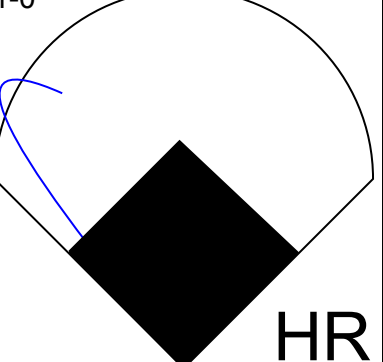
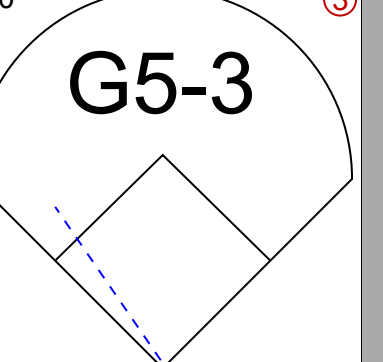
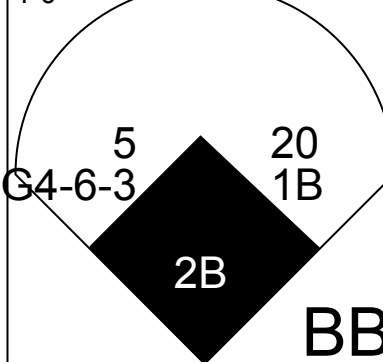
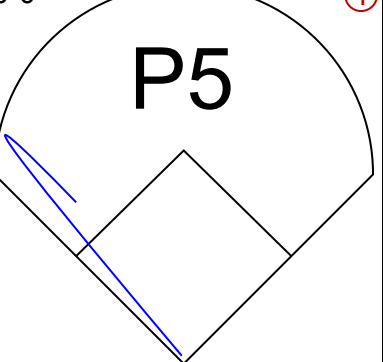

Batter	1	2	3	4	5	6	7	8	9	AB	R	H	RBI	BB	SO	LOB	TOP																			
20 Lew Ford, R OBP: 0.400, SLG: 0.503	L7		HR	5 1B 1B		L8		F9		4	2	1	1	0	0	0	Minnesota Twins @ Kansas City Royals Kauffman Stadium, Kansas City, MO Sun May 30 2004, 1:10 PM CDT Att: 22,305 - Cloudy - 83 F																			
5 Michael Cuddyer, R OBP: 0.319, SLG: 0.438	F9		P4	1B		F7		F9		5	1	1	0	0	0	0																				
Doug Mientkiewicz, L OBP: 0.326, SLG: 0.377	FC6-4 BB		G3	1B				F9		3	1	1	0	2	0	0																				
Corey Koskie, L OBP: 0.352, SLG: 0.500 Cristian Guzman, S OBP: 0.317, SLG: 0.388	FC6-4 1-2		L9	1B				F8 1B 1B		4	1	2	3	1	0	1																				
Tori Hunter, R OBP: 0.326, SLG: 0.492				1B				G4-6-3 BB		4	1	3	0	1	1	2																				
Jacque Jones, L OBP: 0.335, SLG: 0.478	F7			G4-1		K		G4-6-3 1-2		5	0	0	0	0	1	6																				
Matthew LeCroy, R OBP: 0.339, SLG: 0.431				G6-3		K		P5		5	0	2	1	0	1	3																				
Henry Blanco, R OBP: 0.273, SLG: 0.342	L6			17 HR 1B		K				4	1	1	1	0	2	4																				
17 Alex Prieto, R OBP: 0.323, SLG: 0.414	B5-3			1B		K		G5-3		4	1	1	2	0	1	2																				
Inning Stats	R: 0 E: 0 K: 0 S: 6	H: 0 LOB: 1 BB: 1 P: 12	R: 0 E: 0 K: 0 S: 12	H: 2 LOB: 2 BB: 0 P: 22	R: 1 E: 0 K: 0 S: 9	H: 1 LOB: 0 BB: 0 P: 13	R: 5 E: 0 K: 1 S: 20	H: 5 LOB: 2 BB: 1 P: 31	R: 0 E: 0 K: 3 S: 10	H: 0 LOB: 0 BB: 0 P: 13	R: 0 E: 0 K: 1 S: 9	H: 0 LOB: 0 BB: 0 P: 13	R: 1 E: 0 K: 1 S: 12	H: 2 LOB: 2 BB: 1 P: 18	R: 0 E: 0 K: 0 S: 7	H: 0 LOB: 0 BB: 0 P: 8	R: 1 E: 0 K: 0 S: 10	H: 2 LOB: 2 BB: 1 P: 18	1B: 9 2B: 1 3B: 0 HR: 2	SF: 0 SAC: 0 DP: 1 HBP: 1	WP: 0 PB: 0 SB: 0 CS: 0	PA: 43														
PITCHER	IP	WLS	BF	H	R	ER	SO	BB	IBB	HBP	BLK	WP	HR	S	P	ERA	WHIP	PITCHER		IP	WLS	BF	H	R	ER	SO	BB	IBB	HBP	BLK	WP	HR	S	P	ERA	WHIP
41 Jimmy Gobble, L ERA: 4.94	3.2	L	22	8	6	6	0	2	0	1	0	0	2	44	74	14.73	2.727	Nate Field, R ERA: 3.32		1.0		2	0	0	0	0	0	0	0	0	0	4	6	0.00	0.000	
Scott Sullivan, R ERA: 4.01	2.1		7	0	0	0	5	0	0	0	0	0	0	22	30	0.00	0.000																			
Jaime Cerda, L ERA: 3.77	0.2		4	1	1	1	0	1	0	0	0	0	0	7	12	13.50	3.000																			
Jason Grimsley, R ERA: 2.18	0.1		2	1	0	0	1	0	0	0	0	0	0	5	6	0.00	3.000																			
Justin Huisman, R ERA: 6.75	1.0		6	2	1	1	0	1	0	0	0	0	0	13	20	9.00	3.000																			

Batter	1	2	3	4	5	6	7	8	9	AB	R	H	RBI	BB	SO	LOB	BOTTOM																			
4 Angel Berroa, R OBP: 0.252, SLG: 0.326	P3		L4-3				L7			5	0	2	0	0	0	1	Minnesota Twins @ Kansas City Royals Kauffman Stadium, Kansas City, MO Sun May 30 2004, 1:10 PM CDT Att: 22,305 - Cloudy - 83 F																			
Carlos Beltrán, S OBP: 0.352, SLG: 0.530	PO BB			F8				PB		3	0	1	0	2	1	2																				
29 Mike Sweeney, R OBP: 0.351, SLG: 0.479	K			1B			F3			3	1	1	0	1	1	3																				
Matt Stairs, L OBP: 0.356, SLG: 0.479	PO			F8				PB BB		4	0	2	1	0	1	2																				
Ken Harvey, R OBP: 0.398, SLG: 0.519				K				K		4	0	2	0	0	2	3																				
Joe Randa, R OBP: 0.341, SLG: 0.381	P4			L9				G6-4-3		4	0	0	0	0	0	6																				
Benito Santiago, R OBP: 0.273, SLG: 0.388	K							F7		4	1	1	1	0	1	2																				
Tony Graffanino, R OBP: 0.359, SLG: 0.404				K				G6-3		4	0	2	0	0	1	0																				
Desi Relaford, S OBP: 0.300, SLG: 0.244				FC4-6 1B				F7		4	1	1	0	0	1	2																				
Inning Stats	R: 0 E: 0 K: 1 S: 6	H: 1 LOB: 1 BB: 0 P: 16	R: 0 E: 0 K: 1 S: 11	H: 1 LOB: 0 BB: 0 P: 14	R: 0 E: 0 K: 1 S: 10	H: 1 LOB: 1 BB: 0 P: 13	R: 1 E: 0 K: 1 S: 16	H: 2 LOB: 1 BB: 0 P: 23	R: 2 E: 1 K: 0 S: 11	H: 3 LOB: 3 BB: 1 P: 19	R: 0 E: 0 K: 0 S: 14	H: 2 LOB: 1 BB: 0 P: 19	R: 0 E: 0 K: 1 S: 9	H: 0 LOB: 0 BB: 0 P: 14	R: 0 E: 0 K: 2 S: 14	H: 1 LOB: 2 BB: 1 P: 28	R: 0 E: 0 K: 1 S: 16	H: 2 LOB: 2 BB: 0 P: 25	1B: 9 2B: 3 3B: 0 HR: 1	SF: 0 SAC: 0 DP: 2 HBP: 0	WP: 0 PB: 1 SB: 0 CS: 0	PA: 39														
PITCHER	IP	WLS	BF	H	R	ER	SO	BB	IBB	HBP	BLK	WP	HR	S	P	ERA	WHIP	PITCHER		IP	WLS	BF	H	R	ER	SO	BB	IBB	HBP	BLK	WP	HR	S	P	ERA	WHIP
Kyle Lohse, R ERA: 5.87	5.0	W	23	9	3	2	4	2	0	0	0	0	0	60	94	3.60	2.200	Nate Field, R ERA: 3.32		1.0		2	0	0	0	0	0	0	0	4	6	0.00	1.000			
Joe Roa, R ERA: 2.22	2.0	H	7	1	0	0	1	1	0	0	0	0	0	20	33	0.00	1.000																			
Aaron Fultz, L ERA: 3.8	0.1	H	1	0	0	0	1	0	0	0	0	0	0	4	7	0.00	0.000																			
Juan Rincon, R ERA: 2.77	0.2	H	2	0	0	0	1	0	0	0	0	0	0	7	12	0.00	0.000																			
36 Joe Nathan, R ERA: 1.14	1.0		5	2	0	0	1	0	0	0	0	0	0	16	25	0.00	2.000																			

AB	38
R	8
H	12
RBI	8
BB	4
SO	6
LOB	18

AB	35
R	3
H	12
RBI	2
BB	3
SO	8
LOB	21

Batter	1	2	3	4	5	6	7	8	9	AB	R	H	RBI	BB	SO	LOB	TOP									
13 Carl Crawford, L OBP: 0.344, SLG: 0.411										4	0	0	0	1	1	1	Tampa Bay Devil Rays @ Minnesota Twins Hubert H. Humphrey Metrodome, Minneapolis, MN Mon May 31 2004, 2:10 PM EDT Att: 25,191 - Unknown - 70 F									
5 Rocco Baldelli, R OBP: 0.337, SLG: 0.390										4	1	1	0	0	0	0										
Aubrey Huff, L OBP: 0.315, SLG: 0.425										4	1	1	1	0	0	0										
Tino Martinez, L OBP: 0.388, SLG: 0.518										3	2	1	1	1	0	1										
José Cruz Jr., S OBP: 0.355, SLG: 0.454										3	1	1	1	0	2	1										
Julio Lugo, R OBP: 0.291, SLG: 0.435										3	1	1	0	1	0	1										
Fred McGriff, L OBP: 0.125, SLG: 0.500 Charles Gipson, R OBP: 0.500, SLG: 0.500										3	1	1	2	0	1	1										
Toby Hall, R OBP: 0.322, SLG: 0.413										4	0	2	2	0	0	0										
Rey Sanchez, R OBP: 0.258, SLG: 0.239										4	0	0	0	0	0	2										
Inning Stats	R: 0 E: 0 K: 1 S: 7	H: 0 LOB: 0 BB: 0 P: 10	R: 2 E: 0 K: 1 S: 11	H: 2 LOB: 1 BB: 1 P: 22	R: 0 E: 0 K: 0 S: 11	H: 0 LOB: 0 BB: 0 P: 13	R: 1 E: 0 K: 2 S: 10	H: 1 LOB: 0 BB: 0 P: 15	R: 0 E: 0 K: 0 S: 5	H: 0 LOB: 0 BB: 0 P: 8	R: 2 E: 0 K: 0 S: 9	H: 2 LOB: 1 BB: 1 P: 20	R: 0 E: 0 K: 0 S: 8	H: 0 LOB: 0 BB: 1 P: 16	R: 0 E: 0 K: 0 S: 10	H: 0 LOB: 0 BB: 0 P: 17	R: 2 E: 0 K: 0 S: 11	H: 3 LOB: 1 BB: 0 P: 16	1B: 4 2B: 2 3B: 0 HR: 2	SF: 1 SAC: 1 DP: 0 HBP: 0	WP: 1 PB: 0 CS: 1	PA: 38				
PITCHER	IP	WLS	BF	H	R	ER	SO	BB	IBB	HBP	BLK	WP	HR	S	P	ERA	WHIP									
Seth Greisinger, R ERA: 5.63	(1, 1)	5.2	L	24	5	5	5	4	2	0	0	0	0	2	52	84	7.94	1.235								
Grant Balfour, R ERA: 11.81	(6, 1)	1.1		4	0	0	0	0	1	0	0	0	0	0	9	20	0.00	0.750								
Aaron Fultz, L ERA: 3.65	(8, 1)	1.0		3	0	0	0	0	0	0	0	0	0	10	17	0.00	0.000									
Terry Mulholland, L ERA: 5.23	(9, 1)	0.1		3	2	2	2	0	0	0	0	0	0	5	6	54.00	6.000									
J.C. Romero, L ERA: 4.61	(9, 1)	0.2		3	1	0	0	0	0	0	0	1	0	6	10	0.00	1.500									

Batter	1	2	3	4	5	6	7	8	9	AB	R	H	RBI	BB	SO	LOB	BOTTOM									
20 Lew Ford, R OBP: 0.407, SLG: 0.503										2	0	1	0	1	0	0	Tampa Bay Devil Rays @ Minnesota Twins Hubert H. Humphrey Metrodome, Minneapolis, MN Mon May 31 2004, 2:10 PM EDT Att: 25,191 - Unknown - 70 F									
5 Michael Cuddyer, R OBP: 0.317, SLG: 0.432										4	0	1	0	0	1	3										
Doug Mientkiewicz, L OBP: 0.330, SLG: 0.362										3	0	1	1	1	0	2										
Corey Koskie, L OBP: 0.341, SLG: 0.482										4	0	0	0	0	2	4										
Tori Hunter, R OBP: 0.316, SLG: 0.476										4	0	0	0	0	1	2										
Jacque Jones, L OBP: 0.326, SLG: 0.468										4	0	0	0	0	0	0										
Matthew LeCroy, R OBP: 0.318, SLG: 0.403										4	0	0	0	0	1	0										
Henry Blanco, R OBP: 0.274, SLG: 0.366										3	1	1	1	0	0	0										
Cristian Guzman, S OBP: 0.322, SLG: 0.366										1	2	0	0	2	0	0										
Inning Stats	R: 0 E: 0 K: 3 S: 12	H: 0 LOB: 2 BB: 1 P: 19	R: 0 E: 0 K: 0 S: 5	H: 0 LOB: 0 BB: 0 P: 10	R: 1 E: 1 K: 0 S: 10	H: 2 LOB: 1 BB: 1 P: 16	R: 0 E: 0 K: 0 S: 9	H: 0 LOB: 0 BB: 0 P: 13	R: 1 E: 0 K: 0 S: 5	H: 1 LOB: 0 BB: 0 P: 9	R: 0 E: 0 K: 1 S: 5	H: 0 LOB: 0 BB: 0 P: 7	R: 1 E: 0 K: 1 S: 14	H: 1 LOB: 1 BB: 2 P: 26	R: 0 E: 0 K: 0 S: 8	H: 0 LOB: 0 BB: 0 P: 14	1B: 2 2B: 1 3B: 0 HR: 1	SF: 0 SAC: 0 DP: 2 HBP: 1	WP: 0 PB: 0 CS: 0	PA: 34						
PITCHER	IP	WLS	BF	H	R	ER	SO	BB	IBB	HBP	BLK	WP	HR	S	P	ERA	WHIP									
Rob Bell, R ERA: 4.96	(1, 1)	7.0	W	26	3	2	2	4	2	0	0	0	0	1	52	83	2.57	0.714								
Jorge Sosa, R ERA: 5.75	(8, 1)	0.0		3	1	1	1	0	2	0	0	0	0	8	16	∞	∞									
Trever Miller, L ERA: 2.66	(8, 1)	1.0	H	2	0	0	0	1	0	0	0	0	0	6	10	0.00	0.000									
Lance Carter, R ERA: 3.2	(9, 1)	1.0		3	0	0	0	0	0	0	0	0	0	8	14	0.00	0.000									




Batter	1	2	3	4	5	6	7	8	9	AB	R	H	RBI	BB	SO	LOB	TOP			
13 Carl Crawford, L OBP: 0.347, SLG: 0.413	2-1 L3 1B		0-1 G4-3		0-0 F8			0-1 G6-4-3 1B		4	0	2	0	0	0	1	Tampa Bay Devil Rays @ Minnesota Twins Hubert H. Humphrey Metrodome, Minneapolis, MN Tue Jun 01 2004, 8:10 PM EDT Att: 13,928 - Unknown - 70 F AB 34 R 4 H 9 RBI 4 BB 2 SO 1 LOB 14			
5 Rocco Baldelli, R OBP: 0.330, SLG: 0.382	2-3 SAFE K			1-1 P5		0-0 G6-3		2-0 F9		4	0	0	0	0	1	2				
Aubrey Huff, L OBP: 0.314, SLG: 0.421	1-0 L3			3-2 HR 1B		2-1 G1-3		0-0 G6-4-3 1-2f		4	1	1	0	0	0	2				
Tino Martinez, L OBP: 0.396, SLG: 0.542		1-1 G6-3		1-1 HR 1H		4-1		0-1 FC4-6 1B		3	1	2	2	1	0	0				
José Cruz Jr., S OBP: 0.353, SLG: 0.449		0-0 F8		1-0 FC6-4 1B		0-0 P3		0-0 F8		4	0	1	0	0	0	2				
Julio Lugo, R OBP: 0.288, SLG: 0.430 Charles Gipson, R OBP: 0.500, SLG: 0.500		0-1 G5-3		0-0 FC6-4 1-2f			0-1 DI 1B		2-1 FC4-6 HR 1-2f	2	0	0	0	0	0	1				
Robert Fick, L OBP: 0.232, SLG: 0.291			2-1 F7		3-0 G1-3		0-0 F7		0-0 HR 1H	4	1	1	2	0	0	2				
Toby Hall, R OBP: 0.319, SLG: 0.407			1-1 G6-3		1-2 G6-3		0-1 G6-3		0-1 FC6-4 1B	4	0	1	0	0	0	1				
Geoff Blum, S OBP: 0.217, SLG: 0.306			4-0 BB		1-1 P3		0-0 F9		0-0 FC6-4 1-2f	3	0	0	0	1	0	2				
Inning Stats	R: 0 E: 0 K: 1 S: 7	H: 1 LOB: 0 BB: 0 P: 12	R: 0 E: 0 K: 0 S: 5	H: 0 LOB: 0 BB: 0 P: 6	R: 0 E: 0 K: 0 S: 6	H: 0 LOB: 1 BB: 1 P: 13	R: 2 E: 1 K: 0 S: 10	H: 3 LOB: 0 BB: 0 P: 19	R: 0 E: 0 K: 0 S: 6	H: 0 LOB: 1 BB: 1 P: 8	R: 0 E: 0 K: 0 S: 6	H: 1 LOB: 0 BB: 0 P: 6	R: 0 E: 0 K: 0 S: 4	H: 1 LOB: 0 BB: 0 P: 6	R: 2 E: 0 K: 0 S: 9	H: 3 LOB: 1 BB: 0 P: 11		1B: 7 2B: 1 3B: 0 HR: 2	SF: 0 SAC: 0 DP: 2 HBP: 0	WP: 0 PB: 0 SB: 0 CS: 0
PITCHER	IP WLS BF H R ER SO BB IBB HBP BLK WP HR S P ERA WHIP	IP WLS BF H R ER SO BB IBB HBP BLK WP HR S P ERA WHIP																		
Carlos Silva, R ERA: 4.34	(1, 1) 7.0 W 27 5 2 2 1 2 0 0 0 0 1 45 75 2.57 1.000																			
Terry Mulholland, L ERA: 5.56	(8, 1) 2.0 9 4 2 2 0 0 0 0 0 0 1 13 17 9.00 2.000																			


Batter	1	2	3	4	5	6	7	8	9	AB	R	H	RBI	BB	SO	LOB	BOTTOM						
20 Lew Ford, R OBP: 0.405, SLG: 0.494	0-2 P4			1-1 E6		4-2 BB BB		1-1 G3-1		1-2 G6-4-3							5	0	1	1	1	0	3
5 Michael Cuddyer, R OBP: 0.317, SLG: 0.438	1-1 P6	3-H 1B		1-1 F9		0-0 SF9		2-2 HR 1B		0-0 FC6-4 2B							5	1	2	2	0	1	2
Doug Mientkiewicz, L ERA: 4.34 Matthew LeCroy, R OBP: 0.324, SLG: 0.453	4-0 BB		0-1 G4-3		0-0 HR BB		2-0 HR 1B		1-H HR		3-H G6-3						1	1	0	0	3	0	0
Corey Koskie, L OBP: 0.350, SLG: 0.534	1-1 G4-3		4-2 WP BB		0-0 HR K		0-0 HR										4	3	2	3	1	1	3
Tori Hunter, R OBP: 0.329, SLG: 0.512 Michael Ryan, L OBP: 0.333, SLG: 0.358		1-1 HR		1-2 F9		4-0 BB HBP 2B BB		2-0 HR 2B		3-3 K							3	3	2	1	1	0	1
Jacque Jones, L OBP: 0.332, SLG: 0.482 17 Alex Prieto, R OBP: 0.313, SLG: 0.400		3-3 K		2-1 E3		2-0 BB HBP 2B		2-1 HR 2B		2-2 G4-3							3	2	1	2	0	1	0
Jose Offerman, S OBP: 0.358, SLG: 0.407		2-1 E 2B		1-1 F9		4-1 2B WP 2B BB		2-3 K		1-3 K							4	2	1	0	1	2	1
Henry Blanco, R OBP: 0.279, SLG: 0.367		1-2 E1 WP 20 1B		1-2 F7		1-2 F8		2-0 G5-3		1-2 G6-4-3 5 2B 1B							5	2	2	0	0	0	3
Cristian Guzman, S OBP: 0.329, SLG: 0.374		1-1 G3		1-1 G1-3		2-1 WP 5 SF9 2B		4-1 BB		1-1 G6-4-3 20 1B							4	1	2	2	1	0	1
Inning Stats	R: 0 E: 0 K: 0 S: 7	H: 0 LOB: 1 BB: 1 P: 13	R: 3 E: 1 K: 2 S: 17	H: 4 LOB: 1 BB: 0 P: 26	R: 1 E: 1 K: 0 S: 12	H: 0 LOB: 1 BB: 1 P: 20	R: 0 E: 1 K: 0 S: 9	H: 0 LOB: 0 BB: 0 P: 13	R: 6 E: 0 K: 1 S: 17	H: 2 LOB: 2 BB: 5 P: 43	R: 2 E: 0 K: 1 S: 10	H: 2 LOB: 1 BB: 1 P: 23	R: 3 E: 0 K: 2 S: 15	H: 3 LOB: 0 BB: 0 P: 25	R: 1 E: 0 K: 0 S: 12	H: 3 LOB: 1 BB: 0 P: 17	1B: 5 2B: 4 3B: 0 HR: 5	SF: 1 SAC: 0 DP: 1 HBP: 1	WP: 3 PB: 0 SB: 0 CS: 0	PA: 48			
PITCHER	IP WLS BF H R ER SO BB IBB HBP BLK WP HR S P ERA WHIP	IP WLS BF H R ER SO BB IBB HBP BLK WP HR S P ERA WHIP																					
Paul Abbott, R ERA: 6.7	(1, 1) 4.0 L 23 5 7 6 2 4 0 0 0 0 2 2 48 83 13.50 2.250																						
John Halama, L ERA: 3.33	(5, 1) 0.1 4 1 1 1 0 1 0 1 0 0 0 7 16 27.00 6.000																						
Jason Strandridge, R ERA: 9.0	(5, 1) 3.2 21 8 8 8 4 3 0 0 0 1 3 44 81 19.64 3.000																						

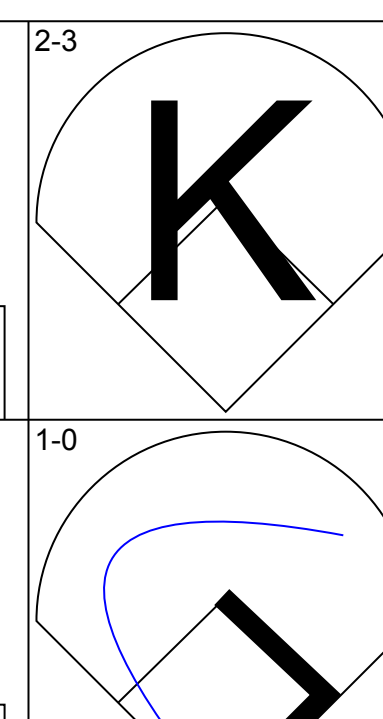
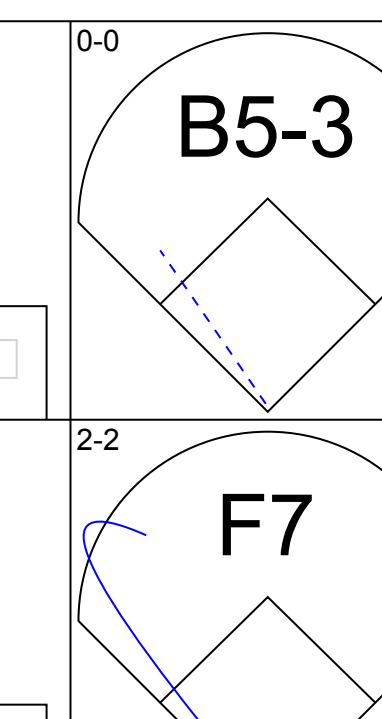
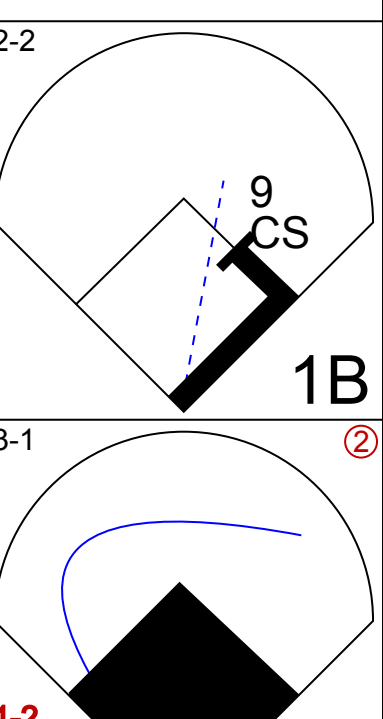
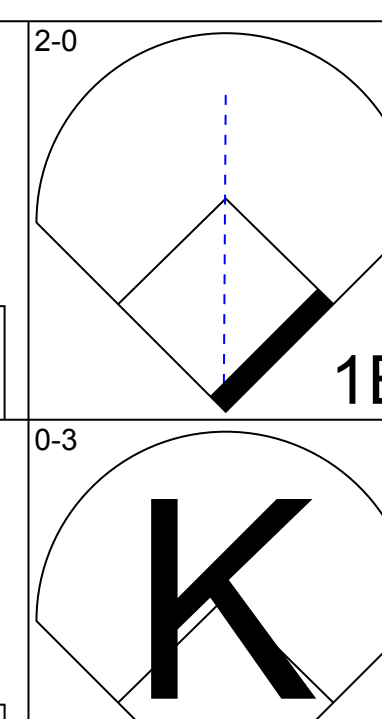
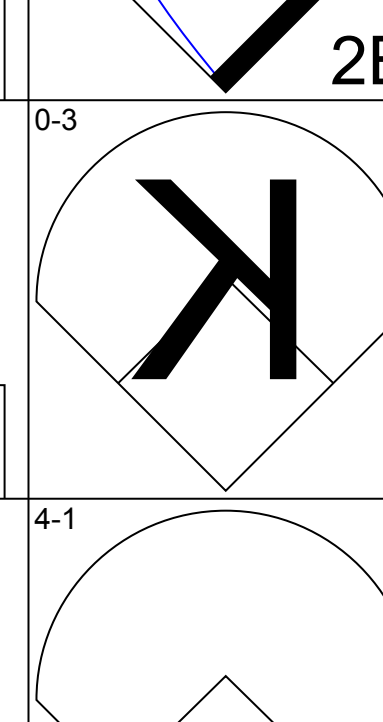

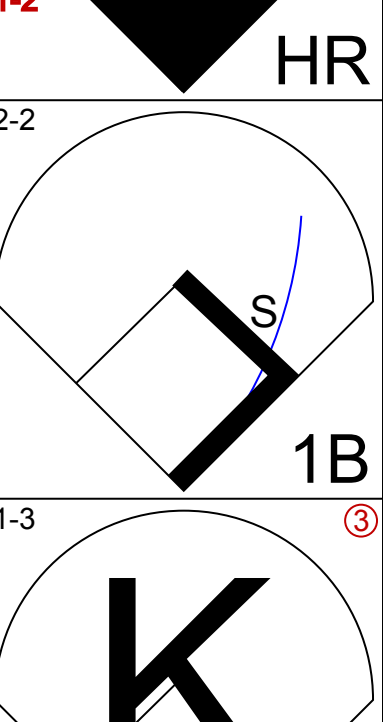
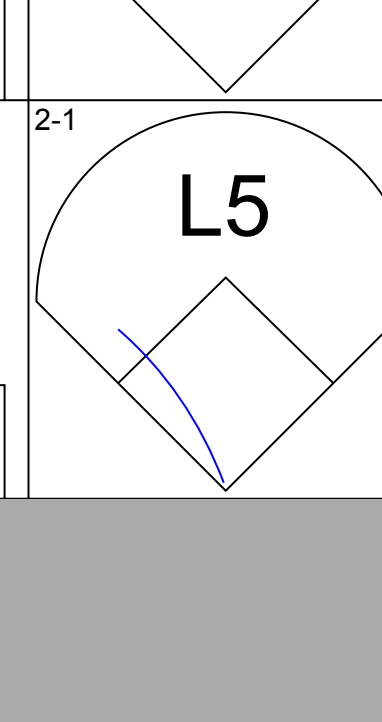
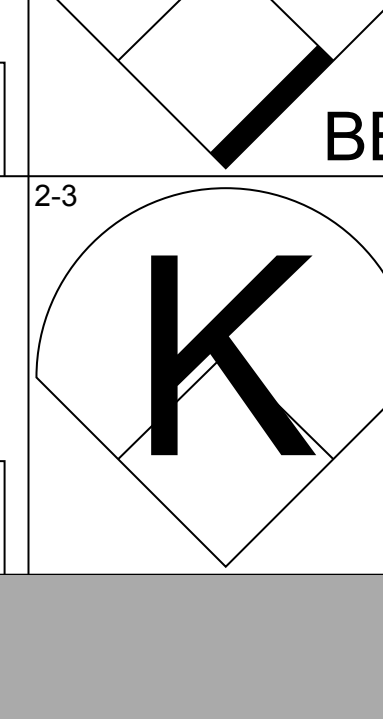
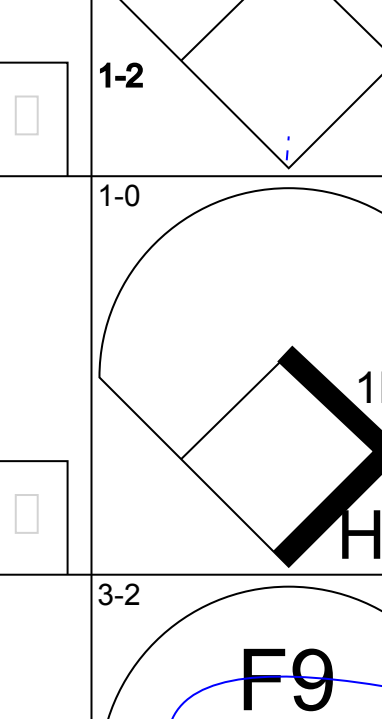



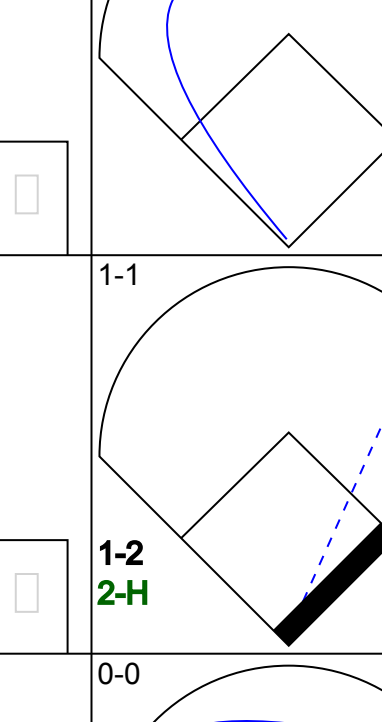

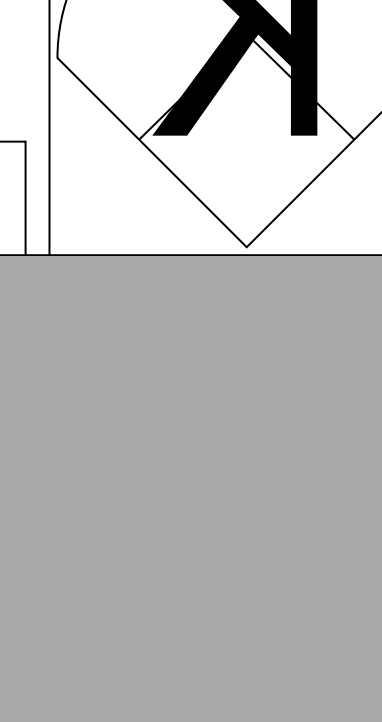

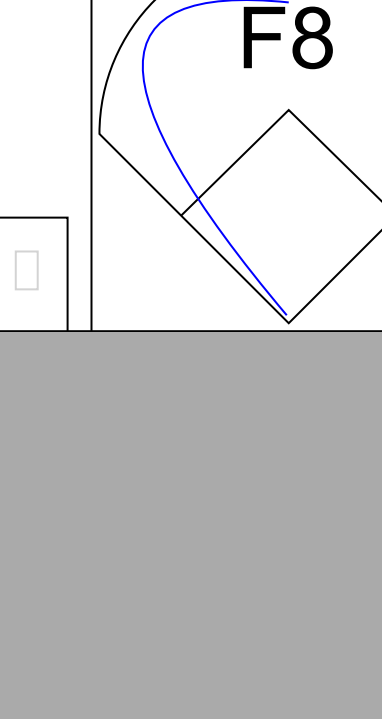
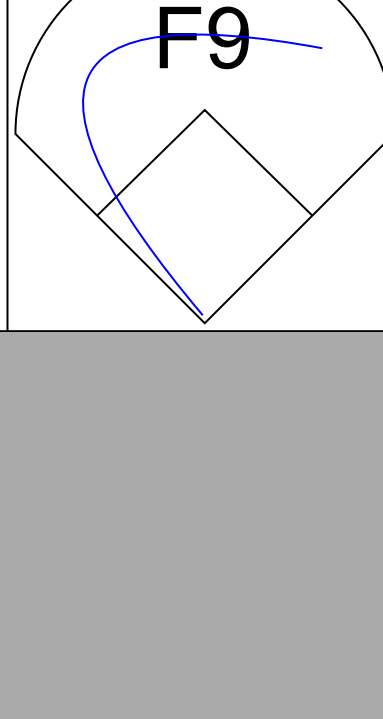

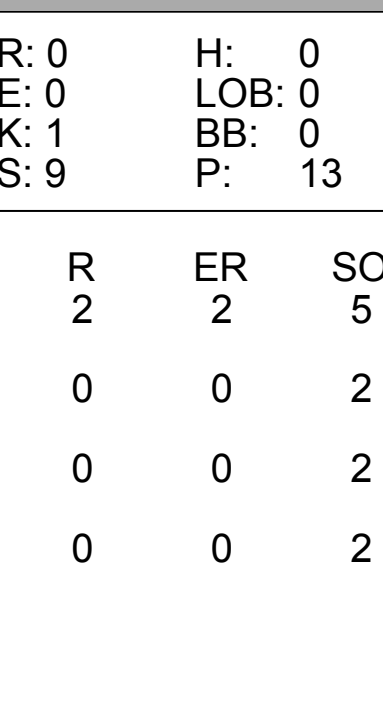
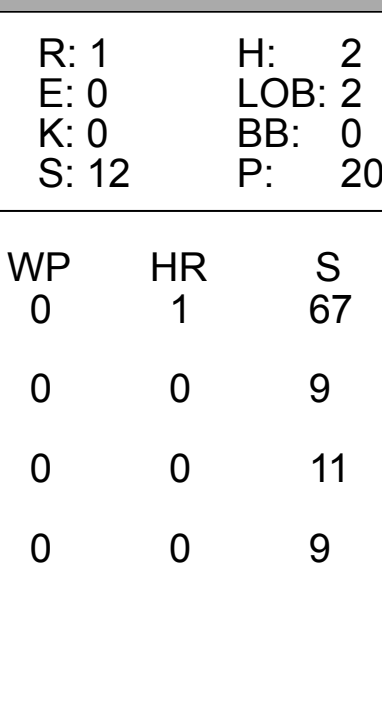
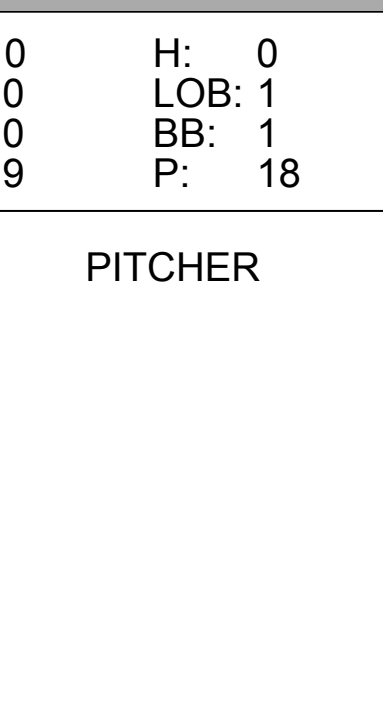
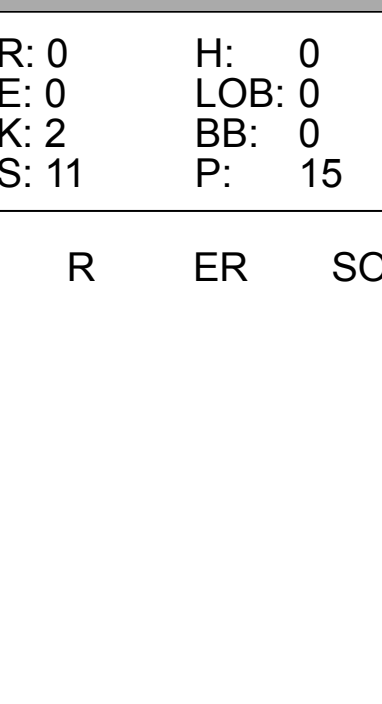





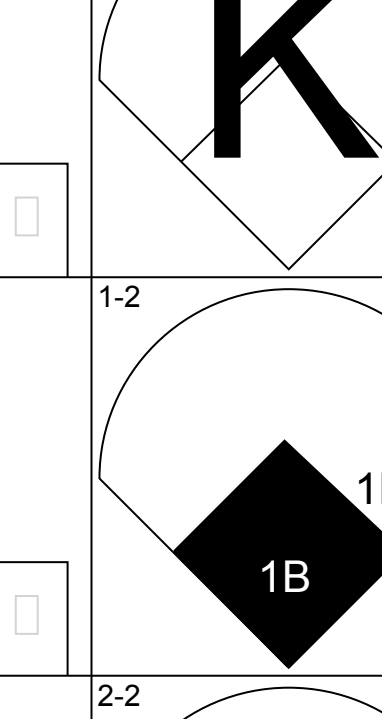
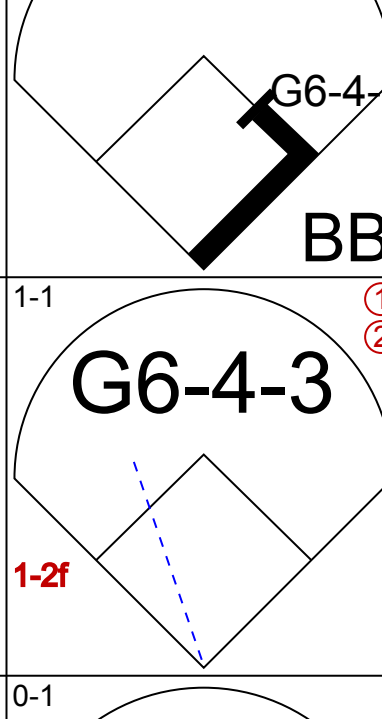




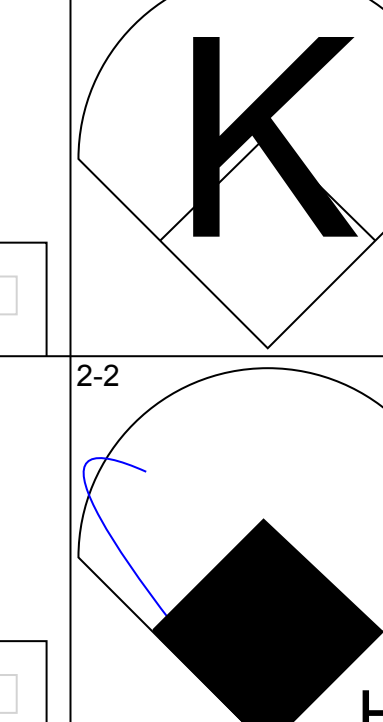


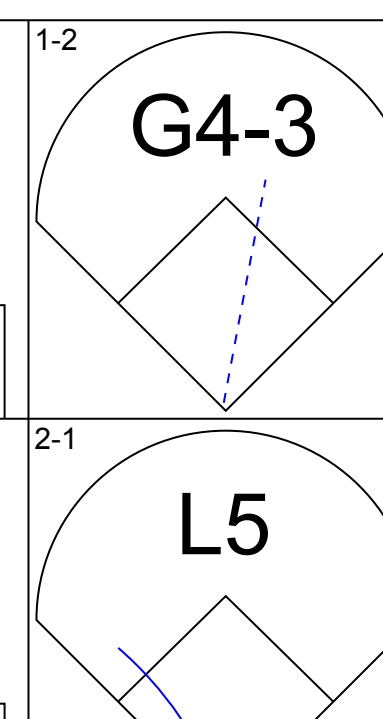
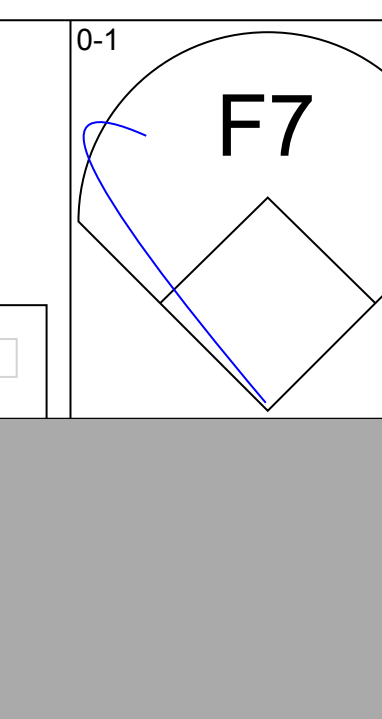
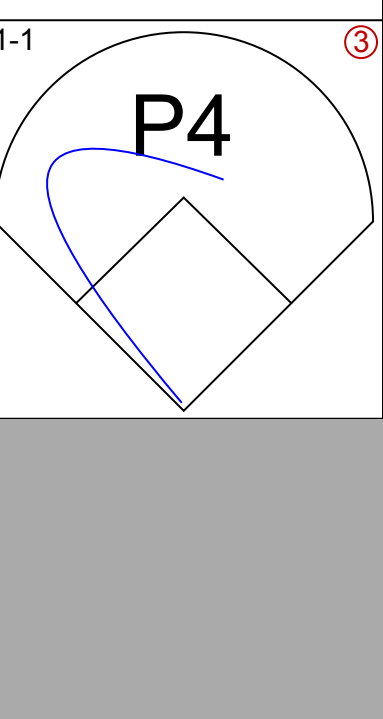
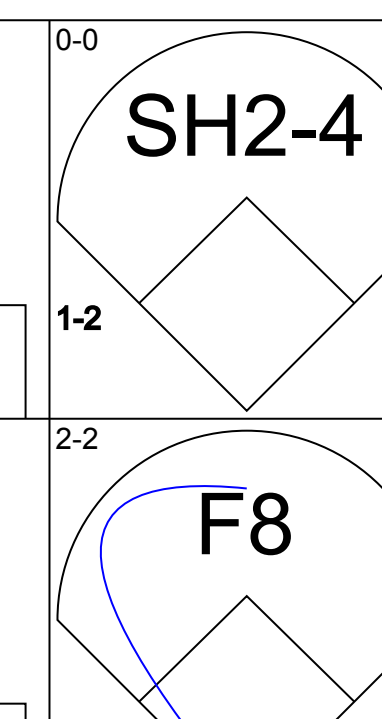
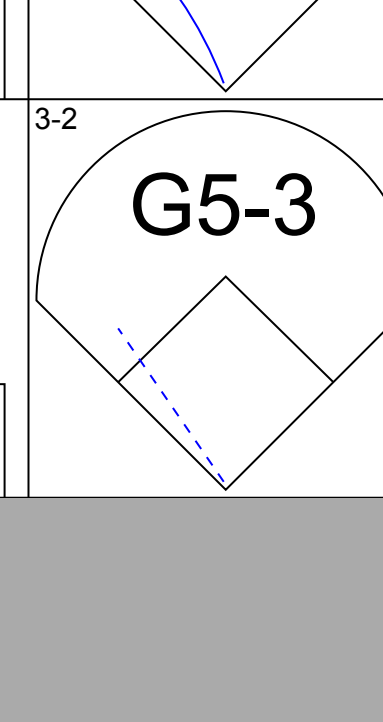
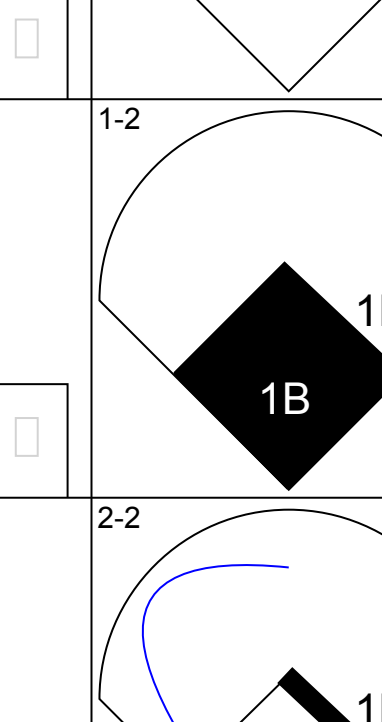
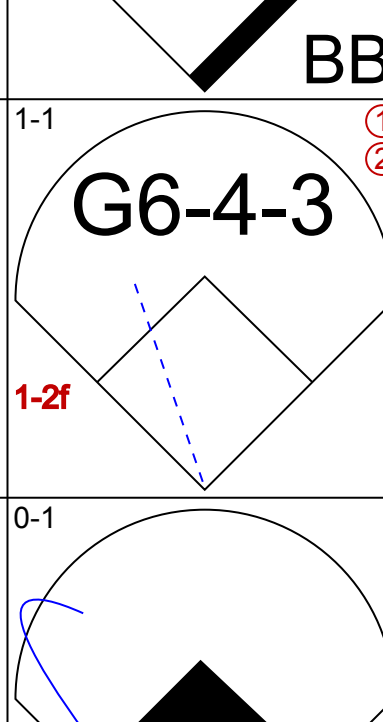
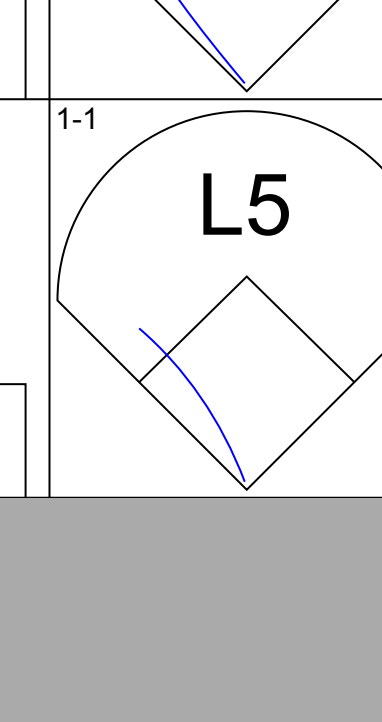

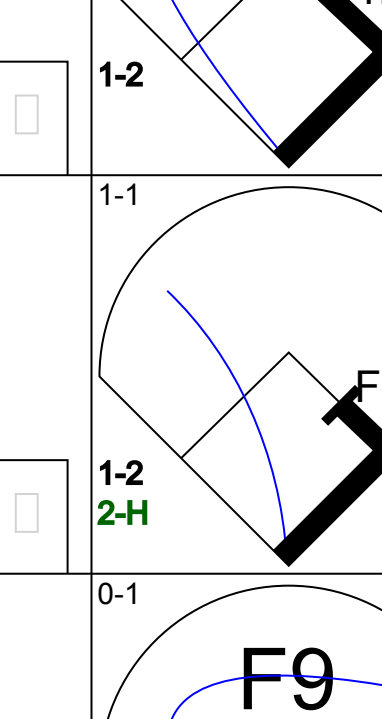

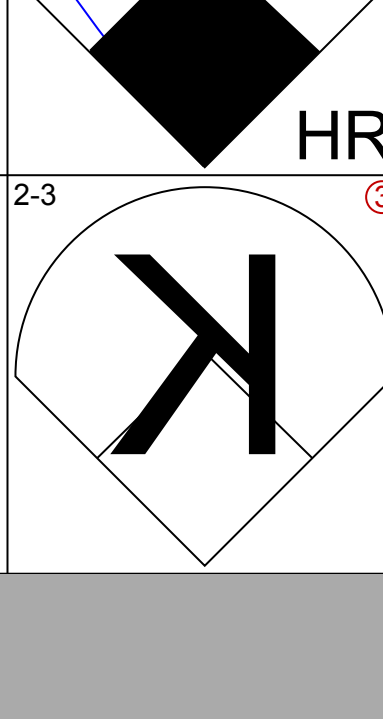

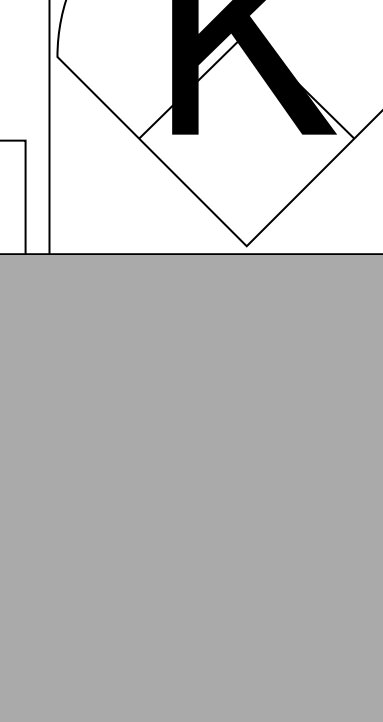
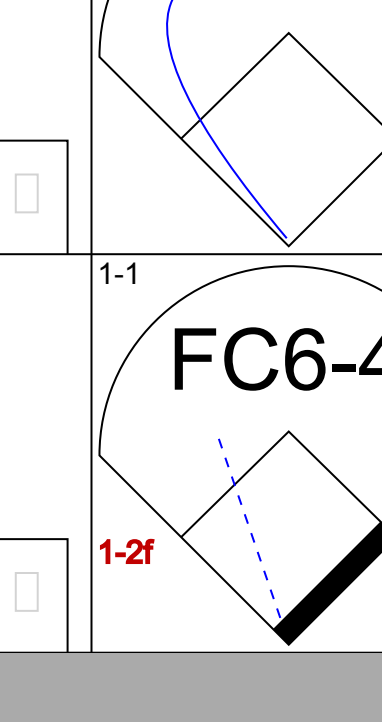





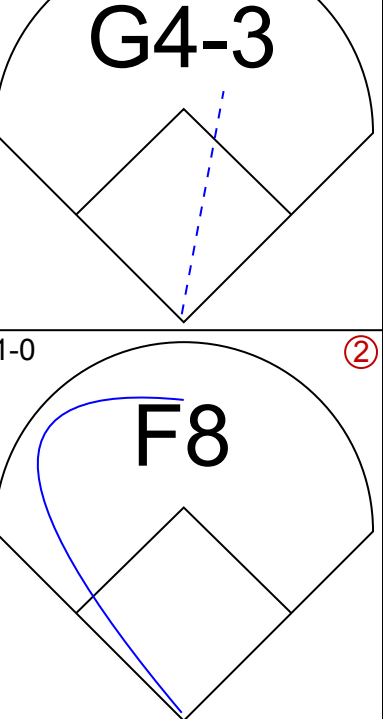


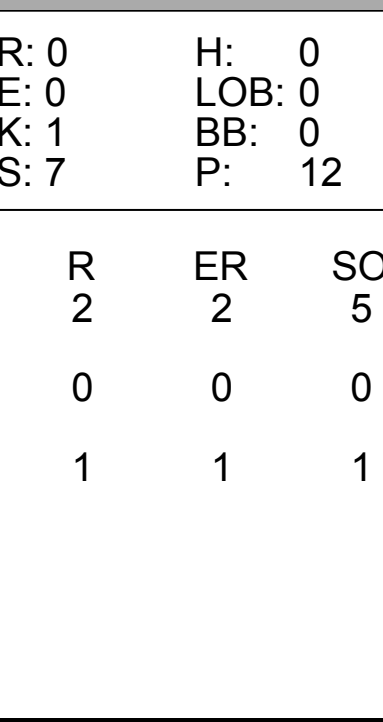
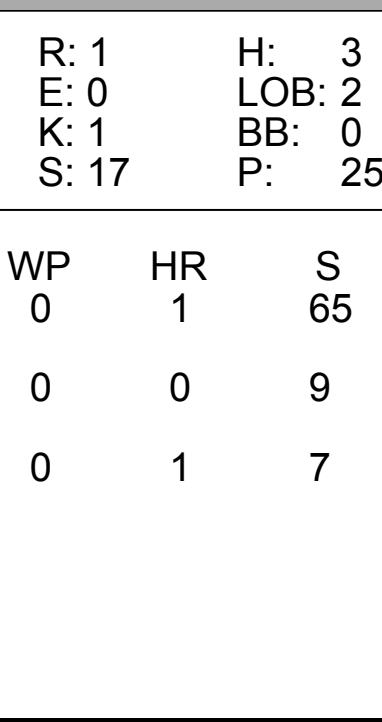
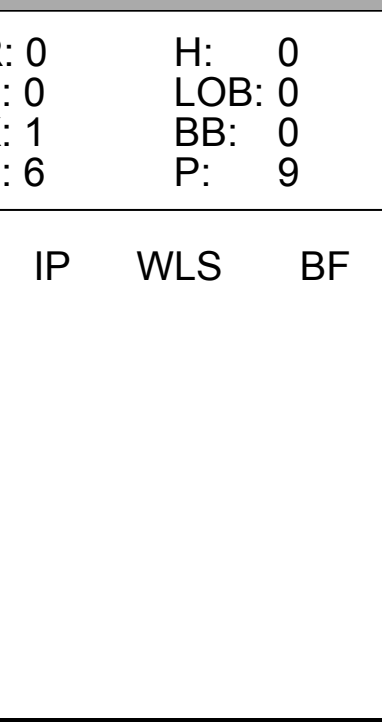
Batter	1	2	3	4	5	6	7	8	9	AB	R	H	RBI	BB	SO	LOB	TOP					
13 Carl Crawford, L OBP: 0.344, SLG: 0.408	L6		B3	K			P2			5	0	1	0	0	1	3	Tampa Bay Devil Rays @ Minnesota Twins Hubert H. Humphrey Metrodome, Minneapolis, MN Wed Jun 02 2004, 8:10 PM EDT Att: 14,939 - Unknown - 70 F livebaseballscorecards.com					
5 Rocco Baldelli, R OBP: 0.332, SLG: 0.393	L6		SF8	F9			1B	F9		5	2	2	1	0	0	4						
Aubrey Huff, L OBP: 0.311, SLG: 0.418 Geoff Blum, S OBP: 0.217, SLG: 0.306	G4-3		SF8		P6		1B		G5-3	4	0	1	2	0	0	0						
Tino Martinez, L OBP: 0.397, SLG: 0.534		G3-1		G4-3			1B		F7	4	0	1	0	1	0	0						
Julio Lugo, R OBP: 0.291, SLG: 0.429		S	E5		G4-3		FC5-4		G4-3	5	0	2	0	0	0	3						
Fred McGriff, L OBP: 0.167, SLG: 0.417		S	P6		CS	F7			K	4	0	1	0	0	1	2						
Robert Fick, L OBP: 0.226, SLG: 0.283 José Cruz Jr., S OBP: 0.356, SLG: 0.449		L8		K		G1-4-3			WP	3	0	0	0	0	1	2						
Brook Fordyce, R OBP: 0.297, SLG: 0.333		K		HBP		G4-3			K	4	0	1	0	0	2	3						
Rey Sanchez, R OBP: 0.278, SLG: 0.253			5			G6-3			13	3	1	2	1	0	0	0						
Inning Stats	R: 0 E: 0 K: 0 S: 5	H: 0 LOB: 0 BB: 0 P: 7	R: 0 E: 0 K: 1 S: 9	H: 2 LOB: 2 BB: 0 P: 13	R: 2 E: 1 K: 0 S: 15	H: 3 LOB: 2 BB: 0 P: 18	R: 0 E: 0 K: 2 S: 11	H: 1 LOB: 2 BB: 0 P: 17	R: 0 E: 0 K: 0 S: 7	H: 0 LOB: 0 BB: 0 P: 10	R: 1 E: 0 K: 0 S: 11	H: 2 LOB: 2 BB: 1 P: 21	R: 1 E: 0 K: 2 S: 15	H: 2 LOB: 2 BB: 1 P: 24	R: 0 E: 0 K: 0 S: 7	H: 0 LOB: 0 BB: 0 P: 11	1B: 10 2B: 0 3B: 1 HR: 0	SF: 1 SAC: 0 DP: 0 HBP: 1	WP: 1 PB: 0 CS: 1	PA: 42		
PITCHER	IP	WLS	BF	H	R	ER	SO	BB	IBB	HBP	BLK	WP	HR	S	P	ERA	WHIP					
Brad Radke, R ERA: 3.55	(1, 1)	7.0	L	32	9	3	3	3	0	1	1	0	0	0	69	103	3.86	1.286				
J.C. Romero, L ERA: 4.92	(8, 1)	0.2		5	2	1	1	2	1	0	0	0	1	0	14	22	13.50	4.500				
Juan Rincon, R ERA: 2.73	(8, 1)	0.1		1	0	0	0	0	0	0	0	0	0	0	1	2	0.00	0.000				
Aaron Fultz, L ERA: 3.51	(9, 1)	1.0		3	0	0	0	0	0	0	0	0	0	7	11	0.00	0.000					

Batter	1	2	3	4	5	6	7	8	9	AB	R	H	RBI	BB	SO	LOB	BOTTOM					
20 Lew Ford, R OBP: 0.407, SLG: 0.492	F9		G6-4-3							3	0	1	0	1	0	2	Tampa Bay Devil Rays @ Minnesota Twins Hubert H. Humphrey Metrodome, Minneapolis, MN Wed Jun 02 2004, 8:10 PM EDT Att: 14,939 - Unknown - 70 F livebaseballscorecards.com					
5 Michael Cuddyer, R OBP: 0.311, SLG: 0.429 Michael Ryan, L OBP: 0.328, SLG: 0.352 17 Alex Prieto, R OBP: 0.313, SLG: 0.400	G5-3			K		F9			F6	3	0	0	0	0	1	1						
Doug Mientkiewicz, L OBP: 0.337, SLG: 0.377	F7			P5			HR		G4-3	4	1	1	0	0	0	2						
Corey Koskie, L OBP: 0.355, SLG: 0.554		F9		P3			HR		FC5-4	3	1	1	2	1	0	0						
Tori Hunter, R OBP: 0.319, SLG: 0.496		G3			L4		G4-3		FC5-4	4	0	0	0	0	0	1						
Jacque Jones, L OBP: 0.325, SLG: 0.472		G4-3			F8		G6-3		G4-6-3	4	0	0	0	0	0	1						
Jose Offerman, S OBP: 0.357, SLG: 0.398				FC6-4		F8		F9		2	0	0	0	1	0	0						
7 Joe Mauer, L OBP: 0.667, SLG: 0.500				FC6-4		F7		G4-3		2	0	0	0	1	0	0						
Cristian Guzman, S OBP: 0.329, SLG: 0.374				FC6-4		G3-1				3	0	1	0	0	0	2						
Inning Stats	R: 0 E: 0 K: 0 S: 7	H: 0 LOB: 0 BB: 0 P: 12	R: 0 E: 0 K: 0 S: 10	H: 0 LOB: 0 BB: 0 P: 16	R: 0 E: 0 K: 0 S: 9	H: 0 LOB: 1 BB: 2 P: 18	R: 0 E: 0 K: 1 S: 7	H: 0 LOB: 0 BB: 0 P: 14	R: 0 E: 0 K: 0 S: 12	H: 1 LOB: 1 BB: 0 P: 16	R: 2 E: 0 K: 0 S: 10	H: 2 LOB: 0 BB: 0 P: 14	R: 0 E: 0 K: 0 S: 14	H: 1 LOB: 2 BB: 1 P: 24	R: 0 E: 0 K: 0 S: 3	H: 0 LOB: 0 BB: 1 P: 8	1B: 3 2B: 0 3B: 0 HR: 1	SF: 0 SAC: 0 DP: 2 HBP: 0	WP: 0 PB: 0 CS: 0	PA: 33		
PITCHER	IP	WLS	BF	H	R	ER	SO	BB	IBB	HBP	BLK	WP	HR	S	P	ERA	WHIP					
Doug Waechter, R ERA: 4.44	(1, 1)	7.0	W	25	3	2	2	1	2	0	0	0	0	0	64	105	2.57	0.714				
Trevor Miller, L ERA: 2.61	(8, 1)	0.1	H	2	1	0	0	0	0	0	0	0	0	4	5	0.00	3.000					
Danys Baez, R ERA: 2.74	(8, 1)	1.2	S	6	0	0	0	0	2	0	0	0	0	13	27	0.00	1.200					

Batter	1	2	3	4	5	6	7	8	9	AB	R	H	RBI	BB	SO	LOB	TOP										
13 Carl Crawford, L OBP: 0.338, SLG: 0.400	G1-3		G6-3			F8		L7		4	0	0	0	0	0	1	Tampa Bay Devil Rays @ Minnesota Twins Thu Jun 03 2004, 1:10 PM EDT Att: 16,706 - Unknown - 70 F livebaseballscorecards.com										
Julio Lugo, R OBP: 0.295, SLG: 0.428	F9			K		HR		BB		3	1	1	1	1	1	0											
5 Rocco Baldelli, R OBP: 0.335, SLG: 0.392	K			K		HR		BB		3	1	1	0	1	2	0											
Aubrey Huff, L OBP: 0.310, SLG: 0.429		F7		G4-3		HR		G3		4	1	1	3	0	0	2											
José Cruz Jr., S OBP: 0.359, SLG: 0.447		P6				F9		BB		3	1	1	0	1	0	0											
Tino Martinez, L OBP: 0.393, SLG: 0.523						G1-6-3		G4-3		3	0	0	0	1	0	2											
Toby Hall, R OBP: 0.317, SLG: 0.402						F7		K		4	0	1	1	0	2	1											
Geoff Blum, S OBP: 0.218, SLG: 0.313			K			F9		K		4	1	1	0	0	2	1											
Rey Sanchez, R OBP: 0.267, SLG: 0.242			F9			K		G4-3		4	0	0	0	0	1	2	AB 32 R 5 H 6 RBI 5 BB 4 SO 8 LOB 9 										
Inning Stats	R: 0 E: 0 K: 1 S: 7	H: 0 LOB: 0 BB: 0 P: 10	R: 0 E: 0 K: 1 S: 9	H: 0 LOB: 1 BB: 1 P: 14	R: 0 E: 0 K: 1 S: 8	H: 0 LOB: 0 BB: 0 P: 13	R: 0 E: 0 K: 2 S: 9	H: 0 LOB: 0 BB: 0 P: 16	R: 0 E: 0 K: 0 S: 7	H: 0 LOB: 0 BB: 1 P: 14	R: 4 E: 0 K: 1 S: 16	H: 4 LOB: 0 BB: 0 P: 26	R: 0 E: 0 K: 1 S: 6	H: 0 LOB: 0 BB: 0 P: 10	R: 0 E: 0 K: 0 S: 6	H: 0 LOB: 2 BB: 2 P: 16		R: 1 E: 0 K: 1 S: 8	H: 2 LOB: 1 BB: 0 P: 11	1B: 4 2B: 1 3B: 0 HR: 1	SF: 0 SAC: 0 DP: 1 HBP: 0	WP: 1 PB: 0 CS: 0	PA: 36				
PITCHER	IP	WLS	BF	H	R	ER	SO	BB	IBB	HBP	BLK	WP	HR	S	P	ERA		WHIP									
Johan Santana, L ERA: 5.5	(1, 1)	7.2	L	30	4	4	4	7	4	0	0	0	0	1	65	114		4.70	1.043								
Aaron Fultz, L ERA: 3.79	(8, 1)	0.2		3	1	1	1	0	0	0	0	0	1	0	5	7		13.50	1.500								
Joe Roa, R ERA: 2.17	(9, 1)	0.2		3	1	0	0	1	0	0	0	0	0	0	6	9		0.00	1.500								

Batter	1	2	3	4	5	6	7	8	9	AB	R	H	RBI	BB	SO	LOB	BOTTOM										
20 Lew Ford, R OBP: 0.409, SLG: 0.506	HR		BB		G5-3		G5-4-3			3	1	1	1	1	0	1	Tampa Bay Devil Rays @ Minnesota Twins Thu Jun 03 2004, 1:10 PM EDT Att: 16,706 - Unknown - 70 F livebaseballscorecards.com										
Michael Ryan, L OBP: 0.323, SLG: 0.345	L3		L3		K			G4-3		4	0	1	0	0	1	0											
Tori Hunter, R OBP: 0.318, SLG: 0.489	K		L3		BB			K		4	0	1	0	0	2	2											
Corey Koskie, L OBP: 0.345, SLG: 0.536	G4-3		F7		L3			F7		4	0	0	0	0	0	2											
Matthew LeCroy, R OBP: 0.319, SLG: 0.441		G6-3		BB		F8		F8		4	1	1	0	0	0	0											
Jacque Jones, L OBP: 0.324, SLG: 0.465		G1-3			G5-3			G1-3		3	0	0	0	1	0	1											
5 Michael Cuddyer, R OBP: 0.309, SLG: 0.423			BB		K			F7		4	0	1	0	0	1	2											
Henry Blanco, R OBP: 0.287, SLG: 0.377																											
7 Joe Mauer, L OBP: 0.600, SLG: 0.429																											
17 Alex Prieto, R OBP: 0.314, SLG: 0.375		P3			K2-3			BB		2	0	0	0	1	1	3	AB 31 R 2 H 6 RBI 2 BB 4 SO 6 LOB 12 										
Inning Stats	R: 1 E: 0 K: 1 S: 9	H: 1 LOB: 2 BB: 1 P: 14	R: 0 E: 0 K: 0 S: 12	H: 1 LOB: 1 BB: 1 P: 24	R: 0 E: 0 K: 0 S: 9	H: 1 LOB: 1 BB: 1 P: 17	R: 1 E: 0 K: 2 S: 13	H: 2 LOB: 0 BB: 0 P: 18	R: 0 E: 0 K: 1 S: 8	H: 1 LOB: 1 BB: 0 P: 9	R: 0 E: 0 K: 0 S: 6	H: 0 LOB: 0 BB: 1 P: 6	R: 0 E: 0 K: 0 S: 6	H: 0 LOB: 1 BB: 1 P: 10	R: 0 E: 0 K: 1 S: 6	H: 0 LOB: 0 BB: 0 P: 10		R: 0 E: 0 K: 1 S: 11	H: 0 LOB: 1 BB: 1 P: 20	1B: 4 2B: 2 3B: 0 HR: 1	SF: 0 SAC: 0 DP: 2 HBP: 0	WP: 0 PB: 0 CS: 0	PA: 35				
PITCHER	IP	WLS	BF	H	R	ER	SO	BB	IBB	HBP	BLK	WP	HR	S	P	ERA		WHIP									
Mark Hendrickson, L ERA: 5.03	(1, 1)	6.1	W	27	6	2	2	4	3	0	0	0	0	0	8	12		0.00	0.000								
Travis Harper, R ERA: 3.46	(7, 1)	1.2	H	4	0	0	0	1	0	0	0	0	0	0	8	12		0.00	0.000								
Danyis Baez, R ERA: 2.63	(9, 1)	1.0	S	4	0	0	0	1	1	0	0	0	0	0	11	20		0.00	1.000								

Batter	1	2	3	4	5	6	7	8	9	AB	R	H	RBI	BB	SO	LOB	TOP										
Alex Sanchez, L (1, 8) OBP: 0.369, SLG: 0.425										4	0	2	0	0	1	0	<p>Detroit Tigers @ Minnesota Twins Hubert H. Humphrey Metrodome, Minneapolis, MN Fri Jun 04 2004, 8:10 PM EDT Att: 15,391 - Unknown - 70 F</p>										
9 Carlos Guillen, S (1, 6) OBP: 0.397, SLG: 0.535										4	1	2	1	0	1	1											
Ivan Rodriguez, R (1, 2) OBP: 0.379, SLG: 0.503										4	1	2	0	0	1	2											
Dmitri Young, S (1, 10)										3	0	0	0	1	1	2											
Rondell White, R (1, 7) OBP: 0.389, SLG: 0.503										3	0	0	0	0	2	2											
Bobby Higginson, L (1, 9)										3	0	0	0	1	1	2											
Carlos Pena, L (1, 3) OBP: 0.291, SLG: 0.419										4	0	1	1	0	2	1											
Eric Munson, L (1, 5) OBP: 0.279, SLG: 0.403										4	0	0	0	0	1	3											
20 Omar Infante, R (1, 4) OBP: 0.357, SLG: 0.479										4	0	0	0	0	1	0											
Inning Stats	R: 0 H: 1 E: 0 K: 3 S: 12	H: 1 LOB: 2 BB: 1 P: 21	R: 0 H: 0 E: 0 K: 1 S: 9	H: 0 LOB: 0 BB: 0 P: 13	R: 0 H: 0 E: 0 K: 0 S: 9	H: 0 LOB: 0 BB: 0 P: 14	R: 1 H: 2 E: 0 K: 0 S: 12	H: 3 LOB: 1 BB: 0 P: 20	R: 1 H: 0 E: 0 K: 0 S: 16	H: 0 LOB: 1 BB: 0 P: 18	R: 0 H: 1 E: 0 K: 2 S: 9	H: 1 LOB: 1 BB: 0 P: 14	R: 0 H: 0 E: 0 K: 2 S: 11	H: 0 LOB: 0 BB: 0 P: 15	R: 0 H: 0 E: 0 K: 2 S: 9	H: 0 LOB: 0 BB: 0 P: 15	1B: 5 2B: 1 3B: 0 HR: 1	SF: 0 SAC: 0 DP: 0 HBP: 1	WP: 0 PB: 0 SB: 0 CS: 1	PA: 36							
PITCHER	IP	WLS	BF	H	R	ER	SO	BB	IBB	HBP	BLK	WP	HR	S	P	ERA	WHIP										
Kyle Lohse, R (1, 1) ERA: 5.61	6.0		26	6	2	2	5	2	0	0	0	0	0	67	112	3.00	1.333										
J.C. Romero, L (7, 1) ERA: 4.95	1.0		4	1	0	0	2	0	0	0	0	0	0	9	14	0.00	1.000										
Juan Rincon, R (8, 1) ERA: 2.63	1.0		3	0	0	0	2	0	0	0	0	0	0	11	15	0.00	0.000										
36 Joe Nathan, R (9, 1) ERA: 1.09	1.0	W	3	0	0	0	2	0	0	0	0	0	0	9	15	0.00	0.000										

Batter	1	2	3	4	5	6	7	8	9	AB	R	H	RBI	BB	SO	LOB	BOTTOM										
20 Lew Ford, R (1, 7) OBP: 0.403, SLG: 0.497										3	0	0	0	0	0	1	<p>Detroit Tigers @ Minnesota Twins Hubert H. Humphrey Metrodome, Minneapolis, MN Fri Jun 04 2004, 8:10 PM EDT Att: 15,391 - Unknown - 70 F</p>										
Cristian Guzman, S (1, 6) OBP: 0.325, SLG: 0.370										2	0	0	0	1	1	0											
Michael Ryan, L (8, PH) OBP: 0.317, SLG: 0.339										1	0	0	0	0	0	1											
17 Alex Prieto, R (9, 6) OBP: 0.314, SLG: 0.375										0	0	0	0	0	0	0											
Matthew LeCroy, R (1, 3) OBP: 0.316, SLG: 0.431										4	1	1	0	0	0	2											
Doug Mientkiewicz, L (9, 3) OBP: 0.337, SLG: 0.377										0	0	0	0	0	0	0											
Corey Koskie, L (1, 5) OBP: 0.349, SLG: 0.558										4	1	2	1	0	1	0											
Tori Hunter, R (1, 8) OBP: 0.322, SLG: 0.511										4	1	2	2	0	1	0											
Jacque Jones, L (1, 9) OBP: 0.320, SLG: 0.458										3	0	0	0	0	2	2											
Jose Offerman, S (1, 10) OBP: 0.348, SLG: 0.385										3	0	0	0	0	1	2											
7 Joe Mauer, L (1, 2) OBP: 0.462, SLG: 0.300										3	0	0	0	0	0	0											
5 Michael Cuddyer, R (1, 4) OBP: 0.316, SLG: 0.429										3	0	2	0	0	0	0											
Inning Stats	R: 0 H: 0 E: 0 K: 0 S: 8	H: 0 LOB: 0 BB: 0 P: 14	R: 0 H: 0 E: 0 K: 1 S: 7	H: 0 LOB: 0 BB: 0 P: 12	R: 0 H: 1 E: 0 K: 1 S: 11	H: 1 LOB: 1 BB: 0 P: 17	R: 1 H: 3 E: 0 K: 0 S: 17	H: 0 LOB: 2 BB: 0 P: 25	R: 0 H: 0 E: 0 K: 1 S: 5	H: 0 LOB: 0 BB: 0 P: 7	R: 1 H: 1 E: 0 K: 1 S: 11	H: 0 LOB: 0 BB: 1 P: 18	R: 0 H: 0 E: 0 K: 1 S: 6	H: 0 LOB: 0 BB: 0 P: 9	R: 0 H: 1 E: 0 K: 0 S: 9	H: 1 LOB: 1 BB: 0 P: 14	R: 1 H: 1 E: 0 K: 1 S: 7	H: 1 LOB: 0 BB: 0 P: 12	1B: 5 2B: 0 3B: 0 HR: 2	SF: 0 SAC: 1 DP: 1 HBP: 0	WP: 0 PB: 0 SB: 0 CS: 0	PA: 32					
PITCHER	IP	WLS	BF	H	R	ER	SO	BB	IBB	HBP	BLK	WP	HR	S	P	ERA	WHIP										
Mike Maroth, L (1, 1) ERA: 4.24	7.0		26	5	2	2	5	1	0	0	0	0	0	65	102	2.57	0.857										
Al Levine, R (8, 1) ERA: 6.09	1.0		4	1	0	0	0	0	0	0	0	0	0	9	14	0.00	1.000										
Jamie Walker, L (9, 1) ERA: 1.9	0.1	L	2	1	1	1	1	0	0	0	0	0	1	7	12	27.00	3.000										

Batter	1	2	3	4	5	6	7	8	9	AB	R	H	RBI	BB	SO	LOB	TOP				
Alex Sanchez, L (1, 8) OBP: 0.360, SLG: 0.414	1-2 K		1-3 K		0-3 K		3-2 G4-3	0-2 F7		5	0	0	0	0	3	4					
9 Carlos Guillen, S (1, 6) OBP: 0.397, SLG: 0.551	3-2 G4-3		1-0 HR			2-1 1B	0-2 L7		0-1 G4-3	5	1	2	1	0	0	0					
Ivan Rodriguez, R (1, 2) OBP: 0.388, SLG: 0.510	0-1 FC5-4 1B		0-0 WP 1B			1-1 1B		0-1 2B	1-2 F9	5	2	4	0	0	0	0					
Rondell White, R (1, 10) OBP: 0.389, SLG: 0.505	0-0 FC5-4		2-1 1B			3-1 FC5-2-5-2 1B		1-0 1B	3-1 F8	5	2	2	0	0	0	3					
Bobby Higginson, L (1, 9) OBP: 0.401, SLG: 0.411		2-1 F7		3-1 G3		4-0 1B		1-2 P4		3	0	0	0	1	0	2					
Craig Monroe, R (1, 7) OBP: 0.313, SLG: 0.380	1-1 G6-3		1-1 F7			3-2 1B		1-2 BB		4	0	2	4	0	0	0					
Carlos Pena, L (1, 3) OBP: 0.295, SLG: 0.434	3-1 HR		3-3 K			1-2 2-H 3-H 1-3 1B		4-2 BB		3	1	1	1	1	2	2					
Eric Munson, L (1, 5) OBP: 0.279, SLG: 0.394	2-2 F7				0-3 K		0-3 K		4-0 BB	3	0	0	0	1	2	2					
15 Brandon Inge, R (8, 5) OBP: 0.343, SLG: 0.450									1-2 2-3 BB	0	0	0	0	0	0	0					
20 Omar Infante, R (1, 4) OBP: 0.353, SLG: 0.469			2-1 G5-3		1-0 G4-3		1-1 CS 1B		0-3 K	4	0	1	0	0	1	3					
Inning Stats	R: 0 E: 0 K: 1 S: 10	H: 1 LOB: 1 BB: 0 P: 14	R: 1 E: 0 K: 0 S: 9	H: 1 LOB: 0 BB: 0 P: 17	R: 1 E: 0 K: 1 S: 9	H: 3 LOB: 2 BB: 0 P: 15	R: 0 E: 0 K: 1 S: 7	H: 0 LOB: 0 BB: 0 P: 14	R: 0 E: 0 K: 2 S: 16	H: 3 LOB: 2 BB: 1 P: 30	R: 0 E: 0 K: 0 S: 9	H: 1 LOB: 0 BB: 0 P: 13	R: 2 E: 0 K: 1 S: 19	H: 3 LOB: 3 BB: 2 P: 30	R: 0 E: 0 K: 0 S: 7	H: 0 LOB: 0 BB: 0 P: 11	1B: 8 2B: 2 3B: 0 HR: 2	SF: 0 SAC: 0 DP: 0 HBP: 0	WP: 1 PB: 0 SB: 0 CS: 1	PA: 40	
PITCHER	IP WLS BF H R ER SO BB IBB HBP BLK WP HR S P ERA WHIP	IP WLS BF H R ER SO BB IBB HBP BLK WP HR S P ERA WHIP	IP WLS BF H R ER SO BB IBB HBP BLK WP HR S P ERA WHIP	IP WLS BF H R ER SO BB IBB HBP BLK WP HR S P ERA WHIP	IP WLS BF H R ER SO BB IBB HBP BLK WP HR S P ERA WHIP	IP WLS BF H R ER SO BB IBB HBP BLK WP HR S P ERA WHIP	IP WLS BF H R ER SO BB IBB HBP BLK WP HR S P ERA WHIP	IP WLS BF H R ER SO BB IBB HBP BLK WP HR S P ERA WHIP	IP WLS BF H R ER SO BB IBB HBP BLK WP HR S P ERA WHIP	IP WLS BF H R ER SO BB IBB HBP BLK WP HR S P ERA WHIP	IP WLS BF H R ER SO BB IBB HBP BLK WP HR S P ERA WHIP	IP WLS BF H R ER SO BB IBB HBP BLK WP HR S P ERA WHIP	IP WLS BF H R ER SO BB IBB HBP BLK WP HR S P ERA WHIP	IP WLS BF H R ER SO BB IBB HBP BLK WP HR S P ERA WHIP	IP WLS BF H R ER SO BB IBB HBP BLK WP HR S P ERA WHIP	IP WLS BF H R ER SO BB IBB HBP BLK WP HR S P ERA WHIP	IP WLS BF H R ER SO BB IBB HBP BLK WP HR S P ERA WHIP	IP WLS BF H R ER SO BB IBB HBP BLK WP HR S P ERA WHIP	IP WLS BF H R ER SO BB IBB HBP BLK WP HR S P ERA WHIP	IP WLS BF H R ER SO BB IBB HBP BLK WP HR S P ERA WHIP	IP WLS BF H R ER SO BB IBB HBP BLK WP HR S P ERA WHIP

Detroit Tigers @ Minnesota Twins
Hubert H. Humphrey Metrodome, Minneapolis, MN

AB 37
R 6
H 12
RBI 6
BB 3
SO 8
LOB 16



Sat Jun 05 2004, 1:20 PM EDT
Att: 17,573 - Unknown - 70 F

Batter	1	2	3	4	5	6	7	8	9	AB	R	H	RBI	BB	SO	LOB	BOTTOM					
20 Lew Ford, R (1, 7) OBP: 0.409, SLG: 0.503	3-1 G5-3		2-2 G4-3 2B		4-0 WP BB			4-1 BB BB		2	0	1	0	2	0	0						
Cristian Guzman, S (1, 6) OBP: 0.323, SLG: 0.363	2-1 F7		1-0 G4-3		2-2 G6-3		1-2 2-3	0-3 K		4	0	0	0	0	1	4						
Doug Mientkiewicz, L (1, 3) OBP: 0.335, SLG: 0.371	2-1 G4-3		2-0 P4			2-2 F7		4-1 BB		3	0	0	0	1	0	1						
Corey Koskie, L (1, 5) OBP: 0.340, SLG: 0.541		1-0 F9		0-2 F7		0-1 G4-3		0-2 P6		4	0	0	0	0	0	2						
Tori Hunter, R (1, 8) OBP: 0.321, SLG: 0.500		0-1 G6-3		3-1 G6-3		1-0 G3			4-1 G3 BB	3	0	0	0	1	0	0						
Jacque Jones, L (1, 9) OBP: 0.314, SLG: 0.449		2-2 E4 WP		1-1 G3-4-1			0-0 B1-3		0-0 G3	4	0	0	0	0	0	1						
Matthew LeCroy, R (1, 10) OBP: 0.338, SLG: 0.440		4-1 SAFE			1-0 WP G1-3 1B		1-2 G6-4-3 1B		2-2 K	3	0	2	0	1	1	1						
5 Michael Cuddyer, R (1, 4) OBP: 0.308, SLG: 0.417			3-3 K		1-2 P2		0-0 G6-4-3		1-2 K	4	0	0	0	0	2	5						
Henry Blanco, R (1, 2) OBP: 0.281, SLG: 0.368			2-2 F9		0-0 G1-3			1-2 G6-3		3	0	0	0	0	0	1						
Inning Stats	R: 0 E: 0 K: 0 S: 6	H: 0 LOB: 0 BB: 0 P: 13	R: 0 E: 1 K: 1 S: 12	H: 0 LOB: 2 BB: 1 P: 22	R: 0 E: 0 K: 0 S: 8	H: 1 LOB: 1 BB: 0 P: 15	R: 0 E: 0 K: 0 S: 7	H: 0 LOB: 0 BB: 0 P: 11	R: 0 E: 0 K: 0 S: 11	H: 1 LOB: 2 BB: 1 P: 19	R: 0 E: 0 K: 0 S: 6	H: 0 LOB: 0 BB: 0 P: 9	R: 0 E: 0 K: 0 S: 5	H: 1 LOB: 0 BB: 0 P: 6	R: 0 E: 0 K: 1 S: 11	H: 0 LOB: 2 BB: 2 P: 20	R: 0 E: 0 K: 2 S: 8	H: 0 LOB: 1 BB: 1 P: 15	1B: 2 2B: 1 3B: 0 HR: 0	SF: 0 SAC: 0 DP: 1 HBP: 0	WP: 2 PB: 0 SB: 0 CS: 0	PA: 35
PITCHER	IP WLS BF H R ER SO BB IBB HBP BLK WP HR S P ERA WHIP	IP WLS BF H R ER SO BB IBB HBP BLK WP HR S P ERA WHIP	IP WLS BF H R ER SO BB IBB HBP BLK WP HR S P ERA WHIP	IP WLS BF H R ER SO BB IBB HBP BLK WP HR S P ERA WHIP	IP WLS BF H R ER SO BB IBB HBP BLK WP HR S P ERA WHIP	IP WLS BF H R ER SO BB IBB HBP BLK WP HR S P ERA WHIP	IP WLS BF H R ER SO BB IBB HBP BLK WP HR S P ERA WHIP	IP WLS BF H R ER SO BB IBB HBP BLK WP HR S P ERA WHIP	IP WLS BF H R ER SO BB IBB HBP BLK WP HR S P ERA WHIP	IP WLS BF H R ER SO BB IBB HBP BLK WP HR S P ERA WHIP	IP WLS BF H R ER SO BB IBB HBP BLK WP HR S P ERA WHIP	IP WLS BF H R ER SO BB IBB HBP BLK WP HR S P ERA WHIP	IP WLS BF H R ER SO BB IBB HBP BLK WP HR S P ERA WHIP	IP WLS BF H R ER SO BB IBB HBP BLK WP HR S P ERA WHIP	IP WLS BF H R ER SO BB IBB HBP BLK WP HR S P ERA WHIP	IP WLS BF H R ER SO BB IBB HBP BLK WP HR S P ERA WHIP	IP WLS BF H R ER SO BB IBB HBP BLK WP HR S P ERA WHIP	IP WLS BF H R ER SO BB IBB HBP BLK WP HR S P ERA WHIP	IP WLS BF H R ER SO BB IBB HBP BLK WP HR S P ERA WHIP	IP WLS BF H R ER SO BB IBB HBP BLK WP HR S P ERA WHIP	IP WLS BF H R ER SO BB IBB HBP BLK WP HR S P ERA WHIP	

Detroit Tigers @ Minnesota Twins
Hubert H. Humphrey Metrodome, Minneapolis, MN

AB 30
R 0
H 3
RBI 0
BB 5
SO 4
LOB 15



Sat Jun 05 2004, 1:20 PM EDT
Att: 17,573 - Unknown - 70 F

Batter	1	2	3	4	5	6	7	8	9	AB	R	H	RBI	BB	SO	LOB	TOP					
Alex Sanchez, L (1, 8) OBP: 0.361, SLG: 0.414	F8		G4-3		E5		B1-3		L7	5	1	2	0	0	0	0						
9 Carlos Guillen, S (1, 6) OBP: 0.402, SLG: 0.560	G4-3		G4-3		F9		BB		1B	4	1	2	0	1	0	2						
Ivan Rodriguez, R (1, 2) OBP: 0.388, SLG: 0.512	G4-3		G4-3		G5-3		K		1B	5	0	2	2	0	1	3						
Rondell White, R (1, 10) OBP: 0.381, SLG: 0.493	G6-3		F9		G5-3				F7	5	0	0	0	0	0	4						
Bobby Higginson, L (1, 9) OBP: 0.401, SLG: 0.417		G4-3		G6-3		L8		15 1B	K	5	1	2	0	0	1	1						
Craig Monroe, R (1, 7) OBP: 0.312, SLG: 0.383		G6-3		G6-3		G5-3		G6-3		4	0	1	0	0	0	2						
Carlos Pena, L (1, 3) OBP: 0.298, SLG: 0.438 15 Brandon Inge, R (8, PH) OBP: 0.347, SLG: 0.454		K		F9		2B		2-H	1B	3	0	1	0	0	1	2	AB 40 R 5 H 13 RBI 4 BB 1 SO 3 LOB 18					
Greg Norton, S (1, 5) OBP: 0.272, SLG: 0.250		F9		L9		L8		G6-3		4	0	0	0	0	0	4						
Jason Smith, L (1, 4) OBP: 0.563, SLG: 0.933			F7		E		L5		HR	4	2	2	1	0	0	0						
Inning Stats	R: 0 E: 0 K: 0 S: 9	H: 1 LOB: 1 BB: 0 P: 14	R: 0 E: 0 K: 1 S: 11	H: 1 LOB: 1 BB: 0 P: 13	R: 1 E: 0 K: 0 S: 7	H: 2 LOB: 1 BB: 0 P: 14	R: 0 E: 0 K: 0 S: 6	H: 1 LOB: 1 BB: 0 P: 8	R: 1 E: 1 K: 0 S: 7	H: 2 LOB: 1 BB: 0 P: 8	R: 0 E: 0 K: 0 S: 5	H: 1 LOB: 1 BB: 0 P: 9	R: 0 E: 0 K: 1 S: 7	H: 0 LOB: 1 BB: 1 P: 12	R: 1 E: 0 K: 0 S: 12	H: 2 LOB: 1 BB: 0 P: 17	R: 2 E: 0 K: 1 S: 21	H: 3 LOB: 1 BB: 0 P: 33	1B: 5 2B: 7 3B: 0 HR: 1	SF: 0 SAC: 0 DP: 0 HBP: 0	WP: 0 PB: 0 SB: 0 CS: 0	PA: 41
PITCHER	IP	WLS	BF	H	R	ER	SO	BB	IBB	HBP	BLK	WP	HR	S	P	ERA	WHIP					
Carlos Silva, R (1, 1) ERA: 4.26	7.2		33	9	3	3	2	1	0	0	0	0	0	59	89	3.52	1.304					
J.C. Romero, L (8, 1) ERA: 4.5	0.1	W	2	1	0	0	0	0	0	0	0	0	0	5	6	0.00	3.000					
36 Joe Nathan, R (9, 1) ERA: 1.75	1.0	S	6	3	2	2	1	0	0	0	0	0	1	21	33	18.00	3.000					

Detroit Tigers @ Minnesota Twins
Hubert H. Humphrey Metrodome, Minneapolis, MN
Sun Jun 06 2004, 2:10 PM EDT
Att: 20,378 - Unknown - 70 F

AB 40
R 5
H 13
RBI 4
BB 1
SO 3
LOB 18



Batter	1	2	3	4	5	6	7	8	9	AB	R	H	RBI	BB	SO	LOB	BOTTOM				
Doug Mientkiewicz, L (1, 3) OBP: 0.333, SLG: 0.368	L4		G4-3		K					4	0	1	0	0	1	1					
Cristian Guzman, S (1, 6) OBP: 0.321, SLG: 0.361	F9		G6-3				G1-3			4	1	1	0	0	0	2					
20 Lew Ford, R (1, 7) OBP: 0.406, SLG: 0.513	F8				F7		HR		G6-3	4	1	1	2	0	0	0					
Corey Koskie, L (1, 5) OBP: 0.331, SLG: 0.526		G6-3		K		G1-3		P5		4	0	0	0	0	1	0					
Tori Hunter, R (1, 8) OBP: 0.325, SLG: 0.507		G6-3		E		K		7 HR		4	1	2	0	0	1	0					
Matthew LeCroy, R (1, 10) OBP: 0.357, SLG: 0.500 17 Alex Prieto, R (8, FR) OBP: 0.314, SLG: 0.375				E1		HR		7 HR		3	1	2	1	0	0	1					
7 Joe Mauer, L (1, 2) OBP: 0.412, SLG: 0.500		F9		G4-3		K		HBP		0	1	0	0	0	0	0					
5 Michael Cuddyer, R (1, 4) OBP: 0.313, SLG: 0.432			G4-3		F8			HR		4	1	1	3	0	1	3					
Michael Ryan, L (1, 9) OBP: 0.299, SLG: 0.317 Jacque Jones, L (9, 9) OBP: 0.314, SLG: 0.449			K		P4		G4-3		F8	4	0	0	0	0	1	3					
Inning Stats	R: 0 E: 0 K: 0 S: 9	H: 0 LOB: 0 BB: 0 P: 11	R: 0 E: 0 K: 0 S: 9	H: 1 LOB: 1 BB: 0 P: 14	R: 0 E: 0 K: 1 S: 8	H: 1 LOB: 1 BB: 0 P: 9	R: 0 E: 1 K: 1 S: 11	H: 1 LOB: 2 BB: 0 P: 17	R: 0 E: 0 K: 1 S: 6	H: 0 LOB: 0 BB: 0 P: 10	R: 3 E: 0 K: 2 S: 15	H: 3 LOB: 0 BB: 0 P: 23	R: 0 E: 0 K: 0 S: 6	H: 1 LOB: 1 BB: 0 P: 8	R: 3 E: 0 K: 0 S: 16	H: 3 LOB: 2 BB: 0 P: 29	1B: 3 2B: 4 3B: 0 HR: 3	SF: 0 SAC: 0 DP: 0 HBP: 1	WP: 1 PB: 0 SB: 0 CS: 0	PA: 36	
PITCHER	IP	WLS	BF	H	R	ER	SO	BB	IBB	HBP	BLK	WP	HR	S	P	ERA	WHIP				
29 Nate Robertson, L (1, 1) ERA: 4.37	7.0		29	7	3	3	5	0	0	0	0	0	0	2	2	0.00	1.000				
Danny Patterson, R (8, 1) ERA: 4.5	0.1		1	0	0	0	0	0	0	0	0	0	0	2	2	0.00	0.000				
Steve Colyer, L (8, 1) ERA: 6.2	0.1		1	0	0	0	0	0	0	0	0	0	0	2	5	0.00	0.000				
Esteban Yan, R (8, 1) ERA: 5.05	0.1	L	5	3	3	3	0	0	0	1	1	1	1	12	22	81.00	9.000				

Detroit Tigers @ Minnesota Twins
Hubert H. Humphrey Metrodome, Minneapolis, MN
Sun Jun 06 2004, 2:10 PM EDT
Att: 20,378 - Unknown - 70 F

AB 35
R 6
H 10
RBI 6
BB 0
SO 5
LOB 10



Batter	1	2	3	4	5	6	7	8	9	AB	R	H	RBI	BB	SO	LOB	TOP										
Kazuo Matsui, S (1, 6) OBP: 0.333, SLG: 0.409										4	0	1	0	0	2	2	New York Mets @ Minnesota Twins Hubert H. Humphrey Metrodome, Minneapolis, MN Tue Jun 08 2004, 8:10 PM EDT Att: 16,181 - Unknown - 70 F livebaseballscorecards.com										
Todd Zeile, R (1, 5) OBP: 0.329, SLG: 0.446										4	0	0	0	0	2	1											
Cliff Floyd, L (1, 7) OBP: 0.319, SLG: 0.452										3	0	1	0	1	1	1											
31 Mike Piazza, R (1, 10) OBP: 0.391, SLG: 0.554										4	0	0	0	0	1	2											
Shane Spencer, R (1, 9) OBP: 0.359, SLG: 0.414										4	0	1	0	0	2	0											
Ty Wigginton, R (1, 4) OBP: 0.314, SLG: 0.486										4	1	1	0	0	0	2											
Mike Cameron, R (1, 8) OBP: 0.300, SLG: 0.364										2	0	0	0	1	1	0											
Jason Phillips, R (1, 3) OBP: 0.292, SLG: 0.360										3	0	0	0	0	0	2											
Vance Wilson, R (1, 2) OBP: 0.333, SLG: 0.451										3	0	1	1	0	0	0											
Inning Stats	R: 0 E: 0 K: 1 S: 11	H: 1 LOB: 0 BB: 0 P: 18	R: 0 E: 0 K: 1 S: 8	H: 0 LOB: 0 BB: 0 P: 11	R: 0 E: 0 K: 1 S: 5	H: 0 LOB: 0 BB: 0 P: 8	R: 0 E: 0 K: 1 S: 8	H: 1 LOB: 1 BB: 0 P: 11	R: 1 E: 0 K: 2 S: 14	H: 2 LOB: 2 BB: 1 P: 22	R: 0 E: 0 K: 1 S: 18	H: 1 LOB: 0 BB: 0 P: 27	R: 0 E: 0 K: 0 S: 10	H: 0 LOB: 0 BB: 0 P: 11	R: 0 E: 0 K: 2 S: 9	H: 0 LOB: 0 BB: 0 P: 11	R: 0 E: 0 K: 0 S: 8	H: 0 LOB: 0 BB: 0 P: 14	1B: 4 2B: 1 3B: 0 HR: 0	SF: 0 SAC: 0 DP: 0 HBP: 0	WP: 0 PB: 0 CS: 1	PA: 34					
PITCHER	IP	WLS	BF	H	R	ER	SO	BB	IBB	HBP	BLK	WP	HR	S	P	ERA	WHIP										
Brad Radke, R (1, 1) ERA: 3.36	7.0		27	5	1	1	7	2	0	0	0	0	0	74	108	1.29	1.000										
Juan Rincon, R (8, 1) ERA: 2.45	2.0	W	6	0	0	0	2	0	0	0	0	0	0	17	25	0.00	0.000										

Batter	1	2	3	4	5	6	7	8	9	AB	R	H	RBI	BB	SO	LOB	BOTTOM										
Doug Mientkiewicz, L (1, 3) OBP: 0.332, SLG: 0.363										3	0	0	0	1	0	0	New York Mets @ Minnesota Twins Hubert H. Humphrey Metrodome, Minneapolis, MN Tue Jun 08 2004, 8:10 PM EDT Att: 16,181 - Unknown - 70 F livebaseballscorecards.com										
Cristian Guzman, S (1, 6) OBP: 0.325, SLG: 0.365										3	0	2	0	1	0	1											
20 Lew Ford, R (1, 7) OBP: 0.404, SLG: 0.513										4	0	1	0	0	0	3											
Corey Koskie, L (1, 5) OBP: 0.335, SLG: 0.521										3	0	1	0	1	0	3											
Tori Hunter, R (1, 8) OBP: 0.323, SLG: 0.500										4	1	1	0	0	1	5											
Jacque Jones, L (1, 9) OBP: 0.314, SLG: 0.447										3	1	1	0	0	0	1											
Matthew LeCroy, R (1, 10) OBP: 0.356, SLG: 0.488										2	0	0	0	1	1	0											
Michael Ryan, L (7, PR) OBP: 0.284, SLG: 0.313										1	0	0	0	0	1	1											
7 Joe Mauer, L (1, 2) OBP: 0.333, SLG: 0.389										4	0	0	1	0	0	2											
Luis Rivas, R (1, 4) OBP: 0.252, SLG: 0.333										3	0	0	0	0	0	1											
5 Michael Cuddyer, R (9, PH) OBP: 0.317, SLG: 0.436										1	0	1	1	0	0	0											
Inning Stats	R: 0 E: 0 K: 1 S: 14	H: 1 LOB: 2 BB: 1 P: 24	R: 0 E: 0 K: 1 S: 7	H: 0 LOB: 0 BB: 0 P: 13	R: 0 E: 0 K: 0 S: 8	H: 0 LOB: 1 BB: 1 P: 13	R: 0 E: 0 K: 0 S: 4	H: 1 LOB: 0 BB: 0 P: 5	R: 0 E: 0 K: 0 S: 6	H: 0 LOB: 0 BB: 0 P: 8	R: 0 E: 0 K: 0 S: 6	H: 0 LOB: 1 BB: 1 P: 13	R: 1 E: 0 K: 0 S: 8	H: 1 LOB: 1 BB: 1 P: 18	R: 0 E: 0 K: 0 S: 10	H: 2 LOB: 2 BB: 0 P: 15	R: 1 E: 1 K: 1 S: 12	H: 2 LOB: 2 BB: 0 P: 20	1B: 6 2B: 1 3B: 0 HR: 0	SF: 0 SAC: 1 DP: 1 HBP: 0	WP: 0 PB: 0 CS: 0	PA: 36					
PITCHER	IP	WLS	BF	H	R	ER	SO	BB	IBB	HBP	BLK	WP	HR	S	P	ERA	WHIP										
Tom Glavine, L (1, 1) ERA: 2.21	8.0		32	5	1	1	2	4	0	0	0	0	0	63	109	1.12	1.125										
Mike Stanton, L (9, 1) ERA: 4.06	0.1	L	4	2	1	0	1	0	0	0	0	0	0	12	20	0.00	6.000										

Batter	1	2	3	4	5	6	7	8	9	AB	R	H	RBI	BB	SO	LOB	TOP								
Kazuo Matsui, S (1, 6) OBP: 0.328, SLG: 0.402										4	0	0	0	0	3	0	New York Mets @ Minnesota Twins Hubert H. Humphrey Metrodome, Minneapolis, MN Wed Jun 09 2004, 8:10 PM EDT Att: 17,507 - Unknown - 70 F								
Todd Zeile, R (1, 5) OBP: 0.327, SLG: 0.441										4	1	1	0	0	1	0									
Cliff Floyd, L (1, 10) OBP: 0.325, SLG: 0.449										3	1	1	0	0	0	0									
31 Mike Piazza, R (1, 3) OBP: 0.393, SLG: 0.558										4	0	2	2	0	1	1									
Shane Spencer, R (1, 9) OBP: 0.358, SLG: 0.412										3	0	1	0	0	0	0									
Karim Garcia, L (8, PH) OBP: 0.273, SLG: 0.405										1	0	0	0	0	1	1									
Ty Wigginton, R (1, 4) OBP: 0.319, SLG: 0.486										4	0	2	0	0	1	0									
Mike Cameron, R (1, 8) OBP: 0.300, SLG: 0.362										4	0	1	0	0	2	4									
Gerald Williams, R (1, 7) OBP: 0.333, SLG: 1.333										3	1	1	1	0	1	3									
Eric Valent, L (9, PH) OBP: 0.352, SLG: 0.419										4	0	0	0	0	1	1									
Jason Phillips, R (1, 2) OBP: 0.286, SLG: 0.351																									
Inning Stats	R: 0 E: 0 K: 2 S: 11	H: 0 LOB: 0 BB: 0 P: 15	R: 0 E: 1 K: 1 S: 8	H: 1 LOB: 1 BB: 0 P: 14	R: 0 E: 0 K: 1 S: 9	H: 0 LOB: 0 BB: 0 P: 12	R: 0 E: 0 K: 1 S: 12	H: 1 LOB: 0 BB: 0 P: 15	R: 0 E: 0 K: 1 S: 8	H: 0 LOB: 0 BB: 0 P: 10	R: 1 E: 0 K: 2 S: 17	H: 1 LOB: 0 BB: 0 P: 20	R: 0 E: 0 K: 2 S: 19	H: 3 LOB: 3 BB: 0 P: 27	R: 2 E: 0 K: 1 S: 12	H: 2 LOB: 1 BB: 0 P: 20	R: 0 E: 0 K: 0 S: 6	H: 1 LOB: 1 BB: 0 P: 9	1B: 7 2B: 1 3B: 0 HR: 1	SF: 0 SAC: 0 DP: 0 HBP: 1	WP: 0 PB: 0 SB: 0 CS: 1	PA: 37			
PITCHER	IP	WLS	BF	H	R	ER	SO	BB	IBB	HBP	BLK	WP	HR	S	P	ERA	WHIP								
Johan Santana, L (1, 1) ERA: 5.11	7.0	W	26	6	1	1	10	0	0	0	0	0	1	84	113	1.29	0.857								
Joe Roa, R (8, 1) ERA: 3.0	0.2		3	1	1	1	0	0	0	0	0	0	0	6	9	13.50	1.500								
J.C. Romero, L (8, 1) ERA: 4.91	0.0		2	1	1	1	0	0	0	1	0	0	0	2	4	∞	∞								
36 Joe Nathan, R (8, 1) ERA: 1.67	1.1	S	5	1	0	0	1	0	0	0	0	0	0	10	16	0.00	0.750								

AB	35
R	3
H	9
RBI	3
BB	0
SO	11
LOB	11



Batter	1	2	3	4	5	6	7	8	9	AB	R	H	RBI	BB	SO	LOB	BOTTOM								
Doug Mientkiewicz, L (1, 3) OBP: 0.326, SLG: 0.355										4	0	0	0	0	0	3	New York Mets @ Minnesota Twins Hubert H. Humphrey Metrodome, Minneapolis, MN Wed Jun 09 2004, 8:10 PM EDT Att: 17,507 - Unknown - 70 F								
Cristian Guzman, S (1, 6) OBP: 0.323, SLG: 0.358										4	0	0	0	0	1	2									
20 Lew Ford, R (1, 7) OBP: 0.401, SLG: 0.508										4	0	1	0	0	0	0									
Corey Koskie, L (1, 5) OBP: 0.333, SLG: 0.514										4	1	1	0	0	1	0									
Tori Hunter, R (1, 8) OBP: 0.327, SLG: 0.494										2	1	0	0	2	1	0									
Jacque Jones, L (1, 9) OBP: 0.313, SLG: 0.458										4	1	1	3	0	2	1									
Matthew LeCroy, R (1, 10) OBP: 0.356, SLG: 0.518										3	1	1	1	0	1	0									
7 Joe Mauer, L (1, 2) OBP: 0.375, SLG: 0.524										3	1	2	0	0	1	0									
Luis Rivas, R (1, 4) OBP: 0.262, SLG: 0.359										3	0	2	1	0	0	1									
Inning Stats	R: 0 E: 0 K: 0 S: 10	H: 0 LOB: 0 BB: 0 P: 14	R: 0 E: 0 K: 3 S: 10	H: 0 LOB: 0 BB: 0 P: 15	R: 1 E: 1 K: 1 S: 11	H: 2 LOB: 1 BB: 0 P: 15	R: 4 E: 0 K: 1 S: 19	H: 4 LOB: 1 BB: 1 P: 31	R: 0 E: 0 K: 0 S: 7	H: 0 LOB: 0 BB: 0 P: 9	R: 0 E: 0 K: 1 S: 6	H: 0 LOB: 1 BB: 0 P: 10	R: 0 E: 0 K: 0 S: 7	H: 1 LOB: 1 BB: 0 P: 13	R: 0 E: 0 K: 1 S: 10	H: 0 LOB: 1 BB: 1 P: 17		1B: 3 2B: 2 3B: 1 HR: 2	SF: 0 SAC: 0 DP: 0 HBP: 0	WP: 0 PB: 0 SB: 0 CS: 0	PA: 33				
PITCHER	IP	WLS	BF	H	R	ER	SO	BB	IBB	HBP	BLK	WP	HR	S	P	ERA	WHIP								
Steve Trachsel, R (1, 1) ERA: 3.65	7.0	L	29	8	5	5	6	1	0	0	0	0	0	70	107	6.43	1.286								
David Weathers, R (8, 1) ERA: 4.2	1.0		4	0	0	0	1	1	0	0	0	0	0	10	17	0.00	1.000								



Batter	1	2	3	4	5	6	7	8	9	10	11	12	13	14	15	AB	R	H	RBI	BB	SO	LOB	TOP																				
Eric Valenzuela , L OBP: 0.343, SLG: 0.406 Shane Spencer, R OBP: 0.326, SLG: 0.410																3	0	0	0	1	0	3	0	0	0	0	1	0															
Kazuo Matsui , S OBP: 0.326, SLG: 0.395																4	1	0	0	1	2	0	4	1	0	0	1	2	0														
Cliff Floyd , L OBP: 0.331, SLG: 0.486 Joe McEwing, R OBP: 0.254, SLG: 0.273 Jason Phillips, R OBP: 0.286, SLG: 0.347																4	1	2	2	0	1	0	0	0	0	0	0	0	0														
31 Mike Piazza , R OBP: 0.384, SLG: 0.549																5	0	1	0	2	1	2	5	0	1	0	2	1	2														
Todd Zelle , R OBP: 0.326, SLG: 0.430																6	0	1	0	1	0	3	6	0	1	0	1	0	3														
Karim Garcia , L OBP: 0.269, SLG: 0.397																6	0	1	0	0	2	3	6	0	1	0	0	2	3														
Ty Wigginton , R OBP: 0.313, SLG: 0.474																6	0	1	0	0	1	2	6	0	1	0	0	1	2														
Mike Cameron , R OBP: 0.296, SLG: 0.356																6	0	1	0	0	3	3	6	0	1	0	0	3	3														
Vance Wilson , R OBP: 0.303, SLG: 0.404																6	0	0	0	0	1	3	6	0	0	0	0	1	3														
Inning Stats	R: 1 E: 0 K: 2 S: 11	H: 1 LOB: 0 BB: 0 P: 16	R: 0 E: 0 K: 1 S: 9	H: 1 LOB: 1 BB: 0 P: 16	R: 1 E: 0 K: 0 S: 14	H: 1 LOB: 1 BB: 1 P: 23	R: 0 E: 0 K: 0 S: 6	H: 0 LOB: 0 BB: 0 P: 8	R: 0 E: 0 K: 0 S: 6	H: 0 LOB: 0 BB: 0 P: 6	R: 0 E: 0 K: 0 S: 8	H: 1 LOB: 1 BB: 0 P: 11	R: 0 E: 0 K: 0 S: 7	H: 0 LOB: 0 BB: 0 P: 10	R: 0 E: 0 K: 1 S: 9	H: 0 LOB: 0 BB: 0 P: 17	R: 0 E: 0 K: 2 S: 8	H: 0 LOB: 0 BB: 0 P: 12	R: 0 E: 0 K: 1 S: 8	H: 0 LOB: 3 BB: 3 P: 27	R: 0 E: 0 K: 1 S: 8	H: 0 LOB: 0 BB: 0 P: 9	R: 0 E: 0 K: 1 S: 10	H: 0 LOB: 1 BB: 0 P: 17	R: 0 E: 0 K: 1 S: 13	H: 2 LOB: 2 BB: 0 P: 18	R: 0 E: 0 K: 0 S: 13	H: 1 LOB: 2 BB: 1 P: 24	1B: 6 2B: 1 3B: 0 HR: 1	SF: 0 SAC: 2 DP: 0 HBP: 1	WP: 0 PB: 0 SB: 1 CS: 0	PA: 59											
PITCHER	IP 7.0	WLS 27	BF 27	H 5	R 2	ER 2	SO 3	BB 1	IBB 0	HBP 0	BLK 0	WP 0	HR 0	S 65	P 97	ERA 2.57	WHIP 0.857																										
Kyle Lohse , R ERA: 5.33 Aaron Fultz , L ERA: 3.62 Juan Rincon , R ERA: 2.3 36 Joe Nathan , R ERA: 1.61 Joe Roa , R ERA: 2.78	(1, 1)	(8, 1)	(9, 1)	(11, 1)	(12, 1)											PITCHER	IP 14.1	WLS 1.2	BF 7	H 1	R 0	ER 0	SO 1	BB 0	IBB 0	HBP 0	BLK 0	WP 0	HR 0	S 19	P 33	ERA 0.00	WHIP 0.600										

New York Mets @ Minnesota Twins
 Hubert H. Humphrey Metrodome, Minneapolis, MN
 Thu Jun 10 2004, 8:10 PM EDT
 Att. 16,706 - Unknown - 70 F

AB 51
 R 2
 H 8
 RBI 2
 BB 5
 SO 13
 LOB 18



Batter	1	2	3	4	5	6	7	8	9	10	11	12	13	14	15	AB	R	H	RBI	BB	SO	LOB	BOTTOM																				
Cristian Guzman , S OBP: 0.322, SLG: 0.356																7	0	2	1	0	1	1	7	0	2	1	0	1	1														
7 Joe Mauer , L OBP: 0.393, SLG: 0.478 Michael Ryan, L OBP: 0.286, SLG: 0.313																2	0	0	0	2	1	0	3	0	1	1	0	2	0														
20 Lew Ford , R OBP: 0.399, SLG: 0.500																5	0	1	0	0	1	2	5	0	1	0	0	1	2														
Corey Koskie , L OBP: 0.327, SLG: 0.500																6	0	1	0	0	0	2	6	0	1	0	0	0	2														
Torii Hunter , R OBP: 0.322, SLG: 0.481																6	0	1	0	0	3	2	6	0	1	0	0	3	2														
Jacque Jones , L OBP: 0.309, SLG: 0.450																6	0	1	0	0	1	1	6	0	1	0	0	1	1														
Matthew LeCroy , R OBP: 0.354, SLG: 0.508																6	1	2	0	0	0	1	6	1	2	0	0	0	1														
Henry Blanco , R OBP: 0.276, SLG: 0.360 Jose Offerman, S OBP: 0.285, SLG: 0.402 Doug Mientkiewicz, L OBP: 0.307, SLG: 0.384																3	1	0	0	0	0	1	1	0	1	1	0	0	0														
Luis Rivas , R OBP: 0.286, SLG: 0.358																6	1	2	0	0	0	2	6	1	2	0	0	0	2														
Inning Stats	R: 0 E: 0 K: 1 S: 6	H: 0 LOB: 0 BB: 0 P: 11	R: 0 E: 0 K: 0 S: 8	H: 1 LOB: 2 BB: 0 P: 8	R: 1 E: 0 K: 0 S: 13	H: 2 LOB: 2 BB: 1 P: 21	R: 0 E: 0 K: 0 S: 6	H: 1 LOB: 1 BB: 0 P: 11	R: 0 E: 0 K: 0 S: 6	H: 0 LOB: 0 BB: 0 P: 13	R: 0 E: 0 K: 0 S: 8	H: 1 LOB: 1 BB: 0 P: 14	R: 0 E: 0 K: 0 S: 9	H: 0 LOB: 0 BB: 0 P: 9	R: 0 E: 0 K: 0 S: 11	H: 1 LOB: 2 BB: 1 P: 19	R: 0 E: 0 K: 1 S: 7	H: 2 LOB: 1 BB: 0 P: 8	R: 0 E: 0 K: 2 S: 10	H: 0 LOB: 0 BB: 0 P: 14	R: 0 E: 0 K: 1 S: 8	H: 0 LOB: 0 BB: 0 P: 13	R: 0 E: 0 K: 1 S: 8	H: 1 LOB: 1 BB: 1 P: 16	R: 0 E: 0 K: 1 S: 6	H: 0 LOB: 0 BB: 0 P: 8	R: 0 E: 0 K: 2 S: 7	H: 0 LOB: 0 BB: 0 P: 11	R: 1 E: 0 K: 0 S: 7	H: 3 LOB: 2 BB: 0 P: 10	1B: 11 2B: 2 3B: 0 HR: 0	SF: 0 SAC: 0 DP: 2 HBP: 1	WP: 0 PB: 0 SB: 1 CS: 0	PA: 56									
PITCHER	IP 7.2	WLS 28	BF 28	H 5	R 1	ER 1	SO 1	BB 0	IBB 0	HBP 0	BLK 0	WP 0	HR 0	S 59	P 94	ERA 1.17	WHIP 0.783																										
Matt Cimer , R ERA: 2.43 Mike Stanton , L ERA: 4.06 Braden Looper , R ERA: 1.89 John Franca , L ERA: 6.01 David Weathers , R ERA: 3.94	(1, 1)	(8, 1)	(8, 1)	(11, 1)	(12, 1)											PITCHER	IP 14.1	WLS 1.1	L 7	H 3	R 1	ER 1	SO 2	BB 0	IBB 0	HBP 0	BLK 0	WP 0	HR 0	S 14	P 21	ERA 6.75	WHIP 2.250										

New York Mets @ Minnesota Twins
 Hubert H. Humphrey Metrodome, Minneapolis, MN
 Thu Jun 10 2004, 8:10 PM EDT
 Att. 16,706 - Unknown - 70 F

AB 52
 R 3
 H 12
 RBI 3
 BB 3
 SO 9
 LOB 12



Batter	1	2	3	4	5	6	7	8	9	AB	R	H	RBI	BB	SO	LOB	TOP					
11 Jimmy Rollins, S OBP: 0.332, SLG: 0.376	G3		G3-1			G5-3			1B 2B	5	2	2	0	0	0	3	Philadelphia Phillies @ Minnesota Twins Hubert H. Humphrey Metrodome, Minneapolis, MN Fri Jun 11 2004, 8:10 PM EDT Att: 22,272 - Unknown - 70 F					
Placido Polanco, R OBP: 0.319, SLG: 0.362	1B		F9			HR		G5-3	1B 2B	5	2	3	3	0	0	1						
Bobby Abreu, L OBP: 0.417, SLG: 0.571	K				F8	G4-3		K	1B 2B	4	1	0	0	1	2	1						
Jim Thome, L OBP: 0.414, SLG: 0.661	K				HR	F7		G5-3	HR	4	2	1	2	1	1	1						
Pat Burrell, R OBP: 0.392, SLG: 0.485		P3			P3			K	K	5	0	0	0	0	2	3						
Ricky Ledes, L OBP: 0.435, SLG: 0.650	K				HR	1B		P3	HR	5	3	3	5	0	1	0						
David Bell, R OBP: 0.367, SLG: 0.455	G5-3				P3			L5	G5-3	5	0	1	0	0	0	1						
Mike Lieberthal, R OBP: 0.309, SLG: 0.425						FC6-4		FC6-4		4	0	3	0	0	0	1						
Marlon Byrd, R OBP: 0.302, SLG: 0.314			SH2-3		FC6-4	HR			G6-3	3	1	1	1	0	0	1						
Inning Stats	R: 0 E: 0 K: 2 S: 10	H: 1 LOB: 1 BB: 0 P: 13	R: 0 E: 0 K: 1 S: 5	H: 0 LOB: 0 BB: 0 P: 7	R: 0 E: 0 K: 0 S: 6	H: 1 LOB: 1 BB: 0 P: 7	R: 2 E: 0 K: 0 S: 13	H: 1 LOB: 0 BB: 1 P: 25	R: 3 E: 0 K: 0 S: 12	H: 3 LOB: 0 BB: 0 P: 13	R: 0 E: 0 K: 1 S: 7	H: 0 LOB: 0 BB: 0 P: 11	R: 0 E: 0 K: 1 S: 9	H: 1 LOB: 1 BB: 0 P: 15	R: 5 E: 0 K: 1 S: 15	H: 4 LOB: 0 BB: 1 P: 25	1B: 9 2B: 2 3B: 0 HR: 3	SF: 0 SAC: 1 DP: 0 HBP: 0	WP: 0 PB: 0 SB: 0 CS: 0	PA: 43		
PITCHER	IP	WLS	BF	H	R	ER	SO	BB	IBB	HBP	BLK	WP	HR	S	P	ERA	WHIP					
Seth Greisinger, R ERA: 6.18	(1, 1)	5.2		27	9	6	6	3	1	0	0	0	0	2	54	79	9.53	1.765				
Terry Mulholland, L ERA: 5.33	(6, 1)	2.2	L	11	3	2	2	2	0	0	0	0	0	0	23	34	6.75	1.125				
J.C. Romero, L ERA: 5.7	(9, 1)	0.2		5	2	3	3	1	1	0	0	0	0	1	9	18	40.50	4.500				

Batter	1	2	3	4	5	6	7	8	9	AB	R	H	RBI	BB	SO	LOB	BOTTOM					
Cristian Guzman, S OBP: 0.315, SLG: 0.348	F7		F8			K		G4-3	K	5	0	0	1	0	2	0	Philadelphia Phillies @ Minnesota Twins Hubert H. Humphrey Metrodome, Minneapolis, MN Fri Jun 11 2004, 8:10 PM EDT Att: 22,272 - Unknown - 70 F					
Doug Mientkiewicz, L OBP: 0.324, SLG: 0.355	F9		K			K		20 HR	K	5	1	1	0	0	3	0						
20 Lew Ford, R OBP: 0.399, SLG: 0.517	K		F7			G4-3		G5-3	P4	5	2	2	2	0	1	0						
Corey Koskie, L OBP: 0.326, SLG: 0.494		G1-3			P6	G4-3		1B	1B	4	0	1	0	0	0	1						
Tori Hunter, R OBP: 0.326, SLG: 0.482		2B 7 SF7			K	G5-3		1B	1B	4	1	2	1	0	1	0						
Jacque Jones, L OBP: 0.317, SLG: 0.464					FC6-4	1B		F7		4	0	3	0	0	0	0						
Matthew LeCroy, R OBP: 0.350, SLG: 0.489					FC6-4	K		K		3	0	0	0	1	2	2						
7 Joe Mauer, L OBP: 0.438, SLG: 0.692		SF7			HR			WP	1B	3	2	3	2	0	0	0						
5 Michael Cuddyer, R OBP: 0.310, SLG: 0.425					G6-3			K	F9	4	0	0	0	0	1	4						
Luis Rivas, R OBP: 0.266, SLG: 0.358										0	0	0	0	0	0	0						
Inning Stats	R: 0 E: 0 K: 1 S: 10	H: 0 LOB: 0 BB: 0 P: 15	R: 1 E: 0 K: 0 S: 14	H: 2 LOB: 2 BB: 1 P: 28	R: 0 E: 0 K: 1 S: 8	H: 0 LOB: 0 BB: 0 P: 11	R: 0 E: 0 K: 1 S: 6	H: 1 LOB: 1 BB: 0 P: 9	R: 1 E: 0 K: 2 S: 11	H: 1 LOB: 1 BB: 0 P: 17	R: 1 E: 0 K: 1 S: 13	H: 2 LOB: 1 BB: 0 P: 20	R: 3 E: 0 K: 1 S: 16	H: 5 LOB: 2 BB: 0 P: 25	R: 0 E: 0 K: 1 S: 10	H: 1 LOB: 1 BB: 0 P: 14	R: 0 E: 0 K: 2 S: 11	H: 0 LOB: 0 BB: 0 P: 14	1B: 5 2B: 5 3B: 0 HR: 2	SF: 1 SAC: 0 DP: 0 HBP: 0	WP: 1 PB: 0 SB: 1 CS: 0	PA: 39
PITCHER	IP	WLS	BF	H	R	ER	SO	BB	IBB	HBP	BLK	WP	HR	S	P	ERA	WHIP					
39 Brett Myers, R ERA: 4.45	(1, 1)	6.2		30	9	6	6	7	1	0	0	0	0	2	73	117	8.10	1.500				
Rheal Cormier, L ERA: 4.5	(7, 1)	0.1		2	2	0	0	0	0	0	0	0	0	5	8	0.00	6.000					
Tim Worrell, R ERA: 3.38	(8, 1)	1.0	W	4	1	0	0	1	0	0	0	0	0	10	14	0.00	1.000					
Billy Wagner, L ERA: 3.18	(9, 1)	1.0		3	0	0	0	2	0	0	0	0	0	11	14	0.00	0.000					

AB	40
R	11
H	14
RBI	11
BB	2
SO	6
LOB	12

AB	37
R	6
H	12
RBI	6
BB	1
SO	10
LOB	7

Batter	1	2	3	4	5	6	7	8	9	AB	R	H	RBI	BB	SO	LOB	TOP																						
11 Jimmy Rollins, S OBP: 0.326, SLG: 0.369										4	0	0	0	0	3	1	Philadelphia Phillies @ Minnesota Twins Hubert H. Humphrey Metrodome, Minneapolis, MN Sat Jun 12 2004, 7:10 PM EDT Att: 22,219 - Unknown - 70 F																						
Tomas Perez, S OBP: 0.294, SLG: 0.500										4	0	1	0	0	2	1																							
Bobby Abreu, L OBP: 0.419, SLG: 0.569										4	0	2	0	0	2	1																							
Jim Thome, L OBP: 0.420, SLG: 0.679										4	1	3	1	0	1	1																							
Ricky Ledee, L OBP: 0.431, SLG: 0.635 Jason Michaels, R (9, PH) OBP: 0.326, SLG: 0.343										3	0	1	0	0	1	2																							
David Bell, R OBP: 0.365, SLG: 0.451										0	0	0	0	1	0	0																							
26 Chase Utley, L OBP: 0.264, SLG: 0.451										4	0	1	0	0	1	4																							
Mike Lieberthal, R OBP: 0.304, SLG: 0.418										3	0	0	0	0	1	2																							
Marlon Byrd, R OBP: 0.303, SLG: 0.315										3	0	1	0	0	1	0																							
Inning Stats	R: 0 E: 0 K: 3 S: 12	H: 1 LOB: 1 BB: 0 P: 18	R: 0 E: 0 K: 1 S: 5	H: 0 LOB: 0 BB: 7	R: 0 E: 0 K: 2 S: 10	H: 1 LOB: 1 BB: 0 P: 11	R: 0 E: 0 K: 1 S: 10	H: 2 LOB: 1 BB: 0 P: 17	R: 0 E: 0 K: 0 S: 7	H: 0 LOB: 0 BB: 0 P: 10	R: 0 E: 0 K: 1 S: 9	H: 1 LOB: 0 BB: 0 P: 15	R: 1 E: 0 K: 0 S: 7	H: 3 LOB: 1 BB: 0 P: 11	R: 0 E: 0 K: 3 S: 11	H: 0 LOB: 0 BB: 1 P: 16	R: 0 E: 0 K: 1 S: 8	H: 1 LOB: 1 BB: 1 P: 18	1B: 7 2B: 1 3B: 0 HR: 1	SF: 0 SAC: 0 DP: 3 HBP: 0	WP: 0 PB: 0 SB: 0 CS: 1	PA: 34																	
PITCHER	IP	WLS	BF	H	R	ER	SO	BB	IBB	HBP	BLK	WP	HR	S	P	ERA	WHIP	PITCHER				IP	WLS	BF	H	R	ER	SO	BB	IBB	HBP	BLK	WP	HR	S	P	ERA	WHIP	
Carlos Silva, R ERA: 4.0	(1, 1)	7.0	W	26	8	1	1	8	0	0	0	0	1	60	89	1.29	1.143																						
Juan Rincon, R ERA: 2.23	(8, 1)	1.0	H	3	0	0	0	3	0	0	0	0	0	11	16	0.00	0.000																						
Aaron Fultz, L ERA: 3.49	(9, 1)	1.0	4	1	0	0	1	1	0	0	0	0	0	8	18	0.00	2.000																						


Batter	1	2	3	4	5	6	7	8	9	AB	R	H	RBI	BB	SO	LOB	BOTTOM																								
Cristian Guzman, S OBP: 0.321, SLG: 0.353										5	1	3	1	0	0	1	Philadelphia Phillies @ Minnesota Twins Hubert H. Humphrey Metrodome, Minneapolis, MN Sat Jun 12 2004, 7:10 PM EDT Att: 22,219 - Unknown - 70 F																								
Doug Mientkiewicz, L OBP: 0.326, SLG: 0.353										4	0	1	1	0	2	2																									
20 Lew Ford, R OBP: 0.399, SLG: 0.517										4	0	1	1	0	1	2																									
Corey Koskie, L OBP: 0.317, SLG: 0.478										5	0	0	0	0	2	4																									
Tori Hunter, R OBP: 0.330, SLG: 0.479										3	0	1	0	1	0	0																									
Jacque Jones, L OBP: 0.316, SLG: 0.460										4	1	1	0	0	0	4																									
Jose Offerman, S OBP: 0.358, SLG: 0.394										2	1	0	0	2	0	1																									
7 Joe Mauer, L OBP: 0.417, SLG: 0.633										4	1	1	1	0	0	1																									
Luis Rivas, R OBP: 0.280, SLG: 0.386										4	2	3	2	0	0	1																									
Inning Stats	R: 0 E: 0 K: 0 S: 8	H: 0 LOB: 0 BB: 0 P: 14	R: 4 E: 0 K: 1 S: 24	H: 4 LOB: 2 BB: 1 P: 40	R: 0 E: 0 K: 1 S: 14	H: 1 LOB: 1 BB: 0 P: 20	R: 0 E: 0 K: 1 S: 14	H: 1 LOB: 1 BB: 0 P: 18	R: 0 E: 0 K: 0 S: 9	H: 0 LOB: 0 BB: 0 P: 12	R: 0 E: 0 K: 0 S: 7	H: 0 LOB: 1 BB: 1 P: 12	R: 0 E: 0 K: 2 S: 11	H: 1 LOB: 3 BB: 1 P: 21	R: 2 E: 0 K: 0 S: 21	H: 4 LOB: 2 BB: 0 P: 26	R: 0 E: 0 K: 0 S: 8	H: 0 LOB: 2 BB: 0 P: 16	1B: 9 2B: 1 3B: 1 HR: 0	SF: 0 SAC: 0 DP: 0 HBP: 2	WP: 0 PB: 0 SB: 4 CS: 0	PA: 40																			
PITCHER	IP	WLS	BF	H	R	ER	SO	BB	IBB	HBP	BLK	WP	HR	S	P	ERA	WHIP	PITCHER				IP	WLS	BF	H	R	ER	SO	BB	IBB	HBP	BLK	WP	HR	S	P	ERA	WHIP			
Kevin Millwood, R ERA: 4.84	(1, 1)	6.0	L	27	6	4	4	3	2	0	1	0	0	76	116	6.00	1.333																								
63 Ryan Madson, R ERA: 2.6	(7, 1)	0.1	3	1	0	0	1	0	0	0	1	0	0	5	11	0.00	3.000																								
Roberto Hernandez, R ERA: 4.56	(7, 1)	0.2	3	0	0	0	1	1	0	0	0	0	0	6	10	0.00	1.500																								
Geoff Geary, R ERA: 3.0	(8, 1)	1.0	7	4	2	2	0	0	0	0	0	0	0	21	26	18.00	4.000																								


AB	32
R	1
H	9
RBI	1
BB	1
SO	12
LOB	14



AB	35
R	6
H	11
RBI	6
BB	3
SO	5
LOB	16

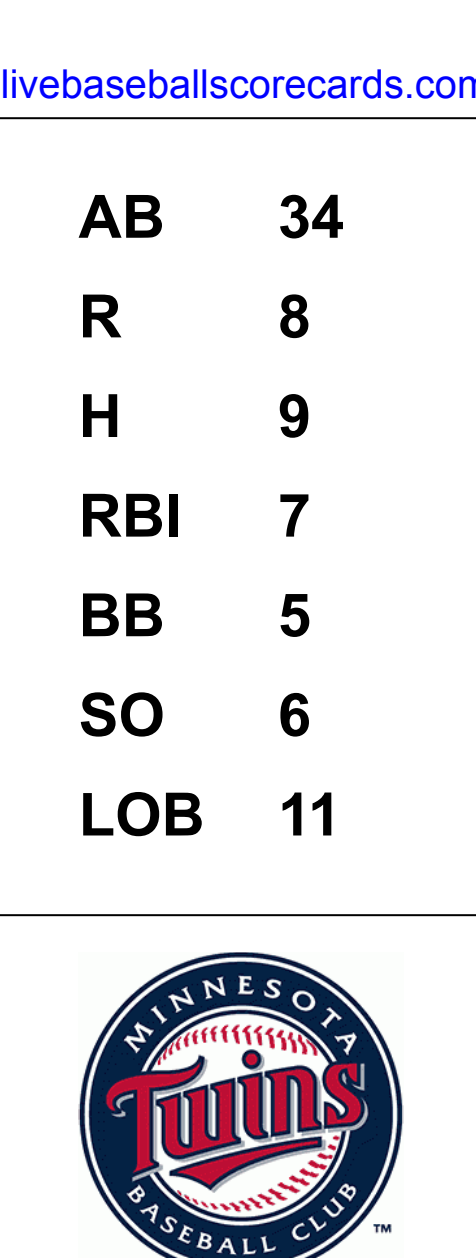


Batter	1	2	3	4	5	6	7	8	9	AB	R	H	RBI	BB	SO	LOB	TOP			
11 Jimmy Rollins, S OBP: 0.324, SLG: 0.366	0-0 P6		3-2 L7			0-0 1B	2-2 P4		1-0 G3	5	0	1	0	0	0	2	Philadelphia Phillies @ Minnesota Twins Hubert H. Humphrey Metrodome, Minneapolis, MN Sun Jun 13 2004, 2:10 PM EDT Att: 23,479 - Unknown - 70 F			
Placido Polanco, R OBP: 0.324, SLG: 0.374	1-2 1B		2-3 K			0-1 F8		2-1 F8 26 FC4-6	4	1	2	0	0	0	1					
Bobby Abreu, L OBP: 0.424, SLG: 0.569	4-2 1B			1-2 F7		0-0 1B		4-2 26 FC4-6 BB	2	0	1	0	2	0	0					
Jim Thome, L OBP: 0.413, SLG: 0.665	1-3 K			3-2 P6		3-1 F8		0-1 F8	4	0	0	0	0	1	6					
Pat Burrell, R OBP: 0.394, SLG: 0.487	2-3 K			3-3 K			1-1 1B FC5-2	4-2 26 FC4-6 BB	3	0	1	0	1	2	2					
26 Chase Utley, L OBP: 0.255, SLG: 0.434		0-1 P4			2-2 L6		0-0 P6	2-1 FC4-6	4	0	0	1	0	0	3					
Tomas Perez, S OBP: 0.292, SLG: 0.488		2-1 G4-3			1-1 F9		2-2 FC5-2 1B	1-2 3-H 0-3 K	4	1	1	0	0	1	2					
Todd Pratt, R OBP: 0.333, SLG: 0.295		0-2 G4-3			1-3 K		1-1 FC5-2 1B	0-0 G6-3	4	0	0	0	0	1	2					
Doug Glanville, R OBP: 0.262, SLG: 0.263			2-3 K			2-3 K	1-0 1-2 2-H 1B	1-0 F9	2	0	0	0	0	2	0					
Ricky Ledee, L OBP: 0.438, SLG: 0.641 (7, PH)									1	0	1	1	0	0	0					
Marlon Byrd, R OBP: 0.301, SLG: 0.313 (7, R)									1	0	0	0	0	0	0					
Inning Stats	R: 0 E: 0 K: 2 S: 12	H: 1 LOB: 2 BB: 1 P: 20	R: 0 E: 0 K: 0 S: 7	H: 0 LOB: 0 BB: 0 P: 9	R: 0 E: 0 K: 2 S: 12	H: 0 LOB: 0 BB: 0 P: 19	R: 0 E: 0 K: 1 S: 13	H: 0 LOB: 0 BB: 0 P: 20	R: 0 E: 0 K: 1 S: 9	H: 2 LOB: 2 BB: 0 P: 14	R: 1 E: 0 K: 0 S: 13	H: 3 LOB: 2 BB: 0 P: 20	R: 1 E: 0 K: 1 S: 14	H: 1 LOB: 2 BB: 2 P: 26	R: 0 E: 0 K: 0 S: 3	H: 0 LOB: 0 BB: 0 P: 5	1B: 5 2B: 2 3B: 0 HR: 0	SF: 0 SAC: 0 DP: 0 HBP: 0	WP: 0 PB: 0 SB: 0 CS: 0	PA: 37
PITCHER	IP WLS BF H R ER SO BB IBB HBP BLK WP HR S P ERA WHIP																			
Brad Radke, R ERA: 3.2	(1, 1) 7.0 28 6 1 1 7 1 0 0 0 0 0 75 115 1.29 1.000																			
Aaron Fultz, L ERA: 3.77	(8, 1) 0.1 L 3 1 1 1 0 1 0 0 0 0 0 7 13 27.00 6.000																			
Juan Rincon, R ERA: 2.18	(8, 1) 0.2 3 0 0 0 1 1 0 0 0 0 0 7 13 0.00 1.500																			
36 Joe Nathan, R ERA: 1.55	(9, 1) 1.0 3 0 0 0 0 0 0 0 0 0 0 3 5 0.00 0.000																			

Batter	1	2	3	4	5	6	7	8	9	AB	R	H	RBI	BB	SO	LOB	BOTTOM					
Cristian Guzman, S OBP: 0.317, SLG: 0.349	1-1 G3		0-1 SH3-4		0-1 G4-3		0-0 F9		0-0 SH1-4	3	0	0	0	0	0	2	Philadelphia Phillies @ Minnesota Twins Hubert H. Humphrey Metrodome, Minneapolis, MN Sun Jun 13 2004, 2:10 PM EDT Att: 23,479 - Unknown - 70 F					
Doug Mientkiewicz, L OBP: 0.332, SLG: 0.352	1-1 G6-3 1B		1-1 G6-3		4-0 BB		1-1 HBP		2-3 K	3	0	1	0	1	2							
Matthew LeCroy, R OBP: 0.333, SLG: 0.464	0-1 G6-3 1-2		1-3 K		1-2 G6-3		3-1 G6-3		3-3 K	5	0	0	0	0	7							
Corey Koskie, L OBP: 0.326, SLG: 0.497	3-3 K			4-2 BB		3-2 HR		4-2 FC4-6 BB	2	1	1	1	2	1	1							
Tori Hunter, R OBP: 0.328, SLG: 0.471		4-1 G6-3 G5-3 BB		0-0 P3		1-2 G5-3		1-1 FC4-6 G4-1 1B	3	0	0	0	1	0	2							
Jacque Jones, L OBP: 0.315, SLG: 0.457		2-2 G5-3 1-2		1-2 F7		0-1 G4-3		1-1 G4-1 1B	4	0	1	0	0	0	2							
Michael Ryan, L OBP: 0.280, SLG: 0.296		2-1 G6-3		2-2 L3		2-2 G4-3		1-0 G4-1	4	0	0	0	0	0	4							
20 Lew Ford, R OBP: 0.399, SLG: 0.517		2-3 G6-3						1-2 2-3	0	0	0	0	0	0	0							
Henry Blanco, R OBP: 0.270, SLG: 0.353 (8, PH)		0-0 F9			2-3 K		1-1 L7		0-1 G4-3	3	0	0	0	0	1	1						
7 Joe Mauer, L OBP: 0.405, SLG: 0.613 (9, 2)										1	0	0	0	0	0	2						
Luis Rivas, R OBP: 0.301, SLG: 0.412			1-1 SH3-4 1B		1-2 G4-3 1B		1-1 G4-3 2B		1-2 SH1-4 1B	4	0	4	0	0	0	0						
Inning Stats	R: 0 E: 0 K: 1 S: 9	H: 1 LOB: 1 BB: 0 P: 14	R: 0 E: 0 K: 0 S: 8	H: 0 LOB: 1 BB: 1 P: 16	R: 0 E: 0 K: 1 S: 10	H: 1 LOB: 1 BB: 0 P: 13	R: 0 E: 0 K: 0 S: 12	H: 0 LOB: 1 BB: 1 P: 19	R: 0 E: 0 K: 1 S: 11	H: 1 LOB: 2 BB: 1 P: 19	R: 1 E: 0 K: 0 S: 12	H: 1 LOB: 0 BB: 0 P: 18	R: 0 E: 0 K: 0 S: 8	H: 1 LOB: 2 BB: 0 P: 14	R: 0 E: 0 K: 0 S: 9	H: 1 LOB: 2 BB: 1 P: 16		R: 0 E: 0 K: 2 S: 21	H: 1 LOB: 1 BB: 0 P: 27	1B: 5 2B: 1 3B: 0 HR: 1	SF: 0 SAC: 2 DP: 0 HBP: 1	WP: 0 PB: 0 SB: 1 CS: 0
PITCHER	IP WLS BF H R ER SO BB IBB HBP BLK WP HR S P ERA WHIP																					
Paul Abbott, R ERA: 4.74	(1, 1) 5.0 21 3 0 0 3 3 0 0 0 0 0 1 12 18 9.00 1.000																					
Roberto Hernandez, R ERA: 4.74	(6, 1) 1.0 4 1 1 1 0 0 0 0 0 0 0 1 12 18 9.00 1.000																					
Rheal Cormier, L ERA: 4.36	(7, 1) 1.0 W 5 1 0 0 0 0 0 0 1 0 0 0 8 14 0.00 1.000																					
Tim Worrell, R ERA: 3.27	(8, 1) 1.0 H 5 1 0 0 0 1 0 0 0 0 0 0 9 16 0.00 2.000																					
Billy Wagner, L ERA: 3.0	(9, 1) 1.0 S 4 1 0 0 2 0 0 0 0 0 0 0 21 27 0.00 1.000																					

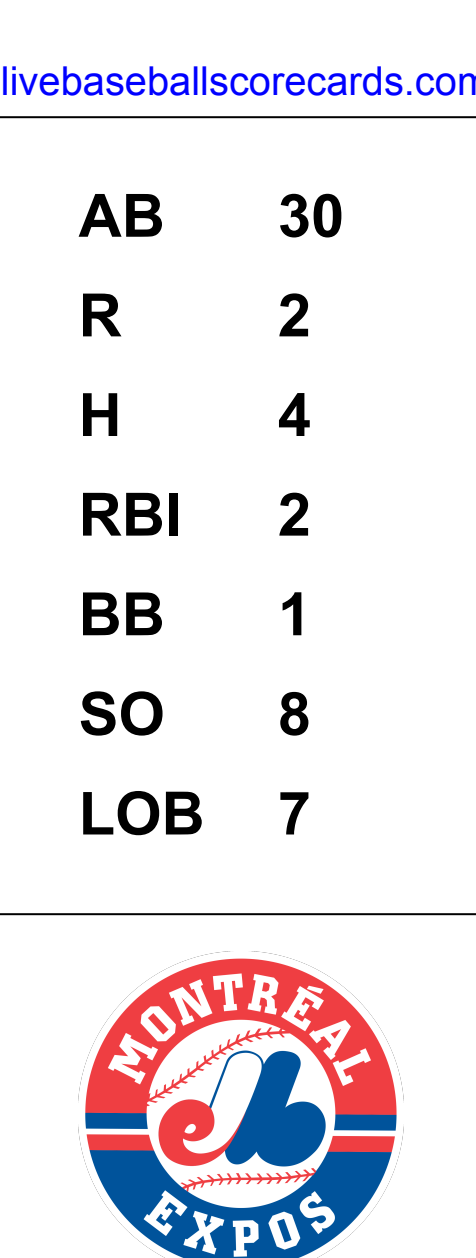
Batter	1	2	3	4	5	6	7	8	9	AB	R	H	RBI	BB	SO	LOB	TOP								
Cristian Guzman, S OBP: 0.315, SLG: 0.343	4-1 FC5-4 BB 1B	2-3 K			2-1 G1-3		1-1 L8		1-2 F8	4	1	0	0	1	1	1									
Doug Mientkiewicz, L OBP: 0.333, SLG: 0.347	4-1 FC5-4 BB	2-2 G3			3-2 P6		4-2 20 HR BB		1-2 F7	3	1	0	0	2	0	1									
20 Lew Ford, R OBP: 0.399, SLG: 0.528	1-0 FC5-4 WP 1B 1-2 2-3 PB		2-2 G4-6-3 1B		1-2 F7		3-2 1-H HR		0-2 F9	5	2	2	2	0	0	2									
Corey Koskie, L OBP: 0.330, SLG: 0.494	2-1 PB WP 1B 1-2 3-H 1B		0-0 G4-6-3		4-1 HR BB		0-3 K			3	2	1	1	1	1	1									
Tori Hunter, R OBP: 0.332, SLG: 0.489	2-2 G6-3 1-H 2-H 1B		1-3 K		0-1 1-H HR		0-1 P3			4	1	2	3	0	1	0									
Jacque Jones, L OBP: 0.313, SLG: 0.451	1 SAFE 2-1 G6-3 1-2		0-0 G6-3		2-3 K		4-2 1B BB			3	0	0	0	1	1	1									
7 Joe Mauer, L OBP: 0.415, SLG: 0.629		2-2 G6-3 1B 2B		3-2 G5-3		1-2 1B		0-2 F7	4	1	2	0	0	0	1		AB 34 R 8 H 9 RBI 7 BB 5 SO 6 LOB 11								
Luis Rivas, R OBP: 0.300, SLG: 0.407		0-1 G6-3		2-3 K		2-3 K		2-2 1-2 1B	4	0	1	0	0	2	2										
Johan Santana, L OBP: 0.250, SLG: 0.250		3-2 1B		0-1 P5		0-1 G3		0-0 G1-3	4	0	1	1	0	0	2										
Grant Balfour, R (9, 1)		3-H 1B							0	0	0	0	0	0	0	0									
Inning Stats	R: 3 E: 0 K: 0 S: 11	H: 2 LOB: 0 BB: 2 P: 26	R: 1 E: 0 K: 1 S: 19	H: 2 LOB: 1 BB: 0 P: 28	R: 0 E: 0 K: 1 S: 7	H: 1 LOB: 0 BB: 0 P: 10	R: 0 E: 0 K: 1 S: 10	H: 0 LOB: 0 BB: 0 P: 15	R: 0 E: 0 K: 0 S: 7	H: 0 LOB: 0 BB: 0 P: 12	R: 2 E: 0 K: 2 S: 19	H: 2 LOB: 1 BB: 1 P: 29	R: 2 E: 0 K: 1 S: 12	H: 1 LOB: 0 BB: 1 P: 20	R: 0 E: 0 K: 0 S: 11	H: 1 LOB: 2 BB: 1 P: 17	R: 0 E: 0 K: 0 S: 9	H: 0 LOB: 0 BB: 0 P: 11	1B: 6 2B: 1 3B: 0 HR: 2	SF: 0 SAC: 0 DP: 2 HBP: 0	WP: 1 PB: 1 SB: 0 CS: 0	PA: 39			
PITCHER	IP WLS BF H R ER SO BB IBB HBP BLK WP HR S P ERA WHIP	1.1 L 9 4 4 4 0 2 0 0 0 0 0 21 41 27.00 4.500	3.2 11 1 0 0 3 0 0 0 0 0 0 33 50 0.00 0.273	1.0 6 2 2 2 2 1 0 0 0 0 1 19 29 18.00 3.000	2.0 10 2 2 2 1 2 0 0 0 0 1 23 37 9.00 2.000	1.0 3 0 0 0 0 0 0 0 0 0 0 9 11 0.00 0.000																			

Minnesota Twins @ Montreal Expos
Olympic Stadium, Montreal, QB
Tue Jun 15 2004, 7:05 PM EDT
Att. 4,557 - Unknown - 70 F



Batter	1	2	3	4	5	6	7	8	9	AB	R	H	RBI	BB	SO	LOB	BOTTOM								
Brad Wilkerson, L OBP: 0.358, SLG: 0.450	1-2 L3-6 2B			2-3 K			1-1 HR HBP		2-3 K	3	1	1	0	0	2	0									
Jose Vidro, S OBP: 0.321, SLG: 0.372	0-0 L3-6 2-2			3-3 K2-3			0-1 1-H HR		4-2 1B BB	3	1	1	2	1	1	1									
24 Nick Johnson, L OBP: 0.400, SLG: 0.491	0-1 G6-3			1-1 F7			1-2 G4-3		2-2 P4	4	0	0	0	0	0	1									
Orlando Cabrera, R OBP: 0.290, SLG: 0.328		1-2 F8		0-0 F8			2-2 L9		1-1 1B	4	0	1	0	0	0	0									
Tony Batista, R OBP: 0.284, SLG: 0.343		1-3 K		0-3 K			1-1 F7		0-1 L7	4	0	0	0	0	2	2									
Juan Rivera, R OBP: 0.338, SLG: 0.388		0-1 F9		1-1 L9			0-2 G3 2B			3	0	1	0	0	0	0									
Brian Schneider, L OBP: 0.284, SLG: 0.424			0-3 K		2-2 F7		1-0 G3		2-3 K	3	0	0	0	0	1	1									
Andy Chavez, L OBP: 0.294, SLG: 0.378			0-2 G6-3		2-2 L8		0-3 K			3	0	0	0	0	1	1									
Zach Day, R ERA: 3.51			0-3 K		0-2 F8		3-2 F8			0	0	0	0	0	0	0									
Claudio Vargas, R ERA: 5.02										1	0	0	0	0	1	0									
Joe Horgan, L ERA: 6.0										0	0	0	0	0	0	0									
Jeremy Fikac, R ERA: 5.84										0	0	0	0	0	0	0									
Luis Ayala, R ERA: 3.52										1	0	0	0	0	1	0									
Inning Stats	R: 0 E: 0 K: 0 S: 7	H: 1 LOB: 0 BB: 0 P: 8	R: 0 E: 0 K: 1 S: 9	H: 0 LOB: 0 BB: 0 P: 11	R: 0 E: 0 K: 2 S: 10	H: 0 LOB: 0 BB: 0 P: 10	R: 0 E: 0 K: 2 S: 12	H: 0 LOB: 0 BB: 0 P: 18	R: 0 E: 0 K: 0 S: 6	H: 0 LOB: 0 BB: 0 P: 7	R: 2 E: 0 K: 0 S: 9	H: 1 LOB: 0 BB: 0 P: 13	R: 2 E: 0 K: 1 S: 13	H: 1 LOB: 1 BB: 0 P: 18	R: 0 E: 0 K: 1 S: 11	H: 1 LOB: 1 BB: 0 P: 15	R: 0 E: 0 K: 1 S: 13	H: 1 LOB: 2 BB: 1 P: 22	1B: 1 2B: 3 3B: 0 HR: 1	SF: 0 SAC: 0 DP: 1 HBP: 1	WP: 0 PB: 0 SB: 0 CS: 0	PA: 32			
PITCHER	IP WLS BF H R ER SO BB IBB HBP BLK WP HR S P ERA WHIP	8.0 W 27 3 2 2 7 0 1 0 0 0 1 77 100 2.25 0.375	1.0 5 1 0 0 1 1 0 0 0 0 0 13 22 0.00 2.000																						

Minnesota Twins @ Montreal Expos
Olympic Stadium, Montreal, QB
Tue Jun 15 2004, 7:05 PM EDT
Att. 4,557 - Unknown - 70 F




Batter	1	2	3	4	5	6	7	8	9	10	11	AB	R	H	RBI	BB	SO	LOB	TOP						
Christian Guzman, S OBP: 0.315, SLG: 0.351	1-1 20 G5-3 1B		0-1 G3-1			1-1 G3		1-2 SF9	1-2 G6-3		2-2 G6-3	6	2	2	1	0	0	3							
Doug Mientkiewicz, L OBP: 0.341, SLG: 0.552	2-0 1B 20 G5-3 1B		0-0 G3			1-0 20 1B		1-0 SF9	1-2 2-3 3-H		4-0 IBB	3	0	2	1	2	0	0							
20 Lew Ford, R OBP: 0.394, SLG: 0.516	3-2 G5-3			1-2 F7		3-2 HBP 1B		3-2 G1-3	2-2 F9		2-1 G1-3	6	0	1	0	0	0	7							
Corey Koskie, L OBP: 0.332, SLG: 0.488	2-2 G6-4-3 1B			1-3 K		3-1 HBP		0-1 F8		2-3 K		4	0	1	1	0	2	0							
Tori Hunter, R OBP: 0.323, SLG: 0.475	1-2 G6-4-3			1-3 K		3-3 K			2-3 K		1-3 K	5	0	0	0	0	4	5							
Jacque Jones, L OBP: 0.311, SLG: 0.458		3-2 G3-1			3-1 G3-1		2-1 G4-3		3-2 HR		2-1 F9	5	1	1	1	0	0	0							
7 Joe Mauer, L OBP: 0.422, SLG: 0.595		2-3 K			2-3 K		1-2 5 BLK HBP		4-1 5 2B G6-3 BB		2-1 HR	2	0	0	0	1	2	0							
Luis Rivas, R OBP: 0.305, SLG: 0.434												1	2	1	1	0	0	0							
5 Michael Cuddyer, R OBP: 0.308, SLG: 0.427		0-0 F8			0-2 G5-3		1-3 K		1-1 G6-3		1-2 E5	4	0	1	0	0	1	1							
Henry Blanco, R OBP: 0.288, SLG: 0.350							1-2 K		1-3 2B		0-3 K	1	0	0	0	0	0	0							
Kyle Lohse, R OBP: 0.288, SLG: 0.350			2-3 K			0-3 K		3-2 F8		4-0 G6-3 BB		0-3 K	2	0	0	0	0	2	0						
Inning Stats	R: 1 E: 0 K: 0 S: 13	H: 3 LOB: 1 BB: 0 P: 22	R: 0 E: 0 K: 1 S: 9	H: 0 LOB: 0 BB: 0 P: 14	R: 0 E: 0 K: 1 S: 6	H: 0 LOB: 0 BB: 0 P: 8	R: 0 E: 0 K: 2 S: 10	H: 0 LOB: 3 BB: 0 P: 13	R: 0 E: 0 K: 1 S: 8	H: 0 LOB: 1 BB: 0 P: 18	R: 1 E: 0 K: 0 S: 10	H: 1 LOB: 0 BB: 0 P: 14	R: 2 E: 0 K: 1 S: 15	H: 2 LOB: 3 BB: 3 P: 36	R: 0 E: 0 K: 2 S: 10	H: 0 LOB: 0 BB: 0 P: 15	R: 1 E: 1 K: 1 S: 14	H: 1 LOB: 2 BB: 1 P: 25	1B: 5 2B: 1 3B: 1 HR: 2	SF: 1 SAC: 0 DP: 1 HBP: 2	WP: 0 PB: 0 SB: 0 CS: 0	PA: 48			
Sun-Woo Kim, R ERA: 3.44	IP: 5.0	WLS: 17	BF: 3	H: 3	R: 1	ER: 1	SO: 5	BB: 0	IBB: 0	HBP: 0	BLK: 0	WP: 0	HR: 0	S: 46	P: 70	ERA: 1.80	WHIP: 0.600								
Rocky Biddle, R ERA: 7.25	0.2	4	2	0	0	0	1	0	0	0	0	0	0	9	14	0.00	3.000								
Chad Cordero, L ERA: 5.19	0.1	2	0	0	0	1	0	0	0	1	0	0	0	4	10	0.00	0.000								
Joe Horgan, L ERA: 5.4	0.1	H: 2	2	0	0	0	0	0	0	0	1	0	0	4	7	0.00	0.000								
Luis Ayala, R ERA: 9.45	0.2	H: 2	2	0	0	0	1	0	0	0	1	0	0	7	11	0.00	0.000								
52 T.J. Tucker, R ERA: 3.21	IP: 0.2	WLS: 0	BF: 3	H: 1	R: 1	ER: 1	SO: 0	BB: 0	IBB: 0	HBP: 0	BLK: 0	WP: 0	HR: 0	S: 8	P: 12	ERA: 13.50	WHIP: 1.500								
32 Chad Cordero, R ERA: 2.72	1.1	B: 9	2	2	2	1	3	0	0	0	0	0	1	17	38	13.50	3.750								
Jeremy Fikac, R ERA: 5.55	2.0	L: 9	1	1	1	3	0	1	0	0	0	0	1	24	40	4.50	0.500								
Batter	1	2	3	4	5	6	7	8	9	10	11	AB	R	H	RBI	BB	SO	LOB	BOTTOM						
Brad Wilkerson, L OBP: 0.355, SLG: 0.449	2-3 K		0-2 G1-3			1-3 K		2-2 SH5-3 2B	1-0 F8			5	0	1	0	0	2	2							
Andy Chavez, L OBP: 0.299, SLG: 0.381	3-2 G6-3			1-0 G4-3		1-2 1B E		0-0 SH5-3		1-1 24 S 1B		4	1	2	0	0	0	0							
Jose Vidro, S OBP: 0.323, SLG: 0.373	0-0 P6			1-1 24 G6-4-3 1B		3-2 E7 24 HR 1B		0-1 G6-3		1-1 F9		5	1	2	1	0	0	2							
24 Nick Johnson, L OBP: 0.400, SLG: 0.525		0-0 P6		1-1 G6-4-3		3-2 HR		4-0 BB		2-3 K		4	1	1	2	1	1	2							
Orlando Cabrera, R OBP: 0.289, SLG: 0.322		0-2 G6-3			1-2 G1-3		0-0 F7	4-2 BB		2-1 F9		4	0	0	0	1	0	1							
Carl Everett, S OBP: 0.313, SLG: 0.390		3-2 2B			2-2 G3-1			4-0 SH1-3 BB		0-1 P3		2	0	1	0	1	0	0							
Juan Rivera, R OBP: 0.341, SLG: 0.385												1	0	0	0	1	0	3							
Brian Schneider, L OBP: 0.280, SLG: 0.416		2-2 G4-3			0-0 F7		0-0 SH1-3 BB		1-3 K		0-0 SH1-3 BB	3	0	0	0	0	1	1							
Andy Fox, L OBP: 0.283, SLG: 0.275			2-3 K			0-1 F8		4-1 BB			0-3 K	3	0	0	0	0	2	2							
Sun-Woo Kim, R OBP: 0.300, SLG: 0.400						1-2 1B 1B		1-1 P4			3-2 P2	1	0	0	0	0	0	0							
Rocky Biddle, R ERA: 7.25	1.0	4	0	0	0	1	0	0	0	0	0	0	0	0	0	0	0	0							
Chad Cordero, L ERA: 5.19	0.1	2	0	0	0	1	0	0	0	0	0	0	0	4	10	0.00	0.000								
Joe Horgan, L ERA: 5.4	0.1	H: 2	2	0	0	0	0	0	0	0	1	0	0	4	7	0.00	0.000								
Luis Ayala, R ERA: 9.45	0.2	H: 2	2	0	0	0	1	0	0	0	1	0	0	7	11	0.00	0.000								
Inning Stats	R: 0 E: 0 K: 1 S: 7	H: 0 LOB: 0 BB: 0 P: 12	R: 0 E: 0 K: 0 S: 13	H: 1 LOB: 1 BB: 0 P: 18	R: 0 E: 0 K: 1 S: 8	H: 0 LOB: 0 BB: 0 P: 10	R: 0 E: 0 K: 0 S: 5	H: 1 LOB: 0 BB: 0 P: 8	R: 0 E: 0 K: 1 S: 19	H: 0 LOB: 2 BB: 1 P: 17	R: 0 E: 0 K: 0 S: 12	H: 1 LOB: 3 BB: 2 P: 22	R: 0 E: 0 K: 1 S: 8	H: 0 LOB: 1 BB: 1 P: 15	R: 0 E: 0 K: 1 S: 9	H: 1 LOB: 1 BB: 0 P: 15	R: 0 E: 0 K: 1 S: 11	H: 0 LOB: 1 BB: 1 P: 18	1B: 5 2B: 2 3B: 0 HR: 1	SF: 0 SAC: 3 DP: 1 HBP: 0	WP: 0 PB: 0 SB: 1 CS: 0	PA: 45			
PITCHER	IP: 6.0	WLS: 23	BF: 23	H: 6	R: 4	ER: 4	SO: 3	BB: 0	IBB: 0	HBP: 0	BLK: 0	WP: 0	HR: 1	S: 61	P: 88	ERA: 6.00	WHIP: 1.000								
Kyle Lohse, R ERA: 5.38	1.0	4	0	0	0	1	0	0	0	0	0	0	0	9	17	0.00	1.000								
Joe Roa, R ERA: 3.7	1.0	6	1	0	0	0	2	0	0	0	0	0	0	12	22	0.00	3.000								
Terry Mulholland, L ERA: 5.14	2.0	W: 8	1	0	0	2	1	0	0	0	0	0	0	17	30	0.00	1.000								
Juan Rincon, R ERA: 2.06	1.0	S: 4	0	0	0	1	1	0	0	0	0	0	0	11	18	0.00	1.000								
36 Joe Nathan, R ERA: 1.5																									

Minnesota Twins @ Montreal Expos
Olympic Stadium, Montreal, QB
Wed Jun 16 2004, 7:05 PM EDT
Att: 3,763 - Unknown - 72 F

livebaseballscorecards.com


AB 41
R 5
H 9
RBI 5
BB 4
SO 12
LOB 18



Minnesota Twins @ Montreal Expos
Olympic Stadium, Montreal, QB
Wed Jun 16 2004, 7:05 PM EDT
Att: 3,763 - Unknown - 72 F

livebaseballscorecards.com

AB 37
R 4
H 8
RBI 3
BB 5
SO 7
LOB 18



Batter	1	2	3	4	5	6	7	8	9	AB	R	H	RBI	BB	SO	LOB	TOP									
Cristian Guzman, S OBP: 0.321, SLG: 0.356 (1, 6)	0-0 FC6-4 1B		2-0 CS 1B			1-2 F7 1C	1-1 F9 3		2-2 K2 1B	5	0	3	1	0	0	0										
Doug Mientkiewicz, L OBP: 0.339, SLG: 0.362 (1, 3)	2-2 L8 1		3-1 CS 1-2	0-3 K 1		1-1 HR		0-1 G4-3 1	3-3 K2 2	5	1	1	1	0	2	2										
20 Lew Ford, R OBP: 0.391, SLG: 0.513 (1, 7)	1-1 FC6-4 1-2			3-3 K 2		0-3 K		3-2 HBP 2B 1B		4	1	1	0	0	2	1										
Corey Koskie, L OBP: 0.340, SLG: 0.494 (1, 5)	0-1 F8 3			0-0 2B		4-2 BB		1-1 2B G4-3 HBP 1-2		2	1	1	0	1	0	1										
Tori Hunter, R OBP: 0.322, SLG: 0.475 (1, 8)		1-3 K 1		1-2 P3 3		0-1 G4-3 3		0-0 G4-3 1-3 2B 2B		4	0	1	1	0	1	2										
Jacque Jones, L OBP: 0.307, SLG: 0.450 (1, 9)		0-3 K 2			0-0 B3 1		0-0 F9 1	2-1 G4-3 2		4	0	0	1	0	1	1										
7 Joe Mauer, L OBP: 0.388, SLG: 0.537 (1, 2)		1-0 L9 3			3-2 G3-1 2		1-3 K 2	2-3 F8 2-2		4	0	0	0	0	1	1										
5 Michael Cuddyer, R OBP: 0.314, SLG: 0.428 (1, 4)			1-2 G1-3 1		0-0 1B		4-2 HR BB	2-2 1B 2B		2	1	1	0	1	0	0										
Luis Rivas, R OBP: 0.310, SLG: 0.445 (8, 4)					2-3 K 3		2-1 HR	0-0 B2 1		1	0	0	0	0	1	0										
54 Matt Guerrier, R Michael Restovich, R Terry Mulholland, R Matthew LeCroy, R Aaron Fultz, L Grant Balfour, R 36 Joe Nathan, R (1, 1) (5, PH) (5, 1) (7, PH) (7, 1) (8, 1) (8, 1)			1-3 K 2		2-3 K 3		2-1 HR			1	0	0	0	0	1	0										
Inning Stats	R: 0 E: 0 K: 0 S: 8	H: 1 LOB: 1 BB: 0 P: 11	R: 0 E: 0 K: 2 S: 7	H: 0 LOB: 0 BB: 0 P: 9	R: 0 E: 0 K: 1 S: 8	H: 1 LOB: 0 BB: 0 P: 15	R: 0 E: 0 K: 2 S: 10	H: 1 LOB: 1 BB: 0 P: 14	R: 0 E: 0 K: 1 S: 9	H: 1 LOB: 1 BB: 0 P: 14	R: 1 E: 0 K: 1 S: 12	H: 1 LOB: 1 BB: 1 P: 18	R: 2 E: 0 K: 1 S: 12	H: 1 LOB: 0 BB: 1 P: 20	R: 2 E: 0 K: 0 S: 13	H: 2 LOB: 1 BB: 0 P: 21	R: 1 E: 0 K: 1 S: 12	H: 2 LOB: 1 BB: 0 P: 19	1B: 5 2B: 4 3B: 0 HR: 2	SF: 0 SAC: 0 DP: 1 HBP: 1	WP: 0 PB: 0 SB: 0 CS: 1	PA: 39				
PITCHER	IP	WLS	BF	H	R	ER	SO	BB	IBB	HBP	BLK	WP	HR	S	P	ERA	WHIP									
Livan Hernandez, R ERA: 3.42	(1, 1)	7.1	L	32	8	5	5	8	2	0	1	0	0	2	74	113	6.14	1.364								
Chad Bentz, L ERA: 5.0	(8, 1)	0.2		2	0	0	0	0	0	0	0	0	0	0	5	9	0.00	0.000								
Luis Ayala, R ERA: 3.69	(9, 1)	0.1		3	2	1	1	0	0	0	0	0	0	0	9	13	27.00	6.000								
Joe Horgan, L ERA: 4.5	(9, 1)	0.2		1	0	0	0	1	0	0	0	0	0	0	3	6	0.00	0.000								

Minnesota Twins @ Montreal Expos
Olympic Stadium, Montreal, QB
Thu Jun 17 2004, 7:05 PM EDT
Att: 10,044 - Unknown - 72 F

livebaseballscorecards.com

AB 35
R 6
H 10
RBI 6
BB 2
SO 9
LOB 10



Batter	1	2	3	4	5	6	7	8	9	AB	R	H	RBI	BB	SO	LOB	BOTTOM									
Brad Wilkerson, L OBP: 0.352, SLG: 0.441 (1, 9)	4-2 SH1-3 E 24 G6-3 BB			1-1 P4 2		1-2 L6 3		2-3 K 3		4	1	0	0	1	2	5										
Endy Chavez, L OBP: 0.290, SLG: 0.371 (1, 8)	0-0 E6 SH1-3 1-2		0-2 G4-3 1	2-2 G4-3 3		2-2 F9 1		1-2 G1-3 1		5	0	0	0	0	0	3										
Jose Vidro, S OBP: 0.329, SLG: 0.392 (1, 4)	0-0 SH1-3 1-2 2-3		3-2 HR		0-1 24 WP 1B		2-2 G6-3 2		1-2 1B	4	1	3	1	0	0	0										
24 Nick Johnson, L OBP: 0.387, SLG: 0.492 (1, 3)	3-2 G6-3 2		1-3 K 2		4-1 1B		1-2 L7 3		0-0 P3 2	4	0	0	1	1	1	2										
Orlando Cabrera, R OBP: 0.287, SLG: 0.320 (1, 6)	0-2 L9 3		1-1 1B		0-3 K 1		1-0 L8 1		2-1 P5 3	5	0	1	0	0	1	4										
Carl Everett, S OBP: 0.324, SLG: 0.403 (1, 7)		1-1 HBP	0-3 K 3		3-1 F3 2		3-2 1B 2B			3	1	1	0	0	1	3										
Tony Batista, R OBP: 0.255, SLG: 0.341 (1, 5)		0-0 L5-3 1-1		1-2 1B 1B		1-0 F8 3		3-1 1B 1B		4	0	2	1	0	0	3										
Brian Schneider, L OBP: 0.289, SLG: 0.429 (1, 2)		1-1 1B 2B		2-1 SH1-3 1B		1-1 G4-3 1		1-2 1B 1B		4	1	3	0	0	0	0										
Livan Hernandez, R OBP: 0.147, SLG: 0.176 Chad Bentz, R (1, 1) (8, 1)		1-2 1B 2B		2-1 SH1-3 1B		1-0 F9 2		2-1 L8 2		2	0	1	1	0	0	0										
Termel Sledge, L OBP: 0.313, SLG: 0.414 Luis Ayala, R OBP: 0.867, SLG: 1.000 Joe Horgan, L ERA: 1.42 (1, 1) (8, 1) (9, 1)		2-2 1B		1-2 1B		1-2 1B		2-1 L8		0	0	0	0	0	0	0										
Inning Stats	R: 1 E: 1 K: 0 S: 11	H: 0 LOB: 1 BB: 1 P: 18	R: 1 E: 0 K: 1 S: 12	H: 2 LOB: 1 BB: 0 P: 16	R: 1 E: 0 K: 2 S: 16	H: 2 LOB: 1 BB: 0 P: 21	R: 0 E: 0 K: 0 S: 14	H: 2 LOB: 2 BB: 0 P: 22	R: 0 E: 0 K: 0 S: 9	H: 0 LOB: 0 BB: 0 P: 9	R: 0 E: 0 K: 0 S: 9	H: 0 LOB: 0 BB: 0 P: 14	R: 1 E: 0 K: 1 S: 18	H: 3 LOB: 2 BB: 0 P: 30	R: 0 E: 0 K: 0 S: 9	H: 1 LOB: 1 BB: 0 P: 13	1B: 8 2B: 3 3B: 0 HR: 1	SF: 0 SAC: 2 DP: 1 HBP: 1	WP: 1 PB: 0 SB: 0 CS: 0	PA: 41						
PITCHER	IP	WLS	BF	H	R	ER	SO	BB	IBB	HBP	BLK	WP	HR	S	P	ERA	WHIP									
54 Matt Guerrier, R ERA: 4.5	(1, 1)	4.0		20	6	3	2	3	1	0	1	0	0	1	53	77	4.50	1.750								
Terry Mulholland, L ERA: 4.8	(5, 1)	2.0		8	1	0	0	1	1	0	0	0	0	15	26	0.00	1.000									
Aaron Fultz, L ERA: 3.64	(7, 1)	1.0	W	3	0	0	0	0	0	0	0	0	0	9	14	0.00	0.000									
Grant Balfour, R ERA: 7.2	(8, 1)	0.1	H	4	3	1	1	0	0	0	0	0	0	12	20	27.00	9.000									
36 Joe Nathan, R ERA: 1.42	(8, 1)	1.2	S	6	1	0	0	1	0	0	0	0	0	15	23	0.00	0.600									

Minnesota Twins @ Montreal Expos
Olympic Stadium, Montreal, QB
Thu Jun 17 2004, 7:05 PM EDT
Att: 10,044 - Unknown - 72 F

livebaseballscorecards.com

AB 36
R 4
H 11
RBI 4
BB 2
SO 5
LOB 22



Batter	1	2	3	4	5	6	7	8	9	AB	R	H	RBI	BB	SO	LOB	TOP										
Cristian Guzman, S OBP: 0.316, SLG: 0.350 (1, 6)	G3-1		K		K			G4-3		4	0	0	0	0	2	2	Minnesota Twins @ Milwaukee Brewers Miller Park, Milwaukee, WI Fri Jun 18 2004, 7:05 PM CDT Att: 28,555 - Cloudy - 69 F										
Doug Mientkiewicz, L OBP: 0.337, SLG: 0.357 (1, 3)	G4-3			G4-6-3 BB		F8		L8		3	0	0	0	1	0	0											
20 Lew Ford, R OBP: 0.389, SLG: 0.509 (1, 7)	L9			K		K			FC6-4 1B	4	0	1	0	0	2	1											
Corey Koskie, L OBP: 0.338, SLG: 0.489 (1, 5)		G5-3		G4-6-3 1-2			1B	FC6-4 G6-3	4	0	1	0	0	0	2												
Tori Hunter, R OBP: 0.325, SLG: 0.478 (1, 8)	G4-3 2B				1B BB		K	G6-3	3	1	1	0	1	1	2												
Jacque Jones, L OBP: 0.307, SLG: 0.449 (1, 9)	G4-3			1B					3	0	1	0	0	1	1												
Henry Blanco, R OBP: 0.283, SLG: 0.343 (1, 2)	P3			K		F8			3	0	0	0	0	1	3												
Luis Rivas, R OBP: 0.310, SLG: 0.443 (1, 4) Aaron Fultz, L (7, 1)			F9		1-0 SAFE SAFE	G6-3		G6-3	3	0	1	1	0	0	0												
Carlos Silva, R (1, 1) Jose Offerman, S OBP: 0.352, SLG: 0.386 (5, PH) Joe Roa, R (5, 1) Grant Balfour, R (7, 1) 5 Michael Cuddyer, R OBP: 0.313, SLG: 0.425 (7, 4)			G3		P6			K	1	0	0	0	0	0	0												
Inning Stats	R: 0 E: 0 K: 0 S: 10	H: 0 LOB: 0 BB: 0 P: 16	R: 0 E: 0 K: 0 S: 16	H: 1 LOB: 1 BB: 0 P: 24	R: 0 E: 0 K: 1 S: 10	H: 0 LOB: 0 BB: 0 P: 12	R: 0 E: 0 K: 1 S: 8	H: 0 LOB: 0 BB: 1 P: 14	R: 1 E: 0 K: 2 S: 11	H: 2 LOB: 2 BB: 1 P: 19	R: 0 E: 0 K: 2 S: 11	H: 1 LOB: 1 BB: 0 P: 17	R: 0 E: 0 K: 1 S: 7	H: 0 LOB: 0 BB: 0 P: 9	R: 0 E: 0 K: 1 S: 7	H: 0 LOB: 0 BB: 0 P: 7		R: 0 E: 0 K: 0 S: 10	H: 1 LOB: 0 BB: 0 P: 12	1B: 4 2B: 1 3B: 0 HR: 0	SF: 0 SAC: 0 DP: 2 HBP: 0	WP: 0 PB: 0 SB: 0 CS: 0	PA: 32				
PITCHER	IP	WLS	BF	H	R	ER	SO	BB	IBB	HBP	BLK	WP	HR	S	P	ERA	WHIP										
15 Ben Sheets, R ERA: 2.59 (1, 1)	6.0	W	23	4	1	1	6	2	0	0	0	0	0	66	102	1.50	1.000										
Jeff Bennett, R ERA: 3.44 (7, 1)	2.0	H	6	0	0	0	2	0	0	0	0	0	0	14	16	0.00	0.000										
Dan Kolb, R ERA: 1.01 (9, 1)	1.0	S	3	1	0	0	0	0	0	0	0	0	0	10	12	0.00	1.000										

Batter	1	2	3	4	5	6	7	8	9	AB	R	H	RBI	BB	SO	LOB	BOTTOM										
Scott Podsednik, L OBP: 0.343, SLG: 0.412 (1, 8)	FC1 2B	1B 1B BB		E BB 1B		FC6 1-2		K		4	0	2	0	1	1	1	Minnesota Twins @ Milwaukee Brewers Miller Park, Milwaukee, WI Fri Jun 18 2004, 7:05 PM CDT Att: 28,555 - Cloudy - 69 F										
Junior Spivey, R OBP: 0.373, SLG: 0.418 (1, 4)	K	1B		E2 G4-6-3 BB			BB 1B HBP	K		4	1	2	0	1	2	1											
Geoff Jenkins, L OBP: 0.316, SLG: 0.455 (1, 7)	FC1 1B	FC4-6 1B		G4-6-3 1-2			HBP BB 1B		4	1	2	0	0	0	3												
Lyle Overbay, L OBP: 0.402, SLG: 0.551 (1, 3)	1B 1B	FC4-6		G4-3			K		4	1	1	0	0	1	5												
Brady Clark, R OBP: 0.348, SLG: 0.369 (1, 9)	1B		L8		P2		HBP BB		3	0	1	1	1	0	0												
Keith Ginter, R OBP: 0.319, SLG: 0.434 (1, 5)	1B		F9		F7		HBP		3	0	1	2	0	0	0												
Chad Moeller, R OBP: 0.290, SLG: 0.355 (1, 2)	P4		HR			K	K		4	1	1	1	0	2	5												
Craig Counsell, L OBP: 0.348, SLG: 0.332 (1, 6)		P2	G4-3			G4-3	K		4	0	0	0	0	1	3												
15 Ben Sheets, R (1, 1) Ben Grieve, L OBP: 0.390, SLG: 0.417 (6, PH) Jeff Bennett, R ERA: 2.5 (7, 1) 2 Bill Hall, R OBP: 0.293, SLG: 0.448 (8, PH) Dan Kolb, R (9, 1)		F8		L4		FC6 1B		F8	2	0	0	0	0	0	0												
Inning Stats	R: 2 E: 0 K: 1 S: 14	H: 4 LOB: 2 BB: 0 P: 25	R: 0 E: 0 K: 0 S: 14	H: 2 LOB: 3 BB: 1 P: 22	R: 1 E: 0 K: 0 S: 9	H: 1 LOB: 0 BB: 0 P: 16	R: 0 E: 1 K: 0 S: 8	H: 1 LOB: 1 BB: 1 P: 17	R: 0 E: 0 K: 0 S: 7	H: 0 LOB: 0 BB: 0 P: 10	R: 0 E: 0 K: 1 S: 9	H: 1 LOB: 1 BB: 0 P: 15	R: 1 E: 0 K: 3 S: 19	H: 2 LOB: 3 BB: 1 P: 31	R: 0 E: 0 K: 2 S: 10	H: 0 LOB: 0 BB: 0 P: 17		1B: 9 2B: 1 3B: 0 HR: 1	SF: 0 SAC: 0 DP: 1 HBP: 1	WP: 0 PB: 0 SB: 1 CS: 0	PA: 38						
PITCHER	IP	WLS	BF	H	R	ER	SO	BB	IBB	HBP	BLK	WP	HR	S	P	ERA	WHIP										
Carlos Silva, R ERA: 4.13 (1, 1)	4.0	L	21	8	3	3	1	2	0	0	0	0	0	45	80	6.75	2.500										
Joe Roa, R ERA: 2.5 (5, 1)	2.0		9	3	1	1	1	0	0	0	0	0	0	20	30	4.50	1.500										
Grant Balfour, R ERA: 6.75 (7, 1)	0.2		4	0	0	0	2	1	0	1	0	0	0	10	19	0.00	1.500										
Aaron Fultz, L ERA: 3.48 (7, 1)	1.1		4	0	0	0	3	0	0	0	0	0	0	15	24	0.00	0.000										

AB	30
R	1
H	5
RBI	1
BB	2
SO	8
LOB	13



AB	34
R	4
H	11
RBI	4
BB	3
SO	7
LOB	18



Batter	1	2	3	4	5	6	7	8	9	AB	R	H	RBI	BB	SO	LOB	TOP								
Cristian Guzman, S OBP: 0.314, SLG: 0.347 (1, 6)	0-1 G6-3	1-1 G6-3			1-2 G4-3	2-2 SAFE G4-3		1-1 1B		5	0	1	0	0	0	3	Minnesota Twins @ Milwaukee Brewers Miller Park, Milwaukee, WI Sat Jun 19 2004, 6:05 PM CDT Att: 36,882 - Sunny - 64 F								
Doug Mientkiewicz, L OBP: 0.335, SLG: 0.354 (1, 3)	0-0 2B 1B		1-0 G3-1		2-0 G3-1		3-2 G4-1	2-2 P4		5	1	1	0	0	0	2									
20 Lew Ford, R OBP: 0.386, SLG: 0.502 (1, 7)	2-2 F8		1-0 P4		0-3 K	1-2 1B	2-2 1B		0-0 P3	5	0	1	0	0	1	1									
Corey Koskie, L OBP: 0.340, SLG: 0.492 (1, 5)	2-0 1-H 2B		2-2 F8		1-1 2B HR 1B	3-2 F8	1-2 F8		1-1 G3-1	5	1	2	1	0	0	1									
Tori Hunter, R OBP: 0.322, SLG: 0.476 (1, 8)	0-2 G5-3			3-1 F9	0-0 HR 2B	0-3 K2-3			1-1 G6-3	5	1	1	0	0	1	2									
Jacque Jones, L OBP: 0.313, SLG: 0.464 (1, 9)		2-1 1B		4-2 BB	1-0 HR			2-1 F8		3	1	2	3	1	0	0									
7 Joe Mauer, L OBP: 0.377, SLG: 0.578 (1, 2)		2-2 L7		2-0 F8	2-1 HR			0-2 G6-3		4	1	1	1	0	0	2									
Luis Rivas, R OBP: 0.322, SLG: 0.472 (1, 4)		0-0 1B		3-1 G6-3	3-2 SH1-4 1B			2-2 HR		4	1	3	1	0	0	1									
Brad Radke, R Aaron Fultz, L Matthew LeCroy, R Michael Restovich, R Terry Mulholland, R Juan Rincon, R (1, 1) (7, 1) (8, PH) (8, PH) (8, 1) (8, 1)		1-3 K		0-0 G5-3	0-1 SH1-4			4-2 1B BB		2	0	0	0	0	1	2									
Inning Stats	R: 1 E: 0 K: 0 S: 10	H: 2 LOB: 1 BB: 0 P: 14	R: 0 E: 0 K: 1 S: 11	H: 2 LOB: 2 BB: 0 P: 17	R: 0 E: 0 K: 0 S: 6	H: 0 LOB: 0 BB: 0 P: 10	R: 0 E: 0 K: 0 S: 7	H: 0 LOB: 1 BB: 1 P: 19	R: 0 E: 0 K: 0 S: 5	H: 0 LOB: 0 BB: 0 P: 8	R: 4 E: 0 K: 1 S: 17	H: 5 LOB: 1 BB: 0 P: 25	R: 0 E: 0 K: 1 S: 12	H: 1 LOB: 0 BB: 0 P: 20	R: 1 E: 0 K: 0 S: 16	H: 2 LOB: 2 BB: 1 P: 27	R: 0 E: 0 K: 0 S: 5	H: 0 LOB: 0 BB: 0 P: 7	1B: 7 2B: 2 3B: 0 HR: 3	SF: 0 SAC: 1 DP: 0 HBP: 0	WP: 0 PB: 0 SB: 1 CS: 0	PA: 41			
PITCHER	IP	WLS	BF	H	R	ER	SO	BB	IBB	HBP	BLK	WP	HR	S	P	ERA	WHIP								
Wes Obermueller, R ERA: 6.67 (1, 1)	5.1		26	9	5	5	2	1	0	0	0	0	2	51	87	8.44	1.875								
Dave Burba, R ERA: 2.73 (6, 1)	1.2	6	1	0	0	1	0	0	0	0	0	0	0	17	26	0.00	0.600								
Luis Vizcaino, R ERA: 3.41 (8, 1)	1.0	W	6	2	1	1	0	1	0	0	0	0	1	16	27	9.00	3.000								
Dan Kolb, R ERA: 0.98 (9, 1)	1.0	S	3	0	0	0	0	0	0	0	0	0	0	5	7	0.00	0.000								

AB	38
R	6
H	12
RBI	6
BB	2
SO	3
LOB	14



Batter	1	2	3	4	5	6	7	8	9	AB	R	H	RBI	BB	SO	LOB	BOTTOM								
Scott Podsednik, L OBP: 0.342, SLG: 0.421 (1, 8)	2-2 F8		0-1 L6			1-0 G3	1-2 HR			4	1	1	2	0	0	1	Minnesota Twins @ Milwaukee Brewers Miller Park, Milwaukee, WI Sat Jun 19 2004, 6:05 PM CDT Att: 36,882 - Sunny - 64 F								
Junior Spivey, R OBP: 0.370, SLG: 0.414 (1, 4)	3-3 K			1-2 1B G3 1B		1-1 F8	2-1 G5-3			4	0	1	0	0	1	0									
Geoff Jenkins, L OBP: 0.319, SLG: 0.466 (1, 7)	0-0 G4-3			0-0 G3		1-0 G3	1-0 2B G4-3 1B	0-0 HR		4	2	2	1	0	0	1									
Lyle Overbay, L OBP: 0.407, SLG: 0.559 (1, 3)		0-0 L5		2-2 G3-6-1 1B		0-0 G4-3 2B	0-0 G4-3 2B	0-0 CS 1B		4	1	3	0	0	0	0									
Jeff Liefer, L OBP: 0.227, SLG: 0.286 Brady Clark, R (8, PH) (9, 9)		1-1 G6-3		2-0 G3-6-1		1-0 G4-3	1-0 SAFE G4-3	2-2 2B 1B		3	0	0	1	0	0	3									
2 Bill Hall, R OBP: 0.291, SLG: 0.442 (6, 6)		1-1 G1-3		1-2 G4-3		2-3 3H G4-3	1-1 E5 2B SF7	0-0 1B		1	0	1	1	0	0	0									
Gary Bennett, R OBP: 0.298, SLG: 0.301 (1, 2)			1-3 K		0-0 G6-3		1-3 2B 2B	0-0 F8		4	1	1	0	0	1	2									
Craig Counsell, L OBP: 0.387, SLG: 0.528 Dave Burba, R Ben Grieva, L Luis Vizcaino, R Brooks Kieschnick, L Dan Kolb, R (1, 6) (6, 1) (7, PH) (8, 1) (8, PH) (8, 1)			0-3 K		2-3 K		0-0 SF7	3-3 K		2	0	0	0	0	2	0									
Wes Obermueller, R OBP: 0.353, SLG: 0.471 Keith Ginter, R (6, 5)			2-2 2B			1-3 K	3-1 HR 2B			1	0	1	0	0	0	0									
Inning Stats	R: 0 E: 0 K: 1 S: 8	H: 0 LOB: 0 BB: 0 P: 13	R: 0 E: 0 K: 0 S: 5	H: 0 LOB: 0 BB: 0 P: 7	R: 0 E: 0 K: 2 S: 11	H: 1 LOB: 1 BB: 0 P: 14	R: 0 E: 0 K: 0 S: 8	H: 2 LOB: 1 BB: 0 P: 13	R: 0 E: 0 K: 1 S: 8	H: 0 LOB: 0 BB: 0 P: 11	R: 0 E: 0 K: 1 S: 6	H: 0 LOB: 0 BB: 0 P: 9	R: 6 E: 1 K: 0 S: 17	H: 5 LOB: 0 BB: 0 P: 27	R: 1 E: 0 K: 1 S: 10	H: 4 LOB: 2 BB: 0 P: 15	R: 0 E: 0 K: 0 S: 5	H: 0 LOB: 0 BB: 0 P: 7	1B: 7 2B: 3 3B: 0 HR: 2	SF: 1 SAC: 0 DP: 1 HBP: 0	WP: 0 PB: 0 SB: 0 CS: 1	PA: 35			
PITCHER	IP	WLS	BF	H	R	ER	SO	BB	IBB	HBP	BLK	WP	HR	S	P	ERA	WHIP								
Brad Radke, R ERA: 3.17 (1, 1)	6.2		27	7	5	3	5	0	0	0	0	0	1	6	9	4.05	1.050								
Aaron Fultz, L ERA: 3.73 (7, 1)	0.1	B	2	1	1	0	0	0	0	0	0	0	1	6	9	0.00	3.000								
Terry Mulholland, L ERA: 5.1 (8, 1)	0.0	L	2	2	1	1	0	0	0	0	0	0	1	2	2	*	*								
Juan Rincon, R ERA: 2.0 (8, 1)	1.0		4	2	0	0	1	0	0	0	0	0	0	8	13	0.00	2.000								

AB	34
R	7
H	12
RBI	7
BB	0
SO	6
LOB	9



Batter	1	2	3	4	5	6	7	8	9	AB	R	H	RBI	BB	SO	LOB	TOP		
Cristian Guzman, S OBP: 0.312, SLG: 0.346 (1, 6)	G4-3	SF9		K					G3	4	0	1	1	0	1	0	Minnesota Twins @ Milwaukee Brewers Miller Park, Milwaukee, WI Sun Jun 20 2004, 1:05 PM CDT Att: 33,752 - Cloudy - 69 F		
Doug Mientkiewicz, L OBP: 0.336, SLG: 0.349 (1, 3)	2B	F7			K	F7			BB	3	1	0	0	2	1	3			
20 Lew Ford, R OBP: 0.386, SLG: 0.502 (1, 7)	2B	F7					F8		K	4	1	1	0	1	1	2			
5 Michael Cuddyer, R OBP: 0.309, SLG: 0.418 (1, 5)	K		P3				E4		F9	5	0	1	0	0	1	3			
Tori Hunter, R OBP: 0.325, SLG: 0.479 (1, 8)	2B		S			F9			G6-4-3	3	0	1	2	1	0	3			
Jacque Jones, L OBP: 0.305, SLG: 0.456 (1, 9)	K		K						E4	4	0	0	0	0	3	4			
7 Joe Mauer, L OBP: 0.368, SLG: 0.551 (1, 2)		1B	L8						G4-3	4	1	1	0	0	0	2			
Luis Rivas, R OBP: 0.327, SLG: 0.476 (1, 4)		1B		G4-3					G6-3	3	1	1	0	1	0	0			
Johan Santana, L OBP: 0.375, SLG: 0.375 (1, 1)				F7					K	4	0	2	1	0	1	2			
36 Joe Nathan, R (9, 1)										0	0	0	0	0	0	0			
Inning Stats	R: 2 E: 0 K: 2 S: 16	H: 2 LOB: 1 BB: 1 P: 29	R: 2 E: 0 K: 0 S: 18	H: 3 LOB: 1 BB: 0 P: 26	R: 0 E: 0 K: 1 S: 8	H: 0 LOB: 1 BB: 1 P: 18	R: 0 E: 0 K: 1 S: 10	H: 0 LOB: 0 BB: 0 P: 16	R: 0 E: 0 K: 2 S: 13	H: 2 LOB: 2 BB: 0 P: 17	R: 0 E: 1 K: 0 S: 7	H: 0 LOB: 0 BB: 0 P: 10	R: 0 E: 1 K: 1 S: 9	H: 0 LOB: 1 BB: 1 P: 15	R: 0 E: 0 K: 1 S: 9	H: 0 LOB: 1 BB: 1 P: 15	1B: 5 2B: 3 3B: 0 HR: 0	SF: 1 SAC: 0 DP: 1 HBP: 0	WP: 0 PA: 40 PB: 0 SB: 1 CS: 2
PITCHER	IP WLS BF H R ER SO	IP WLS BF H R ER SO	IP WLS BF H R ER SO	IP WLS BF H R ER SO	IP WLS BF H R ER SO	IP WLS BF H R ER SO	IP WLS BF H R ER SO	IP WLS BF H R ER SO	IP WLS BF H R ER SO	IP WLS BF H R ER SO	IP WLS BF H R ER SO	IP WLS BF H R ER SO	IP WLS BF H R ER SO	IP WLS BF H R ER SO	IP WLS BF H R ER SO	IP WLS BF H R ER SO	ERA WHIP	ERA WHIP	
Victor Santos, R ERA: 3.95 (1, 1)	3.0	16	5	4	4	3	2	0	0	0	0	0	0	0	0	0	0	12.00	2.333
Matt Kinney, R ERA: 6.35 (4, 1)	2.0	8	1	0	0	3	1	0	0	0	0	0	0	23	40	0.00	1.000		
Matt Wise, R ERA: 2.55 (6, 1)	2.0	8	2	0	0	0	0	0	0	0	0	0	0	20	27	0.00	1.000		
Mike Adams, R ERA: 1.13 (8, 1)	2.0	8	0	0	0	2	2	0	0	0	0	0	0	18	30	0.00	1.000		

Batter	1	2	3	4	5	6	7	8	9	AB	R	H	RBI	BB	SO	LOB	BOTTOM		
Scott Podsednik, L OBP: 0.338, SLG: 0.415 (1, 8)	F7		K						K	4	0	0	0	0	3	0	Minnesota Twins @ Milwaukee Brewers Miller Park, Milwaukee, WI Sun Jun 20 2004, 1:05 PM CDT Att: 33,752 - Cloudy - 69 F		
Junior Spivey, R OBP: 0.373, SLG: 0.429 (1, 4)	F8		F8			FC6-4			HR	3	1	1	1	0	0	0			
Geoff Jenkins, L OBP: 0.318, SLG: 0.463 (1, 7)	K		G4-3			FC6-4			G4-3	4	0	1	0	0	1	0			
Lyle Overbay, L OBP: 0.408, SLG: 0.554 (1, 3)		2B		2B		F7			K	2	0	0	0	2	1	2			
Brady Clark, R OBP: 0.349, SLG: 0.370 (1, 9)		P4		K		FC6-4			1B	4	0	1	0	0	1	4			
2 Bill Hall, R OBP: 0.280, SLG: 0.435 (1, 6)		1B		B1		P3			K	4	0	1	0	0	1	4			
Keith Ginter, R OBP: 0.314, SLG: 0.426 (1, 5)		F7		K					K	4	0	0	0	0	3	4			
Gary Bennett, R OBP: 0.290, SLG: 0.292 (1, 2)		P4							1B	3	0	0	0	0	2	2			
Brooks Kieschnick, L OBP: 0.382, SLG: 0.467 (9, PH)										1	0	1	0	0	0	0			
Victor Santos, R ERA: 3.95 (1, 1)	8.0	31	4	2	2	12	2	0	0	0	0	0	0	0	0	0	11.00	0.750	
Johan Santana, L ERA: 4.61 (1, 1)	1.0	5	2	0	0	3	0	0	0	0	0	0	0	0	0	0	0.00	2.000	
36 Joe Nathan, R ERA: 1.35 (9, 1)	1.0	5	2	0	0	3	0	0	0	0	0	0	0	0	0	0	0.00	2.000	
Inning Stats	R: 0 E: 0 K: 1 S: 9	H: 0 LOB: 0 BB: 0 P: 11	R: 0 E: 0 K: 0 S: 10	H: 1 LOB: 2 BB: 1 P: 19	R: 1 E: 1 K: 1 S: 7	H: 1 LOB: 0 BB: 0 P: 12	R: 0 E: 0 K: 2 S: 11	H: 0 LOB: 0 BB: 1 P: 21	R: 0 E: 0 K: 3 S: 9	H: 1 LOB: 2 BB: 0 P: 15	R: 0 E: 0 K: 3 S: 9	H: 0 LOB: 0 BB: 0 P: 11	R: 1 E: 0 K: 2 S: 9	H: 1 LOB: 0 BB: 0 P: 16	R: 0 E: 0 K: 3 S: 14	H: 2 LOB: 2 BB: 0 P: 19	1B: 4 2B: 0 3B: 1 HR: 1	SF: 0 SAC: 0 DP: 0 HBP: 1	WP: 0 PA: 36 PB: 0 SB: 0 CS: 0
PITCHER	IP WLS BF H R ER SO	IP WLS BF H R ER SO	IP WLS BF H R ER SO	IP WLS BF H R ER SO	IP WLS BF H R ER SO	IP WLS BF H R ER SO	IP WLS BF H R ER SO	IP WLS BF H R ER SO	IP WLS BF H R ER SO	IP WLS BF H R ER SO	IP WLS BF H R ER SO	IP WLS BF H R ER SO	IP WLS BF H R ER SO	IP WLS BF H R ER SO	IP WLS BF H R ER SO	IP WLS BF H R ER SO	ERA WHIP	ERA WHIP	

Batter	1	2	3	4	5	6	7	8	9	AB	R	H	RBI	BB	SO	LOB	TOP								
Cristian Guzman, S OBP: 0.307, SLG: 0.341 (1, 6)	G6-3		G3			F8		FC6-4		4	0	0	0	0	0	1									
Doug Mientkiewicz, L OBP: 0.332, SLG: 0.345 5 Michael Cuddyer, R OBP: 0.313, SLG: 0.422 (8, 3)	K			G3-1		F8			1B 17 SF7	3	0	0	0	0	1	0									
20 Lew Ford, R OBP: 0.292, SLG: 0.496 Michael Restovich, R OBP: 0.250, SLG: 0.250 (8, 7)	G4-3			F7		K			1B BB	3	0	0	0	0	1	0									
Cory Koskie, L OBP: 0.335, SLG: 0.484 17 Alex Prieto, R OBP: 0.306, SLG: 0.375 (8, 5)		F9					G4-3		SF7	3	0	0	0	0	1	0									
Tori Hunter, R OBP: 0.326, SLG: 0.477 Jose Offerman, S OBP: 0.358, SLG: 0.386 (9, PH)	1B	1B		G3			G6-3		1B BB	3	0	1	0	0	0	0									
Jacque Jones, L OBP: 0.312, SLG: 0.457 (1, 9)	K			2B			K		1B	4	1	2	0	0	2	1									
Matthew LeCroy, R OBP: 0.357, SLG: 0.510 (1, 10)	1B			1B					F7	4	0	2	1	0	1	3									
7 Joe Mauer, L OBP: 0.361, SLG: 0.519 (1, 2)			L5						F7	3	0	0	0	1	0	4									
Luis Rivas, R OBP: 0.321, SLG: 0.467 (1, 4)	L4			G5-3					F9	3	0	0	0	0	0	2									
Inning Stats	R: 0 E: 0 K: 1 S: 7	H: 0 LOB: 0 BB: 0 P: 8	R: 0 E: 0 K: 1 S: 11	H: 2 LOB: 2 BB: 0 P: 13	R: 0 E: 0 K: 0 S: 6	H: 0 LOB: 0 BB: 0 P: 7	R: 0 E: 0 K: 1 S: 9	H: 0 LOB: 0 BB: 0 P: 14	R: 1 E: 0 K: 0 S: 22	H: 2 LOB: 1 BB: 0 P: 34	R: 0 E: 0 K: 1 S: 8	H: 0 LOB: 0 BB: 0 P: 12	R: 0 E: 0 K: 1 S: 8	H: 0 LOB: 0 BB: 0 P: 11	R: 0 E: 0 K: 1 S: 9	H: 0 LOB: 1 BB: 1 P: 17	R: 1 E: 0 K: 0 S: 15	H: 3 LOB: 3 BB: 1 P: 23	1B: 6 2B: 1 3B: 0 HR: 0	SF: 1 SAC: 0 DP: 0 HBP: 0	WP: 0 PB: 0 SB: 0 CS: 0	PA: 35			
PITCHER	IP	WLS	BF	H	R	ER	SO	BB	IBB	HBP	BLK	WP	HR	S	P	ERA	WHIP								
38 Curt Schilling, R ERA: 3.17 Scott Williamson, R ERA: 1.29 Keith Foulke, R ERA: 1.24	7.0	W	24	4	1	1	5	0	0	0	0	0	0	71	99	1.29	0.571								
	1.0		4	0	0	0	1	1	0	0	0	0	0	9	17	0.00	1.000								
	1.0		7	3	1	1	0	1	0	0	0	0	0	15	23	9.00	4.000								

Minnesota Twins @ Boston Red Sox
Fenway Park, Boston, MA
Tue Jun 22 2004, 7:05 PM EDT
Att: 35,261 - Sunny - 72 F

AB 32
R 2
H 7
RBI 2
BB 2
SO 6
LOB 11



Batter	1	2	3	4	5	6	7	8	9	AB	R	H	RBI	BB	SO	LOB	BOTTOM								
18 Johnny Damon, L OBP: 0.387, SLG: 0.438 (1, 8)	K		G3 1B 2B		F8 2B					4	2	2	0	1	1	2									
Mark Bellhorn, S OBP: 0.390, SLG: 0.421 (1, 5)	G4-3		G3		F8			F9		5	1	1	0	0	0	2									
34 David Ortiz, L OBP: 0.350, SLG: 0.566 (1, 10)	HR		G3		G3					5	2	3	2	0	0	2									
Manny Ramirez, R OBP: 0.443, SLG: 0.649 Gabe Kapler, R OBP: 0.307, SLG: 0.354 (9, 7)	BB		1B							3	2	2	2	2	0	1									
Nomar Garciaparra, R OBP: 0.318, SLG: 0.462 Cesar Crespo, S OBP: 0.197, SLG: 0.218 (9, 4)	F9		P4							0	0	0	0	0	0	0									
Trot Nixon, L OBP: 0.409, SLG: 0.778 (1, 9)		P4		F9						4	1	1	0	0	0	0									
Kevin Millar, R OBP: 0.350, SLG: 0.403 Dave McCarty, R OBP: 0.326, SLG: 0.402 (7, PR)		G5-3		G5-3						3	0	1	0	0	0	0									
Jason Varitek, S OBP: 0.397, SLG: 0.455 (1, 2)				K						4	0	2	1	0	2	1									
Pokey Reese, R OBP: 0.299, SLG: 0.360 (9, 6)	FC6-4				P3					4	0	0	0	0	0	3									
Inning Stats	R: 1 E: 0 K: 1 S: 11	H: 1 LOB: 1 BB: 1 P: 18	R: 0 E: 0 K: 0 S: 11	H: 1 LOB: 1 BB: 0 P: 13	R: 1 E: 0 K: 0 S: 11	H: 2 LOB: 1 BB: 0 P: 18	R: 0 E: 0 K: 1 S: 9	H: 0 LOB: 0 BB: 0 P: 14	R: 0 E: 0 K: 0 S: 10	H: 1 LOB: 1 BB: 0 P: 19	R: 1 E: 0 K: 0 S: 17	H: 2 LOB: 1 BB: 0 P: 26	R: 6 E: 0 K: 0 S: 26	H: 5 LOB: 2 BB: 2 P: 42	R: 0 E: 0 K: 0 S: 9	H: 1 LOB: 1 BB: 0 P: 13	1B: 6 2B: 4 3B: 0 HR: 3	SF: 0 SAC: 0 DP: 0 HBP: 1	WP: 0 PB: 0 SB: 0 CS: 0	PA: 41					
PITCHER	IP	WLS	BF	H	R	ER	SO	BB	IBB	HBP	BLK	WP	HR	S	P	ERA	WHIP								
Kyle Lohse, R ERA: 5.32 Aaron Fultz, L ERA: 4.53 Joe Roa, R ERA: 3.25 54 Matt Guerrier, R ERA: 3.6	6.0	L	26	7	3	3	3	1	1	0	0	0	0	13	27	108.00	9.000								
	0.1		5	2	4	4	0	1	1	0	0	0	1	13	15	27.00	4.500								
	1.0		4	1	0	0	0	0	0	0	0	0	0	9	13	0.00	1.000								

Minnesota Twins @ Boston Red Sox
Fenway Park, Boston, MA
Tue Jun 22 2004, 7:05 PM EDT
Att: 35,261 - Sunny - 72 F

AB 37
R 9
H 13
RBI 9
BB 3
SO 3
LOB 14



Batter	1	2	3	4	5	6	7	8	9	AB	R	H	RBI	BB	SO	LOB	TOP										
Cristian Guzman, S OBP: 0.306, SLG: 0.338 (1, 6)										5	1	1	0	0	1	2											
Doug Mientkiewicz, L OBP: 0.335, SLG: 0.345 (1, 3)										3	1	1	0	1	0	0											
20 Lew Ford, R OBP: 0.380, SLG: 0.492 (1, 7)										4	0	1	0	0	2	2											
Cory Koskie, L OBP: 0.333, SLG: 0.484 (1, 5)										4	1	1	1	0	0	2											
Tori Hunter, R OBP: 0.329, SLG: 0.493 (1, 8)										4	1	2	3	0	0	1											
Jacque Jones, L OBP: 0.311, SLG: 0.454 (1, 9)										4	0	1	0	0	2	1											
Matthew LeCroy, R OBP: 0.345, SLG: 0.491 (1, 10)										4	0	0	0	0	3	2											
7 Joe Mauer, L OBP: 0.354, SLG: 0.500 (1, 2)										4	0	1	0	0	1	0											
Luis Rivas, R OBP: 0.319, SLG: 0.461 (1, 4)										4	0	1	0	0	1	1											
Inning Stats	R: 2 H: 3 E: 0 K: 1 S: 11	H: 3 LOB: 1 BB: 0 P: 20	R: 0 H: 1 E: 0 K: 0 S: 11	H: 1 LOB: 1 BB: 0 P: 17	R: 0 H: 0 E: 0 K: 1 S: 7	H: 0 LOB: 0 BB: 0 P: 9	R: 0 H: 0 E: 0 K: 2 S: 8	H: 0 LOB: 0 BB: 0 P: 13	R: 0 H: 1 E: 0 K: 2 S: 17	H: 2 LOB: 2 BB: 1 P: 25	R: 2 H: 2 E: 0 K: 1 S: 13	H: 2 LOB: 0 BB: 0 P: 15	R: 0 H: 0 E: 0 K: 0 S: 6	H: 0 LOB: 0 BB: 0 P: 9	R: 0 H: 2 E: 0 K: 1 S: 13	H: 2 LOB: 2 BB: 0 P: 20	R: 0 H: 0 E: 0 K: 2 S: 12	H: 0 LOB: 0 BB: 0 P: 16	1B: 7 2B: 1 3B: 0 HR: 1	SF: 0 SAC: 0 DP: 0 HBP: 0	WP: 1 PB: 0 SB: 1 CS: 0	PA: 37					
PITCHER	IP	WLS	BF	H	R	ER	SO	BB	IBB	HBP	BLK	WP	HR	S	P	ERA	WHIP										
Derek Lowe, R ERA: 5.24 (1, 1)	7.0	L	29	7	4	4	7	1	0	0	0	1	1	73	108	5.14	1.143										
50 Mike Timlin, R ERA: 3.05 (8, 1)	1.0		5	2	0	0	1	0	0	0	0	0	0	13	20	0.00	2.000										
Alan Embree, L ERA: 5.14 (9, 1)	1.0		3	0	0	0	2	0	0	0	0	0	0	12	16	0.00	0.000										

Minnesota Twins @ Boston Red Sox
Fenway Park, Boston, MA
Wed Jun 23 2004, 7:05 PM EDT
Att: 35,233 - Sunny - 80 F

AB 36
R 4
H 9
RBI 4
BB 1
SO 10
LOB 11



Batter	1	2	3	4	5	6	7	8	9	AB	R	H	RBI	BB	SO	LOB	BOTTOM										
18 Johnny Damon, L OBP: 0.382, SLG: 0.431 (1, 8)										4	0	0	0	0	0	3											
Mark Bellhorn, S OBP: 0.392, SLG: 0.434 (1, 5) (3, 4)										4	1	2	1	0	1	0											
34 David Ortiz, L OBP: 0.352, SLG: 0.564 (1, 10)										3	0	1	0	1	0	0											
Manny Ramirez, R OBP: 0.438, SLG: 0.639 (1, 7)										4	0	0	0	0	0	3											
Nomar Garciaparra, R OBP: 0.313, SLG: 0.465 (1, 6)										4	0	1	0	0	1	1											
Trot Nixon, L OBP: 0.385, SLG: 0.818 (1, 9)										4	1	1	1	0	0	2											
Kevin Millar, R OBP: 0.352, SLG: 0.402 (1, 3)										3	0	1	0	1	0	1											
Jason Varitek, S OBP: 0.395, SLG: 0.456 (1, 2)										4	0	1	0	0	1	3											
Pokey Reese, R OBP: 0.299, SLG: 0.360 (1, 4)										0	0	0	0	0	0	0											
20 Kevin Youkilis, R OBP: 0.376, SLG: 0.434 (3, 5)										3	0	1	0	0	0	1											
Inning Stats	R: 0 H: 2 E: 0 K: 0 S: 8	H: 0 LOB: 1 BB: 1 P: 14	R: 0 H: 0 E: 0 K: 0 S: 10	H: 0 LOB: 1 BB: 1 P: 16	R: 0 H: 0 E: 0 K: 0 S: 9	H: 0 LOB: 1 BB: 1 P: 16	R: 0 H: 2 E: 0 K: 1 S: 10	H: 2 LOB: 1 BB: 0 P: 16	R: 1 H: 1 E: 0 K: 1 S: 10	H: 1 LOB: 0 BB: 0 P: 13	R: 1 H: 2 E: 0 K: 0 S: 13	H: 2 LOB: 1 BB: 0 P: 20	R: 0 H: 0 E: 0 K: 1 S: 12	H: 0 LOB: 0 BB: 0 P: 19	R: 0 H: 1 E: 0 K: 0 S: 7	H: 1 LOB: 1 BB: 0 P: 9	1B: 4 2B: 2 3B: 0 HR: 2	SF: 0 SAC: 0 DP: 2 HBP: 0	WP: 0 PB: 0 SB: 0 CS: 0	PA: 35							
PITCHER	IP	WLS	BF	H	R	ER	SO	BB	IBB	HBP	BLK	WP	HR	S	P	ERA	WHIP										
Carlos Silva, R ERA: 4.04 (1, 1)	6.1	W	26	7	2	2	2	2	0	0	0	0	2	60	96	2.84	1.421										
Juan Rincon, R ERA: 1.91 (7, 1)	1.2	H	5	0	0	0	1	0	0	0	0	0	0	18	29	0.00	0.000										
36 Joe Nathan, R ERA: 1.34 (9, 1)	1.0	S	4	1	0	0	0	0	0	0	0	0	0	7	9	0.00	1.000										

Minnesota Twins @ Boston Red Sox
Fenway Park, Boston, MA
Wed Jun 23 2004, 7:05 PM EDT
Att: 35,233 - Sunny - 80 F

AB 33
R 2
H 8
RBI 2
BB 2
SO 3
LOB 14



Batter	1	2	3	4	5	6	7	8	9	10	AB	R	H	RBI	BB	SO	LOB	TOP									
Cristian Guzman, S OBP: 0.300, SLG: 0.332 (1, 6)	G1-3		F9		F7			G4-3		E6 SH1-4 20 SF7	5	1	0	0	0	0	0										
Jose Offerman, S OBP: 0.346, SLG: 0.371 (1, 10)	G6-3		L6			P5		L6		SH1-4	4	0	0	0	0	0	0										
20 Lew Ford, R OBP: 0.380, SLG: 0.492 (1, 7)	K					K		1B		SF7	4	1	2	1	0	2	0										
Matthew LeCroy, R OBP: 0.342, SLG: 0.482 (8, PR)		G6-3		F7		F7				G4-3	4	0	1	0	0	0	1										
17 Alex Prieto, R OBP: 0.306, SLG: 0.375 (8, 5)											0	0	0	0	0	0	0										
Corey Koskie, L OBP: 0.332, SLG: 0.481 (10, PH)											1	0	0	0	0	0	0										
Torii Hunter, R OBP: 0.332, SLG: 0.493 (1, 8)											4	0	2	0	0	1	3										
5 Michael Cuddyer, R OBP: 0.312, SLG: 0.424 (8, 3)											4	1	1	1	0	0	2										
Doug Mientkiewicz, L OBP: 0.335, SLG: 0.345 (10, 3)											0	0	0	0	0	0	0										
Michael Restovich, R OBP: 0.375, SLG: 0.429 (1, 9)											3	1	1	1	1	1	1										
Henny Blanco, R OBP: 0.289, SLG: 0.342 (1, 2)											3	0	1	1	0	0	2										
Luis Rivas, R OBP: 0.311, SLG: 0.449 (1, 4)											4	0	0	0	0	2	3										
Inning Stats	R: 0 E: 0 K: 1 S: 7	H: 0 LOB: 0 BB: 0 P: 11	R: 2 E: 0 K: 0 S: 9	H: 3 LOB: 1 BB: 0 P: 10	R: 0 E: 0 K: 0 S: 8	H: 0 LOB: 0 BB: 0 P: 9	R: 1 E: 0 K: 0 S: 10	H: 2 LOB: 1 BB: 0 P: 15	R: 0 E: 0 K: 0 S: 9	H: 0 LOB: 0 BB: 0 P: 13	R: 0 E: 0 K: 1 S: 5	H: 1 LOB: 2 BB: 1 P: 12	R: 0 E: 0 K: 1 S: 12	H: 2 LOB: 2 BB: 0 P: 17	R: 0 E: 0 K: 2 S: 11	H: 0 LOB: 1 BB: 0 P: 15	R: 1 E: 1 K: 0 S: 10	H: 0 LOB: 0 BB: 0 P: 12	1B: 6 2B: 2 3B: 0 HR: 0	SF: 1 SAC: 1 DP: 0 HBP: 1	WP: 0 PB: 1 SB: 2 CS: 1	PA: 40					
PITCHER	IP	WLS	BF	H	R	ER	SO	BB	IBB	HBP	BLK	WP	HR	S	P	ERA	WHIP										
49 Tim Wakefield, R ERA: 4.59	(1, 1)	7.2	31	8	3	1	4	1	0	0	0	0	0	64	91	1.17	1.174										
Scott Williamson, R ERA: 1.27	(8, 1)	0.1	1	0	0	0	1	0	0	0	0	0	0	3	4	0.00	0.000										
Keith Foulke, R ERA: 1.17	(9, 1)	2.0	L	8	0	1	0	2	0	0	1	0	0	21	27	0.00	0.000										

Minnesota Twins @ Boston Red Sox
Fenway Park, Boston, MA
Thu Jun 24, 2004, 1:05 PM EDT
Att: 34,827 - Cloudy - 68 F

AB	36
R	4
H	8
RBI	4
BB	1
SO	6
LOB	12



Batter	1	2	3	4	5	6	7	8	9	10	AB	R	H	RBI	BB	SO	LOB	BOTTOM									
18 Johnny Damon, L OBP: 0.379, SLG: 0.427 (1, 8)	G4-3	K			G3						5	1	1	0	0	2	1										
Mark Bellhorn, S OBP: 0.389, SLG: 0.430 (1, 4)	P6										5	0	1	0	0	2	2										
34 David Ortiz, L OBP: 0.352, SLG: 0.571 (1, 10)	HR				G4-3						5	1	2	3	0	0	1										
Manny Ramirez, R OBP: 0.434, SLG: 0.630 (1, 7)	1B										5	0	1	0	0	1	1										
Nomar Garciaparra, R OBP: 0.321, SLG: 0.458 (1, 6)	1B										5	0	2	0	0	0	0										
Trot Nixon, L OBP: 0.400, SLG: 0.780 (8, PR)	K										3	0	1	0	1	1	3										
Gabe Kapler, R OBP: 0.307, SLG: 0.354 (9, 9)											0	0	0	0	0	0	0										
Kevin Millar, R OBP: 0.347, SLG: 0.395 (1, 3)											4	0	0	0	0	1	3										
Doug Mirabeli, R OBP: 0.355, SLG: 0.643 (8, PH)											3	0	1	0	0	1	1										
Jason Varitek, S OBP: 0.393, SLG: 0.454 (9, 2)											1	0	0	0	0	0	1										
20 Kevin Youkilis, R OBP: 0.372, SLG: 0.427 (1, 5)	L7										4	1	1	0	0	0	1										
Inning Stats	R: 1 E: 0 K: 1 S: 15	H: 3 LOB: 2 BB: 0 P: 23	R: 0 E: 0 K: 1 S: 18	H: 1 LOB: 1 BB: 0 P: 24	R: 0 E: 0 K: 1 S: 11	H: 0 LOB: 0 BB: 0 P: 16	R: 0 E: 0 K: 1 S: 8	H: 1 LOB: 1 BB: 0 P: 12	R: 0 E: 0 K: 0 S: 10	H: 1 LOB: 1 BB: 0 P: 16	R: 0 E: 0 K: 0 S: 6	H: 0 LOB: 1 BB: 1 P: 13	R: 2 E: 0 K: 1 S: 17	H: 3 LOB: 1 BB: 0 P: 29	R: 0 E: 0 K: 0 S: 9	H: 1 LOB: 1 BB: 0 P: 17	R: 0 E: 0 K: 2 S: 11	H: 0 LOB: 0 BB: 0 P: 16	R: 0 E: 0 K: 1 S: 7	H: 0 LOB: 0 BB: 0 P: 11	1B: 9 2B: 0 3B: 0 HR: 1	SF: 0 SAC: 0 DP: 0 HBP: 0	WP: 0 PB: 0 SB: 0 CS: 0	PA: 41			
PITCHER	IP	WLS	BF	H	R	ER	SO	BB	IBB	HBP	BLK	WP	HR	S	P	ERA	WHIP										
Brad Radke, R ERA: 3.22	(1, 1)	6.2	29	8	3	3	5	1	0	0	0	0	0	79	121	4.05	1.350										
Aaron Fultz, L ERA: 4.83	(7, 1)	0.0	B	1	1	0	0	0	0	0	0	0	0	3	6	∞	∞										
Grant Balfour, R ERA: 5.54	(7, 1)	2.1	W	8	1	0	2	0	0	0	0	0	0	23	39	0.00	0.429										
36 Joe Nathan, R ERA: 1.3	(10, 1)	1.0	S	3	0	0	1	0	0	0	0	0	0	7	11	0.00	0.000										

Minnesota Twins @ Boston Red Sox
Fenway Park, Boston, MA
Thu Jun 24, 2004, 1:05 PM EDT
Att: 34,827 - Cloudy - 68 F

AB	40
R	3
H	10
RBI	3
BB	1
SO	8
LOB	14



Batter	1	2	3	4	5	6	7	8	9	AB	R	H	RBI	BB	SO	LOB	TOP								
Brady Clark, R OBP: 0.344, SLG: 0.357 (1, 8)										4	1	2	0	0	1	0	Milwaukee Brewers @ Minnesota Twins Hubert H. Humphrey Metrodome, Minneapolis, MN Fri Jun 25 2004, 8:10 PM EDT Att: 24,160 - Unknown - 70 F								
Junior Solvey, R OBP: 0.376, SLG: 0.439 (1, 4)										4	1	2	2	0	1	1									
Geoff Jenkins, L OBP: 0.319, SLG: 0.449 (1, 7)										4	0	0	0	0	2	1									
Lyle Overbay, L OBP: 0.401, SLG: 0.543 (1, 3)										4	0	0	0	0	3	1									
2 Bill Hall, R OBP: 0.289, SLG: 0.430 (1, 5)										4	0	1	0	0	1	0									
Keith Ginter, R OBP: 0.332, SLG: 0.443 (1, 10)										4	0	1	0	0	0	1									
Ben Grieve, L OBP: 0.382, SLG: 0.404 (1, 9)										4	0	1	0	0	2	2									
Gary Bennett, R OBP: 0.291, SLG: 0.286 (9, PH)										2	0	0	0	1	1	1									
Jeff Liefer, L OBP: 0.205, SLG: 0.261 (9, PH)										1	0	0	0	0	0	1									
Craig Counsell, L OBP: 0.360, SLG: 0.340 (1, 6)										3	1	0	0	0	0	2									
Inning Stats	R: 0 E: 0 K: 3 S: 9	H: 0 LOB: 0 BB: 0 P: 15	R: 0 E: 0 K: 1 S: 12	H: 1 LOB: 1 BB: 0 P: 17	R: 0 E: 0 K: 0 S: 11	H: 1 LOB: 1 BB: 0 P: 15	R: 0 E: 0 K: 3 S: 11	H: 0 LOB: 0 BB: 0 P: 17	R: 0 E: 0 K: 1 S: 13	H: 1 LOB: 1 BB: 0 P: 19	R: 1 E: 0 K: 1 S: 10	H: 1 LOB: 0 BB: 0 P: 16	R: 0 E: 0 K: 1 S: 8	H: 0 LOB: 0 BB: 0 P: 14	R: 2 E: 1 K: 0 S: 14	H: 2 LOB: 1 BB: 1 P: 23	R: 0 E: 0 K: 1 S: 19	H: 1 LOB: 1 BB: 0 P: 24	1B: 5 2B: 1 3B: 0 HR: 1	SF: 0 SAC: 0 DP: 0 HBP: 0	WP: 0 PB: 0 SB: 0 CS: 0	PA: 35			
PITCHER	IP	WLS	BF	H	R	ER	SO	BB	IBB	HBP	BLK	WP	HR	S	P	ERA	WHIP								
Johan Santana, L ERA: 4.38 (1, 1)	7.0	W	25	4	1	1	10	0	0	0	0	0	1	74	113	1.29	0.571								
Juan Rincon, R ERA: 2.09 (8, 1)	1.0		6	2	2	1	0	1	0	0	0	0	0	14	23	9.00	3.000								
36 Joe Nathan, R ERA: 1.26 (9, 1)	1.0	S	4	1	0	0	1	0	0	0	0	0	0	19	24	0.00	1.000								

Batter	1	2	3	4	5	6	7	8	9	AB	R	H	RBI	BB	SO	LOB	BOTTOM								
Cristian Guzman, S OBP: 0.306, SLG: 0.352 (1, 6)										4	4	3	1	0	0	1	Milwaukee Brewers @ Minnesota Twins Hubert H. Humphrey Metrodome, Minneapolis, MN Fri Jun 25 2004, 8:10 PM EDT Att: 24,160 - Unknown - 70 F								
Doug Mientkiewicz, L OBP: 0.333, SLG: 0.343 (1, 3)										4	1	1	0	0	0	2									
20 Lew Ford, R OBP: 0.385, SLG: 0.496 (1, 7)										4	0	3	2	0	0	0									
Corey Koskie, L OBP: 0.326, SLG: 0.474 (1, 5)										3	0	0	1	0	3	2									
Tori Hunter, R OBP: 0.326, SLG: 0.483 (1, 8)										4	0	0	0	0	1	2									
Jacque Jones, L OBP: 0.310, SLG: 0.455 (1, 9)										4	1	1	0	0	1	1									
Matthew LeCroy, R OBP: 0.339, SLG: 0.474 (1, 10)										4	0	1	0	0	1	1									
Michael Restovich, R OBP: 0.375, SLG: 0.429 (8, PR)										0	0	0	0	0	0	0									
7 Joe Mauer, L OBP: 0.362, SLG: 0.492 (1, 2)										3	0	1	1	1	0	0									
Luis Rivas, R OBP: 0.310, SLG: 0.444 (1, 4)										4	0	1	0	0	1	3									
Inning Stats	R: 1 E: 0 K: 1 S: 12	H: 2 LOB: 1 BB: 0 P: 20	R: 0 E: 0 K: 1 S: 8	H: 0 LOB: 0 BB: 0 P: 12	R: 1 E: 0 K: 1 S: 16	H: 2 LOB: 1 BB: 0 P: 25	R: 1 E: 0 K: 0 S: 9	H: 2 LOB: 1 BB: 0 P: 11	R: 2 E: 0 K: 2 S: 12	H: 3 LOB: 1 BB: 0 P: 15	R: 0 E: 0 K: 0 S: 7	H: 0 LOB: 0 BB: 0 P: 11	R: 1 E: 0 K: 1 S: 6	H: 1 LOB: 0 BB: 0 P: 8	R: 0 E: 0 K: 1 S: 7	H: 1 LOB: 2 BB: 1 P: 16	1B: 8 2B: 2 3B: 0 HR: 1	SF: 1 SAC: 0 DP: 0 HBP: 0	WP: 1 PB: 0 SB: 1 CS: 0	PA: 36					
PITCHER	IP	WLS	BF	H	R	ER	SO	BB	IBB	HBP	BLK	WP	HR	S	P	ERA	WHIP								
Wes Obermueller, R ERA: 6.79 (1, 1)	4.1	L	22	9	5	4	3	0	0	0	0	0	1	20	28	3.38	0.375								
Dave Burba, R ERA: 2.78 (5, 1)	2.2		9	1	1	1	3	0	0	0	0	0	0	7	16	0.00	2.000								
Brooks Kieschnick, R ERA: 2.6 (8, 1)	1.0		5	1	0	0	1	1	0	0	0	0	0	7	16	0.00	2.000								

AB 34
R 3
H 7
RBI 2
BB 1
SO 11
LOB 10



AB 34
R 6
H 11
RBI 5
BB 1
SO 7
LOB 12



Batter	1	2	3	4	5	6	7	8	9	AB	R	H	RBI	BB	SO	LOB	TOP					
Scott Podsednik, L (1, 8) OBP: 0.333, SLG: 0.410	P4		G6-3	G4-3					G3-1 1B	5	0	2	0	0	0	1	Milwaukee Brewers @ Minnesota Twins Hubert H. Humphrey Metrodome, Minneapolis, MN Sat Jun 26 2004, 7:10 PM EDT Att: 26,137 - Unknown - 70 F livebaseballscorecards.com					
Junior Spivey, R (1, 4) OBP: 0.372, SLG: 0.433	P3		G5-3				G4-3		K	5	1	1	0	0	1	2						
Geoff Jenkins, L (1, 7) OBP: 0.320, SLG: 0.449	G4-3		G4-3						G3-1 1B	5	1	2	0	0	0	0						
Lyle Overbay, L (1, 3) OBP: 0.401, SLG: 0.544		F8							G3-1 1B	5	2	2	2	0	0	2						
Ben Grieve, L (1, 9) OBP: 0.396, SLG: 0.413		1B								2	2	2	0	2	0	0						
Brady Clark, R (8, 9) OBP: 0.342, SLG: 0.355		1B							F7	1	0	0	0	0	0	2						
Jeff Liefer, L (1, 10) OBP: 0.250, SLG: 0.423		G3 1B								3	1	2	4	0	1	1						
Keith Ginter, R (1, 5) OBP: 0.339, SLG: 0.449		G3 1B							G3-6-3 1B	4	0	3	1	0	0	1						
Craig Counsell, L (1, 6) OBP: 0.354, SLG: 0.333		G3							G3-6-3	4	0	0	0	0	0	4						
Gary Bennett, R (1, 2) OBP: 0.281, SLG: 0.275		G5-3							F7	4	0	0	0	0	0	3						
Inning Stats	R: 0 E: 0 K: 0 S: 6	H: 0 LOB: 0 BB: 0 P: 10	R: 1 E: 0 K: 0 S: 12	H: 2 LOB: 2 BB: 1 P: 23	R: 0 E: 0 K: 0 S: 7	H: 0 LOB: 0 BB: 0 P: 10	R: 3 E: 0 K: 0 S: 16	H: 4 LOB: 1 BB: 0 P: 21	R: 3 E: 0 K: 0 S: 10	H: 4 LOB: 0 BB: 0 P: 15	R: 0 E: 0 K: 1 S: 9	H: 1 LOB: 1 BB: 1 P: 14	R: 0 E: 0 K: 1 S: 7	H: 0 LOB: 1 BB: 1 P: 15	R: 0 E: 0 K: 1 S: 6	H: 1 LOB: 0 BB: 0 P: 9	R: 0 E: 0 K: 1 S: 15	H: 2 LOB: 2 BB: 0 P: 22	1B: 12 2B: 1 3B: 0 HR: 1	SF: 1 SAC: 0 DP: 2 HBP: 0	WP: 0 PB: 0 CS: 0	PA: 41
PITCHER	IP WLS BF H R ER SO BB IBB HBP BLK WP HR S P ERA WHIP																					
54 Matt Guerrier, R (1, 1) ERA: 6.0	4.0 L 19 6 4 4 0 1 0 0 0 0 0 1 41 64 9.00 1.750																					
Terry Mulholland, L (5, 1) ERA: 5.29	4.0 17 6 3 3 1 1 0 0 0 0 0 0 32 53 6.75 1.750																					
J.C. Romero, L (9, 1) ERA: 5.52	1.0 5 2 0 0 1 0 0 0 0 0 0 0 15 22 0.00 2.000																					

Batter	1	2	3	4	5	6	7	8	9	AB	R	H	RBI	BB	SO	LOB	BOTTOM			
Cristian Guzman, S (1, 6) OBP: 0.306, SLG: 0.354			G4-3						G4-3	4	0	1	0	0	0	0	Milwaukee Brewers @ Minnesota Twins Hubert H. Humphrey Metrodome, Minneapolis, MN Sat Jun 26 2004, 7:10 PM EDT Att: 26,137 - Unknown - 70 F livebaseballscorecards.com			
Doug Mientkiewicz, L (1, 3) OBP: 0.329, SLG: 0.337									P6	4	0	0	0	0	0	1				
20 Lew Ford, R (1, 7) OBP: 0.387, SLG: 0.494									G4-3	3	1	1	0	1	0	0				
Corey Koskie, L (1, 5) OBP: 0.329, SLG: 0.479									G5-3	4	1	2	0	0	0	2				
Tori Hunter, R (1, 8) OBP: 0.320, SLG: 0.474									G6-3	4	0	0	0	0	4	3				
Jacque Jones, L (1, 9) OBP: 0.309, SLG: 0.451									K	4	0	1	2	0	1	0				
Matthew LeCroy, R (1, 10) OBP: 0.339, SLG: 0.466									P4	2	0	0	0	0	1	0				
7 Joe Mauer, L (1, 2) OBP: 0.347, SLG: 0.468									K	3	0	0	0	0	2	2				
Luis Rivas, R (1, 4) OBP: 0.304, SLG: 0.436									K	3	0	0	0	0	2	2				
Inning Stats	R: 0 E: 0 K: 0 S: 8	H: 1 LOB: 1 BB: 1 P: 14	R: 0 E: 0 K: 2 S: 9	H: 0 LOB: 0 BB: 0 P: 13	R: 0 E: 0 K: 1 S: 9	H: 0 LOB: 0 BB: 0 P: 13	R: 0 E: 0 K: 1 S: 9	H: 1 LOB: 1 BB: 0 P: 15	R: 0 E: 0 K: 2 S: 8	H: 0 LOB: 0 BB: 0 P: 10	R: 2 E: 0 K: 3 S: 17	H: 3 LOB: 2 BB: 0 P: 27	R: 0 E: 0 K: 0 S: 9	H: 0 LOB: 0 BB: 0 P: 16	R: 0 E: 0 K: 1 S: 7	H: 0 LOB: 0 BB: 0 P: 12	1B: 3 2B: 2 3B: 0 HR: 0	SF: 0 SAC: 0 DP: 1 HBP: 1	WP: 0 PB: 0 CS: 0	PA: 33
PITCHER	IP WLS BF H R ER SO BB IBB HBP BLK WP HR S P ERA WHIP																			
Victor Santos, R (1, 1) ERA: 3.84	6.1 W 25 5 2 2 7 1 0 0 1 0 0 0 62 92 2.84 0.947																			
Mike Adams, R (7, 1) ERA: 0.92	2.2 8 0 0 0 3 0 0 0 0 0 0 0 23 39 0.00 0.000																			

Batter	1	2	3	4	5	6	7	8	9	AB	R	H	RBI	BB	SO	LOB	TOP										
Timo Perez, L OBP: 0.333, SLG: 0.402 (1, 9)	3-2 1B		0-1 SH1-3				0-1 F8		1-1 2B	4	0	3	1	0	0	1	Chicago White Sox @ Minnesota Twins Hubert H. Humphrey Metrodome, Minneapolis, MN Tue Jun 29 2004, 8:10 PM EDT Att: 24,704 - Unknown - 70 F livebaseballscorecards.com										
5 Juan Uribe, R OBP: 0.347, SLG: 0.511 (1, 4)	1-0 FC1-4-6 2B		0-0 F7			1-2 G6-3			1-2 F8	5	2	1	2	0	0	4											
Frank Thomas, R OBP: 0.447, SLG: 0.590 (1, 10)	2-0 F9		0-2 G4-3			1-0 G4-3 14 1B			0-3 HR	4	1	1	0	0	1	2											
Carlos Lee, R OBP: 0.367, SLG: 0.433 (1, 7)	1-0 1-H 2B			2-1 G4-3			0-1 F9		1-1 G6-3	4	0	1	1	0	0	1											
Jose Valentin, S OBP: 0.332, SLG: 0.578 (1, 6)	2-2 F8			0-1 HR			3-2 G4-3		3-2 F8	4	1	1	1	0	0	2											
14 Paul Konerko, R OBP: 0.372, SLG: 0.549 (1, 3)			0-0 F9				2-3 K		1-2 G6-3	4	0	1	1	0	1	0											
Aaron Rowand, R OBP: 0.344, SLG: 0.514 (1, 8)			2-0 G6-3			0-1 G3			2-1 G6-3	4	0	0	0	0	0	1											
24 Joe Crede, R OBP: 0.299, SLG: 0.444 (1, 5)			0-0 G3				0-0 G5-3		1-1 F8 5 HR 2B	4	2	2	0	0	0	0											
Jamie Burke, R OBP: 0.435, SLG: 0.545 (1, 2)			0-1 SH1-3 1B				0-1 G4-3		0-0 G4-3	4	0	1	0	0	0	2											
Inning Stats	R: 1 E: 0 K: 0 S: 9	H: 2 LOB: 1 BB: 0 P: 18	R: 0 E: 0 K: 0 S: 3	H: 0 LOB: 0 BB: 0 P: 5	R: 0 E: 0 K: 0 S: 8	H: 1 LOB: 1 BB: 0 P: 8	R: 1 E: 0 K: 1 S: 9	H: 1 LOB: 0 BB: 0 P: 13	R: 0 E: 0 K: 0 S: 8	H: 1 LOB: 1 BB: 0 P: 11	R: 1 E: 0 K: 0 S: 12	H: 2 LOB: 1 BB: 0 P: 18	R: 2 E: 0 K: 1 S: 10	H: 2 LOB: 0 BB: 0 P: 12	R: 0 E: 0 K: 0 S: 11	H: 0 LOB: 0 BB: 0 P: 16	R: 1 E: 0 K: 0 S: 10	H: 2 LOB: 1 BB: 0 P: 15	1B: 5 2B: 4 HR: 2	SF: 0 SAC: 1 DP: 0 HBP: 0	WP: 1 PB: 0 SB: 0 CS: 0	PA: 38					
PITCHER	IP	WLS	BF	H	R	ER	SO	BB	IBB	HBP	BLK	WP	HR	S	P	ERA	WHIP										
Carlos Silva, R ERA: 4.23 (1, 1)	8.2	L	37	11	6	6	2	0	0	0	0	0	2	77	112	6.23	1.269										
Grant Balfour, R ERA: 5.02 (9, 1)	0.1		1	0	0	0	0	0	0	0	0	1	0	3	4	0.00	0.000										

Batter	1	2	3	4	5	6	7	8	9	AB	R	H	RBI	BB	SO	LOB	BOTTOM										
Cristian Guzman, S OBP: 0.310, SLG: 0.364 (1, 6)	1-3 K		2-0 FC6-4 1-2				1-0 G6-3		1-3 K	4	0	0	0	0	2	2	Chicago White Sox @ Minnesota Twins Hubert H. Humphrey Metrodome, Minneapolis, MN Tue Jun 29 2004, 8:10 PM EDT Att: 24,704 - Unknown - 70 F livebaseballscorecards.com										
Doug Mientkiewicz, L OBP: 0.325, SLG: 0.328 (1, 3)	1-1 G4-3					3-1 G4-3			3-1 G3-1	4	0	0	0	0	0	0											
20 Lew Ford, R OBP: 0.385, SLG: 0.496 (1, 7)	3-2 G5-3					0-1 G5-3			2-0 1B 2B	4	1	2	0	0	0	0											
Corey Koskie, L OBP: 0.327, SLG: 0.490 (1, 5)			1-3 K			0-1 HR			2-3 K	4	1	1	1	0	2	2											
Tori Hunter, R OBP: 0.322, SLG: 0.471 (1, 8)			1-0 G5-3			1-2 5 1B			1-1 2-H 1B	4	0	2	1	0	1	1											
5 Michael Cuddyer, R OBP: 0.311, SLG: 0.415 Jacque Jones, L OBP: 0.311, SLG: 0.451 (9, PH)			0-3 K			1-0 1B			1-1 G4-3	3	0	1	0	0	1	1											
Michael Restovich, R OBP: 0.273, SLG: 0.300 Jose Offerman, S OBP: 0.344, SLG: 0.368 (9, PH)			0-0 G5-3			3-2 G5-3			0-3 K	3	0	0	0	0	1	2											
7 Joe Mauer, L OBP: 0.351, SLG: 0.478 (1, 2)			1-2 FC6-4 1B			1-1 G1-3			1-1 G3	4	0	2	0	0	0	0											
Luis Rivas, R OBP: 0.302, SLG: 0.434 (1, 4)			0-0 F9			0-1 G5-3			1-1 1B	4	0	1	0	0	0	2											
Inning Stats	R: 0 E: 0 K: 1 S: 8	H: 0 LOB: 0 BB: 0 P: 13	R: 0 E: 0 K: 2 S: 7	H: 0 LOB: 0 BB: 0 P: 9	R: 0 E: 0 K: 0 S: 6	H: 1 LOB: 1 BB: 0 P: 9	R: 1 E: 0 K: 0 S: 14	H: 3 LOB: 2 BB: 0 P: 22	R: 0 E: 0 K: 0 S: 5	H: 0 LOB: 0 BB: 0 P: 7	R: 1 E: 0 K: 1 S: 11	H: 2 LOB: 1 BB: 0 P: 18	R: 0 E: 0 K: 2 S: 10	H: 1 LOB: 1 BB: 0 P: 13	R: 0 E: 0 K: 1 S: 11	H: 1 LOB: 1 BB: 0 P: 17	R: 0 E: 0 K: 1 S: 10	H: 1 LOB: 1 BB: 0 P: 14	1B: 6 2B: 2 HR: 1	SF: 0 SAC: 0 DP: 0 HBP: 0	WP: 0 PB: 0 SB: 0 CS: 0	PA: 36					
PITCHER	IP	WLS	BF	H	R	ER	SO	BB	IBB	HBP	BLK	WP	HR	S	P	ERA	WHIP										
56 Mark Buehrle, L ERA: 4.33 Shingo Takatsu, R ERA: 0.92 (9, 1)	1.0	4	1	0	0	1	0	0	0	0	0	0	0	10	14	0.00	1.000										



Batter	1	2	3	4	5	6	7	8	9	AB	R	H	RBI	BB	SO	LOB	TOP								
Timo Perez, L OBP: 0.336, SLG: 0.409 (1, 9)										5	2	2	0	0	0	3									
5 Juan Uribe, R OBP: 0.346, SLG: 0.507 (1, 4)										4	1	1	0	0	1	1									
Frank Thomas, R OBP: 0.443, SLG: 0.584 (1, 10)										4	0	1	2	0	1	1									
Carlos Lee, R OBP: 0.364, SLG: 0.431 (1, 7)										4	0	1	2	0	0	0									
Jose Valentin, S OBP: 0.335, SLG: 0.590 (1, 6)										4	2	2	1	0	1	3									
14 Paul Konerko, R OBP: 0.370, SLG: 0.556 (1, 3)										4	1	1	1	0	1	1									
Aaron Rowand, R OBP: 0.347, SLG: 0.531 (1, 8)										4	1	2	1	0	0	0									
24 Joe Crede, R OBP: 0.305, SLG: 0.459 (1, 5)										3	1	2	2	1	0	0									
Sandy Alomar, Jr., R OBP: 0.333, SLG: 0.350 Jamie Burke, R OBP: 0.417, SLG: 0.522 (7, PR) (7, 2)										3	0	1	0	0	0	2									
Inning Stats	R: 1 E: 0 K: 0 S: 8	H: 1 LOB: 0 BB: 0 P: 10	R: 1 E: 0 K: 1 S: 19	H: 3 LOB: 2 BB: 0 P: 23	R: 1 E: 0 K: 0 S: 10	H: 2 LOB: 0 BB: 0 P: 17	R: 1 E: 0 K: 0 S: 10	H: 1 LOB: 0 BB: 0 P: 14	R: 0 E: 0 K: 1 S: 9	H: 0 LOB: 0 BB: 0 P: 14	R: 1 E: 0 K: 0 S: 11	H: 1 LOB: 0 BB: 0 P: 14	R: 3 E: 0 K: 1 S: 15	H: 4 LOB: 2 BB: 0 P: 18	R: 1 E: 0 K: 0 S: 15	H: 1 LOB: 1 BB: 1 P: 24	R: 0 E: 0 K: 1 S: 9	H: 0 LOB: 0 BB: 0 P: 12	1B: 8 2B: 1 3B: 0 HR: 4	SF: 2 SAC: 1 DP: 1 HBP: 0	WP: 0 PB: 0 SB: 1 CS: 0	PA: 40			
PITCHER	IP	WLS	BF	H	R	ER	SO	BB	IBB	HBP	BLK	WP	HR	S	P	ERA	WHIP								
Brad Radke, R ERA: 3.7 Juan Rincon, R ERA: 2.04 Grant Balfour, R ERA: 5.28 Joe Roa, R ERA: 3.29	(1, 1)	6.0	L	28	11	8	8	2	0	0	0	0	3	72	97	12.00	1.833								
	(7, 1)	1.0		4	1	0	0	1	0	0	0	0	0	10	13	0.00	1.000								
	(8, 1)	1.0		5	1	1	0	1	0	0	0	0	1	15	24	9.00	2.000								
	(9, 1)	1.0		3	0	0	0	1	0	0	0	0	0	9	12	0.00	0.000								

Chicago White Sox @ Minnesota Twins
Hubert H. Humphrey Metrodome, Minneapolis, MN
Wed Jun 30 2004, 8:10 PM EDT
Att: 25,433 - Unknown - 70 F

AB 36
R 9
H 13
RBI 9
BB 1
SO 4
LOB 12



Batter	1	2	3	4	5	6	7	8	9	AB	R	H	RBI	BB	SO	LOB	BOTTOM								
Cristian Guzman, S OBP: 0.308, SLG: 0.371 (1, 6)										5	1	1	3	0	0	1									
Doug Mientkiewicz, L OBP: 0.353, SLG: 0.526 (1, 3)										5	0	1	0	0	2	1									
20 Lew Ford, R OBP: 0.384, SLG: 0.493 (1, 7)										4	0	1	0	0	2	1									
Corey Koskie, L OBP: 0.330, SLG: 0.502 (1, 5)										3	1	1	1	1	1	1									
Tori Hunter, R OBP: 0.321, SLG: 0.467 (1, 8)										4	0	1	0	0	2	1									
Jacque Jones, L OBP: 0.306, SLG: 0.444 (1, 9)										4	0	0	0	0	2	3									
Matthew LeCroy, R OBP: 0.341, SLG: 0.455 (1, 10)										3	1	1	0	0	2	0									
7 Joe Mauer, L OBP: 0.358, SLG: 0.563 (1, 2)										4	3	2	2	0	0	2									
Luis Rivas, R OBP: 0.297, SLG: 0.426 Jose Offerman, S OBP: 0.349, SLG: 0.374 (9, PH)										3	0	0	0	0	2	2									
Inning Stats	R: 0 E: 0 K: 1 S: 11	H: 0 LOB: 0 BB: 0 P: 15	R: 0 E: 0 K: 2 S: 12	H: 0 LOB: 0 BB: 0 P: 17	R: 1 E: 0 K: 2 S: 12	H: 1 LOB: 0 BB: 0 P: 21	R: 0 E: 0 K: 3 S: 12	H: 2 LOB: 2 BB: 0 P: 18	R: 3 E: 1 K: 1 S: 13	H: 3 LOB: 1 BB: 0 P: 20	R: 1 E: 0 K: 0 S: 7	H: 1 LOB: 1 BB: 0 P: 14	R: 0 E: 0 K: 1 S: 6	H: 0 LOB: 0 BB: 0 P: 12	R: 0 E: 0 K: 2 S: 9	H: 0 LOB: 1 BB: 1 P: 17	R: 1 E: 0 K: 1 S: 10	H: 2 LOB: 1 BB: 0 P: 14	1B: 5 2B: 0 3B: 0 HR: 4	SF: 0 SAC: 0 DP: 0 HBP: 1	WP: 0 PB: 0 SB: 0 CS: 0	PA: 38			
PITCHER	IP	WLS	BF	H	R	ER	SO	BB	IBB	HBP	BLK	WP	HR	S	P	ERA	WHIP								
Freddy Garcia, R ERA: 3.35 Cliff Politte, R ERA: 4.45 Damaso Marte, L ERA: 2.55 Shingo Takatsu, R ERA: 1.19	(1, 1)	6.0	W	26	7	5	4	9	0	0	0	0	0	6	12	0.00	0.000								
	(7, 1)	1.0	H	3	0	0	0	1	0	0	0	0	0	6	12	0.00	0.000								
	(8, 1)	1.0		4	0	0	0	2	1	0	0	0	0	9	17	0.00	1.000								
	(9, 1)	1.0		5	2	1	1	1	0	0	0	0	1	10	14	9.00	2.000								

Chicago White Sox @ Minnesota Twins
Hubert H. Humphrey Metrodome, Minneapolis, MN
Wed Jun 30 2004, 8:10 PM EDT
Att: 25,433 - Unknown - 70 F


AB 36
R 6
H 9
RBI 6
BB 1
SO 13
LOB 12




Batter	1	2	3	4	5	6	7	8	9	AB	R	H	RBI	BB	SO	LOB	TOP								
Timo Perez, L OBP: 0.340, SLG: 0.408 (1, 9)	1-1 G6-3		0-2 G4-3			4-2 BB		0-0 1B		3	0	1	0	1	0	0	Chicago White Sox @ Minnesota Twins Hubert H. Humphrey Metrodome, Minneapolis, MN Thu Jul 01 2004, 1:10 PM EDT Att: 21,127 - Unknown - 68 F								
5 Juan Uribe, R OBP: 0.341, SLG: 0.500 (1, 4)	1-2 F8		0-3 K			0-0 F9		3-2 G6-3		4	0	0	0	0	1	2									
Frank Thomas, R OBP: 0.441, SLG: 0.577 (1, 10)	4-2 HR			2-1 P3		1-1 F9			1-3 K	3	1	0	0	1	1	1									
Carlos Lee, R OBP: 0.366, SLG: 0.445 (1, 7)	0-0 HR			0-3 K		2-3 K			3-2 14 P4	4	1	2	2	0	2	1									
14 Paul Konerko, R OBP: 0.365, SLG: 0.547 (1, 3)	0-1 F9			1-3 K			0-3 K		2-2 P4	4	0	0	0	0	2	1									
Jose Valentin, S OBP: 0.333, SLG: 0.582 (1, 6)		1-3 K			2-3 K		0-1 F8		4-0 S	3	0	0	0	1	2	0									
Aaron Rowand, R OBP: 0.348, SLG: 0.525 (1, 8)		2-3 K			0-2 1B		2-3 K		2-2 G6-3	4	0	1	0	0	2	2									
24 Joe Crede, R OBP: 0.302, SLG: 0.454 (1, 5)		1-3 K			1-1 P3			0-1 G3		3	0	0	0	0	1	1									
Jamie Burke, R OBP: 0.370, SLG: 0.462 (1, 2)			2-3 K		0-1 F9			2-3 K		3	0	0	0	0	2	1									
Inning Stats	R: 2 E: 0 K: 0 S: 10	H: 1 LOB: 0 BB: 1 P: 16	R: 0 E: 0 K: 3 S: 13	H: 0 LOB: 0 BB: 0 P: 17	R: 0 E: 0 K: 2 S: 10	H: 0 LOB: 0 BB: 0 P: 12	R: 0 E: 0 K: 2 S: 9	H: 0 LOB: 0 BB: 0 P: 12	R: 0 E: 0 K: 1 S: 10	H: 1 LOB: 1 BB: 0 P: 13	R: 0 E: 0 K: 1 S: 8	H: 0 LOB: 0 BB: 1 P: 15	R: 0 E: 0 K: 2 S: 8	H: 0 LOB: 0 BB: 0 P: 10	R: 0 E: 0 K: 1 S: 9	H: 1 LOB: 1 BB: 1 P: 14	R: 0 E: 0 K: 1 S: 13	H: 1 LOB: 2 BB: 1 P: 25	1B: 2 2B: 1 3B: 0 HR: 1	SF: 0 SAC: 0 DP: 0 HBP: 0	WP: 0 PB: 0 SB: 2 CS: 0	PA: 34			
PITCHER	IP	WLS	BF	H	R	ER	SO	BB	IBB	HBP	BLK	WP	HR	S	P	ERA	WHIP								
Johan Santana, L ERA: 4.22 (1, 1)	8.0	L	29	3	2	2	12	2	0	0	0	0	1	77	109	2.25	0.625								
36 Joe Nathan, R ERA: 1.23 (9, 1)	1.0	S	5	1	0	0	1	0	1	0	0	0	0	13	25	0.00	1.000								

Batter	1	2	3	4	5	6	7	8	9	AB	R	H	RBI	BB	SO	LOB	BOTTOM								
Cristian Guzman, S OBP: 0.310, SLG: 0.376 (1, 6)	2-1 2B		1-0 20 CS		1-0 L3-6		0-1 F7			4	1	2	0	0	0	4	Chicago White Sox @ Minnesota Twins Hubert H. Humphrey Metrodome, Minneapolis, MN Thu Jul 01 2004, 1:10 PM EDT Att: 21,127 - Unknown - 68 F								
Doug Mientkiewicz, L OBP: 0.326, SLG: 0.330 (1, 3)	1-0 1B		0-1 P4			4-1 20 FC5-4		3-2 F7		3	0	1	0	1	0	1									
20 Lew Ford, R OBP: 0.382, SLG: 0.487 (1, 7)	0-0 2B		3-1 CS	4-2 FC6-4		0-0 BB		2-2 F8		3	0	0	1	1	0	2									
Corey Koskie, L OBP: 0.325, SLG: 0.493 (1, 5)	3-H F8		2-3 BB		0-0 F8		1-2 P6		2-2 K	4	0	0	0	0	1	3									
Tori Hunter, R OBP: 0.316, SLG: 0.459 (1, 8)	1-0 F8			1-1 FC6-4		0-0 F9			2-1 F8	4	0	0	0	0	0	3									
Jacque Jones, L OBP: 0.306, SLG: 0.441 (1, 9)		2-1 G5-4-3		0-2 P5			0-0 B1		0-0 F8	4	0	1	0	0	0	1									
Matthew LeCroy, R OBP: 0.341, SLG: 0.452 Michael Restovich, R OBP: 0.273, SLG: 0.300 5 Michael Cuddyer, R OBP: 0.314, SLG: 0.424 (1, 10) (7, PR) (9, PH)		0-1 G5-4-3		2-3 K		0-1 7 BB		2-2 2B		3	0	1	0	0	1	1									
7 Joe Mauer, L OBP: 0.365, SLG: 0.554 (1, 2)	1-1 F7			0-2 L3-6		4-2 8 BB		2-3 K		3	0	1	0	1	1	1									
8 Nick Punto, S OBP: 0.385, SLG: 0.273 (1, 4)			2-3 K		0-1 1-2		0-0 F8			3	0	1	0	0	1	2									
Inning Stats	R: 1 E: 0 K: 0 S: 6	H: 2 LOB: 1 BB: 0 P: 11	R: 0 E: 0 K: 0 S: 6	H: 1 LOB: 0 BB: 0 P: 9	R: 0 E: 0 K: 1 S: 8	H: 1 LOB: 0 BB: 0 P: 14	R: 0 E: 0 K: 0 S: 8	H: 0 LOB: 1 BB: 1 P: 13	R: 0 E: 0 K: 1 S: 10	H: 2 LOB: 1 BB: 0 P: 13	R: 0 E: 0 K: 0 S: 6	H: 0 LOB: 2 BB: 1 P: 11	R: 0 E: 0 K: 0 S: 8	H: 1 LOB: 2 BB: 1 P: 12	R: 0 E: 0 K: 1 S: 13	H: 0 LOB: 0 BB: 0 P: 20	R: 0 E: 0 K: 1 S: 10	H: 1 LOB: 1 BB: 0 P: 16	1B: 5 2B: 4 3B: 0 HR: 0	SF: 0 SAC: 0 DP: 2 HBP: 0	WP: 0 PB: 0 SB: 0 CS: 1	PA: 36			
PITCHER	IP	WLS	BF	H	R	ER	SO	BB	IBB	HBP	BLK	WP	HR	S	P	ERA	WHIP								
Jon Garland, R ERA: 4.61 (1, 1)	7.0	W	28	7	1	1	2	3	0	0	0	0	0	52	83	1.29	1.429								
Damaso Marte, L ERA: 2.41 (8, 1)	2.0	S	7	1	0	0	2	0	0	0	0	0	0	23	36	0.00	0.500								

AB	31
R	2
H	4
RBI	2
BB	3
SO	13
LOB	9



AB	32
R	1
H	8
RBI	1
BB	3
SO	4
LOB	18



Batter	1	2	3	4	5	6	7	8	9	AB	R	H	RBI	BB	SO	LOB	TOP				
Cristian Guzman, S OBP: 0.306, SLG: 0.370	F7		E4 1B	G3			P4		FC1-5	5	1	0	0	0	0	2					
20 Lew Ford, R OBP: 0.376, SLG: 0.478	P6		F7			P3	G6-3		K	5	0	0	0	0	1	3					
7 Joe Mauer, L OBP: 0.382, SLG: 0.597	3B		1B	2B		S	G6-3			3	1	2	0	1	0	0					
Corey Koskie, L OBP: 0.324, SLG: 0.488	K		1B			F7			K	4	1	1	2	0	2	2					
Tori Hunter, R OBP: 0.315, SLG: 0.459		G1-3	G5-3			G4-3			K	4	1	1	0	0	1	2					
Jacque Jones, L OBP: 0.308, SLG: 0.442		G1-3	1B			CS	1B		F7	4	0	2	1	0	0	1					
Doug Mientkiewicz, L OBP: 0.329, SLG: 0.341		HR				G4-3			L8	3	1	1	2	1	0	0					
Luis Rivas, R OBP: 0.301, SLG: 0.425		K				F7			2B	3	1	1	0	1	1	1					
Kyle Lohse, R Michael Restovich, R J.C. Romero, S Matthew LeCroy, R 8 Nick Punto, S 36 Joe Nathan, R		K				G5-3			E9	1	0	0	0	0	0	1					
Inning Stats	R: 0 E: 0 K: 1 S: 13	H: 1 LOB: 1 BB: 0 P: 21	R: 2 E: 0 K: 2 S: 10	H: 2 LOB: 0 BB: 0 P: 13	R: 3 E: 1 K: 0 S: 18	H: 3 LOB: 1 BB: 0 P: 25	R: 0 E: 0 K: 0 S: 9	H: 1 LOB: 1 BB: 1 P: 13	R: 0 E: 0 K: 0 S: 7	H: 0 LOB: 1 BB: 1 P: 12	R: 0 E: 0 K: 0 S: 7	H: 0 LOB: 0 BB: 0 P: 11	R: 0 E: 0 K: 2 S: 11	H: 0 LOB: 0 BB: 0 P: 16	R: 1 E: 1 K: 1 S: 12	H: 1 LOB: 2 BB: 1 P: 22	1B: 4 2B: 3 3B: 1 HR: 1	SF: 0 SAC: 1 DP: 0 HBP: 0	WP: 0 PB: 0 SB: 1 CS: 1	PA: 38	
PITCHER	IP	WLS	BF	H	R	ER	SO	BB	IBB	HBP	BLK	WP	HR	S	P	ERA	WHIP				
Steve Sparks, R ERA: 5.24	4.0		19	7	5	3	3	0	0	0	0	0	1	50	72	6.75	1.750				
Greg Aquino, R ERA: 5.24	2.0		8	1	0	0	0	2	0	0	0	0	0	14	28	0.00	1.500				
Stephen Randolph, L ERA: 3.97	2.1	L	8	0	1	0	2	1	0	0	0	0	0	22	37	0.00	0.429				
Brandon Villafuerte, R ERA: 2.92	0.2		3	1	0	0	1	0	0	0	0	0	0	8	12	0.00	1.500				

Minnesota Twins @ Arizona Diamondbacks
Bank One Ballpark, Phoenix, AZ
Fri Jul 02 2004, 10:05 PM EDT
Att: 27,045 - Sunny - 80 F

AB	34
R	6
H	9
RBI	5
BB	3
SO	6
LOB	12



Batter	1	2	3	4	5	6	7	8	9	AB	R	H	RBI	BB	SO	LOB	BOTTOM					
Roberto Alomar, S OBP: 0.313, SLG: 0.377	F8		G4-6-3	G3		P3			F8	5	0	1	1	0	0	2						
Steve Finley, L OBP: 0.383, SLG: 0.539	1B		G4-6-3	F8		G3			1B	5	0	2	0	0	0	3						
Danny Bautista, R OBP: 0.365, SLG: 0.476	1B		G4-6-3	1B	2B	G5-3			L7	5	1	2	0	0	1	1						
Luis Gonzalez, L OBP: 0.384, SLG: 0.528	G4-6-3		F8	F8		1B			P5	4	0	1	0	0	0	3						
Shea Hillenbrand, R OBP: 0.338, SLG: 0.446	F9		2B	1B	1B	1B			K	4	1	2	0	0	1	0						
Chad Tracy, L OBP: 0.333, SLG: 0.422	G3-1		1B	E	2B	L9			G3-1	4	1	1	1	0	0	2						
Alex Cintron, S OBP: 0.291, SLG: 0.341 Brandon Villafuerte, R			E	1B	1B	G4-3			G5-3	4	1	2	1	0	0	2						
Juan Brito, R OBP: 0.222, SLG: 0.255	F9		E6	G3		G6-3			G6-3	4	1	0	1	0	0	2						
Steve Sparks, R Scott Hairston, R Greg Aquino, R Andy Green, R Stephen Randolph, L Tim Olson, R	F9		G3	1B		G6-3			F8	1	0	0	0	0	0	0						
Inning Stats	R: 0 E: 0 K: 0 S: 8	H: 2 LOB: 1 BB: 0 P: 13	R: 0 E: 0 K: 0 S: 9	H: 1 LOB: 0 BB: 0 P: 11	R: 0 E: 0 K: 0 S: 7	H: 1 LOB: 0 BB: 0 P: 9	R: 5 E: 1 K: 0 S: 16	H: 5 LOB: 1 BB: 0 P: 27	R: 0 E: 0 K: 0 S: 8	H: 2 LOB: 2 BB: 0 P: 17	R: 0 E: 0 K: 0 S: 7	H: 0 LOB: 1 BB: 1 P: 14	R: 0 E: 0 K: 1 S: 9	H: 0 LOB: 0 BB: 0 P: 14	R: 0 E: 0 K: 0 S: 4	H: 0 LOB: 0 BB: 0 P: 6	R: 0 E: 0 K: 1 S: 10	H: 1 LOB: 1 BB: 0 P: 16	1B: 10 2B: 2 3B: 0 HR: 0	SF: 0 SAC: 0 DP: 2 HBP: 0	WP: 0 PB: 0 SB: 0 CS: 0	PA: 39
PITCHER	IP	WLS	BF	H	R	ER	SO	BB	IBB	HBP	BLK	WP	HR	S	P	ERA	WHIP					
Kyle Lohse, R ERA: 5.14	5.0		25	11	5	3	0	0	0	0	0	0	0	48	77	5.40	2.200					
J.C. Romero, L ERA: 5.03	3.0	W	10	0	0	0	1	1	0	0	0	0	0	20	34	0.00	0.333					
36 Joe Nathan, R ERA: 1.19	1.0	S	4	1	0	0	1	0	0	0	0	0	0	10	16	0.00	1.000					

Minnesota Twins @ Arizona Diamondbacks
Bank One Ballpark, Phoenix, AZ
Fri Jul 02 2004, 10:05 PM EDT
Att: 27,045 - Sunny - 80 F

AB	38
R	5
H	12
RBI	5
BB	1
SO	2
LOB	15



Batter	1	2	3	4	5	6	7	8	9	AB	R	H	RBI	BB	SO	LOB	TOP										
Cristian Guzman, S OBP: 0.304, SLG: 0.367 (1, 6)	2-2 G6-3	2-2 F9		0-2 F7			1-1 L8		0-0 BB SF9 1B	5	1	1	0	0	0	0											
20 Lew Ford, R OBP: 0.379, SLG: 0.482 (1, 7)	4-2 BB		1-1 7 HR	1-1 G6-3			0-1 7 7 S		0-1 F9	4	1	2	0	1	0	1											
7 Joe Mauer, L OBP: 0.394, SLG: 0.634 (1, 2)	1-2 P5		1-1 2H HR		0-0 G5-4-3 1B		2-3 K		0-2 SF9 BB 1B	5	2	3	2	0	1	2											
Corey Koskie, L OBP: 0.321, SLG: 0.479 (1, 5)	3-2 P5		2-3 K		3-2 G5-4-3 1-2 1B		0-2 G4-3		4-0 1B 1-2 2-3 BB	4	0	0	0	1	1	3											
Tori Hunter, R OBP: 0.316, SLG: 0.464 (1, 8)		0-0 G6-3	2-2 P6		2-1 2B				1-2 1B 1B 2-3 3-H	4	0	2	1	0	0	0											
Jacque Jones, L OBP: 0.316, SLG: 0.446 (1, 9)		4-2 HR BB	3-2 2B 1B		0-1 G6-3				2-1 BB 1B 1-3 3-H	4	2	3	1	1	0	1											
Doug Mientkiewicz, L OBP: 0.332, SLG: 0.358 (1, 3)		1-1 1-H HR	3-1 1-H 2B		0-1 G1-3				4-1 BB 1-2 BB G6-4-3	4	1	2	3	1	0	2											
Luis Rivas, R OBP: 0.300, SLG: 0.437 (1, 4)		1-0 HR	3-3 K		1-3 K				1-3 K	4	1	1	1	0	3	4											
Terry Mulholland, R (1, 1)		0-0 G5-3		0-1 G6-3					2-1 G6-4-3 1-2	2	0	0	0	0	0	0											
Michael Restovich, R OBP: 0.231, SLG: 0.250 (6, PH)										1	0	0	0	0	0	0											
Grant Balfour, R (6, 1)										0	0	0	0	0	0	0											
Matthew LeCroy, R OBP: 0.343, SLG: 0.460 (8, PH)										1	0	0	0	0	0	3											
Juan Rincon, R (8, 1)										0	0	0	0	0	0	0											
Inning Stats	R: 0 E: 0 K: 0 S: 11	H: 0 LOB: 1 BB: 1 P: 21	R: 3 E: 0 K: 0 S: 11	H: 2 LOB: 0 BB: 1 P: 19	R: 3 E: 0 K: 2 S: 19	H: 4 LOB: 1 BB: 0 P: 34	R: 0 E: 0 K: 0 S: 7	H: 0 LOB: 0 BB: 0 P: 8	R: 0 E: 0 K: 1 S: 8	H: 2 LOB: 1 BB: 0 P: 13	R: 0 E: 1 K: 1 S: 11	H: 1 LOB: 1 BB: 0 P: 14	R: 0 E: 0 K: 1 S: 9	H: 2 LOB: 2 BB: 1 P: 18	R: 2 E: 0 K: 0 S: 12	H: 3 LOB: 2 BB: 1 P: 18	1B: 8 2B: 3 3B: 0 HR: 3	SF: 1 SAC: 0 DP: 2 HBP: 0	WP: 0 PB: 0 SB: 1 CS: 1	PA: 43							
PITCHER	IP	WLS	BF	H	R	ER	SO	BB	IBB	HBP	BLK	WP	HR	S	P	ERA	WHIP										
Andrew Good, R ERA: 5.3 (1, 1)	2.2	L	16	6	6	6	1	2	0	0	0	0	3	37	67	20.25	3.000										
Elmer Dessens, R ERA: 5.17 (3, 1)	3.1		11	2	0	0	2	0	0	0	0	0	0	27	38	0.00	0.600										
Randy Choate, L ERA: 5.02 (7, 1)	1.0		4	1	0	0	1	0	0	0	0	0	0	11	14	0.00	1.000										
Brandon Villafuerte, R ERA: 3.95 (8, 1)	1.1		9	4	2	2	1	2	0	0	0	0	0	15	28	13.50	4.500										
Scott Service, R ERA: 6.32 (9, 1)	0.2		3	1	0	0	0	0	0	0	0	0	0	6	8	0.00	1.500										

Minnesota Twins @ Arizona Diamondbacks
Bank One Ballpark, Phoenix, AZ
Sat Jul 03 2004, 10:05 PM EDT
Att: 29,830 - Sunny - 76 F

AB	38
R	8
H	14
RBI	8
BB	4
SO	5
LOB	16



Batter	1	2	3	4	5	6	7	8	9	AB	R	H	RBI	BB	SO	LOB	BOTTOM											
Scott Hairston, R OBP: 0.327, SLG: 0.493 (1, 4)	0-1 L6		1-0 G5-3		0-0 G6-3 3B			2-3 K		4	1	1	0	0	1	0												
Steve Finley, L OBP: 0.355, SLG: 0.532 (1, 8)	1-2 F7		2-2 G6-3		0-0 G6-3			0-0 P4		4	0	0	1	0	0	0												
Danny Bautista, R OBP: 0.367, SLG: 0.475 (1, 9)	4-0 BB			0-1 G4-3	3-H F9			1-2 1B		3	0	1	0	1	0	0												
Luis Gonzalez, L OBP: 0.383, SLG: 0.534 (1, 7)	1-2 G4-3			1-1 HR		1-3 K		3-3 K		4	1	1	1	0	2	2												
Shea Hillenbrand, R OBP: 0.337, SLG: 0.444 (1, 3)		0-1 F7		0-0 G1-3		0-3 K		3-1 G3-1 B1-3 1B		4	0	1	0	0	1	0												
Tim Olson, R OBP: 0.338, SLG: 0.400 (1, 5)		2-1 1B		0-1 G6-3		0-0 F8		0-0 B1-3		4	0	1	0	0	0	1												
Alex Cintron, S OBP: 0.290, SLG: 0.339 (1, 6)		0-1 F9			0-1 HR 1B		2-3 K		0-2 G3-1	4	1	1	0	0	1	2												
Juan Brito, R OBP: 0.228, SLG: 0.315 (1, 2)		0-2 G5-3			2-1 HR		3-3 K		2-3 K	3	1	1	2	0	1	1												
Quinton McCracken, S OBP: 0.280, SLG: 0.348 (9, PH)					1-H HR					1	0	0	0	0	1	1												
Andrew Good, R (1, 1)										0	0	0	0	0	0	0												
Elmer Dessens, R (3, 1)										2	0	0	0	0	0	0												
Randy Choate, L (7, 1)										0	0	0	0	0	0	0												
Chad Tracy, L OBP: 0.355, SLG: 0.426 (7, PH)										1	0	0	0	0	1	0												
Brandon Villafuerte, R (8, 1)										0	0	0	0	0	0	0												
Scott Service, R (9, 1)										0	0	0	0	0	0	0												
Inning Stats	R: 0 E: 0 K: 0 S: 9	H: 0 LOB: 1 BB: 1 P: 15	R: 0 E: 0 K: 0 S: 9	H: 1 LOB: 1 BB: 0 P: 11	R: 0 E: 0 K: 0 S: 8	H: 0 LOB: 0 BB: 0 P: 12	R: 1 E: 0 K: 0 S: 7	H: 1 LOB: 0 BB: 0 P: 8	R: 3 E: 0 K: 2 S: 9	H: 3 LOB: 0 BB: 0 P: 12	R: 0 E: 0 K: 2 S: 7	H: 0 LOB: 0 BB: 0 P: 8	R: 0 E: 0 K: 3 S: 9	H: 0 LOB: 0 BB: 0 P: 16	R: 0 E: 0 K: 2 S: 12	H: 1 LOB: 1 BB: 0 P: 18	R: 0 E: 0 K: 1 S: 10	H: 1 LOB: 1 BB: 0 P: 15	1B: 4 2B: 0 3B: 1 HR: 2	SF: 0 SAC: 0 DP: 0 HBP: 0	WP: 0 PB: 0 SB: 0 CS: 0	PA: 35						
PITCHER	IP	WLS	BF	H	R	ER	SO	BB	IBB	HBP	BLK	WP	HR	S	P	ERA	WHIP											
Terry Mulholland, L ERA: 5.54 (1, 1)	5.0	W	21	5	4	4	0	1	0	0	0	0	0	2	42	58	7.20	1.200										
Grant Balfour, R ERA: 4.67 (6, 1)	2.0	H	6	0	0	0	5	0	0	0	0	0	0	16	24	0.00	0.000											
Juan Rincon, R ERA: 1.94 (8, 1)	2.0	S	8	2	0	0	3	0	0	0	0	0	0	22	33	0.00	1.000											

Minnesota Twins @ Arizona Diamondbacks
Bank One Ballpark, Phoenix, AZ
Sat Jul 03 2004, 10:05 PM EDT
Att: 29,830 - Sunny - 76 F

AB	34
R	4
H	7
RBI	4
BB	1
SO	8
LOB	7



Batter	1	2	3	4	5	6	7	8	9	AB	R	H	RBI	BB	SO	LOB	TOP			
8 Nick Punto, S OBP: 0.375, SLG: 0.271	F8		K			F9			E	4	1	1	0	0	1	0	Minnesota Twins @ Arizona Diamondbacks Bank One Ballpark, Phoenix, AZ Sun Jul 04 2004, 4:35 PM EDT Att: 31,732 - Dome - 79 F livebaseballscorecards.com			
5 Michael Cuddyer, R OBP: 0.308, SLG: 0.414	P3		K			K			K	4	0	0	0	0	3	1				
20 Lew Ford, R OBP: 0.378, SLG: 0.479	1B			L6		G5-3			K	4	0	1	0	0	1	1				
Matthew LeCroy, R OBP: 0.333, SLG: 0.446	P3			F7			P3		E9	4	0	0	0	0	0	1				
Tori Hunter, R OBP: 0.315, SLG: 0.461		1B		K			G6-3		G4-3	4	1	1	0	0	1	1				
Michael Restovich, R OBP: 0.250, SLG: 0.267					K		G4-3			3	0	1	0	0	1	0				
Henry Blanco, R OBP: 0.259, SLG: 0.329		G4-3			G5-3			G5-3		3	0	0	0	0	0	1				
Luis Rivas, R OBP: 0.301, SLG: 0.435			F7					K		3	0	1	0	0	1	0				
Carlos Silva, R Aaron Fultz, L				G4-3				K		2	0	0	0	0	1	1				
Jose Offerman, S Joe Roa, R								K		0	0	0	0	0	0	0				
Inning Stats	R: 0 E: 0 K: 0 S: 8	H: 1 LOB: 1 BB: 0 P: 9	R: 1 E: 0 K: 0 S: 8	H: 2 LOB: 0 BB: 0 P: 8	R: 0 E: 0 K: 2 S: 7	H: 0 LOB: 0 BB: 0 P: 12	R: 0 E: 0 K: 1 S: 8	H: 0 LOB: 0 BB: 0 P: 13	R: 0 E: 0 K: 2 S: 13	H: 1 LOB: 1 BB: 0 P: 16	R: 0 E: 0 K: 0 S: 4	H: 0 LOB: 0 BB: 0 P: 7	R: 0 E: 0 K: 2 S: 8	H: 0 LOB: 0 BB: 0 P: 11	R: 1 E: 1 K: 2 S: 15	H: 1 LOB: 1 BB: 0 P: 20	1B: 5 2B: 0 3B: 0 HR: 0	SF: 0 SAC: 0 DP: 1 HBP: 0	WP: 0 PB: 0 CS: 0	PA: 32
PITCHER Randy Johnson, L ERA: 2.9	IP: 9.0 WLS: W BF: 32 H: 5 R: 2 ER: 1 SO: 10 BB: 0 IBB: 0 HBP: 0 BLK: 0 WP: 0 HR: 0 S: 78 P: 108 ERA: 1.00 WHIP: 0.556																			

Batter	1	2	3	4	5	6	7	8	9	AB	R	H	RBI	BB	SO	LOB	BOTTOM			
Roberto Alomar, S OBP: 0.333, SLG: 0.385	FC4-6 BB		G4-3 HR			K	WP 1B	F8		4	1	2	0	1	1	0	Minnesota Twins @ Arizona Diamondbacks Bank One Ballpark, Phoenix, AZ Sun Jul 04 2004, 4:35 PM EDT Att: 31,732 - Dome - 79 F livebaseballscorecards.com			
Steve Finley, L OBP: 0.358, SLG: 0.528	FC4-6 BLK 3B		L7		1B		F7			4	1	1	0	0	0	3				
Luis Gonzalez, L OBP: 0.381, SLG: 0.530	G1-3		G4-3		1B	FC6-4 1B	K			4	0	1	0	0	1	3				
Shea Hillenbrand, R OBP: 0.342, SLG: 0.464	2B 3B		HR		1B	FC6-4				3	2	2	3	1	0	2				
Chad Tracy, L OBP: 0.335, SLG: 0.425	2B		F9			G6-4-3 1B	G1-3			4	0	2	1	0	0	2				
Alex Cintron, S OBP: 0.290, SLG: 0.345	F8			F7		G6-4-3		E		4	1	1	0	0	0	2				
Quinton McCracken, S OBP: 0.310, SLG: 0.444		P6		G4-3			1B	E8		4	1	2	1	0	0	0				
Robby Hammock, R OBP: 0.276, SLG: 0.375		G6-3			G5-3		1B	G6-3		4	0	1	0	0	0	0				
Randy Johnson, R OBP: 0.154, SLG: 0.158			K			K	G4-3	G4-3		4	0	0	0	0	2	2				
Inning Stats	R: 2 E: 0 K: 0 S: 15	H: 2 LOB: 1 BB: 1 P: 23	R: 0 E: 0 K: 1 S: 12	H: 0 LOB: 0 BB: 0 P: 15	R: 2 E: 0 K: 0 S: 14	H: 2 LOB: 0 BB: 0 P: 17	R: 0 E: 0 K: 0 S: 7	H: 0 LOB: 0 BB: 0 P: 11	R: 0 E: 0 K: 2 S: 16	H: 2 LOB: 2 BB: 0 P: 23	R: 0 E: 0 K: 0 S: 10	H: 3 LOB: 0 BB: 0 P: 14	R: 0 E: 0 K: 1 S: 12	H: 1 LOB: 1 BB: 1 P: 22	R: 2 E: 1 K: 0 S: 12	H: 2 LOB: 0 BB: 0 P: 15		1B: 7 2B: 1 3B: 3 HR: 1	SF: 0 SAC: 0 DP: 1 HBP: 0	WP: 1 PB: 0 CS: 0
PITCHER Carlos Silva, R ERA: 4.33 Aaron Fultz, L ERA: 4.68 Joe Roa, R ERA: 3.66	IP: 6.0 WLS: L BF: 27 H: 9 R: 4 ER: 4 SO: 3 BB: 1 IBB: 0 HBP: 0 BLK: 1 WP: 1 HR: 1 S: 74 P: 103 ERA: 6.00 WHIP: 1.667																			

Batter	1	2	3	4	5	6	7	8	9	AB	R	H	RBI	BB	SO	LOB	TOP		
9 David DeJesus, L (1, 8) OBP: 0.254, SLG: 0.167	1-1 G5-3 1B HBP		1-1 F8						0-0 G4-3	3	0	1	0	0	0	1			
Tony Graffanino, R (1, 4) OBP: 0.330, SLG: 0.330	1-0 G5-3 1B			1-2 G5-3					2-0 F8	4	0	1	0	0	0	2			
Ken Harvey, R (1, 3) OBP: 0.371, SLG: 0.480	0-1 G5-3 1-2 2-3f			1-2 G6-3					0-1 G4-3	4	0	0	0	0	0	3			
Matt Stairs, L (1, 10) OBP: 0.316, SLG: 0.458	0-3 K			0-3 K					0-0 L4	3	0	0	0	0	2	1			
4 Angel Berroa, R (1, 6) OBP: 0.272, SLG: 0.373		3-1 G5-3			1-3 K				3-2 G5-3	3	0	0	0	0	1	0			
Dee Brown, L (1, 7) OBP: 0.280, SLG: 0.244		3-2 P5			1-1 G4-3				0-1 FC5-4 1B	3	0	1	0	0	0	0			
Ruben Mateo, R (1, 9) OBP: 0.306, SLG: 0.442		1-0 G5-3			1-2 G5-3				1-2 FC5-4 G4-6-3 1B	3	0	0	0	0	0	1			
Desi Relaford, S (1, 5) OBP: 0.270, SLG: 0.259			1-3 K			0-2 G4-3			1-0 G4-6-3	3	0	0	0	0	1	1			
Alberto Castillo, R (1, 2) OBP: 0.364, SLG: 0.476			0-2 G5-3			0-1 P4			2-1 G4-3 1B	3	0	1	0	0	0	0			
Inning Stats	R: 0 E: 0 K: 1 S: 7	H: 1 LOB: 1 BB: 0 P: 9	R: 0 E: 0 K: 0 S: 9	H: 0 LOB: 0 BB: 0 P: 16	R: 0 E: 0 K: 1 S: 11	H: 0 LOB: 0 BB: 0 P: 13	R: 0 E: 0 K: 1 S: 11	H: 0 LOB: 0 BB: 0 P: 13	R: 0 E: 0 K: 1 S: 8	H: 1 LOB: 1 BB: 0 P: 11	R: 0 E: 0 K: 0 S: 6	H: 0 LOB: 0 BB: 0 P: 11	R: 0 E: 0 K: 0 S: 6	H: 1 LOB: 0 BB: 0 P: 8	R: 0 E: 0 K: 0 S: 6	H: 1 LOB: 1 BB: 0 P: 10	1B: 4 2B: 0 3B: 0 HR: 0	SF: 0 SAC: 0 DP: 2 HBP: 1	WP: 0 PA: 30 PB: 0 SB: 0 CS: 0
PITCHER Brad Radke, R (1, 1) ERA: 3.42	IP: 9.0 WLS: W BF: 30 H: 4 R: 0 ER: 0 SO: 4 BB: 0 IBB: 0 HBP: 1 BLK: 0 WP: 0 HR: 0 S: 74 P: 102 ERA: 0.00 WHIP: 0.444																		

Kansas City Royals @ Minnesota Twins
Hubert H. Humphrey Metrodome, Minneapolis, MN

AB 29
R 0
H 4
RBI 0
BB 0
SO 4
LOB 9



Mon Jul 05 2004, 8:10 PM EDT
Att: 16,191 - Unknown - 70 F

Batter	1	2	3	4	5	6	7	8	9	AB	R	H	RBI	BB	SO	LOB	BOTTOM		
Cristian Guzman, S (1, 6) OBP: 0.302, SLG: 0.365	0-2 L6	0-1 SAFE 20 1B 7 SF7 1B		2-2 G5-3			0-0 L7	0-0 G4-3		5	1	1	1	0	0	0			
20 Lew Ford, R (1, 7) OBP: 0.382, SLG: 0.490 (8, 8)	3-2 L3	0-2 1B			1-1 7 G4-3 2B		1-0 7 2B			4	2	3	1	0	0	0			
7 Joe Mauer, L (1, 2) OBP: 0.398, SLG: 0.647	1-2 1B	0-1 SF7 1B			1-2 G4-3		1-2 G1-3 2B			3	0	2	2	0	0	1			
Corey Koskie, L (1, 5) OBP: 0.324, SLG: 0.477	1-1 L8	1-0 2H 1B			4-0 BB		0-0 G1-3			3	0	1	1	1	0	2			
Tori Hunter, R (1, 8) OBP: 0.318, SLG: 0.459 Michael Restovich, R (8, 7) OBP: 0.250, SLG: 0.267		1-2 HR 1B	3-1 F9		4-0 BB		1-2 G5-3			3	1	1	0	1	0	1			
Jacque Jones, L (1, 9) OBP: 0.315, SLG: 0.454		2-2 HR 1B	2-3 K		1-2 BB		0-0 G4-6-3			4	1	1	2	0	1	3			
Matthew LeCroy, R (1, 10) OBP: 0.324, SLG: 0.433		1-1 P6	2-3 K		0-0 G4-6-3			1-2 G6-3		4	0	0	0	0	2	0			
Doug Mientkiewicz, L (1, 3) OBP: 0.334, SLG: 0.364		1-2 8 1B 8 S 1B			2-1 G6-3		0-1 G6-3		2-2 8 HR 2B	4	2	2	0	0	0	0			
8 Nick Punto, S (1, 4) OBP: 0.383, SLG: 0.346		2-2 20 1B 1B			2-1 G4-3			1-0 2H HR		4	2	2	2	0	1	0			
Inning Stats	R: 0 E: 0 K: 0 S: 17	H: 1 LOB: 1 BB: 0 P: 22	R: 6 E: 0 K: 0 S: 25	H: 7 LOB: 1 BB: 0 P: 33	R: 0 E: 0 K: 2 S: 8	H: 0 LOB: 0 BB: 0 P: 15	R: 0 E: 0 K: 0 S: 7	H: 0 LOB: 0 BB: 0 P: 13	R: 0 E: 0 K: 0 S: 8	H: 1 LOB: 2 BB: 2 P: 18	R: 0 E: 0 K: 1 S: 7	H: 0 LOB: 0 BB: 0 P: 11	R: 1 E: 0 K: 0 S: 11	H: 2 LOB: 1 BB: 0 P: 14	R: 2 E: 0 K: 1 S: 13	H: 2 LOB: 0 BB: 0 P: 20	1B: 7 2B: 4 3B: 0 HR: 2	SF: 1 SAC: 0 DP: 1 HBP: 0	WP: 0 PA: 37 PB: 0 SB: 1 CS: 0
PITCHER 41 Jimmy Gobble, L (1, 1) ERA: 5.28 Ryan Bukvich, R (5, 1) ERA: Brian Anderson, L (7, 1) ERA: 7.32	IP: 4.1 WLS: L BF: 22 H: 6 R: 0 ER: 6 SO: 2 BB: 1 IBB: 0 HBP: 0 BLK: 0 WP: 0 HR: 1 S: 64 P: 96 ERA: 12.46 WHIP: 2.308																		

Kansas City Royals @ Minnesota Twins
Hubert H. Humphrey Metrodome, Minneapolis, MN

AB 34
R 9
H 13
RBI 9
BB 2
SO 4
LOB 7



Mon Jul 05 2004, 8:10 PM EDT
Att: 16,191 - Unknown - 70 F

Batter	1	2	3	4	5	6	7	8	9	AB	R	H	RBI	BB	SO	LOB	TOP					
Desi Relaford, S OBP: 0.280, SLG: 0.262	1-2 1B		4-2 BB			3-2 F8			4-1 BB	2	0	1	0	2	0	0	Kansas City Royals @ Minnesota Twins Hubert H. Humphrey Metrodome, Minneapolis, MN Tue Jul 06 2004, 8:10 PM EDT Att: 18,038 - Unknown - 70 F livebaseballscorecards.com					
4 Angel Berroa, R OBP: 0.288, SLG: 0.367	0-0 F9		0-3 K			1-3 K			0-2 F9	4	0	0	0	0	2	3						
Ken Harvey, R OBP: 0.366, SLG: 0.473	1-3 K		0-3 K2-3			2-3 K			0-1 G4-6-3	4	0	0	0	0	3	3						
Matt Stairs, L OBP: 0.313, SLG: 0.452	0-3 K			0-0 G3					2-1 G3-1	3	0	0	0	0	1	1						
Ruben Mateo, R OBP: 0.308, SLG: 0.435		1-0 1B		1-3 K					2-3 K	3	0	1	0	0	2	0						
Tony Graffanino, R OBP: 0.326, SLG: 0.325	1-2 F9		0-0 G1-3						3-1 G6-3	3	0	0	0	0	0	1						
Dee Brown, L OBP: 0.283, SLG: 0.250		0-3 K			1-1 CS 1B				1-1 G4-3	3	0	1	0	0	1	1						
14 John Buck, R OBP: 0.154, SLG: 0.120		0-3 K			1-2 F8				0-3 K	3	0	0	0	0	2	2						
José Bautista, R OBP: 0.268, SLG: 0.167			1-3 K			2-3 K			1-1 G6-3	3	0	0	0	0	2	1						
Inning Stats	R: 0 E: 0 K: 2 S: 10	H: 1 LOB: 1 BB: 0 P: 12	R: 0 E: 0 K: 2 S: 12	H: 1 LOB: 1 BB: 0 P: 14	R: 0 E: 0 K: 3 S: 12	H: 0 LOB: 1 BB: 1 P: 17	R: 0 E: 0 K: 1 S: 5	H: 0 LOB: 0 BB: 0 P: 6	R: 0 E: 0 K: 1 S: 8	H: 1 LOB: 0 BB: 0 P: 12	R: 0 E: 0 K: 2 S: 14	H: 0 LOB: 0 BB: 0 P: 20	R: 0 E: 0 K: 1 S: 7	H: 0 LOB: 0 BB: 0 P: 14	R: 0 E: 0 K: 1 S: 7	H: 0 LOB: 0 BB: 0 P: 9	R: 0 E: 0 K: 0 S: 6	H: 0 LOB: 0 BB: 0 P: 10	1B: 3 2B: 0 3B: 0 HR: 0	SF: 0 SAC: 0 DP: 1 HBP: 0	WP: 0 PB: 0 SB: 0 CS: 1	PA: 30
PITCHER Johan Santana, L ERA: 3.89	IP: 9.0 WLS: W BF: 30 H: 3 R: 0 ER: 0 SO: 13 BB: 2 IBB: 0 HBP: 0 BLK: 0 WP: 0 HR: 0 S: 81 P: 114 ERA: 0.00 WHIP: 0.556															PITCHER						

Batter	1	2	3	4	5	6	7	8	9	AB	R	H	RBI	BB	SO	LOB	BOTTOM					
Cristian Guzman, S OBP: 0.302, SLG: 0.366	3-1 P4		2-3 K			2-2 20 L8 7 BLK 2B			1-0 F9	4	1	1	0	0	1	1	Kansas City Royals @ Minnesota Twins Hubert H. Humphrey Metrodome, Minneapolis, MN Tue Jul 06 2004, 8:10 PM EDT Att: 18,038 - Unknown - 70 F livebaseballscorecards.com					
20 Lew Ford, R OBP: 0.381, SLG: 0.486	3-1 G5-3		2-1 FC5-4			1-1 L8			1-0 E9	4	0	1	0	0	0	2						
7 Joe Mauer, L OBP: 0.382, SLG: 0.618	0-1 L8				1-2 F7				0-2 L4	4	0	0	0	0	0	1						
Corey Koskie, L OBP: 0.323, SLG: 0.470		0-1 G6-3			3-1 G1-3				4-2 2B 1B BB	3	1	0	0	1	0	0						
Tori Hunter, R OBP: 0.325, SLG: 0.478		0-1 HR			2-3 K				2-2 1B 2B	3	2	2	1	1	1	0						
Jacque Jones, L OBP: 0.318, SLG: 0.451		1-3 K			4-1 BB				4-0 1B IBB	2	0	0	0	2	1	1						
Jose Offerman, S OBP: 0.346, SLG: 0.369		3-2 P5			0-0 L4				2-1 1B	3	0	1	2	0	0	1						
Doug Mientkiewicz, L OBP: 0.334, SLG: 0.364			2-1 20 FC5-4 1B			1-1 P4			1-3 2-H 3-H 2-3 1B	3	0	1	0	0	1	3						
Luis Rivas, R OBP: 0.296, SLG: 0.429			1-3 K			1-1 K			2-1 P3	3	0	0	0	0	2	2						
Inning Stats	R: 0 E: 0 K: 0 S: 6	H: 0 LOB: 0 BB: 0 P: 12	R: 1 E: 0 K: 1 S: 10	H: 1 LOB: 0 BB: 0 P: 14	R: 0 E: 0 K: 2 S: 12	H: 1 LOB: 1 BB: 0 P: 19	R: 0 E: 0 K: 1 S: 9	H: 0 LOB: 0 BB: 0 P: 15	R: 0 E: 0 K: 1 S: 7	H: 0 LOB: 1 BB: 1 P: 13	R: 3 E: 0 K: 1 S: 20	H: 3 LOB: 2 BB: 2 P: 37	R: 0 E: 1 K: 0 S: 9	H: 1 LOB: 1 BB: 0 P: 13	R: 0 E: 0 K: 0 S: 7	H: 0 LOB: 0 BB: 1 P: 14	R: 0 E: 0 K: 0 S: 6	H: 0 LOB: 0 BB: 0 P: 10	1B: 3 2B: 2 3B: 0 HR: 1	SF: 0 SAC: 0 DP: 0 HBP: 0	WP: 0 PB: 0 SB: 0 CS: 1	PA: 33
PITCHER 23 Zack Greinke, R ERA: 3.86	IP: 5.2 WLS: L BF: 25 H: 5 R: 4 ER: 4 SO: 5 BB: 2 IBB: 1 HBP: 0 BLK: 1 WP: 0 HR: 1 S: 60 P: 104 ERA: 6.35 WHIP: 1.235															PITCHER						
Jaime Cerda, L ERA: 2.16	1.1 5 1 0 0 1 0 0 0 0 0 0 13 19 0.00 0.750																					
Nate Field, R ERA: 3.82	1.0 3 0 0 0 0 1 0 0 0 0 0 7 14 0.00 1.000																					

Batter	1	2	3	4	5	6	7	8	9	AB	R	H	RBI	BB	SO	LOB	TOP			
Desi Relaford, S OBP: 0.280, SLG: 0.257	1-1 SH1-3 HBP		2-2 G3		2-2 F8			0-0 F7		3	0	0	0	0	0	0	Kansas City Royals @ Minnesota Twins Hubert H. Humphrey Metrodome, Minneapolis, MN Wed Jul 07 2004, 8:10 PM EDT Att: 19,534 - Unknown - 70 F livebaseballscorecards.com			
4 Angel Berroa, R OBP: 0.265, SLG: 0.363	1-1 SH1-3		1-1 G5-3			2-2 G1-3		0-2 G5-3		3	0	0	0	0	0	0				
Ken Harvey, R OBP: 0.365, SLG: 0.468	1-1 G5-4-3 HBP		3-2 G5-3			0-1 G4-3		2-3 K		3	0	0	0	0	1	0				
Matt Stairs, L OBP: 0.311, SLG: 0.448	1-2 G5-4-3			0-0 1B		3-2 G6-3			2-1 G4-3	4	0	1	0	0	0	2				
Ruben Mateo, R OBP: 0.304, SLG: 0.420		0-2 1B		0-0 P4			0-2 G6-3		1-2 G6-3	4	0	1	0	0	0	1				
Dee Brown, L OBP: 0.316, SLG: 0.288		0-2 1B		2-2 G5-4-3 1B			1-1 1B		1-3 K	4	0	3	0	0	1	0				
Tony Graffanino, R OBP: 0.326, SLG: 0.325		2-3 K		0-0 G5-4-3 1B			1-2 1B			3	0	1	0	0	1	4				
14 John Buck, R OBP: 0.138, SLG: 0.107		0-0 F8			2-3 K			0-3 K		3	0	0	0	0	2	4				
Damian Jackson, R OBP: 0.172, SLG: 0.231		3-3 K			1-0 F8			1-3 K		3	0	0	0	0	2	4				
Inning Stats	R: 0 E: 0 K: 0 S: 7	H: 0 LOB: 1 BB: 0 P: 11	R: 0 E: 0 K: 2 S: 13	H: 2 LOB: 2 BB: 0 P: 18	R: 0 E: 0 K: 0 S: 9	H: 0 LOB: 0 BB: 0 P: 15	R: 0 E: 0 K: 0 S: 6	H: 2 LOB: 1 BB: 0 P: 8	R: 0 E: 0 K: 1 S: 9	H: 0 LOB: 0 BB: 0 P: 14	R: 0 E: 0 K: 0 S: 9	H: 2 LOB: 2 BB: 0 P: 17	R: 0 E: 0 K: 1 S: 7	H: 0 LOB: 0 BB: 0 P: 9	R: 0 E: 0 K: 1 S: 8	H: 0 LOB: 0 BB: 0 P: 12	1B: 6 2B: 0 3B: 0 HR: 0	SF: 0 SAC: 1 DP: 2 HBP: 2	WP: 0 PB: 0 SB: 1 CS: 0	PA: 33
PITCHER Kyle Lohse, R ERA: 4.71	IP: 9.0 WLS: W BF: 33 H: 6 R: 0 ER: 0 SO: 7 BB: 0 IBB: 0 HBP: 2 BLK: 0 WP: 0 HR: 0 S: 82 P: 118 ERA: 0.00 WHIP: 0.667															PITCHER				

Batter	1	2	3	4	5	6	7	8	9	AB	R	H	RBI	BB	SO	LOB	BOTTOM			
Cristian Guzman, S OBP: 0.309, SLG: 0.376	2-1 20 1B	2-0 E5 20 1B		0-1 FC6-4 20 1B	0-0 FC5-4 20 1B		1-0 1B 7 1B			5	3	4	0	0	0	0	Kansas City Royals @ Minnesota Twins Hubert H. Humphrey Metrodome, Minneapolis, MN Wed Jul 07 2004, 8:10 PM EDT Att: 19,534 - Unknown - 70 F livebaseballscorecards.com			
20 Lew Ford, R OBP: 0.382, SLG: 0.487	2-2 BB 7 1B	1-1 7 1B		1-2 FC6-4 7 2B	2-1 FC5-4 7 1B		1-0 F8			4	3	2	1	0	0	2				
Michael Restovich, R OBP: 0.235, SLG: 0.250		1-2 G4-6-3 1B		1-2 2B	1-2 G6-4-3					1	0	0	0	0	0	1				
7 Joe Mauer, L OBP: 0.402, SLG: 0.638	2-2 G3 BB 2B	3-2 G4-6-3 HBP 1B		1-0 2B	3-2 G6-4-3		3-2 G3-1 1B			5	2	4	1	0	0	1				
Corey Koskie, L OBP: 0.332, SLG: 0.477	2-3 K	1-0 G4-6-3 HBP 1B		4-0 2B 5 BB IBB		0-0 FC4-6 2B	0-0 G3-1 1B			3	2	2	0	1	1	2				
Tori Hunter, R OBP: 0.330, SLG: 0.482	4-2 G3 2B BB	0-0 G4-6-3		0-0 FC4-5 2B		2-2 HBP 1B	0-2 G3-1			4	2	2	3	1	0	4				
Jacque Jones, L OBP: 0.316, SLG: 0.445	1-2 2-3 3-H G3	1-2 2-3 3-H K		1-3 2-H 3-H FC4-5 5 BB BB		2-3 E 1B	1-2 2-3 3-H K			4	0	0	1	0	2	7				
Matthew LeCroy, R OBP: 0.327, SLG: 0.435	2-1 2B		2-3 K	4-0 5 BB BB		1-0 FC4-6 HBP 1B	1-3 K			4	0	1	3	1	2	1				
5 Michael Cuddyer, R OBP: 0.310, SLG: 0.408	1-0 HBP		3-2 G4-3	4-1 BB		0-1 L4	2-3 K			3	0	0	1	1	1	1				
8 Nick Punto, S OBP: 0.354, SLG: 0.316	1-3 K		2-2 G3	1-2 2-3 3-H BB		0-0 F7	1-2 G4-3			5	0	0	0	0	1	6				
Inning Stats	R: 4 E: 0 K: 2 S: 23	H: 4 LOB: 2 BB: 1 P: 39	R: 2 E: 1 K: 1 S: 10	H: 2 LOB: 1 BB: 0 P: 20	R: 0 E: 0 K: 1 S: 10	H: 0 LOB: 0 BB: 0 P: 17	R: 3 E: 0 K: 0 S: 10	H: 3 LOB: 3 BB: 3 P: 25	R: 0 E: 0 K: 0 S: 7	H: 1 LOB: 0 BB: 0 P: 12	R: 2 E: 0 K: 0 S: 8	H: 2 LOB: 1 BB: 0 P: 12	R: 1 E: 0 K: 1 S: 12	H: 3 LOB: 2 BB: 0 P: 17	R: 0 E: 0 K: 2 S: 9	H: 0 LOB: 0 BB: 0 P: 13	1B: 10 2B: 5 3B: 0 HR: 0	SF: 0 SAC: 0 DP: 2 HBP: 3	WP: 0 PB: 0 SB: 0 CS: 0	PA: 45
PITCHER Dennys Reyes, L ERA: 4.63	IP: 1.0 WLS: L BF: 13 H: 6 R: 6 ER: 4 SO: 2 BB: 1 IBB: 0 HBP: 2 BLK: 0 WP: 0 HR: 0 S: 29 P: 52 ERA: 36.00 WHIP: 7.000															PITCHER				
Justin Huisman, R ERA: 6.75	2.2 3 3 3 2 1 1 0 0 0 0 22 43 10.12 1.500																			
Scott Sullivan, R ERA: 3.38	2.1 11 3 2 1 0 1 0 1 0 0 17 30 3.86 1.714																			
Rudy Seanez, R ERA: 8.17	1.0 6 3 1 1 1 0 0 0 0 0 12 17 9.00 3.000																			
Ryan Bukvich, R ERA:	1.0 3 0 0 0 2 0 0 0 0 0 9 13 0.00 0.000																			

Batter	1	2	3	4	5	6	7	8	9	AB	R	H	RBI	BB	SO	LOB	TOP										
20 Omar Infante, R OBP: 0.360, SLG: 0.485	1-1 G5-3	0-0 G4-3		2-2 G6-3			0-3 K		2-3 K	5	0	0	0	0	2	1											
Bobby Higginson, L OBP: 0.372, SLG: 0.405	0-3 K	0-0 1B		1-2 F8			3-2 G4-3			4	0	1	0	0	1	0											
Ivan Rodriguez, R OBP: 0.413, SLG: 0.558	1-2 1B 9 HR	0-1 P4			1-2 G5-3		1-0 G5-3			4	1	1	0	0	0	1											
Rondell White, R OBP: 0.347, SLG: 0.468	0-0 9 HR	2-2 P4			0-0 P5			1-2 G6-3		4	1	1	0	0	0	1											
9 Carlos Guillen, S OBP: 0.391, SLG: 0.562	2-1 HR		0-1 F7		1-1 G4-1			1-2 G4-3		4	1	1	3	0	0	0											
Carlos Pena, L OBP: 0.321, SLG: 0.443	1-2 1B		0-2 G1-3			1-0 F8		2-2 G6-3		4	0	1	0	0	0	0											
Eric Munson, L OBP: 0.313, SLG: 0.472	0-0 1B		1-1 L6			1-0 G6-3			2-1 F9	4	0	1	0	0	0	0											
33 Marcus Thames, R OBP: 0.229, SLG: 0.313	0-3 K			3-3 K		0-0 2B		1-1 1B		4	0	2	0	0	2	2											
Jason Smith, L OBP: 0.372, SLG: 0.683		0-2 HR		0-0 HR		0-2 G6-3		0-3 K		4	2	2	2	0	1	2											
Inning Stats	R: 3 E: 0 K: 2 S: 18	H: 5 LOB: 2 BB: 0 P: 23	R: 1 E: 0 K: 0 S: 12	H: 2 LOB: 1 BB: 0 P: 14	R: 0 E: 0 K: 0 S: 7	H: 0 LOB: 0 BB: 0 P: 8	R: 1 E: 0 K: 1 S: 15	H: 1 LOB: 0 BB: 0 P: 21	R: 0 E: 0 K: 0 S: 6	H: 1 LOB: 1 BB: 0 P: 9	R: 0 E: 0 K: 1 S: 8	H: 0 LOB: 0 BB: 0 P: 12	R: 0 E: 0 K: 0 S: 10	H: 0 LOB: 0 BB: 0 P: 14	R: 0 E: 0 K: 2 S: 10	H: 1 LOB: 1 BB: 0 P: 15	1B: 6 2B: 1 3B: 0 HR: 3	SF: 0 SAC: 0 DP: 0 HBP: 0	WP: 0 PA: 37 PB: 0 SB: 0 CS: 0								
PITCHER	IP	WLS	BF	H	R	ER	SO	BB	IBB	HBP	BLK	WP	HR	S	P	ERA	WHIP										
Carlos Silva, R ERA: 4.51	(1, 1)	5.2	L	26	9	5	5	3	0	0	0	0	3	61	79	7.94	1.588										
J.C. Romero, L ERA: 4.71	(6, 1)	2.1		7	0	0	0	1	0	0	0	0	0	22	30	0.00	0.000										
Aaron Fultz, L ERA: 4.54	(9, 1)	1.0		4	1	0	0	2	0	0	0	0	0	10	15	0.00	1.000										

Detroit Tigers @ Minnesota Twins
Hubert H. Humphrey Metrodome, Minneapolis, MN

AB 37
R 5
H 10
RBI 5
BB 0
SO 6
LOB 7



WP: 0 PA: 37
PB: 0
SB: 0
CS: 0

Detroit Tigers @ Minnesota Twins
Hubert H. Humphrey Metrodome, Minneapolis, MN

AB 34
R 3
H 9
RBI 2
BB 4
SO 2
LOB 16



WP: 1 PA: 39
PB: 0
SB: 1
CS: 0

Batter	1	2	3	4	5	6	7	8	9	AB	R	H	RBI	BB	SO	LOB	BOTTOM										
Cristian Guzman, S OBP: 0.315, SLG: 0.391	2-1 F7		1-0 G3		2-2 7 SF9 20 WP 1B		2-2 20 E 20 S 1B		4-1 BB	4	0	2	0	1	0	0											
20 Lew Ford, R OBP: 0.378, SLG: 0.475	3-2 G5-3		3-2 F8		4-2 1B		4-2 1B		1-0 F8	3	0	0	0	2	0	1											
7 Joe Mauer, L OBP: 0.379, SLG: 0.598	3-1 G6-3			2-2 1B	1-2 2-3 3-H BB		1-3 BB		1-2 F7	4	0	1	1	0	0	3											
Corey Koskie, L OBP: 0.333, SLG: 0.472		0-2 G4-3		3-2 F7	2-3 3-H K			0-0 2B FC6-4-4 1B		4	1	1	0	0	1	2											
Tori Hunter, R OBP: 0.335, SLG: 0.494		2-1 FC6-4 1B		0-2 2B		1-1 F9		0-0 FC6-5-4 2B		4	0	3	0	0	0	0											
Jacque Jones, L OBP: 0.314, SLG: 0.440		0-1 FC6-4 1B		2-0 G6-3		1-0 G4-3		3-3 K		4	0	0	0	0	1	4											
Michael Restovich, R OBP: 0.235, SLG: 0.250										0	0	0	0	0	0	0											
Matthew LeCroy, R OBP: 0.331, SLG: 0.434		1-0 1B			2-1 1B 20 WP BB 1B		0-0 G5-3		0-2 FC6-5-4-6	4	1	2	1	0	0	1											
Jose Offerman, S OBP: 0.343, SLG: 0.359		1-1 F7			4-2 20 WP 7 SF9 1B BB			2-1 F7	3	1	0	0	1	0	3												
Luis Rivas, R OBP: 0.291, SLG: 0.418			2-1 F9		0-0 L8		2-0 F7		2-2 G5-3	4	0	0	0	0	0	2											
Inning Stats	R: 0 E: 0 K: 0 S: 8	H: 0 LOB: 0 BB: 0 P: 16	R: 0 E: 0 K: 0 S: 10	H: 2 LOB: 2 BB: 0 P: 14	R: 0 E: 0 K: 0 S: 8	H: 0 LOB: 0 BB: 0 P: 14	R: 0 E: 0 K: 0 S: 11	H: 2 LOB: 1 BB: 0 P: 18	R: 2 E: 0 K: 1 S: 19	H: 2 LOB: 2 BB: 2 P: 35	R: 0 E: 0 K: 0 S: 4	H: 0 LOB: 0 BB: 0 P: 6	R: 0 E: 0 K: 0 S: 11	H: 1 LOB: 2 BB: 1 P: 23	R: 1 E: 0 K: 1 S: 10	H: 2 LOB: 1 BB: 0 P: 13	R: 0 E: 0 K: 0 S: 9	H: 0 LOB: 1 BB: 1 P: 17	1B: 7 2B: 2 3B: 0 HR: 0	SF: 1 SAC: 0 DP: 0 HBP: 0	WP: 1 PA: 39 PB: 0 SB: 1 CS: 0						
PITCHER	IP	WLS	BF	H	R	ER	SO	BB	IBB	HBP	BLK	WP	HR	S	P	ERA	WHIP										
Gary Knotts, R ERA: 5.06	(1, 1)	6.2	W	29	7	2	2	1	0	0	0	0	1	68	121	2.70	1.500										
Jamie Walker, L ERA: 3.18	(7, 1)	0.2	H	4	2	1	1	1	0	0	0	0	0	8	13	13.50	3.000										
Esteban Yan, R ERA: 4.14	(8, 1)	0.2	H	2	0	0	0	0	0	0	0	0	0	5	5	0.00	0.000										
Ugueth Urbina, R ERA: 4.76	(9, 1)	1.0	S	4	0	0	0	0	1	0	0	0	0	9	17	0.00	1.000										

WP: 1 PA: 39
PB: 0
SB: 1
CS: 0

Batter	1	2	3	4	5	6	7	8	9	AB	R	H	RBI	BB	SO	LOB	TOP					
20 Omar Infante, R OBP: 0.352, SLG: 0.486	L8		E1 G4-3					L6		4	0	0	0	0	1	0						
Bobby Higginson, L OBP: 0.392, SLG: 0.392	F8		K						P4	4	0	0	0	0	2	1						
9 Carlos Guillen, S OBP: 0.391, SLG: 0.558			G4-3						F7	3	0	0	0	1	0	1						
Dmitri Young, S OBP: 0.370, SLG: 0.519	K		K						K	4	0	0	0	0	3	2						
Rondell White, R OBP: 0.346, SLG: 0.465										2	0	0	0	1	1	0						
33 Marcus Thames, R OBP: 0.282, SLG: 0.462										3	0	1	0	0	1	0						
Mike DiFelice, R OBP: 0.375, SLG: 0.385										3	1	0	0	0	2	1						
Eric Munson, L OBP: 0.308, SLG: 0.475										3	1	1	2	0	1	0						
Jason Smith, L OBP: 0.347, SLG: 0.617										3	0	0	0	0	1	0						
Inning Stats	R: 0 H: 0 E: 0 S: 13	H: 0 LOB: 1 BB: 1 P: 21	R: 2 H: 2 E: 0 S: 9	H: 2 LOB: 0 BB: 1 P: 17	R: 0 H: 0 E: 1 S: 9	H: 0 LOB: 1 BB: 0 P: 13	R: 0 H: 0 E: 0 S: 9	H: 0 LOB: 0 BB: 0 P: 14	R: 0 H: 0 E: 0 S: 9	H: 0 LOB: 0 BB: 0 P: 9	R: 0 H: 0 E: 0 S: 6	H: 0 LOB: 0 BB: 0 P: 11	R: 0 H: 0 E: 0 S: 11	H: 0 LOB: 0 BB: 0 P: 12	R: 0 H: 0 E: 0 S: 5	H: 0 LOB: 0 BB: 0 P: 6	R: 0 H: 0 E: 0 S: 5	H: 0 LOB: 0 BB: 0 P: 7	1B: 0 2B: 1 3B: 0 HR: 1	SF: 0 SAC: 0 DP: 0 HBP: 0	WP: 0 PB: 0 SB: 1 CS: 0	PA: 31
PITCHER	IP	WLS	BF	H	R	ER	SO	BB	IBB	HBP	BLK	WP	HR	S	P	ERA	WHIP					
Johan Santana, L ERA: 3.78	(1, 1)	8.0	L	28	2	2	2	11	2	0	0	0	0	71	103	2.25	0.500					
36 Joe Nathan, R ERA: 1.13	(9, 1)	1.0	3	0	0	0	1	0	0	0	0	0	0	5	7	0.00	0.000					

Detroit Tigers @ Minnesota Twins
Hubert H. Humphrey Metrodome, Minneapolis, MN

AB 29
R 2
H 2
RBI 2
BB 2
SO 12
LOB 5



WP: 0 PA: 31
PB: 0
SB: 1
CS: 0

Sun Jul 11 2004, 2:10 PM EDT
Att: 21,618 - Unknown - 70 F

Batter	1	2	3	4	5	6	7	8	9	AB	R	H	RBI	BB	SO	LOB	BOTTOM					
Cristian Guzman, S OBP: 0.313, SLG: 0.390	K		K							4	0	1	0	0	2	0						
20 Lew Ford, R OBP: 0.374, SLG: 0.466	L9									4	0	0	0	0	2	2						
7 Joe Mauer, L OBP: 0.372, SLG: 0.575	G4-3									4	0	0	0	0	0	0						
Corey Koskie, L OBP: 0.331, SLG: 0.468										4	0	1	0	0	1	0						
Tori Hunter, R OBP: 0.329, SLG: 0.483										4	0	1	0	0	2	0						
Jacque Jones, L OBP: 0.313, SLG: 0.441										3	0	1	0	0	1	2						
Matthew LeCroy, R OBP: 0.327, SLG: 0.425										3	0	0	0	0	2	2						
Jose Offerman, S OBP: 0.343, SLG: 0.358										3	0	1	0	0	0	0						
8 Nick Punto, S OBP: 0.353, SLG: 0.305										2	0	0	0	1	1	2						
Inning Stats	R: 0 H: 0 E: 0 S: 7	H: 2 LOB: 1 BB: 0 P: 8	R: 0 H: 2 E: 0 S: 9	H: 2 LOB: 0 BB: 0 P: 15	R: 0 H: 0 E: 0 S: 6	H: 0 LOB: 0 BB: 0 P: 9	R: 0 H: 0 E: 0 S: 9	H: 0 LOB: 0 BB: 0 P: 11	R: 0 H: 1 E: 0 S: 15	H: 1 LOB: 2 BB: 0 P: 21	R: 0 H: 0 E: 0 S: 8	H: 0 LOB: 0 BB: 0 P: 12	R: 0 H: 1 E: 0 S: 8	H: 1 LOB: 1 BB: 0 P: 9	R: 0 H: 1 E: 0 S: 12	H: 1 LOB: 2 BB: 1 P: 19	R: 0 H: 0 E: 0 S: 10	H: 0 LOB: 0 BB: 0 P: 14	1B: 3 2B: 2 3B: 0 HR: 0	SF: 0 SAC: 0 DP: 1 HBP: 0	WP: 1 PB: 0 SB: 0 CS: 0	PA: 32
PITCHER	IP	WLS	BF	H	R	ER	SO	BB	IBB	HBP	BLK	WP	HR	S	P	ERA	WHIP					
Jason Johnson, R ERA: 4.24	(1, 1)	9.0	W	32	5	0	0	11	1	0	0	0	0	84	118	0.00	0.667					

Detroit Tigers @ Minnesota Twins
Hubert H. Humphrey Metrodome, Minneapolis, MN

AB 31
R 0
H 5
RBI 0
BB 1
SO 11
LOB 8



WP: 1 PA: 32
PB: 0
SB: 0
CS: 0

Sun Jul 11 2004, 2:10 PM EDT
Att: 21,618 - Unknown - 70 F

Batter	1	2	3	4	5	6	7	8	9	AB	R	H	RBI	BB	SO	LOB	TOP								
Shannon Stewart, R (1, 10) OBP: 0.399, SLG: 0.406	2-2 G4-6-3 1B			2-0 F8		2-2 G4-6-3 1B			0-3 K	4	0	2	0	0	1	0	Minnesota Twins @ Kansas City Royals Kauffman Stadium, Kansas City, MO Thu Jul 15 2004, 7:10 PM CDT Att: 18,540 - Sunny - 82 F								
8 Nick Punto, S (1, 6) OBP: 0.333, SLG: 0.286	1-2 G4-6-3 1-2f			1-3 K		0-0 G4-6-3 1-2f			2-1 E6 20 HBP	4	0	0	0	0	1	2									
20 Lew Ford, R (1, 7) OBP: 0.373, SLG: 0.462	0-1 F8			2-3 K			1-0 P6		1-1 HBP	3	0	0	0	0	1	0									
Corey Koskie, L (1, 5) OBP: 0.333, SLG: 0.467		2-2 1B			4-1 FC6-4 BB		0-1 G6-3		1-3 K	3	0	1	0	1	1	2									
Tori Hunter, R (1, 8) OBP: 0.324, SLG: 0.476		1-2 G1-3			2-2 FC6-4 G1-4-3 2B		2-1 P4		2-3 K	4	1	0	0	0	1	3									
Jacque Jones, L (1, 9) OBP: 0.311, SLG: 0.436		2-3 K			1 SAFE 1-2 G1-4-3 1-2				0-3 K	3	0	0	0	0	2	1									
Matthew LeCroy, R (1, 3) OBP: 0.327, SLG: 0.429				0-0 G5-3		0-0 2B		1-2 L4		3	0	1	1	0	0	0									
Henry Blanco, R (1, 2) OBP: 0.257, SLG: 0.325				0-1 G6-3		2-3 K		3-2 1B		3	0	1	0	0	1	1									
Luis Rivas, R (1, 4) OBP: 0.292, SLG: 0.413				1-1 F9			0-1 F9		0-3 K	2	0	0	0	0	0	0									
7 Joe Mauer, L (8, PH) OBP: 0.369, SLG: 0.570										1	0	0	0	0	1	1									
5 Michael Cuddyer, R (8, 4) OBP: 0.308, SLG: 0.402										0	0	0	0	0	0	0									
Inning Stats	R: 0 E: 0 K: 0 S: 9	H: 1 LOB: 0 BB: 0 P: 12	R: 0 E: 0 K: 1 S: 15	H: 1 LOB: 0 BB: 0 P: 20	R: 0 E: 0 K: 0 S: 5	H: 0 LOB: 0 BB: 0 P: 6	R: 0 E: 0 K: 2 S: 7	H: 0 LOB: 0 BB: 0 P: 12	R: 1 E: 0 K: 1 S: 16	H: 1 LOB: 1 BB: 1 P: 25	R: 0 E: 0 K: 0 S: 8	H: 1 LOB: 0 BB: 0 P: 10	R: 0 E: 0 K: 0 S: 5	H: 0 LOB: 0 BB: 0 P: 8	R: 0 E: 0 K: 2 S: 17	H: 1 LOB: 1 BB: 0 P: 21	R: 0 E: 1 K: 3 S: 16	H: 0 LOB: 2 BB: 0 P: 22	1B: 4 2B: 1 3B: 0 HR: 0	SF: 0 SAC: 0 DP: 2 HBP: 1	WP: 0 PB: 0 SB: 2 CS: 0	PA: 32			
PITCHER	IP	WLS	BF	H	R	ER	SO	BB	IBB	HBP	BLK	WP	HR	S	P	ERA	WHIP								
23 Zack Greinke, R (1, 1) ERA: 3.57	7.0	W	23	4	1	1	4	1	0	0	0	0	0	65	93	1.29	0.714								
Scott Sullivan, R (8, 1) ERA: 3.65	0.2	H	3	1	0	0	1	0	0	0	0	0	0	14	18	0.00	1.500								
Jaime Cerda, L (8, 1) ERA: 2.77	0.1	H	1	0	0	0	1	0	0	0	0	0	0	3	3	0.00	0.000								
Nate Field, R (9, 1) ERA: 3.63	0.1	H	3	0	0	0	1	0	0	1	0	0	0	6	9	0.00	0.000								
Dennys Reyes, L (9, 1) ERA: 4.6	0.1	H	1	0	0	0	1	0	0	0	0	0	0	4	5	0.00	0.000								
PITCHER	IP	WLS	BF	H	R	ER	SO	BB	IBB	HBP	BLK	WP	HR	S	P	ERA	WHIP								
Ryan Bukvich, R (9, 1) ERA:	0.1	S	1	0	0	0	1	0	0	0	0	0	0	6	8	0.00	0.000								

AB	30
R	1
H	5
RBI	1
BB	1
SO	9
LOB	10



Batter	1	2	3	4	5	6	7	8	9	AB	R	H	RBI	BB	SO	LOB	BOTTOM								
9 David DeJesus, L (1, 8) OBP: 0.266, SLG: 0.197	2-2 1B 29 1B		2-2 F8 S 1B		2-2 F7		1-1 F7			4	1	2	0	0	0	0	Minnesota Twins @ Kansas City Royals Kauffman Stadium, Kansas City, MO Thu Jul 15 2004, 7:10 PM CDT Att: 18,540 - Sunny - 82 F								
Tony Graffanino, R (1, 4) OBP: 0.325, SLG: 0.332	1 SAFE 0-1 1B 29 1B		2-2 F8 1-3		1-2 F7		2-0 29 2B 1B			4	1	2	0	0	0	1									
29 Mike Sweeney, R (1, 10) OBP: 0.340, SLG: 0.497	3-2 L4-6 1B 1-2 3H 1B		1-0 G5-3		3-2 BB 1B		1 SAFE 3-1 2B			4	0	3	1	0	0	1									
Matt Stairs, L (1, 9) OBP: 0.324, SLG: 0.464	3-3 K		4-1 BB		4-1 FC6-4 BB			2-3 K		2	0	0	0	2	2	2									
Ken Harvey, R (1, 3) OBP: 0.352, SLG: 0.449	2-2 1-2 2H 1B		2-2 G6-3		2-0 FC6-4 1-2f			0-3 K		4	0	1	1	0	1	4									
Dee Brown, L (1, 7) OBP: 0.315, SLG: 0.309	0-1 L4-6 2-2			1-0 G4-3		0-1 F7		0-0 FC6-4 1B		4	0	1	0	0	0	2									
4 Angel Berroa, R (1, 6) OBP: 0.278, SLG: 0.370		0-0 14 G6-3 1B		0-1 G4-3 14 WP S 1B		1-2 G6-3		0-0 FC6-4 1-2f		4	1	2	0	0	0	1									
Desi Relaford, S (1, 5) OBP: 0.275, SLG: 0.251		1-1 SAFE F7		2-0 G4-3		0-2 F9				3	0	0	0	0	0	2									
14 John Buck, R (1, 2) OBP: 0.233, SLG: 0.200		2-2 SAFE G6-3		2-3 K			0-1 P1			3	0	0	0	0	1	1									
Inning Stats	R: 2 E: 0 K: 1 S: 18	H: 4 LOB: 1 BB: 0 P: 28	R: 0 E: 0 K: 0 S: 6	H: 1 LOB: 0 BB: 0 P: 9	R: 0 E: 0 K: 0 S: 12	H: 1 LOB: 2 BB: 1 P: 23	R: 0 E: 0 K: 1 S: 11	H: 1 LOB: 0 BB: 0 P: 16	R: 0 E: 0 K: 0 S: 12	H: 1 LOB: 2 BB: 1 P: 24	R: 0 E: 0 K: 0 S: 8	H: 2 LOB: 2 BB: 0 P: 9	R: 0 E: 0 K: 2 S: 7	H: 1 LOB: 1 BB: 0 P: 13	R: 0 E: 0 K: 2 S: 9	H: 1 LOB: 1 BB: 0 P: 11	1B: 10 2B: 2 3B: 0 HR: 0	SF: 0 SAC: 0 DP: 2 HBP: 0	WP: 1 PB: 0 SB: 2 CS: 0	PA: 34					
PITCHER	IP	WLS	BF	H	R	ER	SO	BB	IBB	HBP	BLK	WP	HR	S	P	ERA	WHIP								
Kyle Lohse, R (1, 1) ERA: 4.74	5.0	L	23	8	3	3	2	2	0	0	0	0	0	59	100	5.40	2.000								
Joe Roa, R (6, 1) ERA: 3.48	2.0		7	2	0	0	0	0	0	0	0	0	0	15	22	0.00	1.000								
J.C. Romero, L (8, 1) ERA: 4.58	1.0		4	1	0	0	2	0	0	0	0	0	0	9	11	0.00	1.000								
PITCHER	IP	WLS	BF	H	R	ER	SO	BB	IBB	HBP	BLK	WP	HR	S	P	ERA	WHIP								

AB	32
R	3
H	11
RBI	2
BB	2
SO	4
LOB	14



Batter	1	2	3	4	5	6	7	8	9	AB	R	H	RBI	BB	SO	LOB	TOP										
Shannon Stewart, R (1, 10) OBP: 0.398, SLG: 0.426 Jose Offerman, S (7, PH) OBP: 0.340, SLG: 0.355	0-1 HR		1-1 P3		0-0 L9		2-1 F8			3	1	1	1	0	0	2											
Jacque Jones, L (1, 9) OBP: 0.315, SLG: 0.435	1-0 G3		0-0 1B		0-0 G3		4-2 BB			3	0	1	0	1	0	2											
20 Lew Ford, R (1, 7) OBP: 0.368, SLG: 0.456 (6, 8)	0-1 F7		0-0 G5-3			2-1 G6-3	0-0 F7			4	0	0	0	0	0	3											
33 Justin Morneau, L (1, 3) OBP: 0.323, SLG: 0.464	2-1 G3-1			2-1 G4-3		0-1 F8	0-0 F8			4	0	0	0	0	0	0											
Tori Hunter, R (1, 8) OBP: 0.322, SLG: 0.473 5 Michael Cuddyer, R (6, PH) OBP: 0.305, SLG: 0.398 (6, 7)	0-1 F7		0-0 L8		0-3 K		2-1 L7			2	0	0	0	0	0	0											
Corey Koskie, L (1, 5) OBP: 0.333, SLG: 0.469 8 Nick Punto, S (7, PR) OBP: 0.329, SLG: 0.281 (7, 5)	0-3 K		0-1 F8			3-2 2B	2-2 K			3	0	1	0	0	1	0											
Matthew LeCroy, R (1, 2) OBP: 0.337, SLG: 0.440	1-1 1B			4-0 L9 1B BB		0-1 1B SF7 2B	1-0 G1-3			3	1	2	1	1	0	0											
Cristian Guzman, S (1, 6) OBP: 0.312, SLG: 0.388	0-0 G4-3			2-2 K		0-0 K	0-1 G3-4-1			4	0	1	0	0	1	2											
Luis Rivas, R (1, 4) OBP: 0.291, SLG: 0.412			0-0 F9		1-1 1B	0-1 SF7	1-0 L6			3	0	1	1	0	0	0											
Inning Stats	R: 1 E: 0 K: 0 S: 7	H: 1 LOB: 0 BB: 0 P: 10	R: 0 E: 0 K: 1 S: 8	H: 1 LOB: 1 BB: 0 P: 9	R: 0 E: 0 K: 0 S: 5	H: 1 LOB: 1 BB: 0 P: 6	R: 0 E: 0 K: 0 S: 5	H: 0 LOB: 0 BB: 0 P: 7	R: 0 E: 0 K: 1 S: 7	H: 0 LOB: 0 BB: 0 P: 9	R: 2 E: 0 K: 0 S: 13	H: 3 LOB: 2 BB: 1 P: 22	R: 0 E: 0 K: 1 S: 6	H: 0 LOB: 0 BB: 0 P: 10	R: 0 E: 0 K: 0 S: 4	H: 0 LOB: 0 BB: 0 P: 6	1B: 4 2B: 2 3B: 0 HR: 1	SF: 1 SAC: 0 DP: 0 HBP: 0	WP: 0 PB: 0 SB: 1 CS: 0	PA: 36							
PITCHER	IP	WLS	BF	H	R	ER	SO	BB	IBB	HBP	BLK	WP	HR	S	P	ERA	WHIP										
Darrell May, L (1, 1) ERA: 5.15	7.0	W	30	7	3	3	3	2	0	0	0	0	1	52	77	3.86	1.286										
Rudy Seanez, R (8, 1) ERA: 4.91	2.0		6	0	0	0	1	0	0	0	0	0	0	10	16	0.00	0.000										

Minnesota Twins @ Kansas City Royals
Kauffman Stadium, Kansas City, MO
Fri Jul 16, 2004, 7:10 PM CDT
Att: 25,189 - Cloudy - 84 F

AB 33
R 3
H 7
RBI 3
BB 2
SO 4
LOB 11



Batter	1	2	3	4	5	6	7	8	9	AB	R	H	RBI	BB	SO	LOB	BOTTOM											
9 David DeJesus, L (1, 8) OBP: 0.274, SLG: 0.250	0-1 HR		0-2 2B 1B HR G6-3 1B	1-2 F9	1-2 F8		0-0 G4-3			5	2	2	1	0	0	0												
Tony Graffanino, R (1, 4) OBP: 0.327, SLG: 0.330	1-2 G6-3		0-0 G6-3	0-0 E5 2B 1B	4-1 2B BB		3-2 G6-3			4	1	1	0	1	0	1												
29 Mike Sweeney, R (1, 3) OBP: 0.347, SLG: 0.502	1-0 FC5-4 1B		2-1 4 BB HR 1B	1-0 4 HBP 1B 1B	1-0 E8 1B		1-0 G4-3			5	2	4	1	0	0	0												
Matt Stairs, L (1, 10) OBP: 0.326, SLG: 0.463	1-0 L7		1-2 P2	0-1 1B 4 HBP 1B	1-3 K		0-0 4 1B 1B			5	2	2	0	0	1	5												
4 Angel Berroa, R (1, 6) OBP: 0.286, SLG: 0.371	2-0 FC5-4		4-1 HR BB	1-0 1B HBP BB	4-2 BB		1-2 1B 1B			2	2	1	0	2	0	1												
Dee Brown, L (1, 7) OBP: 0.325, SLG: 0.361 José Bautista, R (8, PH) OBP: 0.262, SLG: 0.162 (9, 5)		3-3 K	2-2 HR	1-2 1B	2-3 K		2-2 F9			4	1	2	5	0	2	3												
Ruben Mateo, R (1, 9) OBP: 0.324, SLG: 0.426 Damian Jackson, R (8, 9) OBP: 0.156, SLG: 0.207	1-0 G4-3 2B		1-1 HR	1-2 1B	0-2 1B		3-3 K			4	1	3	2	0	0	0												
Desi Relaford, S (1, 5) OBP: 0.278, SLG: 0.271 (9, 7)	1-0 G4-3		1-2 HR	1-2 F7		2-3 K	2-1 K			5	1	2	3	0	1	3												
14 John Buck, R (1, 2) OBP: 0.208, SLG: 0.178	0-0 G6-3		2-3 K	0-3 K		0-2 F9	3-3 K			5	0	0	0	0	3	5												
Inning Stats	R: 1 E: 0 K: 0 S: 9	H: 2 LOB: 1 BB: 0 P: 14	R: 0 E: 0 K: 1 S: 7	H: 1 LOB: 0 BB: 0 P: 12	R: 6 E: 0 K: 1 S: 23	H: 5 LOB: 1 BB: 1 P: 36	R: 4 E: 1 K: 1 S: 19	H: 5 LOB: 2 BB: 0 P: 23	R: 0 E: 0 K: 2 S: 15	H: 1 LOB: 3 BB: 2 P: 28	R: 0 E: 0 K: 1 S: 9	H: 0 LOB: 0 BB: 0 P: 14	R: 0 E: 0 K: 0 S: 7	H: 0 LOB: 0 BB: 0 P: 11	R: 1 E: 0 K: 2 S: 17	H: 3 LOB: 2 BB: 0 P: 28	1B: 13 2B: 1 3B: 0 HR: 3	SF: 0 SAC: 0 DP: 0 HBP: 1	WP: 0 PB: 0 SB: 0 CS: 0	PA: 45								
PITCHER	IP	WLS	BF	H	R	ER	SO	BB	IBB	HBP	BLK	WP	HR	S	P	ERA	WHIP											
Brad Radke, R (1, 1) ERA: 3.89	3.0	L	18	8	7	7	2	1	0	0	0	0	0	3	39	62	21.00	3.000										
Joe Roa, R (4, 1) ERA: 4.32	0.1		7	5	4	4	0	0	0	1	0	0	0	14	18	108.00	15.000											
Grant Balfour, R (4, 1) ERA: 3.8	1.2		8	1	0	0	3	2	0	0	0	0	0	20	33	0.00	1.800											
Aaron Fultz, L (6, 1) ERA: 4.46	2.0		6	0	0	0	1	0	0	0	0	0	0	16	25	0.00	0.000											
Juan Rincon, R (8, 1) ERA: 2.0	1.0		6	3	1	1	2	0	0	0	0	0	0	17	28	9.00	3.000											

Minnesota Twins @ Kansas City Royals
Kauffman Stadium, Kansas City, MO
Fri Jul 16, 2004, 7:10 PM CDT
Att: 25,189 - Cloudy - 84 F

AB 41
R 12
H 17
RBI 12
BB 3
SO 8
LOB 22



Batter	1	2	3	4	5	6	7	8	9	AB	R	H	RBI	BB	SO	LOB	TOP					
Shannon Stewart, R (1.10) OBP: 0.394, SLG: 0.421	G5-3		G5-3			P4	E			4	0	1	0	0	0	1	Minnesota Twins @ Kansas City Royals Kauffman Stadium, Kansas City, MO Sat Jul 17 2004, 12:20 PM CDT Att: 30,094 - Cloudy - 83 F livebaseballscorecards.com					
Jacque Jones, L (1.9) OBP: 0.315, SLG: 0.438	K			F7		20 HR	2B	IBB		3	1	1	1	1	1	0						
20 Lew Ford, R (1.7) OBP: 0.370, SLG: 0.464	G4-3			HBP		HR	L3			3	1	1	2	0	0	3						
33 Justin Morneau, L (1.3) OBP: 0.314, SLG: 0.531		F8		G4-3		HR		G4-3		4	1	1	1	0	0	1						
Tori Hunter, R (1.8) OBP: 0.318, SLG: 0.466		P6		F9		K		P3		4	0	0	0	0	1	1						
Corey Koskie, L (1.5) OBP: 0.332, SLG: 0.466		S			L8	K		P5		4	0	1	0	0	1	0						
Cristian Guzman, S (1.6) OBP: 0.312, SLG: 0.385		G4-3			K		G3-1		G6-4-3	3	0	0	0	1	1	1						
Henry Blanco, R (1.2) OBP: 0.257, SLG: 0.323			P4		P3		E	F9		4	0	1	0	0	0	1						
Luis Rivas, R (1.4) OBP: 0.290, SLG: 0.413			G5-3			2B	F8		G6-4-3	4	1	1	0	0	0	2						
Inning Stats	R: 0 E: 0 K: 1 S: 12	H: 0 LOB: 0 BB: 0 P: 13	R: 0 E: 0 K: 0 S: 12	H: 1 LOB: 1 BB: 0 P: 15	R: 0 E: 0 K: 0 S: 9	H: 0 LOB: 0 BB: 0 P: 13	R: 0 E: 1 K: 0 S: 8	H: 0 LOB: 1 BB: 0 P: 17	R: 0 E: 0 K: 1 S: 9	H: 0 LOB: 0 BB: 0 P: 13	R: 4 E: 0 K: 2 S: 22	H: 4 LOB: 0 BB: 0 P: 29	R: 0 E: 1 K: 0 S: 8	H: 2 LOB: 3 BB: 1 P: 14	R: 0 E: 0 K: 0 S: 8	H: 0 LOB: 0 BB: 1 P: 13	R: 0 E: 0 K: 0 S: 9	H: 0 LOB: 0 BB: 1 P: 14	1B: 3 2B: 2 3B: 0 HR: 2	SF: 0 SAC: 0 DP: 1 HBP: 1	WP: 0 PB: 0 SB: 2 CS: 0	PA: 36
PITCHER	IP	WLS	BF	H	R	ER	SO	BB	IBB	HBP	BLK	WP	HR	S	P	ERA	WHIP					
41 Jimmy Gobble, L (1.1) ERA: 5.19	6.0	L	24	5	4	4	4	0	0	0	0	0	2	72	100	6.00	0.833					
Justin Huisman, R (7.1) ERA: 7.04	2.0		9	2	0	0	0	0	1	0	0	0	0	16	27	0.00	1.000					
Ryan Bukvich, R (9.1) ERA:	1.0		3	0	0	0	0	1	0	0	0	0	0	9	14	0.00	1.000					

Batter	1	2	3	4	5	6	7	8	9	AB	R	H	RBI	BB	SO	LOB	BOTTOM					
9 David DeJesus, L (1.8) OBP: 0.261, SLG: 0.238	K		G4-3		G3			G4-3		4	0	0	1	0	1	0	Minnesota Twins @ Kansas City Royals Kauffman Stadium, Kansas City, MO Sat Jul 17 2004, 12:20 PM CDT Att: 30,094 - Cloudy - 83 F livebaseballscorecards.com					
Tony Graffanino, R (1.4) OBP: 0.325, SLG: 0.328			29 WP			F8		F8		2	0	0	0	2	0	0						
29 Mike Sweeney, R (1.10) OBP: 0.343, SLG: 0.495			G4-3			K		F9		4	0	0	0	0	2	2						
Ken Harvey, R (1.3) OBP: 0.348, SLG: 0.443						G6-3		G4-3		4	0	0	0	0	2	1						
4 Angel Berroa, R (1.6) OBP: 0.289, SLG: 0.374		SH5-3				HBP		G5-3		3	0	1	0	0	0	0						
Dee Brown, L (1.7) OBP: 0.316, SLG: 0.351		SH5-3				F9		K		2	0	0	0	0	1	1						
Desi Relaford, S (1.9) OBP: 0.279, SLG: 0.268						F7		K		2	0	0	0	1	1	1						
Alberto Castillo, R (1.2) OBP: 0.360, SLG: 0.435						L5		WP	G4-3	2	1	0	0	1	1	1						
José Bautista, R (1.5) OBP: 0.244, SLG: 0.150								F8		3	0	0	0	0	1	1						
Inning Stats	R: 0 E: 0 K: 3 S: 11	H: 0 LOB: 1 BB: 1 P: 18	R: 0 E: 0 K: 1 S: 12	H: 1 LOB: 1 BB: 1 P: 17	R: 0 E: 0 K: 0 S: 6	H: 0 LOB: 1 BB: 1 P: 11	R: 0 E: 0 K: 1 S: 9	H: 0 LOB: 0 BB: 0 P: 16	R: 0 E: 0 K: 1 S: 7	H: 0 LOB: 0 BB: 0 P: 9	R: 0 E: 0 K: 1 S: 8	H: 0 LOB: 0 BB: 0 P: 12	R: 0 E: 0 K: 2 S: 11	H: 0 LOB: 0 BB: 0 P: 17	R: 1 E: 0 K: 0 S: 7	H: 0 LOB: 0 BB: 1 P: 15	R: 0 E: 0 K: 0 S: 5	H: 0 LOB: 0 BB: 0 P: 8	1B: 0 2B: 1 3B: 0 HR: 0	SF: 0 SAC: 1 DP: 0 HBP: 1	WP: 2 PB: 0 SB: 0 CS: 1	PA: 32
PITCHER	IP	WLS	BF	H	R	ER	SO	BB	IBB	HBP	BLK	WP	HR	S	P	ERA	WHIP					
Johan Santana, L (1.1) ERA: 3.55	8.0	W	29	1	1	0	9	4	0	1	0	2	0	71	115	0.00	0.625					
36 Joe Nathan, R (9.1) ERA: 1.11	1.0	S	3	0	0	0	0	0	0	0	0	0	0	5	8	0.00	0.000					

Batter	1	2	3	4	5	6	7	8	9	AB	R	H	RBI	BB	SO	LOB	TOP								
Shannon Stewart, R (1, 10) OBP: 0.385, SLG: 0.412	G5-3		F9			F9	FC6-4			4	0	1	0	0	0	2									
Cristian Guzman, S (1, 6) OBP: 0.310, SLG: 0.382	G6-3		F9			L4		G6-3		4	0	0	0	0	0	1									
20 Lew Ford, R (1, 7) OBP: 0.374, SLG: 0.480				G5-3				F9		4	1	2	0	0	0	0									
33 Justin Morneau, L (1, 3) OBP: 0.295, SLG: 0.512	G4-3			G3-1				G4-3		4	1	1	1	0	0	1									
Tori Hunter, R (1, 8) OBP: 0.325, SLG: 0.465		K		F9						3	1	1	0	1	1	0									
Jacque Jones, L (1, 9) OBP: 0.311, SLG: 0.428		G4-3								2	0	0	0	1	1	0									
Corey Koskie, L (1, 5) OBP: 0.332, SLG: 0.457			K							3	0	0	0	1	3	2									
Matthew LeCroy, R (1, 2) OBP: 0.333, SLG: 0.433										4	0	1	0	0	3	5									
Henry Blanco, R (9, 2) OBP: 0.253, SLG: 0.317										0	0	0	0	0	0	0									
5 Michael Cuddyer, R (1, 4) OBP: 0.302, SLG: 0.394										2	0	0	0	0	0	1									
Jose Offerman, S (7, PH) OBP: 0.349, SLG: 0.382										1	0	1	2	0	0	0									
Luis Rivas, R (7, PR) OBP: 0.285, SLG: 0.406										1	0	0	0	0	0	2									
Inning Stats	R: 0 E: 0 K: 0 S: 11	H: 1 LOB: 1 BB: 0 P: 14	R: 0 E: 0 K: 2 S: 7	H: 0 LOB: 0 BB: 0 P: 11	R: 0 E: 0 K: 0 S: 10	H: 2 LOB: 1 BB: 0 P: 14	R: 0 E: 0 K: 0 S: 5	H: 0 LOB: 0 BB: 0 P: 8	R: 0 E: 0 K: 3 S: 10	H: 0 LOB: 0 BB: 0 P: 14	R: 0 E: 0 K: 0 S: 6	H: 0 LOB: 0 BB: 0 P: 8	R: 3 E: 0 K: 1 S: 12	H: 3 LOB: 2 BB: 2 P: 24	R: 0 E: 0 K: 0 S: 4	H: 0 LOB: 0 BB: 0 P: 5	R: 0 E: 0 K: 2 S: 12	H: 1 LOB: 2 BB: 1 P: 19	1B: 5 2B: 2 3B: 0 HR: 0	SF: 0 SAC: 1 DP: 1 HBP: 0	WP: 0 PB: 0 SB: 3 CS: 0	PA: 36			
PITCHER	IP	WLS	BF	H	R	ER	SO	BB	IBB	HBP	BLK	WP	HR	S	P	ERA	WHIP								
Jason Johnson, R (1, 1) ERA: 4.19	8.0	L	32	7	3	3	6	1	1	0	0	0	0	67	100	3.38	1.000								
Jamie Walker, L (9, 1) ERA: 2.95	0.1		2	0	0	0	1	1	0	0	0	0	0	6	11	0.00	3.000								
Al Levine, R (9, 1) ERA: 5.27	0.2		2	0	0	0	1	0	0	0	0	0	0	4	6	0.00	0.000								

Minnesota Twins @ Detroit Tigers
Comerica Park, Detroit, MI
Mon Jul 19 2004, 7:05 PM EDT
Att: 21,369 - Sunny - 81 F

AB 32
R 3
H 7
RBI 3
BB 3
SO 8
LOB 14



Batter	1	2	3	4	5	6	7	8	9	AB	R	H	RBI	BB	SO	LOB	BOTTOM								
20 Omar Infante, R (1, 4) OBP: 0.340, SLG: 0.457	K			G4-6-3		G5-3		F8		4	0	1	0	0	1	0									
Bobby Higginson, L (1, 9) OBP: 0.358, SLG: 0.390	F7			P4		K				4	0	0	0	0	2	1									
Ivan Rodriguez, R (1, 10) OBP: 0.402, SLG: 0.548	G5-3			G4-6-3		G4-3				3	0	0	0	1	0	1									
Dmitri Young, S (1, 3) OBP: 0.370, SLG: 0.524		G4-3								4	1	1	0	0	0	1									
9 Carlos Guillen, S (1, 6) OBP: 0.389, SLG: 0.559		L7								3	0	1	0	0	0	0									
Rondell White, R (1, 7) OBP: 0.347, SLG: 0.460			F8							4	0	2	0	0	0	2									
Eric Munson, L (1, 5) OBP: 0.298, SLG: 0.475										2	0	0	1	1	0	3									
Mike DiFelice, R (1, 2) OBP: 0.333, SLG: 0.333										2	0	0	0	0	0	3									
33 Marcus Thames, R (8, PH) OBP: 0.271, SLG: 0.467										0	0	0	0	0	0	0									
Carlos Pena, L (8, PH) OBP: 0.320, SLG: 0.446										1	0	0	0	0	1	0									
Craig Monroe, R (9, 8) OBP: 0.314, SLG: 0.373										0	0	0	0	0	0	0									
15 Brandon Inge, R (1, 8) OBP: 0.355, SLG: 0.467										3	0	0	0	0	0	2									
Inning Stats	R: 0 E: 0 K: 1 S: 6	H: 0 LOB: 0 BB: 0 P: 10	R: 0 E: 0 K: 0 S: 8	H: 0 LOB: 0 BB: 0 P: 10	R: 0 E: 0 K: 0 S: 7	H: 1 LOB: 0 BB: 0 P: 10	R: 1 E: 0 K: 0 S: 12	H: 2 LOB: 2 BB: 0 P: 20	R: 0 E: 0 K: 1 S: 9	H: 0 LOB: 0 BB: 0 P: 13	R: 0 E: 0 K: 0 S: 8	H: 1 LOB: 1 BB: 0 P: 12	R: 0 E: 0 K: 1 S: 10	H: 0 LOB: 0 BB: 0 P: 14	R: 0 E: 0 K: 1 S: 11	H: 1 LOB: 2 BB: 1 P: 18	1B: 4 2B: 1 3B: 0 HR: 0	SF: 0 SAC: 0 DP: 2 HBP: 1	WP: 1 PB: 0 SB: 0 CS: 0	PA: 33					
PITCHER	IP	WLS	BF	H	R	ER	SO	BB	IBB	HBP	BLK	WP	HR	S	P	ERA	WHIP								
Terry Mulholland, L (1, 1) ERA: 4.56	6.2	W	24	4	1	1	2	1	0	1	0	0	0	52	80	1.35	0.750								
J.C. Romero, L (7, 1) ERA: 4.54	0.1	H	1	0	0	0	0	0	0	0	0	1	0	5	7	0.00	0.000								
Juan Rincon, R (8, 1) ERA: 1.88	1.0	H	3	0	0	0	1	0	0	0	0	0	0	10	14	0.00	0.000								
36 Joe Nathan, R (9, 1) ERA: 1.08	1.0	S	5	1	0	0	1	1	0	0	0	0	0	11	18	0.00	2.000								

Minnesota Twins @ Detroit Tigers
Comerica Park, Detroit, MI
Mon Jul 19 2004, 7:05 PM EDT
Att: 21,369 - Sunny - 81 F

AB 30
R 1
H 5
RBI 1
BB 2
SO 4
LOB 13



Batter	1	2	3	4	5	6	7	8	9	AB	R	H	RBI	BB	SO	LOB	TOP										
8 Nick Punto, S OBP: 0.355, SLG: 0.333	G5-3	F7				G4-3		F7		5	0	2	1	0	0	2	Minnesota Twins @ Baltimore Orioles Oriole Park at Camden Yards, Baltimore, MD Fri Jul 23, 2004, 7:35 PM EDT Att: 34,874 - Unknown - 85 F										
Doug Mientkiewicz, L OBP: 0.332, SLG: 0.358	G3		BB	F9		G4-3		K		4	0	0	0	1	1	5											
20 Lew Ford, R OBP: 0.386, SLG: 0.490	F9		BB		E5					2	0	0	0	3	0	0											
33 Justin Morneau, L OBP: 0.323, SLG: 0.534 Matthew LeCroy, R OBP: 0.332, SLG: 0.425		BB	G3-6-1		P5			K		4	1	1	0	0	1	6											
Tori Hunter, R OBP: 0.327, SLG: 0.465		BB			F9					5	2	3	0	0	0	2											
Jacque Jones, L OBP: 0.306, SLG: 0.437		BB			G4-3					4	2	1	1	1	0	3											
Corey Koskie, L OBP: 0.333, SLG: 0.457		BB			HR					4	2	2	4	1	1	1											
Henry Blanco, R OBP: 0.263, SLG: 0.337										4	0	1	0	1	0	3											
Luis Rivas, R OBP: 0.289, SLG: 0.417										5	0	2	0	0	1	3											
Inning Stats	R: 0 E: 0 K: 0 S: 6	H: 0 LOB: 0 BB: 0 P: 10	R: 3 E: 0 K: 0 S: 16	H: 3 LOB: 1 BB: 1 P: 28	R: 0 E: 0 K: 0 S: 6	H: 0 LOB: 1 BB: 2 P: 18	R: 1 E: 0 K: 1 S: 10	H: 4 LOB: 2 BB: 0 P: 13	R: 0 E: 1 K: 0 S: 5	H: 0 LOB: 1 BB: 0 P: 8	R: 1 E: 2 K: 2 S: 10	H: 1 LOB: 3 BB: 3 P: 26	R: 0 E: 0 K: 0 S: 10	H: 1 LOB: 1 BB: 1 P: 15	R: 0 E: 0 K: 2 S: 10	H: 1 LOB: 2 BB: 1 P: 17		R: 2 E: 0 K: 0 S: 9	H: 2 LOB: 0 BB: 0 P: 14	1B: 9 2B: 1 3B: 0 HR: 2	SF: 0 SAC: 0 DP: 1 HBP: 0	WP: 1 PB: 0 SB: 2 CS: 1	PA: 45				
PITCHER	IP	WLS	BF	H	R	ER	SO	BB	IBB	HBP	BLK	WP	HR	S	P	ERA	WHIP										
John Maine, R ERA: 9.82	3.2	L	19	7	4	4	1	3	0	0	0	1	1	37	67	9.82	2.727										
John Parrish, L ERA: 3.58	2.1	12	1	1	1	2	2	2	1	0	0	0	0	16	36	3.86	1.286										
Eddy Rodriguez, R ERA: 3.1	1.0	4	1	0	0	0	0	0	0	0	0	0	0	10	15	0.00	1.000										
B.J. Ryan, L ERA: 1.72	1.0	5	1	0	0	2	0	1	0	0	0	0	0	10	17	0.00	1.000										
Buddy Groom, L ERA: 5.64	1.0	5	2	2	2	0	0	0	0	0	0	0	1	9	14	18.00	2.000										

Batter	1	2	3	4	5	6	7	8	9	AB	R	H	RBI	BB	SO	LOB	BOTTOM										
1 Brian Roberts, S OBP: 0.333, SLG: 0.360	SH5-3								K	5	1	3	0	0	2	4	Minnesota Twins @ Baltimore Orioles Oriole Park at Camden Yards, Baltimore, MD Fri Jul 23, 2004, 7:35 PM EDT Att: 34,874 - Unknown - 85 F										
David Newhan, L OBP: 0.460, SLG: 0.627			L9		G4-3					4	0	1	1	0	0	4											
6 Melvin Mora, R OBP: 0.432, SLG: 0.580	SH5-3		F7							3	0	0	0	0	2	3											
10 Miguel Tejada, R OBP: 0.362, SLG: 0.523				F9		G5-3				4	0	1	1	0	0	0											
Rafael Palmeiro, L OBP: 0.354, SLG: 0.407					G3					4	0	0	0	0	0	2											
Javy Lopez, R OBP: 0.365, SLG: 0.471		F8								4	1	2	0	0	0	0											
Karim Garcia, L OBP: 0.272, SLG: 0.413										4	1	1	0	0	1	1											
Jerry Hairston, R OBP: 0.373, SLG: 0.401										3	0	1	0	0	0	0											
Larry Bigbie, L OBP: 0.328, SLG: 0.401										4	0	1	1	0	1	1											
Inning Stats	R: 1 E: 0 K: 0 S: 11	H: 3 LOB: 1 BB: 0 P: 17	R: 0 E: 0 K: 0 S: 6	H: 0 LOB: 0 BB: 0 P: 8	R: 0 E: 0 K: 0 S: 6	H: 1 LOB: 1 BB: 0 P: 14	R: 0 E: 0 K: 0 S: 8	H: 1 LOB: 1 BB: 0 P: 13	R: 0 E: 0 K: 1 S: 14	H: 0 LOB: 0 BB: 0 P: 9	R: 2 E: 0 K: 2 S: 14	H: 3 LOB: 2 BB: 0 P: 19	R: 0 E: 0 K: 0 S: 12	H: 0 LOB: 0 BB: 0 P: 19	R: 0 E: 0 K: 2 S: 19	H: 1 LOB: 1 BB: 0 P: 25		1B: 9 2B: 1 3B: 0 HR: 0	SF: 0 SAC: 1 DP: 1 HBP: 1	WP: 1 PB: 0 SB: 1 CS: 0	PA: 37						
PITCHER	IP	WLS	BF	H	R	ER	SO	BB	IBB	HBP	BLK	WP	HR	S	P	ERA	WHIP										
Carlos Silva, R ERA: 4.48	6.0	W	27	9	3	3	2	0	0	0	0	0	0	5	6	0.00	0.000										
J.C. Romero, L ERA: 4.24	0.2	H	2	0	0	0	1	0	0	0	0	0	0	5	6	0.00	0.000										
Grant Balfour, R ERA: 3.46	1.1	H	4	0	0	0	1	0	0	0	0	0	0	15	23	0.00	0.000										
36 Joe Nathan, R ERA: 1.01	1.0	4	1	0	0	2	0	0	0	0	0	1	0	19	25	0.00	1.000										

AB 38
R 7
H 12
RBI 6
BB 7
SO 5
LOB 27



AB 35
R 3
H 10
RBI 3
BB 0
SO 6
LOB 15



Batter	1	2	3	4	5	6	7	8	9	AB	R	H	RBI	BB	SO	LOB	TOP					
Shannon Stewart, R OBP: 0.383, SLG: 0.409	G5-3		F8 33 G4-3 1B	L9			FC6-5			3	1	0	0	1	0	3	Minnesota Twins @ Baltimore Orioles Oriole Park at Camden Yards, Baltimore, MD Sat Jul 24 2004, 6:05 PM EDT Att: 36,652 - Unknown - 82 F livebaseballscorecards.com					
8 Nick Punto, S OBP: 0.351, SLG: 0.329	K		33 G4-3 F8 1B		F8		L7			4	0	1	0	0	1	1						
Corey Koskie, L OBP: 0.329, SLG: 0.450	G4-3		F8		G3-1			K		4	0	0	0	0	1	2						
33 Justin Morneau, L OBP: 0.318, SLG: 0.516		FC6-4 1B	G4-3		L9			K		4	0	1	1	0	1	1						
Tori Hunter, R OBP: 0.323, SLG: 0.459		FC6-4 1B	P3		G5-3			K		4	1	0	0	0	1	2						
Jacque Jones, L OBP: 0.305, SLG: 0.435					G6-3					2	0	0	0	1	0	0						
20 Lew Ford, R OBP: 0.385, SLG: 0.488					B4-3			K		1	0	0	0	0	1	0						
Matthew LeCroy, R OBP: 0.335, SLG: 0.427					F7			G6-3		4	0	2	1	0	0	0						
Doug Mientkiewicz, L OBP: 0.334, SLG: 0.356								G6-3		2	0	0	0	2	1	2						
Luis Rivas, R OBP: 0.286, SLG: 0.413					F9		FC6-5 SH1-3 BB			2	0	0	0	0	0	4						
							SH1-3			2	0	0	0	0	0	4						
Inning Stats	R: 0 E: 0 K: 1 S: 6	H: 0 LOB: 0 BB: 0 P: 10	R: 1 E: 0 K: 1 S: 14	H: 2 LOB: 2 BB: 1 P: 20	R: 1 E: 0 K: 0 S: 6	H: 1 LOB: 1 BB: 1 P: 16	R: 0 E: 0 K: 0 S: 12	H: 1 LOB: 2 BB: 1 P: 20	R: 0 E: 0 K: 0 S: 5	H: 0 LOB: 0 BB: 0 P: 10	R: 0 E: 0 K: 0 S: 9	H: 0 LOB: 0 BB: 1 P: 17	R: 0 E: 0 K: 3 S: 11	H: 0 LOB: 0 BB: 0 P: 14	R: 0 E: 0 K: 1 S: 5	H: 0 LOB: 0 BB: 0 P: 6		1B: 4 2B: 0 3B: 0 HR: 0	SF: 0 SAC: 1 DP: 0 HBP: 0	WP: 1 PB: 0 SB: 1 CS: 0	PA: 35	
PITCHER	IP WLS BF H R ER SO BB IBB HBP BLK WP HR S P ERA WHIP	IP WLS BF H R ER SO BB IBB HBP BLK WP HR S P ERA WHIP	IP WLS BF H R ER SO BB IBB HBP BLK WP HR S P ERA WHIP	IP WLS BF H R ER SO BB IBB HBP BLK WP HR S P ERA WHIP	IP WLS BF H R ER SO BB IBB HBP BLK WP HR S P ERA WHIP	IP WLS BF H R ER SO BB IBB HBP BLK WP HR S P ERA WHIP	IP WLS BF H R ER SO BB IBB HBP BLK WP HR S P ERA WHIP	IP WLS BF H R ER SO BB IBB HBP BLK WP HR S P ERA WHIP	IP WLS BF H R ER SO BB IBB HBP BLK WP HR S P ERA WHIP	IP WLS BF H R ER SO BB IBB HBP BLK WP HR S P ERA WHIP	IP WLS BF H R ER SO BB IBB HBP BLK WP HR S P ERA WHIP	IP WLS BF H R ER SO BB IBB HBP BLK WP HR S P ERA WHIP	IP WLS BF H R ER SO BB IBB HBP BLK WP HR S P ERA WHIP	IP WLS BF H R ER SO BB IBB HBP BLK WP HR S P ERA WHIP	IP WLS BF H R ER SO BB IBB HBP BLK WP HR S P ERA WHIP	IP WLS BF H R ER SO BB IBB HBP BLK WP HR S P ERA WHIP		IP WLS BF H R ER SO BB IBB HBP BLK WP HR S P ERA WHIP				
Sidney Ponson, R ERA: 5.93	7.0	W	29	4	2	2	2	4	0	0	0	0	0	0	0	0		1	0	58	105	2.57
B.J. Ryan, L ERA: 1.99	1.0	H	3	0	0	0	3	0	0	0	0	0	0	0	0	0	0	0	11	14	0.00	0.000
Jorge Julio, R ERA: 4.39	1.0	S	3	0	0	0	1	0	0	0	0	0	0	0	0	0	0	0	5	6	0.00	0.000

Batter	1	2	3	4	5	6	7	8	9	AB	R	H	RBI	BB	SO	LOB	BOTTOM				
1 Brian Roberts, S OBP: 0.336, SLG: 0.359			FC4-6 BB		G5-3		SH1-3			1	0	0	0	2	0	0	Minnesota Twins @ Baltimore Orioles Oriole Park at Camden Yards, Baltimore, MD Sat Jul 24 2004, 6:05 PM EDT Att: 36,652 - Unknown - 82 F livebaseballscorecards.com				
David Newhan, L OBP: 0.447, SLG: 0.612	K		FC4-6 10 2B HBP		G3		SF8			3	1	0	1	0	1	2					
6 Melvin Mora, R OBP: 0.430, SLG: 0.574	L8		10 2B HBP		G5-3		F8			3	0	0	0	0	0	2					
10 Miguel Tejada, R OBP: 0.366, SLG: 0.535	F9		1-3 2H 2B							3	2	2	2	0	0	1					
Javy Lopez, R OBP: 0.361, SLG: 0.466		G6-3	G5-3							4	0	0	0	0	0	3					
Rafael Palmeiro, L OBP: 0.353, SLG: 0.405					F7		F9			4	0	1	0	0	1	0					
Jerry Hairston, R OBP: 0.371, SLG: 0.398					F7		G3-1			4	0	1	0	0	0	1					
Ken Huckaby, R OBP: 0.243, SLG: 0.235										2	0	0	0	0	0	2					
Karin Garcia, L OBP: 0.276, SLG: 0.416										1	1	1	0	0	0	0					
Robert Machado, R OBP: 0.239, SLG: 0.341							SH1-3 SF8 1B			0	0	0	0	0	0	0					
Darnell McDonald, R OBP: 0.333, SLG: 0.313					F7		E1 SF8 SH1-3			3	0	0	0	0	0	2					
										1B: 3 2B: 1 3B: 0 HR: 1	SF: 1 SAC: 1 DP: 0 HBP: 2	WP: 0 PB: 0 SB: 1 CS: 0	PA: 34								
Inning Stats	R: 0 E: 0 K: 1 S: 10	H: 0 LOB: 1 BB: 1 P: 15	R: 0 E: 0 K: 0 S: 8	H: 1 LOB: 1 BB: 0 P: 12	R: 1 E: 0 K: 0 S: 13	H: 1 LOB: 2 BB: 1 P: 23	R: 0 E: 0 K: 0 S: 10	H: 1 LOB: 1 BB: 0 P: 13	R: 0 E: 0 K: 0 S: 9	H: 0 LOB: 0 BB: 0 P: 13	R: 1 E: 0 K: 0 S: 10	H: 1 LOB: 1 BB: 0 P: 14	R: 1 E: 1 K: 0 S: 8	H: 1 LOB: 1 BB: 0 P: 10	R: 1 E: 1 K: 1 S: 6	H: 0 LOB: 0 BB: 0 P: 12		1B: 3 2B: 1 3B: 0 HR: 1	SF: 1 SAC: 1 DP: 0 HBP: 2	WP: 0 PB: 0 SB: 1 CS: 0	PA: 34
PITCHER	IP WLS BF H R ER SO BB IBB HBP BLK WP HR S P ERA WHIP	IP WLS BF H R ER SO BB IBB HBP BLK WP HR S P ERA WHIP	IP WLS BF H R ER SO BB IBB HBP BLK WP HR S P ERA WHIP	IP WLS BF H R ER SO BB IBB HBP BLK WP HR S P ERA WHIP	IP WLS BF H R ER SO BB IBB HBP BLK WP HR S P ERA WHIP	IP WLS BF H R ER SO BB IBB HBP BLK WP HR S P ERA WHIP	IP WLS BF H R ER SO BB IBB HBP BLK WP HR S P ERA WHIP	IP WLS BF H R ER SO BB IBB HBP BLK WP HR S P ERA WHIP	IP WLS BF H R ER SO BB IBB HBP BLK WP HR S P ERA WHIP	IP WLS BF H R ER SO BB IBB HBP BLK WP HR S P ERA WHIP	IP WLS BF H R ER SO BB IBB HBP BLK WP HR S P ERA WHIP	IP WLS BF H R ER SO BB IBB HBP BLK WP HR S P ERA WHIP	IP WLS BF H R ER SO BB IBB HBP BLK WP HR S P ERA WHIP	IP WLS BF H R ER SO BB IBB HBP BLK WP HR S P ERA WHIP	IP WLS BF H R ER SO BB IBB HBP BLK WP HR S P ERA WHIP	IP WLS BF H R ER SO BB IBB HBP BLK WP HR S P ERA WHIP					
Terry Mulholland, L ERA: 4.4	6.0		25	4	2	2	1	2	0	0	0	0	0	0	0	0	1	60	90	3.00	1.000
Joe Roa, R ERA: 4.19	0.1	L	3	1	1	0	0	0	0	0	0	0	0	0	0	0	6	8	0.00	3.000	
Aaron Fultz, L ERA: 4.3	0.1		1	0	0	0	0	0	0	0	0	0	0	0	0	0	1	1	0.00	0.000	
Juan Rincon, R ERA: 2.55	1.1		5	0	1	0	1	0	0	0	0	0	0	0	0	0	7	13	0.00	0.000	

Minnesota Twins @ Baltimore Orioles
 Oriole Park at Camden Yards, Baltimore, MD
 Sat Jul 24 2004, 6:05 PM EDT
 Att: 36,652 - Unknown - 82 F

AB 30
 R 2
 H 4
 RBI 2
 BB 4
 SO 6
 LOB 15



Minnesota Twins @ Baltimore Orioles
 Oriole Park at Camden Yards, Baltimore, MD
 Sat Jul 24 2004, 6:05 PM EDT
 Att: 36,652 - Unknown - 82 F


AB 28
 R 4
 H 5
 RBI 3
 BB 2
 SO 2
 LOB 13




Batter	1	2	3	4	5	6	7	8	9	AB	R	H	RBI	BB	SO	LOB	TOP										
Shannon Stewart, R (1, 10) OBP: 0.394, SLG: 0.417	0-0 8 1B 20 SF8 WP	4-0 FC3-6 BB		2-1 20 FC6-4 1B		1-2 8 CS 1B		2-1 FC5 8 FC3-6		4	1	3	0	1	0	2	Minnesota Twins @ Baltimore Orioles Oriole Park at Camden Yards, Baltimore, MD Sun Jul 25 2004, 1:35 PM EDT Att: 41,833 - Unknown - 78 F										
8 Nick Punto, S (1, 6) OBP: 0.343, SLG: 0.322	3-2 33 G4-3 1B	0-0 FC3-6 20 1B 33 HR		0-1 P5		3-3 K		2-2 FC3-6		5	2	1	0	0	1	6											
20 Lew Ford, R (1, 7) OBP: 0.383, SLG: 0.486	0-0 SF8	3-1 33 HR 1B		1-0 FC6-4		2-2 G6-3		0-1 G6-3		4	1	1	2	0	0	3											
33 Justin Morneau, L (1, 3) OBP: 0.338, SLG: 0.567	2-1 G4-3	2-2 HR			3-1 FC6-4 1B		0-0 G4-3 1B		1-2 G3-1		5	1	3	3	0	0		1									
Tori Hunter, R (1, 8) OBP: 0.321, SLG: 0.455	1-1 2B	1-1 G5-3			1-0 FC6-4 G3 S 1B		0-1 G4-3		1-0 P5		5	1	1	1	0	0		2									
Jacque Jones, L (1, 9) OBP: 0.310, SLG: 0.436	3-2 2B		0-1 L7		2-1 G3		4-0 BB		1-1 F7		4	0	1	0	1	0		1									
Corey Koskie, L (1, 5) OBP: 0.328, SLG: 0.447	2-2 L8		1-0 P2		1-2 1B		2-1 F9				4	0	1	1	0	0		3									
Henry Blanco, R (1, 2) OBP: 0.263, SLG: 0.335		3-2 F7	1-2 G4-3		1-1 L3		2-1 FC5 5 1B				4	0	1	0	0	0		1									
5 Michael Cuddyer, R (1, 4) OBP: 0.314, SLG: 0.428		1-2 FC3-6 20 1B		0-1 L6		0-1 HR		3-2 FC3-6 FC5		4	2	3	1	0	0	0		0									
Luis Rivas, R (8, 4) OBP: 0.286, SLG: 0.413								1-2 FC3-6 FC5		0	0	0	0	0	0	0		0									
Inning Stats	R: 2 E: 0 K: 0 S: 18	H: 4 LOB: 2 BB: 0 P: 29	R: 4 E: 0 K: 0 S: 18	H: 3 LOB: 0 BB: 1 P: 32	R: 0 E: 0 K: 0 S: 6	H: 0 LOB: 0 BB: 0 P: 8	R: 0 E: 0 K: 0 S: 7	H: 1 LOB: 1 BB: 0 P: 10	R: 1 E: 0 K: 1 S: 14	H: 2 LOB: 0 BB: 0 P: 20	R: 0 E: 0 K: 0 S: 5	H: 1 LOB: 1 BB: 1 P: 11	R: 0 E: 0 K: 0 S: 14	H: 2 LOB: 2 BB: 0 P: 23	R: 0 E: 0 K: 0 S: 8	H: 0 LOB: 0 BB: 0 P: 11	1B: 11 2B: 3 3B: 0 HR: 2	SF: 1 SAC: 0 DP: 2 HBP: 0	WP: 1 PB: 0 SB: 2 CS: 1	PA: 42							
PITCHER	IP	WLS	BF	H	R	ER	SO	BB	IBB	HBP	BLK	WP	HR	S	P	ERA	WHIP										
40 Daniel Cabrera, R (1, 1) ERA: 3.65	5.0	L	27	11	8	8	0	1	0	0	0	0	0	12	18	0.00	1.000										
Todd Williams, R (6, 1) ERA: 4.5	1.0	3	1	0	0	0	1	0	0	0	0	0	0	0	0	0.00	4.000										
John Parrish, L (7, 1) ERA: 3.51	1.0	6	3	0	0	0	0	1	0	0	0	0	0	9	13	0.00	0.000										
Jason Grimsley, R (8, 1) ERA: 4.71	1.0	3	0	0	0	0	0	0	0	0	0	0	0	8	11	0.00	0.000										
Buddy Groom, L (9, 1) ERA: 5.46	1.0	3	0	0	0	0	0	0	0	0	0	0	0	8	11	0.00	0.000										

Batter	1	2	3	4	5	6	7	8	9	AB	R	H	RBI	BB	SO	LOB	BOTTOM										
1 Brian Roberts, S (1, 4) OBP: 0.337, SLG: 0.363	0-1 P6		0-2 G4-3		2-1 6 2B 1B		2-0 2B			4	1	2	0	0	0	0	Minnesota Twins @ Baltimore Orioles Oriole Park at Camden Yards, Baltimore, MD Sun Jul 25 2004, 1:35 PM EDT Att: 41,833 - Unknown - 78 F										
David Newhan, L (1, 10) OBP: 0.434, SLG: 0.594	0-1 P5		2-1 G4-3		1-2 P5		0-3 K			4	0	0	0	0	1	2											
6 Melvin Mora, R (1, 5) OBP: 0.428, SLG: 0.573	2-0 F9		2-1 G5-3		0-0 10 1B 2B			3-2 L8		4	0	1	1	0	0	0											
10 Miguel Tejada, R (1, 6) OBP: 0.367, SLG: 0.537		0-1 2B		1-1 E5 FC6-4 1B SF7	0-0 1B		2-2 F8			4	2	2	0	0	0	0											
Rafael Palmeiro, L (1, 3) OBP: 0.354, SLG: 0.409		0-1 1B		1-0 FC6-4 1B		1-2 P4		0-3 K		4	1	2	1	0	1	0											
Javy Lopez, R (1, 2) OBP: 0.363, SLG: 0.467		1-0 G6-3 1B		0-0 FC6-4 1B		1-3 K			1-0 1B	4	0	2	1	0	1	2											
Karim Garcia, L (1, 8) OBP: 0.272, SLG: 0.412		3-2 F8		0-0 SF7		0-0 G1-3			2-3 K	2	0	0	1	0	0	1											
Darnell McDonald, R (9, PH) OBP: 0.316, SLG: 0.294										1	0	0	0	0	1	1											
Jerry Hairston, R (1, 9) OBP: 0.365, SLG: 0.391		2-2 G6-3		3-1 FC6-4			3-2 G6-3		2-1 P4	4	0	0	0	0	0	3											
Larry Bigbie, L (1, 7) OBP: 0.325, SLG: 0.397		2-1 F7		1-0 L7			0-3 K		3-1 G5-3	3	0	0	0	0	1	1											
Luis Lopez, S (9, PH) OBP: 0.279, SLG: 0.345										1	0	0	0	0	0	1											
Inning Stats	R: 0 E: 0 K: 0 S: 5	H: 0 LOB: 0 BB: 0 P: 7	R: 2 E: 0 K: 0 S: 20	H: 3 LOB: 1 BB: 0 P: 28	R: 0 E: 0 K: 0 S: 7	H: 0 LOB: 0 BB: 0 P: 11	R: 1 E: 1 K: 0 S: 7	H: 1 LOB: 1 BB: 0 P: 11	R: 1 E: 0 K: 0 S: 8	H: 3 LOB: 2 BB: 0 P: 12	R: 0 E: 0 K: 1 S: 9	H: 0 LOB: 0 BB: 0 P: 11	R: 0 E: 0 K: 2 S: 11	H: 1 LOB: 1 BB: 0 P: 16	R: 0 E: 0 K: 1 S: 10	H: 0 LOB: 0 BB: 0 P: 15	R: 0 E: 0 K: 1 S: 8	H: 1 LOB: 1 BB: 0 P: 16	1B: 5 2B: 4 3B: 0 HR: 0	SF: 1 SAC: 0 DP: 0 HBP: 0	WP: 0 PB: 0 SB: 0 CS: 0	PA: 36					
PITCHER	IP	WLS	BF	H	R	ER	SO	BB	IBB	HBP	BLK	WP	HR	S	P	ERA	WHIP										
Kyle Lohse, R (1, 1) ERA: 4.87	5.0	W	22	7	4	3	0	0	0	0	0	0	0	20	27	0.00	0.500										
J.C. Romero, L (6, 1) ERA: 4.04	2.0	7	1	0	0	0	3	0	0	0	0	0	0	10	15	0.00	0.000										
Grant Balfour, R (8, 1) ERA: 3.33	1.0	3	0	0	0	0	1	0	0	0	0	0	0	8	16	0.00	1.000										
Aaron Fultz, L (9, 1) ERA: 4.19	1.0	4	1	0	0	0	1	0	0	0	0	0	0	8	16	0.00	1.000										

AB 39
R 8
H 15
RBI 8
BB 2
SO 1
LOB 19



AB 35
R 4
H 9
RBI 4
BB 0
SO 5
LOB 11



Batter	1	2	3	4	5	6	7	8	9	AB	R	H	RBI	BB	SO	LOB	TOP			
Shannon Stewart, R (1, 10) OBP: 0.399, SLG: 0.422	1-2 20 1B 33 G6-3 1B	3-2 1-3 2-H 1B		1-2 1B			1-1 G5-3	3-2 F9		5	1	3	1	0	0	1				
8 Nick Punto, S (1, 4) OBP: 0.340, SLG: 0.319	0-1 L6	1-2 L5		0-2 F4			1-0 2B		1-1 33 F 33 S 1B	1	0	0	0	0	0	1				
Luis Rivas, R (1, 4) OBP: 0.290, SLG: 0.419										4	0	2	0	0	0	4				
20 Lew Ford, R (1, 7) OBP: 0.383, SLG: 0.484	1-0 33 G5-3 1B		2-2 G1-6-3 1B	2-3 K			2-3 K		0-0 F8	5	0	2	0	0	2	4				
33 Justin Morneau, L (1, 3) OBP: 0.316, SLG: 0.528	1-2 G5-3		1-3 K		1-0 G3-1		0-2 G1-3		3-3 K	5	0	0	1	0	2	4				
Tori Hunter, R (1, 8) OBP: 0.320, SLG: 0.449	3-2 F8		1-2 G1-6-3		2-1 F8			4-2 WP 5 S SF9 BB	0-0 G6-3	4	1	0	0	1	0	3				
5 Michael Cuddyer, R (1, 9) OBP: 0.313, SLG: 0.425		0-0 G6-3		1-1 G6-3	3-2 CS 1B				1-3 K	4	0	1	0	0	1	1				
Corey Koskie, L (1, 5) OBP: 0.330, SLG: 0.453		2-1 P6		2-2 HR 3B	2-1 CS	0-2 F8		4-0 SF9 WP 3B IBB		3	2	1	0	1	0	0				
Henry Blanco, R (1, 2) OBP: 0.268, SLG: 0.357		1-1 1B 1B		3-1 HR		1-0 G6-3		3-2 SF9		3	2	2	3	0	0	0				
Cristian Guzman, S (1, 6) OBP: 0.315, SLG: 0.391	0-1 1B 1B		2-1 1B		3-1 F9			1-3 2-H 3B		4	0	3	1	0	0	0				
Inning Stats	R: 1 E: 0 K: 0 S: 14	H: 2 LOB: 1 BB: 0 P: 20	R: 1 E: 0 K: 0 S: 13	H: 3 LOB: 2 BB: 0 P: 20	R: 0 E: 0 K: 1 S: 12	H: 1 LOB: 0 BB: 0 P: 16	R: 2 E: 0 K: 1 S: 20	H: 4 LOB: 2 BB: 0 P: 30	R: 0 E: 0 K: 0 S: 7	H: 0 LOB: 0 BB: 0 P: 11	R: 0 E: 0 K: 1 S: 9	H: 1 LOB: 1 BB: 0 P: 13	R: 2 E: 0 K: 1 S: 14	H: 1 LOB: 1 BB: 2 P: 31	R: 0 E: 0 K: 1 S: 7	H: 1 LOB: 1 BB: 0 P: 11	1B: 10 2B: 1 3B: 2 HR: 1	SF: 1 SAC: 0 DP: 1 HBP: 0	WP: 1 PB: 0 CS: 1	PA: 42
PITCHER	IP	WLS	BF	H	R	ER	SO	BB	IBB	HBP	BLK	WP	HR	S	P	ERA	WHIP			
56 Mark Buehrle, L (1, 1) ERA: 3.93	6.1	L	29	12	4	4	2	0	0	0	0	0	1	76	117	5.68	1.895			
Cliff Politte, R (7, 1) ERA: 4.17	1.1		7	1	2	2	2	1	1	0	0	1	0	17	33	13.50	1.500			
Neal Cotts, L (8, 1) ERA: 6.55	0.1		1	0	0	0	0	0	0	0	0	0	0	3	6	0.00	0.000			
Michael Jackson, R (9, 1) ERA: 5.03	1.0		4	1	0	0	1	0	0	0	0	0	0	7	11	0.00	1.000			

Minnesota Twins @ Chicago White Sox
U.S. Cellular Field, Chicago, IL
Mon Jul 26 2004, 8:05 PM EDT
Att: 38,362 - Overcast - 69 F

livebaseballscorecards.com

AB 38
R 6
H 14
RBI 6
BB 2
SO 5
LOB 18




Batter	1	2	3	4	5	6	7	8	9	AB	R	H	RBI	BB	SO	LOB	BOTTOM					
Willie Harris, L (1, 4) OBP: 0.353, SLG: 0.310	1-1 E S 1B		1-2 G4-3			0-2 G4-3		1-2 HBP		3	0	1	0	0	0	0						
Jose Valentin, S (1, 6) OBP: 0.308, SLG: 0.532	2-2 P3		1-1 P4			2-2 F9		3-2 G3		4	0	0	0	0	0	2						
Carlos Lee, R (1, 7) OBP: 0.367, SLG: 0.511	2-3 K		2-2 G5-3			3-3 K			2-1 14 FC5-4 1B	4	0	1	0	0	2	1						
Carl Everett, S (1, 10) OBP: 0.330, SLG: 0.376	2-2 F8			0-0 G3-1			2-2 F9		1-0 F8	4	0	0	0	0	0	2						
14 Paul Konerko, R (1, 3) OBP: 0.371, SLG: 0.574		2-1 HR		0-3 K			2-0 F9		3-2 FC5-4	4	1	1	1	0	1	1						
Timo Perez, L (1, 9) OBP: 0.305, SLG: 0.349		3-2 24 E G6-3 1B		2-2 L9			2-2 P4		2-3 K	4	0	1	0	0	1	1						
Aaron Rowand, R (1, 8) OBP: 0.358, SLG: 0.544		1-1 G6-3			1-2 P3			2-2 24 G4-6-3 1B		3	0	1	0	0	0	1						
24 Joe Crede, R (1, 5) OBP: 0.293, SLG: 0.421		0-0 E5			1-1 F9			1-0 G4-6-3		3	0	0	0	0	0	2						
Jamie Burke, R (1, 2) OBP: 0.339, SLG: 0.407			0-0 G5-4-3		2-2 G6-3			1-1 HR		2	0	0	0	0	0	2						
Joe Borcherd, S (8, PH) ERA: 2.7										1	1	1	1	0	0	0						
Ben Davis, S (9, 2) OBP: 0.164, SLG: 0.118										0	0	0	0	0	0	0						
Inning Stats	R: 0 E: 0 K: 1 S: 11	H: 1 LOB: 1 BB: 0 P: 18	R: 1 E: 1 K: 0 S: 9	H: 2 LOB: 1 BB: 0 P: 15	R: 0 E: 0 K: 0 S: 11	H: 0 LOB: 0 BB: 0 P: 15	R: 0 E: 0 K: 1 S: 10	H: 0 LOB: 0 BB: 0 P: 12	R: 0 E: 0 K: 0 S: 9	H: 0 LOB: 0 BB: 0 P: 13	R: 0 E: 0 K: 1 S: 10	H: 0 LOB: 0 BB: 0 P: 15	R: 0 E: 0 K: 0 S: 10	H: 0 LOB: 0 BB: 0 P: 16	R: 1 E: 0 K: 0 S: 12	H: 2 LOB: 1 BB: 0 P: 20	R: 0 E: 0 K: 1 S: 9	H: 1 LOB: 1 BB: 0 P: 17	1B: 4 2B: 0 3B: 0 HR: 2	SF: 0 SAC: 0 DP: 2 HBP: 1	WP: 0 PB: 0 CS: 0	PA: 33
PITCHER	IP	WLS	BF	H	R	ER	SO	BB	IBB	HBP	BLK	WP	HR	S	P	ERA	WHIP					
Brad Radke, R (1, 1) ERA: 3.89	7.0	W	24	3	1	1	3	0	0	0	0	0	1	70	104	1.29	0.429					
Juan Rincon, R (8, 1) ERA: 2.7	0.2		4	2	1	1	0	0	0	1	0	0	1	9	14	13.50	3.000					
Aaron Fultz, L (8, 1) ERA: 4.15	0.1		1	0	0	0	0	0	0	0	0	0	0	3	6	0.00	0.000					
36 Joe Nathan, R (9, 1) ERA: 0.99	1.0		4	1	0	0	1	0	0	0	0	0	0	9	17	0.00	1.000					


Minnesota Twins @ Chicago White Sox
U.S. Cellular Field, Chicago, IL
Mon Jul 26 2004, 8:05 PM EDT
Att: 38,362 - Overcast - 69 F

livebaseballscorecards.com

AB 32
R 2
H 6
RBI 2
BB 0
SO 4
LOB 12



Batter	1	2	3	4	5	6	7	8	9	AB	R	H	RBI	BB	SO	LOB	TOP					
Shannon Stewart, R OBP: 0.404, SLG: 0.429	2-1 33 PB SH1-3 1B		3-3 K		0-1 2H 2B		0-1 G5-3		4-2 20 1B 33 WP 1B BB	4	2	2	1	1	1	0	Minnesota Twins @ Chicago White Sox U.S. Cellular Field, Chicago, IL Tue Jul 27 2004, 8:05 PM EDT Att: 37,528 - Sunny - 78 F livebaseballscores.com AB 34 R 7 H 10 RBI 6 BB 3 SO 4 LOB 17 					
Cristian Guzman, S OBP: 0.318, SLG: 0.401	0-0 SH1-3		0-0 G4-3		2-1 2H 1B 2B		1-0 2B		1-0 33 WP 20 1B 1B	4	2	3	1	0	0	0						
20 Lew Ford, R OBP: 0.383, SLG: 0.483	2-2 G1-3			0-0 G4-3	2-1 2H 1B		2-2 F7		0-0 33 1B 33 WP 1B	5	1	2	1	0	0	2						
33 Justin Morneau, L OBP: 0.309, SLG: 0.506	3-2 G1-3			2-1 F8	0-3 K		1-1 F8		2-2 33 1B 33 WP 1B	5	0	1	1	0	1	3						
Tori Hunter, R OBP: 0.321, SLG: 0.451		0-0 G4-3		4-0 BB		0-0 G4-3 SF8 2B		1-1 G5-3	1-1 3H SF7	3	1	1	1	1	0	0						
Jacque Jones, L OBP: 0.308, SLG: 0.435	1-0 L9			1-1 G1-3		0-0 G4-3		1-2 F9 2B	3-1 L6	5	0	1	0	0	0	3						
Corey Koskie, L OBP: 0.337, SLG: 0.451		4-2 BB			1-1 2B S HBP		1-1 S HBP		3-3 K	1	1	0	0	1	1	1						
Matthew LeCroy, R OBP: 0.328, SLG: 0.420		2-3 K			3-2 G5-3		2-2 SF8		0-0 F9	3	0	0	1	0	1	4						
Henry Blanco, R OBP: 0.208, SLG: 0.357					1-2 F7		3-H F8		1-2 2-3 F9	0	0	0	0	0	0	0						
Luis Rivas, R OBP: 0.285, SLG: 0.412			1-1 G4-3		2-1 F7		2-0 F8		3-2 F9	4	0	0	0	0	0	4						
Inning Stats	R: 0 E: 0 K: 0 S: 11	H: 1 LOB: 1 BB: 0 P: 18	R: 0 E: 0 K: 1 S: 7	H: 0 LOB: 1 BB: 1 P: 14	R: 0 E: 0 K: 1 S: 8	H: 0 LOB: 0 BB: 0 P: 12	R: 0 E: 0 K: 0 S: 5	H: 0 LOB: 1 BB: 1 P: 12	R: 3 E: 0 K: 1 S: 18	H: 3 LOB: 1 BB: 0 P: 28	R: 1 E: 0 K: 0 S: 7	H: 1 LOB: 1 BB: 0 P: 12	R: 0 E: 0 K: 0 S: 8	H: 1 LOB: 1 BB: 0 P: 12	R: 0 E: 0 K: 0 S: 10	H: 1 LOB: 2 BB: 0 P: 16	R: 3 E: 0 K: 1 S: 20	H: 3 LOB: 1 BB: 1 P: 35	1B: 5 2B: 5 3B: 0 HR: 0	SF: 2 SAC: 1 DP: 0 HBP: 3	WP: 1 PB: 1 SB: 2 CS: 0	PA: 43
PITCHER	IP WLS BF H R ER SO BB IBB HBP BLK WP HR S P ERA WHIP																					
Freddy Garcia, R ERA: 3.27	(1, 1) 7.1 L 33 7 4 4 3 2 0 0 2 0 0 0 69 115 4.91 1.227																					
Damaso Marte, L ERA: 3.15	(8, 1) 0.2 7 3 3 3 0 1 0 1 0 1 0 14 25 40.50 6.000																					
Michael Jackson, R ERA: 4.89	(9, 1) 1.0 3 0 0 0 1 0 0 0 0 0 0 0 11 19 0.00 0.000																					

Batter	1	2	3	4	5	6	7	8	9	AB	R	H	RBI	BB	SO	LOB	BOTTOM					
Aaron Rowand, R OBP: 0.353, SLG: 0.536	2-1 G6-3		0-3 K			2-2 F7		0-2 G1-3		4	0	0	0	0	1	1	Minnesota Twins @ Chicago White Sox U.S. Cellular Field, Chicago, IL Tue Jul 27 2004, 8:05 PM EDT Att: 37,528 - Sunny - 78 F livebaseballscores.com AB 31 R 3 H 4 RBI 3 BB 2 SO 10 LOB 9 					
Jose Valentin, S OBP: 0.304, SLG: 0.525	2-2 G4-3		2-3 K			0-0 G4-3		3-2 G4-3		4	0	0	0	0	1	1						
Carlos Lee, R OBP: 0.371, SLG: 0.528	4-2 BB			2-2 P4		0-2 HR		1-2 HR		3	2	2	2	1	0	0						
14 Paul Konerko, R OBP: 0.370, SLG: 0.569	0-2 F9			1-3 K		4-2 WP BB		1-0 L7		3	0	0	0	1	1	1						
Carl Everett, S OBP: 0.333, SLG: 0.394		0-0 G5-3		3-3 K		3-2 BB		3-2 HR		3	1	1	1	0	1	0						
24 Joe Crede, R OBP: 0.290, SLG: 0.416	2-1 F9				1-0 F9		1-0 F8		1-1 P5	4	0	0	0	0	0	2						
Joe Borchard, S OBP: 0.250, SLG: 0.280		2-1 G5-3			2-2 K		3-3 K		1-2 K	4	0	0	0	0	3	2						
5 Juan Uribe, R OBP: 0.323, SLG: 0.468			3-3 K		1-2 G5-3		2-3 K			3	0	0	0	0	2	2						
Ben Davis, S OBP: 0.172, SLG: 0.130			2-2 1B			1-2 F8		2-3 K		3	0	1	0	0	1	0						
Inning Stats	R: 0 E: 0 K: 0 S: 11	H: 0 LOB: 1 BB: 1 P: 19	R: 0 E: 0 K: 0 S: 5	H: 0 LOB: 0 BB: 0 P: 9	R: 0 E: 0 K: 3 S: 12	H: 1 LOB: 1 BB: 0 P: 19	R: 0 E: 0 K: 2 S: 13	H: 0 LOB: 0 BB: 0 P: 19	R: 0 E: 0 K: 1 S: 8	H: 0 LOB: 0 BB: 0 P: 12	R: 0 E: 0 K: 0 S: 10	H: 0 LOB: 0 BB: 0 P: 13	R: 1 E: 0 K: 2 S: 15	H: 1 LOB: 2 BB: 1 P: 28	R: 0 E: 0 K: 1 S: 9	H: 0 LOB: 0 BB: 0 P: 14		R: 2 E: 0 K: 1 S: 12	H: 2 LOB: 0 BB: 0 P: 19	1B: 1 2B: 0 3B: 0 HR: 3	SF: 0 SAC: 0 DP: 0 HBP: 1	WP: 1 PB: 0 SB: 0 CS: 0
PITCHER	IP WLS BF H R ER SO BB IBB HBP BLK WP HR S P ERA WHIP																					
Johan Santana, L ERA: 3.36	(1, 1) 6.0 W 23 2 1 1 6 2 0 0 0 0 0 0 8 14 0.00 0.000																					
Juan Rincon, R ERA: 2.65	(7, 1) 1.0 H 3 0 0 0 2 0 0 0 0 0 0 0 8 14 0.00 0.000																					
J.C. Romero, L ERA: 3.95	(8, 1) 1.0 H 3 0 0 0 1 0 0 0 0 0 0 0 9 14 0.00 0.000																					
Joe Roa, R ERA: 4.5	(9, 1) 1.0 5 2 2 2 1 0 0 0 0 0 2 12 19 18.00 2.000																					

Batter	1	2	3	4	5	6	7	8	9	AB	R	H	RBI	BB	SO	LOB	TOP
18 Johnny Damon, L OBP: 0.386, SLG: 0.483										4	0	2	1	0	0	2	Boston Red Sox @ Minnesota Twins Hubert H. Humphrey Metrodome, Minneapolis, MN Fri Jul 30, 2004, 8:10 PM EDT Att: 34,263 - Unknown - 70 F livebaseballscorecards.com
Mark Bellhorn, S OBP: 0.372, SLG: 0.428										4	1	1	0	1	2	1	
34 David Ortiz, L OBP: 0.378, SLG: 0.622										5	0	3	2	0	1	3	
Manny Ramirez, R OBP: 0.418, SLG: 0.631										5	0	1	0	0	2	5	
Jason Varitek, S OBP: 0.378, SLG: 0.445										4	3	3	1	1	1	1	
Kevin Millar, R OBP: 0.372, SLG: 0.459 Dave McCarty, R OBP: 0.321, SLG: 0.378										5	2	2	0	0	1	3	
Bill Mueller, S OBP: 0.333, SLG: 0.423										3	0	0	0	2	1	3	
Gabe Kapler, R OBP: 0.316, SLG: 0.412										5	1	3	3	0	0	0	
Ricky Gutierrez, R OBP: 0.250, SLG: 0.219										4	1	1	0	0	1	4	
Inning Stats	R: 0 H: 1 E: 0 LOB: 1 K: 2 BB: 0 S: 11 P: 19	R: 2 H: 3 E: 0 LOB: 1 K: 0 BB: 1 S: 16 P: 26	R: 0 H: 3 E: 0 LOB: 3 K: 3 BB: 0 S: 15 P: 20	R: 3 H: 3 E: 0 LOB: 0 K: 0 BB: 1 S: 9 P: 16	R: 2 H: 2 E: 0 LOB: 1 K: 0 BB: 2 S: 12 P: 21	R: 0 H: 1 E: 0 LOB: 0 K: 3 BB: 0 S: 14 P: 21	R: 0 H: 0 E: 0 LOB: 0 K: 0 BB: 0 S: 7 P: 10	R: 0 H: 2 E: 0 LOB: 2 K: 1 BB: 0 S: 10 P: 17	R: 1 H: 1 E: 0 LOB: 0 K: 0 BB: 0 S: 6 P: 8	1B: 13 SF: 1 2B: 3 SAC: 0 3B: 0 DP: 3 HR: 1 HBP: 0	WP: 0 PA: 44 PB: 0 SB: 0 CS: 0						
PITCHER	IP WLS BF H R ER SO BB IBB HBP BLK WP HR S P ERA WHIP																
Kyle Lohse, R ERA: 5.21	4.0 L 25 11 7 7 5 4 0 0 0 0 0 0 59 97 15.75 3.750																
Joe Roa, R ERA: 4.18	3.1 13 4 0 0 4 0 0 0 0 0 0 0 32 49 0.00 1.200																
Aaron Fultz, L ERA: 4.2	1.2 6 1 1 1 0 0 0 0 0 0 0 1 9 12 5.40 0.600																

Batter	1	2	3	4	5	6	7	8	9	AB	R	H	RBI	BB	SO	LOB	BOTTOM
Shannon Stewart, R OBP: 0.392, SLG: 0.414										4	0	0	0	0	1	2	Boston Red Sox @ Minnesota Twins Hubert H. Humphrey Metrodome, Minneapolis, MN Fri Jul 30, 2004, 8:10 PM EDT Att: 34,263 - Unknown - 70 F livebaseballscorecards.com
Cristian Guzman, S OBP: 0.317, SLG: 0.395										4	0	1	0	0	1	2	
Corey Koskie, L OBP: 0.337, SLG: 0.444										4	0	0	0	0	1	3	
33 Justin Morneau, L OBP: 0.311, SLG: 0.506										4	0	1	0	0	2	1	
Tori Hunter, R OBP: 0.321, SLG: 0.457										4	1	1	0	0	1	0	
Jacque Jones, L OBP: 0.309, SLG: 0.433										4	0	1	0	0	1	1	
5 Michael Cuddyer, R OBP: 0.311, SLG: 0.424										4	1	1	0	0	2	2	
Doug Mientkiewicz, L OBP: 0.340, SLG: 0.363										3	0	3	2	0	0	0	
Henry Blanco, R OBP: 0.270, SLG: 0.356 Jose Offerman, S OBP: 0.358, SLG: 0.387 Matthew LeCroy, R OBP: 0.328, SLG: 0.420										2	0	0	0	0	1	2	
Inning Stats	R: 0 H: 1 E: 0 LOB: 1 K: 1 BB: 0 S: 9 P: 13	R: 0 H: 0 E: 0 LOB: 0 K: 2 BB: 0 S: 8 P: 10	R: 0 H: 1 E: 0 LOB: 0 K: 1 BB: 0 S: 11 P: 18	R: 0 H: 0 E: 0 LOB: 0 K: 0 BB: 0 S: 9 P: 11	R: 1 H: 2 E: 0 LOB: 1 K: 1 BB: 0 S: 15 P: 18	R: 0 H: 0 E: 0 LOB: 0 K: 1 BB: 0 S: 6 P: 8	R: 0 H: 1 E: 0 LOB: 0 K: 1 BB: 0 S: 6 P: 9	R: 1 H: 3 E: 0 LOB: 2 K: 2 BB: 0 S: 12 P: 18	R: 0 H: 1 E: 0 LOB: 1 K: 1 BB: 0 S: 10 P: 12	1B: 7 SF: 0 2B: 3 SAC: 0 3B: 0 DP: 1 HR: 0 HBP: 0	WP: 1 PA: 34 PB: 0 SB: 0 CS: 1						
PITCHER	IP WLS BF H R ER SO BB IBB HBP BLK WP HR S P ERA WHIP																
Bronson Arroyo, R ERA: 4.08	7.1 W 28 8 2 2 8 0 0 0 0 0 0 6 70 2.46 1.091																
Alan Embree, L ERA: 4.34	0.2 2 0 0 0 1 0 0 0 0 0 0 6 7 0.00 0.000																
Keith Foulke, R ERA: 1.81	1.0 4 1 0 0 1 0 0 0 0 0 0 10 12 0.00 1.000																



Batter	1	2	3	4	5	6	7	8	9	AB	R	H	RBI	BB	SO	LOB	TOP								
18 Johnny Damon, L (1, 8) OBP: 0.387, SLG: 0.483	G4-3		1B			F8	1B			4	0	2	2	0	0	1	Boston Red Sox @ Minnesota Twins Hubert H. Humphrey Metrodome, Minneapolis, MN Sat Jul 31 2004, 7:10 PM EDT Att: 40,283 - Unknown - 70 F livebaseballscorecards.com								
Mark Bellhorn, S (1, 4) OBP: 0.372, SLG: 0.434	HR		P2			F9	1B			4	1	1	1	0	1	3									
34 David Ortiz, L (1, 10) OBP: 0.377, SLG: 0.617	L4					1B	BB			3	0	0	0	1	1	0									
Manny Ramirez, R (1, 7) OBP: 0.417, SLG: 0.627	G5-3					1B	BB			4	0	1	1	0	0	0									
Jason Varitek, S (1, 2) OBP: 0.374, SLG: 0.439						1B				4	0	0	0	0	2	2									
Doug Mientkiewicz, L (1, 3) OBP: 0.342, SLG: 0.365 Gabe Kapler, R (9, PH) OBP: 0.316, SLG: 0.412	G3-1					F9				4	1	2	0	0	0	0									
Kevin Millar, R (1, 9) OBP: 0.371, SLG: 0.456	G4-3					G4-6-3	1B			4	0	1	0	0	0	2									
Bill Mueller, S (1, 5) OBP: 0.332, SLG: 0.420						G4-6-3	1B			4	0	1	0	0	0	2									
Ricky Gutierrez, R (1, 6) OBP: 0.265, SLG: 0.237 20 Kevin Youkilis, R (9, PH) OBP: 0.394, SLG: 0.450						K				3	2	2	0	0	1	0									
						34 BB	1B			1	0	0	0	0	1	1									
Inning Stats	R: 1 E: 0 K: 0 S: 11	H: 1 LOB: 0 BB: 0 P: 19	R: 0 E: 0 K: 0 S: 8	H: 0 LOB: 0 BB: 0 P: 13	R: 0 E: 0 K: 1 S: 8	H: 1 LOB: 1 BB: 0 P: 10	R: 0 E: 0 K: 2 S: 9	H: 0 LOB: 0 BB: 0 P: 14	R: 0 E: 0 K: 0 S: 8	H: 1 LOB: 0 BB: 0 P: 12	R: 1 E: 0 K: 0 S: 13	H: 2 LOB: 2 BB: 1 P: 22	R: 2 E: 0 K: 1 S: 16	H: 3 LOB: 1 BB: 0 P: 25	R: 0 E: 0 K: 1 S: 7	H: 0 LOB: 0 BB: 0 P: 10	R: 0 E: 0 K: 1 S: 10	H: 2 LOB: 2 BB: 0 P: 15	1B: 9 2B: 2 3B: 0 HR: 1	SF: 0 SAC: 0 DP: 1 HBP: 0	WP: 2 PB: 2 SB: 0 CS: 1	PA: 36			
PITCHER	IP	WLS	BF	H	R	ER	SO	BB	IBB	HBP	BLK	WP	HR	S	P	ERA	WHIP								
Brad Radke, R (1, 1) ERA: 3.77	6.2		27	7	4	4	3	1	0	0	0	0	1	66	104	5.40	1.200								
J.C. Romero, L (7, 1) ERA: 3.99	0.2	B	3	1	0	0	1	0	0	0	0	1	0	9	13	0.00	1.500								
Juan Rincon, R (8, 1) ERA: 2.55	0.2	W	2	0	0	0	1	0	0	0	0	0	0	5	8	0.00	0.000								
36 Joe Nathan, R (9, 1) ERA: 0.94	1.0	S	4	2	0	0	1	0	0	0	0	1	0	10	15	0.00	2.000								

Batter	1	2	3	4	5	6	7	8	9	AB	R	H	RBI	BB	SO	LOB	BOTTOM								
Shannon Stewart, R (1, 7) OBP: 0.391, SLG: 0.418 5 Michael Cuddyer, R (6, 7) OBP: 0.314, SLG: 0.440	G3		G1-3			G3	2B			3	0	1	1	0	0	0	Boston Red Sox @ Minnesota Twins Hubert H. Humphrey Metrodome, Minneapolis, MN Sat Jul 31 2004, 7:10 PM EDT Att: 40,283 - Unknown - 70 F livebaseballscorecards.com								
Cristian Guzman, S (1, 6) OBP: 0.314, SLG: 0.391	G6-3		G4-3			G3				4	0	0	0	0	0	1									
20 Lew Ford, R (1, 8) OBP: 0.383, SLG: 0.488	K					33 FC4-6	1B			3	0	1	0	1	1	0									
33 Justin Morneau, L (1, 3) OBP: 0.319, SLG: 0.500						FC4-6	1B			3	1	1	0	1	0	1									
Tori Hunter, R (1, 10) OBP: 0.320, SLG: 0.454						FC6	BB			4	0	1	0	0	0	4									
Jacque Jones, L (1, 9) OBP: 0.311, SLG: 0.441						F8				4	1	2	1	0	1	3									
Corey Koskie, L (1, 5) OBP: 0.339, SLG: 0.443						G6-3	1B			3	1	1	1	1	1	1									
Henry Blanco, R (1, 2) OBP: 0.269, SLG: 0.359						2B	BB			4	1	1	1	0	3	2									
Luis Rivas, R (1, 4) OBP: 0.282, SLG: 0.403						G4-3	2B			3	0	0	0	0	0	2									
						G4-3	2B			3	0	0	0	0	0	2									
Inning Stats	R: 0 E: 0 K: 1 S: 10	H: 0 LOB: 0 BB: 0 P: 14	R: 1 E: 0 K: 1 S: 10	H: 3 LOB: 1 BB: 0 P: 13	R: 0 E: 0 K: 0 S: 7	H: 0 LOB: 0 BB: 0 P: 10	R: 0 E: 1 K: 1 S: 9	H: 1 LOB: 1 BB: 0 P: 13	R: 2 E: 0 K: 0 S: 13	H: 2 LOB: 3 BB: 3 P: 25	R: 0 E: 0 K: 1 S: 9	H: 1 LOB: 1 BB: 0 P: 14	R: 1 E: 0 K: 0 S: 9	H: 1 LOB: 0 BB: 0 P: 10	R: 1 E: 0 K: 2 S: 12	H: 1 LOB: 0 BB: 0 P: 18	1B: 5 2B: 2 3B: 0 HR: 2	SF: 0 SAC: 0 DP: 1 HBP: 0	WP: 0 PB: 0 SB: 0 CS: 0	PA: 35					
PITCHER	IP	WLS	BF	H	R	ER	SO	BB	IBB	HBP	BLK	WP	HR	S	P	ERA	WHIP								
Derek Lowe, R (1, 1) ERA: 5.52	7.1		32	8	4	4	4	3	0	0	0	0	1	68	100	4.91	1.500								
Alan Embree, L (8, 1) ERA: 4.54	0.1	L	2	1	1	1	1	0	0	0	0	0	1	5	10	27.00	3.000								
50 Mike Timlin, R (8, 1) ERA: 3.69	0.1		1	0	0	0	1	0	0	0	0	0	0	6	7	0.00	0.000								



Batter	1	2	3	4	5	6	7	8	9	AB	R	H	RBI	BB	SO	LOB	TOP								
18 Johnny Damon, L (1, 10) OBP: 0.384, SLG: 0.478	1-1 G6-3		2-2 G5-3			0-0 G4-3		2-3 K		4	0	0	0	0	1	0	Boston Red Sox @ Minnesota Twins Hubert H. Humphrey Metrodome, Minneapolis, MN Sun Aug 01 2004, 2:10 PM EDT Att: 38,751 - Unknown - 70 F livebaseballscorecards.com								
Mark Bellhorn, S (1, 4) OBP: 0.373, SLG: 0.432	1-3 K			3-2 P6		4-1 BB			2-0 G4-6-3 HBP	2	0	0	0	1	1	0									
Orlando Cabrera, R (1, 6) OBP: 0.297, SLG: 0.343	2-1 HR			1-0 P2		3-3 K			0-3 K	4	1	1	1	0	2	2									
Manny Ramirez, R (1, 7) OBP: 0.415, SLG: 0.631	1-0 F8			2-0 HR				0-3 K	2-1 G4-6-3	4	1	1	1	0	1	1									
Jason Varitek, S (1, 2)		1-3 K		2-3 K			1-2 E S SF9 HBP			2	1	0	0	0	2	0									
Kevin Millar, R (1, 9) OBP: 0.388, SLG: 0.454	1-2 G1-3				2-3 K		1-1 SF9			2	0	0	1	0	1	0									
Bill Mueller, S (1, 5) OBP: 0.328, SLG: 0.415	2-3 K				0-3 K		0-3 K			3	0	0	0	0	3	0									
Dave McCarty, R (1, 3) OBP: 0.314, SLG: 0.369			2-1 F8		1-0 F9			2-2 G5-3		3	0	0	0	0	0	0									
Gabe Kapler, R (1, 8) OBP: 0.311, SLG: 0.405	1-0 G5-3					1-3 K		3-3 K		3	0	0	0	0	2	0									
Inning Stats	R: 1 E: 0 K: 1 S: 8	H: 1 LOB: 0 BB: 0 P: 13	R: 0 E: 0 K: 2 S: 9	H: 0 LOB: 0 BB: 0 P: 13	R: 0 E: 0 K: 0 S: 6	H: 0 LOB: 0 BB: 0 P: 11	R: 1 E: 0 K: 1 S: 8	H: 1 LOB: 0 BB: 0 P: 16	R: 0 E: 0 K: 2 S: 9	H: 0 LOB: 0 BB: 0 P: 12	R: 0 E: 0 K: 2 S: 10	H: 0 LOB: 1 BB: 1 P: 18	R: 1 E: 0 K: 2 S: 10	H: 0 LOB: 0 BB: 0 P: 12	R: 0 E: 0 K: 2 S: 13	H: 0 LOB: 0 BB: 0 P: 20	R: 0 E: 0 K: 1 S: 5	H: 0 LOB: 0 BB: 0 P: 9	1B: 0 2B: 0 3B: 0 HR: 2	SF: 1 SAC: 0 DP: 1 HBP: 2	WP: 0 PB: 0 SB: 1 CS: 0	PA: 31			
PITCHER	IP	WLS	BF	H	R	ER	SO	BB	IBB	HBP	BLK	WP	HR	S	P	ERA	WHIP								
Johan Santana, L (1, 1) ERA: 3.3	8.0	W	28	2	3	2	12	1	0	1	0	0	2	73	115	2.25	0.375								
36 Joe Nathan, R (9, 1) ERA: 0.92	1.0	S	3	0	0	0	1	0	0	1	0	0	0	5	9	0.00	0.000								

Batter	1	2	3	4	5	6	7	8	9	AB	R	H	RBI	BB	SO	LOB	BOTTOM								
Shannon Stewart, R (1, 10) OBP: 0.388, SLG: 0.415	0-3 K		0-1 G6-3		2-1 20 CS 1B		1-3 K			4	0	1	0	0	2	0	Boston Red Sox @ Minnesota Twins Hubert H. Humphrey Metrodome, Minneapolis, MN Sun Aug 01 2004, 2:10 PM EDT Att: 38,751 - Unknown - 70 F livebaseballscorecards.com								
Cristian Guzman, S (1, 6) OBP: 0.318, SLG: 0.397	1-2 K		2-0 33 S 2B		0-0 F7			1-0 33 S 20 1B		4	1	3	0	0	0	1									
20 Lew Ford, R (1, 7) OBP: 0.384, SLG: 0.491	2-0 F8		0-3 K		2-2 CS		1-1 33 G4-3 1B 2B		1-2 33 S 1B	4	2	2	0	0	1	2									
33 Justin Morneau, L (1, 3) OBP: 0.306, SLG: 0.484	0-3 K		3-1 F9		1-1 G4-3		1-1 33 S 1B 2B		3-2 SF8	3	0	0	1	0	1	3									
Tori Hunter, R (1, 8) OBP: 0.319, SLG: 0.452		0-3 K		0-1 L3		0-0 PB S 1B		1-0 F9		4	0	1	1	0	1	0									
Jacque Jones, L (1, 9) OBP: 0.308, SLG: 0.437	0-0 F8			2-3 K		1-3 K		2-2 G6-3		4	0	0	0	0	2	1									
Corey Koskie, L (1, 5) OBP: 0.342, SLG: 0.446	2-1 1B 2B			4-0 BB		3-3 K				2	1	1	0	1	1	1									
Matthew LeCroy, R (1, 2) OBP: 0.328, SLG: 0.418	1-2 2H 1B			1-3 K			0-0 P2			3	0	1	1	0	1	1									
Henry Blanco, R (9, 2) OBP: 0.269, SLG: 0.359										0	0	0	0	0	0	0									
Luis Rivas, R (1, 4) OBP: 0.280, SLG: 0.400			3-2 K		2-1 G6-3		0-3 K			2	0	0	0	0	1	1									
5 Michael Cuddyer, R (7, PH) OBP: 0.313, SLG: 0.438										1	0	0	0	0	1	0									
Inning Stats	R: 0 E: 0 K: 2 S: 10	H: 1 LOB: 1 BB: 0 P: 13	R: 1 E: 0 K: 2 S: 13	H: 2 LOB: 1 BB: 0 P: 19	R: 0 E: 0 K: 1 S: 8	H: 1 LOB: 1 BB: 0 P: 13	R: 0 E: 0 K: 2 S: 8	H: 0 LOB: 1 BB: 1 P: 15	R: 0 E: 0 K: 0 S: 8	H: 1 LOB: 0 BB: 0 P: 14	R: 1 E: 0 K: 2 S: 13	H: 2 LOB: 1 BB: 0 P: 19	R: 0 E: 0 K: 2 S: 7	H: 0 LOB: 0 BB: 0 P: 8	R: 2 E: 1 K: 0 S: 15	H: 2 LOB: 0 BB: 0 P: 22	1B: 6 2B: 3 3B: 0 HR: 0	SF: 1 SAC: 0 DP: 0 HBP: 0	WP: 0 PB: 1 SB: 4 CS: 1	PA: 34					
PITCHER	IP	WLS	BF	H	R	ER	SO	BB	IBB	HBP	BLK	WP	HR	S	P	ERA	WHIP								
Pedro Martinez, R (1, 1) ERA: 4.07	7.0	L	28	2	2	2	11	1	0	0	0	0	0	67	101	2.57	1.143								
50 Mike Timlin, R (8, 1) ERA: 4.02	0.0	L	2	2	2	2	0	0	0	0	0	0	0	7	8	∞	∞								
Alan Embree, L (8, 1) ERA: 4.42	1.0	B	3	0	0	0	0	0	0	0	0	0	0	8	14	0.00	0.000								



Batter	1	2	3	4	5	6	7	8	9	AB	R	H	RBI	BB	SO	LOB	TOP			
David Eckstein, R (1, 6) OBP: 0.357, SLG: 0.358 Alfredo Amezaga, S (8, 6) OBP: 0.205, SLG: 0.164	1-2 9 1B		2-2 FC4-6 9 L3		0-0 G5-3		1-2 G3			4	0	1	0	0	0	4	Anaheim Angels @ Minnesota Twins Hubert H. Humphrey Metrodome, Minneapolis, MN Tue Aug 03 2004, 8:10 PM EDT Att: 22,273 - Unknown - 70 F			
9 Chone Figgins, S (1, 5) OBP: 0.359, SLG: 0.432	0-1 27 G6-4-3 1B		1-0 L3		1-0 F9			4-0 16 G4-6-3 BB		3	0	1	0	1	0	3				
16 Garret Anderson, L (1, 8) OBP: 0.352, SLG: 0.433 Curtis Pride, L (8, 9) OBP: 0.222, SLG: 0.222	1-3 K			1-0 P6		0-0 F8		1-1 G4-6-3		4	0	0	0	0	1	3				
27 Vladimir Guerrero, R (1, 9) OBP: 0.381, SLG: 0.575 Matt Hensley, R (8, 1)	1-0 G6-4-3			2-0 1B		0-0 G4-3		0-0 G6-3		4	0	1	0	0	0	2				
Jose Guillen, R (1, 7)		4-1 39 L4-6 BB		0-0 G4-6-3 1B		0-2 FC6-4 1B		3-2 G6-3		3	0	2	0	1	0	0				
Darin Erstad, L (1, 3) OBP: 0.350, SLG: 0.404	0-1 1B		2-2 G4-6-3		0-1 FC6-4		0-2 39 E		0-2 1B	4	0	2	0	0	0	3				
39 Robb Quinlan, R (1, 10) OBP: 0.397, SLG: 0.517	0-0 L4-6			1-0 G5-3 1B		1-3 K		0-1 E6		4	0	1	0	0	1	3				
Adam Kennedy, L (1, 4) OBP: 0.324, SLG: 0.367	1-3 K			2-2 F7		0-1 G4-3		0-0 G3-6-1		4	0	0	0	0	1	4				
Jose Molina, R (1, 2) OBP: 0.275, SLG: 0.365	1-0 FC4-6 1B			1-2 G5-3 1B		1-1 1B				3	0	3	0	0	0	0				
Inning Stats	R: 0 E: 0 K: 1 S: 10	H: 2 LOB: 1 BB: 0 P: 13	R: 0 E: 0 K: 1 S: 8	H: 1 LOB: 1 BB: 1 P: 13	R: 0 E: 0 K: 0 S: 6	H: 1 LOB: 0 BB: 0 P: 10	R: 0 E: 0 K: 0 S: 6	H: 2 LOB: 1 BB: 0 P: 11	R: 0 E: 0 K: 0 S: 7	H: 1 LOB: 0 BB: 0 P: 7	R: 0 E: 0 K: 1 S: 10	H: 1 LOB: 1 BB: 0 P: 13	R: 0 E: 0 K: 0 S: 3	H: 0 LOB: 0 BB: 1 P: 8	R: 0 E: 1 K: 0 S: 9	H: 1 LOB: 1 BB: 0 P: 12		1B: 11 2B: 2 3B: 0 HR: 0	SF: 0 SAC: 0 DP: 6 HBP: 0	WP: 0 PB: 0 SB: 0 CS: 0
PITCHER Carlos Silva, R (1, 1) ERA: 4.23	IP: 9.0 WLS: W BF: 35	H: 11 R: 0 ER: 0 SO: 3	BB: 2 IBB: 0 HBP: 0 BLK: 0	WP: 0 HR: 0 S: 67 P: 99	ERA: 0.00 WHIP: 1.444	PITCHER										IP: 9.0 WLS: W BF: 35	H: 11 R: 0 ER: 0 SO: 3	BB: 2 IBB: 0 HBP: 0 BLK: 0	WP: 0 HR: 0 S: 67 P: 99	ERA: 0.00 WHIP: 1.444

Batter	1	2	3	4	5	6	7	8	9	AB	R	H	RBI	BB	SO	LOB	BOTTOM			
Shannon Stewart, R (1, 7) OBP: 0.397, SLG: 0.426 5 Michael Cuddyer, R (8, 7) OBP: 0.313, SLG: 0.438	1-2 20 WP SH1-3 1B		4-1 20 FC4 BB		2-2 G6-3	1-1 1-H 2-H 2B		1-0 1B		4	0	3	2	1	0	0	Anaheim Angels @ Minnesota Twins Hubert H. Humphrey Metrodome, Minneapolis, MN Tue Aug 03 2004, 8:10 PM EDT Att: 22,273 - Unknown - 70 F			
Cristian Guzman, S (1, 6) OBP: 0.316, SLG: 0.394 Jason Bartlett, R (8, 6)	0-0 SH1-3		1-1 F7		0-2 F8	0-0 G4-3		2-3 K		3	0	0	0	0	0	3				
20 Lew Ford, R (1, 10) OBP: 0.382, SLG: 0.487	3-3 K		2-2 FC4		0-3 K		1-0 33 HR 1B	1-1 P4		5	1	1	0	0	2	4				
33 Justin Morneau, L (1, 3) OBP: 0.304, SLG: 0.505	1-3 K			2-2 P5		1-3 K	2-2 1-H HR			4	1	1	2	0	2	1				
Tori Hunter, R (1, 8) OBP: 0.321, SLG: 0.460		0-0 F9		1-0 HR		2-2 HBP 1B HBP	0-1 P2			3	2	1	1	0	0	0				
Jacque Jones, L (1, 9) OBP: 0.310, SLG: 0.436		3-1 P6		0-0 HR 1B		1 SAFE 4-2 HBP 1B BB	2-0 L8			3	2	1	0	1	0	0				
Corey Koskie, L (1, 5) OBP: 0.344, SLG: 0.455		2-3 K		0-0 1-H HR		2-1 CS 1B HBP	2-3 K			3	1	1	2	0	2	0				
Henry Blanco, R (1, 2) OBP: 0.274, SLG: 0.378			0-2 G5-3	2-1 F8		0-1 CS 2B 1B		0-0 HR		4	2	2	3	0	0	0				
Luis Rivas, R (1, 4) OBP: 0.283, SLG: 0.399			3-2 S 1B	1-3 K		1-2 2-3 2B BB		1-3 K		3	1	1	0	1	2	0				
Inning Stats	R: 0 E: 0 K: 2 S: 10	H: 1 LOB: 0 BB: 0 P: 15	R: 0 E: 0 K: 1 S: 6	H: 0 LOB: 0 BB: 0 P: 11	R: 0 E: 0 K: 0 S: 13	H: 1 LOB: 2 BB: 1 P: 23	R: 3 E: 0 K: 1 S: 11	H: 3 LOB: 0 BB: 0 P: 17	R: 0 E: 0 K: 1 S: 9	H: 0 LOB: 0 BB: 0 P: 11	R: 4 E: 0 K: 1 S: 14	H: 2 LOB: 1 BB: 2 P: 28	R: 2 E: 0 K: 1 S: 10	H: 2 LOB: 0 BB: 0 P: 17	R: 1 E: 0 K: 2 S: 10	H: 2 LOB: 1 BB: 0 P: 15		1B: 6 2B: 1 3B: 0 HR: 4	SF: 0 SAC: 1 DP: 0 HBP: 2	WP: 1 PB: 0 SB: 0 CS: 2
PITCHER 41 John Lackey, R (1, 1) ERA: 4.8 Matt Hensley, R (6, 1) ERA: 4.75 Matt Hensley, R (8, 1) ERA: 4.76	IP: 5.2 WLS: L BF: 28	H: 7 R: 7 ER: 7 SO: 6	BB: 3 IBB: 0 HBP: 2 BLK: 0	WP: 1 HR: 2 S: 62 P: 104	ERA: 11.12 WHIP: 1.765	PITCHER										IP: 2.1 WLS: L BF: 11	H: 4 R: 3 ER: 3 SO: 3	BB: 0 IBB: 0 HBP: 0 BLK: 0	WP: 0 HR: 2 S: 21 P: 33	ERA: 11.57 WHIP: 1.714

Batter	1	2	3	4	5	6	7	8	9	AB	R	H	RBI	BB	SO	LOB	TOP								
David Eckstein, R (1, 10) OBP: 0.355, SLG: 0.356	G4-3		F9			FC6-4			F9	5	0	1	0	0	0	2									
9 Chone Figgins, S (1, 6) OBP: 0.359, SLG: 0.431	G4-3			K			G3-1		K	5	0	2	0	0	2	4									
16 Garret Anderson, L (1, 8) OBP: 0.346, SLG: 0.426	G4-3		L8				F8			4	0	0	0	0	0	5									
27 Vladimir Guerrero, R (1, 9) OBP: 0.380, SLG: 0.579	K								K	4	1	1	1	0	2	1									
Jose Guillen, R (1, 7) OBP: 0.376, SLG: 0.529		G5-3							G6-3	4	1	1	0	0	0	0									
Darin Erstad, L (1, 3) OBP: 0.348, SLG: 0.405	G1-3								G3-1	4	1	1	0	0	1	0									
39 Robb Quinlan, R (1, 5) OBP: 0.393, SLG: 0.508									K	4	0	1	1	0	1	1									
Adam Kennedy, L (1, 4) OBP: 0.326, SLG: 0.371	G4-3									4	0	2	0	0	0	1									
Jose Molina, R (1, 2) OBP: 0.282, SLG: 0.367			F9						L4	2	0	1	1	1	0	0									
Curtis Pride, L (9, PH) OBP: 0.200, SLG: 0.200										1	0	0	0	0	0	1									
Inning Stats	R: 0 E: 0 K: 1 S: 11	H: 1 LOB: 1 BB: 0 P: 15	R: 0 E: 0 K: 0 S: 7	H: 1 LOB: 1 BB: 0 P: 7	R: 0 E: 0 K: 0 S: 9	H: 1 LOB: 1 BB: 0 P: 16	R: 3 E: 0 K: 1 S: 14	H: 6 LOB: 3 BB: 0 P: 21	R: 0 E: 0 K: 1 S: 10	H: 0 LOB: 0 BB: 0 P: 14	R: 0 E: 0 K: 1 S: 9	H: 0 LOB: 1 BB: 1 P: 16	R: 0 E: 0 K: 1 S: 7	H: 0 LOB: 0 BB: 0 P: 9	R: 0 E: 0 K: 1 S: 8	H: 0 LOB: 0 BB: 0 P: 11	R: 0 E: 0 K: 1 S: 18	H: 1 LOB: 1 BB: 0 P: 26	1B: 7 2B: 2 3B: 0 HR: 1	SF: 0 SAC: 0 DP: 0 HBP: 0	WP: 0 PB: 0 SB: 1 CS: 0	PA: 38			
PITCHER	IP	WLS	BF	H	R	ER	SO	BB	IBB	HBP	BLK	WP	HR	S	P	ERA	WHIP								
Kyle Lohse, R (1, 1) ERA: 5.14	7.0	W	31	9	3	3	4	1	0	0	0	0	1	67	98	3.86	1.429								
Juan Rincon, R (8, 1) ERA: 2.5	1.0	H	3	0	0	0	1	0	0	0	0	0	0	8	11	0.00	0.000								
36 Joe Nathan, R (9, 1) ERA: 0.91	1.0	S	4	1	0	0	1	0	0	0	0	0	0	18	26	0.00	1.000								

Anaheim Angels @ Minnesota Twins
 Hubert H. Humphrey Metrodome, Minneapolis, MN
 Wed Aug 04 2004, 8:10 PM EDT
 Att: 28,435 - Unknown - 70 F

AB	37
R	3
H	10
RBI	3
BB	1
SO	6
LOB	15



Batter	1	2	3	4	5	6	7	8	9	AB	R	H	RBI	BB	SO	LOB	BOTTOM								
Shannon Stewart, R (1, 7) OBP: 0.399, SLG: 0.433	G6-3									4	1	2	1	0	0	0									
Cristian Guzman, S (1, 6) OBP: 0.315, SLG: 0.392	F8									4	0	1	0	0	0	1									
20 Lew Ford, R (1, 10) OBP: 0.378, SLG: 0.481	P3									4	0	0	1	0	0	2									
33 Justin Morneau, L (1, 3) OBP: 0.311, SLG: 0.535		P3								4	1	2	1	0	0	1									
Tori Hunter, R (1, 8) OBP: 0.323, SLG: 0.463		P4								4	1	2	0	0	0	2									
Jacque Jones, L (1, 9) OBP: 0.311, SLG: 0.444		P6								4	1	2	2	0	1	0									
Corey Koskie, L (1, 5) OBP: 0.343, SLG: 0.456										4	1	1	0	0	1	2									
Henry Blanco, R (1, 2) OBP: 0.269, SLG: 0.370										4	0	0	0	0	2	3									
Luis Rivas, R (1, 4) OBP: 0.284, SLG: 0.398										3	1	1	1	0	0	2									
Inning Stats	R: 0 E: 0 K: 0 S: 4	H: 0 LOB: 0 BB: 0 P: 8	R: 0 E: 0 K: 0 S: 7	H: 0 LOB: 0 BB: 0 P: 10	R: 3 E: 0 K: 0 S: 13	H: 4 LOB: 1 BB: 0 P: 19	R: 0 E: 0 K: 0 S: 8	H: 2 LOB: 2 BB: 0 P: 15	R: 0 E: 0 K: 2 S: 14	H: 3 LOB: 0 BB: 0 P: 17	R: 0 E: 0 K: 0 S: 13	H: 2 LOB: 2 BB: 0 P: 18	R: 0 E: 0 K: 2 S: 10	H: 0 LOB: 0 BB: 0 P: 15	1B: 6 2B: 3 3B: 0 HR: 2	SF: 0 SAC: 0 DP: 0 HBP: 0	WP: 0 PB: 0 SB: 0 CS: 0	PA: 35							
PITCHER	IP	WLS	BF	H	R	ER	SO	BB	IBB	HBP	BLK	WP	HR	S	P	ERA	WHIP								
Ramon Ortiz, R (1, 1) ERA: 4.26	6.2	L	31	11	6	6	2	0	0	0	0	0	2	60	90	8.10	1.650								
Kevin Gregg, R (7, 1) ERA: 3.5	1.1		4	0	0	0	2	0	0	0	0	0	0	12	18	0.00	0.000								

Anaheim Angels @ Minnesota Twins
 Hubert H. Humphrey Metrodome, Minneapolis, MN
 Wed Aug 04 2004, 8:10 PM EDT
 Att: 28,435 - Unknown - 70 F

AB	35
R	6
H	11
RBI	6
BB	0
SO	4
LOB	13



Batter	1	2	3	4	5	6	7	8	9	AB	R	H	RBI	BB	SO	LOB	TOP											
David Eckstein, R (1, 6) OBP: 0.358, SLG: 0.355	G6-3		SF7 1B	27 1B	27 E	16 1B	K	FC6-4 BB		3	2	1	1	2	1	1	Anaheim Angels @ Minnesota Twins Hubert H. Humphrey Metrodome, Minneapolis, MN Thu Aug 05 2004, 1:10 PM EDT Att: 26,867 - Unknown - 70 F											
9 Chone Figgins, S (1, 4) (8, 8) OBP: 0.397, SLG: 0.428	G4-3 1B		F7	K			F8	FC6-4 1B		5	0	1	0	0	1	5												
16 Garret Anderson, L (1, 8) Adam Kennedy, L (6, PR) OBP: 0.326, SLG: 0.371 (8, 4)	G4-3		27 1B	27 E	1B	1B	27 1B	27 G6-4-3 1B		5	1	4	1	0	0	1												
27 Vladimir Guerrero, R (1, 9) OBP: 0.380, SLG: 0.577	F8		1B	E6 1B			1B	G6-4-3		5	0	2	1	0	0	5												
Jose Guillen, R (1, 7) Curtis Pride, L (9, 7) OBP: 0.374, SLG: 0.526 (9, 7) OBP: 0.200, SLG: 0.200		F8	SF7	1B			F8		K	4	0	1	3	0	1	1												
Darin Erstad, L (1, 3) OBP: 0.346, SLG: 0.401	G4-3	G5-3	G3-1						K	5	1	1	0	0	1	4												
39 Robb Quinlan, R (1, 5) Alfredo Amezaga, S (7, 5) OBP: 0.388, SLG: 0.590 (7, 5) OBP: 0.203, SLG: 0.162	G5-3		2B 1B	K				G6-3		4	1	1	0	0	2	1												
Tim Salmon, R (1, 10) OBP: 0.302, SLG: 0.319			BB 1B	F9	G3		SF8			3	1	1	1	0	0	1												
Josh Paul, R (1, 2) OBP: 0.381, SLG: 0.417			16 1B	27 1B	1B		E1	G6-3		4	2	3	1	0	0	0												
Inning Stats	R: 0 E: 0 K: 0 S: 6	H: 1 LOB: 1 BB: 0 P: 10	R: 0 E: 0 K: 0 S: 7	H: 0 LOB: 0 BB: 0 P: 10	R: 3 E: 0 K: 0 S: 15	H: 4 LOB: 2 BB: 1 P: 25	R: 4 E: 1 K: 1 S: 23	H: 5 LOB: 2 BB: 0 P: 32	R: 0 E: 0 K: 0 S: 6	H: 2 LOB: 1 BB: 0 P: 6	R: 1 E: 0 K: 1 S: 9	H: 1 LOB: 0 BB: 0 P: 13	R: 0 E: 0 K: 0 S: 5	H: 1 LOB: 2 BB: 1 P: 10	R: 0 E: 0 K: 2 S: 11	H: 0 LOB: 0 BB: 0 P: 17		1B: 14 2B: 1 3B: 0 HR: 0	SF: 2 SAC: 0 DP: 1 HBP: 0	WP: 0 PB: 0 SB: 1 CS: 0	PA: 43							
PITCHER	IP	WLS	BF	H	R	ER	SO	BB	IBB	HBP	BLK	WP	HR	S	P	ERA	WHIP											
Terry Mulholland, L (1, 1) ERA: 4.79	3.2	L	21	9	7	5	1	1	0	0	0	0	0	0	43	66	12.27	2.727										
28 Jesse Crain, R (4, 1) ERA: 4.01	1.1		7	2	0	0	2	0	0	0	0	0	0	20	28	0.00	1.500											
Joe Roa, R (6, 1) ERA: 4.01	2.0		8	3	1	0	1	0	0	0	0	0	0	15	19	0.00	1.500											
Aaron Fultz, L (8, 1) ERA: 4.1	1.0		4	1	0	0	0	1	0	0	0	0	0	5	10	0.00	2.000											
J.C. Romero, L (9, 1) ERA: 3.8	1.0		3	0	0	0	2	0	0	0	0	0	0	11	17	0.00	0.000											

Batter	1	2	3	4	5	6	7	8	9	AB	R	H	RBI	BB	SO	LOB	BOTTOM											
Shannon Stewart, R (1, 10) OBP: 0.397, SLG: 0.429	F8		K					FC6-4 1B		4	0	1	1	0	2	0	Anaheim Angels @ Minnesota Twins Hubert H. Humphrey Metrodome, Minneapolis, MN Thu Aug 05 2004, 1:10 PM EDT Att: 26,867 - Unknown - 70 F											
Jason Bartlett, R (1, 6)	G6-3			G4-3	FC6-4			F9		4	0	0	0	0	2													
20 Lew Ford, R (1, 7) OBP: 0.375, SLG: 0.476	G3			G5-3		G6-3		F9		4	0	0	0	0	0													
33 Justin Morneau, L (1, 3) OBP: 0.309, SLG: 0.524		F8		G4-3		G4-3			5 BB 1B	4	0	1	0	0	0													
Tori Hunter, R (1, 8) OBP: 0.325, SLG: 0.475		G4-3			HR		F9		K	4	1	2	1	0	1	1												
Jacque Jones, L (1, 9) 5 Michael Cuddyer, R (5, PH) OBP: 0.311, SLG: 0.443 (6, 9) OBP: 0.317, SLG: 0.443		G4-3			P3		G6-3	G6-3 2B	FC5-4 BB	1	0	0	0	0	0	1												
Corey Koskie, L (1, 5) OBP: 0.342, SLG: 0.453		F9			G4-3	BB 1B		G6-3		4	1	1	0	0	0	4												
Henry Blanco, R (1, 2) Matthew LeCroy, R (5, PH) OBP: 0.272, SLG: 0.370 (6, 2) OBP: 0.326, SLG: 0.413					G6-4-3 BB		G6-3	G6-3	FC5-4	0	0	0	0	1	0	0												
Luis Rivas, R (1, 4) OBP: 0.281, SLG: 0.394				G6-4-3		G4-3		F8		3	0	0	0	0	0	3												
Inning Stats	R: 0 E: 0 K: 0 S: 7	H: 0 LOB: 0 BB: 0 P: 11	R: 0 E: 0 K: 0 S: 11	H: 1 LOB: 1 BB: 0 P: 17	R: 0 E: 0 K: 1 S: 6	H: 0 LOB: 0 BB: 1 P: 12	R: 0 E: 0 K: 0 S: 8	H: 0 LOB: 0 BB: 0 P: 11	R: 2 E: 0 K: 0 S: 11	H: 3 LOB: 2 BB: 1 P: 21	R: 0 E: 0 K: 0 S: 4	H: 0 LOB: 0 BB: 0 P: 5	R: 1 E: 0 K: 0 S: 11	H: 1 LOB: 0 BB: 0 P: 18	R: 0 E: 0 K: 1 S: 13	H: 0 LOB: 2 BB: 1 P: 18		R: 0 E: 0 K: 1 S: 12	H: 1 LOB: 2 BB: 1 P: 20	1B: 3 2B: 2 3B: 0 HR: 1	SF: 0 SAC: 0 DP: 1 HBP: 0	WP: 0 PB: 0 SB: 0 CS: 0	PA: 35					
PITCHER	IP	WLS	BF	H	R	ER	SO	BB	IBB	HBP	BLK	WP	HR	S	P	ERA	WHIP											
Aaron Sele, R (1, 1) ERA: 4.8	7.0	W	27	5	3	3	1	2	0	0	0	0	0	1	58	95	3.86	1.000										
Brendan Donnelly, R (8, 1) ERA: 3.38	1.0		3	0	0	0	1	0	0	0	0	0	0	13	18	0.00	0.000											
Francisco Rodriguez, R (9, 1) ERA: 1.76	1.0		5	1	0	0	1	1	0	0	0	0	0	12	20	0.00	2.000											



Batter	1	2	3	4	5	6	7	8	9	10	11	AB	R	H	RBI	BB	SO	LOB
21 Mark Kotsay, L OBP: 0.371, SLG: 0.444 (1, 8)	F7		K		K			P6			K	5	0	0	0	0	3	2
Eric Byrnes, R OBP: 0.348, SLG: 0.508 (1, 7)	K			K		F8		F9			3B	5	1	1	0	0	2	1
3 Eric Chavez, L OBP: 0.406, SLG: 0.537 (1, 5)	K			L8		G5-4-3			G6-3		1B	5	1	2	1	0	1	0
Jermaine Dye, R OBP: 0.339, SLG: 0.477 (1, 9)		K				G5-4-3				K		4	0	1	1	1	2	1
Scott Hatteberg, L OBP: 0.377, SLG: 0.462 (1, 3)		E6			G5-3				E1			3	0	1	0	1	0	1
Erubiel Durazo, L OBP: 0.374, SLG: 0.505 (1, 10)		G3-1							G5-3			5	1	1	0	0	0	5
7 Bobby Crosby, R OBP: 0.340, SLG: 0.462 (1, 6)		G6-3										5	0	1	0	0	0	3
Marco Scutaro, R OBP: 0.302, SLG: 0.380 (1, 4)				G4-3		FC4-6				P4		4	0	1	1	0	0	1
17 Adam Melhuse, S OBP: 0.306, SLG: 0.434 (1, 2)				F8		F9						3	0	0	0	0	1	1


TOP

Oakland Athletics @ Minnesota Twins
Hubert H. Humphrey Metrodome, Minneapolis, MN

Fri Aug 06 2004, 8:10 PM EDT
Att: 25,102 - Unknown - 70 F

livebaseballscores.com

AB 39
R 3
H 8
RBI 3
BB 2
SO 9
LOB 15



Inning Stats	R: 0	H: 0	E: 0	K: 2	BB: 0	S: 8	P: 13	R: 0	H: 1	E: 1	K: 1	BB: 0	S: 10	P: 14	R: 0	H: 0	E: 0	K: 1	BB: 0	S: 5	P: 9	R: 0	H: 0	E: 0	K: 1	BB: 0	S: 10	P: 16	R: 1	H: 2	E: 0	K: 1	BB: 0	S: 12	P: 15	R: 0	H: 1	E: 0	K: 0	BB: 0	S: 8	P: 10	R: 0	H: 0	E: 0	K: 0	BB: 1	S: 4	P: 8	R: 0	H: 1	E: 0	K: 0	BB: 1	S: 11	P: 15	R: 0	H: 0	E: 0	K: 1	BB: 0	S: 10	P: 14	R: 0	H: 0	E: 0	K: 1	BB: 0	S: 8	P: 12	R: 2	H: 3	E: 0	K: 1	BB: 2	S: 22	P: 35	1B: 6	SF: 0	2B: 2	SAC: 1	3B: 0	DP: 2	HR: 0	HBP: 1	WP: 0	PA: 43
--------------	------	------	------	------	-------	------	-------	------	------	------	------	-------	-------	-------	------	------	------	------	-------	------	------	------	------	------	------	-------	-------	-------	------	------	------	------	-------	-------	-------	------	------	------	------	-------	------	-------	------	------	------	------	-------	------	------	------	------	------	------	-------	-------	-------	------	------	------	------	-------	-------	-------	------	------	------	------	-------	------	-------	------	------	------	------	-------	-------	-------	-------	-------	-------	--------	-------	-------	-------	--------	-------	--------

PITCHER	IP	WLS	BF	H	R	ER	SO	BB	IBB	HBP	BLK	WP	HR	S	P	ERA	WHIP
Brad Radke, R ERA: 3.61 (1, 1)	9.0		33	5	1	0	7	2	0	0	0	0	0	78	114	1.00	0.778
Juan Rincon, R ERA: 2.77 (10, 1)	1.1	L	7	3	2	2	2	0	0	0	0	0	0	16	24	13.50	2.250
J.C. Romero, L ERA: 3.74 (11, 1)	0.2		3	0	0	0	0	0	0	1	0	0	0	14	23	0.00	0.000

Batter	1	2	3	4	5	6	7	8	9	10	11	AB	R	H	RBI	BB	SO	LOB
Shannon Stewart, R OBP: 0.393, SLG: 0.438 (1, 7)	G6-3		G6-3			G5-3					HR	5	1	1	1	0	0	2
Cristian Guzman, S OBP: 0.312, SLG: 0.387 (1, 6)	F9			G6-3		F9			G3-1		F8	5	0	0	0	0	0	2
20 Lew Ford, R OBP: 0.371, SLG: 0.472 (1, 10)	F9			G6-3				P6		F8		4	0	0	0	0	0	0
33 Justin Morneau, L OBP: 0.307, SLG: 0.514 (1, 3)		K				K				F8		4	0	1	0	0	2	0
Torii Hunter, R OBP: 0.322, SLG: 0.470 (1, 8)		P5				K		G6-4-3		G6-4-3		4	0	0	0	0	2	1
Jacque Jones, L OBP: 0.313, SLG: 0.442 (1, 9)						K				S	G3	3	0	1	0	1	1	0
Corey Koskie, L OBP: 0.338, SLG: 0.447 (1, 5)		G3				G4-3			L8			4	0	0	0	0	1	2
Henry Blanco, R OBP: 0.274, SLG: 0.371 (1, 2)						F9				G3		2	0	1	0	0	0	0
Jose Offerman, S OBP: 0.356, SLG: 0.384 (8, PH)												1	0	0	0	0	0	1
Rob Bowen, S OBP: 0.313, SLG: 0.429 (9, 2)												0	0	0	0	0	0	0
Matthew LeCroy, R OBP: 0.332, SLG: 0.413 (11, PH)												0	0	0	0	1	0	0
Luis Rivas, R OBP: 0.316, SLG: 0.441 (1, 4)						G5-3						2	0	0	0	0	0	1
5 Michael Cuddyer, R (11, PH)												1	0	0	0	0	0	1


BOTTOM

Oakland Athletics @ Minnesota Twins
Hubert H. Humphrey Metrodome, Minneapolis, MN

Fri Aug 06 2004, 8:10 PM EDT
Att: 25,102 - Unknown - 70 F

livebaseballscores.com

AB 35
R 1
H 4
RBI 1
BB 2
SO 6
LOB 10



Inning Stats	R: 0	H: 0	E: 0	K: 0	BB: 0	S: 9	P: 17	R: 0	H: 1	E: 0	K: 1	BB: 0	S: 9	P: 17	R: 0	H: 0	E: 0	K: 0	BB: 0	S: 6	P: 10	R: 0	H: 0	E: 0	K: 1	BB: 0	S: 9	P: 11	R: 0	H: 1	E: 0	K: 0	BB: 0	S: 7	P: 13	R: 0	H: 1	E: 0	K: 0	BB: 0	S: 9	P: 13	R: 0	H: 0	E: 0	K: 0	BB: 1	S: 12	P: 20	R: 1	H: 1	E: 0	K: 0	BB: 0	S: 8	P: 13	R: 0	H: 0	E: 0	K: 2	BB: 0	S: 8	P: 11	R: 0	H: 0	E: 0	K: 0	BB: 1	S: 10	P: 17	1B: 3	SF: 0	2B: 0	SAC: 1	3B: 0	DP: 1	HR: 1	HBP: 0	WP: 0	PA: 38
--------------	------	------	------	------	-------	------	-------	------	------	------	------	-------	------	-------	------	------	------	------	-------	------	-------	------	------	------	------	-------	------	-------	------	------	------	------	-------	------	-------	------	------	------	------	-------	------	-------	------	------	------	------	-------	-------	-------	------	------	------	------	-------	------	-------	------	------	------	------	-------	------	-------	------	------	------	------	-------	-------	-------	-------	-------	-------	--------	-------	-------	-------	--------	-------	--------

PITCHER	IP	WLS	BF	H	R	ER	SO	BB	IBB	HBP	BLK	WP	HR	S	P	ERA	WHIP
Mark Redman, L ERA: 4.3 (1, 1)	7.1		25	3	0	0	4	1	0	0	0	0	0	61	104	0.00	0.545
Jim Mecir, R ERA: 4.24 (8, 1)	0.2	H	2	0	0	0	0	0	0	0	0	0	0	9	13	0.00	0.000
Octavio Dotel, R ERA: 3.92 (9, 1)	3.0	W	11	1	1	1	2	1	0	0	0	0	1	26	41	3.00	0.667

Batter	1	2	3	4	5	6	7	8	9	AB	R	H	RBI	BB	SO	LOB	TOP								
Eric Byrnes, R OBP: 0.347, SLG: 0.506 (1, 8)										4	0	1	0	0	2	1	Oakland Athletics @ Minnesota Twins Hubert H. Humphrey Metrodome, Minneapolis, MN Sat Aug 07 2004, 1:20 PM EDT Att: 29,572 - Unknown - 70 F								
7 Bobby Crosby, R OBP: 0.339, SLG: 0.459 (1, 6)										3	0	0	0	1	3	3									
3 Eric Chavez, L OBP: 0.404, SLG: 0.537 (1, 5)										4	0	1	0	0	2	4									
Jermaine Dye, R OBP: 0.338, SLG: 0.474 (1, 9)										4	1	1	0	0	3	1									
Scott Hatteberg, L OBP: 0.376, SLG: 0.459 (1, 3)										4	1	1	0	0	0	0									
Damian Miller, R OBP: 0.356, SLG: 0.450 (1, 2)										4	1	2	0	0	0	0									
Erubiel Durazo, L OBP: 0.371, SLG: 0.499 (1, 10)										4	0	0	1	0	1	3									
23 Bobby Kielty, S OBP: 0.306, SLG: 0.362 (1, 7)										3	0	1	1	0	0	1									
Mark McLemore, S OBP: 0.359, SLG: 0.321 (9, PH)										1	0	0	0	0	0	0									
Marco Scutaro, R OBP: 0.305, SLG: 0.382 (1, 4)										3	0	2	1	0	1	0									
21 Mark Kotsay, L OBP: 0.370, SLG: 0.443 (9, PH)										1	0	0	0	0	1	0									
Inning Stats	R: 0 H: 0 E: 0 K: 2 S: 10	H: 0 LOB: 0 BB: 0 P: 14	R: 0 H: 0 E: 0 K: 1 S: 10	H: 2 LOB: 0 BB: 0 P: 12	R: 0 H: 1 E: 0 K: 2 S: 12	H: 1 LOB: 1 BB: 0 P: 17	R: 0 H: 1 E: 0 K: 2 S: 12	H: 0 LOB: 0 BB: 0 P: 19	R: 0 H: 1 E: 0 K: 0 S: 7	H: 1 LOB: 1 BB: 0 P: 11	R: 0 H: 0 E: 0 K: 3 S: 9	H: 0 LOB: 1 BB: 1 P: 14	R: 3 H: 6 E: 0 K: 1 S: 24	H: 6 LOB: 3 BB: 0 P: 37	R: 0 H: 0 E: 0 K: 1 S: 9	H: 0 LOB: 0 BB: 0 P: 11	R: 0 H: 0 E: 0 K: 1 S: 6	H: 0 LOB: 0 BB: 0 P: 9	1B: 7 2B: 2 3B: 0 HR: 0	SF: 0 SAC: 0 DP: 0 HBP: 0	WP: 0 PB: 0 SB: 0 CS: 1	PA: 36			
PITCHER	IP	WLS	BF	H	R	ER	SO	BB	IBB	HBP	BLK	WP	HR	S	P	ERA	WHIP								
Johan Santana, L ERA: 3.34 (1, 1)	6.1	W	26	7	3	3	10	1	0	0	0	0	0	72	107	4.26	1.263								
28 Jesse Crain, R ERA: (7, 1)	0.0		2	2	0	0	0	0	0	0	0	0	0	7	9	∞	∞								
Juan Rincon, R ERA: 2.68 (7, 1)	1.2	H	5	0	0	0	2	0	0	0	0	0	0	14	19	0.00	0.000								
36 Joe Nathan, R ERA: 0.89 (9, 1)	1.0	S	3	0	0	0	1	0	0	0	0	0	0	6	9	0.00	0.000								

Batter	1	2	3	4	5	6	7	8	9	AB	R	H	RBI	BB	SO	LOB	BOTTOM								
Shannon Stewart, R OBP: 0.389, SLG: 0.433 (1, 7)										5	0	1	0	0	0	2	Oakland Athletics @ Minnesota Twins Hubert H. Humphrey Metrodome, Minneapolis, MN Sat Aug 07 2004, 1:20 PM EDT Att: 29,572 - Unknown - 70 F								
Cristian Guzman, S OBP: 0.305, SLG: 0.384 (1, 6)										3	0	0	0	0	0	0									
Corey Koskie, L OBP: 0.337, SLG: 0.445 (1, 5)										4	0	1	0	0	1	0									
33 Justin Morneau, L OBP: 0.305, SLG: 0.514 (1, 3)										4	1	1	0	0	0	2									
Luis Rivas, R OBP: 0.275, SLG: 0.390 (8, 4)										0	0	0	0	0	0	0									
Tori Hunter, R OBP: 0.324, SLG: 0.470 (1, 8)										4	2	2	1	0	1	2									
Jacque Jones, L OBP: 0.314, SLG: 0.444 (1, 9)										1	0	1	0	0	0	0									
20 Lew Ford, R OBP: 0.373, SLG: 0.472 (3, 9)										2	1	1	1	1	0	0									
Jose Offerman, S OBP: 0.366, SLG: 0.395 (1, 10)										4	0	3	1	0	0	1									
5 Michael Cuddyer, R OBP: 0.323, SLG: 0.444 (8, 3)										3	0	2	0	0	1	2									
Henry Blanco, R OBP: 0.269, SLG: 0.364 (1, 2)										4	0	0	0	0	2	5									
Inning Stats	R: 0 H: 0 E: 0 K: 1 S: 6	H: 2 LOB: 2 BB: 0 P: 7	R: 0 H: 0 E: 0 K: 2 S: 13	H: 2 LOB: 0 BB: 0 P: 18	R: 0 H: 0 E: 0 K: 0 S: 6	H: 0 LOB: 0 BB: 0 P: 9	R: 1 H: 2 E: 0 K: 0 S: 6	H: 2 LOB: 1 BB: 0 P: 9	R: 0 H: 1 E: 0 K: 1 S: 7	H: 1 LOB: 0 BB: 0 P: 10	R: 3 H: 4 E: 1 K: 1 S: 19	H: 4 LOB: 2 BB: 1 P: 32	R: 0 H: 2 E: 0 K: 0 S: 7	H: 2 LOB: 2 BB: 0 P: 10	R: 0 H: 1 E: 0 K: 0 S: 11	H: 1 LOB: 2 BB: 0 P: 17	1B: 11 2B: 1 3B: 0 HR: 0	SF: 0 SAC: 1 DP: 0 HBP: 1	WP: 2 PB: 0 SB: 1 CS: 0	PA: 37					
PITCHER	IP	WLS	BF	H	R	ER	SO	BB	IBB	HBP	BLK	WP	HR	S	P	ERA	WHIP								
Tim Hudson, R ERA: 3.15 (1, 1)	5.2	L	25	8	4	4	4	1	0	0	0	0	0	53	79	6.35	1.588								
58 Justin Duchschere, R ERA: 3.05 (6, 1)	0.2		4	2	0	0	1	0	0	0	0	0	0	6	9	0.00	3.000								
Ricardo Rincon, L ERA: 3.96 (7, 1)	0.1		2	1	0	0	0	0	0	0	0	0	0	4	6	0.00	3.000								
Chad Bradford, R ERA: 4.69 (7, 1)	1.1		6	1	0	0	0	0	0	1	0	0	0	12	18	0.00	0.750								



Batter	1	2	3	4	5	6	7	8	9	10	11	12	13	14	15	16	17	18	AB	R	H	RBI	BB	SO	LOB	TOP				
21 Mark Kotsay, L OBP: 0.368, SLG: 0.440	G4-3					FC6-4				F9		K			B1-3			F7	8	0	2	1	0	1	2					
Mark McLemore, S OBP: 0.357, SLG: 0.319			1B																4	0	1	0	0	2	2					
Marco Scutaro, R OBP: 0.304, SLG: 0.381			K							G6-3		K			F7			3 1B	4	1	1	0	0	1	0					
3 Eric Chavez, L OBP: 0.402, SLG: 0.531																		1B	7	1	2	0	1	0	0					
Jermaine Dye, R OBP: 0.344, SLG: 0.459	G6-4-3																	1B	7	1	1	1	1	1	2					
Scott Hatteberg, L OBP: 0.376, SLG: 0.456																		1B	7	1	2	0	1	1	4					
Erubiel Durazo, L OBP: 0.371, SLG: 0.496																		1B	8	1	3	1	0	2	2					
Damian Miller, R OBP: 0.344, SLG: 0.448																		1B	8	1	2	3	0	1	1					
7 Bobby Crosby, R OBP: 0.337, SLG: 0.455																		1B	5	0	1	0	0	0	1					
Estaban German, R OBP: 0.373, SLG: 0.359																		1B	2	0	0	0	0	1	2					
Eric Byrnes, R OBP: 0.344, SLG: 0.499																		1B	7	0	1	0	0	3	1					
Inning Stats	R: 0 E: 0 S: 6	H: 1 LOB: 1 P: 12	R: 0 E: 0 S: 6	H: 0 LOB: 0 P: 8	R: 0 E: 0 S: 10	H: 1 LOB: 1 P: 21	R: 0 E: 0 S: 7	H: 0 LOB: 2 P: 16	R: 0 E: 0 S: 8	H: 0 LOB: 1 P: 19	R: 0 E: 0 S: 10	H: 1 LOB: 2 P: 19	R: 0 E: 0 S: 9	H: 0 LOB: 0 P: 10	R: 0 E: 0 S: 6	H: 0 LOB: 0 P: 7	R: 0 E: 0 S: 14	H: 1 LOB: 1 P: 20	R: 0 E: 0 S: 6	H: 0 LOB: 0 P: 10	R: 0 E: 0 S: 12	H: 5 LOB: 2 P: 19	1B: 15 2B: 3 HR: 0	SF: 0 SAC: 1 HBP: 0	WP: 0 PB: 0 CS: 0	PA: 71				
PITCHER	IP: 7.0 W: 0 L: 1 S: 29	WLS: 7.0	BF: 29	H: 8 R: 3 ER: 3	SO: 3	BB: 3 IBB: 0 HBP: 0 BLK: 0	WP: 0	HR: 0	S: 103	P: 163	ERA: 3.86	WHIP: 1.286																		
Carlos Silva, R ERA: 4.31														Joe Roe, R ERA: 3.94																
J.C. Romero, L ERA: 3.99														Terry Mulholland, L ERA: 5.14																
Aaron Fultz, L ERA: 4.01																														
28 Jesse Crain, R ERA: 0.67																														
36 Joe Nathan, R ERA: 0.67																														
Batter	1	2	3	4	5	6	7	8	9	10	11	12	13	14	15	16	17	18	AB	R	H	RBI	BB	SO	LOB	BOTTOM				
Shannon Stewart, R OBP: 0.380, SLG: 0.423																			7	0	1	1	0	1	2					
Cristian Guzman, S OBP: 0.313, SLG: 0.393																			7	2	3	1	1	2	1					
20 Lew Ford, R OBP: 0.378, SLG: 0.469																			4	1	1	0	3	1	2					
33 Justin Morneau, L OBP: 0.320, SLG: 0.334																			7	1	3	3	1	0	3					
Tori Hunter, R OBP: 0.320, SLG: 0.462																			8	0	1	0	0	2	8					
Matthew LeCroy, R OBP: 0.329, SLG: 0.403																			7	0	1	0	1	1	1					
Corey Koskie, L OBP: 0.335, SLG: 0.436																			6	0	0	0	1	2	2					
Henry Blanco, R OBP: 0.288, SLG: 0.359																			3	0	0	0	0	0	0					
Jacque Jones, L OBP: 0.313, SLG: 0.443																			1	0	0	0	0	1	1					
Rob Bowen, S OBP: 0.376, SLG: 0.375																			2	0	0	0	0	1	0					
5 Michael Cuddyer, R OBP: 0.321, SLG: 0.442																			1	0	0	0	0	0	1					
Luis Rivas, R OBP: 0.277, SLG: 0.395																			5	1	1	0	0	2	1					
Jose Offerman, S OBP: 0.370, SLG: 0.390																			0	0	0	0	1	0	0					
Augie Ojeda, S ERA: 2.60																			1	0	0	0	0	0	0					
Inning Stats	R: 0 E: 0 S: 12	H: 1 LOB: 2 P: 21	R: 0 E: 0 S: 7	H: 0 LOB: 0 P: 10	R: 1 E: 0 S: 10	H: 2 LOB: 2 P: 20	R: 0 E: 0 S: 5	H: 0 LOB: 0 P: 9	R: 1 E: 0 S: 10	H: 0 LOB: 1 P: 13	R: 0 E: 0 S: 7	H: 0 LOB: 0 P: 12	R: 1 E: 0 S: 4	H: 1 LOB: 0 P: 12	R: 0 E: 0 S: 10	H: 0 LOB: 1 P: 12	R: 0 E: 0 S: 14	H: 0 LOB: 0 P: 19	R: 0 E: 0 S: 6	H: 1 LOB: 1 P: 13	R: 0 E: 0 S: 8	H: 0 LOB: 0 P: 12	R: 0 E: 0 S: 8	H: 0 LOB: 0 P: 15	R: 2 E: 0 S: 18	H: 2 LOB: 1 P: 26	1B: 8 2B: 0 HR: 2	SF: 1 SAC: 1 HBP: 2	WP: 1 PB: 0 CS: 1	PA: 71
PITCHER	IP: 8.0 W: 3 L: 1 S: 32	WLS: 8.0	BF: 32	H: 6 R: 3 ER: 3	SO: 4	BB: 4 IBB: 0 HBP: 0 BLK: 0	WP: 0	HR: 1	S: 61	P: 111	ERA: 3.38	WHIP: 1.250																		
Mark Mulder, L ERA: 4.85														Chris Hammond, L ERA: 3.07																
Jim Mecir, R ERA: 4.15														Octavio Dotel, R ERA: 4.15																
Justin Lehr, R ERA: 4.60																														
Ricardo Rincon, L ERA: 3.30																														
58 Justin Duchesneer, R ERA: 2.60																														

Oakland Athletics @ Minnesota Twins
 Hubert H. Humphrey Metrodome, Minneapolis, MN
 Sun Aug 08 2004, 2:10 PM EDT
 Att: 25,976 - Unknown - 70 F

AB 67
 R 6
 H 16
 RBI 6
 BB 3
 SO 13
 LOB 17



Oakland Athletics @ Minnesota Twins
 Hubert H. Humphrey Metrodome, Minneapolis, MN
 Sun Aug 08 2004, 2:10 PM EDT
 Att: 25,976 - Unknown - 70 F

AB 59
 R 5
 H 11
 RBI 5
 BB 8
 SO 13
 LOB 22



Batter	1	2	3	4	5	6	7	8	9	AB	R	H	RBI	BB	SO	LOB	TOP								
21 Mark Kotsay, L (1, 8) OBP: 0.366, SLG: 0.438	F7		G4-3		P5		FC4-6 3 HBP SF7	K		6	1	1	2	0	1	3	Oakland Athletics @ Minnesota Twins Hubert H. Humphrey Metrodome, Minneapolis, MN Mon Aug 09 2004, 1:10 PM EDT Att: 21,298 - Unknown - 70 F livebaseballscorecards.com								
Mark McLemore, S (1, 4) OBP: 0.363, SLG: 0.323	G6-3 1B			1B	K		G3			4	0	2	0	1	1	3									
3 Eric Chavez, L (1, 5) OBP: 0.406, SLG: 0.527	G6-3			K		2B 1B		1B		2	1	0	0	2	1	2									
Scott Hatteberg, L (1, 3)		F8 PB 1B		P5		1B G6-4-3 2B	SF7	1B		4	1	3	2	0	0	1									
Erubiel Durazo, L (1, 10) OBP: 0.371, SLG: 0.493		K		1B		G6-4-3 1B	K	F7		4	0	1	0	1	2	6									
Eric Byrnes, R (1, 7) OBP: 0.345, SLG: 0.497	F8			G6-3		G6-4-3 1B		K		5	1	2	1	0	1	6									
Marco Scutaro, R (1, 6) OBP: 0.306, SLG: 0.384						G6-4-3 1B		G5-3		5	2	2	0	0	1	3									
17 Adam Melhuse, S (1, 2) OBP: 0.309, SLG: 0.436			G3		K			K		4	1	1	1	1	2	1									
23 Bobby Kielty, S (1, 9) OBP: 0.312, SLG: 0.358			F7		F7					2	1	0	0	3	0	1									
Inning Stats	R: 0 E: 0 K: 0 S: 4	H: 1 LOB: 0 BB: 0 P: 5	R: 0 E: 0 K: 2 S: 12	H: 1 LOB: 1 BB: 0 P: 19	R: 0 E: 0 K: 0 S: 6	H: 0 LOB: 0 BB: 0 P: 9	R: 0 E: 0 K: 1 S: 10	H: 2 LOB: 2 BB: 0 P: 17	R: 1 E: 0 K: 1 S: 20	H: 2 LOB: 1 BB: 2 P: 28	R: 2 E: 0 K: 1 S: 18	H: 2 LOB: 1 BB: 2 P: 29	R: 1 E: 0 K: 1 S: 11	H: 0 LOB: 2 BB: 2 P: 23	R: 4 E: 0 K: 1 S: 19	H: 4 LOB: 3 BB: 3 P: 40	R: 0 E: 0 K: 2 S: 11	H: 0 LOB: 1 BB: 1 P: 17	1B: 8 2B: 4 3B: 0 HR: 0	SF: 1 SAC: 0 DP: 2 HBP: 1	WP: 1 PB: 1 SB: 0 CS: 0	PA: 46			
PITCHER	IP	WLS	BF	H	R	ER	SO	BB	IBB	HBP	BLK	WP	HR	S	P	ERA	WHIP								
Kyle Lohse, R (1, 1) ERA: 5.17	6.1	L	29	8	4	4	5	4	0	0	0	0	0	74	119	5.68	1.895								
Aaron Fultz, L (7, 1) ERA: 4.57	0.2		6	2	3	3	1	1	0	1	0	0	0	12	22	40.50	4.500								
2B Jesse Crain, R (8, 1) ERA: 2.7	1.0		7	2	1	1	1	1	0	0	0	1	0	14	29	9.00	3.000								
Juan Rincon, R (9, 1) ERA: 2.64	1.0		4	0	0	0	2	1	0	0	0	0	0	11	17	0.00	1.000								

Batter	1	2	3	4	5	6	7	8	9	AB	R	H	RBI	BB	SO	LOB	BOTTOM								
20 Lew Ford, R (1, 7) OBP: 0.378, SLG: 0.466	F8	F8			G5-3					3	0	0	0	2	0	2	Oakland Athletics @ Minnesota Twins Hubert H. Humphrey Metrodome, Minneapolis, MN Mon Aug 09 2004, 1:10 PM EDT Att: 21,298 - Unknown - 70 F livebaseballscorecards.com								
Cristian Guzman, S (1, 6) OBP: 0.312, SLG: 0.389	G4-3				G1-3					4	0	0	0	1	0	2									
Jose Offerman, S (1, 10) OBP: 0.373, SLG: 0.421	G4-3 33 1B				F8					4	1	2	0	0	0	2									
33 Justin Morneau, L (1, 3) OBP: 0.323, SLG: 0.529					G6-3					3	0	1	1	1	0	1									
Tori Hunter, R (1, 8) OBP: 0.319, SLG: 0.459	G5-3				G5-3					3	0	0	0	1	0	4									
Jacque Jones, L (1, 9) OBP: 0.315, SLG: 0.443					G5-4-3 1B					4	0	2	0	0	0	1									
5 Michael Cuddyer, R (1, 5) OBP: 0.324, SLG: 0.441					L4					3	0	1	0	1	1	2									
Henry Blanco, R (1, 2) OBP: 0.262, SLG: 0.354					G5-4-3					3	0	0	0	0	1	4									
Matthew LeCroy, R (9, PH) OBP: 0.327, SLG: 0.401										1	0	0	0	0	0	0									
Luis Rivas, R (1, 4) OBP: 0.277, SLG: 0.404										4	1	1	1	0	1	2									
Inning Stats	R: 1 E: 0 K: 0 S: 18	H: 2 LOB: 1 BB: 0 P: 24	R: 0 E: 0 K: 1 S: 14	H: 1 LOB: 1 BB: 1 P: 24	R: 0 E: 0 K: 0 S: 7	H: 1 LOB: 1 BB: 0 P: 12	R: 0 E: 0 K: 0 S: 6	H: 1 LOB: 0 BB: 0 P: 9	R: 1 E: 0 K: 0 S: 5	H: 1 LOB: 2 BB: 2 P: 17	R: 0 E: 0 K: 1 S: 13	H: 1 LOB: 0 BB: 0 P: 15	R: 0 E: 0 K: 0 S: 8	H: 0 LOB: 1 BB: 1 P: 15	R: 0 E: 0 K: 1 S: 11	H: 0 LOB: 1 BB: 1 P: 19	R: 0 E: 0 K: 0 S: 8	H: 0 LOB: 1 BB: 1 P: 17	1B: 4 2B: 1 3B: 1 HR: 1	SF: 0 SAC: 0 DP: 1 HBP: 0	WP: 0 PB: 0 SB: 0 CS: 0	PA: 39			
PITCHER	IP	WLS	BF	H	R	ER	SO	BB	IBB	HBP	BLK	WP	HR	S	P	ERA	WHIP								
40 Rich Harden, R (1, 1) ERA: 3.94	6.2	W	29	7	2	2	2	4	0	0	0	0	1	70	114	2.70	1.650								
Jim Meier, R (7, 1) ERA: 4.08	0.1	H	1	0	0	0	0	0	0	0	0	0	0	1	2	0.00	0.000								
46 Santiago Casilla, R (8, 1) ERA:	2.0		8	0	0	0	1	2	0	0	0	0	0	19	36	0.00	1.000								

Batter	1	2	3	4	5	6	7	8	9	AB	R	H	RBI	BB	SO	LOB	TOP					
Shannon Stewart, R OBP: 0.382, SLG: 0.420	4-1 BB		4-2 BB		2-1 F8			2-1 F8		2	0	0	0	2	0	0						
Cristian Guzman, S OBP: 0.305, SLG: 0.385	2-3 SAFE SAFE		0-2 F9		1-0 P4			2-0 G3		4	0	0	0	0	1	2						
Jose Offerman, S OBP: 0.364, SLG: 0.409	2-0 P6		2-1 P5		2-3 K			0-0 L4		4	0	0	0	0	1	2						
33 Justin Morneau, L OBP: 0.313, SLG: 0.512	2-2 SAFE		0-0 G5-3		1-1 F9			2-2 G3-1		4	0	0	0	0	0	1						
Tori Hunter, R OBP: 0.318, SLG: 0.464		3-2 G5-3		1-2 K			0-1 F9		1-1 HR	4	1	1	1	0	1	0						
Jacque Jones, L OBP: 0.315, SLG: 0.441		1-3 K		1-1 G3-1			1-1 F8		1-1 1B	4	0	1	0	0	1	0						
Corey Koskie, L OBP: 0.334, SLG: 0.443		2-2 E3 WP		0-1 HR			1-3 K		0-0 P6	4	1	1	1	0	1	1						
Henry Blanco, R OBP: 0.260, SLG: 0.350		2-3 K		1-2 F8			2-1 HR			2	0	0	0	0	1	1						
20 Lew Ford, R OBP: 0.370, SLG: 0.475										1	1	1	1	0	0	0						
Rob Bowen, S OBP: 0.278, SLG: 0.375										0	0	0	0	0	0	0						
Luis Rivas, R OBP: 0.274, SLG: 0.399			2-3 K		2-2 G5-3			3-2 G3-1		3	0	0	0	0	1	0						
Inning Stats	R: 0 E: 0 K: 1 S: 10	H: 0 LOB: 1 BB: 1 P: 20	R: 0 E: 1 K: 2 S: 14	H: 0 LOB: 1 BB: 0 P: 22	R: 0 E: 0 K: 1 S: 13	H: 0 LOB: 1 BB: 1 P: 20	R: 0 E: 0 K: 1 S: 7	H: 0 LOB: 0 BB: 0 P: 9	R: 1 E: 0 K: 0 S: 10	H: 1 LOB: 0 BB: 0 P: 15	R: 0 E: 0 K: 1 S: 7	H: 0 LOB: 0 BB: 0 P: 11	R: 0 E: 0 K: 1 S: 8	H: 0 LOB: 0 BB: 0 P: 10	R: 1 E: 0 K: 0 S: 9	H: 1 LOB: 1 BB: 0 P: 18	R: 1 E: 0 K: 0 S: 9	H: 2 LOB: 1 BB: 0 P: 13	1B: 1 2B: 0 3B: 0 HR: 3	SF: 0 SAC: 0 DP: 0 HBP: 0	WP: 1 PB: 0 CS: 0	PA: 34
PITCHER	IP	WLS	BF	H	R	ER	SO	BB	IBB	HBP	BLK	WP	HR	S	P	ERA	WHIP					
Gil Meche, R ERA: 5.97	(1, 1)	8.0	W	29	2	2	7	2	0	0	0	1	2	78	125	2.25	0.500					
20 J.J. Putz, R ERA: 5.44	(9, 1)	1.0	S	5	2	1	1	0	0	0	0	0	1	9	13	9.00	2.000					

Minnesota Twins @ Seattle Mariners
Safeco Field, Seattle, WA
Tue Aug 10 2004, 7:05 PM PDT
Att: 36,290 - Unknown - 85 F

AB	32
R	3
H	4
RBI	3
BB	2
SO	7
LOB	7



Batter	1	2	3	4	5	6	7	8	9	AB	R	H	RBI	BB	SO	LOB	BOTTOM					
51 Ichiro Suzuki, L OBP: 0.401, SLG: 0.442	3-2 HR 1B	0-1 G6-4-3 1B			2-2 G6-3		0-0 FC6-4 1B			4	1	3	0	0	0	0						
Randy Winn, S OBP: 0.357, SLG: 0.434	1-3 K	2-2 G6-4-3 1-2			0-0 1B		0-0 F8			4	0	1	0	0	1	4						
Edgar Martinez, R OBP: 0.354, SLG: 0.398	1-0 1-H HR		1-0 G4-3		3-1 1-2 1B		1-2 FC6-4 1-2			4	1	2	2	0	0	2						
Bret Boone, R OBP: 0.317, SLG: 0.405	3-1 HR 2B		4-1 G1-6-3 BB		2-1 F9			0-2 F8		3	1	1	0	1	0	2						
Bucky Jacobsen, R OBP: 0.402, SLG: 0.640	0-0 2-H HR		0-1 G1-6-3				0-0 G6-3		1-2 F7	4	1	1	2	0	0	1						
Scott Spiezio, S OBP: 0.280, SLG: 0.340									2-2 L6	0	0	0	0	0	0	0						
Raul Ibanez, L OBP: 0.312, SLG: 0.442	1-3 K				0-1 G1-3		1-1 G6-3			4	0	0	0	0	1	0						
Hiram Bocachica, R OBP: 0.314, SLG: 0.339									2-2 L6	0	0	0	0	0	0	0						
4 Jose Lopez, R OBP: 0.256, SLG: 0.238	1-2 FC5-4 1B				2-0 G5-3		0-2 G5-3			3	0	1	0	0	0	0						
Justin Leone, R OBP: 0.287, SLG: 0.457	2-0 FC5-4 1-2				2-1 F8			1-0 E5 2B		3	0	1	0	0	0	1						
Miguel Olivo, R OBP: 0.301, SLG: 0.478			0-3 K		1-0 F9			2-1 E5 51 1B		3	0	0	0	0	1	1						
Inning Stats	R: 4 E: 0 K: 2 S: 21	H: 5 LOB: 1 BB: 0 P: 33	R: 0 E: 0 K: 1 S: 8	H: 1 LOB: 0 BB: 0 P: 10	R: 0 E: 0 K: 0 S: 4	H: 0 LOB: 0 BB: 1 P: 9	R: 0 E: 0 K: 0 S: 5	H: 0 LOB: 0 BB: 0 P: 9	R: 0 E: 0 K: 0 S: 10	H: 2 LOB: 2 BB: 0 P: 18	R: 0 E: 0 K: 0 S: 6	H: 0 LOB: 0 BB: 0 P: 7	R: 0 E: 1 K: 0 S: 8	H: 2 LOB: 2 BB: 0 P: 12	R: 0 E: 0 K: 0 S: 11	H: 0 LOB: 0 BB: 0 P: 14	1B: 6 2B: 2 3B: 0 HR: 2	SF: 0 SAC: 0 DP: 2 HBP: 0	WP: 0 PB: 0 CS: 0	PA: 33		
PITCHER	IP	WLS	BF	H	R	ER	SO	BB	IBB	HBP	BLK	WP	HR	S	P	ERA	WHIP					
Terry Mulholland, L ERA: 5.14	(1, 1)	7.0	L	30	10	4	4	3	1	0	0	0	2	62	98	5.14	1.571					
54 Matt Guerrier, R ERA: 5.4	(8, 1)	1.0		3	0	0	0	0	0	0	0	0	0	11	14	0.00	0.000					

Minnesota Twins @ Seattle Mariners
Safeco Field, Seattle, WA
Tue Aug 10 2004, 7:05 PM PDT
Att: 36,290 - Unknown - 85 F

AB	32
R	4
H	10
RBI	4
BB	1
SO	3
LOB	11



Batter	1	2	3	4	5	6	7	8	9	AB	R	H	RBI	BB	SO	LOB	TOP			
Shannon Stewart, R (1, 7) OBP: 0.380, SLG: 0.414	4-1 1B 33 1B BB	1-0 L5			0-3 K		3-2 F8			3	1	0	0	1	1	1				
Cristian Guzman, S (1, 6) OBP: 0.308, SLG: 0.384	1-2 FC4-4 33 1B 2B	2-0 FC6-4			1-3 K		3-3 K			4	1	1	0	0	2	1				
20 Lew Ford, R (1, 10) OBP: 0.383, SLG: 0.474	0-1 F8			4-1 BB	4-2 BB			4-1 BB		1	0	0	0	3	0	2				
33 Justin Morneau, L (1, 3) OBP: 0.312, SLG: 0.504	0-0 FC4-4 1-2 3-H 1B		0-1 F7		3-1 G4-3			1-1 F9		4	0	1	1	0	0	3				
Tori Hunter, R (1, 8) OBP: 0.315, SLG: 0.459	2-1 FC4-6-4 2B		2-2 F9		1-3 K		2-3 K			4	0	0	0	0	2	4				
Jacque Jones, L (1, 9) OBP: 0.314, SLG: 0.442	0-0 1-3 3-H 2B		2-2 G4-3		1-3 K		2-3 K			4	0	1	1	0	2	2				
Corey Koskie, L (1, 5) OBP: 0.333, SLG: 0.441	1-3 K		0-1 G6-3		1-2 5 2B 1B			1-3 K		4	1	1	0	0	2	2				
5 Michael Cuddyer, R (1, 4) OBP: 0.327, SLG: 0.446		1-1 FC1-6 1B		0-1 P4		2-2 1-H 2B		3-2 F8		4	0	2	1	0	0	0				
Rob Bowen, S (1, 2) OBP: 0.250, SLG: 0.333	0-1 FC1-6		2-2 G5-3				1-1 P3		0-0 P3	2	0	0	0	0	0	1				
Jose Offerman, S (7, PH) OBP: 0.362, SLG: 0.406										1	0	0	0	0	0	0				
Henny Blanco, R (7, 2) OBP: 0.259, SLG: 0.349										1	0	0	0	0	0	0				
Inning Stats	R: 2 E: 0 K: 1 S: 16	H: 3 LOB: 2 BB: 1 P: 24	R: 0 E: 0 K: 0 S: 6	H: 1 LOB: 1 BB: 0 P: 10	R: 0 E: 0 K: 0 S: 11	H: 0 LOB: 1 BB: 1 P: 19	R: 0 E: 0 K: 0 S: 7	H: 0 LOB: 0 BB: 0 P: 9	R: 0 E: 0 K: 2 S: 13	H: 2 LOB: 1 BB: 0 P: 18	R: 0 E: 0 K: 1 S: 9	H: 0 LOB: 0 BB: 0 P: 16	R: 0 E: 0 K: 2 S: 10	H: 0 LOB: 1 BB: 0 P: 15	R: 0 E: 0 K: 1 S: 7	H: 0 LOB: 0 BB: 0 P: 12	1B: 4 2B: 2 3B: 0 HR: 0	SF: 0 SAC: 0 DP: 0 HBP: 0	WP: 0 PB: 0 SB: 1 CS: 0	PA: 36
PITCHER	IP	WLS	BF	H	R	ER	SO	BB	IBB	HBP	BLK	WP	HR	S	P	ERA	WHIP			
Bobby Madritsch, L (1, 1) ERA: 2.63	7.0		29	6	3	3	6	3	0	0	0	0	0	75	117	3.86	1.286			
Scott Atchison, R (8, 1) ERA: 3.12	0.2		3	0	0	0	1	1	0	0	0	0	0	6	13	0.00	1.500			
George Sherrill, L (8, 1) ERA: 3.6	1.1	W	4	0	0	0	2	0	0	0	0	0	0	11	17	0.00	0.000			

Minnesota Twins @ Seattle Mariners
Safeco Field, Seattle, WA
Wed Aug 11 2004, 7:05 PM PDT
Att: 35,192 - Cloudy - 81 F

AB	32
R	3
H	6
RBI	3
BB	4
SO	9
LOB	16



Batter	1	2	3	4	5	6	7	8	9	AB	R	H	RBI	BB	SO	LOB	BOTTOM					
51 Ichiro Suzuki, L (1, 9) OBP: 0.402, SLG: 0.442	1-0 G5-3 1B		1-2 F7		2-3 K		1-1 1B			4	0	2	0	0	1	2						
Randy Winn, S (1, 8) OBP: 0.356, SLG: 0.432	2-1 G5-3			1-2 G6-3	2-2 2H 3H 1B		0-2 G5-3			4	0	1	2	0	0	2						
Edgar Martinez, R (1, 10) OBP: 0.350, SLG: 0.393	0-0 G6-3		1-1 G6-3		2-3 K		1-2 K			4	0	0	0	0	2	2						
Bret Boone, R (1, 4) OBP: 0.316, SLG: 0.406	1-0 G6-3			3-2 2B	2-1 G1-3		2-2 F9			4	1	1	0	0	0	1						
Raul Ibanez, L (1, 7) OBP: 0.311, SLG: 0.443		1-0 F8		3-0 2H 2B	0-2 P5		2-3 K			4	0	1	1	0	1	0						
Dan Wilson, R (1, 2) OBP: 0.304, SLG: 0.315				2-2 G6-3	4-2 BB			1-1 F8		3	0	0	0	1	1	1						
Scott Spiezo, S (1, 3) OBP: 0.262, SLG: 0.340					4-0 4 1B 1B BB		2-3 K		0-2 S E 1B	3	1	1	0	1	1	1						
16 Willie Bloomquist, R (9, PR) OBP: 0.269, SLG: 0.300										0	1	0	0	0	0	0						
Justin Leone, R (1, 5) OBP: 0.279, SLG: 0.442			1-2 P2		0-1 P4		3-3 K		1-2 S	4	0	0	0	0	1	1						
4 Jose Lopez, R (1, 6) OBP: 0.261, SLG: 0.244			2-1 P6		0-0 51 WP 1B 1B		1-1 G6-3			3	1	1	0	0	0	0						
Inning Stats	R: 0 E: 0 K: 0 S: 5	H: 1 LOB: 0 BB: 0 P: 9	R: 0 E: 0 K: 1 S: 6	H: 0 LOB: 0 BB: 0 P: 8	R: 0 E: 0 K: 0 S: 9	H: 0 LOB: 0 BB: 0 P: 13	R: 1 E: 0 K: 0 S: 15	H: 2 LOB: 1 BB: 0 P: 25	R: 2 E: 0 K: 2 S: 16	H: 2 LOB: 1 BB: 1 P: 25	R: 0 E: 0 K: 1 S: 16	H: 0 LOB: 1 BB: 1 P: 24	R: 0 E: 0 K: 1 S: 10	H: 1 LOB: 0 BB: 0 P: 18	R: 0 E: 0 K: 2 S: 10	H: 0 LOB: 0 BB: 0 P: 15	R: 1 E: 2 K: 0 S: 7	H: 1 LOB: 1 BB: 0 P: 9	1B: 5 2B: 2 3B: 0 HR: 0	SF: 0 SAC: 0 DP: 0 HBP: 0	WP: 1 PB: 0 SB: 0 CS: 0	PA: 35
PITCHER	IP	WLS	BF	H	R	ER	SO	BB	IBB	HBP	BLK	WP	HR	S	P	ERA	WHIP					
Brad Radke, R (1, 1) ERA: 3.64	6.0		25	5	3	3	4	2	0	0	0	0	0	67	104	4.50	1.167					
J.C. Romero, L (7, 1) ERA: 3.51	1.0		4	1	0	0	1	0	0	0	0	0	0	13	18	0.00	1.000					
Juan Rincon, R (8, 1) ERA: 2.58	1.1	L	6	1	1	0	2	0	0	0	0	0	0	17	24	0.00	0.750					

Minnesota Twins @ Seattle Mariners
Safeco Field, Seattle, WA
Wed Aug 11 2004, 7:05 PM PDT
Att: 35,192 - Cloudy - 81 F

AB	33
R	4
H	7
RBI	3
BB	2
SO	7
LOB	10



Batter	1	2	3	4	5	6	7	8	9	AB	R	H	RBI	BB	SO	LOB	TOP				
Shannon Stewart, R OBP: 0.379, SLG: 0.419	0-1 F8		1-1 L9		1-0 F8			3-1 1B		4	0	1	0	0	0	0	Minnesota Twins @ Cleveland Indians Jacobs Field, Cleveland, OH Fri Aug 13 2004, 7:05 PM EDT Att: 30,101 - Overcast - 67 F				
Cristian Guzman, S OBP: 0.305, SLG: 0.380	1-3 K		0-0 F7		2-2 G3			0-1 F8		4	0	0	0	0	1	1					
20 Lew Ford, R OBP: 0.387, SLG: 0.484	0-0 1B		1-1 2B			2-2 1B		0-3 K		4	0	3	0	0	1	1					
33 Justin Morneau, L OBP: 0.308, SLG: 0.533	2-3 K		0-3 K			2-2 G4-6-3		1-0 F9		4	0	0	0	0	2	4					
Tori Hunter, R OBP: 0.319, SLG: 0.463		1-1 1B		0-1 G3		4-1 BB		1-1 1B		3	0	2	0	1	0	0					
Jacque Jones, L OBP: 0.317, SLG: 0.449		0-2 F7-6-3		2-2 HR		0-0 F9		3-3 K		4	1	1	1	0	1	3					
5 Michael Cuddyer, R OBP: 0.328, SLG: 0.442		2-1 2B		2-2 F7			0-2 F9		3-2 1B	4	1	2	0	0	0	0					
Henry Blanco, R OBP: 0.255, SLG: 0.347		1-0 1B		2-3 K			3-2 G5-3		0-0 G6-4-3	3	0	1	1	0	1	0					
Rob Bowen, S OBP: 0.260, SLG: 0.333										0	0	0	0	0	0	0					
Matthew LeCroy, R OBP: 0.319, SLG: 0.391		1-H 2B								1	0	0	0	0	0	2					
Luis Rivas, R OBP: 0.274, SLG: 0.396		1-1 F7			2-2 F8			0-0 L5		3	0	0	0	0	0	1					
Inning Stats	R: 0 E: 0 K: 2 S: 10	H: 1 LOB: 1 BB: 0 P: 13	R: 1 E: 0 K: 0 S: 10	H: 3 LOB: 1 BB: 0 P: 15	R: 0 E: 0 K: 1 S: 8	H: 1 LOB: 1 BB: 0 P: 10	R: 1 E: 0 K: 1 S: 14	H: 1 LOB: 0 BB: 0 P: 20	R: 0 E: 0 K: 0 S: 11	H: 1 LOB: 0 BB: 1 P: 16	R: 0 E: 0 K: 0 S: 7	H: 0 LOB: 0 BB: 0 P: 10	R: 0 E: 0 K: 1 S: 8	H: 1 LOB: 1 BB: 0 P: 12	R: 0 E: 0 K: 1 S: 9	H: 2 LOB: 1 BB: 0 P: 16		1B: 6 2B: 4 3B: 0 HR: 1	SF: 0 SAC: 0 DP: 3 HBP: 0	WP: 0 PB: 0 SB: 0 CS: 0	PA: 35
PITCHER	IP	WLS	BF	H	R	ER	SO	BB	IBB	HBP	BLK	WP	HR	S	P	ERA	WHIP				
Scott Elarton, R ERA: 6.88	7.0	W	27	7	2	2	4	1	0	0	0	0	1	68	100	2.57	1.143				
59 Matt Miller, R ERA: 4.42	1.0		4	1	0	0	1	0	0	0	0	0	0	8	12	0.00	1.000				
Rick White, R ERA: 3.71	1.0		4	2	0	0	1	0	0	0	0	0	0	9	16	0.00	2.000				

livebaseballscores.com



AB 34
R 2
H 10
RBI 2
BB 1
SO 6
LOB 12

Batter	1	2	3	4	5	6	7	8	9	AB	R	H	RBI	BB	SO	LOB	BOTTOM					
Matt Lawton, L OBP: 0.366, SLG: 0.454	3-1 G3-1	3-2 G4-3		3-1 E 2B	0-0 F9			4-1 41 BB 1B		4	1	1	0	1	0	1	Minnesota Twins @ Cleveland Indians Jacobs Field, Cleveland, OH Fri Aug 13 2004, 7:05 PM EDT Att: 30,101 - Overcast - 67 F					
Omar Vizquel, S OBP: 0.388, SLG: 0.409	0-2 48 BB 41 2B	2-2 48 BB 1B		3-2 BB 1-H 2B		2-0 G4-3		1-2 41 BB 1B		5	2	4	1	0	0	0						
48 Travis Hafner, L OBP: 0.418, SLG: 0.595	4-1 41 BB 2B	0-0 1-H 2B		4-0 BB BB		3-2 41 BB G3-6-3 1B		3-3 K		3	1	2	1	2	1	2						
41 Victor Martinez, S OBP: 0.367, SLG: 0.518	1-0 1B HR 2B	0-1 G3		3-2 F8		3-0 G3-6-3 1B		4-1 1-2 2-3 BB		4	1	1	2	1	0	4						
Casey Blake, R OBP: 0.362, SLG: 0.478	3-1 HR 1B		0-2 F8	4-2 1-2 2-3 BB			0-3 K	0-1 F9		4	1	1	0	1	1	3						
Ben Broussard, L OBP: 0.388, SLG: 0.471	2-1 1-H 3-H HR		3-3 K	2-3 K			2-0 FC6-4 1B			4	1	2	3	0	2	3						
Ronnie Belliard, R OBP: 0.372, SLG: 0.421	1-1 G4-3		1-1 G4-3		1-2 F8		0-0 FC6-4 1B			4	0	0	0	0	0	1						
Jody Gerut, L OBP: 0.332, SLG: 0.395	1-0 F8			0-2 G4-3	3-2 G1-3		2-0 F8			4	0	0	0	0	0	1						
Coco Crisp, S OBP: 0.325, SLG: 0.444		1-2 G6-3		0-1 HR	0-0 2B			1-0 G4-3		4	1	2	1	0	0	0						
Inning Stats	R: 5 E: 0 K: 0 S: 14	H: 4 LOB: 0 BB: 1 P: 29	R: 1 E: 0 K: 0 S: 14	H: 2 LOB: 0 BB: 0 P: 20	R: 0 E: 0 K: 1 S: 9	H: 0 LOB: 0 BB: 0 P: 13	R: 2 E: 0 K: 1 S: 19	H: 3 LOB: 3 BB: 2 P: 38	R: 0 E: 0 K: 0 S: 9	H: 1 LOB: 1 BB: 0 P: 13	R: 0 E: 0 K: 0 S: 7	H: 1 LOB: 0 BB: 0 P: 15	R: 0 E: 0 K: 1 S: 6	H: 1 LOB: 1 BB: 0 P: 10	R: 0 E: 0 K: 1 S: 13	H: 1 LOB: 3 BB: 2 P: 26		1B: 7 2B: 4 3B: 0 HR: 2	SF: 0 SAC: 0 DP: 1 HBP: 0	WP: 0 PB: 0 SB: 0 CS: 0	PA: 41	
PITCHER	IP	WLS	BF	H	R	ER	SO	BB	IBB	HBP	BLK	WP	HR	S	P	ERA		WHIP				
Carlos Silva, R ERA: 4.52	2.0	L	13	6	6	6	0	1	0	0	0	0	1	28	49	27.00		3.500				
54 Matt Guerrier, R ERA: 6.17	1.2		10	3	2	2	1	2	0	0	0	0	1	25	46	10.80	3.000					
Joe Roa, R ERA: 3.39	4.0		17	4	0	0	3	2	0	0	0	0	0	36	67	0.00	1.500					
28 Jesse Crain, R ERA: 5.79	0.1		1	0	0	0	0	0	0	0	0	0	0	2	2	0.00	0.000					

livebaseballscores.com



AB 36
R 8
H 13
RBI 8
BB 5
SO 4
LOB 15

Batter	1	2	3	4	5	6	7	8	9	10	AB	R	H	RBI	BB	SO	LOB	TOP								
Shannon Stewart, R OBP: 0.381, SLG: 0.430	F7		F8				G4-3		G5-3		4	0	0	0	1	0	0	Minnesota Twins @ Cleveland Indians Jacobs Field, Cleveland, OH Sun-Aug 15 2004, 1:05 PM EDT Att. 38,019 - Sunny - 70 F								
Jacque Jones, L OBP: 0.320, SLG: 0.450	G4-3			BB	L5		FC5	1B	L8		4	0	1	0	1	0	2									
Torii Hunter, R OBP: 0.314, SLG: 0.454	P2		F8	F8			P4		P4		5	0	0	0	0	0	4									
33 Justin Morneau, L OBP: 0.310, SLG: 0.524						F7				G1-3	4	0	2	0	1	0	0									
5 Michael Cuddyer, R OBP: 0.323, SLG: 0.434											0	0	0	0	0	0	0									
20 Lew Ford, R OBP: 0.302, SLG: 0.483											2	2	1	0	1	0	2									
Corey Koskie, L OBP: 0.339, SLG: 0.455											5	2	3	2	0	2	5									
Cristian Guzman, S OBP: 0.299, SLG: 0.372											5	0	0	0	0	0	8									
Rob Bowen, S OBP: 0.273, SLG: 0.316											1	0	0	0	1	0	0									
Jose Offerman, S OBP: 0.369, SLG: 0.417											1	0	1	2	0	0	0									
Henry Blanco, R OBP: 0.255, SLG: 0.350											2	0	1	0	0	0	1									
Luis Rivas, R OBP: 0.269, SLG: 0.389											5	0	0	0	0	1	4									
Inning Stats	R: 0 E: 0 K: 0 S: 7	H: 0 LOB: 0 BB: 0 P: 13	R: 0 E: 0 K: 1 S: 12	H: 1 LOB: 1 BB: 1 P: 21	R: 0 E: 0 K: 0 S: 8	H: 0 LOB: 0 BB: 0 P: 14	R: 0 E: 0 K: 1 S: 17	H: 1 LOB: 3 BB: 1 P: 33	R: 0 E: 0 K: 0 S: 14	H: 1 LOB: 2 BB: 1 P: 25	R: 2 E: 0 K: 1 S: 15	H: 3 LOB: 1 BB: 0 P: 26	R: 0 E: 0 K: 0 S: 8	H: 1 LOB: 2 BB: 1 P: 20	R: 0 E: 0 K: 0 S: 10	H: 1 LOB: 1 BB: 0 P: 13	R: 0 E: 0 K: 0 S: 5	H: 0 LOB: 0 BB: 0 P: 7	R: 2 E: 0 K: 0 S: 12	H: 2 LOB: 1 BB: 0 P: 16	1B: 4 2B: 4 3B: 0 HR: 1	SF: 0 SAC: 0 DP: 1 HBP: 2	WP: 0 PB: 0 SB: 1 CS: 1	PA: 45		
PITCHER	IP WLS BF H R ER SO BB IBB HBP BLK WP HR S P ERA WHIP	IP WLS BF H R ER SO BB IBB HBP BLK WP HR S P ERA WHIP	IP WLS BF H R ER SO BB IBB HBP BLK WP HR S P ERA WHIP	IP WLS BF H R ER SO BB IBB HBP BLK WP HR S P ERA WHIP	IP WLS BF H R ER SO BB IBB HBP BLK WP HR S P ERA WHIP	IP WLS BF H R ER SO BB IBB HBP BLK WP HR S P ERA WHIP	IP WLS BF H R ER SO BB IBB HBP BLK WP HR S P ERA WHIP	IP WLS BF H R ER SO BB IBB HBP BLK WP HR S P ERA WHIP	IP WLS BF H R ER SO BB IBB HBP BLK WP HR S P ERA WHIP	IP WLS BF H R ER SO BB IBB HBP BLK WP HR S P ERA WHIP	IP WLS BF H R ER SO BB IBB HBP BLK WP HR S P ERA WHIP	IP WLS BF H R ER SO BB IBB HBP BLK WP HR S P ERA WHIP	IP WLS BF H R ER SO BB IBB HBP BLK WP HR S P ERA WHIP	IP WLS BF H R ER SO BB IBB HBP BLK WP HR S P ERA WHIP	IP WLS BF H R ER SO BB IBB HBP BLK WP HR S P ERA WHIP	IP WLS BF H R ER SO BB IBB HBP BLK WP HR S P ERA WHIP	IP WLS BF H R ER SO BB IBB HBP BLK WP HR S P ERA WHIP	IP WLS BF H R ER SO BB IBB HBP BLK WP HR S P ERA WHIP	IP WLS BF H R ER SO BB IBB HBP BLK WP HR S P ERA WHIP	IP WLS BF H R ER SO BB IBB HBP BLK WP HR S P ERA WHIP	IP WLS BF H R ER SO BB IBB HBP BLK WP HR S P ERA WHIP	IP WLS BF H R ER SO BB IBB HBP BLK WP HR S P ERA WHIP	IP WLS BF H R ER SO BB IBB HBP BLK WP HR S P ERA WHIP	IP WLS BF H R ER SO BB IBB HBP BLK WP HR S P ERA WHIP	IP WLS BF H R ER SO BB IBB HBP BLK WP HR S P ERA WHIP	IP WLS BF H R ER SO BB IBB HBP BLK WP HR S P ERA WHIP

AB	38
R	4
H	9
RBI	4
BB	5
SO	3
LOB	26



Batter	1	2	3	4	5	6	7	8	9	10	AB	R	H	RBI	BB	SO	LOB	BOTTOM								
Ronnie Belliard, R OBP: 0.372, SLG: 0.420	G6-4-3	L9			G5-3		F9		L8		4	1	0	0	1	0	4	Minnesota Twins @ Cleveland Indians Jacobs Field, Cleveland, OH Sun-Aug 15 2004, 1:05 PM EDT Att. 38,019 - Sunny - 70 F								
Omar Vizquel, S OBP: 0.368, SLG: 0.407	E1		F7		FC3-6	1B		G6-3		L5	5	0	1	0	0	0	1									
Matt Lawton, L OBP: 0.360, SLG: 0.445	G6-4-3		G3		FC3-6	1B		G3		L7	5	0	0	0	0	0	2									
Casey Blake, R OBP: 0.363, SLG: 0.491	K		2B		L6			L6		P5	5	0	2	0	0	1	1									
48 Travis Hafner, L OBP: 0.417, SLG: 0.596		G4-3		HBP		F7		G4-3			3	0	0	0	0	0	1									
Josh Phelps, R OBP: 0.297, SLG: 0.415		E5	F8			K					3	1	1	0	0	1	2									
Ben Broussard, L OBP: 0.388, SLG: 0.468		1B								24 G3-1 SH1-3	1	0	1	0	0	0	0									
Coco Crisp, S OBP: 0.322, SLG: 0.439		1B			G5-3		F8		SH1-3		3	0	1	0	0	0	0									
24 Grady Sizemore, L OBP: 0.358, SLG: 0.412		SF7			G3-1			P5		G3-1	3	0	0	1	0	0	1									
Tim Laker, R OBP: 0.265, SLG: 0.315					G5-3			G1-3			3	0	1	0	0	0	0									
41 Victor Martinez, S OBP: 0.367, SLG: 0.523										DI	0	0	0	0	1	0	0									
Inning Stats	R: 1 E: 1 K: 1 S: 9	H: 0 LOB: 0 BB: 1 P: 16	R: 1 E: 1 K: 0 S: 13	H: 3 LOB: 2 BB: 0 P: 18	R: 0 E: 0 K: 0 S: 8	H: 1 LOB: 2 BB: 0 P: 11	R: 0 E: 0 K: 0 S: 5	H: 0 LOB: 0 BB: 0 P: 7	R: 0 E: 0 K: 1 S: 7	H: 1 LOB: 1 BB: 0 P: 8	R: 0 E: 0 K: 0 S: 12	H: 0 LOB: 0 BB: 0 P: 10	R: 0 E: 0 K: 0 S: 7	H: 1 LOB: 1 BB: 0 P: 11	R: 0 E: 0 K: 0 S: 9	H: 1 LOB: 2 BB: 0 P: 21	R: 0 E: 0 K: 0 S: 9	H: 0 LOB: 0 BB: 0 P: 15	1B: 6 2B: 1 3B: 0 HR: 0	SF: 1 SAC: 1 DP: 1 HBP: 1	WP: 0 PB: 0 SB: 0 CS: 0	PA: 40				
PITCHER	IP WLS BF H R ER SO BB IBB HBP BLK WP HR S P ERA WHIP	IP WLS BF H R ER SO BB IBB HBP BLK WP HR S P ERA WHIP	IP WLS BF H R ER SO BB IBB HBP BLK WP HR S P ERA WHIP	IP WLS BF H R ER SO BB IBB HBP BLK WP HR S P ERA WHIP	IP WLS BF H R ER SO BB IBB HBP BLK WP HR S P ERA WHIP	IP WLS BF H R ER SO BB IBB HBP BLK WP HR S P ERA WHIP	IP WLS BF H R ER SO BB IBB HBP BLK WP HR S P ERA WHIP	IP WLS BF H R ER SO BB IBB HBP BLK WP HR S P ERA WHIP	IP WLS BF H R ER SO BB IBB HBP BLK WP HR S P ERA WHIP	IP WLS BF H R ER SO BB IBB HBP BLK WP HR S P ERA WHIP	IP WLS BF H R ER SO BB IBB HBP BLK WP HR S P ERA WHIP	IP WLS BF H R ER SO BB IBB HBP BLK WP HR S P ERA WHIP	IP WLS BF H R ER SO BB IBB HBP BLK WP HR S P ERA WHIP	IP WLS BF H R ER SO BB IBB HBP BLK WP HR S P ERA WHIP	IP WLS BF H R ER SO BB IBB HBP BLK WP HR S P ERA WHIP	IP WLS BF H R ER SO BB IBB HBP BLK WP HR S P ERA WHIP	IP WLS BF H R ER SO BB IBB HBP BLK WP HR S P ERA WHIP	IP WLS BF H R ER SO BB IBB HBP BLK WP HR S P ERA WHIP	IP WLS BF H R ER SO BB IBB HBP BLK WP HR S P ERA WHIP	IP WLS BF H R ER SO BB IBB HBP BLK WP HR S P ERA WHIP	IP WLS BF H R ER SO BB IBB HBP BLK WP HR S P ERA WHIP	IP WLS BF H R ER SO BB IBB HBP BLK WP HR S P ERA WHIP	IP WLS BF H R ER SO BB IBB HBP BLK WP HR S P ERA WHIP	IP WLS BF H R ER SO BB IBB HBP BLK WP HR S P ERA WHIP	IP WLS BF H R ER SO BB IBB HBP BLK WP HR S P ERA WHIP	IP WLS BF H R ER SO BB IBB HBP BLK WP HR S P ERA WHIP



Batter	1	2	3	4	5	6	7	8	9	AB	R	H	RBI	BB	SO	LOB	TOP				
Kenny Lofton, L OBP: 0.344, SLG: 0.429	G4-3		P6			F8		BB 55 SF9 1B	G4-3	5	1	1	0	0	0	2	New York Yankees @ Minnesota Twins Hubert H. Humphrey Metrodome, Minneapolis, MN Tue Aug 17 2004, 8:10 PM EDT Att: 38,766 - Unknown - 70 F				
2 Derek Jeter, R OBP: 0.332, SLG: 0.438	G1-3			G6-3		K		55 SF9 BB 1B	G5-3	5	0	1	0	0	1	2					
Gary Sheffield, R OBP: 0.402, SLG: 0.533	F9			K		K	HR			3	1	1	1	1	1	0					
Bernie Williams, S OBP: 0.358, SLG: 0.427		G6-3			55 1B					4	0	1	0	0	1	3					
55 Hideki Matsui, L OBP: 0.398, SLG: 0.534										2	0	2	1	1	0	0					
20 Jorge Posada, S OBP: 0.413, SLG: 0.492										4	0	1	0	0	2	5					
John Olerud, L OBP: 0.360, SLG: 0.370										3	0	1	0	1	0	3					
Miguel Cairo, R OBP: 0.331, SLG: 0.426			G1-3			G6-4-3			G4-3 1B BB	4	0	0	0	0	1	4					
Enrique Wilson, S OBP: 0.260, SLG: 0.352			L1			G4-3			G4-3 1B	4	0	1	0	0	0	2					
Inning Stats	R: 0 E: 0 K: 0 S: 9	H: 0 LOB: 0 BB: 0 P: 12	R: 0 E: 0 K: 1 S: 10	H: 0 LOB: 1 BB: 1 P: 16	R: 0 E: 0 K: 0 S: 10	H: 0 LOB: 0 BB: 0 P: 13	R: 0 E: 0 K: 2 S: 12	H: 2 LOB: 2 BB: 0 P: 17	R: 0 E: 0 K: 0 S: 8	H: 1 LOB: 0 BB: 0 P: 10	R: 1 E: 0 K: 1 S: 9	H: 1 LOB: 0 BB: 0 P: 13	R: 0 E: 0 K: 1 S: 9	H: 2 LOB: 2 BB: 0 P: 16	R: 1 E: 0 K: 0 S: 19	H: 2 LOB: 2 BB: 1 P: 30	R: 0 E: 0 K: 0 S: 8	H: 1 LOB: 2 BB: 1 P: 18	1B: 8 2B: 0 3B: 0 HR: 1	SF: 1 SAC: 0 DP: 1 HBP: 0	WP: 0 PA: 38 CS: 0
PITCHER	IP	WLS	BF	H	R	ER	SO	BB	IBB	HBP	BLK	WP	HR	S	P	ERA	WHIP				
Brad Radke, R ERA: 3.55	7.0	W	27	6	1	1	5	1	0	0	0	0	1	67	97	1.29	1.000				
Juan Rincon, R ERA: 2.53	1.0		6	2	1	1	1	1	0	0	0	0	0	19	30	9.00	3.000				
J.C. Romero, L ERA: 3.27	1.0		5	1	0	0	0	1	0	0	0	0	0	8	18	0.00	2.000				

Batter	1	2	3	4	5	6	7	8	9	AB	R	H	RBI	BB	SO	LOB	BOTTOM				
Shannon Stewart, R OBP: 0.388, SLG: 0.440										4	3	3	1	0	1	1	New York Yankees @ Minnesota Twins Hubert H. Humphrey Metrodome, Minneapolis, MN Tue Aug 17 2004, 8:10 PM EDT Att: 38,766 - Unknown - 70 F				
Jacque Jones, L OBP: 0.319, SLG: 0.447	K		F7							5	1	1	0	0	1	3					
Tori Hunter, R OBP: 0.315, SLG: 0.454										5	0	2	2	0	0	3					
33 Justin Morneau, L OBP: 0.313, SLG: 0.537										4	1	1	1	1	0	3					
20 Lew Ford, R OBP: 0.391, SLG: 0.482										3	1	1	1	0	0	1					
Corey Koskie, L OBP: 0.343, SLG: 0.467										4	1	3	3	0	0	0					
Cristian Guzman, S OBP: 0.301, SLG: 0.372										3	0	1	0	1	0	3					
Henry Blanco, R OBP: 0.251, SLG: 0.343										4	0	0	0	0	0	3					
Luis Rivas, R OBP: 0.269, SLG: 0.391										4	1	1	0	0	0	3					
Inning Stats	R: 0 E: 0 K: 1 S: 10	H: 1 LOB: 1 BB: 0 P: 14	R: 2 E: 1 K: 1 S: 18	H: 2 LOB: 1 BB: 1 P: 26	R: 1 E: 0 K: 0 S: 7	H: 1 LOB: 0 BB: 0 P: 10	R: 0 E: 0 K: 0 S: 11	H: 1 LOB: 1 BB: 0 P: 20	R: 1 E: 0 K: 0 S: 11	H: 2 LOB: 1 BB: 0 P: 18	R: 0 E: 0 K: 0 S: 8	H: 1 LOB: 0 BB: 0 P: 9	R: 2 E: 0 K: 0 S: 10	H: 2 LOB: 2 BB: 1 P: 20	R: 2 E: 1 K: 0 S: 14	H: 3 LOB: 1 BB: 0 P: 21	1B: 9 2B: 2 3B: 0 HR: 2	SF: 1 SAC: 0 DP: 0 HBP: 1	WP: 1 PA: 40 CS: 0		
PITCHER	IP	WLS	BF	H	R	ER	SO	BB	IBB	HBP	BLK	WP	HR	S	P	ERA	WHIP				
Javier Vazquez, R ERA: 4.29	6.2	L	32	9	6	6	2	1	1	1	0	0	0	73	112	8.10	1.500				
C.J. Nitkowski, L ERA: 4.44	0.0		1	1	0	0	0	0	0	0	0	0	0	1	3	∞	∞				
Scott Proctor, R ERA: 5.49	1.1		7	3	2	2	0	0	0	0	0	0	0	15	23	13.50	2.250				

Batter	1	2	3	4	5	6	7	8	9	AB	R	H	RBI	BB	SO	LOB	TOP				
Miguel Cairo, R OBP: 0.330, SLG: 0.423	K2-3		1B			K		G3-4-3		4	0	1	1	0	2	1					
2 Derek Jeter, R OBP: 0.330, SLG: 0.435	L6		F8			G6-3		F9		4	0	0	0	0	0	2					
Gary Sheffield, R OBP: 0.400, SLG: 0.533	2B			P3			G6-3	P4		4	0	1	0	0	0	1					
Bernie Williams, S OBP: 0.357, SLG: 0.423	K			G6-3			55 G4-3 BB		L3	3	0	0	0	1	1	1					
55 Hideki Matsui, L OBP: 0.396, SLG: 0.534		P6		L4				G4-3		4	0	1	0	0	0	1					
20 Jorge Posada, S OBP: 0.409, SLG: 0.486		G4-3				K			K	4	0	0	0	0	3	2					
Ruben Sierra, S OBP: 0.310, SLG: 0.495		F9				P4			K	4	1	1	0	0	1	1					
John Olerud, L OBP: 0.359, SLG: 0.370			P6			F7				3	1	1	0	0	0	0					
Enrique Wilson, S OBP: 0.261, SLG: 0.352			K					G4-3		3	0	1	0	0	1	0					
Inning Stats	R: 0 E: 0 K: 2 S: 12	H: 1 LOB: 1 BB: 0 P: 18	R: 0 E: 0 K: 0 S: 5	H: 0 LOB: 0 BB: 0 P: 10	R: 0 E: 0 K: 1 S: 11	H: 1 LOB: 1 BB: 0 P: 17	R: 0 E: 0 K: 0 S: 8	H: 0 LOB: 0 BB: 0 P: 14	R: 0 E: 0 K: 1 S: 11	H: 0 LOB: 0 BB: 0 P: 13	R: 0 E: 0 K: 1 S: 8	H: 0 LOB: 1 BB: 1 P: 13	R: 2 E: 0 K: 0 S: 16	H: 3 LOB: 1 BB: 0 P: 23	R: 0 E: 0 K: 2 S: 13	H: 1 LOB: 1 BB: 0 P: 23	1B: 4 2B: 2 3B: 0 HR: 0	SF: 0 SAC: 0 DP: 0 HBP: 0	WP: 1 PB: 0 CS: 0	PA: 34	
PITCHER	IP	WLS	BF	H	R	ER	SO	BB	IBB	HBP	BLK	WP	HR	S	P	ERA	WHIP				
Johan Santana, L ERA: 3.23	(1, 1)	7.0	W	27	5	2	2	6	1	0	0	0	1	0	69	105	2.57	0.857			
Grant Balfour, R ERA: 3.21	(8, 1)	1.0		3	0	0	0	0	0	0	0	0	0	7	11	0.00	0.000				
36 Joe Nathan, R ERA: 0.82	(9, 1)	1.0		4	1	0	0	2	0	0	0	0	0	13	23	0.00	1.000				

New York Yankees @ Minnesota Twins
Hubert H. Humphrey Metrodome, Minneapolis, MN

AB 33
R 2
H 6
RBI 1
BB 1
SO 8
LOB 9



Wed Aug 18 2004, 7:05 PM EDT
Att: 41,125 - Unknown - 70 F

Batter	1	2	3	4	5	6	7	8	9	AB	R	H	RBI	BB	SO	LOB	BOTTOM				
Shannon Stewart, R OBP: 0.392, SLG: 0.458	HR		FC6-4 1B			G6-4-3		K		5	1	3	2	0	1	1					
Jacque Jones, L OBP: 0.317, SLG: 0.451	F7		K	K				G6-3		5	1	1	1	0	2	2					
Tori Hunter, R OBP: 0.317, SLG: 0.455	33 G4-3 33 S BB		FC6-4 1-2			K		33 1B 2B		3	1	1	0	1	1	1					
33 Justin Morneau, L OBP: 0.317, SLG: 0.533	G4-3		P5			20 FC4-6 BB		20 FC5-4 1B		3	0	1	1	1	0	2					
20 Lew Ford, R OBP: 0.390, SLG: 0.478	G1-3			2B HBP		FC4-6 1B		FC5-4		3	1	0	0	0	0	3					
Corey Koskie, L OBP: 0.347, SLG: 0.472		S BB		2B 2B				G4-3		3	1	2	0	1	0	0					
Cristian Guzman, S OBP: 0.301, SLG: 0.373		F7		SH1 2B 2B		G6-3		G3-1		4	1	1	2	0	0	3					
Henry Blanco, R OBP: 0.252, SLG: 0.352		F9		SH1				P6		3	1	1	0	0	0	1					
Luis Rivas, R OBP: 0.269, SLG: 0.387		G6-3		G5-3		G6-4-3 BB		G5-3		3	0	0	0	1	0	2					
Inning Stats	R: 1 E: 0 K: 0 S: 8	H: 1 LOB: 1 BB: 1 P: 18	R: 0 E: 0 K: 0 S: 8	H: 0 LOB: 1 BB: 1 P: 17	R: 0 E: 0 K: 1 S: 9	H: 1 LOB: 1 BB: 0 P: 13	R: 3 E: 0 K: 1 S: 13	H: 3 LOB: 1 BB: 0 P: 20	R: 0 E: 0 K: 1 S: 9	H: 1 LOB: 2 BB: 1 P: 16	R: 3 E: 0 K: 0 S: 17	H: 4 LOB: 1 BB: 1 P: 29	R: 0 E: 0 K: 0 S: 6	H: 0 LOB: 0 BB: 0 P: 11	R: 0 E: 0 K: 1 S: 5	H: 0 LOB: 0 BB: 0 P: 10	1B: 3 2B: 4 3B: 1 HR: 2	SF: 0 SAC: 1 DP: 1 HBP: 1	WP: 0 PB: 0 CS: 0	PA: 38	
PITCHER	IP	WLS	BF	H	R	ER	SO	BB	IBB	HBP	BLK	WP	HR	S	P	ERA	WHIP				
35 Mike Mussina, R ERA: 5.34	(1, 1)	4.0	L	20	5	4	4	2	2	0	0	0	0	1	38	68	9.00	1.750			
Tanyon Sturtze, R ERA: 5.23	(5, 1)	4.0		18	5	3	3	2	2	0	0	0	0	1	37	66	6.75	1.750			

New York Yankees @ Minnesota Twins
Hubert H. Humphrey Metrodome, Minneapolis, MN

AB 32
R 7
H 10
RBI 6
BB 4
SO 4
LOB 15



Wed Aug 18 2004, 7:05 PM EDT
Att: 41,125 - Unknown - 70 F

Batter	1	2	3	4	5	6	7	8	9	AB	R	H	RBI	BB	SO	LOB	TOP										
Bernie Williams, S OBP: 0.359, SLG: 0.426	0-2 2 SH5-3 2B 1B		1-1 G4-3 K		0-1 2 FC6-4 1B	1-0 1B		0-3 K		5	1	3	1	0	1	0	New York Yankees @ Minnesota Twins Hubert H. Humphrey Metrodome, Minneapolis, MN Thu Aug 19 2004, 8:10 PM EDT Att: 37,959 - Unknown - 70 F livebaseballscorecards.com										
2 Derek Jeter, R OBP: 0.327, SLG: 0.431	0-0 SH5-3 1-2		0-3 K		1-1 FC6-4 HR	0-3 K		2-2 G3		4	1	0	0	0	2	4											
Gary Sheffield, R OBP: 0.404, SLG: 0.551	0-1 2H 2B			1-0 G6-3	0-1 HR		4-0 13 HR BB		0-0 HR		4	3	3	5	1	0											
13 Alex Rodriguez, R OBP: 0.369, SLG: 0.522	1-2 G6-3			1-1 G6-3	2-1 1B		1-2 HR		0-2 55 S 1B		5	2	3	2	0	0											
55 Hideki Matsui, L OBP: 0.396, SLG: 0.531	2-3 K			1-1 F8	2-3 K		4-0 G3-6-1 BB		3-2 1B		4	0	1	1	1	2											
20 Jorge Posada, S OBP: 0.411, SLG: 0.492		1-3 K			3-1 G4-1 1B	1-0 WP 1B	2-3 K		4-1 1B		4	3	2	0	1	2											
John Olerud, L OBP: 0.360, SLG: 0.370		1-2 G6-3			1-0 G4-1 2B	2-0 1B	1-1 G3-6-1		0-0 1B		5	1	2	1	0	0											
Miguel Cairo, R OBP: 0.328, SLG: 0.420		1-2 G5-3			2-3 1B	0-1 P4		1-2 G4-3		4	1	1	1	0	0	1											
Ruben Sierra, S OBP: 0.313, SLG: 0.498					3-3 1B	0-1 P4		1-2 G4-3		1	0	1	1	0	0	0											
Enrique Wilson, S OBP: 0.261, SLG: 0.352					4-1 FC6-4 1B	1-3 K		1-2 K		3	1	0	0	1	2	1											
Kenny Lofton, L OBP: 0.342, SLG: 0.423			0-1 F7		4-1 FC6-4 1B	1-2 HR BB		1-2 K																			
Inning Stats	R: 1 E: 0 K: 1 S: 12	H: 2 LOB: 1 BB: 0 P: 15	R: 0 E: 0 K: 1 S: 9	H: 0 LOB: 0 BB: 0 P: 12	R: 0 E: 0 K: 1 S: 7	H: 0 LOB: 0 BB: 0 P: 8	R: 0 E: 0 K: 0 S: 5	H: 0 LOB: 0 BB: 0 P: 8	R: 5 E: 0 K: 1 S: 18	H: 5 LOB: 1 BB: 1 P: 30	R: 1 E: 0 K: 2 S: 13	H: 3 LOB: 2 BB: 0 P: 18	R: 2 E: 0 K: 1 S: 9	H: 1 LOB: 2 BB: 2 P: 21	R: 0 E: 0 K: 2 S: 12	H: 0 LOB: 0 BB: 0 P: 14	R: 4 E: 1 K: 0 S: 15	H: 5 LOB: 1 BB: 1 P: 25	1B: 10 2B: 3 3B: 0 HR: 3	SF: 0 SAC: 1 DP: 1 HBP: 0	WP: 2 PB: 0 CS: 1	PA: 44					
PITCHER	IP	WLS	BF	H	R	ER	SO	BB	IBB	HBP	BLK	WP	HR	S	P	ERA	WHIP										
Carlos Silva, R ERA: 4.78	(1, 1)	5.0	25	9	7	7	4	1	0	0	0	2	1	53	78	12.60	2.000										
Joe Roa, R ERA: 3.58	(6, 1)	2.0	9	2	2	2	3	2	0	0	0	0	1	20	34	9.00	2.000										
Juan Rincon, R ERA: 2.59	(8, 1)	1.0	3	0	0	0	2	0	0	0	0	0	0	12	14	0.00	0.000										
36 Joe Nathan, R ERA: 1.3	(9, 1)	0.2	L	6	4	4	3	0	1	0	0	0	1	14	23	40.50	7.500										
J.C. Romero, L ERA: 3.25	(9, 1)	0.1	1	1	0	0	0	0	0	0	0	0	0	1	2	0.00	3.000										
Batter	1	2	3	4	5	6	7	8	9	AB	R	H	RBI	BB	SO	LOB	BOTTOM										
Shannon Stewart, R OBP: 0.399, SLG: 0.477	3-2 33 WP BB 1B		2-1 G6-3 2B		1-1 P4		0-1 2B 1B	3-2 1-1H 3-1H 3B		5	2	4	2	0	0	1	New York Yankees @ Minnesota Twins Hubert H. Humphrey Metrodome, Minneapolis, MN Thu Aug 19 2004, 8:10 PM EDT Att: 37,959 - Unknown - 70 F livebaseballscorecards.com										
Jacque Jones, L OBP: 0.316, SLG: 0.453	1-3 K		1-2 G6-3		1-2 33 FC5 20 1B	0-0 1B	1-2 1-1H 3-1H 2B	1-2 F8		5	1	2	2	0	1	3											
Tori Hunter, R OBP: 0.318, SLG: 0.454	4-1 WP 33 WP BB		1-1 P3		1-2 33 FC5 2B	1-2 1B	1-2 2H 3B		1-3 K		1	0	0	0	1	0											
20 Lew Ford, R OBP: 0.391, SLG: 0.484	1-2 1B				1-0 FC5 2B	1-0 1B	2-1 G3		0-3 K		5	1	0	1	0	2											
33 Justin Morneau, L OBP: 0.308, SLG: 0.516	2-3 K			1-2 G6-3	1-2 2-3 SF9-5 2B	1-0 1B	1-2 2-3 K		0-3 K		4	0	1	1	1	2											
Jose Offerman, S OBP: 0.367, SLG: 0.420	3-1 L3			4-1 G4-6-3 BB	1-2 2-3 SF9-5 2B	2-0 1B	1-3 K		0-3 K		4	0	1	1	1	2											
Corey Koskie, L OBP: 0.346, SLG: 0.471		2-1 G4-3		0-0 G4-6-3	3-1 SF9-5		1-0 1B		0-0 1B		3	1	1	1	0	0											
Cristian Guzman, S OBP: 0.305, SLG: 0.375		0-1 G4-3			3-1 1B		4-1 2B		0-0 1B		3	2	2	0	1	0											
Henry Blanco, R OBP: 0.250, SLG: 0.349		1-3 K			2-2 F7		1-3 K		1-1 P6		2	0	0	0	0	1											
Matthew LeCroy, R OBP: 0.316, SLG: 0.387					0-3 K		0-0 1B		2-3 K		4	1	1	1	0	3											
Rob Bowen, S OBP: 0.261, SLG: 0.300							1-1 2B																				
Luis Rivas, R OBP: 0.268, SLG: 0.388			1-3 K		0-3 K		0-0 1B		2-3 K		4	1	1	1	0	3											
Inning Stats	R: 1 E: 0 K: 2 S: 13	H: 1 LOB: 1 BB: 1 P: 26	R: 0 E: 0 K: 1 S: 7	H: 0 LOB: 0 BB: 0 P: 10	R: 0 E: 0 K: 1 S: 10	H: 1 LOB: 1 BB: 0 P: 15	R: 0 E: 0 K: 0 S: 5	H: 0 LOB: 0 BB: 1 P: 10	R: 0 E: 0 K: 1 S: 10	H: 1 LOB: 1 BB: 0 P: 16	R: 2 E: 0 K: 0 S: 10	H: 3 LOB: 0 BB: 0 P: 18	R: 5 E: 0 K: 2 S: 18	H: 4 LOB: 1 BB: 1 P: 27	R: 2 E: 0 K: 1 S: 13	H: 3 LOB: 1 BB: 0 P: 21	R: 0 E: 0 K: 3 S: 9	H: 0 LOB: 0 BB: 0 P: 10	1B: 7 2B: 5 3B: 2 HR: 0	SF: 1 SAC: 0 DP: 2 HBP: 0	WP: 2 PB: 0 CS: 0	PA: 41					
PITCHER	IP	WLS	BF	H	R	ER	SO	BB	IBB	HBP	BLK	WP	HR	S	P	ERA	WHIP										
Orlando Hernandez, R ERA: 2.78	(1, 1)	6.1	27	7	5	5	6	3	0	0	0	2	0	62	107	7.11	1.579										
Paul Quantrill, R ERA: 3.72	(7, 1)	0.0	3	3	2	2	0	0	0	0	0	0	0	6	7	-	-										
Tom Gordon, R ERA: 2.0	(7, 1)	1.2	W	8	3	3	2	0	0	0	0	0	0	18	29	16.20	1.800										
42 Mariano Rivera, R ERA: 1.46	(9, 1)	1.0	S	3	0	0	3	0	0	0	0	0	0	9	10	0.00	0.000										

Batter	1	2	3	4	5	6	7	8	9	AB	R	H	RBI	BB	SO	LOB	TOP										
Matt Lawton, L (1, 7) OBP: 0.362, SLG: 0.441	F8		G4-3		G3			BB		3	0	0	0	1	0	3	Cleveland Indians @ Minnesota Twins Hubert H. Humphrey Metrodome, Minneapolis, MN Fri Aug 20 2004, 8:10 PM EDT Att: 25,157 - Unknown - 70 F										
Omar Vizquel, S (1, 6) OBP: 0.384, SLG: 0.404	2B		G6-3			G6-3		F8		4	0	1	0	0	0	2											
48 Travis Hafner, L (1, 10) OBP: 0.409, SLG: 0.583 Josh Phelps, R (9, PH) OBP: 0.299, SLG: 0.412	K				P6		P3		K	3	0	0	0	0	1	1											
41 Victor Martinez, S (1, 2) OBP: 0.366, SLG: 0.523	G5-3				P5		F9		F9	4	0	0	0	0	0	1											
Ben Broussard, L (1, 3) OBP: 0.384, SLG: 0.473					HR				K	4	1	1	1	0	1	0											
Casey Blake, R (1, 5) OBP: 0.356, SLG: 0.488	K				F7				G4-3	3	0	0	0	0	1	0											
Jody Gerut, L (1, 9) OBP: 0.334, SLG: 0.404									K	3	0	0	0	0	2	0											
Ronnie Belliard, R (1, 4) OBP: 0.374, SLG: 0.425									G6-3	3	0	1	0	0	0	0											
Coco Crisp, S (1, 8) OBP: 0.317, SLG: 0.428									P6	2	0	0	0	1	0	1											
Inning Stats	R: 0 E: 0 K: 13 S: 13	H: 1 LOB: 1 BB: 0 P: 24	R: 0 E: 0 K: 7 S: 7	H: 0 LOB: 0 BB: 0 P: 9	R: 0 E: 0 K: 0 S: 11	H: 1 LOB: 1 BB: 0 P: 17	R: 1 E: 0 K: 0 S: 12	H: 1 LOB: 0 BB: 0 P: 20	R: 0 E: 0 K: 1 S: 8	H: 0 LOB: 1 BB: 1 P: 19	R: 0 E: 0 K: 0 S: 6	H: 0 LOB: 0 BB: 0 P: 7	R: 0 E: 0 K: 1 S: 9	H: 0 LOB: 0 BB: 0 P: 13	R: 0 E: 0 K: 0 S: 12	H: 0 LOB: 1 BB: 1 P: 20	R: 0 E: 0 K: 2 S: 9	H: 0 LOB: 0 BB: 0 P: 17	1B: 1 2B: 1 3B: 0 HR: 1	SF: 0 SAC: 0 DP: 0 HBP: 0	WP: 0 PB: 0 SB: 0 CS: 2	PA: 32					
PITCHER	IP	WLS	BF	H	R	ER	SO	BB	IBB	HBP	BLK	WP	HR	S	P	ERA	WHIP										
Kyle Lohse, R (1, 1) ERA: 5.23	7.0	W	25	3	1	1	4	1	0	0	0	0	1	66	109	1.29	0.571										
Juan Rincon, R (8, 1) ERA: 2.54	1.0		4	0	0	0	0	1	0	0	0	0	0	12	20	0.00	1.000										
J.C. Romero, L (9, 1) ERA: 3.19	1.0		3	0	0	0	2	0	0	0	0	0	0	9	17	0.00	0.000										


Batter	1	2	3	4	5	6	7	8	9	AB	R	H	RBI	BB	SO	LOB	BOTTOM										
Shannon Stewart, R (1, 7) OBP: 0.397, SLG: 0.473	G6-3	L6					F7			4	0	1	0	0	0	1	Cleveland Indians @ Minnesota Twins Hubert H. Humphrey Metrodome, Minneapolis, MN Fri Aug 20 2004, 8:10 PM EDT Att: 25,157 - Unknown - 70 F										
Jacque Jones, L (1, 9) OBP: 0.392, SLG: 0.453	33 BB G3-1 1B		G3-1		20 BB G6-4-3 1B		G4-3			4	1	2	1	0	0	0											
20 Lew Ford, R (1, 8) OBP: 0.392, SLG: 0.483	G3-1 BB		G6-3		G6-4-3 1B				3	1	1	0	1	0	2												
33 Justin Morneau, L (1, 3) OBP: 0.312, SLG: 0.519	G3-1 BB		F7			P4		1B	3	1	1	1	1	0	0												
Jose Offerman, S (1, 10) OBP: 0.364, SLG: 0.415	G3-1				K		K2-3		2B	4	0	1	2	0	2	2											
Corey Koskie, L (1, 5) OBP: 0.345, SLG: 0.477	G3-1				F9		HR		1B	4	1	1	1	0	1	2											
Cristian Guzman, S (1, 6) OBP: 0.306, SLG: 0.375					L7				G6-3	3	0	1	0	1	0	0											
Henry Blanco, R (1, 2) OBP: 0.250, SLG: 0.347					K		P2		K	4	0	1	0	0	2	1											
5 Michael Cuddyer, R (1, 4) OBP: 0.324, SLG: 0.431 Luis Rivas, R (7, 4) OBP: 0.288, SLG: 0.388					G5-3		1B		FC6-4 1B	2	1	0	0	1	0	3											
Inning Stats	R: 1 E: 0 K: 0 S: 14	H: 1 LOB: 2 BB: 2 P: 29	R: 0 E: 0 K: 1 S: 7	H: 0 LOB: 1 BB: 1 P: 14	R: 0 E: 0 K: 0 S: 7	H: 0 LOB: 0 BB: 0 P: 8	R: 0 E: 0 K: 1 S: 7	H: 0 LOB: 0 BB: 0 P: 11	R: 1 E: 0 K: 0 S: 10	H: 2 LOB: 1 BB: 1 P: 16	R: 1 E: 0 K: 1 S: 14	H: 3 LOB: 2 BB: 0 P: 17	R: 2 E: 0 K: 0 S: 8	H: 3 LOB: 1 BB: 0 P: 16	R: 0 E: 0 K: 2 S: 8	H: 0 LOB: 0 BB: 0 P: 11	1B: 7 2B: 1 3B: 0 HR: 1	SF: 0 SAC: 0 DP: 1 HBP: 0	WP: 1 PB: 0 SB: 1 CS: 0	PA: 35							
PITCHER	IP	WLS	BF	H	R	ER	SO	BB	IBB	HBP	BLK	WP	HR	S	P	ERA	WHIP										
37 Jake Westbrook, R (1, 1) ERA: 3.64	6.2	L	31	8	5	5	3	4	0	0	0	0	0	2	5	0.00	3.000										
David Riske, R (7, 1) ERA: 4.13	0.1		1	1	0	0	0	0	0	0	0	0	0	2	5	0.00	3.000										
Fernando Cabrera, R (8, 1) ERA:	1.0		3	0	0	0	2	0	0	0	0	0	0	8	11	0.00	0.000										




Batter	1	2	3	4	5	6	7	8	9	AB	R	H	RBI	BB	SO	LOB	TOP										
Ronnie Belliard, R (1, 4) OBP: 0.373, SLG: 0.423	G4-3		1B		G6-4-3			F8		4	0	1	0	0	0	2	Cleveland Indians @ Minnesota Twins Hubert H. Humphrey Metrodome, Minneapolis, MN Sat Aug 21 2004, 1:20 PM EDT Att: 27,945 - Unknown - 70 F livebaseballscorecards.com										
Omar Vizquel, S (1, 6) OBP: 0.397, SLG: 0.406	G4-6-3 BB		1B			41 G4-6-3 1B		P5		3	0	2	0	1	0	0											
Matt Lawton, L (1, 9) OBP: 0.363, SLG: 0.440	G4-6-3				F8				41 DI BB	3	0	1	0	1	0	1											
41 Victor Martinez, S (1, 10) OBP: 0.367, SLG: 0.520		G6-3				41 G4-6-3 1B			41 DI BB	2	0	0	0	2	0	2											
Casey Blake, R (1, 5) OBP: 0.354, SLG: 0.483		K			BB				BB	4	0	0	0	0	2	4											
Josh Phelps, R (1, 3) OBP: 0.298, SLG: 0.420	HR								BB	4	1	1	1	0	1	3											
Coco Crisp, S (1, 7) OBP: 0.317, SLG: 0.427	G4-3					24 FC6-4 1B		G3-1		3	0	1	0	0	0	0											
24 Grady Sizemore, L (1, 8) OBP: 0.323, SLG: 0.354			K		FC6-4 1B			K		3	0	0	0	0	2	1											
Tim Laker, R (1, 2) OBP: 0.270, SLG: 0.319			G6-3							3	0	1	0	0	1	0											
Inning Stats	R: 0 E: 0 K: 0 S: 7	H: 0 LOB: 0 BB: 1 P: 14	R: 1 E: 0 K: 1 S: 16	H: 1 LOB: 0 BB: 0 P: 23	R: 0 E: 0 K: 1 S: 9	H: 2 LOB: 2 BB: 0 P: 15	R: 0 E: 0 K: 2 S: 16	H: 0 LOB: 1 BB: 1 P: 25	R: 0 E: 0 K: 0 S: 7	H: 2 LOB: 1 BB: 0 P: 9	R: 0 E: 0 K: 0 S: 11	H: 2 LOB: 1 BB: 0 P: 15	R: 0 E: 0 K: 1 S: 9	H: 0 LOB: 0 BB: 0 P: 14	R: 0 E: 0 K: 1 S: 7	H: 0 LOB: 1 BB: 2 P: 17		1B: 6 2B: 0 3B: 0 HR: 1	SF: 0 SAC: 0 DP: 4 HBP: 0	WP: 0 PB: 0 SB: 0 CS: 0	PA: 33						
PITCHER	IP	WLS	BF	H	R	ER	SO	BB	IBB	HBP	BLK	WP	HR	S	P	ERA	WHIP										
Terry Mulholland, L (1, 1) ERA: 4.5	6.0	W	23	7	1	1	4	2	0	0	0	0	1	66	101	1.50	1.500										
Grant Balfour, R (7, 1) ERA: 3.1	1.0		3	0	0	0	1	0	0	0	0	0	0	9	14	0.00	0.000										
28 Jesse Crain, R (8, 1) ERA: 4.05	2.0		7	0	0	0	1	2	0	0	0	0	0	14	29	0.00	1.000										

Batter	1	2	3	4	5	6	7	8	9	AB	R	H	RBI	BB	SO	LOB	BOTTOM										
Shannon Stewart, R (1, 7) OBP: 0.395, SLG: 0.468	F9		CS BB			K		L1		3	0	0	0	1	1	1	Cleveland Indians @ Minnesota Twins Hubert H. Humphrey Metrodome, Minneapolis, MN Sat Aug 21 2004, 1:20 PM EDT Att: 27,945 - Unknown - 70 F livebaseballscorecards.com										
Jacque Jones, L (1, 9) OBP: 0.323, SLG: 0.454	1B		BB		20 S 20 1B HBP	G4-3				2	1	1	0	1	0	0											
20 Lew Ford, R (1, 10) OBP: 0.391, SLG: 0.481	F8		F7					F9		4	1	1	2	0	0	2											
33 Justin Morneau, L (1, 3) OBP: 0.316, SLG: 0.537	F7				HR	G6-3 1B		K		4	2	2	1	0	1	1											
Tori Hunter, R (1, 8) OBP: 0.317, SLG: 0.460		E5 F8 S SF7		HR	G6-3		K			4	2	1	1	0	1	2											
Corey Koskie, L (1, 5) OBP: 0.347, SLG: 0.484	F8				G4-3			1B		3	1	1	1	1	0	1											
Cristian Guzman, S (1, 6) OBP: 0.306, SLG: 0.374					G4-3			1B		3	0	1	3	0	0	0											
Augie Ojeda, S (9, 6)					G4-3			1B		0	0	0	0	0	0	0											
Rob Bowen, S (1, 2) OBP: 0.222, SLG: 0.250	K				G4-3			K		4	0	0	0	0	3	2											
Luis Rivas, R (1, 4) OBP: 0.268, SLG: 0.390			P5			20 S 20 1B 2B		F9		4	1	1	0	0	0	0											
Inning Stats	R: 0 E: 0 K: 0 S: 11	H: 1 LOB: 1 BB: 0 P: 19	R: 1 E: 1 K: 1 S: 13	H: 0 LOB: 0 BB: 0 P: 18	R: 0 E: 0 K: 0 S: 5	H: 0 LOB: 1 BB: 2 P: 15	R: 2 E: 0 K: 0 S: 7	H: 2 LOB: 0 BB: 0 P: 8	R: 4 E: 0 K: 2 S: 18	H: 4 LOB: 2 BB: 1 P: 35	R: 0 E: 0 K: 0 S: 7	H: 0 LOB: 0 BB: 0 P: 11	R: 0 E: 0 K: 2 S: 11	H: 0 LOB: 0 BB: 0 P: 14	R: 1 E: 0 K: 1 S: 9	H: 1 LOB: 0 BB: 0 P: 15	1B: 4 2B: 1 3B: 0 HR: 3	SF: 1 SAC: 0 DP: 0 HBP: 1	WP: 0 PB: 0 SB: 0 CS: 1	PA: 36							
PITCHER	IP	WLS	BF	H	R	ER	SO	BB	IBB	HBP	BLK	WP	HR	S	P	ERA	WHIP										
Chad Durbin, R (1, 1) ERA: 5.68	4.1	L	21	5	6	5	2	2	0	1	0	0	2	46	77	10.38	1.615										
Rick White, R (5, 1) ERA: 4.91	2.2		11	2	1	1	3	0	1	0	0	0	0	26	43	3.38	0.750										
David Riske, R (8, 1) ERA: 4.21	1.0		4	1	1	1	1	0	0	0	0	0	1	9	15	9.00	1.000										



Batter	1	2	3	4	5	6	7	8	9	AB	R	H	RBI	BB	SO	LOB	TOP										
Matt Lawton, L OBP: 0.364, SLG: 0.440 (1, 7)	F7	G3-1		1-1 SAFE			P4		3-1 DI 2H	5	0	2	1	0	0	2	Cleveland Indians @ Minnesota Twins Hubert H. Humphrey Metrodome, Minneapolis, MN Sun Aug 22 2004, 2:10 PM EDT Att: 28,587 - Unknown - 70 F AB 37 R 3 H 9 RBI 2 BB 1 SO 6 LOB 17 										
Omar Vizquel, S OBP: 0.397, SLG: 0.406 (1, 6)	G4-3		1-1 41 S	1-2 K			3-2 1B		1-1 G5-3	5	0	2	0	0	1	3											
48 Travis Hafner, L OBP: 0.406, SLG: 0.577 (1, 10)	L5		0-0 P2		1-3 K		0-0 G3			4	0	0	0	0	1	2											
41 Victor Martinez, S OBP: 0.366, SLG: 0.516 (1, 2)		G4-3	1-2 BB		0-2 G4-3			1-1 F9		3	0	0	0	1	0	0											
Ben Broussard, L OBP: 0.383, SLG: 0.470 (1, 3)		FC4-4 1B E	0-2 K		3-2 P6			2-3 K		4	1	1	0	0	2	2											
Casey Blake, R OBP: 0.353, SLG: 0.481 (1, 5)	1-2 1B		0-3 K		1-1 L3			3-1 P5		4	0	1	0	0	1	2											
Jody Gerut, L OBP: 0.333, SLG: 0.402 (1, 9)	1-2 1B	FC1-4-6 E 24 1B		1-2 L7		1-1 F9			0-0 24 G3 1B	4	2	1	0	0	0	2											
Ronnie Belliard, R OBP: 0.372, SLG: 0.422 (1, 4)	1-1 E6 24 1B		0-0 FC4-6 1B		0-2 F9			3-3 K		4	0	1	0	0	1	2											
24 Grady Sizemore, L OBP: 0.320, SLG: 0.349 (1, 8)	1-2 1B		2-2 FC4-6 1B				0-2 G3-1		2-2 G3	4	0	1	1	0	0	2											
Inning Stats	R: 0 E: 0 K: 0 S: 11	H: 0 LOB: 0 BB: 0 P: 17	R: 2 E: 1 K: 0 S: 16	H: 3 LOB: 2 BB: 0 P: 23	R: 0 E: 0 K: 2 S: 12	H: 1 LOB: 2 BB: 1 P: 17	R: 0 E: 0 K: 1 S: 14	H: 2 LOB: 0 BB: 0 P: 19	R: 0 E: 0 K: 0 S: 10	H: 0 LOB: 0 BB: 0 P: 14	R: 0 E: 0 K: 0 S: 7	H: 0 LOB: 1 BB: 0 P: 9	R: 0 E: 0 K: 1 S: 11	H: 1 LOB: 1 BB: 0 P: 14	R: 0 E: 0 K: 1 S: 9	H: 0 LOB: 0 BB: 0 P: 15		R: 1 E: 0 K: 1 S: 12	H: 2 LOB: 1 BB: 0 P: 21	1B: 9 2B: 0 3B: 0 HR: 0	SF: 0 SAC: 0 DP: 0 HBP: 0	WP: 0 PB: 0 SB: 1 CS: 0	PA: 38				
PITCHER	IP	WLS	BF	H	R	ER	SO	BB	IBB	HBP	BLK	WP	HR	S	P	ERA	WHIP										
Brad Radke, R ERA: 3.41 (1, 1)	7.0	W	30	7	2	0	4	1	0	0	0	0	0	81	113	0.00	1.143										
J.C. Romero, L ERA: 3.13 (8, 1)	1.0		3	0	0	0	1	0	0	0	0	0	0	9	15	0.00	0.000										
36 Joe Nathan, R ERA: 1.44 (9, 1)	1.0		5	2	1	1	1	0	0	0	0	0	0	12	21	9.00	2.000										

Batter	1	2	3	4	5	6	7	8	9	AB	R	H	RBI	BB	SO	LOB	BOTTOM										
Shannon Stewart, R OBP: 0.398, SLG: 0.468 (1, 7)	20 G6-3 1B		1-1 2H G6-3		2-0 F8	4-0 2B IBB		1-1 20 G5-3 1B		4	1	2	1	1	0	0	Cleveland Indians @ Minnesota Twins Hubert H. Humphrey Metrodome, Minneapolis, MN Sun Aug 22 2004, 2:10 PM EDT Att: 28,587 - Unknown - 70 F AB 32 R 7 H 11 RBI 7 BB 3 SO 3 LOB 14 										
20 Lew Ford, R OBP: 0.391, SLG: 0.479 (1, 9)	G6-3		0-2 1B		4-2 1B 33 SF8 BB		0-0 F4	2-1 G5-3		4	1	1	0	1	0	5											
Tori Hunter, R OBP: 0.323, SLG: 0.465 (1, 8)	4-0 33 S BB		0-2 1B		1-0 33 SF8 1B	3-2 2B		1-3 K		4	1	3	3	1	1	1											
33 Justin Morneau, L OBP: 0.315, SLG: 0.530 5 Michael Cuddyer, R OBP: 0.324, SLG: 0.431 (1, 3) (7, 3)	2-1 F8		1-3 K		1-1 SF8	1-1 HBP				2	0	0	1	0	1	3											
Matthew LeCroy, R OBP: 0.315, SLG: 0.384 (1, 10)		2-0 F8		0-1 F7	0-0 2H 1B	2-0 G6-3				4	0	1	1	0	0	2											
Corey Koskie, L OBP: 0.346, SLG: 0.490 (1, 5)		1-1 F8		0-1 HR	1-0 F8		2-3 K			4	1	1	1	0	1	1											
Cristian Guzman, S OBP: 0.307, SLG: 0.376 (1, 6)		0-2 G4-3		0-0 1B		0-1 SH2-4 2B 1B	3-2 L5			4	1	2	0	0	0	0											
Henry Blanco, R OBP: 0.250, SLG: 0.343 (1, 2)			0-2 G5-3	2-0 P4		3-1 SH2-4 2B HBP	2-2 G3			3	1	0	0	0	0	1											
Luis Rivas, R OBP: 0.269, SLG: 0.392 (1, 4)			3-1 G6-3 2B	2-2 G6-3		2-0 SH2-4	2-1 F8			3	1	1	0	0	0	1											
Inning Stats	R: 0 E: 0 K: 0 S: 6	H: 1 LOB: 1 BB: 1 P: 16	R: 0 E: 0 K: 0 S: 6	H: 0 LOB: 0 BB: 0 P: 9	R: 1 E: 0 K: 1 S: 17	H: 3 LOB: 0 BB: 0 P: 22	R: 1 E: 0 K: 0 S: 9	H: 2 LOB: 1 BB: 0 P: 13	R: 2 E: 0 K: 0 S: 8	H: 2 LOB: 1 BB: 1 P: 17	R: 3 E: 0 K: 0 S: 14	H: 2 LOB: 2 BB: 1 P: 29	R: 0 E: 0 K: 1 S: 14	H: 0 LOB: 0 BB: 0 P: 21	R: 0 E: 0 K: 1 S: 10	H: 1 LOB: 1 BB: 0 P: 16		1B: 8 2B: 2 3B: 0 HR: 1	SF: 1 SAC: 1 DP: 1 HBP: 2	WP: 0 PB: 0 SB: 2 CS: 0	PA: 39						
PITCHER	IP	WLS	BF	H	R	ER	SO	BB	IBB	HBP	BLK	WP	HR	S	P	ERA	WHIP										
CC Sabathia, L ERA: 4.17 (1, 1)	5.2	L	31	10	7	7	1	2	0	0	0	0	0	1	3	0.00	0.000										
59 Matt Miller, R ERA: 4.05 (6, 1)	0.1		1	0	0	0	0	0	0	0	0	0	0	1	3	0.00	0.000										
Bob Howry, R ERA: 1.24 (7, 1)	1.0		3	0	0	0	1	0	0	0	0	0	0	14	21	0.00	0.000										
Bob Wickman, R ERA: 2.25 (8, 1)	1.0		4	1	0	0	1	0	0	0	0	0	0	10	16	0.00	1.000										

Batter	1	2	3	4	5	6	7	8	9	AB	R	H	RBI	BB	SO	LOB	TOP				
Shannon Stewart, R (1, 7) OBP: 0.392, SLG: 0.468	F7		L8		G6-3		K		G6-3	5	0	0	0	0	1	4					
Jacque Jones, L (1, 9) OBP: 0.322, SLG: 0.446	P3			F7	F7			G3-4-1		4	0	0	0	0	0	1					
Tori Hunter, R (1, 8) OBP: 0.323, SLG: 0.471	G6-3			HR		CS BB		F9		3	1	1	1	1	0	0					
Matthew LeCroy, R (1, 3) OBP: 0.316, SLG: 0.386		K		P3		20 FC6-4 1B		1B		4	0	2	0	0	1	0					
20 Lew Ford, R (1, 10) OBP: 0.390, SLG: 0.475	P2			HR	BB	FC6-4 S		K		3	1	0	0	1	1	2					
Corey Koskie, L (1, 5) OBP: 0.345, SLG: 0.493	K			HR	HR	F8			SH3-4 33 2B BB	3	2	1	2	1	1	1					
Cristian Guzman, S (1, 6) OBP: 0.307, SLG: 0.375			K	G6-3				G6-3	SH3-4	3	0	0	0	0	1	0					
Henry Blanco, R (1, 2) OBP: 0.255, SLG: 0.361								G6-3		3	0	1	0	0	0	0					
33 Justin Morneau, L (9, PH) OBP: 0.319, SLG: 0.539				F9		WP 1B		G6-3		1	0	1	1	0	0	0					
Augie Ojeda, S (9, PH)										0	0	0	0	0	0	0					
Rob Bowen, S (9, 2) OBP: 0.222, SLG: 0.250									2H 2B	0	0	0	0	0	0	0					
Luis Rivas, R (1, 4) OBP: 0.275, SLG: 0.397					K			S 1B	K	3	0	1	0	1	2	2					
Inning Stats	R: 0 E: 0 K: 0 S: 13	H: 0 LOB: 0 BB: 0 P: 15	R: 0 E: 0 K: 2 S: 7	H: 0 LOB: 0 BB: 0 P: 8	R: 0 E: 0 K: 1 S: 8	H: 0 LOB: 1 BB: 1 P: 14	R: 3 E: 0 K: 0 S: 18	H: 2 LOB: 1 BB: 1 P: 29	R: 0 E: 0 K: 1 S: 11	H: 1 LOB: 1 BB: 0 P: 16	R: 0 E: 0 K: 1 S: 9	H: 1 LOB: 1 BB: 0 P: 17	R: 0 E: 0 K: 1 S: 9	H: 1 LOB: 1 BB: 0 P: 14	R: 1 E: 0 K: 1 S: 13	H: 1 LOB: 1 BB: 1 P: 20	1B: 4 2B: 1 3B: 0 HR: 2	SF: 0 SAC: 1 DP: 0 HBP: 0	WP: 1 PB: 0 CS: 1	PA: 37	
PITCHER	IP	WLS	BF	H	R	ER	SO	BB	IBB	HBP	BLK	WP	HR	S	P	ERA	WHIP				
Chris Young, R (1, 1) ERA: 4.76	5.2		23	4	3	3	4	3	0	0	0	1	2	63	96	4.76	1.235				
32 Ron Mahay, L (6, 1) ERA: 2.24	1.1		5	1	0	0	1	0	0	0	0	0	0	12	21	0.00	0.750				
50 Frank Francisco, R (8, 1) ERA: 3.29	1.0		4	1	0	0	1	0	0	0	0	0	0	9	14	0.00	1.000				
Francisco Cordero, R (9, 1) ERA: 1.81	1.0	W	5	1	1	1	1	1	0	0	0	0	0	13	20	9.00	2.000				

Minnesota Twins @ Texas Rangers
The Ballpark at Arlington, Arlington, TX
Tue Aug 24 2004, 8:05 PM EDT
Att: 24,496 - Sunny - 88 F

AB	32
R	4
H	7
RBI	4
BB	4
SO	7
LOB	10



Batter	1	2	3	4	5	6	7	8	9	AB	R	H	RBI	BB	SO	LOB	BOTTOM				
Alfonso Soriano, R (1, 4) OBP: 0.324, SLG: 0.476	G6-3		G5-3			BB 1B	K		K	5	0	1	0	0	2	3					
David Dellucci, L (1, 7) OBP: 0.363, SLG: 0.480	F7			G4-3		10 G6-4-3 BB		10 WP 1B	K	4	1	1	0	1	1	1					
10 Michael Young, R (1, 6) OBP: 0.359, SLG: 0.466	G6-3			G5-3		G6-4-3		9 G4-3 1B	23 WP 1B 2B	5	1	2	2	0	0	2					
9 Hank Blalock, L (1, 5) OBP: 0.353, SLG: 0.519		FC4-6 1B					G5-3	G4-3	23 1B 23 WP IBB	4	0	2	0	1	0	1					
23 Mark Teixeira, S (1, 3) OBP: 0.353, SLG: 0.566		P5		F7			1B BB 1B		BB IBB	4	1	2	1	1	0	2					
Laynce Nix, L (1, 8) OBP: 0.314, SLG: 0.510		F8			P4		BB BB SF9 1B	K	1-3 2H 1B	4	1	1	0	0	1	3					
Kevin Mench, R (1, 10) OBP: 0.317, SLG: 0.520		FC4-6			G6-3		SF9 BB 1B		BB BB	3	0	1	0	1	0	1					
Gary Matthews, S (1, 9) OBP: 0.333, SLG: 0.468			K		G1-3				K	3	0	0	1	1	2	3					
Rod Barajas, R (1, 2) OBP: 0.263, SLG: 0.460					G6-3					2	0	0	0	0	0	0					
Eric Young Sr., R (7, PH) OBP: 0.384, SLG: 0.380										0	0	0	1	0	0	0					
15 Gerald Laird, R (8, 2) OBP: 0.304, SLG: 0.282									10 2B 1B	1	1	1	0	0	0	0					
Inning Stats	R: 0 E: 0 K: 0 S: 5	H: 1 LOB: 1 BB: 0 P: 9	R: 0 E: 0 K: 1 S: 7	H: 0 LOB: 0 BB: 0 P: 8	R: 0 E: 0 K: 0 S: 9	H: 1 LOB: 1 BB: 0 P: 14	R: 0 E: 0 K: 0 S: 10	H: 0 LOB: 0 BB: 0 P: 15	R: 0 E: 0 K: 0 S: 8	H: 1 LOB: 1 BB: 1 P: 14	R: 2 E: 0 K: 1 S: 18	H: 3 LOB: 2 BB: 1 P: 30	R: 1 E: 0 K: 2 S: 15	H: 2 LOB: 3 BB: 2 P: 29	R: 2 E: 0 K: 2 S: 16	H: 3 LOB: 2 BB: 1 P: 27	1B: 9 2B: 2 3B: 0 HR: 0	SF: 1 SAC: 0 DP: 1 HBP: 0	WP: 2 PB: 0 CS: 0	PA: 41	
PITCHER	IP	WLS	BF	H	R	ER	SO	BB	IBB	HBP	BLK	WP	HR	S	P	ERA	WHIP				
Carlos Silva, R (1, 1) ERA: 4.71	6.1		25	6	2	2	1	1	0	0	0	1	0	14	23	13.50	4.500				
Juan Rincon, R (7, 1) ERA: 2.66	0.2	B	5	2	1	1	1	1	0	0	0	0	0	9	20	0.00	1.000				
J.C. Romero, L (8, 1) ERA: 3.07	1.0		5	0	0	0	2	1	1	0	0	0	0	9	20	0.00	1.000				
36 Joe Nathan, R (9, 1) ERA: 1.74	0.2	L	6	3	2	2	2	0	1	0	0	1	0	16	27	27.00	4.500				

Minnesota Twins @ Texas Rangers
The Ballpark at Arlington, Arlington, TX
Tue Aug 24 2004, 8:05 PM EDT
Att: 24,496 - Sunny - 88 F

AB	35
R	5
H	11
RBI	5
BB	5
SO	6
LOB	16



Batter	1	2	3	4	5	6	7	8	9	AB	R	H	RBI	BB	SO	LOB	TOP								
Shannon Stewart, R (1, 10) Jose Offerman, S (7, FH) OBP: 0.394, SLG: 0.469 OBP: 0.366, SLG: 0.416	0-1 33 BB 1B		2-0 G4-3		2-1 G4-6-3 1-2f		0-0 FC5-4 1B		3-2 P5	3	0	1	0	0	0	1									
Jacque Jones, L (1, 9) OBP: 0.319, SLG: 0.443	1-3 K		1-1 G4-3		1-2 G6-3		0-0 FC5-4 1-2f		0-1 F8	5	0	0	0	0	1	4									
Tori Hunter, R (1, 8) 5 Michael Cuddyer, R (6, FH) OBP: 0.327, SLG: 0.429 (6, 7)	1-1 33 BB 1B		1-3 K		4-1 33 E BB		4-0 BB		2-3 K	2	0	1	0	0	1	0									
33 Justin Morneau, L (1, 3) OBP: 0.330, SLG: 0.557	4-1 1-2 2-3 BB			0-1 F9		1-0 E6 1-H 1B 2B		0-1 F8		3	1	1	1	1	0	1									
20 Lew Ford, R (1, 7) OBP: 0.391, SLG: 0.478 (6, 8)	1-3 K			4-1 BB		1-1 G1-3		1-1 P3		3	0	0	0	1	1	5									
Corey Koskie, L (1, 5) OBP: 0.345, SLG: 0.490	0-1 F8			0-0 F7		3-2 1B		0-3 K		4	0	1	1	0	1	5									
Cristian Guzman, S (1, 6) Augie Ojeda, S (7, 6)		1-1 G3		1-2 K		0-0 G6-3			4-1 WP 2B BB	3	0	0	0	0	1	2									
Rob Bowen, S (1, 2) OBP: 0.226, SLG: 0.222		0-1 G3-1			1-1 F8		3-2 L3		4-2 2B 1-2 BB	3	0	0	0	1	0	0									
Luis Rivas, R (1, 4) OBP: 0.283, SLG: 0.422		3-2 F9			2-0 G4-6-3 HBP		3-2 P3		1-1 1-3 2-H 2B	3	0	1	1	0	0	0									
Inning Stats	R: 0 E: 0 K: 2 S: 13	H: 2 LOB: 3 BB: 1 P: 20	R: 0 E: 0 K: 0 S: 7	H: 0 LOB: 0 BB: 0 P: 11	R: 0 E: 0 K: 1 S: 6	H: 0 LOB: 0 BB: 0 P: 10	R: 0 E: 0 K: 1 S: 7	H: 0 LOB: 1 BB: 1 P: 12	R: 0 E: 0 K: 0 S: 4	H: 2 LOB: 1 BB: 0 P: 9	R: 2 E: 1 K: 0 S: 12	H: 2 LOB: 1 BB: 0 P: 22	R: 0 E: 0 K: 0 S: 8	H: 1 LOB: 1 BB: 0 P: 14	R: 0 E: 0 K: 1 S: 7	H: 0 LOB: 1 BB: 1 P: 12	R: 1 E: 0 K: 1 S: 20	H: 1 LOB: 2 BB: 2 P: 34	1B: 4 2B: 2 3B: 0 HR: 0	SF: 0 SAC: 0 DP: 1 HBP: 1	WP: 1 PB: 0 SB: 0 CS: 0	PA: 39			
PITCHER	IP	WLS	BF	H	R	ER	SO	BB	IBB	HBP	BLK	WP	HR	S	P	ERA	WHIP								
Chan Ho Park, R (1, 1) ERA: 5.5	6.0	W	25	4	2	2	4	3	0	1	0	0	0	49	84	3.00	1.167								
32 Ron Mahay, L (7, 1) ERA: 2.15	2.0		8	1	0	0	1	1	0	0	0	0	0	15	26	0.00	1.000								
50 Frank Francisco, R (9, 1) ERA: 3.43	1.0		6	1	1	1	1	2	0	0	0	1	0	20	34	9.00	3.000								

Minnesota Twins @ Texas Rangers
The Ballpark at Arlington, Arlington, TX
Thu Aug 26 2004, 8:05 PM EDT
Att: 26,083 - Sunny - 90 F

AB	32
R	3
H	6
RBI	3
BB	6
SO	6
LOB	22



Batter	1	2	3	4	5	6	7	8	9	AB	R	H	RBI	BB	SO	LOB	BOTTOM								
Eric Young Sr., R (1, 10) OBP: 0.396, SLG: 0.380	2-2 L6	1-2 SF7		0-0 SAFE SAFE SAFE 3B 1B	1-2 P2		4-2 BB			3	1	1	1	1	0	2									
10 Michael Young, R (1, 6) OBP: 0.356, SLG: 0.466	4-2 2B BB	1-2 F9		1-0 P3	1-2 G3-1		1-0 FC5			4	1	0	0	1	0	7									
Alfonso Soriano, R (1, 4) Manny Alexander, R (6, PR) OBP: 0.143, SLG: 0.214 (9, 4)	1-0 1-H 2B		2-2 F7	2-2 1-H 3B		2-3 K		1-0 1B 23 1B HBP		4	0	2	3	0	1	0									
23 Mark Teixeira, S (1, 3) OBP: 0.356, SLG: 0.562	0-1 G6-3		3-2 G6-3	4-1 BB		0-1 1B		3-2 1B		4	0	2	0	1	0	1									
Kevin Mench, R (1, 7) OBP: 0.318, SLG: 0.518	1-2 K		2-0 F7	2-3 K		0-2 F9		2-2 9 G4-6-3 1B		5	0	1	0	0	2	4									
Brian Jordan, R (1, 9) OBP: 0.286, SLG: 0.362		1-2 9 1B 2B		0-1 9 HR 1B		0-0 K		2-3 K		5	2	2	0	0	2	4									
9 Hank Blalock, L (1, 5) OBP: 0.354, SLG: 0.528		0-2 SH5-4 SF7 2H 1B		1 SAFE 1-2 1-H HR		4-0 2B 1B BB		1-1 G1-3	3-2 G4-6-3	4	3	2	3	1	0	3									
Gary Matthews, S (1, 8) OBP: 0.341, SLG: 0.475		1-1 SF7 SH5-4 1B		1-1 G6-3	0-2 1B 2B		2-1 G6-3			4	0	2	0	0	0	0									
Rod Barajas, R (1, 2) OBP: 0.268, SLG: 0.464		1-1 SH5-4		1-1 1B 3B 1B	0-2 2-3 3H 1B		2-2 10 FC5 2B			3	1	3	1	0	0	0									
Inning Stats	R: 1 E: 0 K: 1 S: 12	H: 1 LOB: 1 BB: 1 P: 20	R: 2 E: 0 K: 0 S: 16	H: 3 LOB: 1 BB: 0 P: 21	R: 0 E: 0 K: 0 S: 7	H: 0 LOB: 0 BB: 0 P: 14	R: 4 E: 0 K: 1 S: 18	H: 5 LOB: 2 BB: 1 P: 30	R: 1 E: 0 K: 1 S: 18	H: 2 LOB: 2 BB: 1 P: 24	R: 0 E: 0 K: 1 S: 10	H: 1 LOB: 1 BB: 0 P: 12	R: 0 E: 0 K: 0 S: 13	H: 1 LOB: 2 BB: 1 P: 23	R: 0 E: 0 K: 1 S: 13	H: 2 LOB: 3 BB: 0 P: 24	1B: 9 2B: 4 3B: 1 HR: 1	SF: 1 SAC: 1 DP: 1 HBP: 1	WP: 0 PB: 0 SB: 0 CS: 0	PA: 43					
PITCHER	IP	WLS	BF	H	R	ER	SO	BB	IBB	HBP	BLK	WP	HR	S	P	ERA	WHIP								
Terry Mulholland, L (1, 1) ERA: 5.03	3.2	L	21	9	7	7	1	1	0	0	0	0	0	49	75	17.18	2.727								
Joe Roa, R (4, 1) ERA: 3.57	1.1		8	2	1	1	2	2	0	0	0	0	0	22	34	6.75	3.000								
28 Jesse Crain, R (6, 1) ERA: 3.12	2.0		9	2	0	0	1	1	0	0	0	0	0	23	35	0.00	1.500								
Grant Balfour, R (8, 1) ERA: 3.77	1.0		5	2	0	0	1	0	0	1	0	0	0	13	24	0.00	2.000								

Minnesota Twins @ Texas Rangers
The Ballpark at Arlington, Arlington, TX
Thu Aug 26 2004, 8:05 PM EDT
Att: 26,083 - Sunny - 90 F

AB	36
R	8
H	15
RBI	8
BB	4
SO	5
LOB	21



Batter	1	2	3	4	5	6	7	8	9	AB	R	H	RBI	BB	SO	LOB	TOP			
Shannon Stewart, R (1, 7) OBP: 0.395, SLG: 0.478										5	2	2	1	0	1	1				
Jacque Jones, L (1, 9) OBP: 0.322, SLG: 0.450										4	1	2	1	1	0	0				
Tori Hunter, R (1, 8) OBP: 0.323, SLG: 0.467										5	0	2	2	0	0	1				
33 Justin Morneau, L (1, 3) OBP: 0.332, SLG: 0.548										3	0	0	0	2	1	3				
20 Lew Ford, R (1, 10) OBP: 0.390, SLG: 0.474										3	0	0	0	1	0	1				
Corey Koskie, L (1, 5) OBP: 0.343, SLG: 0.488										2	0	0	0	0	1	3				
5 Michael Cuddyer, R (4, 5) OBP: 0.325, SLG: 0.426										2	0	0	0	0	1	0				
Cristian Guzman, S (1, 6) OBP: 0.308, SLG: 0.376										4	1	2	0	0	0	0				
Henry Blanco, R (1, 2) OBP: 0.252, SLG: 0.355										2	0	1	1	0	0	1				
Matthew LeCroy, R (7, PH) OBP: 0.317, SLG: 0.402										2	1	1	1	0	0	0				
Luis Rivas, R (1, 4) OBP: 0.280, SLG: 0.418										3	0	0	0	0	1	1				
Jose Offerman, S (9, PH) OBP: 0.369, SLG: 0.420										1	1	1	0	0	0	0				
Inning Stats	R: 1 E: 0 K: 0 S: 8	H: 1 LOB: 1 BB: 1 P: 18	R: 1 E: 0 K: 1 S: 10	H: 2 LOB: 1 BB: 0 P: 17	R: 0 E: 0 K: 0 S: 10	H: 1 LOB: 2 BB: 2 P: 21	R: 0 E: 0 K: 0 S: 4	H: 1 LOB: 0 BB: 0 P: 7	R: 0 E: 0 K: 0 S: 9	H: 0 LOB: 1 BB: 0 P: 14	R: 0 E: 0 K: 2 S: 15	H: 2 LOB: 0 BB: 0 P: 20	R: 0 E: 0 K: 1 S: 7	H: 0 LOB: 0 BB: 0 P: 12	R: 2 E: 0 K: 1 S: 16	H: 3 LOB: 2 BB: 1 P: 26	1B: 7 2B: 2 3B: 0 HR: 3	SF: 0 SAC: 0 DP: 2 HBP: 0	WP: 0 PB: 0 SB: 0 CS: 0	PA: 40
PITCHER	IP WLS BF H R ER SO BB IBB HBP BLK WP HR S P ERA WHIP																			
Aaron Sele, R (1, 1) ERA: 4.35	6.0 W 25 6 2 2 1 3 0 0 0 0 1 50 91 3.00 1.500																			
Brendan Donnelly, R (7, 1) ERA: 3.25	1.0 5 2 2 2 2 0 0 0 0 0 2 15 20 18.00 2.000																			
62 Scot Shields, R (8, 1) ERA: 3.1	1.2 8 2 2 2 1 1 0 0 0 0 0 17 30 10.80 1.800																			
Troy Percival, R (9, 1) ERA: 3.49	0.1 S 2 1 0 0 1 0 0 0 0 0 0 6 8 0.00 3.000																			

Minnesota Twins @ Anaheim Angels
Angel Stadium of Anaheim, Anaheim, CA
Fri Aug 27 2004, 7:05 PM PDT
Att: 43,634 - Sunny - 73 F

AB 36
R 6
H 11
RBI 6
BB 4
SO 5
LOB 11



Batter	1	2	3	4	5	6	7	8	9	AB	R	H	RBI	BB	SO	LOB	BOTTOM			
David Eckstein, R (1, 6) OBP: 0.350, SLG: 0.347										4	0	2	2	0	0	1				
Darin Erstad, L (1, 3) OBP: 0.397, SLG: 0.435										5	1	1	1	0	1	1				
27 Vladimir Guerrero, R (1, 9) OBP: 0.394, SLG: 0.570										4	1	2	1	0	0	1				
16 Garret Anderson, L (1, 8) OBP: 0.355, SLG: 0.451										4	1	2	2	0	0	2				
Jose Guillen, R (1, 7) OBP: 0.368, SLG: 0.533										4	0	1	0	0	2	1				
Jeff DaVanon, S (1, 10) OBP: 0.388, SLG: 0.456										1	1	1	0	0	0	0				
Curtis Pride, L (4, PH) OBP: 0.286, SLG: 0.350										4	1	0	0	0	2	2				
Bengie Molina, R (1, 2) OBP: 0.312, SLG: 0.442										4	1	0	0	0	2	2				
Adam Kennedy, L (1, 4) OBP: 0.339, SLG: 0.378										4	3	3	2	0	0	0				
9 Chone Figgins, S (1, 5) OBP: 0.354, SLG: 0.420										4	1	3	1	0	0	0				
Inning Stats	R: 0 E: 0 K: 0 S: 10	H: 1 LOB: 1 BB: 0 P: 15	R: 2 E: 0 K: 2 S: 13	H: 4 LOB: 2 BB: 0 P: 15	R: 0 E: 0 K: 2 S: 9	H: 1 LOB: 1 BB: 0 P: 11	R: 2 E: 0 K: 0 S: 12	H: 2 LOB: 0 BB: 0 P: 15	R: 0 E: 0 K: 0 S: 7	H: 2 LOB: 2 BB: 0 P: 12	R: 5 E: 0 K: 0 S: 16	H: 5 LOB: 0 BB: 0 P: 19	R: 0 E: 0 K: 1 S: 7	H: 0 LOB: 0 BB: 0 P: 10	R: 0 E: 0 K: 0 S: 5	H: 1 LOB: 0 BB: 0 P: 6	1B: 12 2B: 2 3B: 0 HR: 2	SF: 1 SAC: 0 DP: 1 HBP: 0	WP: 0 PB: 0 SB: 0 CS: 0	PA: 38
PITCHER	IP WLS BF H R ER SO BB IBB HBP BLK WP HR S P ERA WHIP																			
Brad Radke, R (1, 1) ERA: 3.74	5.2 L 31 15 9 9 4 0 0 0 0 0 2 66 86 14.29 2.647																			
28 Jesse Crain, R (6, 1) ERA: 2.45	2.1 7 1 0 0 1 0 0 0 0 0 0 13 17 0.00 0.429																			

Minnesota Twins @ Anaheim Angels
Angel Stadium of Anaheim, Anaheim, CA
Fri Aug 27 2004, 7:05 PM PDT
Att: 43,634 - Sunny - 73 F

AB 37
R 9
H 16
RBI 9
BB 0
SO 5
LOB 10



Batter	1	2	3	4	5	6	7	8	9	AB	R	H	RBI	BB	SO	LOB	TOP					
Shannon Stewart, R (1, 10) OBP: 0.395, SLG: 0.476	F8		HR				G5-3		P3	5	1	2	1	0	0	1						
Jacque Jones, L (1, 9) OBP: 0.321, SLG: 0.454	K		HR				K		K	5	1	1	3	0	4	2						
Tori Hunter, R (1, 8) OBP: 0.324, SLG: 0.468	2B		P4				K		K	5	0	2	1	0	2	1						
33 Justin Morneau, L (1, 3) OBP: 0.330, SLG: 0.539	K		F7				G6-3			3	0	0	0	1	1							
20 Lew Ford, R (1, 7) OBP: 0.389, SLG: 0.472		G6-3	P4				P2			4	1	1	0	0	0	2						
5 Michael Cuddyer, R (1, 5) OBP: 0.327, SLG: 0.427		G4-3			G4-3		1B		G6-3	4	0	2	0	0	0	0						
Cristian Guzman, S (1, 6) OBP: 0.305, SLG: 0.374		P5			K		SF8		G6-3	3	0	0	1	0	1	1						
Henry Blanco, R (1, 2) OBP: 0.252, SLG: 0.358			1B		G6-3		F7		F8	4	1	1	0	0	0	1						
Augie Ojeda, S (1, 4) OBP: 0.455, SLG: 0.667			HR				F9		HR	4	3	3	1	0	0	0						
Inning Stats	R: 0 E: 0 K: 2 S: 16	H: 1 LOB: 1 BB: 0 P: 23	R: 0 E: 0 K: 0 S: 11	H: 0 LOB: 0 BB: 0 P: 14	R: 4 E: 0 K: 0 S: 15	H: 4 LOB: 0 BB: 0 P: 19	R: 0 E: 0 K: 1 S: 7	H: 0 LOB: 0 BB: 0 P: 8	R: 0 E: 0 K: 2 S: 9	H: 1 LOB: 1 BB: 0 P: 15	R: 1 E: 0 K: 0 S: 13	H: 2 LOB: 1 BB: 0 P: 16	R: 1 E: 0 K: 1 S: 15	H: 2 LOB: 2 BB: 1 P: 28	R: 0 E: 0 K: 0 S: 7	H: 1 LOB: 0 BB: 0 P: 11	R: 1 E: 0 K: 2 S: 9	H: 1 LOB: 0 BB: 0 P: 12	1B: 8 2B: 2 3B: 0 HR: 2	SF: 1 SAC: 0 DP: 1 HBP: 0	WP: 1 PB: 0 SB: 0 CS: 0	PA: 39
PITCHER	IP	WLS	BF	H	R	ER	SO	BB	IBB	HBP	BLK	WP	HR	S	P	ERA	WHIP					
40 Bartolo Colon, R (1, 1) ERA: 5.38	6.0	L	26	8	5	5	5	0	0	0	0	0	1	71	95	7.50	1.333					
Kevin Gregg, R (7, 1) ERA: 3.99	2.0		9	3	1	1	1	1	0	0	0	1	0	22	39	4.50	2.000					
Matt Hensley, R (9, 1) ERA: 5.63	1.0		4	1	1	1	2	0	0	0	0	0	1	9	12	9.00	1.000					

Minnesota Twins @ Anaheim Angels
Angel Stadium of Anaheim, Anaheim, CA
Sat Aug 28 2004, 1:05 PM PDT
Att: 42,778 - Sunny - 81 F

AB 37
R 7
H 12
RBI 7
BB 1
SO 8
LOB 9





Batter	1	2	3	4	5	6	7	8	9	AB	R	H	RBI	BB	SO	LOB	BOTTOM					
David Eckstein, R (1, 6) OBP: 0.347, SLG: 0.344	L7		CS		G4-3		G4-6-3		F7	4	0	0	0	0	0	3						
Alfredo Amezaga, S (9, 6) OBP: 0.193, SLG: 0.154										0	0	0	0	0	0	0						
Darin Erstad, L (1, 3) OBP: 0.396, SLG: 0.434	G6-3				F9				F7	4	0	1	1	0	0	0						
27 Vladimir Guerrero, R (1, 9) OBP: 0.393, SLG: 0.597	K				K				F8	4	0	1	0	0	2	1						
Jose Guillen, R (1, 7) OBP: 0.366, SLG: 0.528		L9							F9	4	0	0	0	0	2	1						
16 Garret Anderson, L (1, 8) OBP: 0.351, SLG: 0.445		G4-3			F9		G3		K	4	0	0	0	0	1	1						
Bengie Molina, R (1, 10) OBP: 0.312, SLG: 0.438		K							K	2	0	0	0	1	2	0						
9 Chone Figgins, S (1, 5) OBP: 0.352, SLG: 0.417			F8						K	3	0	0	0	0	2	1						
José Molina, R (1, 2) OBP: 0.285, SLG: 0.361									B1	2	1	1	0	0	0	0						
Curtis Prings, L (8, PH) OBP: 0.318, SLG: 0.381										1	0	1	0	0	0	0						
Josh Paul, R (9, 2) OBP: 0.317, SLG: 0.404										0	0	0	0	0	0	0						
Adam Kennedy, L (1, 4) OBP: 0.342, SLG: 0.381									G4-3	3	0	2	0	0	0	1						
Inning Stats	R: 0 E: 0 K: 1 S: 11	H: 0 LOB: 0 BB: 0 P: 18	R: 0 E: 0 K: 1 S: 8	H: 0 LOB: 0 BB: 0 P: 12	R: 0 E: 0 K: 0 S: 11	H: 1 LOB: 0 BB: 0 P: 15	R: 0 E: 0 K: 1 S: 8	H: 0 LOB: 0 BB: 0 P: 9	R: 0 E: 0 K: 2 S: 13	H: 0 LOB: 1 BB: 1 P: 21	R: 1 E: 0 K: 0 S: 15	H: 3 LOB: 1 BB: 0 P: 19	R: 0 E: 0 K: 1 S: 8	H: 0 LOB: 0 BB: 0 P: 9	R: 0 E: 0 K: 1 S: 9	H: 1 LOB: 1 BB: 0 P: 13	R: 0 E: 0 K: 2 S: 11	H: 1 LOB: 1 BB: 0 P: 16	1B: 6 2B: 0 3B: 0 HR: 0	SF: 0 SAC: 0 DP: 1 HBP: 0	WP: 0 PB: 0 SB: 0 CS: 1	PA: 33
PITCHER	IP	WLS	BF	H	R	ER	SO	BB	IBB	HBP	BLK	WP	HR	S	P	ERA	WHIP					
Johan Santana, L (1, 1) ERA: 3.06	7.0	W	24	4	1	1	6	1	0	0	0	0	0	74	103	1.29	0.714					
Juan Rincon, R (8, 1) ERA: 2.6	1.0		4	1	0	0	1	0	0	0	0	0	0	9	13	0.00	1.000					
Grant Balfour, R (9, 1) ERA: 3.66	1.0		4	1	0	0	2	0	0	0	0	0	0	11	16	0.00	1.000					

Minnesota Twins @ Anaheim Angels
Angel Stadium of Anaheim, Anaheim, CA
Sat Aug 28 2004, 1:05 PM PDT
Att: 42,778 - Sunny - 81 F

AB 31
R 1
H 6
RBI 1
BB 1
SO 9
LOB 8



Batter	1	2	3	4	5	6	7	8	9	AB	R	H	RBI	BB	SO	LOB	TOP										
Shannon Stewart, R OBP: 0.390, SLG: 0.470 (1, 7)	G5-3		K		G6-3			F7		4	0	0	0	0	1	3	<p>Minnesota Twins @ Anaheim Angels Angel Stadium of Anaheim, Anaheim, CA Sun Aug 29 2004, 1:05 PM PDT Att: 43,193 - Sunny - 80 F</p> <p>livebaseballscores.com</p> <p>AB 30 R 2 H 5 RBI 2 BB 0 SO 11 LOB 8</p> 										
Jacque Jones, L OBP: 0.320, SLG: 0.452 (1, 9)	K			G5-4-3 1B		K		FC4-6		4	0	1	0	0	2	1											
Tori Hunter, R OBP: 0.321, SLG: 0.464 (1, 8)	K			G5-4-3 1-2		P6			G5-3	4	0	0	0	0	1	1											
33 Justin Morneau, L OBP: 0.328, SLG: 0.549 (1, 3)		K		HR		F7			K	4	1	1	1	0	2	0											
Matthew LeCroy, R OBP: 0.312, SLG: 0.394 (1, 10)	G1			K					K	4	0	0	0	0	3	0											
5 Michael Cuddyer, R OBP: 0.327, SLG: 0.424 (1, 5)	K2-3				S 2B HBP		P2			2	1	0	0	0	1	0											
Cristian Guzman, S OBP: 0.307, SLG: 0.380 (1, 6)			S 2B		SH5-3 1-H 2B		F7			3	0	2	1	0	0	0											
Henry Blanco, R OBP: 0.250, SLG: 0.355 (1, 2)			K		SH5-3			G4-3		2	0	0	0	0	1	1											
Augie Ojeda, S OBP: 0.385, SLG: 0.545 (1, 4)					G4-3					2	0	0	0	0	0	2											
Jose Offerman, S OBP: 0.373, SLG: 0.424 (8, PH)					F8					1	0	1	0	0	0	0											
Luis Rivas, R OBP: 0.280, SLG: 0.418 (8, 4)					G4-3			FC4-6 1B		0	0	0	0	0	0	0											
Inning Stats	R: 0 H: 0 E: 0 K: 2 S: 7	H: 0 LOB: 0 BB: 0 P: 10	R: 0 H: 0 E: 0 K: 2 S: 11	H: 0 LOB: 0 BB: 0 P: 16	R: 0 H: 1 E: 0 K: 2 S: 10	H: 1 LOB: 1 BB: 0 P: 17	R: 1 H: 2 E: 0 K: 1 S: 7	H: 0 LOB: 0 BB: 0 P: 12	R: 1 H: 1 E: 0 K: 0 S: 10	H: 1 LOB: 1 BB: 0 P: 16	R: 0 H: 0 E: 0 K: 1 S: 10	H: 0 LOB: 0 BB: 0 P: 16	R: 0 H: 0 E: 0 K: 1 S: 7	H: 0 LOB: 0 BB: 0 P: 10	R: 0 H: 1 E: 0 K: 2 S: 11	H: 1 LOB: 1 BB: 0 P: 17	R: 0 H: 0 E: 0 K: 2 S: 9	H: 0 LOB: 0 BB: 0 P: 11	1B: 2 2B: 2 3B: 0 HR: 1	SF: 0 SAC: 1 DP: 1 HBP: 1	WP: 0 PB: 0 SB: 2 CS: 0	PA: 32					
PITCHER	IP	WLS	BF	H	R	ER	SO	BB	IBB	HBP	BLK	WP	HR	S	P	ERA	WHIP										
45 Kelvim Escobar, R ERA: 4.05	7.0		25	4	2	2	9	0	0	1	0	0	1	62	97	2.57	0.571										
Francisco Rodriguez, R ERA: 1.85	2.0	W	7	1	0	0	2	0	0	0	0	0	0	20	28	0.00	0.500										

Batter	1	2	3	4	5	6	7	8	9	AB	R	H	RBI	BB	SO	LOB	BOTTOM										
David Eckstein, R OBP: 0.344, SLG: 0.341 (1, 6)	G3		G4-3		F8		G6-3			4	0	0	0	0	0	1	<p>Minnesota Twins @ Anaheim Angels Angel Stadium of Anaheim, Anaheim, CA Sun Aug 29 2004, 1:05 PM PDT Att: 43,193 - Sunny - 80 F</p> <p>livebaseballscores.com</p> <p>AB 32 R 4 H 7 RBI 3 BB 3 SO 6 LOB 12</p> 										
Darin Erstad, L OBP: 0.385, SLG: 0.432 (1, 3)	G4-3		2B 1B		G3-1		G4-3			4	0	1	0	0	0	0											
27 Vladimir Guerrero, R OBP: 0.394, SLG: 0.571 (1, 9)	G4-3					16 G3 2B		K		4	1	2	0	0	1	0											
16 Garret Anderson, L OBP: 0.353, SLG: 0.444 (1, 8)						G3		K		3	0	1	0	1	1	1											
Jose Guillen, R OBP: 0.365, SLG: 0.528 (1, 7)			FC6-4 1B		FC6-4 1B			K		4	0	1	1	0	2	4											
Bengie Molina, R OBP: 0.307, SLG: 0.431 (1, 2)								K		4	0	0	0	0	1	2											
Troy Glaus, R OBP: 0.391, SLG: 0.682 (1, 10)										2	1	0	0	2	0	1											
Adam Kennedy, L OBP: 0.343, SLG: 0.392 (1, 4)										4	2	2	2	0	1	2											
9 Chone Figgins, S OBP: 0.350, SLG: 0.414 (1, 5)										3	0	0	0	0	0	1											
Inning Stats	R: 0 H: 0 E: 0 K: 0 S: 7	H: 1 LOB: 1 BB: 0 P: 11	R: 0 H: 1 E: 0 K: 1 S: 10	H: 1 LOB: 1 BB: 0 P: 12	R: 1 H: 3 E: 1 K: 0 S: 10	H: 3 LOB: 3 BB: 1 P: 19	R: 0 H: 0 E: 0 K: 1 S: 10	H: 0 LOB: 0 BB: 0 P: 16	R: 0 H: 0 E: 0 K: 0 S: 7	H: 0 LOB: 0 BB: 0 P: 10	R: 1 H: 2 E: 0 K: 0 S: 8	H: 2 LOB: 2 BB: 1 P: 21	R: 0 H: 0 E: 0 K: 3 S: 12	H: 0 LOB: 0 BB: 0 P: 16	R: 0 H: 0 E: 0 K: 1 S: 9	H: 1 LOB: 0 BB: 1 P: 17	R: 2 H: 1 E: 0 K: 1 S: 9	H: 1 LOB: 0 BB: 1 P: 17	1B: 2 2B: 4 3B: 0 HR: 1	SF: 0 SAC: 0 DP: 1 HBP: 0	WP: 0 PB: 0 SB: 0 CS: 0	PA: 35					
PITCHER	IP	WLS	BF	H	R	ER	SO	BB	IBB	HBP	BLK	WP	HR	S	P	ERA	WHIP										
Carlos Silva, R ERA: 4.62	5.0		20	4	1	1	2	0	0	0	0	0	0	5	10	27.00	6.000										
Joe Roa, R ERA: 3.69	0.1	B	3	2	1	1	0	0	0	0	0	0	0	5	10	27.00	6.000										
J.C. Romero, L ERA: 2.91	1.2		6	0	0	0	0	0	1	0	0	0	0	10	21	0.00	0.000										
Juan Rincon, R ERA: 2.82	1.1	L	6	1	2	2	4	1	0	0	0	0	0	21	33	13.50	1.500										

Batter	1	2	3	4	5	6	7	8	9	10	11	AB	R	H	RBI	BB	SO	LOB								
David Dellucci, L OBP: 0.366, SLG: 0.502 Eric Young Sr., R OBP: 0.403, SLG: 0.382	K		G4-3	F8		F8		G3-1			G1-6-3	4	0	0	0	0	1	2								
10 Michael Young, R OBP: 0.352, SLG: 0.459	F9		G5-3		L6			G6-3			K	6	0	1	0	0	1	1								
9 Hank Blalock, L OBP: 0.357, SLG: 0.524	K		G6-3			2B						5	1	1	0	1	2	1								
23 Mark Teixeira, S OBP: 0.364, SLG: 0.567		1B		F8								6	2	3	0	0	2	1								
Alfonso Soriano, R OBP: 0.326, SLG: 0.479		F9		F9		FC5-4		F8			F9	5	2	2	2	0	0	1								
Laynce Nix, L OBP: 0.316, SLG: 0.498 Brian Jordan, R OBP: 0.263, SLG: 0.350	K			K		1B					F8	3	0	1	0	1	2	3								
Kevin Mench, R OBP: 0.320, SLG: 0.515	F9		F8		F8			F9				4	0	1	1	1	0	4								
Gary Matthews, S OBP: 0.340, SLG: 0.457					L5						F8	2	0	0	0	3	0	3								
Rod Barajas, R OBP: 0.265, SLG: 0.467	P4							SH1-4			F9	4	0	1	2	0	0	3								
Inning Stats	R: 0 E: 0 K: 2 S: 9	H: 0 LOB: 0 P: 15	R: 1 E: 0 K: 1 S: 11	H: 2 LOB: 2 BB: 1 P: 21	R: 0 E: 0 K: 0 S: 7	H: 0 LOB: 0 BB: 0 P: 10	R: 2 E: 0 K: 1 S: 11	H: 3 LOB: 2 BB: 1 P: 20	R: 2 E: 0 K: 0 S: 15	H: 4 LOB: 2 BB: 0 P: 23	R: 0 E: 0 K: 1 S: 9	H: 1 LOB: 1 BB: 0 P: 13	R: 0 E: 0 K: 0 S: 10	H: 0 LOB: 1 BB: 1 P: 19	R: 0 E: 0 K: 0 S: 5	H: 0 LOB: 1 BB: 1 P: 14	R: 0 E: 0 K: 1 S: 7	H: 0 LOB: 0 BB: 0 P: 9	R: 0 E: 0 K: 0 S: 8	H: 0 LOB: 1 BB: 1 P: 17	R: 0 E: 0 K: 1 S: 13	H: 0 LOB: 1 BB: 1 P: 20	1B: 8 2B: 2 3B: 0 HR: 0	SF: 0 SAC: 1 DP: 0 HBP: 0	WP: 0 PB: 0 SB: 3 CS: 0	PA: 49
PITCHER	IP: 1.1 WLS: 4.2 BF: 24 H: 8 R: 5 ER: 5 SO: 4 BB: 2 IBB: 0 HBP: 0 BLK: 0 WP: 0 HR: 0 S: 49 ERA: 9.64 WHIP: 2.143	IP: 1.1 WLS: 1.1 BF: 6 H: 2 R: 0 ER: 0 SO: 1 BB: 0 IBB: 0 HBP: 0 BLK: 0 WP: 0 HR: 0 S: 13 ERA: 0.00 WHIP: 1.500	IP: 1.1 WLS: 1.1 BF: 6 H: 0 R: 0 ER: 0 SO: 1 BB: 2 IBB: 0 HBP: 0 BLK: 0 WP: 0 HR: 12 S: 25 ERA: 0.00 WHIP: 1.500	IP: 1.1 WLS: 2.2 BF: 9 H: 0 R: 0 ER: 0 SO: 1 BB: 1 IBB: 0 HBP: 0 BLK: 0 WP: 0 HR: 18 S: 34 ERA: 0.00 WHIP: 0.375	IP: 1.1 WLS: 0.1 BF: 1 H: 0 R: 0 ER: 0 SO: 0 BB: 0 IBB: 0 HBP: 0 BLK: 0 WP: 0 HR: 4 S: 5 ERA: 0.00 WHIP: 0.000	PITCHER	IP: 11.1 WLS: 0.2 BF: 3 H: 0 R: 0 ER: 0 SO: 1 BB: 1 IBB: 0 HBP: 0 BLK: 0 WP: 0 HR: 0 S: 15 ERA: 0.00 WHIP: 1.500																			


TOP

Texas Rangers @ Minnesota Twins
Hubert H. Humphrey Metrodome, Minneapolis, MN

Tue Aug 31 2004, 8:10 PM EDT
Att: 20,510 - Unknown - 70 F

livebaseballscorecards.com

AB 42
R 5
H 10
RBI 5
BB 6
SO 8
LOB 20



Batter	1	2	3	4	5	6	7	8	9	10	11	AB	R	H	RBI	BB	SO	LOB						
Shannon Stewart, R OBP: 0.389, SLG: 0.471	G1-3		F7		G6-3		L9		K			6	2	2	0	0	1	2						
Jacque Jones, L OBP: 0.320, SLG: 0.451	G1-3				G6-3							6	2	2	0	0	2	1						
Torii Hunter, R OBP: 0.326, SLG: 0.477	G1-6-3											5	2	3	6	1	1	0						
33 Justin Morneau, L OBP: 0.335, SLG: 0.564												4	1	2	2	1	1	1						
20 Lew Ford, R OBP: 0.387, SLG: 0.468	L7											4	0	0	0	1	1	4						
Cristian Guzman, S OBP: 0.310, SLG: 0.379		G4-3										3	0	1	0	2	1	1						
Luis Rivas, R OBP: 0.279, SLG: 0.415					G5-3							5	0	1	0	0	0	5						
Henry Blanco, R OBP: 0.246, SLG: 0.350 Jason Kubel, L OBP: 0.359, SLG: 0.500					G6-4-3							4	0	0	0	0	0	4						
Augie Ojeda, S OBP: 0.369, SLG: 0.500												5	1	2	0	0	0	1						
Inning Stats	R: 2 E: 0 K: 0 S: 16	H: 2 LOB: 0 BB: 0 P: 22	R: 0 E: 0 K: 0 S: 4	H: 1 LOB: 0 BB: 0 P: 6	R: 3 E: 0 K: 1 S: 15	H: 4 LOB: 1 BB: 0 P: 26	R: 0 E: 0 K: 0 S: 6	H: 0 LOB: 0 BB: 0 P: 7	R: 0 E: 0 K: 0 S: 8	H: 1 LOB: 1 BB: 1 P: 13	R: 0 E: 0 K: 2 S: 10	H: 0 LOB: 0 BB: 0 P: 17	R: 0 E: 0 K: 0 S: 8	H: 0 LOB: 2 BB: 2 P: 20	R: 0 E: 0 K: 2 S: 10	H: 1 LOB: 1 BB: 0 P: 15	R: 0 E: 0 K: 2 S: 13	H: 0 LOB: 2 BB: 2 P: 25	R: 3 E: 0 K: 0 S: 12	H: 3 LOB: 0 BB: 0 P: 16	1B: 8 2B: 3 3B: 0 HR: 2	SF: 0 SAC: 0 DP: 1 HBP: 0	WP: 0 PB: 0 SB: 2 CS: 1	PA: 48
PITCHER	IP: 6.1 WLS: 1.0 BF: 28 H: 9 R: 5 ER: 5 SO: 2 BB: 1 IBB: 1 HBP: 0 BLK: 0 WP: 0 HR: 1 S: 60 ERA: 7.11 WHIP: 1.421	IP: 7.1 WLS: 1.2 BF: 6 H: 1 R: 0 ER: 0 SO: 2 BB: 1 IBB: 0 HBP: 0 BLK: 0 WP: 0 HR: 16 S: 28 ERA: 0.00 WHIP: 1.200	IP: 10.1 WLS: 0.1 BF: 1 H: 0 R: 0 ER: 0 SO: 1 BB: 0 IBB: 0 HBP: 0 BLK: 0 WP: 0 HR: 4 S: 4 ERA: 0.00 WHIP: 0.000	IP: 10.1 WLS: 1.1 BF: 8 H: 3 R: 3 ER: 3 SO: 1 BB: 1 IBB: 0 HBP: 0 BLK: 0 WP: 1 HR: 19 S: 31 ERA: 20.25 WHIP: 2.250	PITCHER	IP: 11.1 WLS: 0.2 BF: 3 H: 0 R: 0 ER: 0 SO: 1 BB: 1 IBB: 0 HBP: 0 BLK: 0 WP: 0 HR: 0 S: 15 ERA: 0.00 WHIP: 1.500																		


BOTTOM

Texas Rangers @ Minnesota Twins
Hubert H. Humphrey Metrodome, Minneapolis, MN

Tue Aug 31 2004, 8:10 PM EDT
Att: 20,510 - Unknown - 70 F

livebaseballscorecards.com

AB 43
R 8
H 13
RBI 8
BB 5
SO 7
LOB 19



Batter	1	2	3	4	5	6	7	8	9	AB	R	H	RBI	BB	SO	LOB	TOP								
Eric Young Sr. R OBP: 0.401, SLG: 0.384 (1, 10)										4	1	1	0	0	0	2	Texas Rangers @ Minnesota Twins Hubert H. Humphrey Metrodome, Minneapolis, MN Wed Sep 01 2004, 8:10 PM EDT Att: 21,480 - Unknown - 70 F livebaseballscorecards.com								
10 Michael Young R OBP: 0.353, SLG: 0.460 (1, 6)										4	1	2	1	0	0	0									
Alfonso Soriano R OBP: 0.324, SLG: 0.475 (1, 4)										4	0	0	0	0	2	2									
23 Mark Teixeira S OBP: 0.365, SLG: 0.568 (1, 3)										4	0	2	0	0	0	1									
Kevin Mench R OBP: 0.322, SLG: 0.517 (1, 7)										3	0	1	1	1	0	1									
Brian Jordan R OBP: 0.297, SLG: 0.341 (1, 9)										3	0	0	0	0	0	4									
David Dellucci L OBP: 0.365, SLG: 0.500 (9, PH)										1	0	0	0	0	1	0									
9 Hank Blalock L OBP: 0.356, SLG: 0.522 (1, 5)										4	0	1	0	0	0	3									
Gary Matthews S OBP: 0.342, SLG: 0.456 (1, 8)										3	0	1	0	1	1	0									
Rod Barajas R OBP: 0.263, SLG: 0.462 (1, 2)										3	0	0	0	0	2	2									
Laynce Nix L OBP: 0.315, SLG: 0.496 (9, PH)										1	0	0	0	0	0	1									
Inning Stats	R: 1 E: 0 K: 1 S: 15	H: 3 LOB: 3 BB: 1 P: 26	R: 0 E: 0 K: 1 S: 9	H: 0 LOB: 0 BB: 0 P: 13	R: 1 E: 0 K: 0 S: 12	H: 2 LOB: 1 BB: 0 P: 21	R: 0 E: 0 K: 1 S: 10	H: 2 LOB: 1 BB: 0 P: 12	R: 0 E: 0 K: 0 S: 11	H: 1 LOB: 0 BB: 0 P: 17	R: 0 E: 0 K: 0 S: 9	H: 0 LOB: 0 BB: 0 P: 13	R: 0 E: 0 K: 0 S: 5	H: 0 LOB: 0 BB: 0 P: 9	R: 0 E: 0 K: 1 S: 7	H: 0 LOB: 0 BB: 0 P: 10	R: 0 E: 0 K: 1 S: 10	H: 0 LOB: 1 BB: 1 P: 19	1B: 5 2B: 3 3B: 0 HR: 0	SF: 0 SAC: 0 DP: 1 HBP: 0	WP: 0 PB: 0 SB: 0 CS: 0	PA: 36			
PITCHER	IP	WLS	BF	H	R	ER	SO	BB	IBB	HBP	BLK	WP	HR	S	P	ERA	WHIP								
Terry Mulholland L ERA: 4.9 (1, 1)	6.0		26	8	2	2	4	1	0	0	0	0	0	66	102	3.00	1.500								
28 Jesse Crain R ERA: 2.08 (7, 1)	2.0	W	6	0	0	0	1	0	0	0	0	0	0	12	19	0.00	0.000								
36 Joe Nathan R ERA: 1.67 (9, 1)	1.0	S	4	0	0	0	1	1	0	0	0	0	0	10	19	0.00	1.000								


Batter	1	2	3	4	5	6	7	8	9	AB	R	H	RBI	BB	SO	LOB	BOTTOM								
Shannon Stewart R OBP: 0.390, SLG: 0.481 (1, 7)										4	1	2	1	0	1	1	Texas Rangers @ Minnesota Twins Hubert H. Humphrey Metrodome, Minneapolis, MN Wed Sep 01 2004, 8:10 PM EDT Att: 21,480 - Unknown - 70 F livebaseballscorecards.com								
Jacque Jones L OBP: 0.322, SLG: 0.450 (1, 9)										3	0	1	0	0	0	1									
Tori Hunter R OBP: 0.325, SLG: 0.474 (1, 8)										3	0	0	0	0	2	3									
33 Justin Morneau L OBP: 0.333, SLG: 0.563 (1, 3)										4	1	1	0	0	0	1									
20 Lew Ford R OBP: 0.388, SLG: 0.471 (1, 10)										4	1	2	0	0	0	1									
Cristian Guzman S OBP: 0.312, SLG: 0.380 (1, 6)										4	1	2	1	0	0	1									
Luis Rivas R OBP: 0.277, SLG: 0.412 (1, 4)										2	0	0	0	0	1	1									
Terry Tifee S OBP: 1.000, SLG: 1.500 (6, 5)										2	0	2	2	0	0	0									
Pat Borders R OBP: 0.207, SLG: 0.281 (1, 2)										4	0	1	0	0	2	1									
Augie Ojeda S OBP: 0.333, SLG: 0.421 (6, 4)										3	0	0	0	0	0	1									
Inning Stats	R: 1 E: 0 K: 0 S: 9	H: 1 LOB: 1 BB: 0 P: 16	R: 0 E: 0 K: 1 S: 5	H: 0 LOB: 0 BB: 0 P: 6	R: 0 E: 0 K: 1 S: 9	H: 1 LOB: 1 BB: 0 P: 16	R: 0 E: 0 K: 0 S: 10	H: 1 LOB: 1 BB: 0 P: 11	R: 0 E: 0 K: 0 S: 9	H: 2 LOB: 2 BB: 0 P: 16	R: 0 E: 0 K: 1 S: 7	H: 1 LOB: 0 BB: 0 P: 12	R: 3 E: 0 K: 2 S: 16	H: 4 LOB: 1 BB: 0 P: 23	R: 0 E: 0 K: 2 S: 10	H: 0 LOB: 0 BB: 0 P: 19	1B: 7 2B: 3 3B: 0 HR: 1	SF: 0 SAC: 1 DP: 0 HBP: 2	WP: 0 PB: 0 SB: 1 CS: 0	PA: 36					
PITCHER	IP	WLS	BF	H	R	ER	SO	BB	IBB	HBP	BLK	WP	HR	S	P	ERA	WHIP								
Chan Ho Park R ERA: 5.14 (1, 1)	7.1		31	8	2	2	5	0	0	0	0	0	0	64	98	2.46	1.091								
Francisco Cordero R ERA: 2.04 (8, 1)	0.2	L	5	3	2	2	1	0	0	0	0	0	0	10	16	27.00	4.500								


Batter	1	2	3	4	5	6	7	8	9	AB	R	H	RBI	BB	SO	LOB	TOP			
9 David DeJesus, L (1, 8) OBP: 0.361, SLG: 0.380	G5-3			G6-3		K				4	0	1	0	0	1	0	Kansas City Royals @ Minnesota Twins Hubert H. Humphrey Metrodome, Minneapolis, MN Fri Sep 03 2004, 8:10 PM EDT Att: 22,239 - Unknown - 70 F livebaseballscorecards.com			
Dest Relaford, S (1, 7) OBP: 0.308, SLG: 0.329	P4			K			FC6 1B	F8		4	0	1	0	0	1	2				
Joe Randa, R (1, 5) OBP: 0.340, SLG: 0.390	G6-3			K			FC6 1-3		F9	4	0	0	0	0	1	1				
Matt Stairs, L (1, 10) OBP: 0.338, SLG: 0.452		K			F9		K		G4-3	4	0	0	0	0	2	2				
Abraham Nunez, S (1, 9) OBP: 0.313, SLG: 0.369		P5			G5-3		K		K	4	0	0	0	0	2	2				
4 Angel Berroa, R (1, 6) OBP: 0.288, SLG: 0.360		P3					K			2	0	0	0	1	1	2				
Calvin Pickering, L (1, 3) OBP: 0.273, SLG: 0.550			L8			K			G4-3	3	0	0	0	0	1	1				
14 John Buck, R (1, 2) OBP: 0.262, SLG: 0.360			K			P4		K		3	0	0	0	0	2	0				
Ruben Gotay, S (1, 4) OBP: 0.315, SLG: 0.304			K			K				2	0	0	0	1	2	0				
Inning Stats	R: 0 H: 0 E: 0 K: 0 S: 7	H: 0 LOB: 0 BB: 0 P: 11	R: 0 H: 0 E: 0 K: 1 S: 13	H: 0 LOB: 0 BB: 0 P: 20	R: 0 H: 0 E: 0 K: 2 S: 9	H: 0 LOB: 0 BB: 0 P: 12	R: 0 H: 0 E: 0 K: 2 S: 8	H: 0 LOB: 1 BB: 0 P: 13	R: 0 H: 0 E: 0 K: 1 S: 12	H: 0 LOB: 1 BB: 1 P: 17	R: 0 H: 1 E: 1 K: 3 S: 15	H: 1 LOB: 2 BB: 0 P: 22	R: 0 H: 1 E: 0 K: 1 S: 16	H: 1 LOB: 2 BB: 1 P: 25	R: 0 H: 0 E: 0 K: 1 S: 9	H: 0 LOB: 0 BB: 0 P: 16	1B: 2 2B: 0 3B: 0 HR: 0	SF: 0 SAC: 0 DP: 0 HBP: 0	WP: 0 PA: 32 SB: 0 CS: 0	
PITCHER	IP WLS BF H R ER SO BB IBB HBP BLK WP HR S P ERA WHIP	7.0 W 24 1 0 0 11 1 0 0 0 0 0 71 106 0.00 0.286	1.0 H 5 1 0 0 1 1 0 0 0 0 0 16 25 0.00 2.000	1.0 S 3 0 0 0 1 0 0 0 0 0 0 9 16 0.00 0.000	PITCHER															

Batter	1	2	3	4	5	6	7	8	9	AB	R	H	RBI	BB	SO	LOB	BOTTOM		
Shannon Stewart, R (1, 7) OBP: 0.394, SLG: 0.484	G5-4-3 1B			1B			F8			4	0	3	0	0	0	0	Kansas City Royals @ Minnesota Twins Hubert H. Humphrey Metrodome, Minneapolis, MN Fri Sep 03 2004, 8:10 PM EDT Att: 22,239 - Unknown - 70 F livebaseballscorecards.com		
Jacque Jones, L (1, 9) OBP: 0.322, SLG: 0.447	F7			BB 1B	F7		K			4	0	1	0	0	1	3			
Tori Hunter, R (1, 8) OBP: 0.326, SLG: 0.477	G5-4-3 1-2			P4		HR	K			4	1	1	1	0	1	3			
33 Justin Morneau, L (1, 3) OBP: 0.335, SLG: 0.566		P6		K		HR		F9		4	1	1	1	0	1	2			
Matthew LeCroy, R (1, 10) OBP: 0.316, SLG: 0.395		G6-3				FC1-5 1B		G1-3		2	0	1	0	1	0	0			
Jason Kubel, L (8, PH)					BB					1	0	0	0	0	0	0			
Cristian Guzman, S (1, 6) OBP: 0.313, SLG: 0.381		P3			F9		F8 FC1-5 1B		G4-3	4	0	1	0	0	0	3			
5 Michael Cuddyer, R (1, 4) OBP: 0.329, SLG: 0.421			L4			1B S 1B	FC1-5 1-2 2-3			3	0	1	0	0	0	2			
Terry Liffe, S (1, 5) OBP: 0.333, SLG: 0.444			G6-3		F9		F8			3	0	0	0	0	0	3			
Henry Blanco, R (1, 2) OBP: 0.244, SLG: 0.342			K			F9	P6			3	0	0	0	0	1	3			
Inning Stats	R: 0 H: 1 E: 0 K: 0 S: 7	H: 0 LOB: 0 BB: 0 P: 12	R: 0 H: 0 E: 0 K: 0 S: 8	H: 0 LOB: 0 BB: 0 P: 12	R: 0 H: 0 E: 0 K: 1 S: 7	H: 0 LOB: 0 BB: 0 P: 10	R: 0 H: 2 E: 0 K: 1 S: 20	H: 2 LOB: 3 BB: 1 P: 30	R: 0 H: 2 E: 0 K: 0 S: 12	H: 2 LOB: 2 BB: 0 P: 21	R: 2 H: 4 E: 0 K: 0 S: 17	H: 4 LOB: 2 BB: 0 P: 22	R: 0 H: 0 E: 0 K: 2 S: 11	H: 0 LOB: 0 BB: 0 P: 19	R: 0 H: 0 E: 0 K: 0 S: 8	H: 0 LOB: 0 BB: 0 P: 13	1B: 7 2B: 0 3B: 0 HR: 2	SF: 0 SAC: 0 DP: 1 HBP: 0	WP: 0 PA: 33 SB: 1 CS: 0
PITCHER	IP WLS BF H R ER SO BB IBB HBP BLK WP HR S P ERA WHIP	6.0 L 27 9 2 2 2 2 0 0 0 0 0 19 32 3.00 1.667	2.0 6 0 0 0 0 2 0 0 0 0 0 0 19 32 0.00 0.000	PITCHER															

Batter	1	2	3	4	5	6	7	8	9	AB	R	H	RBI	BB	SO	LOB	TOP			
9 David DeJesus, L (1, 8) OBP: 0.356, SLG: 0.373	1-3 K		0-0 P6		1-0 G4-3		1-2 G3-1			4	0	0	0	0	1	0	Kansas City Royals @ Minnesota Twins Hubert H. Humphrey Metrodome, Minneapolis, MN Sat Sep 04 2004, 12:10 PM EDT Att: 23,735 - Unknown - 70 F livebaseballscorecards.com			
4 Angel Berroa, R (1, 6) OBP: 0.290, SLG: 0.364	0-1 G5-3		1-0 G4-3 2B 1B		0-1 G6-3		0-0 G3 WP 2B			4	2	2	0	0	0	0				
Abraham Nunez, S (1, 9) OBP: 0.307, SLG: 0.361	3-2 L6		2-2 G4-3		0-0 P5		1-0 G3			4	0	0	0	0	0	2				
Matt Stairs, L (1, 3) OBP: 0.337, SLG: 0.453		3-1 P5	2-1 2B		2-2 G6-3		3-2 L6			4	0	1	1	0	0	1				
Calvin Pickering, L (1, 10) OBP: 0.313, SLG: 0.571 Alexis Gomez, L (8, PR) OBP: 0.167, SLG: 0.167		4-2 1B 2B BB	3-H 0-3 K		0-0 1B F7-2 2B		4-1 BB			2	1	1	0	2	1	1				
Desi Relaford, S (1, 5) OBP: 0.310, SLG: 0.331		2-2 2B 1B		1-1 G4-3		1-0 1B		3-H 0-1 F7		4	0	2	0	0	0	1				
Dee Brown, L (1, 7) OBP: 0.268, SLG: 0.333		1-1 2B		0-0 2B		1-1 F7-2		1-3 K		4	0	2	1	0	1	2				
Alberto Castillo, R (1, 2) OBP: 0.333, SLG: 0.387		2-1 G5-3		3-1 F9		3-3 K		2-3 K		4	0	0	0	0	2	3				
Ruben Gotay, S (1, 4) OBP: 0.301, SLG: 0.289		2-0 P5		0-0 G4-3		2-2 F9		2-3 K		4	0	0	0	0	1	3				
Inning Stats	R: 0 E: 0 K: 1 S: 8	H: 0 LOB: 0 BB: 0 P: 12	R: 1 E: 0 K: 0 S: 15	H: 2 LOB: 2 BB: 1 P: 29	R: 1 E: 0 K: 1 S: 11	H: 2 LOB: 1 BB: 0 P: 16	R: 0 E: 0 K: 0 S: 6	H: 1 LOB: 1 BB: 0 P: 10	R: 0 E: 0 K: 0 S: 4	H: 2 LOB: 1 BB: 0 P: 12	R: 0 E: 0 K: 1 S: 10	H: 0 LOB: 0 BB: 1 P: 16	R: 1 E: 0 K: 3 S: 9	H: 1 LOB: 1 BB: 1 P: 17	R: 0 E: 0 K: 3 S: 9	H: 0 LOB: 0 BB: 0 P: 14		1B: 3 2B: 6 3B: 0 HR: 0	SF: 0 SAC: 0 DP: 1 HBP: 0	WP: 1 PB: 0 SB: 1 CS: 0
PITCHER	IP WLS BF H R ER SO BB IBB HBP BLK WP HR S P ERA WHIP	IP WLS BF H R ER SO BB IBB HBP BLK WP HR S P ERA WHIP	IP WLS BF H R ER SO BB IBB HBP BLK WP HR S P ERA WHIP	IP WLS BF H R ER SO BB IBB HBP BLK WP HR S P ERA WHIP	IP WLS BF H R ER SO BB IBB HBP BLK WP HR S P ERA WHIP	IP WLS BF H R ER SO BB IBB HBP BLK WP HR S P ERA WHIP	IP WLS BF H R ER SO BB IBB HBP BLK WP HR S P ERA WHIP	IP WLS BF H R ER SO BB IBB HBP BLK WP HR S P ERA WHIP	IP WLS BF H R ER SO BB IBB HBP BLK WP HR S P ERA WHIP	IP WLS BF H R ER SO BB IBB HBP BLK WP HR S P ERA WHIP	IP WLS BF H R ER SO BB IBB HBP BLK WP HR S P ERA WHIP	IP WLS BF H R ER SO BB IBB HBP BLK WP HR S P ERA WHIP	IP WLS BF H R ER SO BB IBB HBP BLK WP HR S P ERA WHIP	IP WLS BF H R ER SO BB IBB HBP BLK WP HR S P ERA WHIP	IP WLS BF H R ER SO BB IBB HBP BLK WP HR S P ERA WHIP	IP WLS BF H R ER SO BB IBB HBP BLK WP HR S P ERA WHIP	IP WLS BF H R ER SO BB IBB HBP BLK WP HR S P ERA WHIP			
Carlos Silva, R (1, 1) ERA: 4.56	6.0	25	7	2	2	2	1	0	0	0	0	0	0	0	0	0	3.00	1.333		
28 Jesse Crain, R (7, 1) ERA: 1.53	1.0	3	0	0	0	1	0	0	0	0	0	0	0	0	0	0	0.00	0.000		
Juan Rincon, R (8, 1) ERA: 2.9	0.2	3	1	1	1	0	0	0	0	0	0	0	0	6	10	13.50	1.500			
J.C. Romero, L (8, 1) ERA: 2.89	1.1	5	0	0	0	3	1	0	0	0	0	1	0	12	21	0.00	0.750			

Batter	1	2	3	4	5	6	7	8	9	AB	R	H	RBI	BB	SO	LOB	BOTTOM					
Jason Kubel, L (1, 7) OBP: 0.167, SLG: 0.333	1-0 33 HR 2B		3-1 F7		2-1 F9		2-3 K			4	1	1	0	0	1	1	Kansas City Royals @ Minnesota Twins Hubert H. Humphrey Metrodome, Minneapolis, MN Sat Sep 04 2004, 12:10 PM EDT Att: 23,735 - Unknown - 70 F livebaseballscorecards.com					
Jacque Jones, L (1, 9) OBP: 0.322, SLG: 0.445	1-3 K		0-1 G6-3		1-2 P6		0-0 20 BB 1B			4	0	1	0	0	1	1						
20 Lew Ford, R (1, 8) OBP: 0.393, SLG: 0.472	4-2 33 HR BB		2-2 HBP		1-2 1B		4-1 1-2 BB			1	1	1	0	2	0	0						
33 Justin Morneau, L (1, 3) OBP: 0.333, SLG: 0.574	1-0 1-H 2-H HR		1-0 F9		3-1 G3		2-0 F9			4	1	1	3	0	0	5						
Jose Offerman, S (1, 10) OBP: 0.365, SLG: 0.413	2-3 K			0-3 K		0-1 G6-3		1-1 G6-3		4	0	0	0	0	2	0						
Cristian Guzman, S (1, 6) OBP: 0.312, SLG: 0.379	1-3 K			4-0 1B BB		0-0 G3-1		0-0 G4-3		3	0	0	0	1	1	0						
5 Michael Cuddyer, R (1, 4) OBP: 0.324, SLG: 0.414		1-2 F9		2-3 SAFE SAFE SAFE SAFE K		0-1 G4-3		0-1 F8		4	0	0	0	0	1	1						
Terry Liffie, S (1, 5) OBP: 0.462, SLG: 0.769		2-1 G4-3		2-0 SAFE SAFE SAFE SAFE 1B		1-0 1B SH5-3 1B		2-2 HR		4	1	3	1	0	0	0						
Pat Borders, R (1, 2) OBP: 0.200, SLG: 0.271		1-2 F9		1-3 SAFE SAFE SAFE SAFE K		0-0 SAFE SAFE SAFE SAFE SH5-3				2	0	0	0	0	1	2						
Inning Stats	R: 3 E: 0 K: 3 S: 13	H: 2 LOB: 0 BB: 1 P: 23	R: 0 E: 0 K: 0 S: 8	H: 0 LOB: 0 BB: 0 P: 12	R: 0 E: 0 K: 0 S: 7	H: 0 LOB: 1 BB: 0 P: 13	R: 0 E: 0 K: 3 S: 10	H: 1 LOB: 2 BB: 1 P: 19	R: 0 E: 0 K: 0 S: 10	H: 1 LOB: 1 BB: 0 P: 17	R: 0 E: 0 K: 0 S: 5	H: 0 LOB: 0 BB: 0 P: 5	R: 0 E: 0 K: 1 S: 8	H: 2 LOB: 3 BB: 1 P: 17	R: 0 E: 0 K: 0 S: 5	H: 0 LOB: 0 BB: 0 P: 6		R: 1 E: 0 K: 0 S: 4	H: 1 LOB: 0 BB: 0 P: 6	1B: 4 2B: 1 3B: 0 HR: 2	SF: 0 SAC: 1 DP: 0 HBP: 1	WP: 0 PB: 0 SB: 0 CS: 0
PITCHER	IP WLS BF H R ER SO BB IBB HBP BLK WP HR S P ERA WHIP	IP WLS BF H R ER SO BB IBB HBP BLK WP HR S P ERA WHIP	IP WLS BF H R ER SO BB IBB HBP BLK WP HR S P ERA WHIP	IP WLS BF H R ER SO BB IBB HBP BLK WP HR S P ERA WHIP	IP WLS BF H R ER SO BB IBB HBP BLK WP HR S P ERA WHIP	IP WLS BF H R ER SO BB IBB HBP BLK WP HR S P ERA WHIP	IP WLS BF H R ER SO BB IBB HBP BLK WP HR S P ERA WHIP	IP WLS BF H R ER SO BB IBB HBP BLK WP HR S P ERA WHIP	IP WLS BF H R ER SO BB IBB HBP BLK WP HR S P ERA WHIP	IP WLS BF H R ER SO BB IBB HBP BLK WP HR S P ERA WHIP	IP WLS BF H R ER SO BB IBB HBP BLK WP HR S P ERA WHIP	IP WLS BF H R ER SO BB IBB HBP BLK WP HR S P ERA WHIP	IP WLS BF H R ER SO BB IBB HBP BLK WP HR S P ERA WHIP	IP WLS BF H R ER SO BB IBB HBP BLK WP HR S P ERA WHIP	IP WLS BF H R ER SO BB IBB HBP BLK WP HR S P ERA WHIP	IP WLS BF H R ER SO BB IBB HBP BLK WP HR S P ERA WHIP						
Mike Wood, R (1, 1) ERA: 5.92	6.1	27	3	3	6	2	0	1	0	0	1	55	92	4.26	1.105							
Dennys Reyes, L (7, 1) ERA: 4.73	1.2	8	2	1	1	1	1	0	0	0	0	1	15	26	5.40	1.800						

Batter	1	2	3	4	5	6	7	8	9	AB R H RBI BB SO LOB	TOP										
9 David DeJesus, L OBP: 0.360, SLG: 0.385 Alexis Gomez, L OBP: 0.154, SLG: 0.154	2-3 K		3-2 HR	0-0 FC3-6		1-1 G3	4-0 G5-3		3-2 F9	3 4 1 2 1 1 2 1 0 0 0 0 0 0	Kansas City Royals @ Minnesota Twins Hubert H. Humphrey Metrodome, Minneapolis, MN Sun Sep 05 2004, 2:10 PM EDT Att: 33,885 - Unknown - 70 F AB 41 R 12 H 13 RBI 10 BB 4 SO 9 LOB 18 										
Desi Relaford, S OBP: 0.309, SLG: 0.329 Wilton Guerrero, S OBP: 0.231, SLG: 0.308	1-2 G1-3		2-2 F8	0-0 E		1 SAFE P5	2-1 G5-3			5 1 1 2 0 0 3 0 0 0 0 0 0 0											
Abraham Nunez, S OBP: 0.309, SLG: 0.362	2-1 F8		3-3 K	1-2 E7		1 SAFE G3	2-2 G3			5 2 2 2 0 1 0											
Matt Stairs, L OBP: 0.338, SLG: 0.452		2-3 K	1-1 1B	1-2 1B		2-2 G3		2-1 F7		5 0 2 2 0 1 1											
Joe Randa, R OBP: 0.345, SLG: 0.403		0-1 1B	0-1 1B	0-0 P6		3-1 1B		3-1 HR		5 1 4 2 0 0 1											
Calvin Pickering, L OBP: 0.283, SLG: 0.511		3-2 L5	3-1 G4-3		1-1 F8	1-0 G4-3		2-3 K		5 0 0 0 0 1 4											
4 Angel Berroa, R OBP: 0.291, SLG: 0.367		0-0 E5		1-1 FC3-6	0-3 K		3-2 BB	1-3 K		5 2 2 0 0 2 1											
Dee Brown, L OBP: 0.273, SLG: 0.331		0-0 L3		3-3 K	2-1 1B		4-2 G5-3	1-3 K		4 1 1 0 1 2 3											
14 John Buck, R OBP: 0.266, SLG: 0.354			4-2 HR	4-2 FC3-6	2-2 P5		1-3 K	0-1 G6-3		3 1 0 0 2 1 3											
Inning Stats	R: 0 H: 0 E: 0 K: 1 S: 8	H: 0 LOB: 0 BB: 0 P: 13	R: 0 H: 1 E: 1 K: 1 S: 11	LOB: 2 BB: 0 P: 16	R: 2 H: 3 E: 0 K: 1 S: 22	LOB: 2 BB: 1 P: 38	R: 4 H: 3 E: 1 K: 1 S: 15	LOB: 1 BB: 1 P: 26	R: 0 H: 1 E: 0 K: 1 S: 10	LOB: 0 BB: 0 P: 15	R: 2 H: 2 E: 0 K: 0 S: 10	LOB: 1 BB: 0 P: 18	R: 3 H: 2 E: 0 K: 1 S: 16	LOB: 1 BB: 2 P: 32	R: 1 H: 1 E: 0 K: 2 S: 10	LOB: 0 BB: 0 P: 18	R: 0 H: 0 E: 0 K: 1 S: 9	LOB: 0 BB: 0 P: 13	1B: 10 2B: 1 3B: 0 HR: 2	SF: 0 SAC: 0 DP: 0 HBP: 1	WP: 0 PA: 46 PB: 0 CS: 0
PITCHER	IP WLS BF H R ER SO BB IBB HBP BLK WP HR S P ERA WHIP											PITCHER	IP WLS BF H R ER SO BB IBB HBP BLK WP HR S P ERA WHIP								
Kyle Lohse, R ERA: 5.52	3.2 L 22 7 6 3 4 2 0 0 0 0 1 55 92 7.36 2.455																				
Joe Roa, R ERA: 3.5	1.2 8 2 2 2 1 0 0 1 0 0 0 15 23 10.80 1.200																				
Aaron Fultz, L ERA: 4.91	0.2 5 2 2 2 0 1 0 0 0 0 0 14 26 27.00 4.500																				
54 Matt Guerrier, R ERA: 6.14	3.0 11 2 2 2 4 1 0 0 0 0 1 27 48 6.00 1.000																				

Batter	1	2	3	4	5	6	7	8	9	AB R H RBI BB SO LOB	BOTTOM										
Shannon Stewart, R OBP: 0.390, SLG: 0.478	3-1 G6-3		3-2 G5-3		0-2 G6-3			1-2 G6-3		4 0 0 0 0 0 3	Kansas City Royals @ Minnesota Twins Hubert H. Humphrey Metrodome, Minneapolis, MN Sun Sep 05 2004, 2:10 PM EDT Att: 33,885 - Unknown - 70 F AB 32 R 3 H 6 RBI 3 BB 2 SO 4 LOB 12 										
Jacque Jones, L OBP: 0.323, SLG: 0.445	0-1 G3			3-1 G4-6-3		1-0 G6-3			1-2 BB	4 1 2 0 0 0 0											
Tori Hunter, R OBP: 0.324, SLG: 0.474 Jason Kubel, L OBP: 0.286, SLG: 0.429	0-2 G5-3			2-2 G4-6-3		0-1 G6-3			0-1 BB	3 0 0 0 0 0 1											
33 Justin Morneau, L OBP: 0.328, SLG: 0.563		1-3 K		1-3 K		0-3 K			1-1 G4-3	4 0 0 0 0 3 2											
20 Lew Ford, R OBP: 0.391, SLG: 0.468		2-1 G6-3			1-2 G6-3		3-2 G6-3		0-0 G6-3	4 0 0 1 0 0 1											
Cristian Guzman, S OBP: 0.314, SLG: 0.382		1-1 G4-3			2-1 2B		0-0 G5-3		2-3 3H	4 1 2 1 0 0 0											
5 Michael Cuddyer, R OBP: 0.327, SLG: 0.411			4-2 FC4-6		4-1 2B		1-0 P5		3-1 G6-3	2 0 0 0 2 0 1											
Terry Liflee, S OBP: 0.375, SLG: 0.625			1-0 FC4-6		2-3 K			1-1 F9		3 0 0 0 0 1 3											
Pat Borders, R OBP: 0.210, SLG: 0.295 Matthew LeCroy, R OBP: 0.315, SLG: 0.394			0-0 P3		0-0 2B			0-2 G6-3		2 0 1 1 0 0 1 1 0 0 0 0 0 0											
Inning Stats	R: 0 H: 0 E: 0 K: 0 S: 7	H: 0 LOB: 0 BB: 0 P: 10	R: 0 H: 0 E: 0 K: 1 S: 7	LOB: 0 BB: 0 P: 11	R: 0 H: 0 E: 0 K: 0 S: 10	LOB: 1 BB: 1 P: 18	R: 0 H: 1 E: 0 K: 1 S: 11	LOB: 0 BB: 0 P: 17	R: 1 H: 2 E: 0 K: 1 S: 13	LOB: 2 BB: 1 P: 22	R: 0 H: 0 E: 0 K: 1 S: 6	LOB: 0 BB: 0 P: 7	R: 0 H: 0 E: 0 K: 0 S: 5	LOB: 0 BB: 0 P: 9	R: 0 H: 0 E: 0 K: 0 S: 10	LOB: 0 BB: 0 P: 12	R: 2 H: 3 E: 0 K: 0 S: 14	LOB: 1 BB: 0 P: 18	1B: 4 2B: 2 3B: 0 HR: 0	SF: 0 SAC: 0 DP: 1 HBP: 0	WP: 0 PA: 34 PB: 0 CS: 0
PITCHER	IP WLS BF H R ER SO BB IBB HBP BLK WP HR S P ERA WHIP											PITCHER	IP WLS BF H R ER SO BB IBB HBP BLK WP HR S P ERA WHIP								
41 Jimmy Gobble, L ERA: 5.4	9.0 W 34 6 3 3 4 2 0 0 0 0 0 83 124 3.00 0.889																				

Batter	1	2	3	4	5	6	7	8	9	AB	R	H	RBI	BB	SO	LOB	TOP								
Shannon Stewart, R (1, 10) OBP: 0.391, SLG: 0.475	4-2 BB		3-2 G6-3		4-2 BB			1-2 FC4-6		2	0	0	0	2	0	1	<p>Minnesota Twins @ Baltimore Orioles</p> <p>Oriole Park at Camden Yards, Baltimore, MD</p> <p>Mon Sep 06 2004, 1:35 PM EDT</p> <p>Att: 36,600 - Unknown - 77 F</p>								
Jacque Jones, L (1, 9) OBP: 0.321, SLG: 0.442	0-3 K		2-3 K		1-0 F8			1-0 G3-6-3-6		4	0	0	0	0	2	4									
Tori Hunter, R (1, 8) OBP: 0.321, SLG: 0.470	1-1 G6-4-3			3-2 F7		1-0 G6-3			2-2 P6	4	0	0	0	0	0	1									
33 Justin Morneau, L (1, 3) OBP: 0.326, SLG: 0.555		4-1 FC3-2		1-2 F7		2-2 G3-1			1-2 F8	3	0	0	0	1	0	0									
20 Lew Ford, R (1, 7) OBP: 0.391, SLG: 0.468	0-0 E1		0-1 G6-3		2-1 G6-3				0-1 1B	4	0	2	0	0	0	0									
Terry Tiffee, S (1, 5) OBP: 0.350, SLG: 0.550	1-1 FC3-2			2-1 SF7		0-0 F9			1-0 F7	4	1	1	0	0	0	3									
5 Michael Cuddyer, R (1, 4) OBP: 0.323, SLG: 0.407	2-2 E6			0-0 F9		0-1 L6				3	0	0	0	0	0	3									
Henry Blanco, R (1, 2) OBP: 0.245, SLG: 0.345	1-0 F9-2			0-2 2B		1-2 G3				3	0	1	0	0	0	3									
Augie Ojeda, S (1, 6) OBP: 0.304, SLG: 0.400			2-1 G3		2-2 SF7			4-2 FC4-6		1	0	0	1	0	0	0									
Jason Kubel, L (8, PH) OBP: 0.375, SLG: 0.429										0	0	0	0	1	0	0									
Cristian Guzman, S (8, 6) OBP: 0.314, SLG: 0.382										0	0	0	0	0	0	0									
Inning Stats	R: 0 E: 0 K: 1 S: 7	H: 0 LOB: 0 BB: 1 P: 12	R: 0 E: 2 K: 0 S: 8	H: 1 LOB: 2 BB: 1 P: 16	R: 0 E: 0 K: 1 S: 10	H: 0 LOB: 0 BB: 0 P: 17	R: 0 E: 0 K: 0 S: 8	H: 0 LOB: 0 BB: 0 P: 12	R: 2 E: 0 K: 0 S: 13	H: 2 LOB: 2 BB: 1 P: 22	R: 0 E: 0 K: 0 S: 7	H: 0 LOB: 0 BB: 0 P: 12	R: 0 E: 0 K: 0 S: 6	H: 0 LOB: 0 BB: 0 P: 7	R: 0 E: 0 K: 0 S: 7	H: 0 LOB: 0 BB: 0 P: 13	R: 0 E: 0 K: 0 S: 10	H: 1 LOB: 1 BB: 0 P: 14	1B: 3 2B: 2 3B: 0 HR: 0	SF: 1 SAC: 0 DP: 3 HBP: 0	WP: 0 PB: 0 SB: 0 CS: 0	PA: 33			
PITCHER	IP	WLS	BF	H	R	ER	SO	BB	IBB	HBP	BLK	WP	HR	S	P	ERA	WHIP								
40 Daniel Cabrera, R (1, 1) ERA: 4.5	7.1	W	28	3	1	1	2	4	0	0	0	0	0	65	109	1.23	0.955								
B.J. Ryan, L (8, 1) ERA: 2.2	0.2	H	1	0	0	0	0	0	0	0	0	0	0	1	2	0.00	0.000								
Jorge Julio, R (9, 1) ERA: 3.7	1.0	S	4	1	0	0	0	0	0	0	0	0	0	10	14	0.00	1.000								

AB	28
R	1
H	4
RBI	1
BB	4
SO	2
LOB	15



Batter	1	2	3	4	5	6	7	8	9	AB	R	H	RBI	BB	SO	LOB	BOTTOM								
1 Brian Roberts, S (1, 4) OBP: 0.360, SLG: 0.393	1-0 G1-3		1-3 K		0-1 6 1B	0-0 SH5-3		2-2 2B		4	1	2	0	0	1	0	<p>Minnesota Twins @ Baltimore Orioles</p> <p>Oriole Park at Camden Yards, Baltimore, MD</p> <p>Mon Sep 06 2004, 1:35 PM EDT</p> <p>Att: 36,600 - Unknown - 77 F</p>								
Larry Bigbie, L (1, 7) OBP: 0.337, SLG: 0.417	0-0 10 BB		4-2 6 1B		2-3 K	1-2 F7		1-2 F7		4	0	1	0	1	1	4									
6 Melvin Mora, R (1, 5) OBP: 0.427, SLG: 0.574	0-2 K		2-1 10 G6-4-3		0-2 1B	4-2 BB				3	0	2	2	1	1	1									
10 Miguel Tejada, R (1, 6) OBP: 0.361, SLG: 0.526	4-0 BB		2-1 G6-4-3		0-0 G6-3	1-1 F8				3	0	0	0	1	0	5									
Javy Lopez, R (1, 2) OBP: 0.368, SLG: 0.495	2-2 G4-3			1-2 P3	4-0 1B		1-0 F8			3	0	0	0	1	0	2									
Rafael Palmeiro, L (1, 10) OBP: 0.359, SLG: 0.407		2-3 K		1-2 G4-3	1-0 F8		3-2 F8			4	0	0	0	0	1	2									
B.J. Surhoff, L (1, 9) OBP: 0.362, SLG: 0.409		0-1 L6		0-0 1B		4-1 HR	2-3 K			3	1	1	0	1	1	0									
Jose Leon, R (1, 3) OBP: 0.184, SLG: 0.319		0-1 2B		0-2 F8		0-1 HR	2-3 K			4	1	2	2	0	1	1									
16 Tim Raines, S (1, 8) OBP: 0.313, SLG: 0.317		2-2 G5-3			2-1 1 2B	0-1 SH5-3		0-2 G1-3		4	1	2	0	0	0	1									
Inning Stats	R: 0 E: 0 K: 1 S: 8	H: 1 LOB: 2 BB: 1 P: 15	R: 0 E: 0 K: 1 S: 14	H: 1 LOB: 0 BB: 0 P: 18	R: 0 E: 0 K: 1 S: 10	H: 1 LOB: 1 BB: 1 P: 19	R: 0 E: 0 K: 0 S: 10	H: 1 LOB: 0 BB: 0 P: 12	R: 2 E: 0 K: 0 S: 13	H: 3 LOB: 2 BB: 1 P: 22	R: 2 E: 0 K: 0 S: 14	H: 2 LOB: 2 BB: 2 P: 24	R: 0 E: 0 K: 1 S: 7	H: 0 LOB: 0 BB: 0 P: 13	R: 0 E: 0 K: 1 S: 15	H: 1 LOB: 1 BB: 0 P: 20		R: 0 E: 0 K: 1 S: 10	H: 0 LOB: 0 BB: 0 P: 14	1B: 5 2B: 4 3B: 0 HR: 1	SF: 0 SAC: 1 DP: 1 HBP: 0	WP: 0 PB: 0 SB: 0 CS: 0	PA: 38		
PITCHER	IP	WLS	BF	H	R	ER	SO	BB	IBB	HBP	BLK	WP	HR	S	P	ERA	WHIP								
Terry Mulholland, L (1, 1) ERA: 5.0	5.0	L	27	9	4	4	4	3	1	0	0	0	0	60	95	7.20	2.400								
28 Jesse Crain, R (8, 1) ERA: 1.69	2.0		7	0	0	0	1	1	0	0	0	0	0	16	28	0.00	0.500								
Aaron Fultz, L (8, 1) ERA: 4.8	1.0		4	1	0	0	1	0	0	0	0	0	0	15	20	0.00	1.000								

AB	32
R	4
H	10
RBI	4
BB	5
SO	6
LOB	16



Batter	1	2	3	4	5	6	7	8	9	AB	R	H	RBI	BB	SO	LOB	TOP			
Shannon Stewart, R OBP: 0.390, SLG: 0.473										4	0	1	0	0	1	1	Minnesota Twins @ Baltimore Orioles Oriole Park at Camden Yards, Baltimore, MD Tue Sep 07 2004, 7:05 PM EDT Att: 29,624 - Unknown - 85 F			
20 Lew Ford, R OBP: 0.388, SLG: 0.464										4	0	0	0	0	1	2				
Tori Hunter, R OBP: 0.320, SLG: 0.468										4	0	1	0	0	2	2				
33 Justin Morneau, L OBP: 0.329, SLG: 0.550										2	0	0	0	2	0	1				
Matthew LeCroy, R OBP: 0.311, SLG: 0.388										3	0	0	0	0	0	2				
Jason Kubel, L OBP: 0.444, SLG: 0.429										0	1	0	0	1	0	0				
Cristian Guzman, S OBP: 0.313, SLG: 0.381										4	0	1	0	0	1	1				
5 Michael Cuddyer, R OBP: 0.326, SLG: 0.417										3	1	1	2	1	0	1				
Terry Tiffee, S OBP: 0.348, SLG: 0.500										2	0	0	0	1	0	2				
Augie Ojeda, S OBP: 0.292, SLG: 0.381										1	1	0	0	0	0	0				
Henry Blanco, R OBP: 0.246, SLG: 0.343										2	0	0	0	1	0	2				
Inning Stats	R: 0 E: 0 K: 2 S: 8	H: 0 LOB: 0 BB: 0 P: 11	R: 0 E: 0 K: 1 S: 6	H: 0 LOB: 0 BB: 1 P: 14	R: 0 E: 0 K: 0 S: 7	H: 0 LOB: 1 BB: 1 P: 12	R: 0 E: 0 K: 1 S: 13	H: 0 LOB: 1 BB: 1 P: 23	R: 0 E: 0 K: 0 S: 9	H: 1 LOB: 1 BB: 0 P: 12	R: 0 E: 0 K: 0 S: 9	H: 0 LOB: 0 BB: 0 P: 10	R: 1 E: 0 K: 1 S: 9	H: 1 LOB: 2 BB: 2 P: 19	R: 2 E: 0 K: 0 S: 11	H: 1 LOB: 0 BB: 1 P: 22		1B: 3 2B: 0 3B: 0 HR: 1	SF: 0 SAC: 0 DP: 2 HBP: 0	WP: 0 PB: 0 SB: 0 CS: 0
PITCHER	IP WLS BF H R ER SO BB IBB HBP BLK WP HR S P ERA WHIP																			
Matt Riley, L ERA: 7.19	7.0		27	2	1	1	4	5	0	0	0	0	0	0	0	59	103	1.29	1.000	
Jason Grimsley, R ERA: 3.59	1.0	B	3	1	0	0	1	0	0	0	0	0	0	0	8	10	0.00	1.000		
Jorge Julio, R ERA: 3.97	0.2	L	4	1	2	2	0	1	0	0	0	0	1	7	15	27.00	3.000			
Dave Borkowski, R ERA: 4.55	0.1		1	0	0	0	0	0	0	0	0	0	0	4	7	0.00	0.000			

Batter	1	2	3	4	5	6	7	8	9	AB	R	H	RBI	BB	SO	LOB	BOTTOM				
1 Brian Roberts, S OBP: 0.358, SLG: 0.390										4	0	0	0	0	0	0	Minnesota Twins @ Baltimore Orioles Oriole Park at Camden Yards, Baltimore, MD Tue Sep 07 2004, 7:05 PM EDT Att: 29,624 - Unknown - 85 F				
David Newhan, L OBP: 0.384, SLG: 0.486										4	1	2	0	0	0	0					
6 Melvin Mora, R OBP: 0.426, SLG: 0.573										4	0	1	1	0	0	1					
10 Miguel Tejada, R OBP: 0.360, SLG: 0.524										4	0	1	0	0	2	2					
Rafael Palmeiro, L OBP: 0.359, SLG: 0.407										3	0	1	0	0	0	1					
Javy Lopez, R OBP: 0.366, SLG: 0.492										3	0	0	0	0	0	2					
B.J. Surhoff, L OBP: 0.359, SLG: 0.404										3	0	0	0	0	1	2					
31 Jay Gibbons, L OBP: 0.290, SLG: 0.360										2	0	0	0	0	0	0					
David Segui, S OBP: 0.387, SLG: 0.429										1	0	0	0	0	0	0					
Larry Bigbie, L OBP: 0.335, SLG: 0.414										3	0	0	0	0	1	0					
Inning Stats	R: 0 E: 0 K: 0 S: 12	H: 2 LOB: 1 BB: 0 P: 19	R: 0 E: 0 K: 0 S: 8	H: 0 LOB: 0 BB: 0 P: 10	R: 0 E: 0 K: 1 S: 15	H: 0 LOB: 0 BB: 0 P: 13	R: 0 E: 0 K: 1 S: 7	H: 0 LOB: 0 BB: 0 P: 10	R: 1 E: 0 K: 0 S: 9	H: 2 LOB: 1 BB: 0 P: 13	R: 0 E: 0 K: 0 S: 8	H: 0 LOB: 0 BB: 0 P: 14	R: 0 E: 0 K: 1 S: 6	H: 0 LOB: 0 BB: 0 P: 9	R: 0 E: 0 K: 1 S: 9	H: 0 LOB: 0 BB: 0 P: 14		1B: 3 2B: 1 3B: 1 HR: 0	SF: 0 SAC: 0 DP: 1 HBP: 0	WP: 0 PB: 0 SB: 0 CS: 0	PA: 31
PITCHER	IP WLS BF H R ER SO BB IBB HBP BLK WP HR S P ERA WHIP																				
Brad Radke, R ERA: 3.51	7.0		25	5	1	1	2	0	0	0	0	0	0	0	67	100	1.29	0.714			
J.C. Romero, L ERA: 2.64	1.0	W	3	0	0	0	1	0	0	0	0	0	0	6	9	0.00	0.000				
36 Joe Nathan, R ERA: 1.59	1.0	S	3	0	0	0	1	0	0	0	0	0	0	9	14	0.00	0.000				



Batter	1	2	3	4	5	6	7	8	9	AB	R	H	RBI	BB	SO	LOB	TOP										
Shannon Stewart, R OBP: 0.386, SLG: 0.467 Jason Kubel, L OBP: 0.400, SLG: 0.375	P4	E5		F7		K		F8		4	1	0	0	0	1	2	Minnesota Twins @ Baltimore Orioles Oriole Park at Camden Yards, Baltimore, MD Wed Sep 08 2004, 7:05 PM EDT Att: 19,358 - Unknown - 83 F livebaseballscorecards.com										
20 Lew Ford, R OBP: 0.389, SLG: 0.464	FC6-4	SF9		G5-3			G6-3			3	0	1	1	1	0	0											
Tori Hunter, R OBP: 0.471, SLG: 0.471 Michael Restovich, R OBP: 0.318, SLG: 0.350	FC6-4			K				F9		4	2	3	1	0	1	0											
33 Justin Morneau, L OBP: 0.336, SLG: 0.558 Augie Ojeda, S OBP: 0.320, SLG: 0.409	FC6-4									4	2	3	2	0	0	2											
Matthew LeCroy, R OBP: 0.313, SLG: 0.402	K			K				K		5	1	2	3	0	3	4											
Cristian Guzman, S OBP: 0.312, SLG: 0.379										5	1	1	0	0	1	4											
5 Michael Cuddyer, R OBP: 0.328, SLG: 0.416										3	1	1	1	1	2	1											
Terry Tiffee, S OBP: 0.333, SLG: 0.440										3	1	0	0	0	0	2											
Henry Blanco, R OBP: 0.243, SLG: 0.339 Pat Borders, R OBP: 0.210, SLG: 0.295										3	0	0	1	0	0	0											
										0	0	0	0	0	0	0											
Inning Stats	R: 0 E: 0 K: 1 S: 14	H: 2 LOB: 2 BB: 0 P: 23	R: 7 E: 1 K: 1 S: 34	H: 4 LOB: 0 BB: 1 P: 51	R: 0 E: 0 K: 1 S: 5	H: 0 LOB: 0 BB: 0 P: 10	R: 0 E: 0 K: 1 S: 9	H: 0 LOB: 0 BB: 0 P: 14	R: 0 E: 0 K: 1 S: 10	H: 1 LOB: 1 BB: 0 P: 15	R: 0 E: 0 K: 1 S: 10	H: 0 LOB: 0 BB: 0 P: 16	R: 2 E: 0 K: 0 S: 15	H: 4 LOB: 2 BB: 0 P: 20	R: 0 E: 0 K: 0 S: 5	H: 0 LOB: 1 BB: 0 P: 12	R: 0 E: 0 K: 1 S: 8	H: 1 LOB: 0 BB: 0 P: 13	1B: 10 2B: 1 3B: 0 HR: 1	SF: 2 SAC: 0 DP: 1 HBP: 1	WP: 0 PB: 0 SB: 0 CS: 0	PA: 42					
PITCHER	IP	WLS	BF	H	R	ER	SO	BB	IBB	HBP	BLK	WP	HR	S	P	ERA	WHIP										
45 Erik Bedard, L ERA: 4.73	2.0	L	15	6	7	1	2	1	0	1	0	0	1	48	74	4.50	3.500										
Rick Bauer, R ERA: 5.49	4.0		13	1	0	0	5	0	0	0	0	0	0	34	55	0.00	0.250										
47 Aaron Rakers, R ERA: 18.0	1.0		7	4	2	2	0	0	0	0	0	0	0	15	20	18.00	4.000										
Eddy Rodriguez, R ERA: 4.89	1.0		4	0	0	0	0	1	0	0	0	0	0	5	12	0.00	1.000										
Todd Williams, R ERA: 3.27	1.0		3	1	0	0	1	0	0	0	0	0	0	8	13	0.00	1.000										

Batter	1	2	3	4	5	6	7	8	9	AB	R	H	RBI	BB	SO	LOB	BOTTOM										
1 Brian Roberts, S OBP: 0.356, SLG: 0.387	F8			G1-3		F7		K		4	0	0	0	0	1	0	Minnesota Twins @ Baltimore Orioles Oriole Park at Camden Yards, Baltimore, MD Wed Sep 08 2004, 7:05 PM EDT Att: 19,358 - Unknown - 83 F livebaseballscorecards.com										
David Newhan, L OBP: 0.382, SLG: 0.483	G3-1			G4-3				G6-3		4	0	1	0	0	0	0											
6 Melvin Mora, R OBP: 0.423, SLG: 0.599 Darnell McDonald, R OBP: 0.241, SLG: 0.222	P4			K		K				3	0	0	0	0	2	1											
10 Miguel Tejada, R OBP: 0.361, SLG: 0.524 Luis Lopez, S OBP: 0.244, SLG: 0.324										3	0	2	0	0	1	0											
Javy Lopez, R OBP: 0.364, SLG: 0.489 Geronimo Gil, R OBP: 0.500, SLG: 0.571										3	0	0	0	0	1	2											
David Segui, S OBP: 0.400, SLG: 0.441 Val Majewski, L OBP: 0.154, SLG: 0.231										3	0	2	0	0	1	0											
31 Jay Gibbons, L OBP: 0.287, SLG: 0.356										3	0	0	0	0	1	4											
Jose Leon, R OBP: 0.173, SLG: 0.300										3	0	0	0	0	2	4											
16 Tim Raines, S OBP: 0.300, SLG: 0.303										3	0	0	0	0	1	0											
Inning Stats	R: 0 E: 0 K: 0 S: 9	H: 0 LOB: 0 BB: 0 P: 13	R: 0 E: 0 K: 2 S: 8	H: 0 LOB: 0 BB: 0 P: 12	R: 0 E: 0 K: 2 S: 9	H: 0 LOB: 0 BB: 0 P: 14	R: 0 E: 0 K: 1 S: 8	H: 0 LOB: 0 BB: 0 P: 8	R: 0 E: 0 K: 1 S: 12	H: 2 LOB: 2 BB: 0 P: 18	R: 0 E: 0 K: 1 S: 12	H: 1 LOB: 1 BB: 0 P: 16	R: 0 E: 0 K: 2 S: 16	H: 2 LOB: 0 BB: 0 P: 22	R: 0 E: 0 K: 1 S: 8	H: 0 LOB: 0 BB: 0 P: 13	R: 0 E: 0 K: 0 S: 8	H: 1 LOB: 1 BB: 0 P: 11	1B: 6 2B: 0 3B: 0 HR: 0	SF: 0 SAC: 0 DP: 0 HBP: 0	WP: 0 PB: 0 SB: 0 CS: 0	PA: 33					
PITCHER	IP	WLS	BF	H	R	ER	SO	BB	IBB	HBP	BLK	WP	HR	S	P	ERA	WHIP										
Johan Santana, L ERA: 2.85	7.0	W	26	5	0	0	9	0	0	0	0	0	0	8	103	0.00	0.714										
Juan Rincon, R ERA: 2.99	1.0		3	0	0	0	1	0	0	0	0	0	0	8	13	0.00	0.000										
J.D. Durbin, R ERA:	1.0		4	1	0	0	0	0	0	0	0	0	0	8	11	0.00	1.000										

Batter	1	2	3	4	5	6	7	8	9	AB	R	H	RBI	BB	SO	LOB	TOP					
Shannon Stewart, R OBP: 0.386, SLG: 0.464										4	0	1	0	1	0	1						
Jacque Jones, L OBP: 0.322, SLG: 0.444										4	0	2	2	0	0	3						
Tori Hunter, R OBP: 0.327, SLG: 0.471										2	0	1	0	2	0	1						
33 Justin Morneau, L OBP: 0.335, SLG: 0.553										4	0	1	0	0	2	5						
20 Lew Ford, R OBP: 0.386, SLG: 0.460										4	0	0	0	0	1	3						
Cristian Guzman, S OBP: 0.314, SLG: 0.380										4	1	2	0	0	1	0						
5 Michael Cuddyer, R OBP: 0.329, SLG: 0.417										2	0	1	0	0	0	1						
Augie Ojeda, S OBP: 0.296, SLG: 0.375										2	1	0	0	0	0	0						
Terry Tiffee, S OBP: 0.355, SLG: 0.464										3	2	1	1	1	0	1						
Henry Blanco, R OBP: 0.240, SLG: 0.336										3	0	0	0	0	1	2						
Inning Stats	R: 0 E: 0 K: 1 S: 12	H: 2 LOB: 2 BB: 0 P: 14	R: 0 E: 0 K: 0 S: 3	H: 1 LOB: 0 BB: 0 P: 3	R: 0 E: 0 K: 0 S: 8	H: 1 LOB: 0 BB: 0 P: 14	R: 0 E: 0 K: 1 S: 9	H: 0 LOB: 0 BB: 1 P: 17	R: 3 E: 0 K: 0 S: 15	H: 3 LOB: 2 BB: 2 P: 35	R: 0 E: 0 K: 1 S: 8	H: 0 LOB: 0 BB: 0 P: 14	R: 1 E: 0 K: 1 S: 12	H: 2 LOB: 2 BB: 1 P: 21	R: 0 E: 0 K: 0 S: 7	H: 0 LOB: 0 BB: 0 P: 11	R: 0 E: 0 K: 1 S: 11	H: 0 LOB: 0 BB: 0 P: 16	1B: 7 2B: 2 3B: 0 HR: 0	SF: 0 SAC: 1 DP: 1 HBP: 0	WP: 1 PB: 0 SB: 0 CS: 2	PA: 39
PITCHER	IP WLS BF H R ER SO BB IBB HBP BLK WP HR S P ERA WHIP																					
Mike Maroth, L ERA: 4.44	(1, 1) 6.2 L 29 8 4 4 3 3 3 1 0 0 1 0 62 112 5.40 1.650																					
Al Levine, R ERA: 4.33	(7, 1) 1.1 5 1 0 0 1 0 0 0 0 0 0 12 17 0.00 0.750																					
Jamie Walker, L ERA: 3.14	(9, 1) 1.0 3 0 0 0 1 0 0 0 0 0 0 11 16 0.00 0.000																					

Minnesota Twins @ Detroit Tigers
Comerica Park, Detroit, MI
Fri Sep 10 2004, 7:05 PM EDT
Att: 27,391 - Cloudy - 73 F

AB 32
R 4
H 9
RBI 3
BB 4
SO 5
LOB 17



Batter	1	2	3	4	5	6	7	8	9	AB	R	H	RBI	BB	SO	LOB	BOTTOM					
Bobby Higginson, L OBP: 0.349, SLG: 0.379										4	0	0	0	0	1	2						
9 Carlos Guillen, S OBP: 0.376, SLG: 0.540										4	0	2	0	0	0	0						
Ivan Rodriguez, R OBP: 0.389, SLG: 0.515										4	0	1	0	0	2	1						
Dmitri Young, S OBP: 0.331, SLG: 0.453										4	0	1	0	0	2	3						
Rondell White, R OBP: 0.344, SLG: 0.464										2	0	0	0	0	1	2						
33 Marcus Thames, R OBP: 0.291, SLG: 0.449										2	0	1	0	0	0	1						
Carlos Pena, L OBP: 0.343, SLG: 0.471										4	1	1	0	0	2	1						
Craig Monroe, R OBP: 0.348, SLG: 0.506										4	0	2	0	0	1	0						
15 Brandon Inge, R OBP: 0.349, SLG: 0.457										4	0	2	1	0	1	0						
20 Omar Infante, R OBP: 0.316, SLG: 0.424										4	0	0	0	0	2	4						
Inning Stats	R: 0 E: 0 K: 0 S: 8	H: 1 LOB: 1 BB: 0 P: 13	R: 0 E: 0 K: 2 S: 11	H: 2 LOB: 2 BB: 0 P: 19	R: 0 E: 0 K: 1 S: 14	H: 2 LOB: 2 BB: 0 P: 24	R: 1 E: 0 K: 1 S: 9	H: 3 LOB: 1 BB: 0 P: 13	R: 0 E: 0 K: 1 S: 6	H: 1 LOB: 1 BB: 0 P: 9	R: 0 E: 0 K: 1 S: 10	H: 0 LOB: 0 BB: 0 P: 14	R: 0 E: 0 K: 2 S: 9	H: 0 LOB: 0 BB: 0 P: 13	R: 0 E: 0 K: 3 S: 13	H: 1 LOB: 1 BB: 0 P: 16	R: 0 E: 0 K: 1 S: 9	H: 0 LOB: 0 BB: 0 P: 14	1B: 8 2B: 2 3B: 0 HR: 0	SF: 0 SAC: 0 DP: 1 HBP: 0	WP: 0 PB: 0 SB: 0 CS: 0	PA: 36
PITCHER	IP WLS BF H R ER SO BB IBB HBP BLK WP HR S P ERA WHIP																					
Carlos Silva, R ERA: 4.46	(1, 1) 6.0 W 26 9 1 1 1 6 0 0 0 0 0 0 9 92 1.50 1.500																					
J.C. Romero, L ERA: 2.5	(7, 1) 1.0 H 3 0 0 0 2 0 0 0 0 0 0 9 13 0.00 0.000																					
Juan Rincon, R ERA: 2.82	(8, 1) 1.0 H 4 1 0 0 3 0 0 0 0 0 0 13 16 0.00 1.000																					
36 Joe Nathan, R ERA: 1.56	(9, 1) 1.0 S 3 0 0 0 1 0 0 0 0 0 0 9 14 0.00 0.000																					

Minnesota Twins @ Detroit Tigers
Comerica Park, Detroit, MI
Fri Sep 10 2004, 7:05 PM EDT
Att: 27,391 - Cloudy - 73 F

AB 36
R 1
H 10
RBI 1
BB 0
SO 12
LOB 14



Batter	1	2	3	4	5	6	7	8	9	AB	R	H	RBI	BB	SO	LOB	TOP								
Shannon Stewart, R (1, 7) OBP: 0.386, SLG: 0.472	G6-3		HR		FC6-4 33 FC5 1B 1-2		1B		K	5	1	2	1	0	1	1									
Jacque Jones, L (1, 9) OBP: 0.322, SLG: 0.443	G3-1		F8		F8		1B			4	0	1	1	0	0	1									
Tori Hunter, R (1, 8) OBP: 0.329, SLG: 0.471	1B		G4-3		1B		K			4	0	2	0	0	1	2									
33 Justin Morneau, L (1, 3) OBP: 0.329, SLG: 0.543	G4-3		F7		FC5		K			4	0	0	0	0	1	5									
Jason Kubel, L (1, 10) OBP: 0.385, SLG: 0.364 20 Lew Ford, R (8, PH) OBP: 0.385, SLG: 0.459	K		1B		K				G6-3	3	0	1	0	0	2	0									
Cristian Guzman, S (1, 6) OBP: 0.315, SLG: 0.387	HR		F7		1B		F9			4	1	2	1	0	0	1									
5 Michael Cuddyer, R (1, 4) OBP: 0.325, SLG: 0.411 Augie Ojeda, S (8, 4) OBP: 0.296, SLG: 0.375	G6-3		G6-3		G6-3		G5-4-3		F9	4	0	0	0	0	0	2									
Terry Tiffee, S (1, 5) OBP: 0.343, SLG: 0.419	BB		G6-3		G6-3		K2-3		G4-3	3	0	0	0	1	1	1									
Pat Borders, R (1, 2) OBP: 0.212, SLG: 0.292	G6-3		G6-3		E6 FC6-4		1B		K2-3	4	1	1	0	0	1	1									
Inning Stats	R: 0 E: 0 K: 0 S: 9	H: 1 LOB: 1 BB: 0 P: 14	R: 1 E: 0 K: 1 S: 7	H: 1 LOB: 1 BB: 1 P: 14	R: 1 E: 0 K: 0 S: 8	H: 1 LOB: 0 BB: 0 P: 14	R: 0 E: 0 K: 0 S: 12	H: 1 LOB: 1 BB: 0 P: 19	R: 0 E: 1 K: 1 S: 7	H: 1 LOB: 2 BB: 0 P: 14	R: 0 E: 0 K: 1 S: 6	H: 1 LOB: 0 BB: 0 P: 8	R: 1 E: 0 K: 3 S: 17	H: 3 LOB: 2 BB: 0 P: 28	R: 0 E: 0 K: 0 S: 7	H: 0 LOB: 0 BB: 0 P: 11	R: 0 E: 0 K: 2 S: 9	H: 0 LOB: 0 BB: 0 P: 14	1B: 7 2B: 0 3B: 0 HR: 2	SF: 0 SAC: 0 DP: 1 HBP: 0	WP: 0 PB: 0 SB: 0 CS: 0	PA: 37			
PITCHER	IP	WLS	BF	H	R	ER	SO	BB	IBB	HBP	BLK	WP	HR	S	P	ERA	WHIP								
Gary Knotts, R (1, 1) ERA: 5.74	4.2		21	5	2	2	1	1	0	0	0	0	2	42	73	3.86	1.286								
Wilfredo Ledezma, L (5, 1) ERA: 3.77	1.1		4	1	0	0	1	0	0	0	0	0	0	7	10	0.00	0.750								
Al Levine, R (7, 1) ERA: 4.43	0.2	L	5	3	1	1	2	0	0	0	0	0	0	12	20	13.50	4.500								
Jamie Walker, L (7, 1) ERA: 3.07	1.1		4	0	0	0	1	0	0	0	0	0	0	12	19	0.00	0.000								
Esteban Yan, R (9, 1) ERA: 3.38	1.0		3	0	0	0	2	0	0	0	0	0	0	9	14	0.00	0.000								

Minnesota Twins @ Detroit Tigers
Comerica Park, Detroit, MI
Sat Sep 11 2004, 7:05 PM EDT
Att: 28,931 - Sunny - 74 F

AB 36
R 3
H 9
RBI 3
BB 1
SO 7
LOB 14



Batter	1	2	3	4	5	6	7	8	9	AB	R	H	RBI	BB	SO	LOB	BOTTOM								
Bobby Higginson, L (1, 9) OBP: 0.345, SLG: 0.374	K		F9		G4-3		K		G3	5	0	0	0	0	2	2									
9 Carlos Guillen, S (1, 6) OBP: 0.379, SLG: 0.542 20 Omar Infante, R (6, 4) OBP: 0.315, SLG: 0.423	1B		G5-3 BB		1B		G4-3			2	0	2	0	1	0	0									
Ivan Rodriguez, R (1, 2) OBP: 0.389, SLG: 0.514 Eric Munson, L (7, 5) OBP: 0.298, SLG: 0.457	F9		G5-3		1B		L9			3	0	1	0	0	0	3									
Dmitri Young, S (1, 10) OBP: 0.333, SLG: 0.452	BB		F7		1B		G6-3			3	0	1	0	1	0	2									
Craig Monroe, R (1, 7) OBP: 0.344, SLG: 0.500	F8		K		G6-3		K			4	0	0	0	0	2	4									
Carlos Pena, L (1, 3) OBP: 0.345, SLG: 0.473	K		FC3-6 15 1B BB		SH1-3 15 G6-3 2B		F7			3	2	1	0	1	1	0									
15 Brandon Inge, R (1, 5) OBP: 0.348, SLG: 0.455	F7		FC3-6 1B		G6-3		F7			4	0	1	0	0	0	1									
Jason Smith, L (1, 4) OBP: 0.284, SLG: 0.490	K		FC3-6		SH1-3		G4-3			3	0	0	2	0	1	1									
Nook Logan, S (1, 8) OBP: 0.359, SLG: 0.348 33 Marcus Thames, R (8, PH) OBP: 0.295, SLG: 0.453	F9 S BB		K		B1-3		1B			2	0	0	0	1	1	1									
Inning Stats	R: 0 E: 0 K: 1 S: 10	H: 1 LOB: 2 BB: 1 P: 21	R: 0 E: 0 K: 2 S: 9	H: 0 LOB: 0 BB: 0 P: 14	R: 0 E: 0 K: 0 S: 11	H: 0 LOB: 2 BB: 2 P: 25	R: 1 E: 0 K: 2 S: 15	H: 1 LOB: 1 BB: 1 P: 22	R: 0 E: 0 K: 0 S: 10	H: 3 LOB: 2 BB: 0 P: 13	R: 1 E: 0 K: 0 S: 7	H: 1 LOB: 0 BB: 0 P: 12	R: 0 E: 0 K: 1 S: 8	H: 0 LOB: 0 BB: 0 P: 15	R: 0 E: 0 K: 1 S: 7	H: 0 LOB: 0 BB: 0 P: 11	R: 0 E: 0 K: 0 S: 9	H: 1 LOB: 1 BB: 0 P: 13	1B: 6 2B: 1 3B: 0 HR: 0	SF: 0 SAC: 1 DP: 0 HBP: 0	WP: 0 PB: 0 SB: 2 CS: 0	PA: 37			
PITCHER	IP	WLS	BF	H	R	ER	SO	BB	IBB	HBP	BLK	WP	HR	S	P	ERA	WHIP								
Kyle Lohse, R (1, 1) ERA: 5.45	5.1		25	6	2	2	5	4	0	0	0	0	0	59	102	3.38	1.875								
Aaron Fultz, L (6, 1) ERA: 4.79	0.1	B	1	0	0	0	0	0	0	0	0	0	0	2	4	0.00	0.000								
2B Jesse Crain, R (6, 1) ERA: 1.59	1.0	W	3	0	0	0	1	0	0	0	0	0	0	7	12	0.00	0.000								
J.C. Romero, L (7, 1) ERA: 2.59	0.1	H	1	0	0	0	0	0	0	0	0	0	0	2	4	0.00	0.000								
Juan Rincon, R (8, 1) ERA: 2.78	1.0	H	3	0	0	0	1	0	0	0	0	0	0	7	11	0.00	0.000								

Minnesota Twins @ Detroit Tigers
Comerica Park, Detroit, MI
Sat Sep 11 2004, 7:05 PM EDT
Att: 28,931 - Sunny - 74 F

AB 32
R 2
H 7
RBI 2
BB 4
SO 7
LOB 14



Batter	1	2	3	4	5	6	7	8	9	AB	R	H	RBI	BB	SO	LOB	TOP				
20 Lew Ford, R OBP: 0.389, SLG: 0.458 (1, 7)	4-2 FC5-4 BB	4-2 1-2 2-3 BB	0-0 F8		4-2 BB			4-2 1-2 BB		1	0	0	0	4	0	1					
Jacque Jones, L OBP: 0.319, SLG: 0.438 (1, 9)	1-2 FC5-4 2B	2-3 K		0-3 K	0-2 G4-3			2-3 K		5	1	0	0	0	3	8					
Tori Hunter, R OBP: 0.327, SLG: 0.474 (1, 8)	1 SAFE 2-2 P4		3-2 F9	1-2 HR		0-1 G6-3		3-2 F7-4		5	1	1	1	0	0	3					
Matthew LeCroy, R OBP: 0.319, SLG: 0.410 (1, 3)	0-2 1-H 2B		0-0 HR	3-1 G1-6-3 1B			3-3 K		0-2 G6-3	5	1	3	1	0	1	0					
Terry Tiffee, S OBP: 0.350, SLG: 0.528 (1, 5)	0-0 F9		1-0 HR	0-0 G1-6-3			2-1 G4-3		1-1 G3 1B 2B	5	2	2	2	0	0	2					
Cristian Guzman, S OBP: 0.316, SLG: 0.393 (1, 6)		0-1 F8	2-1 5 2B 1B		2-2 HR		3-1 F8		0-0 G3	5	2	2	1	0	0	1					
5 Michael Cuddyer, R OBP: 0.324, SLG: 0.412 Augie Ojeda, S OBP: 0.321, SLG: 0.400 (7, 4)		3-1 F8	0-1 1B 2B		0-3 K		2-1 L8		2-2 1B	4	1	1	1	0	1	0					
Michael Restovich, R OBP: 0.333, SLG: 0.400 (1, 10)		2-0 20 BB 1B	0-0 G6-3		0-0 2B		0-0 G6-3		0-3 K	5	0	2	0	0	1	2					
Pat Borders, R OBP: 0.243, SLG: 0.319 (1, 2)		2-0 20 BB 1B	1-2 2H 1B		1-1 L5			2-1 F7-4 20 S 1B		4	0	3	1	0	0	1					
Inning Stats	R: 1 E: 0 K: 0 S: 14	H: 1 LOB: 1 BB: 1 P: 21	R: 0 E: 0 K: 1 S: 11	H: 2 LOB: 3 BB: 1 P: 24	R: 4 E: 0 K: 0 S: 15	H: 5 LOB: 1 BB: 0 P: 22	R: 1 E: 0 K: 1 S: 10	H: 2 LOB: 0 BB: 0 P: 14	R: 1 E: 0 K: 1 S: 14	H: 2 LOB: 2 BB: 1 P: 21	R: 0 E: 0 K: 0 S: 5	H: 0 LOB: 0 BB: 0 P: 10	R: 0 E: 0 K: 1 S: 15	H: 1 LOB: 1 BB: 1 P: 25	R: 1 E: 0 K: 1 S: 13	H: 2 LOB: 1 BB: 0 P: 16	1B: 8 2B: 5 3B: 0 HR: 3	SF: 0 SAC: 0 DP: 2 HBP: 0	WP: 0 PB: 0 SB: 1 CS: 0	PA: 44	
PITCHER	IP	WLS	BF	H	R	ER	SO	BB	IBB	HBP	BLK	WP	HR	S	P	ERA	WHIP				
29 Nate Robertson, L ERA: 4.72 (1, 1)	4.0	L	23	10	6	6	2	2	0	0	0	0	2	50	81	13.50	3.000				
Craig Dingman, R ERA: 5.41 (5, 1)	1.0		6	2	1	1	1	1	0	0	0	0	1	14	21	9.00	3.000				
Franklyn German, R ERA: 9.0 (6, 1)	1.0		3	0	0	0	1	0	0	0	0	0	0	7	12	0.00	0.000				
Roberto Novoa, R ERA: 7.2 (7, 1)	1.0		3	0	0	0	0	0	0	0	0	0	0	5	10	0.00	0.000				
Steve Colyer, L ERA: 6.75 (8, 1)	1.0		4	1	0	0	1	1	0	0	0	0	0	15	25	0.00	2.000				
PITCHER	IP	WLS	BF	H	R	ER	SO	BB	IBB	HBP	BLK	WP	HR	S	P	ERA	WHIP				
John Ennis, R ERA: 9.0 (9, 1)	1.0		5	2	1	1	1	0	0	0	0	0	0	13	16	9.00	2.000				

Batter	1	2	3	4	5	6	7	8	9	AB	R	H	RBI	BB	SO	LOB	BOTTOM				
Nook Logan, S OBP: 0.395, SLG: 0.344 Ivan Rodriguez, R OBP: 0.390, SLG: 0.515 (9, PH)	0-1 L6		2-3 K		1-1 G6-3		1-1 15 FC6-4 1B		1-0 15 DI 1B	4	0	1	0	0	1	2					
15 Brandon Inge, R OBP: 0.346, SLG: 0.451 (1, 2)	1-0 F9		2-1 CS	2-0 33 FC5 1B		1-3 K	0-0 FC6-4		2-2 K	5	0	1	0	0	2	3					
Craig Monroe, R OBP: 0.344, SLG: 0.497 (1, 9)	1-1 G1-3			1-1 1B	1-2 1B		0-0 P3		1-0 F9	4	0	1	0	0	0	0					
Dmitri Young, S OBP: 0.335, SLG: 0.453 (1, 10)		0-1 G3-6-3 1B		1-2 F7		2-2 1B 33 HR 1B		1-2 G4-3		4	1	2	0	0	0	2					
Carlos Pena, L OBP: 0.344, SLG: 0.471 (1, 3)		3-2 G3-6-3		0-2 F8		1-1 33 HR 1B		1-3 K		4	1	1	0	0	1	3					
33 Marcus Thames, R OBP: 0.294, SLG: 0.468 (1, 7)		0-1 F7		2-1 FC5		1-0 1B		0-0 F7		4	1	1	3	0	0	2					
Eric Munson, L OBP: 0.297, SLG: 0.454 (1, 5)			0-1 G5-3		0-1 F9		1-3 K		2-1 20 1B 1B	4	1	1	0	0	1	0					
20 Omar Infante, R OBP: 0.319, SLG: 0.429 (1, 4)			0-2 1B 2B		2-1 1B		1-1 G6-3		0-0 1B 1B	4	1	3	0	0	0	0					
Jason Smith, L OBP: 0.286, SLG: 0.485 Ryan Raburn, R (9, PH)			0-0 15 CS 1B		0-3 K		0-1 G1-3		3-3 K	3	0	1	1	0	1	1					
Inning Stats	R: 0 E: 0 K: 0 S: 5	H: 0 LOB: 0 BB: 0 P: 7	R: 0 E: 0 K: 0 S: 7	H: 1 LOB: 0 BB: 0 P: 10	R: 1 E: 0 K: 1 S: 10	H: 2 LOB: 0 BB: 0 P: 14	R: 0 E: 0 K: 0 S: 12	H: 2 LOB: 2 BB: 0 P: 18	R: 0 E: 0 K: 2 S: 13	H: 3 LOB: 1 BB: 0 P: 19	R: 0 E: 0 K: 0 S: 7	H: 1 LOB: 1 BB: 0 P: 9	R: 0 E: 0 K: 1 S: 8	H: 0 LOB: 0 BB: 0 P: 11	R: 1 E: 0 K: 2 S: 11	H: 3 LOB: 2 BB: 0 P: 19	1B: 11 2B: 1 3B: 0 HR: 1	SF: 0 SAC: 0 DP: 1 HBP: 0	WP: 0 PB: 0 SB: 0 CS: 1	PA: 39	
PITCHER	IP	WLS	BF	H	R	ER	SO	BB	IBB	HBP	BLK	WP	HR	S	P	ERA	WHIP				
Terry Mulholland, L ERA: 1.47 (7, 1)	1.1	H	4	0	0	0	1	0	0	0	0	0	0	9	12	0.00	0.000				
J.C. Romero, L ERA: 2.7 (9, 1)	0.2	S	5	3	1	1	1	0	0	0	0	0	0	8	14	13.50	4.500				
36 Joe Nathan, R ERA: 1.53 (9, 1)	0.1	S	1	0	0	0	1	0	0	0	0	0	0	3	5	0.00	0.000				

Minnesota Twins @ Detroit Tigers
Comerica Park, Detroit, MI
Sun Sep 12 2004, 1:05 PM EDT
Att: 23,208 - Sunny - 78 F

AB 40
R 8
H 15
RBI 8
BB 4
SO 6
LOB 18



Minnesota Twins @ Detroit Tigers
Comerica Park, Detroit, MI
Sun Sep 12 2004, 1:05 PM EDT
Att: 23,208 - Sunny - 78 F

AB 38
R 5
H 13
RBI 5
BB 0
SO 7
LOB 15



Batter	1	2	3	4	5	6	7	8	9	AB	R	H	RBI	BB	SO	LOB	TOP							
Shannon Stewart, R OBP: 0.386, SLG: 0.468 (1, 7)	F8		FC4-6 BB	FC5-4			L9		S BB	3	0	0	0	2	0	1								
Jacque Jones, L OBP: 0.321, SLG: 0.439 (1, 9)	FC5-4 1B		FC4-6 G4-6-3		1B		F7		BB	4	0	2	0	1	0	1								
Tori Hunter, R OBP: 0.326, SLG: 0.472 (1, 8)	FC5-4 3B 1B		G4-6-3		1B		F8		G6-3	5	1	1	0	0	0	4								
33 Justin Morneau, L OBP: 0.332, SLG: 0.540 (1, 3)	1B			G6-3					K	3	0	1	0	1	1	0								
20 Lew Ford, R OBP: 0.390, SLG: 0.464 (1, 10)	1B			HR			G1-4-3		G4-3	4	1	2	2	0	0	2								
Cristian Guzman, S OBP: 0.315, SLG: 0.395 (1, 6)	K			1B			G5-3		G3	4	1	1	0	0	1	2								
5 Michael Cuddyer, R OBP: 0.326, SLG: 0.411 (4, 5)				3B						3	1	1	0	1	0	0								
Terry Tiffee, S OBP: 0.357, SLG: 0.526 Augie Ojeda, S OBP: 0.397, SLG: 0.556 (1, 5) (4, 4)	G1-3		E5 FC6-2 1B	1B			1B		HR	2	0	1	1	0	0	0								
Pat Borders, R OBP: 0.230, SLG: 0.301 (1, 2)	G6-3		FC6-2	FC5-4			K		G1-3	4	0	0	0	0	1	2								
Inning Stats	R: 1 E: 0 K: 1 S: 14	H: 3 LOB: 2 BB: 0 P: 20	R: 0 E: 0 K: 0 S: 7	H: 0 LOB: 0 BB: 0 P: 10	R: 0 E: 0 K: 0 S: 5	H: 0 LOB: 0 BB: 1 P: 10	R: 3 E: 1 K: 0 S: 11	H: 3 LOB: 1 BB: 1 P: 22	R: 0 E: 0 K: 0 S: 8	H: 2 LOB: 1 BB: 1 P: 14	R: 0 E: 0 K: 1 S: 11	H: 2 LOB: 1 BB: 0 P: 12	R: 0 E: 0 K: 0 S: 5	H: 0 LOB: 0 BB: 0 P: 5	R: 0 E: 0 K: 1 S: 5	H: 0 LOB: 0 BB: 0 P: 5	R: 1 E: 0 K: 0 S: 14	H: 1 LOB: 2 BB: 2 P: 28	1B: 8 2B: 0 3B: 1 HR: 2	SF: 0 SAC: 0 DP: 2 HBP: 0	WP: 0 PB: 0 SB: 1 CS: 1	PA: 39		
PITCHER	IP	WLS	BF	H	R	ER	SO	BB	IBB	HBP	BLK	WP	HR	S	P	ERA	WHIP							
Jason Johnson, R ERA: 4.95 (1, 1)	7.0	L	30	10	4	3	2	3	0	0	0	0	1	61	93	3.86	1.857							
Steve Colyer, L ERA: 6.07 (8, 1)	0.1		1	0	0	0	1	0	0	0	0	0	0	3	3	0.00	0.000							
Al Levine, R ERA: 4.45 (8, 1)	1.2		8	1	1	1	0	2	0	0	0	0	1	16	30	5.40	1.800							
Batter	1	2	3	4	5	6	7	8	9	AB	R	H	RBI	BB	SO	LOB	BOTTOM							
20 Omar Infante, R OBP: 0.320, SLG: 0.434 (1, 6)	2B		15 FC5	2B		L6		F8		4	0	2	0	0	0	0								
15 Brandon Inge, R OBP: 0.345, SLG: 0.448 (1, 7)	F9		FC5			1B		K		4	1	1	0	0	1	2								
Ivan Rodriguez, R OBP: 0.391, SLG: 0.515 (1, 2)	G5-3			G6-4-3 1B		1B		F9		4	0	2	0	0	0	1								
Dmitri Young, S OBP: 0.334, SLG: 0.450 (1, 10)	G1-3			G6-4-3		1B		K		4	0	1	1	0	1	2								
Carlos Pena, L OBP: 0.343, SLG: 0.467 (1, 3)	F8			F9		G4-3		G4-3		3	1	0	0	1	0	2								
Craig Monroe, R OBP: 0.343, SLG: 0.495 (1, 9)	G5-3					G6-3		G3		4	0	1	0	0	1	1								
Eric Munson, L OBP: 0.297, SLG: 0.449 (1, 5)	G3-1					F7		G3		3	1	0	0	1	0	1								
Jason Smith, L OBP: 0.284, SLG: 0.486 (1, 4)			L9			F7		K		4	0	1	2	0	1	1								
28 Curtis Granderson, L (1, 8)			G3			F7		K		4	0	0	0	0	1	2								
Inning Stats	R: 0 E: 0 K: 0 S: 7	H: 1 LOB: 1 BB: 0 P: 8	R: 0 E: 0 K: 0 S: 5	H: 0 LOB: 0 BB: 0 P: 7	R: 0 E: 0 K: 0 S: 12	H: 1 LOB: 1 BB: 0 P: 20	R: 0 E: 0 K: 0 S: 7	H: 1 LOB: 0 BB: 0 P: 11	R: 0 E: 0 K: 0 S: 8	H: 0 LOB: 0 BB: 0 P: 10	R: 1 E: 0 K: 2 S: 11	H: 3 LOB: 2 BB: 0 P: 13	R: 0 E: 0 K: 2 S: 17	H: 1 LOB: 1 BB: 0 P: 23	R: 0 E: 0 K: 1 S: 8	H: 0 LOB: 0 BB: 0 P: 12	R: 2 E: 0 K: 2 S: 11	H: 1 LOB: 1 BB: 2 P: 25	1B: 5 2B: 3 3B: 0 HR: 0	SF: 0 SAC: 0 DP: 1 HBP: 0	WP: 0 PB: 0 SB: 0 CS: 0	PA: 36		
PITCHER	IP	WLS	BF	H	R	ER	SO	BB	IBB	HBP	BLK	WP	HR	S	P	ERA	WHIP							
Brad Radke, R ERA: 3.43 (1, 1)	7.0	W	27	7	1	1	2	0	0	0	0	0	0	8	12	0.00	0.000							
Juan Rincon, R ERA: 2.74 (8, 1)	1.0	H	3	0	0	0	1	0	0	0	0	0	0	9	22	27.00	4.500							
Joe Roa, R ERA: 4.03 (9, 1)	0.2	S	1	2	2	2	2	2	0	0	0	0	0	2	3	0.00	0.000							
36 Joe Nathan, R ERA: 1.52 (9, 1)	0.1	S	1	0	0	0	0	0	0	0	0	0	0	2	3	0.00	0.000							

Minnesota Twins @ Detroit Tigers
Comerica Park, Detroit, MI
Mon Sep 13 2004, 7:05 PM EDT
Att: 9,962 - Sunny - 79 F

AB 34
R 5
H 11
RBI 4
BB 5
SO 3
LOB 12



Minnesota Twins @ Detroit Tigers
Comerica Park, Detroit, MI
Mon Sep 13 2004, 7:05 PM EDT
Att: 9,962 - Sunny - 79 F

AB 34
R 3
H 8
RBI 3
BB 2
SO 5
LOB 12



Batter	1	2	3	4	5	6	7	8	9	AB	R	H	RBI	BB	SO	LOB	TOP										
Aaron Rowand, R OBP: 0.372, SLG: 0.556 (1, 8)										4	0	1	0	0	1	0	Chicago White Sox @ Minnesota Twins Hubert H. Humphrey Metrodome, Minneapolis, MN Tue Sep 14 2004, 8:10 PM EDT Att: 22,145 - Unknown - 70 F										
5 Juan Uribe, R OBP: 0.316, SLG: 0.489 (1, 6)										4	0	1	2	0	1	0											
Carlos Lee, R Wilson Valdez, R (1, 7) (7, 4)										2	0	0	0	0	1	0											
14 Paul Konerko, R OBP: 0.357, SLG: 0.536 (1, 3)										4	0	1	0	0	0	1											
Jamie Burke, R Ross Gload, L (9, PH) OBP: 0.356, SLG: 0.430 (1, 10)										2	0	0	0	1	1	1											
24 Joe Crede, R OBP: 0.296, SLG: 0.404 (1, 5)										4	0	1	0	0	0	2											
Ben Davis, S OBP: 0.275, SLG: 0.398 (1, 2)										4	1	2	0	0	2	2											
Joe Borchard, S OBP: 0.232, SLG: 0.270 (1, 9)										3	0	0	0	0	2	2											
Willie Harris, L OBP: 0.342, SLG: 0.321 (7, 7)										2	1	0	0	1	0	0											
Inning Stats	R: 0 E: 0 K: 1 S: 5	H: 0 LOB: 0 BB: 7 P: 7	R: 0 E: 1 K: 1 S: 6	H: 1 LOB: 1 BB: 0 P: 8	R: 0 E: 0 K: 2 S: 9	H: 0 LOB: 0 BB: 0 P: 17	R: 0 E: 0 K: 0 S: 6	H: 0 LOB: 1 BB: 0 P: 9	R: 0 E: 0 K: 2 S: 12	H: 0 LOB: 1 BB: 0 P: 18	R: 0 E: 0 K: 1 S: 11	H: 0 LOB: 1 BB: 1 P: 17	R: 0 E: 0 K: 0 S: 10	H: 3 LOB: 1 BB: 1 P: 20	R: 0 E: 0 K: 1 S: 11	H: 1 LOB: 1 BB: 0 P: 15		1B: 6 2B: 0 3B: 0 HR: 0	SF: 0 SAC: 0 DP: 2 HBP: 1	WP: 0 PB: 0 SB: 0 CS: 0	PA: 34						
PITCHER	IP	WLS	BF	H	R	ER	SO	BB	IBB	HBP	BLK	WP	HR	S	P	ERA	WHIP										
Johan Santana, L ERA: 2.76 (1, 1)	7.0	W	24	2	0	0	7	1	0	1	0	0	0	56	88	0.00	0.429										
Joe Beimel, L ERA: 54.0 (8, 1)	0.1		5	3	2	2	0	1	0	0	0	0	0	9	18	54.00	12.000										
J.D. Durbin, R ERA: (8, 1)	1.2		5	1	0	0	1	0	0	0	0	0	0	12	17	0.00	0.600										

Batter	1	2	3	4	5	6	7	8	9	AB	R	H	RBI	BB	SO	LOB	BOTTOM										
Shannon Stewart, R OBP: 0.383, SLG: 0.464 Jason Kubel, L (8, PH) OBP: 0.357, SLG: 0.333 (1, 7) (9, 9)										3	0	0	0	0	0	1	Chicago White Sox @ Minnesota Twins Hubert H. Humphrey Metrodome, Minneapolis, MN Tue Sep 14 2004, 8:10 PM EDT Att: 22,145 - Unknown - 70 F										
Jacque Jones, L OBP: 0.320, SLG: 0.436 (1, 9) (9, 8)										5	1	1	1	0	0	2											
Tori Hunter, R Michael Restovich, R (8, PH) OBP: 0.357, SLG: 0.400 (1, 8) (9, 7)										2	2	1	1	1	1	0											
33 Justin Morneau, L OBP: 0.337, SLG: 0.541 (1, 3)										3	1	1	1	2	0	2											
20 Lew Ford, R OBP: 0.390, SLG: 0.464 (1, 10)										3	1	1	2	1	1	2											
Cristian Guzman, S OBP: 0.313, SLG: 0.392 (1, 6)										4	1	0	0	0	0	4											
5 Michael Cuddyer, R OBP: 0.328, SLG: 0.410 (1, 5)										3	1	1	1	1	0	1											
Augie Ojeda, S OBP: 0.382, SLG: 0.533 (1, 4)										3	2	1	0	1	0	2											
Henry Blanco, R OBP: 0.247, SLG: 0.343 (1, 2)										3	1	2	2	1	0	0											
Inning Stats	R: 0 E: 0 K: 0 S: 5	H: 0 LOB: 0 BB: 0 P: 11	R: 0 E: 0 K: 1 S: 8	H: 0 LOB: 1 BB: 1 P: 17	R: 0 E: 0 K: 0 S: 10	H: 0 LOB: 0 BB: 0 P: 18	R: 0 E: 0 K: 1 S: 8	H: 0 LOB: 0 BB: 0 P: 15	R: 0 E: 0 K: 0 S: 6	H: 0 LOB: 1 BB: 1 P: 12	R: 9 E: 1 K: 0 S: 17	H: 6 LOB: 3 BB: 3 P: 40	R: 1 E: 0 K: 0 S: 10	H: 1 LOB: 2 BB: 2 P: 22	R: 0 E: 0 K: 1 S: 11	H: 1 LOB: 2 BB: 1 P: 20		1B: 5 2B: 3 3B: 0 HR: 0	SF: 0 SAC: 1 DP: 1 HBP: 1	WP: 0 PB: 0 SB: 2 CS: 1	PA: 41						
PITCHER	IP	WLS	BF	H	R	ER	SO	BB	IBB	HBP	BLK	WP	HR	S	P	ERA	WHIP										
Freddy Garcia, R ERA: 3.97 (1, 1)	5.1	L	23	3	6	6	2	4	1	1	0	0	0	45	96	10.12	1.312										
Neal Cotts, L ERA: 4.94 (6, 1)	0.0		1	0	0	0	0	0	0	0	0	0	0	1	1												
Jon Adkins, R ERA: 3.9 (6, 1)	0.1		4	3	3	2	0	0	0	0	0	0	0	7	14	54.00	9.000										
Arnie Munoz, L ERA: 12.46 (6, 1)	1.1		7	1	1	1	0	2	0	0	0	0	0	11	24	6.75	2.250										
Jeff Bajoranu, R ERA: 18.0 (8, 1)	1.0		5	1	0	0	1	1	0	0	0	0	0	11	20	0.00	2.000										



Batter	1	2	3	4	5	6	7	8	9	AB	R	H	RBI	BB	SO	LOB	TOP										
Timo Perez, L (1, 9) OBP: 0.291, SLG: 0.343	G3-1		FC4 1B			F7		G4-3		4	0	1	0	0	0	1											
Aaron Rowand, R (1, 8) OBP: 0.368, SLG: 0.551	G4-3		FC4 1-2f			G6-3		G5-3		4	0	0	0	0	0	1											
Carlos Lee, R (1, 10) OBP: 0.366, SLG: 0.519	BB			G5-3		F9		K		3	0	0	0	1	1	0											
14 Paul Konerko, R (1, 3) OBP: 0.356, SLG: 0.534 Wilson Valdez, R (9, PR)	G5-3			K		K		WP 1B		4	0	1	0	0	2	1											
Ross Gload, L (1, 7) OBP: 0.354, SLG: 0.423		BB		K		L6		G4-3		3	0	0	0	1	1	1											
5 Juan Uribe, R (1, 4) OBP: 0.316, SLG: 0.488	G4-6-3					G6-3		G6-3 1B 24 1B		3	1	1	0	0	0	1											
Jose Valentin, S (1, 6) OBP: 0.284, SLG: 0.463	G4-3					F8		G6-3 1B		3	0	1	0	0	0	0											
Jamie Burke, R (1, 2) OBP: 0.392, SLG: 0.442			G6-3			P4		G6-3 1-2f 2-3		3	0	0	0	0	0	2											
24 Joe Crede, R (1, 5) OBP: 0.296, SLG: 0.403	G6-3					G1-3-1		G6-3 1B 3-H		3	0	1	1	0	0	0											
Inning Stats	R: 0 E: 0 K: 0 S: 10	H: 0 LOB: 1 BB: 1 P: 17	R: 0 E: 0 K: 0 S: 3	H: 0 LOB: 0 BB: 1 P: 7	R: 0 E: 0 K: 0 S: 11	H: 1 LOB: 1 BB: 0 P: 16	R: 0 E: 0 K: 2 S: 7	H: 0 LOB: 0 BB: 0 P: 11	R: 0 E: 0 K: 0 S: 5	H: 0 LOB: 0 BB: 0 P: 6	R: 0 E: 0 K: 1 S: 6	H: 0 LOB: 0 BB: 0 P: 10	R: 0 E: 0 K: 1 S: 10	H: 0 LOB: 0 BB: 0 P: 12	R: 1 E: 0 K: 0 S: 15	H: 3 LOB: 1 BB: 0 P: 23	R: 0 E: 0 K: 1 S: 12	H: 1 LOB: 2 BB: 0 P: 19	1B: 5 2B: 0 3B: 0 HR: 0	SF: 0 SAC: 0 DP: 2 HBP: 0	WP: 1 PB: 0 SB: 0 CS: 0	PA: 32					
PITCHER	IP	WLS	BF	H	R	ER	SO	BB	IBB	HBP	BLK	WP	HR	S	P	ERA	WHIP										
Carlos Silva, R (1, 1) ERA: 4.33	5.1	W	18	1	0	0	2	2	0	0	0	0	0	37	60	0.00	0.562										
26 Jesse Crain, R (6, 1) ERA: 1.35	1.2		5	0	0	0	1	0	0	0	0	0	0	15	19	0.00	0.000										
J.C. Romero, L (8, 1) ERA: 2.79	1.0		5	3	1	1	0	0	0	0	0	0	0	15	23	9.00	3.000										
Juan Rincon, R (9, 1) ERA: 2.7	1.0		4	1	0	0	1	0	0	0	0	1	0	12	19	0.00	1.000										

Chicago White Sox @ Minnesota Twins
Hubert H. Humphrey Metrodome, Minneapolis, MN

AB 30
R 1
H 5
RBI 1
BB 2
SO 4
LOB 7



Wed Sep 15 2004, 8:10 PM EDT
Att: 20,612 - Unknown - 70 F

Batter	1	2	3	4	5	6	7	8	9	AB	R	H	RBI	BB	SO	LOB	BOTTOM										
Shannon Stewart, R (1, 7) OBP: 0.381, SLG: 0.459	F9		K		G5-3	K		BB		4	0	0	0	1	2	2											
20 Lew Ford, R (1, 9) OBP: 0.389, SLG: 0.461	G6-3			G4-3	E7 2B		L6	G4-3		5	1	1	0	0	0	3											
Tori Hunter, R (1, 8) OBP: 0.329, SLG: 0.474	F9			F8	33 2B		K			4	1	1	1	0	1	0											
33 Justin Morneau, L (1, 3) OBP: 0.336, SLG: 0.541		G1-6-3		E5 1B	G6-3 2B		F9			4	1	1	1	0	0	0											
Matthew LeCroy, R (1, 10) OBP: 0.325, SLG: 0.414 Michael Restovich, R (8, PR) OBP: 0.357, SLG: 0.460		G4-6-3 BB		G6-3 1B	G6-3		G6-3 1B	G6-3 1B		3	1	2	0	1	0	1											
Cristian Guzman, S (1, 6) OBP: 0.314, SLG: 0.393	G4-6-3			G3-1	G3-1		G3-1	FC5-4 1B		4	1	2	1	0	0	2											
5 Michael Cuddyer, R (1, 5) OBP: 0.330, SLG: 0.412			K	E 1B		P6		FC5-4 1B		4	0	2	2	0	1	0											
Augie Ojeda, S (1, 4) OBP: 0.368, SLG: 0.485				E5		G5-3		F8		3	0	0	0	1	0	3											
Henry Blanco, R (1, 2) OBP: 0.247, SLG: 0.339	F9			G1-3				FC5-4 BB		3	0	0	0	1	0	5											
Inning Stats	R: 0 E: 0 K: 0 S: 6	H: 0 LOB: 0 BB: 0 P: 8	R: 0 E: 0 K: 0 S: 5	H: 0 LOB: 0 BB: 1 P: 9	R: 0 E: 0 K: 2 S: 13	H: 0 LOB: 1 BB: 1 P: 22	R: 3 E: 2 K: 0 S: 16	H: 3 LOB: 2 BB: 0 P: 26	R: 2 E: 1 K: 0 S: 15	H: 3 LOB: 1 BB: 0 P: 20	R: 0 E: 0 K: 1 S: 7	H: 0 LOB: 1 BB: 1 P: 13	R: 0 E: 0 K: 1 S: 7	H: 0 LOB: 0 BB: 0 P: 9	R: 1 E: 0 K: 0 S: 13	H: 3 LOB: 3 BB: 1 P: 24	R: 0 E: 0 K: 0 S: 12	H: 1 LOB: 2 BB: 0 P: 19	1B: 7 2B: 2 3B: 0 HR: 0	SF: 0 SAC: 0 DP: 1 HBP: 0	WP: 0 PB: 0 SB: 0 CS: 0	PA: 38					
PITCHER	IP	WLS	BF	H	R	ER	SO	BB	IBB	HBP	BLK	WP	HR	S	P	ERA	WHIP										
56 Mark Buehrle, L (1, 1) ERA: 3.98	7.0	L	31	6	5	2	4	6	0	0	0	0	0	69	107	2.57	1.286										
Felix Diaz, R (8, 1) ERA: 7.0	1.0		7	3	1	1	0	1	0	0	0	0	0	13	24	9.00	4.000										

Chicago White Sox @ Minnesota Twins
Hubert H. Humphrey Metrodome, Minneapolis, MN

AB 34
R 6
H 9
RBI 5
BB 4
SO 4
LOB 16



Wed Sep 15 2004, 8:10 PM EDT
Att: 20,612 - Unknown - 70 F

Batter	1	2	3	4	5	6	7	8	9	AB	R	H	RBI	BB	SO	LOB	TOP			
Willie Harris, L (1,4) OBP: 0.341, SLG: 0.321	0-1 CS 1B		2-2 G3			1-1 G3-1		3-2 L6		4	0	1	0	0	0	2	Chicago White Sox @ Minnesota Twins Hubert H. Humphrey Metrodome, Minneapolis, MN Thu Sep 16 2004, 8:10 PM EDT Att: 20,052 - Unknown - 70 F livebaseballscores.com			
Aaron Rowand, R (1,8) Wilson Valdez, R (9,PH)	2-2 G5-4-3 1B		2-2 G5-3			4-2 L5-3 BB		0-3 K		2	0	1	0	1	0	0				
Carlos Lee, R (1,10) Joe Borchard, S (9,PH)	0-0 G5-4-3 1B		1-1 14 1B SF7			0-1 L5-3		1-3 K		3	1	1	0	0	0	2				
14 Paul Konerko, R (1,3) OBP: 0.356, SLG: 0.532		0-0 F7		2-1 1B			3-2 P6		1-1 P5		4	0	1	0	0	0				
Ross Gload, L (1,7) OBP: 0.349, SLG: 0.418		0-3 K		1-1 SF7			0-0 G6-3				2	0	0	1	0	1				
Timo Perez, L (1,9) OBP: 0.288, SLG: 0.339		1-2 F8		3-H 1-1 G4-3			3-1 F9				3	0	0	0	0	1				
24 Joe Crede, R (1,5) OBP: 0.294, SLG: 0.400			1-1 E6			2-3 K		2-0 P3			3	0	0	0	1	0				
Jose Valentin, S (1,6) OBP: 0.282, SLG: 0.459			3-2 F8			1-0 F7		1-2 G3-1			3	0	0	0	0	1				
Ben Davis, S (1,2) OBP: 0.276, SLG: 0.393			2-0 F8			0-0 F7		4-1 BB			2	0	0	0	1	0				
Inning Stats	R: 0 E: 0 K: 0 S: 9	H: 2 LOB: 0 BB: 0 P: 10	R: 0 E: 0 K: 1 S: 7	H: 0 LOB: 0 BB: 0 P: 8	R: 0 E: 1 K: 0 S: 16	H: 0 LOB: 1 BB: 0 P: 24	R: 1 E: 0 K: 0 S: 13	H: 2 LOB: 1 BB: 0 P: 20	R: 0 E: 0 K: 1 S: 5	H: 0 LOB: 0 BB: 1 P: 8	R: 0 E: 0 K: 0 S: 6	H: 0 LOB: 0 BB: 0 P: 12	R: 0 E: 0 K: 2 S: 8	H: 0 LOB: 0 BB: 0 P: 18	R: 0 E: 0 K: 2 S: 8	H: 0 LOB: 0 BB: 0 P: 10	1B: 4 2B: 1 3B: 0 HR: 0	SF: 1 SAC: 0 DP: 2 HBP: 0	WP: 0 PB: 0 SB: 0 CS: 1	PA: 31
PITCHER	IP WLS BF H R ER SO BB IBB HBP BLK WP HR S P ERA WHIP	7.0 W 24 4 1 1 2 1 0 0 0 0 0 0 64 95 1.29 0.714	1.0 L 4 0 0 0 0 1 0 0 0 0 0 0 8 18 0.00 1.000	1.0 L 3 0 0 0 2 0 0 0 0 0 0 0 8 10 0.00 0.000	PITCHER															
Kyle Lohse, R (1,1) ERA: 5.29																				
J.C. Romero, L (8,1) ERA: 2.75																				
36 Joe Nathan, R (9,1) ERA: 1.5																				

Batter	1	2	3	4	5	6	7	8	9	AB	R	H	RBI	BB	SO	LOB	BOTTOM			
20 Lew Ford, R (1,7) OBP: 0.387, SLG: 0.458	1-3 K	2-0 FC6-4 1B		3-2 F8		0-2 K		0-2 33 2B WP 1B		5	1	1	0	0	2	2	Chicago White Sox @ Minnesota Twins Hubert H. Humphrey Metrodome, Minneapolis, MN Thu Sep 16 2004, 8:10 PM EDT Att: 20,052 - Unknown - 70 F livebaseballscores.com			
Jacque Jones, L (1,9) OBP: 0.319, SLG: 0.433	4-1 BB		3-2 L3	0-0 F8		3-2 G4-3		1-3 K		4	0	0	0	1	1	2				
Tori Hunter, R (1,8) OBP: 0.331, SLG: 0.473	1-3 K		0-1 33 2B G4-3 1B	4-2 BB			0-0 G6-3	4-0 33 2B IBB		3	2	1	0	2	1	1				
33 Justin Morneau, L (1,3) OBP: 0.337, SLG: 0.546	0-0 F7		1-2 G4-3 2B	3-2 G4-3			2-3 K	0-1 2B		5	1	2	3	0	1	2				
Jose Offerman, S (1,10) OBP: 0.360, SLG: 0.406		3-2 5 1B SH1-3 1B	1-0 G4-3				0-0 G4-3			5	0	1	1	0	1	2				
Cristian Guzman, S (1,6) OBP: 0.316, SLG: 0.398		0-1 SH1-3	2-1 5 HR 2B	0-1 G3-1			0-0 5 F8 2B			3	2	2	1	0	0	0				
5 Michael Cuddyer, R (1,5) OBP: 0.335, SLG: 0.426		0-0 BB 1B	3-H 2B HR	1-1 1B			1-1 1B			4	2	3	2	0	0	1				
Augie Ojeda, S (1,4) OBP: 0.405, SLG: 0.528	1 SAFE BB	4-0 1B	1-1 1B	1-0 F9			1-2 2B			3	1	2	1	1	0	1				
Pat Borders, R (1,2) OBP: 0.244, SLG: 0.325		1-0 20 FC6-4 1B	0-1 F7				0-0 F7			4	1	2	2	0	0	1				
Inning Stats	R: 0 E: 0 K: 2 S: 8	H: 0 LOB: 1 BB: 1 P: 14	R: 1 E: 0 K: 0 S: 9	H: 3 LOB: 2 BB: 1 P: 19	R: 4 E: 0 K: 0 S: 19	H: 5 LOB: 1 BB: 0 P: 30	R: 0 E: 0 K: 0 S: 14	H: 0 LOB: 1 BB: 1 P: 24	R: 0 E: 0 K: 1 S: 6	H: 1 LOB: 0 BB: 0 P: 8	R: 0 E: 0 K: 1 S: 6	H: 0 LOB: 0 BB: 0 P: 9	R: 5 E: 0 K: 2 S: 22	H: 5 LOB: 1 BB: 1 P: 35	R: 0 E: 0 K: 2 S: 8	H: 0 LOB: 0 BB: 0 P: 11	1B: 7 2B: 6 3B: 0 HR: 1	SF: 0 SAC: 1 DP: 0 HBP: 0	WP: 1 PB: 0 SB: 0 CS: 0	PA: 41
PITCHER	IP WLS BF H R ER SO BB IBB HBP BLK WP HR S P ERA WHIP	7.0 L 32 4 4 4 0 0 0 0 0 0 0 0 13 19 108.00 12.000	0.1 L 5 4 4 4 0 0 0 0 0 0 0 0 13 19 108.00 12.000	0.2 L 4 1 1 1 2 0 1 0 0 1 0 9 16 13.50 1.500	PITCHER															
Jon Garland, R (1,1) ERA: 4.99																				
Jon Adkins, R (8,1) ERA: 4.5																				
Neal Cotts, L (8,1) ERA: 5.03																				



Batter	1	2	3	4	5	6	7	8	9	AB	R	H	RBI	BB	SO	LOB	TOP									
1 Brian Roberts, S OBP: 0.356, SLG: 0.387										4	0	1	0	1	1	1	<p>Baltimore Orioles @ Minnesota Twins Hubert H. Humphrey Metrodome, Minneapolis, MN</p> <p>Fri Sep 17 2004, 8:10 PM EDT Att: 21,675 - Unknown - 70 F</p> <p>livebaseballscores.com</p> <p>AB 37 R 11 H 12 RBI 11 BB 6 SO 6 LOB 15</p>									
16 Tim Lincecum, S OBP: 0.278, SLG: 0.280										5	1	1	0	0	0	5										
6 Melvin Mora, R Luis Lopez, S OBP: 0.420, SLG: 0.569 OBP: 0.238, SLG: 0.315										4	0	0	0	1	2	1										
10 Miguel Tejada, R OBP: 0.354, SLG: 0.511										4	1	1	0	1	0	1										
Rafael Palmeiro, L OBP: 0.364, SLG: 0.433										5	2	1	2	0	0	3										
Javy Lopez, R Gerónimo Gil, R OBP: 0.366, SLG: 0.483 OBP: 0.444, SLG: 0.500										4	2	2	1	0	0	0										
B.J. Surhoff, L Darrell McDonald, R OBP: 0.300, SLG: 0.402 OBP: 0.219, SLG: 0.200										3	2	2	1	1	0	0										
Jose Leon, R 31 Jay Gibbons, L OBP: 0.211, SLG: 0.333 OBP: 0.292, SLG: 0.353										1	1	1	0	1	0	0										
Larry Bigbie, L OBP: 0.348, SLG: 0.442										4	1	3	7	0	1	2										
Inning Stats	R: 0 E: 0 K: 1 S: 7	H: 0 LOB: 0 BB: 0 P: 8	R: 0 E: 0 K: 0 S: 6	H: 0 LOB: 0 BB: 1 P: 13	R: 0 E: 0 K: 1 S: 14	H: 1 LOB: 2 BB: 2 P: 27	R: 0 E: 0 K: 0 S: 9	H: 0 LOB: 0 BB: 0 P: 14	R: 1 E: 0 K: 0 S: 9	H: 2 LOB: 1 BB: 0 P: 19	R: 5 E: 0 K: 1 S: 25	H: 5 LOB: 2 BB: 2 P: 42	R: 5 E: 0 K: 1 S: 13	H: 4 LOB: 0 BB: 1 P: 27	R: 0 E: 0 K: 1 S: 8	H: 0 LOB: 0 BB: 0 P: 11		R: 0 E: 0 K: 1 S: 8	H: 0 LOB: 0 BB: 0 P: 12	1B: 7 2B: 4 3B: 0 HR: 2	SF: 0 SAC: 0 DP: 2 HBP: 0	WP: 0 PB: 0 SB: 1 CS: 0	PA: 43			
PITCHER	IP	WLS	BF	H	R	ER	SO	BB	IBB	HBP	BLK	WP	HR	S	P	ERA	WHIP									
Terry Mulholland, L ERA: 5.11	(1, 1)	5.2	L	24	6	4	4	3	3	0	0	0	0	1	59	101	6.35	1.588								
28 Jesse Crain, R ERA: 2.25	(6, 1)	0.0		3	2	2	2	0	1	0	0	0	0	0	5	11	∞	∞								
Aaron Fultz, L ERA: 4.73	(6, 1)	0.1		2	0	0	0	0	1	0	0	0	0	0	6	11	0.00	3.000								
Grant Balfour, R ERA: 4.28	(7, 1)	0.1		4	2	3	3	0	1	0	0	0	0	0	7	16	81.00	9.000								
Joe Beimel, L ERA: 36.0	(7, 1)	0.2		4	2	2	2	1	0	0	0	0	0	1	6	11	27.00	3.000								
PITCHER	IP	WLS	BF	H	R	ER	SO	BB	IBB	HBP	BLK	WP	HR	S	P	ERA	WHIP									
Joe Roa, R ERA: 3.97	(8, 1)	1.0		3	0	0	0	1	0	0	0	0	0	0	8	11	0.00	0.000								
54 Matt Guerrier, R ERA: 5.74	(9, 1)	1.0		3	0	0	0	1	0	0	0	0	0	0	8	12	0.00	0.000								

Batter	1	2	3	4	5	6	7	8	9	AB	R	H	RBI	BB	SO	LOB	BOTTOM									
Shannon Stewart, R OBP: 0.378, SLG: 0.455										3	0	0	1	0	0	1	<p>Baltimore Orioles @ Minnesota Twins Hubert H. Humphrey Metrodome, Minneapolis, MN</p> <p>Fri Sep 17 2004, 8:10 PM EDT Att: 21,675 - Unknown - 70 F</p> <p>livebaseballscores.com</p> <p>AB 32 R 2 H 6 RBI 2 BB 2 SO 6 LOB 11</p>									
20 Lew Ford, R OBP: 0.388, SLG: 0.459										3	0	0	0	0	1	0										
Jacque Jones, L OBP: 0.317, SLG: 0.431										3	0	0	0	0	1	0										
Jason Kubel, L OBP: 0.333, SLG: 0.308										1	0	0	0	0	1	1										
Tori Hunter, R Michael Restovich, R OBP: 0.331, SLG: 0.472 OBP: 0.345, SLG: 0.385										3	0	1	0	0	1	0										
33 Justin Morneau, L OBP: 0.336, SLG: 0.539										3	0	0	0	1	0	1										
Jose Offerman, S OBP: 0.358, SLG: 0.402										4	0	1	0	0	1	2										
Cristian Guzman, S Jason Bartlett, R OBP: 0.316, SLG: 0.397										2	0	0	0	1	0	1										
5 Michael Cuddyer, R OBP: 0.334, SLG: 0.434										4	1	1	1	0	1	1										
Augie Ojeda, S OBP: 0.391, SLG: 0.500										4	0	1	0	0	0	1										
Pat Borders, R Matthew LeCroy, R OBP: 0.263, SLG: 0.346 OBP: 0.324, SLG: 0.412										1	1	1	0	0	0	0										
Inning Stats	R: 0 E: 0 K: 1 S: 11	H: 1 LOB: 2 BB: 1 P: 19	R: 0 E: 0 K: 0 S: 7	H: 0 LOB: 0 BB: 0 P: 11	R: 0 E: 0 K: 1 S: 10	H: 0 LOB: 0 BB: 0 P: 15	R: 0 E: 0 K: 0 S: 13	H: 1 LOB: 1 BB: 0 P: 20	R: 2 E: 0 K: 1 S: 11	H: 2 LOB: 0 BB: 0 P: 13	R: 0 E: 0 K: 1 S: 8	H: 0 LOB: 0 BB: 0 P: 10	R: 0 E: 0 K: 1 S: 8	H: 1 LOB: 2 BB: 1 P: 12	R: 0 E: 0 K: 2 S: 10	H: 1 LOB: 1 BB: 0 P: 13	R: 0 E: 1 K: 0 S: 11	H: 0 LOB: 1 BB: 0 P: 16	1B: 4 2B: 1 3B: 0 HR: 1	SF: 0 SAC: 0 DP: 2 HBP: 1	WP: 0 PB: 0 SB: 1 CS: 0	PA: 35				
PITCHER	IP	WLS	BF	H	R	ER	SO	BB	IBB	HBP	BLK	WP	HR	S	P	ERA	WHIP									
Sidney Ponson, R ERA: 5.22	(1, 1)	7.0		27	5	2	2	4	2	0	0	0	0	1	68	100	2.57	1.000								
John Parrish, L ERA: 3.47	(8, 1)	1.0		4	1	0	0	2	0	0	0	0	0	10	13	0.00	1.000									
Buddy Groom, L ERA: 5.32	(9, 1)	1.0		4	0	0	0	0	0	0	0	0	0	11	16	0.00	0.000									

Batter	1	2	3	4	5	6	7	8	9	AB	R	H	RBI	BB	SO	LOB	TOP		
1 Brian Roberts, S OBP: 0.356, SLG: 0.394 (1, 4)	G1-3		HR	K	F9		F9	1B 6 1B 2B		6	2	2	2	0	1	6			
David Newhan, L OBP: 0.374, SLG: 0.460 (1, 10)	F8		G5-3				K	1B HR		5	1	2	1	1	1	0			
6 Melvin Mora, R OBP: 0.421, SLG: 0.568 (1, 5)	G5-3		10 2B	K			G6-3	1B		6	2	3	1	0	1	2			
10 Miguel Tejada, R OBP: 0.356, SLG: 0.523 Luis Lopez, S OBP: 0.298, SLG: 0.315 (8, 6)		G4-3	1B		P3		HR			6	2	3	5	0	0	2			
Rafael Palmeiro, L OBP: 0.366, SLG: 0.431 Jose Leon, R OBP: 0.207, SLG: 0.327 (1, 3) (8, 3)		31 1B BB			1B 31 SF7 BB		P6		G6-3	2	2	0	0	3	1	0			
Javy Lopez, R OBP: 0.366, SLG: 0.482 Robert Machado, R OBP: 0.195, SLG: 0.233 (1, 2) (8, 2)		P6		K				1B	G4-3	5	1	2	0	0	1	3			
B.J. Surhoff, L OBP: 0.402, SLG: 0.402 16 Tim Raines, S OBP: 0.275, SLG: 0.276 (1, 7) (8, 8)		31 1B		G4-3				1B	G3-1	5	0	2	0	0	0	3			
31 Jay Gibbons, L OBP: 0.297, SLG: 0.365 (1, 9)		1B						1B		4	1	3	3	0	1	0			
Larry Bigbie, L OBP: 0.352, SLG: 0.442 (1, 8) (8, 7)		G4-3						1B		2	1	1	0	3	0	2			
Inning Stats	R: 0 H: 0 E: 0 K: 0 S: 12	H: 0 LOB: 0 BB: 0 P: 18	R: 1 H: 2 E: 0 K: 0 S: 20	H: 2 LOB: 2 BB: 1 P: 30	R: 2 H: 3 E: 0 K: 1 S: 20	H: 3 LOB: 2 BB: 1 P: 31	R: 0 H: 1 E: 0 K: 3 S: 19	H: 1 LOB: 2 BB: 1 P: 32	R: 1 H: 2 E: 0 K: 0 S: 15	H: 2 LOB: 0 BB: 0 P: 15	R: 0 H: 1 E: 0 K: 0 S: 12	H: 1 LOB: 2 BB: 1 P: 23	R: 7 H: 8 E: 0 K: 1 S: 25	H: 8 LOB: 2 BB: 1 P: 40	R: 0 H: 0 E: 0 K: 0 S: 7	H: 0 LOB: 0 BB: 0 P: 12	1B: 11 2B: 4 3B: 0 HR: 3	SF: 1 SAC: 0 DP: 0 HBP: 0	WP: 0 PA: 52 PB: 0 SB: 1 CS: 0
PITCHER	IP	WLS	BF	H	R	ER	SO	BB	IBB	HBP	BLK	WP	HR	S	P	ERA	WHIP		
Brad Radke, R ERA: 3.51 J.D. Durbin, R ERA: 2.09 Aaron Fultz, L ERA: 4.66 Joe Roa, R ERA: 4.39 Joe Beimel, L ERA: 43.2	(1, 1) (4, 1) (5, 1) (6, 1) (8, 1)	3.0 1.2 0.2 1.2 0.2	L 10 3 11 6	5 3 0 5 3	3 1 0 4 2	3 1 0 4 2	1 3 0 0 1	2 0 1 0 1	0 0 0 0 0	0 0 0 0 0	0 0 0 0 0	0 0 0 2 0	1 0 6 26 11	52 31 54 46 18	79 54 61 46 18	9.00 5.40 0.00 21.60 27.00	2.333 3.000 1.500 3.600 6.000		
PITCHER	IP	WLS	BF	H	R	ER	SO	BB	IBB	HBP	BLK	WP	HR	S	P	ERA	WHIP		
54 Matt Guerrier, R ERA: 5.29	(8, 1)	1.1	6	2	2	2	0	0	0	0	0	0	0	14	23	13.50	1.500		

Baltimore Orioles @ Minnesota Twins
Hubert H. Humphrey Metrodome, Minneapolis, MN
Sat Sep 18 2004, 1:20 PM EDT
Att: 24,183 - Unknown - 66 F

AB 44
R 12
H 18
RBI 12
BB 7
SO 6
LOB 18



Batter	1	2	3	4	5	6	7	8	9	AB	R	H	RBI	BB	SO	LOB	BOTTOM				
Jason Kubel, L OBP: 0.368, SLG: 0.313 (1, 10)	G4-3		20 G6-4-3 BB		F8			20 5 1B BB		3	1	1	0	1	0	0					
Jacque Jones, L OBP: 0.317, SLG: 0.429 Jason Bartlett, R (8, PH) (9, 6)		20 1B BB		F7			P5	L5		2	0	0	0	1	0	1					
20 Lew Ford, R OBP: 0.389, SLG: 0.459 (1, 8)		1B		G6-4-3			G5-3	5 1B BB		3	0	1	0	1	0	1					
33 Justin Morneau, L OBP: 0.332, SLG: 0.533 Matthew LeCroy, R OBP: 0.323, SLG: 0.410 (8, PH) (9, 3)		K					K	F9		3	0	0	0	0	3	2					
5 Michael Cuddyer, R OBP: 0.336, SLG: 0.433 (1, 4) (9, 9)		F8					F8	1B		3	1	1	1	1	0	2					
Corey Koskie, L OBP: 0.343, SLG: 0.493 (1, 5)		F8						K		4	1	1	2	0	1	2					
Michael Restovich, R OBP: 0.303, SLG: 0.333 (1, 7)		G5-3					L5			4	0	0	0	0	0	0					
Augie Ojeda, S OBP: 0.400, SLG: 0.500 (1, 6) (9, 4)		FC6-4 1B		G4-3				K		4	0	2	0	0	1	0					
Henry Blanco, R OBP: 0.244, SLG: 0.334 (1, 2)		FC6-4					F8			4	0	0	0	0	0	2					
Inning Stats	R: 0 H: 1 E: 0 K: 1 S: 16	H: 1 LOB: 1 BB: 0 P: 26	R: 0 H: 1 E: 0 K: 0 S: 15	H: 1 LOB: 0 BB: 0 P: 21	R: 0 H: 0 E: 0 K: 0 S: 9	H: 0 LOB: 0 BB: 1 P: 15	R: 2 H: 1 E: 0 K: 1 S: 9	H: 1 LOB: 0 BB: 1 P: 17	R: 0 H: 0 E: 0 K: 0 S: 4	H: 0 LOB: 0 BB: 0 P: 7	R: 0 H: 0 E: 0 K: 1 S: 6	H: 0 LOB: 0 BB: 0 P: 10	R: 0 H: 1 E: 0 K: 0 S: 10	H: 1 LOB: 1 BB: 0 P: 16	R: 1 H: 2 E: 0 K: 1 S: 16	H: 2 LOB: 2 BB: 1 P: 26	R: 0 H: 0 E: 0 K: 1 S: 6	H: 0 LOB: 0 BB: 0 P: 8	1B: 5 2B: 0 3B: 0 HR: 1	SF: 0 SAC: 0 DP: 1 HBP: 0	WP: 0 PA: 36 PB: 0 SB: 0 CS: 0
PITCHER	IP	WLS	BF	H	R	ER	SO	BB	IBB	HBP	BLK	WP	HR	S	P	ERA	WHIP				
40 Daniel Cabrera, R ERA: 4.51 Jason Grimsley, R ERA: 3.74 John Parrish, L ERA: 3.54 47 Aaron Rakers, R ERA: 9.0	(1, 1) (7, 1) (8, 1) (9, 1)	6.0 1.0 1.0 1.0	W H 6 3	23 4 2 0	3 1 1 0	2 0 1 0	3 0 1 1	0 0 0 0	0 0 0 0	0 0 0 0	0 0 0 0	0 0 0 0	0 10 16 6	59 16 26 8	9 16 26 8	3.00 0.00 9.00 0.00	1.000 1.000 3.000 0.000				
PITCHER	IP	WLS	BF	H	R	ER	SO	BB	IBB	HBP	BLK	WP	HR	S	P	ERA	WHIP				

Baltimore Orioles @ Minnesota Twins
Hubert H. Humphrey Metrodome, Minneapolis, MN
Sat Sep 18 2004, 1:20 PM EDT
Att: 24,183 - Unknown - 66 F

AB 32
R 3
H 6
RBI 3
BB 4
SO 5
LOB 13



Batter	1	2	3	4	5	6	7	8	9	AB	R	H	RBI	BB	SO	LOB	TOP								
1 Brian Roberts, S OBP: 0.354, SLG: 0.391										4	0	0	0	0	3	1	<p>Baltimore Orioles @ Minnesota Twins</p> <p>Hubert H. Humphrey Metrodome, Minneapolis, MN</p> <p>Sun Sep 19 2004, 2:10 PM EDT</p> <p>Att: 31,399 - Unknown - 70 F</p>								
16 Tim Lincecum, S OBP: 0.274, SLG: 0.288										4	0	1	0	0	3	1									
6 Melvin Mora, R OBP: 0.419, SLG: 0.566										4	0	1	0	0	1	0									
10 Miguel Tejada, R OBP: 0.355, SLG: 0.521										4	0	1	0	0	0	1									
B.J. Surhoff, L OBP: 0.359, SLG: 0.400										4	1	1	0	0	1	1									
Jose Leon, R OBP: 0.213, SLG: 0.328										3	0	1	0	0	2	0									
Rafael Palmeiro, L OBP: 0.367, SLG: 0.433										1	0	1	1	0	0	0									
31 Jay Gibbons, L OBP: 0.299, SLG: 0.366										4	0	2	0	0	2	2									
Geronomo Gil, R OBP: 0.333, SLG: 0.364										3	0	0	0	0	1	2									
Larry Bigbie, L OBP: 0.352, SLG: 0.441										3	0	1	0	0	2	1									
Inning Stats	R: 0 E: 0 K: 2 S: 9	H: 1 LOB: 0 BB: 0 P: 13	R: 0 E: 0 K: 1 S: 8	H: 2 LOB: 1 BB: 0 P: 13	R: 0 E: 0 K: 2 S: 10	H: 1 LOB: 1 BB: 0 P: 14	R: 0 E: 0 K: 1 S: 9	H: 0 LOB: 0 BB: 0 P: 12	R: 0 E: 0 K: 2 S: 12	H: 1 LOB: 1 BB: 0 P: 15	R: 0 E: 0 K: 1 S: 9	H: 1 LOB: 1 BB: 0 P: 11	R: 0 E: 0 K: 2 S: 12	H: 1 LOB: 1 BB: 0 P: 15	R: 0 E: 0 K: 3 S: 9	H: 0 LOB: 0 BB: 0 P: 10	R: 1 E: 0 K: 1 S: 14	H: 2 LOB: 1 BB: 0 P: 23	1B: 8 2B: 1 3B: 0 HR: 0	SF: 0 SAC: 0 DP: 1 HBP: 0	WP: 1 PB: 0 SB: 0 CS: 0	PA: 34			
PITCHER	IP	WLS	BF	H	R	ER	SO	BB	IBB	HBP	BLK	WP	HR	S	P	ERA	WHIP								
Johan Santana, L ERA: 2.65	(1, 1)	8.0	W	29	7	0	14	0	0	0	0	1	0	78	103	0.00	0.875								
36 Joe Nathan, R ERA: 1.61	(9, 1)	1.0		5	2	1	1	1	0	0	0	0	0	14	23	9.00	2.000								

Batter	1	2	3	4	5	6	7	8	9	AB	R	H	RBI	BB	SO	LOB	BOTTOM								
Cristian Guzman, S OBP: 0.316, SLG: 0.396										4	1	1	0	0	0	0	<p>Baltimore Orioles @ Minnesota Twins</p> <p>Hubert H. Humphrey Metrodome, Minneapolis, MN</p> <p>Sun Sep 19 2004, 2:10 PM EDT</p> <p>Att: 31,399 - Unknown - 70 F</p>								
Jacque Jones, L OBP: 0.315, SLG: 0.426										4	0	0	0	0	3	1									
20 Lew Ford, R OBP: 0.390, SLG: 0.459										4	0	2	0	0	0	1									
Matthew LeCroy, R OBP: 0.322, SLG: 0.408										4	0	1	1	0	0	2									
5 Michael Cuddyer, R OBP: 0.335, SLG: 0.430										4	1	1	0	0	0	1									
Corey Koskie, L OBP: 0.340, SLG: 0.489										3	0	0	0	0	2	1									
Michael Restovich, R OBP: 0.333, SLG: 0.438										2	1	1	2	1	0	0									
Luis Rivas, R OBP: 0.278, SLG: 0.421										3	1	1	1	0	1	1									
Henry Blanco, R OBP: 0.245, SLG: 0.345										3	1	1	1	0	2	0									
Inning Stats	R: 0 E: 0 K: 0 S: 8	H: 0 LOB: 0 BB: 0 P: 11	R: 0 E: 0 K: 1 S: 10	H: 0 LOB: 0 BB: 0 P: 14	R: 1 E: 0 K: 1 S: 11	H: 1 LOB: 0 BB: 0 P: 17	R: 0 E: 0 K: 1 S: 8	H: 1 LOB: 0 BB: 0 P: 12	R: 0 E: 0 K: 1 S: 12	H: 0 LOB: 1 BB: 1 P: 18	R: 1 E: 0 K: 1 S: 12	H: 2 LOB: 1 BB: 0 P: 13	R: 2 E: 0 K: 2 S: 14	H: 2 LOB: 0 BB: 0 P: 23	R: 1 E: 0 K: 1 S: 13	H: 2 LOB: 1 BB: 0 P: 22		1B: 5 2B: 0 3B: 0 HR: 3	SF: 0 SAC: 0 DP: 0 HBP: 0	WP: 0 PB: 0 SB: 0 CS: 1	PA: 32				
PITCHER	IP	WLS	BF	H	R	ER	SO	BB	IBB	HBP	BLK	WP	HR	S	P	ERA	WHIP								
Bruce Chen, L ERA: 2.45	(1, 1)	7.0	L	27	6	4	4	7	1	0	0	0	3	75	108	5.14	1.000								
Buddy Groom, L ERA: 5.4	(8, 1)	1.0		5	2	1	1	1	0	0	0	0	0	13	22	9.00	2.000								

AB	34
R	1
H	9
RBI	1
BB	0
SO	15
LOB	9



AB	31
R	5
H	8
RBI	5
BB	1
SO	8
LOB	7



Batter	1	2	3	4	5	6	7	8	9	AB	R	H	RBI	BB	SO	LOB	TOP										
Shannon Stewart, R (1, 7) OBP: 0.376, SLG: 0.450	4-1 FC1-4 BB	1-2 F7		0-2 G6-3		0-0 G5-3			1-0 F8	4	0	0	0	1	0	3											
20 Lew Ford, R (1, 9) OBP: 0.390, SLG: 0.460 Jacque Jones, L (9, 9) OBP: 0.315, SLG: 0.426	2-1 FC1-4 HR	2-2 F9			2-1 FC4-6 1B		1-3 K		2-2 5 BB 2B	5	2	2	0	0	1	2											
Tori Hunter, R (1, 8) OBP: 0.334, SLG: 0.481	0-1 HR		1-0 G6-3		1-1 FC4-6 2B		0-0 F9		4-0 5 BB IBB	4	1	2	2	1	0	0											
Matthew LeCroy, R (1, 3) OBP: 0.320, SLG: 0.407	1-1 5 1B 2B		1-2 F9		1-2 G4-3		1-3 K		2-0 F6	5	0	1	0	0	1	5											
5 Michael Cuddyer, R (1, 10) OBP: 0.342, SLG: 0.433	2-2 HR 1B		2-2		4-0 FC4-6 IBB			0-0 F7	4-1 1-2 2-3 3-4 BB	3	1	2	1	2	0	0											
Corey Koskie, L (1, 5) OBP: 0.339, SLG: 0.493	1-1 HR		1-3 K		0-2 FC4-6 PO			0-1 F9	0-3 K	5	1	1	3	0	2	6											
Cristian Guzman, S (1, 6) OBP: 0.314, SLG: 0.393	0-0 G6-3			2-0 G6-3	0-1 PO	1-0 G6-3		1-0 G6-3		4	0	0	0	0	0	0											
Luis Rivas, R (1, 4) OBP: 0.280, SLG: 0.434		2-1 G1-3		1-0 F9		0-0 2B		1-0 HR		4	1	2	1	0	0	0											
Henry Blanco, R (1, 2) OBP: 0.251, SLG: 0.358		4-2 BB		0-1 HR		1-1 F8		1-2 20 2B 5 BB 1B		3	2	2	1	1	0	1											
Inning Stats	R: 4 E: 0 K: 0 S: 14	H: 4 LOB: 0 BB: 1 P: 23	R: 0 E: 0 K: 0 S: 12	H: 0 LOB: 1 BB: 1 P: 21	R: 0 E: 0 K: 1 S: 10	H: 1 LOB: 1 BB: 0 P: 15	R: 1 E: 0 K: 0 S: 7	H: 1 LOB: 1 BB: 1 P: 10	R: 1 E: 0 K: 0 S: 12	H: 2 LOB: 1 BB: 1 P: 20	R: 0 E: 0 K: 2 S: 5	H: 0 LOB: 0 BB: 0 P: 9	R: 0 E: 0 K: 0 S: 4	H: 0 LOB: 0 BB: 0 P: 5	R: 2 E: 0 K: 1 S: 14	H: 3 LOB: 3 BB: 2 P: 29	1B: 4 2B: 4 3B: 0 HR: 4	SF: 0 SAC: 0 DP: 0 HBP: 0	WP: 0 PB: 0 SB: 0 CS: 0	PA: 43							
PITCHER	IP	WLS	BF	H	R	ER	SO	BB	IBB	HBP	BLK	WP	HR	S	P	ERA	WHIP										
56 Mark Buehrle, L (1, 1) ERA: 4.12 Jeff Bajenaru, R (9, 1) ERA: 15.19	8.0	L	35	10	7	7	3	2	1	0	0	0	4	72	112	7.88	1.500										

Minnesota Twins @ Chicago White Sox
U.S. Cellular Field, Chicago, IL
Mon Sep 20 2004, 8:05 PM EDT
Att: 21,991 - Sunny - 74 F

AB	37
R	8
H	12
RBI	8
BB	5
SO	4
LOB	17



Batter	1	2	3	4	5	6	7	8	9	AB	R	H	RBI	BB	SO	LOB	BOTTOM										
Willie Harris, L (1, 4) OBP: 0.337, SLG: 0.321	0-1 P4		1-0 G4-6-3			2-2 F7		3-3 K		4	0	0	0	0	1	1											
Aaron Rowand, R (1, 8) OBP: 0.370, SLG: 0.551	1-0 G6-3			1-1 F9		1-1 14 FC5 1B		0-1 P4		4	0	1	0	0	0	0											
Carlos Lee, R (1, 7) OBP: 0.365, SLG: 0.516	3-2 F7			0-0 F7		0-1 1B		0-0 F9		4	0	1	0	0	0	0											
14 Paul Konerko, R (1, 10) OBP: 0.362, SLG: 0.548		4-2 G6-4-3 BB		1-1 1B		1-0 FC5		1-3 K		3	0	1	0	1	1	2											
Ross Gload, L (1, 3) OBP: 0.362, SLG: 0.426		2-2 G6-4-3		1-1 F9			0-0 HR 1B	1-1 1B		4	1	2	0	0	0	2											
Jose Valentin, S (1, 6) OBP: 0.281, SLG: 0.462		3-2 FC4-6 1B		3-2 F8		0-0 HR 1B		3-2 K		4	1	2	2	0	1	1											
Sandy Alomar Jr., R (1, 2) OBP: 0.297, SLG: 0.308 Timo Perez, L (9, PH) OBP: 0.291, SLG: 0.346	0-1 FC4-6			0-1 G6-3		0-2 G6-3		0-2 P6		3	0	0	0	0	0	1											
Joe Borchard, S (1, 9) OBP: 0.241, SLG: 0.288			1-2 G4-3		0-1 F7		3-2 G4-3			3	0	0	0	0	0	0											
24 Joe Crede, R (1, 5) OBP: 0.292, SLG: 0.394			1-0 G4-6-3 1B			1-1 F8		2-0 F8		3	0	1	0	0	0	0											
Inning Stats	R: 0 E: 0 K: 0 S: 7	H: 0 LOB: 0 BB: 0 P: 11	R: 0 E: 0 K: 0 S: 12	H: 1 LOB: 1 BB: 1 P: 21	R: 0 E: 0 K: 0 S: 5	H: 1 LOB: 0 BB: 0 P: 8	R: 0 E: 0 K: 0 S: 7	H: 0 LOB: 0 BB: 0 P: 10	R: 0 E: 0 K: 0 S: 10	H: 2 LOB: 2 BB: 0 P: 15	R: 2 E: 0 K: 0 S: 9	H: 2 LOB: 0 BB: 0 P: 14	R: 0 E: 0 K: 1 S: 6	H: 0 LOB: 0 BB: 0 P: 9	R: 0 E: 0 K: 2 S: 12	H: 1 LOB: 1 BB: 0 P: 17	1B: 7 2B: 0 3B: 0 HR: 1	SF: 0 SAC: 0 DP: 2 HBP: 0	WP: 0 PB: 0 SB: 0 CS: 0	PA: 34							
PITCHER	IP	WLS	BF	H	R	ER	SO	BB	IBB	HBP	BLK	WP	HR	S	P	ERA	WHIP										
Carlos Silva, R (1, 1) ERA: 4.26 Juan Rincon, R (8, 1) ERA: 2.63	7.0	W	27	7	2	2	0	1	0	0	0	0	0	18	26	0.00	0.500										

Minnesota Twins @ Chicago White Sox
U.S. Cellular Field, Chicago, IL
Mon Sep 20 2004, 8:05 PM EDT
Att: 21,991 - Sunny - 74 F


AB	33
R	2
H	8
RBI	2
BB	1
SO	3
LOB	8



Batter	1	2	3	4	5	6	7	8	9	AB	R	H	RBI	BB	SO	LOB	TOP					
20 Lew Ford, R OBP: 0.388, SLG: 0.458	F9		F8				K		P3	5	0	1	0	0	1	1						
Jacque Jones, L OBP: 0.313, SLG: 0.422	P4		F7				G4-3			4	0	0	0	0	0	1						
Corey Koskie, L OBP: 0.338, SLG: 0.494 Augie Ojeda, S OBP: 0.400, SLG: 0.500	K			FC6-5	P5		K			4	0	1	0	0	2	1						
Matthew LeCroy, R OBP: 0.319, SLG: 0.409		G6-3		FC6-5			G5-3			4	1	1	0	0	0	1						
Jason Kubel, L OBP: 0.435, SLG: 0.550		HR		FC4-2			F9			4	3	3	2	0	0	0						
Michael Restovich, R OBP: 0.335, SLG: 0.500		HR		FC4-2			G6-3			4	1	1	2	0	0	2						
Jason Bartlett, R OBP: 0.091, SLG: 0.091		G5-3					P3			4	0	1	1	0	0	0						
Luis Rivas, R OBP: 0.283, SLG: 0.433		P5								3	1	1	0	1	1	2						
Pat Borders, R OBP: 0.265, SLG: 0.358 Jose Offerman, S OBP: 0.356, SLG: 0.400			F7				P6			3	0	1	1	0	1	0						
Inning Stats	R: 0 E: 0 K: 1 S: 8	H: 0 LOB: 0 BB: 0 P: 12	R: 2 E: 0 K: 0 S: 13	H: 2 LOB: 0 BB: 0 P: 21	R: 0 E: 0 K: 0 S: 6	H: 0 LOB: 0 BB: 0 P: 9	R: 1 E: 0 K: 1 S: 22	H: 3 LOB: 2 BB: 0 P: 30	R: 0 E: 0 K: 1 S: 11	H: 1 LOB: 1 BB: 0 P: 17	R: 3 E: 0 K: 0 S: 13	H: 3 LOB: 1 BB: 1 P: 25	R: 0 E: 0 K: 0 S: 11	H: 0 LOB: 0 BB: 0 P: 18	R: 0 E: 0 K: 0 S: 11	H: 0 LOB: 0 BB: 0 P: 17	R: 0 E: 0 K: 0 S: 11	H: 1 LOB: 1 BB: 0 P: 20	1B: 5 2B: 3 3B: 0 HR: 2	SF: 0 SAC: 0 DP: 0 HBP: 0	WP: 1 PB: 0 SB: 0 CS: 0	PA: 37
PITCHER	IP	WLS	BF	H	R	ER	SO	BB	IBB	HBP	BLK	WP	HR	S	P	ERA	WHIP					
Jon Garland, R ERA: 5.11	6.0		27	9	6	6	3	1	0	0	0	1	2	73	114	9.00	1.667					
Neal Cotts, L ERA: 5.31	1.0	W	3	0	0	0	2	0	0	0	0	0	0	11	18	0.00	0.000					
Jon Adkins, R ERA: 4.85	1.0	H	3	0	0	0	0	0	0	0	0	0	0	11	17	0.00	0.000					
Shingo Takatsu, R ERA: 2.43	1.0	S	4	1	0	0	0	0	0	0	0	0	0	11	20	0.00	1.000					

Minnesota Twins @ Chicago White Sox
U.S. Cellular Field, Chicago, IL
Tue Sep 21 2004, 8:05 PM EDT
Att: 14,771 - Sunny - 82 F

AB 36
R 6
H 10
RBI 6
BB 1
SO 5
LOB 9



Batter	1	2	3	4	5	6	7	8	9	AB	R	H	RBI	BB	SO	LOB	BOTTOM				
Willie Harris, L OBP: 0.340, SLG: 0.322 5 Juan Uribe, R OBP: 0.320, SLG: 0.490	G4-3		CI				S			2	1	1	0	1	0	0					
Aaron Rowand, R OBP: 0.370, SLG: 0.549	G4-3		G5-3				F9			5	1	2	1	0	1	3					
Ross Gload, L OBP: 0.372, SLG: 0.430	G4-3									3	0	2	1	2	0	1					
14 Paul Konerko, R OBP: 0.362, SLG: 0.552	HR		G5-4-3							4	1	1	1	1	1	7					
Timo Perez, L OBP: 0.287, SLG: 0.340	F7						G3			5	0	0	0	0	0	3					
Ben Davis, S OBP: 0.269, SLG: 0.370		K					E4			5	1	0	0	0	2	3					
Joe Borchard, S OBP: 0.241, SLG: 0.293		G3					K			4	0	1	0	0	1	1					
24 Joe Crede, R OBP: 0.293, SLG: 0.392		F9					L6			2	1	0	0	2	0	0					
Wilson Valdez, R OBP: 0.316, SLG: 0.235										2	2	1	0	2	0	2					
Inning Stats	R: 2 E: 0 K: 0 S: 11	H: 2 LOB: 0 BB: 0 P: 15	R: 0 E: 0 K: 1 S: 7	H: 0 LOB: 0 BB: 0 P: 9	R: 0 E: 1 K: 0 S: 7	H: 1 LOB: 2 BB: 1 P: 15	R: 0 E: 0 K: 1 S: 10	H: 1 LOB: 2 BB: 1 P: 16	R: 1 E: 0 K: 0 S: 7	H: 1 LOB: 2 BB: 2 P: 20	R: 1 E: 0 K: 0 S: 12	H: 2 LOB: 3 BB: 2 P: 23	R: 4 E: 1 K: 1 S: 13	H: 1 LOB: 0 BB: 0 P: 30	R: 0 E: 0 K: 1 S: 7	H: 1 LOB: 1 BB: 0 P: 9	1B: 6 2B: 1 3B: 0 HR: 2	SF: 0 SAC: 0 DP: 1 HBP: 0	WP: 2 PB: 0 SB: 0 CS: 0	PA: 42	
PITCHER	IP	WLS	BF	H	R	ER	SO	BB	IBB	HBP	BLK	WP	HR	S	P	ERA	WHIP				
Kyle Lohse, R ERA: 5.31	6.0		31	7	4	4	3	6	0	0	0	0	0	9	20	13.50	3.000				
J.C. Romero, L ERA: 2.73	0.2	L	5	0	3	1	1	2	0	0	0	0	0	4	10	0.00	3.000				
2B Jesse Crain, R ERA: 2.66	0.1	B	2	1	1	0	0	0	0	0	0	0	1	4	10	0.00	3.000				
Grant Balfour, R ERA: 4.15	1.0		4	1	0	0	1	0	0	0	0	0	0	7	9	0.00	1.000				

Minnesota Twins @ Chicago White Sox
U.S. Cellular Field, Chicago, IL
Tue Sep 21 2004, 8:05 PM EDT
Att: 14,771 - Sunny - 82 F

AB 33
R 8
H 9
RBI 7
BB 8
SO 5
LOB 20



Batter	1	2	3	4	5	6	7	8	9	AB	R	H	RBI	BB	SO	LOB	TOP										
Shannon Stewart, R OBP: 0.376, SLG: 0.449 (1, 7)	1-2 FC4 1B	2-2 L5			1-2 F9		0-2 G3		1-0 1B	5	0	2	0	0	0	1											
Jacque Jones, L OBP: 0.314, SLG: 0.427 (1, 9)	1-2 FC4 2B		1-3 K		3-2 HR		4-0 BB		0-0 F8	4	2	1	2	1	1	2											
Tori Hunter, R OBP: 0.333, SLG: 0.478 (1, 8)	1-1 2B G6-3		1-3 K		0-1 G6-3		0-3 K			3	1	0	0	0	2	1											
Corey Koskie, L OBP: 0.337, SLG: 0.494 (1, 5)	0-1 1B 2H		1-3 K			3-2 F7		1-3 K		4	0	1	1	0	2	0											
Matthew LeCroy, R OBP: 0.321, SLG: 0.414 Jason Bartlett, R OBP: 0.091, SLG: 0.091 (8, PR) Terry Lincecum, S OBP: 0.357, SLG: 0.526 (8, 3)	2-2 G6-3			1-2 G5-3		1-1 HR 2B		1-1 S 1B		4	1	2	1	0	0	1											
Jason Kubel, L OBP: 0.444, SLG: 0.667 (1, 10)	2-2 2-3 1B			0-0 F9		1-1 HR		3-1 P6		4	1	2	2	0	0	1											
Cristian Guzman, S OBP: 0.311, SLG: 0.390 (1, 6)	2-3 K			1-2 F8		1-0 G1-3		1-1 G6-3		4	0	0	0	0	1	3											
Luis Rivas, R OBP: 0.282, SLG: 0.431 (1, 4)		2-2 F9			0-2 F9 HR		1-2 F9		2-1 F8	4	1	1	0	0	0	0											
Pat Borders, R OBP: 0.253, SLG: 0.341 (1, 2)	2-1 G6-3			0-0 P3			0-1 P3		2-3 K	4	0	0	0	0	1	1											
Inning Stats	R: 2 E: 0 K: 1 S: 19	H: 3 LOB: 2 BB: 0 P: 28	R: 0 E: 0 K: 0 S: 9	H: 0 LOB: 0 BB: 0 P: 15	R: 0 E: 0 K: 3 S: 9	H: 0 LOB: 0 BB: 0 P: 12	R: 0 E: 0 K: 0 S: 8	H: 0 LOB: 0 BB: 0 P: 10	R: 2 E: 0 K: 0 S: 11	H: 2 LOB: 0 BB: 0 P: 18	R: 0 E: 0 K: 1 S: 8	H: 0 LOB: 1 BB: 1 P: 12	R: 0 E: 0 K: 1 S: 11	H: 1 LOB: 2 BB: 0 P: 17	R: 0 E: 0 K: 1 S: 7	H: 1 LOB: 1 BB: 0 P: 12	1B: 5 2B: 2 3B: 0 HR: 2	SF: 0 SAC: 0 DP: 0 HBP: 1	WP: 0 PB: 0 SB: 0 CS: 0	PA: 38							
PITCHER	IP	WLS	BF	H	R	ER	SO	BB	IBB	HBP	BLK	WP	HR	S	P	ERA	WHIP										
Jason Grilli, R ERA: 7.29 Felix Diaz, R ERA: 6.56 Damaso Marte, L ERA: 3.34 Jon Adkins, R ERA: 4.8 Neal Cotts, L ERA: 5.29	5.1		24	7	6	6	4	0	0	1	0	0	2	68	97	10.12	1.312										

Minnesota Twins @ Chicago White Sox
U.S. Cellular Field, Chicago, IL
Wed Sep 22 2004, 8:05 PM EDT
Att: 22,396 - Sunny - 78 F

AB	36
R	6
H	9
RBI	6
BB	1
SO	7
LOB	10



Batter	1	2	3	4	5	6	7	8	9	AB	R	H	RBI	BB	SO	LOB	BOTTOM										
Aaron Rowand, R OBP: 0.369, SLG: 0.549 (1, 8)	0-0 P5		1-1 1B 2B		3-3 K		1-3 K		0-0 SH1-4	4	1	1	1	0	2	1											
Willie Harris, L OBP: 0.343, SLG: 0.322 (1, 4)	2-3 K		3-2 14 CS 1B		1-2 G1-3		4-2 14 S BB		4-0 14 B BB	3	0	1	1	2	1	0											
14 Paul Konerko, R OBP: 0.363, SLG: 0.550 (1, 3)	1-2 G6-3		3-3 K		1-2 1B HBP		2-2 F8		0-1 1B	5	1	2	1	0	1	2											
Carl Everett, S OBP: 0.319, SLG: 0.402 (1, 10)		2-1 P4		0-0 L9		3-0 1B HBP		1-1 G4-3		3	1	0	0	0	0	1											
Jamie Burke, R OBP: 0.383, SLG: 0.410 (1, 2)		4-0 G6-4-3 BB		1-1 G4-3		1-2 1B HBP		2-1 G4-3		3	1	1	0	1	0	0											
Ross Gload, L OBP: 0.374, SLG: 0.431 (1, 7)	1-1 G6-4-3			0-0 1B		0-1 24 E 1B		3-2 L3		4	0	2	1	0	0	1											
Joe Borchard, S OBP: 0.247, SLG: 0.294 (1, 9)			0-0 2B 1B		1-1 P3		4-2 24 B BB			3	1	1	1	1	0	2											
24 Joe Crede, R OBP: 0.295, SLG: 0.393 (1, 5)			3-2 SAFE F9			0-0 CS 1B		1-3 K		4	0	2	0	0	1	2											
Wilson Valdez, R OBP: 0.348, SLG: 0.333 (1, 6)			2-0 SAFE 1B SAFE F9		0-3 K		1-2 F9		1-0 SH1-4 1B	4	2	2	1	0	1	3											
Inning Stats	R: 0 E: 0 K: 1 S: 8	H: 0 LOB: 0 BB: 0 P: 11	R: 0 E: 0 K: 0 S: 4	H: 0 LOB: 0 BB: 1 P: 11	R: 3 E: 0 K: 1 S: 18	H: 4 LOB: 1 BB: 0 P: 30	R: 0 E: 0 K: 0 S: 6	H: 1 LOB: 1 BB: 0 P: 8	R: 0 E: 0 K: 2 S: 7	H: 1 LOB: 1 BB: 0 P: 10	R: 3 E: 1 K: 0 S: 19	H: 4 LOB: 2 BB: 0 P: 26	R: 0 E: 0 K: 1 S: 12	H: 0 LOB: 1 BB: 1 P: 20	R: 0 E: 0 K: 1 S: 12	H: 0 LOB: 1 BB: 1 P: 22	R: 1 E: 0 K: 0 S: 4	H: 2 LOB: 2 BB: 1 P: 9	1B: 10 2B: 4 3B: 0 HR: 0	SF: 0 SAC: 1 DP: 3 HBP: 1	WP: 0 PB: 0 SB: 1 CS: 2	PA: 39					
PITCHER	IP	WLS	BF	H	R	ER	SO	BB	IBB	HBP	BLK	WP	HR	S	P	ERA	WHIP										
Terry Mulholland, L ERA: 5.38 Grant Balfour, R ERA: 4.08 28 Jesse Crain, R ERA: 2.53 J.C. Romero, L ERA: 2.69 Joe Rosa, R ERA: 4.5	5.1		24	7	6	6	4	1	0	1	0	0	0	7	8	0.00	1.500										

Minnesota Twins @ Chicago White Sox
U.S. Cellular Field, Chicago, IL
Wed Sep 22 2004, 8:05 PM EDT
Att: 22,396 - Sunny - 78 F

AB	33
R	7
H	12
RBI	6
BB	4
SO	6
LOB	12



Batter	1	2	3	4	5	6	7	8	9	AB	R	H	RBI	BB	SO	LOB	TOP								
Shannon Stewart, R (1, 10) OBP: 0.379, SLG: 0.450	G4-3		K			BB		FC6-4		4	0	2	2	1	1	0	Minnesota Twins @ Cleveland Indians Jacobs Field, Cleveland, OH Thu Sep 23 2004, 7:05 PM EDT Att: 18,053 - Sunny - 74 F								
20 Lew Ford, R (1, 9) OBP: 0.388, SLG: 0.457	G6-3		K					FC6-4		5	0	2	2	0	1	1									
Tori Hunter, R (1, 8) OBP: 0.330, SLG: 0.473	K				P3	G6-3	G6-3	G6-3		5	0	0	0	0	1	6									
Matthew LeCroy, R (1, 3) OBP: 0.323, SLG: 0.414					G6-3			F9		5	1	2	0	0	1	0									
Corey Koskie, L (1, 5) OBP: 0.338, SLG: 0.494								L7		4	0	1	0	1	1	1									
Michael Restovich, R (1, 7) OBP: 0.341, SLG: 0.500 Jose Offerman, S (9, PH) OBP: 0.359, SLG: 0.404								WP		4	2	2	0	0	0	3									
Cristian Guzman, S (1, 6) OBP: 0.312, SLG: 0.392								33 1B		5	2	2	0	0	2	4									
Luis Rivas, R (1, 4) OBP: 0.283, SLG: 0.431 Jason Kubel, L (8, PH) OBP: 0.429, SLG: 0.640 Augie Ojeda, S (8, 4) OBP: 0.400, SLG: 0.500 33 Justin Morneau, L (9, PH) OBP: 0.335, SLG: 0.535								E3		2	0	1	2	0	0	2									
Henry Blanco, R (1, 2) OBP: 0.252, SLG: 0.355 Jacque Jones, L (8, PH) OBP: 0.313, SLG: 0.426 Pat Borders, R (8, 2) OBP: 0.253, SLG: 0.341 Terry Liffe, S (9, PH) OBP: 0.349, SLG: 0.513								G3-1		1	0	0	0	0	1	1									
Inning Stats	R: 0 E: 0 K: 1 S: 7	H: 0 LOB: 0 BB: 0 P: 10	R: 0 E: 0 K: 3 S: 11	H: 1 LOB: 2 BB: 1 P: 21	R: 0 E: 0 K: 3 S: 10	H: 0 LOB: 0 BB: 0 P: 14	R: 0 E: 0 K: 1 S: 7	H: 0 LOB: 0 BB: 0 P: 12	R: 2 E: 0 K: 1 S: 16	H: 4 LOB: 2 BB: 1 P: 24	R: 3 E: 0 K: 0 S: 14	H: 5 LOB: 3 BB: 1 P: 25	R: 0 E: 0 K: 1 S: 8	H: 1 LOB: 1 BB: 0 P: 11	R: 1 E: 1 K: 1 S: 12	H: 1 LOB: 1 BB: 0 P: 18		R: 1 E: 0 K: 1 S: 16	H: 2 LOB: 2 BB: 0 P: 20	1B: 12 2B: 2 3B: 0 HR: 0	SF: 1 SAC: 0 DP: 0 HBP: 0	WP: 2 PB: 0 SB: 1 CS: 1	PA: 45		
PITCHER	IP	WLS	BF	H	R	ER	SO	BB	IBB	HBP	BLK	WP	HR	S	P	ERA	WHIP								
31 Cliff Lee, L (1, 1) ERA: 5.7	5.2	W	27	8	5	5	7	3	0	0	0	0	0	58	95	7.94	1.941								
David Riske, L (8, 1) ERA: 3.75	1.1	H	7	3	0	0	1	0	0	0	0	0	0	15	22	0.00	2.250								
Jason Davis, R (8, 1) ERA: 5.64	1.0	H	5	1	1	0	1	0	0	0	0	1	0	12	18	0.00	1.000								
63 Rafael Betancourt, R (9, 1) ERA: 4.14	1.0	S	6	2	1	1	1	0	0	0	0	1	0	16	20	9.00	2.000								

Batter	1	2	3	4	5	6	7	8	9	AB	R	H	RBI	BB	SO	LOB	BOTTOM								
Matt Lawton, L (1, 9) OBP: 0.372, SLG: 0.432	WP	F7				G6-4-3		1B		3	1	1	0	2	0	1	Minnesota Twins @ Cleveland Indians Jacobs Field, Cleveland, OH Thu Sep 23 2004, 7:05 PM EDT Att: 18,053 - Sunny - 74 F								
Omar Vizquel, S (1, 6) OBP: 0.353, SLG: 0.393	F8		G1-3	F6		K		1B		5	0	1	0	0	1	3									
48 Travis Hafner, L (1, 10) OBP: 0.414, SLG: 0.589	1B		K	L5-4				K		5	1	1	0	0	3	4									
Casey Blake, R (1, 5) OBP: 0.356, SLG: 0.488	F8							K		3	2	1	0	2	1	4									
Ben Broussard, L (1, 3) OBP: 0.368, SLG: 0.478	1B		G3					F8		4	0	1	1	0	1	3									
Coco Crisp, S (1, 7) OBP: 0.341, SLG: 0.444	1B							2B		4	1	3	2	0	1	1									
24 Grady Sizemore, L (1, 8) OBP: 0.300, SLG: 0.343	K							K		4	2	2	2	0	2	3									
Josh Bard, S (1, 2) OBP: 0.545, SLG: 1.000								HR		3	2	2	3	1	0	0									
Brandon Phillips, R (1, 4) OBP: 0.333, SLG: 0.400								K		3	0	1	1	1	1	1									
Inning Stats	R: 2 E: 0 K: 1 S: 16	H: 3 LOB: 2 BB: 1 P: 29	R: 0 E: 0 K: 0 S: 5	H: 0 LOB: 1 BB: 1 P: 11	R: 0 E: 0 K: 1 S: 7	H: 0 LOB: 1 BB: 1 P: 14	R: 3 E: 0 K: 0 S: 11	H: 4 LOB: 1 BB: 1 P: 21	R: 2 E: 0 K: 2 S: 13	H: 2 LOB: 0 BB: 0 P: 20	R: 0 E: 0 K: 1 S: 7	H: 0 LOB: 0 BB: 1 P: 15	R: 1 E: 0 K: 2 S: 11	H: 1 LOB: 1 BB: 1 P: 21	R: 1 E: 0 K: 3 S: 15	H: 3 LOB: 2 BB: 0 P: 21		1B: 7 2B: 5 3B: 0 HR: 2	SF: 0 SAC: 0 DP: 3 HBP: 0	WP: 1 PB: 0 SB: 0 CS: 0	PA: 40				
PITCHER	IP	WLS	BF	H	R	ER	SO	BB	IBB	HBP	BLK	WP	HR	S	P	ERA	WHIP								
J.D. Durbin, R (1, 1) ERA: 7.36	3.0	L	19	7	5	5	2	4	0	0	0	0	1	19	33	9.00	1.500								
54 Matt Guerrier, R (4, 1) ERA: 5.69	2.0		8	2	2	2	2	1	0	0	0	0	1	19	33	9.00	1.500								
Aaron Fultz, L (6, 1) ERA: 4.78	2.2		12	4	2	2	5	1	0	0	0	0	1	29	48	6.75	1.875								
Juan Rincon, R (8, 1) ERA: 2.62	0.1		1	0	0	0	1	0	0	0	0	0	0	3	4	0.00	0.000								

Batter	1	2	3	4	5	6	7	8	9	AB	R	H	RBI	BB	SO	LOB	TOP				
Shannon Stewart, R (1.7) OBP: 0.379, SLG: 0.449										5	1	2	1	0	1	2	Minnesota Twins @ Cleveland Indians Jacobs Field, Cleveland, OH Fri Sep 24 2004, 7:05 PM EDT Att: 16,253 - Unknown - 77 F				
Jacque Jones, L (1.9) OBP: 0.316, SLG: 0.432										4	2	2	2	1	0	2					
20 Lew Ford, R (1.8) OBP: 0.390, SLG: 0.461										5	0	3	3	0	1	2					
33 Justin Morneau, L (1.3) OBP: 0.336, SLG: 0.532										5	1	2	0	0	2	4					
Corey Koskie, L (1.5) OBP: 0.338, SLG: 0.491										4	0	1	0	1	1	2					
5 Michael Cuddyer, R (8.5) OBP: 0.342, SLG: 0.433										0	0	0	0	0	0	0					
Jason Kubel, L (1.10) OBP: 0.394, SLG: 0.600										5	0	1	0	0	1	2					
Crstian Guzman, S (1.6) OBP: 0.311, SLG: 0.389										4	1	0	1	1	0	3					
Augie Ojeda, S (1.4) OBP: 0.400, SLG: 0.490										5	2	2	0	0	0	3					
Henry Blanco, R (1.2) OBP: 0.255, SLG: 0.357										4	1	2	1	0	0	1					
Inning Stats	R: 0 E: 0 K: 1 S: 11	H: 1 LOB: 1 BB: 0 P: 18	R: 0 E: 0 K: 1 S: 9	H: 0 LOB: 0 BB: 0 P: 11	R: 1 E: 1 K: 2 S: 16	H: 2 LOB: 2 BB: 1 P: 28	R: 5 E: 0 K: 1 S: 19	H: 5 LOB: 1 BB: 1 P: 37	R: 0 E: 0 K: 0 S: 6	H: 1 LOB: 1 BB: 0 P: 8	R: 1 E: 0 K: 0 S: 7	H: 1 LOB: 1 BB: 1 P: 16	R: 1 E: 0 K: 1 S: 18	H: 3 LOB: 2 BB: 0 P: 28	R: 0 E: 0 K: 0 S: 8	H: 0 LOB: 0 BB: 0 P: 13	1B: 12 2B: 3 3B: 0 HR: 1	SF: 0 SAC: 0 DP: 1 HBP: 0	WP: 2 PB: 2 SB: 0 CS: 0	PA: 44	
PITCHER	IP	WLS	BF	H	R	ER	SO	BB	IBB	HBP	BLK	WP	HR	S	P	ERA	WHIP				
Kyle Denney, R (1.1) ERA: 11.25	3.2	L	21	8	6	6	4	2	0	0	0	1	0	52	89	14.73	2.727				
Jeremy Guthrie, R (4.1) ERA: 4.63	2.2		12	4	1	1	1	1	0	0	0	1	0	21	41	3.38	1.875				
Jake Robbins, R (7.1) ERA: 5.4	1.1		7	3	1	1	0	0	0	0	0	0	1	18	29	6.75	2.250				
Fernando Cabrera, R (8.1) ERA: 3.38	1.1		4	0	0	0	1	0	0	0	0	0	0	11	16	0.00	0.000				

AB	41
R	8
H	15
RBI	8
BB	3
SO	6
LOB	21



Batter	1	2	3	4	5	6	7	8	9	AB	R	H	RBI	BB	SO	LOB	BOTTOM				
Coco Crisp, S (1.7) OBP: 0.342, SLG: 0.442										2	0	0	0	2	1	0	Minnesota Twins @ Cleveland Indians Jacobs Field, Cleveland, OH Fri Sep 24 2004, 7:05 PM EDT Att: 16,253 - Unknown - 77 F				
Omar Vizquel, S (1.6) OBP: 0.352, SLG: 0.392										2	0	0	0	1	1	0					
Casey Blake, R (1.5) OBP: 0.355, SLG: 0.492										4	1	1	1	0	2	3					
41 Victor Martinez, S (1.2) OBP: 0.361, SLG: 0.500										4	1	1	0	0	1	1					
Josh Phelps, R (1.3) OBP: 0.309, SLG: 0.444										4	0	2	1	0	1	0					
Ryan Ludwick, R (1.9) OBP: 0.324, SLG: 0.394										3	0	0	0	0	2	2					
Ernie Young, R (1.10) ERA: 2.42										2	0	0	0	0	2	2					
48 Travis Hafner, L (7. PH) OBP: 0.412, SLG: 0.587										2	0	0	0	0	0	1					
24 Grady Sizemore, L (1.8) OBP: 0.298, SLG: 0.333										3	0	0	0	1	0	2					
Brandon Phillips, R (1.4) OBP: 0.267, SLG: 0.308										3	0	0	0	0	0	2					
Inning Stats	R: 0 E: 0 K: 1 S: 11	H: 0 LOB: 1 BB: 1 P: 21	R: 0 E: 0 K: 2 S: 11	H: 0 LOB: 0 BB: 0 P: 14	R: 0 E: 0 K: 1 S: 12	H: 0 LOB: 2 BB: 2 P: 24	R: 1 E: 0 K: 2 S: 10	H: 2 LOB: 2 BB: 1 P: 17	R: 0 E: 0 K: 0 S: 6	H: 0 LOB: 0 BB: 0 P: 9	R: 0 E: 0 K: 0 S: 9	H: 0 LOB: 0 BB: 0 P: 13	R: 1 E: 0 K: 3 S: 13	H: 1 LOB: 0 BB: 0 P: 19	R: 0 E: 0 K: 1 S: 8	H: 1 LOB: 1 BB: 0 P: 14	1B: 1 2B: 3 3B: 0 HR: 1	SF: 0 SAC: 1 DP: 1 HBP: 1	WP: 0 PB: 0 SB: 0 CS: 1	PA: 35	
PITCHER	IP	WLS	BF	H	R	ER	SO	BB	IBB	HBP	BLK	WP	HR	S	P	ERA	WHIP				
Johan Santana, L (1.1) ERA: 2.62	6.0	W	24	2	1	1	6	4	0	1	0	0	0	56	92	1.50	1.000				
28 Jesse Crain, R (7.1) ERA: 2.42	1.0		3	0	0	0	0	0	0	0	0	0	0	9	13	0.00	0.000				
Juan Rincon, R (8.1) ERA: 2.7	1.0		4	1	1	1	3	0	0	0	0	0	1	13	19	9.00	1.000				
36 Joe Nathan, R (9.1) ERA: 1.59	1.0		4	1	0	0	1	0	0	0	0	0	0	8	14	0.00	1.000				

AB	29
R	2
H	4
RBI	2
BB	4
SO	10
LOB	13



Batter	1	2	3	4	5	6	7	8	9	AB	R	H	RBI	BB	SO	LOB	TOP								
Shannon Stewart, R (1, 7) Jose Offerman, S (8, PH) Michael Restovich, R (8, PR) Michael Restovich, R (8, 7)	L1			P6		BB		2B BB		2	0	0	0	1	0	0	Minnesota Twins @ Cleveland Indians Jacobs Field, Cleveland, OH Sat Sep 25 2004, 7:05 PM EDT Att: 23,541 - Unknown - 66 F								
Jacque Jones, L (1, 10)	K			G2-3		F7		2B		4	0	1	2	0	1	1									
20 Lew Ford, R (1, 8)	F9			G6-3				F7		4	0	0	0	0	0	2									
33 Justin Morneau, L (1, 3)		P5			HR			1B		4	1	3	1	0	0	0									
Corey Koskie, L (1, 5)	G3-1				5 BB G1-4-3 BB			F7		3	0	0	0	1	1	2									
Jason Kubel, L (1, 9)	K				F9			G1-3		4	0	1	0	0	1	2									
5 Michael Cuddyer, R (1, 4)								G5-3		3	0	0	0	1	0	1									
Augie Ojeda, S (1, 6) Tori Hunter, R (9, PH)				F7		K2-3 BB		G6-4-3		2	1	1	0	1	0	0									
Pat Borders, R (1, 2) Matthew LeCroy, R (8, PH) Henry Blanco, R (8, 2)				P4		K2-3		K		1	0	0	0	0	1	1									
								2B 1B		0	0	0	0	0	0	0									
Inning Stats	R: 0 E: 0 K: 1 S: 7	H: 0 LOB: 0 BB: 0 P: 9	R: 0 E: 0 K: 1 S: 9	H: 0 LOB: 0 BB: 0 P: 10	R: 0 E: 0 K: 0 S: 8	H: 0 LOB: 0 BB: 0 P: 12	R: 0 E: 0 K: 0 S: 7	H: 0 LOB: 0 BB: 0 P: 12	R: 1 E: 0 K: 0 S: 13	H: 1 LOB: 0 BB: 1 P: 20	R: 0 E: 0 K: 1 S: 15	H: 0 LOB: 1 BB: 2 P: 23	R: 0 E: 0 K: 0 S: 11	H: 1 LOB: 1 BB: 0 P: 16	R: 2 E: 0 K: 1 S: 12	H: 2 LOB: 2 BB: 1 P: 20	R: 0 E: 0 K: 1 S: 8	H: 2 LOB: 2 BB: 1 P: 13	1B: 4 2B: 1 3B: 0 HR: 1	SF: 0 SAC: 0 DP: 2 HBP: 0	WP: 0 PB: 0 SB: 1 CS: 0	PA: 35			
PITCHER	IP	WLS	BF	H	R	ER	SO	BB	IBB	HBP	BLK	WP	HR	S	P	ERA	WHIP								
Scott Elarton, R (1, 1) Bob Howry, R (8, 1) Bob Wickman, R (9, 1)	7.0		24	2	1	1	3	3	0	0	0	0	1	70	102	1.29	0.714								
	1.0	W	6	2	2	2	1	1	0	0	0	0	0	12	20	18.00	3.000								
	1.0	S	5	2	0	0	1	1	0	0	0	0	0	8	13	0.00	3.000								

AB	30
R	3
H	6
RBI	3
BB	5
SO	5
LOB	13



Batter	1	2	3	4	5	6	7	8	9	AB	R	H	RBI	BB	SO	LOB	BOTTOM								
Matt Lawton, L (1, 9)	F9			G6-3		G4-3		F7		4	0	0	0	0	0	0	Minnesota Twins @ Cleveland Indians Jacobs Field, Cleveland, OH Sat Sep 25 2004, 7:05 PM EDT Att: 23,541 - Unknown - 66 F								
Omar Vizquel, S (1, 6)	G3			41 S BB		BB		G4-3		2	0	0	0	2	0	0									
48 Travis Hafner, L (1, 10) Josh Phelps, R (8, PH)	K			K		F7		HR		3	0	0	0	0	2	2									
41 Victor Martinez, S (1, 2) Lou Merloni, R (8, PR) Josh Bard, S (9, 2)		F7		P4				BB 2B BB		3	0	0	0	1	0	1									
Ben Broussard, L (1, 3)		K			G5-3		K	BB 2B BB		3	1	0	0	1	2	0									
Coco Crisp, S (1, 7)		G6-3				HR		1B 1B		4	2	3	3	0	0	0									
Ronnie Belliard, R (1, 4)				G6-3		P6		24 HBP 24 HBP IBB		3	0	1	1	1	0	0									
24 Grady Sizemore, L (1, 8)				G4-3		K		2 FC6 HBP		2	0	0	0	1	1	0									
2 Jhonny Peralta, R (1, 5)				G4-3				FC6		4	0	0	0	0	1	5									
Inning Stats	R: 0 E: 0 K: 1 S: 7	H: 0 LOB: 0 BB: 0 P: 14	R: 0 E: 0 K: 1 S: 8	H: 0 LOB: 0 BB: 0 P: 14	R: 0 E: 0 K: 0 S: 10	H: 0 LOB: 0 BB: 0 P: 16	R: 1 E: 0 K: 1 S: 8	H: 1 LOB: 0 BB: 0 P: 10	R: 0 E: 0 K: 0 S: 8	H: 0 LOB: 1 BB: 1 P: 19	R: 1 E: 0 K: 2 S: 12	H: 2 LOB: 2 BB: 1 P: 21	R: 3 E: 0 K: 0 S: 8	H: 2 LOB: 3 BB: 3 P: 25	1B: 2 2B: 1 3B: 0 HR: 2	SF: 0 SAC: 0 DP: 0 HBP: 1		WP: 0 PB: 0 SB: 2 CS: 0	PA: 36						
PITCHER	IP	WLS	BF	H	R	ER	SO	BB	IBB	HBP	BLK	WP	HR	S	P	ERA	WHIP								
Brad Radke, R (1, 1) J.C. Romero, L (8, 1) Grant Balfour, R (8, 1)	7.0		27	3	2	2	6	3	2	2	0	0	1	61	110	2.57	0.857								
	0.2	L	8	2	3	3	0	2	1	1	0	0	0	6	23	40.50	6.000								
	0.1		1	0	0	0	0	0	0	0	0	0	0	2	2	0.00	0.000								



Batter	1	2	3	4	5	6	7	8	9	AB	R	H	RBI	BB	SO	LOB	TOP			
Jason Kubel, L (1, 7) OBP: 0.397, SLG: 0.500										4	0	0	0	1	2	3				
Jacque Jones, L (1, 9) OBP: 0.316, SLG: 0.432										5	2	2	2	0	0	2				
20 Lew Ford, R (1, 8) OBP: 0.388, SLG: 0.457										4	1	1	0	1	1	2				
33 Justin Morneau, L (1, 3) OBP: 0.343, SLG: 0.544										5	0	2	2	0	2	2				
Corey Koskie, L (1, 10) OBP: 0.334, SLG: 0.483										4	0	0	1	0	2	3				
5 Michael Cuddyer, R (1, 5) OBP: 0.340, SLG: 0.425										3	0	0	0	1	0	0				
Cristian Guzman, S (1, 6) OBP: 0.311, SLG: 0.388										4	1	1	0	0	1	1				
Augie Ojeda, S (1, 4) OBP: 0.419, SLG: 0.472										2	1	0	0	2	0	1				
Henry Blanco, R (1, 2) OBP: 0.257, SLG: 0.364										3	1	2	1	0	0	0				
Inning Stats	R: 0 E: 0 K: 2 S: 10	H: 1 LOB: 1 BB: 0 P: 19	R: 0 E: 0 K: 1 S: 7	H: 0 LOB: 0 BB: 0 P: 11	R: 3 E: 0 K: 2 S: 19	H: 3 LOB: 1 BB: 1 P: 32	R: 1 E: 0 K: 0 S: 10	H: 1 LOB: 2 BB: 2 P: 27	R: 1 E: 0 K: 0 S: 10	H: 1 LOB: 0 BB: 0 P: 14	R: 0 E: 0 K: 2 S: 6	H: 1 LOB: 1 BB: 0 P: 13	R: 0 E: 0 K: 1 S: 7	H: 0 LOB: 1 BB: 1 P: 16	R: 1 E: 1 K: 0 S: 12	H: 1 LOB: 2 BB: 1 P: 20	1B: 6 2B: 2 3B: 0 HR: 0	SF: 2 SAC: 0 DP: 0 HBP: 0	WP: 1 PB: 0 SB: 2 CS: 0	PA: 41
PITCHER	IP WLS BF H R ER SO BB IBB HBP BLK WP HR S P ERA WHIP																			
Francisco Cruzeta, R (1, 1) ERA: 9.39	3.2 L 19 5 4 4 5 3 0 0 0 0 1 0 44 85 9.82 2.182																			
Rick White, R (4, 1) ERA: 5.29	2.1 9 2 1 1 0 0 0 0 0 0 0 0 18 31 3.86 0.857																			
Cliff Bartosh, L (7, 1) ERA: 5.09	1.1 4 0 0 0 2 0 0 0 0 0 0 0 12 18 0.00 0.000																			
Jason Davis, R (8, 1) ERA: 5.56	1.2 9 1 1 0 1 2 0 0 0 0 0 0 17 31 0.00 1.800																			

Minnesota Twins @ Cleveland Indians
Jacobs Field, Cleveland, OH
Sun Sep 26 2004, 1:05 PM EDT
Att: 22,091 - Sunny - 67 F

AB 34
R 6
H 8
RBI 6
BB 5
SO 8
LOB 14



Batter	1	2	3	4	5	6	7	8	9	AB	R	H	RBI	BB	SO	LOB	BOTTOM			
Matt Lawton, L (1, 9) OBP: 0.369, SLG: 0.427										3	0	0	0	1	0	1				
Omar Vizquel, S (1, 6) OBP: 0.353, SLG: 0.389										4	0	1	0	0	0	1				
2 Jhonny Peralta, R (9, 6) OBP: 0.333, SLG: 0.357										0	0	0	0	0	0	0				
Casey Blake, R (1, 5) OBP: 0.356, SLG: 0.491										3	0	1	0	1	0	1				
Josh Phelps, R (1, 10) OBP: 0.310, SLG: 0.452										4	0	1	0	0	2	3				
Ben Broussard, L (1, 3) OBP: 0.366, SLG: 0.472										4	0	1	0	0	1	1				
Coco Crisp, S (1, 7) OBP: 0.347, SLG: 0.454										4	2	2	0	0	2					
Josh Bard, S (1, 2) OBP: 0.467, SLG: 0.750										3	0	0	0	1	0	1				
24 Grady Sizemore, L (1, 8) OBP: 0.318, SLG: 0.351										4	0	3	2	0	0	0				
John McDonald, R (1, 4) OBP: 0.237, SLG: 0.344										2	0	0	0	0	3					
Ronnie Belliard, R (7, PH) OBP: 0.349, SLG: 0.417										2	0	0	0	0	0	1				
Inning Stats	R: 0 E: 0 K: 0 S: 8	H: 0 LOB: 0 BB: 0 P: 12	R: 1 E: 0 K: 1 S: 13	H: 2 LOB: 1 BB: 1 P: 23	R: 0 E: 0 K: 0 S: 7	H: 1 LOB: 1 BB: 1 P: 13	R: 0 E: 0 K: 0 S: 5	H: 0 LOB: 0 BB: 0 P: 8	R: 0 E: 0 K: 0 S: 5	H: 1 LOB: 0 BB: 0 P: 8	R: 0 E: 0 K: 0 S: 8	H: 3 LOB: 2 BB: 0 P: 12	R: 0 E: 0 K: 2 S: 15	H: 1 LOB: 1 BB: 1 P: 24	R: 1 E: 0 K: 0 S: 11	H: 1 LOB: 0 BB: 0 P: 16	1B: 8 2B: 1 3B: 0 HR: 0	SF: 0 SAC: 0 DP: 3 HBP: 0	WP: 1 PB: 0 SB: 1 CS: 0	PA: 36
PITCHER	IP WLS BF H R ER SO BB IBB HBP BLK WP HR S P ERA WHIP																			
Carlos Silva, R (1, 1) ERA: 4.16	7.0 W 28 8 1 1 1 2 0 0 0 0 0 0 59 93 1.29 1.429																			
Juan Rincon, R (8, 1) ERA: 2.67	1.0 4 0 0 0 2 1 0 0 0 0 0 0 15 24 0.00 1.000																			
36 Joe Nathan, R (9, 1) ERA: 1.7	1.0 4 1 1 1 0 0 0 0 0 0 1 0 11 16 9.00 1.000																			

Minnesota Twins @ Cleveland Indians
Jacobs Field, Cleveland, OH
Sun Sep 26 2004, 1:05 PM EDT
Att: 22,091 - Sunny - 67 F

AB 33
R 2
H 9
RBI 2
BB 3
SO 3
LOB 14





Batter	1	2	3	4	5	6	7	8	9	AB	R	H	RBI	BB	SO	LOB	TOP										
20 Lew Ford, R OBP: 0.384, SLG: 0.453	F8	G6-3		G4-3		K		G5-3		5	0	0	0	0	1	5	Minnesota Twins @ New York Yankees Yankee Stadium, Bronx, NY Wed Sep 29 2004, 4:05 PM EDT Unknown - 64 F										
Jason Kubel, L OBP: 0.362, SLG: 0.476	F7		G1-3	G4-3				3B 1B	3B G6-4-3 BB	4	0	1	0	1	0	1											
Tori Hunter, R OBP: 0.330, SLG: 0.477	HR		3B 2B	1B		P6		K	K	5	1	2	1	0	2	2											
33 Justin Morneau, L OBP: 0.347, SLG: 0.548	2B BB		2B	2B		F7		G6-4-3 1B	G6-4-3	4	1	2	0	1	0	1											
Matthew LeCroy, R OBP: 0.320, SLG: 0.414	2B		K			F7		G6-4-3		4	1	1	0	0	1	4											
Corey Koskie, L OBP: 0.340, SLG: 0.488 Augie Ojeda, S OBP: 0.419, SLG: 0.472	2B					WP SH1-3 BB		BB 1B		2	0	2	2	2	0	0											
Cristian Guzman, S OBP: 0.309, SLG: 0.386	K		G1			SH1-3		K		3	0	0	0	0	2	5											
5 Michael Cuddyer, R OBP: 0.342, SLG: 0.429			G5-4-3 1B	SH3-4 2B		F9		K		4	0	2	0	0	1	2											
Henry Blanco, R OBP: 0.299, SLG: 0.362 Jacque Jones, L OBP: 0.317, SLG: 0.432 Pat Borders, R OBP: 0.247, SLG: 0.333	G5-4-3			SH3-4				BB		1	0	0	0	1	0	1											
Inning Stats	R: 3 E: 0 K: 1 S: 18	H: 3 LOB: 1 BB: 1 P: 29	R: 0 E: 0 K: 0 S: 5	H: 1 LOB: 0 BB: 0 P: 7	R: 0 E: 0 K: 1 S: 10	H: 2 LOB: 3 BB: 1 P: 20	R: 0 E: 0 K: 0 S: 8	H: 1 LOB: 1 BB: 0 P: 13	R: 0 E: 0 K: 0 S: 7	H: 0 LOB: 0 BB: 0 P: 11	R: 0 E: 0 K: 1 S: 11	H: 0 LOB: 2 BB: 2 P: 21	R: 0 E: 0 K: 1 S: 9	H: 2 LOB: 1 BB: 0 P: 13	R: 0 E: 0 K: 2 S: 10	H: 1 LOB: 2 BB: 1 P: 17		R: 0 E: 0 K: 1 S: 6	H: 0 LOB: 0 BB: 1 P: 11	1B: 5 2B: 4 3B: 0 HR: 1	SF: 0 SAC: 2 DP: 3 HBP: 0	WP: 1 PB: 0 CS: 0	PA: 40				
PITCHER	IP	WLS	BF	H	R	ER	SO	BB	IBB	HBP	BLK	WP	HR	S	P	ERA	WHIP										
35 Mike Mussina, R ERA: 4.59	6.0		28	7	3	3	3	3	1	0	0	1	1	59	101	4.50	1.667										
Paul Quantrill, R ERA: 4.57	1.0	W	4	2	0	0	1	0	0	0	0	0	0	9	13	0.00	2.000										
Tom Gordon, R ERA: 2.24	1.0	H	5	1	0	0	2	1	0	0	0	0	0	10	17	0.00	2.000										
42 Mariano Rivera, R ERA: 2.0	1.0	S	3	0	0	0	1	1	0	0	0	0	0	6	11	0.00	1.000										

Batter	1	2	3	4	5	6	7	8	9	AB	R	H	RBI	BB	SO	LOB	BOTTOM										
2 Derek Jeter, R OBP: 0.351, SLG: 0.469	G4-3 1B 2B	K			P4					4	2	2	1	0	1	2	Minnesota Twins @ New York Yankees Yankee Stadium, Bronx, NY Wed Sep 29 2004, 4:05 PM EDT Unknown - 64 F										
13 Alex Rodriguez, R OBP: 0.380, SLG: 0.516	G4-3		G4-3			P4		3B	1B	4	0	1	2	0	0	1											
Gary Sheffield, R OBP: 0.396, SLG: 0.542			G6-3					G4-6-3 1B	K	4	0	2	1	0	1	2											
Bernie Williams, S OBP: 0.353, SLG: 0.421	L9		G4-3			G4-6-3			F7	4	0	0	0	0	0	2											
20 Jorge Posada, S OBP: 0.399, SLG: 0.481	K					K		K2-3	G1-3	4	0	0	0	0	3	1											
55 Hideki Matsui, L OBP: 0.389, SLG: 0.515					F8				P4	4	1	2	1	0	0	0											
Ruben Sierra, S OBP: 0.300, SLG: 0.467			K		F8			G5-3		3	0	0	0	0	1	1											
John Olerud, L OBP: 0.357, SLG: 0.365 Bubba Crosby, L OBP: 0.304, SLG: 0.304 Tony Clark, S OBP: 0.304, SLG: 0.475					G1-3				E8 2 1B BB	1	0	0	0	2	0	0											
Miguel Cairo, R OBP: 0.346, SLG: 0.418					F9				E8 2 1B 3B	3	1	1	0	0	1	2											
Inning Stats	R: 1 E: 0 K: 1 S: 9	H: 2 LOB: 1 BB: 0 P: 12	R: 0 E: 0 K: 3 S: 14	H: 1 LOB: 2 BB: 1 P: 22	R: 0 E: 0 K: 0 S: 8	H: 0 LOB: 0 BB: 0 P: 12	R: 0 E: 0 K: 1 S: 9	H: 0 LOB: 0 BB: 0 P: 11	R: 0 E: 0 K: 0 S: 8	H: 0 LOB: 0 BB: 0 P: 14	R: 0 E: 0 K: 0 S: 7	H: 1 LOB: 0 BB: 0 P: 11	R: 4 E: 1 K: 2 S: 18	H: 4 LOB: 2 BB: 1 P: 31	R: 0 E: 0 K: 0 S: 5	H: 0 LOB: 0 BB: 0 P: 9		1B: 4 2B: 2 3B: 1 HR: 1	SF: 0 SAC: 0 DP: 1 HBP: 0	WP: 0 PB: 0 CS: 0	PA: 33						
PITCHER	IP	WLS	BF	H	R	ER	SO	BB	IBB	HBP	BLK	WP	HR	S	P	ERA	WHIP										
Johan Santana, L ERA: 2.61	5.0		19	3	1	1	5	1	0	0	0	0	0	7	11	0.00	1.000										
Grant Balfour, R ERA: 3.59	1.0	H	3	1	0	0	0	0	0	0	0	0	0	7	11	0.00	1.000										
J.C. Romero, L ERA: 3.39	0.2	L	5	2	3	3	1	1	0	0	0	0	1	9	17	40.50	4.500										
Juan Rincon, R ERA: 2.77	0.1	B	3	2	1	1	1	0	0	0	0	0	0	9	14	27.00	6.000										
Aaron Fultz, L ERA: 4.68	1.0		3	0	0	0	0	0	0	0	0	0	0	5	9	0.00	0.000										

AB	32
R	3
H	10
RBI	3
BB	6
SO	7
LOB	21



Batter	1	2	3	4	5	6	7	8	9	AB	R	H	RBI	BB	SO	LOB	TOP				
Jason Kubel, L (1.10) OBP: 0.385, SLG: 0.489	G3-1								P6	5	0	3	2	0	0	0	Minnesota Twins @ New York Yankees Yankee Stadium, Bronx, NY Wed Sep 29 2004, 4:10 PM EDT Att: 45,072 - Unknown - 64 F AB 38 R 4 H 12 RBI 4 BB 0 SO 9 LOB 11 				
Jacque Jones, L (1.9) OBP: 0.316, SLG: 0.430	G6-3	G1-3		K		G4-3			G6-3	5	0	1	0	0	1	4					
20 Lew Ford, R (1.8) OBP: 0.383, SLG: 0.451			G6-3				K		G6-3	5	0	1	0	0	2	1					
33 Justin Morneau, L (1.3) OBP: 0.342, SLG: 0.539				G4-3		F8				4	0	0	0	0	2	1					
5 Michael Cuddyer, R (1.5) OBP: 0.341, SLG: 0.429		G6-3			F9		G1-3			4	0	1	0	0	0	0					
Cristian Guzman, S (1.6) OBP: 0.311, SLG: 0.389						E1		F7		4	2	2	0	0	0	0					
Michael Restovich, R (1.7) OBP: 0.333, SLG: 0.477								K		4	1	1	1	0	2	3					
Augie Ojeda, S (1.4) OBP: 0.422, SLG: 0.473						P6				2	1	1	1	0	0	0					
Corey Koskie, L (8, PH) OBP: 0.341, SLG: 0.491						SH1-3				1	0	1	0	0	0	0					
Jason Bartlett, R (8, FR) OBP: 0.091, SLG: 0.091										0	0	0	0	0	0	0					
Pat Borders, R (1.2) OBP: 0.250, SLG: 0.333										3	0	1	0	0	1	1					
Jose Offerman, S (8, PH) OBP: 0.361, SLG: 0.401										1	0	0	0	0	1	1					
Henry Blanco, R (8, 2) OBP: 0.259, SLG: 0.362										0	0	0	0	0	0	0					
Inning Stats	R: 0 E: 0 K: 1 S: 11	H: 1 LOB: 1 BB: 0 P: 15	R: 2 E: 0 K: 1 S: 17	H: 4 LOB: 2 BB: 0 P: 23	R: 0 E: 0 K: 0 S: 8	H: 2 LOB: 2 BB: 0 P: 12	R: 0 E: 0 K: 2 S: 14	H: 1 LOB: 1 BB: 0 P: 20	R: 0 E: 0 K: 1 S: 10	H: 0 LOB: 0 BB: 0 P: 13	R: 2 E: 1 K: 0 S: 11	H: 2 LOB: 1 BB: 0 P: 14	R: 0 E: 0 K: 2 S: 9	H: 1 LOB: 1 BB: 0 P: 11	R: 0 E: 0 K: 0 S: 9	H: 1 LOB: 0 BB: 0 P: 13	1B: 9 2B: 3 3B: 0 HR: 0	SF: 0 SAC: 1 DP: 1 HBP: 0	WP: 0 PB: 0 CS: 0	PA: 39	
PITCHER	IP WLS BF H R ER SO BB IBB HBP BLK WP HR S P ERA WHIP																				
Jon Lieber, R (1.1) ERA: 4.33	5.2 W 28	H 10 R 4 ER 2 SO 5	BB 0 IBB 0 HBP 0 BLK 0	WP 0 HR 0 S 69 P 94	ERA 3.18 WHIP 1.765																
Felix Heredia, L (6.1) ERA: 5.51	0.1 H 1	H 0 R 0 ER 0 SO 0	BB 0 IBB 0 HBP 0 BLK 0	WP 0 HR 2 S 3 P 0	ERA 0.00 WHIP 0.000																
Tanyon Sturtze, R (7.1) ERA: 5.64	1.2 H 5	H 0 R 0 ER 0 SO 3	BB 0 IBB 0 HBP 0 BLK 0	WP 0 HR 12 S 15 P 0	ERA 0.00 WHIP 0.000																
Tom Gordon, R (8.1) ERA: 2.23	0.1 H 2	H 1 R 0 ER 0 SO 1	BB 0 IBB 0 HBP 0 BLK 0	WP 0 HR 5 S 5 P 0	ERA 0.00 WHIP 3.000																
42 Mariano Rivera, R (9.1) ERA: 1.97	1.0 S 3	H 1 R 0 ER 0 SO 0	BB 0 IBB 0 HBP 0 BLK 0	WP 0 HR 9 S 13 P 0	ERA 0.00 WHIP 1.000																

Batter	1	2	3	4	5	6	7	8	9	AB	R	H	RBI	BB	SO	LOB	BOTTOM				
2 Derek Jeter, R (1.6) OBP: 0.351, SLG: 0.470		L9				K2-3				5	2	2	0	0	2	3	Minnesota Twins @ New York Yankees Yankee Stadium, Bronx, NY Wed Sep 29 2004, 4:10 PM EDT Att: 45,072 - Unknown - 64 F AB 31 R 5 H 8 RBI 5 BB 5 SO 5 LOB 18 				
13 Alex Rodriguez, R (1.5) OBP: 0.380, SLG: 0.519	G4-3	CS			E5			L8		4	1	1	1	0	0	2					
Gary Sheffield, R (1.9) OBP: 0.396, SLG: 0.541						SF8				1	1	0	1	2	0	0					
55 Hideki Matsui, L (1.7) OBP: 0.390, SLG: 0.519								F7		3	1	1	3	1	0	1					
Bernie Williams, S (1.8) OBP: 0.354, SLG: 0.421	F8									3	0	1	0	1	1	2					
25 Jason Giambi, L (1.10) OBP: 0.348, SLG: 0.391										4	0	1	0	0	0	5					
Tony Clark, S (1.3) OBP: 0.303, SLG: 0.470					G4-3					3	0	0	0	1	1	1					
John Flaherty, R (1.2) OBP: 0.285, SLG: 0.468										4	0	2	0	0	1	1					
Enrique Wilson, S (1.4) OBP: 0.253, SLG: 0.329										3	0	0	0	0	0	2					
John Olerud, L (8, PH) OBP: 0.356, SLG: 0.365										1	0	0	0	0	0	1					
Miguel Cairo, R (9.4) OBP: 0.346, SLG: 0.418										0	0	0	0	0	0	0					
Inning Stats	R: 3 E: 0 K: 1 S: 16	H: 3 LOB: 1 BB: 1 P: 27	R: 0 E: 0 K: 0 S: 8	H: 1 LOB: 0 BB: 0 P: 14	R: 1 E: 0 K: 0 S: 13	H: 2 LOB: 1 BB: 0 P: 22	R: 0 E: 0 K: 1 S: 5	H: 0 LOB: 0 BB: 0 P: 6	R: 1 E: 2 K: 1 S: 12	H: 1 LOB: 2 BB: 1 P: 27	R: 0 E: 0 K: 1 S: 10	H: 0 LOB: 1 BB: 1 P: 17	R: 0 E: 0 K: 0 S: 9	H: 0 LOB: 2 BB: 2 P: 21	R: 0 E: 0 K: 1 S: 20	H: 1 LOB: 1 BB: 0 P: 29	1B: 5 2B: 1 3B: 0 HR: 2	SF: 1 SAC: 0 DP: 0 HBP: 0	WP: 1 PB: 0 CS: 1	PA: 38	
PITCHER	IP WLS BF H R ER SO BB IBB HBP BLK WP HR S P ERA WHIP																				
Kyle Lohse, R (1.1) ERA: 5.33	6.0 L 28	H 7 R 5 ER 4 SO 4	BB 3 IBB 0 HBP 0 BLK 0	WP 1 HR 2 S 64 P 113	ERA 6.00 WHIP 1.667																
28 Jesse Crain, R (7.1) ERA: 2.25	1.2	H 1 R 0 ER 0 SO 0	BB 2 IBB 0 HBP 0 BLK 0	WP 0 HR 26 S 45 P 0	ERA 0.00 WHIP 1.800																
36 Joe Nathan, R (8.1) ERA: 1.69	0.1	H 0 R 0 ER 0 SO 1	BB 0 IBB 0 HBP 0 BLK 0	WP 0 HR 3 S 5 P 0	ERA 0.00 WHIP 0.000																

Batter	1	2	3	4	5	6	7	8	9	AB	R	H	RBI	BB	SO	LOB	TOP										
20 Lew Ford, R OBP: 0.380, SLG: 0.447	1-1 F9		1-2 F8		2-1 G6-3		1-1 G5-3		3-3 K	5	0	0	0	0	1	3											
Jacque Jones, L OBP: 0.314, SLG: 0.427	0-1 G4-3		1-3 K			0-0 F7	1-2 G1-3			4	0	0	0	0	1	1											
Tori Hunter, R OBP: 0.332, SLG: 0.483	2-1 1B		1-2 HR			1-1 G6-3		0-3 K		4	1	2	1	0	1	0											
33 Justin Morneau, L OBP: 0.341, SLG: 0.546	1-2 F7		0-2 F9			0-1 HR		1-1 L9		4	1	1	1	0	0	1											
Corey Koskie, L OBP: 0.340, SLG: 0.489		3-3 K		1-2 G1-3		1-1 1B		3-2 G3		4	0	1	0	0	1	0											
5 Michael Cuddyer, R OBP: 0.340, SLG: 0.427		1-1 1B		3-3 K		0-0 L4		0-0 F9		4	1	1	0	0	1	1											
Jason Kubel, L OBP: 0.375, SLG: 0.460		1-1 G1-3		0-2 G4-3			4-1 2B	0-2 G3		3	1	0	0	1	0	1											
Augie Ojeda, S OBP: 0.426, SLG: 0.466		1-1 1B		0-1 P3		1-3 K		4-0 1B		3	0	1	1	1	1	1											
Henry Blanco, R OBP: 0.260, SLG: 0.365		0-2 P3		0-0 F8		1-2 2B		0-0 1B		3	0	1	1	0	0	1											
Jose Offerman, S OBP: 0.364, SLG: 0.405										1	0	1	0	0	0	0											
Pat Borders, R OBP: 0.290, SLG: 0.333										0	0	0	0	0	0	0											
Inning Stats	R: 0 E: 0 K: 0 S: 9	H: 1 LOB: 1 BB: 0 P: 13	R: 1 E: 0 K: 1 S: 14	H: 2 LOB: 1 BB: 0 P: 20	R: 1 E: 0 K: 1 S: 13	H: 1 LOB: 0 BB: 0 P: 16	R: 0 E: 0 K: 1 S: 10	H: 0 LOB: 0 BB: 0 P: 14	R: 0 E: 0 K: 0 S: 5	H: 0 LOB: 0 BB: 0 P: 7	R: 1 E: 0 K: 0 S: 8	H: 2 LOB: 1 BB: 0 P: 10	R: 1 E: 0 K: 1 S: 11	H: 1 LOB: 1 BB: 1 P: 19	R: 0 E: 0 K: 1 S: 8	H: 0 LOB: 0 BB: 0 P: 12	R: 0 E: 0 K: 1 S: 10	H: 1 LOB: 2 BB: 1 P: 17	1B: 5 2B: 1 3B: 0 HR: 2	SF: 0 SAC: 0 DP: 0 HBP: 0	WP: 0 PB: 0 CS: 1	PA: 37					
PITCHER	IP	WLS	BF	H	R	ER	SO	BB	IBB	HBP	BLK	WP	HR	S	P	ERA	WHIP										
Javier Vazquez, R ERA: 4.91	(1, 1)	6.2	28	7	4	4	4	1	0	0	0	0	2	67	95	5.40	1.200										
Felix Heredia, L ERA: 6.45	(7, 1)	0.1	1	0	0	0	0	0	0	0	0	0	0	3	4	0.00	0.000										
Tanyon Sturtze, R ERA: 5.57	(8, 1)	1.0	3	0	0	0	1	0	0	0	0	0	0	8	12	0.00	0.000										
Tom Gordon, R ERA: 2.21	(9, 1)	1.0	W	5	1	0	0	1	0	0	0	0	0	10	17	0.00	2.000										

Minnesota Twins @ New York Yankees
Yankee Stadium, Bronx, NY
Thu Sep 30 2004, 7:05 PM EDT
Att: 48,454 - Unknown - 60 F


AB 35
R 4
H 8
RBI 4
BB 2
SO 6
LOB 9



Batter	1	2	3	4	5	6	7	8	9	AB	R	H	RBI	BB	SO	LOB	BOTTOM										
2 Derek Jeter, R OBP: 0.350, SLG: 0.469	0-0 F8		0-0 SH5-3	0-1 G5-3		2-2 1B		0-3 K		4	0	1	0	0	1	2											
13 Alex Rodriguez, R OBP: 0.377, SLG: 0.515	0-3 K		2-2 F9		0-0 P6	0-0 L7		1-3 K		5	0	0	0	0	2	4											
Gary Sheffield, R OBP: 0.395, SLG: 0.537	1-1 G6-3		1-1 P5		4-2 BB		2-1 G6-3		3-3 K	4	0	0	0	1	1	2											
55 Hideki Matsui, L OBP: 0.391, SLG: 0.523		2-2 G4-3		4-1 1B	0-0 F8		1-0 HR		4-2 HR	3	3	1	1	2	0	1											
Bernie Williams, S OBP: 0.358, SLG: 0.428		1-0 1B		2-2 1B	2-1 F8		4-0 2B		1-0 HR	4	2	3	2	1	0	1											
20 Jorge Posada, S OBP: 0.400, SLG: 0.481		2-3 K		1-2 SH1-4		0-1 G4-3		0-0 1B		4	0	2	1	0	1	1											
John Olerud, L OBP: 0.357, SLG: 0.373		0-2 G4-3		1-3 SH1-4		1-0 HR		0-3 K		4	1	2	2	0	1	3											
Miguel Cairo, R OBP: 0.346, SLG: 0.417			3-2 SH5-3	1-2 SH1-4		1-0 G5-3		2-3 K2-3		3	0	1	0	0	1	2											
Kenny Lofton, L OBP: 0.347, SLG: 0.399			1-0 1B	1-2 P3		1-0 2B		2-2 L9		4	0	2	0	0	0	2											
Inning Stats	R: 0 E: 0 K: 1 S: 6	H: 0 LOB: 0 BB: 0 P: 7	R: 0 E: 0 K: 1 S: 13	H: 1 LOB: 1 BB: 0 P: 18	R: 0 E: 0 K: 0 S: 13	H: 2 LOB: 2 BB: 0 P: 20	R: 2 E: 0 K: 0 S: 16	H: 3 LOB: 1 BB: 1 P: 26	R: 0 E: 0 K: 0 S: 6	H: 0 LOB: 1 BB: 1 P: 12	R: 1 E: 0 K: 0 S: 12	H: 3 LOB: 2 BB: 0 P: 17	R: 1 E: 0 K: 2 S: 11	H: 2 LOB: 2 BB: 1 P: 20	R: 0 E: 0 K: 2 S: 9	H: 0 LOB: 0 BB: 0 P: 12	R: 2 E: 0 K: 1 S: 6	H: 1 LOB: 0 BB: 1 P: 14	1B: 9 2B: 0 3B: 0 HR: 3	SF: 0 SAC: 2 DP: 0 HBP: 0	WP: 0 PB: 0 CS: 0	PA: 41					
PITCHER	IP	WLS	BF	H	R	ER	SO	BB	IBB	HBP	BLK	WP	HR	S	P	ERA	WHIP										
Brad Radke, R ERA: 3.48	(1, 1)	5.0	23	6	2	2	2	2	0	0	0	0	1	5	8	3.60	1.600										
J.C. Romero, L ERA: 3.49	(6, 1)	0.2	B	4	2	1	1	0	0	0	0	0	1	5	8	13.50	3.000										
Grant Balfour, R ERA: 4.1	(6, 1)	0.2	6	3	1	1	0	1	0	0	0	0	1	11	20	13.50	6.000										
Juan Rincon, R ERA: 2.7	(7, 1)	2.0	6	0	0	0	5	0	0	0	0	0	0	19	27	0.00	0.000										
Aaron Fultz, L ERA: 5.04	(9, 1)	0.0	L	2	1	2	2	0	1	0	0	0	1	3	8	∞	∞										

Minnesota Twins @ New York Yankees
Yankee Stadium, Bronx, NY
Thu Sep 30 2004, 7:05 PM EDT
Att: 48,454 - Unknown - 60 F

AB 35
R 6
H 12
RBI 6
BB 4
SO 7
LOB 18



Batter	1	2	3	4	5	6	7	8	9	AB	R	H	RBI	BB	SO	LOB	TOP										
Ronnie Belliard, R OBP: 0.349, SLG: 0.427	0-0 1B		1-0 G5-3		0-0 SH3-4 FC4-2-5 2B		1-2 HR		0-3 K	5	1	3	1	0	1	0	Cleveland Indians @ Minnesota Twins Hubert H. Humphrey Metrodome, Minneapolis, MN Fri Oct 01 2004, 8:10 PM EDT Att: 25,322 - Unknown - 68 F livebaseballscorecards.com										
Omar Vizquel, S OBP: 0.353, SLG: 0.388	2-0 F8		2-2 G1-3		1-0 SH3-4 2-3		0-1 G3			3	0	0	0	0	0	1											
Ben Broussard, L OBP: 0.365, SLG: 0.473	2-1 F7		4-2 BB		0-0 FC4-2-5			2-1 FC5-4 1B		3	0	1	0	1	0	2											
Josh Phelps, R OBP: 0.306, SLG: 0.448 John McDonald, R OBP: 0.237, SLG: 0.344	2-0 P6		1-0 G5-3		0-1 F8			1-2 FC5-4 BB 1-2		4	0	0	0	0	0	4											
Casey Blake, R OBP: 0.358, SLG: 0.492		3-2 2B 1B		0-1 L6		0-1 F8		2-1 P5		4	1	1	0	0	0	1											
Coco Crisp, S OBP: 0.347, SLG: 0.451		0-0 E 1-H SF9 2B		0-2 1B		1-1 G5-3		4-0 1-2 BB		3	1	2	1	1	0	0											
Ryan Ludwick, R OBP: 0.289, SLG: 0.415		1-2 F7		1-1 P6		1-1 F8		2-2 P4		4	0	0	0	0	0	4											
Josh Bard, S OBP: 0.421, SLG: 0.667		2-1 SF9 2-H		1-0 1B			0-1 G6-3		3-2 G3-1	3	0	1	1	0	0	0											
24 Grady Sizemore, L OBP: 0.324, SLG: 0.352		2-0 G3		3-2 F7			2-0 F9		1-3 K	4	0	0	0	0	1	2											
Inning Stats	R: 0 E: 0 K: 0 S: 5	H: 1 LOB: 1 BB: 0 P: 11	R: 2 E: 1 K: 0 S: 11	H: 2 LOB: 0 BB: 0 P: 19	R: 0 E: 0 K: 0 S: 8	H: 0 LOB: 1 BB: 1 P: 16	R: 0 E: 0 K: 0 S: 11	H: 2 LOB: 2 BB: 0 P: 16	R: 0 E: 0 K: 0 S: 6	H: 0 LOB: 0 BB: 0 P: 8	R: 1 E: 0 K: 0 S: 8	H: 1 LOB: 0 BB: 0 P: 11	R: 0 E: 0 K: 0 S: 11	H: 1 LOB: 2 BB: 0 P: 22	R: 0 E: 0 K: 2 S: 10	H: 0 LOB: 0 BB: 0 P: 14		1B: 5 2B: 2 3B: 0 HR: 1	SF: 1 SAC: 1 DP: 0 HBP: 0	WP: 0 PB: 0 CS: 0	PA: 37						
PITCHER	IP	WLS	BF	H	R	ER	SO	BB	IBB	HBP	BLK	WP	HR	S	P	ERA	WHIP										
Terry Mulholland, L ERA: 5.18	(1, 1)	7.0	29	7	3	2	0	1	0	0	0	0	1	54	87	2.57	1.143										
28 Jesse Crain, R ERA: 2.16	(8, 1)	1.0	5	1	0	0	0	1	0	0	0	0	0	11	22	0.00	2.000										
36 Joe Nathan, R ERA: 1.66	(9, 1)	1.0	3	0	0	0	2	0	0	0	0	0	0	10	14	0.00	0.000										

Batter	1	2	3	4	5	6	7	8	9	AB	R	H	RBI	BB	SO	LOB	BOTTOM										
20 Lew Ford, R OBP: 0.381, SLG: 0.447	1-0 33 S 1B		0-0 L3			1-0 F7		0-1 1B 1B		4	1	2	0	0	0	1	Cleveland Indians @ Minnesota Twins Hubert H. Humphrey Metrodome, Minneapolis, MN Fri Oct 01 2004, 8:10 PM EDT Att: 25,322 - Unknown - 68 F livebaseballscorecards.com										
Jason Kubel, L OBP: 0.367, SLG: 0.444 Luis Rivas, R OBP: 0.283, SLG: 0.431	3-1 F8		0-2 G6-3			3-2 G3		2-1 BB 1B 1B		4	0	1	0	0	0	1											
Tori Hunter, R OBP: 0.331, SLG: 0.480	0-1 F7				0-0 P4		2-1 G5-3		4-2 BB 1B 1-2 BB	3	0	0	0	1	0	1											
33 Justin Morneau, L OBP: 0.340, SLG: 0.540	4-1 BB				1-2 F7			1-2 F9		3	0	0	0	1	1	3											
Corey Koskie, L OBP: 0.344, SLG: 0.501	1-2 P3				0-0 WP 2B			2-2 HR		4	1	3	3	0	0	2											
Jose Offerman, S OBP: 0.367, SLG: 0.400		1-0 F7			2-1 F8			4-1 5 2B G6-3 BB		2	1	0	0	2	0	1											
5 Michael Cuddyer, R ERA: 5.9 Michael Restovich, R OBP: 0.341, SLG: 0.500		0-1 G4-3				0-0 F8		0-1 G6-3 2B		4	0	1	0	0	1	3											
Cristian Guzman, S OBP: 0.308, SLG: 0.386		1-1 F7			2-2 G4-3			1-1 G6-3		4	0	0	1	0	0	4											
Pat Borders, R OBP: 0.255, SLG: 0.337 Terry Lincecum, S OBP: 0.341, SLG: 0.500 Henry Blanco, R OBP: 0.260, SLG: 0.365			0-1 20 L3 1B			0-0 G5-3			2-3 3-H 1-2 G6-3	2	0	1	0	0	0	0											
Inning Stats	R: 0 E: 0 K: 0 S: 11	H: 1 LOB: 2 BB: 1 P: 20	R: 0 E: 0 K: 0 S: 5	H: 0 LOB: 0 BB: 0 P: 7	R: 0 E: 0 K: 0 S: 7	H: 1 LOB: 0 BB: 0 P: 7	R: 0 E: 0 K: 0 S: 8	H: 1 LOB: 1 BB: 0 P: 11	R: 0 E: 0 K: 0 S: 7	H: 0 LOB: 0 BB: 0 P: 13	R: 2 E: 0 K: 0 S: 15	H: 2 LOB: 1 BB: 1 P: 24	R: 2 E: 0 K: 2 S: 20	H: 3 LOB: 3 BB: 2 P: 33	1B: 5 2B: 3 3B: 0 HR: 1	SF: 0 SAC: 0 DP: 1 HBP: 0		WP: 1 PB: 0 SB: 1 CS: 0	PA: 35								
PITCHER	IP	WLS	BF	H	R	ER	SO	BB	IBB	HBP	BLK	WP	HR	S	P	ERA	WHIP										
Scott Elarton, R ERA: 5.9	(1, 1)	6.2	26	5	2	2	0	2	0	0	0	0	0	3	4	0.00	0.000										
63 Rafael Betancourt, R ERA: 3.99	(7, 1)	0.1	1	0	0	0	0	0	0	0	0	0	0	3	4	0.00	0.000										
Bob Howry, R ERA: 2.74	(8, 1)	0.0	1	2	2	2	0	1	0	0	0	0	0	9	15	∞	∞										
Cliff Bartosh, L ERA: 4.74	(8, 1)	0.1	2	1	0	0	1	0	0	0	0	0	0	4	4	0.00	3.000										
David Riske, R ERA: 3.64	(8, 1)	0.2	3	0	0	0	1	1	0	0	0	0	0	7	14	0.00	1.500										




Batter	1	2	3	4	5	6	7	8	9	10	11	12	AB R H RBI BB SO LOB	TOP											
24 Grady Sizemore, L OBP: 0.336, SLG: 0.399	2-2 1B	1-2 SAFE CS	2-2 SH1-3 1B		2-1 HR		4-2 41 F9 1B BB	1-2 SAFE CS	0-1 G4-3			0-1 G3-1	5 3 3 1 1 0 0												
Coco Crisp, S OBP: 0.345, SLG: 0.449	1-0 41 G1-6-3 BB G6-3 1B		0-0 SH1-3 1B		2-2 G4-3		1-3 SAFE K		1-2 G4-3			2-2 G4-3	5 1 1 1 0 1 1												
Ben Broussard, L OBP: 0.369, SLG: 0.482 John McDonald, R OBP: 0.237, SLG: 0.344	4-0 3H G1-6-3 BB		2-1 F9		0-0 3B		2-1 SAFE FC5 1B		1-3 K			2-0 2B	5 0 3 0 1 1 1 0 0 0 0 0 0 0												
41 Victor Martinez, S OBP: 0.359, SLG: 0.482	0-2 G1-6-3		0-2 F7		3-2 F8		0-0 F9					1-2 G6-3	5 0 0 0 1 0 6												
Casey Blake, R OBP: 0.356, SLG: 0.489	1-2 G6-3				0-0 G6-3		2-1 F8		1-2 1B			0-0 F8	6 0 1 2 0 1 3												
Josh Phelps, R OBP: 0.363, SLG: 0.452	2-3 K				1-0 G4-3		2-0 HR		0-2 FC5			1-3 K2-3	5 1 1 1 0 2 3												
Ryan Ludwick, R OBP: 0.280, SLG: 0.391		0-1 G6-3			1-0 FC6-4 1B		1-0 F9		2-2 P4			1-3 K	5 0 1 0 0 1 0	AB 45 R 5 H 12 RBI 5 BB 4 SO 8 LOB 17											
2 Jhonny Peralta, R OBP: 0.333, SLG: 0.318		0-3 K			0-0 FC6-4 1B		2-1 1B		4-2 FC4-6 BB			1-2 F7	4 0 1 0 1 1 1												
Brandon Phillips, R OBP: 0.290, SLG: 0.273		0-2 24 CS 1B			2-1 G5-3		0-0 F9		1-2 FC4-6 CS			1-3 K	5 0 1 0 0 1 2												
Inning Stats	R: 2 E: 0 K: 1 S: 16	H: 2 LOB: 1 BB: 1 P: 26	R: 0 E: 0 K: 1 S: 11	H: 1 LOB: 0 BB: 0 P: 11	R: 0 E: 0 K: 0 S: 10	H: 1 LOB: 1 BB: 0 P: 6	R: 0 E: 0 K: 0 S: 4	H: 1 LOB: 1 BB: 0 P: 6	R: 1 E: 0 K: 0 S: 7	H: 2 LOB: 1 BB: 1 P: 14	R: 1 E: 0 K: 1 S: 14	H: 2 LOB: 2 BB: 1 P: 22	R: 0 E: 0 K: 1 S: 8	H: 0 LOB: 0 BB: 0 P: 10	R: 0 E: 0 K: 2 S: 10	H: 0 LOB: 0 BB: 0 P: 13	R: 0 E: 0 K: 2 S: 12	H: 0 LOB: 0 BB: 0 P: 15	R: 0 E: 0 K: 0 S: 7	H: 1 LOB: 2 BB: 1 P: 15	1B: 7 2B: 1 3B: 2 HR: 2	SF: 0 SAC: 1 DP: 0 HBP: 0	WP: 0 PB: 0 SB: 0 CS: 2	PA: 52	
PITCHER	IP WLS BF H R ER SO BB IBB HBP BLK WP HR S P ERA WHIP	6.0 0.2 27 4 1 1 1 1 0 0 0 0 0 8 15 6.00 1.667					Kyle Lohse, R ERA: 5.31	(12, 1) 1.0 5 5 1 0 0 0 0 0 0 22 28 0.00 0.000																	

Cleveland Indians @ Minnesota Twins
Hubert H. Humphrey Metrodome, Minneapolis, MN

livebaseballscorecards.com

AB	45
R	5
H	12
RBI	5
BB	4
SO	8
LOB	17




Sat Oct 02 2004, Postponed
Att: 32,268 - Unknown - 64 F

Batter	1	2	3	4	5	6	7	8	9	10	11	12	AB R H RBI BB SO LOB	BOTTOM												
20 Lew Ford, R OBP: 0.363, SLG: 0.450	1-0 G3 1B	2-0 FC4-6 1B			0-1 33 SF8 1B		3-2 1B G6-4-3 1B	0-0 F7				2-3 K	6 3 4 0 0 1 3													
Jason Kubel, L OBP: 0.364, SLG: 0.441	1-2 G3	1-2 FC4-6			0-0 SF8		1-0 G6-4-3 1B		0-0 CS 1B			1-0 G4-3	5 0 2 1 0 0 3													
Torii Hunter, R OBP: 0.333, SLG: 0.479	0-1 33 1B				2-2 33 G6-4-3 HBP		1-0 G5-3		0-1 G6-4-3			4-0 BB	4 0 1 1 1 0 3													
33 Justin Morneau, L OBP: 0.340, SLG: 0.536	2-0 1B				0-0 G6-4-3		1-2 1B		0-1 F8			2-0 G6-3	6 0 2 1 0 1 3													
Corey Koskie, L OBP: 0.343, SLG: 0.499 Augie Ojeda, S OBP: 0.423, SLG: 0.458	1-0 F7				0-0 G4-3		0-3 K		1-1 FC1-6 1B			0-3 K	4 0 1 0 0 1 3 1 0 0 0 1 1 0													
Terry Tiffee, S OBP: 0.340, SLG: 0.512 Jason Bartlett, R OBP: 0.154, SLG: 0.083	1-2 F8				2-0 G5-3		0-1 SH2-3 SF7 2B		0-0 FC1-6 FC5-2			4-2 5 2B BB	3 0 1 0 0 0 2 1 2 0 0 1 0 1													
Cristian Guzman, S OBP: 0.309, SLG: 0.384		0-1 G4-3			1-1 G6-3		1-1 SH2-3		4-2 HBP FC5-2 BB			1-2 F8	3 0 0 0 2 0 1	AB 42 R 6 H 14 RBI 5 BB 5 SO 7 LOB 27												
Luis Rivas, R OBP: 0.283, SLG: 0.432 Jose Offerman, S OBP: 0.395, SLG: 0.398 5 Michael Cuddyer, R OBP: 0.340, SLG: 0.432		1-2 E5 20 1B			1-0 G6-3		0-2 SF7		3-2 FC5-2 HBP			2-2 K	2 0 1 1 0 0 0 1 0 0 0 0 0 2 2 0 1 1 0 1 2													
Henry Blanco, R OBP: 0.290, SLG: 0.368 Jacque Jones, L OBP: 0.315, SLG: 0.427 Pat Borders, R OBP: 0.253, SLG: 0.333		1-1 P4			1-1 20 1B SF8 2B		1-1 K		0-0 FC1-6 FC5-2 HBP			0-3 K	3 1 1 0 0 1 2 0 0 0 0 0 0 0 1 0 0 0 0 1 2													
Inning Stats	R: 1 E: 0 K: 0 S: 11	H: 3 LOB: 2 BB: 0 P: 17	R: 0 E: 1 K: 0 S: 12	H: 2 LOB: 2 BB: 0 P: 17	R: 0 E: 0 K: 0 S: 4	H: 0 LOB: 0 BB: 0 P: 6	R: 0 E: 0 K: 0 S: 4	H: 0 LOB: 0 BB: 0 P: 6	R: 2 E: 0 K: 1 S: 13	H: 3 LOB: 1 BB: 0 P: 16	R: 1 E: 0 K: 1 S: 10	H: 1 LOB: 1 BB: 0 P: 13	R: 1 E: 0 K: 1 S: 11	H: 2 LOB: 0 BB: 0 P: 17	R: 0 E: 0 K: 0 S: 8	H: 1 LOB: 3 BB: 2 P: 17	R: 0 E: 0 K: 2 S: 12	H: 1 LOB: 0 BB: 0 P: 21	R: 0 E: 0 K: 1 S: 6	H: 0 LOB: 1 BB: 1 P: 15	R: 1 E: 0 K: 1 S: 13	H: 1 LOB: 1 BB: 1 P: 20	1B: 11 2B: 3 3B: 0 HR: 0	SF: 2 SAC: 2 DP: 2 HBP: 2	WP: 1 PB: 0 SB: 1 CS: 1	PA: 54
PITCHER	IP WLS BF H R ER SO BB IBB HBP BLK WP HR S P ERA WHIP	7.0 1.0 31 6 1 0 0 0 0 0 0 0 0 65 94 6.43 1.571					David Riske, R ERA: 3.72	(12, 1) 0.2 4 4 1 1 1 1 1 0 0 0 0 0 13 20 13.50 3.000																		

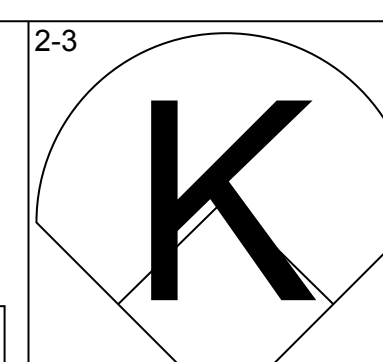
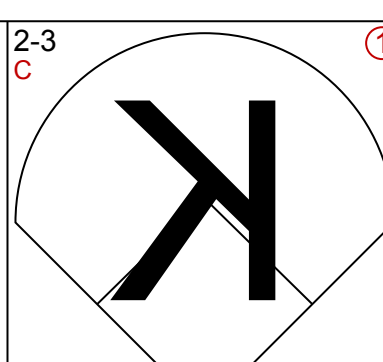
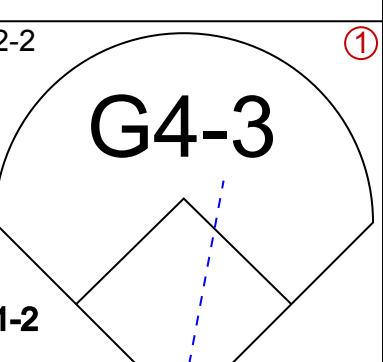
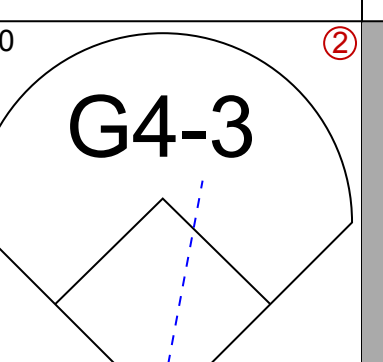
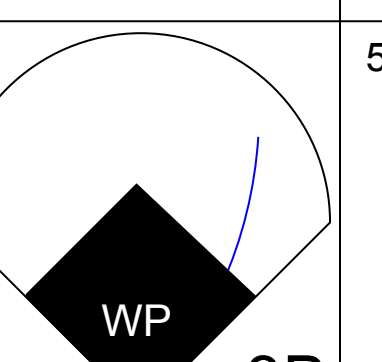
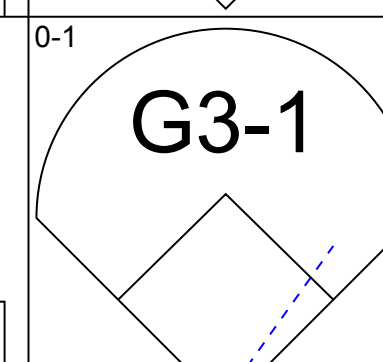
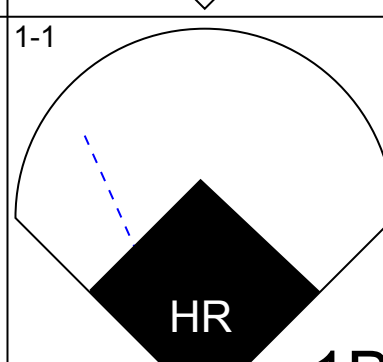
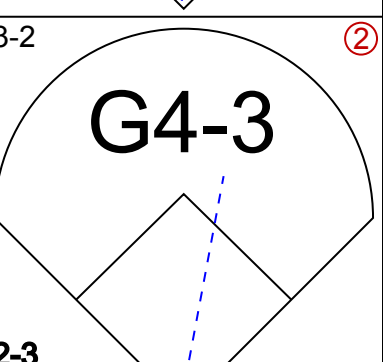
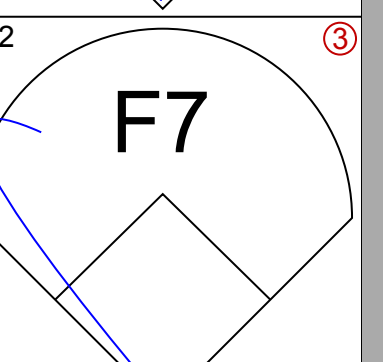
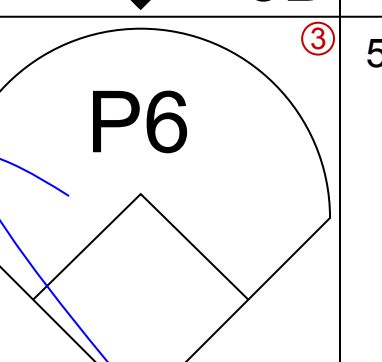
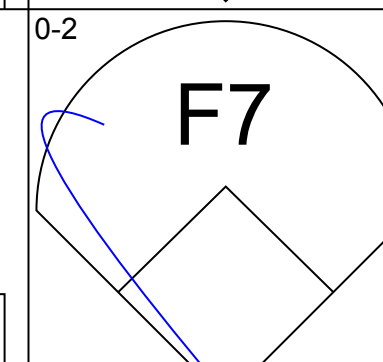
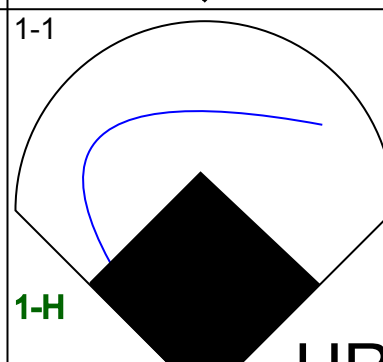
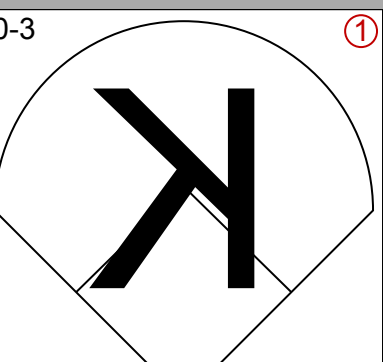
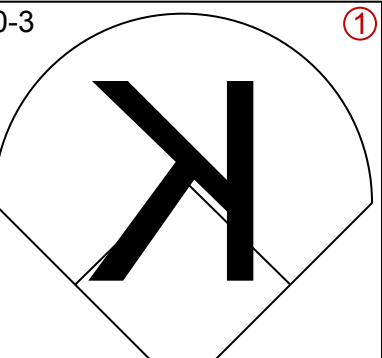
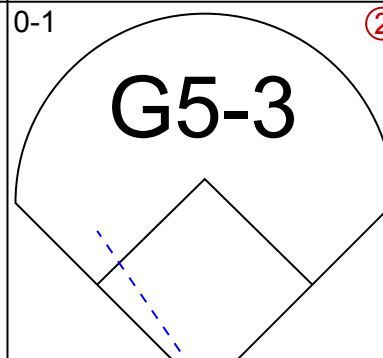
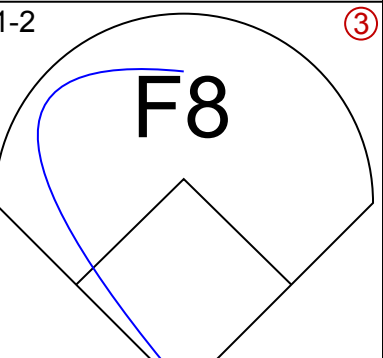
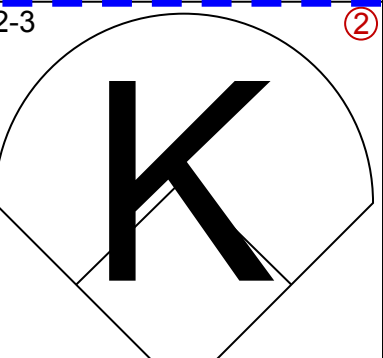
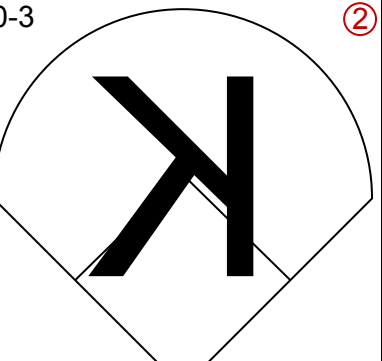
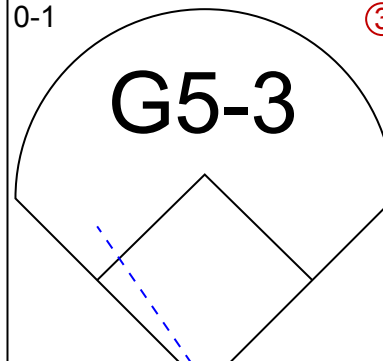
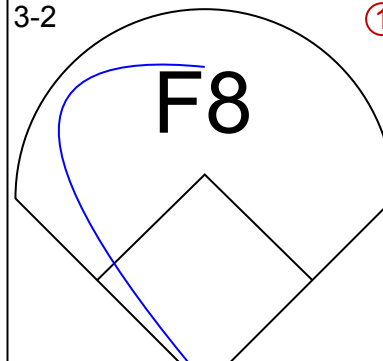

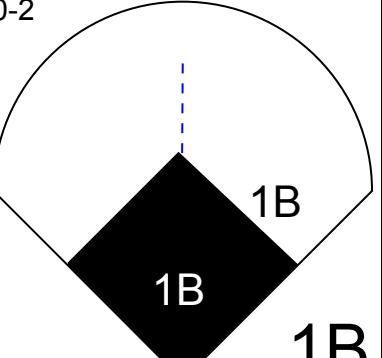
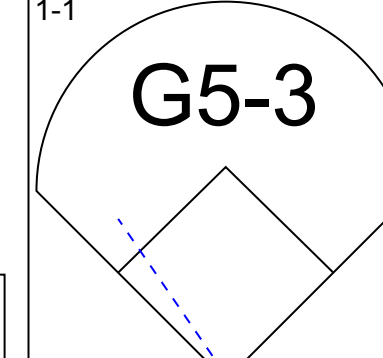
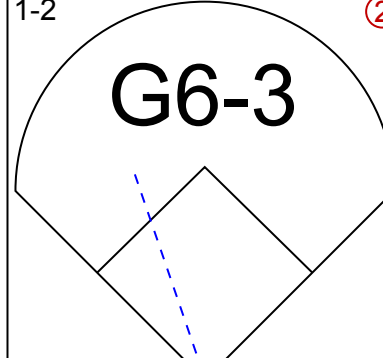
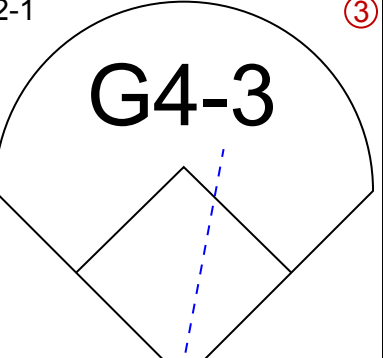

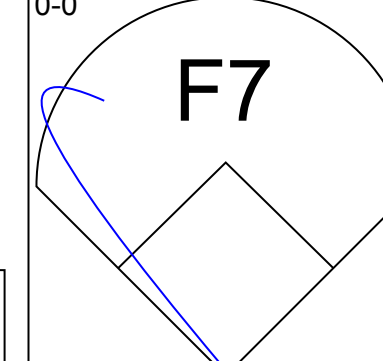
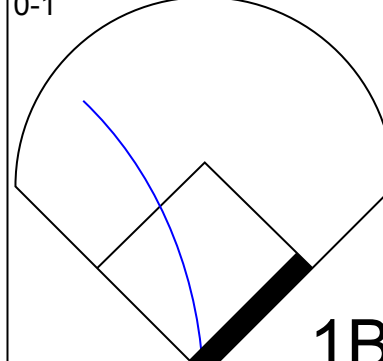
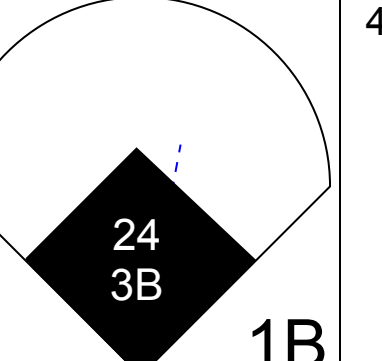
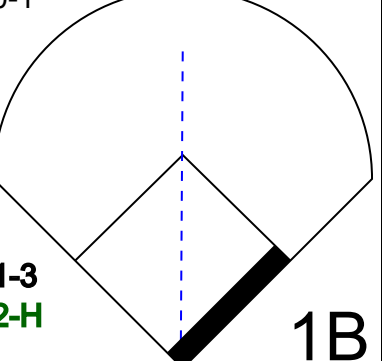
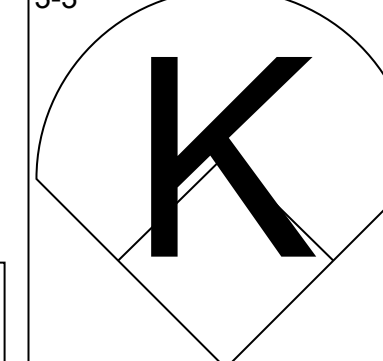
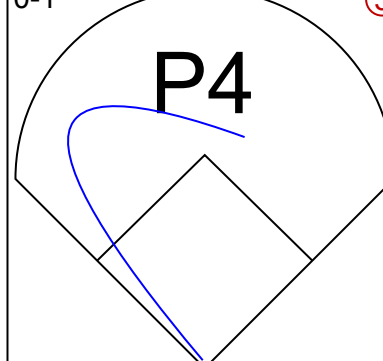
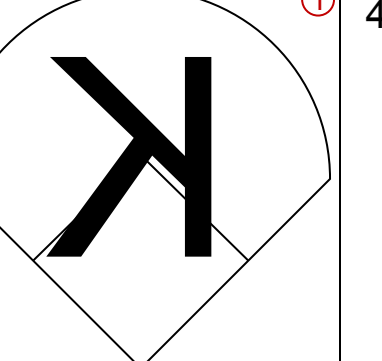

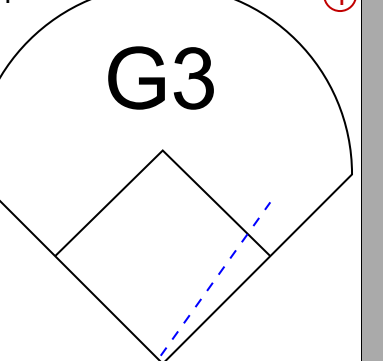
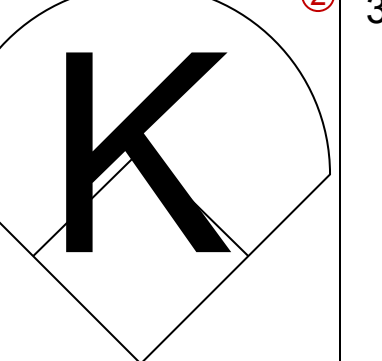
Cleveland Indians @ Minnesota Twins
Hubert H. Humphrey Metrodome, Minneapolis, MN

livebaseballscorecards.com

AB	42
R	6
H	14
RBI	5
BB	5
SO	7
LOB	27



Sat Oct 02 2004, Postponed
Att: 32,268 - Unknown - 64 F

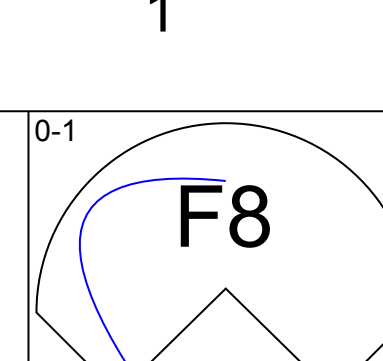
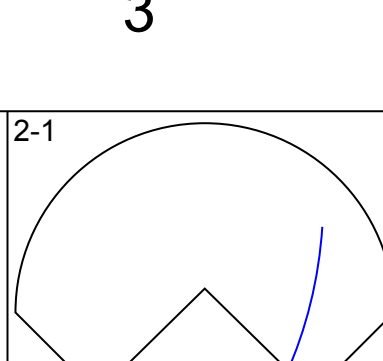
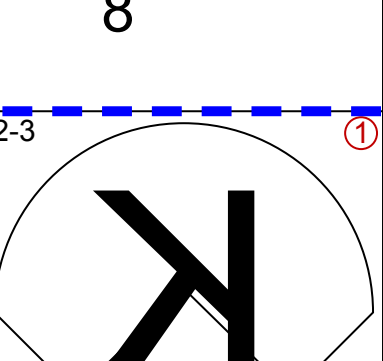
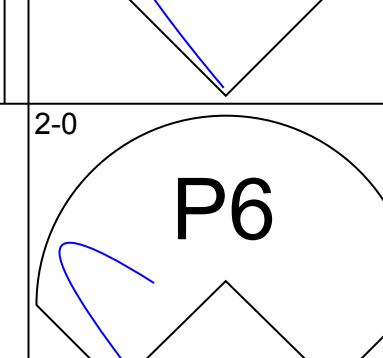
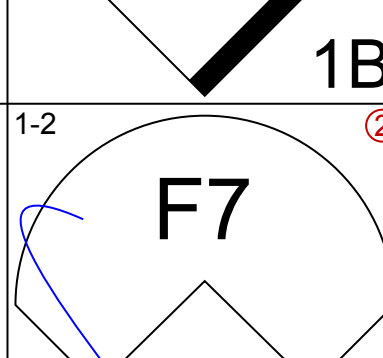
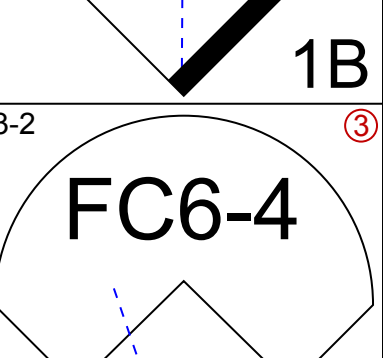
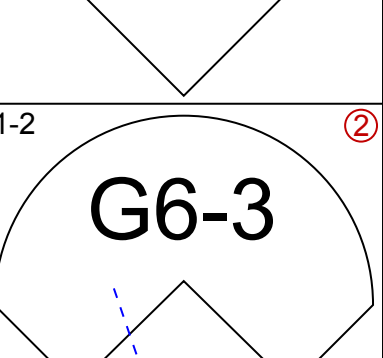
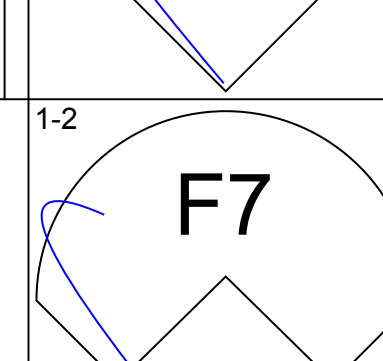
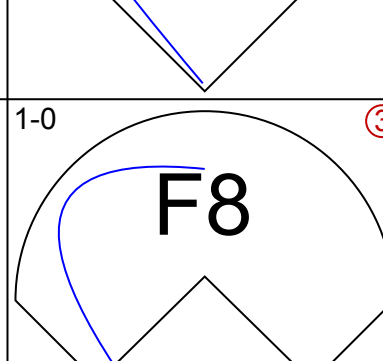
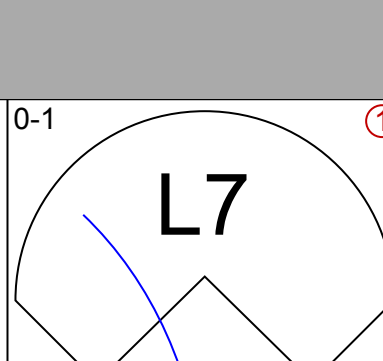
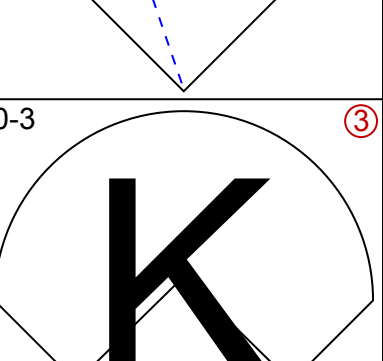
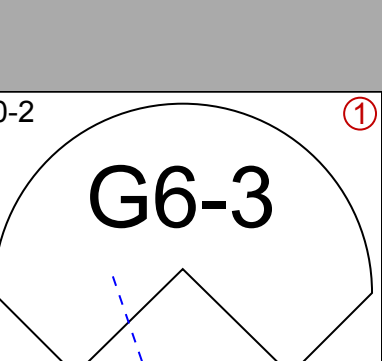
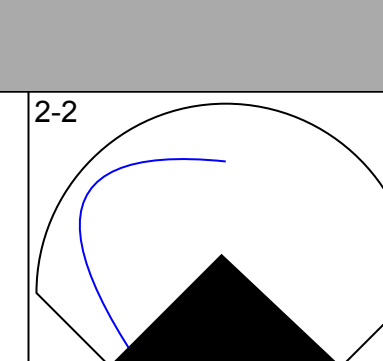
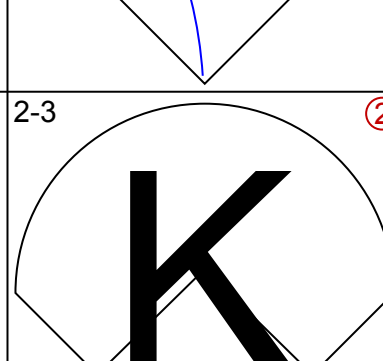
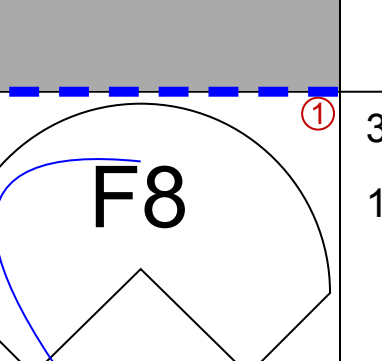
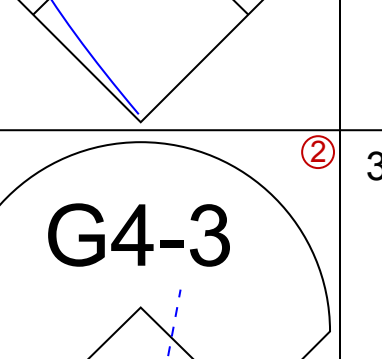
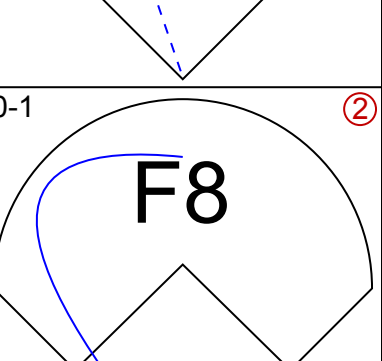

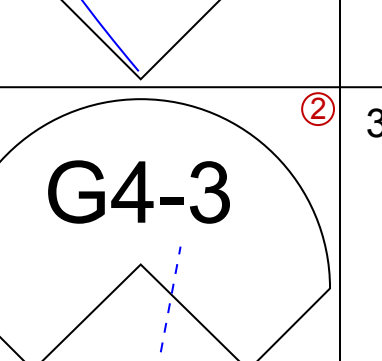
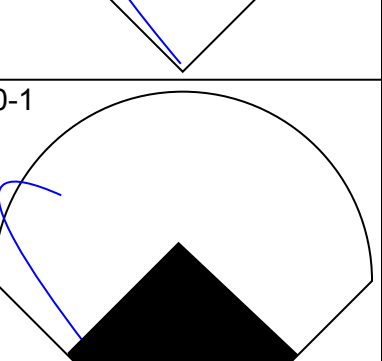
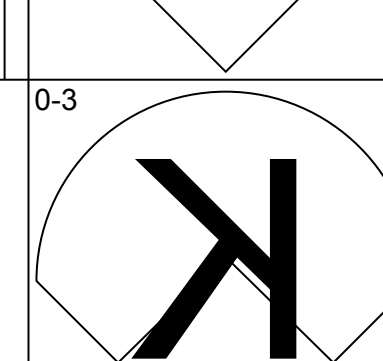
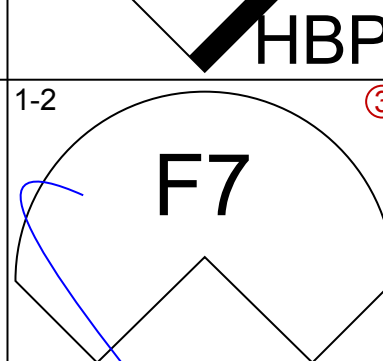
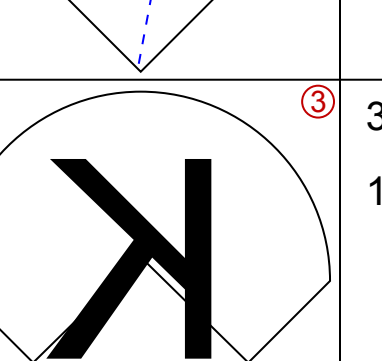
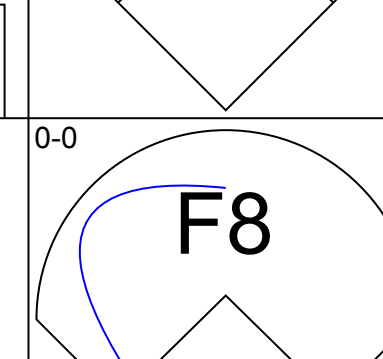
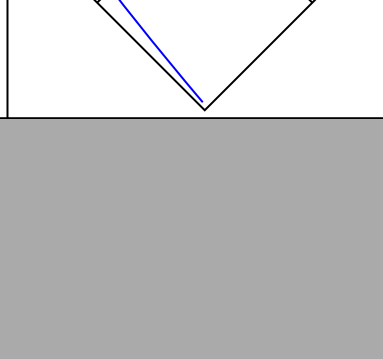
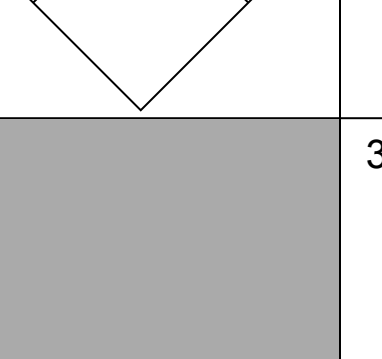
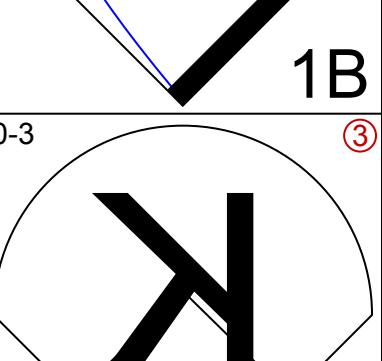
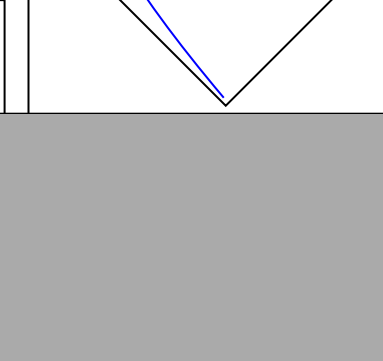
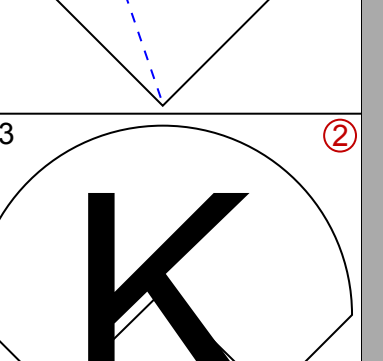
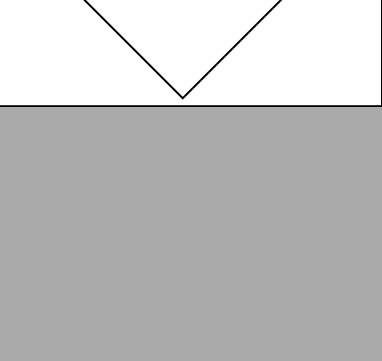
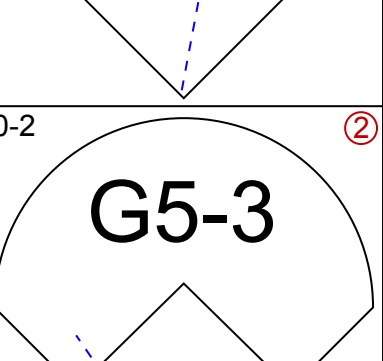
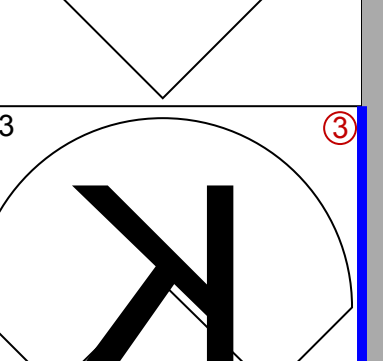
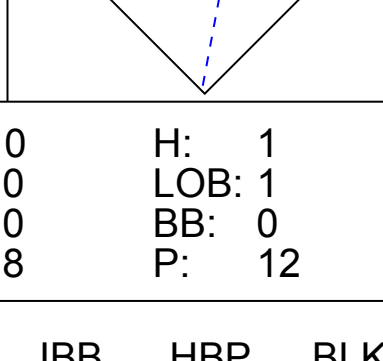
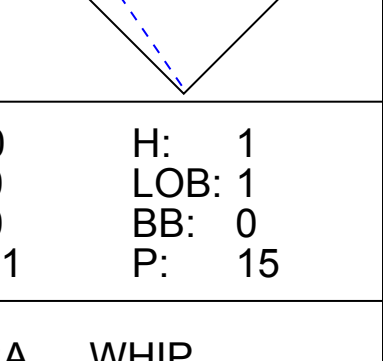
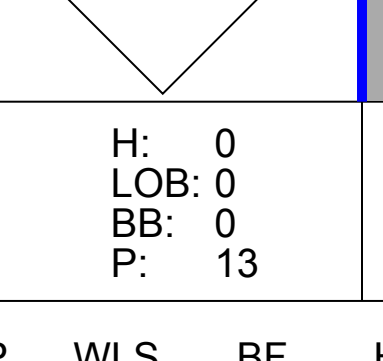
Batter	1	2	3	4	5	6	7	8	9	AB	R	H	RBI	BB	SO	LOB	TOP										
24 Grady Sizemore, L OBP: 0.333, SLG: 0.406												5	1	1	1	0	2	1									
Coco Crisp, S OBP: 0.344, SLG: 0.446												5	1	1	0	0	0	1									
Ben Broussard, L OBP: 0.370, SLG: 0.488												3	1	1	2	0	1	0									
Casey Blake, R OBP: 0.354, SLG: 0.486												4	0	0	0	0	2	2									
Ronnie Belliard, R OBP: 0.348, SLG: 0.426												4	0	1	0	0	1	0									
Josh Phelps, R OBP: 0.304, SLG: 0.450													4	1	1	0	0	0	1								
Josh Bard, S OBP: 0.478, SLG: 0.684												4	1	3	0	0	0	0									
Ryan Ludwick, R OBP: 0.278, SLG: 0.380												4	0	1	1	0	2	2									
2 Jhonny Peralta, R OBP: 0.321, SLG: 0.280													3	0	0	0	1	1	3								
Inning Stats	R: 0 E: 0 K: 1 S: 8	H: 0 LOB: 0 BB: 0 P: 10	R: 1 E: 0 K: 2 S: 15	H: 3 LOB: 2 BB: 0 P: 16	R: 2 E: 0 K: 1 S: 16	H: 2 LOB: 0 BB: 0 P: 20	R: 0 E: 0 K: 1 S: 7	H: 0 LOB: 0 BB: 0 P: 11	R: 0 E: 0 K: 0 S: 12	H: 1 LOB: 1 BB: 0 P: 17	R: 0 E: 0 K: 0 S: 13	H: 0 LOB: 0 BB: 0 P: 11	R: 0 E: 0 K: 2 S: 10	H: 1 LOB: 1 BB: 0 P: 14	R: 2 E: 0 K: 2 S: 17	H: 2 LOB: 0 BB: 0 P: 24	1B: 7 2B: 0 3B: 1 HR: 1	SF: 0 SAC: 0 DP: 0 HBP: 1	WP: 1 PB: 0 SB: 0 CS: 0	PA: 38							
PITCHER	IP	WLS	BF	H	R	ER	SO	BB	IBB	HBP	BLK	WP	HR	S	P	ERA	WHIP										
Kyle Lohse, R ERA: 5.34	4.0	L	17	5	3	3	5	0	0	0	0	0	1	46	57	6.75	1.250										
28 Jesse Crain, R ERA: 2.0	2.0		9	1	0	0	0	1	0	1	0	0	0	25	40	0.00	1.000										
J.C. Romero, L ERA: 3.51	1.1		4	0	0	0	1	0	0	0	0	0	0	10	14	0.00	0.000										
Grant Balfour, R ERA: 4.35	1.2		8	3	2	2	3	0	0	0	0	1	0	24	35	10.80	1.800										

Cleveland Indians @ Minnesota Twins
Hubert H. Humphrey Metrodome, Minneapolis, MN

Sun Oct 03 2004, 2:10 PM EDT
Att: 28,624 - Unknown - 68 F

AB 36
R 5
H 9
RBI 4
BB 1
SO 9
LOB 10



Batter	1	2	3	4	5	6	7	8	9	AB	R	H	RBI	BB	SO	LOB	BOTTOM										
Shannon Stewart, R OBP: 0.380, SLG: 0.447										4	0	2	0	0	1	0											
20 Lew Ford, R OBP: 0.381, SLG: 0.446										4	0	0	0	0	0	2											
Tori Hunter, R OBP: 0.330, SLG: 0.475												4	0	0	0	1	1										
Matthew LeCroy, R OBP: 0.321, SLG: 0.424											3	1	1	1	0	1	0										
Jason Kubel, L OBP: 0.333, SLG: 0.433											1	0	0	0	0	0	0										
Corey Koskie, L OBP: 0.342, SLG: 0.495										3	0	0	0	0	1	0											
5 Michael Cuddyer, R OBP: 0.339, SLG: 0.440											3	1	1	1	0	1	1										
Jose Offerman, S OBP: 0.363, SLG: 0.395											1	0	0	0	0	1	0										
Cristian Guzman, S OBP: 0.309, SLG: 0.384										3	0	1	0	0	0	0											
Michael Restovich, R OBP: 0.314, SLG: 0.447												3	0	0	0	2	1										
Pat Borders, R OBP: 0.247, SLG: 0.326													2	0	0	0	0	0									
Terry Tiffee, S OBP: 0.333, SLG: 0.500													1	0	0	0	1	0									
Henry Blanco, R OBP: 0.260, SLG: 0.368													0	0	0	0	0	0									
Inning Stats	R: 0 E: 0 K: 0 S: 7	H: 0 LOB: 0 BB: 0 P: 10	R: 1 E: 0 K: 1 S: 11	H: 2 LOB: 1 BB: 0 P: 12	R: 0 E: 0 K: 0 S: 8	H: 1 LOB: 1 BB: 0 P: 12	R: 1 E: 0 K: 2 S: 11	H: 1 LOB: 0 BB: 0 P: 15	R: 0 E: 0 K: 0 S: 11	H: 1 LOB: 1 BB: 0 P: 15	R: 0 E: 0 K: 1 S: 9	H: 0 LOB: 0 BB: 0 P: 13	R: 0 E: 0 K: 2 S: 9	H: 0 LOB: 0 BB: 0 P: 13	R: 0 E: 0 K: 2 S: 9	H: 0 LOB: 0 BB: 0 P: 12	R: 0 E: 0 K: 1 S: 7	H: 0 LOB: 0 BB: 0 P: 10	1B: 3 2B: 0 3B: 0 HR: 2	SF: 0 SAC: 0 DP: 0 HBP: 1	WP: 0 PB: 0 SB: 0 CS: 0	PA: 33					
PITCHER	IP	WLS	BF	H	R	ER	SO	BB	IBB	HBP	BLK	WP	HR	S	P	ERA	WHIP										
31 Cliff Lee, L ERA: 5.43	7.0		27	5	2	2	6	0	0	0	0	0	2	66	90	2.57	0.714										
59 Matt Miller, R ERA: 3.09	1.0	H	3	0	0	0	2	0	0	0	0	0	0	9	12	0.00	0.000										
Bob Wickman, R ERA: 4.25	1.0	S	3	0	0	0	1	0	0	0	0	0	0	7	10	0.00	0.000										

Cleveland Indians @ Minnesota Twins
Hubert H. Humphrey Metrodome, Minneapolis, MN

Sun Oct 03 2004, 2:10 PM EDT
Att: 28,624 - Unknown - 68 F

AB 32
R 2
H 5
RBI 2
BB 0
SO 9
LOB 5



Batter	1	2	3	4	5	6	7	8	9	AB	R	H	RBI	BB	SO	LOB	TOP					
Shannon Stewart, R (1.7) OBP: 0.500, SLG: 0.500										4	0	2	1	0	1	0	Minnesota Twins @ New York Yankees Yankee Stadium, Bronx, NY Tue Oct 05 2004, 8:00 PM EDT Att: 55,749 - Sunny - 52 F					
Jacque Jones, L (1.9) OBP: 0.250, SLG: 1.000										4	1	1	1	0	1	2						
Tori Hunter, R (1.8) OBP: 0.250, SLG: 0.250										4	0	1	0	0	0	1						
33 Justin Morneau, L (1.3)										4	0	0	0	0	1	2						
Corey Koskie, L (1.5) OBP: 0.500, SLG: 0.333										3	0	1	0	1	0	0						
20 Lew Ford, R (1.10)										4	0	0	0	0	2	3						
Cristian Guzman, S (1.6)										3	0	0	0	0	1	0						
5 Michael Cuddyer, R (1.4) OBP: 0.667, SLG: 0.667										3	1	2	0	0	1	0						
Luis Rivas, R (8.4)										0	0	0	0	0	0	0						
Henry Blanco, R (1.2)										2	0	0	0	0	1	1						
Inning Stats	R: 0 E: 0 K: 1 S: 13	H: 1 LOB: 1 BB: 0 P: 17	R: 0 E: 0 K: 0 S: 5	H: 0 LOB: 0 BB: 0 P: 10	R: 1 E: 0 K: 0 S: 8	H: 2 LOB: 0 BB: 0 P: 10	R: 0 E: 0 K: 1 S: 10	H: 1 LOB: 1 BB: 0 P: 14	R: 0 E: 0 K: 1 S: 7	H: 0 LOB: 0 BB: 0 P: 9	R: 1 E: 0 K: 2 S: 13	H: 2 LOB: 2 BB: 1 P: 24	R: 0 E: 0 K: 1 S: 10	H: 1 LOB: 0 BB: 0 P: 11	R: 0 E: 0 K: 0 S: 8	H: 0 LOB: 0 BB: 0 P: 11	R: 0 E: 0 K: 1 S: 12	H: 0 LOB: 0 BB: 0 P: 14	1B: 6 2B: 0 3B: 0 HR: 1	SF: 0 SAC: 1 DP: 1 HBP: 0	WP: 0 PB: 0 CS: 1	PA: 33
PITCHER	IP WLS BF H R ER SO BB IBB HBP BLK WP HR S P ERA WHIP	7.0 L 27 7 2 2 7 1 0 0 0 0 1 66 95 2.57 1.143	1.0 3 0 0 0 0 0 0 0 0 0 0 8 11 0.00 0.000	1.0 3 0 0 0 1 0 0 0 0 0 0 12 14 0.00 0.000	PITCHER										IP WLS BF H R ER SO BB IBB HBP BLK WP HR S P ERA WHIP							


Batter	1	2	3	4	5	6	7	8	9	AB	R	H	RBI	BB	SO	LOB	BOTTOM					
2 Derek Jeter, R (1.6) OBP: 0.250, SLG: 0.250										4	0	1	0	0	0	2	Minnesota Twins @ New York Yankees Yankee Stadium, Bronx, NY Tue Oct 05 2004, 8:00 PM EDT Att: 55,749 - Sunny - 52 F					
13 Alex Rodriguez, R (1.5) OBP: 0.500, SLG: 0.500										4	0	2	0	0	1	1						
Gary Sheffield, R (1.9)										2	0	0	0	2	0	2						
Bernie Williams, S (1.8) OBP: 0.250, SLG: 0.250										4	0	1	0	0	1	4						
20 Jorge Posada, S (1.2) OBP: 0.500, SLG: 0.500										4	0	2	0	0	0	1						
55 Hideki Matsui, L (1.7) OBP: 0.500, SLG: 0.750										4	0	2	0	0	0	2						
Ruben Sierra, S (1.10)										4	0	0	0	0	1	3						
John Olerud, L (1.3)										2	0	0	0	0	0	2						
Miguel Cairo, R (1.4) OBP: 0.333, SLG: 0.667										3	0	1	0	0	2	1						
Inning Stats	R: 0 E: 0 K: 1 S: 8	H: 1 LOB: 2 BB: 1 P: 15	R: 0 E: 0 K: 0 S: 9	H: 2 LOB: 1 BB: 0 P: 11	R: 0 E: 0 K: 2 S: 10	H: 1 LOB: 1 BB: 0 P: 15	R: 0 E: 0 K: 0 S: 6	H: 2 LOB: 1 BB: 0 P: 7	R: 0 E: 0 K: 1 S: 6	H: 0 LOB: 0 BB: 0 P: 11	R: 0 E: 0 K: 0 S: 14	H: 2 LOB: 2 BB: 0 P: 19	R: 0 E: 0 K: 1 S: 10	H: 1 LOB: 1 BB: 0 P: 15	R: 0 E: 0 K: 0 S: 4	H: 0 LOB: 0 BB: 1 P: 10		R: 0 E: 0 K: 0 S: 6	H: 0 LOB: 0 BB: 0 P: 10	1B: 7 2B: 4 3B: 0 HR: 0	SF: 0 SAC: 0 DP: 5 HBP: 1	WP: 0 PB: 0 CS: 1
PITCHER	IP WLS BF H R ER SO BB IBB HBP BLK WP HR S P ERA WHIP	7.0 W 28 28 9 0 0 5 1 0 1 0 0 63 93 0.00 1.429	1.0 H 3 0 0 0 0 1 0 0 0 0 0 4 10 0.00 1.000	1.0 S 3 0 0 0 0 0 0 0 0 0 0 6 10 0.00 0.000	PITCHER										IP WLS BF H R ER SO BB IBB HBP BLK WP HR S P ERA WHIP							

Batter	1	2	3	4	5	6	7	8	9	10	11	12	AB	R	H	RBI	BB	SO	LOB												
Shannon Stewart, R OBP: 0.200, SLG: 0.200	F9	FC6-4			F9			F9	G4-3			K	6	0	0	0	0	1	1												
Jacque Jones, L OBP: 0.200, SLG: 0.500	FC5-4 1B		G4-3			K		K		K		P4	6	1	1	0	0	3	0												
Toni Hunter, R OBP: 0.400, SLG: 0.700	FC5-4 33 2B		K					33 1B 2B		P6			6	3	3	1	0	1	1												
33 Justin Morneau, L OBP: 0.250, SLG: 0.375 Luis Rivas, R (8, PH) (8, 4)			P6			P6		2B 1B					4	0	2	2	0	0	1												
Matthew LeCroy, R (10, PH) OBP: 1.000, SLG: 1.000 (10, 3)	2B							1-3 2-H 1B					0	0	0	0	0	0	0												
Corey Koskie, L OBP: 0.500, SLG: 0.429													4	1	1	1	2	2	2												
Jason Kubel, L (1, 10)													6	0	0	0	0	2	6												
Cristian Guzman, S OBP: 0.375, SLG: 0.286													4	1	2	0	1	0	3												
5 Michael Cuddyer, R OBP: 0.500, SLG: 0.500 (8, 3) (10, 4)													5	0	2	1	0	0	2												
Henry Blanco, R Jose Offerman, S (7, PH) Pat Borders, R (7, 2)													1	0	0	1	0	0	1												
													1	0	0	0	0	0	1												
													2	0	0	0	0	1	1												
Inning Stats	R: 1 E: 0 K: 0 S: 5	H: 2 LOB: 1 BB: 0 P: 6	R: 2 E: 0 K: 1 S: 13	H: 2 LOB: 1 BB: 1 P: 20	R: 0 E: 0 K: 1 S: 6	H: 0 LOB: 0 BB: 0 P: 10	R: 0 E: 0 K: 0 S: 5	H: 0 LOB: 0 BB: 0 P: 8	R: 0 E: 0 K: 2 S: 11	H: 1 LOB: 1 BB: 0 P: 18	R: 0 E: 0 K: 0 S: 6	H: 1 LOB: 1 BB: 1 P: 11	R: 2 E: 0 K: 2 S: 21	H: 3 LOB: 3 BB: 0 P: 29	R: 0 E: 0 K: 0 S: 8	H: 0 LOB: 0 BB: 0 P: 10	R: 0 E: 0 K: 2 S: 11	H: 0 LOB: 1 BB: 1 P: 20	R: 0 E: 0 K: 1 S: 7	H: 0 LOB: 1 BB: 1 P: 15	R: 1 E: 0 K: 1 S: 12	H: 2 LOB: 2 BB: 1 P: 24	1B: 9 2B: 2 3B: 0 HR: 1	SF: 1 SAC: 0 DP: 1 HBP: 0	WP: 1 PB: 1 SB: 0 CS: 0	PA: 51					
PITCHER	IP WLS BF H R ER SO BB IBB HBP BLK WP HR S P ERA WHIP													IP WLS BF H R ER SO BB IBB HBP BLK WP HR S P ERA WHIP																	
Jon Lieber, R ERA: 4.05	6.2	26	7	3	3	4	0	0	0	0	0	0	1	0	10	17	27.00	1.500													
Tom Gordon, R ERA: 10.8	0.2	4	1	2	2	1	0	0	0	0	0	0	0	0	20	25	0.00	1.200													
42 Mariano Rivera, R ERA:	1.2	7	2	0	0	1	0	0	0	0	0	0	0	0	1	28	56	3.38	1.875												
Tanyon Sturtze, R ERA: 3.38	2.2	13	2	1	1	4	3	0	0	0	0	0	0	0	2	3	0.00	0.000													
Paul Quantrill, R ERA:	0.1	1	0	0	0	0	0	0	0	0	0	0	0	0	2	3	0.00	0.000													

Minnesota Twins @ New York Yankees
 Yankee Stadium, Bronx, NY
 Wed Oct 06 2004, 7:00 PM EDT
 Att. 56,354 - Sunny - 59 F

livebaseballscorecards.com

AB 46
 R 6
 H 12
 RBI 6
 BB 4
 SO 10
 LOB 19




Batter	1	2	3	4	5	6	7	8	9	10	11	12	AB	R	H	RBI	BB	SO	LOB											
2 Derek Jeter, R OBP: 0.333, SLG: 0.625	HR		F7		G5-3								4	2	1	1	1	0	0											
13 Alex Rodriguez, R OBP: 0.600, SLG: 1.000	L4		HR		1B								6	2	4	3	0	0	0											
Gary Sheffield, R OBP: 0.400, SLG: 0.571	G5-3		HR		P5								5	1	1	2	1	0	1											
55 Hideki Matsui, L OBP: 0.400, SLG: 0.500	2B		HR		1B								4	0	1	1	1	1	0											
Bernie Williams, S OBP: 0.333, SLG: 0.375	2B		G3-6-3										4	0	1	0	1	0	1											
20 Jorge Posada, S OBP: 0.222, SLG: 0.222	P4												5	0	0	0	0	2	3											
Ruben Sierra, S (1, 10)													4	0	0	0	1	2	1											
John Olerud, L OBP: 0.250, SLG: 0.286													5	0	1	0	0	1	1											
Miguel Cairo, R OBP: 0.375, SLG: 0.333													3	2	0	0	2	1	1											
Inning Stats	R: 1 E: 0 K: 0 S: 12	H: 2 LOB: 2 BB: 1 P: 21	R: 0 E: 0 K: 0 S: 7	H: 0 LOB: 0 BB: 0 P: 7	R: 2 E: 0 K: 0 S: 13	H: 3 LOB: 0 BB: 0 P: 18	R: 0 E: 0 K: 0 S: 4	H: 1 LOB: 1 BB: 0 P: 6	R: 1 E: 0 K: 0 S: 9	H: 1 LOB: 0 BB: 1 P: 16	R: 0 E: 0 K: 0 S: 13	H: 0 LOB: 0 BB: 0 P: 18	R: 0 E: 0 K: 2 S: 10	H: 0 LOB: 0 BB: 0 P: 15	R: 0 E: 0 K: 0 S: 8	H: 0 LOB: 0 BB: 0 P: 12	R: 0 E: 0 K: 1 S: 11	H: 0 LOB: 1 BB: 1 P: 20	R: 2 E: 0 K: 1 S: 8	H: 1 LOB: 2 BB: 3 P: 22	1B: 3 2B: 3 3B: 0 HR: 3	SF: 1 SAC: 1 DP: 2 HBP: 0	WP: 0 PB: 0 SB: 1 CS: 0	PA: 49						
PITCHER	IP WLS BF H R ER SO BB IBB HBP BLK WP HR S P ERA WHIP													IP WLS BF H R ER SO BB IBB HBP BLK WP HR S P ERA WHIP																
Brad Radke, R ERA: 7.11	6.1	29	8	5	5	0	3	0	0	0	0	0	0	3	58	87	7.11	1.737												
Grant Balfour, R ERA:	0.2	1	0	0	0	0	0	0	0	0	0	0	0	0	3	6	0.00	0.000												
Juan Rincon, R ERA:	2.0	6	0	0	0	4	0	0	0	0	0	0	0	23	33	0.00	0.000													
36 Joe Nathan, R ERA: 5.4	2.1	12	1	2	2	3	3	1	0	0	0	0	0	26	53	7.71	1.714													
J.C. Romero, L ERA:	0.1	1	0	0	0	0	0	0	0	0	0	0	0	1	1	0.00	0.000													

Minnesota Twins @ New York Yankees
 Yankee Stadium, Bronx, NY
 Wed Oct 06 2004, 7:00 PM EDT
 Att. 56,354 - Sunny - 59 F

livebaseballscorecards.com

AB 40
 R 7
 H 9
 RBI 7
 BB 7
 SO 7
 LOB 8



Batter	1	2	3	4	5	6	7	8	9	10	11	AB	R	H	RBI	BB	SO	LOB	TOP	
2 Derek Jeter, R OBP: 0.350, SLG: 0.526												6	1	1	0	0	4	3		
13 Alex Rodriguez, R OBP: 0.476, SLG: 0.737												4	1	2	0	2	0	1		
Gary Sheffield, R OBP: 0.333, SLG: 0.444												6	1	1	0	0	1	4		
55 Hideki Matsui, L OBP: 0.476, SLG: 0.647												4	1	1	1	2	3	2		
Bernie Williams, S OBP: 0.316, SLG: 0.500												5	1	2	1	0	1	4		
20 Jorge Posada, S OBP: 0.222, SLG: 0.222												5	0	0	0	0	3	5		
Ruben Sierra, S OBP: 0.286, SLG: 0.417												4	1	2	3	1	0	0		
John Olerud, L OBP: 0.313, SLG: 0.357												4	0	1	0	0	1	3		
Bubba Crosby, L Tony Clark, S												0	0	0	0	0	0	0		
Miguel Cairo, R OBP: 0.313, SLG: 0.286												5	0	1	0	0	2	3		
Inning Stats	R: 0 E: 0 K: 2 S: 11	H: 0 LOB: 1 BB: 1 P: 19	R: 0 E: 0 K: 1 S: 10	H: 1 LOB: 2 BB: 1 P: 20	R: 1 E: 1 K: 0 S: 13	H: 2 LOB: 1 BB: 0 P: 18	R: 0 E: 0 K: 2 S: 10	H: 0 LOB: 2 BB: 1 P: 15	R: 0 E: 0 K: 0 S: 9	H: 0 LOB: 0 BB: 0 P: 13	R: 4 E: 0 K: 2 S: 24	H: 4 LOB: 1 BB: 1 P: 39	R: 0 E: 0 K: 1 S: 7	H: 0 LOB: 0 BB: 0 P: 12	R: 1 E: 0 K: 2 S: 13	H: 1 LOB: 0 BB: 0 P: 20	1B: 7 2B: 3 3B: 0 HR: 1	SF: 0 SAC: 0 DP: 0 HBP: 0	WP: 2 PB: 1 SB: 2 CS: 0	PA: 49
PITCHER	IP 5.0	WLS 23	BF 23	H 5	R 1	ER 1	SO 7	BB 3	IBB 0	HBP 0	BLK 0	WP 0	HR 0	S 53	P 87	ERA 0.75	WHIP 1.600			
Johan Santana, L ERA: 0.75	(1, 1)																			
Grant Balfour, R ERA:	(6, 1)	2.0	6	0	0	0	2	0	0	0	0	0	0	19	28	0.00	0.000			
Juan Rincon, R ERA: 10.8	(8, 1)	0.1	6	4	4	4	1	1	0	0	0	1	1	17	30	108.00	15.000			
36 Joe Nathan, R ERA: 3.6	(8, 1)	1.2	7	1	0	0	3	0	1	0	0	0	0	21	32	0.00	0.600			
Kyle Lohse, R ERA: 4.5	(10, 1)	2.0	L	7	1	1	1	3	0	0	0	1	0	20	32	4.50	0.500			

New York Yankees @ Minnesota Twins
Hubert H. Humphrey Metrodome, Minneapolis, MN

AB 44
R 6
H 11
RBI 5
BB 5
SO 16
LOB 25



Batter	1	2	3	4	5	6	7	8	9	10	11	AB	R	H	RBI	BB	SO	LOB	BOTTOM							
Shannon Stewart, R OBP: 0.190, SLG: 0.200												6	1	1	0	0	0	2								
Jacque Jones, L OBP: 0.300, SLG: 0.650												5	0	2	0	0	2	0								
Torii Hunter, R OBP: 0.368, SLG: 0.588												3	2	1	1	1	0	2								
33 Justin Morneau, L OBP: 0.235, SLG: 0.353												5	1	2	0	0	2	1								
Corey Koskie, L OBP: 0.474, SLG: 0.385												3	0	0	1	0	0	0								
20 Lew Ford, R OBP: 0.385, SLG: 0.364												4	0	2	2	0	0	1								
Cristian Guzman, S OBP: 0.412, SLG: 0.333												4	0	0	0	1	2	3								
5 Michael Cuddyer, R OBP: 0.467, SLG: 0.467												3	0	1	0	0	1	3								
Luis Rivas, R Jose Offerman, S												1	0	0	0	0	0	0								
Henry Blanco, R OBP: 0.222, SLG: 0.625												3	1	2	1	0	1	0								
Jason Kubel, L OBP: 0.143, SLG: 0.286												1	0	1	0	0	0	0								
Pat Borders, R Matthew LeCroy, R OBP: 0.500, SLG: 0.333												0	0	0	0	0	0	0								
Inning Stats	R: 1 E: 0 K: 1 S: 12	H: 2 LOB: 1 BB: 0 P: 16	R: 0 E: 0 K: 2 S: 10	H: 0 LOB: 1 BB: 0 P: 17	R: 0 E: 0 K: 1 S: 7	H: 0 LOB: 0 BB: 0 P: 9	R: 1 E: 0 K: 0 S: 10	H: 1 LOB: 2 BB: 2 P: 23	R: 3 E: 0 K: 2 S: 21	H: 4 LOB: 2 BB: 0 P: 33	R: 0 E: 0 K: 0 S: 16	H: 3 LOB: 0 BB: 0 P: 22	R: 0 E: 0 K: 0 S: 6	H: 1 LOB: 0 BB: 0 P: 11	R: 0 E: 0 K: 0 S: 8	H: 1 LOB: 1 BB: 0 P: 11	R: 0 E: 0 K: 2 S: 9	H: 0 LOB: 0 BB: 0 P: 12	R: 0 E: 0 K: 0 S: 7	H: 0 LOB: 0 BB: 0 P: 10	R: 0 E: 0 K: 0 S: 6	H: 0 LOB: 0 BB: 0 P: 10	1B: 8 2B: 4 3B: 0 HR: 1	SF: 2 SAC: 0 DP: 1 HBP: 2	WP: 0 PB: 0 SB: 1 CS: 3	PA: 47
PITCHER	IP 5.0	WLS 25	BF 25	H 7	R 5	ER 5	SO 6	BB 2	IBB 0	HBP 2	BLK 0	WP 0	HR 1	S 60	P 98	ERA 9.00	WHIP 1.800									
Javier Vazquez, R ERA: 9.0	(1, 1)																									
Esteban Loaiza, R ERA:	(6, 1)	2.0	8	4	0	0	0	0	0	0	0	0	0	22	33	0.00	2.000									
Tom Gordon, R ERA: 4.91	(8, 1)	2.0	7	1	0	0	2	0	0	0	0	0	0	17	23	0.00	0.500									
42 Mariano Rivera, R ERA:	(10, 1)	2.0	W	6	0	0	0	0	0	0	0	0	0	13	20	0.00	0.000									

New York Yankees @ Minnesota Twins
Hubert H. Humphrey Metrodome, Minneapolis, MN

AB 40
R 5
H 12
RBI 5
BB 2
SO 8
LOB 12



Sat Oct 09 2004, 4:00 PM EDT
Att. 52,498 - Unknown - 70 F

livebaseballscores.com

livebaseballscores.com