

Minnesota Twins - 2005

Batter	1	2	3	4	5	6	7	8	9	AB R H RBI BB SO LOB	TOP													
Shannon Stewart, R (1, 7) OBP: 0.250, SLG: 0.250	2-3 K		2-0 P2		1-0 1B		0-2 F9			4 0 1 0 0 1 1														
Jason Bartlett, R (1, 6) OBP: 0.250, SLG: 0.250	2-0 F9		0-0 FC6-4		2-1 1B			0-1 F8		4 0 1 1 0 0 1														
7 Joe Mauer, L (1, 2) OBP: 0.250, SLG: 0.250	3-2 G4-3			0-1 33 1B	2-0 F7			0-3 K		4 0 1 0 0 1 2														
33 Justin Moreau, L (1, 3)		2-3 K		3-2 P6		0-1 L9		2-2 P5		4 0 0 0 0 1 1														
Torii Hunter, R (1, 8)		3-2 G1-3		1-2 G5-3		3-2 F9			1-3 K	4 0 0 0 0 1 1														
Jacque Jones, L (1, 9) OBP: 0.500, SLG: 0.667		3-1 HBP		3-1 G1-4-3		0-0 2B			0-3 K	3 0 1 0 0 1 1														
20 Lew Ford, R (1, 10)		2-3 K			1-3 K	0-2 G4-3			2-2 F7	4 0 0 0 0 2 2														
5 Michael Cuddyer, R (1, 5)			0-1 G6-3		1-2 E4 1B		1-1 F9			3 1 0 0 0 0 0														
Luis Rivas, R (1, 4) OBP: 0.333, SLG: 0.333			1-2 FC6-4 1B		1-2 F8		2-2 G5-3			3 0 1 0 0 0 1														
Inning Stats	R: 0 E: 0 K: 1 S: 7	H: 0 LOB: 0 BB: 0 P: 14	R: 0 E: 0 K: 2 S: 13	H: 0 LOB: 1 BB: 0 P: 23	R: 0 E: 0 K: 0 S: 7	H: 1 LOB: 1 BB: 0 P: 10	R: 0 E: 0 K: 0 S: 11	H: 1 LOB: 1 BB: 0 P: 18	R: 1 E: 1 K: 1 S: 13	H: 2 LOB: 2 BB: 0 P: 21	R: 0 E: 0 K: 0 S: 9	H: 1 LOB: 1 BB: 0 P: 12	R: 0 E: 0 K: 0 S: 9	H: 0 LOB: 0 BB: 0 P: 12	R: 0 E: 0 K: 1 S: 11	H: 0 LOB: 0 BB: 0 P: 13	R: 0 E: 0 K: 2 S: 10	H: 0 LOB: 0 BB: 0 P: 13	R: 0 E: 0 K: 2 S: 10	H: 0 LOB: 0 BB: 0 P: 13	1B: 4 2B: 1 3B: 0 HR: 0	SF: 0 SAC: 0 DP: 0 HBP: 1	WP: 0 PB: 0 SB: 1 CS: 0	PA: 34
PITCHER	IP WLS BF H R ER SO BB IBB HBP BLK WP HR S P ERA WHIP																							
Jamie Moyer, L (1, 1) ERA:	5.2 W 24 5 1 0 4 0 0 1 0 0 0 0 57 95 0.00 0.882																							
40 Julio Mateo, R (6, 1) ERA:	1.2 5 0 0 0 0 0 0 0 0 0 0 0 14 17 0.00 0.000																							
Ron Villone, L (8, 1) ERA:	0.2 2 0 0 0 1 0 0 0 0 0 0 0 9 11 0.00 0.000																							
Eddie Guardado, L (9, 1) ERA:	1.0 3 0 0 0 2 0 0 0 0 0 0 0 10 13 0.00 0.000																							

Minnesota Twins @ Seattle Mariners
 Safeco Field, Seattle, WA
 Mon Apr 04 2005, 2:05 PM PDT
 Att: 46,249 - Partly Cloudy - 46 F

livebaseballscorecards.com

AB	33
R	1
H	5
RBI	1
BB	0
SO	7
LOB	10



Batter	1	2	3	4	5	6	7	8	9	AB	R	H	RBI	BB	SO	LOB
51 Ichiro Suzuki, L OBP: 0.500, SLG: 0.500 (1, 9) C X	0-1 29 E HR 1B		1-3 K2-3		1-1 29 CS 1B			2-0 F9		4	1	2	0	0	1	0
7 Jeremy Reed, L (1, 8) X	0-0 F9		1-2 K		0-1 F8			1-0 G4-3		4	0	0	0	0	1	2
29 Adrian Beltré, R OBP: 0.333, SLG: 0.333 (1, 5) 1 SAFE B F B F X	2-2 FC1 HR		0-1 HR 1B		1-2 CS		1-1 F8			3	2	1	0	0	0	1
Richie Sexson, R OBP: 0.667, SLG: 2.667 (1, 3) X	0-0 HR		3-1 HR		0-1 F9					3	2	2	5	0	0	0
Bret Boone, R (1, 4) F B X	1-1 F9		0-0 G5-3		0-0 F8					3	0	0	0	0	0	0
Raul Ibanez, L (1, 10) C B F X	1-2 F9			0-0 P6				0-2 G4-3		3	0	0	0	0	0	0
Randy Winn, S (1, 7)		2-2 G4-3		2-3 K				2-1 G4-3		3	0	0	0	0	1	0
Miguel Olivo, R (1, 2)		0-2 P2		2-3 K				2-3 K		3	0	0	0	0	2	0
39 Wilson Valdez, R (1, 6)		1-0 G1-4-3			1-2 G1-3			1-1 F8		3	0	0	0	0	0	0

Inning Stats	R: 3	H: 2	E: 1	LOB: 0	K: 0	BB: 0	S: 12	R: 0	H: 0	E: 0	LOB: 0	K: 0	BB: 0	S: 10	R: 2	H: 2	E: 0	LOB: 0	K: 2	BB: 0	S: 11	R: 0	H: 0	E: 0	LOB: 0	K: 2	BB: 0	S: 9	R: 0	H: 1	E: 0	LOB: 0	K: 0	BB: 0	S: 10	R: 0	H: 0	E: 0	LOB: 0	K: 1	BB: 0	S: 8	R: 0	H: 0	E: 0	LOB: 0	K: 0	BB: 0	S: 5	R: 0	H: 0	E: 0	LOB: 0	K: 0	BB: 0	S: 12	R: 0	H: 0	E: 0	LOB: 0	K: 0	BB: 0	S: 4	R: 0	H: 0	E: 0	LOB: 0	K: 0	BB: 0	S: 8
--------------	------	------	------	--------	------	-------	-------	------	------	------	--------	------	-------	-------	------	------	------	--------	------	-------	-------	------	------	------	--------	------	-------	------	------	------	------	--------	------	-------	-------	------	------	------	--------	------	-------	------	------	------	------	--------	------	-------	------	------	------	------	--------	------	-------	-------	------	------	------	--------	------	-------	------	------	------	------	--------	------	-------	------


PITCHER	IP	WLS	BF	H	R	ER	SO	BB	IBB	HBP	BLK	WP	HR	S	P	ERA	WHIP
Brad Radke, R ERA: 5.14 (1, 1)	7.0	L	26	5	5	4	5	0	0	0	0	0	2	65	89	5.14	0.714
Terry Mulholland, L ERA: (8, 1)	1.0		3	0	0	0	0	0	0	0	0	0	0	4	8	0.00	0.000

BOTTOM

Minnesota Twins @ Seattle Mariners
Safeco Field, Seattle, WA
 Mon Apr 04 2005, 2:05 PM PDT
 Att. 46,249 - Partly Cloudy - 46 F

livebaseballscorecards.com

AB	29
R	5
H	5
RBI	5
BB	0
SO	5
LOB	3



WP: 0	PA: 30
PB: 0	
SB: 0	
CS: 1	

Batter	1	2	3	4	5	6	7	8	9	AB R H RBI BB SO LOB	TOP																
Shannon Stewart, R (1, 7) OBP: 0.222, SLG: 0.222	1-1 F8		2-1 1B 1B		2-2 FC6-4 7 1B	0-0 FC6-4		0-1 G6-3		5 1 1 1 0 0 3																	
Jason Bartlett, R (1, 6) OBP: 0.333, SLG: 0.333	1-3 K		1-1 1-2 1B		0-1 7 1B 33 1B	1-0 P6		1-3 K		5 1 2 1 0 2 1																	
7 Joe Mauer, L (1, 2) OBP: 0.333, SLG: 0.250	4-2 BB		3-3 K		3-1 33 1B 1B		2-3 K		1-3 K	4 1 1 1 1 3 2																	
33 Justin Moreau, L (1, 3) OBP: 0.333, SLG: 0.333	2-3 K			1-1 G4-3	2-2 1B 1-2 3-H 1B		2-1 G6-3 1B		0-0 1B	5 1 3 1 0 1 1																	
Torii Hunter, R (1, 8) OBP: 0.222, SLG: 0.125		4-2 G1-6-3 BB		1-0 F9	1-1 HR 1B		2-1 G6-3		1-1 G5-3	4 1 1 1 1 0 2																	
Jacque Jones, L (1, 9) OBP: 0.500, SLG: 1.000		0-0 G1-6-3 1-2f		2-1 G3	0-1 HR 1B		1-1 20 FC5-4 1B			4 1 2 3 0 0 1																	
20 Lew Ford, R (1, 10) OBP: 0.125, SLG: 0.125		1-1 F9			1-2 FC6-4 1B		0-1 FC5-4			4 1 1 0 0 0 1																	
5 Michael Cuddyer, R (1, 5) OBP: 0.143, SLG: 0.143			2-3 K		0-0 FC6-4 1B 1B		1-3 K		1-1 F9	4 1 1 0 0 2 0																	
Luis Rivas, R (1, 4) OBP: 0.429, SLG: 0.429			2-2 G6-3		2-0 FC6-4 1B		3-1 FC6-4 1B		0-0 G5-3	4 0 2 0 0 0 0																	
Inning Stats	R: 0 E: 0 K: 2 S: 13	H: 0 LOB: 1 BB: 1 P: 21	R: 0 E: 0 K: 0 S: 6	H: 0 LOB: 0 BB: 1 P: 11	R: 0 E: 0 K: 2 S: 15	H: 2 LOB: 2 BB: 0 P: 25	R: 0 E: 0 K: 0 S: 5	H: 0 LOB: 0 BB: 0 P: 9	R: 7 E: 0 K: 0 S: 22	H: 8 LOB: 0 BB: 0 P: 36	R: 0 E: 0 K: 1 S: 7	H: 1 LOB: 1 BB: 0 P: 12	R: 1 E: 0 K: 1 S: 11	H: 2 LOB: 1 BB: 0 P: 18	R: 0 E: 0 K: 0 S: 5	H: 0 LOB: 0 BB: 0 P: 6	R: 0 E: 0 K: 2 S: 9	H: 1 LOB: 1 BB: 0 P: 12	1B: 13 2B: 0 3B: 0 HR: 1	SF: 0 SAC: 0 DP: 1 HBP: 0	WP: 0 PB: 0 SB: 0 CS: 0	PA: 41					
PITCHER	IP WLS BF H R ER SO BB IBB HBP BLK WP HR S P ERA WHIP																										
Gil Meche, R (1, 1) ERA: 8.31	4.1		20	6	4	4	4	2	0	0	0	0	0	49	82	8.31	1.846										
Matt Thornton, L (5, 1) ERA: 81.0	0.1	L	4	4	3	3	0	0	0	0	0	0	1	9	15	81.00	12.000										
Shigetoshi Hasegawa, R (5, 1) ERA: 3.86	2.1		10	3	1	1	2	0	0	0	0	0	0	21	35	3.86	1.286										
Ryan Franklin, R (8, 1) ERA:	1.0		3	0	0	0	0	0	0	0	0	0	0	5	6	0.00	0.000										
20 J.J. Putz, R (9, 1) ERA:	1.0		4	1	0	0	2	0	0	0	0	0	0	9	12	0.00	1.000										

Minnesota Twins @ Seattle Mariners
 Safeco Field, Seattle, WA
 Tue Apr 05 2005, 7:05 PM PDT
 Att. 28,373 - Roof Closed - 51 F

livebaseballscorecards.com

AB	39
R	8
H	14
RBI	8
BB	2
SO	8
LOB	11



BOTTOM

Minnesota Twins @ Seattle Mariners
Safeco Field, Seattle, WA
Tue Apr 05 2005, 7:05 PM PDT
Att. 28,373 - Roof Closed - 51 F

livebaseballscorecards.com

AB 33
R 4
H 7
RBI 4
BB 2
SO 10
LOB 11



WP: 0 PA: 36
PB: 0
SB: 2
CS: 0

AB R H RBI BB SO LOB

4 1 2 0 0 0 0

3 1 0 0 1 1 1

4 1 2 2 0 1 0

3 1 1 1 1 1 1

3 0 0 0 0 1 3

4 0 1 1 0 3 2

4 0 0 0 0 0 2

3 0 0 0 0 1 1

1 0 1 0 0 0 0

3 0 0 0 0 1 0

1 0 0 0 0 1 1

1B: 4 SF: 0
2B: 3 SAC: 0
3B: 0 DP: 1
HR: 0 HBP: 1

1B: 4 SF: 0
2B: 3 SAC: 0
3B: 0 DP: 1
HR: 0 HBP: 1

1B: 4 SF: 0
2B: 3 SAC: 0
3B: 0 DP: 1
HR: 0 HBP: 1

4 1 2 0 0 0 0

3 1 0 0 1 1 1

4 1 2 2 0 1 0

3 1 1 1 1 1 1

3 0 0 0 0 1 3

4 0 1 1 0 3 2

4 0 0 0 0 0 2

3 0 0 0 0 1 1

1 0 1 0 0 0 0

3 0 0 0 0 1 0

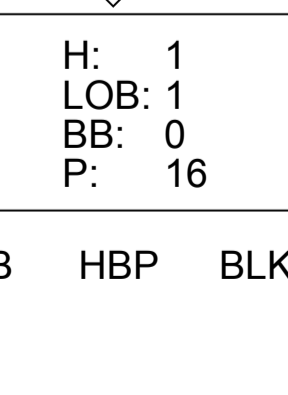
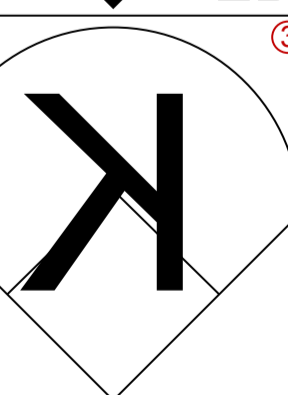
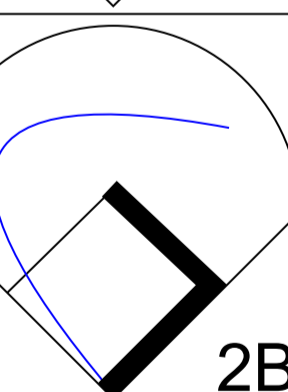
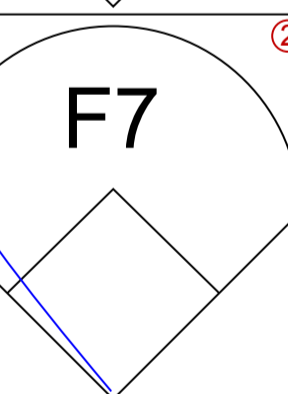
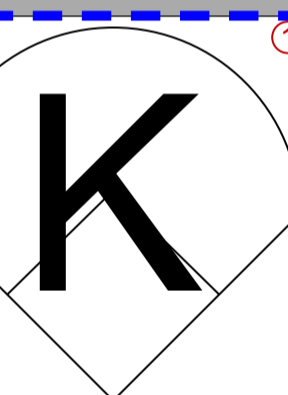
1 0 0 0 0 1 1

1B: 4 SF: 0
2B: 3 SAC: 0
3B: 0 DP: 1
HR: 0 HBP: 1

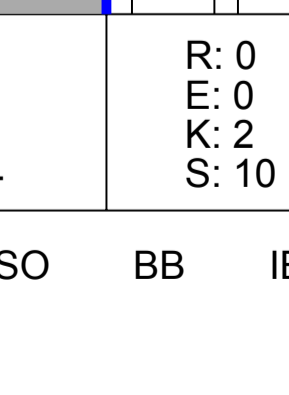
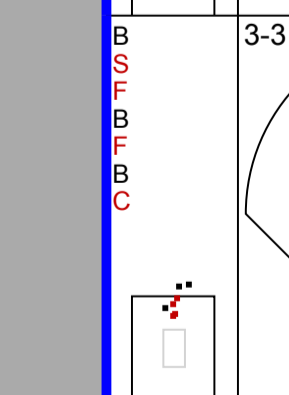
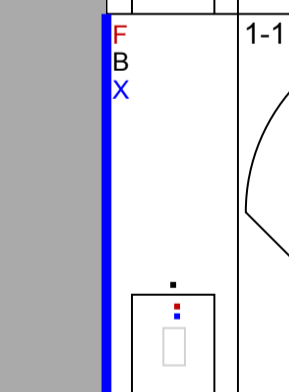
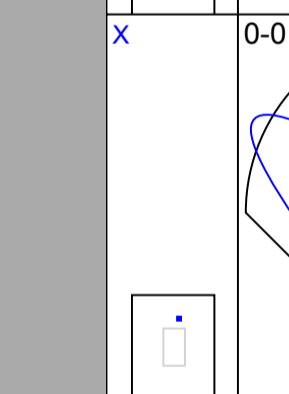
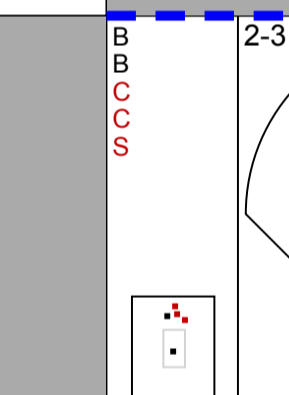
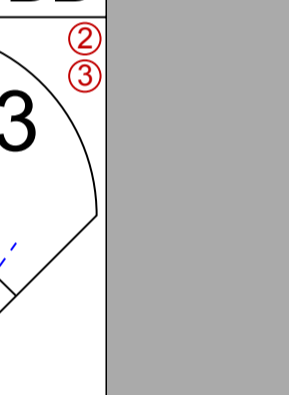
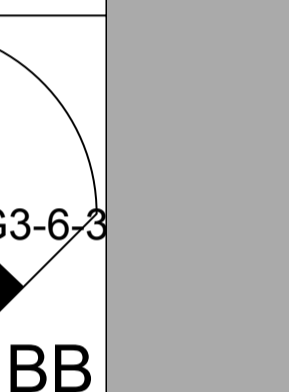
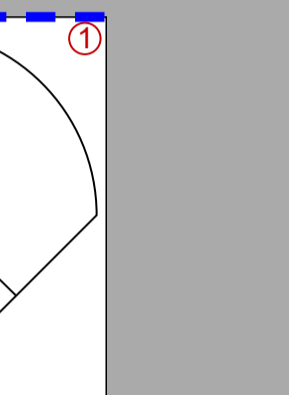
1B: 4 SF: 0
2B: 3 SAC: 0
3B: 0 DP: 1
HR: 0 HBP: 1

1B: 4 SF: 0
2B: 3 SAC: 0
3B: 0 DP: 1
HR: 0 HBP: 1

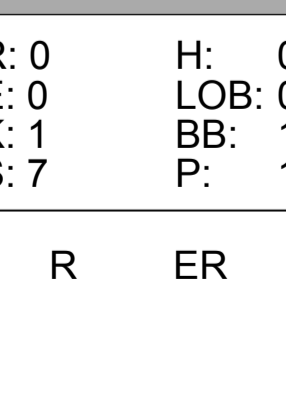
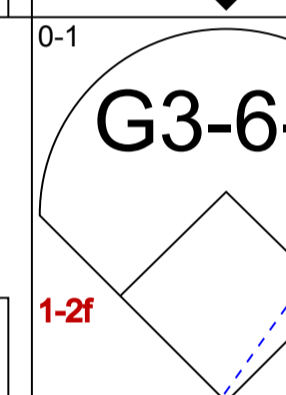
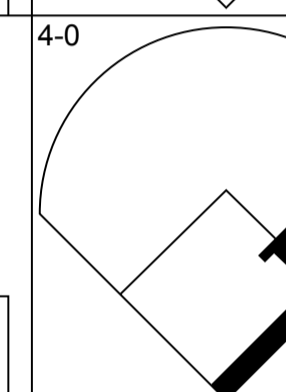
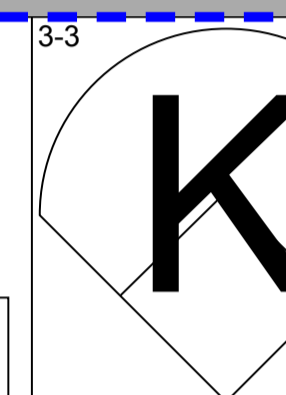
9



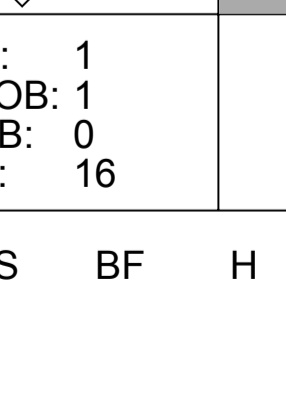
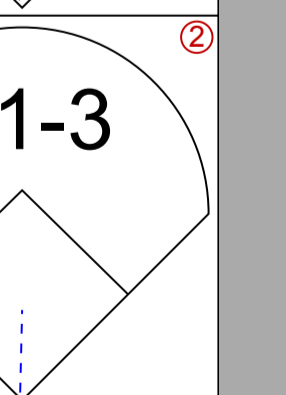
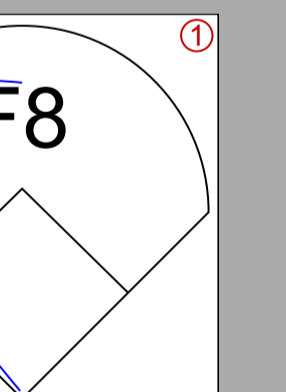


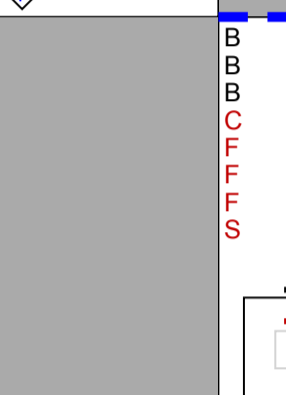
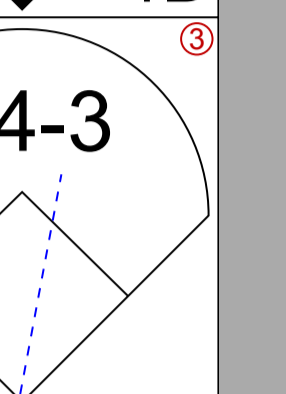
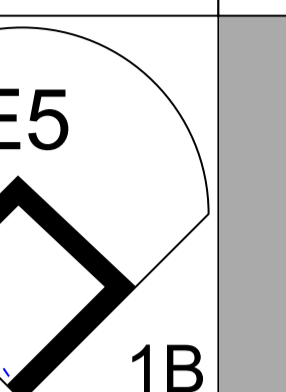
8



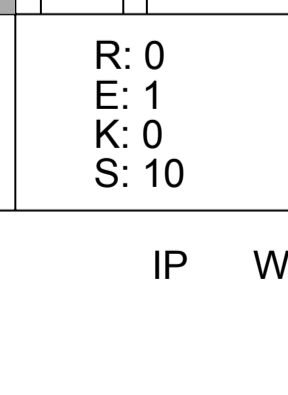
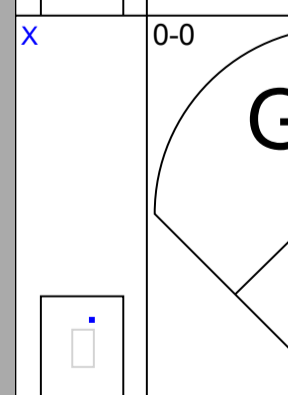
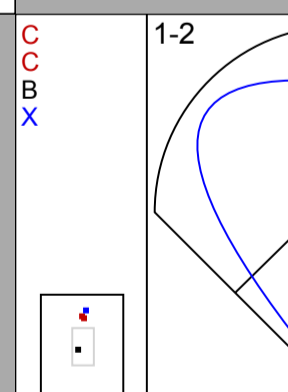




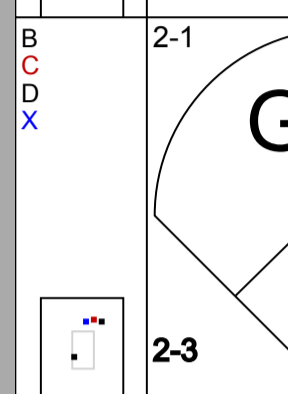
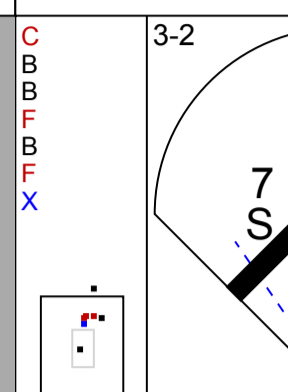
7



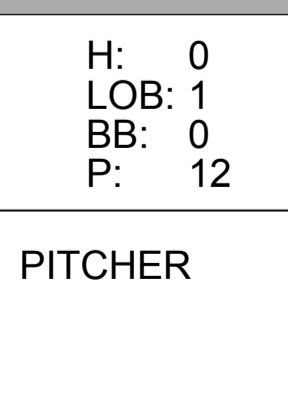
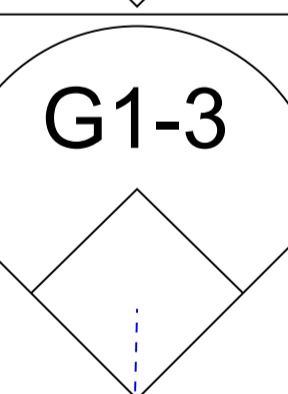
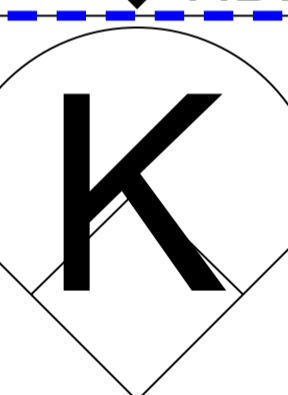
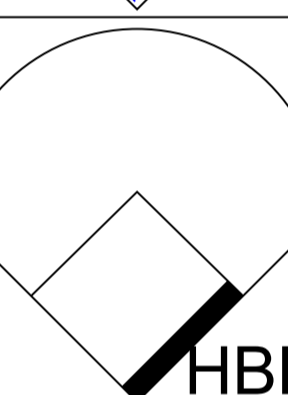
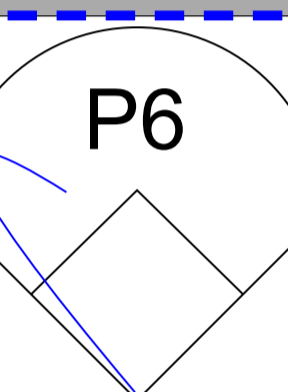
6




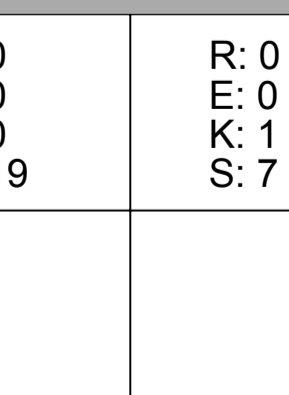
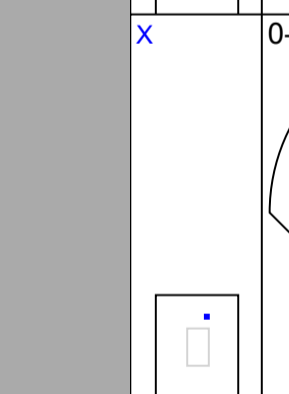
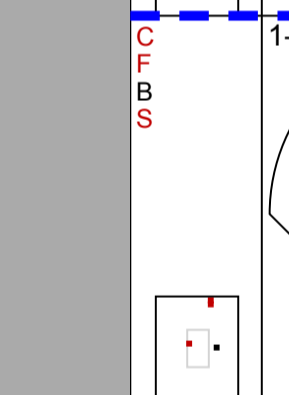
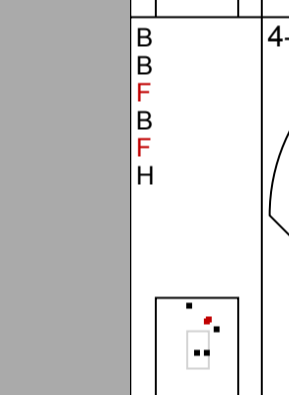
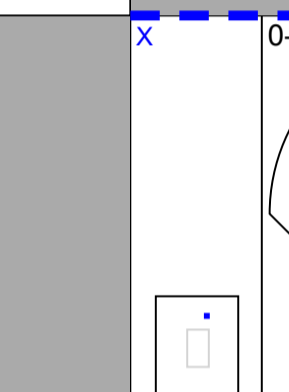
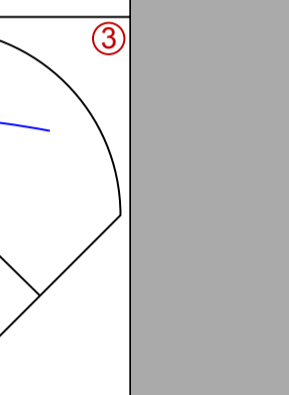
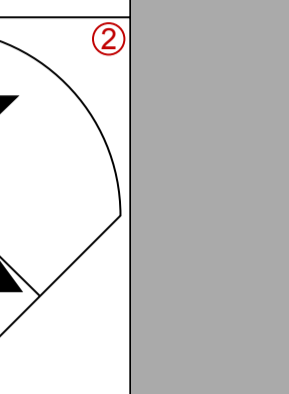

5




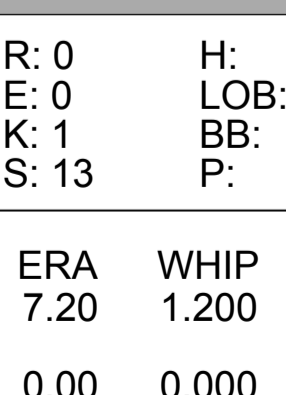
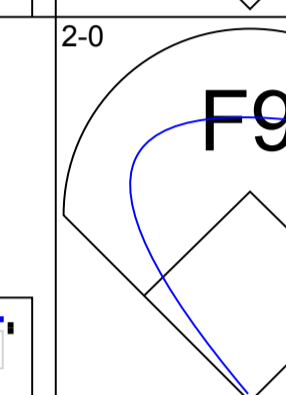
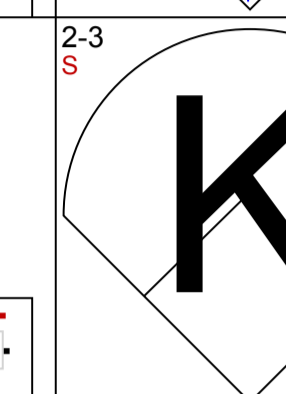
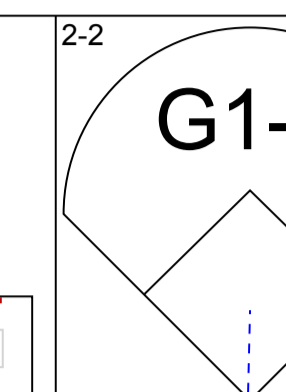
4



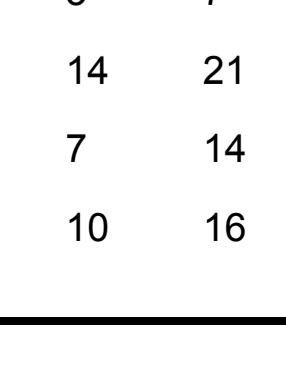
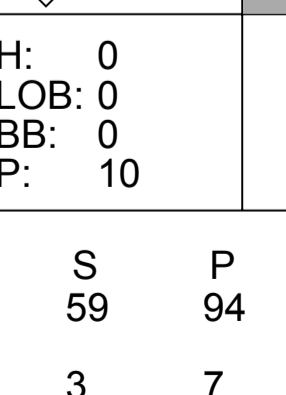

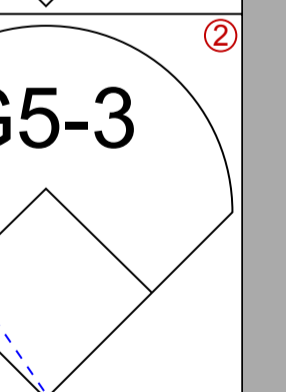
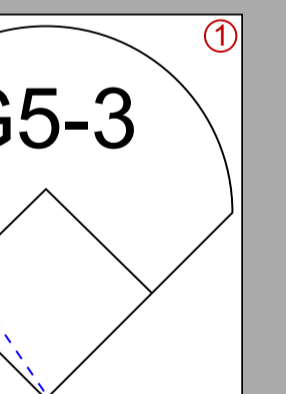
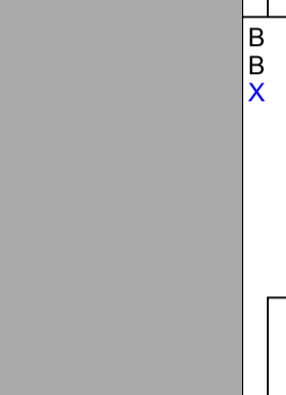

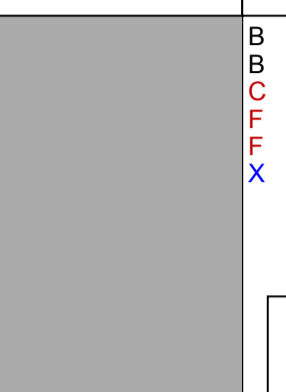
3




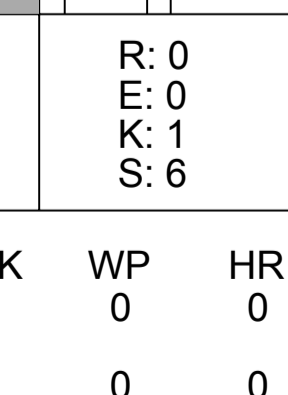
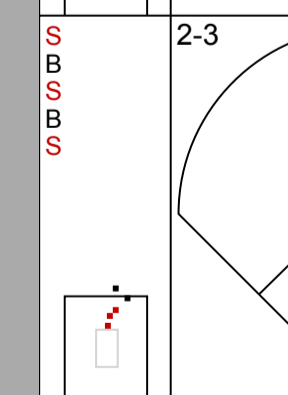
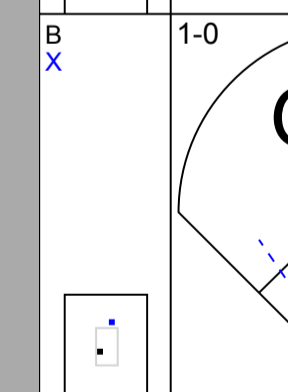
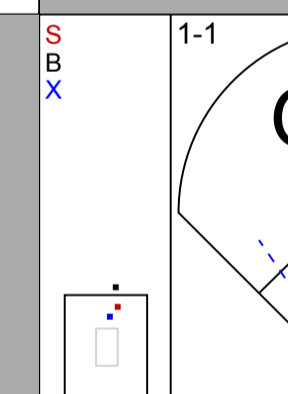
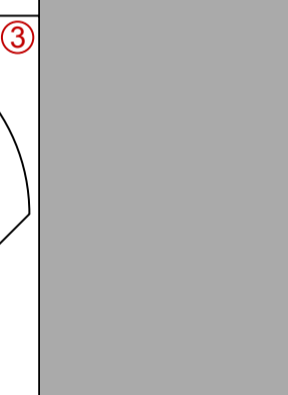
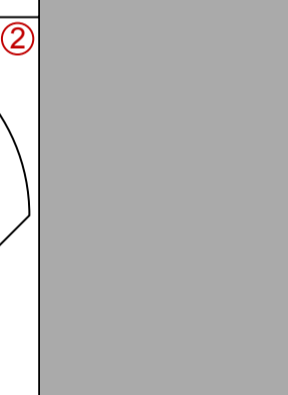

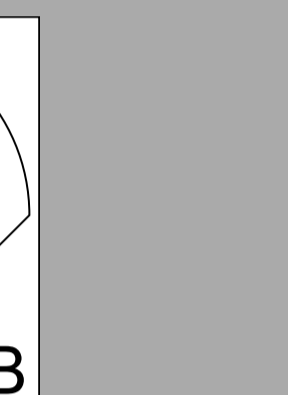
2




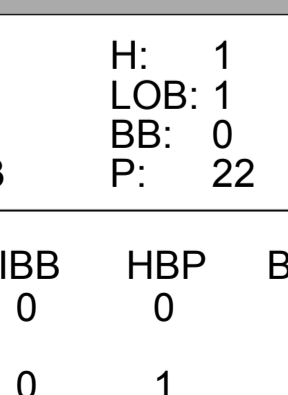
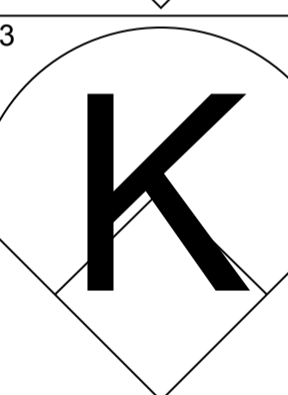
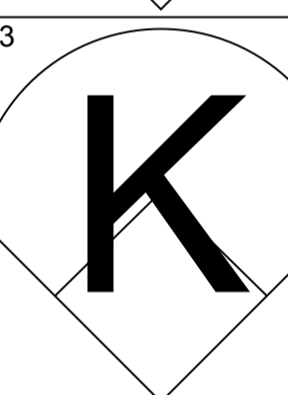
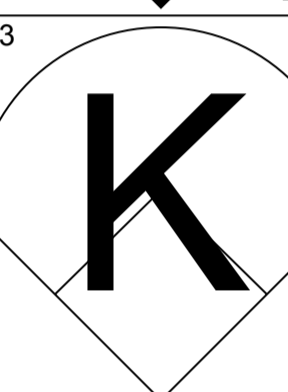
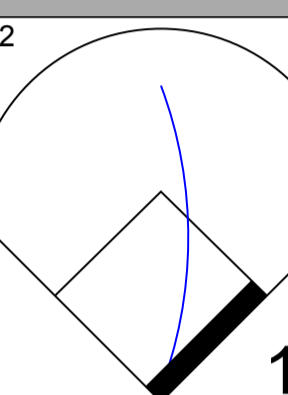
1




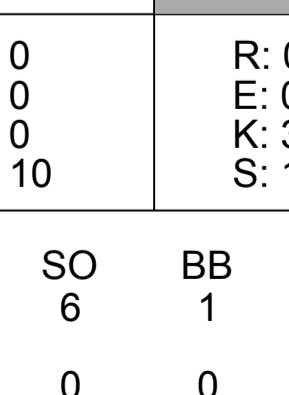
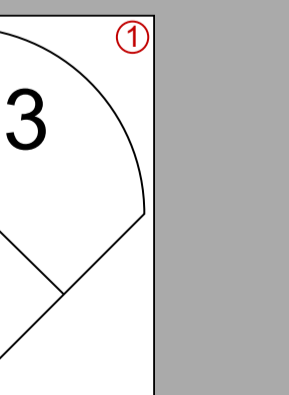
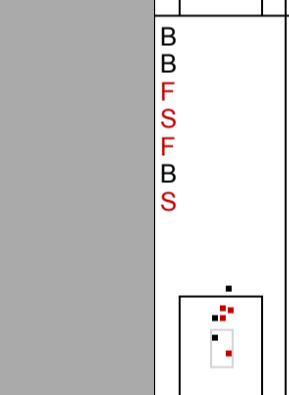
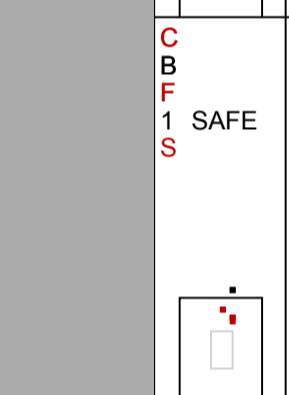
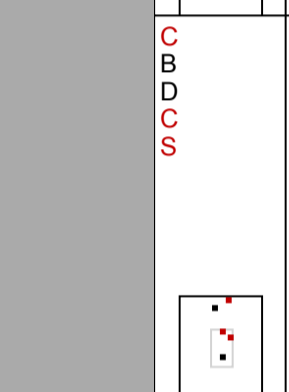
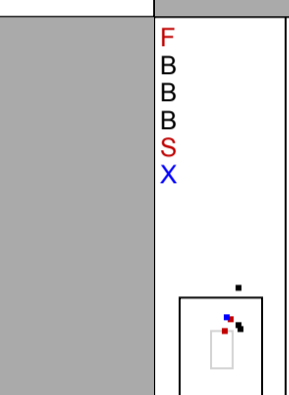
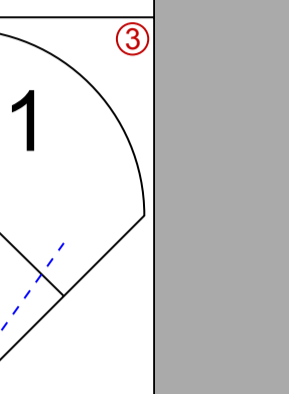
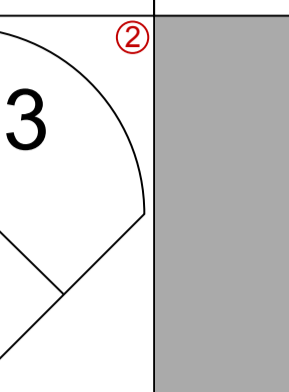
1




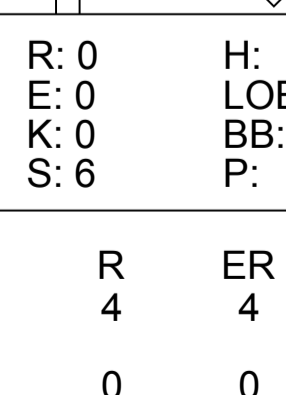
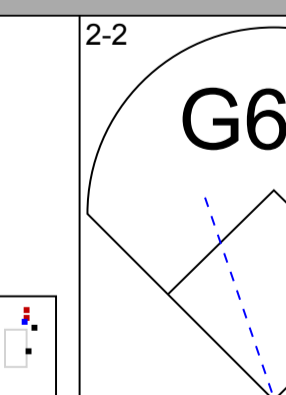
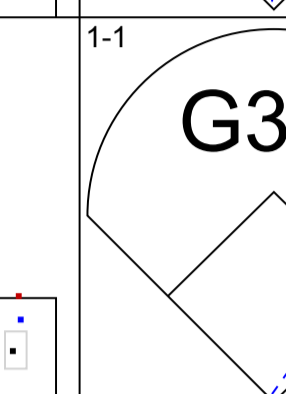
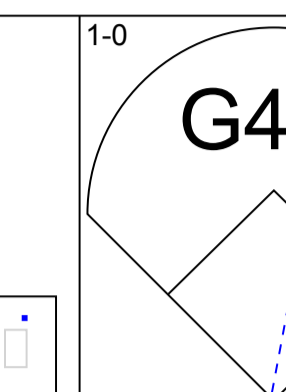
1



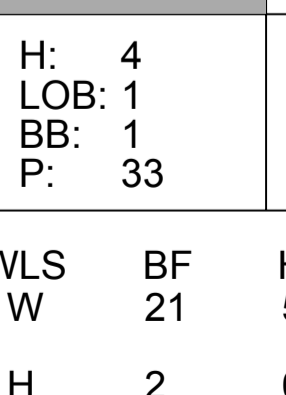

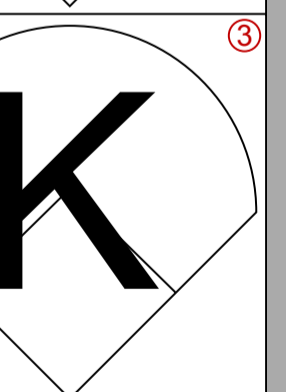
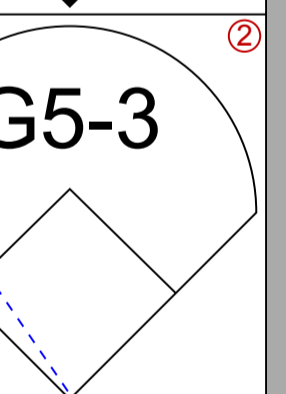
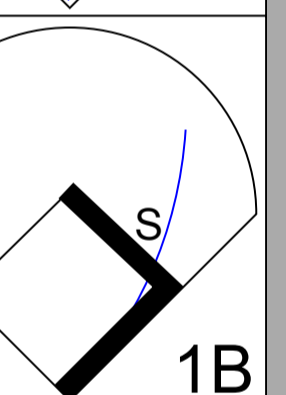
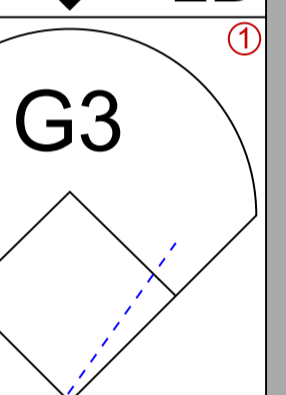
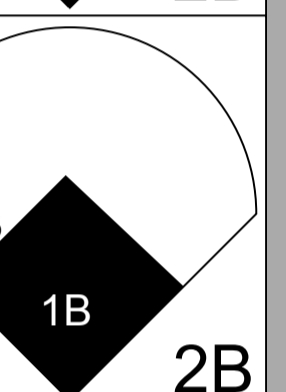
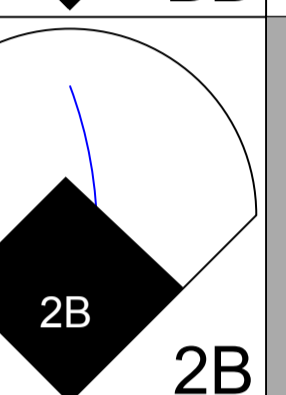
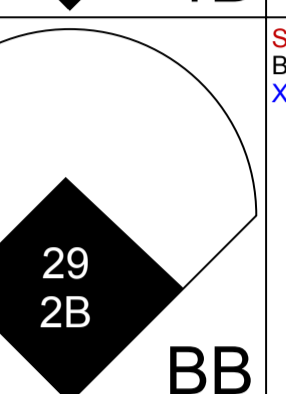
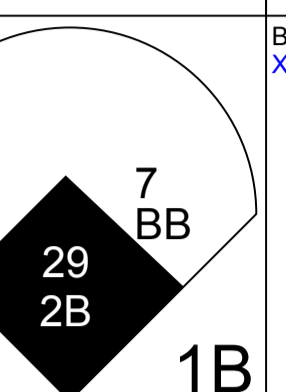
1



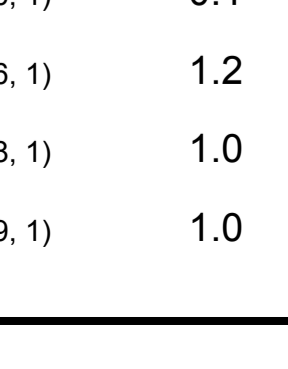
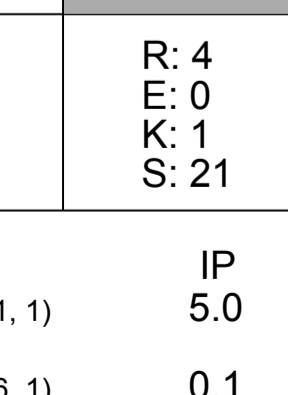

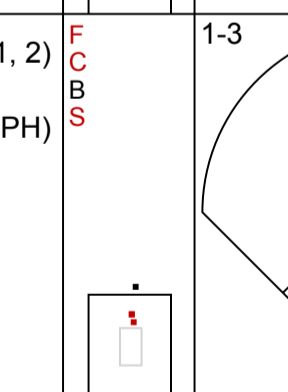
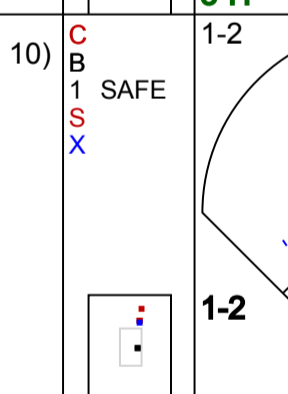
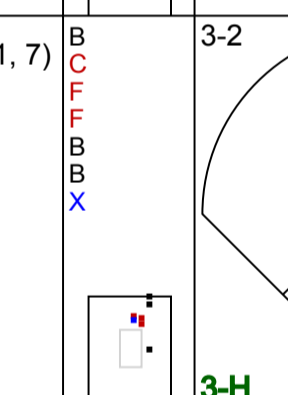
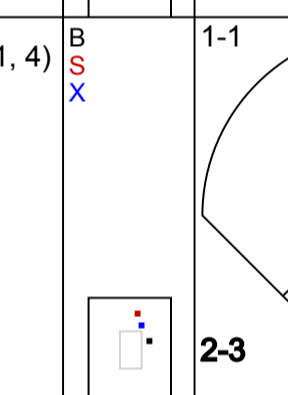
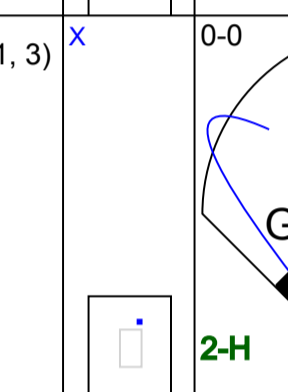
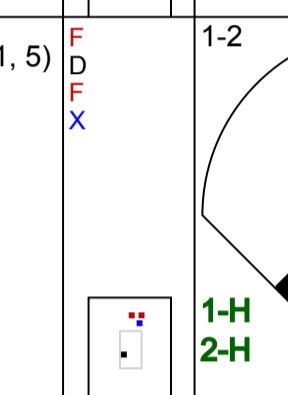
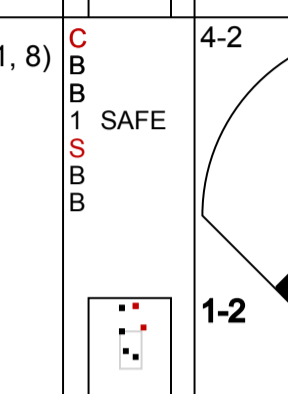
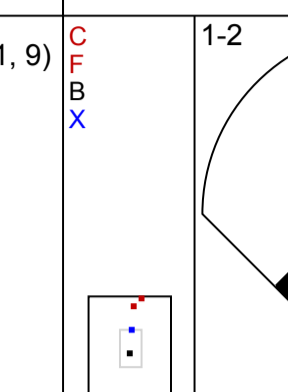
1



1



1



Batter

51 Ichiro Suzuki, L
OBP: 0.500, SLG: 0.500

7 Jeremy Reed, L
SAFE

29 Adrián Beltré, R
OBP: 0.429, SLG: 0.571

Richie Sexson, R
OBP: 0.571, SLG: 1.667

Bret Boone, R

Raul Ibanez, L
OBP: 0.143, SLG: 0.143

Randy Winn, S

Miguel Olivo, R
Greg Dobbs, L
OBP: 1.000, SLG: 2.000

39 Wilson Valdez, R
Scott Spiezio, S

Inning Stats

PITCHER
Johan Santana, L
28 Jesse Crain, R
J.C. Romero

Batter	1	2	3	4	5	6	7	8	9	AB R H RBI BB SO LOB	TOP
Shannon Stewart, R (1, 7) OBP: 0.214, SLG: 0.214	0-2 P3			0-1 F8	0-0 G4-6-3 1B		0-0 FC6-4		2-2 F9	5 0 1 0 0 0 3	
8 Nick Punto, S (1, 4) OBP: 0.400, SLG: 0.250 (8, 5)	2-2 G4-3			0-0 33 1B HR	0-1 G4-6-3			4-2 BB 33 HBP SF9 BB	2-1 P6	4 2 1 0 1 0 4	
Torii Hunter, R (1, 8) OBP: 0.154, SLG: 0.083	0-1 G5-3			0-2 F8		1-1 P3		1-0 P6		4 0 0 0 0 0 2	
33 Justin Moreau, L (1, 3) OBP: 0.385, SLG: 0.333 Luis Rivas, R (8, PR) OBP: 0.429, SLG: 0.429 (8, 4)		2-1 F9		0-1 1 SAFE F X HR	1-3 1B	2-0 P5		1-2 BB HBP		3 1 1 0 0 0 0 0 0 0 0 0 0 0	
Matthew LeCroy, R (1, 10) OBP: 0.500, SLG: 1.333		2-0 F7		1-0 1-H 3-H HR		0-1 F8		4-2 BB		3 1 1 3 1 0 0	
Jacque Jones, L (1, 9) OBP: 0.417, SLG: 0.800		0-3 K		3-2 G4-3			0-1 1B	1-0 SF9		3 0 1 1 0 1 0	
5 Michael Cuddyer, R (1, 5) OBP: 0.091, SLG: 0.091 (8, 3)			0-2 G6-3		2-2 G1-3		3-2 L8	1-1 G3		4 0 0 0 0 0 3	
55 Mike Redmond, R (1, 2) OBP: 0.500, SLG: 0.667			2-2 G6-3		0-0 1B 2B		1-1 F9		4-0 SH1-3 BB	3 0 1 0 1 0 1	
Juan Castro, R (1, 6) OBP: 0.667, SLG: 0.500			0-2 G1-3		4-1 1B BB		0-0 FC6-4 1B		1-1 SH1-3	2 0 1 0 1 0 0	

Inning Stats	R: 0 E: 0 K: 0 S: 9	H: 0 LOB: 0 BB: 0 P: 11	R: 0 E: 0 K: 1 S: 7	H: 0 LOB: 0 BB: 0 P: 11	R: 0 E: 0 K: 0 S: 12	H: 0 LOB: 0 BB: 0 P: 14	R: 3 E: 0 K: 0 S: 14	H: 3 LOB: 0 BB: 0 P: 18	R: 0 E: 0 K: 0 S: 8	H: 2 LOB: 2 BB: 1 P: 14	R: 0 E: 0 K: 0 S: 5	H: 0 LOB: 0 BB: 0 P: 8	R: 0 E: 0 K: 0 S: 10	H: 2 LOB: 2 BB: 0 P: 13	R: 1 E: 0 K: 0 S: 12	H: 0 LOB: 2 BB: 2 P: 24	R: 0 E: 0 K: 0 S: 9	H: 0 LOB: 1 BB: 1 P: 17	1B: 5 2B: 1 3B: 0 HR: 1	SF: 1 SAC: 1 DP: 1 HBP: 1	WP: 0 PB: 0 SB: 0 CS: 0	PA: 38
--------------	------------------------------	----------------------------------	------------------------------	----------------------------------	-------------------------------	----------------------------------	-------------------------------	----------------------------------	------------------------------	----------------------------------	------------------------------	---------------------------------	-------------------------------	----------------------------------	-------------------------------	----------------------------------	------------------------------	----------------------------------	----------------------------------	------------------------------------	----------------------------------	--------

PITCHER	IP	WLS	BF	H	R	ER	SO	BB	IBB	HBP	BLK	WP	HR	S	P	ERA	WHIP
Bobby Madritsch, L (1, 1) ERA: 6.23	4.1	L	17	4	3	3	1	0	0	0	0	0	1	46	60	6.23	0.923
Ryan Franklin, R (5, 1) ERA: 2.25	3.0		13	3	1	1	0	2	0	0	0	0	0	24	39	3.00	1.667
Ron Villone, L (8, 1) ERA:	0.1		3	0	0	0	0	1	0	1	0	0	0	5	11	0.00	3.000
Jeff Nelson, R (8, 1) ERA:	1.1		5	0	0	0	0	1	0	0	0	0	0	11	20	0.00	0.750

Minnesota Twins @ Seattle Mariners
Safeco Field, Seattle, WA
 Wed Apr 06 2005, 3:35 PM PDT
 Att. 25,580 - Cloudy - 63 F

AB	31
R	4
H	7
RBI	4
BB	4
SO	1
LOB	13




Batter	1	2	3	4	5	6	7	8	9	AB	R	H	RBI	BB	SO	LOB
51 Ichiro Suzuki, L OBP: 0.500, SLG: 0.500 (1, 9)	F7		F8			G3-6-3 1B		F9 1B		4	0	2	0	0	0	0
7 Jeremy Reed, L (1, 8)	G4-3		G6-3			G3-6-3 1-2f		F9		4	0	0	0	0	0	2
29 Adrian Beltré, R OBP: 0.364, SLG: 0.455 (1, 5)	G1-3 1B				G6-3	G6-3		K		4	0	1	0	0	1	1
Richie Sexson, R OBP: 0.455, SLG: 1.100 (1, 3)	G1-3				G6-3 1B	G6-3 1B		G5-3		4	0	1	0	0	0	1
Bret Boone, R OBP: 0.364, SLG: 0.600 (1, 4)					G4-6-3 1B	G4-6-3 1B		G5-3 1B		4	1	3	1	0	0	0
Raul Ibanez, L OBP: 0.182, SLG: 0.182 (1, 10)					G4-6-3 1-2f	G4-6-3 1-2f		G5-3 1B		4	0	1	0	0	0	2
Randy Winn, S OBP: 0.200, SLG: 0.300 (1, 7)					G3	G3		G5-3 1B		3	0	2	0	0	0	0
Dan Wilson, R (1, 2)					G6-3	G6-3 2-3		G5-3 2-3f		3	0	0	0	0	0	4
39 Wilson Valdez, R Greg Dobbs, L 16 Willie Bloomquist, R					B5-3	G6-3		K		2	0	0	0	0	0	0
										1	0	0	0	0	1	0
										0	0	0	0	0	0	0

Inning Stats	R: 0	H: 1	E: 0	LOB: 1	K: 0	BB: 0	S: 8	R: 1	H: 1	E: 0	LOB: 0	K: 0	BB: 0	S: 11	R: 0	H: 0	E: 0	LOB: 0	K: 0	BB: 0	S: 4	R: 0	H: 2	E: 0	LOB: 1	K: 0	BB: 0	S: 7	R: 0	H: 1	E: 0	LOB: 0	K: 0	BB: 0	S: 6	R: 0	H: 1	E: 0	LOB: 0	K: 0	BB: 0	S: 5	R: 0	H: 3	E: 0	LOB: 2	K: 0	BB: 0	S: 8	R: 0	H: 1	E: 0	LOB: 1	K: 2	BB: 0	S: 12	R: 0	H: 0	E: 0	LOB: 0	K: 0	BB: 0	S: 9	1B: 8	SF: 0	2B: 1	SAC: 0	3B: 0	DP: 3	HR: 1	HBP: 0
--------------	------	------	------	--------	------	-------	------	------	------	------	--------	------	-------	-------	------	------	------	--------	------	-------	------	------	------	------	--------	------	-------	------	------	------	------	--------	------	-------	------	------	------	------	--------	------	-------	------	------	------	------	--------	------	-------	------	------	------	------	--------	------	-------	-------	------	------	------	--------	------	-------	------	-------	-------	-------	--------	-------	-------	-------	--------

PITCHER	IP	WLS	BF	H	R	ER	SO	BB	IBB	HBP	BLK	WP	HR	S	P	ERA	WHIP
Carlos Silva, R ERA: 1.29 (1, 1)	7.0	W	26	9	1	1	0	0	0	0	0	0	1	49	68	1.29	1.286
Juan Rincon, R ERA: (8, 1)	1.0	H	4	1	0	0	2	0	0	0	0	0	0	12	15	0.00	1.000
36 Joe Nathan, R ERA: (9, 1)	1.0	S	3	0	0	0	0	0	0	0	0	0	0	9	12	0.00	0.000

MINNESOTA TWINS @ SEATTLE MARINERS
Safeco Field, Seattle, WA
 Wed Apr 06 2005, 3:35 PM PDT
 Att: 25,580 - Cloudy - 63 F

AB	33
R	1
H	10
RBI	1
BB	0
SO	2
LOB	10



WP	PA	ERA	WHIP
0	33		
0			
1			
1			

Batter	1	2	3	4	5	6	7	8	9	AB R H RBI BB SO LOB	TOP											
22 Scott Podsednik, L (1, 7) OBP: 0.333, SLG: 0.313	2-2 G5-3		2-0 G1		1-2 E5		0-1 2B 1B		4-0 CS BB	4 1 1 0 1 0 1												
Willie Harris, L (1, 4) OBP: 0.333, SLG: 0.333	0-0 2B 1B		0-2 F7		2-0 G3		1-1 F8		1-1 1B	5 1 2 0 0 0 3												
Carl Everett, S (1, 10) OBP: 0.353, SLG: 0.500	2-2 1-H 2B			1-1 14 BB 1B		1-2 P3		1-1 1-H 2B	2-0 G6-3	5 0 3 2 0 0 1												
14 Paul Konerko, R (1, 3) OBP: 0.467, SLG: 0.929	0-3 K			4-2 G5-4-3 BB		3-2 HR		1-0 F9		3 1 1 1 1 1 2												
23 Jermaine Dye, R (1, 9) OBP: 0.313, SLG: 0.500	0-1 F7			1-1 F9		1-2 HR 1B		3-2 SH1-3 1B		4 1 2 0 0 0 3												
Aaron Rowand, R (1, 8) OBP: 0.133, SLG: 0.400		2-1 G5-3		3-1 G5-4-3 1-2f		2-1 1-H HR		0-0 SH1-3		3 1 1 2 0 0 2												
12 A.J. Pierzynski, L (1, 2) OBP: 0.375, SLG: 0.600		0-1 G6-3			0-0 22 E 1B		0-0 G4-3		1-2 K	4 0 1 0 0 1 1												
24 Joe Crede, R (1, 5) OBP: 0.071, SLG: 0.071		0-3 K2-3			1-1 L7		0-0 F9		3-2 F9	4 0 0 0 0 1 2												
5 Juan Uribe, R (1, 6) OBP: 0.133, SLG: 0.077			1-1 F8		0-1 P6		2-2 F7		1-1 G1-3	4 0 0 0 0 0 1												
Inning Stats	R: 1 E: 0 K: 1 S: 13	H: 2 LOB: 1 BB: 0 P: 17	R: 0 E: 0 K: 1 S: 8	H: 0 LOB: 0 BB: 0 P: 10	R: 0 E: 0 K: 0 S: 6	H: 0 LOB: 0 BB: 0 P: 9	R: 0 E: 0 K: 0 S: 11	H: 1 LOB: 1 BB: 1 P: 20	R: 0 E: 1 K: 0 S: 9	H: 1 LOB: 2 BB: 0 P: 13	R: 3 E: 0 K: 0 S: 18	H: 3 LOB: 0 BB: 0 P: 25	R: 1 E: 0 K: 0 S: 12	H: 2 LOB: 1 BB: 0 P: 17	R: 0 E: 0 K: 1 S: 12	H: 1 LOB: 1 BB: 0 P: 20	R: 0 E: 0 K: 0 S: 5	H: 1 LOB: 1 BB: 1 P: 13	1B: 7 2B: 2 3B: 0 HR: 2	SF: 0 SAC: 1 DP: 1 HBP: 0	WP: 0 PB: 0 SB: 2 CS: 1	PA: 39
PITCHER	IP WLS BF H R ER SO BB IBB HBP BLK WP HR S P ERA WHIP																					
Kyle Lohse, R (1, 1) ERA: 6.75	5.1 L 24 7 4 4 2 1 0 0 0 0 0 2 63 92 6.75 1.500																					
28 Jesse Crain, R (6, 1) ERA:	0.2 2 0 0 0 0 0 0 0 0 0 0 0 2 2 0.00 0.000																					
Joe Mays, R (7, 1) ERA: 4.5	2.0 9 3 1 1 1 0 0 0 0 0 0 0 24 37 4.50 1.500																					
54 Matt Guerrier, R (9, 1) ERA:	1.0 4 1 0 0 0 1 0 0 0 0 0 0 5 13 0.00 2.000																					

Chicago White Sox @ Minnesota Twins
 Hubert H. Humphrey Metrodome, Minneapolis, MN

AB	36
R	5
H	11
RBI	5
BB	2
SO	3
LOB	16



Fri Apr 08 2005, 8:10 PM EDT
 Att. 48,764 - Dome - 70 F

livebaseballscorecards.com

Batter	1	2	3	4	5	6	7	8	9	AB R H RBI BB SO LOB	TOP									
22 Scott Podsednik, L (1, 7) OBP: 0.318, SLG: 0.300	1-1 F7		2-1 SF9 1B		1-2 G4-3		0-0 FC6-4 PB			4 2 1 1 0 0 1										
Tadahito Iguchi, R (1, 4) OBP: 0.353, SLG: 0.467	2-2 E5 HR		1-1 SF9 2B			2-2 G5-3	3-2 G6-3			4 1 1 0 0 0 0										
Carl Everett, S (1, 10) OBP: 0.333, SLG: 0.632	0-1 HR		0-2 SF9			0-0 F9		0-1 G6-3		3 1 1 3 0 0 0										
14 Paul Konerko, R (1, 3) OBP: 0.421, SLG: 0.944	2-3 K		0-1 G6-3			1-3 K		0-0 HR		4 1 1 1 0 2 1										
Timo Perez, L (1, 9) OBP: 0.200, SLG: 0.800	0-0 P5			2-2 F7			1-2 HR	0-0 F7		4 1 1 1 0 0 0										
Aaron Rowand, R (1, 8) OBP: 0.158, SLG: 0.368		0-1 G4-3		1-2 F9			0-0 24 1B 5 1B	0-0 G5-6-3		4 1 1 0 0 0 0										
12 A.J. Pierzynski, L (1, 2) OBP: 0.300, SLG: 0.474		2-1 P5		0-0 F7			1-2 L8	0-1 P6		4 0 0 0 0 0 1										
24 Joe Crede, R (1, 5) OBP: 0.111, SLG: 0.111		2-2 G4-3			0-1 G6-3		2-2 5 1B 22 FC6-4 1B	0-2 G5-3		4 1 1 0 0 0 0										
5 Juan Uribe, R (1, 6) OBP: 0.158, SLG: 0.118			2-2 G5-3		0-0 L7		3-2 SAFE 22 FC6-4 1B	0-1 P2		4 0 1 1 0 0 0										
Inning Stats	R: 2 E: 1 K: 1 S: 14	H: 1 LOB: 0 BB: 0 P: 19	R: 0 E: 0 K: 0 S: 8	H: 0 LOB: 0 BB: 0 P: 12	R: 1 E: 0 K: 0 S: 13	H: 2 LOB: 1 BB: 0 P: 17	R: 0 E: 0 K: 0 S: 7	H: 0 LOB: 0 BB: 0 P: 10	R: 0 E: 0 K: 1 S: 9	H: 0 LOB: 0 BB: 0 P: 12	R: 4 E: 1 K: 0 S: 18	H: 4 LOB: 0 BB: 0 P: 28	R: 1 E: 0 K: 0 S: 5	H: 1 LOB: 0 BB: 0 P: 5	R: 0 E: 0 K: 0 S: 7	H: 0 LOB: 0 BB: 0 P: 7	1B: 4 2B: 1 3B: 0 HR: 3	SF: 1 SAC: 0 DP: 0 HBP: 0	WP: 0 PB: 1 SB: 0 CS: 0	PA: 36
PITCHER	IP WLS BF H R ER SO BB IBB HBP BLK WP HR S P ERA WHIP																			
Brad Radke, R (1, 1) ERA: 6.08	6.1 L 26 6 6 5 2 0 0 0 0 0 0 2 68 92 7.11 0.947																			
28 Jesse Crain, R (7, 1) ERA:	0.0 1 1 0 0 0 0 0 0 0 0 0 0 3 6 ∞ ∞																			
J.C. Romero, L (7, 1) ERA:	0.2 2 0 1 0 0 0 0 0 0 0 0 0 4 7 0.00 0.000																			
Terry Mulholland, L (8, 1) ERA: 3.0	2.0 7 1 1 1 0 0 0 0 0 0 0 1 12 12 4.50 0.500																			

Chicago White Sox @ Minnesota Twins
 Hubert H. Humphrey Metrodome, Minneapolis, MN
 Sat Apr 09 2005, 7:10 PM EDT
 Att. 41,533 - Dome - 70 F

AB	35
R	8
H	8
RBI	7
BB	0
SO	2
LOB	3



WP: 0	PA: 36
-------	--------

Batter	1	2	3	4	5	6	7	8	9	AB R H RBI BB SO LOB
Shannon Stewart, R (1, 7) OBP: 0.217, SLG: 0.348	1-0 G4-3		1-2 F7		1-2 HR		0-1 F9		0-2 F9	5 1 1 3 0 0 1
Jason Bartlett, R (1, 6) OBP: 0.389, SLG: 0.471	1-1 G4-3		1-2 L6		2-0 P6		4-1 7 2B BB		0-1 7 1B 2B	4 1 1 0 1 0 1
7 Joe Mauer, L (1, 2) OBP: 0.333, SLG: 0.412	1-0 G6-3			1-0 L5	0-3 K		2-2 2B		2-2 2-H 1B	5 0 2 1 0 1 0
Matthew LeCroy, R (1, 3) OBP: 0.385, SLG: 0.667		1-0 F9		1-1 2B		1-0 2B 1B	1-2 F9		1-3 K	5 0 2 0 0 1 3
Torii Hunter, R (1, 8) OBP: 0.190, SLG: 0.350		0-0 G3-1		1-1 G6-3		1-2 2B		1-0 HR		4 1 2 1 0 0 1
Jacque Jones, L (1, 9) OBP: 0.400, SLG: 0.647		3-2 20 1B 1B		1-1 G4-3		0-0 L3		2-0 L8		4 0 1 0 0 0 3
20 Lew Ford, R (1, 10) OBP: 0.250, SLG: 0.250		1-1 SAFE 1B		1-2 1B	1-2 8 FC4-6 5 1B HR	1-2 5 G5-4-3 1B		2-3 K		4 1 3 0 0 1 0
5 Michael Cuddyer, R (1, 5) OBP: 0.158, SLG: 0.158		0-1 G6-3		1-1 8 FC4-6 1B	1-2 1-2f 2-3	0-0 G5-4-3		2-3 K		4 0 1 0 0 1 5
8 Nick Punto, S (1, 4) OBP: 0.333, SLG: 0.375			2-2 L6 2B		0-2 FC4-6 HR		3-3 K		2-2 F7	4 1 1 0 0 1 2

Inning Stats	R: 0	H: 0	E: 0	K: 4	S: 4	H: 0	LOB: 0	BB: 0	P: 7	R: 0	H: 2	E: 0	K: 10	S: 10	R: 0	H: 1	E: 0	K: 7	S: 11	R: 0	H: 1	E: 0	K: 7	S: 7	R: 3	H: 3	E: 0	K: 19	S: 19	R: 0	H: 3	E: 0	K: 9	S: 9	R: 0	H: 1	E: 0	K: 12	S: 12	R: 1	H: 1	E: 0	K: 8	S: 8	R: 1	H: 2	E: 0	K: 15	S: 15	1B: 7	SF: 0	2B: 6	SAC: 0	3B: 0	DP: 2	HR: 2	HBP: 0	WP: 0	PA: 40
--------------	------	------	------	------	------	------	--------	-------	------	------	------	------	-------	-------	------	------	------	------	-------	------	------	------	------	------	------	------	------	-------	-------	------	------	------	------	------	------	------	------	-------	-------	------	------	------	------	------	------	------	------	-------	-------	-------	-------	-------	--------	-------	-------	-------	--------	-------	--------

PITCHER	IP	WLS	BF	H	R	ER	SO	BB	IBB	HBP	BLK	WP	HR	S	P	ERA	WHIP
Jon Garland, R (1, 1) ERA: 4.5	6.0		26	10	3	3	1	0	0	0	0	0	1	60	84	4.50	1.667
Damaso Marte, L (7, 1) ERA: 3.86	1.1		7	2	1	1	1	1	0	0	0	0	1	14	27	6.75	2.250
Cliff Politte, R (8, 1) ERA: 5.4	1.1		6	2	1	1	2	0	0	0	0	0	0	18	26	6.75	1.500
Shingo Takatsu, R (9, 1) ERA: 13.5	0.1	S	1	0	0	0	1	0	0	0	0	0	0	3	4	0.00	0.000


BOTTOM

Chicago White Sox @ Minnesota Twins
 Hubert H. Humphrey Metrodome, Minneapolis, MN

Sat Apr 09 2005, 7:10 PM EDT
 Att: 41,533 - Dome - 70 F

livebaseballscores.com

AB	39
R	5
H	14
RBI	5
BB	1
SO	5
LOB	16



Batter	1	2	3	4	5	6	7	8	9	AB R H RBI BB SO LOB	TOP											
38 Pablo Ozuna, R (1, 7) OBP: 0.250, SLG: 0.250	1-1 2B SF9 1B		1-1 SH1-3 1-3		0-3 K		1-3 K		0-1 G3-1	4 1 1 0 0 2 2	Chicago White Sox @ Minnesota Twins Hubert H. Humphrey Metrodome, Minneapolis, MN Sun Apr 10 2005, 8:05 PM EDT Att: 28,089 - Dome - 70 F livebaseballscorecards.com											
Tadahito Iguchi, R (1, 4) OBP: 0.381, SLG: 0.556	2-2 SF9 SAFE 1-3 2B		0-2 SF8		2-2 1B 1B		0-2 G5-3			3 0 2 1 0 0 1												
Carl Everett, S (1, 10) OBP: 0.360, SLG: 0.636	0-2 SF9 2-3 3-H		0-1 1B		0-0 1B 1-3 1B		0-3 K			3 0 2 1 0 1 0												
14 Paul Konerko, R (1, 3) OBP: 0.391, SLG: 0.810	0-0 F8		0-3 K		1-3 K		4-2 BB			3 0 0 0 1 2 4												
23 Jermaine Dye, R (1, 9) OBP: 0.300, SLG: 0.421	1-0 P6			4-1 FC5-4 BB		1-3 K		2-3 K		3 0 0 0 1 2 2												
Aaron Rowand, R (1, 8) OBP: 0.130, SLG: 0.304		3-2 G6-3		0-0 FC5-4 1-2f		0-3 K		2-2 F9		4 0 0 0 0 1 2												
12 A.J. Pierzynski, L (1, 2) OBP: 0.292, SLG: 0.435		2-2 G5-3		1-3 K		0-0 G3		0-0 PB 1B		4 0 1 0 0 1 1												
24 Joe Crede, R (1, 5) 22 Scott Podsednik, L (9, PH) OBP: 0.304, SLG: 0.266		1-3 K		0-3 K		1-2 2B		1-2 F8		3 0 1 0 0 2 1 1 0 0 0 0 0 1												
5 Juan Uribe, R (1, 6) Willie Harris, L (9, PH) OBP: 0.286, SLG: 0.286			1-2 38 SH1-3 SF8 38 S 1B		2-3 K		1-3 K		2-3 K 1-2	3 1 1 0 0 2 1 1 0 0 0 0 1 1												
Inning Stats	R: 1 E: 0 K: 0 S: 12	H: 2 LOB: 1 BB: 0 P: 16	R: 0 E: 0 K: 1 S: 9	H: 0 LOB: 0 BB: 0 P: 15	R: 1 E: 0 K: 1 S: 15	H: 2 LOB: 1 BB: 0 P: 17	R: 0 E: 0 K: 2 S: 9	H: 0 LOB: 1 BB: 1 P: 14	R: 0 E: 0 K: 3 S: 14	H: 2 LOB: 2 BB: 0 P: 19	R: 0 E: 0 K: 2 S: 7	H: 0 LOB: 0 BB: 0 P: 8	R: 0 E: 0 K: 2 S: 16	H: 1 LOB: 1 BB: 0 P: 19	R: 0 E: 0 K: 2 S: 11	H: 0 LOB: 1 BB: 1 P: 19	R: 0 E: 0 K: 1 S: 9	H: 1 LOB: 1 BB: 0 P: 12	1B: 6 2B: 2 3B: 0 HR: 0	SF: 2 SAC: 1 DP: 0 HBP: 0	WP: 0 PB: 1 SB: 1 CS: 0	PA: 37
PITCHER	IP WLS BF H R ER SO BB IBB HBP BLK WP HR S P ERA WHIP																					
Johan Santana, L (1, 1) ERA: 4.5	7.0 W 29 7 2 2 11 1 0 0 0 0 0 0 82 108 2.57 1.143																					
Juan Rincon, R (8, 1) ERA:	1.0 H 4 0 0 0 2 1 0 0 0 0 0 0 11 19 0.00 1.000																					
36 Joe Nathan, R (9, 1) ERA:	1.0 S 4 1 0 0 1 0 0 0 0 0 0 0 9 12 0.00 1.000																					

Batter	1	2	3	4	5	6	7	8	9	AB	R	H	RBI	BB	SO	LOB
Shannon Stewart, R (1, 7) OBP: 0.259, SLG: 0.346	4-1 G3 BB		1-1 F8	2-1 G1-3			0-0 G3-1 SH1-3 1B			3	0	1	0	1	0	2
Juan Castro, R (1, 6) OBP: 0.667, SLG: 0.600	0-1 G3		1-2 1B HR 1B		1-0 BB FC6-4 1B		0-0 SH1-3			3	2	2	0	0	0	1
7 Joe Mauer, L (1, 10) OBP: 0.318, SLG: 0.350	0-0 F7		0-3 K		4-1 FC6-4 BB		0-2 G3-1			3	0	0	0	1	1	4
Matthew LeCroy, R (1, 3) OBP: 0.412, SLG: 0.600	0-2 F7		2-1 HR 1B		4-2 FC6-4 BB		1-3 K			3	1	1	1	1	1	2
Torii Hunter, R (1, 8) OBP: 0.200, SLG: 0.458		1-1 G6-3	3-1 HR		0-0 FC6-4 20 G6-4-3		0-1 E1 5 20			4	1	1	4	0	0	2
20 Lew Ford, R (1, 9) OBP: 0.200, SLG: 0.200		3-1 F9	2-2 F9		0-0 G6-4-3		1-3 K			4	0	0	0	0	1	3
5 Michael Cuddyer, R (1, 5) OBP: 0.174, SLG: 0.217		0-2 2B			0-0 F8		1-2 G4-3			4	0	1	0	0	1	1
Corky Miller, R (1, 2)		0-1 F8			2-1 E4 G4-3		1-2 G5-3			4	0	0	0	0	0	2
Luis Rivas, R (1, 4) OBP: 0.385, SLG: 0.385			0-0 1B F8 1B		0-1 G4-3		1-1 G6-3			3	1	1	0	0	0	1

Inning Stats	R: 0	H: 0	E: 0	K: 0	S: 7	R: 0	H: 1	E: 0	K: 0	S: 9	R: 4	H: 4	E: 0	K: 1	S: 16	R: 0	H: 0	E: 1	K: 0	S: 7	R: 1	H: 1	E: 0	K: 0	S: 6	R: 0	H: 0	E: 0	K: 1	S: 8	R: 0	H: 1	E: 1	K: 2	S: 9	R: 0	H: 0	E: 1	K: 2	S: 10	1B: 5	SF: 0	2B: 1	SAC: 1	3B: 0	DP: 1	HR: 1	HBP: 0	WP: 0	PA: 35
	0	0	0	0	7	0	1	0	0	9	4	4	0	1	16	0	0	1	0	7	1	1	0	0	6	1	0	0	1	0	1	0	1	1	0	1	0	0	10	5	0	1	0	1	0	0	0	0	0	35

PITCHER	IP	WLS	BF	H	R	ER	SO	BB	IBB	HBP	BLK	WP	HR	S	P	ERA	WHIP
56 Mark Buehrle, L (1, 1) ERA: 3.0	7.0	L	31	7	5	5	2	3	0	0	0	0	1	66	100	6.43	1.429
Cliff Politte, R (8, 1) ERA: 3.38	1.0		4	0	0	0	2	0	0	0	0	0	0	9	10	0.00	0.000

BOTTOM

Chicago White Sox @ Minnesota Twins
Hubert H. Humphrey Metrodome, Minneapolis, MN

Sun Apr 10 2005, 8:05 PM EDT
Att: 28,089 - Dome - 70 F

livebaseballscorecards.com

AB	31
R	5
H	7
RBI	5
BB	3
SO	4
LOB	18



Batter	1	2	3	4	5	6	7	8	9	AB R H RBI BB SO LOB	TOP																
20 Omar Infante, R (1, 4) OBP: 0.286, SLG: 0.280	2-2 G5-3		0-1 G6-4-3 1B		0-1 SH1-3		0-2 G6-4-3 1B		1-2 P2	4 0 2 1 0 0 0																	
9 Carlos Guillen, S (1, 6) OBP: 0.483, SLG: 0.440	4-2 1B BB		0-0 G6-4-3		1-0 G6-3		0-1 E6			3 1 0 0 1 0 3																	
Ivan Rodriguez, R (1, 2) OBP: 0.321, SLG: 0.393	0-1 1B 1-2 1B		0-3 K		3-1 G6-3		1-3 K			4 0 1 0 0 2 3																	
30 Magglio Ordonez, R (1, 9) Nook Logan, S (8, 8) OBP: 0.200, SLG: 0.200	2-3 K			3-3 K		0-0 F8		1-2 G5-3		4 0 0 0 0 2 2 0 0 0 0 0 0 0																	
Dmitri Young, S (1, 10) OBP: 0.419, SLG: 0.857	0-0 1-3 2-H 1B			1-2 F8		0-2 G4-3		1-3 K		4 0 1 1 0 1 0																	
Rondell White, R (1, 7) OBP: 0.360, SLG: 0.458	1-1 F7			1-0 G6-3		0-1 L7		1-0 1B		4 0 1 0 0 0 2																	
Carlos Pena, L (1, 3) OBP: 0.483, SLG: 0.400		4-2 G6-4-3 BB			4-2 HR BB		0-1 L3	2-3 K		2 1 0 0 2 1 1	AB 32 R 4 H 7 RBI 4 BB 4 SO 8 LOB 13																
Craig Monroe, R (1, 8) (8, 9) OBP: 0.296, SLG: 0.400		1-2 G6-4-3			0-2 HR		2-1 15 S 20 1B 1B		1-2 G6-3	4 2 2 2 0 0 1																	
15 Brandon Inge, R (1, 5) OBP: 0.429, SLG: 0.583		0-1 F9			4-2 9 G6-3 20 SH1-3 BB		1-2 K		1-3 K	3 0 0 0 1 2 1																	
Inning Stats	R: 1 E: 0 K: 1 S: 14	H: 2 LOB: 2 BB: 1 P: 23	R: 0 E: 0 K: 0 S: 9	H: 0 LOB: 0 BB: 1 P: 14	R: 0 E: 0 K: 1 S: 6	H: 1 LOB: 0 BB: 0 P: 6	R: 0 E: 0 K: 1 S: 9	H: 0 LOB: 0 BB: 0 P: 14	R: 2 E: 0 K: 0 S: 15	H: 1 LOB: 1 BB: 2 P: 27	R: 0 E: 0 K: 0 S: 8	H: 0 LOB: 0 BB: 0 P: 8	R: 1 E: 1 K: 2 S: 15	H: 2 LOB: 2 BB: 0 P: 21	R: 0 E: 0 K: 2 S: 11	H: 1 LOB: 1 BB: 0 P: 16	R: 0 E: 0 K: 1 S: 9	H: 0 LOB: 0 BB: 0 P: 12	1B: 6 2B: 0 3B: 0 HR: 1	SF: 0 SAC: 1 DP: 2 HBP: 0	WP: 0 PB: 0 SB: 1 CS: 0	PA: 37					
PITCHER	IP	WLS	BF	H	R	ER	SO	BB	IBB	HBP	BLK	WP	HR	S	P	ERA	WHIP										
Joe Mays, R (1, 1) ERA: 5.14	5.0		21	4	3	3	3	4	0	0	0	0	1	53	84	5.40	1.600										
Terry Mulholland, L (6, 1) ERA: 4.15	1.1		5	1	1	1	0	0	0	0	0	0	0	12	14	6.75	0.750										
28 Jesse Crain, R (7, 1) ERA:	0.1		2	1	0	0	1	0	0	0	0	0	0	6	9	0.00	3.000										
J.C. Romero, L (7, 1) ERA:	1.1		6	1	0	0	3	0	0	0	0	0	0	16	22	0.00	0.750										
Juan Rincon, R (9, 1) ERA:	1.0	W	3	0	0	0	1	0	0	0	0	0	0	9	12	0.00	0.000										

Detroit Tigers @ Minnesota Twins
 Hubert H. Humphrey Metrodome, Minneapolis, MN
 Tue Apr 12 2005, 8:10 PM EDT
 Att: 15,071 - Dome - 70 F

livebaseballscorecards.com




Batter	1	2	3	4	5	6	7	8	9	AB R H RBI BB SO LOB
Shannon Stewart, R (1, 7) OBP: 0.281, SLG: 0.387	2-2 G6-3		0-3 K		2-2 FC4-6 1B		3-3 K		0-0 2B	5 0 2 1 0 2 0
Jason Bartlett, R (1, 6) OBP: 0.409, SLG: 0.600	3-2 F8		1-1 HR		1-1 FC4-6 1-2			4-2 F8 7 BB 1B BB		3 2 1 1 1 0 1
7 Joe Mauer, L (1, 2) OBP: 0.346, SLG: 0.348	1-2 G6-3		1-1 G4-3			0-0 E5 1B G4-3 1B		4-1 E 20 2-1 1B BB		3 1 1 0 1 0 0
Matthew LeCroy, R (1, 3) OBP: 0.333, SLG: 0.474		1-2 F9		0-1 G6-3		0-1 G5-3		0-0 F8		4 0 0 0 0 0 3
Torii Hunter, R (1, 8) OBP: 0.276, SLG: 0.481		3-2 BB HBP		1-3 K		3-1 G4-3 S 2-3 1B		3-2 E 1-2 3-H 1B		3 0 2 1 0 1 0
Jacque Jones, L (1, 9) OBP: 0.417, SLG: 0.600		4-2 SAFE 1 SAFE 1 SAFE 1 1-2 BB		0-0 20 CS 1B		1-2 G4-3 1-3 3-H 1-1		2-0 L9 1-2 2-3		3 0 1 1 1 0 3
20 Lew Ford, R (1, 10) OBP: 0.208, SLG: 0.208		3-2 F9		2-0 CS 1-2	0-1 L5	0-1 F8		2-1 2-1	0-0 5 SH1-4 2B 1B	4 1 1 0 0 0 3
5 Michael Cuddyer, R (1, 5) OBP: 0.192, SLG: 0.346		1-3 K		2-1 HR		3-1 F7		0-0 SH1-4		3 1 1 1 0 1 2
Luis Rivas, R (1, 4) OBP: 0.313, SLG: 0.313			0-0 G5-3		2-1 G4-3		0-1 G4-1		4-2 2B BB	3 0 0 0 0 0 0 0 0 0 0 1 0 0
8 Nick Punto, S (9, PH) OBP: 0.400, SLG: 0.375										

Inning Stats	R: 0 E: 0 K: 11	H: 0 LOB: 0 BB: 17	R: 0 E: 0 K: 15	H: 0 LOB: 2 BB: 1 P: 27	R: 1 E: 0 K: 8	H: 1 LOB: 0 BB: 0 P: 10	R: 0 E: 0 K: 6	H: 1 LOB: 0 BB: 0 P: 9	R: 1 E: 0 K: 11	H: 2 LOB: 1 BB: 0 P: 18	R: 0 E: 0 K: 8	H: 0 LOB: 0 BB: 0 P: 14	R: 1 E: 1 K: 9	H: 1 LOB: 2 BB: 2 P: 24	R: 1 E: 0 K: 5	H: 2 LOB: 2 BB: 1 P: 9	1B: 6 2B: 1 3B: 0 HR: 2	SF: 0 SAC: 1 DP: 0 HBP: 1
--------------	-----------------------	--------------------------	-----------------------	----------------------------------	----------------------	----------------------------------	----------------------	---------------------------------	-----------------------	----------------------------------	----------------------	----------------------------------	----------------------	----------------------------------	----------------------	---------------------------------	----------------------------------	------------------------------------

PITCHER	IP	WLS	BF	H	R	ER	SO	BB	IBB	HBP	BLK	WP	HR	S	P	ERA	WHIP
Mike Maroth, L (1, 1) ERA: 7.27	5.0		21	5	3	2	3	1	0	0	0	0	2	52	82	3.60	1.200
Franklyn German, R (6, 1) ERA: 3.86	0.1	H	2	1	0	0	0	0	0	0	0	0	4	7	0.00	3.000	
Jamie Walker, L (6, 1) ERA: 2.7	0.1	B	1	0	0	0	0	0	0	0	0	0	4	5	0.00	0.000	
Kyle Farnsworth, R (6, 1) ERA:	1.1		4	0	0	0	1	0	0	0	0	0	10	17	0.00	0.000	
Ugueth Urbina, R (8, 1) ERA: 9.0	1.0	B	6	1	1	1	0	2	0	0	0	0	9	24	9.00	3.000	

DETROIT TIGERS @ MINNESOTA TWINS
HUBERT H. HUMPHREY METRODOME, MINNEAPOLIS, MN
 Tue Apr 12 2005, 8:10 PM EDT
 Att: 15,071 - Dome - 70 F

AB	31
R	5
H	9
RBI	5
BB	4
SO	4
LOB	12



PITCHER	IP	WLS	BF	H	R	ER	SO	BB	IBB	HBP	BLK	WP	HR	S	P	ERA	WHIP
Troy Percival, R (9, 1) ERA: 8.1	0.1	L	4	2	1	1	0	1	0	0	0	0	0	5	9	27.00	9.000

Batter	1	2	3	4	5	6	7	8	9	AB R H RBI BB SO LOB	TOP									
20 Omar Infante, R (1, 4) OBP: 0.242, SLG: 0.233	3-2 P4		0-0 P6			1-3 K	1-3 K		1-2 P6	5 0 0 0 0 2 3										
15 Brandon Inge, R (1, 5) OBP: 0.438, SLG: 0.679	1-1 HR		0-2 F7			2-1 1B				4 2 2 1 0 1 0										
Ivan Rodriguez, R (1, 2) OBP: 0.344, SLG: 0.387	1-0 G5-3			1-2 1B		4-2 1B				3 1 1 0 0 1 1 0										
Dmitri Young, S (1, 10) OBP: 0.429, SLG: 0.813	0-3 K			0-0 G4-6-3		0-1 1B				4 0 2 1 0 1 1										
Rondell White, R (1, 7) OBP: 0.345, SLG: 0.481		2-1 1B		1-0 G6-3		0-1 SF9				3 1 1 1 0 1 1										
Carlos Pena, L (1, 3) OBP: 0.485, SLG: 0.458		0-1 1B			2-3 K	2-2 G3				4 0 2 1 0 1 1										
Craig Monroe, R (1, 8) OBP: 0.258, SLG: 0.345		0-1 G6-4-3			1-3 K					4 0 0 0 0 0 1 2										
33 Marcus Thames, R (1, 9) OBP: 0.250, SLG: 0.545		1-3 K			0-0 1B					4 0 2 0 0 2 1										
Jason Smith, L (1, 6) OBP: 0.125, SLG: 0.125			2-1 G6-3		1-3 K					4 0 1 0 0 2 2										
Inning Stats	R: 1 E: 0 K: 1 S: 9	H: 1 LOB: 0 BB: 0 P: 14	R: 1 E: 0 K: 1 S: 10	H: 2 LOB: 0 BB: 0 P: 13	R: 0 E: 0 K: 0 S: 6	H: 0 LOB: 0 BB: 0 P: 8	R: 0 E: 0 K: 3 S: 10	H: 1 LOB: 1 BB: 0 P: 14	R: 2 E: 0 K: 1 S: 18	H: 2 LOB: 1 BB: 1 P: 27	R: 0 E: 0 K: 2 S: 12	H: 1 LOB: 1 BB: 0 P: 17	R: 0 E: 0 K: 3 S: 11	H: 1 LOB: 1 BB: 0 P: 16	R: 0 E: 0 K: 1 S: 13	H: 2 LOB: 2 BB: 0 P: 19	1B: 8 2B: 2 3B: 0 HR: 1	SF: 1 SAC: 0 DP: 2 HBP: 0	WP: 0 PB: 0 SB: 1 CS: 0	PA: 37
PITCHER	IP WLS BF H R ER SO BB IBB HBP BLK WP HR S P ERA WHIP																			
Kyle Lohse, R (1, 1) ERA: 6.17	6.1 W 26 8 4 4 6 1 0 0 0 0 1 65 93 5.68 1.421																			
J.C. Romero, L (7, 1) ERA:	0.2 H 2 0 0 0 2 0 0 0 0 0 0 6 8 0.00 0.000																			
Juan Rincon, R (8, 1) ERA:	1.0 H 4 1 0 0 3 0 0 0 0 0 0 11 16 0.00 1.000																			
36 Joe Nathan, R (9, 1) ERA:	1.0 5 2 0 0 1 0 0 0 0 0 0 13 19 0.00 2.000																			

Detroit Tigers @ Minnesota Twins
 Hubert H. Humphrey Metrodome, Minneapolis, MN
 Wed Apr 13 2005, 8:10 PM EDT
 Att: 16,067 - Dome - 70 F

livebaseballscorecards.com

AB	35
R	4
H	11
RBI	4
BB	1
SO	12
LOB	11



Batter	1	2	3	4	5	6	7	8	9	AB	R	H	RBI	BB	SO	LOB
Shannon Stewart, R (1, 7) OBP: 0.270, SLG: 0.389										5	1	1	0	0	0	4
Jason Bartlett, R (1, 6) OBP: 0.407, SLG: 0.560										5	1	2	0	0	0	2
7 Joe Mauer, L (1, 2) OBP: 0.419, SLG: 0.444										4	1	3	1	1	0	1
Terry Tiffie, S (1, 3) OBP: 0.600, SLG: 1.500										4	2	2	3	1	0	2
Torii Hunter, R (1, 8) OBP: 0.273, SLG: 0.452										4	1	1	2	0	0	4
Jacque Jones, L (1, 9) OBP: 0.429, SLG: 0.696										3	1	1	2	1	0	3
20 Lew Ford, R (1, 10) OBP: 0.250, SLG: 0.259										3	0	1	0	0	0	0
5 Michael Cuddyer, R (1, 5) OBP: 0.200, SLG: 0.333										4	0	1	0	0	0	3
8 Nick Punto, S (1, 4) OBP: 0.429, SLG: 0.300										2	1	0	0	2	2	0

Inning Stats	R	H	E	K	S	LOB	BB	P	R	H	E	K	S	LOB	BB	P
1	5	7	0	24	36	2	1	18	0	1	0	1	8	0	2	14
2	0	1	0	9	18	0	0	0	0	0	0	0	0	0	0	0
3	0	0	0	8	14	0	0	0	0	0	0	0	0	0	0	0
4	2	2	0	6	9	0	0	0	0	0	0	0	0	0	0	0
5	0	0	0	9	14	0	0	0	0	0	0	0	0	0	0	0
6	0	0	0	7	10	0	0	0	0	0	0	0	0	0	0	0
7	0	1	0	12	22	3	0	22	0	1	0	0	0	1	0	0
8	1	1	0	12	21	1	0	21	0	0	0	0	0	0	0	0
9	0	0	0	0	0	0	0	0	0	0	0	0	0	0	0	0

PITCHER	IP	WLS	BF	H	R	ER	SO	BB	IBB	HBP	BLK	WP	HR	S	P	ERA	WHIP
Jason Johnson, R (1, 1) ERA: 6.43	0.1	L	9	7	5	5	0	1	0	0	0	0	1	22	34	135.00	24.000
Matt Ginter, R (1, 1) ERA: 2.57	4.2		17	3	2	2	1	2	0	0	0	0	1	34	57	3.86	1.071
Franklyn German, R (6, 1) ERA: 2.08	2.0		9	1	0	0	1	1	0	1	0	0	0	19	32	0.00	1.000
Jamie Walker, L (8, 1) ERA: 4.15	1.0		5	1	1	1	0	1	0	0	0	0	0	12	21	9.00	2.000

DETROIT TIGERS @ MINNESOTA TWINS
Hubert H. Humphrey Metrodome, Minneapolis, MN

Wed Apr 13 2005, 8:10 PM EDT
Att: 16,067 - Dome - 70 F

AB	34
R	8
H	12
RBI	8
BB	5
SO	2
LOB	19

WP	HR	S	P	ERA	WHIP
0	0	0	0	0	0

Batter	1	2	3	4	5	6	7	8	9	AB	R	H	RBI	BB	SO	LOB
Shannon Stewart, R (1, 7) OBP: 0.310, SLG: 0.368	0-2 G5-3	2-2 HBP		2-1 F8		4-1 20 HR 1B BB	4-2 BB			2	1	0	0	2	0	0
Juan Castro, R (1, 6) OBP: 0.364, SLG: 0.300	0-0 G1-3	0-0 G5-3		0-1 G6-3		1-2 F3	0-0 F8			5	0	0	0	0	0	6
Torii Hunter, R (1, 10) OBP: 0.270, SLG: 0.457 Corky Miller, R (8, PH) (9, 10)	0-2 G4-3		1-1 FC4 2B	0-2 F8		3-3 K	0-1 F8			4	1	1	0	0	1	2
Matthew LeCroy, R (1, 3) OBP: 0.385, SLG: 0.478		4-2 5 BB 55 1B 1B BB	2-1 G4-3		3-2 F8	2-0 20 HR 1B	3-2 20 2B 1B			4	2	2	1	1	0	1
20 Lew Ford, R (1, 8) OBP: 0.333, SLG: 0.433		1-0 F7	2-0 E 55 1B FC4 HBP		4-2 3B BB	2-0 1-H 2-H HR	1-0 2B			3	3	2	3	1	0	1
Jacque Jones, L (1, 9) OBP: 0.485, SLG: 0.778		1-2 55 1B 5 BB SF7 1B	2-1 FC4 55 1B 55 E		1-1 SAFE SAFE SAFE 3B	1-1 1B	4-0 IBB			4	2	3	2	1	0	1
5 Michael Cuddyer, R (1, 5) OBP: 0.257, SLG: 0.313		4-1 HBP 55 1B BB	4-1 CS 55 E BB		4-0 55 G6-3 BB	2-3 K	0-3 K			2	0	0	0	3	2	4
55 Mike Redmond, R (1, 2) OBP: 0.556, SLG: 0.571		0-0 HBP 1B	0-0 E9 FC6-4 1B		2-2 G6-3		4-0 G5-4-3 BB			4	0	2	2	1	0	5
Luis Rivas, R (1, 4) OBP: 0.300, SLG: 0.316		2-1 SF7	3-1 FC6-4		0-2 1B 1B		1-1 G5-4-3			3	1	1	1	0	0	3

Inning Stats	R: 0	H: 0	E: 0	K: 0	S: 7	R: 2	H: 2	E: 0	K: 0	S: 14	R: 3	H: 2	E: 2	K: 0	S: 10	R: 0	H: 0	E: 0	K: 0	S: 8	R: 1	H: 1	E: 0	K: 0	S: 13	R: 4	H: 4	E: 0	K: 2	S: 20	R: 0	H: 0	E: 0	K: 0	S: 7	R: 0	H: 2	E: 0	K: 1	S: 16
	LOB: 0	BB: 0	P: 7			LOB: 3	BB: 2	P: 28			LOB: 1	BB: 1	P: 24			LOB: 1	BB: 2	P: 27			LOB: 1	BB: 2	P: 27			LOB: 1	BB: 1	P: 35			LOB: 1	BB: 2	P: 16			LOB: 3	BB: 1	P: 26		

PITCHER	IP	WLS	BF	H	R	ER	SO	BB	IBB	HBP	BLK	WP	HR	S	P	ERA	WHIP
29 Nate Robertson, L (1, 1) ERA: 3.75	5.0	L	26	5	6	4	0	5	0	0	0	0	0	52	96	7.20	2.000
Kyle Farnsworth, R (6, 1) ERA: 5.4	1.0		8	4	4	4	2	1	0	0	0	0	1	20	35	36.00	5.000
Franklyn German, R (7, 1) ERA: 1.69	1.0		4	0	0	0	0	2	0	0	0	0	0	7	16	0.00	2.000
Ugueth Urbina, R (8, 1) ERA: 7.2	1.0		6	2	0	0	1	0	1	0	0	0	0	16	26	0.00	2.000


BOTTOM

Detroit Tigers @ Minnesota Twins
 Hubert H. Humphrey Metrodome, Minneapolis, MN

Thu Apr 14 2005, 8:10 PM EDT
 Att. 14,344 - Dome - 70 F

livebaseballscores.com

AB	32
R	10
H	11
RBI	9
BB	9
SO	3
LOB	23



WP	HR	S	P	ERA	WHIP
0	0	0	0	0	0

Batter	1	2	3	4	5	6	7	8	9	AB R H RBI BB SO LOB	TOP		
Shannon Stewart, R (1, 7) OBP: 0.304, SLG: 0.341	1-0 G4-3		4-2 7 1B BB G5-3		2-3 K			0-0 G6-3		3 1 0 0 1 1 0			
Jason Bartlett, R (1, 6) OBP: 0.355, SLG: 0.483	0-1 L4		2-1 SAFE BB G5-3		0-2 G4-3			1-1 G6-3		4 0 0 0 0 0 1			
7 Joe Mauer, L (1, 2) OBP: 0.400, SLG: 0.419	2-1 G5-3		0-1 1B 2-3 1B		3-2 G5-3			1-2 L7		4 0 1 0 0 0 0			
Matthew LeCroy, R (1, 3) OBP: 0.433, SLG: 0.480 5 Michael Cuddyer, R (9, PR) OBP: 0.257, SLG: 0.313 (9, 3)		4-2 G4-3 BB 1B	1-0 G6-4-3 1B		1-1 G5-3			4-2 BB		2 1 1 1 2 0 0 0 0 0 0 0 0 0			
Torii Hunter, R (1, 8) OBP: 0.244, SLG: 0.410		2-2 FC1 BB G4-3 1B	1-1 G6-4-3		0-0 G6-3			2-3 K		4 1 0 0 0 1 4			
Jacque Jones, L (1, 10) OBP: 0.459, SLG: 0.700		1-1 G4-3		4-2 20 FC6-4 BB		2-1 G5-3		1-1 G6-3		3 0 0 0 1 0 3			
20 Lew Ford, R (1, 9) OBP: 0.306, SLG: 0.394		1-2 G1-3		1 SAFE 1-0 FC6-4 BB 1-2f		3-2 L1				3 0 0 0 0 0 3			
Terry Tiffee, S (1, 5) OBP: 0.500, SLG: 1.000 Juan Castro, R (8, 5) OBP: 0.364, SLG: 0.300		2-1 G4-6-3 1B		1 SAFE 1-0 G4-6-3 BB 1-2f		0-2 L7				3 0 1 2 0 0 1 0 0 0 0 0 0 0			
Luis Rivas, R (1, 4) OBP: 0.261, SLG: 0.273		0-3 K		2-3 K				2-1 G4-3		3 0 0 0 0 2 1			
Inning Stats	R: 0 E: 0 K: 0 S: 5 H: 0 LOB: 0 BB: 0 P: 8	R: 2 E: 1 K: 1 S: 18 H: 1 LOB: 1 BB: 1 P: 28	R: 1 E: 0 K: 0 S: 9 H: 2 LOB: 1 BB: 1 P: 17	R: 0 E: 0 K: 0 S: 4 H: 0 LOB: 0 BB: 1 P: 10	R: 0 E: 0 K: 2 S: 9 H: 0 LOB: 0 BB: 0 P: 13	R: 0 E: 0 K: 0 S: 6 H: 0 LOB: 0 BB: 0 P: 10	R: 0 E: 0 K: 0 S: 9 H: 0 LOB: 0 BB: 0 P: 14	R: 0 E: 0 K: 0 S: 5 H: 0 LOB: 0 BB: 0 P: 8	R: 0 E: 0 K: 1 S: 11 H: 0 LOB: 1 BB: 1 P: 19	1B: 3 SF: 0 2B: 0 SAC: 0 3B: 0 DP: 2 HR: 0 HBP: 0	WP: 0 PA: 33 PB: 0 SB: 0 CS: 0		
PITCHER	IP WLS BF H R ER SO BB IBB HBP BLK WP HR S P ERA WHIP											PITCHER	IP WLS BF H R ER SO BB IBB HBP BLK WP HR S P ERA WHIP
37 Jake Westbrook, R (1, 1) ERA: 4.5	8.0 L 29 3 3 1 3 3 0 0 0 0 0 0 65 108 1.12 0.750												
David Riske, R (9, 1) ERA:	0.2 3 0 0 0 1 1 0 0 0 0 0 9 16 0.00 1.500												
Scott Sauerbeck, L (9, 1) ERA: 4.91	0.1 1 0 0 0 0 0 0 0 0 0 0 2 3 0.00 0.000												

Minnesota Twins @ Cleveland Indians
 Jacobs Field, Cleveland, OH
 Fri Apr 15 2005, 7:05 PM EDT
 Att. 15,360 - Clear - 50 F

livebaseballscorecards.com

AB 29
 R 3
 H 3
 RBI 3
 BB 4
 SO 4
 LOB 13



Batter	1	2	3	4	5	6	7	8	9	AB	R	H	RBI	BB	SO	LOB
Coco Crisp, S (1, 7) OBP: 0.333, SLG: 0.386	0-2 CS 2B		0-0 L8		1-3 K		2-2 SAFE G5-3			4	0	1	0	0	1	2
Ronnie Belliard, R (1, 4) OBP: 0.281, SLG: 0.414	2-3 K		0-1 SAFE SAFE P4		3-2 G1-3			3-2 G1-3		4	0	0	0	0	1	2
José Hernández, R (1, 5) OBP: 0.222, SLG: 0.176	1-3 K		1-0 SAFE F7			3-3 K		1-3 K		4	0	0	0	0	3	2
41 Victor Martínez, S (1, 2) OBP: 0.317, SLG: 0.371 Alex Cora, L (8, PR) OBP: 0.333, SLG: 0.318 Josh Bard, S (9, 2)		0-2 HR		3-2 G5-3		0-0 E5		4-2 1B BB		3	1	1	1	1	0	0
Casey Blake, R (1, 9) OBP: 0.333, SLG: 0.370	2-3 K		1-2 1B 1B		0-1 F8		1-2 1B			4	0	2	0	0	1	1
Ben Broussard, L (1, 3) OBP: 0.333, SLG: 0.441	1-3 K		1-0 1B		0-0 L8		0-2 F7			4	0	1	0	0	1	3
Ryan Ludwick, R (1, 10) OBP: 0.200, SLG: 0.308 48 Travis Hafner, L (9, PH) OBP: 0.421, SLG: 0.400	1-2 HR		1-3 K		1-3 K		2-3 K		0-0 F7	3	1	1	1	0	2	2
2 Jhonny Peralta, R (1, 6) OBP: 0.292, SLG: 0.300	2-3 K		1-3 K			4-1 24 FC4-6 BB		2-2 G5-3		1	0	0	0	0	0	0
24 Grady Sizemore, L (1, 8) OBP: 0.242, SLG: 0.394		1-0 1B		2-3 K		2-1 FC4-6		3-3 K		3	0	0	0	1	2	2

Inning Stats	R: 0	H: 1	E: 0	K: 2	S: 13	R: 2	H: 2	E: 0	K: 3	S: 15	R: 0	H: 1	E: 0	K: 0	S: 5	R: 0	H: 2	E: 0	K: 2	S: 17	R: 0	H: 0	E: 1	K: 1	S: 8	R: 0	H: 0	E: 0	K: 1	S: 11	R: 0	H: 1	E: 0	K: 1	S: 14	R: 0	H: 0	E: 0	K: 1	S: 12	1B: 4	2B: 2	3B: 0	HR: 2	SF: 0	SAC: 0	DP: 1	HBP: 0	WP: 0	PB: 0	SB: 1	CS: 1	PA: 36
--------------	------	------	------	------	-------	------	------	------	------	-------	------	------	------	------	------	------	------	------	------	-------	------	------	------	------	------	------	------	------	------	-------	------	------	------	------	-------	------	------	------	------	-------	-------	-------	-------	-------	-------	--------	-------	--------	-------	-------	-------	-------	--------

PITCHER	IP	WLS	BF	H	R	ER	SO	BB	IBB	HBP	BLK	WP	HR	S	P	ERA	WHIP
Johan Santana, L (1, 1) ERA: 4.0	6.0	W	24	6	2	2	10	0	0	0	0	0	2	75	102	3.00	1.000
J.C. Romero, L (7, 1) ERA:	1.0	H	4	0	0	0	1	1	0	0	0	0	0	11	21	0.00	1.000
Juan Rincon, R (8, 1) ERA:	1.0	H	5	1	0	0	1	1	0	0	0	0	0	14	23	0.00	2.000
36 Joe Nathan, R (9, 1) ERA:	1.0	S	3	0	0	0	1	0	0	0	0	0	0	12	17	0.00	0.000

BOTTOM

Minnesota Twins @ Cleveland Indians
 Jacobs Field, Cleveland, OH
 Fri Apr 15 2005, 7:05 PM EDT
 Att. 15,360 - Clear - 50 F

livebaseballscorecards.com

AB	34
R	2
H	7
RBI	2
BB	2
SO	13
LOB	15



Batter	1	2	3	4	5	6	7	8	9	AB R H RBI BB SO LOB	TOP											
Shannon Stewart, R (1, 10) OBP: 0.294, SLG: 0.326	0-1 F8		0-1 F9		2-1 1B		3-2 F8		1-1 G5-3	5 0 1 0 0 0 1												
Jason Bartlett, R (1, 6) OBP: 0.306, SLG: 0.412	0-2 P4			1-2 P4	3-3 K		0-1 F8		1-3 K	5 0 0 0 0 2 2												
7 Joe Mauer, L (1, 2) OBP: 0.375, SLG: 0.389	0-1 G4-3			1-1 F7		1-3 K		0-1 HR	0-0 F7	5 1 1 0 0 1 0												
Terry Tiffee, S (1, 3) Juan Castro, R (8, 5) OBP: 0.500, SLG: 0.800 OBP: 0.364, SLG: 0.300		0-0 G6-3		1-1 2B 1B		0-0 G6-3		4-1 HR	1-2 HR	3 1 1 0 1 0 0 0 0 0 0 0 0 0												
Torii Hunter, R (1, 8) OBP: 0.289, SLG: 0.535		2-2 G6-3		1-1 2B	1-3 2B	0-1 2B 20 HR		1-2 HR		4 2 3 3 0 0 0												
Jacque Jones, L (1, 9) OBP: 0.439, SLG: 0.676		1-3 K		2-3 K		0-0 2B 20 HR		2-2 G4-3		4 1 1 0 0 2 2												
20 Lew Ford, R (1, 7) OBP: 0.300, SLG: 0.459			0-1 G6-3		0-0 B1-3	0-1 HR		2-3 K		4 1 1 3 0 1 0												
5 Michael Cuddyer, R (1, 5) (8, 3) OBP: 0.282, SLG: 0.333			1-2 L3		1-2 1B	1-1 F9		1-1 1B		4 0 2 0 0 0 0												
8 Nick Punto, S (1, 4) OBP: 0.389, SLG: 0.231			4-2 BB		0-3 K		3-3 K	1 SAFE 0-3 K		3 0 0 0 1 3 2												
Inning Stats	R: 0 E: 0 K: 0 S: 7	H: 0 LOB: 0 BB: 0 P: 7	R: 0 E: 0 K: 1 S: 7	H: 0 LOB: 0 BB: 0 P: 10	R: 0 E: 0 K: 0 S: 9	H: 0 LOB: 1 BB: 1 P: 14	R: 0 E: 0 K: 1 S: 13	H: 2 LOB: 2 BB: 0 P: 19	R: 0 E: 0 K: 2 S: 17	H: 2 LOB: 2 BB: 0 P: 23	R: 3 E: 0 K: 1 S: 11	H: 3 LOB: 0 BB: 0 P: 13	R: 0 E: 0 K: 1 S: 9	H: 0 LOB: 0 BB: 0 P: 15	R: 3 E: 0 K: 2 S: 18	H: 3 LOB: 1 BB: 1 P: 28	R: 0 E: 0 K: 1 S: 6	H: 0 LOB: 0 BB: 0 P: 8	1B: 6 2B: 2 3B: 0 HR: 2	SF: 0 SAC: 0 DP: 0 HBP: 0	WP: 0 PB: 0 SB: 0 CS: 0	PA: 39
PITCHER	IP WLS BF H R ER SO BB IBB HBP BLK WP HR S P ERA WHIP																					
Kevin Millwood, R (1, 1) ERA: 3.6	7.0 L 32 9 6 6 6 2 0 0 0 0 0 2 79 112 7.71 1.571																					
Scott Sauerbeck, L (8, 1) ERA: 3.86	1.0 4 1 0 0 2 0 0 0 0 0 0 0 12 17 0.00 1.000																					
Bob Howry, R (9, 1) ERA: 2.08	1.0 3 0 0 0 1 0 0 0 0 0 0 0 6 8 0.00 0.000																					

Minnesota Twins @ Cleveland Indians
 Jacobs Field, Cleveland, OH
 Sat Apr 16 2005, 1:05 PM EDT
 Att. 18,699 - Sunny - 65 F

AB	37
R	6
H	10
RBI	6
BB	2
SO	9
LOB	7



livebaseballscorecards.com

BOTTOM

Minnesota Twins @ Cleveland Indians
Jacobs Field, Cleveland, OH
Sat Apr 16 2005, 1:05 PM EDT
Att. 18,699 - Sunny - 65 F

livebaseballscorecards.com

AB	34
R	4
H	7
RBI	4
BB	1
SO	2
LOB	10



WP:	0	PA:	36
PB:	0	SB:	0
CS:	1		

AB R H RBI BB SO LOB

4	0	1	0	0	0	1
4	0	0	0	0	0	2
4	0	1	0	0	1	1
4	1	0	0	0	0	2
4	2	3	2	0	0	0
3	1	1	2	1	1	1
4	0	0	0	0	0	2
3	0	0	0	0	0	1
1	0	0	0	0	0	0
3	0	1	0	0	0	0

Batter	1	2	3	4	5	6	7	8	9
Coco Crisp, S (1, 7) OBP: 0.327, SLG: 0.375	1-2 G6-3		1-0 48 1B		1-0 G5-3			0-0 F7	
Ronnie Belliard, R (1, 4) OBP: 0.250, SLG: 0.364	0-2 F7		0-1 F7		0-0 G6-3			1-1 G5-3	
48 Travis Hafner, L (1, 10) OBP: 0.405, SLG: 0.382	3-3 K		2-1 1B		2-2 G4-3			0-0 G4-3	
Aaron Boone, R (1, 5) OBP: 0.209, SLG: 0.297		3-1 E4 HR	0-0 F9		0-0 G6-3			2-1 G5-3	
José Hernández, R (1, 3) OBP: 0.318, SLG: 0.429		2-2 HR		0-1 P6		2-2 1B		0-2 HR	
Ryan Ludwick, R (1, 9) OBP: 0.263, SLG: 0.500		0-1 P4		4-1 24 CS BB		2-3 K		1-1 HR	
Josh Bard, S (1, 2)		2-1 F8		2-1 L7		1-2 F7		0-1 G5-3	
24 Grady Sizemore, L (1, 8) OBP: 0.222, SLG: 0.361		0-2 G4-3		0-2 CS	0-1 L4	1-1 G4-3		3-1 F7	
41 Victor Martínez, S (9, PH) OBP: 0.310, SLG: 0.361				1-2					
2 Jhonny Peralta, R (1, 6) OBP: 0.296, SLG: 0.348			0-0 L7		1-1 F9			2-1 2B	

Inning Stats	R: 0	H: 0	E: 0	K: 1	S: 11	R: 2	H: 1	E: 1	K: 0	S: 12	R: 0	H: 2	E: 0	K: 0	S: 7	R: 0	H: 0	E: 0	K: 0	S: 8	R: 0	H: 0	E: 0	K: 0	S: 5	R: 0	H: 1	E: 0	K: 1	S: 12	R: 0	H: 1	E: 0	K: 0	S: 6	R: 2	H: 2	E: 0	K: 0	S: 11	1B: 4	SF: 0	2B: 1	SAC: 0	3B: 0	DP: 0	HR: 2	HBP: 0	WP: 0	PA: 36
--------------	------	------	------	------	-------	------	------	------	------	-------	------	------	------	------	------	------	------	------	------	------	------	------	------	------	------	------	------	------	------	-------	------	------	------	------	------	------	------	------	------	-------	-------	-------	-------	--------	-------	-------	-------	--------	-------	--------

PITCHER	IP	WLS	BF	H	R	ER	SO	BB	IBB	HBP	BLK	WP	HR	S	P	ERA	WHIP
59 Dave Gassner, L (1, 1) ERA: 1.5	6.0	W	22	3	2	1	1	1	0	0	0	0	1	48	72	1.50	0.667
Terry Mulholland, L (7, 1) ERA: 5.14	2.2	H	12	4	2	2	1	0	0	0	0	0	1	27	39	6.75	1.500
36 Joe Nathan, R (9, 1) ERA:	0.1	S	1	0	0	0	0	0	0	0	0	0	0	2	5	0.00	0.000

PITCHER	IP	WLS	BF	H	R	ER	SO	BB	IBB	HBP	BLK	WP	HR	S	P	ERA	WHIP
---------	----	-----	----	---	---	----	----	----	-----	-----	-----	----	----	---	---	-----	------

Batter	1	2	3	4	5	6	7	8	9	AB R H RBI BB SO LOB	TOP																
Shannon Stewart, R (1, 7) OBP: 0.291, SLG: 0.320	0-1 G6-3		2-2 1B		1-0 F8			2-2 F8		4 0 1 0 0 0 0																	
Juan Castro, R (1, 6) OBP: 0.333, SLG: 0.286	2-3 K		1-2 1B			3-3 K		1-2 F9		4 0 1 1 0 2 0																	
Torii Hunter, R (1, 8) OBP: 0.286, SLG: 0.500	4-1 BB		2-3 K			1-3 K			0-1 G6-3	3 0 0 0 1 2 2																	
Matthew LeCroy, R (1, 10) OBP: 0.412, SLG: 0.448	0-3 K		2-2 F8			3-1 1B			1-1 G4-3	4 0 1 0 0 1 3																	
20 Lew Ford, R (1, 9) OBP: 0.273, SLG: 0.415		1-0 G5-3		0-3 K		0-3 K			1-1 L6	4 0 0 0 0 2 1																	
5 Michael Cuddyer, R (1, 5) OBP: 0.286, SLG: 0.333		2-2 G6-4-3 1B		3-2 P4			0-1 G4-3			3 0 1 0 0 0 0																	
Terry Tiffee, S (1, 3) OBP: 0.400, SLG: 0.615		0-2 G6-4-3		1-2 L8			2-0 G4-3			3 0 0 0 0 0 1																	
Corky Miller, R (1, 2)			2-0 P6			3-3 K		0-2 F9		3 0 0 0 0 1 0																	
Luis Rivas, R (1, 4) OBP: 0.280, SLG: 0.292			1-1 1B		0-0 B1-3			2-1 F7		2 1 1 0 0 0 0																	
7 Joe Mauer, L (8, PH) OBP: 0.366, SLG: 0.378										1 0 0 0 0 0 0																	
8 Nick Punto, S (8, 4) OBP: 0.389, SLG: 0.231										0 0 0 0 0 0 0																	
Inning Stats	R: 0 E: 0 K: 2 S: 9	H: 0 LOB: 1 BB: 1 P: 15	R: 0 E: 0 K: 0 S: 7	H: 1 LOB: 0 BB: 0 P: 10	R: 1 E: 0 K: 1 S: 18	H: 3 LOB: 2 BB: 0 P: 28	R: 0 E: 0 K: 1 S: 13	H: 0 LOB: 0 BB: 0 P: 17	R: 0 E: 0 K: 1 S: 5	H: 0 LOB: 0 BB: 0 P: 9	R: 0 E: 0 K: 3 S: 11	H: 1 LOB: 1 BB: 0 P: 18	R: 0 E: 0 K: 0 S: 6	H: 0 LOB: 0 BB: 0 P: 8	R: 0 E: 0 K: 0 S: 10	H: 0 LOB: 0 BB: 0 P: 15	R: 0 E: 0 K: 0 S: 6	H: 0 LOB: 0 BB: 0 P: 8	1B: 5 2B: 0 3B: 0 HR: 0	SF: 0 SAC: 0 DP: 1 HBP: 0	WP: 0 PB: 0 SB: 0 CS: 0	PA: 32					
PITCHER	IP WLS BF H R ER SO BB IBB HBP BLK WP HR S P ERA WHIP																										
CC Sabathia, L (1, 1) ERA: 1.59	5.2		22	5	1	1	7	1	0	0	0	0	0	60	94	1.59	1.059										
63 Rafael Betancourt, R (6, 1) ERA:	1.1		4	0	0	0	1	0	0	0	0	0	0	9	11	0.00	0.000										
Bob Howry, R (8, 1) ERA: 1.69	1.0	W	3	0	0	0	0	0	0	0	0	0	0	10	15	0.00	0.000										
Bob Wickman, R (9, 1) ERA: 8.44	1.0	S	3	0	0	0	0	0	0	0	0	0	0	6	8	0.00	0.000										

Minnesota Twins @ Cleveland Indians
 Jacobs Field, Cleveland, OH
 Sun Apr 17 2005, 1:05 PM EDT
 Att. 19,021 - Cloudy - 60 F

livebaseballscorecards.com

AB	31
R	1
H	5
RBI	1
BB	1
SO	8
LOB	7



Batter	1	2	3	4	5	6	7	8	9
Coco Crisp, S (1, 7) OBP: 0.304, SLG: 0.346	1-3 K		3-2 G3-1			2-0 G3-4-1		0-2 F9	
Alex Cora, L (1, 6) OBP: 0.370, SLG: 0.360 José Hernández, R (8, PH) OBP: 0.348, SLG: 0.455 2 Jhonny Peralta, R (9, 6) OBP: 0.296, SLG: 0.348	1-2 1B		1-2 41 G3-6-1 1B			1-3 K		2-2 48 HBP 41 BB 1B	
41 Victor Martínez, S (1, 2) OBP: 0.304, SLG: 0.333	1-1 F7		1-0 G3-6-1 1-2f			2-0 G1-3		4-2 48 HBP BB	
48 Travis Hafner, L (1, 10) OBP: 0.391, SLG: 0.351	2-0 F7			0-0 G4-3			1-0 F7	2-1 1-2 2-3 3-H HBP	
Casey Blake, R (1, 9) OBP: 0.294, SLG: 0.323 Ryan Ludwick, R (9, 9) OBP: 0.263, SLG: 0.500		1-2 G6-3		1-0 P3			1-0 G5-3	0-3 K	
Ben Broussard, L (1, 3) OBP: 0.333, SLG: 0.432		1-2 F9		0-0 G3-1			1-0 1B		
Aaron Boone, R (1, 5) OBP: 0.217, SLG: 0.300		0-1 1B			1-0 G6-3		0-0 G5-3		
24 Grady Sizemore, L (1, 8) OBP: 0.205, SLG: 0.333		1-0 P6			0-1 F8			0-2 G4-3	
Ronnie Belliard, R (1, 4) OBP: 0.282, SLG: 0.472			1-1 HR		1-2 L4			2-2 48 HBP 1B	

Inning Stats	R: 0	H: 1	E: 0	K: 1	S: 9	LOB: 1	BB: 0	P: 14
	R: 0	H: 1	E: 0	K: 0	S: 10	LOB: 1	BB: 0	P: 13
	R: 1	H: 2	E: 0	K: 0	S: 10	LOB: 0	BB: 0	P: 16
	R: 0	H: 0	E: 0	K: 0	S: 3	LOB: 0	BB: 0	P: 4
	R: 0	H: 0	E: 0	K: 0	S: 6	LOB: 0	BB: 0	P: 8
	R: 0	H: 0	E: 0	K: 1	S: 5	LOB: 0	BB: 0	P: 10
	R: 0	H: 1	E: 0	K: 0	S: 4	LOB: 1	BB: 0	P: 7
	R: 1	H: 2	E: 1	K: 1	S: 20	LOB: 3	BB: 1	P: 30

PITCHER	IP	WLS	BF	H	R	ER	SO	BB	IBB	HBP	BLK	WP	HR	S	P	ERA	WHIP
Joe Mays, R (1, 1) ERA: 3.21	7.0		25	5	1	1	2	0	0	0	0	0	1	47	72	1.29	0.714
J.C. Romero, L (8, 1) ERA: 1.5	0.2	L	6	2	1	1	0	1	0	1	0	0	0	17	27	13.50	4.500
28 Jesse Crain, R (8, 1) ERA:	0.1		1	0	0	0	1	0	0	0	0	0	0	3	3	0.00	0.000

AB R H RBI BB SO LOB


4	0	0	0	0	1	1
3	0	2	0	0	1	0
1	0	1	0	0	0	0
0	0	0	0	0	0	0
3	0	0	0	1	0	2
3	0	0	1	0	0	1
4	0	0	0	0	1	3
0	0	0	0	0	0	0
3	0	1	0	0	0	0
3	0	1	0	0	0	1
3	0	0	0	0	0	1
3	2	2	1	0	0	0

AB 30
R 2
H 7
RBI 2
BB 1
SO 3
LOB 9

WP: 0 PA: 32
PB: 0
SB: 0
CS: 0

MINNESOTA TWINS @ CLEVELAND INDIANS
Jacobs Field, Cleveland, OH

Sun Apr 17 2005, 1:05 PM EDT
Att: 19,021 - Cloudy - 60 F



Batter	1	2	3	4	5	6	7	8	9	AB R H RBI BB SO LOB	TOP																										
Shannon Stewart, R (1, 7) OBP: 0.317, SLG: 0.345	2-2 BB 7 BB 1B	0-2 1B		1-1 F7		0-2 BB 1B		0-3 K		5 0 3 0 0 1 1																											
Jason Bartlett, R (1, 6) OBP: 0.317, SLG: 0.395	2-2 P2	0-0 P4			3-2 G6-4-3 7 FC4 BLK 1B	4-2 BB G4-6-3			2-3 K	4 1 1 0 1 1 3																											
7 Joe Mauer, L (1, 2) OBP: 0.391, SLG: 0.463	4-2 BB 1-2 BB		X	0-0 1B 1B		0-1 FC4 G6-4-3	0-0 G4-6-3		1-0 HR	4 1 2 1 1 0 4																											
Matthew LeCroy, R (1, 10) OBP: 0.385, SLG: 0.394	4-2 G5-4-3 1-2 2-3 BB		T S X	0-2 F9		2-2 G6-4-3 1-2f 2-3		0-1 G5-3	2-1 G6-3	4 0 0 0 1 0 3																											
Torii Hunter, R (1, 8) OBP: 0.278, SLG: 0.460	2-2 G5-4-3 1-2f		S C C C	1-3 K		4-1 E S WP BB		2-3 K	3-2 G5-3	4 1 0 0 1 2 4																											
Jacque Jones, L (1, 9) OBP: 0.467, SLG: 0.667		2-2 5 1B HBP	X	0-0 1-2 1B		1 SAFE 4-1 1-H BB		0-1 G4-3		2 1 1 0 1 0 0																											
Terry Tiffee, S (1, 3) OBP: 0.368, SLG: 0.588		2-0 F7	B S C C	2-1 G4-3		B 1 SAFE 1-1 G3		0-0 2B		4 0 1 0 0 0 4																											
5 Michael Cuddyer, R (1, 5) OBP: 0.304, SLG: 0.333		2-2 1B 1-H 1B	C C C C		1-1 G5-3		4-2 CS BB	0-1 G6-3		3 0 1 1 1 0 1																											
Luis Rivas, R (1, 4) OBP: 0.286, SLG: 0.269		1-3 K	S C C C		3-1 G6-3		1 SAFE 4-2 BB 1B BB	2-3 K		2 0 0 0 1 1 1																											
20 Lew Ford, R (8, PH) OBP: 0.267, SLG: 0.405										1 0 0 0 0 1 1																											
Juan Castro, R (8, 4) OBP: 0.333, SLG: 0.286										0 0 0 0 0 0 0																											
Inning Stats	R: 0 E: 0 K: 0 S: 20	H: 1 LOB: 2 BB: 2 P: 34	R: 1 E: 0 K: 1 S: 14	H: 2 LOB: 2 BB: 0 P: 21	R: 0 E: 0 K: 1 S: 10	H: 2 LOB: 2 BB: 0 P: 13	R: 0 E: 0 K: 0 S: 6	H: 0 LOB: 0 BB: 0 P: 11	R: 2 E: 0 K: 0 S: 14	H: 1 LOB: 1 BB: 2 P: 28	R: 0 E: 0 K: 0 S: 11	H: 1 LOB: 2 BB: 3 P: 23	R: 0 E: 0 K: 1 S: 7	H: 0 LOB: 0 BB: 0 P: 9	R: 0 E: 0 K: 2 S: 9	H: 1 LOB: 1 BB: 0 P: 11	R: 1 E: 0 K: 1 S: 10	H: 1 LOB: 0 BB: 0 P: 18	1B: 7 2B: 1 3B: 0 HR: 1	SF: 0 SAC: 0 DP: 3 HBP: 1	WP: 1 PB: 0 SB: 2 CS: 1	PA: 41															
PITCHER	IP WLS BF H R ER SO BB IBB HBP BLK WP HR S P ERA WHIP																																				
52 Jose Contreras, R (1, 1) ERA: 3.63	4.2		24	6	3	2	2	4	0	1	1	1	0	62	104	3.86	2.143																				
Neal Cotts, L (5, 1) ERA: 7.36	0.1		2	0	0	0	0	1	0	0	0	0	0	4	9	0.00	3.000																				
Luis Vizcaino, R (6, 1) ERA: 9.72	2.0	W	7	1	0	0	1	2	0	0	0	0	0	16	26	0.00	1.500																				
Dustin Hermanson, R (8, 1) ERA:	1.0	H	4	1	0	0	2	0	0	0	0	0	0	9	11	0.00	1.000																				
Shingo Takatsu, R (9, 1) ERA: 10.8	1.0	S	4	1	1	1	1	0	0	0	0	0	1	10	18	9.00	1.000																				

Minnesota Twins @ Chicago White Sox
U.S. Cellular Field, Chicago, IL
Mon Apr 18 2005, 8:05 PM EDT
Att. 27,018 - Partly Cloudy - 80 F

livebaseballscorecards.com

AB	33
R	4
H	9
RBI	2
BB	7
SO	6
LOB	22



Batter	1	2	3	4	5	6	7	8	9	AB R H RBI BB SO LOB	TOP		
Shannon Stewart, R (1, 7) OBP: 0.338, SLG: 0.383	2-2 G6-3 1B		0-1 G4-3		0-1 G4-3 1B	0-1 F9			1-2 1B 2B	5 1 3 0 0 0 3			
Jason Bartlett, R (1, 6) OBP: 0.289, SLG: 0.357 Matthew LeCroy, R (9, PH) OBP: 0.400, SLG: 0.412 Luis Rivas, R (9, PR) OBP: 0.286, SLG: 0.269	1-2 G6-3 1-2f		3-2 G6-3		2-1 G4-3 1-3		1-1 G5-3		1-2 7 DI 1B 2-H	4 0 0 0 0 0 2 1 0 1 1 0 0 0 0 0 0 0 0 0 0			
7 Joe Mauer, L (1, 2) OBP: 0.392, SLG: 0.444	1-2 L5		0-0 1B		4-2 BB		0-1 G4-3		3-2 P6 1-2	4 0 1 0 1 0 1			
Terry Tiffee, S (1, 3) OBP: 0.375, SLG: 0.591		1-1 1B 2B	0-2 G5-3		2-1 G1		0-1 1B		0-1 G6-3	5 0 2 0 0 0 5			
Torii Hunter, R (1, 8) OBP: 0.276, SLG: 0.444		1-0 20 1B		0-2 F9		1-1 F9	1-0 P4			4 0 1 0 0 0 1			
Jacque Jones, L (1, 9) OBP: 0.490, SLG: 0.675		1-3 SAFE K		1-1 20 1B		2-1 5 1B 20 1B		0-0 20 G6-4-3 1B		4 0 3 0 0 1 2			
20 Lew Ford, R (1, 10) OBP: 0.306, SLG: 0.422		1 SAFE 1 B 1 SAFE B H	3-1 HBP		0-0 5 G6-4-3 1B		1-0 5 1B		1-2 G6-4-3 1-2f	3 0 2 0 0 0 1			
5 Michael Cuddyer, R (1, 5) OBP: 0.300, SLG: 0.326		1-3 K		0-0 G6-4-3 1-2f		1-0 1-2 2-3 1B		3-1 G5-3		4 0 1 0 0 1 5			
8 Nick Punto, S (1, 4) OBP: 0.318, SLG: 0.176		3-2 P4		0-3 K		1-0 F6		2-2 G3-1		4 0 0 0 0 1 6			
Inning Stats	R: 0 H: 1 E: 0 LOB: 0 K: 0 BB: 0 S: 12 P: 16	R: 0 H: 2 E: 0 LOB: 3 K: 2 BB: 0 S: 15 P: 25	R: 0 H: 1 E: 0 LOB: 1 K: 0 BB: 0 S: 10 P: 13	R: 0 H: 2 E: 0 LOB: 1 K: 0 BB: 0 S: 7 P: 8	R: 0 H: 1 E: 0 LOB: 2 K: 1 BB: 1 S: 11 P: 19	R: 0 H: 3 E: 0 LOB: 3 K: 0 BB: 0 S: 9 P: 15	R: 0 H: 1 E: 0 LOB: 1 K: 0 BB: 0 S: 7 P: 9	R: 0 H: 1 E: 0 LOB: 0 K: 0 BB: 0 S: 6 P: 10	R: 1 H: 2 E: 0 LOB: 2 K: 0 BB: 0 S: 18 P: 25	1B: 12 SF: 0 2B: 2 SAC: 0 3B: 0 DP: 3 HR: 0 HBP: 1	WP: 0 PA: 40 PB: 0 SB: 2 CS: 0		
PITCHER	IP WLS BF H R ER SO BB IBB HBP BLK WP HR S P ERA WHIP											PITCHER	IP WLS BF H R ER SO BB IBB HBP BLK WP HR S P ERA WHIP
Orlando Hernandez, R (1, 1) ERA: 2.5	6.0 W 28 10 0 0 3 1 0 1 0 0 0 64 96 0.00 1.833												
Luis Vizcaino, R (7, 1) ERA: 8.68	1.0 H 4 1 0 0 0 0 0 0 0 0 0 7 9 0.00 1.000												
Dustin Hermanson, R (8, 1) ERA:	1.0 H 3 1 0 0 0 0 0 0 0 0 0 6 10 0.00 1.000												
Shingo Takatsu, R (9, 1) ERA: 12.27	0.1 H 3 2 1 1 0 0 0 0 0 0 0 11 15 27.00 6.000												
Damaso Marte, L (9, 1) ERA: 1.93	0.2 S 2 0 0 0 0 0 0 0 0 0 0 7 10 0.00 0.000												

Minnesota Twins @ Chicago White Sox
U.S. Cellular Field, Chicago, IL
Tue Apr 19 2005, 8:05 PM EDT
Att. 18,310 - Overcast - 69 F

livebaseballscorecards.com

AB	38
R	1
H	14
RBI	1
BB	1
SO	3
LOB	26



Batter	1	2	3	4	5	6	7	8	9
22 Scott Podsednik, L (1, 7) OBP: 0.286, SLG: 0.281	1-2 F8-2 1B		2-2 G6-3		1-1 SF7		1-1 G1-3		
Tadahito Iguchi, R (1, 4) OBP: 0.327, SLG: 0.391	0-0 14 WP F8-2 1-3 1B		0-0 CS 1B		0-1 G6-3			0-0 L7	
Carl Everett, S (1, 10) OBP: 0.302, SLG: 0.612	0-2 F8-2 1-2 3-H		3-3 K 1-2			1-3 K		3-3 K	
14 Paul Konerko, R (1, 3) OBP: 0.315, SLG: 0.700	0-2 F9 2-3			0-1 G5-3		2-2 HR		1-1 1B	
Timo Perez, L (1, 9) OBP: 0.269, SLG: 0.333		1-3 K		1-2 G1-3		0-0 1B		1-2 P5	
Aaron Rowand, R (1, 8) OBP: 0.264, SLG: 0.392		0-1 G1-3		0-3 K		0-0 1B		1-3 1B	
12 A.J. Pierzynski, L (1, 2) OBP: 0.261, SLG: 0.356		0-0 24 1B 1B			0-2 24 2B 1B		3-0 F8		
24 Joe Crede, R (1, 5) OBP: 0.292, SLG: 0.426		0-1 1B			1-0 5 SH5-4 22 SF7 1-H 2B		0-0 P4		
5 Juan Uribe, R (1, 6) OBP: 0.217, SLG: 0.350		0-1 P6			1-1 SH5-4		1-2 L8		

Inning Stats	R: 0 E: 0 K: 0 S: 11	H: 2 LOB: 1 BB: 0 P: 12	R: 0 E: 0 K: 1 S: 10	H: 2 LOB: 2 BB: 0 P: 11	R: 0 E: 0 K: 1 S: 11	H: 1 LOB: 1 BB: 0 P: 16	R: 0 E: 0 K: 1 S: 9	H: 0 LOB: 0 BB: 0 P: 10	R: 2 E: 0 K: 0 S: 10	H: 2 LOB: 0 BB: 0 P: 13	R: 1 E: 0 K: 1 S: 11	H: 3 LOB: 1 BB: 0 P: 17	R: 0 E: 0 K: 0 S: 6	H: 0 LOB: 0 BB: 0 P: 8	R: 0 E: 0 K: 1 S: 9	H: 1 LOB: 1 BB: 0 P: 14
--------------	-------------------------------	----------------------------------	-------------------------------	----------------------------------	-------------------------------	----------------------------------	------------------------------	----------------------------------	-------------------------------	----------------------------------	-------------------------------	----------------------------------	------------------------------	---------------------------------	------------------------------	----------------------------------

PITCHER	IP	WLS	BF	H	R	ER	SO	BB	IBB	HBP	BLK	WP	HR	S	P	ERA	WHIP
Brad Radke, R (1, 1) ERA: 4.94	8.0	L	32	11	3	3	5	0	0	0	0	1	1	77	101	3.38	1.375


BOTTOM

Minnesota Twins @ Chicago White Sox
U.S. Cellular Field, Chicago, IL

Tue Apr 19 2005, 8:05 PM EDT
Att. 18,310 - Overcast - 69 F

AB	R	H	RBI	BB	SO	LOB
3	0	1	1	0	0	0
4	0	2	0	0	0	0
4	0	0	0	0	3	3
4	1	2	1	0	0	1
4	0	1	0	0	1	1
3	0	1	0	0	1	0
3	1	2	0	0	0	1
3	1	2	1	0	0	0
2	0	0	0	0	0	2

AB	30
R	3
H	11
RBI	3
BB	0
SO	5
LOB	8



WP	PA
1	32

PITCHER	IP	WLS	BF	H	R	ER	SO	BB	IBB	HBP	BLK	WP	HR	S	P	ERA	WHIP
---------	----	-----	----	---	---	----	----	----	-----	-----	-----	----	----	---	---	-----	------

Batter	1	2	3	4	5	6	7	8	9	AB R H RBI BB SO LOB	TOP
9 David DeJesus, L (1, 8) OBP: 0.394, SLG: 0.397 C B F F S B S	3-3 		0-1 		1-2 			0-0 		3 1 1 0 0 1 0	Kansas City Royals @ Minnesota Twins Hubert H. Humphrey Metrodome, Minneapolis, MN Wed Apr 20 2005, 8:10 PM EDT Att. 24,153 - Dome - 70 F livebaseballscorecards.com
Tony Graffanino, R (1, 4) OBP: 0.364, SLG: 0.316 Ruben Gotay, S (8, PH) OBP: 0.302, SLG: 0.395 (8, 4) B C B X	3-1 		1-1 			1-0 		0-1 		3 1 1 1 0 0 0 1 0 0 0 0 0 1	
29 Mike Sweeney, R (1, 10) OBP: 0.354, SLG: 0.500 X	0-0 		2-0 			0-3 		1-3 		4 1 1 3 0 2 1	
Eli Marrero, R (1, 3) OBP: 0.194, SLG: 0.273 C C C S X		1-2 	3-3 			0-0 		1-3 		4 0 1 0 0 2 0	
4 Angel Berroa, R (1, 6) OBP: 0.295, SLG: 0.397 B T T B S		1-3 		0-1 		2-3 		2-3 		4 0 0 0 0 3 1	
Emil Brown, R (1, 9) OBP: 0.244, SLG: 0.300 Matt Stairs, L (9, PH) OBP: 0.371, SLG: 0.567 B B B S T X		3-2 		1-2 		1-3 		2-2 		3 0 0 0 0 1 0 1 0 0 0 0 0 0	
Terrence Long, L (1, 7) OBP: 0.295, SLG: 0.395 B X			1-1 	0-3 		2-0 				3 0 0 0 0 1 0	
Alberto Castillo, R (1, 2) OBP: 0.313, SLG: 0.571 C F F T F B S			2-3 		1-3 		1-0 			3 0 0 0 0 2 0	
Joe McEwing, R (1, 5) OBP: 0.467, SLG: 0.467 C X			0-1 		3-3 		1-0 			3 1 2 0 0 1 0	
Inning Stats	R: 0 H: 0 E: 0 LOB: 0 K: 1 BB: 0 S: 7 P: 13	R: 0 H: 0 E: 0 LOB: 0 K: 1 BB: 0 S: 9 P: 14	R: 4 H: 4 E: 0 LOB: 0 K: 2 BB: 0 S: 17 P: 26	R: 0 H: 0 E: 0 LOB: 0 K: 1 BB: 0 S: 8 P: 9	R: 0 H: 0 E: 0 LOB: 0 K: 2 BB: 0 S: 13 P: 18	R: 0 H: 1 E: 0 LOB: 1 K: 2 BB: 0 S: 8 P: 11	R: 0 H: 0 E: 0 LOB: 0 K: 1 BB: 0 S: 5 P: 9	R: 0 H: 1 E: 0 LOB: 1 K: 1 BB: 0 S: 9 P: 11	R: 0 H: 0 E: 0 LOB: 0 K: 2 BB: 0 S: 10 P: 15	1B: 5 SF: 0 2B: 0 SAC: 1 3B: 0 DP: 0 HR: 1 HBP: 0	WP: 0 PA: 33 PB: 0 SB: 1 CS: 0
PITCHER Johan Santana, L (1, 1) ERA: 4.32 Juan Rincon, R (8, 1) ERA: 36 Joe Nathan, R (9, 1) ERA:	IP WLS BF H R ER SO BB IBB HBP BLK WP HR S P ERA WHIP 7.0 0 26 5 4 4 10 0 0 0 0 0 1 67 100 5.14 0.714 1.0 W 4 1 0 0 1 0 0 0 0 0 0 0 9 11 0.00 1.000 1.0 S 3 0 0 0 0 2 0 0 0 0 0 0 0 10 15 0.00 0.000	PITCHER IP WLS BF H R ER SO BB IBB HBP BLK WP HR S P ERA WHIP									

Batter	1	2	3	4	5	6	7	8	9	10	AB R H RBI BB SO LOB	TOP											
9 David DeJesus, L (1, 8) OBP: 0.386, SLG: 0.419	1-2 E 3B	1-2 F8		0-3 K		1-1 SH1-3 1-3		1-2 K			4 1 1 0 0 2 4												
Tony Graffanino, R (1, 5) OBP: 0.347, SLG: 0.302	1-2 FC1 29 F8 SF7	0-0 1B		2-1 G4-3		2-2 G5-3 3-H			1-1 L9		5 1 1 1 0 0 1												
29 Mike Sweeney, R (1, 3) OBP: 0.371, SLG: 0.507	2-2 F8	2-2 1B			0-0 G5-4-3 1B		0-1 P4		0-0 4 BLK 1B		5 1 3 1 0 0 1												
Eli Marrero, R (1, 7) OBP: 0.175, SLG: 0.250 Matt Stairs, L (9, PH) OBP: 0.361, SLG: 0.548 (9, 9)	2-0 SF7	3-3 K			0-0 G5-4-3 1-2f		0-1 G6-3		2-1 F7		3 0 0 1 0 1 3 1 0 0 0 0 0 1												
4 Angel Berroa, R (1, 6) OBP: 0.288, SLG: 0.381	0-0 G6-3			1-1 F8		2-1 P3		1-2 P4	1-2 14 CS 1B		5 0 1 1 0 0 0												
14 John Buck, R (1, 2) OBP: 0.267, SLG: 0.286		3-2 1B 1B		0-1 S 1B		0-0 HR		0-0 SH3-4 FC4-2 1B	0-2 CS 2-3	2-3 K	5 2 4 1 0 1 0												
Calvin Pickering, L (1, 10) OBP: 0.226, SLG: 0.259		1-3 K		3-3 K		4-2 HR BB		4-0 FC4-2 SH3-4 BB		2-3 K	3 1 0 0 2 3 2												
Emil Brown, R (1, 9) OBP: 0.265, SLG: 0.386 (9, 7)		3-2 1B 1B		2-3 K		0-0 1-H HR		0-0 SH3-4		0-3 K	4 2 2 2 0 2 1												
Ruben Gotay, S (1, 4) OBP: 0.298, SLG: 0.381		3-2 29 1B 1B				0-0 E1 9 SH1-3 9 BLK CS		3-2 FC4-2			4 1 1 1 0 1 2												
Inning Stats	R: 2 E: 1 K: 0 S: 13	H: 1 LOB: 0 BB: 0 P: 19	R: 3 E: 0 K: 2 S: 25	H: 5 LOB: 2 BB: 0 P: 41	R: 0 E: 0 K: 2 S: 10	H: 1 LOB: 1 BB: 0 P: 16	R: 0 E: 0 K: 2 S: 8	H: 0 LOB: 0 BB: 0 P: 12	R: 0 E: 0 K: 0 S: 4	H: 1 LOB: 0 BB: 0 P: 6	R: 0 E: 0 K: 0 S: 7	H: 0 LOB: 0 BB: 0 P: 8	R: 0 E: 0 K: 1 S: 8	H: 1 LOB: 2 BB: 1 P: 16	R: 1 E: 0 K: 0 S: 10	H: 2 LOB: 0 BB: 0 P: 14	R: 0 E: 0 K: 3 S: 10	H: 0 LOB: 0 BB: 0 P: 14	1B: 10 2B: 0 3B: 1 HR: 2	SF: 1 SAC: 2 DP: 1 HBP: 0	WP: 0 PB: 0 SB: 1 CS: 2	PA: 45	
PITCHER	IP WLS BF H R ER SO BB IBB HBP BLK WP HR S P ERA WHIP	IP WLS BF H R ER SO BB IBB HBP BLK WP HR S P ERA WHIP	IP WLS BF H R ER SO BB IBB HBP BLK WP HR S P ERA WHIP	IP WLS BF H R ER SO BB IBB HBP BLK WP HR S P ERA WHIP	IP WLS BF H R ER SO BB IBB HBP BLK WP HR S P ERA WHIP	IP WLS BF H R ER SO BB IBB HBP BLK WP HR S P ERA WHIP	IP WLS BF H R ER SO BB IBB HBP BLK WP HR S P ERA WHIP	IP WLS BF H R ER SO BB IBB HBP BLK WP HR S P ERA WHIP	IP WLS BF H R ER SO BB IBB HBP BLK WP HR S P ERA WHIP	IP WLS BF H R ER SO BB IBB HBP BLK WP HR S P ERA WHIP	IP WLS BF H R ER SO BB IBB HBP BLK WP HR S P ERA WHIP	IP WLS BF H R ER SO BB IBB HBP BLK WP HR S P ERA WHIP	IP WLS BF H R ER SO BB IBB HBP BLK WP HR S P ERA WHIP	IP WLS BF H R ER SO BB IBB HBP BLK WP HR S P ERA WHIP	IP WLS BF H R ER SO BB IBB HBP BLK WP HR S P ERA WHIP	IP WLS BF H R ER SO BB IBB HBP BLK WP HR S P ERA WHIP	IP WLS BF H R ER SO BB IBB HBP BLK WP HR S P ERA WHIP	IP WLS BF H R ER SO BB IBB HBP BLK WP HR S P ERA WHIP	IP WLS BF H R ER SO BB IBB HBP BLK WP HR S P ERA WHIP	IP WLS BF H R ER SO BB IBB HBP BLK WP HR S P ERA WHIP	IP WLS BF H R ER SO BB IBB HBP BLK WP HR S P ERA WHIP	IP WLS BF H R ER SO BB IBB HBP BLK WP HR S P ERA WHIP	IP WLS BF H R ER SO BB IBB HBP BLK WP HR S P ERA WHIP
59 Dave Gassner, L (1, 1) ERA: 5.87	1.2																						
54 Matt Guerrier, R (2, 1) ERA: 4.32	3.1																						
J.C. Romero, L (6, 1) ERA: 1.29	1.0																						
28 Jesse Crain, R (7, 1) ERA:	1.2																						
Juan Rincon, R (8, 1) ERA: 1.08	1.1																						
36 Joe Nathan, R (10, 1) ERA:	1.0																						

Kansas City Royals @ Minnesota Twins
 Hubert H. Humphrey Metrodome, Minneapolis, MN
 Thu Apr 21 2005, 1:10 PM EDT
 Att. 15,914 - Dome - 65 F

livebaseballscorecards.com

AB 39
 R 9
 H 13
 RBI 8
 BB 2
 SO 10
 LOB 15



Kansas City Royals @ Minnesota Twins
 Hubert H. Humphrey Metrodome, Minneapolis, MN

Thu Apr 21 2005, 1:10 PM EDT
 Att: 15,914 - Dome - 65 F

livebaseballscorecards.com

AB	44
R	10
H	16
RBI	10
BB	4
SO	8
LOB	20



WP: 0	PA: 50
PB: 0	
SB: 2	
CS: 0	

AB	R	H	RBI	BB	SO	LOB
6	1	2	0	0	0	1
6	3	2	1	0	0	2
4	3	2	3	2	0	1
5	2	3	2	0	2	1
6	0	4	2	0	1	2
4	0	1	1	1	1	2
5	0	1	1	0	1	4
3	0	0	0	0	0	3
0	0	0	0	0	0	0
0	0	0	0	1	0	0
4	1	1	0	0	2	1
1	0	0	0	0	1	3
1B: 12	SF: 0					
2B: 2	SAC: 0					
3B: 0	DP: 1					
HR: 2	HBP: 2					

Batter	1	2	3	4	5	6	7	8	9	10
Shannon Stewart, R (1, 10) OBP: 0.329, SLG: 0.366	0-2 FC4-6 1B		1-1 E9 1B	0-1 E6 FC5-4		1-1 P4		0-1 P4		1-1 G6-3
Jason Bartlett, R (1, 6) OBP: 0.294, SLG: 0.375	1-0 FC4-6 HR		3-1 1B	3-1 FC5-4 HBP		3-2 G5-3		2-2 G5-3		0-1 1B 20 1B 2B
Torii Hunter, R (1, 8) OBP: 0.338, SLG: 0.532	0-1 HR		1-1 1B 20 1B S	1-0 F9		1-1 L7		4-0 20 1B 2B S BB		4-0 20 1B 1B IBB
Matthew LeCroy, R (1, 3) OBP: 0.440, SLG: 0.500	1-2 HR		3-2 20 1B 5 1B G4-6-3	1-0 HBP		3-3 K		0-3 K		0-2 20 1B 1B
20 Lew Ford, R (1, 7) OBP: 0.356, SLG: 0.444	2-1 G3		2-1 1B G4-6-3	2-3 K		1-0 BB 1B		2-2 2B 1B		1-1 1B 1-2 2-3
Jacque Jones, L (1, 9) OBP: 0.500, SLG: 0.717	2-2 G4-3		2-1 G4-6-3			4-2 BB		0-0 2B		1-3 2B 3-H
5 Michael Cuddyer, R (1, 5) OBP: 0.304, SLG: 0.314		0-1 G1-3	1-1 1B			0-1 F9		3-3 K		2-1 G5-3
55 Mike Redmond, R (1, 2) OBP: 0.462, SLG: 0.400		2-1 G3-1	2-2 G4-3			1-0 HBP		2-2 G4-3		4-0 IBB
Corky Miller, R (9, 2)										
7 Joe Mauer, L (9, PH) OBP: 0.411, SLG: 0.500										
Luis Rivas, R (1, 4) OBP: 0.286, SLG: 0.250		0-0 F7				1-3 K		0-3 K		2-2 K
Terry Tifee, S (9, PH) OBP: 0.345, SLG: 0.520				0-2 FC5-4 1B						

Inning Stats	R: 3	H: 3	E: 0	LOB: 0	K: 0	S: 14	P: 20	R: 0	H: 0	E: 0	LOB: 0	K: 0	S: 5	P: 7	R: 4	H: 6	E: 1	LOB: 1	K: 0	S: 22	P: 37	R: 1	H: 1	E: 1	LOB: 2	K: 1	S: 11	P: 18	R: 0	H: 0	E: 0	LOB: 0	K: 2	S: 8	P: 12	R: 0	H: 0	E: 0	LOB: 0	K: 0	S: 8	P: 13	R: 0	H: 1	E: 0	LOB: 2	K: 2	S: 12	P: 25	R: 0	H: 0	E: 0	LOB: 0	K: 1	S: 8	P: 10	R: 1	H: 2	E: 0	LOB: 3	K: 2	S: 14	P: 28	R: 1	H: 3	E: 0	LOB: 3	K: 0	S: 9	P: 15
PITCHER	IP	WLS	BF	H	R	ER	SO	BB	IBB	HBP	BLK	WP	HR	S	P	ERA	WHIP																																																					
Brian Anderson, L (1, 1) ERA: 7.02	3.0		19	10	8	7	0	0	0	0	0	0	0	2	46	69	21.00	3.333																																																				
Mike Wood, R (4, 1) ERA: 5.25	3.0		11	0	0	0	3	0	0	2	0	0	0	22	38	0.00	0.000																																																					
Andrew Sisco, L (7, 1) ERA: 1.46	2.0		8	1	0	0	3	1	0	0	0	0	0	20	35	0.00	1.000																																																					
Mike MacDougal, R (9, 1) ERA: 3.24	1.0	B	7	2	1	1	2	1	1	0	0	0	0	14	28	9.00	3.000																																																					
Shawn Camp, R (10, 1) ERA: 8.1	0.1	L	5	3	1	1	0	0	1	0	0	0	0	9	15	27.00	9.000																																																					

WP	PA
0	50
0	
2	
0	

Batter	1	2	3	4	5	6	7	8	9	10	AB R H RBI BB SO LOB	TOP												
Shannon Stewart, R OBP: 0.309, SLG: 0.342 (1, 7)											5 0 0 0 0 0 0													
Jason Bartlett, R OBP: 0.291, SLG: 0.365 (1, 6)											4 0 1 0 0 0 0													
7 Joe Mauer, L OBP: 0.417, SLG: 0.500 (1, 2)											4 1 2 0 0 2 0													
33 Justin Morneau, L OBP: 0.412, SLG: 0.625 (1, 3)											4 2 2 1 0 0 2													
Torii Hunter, R OBP: 0.333, SLG: 0.516 (1, 8)											2 1 0 1 1 0 2													
Jacque Jones, L OBP: 0.500, SLG: 0.700 (1, 10)											4 0 2 1 0 1 0													
20 Lew Ford, R OBP: 0.365, SLG: 0.439 (1, 9)											3 0 1 1 1 0 1													
5 Michael Cuddyer, R OBP: 0.283, SLG: 0.291 (1, 5)											4 0 0 0 0 0 3													
Luis Rivas, R OBP: 0.270, SLG: 0.235 Matthew LeCroy, R OBP: 0.431, SLG: 0.488 8 Nick Punto, S OBP: 0.304, SLG: 0.167 (1, 4)											2 0 0 0 0 1 0 1 0 0 0 0 0 2 1 0 0 0 0 0 0													
Inning Stats	R: 0 E: 0 K: 0 S: 8	H: 2 LOB: 2 BB: 0 P: 10	R: 0 E: 0 K: 1 S: 5	H: 0 LOB: 0 BB: 1 P: 11	R: 0 E: 0 K: 1 S: 10	H: 0 LOB: 0 BB: 0 P: 14	R: 2 E: 0 K: 0 S: 10	H: 3 LOB: 0 BB: 0 P: 19	R: 0 E: 0 K: 0 S: 6	H: 0 LOB: 0 BB: 0 P: 8	R: 1 E: 0 K: 0 S: 11	H: 2 LOB: 1 BB: 1 P: 21	R: 0 E: 0 K: 1 S: 6	H: 0 LOB: 0 BB: 0 P: 8	R: 1 E: 0 K: 0 S: 10	H: 1 LOB: 0 BB: 0 P: 15	R: 0 E: 0 K: 0 S: 6	H: 0 LOB: 0 BB: 0 P: 11	1B: 6 2B: 1 3B: 0 HR: 1	SF: 1 SAC: 0 DP: 2 HBP: 0	WP: 0 PB: 0 SB: 1 CS: 1	PA: 38		
PITCHER	IP WLS BF H R ER SO BB IBB HBP BLK WP HR S P ERA WHIP																							
Mike Maroth, L ERA: 4.03 Kyle Farnsworth, R ERA: 4.66 Ugueth Urbina, R ERA: 6.48 Troy Percival, R ERA: 4.91	6.0	B 5	2 1 1 0	1 0 0 0	0 0 0 0	0 0 0 0	0 0 0 0	0 0 0 0	0 0 0 0	0 0 0 0	0 0 0 0	0 0 0 0	0 0 0 0	0 0 0 0	0 0 0 0	0 0 0 0	0 0 0 0	0 0 0 0	0 0 0 0	0 0 0 0	0 0 0 0	0 0 0 0	0 0 0 0	0 0 0 0

Minnesota Twins @ Detroit Tigers
Comerica Park, Detroit, MI
Fri Apr 22 2005, 7:05 PM EDT
Att. 18,873 - Rain - 46 F

livebaseballscorecards.com

AB 34
R 4
H 8
RBI 4
BB 2
SO 4
LOB 10



Batter	1	2	3	4	5	6	7	8	9	AB R H RBI BB SO LOB	TOP											
20 Lew Ford, R OBP: 0.333, SLG: 0.394 (1, 7)	3-2 G5-3	2-2 G6-3			2-3 K			0-0 G6-3	0-1 1B	5 0 1 1 0 1 0												
8 Nick Punto, S OBP: 0.364, SLG: 0.231 (1, 6) (9, 4)	3-1 7 F8 33 1B		0-0 P5		2-1 G4-3			2-1 F9	4-2 7 FC6 1B	4 1 1 0 1 0 0												
7 Joe Mauer, L OBP: 0.406, SLG: 0.458 (1, 2)	0-2 F8		2-1 F7		0-0 L8			4-1 33 1B BB	1-2 7 FC6 BB	4 0 0 0 1 0 4												
33 Justin Moreau, L OBP: 0.400, SLG: 0.609 (1, 3)	1-2 BB 1B		0-0 F9		0-2 F7			0-2 1B	1-2 1-2f	4 0 2 1 0 0 0												
Torii Hunter, R OBP: 0.338, SLG: 0.486 (1, 8)	0-0 BB			1-1 P3		4-2 BB		1-3 K		3 0 1 0 1 1 2												
Jacque Jones, L OBP: 0.500, SLG: 0.696 (1, 9)	4-1 1B			0-2 2B		0-0 F7			1-1 G4-3	3 0 1 0 1 0 1												
Matthew LeCroy, R OBP: 0.418, SLG: 0.468 Jason Bartlett, R OBP: 0.291, SLG: 0.365 (1, 10) (9, PR) (9, 10)	1-3 K			3-2 G5-3			0-0 P4		0-1 FC5 5 BB 1B	4 0 1 0 0 1 4 0 0 0 0 0 0 0	AB 34 R 2 H 7 RBI 2 BB 5 SO 5 LOB 14											
5 Michael Cuddyer, R OBP: 0.265, SLG: 0.258 (1, 5)				1-3 K			0-2 G5-3		4-2 E 20 1B BB	3 1 0 0 1 1 1												
Luis Rivas, R OBP: 0.250, SLG: 0.200 Shannon Stewart, R OBP: 0.299, SLG: 0.329 Juan Castro, R OBP: 0.300, SLG: 0.316 (1, 4) (9, PH) (9, PR) (9, 6)		0-1 P6			2-3 K		1-2 G6-3		2-2 FC5 8 BB 20 1B	3 0 0 0 0 1 0 1 0 0 0 0 0 2 0 0 0 0 0 0 0												
Inning Stats	R: 1 E: 0 K: 1 S: 18	H: 3 LOB: 3 BB: 1 P: 30	R: 0 E: 0 K: 0 S: 7	H: 0 LOB: 0 BB: 0 P: 10	R: 0 E: 0 K: 0 S: 4	H: 0 LOB: 0 BB: 0 P: 6	R: 0 E: 0 K: 1 S: 12	H: 1 LOB: 1 BB: 0 P: 17	R: 0 E: 0 K: 2 S: 10	H: 0 LOB: 0 BB: 0 P: 16	R: 0 E: 0 K: 0 S: 9	H: 0 LOB: 1 BB: 1 P: 13	R: 0 E: 0 K: 0 S: 8	H: 0 LOB: 0 BB: 0 P: 9	R: 0 E: 0 K: 1 S: 14	H: 1 LOB: 2 BB: 1 P: 21	R: 1 E: 1 K: 0 S: 16	H: 2 LOB: 3 BB: 2 P: 28	1B: 6 2B: 1 3B: 0 HR: 0	SF: 0 SAC: 0 DP: 0 HBP: 0	WP: 0 PB: 0 SB: 0 CS: 0	PA: 39
PITCHER	IP WLS BF H R ER SO BB IBB HBP BLK WP HR S P ERA WHIP																					
Jose Lima, R ERA: 6.08 Andrew Sisco, L ERA: 1.23 Ambiorix Burgos, R ERA: 5.4	(1, 1) 7.2 (8, 1) 0.2 (9, 1) 0.2	L	31 2 6	5 0 2	1 0 1	1 0 1	4 1 0	3 0 2	0 0 0	0 0 0	0 0 0	0 0 0	0 6 14	78 8 25	117 8 25	1.17 0.00 13.50	1.043 0.000 6.000					ERA WHIP

Minnesota Twins @ Kansas City Royals
Kauffman Stadium, Kansas City, MO
Tue Apr 26 2005, 7:10 PM CDT
Att. 10,133 - Partly Cloudy - 51 F

livebaseballscorecards.com



Batter	1	2	3	4	5	6	7	8	9	AB	R	H	RBI	BB	SO	LOB
Joe McEwing, R OBP: 0.417, SLG: 0.458 (1, 5)	3-2 P3		2-3 K		2-1 G1-3			2-2 G4-3 1B		4	0	1	0	0	1	2
Tony Graffano, R OBP: 0.317, SLG: 0.264 (1, 4)	1-2 P4		2-3 K		1-3 K			0-0 G4-3 1-2		4	0	0	0	0	2	3
29 Mike Sweeney, R OBP: 0.345, SLG: 0.432 (1, 10)	2-2 P5			2-1 F9		1-0 P6		4-0 FC6-4 IBB		3	0	0	0	1	0	0
Eli Marrero, R OBP: 0.184, SLG: 0.267 (1, 3)		0-0 1B		2-1 2B		0-0 P6		2-2 FC6-4 1-2f		4	0	2	0	0	0	2
4 Angel Berroa, R OBP: 0.256, SLG: 0.333 (1, 6)		0-0 P3		1-3 K		0-1 P6			2-2 P5	4	0	0	0	0	1	2
Emil Brown, R OBP: 0.271, SLG: 0.365 (1, 9) Matt Stairs, L (9, PH) OBP: 0.400, SLG: 0.561		0-3 K		1-1 F9			0-0 F9		2-2 L9	3	0	0	0	0	1	2
Terrence Long, L OBP: 0.286, SLG: 0.370 (1, 8)		1-3 K			2-2 G6-3 1B		0-2 G4-3		2-3 K	4	1	1	0	0	2	1
Alberto Castillo, R OBP: 0.263, SLG: 0.471 (1, 2)			1-3 K		1-1 G6-3		3-3 K			3	0	0	0	0	2	1
Matt Diaz, R OBP: 0.167, SLG: 0.167 (1, 7)			0-2 E5 CS		0-0 G1-3 1B			0-0 F9		3	0	1	1	0	0	0

Inning Stats	R: 0	H: 0	E: 0	K: 0	S: 13	R: 0	H: 1	E: 0	K: 2	S: 8	R: 0	H: 0	E: 1	K: 3	S: 14	R: 0	H: 1	E: 0	K: 1	S: 10	R: 1	H: 2	E: 0	K: 1	S: 12	R: 0	H: 0	E: 0	K: 0	S: 4	R: 0	H: 0	E: 0	K: 1	S: 7	R: 0	H: 1	E: 0	K: 0	S: 9	R: 0	H: 0	E: 0	K: 1	S: 12	1B: 4	SF: 0	2B: 1	SAC: 0	3B: 0	DP: 0	HR: 0	HBP: 0	WP: 0	PA: 34
Johan Santana, L ERA: 3.55 (1, 1)	IP: 8.0	WLS: W	BF: 31	H: 5	R: 1	ER: 1	SO: 8	BB: 0	IBB: 1	HBP: 0	BLK: 0	WP: 0	HR: 0	S: 77	P: 113	ERA: 1.12	WHIP: 0.625																																						
36 Joe Nathan, R ERA: (9, 1)	IP: 1.0	WLS: S	BF: 3	H: 0	R: 0	ER: 0	SO: 1	BB: 0	IBB: 0	HBP: 0	BLK: 0	WP: 0	HR: 0	S: 12	P: 18	ERA: 0.00	WHIP: 0.000																																						

MINNESOTA TWINS @ KANSAS CITY ROYALS
Kauffman Stadium, Kansas City, MO
 Tue Apr 26 2005, 7:10 PM CDT
 Att. 10,133 - Partly Cloudy - 51 F

AB	33
R	1
H	5
RBI	1
BB	1
SO	9
LOB	13



Batter	1	2	3	4	5	6	7	8	9	AB R H RBI BB SO LOB	TOP											
Shannon Stewart, R (1, 7) OBP: 0.304, SLG: 0.326	1-3 K		0-1 2B 1B		0-2 G6-3		1-0 3B HBP	2-2 P4		4 2 1 1 0 1 2												
Jason Bartlett, R (1, 6) OBP: 0.300, SLG: 0.421	3-2 P6		1-0 2B		0-1 G4-3		1-0 7 SF7 3B	0-2 P4		5 1 2 3 0 0 2												
7 Joe Mauer, L (1, 2) OBP: 0.392, SLG: 0.435	2-2 G3		4-1 BB		2-3 K		1-1 SF7		1-0 G4-3	3 0 0 1 1 1 0												
33 Justin Moreau, L (1, 3) OBP: 0.333, SLG: 0.500		3-1 G4-3	2-2 F8			1-1 F7	0-0 F8		0-0 P5	5 0 0 0 0 0 2												
Torii Hunter, R (1, 8) OBP: 0.329, SLG: 0.459		3-2 F9		1-0 P6		4-1 BLK BB	2-3 K		0-3 K	4 0 0 0 1 2 0												
Jacque Jones, L (1, 9) OBP: 0.500, SLG: 0.678		3-3 K		0-0 HR 1B		1 SAFE 1-3 K		4-2 5 1B 8 1B G6-4-3 BB		3 2 1 0 1 2 1												
Matthew LeCroy, R (1, 10) OBP: 0.407, SLG: 0.510			2-2 P4	1 SAFE 1-0 HR		2-1 L8		1-2 G6-4-3		4 1 1 2 0 0 2												
5 Michael Cuddyer, R (1, 5) OBP: 0.278, SLG: 0.262			3-2 F8	1-3 K2-3			4-1 8 1B WP BB	1-2 8 1B		3 1 1 0 1 1 0												
8 Nick Punto, S (1, 4) OBP: 0.405, SLG: 0.333			2-1 1B 2B	1-3 K			1-0 WP HBP 3B 1B	0-0 1B		4 2 3 1 0 1 0												
Inning Stats	R: 0 E: 0 K: 1 S: 9	H: 0 LOB: 0 BB: 0 P: 15	R: 0 E: 0 K: 1 S: 8	H: 0 LOB: 0 BB: 0 P: 17	R: 2 E: 0 K: 0 S: 17	H: 3 LOB: 2 BB: 1 P: 31	R: 2 E: 0 K: 2 S: 11	H: 2 LOB: 0 BB: 0 P: 15	R: 0 E: 0 K: 1 S: 8	H: 0 LOB: 0 BB: 0 P: 10	R: 0 E: 0 K: 1 S: 8	H: 0 LOB: 1 BB: 1 P: 16	R: 4 E: 0 K: 1 S: 12	H: 2 LOB: 0 BB: 1 P: 22	R: 1 E: 0 K: 0 S: 18	H: 2 LOB: 2 BB: 1 P: 26	R: 0 E: 0 K: 1 S: 5	H: 0 LOB: 0 BB: 0 P: 6	1B: 5 2B: 2 3B: 1 HR: 1	SF: 1 SAC: 0 DP: 0 HBP: 1	WP: 1 PB: 0 SB: 0 CS: 0	PA: 41
PITCHER	IP WLS BF H R ER SO BB IBB HBP BLK WP HR S P ERA WHIP																					
Brian Anderson, L (1, 1) ERA: 7.54	6.0 L 27 6 6 6 6 3 0 0 0 1 0 1 63 111 9.00 1.500																					
Shawn Camp, R (7, 1) ERA: 12.15	0.0 2 1 1 1 0 0 0 0 1 0 1 0 1 3 ∞ ∞																					
Jaime Cerda, L (7, 1) ERA: 9.64	1.0 3 0 1 1 1 0 0 0 0 0 0 0 9 12 9.00 0.000																					
Mike MacDougal, R (8, 1) ERA: 4.35	1.0 6 2 1 1 0 1 0 0 0 0 0 0 18 26 9.00 3.000																					
Kyle Snyder, R (9, 1) ERA: 3.38	1.0 3 0 0 0 0 1 0 0 0 0 0 0 5 6 0.00 0.000																					

Minnesota Twins @ Kansas City Royals
Kauffman Stadium, Kansas City, MO
Wed Apr 27 2005, 7:10 PM CDT
Att. 10,393 - Cloudy - 61 F

livebaseballscorecards.com

AB	35
R	9
H	9
RBI	8
BB	4
SO	8
LOB	9



Batter	1	2	3	4	5	6	7	8	9	AB R H RBI BB SO LOB
9 David DeJesus, L OBP: 0.390, SLG: 0.466 (1, 8)	3-1 SH1-3 29 2B		1-2 CS 1B		4-0 BB		1-1 P4		2-2 G4-3	4 1 2 0 1 0 0
Joe McEwing, R OBP: 0.370, SLG: 0.407 (1, 5)	0-0 SH1-3 2-3		0-2 G1-3 1-2		1-2 G4-3		1-2 F8			3 0 0 0 0 0 3
29 Mike Sweeney, R OBP: 0.341, SLG: 0.435 (1, 3)	2-1 G6-3 3-H 2B		0-0 F8			1-0 F7	0-1 F8			4 0 1 1 0 0 0
Matt Stairs, L OBP: 0.377, SLG: 0.523 Eli Marrero, R OBP: 0.180, SLG: 0.261 (8, PH) (9, 10)	1-1 G6-3 2-3			0-0 P6		1-0 G4-3		2-1 G6-3		3 0 0 0 0 0 1 1 0 0 0 0 0 0
Terrence Long, L OBP: 0.288, SLG: 0.357 Emil Brown, R OBP: 0.267, SLG: 0.358 (8, PH) (9, 9)	1-1 G1-3		1-2 G3-1		1-2 G4-3	4-2 14 2B BB		1-3 K		2 1 0 0 1 0 1 1 0 0 0 0 1 0
14 John Buck, R OBP: 0.250, SLG: 0.286 (1, 2)				1-2 G4-3		1-1 HR 2B		4-1 BB		3 1 1 1 1 0 0
Ruben Gotay, S OBP: 0.292, SLG: 0.397 (1, 4)					1-1 F8	1-0 HR		1-2 L8		4 1 2 2 0 0 1
4 Angel Berroa, R OBP: 0.256, SLG: 0.329 (1, 6)			0-2 K		0-2 G5-3	0-0 1B			1-1 G6-3	4 0 1 0 0 1 1
Matt Diaz, R OBP: 0.188, SLG: 0.250 (1, 7)			2-0 G5-3		0-1 2B	1-2 G4-3			2-2 G5-3	4 0 1 0 0 0 2

Inning Stats	R: 1	H: 2	E: 0	K: 0	S: 9	LOB: 1	BB: 0	P: 16	R: 0	H: 1	E: 0	K: 1	S: 8	LOB: 1	BB: 0	P: 12	R: 0	H: 1	E: 0	K: 0	S: 7	LOB: 0	BB: 0	P: 8	R: 0	H: 0	E: 0	K: 0	S: 8	LOB: 0	BB: 0	P: 10	R: 0	H: 1	E: 0	K: 0	S: 10	LOB: 2	BB: 1	P: 16	R: 3	H: 3	E: 0	K: 0	S: 11	LOB: 1	BB: 1	P: 20	R: 0	H: 0	E: 0	K: 0	S: 9	LOB: 0	BB: 0	P: 11	R: 0	H: 0	E: 0	K: 1	S: 9	LOB: 1	BB: 1	P: 17	R: 0	H: 0	E: 0	K: 0	S: 9	LOB: 0	BB: 0	P: 14	1B: 3	SF: 0	2B: 4	SAC: 1	3B: 0	DP: 0	HR: 1	HBP: 0	WP: 0	PA: 37
--------------	------	------	------	------	------	--------	-------	-------	------	------	------	------	------	--------	-------	-------	------	------	------	------	------	--------	-------	------	------	------	------	------	------	--------	-------	-------	------	------	------	------	-------	--------	-------	-------	------	------	------	------	-------	--------	-------	-------	------	------	------	------	------	--------	-------	-------	------	------	------	------	------	--------	-------	-------	------	------	------	------	------	--------	-------	-------	-------	-------	-------	--------	-------	-------	-------	--------	-------	--------

PITCHER	IP	WLS	BF	H	R	ER	SO	BB	IBB	HBP	BLK	WP	HR	S	P	ERA	WHIP
Joe Mays, R ERA: 4.05 (1, 1)	6.0	W	27	8	4	4	1	2	0	0	0	0	1	53	82	6.00	1.667
28 Jesse Crain, R ERA: (7, 1)	1.0		3	0	0	0	0	0	0	0	0	0	0	9	11	0.00	0.000
J.C. Romero, L ERA: 1.08 (8, 1)	1.0		4	0	0	0	1	1	0	0	0	0	0	9	17	0.00	1.000
Terry Mulholland, L ERA: 5.4 (9, 1)	1.0		3	0	0	0	0	0	0	0	0	0	0	9	14	0.00	0.000

BOTTOM

Minnesota Twins @ Kansas City Royals
Kauffman Stadium, Kansas City, MO

Wed Apr 27 2005, 7:10 PM CDT
Att: 10,393 - Cloudy - 61 F

livebaseballscorecards.com

AB	33
R	4
H	8
RBI	4
BB	3
SO	2
LOB	9



Batter	1	2	3	4	5	6	7	8	9	10	11	AB R H RBI BB SO LOB	TOP																		
Shannon Stewart, R (1, 7) OBP: 0.316, SLG: 0.330	0-2 G1-3	0-0 L8-6 1B			1-2 F9		0-2 20 2B 1B		1-1 G5-3		4-0 20 1B IBB	5 1 2 0 1 0 0																			
Jason Bartlett, R (1, 6) OBP: 0.303, SLG: 0.403	4-2 20 HBP 33 1B BB	0-0 1B			1-2 G6-3		0-0 F8		2-2 G6-3		1-3 K	5 1 1 0 1 1 3																			
20 Lew Ford, R (1, 8) OBP: 0.346, SLG: 0.408	1-1 33 1B SF7 HBP	0-2 L8-6			3-2 E5 33 1B		3-2 33 1B 2B		3-2 G6-3		1-1 FC5-4 1B	5 2 2 2 0 0 2																			
33 Justin Momeau, L (1, 3) OBP: 0.400, SLG: 0.545 Luis Rivas, R (10, PR) OBP: 0.244, SLG: 0.195	2-1 BB 2B 1B				0-0 G4-3		0-0 1B		0-0 K2-3 BB 1B		1-0 FC5-4	5 1 4 2 0 0 0 1 0 0 0 0 0 2																			
Torii Hunter, R (1, 10) OBP: 0.333, SLG: 0.447	1-0 SF7				2-3 K		2-3 K		4-0 K2-3 WP BB			2 0 0 1 2 2 2																			
Jacque Jones, L (1, 9) OBP: 0.481, SLG: 0.635	4-0 2B BB				3-0 F7		0-3 K		1-3 K2-3			4 0 0 0 1 2 4																			
Juan Castro, R (1, 5) OBP: 0.292, SLG: 0.348 Matthew LeCroy, R (10, PH) OBP: 0.400, SLG: 0.500	0-2 1-3 2-H 2B				2-2 G1-3		0-0 P4		3-3 K		3-2 G6-3	4 0 1 1 0 1 0 1 0 0 0 0 0 2																			
Corky Miller, R (1, 2) 7 Joe Mauer, L (11, PH) OBP: 0.400, SLG: 0.435	2-1 G5-3				0-0 F8		1-2 G6-3		1-3 K		4-2 8 SH3-4 20 1B BB	4 0 0 0 0 1 2 0 1 0 0 1 0 0																			
8 Nick Punto, S (1, 4) OBP: 0.366, SLG: 0.294		2-3 K			0-2 K		3-2 K		1-2 G5-3		0-0 SH3-4	4 0 0 0 0 3 0																			
Inning Stats	R: 3 E: 0 K: 0 S: 17	H: 2 LOB: 2 BB: 2 P: 31	R: 0 E: 0 K: 1 S: 8	H: 2 LOB: 1 BB: 0 P: 10	R: 0 E: 0 K: 1 S: 6	H: 0 LOB: 0 BB: 0 P: 11	R: 0 E: 0 K: 1 S: 7	H: 0 LOB: 0 BB: 0 P: 9	R: 0 E: 1 K: 1 S: 15	H: 1 LOB: 2 BB: 0 P: 22	R: 0 E: 0 K: 1 S: 8	H: 0 LOB: 0 BB: 0 P: 9	R: 2 E: 0 K: 1 S: 13	H: 3 LOB: 2 BB: 1 P: 24	R: 0 E: 0 K: 2 S: 10	H: 0 LOB: 0 BB: 0 P: 15	R: 0 E: 0 K: 0 S: 9	H: 0 LOB: 0 BB: 0 P: 15	R: 0 E: 0 K: 1 S: 9	H: 1 LOB: 2 BB: 1 P: 19	R: 1 E: 0 K: 1 S: 9	H: 1 LOB: 2 BB: 2 P: 20	1B: 8 2B: 3 3B: 0 HR: 0	SF: 1 SAC: 1 DP: 1 HBP: 1	WP: 1 PB: 0 SB: 0 CS: 0	PA: 49					
PITCHER	IP WLS BF H R ER SO BB IBB HBP BLK WP HR S P ERA WHIP																														
Runelvis Hernandez, R (1, 1) ERA: 5.06	6.2	30	7	5	5	6	2	0	1	0	0	0	0	72	109	6.75	1.350														
Andrew Sisco, L (7, 1) ERA: 1.13	1.1	6	1	0	0	2	0	1	0	0	0	0	0	12	22	0.00	0.750														
Ambiorix Burgos, R (9, 1) ERA: 3.38	1.0	3	0	0	0	0	0	0	0	0	0	0	0	9	15	0.00	0.000														
Jaime Cerda, L (10, 1) ERA: 8.44	0.2	3	1	0	0	1	1	0	0	0	1	0	0	5	12	0.00	3.000														
Mike Wood, R (10, 1) ERA: 5.02	1.1	L 7	1	1	1	1	1	1	0	0	0	0	0	13	27	6.75	1.500														

Minnesota Twins @ Kansas City Royals
Kauffman Stadium, Kansas City, MO
Thu Apr 28 2005, 1:10 PM CDT
Att: 10,852 - Cloudy - 51 F

livebaseballscorecards.com

AB 40
R 6
H 10
RBI 6
BB 6
SO 10
LOB 17



Batter	1	2	3	4	5	6	7	8	9	10	11	AB R H RBI BB SO LOB	BOTTOM											
9 David DeJesus, L (1, 8) OBP: 0.391, SLG: 0.487	3-1 L7		1-1 29 SF7 3B		2-1 SH1-3		2-1 1B		3-2 F8		1-2 G6-3	5 1 2 2 0 0 0	Minnesota Twins @ Kansas City Royals Kauffman Stadium, Kansas City, MO Thu Apr 28 2005, 1:10 PM CDT Att: 10,852 - Cloudy - 51 F											
Ruben Gotay, S (1, 4) OBP: 0.268, SLG: 0.359	2-3 K		3-2 K		0-0 L5		3-2 F7		2-3 K		1-1 F7	6 0 0 0 0 3 4												
29 Mike Sweeney, R (1, 10) OBP: 0.344, SLG: 0.443	2-0 2B		3-2 SF7		4-1 IBB		1-0 F9		0-1 G6-3			3 0 1 1 1 0 2												
Ken Harvey, R (1, 3) Joe McEwing, R (10, PR) OBP: 0.400, SLG: 0.400 OBP: 0.370, SLG: 0.407	1-0 G1-3		1-3 K		0-1 F9		2-1 WP 1B				1-1 SH1-3 1B	5 1 2 0 0 1 3 0 0 0 0 0 0 0												
Matt Stairs, L (1, 9) Eli Marrero, R (8, PR) OBP: 0.386, SLG: 0.511 OBP: 0.180, SLG: 0.261		2-2 G4-3		0-0 G6-3		1-2 CS 1B		4-1 WP 1B		1 SAFE	0-0 SH1-3	3 0 1 0 1 0 0 0 0 0 0 0 0 0												
Tony Graffanino, R (1, 5) OBP: 0.323, SLG: 0.250		4-2 G6-4-3 BB		1-1 P2		3-2 G5-3		2-3 K			4-2 BB	3 0 0 0 2 1 2												
Terrence Long, L (1, 7) OBP: 0.281, SLG: 0.344		0-2 G6-4-3		1-0 1B		1-0 G1-3		1-2 G6-3			1-2 F7	5 0 1 0 0 0 5												
14 John Buck, R (1, 2) OBP: 0.246, SLG: 0.279			0-1 9 3B 1B		1-2 F8		0-0 F8		3-3 K		0-0 P4	5 1 1 0 0 1 5												
4 Angel Berroa, R (1, 6) OBP: 0.286, SLG: 0.353			2-0 9 3B 1B		3-1 SH1-3 9 WP HBP		1-1 9 1B HBP		1-2 9 2B		0-2 F9	3 2 2 0 0 0 0												
Inning Stats	R: 0 H: 1 E: 0 K: 1 S: 7	H: 1 LOB: 1 BB: 0 P: 15	R: 0 H: 0 E: 0 K: 0 S: 9	H: 0 LOB: 0 BB: 1 P: 15	R: 3 H: 3 E: 0 K: 2 S: 19	H: 3 LOB: 0 BB: 0 P: 28	R: 0 H: 1 E: 0 K: 0 S: 7	H: 1 LOB: 1 BB: 0 P: 10	R: 0 H: 0 E: 0 K: 0 S: 7	H: 0 LOB: 2 BB: 1 P: 16	R: 0 H: 1 E: 0 K: 0 S: 8	H: 1 LOB: 0 BB: 0 P: 12		R: 0 H: 1 E: 0 K: 0 S: 8	H: 1 LOB: 2 BB: 0 P: 15	R: 1 H: 1 E: 0 K: 2 S: 12	H: 1 LOB: 2 BB: 1 P: 25	R: 1 H: 1 E: 1 K: 1 S: 14	H: 1 LOB: 0 BB: 0 P: 20	R: 0 H: 1 E: 0 K: 0 S: 11	H: 1 LOB: 2 BB: 1 P: 17	R: 0 H: 0 E: 0 K: 0 S: 10	H: 0 LOB: 0 BB: 0 P: 12	1B: 7 SF: 1 2B: 2 SAC: 2 3B: 1 DP: 1 HR: 0 HBP: 2
PITCHER	IP WLS BF H R ER SO BB IBB HBP BLK WP HR S P ERA WHIP														IP WLS BF H R ER SO BB IBB HBP BLK WP HR S P ERA WHIP									
Kyle Lohse, R (1, 1) ERA: 6.65	4.0 18 5 3 3 3 1 0 1 0 0 0 43 72 6.75 1.500														28 Jesse Crain, R (10, 1) ERA:									
54 Matt Guerrier, R (5, 1) ERA: 3.38	2.1 9 1 0 0 0 0 1 1 0 1 0 16 27 0.00 0.429																							
J.C. Romero, L (7, 1) ERA: 1.04	0.1 H 2 1 0 0 0 0 0 0 0 0 0 5 10 0.00 3.000																							
Juan Rincon, R (7, 1) ERA: 2.61	1.1 H 6 1 1 1 2 1 0 0 0 2 0 13 27 6.75 1.500																							
36 Joe Nathan, R (9, 1) ERA:	1.0 B 4 1 1 0 1 0 0 0 0 0 0 14 20 0.00 1.000																							

livebaseballscores.com

AB	38
R	5
H	10
RBI	3
BB	4
SO	6
LOB	21



Batter	1	2	3	4	5	6	7	8	9	AB R H RBI BB SO LOB	TOP									
Darin Erstad, L (1, 3) OBP: 0.315, SLG: 0.426	2-2 9 2B 1B		0-1 G3		0-1 9 1B 2B		2-2 G6-3		0-2 F7	5 1 2 0 0 0 0	Los Angeles Angels @ Minnesota Twins Hubert H. Humphrey Metrodome, Minneapolis, MN Fri Apr 29 2005, 8:10 PM EDT Att. 29,866 - Dome - 70 F livebaseballscorecards.com									
9 Chone Figgins, S (1, 4) OBP: 0.344, SLG: 0.483	2-1 1-H 2B		1-2 27 2B 1B		1-0 27 S 1B		3-3 K			4 1 3 1 0 1 0										
27 Vladimir Guerrero, R (1, 9) OBP: 0.396, SLG: 0.622	0-1 G6-3		0-0 16 1B 2B		2-2 L6		0-0 P4			4 1 1 1 0 0 2										
16 Garret Anderson, L (1, 7) OBP: 0.330, SLG: 0.441	0-3 K		0-1 2-H 1B		4-0 G6-4-3 IBB			0-1 1B		3 0 2 1 1 1 0										
Steve Finley, L (1, 8) OBP: 0.237, SLG: 0.337		2-3 K	1-1 P6		1-0 G6-4-3			2-2 F9		4 0 0 0 0 1 5										
Orlando Cabrera, R (1, 6) OBP: 0.333, SLG: 0.471		0-2 HR		1-0 8 1B 2B		0-0 G5-3		3-3 K		4 1 2 1 0 1 1										
8 Dallas McPherson, L (1, 5) OBP: 0.278, SLG: 0.353		3-2 G1-3		1-0 P6-3 1B		0-1 F8		0-1 G4-3		4 0 1 0 0 0 1										
Josh Paul, R (1, 2) OBP: 0.125, SLG: 0.125		1-0 F8		0-2 P6-3		1-2 1B			3-2 P4	3 0 1 0 0 0 2										
20 Juan Rivera, R (9, PH) OBP: 0.303, SLG: 0.323				1-1 1-1f						1 0 0 0 0 0 0										
Jeff DaVanon, S (1, 10) OBP: 0.278, SLG: 0.246			0-0 F8		0-0 B1-3		2-3 K		1-1 F7	4 0 0 0 0 1 2										
Inning Stats	R: 1 E: 0 K: 1 S: 11	H: 2 LOB: 0 BB: 0 P: 15	R: 1 E: 0 K: 1 S: 10	H: 1 LOB: 0 BB: 0 P: 16	R: 2 E: 0 K: 0 S: 11	H: 3 LOB: 1 BB: 0 P: 13	R: 0 E: 0 K: 0 S: 6	H: 2 LOB: 1 BB: 0 P: 8	R: 0 E: 0 K: 1 S: 9	H: 1 LOB: 1 BB: 0 P: 12	R: 0 E: 0 K: 1 S: 7	H: 0 LOB: 0 BB: 0 P: 12	R: 0 E: 0 K: 1 S: 10	H: 1 LOB: 1 BB: 0 P: 15	R: 0 E: 0 K: 0 S: 8	H: 0 LOB: 0 BB: 0 P: 12	1B: 7 2B: 5 3B: 0 HR: 1	SF: 0 SAC: 0 DP: 2 HBP: 0	WP: 0 PB: 0 SB: 1 CS: 0	PA: 37
PITCHER	IP WLS BF H R ER SO BB IBB HBP BLK WP HR S P ERA WHIP																			
Carlos Silva, R (1, 1) ERA: 3.0	7.0 W 30 11 4 4 4 0 1 0 0 0 1 64 94 5.14 1.571																			
J.C. Romero, L (8, 1) ERA: 0.93	1.0 H 4 1 0 0 1 0 0 0 0 0 0 10 15 0.00 1.000																			
36 Joe Nathan, R (9, 1) ERA:	1.0 S 3 0 0 0 0 0 0 0 0 0 0 8 12 0.00 0.000																			

Los Angeles Angels @ Minnesota Twins
 Hubert H. Humphrey Metrodome, Minneapolis, MN

AB	36
R	4
H	12
RBI	4
BB	1
SO	5
LOB	13



Batter	1	2	3	4	5	6	7	8	9	AB R H RBI BB SO LOB	TOP											
Darin Erstad, L (1, 3) OBP: 0.330, SLG: 0.438	2-2 1B		1-1 1B		3-2 G6-3			0-1 1B		4 1 3 0 0 0 0	Los Angeles Angels @ Minnesota Twins Hubert H. Humphrey Metrodome, Minneapolis, MN Sat Apr 30 2005, 7:10 PM EDT Att: 31,576 - Dome - 70 F											
9 Chone Figgins, S (1, 4) OBP: 0.340, SLG: 0.478	0-1 F7		0-0 1B			2-3 K		0-0 SF8		3 0 1 1 0 1 1												
27 Vladimir Guerrero, R (1, 10) OBP: 0.390, SLG: 0.606	0-0 1B		0-0 1B			1-2 G6-3		1-3 K		4 0 1 0 0 1 2												
16 Garret Anderson, L (1, 7) OBP: 0.327, SLG: 0.443	2-2 F9		0-1 F7			1-2 2B		0-2 G4-3		4 0 1 0 0 0 4												
Steve Finley, L (1, 8) OBP: 0.227, SLG: 0.322	1-3 K2-3			1-2 G6-3		0-1 G6-3		2-1 F8		4 0 0 0 0 1 3												
Orlando Cabrera, R (1, 6) OBP: 0.320, SLG: 0.449		1-1 F9		0-0 F8		0-1 G5-3		1-3 K		4 0 0 0 0 1 0												
8 Dallas McPherson, L (1, 5) OBP: 0.250, SLG: 0.316		0-1 G5-3		1-3 K		0-3 K		2-2 G1-3		4 0 0 0 0 2 0												
José Molina, R (1, 2) OBP: 0.306, SLG: 0.194		1-2 G4-3			3-2 G5-3		1-2 F9			3 0 0 0 0 0 0												
Jeff DaVanon, S (1, 9) OBP: 0.280, SLG: 0.265			1-3 K		0-0 G6-3			0-0 2B		3 1 1 0 0 1 0												
Inning Stats	R: 0 E: 0 K: 1 S: 13	H: 2 LOB: 2 BB: 0 P: 18	R: 0 E: 0 K: 0 S: 10	H: 0 LOB: 0 BB: 0 P: 12	R: 1 E: 1 K: 1 S: 12	H: 2 LOB: 1 BB: 0 P: 14	R: 0 E: 0 K: 1 S: 8	H: 0 LOB: 0 BB: 0 P: 10	R: 0 E: 0 K: 0 S: 8	H: 0 LOB: 0 BB: 0 P: 14	R: 0 E: 0 K: 1 S: 11	H: 1 LOB: 1 BB: 0 P: 15	R: 0 E: 0 K: 1 S: 9	H: 0 LOB: 0 BB: 0 P: 10	R: 1 E: 0 K: 1 S: 10	H: 2 LOB: 1 BB: 0 P: 11	R: 0 E: 0 K: 1 S: 8	H: 0 LOB: 0 BB: 0 P: 13	1B: 5 2B: 2 3B: 0 HR: 0	SF: 1 SAC: 0 DP: 0 HBP: 0	WP: 0 PB: 0 SB: 0 CS: 0	PA: 34
PITCHER	IP WLS BF H R ER SO BB IBB HBP BLK WP HR S P ERA WHIP																					
Brad Radke, R (1, 1) ERA: 4.39	7.1 W 29 7 2 1 5 0 0 0 0 0 0 0 75 97 1.23 0.955																					
Juan Rincon, R (8, 1) ERA: 2.45	0.2 H 2 0 0 0 1 0 0 0 0 0 0 0 6 7 0.00 0.000																					
36 Joe Nathan, R (9, 1) ERA:	1.0 S 3 0 0 0 1 0 0 0 0 0 0 0 8 13 0.00 0.000																					

livebaseballscorecards.com

AB	33
R	2
H	7
RBI	1
BB	0
SO	7
LOB	10



Batter	1	2	3	4	5	6	7	8	9	AB R H RBI BB SO LOB
Shannon Stewart, R (1, 7) OBP: 0.318, SLG: 0.323	1-0 P4		1-1 1B 7 1B	4-1 FC5-4 BB		1 SAFE 1-0 F8				3 1 1 0 1 0 1
Jason Bartlett, R (1, 6) OBP: 0.297, SLG: 0.377	4-2 7 BB BB		0-0 7 1B 1-3	2-0 FC5-4 1-2f			1-3 K			3 0 1 0 1 1 2
7 Joe Mauer, L (1, 2) OBP: 0.410, SLG: 0.435	4-1 33 HR BB 1-2		1-1 1-2 3-H 1B		1-2 G3		1-1 CS 1B			3 1 2 1 1 0 0
33 Justin Morneau, L (1, 3) OBP: 0.442, SLG: 0.707	2-0 1-H HR		0-3 K		1-2 3B		0-0 L7			4 1 2 2 0 1 3
Torii Hunter, R (1, 8) OBP: 0.337, SLG: 0.446	0-3 K		0-0 L7		4-0 G4-6-3 BB		2-1 CS 1-2	3-2 S 1B 1B		3 0 1 0 1 1 2
Jacque Jones, L (1, 9)		1-1 G3		3-3 K	0-0 G4-6-3 1-2f		1 SAFE 2-2 1B 1-H			4 0 1 0 0 1 2
20 Lew Ford, R (1, 10) OBP: 0.360, SLG: 0.410		0-1 G3		0-1 8 S 8 3B 1B		3-3 K	1 SAFE 1-2 1B			4 1 1 0 0 2 1
5 Michael Cuddyer, R (1, 5) OBP: 0.275, SLG: 0.288		3-3 K		0-0 F8		3-3 K	1 SAFE 2-2 G4-3			4 0 0 0 0 2 2
8 Nick Punto, S (1, 4) OBP: 0.375, SLG: 0.366			0-0 F7	1-1 1-H 3B		0-0 1B				3 0 2 1 0 0 0

Inning Stats	R: 2	H: 1	E: 0	K: 1	S: 8	LOB: 0	BB: 2	P: 19
	R: 0	H: 0	E: 0	K: 1	S: 7	LOB: 0	BB: 0	P: 11
	R: 1	H: 3	E: 0	K: 1	S: 11	LOB: 2	BB: 0	P: 13
	R: 1	H: 2	E: 0	K: 1	S: 12	LOB: 2	BB: 1	P: 22
	R: 0	H: 1	E: 0	K: 0	S: 7	LOB: 1	BB: 1	P: 13
	R: 0	H: 1	E: 0	K: 2	S: 8	LOB: 1	BB: 0	P: 15
	R: 0	H: 1	E: 0	K: 1	S: 8	LOB: 0	BB: 0	P: 12
	R: 0	H: 2	E: 0	K: 1	S: 14	LOB: 1	BB: 0	P: 22

PITCHER	IP	WLS	BF	H	R	ER	SO	BB	IBB	HBP	BLK	WP	HR	S	P	ERA	WHIP
45 Kelvim Escobar, R (1, 1) ERA: 2.77	7.0	L	31	9	4	4	7	4	0	0	0	0	1	61	105	5.14	1.857
Kevin Gregg, R (8, 1) ERA: 6.91	1.0		4	2	0	0	1	0	0	0	0	0	0	14	22	0.00	2.000

BOTTOM

Los Angeles Angels @ Minnesota Twins
 Hubert H. Humphrey Metrodome, Minneapolis, MN

Sat Apr 30 2005, 7:10 PM EDT
 Att: 31,576 - Dome - 70 F

livebaseballscorecards.com

AB	31
R	4
H	11
RBI	4
BB	4
SO	8
LOB	13



WP: 0	PA: 36
PB: 0	
SB: 2	
CS: 1	

Batter	1	2	3	4	5	6	7	8	9	AB R H RBI BB SO LOB	TOP																												
Darin Erstad, L (1, 3) OBP: 0.319, SLG: 0.422	0-2 F7			2-2 F9		1-2 G1-3		3-1 CS	1-0 P6	4 0 0 0 0 0 0																													
9 Chone Figgins, S (1, 4) OBP: 0.337, SLG: 0.463	3-3 K			3-3 K		4-2 BB			3-1 G4-3	3 0 0 0 1 2 0																													
27 Vladimir Guerrero, R (1, 9) OBP: 0.385, SLG: 0.622	1-2 G5-3			1-0 HR		0-1 P3			0-0 G4-3	4 1 1 1 0 0 1																													
16 Garret Anderson, L (1, 10) OBP: 0.317, SLG: 0.430		1-1 F7		0-0 G3-1			1-3 K			3 0 0 0 0 1 0																													
20 Juan Rivera, R (1, 8) OBP: 0.278, SLG: 0.294		0-0 E3			3-2 F8		0-0 F9			3 0 0 0 0 0 0																													
Orlando Cabrera, R (1, 6) OBP: 0.310, SLG: 0.435		3-1 P6			0-0 G6-3		0-2 F9			3 0 0 0 0 0 1																													
Lou Merton, R (1, 5) 8 Dallas McPherson, L (4, 5) OBP: 0.238, SLG: 0.300		1-1 CS	2-3 K		2-2 F7			0-3 K		1 0 0 0 0 1 0 2 0 0 0 0 1 0	AB 28 R 2 H 2 RBI 2 BB 2 SO 7 LOB 2																												
José Molina, R (1, 2) OBP: 0.308, SLG: 0.294			1-1 F7			0-0 HR		1-3 K		3 1 1 1 0 1 0																													
39 Robb Quinlan, R (1, 7) OBP: 0.167, SLG: 0.241 Jeff DaVanon, S (6, 8) OBP: 0.289, SLG: 0.265			0-3 K			1-0 F9		4-2 CS		2 0 0 0 0 1 0 0 0 0 0 1 0 0																													
Inning Stats	R: 0 E: 0 K: 1 S: 10	H: 0 LOB: 0 BB: 0 P: 14	R: 0 E: 1 K: 0 S: 6	H: 0 LOB: 0 BB: 0 P: 11	R: 0 E: 0 K: 2 S: 10	H: 0 LOB: 0 BB: 0 P: 13	R: 1 E: 0 K: 1 S: 10	H: 1 LOB: 0 BB: 0 P: 16	R: 0 E: 0 K: 0 S: 7	H: 0 LOB: 0 BB: 0 P: 12	R: 1 E: 0 K: 0 S: 10	H: 1 LOB: 1 BB: 1 P: 16	R: 0 E: 0 K: 1 S: 7	H: 0 LOB: 0 BB: 0 P: 8	R: 0 E: 0 K: 2 S: 12	H: 0 LOB: 0 BB: 1 P: 20	R: 0 E: 0 K: 0 S: 4	H: 0 LOB: 0 BB: 0 P: 8	1B: 0 2B: 0 3B: 0 HR: 2	SF: 0 SAC: 0 DP: 0 HBP: 0	WP: 0 PB: 0 SB: 0 CS: 2	PA: 32																	
PITCHER Johan Santana, L (1, 1) ERA: 3.29 Juan Rincon, R (9, 1) ERA: 2.25	IP 8.0	WLS L	BF 27	H 2	R 2	ER 2	SO 7	BB 2	IBB 0	HBP 0	BLK 0	WP 0	HR 2	S 72	P 110	ERA 2.25	WHIP 0.500						PITCHER IP 1.0	WLS 3	BF 0	H 0	R 0	ER 0	SO 0	BB 0	IBB 0	HBP 0	BLK 0	WP 0	HR 0	S 4	P 8	ERA 0.00	WHIP 0.000

Los Angeles Angels @ Minnesota Twins
 Hubert H. Humphrey Metrodome, Minneapolis, MN
 Sun May 01 2005, 2:10 PM EDT
 Att. 30,837 - Dome - 69 F

livebaseballscorecards.com



Batter	1	2	3	4	5	6	7	8	9	AB	R	H	RBI	BB	SO	LOB
Shannon Stewart, R (1, 7) OBP: 0.324, SLG: 0.359	1-2 G4-3			1-2 FC5-4 1B		1-0 G6-3			0-1 HR	4	1	2	1	0	0	0
Juan Castro, R (1, 6) OBP: 0.259, SLG: 0.308	1-0 G6-3			0-3 K			2-2 K		3-2 G3-1	3	0	0	0	0	2	1
8 Nick Punto, S (9, PH) OBP: 0.367, SLG: 0.357										1	0	0	0	0	0	0
20 Lew Ford, R (1, 9) OBP: 0.344, SLG: 0.390	3-2 G6-3			0-2 FC5-4 1-2f			0-0 F9		2-2 G5-3	4	0	0	0	0	0	1
33 Justin Morneau, L (1, 3) OBP: 0.404, SLG: 0.644			0-1 G4-3	0-3 K			1-3 K		1-3 K	4	0	0	0	0	3	1
Torii Hunter, R (1, 8) OBP: 0.327, SLG: 0.430			1-1 G5-3		0-1 G6-3			2-2 G4-3		3	0	0	0	0	0	0
Jacque Jones, L (1, 10) OBP: 0.467, SLG: 0.592			1-1 G4-3		2-3 K			2-1 5 1B		3	0	1	0	0	1	0
5 Michael Cuddyer, R (1, 5) OBP: 0.277, SLG: 0.289			1-1 G4-3		1-3 K			3-2 7 BB 1B		3	0	1	0	0	1	0
55 Mike Redmond, R (1, 2) OBP: 0.400, SLG: 0.333			0-0 G3		2-3 K			4-1 G6-4-3 BB		2	0	0	0	0	1	0
7 Joe Mauer, L (8, PH) OBP: 0.417, SLG: 0.435								1-2 BB		0	0	0	0	1	0	0
Luis Rivas, R (1, 4) OBP: 0.234, SLG: 0.186			0-2 G6-3		0-1 P4			1-1 G6-4-3		2	0	0	0	0	0	0
Matthew LeCroy, R (8, PH) OBP: 0.393, SLG: 0.491								1-2 BB		1	0	0	0	0	0	3
Jason Bartlett, R (9, 6) OBP: 0.297, SLG: 0.377								1-2f		0	0	0	0	0	0	0

Inning Stats	R: 0	H: 0	E: 0	LOB: 0	K: 0	BB: 0	S: 9	P: 14	R: 0	H: 0	E: 0	LOB: 0	K: 0	BB: 0	S: 6	P: 8	R: 0	H: 0	E: 0	LOB: 0	K: 0	BB: 0	S: 6	P: 7	R: 0	H: 1	E: 0	LOB: 1	K: 2	BB: 0	S: 12	P: 13	R: 0	H: 0	E: 0	LOB: 0	K: 2	BB: 0	S: 8	P: 11	R: 0	H: 0	E: 0	LOB: 0	K: 1	BB: 0	S: 7	P: 10	R: 0	H: 0	E: 0	LOB: 0	K: 2	BB: 0	S: 7	P: 10	R: 0	H: 2	E: 0	LOB: 2	K: 0	BB: 1	S: 13	P: 25	R: 1	H: 1	E: 0	LOB: 0	K: 1	BB: 0	S: 13	P: 19	1B: 3	SF: 0	2B: 0	SAC: 0	3B: 0	DP: 1	HR: 1	HBP: 0	WP: 0	PA: 31
--------------	------	------	------	--------	------	-------	------	-------	------	------	------	--------	------	-------	------	------	------	------	------	--------	------	-------	------	------	------	------	------	--------	------	-------	-------	-------	------	------	------	--------	------	-------	------	-------	------	------	------	--------	------	-------	------	-------	------	------	------	--------	------	-------	------	-------	------	------	------	--------	------	-------	-------	-------	------	------	------	--------	------	-------	-------	-------	-------	-------	-------	--------	-------	-------	-------	--------	-------	--------

PITCHER	IP	WLS	BF	H	R	ER	SO	BB	IBB	HBP	BLK	WP	HR	S	P	ERA	WHIP
40 Bartolo Colon, R (1, 1) ERA: 3.03	7.1	W	24	2	0	0	7	0	0	0	0	0	0	62	84	0.00	0.273
62 Scot Shields, R (8, 1) ERA: 1.23	0.0		2	1	0	0	0	1	0	0	0	0	0	4	11	∞	∞
Francisco Rodriguez, R (8, 1) ERA: 2.25	1.2	S	5	1	1	1	1	0	0	0	0	0	1	15	22	5.40	0.600

Los Angeles Angels @ Minnesota Twins
 Hubert H. Humphrey Metrodome, Minneapolis, MN

Sun May 01 2005, 2:10 PM EDT
 Att. 30,837 - Dome - 69 F

livebaseballscores.com

AB	30
R	1
H	4
RBI	1
BB	1
SO	8
LOB	6



Batter	1	2	3	4	5	6	7	8	9	AB R H RBI BB SO LOB	TOP											
Ronnie Belliard, R (1, 4) OBP: 0.333, SLG: 0.531	1-1 F9	0-0 2B		2-2 FC5-4 1B		1-1 G4-3		0-0 G6-3		5 0 1 1 0 0 2												
Coco Crisp, S (1, 7) OBP: 0.304, SLG: 0.346	0-2 48 HR 1B	1-1 P4		1-0 1-2 1B		3-1 G5-3		4-2 BB		4 1 2 0 1 0 2												
41 Victor Martinez, S (1, 2) OBP: 0.275, SLG: 0.308	1-2 F7	0-2 P3		0-1 G4-3		2-2 G5-3		2-1 F7		5 0 0 0 0 0 6												
48 Travis Hafner, L (1, 10) OBP: 0.418, SLG: 0.494	2-2 1-H HR			2-2 G4-3		4-2 1B BB		3-2 G4-3		4 1 1 2 1 1 0												
Ben Broussard, L (1, 3) OBP: 0.333, SLG: 0.427	3-2 F8			0-1 F8 2B		2-2 1-3 1B		0-1 2B		5 0 3 0 0 0 0												
Casey Blake, R (1, 9) OBP: 0.291, SLG: 0.360		1-1 HR		1-1 F8		4-1 BB		4-0 IBB		2 1 1 1 3 0 1												
24 Grady Sizemore, L (1, 8) OBP: 0.274, SLG: 0.388		2-2 E 2B 1B		2-3 K		3-2 F7		1-1 F7		4 1 1 0 1 1 6												
Aaron Boone, R (1, 5) OBP: 0.186, SLG: 0.282		0-1 FC5 2B		1-0 G6-3		0-3 K		1-1 L8		5 0 0 0 0 1 8												
2 Jhonny Peralta, R (1, 6) OBP: 0.310, SLG: 0.420		1-3 K		1-0 FC5-4 1B		0-0 G5-3		4-1 G6-3 BB		3 0 1 0 1 1 5												
Inning Stats	R: 2 E: 0 K: 0 S: 16	H: 2 LOB: 0 BB: 0 P: 23	R: 2 E: 1 K: 1 S: 17	H: 3 LOB: 2 BB: 0 P: 22	R: 0 E: 0 K: 1 S: 11	H: 1 LOB: 1 BB: 0 P: 16	R: 0 E: 1 K: 0 S: 9	H: 2 LOB: 2 BB: 0 P: 14	R: 0 E: 0 K: 0 S: 13	H: 1 LOB: 3 BB: 2 P: 26	R: 0 E: 0 K: 0 S: 7	H: 0 LOB: 0 BB: 0 P: 13	R: 0 E: 0 K: 0 S: 9	H: 1 LOB: 2 BB: 1 P: 18	R: 0 E: 0 K: 0 S: 9	H: 0 LOB: 1 BB: 2 P: 19	R: 0 E: 0 K: 1 S: 6	H: 0 LOB: 2 BB: 2 P: 19	1B: 5 2B: 3 3B: 0 HR: 2	SF: 0 SAC: 0 DP: 1 HBP: 0	WP: 0 PB: 0 SB: 0 CS: 0	PA: 44
PITCHER	IP WLS BF H R ER SO BB IBB HBP BLK WP HR S P ERA WHIP																					
Joe Mays, R (1, 1) ERA: 4.32	5.0 L 27 9 4 3 3 2 0 0 0 0 0 2 66 101 5.40 2.200																					
Terry Mulholland, L (6, 1) ERA: 4.5	2.0 8 1 0 0 0 0 0 1 0 0 0 0 16 31 0.00 0.500																					
54 Matt Guerrier, R (8, 1) ERA: 3.09	1.0 4 0 0 0 0 2 0 0 0 0 0 0 9 19 0.00 2.000																					
J.C. Romero, L (9, 1) ERA: 0.67	0.2 4 0 0 0 1 2 0 0 0 0 0 0 5 17 0.00 3.000																					
28 Jesse Crain, R (9, 1) ERA:	0.1 1 0 0 0 0 0 0 0 0 0 0 0 1 2 0.00 0.000																					

Cleveland Indians @ Minnesota Twins
 Hubert H. Humphrey Metrodome, Minneapolis, MN

Tue May 03 2005, 8:10 PM EDT
 Att. 16,919 - Dome - 70 F

livebaseballscorecards.com

AB	37
R	4
H	10
RBI	4
BB	7
SO	4
LOB	30



Batter	1	2	3	4	5	6	7	8	9	AB R H RBI BB SO LOB	TOP	
Ronnie Belliard, R (1, 4) OBP: 0.326, SLG: 0.512	0-1 G4-3		1-2 G4-3		0-0 FC6-4 1B		1-1 G5-3		0-2 G6-3	5 0 1 0 0 0 0		
Coco Crisp, S (1, 7) OBP: 0.292, SLG: 0.330	1-0 F7			0-0 P4	0-1 FC6-4		0-0 P5		2-3 K	5 0 0 0 0 1 2		
Ben Broussard, L (1, 3) OBP: 0.330, SLG: 0.418	2-3 K			2-2 HR 1B	0-0 G3		0-0 G4-3			4 1 1 0 0 1 2		
48 Travis Hafner, L (1, 10) OBP: 0.422, SLG: 0.518		2-1 1B 2B		1-1 F9		3-2 G4-3 24 1B 2B		1-1 F7		4 2 2 0 0 0 1		
Casey Blake, R (1, 9) OBP: 0.300, SLG: 0.405		0-2 G4-6-3 2-H 1B		1-1 HR		1-1 G4-3		2-1 P5		4 1 2 3 0 0 1		
24 Grady Sizemore, L (1, 8) OBP: 0.295, SLG: 0.417		1-3 SAFE K		0-0 1B		1-2 1B 1B		0-0 2B		4 0 3 1 0 1 1		
Aaron Boone, R (1, 5) OBP: 0.189, SLG: 0.280		1-1 SAFE G4-6-3 1-2f		0-0 G6-3		0-1 SAFE SAFE 1B 1-2 1B		0-0 G4-3		4 0 1 0 0 0 3		
Alex Cora, L (1, 6) OBP: 0.298, SLG: 0.333			1-1 F7		1-2 F8		1-0 G4-6-3 1B		0-1 G6-3	3 0 1 0 0 0 0 1 0 0 0 0 0 0		
2 Jhonny Peralta, R (9, PH) OBP: 0.305, SLG: 0.412			1-1 F7		0-0 FC6-4 1B 1B		0-0 G4-6-3		3-2 HR	4 1 2 1 0 0 3		
Josh Bard, S (1, 2) OBP: 0.176, SLG: 0.412												
Inning Stats	R: 0 H: 0 E: 0 LOB: 0 K: 1 BB: 0 S: 9 P: 12	R: 1 H: 2 E: 0 LOB: 0 K: 1 BB: 0 S: 10 P: 14	R: 0 H: 0 E: 0 LOB: 0 K: 0 BB: 0 S: 7 P: 10	R: 2 H: 3 E: 0 LOB: 1 K: 0 BB: 0 S: 10 P: 14	R: 0 H: 2 E: 0 LOB: 2 K: 0 BB: 0 S: 8 P: 9	R: 1 H: 4 E: 0 LOB: 2 K: 0 BB: 0 S: 13 P: 19	R: 0 H: 0 E: 0 LOB: 0 K: 0 BB: 0 S: 4 P: 5	R: 0 H: 1 E: 0 LOB: 1 K: 0 BB: 0 S: 6 P: 9	R: 1 H: 1 E: 0 LOB: 0 K: 1 BB: 0 S: 12 P: 17	1B: 8 SF: 0 2B: 3 SAC: 0 3B: 0 DP: 2 HR: 2 HBP: 0	WP: 0 PA: 38 PB: 0 SB: 0 CS: 0	
PITCHER Carlos Silva, R (1, 1) ERA: 3.41	IP WLS BF H R ER SO BB IBB HBP BLK WP HR S P ERA WHIP	8.0 34 12 4 4 2 0 0 0 0 0 1 67 92 4.50 1.500										
J.C. Romero, L (9, 1) ERA: 1.59	IP WLS BF H R ER SO BB IBB HBP BLK WP HR S P ERA WHIP	1.0 L 4 1 1 1 1 0 0 0 0 0 0 1 12 17 9.00 1.000										

Cleveland Indians @ Minnesota Twins
 Hubert H. Humphrey Metrodome, Minneapolis, MN
 Wed May 04 2005, 8:10 PM EDT
 Att. 19,856 - Dome - 70 F

AB	38
R	5
H	13
RBI	5
BB	0
SO	3
LOB	13



Batter	1	2	3	4	5	6	7	8	9	AB R H RBI BB SO LOB
Shannon Stewart, R (1, 7) OBP: 0.339, SLG: 0.366	1-1 7 1B 8 1B 1B	1-3 K	3-2 8 FC4-6 1B		2-2 G6-3			0-2 P3		5 0 2 1 0 1 3
8 Nick Punto, S (1, 4) OBP: 0.328, SLG: 0.314	1-0 7 1B 1B	3-1 G4-3	0-0 FC4-6 1B			1-3 K			1-3 K	5 0 1 1 0 2 4
7 Joe Mauer, L (1, 2) OBP: 0.419, SLG: 0.436 Luis Rivas, R (9, PR) OBP: 0.234, SLG: 0.186	3-2 1B	1-2 F8		1-1 G5-3		0-1 G3-1		2-2 33 1B 1B		5 0 2 0 0 0 2 0 0 0 0 0 0 0
33 Justin Morneau, L (1, 3) OBP: 0.411, SLG: 0.717 Jason Bartlett, R (9, PR) OBP: 0.295, SLG: 0.361	2-3 K		3-2 HR	1-3 K2-3		2-2 G3-1		2-2 BB 1B	1-2 BB 1B	5 1 2 1 0 2 3 0 0 0 0 0 0 0
Torii Hunter, R (1, 8) OBP: 0.318, SLG: 0.411	1-3 K		1-0 G4-3	0-2 1B 1B		2-2 G6-3		1-0 P3		5 0 1 0 0 1 5
Jacque Jones, L (1, 9) OBP: 0.465, SLG: 0.570	0-0 L6		2-0 20 FC5-4 1B	1-2 20 FC5-4 1B		2-1 P4		4-1 20 FC6-4 BB	1-2 2-3 BB	4 0 2 0 1 0 3
20 Lew Ford, R (1, 10) OBP: 0.323, SLG: 0.363		0-1 E 5 1B 8 G4-3 1B	1-1 FC5-4 5 2B	0-2 FC5-4		2-1 F8		0-2 FC6-4	1-2f	5 2 1 0 0 0 6
5 Michael Cuddyer, R (1, 5) OBP: 0.308, SLG: 0.333		0-1 SAFE 8 G4-3 E 1B	1-0 1B 2B		2-3 K		1-3 K			4 1 2 1 0 2 0
Juan Castro, R (1, 6) OBP: 0.258, SLG: 0.276		0-0 FC3 8 G4-3 1B	4-2 1B BB		1-2 K		0-3 K			3 0 0 0 1 2 2

Inning Stats	R: 0	H: 3	E: 0	LOB: 3	K: 2	BB: 0	S: 14	R: 1	H: 2	E: 1	LOB: 2	K: 1	BB: 0	S: 13	R: 3	H: 4	E: 0	LOB: 2	K: 0	BB: 1	S: 16	R: 0	H: 2	E: 0	LOB: 2	K: 1	BB: 0	S: 13	R: 0	H: 0	E: 0	LOB: 0	K: 2	BB: 0	S: 10	R: 0	H: 0	E: 0	LOB: 0	K: 0	BB: 0	S: 8	R: 0	H: 0	E: 0	LOB: 0	K: 0	BB: 0	S: 8	R: 0	H: 0	E: 0	LOB: 0	K: 2	BB: 0	S: 9	R: 0	H: 2	E: 0	LOB: 3	K: 1	BB: 1	S: 15	1B: 11	SF: 0	2B: 1	SAC: 0	3B: 0	DP: 0	HR: 1	HBP: 0	WP: 0	PA: 43
--------------	------	------	------	--------	------	-------	-------	------	------	------	--------	------	-------	-------	------	------	------	--------	------	-------	-------	------	------	------	--------	------	-------	-------	------	------	------	--------	------	-------	-------	------	------	------	--------	------	-------	------	------	------	------	--------	------	-------	------	------	------	------	--------	------	-------	------	------	------	------	--------	------	-------	-------	--------	-------	-------	--------	-------	-------	-------	--------	-------	--------

PITCHER	IP	WLS	BF	H	R	ER	SO	BB	IBB	HBP	BLK	WP	HR	S	P	ERA	WHIP
Kevin Millwood, R (1, 1) ERA: 4.1	5.0		28	11	4	3	6	1	0	0	0	0	0	66	100	5.40	2.400
Scott Sauerbeck, L (6, 1) ERA: 5.19	1.0		3	0	0	0	1	0	0	0	0	0	0	8	11	0.00	0.000
Bob Howry, R (7, 1) ERA: 1.64	2.0	W	6	0	0	0	2	0	0	0	0	0	0	17	24	0.00	0.000
Bob Wickman, R (9, 1) ERA: 5.23	1.0	S	6	2	0	0	1	1	0	0	0	0	0	15	25	0.00	3.000

BOTTOM

Cleveland Indians @ Minnesota Twins
 Hubert H. Humphrey Metrodome, Minneapolis, MN
 Wed May 04 2005, 8:10 PM EDT
 Att. 19,856 - Dome - 70 F

livebaseballscores.com

AB	41
R	4
H	13
RBI	4
BB	2
SO	10
LOB	28



Batter	1	2	3	4	5	6	7	8	9	AB R H RBI BB SO LOB	TOP														
Shannon Stewart, R (1, 7) OBP: 0.351, SLG: 0.367	0-1 F8		4-0 7 HR BB	3-2 F8		0-1 7 1B 8 1B 2-H		2-0 1B		4 1 2 1 1 0 1															
8 Nick Punto, S (1, 4) OBP: 0.333, SLG: 0.339	3-2 7 1B 2B		2-3 K		2-3 K	1-2 7 1B 1B		2-0 F7		5 0 2 0 0 2 3															
7 Joe Mauer, L (1, 2) OBP: 0.439, SLG: 0.494	1-0 33 S 1B		2-0 1-H 2-H HR		1-1 33 HR 1B	2-2 1-2 2-3 1B		1-1 G3		5 2 4 3 0 0 1															
33 Justin Moreau, L (1, 3) OBP: 0.393, SLG: 0.724	3-2 P6		1-0 F8		3-2 1-H HR	1-1 F7			1-0 F8	5 1 1 2 0 0 5															
Torii Hunter, R (1, 8) OBP: 0.325, SLG: 0.419	0-0 G5-3		1-2 CS 1B		0-1 G6-3		0-0 G6-3		1-3 K	5 0 1 0 0 1 2															
Jacque Jones, L (1, 9) OBP: 0.462, SLG: 0.571		1-3 K	0-0 CS	0-2 20 SH 5 G5-4-3 2B	2-0 G3-1		1-1 P6		3-1 20 BB 1B	5 1 2 0 0 1 0															
20 Lew Ford, R (1, 10) OBP: 0.333, SLG: 0.384		2-3 K		0-0 SH 5 G5-4-3		2-0 F8	1-0 2B		4-2 1-2 BB	3 0 1 0 1 1 0															
5 Michael Cuddyer, R (1, 5) OBP: 0.297, SLG: 0.323		0-0 F8		1-0 G5-4-3		3-1 1B 2B	3-2 P4		0-0 F9	5 1 1 0 0 0 4															
Jason Bartlett, R (1, 6) OBP: 0.310, SLG: 0.392			4-0 7 HR S BB	4-2 WP BB		2-3 K		1-1 F9		2 1 0 0 2 1 1															
Inning Stats	R: 0 E: 0 K: 0 S: 18	H: 2 LOB: 2 BB: 0 P: 25	R: 0 E: 0 K: 2 S: 7	H: 0 LOB: 0 BB: 0 P: 10	R: 3 E: 0 K: 1 S: 8	H: 2 LOB: 0 BB: 2 P: 22	R: 1 E: 1 K: 0 S: 10	H: 1 LOB: 1 BB: 1 P: 18	R: 2 E: 0 K: 1 S: 11	H: 2 LOB: 0 BB: 0 P: 19	R: 1 E: 0 K: 1 S: 17	H: 4 LOB: 3 BB: 0 P: 28	R: 0 E: 0 K: 0 S: 7	H: 1 LOB: 1 BB: 0 P: 12	R: 0 E: 0 K: 0 S: 6	H: 1 LOB: 1 BB: 0 P: 12	R: 0 E: 0 K: 1 S: 9	H: 1 LOB: 2 BB: 1 P: 18	1B: 8 2B: 4 3B: 0 HR: 2	SF: 0 SAC: 1 DP: 1 HBP: 0	WP: 1 PB: 0 SB: 2 CS: 1	PA: 45			
PITCHER Dewon Brazelton, R (1, 1) ERA: 6.03 Rob Bell, R (4, 1) ERA: 8.28	IP 3.2 5.1	WLS L 26	BF 18 26	H 5 9	R 4 3	ER 4 3	SO 3 3	BB 3 1	IBB 0 0	HBP 0 0	BLK 0 0	WP 0 1	HR 1 1	S 40 53	P 69 95	ERA 9.82 5.06	WHIP 2.182 1.875								

Minnesota Twins @ Tampa Bay Devil Rays
Tropicana Field, St. Petersburg, FL
Fri May 06 2005, 7:15 PM EDT
Att. 8,884 - Dome - 72 F

AB	39
R	7
H	14
RBI	6
BB	4
SO	6
LOB	17



Batter	1	2	3	4	5	6	7	8	9	AB	R	H	RBI	BB	SO	LOB
--------	---	---	---	---	---	---	---	---	---	----	---	---	-----	----	----	-----

13 Carl Crawford, L <small>OBP: 0.331, SLG: 0.457</small> (1, 7)	0-1 G4-3 		0-0 F8 		0-1 1B 			0-3 K 		4	0	1	0	0	1	0	
Julio Lugo, R <small>OBP: 0.320, SLG: 0.353</small> (1, 6)	0-0 3B 		0-0 B3 		0-0 F9 			2-2 L3 		4	1	1	0	0	0	2	
Aubrey Huff, L <small>OBP: 0.357, SLG: 0.402</small> (1, 9)	0-1 3B 		0-1 P6 				0-0 F8 		0-1 G3 		4	0	1	1	0	0	0
Eduardo Perez, R <small>OBP: 0.326, SLG: 0.535</small> (1, 3)	0-0 F9 			0-2 F8 		0-1 F9 			1-0 F7 		4	0	0	0	0	0	1
Josh Phelps, R <small>OBP: 0.347, SLG: 0.409</small> (1, 10)	2-1 G5-3 			0-3 K 		0-1 2B 			1-3 K 		4	0	1	0	0	2	1
Alex Gonzalez, R <small>OBP: 0.305, SLG: 0.355</small> (1, 5)		2-2 F8 		0-0 L5 		2-2 G6-3 			0-0 G1-3 		4	0	0	0	0	0	1
Nick Green, R <small>OBP: 0.371, SLG: 0.411</small> (1, 4)		0-3 K2-3 			3-2 F8 			0-2 F9 		3	0	0	0	0	1	0	
Charles Johnson, R <small>OBP: 0.400, SLG: 0.400</small> (1, 2)		0-0 2B 			1-3 K 			0-1 G5-3 		3	0	1	0	0	1	0	
Damon Hollins, R <small>OBP: 0.316, SLG: 0.556</small> (1, 8)		1-3 K 			1-0 1B 			0-3 K 		3	0	1	0	0	2	1	

Inning Stats	R: 1	H: 2	E: 0	K: 0	S: 8	R: 0	H: 1	E: 0	K: 2	S: 13	R: 0	H: 0	E: 0	K: 0	S: 4	R: 0	H: 0	E: 0	K: 1	S: 8	R: 0	H: 2	E: 0	K: 1	S: 11	R: 0	H: 1	E: 0	K: 1	S: 9	R: 0	H: 0	E: 0	K: 1	S: 8	R: 0	H: 0	E: 0	K: 1	S: 7	1B: 2	2B: 2	3B: 2	HR: 0	SF: 0	SAC: 0	DP: 0	HBP: 0	WP: 0	PB: 0	SB: 0	CS: 0	PA: 33
--------------	------	------	------	------	------	------	------	------	------	-------	------	------	------	------	------	------	------	------	------	------	------	------	------	------	-------	------	------	------	------	------	------	------	------	------	------	------	------	------	------	------	-------	-------	-------	-------	-------	--------	-------	--------	-------	-------	-------	-------	--------

PITCHER	IP	WLS	BF	H	R	ER	SO	BB	IBB	HBP	BLK	WP	HR	S	P	ERA	WHIP	PITCHER	IP	WLS	BF	H	R	ER	SO	BB	IBB	HBP	BLK	WP	HR	S	P	ERA	WHIP																
Johan Santana, L <small>ERA: 2.88</small> (1, 1)	9.0	W	33	6	1	1	7	0	0	0	0	0	0	76	92	1.00	0.667																																		

BOTTOM

Minnesota Twins @ Tampa Bay Devil Rays
 Tropicana Field, St. Petersburg, FL
 Fri May 06 2005, 7:15 PM EDT
 Att. 8,884 - Dome - 72 F

livebaseballscorecards.com

AB	33
R	1
H	6
RBI	1
BB	0
SO	7
LOB	6



Batter	1	2	3	4	5	6	7	8	9	AB R H RBI BB SO LOB	TOP											
Shannon Stewart, R (1, 7) OBP: 0.346, SLG: 0.355	4-2 BB CS		0-3 K		0-0 FC1-2 20 2B 1B		1-2 SAFE L4		1-0 P4	4 1 0 0 1 1 5												
Luis Rivas, R (1, 4) OBP: 0.273, SLG: 0.204 Terry Tiffie, S (9, PH) OBP: 0.371, SLG: 0.500 8 Nick Punto, S (9, PR) OBP: 0.333, SLG: 0.339	3-3 SAFE K			0-2 G5-3	1-1 20 2B 1B		3-2 SAFE F9		0-1 33 HR 1B	4 0 1 0 0 1 2 1 0 1 1 0 0 0 0 1 0 0 0 0 0												
20 Lew Ford, R (1, 10) OBP: 0.336, SLG: 0.388	4-2 BB			0-0 G3-1	1-1 1B 1-3 2-H 3-H 2B			1-3 H	H	4 0 1 2 1 2 2												
Matthew LeCroy, R (1, 3) OBP: 0.380, SLG: 0.500 33 Justin Moreau, L (8, 3) OBP: 0.403, SLG: 0.780	1-2 F7			0-3 K	2-1 G4-3			3-2 E5 FC5 G4-3	0-1 HR	4 0 0 0 0 1 3 1 1 1 3 0 0 0												
Torii Hunter, R (1, 8) OBP: 0.328, SLG: 0.427		1-2 G5-3			3-1 55 1B 2B	1-1 G4-6-3 1B		3-1 G4-3	0-0 G6-3	5 1 2 0 0 0 2												
Jacque Jones, L (1, 9) OBP: 0.463, SLG: 0.563		3-2 G4-3			1-1 55 1B 1B	0-0 G4-6-3 1-2f		4-0 IBB		3 1 1 0 1 0 1												
5 Michael Cuddyer, R (1, 5) OBP: 0.286, SLG: 0.309		2-2 G6-3			0-3 K	0-0 F9		2-1 FC5 2-3f		4 0 0 0 0 1 4												
55 Mike Redmond, R (1, 2) OBP: 0.435, SLG: 0.421			1-1 F8		0-0 1B FC1-2 1B		2-0 F9		1-1 1B 2B	4 1 2 1 0 0 0												
Jason Bartlett, R (1, 6) OBP: 0.330, SLG: 0.402			0-3 K		0-1 1B FC1-2 20 2B 1B		4-0 BB		0-2 33 HR 1B	3 2 2 1 1 1 0												
Inning Stats	R: 0 E: 0 K: 1 S: 13	H: 0 LOB: 1 BB: 2 P: 25	R: 0 E: 0 K: 0 S: 11	H: 0 LOB: 0 BB: 0 P: 17	R: 0 E: 0 K: 2 S: 9	H: 0 LOB: 0 BB: 0 P: 10	R: 0 E: 0 K: 1 S: 8	H: 0 LOB: 0 BB: 0 P: 8	R: 4 E: 0 K: 1 S: 17	H: 6 LOB: 2 BB: 0 P: 25	R: 0 E: 0 K: 0 S: 4	H: 1 LOB: 0 BB: 0 P: 5	R: 0 E: 0 K: 0 S: 7	H: 0 LOB: 1 BB: 1 P: 17	R: 0 E: 1 K: 1 S: 12	H: 0 LOB: 2 BB: 1 P: 25	R: 4 E: 0 K: 1 S: 15	H: 4 LOB: 1 BB: 0 P: 18	1B: 7 2B: 4 3B: 0 HR: 1	SF: 0 SAC: 0 DP: 2 HBP: 0	WP: 0 PB: 0 SB: 0 CS: 1	PA: 41
PITCHER	IP WLS BF H R ER SO BB IBB HBP BLK WP HR S P ERA WHIP																					
19 Scott Kazmir, L (1, 1) ERA: 3.95	7.0 L 29 7 4 4 5 3 0 0 0 0 0 0 69 107 5.14 1.429																					
Travis Harper, R (8, 1) ERA: 7.08	1.2 10 3 3 3 2 0 1 0 0 0 0 24 40 16.20 1.800																					
Trevor Miller, L (9, 1) ERA: 4.5	0.1 2 1 1 1 0 0 0 0 0 0 0 1 3 3 27.00 3.000																					

Minnesota Twins @ Tampa Bay Devil Rays
Tropicana Field, St. Petersburg, FL
Sat May 07 2005, 6:15 PM EDT
Att. 12,675 - Dome - 72 F

livebaseballscorecards.com

AB	37
R	8
H	11
RBI	8
BB	4
SO	7
LOB	19



Batter	1	2	3	4	5	6	7	8	9	AB R H RBI BB SO LOB
Alex Sanchez, L (1, 9) OBP: 0.367, SLG: 0.500	0-0 F7		4-0 IBB		1-1 F8		1-3 K		2-3 K	4 0 0 0 1 2 2
Julio Lugo, R (1, 6) OBP: 0.318, SLG: 0.352	0-1 G5-3		0-0 SF8		1-2 BB 1-2 1B		2-1 F8			3 0 1 1 0 0 0
13 Carl Crawford, L (1, 7) OBP: 0.322, SLG: 0.444	1-3 K2-3		1-1 G6-3		0-0 F8		0-0 F9			4 0 0 0 0 1 4
Aubrey Huff, L (1, 3) OBP: 0.354, SLG: 0.391		0-3 K		2-3 K	4-2 BB		0-2 P1			3 0 0 0 1 2 0
Josh Phelps, R (1, 10) OBP: 0.333, SLG: 0.391		1-1 G6-3		0-0 G6-3	1-0 P3		1-2 G6-3			4 0 0 0 0 0 3
3 Jorge Cantu, R (1, 5) OBP: 0.267, SLG: 0.388		3-2 K		0-0 E6 1B		3-1 SH1 2B		1-2 G4-3		4 0 1 0 0 1 0
Nick Green, R (1, 4) OBP: 0.385, SLG: 0.424			1-2 2B SF8 1B	0-0 1B	1-3 1B	0-0 SH1			1-2 F7	3 1 2 0 0 0 0
Toby Hall, R (1, 2) OBP: 0.372, SLG: 0.432			3-2 1 SAFE 1 SAFE 2B	1-1 G1		2-1 P3			3-2 L5	4 0 1 0 0 0 3
Damon Hollins, R (1, 8) OBP: 0.348, SLG: 0.545			2-0 F9		0-1 13 F8 1B	3-2 P4			2-2 DI 1B	4 0 2 0 0 0 3

Inning Stats	R: 0 E: 0 K: 1 S: 7	H: 0 LOB: 0 BB: 0 P: 8	R: 0 E: 0 K: 2 S: 10	H: 0 LOB: 0 BB: 0 P: 14	R: 1 E: 0 K: 0 S: 13	H: 2 LOB: 2 BB: 1 P: 24	R: 0 E: 1 K: 1 S: 9	H: 1 LOB: 2 BB: 0 P: 12	R: 0 E: 0 K: 0 S: 13	H: 2 LOB: 3 BB: 1 P: 20	R: 0 E: 0 K: 0 S: 9	H: 1 LOB: 1 BB: 0 P: 17	R: 0 E: 0 K: 1 S: 6	H: 0 LOB: 0 BB: 0 P: 9	R: 0 E: 0 K: 0 S: 10	H: 0 LOB: 0 BB: 0 P: 12	R: 0 E: 0 K: 1 S: 12	H: 1 LOB: 1 BB: 0 P: 20	1B: 5 2B: 2 3B: 0 HR: 0	SF: 1 SAC: 1 DP: 0 HBP: 0
--------------	------------------------------	---------------------------------	-------------------------------	----------------------------------	-------------------------------	----------------------------------	------------------------------	----------------------------------	-------------------------------	----------------------------------	------------------------------	----------------------------------	------------------------------	---------------------------------	-------------------------------	----------------------------------	-------------------------------	----------------------------------	----------------------------------	------------------------------------


BOTTOM

Minnesota Twins @ Tampa Bay Devil Rays
Tropicana Field, St. Petersburg, FL

Sat May 07 2005, 6:15 PM EDT
Att. 12,675 - Dome - 72 F

AB	33
R	1
H	7
RBI	1
BB	2
SO	6
LOB	15

WP: 0 PA: 37
PB: 0
SB: 0
CS: 0



PITCHER	IP	WLS	BF	H	R	ER	SO	BB	IBB	HBP	BLK	WP	HR	S	P	ERA	WHIP
Kyle Lohse, R (1, 1) ERA: 5.74	5.0	W	23	5	1	1	4	1	1	0	0	0	0	52	78	1.80	1.200
30 Scott Baker, R (6, 1) ERA:	1.0	H	4	1	0	0	0	0	0	0	0	0	0	9	17	0.00	1.000
J.C. Romero, L (7, 1) ERA: 1.42	1.1	H	4	0	0	0	1	0	0	0	0	0	0	9	12	0.00	0.000
28 Jesse Crain, R (8, 1) ERA:	0.2	H	2	0	0	0	0	0	0	0	0	0	0	7	9	0.00	0.000
36 Joe Nathan, R (9, 1) ERA:	1.0		4	1	0	0	1	0	0	0	0	0	0	12	20	0.00	1.000

Batter	1	2	3	4	5	6	7	8	9	AB R H RBI BB SO LOB	TOP											
Shannon Stewart, R (1, 7) OBP: 0.340, SLG: 0.344	1-1 F9		1-1 G6-4-3		0-1 P4		4-2 8 2B 33 1B BB	0-3 K		4 1 0 0 1 1 2												
8 Nick Punto, S (1, 4) OBP: 0.338, SLG: 0.350	3-3 K		4-2 7 CS BB		3-1 F8		2-0 33 1B 2B		3-2 F8	4 1 1 0 1 1 1												
7 Joe Mauer, L (1, 2)	0-0 L7		1-2 CS	3-2 F9		1-0 33 3B 1B	4-0 G1 33 1B BB		2-2 HR	4 2 2 1 1 0 0												
33 Justin Moreau, L (1, 3) OBP: 0.448, SLG: 0.841		0-2 G4-6-3 1B		0-0 2B		0-0 HR 3B	1-2 G1 1B		4-2 G1 20 HBP BB	4 1 4 3 1 0 0												
20 Lew Ford, R (1, 8) OBP: 0.339, SLG: 0.377		1-1 F8		1-2 P3		4-0 HR BB	3-2 P4		3-2 G1 HBP	3 1 0 0 1 0 4												
Jacque Jones, L (1, 9) OBP: 0.451, SLG: 0.538		3-2 G4-6-3 SAFE		4-0 IBB		1-0 F7	2-2 G1		1-1 G1	4 0 0 0 1 0 7												
Matthew LeCroy, R (1, 10) OBP: 0.382, SLG: 0.537			2-2 2B 1B		2-1 F8		1-1 HR		3-2 G5-3	5 2 2 3 0 1 6												
Terry Tiffee, S (1, 5) OBP: 0.359, SLG: 0.500			1-1 1B 2B		1-2 G6-3		0-1 F9		0-2 G6-3	4 1 1 0 0 0 0												
Luis Rivas, R (9, 4) OBP: 0.273, SLG: 0.204			1-3 1B 2B							0 0 0 0 0 0 0												
Juan Castro, R (1, 6) OBP: 0.286, SLG: 0.281			1-0 G6-4-3 1B		4-2 BB		0-0 F9		0-1 G4-3	3 0 1 2 1 0 0												
Inning Stats	R: 0 E: 0 K: 1 S: 9	H: 0 LOB: 0 BB: 0 P: 13	R: 0 E: 0 K: 0 S: 8	H: 1 LOB: 0 BB: 0 P: 12	R: 2 E: 0 K: 0 S: 17	H: 3 LOB: 0 BB: 1 P: 26	R: 0 E: 0 K: 0 S: 9	H: 1 LOB: 2 BB: 1 P: 19	R: 0 E: 0 K: 0 S: 9	H: 0 LOB: 1 BB: 1 P: 17	R: 4 E: 0 K: 0 S: 8	H: 3 LOB: 0 BB: 1 P: 15	R: 2 E: 0 K: 1 S: 17	H: 2 LOB: 2 BB: 2 P: 36	R: 0 E: 0 K: 1 S: 8	H: 0 LOB: 0 BB: 0 P: 8	R: 1 E: 0 K: 0 S: 24	H: 1 LOB: 2 BB: 1 P: 40	1B: 5 2B: 3 3B: 1 HR: 2	SF: 0 SAC: 0 DP: 2 HBP: 1	WP: 0 PB: 0 SB: 0 CS: 1	PA: 44
PITCHER	IP WLS BF H R ER SO BB IBB HBP BLK WP HR S P ERA WHIP																					
Doug Waechter, R (1, 1) ERA: 6.58	5.1 L 25 8 6 6 1 3 1 0 0 0 1 57 99 10.12 2.062																					
Casey Fossum, L (6, 1) ERA: 4.96	2.2 12 2 2 2 2 2 0 0 0 0 0 28 47 6.75 1.500																					
Danys Baez, R (9, 1) ERA: 3.14	1.0 6 1 1 1 0 1 0 1 0 0 1 24 40 9.00 2.000																					

Minnesota Twins @ Tampa Bay Devil Rays
Tropicana Field, St. Petersburg, FL
Sun May 08 2005, 2:15 PM EDT
Att. 9,519 - Dome - 72 F

AB	35
R	9
H	11
RBI	9
BB	7
SO	3
LOB	20




Batter	1	2	3	4	5	6	7	8	9	AB R H RBI BB SO LOB
Alex Sanchez, L (1, 10) OBP: 0.354, SLG: 0.475	2-2 F9		0-1 B2-3			1-3 K	0-1 FC3-6 1B		1-3 K	5 0 1 0 0 2 1
Julio Lugo, R (1, 6) OBP: 0.316, SLG: 0.349	2-2 G6-3			2-1 CS 1B		0-2 G5-3	0-0 FC3-6 1-2f			4 0 1 0 0 0 1
13 Carl Crawford, L (1, 7) OBP: 0.313, SLG: 0.431	1-1 G6-3			1-3 K		0-0 G4-3	1-2 G4-3			4 0 0 0 0 1 2
Aubrey Huff, L (1, 3) OBP: 0.343, SLG: 0.377		0-0 G1		3-2 P5			1-0 F9	1-2 G4-3		4 0 0 0 0 0 1
Nick Green, R (1, 4) OBP: 0.391, SLG: 0.419		1-1 F7		1-0 CS	4-2 2B BB		0-2 2B 1B	1-2 K		3 2 1 0 1 1 0
Damon Hollins, R (1, 8) OBP: 0.370, SLG: 0.577		2-2 1B			0-3 K		0-1 2B 2B	2-0 P4		4 1 2 0 0 1 1
Chris Singleton, L (1, 9) OBP: 0.333, SLG: 0.286		0-0 F9			1-0 F9		1-1 1B 3 HR 2B			3 1 1 2 1 0 2
Charles Johnson, R (1, 2) OBP: 0.414, SLG: 0.458			0-3 K		3-2 1-H 2B		0-0 3 HR 1B			4 1 2 1 0 1 1
3 Jorge Cantu, R (1, 5) OBP: 0.266, SLG: 0.411			3-2 G5-3		0-2 G6-3		2-1 1-H 3-H HR			4 1 1 3 0 0 2

Inning Stats	R: 0 E: 0 K: 10 S: 10	H: 0 LOB: 0 BB: 0 P: 15	R: 0 E: 0 K: 8 S: 8	H: 1 LOB: 1 BB: 0 P: 11	R: 0 E: 0 K: 1 S: 8	H: 0 LOB: 0 BB: 0 P: 11	R: 0 E: 0 K: 1 S: 9	H: 1 LOB: 0 BB: 0 P: 16	R: 1 E: 0 K: 1 S: 15	H: 1 LOB: 1 BB: 1 P: 23	R: 0 E: 0 K: 1 S: 7	H: 0 LOB: 0 BB: 0 P: 8	R: 5 E: 0 K: 0 S: 18	H: 6 LOB: 1 BB: 0 P: 23	R: 0 E: 0 K: 1 S: 7	H: 0 LOB: 0 BB: 0 P: 11	R: 0 E: 0 K: 1 S: 11	H: 0 LOB: 1 BB: 1 P: 17	1B: 5 2B: 3 3B: 0 HR: 1	SF: 0 SAC: 0 DP: 0 HBP: 0
--------------	--------------------------------	----------------------------------	------------------------------	----------------------------------	------------------------------	----------------------------------	------------------------------	----------------------------------	-------------------------------	----------------------------------	------------------------------	---------------------------------	-------------------------------	----------------------------------	------------------------------	----------------------------------	-------------------------------	----------------------------------	----------------------------------	------------------------------------

PITCHER	IP	WLS	BF	H	R	ER	SO	BB	IBB	HBP	BLK	WP	HR	S	P	ERA	WHIP
Joe Mays, R (1, 1) ERA: 4.88	6.1	W	26	7	5	5	4	1	0	0	0	0	0	66	95	7.11	1.263
Terry Mulholland, L (7, 1) ERA: 4.85	1.0		5	2	1	1	0	0	0	0	0	0	1	12	16	9.00	2.000
28 Jesse Crain, R (8, 1) ERA:	0.2	H	2	0	0	0	1	0	0	0	0	0	0	4	7	0.00	0.000
36 Joe Nathan, R (9, 1) ERA:	1.0	S	4	0	0	0	1	1	0	0	0	0	0	11	17	0.00	1.000

MINNESOTA TWINS @ TAMPA BAY DEVIL RAYS
Tropicana Field, St. Petersburg, FL
Sun May 08 2005, 2:15 PM EDT
Att. 9,519 - Dome - 72 F

AB	35
R	6
H	9
RBI	6
BB	2
SO	6
LOB	11



Batter	1	2	3	4	5	6	7	8	9	AB R H RBI BB SO LOB	TOP	
Shannon Stewart, R (1, 7) OBP: 0.338, SLG: 0.341	0-1 G3 1B		0-0 P4			1-3 K		0-0 G3		4 0 1 0 0 1 0		
8 Nick Punto, S (1, 4) OBP: 0.319, SLG: 0.328	2-3 K		3-3 K			0-0 B1-3		1-1 G1-3		4 0 0 0 0 2 1		
7 Joe Mauer, L (1, 2) OBP: 0.430, SLG: 0.505	2-2 G3 1-2		2-2 G1-3			0-3 K			2-3 K	4 0 0 0 0 2 1		
33 Justin Moreau, L (1, 3) OBP: 0.451, SLG: 0.815	4-0 FC6-4 BB			1-0 F8			4-2 1B BB		1-1 F7	2 0 0 0 2 0 0		
Torii Hunter, R (1, 8) OBP: 0.326, SLG: 0.421	0-0 FC6-4 1-2f			2-0 L8			0-2 1-2 1B		1-1 F7	4 0 1 0 0 0 2		
Jacque Jones, L (1, 9) OBP: 0.440, SLG: 0.521		1-1 G4-3		1-1 G6-3			2-3 K			3 0 0 0 0 1 2		
Terry Tiffee, S (1, 10) OBP: 0.333, SLG: 0.459		2-3 K			0-3 K		2-3 K			3 0 0 0 0 3 2		
5 Michael Cuddyer, R (1, 5) OBP: 0.287, SLG: 0.310		0-0 1B			2-2 G4-3		3-3 K			3 0 1 0 0 1 2		
Jason Bartlett, R (1, 6) OBP: 0.319, SLG: 0.388		2-2 K			0-0 G6-3			2-3 K		3 0 0 0 0 2 1		
Inning Stats	R: 0 H: 1 E: 0 LOB: 2 K: 1 BB: 1 S: 9 P: 17	R: 0 H: 1 E: 0 LOB: 1 K: 2 BB: 0 S: 10 P: 15	R: 0 H: 0 E: 0 LOB: 0 K: 1 BB: 0 S: 10 P: 15	R: 0 H: 0 E: 0 LOB: 0 K: 0 BB: 0 S: 4 P: 8	R: 0 H: 0 E: 0 LOB: 0 K: 1 BB: 0 S: 7 P: 9	R: 0 H: 0 E: 0 LOB: 0 K: 2 BB: 0 S: 7 P: 8	R: 0 H: 1 E: 0 LOB: 2 K: 3 BB: 1 S: 17 P: 28	R: 0 H: 0 E: 0 LOB: 0 K: 1 BB: 0 S: 7 P: 10	R: 0 H: 0 E: 0 LOB: 0 K: 1 BB: 0 S: 8 P: 12	1B: 3 SF: 0 2B: 0 SAC: 0 3B: 0 DP: 0 HR: 0 HBP: 0	WP: 0 PA: 32 PB: 0 SB: 0 CS: 0	
PITCHER 40 Daniel Cabrera, R (1, 1) ERA: 4.5 B.J. Ryan, L (9, 1) ERA: 2.0	IP WLS BF H R ER SO BB IBB HBP BLK WP HR S P ERA WHIP	8.0 W 29 3 0 0 11 2 0 0 0 0 0 0 71 110 0.00 0.625	1.0 S 3 0 0 0 1 0 0 0 0 0 0 0 8 12 0.00 0.000									PITCHER IP WLS BF H R ER SO BB IBB HBP BLK WP HR S P ERA WHIP

Minnesota Twins @ Baltimore Orioles
 Oriole Park at Camden Yards, Baltimore, MD
 Mon May 09 2005, 7:05 PM EDT
 Att. 17,310 - Clear - 75 F

livebaseballscorecards.com

AB	30
R	0
H	3
RBI	0
BB	2
SO	12
LOB	11



Batter	1	2	3	4	5	6	7	8	9
1 Brian Roberts, S OBP: 0.448, SLG: 0.659 (1, 4)	0-2 F8		2-2 FC6-4 1B		1-2 1B		0-0 G3		
Larry Bigbie, L OBP: 0.282, SLG: 0.325 (1, 7)	2-2 G4-3		0-1 FC6-4 FC5-4		1-3 K		1-0 L7		
6 Melvin Mora, R OBP: 0.353, SLG: 0.536 (1, 5)	0-2 P6		0-1 FC5-4 10 S 10 2B		1-1 F8		3-2 G4-3 1B		
10 Miguel Tejada, R OBP: 0.387, SLG: 0.672 (1, 6)		0-1 1B	2-0 1B		1-0 HR		2-2 P4		
Rafael Palmeiro, L OBP: 0.297, SLG: 0.293 (1, 3)		0-0 F9	2-3 K		1-1 G5-4-3 1B		3-2 G4-3		
Javy Lopez, R OBP: 0.352, SLG: 0.554 Geronimo Gil, R OBP: 0.229, SLG: 0.343 (1, 2) (9, 2)		0-1 L7		0-0 L8		2-2 G5-4-3	1-1 G6-3		
B.J. Surhoff, L OBP: 0.244, SLG: 0.378 (1, 9)		3-2 FC6-4 1B		1-1 G4-3		2-0 P6			
Luis Matos, R OBP: 0.369, SLG: 0.383 (1, 8)		2-1 FC6-4		0-1 F9			0-0 G5-3		
31 Jay Gibbons, L OBP: 0.317, SLG: 0.495 (1, 10)			1-2 FC6-4 FC5-4 1B		1-2 F8		0-1 G3 2B		

Inning Stats	R: 0	H: 0	E: 0	K: 0	S: 9	LOB: 0	BB: 0	P: 11	R: 0	H: 2	E: 0	K: 0	S: 11	LOB: 2	BB: 0	P: 16	R: 2	H: 3	E: 0	K: 1	S: 17	LOB: 1	BB: 0	P: 24	R: 0	H: 0	E: 0	K: 0	S: 5	LOB: 0	BB: 0	P: 6	R: 0	H: 1	E: 0	K: 1	S: 15	LOB: 1	BB: 0	P: 19	R: 1	H: 2	E: 0	K: 0	S: 8	LOB: 0	BB: 0	P: 14	R: 0	H: 1	E: 0	K: 0	S: 5	LOB: 1	BB: 0	P: 6	R: 0	H: 1	E: 0	K: 0	S: 13	LOB: 1	BB: 0	P: 22
--------------	------	------	------	------	------	--------	-------	-------	------	------	------	------	-------	--------	-------	-------	------	------	------	------	-------	--------	-------	-------	------	------	------	------	------	--------	-------	------	------	------	------	------	-------	--------	-------	-------	------	------	------	------	------	--------	-------	-------	------	------	------	------	------	--------	-------	------	------	------	------	------	-------	--------	-------	-------

PITCHER	IP	WLS	BF	H	R	ER	SO	BB	IBB	HBP	BLK	WP	HR	S	P	ERA	WHIP
Carlos Silva, R ERA: 3.5 (1, 1)	7.0	L	29	9	3	3	2	0	0	0	0	0	1	70	96	3.86	1.286
54 Matt Guerrier, R ERA: 2.84 (8, 1)	1.0		4	1	0	0	0	0	0	0	0	0	0	13	22	0.00	1.000

BOTTOM


AB	R	H	RBI	BB	SO	LOB
4	0	2	0	0	0	1
4	0	0	0	0	1	4
4	1	1	1	0	0	2
4	1	3	2	0	0	1
4	0	1	0	0	1	3
4	0	0	0	0	0	3
0	0	0	0	0	0	0
3	0	1	0	0	0	0
3	0	0	0	0	0	2
3	1	2	0	0	0	0

AB 33
R 3
H 10
RBI 3
BB 0
SO 2
LOB 16

WP: 0 PA: 33
PB: 0
SB: 1
CS: 0

Minnesota Twins @ Baltimore Orioles
Oriole Park at Camden Yards, Baltimore, MD

Mon May 09 2005, 7:05 PM EDT
Att. 17,310 - Clear - 75 F



livebaseballscorecards.com

BOTTOM

Minnesota Twins @ Baltimore Orioles
Oriole Park at Camden Yards, Baltimore, MD

Tue May 10 2005, 7:05 PM EDT
Att. 22,410 - Clear - 74 F

livebaseballscorecards.com

AB	41
R	4
H	11
RBI	4
BB	2
SO	6
LOB	20



AB R H RBI BB SO LOB

4 1 2 1 1 0 2

4 0 1 0 0 1 1

5 0 1 0 0 1 2

4 1 1 0 1 1 3

5 1 1 1 0 1 4

4 1 1 2 0 0 0

1 0 1 0 0 0 0

5 0 1 0 0 1 1

4 0 0 0 0 1 4

1B: 8 SF: 0
2B: 0 SAC: 1
3B: 0 DP: 0
HR: 3 HBP: 0

WP: 0 PA: 44

PB: 0
SB: 0
CS: 0

Batter	1	2	3	4	5	6	7	8	9	10
1 Brian Roberts, S OBP: 0.453, SLG: 0.677 (1, 4)	G4-3		6 1B		HR		SH5-4 BB	P6		
Larry Bigbie, L OBP: 0.281, SLG: 0.321 (1, 7)	K		F7		1B		SH5-4	G4-3		
6 Melvin Mora, R OBP: 0.348, SLG: 0.523 (1, 5)	P4		10 FC6 1B		K		F7	F8		
10 Miguel Tejada, R OBP: 0.387, SLG: 0.659 (1, 6)		F8 HR 1B	FC6		F9		4-0 IBB	1-3 K		
Rafael Palmeiro, L OBP: 0.293, SLG: 0.317 (1, 3)		F8		HR	F9		1-1 F8			1-3 K
Javy Lopez, R OBP: 0.349, SLG: 0.569 (1, 2)		2-1 HR		G1-3		1-2 G6-3		1-0 E5 FC1-5 1B		1-1 1B
David Newhan, L OBP: 0.250, SLG: 0.281 (8, PR)										
B.J. Surhoff, L OBP: 0.240, SLG: 0.360 (1, 9)		P6		F8		1-0 G3-1		1-0 FC1-5 1B		0-3 K
Luis Matos, R OBP: 0.377, SLG: 0.392 (1, 8)		G4-3		1B		0-1 1B		0-1 FC1-5		2-2 P5
Geronimo Gil, R OBP: 0.216, SLG: 0.324 (8, PH)								1-2 2-3f		
31 Jay Gibbons, L OBP: 0.305, SLG: 0.474 (1, 10)			F8		F7		1-3 K	0-0 F8		

Inning Stats	R: 0	H: 0	E: 0	K: 1	S: 11	H: 0	LOB: 0	BB: 0	P: 14	R: 2	H: 2	E: 0	K: 0	S: 9	H: 2	LOB: 0	BB: 0	P: 12	R: 0	H: 2	E: 0	K: 0	S: 12	H: 2	LOB: 2	BB: 0	P: 17	R: 1	H: 2	E: 0	K: 1	S: 14	H: 1	LOB: 1	BB: 0	P: 20	R: 0	H: 1	E: 0	K: 1	S: 10	H: 0	LOB: 2	BB: 2	P: 14	R: 0	H: 1	E: 1	K: 0	S: 7	H: 1	LOB: 2	BB: 0	P: 11	R: 0	H: 0	E: 0	K: 1	S: 7	H: 0	LOB: 0	BB: 0	P: 11	R: 0	H: 1	E: 0	K: 2	S: 12	H: 1	LOB: 1	BB: 0	P: 16	1B: 8	SF: 0	2B: 0	SAC: 1	3B: 0	DP: 0	HR: 3	HBP: 0	WP: 0	PA: 44
PITCHER	IP	WLS	BF	H	R	ER	SO	BB	IBB	HBP	BLK	WP	HR	S	P	ERA	WHIP																																																																	
Brad Radke, R ERA: 3.86 (1, 1)	6.0		27	9	4	4	3	0	0	0	0	0	3	66	90	6.00	1.500																																																																	
J.C. Romero, L ERA: 1.32 (7, 1)	1.0		5	0	0	0	0	1	1	0	0	0	0	5	14	0.00	1.000																																																																	
28 Jesse Crain, R ERA: (8, 1)	2.0	W	8	1	0	0	1	0	0	0	0	0	0	14	22	0.00	0.500																																																																	
36 Joe Nathan, R ERA: (10, 1)	1.0	S	4	1	0	0	2	0	0	0	0	0	0	12	16	0.00	1.000																																																																	

Batter	1	2	3	4	5	6	7	8	9	AB R H RBI BB SO LOB	TOP	
Shannon Stewart, R (1, 10) OBP: 0.344, SLG: 0.364	0-1 WP 1B		2-1 8 1B 7 1B		1-0 L8			4-1 8 G4-6-3 BB		3 2 2 0 1 0 0		
8 Nick Punto, S (1, 4) OBP: 0.313, SLG: 0.319	0-0 F7		0-0 7 E 7 1B 33 SF9 1B		3-2 L6			1-2 G4-6-3 1-2f		4 1 1 0 0 0 2		
7 Joe Mauer, L (1, 2) OBP: 0.405, SLG: 0.475	1-1 F7		1-2 E9 33 SF9 E 1B		1-1 F7			2-1 G4-3		4 1 1 1 0 0 1		
33 Justin Moreau, L (1, 3) OBP: 0.438, SLG: 0.781	1-0 E 1B		1-1 SF9			2-1 G4-3			0-1	3 0 2 1 0 0 0		
Torii Hunter, R (1, 8) OBP: 0.321, SLG: 0.405	3-2 G5-3		2-0 E1 1B		3-2 F7			1-2 P6		4 0 1 1 0 0 2		
Jacque Jones, L (1, 9) OBP: 0.438, SLG: 0.541		0-0 B2-3	3-0 G4-3		0-0 G4-3			4-1 BB		3 0 0 0 1 0 1		
20 Lew Ford, R (1, 7) OBP: 0.333, SLG: 0.366		1-0 G5-3		0-1 G5-3			4-2 G6-4-3 BB		1-3 K	3 0 0 0 1 1 2		
Terry Tiffee, S (1, 5) OBP: 0.311, SLG: 0.425 Matthew LeCroy, R (9, PH) OBP: 0.383, SLG: 0.521		0-0 G6-3		3-2 G4-3			0-1 G6-4-3 1-2f		0-0 G4-3	3 0 0 0 0 0 1 1 0 0 0 0 0 2		
Juan Castro, R (1, 6) OBP: 0.263, SLG: 0.257			0-1 G6-3		0-0 G4-3		1-0 G5-3			3 0 0 0 0 0 0		
Inning Stats	R: 1 H: 2 E: 0 LOB: 1 K: 0 BB: 0 S: 10 P: 15	R: 0 H: 0 E: 0 LOB: 0 K: 0 BB: 0 S: 3 P: 4	R: 3 H: 4 E: 2 LOB: 1 K: 0 BB: 0 S: 12 P: 21	R: 0 H: 0 E: 0 LOB: 0 K: 0 BB: 0 S: 6 P: 9	R: 0 H: 0 E: 0 LOB: 0 K: 0 BB: 0 S: 6 P: 11	R: 0 H: 0 E: 0 LOB: 0 K: 0 BB: 0 S: 7 P: 12	R: 0 H: 0 E: 0 LOB: 0 K: 0 BB: 1 S: 5 P: 10	R: 0 H: 0 E: 0 LOB: 0 K: 0 BB: 1 S: 6 P: 13	R: 0 H: 1 E: 0 LOB: 2 K: 1 BB: 1 S: 10 P: 16	1B: 6 SF: 1 2B: 1 SAC: 0 3B: 0 DP: 2 HR: 0 HBP: 0	WP: 1 PA: 35 PB: 0 SB: 0 CS: 0	
PITCHER Sidney Ponson, R (1, 1) ERA: 4.93 B.J. Ryan, L (9, 1) ERA: 1.83	IP WLS BF H R ER SO BB IBB HBP BLK WP HR S P ERA WHIP	8.0 W 30 6 4 2 0 2 0 0 0 0 1 0 55 95 2.25 1.000	1.0 S 5 1 0 0 1 1 0 0 0 0 0 0 10 16 0.00 2.000									

Minnesota Twins @ Baltimore Orioles
Oriole Park at Camden Yards, Baltimore, MD

Wed May 11 2005, 3:05 PM EDT
 Att. 28,575 - Sunny - 80 F

livebaseballscorecards.com

AB	31
R	4
H	7
RBI	3
BB	3
SO	1
LOB	11



Batter	1	2	3	4	5	6	7	8	9	10	11	AB R H RBI BB SO LOB	TOP											
David Dellucci, L (1, 10) OBP: 0.470, SLG: 0.573 Chad Allen, R (9, PH) OBP: 0.333, SLG: 0.324 (9, 10)	2-2 F8 ①		2-0 10 HR HBP		0-0 G4-3 ③		0-3 K ③		2-3 K ②		0-0 23 1B 2B	3 1 0 0 0 1 1 2 1 1 1 0 1 1												
10 Michael Young, R (1, 6) OBP: 0.301, SLG: 0.409	1-2 F9 ②		1-0 1-H HR			0-2 F7 ①		0-2 23 1B 3B	2-2 G4-3 ③		0-1 G3 ②	6 2 2 2 0 0 3												
23 Mark Teixeira, S (1, 3) OBP: 0.323, SLG: 0.470	0-1 F7 ③		1-3 K ③			1-0 F8 ②		2-2 FC6-4 9 1B 1B		0-1 P4 ①	3-1 2-H 3-H 1B	6 0 2 3 0 1 0												
9 Hank Blalock, L (1, 5) OBP: 0.346, SLG: 0.466		0-0 G5-3 ①		0-1 L1 ①		2-0 P6 ③		1-2 FC6-4 1B		2-2 P6 ②	1-3 1-3 K ③	6 0 1 0 0 1 1												
Alfonso Soriano, R (1, 4) OBP: 0.316, SLG: 0.577		3-2 1B		2-3 K ②			0-2 E6 2B G4-3	1-2 F7 ①		1-2 2B		5 1 2 0 0 1 2												
Kevin Mench, R (1, 7) OBP: 0.358, SLG: 0.495		2-1 F7 ②		0-2 F8 ③			1-0 G4-3 HR 2B	1-0 FC6-4 1-2 2-3		2-2 P2 ③		5 1 1 0 0 0 4												
Laynce Nix, L (1, 8) OBP: 0.300, SLG: 0.382		2-2 P3 ③			0-1 P6 ①		1-0 G4-3 ①	1-0 G3 ③			1-1 G1-3 ①	5 0 0 1 0 0 4												
Richard Hidalgo, R (1, 9) OBP: 0.259, SLG: 0.358			1-1 F7 ①		0-0 2B		2-0 HR		3-2 P2 ①		0-0 1B 2B 1B	5 2 3 2 0 0 0												
Rod Barajas, R (1, 2) OBP: 0.262, SLG: 0.358 Gary Matthews, S (9, PR) OBP: 0.274, SLG: 0.349 Sandy Alomar Jr., R (9, 2) OBP: 0.441, SLG: 0.387			1-2 G5-3 ②		0-1 G5-3 ②		0-1 K ②		2-2 HBP		0-1 2B 23 1B 1B	3 0 0 0 0 1 1 0 0 0 0 0 0 0 1 1 1 0 0 0 0												
Inning Stats	R: 0 H: 0 E: 0 K: 0 S: 11	H: 0 LOB: 0 BB: 0 P: 14	R: 0 H: 1 E: 0 K: 0 S: 11	H: 1 LOB: 1 BB: 0 P: 18	R: 2 H: 1 E: 0 K: 1 S: 10	H: 1 LOB: 0 BB: 0 P: 16	R: 0 H: 0 E: 0 K: 1 S: 8	H: 0 LOB: 0 BB: 0 P: 10	R: 0 H: 1 E: 0 K: 0 S: 6	H: 1 LOB: 1 BB: 0 P: 6	R: 0 H: 0 E: 0 K: 1 S: 6	H: 0 LOB: 0 BB: 0 P: 9	R: 3 H: 2 E: 1 K: 2 S: 14	H: 2 LOB: 0 BB: 0 P: 20	R: 1 H: 3 E: 0 K: 0 S: 14	H: 3 LOB: 2 BB: 0 P: 20	R: 0 H: 0 E: 0 K: 1 S: 12	H: 0 LOB: 1 BB: 0 P: 21	R: 0 H: 1 E: 0 K: 0 S: 13	H: 1 LOB: 1 BB: 0 P: 18	R: 3 H: 4 E: 0 K: 1 S: 14	H: 4 LOB: 1 BB: 0 P: 19	1B: 6 SF: 0 2B: 4 SAC: 0 3B: 1 DP: 0 HR: 2 HBP: 2	WP: 0 PA: 49 PB: 0 SB: 0 CS: 0
PITCHER	IP WLS BF H R ER SO BB IBB HBP BLK WP HR S P ERA WHIP														IP WLS BF H R ER SO BB IBB HBP BLK WP HR S P ERA WHIP									
Joe Mays, R (1, 1) ERA: 5.02	6.1 26 5 5 4 2 0 0 0 1 0 0 2 59 84 5.68 0.789														Terry Mulholland, L (11, 1) ERA: 4.61									
28 Jesse Crain, R ERA:	0.2 H 2 0 0 0 2 0 0 0 0 0 0 0 7 9 0.00 0.000																							
Juan Rincon, R ERA: 2.7	1.1 B 8 3 1 1 0 0 0 0 1 0 0 0 19 30 6.75 2.250																							
J.C. Romero, L ERA: 1.15	1.1 4 0 0 0 1 0 0 0 0 0 0 0 14 20 0.00 0.000																							
36 Joe Nathan, R ERA: 1.76	1.0 L 8 5 3 3 0 0 0 0 0 0 0 0 16 23 27.00 5.000																							

Texas Rangers @ Minnesota Twins
 Hubert H. Humphrey Metrodome, Minneapolis, MN
 Fri May 13 2005, 8:10 PM EDT
 Att. 24,524 - Dome - 70 F

AB	47
R	9
H	13
RBI	9
BB	0
SO	6
LOB	17



Batter	1	2	3	4	5	6	7	8	9	10	11	AB	R	H	RBI	BB	SO	LOB	BOTTOM					
Shannon Stewart, R (1, 7) OBP: 0.344, SLG: 0.363	0-2 G6-3 1B	0-1 G1-3	0-0 FC5-4		0-2 F8			1-2 1B		1-3 K		6	1	2	0	0	1	6						
8 Nick Punto, S (1, 4) OBP: 0.302, SLG: 0.321 (11, 6)	1-0 L4	2-2 7 1B 2B		1-0 L7		0-0 F8		1-3 K			2-1 G1-3	6	1	1	1	0	1	2						
7 Joe Mauer, L (1, 2) OBP: 0.402, SLG: 0.476	1-0 G6-3	0-2 2H 1B		3-2 33 G3-1 1B 2B		0-1 L9			1-1 F7		0-1 F7	6	1	2	2	0	0	0						
33 Justin Morneau, L (1, 3) OBP: 0.430, SLG: 0.759	1-0 1B 2B	2-2 G1-3		0-0 G3-1		0-3 K			1-1 P6		1-2 1B	6	1	2	0	0	1	2						
Torii Hunter, R (1, 8) OBP: 0.322, SLG: 0.402	1-0 HBP 2H 1B		1-1 G1-3	0-1 3H 1B			2-3 K		2-3 K		0-0 F9	6	0	2	2	0	2	1						
Jacque Jones, L (1, 9) OBP: 0.437, SLG: 0.525	2-1 20 FC4-6 HBP		4-2 5 1B BB	0-0 G4-3			3-2 F7			0-3 K		3	1	0	0	1	1	1						
20 Lew Ford, R (1, 10) OBP: 0.328, SLG: 0.359	2-2 FC4-6 1-2f		0-1 P3		2-3 K		3-1 P4			1-1 BB 1B		5	0	1	0	0	1	3						
5 Michael Cuddyer, R (1, 5) OBP: 0.299, SLG: 0.311		4-1 8 2B BB	1-1 G1-3 1B 1B	4-2 FC6-4 BB			1-3 K			0-1 L8		3	1	1	0	2	1	1						
Jason Bartlett, R (1, 6) Terry Liffie, S (8, PH) Juan Castro, R (8, 6) Matthew LeCroy, R (10, PH) Luis Rivas, R (10, PR) OBP: 0.273, SLG: 0.204		0-3 K	0-0 FC5-4 1B		0-0 FC6-4 1-2f			0-0 G4-3		4-0 BB		3	0	1	1	0	1	2						
Inning Stats	R: 2 E: 1 K: 0 S: 11	H: 3 LOB: 2 BB: 0 P: 19	R: 2 E: 0 K: 1 S: 16	H: 2 LOB: 1 BB: 1 P: 24	R: 1 E: 0 K: 0 S: 10	H: 2 LOB: 2 BB: 1 P: 16	R: 0 E: 0 K: 1 S: 11	H: 0 LOB: 1 BB: 1 P: 17	R: 0 E: 0 K: 1 S: 6	H: 0 LOB: 0 BB: 0 P: 6	R: 0 E: 0 K: 1 S: 10	H: 0 LOB: 0 BB: 0 P: 18	R: 0 E: 0 K: 2 S: 11	H: 1 LOB: 1 BB: 0 P: 14	R: 0 E: 0 K: 1 S: 7	H: 0 LOB: 0 BB: 0 P: 11	R: 0 E: 0 K: 2 S: 10	H: 1 LOB: 2 BB: 1 P: 16	R: 0 E: 0 K: 0 S: 8	H: 1 LOB: 1 BB: 0 P: 11	1B: 9 2B: 3 3B: 0 HR: 0	SF: 0 SAC: 0 DP: 0 HBP: 1	WP: 0 PB: 0 SB: 0 CS: 0	PA: 50

PITCHER	IP	WLS	BF	H	R	ER	SO	BB	IBB	HBP	BLK	WP	HR	S	P	ERA	WHIP
Ryan Drese, R (1, 1) ERA: 6.14	3.2		23	9	6	6	1	2	0	1	0	0	0	44	70	14.73	3.000
53 Joaquin Benoit, R (4, 1) ERA: 1.17	3.1		11	0	0	0	3	1	0	0	0	0	0	28	42	0.00	0.300
Nick Regilio, R (8, 1) ERA: 4.26	1.0		4	1	0	0	2	0	0	0	0	0	0	11	14	0.00	1.000
Brian Shouse, L (9, 1) ERA: 2.57	1.2		6	1	0	0	2	0	0	0	0	0	0	14	19	0.00	0.600
Doug Brocail, R (10, 1) ERA: 4.86	0.1	W	2	0	0	0	1	1	0	0	0	0	0	3	8	0.00	3.000

Texas Rangers @ Minnesota Twins
 Hubert H. Humphrey Metrodome, Minneapolis, MN
 Fri May 13 2005, 8:10 PM EDT
 Att. 24,524 - Dome - 70 F

livebaseballscores.com

AB	45
R	6
H	12
RBI	6
BB	4
SO	9
LOB	18



Batter	1	2	3	4	5	6	7	8	9	AB R H RBI BB SO LOB	TOP											
David Dellucci, L (1, 10) OBP: 0.471, SLG: 0.565	3-2 F8			4-1 10 G5-4-3 BB	2-2 10 1B		2-1 F7			3 0 1 1 1 0 0												
10 Michael Young, R (1, 6) OBP: 0.306, SLG: 0.411	0-1 23 CS 1B			2-0 G5-4-3 1-2f	0-0 1-3 2-H 1B			1-1 G4-3		4 0 2 1 0 0 1												
23 Mark Teixeira, S (1, 3) OBP: 0.321, SLG: 0.465	3-3 K			0-0 1B	0-0 G3-1			0-0 F7		4 0 1 0 0 1 3												
9 Hank Blalock, L (1, 5) OBP: 0.343, SLG: 0.460			0-0 F7		3-1 FC1-6 1B	1-0 G3-1		0-1 L3		4 0 1 0 0 0 0												
Alfonso Soriano, R (1, 4) OBP: 0.321, SLG: 0.595			0-1 F9		1-2 FC1-6 1B	2-2 G4-3 1B		1-0 HR		4 2 2 1 0 0 1												
Laynce Nix, L (1, 8) OBP: 0.297, SLG: 0.375			1-3 K2-3		0-0 1B	1-0 G4-3		3-2 G4-3		4 1 1 0 0 1 1												
Richard Hidalgo, R (1, 9) OBP: 0.267, SLG: 0.364				2-2 G6-3		0-0 1B	0-2 F8		1-2 FC5-4 1B	4 1 2 0 0 0 1												
Gary Matthews, S (1, 7) OBP: 0.267, SLG: 0.339			3-2 G6-3		0-1 F9		0-1 G3-1		2-1 FC5-4	3 0 0 0 0 0 3												
Kevin Mench, R (7, 7) OBP: 0.355, SLG: 0.490									1-2f	1 0 0 0 0 0 1												
Sandy Alomar Jr., R (1, 2) OBP: 0.421, SLG: 0.371			1-2 G4-3		1-1 10 1B		1-3 K		1-1 G6-3	4 1 1 2 0 1 1												
Inning Stats	R: 0 E: 0 K: 1 S: 8	H: 1 LOB: 1 BB: 0 P: 14	R: 0 E: 0 K: 1 S: 6	H: 0 LOB: 0 BB: 0 P: 7	R: 0 E: 0 K: 0 S: 10	H: 0 LOB: 0 BB: 0 P: 16	R: 0 E: 0 K: 0 S: 3	H: 1 LOB: 1 BB: 1 P: 9	R: 4 E: 0 K: 0 S: 18	H: 6 LOB: 2 BB: 0 P: 25	R: 0 E: 0 K: 0 S: 10	H: 1 LOB: 1 BB: 0 P: 14	R: 0 E: 0 K: 1 S: 7	H: 0 LOB: 0 BB: 0 P: 10	R: 0 E: 0 K: 0 S: 5	H: 0 LOB: 0 BB: 0 P: 6	R: 1 E: 0 K: 0 S: 14	H: 2 LOB: 1 BB: 0 P: 22	1B: 10 2B: 1 3B: 0 HR: 1	SF: 0 SAC: 0 DP: 2 HBP: 0	WP: 0 PB: 0 SB: 0 CS: 1	PA: 36
PITCHER	IP WLS BF H R ER SO BB IBB HBP BLK WP HR S P ERA WHIP																					
Carlos Silva, R (1, 1) ERA: 3.77	7.0 L 28 9 4 4 3 1 0 0 0 0 0 0 62 95 5.14 1.429																					
Kyle Lohse, R (8, 1) ERA: 5.65	2.0 8 2 1 1 0 0 0 0 0 0 0 1 19 28 4.50 1.000																					

Texas Rangers @ Minnesota Twins
 Hubert H. Humphrey Metrodome, Minneapolis, MN
 Sat May 14 2005, 7:10 PM EDT
 Att. 28,624 - Dome - 70 F

livebaseballscorecards.com

AB	35
R	5
H	11
RBI	5
BB	1
SO	3
LOB	12



Batter	1	2	3	4	5	6	7	8	9	AB R H RBI BB SO LOB
Shannon Stewart, R (1, 7) OBP: 0.335, SLG: 0.353	0-1 L6		1-2 P4			0-0 G4-3			0-1 G6-3	4 0 0 0 0 0 0
Juan Castro, R (1, 6) OBP: 0.286, SLG: 0.308	1-0 F9			0-1 P5			0-1 G4-6-3 1B		2-1 2B	4 0 2 0 0 0 0
20 Lew Ford, R (1, 8) OBP: 0.326, SLG: 0.355	1-2 1B			1-2 F9			0-1 P3		0-2 F7	4 0 1 0 0 0 2
33 Justin Morneau, L (1, 3) OBP: 0.416, SLG: 0.732	3-2 F9			1-3 K			0-1 G4-6-3 1-2f			3 0 0 0 0 1 2
Matthew LeCroy, R (1, 10) OBP: 0.400, SLG: 0.527		1-1 G1-6-3 1B			2-2 FC4-6 1B			2-3 K		3 0 2 0 0 1 0
Jacque Jones, L (1, 9) OBP: 0.426, SLG: 0.510		1-0 G1-6-3 1-2f			1-2 FC4-6 5 G6-4-3 1-2f			0-0 F7		3 0 0 0 0 0 2
5 Michael Cuddyer, R (1, 5) OBP: 0.300, SLG: 0.312		2-2 P3			2-1 G6-4-3 1-2f			2-2 1B		3 0 1 0 0 0 1
55 Mike Redmond, R (1, 2) OBP: 0.385, SLG: 0.364						0-0 G4-3		0-1 G4-3		3 0 0 0 0 0 1
Luis Rivas, R (1, 4) OBP: 0.259, SLG: 0.192							2-1 G4-3		2-2 G6-3	3 0 0 0 0 0 0

BOTTOM

Texas Rangers @ Minnesota Twins
 Hubert H. Humphrey Metrodome, Minneapolis, MN
 Sat May 14 2005, 7:10 PM EDT
 Att. 28,624 - Dome - 70 F

livebaseballscorecards.com

AB	30
R	0
H	6
RBI	0
BB	0
SO	2
LOB	8



Inning Stats	R: 0 E: 0 K: 0 S: 9	H: 1 LOB: 1 BB: 0 P: 14	R: 0 E: 0 K: 0 S: 6	H: 1 LOB: 0 BB: 0 P: 10	R: 0 E: 0 K: 0 S: 6	H: 0 LOB: 0 BB: 0 P: 9	R: 0 E: 0 K: 1 S: 12	H: 0 LOB: 0 BB: 0 P: 14	R: 0 E: 0 K: 0 S: 9	H: 1 LOB: 0 BB: 0 P: 14	R: 0 E: 0 K: 0 S: 5	H: 0 LOB: 0 BB: 0 P: 8	R: 0 E: 0 K: 0 S: 6	H: 1 LOB: 0 BB: 0 P: 6	R: 0 E: 0 K: 1 S: 10	H: 1 LOB: 1 BB: 0 P: 14	R: 0 E: 0 K: 0 S: 11	H: 1 LOB: 1 BB: 0 P: 15	1B: 5 2B: 1 3B: 0 HR: 0	SF: 0 SAC: 0 DP: 3 HBP: 0	WP: 0 PB: 0 SB: 0 CS: 0	PA: 30
PITCHER Kenny Rogers, L (1, 1) ERA: 1.49	IP: 9.0	WLS: W	BF: 30	H: 6	R: 0	ER: 0	SO: 2	BB: 0	IBB: 0	HBP: 0	BLK: 0	WP: 0	HR: 0	S: 74	P: 104	ERA: 0.00	WHIP: 0.667					
PITCHER	IP	WLS	BF	H	R	ER	SO	BB	IBB	HBP	BLK	WP	HR	S	P	ERA	WHIP					

Batter	1	2	3	4	5	6	7	8	9	AB R H RBI BB SO LOB	TOP	
David Dellucci, L (1, 10) OBP: 0.463, SLG: 0.562	3-2 G4-3 2B		2-2 K		1-1 P5		0-1 F7			4 0 1 0 0 1 1		
10 Michael Young, R (1, 6) OBP: 0.308, SLG: 0.419 Mark DeRosa, R (3, PR) OBP: 0.267, SLG: 0.333 (3, 6)	0-1 G4-3		0-0 2B		0-2 G3-1		0-0 FC6-4			2 0 1 0 0 0 1 2 0 0 0 0 0 1		
23 Mark Teixeira, S (1, 3) OBP: 0.320, SLG: 0.456	1-2 P4		0-0 P6			4-2 FC6-4 9 1B SF9 BB		3-3 K		3 1 0 0 1 1 2		
9 Hank Blalock, L (1, 5) OBP: 0.341, SLG: 0.455	0-1 P3			0-2 L8		0-0 FC6-4 1B		0-3 K		4 0 1 0 0 1 1		
Alfonso Soriano, R (1, 4) OBP: 0.319, SLG: 0.586		2-3 K		1-2 1B		2-2 FC6-4 SF9		0-3 K		4 0 1 0 0 2 2		
Richard Hidalgo, R (1, 9) OBP: 0.266, SLG: 0.363		0-0 G4-3 1B		1 SAFE L8		1-2 SF9		0-1 F7		3 0 1 1 0 0 1		
Laynce Nix, L (1, 8) OBP: 0.295, SLG: 0.368		0-2 G4-3		0-0 FC6-4 1B		2-0 G4-3		1-3 K2-3		4 0 1 0 0 1 2		
Kevin Mench, R (1, 7) OBP: 0.351, SLG: 0.510			0-2 HR		3-1 FC6-4		0-1 P6		0-3 K	4 1 1 1 0 1 2		
Rod Barajas, R (1, 2) OBP: 0.264, SLG: 0.351			1-2 F8		1-2 P4		2-2 FC6-4 HBP			2 0 0 0 0 0 0		
Inning Stats	R: 0 H: 1 E: 0 LOB: 1 K: 0 BB: 0 S: 13 P: 17	R: 0 H: 1 E: 0 LOB: 0 K: 1 BB: 0 S: 8 P: 10	R: 1 H: 2 E: 0 LOB: 1 K: 1 BB: 0 S: 14 P: 17	R: 0 H: 2 E: 0 LOB: 2 K: 0 BB: 0 S: 10 P: 14	R: 0 H: 0 E: 0 LOB: 0 K: 0 BB: 0 S: 10 P: 12	R: 1 H: 1 E: 0 LOB: 1 K: 0 BB: 1 S: 12 P: 21	R: 0 H: 0 E: 0 LOB: 1 K: 0 BB: 0 S: 8 P: 10	R: 0 H: 0 E: 0 LOB: 0 K: 3 BB: 0 S: 12 P: 15	R: 0 H: 0 E: 0 LOB: 0 K: 2 BB: 0 S: 8 P: 9	1B: 4 SF: 1 2B: 2 SAC: 0 3B: 0 DP: 1 HR: 1 HBP: 1	WP: 0 PA: 35 PB: 0 SB: 1 CS: 0	
PITCHER	IP WLS BF H R ER SO BB IBB HBP BLK WP HR S P ERA WHIP											
Brad Radke, R (1, 1) ERA: 3.71	7.0 W 29 7 2 2 2 1 0 1 0 0 0 1 75 101 2.57 1.143											
Juan Rincon, R (8, 1) ERA: 2.51	1.0 H 3 0 0 0 3 0 0 0 0 0 0 0 12 15 0.00 0.000											
36 Joe Nathan, R (9, 1) ERA: 1.65	1.0 S 3 0 0 0 2 0 0 0 0 0 0 0 8 9 0.00 0.000											

Texas Rangers @ Minnesota Twins
 Hubert H. Humphrey Metrodome, Minneapolis, MN
 Sun May 15 2005, 2:10 PM EDT
 Att. 27,891 - Dome - 70 F

livebaseballscorecards.com

AB	32
R	2
H	7
RBI	2
BB	1
SO	7
LOB	13



Batter	1	2	3	4	5	6	7	8	9	AB R H RBI BB SO LOB
Shannon Stewart, R (1, 7) OBP: 0.339, SLG: 0.386	0-1 1B 33 SF7 2B		2-2 G4-3		0-1 SF3	2-1 HR				3 2 2 4 0 0 0
8 Nick Punto, S (1, 4) OBP: 0.322, SLG: 0.341	0-0 33 SF7 7 BB 2-3 1B		0-0 1B		3-2 33 BB 7 1B 1B	1-2 G5-3				4 0 3 0 0 0 0
7 Joe Mauer, L (1, 2) OBP: 0.405, SLG: 0.472	4-2 20 G6-4-3 1-2 BB		0-2 P6		0-2 33 BB 1B		0-2 G4-3			3 0 1 0 1 0 1
33 Justin Morneau, L (1, 3) OBP: 0.409, SLG: 0.714	3-1 SF7		0-2 L8		4-1 BB		0-0 G4-3			2 0 0 1 1 0 1
20 Lew Ford, R (1, 8) OBP: 0.324, SLG: 0.352	1-2 G6-4-3			3-2 P5	0-2 F7		2-2 CS 1B			4 0 1 0 0 0 5
Jacque Jones, L (1, 9) OBP: 0.414, SLG: 0.491		0-3 K		1-3 K		2-2 L6	2-2 CS	3-2 K		4 0 0 0 0 3 0
Matthew LeCroy, R (1, 10) OBP: 0.386, SLG: 0.506		3-3 K		1-2 L7		3-2 G6-3		1-2 G4-3		3 0 0 0 0 1 0
Terry Tiffie, S (8, PH) OBP: 0.298, SLG: 0.405										1 0 0 0 0 0 0
5 Michael Cuddyer, R (1, 5) OBP: 0.315, SLG: 0.345		1-1 2B			3-2 SH3-4 SF3 2B	0-0 HR 1B		0-3 K		4 2 3 0 0 1 0
Juan Castro, R (1, 6) OBP: 0.295, SLG: 0.317		2-1 P5			1-1 SH3-4	0-0 HR 1B				2 1 1 0 0 0 1

Inning Stats	R: 1 E: 0 K: 0 S: 10	H: 2 LOB: 1 BB: 1 P: 18	R: 0 E: 0 K: 2 S: 10	H: 1 LOB: 1 BB: 0 P: 16	R: 0 E: 0 K: 0 S: 10	H: 1 LOB: 1 BB: 0 P: 12	R: 0 E: 0 K: 1 S: 12	H: 0 LOB: 0 BB: 0 P: 17	R: 1 E: 0 K: 0 S: 22	H: 3 LOB: 3 BB: 1 P: 33	R: 3 E: 0 K: 0 S: 15	H: 3 LOB: 0 BB: 0 P: 23	R: 0 E: 0 K: 0 S: 10	H: 1 LOB: 0 BB: 0 P: 14	R: 0 E: 0 K: 2 S: 11	H: 0 LOB: 0 BB: 0 P: 15
1B: 7 2B: 3 3B: 0 HR: 1	SF: 2 SAC: 1 DP: 1 HBP: 0	WP: 0 PB: 0 SB: 0 CS: 1	PA: 36													

PITCHER	IP	WLS	BF	H	R	ER	SO	BB	IBB	HBP	BLK	WP	HR	S	P	ERA	WHIP
Chris Young, R (1, 1) ERA: 3.18	5.0		23	7	2	2	3	2	0	0	0	0	0	64	96	3.60	1.800
32 Ron Mahay, L (6, 1) ERA: 5.17	1.2	L	8	3	3	3	0	0	0	0	0	0	1	19	27	16.20	1.800
43 Kameron Loe, R (7, 1) ERA: 2.08	1.1		4	1	0	0	2	0	0	0	0	0	0	17	25	0.00	0.750

BOTTOM

Texas Rangers @ Minnesota Twins
 Hubert H. Humphrey Metrodome, Minneapolis, MN
 Sun May 15 2005, 2:10 PM EDT
 Att. 27,891 - Dome - 70 F

livebaseballscores.com

AB	30
R	5
H	11
RBI	5
BB	2
SO	5
LOB	8



Batter	1	2	3	4	5	6	7	8	9	AB	R	H	RBI	BB	SO	LOB
Shannon Stewart, R (1, 7) OBP: 0.343, SLG: 0.389 Terry Tiffie, S (9, PH) OBP: 0.292, SLG: 0.395	G6-3		F9				G5-3 1B		P6	4	0	2	0	0	0	1
Juan Castro, R (1, 6) OBP: 0.265, SLG: 0.283	G4-3			K	F9		G5-3		G6-3	5	0	0	0	0	1	4
7 Joe Mauer, L (1, 2) OBP: 0.400, SLG: 0.464	G1-3				G4-3		G6-3			4	0	1	0	0	0	4
33 Justin Morneau, L (1, 3) OBP: 0.402, SLG: 0.727			F9		FC3-6 HR				K	4	2	1	1	0	1	1
Torii Hunter, R (1, 8) OBP: 0.333, SLG: 0.426			G6-3		HR				20 FC6-5 G3 BB	2	1	1	2	2	0	0
Jacque Jones, L (1, 9) OBP: 0.409, SLG: 0.482			K		20 CS 1B				K	4	0	1	0	0	2	2
20 Lew Ford, R (1, 10) OBP: 0.329, SLG: 0.346			G5-3		CS				5 FC4-6 BB	2	0	0	0	1	0	1
5 Michael Cuddyer, R (1, 5) OBP: 0.313, SLG: 0.342									FC4-6 1B 1B	4	0	1	0	0	0	4
Luis Rivas, R (1, 4) OBP: 0.274, SLG: 0.214									P4	4	0	2	0	0	0	0

Inning Stats	R: 0	H: 0	E: 0	K: 0	S: 11	R: 0	H: 0	E: 0	K: 1	S: 7	R: 0	H: 2	E: 0	K: 0	S: 6	R: 2	H: 3	E: 0	K: 1	S: 14	R: 0	H: 2	E: 0	K: 0	S: 15	R: 1	H: 1	E: 0	K: 0	S: 11	R: 0	H: 1	E: 0	K: 0	S: 10	R: 0	H: 0	E: 0	K: 2	S: 12	R: 0	H: 0	E: 0	K: 0	S: 5	1B: 7	2B: 0	3B: 0	HR: 2	SF: 0	SAC: 0	DP: 0	HBP: 1	WP: 0	PB: 0	SB: 0	CS: 1	PA: 39
--------------	------	------	------	------	-------	------	------	------	------	------	------	------	------	------	------	------	------	------	------	-------	------	------	------	------	-------	------	------	------	------	-------	------	------	------	------	-------	------	------	------	------	-------	------	------	------	------	------	-------	-------	-------	-------	-------	--------	-------	--------	-------	-------	-------	-------	--------

PITCHER	IP	WLS	BF	H	R	ER	SO	BB	IBB	HBP	BLK	WP	HR	S	P	ERA	WHIP
Josh Towers, R (1, 1) ERA: 3.17	5.0	W	21	7	2	2	2	1	0	0	0	0	1	53	84	3.60	1.600
Vinnie Chulk, R (6, 1) ERA: 3.1	1.2		8	2	1	1	0	1	0	0	0	0	1	19	28	5.40	1.800
Scott Schoeneweis, L (7, 1) ERA: 5.27	1.0		5	0	0	0	2	1	0	1	0	0	0	13	22	0.00	1.000
54 Jason Frasor, R (8, 1) ERA: 3.86	0.1		1	0	0	0	0	0	0	0	0	0	0	1	2	0.00	0.000
Justin Speier, R (9, 1) ERA: 4.97	1.0		3	0	0	0	0	0	0	0	0	0	0	5	8	0.00	0.000

BOTTOM

Toronto Blue Jays @ Minnesota Twins
 Hubert H. Humphrey Metrodome, Minneapolis, MN

Tue May 17 2005, 8:10 PM EDT
 Att. 18,717 - Dome - 70 F

livebaseballscores.com

AB	34
R	3
H	9
RBI	3
BB	3
SO	4
LOB	17



Batter	1	2	3	4	5	6	7	8	9	AB R H RBI BB SO LOB	TOP
15 Alex Rios, R OBP: 0.356, SLG: 0.474 (1, 9) X	0-0 G6-4-3 1B		3-2 FC6-4 1B	0-1 F8			0-0 F9			4 0 2 0 0 0 3	
Frank Catalanotto, L OBP: 0.333, SLG: 0.398 (1, 7) B C X	2-1 G6-4-3 1-2f		3-2 SF9		0-0 G4-3		3-3 K			3 0 0 1 0 1 1	
Shea Hillenbrand, R OBP: 0.395, SLG: 0.487 (1, 10) C F B D X	2-2 G5-3		0-0 FC6-4 1-2f		2-1 F8			1-3 K		4 0 0 0 0 1 1	
47 Corey Koskie, L OBP: 0.309, SLG: 0.426 (1, 5)		1-2 1B		0-1 G4-3	1-1 F7			2-2 G6-3		4 0 1 0 0 0 0	
10 Vernon Wells, R OBP: 0.278, SLG: 0.379 (1, 8) S X B B T S		2-2 F8		4-2 1B 8 SF7 BB		0-0 2B		0-0 F8		3 1 1 0 1 0 1	
Eric Hinske, L OBP: 0.349, SLG: 0.447 (1, 3) X	0-0 G4-6-3 1B		2-1 8 SF7 1B	1-2 1B	2-3 K			2-3 K		4 0 2 0 0 2 1	
Orlando Hudson, S OBP: 0.329, SLG: 0.379 (1, 4) B X	1-0 G4-6-3 1-2f		0-1 8 SF7 1B	1-2 2-3 1B	2-0 L6			3-2 G4-3		4 0 1 0 0 0 3	
8 Russ Adams, L OBP: 0.314, SLG: 0.422 (1, 6) C F B D X		4-2 15 1B SF9 BB		0-0 SF7 1-2 2-3 3-H		0-1 F7		3-2 F9		2 1 0 1 1 0 1	
Andy Dominique, R (1, 2)		1-2 P3		1-1 HBP			3-1 L1			1 0 0 0 0 0 1	
Frank Menechino, R (7, PH) OBP: 0.327, SLG: 0.200										1 0 0 0 0 0 0	
Ken Huckaby, R (7, 2) OBP: 0.258, SLG: 0.185										0 0 0 0 0 0 0	
Inning Stats	R: 0 H: 1 E: 0 LOB: 0 K: 0 BB: 0 S: 7 P: 11	R: 0 H: 2 E: 0 LOB: 1 K: 0 BB: 0 P: 15	R: 1 H: 1 E: 0 LOB: 1 K: 0 BB: 1 P: 28	R: 1 H: 2 E: 0 LOB: 3 K: 0 BB: 1 P: 20	R: 0 H: 0 E: 0 LOB: 0 K: 0 BB: 0 P: 8	R: 0 H: 1 E: 0 LOB: 1 K: 1 BB: 0 P: 13	R: 0 H: 0 E: 0 LOB: 0 K: 1 BB: 0 P: 15	R: 0 H: 0 E: 0 LOB: 0 K: 1 BB: 0 P: 10	R: 0 H: 0 E: 0 LOB: 0 K: 1 BB: 0 P: 19	1B: 6 SF: 2 2B: 1 SAC: 0 3B: 0 DP: 2 HR: 0 HBP: 1	WP: 0 PA: 35 PB: 0 SB: 0 CS: 0
PITCHER	IP WLS BF H R ER SO BB IBB HBP BLK WP HR S P ERA WHIP										
Kyle Lohse, R (1, 1) ERA: 5.19	6.0 W 26 7 2 2 1 2 0 1 0 0 0 62 95 3.00 1.500										
28 Jesse Crain, R (7, 1) ERA:	1.0 H 3 0 0 0 1 0 0 0 0 0 0 9 15 0.00 0.000										
Juan Rincon, R (8, 1) ERA: 2.35	1.0 H 3 0 0 0 1 0 0 0 0 0 0 7 10 0.00 0.000										
36 Joe Nathan, R (9, 1) ERA: 1.56	1.0 S 3 0 0 0 1 0 0 0 0 0 0 11 19 0.00 0.000										

Toronto Blue Jays @ Minnesota Twins
 Hubert H. Humphrey Metrodome, Minneapolis, MN

Wed May 18 2005, 8:10 PM EDT
 Att. 23,929 - Dome - 70 F

livebaseballscorecards.com

AB 30
 R 2
 H 7
 RBI 2
 BB 2
 SO 4
 LOB 12



Batter	1	2	3	4	5	6	7	8	9	AB R H RBI BB SO LOB	TOP	
15 Alex Rios, R (1, 9) OBP: 0.346, SLG: 0.461	0-1 G1-3			2-3 K		0-0 G4-3		1-0 P4		4 0 0 0 0 1 2		
Frank Catalanotto, L (1, 7) OBP: 0.322, SLG: 0.383	2-0 G1-3			0-1 G6-3			2-3 K		1-1 L4	4 0 0 0 0 1 0		
Shea Hillenbrand, R (1, 5) OBP: 0.398, SLG: 0.488	2-2 G3-1			1-1 1B			2-2 1B		0-1 F9	4 0 2 0 0 0 0		
47 Corey Koskie, L (1, 10) OBP: 0.313, SLG: 0.430 Frank Menechino, R (4, PH) OBP: 0.346, SLG: 0.256 (4, 10)				2-0 G6-3			2-1 1B		0-0 2B	1 0 1 0 0 0 0 3 0 2 0 0 0 1		
10 Vernon Wells, R (1, 8) OBP: 0.272, SLG: 0.369							2-0 G6-3		0-0 P5	4 0 0 0 0 0 4		
Eric Hinske, L (1, 3) OBP: 0.342, SLG: 0.437							1-1 G5-3		1-1 F7	3 0 0 0 0 0 0		
Orlando Hudson, S (1, 4) OBP: 0.329, SLG: 0.378							2-1 L3					
8 Russ Adams, L (1, 6) OBP: 0.305, SLG: 0.409							0-0 G4-3		2-1 1B	3 0 1 0 0 0 0		
Ken Huckaby, R (1, 2) OBP: 0.265, SLG: 0.200							0-0 G4-3		0-1 P6	3 0 0 0 0 0 1		
									0-1 P6	3 0 1 0 0 0 0		
									1-2 1B			
Inning Stats	R: 0 H: 0 E: 0 LOB: 0 K: 0 BB: 0 S: 6 P: 10	R: 0 H: 1 E: 0 LOB: 0 K: 0 BB: 0 S: 5 P: 8	R: 0 H: 0 E: 0 LOB: 0 K: 0 BB: 0 S: 6 P: 10	R: 0 H: 1 E: 0 LOB: 1 K: 1 BB: 0 S: 9 P: 14	R: 0 H: 0 E: 0 LOB: 0 K: 0 BB: 0 S: 5 P: 8	R: 0 H: 0 E: 0 LOB: 0 K: 0 BB: 0 S: 4 P: 5	R: 0 H: 2 E: 0 LOB: 1 K: 1 BB: 0 S: 10 P: 18	R: 0 H: 2 E: 0 LOB: 2 K: 0 BB: 0 S: 9 P: 13	R: 0 H: 1 E: 0 LOB: 1 K: 0 BB: 0 S: 6 P: 7	1B: 6 SF: 0 2B: 2 SAC: 0 3B: 0 DP: 2 HR: 0 HBP: 0	WP: 0 PA: 32 PB: 0 SB: 0 CS: 0	
PITCHER Joe Mays, R (1, 1) ERA: 4.05	IP WLS BF H R ER SO BB IBB HBP BLK WP HR S P ERA WHIP	9.0 W 32 7 0 0 2 0 0 0 0 0 0 0 60 93 0.00 0.778										

Toronto Blue Jays @ Minnesota Twins
 Hubert H. Humphrey Metrodome, Minneapolis, MN

Thu May 19 2005, 1:10 PM EDT
 Att. 22,680 - Dome - 70 F

livebaseballscorecards.com

AB	32
R	0
H	7
RBI	0
BB	0
SO	2
LOB	8



Batter	1	2	3	4	5	6	7	8	9	AB R H RBI BB SO LOB	TOP
Brady Clark, R OBP: 0.406, SLG: 0.477 (1, 8) C X	0-1 G1-3 1B		2-2 F7			0-0 G5-4-3 1-2f			2-1 F7	4 0 0 0 0 0 1	Milwaukee Brewers @ Minnesota Twins Hubert H. Humphrey Metrodome, Minneapolis, MN Fri May 20 2005, 8:10 PM EDT Att. 30,073 - Dome - 70 F livebaseballscorecards.com
Jeff Cirillo, R OBP: 0.371, SLG: 0.408 (1, 5) C X	0-1 1B			1-1 G4-3		0-0 F9			1-1 G6-3	4 0 1 0 0 0 0	
Geoff Jenkins, L OBP: 0.329, SLG: 0.404 (1, 9) X	0-0 F8			1-0 P4			0-1 G5-3		1-1 F7	4 0 0 0 0 0 1	
Carlos Lee, R OBP: 0.304, SLG: 0.461 (1, 7) X	0-0 G5-3			1-1 G6-3			0-1 L8			3 0 0 0 0 0 1	
Lyle Overbay, L OBP: 0.455, SLG: 0.570 (1, 3) BB X		2-0 F8			0-0 F7		1-0 1B			3 0 1 0 0 0 0	
Damian Miller, R OBP: 0.339, SLG: 0.393 (1, 2) X		0-0 G5-3			2-0 HR		0-0 G1			3 1 1 1 0 0 1	
Russell Branyan, L OBP: 0.371, SLG: 0.471 (1, 10) BB X		1-1 F8			2-3 K			0-3 K		3 0 0 0 0 2 0	
Junior Spivey, R OBP: 0.316, SLG: 0.365 (1, 4) BB X			1-2 F9-3 1B		1-2 F9			0-2 K		3 0 1 0 0 1 0	
2 Bill Hall, R OBP: 0.351, SLG: 0.459 (1, 6) X			0-0 F9-3 1B			0-0 G5-4-3 1B		1-2 G6-3		3 0 1 0 0 0 1	
Inning Stats	R: 0 H: 1 E: 0 LOB: 1 K: 0 BB: 0 S: 6 P: 6	R: 0 H: 0 E: 0 LOB: 0 K: 0 BB: 0 S: 4 P: 7	R: 0 H: 1 E: 0 LOB: 0 K: 0 BB: 0 S: 7 P: 10	R: 0 H: 0 E: 0 LOB: 0 K: 0 BB: 0 S: 5 P: 8	R: 1 H: 1 E: 0 LOB: 0 K: 1 BB: 0 S: 8 P: 13	R: 0 H: 1 E: 0 LOB: 0 K: 0 BB: 0 S: 3 P: 3	R: 0 H: 1 E: 0 LOB: 1 K: 0 BB: 0 S: 6 P: 7	R: 0 H: 0 E: 0 LOB: 0 K: 2 BB: 0 S: 9 P: 10	R: 0 H: 0 E: 0 LOB: 0 K: 0 BB: 0 S: 6 P: 10	1B: 4 SF: 0 2B: 1 SAC: 0 3B: 0 DP: 2 HR: 1 HBP: 0	
PITCHER Carlos Silva, R (1, 1) ERA: 3.29	IP WLS BF H R ER SO BB IBB HBP BLK WP HR S P ERA WHIP										

Milwaukee Brewers @ Minnesota Twins
 Hubert H. Humphrey Metrodome, Minneapolis, MN
 Fri May 20 2005, 8:10 PM EDT
 Att. 30,073 - Dome - 70 F

AB	30
R	1
H	5
RBI	1
BB	0
SO	3
LOB	5



Batter	1	2	3	4	5	6	7	8	9	AB R H RBI BB SO LOB
Shannon Stewart, R (1, 7) OBP: 0.341, SLG: 0.388	0-1 FC6-4 1B	2-1 1B 33 BB 2B		2-2 8 2B 7 1B	1-3 K		1-1 F9			5 2 3 1 0 1 1
8 Nick Punto, S (1, 4) OBP: 0.358, SLG: 0.384	3-2 7 FC6-4 1B	3-2 33 BB 7 BB 1B		0-1 7 1B SF8 2B	4-2 BB		2-2 F9 33 1B 1B			4 1 4 1 1 0 0
7 Joe Mauer, L (1, 2) OBP: 0.396, SLG: 0.458	2-1 FC6-4 33 BB 1B	4-1 33 BB BB		1-2 1B 2-3 3-H 1B	0-1 F8		2-1 L6			4 0 1 1 1 0 4
33 Justin Morneau, L (1, 3) OBP: 0.394, SLG: 0.673	4-1 G4-6-3 1B 1-2 BB	4-1 G6-4-3 BB		2-3 K		3-2 G4-3		0-0 1B		3 0 1 1 2 1 2
Torii Hunter, R (1, 8) OBP: 0.314, SLG: 0.396	0-0 G4-6-3 1B	2-2 G6-4-3		1-0 SF8		1-0 G6-3		2-0 F9		4 0 0 1 0 0 8
Jacque Jones, L (1, 9) OBP: 0.407, SLG: 0.500		3-2 20 F9 5 1B 20 S 1B	1-3 K	2-1 1-2 1B		2-3 K2-3		0-3 K		5 1 2 0 0 3 2
20 Lew Ford, R (1, 10) OBP: 0.331, SLG: 0.351		1-2 F9	2-0 2B	0-3 K			2-0 L6			4 0 1 0 0 1 3
5 Michael Cuddyer, R (1, 5) OBP: 0.331, SLG: 0.398		1-0 1B 2B 1B	1-3 K		2-3 K		1-0 2B			4 1 2 1 0 2 1
Juan Castro, R (1, 6) OBP: 0.305, SLG: 0.375		0-0 2B 8 1B 1B	3-1 F8		2-0 HR		1-3 K			4 2 2 1 0 1 2

Inning Stats	R: 0 E: 0 K: 0 S: 14	H: 2 LOB: 2 BB: 1 P: 22	R: 4 E: 0 K: 0 S: 21	H: 5 LOB: 2 BB: 2 P: 41	R: 0 E: 0 K: 2 S: 9	H: 1 LOB: 1 BB: 0 P: 16	R: 2 E: 0 K: 2 S: 21	H: 4 LOB: 2 BB: 0 P: 29	R: 1 E: 0 K: 2 S: 13	H: 1 LOB: 1 BB: 1 P: 22	R: 0 E: 0 K: 1 S: 8	H: 0 LOB: 0 BB: 0 P: 14	R: 0 E: 0 K: 1 S: 7	H: 1 LOB: 1 BB: 0 P: 12	R: 0 E: 0 K: 1 S: 11	H: 2 LOB: 2 BB: 0 P: 17	1B: 11 2B: 4 3B: 0 HR: 1	SF: 1 SAC: 0 DP: 2 HBP: 0	WP: 0 PB: 0 SB: 1 CS: 0	PA: 42
--------------	-------------------------------	----------------------------------	-------------------------------	----------------------------------	------------------------------	----------------------------------	-------------------------------	----------------------------------	-------------------------------	----------------------------------	------------------------------	----------------------------------	------------------------------	----------------------------------	-------------------------------	----------------------------------	-----------------------------------	------------------------------------	----------------------------------	--------

PITCHER	IP	WLS	BF	H	R	ER	SO	BB	IBB	HBP	BLK	WP	HR	S	P	ERA	WHIP
Gary Glover, R (1, 1) ERA: 6.46	1.1	L	11	7	4	4	0	1	0	0	0	0	0	29	47	27.00	6.000
Jorge De La Rosa, L (2, 1) ERA: 4.2	2.1		13	5	2	2	3	2	0	0	0	0	0	33	58	7.71	3.000
Mike Adams, R (4, 1) ERA: 2.92	2.1		9	1	1	1	4	1	0	0	0	0	1	24	39	3.86	0.857
Tommy Phelps, L (7, 1) ERA: 3.86	1.1		6	2	0	0	1	0	0	0	0	0	0	12	21	0.00	1.500
Derrick Turnbow, R (8, 1) ERA: 1.89	0.2		3	1	0	0	1	0	0	0	0	0	0	6	8	0.00	1.500

BOTTOM

Milwaukee Brewers @ Minnesota Twins
 Hubert H. Humphrey Metrodome, Minneapolis, MN
 Fri May 20 2005, 8:10 PM EDT
 Att: 30,073 - Dome - 70 F

livebaseballscores.com

AB	37
R	7
H	16
RBI	7
BB	4
SO	9
LOB	23



Batter	1	2	3	4	5	6	7	8	9	AB	R	H	RBI	BB	SO	LOB	TOP										
Brady Clark, R (1, 8) OBP: 0.406, SLG: 0.475	2-3 	0-2 		3-2 			0-0 	1-2 		5	1	2	2	0	1	1											
Jeff Cirillo, R (1, 5) OBP: 0.362, SLG: 0.395	0-0 	1-2 			1-0 		0-1 	2-1 		5	1	1	0	0	0	1											
Geoff Jenkins, L (1, 10) OBP: 0.333, SLG: 0.403	0-1 		0-1 		1-0 		4-2 		1-1 	3	1	1	0	1	0	0											
Wes Helms, R (9, PH) OBP: 0.280, SLG: 0.458							1-2 			1	0	0	0	0	0	0											
Carlos Lee, R (1, 7) OBP: 0.312, SLG: 0.494	1-1 		0-0 		0-3 		3-2 		1-0 	5	1	3	4	0	1	0											
Lyle Overbay, L (1, 3) OBP: 0.447, SLG: 0.552	2-3 		2-1 			4-2 	3-2 		2-2 	4	0	0	0	1	1	3											
2 Bill Hall, R (1, 6) OBP: 0.347, SLG: 0.449		1-2 	1-1 			1-2 	0-1 			4	0	1	0	0	0	3											
Junior Spivey, R (1, 4) OBP: 0.314, SLG: 0.357		1-0 		0-1 		2-2 	4-0 			3	1	0	0	1	1	2											
Chris Magruder, S (1, 9) OBP: 0.375, SLG: 0.457		1-2 		1-2 		3-1 	3-1 			4	1	2	0	0	0	5											
Chad Moeller, R (1, 2) OBP: 0.163, SLG: 0.174		0-0 		0-1 		3-2 		1-2 		4	0	0	0	0	0	5											
Inning Stats	R: 2 E: 0 K: 2 S: 12	H: 2 LOB: 0 BB: 0 P: 17	R: 2 E: 1 K: 0 S: 16	H: 2 LOB: 1 BB: 0 P: 20	R: 0 E: 0 K: 0 S: 7	H: 1 LOB: 1 BB: 0 P: 10	R: 0 E: 0 K: 0 S: 11	H: 1 LOB: 1 BB: 0 P: 15	R: 0 E: 0 K: 1 S: 6	H: 0 LOB: 0 BB: 0 P: 8	R: 0 E: 0 K: 1 S: 13	H: 1 LOB: 2 BB: 1 P: 26	R: 2 E: 0 K: 0 S: 21	H: 3 LOB: 3 BB: 2 P: 38	R: 0 E: 0 K: 0 S: 8	H: 0 LOB: 0 BB: 0 P: 12	R: 0 E: 0 K: 0 S: 6	H: 0 LOB: 0 BB: 0 P: 10	1B: 7 2B: 2 3B: 0 HR: 1	SF: 0 SAC: 0 DP: 0 HBP: 0	WP: 0 PB: 0 SB: 1 CS: 0	PA: 41					
PITCHER	IP	WLS	BF	H	R	ER	SO	BB	IBB	HBP	BLK	WP	HR	S	P	ERA	WHIP										
Brad Radke, R (1, 1) ERA: 3.65	6.0	L	27	7	4	2	4	1	0	0	0	0	1	65	96	3.00	1.333										
28 Jesse Crain, R (7, 1) ERA: 1.29	0.0		4	3	2	2	0	1	0	0	0	0	0	13	20	∞	∞										
J.C. Romero, L (7, 1) ERA: 1.08	1.0		4	0	0	0	0	0	1	0	0	0	0	8	18	0.00	0.000										
54 Matt Guerrier, R (8, 1) ERA: 3.6	1.0		3	0	0	0	0	0	0	0	0	0	0	8	12	0.00	0.000										
Terry Mulholland, L (9, 1) ERA: 4.67	1.0		3	0	0	0	0	0	0	0	0	0	0	6	10	0.00	0.000										

Milwaukee Brewers @ Minnesota Twins
 Hubert H. Humphrey Metrodome, Minneapolis, MN
 Sat May 21 2005, 7:10 PM EDT
 Att. 32,106 - Dome - 70 F

AB	38
R	6
H	10
RBI	6
BB	3
SO	4
LOB	20



WP	0	PA	41
PB	0		
SB	1		
CS	0		

1B	7	SF	0
2B	2	SAC	0
3B	0	DP	0
HR	1	HBP	0

livebaseballscorecards.com

Batter	1	2	3	4	5	6	7	8	9	AB R H RBI BB SO LOB
Shannon Stewart, R (1, 7) OBP: 0.344, SLG: 0.391	1-2 G6-3 1B		1-1 1B			0-1 G1-6-3		3-2 G6-3		4 0 2 0 0 0 0
8 Nick Punto, S (1, 4) OBP: 0.354, SLG: 0.378	2-1 G6-3 1-2f		1-1 G5-3			1-0 L4		3-2 20 G5-3 1B		4 0 1 0 0 0 2
20 Lew Ford, R (1, 10) OBP: 0.335, SLG: 0.370	2-0 2B				1-3 K	1-0 2B		0-0 G5-3 1-2		4 0 2 0 0 1 1
33 Justin Morneau, L (1, 3) OBP: 0.381, SLG: 0.647	2-1 G4-3				0-1 G1-3	1-1 F8		1-2 F8		4 0 0 0 0 0 3
Torii Hunter, R (1, 8) OBP: 0.313, SLG: 0.392		3-2 F8			1-0 1B		0-0 G6-3		0-1 G3-1	4 0 1 0 0 0 1
Jacque Jones, L (1, 9) OBP: 0.399, SLG: 0.488		1-3 K			1-1 G4-3		0-1 F7			3 0 0 0 0 1 1
5 Michael Cuddyer, R (1, 5) OBP: 0.331, SLG: 0.397		0-1 L6					1-2 G5-3			3 0 1 0 0 0 0
55 Mike Redmond, R (1, 2) OBP: 0.364, SLG: 0.345			1-2 G3			1-2 G4-6-3 1B		2-0 F9		3 0 0 0 0 0 1
Juan Castro, R (1, 6) OBP: 0.295, SLG: 0.362			2-3 K			0-3 K		2-1 G5-3		2 0 0 0 0 2 0
38 Luis Antonio Rodriguez, R (8, 6)										1 0 0 0 0 0 0

Inning Stats	R: 0	H: 2	E: 0	LOB: 1	K: 0	S: 8	R: 0	H: 0	E: 0	LOB: 0	K: 1	S: 8	R: 0	H: 1	E: 0	LOB: 1	K: 1	S: 12	R: 0	H: 1	E: 0	LOB: 1	K: 1	S: 8	R: 0	H: 1	E: 0	LOB: 0	K: 1	S: 9	R: 0	H: 1	E: 0	LOB: 1	K: 0	S: 6	R: 0	H: 0	E: 0	LOB: 0	K: 0	S: 8	R: 0	H: 0	E: 0	LOB: 0	K: 0	S: 7	R: 0	H: 1	E: 0	LOB: 1	K: 0	S: 9	1B: 5	SF: 0	2B: 2	SAC: 0	3B: 0	DP: 2	HR: 0	HBP: 0	WP: 0	PA: 32
PITCHER Doug Davis, L (1, 1) ERA: 4.31	IP	WLS	BF	H	R	ER	SO	BB	IBB	HBP	BLK	WP	HR	S	P	ERA	WHIP	IP	WLS	BF	H	R	ER	SO	BB	IBB	HBP	BLK	WP	HR	S	P	ERA	WHIP	IP	WLS	BF	H	R	ER	SO	BB	IBB	HBP	BLK	WP	HR	S	P	ERA	WHIP													

BOTTOM

Milwaukee Brewers @ Minnesota Twins
 Hubert H. Humphrey Metrodome, Minneapolis, MN

Sat May 21 2005, 7:10 PM EDT
 Att. 32,106 - Dome - 70 F

livebaseballscores.com

AB	32
R	0
H	7
RBI	0
BB	0
SO	4
LOB	9



Batter	1	2	3	4	5	6	7	8	9	10	11	AB R H RBI BB SO LOB	TOP																
Brady Clark, R OBP: 0.404, SLG: 0.486 (1, 8)	F8		K			HR		P4	1B		K	6 1 2 1 0 2 0	Milwaukee Brewers @ Minnesota Twins Hubert H. Humphrey Metrodome, Minneapolis, MN Sun May 22 2005, 2:10 PM EDT Att. 28,466 - Dome - 70 F																
Jeff Cirillo, R OBP: 0.370, SLG: 0.402 (1, 5)	F8			P4		1B		E	1B		F7	6 1 3 0 0 0 0																	
Geoff Jenkins, L OBP: 0.351, SLG: 0.412 (1, 10)	BB			K		1B		E8	1B		1B	4 1 3 1 2 1 0																	
Carlos Lee, R OBP: 0.307, SLG: 0.480 (1, 7)	K			G4-3		F8		1B	P5		K	5 0 0 0 1 2 7																	
2 Bill Hall, R OBP: 0.340, SLG: 0.436 (1, 6)		G6-3				K		1B	F9			5 0 1 1 0 2 3																	
Junior Spivey, R OBP: 0.311, SLG: 0.359 (1, 4)		K				K		G4-3	K		K	5 1 1 0 0 4 2																	
Chris Magruder, S OBP: 0.356, SLG: 0.450 (1, 9)		K				G5-3		G4-3	K		2B	5 0 1 0 0 2 3																	
Wes Helms, R OBP: 0.286, SLG: 0.444 Lyle Overbay, L OBP: 0.454, SLG: 0.552 (1, 3) (8, 3)			K			P3		WP	1B		G6-4-3	3 0 1 1 0 1 0 0 1 0 0 1 0 0																	
Chad Moeller, R OBP: 0.148, SLG: 0.157 (1, 2)			K			K		G1-3	K		G6-4-3	5 0 0 0 0 3 4																	
Inning Stats	R: 0 E: 0 K: 1 S: 9	H: 0 LOB: 1 BB: 1 P: 17	R: 0 E: 0 K: 2 S: 8	H: 0 LOB: 0 BB: 0 P: 13	R: 0 E: 0 K: 3 S: 9	H: 0 LOB: 0 BB: 0 P: 14	R: 0 E: 0 K: 1 S: 8	H: 0 LOB: 0 BB: 0 P: 8	R: 0 E: 0 K: 2 S: 10	H: 0 LOB: 0 BB: 0 P: 14	R: 1 E: 0 K: 1 S: 16	H: 3 LOB: 2 BB: 0 P: 20		R: 1 E: 0 K: 1 S: 16	H: 2 LOB: 1 BB: 0 P: 22	R: 2 E: 1 K: 2 S: 17	H: 3 LOB: 2 BB: 1 P: 28	R: 1 E: 0 K: 1 S: 18	H: 2 LOB: 3 BB: 2 P: 33	R: 0 E: 0 K: 1 S: 6	H: 1 LOB: 1 BB: 0 P: 12	R: 0 E: 0 K: 2 S: 13	H: 1 LOB: 1 BB: 0 P: 19	1B: 9 2B: 2 3B: 0 HR: 1	SF: 0 SAC: 0 DP: 1 HBP: 1	WP: 1 PB: 0 SB: 0 CS: 0	PA: 49		
PITCHER	IP WLS BF H R ER SO BB IBB HBP BLK WP HR S P ERA WHIP																												
Johan Santana, L ERA: 3.82 (1, 1)	7.0	27	5	2	2	11	1	0	0	0	1	1	76	108	2.57	0.857													
Juan Rincon, R ERA: 2.76 (8, 1)	1.0	7	3	2	1	2	0	1	0	0	0	0	17	28	9.00	3.000													
36 Joe Nathan, R ERA: 1.96 (9, 1)	1.0	7	2	1	1	1	2	0	0	0	0	0	18	33	9.00	4.000													
J.C. Romero, L ERA: 1.02 (10, 1)	1.0	4	1	0	0	1	0	0	1	0	0	0	6	12	0.00	1.000													
28 Jesse Crain, R ERA: 1.2 (11, 1)	1.0	W 4	1	0	0	2	0	0	0	0	0	0	13	19	0.00	1.000													

livebaseballscorecards.com

AB	44
R	5
H	12
RBI	4
BB	4
SO	17
LOB	19



Batter	1	2	3	4	5	6	7	8	9	AB R H RBI BB SO LOB	TOP																			
Shannon Stewart, R (1, 7) OBP: 0.347, SLG: 0.401	3-1 G5-3		1-2 G6-4-3		1-2 P4			2-3 K		4 0 0 0 0 1 1																				
8 Nick Punto, S (1, 4) OBP: 0.350, SLG: 0.383	3-2 33 F8 2B		1-3 K			1-3 K		2-3 K		4 0 1 0 0 3 0																				
7 Joe Mauer, L (1, 2) OBP: 0.399, SLG: 0.449	4-0 BB			0-0 F8 33 1B		1-0 G4-3		3-2 G5-3		3 0 1 0 1 0 0																				
33 Justin Moreau, L (1, 3) OBP: 0.361, SLG: 0.604	2-2 F8			2-1 E 1B		2-2 F9			1-3 K	4 0 1 0 0 1 2																				
Torii Hunter, R (1, 8) OBP: 0.314, SLG: 0.391	2-1 G6-3			1-0 F8			2-2 20 CS 1B		0-0 G4-3 2B	4 0 2 0 0 0 4																				
Jacque Jones, L (1, 9) OBP: 0.382, SLG: 0.462		0-0 G3-1		0-1 F9		1-1 F7			2-1 G4-3	4 0 0 0 0 0 4																				
20 Lew Ford, R (1, 10) OBP: 0.354, SLG: 0.407		3-2 L8		1-2 G5-3		2-1 5 2B 1B			2-3 5 S BB	3 1 1 0 1 0 2																				
5 Michael Cuddyer, R (1, 5) OBP: 0.331, SLG: 0.396		0-0 G5-3			2-2 G4-3		1-2 1-H 2B		2-1 G6-3	4 0 1 1 0 0 2																				
Juan Castro, R (1, 6) OBP: 0.308, SLG: 0.371			2-2 G6-4-3 1B			2-2 L3		1-3 K		2 0 1 0 0 0 0																				
Terry Tiffie, S (7, PH) OBP: 0.250, SLG: 0.333										1 0 0 0 0 1 1																				
Luis Rivas, R (7, 4) OBP: 0.264, SLG: 0.212										0 0 0 0 0 0 0																				
Inning Stats	R: 0 E: 0 K: 0 S: 16	H: 1 LOB: 2 BB: 1 P: 30	R: 0 E: 0 K: 0 S: 9	H: 0 LOB: 0 BB: 0 P: 12	R: 0 E: 0 K: 1 S: 11	H: 1 LOB: 0 BB: 0 P: 15	R: 0 E: 1 K: 0 S: 10	H: 2 LOB: 2 BB: 0 P: 14	R: 0 E: 0 K: 0 S: 12	H: 0 LOB: 0 BB: 0 P: 17	R: 0 E: 0 K: 1 S: 7	H: 0 LOB: 0 BB: 0 P: 11	R: 1 E: 0 K: 1 S: 16	H: 3 LOB: 1 BB: 0 P: 23	R: 0 E: 0 K: 2 S: 11	H: 0 LOB: 0 BB: 0 P: 18	R: 0 E: 0 K: 1 S: 10	H: 1 LOB: 2 BB: 1 P: 19	1B: 5 2B: 3 3B: 0 HR: 0	SF: 0 SAC: 0 DP: 1 HBP: 0	WP: 0 PB: 0 SB: 1 CS: 1	PA: 35								
PITCHER	IP WLS BF H R ER SO BB IBB HBP BLK WP HR S P ERA WHIP																													
Scott Elarton, R (1, 1) ERA: 6.17	5.1		20	4	0	0	2	1	0	0	0	0	0	61	92	0.00	0.938													
Scott Sauerbeck, L (6, 1) ERA: 3.77	0.2	H	2	0	0	0	0	0	0	0	0	0	0	4	7	0.00	0.000													
63 Rafael Betancourt, R (7, 1) ERA: 1.69	1.0	B	5	3	1	1	1	0	0	0	0	0	0	16	23	9.00	3.000													
Arthur Rhodes, L (8, 1) ERA: 0.87	1.0	W	3	0	0	0	2	0	0	0	0	0	0	11	18	0.00	0.000													
Bob Wickman, R (9, 1) ERA: 3.31	1.0	S	5	1	0	0	1	1	0	0	0	0	0	10	19	0.00	2.000													

Minnesota Twins @ Cleveland Indians
 Jacobs Field, Cleveland, OH
 Mon May 23 2005, 7:05 PM EDT
 Att. 13,257 - Overcast - 55 F

livebaseballscorecards.com

AB 33
 R 1
 H 8
 RBI 1
 BB 2
 SO 6
 LOB 16



Batter	1	2	3	4	5	6	7	8	9	10	11	AB R H RBI BB SO LOB	TOP				
Shannon Stewart, R (1, 7) OBP: 0.341, SLG: 0.390	0-1 G6-3		1-2 G5-3		2-2 G6-3		0-2 G4-3		2-2 F9		4-0 20 BB 33 2B BB	5 1 0 0 1 0 1	Minnesota Twins @ Cleveland Indians Jacobs Field, Cleveland, OH Tue May 24 2005, 7:05 PM EDT Att. 15,884 - Clear - 54 F				
7 Joe Mauer, L (1, 2) OBP: 0.396, SLG: 0.439	1-1 G6-3		3-1 G4-3		0-0 G3-1		4-0 20 BB 33 1B BB		2-0 20 HBP 1B		2-3 K	5 1 1 0 1 1 3					
20 Lew Ford, R (1, 9) OBP: 0.371, SLG: 0.412	2-2 G1-3		0-1 1B				4-1 F8 33 S 5 1B 1B		1-1 1B		4-1 33 1B BB	3 2 2 1 2 0 0					
33 Justin Momeau, L (1, 3) OBP: 0.367, SLG: 0.603			2-2 G3				0-2 FC1-4 1B		1-2 HBP		0-2 33 2B BB	5 0 2 4 1 1 3					
Torii Hunter, R (1, 8) OBP: 0.315, SLG: 0.385			3-1 G1				1-2 BB		3-3 K		1-2 2B	5 0 1 0 1 1 3					
Jacque Jones, L (1, 10) OBP: 0.375, SLG: 0.452 Terry Tiffee, S (8, PH) OBP: 0.241, SLG: 0.321			4-2 5 BB				1-0 F8		1-1 FC1-4		1-1 F8	5 0 1 0 1 0 5					
5 Michael Cuddyer, R (1, 5) OBP: 0.327, SLG: 0.389			0-0 FC4				2-3 K		0-0 F8		1-2 F7	3 0 0 0 0 1 4 2 0 0 0 0 0 0					
8 Nick Punto, S (1, 4) OBP: 0.343, SLG: 0.384			1-2 K				1-3 K		1-3 K		1-1 L6	5 0 1 1 0 2 3					
Juan Castro, R (1, 6) OBP: 0.304, SLG: 0.379			3-3 K				1-2 1B		2-1 G3-1		1-1 SH1-4 33 2B 2B	5 1 1 0 0 1 5					
			3-2 K				2-2 G4-3		0-0 F9		0-0 SH1-4 2B	4 1 1 0 0 0 0					
			1-0 7 G4-3 20 1B 2B				1-1 G5-3		1-2 F9		2-3						
Inning Stats	R: 0 H: 0 E: 0 LOB: 0 K: 0 BB: 0 S: 8 P: 11	R: 0 H: 0 E: 1 LOB: 2 K: 2 BB: 1 S: 14 P: 27	R: 1 H: 2 E: 0 LOB: 1 K: 0 BB: 0 S: 12 P: 19	R: 0 H: 1 E: 0 LOB: 1 K: 0 BB: 0 S: 5 P: 8	R: 0 H: 0 E: 0 LOB: 0 K: 0 BB: 0 S: 6 P: 9	R: 1 H: 2 E: 0 LOB: 2 K: 1 BB: 1 S: 15 P: 25	R: 1 H: 1 E: 0 LOB: 2 K: 0 BB: 2 S: 12 P: 22	R: 0 H: 0 E: 0 LOB: 0 K: 1 BB: 0 S: 6 P: 9	R: 0 H: 1 E: 0 LOB: 2 K: 1 BB: 0 S: 10 P: 18	R: 0 H: 0 E: 0 LOB: 0 K: 0 BB: 0 S: 7 P: 10	R: 3 H: 2 E: 0 LOB: 1 K: 1 BB: 2 S: 12 P: 24	1B: 6 SF: 0 2B: 3 SAC: 1 3B: 0 DP: 0 HR: 0 HBP: 1	WP: 0 PA: 50 PB: 0 SB: 3 CS: 0				
PITCHER	IP WLS BF H R ER SO BB IBB HBP BLK WP HR S P ERA WHIP																
37 Jake Westbrook, R (1, 1) ERA: 5.5	6.0	26	5	2	2	3	2	0	0	0	0	0	0	60	99	3.00	1.167
Bob Howry, R (7, 1) ERA: 2.89	0.2	4	0	1	1	0	2	0	0	0	0	0	0	8	17	13.50	3.000
Arthur Rhodes, L (7, 1) ERA: 0.87	0.0	1	1	0	0	0	0	0	0	0	0	0	0	3	3	∞	∞
59 Matt Miller, R (7, 1) ERA:	1.1	4	0	0	0	1	0	0	0	0	0	0	0	7	11	0.00	0.000
Bob Wickman, R (9, 1) ERA: 3.12	1.0	5	1	0	0	1	0	0	1	0	0	0	0	10	18	0.00	1.000
PITCHER	IP WLS BF H R ER SO BB IBB HBP BLK WP HR S P ERA WHIP																
David Riske, R (10, 1) ERA: 1.74	1.1	6	1	2	2	0	1	0	0	0	0	0	0	10	18	13.50	1.500
Scott Sauerbeck, L (11, 1) ERA: 4.2	0.2	4	1	1	1	1	1	0	0	0	0	0	0	9	16	13.50	3.000

livebaseballscorecards.com

AB	42
R	6
H	9
RBI	6
BB	6
SO	6
LOB	24



Batter	1	2	3	4	5	6	7	8	9	10	AB R H RBI BB SO LOB	TOP										
Shannon Stewart, R OBP: 0.343, SLG: 0.387 (1, 10)	G6-3		P3			K		BB		0-1 SAFE 1-2 FC5-4 1B	4 0 1 0 1 1 1	Minnesota Twins @ Cleveland Indians Jacobs Field, Cleveland, OH Wed May 25 2005, 7:05 PM EDT Att. 15,794 - Clear - 63 F										
8 Nick Punto, S OBP: 0.345, SLG: 0.388 (1, 6) (9, 4)	G6-3		2-0 1-H 2B			20 BB		BB		0-2 1-2 K	4 0 1 0 1 2 3											
20 Lew Ford, R OBP: 0.360, SLG: 0.399 (1, 7)	L4					F9		G5-3		0-2 1-2f FC5-4	5 0 0 0 0 0 4											
33 Justin Morneau, L OBP: 0.364, SLG: 0.588 (1, 3)			K			G4-3		BB		1-2 G1-3	3 0 0 0 1 1 0											
Torii Hunter, R OBP: 0.319, SLG: 0.413 (1, 8)			HR			G4-3		F8		0-0 1B 2B	4 2 2 1 0 0 2											
Jacque Jones, L OBP: 0.384, SLG: 0.457 (1, 9)			G3-1			G6-4-3 1B		G4-6-3 BB		1-0 2-H 1B	3 0 2 1 1 0 0											
5 Michael Cuddyer, R OBP: 0.319, SLG: 0.378 (1, 5)			G6-3			G6-4-3 1-2f		G4-6-3 1-2f		3-2 2-3 P4	4 0 0 0 0 0 3											
55 Mike Redmond, R OBP: 0.351, SLG: 0.333 (1, 2)			G6-3			G4-3 1B		G4-3		2-2 G4-3	4 0 1 0 0 0 0											
38 Luis Antonio Rodríguez, S OBP: 0.333, SLG: 0.333 Juan Castro, R OBP: 0.314, SLG: 0.388 (9, 6)			8 2B 1B			K		G6-3		3-1 1B 1B	3 0 1 0 0 1 1 1 0 1 0 0 0 0											
Inning Stats	R: 0 E: 0 K: 0 S: 6	H: 0 LOB: 0 BB: 0 P: 7	R: 1 E: 0 K: 1 S: 8	H: 1 LOB: 0 BB: 0 P: 10	R: 0 E: 0 K: 0 S: 7	H: 2 LOB: 2 BB: 0 P: 11	R: 0 E: 0 K: 1 S: 9	H: 2 LOB: 1 BB: 0 P: 14	R: 0 E: 0 K: 1 S: 14	H: 0 LOB: 2 BB: 2 P: 24	R: 0 E: 0 K: 0 S: 4		H: 0 LOB: 0 BB: 1 P: 9	R: 0 E: 0 K: 1 S: 11	H: 0 LOB: 1 BB: 1 P: 18	R: 1 E: 0 K: 0 S: 13	H: 2 LOB: 0 BB: 0 P: 18	R: 0 E: 0 K: 1 S: 16	H: 2 LOB: 2 BB: 0 P: 21	1B: 6 2B: 2 3B: 0 HR: 1	SF: 0 SAC: 0 DP: 2 HBP: 0	WP: 0 PB: 0 SB: 1 CS: 1
PITCHER	IP WLS BF H R ER SO BB IBB HBP BLK WP HR S P ERA WHIP																					
Kevin Millwood, R ERA: 3.2 (1, 1)	4.2	17	5	1	1	1	1	0	0	0	0	0	0	34	51	1.93	1.071					
63 Rafael Betancourt, R ERA: 1.59 (5, 1)	1.1	7	0	0	0	2	3	0	0	0	0	0	0	19	35	0.00	2.250					
59 Matt Miller, R ERA: (7, 1)	2.0	6	0	0	0	1	1	0	0	0	0	0	0	13	21	0.00	0.500					
Arthur Rhodes, L ERA: 1.29 (9, 1)	0.1	3	2	1	1	0	0	0	0	0	0	0	0	5	7	27.00	6.000					
Bob Howry, R ERA: 2.66 (9, 1)	1.2	W 6	2	0	0	1	0	0	0	0	0	0	0	24	32	0.00	1.200					

livebaseballscorecards.com

AB 35
R 2
H 9
RBI 2
BB 4
SO 5
LOB 14



Batter	1	2	3	4	5	6	7	8	9	10	AB	R	H	RBI	BB	SO	LOB
24 Grady Sizemore, L (1, 8) OBP: 0.315, SLG: 0.436	0-1 G4-3		0-2 G6-3			0-0 1B		1-1 F8		0-0 SH1-4	4	0	1	0	0	0	0
Casey Blake, R (1, 9) OBP: 0.306, SLG: 0.371	0-1 G3			2-2 48 G6-4-3 1B		0-0 F9		1-0 G5-3		2-1 G6-3	5	0	1	0	0	0	3
48 Travis Hafner, L (1, 10) OBP: 0.388, SLG: 0.449	0-0 F7			2-2 1-2f G6-4-3		0-0 F9		1-0 L8		2-2 2-H 1B	5	0	1	1	0	0	2
Ben Broussard, L (1, 3) OBP: 0.327, SLG: 0.456		2-1 1B		1-2 L6			0-2 G6-3		1-0 HR		4	1	2	1	0	0	0
Jody Gerut, L (1, 7) OBP: 0.440, SLG: 0.571		3-1 L7			0-1 G4-3		1-0 1B SF8		4-1 FC4-6 BB		3	1	0	0	1	0	1
Josh Bard, S (1, 2) OBP: 0.238, SLG: 0.308		0-0 F8			2-2 G3-1		1-1 1B 1B		2-3 K		4	0	1	0	0	1	2
Aaron Boone, R (1, 5) OBP: 0.214, SLG: 0.275		2-1 G5-3			0-0 1B		0-1 SF8		0-2 FC4-6		3	0	1	1	0	0	2
Alex Cora, L (1, 4) OBP: 0.266, SLG: 0.311			2-1 G4-3		1-1 1 SAFE F8		0-0 1-2 1B		2-0 F7		4	0	1	0	0	0	2
2 Jhonny Peralta, R (1, 6) OBP: 0.316, SLG: 0.514 41 Victor Martinez, S (10, PH) OBP: 0.266, SLG: 0.277 Ronnie Belliard, R (10, PR) OBP: 0.324, SLG: 0.434			3-3 K			1-1 F8		1-3 K		4-0 24 SH1-4 48 1B BB	3	0	0	0	0	2	2

BOTTOM	
AB	35
R	3
H	8
RBI	3
BB	2
SO	3
LOB	14
WP: 0	PA: 39
FB: 0	
SB: 0	
CS: 0	

Minnesota Twins @ Cleveland Indians
 Jacobs Field, Cleveland, OH
 Wed May 25 2005, 7:05 PM EDT
 Att: 15,794 - Clear - 63 F

livebaseballscorecards.com



Inning Stats																																																		
	R: 0	H: 0	E: 0	K: 0	S: 5	R: 0	H: 1	E: 0	K: 0	S: 7	R: 0	H: 0	E: 0	K: 1	S: 8	R: 0	H: 1	E: 0	K: 0	S: 11	R: 0	H: 1	E: 0	K: 0	S: 8	R: 1	H: 2	E: 1	K: 1	S: 12	R: 0	H: 0	E: 0	K: 0	S: 4	R: 1	H: 1	E: 0	K: 1	S: 10	R: 0	H: 1	E: 0	K: 0	S: 7	1B: 7	SF: 1	2B: 0	3B: 0	HR: 1
PITCHER	IP	WLS	BF	H	R	ER	SO	BB	IBB	HBP	BLK	WP	HR	S	P	ERA	WHIP																																	
Carlos Silva, R (1, 1) ERA: 2.85	8.0		30	6	1	0	2	0	0	0	0	0	0	60	87	0.00	0.750																																	
36 Joe Nathan, R (9, 1) ERA: 2.21	1.0	B	5	1	1	1	1	1	0	0	0	0	1	10	19	9.00	2.000																																	
Juan Rincon, R (10, 1) ERA: 3.0	0.2	L	3	0	1	1	0	1	0	0	0	0	0	3	9	13.50	1.500																																	
J.C. Romero, L (10, 1) ERA: 0.98	0.0		1	1	0	0	0	0	0	0	0	0	0	4	6	∞	∞																																	

Batter	1	2	3	4	5	6	7	8	9	10	11	AB R H RBI BB SO LOB	TOP
Shannon Stewart, R (1, 7) OBP: 0.343, SLG: 0.398	4-1 G6-4-3 BB		0-2 P3		0-0 G6-3		3-1 F9		1-1 P4		2-2 HR	5 1 1 1 1 0 3	
Juan Castro, R (1, 6) OBP: 0.303, SLG: 0.361	0-1 G6-4-3 1-2f			4-0 20 E 20 1B 2B BB	0-1 L9			2-2 F9		1-0 G6-3	2-1 F7	5 1 0 0 1 0 1	
20 Lew Ford, R (1, 10) OBP: 0.361, SLG: 0.399	1-2 K			3-2 E5 1-3 2B 1B	0-3 K			0-0 P3		1-1 E6 G3-1 1B		5 1 2 0 0 2 0	
Matthew LeCroy, R (1, 3) OBP: 0.371, SLG: 0.471 33 Justin Momeau, L (8, PR) OBP: 0.368, SLG: 0.588 (8, 3)			2-3 K		1-0 G5-3			0-1 P3		4-0 G3-1 IBB		4 0 0 0 0 1 2 0 0 0 0 1 0 0	
Torii Hunter, R (1, 8) OBP: 0.316, SLG: 0.412			2-2 G6-3		1-0 1B 2B			1-1 G5-3		1-0 G3-1		5 1 1 2 0 0 3	
Jacque Jones, L (1, 9) OBP: 0.385, SLG: 0.451			1-3 K		0-0 55 1B 1B			1-1 G4-3		4-0 IBB		4 0 1 1 1 2 0	
5 Michael Cuddyer, R (1, 5) OBP: 0.315, SLG: 0.368				4-1 55 1B G6-4-3 BB	1 SAFE 0-1 F8			1-2 G5-3		1-3 K		4 1 0 0 1 1 4	
55 Mike Redmond, R (1, 2) OBP: 0.405, SLG: 0.361				0-0 G6-4-3 1B	2-0 FC5-4 1B			4-0 BB		4-1 1B BB		3 0 2 0 2 0 0	
Luis Rivas, R (1, 4) OBP: 0.253, SLG: 0.203 Terry Tiffie, S (9, PH) OBP: 0.254, SLG: 0.333 38 Luis Antonio Rodriguez, S (9, PR) OBP: 0.286, SLG: 0.286 (9, 4)			0-0 G6-4-3 1-2f 3-H		0-1 FC5-4 1B			0-3 K		2-0 1B		3 0 0 0 0 1 4 1 0 1 0 0 0 0 1 0 0 0 0 0 0	
Inning Stats	R: 0 H: 0 E: 0 LOB: 0 K: 1 BB: 1 S: 6 P: 11	R: 0 H: 0 E: 0 LOB: 0 K: 2 BB: 0 S: 9 P: 14	R: 1 H: 1 E: 0 LOB: 1 K: 0 BB: 1 S: 6 P: 10	R: 3 H: 4 E: 1 LOB: 2 K: 0 BB: 1 S: 11 P: 22	R: 0 H: 0 E: 0 LOB: 0 K: 1 BB: 0 S: 7 P: 7	R: 0 H: 0 E: 0 LOB: 0 K: 0 BB: 0 S: 6 P: 8	R: 0 H: 0 E: 0 LOB: 1 K: 1 BB: 1 S: 8 P: 16	R: 0 H: 0 E: 1 LOB: 1 K: 0 BB: 0 S: 11 P: 17	R: 0 H: 1 E: 0 LOB: 2 K: 1 BB: 1 S: 8 P: 16	R: 0 H: 1 E: 1 LOB: 3 K: 1 BB: 2 S: 7 P: 19	R: 1 H: 1 E: 0 LOB: 0 K: 0 BB: 0 S: 11 P: 17	1B: 6 SF: 0 2B: 1 SAC: 0 3B: 0 DP: 2 HR: 1 HBP: 0	WP: 0 PA: 47 PB: 0 SB: 0 CS: 0
PITCHER	IP WLS BF H R ER SO BB IBB HBP BLK WP HR S P ERA WHIP												
CC Sabathia, L (1, 1) ERA: 3.59	8.2 36 6 4 4 6 5 0 0 0 0 0 0 70 118 4.15 1.269												
59 Matt Miller, R (9, 1) ERA:	1.1 7 1 0 0 1 0 2 0 0 0 0 0 9 22 0.00 0.750												
David Riske, R (11, 1) ERA: 2.08	1.0 L 4 1 1 1 0 0 0 0 0 0 0 1 11 17 9.00 1.000												

Minnesota Twins @ Cleveland Indians
 Jacobs Field, Cleveland, OH
 Thu May 26 2005, 7:05 PM EDT
 Att: 19,161 - Partly Cloudy - 73 F

livebaseballscorecards.com

AB	40
R	5
H	8
RBI	4
BB	7
SO	7
LOB	17



BOTTOM

Minnesota Twins @ Cleveland Indians
Jacobs Field, Cleveland, OH
Thu May 26 2005, 7:05 PM EDT
Att: 19,161 - Partly Cloudy - 73 F

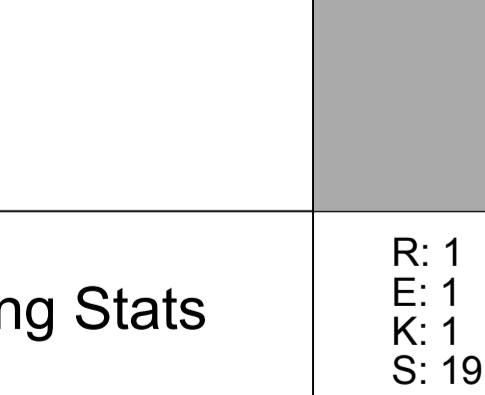
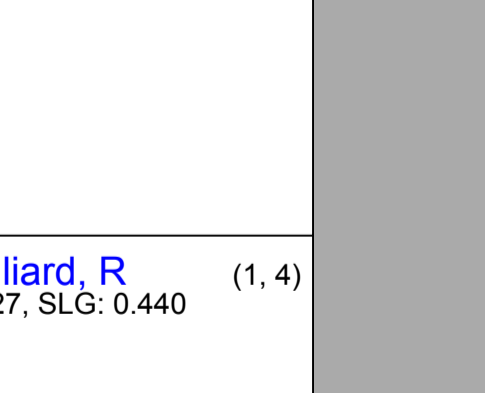
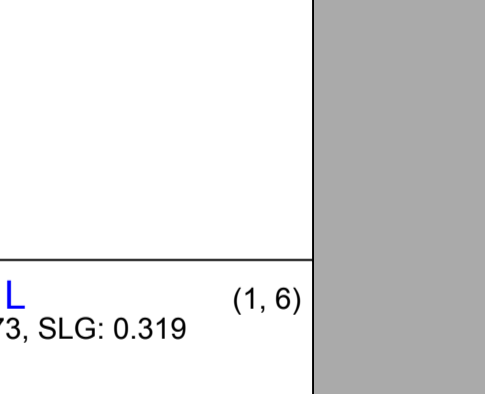
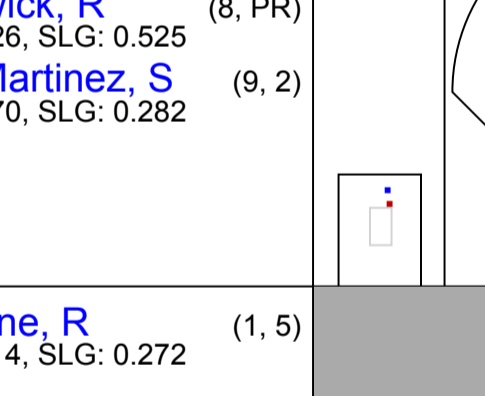
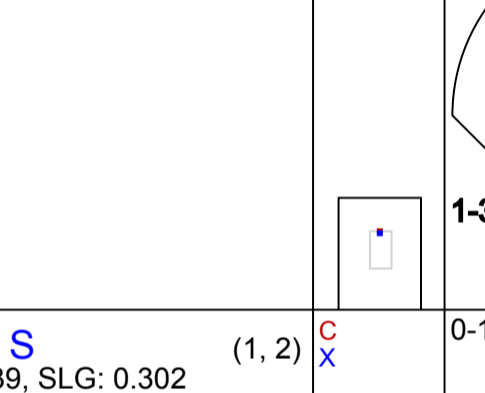
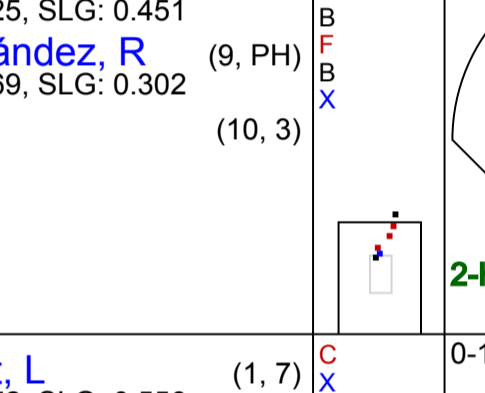
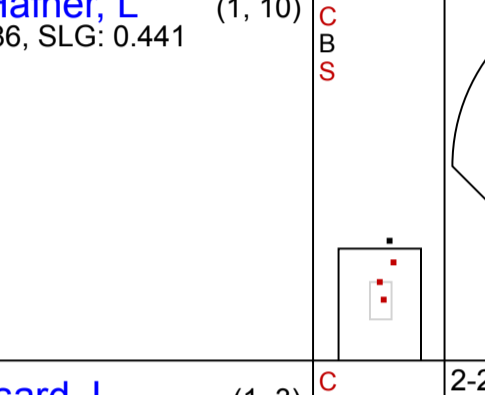
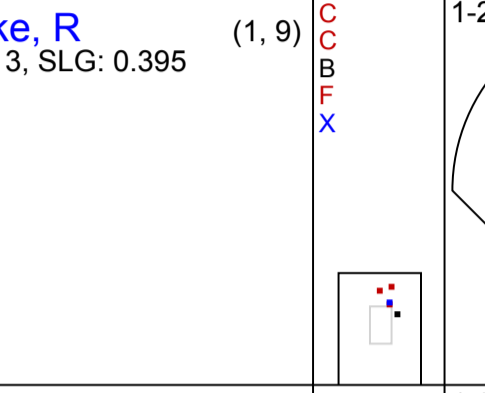
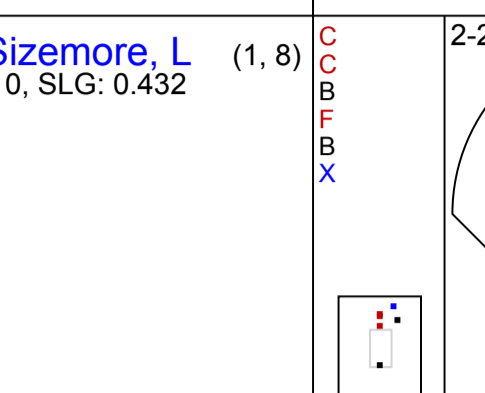
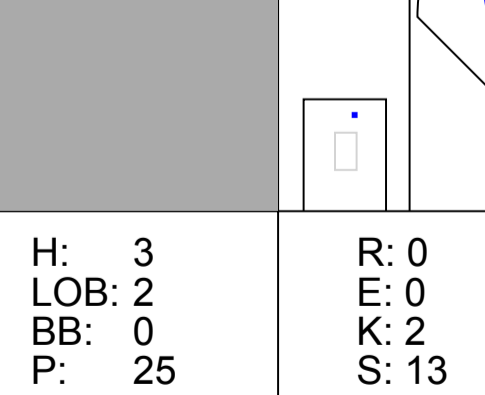
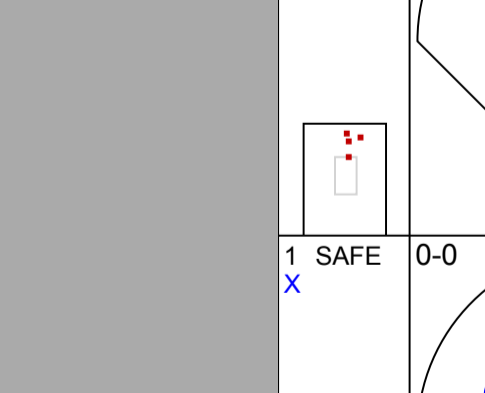
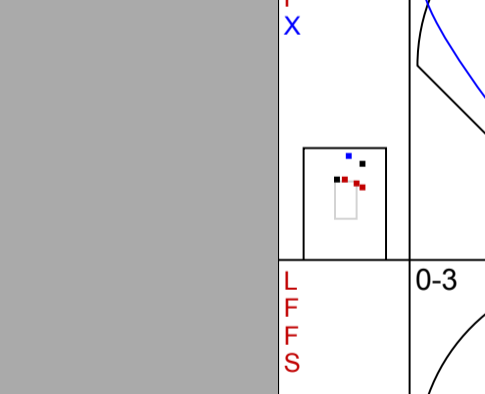
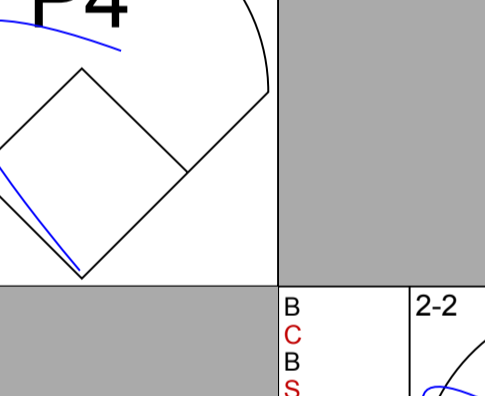
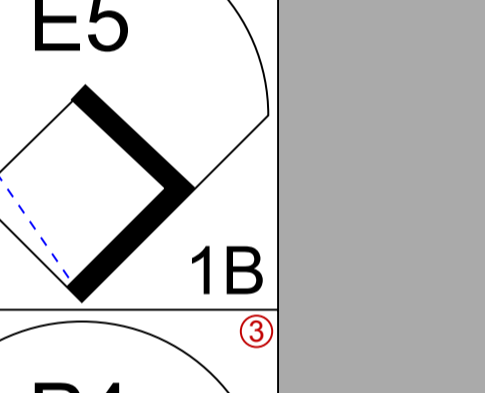
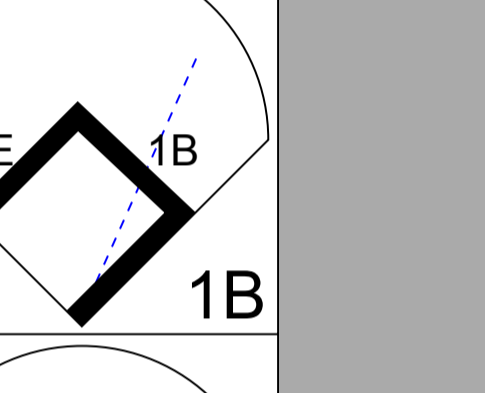
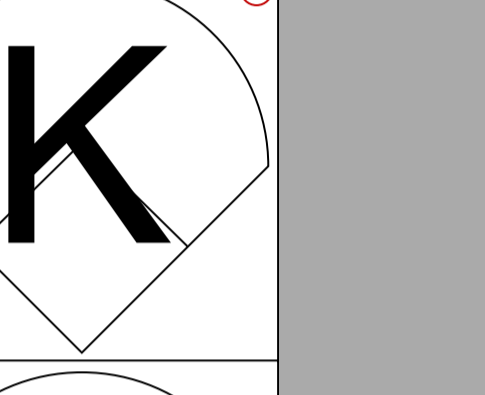
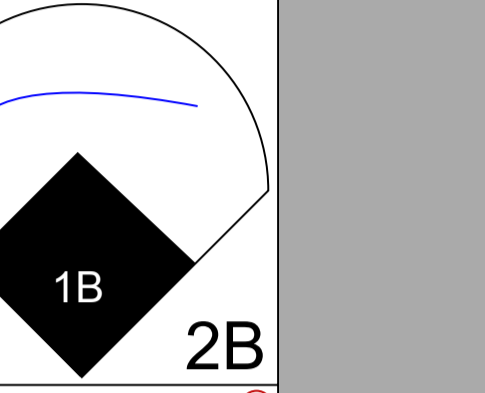
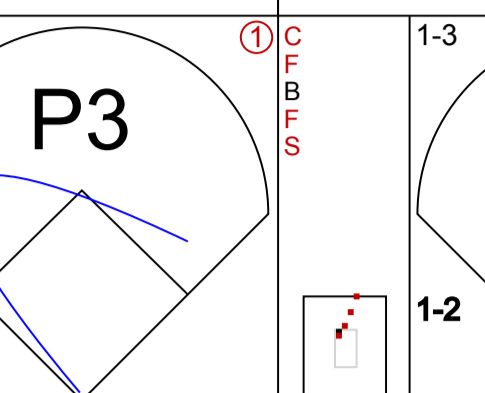
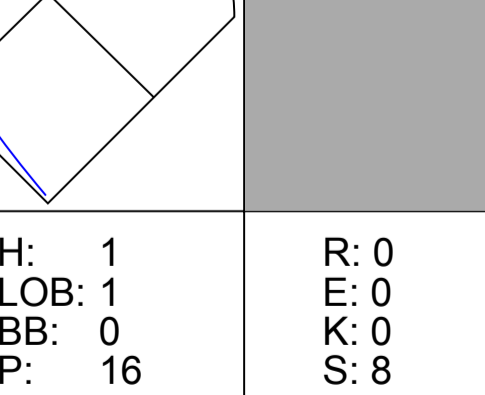
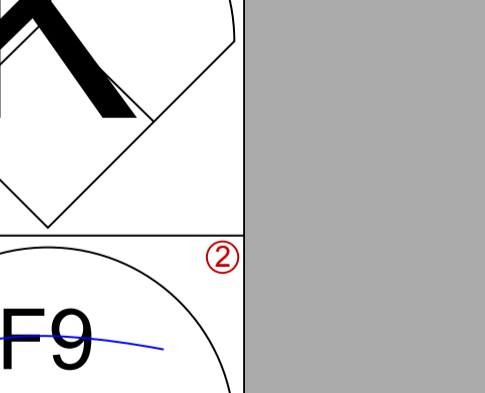
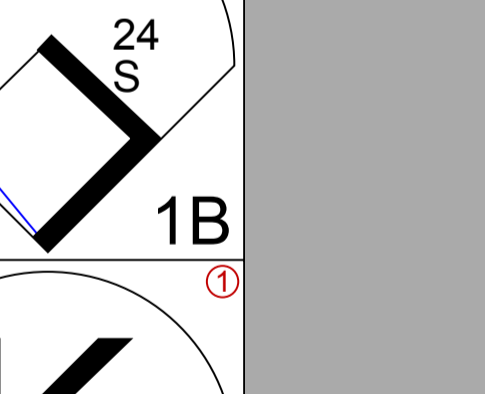

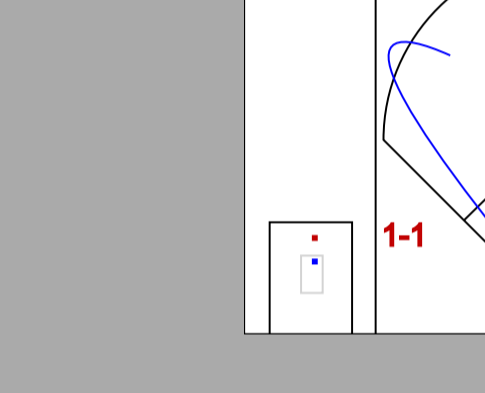
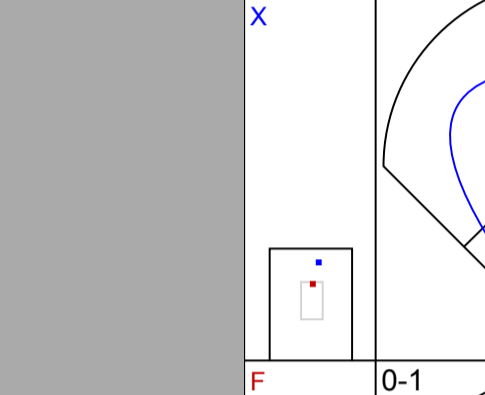
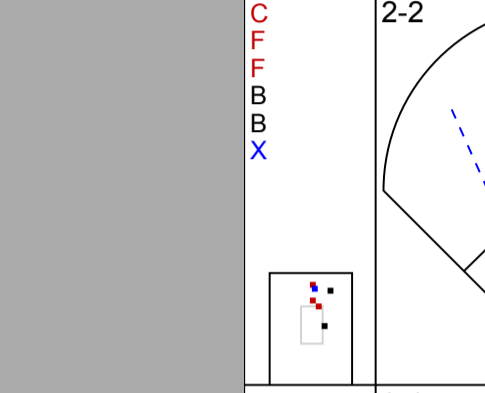
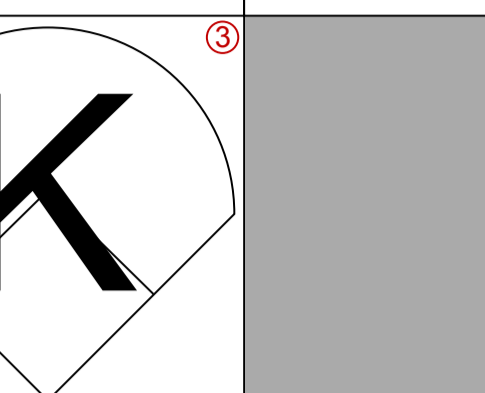
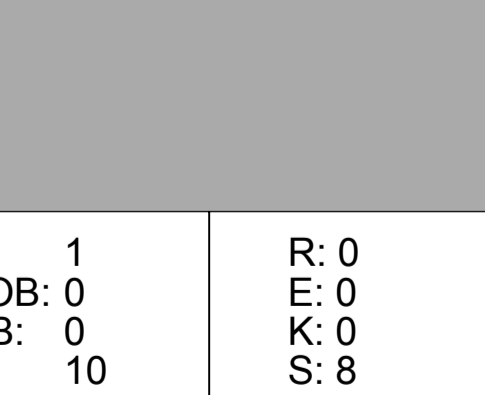
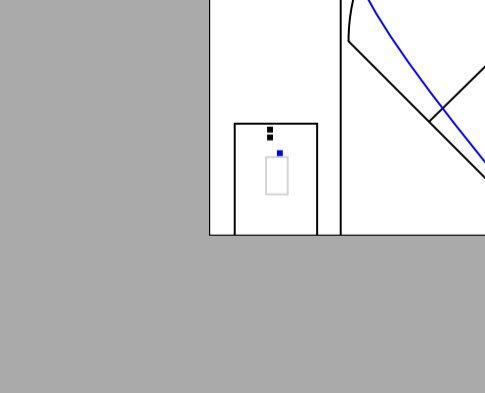
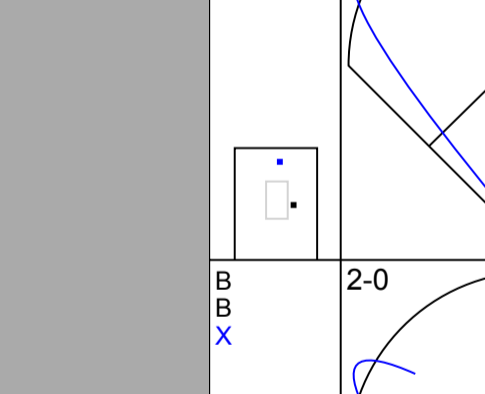
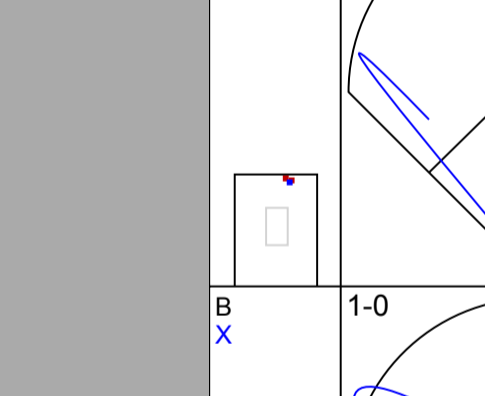
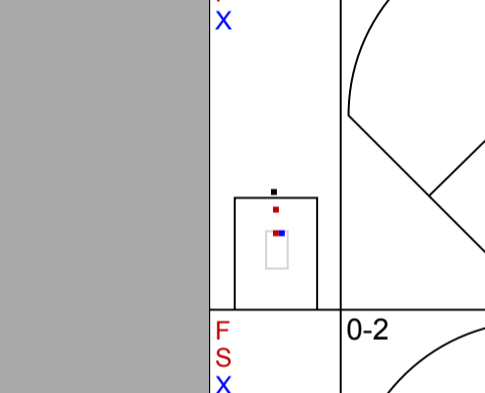
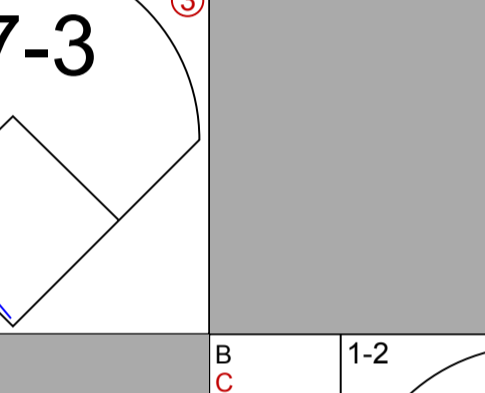
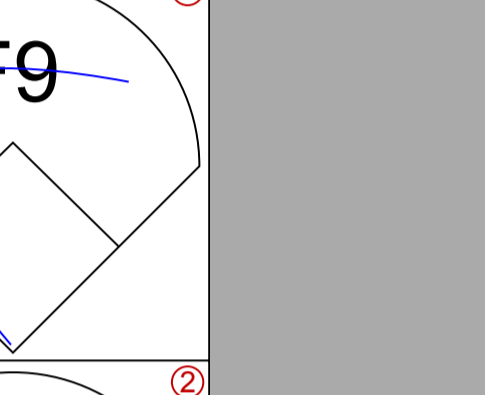
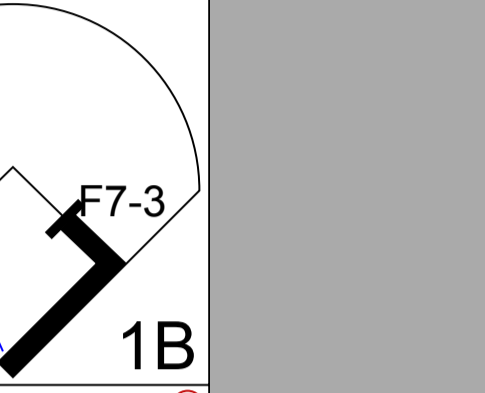

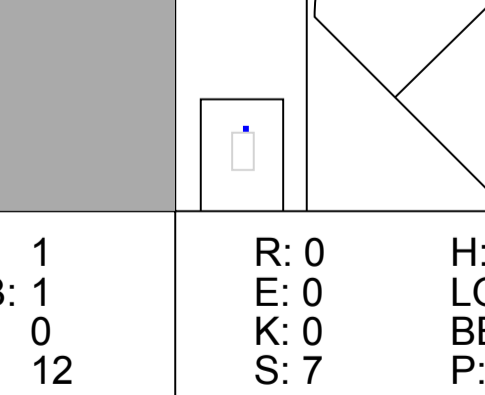
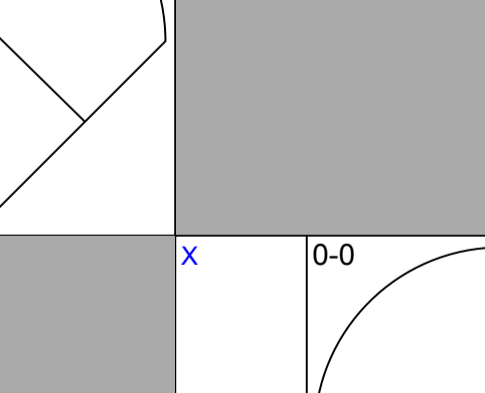
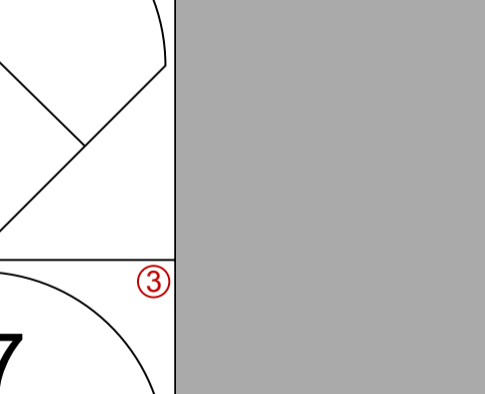
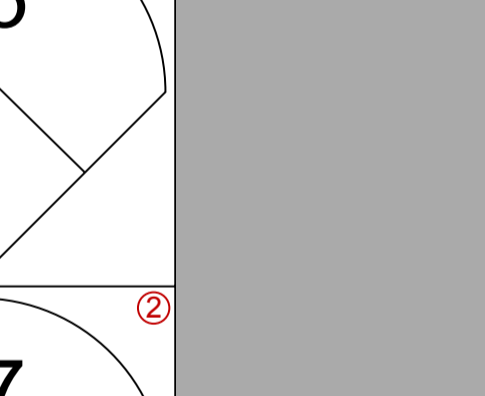
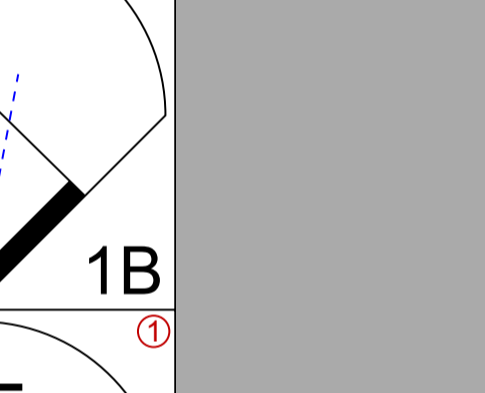
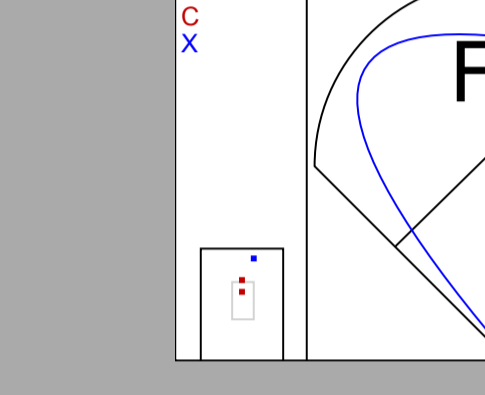
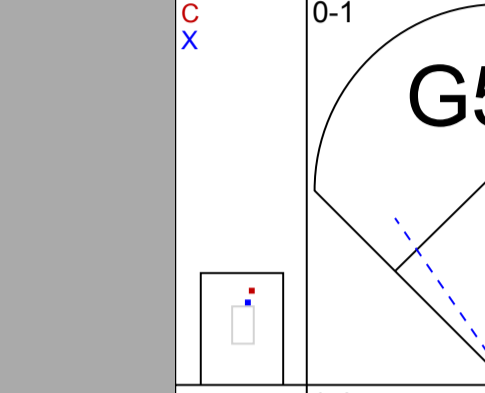
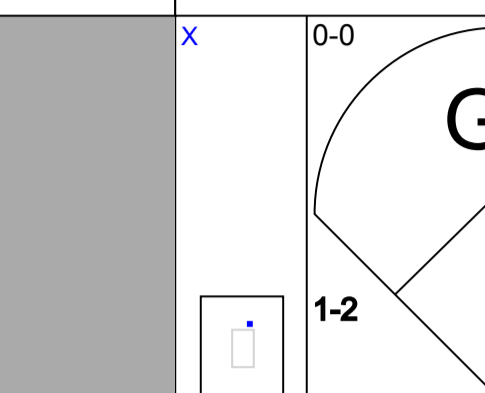
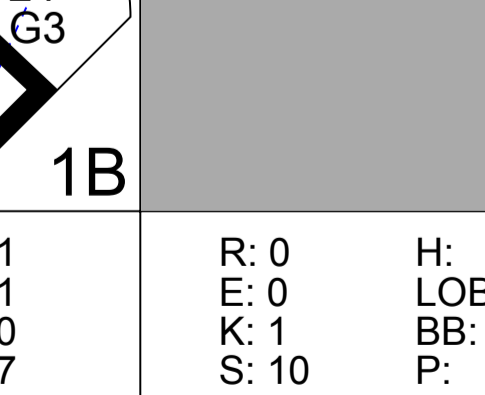
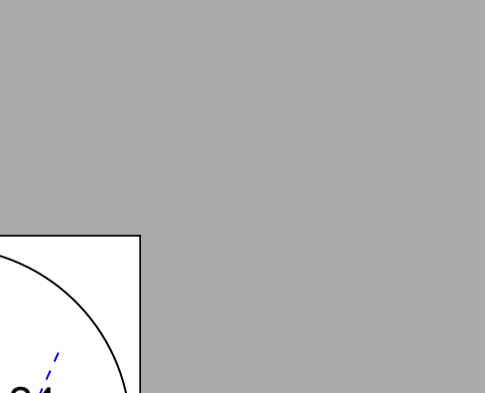
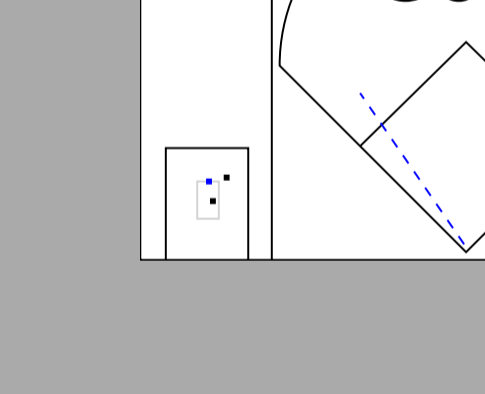
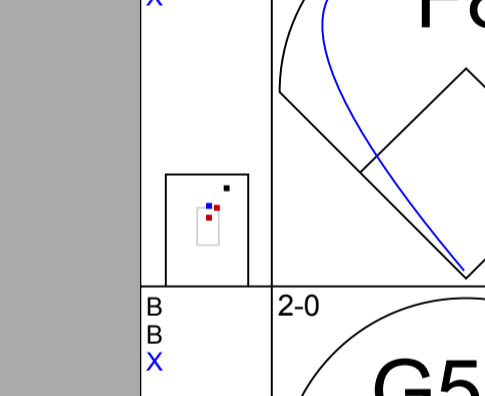
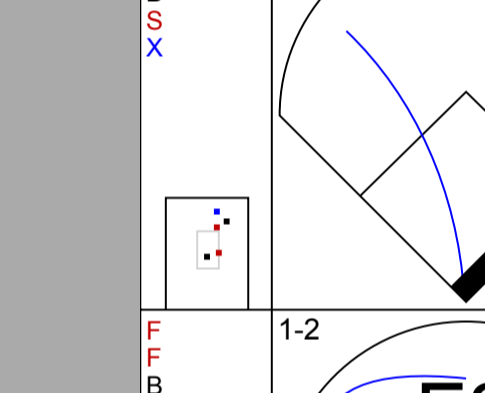
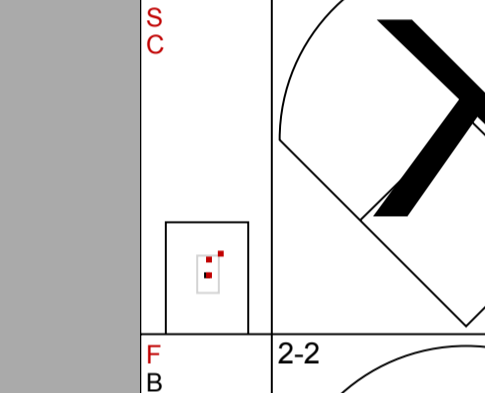
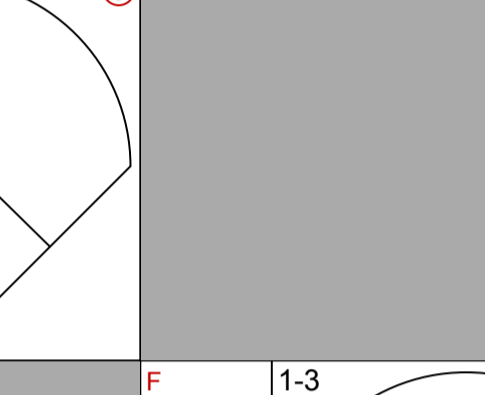
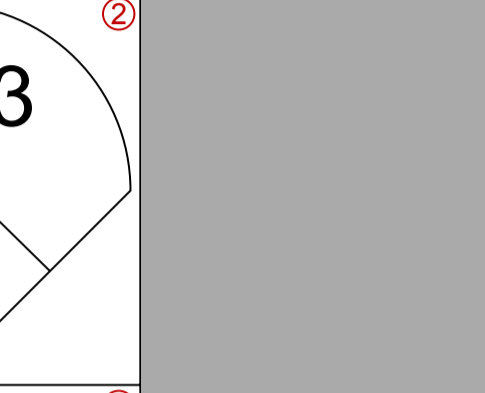
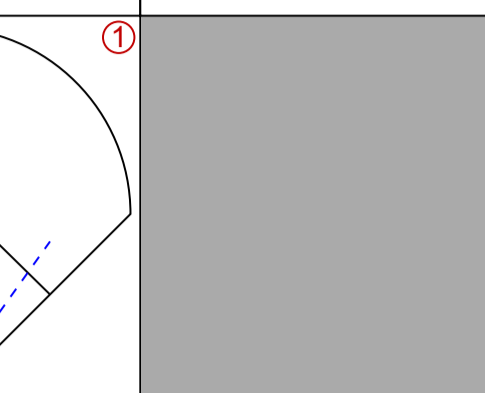
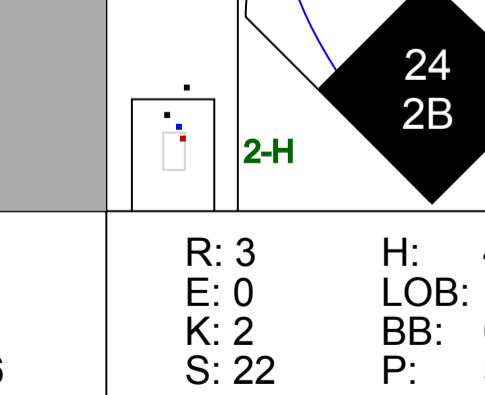
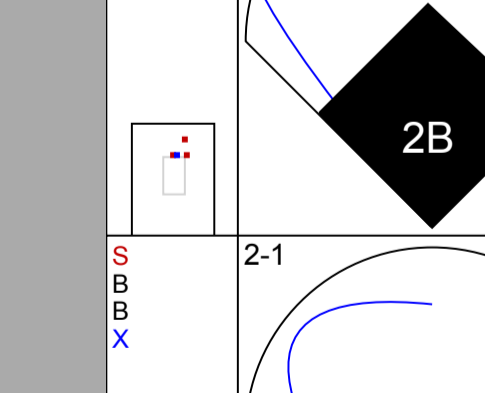
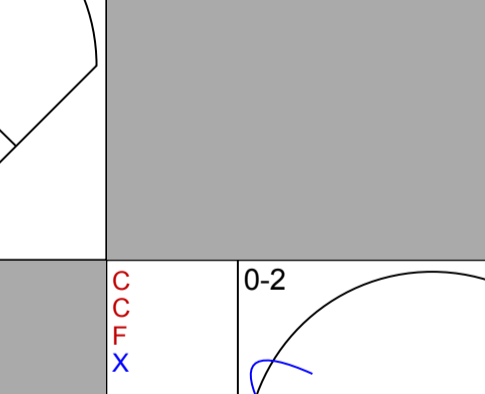
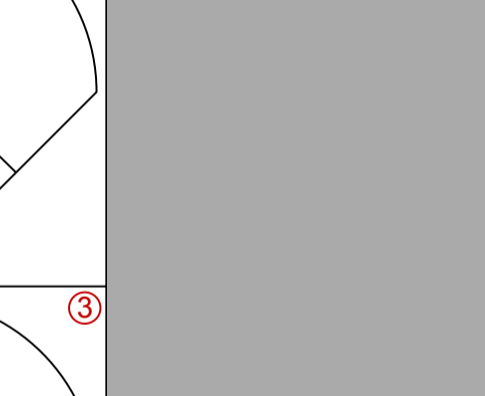
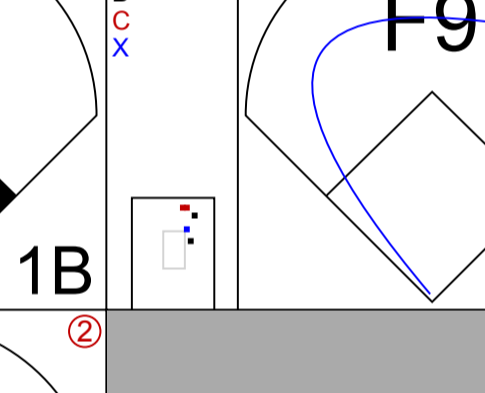
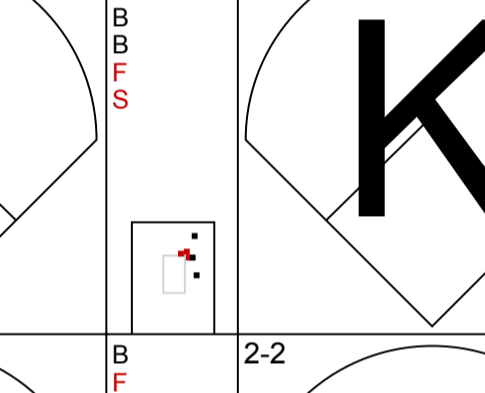
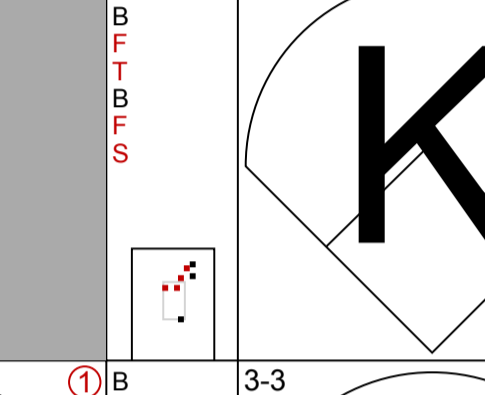
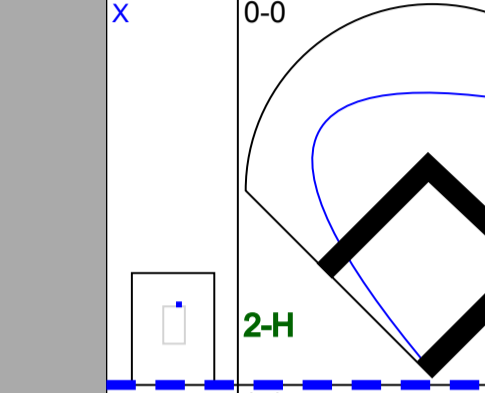
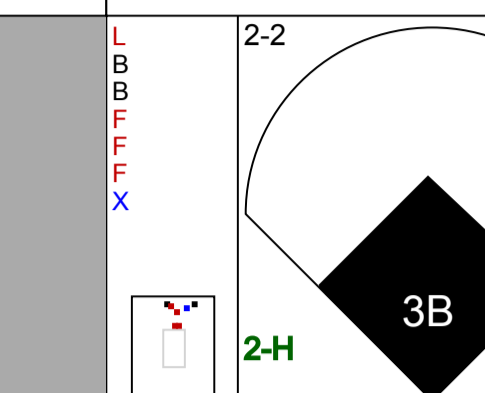
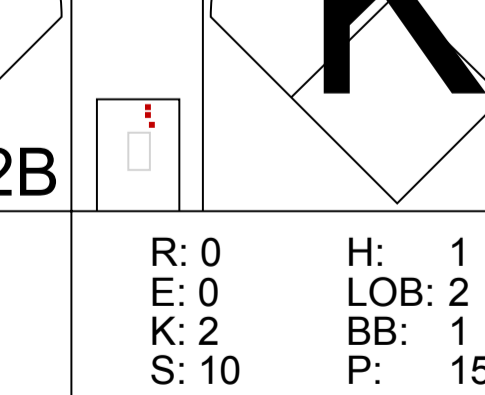
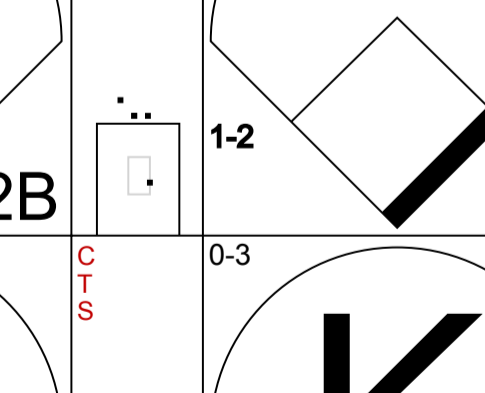
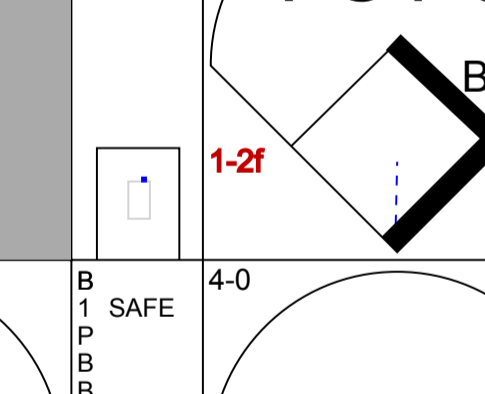
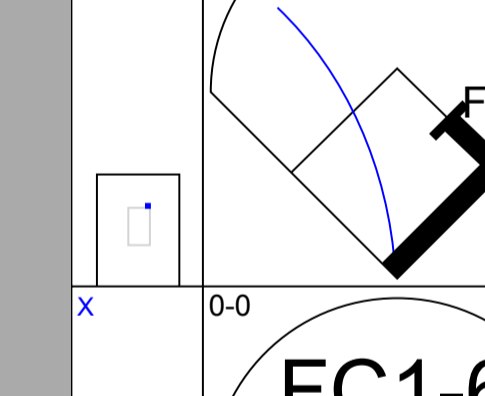
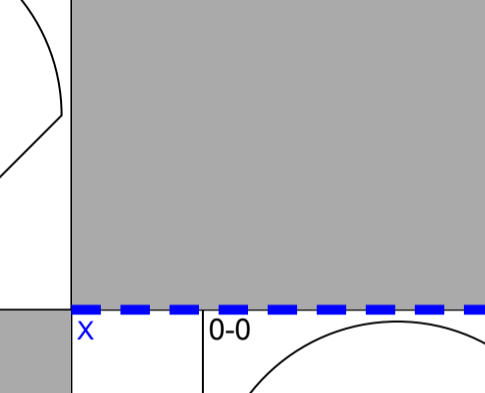
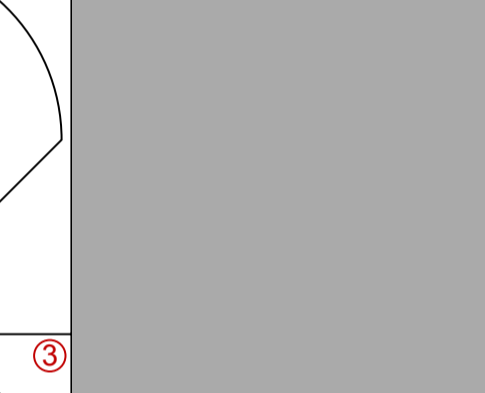


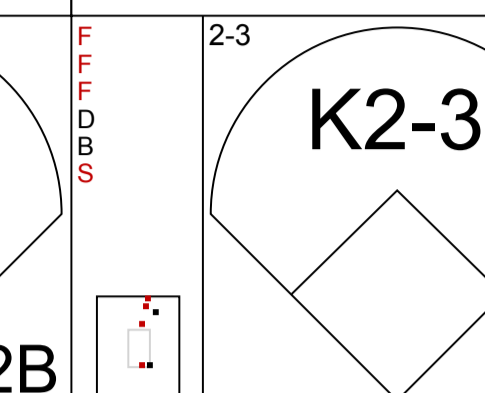

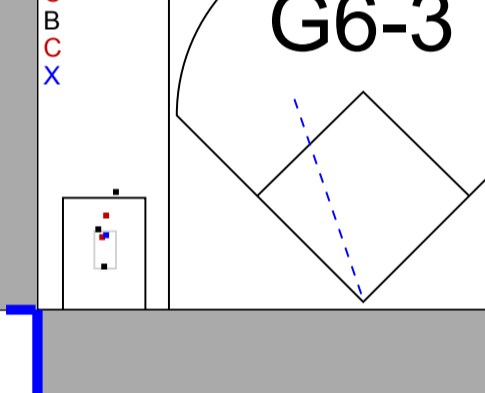
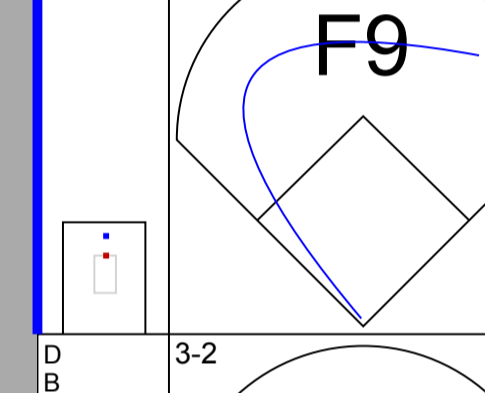
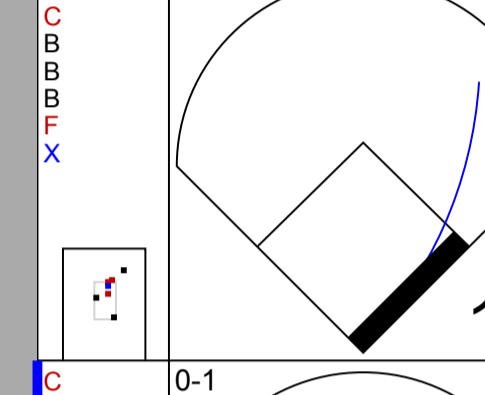
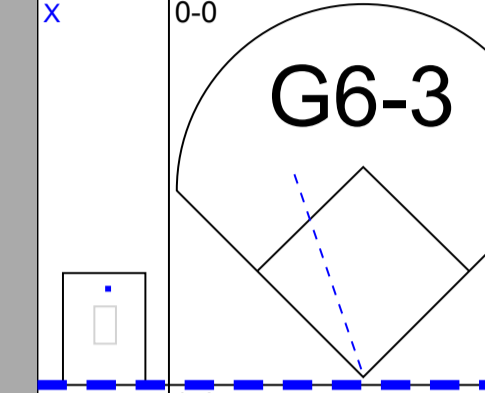

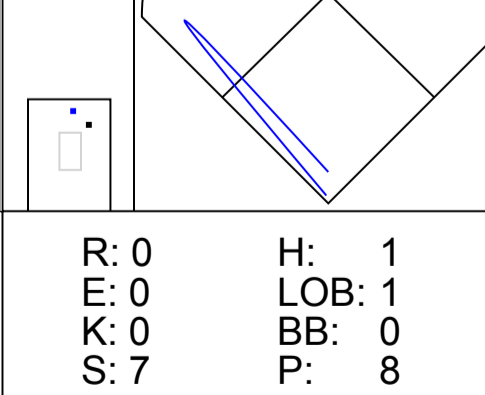
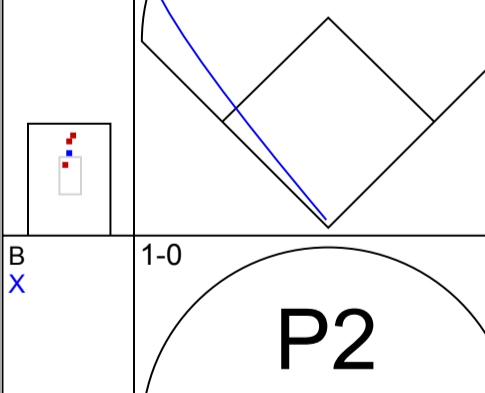
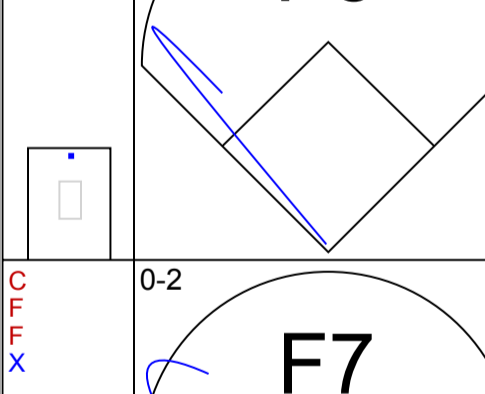
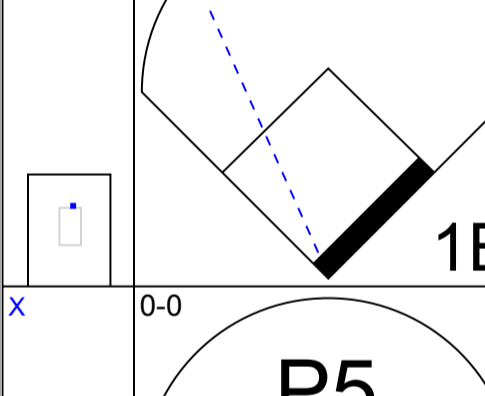
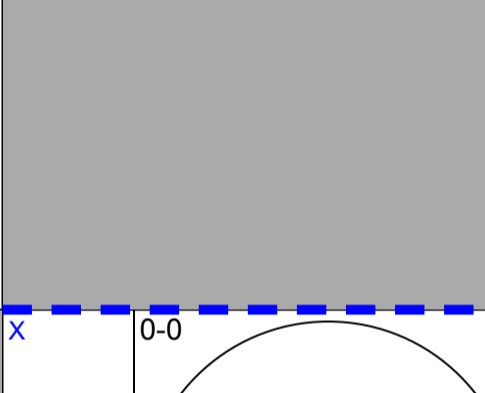


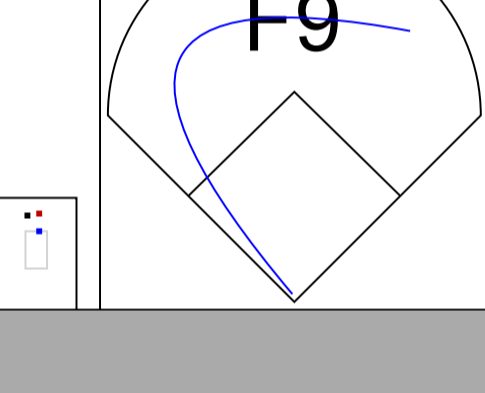
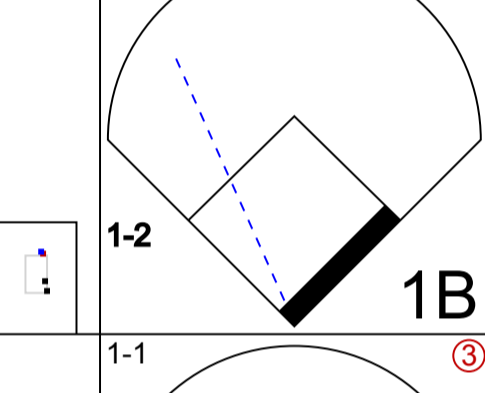
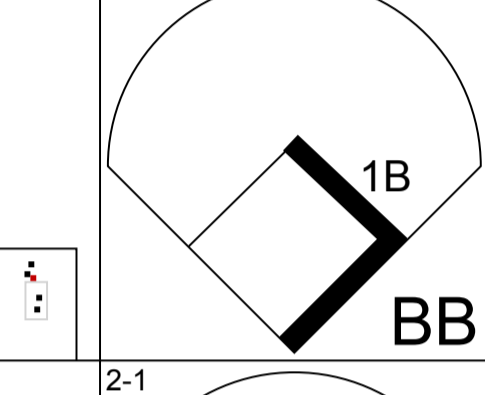
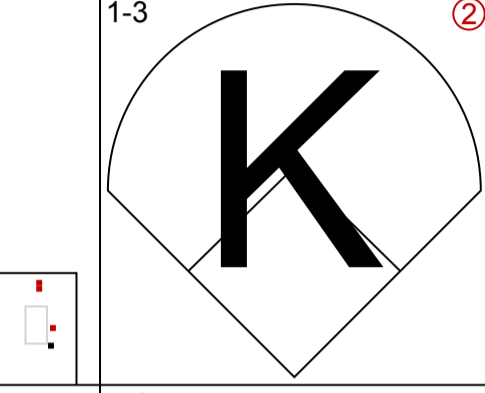
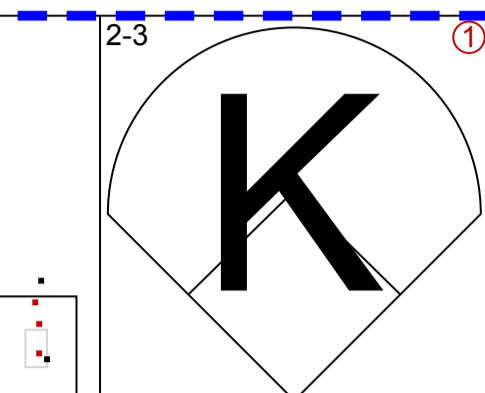
livebaseballscorecards.com

AB 48
R 4
H 16
RBI 4
BB 2
SO 10
LOB 31



WP: 0 PA: 50
PB: 0
SB: 1
CS: 0

AB R H RBI BB SO LOB



6 1 1 1 0 3 4

6 1 3 1 0 1 1

5 0 1 0 1 2 4

4 0 1 1 0 2 2

2 0 1 0 0 0 1

6 0 3 0 0 0 4

4 0 1 0 0 0 4

0 0 0 0 0 0 0

1 0 1 0 0 0 0

5 0 1 0 0 0 4

4 1 1 0 1 1 3

5 1 2 1 0 1 4

1B: 11 SF: 0
2B: 5 SAC: 0
3B: 1 DP: 1
HR: 0 HBP: 0

2-3

1-3

4-1

2-1

1-2

1-1

0-0

0-0

0-2

1-0

2-3

0-0

3-2

0-1

3-2

0-0

0-0

0-2

1-0

2-3

0-0

3-2

0-1

3-2

0-0

0-0

4-0

0-3

2-2

0-0

3-3

3-3

2-2

0-0

0-0

0-2

2-1

2-2

0-0

3-3

3-3

2-2

1-2

2-0

0-2

2-1

0-0

0-1

0-2

1-3

2-2

1-2

2-0

0-2

0-0

0-0

0-1

0-2

1-3

2-2

1-2

1-0

2-0

0-0

1-3

2-2

0-1

0-1

1-1

1-1

0-2

1-0

2-0

0-0

1-3

1-2

1-3

2-2

2-H

2-H

0-1

2-2

0-3

0-0

2-2

1-2

1-3

2-2

2-H

2-H

0-1

2-2

0-3

0-0

2-2

1-2

1-3

2-2

2-H

2-H

0-1

2-2

0-1

0-0

WP: 0 PA: 50

PB: 0

SB: 1

CS: 0

PITCHER 36 Joe Nathan, R (11, 1) ERA: 2.11

IP WLS BF H R ER SO BB IBB HBP BLK WP HR S P ERA WHIP

1.0 S 5 1 0 0 2 1 0 0 0 0 0 0 7 8 0.00 1.000

1.0 S 5 1 0 0 2 1 0 0 0 0 0 0 7 8 0.00 1.000

PITCHER Brad Radke, R (1, 1) ERA: 3.84

IP WLS BF H R ER SO BB IBB HBP BLK WP HR S P ERA WHIP

6.0 29 12 4 4 4 0 0 0 0 0 0 0 0 77 102 6.00 2.000

6.0 29 12 4 4 4 0 0 0 0 0 0 0 0 77 102 6.00 2.000

J.C. Romero, L (7, 1) ERA: 0.93

1.1 6 1 0 0 2 1 0 0 0 0 0 0 0 11 16 0.00 1.500

1.1 6 1 0 0 2 1 0 0 0 0 0 0 0 11 16 0.00 1.500

Juan Rincon, R (8, 1) ERA: 2.79

0.2 3 1 0 0 0 0 0 0 0 0 0 0 0 9 15 0.00 1.500

0.2 3 1 0 0 0 0 0 0 0 0 0 0 0 9 15 0.00 1.500

Terry Mulholland, L (9, 1) ERA: 4.42

1.0 4 1 0 0 0 0 0 0 0 0 0 0 0 7 8 0.00 1.000

1.0 4 1 0 0 0 0 0 0 0 0 0 0 0 7 8 0.00 1.000

28 Jesse Crain, R (10, 1) ERA: 1.0

1.0 4 1 0 0 0 0 0 0 0 0 0 0 0 7 8 0.00 1.000

1.0 4 1 0 0 0 0 0 0 0 0 0 0 0 7 8 0.00 1.000

1.0 4 1 0

Batter	1	2	3	4	5	6	7	8	9	AB R H RBI BB SO LOB	TOP											
Shannon Stewart, R (1, 7) OBP: 0.353, SLG: 0.423	2-2 1B 20 E 8 1B	3-1 HR	1-0 L5		2-2 1B		1-2 1B			5 2 4 1 0 0 0												
8 Nick Punto, S (1, 4) OBP: 0.356, SLG: 0.417	0-0 1B 20 E	0-0 1B 20 1B	2-0 3B		1-0 F7		0-0 P6			5 1 3 0 0 0 2												
20 Lew Ford, R (1, 10) OBP: 0.362, SLG: 0.399	1-0 E5 1B	2-1 1B	2-0 F8			0-1 E 1B		1-3 K		5 0 2 0 0 1 3												
33 Justin Moreau, L (1, 3) OBP: 0.362, SLG: 0.569	3-2 L4	1-3 K		0-0 P4		1-0 F9		4-0 BB		4 0 0 0 1 1 6												
Torii Hunter, R (1, 8) OBP: 0.318, SLG: 0.418	1-3 K		0-2 1B WP 2B	0-1 FC5-4 1B		1-1 F8		0-2 F8		5 1 2 0 0 1 5												
Jacque Jones, L (1, 9) OBP: 0.385, SLG: 0.449	1-2 1B 2-H 3-H		0-0 55 1B WP	0-3 K		1-0 E6		2-3 K		5 1 2 2 0 2 3												
Terry Tiffee, S (1, 5) OBP: 0.250, SLG: 0.322	0-1 G6-3		1-3 K2-3	1-1 FC5-4		0-1 F7			0-0 55 G4-6-3 1B	5 0 1 0 0 1 6												
55 Mike Redmond, R (1, 2) OBP: 0.383, SLG: 0.341		1-1 G4-3	2-2 HR 1B		0-0 F9		2-2 F9		0-1 G4-6-3	5 1 1 1 0 0 1												
Juan Castro, R (1, 6) OBP: 0.296, SLG: 0.390		2-1 G5-3	0-0 HR		2-1 G1-3		1-1 P4		0-1 G6-3	5 1 1 2 0 0 0												
Inning Stats	R: 2 E: 1 K: 1 S: 20	H: 3 LOB: 2 BB: 0 P: 28	R: 1 E: 0 K: 1 S: 13	H: 3 LOB: 2 BB: 0 P: 21	R: 4 E: 0 K: 1 S: 15	H: 5 LOB: 1 BB: 0 P: 23	R: 0 E: 0 K: 1 S: 8	H: 1 LOB: 1 BB: 0 P: 9	R: 0 E: 0 K: 0 S: 7	H: 1 LOB: 1 BB: 0 P: 12	R: 0 E: 1 K: 0 S: 8	H: 1 LOB: 2 BB: 0 P: 11	R: 0 E: 0 K: 0 S: 10	H: 1 LOB: 1 BB: 0 P: 14	R: 0 E: 0 K: 2 S: 9	H: 0 LOB: 1 BB: 1 P: 16	R: 0 E: 0 K: 0 S: 5	H: 1 LOB: 0 BB: 0 P: 5	1B: 12 2B: 1 3B: 1 HR: 2	SF: 0 SAC: 0 DP: 1 HBP: 0	WP: 1 PB: 0 SB: 0 CS: 0	PA: 45
PITCHER	IP WLS BF H R ER SO BB IBB HBP BLK WP HR S P ERA WHIP																					
Josh Towers, R (1, 1) ERA: 4.14	6.0 L 34 14 7 5 4 0 0 0 0 1 2 71 104 7.50 2.333																					
Justin Speier, R (7, 1) ERA: 4.02	1.0 4 1 0 0 0 0 0 0 0 0 0 10 14 0.00 1.000																					
54 Jason Frasor, R (8, 1) ERA: 3.6	1.0 4 0 0 0 2 1 0 0 0 0 0 9 16 0.00 1.000																					
Scott Schoeneweis, L (9, 1) ERA: 4.5	1.0 3 1 0 0 0 0 0 0 0 0 0 5 5 0.00 1.000																					

Minnesota Twins @ Toronto Blue Jays
Rogers Centre, Toronto, ON
Fri May 27 2005, 7:07 PM EDT
Att. 18,702 - Roof Closed - 68 F

livebaseballscorecards.com

AB	44
R	7
H	16
RBI	6
BB	1
SO	6
LOB	26



Batter	1	2	3	4	5	6	7	8	9	AB	R	H	RBI	BB	SO	LOB
3 Reed Johnson, R OBP: 0.395, SLG: 0.510 (1, 7)	1-0 2B 1B		0-3 K			4-1 G6-4-3 BB		1-1 G6-3		3	1	1	0	1	1	1
Frank Menechino, R OBP: 0.344, SLG: 0.294 (1, 10)	2-1 1-H 2B		2-2 G4-3			1-2 G6-4-3 1-2f		2-2 G4-3		4	0	1	1	0	0	2
15 Alex Rios, R OBP: 0.326, SLG: 0.436 (1, 9) (8, 8)	3-3 K		3-3 K			2-3 K			2-2 1B	4	0	1	0	0	3	2
Shea Hillenbrand, R OBP: 0.377, SLG: 0.471 (1, 3)	1-3 K			0-0 F9			0-0 10 F9 2 1B 2B		1-2 P5	4	1	1	0	0	1	2
10 Vernon Wells, R OBP: 0.276, SLG: 0.392 Gabe Gross, L (1, 8) (8, 9)	1-0 F8			2-1 F8			0-1 F9 2-3		1-0 P6	3	0	0	0	0	0	2
2 Aaron Hill, R OBP: 0.444, SLG: 0.625 (1, 5)				2-3 K			1-0 1B		0-1 G6-3	1	0	0	0	0	0	1
9 Gregg Zaun, S OBP: 0.378, SLG: 0.467 Ken Huckaby, R OBP: 0.222, SLG: 0.171 (1, 2) (7, 2)					3-3 K		1-3 K			2	0	0	0	0	1	0
Orlando Hudson, S OBP: 0.316, SLG: 0.374 (1, 4)					2-2 P3		1-1 P6			1	0	0	0	0	1	1
John McDonald, R OBP: 0.375, SLG: 0.373 (1, 6)					0-0 G6-3			0-2 P3		2	0	0	0	1	0	0

Inning Stats	R: 1	H: 2	E: 0	K: 2	S: 12	LOB: 1	BB: 0	P: 20	R: 0	H: 0	E: 0	K: 0	S: 6	LOB: 0	BB: 0	P: 8	R: 0	H: 0	E: 0	K: 2	S: 12	LOB: 1	BB: 1	P: 21	R: 0	H: 0	E: 0	K: 1	S: 7	LOB: 0	BB: 0	P: 11	R: 0	H: 0	E: 0	K: 1	S: 9	LOB: 0	BB: 0	P: 14	R: 1	H: 2	E: 0	K: 1	S: 10	LOB: 1	BB: 0	P: 13	R: 0	H: 0	E: 0	K: 0	S: 9	LOB: 0	BB: 0	P: 12	R: 0	H: 1	E: 0	K: 0	S: 10	LOB: 1	BB: 0	P: 14	1B: 3	2B: 2	3B: 0	HR: 0	SF: 0	SAC: 0	DP: 1	HBP: 0	WP: 0	PB: 0	SB: 0	CS: 0	PA: 33
PITCHER	IP	WLS	BF	H	R	ER	SO	BB	IBB	HBP	BLK	WP	HR	S	P	ERA	WHIP																																																												
Johan Santana, L ERA: 3.7 (1, 1)	7.0	W	26	4	2	2	8	2	0	0	0	0	0	63	101	2.57	0.857																																																												
54 Matt Guerrier, R ERA: 3.18 (8, 1)	2.0		7	1	0	0	0	0	0	0	0	0	0	19	26	0.00	0.500																																																												

BOTTOM

Minnesota Twins @ Toronto Blue Jays
Rogers Centre, Toronto, ON
Fri May 27 2005, 7:07 PM EDT
Att. 18,702 - Roof Closed - 68 F

livebaseballscores.com

AB	31
R	2
H	5
RBI	2
BB	2
SO	8
LOB	13



Batter	1	2	3	4	5	6	7	8	9	AB R H RBI BB SO LOB	TOP											
Shannon Stewart, R (1, 7) OBP: 0.356, SLG: 0.439	1-2 G6-3	2-0 1B			1-1 HR		3-2 P6			4 1 2 2 0 0 0												
8 Nick Punto, S (1, 4) OBP: 0.352, SLG: 0.411	2-2 FC5-4 1B	0-3 K			0-1 G1-3			0-3 K		4 0 1 0 0 2 2												
20 Lew Ford, R (1, 10) OBP: 0.354, SLG: 0.389	0-1 FC5-4 1-2f			2-1 G6-3	1-0 P4			1-1 G5-3		4 0 0 0 0 0 1												
33 Justin Moreau, L (1, 3) OBP: 0.352, SLG: 0.551	2-2 P4			3-1 F9	0-0 G1-3			0-0 P6		4 0 0 0 0 0 1												
Torii Hunter, R (1, 8) OBP: 0.311, SLG: 0.408				0-1 G6-3	1-1 F8				0-3 K	4 0 0 0 0 1 0												
Jacque Jones, L (1, 9) OBP: 0.376, SLG: 0.437				2-0 G1-3		0-0 G3			3-3 K	4 0 0 0 0 2 0												
5 Michael Cuddyer, R (1, 5) OBP: 0.320, SLG: 0.368				4-2 55 PB 55 E BB	2-0 55 CS 1B		3-2 G6-3		1-3 K	3 1 1 0 1 1 0												
55 Mike Redmond, R (1, 2) OBP: 0.360, SLG: 0.318				1-1 E3 1B	3-2 G5-3				1-1 F8	3 1 0 0 0 0 1												
Juan Castro, R (1, 6) OBP: 0.310, SLG: 0.438				1-1 1B	1-2 HR				2-2 G1-3	3 1 2 1 0 0 0												
Inning Stats	R: 0 E: 0 K: 0 S: 13	H: 1 LOB: 1 BB: 0 P: 18	R: 2 E: 1 K: 1 S: 15	H: 2 LOB: 2 BB: 1 P: 25	R: 0 E: 0 K: 0 S: 6	H: 0 LOB: 0 BB: 0 P: 12	R: 0 E: 0 K: 0 S: 6	H: 1 LOB: 0 BB: 0 P: 10	R: 2 E: 0 K: 0 S: 10	H: 2 LOB: 0 BB: 0 P: 13	R: 0 E: 0 K: 1 S: 9	H: 0 LOB: 0 BB: 0 P: 16	R: 0 E: 0 K: 0 S: 8	H: 0 LOB: 0 BB: 0 P: 14	R: 0 E: 0 K: 1 S: 6	H: 0 LOB: 0 BB: 0 P: 7	R: 0 E: 0 K: 3 S: 10	H: 0 LOB: 0 BB: 0 P: 14	1B: 4 2B: 0 3B: 0 HR: 2	SF: 0 SAC: 0 DP: 0 HBP: 0	WP: 0 PB: 1 SB: 0 CS: 1	PA: 34
PITCHER	IP WLS BF H R ER SO BB IBB HBP BLK WP HR S P ERA WHIP																					
Dave Bush, R (1, 1) ERA: 4.89	4.2 L 21 6 4 2 1 1 0 0 0 0 2 49 77 3.86 1.500																					
37 Scott Downs, L (5, 1) ERA: 2.38	3.1 10 0 0 0 2 0 0 0 0 0 0 24 38 0.00 0.000																					
Miguel Batista, R (9, 1) ERA: 1.69	1.0 3 0 0 0 3 0 0 0 0 0 0 10 14 0.00 0.000																					

Minnesota Twins @ Toronto Blue Jays
Rogers Centre, Toronto, ON
Sat May 28 2005, 4:07 PM EDT
Att. 29,263 - Roof Closed - 68 F

livebaseballscorecards.com

AB 33
R 4
H 6
RBI 3
BB 1
SO 6
LOB 5



Batter	1	2	3	4	5	6	7	8	9	AB R H RBI BB SO LOB	TOP										
Shannon Stewart, R (1, 7) OBP: 0.354, SLG: 0.435	2-2 G5-3		1-3 K			3-2 1B			2-2 L9	4 0 1 0 0 1 0											
8 Nick Punto, S (1, 4) OBP: 0.349, SLG: 0.405 (8, 6)	1-0 1B			1-3 K		1-0 G1-3			0-1 G6-3	4 0 1 0 0 1 1											
Matthew LeCroy, R (1, 10) OBP: 0.356, SLG: 0.449	0-2 F8			1-1 G6-3			1-0 P4		0-3 K	4 0 0 0 0 1 1											
33 Justin Moreau, L (1, 3) OBP: 0.345, SLG: 0.538	0-3 K			1-1 G6-3			0-0 G6-3			3 0 0 0 0 1 1											
Torii Hunter, R (1, 8) OBP: 0.307, SLG: 0.401		0-0 P4			0-1 F8		1-3 K			3 0 0 0 0 1 0											
Jacque Jones, L (1, 9) OBP: 0.370, SLG: 0.429		0-3 K			1-3 K			1-1 G1-3		3 0 0 0 0 2 0											
5 Michael Cuddyer, R (1, 5) OBP: 0.320, SLG: 0.363		1-1 P4			0-3 K			2-2 HBP		2 0 0 0 0 1 0											
55 Mike Redmond, R (1, 2) OBP: 0.340, SLG: 0.298			1-1 G6-3			2-2 G1-3		2-3 K		3 0 0 0 0 1 1											
Juan Castro, R (1, 6) OBP: 0.302, SLG: 0.427			0-0 P4			2-3 K		0-0 G5-3		2 0 0 0 0 1 0											
7 Joe Mauer, L (8, PH) OBP: 0.394, SLG: 0.436										1 0 0 0 0 0 1											
38 Luis Antonio Rodriguez, R (8, 4) OBP: 0.286, SLG: 0.286										0 0 0 0 0 0 0											
Inning Stats	R: 0 E: 0 K: 1 S: 10	H: 1 LOB: 1 BB: 0 P: 13	R: 0 E: 0 K: 1 S: 6	H: 0 LOB: 0 BB: 0 P: 7	R: 0 E: 0 K: 1 S: 6	H: 0 LOB: 0 BB: 0 P: 8	R: 0 E: 0 K: 1 S: 8	H: 0 LOB: 0 BB: 0 P: 11	R: 0 E: 0 K: 2 S: 9	H: 0 LOB: 0 BB: 0 P: 10	R: 0 E: 0 K: 1 S: 5	H: 1 LOB: 1 BB: 0 P: 7	R: 0 E: 0 K: 1 S: 9	H: 0 LOB: 1 BB: 0 P: 14	R: 0 E: 0 K: 1 S: 8	H: 0 LOB: 0 BB: 0 P: 10	1B: 2 2B: 0 3B: 0 HR: 0	SF: 0 SAC: 0 DP: 0 HBP: 1	WP: 0 PB: 0 SB: 1 CS: 0	PA: 30	
PITCHER 32 Roy Halladay, R (1, 1) ERA: 2.54	IP 9.0	WLS W	BF 30	H 2	R 0	ER 0	SO 10	BB 0	IBB 0	HBP 1	BLK 0	WP 0	HR 0	S 72	P 99	ERA 0.00	WHIP 0.222				
PITCHER	IP	WLS	BF	H	R	ER	SO	BB	IBB	HBP	BLK	WP	HR	S	P	ERA	WHIP				

Minnesota Twins @ Toronto Blue Jays
Rogers Centre, Toronto, ON
Sun May 29 2005, 1:07 PM EDT
Att. 24,287 - Roof Closed - 68 F

livebaseballscorecards.com

AB	29
R	0
H	2
RBI	0
BB	0
SO	10
LOB	5



Batter	1	2	3	4	5	6	7	8	9
3 Reed Johnson, R OBP: 0.390, SLG: 0.505 (1, 7)	1-2 G5-3		0-0 B1		0-0 2B		0-1 CS 1B	2-2 F6	
Orlando Hudson, S OBP: 0.307, SLG: 0.367 (1, 4)	1-0 G4-3		0-2 G3		1-2 F8		2-2 SAFE 1B	0-1 G3-1	
2 Aaron Hill, R OBP: 0.514, SLG: 0.688 (1, 10)	2-2 G4-3		2-0 1B		1-1 2-H 1B		0-0 1B		
Shea Hillenbrand, R OBP: 0.368, SLG: 0.456 (1, 5)		2-1 9 F9 10 1B	0-1 G4-3		1-3 K		0-0 P4		
Eric Hinske, L OBP: 0.356, SLG: 0.472 (1, 3)		1-2 F7		2-1 G3-1		1-3 K		2-3 K	
10 Vernon Wells, R OBP: 0.290, SLG: 0.418 (1, 8)		0-0 BB 1B		2-2 1B		1-0 P2		3-1 HR	
9 Gregg Zaun, S OBP: 0.376, SLG: 0.477 (1, 2)		0-2 F9		1-2 F9		2-2 1B		2-2 15 1B 3B	
Gabe Gross, L 15 Alex Rios, R OBP: 0.322, SLG: 0.429 (8, PH) (9, 9)		4-1 8 FC4-6 BB		2-3 SAFE K		0-1 L8		0-2 8 BB 1B	
8 Russ Adams, L OBP: 0.311, SLG: 0.441 (1, 6)		1-1 FC4-6			0-1 F8		1-2 HR	4-0 1B BB	

Inning Stats	R: 0	H: 0	E: 0	K: 0	S: 7	R: 0	H: 2	E: 0	K: 0	S: 12	R: 0	H: 1	E: 0	K: 0	S: 7	R: 0	H: 1	E: 0	K: 1	S: 12	R: 1	H: 2	E: 0	K: 1	S: 11	R: 0	H: 1	E: 0	K: 1	S: 9	R: 1	H: 3	E: 0	K: 0	S: 11	R: 2	H: 3	E: 0	K: 1	S: 19
	LOB: 0	BB: 0	P: 11	LOB: 3	BB: 1	P: 20	LOB: 1	BB: 0	P: 9		LOB: 1	BB: 0	P: 19	LOB: 1	BB: 0	P: 14	LOB: 1	BB: 0	P: 13		LOB: 1	BB: 0	P: 13	LOB: 2	BB: 1	P: 32	LOB: 0	BB: 0	P: 11	LOB: 1	BB: 0	P: 13	LOB: 2	BB: 1	P: 32	LOB: 0	BB: 0	P: 32		

PITCHER	IP	WLS	BF	H	R	ER	SO	BB	IBB	HBP	BLK	WP	HR	S	P	ERA	WHIP
Joe Mays, R ERA: 3.73 (1, 1)	7.0	L	31	10	2	2	3	1	0	0	0	0	1	69	99	2.57	1.571
J.C. Romero, L ERA: 1.83 (8, 1)	0.1		3	2	2	2	1	0	0	0	0	0	1	9	16	54.00	6.000
28 Jesse Crain, R ERA: 0.96 (8, 1)	0.2		4	1	0	0	0	1	0	0	0	0	0	10	16	0.00	3.000

BOTTOM


Minnesota Twins @ Toronto Blue Jays
Rogers Centre, Toronto, ON

Sun May 29 2005, 1:07 PM EDT
Att. 24,287 - Roof Closed - 68 F

AB	R	H	RBI	BB	SO	LOB
5	1	2	0	0	0	2
5	0	0	0	0	0	4
4	0	3	1	0	0	0
4	0	1	0	0	1	3
4	0	0	0	0	2	1
4	1	3	1	0	0	0
4	1	2	0	0	0	3
2	0	0	0	1	1	2
1	0	1	1	0	0	0
3	1	1	1	1	0	3

AB	36
R	4
H	13
RBI	4
BB	2
SO	4
LOB	18

WP: 0 PA: 38
PB: 0
SB: 0
CS: 1



WP	HR	S	P	ERA	WHIP
0	1	1	1	0.00	3.000

Batter	1	2	3	4	5	6	7	8	9	AB R H RBI BB SO LOB	TOP		
24 Grady Sizemore, L (1, 8) OBP: 0.303, SLG: 0.410	2-1 F7		1-2 F7		0-0 E3		2-0 G4-6-3			4 0 0 0 0 0 2	<p>Cleveland Indians @ Minnesota Twins</p> <p>Hubert H. Humphrey Metrodome, Minneapolis, MN</p> <p>Tue May 31 2005, 8:10 PM EDT</p> <p>Att. 15,494 - Dome - 70 F</p>		
Alex Cora, L (1, 4) OBP: 0.271, SLG: 0.330	0-2 P6		1-1 G1-3		0-1 G4-6-3		0-0 G4-3			4 0 0 0 0 0 2			
48 Travis Hafner, L (1, 10) OBP: 0.390, SLG: 0.429	1-2 1B		4-1 BB		1-1 FC6-4 1B		1-1 E3			3 0 2 0 1 0 0			
Juan Gonzalez, R (1, 9) Casey Blake, R (1, 9) OBP: 0.292, SLG: 0.360	1-1 G5-3		2-1 G1-3		0-0 FC6-4 41 HR		2-2 G6-4-3			1 0 0 0 0 0 1 3 1 0 0 0 0 3			
Ben Broussard, L (1, 3) OBP: 0.335, SLG: 0.494		3-2 41 1B 1B 2B		0-0 HR		1-2 F8		3-2 G4-3		4 2 2 1 0 0 1			
41 Victor Martinez, S (1, 2) OBP: 0.280, SLG: 0.331		0-1 FC6-4 1B 2-3 1B		1-1 G4-3		0-0 HR		4-1 BB		3 1 2 2 1 0 0			
Jody Gerut, L (1, 7) OBP: 0.444, SLG: 0.487		0-0 FC6-4 1-2 3-H 1B		3-1 G4-3		1-2 G6-3		1-3 K		4 0 1 1 0 1 1			
José Hernández, R (1, 5) OBP: 0.247, SLG: 0.274		2-2 FC6-4 2 G4-6-3 1-2f 2-3		0-0 F9		0-0 24 G4-6-3 2 1B		1-3 K		4 0 1 0 0 1 3			
2 Jhonny Peralta, R (1, 6) OBP: 0.336, SLG: 0.540		2-2 G4-6-3 1-2f		2-2 G6-3		1-0 24 G4-6-3 1B		2-1 F9		4 0 1 0 0 0 3			
Inning Stats	R: 0 H: 1 E: 0 LOB: 1 K: 0 BB: 0 S: 10 P: 14	R: 1 H: 3 E: 0 LOB: 1 K: 0 BB: 0 S: 14 P: 21	R: 0 H: 0 E: 0 LOB: 1 K: 0 BB: 1 S: 8 P: 16	R: 1 H: 1 E: 0 LOB: 0 K: 0 BB: 0 S: 6 P: 10	R: 0 H: 0 E: 1 LOB: 0 K: 0 BB: 0 S: 7 P: 9	R: 2 H: 2 E: 0 LOB: 0 K: 0 BB: 0 S: 10 P: 13	R: 0 H: 2 E: 0 LOB: 1 K: 0 BB: 0 S: 5 P: 7	R: 0 H: 0 E: 1 LOB: 0 K: 2 BB: 0 S: 12 P: 18	R: 0 H: 0 E: 0 LOB: 1 K: 2 BB: 1 S: 11 P: 19	1B: 6 SF: 0 2B: 1 SAC: 0 3B: 0 DP: 4 HR: 2 HBP: 0		WP: 0 PA: 36 PB: 0 SB: 0 CS: 0	
PITCHER	IP WLS BF H R ER SO BB IBB HBP BLK WP HR S P ERA WHIP											PITCHER	IP WLS BF H R ER SO BB IBB HBP BLK WP HR S P ERA WHIP
Carlos Silva, R (1, 1) ERA: 3.09	7.0 L 29 9 4 4 0 1 0 0 0 0 0 2 60 90 5.14 1.429												
Terry Mulholland, L (8, 1) ERA: 4.12	1.1 5 0 0 0 1 1 0 0 0 0 0 0 18 29 0.00 0.750												
Juan Rincon, R (9, 1) ERA: 2.57	0.2 2 0 0 0 1 0 0 0 0 0 0 0 5 8 0.00 0.000												

livebaseballscorecards.com

AB	34
R	4
H	9
RBI	4
BB	2
SO	2
LOB	16



Batter	1	2	3	4	5	6	7	8	9	AB R H RBI BB SO LOB
Shannon Stewart, R OBP: 0.348, SLG: 0.427 (1, 7)	0-1 G4-3	3-2 L5			0-3 K		3-2 G4-3			4 0 0 0 0 1 1
7 Joe Mauer, L OBP: 0.390, SLG: 0.431 (1, 2)	0-1 G4-3		2-3 K		0-2 E1 1B			1-0 G6-3		4 0 1 0 0 1 0
20 Lew Ford, R OBP: 0.352, SLG: 0.386 (1, 10)	3-2 1B		0-2 G6-3		3-2 G5-3			1-3 K		4 0 1 0 0 1 1
Matthew LeCroy, R OBP: 0.352, SLG: 0.435 Luis Rivas, R OBP: 0.253, SLG: 0.203 38 Luis Antonio Rodriguez, R OBP: 0.286, SLG: 0.286 (1, 3) (8, PR)	1-0 F9		0-0 P3			1-0 F8		4-1 BB		3 0 0 0 1 0 1 0 0 0 0 0 0 0 0 0 0 0 0 0 0
Torii Hunter, R OBP: 0.305, SLG: 0.398 (1, 8)		1-0 G3		0-1 G4-6-3 1B		0-1 G6-3		1-2 P4		4 0 1 0 0 0 1
Jacque Jones, L OBP: 0.373, SLG: 0.430 (1, 9)		2-0 5 BB 2B 1B		1-0 5 G4-6-3 1B		0-0 G6-3		1-3 K		4 1 2 0 0 1 0
5 Michael Cuddyer, R OBP: 0.324, SLG: 0.369 (1, 5) (9, 3)		4-2 2B BB		0-0 G4-6-3 1-2f 2-3		2-1 8 G6-3 2B		0-1 F8		3 2 1 0 1 0 2
8 Nick Punto, S OBP: 0.346, SLG: 0.400 (1, 4) (9, 5)		0-0 F9		0-1 G4-3		0-1 G6-3		1-2 33 S 1B		4 0 1 0 0 0 4
Juan Castro, R OBP: 0.303, SLG: 0.435 33 Justin Morneau, L OBP: 0.342, SLG: 0.534 (1, 6) (9, PH)		0-1 1-H 2-H 2B			0-1 G6-3		0-0 G6-3 3-H		3-2 F8	3 0 1 3 0 0 0 1 0 0 0 0 0 1

Inning Stats	R: 0	H: 1	E: 0	K: 0	S: 8	H: 1	LOB: 1	BB: 0	P: 12	R: 2	H: 2	E: 0	K: 0	S: 13	H: 0	LOB: 0	BB: 0	P: 9	R: 0	H: 2	E: 0	K: 0	S: 6	H: 1	LOB: 1	BB: 0	P: 7	R: 0	H: 0	E: 0	K: 0	S: 4	R: 1	H: 1	E: 0	K: 0	S: 8	R: 0	H: 0	E: 0	K: 1	S: 8	R: 0	H: 1	E: 0	K: 1	S: 13	1B: 6	SF: 0	2B: 2	SAC: 0	3B: 0	DP: 1	HR: 0	HBP: 0	WP: 0	PA: 36
--------------	------	------	------	------	------	------	--------	-------	-------	------	------	------	------	-------	------	--------	-------	------	------	------	------	------	------	------	--------	-------	------	------	------	------	------	------	------	------	------	------	------	------	------	------	------	------	------	------	------	------	-------	-------	-------	-------	--------	-------	-------	-------	--------	-------	--------

PITCHER	IP	WLS	BF	H	R	ER	SO	BB	IBB	HBP	BLK	WP	HR	S	P	ERA	WHIP
CC Sabathia, L ERA: 3.58 (1, 1)	7.2	W	31	7	3	3	3	2	0	0	0	0	0	63	95	3.52	1.174
Bob Howry, R ERA: 2.38 (8, 1)	0.1	H	1	0	0	0	0	0	0	0	0	0	0	3	4	0.00	0.000
Bob Wickman, R ERA: 3.32 (9, 1)	1.0	S	4	1	0	0	1	0	0	0	0	0	0	13	18	0.00	1.000

BOTTOM

Cleveland Indians @ Minnesota Twins
Hubert H. Humphrey Metrodome, Minneapolis, MN

Tue May 31 2005, 8:10 PM EDT
Att. 15,494 - Dome - 70 F

livebaseballscorecards.com

AB	34
R	3
H	8
RBI	3
BB	2
SO	4
LOB	11



Batter	1	2	3	4	5	6	7	8	9	AB R H RBI BB SO LOB	TOP											
24 Grady Sizemore, L (1, 8) OBP: 0.297, SLG: 0.401	2-3 K		0-2 F7		1-3 K			1-2 K		4 0 0 0 0 3 0	Cleveland Indians @ Minnesota Twins Hubert H. Humphrey Metrodome, Minneapolis, MN Wed Jun 01 2005, 8:10 PM EDT Att: 20,739 - Dome - 70 F											
Casey Blake, R (1, 9) OBP: 0.291, SLG: 0.358	1-2 G6-3		0-0 F8			1-2 48 G1-3 1B		0-1 G6-3		4 0 1 0 0 0 0												
48 Travis Hafner, L (1, 10) OBP: 0.393, SLG: 0.438	3-2 HR 2B			0-1 G6-3		0-0 G1-3		1-2 1B		4 1 2 0 0 0 1												
Ben Broussard, L (1, 3) OBP: 0.333, SLG: 0.506	0-1 HR			1-3 K		1-2 F7		1-3 K		4 1 1 2 0 2 2												
41 Victor Martinez, S (1, 2) OBP: 0.279, SLG: 0.329	3-2 G4-3			1-2 1B 1B		1-1 G3		0-1 G6-3		4 0 1 0 0 0 1												
Ronnie Belliard, R (1, 4) OBP: 0.343, SLG: 0.468		2-2 F7		2-2 1B		2-2 G6-3		3-1 F8		4 0 1 0 0 0 0												
Jody Gerut, L (1, 7) OBP: 0.429, SLG: 0.465		0-3 K		0-2 G6-3		2-2 FC5-4 1B		0-0 G6-3		4 0 1 0 0 1 2												
Aaron Boone, R (1, 5) OBP: 0.207, SLG: 0.256		2-3 K			0-0 P4		0-1 L8			3 0 0 0 0 1 1												
2 Jhonny Peralta, R (1, 6) OBP: 0.328, SLG: 0.526			2-3 K		1-1 G6-3		1-1 FC5-4			3 0 0 0 0 1 1												
Inning Stats	R: 2 E: 0 K: 1 S: 15	H: 2 LOB: 0 BB: 0 P: 24	R: 0 E: 0 K: 2 S: 12	H: 0 LOB: 0 BB: 0 P: 16	R: 0 E: 0 K: 1 S: 7	H: 0 LOB: 0 BB: 0 P: 9	R: 0 E: 0 K: 1 S: 14	H: 2 LOB: 2 BB: 0 P: 18	R: 0 E: 0 K: 1 S: 6	H: 0 LOB: 0 BB: 0 P: 8	R: 0 E: 0 K: 0 S: 11	H: 1 LOB: 1 BB: 0 P: 14	R: 0 E: 0 K: 0 S: 11	H: 1 LOB: 1 BB: 0 P: 16	R: 0 E: 0 K: 2 S: 11	H: 1 LOB: 1 BB: 0 P: 14	R: 0 E: 0 K: 0 S: 5	H: 0 LOB: 0 BB: 0 P: 8	1B: 5 2B: 1 3B: 0 HR: 1	SF: 0 SAC: 0 DP: 0 HBP: 0	WP: 0 PB: 0 SB: 0 CS: 0	PA: 34
PITCHER	IP WLS BF H R ER SO BB IBB HBP BLK WP HR S P ERA WHIP																					
Brad Radke, R (1, 1) ERA: 3.73	7.0 W 27 6 2 2 6 0 0 0 0 0 0 1 76 105 2.57 0.857																					
J.C. Romero, L (8, 1) ERA: 1.74	1.0 4 1 0 0 2 0 0 0 0 0 0 0 11 14 0.00 1.000																					
28 Jesse Crain, R (9, 1) ERA: 0.92	1.0 3 0 0 0 0 0 0 0 0 0 0 0 5 8 0.00 0.000																					

livebaseballscorecards.com

AB	34
R	2
H	7
RBI	2
BB	0
SO	8
LOB	8



Batter	1	2	3	4	5	6	7	8	9	AB R H RBI BB SO LOB
Shannon Stewart, R (1, 7) OBP: 0.353, SLG: 0.426	1-3 K		4-2 HR BB	1-0 SH5-3 1B		0-0 F9	4-1 BB			3 1 1 0 2 1 0
Brent Abernathy, R (1, 4) OBP: 0.333, SLG: 0.333 8 Nick Punto, S (6, PR) OBP: 0.344, SLG: 0.397 (7, 4)	0-2 P3		1-1 F7	0-0 SH5-3 1B		0-2 BB 2B 1B	1-3 K			3 0 1 0 0 0 1 1 1 0 0 0 1 1
20 Lew Ford, R (1, 10) OBP: 0.359, SLG: 0.398	3-1 2B		2-0 HR 1B	3-2 G6-3		1-2 2B 1B		0-3 K		5 2 3 0 0 1 1
33 Justin Morneau, L (1, 3) OBP: 0.344, SLG: 0.526	1-3 K		0-0 HR 1B	2-3 K		4-0 2B BB	1-3 K			4 1 1 0 1 3 2
Torii Hunter, R (1, 8) OBP: 0.322, SLG: 0.441		1-1 5 1B 55 FC5-4-2 1B	0-0 HR		0-0 55 WP 2B	1-3 2-H 3-H 2B	0-2 1B			5 1 5 6 0 0 0
Jacque Jones, L (1, 9) OBP: 0.374, SLG: 0.438	1-3 K		0-0 3B		0-3 K	4-0 1BB	0-1 L4			4 0 1 0 1 2 3
5 Michael Cuddyer, R (1, 5) OBP: 0.328, SLG: 0.368	1-1 55 FC5-4-2 1B		4-1 S BB		1-0 F7	0-2 K				3 0 1 0 1 1 4
55 Mike Redmond, R (1, 2) OBP: 0.316, SLG: 0.275	1-1 FC5-4-2		0-3 K		2-1 F9		2-2 F9			4 0 0 0 0 1 5
Juan Castro, R (1, 6) OBP: 0.290, SLG: 0.416	3-2 P4		1-1 F7			0-3 K	1-2 G5-3			4 0 0 0 0 1 4

Inning Stats	R: 0	H: 1	E: 0	LOB: 1	K: 2	BB: 0	S: 17	R: 0	H: 2	E: 0	LOB: 2	K: 1	BB: 0	S: 12	R: 4	H: 4	E: 0	LOB: 2	K: 1	BB: 2	S: 15	R: 0	H: 1	E: 0	LOB: 1	K: 1	BB: 0	S: 10	R: 2	H: 3	E: 0	LOB: 3	K: 2	BB: 2	S: 12	R: 0	H: 0	E: 0	LOB: 1	K: 1	BB: 1	S: 12	R: 0	H: 1	E: 0	LOB: 1	K: 2	BB: 0	S: 11	1B: 8	SF: 0	2B: 3	SAC: 1	3B: 1	DP: 0	HR: 1	HBP: 0
--------------	------	------	------	--------	------	-------	-------	------	------	------	--------	------	-------	-------	------	------	------	--------	------	-------	-------	------	------	------	--------	------	-------	-------	------	------	------	--------	------	-------	-------	------	------	------	--------	------	-------	-------	------	------	------	--------	------	-------	-------	-------	-------	-------	--------	-------	-------	-------	--------

BOTTOM

Cleveland Indians @ Minnesota Twins
 Hubert H. Humphrey Metrodome, Minneapolis, MN
 Wed Jun 01 2005, 8:10 PM EDT
 Att. 20,739 - Dome - 70 F

AB	36
R	6
H	13
RBI	6
BB	5
SO	11
LOB	21



PITCHER	IP	WLS	BF	H	R	ER	SO	BB	IBB	HBP	BLK	WP	HR	S	P	ERA	WHIP
31 Cliff Lee, L (1, 1) ERA: 3.62	5.0	L	26	9	4	4	6	2	0	0	0	1	1	61	94	7.20	2.200
63 Rafael Betancourt, R (6, 1) ERA: 2.49	1.0		8	3	2	2	2	1	1	0	0	0	0	12	20	18.00	4.000
David Riske, R (7, 1) ERA: 1.88	2.0		8	1	0	0	3	1	0	0	0	0	0	23	32	0.00	1.000

Batter	1	2	3	4	5	6	7	8	9	10	11	12	13	AB R H RBI BB SO LOB
Shannon Stewart, R (1, 7) OBP: 0.352, SLG: 0.423	G5-3		2-0 1B		0-1 P5			2-1 7 G6-3 1B		0-1 G6-3		1-2 G4-3		6 0 2 0 0 0 0
7 Joe Mauer, L (1, 2) OBP: 0.384, SLG: 0.444	1-2		0-3 K		3-2 F7			1 SAFE 0-1 G6-3		1-0 G4-3		1-1 P4		5 1 1 1 0 1 2 1 0 0 0 0 0 0
55 Mike Redmond, R (13, 2) OBP: 0.310, SLG: 0.269	HR							1-2						
20 Lew Ford, R (1, 10) OBP: 0.363, SLG: 0.400	1-3 K			0-1 G5-3		2-2 F8		4-2 BB		1-0 HBP		0-0 1B 2B		4 1 1 0 1 1 0
33 Justin Morneau, L (1, 3) OBP: 0.340, SLG: 0.518	0-1 F9			0-1 G3-1		1-0 E3		1 SAFE 2-3 K		1 SAFE 3-3 K		2 SAFE 0-3 K		2 0 0 0 0 0 0 4 0 0 0 0 3 3
Matthew LeCroy, R (5, 3) OBP: 0.339, SLG: 0.417														
Torii Hunter, R (1, 8) OBP: 0.327, SLG: 0.445		1-0 P6		0-0 2B		0-2 L6		3-1 SH1-3 1B				0-3 K		5 0 2 0 1 1 1
Jacque Jones, L (1, 9) OBP: 0.369, SLG: 0.431		0-2 G4-3		3-2 G5-3		0-0 F7		0-2 SH1-3				1-1 G4-3		5 0 1 1 0 0 2
5 Michael Cuddyer, R (1, 5) OBP: 0.328, SLG: 0.367		1-0 F8			0-0 8 HR 1B		2-2 P4		4-0 IBB			1-3 K		3 1 1 0 0 0 0 0 0 0 0 1 0 0 1 0 0 0 0 1 0
Michael Ryan, L (9, PH)														
Brent Abernathy, R (10, 4) OBP: 0.250, SLG: 0.250														
8 Nick Punto, S (1, 4) OBP: 0.351, SLG: 0.423			3-3 K		1 SAFE 3-2 1-H HR		4-0 CS BB		1-1 F7			2-2 G4-3		2 1 1 2 1 1 0 2 0 0 0 0 0 2
38 Luis Antonio Rodriguez, S (4) OBP: 0.222, SLG: 0.222														
Juan Castro, R (1, 6) OBP: 0.276, SLG: 0.394			0-2 G4-3		0-0 P3		1 SAFE 2-2 G5-3		1-0 G1-3			2-1 F7		5 0 0 0 0 0 3

Inning Stats	R: 1	H: 1	R: 0	H: 0	R: 0	H: 1	R: 0	H: 2	R: 0	H: 0	R: 0	H: 1	R: 0	H: 1	R: 0	H: 0	R: 0	H: 0	R: 0	H: 0	R: 0	H: 0	R: 1	H: 2	1B: 5	SF: 0	WP: 0	PA: 51
	E: 0	LOB: 0	E: 0	LOB: 0	E: 0	LOB: 1	E: 0	LOB: 0	E: 0	LOB: 0	E: 0	LOB: 1	E: 0	LOB: 0	E: 0	LOB: 1	E: 0	LOB: 0	E: 0	LOB: 0	E: 0	LOB: 0	E: 0	LOB: 2	2B: 2	SAC: 1	PB: 0	
	K: 1	BB: 0	K: 0	BB: 0	K: 2	BB: 0	K: 0	BB: 0	K: 0	BB: 0	K: 0	BB: 0	K: 1	BB: 1	K: 1	BB: 0	K: 2	BB: 0	K: 1	BB: 0	K: 1	BB: 0	K: 1	BB: 1	3B: 0	DP: 1	SB: 1	
	S: 13	P: 17	S: 5	P: 7	S: 11	P: 16	S: 10	P: 16	S: 9	P: 12	S: 6	P: 14	S: 13	P: 21	S: 8	P: 17	S: 6	P: 11	S: 8	P: 10	S: 9	P: 14	S: 11	P: 18	HR: 2	HBP: 1	CS: 1	

PITCHER	IP	WLS	BF	H	R	ER	SO	BB	IBB	HBP	BLK	WP	HR	S	P	ERA	WHIP
Scott Elarton, R (1, 1) ERA: 5.53	7.0		27	5	3	3	3	1	0	0	0	0	2	62	93	3.86	0.857
Bob Howry, R (8, 1) ERA: 2.28	1.0		5	2	0	0	1	1	0	0	0	0	0	15	26	0.00	3.000
Scott Sauerbeck, L (9, 1) ERA: 3.94	0.1		1	0	0	0	0	0	0	0	0	0	0	3	3	0.00	0.000
59 Matt Miller, R (9, 1) ERA: 0.75	2.0		8	0	0	0	2	0	1	1	0	0	0	12	23	0.00	0.000
Arthur Rhodes, L (11, 1) ERA: 1.16	1.2		5	0	0	0	1	0	0	0	0	0	0	14	21	0.00	0.000


PITCHER	IP	WLS	BF	H	R	ER	SO	BB	IBB	HBP	BLK	WP	HR	S	P	ERA	WHIP
63 Rafael Betancourt, R (13, 1) ERA: 2.77	0.2		5	2	1	1	1	1	0	0	0	0	0	11	18	13.50	4.500

BOTTOM

Cleveland Indians @ Minnesota Twins
 Hubert H. Humphrey Metrodome, Minneapolis, MN

livebaseballscorecards.com

AB	45
R	4
H	9
RBI	4
BB	4
SO	8
LOB	13



Thu Jun 02 2005, 1:10 PM EDT
 Att: 17,351 - Dome - 70 F

Batter	1	2	3	4	5	6	7	8	9	AB	R	H	RBI	BB	SO	LOB	TOP										
Tony Womack, L (1, 7) OBP: 0.309, SLG: 0.297	1-2 2 G5-3 HR 1B	2-3 K		3-2 G3			1-0 B1-3			4	1	1	0	0	1	1											
2 Derek Jeter, R (1, 6) OBP: 0.380, SLG: 0.412	0-0 G5-3		0-1 G4-3		1-0 G6-3		2-3 K			4	0	0	0	0	1	1											
Gary Sheffield, R (1, 9) OBP: 0.412, SLG: 0.549	3-1 HR		1-2 G4-3		2-2 G5-3		2-1 F7			4	1	1	2	0	0	0											
55 Hideki Matsui, L (1, 8) OBP: 0.326, SLG: 0.414	1-2 13 1B		0-0 1B		3-2 2B		0-3 K			4	1	3	0	0	1	0											
13 Alex Rodriguez, R (1, 5) OBP: 0.424, SLG: 0.621	1-2 G4-6-3 1B		4-0 1B		1-1 F7		3-2 F9			3	0	1	0	1	0	1											
Bernie Williams, S (1, 10) OBP: 0.328, SLG: 0.368	0-2 G4-6-3		0-0 1B		1-1 G4-3		0-0 G6-3			4	0	1	1	0	0	2											
20 Jorge Posada, S (1, 2) OBP: 0.363, SLG: 0.446			4-1 24 G4-6-3 1B BB		3-3 K		1-2 F7			3	0	0	0	1	1	2											
Tino Martinez, L (1, 3) OBP: 0.345, SLG: 0.531			1-0 24 G4-6-3 1B		1-1 F7		0-0 1B			4	0	2	0	0	0	0											
24 Robinson Canó, L (1, 4) OBP: 0.255, SLG: 0.376			3-1 G4-6-3		0-0 G4-3		3-1 G4-3			4	0	0	0	0	1	3											
Inning Stats	R: 2 E: 0 K: 0 S: 18	H: 4 LOB: 1 BB: 0 P: 24	R: 0 E: 0 K: 1 S: 7	H: 1 LOB: 1 BB: 1 P: 17	R: 1 E: 0 K: 1 S: 10	H: 2 LOB: 2 BB: 1 P: 18	R: 0 E: 0 K: 0 S: 7	H: 0 LOB: 0 BB: 0 P: 11	R: 0 E: 0 K: 0 S: 11	H: 1 LOB: 1 BB: 0 P: 18	R: 0 E: 0 K: 1 S: 6	H: 0 LOB: 0 BB: 0 P: 11	R: 0 E: 0 K: 1 S: 7	H: 0 LOB: 0 BB: 0 P: 10	R: 0 E: 0 K: 1 S: 8	H: 0 LOB: 0 BB: 0 P: 14	1B: 6 2B: 2 3B: 0 HR: 1	SF: 0 SAC: 0 DP: 2 HBP: 0	WP: 0 PB: 0 SB: 0 CS: 0	PA: 36							
PITCHER	IP	WLS	BF	H	R	ER	SO	BB	IBB	HBP	BLK	WP	HR	S	P	ERA	WHIP										
Kyle Lohse, R (1, 1) ERA: 4.25	6.0	W	27	9	3	3	2	1	1	0	0	0	1	61	101	4.50	1.667										
28 Jesse Crain, R (7, 1) ERA: 0.79	1.0	H	3	0	0	0	1	0	0	0	0	0	0	6	11	0.00	0.000										
Juan Rincon, R (8, 1) ERA: 2.35	1.0	H	3	0	0	0	1	0	0	0	0	0	0	7	10	0.00	0.000										
36 Joe Nathan, R (9, 1) ERA: 2.59	1.0	S	3	0	0	0	1	0	0	0	0	0	0	8	14	0.00	0.000										

New York Yankees @ Minnesota Twins
Hubert H. Humphrey Metrodome, Minneapolis, MN
 Fri Jun 03 2005, 8:10 PM EDT
 Att: 41,588 - Dome - 70 F

AB	34
R	3
H	9
RBI	3
BB	2
SO	5
LOB	10



WP: 0	PA: 36
-------	--------

ERA	WHIP
-----	------

Batter	1	2	3	4	5	6	7	8	9	10	AB R H RBI BB SO LOB	TOP																					
Tony Womack, L (1, 7) OBP: 0.301, SLG: 0.289	G4-3			E3 G6-3	P5			FC6 55 G3 SH5-4	K		5 0 0 0 0 1 4	New York Yankees @ Minnesota Twins Hubert H. Humphrey Metrodome, Minneapolis, MN Sat Jun 04 2005, 7:10 PM EDT Att. 45,553 - Dome - 70 F																					
Rey Sanchez, R (1, 6) OBP: 0.308, SLG: 0.297 Bernie Williams, S (9, PH) OBP: 0.326, SLG: 0.365 Russ Johnson, R (9, 5) OBP: 0.200, SLG: 0.111	G4-3			G6-3		F7		SH5-4	G5-3		3 0 0 0 0 0 1 1 0 0 0 0 0 2 0 0 0 0 0 0 0																						
Gary Sheffield, R (1, 9) OBP: 0.408, SLG: 0.538	K			P6		G6-3		55 G3 IBB	K		4 0 0 0 1 2 1																						
55 Hideki Matsui, L (1, 8) OBP: 0.328, SLG: 0.411			F7					G3			4 1 1 1 1 1 3																						
13 Alex Rodriguez, R (1, 5) OBP: 0.427, SLG: 0.619			G6-3								4 0 2 0 1 0 1																						
25 Jason Giambi, L (1, 10) OBP: 0.372, SLG: 0.346 Ruben Sierra, S (8, PH) OBP: 0.233, SLG: 0.475			P3								3 0 0 0 0 1 1 1 0 0 1 0 1 3																						
Tino Martinez, L (1, 3) OBP: 0.341, SLG: 0.517			G4-3								4 1 0 0 1 0 1																						
John Flaherty, R (1, 2) OBP: 0.268, SLG: 0.263 20 Jorge Posada, S (9, PH) OBP: 0.364, SLG: 0.447			F9								2 1 0 0 1 0 0 2 0 1 0 0 0 2																						
24 Robinson Canó, L (1, 4) OBP: 0.275, SLG: 0.402			F7								4 1 3 2 0 0 0																						
Inning Stats	R: 0 E: 0 K: 1 S: 9	H: 0 LOB: 0 BB: 0 P: 13	R: 0 E: 0 K: 0 S: 6	H: 0 LOB: 0 BB: 0 P: 8	R: 0 E: 0 K: 0 S: 6	H: 0 LOB: 0 BB: 0 P: 7	R: 0 E: 1 K: 1 S: 8	H: 0 LOB: 1 BB: 0 P: 12	R: 2 E: 0 K: 1 S: 12	H: 2 LOB: 1 BB: 1 P: 24	R: 0 E: 0 K: 0 S: 8	H: 1 LOB: 1 BB: 0 P: 14	R: 0 E: 0 K: 0 S: 9	H: 0 LOB: 0 BB: 0 P: 13	R: 1 E: 1 K: 1 S: 10	H: 1 LOB: 3 BB: 2 P: 22	R: 0 E: 0 K: 1 S: 9	H: 2 LOB: 2 BB: 0 P: 12	R: 1 E: 0 K: 1 S: 11	H: 1 LOB: 2 BB: 2 P: 22	1B: 6 2B: 1 3B: 0 HR: 0	SF: 1 SAC: 1 DP: 0 HBP: 0	WP: 0 PB: 0 SB: 0 CS: 0	PA: 44									
PITCHER	IP WLS BF H R ER SO BB IBB HBP BLK WP HR S P ERA WHIP																																
Joe Mays, R (1, 1) ERA: 3.59	7.1		30	4	3	2	3	1	1	0	0	0	0	0	0	62	100	2.46	0.682														
J.C. Romero, L (8, 1) ERA: 1.64	0.1	B	2	0	0	0	0	0	1	0	0	0	0	0	0	2	9	0.00	0.000														
Juan Rincon, R (8, 1) ERA: 2.22	1.1		6	2	0	0	2	0	0	0	0	0	0	0	0	13	16	0.00	1.500														
36 Joe Nathan, R (10, 1) ERA: 2.88	0.2	L	5	1	1	1	1	2	0	0	0	0	0	0	0	10	20	13.50	4.500														
Terry Mulholland, L (10, 1) ERA: 4.05	0.1		1	0	0	0	0	0	0	0	0	0	0	0	0	1	2	0.00	0.000														

livebaseballscorecards.com



BOTTOM

New York Yankees @ Minnesota Twins
Hubert H. Humphrey Metrodome, Minneapolis, MN

Sat Jun 04 2005, 7:10 PM EDT
Att: 45,553 - Dome - 70 F

livebaseballscores.com

AB	35
R	3
H	6
RBI	3
BB	1
SO	5
LOB	10



WP:	0	PA:	37
PB:	0		
SB:	0		
CS:	0		

AB R H RBI BB SO LOB

5 0 0 0 0 0 3

3 0 0 0 0 0 2

3 1 1 0 1 1 1

4 1 1 3 0 1 1

4 0 0 0 0 0 1

4 0 0 0 0 0 1

4 0 1 0 0 1 0

4 0 2 0 0 1 0

1B:	4	SF:	0
2B:	1	SAC:	0
3B:	0	DP:	1
HR:	1	HBP:	1

Batter	1	2	3	4	5	6	7	8	9	10
Shannon Stewart, R (1, 7) OBP: 0.344, SLG: 0.417	F9		G6-4-3		G5-3			F8		G6-3
Brent Abernathy, R (1, 4) OBP: 0.455, SLG: 0.667	P2		G4-3		G5-3			F8		
7 Jos Mauer, L (8, PH) OBP: 0.382, SLG: 0.441										
38 Luis Antonio Rodriguez, R (8, 4) OBP: 0.222, SLG: 0.222										
20 Lew Ford, R (1, 10) OBP: 0.368, SLG: 0.428	BB			HR	G5-3			K		
Torii Hunter, R (1, 8) OBP: 0.333, SLG: 0.444	F8			HR						
Jacque Jones, L (1, 9) OBP: 0.369, SLG: 0.446		G3		HR				G6-3		K
Terry Tiffee, S (1, 3) OBP: 0.236, SLG: 0.299		G4-3		F7				G4-3		P6
5 Michael Cuddyer, R (1, 5) OBP: 0.314, SLG: 0.351		F9		G5-3				G4-3		G1-3
55 Mike Redmond, R (1, 2) OBP: 0.303, SLG: 0.283			G6-4-3	G1-3				G6-3		K
Juan Castro, R (1, 6) OBP: 0.279, SLG: 0.400			G6-4-3		F8			F8		K

Inning Stats	R: 0	H: 0	E: 0	K: 0	S: 8	R: 0	H: 0	E: 0	K: 0	S: 6	R: 0	H: 2	E: 0	K: 0	S: 9	R: 3	H: 2	E: 0	K: 0	S: 13	R: 0	H: 1	E: 0	K: 0	S: 11	R: 0	H: 0	E: 0	K: 1	S: 7	R: 0	H: 0	E: 0	K: 0	S: 6	R: 0	H: 0	E: 0	K: 1	S: 11	R: 0	H: 1	E: 0	K: 1	S: 6	R: 0	H: 0	E: 0	K: 2	S: 10	R: 0	H: 0	E: 0	K: 2	S: 14	1B: 4	SF: 0	2B: 1	SAC: 0	3B: 0	DP: 1	HR: 1	HBP: 1	WP: 0	PA: 37
--------------	------	------	------	------	------	------	------	------	------	------	------	------	------	------	------	------	------	------	------	-------	------	------	------	------	-------	------	------	------	------	------	------	------	------	------	------	------	------	------	------	-------	------	------	------	------	------	------	------	------	------	-------	------	------	------	------	-------	-------	-------	-------	--------	-------	-------	-------	--------	-------	--------

PITCHER	IP	WLS	BF	H	R	ER	SO	BB	IBB	HBP	BLK	WP	HR	S	P	ERA	WHIP
40 Chien-Ming Wang, R (1, 1) ERA: 4.03	7.0		27	5	3	3	1	1	0	1	0	0	1	60	93	3.86	0.857
Tom Gordon, R (8, 1) ERA: 2.96	2.0	W	7	1	0	0	2	0	0	0	0	0	0	17	22	0.00	0.500
42 Mariano Rivera, R (10, 1) ERA: 1.33	1.0	S	3	0	0	0	2	0	0	0	0	0	0	10	14	0.00	0.000

PITCHER

IP WLS BF H R ER SO BB IBB HBP BLK WP HR S P ERA WHIP

Batter	1	2	3	4	5	6	7	8	9	AB R H RBI BB SO LOB	TOP	
Tony Womack, L (1, 7) OBP: 0.296, SLG: 0.284 Russ Johnson, R (7, 5) OBP: 0.273, SLG: 0.300	2-1 G6-3		1-1 F7		3-2 G4-3		1-2 F9		0-1 2B	4 0 0 0 0 0 0 1 0 1 0 0 0 0		
24 Robinson Canó, L (1, 4) OBP: 0.271, SLG: 0.422	0-1 HR		1-0 F7		1-3 K			0-0 E3 55 1B	3-2 G4-3	5 2 1 1 0 1 1		
Gary Sheffield, R (1, 9) OBP: 0.409, SLG: 0.540	1-0 F9		1-0 2B		1-0 P5			4-2 13 FC5 55 1B BB		3 0 1 0 1 0 0		
55 Hideki Matsui, L (1, 8) OBP: 0.327, SLG: 0.408 (7, 7)	0-0 F7		0-0 G4-3			0-1 G6-3		2-0 13 FC5 1B		4 0 1 1 0 0 1		
13 Alex Rodriguez, R (1, 5) OBP: 0.429, SLG: 0.617 (7, 6)		1-0 25 25 1B 1B		1-2 20 1B 1B		2-2 G6-3		2-2 FC5		4 1 2 0 0 0 2		
25 Jason Giambi, L (1, 10) OBP: 0.375, SLG: 0.351		1-2 1-H 1B		2-0 F7 1B		3-2 1B		3-2 F8		4 0 2 1 0 0 3		
20 Jorge Posada, S (1, 2) OBP: 0.362, SLG: 0.443		0-0 F7 1B		0-1 1-2 1B		2-2 F8		0-0 G1-3		4 0 1 0 0 0 4		
Tino Martinez, L (1, 3) OBP: 0.333, SLG: 0.503		2-1 P6		1-1 F6		1-0 F7		1-2 G3-1		4 0 0 0 0 0 3		
Rey Sanchez, R (1, 6) OBP: 0.293, SLG: 0.282 Bernie Williams, S (7, PH) OBP: 0.322, SLG: 0.361 (7, 8)		0-0 G3		0-0 G1-3		0-0 G4-3		0-0 G6-3		2 0 0 0 0 0 3 2 0 0 0 0 0 0		
Inning Stats	R: 1 H: 1 E: 0 LOB: 0 K: 0 BB: 0 S: 6 P: 9	R: 1 H: 2 E: 0 LOB: 1 K: 0 BB: 0 S: 8 P: 12	R: 0 H: 1 E: 0 LOB: 1 K: 0 BB: 0 S: 5 P: 8	R: 0 H: 2 E: 0 LOB: 2 K: 0 BB: 0 S: 10 P: 14	R: 0 H: 0 E: 0 LOB: 0 K: 1 BB: 0 S: 7 P: 12	R: 0 H: 1 E: 0 LOB: 1 K: 0 BB: 0 S: 13 P: 20	R: 0 H: 0 E: 0 LOB: 0 K: 0 BB: 0 S: 5 P: 7	R: 1 H: 1 E: 1 LOB: 2 K: 0 BB: 1 S: 11 P: 22	R: 0 H: 1 E: 0 LOB: 1 K: 0 BB: 0 S: 9 P: 13	1B: 6 SF: 0 2B: 2 SAC: 0 3B: 0 DP: 0 HR: 1 HBP: 0	WP: 0 PA: 38 PB: 0 SB: 1 CS: 0	
PITCHER	IP WLS BF H R ER SO BB IBB HBP BLK WP HR S P ERA WHIP											
Carlos Silva, R (1, 1) ERA: 3.04	7.0 W 28 7 2 2 1 0 0 0 0 0 0 1 54 82 2.57 1.000											
J.C. Romero, L (8, 1) ERA: 1.64	0.0 3 1 1 0 0 1 0 0 0 0 0 0 4 10 ∞ ∞											
28 Jesse Crain, R (8, 1) ERA: 0.76	1.0 H 3 0 0 0 0 0 0 0 0 0 0 0 7 12 0.00 0.000											
Terry Mulholland, L (9, 1) ERA: 3.86	1.0 4 1 0 0 0 0 0 0 0 0 0 0 9 13 0.00 1.000											

New York Yankees @ Minnesota Twins
 Hubert H. Humphrey Metrodome, Minneapolis, MN
 Sun Jun 05 2005, 2:10 PM EDT
 Att. 37,349 - Dome - 70 F

AB	37
R	3
H	9
RBI	3
BB	1
SO	1
LOB	17



Batter	1	2	3	4	5	6	7	8	9
Michael Ryan, L (1, 10) OBP: 0.667, SLG: 0.600	1-2 G3 1B		1-0 P6		1-0 FC3-6	0-0		1-2 HBP 1B	
Brent Abernathy, R (1, 4) OBP: 0.375, SLG: 0.538	1-0 G3 1-2		1-1 F8		3-2 SAFE P3	3-2 X SF7		1-2 HBP 1B	
20 Lew Ford, R (1, 7) OBP: 0.364, SLG: 0.419	1-2 G6-3			2-3 K		G4-3 P3		2-2 HBP 1B	
Torii Hunter, R (1, 8) OBP: 0.335, SLG: 0.441	0-2 G6-3		1-0 F8		2-2 HBP 2B	1-3 K		0-0 HBP 1B	
Jacque Jones, L (1, 9) OBP: 0.380, SLG: 0.453		3-2 1B 1B		4-2 BB		0-0 G1-3		3-2 HBP 1B	
Matthew LeCroy, R (1, 3) OBP: 0.342, SLG: 0.426 33 Justin Morneau, L (9, 3) OBP: 0.340, SLG: 0.518		1-1 55 G6-4-3 1B		3-2 F8		1-2 HBP 38 1B 2B		3-3 HBP 1B	
5 Michael Cuddyer, R (1, 5) OBP: 0.323, SLG: 0.362		1-3 K			0-0 FC3-6 38 1B 1B	4-0 38 1B 55 HBP 1B IBB		2-2 55 G6-3 1B 2B	
55 Mike Redmond, R (1, 2) OBP: 0.300, SLG: 0.270		0-2 G6-4-3 1-2f			1-3 K	2-0 1B 38 1B SF7 HBP		1-1 G6-3	
38 Luis Antonio Rodriguez, B (6, 6) OBP: 0.308, SLG: 0.308			1-3 HBP 1B		0-0 FC3-6 1B	2-2 1B		0-0 F7	

Inning Stats	R: 0 E: 0 K: 10 S: 10	H: 1 LOB: 1 BB: 0 P: 13	R: 0 E: 0 K: 11 S: 11	H: 2 LOB: 1 BB: 0 P: 16	R: 0 E: 0 K: 7 S: 7	H: 0 LOB: 0 BB: 0 P: 10	R: 0 E: 0 K: 1 S: 11	H: 0 LOB: 1 BB: 1 P: 21	R: 0 E: 0 K: 16 S: 16	H: 2 LOB: 2 BB: 0 P: 21	R: 5 E: 0 K: 0 S: 24	H: 4 LOB: 2 BB: 1 P: 41	R: 0 E: 0 K: 2 S: 7	H: 0 LOB: 0 BB: 0 P: 9	R: 4 E: 0 K: 1 S: 20	H: 5 LOB: 2 BB: 0 P: 32
--------------	--------------------------------	----------------------------------	--------------------------------	----------------------------------	------------------------------	----------------------------------	-------------------------------	----------------------------------	--------------------------------	----------------------------------	-------------------------------	----------------------------------	------------------------------	---------------------------------	-------------------------------	----------------------------------

PITCHER	IP	WLS	BF	H	R	ER	SO	BB	IBB	HBP	BLK	WP	HR	S	P	ERA	WHIP
Kevin Brown, R (1, 1) ERA: 5.43	5.1	L	27	8	5	5	4	1	1	2	0	0	0	67	106	8.44	1.688
Tanyon Sturtze, R (6, 1) ERA: 2.54	1.2		6	1	0	0	2	0	0	0	0	0	0	19	25	0.00	0.600
Paul Quantrill, R (8, 1) ERA: 8.02	0.2		7	4	4	4	0	0	0	1	0	0	0	14	20	54.00	6.000
Buddy Groom, L (8, 1) ERA: 6.43	0.1		2	1	0	0	1	0	0	0	0	0	0	6	12	0.00	3.000

BOTTOM

AB R H RBI BB SO LOB

5 1 3 2 0 0 2

4 1 1 1 0 0 3

4 1 0 0 0 1 3

4 1 1 1 0 1 1

4 1 3 2 1 0 0

5 1 2 1 0 2 3

0 0 0 0 0 0 0

3 2 2 0 1 1 2

3 1 0 1 0 1 4

4 0 2 1 0 1 1

AB 36
R 9
H 14
RBI 9
BB 2
SO 7
LOB 19


1B: 12 SF: 1
2B: 2 SAC: 0
3B: 0 DP: 1
HR: 0 HBP: 3

WP: 0 PA: 42
PB: 0
SB: 0
CS: 0

New York Yankees @ Minnesota Twins
Hubert H. Humphrey Metrodome, Minneapolis, MN

Sun Jun 05 2005, 2:10 PM EDT
Att: 37,349 - Dome - 70 F

livebaseballscorecards.com



Batter	1	2	3	4	5	6	7	8	9	AB	R	H	RBI	BB	SO	LOB	TOP										
Shannon Stewart, R (1, 7) OBP: 0.347, SLG: 0.433 Michael Ryan, L (8, PH) OBP: 0.500, SLG: 0.500 (8, 7)	F8		38 1B 7 1B		HR		20 HBP 7 1B SF9 1B	SF8		4	3	3	1	0	0	0											
38 Luis Antonio Rodriguez, B (4) OBP: 0.333, SLG: 0.389	F9		7 1B FC5-4 1B		7 WP 2B		F9	F7		5	1	2	0	0	0	1											
7 Joe Mauer, L (1, 2) OBP: 0.371, SLG: 0.425	F7		FC5-4 1B		K		SF9 20 HBP 1B		G3	5	0	2	2	0	1	1											
Torii Hunter, R (1, 8) OBP: 0.345, SLG: 0.486 20 Lew Ford, R (7, PH) OBP: 0.365, SLG: 0.417 (7, 8)		HR 2B	FC5-4 G4-6-3 1B		G4-3				K	3	1	1	1	0	0	2											
Jacque Jones, L (1, 9) OBP: 0.376, SLG: 0.463		HR 2B	G4-6-3		L3		SF9		F9	4	1	1	3	0	0	1											
33 Justin Morneau, L (1, 3) OBP: 0.340, SLG: 0.507		F9			G1-3		5 F 5 1B 1B		F7	4	1	1	0	0	0	2											
5 Michael Cuddyer, R (1, 5) OBP: 0.333, SLG: 0.380		K			K		E5 1B 1B			4	1	2	0	0	2	0											
Juan Castro, R (1, 6) OBP: 0.295, SLG: 0.417		G6-3			G5-3		0-0 G4-6-3 1B		G4-3 SF8 2B	4	1	2	2	0	0	0											
Johan Santana, L (1, 1) OBP: 0.250, SLG: 0.250			38 1B 7 1B 1B		G4-3		0-0 G4-6-3		G4-3	4	1	1	0	0	0	3											
Inning Stats	R: 0 E: 0 K: 0 S: 9	H: 0 LOB: 0 BB: 0 P: 16	R: 2 E: 0 K: 1 S: 20	H: 2 LOB: 0 BB: 0 P: 26	R: 3 E: 0 K: 0 S: 14	H: 4 LOB: 0 BB: 0 P: 21	R: 0 E: 0 K: 1 S: 8	H: 0 LOB: 0 BB: 0 P: 12	R: 1 E: 1 K: 0 S: 8	H: 3 LOB: 1 BB: 0 P: 11	R: 1 E: 0 K: 0 S: 13	H: 2 LOB: 2 BB: 0 P: 21	R: 2 E: 0 K: 0 S: 12	H: 2 LOB: 0 BB: 0 P: 18	R: 0 E: 0 K: 1 S: 6	H: 0 LOB: 0 BB: 0 P: 10	1B: 10 2B: 3 3B: 0 HR: 2	SF: 2 SAC: 0 DP: 2 HBP: 1	WP: 1 PB: 0 SB: 0 CS: 0	PA: 41							
PITCHER	IP	WLS	BF	H	R	ER	SO	BB	IBB	HBP	BLK	WP	HR	S	P	ERA	WHIP										
Claudio Vargas, R (1, 1) ERA: 9.68	5.0	L	22	8	6	6	3	0	0	0	0	1	2	64	94	10.80	1.600										
Mike Koplove, R (6, 1) ERA: 5.06	2.0		11	5	2	1	0	0	0	1	0	0	0	21	32	4.50	2.500										
Matt Herges, R (8, 1) ERA: 5.54	1.0		5	2	2	2	0	0	0	0	0	0	0	12	18	18.00	2.000										
Jose Valverde, R (9, 1) ERA: 6.0	1.0		3	0	0	0	1	0	0	0	0	0	0	6	10	0.00	0.000										

Minnesota Twins @ Arizona Diamondbacks
Bank One Ballpark, Phoenix, AZ
Wed Jun 08 2005, 10:10 PM EDT
Att. 23,404 - Clear - 76 F

AB	38
R	10
H	15
RBI	10
BB	0
SO	4
LOB	10



WP	1	PA	41
PB	0		
SB	0		
CS	0		

1B	10	SF	2
2B	3	SAC	0
3B	0	DP	2
HR	2	HBP	1

Batter	1	2	3	4	5	6	7	8	9	AB R H RBI BB SO LOB	TOP											
Shannon Stewart, R (1, 7) OBP: 0.342, SLG: 0.426	0-1 F9		1-3 K		3-2 F8			1-1 G5-3		4 0 0 0 0 1 2												
38 Luis Antonio Rodriguez, R (8, 4) OBP: 0.364, SLG: 0.409	2-2 FC6-4 1B			1-0 G6-3		1-3 K		0-0 1B		4 0 2 0 0 1 0												
7 Joe Mauer, L (1, 2) OBP: 0.363, SLG: 0.414	3-2 FC6-4 1-2f			0-2 F8		2-2 G3		0-0 F7		4 0 0 0 0 0 2												
Torii Hunter, R (1, 8) OBP: 0.343, SLG: 0.479	0-0 F7			2-2 G3		4-1 WP HR BB		0-3 K		3 1 0 0 1 1 2												
Jacque Jones, L (1, 9) OBP: 0.374, SLG: 0.474									0-0 G4-3	4 1 1 2 0 0 0												
33 Justin Morneau, L (1, 3) OBP: 0.337, SLG: 0.521									1-0 G3-1	4 1 1 1 0 0 0												
5 Michael Cuddyer, R (1, 5) OBP: 0.337, SLG: 0.376									4-2 20 1B BB	2 0 0 0 2 0 0												
Juan Castro, R (1, 6) OBP: 0.296, SLG: 0.409									1-2 1B	2 0 0 0 1 1 0												
20 Lew Ford, R (9, PH) OBP: 0.368, SLG: 0.420									1-2 1B	1 0 1 0 0 0 0												
Kyle Lohse, R (1, 1)									2-3 K	2 0 0 0 0 1 2												
Michael Ryan, L (7, PH) OBP: 0.444, SLG: 0.429									2-3 K	1 0 0 0 0 0 0												
J.C. Romero, S (7, 1)									2-3 K	0 0 0 0 0 0 0												
Matthew LeCroy, R (9, PH) OBP: 0.339, SLG: 0.423									2-3 K	1 0 0 0 0 1 2												
Inning Stats	R: 0 E: 0 K: 0 S: 11	H: 1 LOB: 1 BB: 0 P: 16	R: 0 E: 0 K: 0 S: 12	H: 0 LOB: 0 BB: 0 P: 19	R: 0 E: 0 K: 1 S: 10	H: 0 LOB: 0 BB: 0 P: 15	R: 0 E: 0 K: 0 S: 8	H: 0 LOB: 0 BB: 0 P: 11	R: 1 E: 0 K: 1 S: 12	H: 1 LOB: 2 BB: 2 P: 26	R: 2 E: 0 K: 1 S: 13	H: 1 LOB: 0 BB: 1 P: 25	R: 0 E: 0 K: 1 S: 11	H: 0 LOB: 0 BB: 0 P: 16	R: 0 E: 0 K: 1 S: 7	H: 1 LOB: 1 BB: 0 P: 8	R: 0 E: 0 K: 1 S: 10	H: 1 LOB: 2 BB: 1 P: 18	1B: 3 2B: 0 3B: 0 HR: 2	SF: 0 SAC: 0 DP: 0 HBP: 0	WP: 1 PB: 0 SB: 0 CS: 0	PA: 36
PITCHER	IP WLS BF H R ER SO BB IBB HBP BLK WP HR S P ERA WHIP																					
Javier Vazquez, R (1, 1) ERA: 4.39	6.0 W 24 3 3 3 3 3 0 0 0 1 2 66 112 4.50 1.000																					
Lance Cormier, R (7, 1) ERA: 1.67	2.0 H 7 1 0 0 2 0 0 0 0 0 0 0 18 24 0.00 0.500																					
Javier López, L (9, 1) ERA: 9.77	0.2 H 2 0 0 0 0 0 0 0 0 0 0 0 2 3 0.00 0.000																					
36 Brian Bruney, R (9, 1) ERA: 6.04	0.1 S 3 1 0 0 1 1 0 0 0 0 0 0 8 15 0.00 6.000																					

Minnesota Twins @ Arizona Diamondbacks
Bank One Ballpark, Phoenix, AZ
Thu Jun 09 2005, 9:40 PM EDT
Att. 22,139 - Clear - 77 F

AB	32
R	3
H	5
RBI	3
BB	4
SO	6
LOB	10




Batter	1	2	3	4	5	6	7	8	9
Craig Counsell, L (1, 4) OBP: 0.397, SLG: 0.433	1-1 G6-3 3B		2-3 K	2-1 G1-3		1-2 G3			
Alex Cintron, S (1, 6) OBP: 0.323, SLG: 0.408 Royce Clayton, R (9, 6) OBP: 0.275, SLG: 0.306	2-2 G6-3		0-0 BB 2B	2-0 3-H 1B			2-2 G6-3		
Luis Gonzalez, L (1, 7) OBP: 0.404, SLG: 0.493	2-1 G1-3		4-0 BB IBB	1-1 F8			3-3 K		
Troy Glaus, R (1, 5) OBP: 0.348, SLG: 0.507	1-1 F8		4-2 BB 1B		0-1 G4-3 1B		0-0 F8		
Shawn Green, L (1, 9) OBP: 0.321, SLG: 0.391		4-2 FC6-4 BB	0-0 G1-3		1-2 G4-3		2-2 G4-3		
José Cruz Jr., S (1, 8) OBP: 0.357, SLG: 0.514		2-3 K		0-0 HR	1-1 F7		0-2 F7		
Chad Tracy, L (1, 3) OBP: 0.301, SLG: 0.448		1-3 K		1-0 SH1-4 G1-3 1B		1-1 F7		1-1 G4-3	
19 Chris Snyder, R (1, 2) OBP: 0.333, SLG: 0.317		2-0 FC6-4		1-0 SAFE G1-3 SH1-4 1B 1B		4-2 BB			
Javier Vazquez, R (1, 1) OBP: 0.348, SLG: 0.391 Quinton McCracken, S (6, PH) OBP: 0.292, SLG: 0.250 Lance Cormier, R (7, 1) OBP: 0.500, SLG: 0.500 Javier López, L (9, 1) 36 Brian Bruney, R (9, 1)			1-2 G5-3	1-1 SH1-4		0-1 F7			

AB	R	H	RBI	BB	SO	LOB
4	1	1	1	0	1	2
4	0	2	2	0	0	0
0	0	0	0	0	0	0
3	0	0	0	1	1	1
3	0	1	0	1	0	0
3	0	0	0	1	0	4
4	1	1	1	0	1	1
4	1	1	0	0	1	1
2	1	1	0	1	0	1
1	0	0	0	0	0	0
1	0	0	0	0	0	1
0	0	0	0	0	0	0
0	0	0	0	0	0	0
0	0	0	0	0	0	0

Minnesota Twins @ Arizona Diamondbacks
Bank One Ballpark, Phoenix, AZ
 Thu Jun 09 2005, 9:40 PM EDT
 Att. 22,139 - Clear - 77 F

livebaseballscorecards.com

AB	29
R	4
H	7
RBI	4
BB	4
SO	4
LOB	11



Inning Stats	R: 1	H: 1	E: 0	K: 0	S: 9	LOB: 0	BB: 0	P: 15
	R: 0	H: 0	E: 0	K: 2	S: 9	LOB: 1	BB: 1	P: 18
	R: 0	H: 1	E: 0	K: 1	S: 11	LOB: 3	BB: 2	P: 22
	R: 3	H: 4	E: 0	K: 0	S: 10	LOB: 1	BB: 0	P: 18
	R: 0	H: 1	E: 0	K: 0	S: 7	LOB: 0	BB: 0	P: 9
	R: 0	H: 0	E: 0	K: 1	S: 13	LOB: 1	BB: 1	P: 19
	R: 0	H: 0	E: 0	K: 1	S: 7	LOB: 0	BB: 0	P: 12
	R: 0	H: 0	E: 0	K: 0	S: 10	LOB: 0	BB: 0	P: 13

1B:	2B:	3B:	HR:	SF:	SAC:	DP:	HBP:
4	1	1	1	0	1	1	0

WP:	PA:
0	34

PITCHER	IP	WLS	BF	H	R	ER	SO	BB	IBB	HBP	BLK	WP	HR	S	P	ERA	WHIP
Kyle Lohse, R (1, 1) ERA: 4.43	6.0	L	28	7	4	4	3	3	1	0	0	0	1	59	101	6.00	1.667
J.C. Romero, L (7, 1) ERA: 1.5	2.0		6	0	0	0	1	0	0	0	0	0	0	17	25	0.00	0.000

Batter	1	2	3	4	5	6	7	8	9	AB	R	H	RBI	BB	SO	LOB	TOP								
20 Lew Ford, R (1, 7) OBP: 0.364, SLG: 0.414	0-2 38 2B 33 1B 1B		0-1 F7 1B		0-1 G6-3		2-2 G1-3			4	1	1	0	0	0	2									
38 Luis Antonio Rodriguez, B (4) OBP: 0.367, SLG: 0.433	1-1 33 1B 2B		0-2 33 HR 1B		0-2 33 G5-4-3 1B		1-1 B1-3			4	2	3	0	0	0	0									
33 Justin Morneau, L (1, 3) OBP: 0.339, SLG: 0.545	1-0 G4-6-3 1B		2-0 1-H HR		0-1 1-2f G5-4-3		1-0 F8			4	1	2	4	0	0	1									
Torii Hunter, R (1, 8) OBP: 0.344, SLG: 0.486	0-1 G4-6-3 1-2f		2-3 K		3-2 HR		3-0 FC5 1B HBP			3	1	1	1	0	1	1									
Jacque Jones, L (1, 9) OBP: 0.370, SLG: 0.480	3-3 K				1-0 G4-3		1-1 G4-3		1-0 1-2 1B	4	0	1	0	0	1	0									
Glenn Williams, S (1, 5) OBP: 0.600, SLG: 0.600		0-3 K			1-1 55 G5-4-3 1B		1-1 55 SH1-4 1B		1-2 FC5	4	0	2	0	0	1	2									
5 Michael Cuddyer, R (8, 5) OBP: 0.330, SLG: 0.368										0	0	0	0	0	0	0									
55 Mike Redmond, R (1, 2) OBP: 0.288, SLG: 0.258		0-2 G4-3			1 SAFE 0-0 G5-4-3 1-2f		1 SAFE 0-1 SH1-4		1-2 L4	3	0	0	0	0	0	1									
Juan Castro, R (1, 6) OBP: 0.285, SLG: 0.398		0-1 G6-3					1-1 F9		0-1 G1-3	4	0	0	0	0	0	1									
Carlos Silva, R (1, 1) OBP: 0.345, SLG: 0.423			2-3 K				0-3 K		0-0 G3	2	0	0	0	0	2	0									
Matthew LeCroy, R (7, PH) OBP: 0.345, SLG: 0.423										0	0	0	0	0	1	0									
J.C. Romero, S (7, 1) OBP: 0.364, SLG: 0.333										0	0	0	0	0	0	0									
Michael Ryan, L (9, PH) OBP: 0.364, SLG: 0.333										1	0	0	0	0	0	0									
36 Joe Nathan, R (9, 1)										0	0	0	0	0	0	0									
Inning Stats	R: 2 E: 0 K: 1 S: 11	H: 3 LOB: 0 BB: 0 P: 16	R: 0 E: 0 K: 1 S: 8	H: 0 LOB: 0 BB: 0 P: 8	R: 2 E: 0 K: 2 S: 14	H: 2 LOB: 0 BB: 0 P: 20	R: 0 E: 0 K: 0 S: 4	H: 1 LOB: 0 BB: 0 P: 6	R: 0 E: 0 K: 1 S: 7	H: 0 LOB: 0 BB: 0 P: 8	R: 1 E: 0 K: 0 S: 10	H: 2 LOB: 0 BB: 0 P: 14	R: 0 E: 0 K: 0 S: 12	H: 1 LOB: 2 BB: 1 P: 20	R: 0 E: 0 K: 0 S: 10	H: 1 LOB: 2 BB: 0 P: 17	R: 0 E: 0 K: 0 S: 6	H: 0 LOB: 0 BB: 0 P: 7	1B: 7 2B: 1 3B: 0 HR: 2	SF: 0 SAC: 1 DP: 3 HBP: 1	WP: 0 PB: 0 SB: 0 CS: 0	PA: 36			
PITCHER	IP	WLS	BF	H	R	ER	SO	BB	IBB	HBP	BLK	WP	HR	S	P	ERA	WHIP								
Derek Lowe, R (1, 1) ERA: 3.62	6.0	L	23	8	5	5	5	0	0	0	0	0	2	54	72	7.50	1.333								
Giovanni Carrara, R (7, 1) ERA: 4.33	1.0		5	1	0	0	0	1	0	0	0	0	0	12	20	0.00	2.000								
Kelly Wunsch, L (8, 1) ERA: 4.5	0.2		2	0	0	0	0	0	0	0	0	0	0	3	5	0.00	0.000								
Franquelis Osoria, R (8, 1) ERA:	1.1		6	1	0	0	0	0	0	1	0	0	0	13	19	0.00	0.750								

Minnesota Twins @ Los Angeles Dodgers
Dodger Stadium, Los Angeles, CA
Sat Jun 11 2005, 7:10 PM PDT
Att: 53,354 - Clear - 67 F

AB	33
R	5
H	10
RBI	5
BB	1
SO	5
LOB	8



Batter	1	2	3	4	5	6	7	8	9
Cesar Izturis, S OBP: 0.358, SLG: 0.380 13 Oscar Robles, L OBP: 0.229, SLG: 0.206	2-1 G4-3		1-2 G4-6-3 1B		1-1 G1-3			3-2 G1-3	
Hee-Seop Choi, L OBP: 0.326, SLG: 0.467	2-3 K		2-1 G4-6-3 1-2f		3-1 HR			0-3 K	
J.D. Drew, L OBP: 0.400, SLG: 0.488	0-0 F9			4-1 G4-6-3 12 1B BB		2-0 G3		3-3 K	
12 Jeff Kent, R OBP: 0.371, SLG: 0.532		0-0 G6-3		2-0 G4-6-3 1-2 1B		1-0 HR		2-2 G5-3	
Jayson Werth, R OBP: 0.347, SLG: 0.371		1-1 F9		1-2 G4-6-3 1-2f 2-3		2-2 G6-3		2-3 K	
Antonio Perez, R OBP: 0.455, SLG: 0.474		0-1 1B		2-2 G6-3		2-2 G4-3		0-3 K	
Jason Grabowski, L OBP: 0.265, SLG: 0.395 Mike Edwards, R OBP: 0.373, SLG: 0.436 Kelly Wunsch, L Franquelis Osona, R		1-0 F8			0-1 HR		0-3 K		
Jason Phillips, R OBP: 0.321, SLG: 0.414			1-1 1B 1B		0-2 G4-3		1-0 F8		
Derek Lowe, R OBP: 0.172, SLG: 0.207 Giovanni Carrara, R 17 Jason Repko, R OBP: 0.292, SLG: 0.417			1-3 K		2-1 G3		1-3 K		

Inning Stats	R: 0	H: 0	E: 0	K: 1	S: 6	R: 0	H: 1	E: 0	K: 0	S: 6	R: 0	H: 2	E: 0	K: 1	S: 10	R: 0	H: 1	E: 0	K: 0	S: 9	R: 1	H: 1	E: 0	K: 0	S: 9	R: 2	H: 2	E: 0	K: 0	S: 12	R: 0	H: 0	E: 0	K: 2	S: 7	R: 0	H: 0	E: 0	K: 2	S: 9	R: 0	H: 0	E: 0	K: 2	S: 11	1B: 4	2B: 0	3B: 0	HR: 3	SF: 0	SAC: 0	DP: 2	HBP: 0	WP: 0	PB: 0	SB: 0	CS: 0	PA: 33
--------------	------	------	------	------	------	------	------	------	------	------	------	------	------	------	-------	------	------	------	------	------	------	------	------	------	------	------	------	------	------	-------	------	------	------	------	------	------	------	------	------	------	------	------	------	------	-------	-------	-------	-------	-------	-------	--------	-------	--------	-------	-------	-------	-------	--------

PITCHER	IP	WLS	BF	H	R	ER	SO	BB	IBB	HBP	BLK	WP	HR	S	P	ERA	WHIP
Carlos Silva, R ERA: 3.15	(1, 1)	6.0	W	24	7	3	3	2	1	0	0	0	3	52	85	4.50	1.333
J.C. Romero, L ERA: 1.38	(7, 1)	2.0	H	6	0	0	4	0	0	0	0	0	0	16	24	0.00	0.000
36 Joe Nathan, R ERA: 2.67	(9, 1)	1.0	S	3	0	0	2	0	0	0	0	0	0	11	15	0.00	0.000

BOTTOM

Minnesota Twins @ Los Angeles Dodgers
Dodger Stadium, Los Angeles, CA

Sat Jun 11 2005, 7:10 PM PDT
Att. 53,354 - Clear - 67 F

livebaseballscores.com

AB	32
R	3
H	7
RBI	3
BB	1
SO	8
LOB	7



Batter	1	2	3	4	5	6	7	8	9	AB R H RBI BB SO LOB	TOP											
20 Lew Ford, R (1, 7) OBP: 0.365, SLG: 0.416	3-2 G4-3		0-0 SH1-3 2B		2-0 G5-3		4-2 SH1-4 BB		1-3 K	4 0 1 0 1 1 0	Minnesota Twins @ Los Angeles Dodgers Dodger Stadium, Los Angeles, CA Sun Jun 12 2005, 1:10 PM PDT Att. 54,368 - Overcast - 72 F											
38 Luis Antonio Rodriguez, B (4) OBP: 0.344, SLG: 0.406	0-3 K		0-0 SH1-3 2-3		0-1 F8		0-0 SH1-4 1-2			2 0 0 0 0 1 0												
33 Justin Morneau, L (1, 3) OBP: 0.331, SLG: 0.532	0-2 G1-3		0-3 K		0-3 K		0-0 P4			4 0 0 0 0 2 2												
Torii Hunter, R (1, 8) OBP: 0.347, SLG: 0.493		4-1 2B 5 SF9 BB	1-3 K			2-1 2B 3B	3-3 K			3 2 1 0 1 2 2												
Jacque Jones, L (1, 9) OBP: 0.372, SLG: 0.490		1-2 SAFE 5 SF9 1-3 SF9 2B		1-1 F8		0-1 5 2B	0-0 P3			4 1 2 1 0 0 0												
7 Joe Mauer, L (1, 2) OBP: 0.374, SLG: 0.421		4-0 BB		1-1 5 2B 1B		0-2 3-H 5 1B	2-0 F7			3 0 2 0 1 0 0												
5 Michael Cuddyer, R (1, 5) OBP: 0.329, SLG: 0.373		1-2 SF9		0-0 1-3 2B		3-3 K	0-0 G6-3			3 0 1 1 0 1 2												
Juan Castro, R (1, 6) OBP: 0.278, SLG: 0.392 Shannon Stewart, R (9, PH) OBP: 0.344, SLG: 0.435		1-1 SF9		1-3 K		2-3 K		2-3 K		2 0 0 1 0 2 4 1 0 0 0 0 1 0												
Brad Radke, R (1, 1) Terry Mulholland, R (7, 1) 28 Jesse Crain, R (8, 1) Michael Ryan, L (9, PH) OBP: 0.333, SLG: 0.300		3-H 2-2 F8		0-3 K		2-2 P4		2-2 G3-1		3 0 0 0 0 1 5 0 0 0 0 0 0 0 0 0 0 0 0 0 0 1 0 0 0 0 0 0												
Inning Stats	R: 0 E: 0 K: 1 S: 11	H: 0 LOB: 0 BB: 0 P: 14	R: 2 E: 0 K: 0 S: 15	H: 1 LOB: 1 BB: 2 P: 28	R: 0 E: 0 K: 2 S: 8	H: 1 LOB: 1 BB: 0 P: 9	R: 0 E: 0 K: 2 S: 12	H: 2 LOB: 2 BB: 0 P: 15	R: 0 E: 0 K: 1 S: 6	H: 0 LOB: 0 BB: 0 P: 8		R: 1 E: 0 K: 2 S: 18	H: 3 LOB: 2 BB: 0 P: 27	R: 0 E: 0 K: 1 S: 7	H: 0 LOB: 1 BB: 1 P: 14	R: 0 E: 0 K: 0 S: 3	H: 0 LOB: 0 BB: 0 P: 5	R: 0 E: 0 K: 2 S: 10	H: 0 LOB: 0 BB: 0 P: 15	1B: 2 2B: 4 3B: 1 HR: 0	SF: 2 SAC: 2 DP: 0 HBP: 0	WP: 0 PB: 0 SB: 2 CS: 0
PITCHER	IP WLS BF H R ER SO BB IBB HBP BLK WP HR S P ERA WHIP																					
D.J. Houlton, R (1, 1) ERA: 5.72	6.0 W 27 7 3 3 8 2 0 0 0 0 0 0 70 101 4.50 1.500																					
Giovanni Carrara, R (7, 1) ERA: 4.28	0.1 H 2 0 0 0 0 1 0 0 0 0 0 0 3 7 0.00 3.000																					
Kelly Wunsch, L (7, 1) ERA: 4.42	0.1 H 1 0 0 0 0 0 0 0 0 0 0 0 1 1 0.00 0.000																					
Duaner Sanchez, R (7, 1) ERA: 4.15	0.1 H 1 0 0 0 1 0 0 0 0 0 0 0 3 6 0.00 0.000																					
43 Yhency Brazoban, R (8, 1) ERA: 3.49	1.0 H 3 0 0 0 0 0 0 0 0 0 0 0 3 5 0.00 0.000																					
PITCHER	IP WLS BF H R ER SO BB IBB HBP BLK WP HR S P ERA WHIP																					
Eric Gagne, R (9, 1) ERA: 2.7	1.0 S 3 0 0 0 2 0 0 0 0 0 0 0 3 15 0.00 0.000																					

AB	30
R	3
H	7
RBI	3
BB	3
SO	11
LOB	15



livebaseballscorecards.com

Batter	1	2	3	4	5	6	7	8	9
Antonio Perez, R (1, 6) OBP: 0.446, SLG: 0.463 13 Oscar Robles, L (8, 6) OBP: 0.229, SLG: 0.206	2-2 G6-3		1-3 K		1-1 1B		2-3 K		
Hee-Seop Choi, L (1, 3) OBP: 0.335, SLG: 0.532	0-1 HR			0-0 HR		0-0 HR	3-3 K		
J.D. Drew, L (1, 8) OBP: 0.402, SLG: 0.502	0-0 1B			2-1 HR		1-2 G1		0-1 P4	
12 Jeff Kent, R (1, 4) OBP: 0.365, SLG: 0.522	1-1 G5-4-3			0-2 G6-3		0-0 F7		1-0 P3	
Olmedo Saenz, R (1, 5) OBP: 0.392, SLG: 0.615		1-1 G6-3		3-1 P4		0-0 1B		2-0 F9	
Jayson Werth, R (1, 9) OBP: 0.333, SLG: 0.354 (8, 7)		2-2 G5-3		1-3 K		0-2 K			
Jason Grabowski, L (1, 7) OBP: 0.269, SLG: 0.391 43 Yhency Brazoban, R (8, 1) Eric Gagne, R (9, 1)		2-2 G4-3			1-1 1B		0-1 G4-3		
Mike Rose, S (1, 2) OBP: 0.333, SLG: 0.111			0-0 F8		0-3 K		2-2 1B		
D.J. Houlton, R (7, 1) Giovanni Carrara, R (7, 1) Kelly Wunsch, L (7, 1) Duaner Sanchez, R (7, 1) 17 Jason Repko, R (7, PH) OBP: 0.289, SLG: 0.417 (8, 9)			0-3 K		2-3 K		SAFE 4-2 BB		


Inning Stats	R: 1	H: 2	E: 0	LOB: 0	K: 0	S: 9	P: 12	R: 0	H: 0	E: 0	LOB: 0	K: 0	S: 8	P: 13	R: 0	H: 0	E: 0	LOB: 0	K: 2	S: 10	P: 11	R: 2	H: 2	E: 0	LOB: 0	K: 1	S: 12	P: 18	R: 0	H: 2	E: 0	LOB: 2	K: 2	S: 10	P: 14	R: 1	H: 2	E: 0	LOB: 1	K: 1	S: 11	P: 12	R: 0	H: 1	E: 0	LOB: 2	K: 2	S: 15	P: 26	R: 0	H: 0	E: 0	LOB: 0	K: 0	S: 4	P: 7
--------------	------	------	------	--------	------	------	-------	------	------	------	--------	------	------	-------	------	------	------	--------	------	-------	-------	------	------	------	--------	------	-------	-------	------	------	------	--------	------	-------	-------	------	------	------	--------	------	-------	-------	------	------	------	--------	------	-------	-------	------	------	------	--------	------	------	------

PITCHER	IP	WLS	BF	H	R	ER	SO	BB	IBB	HBP	BLK	WP	HR	S	P	ERA	WHIP
Brad Radke, R (1, 1) ERA: 4.13	6.2	L	28	9	4	4	7	1	0	0	0	0	4	72	100	5.40	1.500
Terry Mulholland, L (7, 1) ERA: 3.97	0.2		2	0	0	0	1	0	0	0	0	0	0	5	8	0.00	0.000
28 Jesse Crain, R (8, 1) ERA: 0.69	0.2		2	0	0	0	0	0	0	0	0	0	0	2	5	0.00	0.000

BOTTOM

AB	R	H	RBI	BB	SO	LOB
4	0	1	0	0	2	2
0	0	0	0	0	0	0
4	3	3	3	0	1	2
4	1	2	1	0	0	0
4	0	0	0	0	0	1
4	0	1	0	0	0	0
3	0	0	0	0	2	1
3	0	1	0	0	0	0
0	0	0	0	0	0	0
0	0	0	0	0	0	0
0	0	0	0	0	0	0
0	0	0	0	1	0	0

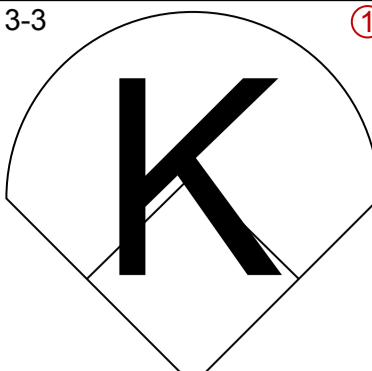
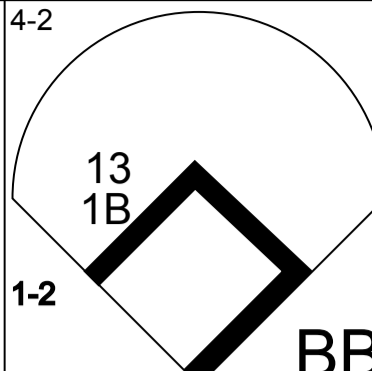
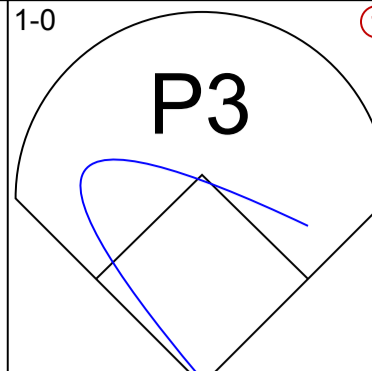
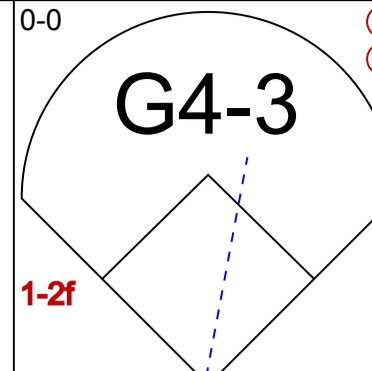
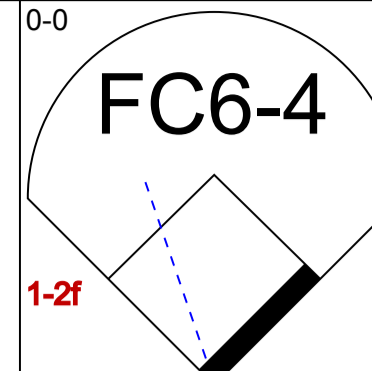
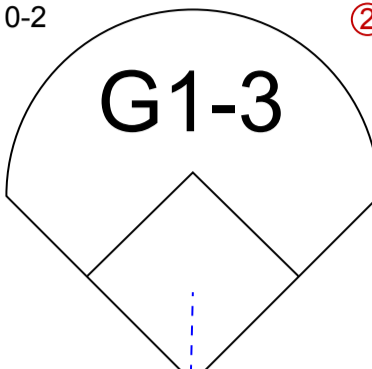
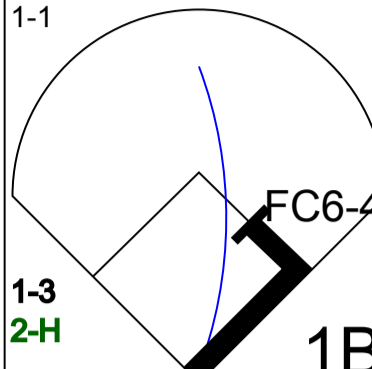
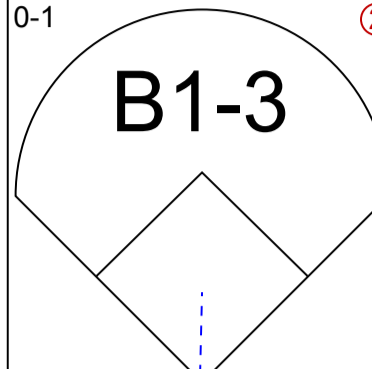
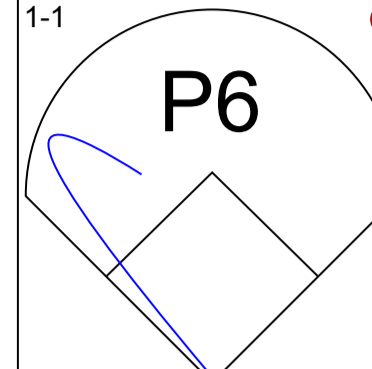
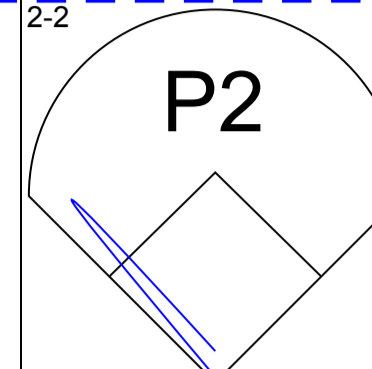
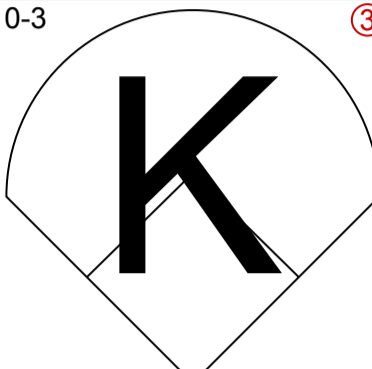
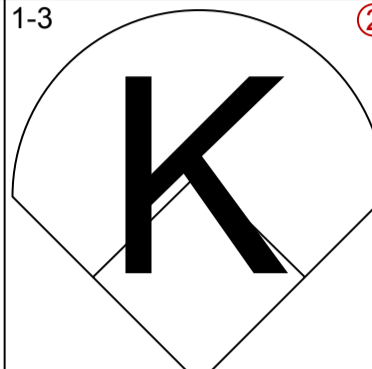
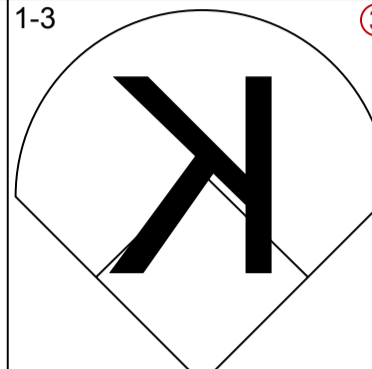
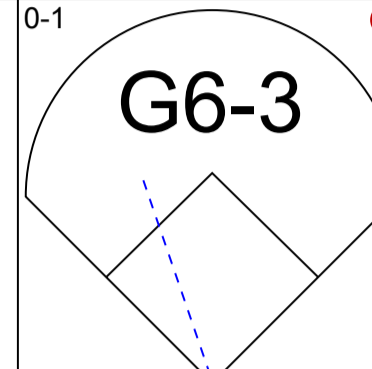
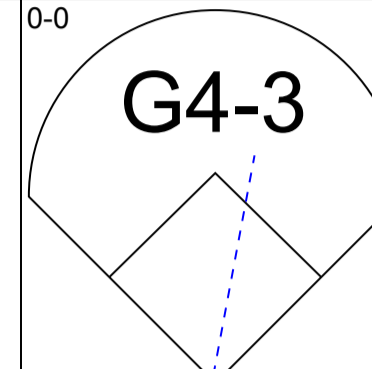
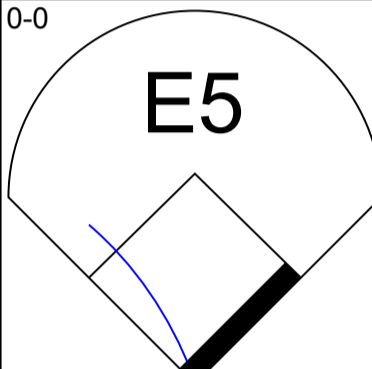
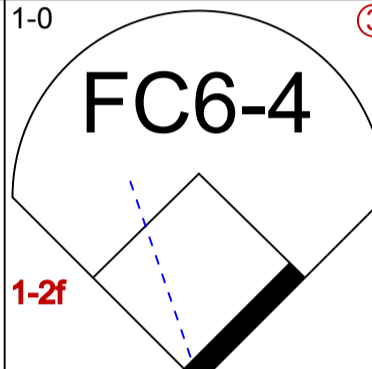
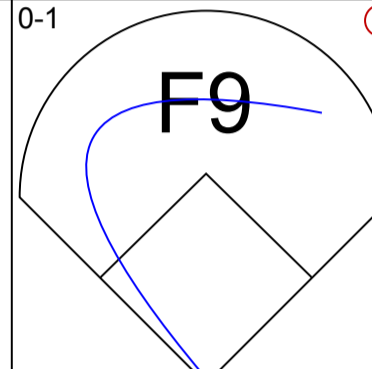
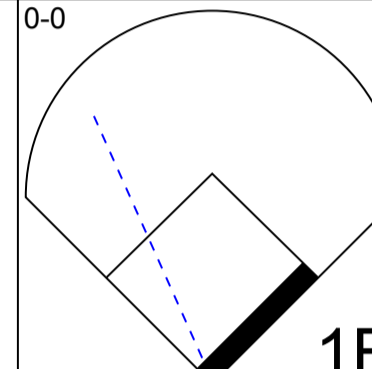
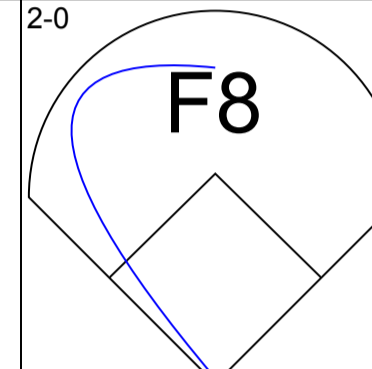
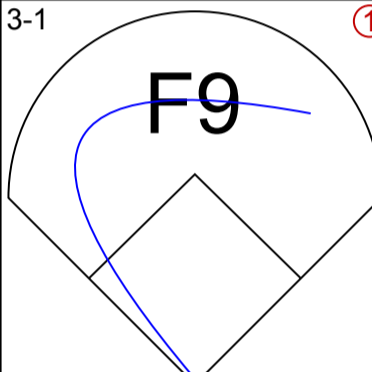
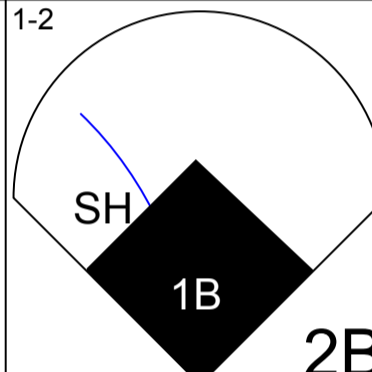

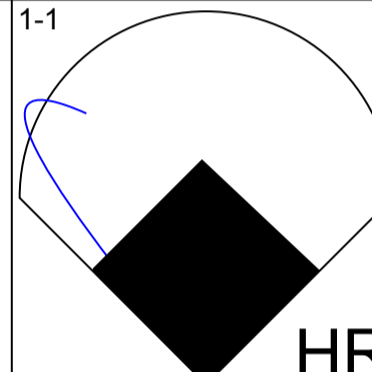
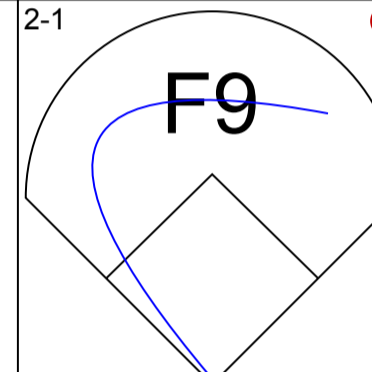
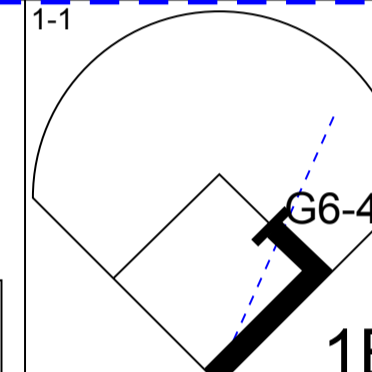

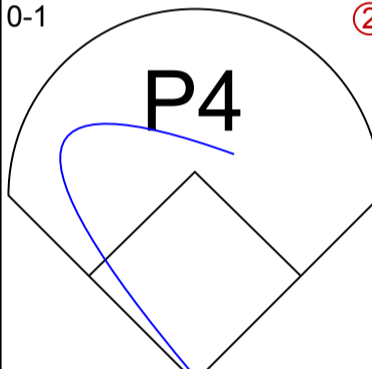
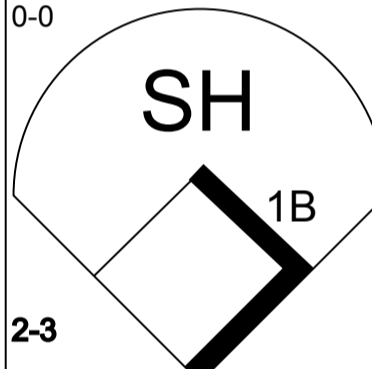
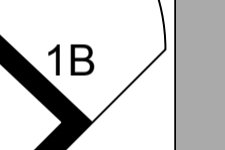
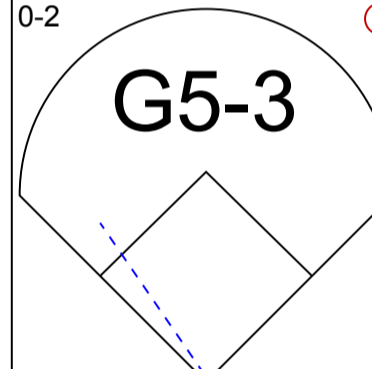
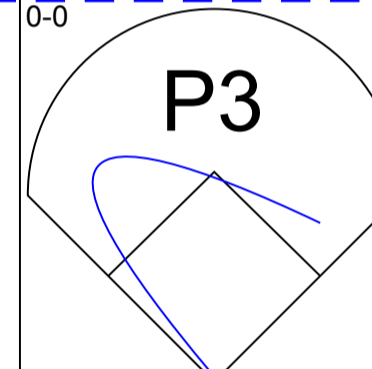
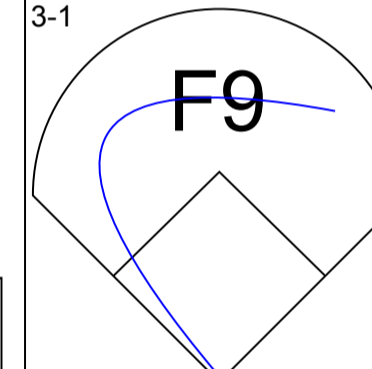
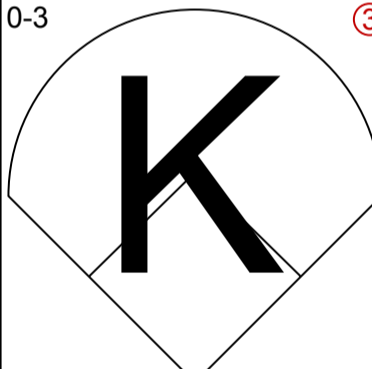
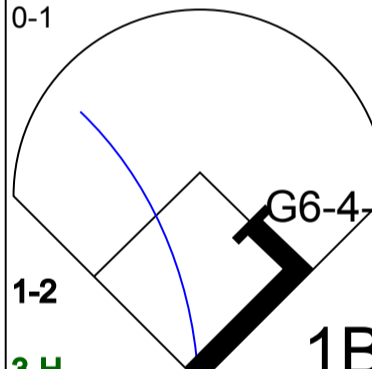

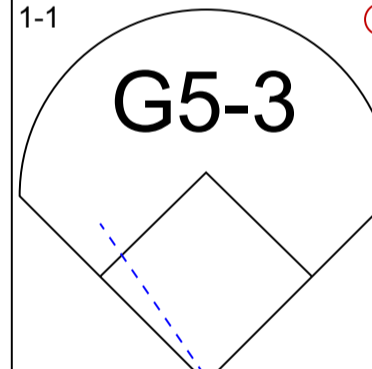
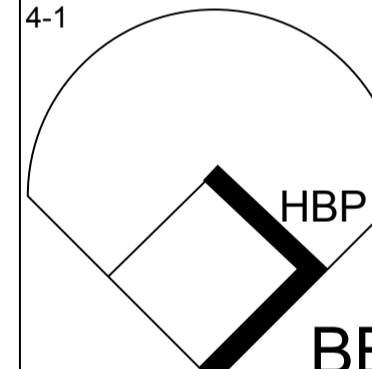

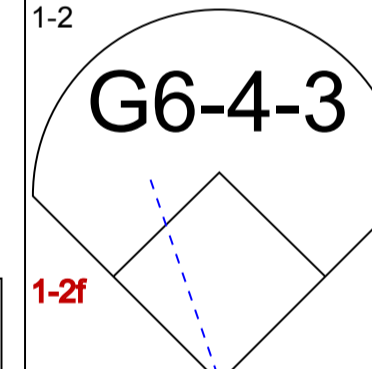
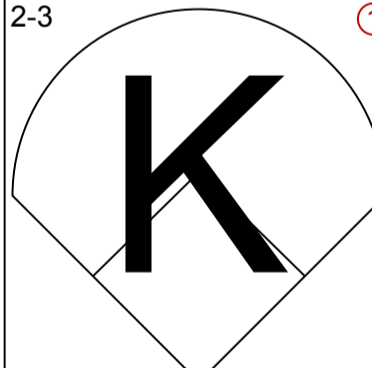
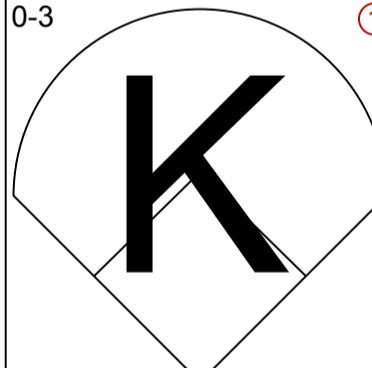
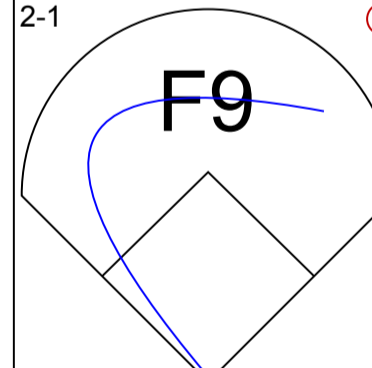
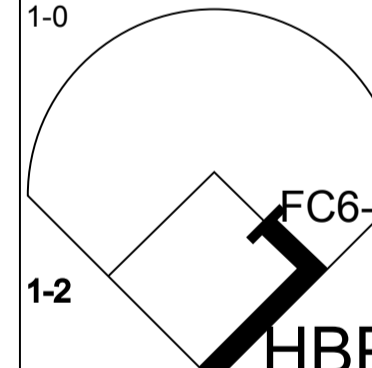
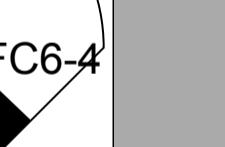
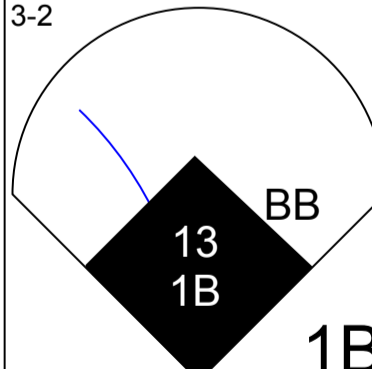
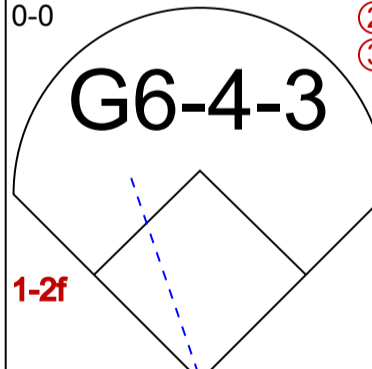
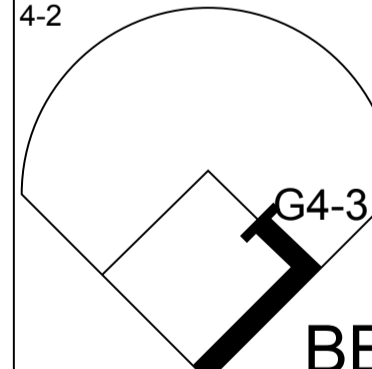

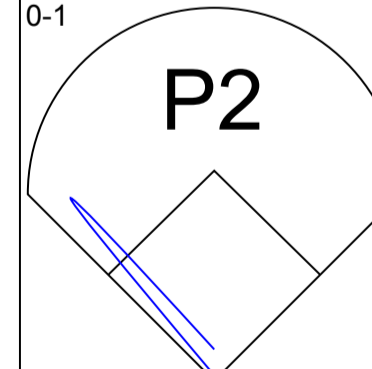
AB 31
R 4
H 9
RBI 4
BB 1
SO 8
LOB 8



WP	PA	ERA	WHIP
32			

Minnesota Twins @ Los Angeles Dodgers
Dodger Stadium, Los Angeles, CA
 Sun Jun 12 2005, 1:10 PM PDT
 Att. 54,368 - Overcast - 72 F

livebaseballscorecards.com

Batter	1	2	3	4	5	6	7	8	9	10	11	AB R H RBI BB SO LOB	TOP																		
Jason Ellison, R OBP: 0.367, SLG: 0.491 (1, 8)												4 0 0 0 1 1 3	San Francisco Giants @ Minnesota Twins Hubert H. Humphrey Metrodome, Minneapolis, MN Tue Jun 14 2005, 8:10 PM EDT Att. 23,145 - Dome - 70 F																		
13 Omar Vizquel, S OBP: 0.347, SLG: 0.362 (1, 6)												5 0 1 1 0 0 0																			
Todd Linden, S (1, 9)												5 0 0 0 0 3 2																			
Moises Alou, R OBP: 0.401, SLG: 0.536 (1, 7)												5 0 1 0 0 0 2																			
Ray Durham, S OBP: 0.349, SLG: 0.403 (1, 4)												5 2 3 1 0 0 2																			
Deivi Cruz, R OBP: 0.324, SLG: 0.443 (1, 5)												4 0 0 0 0 0 2																			
Pedro Feliz, R OBP: 0.303, SLG: 0.426 (1, 3)												4 0 1 1 1 1 2																			
Yorvit Torrealba, R OBP: 0.300, SLG: 0.389 (1, 10)												3 0 0 0 0 2 2																			
Mike Matheny, R OBP: 0.296, SLG: 0.404 (1, 2)												3 1 1 0 1 0 4																			
Inning Stats	R: 0 E: 0 K: 2 S: 10	H: 0 LOB: 0 BB: 0 P: 13	R: 0 E: 1 K: 1 S: 8	H: 0 LOB: 1 BB: 0 P: 11	R: 1 E: 0 K: 2 S: 16	H: 2 LOB: 2 BB: 1 P: 28	R: 1 E: 1 K: 1 S: 10	H: 2 LOB: 1 BB: 0 P: 11	R: 0 E: 0 K: 1 S: 6	H: 0 LOB: 0 BB: 0 P: 8	R: 1 E: 0 K: 0 S: 9	H: 1 LOB: 0 BB: 0 P: 11		R: 0 E: 0 K: 0 S: 5	H: 0 LOB: 0 BB: 1 P: 11	R: 0 E: 0 K: 0 S: 7	H: 1 LOB: 1 BB: 0 P: 10	R: 0 E: 0 K: 0 S: 5	H: 0 LOB: 2 BB: 1 P: 10	R: 0 E: 0 K: 0 S: 6	H: 0 LOB: 0 BB: 0 P: 10	R: 0 E: 0 K: 0 S: 7	H: 1 LOB: 0 BB: 0 P: 12	1B: 5 2B: 1 3B: 0 HR: 1	SF: 0 SAC: 1 DP: 3 HBP: 1	WP: 0 PB: 0 SB: 0 CS: 0	PA: 43				
PITCHER	IP WLS BF H R ER SO BB IBB HBP BLK WP HR S P ERA WHIP																														
Johan Santana, L ERA: 3.32 (1, 1)	8.0	32	6	3	3	7	2	0	0	0	0	0	0	1	71	103	3.38	1.000													
Juan Rincon, R ERA: 2.96 (9, 1)	1.0	5	0	0	0	0	1	0	1	0	0	0	0	0	5	10	0.00	1.000													
36 Joe Nathan, R ERA: 2.57 (10, 1)	1.0	3	0	0	0	0	0	0	0	0	0	0	0	0	6	10	0.00	0.000													
28 Jesse Crain, R ERA: 0.67 (11, 1)	1.0	W 3	1	0	0	0	0	0	0	0	0	0	0	0	7	12	0.00	1.000													

livebaseballscores.com

AB	38
R	3
H	7
RBI	3
BB	3
SO	7
LOB	19



Batter	1	2	3	4	5	6	7	8	9	AB	R	H	RBI	BB	SO	LOB
Shannon Stewart, R (1, 7) OBP: 0.350, SLG: 0.439	0-3 K		1-0 1-2 1B		0-1 20 2B		2-2 1-2f G6-4-3			4	1	2	0	0	1	1
20 Lew Ford, R (1, 10) OBP: 0.360, SLG: 0.410	1-2 L1		0-3 K		0-0 7 2B		3-2 G4-3			4	1	1	1	0	1	2
7 Joe Mauer, L (1, 2) OBP: 0.378, SLG: 0.430	2-0 F7			1-2 HR 2B	1-2 2B			3-3 K		4	1	2	1	0	1	0
Torii Hunter, R (1, 8) OBP: 0.342, SLG: 0.496		0-0 F8		1-2 HR	3-3 K			1-1 F8		4	1	1	2	0	1	1
Jacque Jones, L (1, 9) OBP: 0.366, SLG: 0.476		2-2 G3		3-3 K		4-0 33 G6-4-3 BB		3-3 K		3	0	0	0	1	2	0
33 Justin Morneau, L (1, 3) OBP: 0.321, SLG: 0.509		0-2 F9		3-2 F9		1-1 G6-4-3			1-0 F9	4	0	0	0	0	0	1
5 Michael Cuddyer, R (1, 4) OBP: 0.333, SLG: 0.388			2-3 K	3-1 P6		4-1 BB			2-2 P4	3	0	0	0	1	1	0
Glenn Williams, S (1, 5) OBP: 0.444, SLG: 0.444			1-2 1B 1B		0-3 K	0-0 SAFE G4-3			0-3 K	4	0	1	0	0	2	1
Juan Castro, R (1, 6) OBP: 0.263, SLG: 0.370 Michael Ryan, L (7, PH) OBP: 0.385, SLG: 0.364 38 Luis Antonio Rodriguez, S (6) OBP: 0.371, SLG: 0.394			1-2 K		1-2 P2		0-1 G6-4-3 1B			2	0	0	0	0	1	1

Inning Stats	R: 0	H: 0	E: 0	K: 1	S: 7	R: 0	H: 0	E: 0	K: 0	S: 10	R: 0	H: 2	E: 0	K: 3	S: 16	R: 2	H: 2	E: 0	K: 1	S: 14	R: 2	H: 3	E: 0	K: 2	S: 17	R: 0	H: 0	E: 0	K: 0	S: 4	R: 0	H: 1	E: 0	K: 0	S: 10	R: 0	H: 0	E: 0	K: 2	S: 10	R: 0	H: 0	E: 0	K: 1	S: 8	1B: 3	2B: 4	3B: 0	HR: 1	SF: 0	SAC: 0	DP: 2	HBP: 0	WP: 0	PB: 0	SB: 0	CS: 0	PA: 35
--------------	------	------	------	------	------	------	------	------	------	-------	------	------	------	------	-------	------	------	------	------	-------	------	------	------	------	-------	------	------	------	------	------	------	------	------	------	-------	------	------	------	------	-------	------	------	------	------	------	-------	-------	-------	-------	-------	--------	-------	--------	-------	-------	-------	-------	--------

PITCHER	IP	WLS	BF	H	R	ER	SO	BB	IBB	HBP	BLK	WP	HR	S	P	ERA	WHIP
51 Noah Lowry, L (1, 1) ERA: 5.59	5.2	W	25	7	4	4	7	2	0	0	0	0	1	67	102	6.35	1.588
54 Scott Munter, R (6, 1) ERA: 1.72	1.1	H	4	1	0	0	0	0	0	0	0	0	0	11	16	0.00	0.750
Scott Eyre, L (8, 1) ERA: 2.73	1.0	H	3	0	0	0	2	0	0	0	0	0	0	10	17	0.00	0.000
Tyler Walker, R (9, 1) ERA: 4.67	1.0		3	0	0	0	1	0	0	0	0	0	0	8	11	0.00	0.000

BOTTOM

San Francisco Giants @ Minnesota Twins
Hubert H. Humphrey Metrodome, Minneapolis, MN

Wed Jun 15 2005, 8:10 PM EDT
Att. 25,613 - Dome - 70 F

livebaseballscores.com

AB	33
R	4
H	8
RBI	4
BB	2
SO	10
LOB	7



Batter	1	2	3	4	5	6	7	8	9	AB R H RBI BB SO LOB	TOP														
13 Omar Vizquel, S (1, 6) OBP: 0.363, SLG: 0.405	0-1 G6-4-3 1B		1-0 1B 1B	1-2 1-H G4-3 3B		1-1 P5		0-0 1-3 2-H 1B	2-1 1-H 2-H 1B 2B	6 3 5 4 0 0 1															
Adam Shabala, L (1, 7)	0-0 G6-4-3 1-2f		2-2 SF9	0-0 G4-3			0-0 G1-3	4-2 1-2 BB	0-0 F9	4 0 0 2 1 0 2															
J.T. Snow, L (1, 3)	0-0 P6		1-1 F8	2-1 F8			0-0 F9	1-2 P6	4-1 BB 1B BB	5 1 0 0 1 0 4															
Moises Alou, R (1, 10)		1-0 G4-6-3 1B	1-0 1B 2B 1B		1-2 G5-3		1-2 1B		WP BB BB	4 2 3 0 2 0 0															
Ray Durham, S (1, 4)		1-1 G4-6-3 1-2f	0-1 2B 1B		2-2 E5 CS		1-1 G6-3		WP BB	5 1 2 3 1 0 2															
Michael Tucker, L (1, 9)		2-1 2B	2-2 SAFE 2B	1-3 3-H 2B	3-3 K			2-3 K	K	6 1 2 1 0 4 5															
Pedro Feliz, R (1, 5)		3-2 2B	1-2 G5-3			1-3 K		0-0 13 1B 1B	1-2 1-H 2-H 1B 1B	5 2 3 3 0 1 2															
Jason Ellison, R (1, 8)		1-2 F8		0-0 G4-3		1-1 G4-3		1-2 13 1B HBP	4-1 1B 1B BB	3 1 0 0 1 0 1															
Yorvit Torrealba, R (1, 2)			0-1 E7 13 1B SF9	1-1 13 3B 1B		0-2 1B		1-3 K	0-1 13 2B 1B	5 3 3 1 0 1 2															
Inning Stats	R: 0 E: 0 K: 0 S: 4	H: 1 LOB: 0 BB: 0 P: 4	R: 1 E: 0 K: 0 S: 11	H: 3 LOB: 1 BB: 0 P: 19	R: 3 E: 1 K: 0 S: 19	H: 4 LOB: 2 BB: 0 P: 27	R: 2 E: 0 K: 0 S: 10	H: 2 LOB: 0 BB: 0 P: 14	R: 0 E: 1 K: 1 S: 9	H: 0 LOB: 1 BB: 0 P: 15	R: 0 E: 0 K: 1 S: 10	H: 1 LOB: 1 BB: 0 P: 13	R: 0 E: 0 K: 0 S: 7	H: 1 LOB: 1 BB: 0 P: 9	R: 1 E: 0 K: 2 S: 19	H: 2 LOB: 3 BB: 1 P: 28	R: 7 E: 0 K: 2 S: 23	H: 4 LOB: 2 BB: 5 P: 48	1B: 13 2B: 5 3B: 1 HR: 0	SF: 1 SAC: 0 DP: 3 HBP: 1	WP: 1 PB: 0 SB: 1 CS: 1	PA: 51			
PITCHER	IP	WLS	BF	H	R	ER	SO	BB	IBB	HBP	BLK	WP	HR	S	P	ERA	WHIP								
Joe Mays, R (1, 1) ERA: 3.86	4.0		21	10	6	3	0	0	0	0	0	0	0	44	64	6.75	2.500								
54 Matt Guerrier, R (5, 1) ERA: 2.7	2.0		7	1	0	0	2	0	0	0	0	0	0	19	28	0.00	0.500								
28 Jesse Crain, R (7, 1) ERA: 0.63	1.0	H	4	1	0	0	0	0	0	0	0	0	0	7	9	0.00	1.000								
Juan Rincon, R (8, 1) ERA: 3.18	1.0	B	7	2	1	1	2	1	0	1	0	0	0	19	28	9.00	3.000								
36 Joe Nathan, R (9, 1) ERA: 3.81	0.1	L	5	1	4	4	1	3	0	0	0	1	0	10	23	108.00	12.000								
PITCHER	IP	WLS	BF	H	R	ER	SO	BB	IBB	HBP	BLK	WP	HR	S	P	ERA	WHIP								
Terry Mulholland, L (9, 1) ERA: 5.01	0.2		7	3	3	3	1	2	0	0	0	0	0	13	25	40.50	7.500								

San Francisco Giants @ Minnesota Twins
 Hubert H. Humphrey Metrodome, Minneapolis, MN

Thu Jun 16 2005, 8:10 PM EDT
 Att. 18,815 - Dome - 70 F

livebaseballscorecards.com

AB 43
 R 14
 H 18
 RBI 14
 BB 6
 SO 6
 LOB 19



Batter	1	2	3	4	5	6	7	8	9	AB	R	H	RBI	BB	SO	LOB
Shannon Stewart, R (1, 7) OBP: 0.345, SLG: 0.432 Michael Ryan, L (9, PH) OBP: 0.357, SLG: 0.333	1-2 F8	0-0 F8		0-3 K		3-3 K			3-3 K	4	0	0	0	0	2	2
38 Luis Antonio Rodriguez, B (4, 4) OBP: 0.375, SLG: 0.421	3-2 7 HR	1-0 G4-3			3-2 20 WP 20 HR	1-3 K			1-3 K	5	2	2	0	0	2	1
7 Joe Mauer, L (1, 2) OBP: 0.375, SLG: 0.443 Matthew LeCroy, R (9, PH) OBP: 0.350, SLG: 0.423	3-2 1-H HR	1-3 K			2-2 K			0-0 G4-3	4-2 BB	4	1	1	2	0	2	1
Torii Hunter, R (1, 8) OBP: 0.343, SLG: 0.496	1-0 20 1B 33 1B		1-0 F7		4-2 20 WP 20 HR			1-2 K	0-1 G1-3	4	2	1	0	1	1	1
Jacque Jones, L (1, 9) OBP: 0.360, SLG: 0.468	1-0 F7		2-1 G4-3		0-3 K			1-0 L6		4	0	0	0	0	1	3
20 Lew Ford, R (1, 10) OBP: 0.362, SLG: 0.425	3-1 33 1B		2-2 L5		3-2 1-H 2-H HR			1-1 G6-3		4	2	2	3	0	0	0
33 Justin Morneau, L (1, 3) OBP: 0.330, SLG: 0.515	1-2 5 2B			1-2 P6		0-0		1-1	1-1	4	0	3	2	0	0	0
5 Michael Cuddyer, R (1, 5) OBP: 0.336, SLG: 0.395	1-2			2-2 G5-3		0-3 K		2-2 F9		4	0	2	0	0	1	2
Juan Castro, R (1, 6) OBP: 0.261, SLG: 0.367 Glenn Williams, S (4, 5) OBP: 0.417, SLG: 0.417	3-3 K			2-2 G5-3			1-0 E 38 CS	1-3 K		1	0	0	0	0	1	2
				1-2						3	0	1	0	0	1	2

Inning Stats	R: 4	H: 6	E: 0	LOB: 2	K: 1	P: 25	R: 0	H: 0	E: 0	LOB: 0	K: 1	P: 5	R: 0	H: 0	E: 0	LOB: 0	K: 0	P: 11	R: 3	H: 3	E: 0	LOB: 1	K: 3	P: 18	R: 0	H: 1	E: 1	LOB: 0	K: 2	P: 9	R: 0	H: 0	E: 0	LOB: 0	K: 1	P: 5	R: 0	H: 1	E: 0	LOB: 1	K: 1	P: 16	R: 0	H: 0	E: 0	LOB: 1	K: 2	P: 11	1B: 7	SF: 0	2B: 3	SAC: 0	3B: 0	DP: 0	HR: 2	HBP: 0
--------------	------	------	------	--------	------	-------	------	------	------	--------	------	------	------	------	------	--------	------	-------	------	------	------	--------	------	-------	------	------	------	--------	------	------	------	------	------	--------	------	------	------	------	------	--------	------	-------	------	------	------	--------	------	-------	-------	-------	-------	--------	-------	-------	-------	--------

PITCHER	IP	WLS	BF	H	R	ER	SO	BB	IBB	HBP	BLK	WP	HR	S	P	ERA	WHIP
Brett Tomko, R (1, 1) ERA: 4.55	4.2		24	9	7	7	5	1	0	0	0	1	2	65	106	13.50	2.143
Jeff Fassero, L (5, 1) ERA: 4.0	2.1		8	2	0	0	4	0	0	0	0	0	0	18	24	0.00	0.857
Jason Christiansen, L (8, 1) ERA: 3.65	1.0	W	4	1	0	0	1	0	0	0	0	0	0	11	16	0.00	1.000
Jack Taschner, L (9, 1) ERA:	1.0		4	0	0	0	2	1	0	0	0	0	0	11	19	0.00	1.000


BOTTOM

San Francisco Giants @ Minnesota Twins
Hubert H. Humphrey Metrodome, Minneapolis, MN

Thu Jun 16 2005, 8:10 PM EDT
Att: 18,815 - Dome - 70 F

livebaseballscores.com

AB	38
R	7
H	12
RBI	7
BB	2
SO	12
LOB	14



Batter	1	2	3	4	5	6	7	8	9	10	11	AB R H RBI BB SO LOB	TOP					
Dave Roberts, L (1, 8) OBP: 0.354, SLG: 0.437	G3		2B 1B	FC3-6		K			B3		G6-4-3	6 1 1 0 0 1 3	San Diego Padres @ Minnesota Twins Hubert H. Humphrey Metrodome, Minneapolis, MN Fri Jun 17 2005, 8:10 PM EDT Att. 21,014 - Dome - 70 F					
Robert Fick, L (1, 10) OBP: 0.405, SLG: 0.579	F7		1B 24 1B 2B	F7			F8		L8			5 1 1 1 0 0 1						
Ryan Klesko, L (1, 7) Damian Jackson, R (7, 7) OBP: 0.379, SLG: 0.474 OBP: 0.333, SLG: 0.303	1B		24 1B 1B		P5		L7		2B			4 1 2 0 0 0 0 1 0 1 0 0 0 0						
24 Brian Giles, L (1, 9) OBP: 0.389, SLG: 0.481	F8		1B FC6-4 1B				F8		G3-1			5 1 1 1 0 1 2						
Phil Nevin, R (1, 3) OBP: 0.305, SLG: 0.427			F9 FC6-4 1B				1B		K			5 0 2 1 0 2 0						
Ramon Hernandez, R (1, 2) Miguel Ojeda, R (8, 2) OBP: 0.310, SLG: 0.428 OBP: 0.215, SLG: 0.233			P6 FC6-4 F7-3 1B				G2-3		1B FC4-2-5 1B			4 0 1 1 0 0 2 1 0 0 0 0 0 0						
Sean Burroughs, L (1, 5) OBP: 0.354, SLG: 0.326			F7-3 1B				G3 1B		FC4-2-5 1B			5 0 3 0 0 1 1						
Geoff Blum, S (1, 4) OBP: 0.328, SLG: 0.386			BB 1B				G3		FC4-2-5			4 0 2 0 1 0 3						
3 Khalil Greene, R (1, 6) OBP: 0.299, SLG: 0.402			BB K				L4		G6-3 F8			5 0 0 0 0 2 7						
Inning Stats	R: 0 H: 1 E: 0 LOB: 1 K: 0 BB: 0 S: 8 P: 9	R: 0 H: 1 E: 0 LOB: 2 K: 1 BB: 1 S: 13 P: 22	R: 4 H: 5 E: 0 LOB: 0 K: 0 BB: 0 S: 11 P: 18	R: 0 H: 1 E: 0 LOB: 1 K: 1 BB: 0 S: 8 P: 11	R: 0 H: 1 E: 0 LOB: 1 K: 1 BB: 0 S: 10 P: 13	R: 0 H: 1 E: 0 LOB: 1 K: 1 BB: 0 S: 8 P: 13	R: 0 H: 0 E: 0 LOB: 0 K: 0 BB: 0 S: 5 P: 5	R: 0 H: 2 E: 0 LOB: 2 K: 1 BB: 0 S: 13 P: 22	R: 0 H: 1 E: 0 LOB: 1 K: 0 BB: 0 S: 9 P: 13	R: 0 H: 0 E: 0 LOB: 0 K: 2 BB: 0 S: 10 P: 16	R: 0 H: 1 E: 0 LOB: 0 K: 1 BB: 0 S: 8 P: 9	1B: 12 SF: 0 2B: 3 SAC: 0 3B: 0 DP: 2 HR: 0 HBP: 0		WP: 0 PA: 46 PB: 0 SB: 3 CS: 0				
PITCHER	IP WLS BF H R ER SO BB IBB HBP BLK WP HR S P ERA WHIP																	
Carlos Silva, R (1, 1) ERA: 3.3	7.1	33	11	4	4	4	1	0	0	0	0	0	0	0	70	101	4.91	1.636
J.C. Romero, L (8, 1) ERA: 2.3	0.0	1	1	0	0	0	0	0	0	0	0	0	0	0	1	3	∞	∞
28 Jesse Crain, R (8, 1) ERA: 0.61	0.2	2	0	0	0	0	0	0	0	0	0	0	0	5	9	0.00	0.000	
Terry Mulholland, L (9, 1) ERA: 4.81	1.0	4	1	0	0	0	0	0	0	0	0	0	0	9	13	0.00	1.000	
Juan Rincon, R (10, 1) ERA: 2.97	2.0	W 6	1	0	0	3	0	0	0	0	0	0	0	18	25	0.00	0.500	

livebaseballscorecards.com

AB	45
R	4
H	14
RBI	4
BB	1
SO	7
LOB	19



Batter	1	2	3	4	5	6	7	8	9	10	11	AB R H RBI BB SO LOB	BOTTOM	
Shannon Stewart, R (1, 7) OBP: 0.349, SLG: 0.437	4-2 7 G4-3 38 1B G5-3 BB	2-1 1B			2-0 38 1B 2B		0-1 G6-3 1-2		0-2 P4			4 1 2 0 1 0 1	San Diego Padres @ Minnesota Twins Hubert H. Humphrey Metrodome, Minneapolis, MN Fri Jun 17 2005, 8:10 PM EDT Att. 21,014 - Dome - 70 F	
38 Luis Antonio Rodriguez, B (6) OBP: 0.378, SLG: 0.419	0-2 G5-3 20 1B G4-3 1B	3-1 F9			2-2 2-3 1B		0-0 L7		0-3 K			5 1 2 0 0 1 2		
7 Joe Mauer, L (1, 2) OBP: 0.371, SLG: 0.433	2-2 G4-3 1-2 2-3	2-1 F7			4-0 G4-3 BB		1-2 G6-3			2-0 F9		4 0 0 0 1 0 4		
Tori Hunter, R (1, 10) OBP: 0.341, SLG: 0.490	0-0 G5-3 2-3 3-H		3-3 K		0-0 L6		0-0 20 S 20 WP 33 1B 1B			1-2 F7		5 1 1 1 0 1 4		
Jacque Jones, L (1, 9) OBP: 0.357, SLG: 0.459	4-2 20 1B BB		1-0 G1-3		0-0 G4-3 1-2f		1 SAFE 0-3 K			3-2 G4-3		4 0 0 0 1 1 4		
20 Lew Ford, R (1, 8) OBP: 0.367, SLG: 0.427	3-2 1-2 3-H 1B		3-2 G5-3		1-0 33 G6-4-3 1B		2-2 G5-3 1-3				4-1 33 2B 1B BB	4 1 2 1 1 0 1		
33 Justin Morneau, L (1, 3) OBP: 0.332, SLG: 0.517	1-2 P3		2-3 K		0-1 G6-4-3 1-2f		2-2 1B				0-0 1B 2B	5 0 2 1 0 1 3		
5 Michael Cuddyer, R (1, 5) OBP: 0.338, SLG: 0.407 (10, 4)		0-0 HR		0-2 P4		2-2 G4-3		2-3 K			4-0 1B IBB	4 1 1 1 1 1 1		
Luis Rivas, R (1, 4) OBP: 0.256, SLG: 0.208 Michael Ryan, L (9, PH) OBP: 0.333, SLG: 0.308 Glenn Williams, S (10, 5) OBP: 0.462, SLG: 0.462		2-2 G1-3		1-1 L4		0-0 G6-3 1B			2-3 K		1-0 1B	3 0 1 0 0 0 0 1 0 0 0 0 1 0 1 0 1 1 0 0 0		
Inning Stats	R: 2 H: 2 E: 0 LOB: 2 K: 0 BB: 2 S: 21 P: 35	R: 1 H: 2 E: 0 LOB: 1 K: 0 BB: 0 S: 11 P: 19	R: 0 H: 0 E: 0 LOB: 0 K: 1 BB: 0 S: 8 P: 15	R: 0 H: 0 E: 0 LOB: 0 K: 1 BB: 0 S: 10 P: 13	R: 0 H: 2 E: 0 LOB: 2 K: 0 BB: 1 S: 7 P: 15	R: 0 H: 1 E: 0 LOB: 0 K: 0 BB: 0 S: 6 P: 9	R: 0 H: 1 E: 0 LOB: 1 K: 0 BB: 0 S: 7 P: 8	R: 1 H: 2 E: 0 LOB: 1 K: 2 BB: 0 S: 16 P: 22	R: 0 H: 0 E: 0 LOB: 0 K: 2 BB: 0 S: 10 P: 12	R: 0 H: 0 E: 0 LOB: 0 K: 0 BB: 0 S: 8 P: 14	R: 1 H: 2 E: 0 LOB: 3 K: 0 BB: 2 S: 3 P: 12	1B: 9 SF: 0 2B: 2 SAC: 0 3B: 0 DP: 2 HR: 1 HBP: 0		WP: 1 PA: 45 PB: 0 SB: 1 CS: 0
PITCHER	IP WLS BF H R ER SO BB IBB HBP BLK WP HR S P ERA WHIP													
54 Tim Stauffer, R (1, 1) ERA: 4.1	5.0 0 24 7 3 3 2 3 0 0 0 0 1 58 99 5.40 2.000													
Chris Hammond, L (6, 1) ERA: 2.03	1.0 H 2 0 0 0 0 0 0 0 0 0 0 5 7 0.00 0.000													
Scott Linebrink, R (7, 1) ERA: 2.56	1.0 H 4 1 0 0 0 0 0 0 0 0 0 7 8 0.00 1.000													
Akinori Otsuka, R (8, 1) ERA: 3.26	1.0 B 5 2 1 1 2 0 0 0 0 0 1 0 16 22 9.00 2.000													
Rudy Seanez, R (9, 1) ERA: 2.3	2.0 6 0 0 0 2 0 0 0 0 0 0 0 18 26 0.00 0.000													
PITCHER	IP WLS BF H R ER SO BB IBB HBP BLK WP HR S P ERA WHIP													
Dennys Reyes, L (11, 1) ERA: 3.78	0.0 L 4 2 1 1 0 0 1 1 0 0 0 0 3 12 ∞ ∞													

AB	40
R	5
H	12
RBI	5
BB	5
SO	6
LOB	20



WP: 1	PA: 45
PB: 0	
SB: 1	
CS: 0	

livebaseballscores.com

Batter	1	2	3	4	5	6	7	8	9	AB	R	H	RBI	BB	SO	LOB	TOP										
Dave Roberts, L (1, 8) OBP: 0.350, SLG: 0.430	0-1 F7	1-2 G4-3		1-2 L6		0-1 PO 1B		3-2 G3		5	0	1	0	0	0	3											
Robert Fick, L (1, 2) OBP: 0.426, SLG: 0.628	0-1 G3		0-2 G4-3		2-2 1B FC2 1B	1-1 PO	2-2 1B 3B	0-2 2B 1B		5	2	3	1	0	0	0											
Ryan Klesko, L (1, 7) OBP: 0.387, SLG: 0.500 Damian Jackson, R (8, 7) OBP: 0.333, SLG: 0.303	1-1 HR		0-0 G1-3		0-2 FC2 24 BB 1B		3-2 24 BB 1B 1B	0-0 G5-3 2B		5	2	4	3	0	0	0											
24 Brian Giles, L (1, 9) OBP: 0.396, SLG: 0.487	1-2 G3-1		0-0 1B 2B		4-2 FC2 BB		4-2 1B BB	0-1 G5-3 1B		3	0	2	0	2	0	0											
Phil Nevin, R (1, 3) OBP: 0.306, SLG: 0.424		1-1 2B G6-3 HBP	0-2 1B		0-0 FC2		1-3 K	0-1 G5-3		4	1	1	0	0	1	7											
Mark Sweeney, L (1, 10) OBP: 0.407, SLG: 0.466 Xavier Nady, R (8, PH) OBP: 0.336, SLG: 0.447		1-1 3 1B 2B	0-1 G4-3		1-2 2-3 3-H K		1-0 F7	3-2 P4		4	1	1	0	0	1	7											
Sean Burroughs, L (1, 5) OBP: 0.350, SLG: 0.323		1-1 G6-3		0-0 G1-3	1-0 G1-3		0-1 1B 1B		0-2 G4-3	5	0	1	2	0	0	4	AB 41										
Geoff Blum, S (1, 4) OBP: 0.324, SLG: 0.380		3-3 K		1-3 K		0-0 G4-3	2-0 1B		0-0 G1-3	5	0	1	0	0	2	1	R 7										
3 Khalil Greene, R (1, 6) OBP: 0.308, SLG: 0.411		0-2 1B		4-2 BB		1-1 G6-3		0-1 G3 1B 2B	2-2 F9	4	1	2	1	1	0	0	H 16										
Inning Stats	R: 1 E: 0 K: 0 S: 11	H: 1 LOB: 0 BB: 0 P: 13	R: 2 E: 0 K: 1 S: 16	H: 2 LOB: 1 BB: 0 P: 23	R: 0 E: 0 K: 0 S: 10	H: 2 LOB: 2 BB: 0 P: 10	R: 0 E: 0 K: 1 S: 10	H: 0 LOB: 1 BB: 1 P: 16	R: 0 E: 0 K: 1 S: 14	H: 2 LOB: 3 BB: 1 P: 21	R: 0 E: 0 K: 0 S: 6	H: 1 LOB: 0 BB: 0 P: 8	R: 2 E: 0 K: 1 S: 16	H: 4 LOB: 2 BB: 1 P: 29	R: 2 E: 0 K: 0 S: 16	H: 4 LOB: 2 BB: 0 P: 22	R: 0 E: 0 K: 0 S: 7	H: 0 LOB: 0 BB: 0 P: 9	1B: 10 2B: 4 3B: 1 HR: 1	SF: 0 SAC: 0 DP: 0 HBP: 1	WP: 0 PB: 0 SB: 0 CS: 0	PA: 46					
PITCHER	IP	WLS	BF	H	R	ER	SO	BB	IBB	HBP	BLK	WP	HR	S	P	ERA	WHIP										
Brad Radke, R (1, 1) ERA: 4.2	5.0	L	25	7	3	3	3	2	0	1	0	0	1	61	83	5.40	1.800										
54 Matt Guerrier, R (6, 1) ERA: 3.27	2.0		10	5	2	2	1	1	0	0	0	0	0	22	37	9.00	3.000										
Terry Mulholland, L (8, 1) ERA: 5.13	2.0		10	4	2	2	0	0	0	0	0	0	0	23	31	9.00	2.000										

San Diego Padres @ Minnesota Twins
 Hubert H. Humphrey Metrodome, Minneapolis, MN
 Sat Jun 18 2005, 7:10 PM EDT
 Att. 26,235 - Dome - 70 F

livebaseballscorecards.com

AB 41
 R 7
 H 16
 RBI 7
 BB 3
 SO 4
 LOB 24



Batter	1	2	3	4	5	6	7	8	9	AB	R	H	RBI	BB	SO	LOB
Shannon Stewart, R OBP: 0.345, SLG: 0.431 (1, 7)	G6-3		F8			G1-3		F7		4	0	0	0	0	0	1
38 Luis Antonio Rodriguez, B OBP: 0.394, SLG: 0.391 Glenn Williams, S OBP: 0.500, SLG: 0.500 (8, PH) (9, 5)	G3			K		F8		7 FC1-6 1B		3	0	0	0	0	1	0
7 Joe Mauer, L OBP: 0.368, SLG: 0.429 Matthew LeCroy, R OBP: 0.350, SLG: 0.423 (1, 2) (9, 2)	G3			G6-4-3 1B			P6	FC1-6 1B		4	0	1	1	0	0	1
Torii Hunter, R OBP: 0.347, SLG: 0.492 (1, 8)				G6-4-3 1-2f			20 FC1-6 1B	1-2 1B		3	1	2	0	0	0	1
Jacque Jones, L OBP: 0.355, SLG: 0.455 (1, 10)			F8 20 SF8 HBP			G6-3		G3		4	0	1	0	0	0	3
20 Lew Ford, R OBP: 0.361, SLG: 0.421 (1, 9)			F8			G5-3		G3		3	0	0	1	0	1	2
33 Justin Morneau, L OBP: 0.335, SLG: 0.511 (1, 3)			SF8			FC1-6 33 HBP		K		2	0	0	0	1	1	0
5 Michael Cuddyer, R OBP: 0.336, SLG: 0.404 (1, 5) (9, 4)			F8			BB		K		4	0	1	0	0	2	4
Luis Rivas, R OBP: 0.256, SLG: 0.211 (1, 4) (9, 6)			K			F9		1B		4	1	1	0	0	1	1
			G5-3			G5-3		1B 7 FC1-6 1B								

BOTTOM

San Diego Padres @ Minnesota Twins
Hubert H. Humphrey Metrodome, Minneapolis, MN

livebaseballscorecards.com

AB	32
R	2
H	7
RBI	2
BB	1
SO	6
LOB	13



Inning Stats	R: 0	H: 0	E: 0	K: 0	S: 11	R: 1	H: 0	E: 0	K: 0	S: 9	R: 0	H: 0	E: 0	K: 1	S: 11	R: 0	H: 1	E: 0	K: 1	S: 10	R: 0	H: 0	E: 0	K: 0	S: 7	R: 0	H: 2	E: 0	K: 1	S: 13	R: 1	H: 3	E: 0	K: 3	S: 12	R: 0	H: 1	E: 0	K: 3	S: 10	1B: 7	2B: 0	3B: 0	HR: 0	SF: 1	SAC: 0	DP: 1	HBP: 2	WP: 0	PA: 36
PITCHER	IP	WLS	BF	H	R	ER	SO	BB	IBB	HBP	BLK	WP	HR	S	P	ERA	WHIP																																	
Brian Lawrence, R ERA: 4.57 (1, 1)	7.1	W	29	5	2	2	3	1	0	2	0	0	0	78	108	2.46	0.818																																	
Chris Hammond, L ERA: 1.93 (8, 1)	1.2		7	2	0	0	3	0	0	0	0	0	0	15	25	0.00	1.200																																	

Sat Jun 18 2005, 7:10 PM EDT
Att. 26,235 - Dome - 70 F

Batter	1	2	3	4	5	6	7	8	9	AB R H RBI BB SO LOB	TOP											
Dave Roberts, L (1, 8) OBP: 0.348, SLG: 0.443	0-3 K		0-0 P6			2-2 HR	1-1 G5-3			4 1 1 1 0 1 2												
3 Khalil Greene, R (1, 6) OBP: 0.301, SLG: 0.401	1-3 K			1-0 F8		3-2 F9		0-0 F9		4 0 0 0 0 1 0												
Ryan Klesko, L (1, 10) OBP: 0.385, SLG: 0.495	0-1 G4-3			1-2 P5		0-1 G6-3		2-2 24 2B 1B		4 1 1 0 0 0 0												
Phil Nevin, R (1, 3) OBP: 0.309, SLG: 0.427		2-2 G6-3		0-0 24 1B 2B		4-2 SH1-4 24 BB 2B		2-1 SAFE L9		3 1 1 0 1 0 1												
24 Brian Giles, L (1, 9) OBP: 0.401, SLG: 0.494		2-3 K		0-2 2-H 1B		4-1 SH1-4 2B BB		3-2 1-H 2B		3 1 2 1 1 1 0												
Miguel Ojeda, R (1, 2) OBP: 0.206, SLG: 0.222		1-1 G6-3			0-0 F9	1-0 SH1-4		1-3 K		3 0 0 0 0 1 1												
Xavier Nady, R (1, 7) OBP: 0.340, SLG: 0.444			0-0 G5-4-3 1B		0-1 G5-3	4-1 2B BB		0-3 K		3 1 1 0 1 1 0												
Geoff Blum, S (1, 5) OBP: 0.317, SLG: 0.371			1-2 G5-4-3 1-2f		1-1 P4	3-1 P5		3-3 K		4 0 0 0 0 1 4												
Damian Jackson, R (1, 4) OBP: 0.340, SLG: 0.315			4-1 BB			0-0 F8	0-1 1-H 2-H 3-H 2B		0-2 L3	3 0 1 3 1 0 0												
Inning Stats	R: 0 E: 0 K: 2 S: 9	H: 0 LOB: 0 BB: 0 P: 10	R: 0 E: 0 K: 1 S: 11	H: 0 LOB: 0 BB: 0 P: 16	R: 0 E: 0 K: 0 S: 6	H: 1 LOB: 1 BB: 1 P: 11	R: 0 E: 0 K: 0 S: 10	H: 2 LOB: 2 BB: 0 P: 12	R: 0 E: 0 K: 0 S: 5	H: 0 LOB: 0 BB: 0 P: 6	R: 1 E: 0 K: 0 S: 9	H: 1 LOB: 0 BB: 0 P: 14	R: 3 E: 0 K: 0 S: 13	H: 1 LOB: 1 BB: 3 P: 30	R: 1 E: 0 K: 1 S: 12	H: 2 LOB: 1 BB: 0 P: 20	R: 0 E: 0 K: 2 S: 9	H: 0 LOB: 0 BB: 0 P: 12	1B: 3 2B: 3 3B: 0 HR: 1	SF: 0 SAC: 1 DP: 1 HBP: 0	WP: 0 PB: 0 SB: 0 CS: 0	PA: 36
PITCHER	IP WLS BF H R ER SO BB IBB HBP BLK WP HR S P ERA WHIP																					
Johan Santana, L (1, 1) ERA: 3.45	6.2 L 27 5 4 4 3 4 0 0 0 0 0 1 61 96 5.40 1.350																					
28 Jesse Crain, R (7, 1) ERA: 0.88	1.1 6 2 1 1 1 0 0 0 0 0 0 0 14 23 6.75 1.500																					
54 Matt Guerrier, R (9, 1) ERA: 3.13	1.0 3 0 0 0 0 2 0 0 0 0 0 0 9 12 0.00 0.000																					

San Diego Padres @ Minnesota Twins
 Hubert H. Humphrey Metrodome, Minneapolis, MN

Sun Jun 19 2005, 2:10 PM EDT
 Att: 31,371 - Dome - 70 F

AB	31
R	5
H	7
RBI	5
BB	4
SO	6
LOB	8



Batter	1	2	3	4	5	6	7	8	9	AB R H RBI BB SO LOB	TOP		
15 Brandon Inge, R (1, 5) OBP: 0.391, SLG: 0.479	2-2 14 1B 14 S HBP		1-2 F8		4-2 HR BB	0-3 K		2-2 14 FC6 1B		3 1 1 0 1 1 0			
14 Placido Polanco, R (1, 4) OBP: 0.388, SLG: 0.440	3-2 G6-4-3 1B			1-2 G4-3 1B	1-2 F9		1-0 1B FC5 1B	1-1 FC6		5 2 3 0 0 0 2			
Dmitri Young, S (1, 10) OBP: 0.322, SLG: 0.484	1-3 K			2-1 G4-3	1-1 HR		1-0 FC5 1B		2-1 G6-3	5 1 2 2 0 1 3			
Rondell White, R (1, 7) OBP: 0.331, SLG: 0.487	2-1 G6-4-3 1-2f			4-0 1B 31 1B BB	0-1 G5-3		1-0 FC5 1B		3-2 L9	4 1 1 0 1 0 2			
Ivan Rodriguez, R (1, 2) OBP: 0.313, SLG: 0.461		1-2 G6-3		1-2 31 1B 1B	2-2 2B 1B		1-2 FC5		0-2 F9	5 2 2 2 0 0 2			
Craig Monroe, R (1, 9) OBP: 0.327, SLG: 0.445		1-2 G5-3		1-2 31 1B 1B	0-2 31 WP 2B		1-2 P3			4 0 2 1 0 0 2			
31 Chris Shelton, R (1, 3) OBP: 0.327, SLG: 0.468			3-3 K	1-2 FC6-4 1B	2-2 F8		2-1 FC5			4 0 1 2 0 1 3			
20 Omar Infante, R (1, 6) OBP: 0.266, SLG: 0.370			1-3 K	2-1 F9		0-1 P3		2-1 G3-1		4 0 0 0 0 1 2			
Nook Logan, S (1, 8) OBP: 0.322, SLG: 0.372			0-0 B1-3	1-1 FC6-4 1-2f		1-1 L9		1-0 G6-3		4 0 0 0 0 0 2			
Inning Stats	R: 0 E: 0 K: 1 S: 18 H: 1 LOB: 1 P: 25	R: 0 E: 0 K: 1 S: 12 H: 0 LOB: 0 P: 17	R: 0 E: 0 K: 1 S: 8 H: 0 LOB: 0 P: 10	R: 3 E: 1 K: 0 S: 18 H: 4 LOB: 2 P: 31	R: 3 E: 0 K: 0 S: 20 H: 3 LOB: 1 P: 30	R: 0 E: 0 K: 1 S: 7 H: 0 LOB: 0 P: 8	R: 1 E: 0 K: 0 S: 11 H: 3 LOB: 2 P: 18	R: 0 E: 0 K: 0 S: 8 H: 1 LOB: 1 P: 14	R: 0 E: 0 K: 0 S: 9 H: 0 LOB: 0 P: 14	1B: 10 2B: 1 3B: 0 HR: 1 SF: 0 SAC: 0 DP: 1 HBP: 1	WP: 1 PB: 0 SB: 1 CS: 0 PA: 41		
PITCHER	IP WLS BF H R ER SO BB IBB HBP BLK WP HR S P ERA WHIP											PITCHER	IP WLS BF H R ER SO BB IBB HBP BLK WP HR S P ERA WHIP
Kyle Lohse, R (1, 1) ERA: 4.95	4.2 L 23 7 6 6 3 2 0 1 0 0 1 70 105 11.57 1.929												
54 Matt Guerrier, R (5, 1) ERA: 3.2	2.1 11 4 1 1 1 0 0 0 0 1 0 24 34 3.86 1.714												
Terry Mulholland, L (8, 1) ERA: 4.76	2.0 7 1 0 0 0 0 0 0 0 0 0 17 28 0.00 0.500												

Detroit Tigers @ Minnesota Twins
 Hubert H. Humphrey Metrodome, Minneapolis, MN
 Tue Jun 21 2005, 8:10 PM EDT
 Att. 20,839 - Dome - 70 F

AB	38
R	7
H	12
RBI	7
BB	2
SO	4
LOB	18



livebaseballscorecards.com

Batter	1	2	3	4	5	6	7	8	9	AB R H RBI BB SO LOB
Shannon Stewart, R (1, 7) OBP: 0.342, SLG: 0.429	0-3 K			0-2 20 1B		0-3 K		0-1 G6-3		4 1 1 0 0 2 1
7 Joe Mauer, L (1, 2) OBP: 0.369, SLG: 0.431	0-1 33 PO			1-3 K		4-0 BB			0-3 K	3 0 1 0 1 2 1
20 Lew Ford, R (1, 10) OBP: 0.358, SLG: 0.419	0-1 G5-3			1-0 CS		1-3 K			0-2 F7	4 0 1 1 0 1 3
33 Justin Morneau, L (1, 3) OBP: 0.324, SLG: 0.492	1-2 PO	1-3 K		0-1 F9		2-0 G4-3			0-2 P6	4 0 0 0 0 1 3
Torii Hunter, R (1, 8) OBP: 0.342, SLG: 0.480		2-1 G5-3		1-2 CS	4-2 S		1-2 E5			2 1 0 0 1 0 0
Jacque Jones, L (1, 9) OBP: 0.355, SLG: 0.454		1-3 K		1-2 1B	1-2 5 G6-4-3		0-0 L5-3			3 0 1 1 0 1 1
5 Michael Cuddyer, R (1, 5) OBP: 0.328, SLG: 0.393			0-1 G4-3		0-0 G6-4-3		1-2 G6-3			3 0 0 0 0 0 1
Juan Castro, R (1, 6) OBP: 0.255, SLG: 0.359			0-1 G6-3		0-3 K		0-0 F7			3 0 0 0 0 1 0
Luis Rivas, R (1, 4) OBP: 0.253, SLG: 0.210			1-2 F9		3-2 7 BB		0-3 K			3 0 1 0 0 1 0


Inning Stats	R: 0	H: 1	E: 0	K: 1	S: 9	R: 0	H: 0	E: 0	K: 2	S: 9	R: 0	H: 0	E: 0	K: 0	S: 9	R: 1	H: 2	E: 0	K: 1	S: 11	R: 1	H: 1	E: 0	K: 1	S: 9	R: 0	H: 1	E: 0	K: 2	S: 11	R: 0	H: 0	E: 1	K: 0	S: 7	R: 0	H: 0	E: 0	K: 1	S: 6	R: 0	H: 0	E: 0	K: 1	S: 10	1B: 3	2B: 3	3B: 0	HR: 0	SF: 0	SAC: 0	DP: 2	HBP: 0	WP: 0	PB: 0	SB: 1	CS: 1	PA: 33
	0	1	0	1	9	0	0	0	2	9	0	0	0	0	9	1	2	0	1	11	1	1	0	0	0	9	0	1	0	0	11	0	0	1	0	7	0	0	0	6	0	0	0	10	3	3	0	0	0	0	0	33						

PITCHER	IP	WLS	BF	H	R	ER	SO	BB	IBB	HBP	BLK	WP	HR	S	P	ERA	WHIP
38 Jeremy Bolderman, R (1, 1) ERA: 3.68	9.0	W	31	5	2	2	9	2	0	0	0	0	0	81	107	2.00	0.778

DETROIT TIGERS @ MINNESOTA TWINS
HUBERT H. HUMPHREY METRODOME, MINNEAPOLIS, MN
 Tue Jun 21 2005, 8:10 PM EDT
 Att. 20,839 - Dome - 70 F

livebaseballscorecards.com

AB	29
R	2
H	5
RBI	2
BB	2
SO	9
LOB	10



Batter	1	2	3	4	5	6	7	8	9	AB R H RBI BB SO LOB	TOP
15 Brandon Inge, R OBP: 0.397, SLG: 0.481 (1, 5)	F9	G4-3		SH5-3 14 E 1-H 2B	BB		FC3-2 14 1B BB		BB 4-1 BB BB	3 1 1 1 3 0 3	
14 Placido Polanco, R OBP: 0.393, SLG: 0.446 (1, 4)	F9		WP 1B 2B	SH5-3	FC5		FC3-2 1B		BB 4-0 BB	4 1 2 1 1 0 2	
Dmitri Young, S OBP: 0.321, SLG: 0.482 (1, 3) Jason Smith, L OBP: 0.192, SLG: 0.235 (2, 3)	G4-3		K	G6-3		G1-3	FC3-2 FC5-4		K 2-3 BB	1 0 0 0 0 0 0 5 0 0 0 0 2 7	
Rondell White, R OBP: 0.328, SLG: 0.478 (1, 7)		G6-3	1B BB	E5		G6-3	FC5-4			4 1 0 0 1 0 3	
Ivan Rodriguez, R OBP: 0.315, SLG: 0.460 (1, 2)		G6-3	31 L6-4 1B 1-2 2-H	F9		1B		G5-3		5 0 2 1 0 0 1	
Craig Monroe, R OBP: 0.332, SLG: 0.450 (1, 9)		20 1B 2B	1-2 2-H 1B		31 G4-3 20 G5-3 BB	F9		K		4 2 2 1 1 1 1	
31 Chris Shelton, R OBP: 0.333, SLG: 0.440 (1, 10)		BB 20 1B BB	L6-4 2-2		G4-3		15 BB 14 1B BB	K		3 1 0 0 2 1 3	
20 Omar Infante, R OBP: 0.269, SLG: 0.387 (1, 6)		BB 1B	1-2 2-H	HR	G5-3		F9		K	5 1 2 3 0 1 1	
Nook Logan, S OBP: 0.329, SLG: 0.380 (1, 8)			1-2 2-3 BB	15 2B 1B	FC5 14		FC5 14 1B 15 BB FC3-2		G6-3	4 1 2 0 1 0 1	
Inning Stats	R: 0 E: 0 K: 0 S: 9 H: 0 LOB: 0 BB: 0 P: 11	R: 1 E: 0 K: 0 S: 16 H: 2 LOB: 3 BB: 2 P: 28	R: 2 E: 0 K: 1 S: 14 H: 3 LOB: 1 BB: 1 P: 23	R: 3 E: 1 K: 0 S: 12 H: 3 LOB: 1 BB: 0 P: 18	R: 1 E: 0 K: 0 S: 12 H: 1 LOB: 2 BB: 2 P: 24	R: 0 E: 0 K: 0 S: 8 H: 1 LOB: 1 BB: 0 P: 13	R: 1 E: 1 K: 0 S: 17 H: 1 LOB: 3 BB: 2 P: 31	R: 0 E: 0 K: 2 S: 10 H: 0 LOB: 0 BB: 0 P: 13	R: 0 E: 0 K: 2 S: 11 H: 0 LOB: 2 BB: 2 P: 23	1B: 6 2B: 5 3B: 0 HR: 1 SF: 0 SAC: 1 DP: 1 HBP: 0	WP: 2 PB: 0 SB: 0 CS: 0 PA: 48
PITCHER	IP WLS BF H R ER SO BB IBB HBP BLK WP HR S P ERA WHIP	IP WLS BF H R ER SO BB IBB HBP BLK WP HR S P ERA WHIP	IP WLS BF H R ER SO BB IBB HBP BLK WP HR S P ERA WHIP	IP WLS BF H R ER SO BB IBB HBP BLK WP HR S P ERA WHIP	IP WLS BF H R ER SO BB IBB HBP BLK WP HR S P ERA WHIP	IP WLS BF H R ER SO BB IBB HBP BLK WP HR S P ERA WHIP	IP WLS BF H R ER SO BB IBB HBP BLK WP HR S P ERA WHIP	IP WLS BF H R ER SO BB IBB HBP BLK WP HR S P ERA WHIP	IP WLS BF H R ER SO BB IBB HBP BLK WP HR S P ERA WHIP	IP WLS BF H R ER SO BB IBB HBP BLK WP HR S P ERA WHIP	IP WLS BF H R ER SO BB IBB HBP BLK WP HR S P ERA WHIP
Joe Mays, R ERA: 4.22 (1, 1)	Terry Mulholland, L ERA: 4.91 (5, 1)	28 Jesse Crain, R ERA: 0.85 (6, 1)	J.C. Romero, L ERA: 2.22 (7, 1)	Juan Rincon, R ERA: 2.87 (8, 1)	36 Joe Nathan, R ERA: 3.68 (9, 1)						

Detroit Tigers @ Minnesota Twins
 Hubert H. Humphrey Metrodome, Minneapolis, MN
 Wed Jun 22 2005, 8:10 PM EDT
 Att: 24,114 - Dome - 70 F

AB	38
R	8
H	11
RBI	7
BB	9
SO	5
LOB	22




WP: 2	PA: 48
PB: 0	
SB: 0	
CS: 0	

Batter	1	2	3	4	5	6	7	8	9	AB	R	H	RBI	BB	SO	LOB
Shannon Stewart, R OBP: 0.338, SLG: 0.423 (1, 7)	0-2 G5-3		2-3 K		1-1 L6			0-0 F7		4	0	0	0	0	1	1
Luis Rivas, R OBP: 0.264, SLG: 0.224 (1, 4)	0-0 E3 20 1B		0-0 1B			1-2 G6-3		1-0 G5-3		4	1	2	0	0	0	0
20 Lew Ford, R OBP: 0.356, SLG: 0.416 (1, 10)	0-2 G6-4-3 2-H 1B		2-0 F8			0-0 P6			2-1 L4	4	0	1	1	0	0	1
Torii Hunter, R OBP: 0.337, SLG: 0.472 (1, 8)	0-0 G6-4-3 1-2f			0-3 K		3-3 K			0-1 G5-3	4	0	0	0	0	2	1
Jacque Jones, L OBP: 0.350, SLG: 0.446 (1, 9)		0-0 G4-3		2-2 G4-3			0-2 G4-3		1-1 G5-3	4	0	0	0	0	0	0
Matthew LeCroy, R OBP: 0.357, SLG: 0.450 (1, 3)		4-0 FC4-6 5 BB		3-3 K			1-2 1B			2	0	1	0	1	1	0
5 Michael Cuddyer, R OBP: 0.328, SLG: 0.392 (1, 5)		2-2 FC4-6 1-2f			0-0 FC3-6 1B		0-3 K			3	0	1	0	0	1	2
55 Mike Redmond, R OBP: 0.269, SLG: 0.239 (1, 2)		1-0 F8			1-3 K		0-0 G4-3			3	0	0	0	0	1	3
Juan Castro, R OBP: 0.250, SLG: 0.351 (1, 6)			1-1 L3		1-0 FC3-6 1-2f			0-1 G6-3		3	0	0	0	0	0	1

Inning Stats	R: 1	H: 2	E: 1	K: 0	S: 8	LOB: 0	BB: 0	P: 8	R: 0	H: 0	E: 0	K: 0	S: 5	LOB: 1	BB: 1	P: 12	R: 0	H: 1	E: 0	K: 1	S: 8	LOB: 1	BB: 0	P: 13	R: 0	H: 0	E: 0	K: 2	S: 12	LOB: 0	BB: 0	P: 17	R: 0	H: 1	E: 1	K: 1	S: 8	LOB: 1	BB: 0	P: 11	R: 0	H: 0	E: 0	K: 1	S: 9	LOB: 0	BB: 0	P: 13	R: 0	H: 1	E: 0	K: 1	S: 12	LOB: 1	BB: 0	P: 13	R: 0	H: 0	E: 0	K: 0	S: 4	LOB: 0	BB: 0	P: 5	R: 0	H: 0	E: 0	K: 0	S: 6	LOB: 0	BB: 0	P: 9	1B: 5	2B: 0	3B: 0	HR: 0	SF: 0	SAC: 0	DP: 1	HBP: 0	WP: 0	PB: 0	SB: 0	CS: 0	PA: 32	ERA	WHIP
29 Nate Robertson, L ERA: 3.66 (1, 1)	IP	WLS	BF	H	R	ER	SO	BB	IBB	HBP	BLK	WP	HR	S	P	ERA	WHIP																																																																						
																	PITCHER IP WLS BF H R ER SO BB IBB HBP BLK WP HR S P ERA WHIP 9.0 W 32 5 1 0 6 1 0 0 0 0 0 0 72 101 0.00 0.667																																																																						

DETROIT TIGERS @ MINNESOTA TWINS
 Hubert H. Humphrey Metrodome, Minneapolis, MN
 Wed Jun 22 2005, 8:10 PM EDT
 Att. 24,114 - Dome - 70 F

AB	31
R	1
H	5
RBI	1
BB	1
SO	6
LOB	9



Batter	1	2	3	4	5	6	7	8	9	AB R H RBI BB SO LOB	TOP																								
15 Brandon Inge, R OBP: 0.395, SLG: 0.478 (1, 5)	0-3 		0-1 FC6-4 14 1B		1-1 P3			1-0 F9		4 0 1 0 0 1 2																									
14 Placido Polanco, R OBP: 0.386, SLG: 0.438 (1, 4)	1-1 G1-3		2-1 FC6-4 1-2f			0-1 G1-3		0-0 P3		4 0 0 0 0 0 1																									
31 Chris Shelton, R OBP: 0.362, SLG: 0.519 (1, 3)	0-2 			1-1 F9		1-1 HR			2-2 1B 1B	4 2 3 1 0 0 0																									
Rondell White, R OBP: 0.327, SLG: 0.475 (1, 10)	2-2 P4			0-1 G5-4-3 1B		0-0 G5-3			0-1 F7	4 0 1 0 0 0 2																									
Craig Monroe, R OBP: 0.331, SLG: 0.447 (1, 9)		1-2 G1-3		1-0 G5-4-3 1-2f		2-2 G5-3			0-0 1B 1B	4 0 1 0 0 0 1																									
Alexis Gomez, L OBP: 0.273, SLG: 0.111 (1, 7)		1-2 F7			2-2 G4-3		0-0 G4-3		0-2 20 G6-4-3 1B	4 0 1 1 0 0 0																									
20 Omar Infante, R OBP: 0.269, SLG: 0.384 (1, 6)		0-1 P4			0-0 FC6-4 13 1B		0-1 P4		0-0 G6-4-3 1-2f	4 0 1 0 0 0 2																									
13 Vance Wilson, R OBP: 0.216, SLG: 0.111 (1, 2)			1-2 G6-3		0-0 FC6-4 1B		0-1 G6-3			3 0 1 0 0 0 0																									
Nook Logan, S OBP: 0.324, SLG: 0.374 (1, 8)			0-1 B1		1-1 FC6-4 15 S			0-3 		3 0 0 0 0 1 2																									
Inning Stats	R: 0 E: 0 K: 1 S: 11	H: 1 LOB: 1 BB: 0 P: 14	R: 0 E: 0 K: 0 S: 8	H: 0 LOB: 0 BB: 0 P: 10	R: 0 E: 0 K: 0 S: 10	H: 1 LOB: 1 BB: 0 P: 13	R: 0 E: 0 K: 0 S: 5	H: 1 LOB: 0 BB: 0 P: 7	R: 0 E: 0 K: 0 S: 9	H: 2 LOB: 2 BB: 0 P: 13	R: 1 E: 0 K: 0 S: 8	H: 1 LOB: 0 BB: 0 P: 11	R: 0 E: 0 K: 0 S: 5	H: 0 LOB: 0 BB: 0 P: 5	R: 0 E: 0 K: 1 S: 5	H: 0 LOB: 0 BB: 0 P: 6	R: 1 E: 0 K: 0 S: 10	H: 3 LOB: 1 BB: 0 P: 12	1B: 8 2B: 0 3B: 0 HR: 1	SF: 0 SAC: 0 DP: 2 HBP: 0	WP: 0 PB: 0 SB: 1 CS: 0	PA: 34													
PITCHER Carlos Silva, R ERA: 3.18 (1, 1)	IP 9.0	WLS W	BF 34	H 9	R 2	ER 2	SO 2	BB 0	IBB 0	HBP 0	BLK 0	WP 0	HR 1	S 71	P 91	ERA 2.00	WHIP 1.000	PITCHER	IP 9.0	WLS W	BF 34	H 9	R 2	ER 2	SO 2	BB 0	IBB 0	HBP 0	BLK 0	WP 0	HR 1	S 71	P 91	ERA 2.00	WHIP 1.000

Detroit Tigers @ Minnesota Twins
 Hubert H. Humphrey Metrodome, Minneapolis, MN

Thu Jun 23 2005, 1:10 PM EDT
 Att. 20,517 - Dome - 70 F

livebaseballscorecards.com

AB 34
 R 2
 H 9
 RBI 2
 BB 0
 SO 2
 LOB 10



Batter	1	2	3	4	5	6	7	8	9	AB	R	H	RBI	BB	SO	LOB
Michael Ryan, L OBP: 0.238, SLG: 0.211 (1, 7)	1-2 G4-3	0-1 F7			0-0 F8	2-2 E6		0-3 K		5	0	0	0	0	1	2
38 Luis Antonio Rodriguez, B, 4 OBP: 0.327, SLG: 0.360	2-1 G4-3	1-0 G4-6-3			1-3 K	0-1 G3				4	0	0	0	0	1	3
7 Joe Mauer, L OBP: 0.372, SLG: 0.438 (1, 2)	0-0 WP 20 BB 33 BB 1B				2-1 2B			1-0 F8		4	1	2	0	0	0	0
33 Justin Morneau, L OBP: 0.332, SLG: 0.500 (1, 3)	4-0 WP 20 BB 1B				0-1 G1-3			2-0 1B		3	1	2	0	1	0	1
20 Lew Ford, R OBP: 0.354, SLG: 0.411 (1, 8)	4-1 E 1B 1-2 2-3 BB				1-2 G5-3			2-2 F8		3	1	0	0	1	0	2
Jacque Jones, L OBP: 0.348, SLG: 0.443 (1, 9)	1-3 K 1B 1-3 2-H 3-H 1B				1-0 G5-3			2-2 1B		4	1	1	0	0	1	2
Matthew LeCroy, R OBP: 0.362, SLG: 0.478 (1, 10)	1 SAFE 1B 1-H 3-H 1B				2-3 K			1-0 HR		4	1	2	3	0	2	2
Glenn Williams, S OBP: 0.455, SLG: 0.455 (1, 5)	1-1 F8				0-0 CS 1B			2-2 2B E 1B		4	1	2	0	0	0	1
Juan Castro, R OBP: 0.257, SLG: 0.362 (1, 6)		1-0 38 G4-6-3 1B			0-2 G4-3			0-2 G4-3		4	0	2	0	0	0	1


Inning Stats	R: 4	H: 2	E: 1	K: 1	S: 16	LOB: 1	BB: 2	P: 31	R: 0	H: 1	E: 0	K: 0	S: 4	LOB: 0	BB: 0	P: 6	R: 0	H: 1	E: 0	K: 0	S: 6	LOB: 0	BB: 0	P: 10	R: 0	H: 1	E: 0	K: 1	S: 7	LOB: 0	BB: 0	P: 9	R: 0	H: 1	E: 0	K: 1	S: 8	LOB: 1	BB: 0	P: 11	R: 2	H: 3	E: 1	K: 0	S: 17	LOB: 2	BB: 0	P: 25	R: 0	H: 2	E: 0	K: 1	S: 12	LOB: 2	BB: 0	P: 21	R: 0	H: 0	E: 0	K: 1	S: 9	LOB: 0	BB: 0	P: 11
--------------	------	------	------	------	-------	--------	-------	-------	------	------	------	------	------	--------	-------	------	------	------	------	------	------	--------	-------	-------	------	------	------	------	------	--------	-------	------	------	------	------	------	------	--------	-------	-------	------	------	------	------	-------	--------	-------	-------	------	------	------	------	-------	--------	-------	-------	------	------	------	------	------	--------	-------	-------

PITCHER	IP	WLS	BF	H	R	ER	SO	BB	IBB	HBP	BLK	WP	HR	S	P	ERA	WHIP
Jason Johnson, R ERA: 3.35 (1, 1)	5.2	L	28	9	6	5	3	2	0	0	0	1	1	56	90	7.94	1.941
Jamie Walker, L ERA: 1.8 (6, 1)	1.0		5	2	0	0	0	0	0	0	0	0	0	11	18	0.00	2.000
56 Fernando Rodney, R (7, 1)	0.1		1	0	0	0	1	0	0	0	0	0	0	3	5	0.00	0.000
Troy Percival, R ERA: 4.19 (8, 1)	1.0		3	0	0	0	1	0	0	0	0	0	0	9	11	0.00	0.000

DETROIT TIGERS @ MINNESOTA TWINS
Hubert H. Humphrey Metrodome, Minneapolis, MN
Thu Jun 23 2005, 1:10 PM EDT
Att: 20,517 - Dome - 70 F

AB	35
R	6
H	11
RBI	3
BB	2
SO	5
LOB	14

livebaseballscorecards.com



1B : 7	SF : 0	WP : 1	PA : 37
2B : 3	SAC : 0	PB : 0	
3B : 0	DP : 1	SB : 0	
HR : 1	HBP : 0	CS : 1	

Batter	1	2	3	4	5	6	7	8	9	AB R H RBI BB SO LOB	TOP
Shannon Stewart, R (1, 7) OBP: 0.335, SLG: 0.423	1-2 P3		3-0 F9-2		3-2 P4		0-1 2B		2-2 L8	5 0 1 0 0 0 4	
Juan Castro, R (1, 6) OBP: 0.259, SLG: 0.369	1-0 L7			0-0 2B	0-1 FC5		4-2 BB			3 0 1 0 0 0 3	
20 Lew Ford, R (7, PH) OBP: 0.357, SLG: 0.411										0 0 0 0 1 0 0	
Juan Rincon, R (7, 1)										0 0 0 0 0 0 0	
J.C. Romero, S (8, 1)										0 0 0 0 0 0 0	
54 Matt Guerrier, R (8, 1)										0 0 0 0 0 0 0	
7 Joe Mauer, L (1, 2) OBP: 0.369, SLG: 0.434	3-2 FC6-4 1B			1-0 L8		0-0 F7	2-1 G5-3			4 0 1 0 0 0 4	
Torii Hunter, R (1, 8) OBP: 0.339, SLG: 0.482	1-2 FC6-4 1-2f			1-1 G5-3		4-1 FC5-4 BB		0-1 HR		3 1 1 1 1 0 2	
Jacque Jones, L (1, 9) OBP: 0.343, SLG: 0.435		1-2 G1-3		0-1 F7		1-1 FC5-4 1-2f		1-0 G4-3		4 0 0 0 0 0 2	
Glenn Williams, S (1, 5) OBP: 0.423, SLG: 0.423		0-3 K			1-0 33 1B		0-0 F8		0-0 G6-3	4 0 1 0 0 1 1	
33 Justin Morneau, L (1, 3) OBP: 0.330, SLG: 0.495		2-1 F7			1-1 FC5 5 BB 1B		0-1 F9		2-3 K	4 0 1 0 0 1 0	
5 Michael Cuddyer, R (1, 4) OBP: 0.335, SLG: 0.393			4-0 S SH2-4 F9-2 BB		4-2 BB		1-1 L5		0-0 38 G6-3 1B	2 0 1 0 2 0 0	
Brad Radke, R (1, 1)				0-0 SH2-4		0-3 K		4-2 2B BB		1 0 0 0 0 1 3	
28 Jesse Crain, R (6, 1)									0-2 G6-3 1-2f	0 0 0 0 0 0 0	
Matthew LeCroy, R (7, PH) OBP: 0.366, SLG: 0.478										0 0 0 0 1 0 0	
Luis Rivas, R (7, 6) OBP: 0.264, SLG: 0.224										0 0 0 0 0 0 0	
38 Luis Antonio Rodriguez, R (9, PH) OBP: 0.321, SLG: 0.353										1 0 0 0 0 0 1	
Inning Stats	R: 0 H: 1 E: 0 LOB: 1 K: 0 BB: 0 S: 15 P: 21	R: 0 H: 0 E: 0 LOB: 0 K: 1 BB: 0 S: 9 P: 12	R: 0 H: 0 E: 0 LOB: 0 K: 0 BB: 1 S: 2 P: 9	R: 0 H: 1 E: 0 LOB: 1 K: 0 BB: 0 S: 6 P: 8	R: 0 H: 2 E: 0 LOB: 3 K: 1 BB: 1 S: 14 P: 23	R: 0 H: 0 E: 0 LOB: 1 K: 0 BB: 1 S: 5 P: 10	R: 0 H: 1 E: 0 LOB: 3 K: 0 BB: 2 S: 16 P: 27	R: 1 H: 1 E: 0 LOB: 0 K: 1 BB: 0 S: 7 P: 10	R: 0 H: 1 E: 0 LOB: 0 K: 0 BB: 0 S: 8 P: 10	1B: 4 SF: 0 2B: 3 SAC: 1 3B: 0 DP: 2 HR: 1 HBP: 0	WP: 0 PA: 37 PB: 0 SB: 1 CS: 0
PITCHER	IP WLS BF H R ER SO BB IBB HBP BLK WP HR S P ERA WHIP										
39 Chris Capuano, L (1, 1) ERA: 3.22	6.2 W 28 5 0 0 2 4 0 0 0 0 0 0 59 96 0.00 1.350										
Julio Santana, R (7, 1) ERA: 3.6	1.1 H 6 1 1 1 1 1 0 0 0 0 0 1 15 24 6.75 1.500										
Derrick Turnbow, R (9, 1) ERA: 2.97	1.0 S 3 1 0 0 0 0 0 0 0 0 0 0 8 10 0.00 1.000										

Minnesota Twins @ Milwaukee Brewers
 Miller Park, Milwaukee, WI
 Fri Jun 24 2005, 7:05 PM CDT
 Att: 36,023 - Partly Cloudy - 95 F

livebaseballscorecards.com

AB	31
R	1
H	7
RBI	1
BB	5
SO	3
LOB	20



BOTTOM

Minnesota Twins @ Milwaukee Brewers
Miller Park, Milwaukee, WI
Fri Jun 24 2005, 7:05 PM CDT
Att. 36,023 - Partly Cloudy - 95 F

livebaseballscores.com

AB 29
R 3
H 7
RBI 3
BB 4
SO 4
LOB 17



WP: 0 PA: 37
PB: 0
SB: 1
CS: 0

AB	R	H	RBI	BB	SO	LOB
5	1	0	0	0	1	4
4	0	1	0	0	0	0
3	0	1	0	1	0	1
2	0	0	1	1	0	1
3	0	0	0	1	0	3
4	2	2	1	0	1	1
2	0	2	0	1	0	0
3	0	0	0	0	0	4
1	0	1	0	0	0	0
2	0	0	0	0	0	0
0	0	0	1	0	0	0
0	0	0	0	0	0	0
0	0	0	0	0	0	0
1B: 6	SF: 1	WP: 0	PA: 37			
2B: 1	SAC: 1	PB: 0				
3B: 0	DP: 2	SB: 1				
HR: 1	HBP: 2	CS: 0				

Batter	1	2	3	4	5	6	7	8	9
Brady Clark, R OBP: 0.388, SLG: 0.449 (1, 8)	2-2 F7	0-1 F8			1-0 E6 2 1B 23 1B SF8-6		2-3 K	1-2 G4-3	
23 Rickie Weeks Jr., R OBP: 0.418, SLG: 0.318 (1, 4)	2-2 E5 2 LG 2 S		0-2 G4-3		1-2 SF8-6 2 1B 1B		0-2 G5-3		
2 Bill Hall, R OBP: 0.350, SLG: 0.569 (1, 5) (9, 6)	2-2 L9		0-1 G6-3		2-1 SF8-6 1B		4-1 BB		
Carlos Lee, R OBP: 0.343, SLG: 0.560 (1, 7)	4-0 BB		2-2 F7		3-2 SF8-6		3-2 G5-3		
Lyle Overbay, L OBP: 0.395, SLG: 0.463 (1, 3)	1-1 G3			4-2 1B BB	2-2 G5-3			1-1 G3-1	
Damian Miller, R OBP: 0.332, SLG: 0.388 (1, 2)		0-1 HR		1-3 K		0-1 F9		1-0 1B HBP 1B	
Geoff Jenkins, L OBP: 0.332, SLG: 0.377 (1, 9)		4-2 39 SH1-4 BB		0-1 1B		3-1 HBP		1-2 HBP 1B 1B	
7 J.J. Hardy, R OBP: 0.286, SLG: 0.252 Wes Helms, R OBP: 0.324, SLG: 0.522 (8, PH) (9, 5)		0-1 F8		0-2 P2		1-0 L3		2-0 HBP 1B	
39 Chris Capuano, L OBP: 0.067, SLG: 0.103 Julio Santana, R (7, 1) Jeff Cirillo, R OBP: 0.376, SLG: 0.433 Chris Magruder, S OBP: 0.286, SLG: 0.371 Derrick Turnbow, R (9, 1)		0-1 SH1-4		0-3 K		0-3 K		3-2 G4-3 HBP	

Inning	R	H	E	K	S	H	LOB	BB	P
1	0	0	1	0	10	1	2	1	27
2	1	1	0	0	14	0	1	0	14
3	0	0	0	0	10	0	0	0	10
4	0	1	0	0	18	1	2	0	18
5	1	2	1	0	28	0	1	0	28
6	0	0	0	0	12	0	1	0	12
7	0	0	0	1	19	0	1	1	19
8	1	3	0	0	24	0	3	0	24

PITCHER	IP	WLS	BF	H	R	ER	SO	BB	IBB	HBP	BLK	WP	HR	S	P	ERA	WHIP
Brad Radke, R ERA: 4.08 (1, 1)	5.0	L	23	4	2	1	2	3	0	0	0	0	1	66	97	1.80	1.400
28 Jesse Crain, R ERA: 0.83 (6, 1)	1.0		4	0	0	0	1	0	0	1	0	0	0	8	12	0.00	0.000
Juan Rincon, R ERA: 2.78 (7, 1)	1.0		4	0	0	0	1	1	0	0	0	0	0	10	19	0.00	1.000
J.C. Romero, L ERA: 2.51 (8, 1)	0.1		4	3	1	1	0	0	0	0	0	0	0	8	13	27.00	9.000
54 Matt Guerrier, R ERA: 3.12 (8, 1)	0.2		2	0	0	0	0	0	0	1	0	0	0	7	11	0.00	0.000

Batter	1	2	3	4	5	6	7	8	9	AB R H RBI BB SO LOB	TOP											
Shannon Stewart, R (1, 7) OBP: 0.341, SLG: 0.439	1-2 38 HR 1B		3-2 G6-3		2-0 38 E 33 F9-2 1B	1-0 3-H 2B			0-3 K	5 1 3 1 0 1 0												
38 Luis Antonio Rodriguez, B (4) OBP: 0.345, SLG: 0.429	2-1 1-H HR		2-2 33 1B 1B		1-0 33 F9-2 1B	0-0 G6-3			0-0 F8	5 1 3 2 0 0 1												
33 Justin Moreau, L (1, 3) OBP: 0.333, SLG: 0.490	1-0 G6-3		2-0 1-2 1B		0-0 F9-2				4-1 BB BB BB	4 0 1 0 1 1 2												
Torii Hunter, R (1, 8) OBP: 0.339, SLG: 0.498	3-1 G5-3		0-0 F7		2-3 3-H P3				4-2 BB BB	4 0 0 0 1 0 3												
Jacque Jones, L (1, 9) OBP: 0.346, SLG: 0.431	2-3 K			0-0 WP S 1B		4-1 55 1B 1B BB			4-0 1-2 2-3 BB	3 1 1 0 2 1 0												
Glenn Williams, S (1, 5)		1-0 55 L3 1B		1-3 K		0-1 55 1B FC5 1B			0-0 L7	5 1 2 0 0 1 4												
55 Mike Redmond, R (1, 2) OBP: 0.268, SLG: 0.240		0-1 L3		1-2 G6-3		3-1 G4-3 FC5 2B 1B			1-3 K	4 1 1 1 0 1 2												
Juan Castro, R (1, 6) OBP: 0.266, SLG: 0.374		2-1 G6-3		4-0 IBB		3-2 FC5 G4-3 1-2 3-H 2B			2-1 2B	3 0 1 1 1 0 1												
Kyle Lohse, R (1, 1)			0-0 L4		1-2 F8				0-0 G6-3	3 0 0 0 0 0 4												
54 Matt Guerrier, R (7, 1)						1-0 G4-3				1 0 0 0 0 0 1												
36 Joe Nathan, R (9, 1)						1-2 2-3				0 0 0 0 0 0 0												
Inning Stats	R: 2 E: 0 K: 1 S: 13	H: 2 LOB: 0 BB: 0 P: 21	R: 0 E: 0 K: 0 S: 5	H: 1 LOB: 0 BB: 0 P: 8	R: 0 E: 0 K: 0 S: 10	H: 2 LOB: 2 BB: 0 P: 17	R: 0 E: 0 K: 1 S: 11	H: 1 LOB: 2 BB: 1 P: 18	R: 0 E: 1 K: 0 S: 5	H: 2 LOB: 1 BB: 0 P: 10	R: 3 E: 0 K: 0 S: 12	H: 3 LOB: 1 BB: 1 P: 23	R: 0 E: 0 K: 1 S: 7	H: 0 LOB: 0 BB: 0 P: 10	R: 0 E: 0 K: 1 S: 8	H: 1 LOB: 1 BB: 0 P: 11	R: 0 E: 0 K: 1 S: 11	H: 0 LOB: 3 BB: 3 P: 24	1B: 9 2B: 4 3B: 0 HR: 1	SF: 0 SAC: 0 DP: 3 HBP: 0	WP: 1 PB: 0 SB: 1 CS: 0	PA: 42
PITCHER	IP WLS BF H R ER SO BB IBB HBP BLK WP HR S P ERA WHIP																					
Victor Santos, R (1, 1) ERA: 3.27	5.0 L 26 10 5 5 2 1 1 0 0 1 1 53 92 9.00 2.200																					
Tommy Phelps, L (6, 1) ERA: 3.88	2.0 6 1 0 0 1 0 0 0 0 0 0 10 15 0.00 0.500																					
Wes Obermueller, R (8, 1) ERA: 4.17	2.0 10 1 0 0 2 3 0 0 0 0 0 19 35 0.00 2.000																					

Minnesota Twins @ Milwaukee Brewers
Miller Park, Milwaukee, WI
Sun Jun 26 2005, 1:05 PM CDT
Att. 34,324 - Sunny - 78 F

livebaseballscorecards.com

AB	37
R	5
H	12
RBI	5
BB	5
SO	5
LOB	18



BOTTOM

Minnesota Twins @ Milwaukee Brewers
Miller Park, Milwaukee, WI
Sun Jun 26 2005, 1:05 PM CDT
Att. 34,324 - Sunny - 78 F

livebaseballscorecards.com

AB 39
R 2
H 13
RBI 2
BB 0
SO 8
LOB 19



WP: 0 PA: 39
PB: 0
SB: 0
CS: 0

AB R H RBI BB SO LOB

5 0 2 0 0 0 0

5 0 2 0 0 3 3

5 0 0 0 0 2 5

4 0 1 0 0 0 2

4 0 2 0 0 1 0

4 1 2 0 0 0 2

4 1 2 2 0 1 2

3 0 1 0 0 0 3

1 0 0 0 0 0 0

1 0 0 0 0 1 0

0 0 0 0 0 0 0

0 0 0 0 0 0 0

0 0 0 0 0 0 0

1 0 1 0 0 0 0

2 0 0 0 0 0 2

0 0 0 0 0 0 0

1 0 0 0 0 1 0

0 0 0 0 0 0 0

1 0 1 0 0 0 0

1B: 10 SF: 0

2B: 2 SAC: 0

3B: 0 DP: 0

HR: 1 HBP: 0

1B: 10 SF: 0

2B: 2 SAC: 0

3B: 0 DP: 0

HR: 1 HBP: 0

1B: 10 SF: 0

2B: 2 SAC: 0

3B: 0 DP: 0

HR: 1 HBP: 0

1B: 10 SF: 0

2B: 2 SAC: 0

3B: 0 DP: 0

HR: 1 HBP: 0

1B: 10 SF: 0

2B: 2 SAC: 0

3B: 0 DP: 0

HR: 1 HBP: 0

1B: 10 SF: 0

2B: 2 SAC: 0

3B: 0 DP: 0

HR: 1 HBP: 0

1B: 10 SF: 0

2B: 2 SAC: 0

3B: 0 DP: 0

HR: 1 HBP: 0

1B: 10 SF: 0

2B: 2 SAC: 0

3B: 0 DP: 0

HR: 1 HBP: 0

1B: 10 SF: 0

2B: 2 SAC: 0

3B: 0 DP: 0

HR: 1 HBP: 0

1B: 10 SF: 0

2B: 2 SAC: 0

3B: 0 DP: 0

HR: 1 HBP: 0

1B: 10 SF: 0

2B: 2 SAC: 0

3B: 0 DP: 0

HR: 1 HBP: 0

1B: 10 SF: 0

2B: 2 SAC: 0

3B: 0 DP: 0

HR: 1 HBP: 0

1B: 10 SF: 0

2B: 2 SAC: 0

3B: 0 DP: 0

HR: 1 HBP: 0

1B: 10 SF: 0

2B: 2 SAC: 0

3B: 0 DP: 0

HR: 1 HBP: 0

1B: 10 SF: 0

2B: 2 SAC: 0

3B: 0 DP: 0

HR: 1 HBP: 0

1B: 10 SF: 0

2B: 2 SAC: 0

3B: 0 DP: 0

HR: 1 HBP: 0

1B: 10 SF: 0

2B: 2 SAC: 0

3B: 0 DP: 0

HR: 1 HBP: 0

1B: 10 SF: 0

2B: 2 SAC: 0

3B: 0 DP: 0

HR: 1 HBP: 0

1B: 10 SF: 0

2B: 2 SAC: 0

3B: 0 DP: 0

HR: 1 HBP: 0

1B: 10 SF: 0

2B: 2 SAC: 0

3B: 0 DP: 0

HR: 1 HBP: 0

1B: 10 SF: 0

2B: 2 SAC: 0

3B: 0 DP: 0

HR: 1 HBP: 0

1B: 10 SF: 0

2B: 2 SAC: 0

3B: 0 DP: 0

HR: 1 HBP: 0

1B: 10 SF: 0

2B: 2 SAC: 0

3B: 0 DP: 0

HR: 1 HBP: 0

1B: 10 SF: 0

2B: 2 SAC: 0

3B: 0 DP: 0

HR: 1 HBP: 0

1B: 10 SF: 0

2B: 2 SAC: 0

3B: 0 DP: 0

HR: 1 HBP: 0

1B: 10 SF: 0

2B: 2 SAC: 0

3B: 0 DP: 0

HR: 1 HBP: 0

1B: 10 SF: 0

2B: 2 SAC: 0

3B: 0 DP: 0

HR: 1 HBP: 0

1B: 10 SF: 0

2B: 2 SAC: 0

3B: 0 DP: 0

HR: 1 HBP: 0

1B: 10 SF: 0

2B: 2 SAC: 0

3B: 0 DP: 0

HR: 1 HBP: 0

1B: 10 SF: 0

2B: 2 SAC: 0

3B: 0 DP: 0

HR: 1 HBP: 0

1B: 10 SF: 0

2B: 2 SAC: 0

3B: 0 DP: 0

HR: 1 HBP: 0

1B: 10 SF: 0

2B: 2 SAC: 0

3B: 0 DP: 0

HR: 1 HBP: 0

1B: 10 SF: 0

2B: 2 SAC: 0

3B: 0 DP: 0

HR: 1 HBP: 0

1B: 10 SF: 0

2B: 2 SAC: 0

3B: 0 DP: 0

HR: 1 HBP: 0

1B: 10 SF: 0

2B: 2 SAC: 0

3B: 0 DP: 0

HR: 1 HBP: 0

1B: 10 SF: 0

2B: 2 SAC: 0

3B: 0 DP: 0

HR: 1 HBP: 0

1B: 10 SF: 0

2B: 2 SAC: 0

3B: 0 DP: 0

HR: 1 HBP: 0

1B: 10 SF: 0

2B: 2 SAC: 0

3B: 0 DP: 0

HR: 1 HBP: 0

1B: 10 SF: 0

2B: 2 SAC: 0

3B: 0 DP: 0

HR: 1 HBP: 0

1B: 10 SF: 0

2B: 2 SAC: 0

3B: 0 DP: 0

HR: 1 HBP: 0

1B: 10 SF: 0

2B: 2 SAC: 0

3B: 0 DP: 0

HR: 1 HBP: 0

1B: 10 SF: 0

2B: 2 SAC: 0

3B: 0 DP: 0

HR: 1 HBP: 0

1B: 10 SF: 0

2B: 2 SAC: 0

3B: 0 DP: 0

HR: 1 HBP: 0

1B: 10 SF: 0

2B: 2 SAC: 0

3B: 0 DP: 0

HR: 1 HBP: 0

1B: 10 SF: 0

2B: 2 SAC: 0

3B: 0 DP: 0

HR: 1 HBP: 0

1B: 10 SF: 0

2B: 2 SAC: 0

3B: 0 DP: 0

HR: 1 HBP: 0

1B: 10 SF: 0

2B: 2 SAC: 0

3B: 0 DP: 0

HR: 1 HBP: 0

1B: 10 SF: 0

2B: 2 SAC: 0

3B: 0 DP: 0

HR: 1 HBP: 0

1B: 10 SF: 0

2B: 2 SAC: 0

3B: 0 DP: 0

HR: 1 HBP: 0

1B: 10 SF: 0

2B: 2 SAC: 0

3B: 0 DP: 0

HR: 1 HBP: 0

1B: 10 SF: 0

2B: 2 SAC: 0

3B: 0 DP: 0

HR: 1 HBP: 0

1B: 10 SF: 0

2B: 2 SAC: 0

3B: 0 DP: 0

HR: 1 HBP: 0

1B: 10 SF: 0

2B: 2 SAC: 0

3B: 0 DP: 0

HR: 1 HBP: 0

1B: 10 SF: 0

2B: 2 SAC: 0

3B: 0 DP: 0

HR: 1 HBP: 0

1B: 10 SF: 0

2B: 2 SAC: 0

3B: 0 DP: 0

HR: 1 HBP: 0

1B: 10 SF: 0

2B: 2 SAC: 0

3B: 0 DP: 0

HR: 1 HBP: 0

1B: 10 SF: 0

2B: 2 SAC: 0

3B: 0 DP: 0

HR: 1 HBP: 0

1B: 10 SF: 0

2B: 2 SAC: 0

3B: 0 DP: 0

HR: 1 HBP: 0

1B: 10 SF: 0

2B: 2 SAC: 0

3B: 0 DP: 0

HR: 1 HBP: 0

1B: 10 SF: 0

2B: 2 SAC: 0

3B: 0 DP: 0

HR: 1 HBP: 0

1B: 10 SF: 0

2B: 2 SAC: 0

3B: 0 DP: 0

HR: 1 HBP: 0

1B: 10 SF: 0

Batter	1	2	3	4	5	6	7	8	9	AB R H RBI BB SO LOB	TOP	
9 David DeJesus, L (1, 8) OBP: 0.349, SLG: 0.404	0-1 G6-3		0-3 K			0-0 G5-3		1-2 HR		4 1 1 1 0 1 0	Kansas City Royals @ Minnesota Twins Hubert H. Humphrey Metrodome, Minneapolis, MN Mon Jun 27 2005, 8:10 PM EDT Att. 16,530 - Dome - 70 F livebaseballscorecards.com	
4 Angel Berroa, R (1, 6) OBP: 0.286, SLG: 0.349	0-0 G4-3			0-3 K		1-1 1B		2-3 K		4 0 1 0 0 2 0		
Terrence Long, L (1, 10) OBP: 0.310, SLG: 0.391	1-2 G4-3			0-0 G3		1-1 G3		3-2 G1		4 0 0 0 0 0 1		
Emil Brown, R (1, 9) OBP: 0.363, SLG: 0.469		3-0 1B		3-2 F9			1-1 14 2B 1B		0-1 G6-3	4 0 2 0 0 0 0		
Matt Stairs, L (1, 3) OBP: 0.390, SLG: 0.459		0-0 F8			0-0 G6-3		2-1 P4		3-3 K	4 0 0 0 0 1 2		
24 Mark Teahan, L (1, 5) OBP: 0.299, SLG: 0.368		2-0 P5			0-0 F9		1-1 SAFE P6		4-2 BB	3 0 0 0 1 0 2		
14 John Buck, R (1, 2) OBP: 0.266, SLG: 0.358		2-0 F9			0-1 1B		1-1 1-3 2B		0-3 K	4 0 2 0 0 1 2		
32 Shane Costa, L (1, 7) OBP: 0.333, SLG: 0.364			1-1 F8		1-0 L8		1-0 G4-3			3 0 0 0 0 0 3		
Ruben Gotay, S (1, 4) OBP: 0.314, SLG: 0.399			3-2 L3			1-1 G4-3		2-2 G3-1		3 0 0 0 0 0 0		
Inning Stats	R: 0 E: 0 K: 0 S: 6 H: 0 LOB: 0 BB: 0 P: 7	R: 0 E: 0 K: 0 S: 4 H: 1 LOB: 1 BB: 0 P: 11	R: 0 E: 0 K: 1 S: 9 H: 0 LOB: 0 BB: 0 P: 13	R: 0 E: 0 K: 1 S: 7 H: 0 LOB: 0 BB: 0 P: 10	R: 0 E: 0 K: 0 S: 5 H: 1 LOB: 1 BB: 0 P: 6	R: 0 E: 0 K: 0 S: 7 H: 1 LOB: 1 BB: 0 P: 10	R: 0 E: 0 K: 0 S: 9 H: 2 LOB: 2 BB: 0 P: 15	R: 1 E: 0 K: 1 S: 14 H: 1 LOB: 0 BB: 0 P: 22	R: 0 E: 0 K: 2 S: 11 H: 0 LOB: 1 BB: 1 P: 18	1B: 4 2B: 1 3B: 0 HR: 1 SF: 0 SAC: 0 DP: 0 HBP: 0	WP: 0 PB: 0 SB: 0 CS: 0 PA: 34	
PITCHER	IP WLS BF H R ER SO BB IBB HBP BLK WP HR S P ERA WHIP											
Joe Mays, R (1, 1) ERA: 3.94	8.0 W 30 6 1 1 3 0 0 0 0 0 1 61 94 1.12 0.750											
36 Joe Nathan, R (9, 1) ERA: 4.02	1.0 S 4 0 0 0 2 1 0 0 0 0 0 0 11 18 0.00 1.000											

Kansas City Royals @ Minnesota Twins
 Hubert H. Humphrey Metrodome, Minneapolis, MN
 Mon Jun 27 2005, 8:10 PM EDT
 Att. 16,530 - Dome - 70 F

AB	33
R	1
H	6
RBI	1
BB	1
SO	5
LOB	10



Batter	1	2	3	4	5	6	7	8	9	AB	R	H	RBI	BB	SO	LOB
Shannon Stewart, R OBP: 0.343, SLG: 0.440 (1, 7)	2-2 FC6-4 BB 1B	2-2 G4-3		1-1 1B 2B		4-2 FC5-4 1B BB	0-0 1B 1B			4	2	3	3	1	0	1
Glenn Williams, S OBP: 0.452, SLG: 0.450 Luis Rivas, R OBP: 0.284, SLG: 0.239 (1, 5) (4, PR) (5, 4) (8, 6)	4-2 FC6-4 BB 1-2		0-1 G6-3	1-2 2B 1B		0-0 FC5-4 1B	3-2 1B			2	0	1	1	1	0	0
20 Lew Ford, R OBP: 0.355, SLG: 0.410 (1, 10)	3-1 FC6-4 FC5-4 1-2f 2-3		1-2 G6-3	3-2 SF9 2B		1-2 FC5-4 L6 HBP 1-2f 2-3	2-3 K2			5	0	1	0	0	1	6
Torii Hunter, R OBP: 0.342, SLG: 0.494 (1, 8)	1-0 FC5-4 CS 1-2f 3-H		0-1 1B 1B	0-0 SF9 2B		1-0 HBP 1-2	1-1 F9			3	0	1	2	0	0	1
Jacque Jones, L OBP: 0.349, SLG: 0.425 (1, 9)	0-1 CS 1-2	4-1 S 55 2B BB	0-1 1B BB	3-3 K		1-0 L6 2-2	1-3 K			3	1	0	0	2	2	4
Matthew LeCroy, R OBP: 0.363, SLG: 0.470 33 Justin Morneau, L OBP: 0.330, SLG: 0.498 (1, 3) (8, 3)		2-3 K	0-1 1B		1-1 G5-3		2-2 F7	0-0 HR		4	0	1	0	0	1	1
5 Michael Cuddyer, R OBP: 0.336, SLG: 0.387 (1, 4) (5, 5)		4-2 55 2B BB			2-2 G5-3		4-1 55 BB 1B BB	2-2 L8		3	3	1	0	2	0	0
55 Mike Redmond, R OBP: 0.302, SLG: 0.282 (1, 2)		1-2 F9 2B			2-2 SH1-4 2B 1B		4-2 1B BB			3	2	3	2	1	0	0
Juan Castro, R OBP: 0.270, SLG: 0.375 Michael Ryan, L OBP: 0.304, SLG: 0.250 38 Luis Antonio Rodriguez, S OBP: 0.339, SLG: 0.433 (1, 6) (7, PH) (8, 4)		0-1 F9			0-0 SH1-4 1B		0-2 1B 1B			2	0	0	0	0	0	2

Inning Stats	R: 1	H: 1	E: 0	LOB: 0	K: 0	S: 11	R: 2	H: 1	E: 0	LOB: 1	K: 1	S: 14	R: 0	H: 2	E: 0	LOB: 2	K: 0	S: 11	R: 4	H: 5	E: 0	LOB: 1	K: 1	S: 20	R: 0	H: 1	E: 0	LOB: 1	K: 0	S: 11	R: 0	H: 1	E: 0	LOB: 2	K: 0	S: 7	R: 3	H: 3	E: 0	LOB: 2	K: 1	S: 19	R: 1	H: 1	E: 0	LOB: 0	K: 1	S: 9
	11	1	0	0	0	21	2	1	0	1	27	14	0	2	0	2	1	16	11	4	5	0	1	30	11	0	1	0	1	0	15	0	1	0	14	0	3	1	3	0	2	34	1	1	0	13		


PITCHER	IP	WLS	BF	H	R	ER	SO	BB	IBB	HBP	BLK	WP	HR	S	P	ERA	WHIP
J.P. Howell, L ERA: 6.98	(1, 1)	3.1	18	6	5	5	1	4	0	0	0	0	0	43	73	13.50	3.000
Mike Wood, R ERA: 3.74	(4, 1)	2.0	13	5	2	2	1	1	0	1	0	0	0	30	48	9.00	3.000
Andrew Sisco, L ERA: 2.75	(6, 1)	1.0	L 4	0	2	2	0	2	0	0	0	0	0	9	20	18.00	2.000
46 Juan Carlos Oviedo, R ERA: 8.37	(7, 1)	0.2	B 4	3	1	1	1	0	0	0	0	0	0	11	16	13.50	4.500
Ryan Jensen, R ERA: 7.97	(8, 1)	1.0	4	1	1	1	1	0	0	0	0	0	1	9	13	9.00	1.000

BOTTOM

Kansas City Royals @ Minnesota Twins
 Hubert H. Humphrey Metrodome, Minneapolis, MN

Tue Jun 28 2005, 8:10 PM EDT
 Att: 19,422 - Dome - 70 F

AB	33
R	11
H	15
RBI	11
BB	7
SO	4
LOB	15



1B	2B	3B	HR	SF	SAC	DP	HBP	WP	PA
11	5	0	1	1	2	1	0	0	44

Batter	1	2	3	4	5	6	7	8	9	AB R H RBI BB SO LOB	TOP											
9 David DeJesus, L (1, 8) OBP: 0.350, SLG: 0.412	0-1 SH1-3 2B 1B	0-0		1-2 2-H 4 1B 1B		1-1 G4-3			1-0 SH1-4 4 2B	5 1 4 1 0 0 0												
4 Angel Berroa, R (1, 6) OBP: 0.285, SLG: 0.344	0-0 SH1-3 1-2	1-2 HBP		1-1 1-2 1B		2-3 K			0-0 SH1-4	2 0 1 0 0 1 0												
Terrence Long, L (1, 10) OBP: 0.311, SLG: 0.393	0-0 E 1B 2B	1-0 P5		1-0 F7			0-0 G6-3		0-3 K	5 1 1 1 0 1 5												
Emil Brown, R (1, 9) OBP: 0.365, SLG: 0.474	1-1 E6 24 FC4-6 1B 2-3		0-0 P5		1-2 L4		3-2 F9-4-6 2B		4-1 BB	4 0 1 0 1 0 1												
Matt Stairs, L (1, 3) OBP: 0.393, SLG: 0.464	1-1 24 FC4-6 1B 1-2 3-H		1-1 G4-3		0-0 24 1B 1B		0-1 F9-4-6 2-2		3-1 F9	5 0 2 1 0 0 3												
24 Mark Teahan, L (1, 5) OBP: 0.304, SLG: 0.367	1-0 FC4-6 1-2 2-3		0-1 G4-3		1-2 1B			4-2 FC6-2 BB		3 0 1 0 1 0 2												
Tony Graffanino, R (1, 4) OBP: 0.378, SLG: 0.385	0-3 K			1-1 32 SH5-3 9 1B 1B		2-3 K		1-3 K		4 1 1 0 0 3 5												
32 Shane Costa, L (1, 7) OBP: 0.345, SLG: 0.431		0-0 G3-1		2-1 SH5-3 1-2		0-2 G6-3		2-3 K		3 0 0 0 0 1 3												
Alberto Castillo, R (1, 2) OBP: 0.256, SLG: 0.329		1-3 K		2-3 K		1-1 P2		2-2 FC6-2 2-H		4 0 0 0 0 2 2												
Inning Stats	R: 2 E: 1 K: 1 S: 12	H: 3 LOB: 2 BB: 0 P: 15	R: 0 E: 0 K: 1 S: 9	H: 1 LOB: 2 BB: 0 P: 12	R: 0 E: 0 K: 0 S: 5	H: 0 LOB: 0 BB: 0 P: 6	R: 1 E: 0 K: 1 S: 13	H: 3 LOB: 2 BB: 0 P: 21	R: 0 E: 0 K: 1 S: 13	H: 2 LOB: 2 BB: 0 P: 17	R: 0 E: 0 K: 1 S: 7	H: 0 LOB: 0 BB: 0 P: 11	R: 0 E: 0 K: 0 S: 6	H: 1 LOB: 0 BB: 0 P: 9	R: 0 E: 0 K: 2 S: 12	H: 0 LOB: 1 BB: 1 P: 21	R: 0 E: 0 K: 1 S: 8	H: 1 LOB: 2 BB: 1 P: 16	1B: 7 2B: 5 3B: 0 HR: 0	SF: 0 SAC: 3 DP: 1 HBP: 1	WP: 0 PB: 0 SB: 1 CS: 0	PA: 41
PITCHER	IP WLS BF H R ER SO BB IBB HBP BLK WP HR S P ERA WHIP																					
Brad Radke, R (1, 1) ERA: 4.07	7.0 L 32 10 3 3 5 0 0 1 0 0 0 0 65 91 3.86 1.429																					
J.C. Romero, L (8, 1) ERA: 2.4	1.0 4 0 0 0 2 1 0 0 0 0 0 0 12 21 0.00 1.000																					
54 Matt Guerrier, R (9, 1) ERA: 2.79	1.0 5 1 0 0 1 1 0 0 0 0 0 0 8 16 0.00 2.000																					

Kansas City Royals @ Minnesota Twins
 Hubert H. Humphrey Metrodome, Minneapolis, MN

AB	35
R	3
H	11
RBI	3
BB	2
SO	8
LOB	21



Wed Jun 29 2005, 1:10 PM EDT
 Att. 24,546 - Dome - 70 F

livebaseballscorecards.com

Batter	1	2	3	4	5	6	7	8	9	AB R H RBI BB SO LOB
Shannon Stewart, R OBP: 0.341, SLG: 0.436 (1, 7)	1-0 G6-3		3-2 38 G4-3 1B BB		2-2 G4-3		0-0 SF8		2-2 G6-4-3 1-2	3 0 0 1 1 0 1
38 Luis Antonio Rodriguez, B OBP: 0.343, SLG: 0.422 (8, 5) (9, 4)	0-1 F8		0-2 G4-3 1-2			0-1 7 F8 33 BLK FC1-5-2-1 1B	4-1 3-H		0-0 G3-1	4 0 1 0 1 0 2
7 Joe Mauer, L OBP: 0.362, SLG: 0.421 (1, 2)	1-1 33 BB 1B		1-0 2-H 1B			2-2 F8 1-3	3-2 F7			4 0 2 0 0 0 4
33 Justin Moreau, L OBP: 0.333, SLG: 0.493 (1, 3)	4-0 1-2 BB			4-2 BB		1-1 FC1-5-2-1		1-3 K		2 0 0 0 2 1 1
20 Lew Ford, R OBP: 0.350, SLG: 0.403 (1, 8) (9, 9)	1-0 G1-3			3-1 F7		1-1 P4		3-2 L5		4 0 0 0 0 0 4
Jacque Jones, L OBP: 0.348, SLG: 0.422 (1, 10)		1-3 K		0-3 K			3-1 1B 5 HBP SF8 1B	1-2 E6 FC6-4		4 1 1 0 0 2 1
5 Michael Cuddyer, R OBP: 0.336, SLG: 0.384 Juan Castro, R OBP: 0.270, SLG: 0.375 (7, PR) Torii Hunter, R OBP: 0.341, SLG: 0.493 (8, PH) Michael Ryan, L OBP: 0.296, SLG: 0.250 (1, 9) (9, 5)		0-1 G6-3		1-1 G4-3			2-2 38 BB 1B HBP	0-0 FC6-4 1-2		2 0 0 0 0 0 1 0 0 0 0 0 0 0 1 0 0 0 0 0 1
		2-3 K			1-3 K		1-2 38 BB 1B		2-2 F8	4 0 1 0 0 2 0
Luis Rivas, R OBP: 0.283, SLG: 0.239 (1, 6) (8, 4) (9, 6)			0-2 G4-3		0-0 F7		1-3 K		1-1 G6-4-3 1B	4 0 1 0 0 1 3

BOTTOM

Kansas City Royals @ Minnesota Twins
 Hubert H. Humphrey Metrodome, Minneapolis, MN

Wed Jun 29 2005, 1:10 PM EDT
 Att. 24,546 - Dome - 70 F

livebaseballscorecards.com

AB	32
R	1
H	6
RBI	1
BB	4
SO	6
LOB	18



Inning Stats	R: 0	H: 1	E: 0	K: 0	S: 6	LOB: 2	BB: 1	P: 13	R: 0	H: 0	E: 0	K: 2	S: 8	LOB: 0	BB: 0	P: 11	R: 0	H: 1	E: 0	K: 0	S: 13	LOB: 2	BB: 1	P: 17	R: 0	H: 0	E: 0	K: 1	S: 9	LOB: 1	BB: 1	P: 17	R: 0	H: 0	E: 0	K: 1	S: 8	LOB: 0	BB: 0	P: 11	R: 0	H: 1	E: 0	K: 0	S: 10	LOB: 1	BB: 0	P: 14	R: 1	H: 2	E: 0	K: 1	S: 15	LOB: 3	BB: 1	P: 29	R: 0	H: 0	E: 1	K: 1	S: 14	LOB: 1	BB: 0	P: 19	R: 0	H: 1	E: 0	K: 0	S: 12	LOB: 1	BB: 0	P: 17	1B: 6	2B: 0	3B: 0	HR: 0	SF: 1	SAC: 0	DP: 0	HBP: 1	WP: 0	PB: 0	SB: 0	CS: 0	PA: 38
--------------	------	------	------	------	------	--------	-------	-------	------	------	------	------	------	--------	-------	-------	------	------	------	------	-------	--------	-------	-------	------	------	------	------	------	--------	-------	-------	------	------	------	------	------	--------	-------	-------	------	------	------	------	-------	--------	-------	-------	------	------	------	------	-------	--------	-------	-------	------	------	------	------	-------	--------	-------	-------	------	------	------	------	-------	--------	-------	-------	-------	-------	-------	-------	-------	--------	-------	--------	-------	-------	-------	-------	--------

PITCHER	IP	WLS	BF	H	R	ER	SO	BB	IBB	HBP	BLK	WP	HR	S	P	ERA	WHIP
D.J. Carrasco, R ERA: 3.23 (1, 1)	6.2	W	28	5	1	1	5	3	0	1	1	0	0	65	101	1.35	1.200
41 Jimmy Gobble, L ERA: 6.75 (7, 1)	1.0	H	5	0	0	0	1	1	0	0	0	0	0	17	29	0.00	1.000
Mike MacDougal, R ERA: 4.25 (8, 1)	1.1	S	5	1	0	0	0	0	0	0	0	0	0	13	18	0.00	0.750

PITCHER	IP	WLS	BF	H	R	ER	SO	BB	IBB	HBP	BLK	WP	HR	S	P	ERA	WHIP
---------	----	-----	----	---	---	----	----	----	-----	-----	-----	----	----	---	---	-----	------

Batter	1	2	3	4	5	6	7	8	9	AB R H RBI BB SO LOB
Shannon Stewart, R (1, 7) OBP: 0.343, SLG: 0.435	1-2 CS HBP		3-1 P3		1 SAFE 2-1 FC6-4			1-2 BB SH1-4 3B 1B		3 1 1 0 0 0 1
Juan Castro, R (1, 6) OBP: 0.272, SLG: 0.374	0-2 7 BB 2B 1B		0-3 K			1-1 P3		0-1 SH1-4		3 1 1 0 0 1 0
7 Joe Mauer, L (1, 2) OBP: 0.364, SLG: 0.417	4-0 2B BB		1-1 G3-1			0-0 G4-3		4-0 BB 3B IBB		2 2 0 0 2 0 0
Torii Hunter, R (1, 8) OBP: 0.343, SLG: 0.495	0-0 S 1-H 2-H E 2B			1-2 G3-1		2-1 F7		4-1 3B BB		3 2 1 3 1 0 0
Jacque Jones, L (1, 9) OBP: 0.347, SLG: 0.427	2-2 G6-3			1-1 G4-3			2-1 G6-3	0-1 1-H 2-H 3-H 3B		4 0 1 3 0 0 0
Matthew LeCroy, R (1, 10) OBP: 0.362, SLG: 0.467 Brent Abernathy, R (7, PR) OBP: 0.348, SLG: 0.421	2-2 F9			2-2 L9			1-1 3B 1B 1B	2-3 K		3 0 1 0 0 0 0 1 0 0 0 0 1 1
33 Justin Morneau, L (1, 3) OBP: 0.336, SLG: 0.490		1-2 P3			1-3 K		1-2 G4-6-3 1B	4-0 20 BB IBB		3 0 1 0 1 1 0
Luis Rivas, R (1, 4) OBP: 0.277, SLG: 0.234 Michael Ryan, L (7, PH) OBP: 0.286, SLG: 0.240 28 Jesse Crain, R (8, 1) 20 Lew Ford, R (8, PH) OBP: 0.352, SLG: 0.403 36 Joe Nathan, R (9, 1)		3-2 P3			0-0 B1-3		1-1 G4-6-3	4-1 SAFE BB		2 0 0 0 0 0 0 1 0 0 0 0 0 2 0 0 0 0 0 0 0 0 0 0 0 1 0 0 0 0 0 0 0 0 0
38 Luis Antonio Rodriguez, R (8, 5) OBP: 0.352, SLG: 0.409		0-3 K			4-2 FC6-4 BB			SH1-4 BB BB F8		2 1 0 0 2 1 3

Inning Stats	R: 3	H: 2	E: 0	K: 0	S: 15	LOB: 0	BB: 1	P: 24	R: 0	H: 0	E: 0	K: 1	S: 10	LOB: 0	BB: 0	P: 14	R: 0	H: 0	E: 0	K: 1	S: 7	LOB: 0	BB: 0	P: 11	R: 0	H: 0	E: 0	K: 0	S: 9	LOB: 1	BB: 1	P: 19	R: 0	H: 0	E: 0	K: 0	S: 5	LOB: 0	BB: 0	P: 8	R: 0	H: 2	E: 0	K: 0	S: 10	LOB: 2	BB: 0	P: 15	R: 4	H: 2	E: 0	K: 1	S: 15	LOB: 3	BB: 5	P: 39
--------------	------	------	------	------	-------	--------	-------	-------	------	------	------	------	-------	--------	-------	-------	------	------	------	------	------	--------	-------	-------	------	------	------	------	------	--------	-------	-------	------	------	------	------	------	--------	-------	------	------	------	------	------	-------	--------	-------	-------	------	------	------	------	-------	--------	-------	-------

PITCHER	IP	WLS	BF	H	R	ER	SO	BB	IBB	HBP	BLK	WP	HR	S	P	ERA	WHIP
Casey Fossum, L (1, 1) ERA: 4.04	6.1		25	4	3	2	3	2	0	1	0	0	0	66	101	2.84	0.947
Dewon Brazelton, R (7, 1) ERA: 7.29	1.1	L	10	2	4	4	1	3	2	0	0	0	0	16	40	27.00	3.750
Lance Carter, R (8, 1) ERA: 4.82	0.1		1	0	0	0	0	0	0	0	0	0	0	1	2	0.00	0.000

BOTTOM

Tampa Bay Devil Rays @ Minnesota Twins
Hubert H. Humphrey Metrodome, Minneapolis, MN

Fri Jul 01 2005, 8:10 PM EDT
Att: 23,428 - Dome - 70 F

AB	27
R	7
H	6
RBI	6
BB	7
SO	4
LOB	7

livebaseballscores.com



1B: 4	SF: 0	WP: 0	PA: 36
2B: 1	SAC: 1	PB: 0	
3B: 1	DP: 1	SB: 1	
HR: 0	HBP: 1	CS: 1	

Batter	1	2	3	4	5	6	7	8	9	AB R H RBI BB SO LOB	TOP											
13 Carl Crawford, L (1, 7) OBP: 0.310, SLG: 0.412	1-1 P6			1-0 FC4-6 1B		0-0 F7		1-1 P5		4 0 1 0 0 0 0	Tampa Bay Devil Rays @ Minnesota Twins Hubert H. Humphrey Metrodome, Minneapolis, MN Sat Jul 02 2005, 7:10 PM EDT Att. 26,393 - Dome - 70 F AB 30 R 1 H 4 RBI 1 BB 1 SO 6 LOB 6											
Julio Lugo, R (1, 6) OBP: 0.331, SLG: 0.349	1-3 K			0-1 FC4-6 1B 3 1B		2-1 G4-3		1-1 F8	4 1 0 0 0 1 1													
Aubrey Huff, L (1, 9) OBP: 0.321, SLG: 0.372	0-1 F7			2-1 1B 3 1B 1-2		1-3 K		1-1 P2	4 0 1 0 0 1 0													
3 Jorge Cantu, R (1, 5) OBP: 0.329, SLG: 0.509		0-0 P6		1-2 1B 31 G5-4-3 1-3 2-H		0-0 F7		0-0 F7	4 0 1 1 0 0 0													
31 Jonny Gomes, R (1, 10) OBP: 0.368, SLG: 0.563		3-3 K		1-1 G5-4-3 1-2f		2-3 K			3 0 0 0 0 2 2													
Travis Lee, L (1, 3) OBP: 0.332, SLG: 0.335		0-1 L7			1-0 G3		4-0 BB		2 0 0 0 1 0 0													
Damon Hollins, R (1, 8) OBP: 0.320, SLG: 0.457			1-3 K		1-0 2B		2-2 F8		3 0 1 0 0 1 1													
Toby Hall, R (1, 2) OBP: 0.307, SLG: 0.376			0-2 F8		0-1 P4		0-2 G6-3		3 0 0 0 0 0 1													
Nick Green, R (1, 4) OBP: 0.352, SLG: 0.381			3-2 K		1-1 P2		1-2 F7		3 0 0 0 0 1 1													
Inning Stats	R: 0 E: 0 K: 1 S: 7	H: 0 LOB: 0 BB: 0 P: 9	R: 0 E: 0 K: 1 S: 6	H: 0 LOB: 0 BB: 0 P: 9	R: 0 E: 0 K: 2 S: 12	H: 0 LOB: 0 BB: 0 P: 16	R: 1 E: 0 K: 0 S: 11	H: 3 LOB: 1 BB: 0 P: 16	R: 0 E: 0 K: 0 S: 6	H: 1 LOB: 1 BB: 0 P: 9	R: 0 E: 0 K: 1 S: 6	H: 0 LOB: 0 BB: 0 P: 9	R: 0 E: 0 K: 1 S: 8	H: 0 LOB: 1 BB: 1 P: 16	R: 0 E: 0 K: 0 S: 9	H: 0 LOB: 0 BB: 0 P: 11	R: 0 E: 0 K: 0 S: 5	H: 0 LOB: 0 BB: 0 P: 7	1B: 3 2B: 1 3B: 0 HR: 0	SF: 0 SAC: 0 DP: 1 HBP: 0	WP: 0 PB: 0 SB: 0 CS: 0	PA: 31
PITCHER Kyle Lohse, R (1, 1) ERA: 4.26 36 Joe Nathan, R (9, 1) ERA: 3.67	IP 8.0	WLS W	BF 28	H 4	R 1	ER 1	SO 6	BB 1	IBB 0	HBP 0	BLK 0	WP 0	HR 0	S 65	P 95	ERA 1.12	WHIP 0.625					

livebaseballscores.com



Batter	1	2	3	4	5	6	7	8	9	AB	R	H	RBI	BB	SO	LOB
Shannon Stewart, R (1, 7) OBP: 0.339, SLG: 0.429	1-1 F8	1-3 K			2-3 K	0-0 G1-3				4	0	0	0	0	2	5
Juan Castro, R (1, 6) OBP: 0.265, SLG: 0.365	1-0 G6-3		0-3 K		0-0 G6-3		2-1 G5-3			4	0	0	0	0	1	1
7 Joe Mauer, L (1, 2) OBP: 0.366, SLG: 0.423	2-1 F8		2-0 E6 FC6-4		1-1 2B		1-1 F8-3 1B			4	0	2	1	0	0	0
Torii Hunter, R (1, 8) OBP: 0.339, SLG: 0.487		2-3 K	2-1 FC6-4		1-0 G5-3		0-0 F8-3			4	0	0	0	0	1	3
Jacque Jones, L (1, 9) OBP: 0.352, SLG: 0.433		2-0 20 2B 33 HR 1B	3-3 K		4-0 38 BB 20 1B BB		2-0 2B			3	1	2	0	1	1	1
20 Lew Ford, R (1, 10) OBP: 0.358, SLG: 0.410		1-0 33 HR 2B		0-1 G1-3	0-2 38 BB 1B		3-2 38 G1-6-3 HBP			3	1	2	0	0	0	0
33 Justin Morneau, L (1, 3) OBP: 0.335, SLG: 0.500		1-1 HR		2-3 K	0-1 F7		0-2 K			4	1	1	3	0	2	4
38 Luis Antonio Rodriguez, R (6, 5) OBP: 0.360, SLG: 0.435		2-1 3B		1-1 F8	4-1 BB		0-0 G1-6-3			3	0	1	0	1	0	2
Luis Rivas, R (1, 4) OBP: 0.279, SLG: 0.229		0-2 K			4-1 G6-3 7 2B BB		1-3 K			2	1	0	0	1	2	4

Inning Stats	R: 0	H: 0	E: 0	K: 0	S: 5	R: 3	H: 4	E: 0	K: 3	S: 19	R: 0	H: 0	E: 1	K: 2	S: 9	R: 0	H: 0	E: 0	K: 1	S: 7	R: 1	H: 1	E: 0	K: 1	S: 10	R: 0	H: 1	E: 0	K: 1	S: 10	R: 0	H: 1	E: 0	K: 0	S: 5	R: 0	H: 1	E: 0	K: 1	S: 7	R: 0	H: 1	E: 0	K: 1	S: 12	1B: 3	SF: 0	2B: 4	SAC: 0	3B: 1	DP: 2	HR: 1	HBP: 1	WP: 0	PA: 35
--------------	------	------	------	------	------	------	------	------	------	-------	------	------	------	------	------	------	------	------	------	------	------	------	------	------	-------	------	------	------	------	-------	------	------	------	------	------	------	------	------	------	------	------	------	------	------	-------	-------	-------	-------	--------	-------	-------	-------	--------	-------	--------

PITCHER	IP	WLS	BF	H	R	ER	SO	BB	IBB	HBP	BLK	WP	HR	S	P	ERA	WHIP
37 Seth McClung, R (1, 1) ERA: 7.96	6.0	L	28	6	4	4	8	3	0	0	0	0	1	60	100	6.00	1.500
Travis Harper, R (7, 1) ERA: 8.2	1.0		3	1	0	0	0	0	0	0	0	0	0	5	8	0.00	1.000
Trever Miller, L (8, 1) ERA: 5.79	1.0		4	1	0	0	1	0	0	1	0	0	0	7	12	0.00	1.000

BOTTOM

Tampa Bay Devil Rays @ Minnesota Twins
Hubert H. Humphrey Metrodome, Minneapolis, MN

Sat Jul 02 2005, 7:10 PM EDT
Att: 26,393 - Dome - 70 F

livebaseballscorecards.com

AB	31
R	4
H	8
RBI	4
BB	3
SO	9
LOB	20



Batter	1	2	3	4	5	6	7	8	9	AB R H RBI BB SO LOB	TOP	
13 Carl Crawford, L (1, 7) OBP: 0.314, SLG: 0.422	2-1 CS 1B		0-1 1B 3B		1-0 1B			2-2 G4-3		4 1 3 0 0 0 0	Tampa Bay Devil Rays @ Minnesota Twins Hubert H. Humphrey Metrodome, Minneapolis, MN Sun Jul 03 2005, 2:10 PM EDT Att. 28,757 - Dome - 70 F livebaseballscorecards.com	
Julio Lugo, R (1, 6) OBP: 0.331, SLG: 0.346	4-1 1-2 BB		1-3 K		0-3 K			2-1 G6-3		3 0 0 0 1 2 1		
Aubrey Huff, L (1, 10) OBP: 0.320, SLG: 0.371	3-1 P5		2-1 3 G4-3 1B		0-0 G4-3			2-1 F8		4 0 1 1 0 0 1		
3 Jorge Cantu, R (1, 5) OBP: 0.324, SLG: 0.502	0-1 G1-3		3-H 1-2 G4-3 1-2f		0-2 G5-3			0-3 K		4 0 0 0 0 1 2		
Travis Lee, L (1, 3) OBP: 0.330, SLG: 0.349		0-0 G4-3		1-1 HR		2-1 G4-3		2-2 F8		4 1 1 1 0 0 0		
Damon Hollins, R (1, 9) OBP: 0.326, SLG: 0.457		4-1 1B BB		1-1 G4-3		2-0 G6-4-3 1B				2 0 1 0 1 0 0		
Nick Green, R (1, 4) OBP: 0.351, SLG: 0.380		0-1 SAFE 1-2 1B		1-1 F9		2-2 F7				3 0 1 0 0 0 1		
Kevin Cash, R (1, 2) OBP: 0.167, SLG: 0.391		1-1 L4		0-0 L9		1-2 SAFE G6-4-3 1-2f				3 0 0 0 0 0 3		
Joey Gathright, L (1, 8) OBP: 0.360, SLG: 0.435		0-3 K		3-2 G1-3			2-3 K			3 0 0 0 0 2 2		
Inning Stats	R: 0 E: 0 K: 0 S: 7 H: 1 LOB: 1 BB: 1 P: 16	R: 0 E: 0 K: 1 S: 10 H: 1 LOB: 2 BB: 1 P: 15	R: 1 E: 0 K: 1 S: 17 H: 2 LOB: 0 BB: 0 P: 21	R: 1 E: 0 K: 0 S: 7 H: 1 LOB: 0 BB: 0 P: 10	R: 0 E: 0 K: 1 S: 8 H: 1 LOB: 0 BB: 0 P: 12	R: 0 E: 0 K: 0 S: 8 H: 0 LOB: 0 BB: 0 P: 10	R: 0 E: 0 K: 0 S: 7 H: 1 LOB: 0 BB: 0 P: 12	R: 0 E: 0 K: 1 S: 11 H: 0 LOB: 0 BB: 0 P: 17	R: 0 E: 0 K: 1 S: 8 H: 0 LOB: 0 BB: 0 P: 12	1B: 5 2B: 0 3B: 1 HR: 1 SF: 0 SAC: 0 DP: 2 HBP: 0	WP: 0 PB: 0 SB: 0 CS: 1 PA: 32	
PITCHER	IP WLS BF H R ER SO BB IBB HBP BLK WP HR S P ERA WHIP											
Joe Mays, R (1, 1) ERA: 3.84	7.0 W 26 7 2 2 3 2 0 0 0 0 0 1 64 96 2.57 1.286											
Juan Rincon, R (8, 1) ERA: 2.57	1.0 H 3 0 0 0 1 0 0 0 0 0 0 0 11 17 0.00 0.000											
36 Joe Nathan, R (9, 1) ERA: 3.57	1.0 S 3 0 0 0 1 0 0 0 0 0 0 0 8 12 0.00 0.000											



Batter	1	2	3	4	5	6	7	8	9	AB R H RBI BB SO LOB	TOP											
Shannon Stewart, R (1, 7) OBP: 0.340, SLG: 0.432	0-2 F9		1-2 2B	1-1 F8		2-0 F8			1-1 2B 1B	5 1 2 0 0 0 3												
8 Nick Punto, S (1, 4) OBP: 0.343, SLG: 0.400	1-0 G4-3		3-2 G6-3		1-2 L4		0-0 G3		4-2 2B 1-2 BB	4 0 0 0 1 0 1												
7 Joe Mauer, L (1, 2) OBP: 0.363, SLG: 0.418	1-3 K			0-2 G3 2B 1B	0-1 G1-3		0-1 G4-3		1-0 F7	5 1 1 0 0 1 2												
Torii Hunter, R (1, 8) OBP: 0.343, SLG: 0.498		1-1 2B		0-0 G3	0-3 K		0-0 CS 1B		1-0 2B	5 0 3 1 0 1 1												
Jacque Jones, L (1, 9) OBP: 0.356, SLG: 0.446		2-3 K		2-0 20 F9 33 1B 2B		4-2 38 WP 20 1B 1B	1 SAFE 1 SAFE 1 SAFE 1-2	1-1 HR	4-0 IBB	3 3 2 2 2 1 1												
20 Lew Ford, R (1, 10) OBP: 0.350, SLG: 0.400		2-3 K		2-1 F9		0-1 38 WP 1B		1-0 F8	2-2 G1-3	5 1 1 0 0 1 5												
33 Justin Morneau, L (1, 3) OBP: 0.333, SLG: 0.493		1-3 K		0-0 38 BB 2B 1B		0-3 K		2-1 38 CS 1B		4 1 2 1 0 2 3												
38 Luis Antonio Rodriguez, S (5) OBP: 0.354, SLG: 0.427			2-2 F7	4-1 2B BB		3-2 F7		3-2 K		3 0 0 0 1 1 3												
Juan Castro, R (1, 6) OBP: 0.266, SLG: 0.367			2-1 P6	1-2 2B		0-0 2-H 3-H 1B			0-0 B5-3	4 0 2 3 0 0 0												
Inning Stats	R: 0 E: 0 K: 1 S: 8	H: 0 LOB: 0 BB: 0 P: 10	R: 0 E: 0 K: 3 S: 12	H: 1 LOB: 1 BB: 0 P: 18	R: 0 E: 0 K: 0 S: 12	H: 1 LOB: 1 BB: 0 P: 20	R: 3 E: 0 K: 0 S: 14	H: 4 LOB: 2 BB: 1 P: 24	R: 0 E: 0 K: 1 S: 8	H: 0 LOB: 0 BB: 0 P: 9	R: 2 E: 0 K: 1 S: 16	H: 2 LOB: 1 BB: 1 P: 25	R: 0 E: 0 K: 0 S: 4	H: 1 LOB: 0 BB: 0 P: 6	R: 1 E: 0 K: 1 S: 8	H: 2 LOB: 0 BB: 0 P: 14	R: 1 E: 0 K: 0 S: 10	H: 2 LOB: 3 BB: 2 P: 23	1B: 7 2B: 5 3B: 0 HR: 1	SF: 0 SAC: 0 DP: 0 HBP: 0	WP: 1 PB: 0 SB: 1 CS: 2	PA: 43
PITCHER	IP WLS BF H R ER SO BB IBB HBP BLK WP HR S P ERA WHIP																					
41 John Lackey, R (1, 1) ERA: 4.07	5.2 L 27 8 5 5 6 2 0 0 0 1 0 69 103 7.94 1.765																					
Joel Peralta, R (6, 1) ERA: 3.71	2.1 8 3 1 1 1 0 0 0 0 0 1 13 23 3.86 1.286																					
Esteban Yan, R (9, 1) ERA: 3.74	1.0 7 2 1 1 0 1 1 0 0 0 0 10 23 9.00 3.000																					

Minnesota Twins @ Los Angeles Angels
Angel Stadium of Anaheim, Anaheim, CA

Mon Jul 04 2005, 6:05 PM PDT
Att. 44,008 - Clear - 73 F

livebaseballscorecards.com

AB	38
R	7
H	13
RBI	7
BB	4
SO	7
LOB	19



BOTTOM

Minnesota Twins @ Los Angeles Angels
Angel Stadium of Anaheim, Anaheim, CA

Mon Jul 04 2005, 6:05 PM PDT
Att. 44,008 - Clear - 73 F

livebaseballscores.com

AB	34
R	5
H	9
RBI	5
BB	3
SO	9
LOB	9



WP:	0	PA:	38
PB:	0		
SB:	0		
CS:	0		

AB R H RBI BB SO LOB

3 1 1 0 2 0 1

5 1 2 2 0 1 3

4 1 1 1 0 0 0

4 0 1 0 0 1 0

3 1 0 0 1 2 1

4 0 1 1 0 0 1

4 1 2 0 0 2 1

3 0 0 0 0 1 1

4 0 1 1 0 2 1

1B:	4	SF:	0
2B:	3	SAC:	1
3B:	0	DP:	0
HR:	2	HBP:	0

Batter	1	2	3	4	5	6	7	8	9
9 Chone Figgins, S OBP: 0.329, SLG: 0.403 (1, 8)	3-2 HR 2B		3-1 P5		0-0 G3		4-2 BB		4-0 DI BB
Darin Erstad, L OBP: 0.350, SLG: 0.405 (1, 3)	0-1 2-H HR		0-3 K		1-1 2-H 1B		0-0 G4-3		2-2 F7
27 Vladimir Guerrero, R OBP: 0.405, SLG: 0.607 (1, 9)	0-1 P4		0-0 G5-3		1-2 HR		0-2 F7		
16 Garret Anderson, L OBP: 0.333, SLG: 0.475 (1, 7)	1-0 FC6-4 1B		2-3 K2-3		1-2 G3-1		0-1 G3		
Jeff DaVanon, S OBP: 0.343, SLG: 0.305 (1, 10)	0-3 K		3-3 K		2-2 G4-3		4-1 6 2B BB		
6 Maicer Izturis, S OBP: 0.355, SLG: 0.514 (1, 6)	0-1 FC6-4 1-2f		3-2 F8		0-1 G4-1		2-1 1-H 2B		
8 Dallas McPherson, L OBP: 0.305, SLG: 0.465 (1, 5)		2-3 K		2-2 G3 1B 2B		0-1 SH3 1B		0-3 K	
Bengie Molina, R OBP: 0.345, SLG: 0.449 (1, 2)		1-2 G5-3		0-0 G3		1-0 SH3		0-3 K	
Adam Kennedy, L OBP: 0.381, SLG: 0.406 (1, 4)		2-3 K		0-2 9 G3 1B		1-0 F9		1-3 K	

Inning Stats	R: 2 E: 0 K: 1 S: 16	H: 3 LOB: 1 BB: 0 P: 20	R: 0 E: 0 K: 2 S: 11	H: 0 LOB: 0 BB: 0 P: 16	R: 0 E: 0 K: 1 S: 6	H: 0 LOB: 0 BB: 0 P: 9	R: 0 E: 0 K: 2 S: 10	H: 0 LOB: 0 BB: 0 P: 18	R: 1 E: 0 K: 0 S: 10	H: 3 LOB: 2 BB: 0 P: 13	R: 1 E: 0 K: 0 S: 12	H: 1 LOB: 0 BB: 0 P: 16	R: 0 E: 0 K: 0 S: 7	H: 1 LOB: 2 BB: 1 P: 13	R: 1 E: 0 K: 1 S: 11	H: 1 LOB: 1 BB: 1 P: 17	R: 0 E: 0 K: 2 S: 9	H: 0 LOB: 1 BB: 1 P: 16	1B: 4 2B: 3 3B: 0 HR: 2	SF: 0 SAC: 1 DP: 0 HBP: 0	WP: 0 PA: 38
--------------	-------------------------------	----------------------------------	-------------------------------	----------------------------------	------------------------------	---------------------------------	-------------------------------	----------------------------------	-------------------------------	----------------------------------	-------------------------------	----------------------------------	------------------------------	----------------------------------	-------------------------------	----------------------------------	------------------------------	----------------------------------	----------------------------------	------------------------------------	-----------------

PITCHER	IP	WLS	BF	H	R	ER	SO	BB	IBB	HBP	BLK	WP	HR	S	P	ERA	WHIP
Carlos Silva, R ERA: 3.68 (1, 1)	6.1	W	26	8	4	4	6	0	0	0	0	0	2	68	96	5.68	1.263
J.C. Romero, L ERA: 2.35 (7, 1)	0.2	H	3	0	0	0	0	1	0	0	0	0	0	4	9	0.00	1.500
Juan Rincon, R ERA: 2.75 (8, 1)	1.0	H	5	1	1	1	1	1	0	0	0	0	0	11	17	9.00	2.000
36 Joe Nathan, R ERA: 3.47 (9, 1)	1.0	S	4	0	0	0	2	1	0	0	0	0	0	9	16	0.00	1.000

Batter	1	2	3	4	5	6	7	8	9	AB R H RBI BB SO LOB	TOP												
Shannon Stewart, R (1, 7) OBP: 0.344, SLG: 0.435	2-2 8 WP 7 1B	0-1 F9			1-0 8 1B		0-1 1B		3-3 K	5 1 3 0 0 1 2													
8 Nick Punto, S (1, 4) OBP: 0.340, SLG: 0.396 (7, 6)	3-3 K	3-2 CS	1-2 P5		1-1 1B		0-3 K2-3			4 0 1 0 0 2 2													
7 Joe Mauer, L (1, 2) OBP: 0.361, SLG: 0.415	2-0 20 BB 2-H 1B		3-0 F7		0-2 L9			1-3 K		4 0 1 1 0 1 2													
Torii Hunter, R (1, 8) OBP: 0.345, SLG: 0.498	1-1 20 BB 1B		0-0 P2		3-2 33 FC5 G3 1B			1-1 F8		4 0 2 0 0 0 0													
Jacque Jones, L (1, 9) OBP: 0.355, SLG: 0.441	3-3 K		0-0 F8		1 SAFE 3-2 G3			4-1 BB		3 0 0 0 1 1 3													
20 Lew Ford, R (1, 10) OBP: 0.349, SLG: 0.395	4-0 1B 1-2 2-3 BB		1-3 K		2-1 P4			1 SAFE 1 SAFE 3-2 G4-3		3 0 0 0 1 1 2													
33 Justin Morneau, L (1, 3) OBP: 0.328, SLG: 0.484	0-1 P3		1-2 G4-3		1-2 FC5				1-3 K	4 0 0 0 0 1 4													
38 Luis Antonio Rodriguez, S (5) OBP: 0.349, SLG: 0.410		4-2 8 CS BB		2-1 F8			0-3 K		1-1 E6 WP	3 0 0 0 1 1 0													
Juan Castro, R (1, 6) OBP: 0.263, SLG: 0.363		2-2 F7		2-2 F8			1-1 G3		2-3 K	2 0 0 0 0 0 1													
Michael Ryan, L (7, PH) OBP: 0.276, SLG: 0.231										1 0 0 0 0 0 0													
Luis Rivas, R (7, 4) OBP: 0.279, SLG: 0.229										0 0 0 0 0 0 0													
Matthew LeCroy, R (9, PH) OBP: 0.366, SLG: 0.488										1 0 0 0 0 1 1													
Inning Stats	R: 1 E: 0 K: 2 S: 20	H: 3 LOB: 3 BB: 1 P: 35	R: 0 E: 0 K: 0 S: 14	H: 0 LOB: 0 BB: 1 P: 22	R: 0 E: 0 K: 0 S: 6	H: 0 LOB: 0 BB: 0 P: 10	R: 0 E: 0 K: 1 S: 9	H: 0 LOB: 0 BB: 0 P: 11	R: 0 E: 0 K: 0 S: 12	H: 2 LOB: 2 BB: 0 P: 18	R: 0 E: 0 K: 0 S: 13	H: 1 LOB: 1 BB: 0 P: 22	R: 0 E: 0 K: 2 S: 11	H: 1 LOB: 1 BB: 0 P: 12	R: 0 E: 0 K: 1 S: 13	H: 0 LOB: 1 BB: 1 P: 21	R: 0 E: 1 K: 3 S: 12	H: 0 LOB: 1 BB: 0 P: 19	1B: 7 2B: 0 3B: 0 HR: 0	SF: 0 SAC: 0 DP: 0 HBP: 0	WP: 2 PB: 0 SB: 0 CS: 1	PA: 38	
PITCHER	IP WLS BF H R ER SO BB IBB HBP BLK WP HR S P ERA WHIP																					PITCHER	IP WLS BF H R ER SO BB IBB HBP BLK WP HR S P ERA WHIP
54 Ervin Santana, R (1, 1) ERA: 5.5	5.0 W 21 5 1 1 3 2 0 0 0 1 0 61 96 1.80 1.400																						
Kevin Gregg, R (6, 1) ERA: 7.43	1.0 H 4 1 0 0 0 0 0 0 0 0 0 13 22 0.00 1.000																						
62 Scot Shields, R (7, 1) ERA: 2.5	2.0 H 8 1 0 0 3 1 0 0 0 0 0 24 33 0.00 1.000																						
Francisco Rodriguez, R (9, 1) ERA: 2.35	1.0 S 4 0 0 0 3 0 0 0 0 1 0 12 19 0.00 0.000																						

Minnesota Twins @ Los Angeles Angels
 Angel Stadium of Anaheim, Anaheim, CA
 Tue Jul 05 2005, 7:05 PM PDT
 Att. 42,335 - Clear - 76 F

livebaseballscorecards.com

AB	34
R	1
H	7
RBI	1
BB	3
SO	9
LOB	17



Batter	1	2	3	4	5	6	7	8	9
9 Chone Figgins, S OBP: 0.331, SLG: 0.407 (1, 10) C F B B X	2-2 G4-3 27 G4-3 2B		3-2 1-2 1B		0-2 E5 BB		0-0 P6		
Darin Erstad, L OBP: 0.349, SLG: 0.401 (1, 3) B X	1-0 G4-3 2-3		1-3 K		4-0 27 G6-4-3 1-2 BB		2-1 F8		
27 Vladimir Guerrero, R OBP: 0.399, SLG: 0.597 (1, 9) B F B B X	3-2 G4-3		1-2 P5		1-0 G6-4-3 1-2f		0-0 F9		
16 Garret Anderson, L OBP: 0.329, SLG: 0.469 (1, 7) B F F F X	2-2 P5		3-3 K		0-1 F8		2-2 F8		
Jeff DaVanon, S OBP: 0.352, SLG: 0.307 (1, 8) B B F C B B		4-2 6 CS BB	2-3 K		4-1 6 BB BB		1-0 6 FC6-4 1B		
6 Maicer Izturis, S OBP: 0.363, SLG: 0.506 (1, 6) B B C 1 F SAFE B 1 SAFE SAFE S	3-3 K 1-2		0-0 1B		4-2 SAFE 1-2 BB		1-1 FC6-4 1-2f		
8 Dallas McPherson, L OBP: 0.301, SLG: 0.458 (1, 5) B F B B X	1-3 K		1-1 F7		0-1 F8				
Bengie Molina, R OBP: 0.350, SLG: 0.472 (1, 2) C F B B X	2-2 9 1B 1B				0-0 HR		1-1 P4		
Adam Kennedy, L OBP: 0.376, SLG: 0.399 (1, 4) F F X	0-2 F7				0-0 F9		1-2 F9		

Inning Stats	R: 1	H: 1	E: 0	K: 0	S: 11	R: 0	H: 0	E: 0	K: 2	S: 9	R: 0	H: 2	E: 0	K: 1	S: 17	R: 0	H: 1	E: 0	K: 2	S: 10	R: 1	H: 1	E: 1	K: 0	S: 7	R: 0	H: 0	E: 0	K: 0	S: 9	R: 0	H: 1	E: 0	K: 0	S: 7	R: 0	H: 1	E: 0	K: 0	S: 8	R: 0	H: 1	E: 0	K: 0	S: 7
	LOB: 0	BB: 0	P: 19	LOB: 0	BB: 1	P: 17	LOB: 2	BB: 0	P: 24	LOB: 1	BB: 0	P: 16	LOB: 2	BB: 2	P: 18	LOB: 0	BB: 2	P: 11	LOB: 1	BB: 0	P: 11	LOB: 1	BB: 0	P: 11	LOB: 1	BB: 0	P: 11	LOB: 0	BB: 0	P: 11	LOB: 1	BB: 1	P: 11	LOB: 1	BB: 0	P: 11	LOB: 1	BB: 0	P: 11	LOB: 1	BB: 0	P: 11	LOB: 1	BB: 0	P: 11

PITCHER	IP	WLS	BF	H	R	ER	SO	BB	IBB	HBP	BLK	WP	HR	S	P	ERA	WHIP
30 Scott Baker, R ERA: 3.0 (1, 1)	5.0	L	21	5	2	2	5	2	0	0	0	0	1	54	88	3.60	1.400
Terry Mulholland, L ERA: 4.96 (6, 1)	3.0		12	1	0	0	0	2	0	0	0	0	0	24	40	0.00	1.000

BOTTOM

AB	R	H	RBI	BB	SO	LOB
4	1	2	0	0	0	0
3	0	0	0	1	1	3
4	0	0	1	0	0	4
4	0	0	0	0	1	0
2	0	1	0	2	1	0
3	0	1	0	1	1	2
3	0	0	0	0	1	3
3	1	2	1	0	0	2
3	0	0	0	0	0	1

AB	29
R	2
H	6
RBI	2
BB	4
SO	5
LOB	15



WP	PA
0	33

livebaseballscorecards.com

Minnesota Twins @ Los Angeles Angels
Angel Stadium of Anaheim, Anaheim, CA
 Tue Jul 05 2005, 7:05 PM PDT
 Att. 42,335 - Clear - 76 F

BOTTOM

Minnesota Twins @ Los Angeles Angels
Angel Stadium of Anaheim, Anaheim, CA

Wed Jul 06 2005, 1:05 PM PDT
Att. 41,534 - Sunny - 77 F

livebaseballscorecards.com

AB	35
R	7
H	12
RBI	7
BB	4
SO	4
LOB	15



WP:	0	PA:	40
PB:	1		
SB:	1		
CS:	0		

AB	R	H	RBI	BB	SO	LOB
3	2	1	0	1	0	1
5	1	2	0	0	1	3
5	2	3	1	0	0	2
4	1	2	3	1	1	2
4	0	2	2	0	0	2
4	1	1	1	0	1	3
0	0	0	0	0	0	0
3	0	0	0	1	0	1
4	0	0	0	0	1	1
3	0	1	0	1	0	0
1B:	10	SF:	0			
2B:	0	SAC:	1			
3B:	0	DP:	0			
HR:	2	HBP:	0			

Batter	1	2	3	4	5	6	7	8	9
9 Chone Figgins, S OBP: 0.332, SLG: 0.406 (1, 5)	2-2 F9		1-0 P4		4-2 27 1B 1B BB		1-2 27 1B 16 HR 1B	0-1 SH1	
Darin Erstad, L OBP: 0.350, SLG: 0.401 (1, 3)	0-2 16 1B 1B		0-0 F7		1-2 27 1B 1B 1B		0-3 K	3-2 FC1-6 27 1B	
27 Vladimir Guerrero, R OBP: 0.403, SLG: 0.597 (1, 9)	0-0 F8		0-0 G6-3		1-0 16 BB 1B		0-1 16 HR 1B	1-1 1B	
16 Garret Anderson, L OBP: 0.333, SLG: 0.478 (1, 7)	1-2 1B			0-2 K	4-1 1B BB		2-0 HR	1-2 F7	
Bengie Molina, R OBP: 0.354, SLG: 0.473 (1, 10)	0-2 P2		2-2 6 FC4-6 1B		0-2 1B		0-0 G6-3		
20 Juan Rivera, R OBP: 0.293, SLG: 0.454 Jeff DaVanon, S OBP: 0.352, SLG: 0.307 (1, 8) (8, 8)		2-3 K	0-0 P4		0-2 L3		0-2 HR		
6 Maicer Izturis, S OBP: 0.357, SLG: 0.488 (1, 6)		1-0 P4	1-1 FC4-6			0-1 F8	4-1 S BB		
José Molina, R OBP: 0.303, SLG: 0.327 (1, 2)		0-0 P4		0-0 B1	2-2 G4-3		3-3 K		
Adam Kennedy, L OBP: 0.378, SLG: 0.398 (1, 4)			4-0 9 PB 9 E BB		1-2 G1-3	0-0 G3-1		0-1 FC1-6 9 SH1 1B	

Inning Stats	R: 0	H: 2	E: 0	K: 13	LOB: 2	BB: 0	P: 16	R: 0	H: 0	E: 0	K: 5	LOB: 0	BB: 0	P: 8	R: 0	H: 0	E: 1	K: 0	LOB: 1	BB: 1	P: 8	R: 0	H: 1	E: 0	K: 11	LOB: 1	BB: 0	P: 14	R: 3	H: 3	E: 0	K: 17	LOB: 2	BB: 2	P: 28	R: 0	H: 0	E: 0	K: 6	LOB: 0	BB: 0	P: 8	R: 4	H: 4	E: 0	K: 18	LOB: 1	BB: 1	P: 28	R: 0	H: 2	E: 0	K: 12	LOB: 2	BB: 0	P: 17
--------------	------	------	------	-------	--------	-------	-------	------	------	------	------	--------	-------	------	------	------	------	------	--------	-------	------	------	------	------	-------	--------	-------	-------	------	------	------	-------	--------	-------	-------	------	------	------	------	--------	-------	------	------	------	------	-------	--------	-------	-------	------	------	------	-------	--------	-------	-------

PITCHER	IP	WLS	BF	H	R	ER	SO	BB	IBB	HBP	BLK	WP	HR	S	P	ERA	WHIP
Johan Santana, L ERA: 3.98 (1, 1)	6.1	L	31	9	6	6	3	3	0	0	0	0	1	65	95	8.53	1.895
28 Jesse Crain, R ERA: 1.62 (7, 1)	0.2		4	1	1	1	1	1	0	0	0	0	1	8	15	13.50	3.000
J.C. Romero, L ERA: 2.3 (8, 1)	0.2		3	1	0	0	0	0	0	0	0	0	0	7	10	0.00	1.500
Juan Rincon, R ERA: 2.72 (8, 1)	0.1		2	1	0	0	0	0	0	0	0	0	0	5	7	0.00	3.000

Minnesota Twins @ Kansas City Royals
 Kauffman Stadium, Kansas City, MO
 Thu Jul 07 2005, 7:10 PM CDT
 Att. 12,662 - Partly Cloudy - 86 F

AB	37
R	5
H	12
RBI	5
BB	3
SO	5
LOB	11



AB	R	H	RBI	BB	SO	LOB
5	2	2	0	0	1	1
5	3	4	1	0	0	0
5	0	3	3	0	1	1
5	0	1	1	0	0	2
4	0	0	0	1	1	1
3	0	0	0	1	1	2
3	0	2	0	1	0	0
2	0	0	0	0	0	1
1	0	0	0	0	0	2
0	0	0	0	0	0	0
4	0	0	0	0	1	1
1B:	10	SF:	0			
2B:	1	SAC:	1			
3B:	0	DP:	0			
HR:	1	HBP:	0			
WP:	0	PA:	41			
PB:	0					
SB:	0					
CS:	0					

Batter	1	2	3	4	5	6	7	8	9										
Shannon Stewart, R (1, 7) OBP: 0.343, SLG: 0.431	1-1 F7	0-1 F7			1-0 7 1B		1-3 K		1-0 7 2B										
8 Nick Punto, S (1, 4) OBP: 0.344, SLG: 0.417	0-2 HR		2-2 G4-3		0-0 7 1B		0-2 7 E		0-0 7 2B										
7 Joe Mauer, L (1, 2) OBP: 0.366, SLG: 0.424	2-1 BB		1-1 G4-3		1-0 1B		2-3 K		3-1 B5-3										
Torii Hunter, R (1, 8) OBP: 0.343, SLG: 0.495	0-0 F7		1-1 G5-3		0-0 1B			2-2 P3	0-0 B5-3										
Jacque Jones, L (1, 9) OBP: 0.350, SLG: 0.429	4-2 1-2 BB			0-0 G6-3		1-3 K		2-2 G4-3	1-1 G4-3										
Matthew LeCroy, R (1, 10) OBP: 0.363, SLG: 0.476	0-1 F9			2-3 K		0-0 F9		4-2 3B 1B											
33 Justin Morneau, L (1, 3) OBP: 0.336, SLG: 0.491		4-2 BB		0-0 G4-3		0-0 1B		1-2 1B											
38 Luis Antonio Rodriguez, R (5) OBP: 0.337, SLG: 0.398		0-0 SH5-3			1-0 G6-3		0-0 P6	2-2 F8											
20 Lew Ford, R (8, PH) OBP: 0.353, SLG: 0.397		1-2																	
Luis Rivas, R (8, 4) OBP: 0.271, SLG: 0.222																			
Juan Castro, R (1, 6) OBP: 0.257, SLG: 0.355		1-1 L9			0-3 K		0-0 L8		1-2 G6-3										
Inning Stats	R: 1 H: 2 E: 0 LOB: 2 K: 0 BB: 1 S: 12 P: 19	R: 0 H: 0 E: 0 LOB: 1 K: 0 BB: 1 P: 12	R: 0 H: 0 E: 0 LOB: 0 K: 0 BB: 0 S: 7 P: 11	R: 0 H: 0 E: 0 LOB: 0 K: 1 BB: 0 S: 5 P: 7	R: 2 H: 4 E: 0 LOB: 2 K: 1 BB: 0 S: 9 P: 12	R: 0 H: 1 E: 0 LOB: 1 K: 1 BB: 0 S: 7 P: 8	R: 0 H: 1 E: 1 LOB: 1 K: 2 BB: 0 S: 17 P: 20	R: 0 H: 1 E: 0 LOB: 2 K: 0 BB: 1 S: 17 P: 28	R: 2 H: 3 E: 0 LOB: 1 K: 0 BB: 0 S: 10 P: 16										
PITCHER	IP WLS BF H R ER SO BB IBB HBP BLK WP HR S P ERA WHIP																		
Jose Lima, R (1, 1) ERA: 7.33	6.2 W 29 8 3 3 4 2 0 0 0 0 1 56 79 4.05 1.500																		
41 Jimmy Gobble, L (7, 1) ERA: 4.32	1.0 H 5 1 0 0 1 1 0 0 0 0 0 22 33 0.00 2.000																		
Jeremy Affeldt, L (8, 1) ERA: 3.75	0.1 1 0 0 0 0 0 0 0 0 0 0 3 5 0.00 0.000																		
Mike Wood, R (9, 1) ERA: 3.83	1.0 6 3 2 2 0 0 0 0 0 0 0 10 16 18.00 3.000																		

livebaseballscorecards.com

Batter	1	2	3	4	5	6	7	8	9	AB	R	H	RBI	BB	SO	LOB
9 David DeJesus, L OBP: 0.350, SLG: 0.412 (1, 8)	2-2 BB 1B	1-2 BB 1B		4-2 BB 1B		1-3 K2-3	0-3 K			4	1	2	0	1	2	3
Tony Graffanino, R OBP: 0.386, SLG: 0.411 (1, 4) (8, 3)	4-2 SAFE BB 1B	1-1 G5-3		0-0 BB 1B		4-1 WP BB	4-2 BB G6-3			2	1	1	3	3	0	1
Terrence Long, L OBP: 0.295, SLG: 0.370 (1, 7)	0-0 F7		2-1 G1-3	1-1 L4		1-1 G4-3	0-0 G6-3			5	0	0	0	0	0	8
Emil Brown, R OBP: 0.358, SLG: 0.454 (1, 9)	2-2 BB 1B		1-1 F9		1-3 K		4-2 BB 1B	0-2 G6-3		4	1	1	1	1	1	0
Matt Stairs, L OBP: 0.383, SLG: 0.441 Ruben Gotay, S OBP: 0.305, SLG: 0.378 (1, 3) (7, PR) (8, 4)	0-0 F8		2-2 G4-3		3-1 BB 1B		3-2 SAFE SH 1B	0-1 G6-3		4	0	2	0	0	0	2
4 Angel Berroa, R OBP: 0.297, SLG: 0.356 (1, 6)	1-1 BB 1B			0-2 BB 1B		0-1 BB 1B	0-2 SH 1B	0-0 L9		5	2	4	2	0	0	0
24 Mark Teahen, L OBP: 0.303, SLG: 0.347 (1, 5)	2-2 G6-3			1-3 K		0-2 P5	0-0 SH BB			3	1	0	0	0	1	5
14 John Buck, R OBP: 0.265, SLG: 0.353 (1, 2)			2-3 K		1-1 P6		3-0 BB 1B			4	0	1	2	0	1	3
32 Shane Costa, L OBP: 0.348, SLG: 0.397 (1, 10)			1-2 G3		2-1 BB 1B		0-3 K	4-2 BB BB		3	1	1	0	1	1	0

Inning Stats	R: 2	H: 3	E: 0	K: 0	S: 17	LOB: 2	BB: 1	P: 28	R: 0	H: 1	E: 0	K: 1	S: 12	LOB: 1	BB: 0	P: 17	R: 0	H: 0	E: 0	K: 0	S: 7	LOB: 0	BB: 0	P: 12	R: 2	H: 3	E: 0	K: 1	S: 20	LOB: 2	BB: 1	P: 29	R: 0	H: 2	E: 0	K: 2	S: 12	LOB: 1	BB: 1	P: 15	R: 4	H: 3	E: 0	K: 1	S: 20	LOB: 3	BB: 3	P: 38	R: 0	H: 0	E: 0	K: 0	S: 6	LOB: 0	BB: 0	P: 6
--------------	------	------	------	------	-------	--------	-------	-------	------	------	------	------	-------	--------	-------	-------	------	------	------	------	------	--------	-------	-------	------	------	------	------	-------	--------	-------	-------	------	------	------	------	-------	--------	-------	-------	------	------	------	------	-------	--------	-------	-------	------	------	------	------	------	--------	-------	------

PITCHER	IP	WLS	BF	H	R	ER	SO	BB	IBB	HBP	BLK	WP	HR	S	P	ERA	WHIP
Kyle Lohse, R ERA: 4.42 (1, 1)	5.0	L	26	9	4	4	3	2	0	0	0	0	0	68	103	7.20	2.200
54 Matt Guerrier, R ERA: 3.6 (6, 1)	1.0		7	2	3	3	2	2	0	0	0	1	0	19	32	27.00	4.000
J.C. Romero, L ERA: 2.56 (7, 1)	0.1		4	1	0	0	1	1	0	0	0	0	0	7	14	0.00	6.000
28 Jesse Crain, R ERA: 1.99 (7, 1)	0.2		2	0	1	1	0	1	0	0	0	0	0	3	7	13.50	1.500
Terry Mulholland, L ERA: 4.81 (8, 1)	1.0		3	0	0	0	0	0	0	0	0	0	0	6	6	0.00	0.000


BOTTOM

Minnesota Twins @ Kansas City Royals
Kauffman Stadium, Kansas City, MO

Thu Jul 07 2005, 7:10 PM CDT
Att. 12,662 - Partly Cloudy - 86 F

livebaseballscorecards.com

AB	35
R	8
H	12
RBI	8
BB	6
SO	6
LOB	22



WP	PA	ERA	WHIP
1	42		

Batter	1	2	3	4	5	6	7	8	9	AB R H RBI BB SO LOB	TOP											
Shannon Stewart, R (1, 7) OBP: 0.338, SLG: 0.424	1-1 G4-3		2-1 FC1-6 8 BB 7 1B 1-2f		0-3 K	2-2 FC6-4			0-0 G6-3	5 1 0 0 0 1 3												
8 Nick Punto, S (1, 4) OBP: 0.346, SLG: 0.426	2-2 G5-3		4-2 7 1B 1-2 1B BB		0-0 G4-3		2-2 F8		2-2 3B	4 1 1 0 1 0 0												
7 Joe Mauer, L (1, 2) OBP: 0.370, SLG: 0.427	0-0 G4-3		2-2 1B 1-2 2-H 1B			1-1 1B 20 1B 1B	1-1 F7 1B		3-2 G4-3	5 1 3 1 0 0 1												
Torii Hunter, R (1, 8) OBP: 0.344, SLG: 0.492		0-1 G5-3	0-0 1-2 2-H 1B			0-0 F7	0-0 F7		4-0 IBB	4 0 1 1 1 0 2												
Jacque Jones, L (1, 9) OBP: 0.351, SLG: 0.426		4-2 BB	0-0 F8			0-0 20 1B 33 G4-3 1B	0-0 G4-3		1-3 K	4 1 1 0 1 1 5												
20 Lew Ford, R (1, 10) OBP: 0.352, SLG: 0.395		1 SAFE 2-2 P5		0-1 G5-3		0-2 33 38 1B G4-3 1B		0-2 G6-3		4 1 1 1 0 0 1												
33 Justin Morneau, L (1, 3) OBP: 0.331, SLG: 0.483		2-1 G4-3		0-0 L9		1-1 G4-3		1-3 K		4 0 0 1 0 1 2												
38 Luis Antonio Rodriguez, S (5) OBP: 0.344, SLG: 0.414			0-3 K	1-0 P4		3-2 1B 2-H 1B		0-1 S 2B		4 0 2 1 0 1 0												
Juan Castro, R (1, 6) OBP: 0.262, SLG: 0.358			1-1 FC1-6 1B		1-1 F9	0-0 FC6-4 1B		1-3 K		4 0 2 0 0 1 1												
Inning Stats	R: 0 E: 0 K: 0 S: 6	H: 0 LOB: 0 BB: 0 P: 9	R: 0 E: 0 K: 0 S: 9	H: 0 LOB: 1 BB: 1 P: 17	R: 2 E: 0 K: 1 S: 17	H: 3 LOB: 2 BB: 1 P: 26	R: 0 E: 0 K: 0 S: 4	H: 0 LOB: 0 BB: 0 P: 5	R: 0 E: 0 K: 1 S: 6	H: 0 LOB: 0 BB: 0 P: 7	R: 3 E: 0 K: 0 S: 18	H: 5 LOB: 2 BB: 0 P: 25	R: 0 E: 0 K: 0 S: 8	H: 1 LOB: 1 BB: 0 P: 11	R: 0 E: 0 K: 2 S: 11	H: 1 LOB: 1 BB: 0 P: 13	R: 0 E: 0 K: 1 S: 10	H: 1 LOB: 2 BB: 1 P: 20	1B: 9 2B: 1 3B: 1 HR: 0	SF: 0 SAC: 0 DP: 0 HBP: 0	WP: 0 PB: 0 SB: 1 CS: 0	PA: 41
PITCHER	IP WLS BF H R ER SO BB IBB HBP BLK WP HR S P ERA WHIP																					
23 Zack Greinke, R (1, 1) ERA: 6.2	5.2 L 27 8 5 5 2 2 0 0 0 0 0 0 55 82 7.94 1.765																					
46 Juan Carlos Oviedo, R (6, 1) ERA: 7.31	1.1 5 1 0 0 0 0 0 0 0 0 0 0 13 18 0.00 0.750																					
Jeremy Affeldt, L (8, 1) ERA: 3.46	1.0 4 1 0 0 2 0 0 0 0 0 0 0 11 13 0.00 1.000																					
Mike Wood, R (9, 1) ERA: 3.81	0.1 2 1 0 0 0 0 0 0 0 0 0 0 4 6 0.00 3.000																					
Andrew Sisco, L (9, 1) ERA: 2.74	0.2 3 0 0 0 1 0 0 1 0 0 0 0 6 14 0.00 0.000																					

Minnesota Twins @ Kansas City Royals
Kauffman Stadium, Kansas City, MO

Fri Jul 08 2005, 7:10 PM CDT
Att: 20,554 - Clear - 87 F

livebaseballscorecards.com

AB	38
R	5
H	11
RBI	5
BB	3
SO	5
LOB	15



Batter	1	2	3	4	5	6	7	8	9	AB R H RBI BB SO LOB
9 David DeJesus, L (1, 8) OBP: 0.354, SLG: 0.411	1-1 FC4-6 HBP		1-1 F9	4-0 BB			1-1 1B 29 1B		1-3 K	3 1 1 0 1 1 1
Ruben Gotay, S (1, 4) OBP: 0.304, SLG: 0.376 Terrence Long, L (9, PH) OBP: 0.294, SLG: 0.368	2-2 FC4-6 1-2f		2-2 P5	1-0 2-5	0-1 L4		2-1 1B 29 1B		1-3 K	4 0 1 0 0 0 2 1 0 0 0 0 1 0
29 Mike Sweeney, R (1, 10) OBP: 0.339, SLG: 0.504	0-2 P4		0-0 1B		1-1 G3 2B		0-0 1B			4 0 3 2 0 0 1
Matt Stairs, L (1, 3) OBP: 0.377, SLG: 0.432	2-3 K		0-1 F7		2-2 G3		2-1 F9			4 0 0 0 0 1 5
Emil Brown, R (1, 9) OBP: 0.357, SLG: 0.451		2-2 24 FC3-6 1B		3-2 G5-3	0-1 G3		1-1 G4-3			4 0 1 0 0 0 3
24 Mark Teahen, L (1, 5) OBP: 0.302, SLG: 0.345		0-2 FC3-6 1-2f		0-2 14 2B 1B		1-1 F7		2-1 F9		4 1 1 0 0 0 1
4 Angel Berroa, R (1, 6) OBP: 0.299, SLG: 0.358		0-1 F7		0-0 14 2B 1B		1-2 G6-3		1-1 1B		4 1 2 0 0 0 1
14 John Buck, R (1, 2) OBP: 0.265, SLG: 0.355		0-2 G1-3		1-0 2-5 1-H 2-H 2B		1-0 F8		2-2 F9		4 0 1 2 0 0 1
32 Shane Costa, L (1, 7) OBP: 0.342, SLG: 0.403			0-1 9 F9 29 1B 2B		0-0 F8		0-2 G3-1		2-2 F8	4 1 1 0 0 0 1

Inning Stats	R: 0	H: 0	E: 0	K: 1	S: 10	H: 0	LOB: 1	BB: 0	P: 15	R: 0	H: 1	E: 0	K: 0	S: 12	R: 1	H: 2	E: 0	K: 0	S: 10	R: 2	H: 3	E: 0	K: 0	S: 9	R: 0	H: 1	E: 0	K: 0	S: 9	R: 0	H: 0	E: 0	K: 0	S: 7	R: 1	H: 3	E: 0	K: 0	S: 13	R: 0	H: 1	E: 0	K: 0	S: 7	R: 0	H: 0	E: 0	K: 2	S: 9	R: 0	H: 0	E: 0	K: 0	S: 9	1B: 8	SF: 0	2B: 3	SAC: 0	3B: 0	DP: 0	HR: 0	HBP: 1	WP: 0	PA: 38
--------------	------	------	------	------	-------	------	--------	-------	-------	------	------	------	------	-------	------	------	------	------	-------	------	------	------	------	------	------	------	------	------	------	------	------	------	------	------	------	------	------	------	-------	------	------	------	------	------	------	------	------	------	------	------	------	------	------	------	-------	-------	-------	--------	-------	-------	-------	--------	-------	--------

PITCHER	IP	WLS	BF	H	R	ER	SO	BB	IBB	HBP	BLK	WP	HR	S	P	ERA	WHIP
Brad Radke, R (1, 1) ERA: 4.15	6.1	W	30	9	4	4	1	1	0	1	0	0	0	65	93	5.68	1.579
Juan Rincon, R (7, 1) ERA: 2.61	1.2	H	6	2	0	0	0	0	0	0	0	0	0	12	20	0.00	1.200
36 Joe Nathan, R (9, 1) ERA: 3.38	1.0	S	3	0	0	0	2	0	0	0	0	0	0	9	13	0.00	0.000

BOTTOM

Minnesota Twins @ Kansas City Royals
Kauffman Stadium, Kansas City, MO

Fri Jul 08 2005, 7:10 PM CDT
Att. 20,554 - Clear - 87 F

livebaseballscores.com

AB	36
R	4
H	11
RBI	4
BB	1
SO	3
LOB	16



Batter	1	2	3	4	5	6	7	8	9	10	11	12	AB R H RBI BB SO LOB	TOP		
Michael Ryan, L (1, 7) OBP: 0.306, SLG: 0.333	1-1 G6-3 FC5-2 2B	0-0 G3-6-3			1-2 CS 1B		1-1 F7			1 SAFE 0-0 SH5-4 1-2		0-1 G4-3	5 0 2 0 0 0 4			
8 Nick Punto, S (1, 6) OBP: 0.341, SLG: 0.408	2-2 G6-3 2-3		3-2 G3-1		3-2 K			2-3 K		2-0 F7		1-1 7 1B E	6 1 1 0 0 2 3			
7 Joe Mauer, L (1, 2) OBP: 0.373, SLG: 0.427	1-2 FC5-2 3-H		3-2 G6-3			1-0 L8		0-1 G5-3 1B		4-0 BB BB		3-1 SAFE SAFE E 1B	5 0 2 0 1 0 1			
Tori Hunter, R (1, 10) OBP: 0.342, SLG: 0.481	2-0 G5-3		0-0 G5-3			2-3 K		0-0 G5-3		4-1 BB BB		0-0 E5	5 0 0 0 1 1 3			
Jacque Jones, L (1, 9) OBP: 0.350, SLG: 0.424		1-2 33 1B 38 2B		0-1 20 CS 1B		3-2 G1-3		0-2 G1-3		0-0 G1-3		1-3 K	6 1 2 0 0 1 6			
20 Lew Ford, R (1, 8) OBP: 0.353, SLG: 0.396	1 SAFE 0-1 L SAFE P5		3-1 F7		1-2 F7		0-3 K		0-1 33 L3 1B		0-3 K		5 0 1 0 0 2 2			
33 Justin Morneau, L (1, 3) OBP: 0.331, SLG: 0.477	1-0 38 2B 1B		0-0 1B		0-0 1B		0-0 38 1B 1B		1 SAFE 1 SAFE 1-0 L3		0-0 F7		5 1 3 0 0 0 1			
38 Luis Antonio Rodriguez, R (1, 5) OBP: 0.347, SLG: 0.424	0-1 1B 1-3 2H 2B		1-1 G3-4-3		1-1 G3-4-3		2-2 SAFE 1-2 1B		2-1 G6-3		1-3 K		5 0 2 1 0 1 1			
Luis Rivas, R (1, 4) OBP: 0.293, SLG: 0.287	1 SAFE 1-2 3 SAFE G3-6-3 1B				1-0 G5-3		0-0 F9			0-1 BB SH5-4 1B		1-2 P3	5 0 2 1 0 0 2			
Inning Stats	R: 0 H: 1 E: 0 LOB: 1 K: 0 BB: 0 S: 9 P: 15	R: 2 H: 4 E: 0 LOB: 1 K: 0 BB: 0 S: 12 P: 15	R: 0 H: 0 E: 0 LOB: 0 K: 0 BB: 0 S: 7 P: 13	R: 0 H: 2 E: 0 LOB: 1 K: 0 BB: 0 S: 7 P: 11	R: 0 H: 1 E: 0 LOB: 1 K: 1 BB: 0 S: 7 P: 12	R: 0 H: 0 E: 0 LOB: 0 K: 1 BB: 0 S: 9 P: 15	R: 0 H: 2 E: 0 LOB: 2 K: 1 BB: 0 S: 10 P: 13	R: 0 H: 1 E: 0 LOB: 1 K: 1 BB: 0 S: 9 P: 11	R: 0 H: 1 E: 0 LOB: 0 K: 0 BB: 0 S: 5 P: 8	R: 0 H: 1 E: 0 LOB: 3 K: 0 BB: 2 S: 6 P: 16	R: 0 H: 0 E: 0 LOB: 0 K: 2 BB: 0 S: 7 P: 8	R: 1 H: 2 E: 1 LOB: 2 K: 1 BB: 0 S: 13 P: 19	1B: 13 SF: 0 2B: 4 SAC: 1 3B: 0 DP: 3 HR: 0 HBP: 0	WP: 0 PA: 50 PB: 0 SB: 0 CS: 2		
PITCHER	IP WLS BF H R ER SO BB IBB HBP BLK WP HR S P ERA WHIP															
D.J. Carrasco, R (1, 1) ERA: 3.57	7.0															
Jeremy Affeldt, L (8, 1) ERA: 3.21	1.0	4	1	0	0	1	0	0	0	0	0	9	11	0.00	1.000	
Mike MacDougal, R (9, 1) ERA: 3.76	1.0	3	1	0	0	0	0	0	0	0	0	5	8	0.00	1.000	
Mike Wood, R (10, 1) ERA: 3.59	3.0	L 15	3	1	0	3	2	0	0	0	0	26	43	0.00	1.667	

Minnesota Twins @ Kansas City Royals
Kauffman Stadium, Kansas City, MO
Sun Jul 10 2005, 1:10 PM CDT
Att. 17,094 - Partly Cloudy - 88 F

livebaseballscorecards.com

AB	47
R	3
H	15
RBI	2
BB	2
SO	7
LOB	23



Batter	1	2	3	4	5	6	7	8	9	10	11	12	AB R H RBI BB SO LOB
9 David DeJesus, L (1, 8) OBP: 0.357, SLG: 0.420	3-2 G4-6-3 1B			0-3 K		2-2 G6-3		1-1 L4-6			1-2 K		5 0 1 0 0 2 2
32 Shane Costa, L (1, 7) OBP: 0.321, SLG: 0.375	1-1 G4-6-3 1-2f			0-1 G4-3		1-1 F8			2-3 K		1-0 G3-1		5 0 0 0 0 1 1
29 Mike Sweeney, R (1, 10) OBP: 0.355, SLG: 0.547	1-3 K			0-0 HR		1-1 1B			2-2 HR			0-1 G1-3	5 2 3 2 0 1 0
Matt Stairs, L (1, 3) OBP: 0.369, SLG: 0.421		0-2 P6		2-2 K		2-1 G4-3			0-3 K			0-2 F8	5 0 0 0 0 2 0
Emil Brown, R (1, 9) OBP: 0.355, SLG: 0.445		2-1 F8			0-1 P6		0-0 24 G5-4-3 1B		2-3 K			0-1 G4-3	5 0 1 0 0 1 0
24 Mark Teahen, L (1, 5) OBP: 0.303, SLG: 0.354		2-2 G3			0-0 G4-3		2-2 G5-4-3 1-2f						4 0 0 0 0 1 1
4 Angel Berroa, R (1, 6) OBP: 0.303, SLG: 0.366			0-0 P6		2-2 1B			1-2 9 L4-6 2B					4 0 2 0 0 0 0
Ruben Gotay, S (1, 4) OBP: 0.305, SLG: 0.376			2-1 G5-3		0-0 E4 FC4-6			2-3 K				1-2 G3	4 0 0 0 0 1 2
Alberto Castillo, R (1, 2) OBP: 0.267, SLG: 0.329			2-2 G6-3		1-0 FC4-6			4-2 BB				3-2 P3	2 0 0 0 0 0 2
Terrence Long, L (8, PH) OBP: 0.302, SLG: 0.369													0 0 0 0 1 0 0
14 John Buck, R (9, 2) OBP: 0.271, SLG: 0.358													1 0 0 0 0 0 0


Inning Stats	R: 0 E: 0 K: 1 S: 8	H: 1 LOB: 0 BB: 0 P: 13	R: 0 E: 0 K: 0 S: 8	H: 0 LOB: 0 BB: 0 P: 12	R: 0 E: 0 K: 0 S: 8	H: 0 LOB: 0 BB: 0 P: 12	R: 1 E: 0 K: 2 S: 10	H: 1 LOB: 0 BB: 0 P: 12	R: 0 E: 1 K: 0 S: 8	H: 1 LOB: 2 BB: 0 P: 11	R: 0 E: 0 K: 0 S: 7	H: 1 LOB: 1 BB: 0 P: 11	R: 0 E: 0 K: 1 S: 12	H: 1 LOB: 1 BB: 1 P: 20	R: 1 E: 0 K: 3 S: 18	H: 1 LOB: 0 BB: 0 P: 24	R: 0 E: 0 K: 1 S: 9	H: 0 LOB: 0 BB: 0 P: 11	R: 0 E: 0 K: 1 S: 7	H: 0 LOB: 0 BB: 0 P: 12	R: 0 E: 0 K: 0 S: 7	H: 0 LOB: 0 BB: 0 P: 7	1B: 4 2B: 2 3B: 0 HR: 2	SF: 0 SAC: 0 DP: 3 HBP: 0	WP: 0 PA: 41
--------------	------------------------------	----------------------------------	------------------------------	----------------------------------	------------------------------	----------------------------------	-------------------------------	----------------------------------	------------------------------	----------------------------------	------------------------------	----------------------------------	-------------------------------	----------------------------------	-------------------------------	----------------------------------	------------------------------	----------------------------------	------------------------------	----------------------------------	------------------------------	---------------------------------	----------------------------------	------------------------------------	-----------------

PITCHER	IP	WLS	BF	H	R	ER	SO	BB	IBB	HBP	BLK	WP	HR	S	P	ERA	WHIP
Carlos Silva, R (1, 1) ERA: 3.53	7.0		24	5	1	1	3	0	0	0	0	0	1	55	81	1.29	0.714
Juan Rincon, R (8, 1) ERA: 2.54	1.0	H	4	1	0	0	1	1	0	0	0	0	0	12	20	0.00	2.000
36 Joe Nathan, R (9, 1) ERA: 3.43	2.0	B	7	1	1	1	4	0	0	0	0	0	1	27	35	4.50	0.500
J.C. Romero, L (11, 1) ERA: 2.43	1.0	W	3	0	0	0	1	0	0	0	0	0	0	7	12	0.00	0.000
28 Jesse Crain, R (12, 1) ERA: 2.43	1.0	S	3	0	0	0	0	0	0	0	0	0	0	7	7	0.00	0.000

MINNESOTA TWINS @ KANSAS CITY ROYALS
Kauffman Stadium, Kansas City, MO
 Sun Jul 10 2005, 1:10 PM CDT
 Att. 17,094 - Parity Cloudy - 88 F

livebaseballscorecards.com

AB	40
R	2
H	7
RBI	2
BB	1
SO	9
LOB	8




Batter	1	2	3	4	5	6	7	8	9	AB R H RBI BB SO LOB	TOP		
9 Chone Figgins, S OBP: 0.333, SLG: 0.403 (1, 5)	2-2 G3-1			0-0 16 BB 1B	0-0 F8		1-2 F8	3-1 G6-3		5 0 1 0 0 0 4			
Darin Erstad, L OBP: 0.351, SLG: 0.397 (1, 3)	1-2 G1-3			3-2 F7	3-2 27 BB 1B		4-1 F8 SAFE		0-1 G4-3	4 0 1 0 1 0 1			
27 Vladimir Guerrero, R OBP: 0.385, SLG: 0.575 (1, 9)	1-1 G6-3			2-2 F8	4-2 16 L3 BB		3-2 G6-3		2-2 G1-3	4 0 0 0 1 0 3			
16 Garret Anderson, L OBP: 0.329, SLG: 0.463 (1, 10)			0-1 F7	4-2 FC6-4 BB	1-2 L3		4-0 IBB		2-3 K	3 0 0 0 2 1 3			
Bengie Molina, R OBP: 0.340, SLG: 0.464 (1, 2)			0-1 G5-3	0-1 FC6-4		1-0 G5-3	1-0 P3			4 0 0 0 0 0 5			
20 Juan Rivera, R OBP: 0.295, SLG: 0.449 (1, 7)			2-3 K							3 1 1 0 1 1 0			
Steve Finley, L OBP: 0.290, SLG: 0.414 (1, 8)			2-2 G4-6-3 1B		2-1 6 3B 2B		1-3 K		0-0 L9	4 1 2 1 0 1 1	AB 34		
6 Maicer Izturis, S OBP: 0.346, SLG: 0.459 (1, 6)			0-1 G4-6-3		0-1 1B 3B		3-2 F8		1-0 S 1B	4 1 2 1 0 0 2	R 3		
Adam Kennedy, L OBP: 0.393, SLG: 0.421 (1, 4)			2-2 F8		1-1 27 WP 1B		0-1 27 G6-3 BB 1B		4-1 BB	3 0 2 1 1 0 0	H 9		
Inning Stats	R: 0 E: 0 K: 0 S: 10 H: 0 LOB: 0 BB: 0 P: 14	R: 0 E: 0 K: 1 S: 7 H: 0 LOB: 0 BB: 0 P: 9	R: 0 E: 0 K: 0 S: 8 H: 1 LOB: 0 BB: 0 P: 12	R: 0 E: 0 K: 0 S: 13 H: 1 LOB: 2 BB: 1 P: 22	R: 3 E: 0 K: 0 S: 18 H: 5 LOB: 2 BB: 1 P: 29	R: 0 E: 0 K: 1 S: 11 H: 0 LOB: 1 BB: 1 P: 20	R: 0 E: 0 K: 0 S: 12 H: 1 LOB: 3 BB: 2 P: 25	R: 0 E: 0 K: 0 S: 10 H: 1 LOB: 2 BB: 1 P: 19	R: 0 E: 0 K: 1 S: 10 H: 0 LOB: 0 BB: 0 P: 14	1B: 7 2B: 2 3B: 1 HR: 0 SF: 0 SAC: 0 DP: 2 HBP: 0	WP: 1 PB: 0 SB: 1 CS: 0 PA: 40		
PITCHER	IP WLS BF H R ER SO BB IBB HBP BLK WP HR S P ERA WHIP											PITCHER	IP WLS BF H R ER SO BB IBB HBP BLK WP HR S P ERA WHIP
Kyle Lohse, R ERA: 4.42 (1, 1)	6.0 L 26 7 3 3 2 3 0 0 0 0 1 0 67 106 4.50 1.667												
J.C. Romero, L ERA: 2.38 (7, 1)	0.2 5 1 0 0 0 1 1 0 0 0 0 0 11 23 0.00 3.000												
28 Jesse Crain, R ERA: 2.36 (7, 1)	1.1 6 1 0 0 0 1 0 0 0 0 0 0 11 21 0.00 1.500												
Juan Rincon, R ERA: 2.48 (9, 1)	1.0 3 0 0 0 0 1 0 0 0 0 0 0 10 14 0.00 0.000												

Los Angeles Angels @ Minnesota Twins
 Hubert H. Humphrey Metrodome, Minneapolis, MN
 Thu Jul 14 2005, 8:10 PM EDT
 Att: 21,979 - Dome - 70 F

livebaseballscorecards.com



Batter	1	2	3	4	5	6	7	8	9	AB	R	H	RBI	BB	SO	LOB
Shannon Stewart, R (1, 7) OBP: 0.340, SLG: 0.422	1-1 1B		1-2 F9		1-0 P4		2-2 7 FC4-6 HBP			3	0	1	0	0	0	0
7 Joe Mauer, L (1, 2) OBP: 0.371, SLG: 0.424	0-3 K			2-2 BB 1B 1B	1-2 G3		2-2 FC4-6			4	1	1	0	0	1	3
Bret Boone, R (1, 4) OBP: 0.295, SLG: 0.379	1-3 K			3-1 F9		2-0 F8	0-0 L7			4	0	0	0	0	1	4
Torii Hunter, R (1, 8) OBP: 0.341, SLG: 0.478	0-0 L1			0-2 1B BB 20 SF9 1B		0-1 P6		0-2 K		4	1	1	0	0	1	1
Matthew LeCroy, R (1, 3) OBP: 0.379, SLG: 0.504		1-3 K		4-1 1B 1-2 BB 2-3		1-2 1B 1B		2-3 K		2	0	1	0	1	1	0
33 Justin Morneau, L (6, PR) OBP: 0.330, SLG: 0.475										1	0	0	0	0	1	0
Jacque Jones, L (1, 9) OBP: 0.352, SLG: 0.425		1-3 K		3-2 8 FC4-6 1B		0-0 1-2 1B		3-0 G1-3		4	0	2	1	0	1	0
20 Lew Ford, R (1, 10) OBP: 0.349, SLG: 0.392		1-1 G5-3		1-0 SF9		1-1 F7				3	0	0	1	0	1	2
8 Nick Punto, S (1, 5) OBP: 0.339, SLG: 0.400			2-2 G5-3	1-2 FC4-6			4-2 7 FC4-6 HBP BB		2-2 G3	3	0	0	0	1	0	2
Juan Castro, R (1, 6) OBP: 0.258, SLG: 0.352			0-1 F8		1-0 P6		0-0 B2		1-3 K	3	0	0	0	0	0	1
Michael Ryan, L (9, PH) OBP: 0.297, SLG: 0.324										1	0	0	0	0	1	0

BOTTOM	
Los Angeles Angels @ Minnesota Twins	
Hubert H. Humphrey Metrodome, Minneapolis, MN	
Thu Jul 14 2005, 8:10 PM EDT	
Att: 21,979 - Dome - 70 F	
AB 32	
R 2	
H 6	
RBI 2	
BB 2	
SO 8	
LOB 13	
WP: 0 PA: 36	
PB: 0	
SB: 0	
CS: 0	
	

Inning Stats																		
R: 0		H: 1		R: 0		H: 0		R: 0		H: 0		R: 0		H: 0		R: 0		
E: 0		LOB: 1		E: 0		LOB: 0		E: 0		LOB: 2		E: 0		LOB: 2		E: 0		
K: 2		BB: 0		K: 2		BB: 0		K: 0		BB: 1		K: 0		BB: 0		K: 2		
S: 10		P: 12		S: 10		P: 13		S: 9		P: 12		S: 5		P: 8		S: 10		
PITCHER		IP	WLS	BF	H	R	ER	SO	BB	IBB	HBP	BLK	WP	HR	S	P	ERA	WHIP
Jarrod Washburn, L (1, 1) ERA: 3.23	5.2	W	24	6	2	2	4	4	1	0	0	0	0	0	60	88	3.18	1.235
Brendan Donnelly, R (6, 1) ERA: 3.49	0.2	H	4	0	0	0	0	0	1	0	1	0	0	0	8	15	0.00	1.500
62 Scot Shields, R (7, 1) ERA: 2.45	1.2	H	5	0	0	0	2	2	0	0	0	0	0	0	14	21	0.00	0.000
Francisco Rodriguez, R (9, 1) ERA: 2.14	1.0	S	3	0	0	0	2	2	0	0	0	0	0	0	10	14	0.00	0.000

Batter	1	2	3	4	5	6	7	8	9	AB R H RBI BB SO LOB	TOP
9 Chone Figgins, S OBP: 0.335, SLG: 0.405 (1, 5) B X	1-0 1B		0-1 P4			1-2 1B		0-1 F8		4 1 2 0 0 0 0	
Darin Erstad, L OBP: 0.352, SLG: 0.401 (1, 3) F B X	2-1 F9			1-0 2B		1-2 SF8 1B		1-0 L4		4 2 2 1 0 0 1	
27 Vladimir Guerrero, R OBP: 0.380, SLG: 0.567 (1, 10) X	0-0 F8			1-3 K		0-0 P2			0-1 F7	4 0 0 0 0 1 3	
Steve Finley, L OBP: 0.286, SLG: 0.409 (1, 8) C F S	0-3 K			0-1 P4		2-2 SF8 1-H			0-2 P3	3 0 0 1 0 1 2	
Bengie Molina, R OBP: 0.338, SLG: 0.465 (1, 2) C B X		1-1 F9		0-0 2B 2-H		2-2 G5-3			0-0 F9	4 0 1 1 0 0 0	
20 Juan Rivera, R OBP: 0.290, SLG: 0.441 (1, 9) C X		0-1 G4-3		0-3 K			0-0 F8			3 0 0 0 0 1 1	
6 Maicer Izturis, S OBP: 0.336, SLG: 0.446 (1, 6) C X		0-1 P5			0-0 G4-3		1-2 G4-3			3 0 0 0 0 0 0	
Jeff DaVanon, S OBP: 0.349, SLG: 0.317 (1, 7) B B X			2-0 F7		1-2 G3-1		2-2 F8			3 0 0 0 0 0 0	
Adam Kennedy, L OBP: 0.387, SLG: 0.415 (1, 4) B X			1-0 F8		2-2 P6			0-2 K		3 0 0 0 0 1 0	
Inning Stats	R: 0 E: 0 K: 1 S: 7 H: 1 LOB: 1 BB: 0 P: 10	R: 0 E: 0 K: 0 S: 6 H: 0 LOB: 0 BB: 0 P: 7	R: 0 E: 0 K: 0 S: 4 H: 0 LOB: 0 BB: 0 P: 7	R: 1 E: 0 K: 2 S: 12 H: 2 LOB: 1 BB: 0 P: 14	R: 0 E: 0 K: 0 S: 7 H: 0 LOB: 0 BB: 0 P: 10	R: 2 E: 1 K: 0 S: 15 H: 2 LOB: 0 BB: 0 P: 21	R: 0 E: 0 K: 0 S: 8 H: 0 LOB: 0 BB: 0 P: 11	R: 0 E: 0 K: 1 S: 8 H: 0 LOB: 0 BB: 0 P: 9	R: 0 E: 0 K: 0 S: 6 H: 0 LOB: 0 BB: 0 P: 6	1B: 3 2B: 2 3B: 0 HR: 0 SF: 1 SAC: 0 DP: 0 HBP: 0	WP: 0 PB: 0 SB: 1 CS: 0 PA: 32
PITCHER Brad Radke, R ERA: 4.0 (1, 1)	IP: 9.0 WLS: L BF: 32 H: 5 R: 3 ER: 2 SO: 4 BB: 0 IBB: 0 HBP: 0 BLK: 0 WP: 0 HR: 0 S: 73 P: 95 ERA: 2.00 WHIP: 0.556										

Los Angeles Angels @ Minnesota Twins
 Hubert H. Humphrey Metrodome, Minneapolis, MN
 Fri Jul 15 2005, 8:10 PM EDT
 Att: 25,920 - Dome - 73 F

AB	31
R	3
H	5
RBI	3
BB	0
SO	4
LOB	7



Batter	1	2	3	4	5	6	7	8	9	AB	R	H	RBI	BB	SO	LOB
Shannon Stewart, R (1, 7) OBP: 0.342, SLG: 0.425	0-1 E6 G6-4-3		2-1 SF8			3-1 G6-3 33 1-H 2B		4-0 CS BB		2	0	1	2	1	0	0
Bret Boone, R (1, 4) OBP: 0.291, SLG: 0.374	0-1 G6-4-3 1-2f		2-3 K			0-1 G6-3		1-2 G6-3 1-2		4	0	0	0	0	1	4
7 Joe Mauer, L (1, 2) OBP: 0.373, SLG: 0.420	2-2 G4-3				0-1 F8	4-1 33 FC3-2-5 BB		4-2 BB		2	0	0	0	2	0	0
33 Justin Morneau, L (1, 3) OBP: 0.325, SLG: 0.468		1-1 P5		0-0 P5		3-1 FC3-2-5 1-3 3-H		3-2 F8		4	0	0	0	0	0	3
Torii Hunter, R (1, 8) OBP: 0.337, SLG: 0.472		0-1 G6-3		0-1 G6-3		3-2 P4			0-3 K	4	0	0	0	0	1	2
Jacque Jones, L (1, 9) OBP: 0.348, SLG: 0.419		1-2 G4-3			3-2 G3		0-1 G4-3		2-3 K	4	0	0	0	0	1	0
20 Lew Ford, R (1, 10) OBP: 0.351, SLG: 0.389			2-1 FC6-4 HBP		0-0 G5-3		0-0 G4-3		4-2 FC6-4 BB	2	0	0	0	1	0	0
8 Nick Punto, S (1, 6) OBP: 0.337, SLG: 0.402			1-1 FC6-4 38 2B SF8 1-2f		0-0 F8		1-1 2B		0-0 FC6-4 1-2f	4	1	1	0	0	0	2
38 Luis Antonio Rodriguez, R (8, 5) OBP: 0.356, SLG: 0.442			0-1 SF8 1-3 2B			3-2 2B 1B		1-0 F9		3	1	2	0	0	0	1

Inning Stats	R: 0	H: 0	E: 1	LOB: 0	K: 0	S: 7	R: 0	H: 0	E: 0	LOB: 0	K: 0	S: 8	R: 1	H: 1	E: 0	LOB: 1	K: 1	S: 10	R: 0	H: 0	E: 0	LOB: 0	K: 0	S: 5	R: 0	H: 0	E: 0	LOB: 0	K: 0	S: 5	R: 1	H: 2	E: 0	LOB: 2	K: 0	S: 16	R: 0	H: 1	E: 0	LOB: 1	K: 0	S: 6	R: 0	H: 0	E: 0	LOB: 1	K: 2	S: 15	R: 0	H: 0	E: 0	LOB: 1	K: 2	S: 9	1B: 1	SF: 1	2B: 3	SAC: 0	3B: 0	DP: 1	HR: 0	HBP: 1	WP: 0	PA: 35
--------------	------	------	------	--------	------	------	------	------	------	--------	------	------	------	------	------	--------	------	-------	------	------	------	--------	------	------	------	------	------	--------	------	------	------	------	------	--------	------	-------	------	------	------	--------	------	------	------	------	------	--------	------	-------	------	------	------	--------	------	------	-------	-------	-------	--------	-------	-------	-------	--------	-------	--------

PITCHER	IP	WLS	BF	H	R	ER	SO	BB	IBB	HBP	BLK	WP	HR	S	P	ERA	WHIP
Paul Byrd, R (1, 1) ERA: 3.67	7.0	W	27	4	2	2	1	1	0	0	0	0	0	57	89	2.57	0.714
62 Scot Shields, R (8, 1) ERA: 2.41	1.0	H	4	0	0	0	0	2	0	0	0	0	0	15	27	0.00	2.000
Francisco Rodriguez, R (9, 1) ERA: 2.08	1.0	S	4	0	0	0	2	1	0	0	0	0	0	9	15	0.00	1.000

BOTTOM

Los Angeles Angels @ Minnesota Twins
Hubert H. Humphrey Metrodome, Minneapolis, MN

livebaseballscores.com

AB	29
R	2
H	4
RBI	2
BB	4
SO	3
LOB	12



Fri Jul 15 2005, 8:10 PM EDT
Att. 25,920 - Dome - 73 F

Batter	1	2	3	4	5	6	7	8	9	AB R H RBI BB SO LOB	TOP											
9 Chone Figgins, S (1, 8) OBP: 0.332, SLG: 0.400	2-2 E3 G3 WP 27 E	1-1 F9		2-2 F9			0-0 B1-3			4 1 0 0 0 0 1												
Darin Erstad, L (1, 3) OBP: 0.349, SLG: 0.397	1-2 G3	1-1 F7			2-2 P2			2-2 G6-3		4 0 0 0 0 0 1												
27 Vladimir Guerrero, R (1, 9) OBP: 0.375, SLG: 0.559	1-2 E5 16 1B 20 1B		1-2 G6-3		2-1 F9			1-2 F9		4 1 0 1 0 0 0												
16 Garret Anderson, L (1, 7) OBP: 0.328, SLG: 0.461	1-1 2B 20 1B 2B		0-1 F8		1-1 G4-3			3-3 K		4 1 1 0 0 1 0												
Bengie Molina, R (1, 2) OBP: 0.337, SLG: 0.460 Jeff DaVanon, S (9, PR) OBP: 0.349, SLG: 0.317	1-3 K		0-1 G6-3			1-3 K		0-0 20 G5-4-3 1B		4 0 1 0 0 2 2 0 0 0 0 0 0 0												
20 Juan Rivera, R (1, 10) OBP: 0.269, SLG: 0.436	1-2 2B 1-2 3-H 1B			0-0 F8		2-1 F9		0-2 G5-4-3		4 0 1 1 0 0 1												
Orlando Cabrera, R (1, 6) OBP: 0.301, SLG: 0.363	1-1 2B 1-3 2-H		1-1 G6-3 2B 1B			0-0 F7		0-2 S 1B		4 1 3 1 0 0 0												
Zach Sorensen, S (1, 5) Steve Finley, L (9, PH)	2-1 G6-3		0-2 SAFE G6-3				0-1 L8		0-3 K2-3		3 0 0 0 0 0 3 1 0 0 0 0 1 1											
Adam Kennedy, L (1, 4) OBP: 0.387, SLG: 0.418		3-3 K		0-0 2-H 2B			1-2 G1-3			3 0 1 1 0 1 0												
Inning Stats	R: 3 E: 2 K: 1 S: 23	H: 3 LOB: 2 BB: 0 P: 33	R: 0 E: 0 K: 1 S: 8	H: 0 LOB: 0 BB: 0 P: 13	R: 0 E: 0 K: 0 S: 7	H: 0 LOB: 0 BB: 0 P: 8	R: 1 E: 0 K: 0 S: 10	H: 2 LOB: 1 BB: 0 P: 13	R: 0 E: 0 K: 0 S: 7	H: 0 LOB: 0 BB: 0 P: 12	R: 0 E: 0 K: 1 S: 6	H: 0 LOB: 0 BB: 0 P: 9	R: 0 E: 0 K: 0 S: 6	H: 0 LOB: 0 BB: 0 P: 7	R: 0 E: 0 K: 1 S: 13	H: 0 LOB: 0 BB: 0 P: 19	R: 0 E: 0 K: 1 S: 10	H: 2 LOB: 2 BB: 0 P: 10	1B: 5 2B: 2 3B: 0 HR: 0	SF: 0 SAC: 0 DP: 1 HBP: 0	WP: 1 PB: 0 SB: 1 CS: 0	PA: 35
PITCHER	IP WLS BF H R ER SO BB IBB HBP BLK WP HR S P ERA WHIP																					
Johan Santana, L (1, 1) ERA: 3.84	7.0 W 28 5 4 1 3 0 0 0 0 1 0 67 95 1.29 0.714																					
Juan Rincon, R (8, 1) ERA: 2.41	1.0 H 3 0 0 0 1 0 0 0 0 0 0 13 19 0.00 0.000																					
36 Joe Nathan, R (9, 1) ERA: 3.35	1.0 S 4 2 0 0 0 1 0 0 0 0 0 0 10 10 0.00 2.000																					

Los Angeles Angels @ Minnesota Twins
 Hubert H. Humphrey Metrodome, Minneapolis, MN
 Sat Jul 16 2005, 7:10 PM EDT
 Att. 34,009 - Dome - 74 F

AB	35
R	4
H	7
RBI	4
BB	0
SO	5
LOB	9



Batter	1	2	3	4	5	6	7	8	9	AB R H RBI BB SO LOB	TOP											
9 Chone Figgins, S OBP: 0.333, SLG: 0.401	1-3 K		0-1 G5-3 1B			3-2 F7		2-2 1B		4 0 2 0 0 1 0												
Darin Erstad, L OBP: 0.345, SLG: 0.392	2-2 F7		1-2 G5-3			1-3 K		1-0 G3		4 0 0 0 0 1 2												
27 Vladimir Guerrero, R OBP: 0.376, SLG: 0.556	0-2 G5-3		0-0 G5-3			4-1 BB			0-0 G4-1 1B	3 0 1 0 1 0 1												
16 Garret Anderson, L OBP: 0.324, SLG: 0.455		1-3 K		0-0 G4-3		1-2 G4-3			1-1 P5	4 0 0 0 0 1 2												
Steve Finley, L OBP: 0.284, SLG: 0.405		0-0 G4-3		2-2 L4		2-1 G4-3			0-0 G4-1 1B	4 0 1 0 0 0 0												
6 Maicer Izturis, S OBP: 0.333, SLG: 0.433		4-2 HR BB		0-0 G6-3		2-2 F8			0-2 G4-1	3 1 0 0 1 0 2												
Jeff DaVanon, S OBP: 0.352, SLG: 0.335		3-1 HR			1-3 K		1-3 K		4-0 IBB	3 1 1 2 1 2 0												
José Molina, R OBP: 0.295, SLG: 0.316		0-2 G5-3			1-3 K			2-2 L6	0-0 G3-1	4 0 0 0 0 1 3												
Adam Kennedy, L OBP: 0.382, SLG: 0.412			2-1 G4-3		1-2 G4-3			3-3 K		3 0 0 0 0 1 0												
Inning Stats	R: 0 E: 0 K: 1 S: 9	H: 0 LOB: 0 BB: 0 P: 12	R: 2 E: 0 K: 1 S: 13	H: 1 LOB: 0 BB: 1 P: 21	R: 0 E: 0 K: 0 S: 9	H: 1 LOB: 1 BB: 0 P: 12	R: 0 E: 0 K: 0 S: 7	H: 0 LOB: 0 BB: 0 P: 9	R: 0 E: 0 K: 2 S: 9	H: 0 LOB: 0 BB: 0 P: 12	R: 0 E: 0 K: 1 S: 10	H: 0 LOB: 1 BB: 1 P: 19	R: 0 E: 0 K: 1 S: 9	H: 0 LOB: 0 BB: 0 P: 14	R: 0 E: 0 K: 1 S: 13	H: 1 LOB: 1 BB: 0 P: 21	R: 0 E: 0 K: 0 S: 8	H: 2 LOB: 3 BB: 1 P: 13	1B: 4 2B: 0 3B: 0 HR: 1	SF: 0 SAC: 0 DP: 0 HBP: 0	WP: 0 PB: 0 SB: 0 CS: 0	PA: 35
PITCHER	IP WLS BF H R ER SO BB IBB HBP BLK WP HR S P ERA WHIP																					
Joe Mays, R ERA: 4.03	(1, 1) 7.0 L 25 2 2 2 6 2 0 0 0 0 0 1 66 99 2.57 0.571																					
J.C. Romero, L ERA: 2.31	(8, 1) 1.0 4 1 0 0 1 0 0 0 0 0 0 0 13 21 0.00 1.000																					
28 Jesse Crain, R ERA: 2.3	(9, 1) 1.0 6 2 0 0 0 0 0 1 0 0 0 0 8 13 0.00 2.000																					

Los Angeles Angels @ Minnesota Twins
 Hubert H. Humphrey Metrodome, Minneapolis, MN
 Sun Jul 17 2005, 2:10 PM EDT
 Att. 30,367 - Dome - 70 F

AB	32
R	2
H	5
RBI	2
BB	3
SO	7
LOB	10



Batter	1	2	3	4	5	6	7	8	9	10	11	AB R H RBI BB SO LOB	TOP													
1 Brian Roberts, S OBP: 0.414, SLG: 0.579	0-3 K		0-1 F7			0-1 L1-3		0-0 F8			2-2 P3	5 0 0 0 0 1 1														
6 Melvin Mora, R OBP: 0.357, SLG: 0.511	3-1 1B			1-0 L8		0-2 K		0-1 1B			1-3 K	5 0 2 0 0 2 0														
10 Miguel Tejada, R OBP: 0.364, SLG: 0.589	1-1 G5-4-3			1-1 G4-3			1-0 G6-3	0-1 L5			1-2 HR	5 1 1 1 0 0 2														
Rafael Palmeiro, L OBP: 0.351, SLG: 0.480		1-1 2B		2-1 G4-3			2-1 1B		1-1 F8		1-1 1B	5 1 3 0 0 0 0														
Sammy Sosa, R OBP: 0.302, SLG: 0.390		0-1 G3			0-1 P5		1-0 HR		0-0 L4		1-0 G3	5 1 1 2 0 0 2														
B.J. Surhoff, L OBP: 0.297, SLG: 0.418		0-1 G1-3			2-2 1B		0-0 F7		0-1 L3			4 0 1 0 0 0 1														
31 Jay Gibbons, L OBP: 0.297, SLG: 0.507		1-1 G6-3			0-0 F8		4-2 BB		0-2 F7			3 0 0 0 1 0 2														
Luis Matos, R OBP: 0.341, SLG: 0.374			1-0 1B		0-2 P4		1-0 FC6-4		0-1 G1-3			4 0 1 0 0 0 2														
Sal Fasano, R OBP: 0.331, SLG: 0.500			0-0 G5-4-3			0-1 1B		0-1 G4-3		1-3 K		4 0 1 0 0 1 1														
Inning Stats	R: 0 E: 0 K: 1 S: 7	H: 1 LOB: 0 BB: 0 P: 11	R: 0 E: 0 K: 0 S: 8	H: 1 LOB: 1 BB: 0 P: 10	R: 0 E: 0 K: 0 S: 4	H: 1 LOB: 0 BB: 0 P: 5	R: 0 E: 0 K: 0 S: 5	H: 0 LOB: 0 BB: 0 P: 9	R: 0 E: 0 K: 0 S: 9	H: 1 LOB: 1 BB: 0 P: 11	R: 0 E: 0 K: 1 S: 7	H: 1 LOB: 0 BB: 0 P: 7	R: 2 E: 0 K: 0 S: 10	H: 2 LOB: 1 BB: 1 P: 19	R: 0 E: 0 K: 0 S: 7	H: 1 LOB: 1 BB: 0 P: 7	R: 0 E: 0 K: 0 S: 5	H: 0 LOB: 0 BB: 0 P: 6	R: 0 E: 0 K: 1 S: 11	H: 0 LOB: 0 BB: 0 P: 12	R: 1 E: 0 K: 1 S: 14	H: 2 LOB: 1 BB: 0 P: 20	1B: 7 2B: 2 3B: 0 HR: 2	SF: 0 SAC: 0 DP: 3 HBP: 0	WP: 0 PB: 0 SB: 0 CS: 0	PA: 41
PITCHER	IP WLS BF H R ER SO BB IBB HBP BLK WP HR S P ERA WHIP												IP WLS BF H R ER SO BB IBB HBP BLK WP HR S P ERA WHIP													
Carlos Silva, R ERA: 3.42	(1, 1) 9.0 33 8 2 2 2 1 0 0 0 0 0 1 62 85 2.00 1.000												(10, 1) 2.0 L 8 2 1 1 2 0 0 0 0 0 1 25 32 4.50 1.000													
Juan Rincon, R ERA: 2.51	(10, 1) 2.0 L 8 2 1 1 2 0 0 0 0 0 1 25 32 4.50 1.000																									

Baltimore Orioles @ Minnesota Twins
 Hubert H. Humphrey Metrodome, Minneapolis, MN
 Mon Jul 18 2005, 8:10 PM EDT
 Att. 20,308 - Dome - 70 F

livebaseballscorecards.com

AB	40
R	3
H	10
RBI	3
BB	1
SO	4
LOB	11



Batter	1	2	3	4	5	6	7	8	9	10	11	AB	R	H	RBI	BB	SO	LOB	BOTTOM								
20 Lew Ford, R OBP: 0.345, SLG: 0.383 (1, 9)	2-3 K		1-1 F9		3-3 K		1 SAFE 0-0 G5-3			0-0 G6-3		5	0	0	0	0	2	2									
7 Joe Mauer, L OBP: 0.375, SLG: 0.421 (1, 2)	0-3 K		1-0 1B		2-2 G1-3				2-3 K	1-2 G5-3 1B		5	0	2	0	0	2	1									
Shannon Stewart, R OBP: 0.344, SLG: 0.420 (1, 7)	4-2 1B BB		2-3 K			2-1 F9			4-0 33 G6-4-3 BB	3-2 G5-3		3	0	0	0	2	1	2									
Matthew LeCroy, R OBP: 0.385, SLG: 0.507 33 Justin Momeau, L OBP: 0.317, SLG: 0.453 (8, PH) (9, 10)	0-1 1B				0-0 5 FC4-6 1B		1-1 F8		0-0 G6-4-3	4-0 1B		3	0	2	0	0	0	0									
Torii Hunter, R OBP: 0.333, SLG: 0.464 (1, 8)	1-3 K		1-3 K			1-3 K				0-0 E 2B		5	1	1	0	0	4	5									
Bret Boone, R OBP: 0.291, SLG: 0.367 (1, 4)		0-2 G1-3		0-1 F9			2-1 G6-3			0-0 E 5 FC6-4 1B		5	0	1	0	0	0	1									
5 Michael Cuddyer, R OBP: 0.337, SLG: 0.386 (1, 3)		4-2 8 FC1-6 BB		1-0 FC4-6			1-0 G5-3 38 1B 2B			0-2 FC6-4		4	1	1	0	1	1	2									
8 Nick Punto, S OBP: 0.318, SLG: 0.382 (8, 6)		0-0 FC1-6 CS					1-1 G5-3			1-1 F8		5	0	1	0	0	1	3									
Juan Castro, R OBP: 0.256, SLG: 0.348 38 Luis Antonio Rodriguez, R OBP: 0.355, SLG: 0.455 (8, 5)		1 SAFE 2-1 CS		3-1 F8			0-2 L3			1-2 G6-3		2	0	0	0	0	0	1									
		1 SAFE 2-1 CS										2	0	1	1	0	0	1									
Inning Stats	R: 0 E: 0 K: 3 S: 17	H: 1 LOB: 2 BB: 1 P: 24	R: 0 E: 0 K: 0 S: 7	H: 0 LOB: 0 BB: 1 P: 13	R: 0 E: 0 K: 1 S: 9	H: 1 LOB: 1 BB: 0 P: 16	R: 0 E: 0 K: 1 S: 7	H: 1 LOB: 1 BB: 0 P: 9	R: 0 E: 0 K: 1 S: 13	H: 1 LOB: 1 BB: 0 P: 18	R: 0 E: 0 K: 1 S: 7	H: 0 LOB: 0 BB: 0 P: 11	R: 1 E: 0 K: 0 S: 8	H: 2 LOB: 1 BB: 0 P: 13	R: 0 E: 0 K: 1 S: 4	H: 0 LOB: 0 BB: 1 P: 10	R: 1 E: 1 K: 0 S: 10	H: 2 LOB: 1 BB: 0 P: 12	R: 0 E: 0 K: 1 S: 11	H: 1 LOB: 2 BB: 1 P: 20	R: 0 E: 0 K: 2 S: 9	H: 0 LOB: 0 BB: 0 P: 12	1B: 6 2B: 3 3B: 0 HR: 0	SF: 0 SAC: 0 DP: 1 HBP: 0	WP: 0 PB: 0 SB: 0 CS: 1	PA: 45	
PITCHER	IP	WLS	BF	H	R	ER	SO	BB	IBB	HBP	BLK	WP	HR	S	P	ERA	WHIP										
45 Erik Bedard, L ERA: 1.89 (1, 1)	6.0		23	4	0	0	7	2	0	0	0	0	0	60	91	0.00	1.000										
Jason Grimsley, R ERA: 6.75 (7, 1)	1.0	H	5	2	1	1	0	0	0	0	0	0	0	8	13	9.00	2.000										
Tim Byrdak, L ERA: 3.6 (8, 1)	0.1	H	1	0	0	0	1	0	0	0	0	0	0	3	5	0.00	0.000										
37 Chris Ray, R ERA: 0.66 (8, 1)	0.2	H	2	0	0	0	0	1	0	0	0	0	0	1	5	0.00	1.500										
B.J. Ryan, L ERA: 2.55 (9, 1)	1.0	B	5	2	1	1	0	0	0	0	0	0	0	10	12	9.00	2.000										
PITCHER	IP	WLS	BF	H	R	ER	SO	BB	IBB	HBP	BLK	WP	HR	S	P	ERA	WHIP										
Jorge Julio, R ERA: 3.95 (10, 1)	2.0	W	8	1	0	0	3	0	1	0	0	0	0	20	32	0.00	0.500										

Baltimore Orioles @ Minnesota Twins
Hubert H. Humphrey Metrodome, Minneapolis, MN

Mon Jul 18 2005, 8:10 PM EDT
Att. 20,308 - Dome - 70 F

livebaseballscores.com

AB	40
R	2
H	9
RBI	1
BB	4
SO	11
LOB	19



Batter	1	2	3	4	5	6	7	8	9	AB R H RBI BB SO LOB	TOP	
1 Brian Roberts, S OBP: 0.414, SLG: 0.581 (1, 4) X	0-0 G6-3 10 1B 2B	1-0 F7		2-1 G3			0-0 10 1B 1B		2-2 SF9 2-H	4 1 2 1 0 0 2		
6 Melvin Mora, R OBP: 0.354, SLG: 0.506 (1, 5) L X	0-1 G6-3 2-3		0-1 P4		2-2 CS 1B		2-2 F9		1-1 G5-3	5 0 1 0 0 0 2		
10 Miguel Tejada, R OBP: 0.366, SLG: 0.588 (1, 6) C F F F B B X	2-2 1B 1B 1B		1-2 L4		1-3 K		1-0 G4-6-3 1B			4 0 2 1 0 1 1		
Rafael Palmeiro, L OBP: 0.352, SLG: 0.480 (1, 3) B C B B T F B X	3-2 1B 1-2 1B		3-2 1B		2-0 L9		2-1 G4-6-3 1-2f			4 0 2 0 0 0 3		
Sammy Sosa, R OBP: 0.307, SLG: 0.396 (1, 9) F X	0-1 G6-3 1-2 2-3 1B		0-0 G5-3		2-2 CS 1-2		1-1 2B		4-2 31 G3-6-3 BB	3 0 2 0 1 0 1		
B.J. Surhoff, L OBP: 0.295, SLG: 0.414 (1, 7) X	0-0 G6-3 1-2f			1-1 31 2B SF7 1B		3-0 P4		0-1 P4		4 1 1 0 0 0 5		
31 Jay Gibbons, L OBP: 0.300, SLG: 0.509 (1, 10) C B F X			1-2 F9		2-0 1-3 2B		4-0 IBB		0-1 G3-6-3 1-2f	3 0 1 0 1 0 1		
Luis Matos, R OBP: 0.344, SLG: 0.378 (1, 8) C X			0-1 1S 1B		1-2 SF7 3-H		2-2 F4		1-2 1 PB 1 SF9 1B	3 1 2 1 0 0 2		
Sal Fasano, R OBP: 0.323, SLG: 0.487 (1, 2) Larry Bigbie, L OBP: 0.319, SLG: 0.380 (9, PH) Eli Whiteside, R OBP: 0.375, SLG: 0.375 (9, 2) 1 B D D D X			2-2 F8		1-1 G5-3		2-1 P3		1-0 SH5-4 1-2	3 0 0 0 0 0 4 0 0 0 0 0 0 0 0 0 0 0 0 0 0		
Inning Stats	R: 1 H: 4 E: 0 LOB: 2 K: 0 BB: 0 S: 15 P: 20	R: 0 H: 1 E: 0 LOB: 1 K: 0 BB: 0 S: 9 P: 13	R: 0 H: 1 E: 0 LOB: 1 K: 0 BB: 0 S: 10 P: 14	R: 1 H: 2 E: 0 LOB: 1 K: 0 BB: 0 S: 10 P: 17	R: 0 H: 1 E: 0 LOB: 0 K: 1 BB: 0 S: 9 P: 16	R: 0 H: 1 E: 0 LOB: 2 K: 0 BB: 1 S: 8 P: 20	R: 0 H: 2 E: 0 LOB: 1 K: 0 BB: 0 S: 7 P: 12	R: 0 H: 0 E: 0 LOB: 0 K: 0 BB: 1 S: 6 P: 10	R: 1 H: 1 E: 0 LOB: 0 K: 0 BB: 0 S: 9 P: 14	1B: 10 SF: 2 2B: 3 SAC: 1 3B: 0 DP: 3 HR: 0 HBP: 0	WP: 0 PA: 39 PB: 1 SB: 1 CS: 1	
PITCHER Kyle Lohse, R (1, 1) ERA: 4.34 54 Matt Guerrier, R (7, 1) ERA: 3.86 J.C. Romero, L (7, 1) ERA: 2.21 28 Jesse Crain, R (9, 1) ERA: 2.25	IP WLS BF H R ER SO BB IBB HBP BLK WP HR S P ERA WHIP											
	6.0 0 27 10 2 2 1 0 1 0 0 0 0 0 61 100 3.00 1.667											
	0.1 3 2 0 0 0 0 0 0 0 0 0 0 0 5 8 0.00 6.000											
	1.2 4 0 0 0 0 1 0 0 0 0 0 0 0 8 14 0.00 0.600											
	1.0 W 4 1 1 0 0 0 0 0 0 0 0 0 0 9 14 0.00 1.000											

Baltimore Orioles @ Minnesota Twins
 Hubert H. Humphrey Metrodome, Minneapolis, MN
 Tue Jul 19 2005, 8:10 PM EDT
 Att. 26,183 - Dome - 70 F

livebaseballscorecards.com

AB	33
R	3
H	13
RBI	3
BB	2
SO	1
LOB	21



Batter	1	2	3	4	5	6	7	8	9	AB R H RBI BB SO LOB
38 Luis Antonio Rodriguez, R (6, 5) OBP: 0.357, SLG: 0.442	4-0 FC6-5-4-6 7 PB BB		4-0 7 2B FC5-2 BB		2-2 1 SAFE G4-3	0-1 1 SAFE CS	0-3 K		2-2 G6-3	3 0 0 0 2 1 1
7 Joe Mauer, L (1, 2) OBP: 0.383, SLG: 0.432	1 SAFE 2-3 K2-3		1 SAFE 1-0 BB 2B		1-1 S 2B		4-2 G6-4-3 BB		4-1 E S WP BB	3 1 2 1 2 1 1
Shannon Stewart, R (1, 7) OBP: 0.339, SLG: 0.414	1 SAFE 1-2 FC6-5-4-6		0-0 FC5-2 BB		3-3 K		1-1 G6-4-3		3-3 K	5 0 0 0 0 2 6
Matthew LeCroy, R (1, 10) OBP: 0.391, SLG: 0.500 Michael Ryan, L (9, PR) OBP: 0.311, SLG: 0.390	3-3 K		4-2 FC6 BB		4-0 BB			1-0 G1-3	4-1 1B 1B BB	2 0 0 0 3 1 1 0 1 0 0 0 0 0
Torii Hunter, R (1, 8) OBP: 0.334, SLG: 0.463		2-1 33 S 1B	1-3 K		0-0 FC6			1-0 P3	2-2 1B DI 1B	5 0 2 0 0 1 5
Jacque Jones, L (1, 9) OBP: 0.355, SLG: 0.429		1 SAFE 2-3 K		0-2 G6-3		0-0 G6-3 8 1B 2B		4-0 20 BB 1B BB	0-2 1B	4 1 2 1 1 1 1
Bret Boone, R (1, 4) OBP: 0.291, SLG: 0.366					1-3 K			1-2 20 BB 1B		4 0 1 0 0 2 2
33 Justin Morneau, L (1, 3) OBP: 0.314, SLG: 0.448 20 Lew Ford, R (8, PH) OBP: 0.347, SLG: 0.383 5 Michael Cuddyer, R (9, 3) OBP: 0.337, SLG: 0.386					1-2 G3			4-2 BB		3 0 0 0 0 0 2 0 0 0 0 1 0 0 0 0 0 0 0 0 0
8 Nick Punto, S (1, 6) OBP: 0.322, SLG: 0.385			2-2 G5-3		0-0 38 7 2B 1B		0-0 38 CS 1B	0-0 B3		4 1 2 1 0 0 3

Inning Stats	R: 0 E: 0 K: 2 S: 10	H: 0 LOB: 1 BB: 1 P: 20	R: 0 E: 0 K: 2 S: 14	H: 1 LOB: 1 BB: 0 P: 23	R: 0 E: 0 K: 1 S: 13	H: 1 LOB: 3 BB: 2 P: 25	R: 0 E: 0 K: 1 S: 9	H: 0 LOB: 0 BB: 0 P: 11	R: 1 E: 0 K: 1 S: 12	H: 2 LOB: 2 BB: 1 P: 22	R: 1 E: 0 K: 0 S: 6	H: 2 LOB: 0 BB: 0 P: 8	R: 0 E: 0 K: 1 S: 7	H: 0 LOB: 0 BB: 1 P: 12	R: 0 E: 0 K: 0 S: 8	H: 1 LOB: 3 BB: 2 P: 19	R: 2 E: 1 K: 1 S: 15	H: 2 LOB: 2 BB: 2 P: 30	1B: 6 2B: 3 3B: 0 HR: 0	SF: 0 SAC: 0 DP: 1 HBP: 0
--------------	-------------------------------	----------------------------------	-------------------------------	----------------------------------	-------------------------------	----------------------------------	------------------------------	----------------------------------	-------------------------------	----------------------------------	------------------------------	---------------------------------	------------------------------	----------------------------------	------------------------------	----------------------------------	-------------------------------	----------------------------------	----------------------------------	------------------------------------

BOTTOM


Baltimore Orioles @ Minnesota Twins
 Hubert H. Humphrey Metrodome, Minneapolis, MN

Tue Jul 19 2005, 8:10 PM EDT
 Att. 26,183 - Dome - 70 F


livebaseballscorecards.com

AB	33
R	4
H	9
RBI	3
BB	9
SO	9
LOB	22

WP: 1 PA: 43
 PB: 1
 SB: 4
 CS: 1



PITCHER	IP	WLS	BF	H	R	ER	SO	BB	IBB	HBP	BLK	WP	HR	S	P	ERA	WHIP
40 Daniel Cabrera, R (1, 1) ERA: 4.64	5.1		25	5	2	2	7	4	0	0	0	0	0	61	106	3.38	1.688
Steve Kline, L (6, 1) ERA: 5.45	1.0	B	4	1	0	0	1	1	0	0	0	0	0	8	12	0.00	2.000
Todd Williams, R (7, 1) ERA: 3.05	1.1		5	1	0	0	0	1	0	0	0	0	0	7	15	0.00	1.500
Tim Byrdak, L (8, 1) ERA: 3.38	0.1		2	0	0	0	0	1	0	0	0	0	0	3	7	0.00	3.000
B.J. Ryan, L (9, 1) ERA: 2.93	0.2	L	6	2	2	2	1	2	0	0	0	1	0	15	30	27.00	6.000

Batter	1	2	3	4	5	6	7	8	9	AB R H RBI BB SO LOB	TOP														
1 Brian Roberts, S OBP: 0.409, SLG: 0.574 (1, 4)	F9		F9			F7			G5-3	4 0 0 0 0 0 1	<p>Baltimore Orioles @ Minnesota Twins Hubert H. Humphrey Metrodome, Minneapolis, MN</p> <p>Wed Jul 20 2005, 1:10 PM EDT Att: 30,091 - Dome - 70 F</p> <p>livebaseballscorecards.com</p> <table border="1"> <tr><td>AB</td><td>31</td></tr> <tr><td>R</td><td>2</td></tr> <tr><td>H</td><td>6</td></tr> <tr><td>RBI</td><td>2</td></tr> <tr><td>BB</td><td>1</td></tr> <tr><td>SO</td><td>7</td></tr> <tr><td>LOB</td><td>4</td></tr> </table> 	AB	31	R	2	H	6	RBI	2	BB	1	SO	7	LOB	4
AB	31																								
R	2																								
H	6																								
RBI	2																								
BB	1																								
SO	7																								
LOB	4																								
6 Melvin Mora, R OBP: 0.353, SLG: 0.503 (1, 5)	K			1B		G5-3			G6-3	4 1 1 0 0 1 0															
10 Miguel Tejada, R OBP: 0.367, SLG: 0.589 (1, 6)	G5-3			1B		G6-3			2B	4 0 2 0 0 0 0															
Rafael Palmeiro, L OBP: 0.354, SLG: 0.489 (1, 3)		P6		HR					IBB	3 1 1 2 1 1 0															
Sammy Sosa, R OBP: 0.307, SLG: 0.394 (1, 9)		1B		L9		K			K	4 0 1 0 0 2 2															
31 Jay Gibbons, L OBP: 0.297, SLG: 0.503 (1, 10)		G4-6-3		P5		P5				3 0 0 0 0 0 1															
Luis Matos, R OBP: 0.340, SLG: 0.372 (1, 8)			P3			G6-3			F9	3 0 0 0 0 0 0															
Larry Bigbie, L OBP: 0.314, SLG: 0.374 (1, 7)			G5-3			K			K	3 0 0 0 0 2 0															
Sal Fasano, R OBP: 0.323, SLG: 0.483 (1, 2)			1B			K			F8	3 0 1 0 0 1 0															
Inning Stats	R: 0 E: 0 K: 1 S: 13	H: 0 LOB: 0 BB: 0 P: 19	R: 0 E: 0 K: 0 S: 10	H: 1 LOB: 0 BB: 0 P: 15	R: 0 E: 0 K: 0 S: 10	H: 1 LOB: 1 BB: 0 P: 13	R: 2 E: 0 K: 0 S: 10	H: 3 LOB: 0 BB: 0 P: 16	R: 0 E: 0 K: 2 S: 9	H: 0 LOB: 0 BB: 0 P: 15	R: 0 E: 0 K: 0 S: 8	H: 0 LOB: 0 BB: 0 P: 12	R: 0 E: 0 K: 2 S: 11	H: 0 LOB: 0 BB: 0 P: 13	R: 0 E: 0 K: 1 S: 7	H: 0 LOB: 0 BB: 0 P: 12	R: 0 E: 0 K: 1 S: 9	H: 1 LOB: 2 BB: 1 P: 18	1B: 4 2B: 1 3B: 0 HR: 1	SF: 0 SAC: 0 DP: 1 HBP: 0	WP: 0 PB: 0 SB: 0 CS: 0	PA: 32			
PITCHER	IP WLS BF H R ER SO BB IBB HBP BLK WP HR S P ERA WHIP																								
Brad Radke, R ERA: 3.92 (1, 1)	7.0		24	5	2	2	5	0	0	0	0	0	1	71	103	2.57	0.714								
Juan Rincon, R ERA: 2.45 (8, 1)	1.0		3	0	0	0	1	0	0	0	0	0	0	7	12	0.00	0.000								
36 Joe Nathan, R ERA: 3.27 (9, 1)	1.0	W	5	1	0	0	1	0	1	0	0	0	0	9	18	0.00	1.000								

Batter	1	2	3	4	5	6	7	8	9	AB	R	H	RBI	BB	SO	LOB
38 Luis Antonio Rodriguez, 6.5 OBP: 0.347, SLG: 0.430	1-3 K		0-0 SH1-3		1-2 F9			1-1 P6		3	0	0	0	0	1	1
8 Nick Punto, S OBP: 0.325, SLG: 0.387	2-2 1B		3-3 K			0-1 3B		1-1 F8		4	1	2	0	0	1	1
Shannon Stewart, R OBP: 0.341, SLG: 0.419	1-0 P4		1-3 K			1-1 7 G4-3 3B		4-2 BB		3	1	1	1	1	1	2
7 Joe Mauer, L OBP: 0.378, SLG: 0.425	3-2 F8			0-0 G3-1		0-1 G4-3		3-1 G4-3		4	0	0	1	0	0	2
Torii Hunter, R OBP: 0.331, SLG: 0.458		2-2 G4-3		0-0 F8		1-0 G1-3			1-3 K	4	0	0	0	0	1	0
Jacque Jones, L OBP: 0.357, SLG: 0.439		2-1 1B		3-1 P5		1-1 G3			0-0 HR	4	1	2	1	0	0	0
33 Justin Morneau, L OBP: 0.311, SLG: 0.443		2-0 F7			1-1 F7			1-1 P5		3	0	0	0	0	0	1
55 Mike Redmond, R OBP: 0.320, SLG: 0.337		1-1 F9			0-0 F9			2-2 F9		3	0	0	0	0	0	1
Juan Castro, R OBP: 0.263, SLG: 0.363			0-2 38 SH1-3 2B		1-2 2B			0-3 K		3	0	2	0	0	1	0

Inning Stats	R: 0	H: 1	E: 0	LOB: 1	K: 1	S: 11	R: 0	H: 1	E: 0	LOB: 1	K: 0	S: 9	R: 0	H: 1	E: 0	LOB: 1	K: 2	S: 12	R: 0	H: 0	E: 0	LOB: 0	K: 0	S: 4	R: 0	H: 1	E: 0	LOB: 1	K: 0	S: 11	R: 2	H: 2	E: 0	LOB: 0	K: 0	S: 9	R: 0	H: 0	E: 0	LOB: 0	K: 1	S: 8	R: 0	H: 0	E: 0	LOB: 1	K: 0	S: 8	R: 1	H: 1	E: 0	LOB: 0	K: 1	S: 4	1B: 3	SF: 0	2B: 2	SAC: 1	3B: 1	DP: 0	HR: 1	HBP: 0	WP: 0	PA: 33
--------------	------	------	------	--------	------	-------	------	------	------	--------	------	------	------	------	------	--------	------	-------	------	------	------	--------	------	------	------	------	------	--------	------	-------	------	------	------	--------	------	------	------	------	------	--------	------	------	------	------	------	--------	------	------	------	------	------	--------	------	------	-------	-------	-------	--------	-------	-------	-------	--------	-------	--------

PITCHER	IP	WLS	BF	H	R	ER	SO	BB	IBB	HBP	BLK	WP	HR	S	P	ERA	WHIP
Rodrigo Lopez, R ERA: 4.37	(1, 1)	7.2	30	6	2	2	4	1	0	0	0	0	0	70	105	2.35	0.913
Tim Byrdak, L ERA: 3.18	(8, 1)	0.1	1	0	0	0	0	0	0	0	0	0	0	2	5	0.00	0.000
Jason Grimsley, R ERA: 10.8	(9, 1)	0.1	L 2	1	1	1	1	0	0	0	0	0	1	4	5	27.00	3.000

BOTTOM

Baltimore Orioles @ Minnesota Twins
 Hubert H. Humphrey Metrodome, Minneapolis, MN
 Wed Jul 20 2005, 1:10 PM EDT
 Att: 30,091 - Dome - 70 F

livebaseballscorecards.com

AB	31
R	3
H	7
RBI	3
BB	1
SO	5
LOB	8



Batter	1	2	3	4	5	6	7	8	9	AB R H RBI BB SO LOB	TOP											
20 Lew Ford, R OBP: 0.344, SLG: 0.376 (1, 10)	G6-3	G1-3		G6-3		K	G5-3		BB	5 0 0 0 1 1 3												
8 Nick Punto, S OBP: 0.325, SLG: 0.385 (1, 6)	G4-3	E5		F8		WP		P4	P4	6 0 2 1 0 0 1												
Shannon Stewart, R OBP: 0.337, SLG: 0.414 (1, 7)	L4	G6-3		P2		G5-3		E6		5 0 0 0 0 0 2												
7 Joe Mauer, L OBP: 0.385, SLG: 0.432 (1, 2)										3 3 2 0 2 0 1												
Torii Hunter, R OBP: 0.337, SLG: 0.461 (1, 8)										4 2 3 0 1 1 1												
Jacque Jones, L OBP: 0.357, SLG: 0.442 (1, 9)										5 2 2 0 0 0 6												
Bret Boone, R OBP: 0.292, SLG: 0.366 (1, 4)										5 1 2 2 0 0 6												
33 Justin Moreneau, L OBP: 0.319, SLG: 0.443 (1, 3)										2 1 1 0 3 0 0												
5 Michael Cuddyer, R OBP: 0.335, SLG: 0.383 (1, 5)										4 1 1 2 0 1 3												
Inning Stats	R: 0 E: 0 K: 0 S: 7	H: 0 LOB: 0 BB: 0 P: 9	R: 5 E: 2 K: 0 S: 20	H: 5 LOB: 1 BB: 1 P: 32	R: 1 E: 0 K: 1 S: 15	H: 3 LOB: 2 BB: 0 P: 23	R: 0 E: 0 K: 0 S: 6	H: 0 LOB: 0 BB: 0 P: 7	R: 2 E: 1 K: 0 S: 12	H: 2 LOB: 1 BB: 2 P: 24	R: 0 E: 0 K: 1 S: 10	H: 1 LOB: 1 BB: 0 P: 16	R: 2 E: 0 K: 0 S: 10	H: 2 LOB: 1 BB: 1 P: 19	R: 0 E: 1 K: 0 S: 11	H: 0 LOB: 3 BB: 2 P: 26	R: 0 E: 0 K: 1 S: 11	H: 0 LOB: 1 BB: 1 P: 20	1B: 11 2B: 2 3B: 0 HR: 0	SF: 1 SAC: 0 DP: 1 HBP: 0	WP: 3 PB: 0 SB: 0 CS: 0	PA: 47
PITCHER	IP WLS BF H R ER SO BB IBB HBP BLK WP HR S P ERA WHIP												PITCHER	IP WLS BF H R ER SO BB IBB HBP BLK WP HR S P ERA WHIP								
Jason Johnson, R ERA: 4.14 (1, 1)	4.0 L 24 10 8 6 1 2 0 0 0 1 0 55 84 13.50 3.000																					
Chris Spurling, R ERA: 3.78 (5, 1)	3.0 13 3 2 2 1 1 1 0 0 2 0 25 46 6.00 1.333																					
Franklyn German, R ERA: 2.7 (8, 1)	1.0 6 0 0 0 0 2 0 0 1 0 0 11 26 0.00 2.000																					
Doug Creek, L ERA: 7.16 (9, 1)	1.0 4 0 0 0 0 1 1 0 0 0 0 11 20 0.00 1.000																					

Minnesota Twins @ Detroit Tigers
Comerica Park, Detroit, MI
Thu Jul 21 2005, 7:05 PM EDT
Att. 23,769 - Partly Cloudy - 88 F

livebaseballscorecards.com

AB	39
R	10
H	13
RBI	5
BB	7
SO	3
LOB	23



BOTTOM

Minnesota Twins @ Detroit Tigers
 Comerica Park, Detroit, MI
 Thu Jul 21 2005, 7:05 PM EDT
 Att. 23,769 - Partly Cloudy - 88 F

livebaseballscores.com

AB	39
R	5
H	12
RBI	4
BB	0
SO	3
LOB	14



WP: 2	PA: 39
PB: 1	
SB: 0	
CS: 0	

AB R H RBI BB SO LOB

5	1	2	1	0	1	2
4	0	0	0	0	0	2
1	0	1	0	0	0	0
5	0	2	0	0	0	1
4	1	1	0	0	1	3
4	0	1	1	0	0	2
3	1	1	0	0	1	2
1	0	0	0	0	0	0
4	1	2	1	0	0	0
4	0	0	1	0	0	1
4	1	2	0	0	0	1

1B: 8	SF: 0
2B: 2	SAC: 0
3B: 1	DP: 0
HR: 1	HBP: 0

Batter	1	2	3	4	5	6	7	8	9
15 Brandon Inge, R OBP: 0.368, SLG: 0.439 (1, 5)	2-2 FC5-4 1B	0-2 SAFE G4-3		1-3 SAFE K			0-0 G2-3		1-1 1B 31 PB 2B
9 Carlos Guillen, S OBP: 0.370, SLG: 0.428 Kevin Hooper, R OBP: 0.200, SLG: 0.200 (8, 6)	1-2 FC5-4 31 1B 1-2f		1-1 SAFE G6-3	1-2 SAFE FC6-4 1-2f			0-2 G4-3		0-1 3-H 2-3 31 PB 1B
31 Chris Shelton, R OBP: 0.394, SLG: 0.591 (1, 3)	3-2 1-3 1B		3-1 1B 1B		2-2 L4		2-2 F9		1-2 L9 1-2 3-H
30 Magglio Ordonez, R OBP: 0.376, SLG: 0.506 (1, 9)	2-0 P3		1-3 K		1-2 WP G4-3 2B			1-2 L4	
Rondell White, R OBP: 0.338, SLG: 0.466 (1, 10)	0-0 G5-3		1-1 1-2 1B		1-2 G4-3 2-H			0-1 G5-3	
Ivan Rodriguez, R OBP: 0.310, SLG: 0.476 13 Vance Wilson, R OBP: 0.263, SLG: 0.167 (8, 2)		0-0 1B 20 FC6-4 1B	0-2 G1-3		1-3 K			0-0 G6-3	
Craig Monroe, R OBP: 0.328, SLG: 0.446 (1, 7)		2-2 1-3 20 FC6-4 1B		0-0 HR		2-0 P4			1-2 G5-3
20 Omar Infante, R OBP: 0.271, SLG: 0.401 (1, 4)		0-0 FC6-4 FC5-4 1-2f 3-H	3-2 G5-3		0-1 F8			2-2 L5	
Nook Logan, S OBP: 0.319, SLG: 0.359 (1, 8)		2-2 SAFE SAFE 1B 1-2f	1-1 9 FC6-4 1B		2-1 B1			1-1 15 2B 3B	

Inning Stats	R: 0	H: 2	E: 0	K: 0	S: 11	R: 1	H: 2	E: 0	K: 0	S: 11	R: 0	H: 2	E: 0	K: 1	S: 12	R: 1	H: 2	E: 0	K: 1	S: 14	R: 1	H: 1	E: 0	K: 1	S: 16	R: 0	H: 0	E: 0	K: 0	S: 5	R: 0	H: 0	E: 0	K: 0	S: 8	R: 0	H: 0	E: 0	K: 0	S: 6	R: 2	H: 3	E: 0	K: 0	S: 15	R: 0	H: 0	E: 0	K: 0	S: 15	1B: 8	2B: 2	3B: 1	HR: 1	SF: 0	SAC: 0	DP: 0	HBP: 0
--------------	------	------	------	------	-------	------	------	------	------	-------	------	------	------	------	-------	------	------	------	------	-------	------	------	------	------	-------	------	------	------	------	------	------	------	------	------	------	------	------	------	------	------	------	------	------	------	-------	------	------	------	------	-------	-------	-------	-------	-------	-------	--------	-------	--------

PITCHER	IP	WLS	BF	H	R	ER	SO	BB	IBB	HBP	BLK	WP	HR	S	P	ERA	WHIP
Johan Santana, L ERA: 3.89 (1, 1)	5.0	W	24	9	3	3	3	0	0	0	0	2	1	64	93	5.40	1.800
54 Matt Guerrier, R ERA: 3.53 (6, 1)	3.0		9	0	0	0	0	0	0	0	0	0	0	19	26	0.00	0.000
Terry Mulholland, L ERA: 4.78 (9, 1)	1.0		6	3	2	1	0	0	0	0	0	0	0	15	21	9.00	3.000

PITCHER	IP	WLS	BF	H	R	ER	SO	BB	IBB	HBP	BLK	WP	HR	S	P	ERA	WHIP
---------	----	-----	----	---	---	----	----	----	-----	-----	-----	----	----	---	---	-----	------

Batter	1	2	3	4	5	6	7	8	9	AB R H RBI BB SO LOB	TOP	
8 Nick Punto, S (1, 5) OBP: 0.322, SLG: 0.378	1-1 G6-3	0-0 G6-3			2-2 G4-3	0-0 F7			4-2 G4-6-3 BB	4 0 0 0 1 0 1		
7 Joe Mauer, L (1, 2) OBP: 0.378, SLG: 0.424	2-3 K		0-1 G1-3		3-3 K		1-3 K		2-1 G4-6-3	5 0 0 0 0 3 1		
Shannon Stewart, R (1, 7) Michael Ryan, L (7, 7) OBP: 0.336, SLG: 0.412 OBP: 0.311, SLG: 0.390	1-1 1B 2B 1B		1-3 K		1-0 F8		1-2 F8			4 1 1 0 0 1 0 0 0 0 0 0 0 0		
Matthew LeCroy, R (1, 10) OBP: 0.394, SLG: 0.500	0-0 2B 1B		3-1 1B		0-3 K		1-3 K			4 0 2 0 0 2 0		
Torii Hunter, R (1, 8) 20 Lew Ford, R (7, 8) OBP: 0.339, SLG: 0.464 OBP: 0.343, SLG: 0.375	1-0 2B		1-1 P3		4-2 33 BB 1B 2B BB		1-1 G5-3			2 1 1 1 1 0 1 1 0 0 0 0 0 0		
Jacque Jones, L (1, 9) 5 Michael Cuddyer, R (8, PH) OBP: 0.337, SLG: 0.450 OBP: 0.337, SLG: 0.390	1-3 K		1-0 HR		1-2 P5		0-1 G3 2B			3 1 1 1 0 1 3 1 0 1 0 0 0 0		
Bret Boone, R (1, 4) OBP: 0.292, SLG: 0.365		2-3 K		1-1 G4-3		1-2 33 BB 1B		0-0 G3		4 1 1 0 0 1 1		
33 Justin Morneau, L (1, 3) OBP: 0.318, SLG: 0.438		0-3 K		1-1 F8		4-1 2B BB		0-0 G3		3 1 0 0 1 1 1		
Juan Castro, R (1, 6) OBP: 0.267, SLG: 0.387		3-2 HR		3-1 G4-3		1-1 2B		2-1 G5-3		4 1 2 4 0 0 0		
Inning Stats	R: 1 H: 3 E: 0 LOB: 2 K: 2 BB: 0 S: 14 P: 20	R: 1 H: 1 E: 0 LOB: 0 K: 2 BB: 0 S: 10 P: 15	R: 0 H: 1 E: 0 LOB: 1 K: 1 BB: 0 S: 9 P: 14	R: 1 H: 1 E: 0 LOB: 0 K: 0 BB: 0 S: 7 P: 13	R: 0 H: 0 E: 0 LOB: 0 K: 1 BB: 0 S: 7 P: 13	R: 3 H: 2 E: 0 LOB: 1 K: 1 BB: 2 S: 17 P: 29	R: 0 H: 0 E: 0 LOB: 0 K: 2 BB: 0 S: 9 P: 12	R: 0 H: 1 E: 0 LOB: 1 K: 0 BB: 0 S: 6 P: 7	R: 0 H: 0 E: 0 LOB: 0 K: 0 BB: 1 S: 8 P: 16	1B: 4 SF: 0 2B: 3 SAC: 0 3B: 0 DP: 1 HR: 2 HBP: 0	WP: 0 PA: 38 PB: 0 SB: 0 CS: 0	
PITCHER	IP WLS BF H R ER SO BB IBB HBP BLK WP HR S P ERA WHIP											
Mike Maroth, L (1, 1) ERA: 4.42	6.0 W 28 8 6 6 7 2 0 0 0 0 2 64 104 9.00 1.667											
Craig Dingman, R (7, 1) ERA:	1.0 3 0 0 0 2 0 0 0 0 0 0 9 12 0.00 0.000											
Jamie Walker, L (8, 1) ERA: 2.53	1.0 4 1 0 0 0 0 0 0 0 0 0 6 7 0.00 1.000											
56 Fernando Rodney, R (9, 1) ERA: 2.55	1.0 3 0 0 0 0 1 0 0 0 0 0 8 16 0.00 1.000											

Minnesota Twins @ Detroit Tigers
Comerica Park, Detroit, MI
Fri Jul 22 2005, 7:05 PM EDT
Att. 34,526 - Clear - 83 F

livebaseballscorecards.com

AB 35
R 6
H 9
RBI 6
BB 3
SO 9
LOB 8



Batter	1	2	3	4	5	6	7	8	9	AB R H RBI BB SO LOB	TOP
20 Lew Ford, R OBP: 0.339, SLG: 0.370 (1, 8) C B X	1-1 G1-3		0-2 FC6-4 1-2f			0-0 F7		3-2 G6-3		4 0 0 0 0 0 1	
8 Nick Punto, S OBP: 0.326, SLG: 0.377 (1, 5) F X	0-1 CS 1B			4-1 G3-1 7 BB BB		0-1 G4-3		1-0 P5		3 0 1 0 1 0 0	
Shannon Stewart, R OBP: 0.335, SLG: 0.410 (1, 7) 1 SAFE 1 SAFE 1 SAFE 1 SAFE C B F X	2-2 G5-3 1-2			1-0 F8		2-3 K		1-2 1B		4 0 1 0 0 1 2	
7 Joe Mauer, L OBP: 0.383, SLG: 0.430 (1, 2) B C X		1-2 F7-4 1B		4-1 G3-1 1-2 BB			2-2 G4-3 1B 2B	0-0 F8		3 1 2 0 1 0 1	
Torii Hunter, R OBP: 0.336, SLG: 0.459 (1, 10) F 1 SAFE X		0-1 F7-4 1-2		2-0 G3-1 1-2 2-3			2-2 G4-3 2-3	0-2 L6		4 0 0 0 0 0 4	
Jacque Jones, L OBP: 0.356, SLG: 0.448 (1, 9) B C B B C X		3-2 G3		1-1 G4-3			0-2 G4-3 1B	2-3 K		4 0 1 1 0 1 2	
Bret Boone, R OBP: 0.291, SLG: 0.361 (1, 4) C B B B X			2-2 F8		4-1 FC1-4-5-6 33 G5-3 BB		1 SAFE 0-0 G4-3 1-2	2-3 K		3 0 0 0 1 1 1	
33 Justin Morneau, L OBP: 0.318, SLG: 0.435 (1, 3) B B X			2-0 F8		0-2 G5-3 1-2		4-0 IBB			2 0 0 0 1 0 1	
Juan Castro, R OBP: 0.268, SLG: 0.386 (1, 6) F X			0-1 FC6-4 20 1B		0-0 FC1-4-5-6 2-3		0-1 F9			3 0 1 0 0 0 3	
Inning Stats	R: 0 H: 1 E: 0 LOB: 0 K: 0 BB: 0 S: 7 P: 10	R: 0 H: 1 E: 0 LOB: 0 K: 0 BB: 0 S: 9 P: 13	R: 0 H: 1 E: 0 LOB: 1 K: 0 BB: 0 S: 10 P: 14	R: 0 H: 0 E: 0 LOB: 2 K: 0 BB: 2 S: 6 P: 18	R: 0 H: 0 E: 0 LOB: 0 K: 0 BB: 1 S: 5 P: 9	R: 0 H: 0 E: 0 LOB: 0 K: 1 BB: 0 S: 6 P: 8	R: 1 H: 2 E: 0 LOB: 2 K: 0 BB: 1 S: 14 P: 22	R: 0 H: 1 E: 0 LOB: 1 K: 2 BB: 0 S: 9 P: 16	R: 0 H: 0 E: 0 LOB: 0 K: 2 BB: 0 S: 9 P: 13	1B: 5 SF: 0 2B: 3 SAC: 0 3B: 0 DP: 2 HR: 0 HBP: 0	WP: 0 PA: 34 PB: 0 SB: 0 CS: 1
PITCHER Sean Douglass, R (1, 1) ERA: 2.1	IP WLS BF H R ER SO BB IBB HBP BLK WP HR S P ERA WHIP	7.0 W 27 5 1 1 1 3 1 0 0 0 0 57 94 1.29 1.143									
56 Fernando Rodney, R (8, 1) ERA: 2.41	1.0 H 4 1 0 0 0 0 0 0 0 0 0 0 11 16 0.00 1.000										
Kyle Farnsworth, R (9, 1) ERA: 2.43	1.0 S 3 0 0 0 2 0 0 0 0 0 0 0 9 13 0.00 0.000										

Minnesota Twins @ Detroit Tigers
Comerica Park, Detroit, MI
Sat Jul 23 2005, 1:05 PM EDT
Att. 20,206 - Sunny - 79 F

livebaseballscorecards.com

AB	30
R	1
H	6
RBI	1
BB	4
SO	3
LOB	15



Batter	1	2	3	4	5	6	7	8	9
15 Brandon Inge, R OBP: 0.367, SLG: 0.433 (1, 5)	1-3 K ①		1-2 F9 ①		1-0 G4-6-3 1B		3-3 K ③		
9 Carlos Guillen, S OBP: 0.368, SLG: 0.423 (1, 6)	3-1 F8 ②		1-0 G6-4-3 1B		2-1 G4-6-3 ② ③			0-1 G3-1 ①	
31 Chris Shelton, R OBP: 0.402, SLG: 0.593 (1, 3)	1-0 G6-3 ③		1-0 G6-4-3 ② ③			3-2 G6-3 2B		3-2 BB 1B	
30 Magglio Ordonez, R OBP: 0.372, SLG: 0.494 Nook Logan, S OBP: 0.319, SLG: 0.359 (1, 9) (9, 8)		0-0 20 1B 1B ①		1-3 K ①		0-0 G5-3 ①		3-2 F8 ②	
Dmitri Young, S OBP: 0.316, SLG: 0.478 (1, 10)		0-0 L6 ①		1-2 G4-3 2B		1-1 G6-3 ②		4-2 FC5-4 BB	
Ivan Rodriguez, R OBP: 0.305, SLG: 0.467 (1, 2)		0-2 F7 ②		0-1 G4-3 ②		0-0 F7 ③		0-0 FC5-4 ③	
Craig Monroe, R OBP: 0.339, SLG: 0.463 (1, 7) (9, 9)		1-1 20 1B 1-2 1B ①		4-0 IBB		2-0 G6-3 ①			
20 Omar Infante, R OBP: 0.274, SLG: 0.404 (1, 4)		0-1 1-2 2-H 1B ①		2-3 K ③		1-2 L6 ②			
28 Curtis Granderson, L OBP: 0.429, SLG: 1.143 (1, 8) (9, 7)		1-2 F7 ③			0-1 F8 ①		0-0 HR		


Inning Stats	R: 0 E: 0 K: 1 S: 8	H: 0 LOB: 0 BB: 0 P: 13	R: 1 E: 0 K: 0 S: 13	H: 3 LOB: 2 BB: 0 P: 15	R: 0 E: 0 K: 0 S: 6	H: 1 LOB: 0 BB: 0 P: 9	R: 0 E: 0 K: 2 S: 12	H: 1 LOB: 2 BB: 1 P: 20	R: 0 E: 0 K: 0 S: 5	H: 1 LOB: 0 BB: 0 P: 8	R: 0 E: 0 K: 0 S: 7	H: 1 LOB: 1 BB: 0 P: 11	R: 1 E: 0 K: 1 S: 11	H: 1 LOB: 0 BB: 0 P: 17	R: 0 E: 0 K: 0 S: 14	H: 1 LOB: 2 BB: 1 P: 24
--------------	------------------------------	----------------------------------	-------------------------------	----------------------------------	------------------------------	---------------------------------	-------------------------------	----------------------------------	------------------------------	---------------------------------	------------------------------	----------------------------------	-------------------------------	----------------------------------	-------------------------------	----------------------------------

PITCHER										PITCHER																							
IP	WLS	BF	H	R	ER	SO	BB	IBB	HBP	BLK	WP	HR	S	P	ERA	WHIP	IP	WLS	BF	H	R	ER	SO	BB	IBB	HBP	BLK	WP	HR	S	P	ERA	WHIP
Carlos Silva, R ERA: 3.38 (1, 1)	7.0	L	28	8	2	2	4	0	1	0	0	1	62	93	2.57	1.143																	
Juan Rincon, R ERA: 2.4 (8, 1)	1.0		5	1	0	0	0	1	0	0	0	0	14	24	0.00	2.000																	

BOTTOM

AB	R	H	RBI	BB	SO	LOB
4	0	1	0	0	2	0
4	0	1	0	0	0	1
4	0	2	0	0	0	1
4	1	1	0	0	1	2
0	0	0	0	0	0	0
3	0	1	0	1	0	2
4	0	0	0	0	0	5
2	0	1	0	1	0	0
3	0	1	1	0	1	2
3	1	1	1	0	0	2

AB 31
R 2
H 9
RBI 2
BB 2
SO 4
LOB 15



Minnesota Twins @ Detroit Tigers
Comerica Park, Detroit, MI
Sat Jul 23 2005, 1:05 PM EDT
Att. 20,206 - Sunny - 79 F

WP: 0 PA: 33
PB: 0
SB: 0
CS: 0

Batter	1	2	3	4	5	6	7	8	9	AB R H RBI BB SO LOB	TOP											
Shannon Stewart, R (1, 7) OBP: 0.336, SLG: 0.410	1-1 G6-3		1-1 1B	0-1 G1-3		2-3 K			2-2 8 G4-6-3 1B	5 0 2 0 0 1 2												
8 Nick Punto, S (1, 6) OBP: 0.327, SLG: 0.374	4-2 7 2B BB		1-2 P5		1-0 F9		2-1 L3-6 7 1B 1B		2-2 G4-6-3 1-2f	4 1 1 0 1 0 2												
7 Joe Mauer, L (1, 10) OBP: 0.387, SLG: 0.435	0-2 1-H 2B		1-2 G1-3		4-2 G4-3 BB		1-1 1-2 1B		0-0 G4-3	4 0 2 1 1 0 1												
Torii Hunter, R (1, 8) OBP: 0.335, SLG: 0.457	0-0 F8			0-1 1B 33 2B 1B	1-2 G4-3		1-2 F8			4 1 1 0 0 0 4												
Jacque Jones, L (1, 9) OBP: 0.355, SLG: 0.445	0-2 G4-3			0-0 33 2B 55 1B 1-3	1-0 G3-1		1-2 L3-6 2-2			4 1 1 0 0 0 4												
33 Justin Morneau, L (1, 3) OBP: 0.324, SLG: 0.452		1-0 G4-3		0-0 55 1B 2B 1-3 3-H		0-0 HR		4-2 38 FC5-4 BB		3 2 2 2 1 0 0												
5 Michael Cuddyer, R (1, 4) OBP: 0.332, SLG: 0.384		1-3 K		0-1 G3		1-2 G5-3		0-0 F9		4 0 0 0 0 1 3												
Juan Castro, R (8, 6) OBP: 0.268, SLG: 0.386										0 0 0 0 0 0 0												
55 Mike Redmond, R (1, 2) OBP: 0.318, SLG: 0.333		1-2 G3-1		0-0 2-H 3-H 1B		0-3 K		0-0 F8		4 0 1 2 0 1 1												
38 Luis Antonio Rodriguez, R (8, 5) OBP: 0.352, SLG: 0.427			0-1 P6	2-2 HBP		3-2 1B		2-0 FC5-4 1-2f		3 0 1 0 0 0 1												
Inning Stats	R: 1 E: 0 K: 0 S: 11	H: 1 LOB: 1 BB: 1 P: 16	R: 0 E: 0 K: 1 S: 7	H: 0 LOB: 0 BB: 0 P: 10	R: 0 E: 0 K: 0 S: 10	H: 1 LOB: 1 BB: 0 P: 13	R: 3 E: 0 K: 0 S: 11	H: 4 LOB: 1 BB: 0 P: 13	R: 0 E: 0 K: 0 S: 8	H: 0 LOB: 1 BB: 1 P: 15	R: 1 E: 0 K: 2 S: 14	H: 2 LOB: 1 BB: 0 P: 20	R: 0 E: 0 K: 0 S: 12	H: 2 LOB: 1 BB: 0 P: 17	R: 0 E: 0 K: 0 S: 6	H: 0 LOB: 1 BB: 1 P: 12	R: 0 E: 0 K: 0 S: 8	H: 1 LOB: 0 BB: 0 P: 11	1B: 8 2B: 3 3B: 0 HR: 1	SF: 0 SAC: 0 DP: 2 HBP: 1	WP: 0 PB: 0 SB: 0 CS: 0	PA: 39
PITCHER	IP WLS BF H R ER SO BB IBB HBP BLK WP HR S P ERA WHIP																					
35 Justin Verlander, R (1, 1) ERA: 7.15	6.0 L 28 8 5 5 3 2 0 1 0 0 0 1 61 87 7.50 1.667																					
Jamie Walker, L (7, 1) ERA: 2.38	2.0 8 2 0 0 0 1 0 0 0 0 0 0 18 29 0.00 1.500																					
Craig Dingman, R (9, 1) ERA:	1.0 3 1 0 0 0 0 0 0 0 0 0 0 8 11 0.00 1.000																					

Minnesota Twins @ Detroit Tigers
Comerica Park, Detroit, MI
Sat Jul 23 2005, 7:05 PM EDT
Att. 34,388 - Clear - 82 F

livebaseballscorecards.com

AB 35
R 5
H 11
RBI 5
BB 3
SO 3
LOB 18



Batter	1	2	3	4	5	6	7	8	9	AB R H RBI BB SO LOB
15 Brandon Inge, R OBP: 0.363, SLG: 0.429 (1, 5)	2-2 F9		1-3 K			1-0 F7		0-2 G1-6-3		4 0 0 0 0 1 1
28 Curtis Granderson, L OBP: 0.364, SLG: 0.818 (1, 8)	1-1 30 2B 1B		1-0 F8			2-3 K		1-2 G4-3		4 1 1 0 0 1 0
31 Chris Shelton, R OBP: 0.393, SLG: 0.578 (1, 3)	2-2 F9				0-2 G4-3	1-3 K		1-1 F8		4 0 0 0 0 1 1
30 Magglio Ordonez, R OBP: 0.367, SLG: 0.494 (1, 9)	2-2 1-H 2B				1-0 L4		0-0 F8	0-2 G1-3		4 0 1 1 0 0 0
Rondell White, R OBP: 0.340, SLG: 0.468 (1, 10)	0-1 F7				0-0 2B		4-0 1B 20 1B BB	1-1 F9		3 1 1 0 1 0 1
Craig Monroe, R OBP: 0.339, SLG: 0.462 (1, 7)		X 0-0 F8			3-2 G6-3		1-0 20 1B 1B			3 0 1 0 0 0 1
20 Omar Infante, R OBP: 0.275, SLG: 0.403 (1, 4)		C 2-3 K				X 0-0 F9		1-0 13 G6-4-3 1B		3 0 1 1 0 1 0
13 Vance Wilson, R OBP: 0.253, SLG: 0.159 (1, 2)		X 0-1 G4-3				B 2-2 F9		X 0-0 G6-4-3		3 0 0 0 0 0 2
John McDonald, R OBP: 0.336, SLG: 0.320 (1, 6)			X 0-0 F9			B 1-3 K		C 2-2 15 G1-6-3 1B		3 0 1 0 0 1 0

Inning Stats	R: 1	H: 2	E: 0	K: 0	S: 15	LOB: 1	BB: 0	P: 22	R: 0	H: 0	E: 0	K: 1	S: 9	LOB: 0	BB: 0	P: 11	R: 0	H: 0	E: 0	K: 1	S: 5	LOB: 0	BB: 0	P: 7	R: 0	H: 1	E: 0	K: 0	S: 9	LOB: 1	BB: 0	P: 13	R: 0	H: 0	E: 0	K: 1	S: 7	LOB: 0	BB: 0	P: 10	R: 0	H: 0	E: 0	K: 2	S: 7	LOB: 0	BB: 0	P: 11	R: 1	H: 2	E: 0	K: 0	S: 4	LOB: 1	BB: 1	P: 10	R: 0	H: 1	E: 0	K: 0	S: 16	LOB: 0	BB: 0	P: 19	R: 0	H: 0	E: 0	K: 0	S: 8	LOB: 0	BB: 0	P: 10	1B: 4	SF: 0	2B: 2	SAC: 0	3B: 0	DP: 2	HR: 0	HBP: 0	WP: 0	PA: 32
PITCHER	IP	WLS	BF	H	R	ER	SO	BB	IBB	HBP	BLK	WP	HR	S	P	ERA	WHIP																																																																	
30 Scott Baker, R ERA: 2.77 (1, 1)	7.0	W	26	5	2	2	5	1	0	0	0	0	0	56	84	2.57	0.857																																																																	
28 Jesse Crain, R ERA: 2.14 (8, 1)	1.0	H	3	1	0	0	0	0	0	0	0	0	0	16	19	0.00	1.000																																																																	
36 Joe Nathan, R ERA: 3.19 (9, 1)	1.0	S	3	0	0	0	0	0	0	0	0	0	0	8	10	0.00	0.000																																																																	

BOTTOM

Minnesota Twins @ Detroit Tigers
Comerica Park, Detroit, MI
Sat Jul 23 2005, 7:05 PM EDT
Att. 34,388 - Clear - 82 F

livebaseballscores.com

AB 31
R 2
H 6
RBI 2
BB 1
SO 5
LOB 6



Batter	1	2	3	4	5	6	7	8	9	AB R H RBI BB SO LOB	TOP											
Shannon Stewart, R (1, 7) OBP: 0.337, SLG: 0.411	1-0 G5-4-3 1B		0-0 1B			1-0 F7		2-3 K		4 0 2 1 0 1 2												
Bret Boone, R (1, 4) OBP: 0.291, SLG: 0.360	0-1 G5-4-3 1-2f		2-0 1B			3-2 F8		0-3 K		4 0 1 0 0 1 3												
7 Joe Mauer, L (1, 2) OBP: 0.385, SLG: 0.443	0-0 F7		0-1 F7			0-1 G6-3			0-2 HR	4 1 1 1 0 0 2												
Torii Hunter, R (1, 8) OBP: 0.334, SLG: 0.454		1-1 G4-3		3-2 F8		0-1 G5-3			0-1 G6-4-3 1B	4 0 1 0 0 0 0												
Jacque Jones, L (1, 9) OBP: 0.354, SLG: 0.441		0-0 P6		2-3 K		0-3 K			4-0 G6-4-3 1B	3 0 0 0 1 2 0												
Matthew LeCroy, R (1, 10) OBP: 0.385, SLG: 0.486		2-2 G3		0-2 G6-3		0-0 G6-3			0-0 G6-4-3 1-2f 2-3	4 0 0 0 0 0 2												
33 Justin Morneau, L (1, 3) OBP: 0.323, SLG: 0.447			2-3 K		4-2 G4-3 BB			0-0 G6-3	1-1 G3-1	3 0 0 0 1 1 1												
5 Michael Cuddyer, R (1, 5) OBP: 0.336, SLG: 0.393			1-2 1B 3B		1-0 F8			4-0 20 1B BB		2 1 1 0 1 0 1												
Juan Castro, R (1, 6) OBP: 0.266, SLG: 0.382			1-3 K		0-0 G4-3			0-2 1B		2 0 0 0 0 1 2												
20 Lew Ford, R (8, PH) OBP: 0.341, SLG: 0.372					1-2f					1 0 1 0 0 0 0												
38 Luis Antonio Rodriguez, R (8, 6) OBP: 0.352, SLG: 0.427										0 0 0 0 0 0 0												
Inning Stats	R: 0 E: 0 K: 0 S: 4	H: 1 LOB: 0 BB: 0 P: 5	R: 0 E: 0 K: 0 S: 6	H: 0 LOB: 0 BB: 0 P: 9	R: 1 E: 0 K: 2 S: 14	H: 3 LOB: 2 BB: 0 P: 20	R: 0 E: 0 K: 1 S: 9	H: 0 LOB: 0 BB: 0 P: 14	R: 0 E: 0 K: 0 S: 5	H: 0 LOB: 0 BB: 1 P: 10	R: 0 E: 0 K: 0 S: 6	H: 0 LOB: 0 BB: 0 P: 10	R: 0 E: 0 K: 1 S: 6	H: 0 LOB: 0 BB: 0 P: 6	R: 0 E: 0 K: 2 S: 12	H: 1 LOB: 2 BB: 1 P: 18	R: 1 E: 0 K: 0 S: 8	H: 2 LOB: 1 BB: 1 P: 13	1B: 5 2B: 0 3B: 1 HR: 1	SF: 0 SAC: 0 DP: 3 HBP: 0	WP: 0 PB: 0 SB: 0 CS: 0	PA: 34
PITCHER	IP WLS BF H R ER SO BB IBB HBP BLK WP HR S P ERA WHIP																					
38 Jeremy Bonderman, R (1, 1) ERA: 3.95	8.0 W 31 7 2 2 6 2 0 0 0 0 0 1 67 97 2.25 1.125																					
Jamie Walker, L (9, 1) ERA: 2.38	0.0 1 0 0 0 0 1 0 0 0 0 0 0 0 4 ∞ ∞																					
Kyle Farnsworth, R (9, 1) ERA: 2.38	1.0 S 2 0 0 0 0 0 0 0 0 0 0 0 0 3 4 0.00 0.000																					

Minnesota Twins @ Detroit Tigers
Comerica Park, Detroit, MI
Sun Jul 24 2005, 1:05 PM EDT
Att. 27,966 - Cloudy - 73 F

livebaseballscorecards.com

AB	31
R	2
H	7
RBI	2
BB	3
SO	6
LOB	13




Batter	1	2	3	4	5	6	7	8	9	AB	R	H	RBI	BB	SO	LOB
15 Brandon Inge, R OBP: 0.361, SLG: 0.424 (1, 5)	2-2 F9		4-2 G6-4-3 BB	2-3 K		0-0 G6-3	2-2 F8			4	0	0	0	1	1	3
9 Carlos Guillen, S OBP: 0.369, SLG: 0.433 (1, 6)	1-0 F7		2-1 G6-4-3 1-2f		1-2 HR	0-0 30 2B 1B		0-2 G3-1		5	1	2	1	0	0	1
31 Chris Shelton, R OBP: 0.399, SLG: 0.591 (1, 3)	1-1 30 2B 30 E 1B		3-2 2B		2-0 30 1B 2B	1-1 P3		1-2 F8		5	2	3	0	0	0	1
30 Magglio Ordonez, R OBP: 0.388, SLG: 0.527 Nook Logan, S OBP: 0.319, SLG: 0.359 (1, 9) (9, 8)	3-1 E7 1-H 2B		4-1 BB		0-0 FC5-4 1B	1-0 2B		2-1 G6-3		4	0	3	1	1	0	0
Dmitri Young, S OBP: 0.313, SLG: 0.472 (1, 10)	3-3 K		0-0 L8		0-0 FC5-4 1-2f 1B	3-2 G1-3				4	0	0	0	0	1	6
Ivan Rodriguez, R OBP: 0.307, SLG: 0.468 (1, 2)		0-1 P6		0-1 28 3B 1B	1-2 FC5-4 1-2f BB 1B		0-0 20 2B 28 BB 1B			4	1	2	0	0	0	1
Craig Monroe, R OBP: 0.341, SLG: 0.460 (1, 7) (9, 9)		2-1 20 G5-3 HBP		0-0 P3	4-0 BB		0-1 F9			2	0	0	0	1	0	2
20 Omar Infante, R OBP: 0.275, SLG: 0.404 (1, 4)		2-1 G5-3 1-2 SAFE		0-1 L7	0-1 F9		0-1 28 BB 1-3 2B			4	0	1	0	0	0	4
28 Curtis Granderson, L OBP: 0.467, SLG: 1.143 (1, 8) (9, 7)		2-2 G3-1		1-1 1-H 3B		2-1 HR	4-0 2-3 3-H BB			3	1	2	2	1	0	1

Inning Stats	R: 1	H: 2	E: 1	K: 1	S: 12	H: 2	LOB: 1	BB: 0	P: 22	R: 0	H: 0	E: 0	K: 0	S: 8	H: 0	LOB: 1	BB: 0	P: 14	R: 0	H: 1	E: 0	K: 0	S: 9	H: 1	LOB: 2	BB: 2	P: 22	R: 1	H: 2	E: 0	K: 1	S: 11	H: 2	LOB: 1	BB: 0	P: 14	R: 2	H: 3	E: 0	K: 0	S: 11	H: 3	LOB: 2	BB: 1	P: 19	R: 1	H: 3	E: 0	K: 0	S: 12	H: 3	LOB: 2	BB: 0	P: 19	R: 0	H: 2	E: 0	K: 0	S: 8	H: 0	LOB: 0	BB: 0	P: 12	R: 0	H: 0	E: 0	K: 0	S: 9	H: 0	LOB: 0	BB: 0	P: 12
--------------	------	------	------	------	-------	------	--------	-------	-------	------	------	------	------	------	------	--------	-------	-------	------	------	------	------	------	------	--------	-------	-------	------	------	------	------	-------	------	--------	-------	-------	------	------	------	------	-------	------	--------	-------	-------	------	------	------	------	-------	------	--------	-------	-------	------	------	------	------	------	------	--------	-------	-------	------	------	------	------	------	------	--------	-------	-------

PITCHER	IP	WLS	BF	H	R	ER	SO	BB	IBB	HBP	BLK	WP	HR	S	P	ERA	WHIP
Kyle Lohse, R ERA: 4.45 (1, 1)	5.2	L	31	11	5	4	2	3	0	1	0	0	2	58	102	6.35	2.471
54 Matt Guerrier, R ERA: 3.32 (6, 1)	2.1		9	2	0	0	0	1	0	0	0	0	0	22	34	0.00	1.286

MINNESOTA TWINS @ DETROIT TIGERS
Comerica Park, Detroit, MI
Sun Jul 24 2005, 1:05 PM EDT
Att: 27,966 - Cloudy - 73 F

AB	35
R	5
H	13
RBI	4
BB	4
SO	2
LOB	19



WP	HR	S	P	ERA	WHIP
0	0	0	0	0	0

Batter	1	2	3	4	5	6	7	8	9	AB R H RBI BB SO LOB	TOP
Shannon Stewart, R (1, 7) OBP: 0.336, SLG: 0.408	2-0 G6-3 HBP			1-3 K		2-3 K			1-1 F9	3 0 0 0 0 2 1	
8 Nick Punto, S (1, 5) OBP: 0.322, SLG: 0.367	1-2 G6-3 1-2f			0-0 G3			1-3 K		3-2 G3-1	4 0 0 0 0 1 1	
Torii Hunter, R (1, 8) OBP: 0.332, SLG: 0.451	0-3 K			0-3 K			1-3 K			3 0 0 0 0 3 0	
7 Joe Mauer, L (1, 2) OBP: 0.381, SLG: 0.438			1-3 K		2-3 K		0-1 G4-3			3 0 0 0 0 2 0	
Matthew LeCroy, R (1, 10) OBP: 0.378, SLG: 0.476			1-3 K		2-2 G6-3			1-1 F7		3 0 0 0 0 1 0	
20 Lew Ford, R (1, 9) OBP: 0.341, SLG: 0.375			1-1 F8		0-0 F7			0-2 F8 2B		3 0 1 0 0 0 0	
Bret Boone, R (1, 4) OBP: 0.288, SLG: 0.356			3-3 K		1-1 G5-3			0-1 F8 2-3		3 0 0 0 0 1 1	
5 Michael Cuddyer, R (1, 3) OBP: 0.332, SLG: 0.388			1-2 L8		2-3 K			3-1 G3		3 0 0 0 0 1 1	
Juan Castro, R (1, 6) OBP: 0.268, SLG: 0.383			0-0 F9		0-1 1B				0-0 G1-3	2 0 1 0 0 0 0	
Terry Tiffee, S (9, PH) OBP: 0.233, SLG: 0.294										1 0 0 0 0 0 0	
Inning Stats	R: 0 E: 0 K: 1 S: 6 H: 0 LOB: 0 BB: 0 P: 9	R: 0 E: 0 K: 2 S: 8 H: 0 LOB: 0 BB: 0 P: 11	R: 0 E: 0 K: 1 S: 10 H: 0 LOB: 0 BB: 0 P: 14	R: 0 E: 0 K: 2 S: 7 H: 0 LOB: 0 BB: 0 P: 8	R: 0 E: 0 K: 1 S: 8 H: 0 LOB: 0 BB: 0 P: 12	R: 0 E: 0 K: 2 S: 14 H: 1 LOB: 1 BB: 0 P: 19	R: 0 E: 0 K: 2 S: 9 H: 0 LOB: 0 BB: 0 P: 11	R: 0 E: 0 K: 0 S: 9 H: 1 LOB: 1 BB: 0 P: 13	R: 0 E: 0 K: 0 S: 8 H: 0 LOB: 0 BB: 0 P: 12	1B: 1 2B: 1 3B: 0 HR: 0 SF: 0 SAC: 0 DP: 1 HBP: 1	WP: 0 PB: 0 SB: 0 CS: 0 PA: 29
PITCHER Randy Johnson, L (1, 1) ERA: 3.95 Tom Gordon, R (9, 1) ERA: 2.72	IP WLS BF H R ER SO BB IBB HBP BLK WP HR S P ERA WHIP	8.0 W 26 2 0 0 11 0 0 1 0 0 0 0 8 12 0.00 0.250	1.0 3 0 0 0 0 0 0 0 0 0 0 0 0 8 12 0.00 0.000								

Minnesota Twins @ New York Yankees
 Yankee Stadium, Bronx, NY
 Tue Jul 26 2005, 7:05 PM EDT
 Att. 53,855 - Partly Cloudy - 89 F

livebaseballscorecards.com

AB	28
R	0
H	2
RBI	0
BB	0
SO	11
LOB	4



Batter	1	2	3	4	5	6	7	8	9	AB R H RBI BB SO LOB	TOP										
Shannon Stewart, R (1, 7) OBP: 0.343, SLG: 0.414	2-1 FC6-5 1B	1-0 8 BB HBP		4-1 1-2 BB		1-1 8 S 1B	1-0 2B		1-0 F9	4 0 3 2 1 0 1											
8 Nick Punto, S (1, 6) OBP: 0.322, SLG: 0.363	0-1 1B FC6-5	4-1 1-2 2-3 BB		2-2 F7		3-2 1-2 K	3-3 2B		0-2 G5-3	5 0 1 0 1 2 6											
20 Lew Ford, R (1, 10) OBP: 0.335, SLG: 0.368	0-2 FC6-5 1B	1-0 G5-3		2-3 K		3-2 P5		1-2 G6-3	2-1 G6-3	6 0 0 0 0 1 9											
7 Joe Mauer, L (1, 2) OBP: 0.382, SLG: 0.441	2-3 K		3-2 WP 33 2B S 1B	3-2 G1-3			2-1 1B 2B	1-1 G5-3		5 2 2 0 0 1 4											
Torii Hunter, R (1, 8) OBP: 0.337, SLG: 0.454	1-1 1-2 2-3 1B		2-1 F7		4-1 FC3-6 BB		3-2 S 2B 1B	1-1 HR 1B		4 2 3 1 1 0 1											
Jacque Jones, L (1, 9) OBP: 0.352, SLG: 0.446	2-1 G6-3		0-0 G6-3		1-1 FC3-6 BB 1-2f		2-3 K	1-0 1-H HR		5 1 1 2 0 1 6											
Bret Boone, R (1, 4) OBP: 0.290, SLG: 0.353			4-2 F9	4-2 33 2B BB		4-2 33 G4-6-3 BB	0-1 G6-3	1-3 K		3 0 0 0 2 1 1											
33 Justin Morneau, L (1, 3) OBP: 0.327, SLG: 0.462		3-1 G4-3	1-2 G4-6-3		0-0 G4-6-3		4-0 5 BB 2B IBB		1-2 HR	4 2 2 2 1 0 2											
5 Michael Cuddyer, R (1, 5) OBP: 0.340, SLG: 0.395		3-2 8 BB 2B		3-2 BB 1B		2-1 F9	4-0 2B BB		4-1 8 G5-3 F9 BB	3 0 2 0 2 0 0 0 0 0 0 0 0 0											
Juan Castro, R (9, 5) OBP: 0.268, SLG: 0.383																					
Inning Stats	R: 0 E: 0 K: 1 S: 14	H: 3 LOB: 3 BB: 0 P: 21	R: 0 E: 0 K: 0 S: 11	H: 1 LOB: 3 BB: 1 P: 24	R: 1 E: 0 K: 0 S: 14	H: 2 LOB: 2 BB: 1 P: 24	R: 0 E: 0 K: 1 S: 17	H: 1 LOB: 2 BB: 1 P: 31	R: 0 E: 0 K: 0 S: 6	H: 0 LOB: 1 BB: 2 P: 15	R: 0 E: 0 K: 1 S: 11	H: 1 LOB: 1 BB: 0 P: 20	R: 3 E: 0 K: 2 S: 15	H: 3 LOB: 2 BB: 2 P: 34	R: 2 E: 0 K: 1 S: 13	H: 2 LOB: 0 BB: 0 P: 17	R: 1 E: 0 K: 0 S: 12	H: 1 LOB: 1 BB: 1 P: 20	1B: 8 2B: 4 3B: 0 HR: 2	SF: 0 SAC: 0 DP: 1 HBP: 1	WP: 1 PA: 48
PITCHER	IP WLS BF H R ER SO BB IBB HBP BLK WP HR S P ERA WHIP																				
Al Leiter, L (1, 1) ERA: 6.2	5.0 L 26 7 1 1 2 5 0 1 0 0 1 0 62 115 1.80 2.400																				
Felix Rodriguez, R (6, 1) ERA: 3.94	1.0 4 1 0 0 1 0 0 0 0 0 0 0 11 20 0.00 1.000																				
Tanyon Sturtze, R (7, 1) ERA: 4.04	1.0 8 3 3 3 2 1 1 0 0 0 0 15 34 27.00 4.000																				
Scott Proctor, R (8, 1) ERA: 5.63	1.0 5 2 2 2 1 0 0 0 0 0 1 13 17 18.00 2.000																				
Alex Graman, L (9, 1) ERA: 13.5	1.0 5 1 1 1 0 1 0 0 0 0 0 1 12 20 9.00 2.000																				

Minnesota Twins @ New York Yankees
 Yankee Stadium, Bronx, NY
 Wed Jul 27 2005, 7:05 PM EDT
 Att. 50,334 - Overcast - 82 F

livebaseballscorecards.com

AB	39
R	7
H	14
RBI	7
BB	8
SO	6
LOB	30



Batter	1	2	3	4	5	6	7	8	9	AB R H RBI BB SO LOB	TOP		
Shannon Stewart, R (1, 7) OBP: 0.340, SLG: 0.410	0-1 G5-3		2-2 G6-3		1-0 F8			0-1 G6-3		4 0 0 0 0 0 0	Minnesota Twins @ New York Yankees Yankee Stadium, Bronx, NY Thu Jul 28 2005, 1:05 PM EDT Att. 53,524 - Sunny - 77 F		
8 Nick Punto, S (1, 6) OBP: 0.321, SLG: 0.361	1-0 G4-3		0-1 G4-3		1-2 F8			1-2 1B		4 0 1 0 0 0 0			
7 Joe Mauer, L (1, 10) OBP: 0.377, SLG: 0.435	0-2 F7		2-2 F8			1-0 G1-3		3-3 K		4 0 0 0 0 1 1			
Torii Hunter, R (1, 8) OBP: 0.337, SLG: 0.452		1-1 F8		2-0 S 2B 1B		1-0 L7		1-3 K		4 1 1 0 0 1 0			
Jacque Jones, L (1, 9) OBP: 0.353, SLG: 0.450		0-0 55 1B 38 1B 5 1B 1B		3-2 SAFE G1-3 1-H 2B		0-1 L4		1-0 G4-3		4 1 2 1 0 0 0			
33 Justin Morneau, L (1, 3) OBP: 0.323, SLG: 0.456		1-1 SAFE F7		0-0 F9			2-2 G6-3		1-0 L4	4 0 0 0 0 0 2			
5 Michael Cuddyer, R (1, 5) OBP: 0.340, SLG: 0.395		0-1 55 1B 38 1B 1B		0-0 G1-3			2-3 K			3 1 1 0 0 1 1			
55 Mike Redmond, R (1, 2) OBP: 0.318, SLG: 0.333		0-2 38 1B 38 1B 1B		0-0 G6-3			1-2 G4-3			3 0 1 0 0 0 1			
38 Luis Antonio Rodriguez, B (4) OBP: 0.352, SLG: 0.425		1-1 1-H 2-H 3-H 1B		1-1 F9			3-3 K			3 0 1 2 0 1 0			
Inning Stats	R: 0 E: 0 K: 0 S: 8 H: 0 LOB: 0 BB: 0 P: 9	R: 2 E: 0 K: 0 S: 13 H: 4 LOB: 1 BB: 0 P: 16	R: 0 E: 0 K: 0 S: 10 H: 0 LOB: 0 BB: 0 P: 14	R: 1 E: 0 K: 0 S: 7 H: 2 LOB: 1 BB: 0 P: 12	R: 0 E: 0 K: 0 S: 6 H: 0 LOB: 0 BB: 0 P: 9	R: 0 E: 0 K: 0 S: 4 H: 0 LOB: 0 BB: 0 P: 6	R: 0 E: 0 K: 1 S: 10 H: 0 LOB: 0 BB: 0 P: 15	R: 0 E: 0 K: 2 S: 11 H: 1 LOB: 1 BB: 0 P: 18	R: 0 E: 0 K: 1 S: 6 H: 0 LOB: 0 BB: 0 P: 9	1B: 6 2B: 1 3B: 0 HR: 0 SF: 0 SAC: 0 DP: 0 HBP: 0	WP: 0 PB: 0 SB: 1 CS: 0 PA: 33		
PITCHER	IP WLS BF H R ER SO BB IBB HBP BLK WP HR S P ERA WHIP											PITCHER	IP WLS BF H R ER SO BB IBB HBP BLK WP HR S P ERA WHIP
Aaron Small, R (1, 1) ERA: 4.05	7.0 W 26 6 3 3 1 0 0 0 0 0 0 0 58 81 3.86 0.857												
Tom Gordon, R (8, 1) ERA: 2.66	1.0 H 4 1 0 0 2 0 0 0 0 0 0 0 11 18 0.00 1.000												
42 Mariano Rivera, R (9, 1) ERA: 0.83	1.0 S 3 0 0 0 1 0 0 0 0 0 0 0 6 9 0.00 0.000												

livebaseballscorecards.com

AB	33
R	3
H	7
RBI	3
BB	0
SO	4
LOB	5



Batter	1	2	3	4	5	6	7	8	9	AB	R	H	RBI	BB	SO	LOB
2 Derek Jeter, R OBP: 0.377, SLG: 0.434 (1, 6)	1-1 HR 24 1B	2-3 K			3-1 G5-3	4-0 24 1B BB		1-0 P4		4	1	1	0	1	1	2
24 Robinson Canó, L OBP: 0.334, SLG: 0.489 (1, 4)	0-1 HR 1B		1-1 L6		0-2 1B	0-2 1B		0-0 G1-3		5	2	3	2	0	0	2
Gary Sheffield, R OBP: 0.392, SLG: 0.535 (1, 10)	1-2 HR		1-0 G5-3		2-1 1B	1-1 G5-3				4	1	2	4	0	0	2
13 Alex Rodriguez, R OBP: 0.421, SLG: 0.592 (1, 5)	1-2 E1 1B		1-0 25 FC5 55 1B		0-1 P3		3-1 P3			4	0	2	0	0	0	1
55 Hideki Matsui, L OBP: 0.375, SLG: 0.518 (1, 7)	1-0 G1-3		0-0 1B		1-1 F8		2-3 K			4	0	1	0	0	1	2
25 Jason Giambi, L OBP: 0.433, SLG: 0.516 (1, 3)	1-1 P3		1-1 FC5		2-1 F7		2-1 G1			4	0	0	0	0	0	3
Tino Martinez, L OBP: 0.313, SLG: 0.460 (8, 3)			2-3f							0	0	0	0	0	0	0
20 Jorge Posada, S OBP: 0.344, SLG: 0.424 (1, 2)	2-0 L9			2-0 F8		0-0 2 BB 24 1B 1B		4-2 FC1-5 BB		3	1	1	0	1	0	1
Bernie Williams, S OBP: 0.333, SLG: 0.353 (1, 8)		0-1 F9		2-3 K		0-0 2 BB 24 1B 1B		4-1 FC1-5 BB		3	1	1	0	1	1	0
Bubba Crosby, L OBP: 0.256, SLG: 0.194 (1, 9)		0-1 G5-3		0-0 G3-1		1-3 K		0-0 FC1-5		4	0	0	0	0	1	4

Inning Stats	R: 3	H: 4	E: 1	LOB: 1	K: 0	S: 14	R: 0	H: 0	E: 0	LOB: 0	K: 1	S: 7	R: 0	H: 2	E: 0	LOB: 2	K: 0	S: 7	R: 0	H: 0	E: 0	LOB: 0	K: 1	S: 5	R: 1	H: 2	E: 0	LOB: 1	K: 0	S: 11	R: 2	H: 3	E: 0	LOB: 2	K: 1	S: 12	R: 0	H: 0	E: 0	LOB: 0	K: 1	S: 7	R: 0	H: 0	E: 0	LOB: 2	K: 0	S: 6	1B: 9	SF: 0	2B: 1	SAC: 0	3B: 0	DP: 0	HR: 1	HBP: 0
--------------	------	------	------	--------	------	-------	------	------	------	--------	------	------	------	------	------	--------	------	------	------	------	------	--------	------	------	------	------	------	--------	------	-------	------	------	------	--------	------	-------	------	------	------	--------	------	------	------	------	------	--------	------	------	-------	-------	-------	--------	-------	-------	-------	--------

PITCHER	IP	WLS	BF	H	R	ER	SO	BB	IBB	HBP	BLK	WP	HR	S	P	ERA	WHIP
Joe Mays, R ERA: 4.71 (1, 1)	5.2	L	29	11	6	6	3	1	0	0	0	0	1	54	84	9.53	2.118
54 Matt Guerrier, R ERA: 3.2 (6, 1)	1.1		4	0	0	0	1	0	0	0	0	0	0	9	17	0.00	0.000
J.C. Romero, L ERA: 2.08 (8, 1)	1.0		5	0	0	0	0	2	0	0	0	0	0	6	15	0.00	2.000

MINNESOTA TWINS @ NEW YORK YANKEES
Yankee Stadium, Bronx, NY
 Thu Jul 28 2005, 1:05 PM EDT
 Att: 53,524 - Sunny - 77 F

AB	35
R	6
H	11
RBI	6
BB	3
SO	4
LOB	17

WP: 0 PA: 38
 PB: 0
 SB: 0
 CS: 0



livebaseballscorecards.com

Batter	1	2	3	4	5	6	7	8	9	AB R H RBI BB SO LOB	TOP											
Shannon Stewart, R (1, 7) OBP: 0.337, SLG: 0.405	0-1 F8		1-1 F7			1-2 F8		1-0 G6-3		4 0 0 1 0 0 0												
8 Nick Punto, S (1, 6) OBP: 0.315, SLG: 0.355	2-1 G1-3			2-2 G1-3		1-2 L4		3-H 2-1 F7		4 0 0 0 0 0 0												
7 Joe Mauer, L (1, 2) OBP: 0.378, SLG: 0.444	2-2 G3			1-0 G4-3			2-1 HR		4-2 20 FC6-4 BB	3 1 1 1 1 0 0												
Torii Hunter, R (1, 8) OBP: 0.337, SLG: 0.452 20 Lew Ford, R (1, 8) OBP: 0.334, SLG: 0.369		2-2 P2		3-2 P4			0-0 FC6-5 2B		2-1 FC6-4 1-2f HR	0 0 0 0 0 0 0 4 1 1 0 0 0 1												
Jacque Jones, L (1, 9) OBP: 0.355, SLG: 0.459		1-0 1B			1-2 F8		2-1 FC6-5 33 G4-6-3 2-3		0-1 1-H HR	4 1 2 2 0 0 1												
33 Justin Morneau, L (1, 3) OBP: 0.325, SLG: 0.460		1-0 F8			1-2 2B		1-0 G4-6-3 1-2f		0-1 1B	4 0 2 0 0 0 2												
Bret Boone, R (1, 4) OBP: 0.289, SLG: 0.350		0-1 G6-3			3-1 P6			4-2 3B BB	2-3 K	3 1 0 0 1 1 3												
Terry Tiffee, S (1, 10) OBP: 0.234, SLG: 0.319			0-1 G4-3		2-1 F8			1-0 1-H G6-3 3B	0-2 L6	4 1 1 1 0 0 2												
38 Luis Antonio Rodriguez, R (8, 5) OBP: 0.346, SLG: 0.417 Matthew LeCroy, R (8, PH) OBP: 0.376, SLG: 0.473 Juan Castro, R (8, 5) OBP: 0.268, SLG: 0.383			0-1 G6-3		1-2 F8			1-1 G5-3		2 0 0 0 0 0 0 1 0 0 0 0 0 1 0 0 0 0 0 0 0												
Inning Stats	R: 0 E: 0 K: 0 S: 7	H: 0 LOB: 0 BB: 0 P: 11	R: 0 E: 0 K: 0 S: 8	H: 1 LOB: 1 BB: 0 P: 12	R: 0 E: 0 K: 0 S: 6	H: 0 LOB: 0 BB: 0 P: 7	R: 0 E: 0 K: 0 S: 7	H: 0 LOB: 0 BB: 0 P: 13	R: 0 E: 0 K: 0 S: 11	H: 1 LOB: 1 BB: 0 P: 18	R: 0 E: 0 K: 0 S: 10	H: 0 LOB: 0 BB: 0 P: 13	R: 1 E: 0 K: 0 S: 6	H: 2 LOB: 0 BB: 0 P: 11	R: 2 E: 0 K: 0 S: 8	H: 1 LOB: 0 BB: 1 P: 17	R: 2 E: 0 K: 1 S: 19	H: 2 LOB: 1 BB: 1 P: 27	1B: 2 2B: 2 3B: 1 HR: 2	SF: 0 SAC: 0 DP: 1 HBP: 0	WP: 0 PB: 0 SB: 0 CS: 0	PA: 35
PITCHER	IP WLS BF H R ER SO BB IBB HBP BLK WP HR S P ERA WHIP																					
Bronson Arroyo, R (1, 1) ERA: 4.22	7.1 W 27 5 3 3 0 1 0 0 0 0 0 1 60 96 3.68 0.818																					
50 Mike Timlin, R (8, 1) ERA: 1.42	0.2 H 2 0 0 0 0 0 0 0 0 0 0 0 3 6 0.00 0.000																					
Mike Myers, L (9, 1) ERA: 3.27	0.1 4 2 2 2 0 1 0 0 0 0 0 1 9 15 54.00 9.000																					
38 Curt Schilling, R (9, 1) ERA: 6.44	0.2 S 2 0 0 0 1 0 0 0 0 0 0 0 10 12 0.00 0.000																					

Minnesota Twins @ Boston Red Sox
Fenway Park, Boston, MA
Fri Jul 29 2005, 7:05 PM EDT
Att. 35,211 - Partly Cloudy - 79 F

livebaseballscorecards.com

AB	33
R	5
H	7
RBI	5
BB	2
SO	1
LOB	10



Batter	1	2	3	4	5	6	7	8	9
18 Johnny Damon, L OBP: 0.379, SLG: 0.487	1-1 G4-3		2-1 F7		0-0 E2 1B		1-1 G1-3		
Edgar Renteria, R OBP: 0.336, SLG: 0.374	1-2 L6		0-1 G5-3		0-0 F8			1-2 E5 34 BB HR	
34 David Ortiz, L OBP: 0.383, SLG: 0.562	0-0 2B			1-3 K		2-0 PB 1B		4-0 BB HR BB	
Manny Ramirez, R OBP: 0.370, SLG: 0.571	1-2 G5-3			1-3 K		1-2 L6		4-2 HR BB	
John Olerud, L OBP: 0.310, SLG: 0.405		0-2 F9		0-0 G1-3		2-2 F7		2-1 HR	
Kevin Millar, R OBP: 0.369, SLG: 0.383		3-2 F9			0-0 F7		0-2 G6-3	2-3 K	
Adam Stern, L OBP: 0.231, SLG: 0.417									
Jason Varitek, S OBP: 0.385, SLG: 0.550		2-2 2B			1-3 K		1-2 F8	4-1 FC5-4 BB	
Bill Mueller, S OBP: 0.381, SLG: 0.411		1-0 F8			1-1 1B 18 E 1B		1-2 HR	0-1 FC5-4	
Tony Graffanino, R OBP: 0.377, SLG: 0.387			1-1 G5-3		1-0 1B 18 E 1B		0-1 G5-3	1-3 K	

Inning Stats	R: 0	H: 1	E: 0	K: 10	LOB: 1	BB: 0	P: 13	R: 0	H: 1	E: 0	K: 12	LOB: 1	BB: 0	P: 18	R: 0	H: 0	E: 0	K: 6	LOB: 0	BB: 0	P: 9	R: 3	H: 3	E: 1	K: 9	LOB: 0	BB: 0	P: 12	R: 0	H: 1	E: 0	K: 12	LOB: 1	BB: 0	P: 17	R: 1	H: 1	E: 0	K: 12	LOB: 0	BB: 0	P: 15	R: 4	H: 1	E: 1	K: 17	LOB: 1	BB: 3	P: 35
--------------	------	------	------	-------	--------	-------	-------	------	------	------	-------	--------	-------	-------	------	------	------	------	--------	-------	------	------	------	------	------	--------	-------	-------	------	------	------	-------	--------	-------	-------	------	------	------	-------	--------	-------	-------	------	------	------	-------	--------	-------	-------

PITCHER	IP	WLS	BF	H	R	ER	SO	BB	IBB	HBP	BLK	WP	HR	S	P	ERA	WHIP
Carlos Silva, R ERA: 3.33	(1, 1)	7.0	L	28	7	4	2	3	0	0	0	0	1	68	93	2.57	1.000
28 Jesse Crain, R ERA: 2.87	(8, 1)	0.0		3	0	3	0	2	0	0	0	0	0	6	15	∞	∞
J.C. Romero, L ERA: 2.25	(8, 1)	1.0		5	1	0	2	1	0	0	0	0	1	11	20	0.00	2.000


BOTTOM

Minnesota Twins @ Boston Red Sox
Fenway Park, Boston, MA

Fri Jul 29 2005, 7:05 PM EDT
Att. 35,211 - Partly Cloudy - 79 F


AB	R	H	RBI	BB	SO	LOB
4	1	1	1	0	0	0
4	1	0	0	0	0	0
3	1	2	0	1	1	0
3	1	0	0	1	1	2
4	1	1	4	0	0	1
3	0	0	0	0	0	1
1	0	0	0	0	1	0
3	0	1	0	1	1	0
4	2	2	1	0	0	2
4	1	1	0	0	1	1

AB	33
R	8
H	8
RBI	6
BB	3
SO	5
LOB	7



WP	PA
0	36

WP	PA	ERA	WHIP
0	36		

Batter	1	2	3	4	5	6	7	8	9	AB R H RBI BB SO LOB	TOP		
Shannon Stewart, R (1, 7) OBP: 0.336, SLG: 0.404	0-2 G5-4-3 1B		1-3 K			0-0 P4		0-3 K		4 0 1 0 0 2 1			
5 Michael Cuddyer, R (1, 5) OBP: 0.340, SLG: 0.394 Terry Tiffee, S (8, PH) OBP: 0.231, SLG: 0.315	1-3 K		0-2 1B			1-1 F8		1-2 L3		3 0 1 0 0 1 1 1 0 0 0 0 0 1			
20 Lew Ford, R (1, 8) OBP: 0.331, SLG: 0.365	0-0 G5-4-3 1-2f		1-1 G5-3			3-2 G5-3			1-2 G5-3	4 0 0 0 0 0 2			
Matthew LeCroy, R (1, 10) OBP: 0.369, SLG: 0.464 Michael Ryan, L (9, PH) OBP: 0.304, SLG: 0.381		2-3 K		2-2 G4-3		1-2 G5-3			3-2 F9	3 0 0 0 0 1 0 1 0 0 0 0 0 0			
Jacque Jones, L (1, 9) OBP: 0.354, SLG: 0.457		2-2 FC3-6 1B		1-0 G1-3		1-1 G4-3			3-2 G4-3	4 0 1 0 0 0 0			
Bret Boone, R (1, 4) OBP: 0.290, SLG: 0.350		2-0 FC3-6 1B		0-1 F8		0-0 L9				3 0 1 0 0 0 0			
33 Justin Morneau, L (1, 3) OBP: 0.325, SLG: 0.462		2-1 FC3-6 55 FC6-4 1-2f 2-3		0-1 G3		0-0 G3		0-0 55 2B		3 1 1 0 0 0 2	AB 32 R 2 H 7 RBI 2 BB 0 SO 4 LOB 9		
55 Mike Redmond, R (1, 2) OBP: 0.319, SLG: 0.343		1-2 FC6-4 1-2f		2-0 G6-3		2-0 G6-3		0-2 1B		3 1 1 1 0 0 2			
Juan Castro, R (1, 6) OBP: 0.269, SLG: 0.382			0-1 G3		2-2 F9			0-0 L3		3 0 1 1 0 0 0			
Inning Stats	R: 0 H: 1 E: 0 LOB: 0 K: 1 BB: 0 S: 8 P: 9	R: 0 H: 2 E: 0 LOB: 2 K: 1 BB: 0 S: 17 P: 26	R: 0 H: 1 E: 0 LOB: 1 K: 1 BB: 0 S: 11 P: 13	R: 0 H: 0 E: 0 LOB: 0 K: 0 BB: 0 S: 6 P: 9	R: 0 H: 0 E: 0 LOB: 0 K: 0 BB: 0 S: 7 P: 11	R: 0 H: 0 E: 0 LOB: 0 K: 0 BB: 0 S: 9 P: 13	R: 0 H: 0 E: 0 LOB: 0 K: 0 BB: 0 S: 7 P: 9	R: 2 H: 3 E: 0 LOB: 0 K: 1 BB: 0 S: 12 P: 13	R: 0 H: 0 E: 0 LOB: 0 K: 0 BB: 0 S: 11 P: 18	1B: 5 SF: 0 2B: 3 SAC: 0 3B: 0 DP: 2 HR: 0 HBP: 0	WP: 0 PA: 32 PB: 0 SB: 0 CS: 0		
PITCHER David Wells, L (1, 1) ERA: 4.45 Chad Bradford, R (8, 1) ERA: 3.6 Mike Myers, L (9, 1) ERA: 3.18	IP WLS BF H R ER SO BB IBB HBP BLK WP HR S P ERA WHIP												PITCHER IP WLS BF H R ER SO BB IBB HBP BLK WP HR S P ERA WHIP

Minnesota Twins @ Boston Red Sox
Fenway Park, Boston, MA
Sat Jul 30 2005, 7:05 PM EDT
Att. 35,167 - Clear - 72 F

livebaseballscorecards.com

Batter	1	2	3	4	5	6	7	8	9	AB R H RBI BB SO LOB	TOP		
Jason Kendall, R (1, 2) OBP: 0.353, SLG: 0.325	1-1 G6-3		4-1 BB		2-2 G4-3		0-2 G6-3			3 0 0 0 1 0 2			
Marco Scutaro, R (1, 4) OBP: 0.324, SLG: 0.377	1-0 P4		1-1 F9		3-3 K			1-1 F7		4 0 0 0 0 1 2			
7 Bobby Crosby, R (1, 6) OBP: 0.364, SLG: 0.470	0-1 2B		3-3 K			3-2 G6-3		2-2 F9		4 1 1 0 0 1 1			
3 Eric Chavez, L (1, 5) OBP: 0.332, SLG: 0.459	1-1 2B			2-3 K		2-3 K		2-3 K		4 0 1 1 0 3 0			
23 Bobby Kielty, S (1, 7) OBP: 0.373, SLG: 0.416	2-1 F9			0-1 E5		1-0 L8			0-3 K	4 0 0 0 0 1 1			
29 Dan Johnson, L (1, 3) OBP: 0.395, SLG: 0.500		3-3 K		3-1 F8			0-1 1B 2B		3-2 F7	4 1 1 0 0 1 1			
Jay Payton, R (1, 8) OBP: 0.317, SLG: 0.482		2-2 F8		1-3 K			2-2 P6		0-3 K	4 0 0 0 0 2 2			
Scott Hatteberg, L (1, 10) OBP: 0.358, SLG: 0.373		0-0 G6-3			1-1 F8		0-0 1B			3 0 1 1 0 0 0			
Nick Swisher, S (1, 9) OBP: 0.320, SLG: 0.473			0-3 K		2-2 G4-3 WP 1B		0-0 F9			3 0 1 0 0 1 1			
Inning Stats	R: 1 H: 2 E: 0 LOB: 1 K: 0 BB: 0 S: 9 P: 14	R: 0 H: 0 E: 0 LOB: 0 K: 1 BB: 0 S: 7 P: 12	R: 0 H: 0 E: 0 LOB: 1 K: 2 BB: 1 S: 9 P: 17	R: 0 H: 0 E: 1 LOB: 1 K: 2 BB: 0 S: 11 P: 17	R: 0 H: 1 E: 0 LOB: 1 K: 1 BB: 0 S: 14 P: 22	R: 0 H: 0 E: 0 LOB: 0 K: 1 BB: 0 S: 12 P: 18	R: 1 H: 2 E: 0 LOB: 1 K: 0 BB: 0 S: 12 P: 14	R: 0 H: 0 E: 0 LOB: 0 K: 1 BB: 0 S: 9 P: 14	R: 0 H: 0 E: 0 LOB: 0 K: 2 BB: 0 S: 12 P: 15	1B: 2 SF: 0 2B: 3 SAC: 0 3B: 0 DP: 0 HR: 0 HBP: 0	WP: 1 PA: 34 PB: 0 SB: 0 CS: 0		
PITCHER	IP WLS BF H R ER SO BB IBB HBP BLK WP HR S P ERA WHIP											PITCHER	IP WLS BF H R ER SO BB IBB HBP BLK WP HR S P ERA WHIP
Johan Santana, L (1, 1) ERA: 3.65	7.0 L 28 5 2 2 7 1 0 0 0 1 0 74 114 2.57 0.857												
28 Jesse Crain, R (8, 1) ERA: 2.83	0.2 2 0 0 0 0 0 0 0 0 0 0 6 9 0.00 0.000												
J.C. Romero, L (8, 1) ERA: 2.23	0.1 1 0 0 0 1 0 0 0 0 0 0 3 5 0.00 0.000												
36 Joe Nathan, R (9, 1) ERA: 3.02	1.0 3 0 0 0 2 0 0 0 0 0 0 12 15 0.00 0.000												

Oakland Athletics @ Minnesota Twins
 Hubert H. Humphrey Metrodome, Minneapolis, MN

Mon Aug 01 2005, 8:10 PM EDT
 Att: 21,176 - Dome - 70 F

livebaseballscorecards.com

AB 33
 R 2
 H 5
 RBI 2
 BB 1
 SO 10
 LOB 10



Batter	1	2	3	4	5	6	7	8	9	AB R H RBI BB SO LOB
Shannon Stewart, R (1, 7) OBP: 0.332, SLG: 0.400	2-2 F9		0-1 G5-3			0-1 F7			0-2 G1-3	4 0 0 0 0 0 0
8 Nick Punto, S (1, 4) OBP: 0.317, SLG: 0.350	0-0 B1-3		4-2 BB			0-1 G4-3			2-2 G1-3	3 0 0 0 1 0 0
7 Joe Mauer, L (1, 2) OBP: 0.374, SLG: 0.434	1-1 F7		2-2 L6			1-1 F8			1-1 G4-3	4 0 0 0 0 0 1
Terry Tiffee, S (1, 5) OBP: 0.233, SLG: 0.321		1-1 G3-1		0-1 G4-1			3-3 K			3 0 0 0 0 1 0
Jacque Jones, L (1, 9) OBP: 0.352, SLG: 0.460		1-3 K		0-1 G3			0-1 G4-3			3 0 0 0 0 1 0
33 Justin Morneau, L (1, 3) OBP: 0.326, SLG: 0.478		3-1 HR		1-3 K			0-0 F9			3 1 1 1 0 1 0
20 Lew Ford, R (1, 8) OBP: 0.332, SLG: 0.363		4-1 BB						0-1 G1-3		2 0 1 0 1 0 0
Michael Ryan, L (1, 10) OBP: 0.278, SLG: 0.327		1-1 F9						0-0 G4-3		3 0 0 0 0 0 2
Jason Bartlett, R (1, 6) OBP: 0.301, SLG: 0.362			2-3 K					2-3 K		3 0 0 0 0 2 0

Inning Stats	R: 0 E: 0 K: 0 S: 6	H: 0 LOB: 0 BB: 0 P: 9	R: 1 E: 0 K: 1 S: 10	H: 1 LOB: 1 BB: 1 P: 20	R: 0 E: 0 K: 1 S: 10	H: 0 LOB: 1 BB: 1 P: 18	R: 0 E: 0 K: 1 S: 7	H: 0 LOB: 0 BB: 0 P: 8	R: 0 E: 0 K: 0 S: 6	H: 1 LOB: 0 BB: 0 P: 9	R: 0 E: 0 K: 0 S: 6	H: 0 LOB: 0 BB: 0 P: 7	R: 0 E: 0 K: 1 S: 6	H: 0 LOB: 0 BB: 0 P: 9	R: 0 E: 0 K: 1 S: 6	H: 0 LOB: 0 BB: 0 P: 8	R: 0 E: 0 K: 0 S: 8	H: 0 LOB: 0 BB: 0 P: 11	1B: 1 2B: 0 3B: 0 HR: 1	SF: 0 SAC: 0 DP: 1 HBP: 0	WP: 0 PB: 0 SB: 0 CS: 0	PA: 30
--------------	------------------------------	---------------------------------	-------------------------------	----------------------------------	-------------------------------	----------------------------------	------------------------------	---------------------------------	------------------------------	---------------------------------	------------------------------	---------------------------------	------------------------------	---------------------------------	------------------------------	---------------------------------	------------------------------	----------------------------------	----------------------------------	------------------------------------	----------------------------------	--------

PITCHER	IP	WLS	BF	H	R	ER	SO	BB	IBB	HBP	BLK	WP	HR	S	P	ERA	WHIP
Joe Blanton, R (1, 1) ERA: 4.29	7.0	W	24	2	1	1	4	2	0	0	0	0	1	51	80	1.29	0.571
50 Kiko Calero, R (8, 1) ERA: 3.94	1.0	H	3	0	0	0	1	0	0	0	0	0	0	6	8	0.00	0.000
20 Huston Street, R (9, 1) ERA: 1.38	1.0	S	3	0	0	0	0	0	0	0	0	0	0	8	11	0.00	0.000


BOTTOM

Oakland Athletics @ Minnesota Twins
Hubert H. Humphrey Metrodome, Minneapolis, MN

Mon Aug 01 2005, 8:10 PM EDT
Att: 21,176 - Dome - 70 F

livebaseballscores.com

AB	28
R	1
H	2
RBI	1
BB	2
SO	5
LOB	3



Batter	1	2	3	4	5	6	7	8	9	AB R H RBI BB SO LOB	TOP														
Jason Kendall, R OBP: 0.354, SLG: 0.326 (1, 2)	2-2 G5-3 ①		2-2 G4-3 ②		2-2 21 1B		0-1 L5-4 ②③		0-0 21 G6-4-3 1B	5 0 2 1 0 0 2															
21 Mark Kotsay, L OBP: 0.322, SLG: 0.402 (1, 8)	1-2 7 G4-3 2B		1-2 G4-3 ③		1-0 1-2 3-H 1B			1-0 3 1B 1B	0-2 G6-4-3 ②③	5 1 3 1 0 0 1															
7 Bobby Crosby, R OBP: 0.362, SLG: 0.463 (1, 6)	1-2 G4-3 ②			1-2 G6-3 ①	1-3 K			4-1 3 1B 29 1B BB		3 1 0 0 1 1 3															
3 Eric Chavez, L OBP: 0.331, SLG: 0.457 (1, 5)	0-1 G4-3 ③			3-2 F8 ②		1-1 L9 ①		2-2 FC6-4 29 1B 1B		4 1 1 1 0 0 1															
29 Dan Johnson, L OBP: 0.392, SLG: 0.494 (1, 3)		2-3 K ①		2-2 G4-3 ③		2-2 G4-3 ②		1-0 FC6-4 1B		4 0 1 1 0 1 0															
Jay Payton, R OBP: 0.311, SLG: 0.472 (1, 7)		3-3 K ②			0-0 G6-3 ①	0-1 F9 ③		1-2 FC6-4 1B		4 0 0 0 0 1 2															
Scott Hatteberg, L OBP: 0.357, SLG: 0.374 (1, 10)		0-1 2B			2-1 F8 ②		1-1 G4-3 ①	1-2 FC6-4 ②		4 0 1 1 0 0 1															
Nick Swisher, S OBP: 0.322, SLG: 0.470 (1, 9)		1-0 F8 ③			4-1 14 BB 1B BB		2-1 L5-4 14 1B HBP	1-2 FC6-4 ③		2 1 0 0 1 0 2															
14 Mark Ellis, R OBP: 0.355, SLG: 0.404 (1, 4)			3-3 K ①		4-0 1B 21 1B BB		1-1 SAFE 1B 1-2 1B		0-2 G6-3 ①	3 1 1 0 1 1 0															
Inning Stats	R: 0 E: 0 K: 0 S: 12	H: 1 LOB: 1 BB: 0 P: 16	R: 0 E: 0 K: 2 S: 10	H: 1 LOB: 1 BB: 0 P: 16	R: 0 E: 0 K: 1 S: 13	H: 0 LOB: 0 BB: 0 P: 19	R: 0 E: 0 K: 0 S: 9	H: 0 LOB: 0 BB: 0 P: 15	R: 2 E: 0 K: 1 S: 11	H: 2 LOB: 2 BB: 2 P: 25	R: 0 E: 0 K: 0 S: 7	H: 0 LOB: 0 BB: 0 P: 10	R: 0 E: 0 K: 0 S: 7	H: 1 LOB: 1 BB: 0 P: 11	R: 3 E: 0 K: 0 S: 14	H: 3 LOB: 1 BB: 1 P: 26	R: 0 E: 0 K: 0 S: 7	H: 1 LOB: 0 BB: 0 P: 7	1B: 7 2B: 3 3B: 0 HR: 0	SF: 0 SAC: 0 DP: 2 HBP: 1	WP: 0 PB: 0 SB: 0 CS: 0	PA: 38			
PITCHER	IP	WLS	BF	H	R	ER	SO	BB	IBB	HBP	BLK	WP	HR	S	P	ERA	WHIP								
Joe Mays, R ERA: 4.62 (1, 1)	6.0		24	4	2	2	4	2	0	0	0	0	0	62	101	3.00	1.000								
54 Matt Guerrier, R ERA: 3.0 (7, 1)	1.0		4	1	0	0	0	0	0	1	0	0	0	7	11	0.00	1.000								
J.C. Romero, L ERA: 2.9 (8, 1)	0.0	L	4	3	3	3	0	1	0	0	0	0	0	6	14	∞	∞								
Juan Rincon, R ERA: 2.59 (8, 1)	1.0		3	0	0	0	0	0	0	0	0	0	0	8	12	0.00	0.000								
Terry Mulholland, L ERA: 5.83 (9, 1)	1.0		3	1	0	0	0	0	0	0	0	0	0	7	7	0.00	1.000								

Oakland Athletics @ Minnesota Twins
 Hubert H. Humphrey Metrodome, Minneapolis, MN
 Tue Aug 02 2005, 8:10 PM EDT
 Att: 22,101 - Dome - 70 F

livebaseballscorecards.com

AB	34
R	5
H	9
RBI	5
BB	3
SO	4
LOB	12



Batter	1	2	3	4	5	6	7	8	9	AB R H RBI BB SO LOB	TOP																		
Jason Kendall, R (1, 2) OBP: 0.351, SLG: 0.323	1-1 F9		0-1 G6-3			1-3 K		0-1 SF9		3 0 0 1 0 1 0	Oakland Athletics @ Minnesota Twins Hubert H. Humphrey Metrodome, Minneapolis, MN Wed Aug 03 2005, 8:10 PM EDT Att: 30,581 - Dome - 70 F livebaseballscorecards.com																		
21 Mark Kotsay, L (1, 8) OBP: 0.319, SLG: 0.398	2-2 G4-3		0-0 G3			1-2 F7		3-H 0-0 P4	4 0 0 0 0 0 0																				
7 Bobby Crosby, R (1, 6) OBP: 0.356, SLG: 0.455	1-3 K			2-3 K		0-1 G4-3		1-0 P4	4 0 0 0 0 2 0																				
3 Eric Chavez, L (1, 5) OBP: 0.330, SLG: 0.455		2-2 FC4 E 29 1B		2-1 F8		1-0 P6		2-3 K	4 1 1 0 0 1 0																				
29 Dan Johnson, L (1, 3) OBP: 0.394, SLG: 0.511		1-2 E 1B		0-0 L4		1-0 HR		3-3 K	4 1 2 1 0 1 0																				
23 Bobby Kielty, S (1, 7) OBP: 0.370, SLG: 0.411		0-3 K		0-0 G3-1		1-2 G6-3		1-2 G4-3	3 0 0 0 0 1 2																				
Scott Hatteberg, L (1, 10) OBP: 0.354, SLG: 0.371		1-1 FC4 G4-6-3		1-0 F8		0-0 G4-3			3 0 0 0 0 0 1																				
Nick Swisher, S (1, 9) OBP: 0.325, SLG: 0.475		2-1 G4-6-3		0-1 1B			0-0 14 SH5-3 SF9 2B		3 1 2 0 0 0 2																				
14 Mark Ellis, R (1, 4) OBP: 0.353, SLG: 0.401		1-1 G6-3		0-1 G5-3			0-0 SH5-3		2 0 0 0 0 0 1																				
Inning Stats	R: 0 E: 0 K: 1 S: 8	H: 0 LOB: 0 BB: 0 P: 12	R: 1 E: 1 K: 1 S: 15	H: 2 LOB: 1 BB: 0 P: 21	R: 0 E: 0 K: 0 S: 5	H: 0 LOB: 0 BB: 0 P: 6	R: 0 E: 0 K: 1 S: 14	H: 0 LOB: 0 BB: 0 P: 18	R: 0 E: 0 K: 0 S: 6	H: 1 LOB: 1 BB: 0 P: 7	R: 0 E: 0 K: 1 S: 8	H: 0 LOB: 0 BB: 0 P: 10	R: 1 E: 0 K: 0 S: 6	H: 1 LOB: 0 BB: 0 P: 9	R: 1 E: 0 K: 2 S: 5	H: 1 LOB: 0 BB: 0 P: 5	R: 0 E: 0 K: 2 S: 9	H: 0 LOB: 0 BB: 0 P: 15	1B: 3 2B: 1 3B: 0 HR: 1	SF: 1 SAC: 1 DP: 1 HBP: 0	WP: 0 PB: 0 SB: 0 CS: 0	PA: 32							
PITCHER	IP WLS BF H R ER SO BB IBB HBP BLK WP HR S P ERA WHIP																												
Carlos Silva, R (1, 1) ERA: 3.27	8.0		29	5	3	2	4	0	0	0	0	0	0	0	1	67	88	2.25	0.625										
36 Joe Nathan, R (9, 1) ERA: 2.96	1.0	W	3	0	0	0	2	0	0	0	0	0	0	0	9	15	0.00	0.000											



Batter	1	2	3	4	5	6	7	8	9	AB R H RBI BB SO LOB
Shannon Stewart, R (1, 7) OBP: 0.333, SLG: 0.398	0-2 G5-3		1-1 F7			1-1 SH5-3 1B		4-0 BB G4-6-3		3 0 1 0 1 0 1
8 Nick Punto, S (1, 4) OBP: 0.320, SLG: 0.349	2-3 K		4-1 BB			1-0 SH5-3		2-3 K		2 0 0 0 1 2 1
7 Joe Mauer, L (1, 2) OBP: 0.369, SLG: 0.426	2-0 F7		3-2 G4-3			0-0 F7		1-0 G4-6-3		4 0 0 0 0 0 4
Matthew LeCroy, R (1, 10) OBP: 0.353, SLG: 0.440		1-3 K			0-3 K		0-1 G6-3		2-0 P6	4 0 0 0 0 2 1
Jacque Jones, L (1, 9) OBP: 0.350, SLG: 0.463		1-3 K			2-3 K2-3		4-2 5 HR BB		3-3 K	3 1 0 0 1 3 0
33 Justin Morneau, L (1, 3) OBP: 0.325, SLG: 0.470		1-3 K			3-3 K		2-1 F7		4-2 20 3B BB	3 1 0 0 1 2 1
20 Lew Ford, R (1, 8) OBP: 0.332, SLG: 0.372			2-2 P4			0-1 G6-3		0-1 F9		4 0 1 1 0 0 1
5 Michael Cuddyer, R (1, 5) OBP: 0.342, SLG: 0.429			2-0 HR			2-2 G5-3		1-2 1-H HR		3 2 2 3 0 0 0
Jason Bartlett, R (1, 6) OBP: 0.294, SLG: 0.350			2-2 8 BB 1B			0-0 G6-3		1-1 F9		3 0 1 0 0 0 0

Inning Stats	R: 0	H: 0	E: 0	K: 1	S: 9	R: 0	H: 0	E: 0	K: 3	S: 9	R: 1	H: 2	E: 0	K: 0	S: 16	R: 0	H: 0	E: 0	K: 3	S: 11	R: 0	H: 0	E: 0	K: 0	S: 8	R: 0	H: 1	E: 0	K: 0	S: 6	R: 2	H: 1	E: 0	K: 0	S: 12	R: 0	H: 0	E: 0	K: 1	S: 6	R: 1	H: 1	E: 0	K: 1	S: 9	1B: 2	2B: 0	3B: 1	HR: 2	SF: 0	SAC: 1	DP: 1	HBP: 0	WP: 0	PB: 0	SB: 0	CS: 0	PA: 34
--------------	------	------	------	------	------	------	------	------	------	------	------	------	------	------	-------	------	------	------	------	-------	------	------	------	------	------	------	------	------	------	------	------	------	------	------	-------	------	------	------	------	------	------	------	------	------	------	-------	-------	-------	-------	-------	--------	-------	--------	-------	-------	-------	-------	--------

PITCHER	IP	WLS	BF	H	R	ER	SO	BB	IBB	HBP	BLK	WP	HR	S	P	ERA	WHIP
40 Rich Harden, R (1, 1) ERA: 2.54	6.2		25	3	2	2	7	2	0	0	0	0	1	66	102	2.70	0.750
50 Kiko Calero, R (7, 1) ERA: 4.18	0.1	B	2	1	1	1	0	0	0	0	0	0	1	5	7	27.00	3.000
58 Justin Duchschere, R (8, 1) ERA: 1.89	1.2	L	7	1	1	1	2	2	0	0	0	0	0	15	32	5.40	1.800

BOTTOM

Oakland Athletics @ Minnesota Twins
Hubert H. Humphrey Metrodome, Minneapolis, MN

Wed Aug 03 2005, 8:10 PM EDT
Att: 30,581 - Dome - 70 F

livebaseballscorecards.com

AB	29
R	4
H	5
RBI	4
BB	4
SO	9
LOB	9



Batter	1	2	3	4	5	6	7	8	9	AB R H RBI BB SO LOB	TOP																									
Jason Kendall, R (1, 2) OBP: 0.351, SLG: 0.322	1-3 K		1-2 G6-3			1-1 G6-3		2-1 HBP	1-2 2B	4 2 1 0 0 1 0																										
Nick Swisher, S (1, 9) OBP: 0.326, SLG: 0.477	1-2 1B			1-2 G6-3		0-2 F8		2-2 F7	1-2 2B	5 0 2 1 0 0 1																										
7 Bobby Crosby, R (1, 6) OBP: 0.357, SLG: 0.456	1-0 F9			1-1 G3		3-2 1B		3-2 1B	0-2 SF9	4 0 2 1 0 0 1																										
3 Eric Chavez, L (1, 5) OBP: 0.331, SLG: 0.461	1-3 K			0-1 HR		2-3 K		0-0 1B	2-3 K	5 1 2 2 0 3 3																										
29 Dan Johnson, L (1, 3) OBP: 0.396, SLG: 0.524			0-2 F7		1-2 G4-3		1-1 HR	4-0 IBB		3 1 1 1 1 0 0																										
23 Bobby Kielty, S (1, 7) OBP: 0.369, SLG: 0.407			4-2 BB		0-2 G3-1		0-2 G5-3	3-3 K		3 0 0 0 1 1 3																										
Scott Hatteberg, L (1, 10) OBP: 0.355, SLG: 0.372			1-1 G4-6-3		1-2 1B		2-1 1B	1-2 FC6-4		4 0 2 0 0 0 4																										
Jay Payton, R (1, 8) OBP: 0.310, SLG: 0.467			1-0 G5-3		1-1 FC4-6		1-0 1B		1-3 K	4 0 1 0 0 1 1																										
Marco Scutaro, R (1, 4) OBP: 0.323, SLG: 0.375			2-1 G5-3		1-0 G1-3		1-2 G5-4-3		1-1 1B	4 1 1 0 0 0 3																										
Inning Stats	R: 0 E: 0 K: 2 S: 13	H: 1 LOB: 1 BB: 0 P: 17	R: 0 E: 0 K: 0 S: 7	H: 0 LOB: 0 BB: 1 P: 12	R: 0 E: 0 K: 0 S: 6	H: 0 LOB: 0 BB: 0 P: 10	R: 1 E: 0 K: 0 S: 10	H: 1 LOB: 0 BB: 0 P: 13	R: 0 E: 0 K: 1 S: 12	H: 1 LOB: 1 BB: 0 P: 18	R: 1 E: 0 K: 0 S: 13	H: 3 LOB: 1 BB: 0 P: 18	R: 1 E: 0 K: 1 S: 17	H: 2 LOB: 3 BB: 1 P: 32	R: 2 E: 0 K: 2 S: 18	H: 3 LOB: 1 BB: 0 P: 22	1B: 9 2B: 1 3B: 0 HR: 2	SF: 1 SAC: 0 DP: 2 HBP: 1	WP: 1 PB: 0 SB: 1 CS: 0	PA: 40																
PITCHER	IP WLS BF H R ER SO BB IBB HBP BLK WP HR S P ERA WHIP																																			
Kyle Lohse, R (1, 1) ERA: 4.38	7.0		27	7	2	2	3	1	0	0	0	0	2	71	101	2.57	1.143																			
28 Jesse Crain, R (8, 1) ERA: 3.0	0.1	L	3	1	1	1	0	0	0	1	0	0	1	10	17	27.00	3.000																			
J.C. Romero, L (8, 1) ERA: 2.9	0.0		2	1	0	0	0	0	1	0	0	0	0	1	5	∞	∞																			
Juan Rincon, R (8, 1) ERA: 2.88	1.1		7	3	2	2	2	0	0	0	0	0	0	21	29	13.50	2.250																			
Terry Mulholland, L (9, 1) ERA: 5.79	0.1		1	0	0	0	1	0	0	0	0	0	0	3	3	0.00	0.000																			

Oakland Athletics @ Minnesota Twins
 Hubert H. Humphrey Metrodome, Minneapolis, MN

livebaseballscorecards.com

AB	36
R	5
H	12
RBI	5
BB	2
SO	6
LOB	16



Thu Aug 04 2005, 1:10 PM EDT
 Att. 25,154 - Dome - 70 F

Batter	1	2	3	4	5	6	7	8	9	AB	R	H	RBI	BB	SO	LOB
Shannon Stewart, R OBP: 0.330, SLG: 0.394 (1, 7)	1-0 G5-3			2-1 G4-3		2-1 L6		1-0 FC4-6		4	0	0	0	0	0	1
Juan Castro, R OBP: 0.264, SLG: 0.375 (1, 4) (9, 6)	1-3 K			1-0 G1-3		1-0 G1		0-0 L6		4	0	0	0	0	1	1
20 Lew Ford, R OBP: 0.329, SLG: 0.368 (1, 8)	1-3 K			0-2 G4-3						4	0	0	0	0	2	0
Matthew LeCroy, R OBP: 0.358, SLG: 0.463 (1, 10)			2-3 K		0-0 HR											
8 Nick Punto, S OBP: 0.319, SLG: 0.348 (7, PR) (8, 10)																
Jacque Jones, L OBP: 0.349, SLG: 0.459 (1, 9)			2-1 F7		4-2 33 1B BB											
33 Justin Morneau, L OBP: 0.328, SLG: 0.476 (1, 3)			0-3 K		0-1 55 G6-4-3 1B											
5 Michael Cuddyer, R OBP: 0.339, SLG: 0.424 (1, 5)				2-3 K		0-3 K										
55 Mike Redmond, R OBP: 0.310, SLG: 0.333 (1, 2)																
Jason Bartlett, R OBP: 0.288, SLG: 0.343 (1, 6)																
Michael Ryan, L OBP: 0.291, SLG: 0.327 (8, PH)																
38 Luis Antonio Rodriguez, S OBP: 0.356, SLG: 0.410 (8, 4)																

Inning Stats	R: 0	H: 0	E: 0	K: 2	S: 7	LOB: 0	BB: 0	P: 10
	R: 0	H: 0	E: 0	K: 2	S: 8 <td>LOB: 0</td> <td>BB: 0</td> <td>P: 12</td>	LOB: 0	BB: 0	P: 12
	R: 0	H: 0	E: 0	K: 2	S: 8 <td>LOB: 0</td> <td>BB: 0</td> <td>P: 13</td>	LOB: 0	BB: 0	P: 13
	R: 0	H: 0	E: 0	K: 0	S: 6 <td>LOB: 0</td> <td>BB: 0</td> <td>P: 9</td>	LOB: 0	BB: 0	P: 9
	R: 1	H: 2	E: 0	K: 1	S: 9 <td>LOB: 1</td> <td>BB: 1</td> <td>P: 13</td>	LOB: 1	BB: 1	P: 13
	R: 0	H: 0	E: 0	K: 0	S: 6 <td>LOB: 0</td> <td>BB: 0</td> <td>P: 9</td>	LOB: 0	BB: 0	P: 9
	R: 1	H: 2	E: 0	K: 1	S: 11 <td>LOB: 2</td> <td>BB: 0</td> <td>P: 19</td>	LOB: 2	BB: 0	P: 19
	R: 0	H: 0	E: 0	K: 0	S: 6 <td>LOB: 1</td> <td>BB: 1</td> <td>P: 11</td>	LOB: 1	BB: 1	P: 11
	R: 0	H: 0	E: 0	K: 3	S: 13 <td>LOB: 0</td> <td>BB: 0</td> <td>P: 17</td>	LOB: 0	BB: 0	P: 17


PITCHER	IP	WLS	BF	H	R	ER	SO	BB	IBB	HBP	BLK	WP	HR	S	P	ERA	WHIP
Barry Zito, L ERA: 3.65 (1, 1)	8.0	W	29	4	2	2	8	2	0	0	0	0	1	61	96	2.25	0.750
20 Huston Street, R ERA: 1.33 (9, 1)	1.0	S	3	0	0	0	3	0	0	0	0	0	0	13	17	0.00	0.000

BOTTOM

Oakland Athletics @ Minnesota Twins
 Hubert H. Humphrey Metrodome, Minneapolis, MN

Thu Aug 04 2005, 1:10 PM EDT
 Att. 25,154 - Dome - 70 F

AB	30
R	2
H	4
RBI	2
BB	2
SO	11
LOB	9



WP	HR	S	P	ERA	WHIP
0	0	0	0	0	0
0	0	0	0	0	0
0	0	0	0	0	0

Batter	1	2	3	4	5	6	7	8	9	AB R H RBI BB SO LOB	TOP	
18 Johnny Damon, L (1, 8) OBP: 0.385, SLG: 0.487 13 Alex Cora, L (6, 6) OBP: 0.247, SLG: 0.295	0-2 3B		1-2 G3-1			3-2 L8		2-2 G6-3		3 0 1 0 0 0 0 1 0 0 0 0 0 0		
Edgar Renteria, R (1, 6) OBP: 0.344, SLG: 0.385 Adam Stern, L (6, 8) OBP: 0.214, SLG: 0.385	1-3 K		1-2 P4			2-1 1B		0-1 G6-3		3 0 1 0 0 1 1 1 0 0 0 0 0 0		
34 David Ortiz, L (1, 10) OBP: 0.393, SLG: 0.561 Roberto Petagine, L (9, PH)	4-1 BB					0-0 L7				2 0 0 0 1 1 1 1 0 0 0 0 1 0		
Manny Ramirez, R (1, 7) OBP: 0.374, SLG: 0.587 Doug Mirabelli, R (7, 2) OBP: 0.287, SLG: 0.374	0-3 K					0-1 F9		2-2 1B 1B		3 0 1 0 0 1 2 1 0 0 0 0 0 0		
Jason Varitek, S (1, 2) OBP: 0.381, SLG: 0.547 Gabe Kapler, R (7, 7) OBP: 0.286, SLG: 0.231	2-3 K					3-2 K		2-2 F7		3 0 0 0 0 2 3 1 0 0 0 0 0 0		
Kevin Millar, R (1, 3) OBP: 0.357, SLG: 0.373			0-1 F8			0-1 G6-3		0-0 F8		4 0 0 0 0 1 2		
Bill Mueller, S (1, 5) OBP: 0.375, SLG: 0.412			0-0 P5			1-3 K		0-0 1-2 1B		3 0 1 0 0 1 0		
Tony Graffanino, R (1, 4) OBP: 0.373, SLG: 0.386			2-2 P1			1-3 K		2-3 K		3 0 0 0 0 2 2		
José Cruz Jr., S (1, 9) OBP: 0.345, SLG: 0.430			0-2 P5			0-1 P5		2-3 K		3 0 0 0 0 1 0		
Inning Stats	R: 0 H: 1 E: 0 LOB: 2 K: 3 BB: 1 S: 15 P: 22	R: 0 H: 0 E: 0 LOB: 0 K: 0 BB: 0 S: 7 P: 9	R: 0 H: 0 E: 0 LOB: 0 K: 0 BB: 0 S: 12 P: 14	R: 0 H: 0 E: 0 LOB: 0 K: 2 BB: 0 S: 9 P: 15	R: 0 H: 0 E: 0 LOB: 0 K: 2 BB: 0 S: 9 P: 11	R: 0 H: 1 E: 0 LOB: 1 K: 0 BB: 0 S: 8 P: 13	R: 0 H: 2 E: 0 LOB: 2 K: 1 BB: 0 S: 14 P: 20	R: 0 H: 0 E: 0 LOB: 0 K: 1 BB: 0 S: 8 P: 12	R: 0 H: 0 E: 1 LOB: 1 K: 2 BB: 0 S: 10 P: 17	1B: 3 SF: 0 2B: 0 SAC: 0 3B: 1 DP: 0 HR: 0 HBP: 0	WP: 0 PA: 33 PB: 0 SB: 0 CS: 0	
PITCHER	IP WLS BF H R ER SO BB IBB HBP BLK WP HR S P ERA WHIP											
Brad Radke, R (1, 1) ERA: 3.71	7.0 W 26 4 0 0 8 1 0 0 0 0 0 0 74 104 0.00 0.714											
Terry Mulholland, L (8, 1) ERA: 5.65	1.0 3 0 0 0 1 0 0 0 0 0 0 0 8 12 0.00 0.000											
54 Matt Guerrier, R (9, 1) ERA: 2.93	1.0 4 0 0 0 2 0 0 0 0 0 0 0 10 17 0.00 0.000											

Boston Red Sox @ Minnesota Twins
 Hubert H. Humphrey Metrodome, Minneapolis, MN

Fri Aug 05 2005, 8:10 PM EDT
 Att: 38,161 - Dome - 70 F

AB	32
R	0
H	4
RBI	0
BB	1
SO	11
LOB	11



livebaseballscorecards.com

Batter	1	2	3	4	5	6	7	8	9	AB	R	H	RBI	BB	SO	LOB
Shannon Stewart, R (1, 7) OBP: 0.331, SLG: 0.395	1-0 G4-3			1-2 B1-3 20 G6-3 1B		3-1 7 1B 1B	0-0 G3-1			4	1	2	0	0	0	1
20 Lew Ford, R (1, 8) OBP: 0.334, SLG: 0.379	2-2 G5-3			3-2 G6-3		0-0 7 1B 1B		0-1 S 1B		4	1	2	0	0	0	1
7 Joe Mauer, L (1, 2) OBP: 0.370, SLG: 0.429	1-2 G3			0-0 B1-3		1-1 1B 1B		1-2 L8		4	0	1	2	0	0	2
Matthew LeCroy, R (1, 10) OBP: 0.364, SLG: 0.471			3-3 K	0-0 G5-3		1-2 33 1B 1B		1-1 G5-3		4	0	1	1	0	1	2
Jacque Jones, L (1, 9) OBP: 0.354, SLG: 0.469		1-2 F7			0-3 K	0-3 K		4-0 IBB		3	0	0	0	1	2	2
33 Justin Morneau, L (1, 3) OBP: 0.322, SLG: 0.465		1-3 K			0-0 P5	2-1 1B		0-1 G4-1		4	0	1	0	0	1	2
5 Michael Cuddyer, R (1, 5) OBP: 0.342, SLG: 0.424			0-2 G5-3		2-1 G4-3		1-0 G4-3 8 SH1-4 HBP		1-0 E5 8 SH 1B	3	1	1	0	0	0	0
8 Nick Punto, S (1, 4) OBP: 0.316, SLG: 0.343		2-2 G4-3				0-3 K	1-0 SH1-4		0-0 SH	2	0	0	0	0	1	0
Juan Castro, R (1, 6) Terry Tiffie, S (7, PH) Jason Bartlett, R (8, 6) OBP: 0.266, SLG: 0.376 OBP: 0.239, SLG: 0.337 OBP: 0.287, SLG: 0.333			1-2 P4			1-0 20 1B 7 1B 1B	1-2 G4-3			2	1	1	0	0	0	0

Inning Stats	R: 0	H: 0	E: 0	K: 0	S: 7	R: 0	H: 0	E: 0	K: 2	S: 9	R: 0	H: 0	E: 0	K: 0	S: 11	R: 0	H: 1	E: 0	K: 0	S: 11	R: 0	H: 0	E: 0	K: 1	S: 6	R: 3	H: 6	E: 0	K: 2	S: 18	R: 0	H: 0	E: 0	K: 0	S: 5	R: 0	H: 1	E: 0	K: 0	S: 9	R: 1	H: 1	E: 2	K: 0	S: 2	1B: 9	2B: 0	3B: 0	HR: 0	SF: 0	SAC: 2	DP: 0	HBP: 1	WP: 0	PB: 0	SB: 1	CS: 0	PA: 35
--------------	------	------	------	------	------	------	------	------	------	------	------	------	------	------	-------	------	------	------	------	-------	------	------	------	------	------	------	------	------	------	-------	------	------	------	------	------	------	------	------	------	------	------	------	------	------	------	-------	-------	-------	-------	-------	--------	-------	--------	-------	-------	-------	-------	--------

PITCHER	IP	WLS	BF	H	R	ER	SO	BB	IBB	HBP	BLK	WP	HR	S	P	ERA	WHIP
David Wells, L (1, 1) ERA: 4.45	6.0		24	7	3	3	5	0	0	0	0	0	0	62	88	4.50	1.167
Chad Bradford, R (7, 1) ERA: 2.16	1.0		5	1	0	0	0	0	0	1	0	0	0	7	10	0.00	1.000
Mike Myers, L (8, 1) ERA: 2.77	0.1		1	0	0	0	0	0	0	0	0	0	0	3	4	0.00	0.000
50 Mike Timlin, R (8, 1) ERA: 1.32	0.2	L	5	1	1	0	0	0	1	0	0	0	0	6	12	0.00	1.500

BOTTOM

Boston Red Sox @ Minnesota Twins
 Hubert H. Humphrey Metrodome, Minneapolis, MN
 Sat Aug 06 2005, 7:10 PM EDT
 Att: 40,626 - Dome - 70 F

livebaseballscorecards.com

AB	31
R	4
H	9
RBI	3
BB	1
SO	5
LOB	11



Batter	1	2	3	4	5	6	7	8	9	AB R H RBI BB SO LOB	TOP											
Tony Graffanino, R (1, 4) OBP: 0.368, SLG: 0.380	0-1 1B 34 2B	2-3 K		3-3 K2 1-1f		1-1 F9		2-3 K		5 1 1 0 0 3 2												
Edgar Renteria, R (1, 6) OBP: 0.343, SLG: 0.385	1-0 1B 34 2B	0-2 1B 34 L1-3			0-0 2B 1B	2-2 G6-3		0-0 E6		5 2 3 0 0 0 1												
34 David Ortiz, L (1, 10) OBP: 0.394, SLG: 0.558	3-2 2B 1-H 2-H	0-1 L1-3			4-1 2B 1B BB		4-0 HR BB	3-3 K		3 3 1 2 2 1 2												
Manny Ramirez, R (1, 7) OBP: 0.378, SLG: 0.598 Adam Stern, L (7, 7) OBP: 0.200, SLG: 0.357	2-2 1B 2B 2-H		1-1 1B		0-0 2B 1B		3-2 HR 1-H	0-0 F8		4 3 4 3 0 0 0 1 0 0 0 0 0 1												
Kevin Millar, R (1, 9) OBP: 0.359, SLG: 0.373	1-1 1B 1B 2-H		2-0 1B 1B G6-4-3		0-0 P3		2-1 WP 1B		0-0 G2-3	5 1 3 1 0 0 3												
Roberto Petagine, L (1, 3) OBP: 0.200, SLG: 0.222	0-0 F7		2-1 L1		2-1 2B 1-H 2-H 3-H		0-3 K	1-1 F7		5 0 1 3 0 1 4												
Doug Mirabelli, R (1, 2) OBP: 0.292, SLG: 0.368	0-1 1B 13 E		0-0 G6-4-3		1-3 K		4-2 13 G4-3 BB	1-3 K		4 0 1 0 1 2 2												
13 Alex Cora, L (1, 5) OBP: 0.242, SLG: 0.289	2-1 F7			1-1 F7		0-1 F8		3-2 G4-3		4 0 0 0 0 0 3												
Gabe Kapler, R (1, 8) OBP: 0.409, SLG: 0.571	2-3 K		1-2 1B 2B		0-1 1B S			0-1 HR		4 1 3 1 0 1 1												
Inning Stats	R: 5 E: 1 K: 1 S: 19	H: 6 LOB: 1 BB: 0 P: 30	R: 0 E: 0 K: 1 S: 8	H: 1 LOB: 0 BB: 0 P: 10	R: 0 E: 0 K: 0 S: 6	H: 2 LOB: 1 BB: 0 P: 11	R: 0 E: 0 K: 1 S: 9	H: 1 LOB: 1 BB: 0 P: 14	R: 3 E: 0 K: 1 S: 9	H: 3 LOB: 0 BB: 1 P: 16	R: 0 E: 0 K: 0 S: 10	H: 1 LOB: 1 BB: 0 P: 12	R: 2 E: 0 K: 1 S: 15	H: 2 LOB: 1 BB: 2 P: 31	R: 1 E: 1 K: 2 S: 11	H: 1 LOB: 1 BB: 0 P: 16	R: 0 E: 0 K: 1 S: 6	H: 0 LOB: 0 BB: 0 P: 8	1B: 11 2B: 6 3B: 0 HR: 2	SF: 0 SAC: 0 DP: 4 HBP: 0	WP: 1 PB: 0 SB: 1 CS: 0	PA: 43
PITCHER	IP WLS BF H R ER SO BB IBB HBP BLK WP HR S P ERA WHIP																					
Joe Mays, R (1, 1) ERA: 4.95	4.2 L 24 13 8 7 3 1 0 0 0 0 0 0 48 77 13.50 3.000																					
54 Matt Guerrier, R (5, 1) ERA: 2.84	1.1 5 1 0 0 1 0 0 0 0 0 0 0 13 16 0.00 0.750																					
J.C. Romero, L (7, 1) ERA: 3.27	1.0 6 2 2 2 1 2 0 0 0 0 1 1 15 31 18.00 4.000																					
Terry Mulholland, L (8, 1) ERA: 5.6	2.0 8 1 1 1 3 0 0 0 0 0 0 1 17 24 4.50 0.500																					

Boston Red Sox @ Minnesota Twins
 Hubert H. Humphrey Metrodome, Minneapolis, MN
 Sun Aug 07 2005, 2:10 PM EDT
 Att. 40,982 - Dome - 70 F

livebaseballscorecards.com

AB	40
R	11
H	17
RBI	10
BB	3
SO	8
LOB	19



Batter	1	2	3	4	5	6	7	8	9	AB R H RBI BB SO LOB
Shannon Stewart, R (1, 7) OBP: 0.332, SLG: 0.398	1-1 F9		1-2 8 1B 20 E 1B		0-2 G5-3			0-3 K 20 BB	0-2 8 1B BB 2B	5 2 2 2 0 1 0
8 Nick Punto, S (1, 4) OBP: 0.317, SLG: 0.344	0-3 K		3-1 20 E 1B		0-1 G5-3			1-0 F8	1-0 BB 20 DI 1B	5 0 2 2 0 1 1
20 Lew Ford, R (1, 8) OBP: 0.335, SLG: 0.375	2-2 G5-3		0-0 FC9-4-5-4 S		2-2 F8			4-2 BB	4-1 BB BB	3 0 0 0 2 0 1
Matthew LeCroy, R (1, 10) OBP: 0.360, SLG: 0.460 38 Luis Antonio Rodriguez, R (9, 9) OBP: 0.361, SLG: 0.415		1-3 K	1-3 K		3-3 K			0-2 F9	4-2 BB BB	4 0 0 1 1 3 3 0 0 0 0 0 0 0
Jacque Jones, L (1, 9) OBP: 0.350, SLG: 0.463		0-3 K2-3		0-0 G3-1			2-3 K	1-3 K	0-3 K	5 0 0 0 0 4 5
5 Michael Cuddyer, R (1, 3) OBP: 0.342, SLG: 0.423 Terry Tiffee, S (8, 3) OBP: 0.236, SLG: 0.333		2-1 P4		0-3 K			1-1 E 1B 1B		1-0 F8	3 1 1 0 0 1 0 1 0 0 0 0 0 0
55 Mike Redmond, R (1, 2) OBP: 0.300, SLG: 0.321			0-3 K	1-1 F9			1-3 K		0-2 K	4 0 0 0 0 3 1
Juan Castro, R (1, 5) OBP: 0.275, SLG: 0.380			1-0 1B 8 1B 1B		0-0 G1-3		0-1 E6 1B		4-2 E 1B 2B BB	3 2 2 0 1 0 0
Jason Bartlett, R (1, 6) OBP: 0.294, SLG: 0.339			3-1 1B 8 1B 1B		3-2 F8		1-0 F9		1-2 E5 2B 1B	4 2 2 0 0 0 1

Inning Stats	R: 0 E: 0 K: 1 S: 8	H: 0 LOB: 0 BB: 0 P: 11	R: 0 E: 0 K: 2 S: 8	H: 0 LOB: 0 BB: 0 P: 11	R: 3 E: 1 K: 2 S: 15	H: 4 LOB: 1 BB: 0 P: 24	R: 0 E: 0 K: 1 S: 6	H: 0 LOB: 0 BB: 0 P: 7	R: 0 E: 0 K: 0 S: 9	H: 0 LOB: 0 BB: 0 P: 12	R: 0 E: 0 K: 1 S: 13	H: 0 LOB: 0 BB: 0 P: 18	R: 1 E: 1 K: 2 S: 11	H: 2 LOB: 1 BB: 0 P: 16	R: 0 E: 0 K: 2 S: 13	H: 0 LOB: 2 BB: 1 P: 19	R: 3 E: 1 K: 2 S: 22	H: 3 LOB: 3 BB: 3 P: 37	1B: 8 2B: 1 3B: 0 HR: 0	SF: 0 SAC: 0 DP: 0 HBP: 0
--------------	------------------------------	----------------------------------	------------------------------	----------------------------------	-------------------------------	----------------------------------	------------------------------	---------------------------------	------------------------------	----------------------------------	-------------------------------	----------------------------------	-------------------------------	----------------------------------	-------------------------------	----------------------------------	-------------------------------	----------------------------------	----------------------------------	------------------------------------

PITCHER	IP	WLS	BF	H	R	ER	SO	BB	IBB	HBP	BLK	WP	HR	S	P	ERA	WHIP
49 Tim Wakefield, R (1, 1) ERA: 4.13	8.0	W	32	6	4	2	11	1	0	0	0	1	0	83	118	2.25	0.875
17 Manny Delcarmen, R (9, 1) ERA: 7.36	0.2		7	3	3	3	1	2	0	0	0	0	0	16	27	40.50	7.500
38 Curt Schilling, R (9, 1) ERA: 5.88	0.1	S	2	0	0	0	1	1	0	0	0	0	0	6	10	0.00	3.000

BOTTOM

Boston Red Sox @ Minnesota Twins
 Hubert H. Humphrey Metrodome, Minneapolis, MN


Sun Aug 07 2005, 2:10 PM EDT
 Att: 40,982 - Dome - 70 F

livebaseballscorecards.com

AB	37
R	7
H	9
RBI	5
BB	4
SO	13
LOB	12



WP: 1	PA: 41
PB: 0	
SB: 1	
CS: 0	

Batter	1	2	3	4	5	6	7	8	9	AB R H RBI BB SO LOB	TOP														
Shannon Stewart, R (1, 7) OBP: 0.333, SLG: 0.403	0-1 G1-5-3		1-2 2B		0-1 2B		0-1 G1-6-3			4 1 2 2 0 0 1															
8 Nick Punto, S (1, 4) OBP: 0.320, SLG: 0.348	1-2 F7		2-2 2B		1-2 K			4-2 BB		3 1 1 1 1 1 2															
7 Joe Mauer, L (1, 2) OBP: 0.369, SLG: 0.425	1-2 G4-3		3-1 F7		4-0 IBB			0-3 K		3 0 0 0 1 1 2															
Matthew LeCroy, R (1, 10) OBP: 0.363, SLG: 0.458 38 Luis Antonio Rodriguez, R (8, 10) OBP: 0.361, SLG: 0.415		3-3 K	1-1 1B		0-0 F9			4-2 BB		3 0 1 1 1 1 3 0 0 0 0 0 0 0															
Jacque Jones, L (1, 9) OBP: 0.346, SLG: 0.458		3-0 F8		2-1 P5		2-2 G6-3		0-0 L8		4 0 0 0 0 0 2															
20 Lew Ford, R (1, 8) OBP: 0.332, SLG: 0.371		1-2 F8		1-1 L5		0-0 G4-3		0-3 K		4 0 0 0 0 1 2															
33 Justin Morneau, L (1, 3) OBP: 0.319, SLG: 0.459			1-0 G3		3-2 F9		2-3 K		0-2 F7	4 0 0 0 0 1 0	AB 31 R 4 H 6 RBI 4 BB 5 SO 7 LOB 12														
Terry Tiffee, S (1, 5) OBP: 0.237, SLG: 0.330			0-1 2B		1-0 L9		3-3 K		1-0 F9	4 1 1 0 0 1 0															
Jason Bartlett, R (1, 6) OBP: 0.309, SLG: 0.342			4-0 2B		4-0 2B		3-1 1B		1-3 K	2 1 1 0 2 1 0															
Inning Stats	R: 0 E: 0 K: 0 S: 11	H: 0 LOB: 0 BB: 0 P: 13	R: 0 E: 0 K: 1 S: 8	H: 0 LOB: 0 BB: 0 P: 15	R: 4 E: 0 K: 0 S: 16	H: 4 LOB: 1 BB: 1 P: 28	R: 0 E: 0 K: 0 S: 8	H: 0 LOB: 0 BB: 0 P: 14	R: 0 E: 0 K: 1 S: 8	H: 1 LOB: 3 BB: 2 P: 18	R: 0 E: 0 K: 1 S: 7	H: 0 LOB: 0 BB: 0 P: 11	R: 0 E: 0 K: 1 S: 9	H: 1 LOB: 0 BB: 0 P: 15	R: 0 E: 0 K: 2 S: 12	H: 0 LOB: 2 BB: 2 P: 20	R: 0 E: 0 K: 1 S: 7	H: 0 LOB: 0 BB: 0 P: 9	1B: 3 2B: 3 3B: 0 HR: 0	SF: 0 SAC: 0 DP: 1 HBP: 0	WP: 0 PB: 0 SB: 1 CS: 0	PA: 36			
PITCHER	IP WLS BF H R ER SO BB IBB HBP BLK WP HR S P ERA WHIP																								
Gil Meche, R (1, 1) ERA: 5.12	5.0		22	5	4	4	2	2	1	0	0	0	0	51	88	7.20	1.400								
Matt Thornton, L (6, 1) ERA: 5.44	2.1		8	1	0	0	3	1	0	0	0	0	0	21	35	0.00	0.857								
Jeff Nelson, R (8, 1) ERA: 2.87	0.0		1	0	0	0	0	1	0	0	0	0	0	2	6	∞	∞								
George Sherrill, L (8, 1) ERA:	0.2	W	2	0	0	0	1	0	0	0	0	0	0	5	5	0.00	0.000								
Eddie Guardado, L (9, 1) ERA: 1.38	1.0	S	3	0	0	0	1	0	0	0	0	0	0	7	9	0.00	0.000								

Minnesota Twins @ Seattle Mariners
Safeco Field, Seattle, WA
Mon Aug 08 2005, 7:05 PM PDT
Att. 35,401 - Clear - 77 F


livebaseballscorecards.com

Batter	1	2	3	4	5	6	7	8	9
51 Ichiro Suzuki, L (1, 9) OBP: 0.347, SLG: 0.430	2-2 F7		0-0 P6		0-0 F9			2-2 16 1B 7 BB 1B	
16 Willie Bloomquist, R (1, 4) OBP: 0.317, SLG: 0.349	0-1 F9			0-1 G4-3	2-2 2B			1-1 7 BB P4 1B	
Raul Ibanez, L (1, 10) OBP: 0.360, SLG: 0.460	0-1 G6-3			3-2 2B	0-3 K			0-0 P3	
Richie Sexson, R (1, 3) OBP: 0.362, SLG: 0.544			3-3 K	1-2 29 1B 7 1B 2B		0-3 K		2-1 P4	
29 Adrián Beltré, R (1, 5) OBP: 0.297, SLG: 0.414		0-0 L9		0-2 7 1B 1B		0-2 G6-3		4-0 7 BB IBB	
7 Jeremy Reed, L (1, 8) OBP: 0.321, SLG: 0.343		0-1 F9		1-1 12 G5-4-3 1B		0-3 K		4-2 BB	
12 Michael Morse, R (1, 6) OBP: 0.366, SLG: 0.394			0-0 G5-3	0-1 G5-4-3			1-3 K	2-3 K	
7 Yuniesky Betancourt, R (9, 6) OBP: 0.273, SLG: 0.355				1-2f					
Chris Snelling, L (1, 7) OBP: 0.423, SLG: 0.524			0-1 HR		4-1 16 2B G1-3 BB		1-1 G6-4-3 1B		
Yorvit Torrealba, R (1, 2) OBP: 0.286, SLG: 0.324			0-0 G4-3		0-1 G1-3		1-1 G6-4-3		

Inning Stats		R: 0	H: 0	E: 0	LOB: 0	K: 0	BB: 0	S: 8	P: 10
Inning Stats		R: 0	H: 0	E: 0	LOB: 0	K: 0	BB: 0	S: 8	P: 10
Inning Stats		R: 0	H: 0	E: 0	LOB: 0	K: 1	BB: 0	S: 8	P: 11
Inning Stats		R: 1	H: 1	E: 0	LOB: 0	K: 0	BB: 0	S: 5	P: 5
Inning Stats		R: 2	H: 4	E: 0	LOB: 1	K: 0	BB: 0	S: 16	P: 21
Inning Stats		R: 1	H: 1	E: 0	LOB: 1	K: 1	BB: 1	S: 10	P: 16
Inning Stats		R: 0	H: 0	E: 0	LOB: 0	K: 2	BB: 0	S: 10	P: 10
Inning Stats		R: 0	H: 1	E: 0	LOB: 0	K: 1	BB: 0	S: 7	P: 10
Inning Stats		R: 1	H: 2	E: 0	LOB: 3	K: 1	BB: 2	S: 15	P: 30

MINNESOTA TWINS @ SEATTLE MARINERS
Safeco Field, Seattle, WA
 Mon Aug 08 2005, 7:05 PM PDT
 Att. 35,401 - Clear - 77 F

AB	31
R	5
H	9
RBI	5
BB	3
SO	6
LOB	13



1B: 5	SF: 0	WP: 0	PA: 34
2B: 3	SAC: 0	PB: 0	
3B: 0	DP: 2	SB: 0	
HR: 1	HBP: 0	CS: 0	

PITCHER	IP	WLS	BF	H	R	ER	SO	BB	IBB	HBP	BLK	WP	HR	S	P	ERA	WHIP
Carlos Silva, R (1, 1) ERA: 3.42	7.0	L	29	9	5	5	5	1	0	0	0	0	1	71	93	6.43	1.429
28 Jesse Crain, R (8, 1) ERA: 2.88	1.0		5	0	0	0	1	1	1	0	0	0	0	8	20	0.00	1.000

Batter	1	2	3	4	5	6	7	8	9	AB R H RBI BB SO LOB	TOP											
Shannon Stewart, R (1, 7) OBP: 0.335, SLG: 0.404	0-2 1B CS			1-2 G3-1		1-3 K		0-0 1B		4 0 2 0 0 1 0												
8 Nick Punto, S (1, 4) OBP: 0.315, SLG: 0.343	2-2 G6-3			1-3 K		0-0 F8		0-0 G1-3		4 0 0 0 0 1 3												
7 Joe Mauer, L (1, 2) OBP: 0.365, SLG: 0.420	2-3 K			3-1 L8		2-2 G4-3			1-2 G4-3	4 0 0 0 0 1 0												
Matthew LeCroy, R (1, 10) OBP: 0.361, SLG: 0.453		2-3 K			0-0 FC1-5 1B		2-1 F7		0-3 K	4 0 1 0 0 2 0												
Jacque Jones, L (1, 9) OBP: 0.346, SLG: 0.456		0-0 P6			1-0 E FC1-5 1B		0-1 G1-3		0-0 P6	4 0 1 0 0 0 0												
20 Lew Ford, R (1, 8) OBP: 0.330, SLG: 0.369		1-2 G6-3			0-1 FC1-5 E		1-0 F7			2 0 0 0 0 0 2												
38 Luis Antonio Rodriguez, R (8, 4) OBP: 0.358, SLG: 0.412					1-2 2-3f					1 0 0 0 0 0 0												
33 Justin Morneau, L (1, 3) OBP: 0.319, SLG: 0.458				0-2 F7		3-3 K			0-0 FC4-8 1B	3 0 1 0 0 1 2												
Terry Tiffee, S (1, 5) OBP: 0.229, SLG: 0.319				0-1 G3		0-2 E5			0-1 FC4-6 1B	3 0 0 0 0 0 3												
Jason Bartlett, R (1, 6) OBP: 0.304, SLG: 0.336				3-2 G6-3		0-0 G1-3			0-3 K	2 0 0 0 0 0 3												
Michael Ryan, L (8, PH) OBP: 0.279, SLG: 0.296										1 0 0 0 0 1 1												
Inning Stats	R: 0 E: 0 K: 1 S: 13	H: 1 LOB: 0 BB: 0 P: 17	R: 0 E: 0 K: 1 S: 7	H: 0 LOB: 0 BB: 0 P: 10	R: 0 E: 0 K: 0 S: 9	H: 0 LOB: 0 BB: 0 P: 12	R: 0 E: 0 K: 1 S: 8	H: 0 LOB: 0 BB: 0 P: 13	R: 0 E: 1 K: 1 S: 11	H: 2 LOB: 3 BB: 0 P: 15	R: 0 E: 0 K: 1 S: 8	H: 0 LOB: 0 BB: 0 P: 11	R: 0 E: 0 K: 0 S: 5	H: 0 LOB: 0 BB: 0 P: 8	R: 0 E: 0 K: 1 S: 8	H: 2 LOB: 2 BB: 0 P: 8	R: 0 E: 0 K: 1 S: 7	H: 0 LOB: 0 BB: 0 P: 8	1B: 5 2B: 0 3B: 0 HR: 0	SF: 0 SAC: 0 DP: 0 HBP: 0	WP: 0 PB: 0 SB: 0 CS: 1	PA: 32
PITCHER	IP WLS BF H R ER SO BB IBB HBP BLK WP HR S P ERA WHIP																					
34 Félix Hernández, R (1, 1) ERA: 0.69	8.0 W 29 5 0 0 6 0 0 0 0 0 0 0 69 94 0.00 0.625																					
Eddie Guardado, L (9, 1) ERA: 1.35	1.0 S 3 0 0 0 1 0 0 0 0 0 0 0 7 8 0.00 0.000																					

Minnesota Twins @ Seattle Mariners
Safeco Field, Seattle, WA
Tue Aug 09 2005, 7:05 PM PDT
Att. 34,213 - Clear - 73 F

livebaseballscorecards.com

AB	32
R	0
H	5
RBI	0
BB	0
SO	7
LOB	14




Batter	1	2	3	4	5	6	7	8	9	10	11	12	13	14	AB	R	H	RBI	BB	SO	LOB
51 Ichiro Suzuki, L OBP: 0.348, SLG: 0.429	G3		G6-4-3 1B		K2-3		K		IBB			1B		G4-6-3 1-2f	6	0	2	0	1	2	2
16 Willie Bloomquist, R OBP: 0.311, SLG: 0.346	1B		G6-4-3 1-2f			1B 2B		G5-3	P3			B2			6	1	2	0	0	0	5
Raul Ibanez, L OBP: 0.359, SLG: 0.459	K			G4-3		1B 2B		2B		G4-3		K			6	1	2	1	0	2	3
Richie Sexson, R OBP: 0.362, SLG: 0.545	BB			HR		BB		K		F9		G5-3			4	1	1	1	2	1	3
29 Adrian Beltré, R OBP: 0.295, SLG: 0.408	FC6-4 1-2f			F7		1B		IBB		F8			K		5	0	1	0	1	1	2
7 Jeremy Reed, L OBP: 0.321, SLG: 0.342		BB		G4-3		G4-6-3		P5			K		K		5	0	0	0	1	2	4
7 Yuniesky Betancourt, R OBP: 0.286, SLG: 0.400		P2			F7	P6			G4-3 SH5-4 1B		P3		CS 1B		6	0	2	0	0	0	2
Chris Snelling, L OBP: 0.382, SLG: 0.448		L3			G1-3 1B		K		SH5-4		G4-3		CS		5	0	2	0	0	1	1
Scott Spiezio, S OBP: 0.132, SLG: 0.171														G4-6-3 1B	0	0	0	0	0	0	0
Wiki Gonzalez, R OBP: 0.302, SLG: 0.390			F9				G4-3		G4-3			51 BB			4	0	0	0	0	0	2
Dave Hansen, L OBP: 0.294, SLG: 0.262															0	0	0	0	1	0	0
Yorvit Torrealba, R OBP: 0.283, SLG: 0.320															1	0	0	0	0	1	1

Inning Stats	R: 0	H: 1	E: 0	LOB: 2	K: 1	S: 10	R: 0	H: 0	E: 0	LOB: 0	K: 0	S: 6	R: 0	H: 1	E: 0	LOB: 0	K: 0	S: 7	R: 1	H: 1	E: 0	LOB: 0	K: 0	S: 8	R: 0	H: 1	E: 0	LOB: 1	K: 1	S: 8	R: 2	H: 3	E: 0	LOB: 1	K: 0	S: 11	R: 0	H: 0	E: 0	LOB: 0	K: 2	S: 8	R: 0	H: 1	E: 0	LOB: 2	K: 1	S: 10	R: 0	H: 1	E: 0	LOB: 2	K: 1	S: 10	R: 0	H: 0	E: 0	LOB: 0	K: 0	S: 8	R: 0	H: 0	E: 0	LOB: 0	K: 1	S: 12	R: 0	H: 1	E: 0	LOB: 2	K: 1	S: 13	R: 0	H: 1	E: 0	LOB: 0	K: 2	S: 9	R: 0	H: 1	E: 0	LOB: 0	K: 2	S: 9	R: 0	H: 1	E: 0	LOB: 0	K: 1	S: 9	R: 0	H: 1	E: 0	LOB: 1	K: 1	S: 9	1B: 9	SF: 0	2B: 3	SAC: 1	3B: 0	DP: 4	HR: 1	HBP: 0	WP: 0	PA: 56	PB: 0	SB: 1	CS: 1
PITCHER																																																																																																													
Brad Radke, R ERA: 3.71	IP	WLS	BF	H	R	ER	SO	BB	IBB	HBP	BLK	WP	HR	S	P	ERA	WHIP																																																																																												
54 Matt Guerrier, R ERA: 2.8	0.2		4	1	0	0	1	0	1	0	0	0	0	7	17	0.00	1.500																																																																																												
Terry Mulholland, L ERA: 5.48	1.0		5	1	0	0	0	0	1	0	0	0	0	8	18	0.00	1.000																																																																																												
28 Jesse Crain, R ERA: 2.75	2.1		7	0	0	0	1	0	0	0	0	0	0	21	29	0.00	0.000																																																																																												
36 Joe Nathan, R ERA: 2.77	2.0	W	8	2	0	0	3	1	0	0	0	0	0	22	33	0.00	1.500																																																																																												
PITCHER																																																																																																													
Juan Rincon, R ERA: 2.72	IP	WLS	BF	H	R	ER	SO	BB	IBB	HBP	BLK	WP	HR	S	P	ERA	WHIP																																																																																												
	1.0		3	1	0	0	1	0	0	0	0	0	0	9	14	0.00	1.000																																																																																												

Minnesota Twins @ Seattle Mariners
Safeco Field, Seattle, WA
 Wed Aug 10 2005, 7:05 PM PDT
 Att. 35,801 - Cloudy - 66 F

livebaseballscorecards.com

AB	48
R	3
H	12
RBI	2
BB	6
SO	10
LOB	25



Batter	1	2	3	4	5	6	7	8	9	AB R H RBI BB SO LOB	TOP																				
Shannon Stewart, R (1, 7) OBP: 0.332, SLG: 0.400	2-2 G5-3		0-0 F8			0-1 E6		1-2 G6-3		4 0 0 0 0 0 0																					
8 Nick Punto, S (1, 6) OBP: 0.311, SLG: 0.337	2-1 G6-3			0-1 F7		1-1 G5-3-6		3-2 G6-3		4 0 0 0 0 0 1																					
7 Joe Mauer, L (1, 2) OBP: 0.370, SLG: 0.427	1-2 G4-3			1-0 G3-1		3-2 G4-3		0-1 G4-3		4 0 0 0 0 0 0																					
33 Justin Moreau, L (1, 3) OBP: 0.317, SLG: 0.452		1-2 G4-3		1-1 1B		1-2 G4-3		0-1 G4-3		4 0 1 0 0 0 0																					
Matthew LeCroy, R (1, 10) OBP: 0.349, SLG: 0.435		0-0 F9		2-3 K		2-1 G5-3				3 0 0 0 0 1 1																					
20 Lew Ford, R (1, 8) OBP: 0.340, SLG: 0.374		4-0 BB		4-2 5 1B		1-2 1B				1 1 1 0 2 0 0																					
Michael Ryan, L (1, 9) OBP: 0.254, SLG: 0.267		2-2 G4-3		1-3 SAFE		0-1 SAFE				3 0 0 0 0 1 3																					
5 Michael Cuddyer, R (1, 5) OBP: 0.344, SLG: 0.424			0-3 K		1-0 38 G6-4-3 1B		0-2 F8			3 0 1 1 0 1 0																					
38 Luis Antonio Rodriguez, B (4) OBP: 0.343, SLG: 0.391			3-2 K		0-1 G6-4-3		1-2 L5			3 0 0 0 0 1 1																					
Inning Stats	R: 0 E: 0 K: 0 S: 8	H: 0 LOB: 0 BB: 0 P: 13	R: 0 E: 0 K: 0 S: 9	H: 0 LOB: 1 BB: 1 P: 16	R: 0 E: 0 K: 2 S: 7	H: 0 LOB: 0 BB: 0 P: 10	R: 0 E: 0 K: 1 S: 8	H: 1 LOB: 1 BB: 0 P: 12	R: 1 E: 0 K: 1 S: 9	H: 1 LOB: 0 BB: 1 P: 15	R: 0 E: 1 K: 0 S: 7	H: 0 LOB: 0 BB: 0 P: 11	R: 0 E: 0 K: 0 S: 11	H: 1 LOB: 1 BB: 0 P: 15	R: 0 E: 0 K: 0 S: 9	H: 0 LOB: 0 BB: 0 P: 11	R: 0 E: 0 K: 0 S: 7	H: 0 LOB: 0 BB: 0 P: 10	1B: 3 2B: 1 3B: 0 HR: 0	SF: 0 SAC: 0 DP: 2 HBP: 0	WP: 0 PB: 0 SB: 1 CS: 0	PA: 31									
PITCHER Dan Haren, R (1, 1) ERA: 3.9	IP 9.0	WLS L	BF 31	H 3	R 1	ER 1	SO 4	BB 2	IBB 0	HBP 0	BLK 0	WP 0	HR 0	S 75	P 113	ERA 1.00	WHIP 0.556														
											PITCHER	IP	WLS	BF	H	R	ER	SO	BB	IBB	HBP	BLK	WP	HR	S	P	ERA	WHIP			

Minnesota Twins @ Oakland Athletics
 McAfee Coliseum, Oakland, CA
 Fri Aug 12 2005, 10:05 PM EDT
 Att: 46,812 - Clear - 63 F

livebaseballscorecards.com

AB 29
 R 1
 H 3
 RBI 1
 BB 2
 SO 4
 LOB 6



Batter	1	2	3	4	5	6	7	8	9	AB R H RBI BB SO LOB
Jason Kendall, R OBP: 0.348, SLG: 0.317 (1, 2)	1-1 F8		0-3 K			1-1 G5-3			1-1 G6-3	4 0 0 0 0 1 1
21 Mark Kotsay, L OBP: 0.321, SLG: 0.402 (1, 10)	0-1 G4-3		0-0 F8			0-1 F7			0-0 2B	4 0 1 0 0 0 1
7 Bobby Crosby, R OBP: 0.357, SLG: 0.443 (1, 6)	2-3 K				3-2 L7				4-2 BB	3 0 0 0 1 1 0
3 Eric Chavez, L OBP: 0.332, SLG: 0.469 (1, 5)			1-3 K		2-2 F8				1-2 F8	4 0 0 0 0 1 2
23 Bobby Kielty, S OBP: 0.361, SLG: 0.391 (1, 7)			1-2 G1-3		0-3 K				1-1 P4	3 0 0 0 0 1 0
29 Dan Johnson, L OBP: 0.409, SLG: 0.541 (1, 3)			0-0 2B		1-3 K				0-3 K	3 0 1 0 0 2 0
Jay Payton, R OBP: 0.305, SLG: 0.478 (1, 8)			0-0 P2		0-3 K				1-2 G6-3	3 0 0 0 0 1 1
Nick Swisher, S OBP: 0.328, SLG: 0.471 (1, 9)			0-0 1B		2-3 K				1-0 F7	3 0 1 0 0 1 0
14 Mark Ellis, R OBP: 0.368, SLG: 0.424 (1, 4)			2-2 F8		1-2 K				1-1 F9	3 0 0 0 0 1 1

Inning Stats	R: 0	H: 0	E: 0	K: 1	S: 7	R: 0	H: 1	E: 0	K: 1	S: 8	R: 0	H: 1	E: 0	K: 1	S: 11	R: 0	H: 0	E: 0	K: 1	S: 9	R: 0	H: 0	E: 0	K: 3	S: 9	R: 0	H: 0	E: 0	K: 1	S: 7	R: 0	H: 0	E: 0	K: 0	S: 8	R: 0	H: 0	E: 0	K: 1	S: 7	R: 0	H: 1	E: 0	K: 0	S: 14	1B: 1	2B: 2	3B: 0	HR: 0	SF: 0	SAC: 0	DP: 0	HBP: 0	WP: 0	PB: 0	SB: 0	CS: 0	PA: 31
	0	0	0	1	7	0	1	0	1	8	0	1	0	1	11	0	0	0	1	9	0	0	0	3	9	0	0	0	0	0	1	7	0	0	0	8	0	0	0	1	7	1	2	0	0	0	0	0	0	0	31							

PITCHER	IP	WLS	BF	H	R	ER	SO	BB	IBB	HBP	BLK	WP	HR	S	P	ERA	WHIP
Johan Santana, L ERA: 3.48 (1, 1)	9.0	W	31	3	0	0	9	1	0	0	0	0	0	80	110	0.00	0.444


BOTTOM

Minnesota Twins @ Oakland Athletics
McAfee Coliseum, Oakland, CA

Fri Aug 12 2005, 10:05 PM EDT
 Att. 46,812 - Clear - 63 F

livebaseballscorecards.com

AB	30
R	0
H	3
RBI	0
BB	1
SO	9
LOB	6



Batter	1	2	3	4	5	6	7	8	9	AB R H RBI BB SO LOB	TOP	
Shannon Stewart, R (1, 7) OBP: 0.329, SLG: 0.396	1-1 G5-3		1-1 FC1-5		3-2 P3		2-1 L5		2-3 K	5 0 0 0 0 1 7		
38 Luis Antonio Rodriguez, R (3, 4) Terry Tifee, S (9, PH) OBP: 0.333, SLG: 0.379 OBP: 0.230, SLG: 0.316	1-1 F8		2-2 G3-1		2-1 G5-3		2-2 G3		0-3 K	4 0 0 0 0 0 2 1 0 0 0 0 1 2		
7 Joe Mauer, L (1, 10) OBP: 0.369, SLG: 0.425	2-0 L7			1-0 G3		2-2 33 HR 1B		2-3 K		4 1 1 0 0 1 0		
33 Justin Moreau, L (1, 3) OBP: 0.319, SLG: 0.464		0-1 P4		1-1 G6-3		0-1 HR		0-0 2B		4 1 2 2 0 0 0		
20 Lew Ford, R (1, 8) OBP: 0.339, SLG: 0.371		2-3 K		1-0 G5-3		1-1 G5-3		2-2 HBP		3 0 0 0 0 1 0		
Michael Ryan, L (1, 9) OBP: 0.239, SLG: 0.250		1-1 G6-3		1-1 P6		0-0 F7		1-3 K		4 0 0 0 0 1 2		
5 Michael Cuddyer, R (1, 5) OBP: 0.343, SLG: 0.420			2-2 G6-3		0-0 G5-3		1-3 K		4-1 55 2B BB	3 0 0 0 1 1 0	AB 35	
55 Mike Redmond, R (1, 2) OBP: 0.315, SLG: 0.345			3-2 FC1-5 1B		1-1 1B		1-3 K		1-1 2B	4 0 3 0 0 1 0	R 2 H 8 RBI 2 BB 2 SO 8 LOB 15	
Jason Bartlett, R (1, 6) OBP: 0.313, SLG: 0.339			1-1 FC1-5 1B		3-2 S 1B		4-2 BB		2-3 K	3 0 2 0 1 1 2		
Inning Stats	R: 0 E: 0 K: 0 S: 5 H: 0 LOB: 0 BB: 0 P: 9	R: 0 E: 0 K: 1 S: 7 H: 0 LOB: 0 BB: 0 P: 10	R: 0 E: 0 K: 0 S: 13 H: 2 LOB: 2 BB: 0 P: 22	R: 0 E: 0 K: 0 S: 4 H: 0 LOB: 0 BB: 0 P: 7	R: 0 E: 0 K: 0 S: 14 H: 2 LOB: 2 BB: 0 P: 22	R: 2 E: 0 K: 0 S: 10 H: 2 LOB: 0 BB: 0 P: 15	R: 0 E: 0 K: 2 S: 10 H: 0 LOB: 1 BB: 1 P: 18	R: 0 E: 0 K: 2 S: 15 H: 1 LOB: 2 BB: 0 P: 22	R: 0 E: 0 K: 3 S: 16 H: 1 LOB: 2 BB: 1 P: 25	1B: 5 2B: 2 3B: 0 HR: 1 SF: 0 SAC: 0 DP: 0 HBP: 1	WP: 0 PB: 0 SB: 1 CS: 0 PA: 38	
PITCHER	IP WLS BF H R ER SO BB IBB HBP BLK WP HR S P ERA WHIP											
Kirk Saarloos, R (1, 1) ERA: 4.15	6.0 W 24 6 2 2 1 0 0 0 0 0 0 1 53 85 3.00 1.000											
50 Kiko Calero, R (7, 1) ERA: 3.82	1.0 H 4 0 0 0 2 1 0 0 0 0 0 0 10 18 0.00 1.000											
Jay Witasick, R (8, 1) ERA: 2.33	1.0 H 5 1 0 0 2 0 0 1 0 0 0 0 15 22 0.00 1.000											
20 Huston Street, R (9, 1) ERA: 1.42	1.0 S 5 1 0 0 3 1 0 0 0 0 0 0 16 25 0.00 2.000											

Minnesota Twins @ Oakland Athletics
 McAfee Coliseum, Oakland, CA
 Sat Aug 13 2005, 4:05 PM EDT
 Att. 47,385 - Partly Cloudy - 61 F

livebaseballscorecards.com



Batter	1	2	3	4	5	6	7	8	9	AB R H RBI BB SO LOB
Jason Kendall, R (1, 2) OBP: 0.349, SLG: 0.317	0-1 G4-6-3 1B		4-0 BB		2-2 G4-3		0-1 L9			3 0 1 0 1 0 1
21 Mark Kotsay, L (1, 8) OBP: 0.320, SLG: 0.407	2-2 G4-6-3 1-2f		0-0 G3			1-0 G6-3	3-2 HR			4 1 1 1 0 0 3
7 Bobby Crosby, R (1, 6) OBP: 0.359, SLG: 0.451	1-3 K			1-1 L9		2-2 29 1B 3B	3-2 1B			4 1 2 0 0 1 0
3 Eric Chavez, L (1, 5) OBP: 0.333, SLG: 0.468		2-2 G4-3		1-2 29 G3 1B		4-1 29 1B HR BB	1-2 K			3 1 1 0 1 1 1
29 Dan Johnson, L (1, 3) OBP: 0.406, SLG: 0.535		1-0 F8		3-2 G3		2-2 HR 1B	0-0 G4-1			4 1 1 1 0 0 2
Jay Payton, R (1, 7) OBP: 0.304, SLG: 0.487		1-1 G6-3		2-2 G3		0-1 HR	1-1 F7			4 1 1 3 0 0 1
Scott Hatteberg, L (1, 10) OBP: 0.354, SLG: 0.369			1-2 G4-3		2-1 G3-1	1-2 G3-1	4-1 BB			3 0 0 0 1 0 0
Nick Swisher, S (1, 9) OBP: 0.330, SLG: 0.470			2-1 G3		4-1 14 G3 BB	1-1 1B	2-2 F7			3 0 1 0 1 0 1
14 Mark Ellis, R (1, 4) OBP: 0.367, SLG: 0.425			2-2 2B		1-0 G3	1-3 SAFE K	0-2 F9			4 0 1 0 0 1 3


Inning Stats	R: 0 E: 0 K: 1 S: 8	H: 1 LOB: 0 BB: 0 P: 11	R: 0 E: 0 K: 0 S: 6	H: 0 LOB: 0 BB: 0 P: 10	R: 0 E: 0 K: 0 S: 11	H: 1 LOB: 2 BB: 1 P: 20	R: 0 E: 0 K: 0 S: 11	H: 1 LOB: 1 BB: 0 P: 18	R: 0 E: 0 K: 0 S: 7	H: 0 LOB: 1 BB: 1 P: 16	R: 4 E: 0 K: 1 S: 22	H: 4 LOB: 1 BB: 1 P: 34	R: 1 E: 0 K: 1 S: 16	H: 2 LOB: 1 BB: 0 P: 23	R: 0 E: 0 K: 0 S: 9	H: 0 LOB: 1 BB: 1 P: 16
1B: 5 2B: 1 3B: 1 HR: 2	SF: 0 SAC: 0 DP: 1 HBP: 0	WP: 0 PB: 0 SB: 0 CS: 0	PA: 36													

PITCHER	IP	WLS	BF	H	R	ER	SO	BB	IBB	HBP	BLK	WP	HR	S	P	ERA	WHIP
Joe Mays, R (1, 1) ERA: 5.03	5.1	L	24	6	4	4	1	3	0	0	0	0	1	54	95	6.75	1.688
J.C. Romero, L (6, 1) ERA: 3.24	0.1		2	1	0	0	0	0	0	0	0	0	0	8	10	0.00	3.000
28 Jesse Crain, R (6, 1) ERA: 2.89	0.2		4	2	1	1	1	0	0	0	0	0	1	15	22	13.50	3.000
54 Matt Guerrier, R (7, 1) ERA: 2.7	1.2		6	0	0	0	1	1	0	0	0	0	0	13	21	0.00	0.600

MINNESOTA TWINS @ OAKLAND ATHLETICS
McAfee Coliseum, Oakland, CA
 Sat Aug 13 2005, 4:05 PM EDT
 Att. 47,385 - Partly Cloudy - 61 F

livebaseballscorecards.com

AB	32
R	5
H	9
RBI	5
BB	4
SO	3
LOB	12



Batter	1	2	3	4	5	6	7	8	9	AB R H RBI BB SO LOB	TOP										
Shannon Stewart, R (1, 7) OBP: 0.328, SLG: 0.393	1-1 G5-3		4-2 BB		1-2 P4			1-1 P4		3 0 0 0 1 0 1											
8 Nick Punto, S (1, 6) OBP: 0.307, SLG: 0.332	3-3 K		0-0 L8			0-0 B5-3		1-2 L8		4 0 0 0 0 1 1											
7 Joe Mauer, L (1, 2) OBP: 0.368, SLG: 0.426	0-2 P5			1-0 G4-3		0-1 F8			1-1 33 G3 1B 2B	4 1 1 0 0 0 0											
33 Justin Moreau, L (1, 3) OBP: 0.316, SLG: 0.459		0-2 K		0-3 K		2-1 G3			2-0 G3	4 0 0 0 0 2 1											
Matthew LeCroy, R (1, 10) OBP: 0.351, SLG: 0.433		2-3 K		4-1 BB			2-3 K		0-0 20 1B 1B	3 0 1 1 1 2 0											
Jason Bartlett, R (9, PR) OBP: 0.313, SLG: 0.339									3-H 1B	0 0 0 0 0 0 0											
20 Lew Ford, R (1, 8) OBP: 0.338, SLG: 0.370		0-3 K		2-2 F7			2-3 K		3-2 1B	4 0 1 0 0 2 1											
Michael Ryan, L (1, 9) OBP: 0.253, SLG: 0.299			1-1 HR		1-0 G6-3		4-1 BB		1-1 F7	3 1 1 1 1 0 1											
5 Michael Cuddyer, R (1, 5) OBP: 0.343, SLG: 0.417			3-3 K		4-0 BB		0-0 G5-3			2 0 0 0 1 1 1											
38 Luis Antonio Rodriguez, B (4) OBP: 0.327, SLG: 0.370			0-0 F7		0-2 L8			2-3 K		3 0 0 0 0 1 1											
Inning Stats	R: 0 E: 0 K: 1 S: 11	H: 0 LOB: 0 BB: 0 P: 15	R: 0 E: 0 K: 3 S: 9	H: 0 LOB: 0 BB: 0 P: 11	R: 1 E: 0 K: 1 S: 12	H: 1 LOB: 1 BB: 1 P: 20	R: 0 E: 0 K: 1 S: 8	H: 0 LOB: 1 BB: 1 P: 15	R: 0 E: 0 K: 0 S: 10	H: 0 LOB: 1 BB: 1 P: 15	R: 0 E: 0 K: 2 S: 11	H: 0 LOB: 1 BB: 1 P: 19	R: 0 E: 0 K: 1 S: 9	H: 0 LOB: 0 BB: 0 P: 13	R: 1 E: 0 K: 0 S: 9	H: 3 LOB: 1 BB: 0 P: 16	1B: 2 2B: 1 3B: 0 HR: 1	SF: 0 SAC: 0 DP: 0 HBP: 0	WP: 0 PB: 0 SB: 0 CS: 0	PA: 34	
PITCHER	IP WLS BF H R ER SO BB IBB HBP BLK WP HR S P ERA WHIP																				
40 Rich Harden, R (1, 1) ERA: 2.78	8.0	29	1	1	1	9	4	0	0	0	0	1	75	115	1.12	0.625					
58 Justin Duchschere, R (9, 1) ERA: 1.89	1.0	L	5	3	1	1	0	0	0	0	0	0	9	16	9.00	3.000					

Minnesota Twins @ Oakland Athletics
 McAfee Coliseum, Oakland, CA
 Sun Aug 14 2005, 4:05 PM EDT
 Att: 29,067 - Partly Cloudy - 65 F

livebaseballscorecards.com

AB	30
R	2
H	4
RBI	2
BB	4
SO	9
LOB	7



Batter	1	2	3	4	5	6	7	8	9	AB	R	H	RBI	BB	SO	LOB
Jason Kendall, R OBP: 0.351, SLG: 0.318 (1, 2)	1-1 E6 21 G1-6-3		0-1 7 CS 1B			1-1 21 1B 7 G5-4-3 1B		1-2 F9		4	1	2	0	0	0	0
21 Mark Kotsay, L OBP: 0.320, SLG: 0.406 (1, 8)	0-0 G1-6-3 1-2f		1-2 F8			0-0 1-3 7 G5-4-3 1B		0-1 F9		4	0	1	0	0	0	2
7 Bobby Crosby, R OBP: 0.354, SLG: 0.444 (1, 6)	3-2 G6-3		0-2 CS 1-2		1-2 G6-3	1-1 G5-4-3 1-2f 3-H		1-0 P3		4	0	0	0	0	0	1
3 Eric Chavez, L OBP: 0.333, SLG: 0.466 (1, 5)		0-0 P6			1-1 F7	1-1 1B		2-0 P6		4	0	1	0	0	0	0
29 Dan Johnson, L OBP: 0.404, SLG: 0.530 (1, 3)		1-2 P1			2-2 1B	2-1 G3		2-3 K		4	0	1	0	0	1	1
Jay Payton, R OBP: 0.304, SLG: 0.485 (1, 7)		0-1 1B 1B			0-1 L8		0-1 L3			3	0	1	0	0	0	1
Scott Hatteberg, L OBP: 0.354, SLG: 0.369 (1, 10)		3-2 1-3 1B			1-1 G3		0-1 G4-3			3	0	1	0	0	0	0
23 Bobby Kielty, S OBP: 0.358, SLG: 0.387 (1, 9)		0-1 F9			1-3 K		0-0 G3-1			3	0	0	0	0	1	2
14 Mark Ellis, R OBP: 0.363, SLG: 0.420 (1, 4)			1-2 G5-3		1-2 G5-3		1-2 G5-3			3	0	0	0	0	0	0

Inning Stats		R: 0	H: 0	R: 0	H: 2	R: 0	H: 1	R: 0	H: 1	R: 0	H: 0	R: 0	H: 0	R: 1	H: 3	R: 0	H: 0	R: 0	H: 0	R: 0	H: 0	R: 0	H: 0	1B: 7	SF: 0	WP: 0	PA: 33	
		E: 1	LOB: 0	E: 0	LOB: 2	E: 0	LOB: 0	E: 0	LOB: 1	E: 0	LOB: 0	E: 0	LOB: 0	E: 0	LOB: 1	E: 0	LOB: 0	E: 0	LOB: 0	E: 0	LOB: 0	E: 0	LOB: 0	2B: 0	SAC: 0	PB: 0		
		K: 0	BB: 0	K: 0	BB: 0	K: 0	BB: 0	K: 0	BB: 1	K: 1	BB: 0	K: 0	BB: 0	K: 0	BB: 0	K: 0	BB: 0	K: 0	BB: 0	K: 0	BB: 0	K: 1	BB: 0	3B: 0	DP: 2	SB: 0		
		S: 7	P: 11	S: 12	P: 16	S: 10	P: 12	S: 12	P: 16	S: 9	P: 12	S: 9	P: 14	S: 5	P: 5	S: 9	P: 11	S: 5	P: 10	S: 5	P: 10	S: 5	P: 11	HR: 0	HBP: 0	CS: 1		
PITCHER		IP	WLS	BF	H	R	ER	SO	BB	IBB	HBP	BLK	WP	HR	S	P	ERA	WHIP										
Carlos Silva, R ERA: 3.33 (1, 1)	7.0			26	7	1	1	1	0	0	0	0	0	0	64	86	1.29	1.000										
Juan Rincon, R ERA: 2.67 (8, 1)	1.0	W	3	0	0	0	0	0	0	0	0	0	0	0	9	11	0.00	0.000										
36 Joe Nathan, R ERA: 2.72 (9, 1)	1.0	S	3	0	0	0	0	1	0	0	0	0	0	0	5	10	0.00	0.000										

BOTTOM

Minnesota Twins @ Oakland Athletics
McAfee Coliseum, Oakland, CA
Sun Aug 14 2005, 4:05 PM EDT
Att. 29,067 - Partly Cloudy - 65 F

livebaseballscorecards.com

AB	32
R	1
H	7
RBI	0
BB	0
SO	2
LOB	7



Batter	1	2	3	4	5	6	7	8	9	AB R H RBI BB SO LOB	TOP											
Shannon Stewart, R (1, 7) OBP: 0.325, SLG: 0.389	1-3 K		0-1 FC6-4	1-1 F8			1-0 G6-3		1-0 G6-3	5 0 0 0 0 1 4												
8 Nick Punto, S (1, 6) OBP: 0.312, SLG: 0.337	2-1 L5			1-0 FC3-6 20 1B	1-0 1B		0-0 33 S 1B		1-1 L3	5 1 3 0 0 0 1												
7 Joe Mauer, L (1, 2) OBP: 0.369, SLG: 0.425	0-2 P6			1-2 33 FC3-6 BB	2-1 F7		0-0 33 S 1B			3 0 1 0 1 0 1												
33 Justin Moreau, L (1, 3) OBP: 0.313, SLG: 0.454			3-1 F7	1-1 FC3-6 20 1B	2-3 K		2-3 K			4 1 0 0 0 2 5												
Matthew LeCroy, R (1, 10) OBP: 0.350, SLG: 0.426			2-2 G6-3	4-0 1B 20 1B BB	0-0 G6-3		3-1 F8			3 1 0 0 1 0 1												
20 Lew Ford, R (1, 8) OBP: 0.340, SLG: 0.371			2-1 G1-3	1-2 1B 1B		0-3 K	1-2 G6-4-3 1B			4 1 2 2 0 1 0												
Michael Ryan, L (1, 9) OBP: 0.253, SLG: 0.296			3-1 G3-1	1-1 1B 1B		0-3 K	1-2 G6-4-3			4 0 1 0 0 1 1												
5 Michael Cuddyer, R (1, 5) OBP: 0.338, SLG: 0.411			1-2 G5-3	1-3 K		3-2 G6-3				4 0 0 0 0 1 3												
Brent Abernathy, R (1, 4) OBP: 0.385, SLG: 0.455			1-0 FC6-4 1B	1-1 1B		1-1 G6-3				3 0 2 2 0 0 0												
38 Luis Antonio Rodriguez, R (1, 4) OBP: 0.325, SLG: 0.368								1-2 G6-3		1 0 0 0 0 0 1												
Inning Stats	R: 0 E: 0 K: 1 S: 8	H: 0 LOB: 0 BB: 0 P: 11	R: 0 E: 0 K: 0 S: 7	H: 0 LOB: 0 BB: 0 P: 14	R: 0 E: 0 K: 0 S: 8	H: 1 LOB: 1 BB: 0 P: 13	R: 4 E: 0 K: 1 S: 19	H: 4 LOB: 2 BB: 2 P: 34	R: 0 E: 0 K: 1 S: 7	H: 1 LOB: 1 BB: 0 P: 12	R: 0 E: 0 K: 2 S: 11	H: 0 LOB: 0 BB: 0 P: 14	R: 0 E: 0 K: 1 S: 8	H: 2 LOB: 2 BB: 0 P: 12	R: 0 E: 0 K: 0 S: 9	H: 1 LOB: 0 BB: 0 P: 14	R: 0 E: 1 K: 0 S: 7	H: 0 LOB: 1 BB: 0 P: 11	1B: 9 2B: 0 3B: 0 HR: 0	SF: 0 SAC: 0 DP: 1 HBP: 0	WP: 0 PB: 0 SB: 4 CS: 0	PA: 38
PITCHER	IP WLS BF H R ER SO BB IBB HBP BLK WP HR S P ERA WHIP																					
52 Jose Contreras, R (1, 1) ERA: 4.24	6.2 L 30 8 4 4 5 2 0 0 0 0 0 0 65 105 5.40 1.500																					
Damaso Marte, L (7, 1) ERA: 3.03	0.1 1 0 0 0 1 0 0 0 0 0 0 0 3 5 0.00 0.000																					
Cliff Politte, R (8, 1) ERA: 1.95	1.2 6 1 0 0 0 0 0 0 0 0 0 0 14 22 0.00 0.600																					
Neal Cotts, L (9, 1) ERA: 2.05	0.1 1 0 0 0 0 0 0 0 0 0 0 0 2 3 0.00 0.000																					

Minnesota Twins @ Chicago White Sox
U.S. Cellular Field, Chicago, IL
Mon Aug 15 2005, 8:05 PM EDT
Att: 39,160 - Partly Cloudy - 77 F

livebaseballscorecards.com

AB	36
R	4
H	9
RBI	4
BB	2
SO	6
LOB	17



Batter	1	2	3	4	5	6	7	8	9	AB	R	H	RBI	BB	SO	LOB
Timo Perez, L OBP: 0.270, SLG: 0.302 (1, 7)	1-2 G6-3		0-0 G6-3		1-0 G3-1		1-1 G6-4-3			4	0	0	0	0	0	4
5 Juan Uribe, R OBP: 0.290, SLG: 0.388 (1, 6)	4-2 BB HBP		2-2 G6-3		3-2 1B			3-2 1B		3	0	2	1	0	0	1
Carl Everett, S OBP: 0.322, SLG: 0.469 (1, 10)	4-2 14 P3 BB			0-2 14 E 1B		1-1 14 1B 23 SF8 1B		1-2 K		3	1	2	0	1	1	1
14 Paul Konerko, R OBP: 0.367, SLG: 0.527 (1, 3)	3-2 P3			0-1 F7		1-1 1-3 1B		0-3 K		4	0	1	0	0	1	4
12 A.J. Pierzynski, L OBP: 0.322, SLG: 0.465 (1, 2)		0-2 F7		1-2 F8		2-1 HBP		1-3 K		3	0	0	0	0	1	2
23 Jermaine Dye, R OBP: 0.323, SLG: 0.488 (1, 9)		2-2 F7		2-2 F9		0-0 SF8		1-1 G5-3		3	0	0	1	0	0	1
Aaron Rowand, R OBP: 0.334, SLG: 0.415 (1, 8)		1-0 G1-3			0-2 F8	0-0 F8		0-2 F8		4	0	0	0	0	0	1
Geoff Blum, S OBP: 0.313, SLG: 0.362 (1, 4)			2-2 2B		2-2 G3-1 5 1B 1B		2-3 K		2-0 F7	4	1	2	0	0	1	0
24 Joe Crede, R OBP: 0.299, SLG: 0.433 (1, 5)			2-3 K		0-1 G3-1 5 1B 1B		0-0 G6-4-3 1B			3	0	2	0	0	1	1


Inning Stats	R: 0	H: 0	E: 0	K: 0	S: 17	R: 0	H: 0	E: 0	K: 0	S: 9	R: 0	H: 1	E: 0	K: 1	S: 11	R: 0	H: 1	E: 1	K: 0	S: 12	R: 1	H: 3	E: 0	K: 0	S: 15	R: 1	H: 2	E: 0	K: 0	S: 7	R: 0	H: 1	E: 0	K: 1	S: 6	R: 0	H: 1	E: 0	K: 3	S: 14	R: 0	H: 0	E: 0	K: 0	S: 6	R: 0	H: 0	E: 0	K: 0	S: 9	1B: 8	2B: 2	3B: 0	HR: 0	SF: 1	SAC: 0	DP: 2	HBP: 2	WP: 0	PB: 0	SB: 0	CS: 0	PA: 35
--------------	------	------	------	------	-------	------	------	------	------	------	------	------	------	------	-------	------	------	------	------	-------	------	------	------	------	-------	------	------	------	------	------	------	------	------	------	------	------	------	------	------	-------	------	------	------	------	------	------	------	------	------	------	-------	-------	-------	-------	-------	--------	-------	--------	-------	-------	-------	-------	--------

PITCHER	IP	WLS	BF	H	R	ER	SO	BB	IBB	HBP	BLK	WP	HR	S	P	ERA	WHIP
Kyle Lohse, R ERA: 4.17 (1, 1)	5.1	W	23	7	2	2	1	1	0	0	0	0	0	69	103	3.38	1.500
28 Jesse Crain, R ERA: 2.8 (6, 1)	1.2	H	5	1	0	0	1	0	0	0	0	0	0	8	11	0.00	0.600
Juan Rincon, R ERA: 2.62 (8, 1)	1.0	H	4	1	0	0	3	0	0	0	0	0	0	14	19	0.00	1.000
36 Joe Nathan, R ERA: 2.66 (9, 1)	1.0	S	3	0	0	0	0	0	0	0	0	0	0	6	9	0.00	0.000

MINNESOTA TWINS @ CHICAGO WHITE SOX
U.S. Cellular Field, Chicago, IL
 Mon Aug 15 2005, 8:05 PM EDT
 Att. 39,160 - Partly Cloudy - 77 F

livebaseballscorecards.com

AB	31
R	2
H	9
RBI	2
BB	1
SO	5
LOB	15



Batter	1	2	3	4	5	6	7	8	9	AB R H RBI BB SO LOB	TOP											
20 Lew Ford, R OBP: 0.336, SLG: 0.366 (1, 8)	1-3 K		0-1 G5-3		1-0 8 S 8 BLK SF7 1B	1-1 F9		1-1 G6-3	5 1 1 0 0 1 2													
8 Nick Punto, S OBP: 0.313, SLG: 0.336 (1, 4)	1-1 G1-3		0-0 1B		2-0 SF7		1-1 G6-3	4 0 2 1 0 0 0														
Brent Abernathy, R OBP: 0.395, SLG: 0.438 (1, 7)	4-2 BB		2-3 K		1-1 33 E 2B		1-2 G5-3	4 1 1 0 1 1 2														
33 Justin Moreau, L OBP: 0.311, SLG: 0.454 (1, 3)	2-3 K			1-1 G6-3	2-1 E3		3-3 K	4 0 0 0 0 2 1														
Matthew LeCroy, R OBP: 0.363, SLG: 0.463 (1, 10)		1-1 HR		2-1 HR	1-2 L6		4-2 55 L4 1B BB	3 2 2 2 1 0 1														
5 Michael Cuddyer, R OBP: 0.333, SLG: 0.413 (1, 9)		0-3 K		1-2 G4-3		2-3 K	3-3 K	4 0 0 0 0 3 1														
Terry Tiffee, S OBP: 0.236, SLG: 0.317 (1, 5)		2-2 G6-3		1-3 K		0-0 G6-3	1-2 1B	4 0 1 0 0 1 0														
38 Luis Antonio Rodriguez, S (SR) OBP: 0.325, SLG: 0.368 (8, 5)							1-2 1B	0 0 0 0 0 0 0														
55 Mike Redmond, R OBP: 0.320, SLG: 0.350 (1, 2)		2-1 G5-3			1-0 20 1B 8 BLK SH2-3 1B	1-2 1B	1-2 L4	4 1 2 0 0 0 2														
Jason Bartlett, R OBP: 0.316, SLG: 0.341 (1, 6)			0-1 L5		0-0 SH2-3	1-1 1B		0-0 G5-3	3 0 1 0 0 0 0													
Inning Stats	R: 0 E: 0 K: 2 S: 11	H: 0 LOB: 1 BB: 1 P: 19	R: 1 E: 0 K: 1 S: 10	H: 1 LOB: 0 BB: 0 P: 15	R: 0 E: 0 K: 1 S: 8	H: 1 LOB: 1 BB: 0 P: 10	R: 1 E: 0 K: 1 S: 10	H: 1 LOB: 0 BB: 0 P: 15	R: 3 E: 1 K: 0 S: 12	H: 3 LOB: 1 BB: 0 P: 20	R: 0 E: 0 K: 1 S: 12	H: 2 LOB: 2 BB: 0 P: 17	R: 0 E: 0 K: 1 S: 9	H: 0 LOB: 0 BB: 0 P: 14	R: 0 E: 0 K: 1 S: 15	H: 1 LOB: 1 BB: 1 P: 24	R: 0 E: 0 K: 0 S: 6	H: 1 LOB: 1 BB: 0 P: 10	1B: 7 2B: 2 3B: 0 HR: 2	SF: 1 SAC: 1 DP: 1 HBP: 0	WP: 0 PB: 0 SB: 1 CS: 0	PA: 39
PITCHER	IP WLS BF H R ER SO BB IBB HBP BLK WP HR S P ERA WHIP																					
56 Mark Buehrle, L ERA: 3.07 (1, 1)	7.0 L 32 8 5 4 7 2 0 0 0 1 0 2 76 118 5.14 1.429																					
Luis Vizcaino, R ERA: 3.67 (8, 1)	1.0 3 1 0 0 1 0 0 0 0 0 0 11 16 0.00 1.000																					
Jon Adkins, R ERA: 13.5 (9, 1)	1.0 4 1 0 0 0 0 0 0 0 0 0 6 10 0.00 1.000																					

Minnesota Twins @ Chicago White Sox
U.S. Cellular Field, Chicago, IL
Wed Aug 17 2005, 8:05 PM EDT
Att. 33,158 - Clear - 78 F

livebaseballscorecards.com

AB	35
R	5
H	10
RBI	3
BB	2
SO	8
LOB	9



Seattle Mariners @ Minnesota Twins

Hubert H. Humphrey Metrodome, Minneapolis, MN

Thu Aug 18 2005, 8:10 PM EDT
 Att. 22,230 - Dome - 70 F

AB	35
R	3
H	11
RBI	3
BB	2
SO	3
LOB	18



WP	1	PA	37
PB	0		
SB	0		
CS	0		

Batter	1	2	3	4	5	6	7	8	9	AB R H RBI BB SO LOB
51 Ichiro Suzuki, L (1, 9) OBP: 0.351, SLG: 0.441	2-0 1B 16 1B	4-2 1B BB		1-0 G6-3			3-1 G6-3		1-0 G4-3	4 0 1 0 1 0 1
16 Willie Bloomquist, R (1, 4) OBP: 0.303, SLG: 0.341	0-1 1B 1-2 1B	0-0 L3-6		2-1 E5 1B			1-0 F9			4 0 2 0 0 0 3
Raul Ibanez, L (1, 7) OBP: 0.361, SLG: 0.456	1-3 SAFE 1B	2-1 SAFE 1B		1-0 F7			2-1 F7			4 0 1 1 0 1 3
Richie Sexson, R (1, 3) OBP: 0.364, SLG: 0.544	3-2 1B 1-2 2-3	0-2 G1-3		2-0 29 G6-3 1B			0-1 F9			4 0 2 0 0 0 2
29 Adrian Beltré, R (1, 5) OBP: 0.301, SLG: 0.435	0-1 F3		2-1 HR		3-1 G6-3			0-2 1B		4 1 2 1 0 0 4
7 Jeremy Reed, L (1, 8) OBP: 0.325, SLG: 0.344	0-1 G4-3		2-2 P6		0-1 G4-3			2-0 F7		4 0 0 0 0 0 4
12 Michael Morse, R (1, 10) OBP: 0.367, SLG: 0.408		1-1 7 2B 1B		0-1 F9		3-3 K		3-3 K		4 1 1 0 0 2 1
7 Yuniesky Betancourt, R (1, 6) OBP: 0.279, SLG: 0.379		1-2 51 WP 1B 2B		0-2 G5-3		0-2 G5-3			0-1 G3	3 1 1 1 0 0 0 1 0 0 0 0 0 0
Dave Hansen, L (9, PH) OBP: 0.281, SLG: 0.234										
Miguel Ojeda, R (1, 2) OBP: 0.235, SLG: 0.200		4-1 16 L3-6 51 WP BB		3-1 G6-3		0-0 F9			0-0 51 G4-3 1B	2 0 0 0 1 0 0 1 0 1 0 0 0 0
Scott Spiezio, S (9, PH) OBP: 0.137, SLG: 0.149										

Inning Stats	R: 0	H: 3	E: 0	K: 1	S: 13	P: 19	R: 2	H: 3	E: 0	K: 0	S: 16	P: 28	R: 1	H: 1	E: 0	K: 0	S: 10	P: 14	R: 0	H: 1	E: 1	K: 0	S: 6	P: 13	R: 0	H: 0	E: 0	K: 1	S: 8	P: 11	R: 0	H: 0	E: 0	K: 0	S: 5	P: 10	R: 0	H: 0	E: 0	K: 1	S: 10	P: 15	R: 0	H: 1	E: 0	K: 0	S: 4	P: 5	1B: 9	2B: 2	3B: 0	HR: 1	SF: 0	SAC: 0	DP: 3	HBP: 0	WP: 1	PB: 0	SB: 0	CS: 0	PA: 37
--------------	------	------	------	------	-------	-------	------	------	------	------	-------	-------	------	------	------	------	-------	-------	------	------	------	------	------	-------	------	------	------	------	------	-------	------	------	------	------	------	-------	------	------	------	------	-------	-------	------	------	------	------	------	------	-------	-------	-------	-------	-------	--------	-------	--------	-------	-------	-------	-------	--------

PITCHER	IP	WLS	BF	H	R	ER	SO	BB	IBB	HBP	BLK	WP	HR	S	P	ERA	WHIP
Joe Mays, R (1, 1) ERA: 5.0	6.0	W	27	9	3	3	2	2	0	0	0	1	1	58	95	4.50	1.833
J.C. Romero, L (7, 1) ERA: 3.02	1.0	H	3	0	0	0	0	0	0	0	0	0	0	5	11	0.00	0.000
Juan Rincon, R (8, 1) ERA: 2.56	1.0	H	4	1	0	0	1	0	0	0	0	0	0	10	15	0.00	1.000
28 Jesse Crain, R (9, 1) ERA: 2.65	1.0		3	1	0	0	0	0	0	0	0	0	0	4	5	0.00	1.000

PITCHER	IP	WLS	BF	H	R	ER	SO	BB	IBB	HBP	BLK	WP	HR	S	P	ERA	WHIP
---------	----	-----	----	---	---	----	----	----	-----	-----	-----	----	----	---	---	-----	------

Batter	1	2	3	4	5	6	7	8	9	AB R H RBI BB SO LOB
Shannon Stewart, R (1, 7) OBP: 0.330, SLG: 0.395	2-1 FC6-4 1B		0-1 33 1B 1B	1-1 F8		1 SAFE 0-1 1B		1-0 8 1B 1B		5 1 4 1 0 0 1
8 Nick Punto, S (1, 6) OBP: 0.311, SLG: 0.333	1-0 FC6-4 7 1B 33 FC4-6 1-2f		0-1 F7 1B	0-2 P6 1-2		3-3 K		0-1 1-3 3-H 1B		5 1 1 1 0 1 5
7 Joe Mauer, L (1, 2) OBP: 0.372, SLG: 0.433	1-1 33 FC4-6 1-3 1B		1-0 BLK 33 1B 1-2 1B		0-0 L8		2-3 K	2-3 K		5 0 2 0 0 2 2
33 Justin Morneau, L (1, 3) OBP: 0.309, SLG: 0.450	0-0 FC4-6 1-2f HR		2-0 BLK 1-2 2-H 1B		3-3 K		0-3 K	2-2 G1-3		5 1 1 2 0 2 3
Matthew LeCroy, R (1, 10) OBP: 0.366, SLG: 0.476 Jason Bartlett, R (7, PR) OBP: 0.316, SLG: 0.341	1-2 HR		2-1 G5-3 1-2 2-3		1-2 K		4-2 BB			3 1 1 2 1 1 2 0 0 0 0 0 0 0
Jacque Jones, L (1, 9) OBP: 0.342, SLG: 0.447	0-3 K		4-0 20 FC6-4 IBB		0-0 G6-3		0-1 G3			3 0 0 0 1 1 1
20 Lew Ford, R (1, 8) OBP: 0.338, SLG: 0.368		1-1 5 G6-4-3 1B	0-2 FC6-4 1-2f		1-1 5 S 1B		3-2 F7			4 1 2 0 0 0 3
5 Michael Cuddyer, R (1, 5) OBP: 0.332, SLG: 0.414	2-1 G6-4-3 1-2f		1-1 F8		1 SAFE 1-1 G5-3		0-0 38 1B 1B 2B			4 1 1 0 0 0 2
Brent Abernathy, R (1, 4) OBP: 0.415, SLG: 0.457 38 Luis Antonio Rodriguez, R (8, 4) OBP: 0.329, SLG: 0.372	1-2 G4-3		0-2 8 S 1B		0-1 1B 2-H 1B		2 SAFE 3-2 1B 1B			3 0 2 1 0 0 0 1 1 1 0 0 0 0

Inning Stats	R: 3	H: 3	LOB: 3	E: 0	K: 1	S: 13	R: 0	H: 1	LOB: 0	E: 0	K: 0	S: 7	R: 1	H: 3	LOB: 3	E: 0	K: 0	S: 11	R: 0	H: 1	LOB: 1	E: 0	K: 0	S: 12	R: 0	H: 0	LOB: 0	E: 0	K: 2	S: 9	R: 1	H: 3	LOB: 2	E: 0	K: 1	S: 13	R: 0	H: 0	LOB: 1	E: 0	K: 2	S: 11	R: 2	H: 4	LOB: 2	E: 0	K: 1	S: 22
	18	0	0	0	0	11	11	0	0	0	0	7	20	1	3	0	0	11	14	0	1	0	0	12	18	0	0	0	0	17	0	3	2	0	13	3	18	0	0	1	17	4	2	0	33			


PITCHER	IP	WLS	BF	H	R	ER	SO	BB	IBB	HBP	BLK	WP	HR	S	P	ERA	WHIP
Ryan Franklin, R (1, 1) ERA: 5.1	6.0	L	29	11	5	5	4	0	0	0	1	0	1	65	94	7.50	1.833
George Sherrill, L (7, 1) ERA: 2.57	1.0		4	0	0	0	2	1	0	0	0	0	0	11	17	0.00	1.000
20 J.J. Putz, R (8, 1) ERA: 3.91	0.1		5	4	2	2	0	0	0	0	0	0	0	14	21	54.00	12.000
Matt Thornton, L (8, 1) ERA: 5.63	0.2		2	0	0	0	1	0	0	0	0	0	0	8	12	0.00	0.000

BOTTOM

Seattle Mariners @ Minnesota Twins
 Hubert H. Humphrey Metrodome, Minneapolis, MN

Thu Aug 18 2005, 8:10 PM EDT
 Att: 22,230 - Dome - 70 F

AB	38
R	7
H	15
RBI	7
BB	2
SO	7
LOB	19



WP	HR	S	P	ERA	WHIP
0	1	0	0	0	0

Batter	1	2	3	4	5	6	7	8	9	AB R H RBI BB SO LOB	TOP											
51 Ichiro Suzuki, L (1, 9) OBP: 0.350, SLG: 0.440	1-2 F7		0-0 SF9 16 E		0-0 FC3-6		1-0 FC4-6			4 1 1 0 0 0 3												
16 Willie Bloomquist, R (1, 4) OBP: 0.302, SLG: 0.340	0-1 G5-3		0-1 FC3 FC1-4 S		0-3 SAFE			1-2 BB 29 F7		4 0 1 1 0 1 2												
Raul Ibanez, L (1, 7) OBP: 0.358, SLG: 0.453	1-3 SAFE		0-0 SF9		0-1 F9			2-2 F8		3 0 0 1 0 1 1												
Richie Sexson, R (1, 3) OBP: 0.363, SLG: 0.540		1-2 P4	1-2 FC1-4-3		0-0 G5-3			4-1 BB		3 0 0 0 1 0 1												
29 Adrian Beltré, R (1, 5) OBP: 0.301, SLG: 0.433		1-0 G6-3		0-0 CS 12		1-3 K		2-2 F7		4 0 1 0 0 1 2												
7 Jeremy Reed, L (1, 8) OBP: 0.326, SLG: 0.354		0-0 HR		1-1 F8			2-0 CS 12 FC1-6	1-3 K		4 1 2 1 0 1 3												
12 Michael Morse, R (1, 10) OBP: 0.362, SLG: 0.401 Jamal Strong, R (7, PR)		0-3 K		1-3 SAFE			0-0 FC1-6 7 1B		3-2 F9	3 0 0 0 0 2 2 1 0 0 0 0 0 0	AB 34 R 4 H 9 RBI 3 BB 1 SO 6 LOB 16											
7 Yuniesky Betancourt, R (1, 6) OBP: 0.292, SLG: 0.386			2-1 FC3 51 1B		0-2 F9		0-1 SAFE		0-1 F9	4 1 2 0 0 0 0												
Yorvit Torrealba, R (1, 2) OBP: 0.323, SLG: 0.350 Dave Hansen, L (9, PH)			2-2 FC3 51 1B		0-1 FC3-6 51 1B				0-2 G4-3	3 1 2 0 0 0 2 1 0 0 0 0 0 0												
Inning Stats	R: 0 E: 0 K: 1 S: 8	H: 0 LOB: 0 BB: 0 P: 10	R: 1 E: 0 K: 1 S: 8	H: 1 LOB: 0 BB: 0 P: 10	R: 3 E: 1 K: 0 S: 14	H: 3 LOB: 0 BB: 0 P: 19	R: 0 E: 0 K: 1 S: 7	H: 1 LOB: 1 BB: 0 P: 9	R: 0 E: 0 K: 1 S: 11	H: 1 LOB: 1 BB: 0 P: 11	R: 0 E: 0 K: 1 S: 7	H: 0 LOB: 0 BB: 0 P: 8	R: 0 E: 0 K: 0 S: 7	H: 2 LOB: 2 BB: 0 P: 10	R: 0 E: 0 K: 1 S: 17	H: 1 LOB: 2 BB: 1 P: 27	R: 0 E: 0 K: 0 S: 9	H: 0 LOB: 0 BB: 0 P: 12	1B: 8 2B: 2 3B: 0 HR: 1	SF: 1 SAC: 0 DP: 2 HBP: 0	WP: 0 PB: 0 SB: 1 CS: 1	PA: 36
PITCHER	IP WLS BF H R ER SO BB IBB HBP BLK WP HR S P ERA WHIP																					
Carlos Silva, R (1, 1) ERA: 3.35	7.0 W 28 8 4 3 5 0 0 0 0 0 0 1 62 77 3.86 1.143																					
Juan Rincon, R (8, 1) ERA: 2.51	1.0 H 5 1 0 0 1 1 0 0 0 0 0 0 17 27 0.00 2.000																					
36 Joe Nathan, R (9, 1) ERA: 2.53	1.0 S 3 0 0 0 0 0 0 0 0 0 0 0 9 12 0.00 0.000																					

Seattle Mariners @ Minnesota Twins
 Hubert H. Humphrey Metrodome, Minneapolis, MN
 Fri Aug 19 2005, 8:10 PM EDT
 Att: 24,795 - Dome - 70 F

livebaseballscorecards.com



Batter	1	2	3	4	5	6	7	8	9	10	AB R H RBI BB SO LOB
51 Ichiro Suzuki, L OBP: 0.349, SLG: 0.436	2-1 G5-3		2-1 F8			1-2 L5		1-2 P6		4-0 16 2B HR	4 1 0 0 1 0 1
16 Willie Bloomquist, R OBP: 0.313, SLG: 0.352	1-2 1B		0-0 P5			2-1 G4-6-3 1B		4-1 1-2 BB		1-2 HR 2B	4 1 3 1 1 0 0
Raul Ibanez, L OBP: 0.356, SLG: 0.449	1-2 F8			0-1 F7		3-1 G4-6-3 1-2f		0-0 L1-6		4-0 HR IBB	4 1 0 0 1 0 4
Richie Sexson, R OBP: 0.364, SLG: 0.552	0-0 F8			3-0 F9			1-2 HR		2-2 F8	2-1 HR	5 2 2 5 0 0 1
29 Adrián Beltré, R OBP: 0.300, SLG: 0.437		1-3 K		1-2 G5-3			0-1 HR		1-0 G4-1	0-3 K	5 1 1 1 0 2 0
7 Jeremy Reed, L OBP: 0.325, SLG: 0.354		0-0 2B			2-1 E4 G1-3 G4-3		1-0 L8		0-0 P6	1-2 G1-3	5 0 1 0 0 0 0
Greg Dobbs, L OBP: 0.179, SLG: 0.243		1-3 K			1-2 G4-3		2-1 G4-3			1-0 7 1B 3B	3 0 0 0 0 1 2 1 1 1 0 0 0 0
Jamal Strong, R OBP: 0.500, SLG: 1.000					1-2 G1-3		0-0 G5-3			1-2 16 2B SH1-4 1B	4 1 1 1 0 0 2
7 Yuniesky Betancourt, R OBP: 0.289, SLG: 0.378		0-1 F8			2-3 K					0-0 SH1-4	3 0 1 0 0 1 1
Yorvit Torrealba, R OBP: 0.324, SLG: 0.350			2-1 G5-3					1-1 L1-6 16 BB 1B			

TOP

Seattle Mariners @ Minnesota Twins
 Hubert H. Humphrey Metrodome, Minneapolis, MN

Sat Aug 20 2005, 7:37 PM EDT
 Att. 33,334 - Dome - 70 F

AB	38
R	8
H	10
RBI	8
BB	3
SO	4
LOB	11



Inning Stats	R: 0	H: 1	E: 0	LOB: 1	K: 0	S: 11	P: 15	R: 0	H: 1	E: 0	LOB: 1	K: 2	S: 10	P: 12	R: 0	H: 0	E: 0	LOB: 0	K: 0	S: 5	P: 9	R: 0	H: 0	E: 0	LOB: 0	K: 0	S: 6	P: 10	R: 0	H: 1	E: 1	LOB: 1	K: 1	S: 12	P: 19	R: 0	H: 1	E: 0	LOB: 0	K: 0	S: 7	P: 13	R: 2	H: 2	E: 0	LOB: 0	K: 0	S: 10	P: 14	R: 0	H: 1	E: 0	LOB: 1	K: 0	S: 8	P: 13	R: 0	H: 0	E: 0	LOB: 0	K: 0	S: 6	P: 9	R: 6	H: 4	E: 0	LOB: 0	K: 1	S: 17	P: 31	1B: 4	2B: 3	3B: 1	HR: 3	SF: 0	SAC: 1	DP: 2	HBP: 0	WP: 0	PA: 42
PITCHER	IP	WLS	BF	H	R	ER	SO	BB	IBB	HBP	BLK	WP	HR	S	P	ERA	WHIP																																																															
Kyle Lohse, R ERA: 4.09	(1, 1)	7.0		26	5	2	2	3	0	0	0	0	0	61	92	2.57	0.714																																																															
28 Jesse Crain, R ERA: 2.58	(8, 1)	1.2		6	1	0	0	1	0	0	0	0	0	13	21	0.00	1.200																																																															
J.C. Romero, L ERA: 3.0	(9, 1)	0.1		1	0	0	0	0	0	0	0	0	0	1	1	0.00	0.000																																																															
54 Matt Guerrier, R ERA: 3.53	(10, 1)	0.1	L	7	4	6	6	0	0	2	0	0	0	10	23	162.00	12.000																																																															
Terry Mulholland, L ERA: 5.4	(10, 1)	0.2		2	0	0	0	1	0	0	0	0	0	7	8	0.00	0.000																																																															

Batter	1	2	3	4	5	6	7	8	9	10	AB R H RBI BB SO LOB	BOTTOM																	
Shannon Stewart, R (1, 7) OBP: 0.332, SLG: 0.394 Terry Tiffee, S (10, PH) OBP: 0.243, SLG: 0.333	1-0 33 G3-1 1B 1B		1-1 F9		0-1 F8			2-1 G6-3		1-2 2B	4 1 1 0 0 0 0 1 0 1 0 0 0 0	Seattle Mariners @ Minnesota Twins Hubert H. Humphrey Metrodome, Minneapolis, MN Sat Aug 20 2005, 7:37 PM EDT Att. 33,334 - Dome - 70 F livebaseballscorecards.com																	
Brent Abernathy, R (1, 4) OBP: 0.396, SLG: 0.415 38 Luis Antonio Rodriguez, S (4) OBP: 0.325, SLG: 0.367	1-2 SAFE G4-3 1-2		1-2 FC5 7 1B		1-3 K			0-1 G5-3		0-2 G3	4 0 1 0 0 1 1 1 0 0 0 0 0 1																		
7 Joe Mauer, L (1, 2) OBP: 0.375, SLG: 0.442	4-1 33 G3-1 1B BB		0-1 1-2 1B		1-2 33 G1-3 1B			3-2 L8			3 1 2 0 1 0 0																		
33 Justin Morneau, L (1, 3) OBP: 0.308, SLG: 0.449	3-1 G3-1 1-2 2-3		0-0 F7		1-2 SAFE G1-3 1-2			0-0 G1-3			4 0 0 0 0 0 5																		
Matthew LeCroy, R (1, 10) OBP: 0.370, SLG: 0.472	0-1 2-H 3-H 1B		2-2 FC5 2-3f		1-3 K			2-3 K			4 0 1 2 0 2 3																		
Jacque Jones, L (1, 9) OBP: 0.336, SLG: 0.438	0-3 K2-3		3-3 K		2-3 K			0-0 G1-3			4 0 0 0 0 3 2																		
20 Lew Ford, R (1, 8) OBP: 0.341, SLG: 0.384		1-3 K		1-2 K			1-1 G4-3			1-1 HR	4 1 1 1 0 2 0																		
5 Michael Cuddyer, R (1, 5) OBP: 0.331, SLG: 0.411		3-3 K		1-2 G4-3			0-2 G5-3			2-2 P4	4 0 0 0 0 1 0																		
Jason Bartlett, R (1, 6) OBP: 0.307, SLG: 0.331		1-1 G5-3		2-3 K			1-1 G6-3			2-2 L4	4 0 0 0 0 1 0																		
Inning Stats	R: 2 H: 2 E: 0 K: 1 S: 12	H: 2 LOB: 1 BB: 1 P: 21	R: 0 H: 0 E: 0 K: 2 S: 9	H: 0 LOB: 0 BB: 0 P: 14	R: 0 H: 2 E: 0 K: 0 S: 11	H: 2 LOB: 2 BB: 0 P: 15	R: 0 H: 0 E: 0 K: 2 S: 9	H: 0 LOB: 0 BB: 0 P: 12	R: 0 H: 1 E: 0 K: 2 S: 12	H: 1 LOB: 1 BB: 0 P: 17	R: 0 H: 0 E: 0 K: 0 S: 7		H: 0 LOB: 0 BB: 0 P: 9	R: 0 H: 0 E: 0 K: 0 S: 7	H: 0 LOB: 0 BB: 0 P: 12	R: 0 H: 0 E: 0 K: 1 S: 5	H: 0 LOB: 0 BB: 0 P: 7	R: 1 H: 2 E: 0 K: 0 S: 15	H: 2 LOB: 1 BB: 0 P: 21	1B: 5 SF: 0 2B: 1 SAC: 0 3B: 0 DP: 0 HR: 1 HBP: 0	WP: 0 PA: 38 PB: 0 SB: 0 CS: 0								
PITCHER	IP WLS BF H R ER SO BB IBB HBP BLK WP HR S P ERA WHIP																												
34 Félix Hernández, R (1, 1) ERA: 1.24	8.0		30	5	2	2	9	1	0	0	0	0	0	0	77	115	2.25	0.750											
George Sherrill, L (9, 1) ERA: 4.15	1.0	W	3	0	0	0	1	0	0	0	0	0	0	5	7	0.00	0.000												
Eddie Guardado, L (10, 1) ERA: 1.47	1.0		5	2	1	1	0	0	0	0	0	0	1	15	21	9.00	2.000												

Batter	1	2	3	4	5	6	7	8	9	AB R H RBI BB SO LOB	TOP									
51 Ichiro Suzuki, L (1, 9) OBP: 0.346, SLG: 0.433	0-0 G4-3		2-1 G4-3		1-3 K			3-1 G3		4 0 0 0 0 1 0										
16 Willie Bloomquist, R (1, 4) OBP: 0.308, SLG: 0.345	2-2 G4-3		1-1 G4-3		2-2 P4			1-0 F9		4 0 0 0 0 0 0										
Raul Ibanez, L (1, 7) OBP: 0.357, SLG: 0.455	3-1 HR		1-0 F9				1-1 G3		4-2 BB	3 1 1 1 1 0 0										
Richie Sexson, R (1, 3) OBP: 0.363, SLG: 0.548	4-2 BB			2-0 G4-3		1-0 G1-3		1-3 K		3 0 0 0 1 1 1										
29 Adrián Beltré, R (1, 5) OBP: 0.297, SLG: 0.434	1-2 F7			0-0 G6-3		0-2 G6-3		0-0 F8		4 0 0 0 0 0 2										
7 Jeremy Reed, L (1, 8) OBP: 0.326, SLG: 0.357		0-1 G6-3 7 CS 2B		4-0 HR BB		3-3 K		3-2 F8		3 1 1 0 1 1 1										
Greg Dobbs, L (1, 10) OBP: 0.214, SLG: 0.350		1-0 P4		2-1 HR 1-H		2-2 G6-4-3 1B				3 1 2 2 0 0 1										
7 Yuniesky Betancourt, R (1, 6) OBP: 0.278, SLG: 0.364		1-2 G6-3 SAFE		1-1 P3		1-2 G6-4-3 1-2f				3 0 0 0 0 0 2										
Yorvit Torrealba, R (1, 2) OBP: 0.317, SLG: 0.341		0-3 K		2-3 K				2-1 P4		3 0 0 0 0 2 2										
Inning Stats	R: 1 E: 0 K: 0 S: 15	H: 1 LOB: 1 BB: 1 P: 25	R: 0 E: 0 K: 1 S: 11	H: 1 LOB: 2 BB: 0 P: 13	R: 0 E: 0 K: 0 S: 5	H: 0 LOB: 0 BB: 0 P: 9	R: 2 E: 0 K: 0 S: 6	H: 1 LOB: 0 BB: 1 P: 15	R: 0 E: 0 K: 2 S: 12	H: 0 LOB: 0 BB: 0 P: 17	R: 0 E: 0 K: 1 S: 13	H: 1 LOB: 0 BB: 0 P: 19	R: 0 E: 0 K: 0 S: 5	H: 0 LOB: 0 BB: 0 P: 11	R: 0 E: 0 K: 1 S: 9	H: 0 LOB: 1 BB: 1 P: 17	1B: 1 2B: 1 3B: 0 HR: 2	SF: 0 SAC: 0 DP: 1 HBP: 0	WP: 0 PB: 0 SB: 0 CS: 1	PA: 33
PITCHER	IP WLS BF H R ER SO BB IBB HBP BLK WP HR S P ERA WHIP																			
Brad Radke, R (1, 1) ERA: 3.78	7.0 W 26 4 3 3 4 2 0 0 0 0 2 68 106 3.86 0.857																			
J.C. Romero, L (8, 1) ERA: 2.93	1.0 3 0 0 0 0 0 0 0 0 0 0 5 11 0.00 0.000																			
Juan Rincon, R (9, 1) ERA: 2.47	1.0 4 0 0 0 1 1 0 0 0 0 0 9 17 0.00 1.000																			

Seattle Mariners @ Minnesota Twins
 Hubert H. Humphrey Metrodome, Minneapolis, MN
 Sun Aug 21 2005, 2:10 PM EDT
 Att. 33,405 - Dome - 70 F

AB	30
R	3
H	4
RBI	3
BB	3
SO	5
LOB	9



BOTTOM

Seattle Mariners @ Minnesota Twins
Hubert H. Humphrey Metrodome, Minneapolis, MN

Sun Aug 21 2005, 2:10 PM EDT
Att: 33,405 - Dome - 70 F

livebaseballscorecards.com

AB	37
R	8
H	16
RBI	8
BB	4
SO	4
LOB	17



WP:	0	PA:	41
PB:	0		
SB:	0		
CS:	0		

AB	R	H	RBI	BB	SO	LOB									
5	1	3	1	0	0	0									
4	0	1	1	1	0	2									
2	2	2	0	3	0	0									
4	1	2	2	0	1	4									
1	0	0	0	0	0	2									
5	1	2	3	0	1	3									
4	0	1	0	0	1	1									
4	1	2	0	0	1	1									
4	1	2	1	0	0	1									
4	1	1	0	0	0	3									
1B:	10	SF:	0	2B:	5	SAC:	0	3B:	1	DP:	3	HR:	1	HBP:	0

Batter	1	2	3	4	5	6	7	8	9
Shannon Stewart, R (1, 7) OBP: 0.335, SLG: 0.398	1-1 G4-6-3 1B		3-2 F7		0-0 G4-3 1B	0-0 7 BB 1B		3-2 G3	
8 Nick Punto, S (1, 4) OBP: 0.310, SLG: 0.337	2-1 G4-6-3 1-2f		0-0 B1-3		0-0 G4-3	4-0 7 BB BB		2-0 2B	
7 Joe Mauer, L (1, 10) OBP: 0.382, SLG: 0.451	0-2 1B 3B			2-1 F7-4 1B	4-0 20 HR 1B	4-1 1-2 2-3 BB		4-0 IBB	
Matthew LeCroy, R (1, 3) OBP: 0.372, SLG: 0.472	0-1 1B			2-2 F7-4 1-2	0-1 20 HR 1B	0-3 K		1-1 L4	
33 Justin Morneau, L (7, 3) OBP: 0.308, SLG: 0.447	3-H 1B			1-2 1B	0-0 1-H 2-H HR		2-0 F8	1-3 K	
20 Lew Ford, R (1, 8) OBP: 0.341, SLG: 0.392	1-1 L9			3-3 K2-3	0-0 G4-3		0-1 G1-3		
Jacque Jones, L (1, 9) OBP: 0.335, SLG: 0.436		1-0 55 G6-3 1B							
5 Michael Cuddyer, R (1, 5) OBP: 0.332, SLG: 0.415		2-0 F8			0-1 55 1B 2B	1-3 K		3-2 55 1B	
55 Mike Redmond, R (1, 2) OBP: 0.326, SLG: 0.355		1-2 G6-3 1-2f			0-0 2B 8 G4-3 1B	0-2 G4-3		2-1 1-2 1B	
Jason Bartlett, R (1, 6) OBP: 0.306, SLG: 0.336			3-1 F8		0-1 F8	1-1 1B 2B		1-1 G3	

Inning	1	2	3	4	5	6	7	8	9
R:	1	0	0	0	6	1	0	0	0
E:	0	0	0	0	0	0	0	0	0
K:	0	0	0	1	0	2	2	0	1
S:	12	6	6	11	11	11	14	11	14
H:	3	1	0	2	5	2	2	1	1
LOB:	1	0	0	1	0	3	2	2	0
BB:	0	0	0	0	1	2	0	1	1
P:	16	9	12	19	15	24	19	25	

PITCHER	IP	WLS	BF	H	R	ER	SO	BB	IBB	HBP	BLK	WP	HR	S	P	ERA	WHIP
Joel Pineiro, R (1, 1) ERA: 5.83	5.2	L	28	13	8	8	2	0	0	0	0	0	1	56	83	12.71	2.294
Matt Thornton, L (6, 1) ERA: 5.59	0.1		3	0	0	0	1	2	0	0	0	0	0	4	12	0.00	6.000
Clint Nageotte, R (7, 1) ERA: 6.75	0.0		0	0	0	0	0	0	0	0	0	0	0	0	0	∞	∞
Shigetoshi Hasegawa, R (7, 1) ERA: 4.62	1.0		5	2	0	0	0	0	0	0	0	0	0	11	19	0.00	2.000
20 J.J. Putz, R (8, 1) ERA: 3.83	1.0		5	1	0	0	1	0	1	0	0	0	0	14	25	0.00	1.000

PITCHER	IP	WLS	BF	H	R	ER	SO	BB	IBB	HBP	BLK	WP	HR	S	P	ERA	WHIP
WP:	0	PA:	41														
PB:	0																
SB:	0																
CS:	0																

Batter	1	2	3	4	5	6	7	8	9	AB R H RBI BB SO LOB	TOP	
38 Pablo Ozuna, R (1, 5) OBP: 0.319, SLG: 0.331	0-0 1B		0-0 2B			0-1 B3-1		0-0 F8		4 0 2 0 0 0 1		
Tadahito Iguchi, R (1, 4) OBP: 0.343, SLG: 0.442 Timo Perez, L (9, PH) OBP: 0.267, SLG: 0.309	2-3 K		1-2 F9			2-0 F9		1-1 P6		3 0 0 0 0 1 2 1 0 0 0 0 0 0		
Carl Everett, S (1, 7) OBP: 0.319, SLG: 0.459 32 Brian Anderson, R (9, PR) OBP: 0.154, SLG: 0.154	0-0 F8				4-2 BB	1-2 G5-3		4-1 BB		2 0 0 0 2 0 1 0 0 0 0 0 0 0		
14 Paul Konerko, R (1, 10) OBP: 0.366, SLG: 0.531	2-1 F9				0-0 F7		0-2 F8		1-3 K	4 0 0 0 0 1 3		
Aaron Rowand, R (1, 8) OBP: 0.326, SLG: 0.408		1-3 K			0-3 K		2-2 G6-3		2-3 K	4 0 0 0 0 3 2		
23 Jermaine Dye, R (1, 9) OBP: 0.316, SLG: 0.474		0-1 P4			1-1 F8		1-3 K			3 0 0 0 0 1 1		
12 A.J. Pierzynski, L (1, 2) OBP: 0.318, SLG: 0.455		2-2 G3			0-3 K			0-1 F7		3 0 0 0 0 1 0		
5 Juan Uribe, R (1, 6) OBP: 0.286, SLG: 0.371			1-2 F8		1-3 K			0-2 F9		3 0 0 0 0 1 0		
Geoff Blum, S (1, 3) OBP: 0.313, SLG: 0.359			0-3 K		2-1 G5-3			0-0 1B		3 0 1 0 0 1 0		
Inning Stats	R: 0 H: 1 E: 0 LOB: 1 K: 1 BB: 0 S: 7 P: 11	R: 0 H: 0 E: 0 LOB: 0 K: 1 BB: 0 S: 9 P: 12	R: 0 H: 1 E: 0 LOB: 1 K: 1 BB: 0 S: 11 P: 13	R: 0 H: 0 E: 0 LOB: 1 K: 1 BB: 1 S: 10 P: 15	R: 0 H: 0 E: 0 LOB: 0 K: 2 BB: 0 S: 10 P: 13	R: 0 H: 0 E: 0 LOB: 0 K: 0 BB: 0 S: 6 P: 9	R: 0 H: 0 E: 0 LOB: 0 K: 1 BB: 0 S: 11 P: 14	R: 0 H: 1 E: 0 LOB: 1 K: 0 BB: 0 S: 8 P: 8	R: 0 H: 0 E: 0 LOB: 1 K: 2 BB: 1 S: 10 P: 18	1B: 2 SF: 0 2B: 1 SAC: 0 3B: 0 DP: 0 HR: 0 HBP: 0	WP: 0 PA: 32 PB: 0 SB: 1 CS: 0	
PITCHER Johan Santana, L (1, 1) ERA: 3.22 36 Joe Nathan, R (9, 1) ERA: 2.48	IP WLS BF H R ER SO BB IBB HBP BLK WP HR S P ERA WHIP	8.0 W 28 3 0 0 7 1 0 0 0 0 0 0 72 95 0.00 0.500	1.0 S 4 0 0 0 2 1 0 0 0 0 0 0 10 18 0.00 1.000									PITCHER IP WLS BF H R ER SO BB IBB HBP BLK WP HR S P ERA WHIP

Chicago White Sox @ Minnesota Twins
 Hubert H. Humphrey Metrodome, Minneapolis, MN
 Tue Aug 23 2005, 8:10 PM EDT
 Att. 33,572 - Dome - 70 F

livebaseballscorecards.com

AB	30
R	0
H	3
RBI	0
BB	2
SO	9
LOB	10



Batter	1	2	3	4	5	6	7	8	9
Shannon Stewart, R (1, 7) OBP: 0.333, SLG: 0.396 Michael Ryan, L (4, 7) OBP: 0.239, SLG: 0.275	1-2 F8		0-1 G5-3			2-1 G5-3			
8 Nick Punto, S (1, 6) OBP: 0.307, SLG: 0.333	3-2 G4-3			1-3 K		0-2 F9			
7 Joe Mauer, L (1, 2) OBP: 0.384, SLG: 0.450	4-0 BB			4-1 33 G1-6-3 BB		0-2 G6-3			
33 Justin Morneau, L (1, 3) OBP: 0.305, SLG: 0.444	2-1 G5-3			2-2 G1-6-3 1-2f		0-0 G3-1			
Matthew LeCroy, R (1, 10) OBP: 0.368, SLG: 0.466		1-0 F7		3-3 K		1-0 G5-3			
Jacque Jones, L (1, 9) OBP: 0.335, SLG: 0.443		1-0 G3		1-0 P6			1-2 HR		
20 Lew Ford, R (1, 8) OBP: 0.339, SLG: 0.389		1-0 F8		2-3 K			0-0 G6-3		
5 Michael Cuddyer, R (1, 5) OBP: 0.330, SLG: 0.411			3-2 G6-3			0-1 E5 G4-3		0-2 G5-3	
Brent Abernathy, R (1, 4) OBP: 0.373, SLG: 0.386 38 Luis Antonio Rodriguez, S (4, 4) OBP: 0.325, SLG: 0.367			1-2 G5-3			2 SAFE 1-2 G4-3 2 SAFE 2-3		2-1 G5-3	

Inning Stats	R: 0	H: 0	E: 0	LOB: 1	K: 0	S: 8	R: 0	H: 0	E: 0	LOB: 0	K: 0	S: 3	R: 0	H: 0	E: 0	LOB: 0	K: 0	S: 8	R: 0	H: 0	E: 0	LOB: 0	K: 1	S: 7	R: 0	H: 0	E: 0	LOB: 0	K: 2	S: 8	R: 0	H: 0	E: 1	LOB: 1	K: 0	S: 10	R: 0	H: 0	E: 0	LOB: 0	K: 0	S: 5	R: 1	H: 1	E: 0	LOB: 0	K: 0	S: 9	R: 0	H: 0	E: 0	LOB: 0	K: 0	S: 12	R: 0	H: 0	E: 0	LOB: 0	K: 0	S: 10
	0	0	0	1	0	8	0	0	0	0	0	3	0	0	0	0	0	1	7	0	0	0	0	0	7	0	0	0	0	0	0	0	1	1	0	10	0	0	0	0	0	5	1	1	0	0	0	9	0	0	0	0	0	10	0	0	0	0	0	10

PITCHER	IP	WLS	BF	H	R	ER	SO	BB	IBB	HBP	BLK	WP	HR	S	P	ERA	WHIP
Freddy Garcia, R (1, 1) ERA: 3.54	8.0	L	27	1	1	1	3	2	0	0	0	0	1	58	95	1.12	0.375

BOTTOM

AB	R	H	RBI	BB	SO	LOB
2	0	0	0	0	0	0
1	0	0	0	0	0	1
3	0	0	0	0	1	1
1	0	0	0	2	0	0
3	0	0	0	0	0	2
3	0	0	0	0	1	0
3	1	1	1	0	0	0
3	0	0	0	0	1	0

AB	25
R	1
H	1
RBI	1
BB	2
SO	3
LOB	5



WP	PA	27
1B: 0	SF: 0	
2B: 0	SAC: 0	
3B: 0	DP: 1	
HR: 1	HBP: 0	
WP: 0	PA: 27	
PB: 0	SB: 0	
CS: 0		

Chicago White Sox @ Minnesota Twins
Hubert H. Humphrey Metrodome, Minneapolis, MN
Tue Aug 23 2005, 8:10 PM EDT
Att: 33,572 - Dome - 70 F

livebaseballscores.com

Batter	1	2	3	4	5	6	7	8	9	AB R H RBI BB SO LOB	TOP											
Timo Perez, L OBP: 0.277, SLG: 0.315 (1, 7) X	0-0 G6-3	3-2 G4-3			1-1 2B 1B	1-2 1B		4-1 G6-4-3 BB		4 1 2 0 1 0 0	Chicago White Sox @ Minnesota Twins Hubert H. Humphrey Metrodome, Minneapolis, MN Wed Aug 24 2005, 8:10 PM EDT Att. 32,687 - Dome - 70 F livebaseballscorecards.com											
Tadahito Iguchi, R OBP: 0.344, SLG: 0.444 (1, 4) C D B B B B	4-2 HR BB		1-2 G6-3		1-0 1B 2B	2-1 SF7		1-1 G6-4-3 1-2f		3 2 1 1 1 0 1												
Carl Everett, S OBP: 0.322, SLG: 0.470 (1, 10) C B X	1-1 HR		1-0 F7		1-0 12 2B 1B	0-2 1B			1-2 G5-3	5 1 3 4 0 0 0												
14 Paul Konerko, R OBP: 0.366, SLG: 0.530 (1, 3) C C X	0-2 1B		3-2 1B		3-1 F8 1B	0-1 L5			0-1 G6-3	5 0 2 0 0 0 3												
12 A.J. Pierzynski, L OBP: 0.322, SLG: 0.460 (1, 2) C B X	1-1 1B		1-1 G3		0-0 23 2B		2-1 23 FC6-4 1B		0-1 G1-3	5 1 3 0 0 0 1												
23 Jermaine Dye, R OBP: 0.315, SLG: 0.474 (1, 9) B B B B X	3-1 F9			2-2 G6-3	3-2 2B		3-2 FC6-4 G6-3 1-2f			4 0 1 1 0 0 3												
Aaron Rowand, R OBP: 0.325, SLG: 0.405 (1, 8) B B C B B B X	3-2 F9		1-2 24 FC4 HBP		1-2 G1-3		0-1 G6-3			3 0 0 0 0 0 4												
24 Joe Crede, R OBP: 0.288, SLG: 0.411 (1, 5) B X		1-0 F8		0-0 FC4		2-3 K		0-0 G5-3		4 0 0 0 0 1 2												
5 Juan Uribe, R OBP: 0.285, SLG: 0.373 (1, 6) C B C B X		1-2 G4-3		3-2 L5		1-1 1B SF7 2B		2-0 G4-3		4 1 1 0 0 0 1												
Inning Stats	R: 2 E: 0 K: 0 S: 16	H: 3 LOB: 2 BB: 1 P: 28	R: 0 E: 0 K: 0 S: 8	H: 0 LOB: 0 BB: 0 P: 13	R: 0 E: 0 K: 0 S: 12	H: 1 LOB: 1 BB: 0 P: 18	R: 0 E: 0 K: 0 S: 9	H: 0 LOB: 1 BB: 0 P: 15	R: 3 E: 0 K: 0 S: 13	H: 5 LOB: 1 BB: 0 P: 23	R: 1 E: 0 K: 1 S: 18	H: 3 LOB: 2 BB: 0 P: 24	R: 0 E: 1 K: 0 S: 9	H: 1 LOB: 1 BB: 0 P: 14	R: 0 E: 0 K: 0 S: 4	H: 0 LOB: 0 BB: 1 P: 11	R: 0 E: 0 K: 0 S: 7	H: 0 LOB: 0 BB: 0 P: 8	1B: 8 2B: 4 3B: 0 HR: 1	SF: 1 SAC: 0 DP: 1 HBP: 1	WP: 0 PB: 0 SB: 0 CS: 0	PA: 41
PITCHER	IP WLS BF H R ER SO BB IBB HBP BLK WP HR S P ERA WHIP																					
Joe Mays, R ERA: 5.16 (1, 1)	4.2 L 24 9 5 5 0 1 0 1 0 0 0 1 55 93 9.64 2.143																					
54 Matt Guerrier, R ERA: 3.61 (5, 1)	1.1 7 3 1 1 1 0 0 0 0 0 0 0 21 28 6.75 2.250																					
Terry Mulholland, L ERA: 5.07 (7, 1)	3.0 10 1 0 0 0 1 0 0 0 0 0 0 20 33 0.00 0.667																					

AB	37
R	6
H	13
RBI	6
BB	2
SO	1
LOB	15



Batter	1	2	3	4	5	6	7	8	9	AB R H RBI BB SO LOB
8 Nick Punto, S OBP: 0.307, SLG: 0.342 (1, 4)	1-3 K			1-2 P3		3-2 F9-2			0-1 HR	4 1 1 2 0 1 2
Brent Abernathy, R OBP: 0.345, SLG: 0.354 (1, 7)	1-2 G4-3			3-3 K			2-2 P6		1-2 F9	4 0 0 0 0 1 0
7 Joe Mauer, L OBP: 0.383, SLG: 0.447 (1, 10)	1-2 G4-3			1-3 K			2-2 G5-3		0-0 2B	4 1 1 0 0 1 0
Matthew LeCroy, R OBP: 0.370, SLG: 0.484 (1, 3)			2-3 K		1-3 K		3-1 HR		0-0 2B	4 1 2 2 0 2 0
38 Luis Antonio Rodriguez, S-R OBP: 0.325, SLG: 0.367									5 WP	0 0 0 0 0 0 0
20 Lew Ford, R OBP: 0.338, SLG: 0.388 (1, 8)			1-1 G6-3		1-0 G5-4-3		0-1 G6-3		1-1 F8	4 0 1 0 0 0 1
5 Michael Cuddyer, R OBP: 0.329, SLG: 0.409 (1, 9)			0-3 K		3-2 G5-4-3			2-1 G5-4-3	3-2 F7	4 0 1 0 0 1 2
Terry Tiffee, S OBP: 0.245, SLG: 0.333 (1, 5)			1-0 G4-6-3		0-1 G5-3			0-0 G5-4-3		3 0 1 0 0 0 1
55 Mike Redmond, R OBP: 0.326, SLG: 0.354 (1, 2)			1-1 G4-6-3		0-0 2B			0-1 F8		3 0 1 0 0 0 1
Jason Bartlett, R OBP: 0.313, SLG: 0.358 (1, 6)			1-2 G1-3		1-2 2B			1-2 HR		3 1 2 0 0 0 0

Inning Stats	R: 0	H: 0	E: 0	K: 1	S: 9	LOB: 0	BB: 0	P: 12	R: 0	H: 0	E: 0	K: 2	S: 8	LOB: 0	BB: 0	P: 11	R: 0	H: 1	E: 0	K: 0	S: 6	LOB: 0	BB: 0	P: 9	R: 0	H: 0	E: 0	K: 2	S: 16	LOB: 0	BB: 0	P: 21	R: 0	H: 1	E: 0	K: 1	S: 8	LOB: 0	BB: 0	P: 13	R: 0	H: 2	E: 0	K: 0	S: 11	LOB: 1	BB: 0	P: 15	R: 1	H: 1	E: 0	K: 0	S: 10	LOB: 0	BB: 0	P: 17	R: 0	H: 1	E: 0	K: 0	S: 5	LOB: 0	BB: 0	P: 7	R: 3	H: 4	E: 0	K: 0	S: 16	LOB: 2	BB: 0	P: 22	1B: 5	SF: 0	2B: 4	SAC: 0	3B: 0	DP: 4	HR: 2	HBP: 0	WP: 1	PA: 33
--------------	------	------	------	------	------	--------	-------	-------	------	------	------	------	------	--------	-------	-------	------	------	------	------	------	--------	-------	------	------	------	------	------	-------	--------	-------	-------	------	------	------	------	------	--------	-------	-------	------	------	------	------	-------	--------	-------	-------	------	------	------	------	-------	--------	-------	-------	------	------	------	------	------	--------	-------	------	------	------	------	------	-------	--------	-------	-------	-------	-------	-------	--------	-------	-------	-------	--------	-------	--------

PITCHER	IP	WLS	BF	H	R	ER	SO	BB	IBB	HBP	BLK	WP	HR	S	P	ERA	WHIP
56 Mark Buehrle, L ERA: 2.99 (1, 1)	8.0	W	26	6	1	1	6	0	0	0	0	0	1	73	105	1.12	0.750
Cliff Politte, R ERA: 2.25 (9, 1)	0.1		3	2	2	2	0	0	0	0	0	0	1	9	11	54.00	6.000
Damaso Marte, L ERA: 3.03 (9, 1)	0.0		1	1	0	0	0	0	0	0	0	0	0	1	1	∞	∞
Dustin Hermanson, R ERA: 1.74 (9, 1)	0.2	S	3	1	1	1	0	0	0	0	0	1	0	6	10	13.50	1.500


BOTTOM

Chicago White Sox @ Minnesota Twins
 Hubert H. Humphrey Metrodome, Minneapolis, MN

Wed Aug 24 2005, 8:10 PM EDT
 Att: 32,687 - Dome - 70 F

livebaseballscorecards.com

AB	33
R	4
H	10
RBI	4
BB	0
SO	6
LOB	7



Batter	1	2	3	4	5	6	7	8	9	10	AB R H RBI BB SO LOB	TOP												
Timo Perez, L (1, 7) OBP: 0.281, SLG: 0.318	2-2 F9		1-2 1B 5 14 1B G2-3		1-1 G6-3		0-0 F7			0-0 FC1-5 1B	5 1 2 1 0 0 0	Chicago White Sox @ Minnesota Twins Hubert H. Humphrey Metrodome, Minneapolis, MN Thu Aug 25 2005, 1:10 PM EDT Att. 26,895 - Dome - 69 F												
5 Juan Uribe, R (1, 6) OBP: 0.282, SLG: 0.368	2-3 K		0-0 G2-3		1-2 P3			2-3 K		0-0 FC1-5	5 0 0 0 0 2 3													
Carl Everett, S (1, 10) OBP: 0.323, SLG: 0.469	0-2 1B		1-2 14 1B 2-3 1B		0-1 F7			3-3 K		1-1 F9	5 0 2 0 0 1 2													
14 Paul Konerko, R (1, 3) OBP: 0.364, SLG: 0.526	1-1 L1		0-0 1-2 3-H 1B		2-2 P3			0-1 P5		2-3 K	5 0 1 1 0 1 3													
12 A.J. Pierzynski, L (1, 2) OBP: 0.319, SLG: 0.455		1-1 G6-3	1-1 F7		1-1 G6-3			0-0 F9			4 0 0 0 0 0 2													
23 Jermaine Dye, R (1, 9) OBP: 0.317, SLG: 0.477		1-2 G6-3 HBP 1B	0-1 F9		2-2 2B			3-1 G5-3			4 0 2 0 0 0 2													
Aaron Rowand, R (1, 8) OBP: 0.324, SLG: 0.402		2-2 G6-3 HBP		0-0 G6-3		2-0 F9		1-0 L5			3 0 0 0 0 0 1													
Geoff Blum, S (1, 4) (10, 5) OBP: 0.312, SLG: 0.361		0-0 G6-3		3-1 F7			3-2 F9			1-0 38 SH 1B 2B	4 1 1 0 0 0 2													
24 Joe Crede, R (1, 5) 38 Pablo Ozuna, R (10, PH) (10, 4) OBP: 0.285, SLG: 0.408 OBP: 0.319, SLG: 0.331		1-2 G4-3		0-1 F9			0-2 G4-3			0-2 FC1-5 1B	3 0 0 0 0 0 2 0 0 0 0 0 0 0													
Inning Stats	R: 0 E: 0 K: 1 S: 15	H: 1 LOB: 1 BB: 0 P: 20	R: 0 E: 0 K: 0 S: 12	H: 1 LOB: 2 BB: 0 P: 17	R: 1 E: 0 K: 0 S: 12	H: 3 LOB: 2 BB: 0 P: 15	R: 0 E: 0 K: 0 S: 5	H: 0 LOB: 0 BB: 0 P: 8	R: 0 E: 0 K: 0 S: 7	H: 0 LOB: 0 BB: 0 P: 9	R: 0 E: 0 K: 10 S: 10		H: 1 LOB: 1 BB: 0 P: 17	R: 0 E: 0 K: 0 S: 8	H: 0 LOB: 0 BB: 0 P: 11	R: 0 E: 0 K: 2 S: 9	H: 0 LOB: 0 BB: 0 P: 14	R: 0 E: 0 K: 0 S: 4	H: 0 LOB: 0 BB: 0 P: 8	R: 0 E: 0 K: 1 S: 11	H: 2 LOB: 2 BB: 0 P: 15	1B: 6 2B: 2 3B: 0 HR: 0	SF: 0 SAC: 1 DP: 0 HBP: 1	WP: 0 PB: 0 SB: 0 CS: 0
PITCHER	IP WLS BF H R ER SO BB IBB HBP BLK WP HR S P ERA WHIP																							
Carlos Silva, R (1, 1) ERA: 3.26	7.0																							
Juan Rincon, R (8, 1) ERA: 2.43	1.0	3	0	0	0	2	0	0	0	0	0	0	0	9	14	0.00	0.000							
28 Jesse Crain, R (9, 1) ERA: 2.64	2.0	L 9	2	1	1	1	0	0	0	0	0	0	0	15	23	4.50	1.000							

AB	38
R	2
H	8
RBI	2
BB	0
SO	4
LOB	17



BOTTOM

Chicago White Sox @ Minnesota Twins
Hubert H. Humphrey Metrodome, Minneapolis, MN
Thu Aug 25 2005, 1:10 PM EDT
Att. 26,895 - Dome - 69 F

livebaseballscorecards.com

AB 35
R 1
H 7
RBI 1
BB 2
SO 9
LOB 9



WP: 0 PA: 37
PB: 0
SB: 0
CS: 1

AB R H RBI BB SO LOB

5 0 0 0 0 2 0

4 0 1 0 0 1 0

4 0 0 0 0 0 1

3 0 1 0 1 0 0
0 1 0 0 0 0 0

3 0 0 0 1 2 2

4 0 3 1 0 0 0

4 0 1 0 0 2 4

4 0 1 0 0 0 2

4 0 0 0 0 2 0

1B: 6 SF: 0
2B: 2 SAC: 0
3B: 0 DP: 1
HR: 0 HBP: 0

Batter	1	2	3	4	5	6	7	8	9	10
20 Lew Ford, R OBP: 0.335, SLG: 0.383 (1, 8)	G5-3		G4-3		G6-3			K		K
8 Nick Punto, S OBP: 0.306, SLG: 0.341 (1, 4)	G6-3		G4-3 7 FC6 1B		G4-3			K		
7 Joe Mauer, L OBP: 0.379, SLG: 0.443 (1, 2)	G5-3		FC6 1-2f		F7			L1		
33 Justin Morneau, L OBP: 0.307, SLG: 0.443 (1, 3) 38 Luis Antonio Rodriguez (SPR) OBP: 0.325, SLG: 0.367 (10, 5)		G4-3		P5		CS 1B		2B BB		
Matthew LeCroy, R OBP: 0.368, SLG: 0.478 (1, 10)	K			1B BB		K 1-2		P6		
Michael Ryan, L OBP: 0.261, SLG: 0.310 (1, 7)				1B			G3	2B		
5 Michael Cuddyer, R OBP: 0.328, SLG: 0.407 (1, 9)				K			F8	K		
Terry Tiffee, S OBP: 0.246, SLG: 0.330 (1, 5) (10, 3)				P5			G6-3		L6	
Jason Bartlett, R OBP: 0.305, SLG: 0.348 (1, 6)			G5-3		K			F7		K

Inning Stats	R: 0	H: 0	E: 0	K: 0	S: 9	H: 0	LOB: 0	BB: 0	P: 17	R: 0	H: 3	E: 0	K: 1	S: 15	H: 2	LOB: 2	BB: 0	P: 24	R: 0	H: 1	E: 0	K: 0	S: 10	H: 1	LOB: 1	BB: 0	P: 13	R: 0	H: 1	E: 0	K: 1	S: 15	H: 0	LOB: 0	BB: 0	P: 9	R: 0	H: 1	E: 0	K: 1	S: 9	H: 1	LOB: 1	BB: 0	P: 12	R: 0	H: 0	E: 0	K: 0	S: 5	H: 0	LOB: 0	BB: 0	P: 9	R: 0	H: 0	E: 0	K: 2	S: 8	H: 0	LOB: 0	BB: 0	P: 10	R: 1	H: 1	E: 0	K: 1	S: 11	H: 2	LOB: 2	BB: 1	P: 21	R: 0	H: 0	E: 0	K: 2	S: 12	H: 0	LOB: 0	BB: 0	P: 17	1B: 6	SF: 0	2B: 2	SAC: 0	3B: 0	DP: 1	HR: 0	HBP: 0
--------------	------	------	------	------	------	------	--------	-------	-------	------	------	------	------	-------	------	--------	-------	-------	------	------	------	------	-------	------	--------	-------	-------	------	------	------	------	-------	------	--------	-------	------	------	------	------	------	------	------	--------	-------	-------	------	------	------	------	------	------	--------	-------	------	------	------	------	------	------	------	--------	-------	-------	------	------	------	------	-------	------	--------	-------	-------	------	------	------	------	-------	------	--------	-------	-------	-------	-------	-------	--------	-------	-------	-------	--------

PITCHER	IP	WLS	BF	H	R	ER	SO	BB	IBB	HBP	BLK	WP	HR	S	P	ERA	WHIP
Jon Garland, R ERA: 3.28 (1, 1)	7.2		28	6	0	0	5	1	0	0	0	0	0	75	115	0.00	0.913
Damaso Marte, L ERA: 3.2 (8, 1)	0.2	H	3	0	1	1	1	1	0	0	0	0	0	7	13	13.50	1.500
Dustin Hermanson, R ERA: 1.71 (9, 1)	0.2	W	3	1	0	0	1	0	0	0	0	0	0	7	13	0.00	1.500
45 Bobby Jenks, R ERA: 2.79 (10, 1)	1.0	S	3	0	0	0	2	0	0	0	0	0	0	12	17	0.00	0.000

Batter	1	2	3	4	5	6	7	8	9	AB R H RBI BB SO LOB	TOP									
Michael Ryan, L (1, 7) OBP: 0.281, SLG: 0.341	3-1 7 G4-3 1B		1-2 8 G5-3 1B		2-2 2B			3-3 K		4 0 3 0 0 1 0										
8 Nick Punto, S (1, 6) OBP: 0.302, SLG: 0.337	1-2 F8		1-0 1 SAFE G5-3		3-2 L6			1-1 G4-3		4 0 0 0 0 0 3										
7 Joe Mauer, L (1, 2) OBP: 0.376, SLG: 0.438	0-1 G4-3		1-3 K				0-1 G5-3		2-3 K	4 0 0 0 0 2 2										
33 Justin Morneau, L (1, 3) OBP: 0.307, SLG: 0.441	3-3 K			1-3 K		0-2 L7		0-0 1B		4 0 1 0 0 2 1										
Matthew LeCroy, R (1, 10) OBP: 0.362, SLG: 0.470				0-0 G6-3		2-1 G5-3		2-2 P6		4 0 0 0 0 1 1										
Jacque Jones, L (1, 9) OBP: 0.334, SLG: 0.441				2-2 1B			0-0 G2-3		0-2 G4-3	4 0 1 0 0 1 1										
20 Lew Ford, R (1, 8) OBP: 0.335, SLG: 0.385				1-0 G4-3			2-3 K			3 0 1 0 0 1 1										
Terry Tiffee, S (1, 5) OBP: 0.239, SLG: 0.321				1-0 L8		1-0 L7		3-2 G4-3		3 0 0 0 0 0 1										
38 Luis Antonio Rodriguez, B (4) OBP: 0.318, SLG: 0.359				0-1 G4-3		0-1 L7		0-1 F8		3 0 0 0 0 0 0										
Inning Stats	R: 0 E: 0 K: 1 S: 13	H: 1 LOB: 1 BB: 0 P: 20	R: 0 E: 0 K: 2 S: 12	H: 1 LOB: 1 BB: 0 P: 16	R: 0 E: 0 K: 1 S: 9	H: 1 LOB: 1 BB: 0 P: 12	R: 0 E: 0 K: 1 S: 8	H: 1 LOB: 1 BB: 0 P: 12	R: 0 E: 0 K: 0 S: 7	H: 0 LOB: 0 BB: 0 P: 9	R: 0 E: 0 K: 1 S: 9	H: 0 LOB: 0 BB: 0 P: 14	R: 0 E: 0 K: 1 S: 8	H: 0 LOB: 0 BB: 0 P: 12	R: 0 E: 0 K: 1 S: 10	H: 1 LOB: 1 BB: 0 P: 14	1B: 4 2B: 2 3B: 0 HR: 0	SF: 0 SAC: 0 DP: 0 HBP: 0	WP: 0 PB: 0 SB: 0 CS: 0	PA: 33
43 Kameron Loe, R (1, 1) ERA: 3.75	IP: 5.0 WLS: W BF: 20 H: 5 R: 0 ER: 0 SO: 5 BB: 0 IBB: 0 HBP: 0 BLK: 0 WP: 0 HR: 0 S: 53 P: 77 ERA: 0.00 WHIP: 1.000																			
36 C.J. Wilson, L (6, 1) ERA: 8.45	IP: 4.0 WLS: S BF: 13 H: 1 R: 0 ER: 0 SO: 3 BB: 0 IBB: 0 HBP: 0 BLK: 0 WP: 0 HR: 0 S: 34 P: 49 ERA: 0.00 WHIP: 0.250																			

Minnesota Twins @ Texas Rangers
 Ameriquest Field, Arlington, TX

Fri Aug 26 2005, 8:05 PM EDT
 Att. 28,877 - Clear - 99 F

livebaseballscorecards.com

AB	33
R	0
H	6
RBI	0
BB	0
SO	8
LOB	10



Batter	1	2	3	4	5	6	7	8	9
David Dellucci, L (1, 7) OBP: 0.386, SLG: 0.510	0-3 K		3-1 1-H HR	1-1 G4-3			4-2 9 F9 10 BB BB		
10 Michael Young, R (1, 6) OBP: 0.380, SLG: 0.508	3-2 HR		1-2 G4-3		0-1 F9		4-1 9 F9 1-2 BB		
23 Mark Teixeira, S (1, 3) OBP: 0.363, SLG: 0.537	2-1 G6-3		2-2 WP HR 2B		2-1 2B 1B		1-3 K		
9 Hank Blalock, L (1, 5) OBP: 0.329, SLG: 0.455	2-1 1B		2-2 L4		2-1 P6		1-1 F9 1-2 2-3		
Alfonso Soriano, R (1, 4) OBP: 0.320, SLG: 0.536	1-1 P3		2-0 2-H HR		0-0 1-H 2B		4-0 IBB		
Adrián González, L (1, 10)		2-2 G4-3	0-1 F9		0-0 P4		1-1 L3		
Gary Matthews, S (1, 8)		1-0 F8		1-1 P6		1-0 G4-3	0-0 G6-3		
Rod Barajas, R (1, 2) OBP: 0.309, SLG: 0.439		2-1 F8		2-3 K		2-2 G5-3	0-1 G4-3		
Mark DeRosa, R (1, 9) OBP: 0.310, SLG: 0.400			1-2 HR 1B		0-1 1B	1-2 G5-3	3-2 2B		

Inning Stats	R: 1 E: 0 K: 1 S: 13	H: 2 LOB: 1 BB: 0 P: 21	R: 0 E: 0 K: 0 S: 6	H: 0 LOB: 0 BB: 0 P: 11	R: 4 E: 0 K: 0 S: 19	H: 4 LOB: 0 BB: 0 P: 30	R: 0 E: 0 K: 1 S: 9	H: 1 LOB: 1 BB: 0 P: 13	R: 1 E: 0 K: 0 S: 8	H: 2 LOB: 1 BB: 0 P: 12	R: 0 E: 0 K: 0 S: 11	H: 0 LOB: 0 BB: 0 P: 15	R: 0 E: 0 K: 1 S: 10	H: 0 LOB: 3 BB: 3 P: 25	R: 0 E: 0 K: 0 S: 6	H: 1 LOB: 1 BB: 0 P: 9
1B: 4 2B: 3 3B: 0 HR: 3	SF: 0 SAC: 0 DP: 0 HBP: 0	WP: 1 PB: 0 SB: 0 CS: 0	PA: 36													

PITCHER	IP	WLS	BF	H	R	ER	SO	BB	IBB	HBP	BLK	WP	HR	S	P	ERA	WHIP
Kyle Lohse, R (1, 1) ERA: 4.32	5.0	L	24	9	6	6	2	0	0	0	0	1	3	55	87	10.80	1.800
54 Matt Guerrier, R (6, 1) ERA: 3.54	1.0		3	0	0	0	0	0	0	0	0	0	0	11	15	0.00	0.000
J.C. Romero, L (7, 1) ERA: 2.87	1.0		6	0	0	0	1	2	1	0	0	0	0	10	25	0.00	2.000
Terry Mulholland, L (8, 1) ERA: 4.97	1.0		3	1	0	0	0	0	0	0	0	0	0	6	9	0.00	1.000

BOTTOM

Minnesota Twins @ Texas Rangers
Ameriquet Field, Arlington, TX

Fri Aug 26 2005, 8:05 PM EDT
Att. 28,877 - Clear - 99 F

livebaseballscores.com

AB	33
R	6
H	10
RBI	6
BB	3
SO	3
LOB	12



Batter	1	2	3	4	5	6	7	8	9	10	11	AB R H RBI BB SO LOB	TOP														
8 Nick Punto, S OBP: 0.303, SLG: 0.337 (1, 4)	0-0 G1-3	1-3 K			1-0 G1-6-3 1B		1-0 SAFE F9			1-1 G6-3	1-2 1B	6 1 2 1 0 1 3															
Brent Abernathy, R OBP: 0.317, SLG: 0.321 Michael Ryan, L OBP: 0.289, SLG: 0.346 (11, PH) (11, 7)	2-3 K		2-1 G6-3		1-0 G1-6-3			1-2 G1-3		1-1 G6-3	0-2 1B	5 0 0 0 0 1 2 1 0 1 2 0 0 0															
7 Joe Mauer, L OBP: 0.375, SLG: 0.436 (1, 10)	1-1 BB 1B		3-2 G4-3		2-2 G1-6-3 1B			3-2 G6-3		2-0 G6-3	0-3 K	6 0 2 0 0 1 1															
Matthew LeCroy, R OBP: 0.361, SLG: 0.464 33 Justin Momeau, L OBP: 0.308, SLG: 0.441 (1, 3) (8, 3)	4-2 BB 1-2 BB		0-1 G6-3		2-1 SAFE F8			1-3 K			4-2 20 SH2-4 HR BB	3 0 0 0 1 1 1 0 1 0 0 1 0 0															
20 Lew Ford, R OBP: 0.332, SLG: 0.381 (1, 8)	3-2 F8			0-0 G5-3		3-2 G1-6-3			2-3 K		0-0 SH2-4	4 0 0 0 0 1 3															
5 Michael Cuddyer, R OBP: 0.328, SLG: 0.407 Jacque Jones, L OBP: 0.337, SLG: 0.453 (1, 9) (9, PH) (9, 9)		0-1 G4-3		1-1 G5-3		2-2 G5-6-3 1B			1-1 E		1-2 HR	3 1 1 0 0 0 0 2 2 2 2 0 0 0															
Terry Tiffie, S OBP: 0.238, SLG: 0.316 38 Luis Antonio Rodriguez, R OBP: 0.318, SLG: 0.359 (1, 5) (8, 5)		1-1 G1-3		2-2 G6-3		1-1 G5-6-3			1-1 E9 1B		0-1 G3-1	5 0 1 1 0 0 1 0 0 0 0 0 0 0															
55 Mike Redmond, R OBP: 0.329, SLG: 0.364 (1, 2)		3-1 1B 2B		0-2 G4-3		3-2 G6-3			2-2 K		2-0 1B 1B	5 1 2 0 0 1 2															
Jason Bartlett, R OBP: 0.321, SLG: 0.364 (1, 6)		1-2 1B		3-2 8 1B		2-2 3-H 1B			1-0 F8		1-1 8 1B 1B	5 1 4 1 0 0 1															
Inning Stats	R: 0 E: 0 K: 1 S: 15	H: 1 LOB: 2 BB: 1 P: 25	R: 0 E: 0 K: 1 S: 13	H: 2 LOB: 2 BB: 0 P: 19	R: 0 E: 0 K: 0 S: 7	H: 0 LOB: 0 BB: 0 P: 12	R: 0 E: 0 K: 0 S: 6	H: 0 LOB: 0 BB: 0 P: 9	R: 0 E: 0 K: 0 S: 8	H: 2 LOB: 1 BB: 0 P: 13	R: 0 E: 0 K: 1 S: 10	H: 1 LOB: 0 BB: 0 P: 17	R: 1 E: 1 K: 2 S: 14	H: 2 LOB: 1 BB: 0 P: 23	R: 0 E: 0 K: 1 S: 10	H: 0 LOB: 0 BB: 0 P: 15	R: 1 E: 1 K: 2 S: 12	H: 2 LOB: 1 BB: 0 P: 19	R: 0 E: 0 K: 0 S: 5	H: 0 LOB: 0 BB: 0 P: 9	R: 5 E: 0 K: 1 S: 20	H: 5 LOB: 1 BB: 1 P: 29	1B: 12 2B: 2 3B: 0 HR: 1	SF: 0 SAC: 1 DP: 2 HBP: 0	WP: 0 PB: 0 SB: 0 CS: 0	PA: 48	
PITCHER	IP	WLS	BF	H	R	ER	SO	BB	IBB	HBP	BLK	WP	HR	S	P	ERA	WHIP										
Kenny Rogers, L ERA: 3.15 (1, 1)	6.0		23	6	0	0	2	1	0	0	0	0	0	59	95	0.00	1.167										
John Wasdin, R ERA: 4.1 (7, 1)	2.0	B	8	2	1	1	1	0	0	0	0	0	0	24	38	4.50	1.000										
Francisco Cordero, R ERA: 3.54 (8, 1)	1.0	B	5	2	1	1	2	0	0	0	0	0	0	12	19	9.00	2.000										
Brian Shouse, L ERA: 5.52 (10, 1)	1.2	L	8	2	3	3	0	1	0	0	0	0	1	14	25	16.20	1.800										
Steve Karsay, R ERA: 6.06 (11, 1)	0.1		4	3	2	2	1	0	0	0	0	0	0	11	13	54.00	9.000										

Minnesota Twins @ Texas Rangers
 Ameriquet Field, Arlington, TX
 Sat Aug 27 2005, 1:20 PM EDT
 Att: 25,351 - Sunny - 95 F

livebaseballscorecards.com

AB	45
R	7
H	15
RBI	7
BB	2
SO	6
LOB	14



Batter	1	2	3	4	5	6	7	8	9	10	11	AB R H RBI BB SO LOB
David Dellucci, L (1, 7) OBP: 0.384, SLG: 0.507	3-2 1B		2-3 K		1-1 SF9		2-2 G4-3		2-2 F8			4 0 1 1 0 1 1
10 Michael Young, R (1, 6) OBP: 0.378, SLG: 0.505	0-1 L9		3-2 F9		2-1 FC6-4			1-2 23 FC4-6 1B	2-3 K			5 0 1 0 0 1 3
23 Mark Teixeira, S (1, 10) OBP: 0.362, SLG: 0.534	1-1 P6			3-2 E 1B		0-1 G3		2-2 FC4-6 9 1B		3-2 G4-3		5 1 1 0 0 0 2
9 Hank Blalock, L (1, 5) OBP: 0.330, SLG: 0.454	2-1 P6			0-3 K		0-0 G1-3		0-2 1B	1-2 1B	2-2 1B		5 0 2 0 0 1 2
Alfonso Soriano, R (1, 4) OBP: 0.321, SLG: 0.536		1-2 S 1B		0-1 FC5 G4-6-3		2-0 2B		3-2 P4		0-3 K		5 0 2 0 0 1 4
Kevin Mench, R (1, 9) OBP: 0.351, SLG: 0.515		1-2 SAFE SAFE L7		1-1 G4-6-3		4-0 IBB		0-0 1B		0-0 F9		4 0 1 1 1 0 4
Adrián González, L (1, 3) OBP: 0.276, SLG: 0.406		0-1 F8			2-2 G5-3		0-1 G3-1		2-2 G4-3			4 0 0 0 0 0 5
Phil Nevin, R (11, PH) OBP: 0.294, SLG: 0.389												1 0 1 0 0 0 0
Gary Matthews, S (1, 8) OBP: 0.319, SLG: 0.470		1-1 SAFE SAFE P6			4-2 1B SF9 BB		0-0 G1-3		2-1 2B		1-0 P4	4 1 1 0 1 0 2
Sandy Alomar Jr., R (1, 2) OBP: 0.315, SLG: 0.339			1-1 G6-3		1-1 SAFE 10 FC6-4 1B		2-0 G6-3		0-1 B3		1-1 F8-4-3	5 0 1 0 0 0 2

Inning Stats	R: 0	H: 1	E: 0	K: 0	S: 9	P: 15	R: 0	H: 1	E: 0	K: 0	S: 11	P: 14	R: 0	H: 0	E: 0	K: 1	S: 8	R: 0	H: 1	E: 1	K: 1	S: 10	P: 14	R: 1	H: 1	E: 0	K: 0	S: 12	P: 21	R: 0	H: 1	E: 0	K: 0	S: 6	P: 12	R: 0	H: 0	E: 0	K: 0	S: 5	P: 9	R: 1	H: 3	E: 0	K: 0	S: 18	P: 26	R: 0	H: 1	E: 0	K: 1	S: 10	P: 16	R: 0	H: 1	E: 0	K: 1	S: 11	P: 16	R: 0	H: 1	E: 0	K: 0	S: 4	P: 6	1B: 9	2B: 3	3B: 0	HR: 0	SF: 1	SAC: 0	DP: 2	HBP: 0	WP: 0	PA: 45
--------------	------	------	------	------	------	-------	------	------	------	------	-------	-------	------	------	------	------	------	------	------	------	------	-------	-------	------	------	------	------	-------	-------	------	------	------	------	------	-------	------	------	------	------	------	------	------	------	------	------	-------	-------	------	------	------	------	-------	-------	------	------	------	------	-------	-------	------	------	------	------	------	------	-------	-------	-------	-------	-------	--------	-------	--------	-------	--------

PITCHER	IP	WLS	BF	H	R	ER	SO	BB	IBB	HBP	BLK	WP	HR	S	P	ERA	WHIP
Brad Radke, R (1, 1) ERA: 3.71	6.0		25	5	1	1	2	1	1	0	0	0	0	56	90	1.50	1.000
28 Jesse Crain, R (7, 1) ERA: 2.6	1.0		3	0	0	0	0	0	0	0	0	0	0	5	9	0.00	0.000
Juan Rincon, R (8, 1) ERA: 2.54	1.0		6	3	1	1	0	0	0	0	0	0	0	18	26	9.00	3.000
36 Joe Nathan, R (9, 1) ERA: 2.4	2.0	W	8	2	0	0	2	0	0	0	0	0	0	21	32	0.00	1.000
J.C. Romero, L (11, 1) ERA: 2.81	1.0		3	1	0	0	0	0	0	0	0	0	0	4	6	0.00	1.000

BOTTOM

Minnesota Twins @ Texas Rangers
 Ameriquet Field, Arlington, TX
 Sat Aug 27 2005, 1:20 PM EDT
 Att: 25,351 - Sunny - 95 F

livebaseballscores.com

AB	42
R	2
H	11
RBI	2
BB	2
SO	4
LOB	25



Batter	1	2	3	4	5	6	7	8	9	AB R H RBI BB SO LOB	TOP	
Michael Ryan, L (1, 7) OBP: 0.290, SLG: 0.348 Brent Abernathy, R (8, PH) OBP: 0.317, SLG: 0.321 (8, 7)	2-2 FC3-6 BB 1B		1-2 P4		2-3 K			0-0 1-2 SH1-4		3 0 1 0 0 1 1 0 0 0 0 0 0 0		
8 Nick Punto, S (1, 4) OBP: 0.302, SLG: 0.333	4-0 FC3-6 BB		1-3 K			3-2 G6-3		0-0 G6-3		3 0 0 0 1 1 1		
7 Joe Mauer, L (1, 2) OBP: 0.374, SLG: 0.434	1-2 FC3-6 33 S 1-2f 2-3		2-2 F7			0-0 L6		2-2 1B		4 0 1 1 0 0 2		
33 Justin Morneau, L (1, 3) OBP: 0.308, SLG: 0.438	4-2 1-2 BB			2-3 K		2-3 K		0-0 L5		3 0 0 0 1 2 1		
Matthew LeCroy, R (1, 10) OBP: 0.355, SLG: 0.456	0-0 F3			3-2 P3			2-3 K		2-2 G5-3		4 0 0 0 0 1 3	
Jacque Jones, L (1, 9) OBP: 0.334, SLG: 0.449	0-2 P6			1-0 G3-1			1-1 F7		2-2 P1		4 0 0 0 0 0 3	
20 Lew Ford, R (1, 8) OBP: 0.335, SLG: 0.386		1-0 F8			0-1 G4-3 2B		1-2 1B		4-2 BB		3 0 2 0 1 0 0	
5 Michael Cuddyer, R (1, 5) OBP: 0.324, SLG: 0.402		1-2 L7			1-1 G4-3		0-0 F8		0-3 K		4 0 0 0 0 1 3	
Jason Bartlett, R (1, 6) OBP: 0.321, SLG: 0.363		2-2 F9			1-3 K			1-2 G6-3 SH1-4 1B		3 1 1 0 0 1 1		
Inning Stats	R: 0 H: 1 E: 0 LOB: 3 K: 0 BB: 2 S: 13 P: 24	R: 0 H: 0 E: 0 LOB: 0 K: 0 BB: 0 S: 12 P: 16	R: 0 H: 0 E: 0 LOB: 0 K: 1 BB: 0 S: 11 P: 15	R: 0 H: 0 E: 0 LOB: 0 K: 1 BB: 0 S: 7 P: 13	R: 0 H: 1 E: 0 LOB: 1 K: 2 BB: 0 S: 11 P: 15	R: 0 H: 0 E: 0 LOB: 0 K: 1 BB: 0 S: 8 P: 13	R: 0 H: 1 E: 0 LOB: 1 K: 1 BB: 0 S: 9 P: 13	R: 1 H: 2 E: 0 LOB: 1 K: 0 BB: 0 S: 9 P: 12	R: 0 H: 0 E: 0 LOB: 1 K: 1 BB: 1 S: 15 P: 23	1B: 4 SF: 0 2B: 1 SAC: 1 3B: 0 DP: 0 HR: 0 HBP: 0	WP: 0 PA: 35 PB: 0 SB: 1 CS: 0	
PITCHER Chris Young, R (1, 1) ERA: 4.31 Erasmio Ramirez, L (8, 1) ERA: 5.79 Doug Brocail, R (9, 1) ERA: 4.87	IP WLS BF H R ER SO BB IBB HBP BLK WP HR S P ERA WHIP 7.0 0 26 3 0 0 6 2 0 0 0 0 0 0 71 109 0.00 0.714 1.0 B 5 2 1 1 0 0 0 0 0 0 0 0 0 9 12 9.00 2.000 1.0 W 4 0 0 0 0 1 1 0 0 0 0 0 0 15 23 0.00 1.000	PITCHER IP WLS BF H R ER SO BB IBB HBP BLK WP HR S P ERA WHIP										

Minnesota Twins @ Texas Rangers
 Ameriquet Field, Arlington, TX
 Sun Aug 28 2005, 2:05 PM EDT
 Att. 20,882 - Sunny - 91 F

livebaseballscorecards.com

AB 31
R 1
H 5
RBI 1
BB 3
SO 7
LOB 15



Batter	1	2	3	4	5	6	7	8	9	AB	R	H	RBI	BB	SO	LOB
Gary Matthews, S (1, 8) OBP: 0.321, SLG: 0.469	1-2 F8		0-2 L9		4-2 10 1B BB			1-1 10 G1-6-3 1B		3	0	1	0	1	0	0
10 Michael Young, R (1, 6) OBP: 0.377, SLG: 0.503	2-0 G6-3		1-3 K		0-0 1-2 2-H 1B			0-0 1-2f G1-6-3		4	0	1	1	0	1	1
23 Mark Teixeira, S (1, 3) OBP: 0.361, SLG: 0.531	0-0 F9		1-0 G6-3		0-1 G5-3			4-0 BB		3	0	0	0	1	0	2
Alfonso Soriano, R (1, 4) OBP: 0.319, SLG: 0.532		2-3 K		1-2 F7		1-1 G6-3		1-0 G5-3		4	0	0	0	0	1	1
Kevin Mench, R (1, 7) OBP: 0.350, SLG: 0.515		1-2 BB 2B		2-1 P5		0-0 F7		0-0 P5		4	0	1	0	0	0	0
Phil Nevin, R (1, 10) OBP: 0.296, SLG: 0.389		4-2 BB BB		1-2 G1		0-1 F8		0-1 CI 9 1B 1B		3	1	1	0	1	0	0
Mark DeRosa, R (1, 9) OBP: 0.301, SLG: 0.387		2-3 K		0-1 G6-3			1-2 G1-3		4-0 9 1B CI BB	3	0	0	0	0	1	2
David Dellucci, L (9, PH) OBP: 0.385, SLG: 0.507									1-2 BB	0	0	0	0	1	0	0
Rod Barajas, R (1, 2) OBP: 0.312, SLG: 0.439		4-2 1-2 2-3 BB		2-2 10 1B BB 1B		1-1 P4		0-1 CI 9 1B		2	1	1	0	1	0	0
Marshall McDougall, R (1, 5) OBP: 0.154, SLG: 0.154		1-3 K		0-3 K			2-3 K		1-2 2-3 3-H 1B	3	0	0	0	0	3	4
9 Hank Bialock, L (9, PH) OBP: 0.331, SLG: 0.455										1	0	1	1	0	0	0

Inning Stats	R: 0	H: 0	E: 0	K: 0	S: 5	R: 0	H: 1	E: 0	K: 3	S: 18	R: 0	H: 0	E: 0	K: 1	S: 8	R: 0	H: 0	E: 0	K: 0	S: 8	R: 1	H: 2	E: 0	K: 1	S: 14	R: 0	H: 0	E: 0	K: 0	S: 5	R: 0	H: 0	E: 0	K: 1	S: 10	R: 0	H: 1	E: 0	K: 0	S: 4	R: 1	H: 2	E: 1	K: 0	S: 7	1B: 5	SF: 0	2B: 1	SAC: 0	3B: 0	DP: 1	HR: 0	HBP: 0	WP: 0	PA: 36
Johan Santana, L (1, 1) ERA: 3.15	IP	WLS	BF	H	R	ER	SO	BB	IBB	HBP	BLK	WP	HR	S	P	ERA	WHIP																																						
28 Jesse Crain, R (8, 1) ERA: 2.54	1.1	L	9	3	1	0	0	2	0	0	0	0	0	11	22	0.00	3.750																																						

BOTTOM

Minnesota Twins @ Texas Rangers
Ameriquet Field, Arlington, TX
 Sun Aug 28 2005, 2:05 PM EDT
 Att: 20,882 - Sunny - 91 F

AB	30
R	2
H	6
RBI	2
BB	5
SO	6
LOB	10



WP: 0	PA: 36
PB: 0	ERA
SB: 0	WHIP
CS: 0	

livebaseballscorecards.com

Batter	1	2	3	4	5	6	7	8	9	10	AB R H RBI BB SO LOB	TOP										
Michael Ryan, L (1, 7) OBP: 0.298, SLG: 0.347	2-2 G4-3		0-0 F8		1-2 G3-6-3 1B			0-0 SH2-4		4-0 8 2B BB	3 1 1 0 1 0 0	Minnesota Twins @ Kansas City Royals Kauffman Stadium, Kansas City, MO Mon Aug 29 2005, 7:10 PM CDT Att. 13,555 - Clear - 82 F										
8 Nick Punto, S (1, 4) OBP: 0.301, SLG: 0.334	2-2 G5-3		1-1 G4-3		1-0 G3-6-3			3-3 SAFE		1-2 1-H 2-H 2B	5 0 1 2 0 1 3											
7 Joe Mauer, L (1, 2) OBP: 0.377, SLG: 0.434	2-1 1B		3-2 G1-3			2-0 P6		4-0 IBB		4-0 33 G4-6-3 IBB	3 0 1 0 2 0 0											
33 Justin Morneau, L (1, 3) OBP: 0.304, SLG: 0.432	2-3 SAFE K			1-3 K		0-0 F9		0-0 G4-3		2-2 1-2f G4-6-3	5 0 0 0 0 2 5											
20 Lew Ford, R (1, 8) OBP: 0.335, SLG: 0.387		3-3 SAFE K		1-0 G4-3 5 1B 2B		0-2 F7			2-3 K		4 1 1 0 0 2 0											
Jacque Jones, L (1, 9) OBP: 0.333, SLG: 0.449		2-1 5 WP 2B		1-0 G4-3			3-2 P4		2-2 G4-3		4 0 1 0 0 0 1											
5 Michael Cuddyer, R (1, 5) OBP: 0.324, SLG: 0.400		3-2 P3		2-0 CS 1B			0-0 F9		1-3 K		4 0 1 1 0 1 1											
Terry Tiffee, S (1, 10) OBP: 0.238, SLG: 0.308		4-2 S BB		2-0 SAFE CS 1-2	2-0 G4-3		2-3 K			1-0 F9	3 0 0 0 1 1 0											
Jason Bartlett, R (1, 6) OBP: 0.331, SLG: 0.376		3-2 SAFE G5-3 1-2			1-2 1B			0-1 SH2-4 2B		4-2 8 2B WP BB	3 1 2 0 1 0 2											
Inning Stats	R: 0 E: 0 K: 1 S: 16	H: 1 LOB: 1 BB: 0 P: 23	R: 0 E: 0 K: 1 S: 22	H: 1 LOB: 2 BB: 1 P: 37	R: 0 E: 0 K: 0 S: 6	H: 0 LOB: 0 BB: 0 P: 10	R: 1 E: 0 K: 1 S: 6	H: 2 LOB: 0 BB: 0 P: 13	R: 0 E: 0 K: 0 S: 8	H: 0 LOB: 0 BB: 0 P: 7	R: 0 E: 0 K: 1 S: 8		H: 0 LOB: 0 BB: 0 P: 13	R: 0 E: 0 K: 1 S: 9	H: 1 LOB: 2 BB: 1 P: 16	R: 0 E: 0 K: 2 S: 9	H: 0 LOB: 0 BB: 0 P: 14	R: 2 E: 0 K: 0 S: 11	H: 1 LOB: 1 BB: 3 P: 27	1B: 4 2B: 4 3B: 0 HR: 0	SF: 0 SAC: 1 DP: 2 HBP: 0	WP: 2 PB: 0 SB: 1 CS: 1
PITCHER	IP WLS BF H R ER SO BB IBB HBP BLK WP HR S P ERA WHIP																					
D.J. Carrasco, R (1, 1) ERA: 4.74	5.0	20	6	1	1	3	1	0	0	0	0	0	1	96	1.80	1.400						
Andrew Sisco, L (6, 1) ERA: 2.4	2.0	6	0	0	0	1	0	0	0	0	0	0	13	20	0.00	0.000						
Ambiorix Burgos, R (8, 1) ERA: 3.47	1.0	5	1	0	0	1	0	1	0	0	0	0	9	16	0.00	1.000						
Mike MacDougal, R (9, 1) ERA: 3.66	1.0	3	0	0	0	2	0	0	0	0	0	0	9	14	0.00	0.000						
Shawn Camp, R (10, 1) ERA: 7.85	1.0	L 6	1	2	2	0	2	1	0	0	1	0	11	27	18.00	3.000						

livebaseballscores.com

AB	34
R	3
H	8
RBI	3
BB	5
SO	7
LOB	12



Minnesota Twins @ Kansas City Royals
Kauffman Stadium, Kansas City, MO

Mon Aug 29 2005, 7:10 PM CDT
Att. 13,555 - Clear - 82 F

livebaseballscorecards.com



Batter	1	2	3	4	5	6	7	8	9	10	AB	R	H	RBI	BB	SO	LOB	BOTTOM									
Aaron Guiel, L OBP: 0.154, SLG: 0.154 (1, 9)											4	0	1	0	0	1	0	AB 32 R 1 H 5 RBI 1 BB 3 SO 7 LOB 8									
Chip Ambres, R OBP: 0.344, SLG: 0.373 (1, 8)											3	0	0	0	0	2	0										
Terrence Long, L OBP: 0.313, SLG: 0.378 (1, 7)											4	1	1	0	0	0	1										
Emil Brown, R OBP: 0.339, SLG: 0.438 (1, 10)											3	0	1	1	1	0	0										
24 Mark Teahen, L OBP: 0.299, SLG: 0.343 (1, 5)											3	0	1	0	1	0	1										
4 Angel Berroa, R OBP: 0.299, SLG: 0.357 (1, 6)											4	0	0	0	0	0	4										
14 John Buck, R OBP: 0.268, SLG: 0.336 (1, 2)											4	0	1	0	0	2	0										
Denny Hocking, S OBP: 0.351, SLG: 0.226 (1, 4)											3	0	0	0	1	0	1										
Joe McEwing, R OBP: 0.262, SLG: 0.299 (1, 3)											3	0	0	0	0	2	1										
Matt Stairs, L OBP: 0.365, SLG: 0.441 (10, PH)											1	0	0	0	0	0	0										
Inning Stats	R: 0 E: 0 K: 2 S: 8	H: 0 LOB: 0 BB: 0 P: 11	R: 0 E: 0 K: 0 S: 11	H: 0 LOB: 0 BB: 0 P: 13	R: 0 E: 0 K: 1 S: 9	H: 1 LOB: 0 BB: 0 P: 13	R: 1 E: 0 K: 1 S: 13	H: 2 LOB: 1 BB: 0 P: 19	R: 0 E: 0 K: 1 S: 9	H: 0 LOB: 1 BB: 1 P: 18	R: 0 E: 0 K: 0 S: 6	H: 0 LOB: 0 BB: 0 P: 11	R: 0 E: 0 K: 0 S: 8	H: 1 LOB: 0 BB: 0 P: 13	R: 0 E: 0 K: 1 S: 9	H: 0 LOB: 0 BB: 0 P: 13	R: 0 E: 0 K: 0 S: 11	H: 1 LOB: 3 BB: 2 P: 20	R: 0 E: 0 K: 1 S: 7	H: 0 LOB: 0 BB: 0 P: 8	1B: 4 2B: 1 3B: 0 HR: 0	SF: 0 SAC: 1 DP: 2 HBP: 0	WP: 1 PB: 0 SB: 0 CS: 0	PA: 36			
PITCHER	IP	WLS	BF	H	R	ER	SO	BB	IBB	HBP	BLK	WP	HR	S	P	ERA	WHIP										
30 Scott Baker, R ERA: 2.25 (1, 1)	7.0		24	4	1	1	5	1	0	0	0	0	0	64	98	1.29	0.714										
Juan Rincon, R ERA: 2.45 (8, 1)	2.0	W	9	1	0	0	1	1	1	0	0	1	0	20	33	0.00	1.000										
36 Joe Nathan, R ERA: 2.35 (10, 1)	1.0	S	3	0	0	0	1	0	0	0	0	0	0	7	8	0.00	0.000										

Batter	1	2	3	4	5	6	7	8	9	AB R H RBI BB SO LOB	TOP		
Michael Ryan, L (1, 7) OBP: 0.296, SLG: 0.354	1-0 FC3-5-6-2 2B		3-1 P6		3-2 F8		3-3 K		0-0 SH1-4	4 0 1 0 0 1 0			
8 Nick Punto, S (1, 4) OBP: 0.305, SLG: 0.334	0-0 FC3-5-6-2 7 3B		0-2 7 1B			4-1 7 2B BB	2-0 F8		4-2 7 G4-6-3 BB	3 2 1 0 2 0 1			
7 Joe Mauer, L (1, 2) OBP: 0.379, SLG: 0.443	2-2 20 2B		2-1 G4-6-3 1B			0-2 E 2B	1-2 G6-3		1-1 G4-6-3	5 2 3 2 0 0 3			
Jacque Jones, L (1, 9) OBP: 0.333, SLG: 0.447	1-0 F8		1-2 G4-6-3 1B			1-2 E8 33 S 33 HR 1B		1-3 K		4 1 1 1 0 1 3			
20 Lew Ford, R (1, 8) OBP: 0.336, SLG: 0.389	2-2 3-H 2B			1-0 F9		1-1 33 S 33 HR HBP		3-2 F8		3 1 1 1 0 0 0			
Matthew LeCroy, R (1, 10) OBP: 0.354, SLG: 0.452	3-1 F8			2-1 F8		1-0 F8		0-1 1B		4 0 1 0 0 0 3			
33 Justin Morneau, L (1, 3) OBP: 0.304, SLG: 0.438				3-1 F8		2-2 1-H 2-H HR		0-1 P4		4 1 1 3 0 0 1			
5 Michael Cuddyer, R (1, 5) OBP: 0.323, SLG: 0.398					1-0 G6-3		0-3 K		0-1 SH1-4 1B	4 0 1 0 0 1 0			
Jason Bartlett, R (1, 6) OBP: 0.329, SLG: 0.373					0-1 G5-3		1-1 L5		0-1 1-SAFE SH1-4 1B	4 0 1 0 0 1 0			
Inning Stats	R: 2 H: 3 E: 0 LOB: 1 K: 0 BB: 0 S: 11 P: 20	R: 0 H: 0 E: 0 LOB: 0 K: 1 BB: 0 S: 7 P: 10	R: 0 H: 2 E: 0 LOB: 1 K: 0 BB: 0 S: 10 P: 16	R: 0 H: 0 E: 0 LOB: 0 K: 0 BB: 0 S: 5 P: 11	R: 0 H: 0 E: 0 LOB: 0 K: 0 BB: 0 S: 7 P: 11	R: 5 H: 3 E: 1 LOB: 0 K: 1 BB: 1 S: 21 P: 31	R: 0 H: 0 E: 0 LOB: 0 K: 1 BB: 0 S: 9 P: 15	R: 0 H: 1 E: 0 LOB: 1 K: 1 BB: 0 S: 10 P: 14	R: 0 H: 2 E: 0 LOB: 2 K: 0 BB: 1 S: 11 P: 16	1B: 6 SF: 0 2B: 3 SAC: 1 3B: 1 DP: 2 HR: 1 HBP: 1	WP: 0 PA: 39 PB: 0 SB: 2 CS: 0		
PITCHER	IP WLS BF H R ER SO BB IBB HBP BLK WP HR S P ERA WHIP											PITCHER	IP WLS BF H R ER SO BB IBB HBP BLK WP HR S P ERA WHIP
Jose Lima, R (1, 1) ERA: 6.56	5.1 L 24 7 6 6 1 1 0 1 0 0 0 0 53 88 10.12 1.500												
41 Jimmy Gobble, L (6, 1) ERA: 6.42	3.0 14 4 1 1 3 1 0 0 0 0 1 36 53 3.00 1.667												
Ambiorix Burgos, R (9, 1) ERA: 3.42	0.2 1 0 0 0 0 0 0 0 0 0 0 2 3 0.00 0.000												

Minnesota Twins @ Kansas City Royals
Kauffman Stadium, Kansas City, MO

Tue Aug 30 2005, 7:10 PM CDT
Att. 13,819 - Clear - 83 F

livebaseballscorecards.com

AB	35
R	7
H	11
RBI	7
BB	2
SO	4
LOB	11



Batter	1	2	3	4	5	6	7	8	9	AB R H RBI BB SO LOB
Aaron Guiel, L OBP: 0.111, SLG: 0.111 (1, 8)	0-3 K		0-1 P6		1-2 G3		2-2 G3-1		1-2 K	5 0 0 0 0 2 6
Denny Hocking, S OBP: 0.333, SLG: 0.222 (1, 4)	1-1 F7		0-1 F8		2-3 K		0-1 E2		1-3 K	5 0 1 2 0 2 4
Terrence Long, L OBP: 0.309, SLG: 0.373 (1, 7)	3-2 G6-3			0-0 F8		1-1 G6-3			0-0 F9	5 0 0 0 0 1 3
Emil Brown, R OBP: 0.340, SLG: 0.443 (1, 9)		2-2 G3 FC1-5 2B		0-1 G1-3		1-0 F9		0-0 FC1-6 2B		4 0 2 0 0 0 0
Matt Stairs, L OBP: 0.367, SLG: 0.451 (1, 10)		2-2 G3		3-2 HR		0-1 E9 1B		1-0 FC1-6 4 1B		4 1 2 1 0 0 2
4 Angel Berroa, R OBP: 0.298, SLG: 0.356 (1, 6)		1-2 FC1-5		1-1 G3		1-1 G1-3		0-0 24 G4-6-3 1B		4 0 1 0 0 0 2
24 Mark Teahen, L OBP: 0.299, SLG: 0.342 (1, 5)		3-3 G3			1-2 14 FC6-4 1B		1-1 L8	1-0 G4-6-3 1B		4 0 1 0 0 0 3
14 John Buck, R OBP: 0.273, SLG: 0.347 (1, 2)			1-2 HR		0-0 FC6-4 G3 1B		2-2 G3-1 1B E HBP		4-2 1B BB	2 2 1 1 1 0 1
Joe McEwing, R OBP: 0.275, SLG: 0.311 (1, 3)			1-0 G1-3		1-2 G3 1B		3-2 E G3-1 1B		1-2 1B	4 1 3 0 0 0 0

Inning Stats	R: 0	H: 0	E: 0	K: 1	S: 9	LOB: 0	BB: 13	P: 13	R: 0	H: 1	E: 0	K: 0	S: 13	LOB: 1	BB: 0	P: 19	R: 1	H: 1	E: 0	K: 0	S: 9	LOB: 0	BB: 0	P: 11	R: 1	H: 1	E: 0	K: 0	S: 8	LOB: 0	BB: 0	P: 12	R: 0	H: 2	E: 0	K: 1	S: 15	LOB: 2	BB: 0	P: 20	R: 0	H: 1	E: 1	K: 0	S: 7	LOB: 1	BB: 0	P: 10	R: 2	H: 2	E: 1	K: 1	S: 18	LOB: 1	BB: 0	P: 29	R: 0	H: 2	E: 0	K: 0	S: 4	LOB: 1	BB: 0	P: 6	R: 0	H: 1	E: 0	K: 2	S: 14	LOB: 2	BB: 1	P: 21	1B: 7	SF: 0	2B: 2	SAC: 0	3B: 0	DP: 1	HR: 2	HBP: 1	WP: 0	PA: 39
--------------	------	------	------	------	------	--------	--------	-------	------	------	------	------	-------	--------	-------	-------	------	------	------	------	------	--------	-------	-------	------	------	------	------	------	--------	-------	-------	------	------	------	------	-------	--------	-------	-------	------	------	------	------	------	--------	-------	-------	------	------	------	------	-------	--------	-------	-------	------	------	------	------	------	--------	-------	------	------	------	------	------	-------	--------	-------	-------	-------	-------	-------	--------	-------	-------	-------	--------	-------	--------


PITCHER	IP	WLS	BF	H	R	ER	SO	BB	IBB	HBP	BLK	WP	HR	S	P	ERA	WHIP
Carlos Silva, R ERA: 3.34 (1, 1)	6.2	W	29	8	4	4	2	0	0	1	0	0	2	76	108	5.40	1.200
J.C. Romero, L ERA: 2.79 (7, 1)	0.1	H	1	0	0	0	1	0	0	0	0	0	0	3	6	0.00	0.000
28 Jesse Crain, R ERA: 2.51 (8, 1)	1.0	H	4	2	0	0	0	0	0	0	0	0	0	4	6	0.00	2.000
36 Joe Nathan, R ERA: 2.31 (9, 1)	1.0	S	5	1	0	0	2	1	0	0	0	0	0	14	21	0.00	2.000

BOTTOM

Minnesota Twins @ Kansas City Royals
Kauffman Stadium, Kansas City, MO

Tue Aug 30 2005, 7:10 PM CDT
Att. 13,819 - Clear - 83 F

AB	37
R	4
H	11
RBI	4
BB	1
SO	5
LOB	21



PITCHER	IP	WLS	BF	H	R	ER	SO	BB	IBB	HBP	BLK	WP	HR	S	P	ERA	WHIP
---------	----	-----	----	---	---	----	----	----	-----	-----	-----	----	----	---	---	-----	------

Batter	1	2	3	4	5	6	7	8	9	AB R H RBI BB SO LOB	TOP																
Michael Ryan, L (1, 7) OBP: 0.304, SLG: 0.353	4-1 BB 7 1B		0-0 G4-3		2-1 SH1-4		2-1 CS 7 1B		3-3 K 3-H	3 0 1 0 1 1 2																	
8 Nick Punto, S (1, 4) OBP: 0.304, SLG: 0.336	1-3 K		0-1 2B		1-2 G3		0-3 K			4 0 1 0 0 2 4																	
7 Joe Mauer, L (1, 10) OBP: 0.382, SLG: 0.445	1-0 1B G4-6-3		1-0 G3-4-1		4-1 BB		1-1 CS 1-2	1-2 1B G6-3		3 0 2 0 1 0 1																	
Jacque Jones, L (1, 9) OBP: 0.332, SLG: 0.445	1-0 G4-6-3 1-2f			2-2 1B 33 1B FC3-6-1-2	2-0 G4-3			2-2 G6-3 1-2f		4 0 1 0 0 0 6																	
20 Lew Ford, R (1, 8) OBP: 0.337, SLG: 0.388		2-2 K		1-3 K		1-1 HBP 33 F8		2-1 1B 33 E		3 0 1 0 0 2 1																	
33 Justin Morneau, L (1, 3) OBP: 0.305, SLG: 0.438		1-0 1B		2-1 1B FC3-6-1-2		0-1 F8 1-2		1-0 P5 1-3		4 0 2 0 0 0 2																	
Terry Tiffee, S (1, 5) OBP: 0.236, SLG: 0.306		1-0 1B 55 G6-4-3		2-1 FC3-6-1-2 1-2 2-H		0-0 F7			0-1 G6-3	4 0 1 0 0 0 3																	
55 Mike Redmond, R (1, 2) OBP: 0.333, SLG: 0.368 Brent Abernathy, R (9, PR) OBP: 0.317, SLG: 0.321 54 Matt Guerrier, R (9, 1) Terry Mulholland, R (9, 1)		2-1 G6-4-3 1-2f			0-0 SH1-4 1B	2-1 F7			1-2 2B K 1B	4 0 2 0 0 0 3 0																	
Jason Bartlett, R (1, 6) OBP: 0.333, SLG: 0.382			0-2 G6-3		1-1 SH1-4 1B		1-2 F8		0-0 2B	4 0 2 0 0 0 0																	
Inning Stats	R: 0 E: 0 K: 1 S: 7	H: 1 LOB: 1 BB: 1 P: 14	R: 0 E: 0 K: 1 S: 7	H: 2 LOB: 1 BB: 0 P: 13	R: 0 E: 0 K: 0 S: 7	H: 1 LOB: 1 BB: 0 P: 8	R: 0 E: 0 K: 1 S: 10	H: 2 LOB: 1 BB: 0 P: 17	R: 0 E: 0 K: 0 S: 10	H: 2 LOB: 3 BB: 1 P: 20	R: 0 E: 0 K: 0 S: 6	H: 0 LOB: 1 BB: 0 P: 9	R: 0 E: 0 K: 1 S: 9	H: 1 LOB: 0 BB: 0 P: 13	R: 0 E: 1 K: 0 S: 9	H: 2 LOB: 1 BB: 0 P: 15	R: 0 E: 0 K: 1 S: 13	H: 2 LOB: 2 BB: 0 P: 17	1B: 11 2B: 3 3B: 0 HR: 0	SF: 0 SAC: 1 DP: 4 HBP: 1	WP: 0 PB: 0 SB: 0 CS: 1	PA: 38					
PITCHER	IP WLS BF H R ER SO BB IBB HBP BLK WP HR S P ERA WHIP																										
Mike Wood, R (1, 1) ERA: 3.84	6.0		26	8	0	0	3	2	0	1	0	0	0	47	81	0.00	1.667										
Andrew Sisco, L (7, 1) ERA: 2.33	2.0		7	3	0	0	1	0	0	0	0	0	0	18	28	0.00	1.500										
Mike MacDougal, R (9, 1) ERA: 3.6	1.0	W	4	2	0	0	1	0	0	0	0	0	0	13	17	0.00	2.000										

Minnesota Twins @ Kansas City Royals
Kauffman Stadium, Kansas City, MO
Wed Aug 31 2005, 1:10 PM CDT
Att. 12,963 - Partly Cloudy - 85 F

livebaseballscorecards.com

AB	33
R	0
H	13
RBI	0
BB	2
SO	5
LOB	22



Batter	1	2	3	4	5	6	7	8	9	AB	R	H	RBI	BB	SO	LOB
Aaron Guiel, L OBP: 0.091, SLG: 0.091 (1, 8)	F8			F9		P5		F8		4	0	0	0	0	0	1
Denny Hocking, S OBP: 0.348, SLG: 0.231 (1, 4)	G3			G6-3		BB			1B	3	1	1	0	1	0	0
Terrence Long, L OBP: 0.310, SLG: 0.373 (1, 7) Chip Ambres, R OBP: 0.337, SLG: 0.365 (5, 7)	G4-3			1B		F8			E5	2	0	1	0	0	0	0
Matt Stairs, L OBP: 0.363, SLG: 0.445 (1, 10)			P4	G4-3					K	4	0	0	0	0	1	3
Emil Brown, R OBP: 0.342, SLG: 0.444 (1, 9)			F9			G6-3			1B	4	0	2	1	0	0	0
24 Mark Teahen, L OBP: 0.297, SLG: 0.339 (1, 5)			G6-3			G3-1			FC1-6	3	0	0	0	0	0	1
4 Angel Berroa, R OBP: 0.297, SLG: 0.354 (1, 6)			G5-3			K			FC6-4	3	0	0	0	0	1	1
Paul Phillips, R OBP: 0.256, SLG: 0.452 (1, 2)			K						G4-3	3	0	1	0	0	1	0
Joe McEwing, R OBP: 0.271, SLG: 0.307 (1, 3)			F9			SH1-4			G6-3	2	0	0	0	0	0	0

Inning Stats	R: 0	H: 0	E: 0	LOB: 0	K: 0	S: 6	R: 0	H: 0	E: 0	LOB: 0	K: 1	S: 9	R: 0	H: 1	E: 0	LOB: 1	K: 0	S: 12	R: 0	H: 0	E: 0	LOB: 0	K: 1	S: 9	R: 0	H: 1	E: 0	LOB: 2	K: 0	S: 9	R: 0	H: 1	E: 0	LOB: 1	K: 0	S: 8	R: 0	H: 0	E: 0	LOB: 0	K: 0	S: 9	R: 1	H: 2	E: 1	LOB: 2	K: 1	S: 9	1B: 4	SF: 0	2B: 1	SAC: 1	3B: 0	DP: 0	HR: 0	HBP: 0	WP: 0	PA: 32
	0	0	0	0	0	9	0	0	0	0	0	12	0	1	0	1	0	12	0	0	0	0	0	16	0	1	0	2	0	1	0	15	0	0	14	0	0	14	0	0	12	0	2	0	12	4	0	1	0	0	0	0	0	32				

PITCHER	IP	WLS	BF	H	R	ER	SO	BB	IBB	HBP	BLK	WP	HR	S	P	ERA	WHIP
Kyle Lohse, R ERA: 4.13 (1, 1)	7.0		25	3	0	0	2	1	0	0	0	0	0	59	96	0.00	0.571
Juan Rincon, R ERA: 2.42 (8, 1)	1.0		3	0	0	0	0	0	0	0	0	0	0	9	14	0.00	0.000
54 Matt Guerrier, R ERA: 3.71 (9, 1)	0.0	L	2	1	1	1	0	0	0	0	0	0	0	5	7	∞	∞
Terry Mulholland, L ERA: 4.94 (9, 1)	0.1		2	1	0	0	1	0	0	0	0	0	0	4	5	0.00	3.000

BOTTOM

Minnesota Twins @ Kansas City Royals
Kauffman Stadium, Kansas City, MO
 Wed Aug 31 2005, 1:10 PM CDT
 Att. 12,963 - Partly Cloudy - 85 F

livebaseballscorecards.com

AB	30
R	1
H	5
RBI	1
BB	1
SO	3
LOB	9



Batter	1	2	3	4	5	6	7	8	9	AB R H RBI BB SO LOB	TOP	
24 Grady Sizemore, L (1, 8) OBP: 0.344, SLG: 0.476	0-2 G6-3		2-0 F7		0-1 1B		0-1 HR		1-0 G4-3	5 1 2 2 0 0 0		
Coco Crisp, S (1, 7) OBP: 0.341, SLG: 0.441	2-2 G6-4-3 1B		1-3 K		3-2 P5		0-1 FC6-4 1B		1-0 G6-3	5 0 2 0 0 1 2		
2 Jhonny Peralta, R (1, 6) OBP: 0.354, SLG: 0.531	0-2 G6-4-3 1-2f			1-3 K	0-0 F7		0-2 FC6-4 1-2f			4 0 0 0 0 1 4		
48 Travis Hafner, L (1, 10) OBP: 0.406, SLG: 0.572		1-2 F7		2-3 K		3-3 K		1-2 K		4 0 0 0 0 3 0		
41 Victor Martinez, S (1, 2) OBP: 0.364, SLG: 0.469		1-1 G3-1		0-0 G4-3		0-2 P4		3-2 FC6-4 1B		4 0 1 0 0 0 0		
Ronnie Belliard, R (1, 4) OBP: 0.325, SLG: 0.431		2-2 1B 2B			2-2 1B FC6 1B	2-0 1B		0-1 FC6-4 HR		4 3 3 0 0 0 1		
Ben Broussard, L (1, 3) OBP: 0.313, SLG: 0.455		1-1 1B			0-0 F8	0-1 L4		3-0 HR		4 1 2 3 0 0 2		
Aaron Boone, R (1, 5) OBP: 0.302, SLG: 0.381		2-2 L7			0-0 E 24 1B FC6 1B		0-2 G6-3	1-1 F8		4 1 1 0 0 0 1		
Casey Blake, R (1, 9) OBP: 0.309, SLG: 0.431			3-2 G5-3		2-2 FC6 24 1B		0-0 F9		2-0 G5-3	4 0 0 1 0 0 1		
Inning Stats	R: 0 E: 0 K: 0 S: 9 H: 1 LOB: 0 BB: 0 P: 11	R: 1 E: 0 K: 0 S: 14 H: 2 LOB: 1 BB: 0 P: 21	R: 0 E: 0 K: 1 S: 8 H: 0 LOB: 0 BB: 0 P: 14	R: 0 E: 0 K: 2 S: 7 H: 0 LOB: 0 BB: 0 P: 10	R: 2 E: 1 K: 0 S: 15 H: 3 LOB: 2 BB: 0 P: 22	R: 0 E: 0 K: 1 S: 10 H: 1 LOB: 1 BB: 0 P: 15	R: 1 E: 0 K: 0 S: 11 H: 2 LOB: 1 BB: 0 P: 11	R: 2 E: 0 K: 1 S: 11 H: 2 LOB: 0 BB: 0 P: 19	R: 0 E: 0 K: 0 S: 3 H: 0 LOB: 0 BB: 0 P: 7	1B: 8 2B: 1 3B: 0 HR: 2 SF: 0 SAC: 0 DP: 1 HBP: 0	WP: 0 PB: 0 SB: 0 CS: 0 PA: 38	
PITCHER	IP WLS BF H R ER SO BB IBB HBP BLK WP HR S P ERA WHIP											
Brad Radke, R (1, 1) ERA: 3.71	7.0 L 30 9 4 3 4 0 0 0 0 0 1 74 104 3.86 1.286											
J.C. Romero, L (8, 1) ERA: 3.1	1.0 5 2 2 2 1 0 0 0 0 0 1 11 19 18.00 2.000											
Joe Mays, R (9, 1) ERA: 5.12	1.0 3 0 0 0 0 0 0 0 0 0 0 3 7 0.00 0.000											

Cleveland Indians @ Minnesota Twins
 Hubert H. Humphrey Metrodome, Minneapolis, MN
 Fri Sep 02 2005, 8:10 PM EDT
 Att. 16,119 - Dome - 70 F

AB	38
R	6
H	11
RBI	6
BB	0
SO	5
LOB	11



Batter	1	2	3	4	5	6	7	8	9	AB R H RBI BB SO LOB
24 Grady Sizemore, L (1, 8) OBP: 0.342, SLG: 0.473	0-3 K			1-0 G6-3		1-0 P6			0-1 SH1-4	3 0 0 0 0 1 0
Coco Crisp, S (1, 7) OBP: 0.338, SLG: 0.439	0-2 F9			0-1 F9			0-0 B1-3		3-2 SF7	3 0 0 1 0 0 0
2 Jhonny Peralta, R (1, 6) OBP: 0.351, SLG: 0.526	2-3 K			2-3 K			1-3 K		3-H 2-3 K	4 0 0 0 0 4 0
48 Travis Hafner, L (1, 10) OBP: 0.406, SLG: 0.578		2-3 K			0-1 F7		0-2 HR			3 1 1 1 0 1 0
41 Victor Martinez, S (1, 2) OBP: 0.364, SLG: 0.468		0-1 G1-3			3-2 1B		1-2 G1-3			3 0 1 0 0 0 0
Ronnie Belliard, R (1, 4) OBP: 0.323, SLG: 0.428		0-0 B3			0-3 K			0-3 K		3 0 0 0 0 2 1
José Hernández, R (1, 3) OBP: 0.274, SLG: 0.345			1-1 F8		2-3 K			1-2 G5-3		3 0 0 0 0 1 1
Aaron Boone, R (1, 5) OBP: 0.300, SLG: 0.378			1-3 K			1-1 P5		1-2 F7		3 0 0 0 0 1 0
Casey Blake, R (1, 9) OBP: 0.309, SLG: 0.433			3-3 K			1-2 F8		1-2 24 SH1-4 SF7 2B		3 1 1 0 0 1 0

Inning Stats	R: 0 E: 0 K: 2 S: 9	H: 0 LOB: 0 BB: 0 P: 11	R: 0 E: 0 K: 1 S: 7	H: 0 LOB: 0 BB: 0 P: 9	R: 0 E: 0 K: 2 S: 10	H: 0 LOB: 0 BB: 0 P: 15	R: 0 E: 0 K: 1 S: 7	H: 0 LOB: 0 BB: 0 P: 10	R: 0 E: 0 K: 2 S: 14	H: 1 LOB: 1 BB: 0 P: 19	R: 0 E: 0 K: 0 S: 6	H: 0 LOB: 0 BB: 0 P: 9	R: 1 E: 0 K: 1 S: 13	H: 1 LOB: 0 BB: 0 P: 15	R: 0 E: 0 K: 1 S: 10	H: 0 LOB: 0 BB: 0 P: 12	R: 1 E: 0 K: 1 S: 12	H: 1 LOB: 0 BB: 0 P: 18	1B: 1 2B: 1 3B: 0 HR: 1	SF: 1 SAC: 1 DP: 0 HBP: 0	WP: 0 PB: 0 SB: 0 CS: 0	PA: 30
--------------	------------------------------	----------------------------------	------------------------------	---------------------------------	-------------------------------	----------------------------------	------------------------------	----------------------------------	-------------------------------	----------------------------------	------------------------------	---------------------------------	-------------------------------	----------------------------------	-------------------------------	----------------------------------	-------------------------------	----------------------------------	----------------------------------	------------------------------------	----------------------------------	--------

PITCHER	IP	WLS	BF	H	R	ER	SO	BB	IBB	HBP	BLK	WP	HR	S	P	ERA	WHIP
Johan Santana, L (1, 1) ERA: 3.07	8.0		26	2	1	1	10	0	0	0	0	0	1	76	100	1.12	0.250
36 Joe Nathan, R (9, 1) ERA: 2.43	1.0	W	4	1	1	1	1	0	0	0	0	0	0	12	18	9.00	1.000

TOP

Cleveland Indians @ Minnesota Twins
Hubert H. Humphrey Metrodome, Minneapolis, MN

Sat Sep 03 2005, 7:10 PM EDT
Att: 21,757 - Dome - 68 F

AB	28
R	2
H	3
RBI	2
BB	0
SO	11
LOB	2

C

Batter	1	2	3	4	5	6	7	8	9	AB R H RBI BB SO LOB
Shannon Stewart, R (1, 7) OBP: 0.334, SLG: 0.395	1-1 FC6-4 1B		2-2 F7		2 SAFE 2 SAFE 2-3 BB		3-2 G6-3			3 0 1 0 1 0 1
Jason Tyner, L (1, 10)	1-1 FC6-4 7 1B 1-2f		3-2 F7		0-2 G6-3		3-2 F9			4 0 0 0 0 0 3
7 Joe Mauer, L (1, 2) OBP: 0.382, SLG: 0.442	1-2 1-3 1B		1-0 1B		0-2 F7		1-3 K			4 0 2 0 0 1 0
Jacque Jones, L (1, 9) OBP: 0.329, SLG: 0.440	2-3 K		2-0 G4-3		0-0 B5-3		0-3 K			4 0 0 0 0 2 3
20 Lew Ford, R (1, 8) OBP: 0.340, SLG: 0.389	0-0 G3			0-1 33 CS 1B		4-2 33 WP 2B BB		1-2 1B		3 1 2 0 1 0 2
33 Justin Morneau, L (1, 3) OBP: 0.307, SLG: 0.438		1-2 G6-3		4-2 G4-6-3 1-2 BB		1-1 1B 2B		1-2 F7		3 1 1 1 1 0 1
Juan Castro, R (1, 5) OBP: 0.287, SLG: 0.394		0-1 2B		1-0 G4-6-3 1-2f		2-2 1B		0-1 E5 8 E 1B		4 1 3 1 0 0 1
8 Nick Punto, S (1, 4) OBP: 0.309, SLG: 0.338		4-2 G1-6-3 BB		1-1 CS S 1B		2-2 SH2-3 1B		1-0 E1 2-H 1B		3 0 3 0 1 0 0
Jason Bartlett, R (1, 6) OBP: 0.330, SLG: 0.377		1-2 G1-6-3 1-2f		2-1 G6-3		0-0 SH2-3				2 0 0 0 0 0 3

Inning Stats	R: 0 E: 0 K: 11 S: 11	H: 2 LOB: 2 BB: 0 P: 16	R: 0 E: 0 K: 13 S: 13	H: 1 LOB: 1 BB: 1 P: 19	R: 0 E: 0 K: 8 S: 8	H: 1 LOB: 0 BB: 1 P: 10	R: 0 E: 0 K: 8 S: 8	H: 1 LOB: 1 BB: 1 P: 15	R: 2 E: 0 K: 12 S: 12	H: 2 LOB: 1 BB: 1 P: 19	R: 0 E: 0 K: 11 S: 11	H: 1 LOB: 1 BB: 0 P: 19	R: 0 E: 0 K: 12 S: 12	H: 1 LOB: 1 BB: 0 P: 15	R: 1 E: 2 K: 0 S: 3	H: 2 LOB: 1 BB: 0 P: 4	1B: 10 2B: 2 3B: 0 HR: 0	SF: 0 SAC: 1 DP: 2 HBP: 0	WP: 1 PB: 0 SB: 1 CS: 2	PA: 35
--------------	--------------------------------	----------------------------------	--------------------------------	----------------------------------	------------------------------	----------------------------------	------------------------------	----------------------------------	--------------------------------	----------------------------------	--------------------------------	----------------------------------	--------------------------------	----------------------------------	------------------------------	---------------------------------	-----------------------------------	------------------------------------	----------------------------------	--------

PITCHER	IP	WLS	BF	H	R	ER	SO	BB	IBB	HBP	BLK	WP	HR	S	P	ERA	WHIP
Kevin Millwood, R (1, 1) ERA: 3.15	7.0		29	9	2	2	1	4	0	0	0	1	0	68	114	2.57	1.857
Scott Sauerbeck, L (8, 1) ERA: 2.65	1.0		4	1	0	0	2	0	0	0	0	0	0	12	15	0.00	1.000
Bob Howry, R (9, 1) ERA: 2.72	0.0	L	2	2	1	0	0	0	0	0	0	0	0	3	4	∞	∞

BOTTOM

Cleveland Indians @ Minnesota Twins
 Hubert H. Humphrey Metrodome, Minneapolis, MN
 Sat Sep 03 2005, 7:10 PM EDT
 Att: 21,757 - Dome - 68 F

livebaseballscores.com

AB	30
R	3
H	12
RBI	2
BB	4
SO	3
LOB	14



Batter	1	2	3	4	5	6	7	8	9	AB R H RBI BB SO LOB	TOP											
David Dellucci, L (1, 9) OBP: 0.376, SLG: 0.503	1-2 K		0-1 G3-6-3		0-0 F8		1-2 10 2B		2-3 K	5 1 1 3 0 2 2												
10 Michael Young, R (1, 6) OBP: 0.377, SLG: 0.505	1-1 L8		0-1 E9			0-0 G6-3	0-1 2B		2-1 G5-3	5 0 1 1 0 0 0												
23 Mark Teixeira, S (1, 3) OBP: 0.366, SLG: 0.544	0-0 G4-3		1-3 K			0-0 P5	0-1 G4-3			4 0 0 0 0 1 2												
9 Hank Blalock, L (1, 5) OBP: 0.326, SLG: 0.445		2-2 G6-3 1B 2B			0-0 F8		2-1 G4-3		1-0 G4-3	4 1 1 0 0 0 0												
Alfonso Soriano, R (1, 4) OBP: 0.317, SLG: 0.529		0-1 G6-3			0-0 G5-3		1-1 G6-3	4-1 BB		3 0 0 0 1 0 1												
Kevin Mench, R (1, 7) OBP: 0.343, SLG: 0.505		0-0 G3-6-3 1B		2-1 1B		3-2 F8	0-2 F7			4 0 2 1 0 0 1												
Adrián González, L (1, 10) OBP: 0.283, SLG: 0.451		1-2 G3-6-3		0-1 F9		0-1 15 E 2B 1B	0-1 G3			4 1 1 0 0 0 3												
Gary Matthews, S (1, 8) OBP: 0.320, SLG: 0.457			4-0 15 1B 10 E BB		1-3 K		0-0 15 E 2B 1B		3-1 HR	3 3 2 1 1 1 0												
15 Gerald Laird, R (1, 2) OBP: 0.250, SLG: 0.583			0-1 G3-6-3 1B		0-1 F9		0-0 FC4 2B		0-3 K	4 1 1 0 0 1 2												
Inning Stats	R: 0 E: 0 K: 1 S: 6	H: 0 LOB: 0 BB: 0 P: 8	R: 1 E: 0 K: 0 S: 10	H: 2 LOB: 0 BB: 0 P: 13	R: 1 E: 1 K: 1 S: 11	H: 1 LOB: 1 BB: 1 P: 16	R: 0 E: 0 K: 0 S: 6	H: 1 LOB: 1 BB: 0 P: 8	R: 0 E: 0 K: 1 S: 6	H: 0 LOB: 0 BB: 0 P: 7	R: 0 E: 0 K: 0 S: 4	H: 0 LOB: 0 BB: 0 P: 6	R: 4 E: 1 K: 0 S: 16	H: 4 LOB: 1 BB: 0 P: 21	R: 0 E: 0 K: 0 S: 7	H: 0 LOB: 1 BB: 1 P: 12	R: 1 E: 0 K: 2 S: 10	H: 1 LOB: 0 BB: 0 P: 17	1B: 5 2B: 3 3B: 0 HR: 1	SF: 0 SAC: 0 DP: 2 HBP: 0	WP: 0 PB: 0 SB: 0 CS: 0	PA: 38
PITCHER	IP WLS BF H R ER SO BB IBB HBP BLK WP HR S P ERA WHIP																					
Carlos Silva, R (1, 1) ERA: 3.27	7.0 L 30 8 6 1 3 1 0 0 0 0 0 0 59 79 1.29 1.286																					
J.C. Romero, L (8, 1) ERA: 3.04	1.0 4 0 0 0 0 1 0 0 0 0 0 0 7 12 0.00 1.000																					
47 Francisco Liriano, L (9, 1) ERA: 9.0	1.0 4 1 1 1 2 0 0 0 0 0 0 1 10 17 9.00 1.000																					

Texas Rangers @ Minnesota Twins
 Hubert H. Humphrey Metrodome, Minneapolis, MN
 Mon Sep 05 2005, 4:10 PM EDT
 Att. 15,627 - Dome - 69 F

livebaseballscorecards.com

AB	36
R	7
H	9
RBI	6
BB	2
SO	5
LOB	11



Batter	1	2	3	4	5	6	7	8	9	AB R H RBI BB SO LOB	TOP																									
David Dellucci, L (1, 9) OBP: 0.376, SLG: 0.509	1-3 K	3-1 HR		3-0 1B			0-0 G6-3		1-3 K	5 1 2 5 0 2 2																										
10 Michael Young, R (1, 6) OBP: 0.379, SLG: 0.510	1-1 HR	0-2 L3			4-2 BB		2-1 G6-3		1-1 23 HR 1B	4 2 2 2 1 0 0																										
23 Mark Teixeira, S (1, 3) OBP: 0.367, SLG: 0.548	3-3 K			2-1 1B		2-2 F8		3-3 K	1-0 HR	5 1 2 3 0 2 1																										
9 Hank Blalock, L (1, 5) OBP: 0.325, SLG: 0.441	1-3 K			0-0 F9		1 SAFE 0-1 G1-6-3		4-2 WP BB	1-2 G6-3	4 0 0 0 1 1 3																										
Alfonso Soriano, R (1, 4) OBP: 0.317, SLG: 0.527		0-1 2B HR 1B		1-1 P4		1-3 K		2-3 K		4 1 1 0 0 2 3																										
Kevin Mench, R (1, 7) OBP: 0.340, SLG: 0.501		1 SAFE 2-1 P4		0-2 FC6			1-0 P1	2-1 F9		4 0 0 0 0 0 3																										
Adrián González, L (1, 10) OBP: 0.291, SLG: 0.474		1 SAFE 2-0 HR 2B		1-1 1B 2B		2-3 K		1-3 K		4 2 2 0 0 2 0																										
Gary Matthews, S (1, 8) OBP: 0.322, SLG: 0.456		4-1 HR BB		3-1 G6-3		2-2 G6-3		0-1 1B 10 1B 1B		3 2 1 0 1 0 1																										
Rod Barajas, R (1, 2) OBP: 0.307, SLG: 0.466		1-2 P2		1-1 F7			0-0 F9	1-2 10 1B 23 HR 1B		4 0 1 0 0 0 4																										
15 Gerald Laird, R (9, PR) OBP: 0.250, SLG: 0.583 (9, 2)										0 1 0 0 0 0 0																										
Inning Stats	R: 1 E: 0 K: 3 S: 11	H: 1 LOB: 0 BB: 0 P: 17	R: 4 E: 0 K: 0 S: 14	H: 3 LOB: 0 BB: 1 P: 26	R: 0 E: 0 K: 0 S: 8	H: 1 LOB: 1 BB: 0 P: 11	R: 1 E: 0 K: 0 S: 7	H: 2 LOB: 1 BB: 0 P: 15	R: 0 E: 0 K: 1 S: 11	H: 0 LOB: 1 BB: 1 P: 18	R: 0 E: 0 K: 1 S: 7	H: 0 LOB: 0 BB: 0 P: 12	R: 0 E: 0 K: 0 S: 4	H: 0 LOB: 0 BB: 0 P: 6	R: 0 E: 0 K: 2 S: 10	H: 0 LOB: 1 BB: 1 P: 21	R: 4 E: 0 K: 2 S: 18	H: 4 LOB: 1 BB: 0 P: 24	1B: 6 2B: 2 3B: 0 HR: 3	SF: 0 SAC: 0 DP: 0 HBP: 0	WP: 1 PB: 0 SB: 0 CS: 0	PA: 40														
PITCHER	IP WLS BF H R ER SO BB IBB HBP BLK WP HR S P ERA WHIP	IP WLS BF H R ER SO BB IBB HBP BLK WP HR S P ERA WHIP																																		
Kyle Lohse, R (1, 1) ERA: 4.36	2.0		11	4	5	5	3	1	0	0	0	0	2	25	43	22.50	2.500																			
54 Matt Guerrier, R (3, 1) ERA: 3.74	2.0		9	3	1	1	0	1	0	0	0	0	0	17	32	4.50	2.000																			
Terry Mulholland, L (5, 1) ERA: 4.88	0.2		2	0	0	0	0	0	0	0	0	0	0	6	8	0.00	0.000																			
28 Jesse Crain, R (5, 1) ERA: 2.36	2.1		7	0	0	0	2	0	0	0	0	0	0	14	22	0.00	0.000																			
Juan Rincon, R (8, 1) ERA: 2.48	1.0	H	4	0	0	0	2	1	0	0	0	1	0	10	21	0.00	1.000																			
PITCHER	IP WLS BF H R ER SO BB IBB HBP BLK WP HR S P ERA WHIP	IP WLS BF H R ER SO BB IBB HBP BLK WP HR S P ERA WHIP																																		
36 Joe Nathan, R (9, 1) ERA: 3.08	1.0	L	7	4	4	4	2	0	0	0	0	0	0	1	18	24	36.00	4.000																		

Texas Rangers @ Minnesota Twins
 Hubert H. Humphrey Metrodome, Minneapolis, MN
 Tue Sep 06 2005, 8:10 PM EDT
 Att. 12,564 - Dome - 70 F

livebaseballscorecards.com

AB	37
R	10
H	11
RBI	10
BB	3
SO	9
LOB	17



Batter	1	2	3	4	5	6	7	8	9	AB	R	H	RBI	BB	SO	LOB
Shannon Stewart, R (1, 7) OBP: 0.329, SLG: 0.392	1-1 G3-1	2-0 F8		1-1 E9 1B		1-0 1B 3B		3-1 F8		5	2	1	0	0	0	1
Brent Abernathy, R (1, 4) OBP: 0.344, SLG: 0.339	4-1 FC5-4 BB	0-0 1B		0-1 FC5-4 1B		1-1 G5-3		2-1 G4-3		3	0	2	1	1	0	1
8 Nick Punto, S (7, 4) OBP: 0.309, SLG: 0.337										1	0	0	0	0	0	0
7 Joe Mauer, L (1, 2) OBP: 0.373, SLG: 0.429	1-2 FC5-4 1B	1-0 F7		0-0 FC5-4		1-2 G4-3			2-2 F7	5	0	0	0	0	0	5
Matthew LeCroy, R (1, 10) OBP: 0.350, SLG: 0.444	2-0 1B		0-2 L7	0-3 K		2-1 FC5-4 1B			1-3 K	5	0	2	1	0	2	1
20 Lew Ford, R (1, 8) OBP: 0.341, SLG: 0.391	2-1 G3-1		0-0 G3-1 1B			0-1 FC5-4			3-3 K	5	1	1	0	0	1	3
33 Justin Morneau, L (1, 3) OBP: 0.310, SLG: 0.434		4-1 2B 1B BB	3-2 G3-1		1-1 F7		1-0 P6			3	1	0	0	1	0	2
Juan Castro, R (1, 5) OBP: 0.292, SLG: 0.416		1-1 1B SF7 2B	0-0 F9		2-1 HR		1-2 F8			4	2	2	2	0	0	1
Jason Tyner, L (1, 9) OBP: 0.125, SLG: 0.125		1-2 1B 1B		1-3 K		1-2 G3-1		1-2 F9		4	0	1	1	0	1	0
Jason Bartlett, R (1, 6) OBP: 0.326, SLG: 0.374		2-3 3-H SF7		2-1 E 2B		0-1 L4		1-0 F9		3	1	1	1	0	0	0

Inning Stats		R: 0	H: 1	E: 0	K: 0	S: 11	R: 2	H: 3	E: 0	K: 0	S: 13	R: 0	H: 1	E: 0	K: 0	S: 8	R: 2	H: 2	E: 1	K: 2	S: 14	R: 0	H: 0	E: 0	K: 0	S: 7	R: 0	H: 0	E: 0	K: 0	S: 5	R: 0	H: 0	E: 0	K: 2	S: 12	1B: 6	SF: 1	2B: 2	3B: 1	HR: 1																			
PITCHER	IP	WLS	BF	H	R	ER	SO	BB	IBB	HBP	BLK	WP	HR	S	P	ERA	WHIP	PITCHER																		IP	WLS	BF	H	R	ER	SO	BB	IBB	HBP	BLK	WP	HR	S	P	ERA	WHIP	WP: 0	PA: 41	PB: 0	SB: 0	CS: 0			
Kenny Rogers, L (1, 1) ERA: 3.34	5.2		31	10	7	5	2	2	0	0	0	0	0	1	64	102	7.94	2.118																																										
John Wasdin, R (6, 1) ERA: 4.18	2.1	W	7	0	0	0	0	0	0	0	0	0	0	0	14	23	0.00	0.000																																										
Francisco Cordero, R (9, 1) ERA: 3.62	1.0	S	3	0	0	0	2	0	0	0	0	0	0	0	12	18	0.00	0.000																																										

BOTTOM

Texas Rangers @ Minnesota Twins
 Hubert H. Humphrey Metrodome, Minneapolis, MN
 Tue Sep 06 2005, 8:10 PM EDT
 Att. 12,564 - Dome - 70 F

livebaseballscores.com

AB	38
R	7
H	10
RBI	6
BB	2
SO	4
LOB	14



Batter	1	2	3	4	5	6	7	8	9	AB R H RBI BB SO LOB	TOP																
David Dellucci, L (1, 9) OBP: 0.374, SLG: 0.508	2-2 G4-3	1-0 23 1B 9 SF7 2B		0-2 P5		2-3 K		2-3 K		5 1 1 0 0 2 2																	
10 Michael Young, R (1, 6) OBP: 0.379, SLG: 0.511	1-2 9 1B 1B	2-3 K		3-3 K			1-1 23 G4-3 2B		0-1 G3	5 0 2 0 0 2 2																	
23 Mark Teixeira, S (1, 3) OBP: 0.367, SLG: 0.546	1-3 K	2-2 1B			4-2 9 FC6 BB		0-0 G4-3		0-0 F7	4 0 1 1 1 1 2																	
9 Hank Blalock, L (1, 5) OBP: 0.325, SLG: 0.442	0-0 1-2 1B	1-0 SF7			1-1 FC6 WP		1-0 G1-3		3-2 2B 1B	4 0 2 1 0 0 2																	
Alfonso Soriano, R (1, 4) OBP: 0.316, SLG: 0.526	2-1 F8	1-2 G6-3			2-0 F9		2-1 F9		2-2 1-3 2B	5 0 1 0 0 0 5																	
Kevin Mench, R (1, 7) OBP: 0.339, SLG: 0.498		0-2 HR 1B		1-2 F9		1-2 G6-3		0-1 F9	1-3 K	5 1 1 0 0 1 3																	
Adrián González, L (1, 10) OBP: 0.290, SLG: 0.495		1-1 1-H HR		0-1 P6		1-1 F7		2-3 K		4 1 1 2 0 1 0																	
Gary Matthews, S (1, 8) OBP: 0.326, SLG: 0.469		2-1 15 1B 2B		0-0 L6		3-2 3B		3-2 15 1B 2B		4 2 3 0 0 0 0																	
15 Gerald Laird, R (1, 2) OBP: 0.313, SLG: 0.563		0-2 2B 23 1B 1B		0-0 P3		0-1 G5-3		2-2 2-H 1B		4 1 2 2 0 0 1																	
Inning Stats	R: 0 E: 0 K: 1 S: 13	H: 2 LOB: 2 BB: 0 P: 19	R: 5 E: 0 K: 1 S: 24	H: 6 LOB: 1 BB: 0 P: 34	R: 0 E: 0 K: 0 S: 7	H: 0 LOB: 0 BB: 0 P: 8	R: 0 E: 0 K: 1 S: 7	H: 0 LOB: 0 BB: 0 P: 10	R: 0 E: 0 K: 0 S: 8	H: 0 LOB: 1 BB: 1 P: 16	R: 0 E: 0 K: 1 S: 10	H: 1 LOB: 1 BB: 0 P: 16	R: 0 E: 0 K: 0 S: 6	H: 1 LOB: 1 BB: 0 P: 10	R: 1 E: 0 K: 2 S: 14	H: 2 LOB: 1 BB: 0 P: 23	R: 0 E: 0 K: 1 S: 16	H: 2 LOB: 2 BB: 0 P: 22	1B: 7 2B: 5 3B: 1 HR: 1	SF: 1 SAC: 0 DP: 0 HBP: 0	WP: 1 PB: 0 SB: 0 CS: 0	PA: 42					
PITCHER	IP WLS BF H R ER SO BB IBB HBP BLK WP HR S P ERA WHIP																										
Brad Radke, R (1, 1) ERA: 3.91	2.0		14	8	5	5	2	0	0	0	0	0	1	37	53	22.50	4.000										
Joe Mays, R (3, 1) ERA: 4.99	3.2		13	1	0	0	1	1	0	0	0	1	0	29	45	0.00	0.545										
J.C. Romero, L (6, 1) ERA: 2.98	1.0	W	4	1	0	0	1	0	0	0	0	0	0	7	11	0.00	1.000										
Juan Rincon, R (7, 1) ERA: 2.57	1.1	H	6	2	1	1	2	0	0	0	0	0	0	16	27	6.75	1.500										
36 Joe Nathan, R (9, 1) ERA: 3.03	1.0	S	5	2	0	0	1	0	0	0	0	0	0	16	22	0.00	2.000										

Texas Rangers @ Minnesota Twins
 Hubert H. Humphrey Metrodome, Minneapolis, MN
 Wed Sep 07 2005, 1:10 PM EDT
 Att. 13,034 - Dome - 70 F

AB	40
R	6
H	14
RBI	6
BB	1
SO	7
LOB	17



Batter	1	2	3	4	5	6	7	8	9
Shannon Stewart, R OBP: 0.328, SLG: 0.390 (1, 7)	1-0 F9		1-2 8 CS 1B	0-2 G6-3		1-1 F7		0-0 L4	
8 Nick Punto, S OBP: 0.304, SLG: 0.332 (1, 6)	0-0 G3		3-3 K	2-3 K		0-1 G4-3		1-1 F7	
20 Lew Ford, R OBP: 0.344, SLG: 0.392 (1, 8)	4-2 33 S BB		4-0 BB		0-1 G5-3	1-2 33 F 1B			
33 Justin Moreau, L OBP: 0.308, SLG: 0.430 (1, 3)	2-2 F8		1-3 K		1-0 F7	2-1 E6			
Matthew LeCroy, R OBP: 0.352, SLG: 0.443 (1, 10)		1-2 55 BB 1B		1-1 1B 55 2B 1B HBP	0-0 G1-3	0-3 K			
Jacque Jones, L OBP: 0.329, SLG: 0.436 (1, 9)		2-2 F8		0-0 1B 55 2B 1B		1-0 55 SH 1B	0-0 G3		
Juan Castro, R OBP: 0.295, SLG: 0.417 (1, 5)		2-1 P3		0-1 55 2B 38 SF3 1B		0-1 55 SH 1B	1-0 F8		
55 Mike Redmond, R OBP: 0.344, SLG: 0.387 (1, 2)		4-0 BB		1-1 38 SF3 1B		1-1 SH 38 1B	1-1 F9		
38 Luis Antonio Rodriguez, R (8, 4)		2-2 F7		0-1 SF3		2-2 8 G4-3 20 1B F7 1B	1-1 G5-3		

Inning Stats	R: 0	H: 0	E: 0	K: 0	S: 9	H: 0	LOB: 1	BB: 1	P: 16	R: 0	H: 1	E: 0	K: 0	S: 11	H: 1	LOB: 1	BB: 1	P: 22	R: 0	H: 1	E: 0	K: 2	S: 14	H: 3	LOB: 0	BB: 0	P: 18	R: 0	H: 0	E: 0	K: 0	S: 4	R: 4	H: 4	E: 2	K: 1	S: 20	R: 0	H: 0	E: 0	K: 0	S: 4	R: 0	H: 0	E: 0	K: 0	S: 5	R: 0	H: 0	E: 0	K: 0	S: 5	R: 0	H: 0	E: 0	K: 0	S: 7	1B: 8	SF: 1	3B: 0	HR: 0	SF: 1	SAC: 1	DP: 1	HBP: 1
--------------	------	------	------	------	------	------	--------	-------	-------	------	------	------	------	-------	------	--------	-------	-------	------	------	------	------	-------	------	--------	-------	-------	------	------	------	------	------	------	------	------	------	-------	------	------	------	------	------	------	------	------	------	------	------	------	------	------	------	------	------	------	------	------	-------	-------	-------	-------	-------	--------	-------	--------

PITCHER	IP	WLS	BF	H	R	ER	SO	BB	IBB	HBP	BLK	WP	HR	S	P	ERA	WHIP
Chris Young, R ERA: 4.19 (1, 1)	1.0		4	0	0	0	0	1	0	0	0	0	0	9	16	0.00	1.000
53 Joaquín Benoit, R ERA: 4.08 (2, 1)	2.0		9	2	0	0	2	2	0	0	0	0	0	25	45	0.00	2.000
Doug Brocail, R ERA: 5.59 (4, 1)	2.0	L	14	6	8	6	1	0	0	1	0	0	0	26	35	27.00	3.000
39 Scott Feldman, R ERA: (6, 1)	2.0		8	1	0	0	1	0	0	0	0	0	0	16	22	0.00	0.500
John Wasdin, R ERA: 4.11 (8, 1)	1.0		3	0	0	0	0	0	0	0	0	0	0	5	7	0.00	0.000

BOTTOM

Texas Rangers @ Minnesota Twins
 Hubert H. Humphrey Metrodome, Minneapolis, MN

livebaseballscores.com

AB 32
R 8
H 9
RBI 6
BB 3
SO 4
LOB 12



WP: 0 PA: 38
 PB: 0
 SB: 1
 CS: 1

Wed Sep 07 2005, 1:10 PM EDT
 Att. 13,034 - Dome - 70 F

Batter	1	2	3	4	5	6	7	8	9	AB R H RBI BB SO LOB	TOP	
Shannon Stewart, R (1, 7) OBP: 0.327, SLG: 0.391	2-2 SH5-3 2B	1-0 G1-6-3			1-3 K		0-2 K			4 0 1 0 0 2 2		
8 Nick Punto, S (1, 4) OBP: 0.305, SLG: 0.330	0-0 SH5-3		3-1 G1-3		4-2 7 1B BB		2-3 K			2 0 0 0 1 1 0		
7 Joe Mauer, L (1, 2) OBP: 0.373, SLG: 0.428 55 Mike Redmond, R (7, 2) OBP: 0.342, SLG: 0.385	3-2 G1-3		0-0 G5-3		2-2 20 FC6-4 1-2 1B			0-1 G5-3		3 0 1 0 0 0 1 1 0 0 0 0 0 0		
20 Lew Ford, R (1, 8) OBP: 0.342, SLG: 0.388	3-3 K		3-2 G1-3		1-2 FC6-4 1-2f			3-3 K		4 0 0 0 0 2 3		
Jacque Jones, L (1, 9) OBP: 0.330, SLG: 0.438		2-0 1B 1B		1-2 E9 1B 2B		1-3 K		1-0 F8		4 2 2 0 0 1 0		
Matthew LeCroy, R (1, 10) OBP: 0.354, SLG: 0.444 Luis Rivas, R (9, PR) OBP: 0.291, SLG: 0.284		2-2 G6-3		0-1 33 G5-4-3 1-2 1B		2-1 G1-3		3-2 FC5-4 1B		4 0 2 1 0 0 1 0 0 0 0 0 0 0		
33 Justin Morneau, L (1, 3) OBP: 0.305, SLG: 0.426		2-1 P6		1-1 G5-4-3 1-2f		0-0 E3		0-0 F8		4 0 0 0 0 0 3		
Juan Castro, R (1, 5) OBP: 0.294, SLG: 0.414		3-2 BB 1B		0-0 F8		1-1 G4-3		0-1 FC5-4 DI		4 0 1 1 0 0 2		
Jason Bartlett, R (1, 6) OBP: 0.326, SLG: 0.370 Michael Ryan, L (9, PH) OBP: 0.293, SLG: 0.340		4-0 BB		1-1 G1-3			0-1 G5-3		3-2 G6-3	2 0 0 0 1 0 0 1 0 0 0 0 0 1		
Inning Stats	R: 0 H: 1 E: 0 LOB: 1 K: 1 BB: 0 S: 12 P: 20	R: 1 H: 2 E: 0 LOB: 2 K: 0 BB: 1 S: 10 P: 24	R: 0 H: 0 E: 0 LOB: 0 K: 0 BB: 0 S: 7 P: 13	R: 1 H: 2 E: 1 LOB: 0 K: 0 BB: 0 S: 8 P: 10	R: 0 H: 1 E: 0 LOB: 2 K: 1 BB: 1 S: 13 P: 22	R: 0 H: 0 E: 1 LOB: 1 K: 1 BB: 0 S: 8 P: 12	R: 0 H: 0 E: 0 LOB: 0 K: 2 BB: 0 S: 9 P: 11	R: 0 H: 0 E: 0 LOB: 0 K: 1 BB: 0 S: 9 P: 13	R: 0 H: 1 E: 0 LOB: 2 K: 0 BB: 0 S: 11 P: 17	1B: 5 SF: 0 2B: 2 SAC: 1 3B: 0 DP: 1 HR: 0 HBP: 0	WP: 0 PA: 36 PB: 0 SB: 1 CS: 0	
PITCHER	IP WLS BF H R ER SO BB IBB HBP BLK WP HR S P ERA WHIP											
37 Jake Westbrook, R (1, 1) ERA: 4.59	6.0 W 26 6 2 2 3 2 0 0 0 0 0 0 58 101 3.00 1.333											
Arthur Rhodes, L (7, 1) ERA: 1.88	1.0 H 3 0 0 0 2 0 0 0 0 0 0 0 9 11 0.00 0.000											
Bob Howry, R (8, 1) ERA: 2.54	1.0 H 3 0 0 0 1 0 0 0 0 0 0 0 9 13 0.00 0.000											
Bob Wickman, R (9, 1) ERA: 2.68	1.0 S 4 1 0 0 0 0 0 0 0 0 0 0 11 17 0.00 1.000											

Minnesota Twins @ Cleveland Indians
 Jacobs Field, Cleveland, OH
 Fri Sep 09 2005, 7:05 PM EDT
 Att. 26,078 - Clear - 70 F

livebaseballscorecards.com

AB 33
 R 2
 H 7
 RBI 2
 BB 2
 SO 6
 LOB 13




Batter	1	2	3	4	5	6	7	8	9	AB	R	H	RBI	BB	SO	LOB
24 Grady Sizemore, L (1, 8) OBP: 0.341, SLG: 0.474	0-2 HR		4-2 FC1-5 BB		0-1 G6-3		0-0 SH1-3			2	1	1	1	1	0	1
Coco Crisp, S (1, 7) OBP: 0.347, SLG: 0.459	1-1 2B 1B		2-0 FC1-5		0-0 41 1B 2B		4-0 2 HBP BB			3	2	2	1	1	0	2
2 Jhonny Peralta, R (1, 6) OBP: 0.348, SLG: 0.512	3-1 2B		0-3 K		4-2 41 1B BB		2-2 48 G6-4-3 HBP			2	0	1	1	1	1	2
48 Travis Hafner, L (1, 10) OBP: 0.404, SLG: 0.573	2-2 G4-3		1-3 K		0-1 F7		1-1 G6-4-3			4	0	0	0	0	1	7
41 Victor Martinez, S (1, 2) OBP: 0.363, SLG: 0.458	0-0 F9			1-1 P5	1-1 1B		1-2 G3			4	0	1	1	0	0	0
Ronnie Belliard, R (1, 4) OBP: 0.324, SLG: 0.436		0-1 G4-3		0-1 G2-3 1B		4-2 FC1-6 BB		0-0 2B		3	0	2	0	1	0	0
José Hernández, R (1, 3) OBP: 0.268, SLG: 0.349		0-0 P4		0-0 G2-3		0-0 FC1-6		1-3 K		3	0	0	0	0	0	2
Ben Broussard, L (8, PH) OBP: 0.305, SLG: 0.448				1-2 G2-3		1-2f G6-4-3				1	0	0	0	0	1	1
Aaron Boone, R (1, 5) OBP: 0.294, SLG: 0.380		0-1 P3		0-1 F7		1-0 G6-4-3		1-1 P6		4	0	0	0	0	0	3
Casey Blake, R (1, 9) OBP: 0.317, SLG: 0.451			1-1 FC1-5 24 BB 1B		1-2 24 G6-3 2B 2B		4-1 2 HBP 24 SH1-3 BB			2	1	2	0	1	0	0

Inning Stats	R: 2	H: 3	E: 0	K: 0	S: 12	LOB: 0	BB: 0	P: 18	R: 0	H: 0	E: 0	K: 0	S: 5	LOB: 0	BB: 0	P: 5	R: 0	H: 1	E: 0	K: 2	S: 14	LOB: 2	BB: 1	P: 22	R: 0	H: 1	E: 0	K: 0	S: 7	LOB: 1	BB: 0	P: 8	R: 2	H: 3	E: 0	K: 0	S: 12	LOB: 2	BB: 1	P: 18	R: 0	H: 0	E: 0	K: 0	S: 5	LOB: 0	BB: 1	P: 10	R: 0	H: 0	E: 0	K: 0	S: 6	LOB: 2	BB: 2	P: 17	R: 0	H: 1	E: 0	K: 1	S: 12	LOB: 1	BB: 0	P: 15	1B: 4	SF: 0	2B: 4	SAC: 1	3B: 0	DP: 2	HR: 1	HBP: 1	WP: 0	PA: 35
--------------	------	------	------	------	-------	--------	-------	-------	------	------	------	------	------	--------	-------	------	------	------	------	------	-------	--------	-------	-------	------	------	------	------	------	--------	-------	------	------	------	------	------	-------	--------	-------	-------	------	------	------	------	------	--------	-------	-------	------	------	------	------	------	--------	-------	-------	------	------	------	------	-------	--------	-------	-------	-------	-------	-------	--------	-------	-------	-------	--------	-------	--------

PITCHER	IP	WLS	BF	H	R	ER	SO	BB	IBB	HBP	BLK	WP	HR	S	P	ERA	WHIP
Johan Santana, L (1, 1) ERA: 3.17	5.0	L	23	8	4	4	2	2	0	0	0	0	1	50	71	7.20	2.000
28 Jesse Crain, R (6, 1) ERA: 2.33	1.0		4	0	0	0	0	2	0	0	0	0	0	6	15	0.00	2.000
Terry Mulholland, L (7, 1) ERA: 4.78	1.0		4	0	0	0	0	1	0	1	0	0	0	5	12	0.00	1.000
Juan Rincon, R (8, 1) ERA: 2.53	1.0		4	1	0	0	1	0	0	0	0	0	0	12	15	0.00	1.000

MINNESOTA TWINS @ CLEVELAND INDIANS
JACOBS FIELD, CLEVELAND, OH
 Fri Sep 09 2005, 7:05 PM EDT
 Att. 26,078 - Clear - 70 F

AB	28
R	4
H	9
RBI	4
BB	5
SO	3
LOB	18



Batter	1	2	3	4	5	6	7	8	9	AB R H RBI BB SO LOB	TOP	
Shannon Stewart, R (1, 7) OBP: 0.327, SLG: 0.392 Michael Ryan, L (8, 7) OBP: 0.293, SLG: 0.340	0-1 P6 1B		2-2 SAFE SAFE 1-H 2B		1-0 L3 1-1			0-2 G5-3		4 0 1 1 0 0 1 0 0 0 0 0 0 0		
Jason Tyner, L (1, 10) OBP: 0.250, SLG: 0.182	1-0 1B		2-1 P6			0-2 G5-3		4-0 F9 20 1B 33 HR BB		3 1 1 0 1 0 1		
20 Lew Ford, R (1, 8) OBP: 0.341, SLG: 0.387	2-0 P2		2-1 F7			1-0 G5-3		2-2 F9 33 DI 1-2 33 HR 1B		4 1 1 0 0 0 2		
Jacque Jones, L (1, 9) OBP: 0.327, SLG: 0.434	0-0 G3			1-1 F8		0-0 G6-3		0-0 F8		4 0 0 0 0 0 3		
Matthew LeCroy, R (1, 3) OBP: 0.356, SLG: 0.442		4-2 G6-4-3 BB		1-2 G6-3 1B		3-2 F9		1-1 F9		3 0 1 0 1 0 2		
Brent Abernathy, R (1, 4) OBP: 0.328, SLG: 0.322 33 Justin Morneau, L (9, PH) OBP: 0.306, SLG: 0.435		1-1 P4		1-1 G6-3 1-2f		0-3 K		1-1 1-H 3-H HR		3 0 0 0 0 1 2 1 1 1 3 0 0 0		
Juan Castro, R (1, 5) OBP: 0.294, SLG: 0.412		2-2 G6-4-3 1-2f		0-1 55 1B 8 SF7 1B		2-2 G4-3		1-3 K		4 1 1 0 0 1 1		
55 Mike Redmond, R (1, 2) OBP: 0.342, SLG: 0.384 41 Chris Heintz, R (8, 2)			1-1 F8		1-1 SAFE L3 1-3 1B		1-1 G4-3			3 0 1 0 0 0 0 0 0 0 0 0 0 0		
8 Nick Punto, S (1, 6) OBP: 0.305, SLG: 0.331			3-1 2B 1B		0-2 SF7 3-H		0-2 F8			2 1 1 1 0 0 0		
Inning Stats	R: 0 H: 1 E: 0 LOB: 1 K: 0 BB: 0 S: 5 P: 8	R: 0 H: 0 E: 0 LOB: 0 K: 0 BB: 1 S: 8 P: 15	R: 1 H: 2 E: 0 LOB: 1 K: 0 BB: 0 S: 14 P: 24	R: 0 H: 1 E: 0 LOB: 0 K: 0 BB: 0 S: 8 P: 11	R: 1 H: 2 E: 0 LOB: 0 K: 0 BB: 0 S: 8 P: 10	R: 0 H: 0 E: 0 LOB: 0 K: 0 BB: 0 S: 5 P: 6	R: 0 H: 0 E: 0 LOB: 0 K: 1 BB: 0 S: 11 P: 16	R: 0 H: 0 E: 0 LOB: 0 K: 0 BB: 0 S: 8 P: 9	R: 3 H: 2 E: 0 LOB: 0 K: 1 BB: 1 S: 11 P: 20	1B: 6 SF: 1 2B: 2 SAC: 0 3B: 0 DP: 3 HR: 1 HBP: 0	WP: 0 PA: 34 PB: 0 SB: 0 CS: 0	
PITCHER	IP WLS BF H R ER SO BB IBB HBP BLK WP HR S P ERA WHIP											
Scott Elarton, R (1, 1) ERA: 4.73	8.0 W 28 6 2 2 1 1 0 0 0 0 0 0 67 99 2.25 0.875											
David Riske, R (9, 1) ERA: 3.29	0.2 5 2 3 3 0 1 0 0 0 0 0 1 8 16 40.50 4.500											
Bob Wickman, R (9, 1) ERA: 2.67	0.1 S 1 0 0 0 1 0 0 0 0 0 0 0 3 4 0.00 0.000											

Minnesota Twins @ Cleveland Indians
 Jacobs Field, Cleveland, OH
 Sat Sep 10 2005, 7:05 PM EDT
 Att: 32,123 - Clear - 74 F

livebaseballscorecards.com

AB 31
 R 5
 H 8
 RBI 5
 BB 2
 SO 2
 LOB 12



Batter	1	2	3	4	5	6	7	8	9
24 Grady Sizemore, L (1, 8) OBP: 0.342, SLG: 0.474	1-2 G5-3 1B		2-2 G3-1		2-2 G4-3	0-3 K	0-0 FC5-4 1B		
Coco Crisp, S (1, 7) OBP: 0.348, SLG: 0.465	1-0 F8		2-1 HR		1-3 K	3-2 E5 1B	0-1 FC5-4		
2 Jhonny Peralta, R (1, 6) OBP: 0.351, SLG: 0.519	0-0 G5-3		1-2 48 1B		1-2 HR	4-0 IBB	1-2 G5-3		
48 Travis Hafner, L (1, 10) OBP: 0.404, SLG: 0.571	0-0 F9		1-0 1B		0-1 1B	1-0 G4-3		2-3 K	
41 Victor Martinez, S (1, 2) OBP: 0.363, SLG: 0.456		0-0 G4-3 SH3 1B	1-1 G3		0-3 K		4-2 2B SF7 BB	1-3 K	
Ronnie Belliard, R (1, 4) OBP: 0.324, SLG: 0.436		0-0 SH3		0-1 F9		0-1 L4	2-2 WP 1B 2B	3-3 K	
Ben Broussard, L (1, 3) OBP: 0.307, SLG: 0.445		0-1 G4-3		1-2 F7		4-2 1B BB 1B BB	2-0 1B 24 1B WP HBP		
Aaron Boone, R (1, 5) OBP: 0.296, SLG: 0.379		1-1 G4-3		4-1 BB		4-0 1B 1B E BB	2-1 SF7		
Casey Blake, R (1, 9) OBP: 0.318, SLG: 0.451			1-2 F8	1-0 F8		2-2 E 1B	2-0 FC5-4 24 1B		

Inning Stats	R: 0	H: 1	E: 0	K: 0	S: 6	R: 0	H: 1	E: 0	K: 0	S: 6	R: 1	H: 3	E: 0	K: 0	S: 16	R: 0	H: 0	E: 0	K: 0	S: 8	R: 1	H: 2	E: 1	K: 2	S: 15	R: 3	H: 3	E: 0	K: 0	S: 15	R: 0	H: 0	E: 0	K: 3	S: 9
	LOB: 1	BB: 0	P: 8	LOB: 1	BB: 0	P: 7	LOB: 2	BB: 0	P: 24	LOB: 1	BB: 1	P: 14	LOB: 3	BB: 0	P: 20	LOB: 2	BB: 1	P: 28	LOB: 0	BB: 0	P: 15	LOB: 0	BB: 0	P: 15	LOB: 2	BB: 1	P: 15	LOB: 0	BB: 0	P: 15	LOB: 0	BB: 0	P: 15		


PITCHER	IP	WLS	BF	H	R	ER	SO	BB	IBB	HBP	BLK	WP	HR	S	P	ERA	WHIP
30 Scott Baker, R (1, 1) ERA: 3.23	5.1	L	27	8	4	4	2	3	0	0	0	0	2	60	90	6.75	2.062
J.C. Romero, L (6, 1) ERA: 3.46	0.2		7	2	3	3	1	1	1	1	0	0	0	12	28	40.50	4.500
Travis Bowyer, R (7, 1) ERA:	0.1		2	1	0	0	0	0	0	0	0	1	0	3	7	0.00	3.000
Terry Mulholland, L (7, 1) ERA: 4.73	0.2		3	1	0	0	0	0	0	0	0	0	0	7	8	0.00	1.500
47 Francisco Liriano, L (8, 1) ERA: 4.5	1.0		3	0	0	0	3	0	0	0	0	0	0	9	15	0.00	0.000

AB	R	H	RBI	BB	SO	LOB
5	0	2	1	0	1	3
5	1	2	2	0	1	3
4	1	2	1	1	0	3
5	0	2	0	0	1	4
4	1	1	0	1	2	3
4	1	1	0	0	1	0
2	2	0	0	1	0	1
1	1	0	1	2	0	1
4	0	2	1	0	0	1

AB	34
R	7
H	12
RBI	6
BB	5
SO	6
LOB	19

Minnesota Twins @ Cleveland Indians
 Jacobs Field, Cleveland, OH
 Sat Sep 10 2005, 7:05 PM EDT
 Att. 32,123 - Clear - 74 F

WP: 1 PA: 42
 PB: 0
 SB: 0
 CS: 0



Batter	1	2	3	4	5	6	7	8	9	AB	R	H	RBI	BB	SO	LOB	TOP								
Shannon Stewart, R (1, 7) OBP: 0.327, SLG: 0.391 Michael Ryan, L (5, 7) OBP: 0.299, SLG: 0.346	2-2 1B		0-3 K		2-2 K		2-2 1B			3	0	1	0	0	2	1									
Juan Castro, R (1, 4) OBP: 0.291, SLG: 0.408 Luis Rivas, R (6, PH) OBP: 0.294, SLG: 0.282 (6, 4)	1-1 F9			1-2 L3		4-0 BB G6-3	2-2 F9			2	0	0	0	0	0	1									
20 Lew Ford, R (1, 8) OBP: 0.339, SLG: 0.384 Jason Tyner, L (7, 8) OBP: 0.306, SLG: 0.250	1-1 P6			2-2 F9		0-1 F8		2-1 BB G6-3 1B		3	0	0	0	0	0	2									
Matthew LeCroy, R (1, 10) OBP: 0.355, SLG: 0.441 38 Luis Antonio Rodriguez, R (8, PH) OBP: 0.317, SLG: 0.359 (8, 10)	2-2 G5-3			0-2 HR 1B		0-2 G6-3 1-2f		2-0 F8		3	1	1	0	0	0	2									
Jacque Jones, L (1, 9) OBP: 0.328, SLG: 0.441 Terry Tiffie, S (6, 5) OBP: 0.235, SLG: 0.302		2-2 E6 G6-4-3		1-0 HR			3-2 G3	1-2 G6-3 1-2f		2	1	1	2	0	0	0									
5 Michael Cuddyer, R (1, 5) OBP: 0.321, SLG: 0.395 (6, 9)		1-2 G6-4-3 1-2f		0-0 F9			0-0 E 41 F9 33 1B		3-1 P6	4	1	1	0	0	0	1									
33 Justin Morneau, L (1, 3) OBP: 0.308, SLG: 0.435		1-1 G4-3			0-0 G1-4-3		1-2 E 1B 1B		0-1 1B	4	1	2	0	0	0	0									
41 Chris Heintz, R (1, 2) OBP: 0.250, SLG: 0.250			1-2 G4-3		2-2 1B		2-2 F9		3-3 K	4	0	1	0	0	1	3									
Jason Bartlett, R (1, 6) OBP: 0.320, SLG: 0.362			3-2 F8		2-2 P6		0-0 E5 1B 1-2 3-H		1-2 P4	4	0	0	0	0	0	3									
Inning Stats	R: 0 E: 0 K: 0 S: 10	H: 1 LOB: 1 BB: 0 P: 16	R: 0 E: 1 K: 0 S: 10	H: 0 LOB: 0 BB: 0 P: 14	R: 0 E: 0 K: 1 S: 11	H: 0 LOB: 0 BB: 0 P: 15	R: 2 E: 0 K: 0 S: 12	H: 2 LOB: 0 BB: 0 P: 16	R: 0 E: 0 K: 1 S: 14	H: 1 LOB: 1 BB: 0 P: 20	R: 0 E: 0 K: 0 S: 6	H: 0 LOB: 0 BB: 1 P: 10	R: 2 E: 1 K: 0 S: 22	H: 3 LOB: 2 BB: 0 P: 32	R: 0 E: 0 K: 0 S: 8	H: 1 LOB: 0 BB: 0 P: 13	R: 0 E: 0 K: 1 S: 11	H: 1 LOB: 1 BB: 0 P: 18	1B: 8 2B: 0 3B: 0 HR: 1	SF: 0 SAC: 0 DP: 3 HBP: 0	WP: 0 PB: 0 SB: 0 CS: 0	PA: 36			
PITCHER	IP	WLS	BF	H	R	ER	SO	BB	IBB	HBP	BLK	WP	HR	S	P	ERA	WHIP								
31 Cliff Lee, L (1, 1) ERA: 3.69	6.0	W	22	4	2	2	2	1	0	0	0	0	1	63	91	3.00	0.833								
Fernando Cabrera, R (7, 1) ERA: 1.33	1.0		7	3	2	0	0	0	0	0	0	0	0	22	32	0.00	3.000								
David Riske, R (8, 1) ERA: 3.24	1.0		3	1	0	0	0	0	0	0	0	0	0	8	13	0.00	1.000								
63 Rafael Betancourt, R (9, 1) ERA: 3.1	1.0		4	1	0	0	1	0	0	0	0	0	0	11	18	0.00	1.000								

Minnesota Twins @ Cleveland Indians
 Jacobs Field, Cleveland, OH
 Sun Sep 11 2005, 8:05 PM EDT
 Att. 38,564 - Clear - 75 F

livebaseballscorecards.com

AB 35
 R 4
 H 9
 RBI 3
 BB 1
 SO 3
 LOB 17



Minnesota Twins @ Detroit Tigers
Comerica Park, Detroit, MI
 Mon Sep 12 2005, 7:05 PM EDT
 Att. 12,748 - Cloudy - 89 F

livebaseballscorecards.com

AB	38
R	2
H	13
RBI	2
BB	3
SO	5
LOB	25



WP: 0	PA: 42
PB: 0	
SB: 0	
CS: 0	

AB R H RBI BB SO LOB

5	1	2	0	0	1	3
4	0	1	0	1	0	2
5	0	4	1	0	0	2
5	0	0	0	0	1	8
4	0	2	0	1	1	1
5	0	1	0	0	1	5
4	1	1	0	0	1	2
0	0	0	0	0	0	0
4	0	1	1	0	0	2
2	0	1	0	1	0	0

1B: 10	SF: 0
2B: 2	SAC: 0
3B: 1	DP: 2
HR: 0	HBP: 1

Batter	1	2	3	4	5	6	7	8	9
Shannon Stewart, R (1, 7) OBP: 0.328, SLG: 0.393	0-1 F8		1-0 G1-3 1B	1-1 FC6-4			0-2 7 1B 2B	3-3 K	
8 Nick Punto, S (1, 4) OBP: 0.306, SLG: 0.331	2-1 F7		0-0 G1-3		3-2 G4-6-3 7 1B 1B		4-1 G1 7 1B BB	0-1 G6-3	
7 Joe Mauer, L (1, 10) OBP: 0.377, SLG: 0.432	1-1 FC4-6 1B		2-1 P5		1-2 G4-6-3 1B		0-1 G1 1B	1-1 20 E 20 1B 1B	
Jacque Jones, L (1, 9) OBP: 0.325, SLG: 0.437	2-2 FC4-6 1-2f		1-3 K		2-2 G4-6-3		1-2 G1	0-0 F9	
20 Lew Ford, R (1, 8) OBP: 0.342, SLG: 0.385		3-2 5 F8 33 1B 1B		3-2 G5-3		2-3 K	4-0 IBB	2-1 E4 1B	
33 Justin Morneau, L (1, 3) OBP: 0.307, SLG: 0.433		2-0 41 G6-4-3 1B		0-1 G4-1		2-2 F7	0-1 G1-3	2-3 K	
5 Michael Cuddyer, R (1, 5) OBP: 0.321, SLG: 0.399		0-0 F8		1-2 41 2B 3B		0-0 G6-3		1-3 K	
Juan Castro, R (9, 5) OBP: 0.291, SLG: 0.408		2-3							
41 Chris Heintz, R (1, 2) OBP: 0.250, SLG: 0.375		0-0 G6-4-3		1-1 G6-3		1-1 G6-3		2-2 G6-3	
Jason Bartlett, R (1, 6) OBP: 0.328, SLG: 0.363			2-1 8 G1-3 1B	4-1 FC6-4 BB			2-0 G6-3	2-1 HBP	

Inning Stats	R: 0	H: 1	E: 0	K: 0	S: 9	P: 14	R: 0	H: 2	E: 0	K: 0	S: 6	P: 11	R: 0	H: 2	E: 0	K: 1	S: 9	P: 15	R: 1	H: 2	E: 0	K: 0	S: 13	P: 23	R: 0	H: 2	E: 0	K: 1	S: 17	P: 25	R: 0	H: 0	E: 0	K: 0	S: 6	P: 9	R: 1	H: 2	E: 0	K: 0	S: 12	P: 23	R: 0	H: 0	E: 0	K: 2	S: 10	P: 18	R: 0	H: 2	E: 1	K: 1	S: 10	P: 15	1B: 10	2B: 2	3B: 1	HR: 0	SF: 0	SAC: 0	DP: 2	HBP: 1	WP: 0	PA: 42
--------------	------	------	------	------	------	-------	------	------	------	------	------	-------	------	------	------	------	------	-------	------	------	------	------	-------	-------	------	------	------	------	-------	-------	------	------	------	------	------	------	------	------	------	------	-------	-------	------	------	------	------	-------	-------	------	------	------	------	-------	-------	--------	-------	-------	-------	-------	--------	-------	--------	-------	--------

PITCHER	IP	WLS	BF	H	R	ER	SO	BB	IBB	HBP	BLK	WP	HR	S	P	ERA	WHIP
43 Roman Colon, R (1, 1) ERA: 5.64	5.0		23	9	1	1	2	1	0	0	0	0	0	54	88	1.80	2.000
Chris Spurling, R (6, 1) ERA: 3.34	1.1	L	6	1	1	1	0	1	0	0	0	0	0	11	20	6.75	1.500
Vic Darenbourg, L (7, 1) ERA: 2.6	0.2		4	1	0	0	0	0	1	0	0	0	0	7	12	0.00	1.500
Franklyn German, R (8, 1) ERA: 3.32	1.0		4	0	0	0	2	0	0	1	0	0	0	10	18	0.00	0.000
Jamie Walker, L (9, 1) ERA: 3.57	0.2		3	1	0	0	0	0	0	0	0	0	0	5	6	0.00	1.500

PITCHER	IP	WLS	BF	H	R	ER	SO	BB	IBB	HBP	BLK	WP	HR	S	P	ERA	WHIP
56 Fernando Rodney, R (9, 1) ERA: 2.25	0.1		2	1	0	0	1	0	0	0	0	0	0	5	9	0.00	3.000

Batter	1	2	3	4	5	6	7	8	9	AB	R	H	RBI	BB	SO	LOB	TOP	
Shannon Stewart, R (1, 7) OBP: 0.328, SLG: 0.396 Jason Tyner, L (8, 7) OBP: 0.308, SLG: 0.250	4-0 SAFE BB G4-6-3	0-2 SAFE K		2-0 BB G6-3		1-1 K G6-3		1-2 3B		4	0	1	0	1	1	2		
Juan Castro, R (1, 5) OBP: 0.297, SLG: 0.410	0-2 SAFE G4-6-3 1-2f	1-0 SAFE 1B 1-2 2-H		0-2 P4		0-1 7 CS 1B		BB		4	0	2	1	1	0	1		
7 Joe Mauer, L (1, 10) OBP: 0.376, SLG: 0.430	1-1 G4-3	1-2 G1-3		0-1 BB 1B		3-3 1-2 K		F8		5	0	1	0	0	1	5		
Matthew LeCroy, R (1, 3) OBP: 0.356, SLG: 0.449		0-1 HR	1-0 G5-3	4-2 1-2 BB		0-0 G4-3		1-1 F9		4	1	1	1	1	0	2		
20 Lew Ford, R (1, 8) OBP: 0.340, SLG: 0.386		0-0 55 1B 2B	2-1 G5-3	1-3 K		0-1 G5-3		1-2 G6-3		5	1	1	0	0	1	2		
5 Michael Cuddyer, R (1, 9) OBP: 0.322, SLG: 0.404		3-2 G6-3	2-2 55 1B HR		0-1 3B		2-1 G3-1		0-1 L7		5	1	2	0	0	1		
55 Mike Redmond, R (1, 2) OBP: 0.350, SLG: 0.392 41 Chris Heintz, R (3, PR) OBP: 0.273, SLG: 0.455		1-0 E 1B 3-H	1-2 HR 1B		1-1 G6-3		1-2 G4-3		1-1 2B		2	1	2	1	0	0		
Luis Rivas, R (1, 4) OBP: 0.298, SLG: 0.322	1 SAFE FC1 E 1B 1-2	1-0 HR		0-0 G1-3		2-1 HR 2B		0-1 L6		5	3	2	3	0	0	3		
Jason Bartlett, R (1, 6) OBP: 0.327, SLG: 0.377	0-1 E5 1B 1-2 2-H	0-1 G5-3		2-1 G3-1		1-1 HR				4	1	1	2	0	0	3		
Inning Stats	R: 0 E: 0 K: 0 S: 6 H: 0 LOB: 0 BB: 1 P: 11	R: 4 E: 2 K: 1 S: 19 H: 4 LOB: 2 BB: 0 P: 26	R: 3 E: 0 K: 0 S: 19 H: 3 LOB: 1 BB: 0 P: 26	R: 0 E: 0 K: 1 S: 12 H: 1 LOB: 2 BB: 1 P: 19	R: 0 E: 0 K: 0 S: 7 H: 1 LOB: 1 BB: 0 P: 10	R: 0 E: 0 K: 1 S: 8 H: 1 LOB: 1 BB: 0 P: 12	R: 0 E: 0 K: 0 S: 5 H: 0 LOB: 0 BB: 0 P: 7	R: 2 E: 0 K: 0 S: 17 H: 3 LOB: 2 BB: 1 P: 27	R: 0 E: 0 K: 0 S: 9 H: 1 LOB: 1 BB: 0 P: 11	1B: 6 2B: 4 3B: 2 HR: 3 SF: 0 SAC: 0 DP: 2 HBP: 0	WP: 0 PB: 0 SB: 0 CS: 1 PA: 44							
PITCHER	IP	WLS	BF	H	R	ER	SO	BB	IBB	HBP	BLK	WP	HR	S	P	ERA	WHIP	
29 Nate Robertson, L (1, 1) ERA: 4.54	3.0	L	18	7	7	5	1	1	0	0	0	0	2	44	63	15.00	2.667	
Matt Ginter, R (4, 1) ERA: 5.58	3.0		12	3	0	0	2	1	0	0	0	0	0	27	41	0.00	1.333	
Doug Creek, L (7, 1) ERA: 8.2	1.1		8	3	2	2	0	1	0	0	0	0	1	18	29	13.50	3.000	
Vic Darenbourg, L (8, 1) ERA: 2.37	1.2		6	1	0	0	0	0	0	0	0	0	0	13	16	0.00	0.600	

Minnesota Twins @ Detroit Tigers
Comerica Park, Detroit, MI
Tue Sep 13 2005, 7:05 PM EDT
Att. 16,986 - Clear - 87 F

livebaseballscorecards.com

AB	41
R	9
H	14
RBI	8
BB	3
SO	3
LOB	20




Batter	1	2	3	4	5	6	7	8	9	AB R H RBI BB SO LOB
14 Placido Polanco, R (1, 4) OBP: 0.389, SLG: 0.441	2-1 15 3B 1B		1-1 G5-3		0-1 L1			3-2 G6-3		4 1 1 0 0 0 0
15 Brandon Inge, R (1, 5) OBP: 0.336, SLG: 0.420	0-0 1-H 3B		1-1 G6-3		0-1 G6-3			0-2 F8		4 0 1 1 0 0 0
31 Chris Shelton, R (1, 3) OBP: 0.363, SLG: 0.500	1-1 F9		2-2 G6-3			1-2 30 G6-3 1B		1-2 K		4 0 1 0 0 1 1
30 Magglio Ordonez, R (1, 9) OBP: 0.377, SLG: 0.466	0-1 G4-3			0-0 HR 1B		0-0 G6-3		0-0 G4-3		4 1 1 0 0 0 2
Carlos Pena, L (1, 10) OBP: 0.345, SLG: 0.459	2-1 G3			0-0 F9		0-3 K		2-3 K		4 0 0 0 0 2 2
Ivan Rodriguez, R (1, 2)		0-2 G5-3		2-0 1-H HR			0-1 F9			3 1 1 2 0 0 0
Craig Monroe, R (1, 7)		3-2 20 G6-3 1B		1-1 G4-3			0-0 G1-3			3 0 1 0 0 0 0
20 Omar Infante, R (1, 6) OBP: 0.254, SLG: 0.368		1-0 G6-3		1-1 P4			0-1 G6-3			3 0 0 0 0 0 1
28 Curtis Granderson, L (1, 8) OBP: 0.301, SLG: 0.477		2-1 F8			1-3 K			2-0 G3		3 0 0 0 0 1 1

Inning Stats	R: 1 E: 0 K: 0 S: 9	H: 2 LOB: 1 BB: 0 P: 14	R: 0 E: 0 K: 0 S: 10	H: 1 LOB: 1 BB: 0 P: 16	R: 0 E: 0 K: 0 S: 7	H: 0 LOB: 0 BB: 0 P: 11	R: 2 E: 0 K: 0 S: 7	H: 2 LOB: 0 BB: 0 P: 11	R: 0 E: 0 K: 1 S: 7	H: 0 LOB: 0 BB: 0 P: 8	R: 0 E: 0 K: 1 S: 7	H: 1 LOB: 0 BB: 0 P: 8	R: 0 E: 0 K: 0 S: 5	H: 0 LOB: 0 BB: 0 P: 5	R: 0 E: 0 K: 0 S: 9	H: 0 LOB: 0 BB: 0 P: 14	R: 0 E: 0 K: 2 S: 7	H: 0 LOB: 0 BB: 0 P: 10	1B: 4 2B: 0 3B: 1 HR: 1	SF: 0 SAC: 0 DP: 1 HBP: 0	WP: 0 PB: 0 SB: 0 CS: 0	PA: 32
--------------	------------------------------	----------------------------------	-------------------------------	----------------------------------	------------------------------	----------------------------------	------------------------------	----------------------------------	------------------------------	---------------------------------	------------------------------	---------------------------------	------------------------------	---------------------------------	------------------------------	----------------------------------	------------------------------	----------------------------------	----------------------------------	------------------------------------	----------------------------------	--------

PITCHER	IP	WLS	BF	H	R	ER	SO	BB	IBB	HBP	BLK	WP	HR	S	P	ERA	WHIP
Brad Radke, R (1, 1) ERA: 3.91	7.0	W	26	6	3	3	2	0	0	0	0	0	1	52	73	3.86	0.857
28 Jesse Crain, R (8, 1) ERA: 2.29	1.0		3	0	0	0	0	0	0	0	0	0	0	9	14	0.00	0.000
Travis Bowyer, R (9, 1) ERA: 2.7	1.0		3	0	0	0	2	0	0	0	0	0	0	7	10	0.00	0.000

MINNESOTA TWINS @ DETROIT TIGERS
Comerica Park, Detroit, MI
Tue Sep 13 2005, 7:05 PM EDT
Att. 16,986 - Clear - 87 F

AB	32
R	3
H	6
RBI	3
BB	0
SO	4
LOB	7



Batter	1	2	3	4	5	6	7	8	9	AB R H RBI BB SO LOB	TOP											
38 Pablo Ozuna, R (1, 7) OBP: 0.311, SLG: 0.324	0-3 K			0-1 P4		1-1 G1			0-0 14 BB 1B	4 0 1 0 0 1 0												
Tadahito Iguchi, R (1, 4) OBP: 0.348, SLG: 0.445	3-3 K			1-0 F8			4-1 BB		1-2 14 BB 1B	3 0 1 0 1 1 0												
14 Paul Konerko, R (1, 3) OBP: 0.363, SLG: 0.523	1-3 K			1-3 K			0-0 P3		4-2 1-2 2-3 BB	3 0 0 0 1 2 1												
Carl Everett, S (1, 10)		1-2 G6-3			0-3 K		0-0 P4		2-3 K	4 0 0 0 0 2 4												
Aaron Rowand, R (1, 8) OBP: 0.333, SLG: 0.417		0-3 K			1-2 1B		0-3 K		1-3 K	4 0 1 0 0 3 4												
23 Jermaine Dye, R (1, 9) OBP: 0.328, SLG: 0.510		1-3 K			0-3 K			3-3 K	1-3 K	4 0 0 0 0 4 4												
5 Juan Uribe, R (1, 6) OBP: 0.304, SLG: 0.429			0-2 L6		0-2 F7			0-1 2B		3 0 1 0 0 0 1												
Chris Widger, R (1, 2) OBP: 0.301, SLG: 0.394			1-1 G5-3			1-2 P6		3-2 P2		3 0 0 0 0 0 1												
24 Joe Crede, R (1, 5) OBP: 0.301, SLG: 0.429			0-3 K			0-3 K2-3		2-3 K		3 0 0 0 0 3 1												
Inning Stats	R: 0 E: 0 K: 3 S: 10	H: 0 LOB: 0 BB: 0 P: 14	R: 0 E: 0 K: 2 S: 9	H: 0 LOB: 0 BB: 0 P: 11	R: 0 E: 0 K: 1 S: 10	H: 0 LOB: 0 BB: 0 P: 11	R: 0 E: 0 K: 1 S: 6	H: 0 LOB: 0 BB: 0 P: 8	R: 0 E: 0 K: 2 S: 14	H: 1 LOB: 1 BB: 0 P: 15	R: 0 E: 0 K: 1 S: 9	H: 0 LOB: 0 BB: 0 P: 11	R: 0 E: 0 K: 1 S: 6	H: 0 LOB: 1 BB: 1 P: 10	R: 0 E: 0 K: 2 S: 14	H: 1 LOB: 1 BB: 0 P: 22	R: 0 E: 0 K: 3 S: 16	H: 2 LOB: 3 BB: 1 P: 25	1B: 3 2B: 1 3B: 0 HR: 0	SF: 0 SAC: 0 DP: 0 HBP: 0	WP: 0 PB: 0 SB: 0 CS: 0	PA: 33
PITCHER	IP WLS BF H R ER SO BB IBB HBP BLK WP HR S P ERA WHIP																					
Johan Santana, L (1, 1) ERA: 3.05	8.0 W 30 4 0 0 13 2 0 0 0 0 0 0 84 113 0.00 0.750																					
36 Joe Nathan, R (9, 1) ERA: 2.91	1.0 S 3 0 0 0 3 0 0 0 0 0 0 0 10 14 0.00 0.000																					

Chicago White Sox @ Minnesota Twins
 Hubert H. Humphrey Metrodome, Minneapolis, MN
 Sat Sep 17 2005, 12:10 PM EDT
 Att: 24,866 - Dome - 69 F

AB	31
R	0
H	4
RBI	0
BB	2
SO	16
LOB	16



Batter	1	2	3	4	5	6	7	8	9	AB	R	H	RBI	BB	SO	LOB
Jason Tyner, L (1, 7) OBP: 0.381, SLG: 0.450	1-2 G1-6-3 1B		1-1 FC3-6 1B	1-0 1-H 2-H 3B	1-2 G3-1		0-1 G5-3			5	0	3	2	0	0	3
Juan Castro, R (1, 6) OBP: 0.291, SLG: 0.397	1 SAFE 2-3 K		1-2 FC3-6 7 1B 1-2f	1-3 K		4-1 BB		3-2 F9		4	0	0	0	1	2	3
7 Joe Mauer, L (1, 2) OBP: 0.378, SLG: 0.427	1-2 G1-6-3 1-2f		3-2 1B	4-0 S BB		2-2 F8		3-2 E4 20 1B		4	0	1	0	1	0	2
Jacque Jones, L (1, 9) OBP: 0.325, SLG: 0.438		2-1 F8	1-3 K	4-2 1-2 BB		0-1 F9		0-1 F7		4	0	0	0	1	1	4
20 Lew Ford, R (1, 8) OBP: 0.337, SLG: 0.381		2-3 K		3-3 1B P6		1-2 G5-3		1-2 1B		5	1	2	0	0	1	4
33 Justin Morneau, L (1, 3) OBP: 0.307, SLG: 0.437		4-2 5 BB BB		0-0 1-H HR	1-3 K		0-2 P5	2-1 G4-3		4	1	1	2	1	1	2
5 Michael Cuddyer, R (1, 5) OBP: 0.322, SLG: 0.407		4-2 1-2 BB		3-3 K	4-1 G3-1 1B BB		1-2 HR			2	1	1	1	2	1	0
Terry Tiffee, S (1, 10) OBP: 0.243, SLG: 0.308		1-0 F7		1-1 1B 3B 1B	1-2 G3-1 1B		0-1 G6-3			4	1	2	0	0	0	2
Luis Rivas, R (1, 4) OBP: 0.310, SLG: 0.328			2-2 F8	0-0 3B 1B	0-2 G3-1		4-2 BB			3	1	1	0	1	0	2

Inning Stats	R: 0	H: 1	ER: 0	LOB: 0	K: 1	S: 19	P: 23	R: 0	H: 0	ER: 0	LOB: 2	K: 1	S: 13	P: 26	R: 0	H: 2	ER: 0	LOB: 2	K: 1	S: 14	P: 22	R: 4	H: 5	ER: 0	LOB: 3	K: 2	S: 20	P: 37	R: 0	H: 1	ER: 0	LOB: 2	K: 1	S: 13	P: 20	R: 0	H: 0	ER: 0	LOB: 1	K: 0	S: 11	P: 18	R: 1	H: 1	ER: 0	LOB: 1	K: 0	S: 16	P: 21	R: 0	H: 1	ER: 1	LOB: 2	K: 0	S: 15	P: 24
1B: 8	SF: 0	2B: 0	SAC: 0	3B: 1	DP: 1	HR: 2	HBP: 0	1B: 8	SF: 0	2B: 0	SAC: 0	3B: 1	DP: 1	HR: 2	HBP: 0	1B: 8	SF: 0	2B: 0	SAC: 0	3B: 1	DP: 1	HR: 2	HBP: 0	1B: 8	SF: 0	2B: 0	SAC: 0	3B: 1	DP: 1	HR: 2	HBP: 0	1B: 8	SF: 0	2B: 0	SAC: 0	3B: 1	DP: 1	HR: 2	HBP: 0	1B: 8	SF: 0	2B: 0	SAC: 0	3B: 1	DP: 1	HR: 2	HBP: 0									

BOTTOM

Chicago White Sox @ Minnesota Twins
 Hubert H. Humphrey Metrodome, Minneapolis, MN
 Sat Sep 17 2005, 12:10 PM EDT
 Att. 24,866 - Dome - 69 F

livebaseballscorecards.com

AB	35
R	5
H	11
RBI	5
BB	7
SO	6
LOB	22



PITCHER	IP	WLS	BF	H	R	ER	SO	BB	IBB	HBP	BLK	WP	HR	S	P	ERA	WHIP
Orlando Hernandez, R (1, 1) ERA: 5.24	3.2	L	22	8	4	4	5	4	0	0	0	0	1	63	103	9.82	3.273
Luis Vizcaino, R (4, 1) ERA: 3.84	0.1		1	0	0	0	0	0	0	0	0	0	0	3	5	0.00	0.000
Brandon McCarthy, R (5, 1) ERA: 4.72	3.0		14	2	1	1	1	3	0	0	0	0	1	40	59	3.00	1.667
Neal Cotts, L (8, 1) ERA: 1.94	1.0		5	1	0	0	0	0	0	0	0	0	0	15	24	0.00	1.000

Batter	1	2	3	4	5	6	7	8	9	AB R H RBI BB SO LOB	TOP																
22 Scott Podsednik, L (1, 7) OBP: 0.355, SLG: 0.353	1-0 CS 1B		1-3 1B		3-2 FC6-4 1B		2-2 G5-3			4 0 2 0 0 1 0	Chicago White Sox @ Minnesota Twins Hubert H. Humphrey Metrodome, Minneapolis, MN Sun Sep 18 2005, 2:10 PM EDT Att. 23,559 - Dome - 69 F livebaseballscorecards.com																
Tadahito Iguchi, R (1, 4) OBP: 0.347, SLG: 0.444	SAFE SAFE 1B 1B	2-1 1B	3-2 G6-3		0-1 FC6-4 1B			3-2 L6		4 0 1 0 0 0 1																	
Carl Everett, S (1, 10) OBP: 0.308, SLG: 0.437	3-2 F9			1-1 F9	0-0 1B			0-3 K		4 0 1 0 0 1 1																	
14 Paul Konerko, R (1, 3) OBP: 0.363, SLG: 0.522 Ross Gload, L (8, PR) OBP: 0.188, SLG: 0.194	3-3 K			4-2 12 HBP 1B BB	3-1 F9			1-1 12 E 23 1B		3 1 1 0 1 1 3 0 1 0 0 0 0 0																	
12 A.J. Pierzynski, L (1, 2) OBP: 0.311, SLG: 0.431		1-2 F9		H 1-0 E 1B 1-2 HBP		X 0-0 F8		0-2 23 E 1B		3 0 1 0 0 0 0																	
23 Jermaine Dye, R (1, 9) OBP: 0.327, SLG: 0.508		2-1 1B		C 1-1 F9		X 0-2 G1-3		0-2 E4 2-4		4 0 1 0 0 0 3																	
Aaron Rowand, R (1, 8) OBP: 0.333, SLG: 0.416		1-0 F7		C 2-2 E8 1-3 2-H 1B		B 1-0 G5-3		D 1-0 2-4 1-2		4 0 1 1 0 0 1																	
Geoff Blum, S (1, 5) OBP: 0.296, SLG: 0.346 24 Joe Crede, R (9, 5) OBP: 0.301, SLG: 0.429		2-0 F7		B 1-1 F7		X 0-2 G1-3		X 0-0 G1-3		4 0 0 0 0 0 3 0 0 0 0 0 0 0																	
5 Juan Uribe, R (1, 6) OBP: 0.302, SLG: 0.425			C 0-1 F8		B 3-2 F7		C 0-3 K	C 0-3 K2-3		4 0 0 0 0 2 0																	
Inning Stats	R: 0 E: 0 K: 1 S: 12	H: 2 LOB: 1 BB: 0 P: 21	R: 0 E: 0 K: 0 S: 7	H: 1 LOB: 1 BB: 0 P: 13	R: 0 E: 0 K: 1 S: 8	H: 0 LOB: 0 BB: 0 P: 12	R: 1 E: 1 K: 0 S: 12	H: 1 LOB: 2 BB: 1 P: 22	R: 0 E: 0 K: 0 S: 15	H: 2 LOB: 2 BB: 0 P: 24		R: 0 E: 0 K: 0 S: 6	H: 0 LOB: 0 BB: 0 P: 7	R: 0 E: 0 K: 1 S: 10	H: 0 LOB: 0 BB: 0 P: 12	R: 1 E: 1 K: 1 S: 17	H: 2 LOB: 3 BB: 0 P: 22	R: 0 E: 0 K: 1 S: 6	H: 0 LOB: 0 BB: 0 P: 6	1B: 8 2B: 0 3B: 0 HR: 0	SF: 0 SAC: 0 DP: 0 HBP: 1	WP: 0 PB: 0 SB: 0 CS: 1	PA: 36				
PITCHER	IP WLS BF H R ER SO BB IBB HBP BLK WP HR S P ERA WHIP																										
Kyle Lohse, R (1, 1) ERA: 4.16	5.0		22	6	1	1	2	1	0	1	0	0	0	54	92	1.80	1.400										
28 Jesse Crain, R (6, 1) ERA: 2.32	2.0		6	0	0	0	1	0	0	0	0	0	0	16	19	0.00	0.000										
Juan Rincon, R (8, 1) ERA: 2.64	1.0	L	6	2	1	0	1	0	0	0	0	0	0	17	22	0.00	2.000										
54 Matt Guerrier, R (9, 1) ERA: 3.64	1.0		3	0	0	0	1	0	0	0	0	0	0	6	6	0.00	0.000										

Batter	1	2	3	4	5	6	7	8	9	AB	R	H	RBI	BB	SO	LOB
Shannon Stewart, R (1, 7) OBP: 0.325, SLG: 0.392	1-1 G5-3		1-0 G6-3			0-0 F8		0-0 G5-3		4	0	0	0	0	0	0
Jason Tyner, L (1, 9) (6, 8) OBP: 0.360, SLG: 0.417	1-0 G5-3			3-2 7 1B 1B		2-2 G5-3		1-0 L6		4	1	1	0	0	0	0
7 Joe Mauer, L (1, 2) OBP: 0.381, SLG: 0.428	0-1 1B			0-0 20 B2-5-4 1B		4-0 BB		0-1 G4-3		3	0	2	0	1	0	0
Jacque Jones, L (1, 10) OBP: 0.324, SLG: 0.437	0-2 G4-3			2-0 20 B2-5-4 1B		2-3 K		2-1 G4-3		4	0	1	1	0	1	2
20 Lew Ford, R (1, 8) OBP: 0.336, SLG: 0.379		3-2 G4-3		0-0 B2-5-4		1-1 G6-3		0-3 K		2	0	0	0	0	0	2
Michael Ryan, L (6, 9) OBP: 0.292, SLG: 0.336				1-2 2-3f						1	0	0	0	0	0	0
Matthew LeCroy, R (9, PH) OBP: 0.355, SLG: 0.441										1	0	0	0	0	1	0
33 Justin Morneau, L (1, 3) OBP: 0.307, SLG: 0.435		2-1 P6		0-2 G5-3		4-1 BB				2	0	0	0	1	0	1
5 Michael Cuddyer, R (1, 5) OBP: 0.320, SLG: 0.404		3-2 G5-3			0-0 F8		0-2 F7			3	0	0	0	0	0	1
8 Nick Punto, S (1, 4) OBP: 0.303, SLG: 0.332			0-0 G4-3-2 3B		1-3 K		0-1 F8			3	0	1	0	0	1	1
Jason Bartlett, R (1, 6) OBP: 0.316, SLG: 0.363			0-1 G4-3-2		0-2 F9		2-2 G3			3	0	0	0	0	0	1

Inning Stats	R: 0	H: 1	E: 0	K: 0	S: 8	R: 0	H: 0	E: 0	K: 0	S: 8	R: 0	H: 0	E: 0	K: 0	S: 4	R: 1	H: 3	E: 0	K: 0	S: 12	R: 0	H: 0	E: 0	K: 1	S: 7	R: 0	H: 0	E: 0	K: 0	S: 7	R: 0	H: 0	E: 0	K: 0	S: 9	R: 0	H: 0	E: 0	K: 0	S: 5	R: 0	H: 0	E: 0	K: 1	S: 7	1B: 4	2B: 1	3B: 1	HR: 0	SF: 0	SAC: 0	DP: 2	HBP: 0	WP: 0	PB: 0	SB: 0	CS: 0	PA: 32
--------------	------	------	------	------	------	------	------	------	------	------	------	------	------	------	------	------	------	------	------	-------	------	------	------	------	------	------	------	------	------	------	------	------	------	------	------	------	------	------	------	------	------	------	------	------	------	-------	-------	-------	-------	-------	--------	-------	--------	-------	-------	-------	-------	--------

PITCHER	IP	WLS	BF	H	R	ER	SO	BB	IBB	HBP	BLK	WP	HR	S	P	ERA	WHIP
52 Jose Contreras, R (1, 1) ERA: 3.79	8.0	W	29	5	1	1	2	2	0	0	0	0	0	60	93	1.12	0.875
Damaso Marte, L (9, 1) ERA: 3.32	0.2	H	2	0	0	0	0	0	0	0	0	0	0	4	6	0.00	0.000
45 Bobby Jenks, R (9, 1) ERA: 1.93	0.1	S	1	0	0	0	1	0	0	0	0	0	0	3	3	0.00	0.000

BOTTOM

Chicago White Sox @ Minnesota Twins
 Hubert H. Humphrey Metrodome, Minneapolis, MN
 Sun Sep 18 2005, 2:10 PM EDT
 Att. 23,559 - Dome - 69 F

livebaseballscores.com

AB	30
R	1
H	5
RBI	1
BB	2
SO	3
LOB	8



Batter	1	2	3	4	5	6	7	8	9	AB R H RBI BB SO LOB	TOP											
Shannon Stewart, R (1, 7) OBP: 0.323, SLG: 0.388	2-2 F7		3-3 K		1-1 G5-4-3			1-3 K	0-0 G5-3	5 0 0 0 0 2 2												
20 Lew Ford, R (1, 8) OBP: 0.336, SLG: 0.378	2-1 G5-3		3-1 F7			1-1 G6-3		4-1 BB	0-1 7 DI 7 1B	4 1 1 0 1 0 0												
7 Joe Mauer, L (1, 2) OBP: 0.381, SLG: 0.428	3-2 BB 1B			0-1 G4-3		3-2 L8		2-2 F7	2-2 DI 1B	5 1 2 1 0 0 2												
Matthew LeCroy, R (1, 10) OBP: 0.358, SLG: 0.440	4-1 BB			4-2 5 1B BB		3-3 K		4-1 BB	2-1 1B	1 0 0 0 2 1 0												
Terry Tiffie, S (8, PH) OBP: 0.254, SLG: 0.313										1 0 1 1 1 0 0												
8 Nick Punto, S (9, PR) OBP: 0.303, SLG: 0.332	1-2 BB							1-2 2-3 BB	1-H 1B	0 0 0 0 0 0 0												
Jacque Jones, L (1, 9) OBP: 0.321, SLG: 0.432	2-2 K			2-3 K			3-1 L8	3-3 K	2-0 G4-3	5 0 0 0 0 3 7												
5 Michael Cuddyer, R (1, 5) OBP: 0.321, SLG: 0.413		2-1 P5		3-2 1-2 1B			2-3 K		0-1 HR	4 1 2 1 0 1 0												
33 Justin Morneau, L (1, 3) OBP: 0.309, SLG: 0.442		0-3 K		0-0 G6-3			1-0 HR		1-0 3B 1B	4 2 2 1 0 1 2												
Juan Castro, R (1, 4) OBP: 0.290, SLG: 0.402		1-1 P6			3-2 E3 G5-4-3		0-0 G6-3		1-0 G3 3B	4 1 1 1 0 0 0												
Jason Bartlett, R (1, 6) OBP: 0.316, SLG: 0.359			2-1 G6-3		2-2 P4			4-2 BB 20 BB BB	1-2 G3	2 0 0 0 1 0 1												
Michael Ryan, L (9, PH) OBP: 0.289, SLG: 0.333									3-H	1 0 0 1 0 0 0												
Inning Stats	R: 0 E: 0 K: 1 S: 12	H: 1 LOB: 2 BB: 1 P: 25	R: 0 E: 0 K: 1 S: 7	H: 0 LOB: 0 BB: 0 P: 10	R: 0 E: 0 K: 1 S: 9	H: 0 LOB: 0 BB: 0 P: 17	R: 0 E: 0 K: 1 S: 13	H: 1 LOB: 2 BB: 1 P: 22	R: 0 E: 1 K: 0 S: 12	H: 0 LOB: 0 BB: 0 P: 18	R: 0 E: 0 K: 1 S: 8	H: 0 LOB: 0 BB: 0 P: 15	R: 1 E: 0 K: 1 S: 7	H: 1 LOB: 0 BB: 0 P: 13	R: 0 E: 0 K: 2 S: 15	H: 0 LOB: 3 BB: 3 P: 33	R: 5 E: 0 K: 0 S: 16	H: 6 LOB: 1 BB: 0 P: 25	1B: 6 2B: 0 3B: 1 HR: 2	SF: 0 SAC: 0 DP: 1 HBP: 0	WP: 0 PB: 0 SB: 0 CS: 0	PA: 41
PITCHER	IP WLS BF H R ER SO BB IBB HBP BLK WP HR S P ERA WHIP																					
Barry Zito, L (1, 1) ERA: 3.64	6.1 W 23 2 0 0 5 2 0 0 0 0 0 0 63 112 0.00 0.632																					
50 Kiko Calero, R (7, 1) ERA: 3.53	1.0 6 1 1 1 2 2 0 0 0 0 0 1 12 24 9.00 3.000																					
Ricardo Rincon, L (8, 1) ERA: 4.54	0.2 3 0 0 0 1 1 0 0 0 0 0 0 8 17 0.00 1.500																					
Keiichi Yabu, R (9, 1) ERA: 4.5	0.0 3 3 3 3 0 0 0 0 0 0 0 1 4 6 ∞ ∞																					
20 Huston Street, R (9, 1) ERA: 1.58	1.0 6 3 2 2 0 0 0 0 0 0 0 0 12 19 18.00 3.000																					

Minnesota Twins @ Oakland Athletics
 McAfee Coliseum, Oakland, CA
 Mon Sep 19 2005, 10:05 PM EDT
 Att. 15,262 - Clear - 74 F

livebaseballscorecards.com

AB	36
R	6
H	9
RBI	6
BB	5
SO	8
LOB	14



Batter	1	2	3	4	5	6	7	8	9
14 Mark Ellis, R OBP: 0.386, SLG: 0.482 (1, 4)	0-1 G6-3 3B	0-0 HR		3-2 SAFE G5-3		1-0 1B	1-3 K		
Jason Kendall, R OBP: 0.340, SLG: 0.314 (1, 2)	1-2 G6-3	2-2 G6-3			0-1 F8	1-1 G5-3		1-0 3 G6-4-3 HBP	
21 Mark Kotsay, L OBP: 0.326, SLG: 0.417 (1, 8)	0-3 K		0-2 G6-3		2-1 G6-3		1-2 3 FC3-6 1B	2-1 L8	
3 Eric Chavez, L OBP: 0.335, SLG: 0.466 (1, 5)	0-2 G3-1		1-2 1B		1-2 2B		0-1 1B E	0-2 G6-4-3	
Jay Payton, R OBP: 0.305, SLG: 0.457 (1, 7)		0-0 P6	0-0 F9		1-1 F9		3-1 1B E1		
Scott Hatteberg, L OBP: 0.344, SLG: 0.359 (1, 10)		1-1 G6-3	1-2 L7			1-0 G4-3	4-2 29 G3-1 1B HBP		
7 Bobby Crosby, R OBP: 0.355, SLG: 0.471 (7, PH)		4-2 29 1B HR BB		0-1 F9		1-1 G5-3	2-1 29 G3-1 1B		
Marco Scutaro, R OBP: 0.307, SLG: 0.378 (8, 6)		1-2 HR 1B		1-2 G6-3		0-0 14 1B BB	2-1 G3-1		
29 Dan Johnson, L OBP: 0.365, SLG: 0.458 (1, 3)		1-2 HR 1B		1-2 G6-3		4-2 14 1B BB	4-2 BB		
Nick Swisher, S OBP: 0.324, SLG: 0.440 (1, 9)		2-1 HR							

Inning Stats	R: 1	H: 1	E: 0	K: 1	S: 11	LOB: 0	BB: 0	P: 12	R: 4	H: 3	E: 0	K: 0	S: 18	LOB: 0	BB: 1	P: 28	R: 0	H: 1	E: 0	K: 0	S: 17	LOB: 1	BB: 0	P: 19	R: 0	H: 0	E: 0	K: 0	S: 20	LOB: 1	BB: 1	P: 28	R: 0	H: 1	E: 0	K: 0	S: 16	LOB: 1	BB: 0	P: 20	R: 0	H: 2	E: 0	K: 0	S: 9	LOB: 3	BB: 1	P: 17	R: 2	H: 3	E: 1	K: 1	S: 21	LOB: 3	BB: 1	P: 38	R: 0	H: 0	E: 0	K: 0	S: 6	LOB: 0	BB: 0	P: 9
--------------	------	------	------	------	-------	--------	-------	-------	------	------	------	------	-------	--------	-------	-------	------	------	------	------	-------	--------	-------	-------	------	------	------	------	-------	--------	-------	-------	------	------	------	------	-------	--------	-------	-------	------	------	------	------	------	--------	-------	-------	------	------	------	------	-------	--------	-------	-------	------	------	------	------	------	--------	-------	------

PITCHER															PITCHER																				
IP	WLS	BF	H	R	ER	SO	BB	IBB	HBP	BLK	WP	HR	S	P	ERA	WHIP	IP	WLS	BF	H	R	ER	SO	BB	IBB	HBP	BLK	WP	HR	S	P	ERA	WHIP		
Brad Radke, R (1, 1)	5.0	L	23	6	5	5	1	2	0	0	0	0	2	82	107	9.00	1.600	Terry Mulholland, L (6, 1)	1.0		6	2	0	0	0	1	0	0	0	0	0	9	17	0.00	3.000
J.C. Romero, L (7, 1)	1.0		8	3	2	1	1	0	1	0	0	0	0	21	38	18.00	4.000	Travis Bowyer, R (8, 1)	1.0		3	0	0	0	0	0	0	1	0	0	0	6	9	0.00	0.000

BOTTOM

AB R H RBI BB SO LOB

5 2 3 1 0 1 4

4 0 0 1 0 0 3

5 0 1 0 0 1 1

5 1 2 0 0 0 2

4 1 1 0 0 0 2

3 0 0 0 0 0 1

2 1 0 0 1 0 0

1 0 1 1 0 0 0

4 1 2 0 0 0 2

1 1 1 3 3 0 0

Minnesota Twins @ Oakland Athletics
McAfee Coliseum, Oakland, CA


Mon Sep 19 2005, 10:05 PM EDT
 Att. 15,262 - Clear - 74 F

AB 34
 R 7
 H 11
 RBI 6
 BB 4
 SO 2
 LOB 15



WP: 0 PA: 40
 PB: 0
 SB: 0
 CS: 0

livebaseballscorecards.com

Batter	1	2	3	4	5	6	7	8	9	AB R H RBI BB SO LOB	TOP
Jason Tyner, L (1, 7) OBP: 0.345, SLG: 0.393	2-1 F7 G6-3 1B		0-2 FC4		0-1 G3-1		0-0 F8			4 0 1 0 0 0 1	
Brent Abernathy, R (1, 10) OBP: 0.310, SLG: 0.302	1-1 G6-3		0-2 L4		0-1 G6-3		0-3 K			4 0 0 0 0 1 3	
7 Joe Mauer, L (1, 2) OBP: 0.382, SLG: 0.430	0-1 F7		1-1 G1-3			4-2 HR BB		1-0 20 WP 2B		3 1 1 0 1 0 3	
Jacque Jones, L (1, 9) OBP: 0.322, SLG: 0.441	1-2 G5-3			3-1 33 2B 2B		1-1 HR		0-1 L9		4 2 2 2 0 0 2	
20 Lew Ford, R (1, 8) OBP: 0.336, SLG: 0.376		2-2 P3		3-2 F7		4-1 33 G6-4-3 BB		2-3 K		3 0 0 0 1 1 2	
33 Justin Morneau, L (1, 3) OBP: 0.308, SLG: 0.442		1-3 K		2-1 5 P3 2B		0-0 G6-4-3		0-1 F8		4 0 1 1 0 1 2	
5 Michael Cuddyer, R (1, 5) OBP: 0.321, SLG: 0.411		2-1 P3		1-1 P3		1-2 FC4-6 1B			1-3 K	4 0 1 0 0 1 1	AB 33 R 3 H 6 RBI 3 BB 3 SO 5 LOB 16
Juan Castro, R (1, 6) OBP: 0.286, SLG: 0.396			0-0 G6-3		1-3 K		0-0 FC4-6		0-0 G6-3	4 0 0 0 0 1 2	
38 Luis Antonio Rodriguez, R (8, 4) OBP: 0.323, SLG: 0.360			4-2 E BB		2-2 L5		2-1 L8		1-1 L7	3 0 0 0 1 0 0	
Inning Stats	R: 0 H: 1 E: 0 LOB: 1 K: 0 BB: 0 S: 9 P: 13	R: 0 H: 0 E: 0 LOB: 0 K: 1 BB: 0 S: 9 P: 14	R: 0 H: 0 E: 1 LOB: 2 K: 0 BB: 1 S: 15 P: 20	R: 1 H: 2 E: 0 LOB: 1 K: 1 BB: 0 S: 13 P: 23	R: 0 H: 0 E: 0 LOB: 0 K: 0 BB: 0 S: 9 P: 11	R: 2 H: 2 E: 0 LOB: 1 K: 0 BB: 2 S: 12 P: 22	R: 0 H: 0 E: 0 LOB: 0 K: 1 BB: 0 S: 6 P: 8	R: 0 H: 1 E: 0 LOB: 1 K: 1 BB: 0 S: 8 P: 11	R: 0 H: 0 E: 0 LOB: 0 K: 1 BB: 0 S: 6 P: 8	1B: 2 SF: 0 2B: 3 SAC: 0 3B: 0 DP: 1 HR: 1 HBP: 0	WP: 1 PA: 36 PB: 0 SB: 0 CS: 0
PITCHER	IP WLS BF H R ER SO BB IBB HBP BLK WP HR S P ERA WHIP										
Joe Blanton, R (1, 1) ERA: 3.6	6.0 W 26 5 3 3 2 3 0 0 0 0 1 67 103 4.50 1.333										
50 Kiko Calero, R (7, 1) ERA: 3.46	1.0 3 0 0 0 1 0 0 0 0 0 0 6 8 0.00 0.000										
Jay Witasick, R (8, 1) ERA: 2.87	2.0 7 1 0 0 2 0 0 0 0 1 0 14 19 0.00 0.500										

Minnesota Twins @ Oakland Athletics
 McAfee Coliseum, Oakland, CA
 Tue Sep 20 2005, 10:05 PM EDT
 Att. 18,014 - Overcast - 61 F

livebaseballscorecards.com

Batter	1	2	3	4	5	6	7	8	9	AB R H RBI BB SO LOB
14 Mark Ellis, R OBP: 0.388, SLG: 0.482 (1, 4)	4-2 2B BB		2-2 1B CS	1-2 1B 1B		0-1 G3-1		2-0 G4-3		4 2 2 2 1 0 0
Jason Kendall, R OBP: 0.343, SLG: 0.318 (1, 2)	1-0 G6-3 2B		2-2 21 E 1B	1-1 1B 1B		1-1 E8 21 1B		4-2 21 1B BB		4 2 3 3 1 0 0
21 Mark Kotsay, L OBP: 0.329, SLG: 0.421 (1, 8)	1-3 K		2-2 E8 2B	3-3 K		1-0 3 1B 1B		0-2 1B		5 0 3 2 0 2 2
3 Eric Chavez, L OBP: 0.334, SLG: 0.464 (1, 5)	2-1 G6-3		2-3 K		0-1 F9	1-0 1B		1-2 G5-3		5 0 1 0 0 1 4
Jay Payton, R OBP: 0.307, SLG: 0.456 (1, 7)	1-1 F8			4-0 1B 14 1B BB	0-0 F8 1B	0-0 F9				3 1 1 0 1 0 3
Scott Hatteberg, L OBP: 0.343, SLG: 0.357 (1, 10)		1-3 K		4-1 1B 14 1B BB	2-0 F8		2-3 K			3 1 0 0 1 2 1
Hiram Bocachica, R OBP: 0.222, SLG: 0.222 (1, 9)		2-3 K		1-2 14 1B 1B BB	2-1 G4-3		0-3 K			2 1 1 0 0 1 0
29 Dan Johnson, L OBP: 0.363, SLG: 0.456 (5, PH) (6, 3)				1-2 14 1B 1B						2 0 0 0 0 1 1
Nick Swisher, S OBP: 0.324, SLG: 0.445 (1, 3) (6, 9)		2-2 G6-3		1-3 K		2-1 HR		2-2 P5		4 1 1 1 0 1 3
Marco Scutaro, R OBP: 0.304, SLG: 0.374 (1, 6)			1-0 G5-3	2-2 K		2-2 F9		1-3 K		4 0 0 0 0 2 3


Inning Stats	R: 1	H: 1	E: 0	K: 1	S: 12	LOB: 1	BB: 1	P: 21	R: 0	H: 0	E: 0	K: 2	S: 10	LOB: 0	BB: 0	P: 15	R: 1	H: 3	E: 1	K: 1	S: 17	LOB: 1	BB: 0	P: 26	R: 4	H: 3	E: 0	K: 3	S: 24	LOB: 1	BB: 2	P: 41	R: 0	H: 1	E: 0	K: 0	S: 6	LOB: 1	BB: 0	P: 10	R: 2	H: 3	E: 1	K: 0	S: 12	LOB: 2	BB: 0	P: 19	R: 0	H: 0	E: 0	K: 2	S: 10	LOB: 0	BB: 0	P: 14	R: 0	H: 1	E: 0	K: 1	S: 16	LOB: 2	BB: 1	P: 24
--------------	------	------	------	------	-------	--------	-------	-------	------	------	------	------	-------	--------	-------	-------	------	------	------	------	-------	--------	-------	-------	------	------	------	------	-------	--------	-------	-------	------	------	------	------	------	--------	-------	-------	------	------	------	------	-------	--------	-------	-------	------	------	------	------	-------	--------	-------	-------	------	------	------	------	-------	--------	-------	-------

PITCHER	IP	WLS	BF	H	R	ER	SO	BB	IBB	HBP	BLK	WP	HR	S	P	ERA	WHIP
47 Francisco Liriano, L ERA: 7.59 (1, 1)	3.2	L	19	6	6	6	6	3	0	0	0	0	0	57	93	14.73	2.455
54 Matt Guerrier, R ERA: 3.65 (4, 1)	2.1		13	5	2	1	1	0	0	0	0	0	1	24	39	3.86	2.143
Travis Bowyer, R ERA: 1.42 (7, 1)	2.0		8	1	0	0	3	1	0	0	0	0	0	26	38	0.00	1.000

MINNESOTA TWINS @ OAKLAND ATHLETICS
McAfee Coliseum, Oakland, CA
 Tue Sep 20 2005, 10:05 PM EDT
 Att: 18,014 - Overcast - 61 F

livebaseballscorecards.com

AB	36
R	8
H	12
RBI	8
BB	4
SO	10
LOB	17



1B:	9	SF:	0	WP:	0	PA:	40
2B:	2	SAC:	0	PB:	0	SB:	0
3B:	0	DP:	0	CS:	1		
HR:	1	HBP:	0				

Batter	1	2	3	4	5	6	7	8	9	AB R H RBI BB SO LOB	TOP											
Jason Tyner, L (1, 7) OBP: 0.343, SLG: 0.364	0-1 G4-3		4-1 1B 33 WP FC4-6 BB	1-3 K		0-1 WP 5 S 1-2 2B 1B	3-2 G4-3		0-0 G6-3	5 2 1 0 1 1 3												
Jason Bartlett, R (1, 6) OBP: 0.323, SLG: 0.355	3-1 F9		4-2 33 FC4-6 5 1B 1-2 BB	1-0 1B 1-2 HBP 2-3		0-1 G6-3		2-0 2B FC6-4 HBP		2 2 0 0 1 0 2												
Matthew LeCroy, R (1, 10) OBP: 0.364, SLG: 0.448 Michael Ryan, L (8, PR) OBP: 0.289, SLG: 0.333	3-1 G5-3		2-2 33 FC4-6 1-2 1B 2-3	1-0 1B 1-3 2-H 3-H		4-1 5 2B 2-3 BB 3-H		1-2 FC6-4 1-3 2B		4 0 3 2 1 0 0 0 0 0 0 0 0 0												
33 Justin Moreneau, L (1, 3) OBP: 0.305, SLG: 0.438		2-2 G6-3	1-1 FC4-6 5 2B 1-2f 2-3 3-H	1-2 F8		1-3 K		1-1 G3		5 1 0 1 0 1 8												
5 Michael Cuddyer, R (1, 9) OBP: 0.329, SLG: 0.433		0-0 HR	3-2 1-H 3-H 2B		2-2 41 1B 2B	0-1 1-3 3-H 2B		4-0 FC6-4 IBB		4 2 4 4 1 0 0												
Terry Tiffie, S (1, 5) OBP: 0.245, SLG: 0.301	0-1 L5		0-1 G6-3		2-2 P4	2-1 G3-1		1-0 FC6-4 1-2f 2-3 3-H		5 0 0 1 0 0 6												
41 Chris Heintz, R (1, 2) OBP: 0.375, SLG: 0.533	1-2 2B			0-2 G4-3	2-2 8 G6-4-3 2-H 1B		4-0 G5-3 8 WP BB	3-2 G6-3		4 0 2 1 1 0 3												
8 Nick Punto, S (1, 8) OBP: 0.302, SLG: 0.331	3-3 K		1-2 HBP 1B 1B		0-1 G6-4-3 1-2f		3-3 K		1-3 K	5 1 1 0 0 3 3												
Luis Rivas, R (1, 4) OBP: 0.313, SLG: 0.325		1-1 G6-3	1-1 SAFE 1 SAFE 1B 1-2 HBP BB		2-0 S 1B WP 1B		0-1 G5-3		2-2 F9	4 2 1 0 1 0 1												
Inning Stats	R: 0 E: 0 K: 0 S: 6	H: 0 LOB: 0 BB: 0 P: 12	R: 1 E: 0 K: 1 S: 16	H: 2 LOB: 1 BB: 0 P: 22	R: 3 E: 0 K: 0 S: 23	H: 2 LOB: 1 BB: 2 P: 38	R: 2 E: 0 K: 1 S: 15	H: 2 LOB: 2 BB: 1 P: 24	R: 1 E: 0 K: 0 S: 13	H: 2 LOB: 0 BB: 0 P: 19	R: 2 E: 0 K: 1 S: 14	H: 3 LOB: 2 BB: 1 P: 23	R: 0 E: 0 K: 1 S: 8	H: 0 LOB: 1 BB: 1 P: 18	R: 1 E: 0 K: 0 S: 11	H: 1 LOB: 3 BB: 1 P: 23	R: 0 E: 0 K: 1 S: 7	H: 0 LOB: 0 BB: 0 P: 10	1B: 6 2B: 5 3B: 0 HR: 1	SF: 0 SAC: 0 DP: 1 HBP: 2	WP: 3 PB: 0 SB: 3 CS: 0	PA: 46
PITCHER	IP WLS BF H R ER SO BB IBB HBP BLK WP HR S P ERA WHIP	Joe Kennedy, L (1, 1) ERA: 6.08	3.1 L 18 5 6 6 1 3 0 0 0 1 1 53 85 16.20 2.400	Juan Cruz, R (4, 1) ERA: 7.44	2.0 12 5 3 3 1 1 0 1 0 1 0 26 42 13.50 3.000	47 Ron Flores, L (6, 1) ERA: 1.42	0.1 1 0 0 0 1 0 0 0 0 0 0 4 5 0.00 0.000	Jay Witasick, R (6, 1) ERA: 2.8	1.1 6 1 0 0 1 1 0 0 0 1 0 12 24 0.00 1.500	Keiichi Yabu, R (8, 1) ERA: 4.58	1.0 6 1 1 1 0 0 1 1 0 0 0 11 23 9.00 1.000	PITCHER	IP WLS BF H R ER SO BB IBB HBP BLK WP HR S P ERA WHIP	46 Santiago Casilla, R (9, 1) ERA:	1.0 3 0 0 0 0 1 0 0 0 0 0 7 10 0.00 0.000							

Minnesota Twins @ Oakland Athletics
 McAfee Coliseum, Oakland, CA
 Wed Sep 21 2005, 3:35 PM EDT
 Att. 14,927 - Sunny - 62 F

livebaseballscorecards.com

AB	38
R	10
H	12
RBI	9
BB	6
SO	5
LOB	26



Batter	1	2	3	4	5	6	7	8	9	10	11	AB R H RBI BB SO LOB	TOP																	
Jason Tyner, L OBP: 0.342, SLG: 0.361 20 Lew Ford, R OBP: 0.338, SLG: 0.379 (9, 7)	1-0 G2-3 G6-3 1B		1-3 K			0-1 FC2-5 1-2 2-3f			4-1 F8 S BB		0-0 1B 2B	3 0 1 0 0 1 2 1 1 1 0 1 0 0																		
Jason Bartlett, R OBP: 0.320, SLG: 0.348 (1, 6)	3-1 G6-3 1-2			0-1 P5		0-2 G5-3 2-3f			4-2 BB		2-2 SAFE G1-3	4 0 0 0 1 0 4																		
7 Joe Mauer, L OBP: 0.380, SLG: 0.426 (1, 2)	1-1 G2-3 2-3			3-1 G3			2-2 K		1-0 F8		4-0 1B 2B IBB	4 1 0 0 1 1 3																		
Matthew LeCroy, R OBP: 0.362, SLG: 0.443 8 Nick Punto, S OBP: 0.302, SLG: 0.331 (11, 10)	1-1 G6-3			1-1 F8			2-1 F8		1-2 F8		2-2 2B 1B	5 0 1 1 0 0 3 0 1 0 0 0 0 0																		
Jacque Jones, L OBP: 0.325, SLG: 0.449 (1, 8)						1-3 K			1-0 HR		0-0 1H 2H 2B	4 1 2 3 1 1 2																		
5 Michael Cuddyer, R OBP: 0.327, SLG: 0.430 (1, 9)						0-0 F8			3-2 F8		1-0 P3	5 0 1 0 0 0 3																		
33 Justin Morneau, L OBP: 0.304, SLG: 0.435 (1, 3)						0-1 G3			3-2 G1-6-3 1B		0-0 G3-6-1 1B	5 0 1 0 0 1 3																		
Terry Tiffee, S OBP: 0.252, SLG: 0.302 Juan Castro, R OBP: 0.286, SLG: 0.396 (11, 5)						0-1 FC2-5 HBP 1B			0-1 G1-6-3 1-2f		4-0 BB	3 0 1 0 1 1 1 0 0 0 0 0 0 0																		
Luis Rivas, R OBP: 0.312, SLG: 0.317 (1, 4)						2-1 G5-3 FC2-5 HBP			0-0 G6-3		0-1 G4-3	3 0 0 0 0 0 1																		
Inning Stats	R: 0 E: 0 K: 7 S: 7	H: 1 LOB: 1 BB: 0 P: 13	R: 0 E: 0 K: 0 S: 10	H: 0 LOB: 0 BB: 1 P: 18	R: 0 E: 0 K: 2 S: 10	H: 0 LOB: 0 BB: 0 P: 14	R: 0 E: 0 K: 0 S: 6	H: 0 LOB: 0 BB: 0 P: 10	R: 0 E: 0 K: 1 S: 6	H: 0 LOB: 0 BB: 0 P: 7	R: 0 E: 0 K: 0 S: 8	H: 1 LOB: 1 BB: 0 P: 10	R: 1 E: 0 K: 1 S: 9	H: 1 LOB: 0 BB: 0 P: 17	R: 0 E: 0 K: 0 S: 6	H: 1 LOB: 0 BB: 0 P: 9	R: 0 E: 0 K: 0 S: 10	H: 0 LOB: 2 BB: 2 P: 23	R: 0 E: 0 K: 0 S: 5	H: 1 LOB: 1 BB: 1 P: 11	R: 3 E: 0 K: 1 S: 17	H: 3 LOB: 2 BB: 1 P: 27	1B: 5 2B: 2 3B: 0 HR: 1	SF: 0 SAC: 0 DP: 4 HBP: 1	WP: 0 PB: 0 SB: 1 CS: 0	PA: 43				
PITCHER	IP WLS BF H R ER SO BB IBB HBP BLK WP HR S P ERA WHIP															IP WLS BF H R ER SO BB IBB HBP BLK WP HR S P ERA WHIP														
Brandon McCarthy, R ERA: 4.2 (1, 1)	8.0 27 4 1 1 4 1 0 1 0 0 0 1 62 98 1.12 0.625																													
Damaso Marte, L ERA: 3.71 (9, 1)	0.0 1 0 0 0 0 1 0 0 0 0 0 0 1 5 ∞ ∞																													
Cliff Politte, R ERA: 1.96 (9, 1)	0.2 3 0 0 0 0 1 0 0 0 0 0 0 6 12 0.00 1.500																													
Neal Cotts, L ERA: 2.02 (9, 1)	1.1 5 1 0 0 0 1 0 0 0 0 0 0 8 17 0.00 1.500																													
45 Bobby Jenks, R ERA: 2.83 (11, 1)	1.0 L 7 3 3 3 1 0 1 0 0 0 0 17 27 27.00 3.000																													

Minnesota Twins @ Chicago White Sox
U.S. Cellular Field, Chicago, IL
Thu Sep 22 2005, 8:05 PM EDT
Att: 25,112 - Cloudy - 71 F

livebaseballscorecards.com

AB	37
R	4
H	8
RBI	4
BB	5
SO	5
LOB	22



Batter	1	2	3	4	5	6	7	8	9	10	11	AB	R	H	RBI	BB	SO	LOB	BOTTOM										
38 Pablo Ozuna, R (1, 7) OBP: 0.308, SLG: 0.326 12 A.J. Pierzynski, L (10, PH) OBP: 0.314, SLG: 0.432 (11, 2)	0-1 B1-3		1-2 G4-3			0-0 G6-3		1-2 P6		4-0 IBB		4	0	0	0	0	0	2											
Tadahito Iguchi, R (1, 4) OBP: 0.342, SLG: 0.435	0-0 P6			0-2 F9		1-2 P4			2-1 BB 14 1B	1-2 G5-3		5	0	1	0	0	0	2											
Carl Everett, S (1, 10) OBP: 0.305, SLG: 0.434	0-2 G5-3			3-2 G4-3			0-0 P6		2-3 K		1-2 F7	5	0	0	0	0	1	1											
14 Paul Konerko, R (1, 3) OBP: 0.366, SLG: 0.521		0-0 F7		1-3 K			4-1 G5-4-3 BB		2-1 BB 1B		2-3 K	4	0	1	0	1	2	0											
Aaron Rowand, R (1, 8) OBP: 0.332, SLG: 0.410		2-3 K			0-0 B1-3		3-2 G5-4-3		4-2 BB		0-1 FC5-4 1B	4	0	1	0	1	1	1											
23 Jermaine Dye, R (1, 9) OBP: 0.328, SLG: 0.501		1-2 2B			2-2 F9		1-2 F8		0-2 F9		1-2 FC5-4 1B	5	0	1	0	0	0	4											
5 Juan Uribe, R (1, 6) OBP: 0.300, SLG: 0.418		2-0 G6-3			2-3 K		0-2 F7		2-2 F8			4	0	0	0	0	1	4											
Chris Widger, R (1, 2) OBP: 0.301, SLG: 0.393 22 Scott Podsednik, L (10, PH) OBP: 0.351, SLG: 0.347 (11, 7)			0-2 F8			1-1 G5-3		0-0 24 1B		2-2 E6 24 SH1		3	0	1	0	0	0	0											
24 Joe Crede, R (1, 5) OBP: 0.304, SLG: 0.450			0-0 P3			1-2 HR		2-2 1B		0-0 SH1		3	1	2	1	0	0	0											
Inning Stats	R: 0 H: 0 E: 0 K: 0 S: 8	R: 0 H: 1 E: 0 K: 1 S: 10	R: 0 H: 0 E: 0 K: 0 S: 8	R: 0 H: 0 E: 0 K: 1 S: 12	R: 0 H: 0 E: 0 K: 1 S: 7	R: 1 H: 1 E: 0 K: 0 S: 10	R: 0 H: 0 E: 0 K: 0 S: 6	R: 0 H: 2 E: 0 K: 0 S: 13	R: 0 H: 2 E: 0 K: 1 S: 18	R: 0 H: 0 E: 1 K: 1 S: 7	R: 0 H: 1 E: 0 K: 1 S: 14	1B: 5 SF: 0 2B: 1 SAC: 1 3B: 0 DP: 2 HR: 1 HBP: 0	WP: 0 PA: 42																
PITCHER	IP WLS BF H R ER SO BB IBB HBP BLK WP HR S P ERA WHIP																												
Johan Santana, L (1, 1) ERA: 2.98	8.0		4	1	1	3	1	0	0	0	0	1	74	101	1.12	0.625													
Juan Rincon, R (9, 1) ERA: 2.57	1.0	6	2	0	0	1	1	0	0	0	0	0	18	30	0.00	3.000													
28 Jesse Crain, R (10, 1) ERA: 2.38	1.0	W 4	0	0	0	0	0	1	0	0	0	0	7	14	0.00	0.000													
36 Joe Nathan, R (11, 1) ERA: 2.86	1.0	S 4	1	0	0	1	0	0	0	0	0	0	14	18	0.00	1.000													

Minnesota Twins @ Chicago White Sox
U.S. Cellular Field, Chicago, IL
Thu Sep 22 2005, 8:05 PM EDT
Att: 25,112 - Cloudy - 71 F

livebaseballscorecards.com

AB 38
R 1
H 7
RBI 1
BB 3
SO 5
LOB 14



Batter	1	2	3	4	5	6	7	8	9	AB R H RBI BB SO LOB	TOP											
Jason Tyner, L (1, 7) OBP: 0.333, SLG: 0.350	0-1 C1-6-3 1B		1-1 F7			0-0 G4-3-6-3 1-2f		1-2 L3		4 0 1 0 0 0 1												
8 Nick Punto, S (1, 4) OBP: 0.304, SLG: 0.331	4-2 SAFE 1-2 BB		3-3 K			1-0 F7		2-1 G1-4-3 1B		3 0 1 0 1 1 0												
7 Joe Mauer, L (1, 2) OBP: 0.379, SLG: 0.424	0-1 G1-6-3 1-2f 2-3		0-0 P5			3-2 1B 1B		1-1 G6-3		4 1 1 0 0 0 3												
Matthew LeCroy, R (1, 10) OBP: 0.358, SLG: 0.437	0-1 F8		0-3 K			0-3 K		2-1 G1-4-3		4 0 0 0 0 2 3												
Jacque Jones, L (1, 8) OBP: 0.323, SLG: 0.446		1-0 G5-3			2-3 K2-3		0-3 K	0-3 K		4 0 0 0 0 3 2												
5 Michael Cuddyer, R (1, 9) OBP: 0.326, SLG: 0.429		1-3 K			0-3 K		0-1 K 1-H 1B			1 0 0 0 0 1 0												
Michael Ryan, L (4, 9) OBP: 0.293, SLG: 0.336										2 0 1 1 0 1 0												
33 Justin Morneau, L (1, 3) OBP: 0.304, SLG: 0.437		1-3 K			1-2 2B		2-2 P3			3 0 1 0 0 1 1												
Terry Tiffee, S (1, 5) OBP: 0.247, SLG: 0.296			0-1 P5		0-0 G1-3			0-2 G3-1		3 0 0 0 0 0 1												
Jason Bartlett, R (1, 6) OBP: 0.320, SLG: 0.348			1-1 L8			0-1 G4-3-6-3 1B		1-2 G4-3		3 0 1 0 0 0 0												
Inning Stats	R: 0 E: 0 K: 0 S: 11	H: 1 LOB: 1 BB: 1 P: 15	R: 0 E: 0 K: 2 S: 7	H: 0 LOB: 0 BB: 0 P: 10	R: 0 E: 0 K: 0 S: 6	H: 0 LOB: 0 BB: 0 P: 8	R: 0 E: 0 K: 2 S: 8	H: 0 LOB: 0 BB: 0 P: 11	R: 0 E: 0 K: 2 S: 13	H: 1 LOB: 1 BB: 0 P: 16	R: 0 E: 0 K: 0 S: 4	H: 1 LOB: 0 BB: 0 P: 5	R: 1 E: 0 K: 2 S: 16	H: 2 LOB: 1 BB: 0 P: 21	R: 0 E: 0 K: 0 S: 9	H: 0 LOB: 0 BB: 0 P: 11	R: 0 E: 0 K: 1 S: 9	H: 1 LOB: 1 BB: 0 P: 14	1B: 5 2B: 1 3B: 0 HR: 0	SF: 0 SAC: 0 DP: 2 HBP: 0	WP: 0 PB: 0 SB: 3 CS: 0	PA: 32
PITCHER 52 Jose Contreras, R (1, 1) ERA: 3.66	IP: 9.0 WLS: W BF: 32 H: 6 R: 1 ER: 1 SO: 9 BB: 1 IBB: 0 HBP: 0 BLK: 0 WP: 0 HR: 0 S: 83 P: 111 ERA: 1.00 WHIP: 0.778											PITCHER	IP: WLS: BF: H: R: ER: SO: BB: IBB: HBP: BLK: WP: HR: S: P: ERA: WHIP:									

Minnesota Twins @ Chicago White Sox
U.S. Cellular Field, Chicago, IL
Fri Sep 23 2005, 8:05 PM EDT
Att. 28,003 - Cloudy - 67 F

livebaseballscorecards.com

AB	31
R	1
H	6
RBI	1
BB	1
SO	9
LOB	11




Batter	1	2	3	4	5	6	7	8	9
22 Scott Podsednik, L (1, 7) OBP: 0.352, SLG: 0.349	0-1 23 HR 2B	1-0 HBP			2-1 F9		2-1 G4-3		
Tadahito Iguchi, R (1, 4) OBP: 0.343, SLG: 0.435	0-3 K	0-2 F8			3-1 1B		0-0 14 S 1B		
12 A.J. Pierzynski, L (1, 2) OBP: 0.311, SLG: 0.428	1-2 F8	1-1 G1			1-2 K		0-3 SAFE K		
14 Paul Konerko, R (1, 3) OBP: 0.365, SLG: 0.518	4-1 23 HR BB		1-2 G3		3-2 F8		0-3 1-2 K		
23 Jermaine Dye, R (1, 9) OBP: 0.329, SLG: 0.509	1-1 SAFE 1-H 2-H HR		2-2 G4-6-3 1B		0-0 24 WP 1B		0-0 F9		
Carl Everett, S (1, 10) OBP: 0.307, SLG: 0.434 Willie Harris, L (8, PR) OBP: 0.328, SLG: 0.301 (9, 10)	0-2 1B		0-0 G4-6-3 1-2f		0-0 F7		4-2 S BB		
Aaron Rowand, R (1, 8) OBP: 0.332, SLG: 0.409	3-2 G4-3		0-1 G6-3		2-1 24 WP 1B		2-3 SAFE K		
24 Joe Crede, R (1, 5) OBP: 0.304, SLG: 0.448		0-1 22 HBP 1B	1-2 G5-3		1-3 K		2-3 K		
5 Juan Uribe, R (1, 6) OBP: 0.298, SLG: 0.415		1-3 SAFE K	0-0 F7		0-1 P3				

AB	R	H	RBI	BB	SO	LOB
3	1	1	0	0	0	0
4	0	2	0	0	1	3
4	0	0	0	0	2	5
3	1	0	0	1	1	2
4	1	3	3	0	0	0
3	0	1	0	1	0	2
0	0	0	0	0	0	0
4	0	1	0	0	1	2
4	0	1	0	0	2	4
3	0	0	0	0	1	3

BOTTOM

Minnesota Twins @ Chicago White Sox
 U.S. Cellular Field, Chicago, IL

AB 32
R 3
H 9
RBI 3
BB 2
SO 8
LOB 21



Fri Sep 23 2005, 8:05 PM EDT
 Att. 28,003 - Cloudy - 67 F

livebaseballscorecards.com

Inning Stats		R: 3	H: 3	E: 0	K: 1	S: 22	R: 0	H: 1	E: 0	K: 1	S: 11	R: 0	H: 1	E: 0	K: 0	S: 7	R: 0	H: 1	E: 0	K: 1	S: 11	R: 0	H: 2	E: 0	K: 2	S: 9	R: 0	H: 1	E: 0	K: 2	S: 15				
Inning Stats		LOB: 1	BB: 1	P: 31	LOB: 2	BB: 0	P: 14	LOB: 0	BB: 0	P: 10	LOB: 0	BB: 0	P: 7	LOB: 2	BB: 0	P: 12	LOB: 1	BB: 0	P: 20	LOB: 2	BB: 0	P: 23	R: 0	H: 0	E: 0	K: 2	S: 15	R: 0	H: 0	E: 0	K: 2	S: 23			
PITCHER	IP	WLS	BF	H	R	ER	SO	BB	IBB	HBP	BLK	WP	HR	S	P	ERA	WHIP	PITCHER	IP	WLS	BF	H	R	ER	SO	BB	IBB	HBP	BLK	WP	HR	S	P	ERA	WHIP
Kyle Lohse, R (1, 1) ERA: 4.17	6.0	L	27	8	3	3	4	1	0	1	0	1	1	66	94	4.50	1.500																		
Terry Mulholland, L (7, 1) ERA: 4.5	0.2		3	1	0	0	1	0	0	0	0	0	0	6	8	0.00	1.500																		
Travis Bowyer, R (7, 1) ERA: 1.17	1.1		5	0	0	0	3	1	0	0	0	0	0	18	26	0.00	0.750																		

WP	HR	S	P	ERA	WHIP
1	1	23	35		

Batter	1	2	3	4	5	6	7	8	9	AB R H RBI BB SO LOB	TOP											
20 Lew Ford, R (1, 7) OBP: 0.338, SLG: 0.378	1-2 G5-3		0-1 1B			0-2 G3		3-2 G6-3		4 0 1 1 0 0 0												
38 Luis Antonio Rodriguez, B (4) OBP: 0.322, SLG: 0.357	0-1 G4-3		2-1 F8			0-0 G3-1		1-2 7 F7-6-3 1B		4 0 1 0 0 0 1												
7 Joe Mauer, L (1, 2) OBP: 0.378, SLG: 0.423	2-1 F7							1-0 F7-6-3 1-1		4 0 1 0 0 0 1												
Matthew LeCroy, R (1, 10) OBP: 0.354, SLG: 0.433 Michael Ryan, L (9, PH) OBP: 0.290, SLG: 0.333		3-2 P6				0-3 K		3-2 P4		3 0 0 0 0 1 1 1 0 0 0 0 0 0												
Jacque Jones, L (1, 8) OBP: 0.323, SLG: 0.444		4-2 5 G6-4-3 BB				1-1 G4-6-3 1-2f		2-2 E3 5 1B		2 0 0 0 1 0 1												
5 Michael Cuddyer, R (1, 9) OBP: 0.326, SLG: 0.428		2-2 G6-4-3 1-2f				1-1 G6-3		0-0 1-2 1B		3 0 1 0 0 0 1												
33 Justin Morneau, L (1, 3) OBP: 0.306, SLG: 0.439			1-0 8 G1-3 20 1B 2B			4-1 G6-4-3 BB		0-0 G4-3		2 1 1 0 1 0 2												
Juan Castro, R (1, 5) OBP: 0.283, SLG: 0.392			1-2 L4			0-1 G6-4-3 1-2f		0-0 G6-3		3 0 0 0 0 0 2												
8 Nick Punto, S (1, 6) OBP: 0.302, SLG: 0.328			2-2 G1-3			0-2 G6-3		3-3 K		3 0 0 0 0 1 1												
Inning Stats	R: 0 E: 0 K: 0 S: 8	H: 0 LOB: 0 BB: 0 P: 11	R: 0 E: 0 K: 0 S: 9	H: 0 LOB: 0 BB: 1 P: 18	R: 1 E: 0 K: 0 S: 13	H: 2 LOB: 1 BB: 0 P: 19	R: 0 E: 0 K: 1 S: 7	H: 1 LOB: 0 BB: 0 P: 10	R: 0 E: 0 K: 0 S: 5	H: 0 LOB: 0 BB: 1 P: 10	R: 0 E: 0 K: 0 S: 7	H: 0 LOB: 0 BB: 0 P: 7	R: 0 E: 1 K: 0 S: 9	H: 1 LOB: 2 BB: 0 P: 14	R: 0 E: 0 K: 1 S: 10	H: 0 LOB: 0 BB: 0 P: 16	R: 0 E: 0 K: 0 S: 7	H: 1 LOB: 0 BB: 0 P: 12	1B: 4 2B: 2 3B: 0 HR: 0	SF: 0 SAC: 0 DP: 4 HBP: 0	WP: 0 PB: 0 SB: 0 CS: 0	PA: 31
PITCHER	IP WLS BF H R ER SO BB IBB HBP BLK WP HR S P ERA WHIP																					
Freddy Garcia, R (1, 1) ERA: 3.91	8.0 W 28 4 1 1 2 2 0 0 0 0 0 0 68 105 1.12 0.750																					
Luis Vizcaino, R (9, 1) ERA: 3.72	1.0 3 1 0 0 0 0 0 0 0 0 0 0 7 12 0.00 1.000																					

Minnesota Twins @ Chicago White Sox
U.S. Cellular Field, Chicago, IL
Sat Sep 24 2005, 7:05 PM EDT
Att. 37,699 - Cloudy - 71 F

livebaseballscorecards.com

AB	29
R	1
H	5
RBI	1
BB	2
SO	2
LOB	10



Batter	1	2	3	4	5	6	7	8	9
22 Scott Podsednik, L (1, 7) OBP: 0.351, SLG: 0.350 32 Brian Anderson, R (8, PH) OBP: 0.179, SLG: 0.429 (9, 7)	2-2 G6-3 		0-2 1B 12 2B 2B 	1-1 G4-3 		2-2 FC1-6-5-4 2B 1-3 		0-3 	
Tadahito Iguchi, R (1, 4) OBP: 0.348, SLG: 0.442	3-2 		2-1 12 2B 14 1B 1B 2-3 	2-2 		0-0 1-H 2B 			
12 A.J. Pierzynski, L (1, 2) OBP: 0.311, SLG: 0.428 Raul Casanova, S (9, 2) OBP: 0.333, SLG: 0.333	1-2 G4-6-3 1-2f 		3-1 14 1B 23 HR 2B 1-3 3-H 	0-0 F8 		3-3 K 			
14 Paul Konerko, R (1, 3) OBP: 0.366, SLG: 0.518 Ross Gload, L (8, 3) OBP: 0.182, SLG: 0.188		1-2 	1-1 23 HR 1B 2-3 3-H 	1-2 L5 		1-1 G1-3 			
23 Jermaine Dye, R (1, 9) OBP: 0.329, SLG: 0.513 Joe Borchard, S (8, 9) OBP: 0.750, SLG: 1.000		1-0 FC6-4 FC4-6 1-2f 	2-2 1-H 3-H HR 	3-2 F7 		2-3 			
Carl Everett, S (1, 10) OBP: 0.306, SLG: 0.432		1-0 FC4-6 1B 24 1B 1-2f 	0-2 K 	0-1 P6 		0-1 			
Aaron Rowand, R (1, 8) OBP: 0.331, SLG: 0.408		1-1 	0-0 G6-3 	1-0 F9 		0-0 FC6-4 1-2f 			
24 Joe Crede, R (1, 5) OBP: 0.305, SLG: 0.455		0-0 	2-2 		0-1 P3 		0-0 P4 		
5 Juan Uribe, R (1, 6) OBP: 0.298, SLG: 0.414		0-0 P4 	1-3 K 		1-0 22 FC1-6-5-4 22 WP 1B 		1-2 F7 		

Inning Stats	R: 0	H: 1	E: 0	K: 0	S: 12	LOB: 0	BB: 0	P: 18
	R: 1	H: 3	E: 0	K: 0	S: 9	LOB: 2	BB: 0	P: 13
	R: 6	H: 6	E: 0	K: 2	S: 26	LOB: 0	BB: 0	P: 37
	R: 0	H: 1	E: 0	K: 0	S: 10	LOB: 1	BB: 0	P: 14
	R: 0	H: 0	E: 0	K: 0	S: 7	LOB: 0	BB: 0	P: 11
	R: 1	H: 2	E: 0	K: 1	S: 13	LOB: 1	BB: 0	P: 19
	R: 0	H: 1	E: 0	K: 1	S: 8	LOB: 1	BB: 0	P: 11
	R: 0	H: 0	E: 0	K: 1	S: 8	LOB: 0	BB: 0	P: 9

PITCHER	IP	WLS	BF	H	R	ER	SO	BB	IBB	HBP	BLK	WP	HR	S	P	ERA	WHIP
Joe Mays, R (1, 1) ERA: 5.54	2.0	L	14	9	6	6	0	0	0	0	0	0	1	36	54	27.00	4.500
54 Matt Guerrier, R (3, 1) ERA: 3.65	5.0		20	5	2	2	4	0	0	0	0	1	1	49	69	3.60	1.000
J.C. Romero, L (8, 1) ERA: 3.51	1.0		3	0	0	0	1	0	0	0	0	0	0	8	9	0.00	0.000

AB R H RBI BB SO LOB

4	2	1	0	0	0	1
1	0	0	0	0	1	0
4	1	4	1	0	0	0
4	1	1	1	0	1	3
0	0	0	0	0	0	0
4	1	2	1	0	0	1
0	0	0	0	0	0	0
4	1	1	3	0	1	1
0	0	0	0	0	0	0
4	1	1	0	0	1	1
4	0	1	0	0	0	1
4	1	2	2	0	0	0
4	0	1	0	0	1	2

AB 37
R 8
H 14
RBI 8
BB 0
SO 5
LOB 10

WP: 1 **PA: 37**
PB: 0
SB: 0
CS: 0

MINNESOTA TWINS @ CHICAGO WHITE SOX
U.S. CELLULAR FIELD, CHICAGO, IL

Sat Sep 24 2005, 7:05 PM EDT
 Att: 37,699 - Cloudy - 71 F

PITCHER	IP	WLS	BF	H	R	ER	SO	BB	IBB	HBP	BLK	WP	HR	S	P	ERA	WHIP
Joe Mays, R (1, 1) ERA: 5.54	2.0	L	14	9	6	6	0	0	0	0	0	0	1	36	54	27.00	4.500
54 Matt Guerrier, R (3, 1) ERA: 3.65	5.0		20	5	2	2	4	0	0	0	0	1	1	49	69	3.60	1.000
J.C. Romero, L (8, 1) ERA: 3.51	1.0		3	0	0	0	1	0	0	0	0	0	0	8	9	0.00	0.000

Batter	1	2	3	4	5	6	7	8	9	AB R H RBI BB SO LOB	TOP												
Jason Tyner, L (1, 7) OBP: 0.326, SLG: 0.341	0-3 K			1-1 FC6-4 1B		1-1 E1 G5-4,3		2-1 G4-3		4 0 1 0 0 1 0													
Juan Castro, R (1, 5) OBP: 0.279, SLG: 0.386	1-2 G3			0-0 FC6-4 1-2f		0-1 G5-4-3 1-2f			1-1 P4	4 0 0 0 0 0 2													
5 Michael Cuddyer, R (1, 9) OBP: 0.324, SLG: 0.424	0-3 K			1-0 L6 1-3		1-2 F8			0-0 F9	4 0 0 0 0 1 1													
Matthew LeCroy, R (1, 10) OBP: 0.350, SLG: 0.427				0-1 G1-3			1-3 K		0-2 G5-3	4 0 0 0 0 1 1													
20 Lew Ford, R (1, 8) OBP: 0.339, SLG: 0.380					3-2 2B G3-1 1B		0-0 1B			3 1 2 0 0 0 0													
Terry Tiffie, S (1, 3) OBP: 0.248, SLG: 0.303					1-0 G3-1 1-3 2B		0-0 F7			3 0 1 0 0 0 1													
41 Chris Heintz, R (1, 2) OBP: 0.316, SLG: 0.444				1-1 G6-3		0-3 K	1-3 SAFE K			3 0 0 0 0 2 3													
Luis Rivas, R (1, 4) OBP: 0.305, SLG: 0.310				2-1 F7		1-2 G3-1 2-3 3-H		2-1 F8		3 0 0 1 0 0 1													
Jason Bartlett, R (1, 6) OBP: 0.316, SLG: 0.343				2-1 F9		1-3 K		0-1 P4		3 0 0 0 0 1 1													
Inning Stats	R: 0 E: 0 K: 2 S: 10	H: 0 LOB: 0 BB: 0 P: 11	R: 0 E: 0 K: 0 S: 12	H: 0 LOB: 0 BB: 0 P: 18	R: 0 E: 0 K: 0 S: 6	H: 0 LOB: 0 BB: 0 P: 11	R: 0 E: 1 K: 0 S: 6	H: 1 LOB: 1 BB: 0 P: 8	R: 1 E: 0 K: 2 S: 13	H: 2 LOB: 1 BB: 0 P: 19	R: 0 E: 1 K: 0 S: 9	H: 0 LOB: 0 BB: 0 P: 11	R: 0 E: 0 K: 2 S: 8	H: 1 LOB: 1 BB: 0 P: 10	R: 0 E: 0 K: 0 S: 6	H: 0 LOB: 0 BB: 0 P: 10	R: 0 E: 0 K: 0 S: 7	H: 0 LOB: 0 BB: 0 P: 8	1B: 3 2B: 1 3B: 0 HR: 0	SF: 0 SAC: 0 DP: 1 HBP: 0	WP: 0 PB: 0 SB: 0 CS: 0	PA: 31	
PITCHER 56 Mark Buehrle, L (1, 1) ERA: 3.19	IP 9.0	WLS W	BF 31	H 4	R 1	ER 1	SO 6	BB 0	IBB 0	HBP 0	BLK 0	WP 0	HR 0	S 77	P 106	ERA 1.00	WHIP 0.444						PITCHER IP WLS BF H R ER SO BB IBB HBP BLK WP HR S P ERA WHIP

Minnesota Twins @ Chicago White Sox
U.S. Cellular Field, Chicago, IL
Sun Sep 25 2005, 3:05 PM EDT
Att. 30,402 - Overcast - 74 F

livebaseballscorecards.com

AB	31
R	1
H	4
RBI	1
BB	0
SO	6
LOB	10



Batter	1	2	3	4	5	6	7	8	9
22 Scott Podsednik, L (1, 7) OBP: 0.352, SLG: 0.350	0-3 K		0-0 FC6-4 1B	4-2 1-2 BB			2-2 G3		
Tadahito Iguchi, R (1, 4) OBP: 0.345, SLG: 0.438	2-3 K		0-1 FC6-4 3B	2-2 G4-3			1-0 P4		
Aaron Rowand, R (1, 8) OBP: 0.332, SLG: 0.411	4-1 14 S BB		1-2 14 HR 3B				2-1 G4-3		
14 Paul Konerko, R (1, 3) OBP: 0.365, SLG: 0.522 Ross Gload, L (9, 3) OBP: 0.182, SLG: 0.188	3-1 F9		0-0 HR				2-3 K		
23 Jermaine Dye, R (1, 9) OBP: 0.328, SLG: 0.511		2-0 12 S 24 E 1B	3-3 K				2-2 K		
Carl Everett, S (1, 10) OBP: 0.305, SLG: 0.429		1-3 K	1-3 K				1-3 K		
12 A.J. Pierzynski, L (1, 2) OBP: 0.309, SLG: 0.425		2-1 G1-3		0-2 K			2-1 G4-3		
24 Joe Crede, R (1, 5) OBP: 0.305, SLG: 0.455		0-2 E8		1-1 P4			1-0 G5-3		
5 Juan Uribe, R (1, 6) OBP: 0.298, SLG: 0.412		1-0 P5		4-0 22 S BB			1-0 P4		

Inning Stats	R: 0	H: 0	E: 0	K: 2	S: 9	LOB: 1	BB: 1	P: 18
	R: 1	H: 2	E: 1	K: 1	S: 10 <td>LOB: 1</td> <td>BB: 0</td> <td>P: 16</td>	LOB: 1	BB: 0	P: 16
	R: 3	H: 3	E: 0	K: 2	S: 13 <td>LOB: 0</td> <td>BB: 0</td> <td>P: 18</td>	LOB: 0	BB: 0	P: 18
	R: 0	H: 0	E: 0	K: 1	S: 11 <td>LOB: 2</td> <td>BB: 2</td> <td>P: 22</td>	LOB: 2	BB: 2	P: 22
	R: 0	H: 0	E: 0	K: 1	S: 8 <td>LOB: 0</td> <td>BB: 0</td> <td>P: 14</td>	LOB: 0	BB: 0	P: 14
	R: 0	H: 0	E: 0	K: 1	S: 6 <td>LOB: 0</td> <td>BB: 0</td> <td>P: 10</td>	LOB: 0	BB: 0	P: 10
	R: 0	H: 0	E: 0	K: 0	S: 6 <td>LOB: 0</td> <td>BB: 0</td> <td>P: 10</td>	LOB: 0	BB: 0	P: 10
	R: 0	H: 0	E: 0	K: 2	S: 10 <td>LOB: 0</td> <td>BB: 0</td> <td>P: 16</td>	LOB: 0	BB: 0	P: 16

PITCHER	IP	WLS	BF	H	R	ER	SO	BB	IBB	HBP	BLK	WP	HR	S	P	ERA	WHIP
47 Francisco Liriano, L (1, 1) ERA: 7.02	6.0	L	26	5	4	4	8	3	0	0	0	0	1	57	98	6.00	1.333
28 Jesse Crain, R (7, 1) ERA: 2.35	1.0		3	0	0	0	0	0	0	0	0	0	0	6	10	0.00	0.000
Juan Rincon, R (8, 1) ERA: 2.53	1.0		3	0	0	0	2	0	0	0	0	0	0	10	16	0.00	0.000

AB R H RBI BB SO LOB

3	0	1	0	1	1	0
4	1	0	0	0	1	3
3	1	1	1	1	1	0
4	1	1	2	0	1	1
0	0	0	0	0	0	0
4	1	1	0	0	2	0
3	0	0	0	0	3	1
3	0	0	0	0	1	1
3	0	1	1	0	0	0
2	0	0	0	1	0	1

AB	R	H	RBI	BB	SO	LOB
29	4	5	4	3	10	7



Minnesota Twins @ Chicago White Sox
U.S. Cellular Field, Chicago, IL
Sun Sep 25 2005, 3:05 PM EDT
Att. 30,402 - Overcast - 74 F

livebaseballscorecards.com

AB	29
R	4
H	5
RBI	4
BB	3
SO	10
LOB	7

WP	PA
0	32

Batter	1	2	3	4	5	6	7	8	9	AB R H RBI BB SO LOB	TOP										
Aaron Guiel, L (1, 9) OBP: 0.357, SLG: 0.477	0-1 P5		0-2 G5-3		4-1 29 1B SF7 BB		1-1 P4			3 1 0 0 1 0 2											
Chip Ambres, R (1, 8) OBP: 0.329, SLG: 0.382	1-0 F8		1-2 L9		2-2 L5		1-0 G5-4-3			4 0 0 0 0 0 3											
29 Mike Sweeney, R (1, 10) OBP: 0.341, SLG: 0.511	0-2 G6-3			0-0 24 1B 1B	0-2 1-3 1B			4-0 G6-3 BB		3 1 2 0 1 0 0											
Matt Stairs, L (1, 3) OBP: 0.370, SLG: 0.445		2-3 K		0-2 24 1B 14 2B 1B	0-1 SF7		2-2 G6-3			3 1 1 1 0 1 1											
Emil Brown, R (1, 7) OBP: 0.346, SLG: 0.457		2-0 F9		0-2 K	0-3 K		0-1 G6-3			4 0 0 0 0 2 3											
24 Mark Teahan, L (1, 5) OBP: 0.308, SLG: 0.371		0-2 G6-3		1-0 14 2B 1B		3-3 K		0-3 K		4 1 1 1 0 2 0											
4 Angel Berroa, R (1, 6) OBP: 0.307, SLG: 0.379			1-1 HR	0-0 P2		1-0 G5-3		2-0 G4-3		4 1 1 1 0 0 2											
14 John Buck, R (1, 2) OBP: 0.287, SLG: 0.382			4-1 G5-3 BB	2-2 1-H 2-H 2B		0-0 F9		4-2 BB		2 0 1 2 2 0 0											
13 Andrés Blanco, S (1, 4) OBP: 0.188, SLG: 0.226			0-2 F8	0-2 P4			0-0 G5-4-3 1B		0-0 F7	4 0 1 0 0 0 3											
Inning Stats	R: 0 E: 0 K: 0 S: 6	H: 0 LOB: 0 BB: 0 P: 7	R: 0 E: 0 K: 1 S: 7	H: 0 LOB: 0 BB: 0 P: 11	R: 1 E: 0 K: 0 S: 17	H: 1 LOB: 1 BB: 1 P: 23	R: 3 E: 0 K: 1 S: 18	H: 4 LOB: 1 BB: 0 P: 21	R: 1 E: 0 K: 1 S: 12	H: 1 LOB: 1 BB: 1 P: 18	R: 0 E: 0 K: 1 S: 6	H: 0 LOB: 0 BB: 0 P: 10	R: 0 E: 0 K: 0 S: 4	H: 1 LOB: 0 BB: 0 P: 6	R: 0 E: 0 K: 0 S: 5	H: 0 LOB: 0 BB: 1 P: 11	R: 0 E: 0 K: 1 S: 8	H: 0 LOB: 1 BB: 1 P: 14	1B: 5 2B: 1 3B: 0 HR: 1	SF: 1 SAC: 0 DP: 2 HBP: 0	WP: 0 PA: 36 PB: 0 SB: 0 CS: 0
PITCHER	IP WLS BF H R ER SO BB IBB HBP BLK WP HR S P ERA WHIP																				
30 Scott Baker, R (1, 1) ERA: 3.78	5.0 L 23 6 5 5 3 2 0 0 0 0 1 60 80 9.00 1.600																				
Terry Mulholland, L (6, 1) ERA: 4.27	3.0 9 1 0 0 1 1 0 0 0 0 0 15 27 0.00 0.667																				
Travis Bowyer, R (9, 1) ERA: 1.04	1.0 4 0 0 0 1 1 0 0 0 0 0 8 14 0.00 1.000																				

Kansas City Royals @ Minnesota Twins
 Hubert H. Humphrey Metrodome, Minneapolis, MN

Mon Sep 26 2005, 8:10 PM EDT
 Att. 13,472 - Dome - 70 F

livebaseballscorecards.com

AB	31
R	5
H	7
RBI	5
BB	4
SO	5
LOB	14



Batter	1	2	3	4	5	6	7	8	9	AB	R	H	RBI	BB	SO	LOB
20 Lew Ford, R OBP: 0.339, SLG: 0.378 (1, 7)	F9		HBP BB		F8			F8		3	0	0	0	1	0	0
Brent Abernathy, R OBP: 0.320, SLG: 0.303 (1, 4)	G6-3		HBP			7 1B		L4		3	0	1	0	0	0	0
7 Joe Mauer, L OBP: 0.377, SLG: 0.421 (1, 2)	K		G4-3			1B		L4		4	0	1	0	0	1	3
Matthew LeCroy, R OBP: 0.346, SLG: 0.421 (1, 10)		K		K		K		F8		4	0	0	0	0	3	2
Jacque Jones, L OBP: 0.320, SLG: 0.440 (1, 8)		G5-3		K		G6-3		G5-3		4	0	0	0	0	1	2
5 Michael Cuddyer, R OBP: 0.326, SLG: 0.424 (1, 9)		K								2	0	1	0	1	1	0
33 Justin Morneau, L OBP: 0.305, SLG: 0.436 (1, 3)			G6-3		F8			FC5-4 1B		3	0	0	0	0	0	2
Terry Tiffee, S OBP: 0.250, SLG: 0.299 (1, 5)			HBP 20 BB		G6-3			G6-4-3		2	0	0	0	1	0	1
Jason Bartlett, R OBP: 0.313, SLG: 0.340 (1, 6)			K					G4-3		2	0	0	0	0	2	1
38 Luis Antonio Rodriguez, R OBP: 0.320, SLG: 0.355 (9, 6)			K							1	0	0	0	0	0	0

Inning Stats	R: 0	H: 0	E: 0	K: 1	S: 13	R: 0	H: 0	E: 0	K: 2	S: 8	R: 0	H: 0	E: 0	K: 1	S: 17	R: 0	H: 0	E: 0	K: 2	S: 11	R: 0	H: 2	E: 0	K: 1	S: 7	R: 0	H: 1	E: 0	K: 0	S: 9	R: 0	H: 0	E: 0	K: 0	S: 9	R: 0	H: 0	E: 0	K: 0	S: 9	1B: 3	2B: 0	3B: 0	HR: 0	SF: 0	SAC: 0	DP: 2	HBP: 1	WP: 0	PB: 0	SB: 0	CS: 0	PA: 32
--------------	------	------	------	------	-------	------	------	------	------	------	------	------	------	------	-------	------	------	------	------	-------	------	------	------	------	------	------	------	------	------	------	------	------	------	------	------	------	------	------	------	------	-------	-------	-------	-------	-------	--------	-------	--------	-------	-------	-------	-------	--------

PITCHER	IP	WLS	BF	H	R	ER	SO	BB	IBB	HBP	BLK	WP	HR	S	P	ERA	WHIP
J.P. Howell, L ERA: 6.78 (1, 1)	5.0		19	0	0	0	7	3	0	1	0	0	0	56	97	0.00	0.600
Andrew Sisco, L ERA: 2.77 (6, 1)	2.0		7	3	0	0	1	0	0	0	0	0	0	19	31	0.00	1.500
Ambiorix Burgos, R ERA: 3.75 (8, 1)	1.0		3	0	0	0	0	0	0	0	0	0	0	9	13	0.00	0.000
Jeremy Affeldt, L ERA: 5.67 (9, 1)	1.0		3	0	0	0	0	0	0	0	0	0	0	9	13	0.00	0.000

BOTTOM

Kansas City Royals @ Minnesota Twins
 Hubert H. Humphrey Metrodome, Minneapolis, MN

Mon Sep 26 2005, 8:10 PM EDT
 Att: 13,472 - Dome - 70 F

livebaseballscorecards.com

AB	28
R	0
H	3
RBI	0
BB	3
SO	8
LOB	11



Batter	1	2	3	4	5	6	7	8	9	AB R H RBI BB SO LOB	TOP									
Chip Ambres, R (1, 8) OBP: 0.321, SLG: 0.371	2-1 G5-3	1-2 FC6-4			0-0 F9		0-1 L7			4 0 0 0 0 0 3										
Joe McEwing, R (1, 5) OBP: 0.258, SLG: 0.284 24 Mark Teahen, L (8, PH) OBP: 0.307, SLG: 0.370	2-2 P6		2-1 F8		2-2 F8			1-2 G4-3		3 0 0 0 0 0 0 1 0 0 0 0 0 0										
29 Mike Sweeney, R (1, 10) OBP: 0.343, SLG: 0.510	0-1 1B		4-1 BB		0-0 P3			3-3 K		3 0 1 0 1 1 0										
Emil Brown, R (1, 7) OBP: 0.348, SLG: 0.456	0-0 1B		0-3 K		4-1 26 G4-6-3 BB			1-2 G5-3		3 0 1 0 1 1 1										
26 Justin Huber, R (1, 3) OBP: 0.276, SLG: 0.268 Terrence Long, L (9, PH) OBP: 0.321, SLG: 0.377	1-3 K		0-3 K		1-2 G4-6-3			2-3 K		3 0 0 0 0 2 4 1 0 0 0 0 1 0										
Matt Diaz, R (1, 9) OBP: 0.326, SLG: 0.419		2-0 13 FC4-6 1B		1-3 K			0-2 HR	0-3 K		4 1 2 1 0 2 0										
Paul Phillips, R (1, 2) OBP: 0.288, SLG: 0.441 Denny Hocking, S (9, PH) OBP: 0.394, SLG: 0.304		0-0 13 FC4-6 1B		2-2 G3-1			0-2 SH5-4 2B	2-3 K		3 0 2 0 0 0 0 1 0 0 0 0 1 0										
Donnie Murphy, R (1, 4) OBP: 0.256, SLG: 0.278		0-3 K		2-3 K			1-1 SH5-4			2 0 0 0 0 2 2										
13 Andrés Blanco, S (1, 6) OBP: 0.179, SLG: 0.215		1-2 FC4-6			2-1 P2		0-0 P3			3 0 0 0 0 0 3										
Inning Stats	R: 0 E: 0 K: 1 S: 12	H: 2 LOB: 2 BB: 0 P: 17	R: 0 E: 0 K: 1 S: 11	H: 2 LOB: 2 BB: 0 P: 15	R: 0 E: 0 K: 2 S: 11	H: 0 LOB: 1 BB: 1 P: 17	R: 0 E: 0 K: 2 S: 11	H: 0 LOB: 0 BB: 0 P: 16	R: 0 E: 0 K: 0 S: 7	H: 0 LOB: 0 BB: 0 P: 11	R: 1 E: 0 K: 0 S: 14	H: 2 LOB: 1 BB: 0 P: 15	R: 0 E: 0 K: 1 S: 12	H: 0 LOB: 0 BB: 0 P: 17	R: 0 E: 0 K: 3 S: 10	H: 0 LOB: 0 BB: 0 P: 14	1B: 4 2B: 1 3B: 0 HR: 1	SF: 0 SAC: 1 DP: 1 HBP: 0	WP: 0 PB: 0 SB: 0 CS: 0	PA: 34
PITCHER	IP WLS BF H R ER SO BB IBB HBP BLK WP HR S P ERA WHIP																			
Johan Santana, L (1, 1) ERA: 2.92	7.0 W 28 6 1 1 6 2 0 0 0 0 0 1 72 102 1.29 1.143																			
Juan Rincon, R (8, 1) ERA: 2.5	1.0 H 3 0 0 0 1 0 0 0 0 0 0 0 12 17 0.00 0.000																			
36 Joe Nathan, R (9, 1) ERA: 2.82	1.0 S 3 0 0 0 3 0 0 0 0 0 0 0 10 14 0.00 0.000																			

Kansas City Royals @ Minnesota Twins
 Hubert H. Humphrey Metrodome, Minneapolis, MN

Tue Sep 27 2005, 8:10 PM EDT
 Att. 16,147 - Dome - 68 F

livebaseballscorecards.com

AB 31
 R 1
 H 6
 RBI 1
 BB 2
 SO 10
 LOB 13



Batter	1	2	3	4	5	6	7	8	9	AB R H RBI BB SO LOB
8 Nick Punto, S OBP: 0.301, SLG: 0.327 (1, 4)	3-2 P5		3-2 F8		2-2 F7		2-2 F8			4 0 0 0 0 0 3
38 Luis Antonio Rodriguez, B, S OBP: 0.322, SLG: 0.346	2-1 F8			4-1 1B 20 1B BB	0-1 G3			4-2 3B 7 G4-3 BB		2 2 0 0 2 0 0
7 Joe Mauer, L OBP: 0.375, SLG: 0.418 (1, 2)	3-3 K			1-1 F7		1-0 F7		3-2 G4-3		4 0 0 0 0 1 2
Jacque Jones, L (1, 10)		0-1 G4-3		1-0 20 1B 33 1B 1B		1-1 F8		3-0 5 2B 3B		4 2 2 1 0 0 0
20 Lew Ford, R OBP: 0.336, SLG: 0.375 (1, 8)		1-1 G5-3		3-1 33 1B 1B		2-1 F9		1-3 K		4 0 1 1 0 1 1
33 Justin Morneau, L (1, 3)		1-0 G4-3		1-0 1B			3-2 P5	1-1 5 2B 5 WP HBP		3 1 1 1 0 0 0
5 Michael Cuddyer, R OBP: 0.331, SLG: 0.426 (1, 9)			1-0 L6	2-2 L5			0-3 K	2-1 1B 2B		4 0 1 2 0 1 1
Jason Tyner, L (1, 7)			1-0 F8		0-1 F9 8 WP 2B		1-1 1B	4-1 BB		3 1 2 0 1 0 0
Jason Bartlett, R (1, 6)			0-1 1B		1-1 F9		4-0 BB	1-1 P4		3 0 1 0 1 0 3

Inning Stats	R: 0	H: 0	E: 0	K: 1	S: 8	LOB: 0	BB: 0	P: 16
	R: 0	H: 0	E: 0	K: 0	S: 5 <td>LOB: 0</td> <td>BB: 0</td> <td>P: 7 </td>	LOB: 0	BB: 0	P: 7
	R: 0	H: 1	E: 0	K: 0	S: 9 <td>LOB: 1</td> <td>BB: 0</td> <td>P: 14 </td>	LOB: 1	BB: 0	P: 14
	R: 2	H: 3	E: 0	K: 0	S: 10 <td>LOB: 1</td> <td>BB: 1</td> <td>P: 22 </td>	LOB: 1	BB: 1	P: 22
	R: 1	H: 1	E: 0	K: 0	S: 9 <td>LOB: 0</td> <td>BB: 0</td> <td>P: 12 </td>	LOB: 0	BB: 0	P: 12
	R: 0	H: 0	E: 0	K: 0	S: 5 <td>LOB: 0</td> <td>BB: 0</td> <td>P: 9 </td>	LOB: 0	BB: 0	P: 9
	R: 0	H: 1	E: 1	K: 1	S: 13 <td>LOB: 2</td> <td>BB: 1</td> <td>P: 23 </td>	LOB: 2	BB: 1	P: 23
	R: 3	H: 2	E: 0	K: 1	S: 21 <td>LOB: 2</td> <td>BB: 2</td> <td>P: 40 </td>	LOB: 2	BB: 2	P: 40

PITCHER	IP	WLS	BF	H	R	ER	SO	BB	IBB	HBP	BLK	WP	HR	S	P	ERA	WHIP
Jose Lima, R (1, 1)	6.2		26	6	3	3	2	1	0	0	0	1	0	55	93	4.05	1.050
Ambiorix Burgos, R (7, 1)	0.1		2	0	0	0	0	1	0	0	0	0	0	4	10	0.00	3.000
Andrew Sisco, L (8, 1)	0.2	L	5	1	3	3	1	1	0	1	0	0	0	16	28	40.50	3.000
Chris Demaria, R (8, 1)	0.1		3	1	0	0	0	1	0	0	0	1	0	5	12	0.00	6.000

BOTTOM

Kansas City Royals @ Minnesota Twins
Hubert H. Humphrey Metrodome, Minneapolis, MN
 Wed Sep 28 2005, 8:10 PM EDT
 Att. 14,982 - Dome - 70 F

AB	31
R	6
H	8
RBI	5
BB	4
SO	3
LOB	10



WP	2	PA	36
PB	0		
SB	0		
CS	0		

Batter	1	2	3	4	5	6	7	8	9	AB R H RBI BB SO LOB	TOP															
Aaron Guiel, L (1, 8) OBP: 0.352, SLG: 0.454	2-3 K	0-0 29 2B 1B		0-2 K		3-3 SAFE K		2-3 K		5 1 1 0 0 4 1	Kansas City Royals @ Minnesota Twins Hubert H. Humphrey Metrodome, Minneapolis, MN Thu Sep 29 2005, 8:10 PM EDT Att. 14,638 - Dome - 70 F livebaseballscorecards.com															
Terrence Long, L (1, 9) OBP: 0.322, SLG: 0.374	4-2 29 BB 1B	1-0 F8		3-2 G6-3		1-2 29 HR 1B		4-2 F8 29 1B BB	3 2 1 0 2 0 2																	
29 Mike Sweeney, R (1, 10) OBP: 0.346, SLG: 0.517	4-1 BB 4 1B 1B	2-0 2B		1-1 G6-3		0-0 1-H 2-H HR		0-1 1B	4 2 3 5 1 0 0																	
Matt Stairs, L (1, 3) OBP: 0.369, SLG: 0.440	3-0 4 BB 1B	3-2 L3		2-0 L8		3-3 K		0-0 F8	5 1 1 1 0 1 3																	
Emil Brown, R (1, 7) OBP: 0.349, SLG: 0.454	4-2 4 1B BB	2-3 K		2-1 G1-3		0-0 G6-3		0-0 F8	4 0 0 0 1 1 3																	
24 Mark Teahan, L (1, 5) OBP: 0.308, SLG: 0.376	2-2 K		0-1 F8		3-1 HR	2-3 K		2-2 G4-3	5 1 1 1 0 2 5																	
4 Angel Berroa, R (1, 6) OBP: 0.307, SLG: 0.377	0-0 1B		0-2 G5-3		0-1 G5-3	1-3 K			4 0 1 2 0 1 0																	
14 John Buck, R (1, 2) OBP: 0.287, SLG: 0.388	0-2 G6-3		0-1 L7		3-1 HR		2-1 G4-3		4 1 1 1 0 0 2																	
13 Andrés Blanco, S (1, 4) OBP: 0.197, SLG: 0.232		1-2 F8 29 2B 1B		0-0 B1		3-1 29 HR 1B		1-1 G4-3	4 2 2 0 0 0 0																	
Inning Stats	R: 3 E: 0 K: 2 S: 22	H: 2 LOB: 2 BB: 3 P: 41	R: 2 E: 0 K: 1 S: 13	H: 3 LOB: 1 BB: 0 P: 22	R: 0 E: 0 K: 0 S: 8	H: 0 LOB: 0 BB: 0 P: 8	R: 0 E: 0 K: 1 S: 7	H: 0 LOB: 0 BB: 0 P: 10	R: 0 E: 0 K: 0 S: 5	H: 0 LOB: 0 BB: 0 P: 10	R: 5 E: 0 K: 2 S: 21	H: 5 LOB: 0 BB: 0 P: 37	R: 0 E: 0 K: 2 S: 11	H: 0 LOB: 0 BB: 0 P: 14	R: 0 E: 0 K: 1 S: 7	H: 0 LOB: 0 BB: 0 P: 12	R: 0 E: 0 K: 0 S: 9	H: 1 LOB: 2 BB: 1 P: 15	1B: 7 2B: 1 3B: 0 HR: 3	SF: 0 SAC: 0 DP: 0 HBP: 0	WP: 0 PB: 0 SB: 0 CS: 0	PA: 42				
PITCHER	IP WLS BF H R ER SO BB IBB HBP BLK WP HR S P ERA WHIP																									
Joe Mays, R (1, 1) ERA: 5.65	5.0		5	5	5	4	3	0	0	0	0	0	55	91	9.00	1.600										
Travis Bowyer, R (6, 1) ERA: 5.59	1.0	L	8	5	5	2	0	0	0	0	3	21	37	45.00	5.000											
54 Matt Guerrier, R (7, 1) ERA: 3.49	3.0		11	1	0	0	3	1	0	0	0	0	27	41	0.00	0.667										

Batter	1	2	3	4	5	6	7	8	9	AB	R	H	RBI	BB	SO	LOB
8 Nick Punto, S OBP: 0.304, SLG: 0.339 (1, 4)	P6		HR	BB		K		2B		4	2	2	2	1	1	2
38 Luis Antonio Rodriguez, B, 5 OBP: 0.335, SLG: 0.387	G1-3		2B	HR		P6		BB		4	2	3	3	1	0	2
7 Joe Mauer, L OBP: 0.374, SLG: 0.416 (1, 2)	G1-3		F7	1B		FC6-4		G3		5	0	1	0	0	0	6
Jacque Jones, L OBP: 0.320, SLG: 0.441 (1, 10)	P5		F8	G6-3				K		5	0	1	0	0	1	5
20 Lew Ford, R OBP: 0.334, SLG: 0.373 (1, 8)		P4	E7			G6-3		F7		5	0	1	1	0	0	1
33 Justin Morneau, L OBP: 0.301, SLG: 0.427 (1, 3)		F7	G6-3			G6-3		F7		5	0	0	0	0	1	2
5 Michael Cuddyer, R OBP: 0.332, SLG: 0.426 (1, 9)		E6				K				5	0	2	0	0	1	0
Jason Tyner, L OBP: 0.358, SLG: 0.367 (1, 7)		G1-3				FC6-4				2	1	0	0	1	0	2
Brent Abernathy, R OBP: 0.316, SLG: 0.299 (7, PH) (8, 7)						BB				1	0	0	0	0	1	2
Jason Bartlett, R OBP: 0.320, SLG: 0.340 (1, 6)										3	1	1	0	1	0	1

Inning Stats	R: 0	H: 1	E: 0	K: 0	S: 12	H: 0	LOB: 1	BB: 0	P: 19	R: 0	H: 0	E: 1	K: 0	S: 9	R: 3	H: 3	E: 1	K: 0	S: 13	R: 0	H: 0	E: 0	K: 1	S: 8	R: 0	H: 1	E: 0	K: 1	S: 10	R: 0	H: 2	E: 0	K: 1	S: 11	R: 0	H: 1	E: 0	K: 1	S: 9	R: 0	H: 0	E: 0	K: 1	S: 9	1B: 6	2B: 3	3B: 0	HR: 2	SF: 0	SAC: 0	DP: 0	HBP: 0	WP: 0	PB: 0	SB: 0	CS: 0	PA: 43
--------------	------	------	------	------	-------	------	--------	-------	-------	------	------	------	------	------	------	------	------	------	-------	------	------	------	------	------	------	------	------	------	-------	------	------	------	------	-------	------	------	------	------	------	------	------	------	------	------	-------	-------	-------	-------	-------	--------	-------	--------	-------	-------	-------	-------	--------

PITCHER	IP	WLS	BF	H	R	ER	SO	BB	IBB	HBP	BLK	WP	HR	S	P	ERA	WHIP
Mike Wood, R ERA: 4.46 (1, 1)	4.0		22	7	6	6	0	2	1	0	0	0	0	14	25	0.00	1.500
D.J. Carrasco, R ERA: 4.79 (5, 1)	1.1	W	6	1	0	0	2	1	0	0	0	0	0	15	23	0.00	1.200
41 Jimmy Gobble, L ERA: 5.64 (6, 1)	1.2	H	7	2	0	0	1	1	0	0	0	0	0	11	23	0.00	2.000
Jeremy Affeldt, L ERA: 5.36 (8, 1)	1.0		5	1	0	0	1	1	0	0	0	0	0	11	23	0.00	2.000
Mike MacDougal, R ERA: 3.38 (9, 1)	1.0		3	0	0	0	1	0	0	0	0	0	0	9	15	0.00	0.000

BOTTOM

Kansas City Royals @ Minnesota Twins
Hubert H. Humphrey Metrodome, Minneapolis, MN

Thu Sep 29 2005, 8:10 PM EDT
Att. 14,638 - Dome - 70 F

livebaseballscores.com

AB	39
R	6
H	11
RBI	6
BB	4
SO	5
LOB	23



Batter	1	2	3	4	5	6	7	8	9	AB R H RBI BB SO LOB	TOP			
28 Curtis Granderson, L (1, 8) OBP: 0.323, SLG: 0.513	0-3 K		1-3 K			0-0 31 G5-3 14 1B			0-1 31 1B 30 SF7 2B	4 1 2 0 0 2 0	Detroit Tigers @ Minnesota Twins Hubert H. Humphrey Metrodome, Minneapolis, MN Fri Sep 30 2005, 8:10 PM EDT Att. 18,725 - Dome - 69 F livebaseballscorecards.com			
14 Placido Polanco, R (1, 4) OBP: 0.385, SLG: 0.451	1-0 L6			3-1 G6-3		0-0 1-2 2-H 1B		1-1 G5-3	4 0 1 1 0 0 1					
31 Chris Shelton, R (1, 3) OBP: 0.359, SLG: 0.505	0-1 F7			1-3 K		0-2 G5-3 2-3f		2-1 DI 1B	4 0 1 0 0 1 2					
30 Magglio Ordonez, R (1, 9) OBP: 0.357, SLG: 0.435		0-0 G4-3		0-0 1B		3-1 G6-3		3-2 SF7	3 0 1 1 0 0 0					
Craig Monroe, R (1, 7) OBP: 0.321, SLG: 0.445		1-0 G3			0-3 K		1-3 K	2-2 G6-3 1-2	4 0 0 0 0 2 1					
9 Carlos Guillen, S (1, 10) OBP: 0.368, SLG: 0.434		2-3 K			0-1 P4		0-2 P4		3 0 0 0 0 1 0					
15 Brandon Inge, R (1, 5) OBP: 0.330, SLG: 0.420			1-1 HR		0-1 G1-3			2-1 F8	3 1 1 1 0 0 0					
13 Vance Wilson, R (1, 2) OBP: 0.281, SLG: 0.291			0-0 G5-3			1-3 K		2-2 G6-3	3 0 0 0 0 1 0					
20 Omar Infante, R (1, 6) OBP: 0.253, SLG: 0.370 Carlos Pena, L (8, PH) OBP: 0.328, SLG: 0.474 John McDonald, R (8, 6) OBP: 0.326, SLG: 0.325			2-3 K			0-2 28 1B 14 1B 1B		2-3 K	2 1 1 0 0 1 0 1 0 0 0 0 1 0 0 0 0 0 0 0 0					
Inning Stats	R: 0 E: 0 K: 1 S: 6 H: 0 LOB: 0 BB: 0 P: 7	R: 0 E: 0 K: 1 S: 5 H: 0 LOB: 0 BB: 0 P: 8	R: 1 E: 0 K: 2 S: 9 H: 1 LOB: 0 BB: 0 P: 13	R: 0 E: 0 K: 1 S: 8 H: 1 LOB: 1 BB: 0 P: 12	R: 0 E: 0 K: 1 S: 7 H: 0 LOB: 0 BB: 0 P: 7	R: 1 E: 0 K: 1 S: 11 H: 3 LOB: 1 BB: 0 P: 12	R: 0 E: 0 K: 1 S: 9 H: 0 LOB: 0 BB: 0 P: 13	R: 0 E: 0 K: 1 S: 8 H: 0 LOB: 0 BB: 0 P: 14	R: 1 E: 0 K: 0 S: 12 H: 2 LOB: 1 BB: 0 P: 20	1B: 5 2B: 1 3B: 0 HR: 1 SF: 1 SAC: 0 DP: 1 HBP: 0	WP: 0 PB: 0 SB: 0 CS: 0 PA: 32			
PITCHER	IP WLS BF H R ER SO BB IBB HBP BLK WP HR S P ERA WHIP												PITCHER	IP WLS BF H R ER SO BB IBB HBP BLK WP HR S P ERA WHIP
47 Francisco Liriano, L (1, 1) ERA: 5.7	7.0 W 24 5 2 2 8 0 0 0 0 0 1 55 72 2.57 0.714													
Juan Rincon, R (8, 1) ERA: 2.47	1.0 H 3 0 0 0 1 0 0 0 0 0 0 8 14 0.00 0.000													
28 Jesse Crain, R (9, 1) ERA: 2.39	1.0 5 2 1 1 0 0 0 0 0 0 0 0 12 20 9.00 2.000													

Detroit Tigers @ Minnesota Twins
 Hubert H. Humphrey Metrodome, Minneapolis, MN
 Fri Sep 30 2005, 8:10 PM EDT
 Att. 18,725 - Dome - 69 F

AB	31
R	3
H	7
RBI	3
BB	0
SO	9
LOB	4



Batter	1	2	3	4	5	6	7	8	9	AB	R	H	RBI	BB	SO	LOB
8 Nick Punto, S OBP: 0.304, SLG: 0.338 (1, 4)	0-0 F8		2-2 G4-3		2-1 F8		1-0 38 CS 1B			4	0	1	0	0	0	1
38 Luis Antonio Rodriguez, B, S OBP: 0.333, SLG: 0.383 (8, 5)	1-1 G4-3		1-2 20 CS 1B			1-1 G5-3	1-0 CS	1-0 F8		4	0	1	1	0	0	0
20 Lew Ford, R OBP: 0.337, SLG: 0.375 (1, 7)	3-2 1B		1 SAFE 3-3 1-2			2-1 E5 1B SF8 1B		4-2 1B 33 HR BB		3	2	2	0	1	1	1
Matthew LeCroy, R OBP: 0.350, SLG: 0.434 (1, 10) Jason Tynor, L OBP: 0.358, SLG: 0.367 (8, PR) (9, 10)	2-2 F8			3-1 HR		0-0 5 1B 1B		1-1 33 HR 1B		4	1	3	1	0	0	1
Jacque Jones, L OBP: 0.321, SLG: 0.441 (1, 8)		2-2 G4-3 5 S 1B		2-1 G1-3		0-0 SF8		4-0 33 HR IBB		2	1	1	1	1	0	0
5 Michael Cuddyer, R OBP: 0.331, SLG: 0.424 (1, 9)		1 SAFE 0-3 1-2		0-0 G5-3		1 SAFE 1-0 1-2 1B		1-1 F4		4	0	1	0	0	1	4
Terry Tiffee, S OBP: 0.245, SLG: 0.293 (1, 3) 33 Justin Morneau, L OBP: 0.302, SLG: 0.435 (8, 3)		0-1 G4-3		2-0 G1-6-3		2-2 G4-3		0-0 1-H 2-H 3-H HR		3	0	0	0	0	0	3
41 Chris Heintz, R OBP: 0.261, SLG: 0.364 (1, 2)		3-3 K				0-0 F7		2-1 G5-3		4	0	0	0	0	2	2
Jason Bartlett, R OBP: 0.320, SLG: 0.339 (1, 6)			3-2 G4-3 8 S 38 1B 1B		1-1 F7		1-1 G6-3			3	1	1	0	0	0	0

Inning Stats	R: 0	H: 1	E: 0	LOB: 1	K: 0	BB: 0	S: 10	R: 0	H: 1	E: 0	LOB: 1	K: 2	BB: 0	S: 11	R: 1	H: 2	E: 0	LOB: 0	K: 1	BB: 0	S: 16	R: 1	H: 1	E: 0	LOB: 0	K: 0	BB: 0	S: 6	R: 0	H: 0	E: 0	LOB: 0	K: 0	BB: 0	S: 5	R: 1	H: 3	E: 1	LOB: 2	K: 0	BB: 0	S: 10	R: 0	H: 1	E: 0	LOB: 0	K: 0	BB: 0	S: 5	R: 4	H: 2	E: 0	LOB: 1	K: 1	BB: 2	S: 11	P: 23
--------------	------	------	------	--------	------	-------	-------	------	------	------	--------	------	-------	-------	------	------	------	--------	------	-------	-------	------	------	------	--------	------	-------	------	------	------	------	--------	------	-------	------	------	------	------	--------	------	-------	-------	------	------	------	--------	------	-------	------	------	------	------	--------	------	-------	-------	-------


PITCHER	IP	WLS	BF	H	R	ER	SO	BB	IBB	HBP	BLK	WP	HR	S	P	ERA	WHIP
Mike Maroth, L ERA: 4.74 (1, 1)	7.1	L	30	9	4	4	3	1	0	0	0	0	1	66	112	4.91	1.364
Chris Spurling, R ERA: 3.44 (8, 1)	0.1		3	1	0	0	0	0	1	0	0	0	0	4	10	0.00	3.000
Jamie Walker, L ERA: 3.7 (8, 1)	0.1		2	1	3	3	1	0	0	0	0	0	1	4	5	81.00	3.000

DETROIT TIGERS @ MINNESOTA TWINS
Hubert H. Humphrey Metrodome, Minneapolis, MN

Fri Sep 30 2005, 8:10 PM EDT
Att: 18,725 - Dome - 69 F

AB	32
R	7
H	11
RBI	7
BB	2
SO	4
LOB	12

livebaseballscorecards.com



WP	HR	S	P	ERA	WHIP
0	0	0	0	0	0

Batter	1	2	3	4	5	6	7	8	9
8 Nick Punto, S OBP: 0.301, SLG: 0.335 (1, 4)	1-3 K		1-0 L4			1 SAFE 2-3 K	1-3 K		
38 Luis Antonio Rodriguez, B OBP: 0.326, SLG: 0.374 (5)	2-0 G4-3			1-3 K		1-0 G1-3		1-1 F7	
7 Joe Mauer, L OBP: 0.375, SLG: 0.414 (1, 10)	1-2 G6-3			4-0 G4-3 BB		4-0 5 1B 33 1B WP IBB		2-2 F7	
Jacque Jones, L OBP: 0.319, SLG: 0.438 (1, 8)		3-1 G4-3		0-0 G4-3		2-3 K 33 1B 5 1B 1B		2-3 K	
5 Michael Cuddyer, R OBP: 0.333, SLG: 0.426 (1, 9)		0-1 1B		0-2 G6-3		1-2 33 1B 1B			
33 Justin Morneau, L OBP: 0.304, SLG: 0.436 (1, 3)		1-1 P5			2-0 G6-3 1B	1-0 1B			
Jason Tyner, L OBP: 0.357, SLG: 0.365 (1, 7)		2-1 G6-3			0-0 G6-3	1-0 1B			
41 Chris Heintz, R OBP: 0.231, SLG: 0.320 (1, 2)			3-3 K		0-0 F9		0-1 G6-3		
Jason Bartlett, R OBP: 0.320, SLG: 0.339 (1, 6)			1-2 G6-3			1-2 WP 5 1B 38 G1-3 1B		2-3 K	

AB	R	H	RBI	BB	SO	LOB
4	0	0	0	0	3	1
4	0	0	0	0	1	1
2	1	0	0	2	0	0
4	1	0	0	0	2	3
3	0	2	1	0	0	1
3	0	2	1	0	0	1
3	0	1	1	0	0	2
3	0	0	0	0	1	0
3	1	1	0	0	1	0


BOTTOM

Detroit Tigers @ Minnesota Twins
 Hubert H. Humphrey Metrodome, Minneapolis, MN

Sat Oct 01 2005, 7:10 PM EDT
 Att. 28,292 - Dome - 68 F

livebaseballscorecards.com

AB	29
R	3
H	6
RBI	3
BB	2
SO	8
LOB	9



Inning Stats	R	H	E	K	S	R	H	E	K	S	R	H	E	K	S	R	H	E	K	S	R	H	E	K	S	R	H	E	K	S
	0	0	0	1	7	0	0	0	1	10	0	0	0	1	10	0	0	0	1	10	0	0	0	1	10	0	0	0	1	10
	0	0	0	0	11	0	1	0	0	14	0	0	0	0	15	0	0	0	0	12	0	0	0	0	0	0	0	0	0	0
	0	0	0	0	8	0	0	0	0	5	0	0	0	5	0	0	0	0	5	0	0	0	0	0	0	0	0	0	0	0
	0	0	0	0	8	0	0	0	0	12	0	0	0	12	0	0	0	0	12	0	0	0	0	0	0	0	0	0	0	0
	0	0	0	0	11	0	0	0	0	13	0	0	0	13	0	0	0	0	13	0	0	0	0	0	0	0	0	0	0	0

PITCHER	IP	WLS	BF	H	R	ER	SO	BB	IBB	HBP	BLK	WP	HR	S	P	ERA	WHIP
Jason Johnson, R ERA: 4.54 (1, 1)	6.0	L	25	6	3	3	5	1	1	0	0	1	0	53	88	4.50	1.167
50 Mark Woodyard, R ERA: 1.5 (7, 1)	1.1		4	0	0	0	2	0	0	0	0	0	0	10	14	0.00	0.000
Doug Creek, L ERA: 6.85 (8, 1)	0.2		2	0	0	0	1	0	0	0	0	0	0	6	10	0.00	0.000

1B	2B	3B	HR	SF	SAC	DP	HBP	WP	HR	S	P	ERA	WHIP
6	0	0	0	0	0	1	0	1	0	0	0	4.50	1.167
0	0	0	0	0	0	0	0	0	0	0	0	0.00	0.000
0	0	0	0	0	0	0	0	0	0	0	0	0.00	0.000

Batter	1	2	3	4	5	6	7	8	9	AB R H RBI BB SO LOB	TOP											
28 Curtis Granderson, L (1, 7) OBP: 0.314, SLG: 0.494	3-2 G1-3			3-3 K		2-0 F7		0-0 15 G6-4-3 1B		4 0 1 0 0 1 1												
15 Brandon Inge, R (1, 5) OBP: 0.330, SLG: 0.419	2-3 K			1-3 K		0-0 FC6-4		0-1 G6-4-3		4 0 0 0 0 2 3												
31 Chris Shelton, R (1, 10) OBP: 0.360, SLG: 0.510	1-0 P4			0-3 K			2-2 WP 33 1B	1-2 HR		4 1 2 2 0 1 0												
33 Marcus Thames, R (1, 9) OBP: 0.263, SLG: 0.411		0-2 K			1-0 G5-3		0-0 WP 1B	0-3 K		4 0 1 0 0 2 0												
Carlos Pena, L (1, 3) OBP: 0.325, SLG: 0.477		1-3 K			1-2 HR		3-3 K	1-3 K		4 1 1 1 0 3 2												
20 Omar Infante, R (1, 6) OBP: 0.254, SLG: 0.367		2-3 K			2-2 G5-3		4-0 13 G5-4-3 BB	1-3 K		3 0 0 0 1 2 0												
13 Vance Wilson, R (1, 2) OBP: 0.275, SLG: 0.283			1-2 G6-3		1-0 F9		1-1 G5-4-3	1-0 F8		4 0 0 0 0 0 3												
John McDonald, R (1, 4) OBP: 0.326, SLG: 0.325			2-0 L9		0-3 K			0-2 28 1B 15 G6-4-3 1B		3 1 1 0 0 1 0												
Nook Logan, S (1, 8) OBP: 0.305, SLG: 0.335			0-1 P3		4-1 15 FC6-4 BB			2-2 15 G6-4-3 28 1B 31 HR 1B		2 1 1 0 1 0 0												
Inning Stats	R: 0 E: 0 K: 1 S: 9	H: 0 LOB: 0 BB: 0 P: 15	R: 0 E: 0 K: 3 S: 11	H: 0 LOB: 0 BB: 0 P: 14	R: 0 E: 0 K: 0 S: 6	H: 0 LOB: 0 BB: 0 P: 9	R: 0 E: 0 K: 3 S: 13	H: 0 LOB: 0 BB: 0 P: 17	R: 1 E: 0 K: 0 S: 11	H: 1 LOB: 0 BB: 0 P: 16	R: 0 E: 0 K: 1 S: 6	H: 0 LOB: 1 BB: 1 P: 12	R: 0 E: 0 K: 1 S: 13	H: 2 LOB: 2 BB: 1 P: 23	R: 3 E: 0 K: 1 S: 15	H: 4 LOB: 0 BB: 0 P: 18	R: 0 E: 0 K: 2 S: 7	H: 0 LOB: 0 BB: 0 P: 10	1B: 5 2B: 0 3B: 0 HR: 2	SF: 0 SAC: 0 DP: 2 HBP: 0	WP: 1 PB: 0 SB: 0 CS: 0	PA: 34
PITCHER	IP WLS BF H R ER SO BB IBB HBP BLK WP HR S P ERA WHIP																					
Johan Santana, L (1, 1) ERA: 2.87	7.0 W 25 3 1 1 9 2 0 0 0 0 1 1 69 106 1.29 0.714																					
28 Jesse Crain, R (8, 1) ERA: 2.71	0.2 5 4 3 3 0 0 0 0 0 0 0 1 12 15 40.50 6.000																					
Juan Rincon, R (8, 1) ERA: 2.45	0.1 H 1 0 0 0 1 0 0 0 0 0 0 0 3 3 0.00 0.000																					
36 Joe Nathan, R (9, 1) ERA: 2.7	1.0 S 3 0 0 0 2 0 0 0 0 0 0 0 7 10 0.00 0.000																					

Detroit Tigers @ Minnesota Twins
 Hubert H. Humphrey Metrodome, Minneapolis, MN
 Sun Oct.02 2005, 2:10 PM EDT
 Att. 20,160 - Dome - 69 F

livebaseballscorecards.com

AB	32
R	4
H	7
RBI	3
BB	2
SO	12
LOB	9



Batter	1	2	3	4	5	6	7	8	9	AB R H RBI BB SO LOB
Jason Tyner, L (1, 7) OBP: 0.367, SLG: 0.375	0-1 FC4-6 HR 1B		3-2 G1-3		2-2 HBP 38 1B		2-2 F8			4 1 2 1 0 0 0
38 Luis Antonio Rodriguez, B (5) OBP: 0.335, SLG: 0.383	0-1 FC4-6 1B		2-1 F9		1-0 HBP 1B		1-0 7 1-5-4-3 1B			4 0 3 1 0 0 0
7 Joe Mauer, L (1, 2) OBP: 0.372, SLG: 0.411	2-0 FC4-6 HR 1-2f 2-3		1-0 G3		2-0 F9		1-0 L1-5-4-3			4 1 0 0 0 0 5
Matthew LeCroy, R (1, 10) OBP: 0.354, SLG: 0.444	2-1 HR			1-3 K	2-1 HBP		4-2 5 G5-3 BB			2 1 1 3 1 1 0
8 Nick Punto, S (8, PR) OBP: 0.301, SLG: 0.335					1-2 2-3 HBP					0 1 0 0 0 0 0
5 Michael Cuddyer, R (1, 9) OBP: 0.330, SLG: 0.422	0-2 G5-3			1-3 K	3-1 F9		0-0 G5-3			4 0 0 0 0 1 4
33 Justin Morneau, L (1, 3) OBP: 0.304, SLG: 0.437	0-3 K2-3			0-0 L6		2-2 G5-3		3-2 2B		4 0 1 0 0 1 0
20 Lew Ford, R (1, 8) OBP: 0.338, SLG: 0.377		3-1 G5-4-3 1B			1-0 1B 2B	0-2 G5-3		2-3 K		4 1 2 0 0 1 2
Luis Rivas, R (1, 4) OBP: 0.311, SLG: 0.316		1-2 F8			0-0 1B 38 1B	1-0 1B		1-2 G6-3		4 1 2 0 0 0 3
Jason Bartlett, R (1, 6) OBP: 0.316, SLG: 0.335		0-0 G5-4-3			3-3 K	2-2 F8				3 0 0 0 0 1 4

Inning Stats	R: 3	H: 3	E: 0	LOB: 3	K: 1	BB: 0	S: 14	P: 18	R: 0	H: 1	E: 0	LOB: 0	K: 0	BB: 0	S: 6	P: 10	R: 0	H: 0	E: 0	LOB: 0	K: 0	BB: 0	S: 8	P: 14	R: 0	H: 0	E: 0	LOB: 0	K: 2	BB: 0	S: 7	P: 9	R: 2	H: 4	E: 0	LOB: 3	K: 1	BB: 0	S: 13	P: 27	R: 0	H: 1	E: 0	LOB: 1	K: 0	BB: 0	S: 11	P: 16	R: 0	H: 1	E: 0	LOB: 0	K: 0	BB: 0	S: 5	P: 9	R: 1	H: 1	E: 1	LOB: 2	K: 1	BB: 1	S: 18	P: 28	1B: 8	SF: 0	2B: 3	SAC: 0	3B: 0	DP: 2	HR: 1	HBP: 1	WP: 0	PA: 35
PITCHER	IP	WLS	BF	H	R	ER	SO	BB	IBB	HBP	BLK	WP	HR	S	P	ERA	WHIP																																																									
29 Nate Robertson, L (1, 1) ERA: 4.48	7.0	L	30	10	5	5	4	0	0	1	0	0	1	64	103	6.43	1.429																																																									
56 Fernando Rodney, R (8, 1) ERA: 2.86	1.0		5	1	1	1	1	1	0	0	0	0	0	18	28	9.00	2.000																																																									

BOTTOM

Detroit Tigers @ Minnesota Twins
 Hubert H. Humphrey Metrodome, Minneapolis, MN
 Sun Oct 02 2005, 2:10 PM EDT
 Att. 20,160 - Dome - 69 F

livebaseballscores.com

AB	33
R	6
H	11
RBI	5
BB	1
SO	5
LOB	18

