

# Minnesota Twins - 2005

Batter	1	2	3	4	5	6	7	8	9	AB	R	H	RBI	BB	SO	LOB	TOP					
Shannon Stewart, R (1, 7) OBP: 0.250, SLG: 0.250										4	0	1	0	0	1	1						
Jason Bartlett, R (1, 6) OBP: 0.250, SLG: 0.250										4	0	1	1	0	0	1						
7 Joe Mauer, L (1, 2) OBP: 0.250, SLG: 0.250										4	0	1	0	0	1	2						
33 Justin Morneau, L (1, 3)										4	0	0	0	0	1	1						
Torii Hunter, R (1, 8)										4	0	0	0	0	1	1						
Jacque Jones, L (1, 9) OBP: 0.500, SLG: 0.667										3	0	1	0	0	1	1						
20 Lew Ford, R (1, 10)										4	0	0	0	0	2	2						
5 Michael Cuddyer, R (1, 5)										3	1	0	0	0	0	0						
Luis Rivas, R (1, 4) OBP: 0.333, SLG: 0.333										3	0	1	0	0	0	1						
<b>Inning Stats</b>	R: 0 E: 0 K: 1 S: 7	H: 0 LOB: 0 BB: 0 P: 14	R: 0 E: 0 K: 2 S: 13	H: 0 LOB: 1 BB: 0 P: 23	R: 0 E: 0 K: 0 S: 7	H: 1 LOB: 1 BB: 0 P: 10	R: 0 E: 0 K: 0 S: 11	H: 1 LOB: 1 BB: 0 P: 18	R: 1 E: 1 K: 1 S: 13	H: 2 LOB: 2 BB: 0 P: 21	R: 0 E: 0 K: 0 S: 9	H: 1 LOB: 1 BB: 0 P: 12	R: 0 E: 0 K: 0 S: 9	H: 0 LOB: 0 BB: 0 P: 12	R: 0 E: 0 K: 1 S: 11	H: 0 LOB: 0 BB: 0 P: 13	R: 0 E: 0 K: 2 S: 10	H: 0 LOB: 0 BB: 0 P: 13	1B: 4 2B: 1 3B: 0 HR: 0	SF: 0 SAC: 0 DP: 0 HBP: 1	WP: 0 PB: 0 SB: 1 CS: 0	PA: 34
<b>PITCHER</b>	IP WLS BF H R ER SO BB IBB HBP BLK WP HR S P ERA WHIP																					
Jamie Moyer, L (1, 1) ERA: 4.00	5.2 W 24 5 1 0 4 0 0 1 0 0 0 0 95 0.00 0.882																					
40 Julio Mateo, R (6, 1) ERA: 0.00	1.2 5 0 0 0 0 0 0 0 0 0 0 0 14 0.00 0.000																					
Ron Villone, L (8, 1) ERA: 0.00	0.2 2 0 0 0 1 0 0 0 0 0 0 0 17 0.00 0.000																					
Eddie Guardado, L (9, 1) ERA: 0.00	1.0 3 0 0 0 2 0 0 0 0 0 0 0 10 0.00 0.000																					

Minnesota Twins @ Seattle Mariners  
Safeco Field, Seattle, WA  
Mon Apr 04 2005, 2:05 PM PDT  
Att: 46,249 - Partly Cloudy - 46 F

AB	33
R	1
H	5
RBI	1
BB	0
SO	7
LOB	10



Batter	1	2	3	4	5	6	7	8	9	AB	R	H	RBI	BB	SO	LOB	BOTTOM			
51 Ichiro Suzuki, L (1, 9) OBP: 0.500, SLG: 0.500										4	1	2	0	0	1	0				
7 Jeremy Reed, L (1, 8)										4	0	0	0	0	1	2				
29 Adrian Beltré, R (1, 5) OBP: 0.333, SLG: 0.333										3	2	1	0	0	0	1				
Richie Sexson, R (1, 3) OBP: 0.667, SLG: 2.667										3	2	2	5	0	0	0				
Bret Boone, R (1, 4)										3	0	0	0	0	0	0				
Raul Ibanez, L (1, 10)										3	0	0	0	0	0	0				
Randy Winn, S (1, 7)										3	0	0	0	0	1	0				
Miguel Olivo, R (1, 2)										3	0	0	0	0	2	0				
39 Wilson Valdez, R (1, 6)										3	0	0	0	0	0	0				
<b>Inning Stats</b>	R: 3 E: 1 K: 0 S: 12	H: 2 LOB: 0 BB: 0 P: 16	R: 0 E: 0 K: 0 S: 10	H: 0 LOB: 0 BB: 0 P: 13	R: 2 E: 0 K: 2 S: 11	H: 2 LOB: 0 BB: 0 P: 16	R: 0 E: 0 K: 2 S: 9	H: 0 LOB: 0 BB: 0 P: 13	R: 0 E: 0 K: 0 S: 10	H: 1 LOB: 0 BB: 0 P: 13	R: 0 E: 0 K: 0 S: 5	H: 0 LOB: 0 BB: 0 P: 6	R: 0 E: 0 K: 1 S: 8	H: 0 LOB: 0 BB: 0 P: 12	R: 0 E: 0 K: 0 S: 4	H: 0 LOB: 0 BB: 0 P: 8	1B: 3 2B: 0 3B: 0 HR: 2	SF: 0 SAC: 0 DP: 0 HBP: 0	WP: 0 PB: 0 SB: 0 CS: 1	PA: 30
<b>PITCHER</b>	IP WLS BF H R ER SO BB IBB HBP BLK WP HR S P ERA WHIP																			
Brad Radke, R (1, 1) ERA: 5.14	7.0 L 26 5 5 4 5 0 0 0 0 0 0 2 65 5.14 0.714																			
Terry Mulholland, L (8, 1) ERA: 0.00	1.0 3 0 0 0 0 0 0 0 0 0 0 0 4 0.00 0.000																			

Minnesota Twins @ Seattle Mariners  
Safeco Field, Seattle, WA  
Mon Apr 04 2005, 2:05 PM PDT  
Att: 46,249 - Partly Cloudy - 46 F

AB	29
R	5
H	5
RBI	5
BB	0
SO	5
LOB	3



Batter	1	2	3	4	5	6	7	8	9	AB	R	H	RBI	BB	SO	LOB	TOP										
Shannon Stewart, R OBP: 0.222, SLG: 0.222	1-1 F8		2-1 1B		2-2 FC6-4 7 1B	0-0 FC6-4		0-1 G6-3		5	1	1	1	0	0	3											
Jason Bartlett, R OBP: 0.333, SLG: 0.333	1-3 K		1-1 1B		1-2 7 1B 33 1B	1-0 P6			1-3 K	5	1	2	1	0	2	1											
7 Joe Mauer, L OBP: 0.333, SLG: 0.250	4-2 BB		3-3 K		3-1 33 1B 1B				1-3 K	4	1	1	1	1	3	2											
33 Justin Morneau, L OBP: 0.333, SLG: 0.333	2-3 K			1-1 G4-3	2-2 1B	2-1 G6-3 1B			0-0 K	5	1	3	1	0	1	1											
Tori Hunter, R OBP: 0.222, SLG: 0.125		4-2 G1-6-3 BB		1-0 F9	1-1 HR 1B	2-1 G6-3			1-1 G5-3	4	1	1	1	1	0	2											
Jacque Jones, L OBP: 0.500, SLG: 1.000		0-0 G1-6-3		2-1 G3	0-1 HR	1-1 FC5-4 20 1B				4	1	2	3	0	0	1											
20 Lew Ford, R OBP: 0.125, SLG: 0.125		1-1 F9			0-0 FC6-4 1B	0-1 FC5-4 1B				4	1	1	0	0	0	1											
5 Michael Cuddyer, R OBP: 0.143, SLG: 0.143			2-3 K		0-0 FC6-4 1B	1-3 K		1-1 F9		4	1	1	0	0	2	0											
Luis Rivas, R OBP: 0.429, SLG: 0.429			2-2 G6-3		2-0 FC6-4 1B	3-1 FC6-4 1B		0-0 G5-3		4	0	2	0	0	0	0											
Inning Stats	R: 0 E: 0 K: 2 S: 13	H: 0 LOB: 1 BB: 1 P: 21	R: 0 E: 0 K: 0 S: 6	H: 0 LOB: 0 BB: 0 P: 11	R: 0 E: 0 K: 2 S: 15	H: 2 LOB: 2 BB: 0 P: 25	R: 0 E: 0 K: 0 S: 5	H: 0 LOB: 0 BB: 0 P: 9	R: 7 E: 0 K: 0 S: 22	H: 8 LOB: 0 BB: 0 P: 36	R: 0 E: 0 K: 1 S: 7	H: 1 LOB: 1 BB: 0 P: 12	R: 1 E: 0 K: 1 S: 11	H: 2 LOB: 1 BB: 0 P: 18	R: 0 E: 0 K: 0 S: 5	H: 0 LOB: 0 BB: 0 P: 6	R: 0 E: 0 K: 2 S: 9	H: 1 LOB: 1 BB: 0 P: 12	1B: 13 2B: 0 3B: 0 HR: 1	SF: 0 SAC: 0 DP: 1 HBP: 0	WP: 0 PB: 0 CS: 0	PA: 41					
PITCHER	IP	WLS	BF	H	R	ER	SO	BB	IBB	HBP	BLK	WP	HR	S	P	ERA	WHIP										
Gil Meche, R ERA: 8.31	(1, 1)	4.1	20	6	4	4	4	2	0	0	0	0	0	49	82	8.31	1.846										
Matt Thornton, L ERA: 81.0	(5, 1)	0.1	L 4	4	3	3	0	0	0	0	0	0	1	9	15	81.00	12.000										
Shigetoshi Hasegawa, R ERA: 3.86	(5, 1)	2.1	10	3	1	1	2	0	0	0	0	0	0	21	35	3.86	1.286										
Ryan Franklin, R ERA:	(8, 1)	1.0	3	0	0	0	0	0	0	0	0	0	0	5	6	0.00	0.000										
20 J.J. Putz, R ERA:	(9, 1)	1.0	4	1	0	0	2	0	0	0	0	0	0	9	12	0.00	1.000										

Minnesota Twins @ Seattle Mariners  
Safeco Field, Seattle, WA  
Tue Apr 05 2005, 7:05 PM PDT  
Att: 28,373 - Roof Closed - 51 F

AB	39
R	8
H	14
RBI	8
BB	2
SO	8
LOB	11



Batter	1	2	3	4	5	6	7	8	9	AB	R	H	RBI	BB	SO	LOB	BOTTOM										
51 Ichiro Suzuki, L OBP: 0.500, SLG: 0.500	1-2 29 2B		1-0 G4-3		2-2 G1-3		3-2 E5 7 S			4	1	2	0	0	0	0											
7 Jeremy Reed, L	4-2 29 2B		1-1 G3-1		2-3 K		2-1 G4-3			3	1	0	0	1	1	1											
29 Adrián Beltré, R OBP: 0.429, SLG: 0.571	1-2 2B		3-2 1B		2-0 F9			3-3 K		4	1	2	2	0	1	0											
Richie Sexson, R OBP: 0.571, SLG: 1.667	0-0 G3 2H		2-3 K			0-0 P6		4-0 G3-6-3 BB		3	1	1	1	1	1	1											
Bret Boone, R	1-1 G3		1-3 K			4-2 HBP		0-1 G3-6-3		3	0	0	0	0	1	3											
Raul Ibanez, L OBP: 0.143, SLG: 0.143	3-2 S		3-3 K			1-3 K		2-3 K		4	0	1	1	0	3	2											
Randy Winn, S	1-2 G5-3			1-1 G5-3			0-0 G1-3			4	0	0	0	0	0	2											
Miguel Olivo, R	1-3 K			1-0 G5-3			1-2 F8		1-1 K	3	0	0	0	0	1	1											
Greg Dobbs, L OBP: 1.000, SLG: 2.000										1	0	1	0	0	0	0											
39 Wilson Valdez, R		2-2 G6-3		2-3 K			0-0 G1-3		3-3 K	3	0	0	0	0	1	0											
Scott Spiezio, S										1	0	0	0	0	1	1											
Inning Stats	R: 4 E: 0 K: 1 S: 21	H: 4 LOB: 1 BB: 1 P: 33	R: 0 E: 0 K: 0 S: 6	H: 0 LOB: 0 BB: 0 P: 10	R: 0 E: 0 K: 3 S: 13	H: 1 LOB: 1 BB: 0 P: 22	R: 0 E: 0 K: 1 S: 6	H: 0 LOB: 0 BB: 0 P: 10	R: 0 E: 0 K: 1 S: 7	H: 0 LOB: 1 BB: 0 P: 12	R: 0 E: 1 K: 0 S: 10	H: 1 LOB: 1 BB: 0 P: 16	R: 0 E: 0 K: 1 S: 7	H: 0 LOB: 0 BB: 1 P: 14	R: 0 E: 0 K: 2 S: 10	H: 1 LOB: 1 BB: 0 P: 16	1B: 4 2B: 3 3B: 0 HR: 0	SF: 0 SAC: 0 DP: 1 HBP: 1	WP: 0 PB: 0 CS: 0	PA: 36							
PITCHER	IP	WLS	BF	H	R	ER	SO	BB	IBB	HBP	BLK	WP	HR	S	P	ERA	WHIP										
Johan Santana, L ERA: 7.2	(1, 1)	5.0	W 21	5	4	4	6	1	0	0	0	0	0	59	94	7.20	1.200										
28 Jesse Crain, R ERA:	(6, 1)	0.1	H 2	0	0	0	0	0	0	1	0	0	0	3	7	0.00	0.000										
J.C. Romero, L ERA:	(6, 1)	1.2	H 6	1	0	0	1	0	0	0	0	0	0	14	21	0.00	0.600										
Juan Rincon, R ERA:	(8, 1)	1.0	3	0	0	0	1	1	0	0	0	0	0	7	14	0.00	1.000										
36 Joe Nathan, R ERA:	(9, 1)	1.0	4	1	0	0	2	0	0	0	0	0	0	10	16	0.00	1.000										

Minnesota Twins @ Seattle Mariners  
Safeco Field, Seattle, WA  
Tue Apr 05 2005, 7:05 PM PDT  
Att: 28,373 - Roof Closed - 51 F

AB	33
R	4
H	7
RBI	4
BB	2
SO	10
LOB	11



Batter	1	2	3	4	5	6	7	8	9	AB	R	H	RBI	BB	SO	LOB	TOP						
Shannon Stewart, R OBP: 0.214, SLG: 0.214	P3			F8	G4-6-3		FC6-4		F9	5	0	1	0	0	0	3	<b>Minnesota Twins @ Seattle Mariners</b> Safeco Field, Seattle, WA Wed Apr 06 2005, 3:35 PM PDT Att: 25,580 - Cloudy - 63 F						
8 Nick Punto, S OBP: 0.400, SLG: 0.250	G4-3			33 HR 1B	G4-6-3			33 HBP BB	P6	4	2	1	0	1	0	4							
Tori Hunter, R OBP: 0.154, SLG: 0.083	G5-3			F8			P3	P6		4	0	0	0	0	0	2							
33 Justin Morneau, L OBP: 0.385, SLG: 0.333		F9					P5	BB		3	1	1	0	0	0	0							
Luis Rivas, R OBP: 0.429, SLG: 0.429				HR			F8	HBP		0	0	0	0	0	0	0							
Matthew LeCroy, R OBP: 0.500, SLG: 1.333	F7									3	1	1	3	1	0	0							
Jacque Jones, L OBP: 0.417, SLG: 0.800	K			G4-3				BB		3	0	1	1	0	1	0							
5 Michael Cuddyer, R OBP: 0.091, SLG: 0.091							L8	G3		4	0	0	0	0	0	3							
55 Mike Redmond, R OBP: 0.500, SLG: 0.667		G6-3					F9			3	0	1	0	1	0	1							
Juan Castro, R OBP: 0.667, SLG: 0.500				G1-3				SH1-3		2	0	1	0	1	0	0							
<b>Inning Stats</b>	R: 0 E: 0 K: 0 S: 9	H: 0 LOB: 0 BB: 0 P: 11	R: 0 E: 0 K: 1 S: 7	H: 0 LOB: 0 BB: 0 P: 11	R: 0 E: 0 K: 0 S: 12	H: 0 LOB: 0 BB: 0 P: 14	R: 3 E: 0 K: 0 S: 14	H: 3 LOB: 0 BB: 0 P: 18	R: 0 E: 0 K: 0 S: 8	H: 2 LOB: 2 BB: 0 P: 14	R: 0 E: 0 K: 0 S: 5	H: 0 LOB: 0 BB: 0 P: 8	R: 0 E: 0 K: 0 S: 10	H: 2 LOB: 2 BB: 0 P: 13	R: 1 E: 0 K: 0 S: 12	H: 0 LOB: 2 BB: 2 P: 24	R: 0 E: 0 K: 0 S: 9	H: 0 LOB: 1 BB: 1 P: 17	1B: 5 2B: 1 3B: 0 HR: 1	SF: 1 SAC: 1 DP: 1 HBP: 1	WP: 0 PB: 0 SB: 0 CS: 0	PA: 38	
<b>PITCHER</b>	IP	WLS	BF	H	R	ER	SO	BB	IBB	HBP	BLK	WP	HR	S	P	ERA	WHIP						
Bobby Madritsch, L ERA: 6.23	4.1	L	17	4	3	3	1	0	0	0	0	0	1	46	60	6.23	0.923						
Ryan Franklin, R ERA: 2.25	3.0		13	3	1	1	0	2	0	0	0	0	0	24	39	3.00	1.667						
Ron Villone, L ERA:	0.1		3	0	0	0	0	1	0	1	0	0	0	5	11	0.00	3.000						
Jeff Nelson, R ERA:	1.1		5	0	0	0	0	1	0	0	0	0	0	11	20	0.00	0.750						

AB	31
R	4
H	7
RBI	4
BB	4
SO	1
LOB	13



Batter	1	2	3	4	5	6	7	8	9	AB	R	H	RBI	BB	SO	LOB	BOTTOM						
51 Ichiro Suzuki, L OBP: 0.500, SLG: 0.500	F7			F8						4	0	2	0	0	0	0	<b>Minnesota Twins @ Seattle Mariners</b> Safeco Field, Seattle, WA Wed Apr 06 2005, 3:35 PM PDT Att: 25,580 - Cloudy - 63 F						
7 Jeremy Reed, L	G4-3			G6-3						4	0	0	0	0	0	2							
29 Adrian Beltré, R OBP: 0.364, SLG: 0.455				G6-3						4	0	1	0	0	1	1							
Richie Sexson, R OBP: 0.455, SLG: 1.100	G1-3									4	0	1	0	0	0	1							
Bret Boone, R OBP: 0.364, SLG: 0.600										4	1	3	1	0	0	0							
Raul Ibanez, L OBP: 0.182, SLG: 0.182	P6			G4-6-3						4	0	1	0	0	0	2							
Randy Winn, S OBP: 0.200, SLG: 0.300	G3									3	0	2	0	0	0	0							
Dan Wilson, R	G6-3									3	0	0	0	0	0	4							
39 Wilson Valdez, R Greg Dobbs, L OBP: 0.500, SLG: 1.000 16 Willie Bloomquist, R				B5-3						2	0	0	0	0	0	0							
<b>Inning Stats</b>	R: 0 E: 0 K: 0 S: 8	H: 1 LOB: 1 BB: 0 P: 13	R: 1 E: 0 K: 0 S: 11	H: 1 LOB: 0 BB: 0 P: 16	R: 0 E: 0 K: 0 S: 4	H: 0 LOB: 0 BB: 0 P: 4	R: 0 E: 0 K: 0 S: 7	H: 2 LOB: 1 BB: 0 P: 10	R: 0 E: 0 K: 0 S: 6	H: 1 LOB: 0 BB: 0 P: 9	R: 0 E: 0 K: 0 S: 5	H: 1 LOB: 0 BB: 0 P: 6	R: 0 E: 0 K: 2 S: 12	H: 3 LOB: 2 BB: 0 P: 10	R: 0 E: 0 K: 2 S: 12	H: 1 LOB: 1 BB: 0 P: 15	R: 0 E: 0 K: 0 S: 9	H: 0 LOB: 0 BB: 0 P: 12	1B: 8 2B: 1 3B: 0 HR: 1	SF: 0 SAC: 0 DP: 3 HBP: 0	WP: 0 PB: 0 SB: 0 CS: 1	PA: 33	
<b>PITCHER</b>	IP	WLS	BF	H	R	ER	SO	BB	IBB	HBP	BLK	WP	HR	S	P	ERA	WHIP						
Carlos Silva, R ERA: 1.29	7.0	W	26	9	1	1	0	0	0	0	0	0	0	49	68	1.29	1.286						
Juan Rincon, R ERA:	1.0	H	4	1	0	0	2	0	0	0	0	0	0	12	15	0.00	1.000						
36 Joe Nathan, R ERA:	1.0	S	3	0	0	0	0	0	0	0	0	0	0	9	12	0.00	0.000						

AB	33
R	1
H	10
RBI	1
BB	0
SO	2
LOB	10



Batter	1	2	3	4	5	6	7	8	9	AB	R	H	RBI	BB	SO	LOB	TOP					
22 Scott Podsednik, L (1, 7) OBP: 0.333, SLG: 0.313	G5-3		G1		E5																	
Willie Harris, L (1, 4) OBP: 0.333, SLG: 0.333	2B		F7		G3																	
Carl Everett, S (1, 10) OBP: 0.353, SLG: 0.500	1B																					
14 Paul Konerko, R (1, 3) OBP: 0.467, SLG: 0.929	2B																					
23 Jermaine Dye, R (1, 9) OBP: 0.313, SLG: 0.500	1B																					
Aaron Rowand, R (1, 8) OBP: 0.133, SLG: 0.400																						
12 A.J. Pierzynski, L (1, 2) OBP: 0.375, SLG: 0.600																						
24 Joe Crede, R (1, 5) OBP: 0.071, SLG: 0.071																						
5 Juan Uribe, R (1, 6) OBP: 0.133, SLG: 0.077																						
<b>Inning Stats</b>	R: 1 E: 0 K: 1 S: 13	H: 2 LOB: 1 BB: 0 P: 17	R: 0 E: 0 K: 1 S: 8	H: 0 LOB: 0 BB: 0 P: 10	R: 0 E: 0 K: 0 S: 6	H: 0 LOB: 0 BB: 0 P: 9	R: 0 E: 0 K: 0 S: 11	H: 1 LOB: 1 BB: 1 P: 20	R: 0 E: 1 K: 0 S: 9	H: 1 LOB: 2 BB: 0 P: 13	R: 3 E: 0 K: 0 S: 18	H: 3 LOB: 0 BB: 0 P: 25	R: 1 E: 0 K: 0 S: 12	H: 2 LOB: 1 BB: 0 P: 17	R: 0 E: 0 K: 1 S: 12	H: 1 LOB: 1 BB: 0 P: 20	R: 0 E: 0 K: 0 S: 5	H: 1 LOB: 1 BB: 1 P: 13	1B: 7 2B: 2 3B: 0 HR: 2	SF: 0 SAC: 1 DP: 1 HBP: 0	WP: 0 PB: 0 SB: 2 CS: 1	PA: 39
<b>PITCHER</b>	IP	WLS	BF	H	R	ER	SO	BB	IBB	HBP	BLK	WP	HR	S	P	ERA	WHIP					
Kyle Lohse, R (1, 1) ERA: 6.75	5.1	L	24	7	4	4	2	1	0	0	0	0	2	63	92	6.75	1.500					
26 Jesse Crain, R (6, 1) ERA:	0.2		2	0	0	0	0	0	0	0	0	0	0	2	24	0.00	0.000					
Joe Mays, R (7, 1) ERA: 4.5	2.0		9	3	1	1	1	0	0	0	0	0	0	24	37	4.50	1.500					
54 Matt Guerrier, R (9, 1) ERA:	1.0		4	1	0	0	0	1	0	0	0	0	0	5	13	0.00	2.000					

Chicago White Sox @ Minnesota Twins  
Hubert H. Humphrey Metrodome, Minneapolis, MN

AB 36  
R 5  
H 11  
RBI 5  
BB 2  
SO 3  
LOB 16



WP: 0 PA: 39  
PB: 0  
SB: 2  
CS: 1

Batter	1	2	3	4	5	6	7	8	9	AB	R	H	RBI	BB	SO	LOB	BOTTOM					
Shannon Stewart, R (1, 7) OBP: 0.222, SLG: 0.222	F8		G6-4-3		G6-3																	
Jason Bartlett, R (1, 6) OBP: 0.385, SLG: 0.462	K		2B		1B																	
7 Joe Mauer, L (1, 2) OBP: 0.308, SLG: 0.333	2B		G3		F8																	
Matthew LeCroy, R (1, 3) OBP: 0.375, SLG: 0.714	G5-3																					
Tori Hunter, R (1, 8) OBP: 0.116, SLG: 0.063																						
Jacque Jones, L (1, 9) OBP: 0.436, SLG: 0.769																						
20 Lew Ford, R (1, 10) OBP: 0.083, SLG: 0.083																						
5 Michael Cuddyer, R (1, 5) OBP: 0.133, SLG: 0.133																						
Luis Rivas, R (1, 4) OBP: 0.400, SLG: 0.400																						
<b>Inning Stats</b>	R: 0 E: 0 K: 1 S: 11	H: 1 LOB: 1 BB: 0 P: 19	R: 0 E: 0 K: 1 S: 10	H: 0 LOB: 0 BB: 0 P: 17	R: 1 E: 0 K: 0 S: 11	H: 3 LOB: 1 BB: 0 P: 18	R: 0 E: 0 K: 0 S: 9	H: 1 LOB: 2 BB: 0 P: 11	R: 0 E: 0 K: 1 S: 5	H: 0 LOB: 0 BB: 0 P: 6	R: 0 E: 0 K: 2 S: 11	H: 0 LOB: 0 BB: 0 P: 14	R: 0 E: 0 K: 2 S: 10	H: 1 LOB: 1 BB: 0 P: 14	R: 0 E: 0 K: 1 S: 9	H: 1 LOB: 1 BB: 0 P: 15	1B: 5 2B: 3 3B: 0 HR: 0	SF: 0 SAC: 0 DP: 1 HBP: 1	WP: 0 PB: 0 SB: 0 CS: 0	PA: 35		
<b>PITCHER</b>	IP	WLS	BF	H	R	ER	SO	BB	IBB	HBP	BLK	WP	HR	S	P	ERA	WHIP					
Orlando Hernandez, R (1, 1) ERA: 1.29	7.0	W	27	6	1	1	5	0	0	1	0	0	0	70	104	1.29	0.857					
Dustin Hermanson, R (8, 1) ERA:	2.0		8	2	0	0	3	0	0	0	0	0	0	19	29	0.00	1.000					

Chicago White Sox @ Minnesota Twins  
Hubert H. Humphrey Metrodome, Minneapolis, MN

AB 34  
R 1  
H 8  
RBI 1  
BB 0  
SO 8  
LOB 15



WP: 0 PA: 35  
PB: 0  
SB: 0  
CS: 0


Batter	1	2	3	4	5	6	7	8	9	AB	R	H	RBI	BB	SO	LOB	TOP			
22 Scott Podsednik, L (1, 7) OBP: 0.318, SLG: 0.300	F7		2B SF9 1B		G4-3		FC6-4 PB			4	2	1	1	0	0	1	<b>Chicago White Sox @ Minnesota Twins</b> Hubert H. Humphrey Metrodome, Minneapolis, MN Sat Apr 09 2005, 7:10 PM EDT Att: 41,533 - Dome - 70 F			
Tadahito Iguchi, R (1, 4) OBP: 0.353, SLG: 0.467	E5 HR		SF9 2B			G5-3	G6-3			4	1	1	0	0	0	0				
Carl Everett, S (1, 10) OBP: 0.333, SLG: 0.632	HR		SF9		F9			G6-3		3	1	1	3	0	0	0				
14 Paul Konerko, R (1, 3) OBP: 0.421, SLG: 0.944	K		G6-3			K		HR		4	1	1	1	0	2	1				
Timo Perez, L (1, 9) OBP: 0.200, SLG: 0.800	P5			F7			HR	F7		4	1	1	1	0	0	0				
Aaron Rowand, R (1, 8) OBP: 0.158, SLG: 0.368		G4-3		F9			24 1B 5 1B	G5-6-3		4	1	1	0	0	0	0				
12 A.J. Pierzynski, L (1, 2) OBP: 0.300, SLG: 0.474	P5			F7			L8		P6	4	0	0	0	0	0	1				
24 Joe Crede, R (1, 5) OBP: 0.111, SLG: 0.111	G4-3			G6-3			5 1B 22 FC6-4	G5-3		4	1	1	0	0	0	0				
5 Juan Uribe, R (1, 6) OBP: 0.158, SLG: 0.118			G5-3		L7		22 FC6-4 1-3 2-H		P2	4	0	1	1	0	0	0				
<b>Inning Stats</b>	R: 2 E: 1 K: 1 S: 14	H: 1 LOB: 0 BB: 0 P: 19	R: 0 E: 0 K: 0 S: 8	H: 0 LOB: 0 BB: 0 P: 12	R: 1 E: 0 K: 0 S: 13	H: 2 LOB: 1 BB: 0 P: 17	R: 0 E: 0 K: 0 S: 7	H: 0 LOB: 0 BB: 0 P: 10	R: 0 E: 0 K: 1 S: 9	H: 0 LOB: 0 BB: 0 P: 12	R: 4 E: 1 K: 0 S: 18	H: 4 LOB: 0 BB: 0 P: 28	R: 1 E: 0 K: 0 S: 5	H: 1 LOB: 0 BB: 0 P: 5	R: 0 E: 0 K: 0 S: 7	H: 0 LOB: 0 BB: 0 P: 7		1B: 4 2B: 1 3B: 0 HR: 3	SF: 1 SAC: 0 DP: 0 HBP: 0	WP: 0 PB: 0 CS: 0
<b>PITCHER</b>	IP WLS BF H R ER SO BB IBB HBP BLK WP HR S P ERA WHIP																			
Brad Radke, R (1, 1) ERA: 6.08	6.1 L 26 6 6 5 2 0 0 0 0 0 0 2 68 92 7.11 0.947																			
28 Jesse Crain, R (7, 1) ERA:	0.0 1 1 0 0 0 0 0 0 0 0 0 0 3 6 ∞ ∞																			
J.C. Romero, L (7, 1) ERA:	0.2 2 0 1 0 0 0 0 0 0 0 0 0 4 7 0.00 0.000																			
Terry Mulholland, L (8, 1) ERA: 3.0	2.0 7 1 1 1 0 0 0 0 0 0 0 1 12 12 4.50 0.500																			


Batter	1	2	3	4	5	6	7	8	9	AB	R	H	RBI	BB	SO	LOB	BOTTOM			
Shannon Stewart, R (1, 7) OBP: 0.217, SLG: 0.348	G4-3		F7		HR		F9		F9	5	1	1	3	0	0	1	<b>Chicago White Sox @ Minnesota Twins</b> Hubert H. Humphrey Metrodome, Minneapolis, MN Sat Apr 09 2005, 7:10 PM EDT Att: 41,533 - Dome - 70 F			
Jason Bartlett, R (1, 6) OBP: 0.385, SLG: 0.471	G4-3		L6		P6		7 2B BB		7 1B 2B	4	1	1	0	1	0	1				
7 Joe Mauer, L (1, 2) OBP: 0.333, SLG: 0.412	G6-3			L5	K		2B		2B	5	0	2	1	0	1	0				
Matthew LeCroy, R (1, 3) OBP: 0.385, SLG: 0.667		F9		2B		2B	F9		K	5	0	2	0	0	1	3				
Tori Hunter, R (1, 8) OBP: 0.190, SLG: 0.350	G3-1		G6-3		G6-3		2B		HR	4	1	2	1	0	0	1				
Jacque Jones, L (1, 9) OBP: 0.400, SLG: 0.647		20 1B 1B		G4-3		L3		L8		4	0	1	0	0	0	3				
20 Lew Ford, R (1, 10) OBP: 0.250, SLG: 0.250		1B			FC4-6 8 1B 5 1B HR		5 G5-4-3 1B		K	4	1	3	0	0	1	0				
5 Michael Cuddyer, R (1, 5) OBP: 0.158, SLG: 0.158		G6-3			8 FC4-6 1B		5 G5-4-3 1B		K	4	0	1	0	0	1	5				
8 Nick Punto, S (1, 4) OBP: 0.333, SLG: 0.375			L6 2B		FC4-6 HR		K		F7	4	1	1	0	0	1	2				
<b>Inning Stats</b>	R: 0 E: 0 K: 0 S: 4	H: 0 LOB: 0 BB: 0 P: 7	R: 0 E: 0 K: 0 S: 10	H: 2 LOB: 2 BB: 0 P: 15	R: 0 E: 0 K: 0 S: 11	H: 1 LOB: 0 BB: 0 P: 15	R: 0 E: 0 K: 0 S: 7	H: 1 LOB: 1 BB: 0 P: 11	R: 0 E: 0 K: 1 S: 19	H: 3 LOB: 0 BB: 0 P: 24	R: 0 E: 0 K: 0 S: 9	H: 3 LOB: 2 BB: 0 P: 12	R: 0 E: 0 K: 2 S: 8	H: 1 LOB: 1 BB: 0 P: 15	R: 1 E: 0 K: 1 S: 15	H: 2 LOB: 1 BB: 0 P: 20		1B: 7 2B: 6 3B: 0 HR: 2	SF: 0 SAC: 0 DP: 2 HBP: 0	WP: 0 PB: 0 CS: 0
<b>PITCHER</b>	IP WLS BF H R ER SO BB IBB HBP BLK WP HR S P ERA WHIP																			
Jon Garland, R (1, 1) ERA: 4.5	6.0 W 26 10 3 3 1 1 0 0 0 0 0 1 60 84 4.50 1.667																			
Damaso Marte, L (7, 1) ERA: 3.66	1.1 7 2 1 1 1 1 0 0 0 0 0 1 14 27 6.75 2.250																			
Cliff Politte, R (8, 1) ERA: 5.4	1.1 6 2 1 1 2 0 0 0 0 0 0 0 18 26 6.75 1.500																			
Shingo Takatsu, R (9, 1) ERA: 13.5	0.1 S 1 0 0 0 1 0 0 0 0 0 0 0 3 4 0.00 0.000																			

Batter	1	2	3	4	5	6	7	8	9	AB	R	H	RBI	BB	SO	LOB	TOP										
<b>38 Pablo Ozuna, R</b> OBP: 0.250, SLG: 0.250	1-1 2B SF9 1B		1-1 SH1-3		0-3 K		1-3 K		0-1 G3-1	4	1	1	0	0	2	2	<b>Chicago White Sox @ Minnesota Twins</b> Hubert H. Humphrey Metrodome, Minneapolis, MN Sun Apr 10 2005, 8:05 PM EDT Att: 28,089 - Dome - 70 F <a href="http://livebaseballscorecards.com">livebaseballscorecards.com</a>										
<b>Tadahito Iguchi, R</b> OBP: 0.381, SLG: 0.556	2-2 SF9 2B		0-2 SF8		2-2 1B		0-2 G5-3			3	0	2	1	0	0	1											
<b>Carl Everett, S</b> OBP: 0.360, SLG: 0.636	0-2 SF9		3-H 0-1 1B		0-0 1-3 1B			0-3 K		3	0	2	1	0	1	0											
<b>14 Paul Konerko, R</b> OBP: 0.391, SLG: 0.810	0-0 F8		0-3 K		1-3 K			4-2 BB		3	0	0	0	1	2	4											
<b>23 Jermaine Dye, R</b> OBP: 0.300, SLG: 0.421	1-0 P6			4-1 FC5-4 BB		1-3 K		2-3 K		3	0	0	0	1	2	2											
<b>Aaron Rowand, R</b> OBP: 0.130, SLG: 0.304		3-2 G6-3		0-0 FC5-4		0-3 K		2-2 F9		4	0	0	0	0	1	2											
<b>12 A.J. Pierzynski, L</b> OBP: 0.292, SLG: 0.435		2-2 G5-3		1-3 K		0-0 G3			0-0 PB 1B	4	0	1	0	0	1	1											
<b>24 Joe Crede, R</b> OBP: 0.143, SLG: 0.190		1-3 K		0-3 K			1-2 2B		1-2 F8	3	0	1	0	0	2	1											
<b>22 Scott Podsednik, L</b> OBP: 0.304, SLG: 0.286										1	0	0	0	0	0	1											
<b>5 Juan Uribe, R</b> OBP: 0.182, SLG: 0.150			1-2 SH1-3 SF8 1B		2-3 K			2-3 K		3	1	1	0	0	2	1											
<b>Willie Harris, L</b> OBP: 0.286, SLG: 0.286								1-2 K		1	0	0	0	0	1	1											
<b>Inning Stats</b>	R: 1 E: 0 K: 0 S: 12	H: 2 LOB: 1 BB: 0 P: 16	R: 0 E: 0 K: 1 S: 9	H: 0 LOB: 0 BB: 0 P: 15	R: 1 E: 0 K: 1 S: 15	H: 2 LOB: 1 BB: 0 P: 17	R: 0 E: 0 K: 2 S: 9	H: 0 LOB: 1 BB: 1 P: 14	R: 0 E: 0 K: 3 S: 14	H: 2 LOB: 2 BB: 0 P: 19	R: 0 E: 0 K: 2 S: 7	H: 0 LOB: 0 BB: 0 P: 8	R: 0 E: 0 K: 2 S: 16	H: 1 LOB: 1 BB: 0 P: 19	R: 0 E: 0 K: 2 S: 11	H: 0 LOB: 1 BB: 1 P: 19	R: 0 E: 0 K: 1 S: 9	H: 1 LOB: 1 BB: 0 P: 12	1B: 6 2B: 2 3B: 0 HR: 0	SF: 2 SAC: 1 DP: 0 HBP: 0	WP: 0 PB: 1 CS: 1	PA: 37					
<b>PITCHER</b>	IP	WLS	BF	H	R	ER	SO	BB	IBB	HBP	BLK	WP	HR	S	P	ERA	WHIP										
<b>Johan Santana, L</b> ERA: 4.5	(1, 1)	7.0	W	29	7	2	2	11	1	0	0	0	0	82	108	2.57	1.143										
<b>Juan Rincon, R</b> ERA:	(8, 1)	1.0	H	4	0	0	0	2	1	0	0	0	0	11	19	0.00	1.000										
<b>36 Joe Nathan, R</b> ERA:	(9, 1)	1.0	S	4	1	0	0	1	0	0	0	0	0	9	12	0.00	1.000										

Batter	1	2	3	4	5	6	7	8	9	AB	R	H	RBI	BB	SO	LOB	BOTTOM										
<b>Shannon Stewart, R</b> OBP: 0.259, SLG: 0.346	4-1 G3 BB		1-1 F8	2-1 G1-3			0-0 G3-1 SH1-3 1B			3	0	1	0	1	0	2	<b>Chicago White Sox @ Minnesota Twins</b> Hubert H. Humphrey Metrodome, Minneapolis, MN Sun Apr 10 2005, 8:05 PM EDT Att: 28,089 - Dome - 70 F <a href="http://livebaseballscorecards.com">livebaseballscorecards.com</a>										
<b>Juan Castro, R</b> OBP: 0.697, SLG: 0.600	0-1 G3		1-2 1B HR		1-0 BB 7 BB FC6-4 1B		0-0 SH1-3			3	2	2	0	0	0	1											
<b>7 Joe Mauer, L</b> OBP: 0.318, SLG: 0.350	0-0 F7		0-3 K		4-1 FC6-4 BB		0-2 G3-1		2-3 K	3	0	0	0	1	1	4											
<b>Matthew LeCroy, R</b> OBP: 0.412, SLG: 0.600	0-2 F7		2-1 HR 1B		4-2 FC6-4 BB		1-3 K			3	1	1	1	1	1	2											
<b>Tori Hunter, R</b> OBP: 0.200, SLG: 0.458		1-1 G6-3	3-1 HR		0-0 FC6-4 20 G6-4-3		0-1 E1 5 S 20 S			4	1	1	4	0	0	2											
<b>20 Lew Ford, R</b> OBP: 0.200, SLG: 0.200		3-1 F9	2-2 F9		0-0 G6-4-3		1-3 K		1-2 K	4	0	0	0	0	1	3											
<b>5 Michael Cuddyer, R</b> OBP: 0.174, SLG: 0.217		0-2 2B			0-0 F8		1-2 G4-3		0-3 K	4	0	1	0	0	1	1											
<b>Corky Miller, R</b>		0-1 F8		2-1 E4 G4-3		1-2 G5-3		0-0 F9		4	0	0	0	0	0	2											
<b>Luis Rivas, R</b> OBP: 0.385, SLG: 0.385			0-0 1B F8 1B		0-1 G4-3		1-1 G6-3			3	1	1	0	0	0	1											
<b>Inning Stats</b>	R: 0 E: 0 K: 0 S: 7	H: 0 LOB: 1 BB: 1 P: 11	R: 0 E: 0 K: 0 S: 9	H: 1 LOB: 0 BB: 0 P: 13	R: 4 E: 0 K: 1 S: 16	H: 4 LOB: 0 BB: 0 P: 25	R: 0 E: 1 K: 0 S: 7	H: 0 LOB: 1 BB: 0 P: 11	R: 1 E: 0 K: 0 S: 6	H: 1 LOB: 1 BB: 2 P: 15	R: 0 E: 0 K: 0 S: 8	H: 0 LOB: 0 BB: 0 P: 11	R: 0 E: 0 K: 1 S: 13	H: 1 LOB: 1 BB: 0 P: 14	R: 0 E: 1 K: 2 S: 9	H: 0 LOB: 1 BB: 0 P: 10		R: 0 E: 0 K: 2 S: 9	H: 0 LOB: 1 BB: 0 P: 10	1B: 5 2B: 1 3B: 0 HR: 1	SF: 0 SAC: 1 DP: 1 HBP: 0	WP: 0 PB: 0 SB: 2 CS: 0	PA: 35				
<b>PITCHER</b>	IP	WLS	BF	H	R	ER	SO	BB	IBB	HBP	BLK	WP	HR	S	P	ERA	WHIP										
<b>56 Mark Buehrle, L</b> ERA: 3.0	(1, 1)	7.0	L	31	7	5	2	3	0	0	0	0	0	66	100	6.43	1.429										
<b>Cliff Politte, R</b> ERA: 3.35	(8, 1)	1.0		4	0	0	0	2	0	0	0	0	0	9	10	0.00	0.000										



Batter	1	2	3	4	5	6	7	8	9	AB	R	H	RBI	BB	SO	LOB	TOP									
20 Omar Infante, R OBP: 0.286, SLG: 0.280	G5-3		G6-4-3 1B		SH1-3		G6-4-3 1B		P2	4	0	2	1	0	0	0	<b>Detroit Tigers @ Minnesota Twins</b> Hubert H. Humphrey Metrodome, Minneapolis, MN Tue Apr 12 2005, 8:10 PM EDT Att: 15,071 - Dome - 70 F  <b>AB 32</b> <b>R 4</b> <b>H 7</b> <b>RBI 4</b> <b>BB 4</b> <b>SO 8</b> <b>LOB 13</b> 									
9 Carlos Guillen, S OBP: 0.463, SLG: 0.440	1B BB		G6-4-3		G6-3		E6			3	1	0	0	1	0	3										
Ivan Rodriguez, R OBP: 0.321, SLG: 0.393	1B		K		G6-3		K			4	0	1	0	0	2	3										
30 Magglio Ordonez, R Nook Logan, S OBP: 0.200, SLG: 0.200	K				K		F8		G5-3	4	0	0	0	0	2	2										
Dmitri Young, S OBP: 0.419, SLG: 0.857	1B				F8		G4-3		K	4	0	1	1	0	1	0										
Rondell White, R OBP: 0.360, SLG: 0.458	F7				G6-3		L7		1B	4	0	1	0	0	0	2										
Carlos Pena, L OBP: 0.493, SLG: 0.400			G6-4-3 BB		HR BB		L3		K	2	1	0	0	2	1	1										
Craig Monroe, R OBP: 0.296, SLG: 0.400	G6-4-3				HR		15 20 1B		G6-3	4	2	2	2	0	0	1										
15 Brandon Inge, R OBP: 0.429, SLG: 0.583	F9				G6-3 20 SH1-3 BB		K		K	3	0	0	0	1	2	1										
<b>Inning Stats</b>	R: 1 E: 0 K: 1 S: 14	H: 2 LOB: 2 BB: 1 P: 23	R: 0 E: 0 K: 0 S: 9	H: 0 LOB: 0 BB: 1 P: 14	R: 0 E: 0 K: 1 S: 6	H: 1 LOB: 0 BB: 0 P: 6	R: 0 E: 0 K: 1 S: 9	H: 0 LOB: 0 BB: 0 P: 14	R: 2 E: 0 K: 0 S: 15	H: 1 LOB: 1 BB: 2 P: 27	R: 0 E: 0 K: 0 S: 8	H: 0 LOB: 0 BB: 0 P: 8	R: 1 E: 1 K: 2 S: 15	H: 2 LOB: 2 BB: 0 P: 21	R: 0 E: 0 K: 2 S: 11	H: 1 LOB: 1 BB: 0 P: 16	R: 0 E: 0 K: 1 S: 9	H: 0 LOB: 0 BB: 0 P: 12	1B: 6 2B: 0 3B: 0 HR: 1	SF: 0 SAC: 1 DP: 2 HBP: 0	WP: 0 PB: 0 SB: 1 CS: 0	PA: 37				
<b>PITCHER</b>	IP	WLS	BF	H	R	ER	SO	BB	IBB	HBP	BLK	WP	HR	S	P	ERA	WHIP									
Joe Mays, R ERA: 5.14	(1, 1)	5.0	21	4	3	3	3	4	0	0	0	0	0	1	53	84	5.40	1.600								
Terry Mulholland, L ERA: 4.15	(6, 1)	1.1	5	1	1	1	0	0	0	0	0	0	0	0	12	14	6.75	0.750								
28 Jesse Crain, R ERA:	(7, 1)	0.1	2	1	0	0	1	0	0	0	0	0	0	6	9	0.00	3.000									
J.C. Romero, L ERA:	(7, 1)	1.1	6	1	0	0	3	0	0	0	0	0	0	16	22	0.00	0.750									
Juan Rincon, R ERA:	(9, 1)	1.0	W	3	0	0	1	0	0	0	0	0	0	9	12	0.00	0.000									

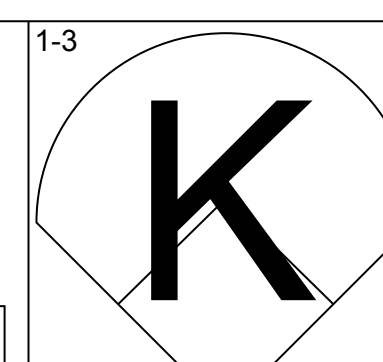
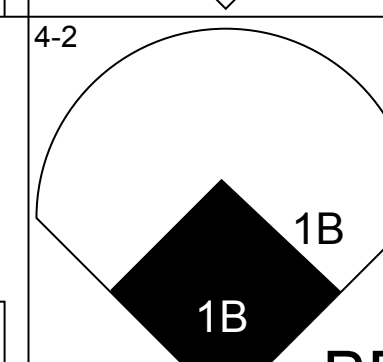
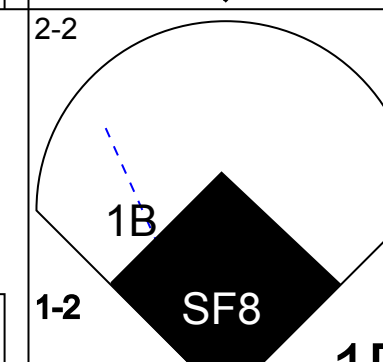
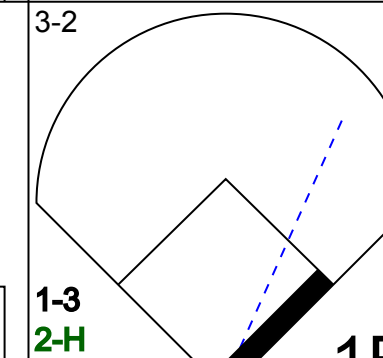
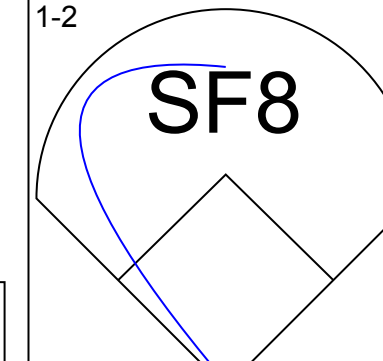
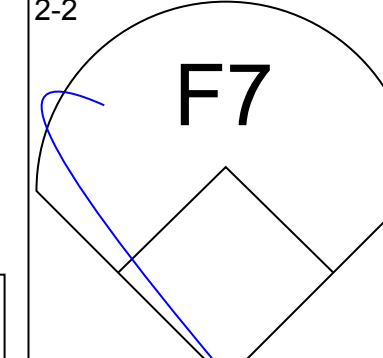

Batter	1	2	3	4	5	6	7	8	9	AB	R	H	RBI	BB	SO	LOB	BOTTOM								
Shannon Stewart, R OBP: 0.281, SLG: 0.387	G6-3		K		FC4-6 1B		K		1-3 2-H 2B	5	0	2	1	0	2	0	<b>Detroit Tigers @ Minnesota Twins</b> Hubert H. Humphrey Metrodome, Minneapolis, MN Tue Apr 12 2005, 8:10 PM EDT Att: 15,071 - Dome - 70 F  <b>AB 31</b> <b>R 5</b> <b>H 9</b> <b>RBI 5</b> <b>BB 4</b> <b>SO 4</b> <b>LOB 12</b> 								
Jason Bartlett, R OBP: 0.409, SLG: 0.600	F8		HR		FC4-6		F8 7 BB BB			3	2	1	1	1	0	1									
7 Joe Mauer, L OBP: 0.346, SLG: 0.348	G6-3		G4-3		E5 1B G4-3 1B		E 1B 2-1 BB			3	1	1	0	1	0	0									
Matthew LeCroy, R OBP: 0.333, SLG: 0.474	F9				G6-3		G5-3		F8	4	0	0	0	0	0	3									
Tori Hunter, R OBP: 0.276, SLG: 0.481	BB HBP				K		G4-3 S 1B		E 1B	3	0	2	1	0	1	0									
Jacque Jones, L OBP: 0.417, SLG: 0.600	BB				20 CS 1B		G4-3		L9	3	0	1	1	1	0	3									
20 Lew Ford, R OBP: 0.208, SLG: 0.208	F9				CS		L5		2-1	4	1	1	0	0	0	3									
5 Michael Cuddyer, R OBP: 0.192, SLG: 0.346	K						F7		SH1-4 1B	3	1	1	1	0	1	2									
Luis Rivas, R OBP: 0.313, SLG: 0.313					G4-3		G4-1		2B BB	3	0	0	0	0	0	0									
8 Nick Punto, S OBP: 0.400, SLG: 0.375	G5-3									0	0	0	0	1	0	0									
<b>Inning Stats</b>	R: 0 E: 0 K: 0 S: 11	H: 0 LOB: 0 BB: 0 P: 17	R: 0 E: 0 K: 1 S: 15	H: 0 LOB: 1 BB: 1 P: 27	R: 1 E: 0 K: 1 S: 8	H: 1 LOB: 0 BB: 0 P: 10	R: 0 E: 0 K: 1 S: 6	H: 1 LOB: 0 BB: 0 P: 9	R: 1 E: 0 K: 0 S: 11	H: 2 LOB: 1 BB: 0 P: 18	R: 1 E: 1 K: 0 S: 11	H: 2 LOB: 1 BB: 0 P: 16	R: 0 E: 0 K: 1 S: 8	H: 0 LOB: 0 BB: 0 P: 14	R: 1 E: 1 K: 0 S: 9	H: 1 LOB: 2 BB: 2 P: 24	R: 1 E: 0 K: 0 S: 5	H: 2 LOB: 2 BB: 1 P: 9	1B: 6 2B: 1 3B: 0 HR: 2	SF: 0 SAC: 1 DP: 0 HBP: 1	WP: 0 PB: 0 SB: 1 CS: 1	PA: 38			
<b>PITCHER</b>	IP	WLS	BF	H	R	ER	SO	BB	IBB	HBP	BLK	WP	HR	S	P	ERA	WHIP								
Mike Maroth, L ERA: 7.27	(1, 1)	5.0	21	5	3	2	3	1	0	0	0	0	0	4	7	0.00	3.000								
Franklyn German, R ERA: 3.66	(6, 1)	0.1	H	2	1	0	0	0	0	0	0	0	0	4	5	0.00	0.000								
Jamie Walker, L ERA: 2.7	(6, 1)	0.1	B	1	0	0	0	0	0	0	0	0	0	4	5	0.00	0.000								
Kyle Farnsworth, R ERA:	(6, 1)	1.1	4	0	0	0	1	0	0	0	0	0	0	10	17	0.00	0.000								
Ugueth Urbina, R ERA: 9.0	(8, 1)	1.0	B	6	1	1	1	2	0	0	0	0	0	9	24	9.00	3.000								
<b>PITCHER</b>	IP	WLS	BF	H	R	ER	SO	BB	IBB	HBP	BLK	WP	HR	S	P	ERA	WHIP								
Troy Percival, R ERA: 8.1	(9, 1)	0.1	L	4	2	1	0	1	0	0	0	0	0	5	9	27.00	9.000								



Batter	1	2	3	4	5	6	7	8	9	AB R H RBI BB SO LOB	TOP									
20 Omar Infante, R OBP: 0.242, SLG: 0.233	3-2 P4		0-0 P6			1-3 K	1-3 K		1-2 P6	5 0 0 0 0 2 3	Detroit Tigers @ Minnesota Twins Hubert H. Humphrey Metrodome, Minneapolis, MN Wed Apr 13 2005, 8:10 PM EDT Att: 16,067 - Dome - 70 F									
15 Brandon Inge, R OBP: 0.438, SLG: 0.679	1-1 HR		0-2 F7			2-1 BB 1B		1-3 K		4 2 2 1 0 1 0										
Ivan Rodriguez, R OBP: 0.344, SLG: 0.387	1-0 G5-3			1-2 G4-6-3 1B		4-2 BB 1B SF9		1-3 K		3 1 1 0 1 1 0										
Dmitri Young, S OBP: 0.429, SLG: 0.813	0-3 K			0-0 G4-6-3 1-2		0-1 BB		2-1		4 0 2 1 0 1 1										
Rondell White, R OBP: 0.345, SLG: 0.481		2-1 1B 2B		1-0 G6-3		0-1 SF9		1-3 K		3 1 1 1 0 1 1										
Carlos Pena, L OBP: 0.485, SLG: 0.458		0-1 G6-4-3 2H 1B			2-3 K	3-2 G3		0-0 1B 2B		4 0 2 1 0 1 1										
Craig Monroe, R OBP: 0.298, SLG: 0.345		0-1 G6-4-3 1-2			1-3 K		0-2 G5-3	2-2 P4		4 0 0 0 0 1 2										
33 Marcus Thames, R OBP: 0.250, SLG: 0.545		1-3 K			0-0 1B		3-2 1B	3-3 K		4 0 2 0 0 2 1										
Jason Smith, L OBP: 0.125, SLG: 0.125			2-1 G6-3		1-3 K		1-2 K	0-0 20 S 1B		4 0 1 0 0 2 2										
<b>Inning Stats</b>	R: 1 E: 0 K: 1 S: 9	H: 1 LOB: 0 BB: 0 P: 14	R: 1 E: 0 K: 1 S: 10	H: 2 LOB: 0 BB: 0 P: 13	R: 0 E: 0 K: 0 S: 6	H: 1 LOB: 0 BB: 0 P: 8	R: 0 E: 0 K: 3 S: 10	H: 1 LOB: 1 BB: 0 P: 14	R: 0 E: 0 K: 1 S: 18	H: 1 LOB: 1 BB: 0 P: 27	R: 0 E: 0 K: 3 S: 12	H: 1 LOB: 1 BB: 0 P: 17	R: 0 E: 0 K: 3 S: 11	H: 1 LOB: 1 BB: 0 P: 16	R: 0 E: 0 K: 1 S: 13	H: 2 LOB: 2 BB: 0 P: 19	1B: 8 2B: 2 3B: 0 HR: 1	SF: 1 SAC: 0 DP: 2 HBP: 0	WP: 0 PB: 0 SB: 1 CS: 0	PA: 37
<b>PITCHER</b>	IP WLS BF H R ER SO BB IBB HBP BLK WP HR S P ERA WHIP											IP WLS BF H R ER SO BB IBB HBP BLK WP HR S P ERA WHIP								
Kyle Lohse, R ERA: 6.17	(1, 1) 6.1 W 26 8 4 4 6 1 0 0 0 0 0 1 65 93 5.68 1.421																			
J.C. Romero, L ERA:	(7, 1) 0.2 H 2 0 0 0 2 0 0 0 0 0 0 0 6 8 0.00 0.000																			
Juan Rincon, R ERA:	(8, 1) 1.0 H 4 1 0 0 3 0 0 0 0 0 0 0 11 16 0.00 1.000																			
36 Joe Nathan, R ERA:	(9, 1) 1.0 5 2 0 0 1 0 0 0 0 0 0 0 13 19 0.00 2.000																			

Batter	1	2	3	4	5	6	7	8	9	AB R H RBI BB SO LOB	BOTTOM							
Shannon Stewart, R OBP: 0.270, SLG: 0.389	F9			2-0 F9 HR 2B		1-2 G1-3		1 SAFE 1-1 G5-3		5 1 1 0 0 0 4	Detroit Tigers @ Minnesota Twins Hubert H. Humphrey Metrodome, Minneapolis, MN Wed Apr 13 2005, 8:10 PM EDT Att: 16,067 - Dome - 70 F							
Jason Bartlett, R OBP: 0.407, SLG: 0.560	0-1 7 BB 2B	0-1 7 BB 1B		0-0 F9		0-0 G5-3		2-1 F9		5 1 2 0 0 0 2								
7 Joe Mauer, L OBP: 0.419, SLG: 0.444	1-0 2B 1B	4-1 BB 1B		1-0 G4-3		1-1 20 HBP 2B		2-1 2H 1B		4 1 3 1 1 0 1								
Terry Liffie, S OBP: 0.600, SLG: 1.500	0-2 1B 2B	4-0 G3-6-1 BB		0-1 1B HR		0-1 G6-3		0-2 L4		4 2 2 3 1 0 2								
Tori Hunter, R OBP: 0.273, SLG: 0.452	2-1 HR 1B	1-2 P3		0-0 F9		0-1 G6-3				4 1 1 2 0 0 4								
Jacque Jones, L OBP: 0.425, SLG: 0.696	2H 3H 1B	0-2 G3-6-1			1-2 F8		4-2 20 HBP BB			3 1 1 2 1 0 3								
20 Lew Ford, R OBP: 0.250, SLG: 0.259	0-2 5 BB 2B		2-1 P4		2-0 P5		2-1 5 FC6-4 HBP			3 0 1 0 0 0 0								
5 Michael Cuddyer, R OBP: 0.200, SLG: 0.333	3-2 L5-4 8 BB 1B		2-2 G6-3		2-2 P6		2-2 FC6-4			4 0 1 0 0 0 3								
8 Nick Punto, S OBP: 0.429, SLG: 0.300	4-0 1B BB				2-3 K		2-3 K	4-2 7 BB G5-3		2 1 0 0 2 2 0								
<b>Inning Stats</b>	R: 5 E: 0 K: 0 S: 24	H: 7 LOB: 2 BB: 1 P: 36	R: 0 E: 0 K: 0 S: 9	H: 1 LOB: 2 BB: 2 P: 18	R: 0 E: 0 K: 1 S: 8	H: 0 LOB: 0 BB: 0 P: 14	R: 2 E: 0 K: 0 S: 6	H: 2 LOB: 0 BB: 0 P: 9	R: 0 E: 0 K: 1 S: 7	H: 0 LOB: 0 BB: 0 P: 10	R: 0 E: 0 K: 0 S: 12	H: 1 LOB: 3 BB: 1 P: 22	R: 1 E: 0 K: 0 S: 12	H: 1 LOB: 1 BB: 1 P: 21	1B: 6 2B: 5 3B: 0 HR: 2	SF: 0 SAC: 0 DP: 2 HBP: 1	WP: 0 PB: 0 SB: 1 CS: 0	PA: 40
<b>PITCHER</b>	IP WLS BF H R ER SO BB IBB HBP BLK WP HR S P ERA WHIP											IP WLS BF H R ER SO BB IBB HBP BLK WP HR S P ERA WHIP						
Jason Johnson, R ERA: 6.43	(1, 1) 0.1 L 17 3 2 2 1 2 0 0 0 0 0 1 34 57 3.86 1.071																	
Matt Ginter, R ERA: 2.57	(1, 1) 4.2 17 3 2 2 1 2 0 0 0 0 0 1 34 57 3.86 1.071																	
Franklyn Gorman, R ERA: 2.08	(6, 1) 2.0 9 1 0 0 1 1 0 1 0 0 0 0 19 32 0.00 1.000																	
Jamie Walker, L ERA: 4.15	(8, 1) 1.0 5 1 1 1 0 1 0 0 0 0 0 0 12 21 9.00 2.000																	



Batter	1	2	3	4	5	6	7	8	9	AB	R	H	RBI	BB	SO	LOB	TOP								
15 Brandon Inge, R OBP: 0.405, SLG: 0.606			G5-3						K	5	0	1	0	0	2	3	<b>Detroit Tigers @ Minnesota Twins</b> Hubert H. Humphrey Metrodome, Minneapolis, MN Thu Apr 14 2005, 8:10 PM EDT Att: 14,344 - Dome - 70 F <a href="http://livebaseballscorecards.com">livebaseballscorecards.com</a>								
9 Carlos Guillen, S OBP: 0.455, SLG: 0.393			G6-3				K			3	1	0	0	1	1										
Ivan Rodriguez, R OBP: 0.361, SLG: 0.400			G4-3				1B		P4	4	2	2	0	0	0										
Dmitri Young, S OBP: 0.436, SLG: 0.778				G6-3			1B		G4-3	4	0	2	1	0	0										
Rondell White, R OBP: 0.333, SLG: 0.567				G5-3			K			3	1	1	2	0	1										
Carlos Pena, L OBP: 0.458, SLG: 0.429				F8					HR	4	0	1	1	0	0										
Craig Monroe, R OBP: 0.257, SLG: 0.333		G5-3								4	0	1	0	0	0										
33 Marcus Thames, R OBP: 0.250, SLG: 0.429		P6								3	0	0	0	0	0										
20 Omar Infante, R OBP: 0.243, SLG: 0.265										4	0	1	0	0	0										
<b>Inning Stats</b>	R: 2 E: 0 K: 1 S: 22	H: 2 LOB: 1 BB: 1 P: 35	R: 0 E: 0 K: 0 S: 6	H: 0 LOB: 0 BB: 0 P: 10	R: 0 E: 0 K: 0 S: 9	H: 0 LOB: 0 BB: 0 P: 11	R: 0 E: 0 K: 0 S: 4	H: 0 LOB: 0 BB: 0 P: 4	R: 0 E: 0 K: 0 S: 6	H: 1 LOB: 1 BB: 0 P: 8	R: 1 E: 0 K: 2 S: 15	H: 3 LOB: 2 BB: 0 P: 18	R: 0 E: 0 K: 0 S: 7	H: 1 LOB: 1 BB: 0 P: 12	R: 1 E: 0 K: 0 S: 5	H: 1 LOB: 0 BB: 0 P: 6	R: 0 E: 0 K: 1 S: 12	H: 1 LOB: 1 BB: 0 P: 17	1B: 7 2B: 1 3B: 0 HR: 1	SF: 1 SAC: 0 DP: 1 HBP: 1	WP: 0 PB: 0 SB: 0 CS: 0	PA: 37			
<b>PITCHER</b>	IP	WLS	BF	H	R	ER	SO	BB	IBB	HBP	BLK	WP	HR	S	P	ERA	WHIP								
Brad Radke, R ERA: 5.99	6.0	W	25	6	3	3	3	1	0	1	0	0	0	62	86	4.50	1.167								
28 Jesse Crain, R ERA:	1.0		4	1	0	0	0	0	0	0	0	0	0	7	12	0.00	1.000								
54 Matt Guerrier, R ERA: 3.0	2.0		8	2	1	1	1	0	0	0	0	0	1	17	23	4.50	1.000								

Batter	1	2	3	4	5	6	7	8	9	AB	R	H	RBI	BB	SO	LOB	BOTTOM								
Shannon Stewart, R OBP: 0.310, SLG: 0.368	G5-3			F8						2	1	0	0	2	0	0	<b>Detroit Tigers @ Minnesota Twins</b> Hubert H. Humphrey Metrodome, Minneapolis, MN Thu Apr 14 2005, 8:10 PM EDT Att: 14,344 - Dome - 70 F <a href="http://livebaseballscorecards.com">livebaseballscorecards.com</a>								
Juan Castro, R OBP: 0.364, SLG: 0.300	G1-3		G5-3							5	0	0	0	0	6										
Tori Hunter, R OBP: 0.270, SLG: 0.457	G4-3									4	1	1	0	0	1										
Corky Miller, R			G4-3							1	0	0	0	0	0										
Matthew LeCroy, R OBP: 0.385, SLG: 0.478			G4-3							4	2	2	1	1	0										
20 Lew Ford, R OBP: 0.333, SLG: 0.433										3	3	2	3	1	0										
Jacque Jones, L OBP: 0.485, SLG: 0.778										4	2	3	2	1	0										
5 Michael Cuddyer, R OBP: 0.257, SLG: 0.313										2	0	0	0	3	2										
55 Mike Redmond, R OBP: 0.556, SLG: 0.571										4	0	2	2	1	0										
Luis Rivas, R OBP: 0.300, SLG: 0.316										3	1	1	1	0	0										
<b>Inning Stats</b>	R: 0 E: 0 K: 0 S: 7	H: 0 LOB: 0 BB: 0 P: 7	R: 2 E: 0 K: 0 S: 14	H: 2 LOB: 3 BB: 2 P: 28	R: 3 E: 2 K: 0 S: 10	H: 2 LOB: 1 BB: 1 P: 24	R: 0 E: 0 K: 0 S: 8	H: 0 LOB: 0 BB: 0 P: 10	R: 1 E: 0 K: 0 S: 13	H: 1 LOB: 1 BB: 2 P: 27	R: 4 E: 0 K: 2 S: 20	H: 4 LOB: 1 BB: 1 P: 35	R: 0 E: 0 K: 0 S: 7	H: 0 LOB: 1 BB: 2 P: 16	R: 0 E: 0 K: 1 S: 16	H: 2 LOB: 3 BB: 1 P: 26	1B: 7 2B: 2 3B: 1 HR: 1	SF: 1 SAC: 0 DP: 2 HBP: 2	WP: 0 PB: 0 SB: 0 CS: 1	PA: 44					
<b>PITCHER</b>	IP	WLS	BF	H	R	ER	SO	BB	IBB	HBP	BLK	WP	HR	S	P	ERA	WHIP								
29 Nate Robertson, L ERA: 3.75	5.0	L	26	5	6	4	0	5	0	2	0	0	0	52	96	7.20	2.000								
Kyle Farnsworth, R ERA: 5.4	1.0		8	4	4	4	2	1	0	0	0	0	1	20	35	36.00	5.000								
Franklyn German, R ERA: 1.69	1.0		4	0	0	0	0	2	0	0	0	0	0	7	16	0.00	2.000								
Ugueth Urbina, R ERA: 7.2	1.0		6	2	0	0	1	0	1	0	0	0	0	16	26	0.00	2.000								



Batter	1	2	3	4	5	6	7	8	9	AB	R	H	RBI	BB	SO	LOB	TOP										
Shannon Stewart, R (1, 7) OBP: 0.304, SLG: 0.341	G4-3		G5-3 1B		K			G6-3		3	1	0	0	1	1	0	<b>Minnesota Twins @ Cleveland Indians</b> Jacobs Field, Cleveland, OH Fri Apr 15 2005, 7:05 PM EDT Att: 15,360 - Clear - 50 F										
Jason Bartlett, R (1, 6) OBP: 0.355, SLG: 0.483	L4		G5-3		G4-3			G6-3		4	0	0	0	0	0	1											
7 Joe Mauer, L (1, 2) OBP: 0.400, SLG: 0.419	G5-3		1B						L7	4	0	1	0	0	0	0											
Matthew LeCroy, R (1, 3) OBP: 0.433, SLG: 0.480 5 Michael Cuddyer, R (9, PR) OBP: 0.297, SLG: 0.313		G4-3 1B	G6-4-3 1B					G5-3	G5-3	2	1	1	1	2	0	0											
Tori Hunter, R (1, 8) OBP: 0.244, SLG: 0.410		FC1 1B	G6-4-3					G6-3	K	4	1	0	0	0	1	4											
Jacque Jones, L (1, 10) OBP: 0.455, SLG: 0.700	G4-3							G5-3	G6-3	3	0	0	0	1	0	3											
20 Lew Ford, R (1, 9) OBP: 0.306, SLG: 0.394		G1-3			FC6-4 1B			L1		3	0	0	0	0	0	3											
Terry Tiffee, S (1, 5) OBP: 0.500, SLG: 1.000 Juan Castro, R (8, 5) OBP: 0.354, SLG: 0.300			G4-6-3		G4-6-3			L7		3	0	1	2	0	0	1											
Luis Rivas, R (1, 4) OBP: 0.261, SLG: 0.273								G4-3		3	0	0	0	0	2	1											
<b>Inning Stats</b>	R: 0 E: 0 K: 0 S: 5	H: 0 LOB: 0 BB: 0 P: 8	R: 2 E: 1 K: 1 S: 18	H: 1 LOB: 1 BB: 1 P: 28	R: 1 E: 0 K: 0 S: 9	H: 2 LOB: 1 BB: 1 P: 17	R: 0 E: 0 K: 0 S: 4	H: 0 LOB: 0 BB: 1 P: 10	R: 0 E: 0 K: 2 S: 9	H: 0 LOB: 0 BB: 0 P: 13	R: 0 E: 0 K: 0 S: 6	H: 0 LOB: 0 BB: 0 P: 10	R: 0 E: 0 K: 0 S: 9	H: 0 LOB: 0 BB: 0 P: 14	R: 0 E: 0 K: 0 S: 5	H: 0 LOB: 0 BB: 0 P: 8		R: 0 E: 0 K: 1 S: 11	H: 0 LOB: 1 BB: 1 P: 19	1B: 3 2B: 0 3B: 0 HR: 0	SF: 0 SAC: 0 DP: 2 HBP: 0	WP: 0 PB: 0 SB: 0 CS: 0	PA: 33				
<b>PITCHER</b>	IP	WLS	BF	H	R	ER	SO	BB	IBB	HBP	BLK	WP	HR	S	P	ERA	WHIP										
37 Jake Westbrook, R (1, 1) ERA: 4.5	8.0	L	29	3	3	1	3	3	0	0	0	0	0	65	108	1.12	0.750										
David Riske, R (9, 1) ERA:	0.2		3	0	0	0	1	1	0	0	0	0	0	9	16	0.00	1.500										
Scott Sauerbeck, L (9, 1) ERA: 4.91	0.1		1	0	0	0	0	0	0	0	0	0	0	2	3	0.00	0.000										

Batter	1	2	3	4	5	6	7	8	9	AB	R	H	RBI	BB	SO	LOB	BOTTOM										
Coco Crisp, S (1, 7) OBP: 0.333, SLG: 0.386	CS 2B		L8					G5-3		4	0	1	0	0	1	2	<b>Minnesota Twins @ Cleveland Indians</b> Jacobs Field, Cleveland, OH Fri Apr 15 2005, 7:05 PM EDT Att: 15,360 - Clear - 50 F										
Ronnie Belliard, R (1, 4) OBP: 0.281, SLG: 0.414	K		P4		G1-3			G1-3		4	0	0	0	0	1	2											
José Hernández, R (1, 5) OBP: 0.222, SLG: 0.176	K		F7					K		4	0	0	0	0	3	2											
41 Victor Martínez, S (1, 2) OBP: 0.317, SLG: 0.371 Alex Cora, L (9, PR) OBP: 0.333, SLG: 0.318 Josh Bard, S (9, 2)		HR			G5-3			E5		3	1	1	1	1	0	0											
Casey Blake, R (1, 9) OBP: 0.333, SLG: 0.370		K			1B			F8		4	0	2	0	0	1	1											
Ben Broussard, L (1, 3) OBP: 0.333, SLG: 0.441		K			1B			L8		4	0	1	0	0	1	3											
Ryan Ludwick, R (1, 10) OBP: 0.200, SLG: 0.308 48 Travis Hafner, L (9, PH) OBP: 0.421, SLG: 0.400		HR			K			K		3	1	1	1	0	2	2											
2 Jhonny Peralta, R (1, 6) OBP: 0.292, SLG: 0.300		K			K					3	0	0	0	1	2	2											
24 Grady Sizemore, L (1, 8) OBP: 0.242, SLG: 0.394					1B			K		4	0	1	0	0	2	1											
<b>Inning Stats</b>	R: 0 E: 0 K: 2 S: 13	H: 1 LOB: 1 BB: 0 P: 16	R: 2 E: 0 K: 3 S: 15	H: 2 LOB: 0 BB: 0 P: 21	R: 0 E: 0 K: 0 S: 5	H: 1 LOB: 1 BB: 0 P: 7	R: 0 E: 0 K: 2 S: 17	H: 2 LOB: 2 BB: 0 P: 24	R: 0 E: 0 K: 1 S: 8	H: 0 LOB: 0 BB: 0 P: 11	R: 0 E: 0 K: 1 S: 11	H: 0 LOB: 1 BB: 1 P: 21	R: 0 E: 0 K: 1 S: 14	H: 1 LOB: 2 BB: 1 P: 23	R: 0 E: 0 K: 1 S: 12	H: 0 LOB: 0 BB: 0 P: 17		1B: 4 2B: 2 3B: 0 HR: 2	SF: 0 SAC: 0 DP: 1 HBP: 0	WP: 0 PB: 0 SB: 1 CS: 1	PA: 36						
<b>PITCHER</b>	IP	WLS	BF	H	R	ER	SO	BB	IBB	HBP	BLK	WP	HR	S	P	ERA	WHIP										
Johan Santana, L (1, 1) ERA: 4.0	6.0	W	24	6	2	2	10	1	0	0	0	0	0	11	21	0.00	1.000										
J.C. Romero, L (7, 1) ERA:	1.0	H	4	0	0	0	1	1	0	0	0	0	0	14	23	0.00	2.000										
Juan Rincon, R (8, 1) ERA:	1.0	H	5	1	0	0	1	1	0	0	0	0	0	12	17	0.00	0.000										
36 Joe Nathan, R (9, 1) ERA:	1.0	S	3	0	0	0	1	0	0	0	0	0	0	17	17	0.00	0.000										



Batter	1	2	3	4	5	6	7	8	9	AB R H RBI BB SO LOB	TOP											
Shannon Stewart, R (1, 10) OBP: 0.294, SLG: 0.326										5 0 1 0 0 0 1	<b>Minnesota Twins @ Cleveland Indians</b> Jacobs Field, Cleveland, OH Sat Apr 16 2005, 1:05 PM EDT Att: 18,699 - Sunny - 65 F											
Jason Bartlett, R (1, 6) OBP: 0.306, SLG: 0.412										5 0 0 0 0 2 2												
7 Joe Mauer, L (1, 2) OBP: 0.375, SLG: 0.389										5 1 1 0 0 1 0												
Terry Tiffee, S (1, 3) OBP: 0.500, SLG: 0.800 Juan Castro, R (8, 5) OBP: 0.394, SLG: 0.300										3 1 1 0 1 0 0 0 0 0 0 0 0 0												
Tori Hunter, R (1, 8) OBP: 0.289, SLG: 0.535										4 2 3 3 0 0 0												
Jacque Jones, L (1, 9) OBP: 0.436, SLG: 0.676										4 1 1 0 0 2 2												
20 Lew Ford, R (1, 7) OBP: 0.300, SLG: 0.459										4 1 1 3 0 1 0												
5 Michael Cuddyer, R (1, 5) OBP: 0.282, SLG: 0.333 (8, 3)										4 0 2 0 0 0 0												
8 Nick Punto, S (1, 4) OBP: 0.389, SLG: 0.231										3 0 0 0 1 3 2												
<b>Inning Stats</b>	R: 0 E: 0 K: 0 S: 7	H: 0 LOB: 0 BB: 0 P: 7	R: 0 E: 0 K: 1 S: 7	H: 0 LOB: 0 BB: 0 P: 10	R: 0 E: 0 K: 0 S: 9	H: 0 LOB: 1 BB: 1 P: 14	R: 0 E: 0 K: 1 S: 13	H: 2 LOB: 2 BB: 0 P: 19	R: 0 E: 0 K: 2 S: 17	H: 2 LOB: 2 BB: 0 P: 23	R: 3 E: 0 K: 1 S: 11	H: 3 LOB: 0 BB: 0 P: 13	R: 0 E: 0 K: 1 S: 9	H: 0 LOB: 0 BB: 0 P: 15	R: 3 E: 0 K: 2 S: 18	H: 3 LOB: 1 BB: 1 P: 28	R: 0 E: 0 K: 1 S: 6	H: 0 LOB: 0 BB: 0 P: 8	1B: 6 2B: 2 3B: 0 HR: 2	SF: 0 SAC: 0 DP: 0 HBP: 0	WP: 0 PB: 0 SB: 0 CS: 0	PA: 39
<b>PITCHER</b>	IP WLS BF H R ER SO BB IBB HBP BLK WP HR S P ERA WHIP											IP WLS BF H R ER SO BB IBB HBP BLK WP HR S P ERA WHIP										
Kevin Millwood, R (1, 1) ERA: 3.6	7.0 L 32 9 6 6 6 2 0 0 0 0 0 2 79 112 7.71 1.571																					
Scott Sauerbeck, L (8, 1) ERA: 3.95	1.0 4 1 0 0 2 0 0 0 0 0 0 12 17 0.00 1.000																					
Bob Howry, R (9, 1) ERA: 2.08	1.0 3 0 0 0 1 0 0 0 0 0 0 6 8 0.00 0.000																					

Batter	1	2	3	4	5	6	7	8	9	AB R H RBI BB SO LOB	BOTTOM									
Coco Crisp, S (1, 7) OBP: 0.327, SLG: 0.375										4 0 1 0 0 0 1	<b>Minnesota Twins @ Cleveland Indians</b> Jacobs Field, Cleveland, OH Sat Apr 16 2005, 1:05 PM EDT Att: 18,699 - Sunny - 65 F									
Ronnie Belliard, R (1, 4) OBP: 0.250, SLG: 0.364										4 0 0 0 0 0 2										
48 Travis Hafner, L (1, 10) OBP: 0.406, SLG: 0.382										4 0 1 0 0 1 1										
Aaron Boone, R (1, 5) OBP: 0.209, SLG: 0.297										4 1 0 0 0 0 2										
José Hernández, R (1, 3) OBP: 0.318, SLG: 0.429										4 2 3 2 0 0 0										
Ryan Ludwick, R (1, 9) OBP: 0.283, SLG: 0.500										3 1 1 2 1 1 1										
Josh Bard, S (1, 2)										4 0 0 0 0 0 2										
24 Grady Sizemore, L (1, 8) OBP: 0.222, SLG: 0.361 41 Victor Martínez, S (9, PH) OBP: 0.310, SLG: 0.361										3 0 0 0 0 0 1 1 0 0 0 0 0 0										
2 Jhonny Peralta, R (1, 6) OBP: 0.296, SLG: 0.348										3 0 1 0 0 0 0										
<b>Inning Stats</b>	R: 0 E: 0 K: 1 S: 11	H: 0 LOB: 0 BB: 0 P: 15	R: 2 E: 1 K: 0 S: 12	H: 1 LOB: 0 BB: 0 P: 19	R: 0 E: 0 K: 0 S: 7	H: 2 LOB: 0 BB: 0 P: 10	R: 0 E: 0 K: 0 S: 8	H: 0 LOB: 0 BB: 1 P: 14	R: 0 E: 0 K: 0 S: 5	H: 0 LOB: 0 BB: 0 P: 7	R: 0 E: 0 K: 1 S: 12	H: 1 LOB: 1 BB: 0 P: 18	R: 0 E: 0 K: 0 S: 6	H: 1 LOB: 1 BB: 0 P: 9	R: 2 E: 0 K: 0 S: 11	H: 2 LOB: 0 BB: 0 P: 17	1B: 4 2B: 1 3B: 0 HR: 2	SF: 0 SAC: 0 DP: 0 HBP: 0	WP: 0 PB: 0 SB: 0 CS: 1	PA: 36
<b>PITCHER</b>	IP WLS BF H R ER SO BB IBB HBP BLK WP HR S P ERA WHIP											IP WLS BF H R ER SO BB IBB HBP BLK WP HR S P ERA WHIP								
59 Dave Gassner, L (1, 1) ERA: 1.5	6.0 W 22 3 2 1 1 1 0 0 0 0 0 1 48 72 1.50 0.667																			
Terry Mulholland, L (7, 1) ERA: 5.14	2.2 H 12 4 2 2 1 0 0 0 0 0 1 27 39 6.75 1.500																			
36 Joe Nathan, R (9, 1) ERA:	0.1 S 1 0 0 0 0 0 0 0 0 0 0 2 5 0.00 0.000																			

Batter	1	2	3	4	5	6	7	8	9	AB	R	H	RBI	BB	SO	LOB	TOP										
Shannon Stewart, R (1, 7) OBP: 0.291, SLG: 0.320	G6-3		SAFE 1-3 1B		F8			F8		4	0	1	0	0	0	0	<b>Minnesota Twins @ Cleveland Indians</b> Jacobs Field, Cleveland, OH Sun Apr 17 2005, 1:05 PM EDT Att: 19,021 - Cloudy - 60 F										
Juan Castro, R (1, 6) OBP: 0.333, SLG: 0.286	K		1-2 1B			K		F9		4	0	1	1	0	2	0											
Tori Hunter, R (1, 8) OBP: 0.286, SLG: 0.500	BB		3-H 2-3 1B			K			G6-3	3	0	0	0	1	2	2											
Matthew LeCroy, R (1, 10) OBP: 0.412, SLG: 0.448	K		F8			1B			G4-3	4	0	1	0	0	1	3											
20 Lew Ford, R (1, 9) OBP: 0.273, SLG: 0.415		G5-3			K					4	0	0	0	0	2	1											
5 Michael Cuddyer, R (1, 5) OBP: 0.286, SLG: 0.333		G6-4-3 1B		P4				G4-3		3	0	1	0	0	0	0											
Terry Tiffee, S (1, 3) OBP: 0.400, SLG: 0.615		G6-4-3 1-2		L8				G4-3		3	0	0	0	0	0	1											
Corky Miller, R (1, 2)			P6		K			F9		3	0	0	0	0	1	0											
Luis Rivas, R (1, 4) OBP: 0.280, SLG: 0.292			1B		B1-3			F7		2	1	1	0	0	0	0											
7 Joe Mauer, L (8, PH) OBP: 0.366, SLG: 0.378			1B							1	0	0	0	0	0	0											
8 Nick Punto, S (8, 4) OBP: 0.389, SLG: 0.231			1B							0	0	0	0	0	0	0											
<b>Inning Stats</b>	R: 0 E: 0 K: 2 S: 9	H: 0 LOB: 1 BB: 1 P: 15	R: 0 E: 0 K: 0 S: 7	H: 1 LOB: 0 BB: 0 P: 10	R: 1 E: 0 K: 1 S: 18	H: 3 LOB: 2 BB: 0 P: 28	R: 0 E: 0 K: 1 S: 13	H: 0 LOB: 0 BB: 0 P: 17	R: 0 E: 0 K: 1 S: 5	H: 0 LOB: 0 BB: 0 P: 9	R: 0 E: 0 K: 3 S: 11	H: 1 LOB: 1 BB: 0 P: 18	R: 0 E: 0 K: 0 S: 6	H: 0 LOB: 0 BB: 0 P: 8	R: 0 E: 0 K: 0 S: 10	H: 0 LOB: 0 BB: 0 P: 15	R: 0 E: 0 K: 0 S: 6	H: 0 LOB: 0 BB: 0 P: 8	1B: 5 2B: 0 3B: 0 HR: 0	SF: 0 SAC: 0 DP: 1 HBP: 0	WP: 0 PB: 0 SB: 0 CS: 0	PA: 32					
<b>PITCHER</b>	IP	WLS	BF	H	R	ER	SO	BB	IBB	HBP	BLK	WP	HR	S	P	ERA	WHIP										
CC Sabathia, L (1, 1) ERA: 1.99	5.2		22	5	1	1	7	1	0	0	0	0	0	60	94	1.59	1.059										
63 Rafael Betancourt, R (8, 1) ERA: 1.69	1.1		4	0	0	0	1	0	0	0	0	0	0	9	11	0.00	0.000										
Bob Howry, R (8, 1) ERA: 1.69	1.0	W	3	0	0	0	0	0	0	0	0	0	0	10	15	0.00	0.000										
Bob Wickman, R (8, 1) ERA: 8.44	1.0	S	3	0	0	0	0	0	0	0	0	0	0	6	8	0.00	0.000										

AB	31
R	1
H	5
RBI	1
BB	1
SO	8
LOB	7



Batter	1	2	3	4	5	6	7	8	9	AB	R	H	RBI	BB	SO	LOB	BOTTOM										
Coco Crisp, S (1, 7) OBP: 0.304, SLG: 0.346	K		G3-1			G3-4-1		F9		4	0	0	0	0	1	1	<b>Minnesota Twins @ Cleveland Indians</b> Jacobs Field, Cleveland, OH Sun Apr 17 2005, 1:05 PM EDT Att: 19,021 - Cloudy - 60 F										
Alex Cora, L (1, 6) OBP: 0.370, SLG: 0.360			1-2 1B			K		E5 48 HBP 41 BB 1B		3	0	2	0	0	1	0											
José Hernández, R (8, PH) OBP: 0.348, SLG: 0.455			41 G3-6 1B							1	0	1	0	0	0	0											
2 Jhonny Peralta, R (9, 6) OBP: 0.296, SLG: 0.348			1B							0	0	0	0	0	0	0											
41 Victor Martínez, S (1, 2) OBP: 0.304, SLG: 0.333	F7		G3-6-1 1-2			G1-3		48 HBP BB		3	0	0	0	1	0	2											
48 Travis Hafner, L (1, 10) OBP: 0.391, SLG: 0.351	F7				G4-3					3	0	0	1	0	0	1											
Casey Blake, R (1, 9) OBP: 0.294, SLG: 0.323		G6-3			P3					4	0	0	0	0	1	3											
Ryan Ludwick, R (9, 9) OBP: 0.263, SLG: 0.500								K		0	0	0	0	0	0	0											
Ben Broussard, L (1, 3) OBP: 0.333, SLG: 0.432		F9			G3-1					3	0	1	0	0	0	0											
Aaron Boone, R (1, 5) OBP: 0.217, SLG: 0.300						G6-3				3	0	1	0	0	0	1											
24 Grady Sizemore, L (1, 8) OBP: 0.205, SLG: 0.333										3	0	0	0	0	0	1											
Ronnie Belliard, R (1, 4) OBP: 0.282, SLG: 0.472										3	2	2	1	0	0	0											
<b>Inning Stats</b>	R: 0 E: 0 K: 1 S: 9	H: 1 LOB: 1 BB: 0 P: 14	R: 0 E: 0 K: 0 S: 10	H: 1 LOB: 1 BB: 0 P: 13	R: 1 E: 0 K: 0 S: 10	H: 2 LOB: 0 BB: 0 P: 16	R: 0 E: 0 K: 0 S: 3	H: 0 LOB: 0 BB: 0 P: 4	R: 0 E: 0 K: 1 S: 5	H: 0 LOB: 0 BB: 0 P: 8	R: 0 E: 0 K: 1 S: 5	H: 0 LOB: 0 BB: 0 P: 10	R: 0 E: 0 K: 0 S: 4	H: 1 LOB: 1 BB: 0 P: 7	R: 1 E: 1 K: 1 S: 20	H: 2 LOB: 3 BB: 1 P: 30	1B: 6 2B: 0 3B: 0 HR: 1	SF: 0 SAC: 0 DP: 1 HBP: 1	WP: 0 PB: 0 SB: 0 CS: 0	PA: 32							
<b>PITCHER</b>	IP	WLS	BF	H	R	ER	SO	BB	IBB	HBP	BLK	WP	HR	S	P	ERA	WHIP										
Joe Mays, R (1, 1) ERA: 3.21	7.0		25	5	1	1	2	0	0	0	0	0	0	47	72	1.29	0.714										
J.C. Romero, L (8, 1) ERA: 1.5	0.2	L	6	2	1	1	0	1	0	1	0	0	0	17	27	13.50	4.500										
2B Jesse Crain, R (8, 1) ERA:	0.1		1	0	0	0	1	0	0	0	0	0	0	3	3	0.00	0.000										



Batter	1	2	3	4	5	6	7	8	9	AB	R	H	RBI	BB	SO	LOB	TOP					
Shannon Stewart, R (1, 7) OBP: 0.317, SLG: 0.345										5	0	3	0	0	1	1						
Jason Bartlett, R (1, 6) OBP: 0.317, SLG: 0.395										4	1	1	0	1	1	3						
7 Joe Mauer, L (1, 2) OBP: 0.391, SLG: 0.463										4	1	2	1	1	0	4						
Matthew LeCroy, R (1, 10) OBP: 0.385, SLG: 0.394										4	0	0	0	1	0	3						
Tori Hunter, R (1, 8) OBP: 0.278, SLG: 0.460										4	1	0	0	1	2	4						
Jacque Jones, L (1, 9) OBP: 0.467, SLG: 0.667										2	1	1	0	1	0	0						
Terry Tiffee, S (1, 3) OBP: 0.368, SLG: 0.588										4	0	1	0	0	0	4						
5 Michael Cuddyer, R (1, 5) OBP: 0.304, SLG: 0.333										3	0	1	1	1	0	1						
Luis Rivas, R (1, 4) OBP: 0.286, SLG: 0.269										2	0	0	0	1	1	1						
20 Lew Ford, R (8, PH) OBP: 0.267, SLG: 0.405										1	0	0	0	0	1	1						
Juan Castro, R (8, 4) OBP: 0.333, SLG: 0.286										0	0	0	0	0	0	0						
<b>Inning Stats</b>	R: 0 E: 0 K: 0 S: 20	H: 1 LOB: 2 BB: 2 P: 34	R: 1 E: 0 K: 1 S: 14	H: 2 LOB: 2 BB: 0 P: 21	R: 0 E: 0 K: 1 S: 10	H: 2 LOB: 2 BB: 0 P: 13	R: 0 E: 0 K: 0 S: 6	H: 0 LOB: 0 BB: 0 P: 11	R: 2 E: 0 K: 0 S: 14	H: 1 LOB: 1 BB: 2 P: 28	R: 0 E: 0 K: 1 S: 11	H: 1 LOB: 2 BB: 3 P: 23	R: 0 E: 0 K: 1 S: 7	H: 0 LOB: 0 BB: 0 P: 9	R: 0 E: 0 K: 2 S: 9	H: 1 LOB: 1 BB: 0 P: 11	R: 1 E: 0 K: 1 S: 10	H: 1 LOB: 0 BB: 0 P: 18	1B: 7 2B: 1 3B: 0 HR: 1	SF: 0 SAC: 0 DP: 3 HBP: 1	WP: 1 PB: 0 SB: 2 CS: 1	PA: 41
<b>PITCHER</b>	IP	WLS	BF	H	R	ER	SO	BB	IBB	HBP	BLK	WP	HR	S	P	ERA	WHIP					
52 Jose Contreras, R (1, 1) ERA: 3.63	4.2		24	6	3	2	2	4	0	1	1	1	0	62	104	3.86	2.143					
Neal Coles, L (5, 1) ERA: 7.36	0.1	2	0	0	0	0	0	1	0	0	0	0	0	4	9	0.00	3.000					
Luis Vizcaino, R (6, 1) ERA: 9.72	2.0	W	7	1	0	0	1	2	0	0	0	0	0	16	26	0.00	1.500					
Dustin Hermanson, R (8, 1) ERA:	1.0	H	4	1	0	0	2	0	0	0	0	0	0	9	11	0.00	1.000					
Shingo Takatsu, R (9, 1) ERA: 10.8	1.0	S	4	1	1	1	1	0	0	0	0	0	1	10	18	9.00	1.000					

Minnesota Twins @ Chicago White Sox  
U.S. Cellular Field, Chicago, IL  
Mon Apr 18 2005, 8:05 PM EDT  
Att: 27,018 - Partly Cloudy - 80 F

livebaseballscores.com

AB 33  
R 4  
H 9  
RBI 2  
BB 7  
SO 6  
LOB 22

Batter	1	2	3	4	5	6	7	8	9	AB	R	H	RBI	BB	SO	LOB	BOTTOM					
22 Scott Podsednik, L (1, 7) OBP: 0.290, SLG: 0.276										4	0	0	0	0	0	0						
Tadahito Iguchi, R (1, 4) OBP: 0.311, SLG: 0.381										4	1	2	0	0	0	0						
Carl Everett, S (1, 10) OBP: 0.327, SLG: 0.667										4	2	2	3	0	0	1						
14 Paul Konerko, R (1, 3) OBP: 0.300, SLG: 0.652										3	0	1	0	0	1	0						
23 Jermaine Dye, R (1, 9) OBP: 0.213, SLG: 0.311										3	0	0	0	0	0	1						
Aaron Rowand, R (1, 8) OBP: 0.260, SLG: 0.396										3	0	0	0	0	1	0						
12 A.J. Pierzynski, L (1, 2) OBP: 0.233, SLG: 0.533										3	1	1	0	0	0	0						
24 Joe Crede, R (1, 5) OBP: 0.267, SLG: 0.386										3	1	1	2	0	0	0						
5 Juan Uribe, R (1, 6) OBP: 0.227, SLG: 0.368										3	0	0	0	0	0	0						
<b>Inning Stats</b>	R: 1 E: 0 K: 1 S: 11	H: 1 LOB: 0 BB: 0 P: 16	R: 0 E: 0 K: 0 S: 7	H: 0 LOB: 0 BB: 0 P: 11	R: 0 E: 0 K: 0 S: 12	H: 0 LOB: 0 BB: 0 P: 18	R: 0 E: 0 K: 0 S: 10	H: 2 LOB: 1 BB: 0 P: 15	R: 2 E: 0 K: 1 S: 13	H: 2 LOB: 0 BB: 0 P: 20	R: 2 E: 0 K: 1 S: 14	H: 2 LOB: 0 BB: 0 P: 21	R: 0 E: 0 K: 0 S: 3	H: 0 LOB: 0 BB: 0 P: 5	R: 0 E: 0 K: 0 S: 7	H: 0 LOB: 0 BB: 0 P: 11	1B: 4 2B: 0 3B: 0 HR: 3	SF: 0 SAC: 0 DP: 0 HBP: 0	WP: 0 PB: 0 SB: 0 CS: 0	PA: 30		
<b>PITCHER</b>	IP	WLS	BF	H	R	ER	SO	BB	IBB	HBP	BLK	WP	HR	S	P	ERA	WHIP					
Kyle Lohse, R (1, 1) ERA: 6.62	6.0	L	24	7	5	5	2	0	0	0	0	0	0	3	67	101	7.50	1.167				
54 Matt Guerrier, R (7, 1) ERA: 1.6	2.0		6	0	0	0	0	0	0	0	0	0	0	10	16	0.00	0.000					

Minnesota Twins @ Chicago White Sox  
U.S. Cellular Field, Chicago, IL  
Mon Apr 18 2005, 8:05 PM EDT  
Att: 27,018 - Partly Cloudy - 80 F

livebaseballscores.com

AB 30  
R 5  
H 7  
RBI 5  
BB 0  
SO 2  
LOB 2

Batter	1	2	3	4	5	6	7	8	9	AB	R	H	RBI	BB	SO	LOB	TOP				
Shannon Stewart, R OBP: 0.338, SLG: 0.383										5	1	3	0	0	0	3	<b>Minnesota Twins @ Chicago White Sox</b> U.S. Cellular Field, Chicago, IL Tue Apr 19 2005, 8:05 PM EDT Att: 18,310 - Overcast - 69 F				
Jason Bartlett, R OBP: 0.285, SLG: 0.357										4	0	0	0	0	0	2					
Matthew LeCroy, R OBP: 0.400, SLG: 0.412										1	0	1	1	0	0	0					
Luis Rivas, R OBP: 0.286, SLG: 0.269										0	0	0	0	0	0	0					
7 Joe Mauer, L OBP: 0.392, SLG: 0.444										4	0	1	0	1	0	1					
Terry Tiffee, S OBP: 0.375, SLG: 0.591										5	0	2	0	0	0	5					
Tori Hunter, R OBP: 0.276, SLG: 0.444										4	0	1	0	0	0	1					
Jacque Jones, L OBP: 0.306, SLG: 0.675										4	0	3	0	0	1	2					
20 Lew Ford, R OBP: 0.306, SLG: 0.422										3	0	2	0	0	0	1					
5 Michael Cuddyer, R OBP: 0.300, SLG: 0.326										4	0	1	0	0	1	5					
8 Nick Punto, S OBP: 0.318, SLG: 0.176										4	0	0	0	0	1	6					
<b>Inning Stats</b>	R: 0 E: 0 K: 0 S: 12	H: 1 LOB: 0 BB: 0 P: 16	R: 0 E: 0 K: 2 S: 15	H: 2 LOB: 3 BB: 0 P: 25	R: 0 E: 0 K: 0 S: 10	H: 1 LOB: 1 BB: 0 P: 13	R: 0 E: 0 K: 0 S: 7	H: 2 LOB: 1 BB: 0 P: 8	R: 0 E: 0 K: 0 S: 9	H: 3 LOB: 3 BB: 0 P: 15	R: 0 E: 0 K: 0 S: 7	H: 1 LOB: 1 BB: 0 P: 9	R: 0 E: 0 K: 0 S: 6	H: 1 LOB: 0 BB: 0 P: 10	R: 1 E: 0 K: 0 S: 18	H: 2 LOB: 2 BB: 0 P: 25	1B: 12 2B: 2 3B: 0 HR: 0	SF: 0 SAC: 0 DP: 3 HBP: 1	WP: 0 PB: 0 CS: 0	PA: 40	
<b>PITCHER</b>	IP	WLS	BF	H	R	ER	SO	BB	IBB	HBP	BLK	WP	HR	S	P	ERA	WHIP				
Orlando Hernandez, R ERA: 2.5	6.0	W	28	10	0	0	3	1	0	1	0	0	0	64	96	0.00	1.833				
Luis Vizcaino, R ERA: 8.68	1.0	H	4	1	0	0	0	0	0	0	0	0	0	7	9	0.00	1.000				
Dustin Hermanson, R ERA: 8.68	1.0	H	3	1	0	0	0	0	0	0	0	0	0	6	10	0.00	1.000				
Shingo Takatsu, R ERA: 12.27	0.1	H	3	2	1	1	0	0	0	0	0	0	0	11	15	27.00	6.000				
Damaso Marte, L ERA: 1.93	0.2	S	2	0	0	0	0	0	0	0	0	0	0	7	10	0.00	0.000				


Batter	1	2	3	4	5	6	7	8	9	AB	R	H	RBI	BB	SO	LOB	BOTTOM				
22 Scott Podsednik, L OBP: 0.286, SLG: 0.281										3	0	1	1	0	0	0	<b>Minnesota Twins @ Chicago White Sox</b> U.S. Cellular Field, Chicago, IL Tue Apr 19 2005, 8:05 PM EDT Att: 18,310 - Overcast - 69 F				
Tadahito Iguchi, R OBP: 0.327, SLG: 0.391										4	0	2	0	0	0	0					
Carl Everett, S OBP: 0.302, SLG: 0.612										4	0	0	0	0	3	3					
14 Paul Konerko, R OBP: 0.315, SLG: 0.700										4	1	2	1	0	0	1					
Timo Perez, L OBP: 0.269, SLG: 0.333										4	0	1	0	0	1	1					
Aaron Rowand, R OBP: 0.264, SLG: 0.392										3	0	1	0	0	1	0					
12 A.J. Pierzynski, L OBP: 0.261, SLG: 0.356										3	1	2	0	0	0	1					
24 Joe Crede, R OBP: 0.292, SLG: 0.426										3	1	2	1	0	0	0					
5 Juan Uribe, R OBP: 0.217, SLG: 0.350										2	0	0	0	0	0	2					
<b>Inning Stats</b>	R: 0 E: 0 K: 0 S: 11	H: 2 LOB: 1 BB: 0 P: 12	R: 0 E: 0 K: 1 S: 10	H: 2 LOB: 2 BB: 0 P: 11	R: 0 E: 0 K: 1 S: 11	H: 1 LOB: 1 BB: 0 P: 16	R: 0 E: 0 K: 1 S: 9	H: 0 LOB: 0 BB: 0 P: 10	R: 2 E: 0 K: 0 S: 10	H: 2 LOB: 0 BB: 0 P: 13	R: 1 E: 0 K: 0 S: 11	H: 3 LOB: 1 BB: 0 P: 17	R: 0 E: 0 K: 0 S: 6	H: 0 LOB: 0 BB: 0 P: 8	R: 0 E: 0 K: 1 S: 9	H: 1 LOB: 1 BB: 0 P: 14	1B: 9 2B: 3 3B: 0 HR: 1	SF: 1 SAC: 1 DP: 2 HBP: 0	WP: 1 PB: 0 CS: 1	PA: 32	
<b>PITCHER</b>	IP	WLS	BF	H	R	ER	SO	BB	IBB	HBP	BLK	WP	HR	S	P	ERA	WHIP				
Brad Radke, R ERA: 4.94	8.0	L	32	11	3	3	5	0	0	0	0	1	1	77	101	3.38	1.375				

AB	38
R	1
H	14
RBI	1
BB	1
SO	3
LOB	26



Batter	1	2	3	4	5	6	7	8	9	AB	R	H	RBI	BB	SO	LOB	TOP										
9 David DeJesus, L (1, 8) OBP: 0.394, SLG: 0.397	K		1B 29 HR		L7			SH1-3		3	1	1	0	0	1	0	<b>Kansas City Royals @ Minnesota Twins</b> Hubert H. Humphrey Metrodome, Minneapolis, MN Wed Apr 20 2005, 8:10 PM EDT Att: 24,153 - Dome - 70 F										
Tony Graffanino, R (1, 4) OBP: 0.384, SLG: 0.316 Ruben Gotay, S (8, PH) OBP: 0.302, SLG: 0.395	F9		1B 29 HR			F8		G3		3	1	1	1	0	0	0											
29 Mike Sweeney, R (1, 10) OBP: 0.354, SLG: 0.500	G4-3		HR			K		K		4	1	1	3	0	2	1											
Eli Marrero, R (1, 3) OBP: 0.194, SLG: 0.273		F9	K					K		4	0	1	0	0	2	0											
4 Angel Berroa, R (1, 6) OBP: 0.295, SLG: 0.397	K			G4-3				K		4	0	0	0	0	3	1											
Emil Brown, R (1, 9) OBP: 0.244, SLG: 0.300 Matt Stairs, L (9, PH) OBP: 0.371, SLG: 0.567	G6-3			G5-3				K		3	0	0	0	0	1	0											
Terrence Long, L (1, 7) OBP: 0.295, SLG: 0.395			F7	K				F8		3	0	0	0	0	1	0											
Alberto Castillo, R (1, 2) OBP: 0.313, SLG: 0.571			K					F8		3	0	0	0	0	2	0											
Joe McEwing, R (1, 5) OBP: 0.467, SLG: 0.467			1B 9 HR					G3 SH1-3 1B		3	1	2	0	0	1	0											
<b>Inning Stats</b>	R: 0 E: 0 K: 1 S: 7	H: 0 LOB: 0 BB: 0 P: 13	R: 0 E: 0 K: 1 S: 9	H: 0 LOB: 0 BB: 0 P: 14	R: 4 E: 0 K: 2 S: 17	H: 4 LOB: 0 BB: 0 P: 26	R: 0 E: 0 K: 1 S: 8	H: 0 LOB: 0 BB: 0 P: 9	R: 0 E: 0 K: 2 S: 13	H: 1 LOB: 1 BB: 0 P: 11	R: 0 E: 0 K: 1 S: 5	H: 0 LOB: 0 BB: 0 P: 9	R: 0 E: 0 K: 1 S: 9	H: 1 LOB: 1 BB: 0 P: 11	R: 0 E: 0 K: 2 S: 10	H: 0 LOB: 0 BB: 0 P: 15		1B: 5 2B: 0 3B: 0 HR: 1	SF: 0 SAC: 1 DP: 0 HBP: 0	WP: 0 PB: 0 SB: 1 CS: 1	PA: 33						
<b>PITCHER</b>	IP	WLS	BF	H	R	ER	SO	BB	IBB	HBP	BLK	WP	HR	S	P	ERA	WHIP										
Johan Santana, L (1, 1) ERA: 4.32	7.0		26	5	4	4	10	0	0	0	0	0	1	67	100	5.14	0.714										
Juan Rincon, R (8, 1) ERA:	1.0	W	4	1	0	0	1	0	0	0	0	0	0	9	11	0.00	1.000										
36 Joe Nathan, R (9, 1) ERA:	1.0	S	3	0	0	0	2	0	0	0	0	0	0	10	15	0.00	0.000										

Batter	1	2	3	4	5	6	7	8	9	AB	R	H	RBI	BB	SO	LOB	BOTTOM										
Shannon Stewart, R (1, 7) OBP: 0.329, SLG: 0.369	G1-3		K		G4-3			K		5	0	1	1	0	2	1	<b>Kansas City Royals @ Minnesota Twins</b> Hubert H. Humphrey Metrodome, Minneapolis, MN Wed Apr 20 2005, 8:10 PM EDT Att: 24,153 - Dome - 70 F										
Juan Castro, R (1, 6) OBP: 0.300, SLG: 0.316	G5-3		F8		2B			L7		5	0	1	0	0	1	2											
7 Joe Mauer, L (1, 2) OBP: 0.400, SLG: 0.500	HR		G3		G6-3			HBP BB		3	1	1	1	1	0	1											
Matthew LeCroy, R (1, 3) OBP: 0.409, SLG: 0.405 8 Nick Punto, S (9, 4) OBP: 0.316, SLG: 0.176	F8			1B BB				G3-1		3	0	1	0	0	0	0											
Tori Hunter, R (1, 8) OBP: 0.306, SLG: 0.483			HR 1B		1B BB			20 SF8 2B		4	2	3	0	0	1	2											
Jacque Jones, L (1, 9) OBP: 0.505, SLG: 0.738	1 SAFE 1 SAFE 1 SAFE		HR		G6-4-3 BB			FC5 20 IBB		2	1	1	2	2	1	0											
20 Lew Ford, R (1, 10) OBP: 0.321, SLG: 0.417		G6-3		F7				BB		3	1	1	0	1	0	3											
Terry Tiffee, S (1, 5) OBP: 0.357, SLG: 0.542			K		G6-4-3			SF8		2	0	0	1	1	1	3											
Luis Rivas, R (1, 4) OBP: 0.290, SLG: 0.250 5 Michael Cuddyer, R (8, PH) OBP: 0.314, SLG: 0.326		G5-3			HBP			FC5		2	0	0	0	0	0	2											
<b>Inning Stats</b>	R: 1 E: 0 K: 0 S: 8	H: 1 LOB: 0 BB: 0 P: 11	R: 2 E: 0 K: 1 S: 12	H: 2 LOB: 0 BB: 0 P: 22	R: 0 E: 0 K: 1 S: 7	H: 0 LOB: 0 BB: 0 P: 11	R: 0 E: 0 K: 0 S: 10	H: 2 LOB: 2 BB: 1 P: 19	R: 0 E: 0 K: 0 S: 9	H: 1 LOB: 1 BB: 0 P: 15	R: 1 E: 0 K: 2 S: 12	H: 1 LOB: 2 BB: 2 P: 24	R: 0 E: 0 K: 2 S: 10	H: 0 LOB: 1 BB: 1 P: 18	R: 1 E: 1 K: 2 S: 12	H: 2 LOB: 2 BB: 2 P: 26		1B: 5 2B: 2 3B: 0 HR: 2	SF: 1 SAC: 0 DP: 2 HBP: 2	WP: 1 PB: 0 SB: 1 CS: 0	PA: 38						
<b>PITCHER</b>	IP	WLS	BF	H	R	ER	SO	BB	IBB	HBP	BLK	WP	HR	S	P	ERA	WHIP										
Jose Lima, R (1, 1) ERA: 8.05	5.1		25	7	4	4	2	2	1	1	0	0	0	55	99	6.75	1.688										
Shawn Camp, R (6, 1) ERA: 7.11	1.2	B	7	0	0	0	2	1	0	1	0	0	0	13	21	0.00	0.600										
Jaime Cerda, L (8, 1) ERA: 10.8	0.1	L	3	1	1	1	1	0	1	0	0	0	0	6	14	27.00	3.000										
Nate Field, R (8, 1) ERA: 9.45	0.2		3	1	0	0	1	0	1	0	0	1	0	6	12	0.00	1.500										





Top half of the scorecard showing batter statistics, play-by-play actions, and inning stats for the first team. Includes batter names like David DeJesus, Tony Graffanino, Mike Sweeney, etc., and their corresponding stats and play descriptions.

PITCHER statistics for both teams, including IP, WLS, BF, H, R, ER, SO, BB, IBB, HBP, BLK, WP, HR, S, P, ERA, and WHIP for Dave Gassner and Joe Nathan.

Bottom half of the scorecard showing batter statistics, play-by-play actions, and inning stats for the second team. Includes batter names like Shannon Stewart, Jason Bartlett, Torii Hunter, etc., and their corresponding stats and play descriptions.

Final PITCHER statistics for the second team, including IP, WLS, BF, H, R, ER, SO, BB, IBB, HBP, BLK, WP, HR, S, P, ERA, and WHIP for Brian Anderson, Mike Wood, Andrew Sisco, Mike MacDougal, and Shawn Camp.

TOP

AB 39  
R 9  
H 13  
RBI 8  
BB 2  
SO 10  
LOB 15



WP: 0 PA: 45  
PB: 0  
SB: 1  
CS: 2

BOTTOM

AB 44  
R 10  
H 16  
RBI 10  
BB 4  
SO 8  
LOB 20



WP: 0 PA: 50  
PB: 0  
SB: 2  
CS: 0

Kansas City Royals @ Minnesota Twins  
Hubert H. Humphrey Metrodome, Minneapolis, MN  
Thu Apr 21 2005, 1:10 PM EDT  
Alt. 15,914 - Dome - 65 F

livebaseballscorecards.com

livebaseballscorecards.com

Batter	1	2	3	4	5	6	7	8	9	10	AB	R	H	RBI	BB	SO	LOB	TOP									
<b>Shannon Stewart, R</b> OBP: 0.309, SLG: 0.342 (1, 7)	G6-3		G5-3		G5-3			F7		F8	5	0	0	0	0	0	0										
<b>Jason Bartlett, R</b> OBP: 0.291, SLG: 0.365 (1, 6)	G6-3 7 1B		G6-3				F8	F8			4	0	1	0	0	0	0										
<b>7 Joe Mauer, L</b> OBP: 0.417, SLG: 0.500 (1, 2)	SAFE 1B				SF9 1B		K	K			4	1	2	0	0	2	0										
<b>33 Justin Morneau, L</b> OBP: 0.412, SLG: 0.625 (1, 3)	L5				SF9 1B		G3-1			HR	4	2	2	1	0	0	2										
<b>Torii Hunter, R</b> OBP: 0.333, SLG: 0.516 (1, 8)	P3				SF9			1B 20 1B BB		P3	2	1	0	1	1	0	2										
<b>Jacque Jones, L</b> OBP: 0.500, SLG: 0.700 (1, 10)					20 FC6-4 1B			20 1B		L8	4	0	2	1	0	1	0										
<b>20 Lew Ford, R</b> OBP: 0.365, SLG: 0.439 (1, 9)					5 G6-4-3 BB			5 G5-4-3 1B		L7	3	0	1	1	1	0	1										
<b>5 Michael Cuddyer, R</b> OBP: 0.283, SLG: 0.291 (1, 5)	G6-4-3				CS		G5-3	B3			4	0	0	0	0	0	3										
<b>Luis Rivas, R</b> OBP: 0.270, SLG: 0.235 <b>Matthew LeCroy, R</b> OBP: 0.431, SLG: 0.488 <b>8 Nick Punto, S</b> OBP: 0.304, SLG: 0.167 (7, 4)					G6-3		G6-3	G5-4-3		G4-3	2	0	0	0	0	1	0										
											1	0	0	0	0	0	2										
											1	0	0	0	0	0	0										
<b>Inning Stats</b>	R: 0 E: 0 K: 0 S: 8	H: 2 LOB: 2 BB: 0 P: 10	R: 0 E: 0 K: 1 S: 5	H: 0 LOB: 0 BB: 1 P: 11	R: 0 E: 0 K: 1 S: 10	H: 0 LOB: 0 BB: 0 P: 14	R: 2 E: 0 K: 0 S: 10	H: 3 LOB: 0 BB: 0 P: 19	R: 0 E: 0 K: 0 S: 6	H: 0 LOB: 0 BB: 0 P: 8	R: 0 E: 0 K: 1 S: 9	H: 0 LOB: 0 BB: 0 P: 13	R: 1 E: 0 K: 0 S: 11	H: 2 LOB: 1 BB: 1 P: 21	R: 0 E: 0 K: 1 S: 6	H: 0 LOB: 0 BB: 0 P: 8	R: 1 E: 0 K: 0 S: 10	H: 1 LOB: 0 BB: 0 P: 15	R: 0 E: 0 K: 0 S: 6	H: 0 LOB: 0 BB: 0 P: 11	1B: 6 2B: 1 3B: 0 HR: 1	SF: 1 SAC: 0 DP: 2 HBP: 0	WP: 0 PB: 0 SB: 1 CS: 1	PA: 38			
<b>PITCHER</b>	IP	WLS	BF	H	R	ER	SO	BB	IBB	HBP	BLK	WP	HR	S	P	ERA	WHIP										
<b>Mike Maroth, L</b> ERA: 4.03 (1, 1)	6.0		22	5	2	2	3	1	0	0	0	0	0	48	75	3.00	1.000										
<b>Kyle Farnsworth, R</b> ERA: 4.66 (7, 1)	1.0	B	5	2	1	1	0	1	0	0	0	0	0	11	21	9.00	3.000										
<b>Ugueth Urbina, R</b> ERA: 6.48 (8, 1)	1.0		3	0	0	0	1	0	0	0	0	0	0	6	8	0.00	0.000										
<b>Troy Percival, R</b> ERA: 4.91 (9, 1)	2.0	W	7	1	1	1	0	0	0	0	0	0	1	16	26	4.50	0.500										

Minnesota Twins @ Detroit Tigers  
Comerica Park, Detroit, MI  
Fri Apr 22 2005, 7:05 PM EDT  
Att: 18,873 - Rain - 46 F

AB	34
R	4
H	8
RBI	4
BB	2
SO	4
LOB	10



Batter	1	2	3	4	5	6	7	8	9	10	AB	R	H	RBI	BB	SO	LOB	BOTTOM									
<b>15 Brandon Inge, R</b> OBP: 0.446, SLG: 0.569 (1, 5)	E8 G6-3		G6-4-3 1B		K			SH1-3 1B		F8-3	5	2	2	1	0	1	1										
<b>Ivan Rodriguez, R</b> OBP: 0.348, SLG: 0.531 (1, 2)	G6-3		G6-4-3		F8			SH1-3			4	1	1	2	0	0	1										
<b>9 Carlos Guillen, S</b> OBP: 0.448, SLG: 0.508 (1, 6)	P6									HR	4	0	3	1	0	0	0										
<b>Rondell White, R</b> OBP: 0.300, SLG: 0.491 <b>Craig Monroe, R</b> OBP: 0.266, SLG: 0.328 (9, 7)	L3		G2-3					G5-3 1B			3	0	0	0	1	0	2										
											0	0	0	0	0	0	0										
<b>Dmitri Young, S</b> OBP: 0.354, SLG: 0.597 (1, 10)					G5-4-3 1B			G5-3			4	0	1	0	0	2	2										
<b>33 Marcus Thames, R</b> OBP: 0.214, SLG: 0.280 (1, 9)					G5-4-3			G5-3			3	0	0	0	1	1	1										
<b>Carlos Pena, L</b> OBP: 0.349, SLG: 0.280 (1, 3)											3	0	0	0	0	2	3										
<b>20 Omar Infante, R</b> OBP: 0.292, SLG: 0.361 (1, 4)					G4-3						4	1	2	0	0	0	1										
<b>Nook Logan, S</b> OBP: 0.414, SLG: 0.552 (1, 8)					2B 15 1B			G5-3			4	1	2	0	0	0	1										
											4	1	2	0	0	0	1										
<b>Inning Stats</b>	R: 1 E: 1 K: 0 S: 8	H: 0 LOB: 0 BB: 0 P: 10	R: 0 E: 0 K: 3 S: 10	H: 0 LOB: 0 BB: 0 P: 14	R: 2 E: 0 K: 0 S: 18	H: 4 LOB: 1 BB: 0 P: 21	R: 0 E: 0 K: 0 S: 9	H: 1 LOB: 1 BB: 0 P: 12	R: 0 E: 0 K: 1 S: 7	H: 0 LOB: 0 BB: 0 P: 9	R: 0 E: 0 K: 1 S: 5	H: 1 LOB: 0 BB: 0 P: 6	R: 0 E: 0 K: 0 S: 8	H: 1 LOB: 1 BB: 0 P: 11	R: 0 E: 0 K: 1 S: 12	H: 2 LOB: 3 BB: 2 P: 26	R: 0 E: 0 K: 0 S: 9	H: 1 LOB: 0 BB: 0 P: 11	R: 1 E: 0 K: 0 S: 2	H: 1 LOB: 0 BB: 0 P: 4	1B: 9 2B: 2 3B: 0 HR: 1	SF: 0 SAC: 1 DP: 4 HBP: 1	WP: 0 PB: 0 SB: 0 CS: 0	PA: 38			
<b>PITCHER</b>	IP	WLS	BF	H	R	ER	SO	BB	IBB	HBP	BLK	WP	HR	S	P	ERA	WHIP										
<b>Carlos Silva, R</b> ERA: 1.93 (1, 1)	7.0		27	7	3	2	5	0	0	1	0	0	0	65	83	2.57	1.000										
<b>Terry Mulholland, L</b> ERA: 5.0 (8, 1)	2.0	L	11	4	2	2	1	1	1	0	0	0	1	23	41	9.00	2.500										

Minnesota Twins @ Detroit Tigers  
Comerica Park, Detroit, MI  
Fri Apr 22 2005, 7:05 PM EDT  
Att: 18,873 - Rain - 46 F

AB	34
R	5
H	11
RBI	4
BB	2
SO	6
LOB	12



Batter	1	2	3	4	5	6	7	8	9	AB	R	H	RBI	BB	SO	LOB	TOP										
Shannon Stewart, R OBP: 0.302, SLG: 0.333	P3		G6-3 33 SF9 1B		F9		P3		P3	5	1	1	0	0	0	0	<b>Minnesota Twins @ Detroit Tigers</b> Comerica Park, Detroit, MI Mon Apr 25 2005, 1:05 PM EDT Att: 14,976 - Partly Cloudy - 51 F										
8 Nick Punto, S OBP: 0.357, SLG: 0.227	BB		33 SF9 7 G6-3 1B		G4-3		7 WP 33 2B 1B		K	4	1	2	1	1	1	0											
7 Joe Mauer, L OBP: 0.422, SLG: 0.491	K		G6-3				BB 20 FC3-2 1B		33 2B BB	3	1	1	0	1	1	3											
33 Justin Morneau, L OBP: 0.381, SLG: 0.632	G4-3		SF9				F9		2B	3	0	1	3	0	0	2											
Tori Hunter, R OBP: 0.329, SLG: 0.493	K		G6-3				20 FC3-2 BB		K	3	0	0	0	1	2	2											
Jacque Jones, L OBP: 0.500, SLG: 0.698	2B				F8		20 FC3-2 BB		K	3	0	1	0	1	1	0											
20 Lew Ford, R OBP: 0.343, SLG: 0.410	P3				K		FC3-2		F7	4	0	0	0	0	1	4											
5 Michael Cuddyer, R OBP: 0.266, SLG: 0.271	G3				G4-3		P3		K	4	0	0	0	0	1	4											
Luis Rivas, R OBP: 0.268, SLG: 0.216			1B 8 1B BB		G6-3		L6		K	3	1	0	0	1	1	0											
<b>Inning Stats</b>	R: 0 E: 0 K: 1 S: 9	H: 0 LOB: 1 BB: 1 P: 18	R: 0 E: 0 K: 1 S: 9	H: 1 LOB: 1 BB: 0 P: 15	R: 2 E: 0 K: 0 S: 9	H: 2 LOB: 1 BB: 1 P: 16	R: 0 E: 0 K: 1 S: 9	H: 0 LOB: 0 BB: 0 P: 15	R: 0 E: 0 K: 0 S: 7	H: 0 LOB: 0 BB: 0 P: 11	R: 0 E: 0 K: 0 S: 13	H: 1 LOB: 3 BB: 2 P: 25	R: 2 E: 0 K: 1 S: 13	H: 2 LOB: 1 BB: 1 P: 23	R: 0 E: 0 K: 2 S: 11	H: 0 LOB: 0 BB: 0 P: 17	R: 0 E: 0 K: 2 S: 9	H: 0 LOB: 0 BB: 0 P: 15	1B: 4 2B: 2 3B: 0 HR: 0	SF: 1 SAC: 0 DP: 0 HBP: 0	WP: 1 PB: 0 SB: 0 CS: 0	PA: 38					
<b>PITCHER</b>	IP	WLS	BF	H	R	ER	SO	BB	IBB	HBP	BLK	WP	HR	S	P	ERA	WHIP										
Jason Johnson, R ERA: 4.35	6.2		29	5	3	3	3	4	0	0	0	0	0	61	109	4.05	1.350										
Kyle Farnsworth, R ERA: 5.4	0.1	W	3	1	1	1	1	1	0	0	0	1	0	8	14	27.00	6.000										
Ugueth Urbina, R ERA: 5.79	1.0	H	3	0	0	0	2	0	0	0	0	0	0	11	17	0.00	0.000										
Troy Percival, R ERA: 4.32	1.0	S	3	0	0	0	2	0	0	0	0	0	0	9	15	0.00	0.000										

Batter	1	2	3	4	5	6	7	8	9	AB	R	H	RBI	BB	SO	LOB	BOTTOM										
15 Brandon Inge, R OBP: 0.436, SLG: 0.551	K	1B		K		L7		SH3-4		4	0	1	0	0	2	0	<b>Minnesota Twins @ Detroit Tigers</b> Comerica Park, Detroit, MI Mon Apr 25 2005, 1:05 PM EDT Att: 14,976 - Partly Cloudy - 51 F										
Ivan Rodriguez, R OBP: 0.386, SLG: 0.529	9 HR	9 FC6-4 1B			G4-3		G6-3	9 E 1B		4	1	2	0	1	0	0											
9 Carlos Guillen, S OBP: 0.458, SLG: 0.554	1B	FC6-4			F7		E 1B 1B	G6-4-3 1B		4	2	2	2	1	0	2											
Rondell White, R OBP: 0.323, SLG: 0.517	F7		FC1 2B		1B		1B	E 1B FC4-6 1B	G6-4-3 1B	5	1	3	0	0	0	2											
Dmitri Young, S OBP: 0.403, SLG: 0.643	HR		FC1 G5-3		1B		1B	FC4-6 1B		3	1	2	1	1	0	1											
Craig Monroe, R OBP: 0.294, SLG: 0.387	3B		G5-3		1B		1B	FC4-6 1B		4	0	3	1	0	0	1											
Carlos Pena, L OBP: 0.328, SLG: 0.259	G3		G4-3		K		K	FC4-6 20 FC6-4 1B		4	0	0	1	0	1	7											
20 Omar Infante, R OBP: 0.275, SLG: 0.338	G6-3		G6-3		G6-3		G5-3	FC6-4 1B		4	0	0	0	0	0	2											
Nook Logan, S OBP: 0.394, SLG: 0.515	B3		L9		L9		B1-3	9 S 15 SH3-4 1B		4	1	1	0	0	0	0											
<b>Inning Stats</b>	R: 3 E: 0 K: 1 S: 17	H: 4 LOB: 1 BB: 0 P: 26	R: 0 E: 0 K: 0 S: 11	H: 2 LOB: 2 BB: 0 P: 16	R: 0 E: 0 K: 0 S: 7	H: 1 LOB: 1 BB: 0 P: 11	R: 0 E: 0 K: 1 S: 7	H: 0 LOB: 0 BB: 0 P: 9	R: 0 E: 0 K: 0 S: 14	H: 3 LOB: 3 BB: 0 P: 19	R: 0 E: 0 K: 0 S: 6	H: 0 LOB: 0 BB: 0 P: 8	R: 2 E: 1 K: 0 S: 18	H: 3 LOB: 2 BB: 1 P: 27	R: 1 E: 0 K: 0 S: 6	H: 1 LOB: 1 BB: 2 P: 18	R: 0 E: 0 K: 0 S: 17	H: 0 LOB: 0 BB: 0 P: 16	1B: 10 2B: 1 3B: 1 HR: 2	SF: 0 SAC: 1 DP: 1 HBP: 0	WP: 0 PB: 0 SB: 1 CS: 0	PA: 40					
<b>PITCHER</b>	IP	WLS	BF	H	R	ER	SO	BB	IBB	HBP	BLK	WP	HR	S	P	ERA	WHIP										
Brad Radke, R ERA: 5.08	6.1		30	11	4	4	3	0	0	0	0	0	0	67	95	5.68	1.737										
Juan Rincon, R ERA: 2.0	0.2	L	5	2	1	1	0	1	0	0	0	0	0	13	21	13.50	4.500										
J.C. Romero, L ERA: 1.23	0.1		3	1	1	0	0	0	1	0	0	0	0	3	11	0.00	3.000										
2B Jesse Crain, R ERA:	0.2		2	0	0	0	0	0	1	0	0	0	0	3	7	0.00	0.000										

AB	32
R	4
H	6
RBI	4
BB	5
SO	8
LOB	15



AB	36
R	6
H	14
RBI	5
BB	3
SO	3
LOB	15



Batter	1	2	3	4	5	6	7	8	9	AB	R	H	RBI	BB	SO	LOB	TOP			
<b>20 Lew Ford, R</b> OBP: 0.333, SLG: 0.394 (1, 7)	G5-3	G6-3			K			G6-3	1B	5	0	1	1	0	1	0	<b>Minnesota Twins @ Kansas City Royals</b> Kauffman Stadium, Kansas City, MO Tue Apr 26 2005, 7:10 PM CDT Att: 10,133 - Partly Cloudy - 51 F			
<b>8 Nick Punto, S</b> OBP: 0.394, SLG: 0.231 (1, 6) (9, 4)	1B		P5		G4-3			F9	1B	4	1	1	0	1	0	0				
<b>7 Joe Mauer, L</b> OBP: 0.406, SLG: 0.458 (1, 2)	F8		F7		L8			BB	FC6	4	0	0	0	1	0	4				
<b>33 Justin Morneau, L</b> OBP: 0.400, SLG: 0.609 (1, 3)	1B		F9		F7			1B		4	0	2	1	0	0	0				
<b>Tori Hunter, R</b> OBP: 0.338, SLG: 0.486 (1, 8)	1B		P3		BB			K		3	0	1	0	1	1	2				
<b>Jacque Jones, L</b> OBP: 0.500, SLG: 0.696 (1, 9)	BB				F7				G4-3	3	0	1	0	1	0	1				
<b>Matthew LeCroy, R</b> OBP: 0.418, SLG: 0.468 <b>Jason Bartlett, R</b> OBP: 0.299, SLG: 0.329 <b>Juan Castro, R</b> OBP: 0.291, SLG: 0.365 (9, PR) (9, 10)	K		G5-3		P4			FC5	1B	4	0	1	0	0	1	4				
<b>5 Michael Cuddyer, R</b> OBP: 0.265, SLG: 0.258 (1, 5)		G4-3			K			G5-3	BB	3	1	0	0	1	1	1				
<b>Luis Rivas, R</b> OBP: 0.250, SLG: 0.200 <b>Shannon Stewart, R</b> OBP: 0.299, SLG: 0.329 <b>Juan Castro, R</b> OBP: 0.300, SLG: 0.316 (9, PH) (9, PR) (9, 6)	P6				K			G6-3	FC5	3	0	0	0	0	1	0				
<b>Inning Stats</b>	R: 1 E: 0 K: 1 S: 18	H: 3 LOB: 3 BB: 1 P: 30	R: 0 E: 0 K: 0 S: 7	H: 0 LOB: 0 BB: 0 P: 10	R: 0 E: 0 K: 0 S: 4	H: 0 LOB: 0 BB: 0 P: 6	R: 0 E: 0 K: 1 S: 12	H: 1 LOB: 1 BB: 0 P: 17	R: 0 E: 0 K: 2 S: 10	H: 0 LOB: 0 BB: 0 P: 16	R: 0 E: 0 K: 0 S: 9	H: 0 LOB: 1 BB: 1 P: 13	R: 0 E: 0 K: 1 S: 14	H: 1 LOB: 2 BB: 1 P: 21	R: 1 E: 1 K: 0 S: 16	H: 2 LOB: 3 BB: 2 P: 28		1B: 6 2B: 1 3B: 0 HR: 0	SF: 0 SAC: 0 DP: 0 HBP: 0	WP: 0 PB: 0 CS: 0
<b>PITCHER</b>	IP	WLS	BF	H	R	ER	SO	BB	IBB	HBP	BLK	WP	HR	S	P	ERA	WHIP			
<b>Jose Lima, R</b> ERA: 6.08 <b>Andrew Sisco, L</b> ERA: 1.23 <b>Ambiorix Burgos, R</b> ERA: 5.4	(1, 1) (8, 1) (9, 1)	7.2 0.2 0.2	31 2 6	5 0 2	1 0 1	1 0 1	4 1 0	3 0 2	0 0 0	0 0 0	0 0 0	0 0 0	0 0 0	78 6 14	117 8 25	1.17 0.00 13.50	1.043 0.000 6.000			

AB	34
R	2
H	7
RBI	2
BB	5
SO	5
LOB	14



Batter	1	2	3	4	5	6	7	8	9	AB	R	H	RBI	BB	SO	LOB	BOTTOM					
<b>Joe McEwing, R</b> OBP: 0.417, SLG: 0.458 (1, 5)	P3		K		G1-3			G4-3	1B	4	0	1	0	0	1	2	<b>Minnesota Twins @ Kansas City Royals</b> Kauffman Stadium, Kansas City, MO Tue Apr 26 2005, 7:10 PM CDT Att: 10,133 - Partly Cloudy - 51 F					
<b>Tony Graffanino, R</b> OBP: 0.317, SLG: 0.264 (1, 4)	P4		K		K			G4-3		4	0	0	0	0	2	3						
<b>29 Mike Sweeney, R</b> OBP: 0.345, SLG: 0.432 (1, 10)	P5				F9			FC6-4	IBB	3	0	0	0	1	0	0						
<b>Eli Marrero, R</b> OBP: 0.184, SLG: 0.267 (1, 3)		1B			P6			FC6-4		4	0	2	0	0	0	2						
<b>4 Angel Berroa, R</b> OBP: 0.256, SLG: 0.333 (1, 6)		P3			K			P6		4	0	0	0	0	1	2						
<b>Emil Brown, R</b> OBP: 0.271, SLG: 0.365 <b>Matt Stairs, L</b> OBP: 0.400, SLG: 0.561 (9, PH)		K			F9			F9		3	0	0	0	0	1	2						
<b>Terrence Long, L</b> OBP: 0.286, SLG: 0.370 (1, 8)		K			G6-3			G4-3		4	1	1	0	0	2	1						
<b>Alberto Castillo, R</b> OBP: 0.263, SLG: 0.471 (1, 2)					K			G6-3		3	0	0	0	0	2	1						
<b>Matt Diaz, R</b> OBP: 0.167, SLG: 0.167 (1, 7)		E5			G1-3			F9		3	0	1	1	0	0	0						
<b>Inning Stats</b>	R: 0 E: 0 K: 0 S: 13	H: 0 LOB: 0 BB: 0 P: 19	R: 0 E: 0 K: 2 S: 8	H: 1 LOB: 1 BB: 0 P: 9	R: 0 E: 1 K: 3 S: 14	H: 0 LOB: 1 BB: 0 P: 19	R: 0 E: 0 K: 1 S: 10	H: 1 LOB: 1 BB: 0 P: 16	R: 1 E: 0 K: 1 S: 12	H: 2 LOB: 1 BB: 0 P: 18	R: 0 E: 0 K: 0 S: 4	H: 0 LOB: 0 BB: 0 P: 5	R: 0 E: 0 K: 1 S: 7	H: 0 LOB: 0 BB: 0 P: 10	R: 0 E: 0 K: 0 S: 9	H: 1 LOB: 2 BB: 1 P: 17		R: 0 E: 0 K: 1 S: 12	H: 0 LOB: 0 BB: 0 P: 18	1B: 4 2B: 1 3B: 0 HR: 0	SF: 0 SAC: 0 DP: 0 HBP: 0	WP: 0 PB: 0 CS: 1
<b>PITCHER</b>	IP	WLS	BF	H	R	ER	SO	BB	IBB	HBP	BLK	WP	HR	S	P	ERA	WHIP					
<b>Johan Santana, L</b> ERA: 3.55 <b>36 Joe Nathan, R</b> ERA:	(1, 1) (9, 1)	8.0 1.0	31 3	5 0	1 0	1 0	8 1	0 0	0 0	0 0	0 0	0 0	0 0	12 18	13 18	0.00 0.000	0.625					



Batter	1	2	3	4	5	6	7	8	9	AB	R	H	RBI	BB	SO	LOB	TOP										
Shannon Stewart, R (1.7) OBP: 0.304, SLG: 0.326	1-3 K		0-1 2B 1B		0-2 G6-3		1-0 WP 3B HBP	2-2 P4		4	2	1	1	0	1	2											
Jason Bartlett, R (1.6) OBP: 0.300, SLG: 0.421	3-2 P6		1-0 1-H 2B		0-1 G4-3		1-0 7 SF7 3B	0-2 P4		5	1	2	3	0	0	2											
7 Joe Mauer, L (1.2) OBP: 0.392, SLG: 0.435	2-2 G3		4-1 BB		2-3 K		1-1 SF7		1-0 G4-3	3	0	0	1	1	1	0											
33 Justin Morneau, L (1.3) OBP: 0.333, SLG: 0.500		3-1 G4-3	2-2 F8			1-1 F7	0-0 F8		0-0 P5	5	0	0	0	0	0	2											
Tori Hunter, R (1.8) OBP: 0.329, SLG: 0.459	3-2 F9			1-0 P6		4-1 BLK BB	2-3 K		0-3 K	4	0	0	0	1	2	0											
Jacque Jones, L (1.9) OBP: 0.500, SLG: 0.678	3-3 K			0-0 HR 1B		1 SAFE 1-3 K	4-2 5 1B 8 1B G6-4-3 BB			3	2	1	0	1	2	1											
Matthew LeCroy, R (1.10) OBP: 0.407, SLG: 0.510			2-2 P4	1-0 HR		2-1 L8	1-2 G6-4-3			4	1	1	2	0	0	2											
5 Michael Cuddyer, R (1.5) OBP: 0.278, SLG: 0.262			3-2 F8	1-3 K2-3			4-1 8 1B WP BB	1-2 8 1B	2-3 1B	3	1	1	0	1	1	0											
8 Nick Punto, S (1.4) OBP: 0.405, SLG: 0.333			2-1 1B 2B	1-3 K			1-0 WP HBP 3B 1B	0-0 1B	1-2 1B	4	2	3	1	0	1	0											
<b>Inning Stats</b>	R: 0 E: 0 K: 1 S: 9	H: 0 LOB: 0 BB: 0 P: 15	R: 0 E: 0 K: 1 S: 8	H: 0 LOB: 0 BB: 0 P: 17	R: 2 E: 0 K: 0 S: 17	H: 3 LOB: 2 BB: 1 P: 31	R: 2 E: 0 K: 2 S: 11	H: 2 LOB: 0 BB: 0 P: 15	R: 0 E: 0 K: 1 S: 8	H: 0 LOB: 1 BB: 1 P: 16	R: 4 E: 0 K: 1 S: 12	H: 2 LOB: 0 BB: 1 P: 22	R: 1 E: 0 K: 0 S: 18	H: 2 LOB: 2 BB: 1 P: 26	R: 0 E: 0 K: 1 S: 5	H: 0 LOB: 0 BB: 0 P: 6	1B: 5 2B: 2 3B: 1 HR: 1	SF: 1 SAC: 0 DP: 0 HBP: 1	WP: 1 PB: 0 SB: 0 CS: 0	PA: 41							
<b>PITCHER</b>	IP	WLS	BF	H	R	ER	SO	BB	IBB	HBP	BLK	WP	HR	S	P	ERA	WHIP										
Brian Anderson, L (1.1) ERA: 7.54	6.0	L	27	6	6	6	6	3	0	0	1	0	1	63	111	9.00	1.500										
Shawn Camp, R (7.1) ERA: 12.15	0.0		2	1	1	1	0	0	0	1	0	1	0	1	3	∞	∞										
Jaime Cerda, L (7.1) ERA: 9.64	1.0		3	0	1	1	1	0	0	0	0	0	0	9	12	9.00	0.000										
Mike MacDougal, R (8.1) ERA: 4.35	1.0		6	2	1	1	0	1	0	0	0	0	0	18	26	9.00	3.000										
Kyle Snyder, R (9.1) ERA: 3.39	1.0		3	0	0	0	1	0	0	0	0	0	0	5	6	0.00	0.000										

Minnesota Twins @ Kansas City Royals  
Kauffman Stadium, Kansas City, MO  
Wed Apr 27 2005, 7:10 PM CDT  
Att: 10,393 - Cloudy - 61 F

AB 35  
R 9  
H 9  
RBI 8  
BB 4  
SO 8  
LOB 9



Batter	1	2	3	4	5	6	7	8	9	AB	R	H	RBI	BB	SO	LOB	BOTTOM										
9 David DeJesus, L (1.8) OBP: 0.390, SLG: 0.466	3-1 SH1-3 29 2B		1-2 CS 1B		4-0 BB		1-1 P4		2-2 G4-3	4	1	2	0	1	0	0											
Joe McEwing, R (1.5) OBP: 0.370, SLG: 0.407	0-0 SH1-3		0-2 G1-3		1-2 G4-3		1-2 F8			3	0	0	0	0	0	3											
29 Mike Sweeney, R (1.3) OBP: 0.341, SLG: 0.435	2-1 G6-3 3-H 2B		0-0 F8			1-0 F7	0-1 F8			4	0	1	1	0	0	0											
Matt Stairs, L (1.10) OBP: 0.377, SLG: 0.523	1-1 G6-3			0-0 P6		1-0 G4-3		2-1 G6-3		3	0	0	0	0	0	1											
Eli Marrero, R (8, PH) OBP: 0.190, SLG: 0.261	2-3 G1-3			1-2 G3-1		4-2 14 2B BB		1-3 K		1	0	0	0	0	1	0											
14 John Buck, R (1.2) OBP: 0.250, SLG: 0.286		1-2 G4-3		1-2 G4-3		1-1 1-H HR 2B		4-1 BB		3	1	1	1	1	0	0											
Ruben Gotay, S (1.4) OBP: 0.292, SLG: 0.397		1-0 1B			1-1 F8	1-0 2-H HR		1-2 L8		4	1	2	2	0	0	1											
4 Angel Berroa, R (1.6) OBP: 0.256, SLG: 0.329		0-2 K			0-2 G5-3	0-0 1B		1-1 G6-3		4	0	1	0	0	1	1											
Matt Diaz, R (1.7) OBP: 0.188, SLG: 0.250		2-0 G5-3			0-1 2B	1-2 G4-3		2-2 G5-3		4	0	1	0	0	0	2											
<b>Inning Stats</b>	R: 1 E: 0 K: 0 S: 9	H: 2 LOB: 1 BB: 0 P: 16	R: 0 E: 0 K: 1 S: 8	H: 1 LOB: 0 BB: 0 P: 12	R: 0 E: 0 K: 0 S: 7	H: 1 LOB: 0 BB: 0 P: 8	R: 0 E: 0 K: 0 S: 8	H: 0 LOB: 0 BB: 0 P: 10	R: 0 E: 0 K: 0 S: 10	H: 1 LOB: 2 BB: 1 P: 16	R: 3 E: 0 K: 0 S: 11	H: 3 LOB: 1 BB: 1 P: 20	R: 0 E: 0 K: 0 S: 9	H: 0 LOB: 0 BB: 0 P: 11	R: 0 E: 0 K: 1 S: 9	H: 0 LOB: 1 BB: 1 P: 17	R: 0 E: 0 K: 0 S: 9	H: 0 LOB: 0 BB: 0 P: 14	1B: 3 2B: 4 3B: 0 HR: 1	SF: 0 SAC: 1 DP: 0 HBP: 0	WP: 0 PB: 0 SB: 0 CS: 1	PA: 37					
<b>PITCHER</b>	IP	WLS	BF	H	R	ER	SO	BB	IBB	HBP	BLK	WP	HR	S	P	ERA	WHIP										
Joe Mays, R (1.1) ERA: 4.05	6.0	W	27	8	4	4	1	2	0	0	0	0	1	53	82	6.00	1.667										
28 Jesse Crain, R (7.1) ERA:	1.0		3	0	0	0	0	0	0	0	0	0	0	9	11	0.00	0.000										
J.C. Romero, L (8.1) ERA: 1.08	1.0		4	0	0	0	1	1	0	0	0	0	0	9	17	0.00	1.000										
Terry Mulholland, L (9.1) ERA: 5.4	1.0		3	0	0	0	0	0	0	0	0	0	0	9	14	0.00	0.000										

Minnesota Twins @ Kansas City Royals  
Kauffman Stadium, Kansas City, MO  
Wed Apr 27 2005, 7:10 PM CDT  
Att: 10,393 - Cloudy - 61 F

AB 33  
R 4  
H 8  
RBI 4  
BB 3  
SO 2  
LOB 9



Batter	1	2	3	4	5	6	7	8	9	10	11	AB	R	H	RBI	BB	SO	LOB	TOP						
Shannon Stewart, R OBP: 0.316, SLG: 0.330 (1, 7)	G1-3	L8-6 1B			F9				G5-3			5	1	2	0	1	0	0							
Jason Bartlett, R OBP: 0.303, SLG: 0.403 (1, 6)	20 HBP 33 1B BB	1B			G6-3				G6-3			5	1	1	0	1	1	3							
20 Lew Ford, R OBP: 0.346, SLG: 0.408 (1, 8)	33 1B SF7 HBP	L8-6			E5				G6-3			5	2	2	2	0	0	2							
33 Justin Moreau, L OBP: 0.400, SLG: 0.545 Luis Rivas, R OBP: 0.244, SLG: 0.195 (10, PR) (10, 4)	BB 2B 1B			G4-3								5	1	4	2	0	0	0							
Tori Hunter, R OBP: 0.333, SLG: 0.447 (1, 10)	SF7			K								2	0	0	1	2	2	2							
Jacque Jones, L OBP: 0.481, SLG: 0.635 (1, 9)	2B 1B BB			F7								4	0	0	0	1	2	4							
Juan Castro, R OBP: 0.292, SLG: 0.348 Matthew LeCroy, R OBP: 0.400, SLG: 0.500 (10, PH) (10, 3)	2B 1B			G1-3								4	0	1	1	0	1	0							
Corky Miller, R (1, 2)	G5-3			F8								4	0	0	0	0	1	2							
7 Joe Mauer, L OBP: 0.400, SLG: 0.435 (11, PH) (11, 2)	G5-3			F8								0	1	0	0	1	0	0							
8 Nick Punto, S OBP: 0.366, SLG: 0.294 (10, 5)				K								4	0	0	0	0	3	0							
<b>Inning Stats</b>	R: 3 E: 0 K: 0 S: 17	H: 2 LOB: 2 BB: 2 P: 31	R: 0 E: 0 K: 1 S: 8	H: 2 LOB: 1 BB: 0 P: 10	R: 0 E: 0 K: 1 S: 6	H: 0 LOB: 0 BB: 0 P: 11	R: 0 E: 0 K: 1 S: 7	H: 0 LOB: 0 BB: 0 P: 9	R: 0 E: 1 K: 1 S: 15	H: 1 LOB: 2 BB: 0 P: 22	R: 0 E: 0 K: 2 S: 10	H: 0 LOB: 0 BB: 0 P: 15	R: 0 E: 0 K: 0 S: 9	H: 0 LOB: 0 BB: 0 P: 15	R: 0 E: 0 K: 1 S: 9	H: 1 LOB: 2 BB: 1 P: 19	R: 1 E: 0 K: 1 S: 9	H: 1 LOB: 2 BB: 2 P: 20	1B: 8 2B: 3 3B: 0 HR: 0	SF: 1 SAC: 1 DP: 1 HBP: 1	WP: 1 PB: 0 SB: 0 CS: 0	PA: 49			
<b>PITCHER</b>	IP 6.2	WLS 30	BF 7	H 1	R 0	ER 5	SO 6	BB 2	IBB 0	HBP 0	BLK 0	WP 0	HR 0	S 72	P 109	ERA 6.75	WHIP 1.350								
Runelvis Hernandez, R ERA: 5.06 Andrew Sisco, L ERA: 1.13 Ambiorix Burgos, R ERA: 3.38 Jaime Carda, L ERA: 6.44 Mike Wood, R ERA: 5.02	(1, 1)	(7, 1)	(9, 1)	(10, 1)	(10, 1)																				

Minnesota Twins @ Kansas City Royals  
Kauffman Stadium, Kansas City, MO  
Thu Apr 28 2005, 1:10 PM CDT  
Att: 10,852 - Cloudy - 51 F

livebaseballscores.com

AB 40  
R 6  
H 10  
RBI 6  
BB 6  
SO 10  
LOB 17



Batter	1	2	3	4	5	6	7	8	9	10	11	AB	R	H	RBI	BB	SO	LOB	BOTTOM							
9 David DeJesus, L OBP: 0.391, SLG: 0.487 (1, 8)	L7				SH1-3				F8			5	1	2	2	0	0	0								
Ruben Gotay, S OBP: 0.269, SLG: 0.359 (1, 4)	K				L5				F7			6	0	0	0	0	3	4								
29 Mike Sweeney, R OBP: 0.344, SLG: 0.443 (1, 10)	2B				SF7				F9			3	0	1	1	1	0	2								
Ken Harvey, R OBP: 0.400, SLG: 0.400 Joe McEwing, R OBP: 0.370, SLG: 0.407 (10, PR) (11, 5)	G1-3				F9							5	1	2	0	0	1	3								
Matt Stairs, L OBP: 0.386, SLG: 0.511 Eli Marrero, R OBP: 0.180, SLG: 0.261 (8, PR) (9, 9)	G4-3				G6-3							3	0	1	0	1	0	0								
Tony Graffanino, R OBP: 0.323, SLG: 0.250 (11, 3)	G6-4-3 BB				P2							3	0	0	0	2	1	2								
Terrence Long, L OBP: 0.281, SLG: 0.344 (1, 7)	G6-4-3				G1-3							5	0	1	0	0	0	5								
14 John Buck, R OBP: 0.246, SLG: 0.279 (1, 2)					F8							5	1	1	0	0	1	5								
4 Angel Berroa, R OBP: 0.266, SLG: 0.353 (1, 6)					9 3B 1B							3	2	2	0	0	0	0								
<b>Inning Stats</b>	R: 0 E: 0 K: 1 S: 7	H: 1 LOB: 1 BB: 0 P: 15	R: 0 E: 0 K: 0 S: 9	H: 0 LOB: 0 BB: 1 P: 15	R: 3 E: 0 K: 2 S: 19	H: 3 LOB: 0 BB: 0 P: 28	R: 0 E: 0 K: 0 S: 7	H: 1 LOB: 1 BB: 0 P: 10	R: 0 E: 0 K: 0 S: 7	H: 0 LOB: 2 BB: 1 P: 16	R: 0 E: 0 K: 0 S: 8	H: 1 LOB: 2 BB: 0 P: 12	R: 0 E: 0 K: 0 S: 8	H: 1 LOB: 1 BB: 0 P: 15	R: 1 E: 0 K: 2 S: 12	H: 1 LOB: 2 BB: 1 P: 25	R: 1 E: 1 K: 1 S: 14	H: 1 LOB: 0 BB: 0 P: 20	R: 0 E: 0 K: 0 S: 11	H: 1 LOB: 2 BB: 1 P: 17	R: 0 E: 0 K: 0 S: 10	H: 0 LOB: 0 BB: 0 P: 12	1B: 7 2B: 2 3B: 1 HR: 0	SF: 1 SAC: 2 DP: 1 HBP: 2	WP: 3 PB: 1 SB: 0 CS: 1	PA: 47
<b>PITCHER</b>	IP 4.0	WLS 18	BF 5	H 1	R 3	ER 3	SO 3	BB 1	IBB 0	HBP 1	BLK 0	WP 0	HR 0	S 43	P 72	ERA 6.75	WHIP 1.500									
Kyle Lohse, R ERA: 6.65 54 Matt Guernier, R ERA: 3.38 J.C. Romero, L ERA: 1.08 Juan Rincon, R ERA: 2.61 36 Joe Nathan, R ERA:	(1, 1)	(5, 1)	(7, 1)	(7, 1)	(9, 1)																					

Minnesota Twins @ Kansas City Royals  
Kauffman Stadium, Kansas City, MO  
Thu Apr 28 2005, 1:10 PM CDT  
Att: 10,852 - Cloudy - 51 F

livebaseballscores.com

AB 38  
R 5  
H 10  
RBI 3  
BB 4  
SO 6  
LOB 21



Batter	1	2	3	4	5	6	7	8	9	AB	R	H	RBI	BB	SO	LOB	TOP			
Darin Erstad, L (1, 3) OBP: 0.315, SLG: 0.426										5	1	2	0	0	0	0	<b>Los Angeles Angels @ Minnesota Twins</b> Hubert H. Humphrey Metrodome, Minneapolis, MN Fri Apr 29 2005, 8:10 PM EDT Att: 29,866 - Dome - 70 F			
9 Chone Figgins, S (1, 4) OBP: 0.344, SLG: 0.483										4	1	3	1	0	1	0				
27 Vladimir Guerrero, R (1, 9) OBP: 0.390, SLG: 0.622										4	1	1	1	0	0	2				
16 Garret Anderson, L (1, 7) OBP: 0.330, SLG: 0.441										3	0	2	1	1	1	0				
Steve Finley, L (1, 8) OBP: 0.237, SLG: 0.337										4	0	0	0	0	1	5				
Orlando Cabrera, R (1, 6) OBP: 0.333, SLG: 0.471										4	1	2	1	0	1	1				
8 Dallas McPherson, L (1, 5) OBP: 0.276, SLG: 0.353										4	0	1	0	0	0	1				
Josh Paul, R (1, 2) OBP: 0.125, SLG: 0.125										3	0	1	0	0	0	2				
20 Juan Rivera, R (9, PH) OBP: 0.303, SLG: 0.323										1	0	0	0	0	0	0				
Jeff DaVanon, S (1, 10) OBP: 0.278, SLG: 0.246										4	0	0	0	0	1	2				
<b>Inning Stats</b>	R: 1 E: 0 K: 1 S: 11	H: 2 LOB: 0 BB: 0 P: 15	R: 1 E: 0 K: 1 S: 10	H: 1 LOB: 0 BB: 0 P: 16	R: 2 E: 0 K: 0 S: 11	H: 3 LOB: 1 BB: 0 P: 13	R: 0 E: 0 K: 0 S: 6	H: 2 LOB: 1 BB: 0 P: 8	R: 0 E: 0 K: 1 S: 10	H: 1 LOB: 1 BB: 0 P: 12	R: 0 E: 0 K: 1 S: 7	H: 0 LOB: 0 BB: 0 P: 12	R: 0 E: 0 K: 1 S: 10	H: 1 LOB: 1 BB: 0 P: 15	R: 0 E: 0 K: 0 S: 8	H: 0 LOB: 0 BB: 0 P: 12	1B: 7 2B: 5 3B: 0 HR: 1	SF: 0 SAC: 0 DP: 2 HBP: 0	WP: 0 PB: 0 SB: 1 CS: 0	PA: 37
<b>PITCHER</b>	IP WLS BF H R ER SO BB IBB HBP BLK WP HR S P ERA WHIP																			
Carlos Silva, R (1, 1) ERA: 3.0	7.0 W 30 11 4 4 4 0 0 0 0 0 1 64 94 5.14 1.571																			
J.C. Romero, L (8, 1) ERA: 0.93	1.0 H 4 1 0 0 1 0 0 0 0 0 0 10 15 0.00 1.000																			
36 Joe Nathan, R (9, 1) ERA:	1.0 S 3 0 0 0 0 0 0 0 0 0 0 8 12 0.00 0.000																			

Batter	1	2	3	4	5	6	7	8	9	AB	R	H	RBI	BB	SO	LOB	BOTTOM			
Shannon Stewart, R (1, 7) OBP: 0.311, SLG: 0.323										5	0	1	1	0	0	2	<b>Los Angeles Angels @ Minnesota Twins</b> Hubert H. Humphrey Metrodome, Minneapolis, MN Fri Apr 29 2005, 8:10 PM EDT Att: 29,866 - Dome - 70 F			
Jason Bartlett, R (1, 6) OBP: 0.286, SLG: 0.379										4	0	0	0	0	1	1				
7 Joe Mauer, L (1, 2) OBP: 0.392, SLG: 0.424										4	1	1	0	0	0	0				
33 Justin Morneau, L (1, 3) OBP: 0.436, SLG: 0.595										4	2	3	0	0	0	0				
Tori Hunter, R (1, 8) OBP: 0.330, SLG: 0.450										4	1	1	0	0	0	4				
Jacque Jones, L (1, 9) OBP: 0.482, SLG: 0.625										1	2	0	1	2	0	2				
20 Lew Ford, R (1, 10) OBP: 0.366, SLG: 0.419										3	0	2	2	1	1	1				
5 Michael Cuddyer, R (1, 5) OBP: 0.289, SLG: 0.304										4	0	2	3	0	1	2				
8 Nick Punto, S (1, 4) OBP: 0.356, SLG: 0.289										4	1	1	0	0	0	4				
<b>Inning Stats</b>	R: 0 E: 0 K: 0 S: 10	H: 0 LOB: 0 BB: 0 P: 13	R: 1 E: 1 K: 0 S: 9	H: 2 LOB: 1 BB: 0 P: 15	R: 0 E: 0 K: 0 S: 6	H: 0 LOB: 0 BB: 0 P: 7	R: 1 E: 0 K: 1 S: 13	H: 2 LOB: 1 BB: 0 P: 17	R: 1 E: 0 K: 2 S: 10	H: 1 LOB: 0 BB: 0 P: 14	R: 2 E: 0 K: 0 S: 14	H: 3 LOB: 2 BB: 1 P: 24	R: 0 E: 0 K: 0 S: 11	H: 1 LOB: 0 BB: 0 P: 16	R: 2 E: 0 K: 0 S: 12	H: 2 LOB: 2 BB: 2 P: 23		1B: 7 2B: 4 3B: 0 HR: 0	SF: 1 SAC: 0 DP: 2 HBP: 0	WP: 0 PB: 0 SB: 1 CS: 0
<b>PITCHER</b>	IP WLS BF H R ER SO BB IBB HBP BLK WP HR S P ERA WHIP																			
Paul Byrd, R (1, 1) ERA: 5.29	6.2 L 29 9 5 3 3 0 0 0 0 0 0 68 98 4.05 1.350																			
Jake Woods, L (7, 1) ERA: 2.0	0.2 2 0 0 0 0 0 0 0 0 0 0 6 9 0.00 0.000																			
Esteban Yan, R (8, 1) ERA: 3.38	0.2 6 2 2 2 0 1 1 0 0 0 0 0 11 22 27.00 4.500																			

Batter	1	2	3	4	5	6	7	8	9	AB	R	H	RBI	BB	SO	LOB	TOP			
Darin Erstad, L (1, 3) OBP: 0.330, SLG: 0.438	2-2 1B 27 1B		1-1 1B 9 1B E			3-2 G6-3		0-1 1B 2-3		4	1	3	0	0	0	0	<b>Los Angeles Angels @ Minnesota Twins</b> Hubert H. Humphrey Metrodome, Minneapolis, MN Sat Apr 30 2005, 7:10 PM EDT Att: 31,576 - Dome - 70 F <a href="http://livebaseballscorecards.com">livebaseballscorecards.com</a>			
9 Chone Figgins, S (1, 4) OBP: 0.340, SLG: 0.478	0-1 F7		0-0 1B 27 FC4-6			2-3 K		0-0 SF8		3	0	1	1	0	1	1				
27 Vladimir Guerrero, R (1, 10) OBP: 0.390, SLG: 0.696	0-0 1B		0-0 1B 1-2 2-H			1-2 G6-3		3-H K		4	0	1	0	0	1	2				
16 Garret Anderson, L (1, 7) OBP: 0.327, SLG: 0.443	2-2 F9		0-1 F7			1-2 2B		0-2 G4-3		4	0	1	0	0	0	4				
Steve Finley, L (1, 8) OBP: 0.227, SLG: 0.322	1-3 K2-3			1-2 G6-3		0-1 G6-3			2-1 F8	4	0	0	0	0	1	3				
Orlando Cabrera, R (1, 6)		1-1 F9		0-0 F8			0-1 G5-3		1-3 K	4	0	0	0	0	1	0				
8 Dallas McPherson, L (1, 5) OBP: 0.250, SLG: 0.316		0-1 G5-3		1-3 K			0-3 K		2-2 G1-3	4	0	0	0	0	2	0				
José Molina, R (1, 2) OBP: 0.306, SLG: 0.194		1-2 G4-3			3-2 G5-3		1-2 F9			3	0	0	0	0	0	0				
Jeff DaVanon, S (1, 9) OBP: 0.280, SLG: 0.265			1-3 K		0-0 G6-3			0-0 1B 9 SF8 2B		3	1	1	0	0	1	0				
<b>Inning Stats</b>	R: 0 E: 0 K: 1 S: 13	H: 2 LOB: 2 BB: 0 P: 18	R: 0 E: 0 K: 0 S: 10	H: 0 LOB: 0 BB: 0 P: 12	R: 1 E: 1 K: 1 S: 12	H: 2 LOB: 1 BB: 0 P: 14	R: 0 E: 0 K: 1 S: 8	H: 0 LOB: 0 BB: 0 P: 10	R: 0 E: 0 K: 0 S: 8	H: 1 LOB: 1 BB: 0 P: 15	R: 0 E: 0 K: 1 S: 9	H: 0 LOB: 0 BB: 0 P: 10	R: 1 E: 0 K: 1 S: 10	H: 2 LOB: 1 BB: 0 P: 11	R: 0 E: 0 K: 1 S: 8	H: 0 LOB: 0 BB: 0 P: 13	1B: 5 2B: 2 3B: 0 HR: 0	SF: 1 SAC: 0 DP: 0 HBP: 0	WP: 0 PB: 0 SB: 0 CS: 0	PA: 34
<b>PITCHER</b>	IP WLS BF H R ER SO BB IBB HBP BLK WP HR S P ERA WHIP	7.1 W 29 7 2 1 5 0 0 0 0 0 0 75 97 1.23 0.955	0.2 H 2 0 0 0 1 0 0 0 0 0 0 6 7 0.00 0.000	1.0 S 3 0 0 0 1 0 0 0 0 0 0 8 13 0.00 0.000	<b>PITCHER</b>										IP WLS BF H R ER SO BB IBB HBP BLK WP HR S P ERA WHIP					

Batter	1	2	3	4	5	6	7	8	9	AB	R	H	RBI	BB	SO	LOB	BOTTOM			
Shannon Stewart, R (1, 7) OBP: 0.318, SLG: 0.323	1-0 P4		1-1 1B 7 1B	4-1 FC5-4 BB		1 SAFE 1-0 F8				3	1	1	0	1	0	1	<b>Los Angeles Angels @ Minnesota Twins</b> Hubert H. Humphrey Metrodome, Minneapolis, MN Sat Apr 30 2005, 7:10 PM EDT Att: 31,576 - Dome - 70 F <a href="http://livebaseballscorecards.com">livebaseballscorecards.com</a>			
Jason Bartlett, R (1, 6) OBP: 0.297, SLG: 0.377	4-2 7 BB BB		0-0 1B 7 1B	2-0 FC5-4 1-2			1-3 K			3	0	1	0	1	1	2				
7 Joe Mauer, L (1, 2) OBP: 0.410, SLG: 0.435	4-1 33 HR BB		1-1 1B 1-2 3-H		1-2 G3		1-1 CS 1B			3	1	2	1	1	0	0				
33 Justin Morneau, L (1, 3) OBP: 0.442, SLG: 0.707	2-0 1-H HR		0-3 K		1-2 3B		0-0 L7			4	1	2	2	0	1	3				
Tori Hunter, R (1, 8) OBP: 0.337, SLG: 0.446	0-3 K		0-0 L7		4-0 BB G4-6-3		2-1 CS	3-2 1B S 1B		3	0	1	0	1	1	2				
Jacque Jones, L (1, 9) OBP: 0.471, SLG: 0.603		1-1 G3		3-3 K	0-0 G4-6-3		1 SAFE 1 SAFE 1 SAFE 1 SAFE	2-2 1B 1-H 1B		4	0	1	0	0	1	2				
20 Lew Ford, R (1, 10) OBP: 0.360, SLG: 0.410		0-1 G3		0-1 8 3B 1B		3-3 K		1-2 K		4	1	1	0	0	2	1				
5 Michael Cuddyer, R (1, 5) OBP: 0.275, SLG: 0.288		3-3 K		0-0 F8		3-3 K		2-2 G4-3		4	0	0	0	0	2	2				
8 Nick Punto, S (1, 4) OBP: 0.375, SLG: 0.366			0-0 F7	1-1 3B 1-H		0-0 1B				3	0	2	1	0	0	0				
<b>Inning Stats</b>	R: 2 E: 0 K: 1 S: 8	H: 1 LOB: 0 BB: 2 P: 19	R: 0 E: 0 K: 1 S: 7	H: 0 LOB: 0 BB: 0 P: 11	R: 1 E: 0 K: 1 S: 11	H: 3 LOB: 2 BB: 0 P: 13	R: 1 E: 0 K: 1 S: 12	H: 2 LOB: 1 BB: 1 P: 22	R: 0 E: 0 K: 0 S: 7	H: 1 LOB: 1 BB: 1 P: 13	R: 0 E: 0 K: 2 S: 8	H: 1 LOB: 0 BB: 0 P: 15	R: 0 E: 0 K: 1 S: 8	H: 1 LOB: 0 BB: 0 P: 12	R: 0 E: 0 K: 1 S: 14	H: 2 LOB: 1 BB: 0 P: 22	1B: 8 2B: 0 3B: 2 HR: 1	SF: 0 SAC: 0 DP: 1 HBP: 0	WP: 0 PB: 0 SB: 2 CS: 1	PA: 36
<b>PITCHER</b>	IP WLS BF H R ER SO BB IBB HBP BLK WP HR S P ERA WHIP	7.0 L 31 9 4 4 7 4 0 0 0 0 0 14 22 0.00 2.000	1.0 4 2 0 0 1 0 0 0 0 0 0 0 14 22 0.00 2.000	<b>PITCHER</b>										IP WLS BF H R ER SO BB IBB HBP BLK WP HR S P ERA WHIP						



Batter	1	2	3	4	5	6	7	8	9	AB	R	H	RBI	BB	SO	LOB	TOP																					
Darin Erstad, L (1, 3) OBP: 0.319, SLG: 0.422	F7			F9		G1-3		CS	P6	4	0	0	0	0	0	0																						
9 Chone Figgins, S (1, 4) OBP: 0.337, SLG: 0.463	K			K					G4-3	3	0	0	0	1	2	0																						
27 Vladimir Guerrero, R (1, 9) OBP: 0.365, SLG: 0.622	G5-3			HR		P3			G4-3	4	1	1	1	0	0	1																						
16 Garret Anderson, L (1, 10) OBP: 0.317, SLG: 0.430		F7		G3-1						3	0	0	0	0	1	0																						
20 Juan Rivera, R (1, 8) OBP: 0.278, SLG: 0.294		E3				F8			F9	3	0	0	0	0	0	0																						
Orlando Cabrera, R (1, 6) OBP: 0.310, SLG: 0.435		P6				G6-3			F9	3	0	0	0	0	0	1																						
Lou Merloni, R (1, 5) 8 Dallas McPherson, L (4, 5) OBP: 0.308, SLG: 0.300		CS		K		F7			K	1	0	0	0	0	1	0																						
José Molina, R (1, 2) OBP: 0.308, SLG: 0.294				F7					K	3	1	1	1	0	1	0																						
39 Robb Quinlan, R (1, 7) OBP: 0.167, SLG: 0.241 Jeff DaVanon, S (6, 8) OBP: 0.289, SLG: 0.265				K					HR	2	0	0	0	0	1	0																						
						F9				0	0	0	0	1	0	0																						
<b>Inning Stats</b>	R: 0 H: 0 E: 0 K: 1 S: 10	H: 0 LOB: 0 BB: 0 P: 14	R: 0 H: 0 E: 1 K: 0 S: 6	H: 0 LOB: 0 BB: 0 P: 11	R: 0 H: 0 E: 0 K: 2 S: 10	H: 0 LOB: 0 BB: 0 P: 13	R: 1 H: 1 E: 0 K: 1 S: 10	H: 1 LOB: 0 BB: 0 P: 16	R: 0 H: 0 E: 0 K: 0 S: 7	H: 0 LOB: 0 BB: 0 P: 12	R: 1 H: 1 E: 0 K: 1 S: 10	H: 1 LOB: 1 BB: 1 P: 16	R: 0 H: 0 E: 0 K: 1 S: 7	H: 0 LOB: 0 BB: 0 P: 8	R: 0 H: 0 E: 0 K: 2 S: 12	H: 0 LOB: 0 BB: 1 P: 20	R: 0 H: 0 E: 0 K: 0 S: 4	H: 0 LOB: 0 BB: 0 P: 8	1B: 0 2B: 0 3B: 0 HR: 2	SF: 0 SAC: 0 DP: 0 HBP: 0	WP: 0 PA: 32 SB: 0 CS: 2																	
<b>PITCHER</b>	IP	WLS	BF	H	R	ER	SO	BB	IBB	HBP	BLK	WP	HR	S	P	ERA	WHIP	<b>PITCHER</b>				IP	WLS	BF	H	R	ER	SO	BB	IBB	HBP	BLK	WP	HR	S	P	ERA	WHIP
Johan Santana, L (1, 1) ERA: 3.29	8.0	L	27	2	2	2	7	2	0	0	0	0	2	72	110	2.25	0.500																					
Juan Rincon, R (9, 1) ERA: 2.25	1.0		3	0	0	0	0	0	0	0	0	0	0	4	8	0.00	0.000																					

Los Angeles Angels @ Minnesota Twins  
Hubert H. Humphrey Metrodome, Minneapolis, MN  
Sun May 01 2005, 2:10 PM EDT  
Att: 30,837 - Dome - 69 F

AB 28  
R 2  
H 2  
RBI 2  
BB 2  
SO 7  
LOB 2





Batter	1	2	3	4	5	6	7	8	9	AB	R	H	RBI	BB	SO	LOB	BOTTOM																					
Shannon Stewart, R (1, 7) OBP: 0.324, SLG: 0.359	G4-3			FC5-4 1B		G6-3			HR	4	1	2	1	0	0	0																						
Juan Castro, R (1, 6) OBP: 0.255, SLG: 0.308	G6-3			K					G3-1	3	0	0	0	0	2	1																						
8 Nick Punto, S (9, PH) OBP: 0.397, SLG: 0.357										1	0	0	0	0	0	0																						
20 Lew Ford, R (1, 9) OBP: 0.344, SLG: 0.390	G6-3			FC5-4 1-2		F9			G5-3	4	0	0	0	0	0	1																						
33 Justin Morneau, L (1, 3) OBP: 0.404, SLG: 0.644		G4-3		K					K	4	0	0	0	0	3	1																						
Tori Hunter, R (1, 8) OBP: 0.327, SLG: 0.430		G5-3				G6-3			G4-3	3	0	0	0	0	0	0																						
Jacque Jones, L (1, 10) OBP: 0.467, SLG: 0.592		G4-3				K			5 1B	3	0	1	0	0	1	0																						
5 Michael Cuddyer, R (1, 5) OBP: 0.277, SLG: 0.289				G4-3		K			7 BB	3	0	1	0	0	1	0																						
55 Mike Redmond, R (1, 2) OBP: 0.400, SLG: 0.333									1B	2	0	0	0	0	1	0																						
7 Joe Mauer, L (8, PH) OBP: 0.417, SLG: 0.435				G3					G6-4-3 BB	0	0	0	0	1	0	0																						
Luis Rivas, R (1, 4) OBP: 0.234, SLG: 0.186									BB	2	0	0	0	0	0	0																						
Matthew LeCroy, R (8, PH) OBP: 0.393, SLG: 0.491				G6-3		P4			G6-4-3 1-2	1	0	0	0	0	0	3																						
Jason Bartlett, R (9, 6) OBP: 0.297, SLG: 0.377									1-2	0	0	0	0	0	0	0																						
<b>Inning Stats</b>	R: 0 H: 0 E: 0 K: 0 S: 9	H: 0 LOB: 0 BB: 0 P: 14	R: 0 H: 0 E: 0 K: 0 S: 6	H: 0 LOB: 0 BB: 0 P: 8	R: 0 H: 0 E: 0 K: 0 S: 6	H: 0 LOB: 0 BB: 0 P: 7	R: 0 H: 1 E: 0 K: 2 S: 12	H: 1 LOB: 1 BB: 0 P: 13	R: 0 H: 0 E: 0 K: 2 S: 8	H: 0 LOB: 0 BB: 0 P: 11	R: 0 H: 0 E: 0 K: 1 S: 7	H: 0 LOB: 0 BB: 0 P: 10	R: 0 H: 0 E: 0 K: 2 S: 7	H: 0 LOB: 0 BB: 0 P: 10	R: 0 H: 2 E: 0 K: 0 S: 13	H: 2 LOB: 2 BB: 1 P: 25	R: 1 H: 1 E: 0 K: 1 S: 13	H: 1 LOB: 0 BB: 0 P: 19	1B: 3 2B: 0 3B: 0 HR: 1	SF: 0 SAC: 0 DP: 1 HBP: 0	WP: 0 PA: 31 SB: 0 CS: 0																	
<b>PITCHER</b>	IP	WLS	BF	H	R	ER	SO	BB	IBB	HBP	BLK	WP	HR	S	P	ERA	WHIP	<b>PITCHER</b>				IP	WLS	BF	H	R	ER	SO	BB	IBB	HBP	BLK	WP	HR	S	P	ERA	WHIP
40 Bartolo Colon, R (1, 1) ERA: 3.03	7.1	W	24	2	0	0	7	0	0	0	0	0	0	62	84	0.00	0.273																					
62 Scot Shields, R (8, 1) ERA: 1.23	0.0		2	1	0	0	0	1	0	0	0	0	0	4	11	-	-																					
Francisco Rodriguez, R (8, 1) ERA: 2.25	1.2	S	5	1	1	1	1	0	0	0	0	0	1	15	22	5.40	0.600																					

Los Angeles Angels @ Minnesota Twins  
Hubert H. Humphrey Metrodome, Minneapolis, MN  
Sun May 01 2005, 2:10 PM EDT  
Att: 30,837 - Dome - 69 F

AB 30  
R 1  
H 4  
RBI 1  
BB 1  
SO 8  
LOB 6



Batter	1	2	3	4	5	6	7	8	9	AB	R	H	RBI	BB	SO	LOB	TOP										
<b>Ronnie Belliard, R</b> OBP: 0.333, SLG: 0.531 (1,4)	1-1 F9	0-0 2B		2-2 FC5-4 1B		1-1 G4-3		0-0 G6-3		5	0	1	1	0	0	2	<b>Cleveland Indians @ Minnesota Twins</b> Hubert H. Humphrey Metrodome, Minneapolis, MN Tue May 03 2005, 8:10 PM EDT Att: 16,919 - Dome - 70 F  <b>AB 37</b> <b>R 4</b> <b>H 10</b> <b>RBI 4</b> <b>BB 7</b> <b>SO 4</b> <b>LOB 30</b>  										
<b>Coco Crisp, S</b> OBP: 0.304, SLG: 0.346 (1,7)	0-2 48 HR	1-1 P4		1-0 1B		3-1 G5-3		4-2 BB		4	1	2	0	1	0	2											
<b>41 Victor Martinez, S</b> OBP: 0.275, SLG: 0.308 (1,2)	1-2 F7	0-2 P3		0-1 G4-3		2-2 G5-3		2-1 F7		5	0	0	0	0	0	6											
<b>48 Travis Hafner, L</b> OBP: 0.418, SLG: 0.494 (1,10)	2-2 HR		2-2 G4-3		4-2 1B		3-2 G4-3		3-3 K	4	1	1	2	1	1	0											
<b>Ben Broussard, L</b> OBP: 0.333, SLG: 0.427 (1,3)	3-2 F8		0-1 F8		2-2 1B		0-1 2B		1-1 G1-3	5	0	3	0	0	0	0											
<b>Casey Blake, R</b> OBP: 0.291, SLG: 0.360 (1,9)		1-1 HR	1-1 F8		4-1 BB		4-0 IBB		4-0 24 BB	2	1	1	1	3	0	1											
<b>24 Grady Sizemore, L</b> OBP: 0.274, SLG: 0.388 (1,8)	2-2 2B	2-3 K		3-2 F7		1-1 F7		4-0 BB		4	1	1	0	1	1	6											
<b>Aaron Boone, R</b> OBP: 0.186, SLG: 0.282 (1,5)	0-1 FC5		1-0 G6-3		0-3 K		1-1 L8		1-0 P6	5	0	0	0	0	1	8											
<b>2 Jhonny Peralta, R</b> OBP: 0.310, SLG: 0.420 (1,6)	1-3 K		1-0 FC5-4		0-0 G5-3		4-1 G6-3			3	0	1	0	1	1	5											
<b>Inning Stats</b>	R: 2 E: 0 K: 0 S: 16	H: 2 LOB: 0 BB: 0 P: 23	R: 2 E: 1 K: 1 S: 17	H: 3 LOB: 2 BB: 0 P: 22	R: 0 E: 0 K: 1 S: 11	H: 1 LOB: 1 BB: 0 P: 16	R: 0 E: 0 K: 0 S: 9	H: 2 LOB: 2 BB: 0 P: 14	R: 0 E: 0 K: 1 S: 13	H: 1 LOB: 2 BB: 2 P: 26	R: 0 E: 0 K: 0 S: 7	H: 0 LOB: 0 BB: 0 P: 13	R: 0 E: 0 K: 0 S: 9	H: 1 LOB: 1 BB: 1 P: 18	R: 0 E: 0 K: 0 S: 9	H: 0 LOB: 1 BB: 2 P: 19	R: 0 E: 0 K: 1 S: 6	H: 0 LOB: 2 BB: 2 P: 19	1B: 5 2B: 3 3B: 0 HR: 2	SF: 0 SAC: 0 DP: 1 HBP: 0	WP: 0 PB: 0 SB: 0 CS: 0	PA: 44					
<b>PITCHER</b>	IP	WLS	BF	H	R	ER	SO	BB	IBB	HBP	BLK	WP	HR	S	P	ERA	WHIP										
<b>Joe Mays, R</b> ERA: 4.32 (1,1)	5.0	L	27	9	4	3	3	2	0	0	0	0	2	66	101	5.40	2.200										
<b>Terry Mulholland, L</b> ERA: 4.5 (6,1)	2.0		8	1	0	0	0	0	1	0	0	0	0	16	31	0.00	0.500										
<b>54 Matt Guerrier, R</b> ERA: 3.09 (8,1)	1.0		4	0	0	0	0	2	0	0	0	0	0	9	19	0.00	2.000										
<b>J.C. Romero, L</b> ERA: 0.87 (9,1)	0.2		4	0	0	0	1	2	0	0	0	0	0	5	17	0.00	3.000										
<b>28 Jesse Crain, R</b> ERA: (9,1)	0.1		1	0	0	0	0	0	0	0	0	0	0	1	2	0.00	0.000										
<b>Batter</b>	<b>1</b>	<b>2</b>	<b>3</b>	<b>4</b>	<b>5</b>	<b>6</b>	<b>7</b>	<b>8</b>	<b>9</b>	<b>AB</b>	<b>R</b>	<b>H</b>	<b>RBI</b>	<b>BB</b>	<b>SO</b>	<b>LOB</b>	<b>BOTTOM</b>										
<b>Shannon Stewart, R</b> OBP: 0.336, SLG: 0.364 (1,7)	1-1 G6-3		1-0 33 BB 7 1B		2-1 7 F7 S 1B		0-2 P3		4-2 S BB	4	0	2	0	1	0	0	<b>Cleveland Indians @ Minnesota Twins</b> Hubert H. Humphrey Metrodome, Minneapolis, MN Tue May 03 2005, 8:10 PM EDT Att: 16,919 - Dome - 70 F  <b>AB 35</b> <b>R 2</b> <b>H 10</b> <b>RBI 2</b> <b>BB 2</b> <b>SO 5</b> <b>LOB 19</b>  										
<b>Jason Bartlett, R</b> OBP: 0.295, SLG: 0.361 (1,6)	1-1 G4-3		1-1 F8		2-0 7 F7 HBP		3-2 F8		3-3 K	3	0	0	0	0	0	2											
<b>Matthew LeCroy, R</b> OBP: 0.387, SLG: 0.481 (9, PH)										1	0	0	0	0	1	2											
<b>7 Joe Mauer, L</b> OBP: 0.420, SLG: 0.438 (1,2)	2-2 L6		2-1 33 BB 1B		1-1 F7		2-2 1B			4	0	2	1	0	0	2											
<b>33 Justin Morneau, L</b> OBP: 0.412, SLG: 0.688 (1,3)		3-1 HR	4-2 BB		0-0 P5		3-3 K			3	1	1	1	1	1	3											
<b>Tori Hunter, R</b> OBP: 0.324, SLG: 0.422 (1,8)		0-0 CS 1B	0-0 L8		3-2 G6-3		1-1 F9			4	0	1	0	0	0	6											
<b>Jacque Jones, L</b> OBP: 0.457, SLG: 0.573 (1,9)		1-0 1B		0-0 G6-3		0-3 K		2-2 L7		4	0	1	0	0	1	1											
<b>20 Lew Ford, R</b> OBP: 0.330, SLG: 0.372 (1,10)	2-2 G4-3			2-2 G5-3		0-2 G5-3			3-2 F7	4	0	0	0	0	0	0											
<b>5 Michael Cuddyer, R</b> OBP: 0.299, SLG: 0.313 (1,5)			0-1 7 1B 1B		0-1 1B		2-3 K		2-2 BLK DI 1B	4	1	3	0	0	1	0											
<b>8 Nick Punto, S</b> OBP: 0.340, SLG: 0.326 (1,4)			1-3 K		2-2 L7		0-0 B5-3		1-1 L9	4	0	0	0	0	1	3											
<b>Inning Stats</b>	R: 0 E: 0 K: 0 S: 7	H: 0 LOB: 0 BB: 0 P: 11	R: 1 E: 0 K: 0 S: 7	H: 3 LOB: 0 BB: 0 P: 13	R: 1 E: 0 K: 1 S: 14	H: 3 LOB: 3 BB: 1 P: 23	R: 0 E: 0 K: 0 S: 11	H: 1 LOB: 1 BB: 0 P: 15	R: 0 E: 0 K: 2 S: 9	H: 0 LOB: 0 BB: 0 P: 11	R: 0 E: 0 K: 0 S: 11	H: 0 LOB: 0 BB: 0 P: 14	R: 0 E: 0 K: 1 S: 13	H: 1 LOB: 1 BB: 0 P: 21	R: 0 E: 0 K: 1 S: 15	H: 1 LOB: 2 BB: 1 P: 28	1B: 9 2B: 0 3B: 0 HR: 1	SF: 0 SAC: 0 DP: 0 HBP: 1	WP: 0 PB: 0 SB: 2 CS: 1	PA: 38							
<b>PITCHER</b>	IP	WLS	BF	H	R	ER	SO	BB	IBB	HBP	BLK	WP	HR	S	P	ERA	WHIP										
<b>37 Jake Westbrook, R</b> ERA: 5.77 (1,1)	6.0	W	26	8	2	2	3	1	0	1	0	0	1	57	90	3.00	1.500										
<b>63 Rafael Betancourt, R</b> ERA: 1.23 (7,1)	1.0	H	3	0	0	0	0	0	0	0	0	0	0	11	14	0.00	0.000										
<b>Arthur Rhodes, L</b> ERA: 1.32 (8,1)	1.0	H	4	1	0	0	1	0	0	0	0	0	0	13	21	0.00	1.000										
<b>Bob Wickman, R</b> ERA: 5.79 (9,1)	1.0	S	5	1	0	0	1	1	0	0	0	1	0	15	28	0.00	2.000										

Batter	1	2	3	4	5	6	7	8	9	AB	R	H	RBI	BB	SO	LOB	TOP											
Ronnie Belliard, R OBP: 0.326, SLG: 0.512 (1,4)	G4-3		G4-3				G5-3		G6-3	5	0	1	0	0	0	0	<b>Cleveland Indians @ Minnesota Twins</b> Hubert H. Humphrey Metrodome, Minneapolis, MN Wed May 04 2005, 8:10 PM EDT Att: 19,856 - Dome - 70 F <a href="http://livebaseballscores.com">livebaseballscores.com</a>											
Coco Crisp, S OBP: 0.292, SLG: 0.330 (1,7)	F7			P4	FC6-4		P5		K	5	0	0	0	0	1	2												
Ben Broussard, L OBP: 0.330, SLG: 0.418 (1,3)	K			HR	G3		G4-3			4	1	1	0	0	1	2												
48 Travis Hafner, L OBP: 0.422, SLG: 0.518 (1,10)				F9						4	2	2	0	0	0	1												
Casey Blake, R OBP: 0.300, SLG: 0.405 (1,9)							G4-3		P5	4	1	2	3	0	0	1												
24 Grady Sizemore, L OBP: 0.295, SLG: 0.417 (1,8)					HR					4	0	3	1	0	1	1												
Aaron Boone, R OBP: 0.189, SLG: 0.280 (1,5)										4	0	1	0	0	0	3												
Alex Cora, L OBP: 0.298, SLG: 0.333 2 Jhonny Peralta, R OBP: 0.305, SLG: 0.412 (9, PH)				F7			F8		G6-3	3	0	1	0	0	0	0												
Josh Bard, S OBP: 0.176, SLG: 0.412 (1,2)				F7						1	0	0	0	0	0	0												
					FC6-4				HR	4	1	2	1	0	0	3												
<b>Inning Stats</b>	R: 0 E: 0 K: 1 S: 9	H: 0 LOB: 0 BB: 0 P: 12	R: 1 E: 0 K: 1 S: 10	H: 2 LOB: 0 BB: 0 P: 14	R: 0 E: 0 K: 0 S: 7	H: 0 LOB: 0 BB: 0 P: 10	R: 2 E: 0 K: 0 S: 10	H: 3 LOB: 1 BB: 0 P: 14	R: 0 E: 0 K: 0 S: 8	H: 2 LOB: 2 BB: 0 P: 9	R: 1 E: 0 K: 0 S: 13	H: 4 LOB: 0 BB: 0 P: 19	R: 0 E: 0 K: 0 S: 4	H: 0 LOB: 0 BB: 0 P: 5	R: 0 E: 0 K: 0 S: 6	H: 1 LOB: 1 BB: 0 P: 9	R: 1 E: 0 K: 1 S: 12	H: 1 LOB: 0 BB: 0 P: 17	1B: 8 2B: 3 3B: 0 HR: 2	SF: 0 SAC: 0 DP: 2 HBP: 0	WP: 0 PB: 0 SB: 0 CS: 0	PA: 38						
<b>PITCHER</b>	IP	WLS	BF	H	R	ER	SO	BB	IBB	HBP	BLK	WP	HR	S	P	ERA	WHIP											
Carlos Silva, R ERA: 3.41 J.C. Romero, L ERA: 1.99	(1,1)	8.0	L	34	12	4	4	2	0	0	0	0	0	1	67	92	4.50	1.500										
(9,1)	1.0	L	4	1	1	1	1	0	0	0	0	0	0	1	12	17	9.00	1.000										

Batter	1	2	3	4	5	6	7	8	9	AB	R	H	RBI	BB	SO	LOB	BOTTOM											
Shannon Stewart, R OBP: 0.339, SLG: 0.366 (1,7)	7 1B 8 1B		K							5	0	2	1	0	1	3	<b>Cleveland Indians @ Minnesota Twins</b> Hubert H. Humphrey Metrodome, Minneapolis, MN Wed May 04 2005, 8:10 PM EDT Att: 19,856 - Dome - 70 F <a href="http://livebaseballscores.com">livebaseballscores.com</a>											
8 Nick Punto, S OBP: 0.232, SLG: 0.314 (1,4)										5	0	1	1	0	2	4												
7 Joe Mauer, L OBP: 0.419, SLG: 0.436 Luis Rivas, R OBP: 0.234, SLG: 0.186 (9, PR)										5	0	2	0	0	0	2												
33 Justin Morneau, L OBP: 0.411, SLG: 0.717 Jason Bartlett, R OBP: 0.295, SLG: 0.361 (9, PR)										0	0	0	0	0	0	0												
Tori Hunter, R OBP: 0.318, SLG: 0.411 (1,8)										5	1	2	1	0	2	3												
Jacque Jones, L OBP: 0.485, SLG: 0.570 (1,9)										0	0	0	0	0	0	0												
20 Lew Ford, R OBP: 0.323, SLG: 0.363 (1,10)										5	2	1	0	0	0	6												
5 Michael Cuddyer, R OBP: 0.308, SLG: 0.333 (1,5)										4	1	2	1	0	2	0												
Juan Castro, R OBP: 0.258, SLG: 0.276 (1,6)										3	0	0	0	1	2	2												
<b>Inning Stats</b>	R: 0 E: 0 K: 2 S: 14	H: 3 LOB: 3 BB: 0 P: 22	R: 1 E: 1 K: 1 S: 13	H: 2 LOB: 2 BB: 0 P: 18	R: 3 E: 0 K: 0 S: 16	H: 4 LOB: 2 BB: 1 P: 30	R: 0 E: 0 K: 1 S: 13	H: 2 LOB: 2 BB: 0 P: 15	R: 0 E: 0 K: 2 S: 10	H: 0 LOB: 0 BB: 0 P: 15	R: 0 E: 0 K: 1 S: 8	H: 0 LOB: 0 BB: 0 P: 11	R: 0 E: 0 K: 0 S: 8	H: 0 LOB: 0 BB: 0 P: 14	R: 0 E: 0 K: 2 S: 9	H: 0 LOB: 0 BB: 0 P: 10	R: 0 E: 0 K: 1 S: 15	H: 2 LOB: 3 BB: 1 P: 25	1B: 11 2B: 1 3B: 0 HR: 1	SF: 0 SAC: 0 DP: 0 HBP: 0	WP: 0 PB: 0 SB: 0 CS: 0	PA: 43						
<b>PITCHER</b>	IP	WLS	BF	H	R	ER	SO	BB	IBB	HBP	BLK	WP	HR	S	P	ERA	WHIP											
Kevin Millwood, R ERA: 4.1 Scott Sauerbeck, L ERA: 5.19 Bob Howry, R ERA: 1.64 Bob Wickman, R ERA: 5.23	(1,1)	5.0		28	11	4	3	6	1	0	0	0	0	0	8	11	0.00	0.000										
(6,1)	1.0		3	0	0	0	1	0	0	0	0	0	0	8	11	0.00	0.000											
(7,1)	2.0	W	6	0	0	0	2	0	0	0	0	0	0	17	24	0.00	0.000											
(9,1)	1.0	S	6	2	0	0	1	1	0	0	0	0	0	15	25	0.00	3.000											



Batter	1	2	3	4	5	6	7	8	9	AB	R	H	RBI	BB	SO	LOB	TOP					
Ronnie Belliard, R (1,4) OBP: 0.313, SLG: 0.489	1-3 K			2-2 G5-3		2-2 F8			0-3 K	4	0	0	0	0	2	0	Cleveland Indians @ Minnesota Twins Hubert H. Humphrey Metrodome, Minneapolis, MN Thu May 05 2005, 1:10 PM EDT Att: 18,265 - Dome - 70 F <a href="http://livebaseballscorecards.com">livebaseballscorecards.com</a>					
Coco Crisp, S (1,7) OBP: 0.290, SLG: 0.328	1-2 G4-3			1-1 G4-3			2-2 F7		0-2 41 DI 1B	4	0	1	0	0	0	0						
41 Victor Martinez, S (1,2) OBP: 0.274, SLG: 0.305	2-1 G4-3			0-0 E8 1B			0-0 G6-3		0-1 G4-3	4	0	1	0	0	0	1						
48 Travis Hafner, L (1,10)		2-2 F9		0-0 P5			0-2 G4-3			3	0	0	0	0	0	1						
Ben Broussard, L (1,3)		2-2 F9			0-3 K			0-1 2B		3	0	1	0	0	1	0						
Casey Blake, R (1,9)	2-3 K			0-0 F8			0-1 P4			3	0	0	0	0	1	1						
24 Grady Sizemore, L (1,8)			1-0 F9		3-3 K		2-3 K			3	0	0	0	0	2	1						
Aaron Boone, R (1,5)			1-1 G6-3		1-3 K		1-2 G6-3			3	0	0	0	0	1	1						
2 Jhonny Peralta, R (1,6)			1-2 G5-3		1-3 K		3-2 F9			3	0	0	0	0	1	0						
<b>Inning Stats</b>	R: 0 E: 0 K: 1 S: 9	H: 0 LOB: 0 BB: 0 P: 13	R: 0 E: 0 K: 1 S: 11	H: 0 LOB: 0 BB: 0 P: 17	R: 0 E: 0 K: 0 S: 7	H: 0 LOB: 0 BB: 0 P: 10	R: 0 E: 1 K: 0 S: 7	H: 1 LOB: 1 BB: 0 P: 10	R: 0 E: 0 K: 2 S: 10	H: 0 LOB: 0 BB: 0 P: 13	R: 0 E: 0 K: 0 S: 10	H: 0 LOB: 0 BB: 0 P: 14	R: 0 E: 0 K: 0 S: 8	H: 0 LOB: 0 BB: 0 P: 10	R: 0 E: 0 K: 1 S: 12	H: 1 LOB: 1 BB: 0 P: 15	R: 0 E: 0 K: 1 S: 12	H: 1 LOB: 1 BB: 0 P: 15	1B: 2 2B: 1 3B: 0 HR: 0	SF: 0 SAC: 0 DP: 0 HBP: 0	WP: 0 PB: 0 SB: 0 CS: 0	PA: 30
<b>PITCHER</b> Brad Radke, R (1,1) ERA: 3.6	IP: 9.0 WLS: W BF: 30 H: 3 R: 0 ER: 0 SO: 8 BB: 0 IBB: 0 HBP: 0 BLK: 0 WP: 0 HR: 0 S: 86 P: 117 ERA: 0.00 WHIP: 0.333																					

Batter	1	2	3	4	5	6	7	8	9	AB	R	H	RBI	BB	SO	LOB	BOTTOM			
Shannon Stewart, R (1,7) OBP: 0.341, SLG: 0.362	1-1 G5-3	1-0 1B		1-2 G5-3	0-0 FC6-4		2-1 1B 20 2B HBP			4	1	1	1	0	0	2	Cleveland Indians @ Minnesota Twins Hubert H. Humphrey Metrodome, Minneapolis, MN Thu May 05 2005, 1:10 PM EDT Att: 18,265 - Dome - 70 F <a href="http://livebaseballscorecards.com">livebaseballscorecards.com</a>			
8 Nick Punto, S (8,9)		1-2 2-3 1B			1-2 2-3 3-H HR		1-2 20 2B 1B			0	0	0	0	0	0	0				
Jason Bartlett, R (1,6)	2-2 P4	0-2 F8					2-2 1-2 20 2B 1B			5	2	2	2	0	0	5				
20 Lew Ford, R (1,9) OBP: 0.327, SLG: 0.375	1-1 BB 1B		0-0 F8		1-2 G1-3	2-2 G4-3	2-0 1-H 2-H 2B			5	0	2	2	0	0	0				
Matthew LeCroy, R (1,10)	4-2 BB		1-0 G5-3		1-2 1B 5 BB 1B	1-2 HR	1-3 K			4	2	2	1	1	1	1				
Tori Hunter, R (1,8)	0-1 G4-3		2-2 2B		3-2 5 BB 55 1B 1B	1-0 G1-6-3 1B		0-0 F8		5	1	3	0	0	0	2				
Terry Tiffee, S (1,3)		1-0 G5-3	4-0 BB		0-0 55 1B 2-3 2-3 3-H 1B	1-0 SAFE G1-6-3 1-2		1-1 G4-3		4	1	1	0	1	0	1				
5 Michael Cuddyer, R (1,5) OBP: 0.302, SLG: 0.318		3-2 G1-3	1-1 F7		4-0 BB FC6-4 BB		2-2 G6-3	0-0 G5-3		4	1	0	1	1	0	2				
55 Mike Redmond, R (1,2) OBP: 0.421, SLG: 0.333		2-2 1B 1B HBP		0-1 G4-3	1-1 FC6-4 BB		1-1 G4-3			3	0	1	1	0	0	0				
Luis Rivas, R (1,4)		3-1 1B		0-1 P4	1-2 2-3 3-H BB		4-1 WP 1B BB			2	1	1	1	2	0	0				
<b>Inning Stats</b>	R: 0 E: 0 K: 0 S: 11	H: 1 LOB: 2 BB: 1 P: 19	R: 0 E: 0 K: 0 S: 12	H: 2 LOB: 3 BB: 0 P: 22	R: 0 E: 0 K: 0 S: 7	H: 1 LOB: 2 BB: 1 P: 15	R: 0 E: 0 K: 0 S: 7	H: 0 LOB: 0 BB: 0 P: 8	R: 5 E: 0 K: 0 S: 16	H: 5 LOB: 2 BB: 2 P: 33	R: 1 E: 0 K: 0 S: 8	H: 2 LOB: 0 BB: 0 P: 13	R: 3 E: 0 K: 1 S: 14	H: 2 LOB: 1 BB: 1 P: 28	R: 0 E: 0 K: 0 S: 4	H: 0 LOB: 0 BB: 0 P: 5	1B: 9 2B: 2 3B: 0 HR: 2	SF: 0 SAC: 0 DP: 1 HBP: 2	WP: 1 PB: 0 SB: 0 CS: 0	PA: 43
<b>PITCHER</b> CC Sabathia, L (1,1) ERA: 2.63	IP: 4.1 WLS: L BF: 27 H: 9 R: 5 ER: 5 SO: 5 BB: 4 IBB: 0 HBP: 0 BLK: 0 WP: 0 HR: 1 S: 51 P: 93 ERA: 10.38 WHIP: 3.000																			
63 Rafael Betancourt, R (5,1) ERA: 1.17	IP: 0.2 WLS: 0 BF: 2 H: 0 R: 0 ER: 0 SO: 0 BB: 0 IBB: 0 HBP: 0 BLK: 0 WP: 0 HR: 0 S: 2 P: 4 ERA: 0.00 WHIP: 0.000																			
Jason Davis, R (6,1) ERA: 6.48	IP: 3.0 WLS: 0 BF: 14 H: 4 R: 4 ER: 4 SO: 1 BB: 1 IBB: 0 HBP: 1 BLK: 0 WP: 1 HR: 1 S: 26 P: 46 ERA: 12.00 WHIP: 1.667																			

Batter	1	2	3	4	5	6	7	8	9	AB R H RBI BB SO LOB	TOP								
Shannon Stewart, R (1, 7) OBP: 0.351, SLG: 0.367	F8		F8	F8		F8				4 1 2 1 1 0 1	<b>Minnesota Twins @ Tampa Bay Devil Rays</b> Tropicana Field, St. Petersburg, FL Fri May 06 2005, 7:15 PM EDT Att: 8,884 - Dome - 72 F								
8 Nick Punto, S (1, 4) OBP: 0.333, SLG: 0.339	7 1B		K		K	7 1B		F7		5 0 2 0 0 2 3									
7 Joe Mauer, L (1, 2) OBP: 0.439, SLG: 0.494	33 S		HR		33 HR			G3		5 2 4 3 0 0 1									
33 Justin Morneau, L (1, 3) OBP: 0.393, SLG: 0.724	P6		F8		HR	F7				5 1 1 2 0 0 5									
Tori Hunter, R (1, 8) OBP: 0.325, SLG: 0.419	G5-3		CS		G6-3		G6-3			5 0 1 0 0 1 2									
Jacque Jones, L (1, 9) OBP: 0.462, SLG: 0.571		K	CS	20 SH 5 G5-4-3	G3-1		P6	20 BB		5 1 2 0 0 1 0									
20 Lew Ford, R (1, 10) OBP: 0.333, SLG: 0.384		K		SH 5 G5-4-3		F8				3 0 1 0 1 1 0									
5 Michael Cuddyer, R (1, 5) OBP: 0.297, SLG: 0.323	F8			G5-4-3			P4			5 1 1 0 0 0 4									
Jason Bartlett, R (1, 6) OBP: 0.310, SLG: 0.392			7 HR	WP		K		F9		2 1 0 0 2 1 1									
<b>Inning Stats</b>	R: 0 E: 0 K: 0 S: 18	H: 2 LOB: 2 BB: 0 P: 25	R: 0 E: 0 K: 2 S: 7	H: 0 LOB: 0 BB: 10	R: 3 E: 0 K: 1 S: 8	H: 2 LOB: 0 BB: 2 P: 22	R: 1 E: 1 K: 0 S: 10	H: 1 LOB: 1 BB: 1 P: 18	R: 2 E: 0 K: 1 S: 11	H: 2 LOB: 0 BB: 0 P: 19	R: 1 E: 0 K: 1 S: 17	H: 4 LOB: 3 BB: 0 P: 28	R: 0 E: 0 K: 0 S: 6	H: 1 LOB: 1 BB: 0 P: 12	R: 0 E: 0 K: 1 S: 9	H: 1 LOB: 2 BB: 1 P: 18	1B: 8 2B: 4 3B: 0 HR: 2	SF: 0 SAC: 1 DP: 1 HBP: 0	WP: 1 PA: 45 SB: 0 CS: 2
<b>PITCHER</b>	IP WLS BF H R ER SO BB IBB HBP BLK WP HR S P ERA WHIP											IP WLS BF H R ER SO BB IBB HBP BLK WP HR S P ERA WHIP							
Dewon Brazelton, R (1, 1) ERA: 6.03	3.2 L 18 5 4 4 3 3 0 0 0 0 1 40 69 9.82 2.182											Rob Bell, R (4, 1) ERA: 8.28	5.1 26 9 3 3 3 1 0 0 0 1 1 53 95 5.06 1.875						

AB	39
R	7
H	14
RBI	6
BB	4
SO	6
LOB	17



Batter	1	2	3	4	5	6	7	8	9	AB R H RBI BB SO LOB	BOTTOM								
13 Carl Crawford, L (1, 7) OBP: 0.331, SLG: 0.457	G4-3		F8					K		4 0 1 0 0 1 0	<b>Minnesota Twins @ Tampa Bay Devil Rays</b> Tropicana Field, St. Petersburg, FL Fri May 06 2005, 7:15 PM EDT Att: 8,884 - Dome - 72 F								
Julio Lugo, R (1, 6) OBP: 0.320, SLG: 0.353	3B		B3		F9			L3		4 1 1 0 0 0 2									
Aubrey Huff, L (1, 9) OBP: 0.357, SLG: 0.402	3B		P6			F8		G3		4 0 1 1 0 0 0									
Eduardo Perez, R (1, 3) OBP: 0.326, SLG: 0.535	F9			F8		F9		F7		4 0 0 0 0 0 1									
Josh Phelps, R (1, 10) OBP: 0.347, SLG: 0.409	G5-3			K				K		4 0 1 0 0 2 1									
Alex Gonzalez, R (1, 5) OBP: 0.305, SLG: 0.355		F8		L5		G6-3		G1-3		4 0 0 0 0 0 1									
Nick Green, R (1, 4) OBP: 0.371, SLG: 0.411		K2-3			F8			F9		3 0 0 0 0 1 0									
Charles Johnson, R (1, 2) OBP: 0.400, SLG: 0.400					K		G5-3			3 0 1 0 0 1 0									
Damon Hollins, R (1, 8) OBP: 0.316, SLG: 0.556			K		13 1B			K		3 0 1 0 0 2 1									
<b>Inning Stats</b>	R: 1 E: 0 K: 0 S: 8	H: 2 LOB: 1 BB: 0 P: 10	R: 0 E: 0 K: 2 S: 13	H: 1 LOB: 1 BB: 0 P: 16	R: 0 E: 0 K: 1 S: 4	H: 0 LOB: 0 BB: 4	R: 0 E: 0 K: 1 S: 8	H: 0 LOB: 0 BB: 0 P: 8	R: 0 E: 0 K: 1 S: 9	H: 1 LOB: 1 BB: 0 P: 11	R: 0 E: 0 K: 1 S: 8	H: 0 LOB: 0 BB: 0 P: 8	R: 0 E: 0 K: 1 S: 8	H: 0 LOB: 0 BB: 0 P: 10	R: 0 E: 0 K: 1 S: 7	H: 0 LOB: 0 BB: 0 P: 9	1B: 2 2B: 2 3B: 2 HR: 0	SF: 0 SAC: 0 DP: 0 HBP: 0	WP: 0 PA: 33 SB: 0 CS: 0
<b>PITCHER</b>	IP WLS BF H R ER SO BB IBB HBP BLK WP HR S P ERA WHIP											IP WLS BF H R ER SO BB IBB HBP BLK WP HR S P ERA WHIP							
Johan Santana, L (1, 1) ERA: 2.88	9.0 W 33 6 1 1 7 0 0 0 0 0 0 76 92 1.00 0.667																		

AB	33
R	1
H	6
RBI	1
BB	0
SO	7
LOB	6



Batter	1	2	3	4	5	6	7	8	9	AB	R	H	RBI	BB	SO	LOB	TOP								
<b>Shannon Stewart, R</b> (1, 7) OBP: 0.346, SLG: 0.355	4-2 CS BB		0-3 K		0-0 FC1-2 20 2B		1-2 L4		1-0 P4	4	1	0	0	1	1	5	<b>Minnesota Twins @ Tampa Bay Devil Rays</b> Tropicana Field, St. Petersburg, FL Sat May 07 2005, 6:15 PM EDT Att: 12,675 - Dome - 72 F								
<b>Luis Rivas, R</b> (1, 4) OBP: 0.273, SLG: 0.204	3-3 K			0-2 G5-3	1-1 20 2B		3-2 F9	0-1 33 HR	1-2 1B	4	0	1	0	0	1	2									
<b>Terry Tiffee, S</b> (9, FH) OBP: 0.371, SLG: 0.500										1	0	1	1	0	0	0									
<b>8 Nick Punto, S</b> (9, PR) OBP: 0.333, SLG: 0.339	1-2 K									0	1	0	0	0	0	0									
<b>20 Lew Ford, R</b> (1, 10) OBP: 0.336, SLG: 0.388	4-2 BB			0-0 G3-1	1-1 1-3 2-H 3-H			1-3 K	1-3 K	4	0	1	2	1	2	2									
<b>Matthew LeCroy, R</b> (1, 3) OBP: 0.380, SLG: 0.500	1-2 F7			0-3 K	2-1 G4-3			3-2 E5 FC5 G4-3	0-1 HR	4	0	0	0	0	1	3									
<b>33 Justin Morneau, L</b> (8, 3) OBP: 0.403, SLG: 0.780										1	1	1	3	0	0	0									
<b>Tori Hunter, R</b> (1, 8) OBP: 0.328, SLG: 0.427		1-2 G5-3			3-1 55 1B	1-1 G4-6-3		3-1 G4-3	0-0 G6-3	5	1	2	0	0	0	2									
<b>Jacque Jones, L</b> (1, 9) OBP: 0.463, SLG: 0.563		3-2 G4-3			1-1 55 1B	0-0 G4-6-3		4-0 IBB		3	1	1	0	1	0	1									
<b>5 Michael Cuddyer, R</b> (1, 5) OBP: 0.286, SLG: 0.309		2-2 G6-3			0-3 K	0-0 F9		2-1 FC5		4	0	0	0	0	1	4									
<b>55 Mike Redmond, R</b> (1, 2) OBP: 0.435, SLG: 0.421			1-1 F8		0-0 1B FC1-2		2-0 F9		1-1 1B 2B	4	1	2	1	0	0	0									
<b>Jason Bartlett, R</b> (1, 6) OBP: 0.330, SLG: 0.402			0-3 K		0-1 1B 20 2B		4-0 BB		0-2 33 HR	3	2	2	1	1	1	0									
<b>Inning Stats</b>	R: 0 E: 0 K: 1 S: 13	H: 0 LOB: 1 BB: 2 P: 25	R: 0 E: 0 K: 0 S: 11	H: 0 LOB: 0 BB: 0 P: 17	R: 0 E: 0 K: 2 S: 9	H: 0 LOB: 0 BB: 0 P: 10	R: 0 E: 0 K: 1 S: 8	H: 0 LOB: 0 BB: 0 P: 8	R: 4 E: 0 K: 1 S: 17	H: 6 LOB: 3 BB: 1 P: 25	R: 0 E: 0 K: 0 S: 4	H: 1 LOB: 0 BB: 0 P: 5	R: 0 E: 0 K: 0 S: 7	H: 0 LOB: 1 BB: 1 P: 17	R: 0 E: 1 K: 1 S: 12	H: 0 LOB: 2 BB: 1 P: 25	R: 4 E: 0 K: 1 S: 15	H: 4 LOB: 1 BB: 0 P: 18	1B: 7 2B: 4 3B: 0 HR: 1	SF: 0 SAC: 0 DP: 2 HBP: 0	WP: 0 PB: 0 CS: 1	PA: 41			
<b>PITCHER</b>	IP	WLS	BF	H	R	ER	SO	BB	IBB	HBP	BLK	WP	HR	S	P	ERA	WHIP								
<b>19 Scott Kazmir, L</b> (1, 1) ERA: 3.95	7.0	L	29	7	4	4	5	3	0	0	0	0	0	69	107	5.14	1.429								
<b>Travis Harper, R</b> (8, 1) ERA: 7.09	1.2		10	3	3	3	2	0	1	0	0	0	0	24	40	16.20	1.800								
<b>Trever Miller, L</b> (9, 1) ERA: 4.5	0.1		2	1	1	1	0	0	0	0	0	0	1	3	3	27.00	3.000								



Batter	1	2	3	4	5	6	7	8	9	AB	R	H	RBI	BB	SO	LOB	BOTTOM								
<b>Alex Sanchez, L</b> (1, 9) OBP: 0.367, SLG: 0.500	0-0 F7		4-0 IBB		1-1 F8		1-3 K		2-3 K	4	0	0	0	1	2	2	<b>Minnesota Twins @ Tampa Bay Devil Rays</b> Tropicana Field, St. Petersburg, FL Sat May 07 2005, 6:15 PM EDT Att: 12,675 - Dome - 72 F								
<b>Julio Lugo, R</b> (1, 6) OBP: 0.316, SLG: 0.352	0-1 G5-3		0-0 SF8		1-2 BB 1B		2-1 F8			3	0	1	1	0	0	0									
<b>13 Carl Crawford, L</b> (1, 7) OBP: 0.322, SLG: 0.444	1-3 K2-3		3-H G6-3		0-0 F8		0-0 F9			4	0	0	0	0	1	4									
<b>Aubrey Huff, L</b> (1, 3) OBP: 0.354, SLG: 0.391		0-3 K		2-3 K	4-2 BB		0-2 P1			3	0	0	0	1	2	0									
<b>Josh Phelps, R</b> (1, 10) OBP: 0.333, SLG: 0.391		1-1 G6-3		0-0 G6-3	1-0 P3		1-2 G6-3			4	0	0	0	0	0	3									
<b>3 Jorge Cantu, R</b> (1, 5) OBP: 0.287, SLG: 0.388		3-2 K		0-0 E6 1B		3-1 SH1 2B		1-2 G4-3		4	0	1	0	0	1	0									
<b>Nick Green, R</b> (1, 4) OBP: 0.385, SLG: 0.424			1-2 2B SF8 1B		0-0 SH1		0-0 SH1		1-2 F7	3	1	2	0	0	0	0									
<b>Toby Hall, R</b> (1, 2) OBP: 0.372, SLG: 0.432			3-2 SAFE SAFE 2B		1-1 G1		2-1 P3		3-2 L5	4	0	1	0	0	0	3									
<b>Damon Hollins, R</b> (1, 8) OBP: 0.348, SLG: 0.545			2-0 F9		0-1 13 FB 1B		3-2 P4		2-2 DI 1B	4	0	2	0	0	0	3									
<b>Inning Stats</b>	R: 0 E: 0 K: 1 S: 7	H: 0 LOB: 0 BB: 0 P: 8	R: 0 E: 0 K: 2 S: 10	H: 0 LOB: 0 BB: 0 P: 14	R: 1 E: 0 K: 0 S: 13	H: 2 LOB: 2 BB: 1 P: 24	R: 0 E: 1 K: 1 S: 9	H: 1 LOB: 2 BB: 0 P: 12	R: 0 E: 0 K: 0 S: 13	H: 2 LOB: 3 BB: 1 P: 20	R: 0 E: 0 K: 0 S: 9	H: 1 LOB: 1 BB: 0 P: 17	R: 0 E: 0 K: 1 S: 6	H: 0 LOB: 0 BB: 0 P: 9	R: 0 E: 0 K: 0 S: 10	H: 0 LOB: 0 BB: 0 P: 12	R: 0 E: 0 K: 1 S: 12	H: 1 LOB: 1 BB: 0 P: 20	1B: 5 2B: 2 3B: 0 HR: 0	SF: 1 SAC: 1 DP: 0 HBP: 0	WP: 0 PB: 0 CS: 0	PA: 37			
<b>PITCHER</b>	IP	WLS	BF	H	R	ER	SO	BB	IBB	HBP	BLK	WP	HR	S	P	ERA	WHIP								
<b>Kyle Lohse, R</b> (1, 1) ERA: 5.74	5.0	W	23	5	1	1	4	1	0	0	0	0	0	9	78	1.80	1.200								
<b>30 Scott Baker, R</b> (6, 1) ERA:	1.0	H	4	1	0	0	0	0	0	0	0	0	0	9	17	0.00	1.000								
<b>J.C. Romero, L</b> (7, 1) ERA: 1.42	1.1	H	4	0	0	0	1	0	0	0	0	0	0	9	12	0.00	0.000								
<b>2B Jesse Crain, R</b> (8, 1) ERA:	0.2	H	2	0	0	0	0	0	0	0	0	0	0	7	9	0.00	0.000								
<b>3C Joe Nathan, R</b> (9, 1) ERA:	1.0		4	1	0	0	1	0	0	0	0	0	0	12	20	0.00	1.000								



Batter	1	2	3	4	5	6	7	8	9	AB	R	H	RBI	BB	SO	LOB	TOP					
Shannon Stewart, R (1, 7) OBP: 0.340, SLG: 0.344	F9		G6-4-3		P4		BB	K		4	1	0	0	1	1	2						
8 Nick Punto, S (1, 4) OBP: 0.336, SLG: 0.350	K				F8		BB		F8	4	1	1	0	1	1	1						
7 Joe Mauer, L (1, 2) OBP: 0.447, SLG: 0.529	L7		CS		F9					4	2	2	1	1	0	0						
33 Justin Morneau, L (1, 3) OBP: 0.448, SLG: 0.841										4	1	4	3	1	0	0						
20 Lew Ford, R (1, 8) OBP: 0.339, SLG: 0.377										3	1	0	0	1	0	4						
Jacque Jones, L (1, 9) OBP: 0.451, SLG: 0.538										4	0	0	0	1	0	7						
Matthew LeCroy, R (1, 10) OBP: 0.382, SLG: 0.537										5	2	2	3	0	1	6						
Terry Tiffee, S (1, 5) OBP: 0.359, SLG: 0.500										4	1	1	0	0	0	0						
Luis Rivas, R (9, 4) OBP: 0.273, SLG: 0.204										0	0	0	0	0	0	0						
Juan Castro, R (1, 6) OBP: 0.286, SLG: 0.281										3	0	1	2	1	0	0						
<b>Inning Stats</b>	R: 0 E: 0 K: 1 S: 9	H: 0 LOB: 0 BB: 0 P: 13	R: 0 E: 0 K: 0 S: 8	H: 1 LOB: 0 BB: 0 P: 12	R: 2 E: 0 K: 0 S: 17	H: 3 LOB: 0 BB: 1 P: 26	R: 0 E: 0 K: 0 S: 9	H: 1 LOB: 2 BB: 1 P: 19	R: 0 E: 0 K: 0 S: 9	H: 0 LOB: 1 BB: 1 P: 17	R: 4 E: 0 K: 0 S: 8	H: 3 LOB: 0 BB: 1 P: 15	R: 2 E: 0 K: 1 S: 17	H: 2 LOB: 2 BB: 2 P: 36	R: 0 E: 0 K: 1 S: 8	H: 0 LOB: 0 BB: 0 P: 8	R: 1 E: 0 K: 0 S: 24	H: 1 LOB: 2 BB: 1 P: 40	1B: 5 2B: 3 3B: 1 HR: 2	SF: 0 SAC: 0 DP: 2 HBP: 1	WP: 0 PB: 0 CS: 1	PA: 44
<b>PITCHER</b>	IP	WLS	BF	H	R	ER	SO	BB	IBB	HBP	BLK	WP	HR	S	P	ERA	WHIP					
Doug Waechter, R (1, 1) ERA: 6.58	5.1	L	25	8	6	6	1	3	1	0	0	0	1	57	99	10.12	2.062					
Casey Fossum, L (6, 1) ERA: 4.95	2.2		12	2	2	2	2	2	0	0	0	0	0	28	47	6.75	1.500					
Danys Baez, R (9, 1) ERA: 3.14	1.0		6	1	1	1	0	1	0	1	0	0	1	24	40	9.00	2.000					

Minnesota Twins @ Tampa Bay Devil Rays  
Tropicana Field, St. Petersburg, FL  
Sun May 08 2005, 2:15 PM EDT  
Att: 9,519 - Dome - 72 F

livebaseballscores.com

AB 35  
R 9  
H 11  
RBI 9  
BB 7  
SO 3  
LOB 20




Batter	1	2	3	4	5	6	7	8	9	AB	R	H	RBI	BB	SO	LOB	BOTTOM					
Alex Sanchez, L (1, 10) OBP: 0.354, SLG: 0.475	F9		B2-3			K			K	5	0	1	0	0	2	1						
Julio Lugo, R (1, 6) OBP: 0.316, SLG: 0.349	G6-3					G5-3			FC3-6	4	0	1	0	0	0	1						
13 Carl Crawford, L (1, 7) OBP: 0.313, SLG: 0.431	G6-3					G4-3			G4-3	4	0	0	0	0	1	2						
Aubrey Huff, L (1, 3) OBP: 0.343, SLG: 0.377										4	0	0	0	0	0	1						
Nick Green, R (1, 4) OBP: 0.391, SLG: 0.419										3	2	1	0	1	1	0						
Damon Hollins, R (1, 8) OBP: 0.370, SLG: 0.577										4	1	2	0	0	1	1						
Chris Singleton, L (1, 9) OBP: 0.333, SLG: 0.286										3	1	1	2	1	0	2						
Charles Johnson, R (1, 2) OBP: 0.414, SLG: 0.458										4	1	2	1	0	1	1						
3 Jorge Cantu, R (1, 5) OBP: 0.266, SLG: 0.411										4	1	1	3	0	0	2						
<b>Inning Stats</b>	R: 0 E: 0 K: 0 S: 10	H: 0 LOB: 0 BB: 0 P: 15	R: 0 E: 0 K: 0 S: 8	H: 1 LOB: 1 BB: 0 P: 11	R: 0 E: 0 K: 1 S: 8	H: 0 LOB: 0 BB: 0 P: 11	R: 0 E: 0 K: 1 S: 9	H: 1 LOB: 0 BB: 0 P: 16	R: 1 E: 0 K: 1 S: 15	H: 1 LOB: 1 BB: 1 P: 23	R: 0 E: 0 K: 1 S: 7	H: 0 LOB: 0 BB: 0 P: 8	R: 5 E: 0 K: 0 S: 18	H: 6 LOB: 1 BB: 0 P: 23	R: 0 E: 0 K: 1 S: 7	H: 0 LOB: 0 BB: 0 P: 11	R: 0 E: 0 K: 1 S: 11	H: 0 LOB: 1 BB: 1 P: 17	1B: 5 2B: 3 3B: 0 HR: 1	SF: 0 SAC: 0 DP: 0 HBP: 0	WP: 0 PB: 0 CS: 1	PA: 38
<b>PITCHER</b>	IP	WLS	BF	H	R	ER	SO	BB	IBB	HBP	BLK	WP	HR	S	P	ERA	WHIP					
Joe Mays, R (1, 1) ERA: 4.85	6.1	W	26	7	5	5	4	1	0	0	0	0	0	66	95	7.11	1.263					
Terry Mulholland, L (7, 1) ERA: 4.85	1.0		5	2	1	1	0	0	0	0	0	0	1	12	16	9.00	2.000					
28 Jesse Crain, R (8, 1) ERA:	0.2	H	2	0	0	0	1	0	0	0	0	0	0	4	7	0.00	0.000					
36 Joe Nathan, R (9, 1) ERA:	1.0	S	4	0	0	0	1	1	0	0	0	0	0	11	17	0.00	1.000					

Minnesota Twins @ Tampa Bay Devil Rays  
Tropicana Field, St. Petersburg, FL  
Sun May 08 2005, 2:15 PM EDT  
Att: 9,519 - Dome - 72 F

livebaseballscores.com

AB 35  
R 6  
H 9  
RBI 6  
BB 2  
SO 6  
LOB 11



Batter	1	2	3	4	5	6	7	8	9	AB	R	H	RBI	BB	SO	LOB	TOP										
Shannon Stewart, R (1,7) OBP: 0.338, SLG: 0.341										4	0	1	0	0	1	0	<b>Minnesota Twins @ Baltimore Orioles</b> Oriole Park at Camden Yards, Baltimore, MD Mon May 09 2005, 7:05 PM EDT Att: 17,310 - Clear - 75 F										
8 Nick Punto, S (1,4) OBP: 0.319, SLG: 0.328										4	0	0	0	0	2	1											
7 Joe Mauer, L (1,2) OBP: 0.430, SLG: 0.505										4	0	0	0	0	2	1											
33 Justin Morneau, L (1,3) OBP: 0.451, SLG: 0.815										2	0	0	0	2	0	0											
Tori Hunter, R (1,8) OBP: 0.326, SLG: 0.421										4	0	1	0	0	0	2											
Jacque Jones, L (1,9) OBP: 0.440, SLG: 0.521										3	0	0	0	0	1	2											
Terry Tiffee, S (1,10) OBP: 0.333, SLG: 0.459										3	0	0	0	0	3	2											
5 Michael Cuddyer, R (1,5) OBP: 0.287, SLG: 0.310										3	0	1	0	0	1	2											
Jason Bartlett, R (1,6) OBP: 0.319, SLG: 0.388										3	0	0	0	0	2	1											
<b>Inning Stats</b>	R: 0 E: 0 K: 1 S: 9	H: 1 LOB: 2 BB: 1 P: 17	R: 0 E: 0 K: 2 S: 10	H: 1 LOB: 1 BB: 0 P: 15	R: 0 E: 0 K: 1 S: 10	H: 0 LOB: 0 BB: 0 P: 15	R: 0 E: 0 K: 0 S: 4	H: 0 LOB: 0 BB: 0 P: 8	R: 0 E: 0 K: 1 S: 7	H: 0 LOB: 0 BB: 0 P: 9	R: 0 E: 0 K: 2 S: 17	H: 1 LOB: 2 BB: 1 P: 28	R: 0 E: 0 K: 1 S: 7	H: 0 LOB: 0 BB: 0 P: 10	R: 0 E: 0 K: 1 S: 8	H: 0 LOB: 0 BB: 0 P: 12	1B: 3 2B: 0 3B: 0 HR: 0	SF: 0 SAC: 0 DP: 0 HBP: 0	WP: 0 PB: 0 SB: 0 CS: 0	PA: 32							
<b>PITCHER</b>	IP	WLS	BF	H	R	ER	SO	BB	IBB	HBP	BLK	WP	HR	S	P	ERA	WHIP										
40 Daniel Cabrera, R (1,1) ERA: 4.5	8.0	W	29	3	0	0	11	2	0	0	0	0	0	71	110	0.00	0.625										
B.J. Ryan, L (9,1) ERA: 2.0	1.0	S	3	0	0	0	1	0	0	0	0	0	0	8	12	0.00	0.000										

AB	30
R	0
H	3
RBI	0
BB	2
SO	12
LOB	11



Batter	1	2	3	4	5	6	7	8	9	AB	R	H	RBI	BB	SO	LOB	BOTTOM										
1 Brian Roberts, S (1,4) OBP: 0.448, SLG: 0.659										4	0	2	0	0	0	1	<b>Minnesota Twins @ Baltimore Orioles</b> Oriole Park at Camden Yards, Baltimore, MD Mon May 09 2005, 7:05 PM EDT Att: 17,310 - Clear - 75 F										
Larry Bigbie, L (1,7) OBP: 0.282, SLG: 0.325										4	0	0	0	0	1	4											
6 Melvin Mora, R (1,5) OBP: 0.353, SLG: 0.536										4	1	1	1	0	0	2											
10 Miguel Tejada, R (1,6) OBP: 0.387, SLG: 0.672										4	1	3	2	0	0	1											
Rafael Palmeiro, L (1,3) OBP: 0.297, SLG: 0.293										4	0	1	0	0	1	3											
Javy Lopez, R (1,2) OBP: 0.352, SLG: 0.554										4	0	0	0	0	0	3											
Gerónimo Gil, R (9,2) OBP: 0.229, SLG: 0.343										0	0	0	0	0	0	0											
B.J. Surhoff, L (1,9) OBP: 0.244, SLG: 0.378										3	0	1	0	0	0	0											
Luis Matos, R (1,8) OBP: 0.369, SLG: 0.383										3	1	2	0	0	0	0											
31 Jay Gibbons, L (1,10) OBP: 0.317, SLG: 0.495																											
<b>Inning Stats</b>	R: 0 E: 0 K: 0 S: 9	H: 0 LOB: 0 BB: 0 P: 11	R: 0 E: 0 K: 0 S: 11	H: 2 LOB: 2 BB: 0 P: 16	R: 2 E: 0 K: 1 S: 17	H: 3 LOB: 1 BB: 0 P: 24	R: 0 E: 0 K: 0 S: 5	H: 0 LOB: 0 BB: 0 P: 6	R: 0 E: 0 K: 0 S: 15	H: 1 LOB: 1 BB: 0 P: 19	R: 1 E: 0 K: 0 S: 8	H: 2 LOB: 0 BB: 0 P: 14	R: 0 E: 0 K: 0 S: 5	H: 1 LOB: 1 BB: 0 P: 6	R: 0 E: 0 K: 0 S: 13	H: 1 LOB: 1 BB: 0 P: 22	1B: 7 2B: 2 3B: 0 HR: 1	SF: 0 SAC: 0 DP: 1 HBP: 0	WP: 0 PB: 0 SB: 1 CS: 0	PA: 33							
<b>PITCHER</b>	IP	WLS	BF	H	R	ER	SO	BB	IBB	HBP	BLK	WP	HR	S	P	ERA	WHIP										
Carlos Silva, R (1,1) ERA: 3.5	7.0	L	29	9	3	3	2	0	0	0	0	0	0	70	96	3.86	1.286										
54 Matt Guerrier, R (8,1) ERA: 2.84	1.0		4	1	0	0	0	0	0	0	0	0	0	13	22	0.00	1.000										

AB	33
R	3
H	10
RBI	3
BB	0
SO	2
LOB	16









Batter	1	2	3	4	5	6	7	8	9	10	11	AB	R	H	RBI	BB	SO	LOB
David Dellucci, L OBP: 0.470, SLG: 0.573 Chad Allen, R OBP: 0.333, SLG: 0.324	F8		10 HR HBP		G4-3		K		K		23 1B 2B	3	1	0	0	0	1	1
10 Michael Young, R OBP: 0.301, SLG: 0.409	F9		HR		F7				G4-3		G3	6	2	2	2	0	0	3
23 Mark Teixeira, S OBP: 0.323, SLG: 0.470	F7		K		F8				FC6-4 9 1B 3-H		P4	6	0	2	3	0	1	0
9 Hank Blalock, L OBP: 0.346, SLG: 0.466			G5-3		L1				FC6-4 1B		P6	6	0	1	0	0	1	1
Alfonso Soriano, R OBP: 0.316, SLG: 0.577					K				E6 2B G4-3		F7	5	1	2	0	0	1	2
Kevin Mench, R OBP: 0.359, SLG: 0.495			1B		F7				G4-3 HR 2B		FC6-4	5	1	1	0	0	0	4
Layne Nix, L OBP: 0.300, SLG: 0.382			P3		F8				G4-3		G3	5	0	0	1	0	0	4
Richard Hidalgo, R OBP: 0.299, SLG: 0.358			F7						2-3 3-H		P2	5	2	3	2	0	0	0
Rod Barajas, R OBP: 0.262, SLG: 0.358 Gary Matthews, S OBP: 0.274, SLG: 0.349 Sandy Alomar Jr., R OBP: 0.441, SLG: 0.387			G5-3		G5-3				3-H 2-3		HR K	3	0	0	0	0	1	1
											HBP	1	1	1	0	0	0	0


**TOP**

**Texas Rangers @ Minnesota Twins**  
Hubert H. Humphrey Metrodome, Minneapolis, MN

Fri May 13 2005, 8:10 PM EDT  
Att: 24,524 - Dome - 70 F

livebaseballscorecards.com

AB 47  
R 9  
H 13  
RBI 9  
BB 0  
SO 6  
LOB 17



Inning Stats	R: 0	H: 0	E: 0	K: 0	S: 11	H: 0	LOB: 0	P: 14	R: 0	H: 1	E: 0	K: 0	S: 11	H: 1	LOB: 1	P: 18	R: 2	H: 1	E: 0	K: 1	S: 10	H: 1	LOB: 0	P: 16	R: 0	H: 0	E: 0	K: 1	S: 8	H: 0	LOB: 0	P: 10	R: 0	H: 1	E: 0	K: 0	S: 6	H: 1	LOB: 1	P: 6	R: 3	H: 2	E: 1	K: 2	S: 14	H: 2	LOB: 0	P: 20	R: 1	H: 3	E: 0	K: 0	S: 14	H: 3	LOB: 2	P: 20	R: 0	H: 0	E: 0	K: 1	S: 12	H: 0	LOB: 1	P: 21	R: 0	H: 1	E: 0	K: 0	S: 13	H: 1	LOB: 1	P: 18	R: 3	H: 4	E: 0	K: 1	S: 14	H: 4	LOB: 1	P: 19	1B: 6	SF: 0	2B: 4	SAC: 0	3B: 1	DP: 0	HR: 2	HBP: 2	WP: 0	PA: 49
--------------	------	------	------	------	-------	------	--------	-------	------	------	------	------	-------	------	--------	-------	------	------	------	------	-------	------	--------	-------	------	------	------	------	------	------	--------	-------	------	------	------	------	------	------	--------	------	------	------	------	------	-------	------	--------	-------	------	------	------	------	-------	------	--------	-------	------	------	------	------	-------	------	--------	-------	------	------	------	------	-------	------	--------	-------	------	------	------	------	-------	------	--------	-------	-------	-------	-------	--------	-------	-------	-------	--------	-------	--------

PITCHER	IP	WLS	BF	H	R	ER	SO	BB	IBB	HBP	BLK	WP	HR	S	P	ERA	WHIP
Joe Mays, R ERA: 5.02	(1, 1)															5.68	0.789
28 Jesse Crain, R ERA:	(7, 1)	0.2	H	2	0	0	2	0	0	0	0	0	0	7	9	0.00	0.000
Juan Rincon, R ERA: 2.7	(8, 1)	1.1	B	8	3	1	1	0	0	1	0	0	0	19	30	6.75	2.250
J.C. Romero, L ERA: 1.15	(9, 1)	1.1		4	0	0	1	0	0	0	0	0	0	14	20	0.00	0.000
36 Joe Nathan, R ERA: 1.76	(10, 1)	1.0	L	8	5	3	3	0	0	0	0	0	0	16	23	27.00	5.000

Batter	1	2	3	4	5	6	7	8	9	10	11	AB	R	H	RBI	BB	SO	LOB
Shannon Stewart, R OBP: 0.344, SLG: 0.363	7 G6-3 1B	G1-3	FC5-4		F8					K		6	1	2	0	0	1	6
8 Nick Punto, S OBP: 0.302, SLG: 0.321	L4				L7					K		6	1	1	1	0	1	2
7 Joe Mauer, L OBP: 0.402, SLG: 0.476	G6-3				L9					F7		6	1	2	2	0	0	0
33 Justin Morneau, L OBP: 0.430, SLG: 0.759					33 G3-1 1B					F7		6	1	2	0	0	1	2
Torii Hunter, R OBP: 0.322, SLG: 0.402					G1-3					K		6	0	2	2	0	2	1
Jacque Jones, L OBP: 0.437, SLG: 0.525					G4-3					K		3	1	0	0	1	1	1
20 Lew Ford, R OBP: 0.328, SLG: 0.359	FC4-6				P3					P4		5	0	1	0	0	1	3
5 Michael Cuddyer, R OBP: 0.299, SLG: 0.311										K		3	1	1	0	2	1	1
Jason Bartlett, R OBP: 0.310, SLG: 0.374 Jody Reynolds, R OBP: 0.304, SLG: 0.415 Justin Morneau, L OBP: 0.430, SLG: 0.759 Matt Joyce, R OBP: 0.306, SLG: 0.321 Luis Rivera, R OBP: 0.273, SLG: 0.324										G4-3		3	0	1	1	0	1	2
												1	0	0	0	0	0	0

**BOTTOM**

**Texas Rangers @ Minnesota Twins**  
Hubert H. Humphrey Metrodome, Minneapolis, MN

Fri May 13 2005, 8:10 PM EDT  
Att: 24,524 - Dome - 70 F

livebaseballscorecards.com

AB 45  
R 6  
H 12  
RBI 6  
BB 4  
SO 9  
LOB 18



Inning Stats	R: 2	H: 3	E: 1	K: 0	S: 11	H: 2	LOB: 2	P: 19	R: 2	H: 2	E: 0	K: 1	S: 16	H: 2	LOB: 1	P: 24	R: 1	H: 2	E: 0	K: 0	S: 10	H: 2	LOB: 2	P: 16	R: 1	H: 2	E: 0	K: 0	S: 8	H: 0	LOB: 1	P: 12	R: 0	H: 0	E: 0	K: 1	S: 11	H: 0	LOB: 1	P: 17	R: 0	H: 1	E: 0	K: 2	S: 11	H: 1	LOB: 1	P: 14	R: 0	H: 0	E: 0	K: 2	S: 7	H: 0	LOB: 0	P: 11	R: 0	H: 1	E: 0	K: 2	S: 10	H: 1	LOB: 2	P: 16	R: 0	H: 1	E: 0	K: 0	S: 8	H: 1	LOB: 1	P: 11	1B: 9	SF: 0	2B: 3	SAC: 0	3B: 0	DP: 0	HR: 0	HBP: 1	WP: 0	PA: 50
--------------	------	------	------	------	-------	------	--------	-------	------	------	------	------	-------	------	--------	-------	------	------	------	------	-------	------	--------	-------	------	------	------	------	------	------	--------	-------	------	------	------	------	-------	------	--------	-------	------	------	------	------	-------	------	--------	-------	------	------	------	------	------	------	--------	-------	------	------	------	------	-------	------	--------	-------	------	------	------	------	------	------	--------	-------	-------	-------	-------	--------	-------	-------	-------	--------	-------	--------

PITCHER	IP	WLS	BF	H	R	ER	SO	BB	IBB	HBP	BLK	WP	HR	S	P	ERA	WHIP
Ryan Drees, R ERA: 6.14	(1, 1)	3.2														14.73	3.000
53 Joaquin Benoit, R ERA: 1.17	(4, 1)	3.1	11	0	0	0	3	1	0	0	0	0	0	28	42	0.00	0.300
Nick Regilio, R ERA: 4.25	(8, 1)	1.0	4	1	0	0	2	0	0	0	0	0	0	11	14	0.00	1.000
Brian Shouse, L ERA: 2.57	(9, 1)	1.2	6	1	0	0	2	0	0	0	0	0	0	14	19	0.00	0.600
Doug Brocail, R ERA: 4.36	(10, 1)	0.1	W	2	0	0	0	1	1	0	0	0	0	3	8	0.00	3.000

**PITCHER**

**Francisco Cordero, R**  
ERA: 4.6


(11, 1)


IP 1.0 WLS S 4 H 1 R 0 ER 0 SO 0 BB 0 IBB 0 HBP 0 BLK 0 WP 0 HR 0 S 8 P 11 ERA 0.00 WHIP 1.000

Batter	1	2	3	4	5	6	7	8	9	AB	R	H	RBI	BB	SO	LOB	TOP					
David Dellucci, L (1, 10) OBP: 0.471, SLG: 0.565	F8			BB	1B		F7			3	0	1	1	1	0	0	<b>Texas Rangers @ Minnesota Twins</b> Hubert H. Humphrey Metrodome, Minneapolis, MN Sat May 14 2005, 7:10 PM EDT Att: 28,624 - Dome - 70 F <a href="http://livebaseballscorecards.com">livebaseballscorecards.com</a>					
10 Michael Young, R (1, 6) OBP: 0.306, SLG: 0.411	1B			G5-4-3	1B			G4-3		4	0	2	1	0	0	1						
23 Mark Teixeira, S (1, 3) OBP: 0.321, SLG: 0.465	1B			1B	G3-1			F7		4	0	1	0	0	1	3						
9 Hank Blalock, L (1, 5) OBP: 0.343, SLG: 0.460				1B	FC1-6			L3		4	0	1	0	0	0	0						
Alfonso Soriano, R (1, 4) OBP: 0.321, SLG: 0.595				1B	1B			HR		4	2	2	1	0	0	1						
Laynce Nix, L (1, 8) OBP: 0.297, SLG: 0.375				1B	G4-3			G4-3		4	1	1	0	0	1	1						
Richard Hidalgo, R (1, 9) OBP: 0.297, SLG: 0.364				1B	1B			1B		4	1	2	0	0	0	1						
Gary Matthews, S (1, 7) OBP: 0.267, SLG: 0.339				1B	F9			FC5-4		3	0	0	0	0	0	3						
Kevin Mench, R (7, 7) OBP: 0.355, SLG: 0.490				1B	G4-3			1B		1	0	0	0	0	0	1						
Sandy Alomar Jr., R (1, 2) OBP: 0.421, SLG: 0.371				1B	G4-3			G6-3		4	1	1	2	0	1	1						
<b>Inning Stats</b>	R: 0 E: 0 K: 1 S: 8	H: 1 LOB: 1 BB: 0 P: 14	R: 0 E: 0 K: 1 S: 6	H: 0 LOB: 0 BB: 0 P: 7	R: 0 E: 0 K: 0 S: 10	H: 0 LOB: 0 BB: 0 P: 16	R: 0 E: 0 K: 0 S: 3	H: 1 LOB: 1 BB: 1 P: 9	R: 4 E: 0 K: 0 S: 18	H: 6 LOB: 2 BB: 0 P: 25	R: 0 E: 0 K: 0 S: 10	H: 1 LOB: 1 BB: 0 P: 14	R: 0 E: 0 K: 1 S: 7	H: 0 LOB: 0 BB: 0 P: 10	R: 0 E: 0 K: 0 S: 5	H: 0 LOB: 0 BB: 0 P: 6	R: 1 E: 0 K: 0 S: 14	H: 2 LOB: 1 BB: 0 P: 22	1B: 10 2B: 1 3B: 0 HR: 1	SF: 0 SAC: 0 DP: 2 HBP: 0	WP: 0 PB: 0 SB: 0 CS: 1	PA: 36
<b>PITCHER</b>	IP WLS BF H R ER SO BB IBB HBP BLK WP HR S P ERA WHIP	7.0 L 28 9 4 4 3 1 0 0 0 0 0 62 95 5.14 1.429	2.0 8 2 1 1 0 0 0 0 0 0 1 19 28 4.50 1.000											<b>PITCHER</b>	IP WLS BF H R ER SO BB IBB HBP BLK WP HR S P ERA WHIP	7.0 W 30 6 0 0 2 0 0 0 0 0 74 104 0.00 0.667						

Batter	1	2	3	4	5	6	7	8	9	AB	R	H	RBI	BB	SO	LOB	BOTTOM			
Shannon Stewart, R (1, 7) OBP: 0.335, SLG: 0.353	L6		P4			G4-3			G6-3	4	0	0	0	0	0	0	<b>Texas Rangers @ Minnesota Twins</b> Hubert H. Humphrey Metrodome, Minneapolis, MN Sat May 14 2005, 7:10 PM EDT Att: 28,624 - Dome - 70 F <a href="http://livebaseballscorecards.com">livebaseballscorecards.com</a>			
Juan Castro, R (1, 6) OBP: 0.286, SLG: 0.308	F9			P5				2B		4	0	2	0	0	0	0				
20 Lew Ford, R (1, 8) OBP: 0.326, SLG: 0.355	1B			F9			P3		F7	4	0	1	0	0	0	2				
33 Justin Morneau, L (1, 3) OBP: 0.416, SLG: 0.732	F9			K			G4-6-3			3	0	0	0	0	1	2				
Matthew LeCroy, R (1, 10) OBP: 0.400, SLG: 0.527				G1-6-3			1B		K	3	0	2	0	0	1	0				
Jacque Jones, L (1, 9) OBP: 0.426, SLG: 0.510				G1-6-3			FC4-6		F7	3	0	0	0	0	0	2				
5 Michael Cuddyer, R (1, 5) OBP: 0.300, SLG: 0.312				P3			G6-4-3		1B	3	0	1	0	0	0	1				
55 Mike Redmond, R (1, 2) OBP: 0.385, SLG: 0.364				G4-3			G4-3		G4-3	3	0	0	0	0	0	1				
Luis Rivas, R (1, 4) OBP: 0.259, SLG: 0.192				L6			G4-3		G6-3	3	0	0	0	0	0	0				
<b>Inning Stats</b>	R: 0 E: 0 K: 0 S: 9	H: 1 LOB: 1 BB: 0 P: 14	R: 0 E: 0 K: 0 S: 6	H: 1 LOB: 0 BB: 0 P: 10	R: 0 E: 0 K: 0 S: 6	H: 0 LOB: 0 BB: 0 P: 9	R: 0 E: 0 K: 1 S: 12	H: 0 LOB: 0 BB: 0 P: 14	R: 0 E: 0 K: 0 S: 5	H: 0 LOB: 0 BB: 0 P: 8	R: 0 E: 0 K: 0 S: 6	H: 1 LOB: 0 BB: 0 P: 6	R: 0 E: 0 K: 1 S: 10	H: 1 LOB: 1 BB: 0 P: 14	R: 0 E: 0 K: 0 S: 11	H: 1 LOB: 1 BB: 0 P: 15		1B: 5 2B: 1 3B: 0 HR: 0	SF: 0 SAC: 0 DP: 3 HBP: 0	WP: 0 PB: 0 SB: 0 CS: 0
<b>PITCHER</b>	IP WLS BF H R ER SO BB IBB HBP BLK WP HR S P ERA WHIP	9.0 W 30 6 0 0 2 0 0 0 0 0 74 104 0.00 0.667											<b>PITCHER</b>	IP WLS BF H R ER SO BB IBB HBP BLK WP HR S P ERA WHIP	9.0 W 30 6 0 0 2 0 0 0 0 0 74 104 0.00 0.667					



Batter	1	2	3	4	5	6	7	8	9	AB R H RBI BB SO LOB	TOP											
15 Alex Rios, R OBP: 0.352, SLG: 0.474	0-1 3 1B 2B		3-2 G5-4-3 1B		2-3 K		3-2 3 1B 1B		1-0 G6-3	5 2 3 0 0 1 1	<p>Toronto Blue Jays @ Minnesota Twins</p> <p>Hubert H. Humphrey Metrodome, Minneapolis, MN</p> <p>Tue May 17 2005, 8:10 PM EDT</p> <p>Att: 18,717 - Dome - 70 F</p> <p>livebaseballscores.com</p> <p>AB 40 R 10 H 14 RBI 9 BB 1 SO 7 LOB 16</p> 											
3 Reed Johnson, R OBP: 0.396, SLG: 0.444	0-2 10 HR 1B		1-3 K		1-2 1B 2B		0-0 1B 1B		1-2 10 1B HBP	4 3 3 1 0 1 1												
Shea Hillenbrand, R OBP: 0.465, SLG: 0.590	1-3 K		2-1 G5-4-3		1-1 1B		0-2 1B		0-0 10 1B WP 47 WP	5 1 3 3 0 1 2												
10 Vernon Wells, R OBP: 0.273, SLG: 0.373	1-0 HR			1-1 G5-3	2-1 F7		3-0 P6		2-0 47 WP WP 1B	5 1 2 3 0 0 3												
Frank Menechino, R OBP: 0.333, SLG: 0.205 Eric Hinske, L OBP: 0.345, SLG: 0.445	2-1 G6-3			0-1 F8		2-1 HR 2B	1-2 P6		2-2 K	3 1 1 0 0 0 0 2 0 0 0 0 1 4												
47 Corey Koskie, L OBP: 0.310, SLG: 0.431	0-0 G4-3			1-1 2B		3-3 K	0-3 K		3-2 G6-3	5 0 1 0 0 2 4												
Orlando Hudson, S OBP: 0.331, SLG: 0.383		0-1 G4-3		0-2 G5-3		1-1 2H HR		2-0 P5		4 1 1 2 0 0 1												
John McDonald, R OBP: 0.327, SLG: 0.326		0-1 G5-3			0-1 G5-3		1-1 G6-3		0-2 F9	4 0 0 0 0 0 0												
Ken Huckaby, R OBP: 0.258, SLG: 0.185		0-3 K			4-2 3 2B 1B BB		1-0 G3		0-0 G6-3	3 1 0 0 1 1 0												
Inning Stats	R: 3 E: 0 K: 1 S: 13	H: 3 LOB: 0 BB: 0 P: 17	R: 0 E: 0 K: 1 S: 8	H: 0 LOB: 0 BB: 0 P: 8	R: 0 E: 0 K: 1 S: 9	H: 1 LOB: 0 BB: 0 P: 15	R: 0 E: 0 K: 0 S: 9	H: 1 LOB: 1 BB: 0 P: 11	R: 2 E: 0 K: 1 S: 18	H: 2 LOB: 1 BB: 1 P: 28	R: 2 E: 0 K: 1 S: 10	H: 2 LOB: 0 BB: 0 P: 18	R: 1 E: 0 K: 1 S: 15	H: 3 LOB: 2 BB: 0 P: 22	R: 0 E: 0 K: 0 S: 7	H: 0 LOB: 0 BB: 0 P: 9	R: 2 E: 0 K: 1 S: 12	H: 2 LOB: 1 BB: 0 P: 21	1B: 8 2B: 4 3B: 0 HR: 2	SF: 0 SAC: 0 DP: 1 HBP: 1	WP: 2 PB: 0 SB: 0 CS: 0	PA: 42
PITCHER	IP WLS BF H R ER SO BB IBB HBP BLK WP HR S P ERA WHIP	PITCHER										IP WLS BF H R ER SO BB IBB HBP BLK WP HR S P ERA WHIP										
Johan Santana, L ERA: 3.98	(1, 1) 5.1 L 25 9 7 7 5 1 0 0 0 0 2 64 92 11.81 1.875																					
28 Jesse Crain, R ERA: 3.86	(6, 1) 0.2 2 0 0 0 0 0 0 0 0 0 0 3 5 0.00 0.000																					
54 Matt Guerrier, R ERA: 3.86	(7, 1) 0.1 4 3 1 1 0 0 0 0 0 0 0 9 15 27.00 9.000																					
Terry Mulholland, L ERA: 4.96	(7, 1) 2.2 11 2 2 2 2 0 0 1 0 2 0 25 37 6.75 0.750																					

Batter	1	2	3	4	5	6	7	8	9	AB R H RBI BB SO LOB	BOTTOM											
Shannon Stewart, R OBP: 0.343, SLG: 0.389 Terry Lincecum, S OBP: 0.292, SLG: 0.395	3-2 G6-3		0-1 F9		1-2 1B 2B		1-2 G5-3 1B		2-0 P6	4 0 2 0 0 0 1 1 0 0 0 0 0 0	<p>Toronto Blue Jays @ Minnesota Twins</p> <p>Hubert H. Humphrey Metrodome, Minneapolis, MN</p> <p>Tue May 17 2005, 8:10 PM EDT</p> <p>Att: 18,717 - Dome - 70 F</p> <p>livebaseballscores.com</p> <p>AB 34 R 3 H 9 RBI 3 BB 3 SO 4 LOB 17</p> 											
Juan Castro, R OBP: 0.265, SLG: 0.283	1-2 G4-3			1-3 K	1-2 F9		0-1 G5-3		1-1 G6-3	5 0 0 0 0 1 4												
7 Joe Mauer, L OBP: 0.400, SLG: 0.464	3-1 G1-3			1-0 33 C3-6 1B	1-1 G4-3		3-1 G6-3			4 0 1 0 0 0 4												
33 Justin Morneau, L OBP: 0.402, SLG: 0.727		2-2 F9		1-0 FC3-6 HR		0-0 HR		0-3 K		4 2 1 1 0 1 1												
Tori Hunter, R OBP: 0.333, SLG: 0.426		0-0 G6-3		2-2 HR	4-2 20 FC6-5 G3 BB		4-1 20 HBP BB			2 1 1 2 2 0 0												
Jacque Jones, L OBP: 0.406, SLG: 0.482		2-3 K		1-2 20 CS 1B		2-2 G3		1-3 K		4 0 1 0 0 2 2												
20 Lew Ford, R OBP: 0.329, SLG: 0.346			2-1 G5-3	2-1 CS	4-0 5 FC4-6 BB	1-2 FC6-5		1-2 5 FC4-6 HBP		2 0 0 0 1 0 1												
5 Michael Cuddyer, R OBP: 0.313, SLG: 0.342			1-0 1B		0-1 FC4-6 1B 1B		0-0 P4		1-0 FC4-6	4 0 1 0 0 0 4												
Luis Rivas, R OBP: 0.274, SLG: 0.214			1-0 1B		1-1 1B		1-2 P4		0-1 G6-3	4 0 2 0 0 0 0												
Inning Stats	R: 0 E: 0 K: 0 S: 11	H: 0 LOB: 0 BB: 0 P: 18	R: 0 E: 0 K: 1 S: 7	H: 0 LOB: 0 BB: 0 P: 11	R: 0 E: 0 K: 0 S: 6	H: 2 LOB: 1 BB: 0 P: 10	R: 2 E: 0 K: 1 S: 14	H: 3 LOB: 0 BB: 0 P: 22	R: 0 E: 0 K: 0 S: 15	H: 2 LOB: 3 BB: 1 P: 23	R: 1 E: 0 K: 0 S: 11	H: 1 LOB: 1 BB: 1 P: 18	R: 0 E: 0 K: 0 S: 10	H: 1 LOB: 1 BB: 0 P: 15	R: 0 E: 0 K: 2 S: 12	H: 0 LOB: 2 BB: 1 P: 19	R: 0 E: 0 K: 0 S: 5	H: 0 LOB: 0 BB: 0 P: 8	1B: 7 2B: 0 3B: 0 HR: 2	SF: 0 SAC: 0 DP: 0 HBP: 1	WP: 0 PB: 0 SB: 0 CS: 1	PA: 39
PITCHER	IP WLS BF H R ER SO BB IBB HBP BLK WP HR S P ERA WHIP	PITCHER										IP WLS BF H R ER SO BB IBB HBP BLK WP HR S P ERA WHIP										
Josh Towers, R ERA: 3.17	(1, 1) 5.0 W 21 7 2 2 2 1 0 0 0 0 0 1 53 84 3.60 1.600																					
Vinnie Chulk, R ERA: 3.1	(6, 1) 1.2 8 2 1 1 0 1 0 0 0 0 0 1 19 28 5.40 1.800																					
Scott Schoeneweis, L ERA: 5.27	(7, 1) 1.0 5 0 0 0 0 2 1 0 1 0 0 0 13 22 0.00 1.000																					
54 Jason Frasor, R ERA: 3.86	(8, 1) 0.1 1 0 0 0 0 0 0 0 0 0 0 1 2 0.00 0.000																					
Justin Speier, R ERA: 4.97	(9, 1) 1.0 3 0 0 0 0 0 0 0 0 0 0 5 8 0.00 0.000																					



Batter	1	2	3	4	5	6	7	8	9	AB	R	H	RBI	BB	SO	LOB	TOP					
15 Alex Rios, R OBP: 0.346, SLG: 0.461 (1, 9)	G1-3			K		G4-3		P4		4	0	0	0	0	1	2						
Frank Catalanotto, L OBP: 0.322, SLG: 0.363 (1, 7)	G1-3			G6-3			K		L4	4	0	0	0	0	1	0						
Shea Hillenbrand, R OBP: 0.399, SLG: 0.488 (1, 5)	G3-1			1B			1B		F9	4	0	2	0	0	0	0						
47 Corey Koskie, L OBP: 0.313, SLG: 0.430 Frank Menechino, R OBP: 0.346, SLG: 0.259 (4, PH) (4, 10)				G6-3			1B		2B	1	0	1	0	0	0	0						
10 Vernon Wells, R OBP: 0.272, SLG: 0.369 (1, 8)	F8-4				G5-3		G6-3		P5	4	0	0	0	0	0	4						
Eric Hinske, L OBP: 0.342, SLG: 0.437 (1, 3)	L4				L3				F7	3	0	0	0	0	0	0						
Orlando Hudson, S OBP: 0.329, SLG: 0.378 (1, 4)				G6-3		G4-3		1B		3	0	1	0	0	0	0						
8 Russ Adams, L OBP: 0.305, SLG: 0.409 (1, 6)				F7		G4-3		P6		3	0	0	0	0	0	1						
Ken Huckaby, R OBP: 0.265, SLG: 0.200 (1, 2)				G1-3		P6		1B		3	0	1	0	0	0	0						
<b>Inning Stats</b>	R: 0 E: 0 K: 0 S: 6	H: 0 LOB: 0 BB: 0 P: 10	R: 0 E: 0 K: 0 S: 5	H: 1 LOB: 0 BB: 0 P: 8	R: 0 E: 0 K: 0 S: 6	H: 0 LOB: 0 BB: 0 P: 10	R: 0 E: 0 K: 1 S: 9	H: 1 LOB: 1 BB: 0 P: 14	R: 0 E: 0 K: 0 S: 5	H: 0 LOB: 0 BB: 0 P: 8	R: 0 E: 0 K: 0 S: 4	H: 0 LOB: 0 BB: 0 P: 5	R: 0 E: 0 K: 1 S: 10	H: 2 LOB: 1 BB: 0 P: 18	R: 0 E: 0 K: 0 S: 9	H: 2 LOB: 2 BB: 0 P: 13	R: 0 E: 0 K: 0 S: 6	H: 1 LOB: 1 BB: 0 P: 7	1B: 6 2B: 2 3B: 0 HR: 0	SF: 0 SAC: 0 DP: 2 HBP: 0	WP: 0 PB: 0 SB: 0 CS: 0	PA: 32
<b>PITCHER</b> Joe Mays, R ERA: 4.05 (1, 1)	IP: 9.0 WLS: W BF: 32 H: 7 R: 0 ER: 0 SO: 2 BB: 0 IBB: 0 HBP: 0 BLK: 0 WP: 0 HR: 0 S: 60 P: 93 ERA: 0.00 WHIP: 0.778															<b>PITCHER</b>						

Toronto Blue Jays @ Minnesota Twins  
Hubert H. Humphrey Metrodome, Minneapolis, MN  
Thu May 19 2005, 1:10 PM EDT  
Att: 22,680 - Dome - 70 F

AB 32  
R 0  
H 7  
RBI 0  
BB 0  
SO 2  
LOB 8



Batter	1	2	3	4	5	6	7	8	9	AB	R	H	RBI	BB	SO	LOB	BOTTOM			
Shannon Stewart, R OBP: 0.333, SLG: 0.376 (1, 7)	20 G6-3 1B		P2		L4	G6-4-3				4	0	1	0	0	0	3				
Luis Rivas, R OBP: 0.275, SLG: 0.222 (1, 4)	L6		20 BB 1B		P4	F8				4	0	1	0	0	0	2				
20 Lew Ford, R OBP: 0.333, SLG: 0.346 (1, 9)	G6-3		4-0 BB 1-2 2-3		P4			33 CS 1B		3	0	1	0	1	0	1				
33 Justin Morneau, L OBP: 0.385, SLG: 0.684 (1, 3)	K		2-3 K			1B 5 BB 2B 1B		K		4	1	1	0	0	3	5				
Tori Hunter, R OBP: 0.325, SLG: 0.407 (1, 8)			1-3 K		1-3 K			G3-1		3	1	0	0	1	2	3				
Matthew LeCroy, R OBP: 0.380, SLG: 0.494 (1, 10)			E5 FC6-4		G5-3	5 BB 2B 1B		K		4	1	1	0	0	1	0				
5 Michael Cuddyer, R OBP: 0.326, SLG: 0.387 (1, 5)	FC6-4		1-2 1B		G6-3	5 BB 2B 1B		K		4	1	1	2	0	1	1				
55 Mike Redmond, R OBP: 0.400, SLG: 0.385 (1, 2)	F8		2-2 1B		1B	G6-4-3 2B 1B		L4		4	0	2	2	0	0	1				
Juan Castro, R OBP: 0.291, SLG: 0.308 (1, 6)			20 BB 1B		F8	G6-4-3 1B				3	0	2	0	0	0	1				
<b>Inning Stats</b>	R: 0 E: 0 K: 1 S: 10	H: 1 LOB: 1 BB: 0 P: 16	R: 0 E: 1 K: 1 S: 11	H: 0 LOB: 1 BB: 0 P: 14	R: 0 E: 0 K: 2 S: 16	H: 2 LOB: 3 BB: 1 P: 24	R: 0 E: 0 K: 0 S: 12	H: 1 LOB: 1 BB: 0 P: 21	R: 0 E: 0 K: 0 S: 7	H: 0 LOB: 0 BB: 0 P: 10	R: 4 E: 0 K: 0 S: 26	H: 5 LOB: 1 BB: 1 P: 36	R: 0 E: 0 K: 1 S: 11	H: 1 LOB: 0 BB: 0 P: 17	R: 0 E: 0 K: 2 S: 7	H: 0 LOB: 0 BB: 0 P: 12	1B: 9 2B: 1 3B: 0 HR: 0	SF: 0 SAC: 0 DP: 1 HBP: 0	WP: 0 PB: 0 SB: 0 CS: 1	PA: 35
<b>PITCHER</b> 39 Gustavo Chacin, L ERA: 3.71 54 Jason Frasor, R ERA: 3.63 37 Scott Downs, L ERA: 3.0 Miguel Batista, R ERA: 2.0	IP: 5.0 WLS: L BF: 25 H: 7 R: 4 ER: 4 SO: 4 BB: 2 IBB: 0 HBP: 0 BLK: 0 WP: 0 HR: 0 S: 70 P: 105 ERA: 7.20 WHIP: 1.800															<b>PITCHER</b>				

Toronto Blue Jays @ Minnesota Twins  
Hubert H. Humphrey Metrodome, Minneapolis, MN  
Thu May 19 2005, 1:10 PM EDT  
Att: 22,680 - Dome - 70 F

AB 33  
R 4  
H 10  
RBI 4  
BB 2  
SO 7  
LOB 17





Batter	1	2	3	4	5	6	7	8	9	AB	R	H	RBI	BB	SO	LOB	TOP
<b>Brady Clark, R</b> OBP: 0.406, SLG: 0.477 (1, 8)	G1-3		F7			G5-4-3			F7	4	0	0	0	0	0	1	<b>Milwaukee Brewers @ Minnesota Twins</b> Hubert H. Humphrey Metrodome, Minneapolis, MN Fri May 20 2005, 8:10 PM EDT Att: 30,073 - Dome - 70 F <a href="http://livebaseballscorecards.com">livebaseballscorecards.com</a>
<b>Jeff Cirillo, R</b> OBP: 0.371, SLG: 0.408 (1, 5)	1B			G4-3		F9			G6-3	4	0	1	0	0	0	0	
<b>Geoff Jenkins, L</b> OBP: 0.329, SLG: 0.404 (1, 9)	F8			P4					F7	4	0	0	0	0	0	1	
<b>Carlos Lee, R</b> OBP: 0.304, SLG: 0.461 (1, 7)	G5-3			G6-3						3	0	0	0	0	0	1	
<b>Lyle Overbay, L</b> OBP: 0.455, SLG: 0.570 (1, 3)		F8				F7				3	0	1	0	0	0	0	
<b>Damian Miller, R</b> OBP: 0.339, SLG: 0.393 (1, 2)	G5-3				HR				1B	3	1	1	1	0	0	1	
<b>Russell Branyan, L</b> OBP: 0.371, SLG: 0.471 (1, 10)	F8				K					3	0	0	0	0	2	0	
<b>Junior Spivey, R</b> OBP: 0.316, SLG: 0.365 (1, 4)			F9-3			F9				3	0	1	0	0	1	0	
<b>2 Bill Hall, R</b> OBP: 0.351, SLG: 0.459 (1, 6)	F9-3					G5-4-3				3	0	1	0	0	0	1	
<b>Inning Stats</b>	R: 0 E: 0 K: 0 S: 6	H: 1 LOB: 1 BB: 0 P: 6	R: 0 E: 0 K: 0 S: 4	H: 0 LOB: 0 BB: 0 P: 7	R: 0 E: 0 K: 0 S: 7	H: 1 LOB: 0 BB: 0 P: 10	R: 0 E: 0 K: 0 S: 3	H: 1 LOB: 0 BB: 0 P: 3	R: 0 E: 0 K: 0 S: 6	H: 1 LOB: 1 BB: 0 P: 7	R: 0 E: 0 K: 2 S: 9	H: 0 LOB: 0 BB: 0 P: 10	R: 0 E: 0 K: 0 S: 6	H: 0 LOB: 0 BB: 0 P: 10	1B: 4 2B: 1 3B: 0 HR: 1	SF: 0 SAC: 0 DP: 2 HBP: 0	WP: 0 PA: 30 CS: 0
<b>PITCHER</b> <b>Carlos Silva, R</b> ERA: 3.29 (1, 1)	IP: 9.0 WLS: W BF: 30 H: 5 R: 1 ER: 1 SO: 3 BB: 0 IBB: 0 HBP: 0 BLK: 0 WP: 0 HR: 1 S: 54 P: 74 ERA: 1.00 WHIP: 0.556																

Batter	1	2	3	4	5	6	7	8	9	AB	R	H	RBI	BB	SO	LOB	BOTTOM		
<b>Shannon Stewart, R</b> OBP: 0.341, SLG: 0.388 (1, 7)	FC6-4	1B		8 2B	7 1B				F9	5	2	3	1	0	1	1	<b>Milwaukee Brewers @ Minnesota Twins</b> Hubert H. Humphrey Metrodome, Minneapolis, MN Fri May 20 2005, 8:10 PM EDT Att: 30,073 - Dome - 70 F <a href="http://livebaseballscorecards.com">livebaseballscorecards.com</a>		
<b>8 Nick Punto, S</b> OBP: 0.356, SLG: 0.384 (1, 4)	1B	3B		7 1B	SF8					4	1	4	1	1	0	0			
<b>7 Joe Mauer, L</b> OBP: 0.396, SLG: 0.458 (1, 2)	FC6-4	1B		3B	BB				F8	4	0	1	1	1	0	4			
<b>33 Justin Morneau, L</b> OBP: 0.394, SLG: 0.673 (1, 3)	G4-6-3	BB		K					G4-3	3	0	1	1	2	1	2			
<b>Tori Hunter, R</b> OBP: 0.314, SLG: 0.396 (1, 8)	G4-6-3	G6-4-3		SF8					G6-3	4	0	0	1	0	0	8			
<b>Jacque Jones, L</b> OBP: 0.407, SLG: 0.500 (1, 9)		20 F9		K					K2-3	5	1	2	0	0	3	2			
<b>20 Lew Ford, R</b> OBP: 0.331, SLG: 0.351 (1, 10)	F9			K					L6	4	0	1	0	0	1	3			
<b>5 Michael Cuddyer, R</b> OBP: 0.331, SLG: 0.398 (1, 5)	1B	2B		K						4	1	2	1	0	2	1			
<b>Juan Castro, R</b> OBP: 0.305, SLG: 0.375 (1, 6)	2B	1B		F8					K	4	2	2	1	0	1	2			
<b>Inning Stats</b>	R: 0 E: 0 K: 0 S: 14	H: 2 LOB: 2 BB: 1 P: 22	R: 4 E: 0 K: 0 S: 21	H: 5 LOB: 2 BB: 2 P: 41	R: 0 E: 0 K: 2 S: 9	H: 1 LOB: 1 BB: 0 P: 16	R: 2 E: 0 K: 2 S: 21	H: 4 LOB: 2 BB: 0 P: 29	R: 1 E: 0 K: 2 S: 13	H: 1 LOB: 1 BB: 1 P: 22	R: 0 E: 0 K: 1 S: 8	H: 1 LOB: 1 BB: 0 P: 14	R: 0 E: 0 K: 1 S: 7	H: 2 LOB: 2 BB: 0 P: 12	R: 0 E: 0 K: 1 S: 11	H: 0 LOB: 0 BB: 0 P: 17	1B: 11 2B: 4 3B: 0 HR: 1	SF: 1 SAC: 0 DP: 2 HBP: 0	WP: 0 PA: 42 CS: 0
<b>PITCHER</b> <b>Gary Glover, R</b> ERA: 6.48 (1, 1)	IP: 1.1 WLS: L BF: 11 H: 7 R: 4 ER: 4 SO: 4 BB: 1 IBB: 0 HBP: 0 BLK: 0 WP: 0 HR: 0 S: 29 P: 47 ERA: 27.00 WHIP: 6.000																		
<b>Jorge De La Rosa, L</b> ERA: 4.2 (2, 1)	IP: 2.1 WLS: L BF: 13 H: 5 R: 2 ER: 2 SO: 3 BB: 2 IBB: 0 HBP: 0 BLK: 0 WP: 0 HR: 0 S: 33 P: 58 ERA: 7.71 WHIP: 3.000																		
<b>Mike Adams, R</b> ERA: 2.99 (4, 1)	IP: 2.1 WLS: L BF: 9 H: 1 R: 1 ER: 1 SO: 4 BB: 1 IBB: 0 HBP: 0 BLK: 0 WP: 0 HR: 1 S: 24 P: 39 ERA: 3.86 WHIP: 0.857																		
<b>Tommy Phelps, L</b> ERA: 3.86 (7, 1)	IP: 1.1 WLS: L BF: 6 H: 2 R: 0 ER: 0 SO: 1 BB: 0 IBB: 0 HBP: 0 BLK: 0 WP: 0 HR: 0 S: 12 P: 21 ERA: 0.00 WHIP: 1.500																		
<b>Derrick Turnbow, R</b> ERA: 1.88 (8, 1)	IP: 0.2 WLS: L BF: 3 H: 1 R: 0 ER: 0 SO: 1 BB: 0 IBB: 0 HBP: 0 BLK: 0 WP: 0 HR: 0 S: 6 P: 8 ERA: 0.00 WHIP: 1.500																		

Batter	1	2	3	4	5	6	7	8	9	AB	R	H	RBI	BB	SO	LOB	TOP					
<b>Brady Clark, R</b> OBP: 0.406, SLG: 0.475 (1, 8)										5	1	2	2	0	1	1	<b>Milwaukee Brewers @ Minnesota Twins</b> Hubert H. Humphrey Metrodome, Minneapolis, MN Sat May 21 2005, 7:10 PM EDT Att: 32,106 - Dome - 70 F					
<b>Jeff Cirillo, R</b> OBP: 0.362, SLG: 0.395 (1, 5)										5	1	1	0	0	0	1						
<b>Geoff Jenkins, L</b> OBP: 0.333, SLG: 0.403 (1, 10)										3	1	1	0	1	0	0						
<b>Wes Helms, R</b> OBP: 0.280, SLG: 0.458 (9, PH) (9, 10)										1	0	0	0	0	0	0						
<b>Carlos Lee, R</b> OBP: 0.312, SLG: 0.494 (1, 7)										5	1	3	4	0	1	0						
<b>Lyle Overbay, L</b> OBP: 0.447, SLG: 0.552 (1, 3)										4	0	0	0	1	1	3						
<b>2 Bill Hall, R</b> OBP: 0.347, SLG: 0.449 (1, 6)										4	0	1	0	0	0	3						
<b>Junior Spivey, R</b> OBP: 0.314, SLG: 0.357 (1, 4)										3	1	0	0	1	1	2						
<b>Chris Magruder, S</b> OBP: 0.375, SLG: 0.457 (1, 9)										4	1	2	0	0	0	5						
<b>Chad Moeller, R</b> OBP: 0.163, SLG: 0.174 (1, 2)										4	0	0	0	0	0	5						
<b>Inning Stats</b>	R: 2 E: 0 K: 2 S: 12	H: 2 LOB: 0 BB: 0 P: 17	R: 2 E: 1 K: 0 S: 16	H: 2 LOB: 1 BB: 0 P: 20	R: 0 E: 0 K: 0 S: 7	H: 1 LOB: 1 BB: 0 P: 10	R: 0 E: 0 K: 0 S: 11	H: 1 LOB: 1 BB: 0 P: 15	R: 0 E: 0 K: 1 S: 6	H: 0 LOB: 0 BB: 0 P: 8	R: 0 E: 0 K: 1 S: 13	H: 1 LOB: 2 BB: 1 P: 26	R: 2 E: 0 K: 0 S: 21	H: 3 LOB: 3 BB: 2 P: 38	R: 0 E: 0 K: 0 S: 8	H: 0 LOB: 0 BB: 0 P: 12	R: 0 E: 0 K: 0 S: 6	H: 0 LOB: 0 BB: 0 P: 10	1B: 7 2B: 2 3B: 0 HR: 1	SF: 0 SAC: 0 DP: 0 HBP: 0	WP: 0 PB: 0 SB: 1 CS: 0	PA: 41
<b>PITCHER</b>	IP WLS BF H R ER SO BB IBB HBP BLK WP HR S P ERA WHIP																					
<b>Brad Radke, R</b> ERA: 3.65 (1, 1)	6.0 L 27 7 4 2 4 1 0 0 0 0 0 1 65 96 3.00 1.333																					
<b>28 Jesse Crain, R</b> ERA: 1.29 (7, 1)	0.0 4 3 2 2 0 1 0 0 0 0 0 0 13 20 ∞ ∞																					
<b>J.C. Romero, L</b> ERA: 1.08 (7, 1)	1.0 4 0 0 0 0 0 1 0 0 0 0 0 8 18 0.00 0.000																					
<b>54 Matt Guerrier, R</b> ERA: 3.6 (8, 1)	1.0 3 0 0 0 0 0 0 0 0 0 0 0 8 12 0.00 0.000																					
<b>Terry Mulholland, L</b> ERA: 4.67 (9, 1)	1.0 3 0 0 0 0 0 0 0 0 0 0 0 6 10 0.00 0.000																					

Batter	1	2	3	4	5	6	7	8	9	AB	R	H	RBI	BB	SO	LOB	BOTTOM					
<b>Shannon Stewart, R</b> OBP: 0.344, SLG: 0.391 (1, 7)										4	0	2	0	0	0	0	<b>Milwaukee Brewers @ Minnesota Twins</b> Hubert H. Humphrey Metrodome, Minneapolis, MN Sat May 21 2005, 7:10 PM EDT Att: 32,106 - Dome - 70 F					
<b>8 Nick Punto, S</b> OBP: 0.354, SLG: 0.378 (1, 4)										4	0	1	0	0	0	2						
<b>20 Lew Ford, R</b> OBP: 0.335, SLG: 0.370 (1, 10)										4	0	2	0	0	1	1						
<b>33 Justin Morneau, L</b> OBP: 0.381, SLG: 0.647 (1, 3)										4	0	0	0	0	0	3						
<b>Tori Hunter, R</b> OBP: 0.313, SLG: 0.392 (1, 8)										4	0	1	0	0	0	1						
<b>Jacque Jones, L</b> OBP: 0.395, SLG: 0.488 (1, 9)										3	0	0	0	0	1	1						
<b>5 Michael Cuddyer, R</b> OBP: 0.331, SLG: 0.397 (1, 5)										3	0	1	0	0	0	0						
<b>55 Mike Redmond, R</b> OBP: 0.364, SLG: 0.345 (1, 2)										3	0	0	0	0	0	1						
<b>Juan Castro, R</b> OBP: 0.295, SLG: 0.362 (1, 6)										2	0	0	0	0	2	0						
<b>38 Luis Antonio Rodriguez, S</b> ERA: 4.31 (8, 6)										1	0	0	0	0	0	0						
<b>Inning Stats</b>	R: 0 E: 0 K: 0 S: 8	H: 2 LOB: 1 BB: 0 P: 15	R: 0 E: 0 K: 1 S: 8	H: 0 LOB: 0 BB: 0 P: 12	R: 0 E: 0 K: 1 S: 12	H: 1 LOB: 1 BB: 0 P: 17	R: 0 E: 0 K: 1 S: 8	H: 1 LOB: 0 BB: 0 P: 11	R: 0 E: 0 K: 1 S: 9	H: 1 LOB: 0 BB: 0 P: 10	R: 0 E: 0 K: 0 S: 6	H: 1 LOB: 1 BB: 0 P: 9	R: 0 E: 0 K: 0 S: 8	H: 0 LOB: 0 BB: 0 P: 9	R: 0 E: 0 K: 0 S: 7	H: 0 LOB: 0 BB: 0 P: 14	R: 0 E: 0 K: 0 S: 9	H: 1 LOB: 1 BB: 0 P: 13	1B: 5 2B: 2 3B: 0 HR: 0	SF: 0 SAC: 0 DP: 2 HBP: 0	WP: 0 PB: 0 SB: 0 CS: 0	PA: 32
<b>PITCHER</b>	IP WLS BF H R ER SO BB IBB HBP BLK WP HR S P ERA WHIP																					
<b>Doug Davis, L</b> ERA: 4.31 (1, 1)	9.0 W 32 7 0 0 4 0 0 0 0 0 0 0 75 110 0.00 0.778																					

AB	38
R	6
H	10
RBI	6
BB	3
SO	4
LOB	20



Batter	1	2	3	4	5	6	7	8	9	10	11	AB	R	H	RBI	BB	SO	LOB	TOP			
Brady Clark, R OBP: 0.404, SLG: 0.486 (1, 8)	F8		K			HR		P4	BB 1B		K	6	1	2	1	0	2	0				
Jeff Cirillo, R OBP: 0.310, SLG: 0.402 (1, 5)	F8			P4		1B		1B	BB		F7	6	1	3	0	0	0	0				
Geoff Jenkins, L OBP: 0.351, SLG: 0.412 (1, 10)		BB		K		1B		E8	BB			4	1	3	1	2	1	0				
Carlos Lee, R OBP: 0.307, SLG: 0.480 (1, 7)	K			G4-3		F8		2B	P5		K	5	0	0	0	1	2	7				
2 Bill Hall, R OBP: 0.340, SLG: 0.436 (1, 6)		G6-3		K				K	F9			5	0	1	1	0	2	3				
Junior Spivey, R OBP: 0.311, SLG: 0.359 (1, 4)		K		K		G4-3		K			K	5	1	1	0	0	4	2				
Chris Magruder, S OBP: 0.356, SLG: 0.450 (1, 9)		K		G5-3		G4-3		K			2B	5	0	1	0	0	2	3				
Wes Helms, R OBP: 0.286, SLG: 0.444 Lyle Overbay, L OBP: 0.454, SLG: 0.552 (1, 3) (8, 3)			K			P3		WP	1B		1B	3	0	1	1	0	1	0				
Chad Moeller, R OBP: 0.148, SLG: 0.157 (1, 2)		K		K		G1-3		K	G6-4-3		HBP	5	0	0	0	0	3	4				
<b>Inning Stats</b>	R: 0 E: 0 K: 1 S: 9	H: 0 LOB: 1 BB: 1 P: 17	R: 0 E: 0 K: 2 S: 8	H: 0 LOB: 0 BB: 0 P: 13	R: 0 E: 0 K: 3 S: 9	H: 0 LOB: 0 BB: 0 P: 14	R: 0 E: 0 K: 1 S: 8	H: 0 LOB: 0 BB: 0 P: 8	R: 1 E: 0 K: 1 S: 16	H: 3 LOB: 2 BB: 0 P: 20	R: 2 E: 1 K: 2 S: 17	H: 3 LOB: 2 BB: 1 P: 28	R: 1 E: 0 K: 1 S: 18	H: 2 LOB: 3 BB: 2 P: 33	R: 0 E: 0 K: 1 S: 6	H: 1 LOB: 1 BB: 0 P: 12	R: 0 E: 0 K: 2 S: 13	H: 1 LOB: 1 BB: 0 P: 19	1B: 9 2B: 2 3B: 0 HR: 1	SF: 0 SAC: 0 DP: 1 HBP: 1	WP: 1 PB: 0 SB: 0 CS: 0	PA: 49
<b>PITCHER</b>	IP 7.0	WLS 7	BF 27	H 5	R 2	ER 2	SO 11	BB 0	IBB 0	HBP 0	BLK 0	WP 0	HR 1	S 76	P 108	ERA 2.57	WHIP 0.857					
Johan Santana, L ERA: 3.82 (1, 1)																						
Juan Rincon, R ERA: 2.76 (8, 1)	1.0	7	3	2	1	2	0	1	0	0	0	0	0	17	28	9.00	3.000					
36 Joe Nathan, R ERA: 1.98 (9, 1)	1.0	7	2	1	1	1	2	0	0	0	0	0	0	18	33	9.00	4.000					
J.C. Romero, L ERA: 1.02 (10, 1)	1.0	4	1	0	0	1	0	0	0	0	0	0	0	6	12	0.00	1.000					
28 Jesse Crain, R ERA: 1.2 (11, 1)	1.0	W	4	1	0	0	2	0	0	0	0	0	0	13	19	0.00	1.000					

Milwaukee Brewers @ Minnesota Twins  
Hubert H. Humphrey Metrodome, Minneapolis, MN

Sun May 22 2005, 2:10 PM EDT  
Att: 28,466 - Dome - 70 F

AB 44  
R 5  
H 12  
RBI 4  
BB 4  
SO 17  
LOB 19



Batter	1	2	3	4	5	6	7	8	9	10	11	AB	R	H	RBI	BB	SO	LOB	BOTTOM			
Shannon Stewart, R OBP: 0.354, SLG: 0.410 (1, 7)	K		G1-3			L4		WP	HR		3B	4	2	2	2	2	1	0				
Luis Rivas, R OBP: 0.254, SLG: 0.212 Matthew LeCroy, R OBP: 0.391, SLG: 0.484 38 Luis Antonio Rodriguez, R OBP: 0.333, SLG: 0.333 (1, 4) (8, PH) (9, PH)	P4		G1-3			L6		BB	1B		E4	3	0	0	0	0	0	2				
7 Joe Mauer, L OBP: 0.396, SLG: 0.452 (1, 2)	F7		G4-3			G5-3		WP	BB			4	0	1	0	1	0	3				
33 Justin Morneau, L OBP: 0.364, SLG: 0.617 (1, 3)	F8			G3		P5		K			K	5	0	0	0	0	2	3				
Tori Hunter, R OBP: 0.310, SLG: 0.381 (1, 8)	G1-3		G6-3			BB		K			K	4	0	0	0	1	2	3				
Jacque Jones, L OBP: 0.392, SLG: 0.477 (1, 9)	G6-3		K			F8			BB		F8	5	1	1	0	0	1	1				
20 Lew Ford, R OBP: 0.350, SLG: 0.408 (1, 10)			5B			G5-4-3		F8	G3		3B	4	3	3	1	1	0	1				
5 Michael Cuddyer, R OBP: 0.333, SLG: 0.393 (1, 5) (9, 4)			BB			G5-4-3		K	K		3B	4	0	1	1	1	2	3				
Juan Castro, R OBP: 0.302, SLG: 0.367 Terry Tiffes, S OBP: 0.255, SLG: 0.340 (1, 6) (8, PH) (9, 5)	G1-3		G1-3			G1-3		K2-3	G3		G5-3	2	0	1	0	0	0	0				
<b>Inning Stats</b>	R: 0 E: 0 K: 1 S: 9	H: 0 LOB: 0 BB: 0 P: 12	R: 0 E: 0 K: 0 S: 6	H: 0 LOB: 0 BB: 0 P: 9	R: 1 E: 0 K: 0 S: 9	H: 3 LOB: 2 BB: 1 P: 19	R: 0 E: 0 K: 1 S: 8	H: 0 LOB: 0 BB: 0 P: 14	R: 0 E: 0 K: 1 S: 7	H: 0 LOB: 1 BB: 1 P: 14	R: 1 E: 0 K: 3 S: 14	H: 2 LOB: 3 BB: 1 P: 25	R: 3 E: 0 K: 1 S: 25	H: 4 LOB: 1 BB: 2 P: 36	R: 0 E: 0 K: 2 S: 8	H: 0 LOB: 0 BB: 0 P: 14	R: 1 E: 1 K: 0 S: 10	H: 1 LOB: 3 BB: 2 P: 18	1B: 6 2B: 2 3B: 1 HR: 1	SF: 0 SAC: 0 DP: 1 HBP: 0	WP: 2 PB: 0 SB: 1 CS: 0	PA: 47
<b>PITCHER</b>	IP 6.0	WLS 4	BF 22	H 3	R 1	ER 1	SO 2	BB 3	IBB 0	HBP 0	BLK 0	WP 0	HR 0	S 44	P 77	ERA 1.50	WHIP 1.000					
Wes Obermueller, R ERA: 2.43 (1, 1)																						
Julio Santana, R ERA: 4.09 (7, 1)	1.0	H	4	0	0	0	1	1	0	0	0	0	0	7	14	0.00	1.000					
Ricky Bottalico, R ERA: 3.63 (8, 1)	0.1	H	4	2	1	1	1	1	0	0	0	1	0	8	15	27.00	9.000					
Derrick Turnbow, R ERA: 3.1 (8, 1)	1.1	B	7	3	3	3	3	0	0	0	0	1	1	28	40	20.25	2.250					
Matt Wise, R ERA: 1.25 (9, 1)	1.2	L	10	2	1	0	2	0	2	0	0	0	0	21	38	0.00	1.200					

Milwaukee Brewers @ Minnesota Twins  
Hubert H. Humphrey Metrodome, Minneapolis, MN

Sun May 22 2005, 2:10 PM EDT  
Att: 28,466 - Dome - 70 F

AB 40  
R 6  
H 10  
RBI 4  
BB 7  
SO 9  
LOB 21



Batter	1	2	3	4	5	6	7	8	9	AB	R	H	RBI	BB	SO	LOB	TOP					
Shannon Stewart, R (1, 7) OBP: 0.347, SLG: 0.401	G5-3		G6-4-3		P4			K		4	0	0	0	0	1	1	<b>Minnesota Twins @ Cleveland Indians</b> Jacobs Field, Cleveland, OH Mon May 23 2005, 7:05 PM EDT Att: 13,257 - Overcast - 55 F					
8 Nick Punto, S (1, 4) (7, 6) OBP: 0.350, SLG: 0.383	33 F8 2B		K					K		4	0	1	0	0	3	0						
7 Joe Mauer, L (1, 2) OBP: 0.399, SLG: 0.449								G5-3		3	0	1	0	1	0	0						
33 Justin Morneau, L (1, 3) OBP: 0.361, SLG: 0.604	F8							G5-3		4	0	1	0	0	1	2						
Tori Hunter, R (1, 8) OBP: 0.314, SLG: 0.391	G6-3							G5-3		4	0	2	0	0	0	4						
Jacque Jones, L (1, 9) OBP: 0.382, SLG: 0.462								G4-3		4	0	0	0	0	0	4						
20 Lew Ford, R (1, 10) OBP: 0.354, SLG: 0.407	L8							G4-3		3	1	1	0	1	0	2						
5 Michael Cuddyer, R (1, 5) OBP: 0.331, SLG: 0.396	G5-3							G6-3		4	0	1	1	0	0	2						
Juan Castro, R (1, 6) OBP: 0.308, SLG: 0.371								G6-3		2	0	1	0	0	0	0						
Terry Tiffee, S (7, PH) OBP: 0.250, SLG: 0.333								K		1	0	0	0	0	1	1						
Luis Rivas, R (7, 4) OBP: 0.284, SLG: 0.212										0	0	0	0	0	0	0						
<b>Inning Stats</b>	R: 0 E: 0 K: 0 S: 16	H: 1 LOB: 2 BB: 1 P: 30	R: 0 E: 0 K: 0 S: 9	H: 0 LOB: 0 BB: 0 P: 12	R: 0 E: 0 K: 1 S: 11	H: 1 LOB: 0 BB: 0 P: 15	R: 0 E: 1 K: 0 S: 10	H: 2 LOB: 2 BB: 0 P: 14	R: 0 E: 0 K: 1 S: 12	H: 0 LOB: 0 BB: 0 P: 17	R: 0 E: 0 K: 1 S: 7	H: 0 LOB: 0 BB: 0 P: 11	R: 1 E: 0 K: 1 S: 16	H: 3 LOB: 1 BB: 0 P: 23	R: 0 E: 0 K: 2 S: 11	H: 0 LOB: 2 BB: 1 P: 18	R: 0 E: 0 K: 1 S: 10	H: 1 LOB: 2 BB: 1 P: 19	1B: 5 2B: 3 3B: 0 HR: 0	SF: 0 SAC: 0 DP: 1 HBP: 0	WP: 0 PB: 0 SB: 1 CS: 1	PA: 35
<b>PITCHER</b>	IP WLS BF H R ER SO BB IBB HBP BLK WP HR S P ERA WHIP																					
Scott Elarton, R (1, 1) ERA: 6.17	5.1 20 4 0 0 2 1 0 0 0 0 0 0 61 92 0.00 0.938																					
Scott Sauerbeck, L (6, 1) ERA: 3.77	0.2 H 2 0 0 0 0 0 0 0 0 0 0 4 7 0.00 0.000																					
63 Rafael Betancourt, R (7, 1) ERA: 1.69	1.0 B 5 3 1 1 1 0 0 0 0 0 0 0 16 23 9.00 3.000																					
Arthur Rhodes, L (8, 1) ERA: 0.87	1.0 W 3 0 0 0 2 0 0 0 0 0 0 0 11 18 0.00 0.000																					
Bob Wickman, R (9, 1) ERA: 3.31	1.0 S 5 1 0 0 1 1 0 0 0 0 0 0 10 19 0.00 2.000																					
<b>Batter</b>	<b>1</b>	<b>2</b>	<b>3</b>	<b>4</b>	<b>5</b>	<b>6</b>	<b>7</b>	<b>8</b>	<b>9</b>	<b>AB</b>	<b>R</b>	<b>H</b>	<b>RBI</b>	<b>BB</b>	<b>SO</b>	<b>LOB</b>	<b>BOTTOM</b>					
24 Grady Sizemore, L (1, 8) OBP: 0.314, SLG: 0.422	G3	G1-3			G3-1			SH1-4		3	0	0	0	0	0	2	<b>Minnesota Twins @ Cleveland Indians</b> Jacobs Field, Cleveland, OH Mon May 23 2005, 7:05 PM EDT Att: 13,257 - Overcast - 55 F					
Casey Blake, R (1, 9) OBP: 0.313, SLG: 0.387	F8				F7			G6-3		4	0	1	0	0	0	0						
48 Travis Hafner, L (1, 10) OBP: 0.394, SLG: 0.465								G4-3		3	0	1	0	1	0	0						
41 Victor Martinez, S (1, 2) OBP: 0.263, SLG: 0.279	F7				G4-3			G3		3	0	0	1	0	0	1						
Ben Broussard, L (1, 3) OBP: 0.327, SLG: 0.447					F9			G6-3		4	0	1	0	0	0	2						
Ronnie Belliard, R (1, 4) OBP: 0.333, SLG: 0.447					G6-4-3			G6-3		2	1	1	0	1	0	0						
Jody Gerut, L (1, 7) OBP: 0.529, SLG: 0.571					G6-4-3			G6-3		2	0	1	0	1	0	2						
Aaron Boone, R (1, 5) OBP: 0.215, SLG: 0.275					G4-3			G5-4-3		3	0	1	1	0	0	2						
2 Jhonny Peralta, R (1, 6) OBP: 0.315, SLG: 0.520					G6-3			G6-3		3	1	1	0	0	1	2						
<b>Inning Stats</b>	R: 0 E: 0 K: 0 S: 10	H: 1 LOB: 1 BB: 0 P: 19	R: 1 E: 0 K: 1 S: 13	H: 3 LOB: 2 BB: 0 P: 18	R: 0 E: 0 K: 0 S: 7	H: 0 LOB: 0 BB: 0 P: 9	R: 0 E: 0 K: 0 S: 6	H: 1 LOB: 1 BB: 1 P: 13	R: 0 E: 0 K: 0 S: 5	H: 0 LOB: 0 BB: 0 P: 9	R: 0 E: 0 K: 0 S: 6	H: 0 LOB: 0 BB: 0 P: 10	R: 0 E: 0 K: 0 S: 5	H: 0 LOB: 1 BB: 1 P: 11	R: 1 E: 0 K: 0 S: 10	H: 2 LOB: 2 BB: 1 P: 22	R: 0 E: 0 K: 1 S: 10	H: 0 LOB: 2 BB: 1 P: 22	1B: 6 2B: 1 3B: 0 HR: 0	SF: 1 SAC: 1 DP: 2 HBP: 0	WP: 0 PB: 0 SB: 0 CS: 0	PA: 32
<b>PITCHER</b>	IP WLS BF H R ER SO BB IBB HBP BLK WP HR S P ERA WHIP																					
Kyle Lohse, R (1, 1) ERA: 4.71	7.1 L 29 7 2 2 1 2 0 0 0 0 0 0 57 99 2.46 1.227																					
J.C. Romero, L (8, 1) ERA: 0.99	0.2 3 0 0 0 0 1 0 0 0 0 0 0 5 12 0.00 1.500																					

Batter	1	2	3	4	5	6	7	8	9	10	11	AB	R	H	RBI	BB	SO	LOB	TOP						
Shannon Stewart, R OBP: 0.341, SLG: 0.390 (1, 7)	G6-3		G5-3		G6-3		G4-3		F9		20 BB 33 2B	5	1	0	0	1	0	1							
7 Joe Mauer, L OBP: 0.396, SLG: 0.439 (1, 2)	G6-3		G4-3		G3-1		20 BB 33 1B		20 HBP 1B		K	5	1	1	0	1	1	3							
20 Lew Ford, R OBP: 0.371, SLG: 0.412 (1, 9)	G1-3																								
33 Justin Morneau, L OBP: 0.367, SLG: 0.603 (1, 3)		G1	G3																						
Tori Hunter, R OBP: 0.315, SLG: 0.385 (1, 8)																									
Jacque Jones, L OBP: 0.375, SLG: 0.452 Terry Tiffee, S OBP: 0.241, SLG: 0.321 (8, PH) (8, 10)																									
5 Michael Cuddyer, R OBP: 0.327, SLG: 0.389 (1, 5)																									
8 Nick Punto, S OBP: 0.343, SLG: 0.384 (1, 4)																									
Juan Castro, R OBP: 0.304, SLG: 0.379 (1, 6)																									
<b>Inning Stats</b>	R: 0 E: 0 K: 0 S: 8	H: 0 LOB: 0 BB: 0 P: 11	R: 0 E: 1 K: 2 S: 14	H: 0 LOB: 2 BB: 1 P: 27	R: 1 E: 0 K: 0 S: 12	H: 2 LOB: 0 BB: 0 P: 19	R: 0 E: 0 K: 0 S: 5	H: 1 LOB: 1 BB: 0 P: 8	R: 0 E: 0 K: 0 S: 6	H: 0 LOB: 0 BB: 0 P: 9	R: 1 E: 0 K: 1 S: 15	H: 2 LOB: 2 BB: 1 P: 25	R: 0 E: 0 K: 1 S: 6	H: 0 LOB: 0 BB: 0 P: 9	R: 0 E: 0 K: 1 S: 10	H: 1 LOB: 2 BB: 0 P: 18	R: 0 E: 0 K: 0 S: 7	H: 0 LOB: 0 BB: 0 P: 10	R: 3 E: 0 K: 1 S: 12	H: 2 LOB: 1 BB: 2 P: 24	1B: 6 2B: 3 3B: 0 HR: 0	SF: 0 SAC: 1 DP: 0 HBP: 1	WP: 0 PB: 0 SB: 3 CS: 0	PA: 50	
<b>PITCHER</b>	IP ERA WLS BF H R ER SO BB IBB HBP BLK WP HR S P ERA WHIP	37 Jake Westbrook, R ERA: 5.5 Bob Howry, R ERA: 2.89 Arthur Rhodes, L ERA: 0.87 59 Matt Miller, R ERA: Bob Wickman, R ERA: 3.12	6.0 0.2 0.0 1.1 1.0	26 4 1 4 5	0 0 1 0 1	1 1 0 0 0	0 0 0 0 1	0 0 0 0 0	0 0 0 0 0	0 0 0 0 0	0 0 0 0 0	0 0 0 0 0	0 0 0 0 0	0 0 0 0 0	0 0 0 0 0	0 0 0 0 0	0 0 0 0 0	0 0 0 0 0	0 0 0 0 0	0 0 0 0 0	13.50 3.000 ∞ 11.00 0.00 0.00 1.000	3.00 3.000 ∞ 11.00 0.00 1.000			
<b>PITCHER</b>	IP ERA WLS BF H R ER SO BB IBB HBP BLK WP HR S P ERA WHIP	David Riske, R ERA: 1.74 Scott Sauerbeck, L ERA: 4.2	(10, 1) 0.2	6 4	1 1	1 1	1 1	1 1	1 1	0 0	0 0	0 0	0 0	0 0	0 0	0 0	9 16	13.50 3.000	1.500						

Minnesota Twins @ Cleveland Indians  
Jacobs Field, Cleveland, OH  
Tue May 24 2005, 7:05 PM EDT  
Att: 15,884 - Clear - 54 F

AB 42  
R 6  
H 9  
RBI 6  
BB 6  
SO 6  
LOB 24



Batter	1	2	3	4	5	6	7	8	9	10	11	AB	R	H	RBI	BB	SO	LOB	BOTTOM						
24 Grady Sizemore, L OBP: 0.317, SLG: 0.441 (1, 8)	G6-3 48 1B		F8																						
Casey Blake, R OBP: 0.310, SLG: 0.377 (1, 9)	P2		F9																						
48 Travis Hafner, L OBP: 0.394, SLG: 0.459 (1, 10)	G6-3 1-2																								
41 Victor Martinez, S OBP: 0.261, SLG: 0.277 (1, 2)																									
Ben Broussard, L OBP: 0.323, SLG: 0.434 (1, 3)																									
Ronnie Belliard, R OBP: 0.324, SLG: 0.434 (1, 4)																									
Jody Gerut, L OBP: 0.476, SLG: 0.667 (1, 7)																									
José Hernández, R OBP: 0.262, SLG: 0.295 Alex Cora, L OBP: 0.267, SLG: 0.314 (8, PH) (9, 6)																									
2 Jhonny Peralta, R OBP: 0.325, SLG: 0.529 Aaron Boone, R OBP: 0.213, SLG: 0.273 (8, PR) (9, 5)																									
<b>Inning Stats</b>	R: 0 E: 0 K: 0 S: 7	H: 1 LOB: 0 BB: 0 P: 11	R: 0 E: 0 K: 0 S: 8	H: 1 LOB: 1 BB: 1 P: 15	R: 0 E: 0 K: 0 S: 9	H: 1 LOB: 1 BB: 0 P: 14	R: 0 E: 0 K: 0 S: 3	H: 0 LOB: 0 BB: 1 P: 8	R: 1 E: 0 K: 0 S: 8	H: 1 LOB: 0 BB: 0 P: 14	R: 0 E: 0 K: 0 S: 7	H: 0 LOB: 0 BB: 0 P: 10	R: 1 E: 2 K: 0 S: 14	H: 1 LOB: 2 BB: 1 P: 23	R: 0 E: 0 K: 0 S: 7	H: 0 LOB: 0 BB: 0 P: 8	R: 0 E: 0 K: 0 S: 9	H: 0 LOB: 0 BB: 0 P: 15	R: 0 E: 0 K: 1 S: 13	H: 0 LOB: 1 BB: 1 P: 23	1B: 4 2B: 1 3B: 0 HR: 2	SF: 0 SAC: 0 DP: 3 HBP: 0	WP: 0 PB: 0 SB: 0 CS: 1	PA: 41	
<b>PITCHER</b>	IP ERA WLS BF H R ER SO BB IBB HBP BLK WP HR S P ERA WHIP	Joe Mays, R ERA: 3.88 Terry Mulholland, L ERA: 4.98 Juan Rincon, R ERA: 2.6 28 Jesse Crain, R ERA: 1.06 36 Joe Nathan, R ERA: 1.66	(1, 1) (7, 1) (8, 1) (9, 1) (11, 1)	6.2 0.1 1.0 2.0 1.0	24 1 6 W S	0 H B W S	2 0 1 0 0	2 0 0 0 0	0 0 0 0 1	0 0 0 0 0	0 0 0 0 0	0 0 0 0 0	0 0 0 0 0	0 0 0 0 0	0 0 0 0 0	0 0 0 0 0	0 0 0 0 0	0 0 0 0 0	0 0 0 0 0	0 0 0 0 0	2.70 0.000 0.00 2.000 0.000 0.000 1.000	1.350			

Minnesota Twins @ Cleveland Indians  
Jacobs Field, Cleveland, OH  
Tue May 24 2005, 7:05 PM EDT  
Att: 15,884 - Clear - 54 F

AB 36  
R 3  
H 7  
RBI 3  
BB 5  
SO 1  
LOB 18



Batter	1	2	3	4	5	6	7	8	9	10	AB R H RBI BB SO LOB												
<b>Shannon Stewart, R</b> (1, 10) OBP: 0.343, SLG: 0.387	G6-3		P3			K		BB		FC5-4 1B	4 0 1 0 1 1 1												
<b>8 Nick Punto, S</b> (1, 6) OBP: 0.345, SLG: 0.388	G6-3		2B			2B		K		K	4 0 1 0 1 2 3												
<b>20 Lew Ford, R</b> (1, 7) OBP: 0.360, SLG: 0.399	L4			G5-3		F9		G5-3		FC5-4	5 0 0 0 0 0 4												
<b>33 Justin Morneau, L</b> (1, 3) OBP: 0.364, SLG: 0.588		K		G4-3				G1-3			3 0 0 0 1 1 0												
<b>Toni Hunter, R</b> (1, 8) OBP: 0.319, SLG: 0.413		HR		G4-3				1B		2B	4 2 2 1 0 0 2												
<b>Jacque Jones, L</b> (1, 9) OBP: 0.384, SLG: 0.457	G3-1										3 0 2 1 1 0 0												
<b>5 Michael Cuddyer, R</b> (1, 5) OBP: 0.319, SLG: 0.378	G6-3										4 0 0 0 0 0 3												
<b>55 Mike Redmond, R</b> (1, 2) OBP: 0.351, SLG: 0.333	G6-3										4 0 1 0 0 0 0												
<b>38 Luis Antonio Rodriguez, R</b> (6, 4) OBP: 0.333, SLG: 0.333											3 0 1 0 0 1 1												
<b>Juan Castro, R</b> (9, 6) OBP: 0.314, SLG: 0.388											1 0 1 0 0 0 0												
<b>Inning Stats</b>	R: 0 E: 0 K: 0 S: 6	H: 0 LOB: 0 BB: 0 P: 7	R: 1 E: 0 K: 1 S: 8	H: 1 LOB: 0 BB: 0 P: 10	R: 0 E: 0 K: 0 S: 7	H: 2 LOB: 2 BB: 0 P: 11	R: 0 E: 0 K: 0 S: 7	H: 0 LOB: 0 BB: 0 P: 14	R: 0 E: 0 K: 1 S: 9	H: 2 LOB: 1 BB: 0 P: 14	R: 0 E: 0 K: 1 S: 14	H: 0 LOB: 2 BB: 2 P: 24	R: 0 E: 0 K: 0 S: 4	H: 0 LOB: 0 BB: 1 P: 9	R: 0 E: 0 K: 1 S: 11	H: 0 LOB: 1 BB: 1 P: 18	R: 1 E: 0 K: 0 S: 13	H: 2 LOB: 0 BB: 0 P: 18	R: 0 E: 0 K: 1 S: 16	H: 2 LOB: 2 BB: 0 P: 21	1B: 6 2B: 2 3B: 0 HR: 1	SF: 0 SAC: 0 DP: 2 HBP: 0	WP: 0 PA: 39


PITCHER	IP	WLS	BF	H	R	ER	SO	BB	IBB	HBP	BLK	WP	HR	S	P	ERA	WHIP
<b>Kevin Millwood, R</b> (1, 1) ERA: 3.2	4.2		17	5	1	1	1	0	0	0	0	0	0	34	51	1.93	1.071
<b>63 Rafael Betancourt, R</b> (5, 1) ERA: 1.59	1.1		7	0	0	0	2	3	0	0	0	0	0	19	35	0.00	2.250
<b>59 Matt Miller, R</b> (7, 1) ERA:	2.0		6	0	0	0	1	1	0	0	0	0	0	13	21	0.00	0.500
<b>Arthur Rhodes, L</b> (9, 1) ERA: 1.29	0.1		3	2	1	1	0	0	0	0	0	0	0	5	7	27.00	6.000
<b>Bob Howry, R</b> (9, 1) ERA: 2.55	1.2	W	6	2	0	0	1	0	0	0	0	0	0	24	32	0.00	1.200

**TOP**

Minnesota Twins @ Cleveland Indians  
Jacobs Field, Cleveland, OH  
Wed May 25 2005, 7:05 PM EDT  
Att: 15,794 - Clear - 63 F

livebaseballscorecards.com

AB 35  
R 2  
H 9  
RBI 2  
BB 4  
SO 5  
LOB 14



Batter	1	2	3	4	5	6	7	8	9	10	AB R H RBI BB SO LOB										
<b>24 Grady Sizemore, L</b> (1, 8) OBP: 0.315, SLG: 0.436	G4-3		G6-3			1B		F8		SH1-4	4 0 1 0 0 0 0										
<b>Casey Blake, R</b> (1, 9) OBP: 0.306, SLG: 0.371	G3					F9		G5-3		G6-3	5 0 1 0 0 0 3										
<b>48 Travis Hafner, L</b> (1, 10) OBP: 0.368, SLG: 0.449	F7					G6-4-3 1B		F9		L8	5 0 1 1 0 0 2										
<b>Ben Broussard, L</b> (1, 3) OBP: 0.327, SLG: 0.456		1B				L6		G6-3		HR	4 1 2 1 0 0 0										
<b>Jody Gerut, L</b> (1, 7) OBP: 0.440, SLG: 0.571		L7						E7 1B		FC4-6 BB	3 1 0 0 1 0 1										
<b>Josh Bard, S</b> (1, 2) OBP: 0.238, SLG: 0.308		F8				G3-1				K	4 0 1 0 0 1 2										
<b>Aaron Boone, R</b> (1, 5) OBP: 0.214, SLG: 0.275		G5-3				1B		SF8		FC4-6	3 0 1 1 0 0 2										
<b>Alex Cora, L</b> (1, 4) OBP: 0.266, SLG: 0.311		G4-3				F8		F8		F7	4 0 1 0 0 0 2										
<b>2 Jhonny Peralta, R</b> (1, 6) OBP: 0.316, SLG: 0.514											3 0 0 0 0 2 2										
<b>41 Victor Martinez, S</b> (10, PH)											0 0 0 0 1 0 0										
<b>Ronnie Belliard, R</b> (10, PR) OBP: 0.324, SLG: 0.434						K		F8		K	0 1 0 0 0 0 0										
<b>Inning Stats</b>	R: 0 E: 0 K: 0 S: 5	H: 0 LOB: 0 BB: 0 P: 5	R: 0 E: 0 K: 0 S: 7	H: 1 LOB: 1 BB: 0 P: 14	R: 0 E: 0 K: 1 S: 8	H: 0 LOB: 0 BB: 0 P: 13	R: 0 E: 0 K: 0 S: 11	H: 1 LOB: 0 BB: 0 P: 16	R: 0 E: 0 K: 0 S: 8	H: 1 LOB: 1 BB: 0 P: 11	R: 0 E: 0 K: 0 S: 5	H: 1 LOB: 1 BB: 0 P: 6	R: 0 E: 0 K: 0 S: 4	H: 0 LOB: 0 BB: 0 P: 7	R: 1 E: 0 K: 1 S: 10	H: 1 LOB: 1 BB: 0 P: 19	R: 0 E: 0 K: 0 S: 7	H: 1 LOB: 1 BB: 0 P: 15	1B: 7 2B: 0 3B: 0 HR: 1	SF: 1 SAC: 1 DP: 1 HBP: 0	WP: 0 PA: 39

PITCHER	IP	WLS	BF	H	R	ER	SO	BB	IBB	HBP	BLK	WP	HR	S	P	ERA	WHIP
<b>Carlos Silva, R</b> (1, 1) ERA: 2.85	8.0		30	6	1	1	2	1	0	0	0	0	0	60	87	0.00	0.750
<b>36 Joe Nathan, R</b> (9, 1) ERA: 2.21	1.0	B	5	1	1	1	1	1	0	0	0	0	1	10	19	9.00	2.000
<b>Juan Rincon, R</b> (10, 1) ERA: 3.0	0.2	L	3	0	1	1	0	1	0	0	0	0	0	3	9	13.50	1.500
<b>J.C. Romero, L</b> (10, 1) ERA: 0.98	0.0		1	1	0	0	0	0	0	0	0	0	0	4	6	∞	∞

**BOTTOM**

Minnesota Twins @ Cleveland Indians  
Jacobs Field, Cleveland, OH  
Wed May 25 2005, 7:05 PM EDT  
Att: 15,794 - Clear - 63 F

livebaseballscorecards.com

AB 35  
R 3  
H 8  
RBI 3  
BB 2  
SO 3  
LOB 14





Batter	1	2	3	4	5	6	7	8	9	AB	R	H	RBI	BB	SO	LOB	TOP				
Shannon Stewart, R OBP: 0.353, SLG: 0.423	2-2 20 E 1B	3-1 HR	1-0 L5		2-2 1B		1-2 1B			5	2	4	1	0	0	0					
8 Nick Punto, S OBP: 0.356, SLG: 0.417	0-0 20 E 1B	0-0 20 1B	2-0 3B		1-0 F7		0-0 P6			5	1	3	0	0	0	2					
20 Lew Ford, R OBP: 0.362, SLG: 0.399	1-0 E5 1B	1-2 SAFE SAFE 1B	2-0 F8		0-1 E 1B		1-3 K			5	0	2	0	0	1	3					
33 Justin Morneau, L OBP: 0.362, SLG: 0.569	3-2 L4	1-3 K		0-0 P4		1-0 F9		4-0 BB		4	0	0	0	1	1	6					
Tori Hunter, R OBP: 0.318, SLG: 0.418	1-3 K		0-2 1B WP	0-1 FC5-4 1B		1-1 F8		0-2 F8		5	1	2	0	0	1	5					
Jacque Jones, L OBP: 0.385, SLG: 0.449	1-2 1B		0-0 WP 55 1B	0-3 K		1-0 E6		2-3 K		5	1	2	2	0	2	3					
Terry Tiffee, S OBP: 0.250, SLG: 0.322	0-1 G6-3		1-3 K2-3	1-1 FC5-4		0-1 F7			0-0 55 G4-6-3 1B	5	0	1	0	0	1	6					
55 Mike Redmond, R OBP: 0.383, SLG: 0.341		1-1 G4-3	2-2 HR 1B		0-0 F9		2-2 F9		0-1 G4-6-3	5	1	1	1	0	0	1					
Juan Castro, R OBP: 0.296, SLG: 0.390		2-1 G5-3	0-0 HR		2-1 G1-3		1-1 P4		0-1 G6-3	5	1	1	2	0	0	0					
<b>Inning Stats</b>	R: 2 E: 1 K: 1 S: 20	H: 3 LOB: 2 BB: 0 P: 28	R: 1 E: 0 K: 1 S: 13	H: 3 LOB: 2 BB: 0 P: 21	R: 4 E: 0 K: 1 S: 15	H: 5 LOB: 1 BB: 0 P: 23	R: 0 E: 0 K: 1 S: 8	H: 1 LOB: 1 BB: 0 P: 9	R: 0 E: 0 K: 0 S: 7	H: 1 LOB: 1 BB: 0 P: 12	R: 0 E: 1 K: 0 S: 10	H: 1 LOB: 1 BB: 0 P: 14	R: 0 E: 0 K: 2 S: 9	H: 0 LOB: 1 BB: 1 P: 16	R: 0 E: 0 K: 0 S: 5	H: 1 LOB: 0 BB: 0 P: 5	1B: 12 2B: 1 3B: 1 HR: 2	SF: 0 SAC: 0 DP: 1 HBP: 0	WP: 1 PB: 0 SB: 0 CS: 0	PA: 45	
<b>PITCHER</b>	IP WLS BF H R ER SO BB IBB HBP BLK WP HR S P ERA WHIP	IP WLS BF H R ER SO BB IBB HBP BLK WP HR S P ERA WHIP	IP WLS BF H R ER SO BB IBB HBP BLK WP HR S P ERA WHIP	IP WLS BF H R ER SO BB IBB HBP BLK WP HR S P ERA WHIP	IP WLS BF H R ER SO BB IBB HBP BLK WP HR S P ERA WHIP	IP WLS BF H R ER SO BB IBB HBP BLK WP HR S P ERA WHIP	IP WLS BF H R ER SO BB IBB HBP BLK WP HR S P ERA WHIP	IP WLS BF H R ER SO BB IBB HBP BLK WP HR S P ERA WHIP	IP WLS BF H R ER SO BB IBB HBP BLK WP HR S P ERA WHIP	IP WLS BF H R ER SO BB IBB HBP BLK WP HR S P ERA WHIP	IP WLS BF H R ER SO BB IBB HBP BLK WP HR S P ERA WHIP	IP WLS BF H R ER SO BB IBB HBP BLK WP HR S P ERA WHIP	IP WLS BF H R ER SO BB IBB HBP BLK WP HR S P ERA WHIP	IP WLS BF H R ER SO BB IBB HBP BLK WP HR S P ERA WHIP	IP WLS BF H R ER SO BB IBB HBP BLK WP HR S P ERA WHIP	IP WLS BF H R ER SO BB IBB HBP BLK WP HR S P ERA WHIP	IP WLS BF H R ER SO BB IBB HBP BLK WP HR S P ERA WHIP	IP WLS BF H R ER SO BB IBB HBP BLK WP HR S P ERA WHIP	IP WLS BF H R ER SO BB IBB HBP BLK WP HR S P ERA WHIP	IP WLS BF H R ER SO BB IBB HBP BLK WP HR S P ERA WHIP	IP WLS BF H R ER SO BB IBB HBP BLK WP HR S P ERA WHIP

Minnesota Twins @ Toronto Blue Jays  
Rogers Centre, Toronto, ON  
Fri May 27 2005, 7:07 PM EDT  
Att. 18,702 - Roof Closed - 68 F

AB 44  
R 7  
H 16  
RBI 6  
BB 1  
SO 6  
LOB 26



Batter	1	2	3	4	5	6	7	8	9	AB	R	H	RBI	BB	SO	LOB	BOTTOM				
3 Reed Johnson, R OBP: 0.395, SLG: 0.510	1-0 2B 1B		0-3 K			4-1 G6-4-3 BB		1-1 G6-3		3	1	1	0	1	1	1					
Frank Menechino, R OBP: 0.344, SLG: 0.294	2-1 1H 2B		2-2 G4-3		1-2 1-2	1-2 G6-4-3		2-2 G4-3		4	0	1	1	0	0	2					
15 Alex Rios, R OBP: 0.326, SLG: 0.436	3-3 K		3-3 K		2-3 K			2-2 1B		4	0	1	0	0	3	2					
Shea Hillenbrand, R OBP: 0.377, SLG: 0.471	1-3 K			0-0 F9		0-0 10 F9 2 1B 2B		1-2 P5		4	1	1	0	0	1	2					
10 Vernon Wells, R OBP: 0.276, SLG: 0.392 Gabe Gross, L	1-0 F8		2-1 F8		2-1 F8		0-1 F9		1-0 P6	3	0	0	0	0	0	2					
2 Aaron Hill, R OBP: 0.444, SLG: 0.625		0-1 F7		2-3 K		1-0 K		2-3 1B		1	0	0	0	0	0	1					
9 Gregg Zaun, S OBP: 0.378, SLG: 0.467 Ken Huckaby, R OBP: 0.222, SLG: 0.171		0-2 L6			3-3 K		3-3 K			2	0	0	0	0	1	0					
Orlando Hudson, S OBP: 0.316, SLG: 0.374		2-0 G6-3			2-2 P3		1-1 P6			3	0	0	0	0	0	1					
John McDonald, R OBP: 0.375, SLG: 0.373			4-2 G4-3 BB		0-0 G6-3		0-2 P3			2	0	0	0	1	0	0					
<b>Inning Stats</b>	R: 1 E: 0 K: 2 S: 12	H: 2 LOB: 1 BB: 0 P: 20	R: 0 E: 0 K: 0 S: 6	H: 0 LOB: 0 BB: 0 P: 8	R: 0 E: 0 K: 2 S: 12	H: 0 LOB: 1 BB: 1 P: 21	R: 0 E: 0 K: 1 S: 7	H: 0 LOB: 0 BB: 0 P: 11	R: 0 E: 0 K: 1 S: 9	H: 0 LOB: 0 BB: 1 P: 14	R: 1 E: 0 K: 1 S: 10	H: 2 LOB: 1 BB: 0 P: 13	R: 0 E: 0 K: 0 S: 9	H: 0 LOB: 0 BB: 0 P: 12	R: 0 E: 0 K: 0 S: 10	H: 1 LOB: 1 BB: 0 P: 14	1B: 3 2B: 2 3B: 0 HR: 0	SF: 0 SAC: 0 DP: 1 HBP: 0	WP: 0 PB: 0 SB: 0 CS: 0	PA: 33	
<b>PITCHER</b>	IP WLS BF H R ER SO BB IBB HBP BLK WP HR S P ERA WHIP	IP WLS BF H R ER SO BB IBB HBP BLK WP HR S P ERA WHIP	IP WLS BF H R ER SO BB IBB HBP BLK WP HR S P ERA WHIP	IP WLS BF H R ER SO BB IBB HBP BLK WP HR S P ERA WHIP	IP WLS BF H R ER SO BB IBB HBP BLK WP HR S P ERA WHIP	IP WLS BF H R ER SO BB IBB HBP BLK WP HR S P ERA WHIP	IP WLS BF H R ER SO BB IBB HBP BLK WP HR S P ERA WHIP	IP WLS BF H R ER SO BB IBB HBP BLK WP HR S P ERA WHIP	IP WLS BF H R ER SO BB IBB HBP BLK WP HR S P ERA WHIP	IP WLS BF H R ER SO BB IBB HBP BLK WP HR S P ERA WHIP	IP WLS BF H R ER SO BB IBB HBP BLK WP HR S P ERA WHIP	IP WLS BF H R ER SO BB IBB HBP BLK WP HR S P ERA WHIP	IP WLS BF H R ER SO BB IBB HBP BLK WP HR S P ERA WHIP	IP WLS BF H R ER SO BB IBB HBP BLK WP HR S P ERA WHIP	IP WLS BF H R ER SO BB IBB HBP BLK WP HR S P ERA WHIP	IP WLS BF H R ER SO BB IBB HBP BLK WP HR S P ERA WHIP	IP WLS BF H R ER SO BB IBB HBP BLK WP HR S P ERA WHIP	IP WLS BF H R ER SO BB IBB HBP BLK WP HR S P ERA WHIP	IP WLS BF H R ER SO BB IBB HBP BLK WP HR S P ERA WHIP	IP WLS BF H R ER SO BB IBB HBP BLK WP HR S P ERA WHIP	IP WLS BF H R ER SO BB IBB HBP BLK WP HR S P ERA WHIP

Minnesota Twins @ Toronto Blue Jays  
Rogers Centre, Toronto, ON  
Fri May 27 2005, 7:07 PM EDT  
Att. 18,702 - Roof Closed - 68 F

AB 31  
R 2  
H 5  
RBI 2  
BB 2  
SO 8  
LOB 13





Batter	1	2	3	4	5	6	7	8	9	AB	R	H	RBI	BB	SO	LOB	TOP										
Shannon Stewart, R (1, 7) OBP: 0.356, SLG: 0.439	1-2 G6-3	2-0 1B			1-1 HR		3-2 P6			4	1	2	2	0	0	0											
8 Nick Punto, S (1, 4) OBP: 0.352, SLG: 0.411	2-2 FC5-4 1B	0-3 K			0-1 G1-3			0-3 K		4	0	1	0	0	2	2											
20 Lew Ford, R (1, 10) OBP: 0.354, SLG: 0.389	SAFE FC5-4 1-2			2-1 G6-3		1-0 P4		1-1 G5-3		4	0	0	0	0	0	1											
33 Justin Morneau, L (1, 3) OBP: 0.352, SLG: 0.551	SAFE P4			3-1 F9		0-0 G1-3		0-0 P6		4	0	0	0	0	0	1											
Tori Hunter, R (1, 8) OBP: 0.311, SLG: 0.408		0-1 G6-3		1-1 F8		3-2 G6-3			0-3 K	4	0	0	0	0	1	0											
Jacque Jones, L (1, 9) OBP: 0.376, SLG: 0.437		2-0 G1-3		0-0 G3		1-3 K			3-3 K	4	0	0	0	0	2	0											
5 Michael Cuddyer, R (1, 5) OBP: 0.320, SLG: 0.368		4-2 55 FB 55 E BB		2-0 55 CS 1B		3-2 G6-3			1-3 K	3	1	1	0	1	1	0											
55 Mike Redmond, R (1, 2) OBP: 0.360, SLG: 0.318		1-1 E3 1B		3-2 G5-3			1-1 F8			3	1	0	0	0	0	1											
Juan Castro, R (1, 6) OBP: 0.310, SLG: 0.438		1-1 1B			1-2 HR		2-2 G1-3			3	1	2	1	0	0	0											
<b>Inning Stats</b>	R: 0 E: 0 K: 0 S: 13	H: 1 LOB: 1 BB: 0 P: 18	R: 2 E: 1 K: 1 S: 15	H: 2 LOB: 2 BB: 1 P: 25	R: 0 E: 0 K: 0 S: 6	H: 0 LOB: 0 BB: 0 P: 12	R: 0 E: 0 K: 0 S: 6	H: 1 LOB: 0 BB: 0 P: 10	R: 2 E: 0 K: 1 S: 10	H: 2 LOB: 0 BB: 0 P: 13	R: 0 E: 0 K: 1 S: 9	H: 0 LOB: 0 BB: 0 P: 16	R: 0 E: 0 K: 0 S: 8	H: 0 LOB: 0 BB: 0 P: 14	R: 0 E: 0 K: 1 S: 6	H: 0 LOB: 0 BB: 0 P: 7	R: 0 E: 0 K: 3 S: 10	H: 0 LOB: 0 BB: 0 P: 14	1B: 4 2B: 0 3B: 0 HR: 2	SF: 0 SAC: 0 DP: 0 HBP: 0	WP: 0 PB: 1 SB: 0 CS: 1	PA: 34					
<b>PITCHER</b>	IP	WLS	BF	H	R	ER	SO	BB	IBB	HBP	BLK	WP	HR	S	P	ERA	WHIP										
Dave Bush, R (1, 1) ERA: 4.89	4.2	L	21	6	4	2	1	1	0	0	0	0	2	49	77	3.86	1.500										
37 Scott Downs, L (5, 1) ERA: 2.35	3.1		10	0	0	0	2	0	0	0	0	0	0	24	38	0.00	0.000										
Miguel Batista, R (9, 1) ERA: 1.69	1.0		3	0	0	0	3	0	0	0	0	0	0	10	14	0.00	0.000										

Minnesota Twins @ Toronto Blue Jays  
Rogers Centre, Toronto, ON  
Sat May 28 2005, 4:07 PM EDT  
Att: 29,263 - Roof Closed - 68 F

AB	33
R	4
H	6
RBI	3
BB	1
SO	6
LOB	5



Batter	1	2	3	4	5	6	7	8	9	AB	R	H	RBI	BB	SO	LOB	BOTTOM										
3 Reed Johnson, R (1, 7) OBP: 0.390, SLG: 0.500	1-2 G1-3		2-2 1B			0-0 G4-3		0-1 G1-3		4	0	1	1	0	0	0											
Orlando Hudson, S (1, 4) OBP: 0.314, SLG: 0.377	3-2 G1-3		3-H G6-3			2-1 15 G6-3 2B		1-3 K		4	0	1	0	0	1	1											
15 Alex Rios, R (1, 9) OBP: 0.319, SLG: 0.426	0-0 G6-3			0-0 G6-3		2-1 G6-3		3-3 K		4	0	0	0	0	1	1											
Shea Hillenbrand, R (1, 10) OBP: 0.370, SLG: 0.461		1-2 G4-3		2-3 K		0-0 P3			0-1 P6	4	0	0	0	0	1	1											
Eric Hinske, L (1, 3) OBP: 0.364, SLG: 0.484		1-3 K		3-2 1B		1-2 F7			3-2 10 E 2 1B 1B	4	1	2	0	0	1	0											
10 Vernon Wells, R (1, 8) OBP: 0.281, SLG: 0.395		1-2 G6-3		2-3 K		0-1 2 1B 1B			0-0 E5 2 2B 1B	4	1	2	0	0	1	1											
2 Aaron Hill, R (1, 5) OBP: 0.484, SLG: 0.679			0-0 8 E 3 1B 1B			0-1 F8			2-1 2B	4	1	3	2	0	0	0											
8 Russ Adams, L (1, 6) OBP: 0.305, SLG: 0.417			0-2 G3			0-0 G3			1-3 K	4	0	0	0	0	1	4											
Ken Huckaby, R (1, 2) OBP: 0.213, SLG: 0.163			0-0 G4-3			1-1 F9			1-2 P5	2	0	0	0	0	0	1											
9 Gregg Zaun, S (7, PH) OBP: 0.372, SLG: 0.458									2-3 K	2	0	0	0	0	0	3											
<b>Inning Stats</b>	R: 0 E: 0 K: 0 S: 8	H: 0 LOB: 0 BB: 0 P: 12	R: 0 E: 0 K: 1 S: 10	H: 0 LOB: 0 BB: 0 P: 13	R: 1 E: 1 K: 0 S: 10	H: 2 LOB: 1 BB: 0 P: 13	R: 0 E: 0 K: 2 S: 13	H: 1 LOB: 1 BB: 0 P: 20	R: 0 E: 0 K: 0 S: 5	H: 0 LOB: 0 BB: 0 P: 6	R: 0 E: 0 K: 0 S: 6	H: 1 LOB: 1 BB: 0 P: 10	R: 0 E: 0 K: 0 S: 11	H: 2 LOB: 2 BB: 0 P: 16	R: 0 E: 0 K: 2 S: 8	H: 0 LOB: 0 BB: 0 P: 12	R: 2 E: 1 K: 1 S: 14	H: 3 LOB: 1 BB: 0 P: 22	1B: 7 2B: 2 3B: 0 HR: 0	SF: 0 SAC: 0 DP: 0 HBP: 0	WP: 0 PB: 0 SB: 0 CS: 0	PA: 36					
<b>PITCHER</b>	IP	WLS	BF	H	R	ER	SO	BB	IBB	HBP	BLK	WP	HR	S	P	ERA	WHIP										
Kyle Lohse, R (1, 1) ERA: 4.22	7.0		27	6	1	1	3	0	0	0	0	0	0	8	12	0.00	0.000										
Juan Rincon, R (8, 1) ERA: 2.66	1.0	H	3	0	0	0	2	0	0	0	0	0	0	8	12	0.00	0.000										
36 Joe Nathan, R (9, 1) ERA: 2.82	1.0	S	6	3	2	2	1	0	0	0	0	0	0	14	22	18.00	3.000										

Minnesota Twins @ Toronto Blue Jays  
Rogers Centre, Toronto, ON  
Sat May 28 2005, 4:07 PM EDT  
Att: 29,263 - Roof Closed - 68 F

AB	36
R	3
H	9
RBI	3
BB	0
SO	6
LOB	12



Batter	1	2	3	4	5	6	7	8	9	AB	R	H	RBI	BB	SO	LOB	TOP					
Shannon Stewart, R (1, 7) OBP: 0.354, SLG: 0.435	G5-3		K			G1-3		L9		4	0	1	0	0	1	0	<b>Minnesota Twins @ Toronto Blue Jays</b> Rogers Centre, Toronto, ON Sun May 29 2005, 1:07 PM EDT Att. 24,287 - Roof Closed - 68 F					
8 Nick Punto, S (1, 4) OBP: 0.349, SLG: 0.405	G5-3			K		G1-3		G6-3		4	0	1	0	0	1	1						
Matthew LeCroy, R (1, 10) OBP: 0.356, SLG: 0.449	F8			G6-3			P4		K	4	0	0	0	0	1	1						
33 Justin Morneau, L (1, 3) OBP: 0.345, SLG: 0.538	K			G6-3			G6-3			3	0	0	0	0	1	1						
Tori Hunter, R (1, 8) OBP: 0.307, SLG: 0.401		P4			F8		K			3	0	0	0	0	1	0						
Jacque Jones, L (1, 9) OBP: 0.370, SLG: 0.429		K			K			G1-3		3	0	0	0	0	2	0						
5 Michael Cuddyer, R (1, 5) OBP: 0.320, SLG: 0.363		P4			K				HBP	2	0	0	0	0	1	0						
55 Mike Redmond, R (1, 2) OBP: 0.340, SLG: 0.298			G6-3			G1-3			K	3	0	0	0	0	1	1						
Juan Castro, R (1, 6) OBP: 0.302, SLG: 0.427				P4					G5-3	2	0	0	0	0	1	0						
7 Joe Mauer, L (8, PH) OBP: 0.394, SLG: 0.436										1	0	0	0	0	0	1						
38 Luis Antonio Rodriguez, R (8, 4) OBP: 0.286, SLG: 0.286										0	0	0	0	0	0	0						
<b>Inning Stats</b>	R: 0 E: 0 K: 1 S: 10	H: 1 LOB: 1 BB: 0 P: 13	R: 0 E: 0 K: 1 S: 6	H: 0 LOB: 0 BB: 0 P: 7	R: 0 E: 0 K: 1 S: 6	H: 0 LOB: 0 BB: 0 P: 8	R: 0 E: 0 K: 1 S: 8	H: 0 LOB: 0 BB: 0 P: 11	R: 0 E: 0 K: 2 S: 9	H: 0 LOB: 0 BB: 0 P: 10	R: 0 E: 0 K: 1 S: 11	H: 1 LOB: 1 BB: 0 P: 19	R: 0 E: 0 K: 1 S: 5	H: 0 LOB: 0 BB: 0 P: 7	R: 0 E: 0 K: 1 S: 9	H: 0 LOB: 1 BB: 0 P: 14	R: 0 E: 0 K: 1 S: 8	H: 0 LOB: 0 BB: 0 P: 10	1B: 2 2B: 0 3B: 0 HR: 0	SF: 0 SAC: 0 DP: 0 HBP: 1	WP: 0 PB: 0 SB: 1 CS: 0	PA: 30
<b>PITCHER</b> 32 Roy Halladay, R (1, 1) ERA: 2.54	IP: 9.0 WLS: W BF: 30	H: 2 R: 0 ER: 0 SO: 10	BB: 0 IBB: 0 HBP: 1 BLK: 0	WP: 0 HR: 0 S: 72 P: 99	ERA: 0.00 WHIP: 0.222	<b>PITCHER</b>										IP: 9.0 WLS: W BF: 30	H: 2 R: 0 ER: 0 SO: 10	BB: 0 IBB: 0 HBP: 1 BLK: 0	WP: 0 HR: 0 S: 72 P: 99	ERA: 0.00 WHIP: 0.222		

Batter	1	2	3	4	5	6	7	8	9	AB	R	H	RBI	BB	SO	LOB	BOTTOM			
3 Reed Johnson, R (1, 7) OBP: 0.390, SLG: 0.505	G5-3		B1					F6		5	1	2	0	0	0	2	<b>Minnesota Twins @ Toronto Blue Jays</b> Rogers Centre, Toronto, ON Sun May 29 2005, 1:07 PM EDT Att. 24,287 - Roof Closed - 68 F			
Orlando Hudson, S (1, 4) OBP: 0.307, SLG: 0.367	G4-3		G3		F8		G3	G3-1		5	0	0	0	0	0	4				
2 Aaron Hill, R (1, 10) OBP: 0.514, SLG: 0.688	G4-3									4	0	3	1	0	0	0				
Shea Hillenbrand, R (1, 5) OBP: 0.368, SLG: 0.456			G4-3							4	0	1	0	0	1	3				
Eric Hinske, L (1, 3) OBP: 0.356, SLG: 0.472		F7								4	0	0	0	0	2	1				
10 Vernon Wells, R (1, 8) OBP: 0.290, SLG: 0.418										4	1	3	1	0	0	0				
9 Gregg Zaun, S (1, 2) OBP: 0.376, SLG: 0.477										4	1	2	0	0	0	3				
Gabe Gross, L (1, 9) OBP: 0.322, SLG: 0.429										2	0	0	0	1	1	2				
15 Alex Rios, R (8, PH) ERA: 1.53										1	0	1	1	0	0	0				
8 Russ Adams, L (1, 6) OBP: 0.311, SLG: 0.441										3	1	1	1	1	0	3				
<b>Inning Stats</b>	R: 0 E: 0 K: 0 S: 7	H: 2 LOB: 3 BB: 1 P: 20	R: 0 E: 0 K: 0 S: 7	H: 1 LOB: 1 BB: 0 P: 9	R: 0 E: 0 K: 1 S: 12	H: 1 LOB: 1 BB: 0 P: 19	R: 1 E: 0 K: 1 S: 11	H: 2 LOB: 1 BB: 0 P: 14	R: 0 E: 0 K: 1 S: 9	H: 1 LOB: 1 BB: 0 P: 13	R: 1 E: 0 K: 0 S: 11	H: 3 LOB: 1 BB: 0 P: 13	R: 2 E: 0 K: 1 S: 19	H: 3 LOB: 2 BB: 1 P: 32	1B: 9 2B: 1 3B: 1 HR: 2	SF: 0 SAC: 0 DP: 0 HBP: 0	WP: 0 PB: 0 SB: 0 CS: 1	PA: 38		
<b>PITCHER</b> Joe Mays, R (1, 1) ERA: 3.73	IP: 7.0 WLS: L BF: 31	H: 10 R: 2 ER: 2 SO: 3	BB: 1 IBB: 0 HBP: 0 BLK: 0	WP: 0 HR: 1 S: 69 P: 99	ERA: 2.57 WHIP: 1.571	<b>PITCHER</b>										IP: 7.0 WLS: L BF: 31	H: 10 R: 2 ER: 2 SO: 3	BB: 1 IBB: 0 HBP: 0 BLK: 0	WP: 0 HR: 1 S: 69 P: 99	ERA: 2.57 WHIP: 1.571
J.C. Romero, L (8, 1) ERA: 1.53	0.1	3	2	2	2	1	0	0	0	0	1	9	16	54.00	6.000					
2B Jesse Crain, R (8, 1) ERA: 0.96	0.2	4	1	0	0	0	1	0	0	0	0	10	16	0.00	3.000					

Batter	1	2	3	4	5	6	7	8	9	AB	R	H	RBI	BB	SO	LOB	TOP									
<b>24 Grady Sizemore, L</b> OBP: 0.303, SLG: 0.410	F7		F7			E3	G4-6-3			4	0	0	0	0	0	2	<b>Cleveland Indians @ Minnesota Twins</b> Hubert H. Humphrey Metrodome, Minneapolis, MN Tue May 31 2005, 8:10 PM EDT Att: 15,494 - Dome - 70 F									
<b>Alex Cora, L</b> OBP: 0.271, SLG: 0.330	P6		G1-3			G4-6-3	G4-3			4	0	0	0	0	0	2										
<b>48 Travis Hafner, L</b> OBP: 0.390, SLG: 0.429	1B		BB			1B				3	0	2	0	1	0	0										
<b>Juan Gonzalez, R</b> <b>Casey Blake, R</b> OBP: 0.292, SLG: 0.360	G5-3		G1-3			FC6-4 41 HR	G6-4-3			1	0	0	0	0	0	1										
<b>Ben Broussard, L</b> OBP: 0.335, SLG: 0.494						F8	G4-3			4	2	1	0	0	1											
<b>41 Victor Martinez, S</b> OBP: 0.280, SLG: 0.331						G4-3				3	1	2	2	1	0	0										
<b>Jody Gerut, L</b> OBP: 0.444, SLG: 0.487						G4-3	G6-3			4	0	1	1	0	1	1										
<b>José Hernández, R</b> OBP: 0.247, SLG: 0.274						F9				4	0	1	0	0	1	3										
<b>2 Jhonny Peralta, R</b> OBP: 0.336, SLG: 0.540						G6-3				4	0	1	0	0	0	3										
<b>Inning Stats</b>	R: 0 E: 0 K: 0 S: 10	H: 1 LOB: 1 BB: 0 P: 14	R: 1 E: 0 K: 0 S: 14	H: 3 LOB: 1 BB: 0 P: 21	R: 0 E: 0 K: 0 S: 8	H: 0 LOB: 0 BB: 1 P: 16	R: 1 E: 0 K: 0 S: 6	H: 1 LOB: 0 BB: 0 P: 10	R: 0 E: 1 K: 0 S: 7	H: 0 LOB: 0 BB: 0 P: 9	R: 2 E: 0 K: 0 S: 10	H: 2 LOB: 0 BB: 0 P: 13	R: 0 E: 0 K: 0 S: 5	H: 2 LOB: 1 BB: 0 P: 7	R: 0 E: 1 K: 0 S: 12	H: 0 LOB: 0 BB: 0 P: 18	R: 0 E: 0 K: 2 S: 11	H: 0 LOB: 1 BB: 1 P: 19	1B: 6 2B: 1 3B: 0 HR: 2	SF: 0 SAC: 0 DP: 4 HBP: 0	WP: 0 PB: 0 SB: 0 CS: 0	PA: 36				
<b>PITCHER</b>	IP	WLS	BF	H	R	ER	SO	BB	IBB	HBP	BLK	WP	HR	S	P	ERA	WHIP									
<b>Carlos Silva, R</b> ERA: 3.09	(1, 1)	7.0	L	29	9	4	4	0	1	0	0	0	0	2	60	90	5.14	1.429								
<b>Terry Mulholland, L</b> ERA: 4.12	(8, 1)	1.1		5	0	0	0	1	1	0	0	0	0	0	18	29	0.00	0.750								
<b>Juan Rincon, R</b> ERA: 2.57	(9, 1)	0.2		2	0	0	0	1	0	0	0	0	0	0	5	8	0.00	0.000								

Batter	1	2	3	4	5	6	7	8	9	AB	R	H	RBI	BB	SO	LOB	BOTTOM									
<b>Shannon Stewart, R</b> OBP: 0.348, SLG: 0.427	G4-3	L5					G4-3			4	0	0	0	0	1	1	<b>Cleveland Indians @ Minnesota Twins</b> Hubert H. Humphrey Metrodome, Minneapolis, MN Tue May 31 2005, 8:10 PM EDT Att: 15,494 - Dome - 70 F									
<b>7 Joe Mauer, L</b> OBP: 0.390, SLG: 0.431	G4-3					E1				4	0	1	0	0	1	0										
<b>20 Lew Ford, R</b> OBP: 0.352, SLG: 0.386						G5-3				4	0	1	0	0	1	1										
<b>Matthew LeCroy, R</b> OBP: 0.352, SLG: 0.435 <b>Luis Rivas, R</b> OBP: 0.253, SLG: 0.203 <b>38 Luis Antonio Rodriguez, S</b> OBP: 0.286, SLG: 0.286	F9						F8			3	0	0	0	1	0	1										
<b>Tori Hunter, R</b> OBP: 0.305, SLG: 0.398						G6-3				4	0	1	0	0	0	1										
<b>Jacque Jones, L</b> OBP: 0.373, SLG: 0.430						G6-3				4	1	2	0	0	1	0										
<b>5 Michael Cuddyer, R</b> OBP: 0.324, SLG: 0.389						G4-6-3				3	2	1	0	1	0	2										
<b>8 Nick Punto, S</b> OBP: 0.346, SLG: 0.400						G4-3				4	0	1	0	0	0	4										
<b>Juan Castro, R</b> OBP: 0.303, SLG: 0.435 <b>33 Justin Morneau, L</b> OBP: 0.342, SLG: 0.534						G6-3				3	0	1	3	0	0	0										
<b>Inning Stats</b>	R: 0 E: 0 K: 0 S: 8	H: 1 LOB: 1 BB: 0 P: 12	R: 2 E: 0 K: 0 S: 13	H: 2 LOB: 1 BB: 1 P: 23	R: 0 E: 0 K: 1 S: 7	H: 0 LOB: 0 BB: 0 P: 9	R: 0 E: 0 K: 0 S: 6	H: 2 LOB: 1 BB: 0 P: 7	R: 0 E: 1 K: 1 S: 12	H: 1 LOB: 1 BB: 0 P: 15	R: 0 E: 0 K: 0 S: 4	H: 0 LOB: 0 BB: 0 P: 5	R: 1 E: 0 K: 0 S: 8	H: 1 LOB: 0 BB: 0 P: 13	R: 0 E: 0 K: 1 S: 8	H: 0 LOB: 1 BB: 1 P: 15	R: 0 E: 0 K: 1 S: 13	H: 1 LOB: 1 BB: 0 P: 18	1B: 6 2B: 2 3B: 0 HR: 0	SF: 0 SAC: 0 DP: 1 HBP: 0	WP: 0 PB: 0 SB: 1 CS: 0	PA: 36				
<b>PITCHER</b>	IP	WLS	BF	H	R	ER	SO	BB	IBB	HBP	BLK	WP	HR	S	P	ERA	WHIP									
<b>CC Sabathia, L</b> ERA: 3.58	(1, 1)	7.2	W	31	7	3	3	3	2	0	0	0	0	0	63	95	3.52	1.174								
<b>Bob Howry, R</b> ERA: 2.58	(8, 1)	0.1	H	1	0	0	0	0	0	0	0	0	0	3	4	0.00	0.000									
<b>Bob Wickman, R</b> ERA: 3.32	(9, 1)	1.0	S	4	1	0	0	1	0	0	0	0	0	13	18	0.00	1.000									



Batter	1	2	3	4	5	6	7	8	9	AB	R	H	RBI	BB	SO	LOB	TOP				
24 Grady Sizemore, L OBP: 0.297, SLG: 0.401			F7							4	0	0	0	0	3	0	<b>Cleveland Indians @ Minnesota Twins</b> Hubert H. Humphrey Metrodome, Minneapolis, MN Wed Jun 01 2005, 8:10 PM EDT Att: 20,739 - Dome - 70 F				
Casey Blake, R OBP: 0.291, SLG: 0.358	G6-3		F8					G6-3		4	0	1	0	0	0	0					
48 Travis Hafner, L OBP: 0.393, SLG: 0.438		2B		G6-3		G1-3				4	1	2	0	0	0	1					
Ben Broussard, L OBP: 0.333, SLG: 0.506		HR				F7				4	1	1	2	0	2	2					
41 Victor Martinez, S OBP: 0.279, SLG: 0.329	G4-3						G3			4	0	1	0	0	0	1					
Ronnie Belliard, R OBP: 0.343, SLG: 0.468		F7				G6-3				4	0	1	0	0	0	0					
Jody Gerut, L OBP: 0.429, SLG: 0.465			G6-3							4	0	1	0	0	1	2					
Aaron Boone, R OBP: 0.207, SLG: 0.256				P4		L8				3	0	0	0	0	1	1					
2 Johnny Peralta, R OBP: 0.328, SLG: 0.526					G6-3		FC5-4			3	0	0	0	0	1	1					
<b>Inning Stats</b>	R: 2 H: 2 E: 0 K: 1 S: 15	H: 2 LOB: 0 BB: 0 P: 24	R: 0 H: 0 E: 0 K: 2 S: 12	H: 0 LOB: 0 BB: 0 P: 16	R: 0 H: 0 E: 0 K: 1 S: 7	H: 0 LOB: 0 BB: 0 P: 9	R: 0 H: 2 E: 0 K: 1 S: 14	H: 2 LOB: 2 BB: 0 P: 18	R: 0 H: 0 E: 0 K: 1 S: 6	H: 0 LOB: 0 BB: 0 P: 8	R: 0 H: 1 E: 0 K: 0 S: 11	H: 1 LOB: 1 BB: 0 P: 14	R: 0 H: 1 E: 0 K: 2 S: 11	H: 1 LOB: 1 BB: 0 P: 16	R: 0 H: 0 E: 0 K: 0 S: 5	H: 0 LOB: 0 BB: 0 P: 8	1B: 5 2B: 1 3B: 0 HR: 1	SF: 0 SAC: 0 DP: 0 HBP: 0	WP: 0 PB: 0 SB: 0 CS: 0	PA: 34	
<b>PITCHER</b>	IP	WLS	BF	H	R	ER	SO	BB	IBB	HBP	BLK	WP	HR	S	P	ERA	WHIP				
Brad Radke, R ERA: 3.73	(1, 1)	7.0	W	27	6	2	2	6	0	0	0	0	1	76	105	2.57	0.857				
J.C. Romero, L ERA: 1.74	(8, 1)	1.0		4	1	0	0	2	0	0	0	0	0	11	14	0.00	1.000				
2B Jesse Crain, R ERA: 0.92	(9, 1)	1.0		3	0	0	0	0	0	0	0	0	0	5	8	0.00	0.000				

AB	34
R	2
H	7
RBI	2
BB	0
SO	8
LOB	8



Batter	1	2	3	4	5	6	7	8	9	AB	R	H	RBI	BB	SO	LOB	BOTTOM				
Shannon Stewart, R OBP: 0.353, SLG: 0.426						F9				3	1	1	0	2	1	0	<b>Cleveland Indians @ Minnesota Twins</b> Hubert H. Humphrey Metrodome, Minneapolis, MN Wed Jun 01 2005, 8:10 PM EDT Att: 20,739 - Dome - 70 F				
Brent Abernathy, R OBP: 0.333, SLG: 0.333	P3		F7	SH5-3						3	0	1	0	0	0	1					
8 Nick Punto, S OBP: 0.344, SLG: 0.397				SH5-3						1	1	0	0	0	1	1					
20 Lew Ford, R OBP: 0.359, SLG: 0.398				G6-3						5	2	3	0	0	1	1					
33 Justin Morneau, L OBP: 0.344, SLG: 0.526										4	1	1	0	1	3	2					
Tori Hunter, R OBP: 0.322, SLG: 0.441										5	1	5	6	0	0	0					
Jacque Jones, L OBP: 0.374, SLG: 0.438										4	0	1	0	1	2	3					
5 Michael Cuddyer, R OBP: 0.328, SLG: 0.368						F7				3	0	1	0	1	1	4					
55 Mike Redmond, R OBP: 0.316, SLG: 0.275	FC5-4-2					F9		F9		4	0	0	0	0	1	5					
Juan Castro, R OBP: 0.290, SLG: 0.416	P4		F7					G5-3		4	0	0	0	0	1	4					
<b>Inning Stats</b>	R: 0 H: 1 E: 0 K: 2 S: 17	H: 2 LOB: 2 BB: 0 P: 22	R: 0 H: 2 E: 0 K: 1 S: 12	H: 2 LOB: 2 BB: 0 P: 19	R: 4 H: 4 E: 0 K: 1 S: 15	H: 4 LOB: 2 BB: 2 P: 27	R: 0 H: 1 E: 0 K: 1 S: 10	H: 1 LOB: 1 BB: 0 P: 16	R: 0 H: 1 E: 0 K: 1 S: 7	H: 1 LOB: 1 BB: 0 P: 10	R: 2 H: 3 E: 0 K: 2 S: 12	H: 3 LOB: 3 BB: 2 P: 20	R: 0 H: 0 E: 0 K: 1 S: 12	H: 0 LOB: 1 BB: 1 P: 20	R: 0 H: 1 E: 0 K: 2 S: 11	H: 1 LOB: 1 BB: 0 P: 12	1B: 8 2B: 3 3B: 1 HR: 1	SF: 0 SAC: 1 DP: 0 HBP: 0	WP: 1 PB: 0 SB: 1 CS: 0	PA: 42	
<b>PITCHER</b>	IP	WLS	BF	H	R	ER	SO	BB	IBB	HBP	BLK	WP	HR	S	P	ERA	WHIP				
31 Cliff Lee, L ERA: 3.62	(1, 1)	5.0	L	26	9	4	4	6	2	0	0	0	0	61	94	7.20	2.200				
63 Rafael Betancourt, R ERA: 2.49	(6, 1)	1.0		8	3	2	2	2	1	1	0	0	0	12	20	18.00	4.000				
David Riske, R ERA: 1.88	(7, 1)	2.0		8	1	0	0	3	1	0	0	0	0	23	32	0.00	1.000				

AB	36
R	6
H	13
RBI	6
BB	5
SO	11
LOB	21





Batter	1	2	3	4	5	6	7	8	9	AB	R	H	RBI	BB	SO	LOB	TOP			
<b>Tony Womack, L</b> OBP: 0.309, SLG: 0.297 (1, 7)	1-2 G5-3 HR 1B	2-3 K		3-2 G3			1-0 B1-3			4	1	1	0	0	1	1				
<b>2 Derek Jeter, R</b> OBP: 0.360, SLG: 0.412 (1, 6)	0-0 G5-3		0-1 G4-3		1-0 G6-3		2-3 K			4	0	0	0	0	1	1				
<b>Gary Sheffield, R</b> OBP: 0.412, SLG: 0.549 (1, 9)	3-1 HR		1-2 G4-3		2-2 G5-3		2-1 F7			4	1	1	2	0	0	0				
<b>55 Hideki Matsui, L</b> OBP: 0.326, SLG: 0.414 (1, 8)	1-2 1B		0-0 1B		3-2 2B			0-3 K		4	1	3	0	0	1	0				
<b>13 Alex Rodriguez, R</b> OBP: 0.424, SLG: 0.621 (1, 5)	1-2 1B		4-0 1B		1-1 F7			3-2 F9		3	0	1	0	1	0	1				
<b>Bernie Williams, S</b> OBP: 0.328, SLG: 0.368 (1, 10)	0-2 G4-6-3		0-0 1B		1-1 G4-3			0-0 G6-3		4	0	1	1	0	0	2				
<b>20 Jorge Posada, S</b> OBP: 0.363, SLG: 0.446 (1, 2)		4-1 G4-6-3	3-3 K		1-2 F7			2-1 G6-3		3	0	0	0	1	1	2				
<b>Tino Martinez, L</b> OBP: 0.345, SLG: 0.531 (1, 3)		1-0 1B		1-1 F7		0-0 1B		2-2 G3		4	0	2	0	0	0	0				
<b>24 Robinson Cano, L</b> OBP: 0.255, SLG: 0.376 (1, 4)	3-1 G4-6-3		0-0 G4-3		3-1 G4-3			2-3 K		4	0	0	0	0	1	3				
<b>Inning Stats</b>	R: 2 E: 0 K: 0 S: 18	H: 4 LOB: 1 BB: 0 P: 24	R: 0 E: 0 K: 1 S: 7	H: 1 LOB: 1 BB: 1 P: 17	R: 1 E: 0 K: 1 S: 10	H: 2 LOB: 2 BB: 1 P: 18	R: 0 E: 0 K: 0 S: 7	H: 0 LOB: 0 BB: 0 P: 11	R: 0 E: 0 K: 0 S: 11	H: 1 LOB: 1 BB: 0 P: 18	R: 0 E: 0 K: 1 S: 6	H: 0 LOB: 0 BB: 0 P: 11	R: 0 E: 0 K: 1 S: 7	H: 0 LOB: 0 BB: 0 P: 10	R: 0 E: 0 K: 1 S: 8	H: 0 LOB: 0 BB: 0 P: 14	1B: 6 2B: 2 3B: 0 HR: 1	SF: 0 SAC: 0 DP: 2 HBP: 0	WP: 0 PA: 36 CS: 0	
<b>PITCHER</b>	IP	WLS	BF	H	R	ER	SO	BB	IBB	HBP	BLK	WP	HR	S	P	ERA	WHIP			
<b>Kyle Lohse, R</b> ERA: 4.25 (1, 1)	6.0	W	27	9	3	3	2	1	1	0	0	0	1	61	101	4.50	1.667			
<b>28 Jesse Crain, R</b> ERA: 0.79 (7, 1)	1.0	H	3	0	0	0	1	0	0	0	0	0	0	6	11	0.00	0.000			
<b>Juan Rincon, R</b> ERA: 2.35 (8, 1)	1.0	H	3	0	0	0	1	0	0	0	0	0	0	7	10	0.00	0.000			
<b>36 Joe Nathan, R</b> ERA: 2.99 (9, 1)	1.0	S	3	0	0	0	1	0	0	0	0	0	0	8	14	0.00	0.000			

**New York Yankees @ Minnesota Twins**  
Hubert H. Humphrey Metrodome, Minneapolis, MN  
Fri Jun 03 2005, 8:10 PM EDT  
Att: 41,588 - Dome - 70 F

AB 34  
R 3  
H 9  
RBI 3  
BB 2  
SO 5  
LOB 10



Batter	1	2	3	4	5	6	7	8	9	AB	R	H	RBI	BB	SO	LOB	BOTTOM			
<b>Shannon Stewart, R</b> OBP: 0.351, SLG: 0.427 (1, 7)	1-1 G3		1-0 L6		0-1 20 HR		1-1 SF8			3	1	1	1	0	0	0				
<b>Brent Abernathy, R</b> OBP: 0.625, SLG: 1.000 (1, 4)	4-1 BB			0-1 HR	4-0 20 HR		3-H 20 G4-3			2	2	2	1	2	0	0				
<b>20 Lew Ford, R</b> OBP: 0.365, SLG: 0.429 (1, 10)	0-3 K			2-1 1B	1-0 3B		2-0 G4-3			4	2	2	3	0	1	3				
<b>Torii Hunter, R</b> OBP: 0.330, SLG: 0.446 (1, 8)	2-1 F9			0-0 1B	1-2 G3-1			1-1 1B		4	0	2	1	0	0	1				
<b>Jacque Jones, L</b> OBP: 0.372, SLG: 0.433 (1, 9)		1-1 G6-3		1-3 1B	2-1 G5-4-3			0-0 1B		4	0	2	0	0	0	0				
<b>Terry Tiffee, S</b> OBP: 0.250, SLG: 0.317 (1, 3)		2-1 1B		1-1 F7				1-3 1B		4	0	1	0	0	0	4				
<b>33 Justin Morneau, L</b> OBP: 0.340, SLG: 0.518 (9, 3)		5 G6-4-3		1-1 F7				3-1 G6-3		0	0	0	0	0	0	0				
<b>5 Michael Cuddyer, R</b> OBP: 0.321, SLG: 0.359 (1, 5)		2-1 G6-4-3		0-1 G5-4-3				0-1 G5-3		4	0	0	0	0	0	5				
<b>55 Mike Redmond, R</b> OBP: 0.306, SLG: 0.286 (1, 2)			0-0 G3		1-1 G6-3			2-3 K		4	1	1	0	0	1	2				
<b>Juan Castro, R</b> OBP: 0.270, SLG: 0.385 (1, 6)			1-2 G3		0-0 P4			0-0 SH		2	0	0	0	0	0	0				
<b>Inning Stats</b>	R: 0 E: 0 K: 1 S: 8	H: 0 LOB: 1 BB: 1 P: 15	R: 0 E: 0 K: 0 S: 6	H: 1 LOB: 0 BB: 0 P: 11	R: 0 E: 0 K: 0 S: 8	H: 0 LOB: 0 BB: 0 P: 10	R: 2 E: 0 K: 0 S: 11	H: 4 LOB: 1 BB: 0 P: 16	R: 3 E: 0 K: 0 S: 9	H: 2 LOB: 0 BB: 1 P: 16	R: 0 E: 0 K: 0 S: 4	H: 0 LOB: 0 BB: 0 P: 8	R: 1 E: 1 K: 0 S: 7	H: 2 LOB: 1 BB: 0 P: 10	R: 0 E: 0 K: 1 S: 10	H: 2 LOB: 2 BB: 0 P: 16	1B: 6 2B: 2 3B: 1 HR: 2	SF: 1 SAC: 1 DP: 3 HBP: 0	WP: 0 PA: 35 CS: 0	
<b>PITCHER</b>	IP	WLS	BF	H	R	ER	SO	BB	IBB	HBP	BLK	WP	HR	S	P	ERA	WHIP			
<b>35 Mike Mussina, R</b> ERA: 4.32 (1, 1)	6.0	L	27	8	6	6	1	2	0	0	0	0	2	48	78	9.00	1.667			
<b>Tanyon Sturtze, R</b> ERA: 2.7 (7, 1)	1.0		3	1	0	0	0	0	0	0	0	0	0	5	8	0.00	1.000			
<b>42 Mariano Rivera, R</b> ERA: 1.4 (8, 1)	1.0		5	2	0	0	1	0	0	0	0	0	0	10	16	0.00	2.000			

**New York Yankees @ Minnesota Twins**  
Hubert H. Humphrey Metrodome, Minneapolis, MN  
Fri Jun 03 2005, 8:10 PM EDT  
Att: 41,588 - Dome - 70 F

AB 31  
R 6  
H 11  
RBI 6  
BB 2  
SO 2  
LOB 15



Batter	1	2	3	4	5	6	7	8	9	10	AB	R	H	RBI	BB	SO	LOB	TOP				
Tony Womack, L OBP: 0.301, SLG: 0.289 (1, 7)	G4-3			E3 G6-3	P5			FC6 55 G3 SH5-4	K		5	0	0	0	0	1	4					
Rey Sanchez, R OBP: 0.308, SLG: 0.297 (1, 6)	G4-3			G6-3			F7	SH5-4	G5-3		3	0	0	0	0	0	1					
Bernie Williams, S OBP: 0.326, SLG: 0.365 (9, PH)											1	0	0	0	0	0	2					
Russ Johnson, R OBP: 0.200, SLG: 0.111 (9, 5)											0	0	0	0	0	0	0					
Gary Sheffield, R OBP: 0.408, SLG: 0.538 (1, 9)	K			P6			G6-3				4	0	0	0	1	2	1					
55 Hideki Matsui, L OBP: 0.328, SLG: 0.411 (1, 8)					K						4	1	1	1	1	1	3					
13 Alex Rodriguez, R OBP: 0.427, SLG: 0.619 (9, 6)											4	0	2	0	1	0	1					
25 Jason Giambi, L OBP: 0.372, SLG: 0.346 (1, 10)											4	1	0	0	1	0	1					
Ruben Sierra, S OBP: 0.233, SLG: 0.475 (8, PH)											1	0	0	1	0	1	3					
Tino Martinez, L OBP: 0.341, SLG: 0.517 (1, 3)											4	1	0	0	1	0	1					
John Flaherty, R OBP: 0.288, SLG: 0.263 (1, 2)											2	1	0	0	1	0	0					
20 Jorge Posada, S OBP: 0.364, SLG: 0.447 (9, PH)											2	0	1	0	0	0	2					
24 Robinson Cano, L OBP: 0.275, SLG: 0.402 (1, 4)											4	1	3	2	0	0	0					
<b>Inning Stats</b>	R: 0 E: 0 K: 1 S: 9	H: 0 LOB: 0 BB: 13	R: 0 E: 0 K: 0 S: 6	H: 0 LOB: 0 BB: 0	R: 0 E: 0 K: 0 S: 6	H: 0 LOB: 0 BB: 0	R: 0 E: 1 K: 1 S: 8	H: 0 LOB: 1 BB: 0	R: 2 E: 0 K: 1 S: 12	H: 2 LOB: 1 BB: 0	R: 0 E: 0 K: 0 S: 8	H: 0 LOB: 0 BB: 0	R: 1 E: 1 K: 1 S: 10	H: 1 LOB: 3 BB: 2	R: 0 E: 0 K: 1 S: 9	H: 2 LOB: 2 BB: 0	R: 1 E: 0 K: 1 S: 11	H: 1 LOB: 2 BB: 2	1B: 6 2B: 1 3B: 0 HR: 0	SF: 1 SAC: 1 DP: 0 HBP: 0	WP: 0 PB: 0 SB: 0 CS: 0	PA: 44
<b>PITCHER</b>	IP WLS BF H R ER SO BB IBB HBP BLK WP HR S P ERA WHIP	Joe Mays, R ERA: 3.59 (8, 1)	J.C. Romero, L ERA: 1.64 (8, 1)	Juan Rincon, R ERA: 2.22 (10, 1)	36 Joe Nathan, R ERA: 2.88 (10, 1)	Terry Mulholland, L ERA: 4.05 (10, 1)	<b>PITCHER</b>	IP WLS BF H R ER SO BB IBB HBP BLK WP HR S P ERA WHIP														

New York Yankees @ Minnesota Twins  
Hubert H. Humphrey Metrodome, Minneapolis, MN  
Sat Jun 04 2005, 7:10 PM EDT  
Att. 45,553 - Dome - 70 F

AB 37  
R 4  
H 7  
RBI 4  
BB 5  
SO 6  
LOB 19



Batter	1	2	3	4	5	6	7	8	9	10	AB	R	H	RBI	BB	SO	LOB	BOTTOM						
Shannon Stewart, R OBP: 0.344, SLG: 0.417 (1, 7)	F9		G6-4-3		G5-3			F8		G6-3	5	0	0	0	0	0	3							
Brent Abernathy, R OBP: 0.495, SLG: 0.667 (1, 4)	P2		G4-3		G5-3			F8			3	0	0	0	0	0	2							
7 Joe Mauer, L OBP: 0.382, SLG: 0.441 (8, PH)											1	0	0	0	0	0	0							
38 Luis Antonio Rodriguez, S OBP: 0.222, SLG: 0.222 (8, 4)											0	0	0	0	0	0	0							
20 Lew Ford, R OBP: 0.368, SLG: 0.428 (1, 10)											3	1	1	0	1	1	1							
Torii Hunter, R OBP: 0.333, SLG: 0.444 (1, 8)	F8										3	1	1	0	0	1	1							
Jacque Jones, L OBP: 0.309, SLG: 0.446 (1, 9)											4	1	1	3	0	1	1							
Terry Tiffee, S OBP: 0.236, SLG: 0.299 (1, 3)											4	0	0	0	0	0	1							
5 Michael Cuddyer, R OBP: 0.314, SLG: 0.351 (1, 5)											4	0	0	0	0	0	1							
55 Mike Redmond, R OBP: 0.303, SLG: 0.283 (1, 2)											4	0	1	0	0	1	0							
Juan Castro, R OBP: 0.279, SLG: 0.400 (1, 6)											4	0	2	0	0	1	0							
<b>Inning Stats</b>	R: 0 E: 0 K: 0 S: 8	H: 0 LOB: 1 BB: 17	R: 0 E: 0 K: 0 S: 6	H: 0 LOB: 0 BB: 10	R: 0 E: 0 K: 0 S: 9	H: 2 LOB: 1 BB: 14	R: 3 E: 0 K: 0 S: 13	H: 2 LOB: 0 BB: 19	R: 0 E: 0 K: 0 S: 11	H: 1 LOB: 1 BB: 15	R: 0 E: 0 K: 1 S: 7	H: 0 LOB: 0 BB: 10	R: 0 E: 0 K: 1 S: 6	H: 0 LOB: 0 BB: 8	R: 0 E: 0 K: 1 S: 11	H: 0 LOB: 0 BB: 13	R: 0 E: 0 K: 1 S: 6	H: 1 LOB: 1 BB: 9	R: 0 E: 0 K: 2 S: 10	H: 0 LOB: 0 BB: 14	1B: 4 2B: 1 3B: 0 HR: 1	SF: 0 SAC: 0 DP: 1 HBP: 1	WP: 0 PB: 0 SB: 0 CS: 0	PA: 37
<b>PITCHER</b>	IP WLS BF H R ER SO BB IBB HBP BLK WP HR S P ERA WHIP	40 Chien-Ming Wang, R ERA: 4.03 (8, 1)	Tom Gordon, R ERA: 2.95 (10, 1)	42 Mariano Rivera, R ERA: 1.33 (10, 1)	<b>PITCHER</b>	IP WLS BF H R ER SO BB IBB HBP BLK WP HR S P ERA WHIP																		

New York Yankees @ Minnesota Twins  
Hubert H. Humphrey Metrodome, Minneapolis, MN  
Sat Jun 04 2005, 7:10 PM EDT  
Att. 45,553 - Dome - 70 F

AB 35  
R 3  
H 6  
RBI 3  
BB 1  
SO 5  
LOB 10







Batter	1	2	3	4	5	6	7	8	9	AB	R	H	RBI	BB	SO	LOB	TOP					
Shannon Stewart, R OBP: 0.341, SLG: 0.415										4	0	1	3	0	1	0	<b>Minnesota Twins @ Arizona Diamondbacks</b> Bank One Ballpark, Phoenix, AZ Tue Jun 07 2005, 9:40 PM EDT Att: 27,901 - Clear - 78 F					
Brent Abernathy, R OBP: 0.381, SLG: 0.471 Juan Rincon, R 36 Joe Nathan, R										4	0	1	0	1	0	2						
7 Joe Mauer, L OBP: 0.371, SLG: 0.426									5	0	0	0	0	0	3							
Tori Hunter, R OBP: 0.345, SLG: 0.483									5	4	4	2	0	0	0							
Jacque Jones, L OBP: 0.380, SLG: 0.451									5	0	2	1	0	0	1							
Matthew LeCroy, R OBP: 0.342, SLG: 0.427 33 Justin Morneau, L (7, PH) OBP: 0.342, SLG: 0.514									2	0	1	1	0	0	1							
5 Michael Cuddyer, R OBP: 0.330, SLG: 0.378									3	3	1	2	2	0	2							
Juan Castro, R OBP: 0.287, SLG: 0.404									4	1	2	0	0	0	0							
Brad Radke, R Glenn Williams, S 54 Matt Guerrier, R Terry Mulholland, R Michael Ryan, L 38 Luis Antonio Rodriguez, S										1	0	0	0	0	0	0						
Inning Stats	R: 0 E: 0 K: 1 S: 8	H: 1 LOB: 0 BB: 0 P: 16	R: 0 E: 0 K: 0 S: 11	H: 1 LOB: 1 BB: 0 P: 16	R: 0 E: 0 K: 0 S: 4	H: 0 LOB: 0 BB: 0 P: 5	R: 1 E: 0 K: 0 S: 12	H: 2 LOB: 1 BB: 0 P: 16	R: 1 E: 0 K: 0 S: 16	H: 1 LOB: 2 BB: 2 P: 26	R: 3 E: 0 K: 0 S: 13	H: 4 LOB: 2 BB: 1 P: 21	R: 3 E: 0 K: 0 S: 14	H: 2 LOB: 0 BB: 1 P: 22	R: 0 E: 0 K: 1 S: 5	H: 0 LOB: 0 BB: 0 P: 7		R: 1 E: 0 K: 0 S: 13	H: 2 LOB: 1 BB: 0 P: 14	1B: 9 2B: 1 3B: 0 HR: 3	SF: 2 SAC: 1 DP: 1 HBP: 0	WP: 0 PB: 0 SB: 0 CS: 1
PITCHER	IP	WLS	BF	H	R	ER	SO	BB	IBB	HBP	BLK	WP	HR	S	P	ERA	WHIP					
Shawn Estes, L ERA: 4.46	5.2		27	8	5	5	1	3	0	0	0	0	1	60	96	7.94	1.941					
Mike Koplove, R ERA: 5.1	0.1	B	2	1	0	0	0	0	0	0	1	0	0	4	4	0.00	3.000					
Matt Hergees, R ERA: 5.04	2.0		9	2	3	3	1	1	0	0	0	0	2	19	29	13.50	1.500					
Jose Valverde, R ERA: 6.43	1.0	L	5	2	1	0	0	0	0	0	0	0	0	13	14	0.00	2.000					



AB 36  
R 9  
H 13  
RBI 9  
BB 4  
SO 2  
LOB 10

Batter	1	2	3	4	5	6	7	8	9	AB	R	H	RBI	BB	SO	LOB	BOTTOM					
Craig Counsell, L OBP: 0.399, SLG: 0.426										5	1	1	0	0	0	0	<b>Minnesota Twins @ Arizona Diamondbacks</b> Bank One Ballpark, Phoenix, AZ Tue Jun 07 2005, 9:40 PM EDT Att: 27,901 - Clear - 78 F					
Chad Tracy, L OBP: 0.302, SLG: 0.453										5	1	3	0	0	0	0						
Luis Gonzalez, L OBP: 0.411, SLG: 0.507										5	2	2	3	0	1	2						
Troy Glaus, R OBP: 0.346, SLG: 0.512										4	1	0	0	1	1	2						
Shawn Green, L OBP: 0.326, SLG: 0.402										4	1	2	1	0	1	1						
Jose Cruz Jr., S OBP: 0.370, SLG: 0.510										4	1	2	0	0	0	1						
Royce Clayton, R OBP: 0.321, SLG: 0.312 Alex Cintron, S OBP: 0.319, SLG: 0.402										3	0	2	1	0	1	2						
19 Chris Snyder, R OBP: 0.321, SLG: 0.307 Tony Clark, S OBP: 0.415, SLG: 0.727 Jose Valverde, R										3	0	0	0	0	1	2						
Shawn Estes, R Mike Koplove, R Quinton McCracken, S Matt Hergees, L Kelly Stinnett, R										2	0	0	0	0	0	0						
Inning Stats	R: 4 E: 0 K: 2 S: 21	H: 5 LOB: 1 BB: 0 P: 28	R: 0 E: 0 K: 0 S: 12	H: 0 LOB: 0 BB: 0 P: 14	R: 0 E: 0 K: 1 S: 9	H: 2 LOB: 2 BB: 0 P: 13	R: 0 E: 0 K: 0 S: 7	H: 0 LOB: 0 BB: 0 P: 8	R: 1 E: 0 K: 0 S: 8	H: 1 LOB: 0 BB: 0 P: 14	R: 0 E: 0 K: 0 S: 10	H: 1 LOB: 1 BB: 0 P: 15	R: 0 E: 0 K: 2 S: 5	H: 1 LOB: 0 BB: 0 P: 9	R: 3 E: 0 K: 2 S: 16	H: 2 LOB: 0 BB: 1 P: 24		R: 0 E: 0 K: 1 S: 10	H: 1 LOB: 1 BB: 0 P: 15	1B: 8 2B: 3 3B: 0 HR: 2	SF: 0 SAC: 0 DP: 1 HBP: 0	WP: 0 PB: 0 SB: 0 CS: 0
PITCHER	IP	WLS	BF	H	R	ER	SO	BB	IBB	HBP	BLK	WP	HR	S	P	ERA	WHIP					
Brad Radke, R ERA: 4.83	5.0		23	8	5	5	3	0	0	0	0	0	0	10	15	0.00	1.000					
54 Matt Guerrier, R ERA: 3.0	1.0		4	1	0	0	0	0	0	0	0	0	0	5	9	0.00	1.000					
Terry Mulholland, L ERA: 0.68	1.0	H	3	1	0	0	0	0	0	0	0	0	0	6	24	27.00	3.000					
Juan Rincon, R ERA: 3.2	1.0	W	6	2	3	3	2	1	0	0	0	0	1	16	24	27.00	3.000					
36 Joe Nathan, R ERA: 2.77	1.0	S	4	1	0	0	1	0	0	0	0	0	0	10	15	0.00	1.000					



AB 39  
R 8  
H 13  
RBI 8  
BB 1  
SO 6  
LOB 13

Batter	1	2	3	4	5	6	7	8	9	AB	R	H	RBI	BB	SO	LOB	TOP					
Shannon Stewart, R (1, 7) OBP: 0.347, SLG: 0.433 Michael Ryan, L (8, PH) OBP: 0.500, SLG: 0.500 (8, 7)	F8		1B		HR		SF9	SF8		4	3	3	1	0	0	0						
38 Luis Antonio Rodriguez, R (8, 4) OBP: 0.333, SLG: 0.389	F9		1B		FC5-4		F9	F7		5	1	2	0	0	0	1						
7 Joe Mauer, L (1, 2) OBP: 0.371, SLG: 0.425	F7		1B		FC5-4		SF9			5	0	2	2	0	1	1						
Tori Hunter, R (1, 8) OBP: 0.345, SLG: 0.486 20 Lew Ford, R (7, PH) OBP: 0.395, SLG: 0.417 (7, 8)		HR	FC5-4		G4-3		G4-3			3	1	1	1	0	0	2						
Jacque Jones, L (1, 9) OBP: 0.376, SLG: 0.463		HR	G4-6-3				SF9			4	1	1	3	0	0	1						
33 Justin Morneau, L (1, 3) OBP: 0.340, SLG: 0.507	F9				G1-3		F7			4	1	1	0	0	0	2						
5 Michael Cuddyer, R (1, 5) OBP: 0.333, SLG: 0.380	K				K		E5			4	1	2	0	0	2	0						
Juan Castro, R (1, 6) OBP: 0.295, SLG: 0.417	G6-3				G5-3		G4-3			4	1	2	2	0	0	0						
Johan Santana, L (1, 1) OBP: 0.250, SLG: 0.250			1B		G4-3		G4-6-3			4	1	1	0	0	0	3						
<b>Inning Stats</b>	R: 0 E: 0 K: 0 S: 9	H: 0 LOB: 0 BB: 0 P: 16	R: 2 E: 0 K: 1 S: 20	H: 2 LOB: 0 BB: 0 P: 26	R: 3 E: 0 K: 0 S: 14	H: 4 LOB: 0 BB: 0 P: 21	R: 0 E: 0 K: 1 S: 8	H: 0 LOB: 0 BB: 0 P: 12	R: 1 E: 0 K: 0 S: 13	H: 2 LOB: 1 BB: 0 P: 19	R: 1 E: 1 K: 0 S: 8	H: 3 LOB: 1 BB: 0 P: 11	R: 1 E: 0 K: 0 S: 13	H: 2 LOB: 2 BB: 0 P: 21	R: 2 E: 0 K: 0 S: 12	H: 2 LOB: 0 BB: 0 P: 18	R: 0 E: 0 K: 1 S: 6	H: 0 LOB: 0 BB: 0 P: 10	1B: 10 2B: 3 3B: 0 HR: 2	SF: 2 SAC: 0 DP: 2 HBP: 1	WP: 1 PB: 0 SB: 0 CS: 0	PA: 41
<b>PITCHER</b>	IP	WLS	BF	H	R	ER	SO	BB	IBB	HBP	BLK	WP	HR	S	P	ERA	WHIP					
Claudio Vargas, R (1, 1) ERA: 9.88	5.0	L	22	8	6	6	3	0	0	0	0	1	2	64	94	10.80	1.600					
Mike Koplove, R (6, 1) ERA: 5.09	2.0		11	5	2	1	0	0	0	1	0	0	0	21	32	4.50	2.500					
Matt Herges, R (8, 1) ERA: 5.54	1.0		5	2	2	2	0	0	0	0	0	0	0	12	18	18.00	2.000					
Jose Valverde, R (9, 1) ERA: 6.0	1.0		3	0	0	0	1	0	0	0	0	0	0	6	10	0.00	0.000					

Minnesota Twins @ Arizona Diamondbacks  
Bank One Ballpark, Phoenix, AZ  
Wed Jun 08 2005, 10:10 PM EDT  
Att: 23,404 - Clear - 76 F

livebaseballscores.com

AB 38  
R 10  
H 15  
RBI 10  
BB 0  
SO 4  
LOB 10



Batter	1	2	3	4	5	6	7	8	9	AB	R	H	RBI	BB	SO	LOB	BOTTOM					
Alex Cintron, S (1, 4) OBP: 0.317, SLG: 0.397	L4		G6-3			F8			G6-4-3	4	0	1	0	0	0	1						
Royce Clayton, R (1, 6) OBP: 0.275, SLG: 0.306	K				K				F9	4	0	0	0	0	3	1						
Luis Gonzalez, L (1, 7) OBP: 0.406, SLG: 0.500 Matt Herges, L (8, 1) OBP: 0.235, SLG: 0.253 Jose Valverde, R (9, 1) OBP: 0.300, SLG: 0.222 Kelly Stinnett, R (9, PH)	K				L9				G6-4-3	3	0	0	0	0	2	0						
Troy Glaus, R (1, 5) OBP: 0.346, SLG: 0.510		F9			FC6-4		K			3	0	1	0	0	1	0						
Tony Clark, S (1, 3) OBP: 0.404, SLG: 0.706		K			FC6-4		G5-3			3	0	0	0	0	1	1						
Shawn Green, L (1, 9) OBP: 0.322, SLG: 0.396		G3					G3-1			3	0	0	0	0	0	0						
José Cruz Jr., S (1, 8) OBP: 0.361, SLG: 0.495			P3				K		G5-3	3	0	0	0	0	1	0						
19 Chris Snyder, R (1, 2) OBP: 0.327, SLG: 0.314									P3	3	0	2	0	0	0	0						
Claudio Vargas, R (1, 1) OBP: 0.500, SLG: 0.500 Quinton McCracken, S (6, PH) OBP: 0.235, SLG: 0.253 Mike Koplove, R (6, 1) OBP: 0.222, SLG: 0.333 Scott Hairston, R (8, 7)			SH3-4						F9	0	0	0	0	0	0	0						
<b>Inning Stats</b>	R: 0 E: 0 K: 2 S: 9	H: 0 LOB: 0 BB: 0 P: 14	R: 0 E: 0 K: 1 S: 10	H: 0 LOB: 0 BB: 0 P: 13	R: 0 E: 0 K: 0 S: 7	H: 1 LOB: 1 BB: 0 P: 7	R: 0 E: 0 K: 1 S: 9	H: 1 LOB: 1 BB: 0 P: 10	R: 0 E: 0 K: 2 S: 10	H: 1 LOB: 1 BB: 0 P: 17	R: 0 E: 0 K: 2 S: 8	H: 0 LOB: 0 BB: 0 P: 10	R: 0 E: 0 K: 1 S: 10	H: 0 LOB: 0 BB: 0 P: 15	R: 0 E: 0 K: 0 S: 8	H: 0 LOB: 0 BB: 0 P: 10	R: 0 E: 0 K: 0 S: 7	H: 1 LOB: 0 BB: 0 P: 11	1B: 4 2B: 0 3B: 0 HR: 0	SF: 0 SAC: 1 DP: 1 HBP: 0	WP: 0 PB: 0 SB: 0 CS: 0	PA: 30
<b>PITCHER</b>	IP	WLS	BF	H	R	ER	SO	BB	IBB	HBP	BLK	WP	HR	S	P	ERA	WHIP					
Johan Santana, L (1, 1) ERA: 3.31	9.0	W	30	4	0	0	9	0	0	0	0	0	0	78	107	0.00	0.444					

Minnesota Twins @ Arizona Diamondbacks  
Bank One Ballpark, Phoenix, AZ  
Wed Jun 08 2005, 10:10 PM EDT  
Att: 23,404 - Clear - 76 F

livebaseballscores.com

AB 29  
R 0  
H 4  
RBI 0  
BB 0  
SO 9  
LOB 5







Batter	1	2	3	4	5	6	7	8	9	AB	R	H	RBI	BB	SO	LOB	TOP					
20 Lew Ford, R OBP: 0.364, SLG: 0.414										4	1	1	0	0	0	2	<b>Minnesota Twins @ Los Angeles Dodgers</b> Dodger Stadium, Los Angeles, CA Sat Jun 11 2005, 7:10 PM PDT Att: 53,354 - Clear - 67 F					
38 Luis Antonio Rodriguez, R OBP: 0.367, SLG: 0.433										4	2	3	0	0	0	0						
33 Justin Morneau, L OBP: 0.339, SLG: 0.545										4	1	2	4	0	0	1						
Tori Hunter, R OBP: 0.344, SLG: 0.486										3	1	1	1	0	1	1						
Jacque Jones, L OBP: 0.370, SLG: 0.480										4	0	1	0	0	1	0						
Glenn Williams, S OBP: 0.600, SLG: 0.600										4	0	2	0	0	1	2						
5 Michael Cuddyer, R OBP: 0.330, SLG: 0.368										0	0	0	0	0	0	0						
55 Mike Redmond, R OBP: 0.288, SLG: 0.258										3	0	0	0	0	0	1						
Juan Castro, R OBP: 0.285, SLG: 0.398										4	0	0	0	0	0	1						
Carlos Silva, R OBP: 0.345, SLG: 0.423										2	0	0	0	0	2	0						
Matthew LeCroy, R OBP: 0.345, SLG: 0.423										0	0	0	0	1	0	0						
J.C. Romero, S ERA: 4.5										0	0	0	0	0	0	0						
Michael Ryan, L OBP: 0.364, SLG: 0.333										1	0	0	0	0	0	0						
36 Joe Nathan, R ERA: 4.5										0	0	0	0	0	0	0						
<b>Inning Stats</b>	R: 2 E: 0 K: 1 S: 11	H: 3 LOB: 0 BB: 0 P: 16	R: 0 E: 0 K: 1 S: 8	H: 0 LOB: 0 BB: 0 P: 8	R: 2 E: 0 K: 2 S: 14	H: 2 LOB: 0 BB: 0 P: 20	R: 0 E: 0 K: 0 S: 4	H: 1 LOB: 0 BB: 0 P: 6	R: 0 E: 0 K: 1 S: 7	H: 0 LOB: 0 BB: 0 P: 8	R: 1 E: 0 K: 0 S: 10	H: 2 LOB: 0 BB: 0 P: 14	R: 0 E: 0 K: 0 S: 12	H: 1 LOB: 2 BB: 1 P: 20	R: 0 E: 0 K: 0 S: 10	H: 1 LOB: 2 BB: 0 P: 17	R: 0 E: 0 K: 0 S: 6	H: 0 LOB: 0 BB: 0 P: 7	1B: 7 2B: 1 3B: 0 HR: 2	SF: 0 SAC: 1 DP: 3 HBP: 1	WP: 0 PB: 0 SB: 0 CS: 0	PA: 36
<b>PITCHER</b>	IP WLS BF H R ER SO BB IBB HBP BLK WP HR S P ERA WHIP																					
Derek Lowe, R ERA: 3.62	(1, 1) 6.0 L 23 8 5 5 5 0 0 0 0 0 0 2 54 72 7.50 1.333																					
Giovanni Carrara, R ERA: 4.33	(7, 1) 1.0 5 1 0 0 0 0 1 0 0 0 0 0 12 20 0.00 2.000																					
Kelly Wunsch, L ERA: 4.5	(8, 1) 0.2 2 0 0 0 0 0 0 0 0 0 0 0 3 5 0.00 0.000																					
Franquelis Osoria, R ERA: 4.5	(8, 1) 1.1 6 1 0 0 0 0 0 0 1 0 0 0 0 13 19 0.00 0.750																					

Batter	1	2	3	4	5	6	7	8	9	AB	R	H	RBI	BB	SO	LOB	BOTTOM					
Cesar Izturis, S OBP: 0.358, SLG: 0.380										3	0	1	0	0	0	0	<b>Minnesota Twins @ Los Angeles Dodgers</b> Dodger Stadium, Los Angeles, CA Sat Jun 11 2005, 7:10 PM PDT Att: 53,354 - Clear - 67 F					
13 Oscar Robles, L OBP: 0.229, SLG: 0.206										1	0	0	0	0	0	0						
Hee-Seop Choi, L OBP: 0.326, SLG: 0.467										4	1	1	1	0	2	2						
J.D. Drew, L OBP: 0.400, SLG: 0.488										3	0	0	0	1	1	0						
12 Jeff Kent, R OBP: 0.371, SLG: 0.532										4	1	2	1	0	0	0						
Jayson Werth, R OBP: 0.347, SLG: 0.371										4	0	0	0	0	1	2						
Antonio Perez, R OBP: 0.455, SLG: 0.474										4	0	1	0	0	1	1						
Jason Grabowski, L OBP: 0.269, SLG: 0.395										2	1	1	1	0	0	1						
Mike Edwards, R OBP: 0.373, SLG: 0.436										1	0	0	0	0	1	0						
Kelly Wunsch, L ERA: 4.5										0	0	0	0	0	0	0						
Franquelis Osoria, R ERA: 4.5										0	0	0	0	0	0	0						
Jason Phillips, R OBP: 0.321, SLG: 0.414										3	0	1	0	0	0	0						
Derek Lowe, R OBP: 0.172, SLG: 0.207	(1, 1) 6.0 W 24 7 3 3 2 2 1 0 0 0 0 0 3 52 85 4.50 1.333																					
Giovanni Carrara, R ERA: 4.33	(7, 1) 2.0 H 6 0 0 0 4 0 0 0 0 0 0 0 16 24 0.00 0.000																					
Kelly Wunsch, L ERA: 4.5	(8, 1) 1.0 S 3 0 0 0 2 0 0 0 0 0 0 0 11 15 0.00 0.000																					
Franquelis Osoria, R ERA: 4.5	(8, 1) 1.1 6 1 0 0 0 0 0 0 1 0 0 0 0 13 19 0.00 0.750																					
<b>Inning Stats</b>	R: 0 E: 0 K: 1 S: 6	H: 0 LOB: 0 BB: 0 P: 10	R: 0 E: 0 K: 0 S: 6	H: 1 LOB: 1 BB: 0 P: 8	R: 0 E: 0 K: 1 S: 10	H: 2 LOB: 1 BB: 0 P: 15	R: 0 E: 0 K: 0 S: 9	H: 1 LOB: 1 BB: 1 P: 18	R: 1 E: 0 K: 0 S: 9	H: 1 LOB: 0 BB: 0 P: 12	R: 2 E: 0 K: 0 S: 12	H: 2 LOB: 0 BB: 0 P: 22	R: 0 E: 0 K: 2 S: 7	H: 0 LOB: 0 BB: 0 P: 9	R: 0 E: 0 K: 2 S: 9	H: 0 LOB: 0 BB: 0 P: 15	R: 0 E: 0 K: 2 S: 11	H: 0 LOB: 0 BB: 0 P: 15	1B: 4 2B: 0 3B: 0 HR: 3	SF: 0 SAC: 0 DP: 2 HBP: 0	WP: 0 PB: 0 SB: 0 CS: 0	PA: 33
<b>PITCHER</b>	IP WLS BF H R ER SO BB IBB HBP BLK WP HR S P ERA WHIP																					
Carlos Silva, R ERA: 3.15	(1, 1) 6.0 W 24 7 3 3 2 2 1 0 0 0 0 0 0 3 52 85 4.50 1.333																					
J.C. Romero, L ERA: 1.39	(7, 1) 2.0 H 6 0 0 0 4 0 0 0 0 0 0 0 16 24 0.00 0.000																					
36 Joe Nathan, R ERA: 2.67	(8, 1) 1.0 S 3 0 0 0 2 0 0 0 0 0 0 0 11 15 0.00 0.000																					





Batter	1	2	3	4	5	6	7	8	9	10	11	AB	R	H	RBI	BB	SO	LOB	TOP							
Jason Ellison, R OBP: 0.367, SLG: 0.491	K		BB		P3		G4-3		FC6-4			4	0	0	0	1	1	3								
13 Omar Vizquel, S OBP: 0.347, SLG: 0.362	G1-3		FC6-4 1B		B1-3			P6		P2		5	0	1	1	0	0	0								
Todd Linden, S	K		K		K			G6-3		G4-3		5	0	0	0	0	3	2								
Moises Alou, R OBP: 0.401, SLG: 0.536		E5	FC6-4				F9			F8		5	0	1	0	0	0	2								
Ray Durham, S OBP: 0.349, SLG: 0.403		F9			SH 1B 2B			F9			G6-4-3 1B	5	2	3	1	0	0	2								
Deivi Cruz, R OBP: 0.324, SLG: 0.443	P4				SH 1B			G5-3		P3		4	0	0	0	0	0	2								
Pedro Feliz, R OBP: 0.303, SLG: 0.426	K							G5-3		HBP BB		4	0	1	1	1	1	2								
Yorvit Torrealba, R OBP: 0.300, SLG: 0.389			K		K				F9			3	0	0	0	0	2	2								
Mike Matheny, R OBP: 0.296, SLG: 0.404			BB 1B		G6-4-3			G4-3		P2		3	1	1	0	1	0	4								
<b>Inning Stats</b>	R: 0 E: 0 K: 2 S: 10	H: 0 LOB: 0 BB: 0 P: 13	R: 0 E: 1 K: 1 S: 8	H: 0 LOB: 1 BB: 0 P: 11	R: 1 E: 0 K: 2 S: 16	H: 2 LOB: 2 BB: 1 P: 28	R: 1 E: 1 K: 1 S: 10	H: 2 LOB: 1 BB: 0 P: 11	R: 0 E: 0 K: 1 S: 6	H: 0 LOB: 0 BB: 0 P: 8	R: 1 E: 0 K: 0 S: 9	H: 1 LOB: 0 BB: 0 P: 11	R: 0 E: 0 K: 0 S: 5	H: 0 LOB: 1 BB: 1 P: 11	R: 0 E: 0 K: 0 S: 7	H: 1 LOB: 1 BB: 0 P: 10	R: 0 E: 0 K: 0 S: 5	H: 0 LOB: 2 BB: 1 P: 10	R: 0 E: 0 K: 0 S: 6	H: 0 LOB: 0 BB: 0 P: 10	R: 0 E: 0 K: 0 S: 7	H: 1 LOB: 0 BB: 0 P: 12	1B: 5 2B: 1 3B: 0 HR: 1	SF: 0 SAC: 1 DP: 3 HBP: 1	WP: 0 PB: 0 SB: 0 CS: 0	PA: 43
<b>PITCHER</b>	IP WLS BF H R ER SO BB IBB HBP BLK WP HR S P ERA WHIP																									
Johan Santana, L ERA: 3.32	(1, 1)	8.0	32	6	3	3	7	2	0	0	0	0	0	0	0	5	10	0.00	1.000							
Juan Rincon, R ERA: 2.96	(9, 1)	1.0	5	0	0	0	0	1	0	1	0	0	0	0	0	6	10	0.00	0.000							
36 Joe Nathan, R ERA: 2.57	(10, 1)	1.0	3	0	0	0	0	0	0	0	0	0	0	0	0	7	12	0.00	1.000							
28 Jesse Crain, R ERA: 0.67	(11, 1)	1.0	W	3	1	0	0	0	0	0	0	0	0	0	0	7	12	0.00	1.000							

San Francisco Giants @ Minnesota Twins  
Hubert H. Humphrey Metrodome, Minneapolis, MN

AB 38  
R 3  
H 7  
RBI 3  
BB 3  
SO 7  
LOB 19



WP: 0 PA: 43  
PB: 0  
SB: 0  
CS: 0

Tue Jun 14 2005, 8:10 PM EDT  
Att: 23,145 - Dome - 70 F

Batter	1	2	3	4	5	6	7	8	9	10	11	AB	R	H	RBI	BB	SO	LOB	BOTTOM					
Shannon Stewart, R OBP: 0.348, SLG: 0.434	G6-3		F8		G5-3							5	0	2	1	1	0	3						
20 Lew Ford, R OBP: 0.362, SLG: 0.406	BB		P6		G6-4-3			G6-3		FC5-4		4	0	0	0	1	0	3						
7 Joe Mauer, L OBP: 0.375, SLG: 0.417	F7							G4-3		K		4	0	1	0	1	1	2						
Torii Hunter, R OBP: 0.344, SLG: 0.487	K							G5-3		G5-3		5	1	1	0	0	2	3						
Jacque Jones, L OBP: 0.369, SLG: 0.483		L7			F7			G5-3		G4-3		5	1	1	0	0	0	2						
33 Justin Morneau, L OBP: 0.328, SLG: 0.522		BB			P6			SF7		F9		3	0	0	1	1	0	1						
5 Michael Cuddyer, R OBP: 0.335, SLG: 0.394		P3						G3				5	2	3	1	0	0	1						
38 Luis Antonio Rodriguez, R OBP: 0.371, SLG: 0.394																								
Brent Abernathy, R OBP: 0.364, SLG: 0.444																								
Juan Castro, R OBP: 0.267, SLG: 0.376																								
<b>Inning Stats</b>	R: 0 E: 0 K: 1 S: 8	H: 0 LOB: 1 BB: 1 P: 18	R: 0 E: 0 K: 0 S: 6	H: 0 LOB: 1 BB: 1 P: 12	R: 0 E: 0 K: 0 S: 5	H: 0 LOB: 0 BB: 0 P: 7	R: 0 E: 0 K: 1 S: 7	H: 1 LOB: 1 BB: 0 P: 14	R: 1 E: 1 K: 0 S: 19	H: 3 LOB: 3 BB: 1 P: 30	R: 0 E: 0 K: 0 S: 7	H: 0 LOB: 1 BB: 1 P: 12	R: 0 E: 0 K: 0 S: 5	H: 0 LOB: 0 BB: 0 P: 6	R: 0 E: 0 K: 0 S: 9	H: 1 LOB: 1 BB: 0 P: 14	R: 0 E: 0 K: 0 S: 7	H: 0 LOB: 0 BB: 0 P: 10	R: 1 E: 0 K: 1 S: 9	H: 2 LOB: 1 BB: 0 P: 13	1B: 7 2B: 0 3B: 0 HR: 1	SF: 1 SAC: 1 DP: 1 HBP: 0	WP: 0 PB: 0 SB: 1 CS: 0	PA: 46
<b>PITCHER</b>	IP WLS BF H R ER SO BB IBB HBP BLK WP HR S P ERA WHIP																							
Jesse Foppert, R ERA: 3.18	(1, 1)	5.2	26	5	3	2	2	5	0	0	0	0	0	0	0	8	14	0.00	1.000					
54 Scott Munter, R ERA: 1.88	(6, 1)	1.0	B	5	0	0	0	0	0	0	0	0	0	0	0	7	8	0.00	0.000					
Jason Christiansen, L ERA: 3.8	(7, 1)	1.1	4	0	0	0	0	0	0	0	0	0	0	0	0	20	30	3.86	0.857					
Jeff Fassero, L ERA: 4.22	(9, 1)	2.1	L	9	2	1	1	0	0	0	0	0	0	0	5	7	0.00	3.000						
Tyler Walker, R ERA: 4.65	(11, 1)	0.1		2	1	0	0	1	0	0	0	0	0	0	5	7	0.00	3.000						

San Francisco Giants @ Minnesota Twins  
Hubert H. Humphrey Metrodome, Minneapolis, MN

AB 38  
R 4  
H 8  
RBI 3  
BB 6  
SO 4  
LOB 20



WP: 0 PA: 46  
PB: 0  
SB: 1  
CS: 0

Tue Jun 14 2005, 8:10 PM EDT  
Att: 23,145 - Dome - 70 F

Batter	1	2	3	4	5	6	7	8	9	AB R H RBI BB SO LOB	TOP									
<b>13 Omar Vizquel, S</b> OBP: 0.352, SLG: 0.381	2-1 BLK 1B	1-3		0-2 F8			1-0 CS 1B		0-1 2H HR	5 2 3 2 0 1 0	<b>San Francisco Giants @ Minnesota Twins</b> Hubert H. Humphrey Metrodome, Minneapolis, MN Wed Jun 15 2005, 8:10 PM EDT Att: 25,613 - Dome - 70 F <a href="http://livebaseballscorecards.com">livebaseballscorecards.com</a>									
<b>Todd Linden, S</b> OBP: 0.100, SLG: 0.100	2-0 F7	0-3			1-3 K		0-0 1-2 1B		0-3 K	5 0 1 0 0 3 1										
<b>J.T. Snow, L</b> OBP: 0.362, SLG: 0.362 <b>Deivi Cruz, R</b> OBP: 0.313, SLG: 0.427	4-2 1B 2B HBP		0-2 G6-3		1-2 G5-3		0-1 F8		3-1 G3-1	0 1 0 0 0 0 0 4 0 0 0 0 0 1										
<b>Moises Alou, R</b> OBP: 0.413, SLG: 0.547	2-2 2B 1B		0-0 PB SF8 1B		2-1 1B		1-0 G6-3 1B			4 2 4 1 0 0 0										
<b>Ray Durham, S</b> OBP: 0.347, SLG: 0.400	1-0 F7		0-0 SF8 PB 1B		0-0 F8		1-1 SAFE G6-3		1-2 G6-3	4 0 1 0 0 0 4										
<b>Michael Tucker, L</b> OBP: 0.343, SLG: 0.381	3-1 1B 2B		1-1 SF8			1-3 K		0-1 G4-3		3 1 1 3 0 1 0										
<b>Pedro Feliz, R</b> OBP: 0.302, SLG: 0.423	0-0 1B		0-0 G5-3			2-2 F8			1-2 P5	4 0 1 1 0 0 1										
<b>Jason Ellison, R</b> OBP: 0.370, SLG: 0.497	0-1 G3		1-2 G6-3			1-0 CS 1B			0-0 2B	4 1 2 0 0 0 1										
<b>Mike Matheny, R</b> OBP: 0.295, SLG: 0.406		0-3 K		0-1 G6-3		1-2 CS	2-2 G1-3		1-1 13 HR 2B	4 1 1 1 0 1 0										
<b>Inning Stats</b>	R: 4 E: 0 K: 0 S: 16	H: 4 LOB: 1 BB: 0 P: 30	R: 0 E: 0 K: 3 S: 10	H: 0 LOB: 0 BB: 0 P: 11	R: 1 E: 0 K: 0 S: 8	H: 2 LOB: 1 BB: 0 P: 9	R: 0 E: 0 K: 0 S: 8	H: 0 LOB: 0 BB: 0 P: 9	R: 0 E: 0 K: 1 S: 9	H: 1 LOB: 1 BB: 0 P: 13		R: 0 E: 0 K: 0 S: 10	H: 2 LOB: 1 BB: 0 P: 13	R: 0 E: 0 K: 0 S: 5	H: 1 LOB: 0 BB: 0 P: 7	R: 3 E: 0 K: 1 S: 13	H: 3 LOB: 0 BB: 0 P: 18	1B: 10 2B: 3 3B: 0 HR: 1	SF: 1 SAC: 0 DP: 1 HBP: 1	WP: 0 PB: 1 SB: 0 CS: 2
<b>PITCHER</b>	IP WLS BF H R ER SO BB IBB HBP BLK WP HR S P ERA WHIP											<b>PITCHER</b>	IP WLS BF H R ER SO BB IBB HBP BLK WP HR S P ERA WHIP							
<b>Kyle Lohse, R</b> ERA: 4.5	(1, 1) 7.0 L 30 10 5 4 5 0 0 0 1 1 0 0 70 99 5.14 1.429																			
<b>28 Jesse Crain, R</b> ERA: 9.55	(8, 1) 0.2 2 1 0 0 0 0 0 0 0 0 0 0 3 5 0.00 1.500																			
<b>J.C. Romero, L</b> ERA: 2.3	(8, 1) 1.1 7 3 3 3 1 0 0 0 0 0 0 1 15 20 20.25 2.250																			

Batter	1	2	3	4	5	6	7	8	9	AB R H RBI BB SO LOB	BOTTOM											
<b>Shannon Stewart, R</b> OBP: 0.350, SLG: 0.439	0-3 K		1-0 1-2 1B		0-1 20 2B		2-2 1-2 G6-4-3			4 1 2 0 0 1 1	<b>San Francisco Giants @ Minnesota Twins</b> Hubert H. Humphrey Metrodome, Minneapolis, MN Wed Jun 15 2005, 8:10 PM EDT Att: 25,613 - Dome - 70 F <a href="http://livebaseballscorecards.com">livebaseballscorecards.com</a>											
<b>20 Lew Ford, R</b> OBP: 0.360, SLG: 0.410	1-2 L1		0-3 K		0-0 7 2B		3-2 G4-3			4 1 1 1 0 1 2												
<b>7 Joe Mauer, L</b> OBP: 0.378, SLG: 0.430	2-0 F7			1-2 HR 2B	1-2 2H 2B			3-3 K		4 1 2 1 0 1 0												
<b>Torii Hunter, R</b> OBP: 0.342, SLG: 0.496		0-0 F8		1-2 2H HR	3-3 K			1-1 F8		4 1 1 2 0 1 1												
<b>Jacque Jones, L</b> OBP: 0.366, SLG: 0.476		2-2 G3		3-3 K		4-0 33 G6-4-3 BB		3-3 K		3 0 0 0 1 2 0												
<b>33 Justin Morneau, L</b> OBP: 0.321, SLG: 0.509		0-2 F9		3-2 F9		1-1 G6-4-3			1-0 F9	4 0 0 0 0 0 1												
<b>5 Michael Cuddyer, R</b> OBP: 0.333, SLG: 0.388			2-3 K	3-1 P6		4-1 BB			2-2 P4	3 0 0 0 1 1 0												
<b>Glenn Williams, S</b> OBP: 0.444, SLG: 0.444			1-2 1B 1B		0-3 K		1-1 SAFE G4-3		0-3 K	4 0 1 0 0 2 1												
<b>Juan Castro, R</b> OBP: 0.263, SLG: 0.370 <b>Michael Ryan, L</b> OBP: 0.355, SLG: 0.364 <b>38 Luis Antonio Rodriguez, R</b> OBP: 0.371, SLG: 0.394			1-2 K		1-2 P2				0-1 G6-4-3 1B	2 0 0 0 0 1 1 1 0 1 0 0 0 0 0 0 0 0 0 0 0												
<b>Inning Stats</b>	R: 0 E: 0 K: 1 S: 7	H: 0 LOB: 0 BB: 0 P: 10	R: 0 E: 0 K: 0 S: 10	H: 0 LOB: 0 BB: 0 P: 12	R: 0 E: 0 K: 3 S: 16	H: 2 LOB: 2 BB: 0 P: 21	R: 2 E: 0 K: 1 S: 14	H: 2 LOB: 0 BB: 0 P: 25	R: 2 E: 0 K: 2 S: 17	H: 3 LOB: 1 BB: 0 P: 22		R: 0 E: 0 K: 0 S: 4	H: 0 LOB: 1 BB: 2 P: 13	R: 0 E: 0 K: 0 S: 10	H: 1 LOB: 0 BB: 0 P: 15	R: 0 E: 0 K: 2 S: 10	H: 0 LOB: 0 BB: 0 P: 17	R: 0 E: 0 K: 1 S: 8	H: 0 LOB: 0 BB: 0 P: 11	1B: 3 2B: 4 3B: 0 HR: 1	SF: 0 SAC: 0 DP: 2 HBP: 0	WP: 0 PB: 0 SB: 0 CS: 0
<b>PITCHER</b>	IP WLS BF H R ER SO BB IBB HBP BLK WP HR S P ERA WHIP											<b>PITCHER</b>	IP WLS BF H R ER SO BB IBB HBP BLK WP HR S P ERA WHIP									
<b>51 Noah Lowry, L</b> ERA: 5.99	(1, 1) 5.2 W 25 7 4 4 7 2 0 0 0 0 0 0 11 16 6.35 1.588																					
<b>54 Scott Munter, R</b> ERA: 1.72	(6, 1) 1.1 H 4 1 0 0 0 0 0 0 0 0 0 0 11 16 0.00 0.750																					
<b>Scott Eyre, L</b> ERA: 2.73	(8, 1) 1.0 H 3 0 0 0 2 0 0 0 0 0 0 0 10 17 0.00 0.000																					
<b>Tyler Walker, R</b> ERA: 4.67	(9, 1) 1.0 3 0 0 0 1 0 0 0 0 0 0 0 8 11 0.00 0.000																					



San Francisco Giants @ Minnesota Twins baseball scorecard. Includes batter and pitcher stats, play-by-play diagrams, and team statistics for both halves of the game.



Batter	1	2	3	4	5	6	7	8	9	AB	R	H	RBI	BB	SO	LOB	TOP								
<b>Dave Roberts, L</b> (1, 8) OBP: 0.350, SLG: 0.430	F7	G4-3		L6		PO		G3		5	0	1	0	0	0	3									
<b>Robert Fick, L</b> (1, 2) OBP: 0.426, SLG: 0.628	G3		G4-3		1B	PO	1B	2B		5	2	3	1	0	0	0									
<b>Ryan Klesko, L</b> (1, 7) <b>Damian Jackson, R</b> (8, 7) OBP: 0.333, SLG: 0.303	HR		G1-3		FC2		1B	G5-3		5	2	4	3	0	0	0									
<b>24 Brian Giles, L</b> (1, 9) OBP: 0.396, SLG: 0.487	G3-1		1B		FC2		1B	G5-3		3	0	2	0	2	0	0									
<b>Phil Nevin, R</b> (1, 3) OBP: 0.306, SLG: 0.424		2B	G6-3		FC2		K	G5-3		4	1	1	0	0	1	7									
<b>Mark Sweeney, L</b> (1, 10) <b>Xavier Nady, R</b> (8, PH) OBP: 0.336, SLG: 0.447		HBP	G4-3		K		F7	P4		4	1	1	0	0	1	7									
<b>Sean Burroughs, L</b> (1, 5) OBP: 0.350, SLG: 0.323			G6-3		G1-3		1B			5	0	1	2	0	0	4									
<b>Geoff Blum, S</b> (1, 4) OBP: 0.324, SLG: 0.380			K		K		G4-3			5	0	1	0	0	2	1									
<b>3 Khalil Greene, R</b> (1, 6) OBP: 0.308, SLG: 0.411							G6-3			4	1	2	1	1	0	0									
<b>Inning Stats</b>	R: 1 E: 0 K: 0 S: 11	H: 1 LOB: 0 BB: 0 P: 13	R: 2 E: 0 K: 1 S: 16	H: 2 LOB: 1 BB: 0 P: 23	R: 0 E: 0 K: 0 S: 10	H: 2 LOB: 2 BB: 0 P: 10	R: 0 E: 0 K: 1 S: 10	H: 0 LOB: 1 BB: 1 P: 16	R: 0 E: 0 K: 0 S: 14	H: 2 LOB: 3 BB: 1 P: 21	R: 0 E: 0 K: 0 S: 6	H: 1 LOB: 0 BB: 0 P: 8	R: 2 E: 0 K: 1 S: 16	H: 4 LOB: 2 BB: 1 P: 29	R: 2 E: 0 K: 0 S: 16	H: 4 LOB: 2 BB: 0 P: 22	R: 0 E: 0 K: 0 S: 7	H: 0 LOB: 0 BB: 0 P: 9	1B: 10 2B: 4 3B: 1 HR: 1	SF: 0 SAC: 0 DP: 0 HBP: 1	WP: 0 PB: 0 SB: 0 CS: 0	PA: 46			
<b>PITCHER</b>	IP	WLS	BF	H	R	ER	SO	BB	IBB	HBP	BLK	WP	HR	S	P	ERA	WHIP								
<b>Brad Radke, R</b> (1, 1) ERA: 4.2	5.0	L	25	7	3	3	3	2	0	1	0	0	1	61	83	5.40	1.800								
<b>54 Matt Guerrier, R</b> (8, 1) ERA: 3.27	2.0		10	5	2	2	1	1	0	0	0	0	0	22	37	9.00	3.000								
<b>Terry Mulholland, L</b> (8, 1) ERA: 5.13	2.0		10	4	2	2	0	0	0	0	0	0	0	23	31	9.00	2.000								

San Diego Padres @ Minnesota Twins  
Hubert H. Humphrey Metrodome, Minneapolis, MN

AB 41  
R 7  
H 16  
RBI 7  
BB 3  
SO 4  
LOB 24



WP: 0 PA: 46  
PB: 0  
SB: 0  
CS: 0

San Diego Padres @ Minnesota Twins  
Hubert H. Humphrey Metrodome, Minneapolis, MN

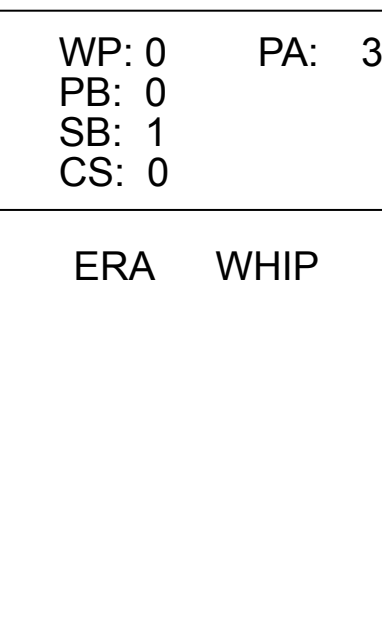
AB 32  
R 2  
H 7  
RBI 2  
BB 1  
SO 6  
LOB 13



WP: 0 PA: 36  
PB: 0  
SB: 1  
CS: 0

Batter	1	2	3	4	5	6	7	8	9	AB	R	H	RBI	BB	SO	LOB	BOTTOM								
<b>Shannon Stewart, R</b> (1, 7) OBP: 0.345, SLG: 0.431	G6-3		F8			G1-3		F7		4	0	0	0	0	0	1									
<b>38 Luis Antonio Rodriguez, S</b> (8, 6) <b>Glenn Williams, S</b> (8, PH) OBP: 0.500, SLG: 0.500	G3				K	F8		F7		3	0	0	0	0	1	0									
<b>7 Joe Mauer, L</b> (1, 2) <b>Matthew LeCroy, R</b> (9, 2) OBP: 0.350, SLG: 0.423	G3				G6-4-3	F8		FC1-6		4	0	1	1	0	0	1									
<b>Torii Hunter, R</b> (1, 8) OBP: 0.347, SLG: 0.492					G6-4-3			FC1-6		3	1	2	0	0	0	1									
<b>Jacque Jones, L</b> (1, 10) OBP: 0.355, SLG: 0.455								G3		4	0	1	0	0	0	3									
<b>20 Lew Ford, R</b> (1, 9) OBP: 0.361, SLG: 0.421								G3		3	0	0	1	0	1	2									
<b>33 Justin Morneau, L</b> (1, 3) OBP: 0.335, SLG: 0.511										2	0	0	0	1	1	0									
<b>5 Michael Cuddyer, R</b> (1, 5) OBP: 0.336, SLG: 0.404										4	0	1	0	0	2	4									
<b>Luis Rivas, R</b> (1, 4) OBP: 0.256, SLG: 0.211										4	1	1	0	0	1	1									
<b>Inning Stats</b>	R: 0 E: 0 K: 0 S: 11	H: 0 LOB: 0 BB: 0 P: 14	R: 1 E: 0 K: 0 S: 9	H: 0 LOB: 0 BB: 0 P: 12	R: 0 E: 0 K: 1 S: 11	H: 0 LOB: 0 BB: 0 P: 16	R: 0 E: 0 K: 1 S: 10	H: 1 LOB: 0 BB: 0 P: 12	R: 0 E: 0 K: 0 S: 7	H: 0 LOB: 0 BB: 0 P: 11	R: 0 E: 0 K: 1 S: 13	H: 2 LOB: 3 BB: 0 P: 17	R: 1 E: 0 K: 0 S: 12	H: 3 LOB: 2 BB: 0 P: 19	R: 0 E: 0 K: 3 S: 10	H: 1 LOB: 1 BB: 0 P: 18	1B: 7 2B: 0 3B: 0 HR: 0	SF: 1 SAC: 0 DP: 1 HBP: 2	WP: 0 PB: 0 SB: 1 CS: 0	PA: 36					
<b>PITCHER</b>	IP	WLS	BF	H	R	ER	SO	BB	IBB	HBP	BLK	WP	HR	S	P	ERA	WHIP								
<b>Brian Lawrence, R</b> (1, 1) ERA: 4.57	7.1	W	29	5	2	2	3	1	0	2	0	0	0	78	108	2.46	0.818								
<b>Chris Hammond, L</b> (8, 1) ERA: 1.93	1.2		7	2	0	0	3	0	0	0	0	0	0	15	25	0.00	1.200								

San Diego Padres @ Minnesota Twins  
Hubert H. Humphrey Metrodome, Minneapolis, MN



WP: 0 PA: 36  
PB: 0  
SB: 1  
CS: 0

Sat Jun 18 2005, 7:10 PM EDT  
Att: 26,235 - Dome - 70 F

livebaseballscorecards.com

Batter	1	2	3	4	5	6	7	8	9	AB R H RBI BB SO LOB	TOP											
<b>Dave Roberts, L</b> (1, 8) OBP: 0.348, SLG: 0.443										4 1 1 1 0 1 2	San Diego Padres @ Minnesota Twins Hubert H. Humphrey Metrodome, Minneapolis, MN Sun Jun 19 2005, 2:10 PM EDT Att: 31,371 - Dome - 70 F <a href="http://livebaseballscores.com">livebaseballscores.com</a>											
<b>3 Khalil Greene, R</b> (1, 6) OBP: 0.391, SLG: 0.401										4 0 0 0 0 1 0												
<b>Ryan Klesko, L</b> (1, 10) OBP: 0.385, SLG: 0.495										4 1 1 0 0 0 0												
<b>Phil Nevin, R</b> (1, 3) OBP: 0.309, SLG: 0.427										3 1 1 0 1 0 1												
<b>24 Brian Giles, L</b> (1, 9) OBP: 0.401, SLG: 0.494										3 1 2 1 1 1 0												
<b>Miguel Ojeda, R</b> (1, 2) OBP: 0.206, SLG: 0.222										3 0 0 0 0 1 1												
<b>Xavier Nady, R</b> (1, 7) OBP: 0.340, SLG: 0.444										3 1 1 0 1 1 0												
<b>Geoff Blum, S</b> (1, 5) OBP: 0.317, SLG: 0.371										4 0 0 0 0 1 4												
<b>Damian Jackson, R</b> (1, 4) OBP: 0.340, SLG: 0.315										3 0 1 3 1 0 0												
<b>Inning Stats</b>	R: 0 E: 0 KK: 2 S: 9	H: 0 LOB: 0 BB: 0 P: 10	R: 0 E: 0 KK: 1 S: 11	H: 0 LOB: 0 BB: 0 P: 16	R: 0 E: 0 KK: 0 S: 6	H: 1 LOB: 1 BB: 1 P: 11	R: 0 E: 0 KK: 0 S: 10	H: 2 LOB: 2 BB: 0 P: 12	R: 0 E: 0 KK: 0 S: 5	H: 0 LOB: 0 BB: 0 P: 6	R: 1 E: 0 KK: 0 S: 9	H: 1 LOB: 0 BB: 0 P: 14	R: 3 E: 0 KK: 0 S: 13	H: 1 LOB: 1 BB: 3 P: 30	R: 1 E: 0 KK: 1 S: 12	H: 2 LOB: 1 BB: 0 P: 20	R: 0 E: 0 KK: 2 S: 9	H: 0 LOB: 0 BB: 0 P: 12	1B: 3 2B: 3 3B: 0 HR: 1	SF: 0 SAC: 1 DP: 1 HBP: 0	WP: 0 PB: 0 SB: 0 CS: 0	PA: 36
<b>PITCHER</b>	IP WLS BF H R ER SO BB IBB HBP BLK WP HR S P ERA WHIP	<b>Johan Santana, L</b> (1, 1) ERA: 3.45 <b>28 Jesse Crain, R</b> (7, 1) ERA: 0.98 <b>54 Matt Guerrier, R</b> (9, 1) ERA: 3.13																				

Batter	1	2	3	4	5	6	7	8	9	AB R H RBI BB SO LOB	BOTTOM											
<b>Shannon Stewart, R</b> (1, 7) OBP: 0.343, SLG: 0.428										4 0 1 0 0 1 0	San Diego Padres @ Minnesota Twins Hubert H. Humphrey Metrodome, Minneapolis, MN Sun Jun 19 2005, 2:10 PM EDT Att: 31,371 - Dome - 70 F <a href="http://livebaseballscores.com">livebaseballscores.com</a>											
<b>Glenn Williams, S</b> (1, 5) OBP: 0.444, SLG: 0.444										4 0 1 0 0 1 1												
<b>20 Lew Ford, R</b> (1, 9) OBP: 0.359, SLG: 0.422										4 0 1 0 0 0 2												
<b>Tori Hunter, R</b> (1, 8) OBP: 0.342, SLG: 0.484										4 0 0 0 0 1 3												
<b>33 Justin Morneau, L</b> (1, 3) OBP: 0.330, SLG: 0.503										3 0 0 0 0 1 1												
<b>Matthew LeCroy, R</b> (1, 10) OBP: 0.350, SLG: 0.449										3 1 1 1 0 2 0												
<b>5 Michael Cuddyer, R</b> (1, 4) OBP: 0.332, SLG: 0.398										3 0 0 0 0 2 0												
<b>55 Mike Redmond, R</b> (1, 2) OBP: 0.280, SLG: 0.250 <b>7 Joe Mauer, L</b> (8, PH) OBP: 0.397, SLG: 0.427 (9, 2)										2 0 0 0 0 0 0 1 0 0 0 0 1 0												
<b>Luis Rivas, R</b> (1, 6) OBP: 0.250, SLG: 0.205 <b>Michael Ryan, L</b> (8, PH) OBP: 0.313, SLG: 0.296 <b>38 Luis Antonio Rodriguez, S</b> (6) OBP: 0.354, SLG: 0.391										2 0 0 0 0 0 0 1 0 0 0 0 0 0 0 0 0 0 0 0 0												
<b>Inning Stats</b>	R: 0 E: 0 KK: 1 S: 12	H: 1 LOB: 1 BB: 0 P: 16	R: 0 E: 0 KK: 2 S: 9	H: 0 LOB: 0 BB: 0 P: 14	R: 0 E: 0 KK: 0 S: 8	H: 0 LOB: 0 BB: 0 P: 12	R: 0 E: 0 KK: 0 S: 13	H: 1 LOB: 1 BB: 0 P: 20	R: 1 E: 0 KK: 1 S: 11	H: 1 LOB: 0 BB: 0 P: 14	R: 0 E: 0 KK: 0 S: 7	H: 0 LOB: 0 BB: 0 P: 13	R: 0 E: 0 KK: 2 S: 9	H: 0 LOB: 0 BB: 0 P: 13	R: 0 E: 0 KK: 1 S: 7	H: 0 LOB: 0 BB: 0 P: 12	R: 0 E: 0 KK: 2 S: 12	H: 1 LOB: 1 BB: 0 P: 16	1B: 2 2B: 1 3B: 0 HR: 1	SF: 0 SAC: 0 DP: 0 HBP: 0	WP: 0 PB: 0 SB: 1 CS: 0	PA: 31
<b>PITCHER</b>	IP WLS BF H R ER SO BB IBB HBP BLK WP HR S P ERA WHIP	<b>Darrell May, L</b> (1, 1) ERA: 4.76 <b>Rudy Seanez, R</b> (7, 1) ERA: 2.23 <b>Akinori Otsuka, R</b> (8, 1) ERA: 3.16 <b>Scott Linebrink, R</b> (9, 1) ERA: 2.48																				

Batter	1	2	3	4	5	6	7	8	9	AB	R	H	RBI	BB	SO	LOB	TOP								
<b>15 Brandon Inge, R</b> OBP: 0.391, SLG: 0.479 (1, 5)	2-2 14 1B 14 S HBP		1-2 F8		4-2 HR BB	0-3 K		2-2 14 FC6 1B		3	1	1	0	1	1	0									
<b>14 Placido Polanco, R</b> OBP: 0.388, SLG: 0.440 (1, 4)	3-2 G6-4-3 1B			1-2 E9 G4-3 1B 1B	1-2 F9		1-0 1B FC5 1B	1-1 FC6		5	2	3	0	0	0	2									
<b>Dmitri Young, S</b> OBP: 0.322, SLG: 0.484 (1, 10)	1-3 K			2-1 G4-3 2-3	1-1 HR		1-0 FC5 1B 1-2 1B		2-1 G6-3	5	1	2	2	0	1	3									
<b>Rondell White, R</b> OBP: 0.331, SLG: 0.487 (1, 7)	2-1 G6-4-3			4-0 1B 31 1B BB	0-1 G5-3		1-0 31 FC5 FC5 1B 1-2 2-3 1B		3-2 L9	4	1	1	0	1	0	2									
<b>Ivan Rodriguez, R</b> OBP: 0.313, SLG: 0.461 (1, 2)		1-2 G6-3		1-2 31 1B 1B	2-2 2B 1B		1-2 FC5		0-2 F9	5	2	2	2	0	0	2									
<b>Craig Monroe, R</b> OBP: 0.327, SLG: 0.445 (1, 9)		1-2 G5-3		1-2 31 1B 1B	0-2 31 WP 2B		1-2 2-3 3-H 1-2 P3			4	0	2	1	0	0	2									
<b>31 Chris Shelton, R</b> OBP: 0.327, SLG: 0.468 (1, 3)				1-2 FC6-4 1B	2-2 F8		2-1 FC5			4	0	1	2	0	1	3									
<b>20 Omar Infante, R</b> OBP: 0.266, SLG: 0.370 (1, 6)			1-3 K	2-1 F9		0-1 P3		2-1 G3-1		4	0	0	0	0	1	2									
<b>Nook Logan, S</b> OBP: 0.322, SLG: 0.372 (1, 8)			0-0 B1-3	1-1 FC6-4		1-1 L9		1-0 G6-3		4	0	0	0	0	0	2									
<b>Inning Stats</b>	R: 0 E: 0 K: 1 S: 18	H: 1 LOB: 1 BB: 0 P: 25	R: 0 E: 0 K: 1 S: 12	H: 0 LOB: 0 BB: 0 P: 17	R: 0 E: 0 K: 1 S: 8	H: 0 LOB: 0 BB: 0 P: 10	R: 3 E: 1 K: 0 S: 18	H: 4 LOB: 2 BB: 1 P: 31	R: 3 E: 0 K: 0 S: 20	H: 3 LOB: 1 BB: 1 P: 30	R: 0 E: 0 K: 1 S: 7	H: 0 LOB: 0 BB: 0 P: 8	R: 1 E: 0 K: 0 S: 11	H: 3 LOB: 2 BB: 0 P: 18	R: 0 E: 0 K: 0 S: 8	H: 1 LOB: 1 BB: 0 P: 14	R: 0 E: 0 K: 0 S: 9	H: 0 LOB: 0 BB: 0 P: 14	1B: 10 2B: 1 3B: 0 HR: 1	SF: 0 SAC: 0 DP: 1 HBP: 1	WP: 1 PB: 0 SB: 1 CS: 0	PA: 41			
<b>PITCHER</b>	IP	WLS	BF	H	R	ER	SO	BB	IBB	HBP	BLK	WP	HR	S	P	ERA	WHIP								
<b>Kyle Lohse, R</b> ERA: 4.95 (1, 1)	4.2	L	23	7	6	6	3	2	0	1	0	0	1	70	105	11.57	1.929								
<b>54 Matt Guerrier, R</b> ERA: 3.2 (5, 1)	2.1		11	4	1	1	1	0	0	0	0	1	0	24	34	3.86	1.714								
<b>Terry Mulholland, L</b> ERA: 4.76 (8, 1)	2.0		7	1	0	0	0	0	0	0	0	0	0	17	28	0.00	0.500								

**Detroit Tigers @ Minnesota Twins**  
Hubert H. Humphrey Metrodome, Minneapolis, MN

Tue Jun 21 2005, 8:10 PM EDT  
Att: 20,839 - Dome - 70 F

AB 38  
R 7  
H 12  
RBI 7  
BB 2  
SO 4  
LOB 18



Batter	1	2	3	4	5	6	7	8	9	AB	R	H	RBI	BB	SO	LOB	BOTTOM								
<b>Shannon Stewart, R</b> OBP: 0.342, SLG: 0.429 (1, 7)	0-3 K			0-2 20 1B 2B		0-3 K		0-1 G6-3		4	1	1	0	0	2	1									
<b>7 Joe Mauer, L</b> OBP: 0.369, SLG: 0.431 (1, 2)	0-1 33 PC 2B			1-3 K		4-0 BB			0-3 K	3	0	1	0	1	2	1									
<b>20 Lew Ford, R</b> OBP: 0.358, SLG: 0.419 (1, 10)	0-1 G5-3			1-0 CS 1B		1-3 K			0-2 F7	4	0	1	1	0	1	3									
<b>33 Justin Morneau, L</b> OBP: 0.324, SLG: 0.492 (1, 3)	1-2 PO	1-3 K		0-1 F9		2-0 G4-3			0-2 P6	4	0	0	0	0	1	3									
<b>Tori Hunter, R</b> OBP: 0.342, SLG: 0.480 (1, 8)		2-1 G5-3		1-2 CS	4-2 S 1B BB		1-2 E5 L5-3			2	1	0	0	1	0	0									
<b>Jacque Jones, L</b> OBP: 0.355, SLG: 0.454 (1, 9)		1-3 K		1-2 5 G6-4-3 1B		0-0 L5-3		1-1 G6-3		3	0	1	1	0	1	1									
<b>5 Michael Cuddyer, R</b> OBP: 0.328, SLG: 0.393 (1, 5)				0-1 G4-3	0-0 G6-4-3		1-2 G6-3			3	0	0	0	0	0	1									
<b>Juan Castro, R</b> OBP: 0.255, SLG: 0.359 (1, 6)				0-1 G6-3		0-3 K			0-0 F7	3	0	0	0	0	1	0									
<b>Luis Rivas, R</b> OBP: 0.253, SLG: 0.210 (1, 4)				1-2 F9		3-2 7 BB 1B			0-3 K	3	0	1	0	0	1	0									
<b>Inning Stats</b>	R: 0 E: 0 K: 1 S: 9	H: 1 LOB: 0 BB: 0 P: 10	R: 0 E: 0 K: 2 S: 9	H: 0 LOB: 0 BB: 0 P: 13	R: 0 E: 0 K: 0 S: 9	H: 0 LOB: 0 BB: 0 P: 10	R: 1 E: 0 K: 1 S: 11	H: 2 LOB: 0 BB: 0 P: 14	R: 1 E: 0 K: 1 S: 9	H: 1 LOB: 0 BB: 1 P: 14	R: 0 E: 0 K: 2 S: 11	H: 1 LOB: 2 BB: 1 P: 21	R: 0 E: 1 K: 0 S: 7	H: 0 LOB: 0 BB: 0 P: 9	R: 0 E: 0 K: 1 S: 6	H: 0 LOB: 0 BB: 0 P: 6	R: 0 E: 0 K: 1 S: 10	H: 0 LOB: 0 BB: 0 P: 10	1B: 3 2B: 3 3B: 0 HR: 0	SF: 0 SAC: 0 DP: 2 HBP: 0	WP: 0 PB: 0 SB: 1 CS: 1	PA: 33			
<b>PITCHER</b>	IP	WLS	BF	H	R	ER	SO	BB	IBB	HBP	BLK	WP	HR	S	P	ERA	WHIP								
<b>38 Jeremy Bonderman, R</b> ERA: 3.68 (1, 1)	9.0	W	31	5	2	2	9	2	0	0	0	0	0	81	107	2.00	0.778								

**Detroit Tigers @ Minnesota Twins**  
Hubert H. Humphrey Metrodome, Minneapolis, MN

Tue Jun 21 2005, 8:10 PM EDT  
Att: 20,839 - Dome - 70 F

AB 29  
R 2  
H 5  
RBI 2  
BB 2  
SO 9  
LOB 10



Batter	1	2	3	4	5	6	7	8	9	AB	R	H	RBI	BB	SO	LOB	TOP									
15 Brandon Inge, R OBP: 0.397, SLG: 0.481	F9	G4-3		SH5-3 1-H E 2B	BB		FC3-2 14 1B BB		BB	3	1	1	1	3	0	3	<b>Detroit Tigers @ Minnesota Twins</b> Hubert H. Humphrey Metrodome, Minneapolis, MN Wed Jun 22 2005, 8:10 PM EDT Att: 24,114 - Dome - 70 F <a href="http://livebaseballscorecards.com">livebaseballscorecards.com</a>									
14 Placido Polanco, R OBP: 0.393, SLG: 0.446	F9		WP 1B 2B	SH5-3	FC5		FC3-2 1B		BB	4	1	2	1	1	0	2										
Dmitri Young, S OBP: 0.324, SLG: 0.482 Jason Smith, L OBP: 0.192, SLG: 0.235	G4-3		K	G6-3		G1-3	FC3-2 FC5-4		K	1	0	0	0	0	0	0										
Rondell White, R OBP: 0.328, SLG: 0.478		G6-3	1B 1B BB	E5		G6-3	FC5-4			4	1	0	0	1	0	3										
Ivan Rodriguez, R OBP: 0.315, SLG: 0.460	G6-3		L6-4 1B	F9		1B		G5-3		5	0	2	1	0	0	1										
Craig Monroe, R OBP: 0.332, SLG: 0.450	20 1B 2B		1B			F9		K		4	2	2	1	1	1	1										
31 Chris Shelton, R OBP: 0.333, SLG: 0.440	BB 20 1B BB		L6-4		G4-3		15 BB 14 1B E BB		K	3	1	0	0	2	1	3										
20 Omar Infante, R OBP: 0.269, SLG: 0.387	BB 1B			HR	G5-3		F9		K	5	1	2	3	0	1	1										
Nook Logan, S OBP: 0.329, SLG: 0.380	BB			15 2B 1B		FC5 14 1B FC3-2 15 BB		G6-3		4	1	2	0	1	0	1										
<b>Inning Stats</b>	R: 0 E: 0 K: 0 S: 9	H: 0 LOB: 0 BB: 0 P: 11	R: 1 E: 0 K: 0 S: 16	H: 2 LOB: 3 BB: 2 P: 28	R: 2 E: 0 K: 1 S: 14	H: 3 LOB: 1 BB: 1 P: 23	R: 3 E: 1 K: 0 S: 12	H: 3 LOB: 1 BB: 0 P: 18	R: 1 E: 0 K: 0 S: 12	H: 1 LOB: 2 BB: 2 P: 24	R: 0 E: 0 K: 0 S: 8	H: 0 LOB: 1 BB: 0 P: 13	R: 1 E: 1 K: 0 S: 17	H: 1 LOB: 3 BB: 2 P: 31	R: 0 E: 0 K: 2 S: 10	H: 0 LOB: 0 BB: 0 P: 13	R: 0 E: 0 K: 2 S: 11	H: 0 LOB: 2 BB: 2 P: 23	1B: 6 2B: 5 3B: 0 HR: 1	SF: 0 SAC: 1 DP: 1 HBP: 0	WP: 2 PB: 2 SB: 0 CS: 0	PA: 48				
<b>PITCHER</b>	IP	WLS	BF	H	R	ER	SO	BB	IBB	HBP	BLK	WP	HR	S	P	ERA	WHIP									
Joe Mays, R ERA: 4.22	(1, 1)	4.0	L	23	8	6	5	1	3	0	0	0	1	1	51	80	11.25	2.750								
Terry Mulholland, L ERA: 4.91	(5, 1)	1.0		6	1	1	1	0	2	0	0	0	1	0	12	24	9.00	3.000								
28 Jesse Crain, R ERA: 0.85	(6, 1)	1.0		4	1	0	0	0	0	0	0	0	0	0	8	13	0.00	1.000								
J.C. Romero, L ERA: 2.22	(7, 1)	1.0		7	1	1	0	0	2	0	0	0	0	0	17	31	0.00	3.000								
Juan Rincon, R ERA: 2.87	(8, 1)	1.0		3	0	0	0	2	0	0	0	0	0	0	10	13	0.00	0.000								
<b>PITCHER</b>	IP	WLS	BF	H	R	ER	SO	BB	IBB	HBP	BLK	WP	HR	S	P	ERA	WHIP									
36 Joe Nathan, R ERA: 3.88	(9, 1)	1.0		5	0	0	2	2	0	0	0	0	0	0	11	23	0.00	2.000								

Batter	1	2	3	4	5	6	7	8	9	AB	R	H	RBI	BB	SO	LOB	BOTTOM								
Shannon Stewart, R OBP: 0.338, SLG: 0.423	G5-3		K		L6			F7		4	0	0	0	0	1	1	<b>Detroit Tigers @ Minnesota Twins</b> Hubert H. Humphrey Metrodome, Minneapolis, MN Wed Jun 22 2005, 8:10 PM EDT Att: 24,114 - Dome - 70 F <a href="http://livebaseballscorecards.com">livebaseballscorecards.com</a>								
Luis Rivas, R OBP: 0.284, SLG: 0.224	E3 20 1B		1B			G6-3		G5-3		4	1	2	0	0	0	0									
20 Lew Ford, R OBP: 0.356, SLG: 0.416	G6-4-3 1B		F8			P6		L4		4	0	1	1	0	0	1									
Tori Hunter, R OBP: 0.337, SLG: 0.472	G6-4-3		K			K		G5-3		4	0	0	0	0	2	1									
Jacque Jones, L OBP: 0.350, SLG: 0.446	G4-3		G4-3			G4-3		G5-3		4	0	0	0	0	0	0									
Matthew LeCroy, R OBP: 0.357, SLG: 0.450	FC4-6 BB		K			1B				2	0	1	0	1	1	0									
5 Michael Cuddyer, R OBP: 0.328, SLG: 0.392	FC4-6		FC3-6 1B			K				3	0	1	0	0	1	2									
55 Mike Redmond, R OBP: 0.269, SLG: 0.239	F8		K			G4-3				3	0	0	0	0	1	3									
Juan Castro, R OBP: 0.250, SLG: 0.351	L3		FC3-6			G6-3				3	0	0	0	0	0	1									
<b>Inning Stats</b>	R: 1 E: 1 K: 0 S: 8	H: 2 LOB: 0 BB: 0 P: 8	R: 0 E: 0 K: 0 S: 5	H: 0 LOB: 1 BB: 1 P: 12	R: 0 E: 0 K: 1 S: 8	H: 1 LOB: 0 BB: 0 P: 13	R: 0 E: 0 K: 2 S: 12	H: 0 LOB: 0 BB: 0 P: 17	R: 0 E: 1 K: 1 S: 8	H: 1 LOB: 1 BB: 0 P: 11	R: 0 E: 0 K: 1 S: 9	H: 0 LOB: 0 BB: 0 P: 13	R: 0 E: 0 K: 1 S: 12	H: 1 LOB: 0 BB: 0 P: 13	R: 0 E: 0 K: 0 S: 4	H: 0 LOB: 0 BB: 0 P: 5	R: 0 E: 0 K: 0 S: 6	H: 0 LOB: 0 BB: 0 P: 9	1B: 5 2B: 0 3B: 0 HR: 0	SF: 0 SAC: 0 DP: 1 HBP: 0	WP: 0 PB: 0 SB: 0 CS: 0	PA: 32			
<b>PITCHER</b>	IP	WLS	BF	H	R	ER	SO	BB	IBB	HBP	BLK	WP	HR	S	P	ERA	WHIP								
29 Nate Robertson, L ERA: 3.66	(1, 1)	9.0	W	32	5	1	0	6	1	0	0	0	0	72	101	0.00	0.667								
<b>PITCHER</b>	IP	WLS	BF	H	R	ER	SO	BB	IBB	HBP	BLK	WP	HR	S	P	ERA	WHIP								



Batter	1	2	3	4	5	6	7	8	9	AB	R	H	RBI	BB	SO	LOB	TOP					
15 Brandon Inge, R OBP: 0.395, SLG: 0.478										4	0	1	0	0	1	2						
14 Placido Polanco, R OBP: 0.386, SLG: 0.438										4	0	0	0	0	0	1						
31 Chris Shelton, R OBP: 0.362, SLG: 0.519										4	2	3	1	0	0	0						
Rondell White, R OBP: 0.327, SLG: 0.475										4	0	1	0	0	0	2						
Craig Monroe, R OBP: 0.331, SLG: 0.447										4	0	1	0	0	0	1						
Alexis Gomez, L OBP: 0.273, SLG: 0.111										4	0	1	1	0	0	0						
20 Omar Infante, R OBP: 0.289, SLG: 0.384										4	0	1	0	0	0	2						
13 Vance Wilson, R OBP: 0.216, SLG: 0.111										3	0	1	0	0	0	0						
Nook Logan, S OBP: 0.324, SLG: 0.374										3	0	0	0	0	1	2						
<b>Inning Stats</b>	R: 0 E: 0 K: 1 S: 11	H: 1 LOB: 1 BB: 0 P: 14	R: 0 E: 0 K: 0 S: 8	H: 0 LOB: 0 BB: 0 P: 10	R: 0 E: 0 K: 0 S: 10	H: 1 LOB: 1 BB: 0 P: 13	R: 0 E: 0 K: 0 S: 5	H: 1 LOB: 0 BB: 0 P: 7	R: 0 E: 0 K: 0 S: 9	H: 2 LOB: 2 BB: 0 P: 13	R: 1 E: 0 K: 0 S: 8	H: 1 LOB: 0 BB: 0 P: 11	R: 0 E: 0 K: 0 S: 5	H: 0 LOB: 0 BB: 0 P: 5	R: 0 E: 0 K: 1 S: 5	H: 0 LOB: 0 BB: 0 P: 6	R: 1 E: 0 K: 0 S: 10	H: 3 LOB: 1 BB: 0 P: 12	1B: 8 2B: 0 3B: 0 HR: 1	SF: 0 SAC: 0 DP: 2 HBP: 0	WP: 0 PB: 0 SB: 1 CS: 0	PA: 34
<b>PITCHER</b> Carlos Silva, R ERA: 3.18	IP: 9.0 WLS: W BF: 34 H: 9 R: 2 ER: 2 SO: 2 BB: 0 IBB: 0 HBP: 0 BLK: 0 WP: 0 HR: 1 S: 71 P: 91 ERA: 2.00 WHIP: 1.000															<b>PITCHER</b>	IP: 9.0 WLS: W BF: 34 H: 9 R: 2 ER: 2 SO: 2 BB: 0 IBB: 0 HBP: 0 BLK: 0 WP: 0 HR: 1 S: 71 P: 91 ERA: 2.00 WHIP: 1.000					

Detroit Tigers @ Minnesota Twins  
Hubert H. Humphrey Metrodome, Minneapolis, MN

AB 34  
R 2  
H 9  
RBI 2  
BB 0  
SO 2  
LOB 10



Thu Jun 23 2005, 1:10 PM EDT  
Att: 20,517 - Dome - 70 F

Batter	1	2	3	4	5	6	7	8	9	AB	R	H	RBI	BB	SO	LOB	BOTTOM			
Michael Ryan, L OBP: 0.238, SLG: 0.211										5	0	0	0	0	1	2				
38 Luis Antonio Rodriguez, S OBP: 0.327, SLG: 0.360										4	0	0	0	0	1	3				
7 Joe Mauer, L OBP: 0.372, SLG: 0.438										4	1	2	0	0	0	0				
33 Justin Morneau, L OBP: 0.332, SLG: 0.500										3	1	2	0	1	0	1				
20 Lew Ford, R OBP: 0.354, SLG: 0.411										3	1	0	0	1	0	2				
Jacque Jones, L OBP: 0.346, SLG: 0.443										4	1	1	0	0	1	2				
Matthew LeCroy, R OBP: 0.362, SLG: 0.478										4	1	2	3	0	2	2				
Glenn Williams, S OBP: 0.455, SLG: 0.455										4	1	2	0	0	0	1				
Juan Castro, R OBP: 0.257, SLG: 0.362										4	0	2	0	0	0	1				
<b>Inning Stats</b>	R: 4 E: 1 K: 1 S: 16	H: 2 LOB: 1 BB: 2 P: 31	R: 0 E: 0 K: 0 S: 4	H: 1 LOB: 0 BB: 0 P: 6	R: 0 E: 0 K: 0 S: 6	H: 1 LOB: 1 BB: 0 P: 10	R: 0 E: 0 K: 1 S: 7	H: 1 LOB: 0 BB: 0 P: 9	R: 0 E: 0 K: 1 S: 8	H: 1 LOB: 1 BB: 0 P: 11	R: 2 E: 1 K: 0 S: 17	H: 3 LOB: 2 BB: 0 P: 25	R: 0 E: 0 K: 1 S: 12	H: 2 LOB: 2 BB: 0 P: 21	R: 0 E: 0 K: 1 S: 9	H: 0 LOB: 0 BB: 0 P: 11	1B: 7 2B: 3 3B: 0 HR: 1	SF: 0 SAC: 0 DP: 1 HBP: 0	WP: 1 PB: 0 SB: 0 CS: 1	PA: 37
<b>PITCHER</b> Jason Johnson, R ERA: 3.35 Jamie Walker, L ERA: 1.8 56 Fernando Rodney, R ERA: 3.0 Troy Percival, R ERA: 4.19	IP: 5.2 WLS: L BF: 28 H: 9 R: 6 ER: 5 SO: 3 BB: 2 IBB: 0 HBP: 0 BLK: 0 WP: 1 HR: 1 S: 56 P: 90 ERA: 7.94 WHIP: 1.941															<b>PITCHER</b>	IP: 5.2 WLS: L BF: 28 H: 9 R: 6 ER: 5 SO: 3 BB: 2 IBB: 0 HBP: 0 BLK: 0 WP: 1 HR: 1 S: 56 P: 90 ERA: 7.94 WHIP: 1.941			

Detroit Tigers @ Minnesota Twins  
Hubert H. Humphrey Metrodome, Minneapolis, MN

AB 35  
R 6  
H 11  
RBI 3  
BB 2  
SO 5  
LOB 14



Thu Jun 23 2005, 1:10 PM EDT  
Att: 20,517 - Dome - 70 F

Batter	1	2	3	4	5	6	7	8	9	AB	R	H	RBI	BB	SO	LOB	TOP										
Shannon Stewart, R (1, 7) OBP: 0.335, SLG: 0.423	P3		F9-2 2H		P4		2B		L8	5	0	1	0	0	0	4	<b>Minnesota Twins @ Milwaukee Brewers</b> Miller Park, Milwaukee, WI Fri Jun 24 2005, 7:05 PM CDT Att: 36,023 - Partly Cloudy - 95 F										
Juan Castro, R (1, 6) OBP: 0.259, SLG: 0.369 20 Lew Ford, R (7, PH) OBP: 0.357, SLG: 0.411 Juan Rincon, R (7, 1) J.C. Romero, S (8, 1) 54 Matt Guerrier, R (8, 1)	L7			7 L8	FC5		BB			3	0	1	0	0	0	3											
7 Joe Mauer, L (1, 2) OBP: 0.369, SLG: 0.434	FC6-4 1B			L8		F7	G5-3			4	0	1	0	0	0	4											
Tori Hunter, R (1, 8) OBP: 0.339, SLG: 0.482	FC6-4 1-2			G5-3		FC5-4 BB		HR		3	1	1	1	1	0	2											
Jacque Jones, L (1, 9) OBP: 0.343, SLG: 0.435		G1-3		F7		FC5-4 1-2		G4-3		4	0	0	0	0	0	2											
Glenn Williams, S (1, 5) OBP: 0.423, SLG: 0.423	K				33 1B	F8		G6-3		4	0	1	0	0	1	1											
33 Justin Morneau, L (1, 3) OBP: 0.330, SLG: 0.495	F7				1-1 FC5 5 BB 1B		F9	K		4	0	1	0	0	1	0											
5 Michael Cuddyer, R (1, 4) OBP: 0.335, SLG: 0.393					4-2 SAFE 1-2 BB		L5		38 96-3 1B	2	0	1	0	2	0	0											
Brad Radke, R (1, 1) 28 Jesse Crain, R (6, 1) Matthew LeCroy, R (7, PH) OBP: 0.356, SLG: 0.478 Luis Rivas, R (7, 6) OBP: 0.284, SLG: 0.224 36 Luis Antonio Rodriguez, R (9, PH) OBP: 0.321, SLG: 0.353				SH2-4 F9-2 BB	0-0 SAFE 1-2 BB		K		G6-3 1-2	1	0	0	0	0	1	3											
<b>Inning Stats</b>	R: 0 E: 0 K: 0 S: 15	H: 1 LOB: 1 BB: 0 P: 21	R: 0 E: 0 K: 1 S: 9	H: 0 LOB: 0 BB: 0 P: 12	R: 0 E: 0 K: 0 S: 2	H: 0 LOB: 0 BB: 1 P: 9	R: 0 E: 0 K: 0 S: 6	H: 1 LOB: 1 BB: 0 P: 8	R: 0 E: 0 K: 1 S: 14	H: 2 LOB: 3 BB: 1 P: 23	R: 0 E: 0 K: 0 S: 5	H: 0 LOB: 1 BB: 1 P: 10	R: 0 E: 0 K: 0 S: 16	H: 1 LOB: 3 BB: 2 P: 27	R: 1 E: 0 K: 1 S: 7	H: 1 LOB: 0 BB: 0 P: 10		R: 0 E: 0 K: 0 S: 8	H: 1 LOB: 0 BB: 0 P: 10	1B: 4 2B: 3 3B: 0 HR: 1	SF: 0 SAC: 1 DP: 2 HBP: 0	WP: 0 PB: 0 SB: 1 CS: 0	PA: 37				
<b>PITCHER</b>	IP	WLS	BF	H	R	ER	SO	BB	IBB	HBP	BLK	WP	HR	S	P	ERA	WHIP										
39 Chris Capuano, L (1, 1) ERA: 3.22	6.2	W	28	5	0	0	2	4	0	0	0	0	0	59	96	0.00	1.350										
Julio Santana, R (7, 1) ERA: 3.6	1.1	H	6	1	1	1	1	1	0	0	0	0	1	15	24	6.75	1.500										
Derrick Turnbow, R (9, 1) ERA: 2.97	1.0	S	3	1	0	0	0	0	0	0	0	0	0	8	10	0.00	1.000										
Batter	1	2	3	4	5	6	7	8	9	AB	R	H	RBI	BB	SO	LOB	BOTTOM										
Brady Clark, R (1, 8) OBP: 0.388, SLG: 0.449	F7	F8			E6 2 1B 23 1B SF8-6		K	G4-3		5	1	0	0	0	1	4	<b>Minnesota Twins @ Milwaukee Brewers</b> Miller Park, Milwaukee, WI Fri Jun 24 2005, 7:05 PM CDT Att: 36,023 - Partly Cloudy - 95 F										
23 Rickie Weeks Jr., R (1, 4) OBP: 0.418, SLG: 0.518	E5 2 L9 2 S		G4-3		SF8-6 2 1B		G5-3			4	0	1	0	0	0	0											
2 Bill Hall, R (1, 5) OBP: 0.350, SLG: 0.569	L9		G6-3		SF8-6 1-2 2-3 1B		BB			3	0	1	0	1	0	1											
Carlos Lee, R (1, 7) OBP: 0.343, SLG: 0.560			F7		SF8-6 1-2 2-3 3-H		G5-3			2	0	0	1	1	0	1											
Lyle Overbay, L (1, 3) OBP: 0.395, SLG: 0.463	G3			1B BB	G5-3			G3-1		3	0	0	0	1	0	3											
Damian Miller, R (1, 2) OBP: 0.332, SLG: 0.388				K			F9	1B HBP 1B		4	2	2	1	0	1	1											
Geoff Jenkins, L (1, 9) OBP: 0.332, SLG: 0.377								HBP 1B 1B		2	0	2	0	1	0	0											
7 J.J. Hardy, R (1, 6) OBP: 0.288, SLG: 0.252 Wes Helms, R (8, PH) OBP: 0.324, SLG: 0.522	F8				P2		L3	HBP 1B		3	0	0	0	0	0	4											
39 Chris Capuano, L (1, 1) OBP: 0.067, SLG: 0.103 Julio Santana, R (7, 1) Jeff Cirillo, R (8, PH) OBP: 0.376, SLG: 0.433 Chris Magruder, S (8, PR) OBP: 0.286, SLG: 0.371 Derrick Turnbow, R (9, 1)		SH1-4						G4-3 HBP		2	0	0	0	0	2	3											
<b>Inning Stats</b>	R: 0 E: 1 K: 0 S: 16	H: 0 LOB: 2 BB: 1 P: 27	R: 1 E: 0 K: 0 S: 10	H: 1 LOB: 1 BB: 1 P: 14	R: 0 E: 0 K: 0 S: 8	H: 0 LOB: 0 BB: 0 P: 10	R: 0 E: 0 K: 2 S: 13	H: 1 LOB: 2 BB: 1 P: 18	R: 1 E: 1 K: 0 S: 19	H: 2 LOB: 1 BB: 0 P: 28	R: 0 E: 0 K: 1 S: 8	H: 0 LOB: 1 BB: 0 P: 12	R: 0 E: 0 K: 1 S: 10	H: 0 LOB: 1 BB: 1 P: 19	R: 1 E: 0 K: 0 S: 15	H: 3 LOB: 3 BB: 0 P: 24		1B: 6 2B: 1 3B: 0 HR: 1	SF: 1 SAC: 1 DP: 2 HBP: 2	WP: 0 PB: 0 SB: 1 CS: 0	PA: 37						
<b>PITCHER</b>	IP	WLS	BF	H	R	ER	SO	BB	IBB	HBP	BLK	WP	HR	S	P	ERA	WHIP										
Brad Radke, R (1, 1) ERA: 4.08	5.0	L	23	4	2	1	2	3	0	0	0	0	0	8	12	0.00	0.000										
28 Jesse Crain, R (6, 1) ERA: 0.83	1.0		4	0	0	0	1	0	0	1	0	0	0	8	12	0.00	0.000										
Juan Rincon, R (7, 1) ERA: 2.78	1.0		4	0	0	0	1	1	0	0	0	0	0	10	19	0.00	1.000										
J.C. Romero, L (8, 1) ERA: 2.51	0.1		4	3	1	1	0	0	0	0	0	0	0	8	13	27.00	9.000										
54 Matt Guerrier, R (8, 1) ERA: 3.12	0.2		2	0	0	0	0	0	0	1	0	0	0	7	11	0.00	0.000										




Batter	1	2	3	4	5	6	7	8	9	AB R H RBI BB SO LOB	TOP											
Shannon Stewart, R (1, 7) OBP: 0.341, SLG: 0.439	1-2 38 HR 1B		3-2 G6-3		2-0 38 E 33 F9-2 1B	1-0 3-H 2B			0-3 K	5 1 3 1 0 1 0	<b>Minnesota Twins @ Milwaukee Brewers</b> Miller Park, Milwaukee, WI Sun Jun 26 2005, 1:05 PM CDT Att: 34,324 - Sunny - 78 F											
38 Luis Antonio Rodriguez, S (4) OBP: 0.345, SLG: 0.429	2-1 1-H HR		2-2 33 1B		1-0 33 F9-2 1B	0-0 G6-3		0-0 F8	5 1 3 2 0 0 1													
33 Justin Morneau, L (1, 3) OBP: 0.333, SLG: 0.490	1-0 G6-3		2-0 1B		0-0 F9-2		2-3 K	4-1 BB BB	4 0 1 0 1 1 2													
Tori Hunter, R (1, 8) OBP: 0.339, SLG: 0.498	3-1 G5-3		0-0 F7		2-1 P3		1-1 F7	4-2 BB BB	4 0 0 0 1 0 3													
Jacque Jones, L (1, 9) OBP: 0.346, SLG: 0.431	2-3 K			0-0 WP S 1B		4-1 55 1B BB		4-0 1-2 2-3 BB	3 1 1 0 2 1 0													
Glenn Williams, S (1, 5)		1-0 55 L3 1B		1-3 K		0-1 55 1B FC5		0-0 L7	5 1 2 0 0 1 4													
55 Mike Redmond, R (1, 2) OBP: 0.288, SLG: 0.240	0-1 L3		1-2 G6-3		3-1 G4-3 2B 1B		1-3 K		4 1 1 1 0 1 2													
Juan Castro, R (1, 6) OBP: 0.266, SLG: 0.374	2-1 G6-3		4-0 IBB		3-2 FC5 G4-3		2-1 2B		3 0 1 1 1 0 1													
Kyle Lohse, R (1, 1)			0-0 L4		1-2 F8		0-0 G6-3		3 0 0 0 0 0 4													
54 Matt Guerrier, R (7, 1)					1-2 F8		1-0 G4-3		1 0 0 0 0 0 1													
36 Joe Nathan, R (9, 1)									0 0 0 0 0 0 0													
<b>Inning Stats</b>	R: 2 E: 0 K: 1 S: 13	H: 2 LOB: 0 BB: 0 P: 21	R: 0 E: 0 K: 0 S: 5	H: 1 LOB: 0 BB: 0 P: 8	R: 0 E: 0 K: 0 S: 10	H: 2 LOB: 2 BB: 0 P: 17	R: 0 E: 0 K: 1 S: 11	H: 1 LOB: 2 BB: 1 P: 18	R: 0 E: 1 K: 0 S: 5	H: 2 LOB: 1 BB: 0 P: 10	R: 3 E: 0 K: 0 S: 12	H: 3 LOB: 1 BB: 1 P: 23	R: 0 E: 0 K: 1 S: 7	H: 0 LOB: 0 BB: 0 P: 10	R: 0 E: 0 K: 1 S: 8	H: 1 LOB: 1 BB: 0 P: 11	R: 0 E: 0 K: 1 S: 11	H: 0 LOB: 3 BB: 3 P: 24	1B: 9 2B: 4 3B: 0 HR: 1	SF: 0 SAC: 0 DP: 3 HBP: 0	WP: 1 PB: 0 SB: 1 CS: 0	PA: 42
<b>PITCHER</b>	IP WLS BF H R ER SO BB IBB HBP BLK WP HR S P ERA WHIP											<b>PITCHER</b>	IP WLS BF H R ER SO BB IBB HBP BLK WP HR S P ERA WHIP									
Victor Santos, R (1, 1) ERA: 3.27	5.0 L 26 10 5 5 2 1 1 0 0 1 1 53 92 9.00 2.200																					
Tommy Phelps, L (6, 1) ERA: 3.86	2.0 6 1 0 0 1 0 0 0 0 0 0 10 15 0.00 0.500																					
Wes Obermueller, R (8, 1) ERA: 4.17	2.0 10 1 0 0 2 3 0 0 0 0 0 19 35 0.00 2.000																					

AB	37
R	5
H	12
RBI	5
BB	5
SO	5
LOB	18



Batter	1	2	3	4	5	6	7	8	9	AB R H RBI BB SO LOB	BOTTOM									
Brady Clark, R (1, 8) OBP: 0.388, SLG: 0.445	2-1 2 FC4-6 1B		1-1 P6		1-0 G5-3		0-0 L5		0-0 1B	5 0 2 0 0 0 0	<b>Minnesota Twins @ Milwaukee Brewers</b> Miller Park, Milwaukee, WI Sun Jun 26 2005, 1:05 PM CDT Att: 34,324 - Sunny - 78 F									
23 Rickie Weeks Jr., R (1, 4) OBP: 0.438, SLG: 0.442	1-3 K		0-0 1B		1-2 1B		2-3 K		3-3 K	5 0 2 0 0 3 3										
2 Bill Hall, R (1, 6) OBP: 0.336, SLG: 0.546	1-2 FC4-6 FC6-4		0-0 F9		2-3 K		0-1 P6		2-3 K	5 0 0 0 0 2 5										
Carlos Lee, R (1, 7) OBP: 0.340, SLG: 0.555	2-1 FC6-4		3-1 P6		0-1 1B		2-2 F8			4 0 1 0 0 0 2										
Lyle Overbay, L (1, 3) OBP: 0.396, SLG: 0.466		1-0 1B 2B		2-2 G1-3		1-2 1B 1B		2-3 K		4 0 2 0 0 1 0										
Wes Helms, R (1, 5) OBP: 0.341, SLG: 0.526		0-0 G6-3		1-1 1B		1-1 F8		1-1 HR 2B		4 1 2 0 0 0 2										
Geoff Jenkins, L (1, 9) OBP: 0.334, SLG: 0.391		3-3 K		0-0 F8		2-1 FC6-4 1B		1-0 HR 2B		4 1 2 2 0 1 2										
Chad Moeller, R (1, 2) OBP: 0.231, SLG: 0.294		3-2 1B		2-2 L7		3-1 FC6-4		1-2 F9		3 0 1 0 0 0 3										
Trent Durrington, L (9, PH)		2-3 1B				1-2 FC6-4				1 0 0 0 0 0 0										
Victor Santos, R (1, 1) OBP: 0.037, SLG: 0.037		1-2 L4			1-2 G1-3		2-3 K		3-2 1B	2 0 0 0 0 0 2										
Tommy Phelps, L (6, 1)										0 0 0 0 0 0 0										
Chris Magruder, S (7, PH) OBP: 0.280, SLG: 0.360										1 0 0 0 0 1 0										
Wes Obermueller, R (8, 1) OBP: 0.200, SLG: 0.300										0 0 0 0 0 0 0										
28 Prince Fielder, L (9, PH) OBP: 0.292, SLG: 0.542										1 0 1 0 0 0 0										
<b>Inning Stats</b>	R: 0 E: 0 K: 1 S: 11	H: 1 LOB: 1 BB: 0 P: 17	R: 0 E: 0 K: 1 S: 13	H: 2 LOB: 2 BB: 0 P: 21	R: 0 E: 0 K: 0 S: 6	H: 1 LOB: 1 BB: 0 P: 10	R: 0 E: 0 K: 0 S: 9	H: 1 LOB: 1 BB: 0 P: 14	R: 0 E: 0 K: 1 S: 11	H: 3 LOB: 2 BB: 0 P: 18	R: 0 E: 0 K: 2 S: 7	H: 0 LOB: 0 BB: 0 P: 11	R: 0 E: 0 K: 1 S: 8	H: 0 LOB: 0 BB: 0 P: 12	R: 2 E: 0 K: 2 S: 18	H: 4 LOB: 2 BB: 0 P: 29	1B: 10 2B: 2 3B: 0 HR: 1	SF: 0 SAC: 0 DP: 0 HBP: 0	WP: 0 PB: 0 SB: 0 CS: 0	PA: 39
<b>PITCHER</b>	IP WLS BF H R ER SO BB IBB HBP BLK WP HR S P ERA WHIP											<b>PITCHER</b>	IP WLS BF H R ER SO BB IBB HBP BLK WP HR S P ERA WHIP							
Kyle Lohse, R (1, 1) ERA: 4.58	6.0 W 26 9 0 0 3 0 0 0 0 0 0 61 96 0.00 1.500																			
54 Matt Guerrier, R (7, 1) ERA: 2.89	2.0 6 0 0 0 3 0 0 0 0 0 0 15 23 0.00 0.000																			
36 Joe Nathan, R (9, 1) ERA: 4.15	1.0 7 4 2 2 2 0 0 0 0 0 0 1 18 29 18.00 4.000																			

AB	39
R	2
H	13
RBI	2
BB	0
SO	8
LOB	19



Batter	1	2	3	4	5	6	7	8	9	AB	R	H	RBI	BB	SO	LOB	TOP			
9 David DeJesus, L (1, 8) OBP: 0.349, SLG: 0.404	G6-3		K			G5-3		HR		4	1	1	1	0	1	0	<b>Kansas City Royals @ Minnesota Twins</b> Hubert H. Humphrey Metrodome, Minneapolis, MN Mon Jun 27 2005, 8:10 PM EDT Att: 16,530 - Dome - 70 F <a href="http://livebaseballscorecards.com">livebaseballscorecards.com</a>			
4 Angel Berroa, R (1, 6) OBP: 0.286, SLG: 0.349	G4-3			K			1B	K		4	0	1	0	0	2	0				
Terrence Long, L (1, 10) OBP: 0.310, SLG: 0.391	G4-3			G3		G3		G1		4	0	0	0	0	1					
Emil Brown, R (1, 9) OBP: 0.363, SLG: 0.469		1B		F9			14 2B		G6-3	4	0	2	0	0	0	0				
Matt Stairs, L (1, 3) OBP: 0.390, SLG: 0.459	F8				G6-3		P4		K	4	0	0	0	0	1	2				
24 Mark Teahen, L (1, 5) OBP: 0.299, SLG: 0.368	P5				F9		P6			3	0	0	0	1	0	2				
14 John Buck, R (1, 2) OBP: 0.266, SLG: 0.358	F9							BB		4	0	2	0	0	1	2				
32 Shane Costa, L (1, 7) OBP: 0.333, SLG: 0.364			F8		L8		G4-3			3	0	0	0	0	0	3				
Ruben Gotay, S (1, 4) OBP: 0.314, SLG: 0.399			L3			G4-3		G3-1		3	0	0	0	0	0	0				
<b>Inning Stats</b>	R: 0 E: 0 K: 0 S: 6	H: 0 LOB: 0 BB: 0 P: 7	R: 0 E: 0 K: 0 S: 4	H: 1 LOB: 1 BB: 0 P: 11	R: 0 E: 0 K: 1 S: 9	H: 0 LOB: 0 BB: 0 P: 13	R: 0 E: 0 K: 1 S: 7	H: 0 LOB: 0 BB: 0 P: 10	R: 0 E: 0 K: 0 S: 5	H: 1 LOB: 1 BB: 0 P: 6	R: 0 E: 0 K: 0 S: 9	H: 2 LOB: 2 BB: 0 P: 15	R: 1 E: 0 K: 2 S: 14	H: 1 LOB: 0 BB: 1 P: 22	R: 0 E: 0 K: 2 S: 11	H: 0 LOB: 1 BB: 1 P: 18	1B: 4 2B: 1 3B: 0 HR: 1	SF: 0 SAC: 0 DP: 0 HBP: 0	WP: 0 PB: 0 SB: 0 CS: 0	PA: 34
<b>PITCHER</b>	IP	WLS	BF	H	R	ER	SO	BB	IBB	HBP	BLK	WP	HR	S	P	ERA	WHIP			
Joe Mays, R (1, 1) ERA: 3.94	8.0	W	30	6	1	1	3	0	0	0	0	0	1	61	94	1.12	0.750			
36 Joe Nathan, R (9, 1) ERA: 4.02	1.0	S	4	0	0	0	2	1	0	0	0	0	0	11	18	0.00	1.000			

Batter	1	2	3	4	5	6	7	8	9	AB	R	H	RBI	BB	SO	LOB	BOTTOM			
Shannon Stewart, R (1, 7) OBP: 0.336, SLG: 0.433	F9	FC5			F8		FC5			4	0	0	0	0	0	4	<b>Kansas City Royals @ Minnesota Twins</b> Hubert H. Humphrey Metrodome, Minneapolis, MN Mon Jun 27 2005, 8:10 PM EDT Att: 16,530 - Dome - 70 F <a href="http://livebaseballscorecards.com">livebaseballscorecards.com</a>			
38 Luis Antonio Rodriguez, S (4, 4) OBP: 0.339, SLG: 0.433	F7		G1-3				FC6-4			4	0	1	0	0	0	2				
7 Joe Mauer, L (1, 2) OBP: 0.359, SLG: 0.420	G3-1		G4-3		G4-3					4	0	1	0	0	0	1				
33 Justin Morneau, L (1, 3) OBP: 0.327, SLG: 0.480		G4-3	G5-3			F8		FC6-5		4	1	0	0	0	0	1				
Tori Hunter, R (1, 8) OBP: 0.341, SLG: 0.496		E			P6		P5			3	1	1	0	1	0	0				
Jacque Jones, L (1, 9) OBP: 0.346, SLG: 0.430		1B					F7			3	1	1	1	1	0	2				
20 Lew Ford, R (1, 10) OBP: 0.358, SLG: 0.410		SF8								2	0	0	1	1	1	1				
Glenn Williams, S (1, 5) OBP: 0.436, SLG: 0.447		1B			F8		FC5			3	0	2	1	1	0	1				
Juan Castro, R (1, 6) OBP: 0.274, SLG: 0.380					F9					3	0	2	0	0	0	0				
<b>Inning Stats</b>	R: 0 E: 0 K: 0 S: 8	H: 3 LOB: 2 BB: 1 P: 29	R: 0 E: 0 K: 0 S: 10	H: 0 LOB: 0 BB: 0 P: 12	R: 0 E: 0 K: 1 S: 12	H: 0 LOB: 1 BB: 1 P: 18	R: 0 E: 0 K: 0 S: 12	H: 0 LOB: 0 BB: 0 P: 9	R: 0 E: 0 K: 0 S: 9	H: 2 LOB: 2 BB: 0 P: 15	R: 1 E: 0 K: 0 S: 8	H: 2 LOB: 3 BB: 2 P: 21	R: 0 E: 0 K: 0 S: 11	H: 0 LOB: 1 BB: 1 P: 18	1B: 7 2B: 1 3B: 0 HR: 0	SF: 1 SAC: 0 DP: 0 HBP: 0	WP: 0 PB: 0 SB: 0 CS: 0	PA: 35		
<b>PITCHER</b>	IP	WLS	BF	H	R	ER	SO	BB	IBB	HBP	BLK	WP	HR	S	P	ERA	WHIP			
23 Zack Greinke, R (1, 1) ERA: 5.92	6.0	L	24	4	2	2	1	2	0	0	0	0	0	63	96	3.00	1.000			
41 Jimmy Gobble, L (7, 1) ERA: 6.31	2.0		11	4	1	1	0	1	1	0	0	0	0	17	36	4.50	2.500			





Batter 1 2 3 4 5 6 7 8 9 AB R H RBI BB SO LOB TOP

Julio Lugo, R (1, 6) K L7 P4 G5-3 G5-3 5 0 0 0 0 1 3

Nick Green, R (1, 4) BB BB K HBP F8 3 2 0 0 1 2 0

Jorge Cantu, R (1, 5) BB BB BB 1B L9 5 1 3 2 0 1 0

Aubrey Huff, L (1, 9) K K HR G4-3 4 1 2 1 0 1 2

Eduardo Perez, R (1, 10) K HR 1B K 3 0 1 1 1 1 2

31 Jonny Gomes, R (1, 7) K 4 0 0 0 0 3 3

13 Carl Crawford, L (8, 7) K 0 0 0 0 0 0 0

Travis Lee, L (1, 3) P3 G4-3 PB 1B K G6-3 4 0 1 0 0 1 0

Toby Hall, R (1, 2) G4-3 G5-3 E6 4 0 2 0 0 0 1

Damon Hollins, R (1, 8) G6-3 G6-3 G4-3 4 0 1 0 0 0 2

Inning Stats R: 1 H: 2 R: 0 H: 2 R: 1 H: 1 R: 0 H: 2 R: 0 H: 0 R: 2 H: 1 R: 0 H: 1 R: 0 H: 0 R: 0 H: 0 R: 0 H: 0 R: 0 H: 0

Tampa Bay Devil Rays @ Minnesota Twins  
Hubert H. Humphrey Metrodome, Minneapolis, MN  
Fri Jul 01 2005, 8:10 PM EDT  
Att: 23,428 - Dome - 70 F

AB	36
R	4
H	10
RBI	4
BB	2
SO	10
LOB	13



PITCHER IP WLS BF H R ER SO BB IBB HBP BLK WP HR S P ERA WHIP

Johan Santana, L (1, 1) 6.0 27 8 2 2 9 2 0 0 0 0 0 0 1 72 101 3.00 1.667

28 Jesse Crain, R (7, 1) 2.0 9 2 2 2 0 0 0 1 0 0 1 17 26 9.00 1.000

28 Jesse Crain, R (8, 1) 2.0 9 2 2 2 0 0 0 1 0 0 1 17 26 9.00 1.000

36 Joe Nathan, R (9, 1) 1.0 3 0 0 0 1 0 0 0 0 0 0 9 11 0.00 0.000

Batter 1 2 3 4 5 6 7 8 9 AB R H RBI BB SO LOB BOTTOM

Shannon Stewart, R (1, 7) CS HBP P3 FC6-4 BB SH1-4 3 1 1 0 0 0 1

Juan Castro, R (1, 6) BB BB BB 2B 1B P3 SH1-4 3 1 1 0 0 1 0

7 Joe Mauer, L (1, 2) BB BB BB 2B 1B G3-1 G4-3 2 2 0 0 2 0 0

Torii Hunter, R (1, 8) E 2B G3-1 F7 3B BB 3 2 1 3 1 0 0

Jacque Jones, L (1, 9) G6-3 G4-3 G6-3 3B 4 0 1 3 0 0 0

Matthew LeCroy, R (1, 10) F9 3 0 1 0 0 0 0

Brent Abernathy, R (7, FR) (8, 4) K K 1B BB 1 0 0 0 0 1 1

33 Justin Morneau, L (1, 3) P3 K G4-6-3 1B IBB 3 0 1 0 1 1 0

Luis Rivas, R (1, 4) P3 B1-3 G4-6-3 SH1-4 2 0 0 0 0 0 0

Michael Ryan, L (7, PH) (8, PH) P3 G4-6-3 BB BB 1 0 0 0 0 0 2

28 Jesse Crain, R (8, PH) (9, 1) K K BB 0 0 0 0 0 0 0

20 Lew Ford, R (8, PH) (9, 1) K FC6-4 BB BB 0 0 0 1 0 0 0

36 Joe Nathan, R (9, 1) K K BB F8 0 0 0 0 0 0 0

38 Luis Antonio Rodriguez, R (5, 5) K K BB BB 2 1 0 0 2 1 3

Inning Stats R: 3 H: 2 R: 0 H: 0 R: 0 H: 0 R: 0 H: 0 R: 0 H: 0 R: 0 H: 0 R: 4 H: 2 R: 0 H: 0 R: 0 H: 0 R: 0 H: 0

Tampa Bay Devil Rays @ Minnesota Twins  
Hubert H. Humphrey Metrodome, Minneapolis, MN  
Fri Jul 01 2005, 8:10 PM EDT  
Att: 23,428 - Dome - 70 F

AB	27
R	7
H	6
RBI	6
BB	7
SO	4
LOB	7



PITCHER IP WLS BF H R ER SO BB IBB HBP BLK WP HR S P ERA WHIP

Casey Fossum, L (1, 1) 6.1 25 4 3 2 3 2 0 1 0 0 0 0 66 101 2.84 0.947

Dewon Brazelton, R (7, 1) 1.1 10 2 4 4 1 3 2 0 0 0 0 0 16 40 27.00 3.750

Lance Carter, R (8, 1) 0.1 1 0 0 0 0 0 0 0 0 0 0 0 1 2 0.00 0.000

Batter	1	2	3	4	5	6	7	8	9	AB	R	H	RBI	BB	SO	LOB	TOP							
13 Carl Crawford, L OBP: 0.310, SLG: 0.412	1-1 P6			1-0 FC4-6 1B		0-0 F7		1-1 P5		4	0	1	0	0	0	0	<b>Tampa Bay Devil Rays @ Minnesota Twins</b> Hubert H. Humphrey Metrodome, Minneapolis, MN Sat Jul 02 2005, 7:10 PM EDT Att: 26,393 - Dome - 70 F <a href="http://livebaseballscorecards.com">livebaseballscorecards.com</a>							
Julio Lugo, R OBP: 0.331, SLG: 0.349	1-3 K			0-1 FC4-6 1B 1-2		2-1 G4-3		1-1 F8		4	1	0	0	0	1									
Aubrey Huff, L OBP: 0.321, SLG: 0.372	0-1 F7			2-1 1B 1-2		1-3 K		1-1 P2		4	0	1	0	0	1									
3 Jorge Cantu, R OBP: 0.329, SLG: 0.509		0-0 P6		1-2 1B 31 G5-4-3		0-0 F7		0-0 F7		4	0	1	1	0	0									
31 Jonny Gomes, R OBP: 0.368, SLG: 0.563		3-3 K		1-1 G5-4-3 1-2		2-3 K				3	0	0	0	0	2									
Travis Lee, L OBP: 0.332, SLG: 0.335		0-1 L7			1-0 G3		4-0 BB			2	0	0	0	1	0									
Damon Hollins, R OBP: 0.320, SLG: 0.457			1-3 K		1-0 2B		2-2 F8			3	0	1	0	0	1									
Toby Hall, R OBP: 0.307, SLG: 0.376			0-2 F8		0-1 P4			0-2 G6-3		3	0	0	0	0	0	1								
Nick Green, R OBP: 0.352, SLG: 0.381			3-2 K		1-1 P2			1-2 F7		3	0	0	0	0	1									
<b>Inning Stats</b>	R: 0 E: 0 K: 1 S: 7	H: 0 LOB: 0 BB: 0 P: 9	R: 0 E: 0 K: 1 S: 6	H: 0 LOB: 0 BB: 0 P: 9	R: 0 E: 0 K: 2 S: 12	H: 3 LOB: 1 BB: 0 P: 16	R: 1 E: 0 K: 0 S: 11	H: 1 LOB: 1 BB: 0 P: 9	R: 0 E: 0 K: 1 S: 6	H: 0 LOB: 0 BB: 1 P: 9	R: 0 E: 0 K: 1 S: 8	H: 0 LOB: 1 BB: 1 P: 16	R: 0 E: 0 K: 0 S: 9	H: 0 LOB: 0 BB: 0 P: 11	R: 0 E: 0 K: 0 S: 5	H: 0 LOB: 0 BB: 0 P: 7	1B: 3 2B: 1 3B: 0 HR: 0	SF: 0 SAC: 0 DP: 1 HBP: 0	WP: 0 PA: 31 SB: 0 CS: 0					
<b>PITCHER</b>	IP WLS BF H R ER SO BB IBB HBP BLK WP HR S P ERA WHIP	IP WLS BF H R ER SO BB IBB HBP BLK WP HR S P ERA WHIP																						
Kyle Lohse, R ERA: 4.26	(1, 1)	8.0	W	28	4	1	1	6	1	0	0	0	0	0	0	0	0	0	0	0	65	95	1.12	0.625
36 Joe Nathan, R ERA: 3.67	(9, 1)	1.0	S	3	0	0	0	0	0	0	0	0	0	0	0	0	0	0	0	0	5	7	0.00	0.000

Batter	1	2	3	4	5	6	7	8	9	AB	R	H	RBI	BB	SO	LOB	BOTTOM							
Shannon Stewart, R OBP: 0.339, SLG: 0.429	1-1 F8				2-3 K	0-0 G1-3				4	0	0	0	0	2	5	<b>Tampa Bay Devil Rays @ Minnesota Twins</b> Hubert H. Humphrey Metrodome, Minneapolis, MN Sat Jul 02 2005, 7:10 PM EDT Att: 26,393 - Dome - 70 F <a href="http://livebaseballscorecards.com">livebaseballscorecards.com</a>							
Juan Castro, R OBP: 0.285, SLG: 0.365	1-0 G6-3		0-3 K		0-0 G6-3		2-1 G5-3			4	0	0	0	0	1									
7 Joe Mauer, L OBP: 0.366, SLG: 0.423	2-1 F8		2-0 E6 FC6-4		1-1 2B		1-1 1B			4	0	2	1	0	0									
Torii Hunter, R OBP: 0.339, SLG: 0.487		2-3 K	2-1 FC6-4		1-0 G5-3		0-0 F8-3			4	0	0	0	0	1	3								
Jacque Jones, L OBP: 0.352, SLG: 0.433		2-0 20 2B 33 HR 1B	3-3 K		4-0 38 BB 20 1B BB		2-0 2B			3	1	2	0	1	1									
20 Lew Ford, R OBP: 0.358, SLG: 0.410	1-0 33 HR 2B			0-1 G1-3		0-2 38 BB 1B		3-2 38 G1-6-3 HBP		3	1	2	0	0	0									
33 Justin Morneau, L OBP: 0.335, SLG: 0.500			1-1 HR		2-3 K		0-1 F7		0-2 K	4	1	1	3	0	2	4								
38 Luis Antonio Rodriguez, B. OBP: 0.360, SLG: 0.435			2-1 3B		1-1 F8		4-1 BB		0-0 G1-6-3	3	0	1	0	1	0	2								
Luis Rivas, R OBP: 0.279, SLG: 0.229		0-2 K			4-1 G6-3 7 2B BB		1-3 K			2	1	0	0	1	2	4								
<b>Inning Stats</b>	R: 0 E: 0 K: 0 S: 5	H: 0 LOB: 0 BB: 0 P: 9	R: 3 E: 0 K: 3 S: 19	H: 4 LOB: 1 BB: 0 P: 28	R: 0 E: 1 K: 2 S: 9	H: 0 LOB: 1 BB: 0 P: 16	R: 0 E: 0 K: 1 S: 7	H: 0 LOB: 0 BB: 0 P: 10	R: 1 E: 0 K: 1 S: 10	H: 1 LOB: 1 BB: 1 P: 18	R: 0 E: 0 K: 1 S: 10	H: 1 LOB: 3 BB: 2 P: 19	R: 0 E: 0 K: 0 S: 5	H: 1 LOB: 0 BB: 0 P: 8	R: 0 E: 0 K: 1 S: 7	H: 1 LOB: 1 BB: 0 P: 12	1B: 3 2B: 4 3B: 1 HR: 1	SF: 0 SAC: 0 DP: 2 HBP: 1	WP: 0 PA: 35 SB: 1 CS: 0					
<b>PITCHER</b>	IP WLS BF H R ER SO BB IBB HBP BLK WP HR S P ERA WHIP	IP WLS BF H R ER SO BB IBB HBP BLK WP HR S P ERA WHIP																						
37 Seth McClung, R ERA: 7.96	(1, 1)	6.0	L	28	6	4	4	8	3	0	0	0	0	0	0	0	0	0	0	0	60	100	6.00	1.500
Travis Harper, R ERA: 8.2	(7, 1)	1.0		3	1	0	0	0	0	0	0	0	0	0	0	0	0	0	0	0	5	8	0.00	1.000
Trever Miller, L ERA: 5.79	(8, 1)	1.0		4	1	0	0	1	0	0	0	1	0	0	0	0	0	0	0	0	7	12	0.00	1.000

Batter	1	2	3	4	5	6	7	8	9	AB	R	H	RBI	BB	SO	LOB	TOP					
13 Carl Crawford, L OBP: 0.314, SLG: 0.422	2-1 CS 1B		0-1 1B 3B		1-0 1B			2-2 G4-3		4	1	3	0	0	0	0						
Julio Lugo, R OBP: 0.331, SLG: 0.346	4-1 1-2 BB		1-3 K		0-3 K			2-1 G6-3		3	0	0	0	1	2	1						
Aubrey Huff, L OBP: 0.320, SLG: 0.371	3-1 P5		2-1 G4-3 1B		0-0 G4-3			2-1 F8		4	0	1	1	0	0	1						
3 Jorge Cantu, R OBP: 0.324, SLG: 0.502	0-1 G1-3		3-H 1-2 G4-3 1B		0-2 G5-3			0-3 K		4	0	0	0	0	1	2						
Travis Lee, L OBP: 0.330, SLG: 0.349		0-0 G4-3		1-1 HR				2-2 F8		4	1	1	1	0	0	0						
Damon Hollins, R OBP: 0.326, SLG: 0.457		4-1 1B BB		1-1 G4-3				2-0 G6-4-3 1B		2	0	1	0	1	0	0						
Nick Green, R OBP: 0.351, SLG: 0.380		0-1 SAFE 1-2 1B		1-1 F9				2-2 F7		3	0	1	0	0	0	1						
Kevin Cash, R OBP: 0.167, SLG: 0.391		1-1 L4		0-0 L9				1-2 G6-4-3		3	0	0	0	0	0	3						
Joey Gathright, L OBP: 0.360, SLG: 0.435		0-3 K			3-2 G1-3			2-3 K		3	0	0	0	0	2	2						
<b>Inning Stats</b>	R: 0 E: 0 K: 0 S: 7	H: 1 LOB: 1 BB: 1 P: 16	R: 0 E: 0 K: 1 S: 10	H: 1 LOB: 2 BB: 1 P: 15	R: 1 E: 0 K: 1 S: 17	H: 2 LOB: 0 BB: 0 P: 21	R: 1 E: 0 K: 0 S: 7	H: 1 LOB: 0 BB: 0 P: 10	R: 0 E: 0 K: 1 S: 8	H: 0 LOB: 0 BB: 0 P: 10	R: 0 E: 0 K: 0 S: 7	H: 1 LOB: 0 BB: 0 P: 12	R: 0 E: 0 K: 1 S: 11	H: 0 LOB: 0 BB: 0 P: 17	R: 0 E: 0 K: 1 S: 8	H: 0 LOB: 0 BB: 0 P: 12	1B: 5 2B: 0 3B: 1 HR: 1	SF: 0 SAC: 0 DP: 2 HBP: 0	WP: 0 PB: 0 CS: 1	PA: 32		
<b>PITCHER</b>	IP	WLS	BF	H	R	ER	SO	BB	IBB	HBP	BLK	WP	HR	S	P	ERA	WHIP					
Joe Mays, R ERA: 3.84	(1, 1)	7.0	W	26	7	2	2	3	2	0	0	0	0	1	64	96	2.57	1.286				
Juan Rincon, R ERA: 2.57	(8, 1)	1.0	H	3	0	0	0	1	0	0	0	0	0	11	17	0.00	0.000					
36 Joe Nathan, R ERA: 3.57	(9, 1)	1.0	S	3	0	0	0	1	0	0	0	0	0	8	12	0.00	0.000					

Tampa Bay Devil Rays @ Minnesota Twins  
Hubert H. Humphrey Metrodome, Minneapolis, MN

AB 30  
R 2  
H 7  
RBI 2  
BB 2  
SO 5  
LOB 10



WP: 0 PA: 32  
PB: 0  
CS: 1

Sun Jul 03 2005, 2:10 PM EDT  
Att: 28,757 - Dome - 70 F

Batter	1	2	3	4	5	6	7	8	9	AB	R	H	RBI	BB	SO	LOB	BOTTOM				
8 Nick Punto, S OBP: 0.348, SLG: 0.413	4-2 BB		3-2 G3			2-2 K		2-3 K		3	0	0	0	1	2	1					
Juan Castro, R OBP: 0.260, SLG: 0.358	2-1 F7			2-0 G6-3		1-0 SH3-4		0-1 G4-3		3	0	0	1	0	0	1					
20 Lew Ford, R OBP: 0.353, SLG: 0.404	2-2 L5			1-2 G5-3		1-1 P3		0-0 F8		4	0	0	0	0	0	1					
Torii Hunter, R OBP: 0.339, SLG: 0.489	0-1 P3			0-0 P3			3-1 55 1B 2B			3	1	1	0	0	0	1					
Jacque Jones, L OBP: 0.349, SLG: 0.429		0-0 G4-3			3-3 K		0-3 K			3	0	0	0	0	2	1					
Matthew LeCroy, R OBP: 0.369, SLG: 0.492		2-2 F9			2-1 HR		4-0 55 1B IBB			2	1	1	1	1	0	0					
33 Justin Morneau, L OBP: 0.331, SLG: 0.493		1-3 K2-3			2-1 G3		2-3 K			3	0	0	0	0	2	2					
55 Mike Redmond, R OBP: 0.303, SLG: 0.284			3-2 F9		0-0 F9		3-2 1B			3	0	1	1	0	0	0					
38 Luis Antonio Rodriguez, S OBP: 0.359, SLG: 0.444			0-3 K			0-2 SH3-4 2B		1-0 F7		3	1	1	0	0	1	2					
<b>Inning Stats</b>	R: 0 E: 0 K: 0 S: 9	H: 0 LOB: 1 BB: 1 P: 17	R: 0 E: 0 K: 1 S: 9	H: 0 LOB: 0 BB: 0 P: 12	R: 0 E: 0 K: 1 S: 10	H: 0 LOB: 0 BB: 0 P: 16	R: 0 E: 0 K: 0 S: 5	H: 0 LOB: 0 BB: 0 P: 8	R: 1 E: 1 K: 1 S: 9	H: 1 LOB: 0 BB: 0 P: 16	R: 1 E: 1 K: 2 S: 13	H: 2 LOB: 2 BB: 1 P: 26	R: 0 E: 0 K: 1 S: 6	H: 0 LOB: 0 BB: 0 P: 8	R: 0 E: 0 K: 1 S: 6	H: 0 LOB: 0 BB: 0 P: 8	1B: 1 2B: 2 3B: 0 HR: 1	SF: 0 SAC: 1 DP: 0 HBP: 0	WP: 0 PB: 0 CS: 0	PA: 30	
<b>PITCHER</b>	IP	WLS	BF	H	R	ER	SO	BB	IBB	HBP	BLK	WP	HR	S	P	ERA	WHIP				
19 Scott Kazmir, L ERA: 4.27	(1, 1)	7.0	L	27	4	3	2	6	1	1	0	0	0	67	111	2.57	0.714				
Danys Baez, R ERA: 2.75	(8, 1)	1.0		3	0	0	0	1	0	0	0	0	0	6	8	0.00	0.000				

Tampa Bay Devil Rays @ Minnesota Twins  
Hubert H. Humphrey Metrodome, Minneapolis, MN

AB 27  
R 3  
H 4  
RBI 3  
BB 2  
SO 7  
LOB 9



WP: 0 PA: 30  
PB: 0  
CS: 0

Sun Jul 03 2005, 2:10 PM EDT  
Att: 28,757 - Dome - 70 F

Batter	1	2	3	4	5	6	7	8	9	AB	R	H	RBI	BB	SO	LOB	TOP																					
Shannon Stewart, R OBP: 0.340, SLG: 0.432	F9		F8	F8		F8			F8	5	1	2	0	0	0	3	<b>Minnesota Twins @ Los Angeles Angels</b> Angel Stadium of Anaheim, Anaheim, CA Mon Jul 04 2005, 6:05 PM PDT Att: 44,008 - Clear - 73 F																					
8 Nick Punto, S OBP: 0.343, SLG: 0.400	G4-3		G6-3		L4		G3		G3	4	0	0	0	1	0	1																						
7 Joe Mauer, L OBP: 0.363, SLG: 0.418	K			G3	G1-3		G4-3		F7	5	1	1	0	0	1	2																						
Tori Hunter, R OBP: 0.343, SLG: 0.498				G3	K					5	0	3	1	0	1	1																						
Jacque Jones, L OBP: 0.356, SLG: 0.446	K			G3			CS			3	3	2	2	2	1	1																						
20 Lew Ford, R OBP: 0.350, SLG: 0.400	K			F9					F8	5	1	1	0	0	1	5																						
33 Justin Morneau, L OBP: 0.333, SLG: 0.493	K									4	1	2	1	0	2	3																						
38 Luis Antonio Rodriguez, B OBP: 0.354, SLG: 0.427			F7			F7			K	3	0	0	0	1	1	3																						
Juan Castro, R OBP: 0.266, SLG: 0.367			P6						B5-3	4	0	2	3	0	0	0																						
<b>Inning Stats</b>	R: 0 E: 0 K: 1 S: 8	H: 0 LOB: 0 BB: 0 P: 10	R: 0 E: 0 K: 3 S: 12	H: 1 LOB: 1 BB: 0 P: 18	R: 0 E: 0 K: 0 S: 12	H: 1 LOB: 1 BB: 0 P: 20	R: 3 E: 0 K: 0 S: 14	H: 4 LOB: 2 BB: 1 P: 24	R: 0 E: 0 K: 1 S: 8	H: 0 LOB: 0 BB: 0 P: 9	R: 2 E: 0 K: 1 S: 16	H: 2 LOB: 1 BB: 1 P: 25	R: 0 E: 0 K: 0 S: 4	H: 1 LOB: 0 BB: 0 P: 6	R: 1 E: 0 K: 1 S: 8	H: 2 LOB: 0 BB: 0 P: 14	R: 1 E: 0 K: 0 S: 10	H: 2 LOB: 2 BB: 2 P: 23	1B: 7 2B: 5 3B: 0 HR: 1	SF: 0 SAC: 0 DP: 0 HBP: 0	WP: 1 PB: 0 SB: 1 CS: 2	PA: 43																
<b>PITCHER</b>	IP	WLS	BF	H	R	ER	SO	BB	IBB	HBP	BLK	WP	HR	S	P	ERA	WHIP	<b>PITCHER</b>				IP	WLS	BF	H	R	ER	SO	BB	IBB	HBP	BLK	WP	HR	S	P	ERA	WHIP
41 John Lackey, R ERA: 4.07	5.2	L	27	8	5	5	6	2	0	0	0	1	0	69	103	7.94	1.765																					
Joel Peralta, R ERA: 3.71	2.1		8	3	1	1	1	0	0	0	0	0	1	13	23	3.86	1.286																					
Esteban Yan, R ERA: 3.74	1.0		7	2	1	1	0	1	1	0	0	0	0	10	23	9.00	3.000																					

AB	38
R	7
H	13
RBI	7
BB	4
SO	7
LOB	19



Batter	1	2	3	4	5	6	7	8	9	AB	R	H	RBI	BB	SO	LOB	BOTTOM																					
9 Chone Figgins, S OBP: 0.328, SLG: 0.403	HR		P5		G3					3	1	1	0	2	0	1	<b>Minnesota Twins @ Los Angeles Angels</b> Angel Stadium of Anaheim, Anaheim, CA Mon Jul 04 2005, 6:05 PM PDT Att: 44,008 - Clear - 73 F																					
Darin Erstad, L OBP: 0.350, SLG: 0.405	HR		K				G4-3		F7	5	1	2	2	0	1	3																						
27 Vladimir Guerrero, R OBP: 0.405, SLG: 0.697	P4		G5-3							4	1	1	1	0	0	0																						
16 Garret Anderson, L OBP: 0.333, SLG: 0.475				K2-3		G3-1		G3		4	0	1	0	0	1	0																						
Jeff DaVanon, S OBP: 0.343, SLG: 0.305	K			K		G4-3				3	1	0	0	1	2	1																						
6 Maicer Izturis, S OBP: 0.355, SLG: 0.514	FC6-4			F8		G4-1				4	0	1	1	0	0	1																						
8 Dallas McPherson, L OBP: 0.305, SLG: 0.465					G3					4	1	2	0	0	2	1																						
Bengie Molina, R OBP: 0.345, SLG: 0.449		G5-3					SH3			3	0	0	0	0	1	1																						
Adam Kennedy, L OBP: 0.381, SLG: 0.406										4	0	1	1	0	2	1																						
<b>Inning Stats</b>	R: 2 E: 0 K: 1 S: 16	H: 3 LOB: 1 BB: 0 P: 20	R: 0 E: 0 K: 2 S: 11	H: 0 LOB: 0 BB: 0 P: 16	R: 0 E: 0 K: 1 S: 6	H: 0 LOB: 0 BB: 0 P: 9	R: 0 E: 0 K: 2 S: 10	H: 0 LOB: 0 BB: 0 P: 18	R: 1 E: 0 K: 0 S: 12	H: 1 LOB: 2 BB: 0 P: 13	R: 1 E: 0 K: 0 S: 7	H: 1 LOB: 2 BB: 1 P: 13	R: 1 E: 0 K: 1 S: 11	H: 1 LOB: 1 BB: 1 P: 17	R: 0 E: 0 K: 2 S: 9	H: 0 LOB: 1 BB: 1 P: 16	1B: 4 2B: 3 3B: 0 HR: 2	SF: 0 SAC: 1 DP: 0 HBP: 0	WP: 0 PB: 0 SB: 0 CS: 0	PA: 38																		
<b>PITCHER</b>	IP	WLS	BF	H	R	ER	SO	BB	IBB	HBP	BLK	WP	HR	S	P	ERA	WHIP	<b>PITCHER</b>				IP	WLS	BF	H	R	ER	SO	BB	IBB	HBP	BLK	WP	HR	S	P	ERA	WHIP
Carlos Silva, R ERA: 3.88	6.1	W	26	8	4	4	6	0	0	0	0	0	2	68	96	5.68	1.263																					
J.C. Romero, L ERA: 2.35	0.2	H	3	0	0	0	0	1	0	0	0	0	0	4	9	0.00	1.500																					
Juan Rincon, R ERA: 2.75	1.0	H	5	1	1	1	1	1	0	0	0	0	0	11	17	9.00	2.000																					
36 Joe Nathan, R ERA: 3.47	1.0	S	4	0	0	0	2	1	0	0	0	0	0	9	16	0.00	1.000																					

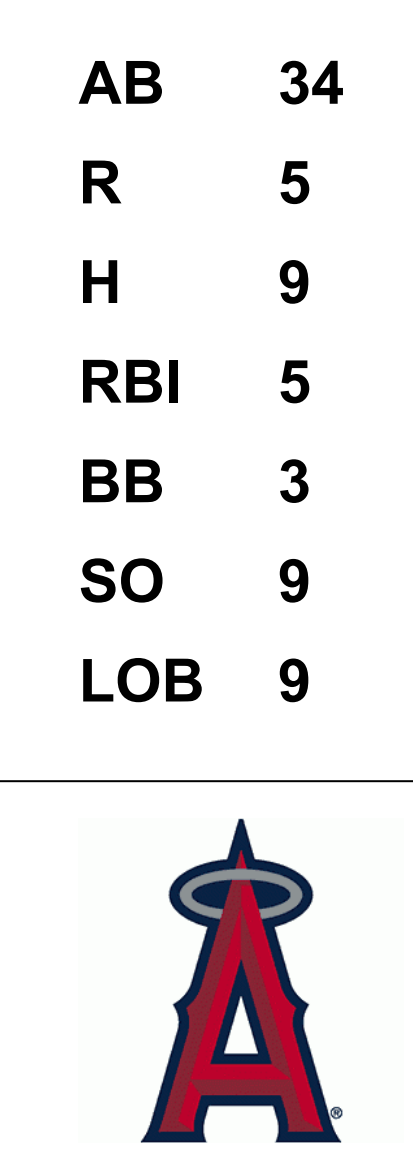












Table of batting performance for the top half of the game, including pitcher statistics for J.P. Howell, Ryan Jensen, and Mike MacDougal. Batter performance is shown in diamond diagrams and table columns.

Inning Stats table for the top half of the game, showing runs, hits, errors, strikeouts, and other metrics for each side.

Pitcher performance table for the top half of the game, listing IP, WLS, BF, H, R, ER, SO, BB, IBB, HBP, BLK, WP, HR, S, P, ERA, and WHIP for J.P. Howell, Ryan Jensen, and Mike MacDougal.

Minnesota Twins @ Kansas City Royals logo and score summary: AB 34, R 8, H 12, RBI 7, BB 5, SO 5, LOB 15. Includes the Twins logo.

Minnesota Twins @ Kansas City Royals logo and score summary: AB 42, R 12, H 21, RBI 10, BB 6, SO 4, LOB 19. Includes the Royals logo.

Table of batting performance for the bottom half of the game, including pitcher statistics for Terry Mulholland, J.C. Romero, and Matt Guerrier. Batter performance is shown in diamond diagrams and table columns.

Inning Stats table for the bottom half of the game, showing runs, hits, errors, strikeouts, and other metrics for each side.

Pitcher performance table for the bottom half of the game, listing IP, WLS, BF, H, R, ER, SO, BB, IBB, HBP, BLK, WP, HR, S, P, ERA, and WHIP for Terry Mulholland, J.C. Romero, and Matt Guerrier.

Minnesota Twins @ Kansas City Royals logo and score summary: AB 42, R 12, H 21, RBI 10, BB 6, SO 4, LOB 19. Includes the Royals logo.





Batter	1	2	3	4	5	6	7	8	9	AB	R	H	RBI	BB	SO	LOB	TOP					
9 Chone Figgins, S OBP: 0.335, SLG: 0.405	1-0 1B		0-1 P4			1-2 1B		0-1 F8		4	1	2	0	0	0	0	<b>Los Angeles Angels @ Minnesota Twins</b> Hubert H. Humphrey Metrodome, Minneapolis, MN Fri Jul 15 2005, 8:10 PM EDT Att: 25,920 - Dome - 73 F <a href="http://livebaseballscorecards.com">livebaseballscorecards.com</a>					
Darin Erstad, L OBP: 0.352, SLG: 0.401	2-1 F9			1-0 2B		1-2 SF8		1-0 L4		4	2	2	1	0	0	1						
27 Vladimir Guerrero, R OBP: 0.380, SLG: 0.567	0-0 F8			1-3 K		0-0 P2			0-1 F7	4	0	0	0	0	1	3						
Steve Finley, L OBP: 0.286, SLG: 0.409	0-3 K			0-1 P4		2-2 SF8			0-2 P3	3	0	0	1	0	1	2						
Bengie Molina, R OBP: 0.338, SLG: 0.465		1-1 F9		0-0 2B		2-2 G5-3			0-0 F9	4	0	1	1	0	0	0						
20 Juan Rivera, R OBP: 0.290, SLG: 0.441		0-1 G4-3		0-3 K						3	0	0	0	0	1	1						
6 Maicer Izturis, S OBP: 0.336, SLG: 0.446		0-1 P5			0-0 G4-3					3	0	0	0	0	0	0						
Jeff DaVanon, S OBP: 0.349, SLG: 0.317			2-0 F7		1-2 G3-1					3	0	0	0	0	0	0						
Adam Kennedy, L OBP: 0.387, SLG: 0.415			1-0 F8		2-2 P6				0-2 K	3	0	0	0	0	1	0						
<b>Inning Stats</b>	R: 0 E: 0 K: 1 S: 7	H: 1 LOB: 1 BB: 0 P: 10	R: 0 E: 0 K: 0 S: 6	H: 0 LOB: 0 BB: 0 P: 7	R: 0 E: 0 K: 0 S: 4	H: 0 LOB: 0 BB: 0 P: 7	R: 1 E: 0 K: 2 S: 12	H: 2 LOB: 1 BB: 0 P: 14	R: 0 E: 0 K: 0 S: 7	H: 0 LOB: 0 BB: 0 P: 10	R: 2 E: 1 K: 0 S: 15	H: 2 LOB: 0 BB: 0 P: 21	R: 0 E: 0 K: 0 S: 8	H: 0 LOB: 0 BB: 0 P: 11	R: 0 E: 0 K: 1 S: 8	H: 0 LOB: 0 BB: 0 P: 9	R: 0 E: 0 K: 0 S: 6	H: 0 LOB: 0 BB: 0 P: 6	1B: 3 2B: 2 3B: 0 HR: 0	SF: 1 SAC: 0 DP: 0 HBP: 0	WP: 0 PB: 0 SB: 1 CS: 0	PA: 32
<b>PITCHER</b> Brad Radke, R ERA: 4.0	IP: 9.0 WLS: L BF: 32	H: 5 R: 3 ER: 2 SO: 4	BB: 0 IBB: 0 HBP: 0 BLK: 0	WP: 0 HR: 0 S: 73 P: 95	ERA: 2.00 WHIP: 0.556	<b>PITCHER</b>										IP: 9.0 WLS: L BF: 32	H: 5 R: 3 ER: 2 SO: 4	BB: 0 IBB: 0 HBP: 0 BLK: 0	WP: 0 HR: 0 S: 73 P: 95	ERA: 2.00 WHIP: 0.556		

Batter	1	2	3	4	5	6	7	8	9	AB	R	H	RBI	BB	SO	LOB	BOTTOM					
Shannon Stewart, R OBP: 0.342, SLG: 0.425	0-1 E6		2-1 SF8			3-1 G6-3		4-0 CS		2	0	1	2	1	0	0	<b>Los Angeles Angels @ Minnesota Twins</b> Hubert H. Humphrey Metrodome, Minneapolis, MN Fri Jul 15 2005, 8:10 PM EDT Att: 25,920 - Dome - 73 F <a href="http://livebaseballscorecards.com">livebaseballscorecards.com</a>					
Bret Boone, R OBP: 0.291, SLG: 0.374	0-1 G6-4-3		2-3 K			0-1 G6-3		1-2 G6-3		4	0	0	0	0	1	4						
7 Joe Mauer, L OBP: 0.373, SLG: 0.420	2-2 G4-3			0-1 F8		4-1 BB		4-2 BB		2	0	0	0	2	0	0						
33 Justin Morneau, L OBP: 0.325, SLG: 0.468		1-1 P5		0-0 P5		3-1 FC3-2-5		3-2 F8		4	0	0	0	0	0	3						
Tori Hunter, R OBP: 0.337, SLG: 0.472		0-1 G6-3		0-1 G6-3		1-3 P4			0-3 K	4	0	0	0	0	1	2						
Jacque Jones, L OBP: 0.346, SLG: 0.419		1-2 G4-3			3-2 G3		0-1 G4-3		2-3 K	4	0	0	0	0	1	0						
20 Lew Ford, R OBP: 0.351, SLG: 0.389			2-1 FC6-4		0-0 G5-3		0-0 G4-3		4-2 FC6-4	2	0	0	0	1	0	0						
8 Nick Punto, S OBP: 0.337, SLG: 0.402			1-1 FC6-4		0-0 F8		1-1 2B		0-0 FC6-4	4	1	1	0	0	0	2						
38 Luis Antonio Rodriguez, S OBP: 0.356, SLG: 0.442			0-1 SF8			3-2 2B		1-0 F9		3	1	2	0	0	0	1						
<b>Inning Stats</b>	R: 0 E: 1 K: 0 S: 7	H: 0 LOB: 0 BB: 0 P: 9	R: 0 E: 0 K: 0 S: 8	H: 0 LOB: 0 BB: 0 P: 10	R: 1 E: 0 K: 1 S: 10	H: 1 LOB: 1 BB: 0 P: 17	R: 0 E: 0 K: 0 S: 5	H: 0 LOB: 0 BB: 0 P: 5	R: 0 E: 0 K: 0 S: 5	H: 0 LOB: 0 BB: 0 P: 8	R: 1 E: 0 K: 0 S: 16	H: 2 LOB: 2 BB: 1 P: 32	R: 0 E: 0 K: 0 S: 6	H: 1 LOB: 1 BB: 0 P: 8	R: 0 E: 0 K: 0 S: 15	H: 0 LOB: 1 BB: 2 P: 27	R: 0 E: 0 K: 2 S: 9	H: 0 LOB: 1 BB: 1 P: 15	1B: 1 2B: 3 3B: 0 HR: 0	SF: 1 SAC: 0 DP: 1 HBP: 1	WP: 0 PB: 0 SB: 0 CS: 1	PA: 35
<b>PITCHER</b> Paul Byrd, R ERA: 3.67	IP: 7.0 WLS: W BF: 27	H: 4 R: 2 ER: 2 SO: 1	BB: 1 IBB: 0 HBP: 0 BLK: 0	WP: 0 HR: 0 S: 15 P: 27	ERA: 0.00 WHIP: 2.000	<b>PITCHER</b>										IP: 1.0 WLS: H BF: 4	H: 0 R: 0 ER: 0 SO: 0	BB: 2 IBB: 0 HBP: 0 BLK: 0	WP: 0 HR: 0 S: 15 P: 27	ERA: 0.00 WHIP: 1.000		
62 Scot Shields, R ERA: 2.41	IP: 1.0 WLS: S BF: 4	H: 0 R: 0 ER: 0 SO: 2	BB: 1 IBB: 0 HBP: 0 BLK: 0	WP: 0 HR: 0 S: 9 P: 15	ERA: 0.00 WHIP: 1.000	<b>PITCHER</b>										IP: 1.0 WLS: S BF: 4	H: 0 R: 0 ER: 0 SO: 0	BB: 0 IBB: 0 HBP: 0 BLK: 0	WP: 0 HR: 0 S: 9 P: 15	ERA: 0.00 WHIP: 1.000		





Batter	1	2	3	4	5	6	7	8	9	AB	R	H	RBI	BB	SO	LOB	TOP				
9 Chone Figgins, S OBP: 0.333, SLG: 0.401	1-3 K		0-1 G5-3 1B			3-2 F7		2-2 1B		4	0	2	0	0	1	0	<b>Los Angeles Angels @ Minnesota Twins</b> Hubert H. Humphrey Metrodome, Minneapolis, MN Sun Jul 17 2005, 2:10 PM EDT Att: 30,367 - Dome - 70 F <a href="http://livebaseballscorecards.com">livebaseballscorecards.com</a>				
Darin Erstad, L OBP: 0.345, SLG: 0.392	2-2 F7		1-2 G5-3			1-3 K		1-0 G3		4	0	0	0	0	1	2					
27 Vladimir Guerrero, R OBP: 0.376, SLG: 0.556	0-2 G5-3		0-0 G5-3			4-1 BB			0-0 G4-1 1B	3	0	1	0	1	0	1					
16 Garret Anderson, L OBP: 0.324, SLG: 0.455		1-3 K		0-0 G4-3		1-2 G4-3			1-1 P5	4	0	0	0	0	1	2					
Steve Finley, L OBP: 0.284, SLG: 0.405		0-0 G4-3		2-2 L4		2-1 G4-3			0-0 G4-1 1B	4	0	1	0	0	0	0					
6 Maicer Izturis, S OBP: 0.333, SLG: 0.433		4-2 HR BB		0-0 G6-3		2-2 F8			0-2 G4-1	3	1	0	0	1	0	2					
Jeff DaVanon, S OBP: 0.352, SLG: 0.335		3-1 HR				1-3 K			4-0 IBB	3	1	1	2	1	2	0					
José Molina, R OBP: 0.295, SLG: 0.316		0-2 G5-3				1-3 K			2-2 L6	4	0	0	0	0	1	3					
Adam Kennedy, L OBP: 0.382, SLG: 0.412			2-1 G4-3			1-2 G4-3			3-3 K	3	0	0	0	0	1	0					
<b>Inning Stats</b>	R: 0 E: 0 K: 1 S: 9	H: 0 LOB: 0 BB: 0 P: 12	R: 2 E: 0 K: 1 S: 13	H: 1 LOB: 0 BB: 1 P: 21	R: 0 E: 0 K: 0 S: 9	H: 1 LOB: 0 BB: 0 P: 12	R: 0 E: 0 K: 0 S: 7	H: 0 LOB: 0 BB: 0 P: 9	R: 0 E: 0 K: 1 S: 10	H: 0 LOB: 1 BB: 1 P: 19	R: 0 E: 0 K: 1 S: 9	H: 0 LOB: 0 BB: 0 P: 14	R: 0 E: 0 K: 1 S: 13	H: 1 LOB: 1 BB: 0 P: 21	R: 0 E: 0 K: 0 S: 8	H: 2 LOB: 3 BB: 1 P: 13	1B: 4 2B: 0 3B: 0 HR: 1	SF: 0 SAC: 0 DP: 0 HBP: 0	WP: 0 PB: 0 CS: 0	PA: 35	
<b>PITCHER</b>	IP	WLS	BF	H	R	ER	SO	BB	IBB	HBP	BLK	WP	HR	S	P	ERA	WHIP				
Joe Mays, R ERA: 4.03	(1, 1)	7.0	L	25	2	2	2	6	2	0	0	0	0	1	66	99	2.57	0.571			
J.C. Romero, L ERA: 2.31	(8, 1)	1.0		4	1	0	0	1	0	0	0	0	0	0	13	21	0.00	1.000			
2B Jesse Crain, R ERA: 2.3	(9, 1)	1.0		6	2	0	0	0	0	1	0	0	0	0	8	13	0.00	2.000			

Batter	1	2	3	4	5	6	7	8	9	AB	R	H	RBI	BB	SO	LOB	BOTTOM					
8 Nick Punto, S OBP: 0.321, SLG: 0.382	0-1 G4-3		2-3 K			0-3 K		2-1 F7		4	0	0	0	0	2	1	<b>Los Angeles Angels @ Minnesota Twins</b> Hubert H. Humphrey Metrodome, Minneapolis, MN Sun Jul 17 2005, 2:10 PM EDT Att: 30,367 - Dome - 70 F <a href="http://livebaseballscorecards.com">livebaseballscorecards.com</a>					
Bret Boone, R OBP: 0.292, SLG: 0.370	3-2 1B HBP		1-1 P4		0-0 E8 1B			1-1 G5-3		3	0	1	0	0	0	0						
Shannon Stewart, R OBP: 0.343, SLG: 0.424	0-0 1-2 1B		1-1 1B		1-1 G6-3			1-2 L5		4	0	2	0	0	0	1						
33 Justin Morneau, L OBP: 0.316, SLG: 0.455	0-3 K		1-3 K				0-1 G1-3		1-3 K	4	0	0	0	0	3	3						
Tori Hunter, R OBP: 0.335, SLG: 0.465	0-0 G6-3			1-3 K		1-3 K			0-0 F9	4	0	0	0	0	2	2						
Jacque Jones, L OBP: 0.351, SLG: 0.424		2-1 55 55 G4-3 2B		0-3 K		3-1 G4-3			1-0 G6-3	4	1	1	0	0	1	0						
Michael Ryan, L OBP: 0.311, SLG: 0.390		0-3 K		2-3 SAFE K			1-0 F8		1-2 G5-3	4	0	0	0	0	2	2						
55 Mike Redmond, R OBP: 0.330, SLG: 0.348		2-2 G4-3 2H		0-1 G6-3			1-0 F9			3	0	0	1	0	0	1						
Juan Castro, R OBP: 0.259, SLG: 0.351			2-3 K				0-1 F9		2-2 E7 1B	3	0	1	0	0	1	0						
<b>Inning Stats</b>	R: 0 E: 0 K: 1 S: 10	H: 1 LOB: 2 BB: 0 P: 13	R: 1 E: 1 K: 2 S: 13	H: 1 LOB: 0 BB: 0 P: 19	R: 0 E: 0 K: 2 S: 10	H: 1 LOB: 1 BB: 0 P: 15	R: 0 E: 0 K: 3 S: 14	H: 0 LOB: 1 BB: 0 P: 17	R: 0 E: 1 K: 1 S: 9	H: 1 LOB: 1 BB: 0 P: 10	R: 0 E: 0 K: 1 S: 7	H: 0 LOB: 0 BB: 0 P: 11	R: 0 E: 1 K: 0 S: 9	H: 1 LOB: 1 BB: 0 P: 15	R: 0 E: 0 K: 1 S: 10	H: 0 LOB: 0 BB: 0 P: 13	R: 0 E: 0 K: 0 S: 5	H: 0 LOB: 0 BB: 0 P: 7	1B: 4 2B: 1 3B: 0 HR: 0	SF: 0 SAC: 0 DP: 0 HBP: 1	WP: 1 PB: 0 CS: 0	PA: 34
<b>PITCHER</b>	IP	WLS	BF	H	R	ER	SO	BB	IBB	HBP	BLK	WP	HR	S	P	ERA	WHIP					
41 John Lackey, R ERA: 3.97	(1, 1)	7.0	W	28	5	1	0	10	0	0	0	0	0	1	0	0	0.00	0.714				
62 Scot Shields, R ERA: 2.37	(8, 1)	1.0	H	3	0	0	0	1	0	0	0	0	0	10	13	0.00	0.000					
Francisco Rodriguez, R ERA: 2.02	(9, 1)	1.0	S	3	0	0	0	0	0	0	0	0	0	5	7	0.00	0.000					




Scorecard for the top half of the game. It includes a batter lineup from 1 to 9, their statistics, and a play-by-play log. The log shows the sequence of pitches (e.g., G6-3, F7, G3) and outcomes (e.g., 2B, K, 1B, BB) for each batter across nine innings. Inning statistics and a pitcher log for Kyle Lohse, Matt Guerrier, J.C. Romero, and Jesse Crain are provided at the bottom of the table. The Orioles logo is also present.

**Baltimore Orioles @ Minnesota Twins**  
Hubert H. Humphrey Metrodome, Minneapolis, MN  
Tue Jul 19 2005, 8:10 PM EDT  
Att: 26,183 - Dome - 70 F

AB	33
R	3
H	13
RBI	3
BB	2
SO	1
LOB	21

WP: 0 PA: 39  
PB: 1  
SB: 1  
CS: 1




Scorecard for the bottom half of the game. It includes a batter lineup from 7 to 8, their statistics, and a play-by-play log. The log shows the sequence of pitches (e.g., G4-3, CS, K, G6-3) and outcomes (e.g., BB, K, 2B, BB, FC6) for each batter across nine innings. Inning statistics and a pitcher log for Daniel Cabrera, Steve Kline, Todd Williams, Tim Byrdak, and B.J. Ryan are provided at the bottom of the table. The Twins logo is also present.

**Baltimore Orioles @ Minnesota Twins**  
Hubert H. Humphrey Metrodome, Minneapolis, MN  
Tue Jul 19 2005, 8:10 PM EDT  
Att: 26,183 - Dome - 70 F

AB	33
R	4
H	9
RBI	3
BB	9
SO	9
LOB	22

WP: 1 PA: 43  
PB: 1  
SB: 4  
CS: 1



Batter	1	2	3	4	5	6	7	8	9	AB	R	H	RBI	BB	SO	LOB	TOP										
1 Brian Roberts, S OBP: 0.409, SLG: 0.574 (1,4)	F9		F9			F7			G5-3	4	0	0	0	0	0	1	<p><b>Baltimore Orioles @ Minnesota Twins</b>  Hubert H. Humphrey Metrodome, Minneapolis, MN  Wed Jul 20 2005, 1:10 PM EDT  Att: 30,091 - Dome - 70 F</p> <p>livebaseballscorecards.com</p>										
6 Melvin Mora, R OBP: 0.353, SLG: 0.503 (1,5)	K			10 1B HR		G5-3			G6-3	4	1	1	0	0	1	0											
10 Miguel Tejada, R OBP: 0.367, SLG: 0.589 (1,6)	G5-3				1B	G6-3			G6-3	4	0	2	0	0	0	0											
Rafael Palmeiro, L OBP: 0.354, SLG: 0.489 (1,3)		P6							2B	3	1	1	2	1	1	0											
Sammy Sosa, R OBP: 0.307, SLG: 0.394 (1,9)				HR					IBB	4	0	1	0	0	2	2											
31 Jay Gibbons, L OBP: 0.297, SLG: 0.503 (1,10)	G4-6-3									3	0	0	0	0	0	1											
Luis Matos, R OBP: 0.340, SLG: 0.372 (1,8)						G6-3				3	0	0	0	0	0	0											
Larry Bigbie, L OBP: 0.314, SLG: 0.374 (1,7)										3	0	0	0	0	2	0											
Sal Fasano, R OBP: 0.323, SLG: 0.483 (1,2)										3	0	1	0	0	1	0											
<b>Inning Stats</b>	R: 0 E: 0 K: 1 S: 13	H: 0 LOB: 0 BB: 0 P: 19	R: 0 E: 0 K: 0 S: 10	H: 1 LOB: 0 BB: 0 P: 15	R: 0 E: 0 K: 0 S: 10	H: 1 LOB: 1 BB: 0 P: 13	R: 2 E: 0 K: 0 S: 10	H: 3 LOB: 0 BB: 0 P: 16	R: 0 E: 0 K: 2 S: 9	H: 0 LOB: 0 BB: 0 P: 15	R: 0 E: 0 K: 0 S: 8	H: 0 LOB: 0 BB: 0 P: 12	R: 0 E: 0 K: 2 S: 11	H: 0 LOB: 0 BB: 0 P: 13	R: 0 E: 0 K: 1 S: 7	H: 0 LOB: 0 BB: 0 P: 12		R: 0 E: 0 K: 1 S: 9	H: 1 LOB: 2 BB: 1 P: 18	1B: 4 2B: 1 3B: 0 HR: 1	SF: 0 SAC: 0 DP: 1 HBP: 0	WP: 0 PB: 0 CS: 0	PA: 32				
<b>PITCHER</b>	IP	WLS	BF	H	R	ER	SO	BB	IBB	HBP	BLK	WP	HR	S	P	ERA	WHIP										
Brad Radke, R ERA: 3.92 (1,1)	7.0		24	5	2	2	5	0	0	0	0	0	1	71	103	2.57	0.714										
Juan Rincon, R ERA: 2.45 (8,1)	1.0		3	0	0	0	1	0	0	0	0	0	0	7	12	0.00	0.000										
36 Joe Nathan, R ERA: 3.27 (9,1)	1.0	W	5	1	0	0	1	0	1	0	0	0	0	9	18	0.00	1.000										

Batter	1	2	3	4	5	6	7	8	9	AB	R	H	RBI	BB	SO	LOB	BOTTOM										
38 Luis Antonio Rodriguez, S OBP: 0.347, SLG: 0.430 (8,5)	K		SH1-3			F9			P6	3	0	0	0	0	1	1	<p><b>Baltimore Orioles @ Minnesota Twins</b>  Hubert H. Humphrey Metrodome, Minneapolis, MN  Wed Jul 20 2005, 1:10 PM EDT  Att: 30,091 - Dome - 70 F</p> <p>livebaseballscorecards.com</p>										
8 Nick Punto, S OBP: 0.325, SLG: 0.387 (1,4)									F8	4	1	2	0	0	1	1											
Shannon Stewart, R OBP: 0.341, SLG: 0.419 (1,7)										3	1	1	1	1	1	2											
7 Joe Mauer, L OBP: 0.378, SLG: 0.425 (1,10)										4	0	0	1	0	0	2											
Tori Hunter, R OBP: 0.331, SLG: 0.458 (1,8)										4	0	0	0	0	1	0											
Jacque Jones, L OBP: 0.357, SLG: 0.439 (1,9)										4	1	2	1	0	0	0											
33 Justin Morneau, L OBP: 0.311, SLG: 0.443 (1,3)										3	0	0	0	0	0	1											
55 Mike Redmond, R OBP: 0.320, SLG: 0.337 (1,2)										3	0	0	0	0	0	1											
Juan Castro, R OBP: 0.263, SLG: 0.363 (1,6)										3	0	2	0	0	1	0											
<b>Inning Stats</b>	R: 0 E: 0 K: 1 S: 11	H: 1 LOB: 1 BB: 0 P: 17	R: 0 E: 0 K: 0 S: 9	H: 1 LOB: 1 BB: 0 P: 16	R: 0 E: 0 K: 2 S: 12	H: 1 LOB: 1 BB: 0 P: 16	R: 0 E: 0 K: 0 S: 4	H: 0 LOB: 0 BB: 0 P: 7	R: 0 E: 0 K: 0 S: 11	H: 1 LOB: 1 BB: 0 P: 14	R: 2 E: 0 K: 0 S: 9	H: 2 LOB: 0 BB: 0 P: 12	R: 0 E: 0 K: 1 S: 8	H: 0 LOB: 0 BB: 0 P: 11	R: 0 E: 0 K: 0 S: 8	H: 0 LOB: 1 BB: 1 P: 17		R: 1 E: 0 K: 1 S: 4	H: 1 LOB: 0 BB: 0 P: 5	1B: 3 2B: 2 3B: 1 HR: 1	SF: 0 SAC: 1 DP: 0 HBP: 0	WP: 0 PB: 0 CS: 0	PA: 33				
<b>PITCHER</b>	IP	WLS	BF	H	R	ER	SO	BB	IBB	HBP	BLK	WP	HR	S	P	ERA	WHIP										
Rodrigo Lopez, R ERA: 4.37 (1,1)	7.2		30	6	2	2	4	1	0	0	0	0	0	70	105	2.35	0.913										
Tim Lincecum, L ERA: 3.19 (8,1)	0.1		1	0	0	0	0	0	0	0	0	0	0	2	5	0.00	0.000										
Jason Grimsley, R ERA: 10.8 (9,1)	0.1	L	2	1	1	1	1	0	0	0	0	0	1	4	5	27.00	3.000										



Batter	1	2	3	4	5	6	7	8	9	AB	R	H	RBI	BB	SO	LOB	TOP						
<b>20 Lew Ford, R</b> OBP: 0.344, SLG: 0.376	G6-3	G1-3		G6-3		K	G5-3			5	0	0	0	1	1	3							
<b>8 Nick Punto, S</b> OBP: 0.325, SLG: 0.385	G4-3	E5		F8		WP	1B		P4	6	0	2	1	0	0	1							
<b>Shannon Stewart, R</b> OBP: 0.337, SLG: 0.414	L4	G6-3		P2		G5-3			E6	5	0	0	0	0	0	2							
<b>7 Joe Mauer, L</b> OBP: 0.385, SLG: 0.432										3	3	2	0	2	0	1							
<b>Tori Hunter, R</b> OBP: 0.337, SLG: 0.461										4	2	3	0	1	1	1							
<b>Jacque Jones, L</b> OBP: 0.357, SLG: 0.442										5	2	2	0	0	0	6							
<b>Bret Boone, R</b> OBP: 0.292, SLG: 0.366										5	1	2	2	0	0	6							
<b>33 Justin Morneau, L</b> OBP: 0.319, SLG: 0.443										2	1	1	0	3	0	0							
<b>5 Michael Cuddyer, R</b> OBP: 0.335, SLG: 0.383										4	1	1	2	0	1	3							
<b>Inning Stats</b>	R: 0 E: 0 K: 0 S: 7	H: 0 LOB: 0 BB: 0 P: 9	R: 5 E: 2 K: 0 S: 20	H: 5 LOB: 1 BB: 1 P: 32	R: 1 E: 0 K: 1 S: 15	H: 3 LOB: 2 BB: 0 P: 23	R: 0 E: 0 K: 0 S: 6	H: 0 LOB: 0 BB: 0 P: 7	R: 2 E: 1 K: 0 S: 12	H: 2 LOB: 1 BB: 2 P: 24	R: 0 E: 0 K: 1 S: 10	H: 1 LOB: 1 BB: 0 P: 16	R: 2 E: 0 K: 0 S: 10	H: 2 LOB: 1 BB: 1 P: 19	R: 0 E: 1 K: 0 S: 11	H: 0 LOB: 3 BB: 2 P: 26	R: 0 E: 0 K: 1 S: 11	H: 0 LOB: 1 BB: 1 P: 20	1B: 11 HR: 0	SF: 1 2B: 2 3B: 0 HBP: 0	WP: 3 PB: 0 SB: 0 CS: 0	PA: 47	
<b>PITCHER</b>	IP	WLS	BF	H	R	ER	SO	BB	IBB	HBP	BLK	WP	HR	S	P	ERA	WHIP						
<b>Jason Johnson, R</b> ERA: 4.14	(1, 1)	4.0	L	24	10	8	6	1	2	0	0	0	0	55	84	13.50	3.000						
<b>Chris Spurling, R</b> ERA: 3.73	(5, 1)	3.0		13	3	2	2	1	1	0	0	0	2	0	25	46	6.00	1.333					
<b>Franklyn Gorman, R</b> ERA: 2.7	(8, 1)	1.0		6	0	0	0	0	2	0	0	1	0	0	11	26	0.00	2.000					
<b>Doug Creek, L</b> ERA: 7.16	(9, 1)	1.0		4	0	0	0	1	1	0	0	0	0	0	11	20	0.00	1.000					

Minnesota Twins @ Detroit Tigers  
Comerica Park, Detroit, MI  
Thu Jul 21 2005, 7:05 PM EDT  
Att: 23,769 - Partly Cloudy - 88 F

AB 39  
R 10  
H 13  
RBI 5  
BB 7  
SO 3  
LOB 23



Batter	1	2	3	4	5	6	7	8	9	AB	R	H	RBI	BB	SO	LOB	BOTTOM					
<b>15 Brandon Inge, R</b> OBP: 0.368, SLG: 0.439	G4-3			K			G2-3			5	1	2	1	0	1	2						
<b>9 Carlos Guillen, S</b> OBP: 0.370, SLG: 0.428	FC5-4									4	0	0	0	0	0	2						
<b>Kevin Hooper, R</b> OBP: 0.200, SLG: 0.200	FC5-4			G6-3		FC6-4				1	0	1	0	0	0	0						
<b>31 Chris Shelton, R</b> OBP: 0.394, SLG: 0.591										5	0	2	0	0	0	1						
<b>30 Magglio Ordonez, R</b> OBP: 0.376, SLG: 0.506	P3									4	1	1	0	0	1	3						
<b>Rondell White, R</b> OBP: 0.338, SLG: 0.466	G5-3									4	0	1	1	0	0	2						
<b>Ivan Rodriguez, R</b> OBP: 0.310, SLG: 0.476										3	1	1	0	0	1	2						
<b>13 Vance Wilson, R</b> OBP: 0.263, SLG: 0.167										1	0	0	0	0	0	0						
<b>Craig Monroe, R</b> OBP: 0.328, SLG: 0.446										4	1	2	1	0	0	0						
<b>20 Omar Infante, R</b> OBP: 0.271, SLG: 0.401										4	0	0	1	0	0	1						
<b>Nook Logan, S</b> OBP: 0.319, SLG: 0.359										4	1	2	0	0	0	1						
<b>Inning Stats</b>	R: 0 E: 0 K: 0 S: 11	H: 2 LOB: 2 BB: 0 P: 19	R: 1 E: 0 K: 0 S: 11	H: 2 LOB: 1 BB: 0 P: 15	R: 0 E: 0 K: 1 S: 12	H: 2 LOB: 2 BB: 0 P: 18	R: 1 E: 0 K: 1 S: 14	H: 2 LOB: 1 BB: 0 P: 20	R: 1 E: 0 K: 0 S: 16	H: 1 LOB: 0 BB: 0 P: 21	R: 0 E: 0 K: 0 S: 5	H: 0 LOB: 0 BB: 0 P: 9	R: 0 E: 0 K: 0 S: 8	H: 0 LOB: 0 BB: 0 P: 10	R: 0 E: 0 K: 0 S: 6	H: 0 LOB: 0 BB: 0 P: 7	R: 2 E: 0 K: 0 S: 15	H: 3 LOB: 1 BB: 0 P: 21	1B: 8 HR: 1	SF: 0 2B: 2 3B: 1 HBP: 0	WP: 2 PB: 1 SB: 0 CS: 0	PA: 39
<b>PITCHER</b>	IP	WLS	BF	H	R	ER	SO	BB	IBB	HBP	BLK	WP	HR	S	P	ERA	WHIP					
<b>Johan Santana, L</b> ERA: 3.89	(1, 1)	5.0	W	24	9	3	3	3	0	0	0	0	0	64	93	5.40	1.800					
<b>54 Matt Guerrier, R</b> ERA: 3.53	(6, 1)	3.0		9	0	0	0	0	0	0	0	0	0	19	26	0.00	0.000					
<b>Terry Mulholland, L</b> ERA: 4.78	(9, 1)	1.0		6	3	2	1	0	0	0	0	0	0	15	21	9.00	3.000					

Minnesota Twins @ Detroit Tigers  
Comerica Park, Detroit, MI  
Thu Jul 21 2005, 7:05 PM EDT  
Att: 23,769 - Partly Cloudy - 88 F

AB 39  
R 5  
H 12  
RBI 4  
BB 0  
SO 3  
LOB 14



Batter	1	2	3	4	5	6	7	8	9	AB	R	H	RBI	BB	SO	LOB	TOP										
8 Nick Punto, S OBP: 0.322, SLG: 0.378	G6-3	G6-3			G4-3	F7			G4-6-3 BB	4	0	0	0	1	0	1	<b>Minnesota Twins @ Detroit Tigers</b> Comerica Park, Detroit, MI Fri Jul 22 2005, 7:05 PM EDT Att: 34,526 - Clear - 83 F <a href="http://livebaseballscorecards.com">livebaseballscorecards.com</a>										
7 Joe Mauer, L OBP: 0.376, SLG: 0.424	K		G1-3		K		K		G4-6-3	5	0	0	0	0	3	1											
Shannon Stewart, R OBP: 0.336, SLG: 0.412 Michael Ryan, L OBP: 0.311, SLG: 0.390	1B 2B 1B		K		F8		F8			4	1	1	0	0	1	0											
Matthew LeCroy, R OBP: 0.394, SLG: 0.500	2B 1B						K	K		4	0	2	0	0	2	0											
Tori Hunter, R OBP: 0.339, SLG: 0.464 20 Lew Ford, R OBP: 0.343, SLG: 0.375	1B 2B				P3				G5-3	2	1	1	1	1	0	1											
Jacque Jones, L OBP: 0.357, SLG: 0.450 5 Michael Cuddyer, R OBP: 0.337, SLG: 0.390	K				HR				G3 2B	3	1	1	1	0	1	3											
Bret Boone, R OBP: 0.292, SLG: 0.365					G4-3				G3	4	1	1	0	0	1	1											
33 Justin Morneau, L OBP: 0.318, SLG: 0.438					F8				G3	3	1	0	0	1	1	1											
Juan Castro, R OBP: 0.267, SLG: 0.387					G4-3				G5-3	4	1	2	4	0	0	0											
<b>Inning Stats</b>	R: 1 H: 3 E: 0 K: 2 S: 14	H: 3 R: 6 ER: 0 LOB: 2 BB: 0 P: 20	R: 1 H: 1 E: 0 K: 2 S: 10	H: 1 R: 0 ER: 0 LOB: 1 BB: 0 P: 15	R: 0 H: 1 E: 0 K: 1 S: 9	H: 1 R: 0 ER: 0 LOB: 0 BB: 0 P: 14	R: 1 H: 1 E: 0 K: 0 S: 7	H: 1 R: 0 ER: 0 LOB: 0 BB: 0 P: 13	R: 0 H: 0 E: 0 K: 1 S: 7	H: 0 R: 0 ER: 0 LOB: 0 BB: 0 P: 13	R: 3 H: 2 E: 0 K: 1 S: 17	H: 2 R: 1 ER: 0 LOB: 1 BB: 1 P: 29	R: 0 H: 0 E: 0 K: 2 S: 9	H: 0 R: 0 ER: 0 LOB: 0 BB: 0 P: 12	R: 0 H: 1 E: 0 K: 0 S: 6	H: 1 R: 0 ER: 0 LOB: 1 BB: 1 P: 7		R: 0 H: 0 E: 0 K: 0 S: 8	H: 0 R: 0 ER: 0 LOB: 0 BB: 1 P: 16	1B: 4 2B: 3 3B: 0 HR: 2	SF: 0 SAC: 0 DP: 1 HBP: 0	WP: 0 PB: 0 SB: 0 CS: 0	PA: 38				
<b>PITCHER</b>	IP	WLS	BF	H	R	ER	SO	BB	IBB	HBP	BLK	WP	HR	S	P	ERA	WHIP										
Mike Maroth, L ERA: 4.42	6.0	W	28	8	6	6	7	2	0	0	0	0	2	64	104	9.00	1.667										
Craig Dingman, R ERA: 2.53	1.0		3	0	0	0	2	0	0	0	0	0	0	9	12	0.00	0.000										
Jamie Walker, L ERA: 2.53	1.0		4	1	0	0	2	0	0	0	0	0	0	6	7	0.00	1.000										
56 Fernando Rodney, R ERA: 2.55	1.0		3	0	0	0	0	1	0	0	0	0	0	8	16	0.00	1.000										

Batter	1	2	3	4	5	6	7	8	9	AB	R	H	RBI	BB	SO	LOB	BOTTOM										
15 Brandon Inge, R OBP: 0.368, SLG: 0.435	L8	SF9		K	P3					3	0	0	1	2	1	1	<b>Minnesota Twins @ Detroit Tigers</b> Comerica Park, Detroit, MI Fri Jul 22 2005, 7:05 PM EDT Att: 34,526 - Clear - 83 F <a href="http://livebaseballscorecards.com">livebaseballscorecards.com</a>										
9 Carlos Guillen, S OBP: 0.370, SLG: 0.425 John McDonald, R OBP: 0.337, SLG: 0.319	31 1B 30 SF7 1B	F7		F8	G6-3				G6-3	4	1	1	0	1	0	2											
31 Chris Shelton, R OBP: 0.400, SLG: 0.589	1B 1B									4	2	2	0	1	1	3											
30 Magglio Ordonez, R OBP: 0.378, SLG: 0.506 Nook Logan, S OBP: 0.319, SLG: 0.359	SF7			F8						4	2	2	1	0	0	0											
Dmitri Young, S OBP: 0.314, SLG: 0.476										0	0	0	0	0	0	0											
Ivan Rodriguez, R OBP: 0.306, SLG: 0.473	G5-3									4	3	3	1	1	1	0											
Craig Monroe, R OBP: 0.337, SLG: 0.463										5	1	5	6	0	0	0											
20 Omar Infante, R OBP: 0.274, SLG: 0.405										5	2	2	1	0	1	4											
28 Curtis Granderson, L OBP: 0.500, SLG: 1.000										4	0	2	1	0	0	1											
<b>Inning Stats</b>	R: 1 H: 3 E: 0 K: 0 S: 22	H: 2 R: 0 ER: 0 LOB: 2 BB: 0 P: 34	R: 1 H: 2 E: 0 K: 0 S: 13	H: 2 R: 0 ER: 0 LOB: 2 BB: 1 P: 17	R: 0 H: 0 E: 0 K: 1 S: 6	H: 0 R: 0 ER: 0 LOB: 0 BB: 0 P: 6	R: 5 H: 4 E: 1 K: 0 S: 13	H: 4 R: 1 ER: 1 LOB: 1 BB: 1 P: 22	R: 4 H: 6 E: 0 K: 0 S: 18	H: 3 R: 0 ER: 0 LOB: 3 BB: 2 P: 31	R: 0 H: 0 E: 0 K: 1 S: 5	H: 0 R: 0 ER: 0 LOB: 0 BB: 0 P: 5	R: 0 H: 1 E: 0 K: 1 S: 9	H: 1 R: 0 ER: 0 LOB: 2 BB: 1 P: 19	1B: 13 2B: 4 3B: 1 HR: 0	SF: 3 SAC: 1 DP: 0 HBP: 0		WP: 0 PB: 0 SB: 0 CS: 0	PA: 47								
<b>PITCHER</b>	IP	WLS	BF	H	R	ER	SO	BB	IBB	HBP	BLK	WP	HR	S	P	ERA	WHIP										
Joe Mays, R ERA: 4.48	4.0	L	25	10	8	7	2	2	0	0	0	0	0	56	86	15.75	3.000										
Terry Mulholland, L ERA: 5.49	1.2		11	7	4	4	0	0	0	0	1	0	0	20	26	21.60	4.200										
28 Jesse Crain, R ERA: 2.15	1.1		6	0	0	0	1	2	0	0	0	0	0	10	19	0.00	1.500										
J.C. Romero, L ERA: 2.15	1.0		5	1	0	0	1	1	0	0	0	0	0	9	19	0.00	2.000										

Batter	1	2	3	4	5	6	7	8	9	AB	R	H	RBI	BB	SO	LOB	TOP					
20 Lew Ford, R OBP: 0.339, SLG: 0.370	G1-3		FC6-4			F7		G6-3		4	0	0	0	0	0	1						
8 Nick Punto, S OBP: 0.326, SLG: 0.377	1B			G3-1		G4-3		P5		3	0	1	0	1	0	0						
Shannon Stewart, R OBP: 0.335, SLG: 0.410	G5-3			F8		K		1B		4	0	1	0	0	1	2						
7 Joe Mauer, L OBP: 0.383, SLG: 0.430		F7-4		G3-1			G4-3	F8		3	1	2	0	1	0	1						
Tori Hunter, R OBP: 0.336, SLG: 0.459	F7-4			G3-1		G4-3		L6		4	0	0	0	0	0	4						
Jacque Jones, L OBP: 0.356, SLG: 0.448	G3			G4-3		G4-3		K		4	0	1	1	0	1	2						
Bret Boone, R OBP: 0.291, SLG: 0.361			F8		FC1-4-5-6	G4-3		K		3	0	0	0	1	1	1						
33 Justin Morneau, L OBP: 0.318, SLG: 0.435			F8		G5-3					2	0	0	0	1	0	1						
Juan Castro, R OBP: 0.268, SLG: 0.386			FC6-4		FC1-4-5-6		F9			3	0	1	0	0	0	3						
<b>Inning Stats</b>	R: 0 E: 0 K: 0 S: 7	H: 1 LOB: 0 BB: 0 P: 10	R: 0 E: 0 K: 0 S: 9	H: 1 LOB: 0 BB: 0 P: 13	R: 0 E: 0 K: 0 S: 10	H: 1 LOB: 1 BB: 0 P: 14	R: 0 E: 0 K: 0 S: 6	H: 0 LOB: 2 BB: 2 P: 18	R: 0 E: 0 K: 0 S: 5	H: 0 LOB: 0 BB: 1 P: 9	R: 0 E: 0 K: 0 S: 6	H: 0 LOB: 0 BB: 0 P: 8	R: 1 E: 0 K: 0 S: 14	H: 2 LOB: 2 BB: 1 P: 22	R: 0 E: 0 K: 0 S: 11	H: 1 LOB: 1 BB: 0 P: 16	R: 0 E: 0 K: 2 S: 9	H: 0 LOB: 0 BB: 0 P: 13	1B: 5 2B: 3 3B: 0 HR: 0	SF: 0 SAC: 0 DP: 2 HBP: 0	WP: 0 PB: 0 SB: 0 CS: 1	PA: 34
<b>PITCHER</b>	IP	WLS	BF	H	R	ER	SO	BB	IBB	HBP	BLK	WP	HR	S	P	ERA	WHIP					
Sean Douglass, R ERA: 2.1	7.0	W	27	5	1	1	1	3	1	0	0	0	0	57	94	1.29	1.143					
56 Fernando Rodney, R ERA: 2.41	1.0	H	4	1	0	0	0	0	0	0	0	0	0	11	16	0.00	1.000					
Kyle Farnsworth, R ERA: 2.43	1.0	S	3	0	0	0	2	0	0	0	0	0	0	9	13	0.00	0.000					

Minnesota Twins @ Detroit Tigers  
Comerica Park, Detroit, MI  
Sat Jul 23 2005, 1:05 PM EDT  
Att: 20,206 - Sunny - 79 F

AB 30  
R 1  
H 6  
RBI 1  
BB 4  
SO 3  
LOB 15



Batter	1	2	3	4	5	6	7	8	9	AB	R	H	RBI	BB	SO	LOB	BOTTOM					
15 Brandon Inge, R OBP: 0.367, SLG: 0.433	K		F9		G4-6-3		K			4	0	1	0	0	2	0						
9 Carlos Guillen, S OBP: 0.398, SLG: 0.423	F8		G6-4-3		G4-6-3			G3-1		4	0	1	0	0	0	1						
31 Chris Shelton, R OBP: 0.402, SLG: 0.593	G6-3		G6-4-3			G6-3		BB		4	0	2	0	0	0	1						
30 Magglio Ordonez, R OBP: 0.372, SLG: 0.494		1B		K		G5-3		F8		4	1	1	0	0	1	2						
Nook Logan, S OBP: 0.319, SLG: 0.359		1B								0	0	0	0	0	0	0						
Dmitri Young, S OBP: 0.316, SLG: 0.478	L6			G4-3		G6-3		FC5-4		3	0	1	0	1	0	2						
Ivan Rodriguez, R OBP: 0.305, SLG: 0.467	F7			G4-3		F7		FC5-4		4	0	0	0	0	0	5						
Craig Monroe, R OBP: 0.339, SLG: 0.463		1B								2	0	1	0	1	0	0						
20 Omar Infante, R OBP: 0.274, SLG: 0.404		1B								3	0	1	1	0	1	2						
28 Curtis Granderson, L OBP: 0.429, SLG: 1.143			F7					HR		3	1	1	1	0	0	2						
<b>Inning Stats</b>	R: 0 E: 0 K: 1 S: 8	H: 3 LOB: 2 BB: 0 P: 15	R: 1 E: 0 K: 0 S: 13	H: 3 LOB: 0 BB: 0 P: 15	R: 0 E: 0 K: 2 S: 12	H: 1 LOB: 2 BB: 1 P: 20	R: 0 E: 0 K: 0 S: 5	H: 1 LOB: 0 BB: 0 P: 8	R: 0 E: 0 K: 0 S: 7	H: 1 LOB: 1 BB: 0 P: 11	R: 1 E: 0 K: 1 S: 11	H: 1 LOB: 0 BB: 0 P: 17	R: 0 E: 0 K: 0 S: 14	H: 1 LOB: 2 BB: 1 P: 24	1B: 6 2B: 3 3B: 0 HR: 1	SF: 0 SAC: 0 DP: 2 HBP: 0	WP: 0 PB: 0 SB: 0 CS: 0	PA: 33				
<b>PITCHER</b>	IP	WLS	BF	H	R	ER	SO	BB	IBB	HBP	BLK	WP	HR	S	P	ERA	WHIP					
Carlos Silva, R ERA: 3.38	7.0	L	28	8	2	2	4	0	1	0	0	0	0	62	93	2.57	1.143					
Juan Rincon, R ERA: 2.4	1.0		5	1	0	0	0	1	0	0	0	0	0	14	24	0.00	2.000					

Minnesota Twins @ Detroit Tigers  
Comerica Park, Detroit, MI  
Sat Jul 23 2005, 1:05 PM EDT  
Att: 20,206 - Sunny - 79 F

AB 31  
R 2  
H 9  
RBI 2  
BB 2  
SO 4  
LOB 15






Batter	1	2	3	4	5	6	7	8	9	AB R H RBI BB SO LOB	TOP									
<b>Shannon Stewart, R</b> (1, 7) OBP: 0.336, SLG: 0.410	G6-3		1B	G1-3		K			G4-6-3 1B	5 0 2 0 0 1 2	<b>Minnesota Twins @ Detroit Tigers</b> Comerica Park, Detroit, MI Sat Jul 23 2005, 7:05 PM EDT Att: 34,388 - Clear - 82 F									
<b>8 Nick Punto, S</b> (1, 6) OBP: 0.327, SLG: 0.374	7 2B BB		P5		F9		L3-6 1B		G4-6-3 1-2	4 1 1 0 1 0 2										
<b>7 Joe Mauer, L</b> (1, 10) OBP: 0.387, SLG: 0.435	1-H 2B		G1-3		G4-3 BB		1B		G4-3	4 0 2 1 1 0 1										
<b>Tori Hunter, R</b> (1, 8) OBP: 0.335, SLG: 0.457	F8				G4-3 1B		F8			4 1 1 0 0 0 4										
<b>Jacque Jones, L</b> (1, 9) OBP: 0.355, SLG: 0.445	G4-3				G3-1 1B		L3-6			4 1 1 0 0 0 4										
<b>33 Justin Morneau, L</b> (1, 3) OBP: 0.332, SLG: 0.452					55 1B 2B					3 2 2 2 1 0 0										
<b>5 Michael Cuddyer, R</b> (1, 4) <b>Juan Castro, R</b> (8, 6) OBP: 0.268, SLG: 0.386	K				G3		G5-3 HR		38 FC5-4 BB	4 0 0 0 0 1 3 0 0 0 0 0 0 0										
<b>55 Mike Redmond, R</b> (1, 2) OBP: 0.318, SLG: 0.333	G3-1						K		F8	4 0 1 2 0 1 1										
<b>38 Luis Antonio Rodriguez, S</b> (8, 5) OBP: 0.352, SLG: 0.427					P6 HBP				FC5-4 1-2	3 0 1 0 0 0 1										
<b>Inning Stats</b>	R: 1 E: 0 K: 0 S: 11	H: 1 LOB: 1 BB: 1 P: 16	R: 0 E: 0 K: 1 S: 7	H: 0 LOB: 0 BB: 0 P: 10	R: 0 E: 0 K: 0 S: 10	H: 1 LOB: 1 BB: 0 P: 13	R: 3 E: 0 K: 0 S: 11	H: 4 LOB: 1 BB: 0 P: 13	R: 0 E: 0 K: 2 S: 14	H: 2 LOB: 1 BB: 0 P: 20		R: 0 E: 0 K: 0 S: 12	H: 2 LOB: 1 BB: 0 P: 17	R: 0 E: 0 K: 0 S: 6	H: 0 LOB: 1 BB: 1 P: 12	R: 0 E: 0 K: 0 S: 8	H: 1 LOB: 0 BB: 0 P: 11	1B: 8 2B: 3 3B: 0 HR: 1	SF: 0 SAC: 0 DP: 2 HBP: 1	WP: 0 PB: 0 SB: 0 CS: 0
<b>PITCHER</b>	IP WLS BF H R ER SO BB IBB HBP BLK WP HR S P ERA WHIP												IP WLS BF H R ER SO BB IBB HBP BLK WP HR S P ERA WHIP							
<b>35 Justin Verlander, R</b> (1, 1) ERA: 7.15	6.0 L 28 8 5 5 3 2 0 1 0 0 1 61 87 7.50 1.667																			
<b>Jamie Walker, L</b> (7, 1) ERA: 2.38	2.0 8 2 0 0 0 1 0 0 0 0 0 0 18 29 0.00 1.500																			
<b>Craig Dingman, R</b> (9, 1) ERA:	1.0 3 1 0 0 0 0 0 0 0 0 0 0 8 11 0.00 1.000																			

Batter	1	2	3	4	5	6	7	8	9	AB R H RBI BB SO LOB	BOTTOM									
<b>15 Brandon Inge, R</b> (1, 5) OBP: 0.363, SLG: 0.429	F9		K			F7			G1-6-3 1-2	4 0 0 0 0 1 1	<b>Minnesota Twins @ Detroit Tigers</b> Comerica Park, Detroit, MI Sat Jul 23 2005, 7:05 PM EDT Att: 34,388 - Clear - 82 F									
<b>28 Curtis Granderson, L</b> (1, 8) OBP: 0.364, SLG: 0.919	30 2B 1B		F8			K			G4-3	4 1 1 0 0 1 0										
<b>31 Chris Shelton, R</b> (1, 3) OBP: 0.393, SLG: 0.578	F9				G4-3		K		F8	4 0 0 0 0 1 1										
<b>30 Magglio Ordonez, R</b> (1, 9) OBP: 0.367, SLG: 0.494	1-H 2B				L4		F8		G1-3	4 0 1 1 0 0 0										
<b>Rondell White, R</b> (1, 10) OBP: 0.340, SLG: 0.468	F7				2B		20 1B BB		F9	3 1 1 0 1 0 1										
<b>Craig Monroe, R</b> (1, 7) OBP: 0.339, SLG: 0.462	F8				G6-3		20 1B			3 0 1 0 0 0 1										
<b>20 Omar Infante, R</b> (1, 4) OBP: 0.275, SLG: 0.403	K						F9		G6-4-3 1B	3 0 1 1 0 1 0										
<b>13 Vance Wilson, R</b> (1, 2) OBP: 0.253, SLG: 0.159	G4-3						F9		G6-4-3 1-2	3 0 0 0 0 0 2										
<b>John McDonald, R</b> (1, 6) OBP: 0.336, SLG: 0.320					F9		K		15 G1-6-3 1B	3 0 1 0 0 1 0										
<b>Inning Stats</b>	R: 1 E: 0 K: 0 S: 15	H: 2 LOB: 1 BB: 0 P: 22	R: 0 E: 0 K: 1 S: 9	H: 0 LOB: 0 BB: 0 P: 11	R: 0 E: 0 K: 1 S: 5	H: 0 LOB: 0 BB: 0 P: 7	R: 0 E: 0 K: 0 S: 9	H: 1 LOB: 1 BB: 0 P: 13	R: 0 E: 0 K: 1 S: 7	H: 0 LOB: 0 BB: 0 P: 10		R: 1 E: 0 K: 0 S: 4	H: 2 LOB: 1 BB: 1 P: 10	R: 0 E: 0 K: 0 S: 16	H: 1 LOB: 0 BB: 0 P: 19	R: 0 E: 0 K: 0 S: 8	H: 0 LOB: 0 BB: 0 P: 10	1B: 4 2B: 2 3B: 0 HR: 0	SF: 0 SAC: 0 DP: 2 HBP: 0	WP: 0 PB: 0 SB: 0 CS: 0
<b>PITCHER</b>	IP WLS BF H R ER SO BB IBB HBP BLK WP HR S P ERA WHIP												IP WLS BF H R ER SO BB IBB HBP BLK WP HR S P ERA WHIP							
<b>30 Scott Baker, R</b> (1, 1) ERA: 2.77	7.0 W 26 5 2 2 5 1 0 0 0 0 0 0 56 84 2.57 0.857																			
<b>28 Jesse Crain, R</b> (8, 1) ERA: 2.14	1.0 H 3 1 0 0 0 0 0 0 0 0 0 0 16 19 0.00 1.000																			
<b>36 Joe Nathan, R</b> (9, 1) ERA: 3.19	1.0 S 3 0 0 0 0 0 0 0 0 0 0 0 8 10 0.00 0.000																			







Batter	1	2	3	4	5	6	7	8	9	AB	R	H	RBI	BB	SO	LOB	TOP			
Shannon Stewart, R (1, 7) OBP: 0.340, SLG: 0.410	G5-3		G6-3		F8			G6-3		4	0	0	0	0	0	0	<b>Minnesota Twins @ New York Yankees</b> Yankee Stadium, Bronx, NY Thu Jul 28 2005, 1:05 PM EDT Att: 53,524 - Sunny - 77 F			
8 Nick Punto, S (1, 6) OBP: 0.321, SLG: 0.361	G4-3		G4-3		F8			1B		4	0	1	0	0	0	0				
7 Joe Mauer, L (1, 10) OBP: 0.377, SLG: 0.435	F7		F8					K		4	0	0	0	0	1	1				
Tori Hunter, R (1, 8) OBP: 0.337, SLG: 0.452		F8						K		4	1	1	0	0	1	0				
Jacque Jones, L (1, 9) OBP: 0.353, SLG: 0.450		55 1B 38 1B						G4-3		4	1	2	1	0	0	0				
33 Justin Morneau, L (1, 3) OBP: 0.323, SLG: 0.456	F7							L4		4	0	0	0	0	0	2				
5 Michael Cuddyer, R (1, 5) OBP: 0.340, SLG: 0.395								L4		3	1	1	0	0	1	1				
55 Mike Redmond, R (1, 2) OBP: 0.318, SLG: 0.333								K		3	0	1	0	0	0	1				
38 Luis Antonio Rodríguez, S (1, 4) OBP: 0.352, SLG: 0.425								G4-3		3	0	1	0	0	0	1				
								K		3	0	1	2	0	1	0				
<b>Inning Stats</b>	R: 0 E: 0 K: 0 S: 8	H: 0 LOB: 0 BB: 0 P: 9	R: 2 E: 0 K: 0 S: 13	H: 4 LOB: 1 BB: 0 P: 16	R: 0 E: 0 K: 0 S: 10	H: 0 LOB: 0 BB: 0 P: 14	R: 1 E: 0 K: 0 S: 7	H: 2 LOB: 1 BB: 0 P: 12	R: 0 E: 0 K: 0 S: 6	H: 0 LOB: 0 BB: 0 P: 9	R: 0 E: 0 K: 1 S: 10	H: 0 LOB: 0 BB: 0 P: 15	R: 0 E: 0 K: 2 S: 11	H: 1 LOB: 1 BB: 0 P: 18	R: 0 E: 0 K: 1 S: 6	H: 0 LOB: 0 BB: 0 P: 9	1B: 6 2B: 1 3B: 0 HR: 0	SF: 0 SAC: 0 DP: 0 HBP: 0	WP: 0 PB: 0 SB: 1 CS: 0	PA: 33
<b>PITCHER</b>	IP WLS BF H R ER SO BB IBB HBP BLK WP HR S P ERA WHIP																			
Aaron Small, R (1, 1) ERA: 4.05	7.0 W 26 6 3 3 1 0 0 0 0 0 0 58 81 3.86 0.857																			
Tom Gordon, R (8, 1) ERA: 2.95	1.0 H 4 1 0 0 2 0 0 0 0 0 0 11 18 0.00 1.000																			
42 Mariano Rivera, R (9, 1) ERA: 0.83	1.0 S 3 0 0 0 1 0 0 0 0 0 0 6 9 0.00 0.000																			

Batter	1	2	3	4	5	6	7	8	9	AB	R	H	RBI	BB	SO	LOB	BOTTOM			
2 Derek Jeter, R (1, 6) OBP: 0.377, SLG: 0.434	24 1B HR	K			G5-3	24 1B BB		P4		4	1	1	0	1	1	2	<b>Minnesota Twins @ New York Yankees</b> Yankee Stadium, Bronx, NY Thu Jul 28 2005, 1:05 PM EDT Att: 53,524 - Sunny - 77 F			
24 Robinson Canó, L (1, 4) OBP: 0.334, SLG: 0.489	HR		L6		1B	1B		G1-3		5	2	3	2	0	0	2				
Gary Sheffield, R (1, 10) OBP: 0.392, SLG: 0.535	HR		G5-3		2H	1B		G5-3		4	1	2	4	0	0	2				
13 Alex Rodriguez, R (1, 5) OBP: 0.421, SLG: 0.592	E1		25 FC5 55 1B		P3			P3		4	0	2	0	0	0	1				
55 Hideki Matsui, L (1, 7) OBP: 0.375, SLG: 0.518	G1-3				F8			K		4	0	1	0	0	1	2				
25 Jason Giambi, L (1, 3) OBP: 0.433, SLG: 0.516	P3		FC5					F7		4	0	0	0	0	0	3				
Tino Martinez, L (8, 3) OBP: 0.313, SLG: 0.460								G1		0	0	0	0	0	0	0				
20 Jorge Posada, S (1, 2) OBP: 0.344, SLG: 0.424	L9				F8	2 BB 24 1B		FC1-5 BB		3	1	1	0	1	0	1				
Bernie Williams, S (1, 8) OBP: 0.333, SLG: 0.353		F9			K			FC1-5 BB		3	1	1	0	1	1	0				
Bubba Crosby, L (1, 9) OBP: 0.256, SLG: 0.194	G5-3				G3-1			FC1-5 BB		4	0	0	0	0	1	4				
								FC1-5		1B: 9 2B: 1 3B: 0 HR: 1	SF: 0 SAC: 0 DP: 0 HBP: 0	WP: 0 PB: 0 SB: 0 CS: 0	PA: 38							
<b>Inning Stats</b>	R: 3 E: 1 K: 0 S: 14	H: 4 LOB: 1 BB: 0 P: 21	R: 0 E: 0 K: 1 S: 7	H: 0 LOB: 0 BB: 0 P: 9	R: 0 E: 0 K: 0 S: 7	H: 2 LOB: 2 BB: 0 P: 11	R: 0 E: 0 K: 1 S: 5	H: 0 LOB: 0 BB: 0 P: 9	R: 1 E: 0 K: 0 S: 11	H: 2 LOB: 1 BB: 0 P: 17	R: 2 E: 0 K: 1 S: 12	H: 3 LOB: 2 BB: 1 P: 20	R: 0 E: 0 K: 1 S: 7	H: 0 LOB: 0 BB: 0 P: 14	R: 0 E: 0 K: 0 S: 6	H: 0 LOB: 2 BB: 2 P: 15	1B: 9 2B: 1 3B: 0 HR: 1	SF: 0 SAC: 0 DP: 0 HBP: 0	WP: 0 PB: 0 SB: 0 CS: 0	PA: 38
<b>PITCHER</b>	IP WLS BF H R ER SO BB IBB HBP BLK WP HR S P ERA WHIP																			
Joe Mays, R (1, 1) ERA: 4.71	5.2 L 29 11 6 6 3 1 0 0 0 0 0 0 54 84 9.53 2.118																			
54 Matt Guerrier, R (6, 1) ERA: 3.2	1.1 4 0 0 0 1 0 0 0 0 0 0 9 17 0.00 0.000																			
J.C. Romero, L (8, 1) ERA: 2.08	1.0 5 0 0 0 0 2 0 0 0 0 0 6 15 0.00 2.000																			





Batter	1	2	3	4	5	6	7	8	9	AB	R	H	RBI	BB	SO	LOB	TOP				
Shannon Stewart, R OBP: 0.335, SLG: 0.404										5	0	1	0	0	2	2					
38 Luis Antonio Rodriguez, B OBP: 0.359, SLG: 0.410										2	0	0	0	3	1	2					
7 Joe Mauer, L OBP: 0.379, SLG: 0.440										3	0	0	0	2	0	4					
Terry Tiffee, S OBP: 0.241, SLG: 0.333										5	0	2	0	0	1	6					
Jacque Jones, L OBP: 0.355, SLG: 0.464										3	1	1	1	0	0	0					
33 Justin Morneau, L OBP: 0.326, SLG: 0.469 5 Michael Cuddyer, R OBP: 0.340, SLG: 0.394										4	1	1	1	1	1	3					
20 Lew Ford, R OBP: 0.329, SLG: 0.362										5	1	1	0	0	2	4					
Michael Ryan, L OBP: 0.294, SLG: 0.348										4	0	0	0	1	1	3					
8 Nick Punto, S OBP: 0.318, SLG: 0.354										3	0	1	0	1	1	2					
Inning Stats	R: 0 E: 0 K: 2 S: 7	H: 0 LOB: 0 BB: 0 P: 10	R: 0 E: 0 K: 2 S: 12	H: 1 LOB: 2 BB: 0 P: 17	R: 0 E: 0 K: 1 S: 9	H: 0 LOB: 1 BB: 1 P: 16	R: 1 E: 0 K: 1 S: 10	H: 1 LOB: 0 BB: 0 P: 14	R: 0 E: 0 K: 0 S: 11	H: 0 LOB: 3 BB: 3 P: 25	R: 2 E: 1 K: 2 S: 20	H: 2 LOB: 2 BB: 0 P: 34	R: 0 E: 0 K: 1 S: 11	H: 1 LOB: 1 BB: 0 P: 17	R: 0 E: 0 K: 1 S: 10	H: 2 LOB: 3 BB: 1 P: 19	R: 0 E: 0 K: 0 S: 9	H: 0 LOB: 1 BB: 1 P: 15	1B: 3 2B: 2 3B: 0 HR: 2	SF: 0 SAC: 1 DP: 0 HBP: 1	WP: 0 PA: 44 PB: 0 SB: 1 CS: 0
PITCHER	IP WLS BF H R ER SO BB IBB HBP BLK WP HR S P ERA WHIP	PITCHER IP WLS BF H R ER SO BB IBB HBP BLK WP HR S P ERA WHIP																			
58 Jonathan Papelbon, R ERA: 3.38	(1, 1) 5.1 26 4 3 2 7 5 0 1 0 0 2 60 100 3.38 1.688																				
17 Manny Delcarmen, R ERA: 3.04	(6, 1) 0.1 3 0 0 0 1 1 0 0 0 0 0 8 13 0.00 3.000																				
Mike Myers, L ERA: 3.04	(6, 1) 1.0 4 1 0 0 0 0 0 0 0 0 0 8 13 0.00 1.000																				
50 Mike Timlin, R ERA: 1.39	(7, 1) 1.1 W 7 2 0 0 1 0 1 0 0 0 0 0 16 26 0.00 1.500																				
38 Curt Schilling, R ERA: 6.23	(9, 1) 1.0 S 4 0 0 0 0 1 0 0 0 0 0 0 9 15 0.00 1.000																				

Minnesota Twins @ Boston Red Sox  
Fenway Park, Boston, MA  
Sun Jul 31 2005, 2:05 PM EDT  
Att: 34,929 - Cloudy - 70 F

AB 34  
R 3  
H 7  
RBI 2  
BB 8  
SO 9  
LOB 26



Batter	1	2	3	4	5	6	7	8	9	AB	R	H	RBI	BB	SO	LOB	BOTTOM				
18 Johnny Damon, L OBP: 0.380, SLG: 0.488										4	0	1	0	0	0	1					
Edgar Renteria, R OBP: 0.336, SLG: 0.377										4	1	1	0	0	1	1					
34 David Ortiz, L OBP: 0.388, SLG: 0.567										3	1	1	1	1	0	0					
John Olerud, L OBP: 0.326, SLG: 0.448 Adam Stern, L OBP: 0.231, SLG: 0.417 Manny Ramirez, R OBP: 0.371, SLG: 0.572										3	2	2	1	0	0	0					
Jason Varitek, S OBP: 0.383, SLG: 0.546										4	0	1	0	0	1	2					
Kevin Millar, R OBP: 0.369, SLG: 0.382										2	0	0	1	0	0	0					
Bill Mueller, S OBP: 0.376, SLG: 0.411										3	0	0	0	0	0	1					
13 Alex Cora, L OBP: 0.249, SLG: 0.298										3	0	1	0	0	0	1					
Gabe Kapler, R OBP: 0.286, SLG: 0.286										3	0	0	0	0	2	1					
Inning Stats	R: 0 E: 0 K: 0 S: 7	H: 1 LOB: 0 BB: 0 P: 12	R: 0 E: 0 K: 0 S: 6	H: 0 LOB: 0 BB: 0 P: 8	R: 0 E: 0 K: 1 S: 12	H: 1 LOB: 1 BB: 0 P: 16	R: 2 E: 0 K: 1 S: 12	H: 2 LOB: 0 BB: 0 P: 18	R: 0 E: 0 K: 0 S: 10	H: 0 LOB: 0 BB: 0 P: 16	R: 0 E: 0 K: 1 S: 7	H: 0 LOB: 0 BB: 0 P: 11	R: 1 E: 0 K: 0 S: 14	H: 2 LOB: 1 BB: 0 P: 18	R: 1 E: 0 K: 1 S: 14	H: 2 LOB: 2 BB: 1 P: 26	R: 0 E: 0 K: 0 S: 9	H: 0 LOB: 1 BB: 1 P: 15	1B: 4 2B: 3 3B: 0 HR: 2	SF: 1 SAC: 0 DP: 1 HBP: 0	WP: 0 PA: 32 PB: 0 SB: 0 CS: 0
PITCHER	IP WLS BF H R ER SO BB IBB HBP BLK WP HR S P ERA WHIP	PITCHER IP WLS BF H R ER SO BB IBB HBP BLK WP HR S P ERA WHIP																			
Brad Radke, R ERA: 3.88	(1, 1) 7.0 L 6 2 1 1 1 0 1 0 0 0 0 0 14 26 9.00 2.000																				
Juan Rincon, R ERA: 2.64	(8, 1) 1.0 L 6 2 1 1 1 0 0 1 0 0 0 0 0 0 14 26 9.00 2.000																				

Minnesota Twins @ Boston Red Sox  
Fenway Park, Boston, MA  
Sun Jul 31 2005, 2:05 PM EDT  
Att: 34,929 - Cloudy - 70 F

AB 30  
R 4  
H 8  
RBI 4  
BB 1  
SO 4  
LOB 7





Batter	1	2	3	4	5	6	7	8	9	AB	R	H	RBI	BB	SO	LOB	TOP										
Jason Kendall, R OBP: 0.353, SLG: 0.325	1-1 G6-3		4-1 BB		2-2 G4-3		0-2 G6-3			3	0	0	0	1	0	2	<p>Oakland Athletics @ Minnesota Twins</p> <p>Hubert H. Humphrey Metrodome, Minneapolis, MN</p> <p>Mon Aug 01 2005, 8:10 PM EDT</p> <p>Att: 21,176 - Dome - 70 F</p>										
Marco Scutaro, R OBP: 0.324, SLG: 0.377	1-0 P4		1-1 F9		3-3 K			1-1 F7		4	0	0	0	0	1	2											
7 Bobby Crosby, R OBP: 0.364, SLG: 0.470	0-1 2B		3-3 K			3-2 G6-3		2-2 F9		4	1	1	0	0	1	1											
3 Eric Chavez, L OBP: 0.332, SLG: 0.459	1-1 2B			2-3 K		2-3 K		2-3 K		4	0	1	1	0	3	0											
23 Bobby Kielty, S OBP: 0.373, SLG: 0.416	2-1 F9			0-1 E5		1-0 L8			0-3 K	4	0	0	0	0	1	1											
29 Dan Johnson, L OBP: 0.395, SLG: 0.500		3-3 K		3-1 F8			0-1 1B	2B	3-2 F7	4	1	1	0	0	1	1											
Jay Payton, R OBP: 0.317, SLG: 0.482		2-2 F8		1-3 K			2-2 P6		0-3 K	4	0	0	0	0	2	2											
Scott Hatteberg, L OBP: 0.356, SLG: 0.373		0-0 G6-3			1-1 F8		0-0 1B			3	0	1	1	0	0	0											
Nick Swisher, S OBP: 0.320, SLG: 0.473			0-3 K		2-2 G4-3 WP		0-0 F9			3	0	1	0	0	1	1											
<b>Inning Stats</b>	R: 1 E: 0 K: 0 S: 9	H: 2 LOB: 1 BB: 0 P: 14	R: 0 E: 0 K: 1 S: 7	H: 0 LOB: 0 BB: 0 P: 12	R: 0 E: 0 K: 2 S: 9	H: 0 LOB: 1 BB: 1 P: 17	R: 0 E: 1 K: 2 S: 11	H: 0 LOB: 1 BB: 0 P: 17	R: 0 E: 0 K: 1 S: 14	H: 1 LOB: 1 BB: 0 P: 22	R: 0 E: 0 K: 1 S: 12	H: 0 LOB: 0 BB: 0 P: 18	R: 1 E: 0 K: 0 S: 12	H: 2 LOB: 1 BB: 0 P: 14	R: 0 E: 0 K: 1 S: 9	H: 0 LOB: 0 BB: 0 P: 14		R: 0 E: 0 K: 2 S: 12	H: 0 LOB: 0 BB: 0 P: 15	1B: 2 2B: 3 3B: 0 HR: 0	SF: 0 SAC: 0 DP: 0 HBP: 0	WP: 1 PB: 0 SB: 0 CS: 0	PA: 34				
<b>PITCHER</b>	IP	WLS	BF	H	R	ER	SO	BB	IBB	HBP	BLK	WP	HR	S	P	ERA	WHIP										
Johan Santana, L ERA: 3.65	7.0	L	28	5	2	2	7	1	0	0	0	1	0	74	114	2.57	0.857										
26 Jesse Crain, R ERA: 2.53	0.2		2	0	0	0	0	0	0	0	0	0	0	6	9	0.00	0.000										
J.C. Romero, L ERA: 2.23	0.1		1	0	0	0	1	0	0	0	0	0	0	3	5	0.00	0.000										
36 Joe Nathan, R ERA: 3.02	1.0		3	0	0	0	2	0	0	0	0	0	0	12	15	0.00	0.000										


AB	33
R	2
H	5
RBI	2
BB	1
SO	10
LOB	10





Batter	1	2	3	4	5	6	7	8	9	AB	R	H	RBI	BB	SO	LOB	BOTTOM										
Shannon Stewart, R OBP: 0.332, SLG: 0.400	2-2 F9		0-1 G5-3			0-1 F7			0-2 G1-3	4	0	0	0	0	0	0	<p>Oakland Athletics @ Minnesota Twins</p> <p>Hubert H. Humphrey Metrodome, Minneapolis, MN</p> <p>Mon Aug 01 2005, 8:10 PM EDT</p> <p>Att: 21,176 - Dome - 70 F</p>										
8 Nick Punto, S OBP: 0.317, SLG: 0.350	0-0 B1-3		4-2 BB			0-1 G4-3			2-2 G1-3	3	0	0	0	1	0	0											
7 Joe Mauer, L OBP: 0.374, SLG: 0.434	1-1 F7		2-2 L6			1-1 F8			1-1 G4-3	4	0	0	0	0	0	1											
Terry Liffe, S OBP: 0.233, SLG: 0.321		1-1 G3-1			0-1 G4-1				3-3 K	3	0	0	0	0	1	0											
Jacque Jones, L OBP: 0.352, SLG: 0.460		1-3 K			0-1 G3				0-1 G4-3	3	0	0	0	0	1	0											
33 Justin Morneau, L OBP: 0.326, SLG: 0.478		3-1 HR			1-3 K				0-0 F9	3	1	1	1	0	1	0											
20 Lew Ford, R OBP: 0.332, SLG: 0.363		4-1 BB				1-1 G4-6-3			0-1 G1-3	2	0	1	0	1	0	0											
Michael Ryan, L OBP: 0.278, SLG: 0.327		1-1 F9			1-1 G4-6-3				0-0 G4-3	3	0	0	0	0	0	2											
Jason Bartlett, R OBP: 0.301, SLG: 0.362			2-3 K			1-1 F7			2-3 K	3	0	0	0	0	2	0											
<b>Inning Stats</b>	R: 0 E: 0 K: 0 S: 6	H: 0 LOB: 0 BB: 0 P: 9	R: 1 E: 0 K: 1 S: 10	H: 1 LOB: 1 BB: 1 P: 20	R: 0 E: 0 K: 1 S: 10	H: 0 LOB: 1 BB: 1 P: 18	R: 0 E: 0 K: 1 S: 7	H: 0 LOB: 0 BB: 0 P: 8	R: 0 E: 0 K: 0 S: 6	H: 1 LOB: 0 BB: 0 P: 9	R: 0 E: 0 K: 0 S: 6	H: 0 LOB: 0 BB: 0 P: 7	R: 0 E: 0 K: 1 S: 6	H: 0 LOB: 0 BB: 0 P: 9	R: 0 E: 0 K: 1 S: 6	H: 0 LOB: 0 BB: 0 P: 8		R: 0 E: 0 K: 0 S: 8	H: 0 LOB: 0 BB: 0 P: 11	1B: 1 2B: 0 3B: 0 HR: 1	SF: 0 SAC: 0 DP: 1 HBP: 0	WP: 0 PB: 0 SB: 0 CS: 0	PA: 30				
<b>PITCHER</b>	IP	WLS	BF	H	R	ER	SO	BB	IBB	HBP	BLK	WP	HR	S	P	ERA	WHIP										
Joe Blanton, R ERA: 4.29	7.0	W	24	2	1	1	4	2	0	0	0	0	1	51	80	1.29	0.571										
50 Kiko Calero, R ERA: 3.94	1.0	H	3	0	0	0	1	0	0	0	0	0	0	6	8	0.00	0.000										
20 Huston Street, R ERA: 1.38	1.0	S	3	0	0	0	0	0	0	0	0	0	0	8	11	0.00	0.000										


AB	28
R	1
H	2
RBI	1
BB	2
SO	5
LOB	3



Batter	1	2	3	4	5	6	7	8	9	AB	R	H	RBI	BB	SO	LOB	TOP								
Jason Kendall, R OBP: 0.354, SLG: 0.326	G5-3		G4-3				L5-4			5	0	2	1	0	0	2	<p>Oakland Athletics @ Minnesota Twins Hubert H. Humphrey Metrodome, Minneapolis, MN</p> <p>Tue Aug 02 2005, 8:10 PM EDT Att: 22,101 - Dome - 70 F</p> <p>livebaseballscorecards.com</p> <p>AB 34 R 5 H 9 RBI 5 BB 3 SO 4 LOB 12</p> 								
21 Mark Kotsay, L OBP: 0.322, SLG: 0.402	G4-3		G4-3						G6-4-3	5	1	3	1	0	0	1									
7 Bobby Crosby, R OBP: 0.362, SLG: 0.463	G4-3									3	1	0	0	1	1	3									
3 Eric Chavez, L OBP: 0.331, SLG: 0.457	G4-3									4	1	1	1	0	0	1									
29 Dan Johnson, L OBP: 0.392, SLG: 0.494										4	0	1	1	0	1	0									
Jay Payton, R OBP: 0.311, SLG: 0.472										4	0	0	0	0	1	2									
Scott Hatteberg, L OBP: 0.357, SLG: 0.374										4	0	1	1	0	0	1									
Nick Swisher, S OBP: 0.322, SLG: 0.470										2	1	0	0	1	0	2									
14 Mark Ellis, R OBP: 0.355, SLG: 0.404										3	1	1	0	1	1	0									
<b>Inning Stats</b>	R: 0 E: 0 K: 0 S: 12	H: 1 LOB: 1 BB: 0 P: 16	R: 0 E: 0 K: 2 S: 10	H: 1 LOB: 1 BB: 0 P: 16	R: 0 E: 0 K: 1 S: 13	H: 0 LOB: 0 BB: 0 P: 19	R: 0 E: 0 K: 0 S: 9	H: 0 LOB: 0 BB: 0 P: 15	R: 2 E: 0 K: 1 S: 11	H: 2 LOB: 2 BB: 2 P: 25	R: 0 E: 0 K: 0 S: 7	H: 0 LOB: 0 BB: 0 P: 10	R: 0 E: 0 K: 0 S: 7	H: 1 LOB: 1 BB: 0 P: 11	R: 3 E: 0 K: 0 S: 14	H: 3 LOB: 1 BB: 1 P: 26	R: 0 E: 0 K: 0 S: 7	H: 1 LOB: 0 BB: 0 P: 7	1B: 7 2B: 3 3B: 0 HR: 0	SF: 0 SAC: 0 DP: 2 HBP: 1	WP: 0 PB: 0 SB: 0 CS: 0	PA: 38			
<b>PITCHER</b>	IP	WLS	BF	H	R	ER	SO	BB	IBB	HBP	BLK	WP	HR	S	P	ERA	WHIP								
Joe Mays, R ERA: 4.62	(1, 1)	6.0	24	4	2	2	4	2	0	0	0	0	0	62	101	3.00	1.000								
54 Matt Guerrier, R ERA: 3.0	(7, 1)	1.0	4	1	0	0	0	0	0	1	0	0	0	7	11	0.00	1.000								
J.C. Romero, L ERA: 2.9	(8, 1)	0.0	L	4	3	3	3	0	0	0	0	0	0	6	14	∞	∞								
Juan Rincon, R ERA: 2.59	(8, 1)	1.0	3	0	0	0	0	0	0	0	0	0	0	8	12	0.00	0.000								
Terry Mulholland, L ERA: 5.83	(9, 1)	1.0	3	1	0	0	0	0	0	0	0	0	0	7	7	0.00	1.000								

Batter	1	2	3	4	5	6	7	8	9	AB	R	H	RBI	BB	SO	LOB	BOTTOM								
Shannon Stewart, R OBP: 0.331, SLG: 0.399	K									4	0	1	0	0	1	0	<p>Oakland Athletics @ Minnesota Twins Hubert H. Humphrey Metrodome, Minneapolis, MN</p> <p>Tue Aug 02 2005, 8:10 PM EDT Att: 22,101 - Dome - 70 F</p> <p>livebaseballscorecards.com</p> <p>AB 35 R 2 H 9 RBI 2 BB 0 SO 10 LOB 14</p> 								
8 Nick Punto, S OBP: 0.320, SLG: 0.352	G4-3									4	0	2	0	0	1	0									
7 Joe Mauer, L OBP: 0.373, SLG: 0.431	G6-4-3									4	0	1	0	0	2	2									
Matthew LeCroy, R OBP: 0.361, SLG: 0.452	G6-4-3									4	0	0	0	0	2	4									
Jacque Jones, L OBP: 0.351, SLG: 0.466										4	1	1	1	0	2	2									
33 Justin Morneau, L OBP: 0.326, SLG: 0.475										4	0	1	0	0	0	0									
20 Lew Ford, R OBP: 0.333, SLG: 0.368										4	0	2	0	0	0	1									
5 Michael Cuddyer, R OBP: 0.339, SLG: 0.403										4	1	1	1	0	1	3									
Jason Bartlett, R OBP: 0.292, SLG: 0.351										3	0	0	0	0	1	2									
<b>Inning Stats</b>	R: 0 E: 0 K: 1 S: 11	H: 2 LOB: 1 BB: 0 P: 16	R: 1 E: 0 K: 1 S: 10	H: 2 LOB: 1 BB: 0 P: 17	R: 0 E: 0 K: 2 S: 17	H: 2 LOB: 2 BB: 0 P: 25	R: 0 E: 0 K: 0 S: 9	H: 1 LOB: 1 BB: 0 P: 12	R: 0 E: 0 K: 0 S: 6	H: 0 LOB: 0 BB: 0 P: 11	R: 0 E: 0 K: 1 S: 10	H: 0 LOB: 0 BB: 0 P: 14	R: 1 E: 0 K: 1 S: 8	H: 1 LOB: 0 BB: 0 P: 12	R: 0 E: 0 K: 3 S: 10	H: 0 LOB: 0 BB: 0 P: 16	R: 0 E: 0 K: 1 S: 13	H: 1 LOB: 1 BB: 0 P: 20	1B: 6 2B: 1 3B: 0 HR: 2	SF: 0 SAC: 0 DP: 1 HBP: 0	WP: 0 PB: 0 SB: 0 CS: 0	PA: 35			
<b>PITCHER</b>	IP	WLS	BF	H	R	ER	SO	BB	IBB	HBP	BLK	WP	HR	S	P	ERA	WHIP								
Dan Haren, R ERA: 4.27	(1, 1)	7.0	W	28	8	2	2	6	0	0	0	0	0	107	107	2.57	1.143								
Jay Witasick, R ERA: 2.49	(8, 1)	1.0	H	3	0	0	0	3	0	0	0	0	0	10	16	0.00	0.000								
20 Huston Street, R ERA: 1.36	(9, 1)	1.0	S	4	1	0	0	1	0	0	0	0	0	13	20	0.00	1.000								

Batter	1	2	3	4	5	6	7	8	9	AB	R	H	RBI	BB	SO	LOB	TOP								
Jason Kendall, R OBP: 0.391, SLG: 0.323	1-1 F9		0-1 G6-3			1-3 K		0-1 SF9		3	0	0	1	0	1	0	<p>Oakland Athletics @ Minnesota Twins Hubert H. Humphrey Metrodome, Minneapolis, MN</p> <p>Wed Aug 03 2005, 8:10 PM EDT Att: 30,581 - Dome - 70 F</p> <p>livebaseballscores.com</p> <p>AB 30 R 3 H 5 RBI 2 BB 0 SO 6 LOB 6</p> 								
21 Mark Kotsay, L OBP: 0.319, SLG: 0.398	2-2 G4-3		0-0 G3			1-2 F7		0-0 P4		4	0	0	0	0	0	0									
7 Bobby Crosby, R OBP: 0.356, SLG: 0.455	1-3 K				2-3 K		0-1 G4-3		1-0 P4	4	0	0	0	0	2	0									
3 Eric Chavez, L OBP: 0.330, SLG: 0.455		2-2 FC4 29 1B			2-1 F8				1-0 P6	4	1	1	0	0	1	0									
29 Dan Johnson, L OBP: 0.394, SLG: 0.511		1-2 E 1B			0-0 L4				1-0 HR	4	1	2	1	0	1	0									
23 Bobby Kielty, S OBP: 0.370, SLG: 0.411		0-3 K				0-0 G3-1			1-2 G6-3	3	0	0	0	0	1	2									
Scott Hatteberg, L OBP: 0.354, SLG: 0.371		1-1 FC4 G4-6-3				1-0 F8			0-0 G4-3	3	0	0	0	0	0	1									
Nick Swisher, S OBP: 0.325, SLG: 0.475		2-1 G4-6-3				0-1 1B			0-0 SH5-3 14 SF9	3	1	2	0	0	0	2									
14 Mark Ellis, R OBP: 0.353, SLG: 0.401					1-1 G6-3		0-1 G5-3		0-0 SH5-3	2	0	0	0	0	0	1									
<b>Inning Stats</b>	R: 0 E: 0 K: 1 S: 8	H: 0 LOB: 0 BB: 0 P: 12	R: 1 E: 1 K: 1 S: 15	H: 2 LOB: 1 BB: 0 P: 21	R: 0 E: 0 K: 0 S: 5	H: 0 LOB: 0 BB: 0 P: 6	R: 0 E: 0 K: 1 S: 14	H: 0 LOB: 0 BB: 0 P: 18	R: 0 E: 0 K: 0 S: 6	H: 1 LOB: 1 BB: 0 P: 7	R: 0 E: 0 K: 1 S: 8	H: 0 LOB: 0 BB: 0 P: 10	R: 1 E: 0 K: 0 S: 6	H: 1 LOB: 0 BB: 0 P: 9	R: 1 E: 0 K: 2 S: 5	H: 1 LOB: 0 BB: 0 P: 5	R: 0 E: 0 K: 2 S: 9	H: 0 LOB: 0 BB: 0 P: 15	1B: 3 2B: 1 3B: 0 HR: 1	SF: 1 SAC: 1 DP: 1 HBP: 0	WP: 0 PB: 0 SB: 0 CS: 0	PA: 32			
<b>PITCHER</b>	IP	WLS	BF	H	R	ER	SO	BB	IBB	HBP	BLK	WP	HR	S	P	ERA	WHIP								
Carlos Silva, R ERA: 3.27	8.0		29	5	3	2	4	0	0	0	0	0	1	67	88	2.25	0.625								
36 Joe Nathan, R ERA: 2.96	1.0	W	3	0	0	0	2	0	0	0	0	0	0	9	15	0.00	0.000								

Batter	1	2	3	4	5	6	7	8	9	AB	R	H	RBI	BB	SO	LOB	BOTTOM								
Shannon Stewart, R OBP: 0.333, SLG: 0.398	0-2 G5-3		1-1 F7			1-1 SH5-3 8 1B		4-0 G4-6-3 7 BB		3	0	1	0	1	0	1	<p>Oakland Athletics @ Minnesota Twins Hubert H. Humphrey Metrodome, Minneapolis, MN</p> <p>Wed Aug 03 2005, 8:10 PM EDT Att: 30,581 - Dome - 70 F</p> <p>livebaseballscores.com</p> <p>AB 29 R 4 H 5 RBI 4 BB 4 SO 9 LOB 9</p> 								
8 Nick Punto, S OBP: 0.320, SLG: 0.349	2-3 K		4-1 1-2 BB			1-0 SH5-3		2-3 K		2	0	0	0	1	2	1									
7 Joe Mauer, L OBP: 0.369, SLG: 0.426	2-0 F7		3-2 G4-3			0-0 F7		1-0 G4-6-3		4	0	0	0	0	0	4									
Matthew LeCroy, R OBP: 0.353, SLG: 0.440		1-3 K			0-3 K			0-1 G6-3		4	0	0	0	0	2	1									
Jacque Jones, L OBP: 0.350, SLG: 0.463		1-3 K			2-3 K2-3			4-2 5 HR BB		3	1	0	0	1	3	0									
33 Justin Morneau, L OBP: 0.325, SLG: 0.470		1-3 K			3-3 K			2-1 F7		3	1	0	0	1	2	1									
20 Lew Ford, R OBP: 0.332, SLG: 0.372					2-2 P4			0-1 G6-3		4	0	1	1	0	0	1									
5 Michael Cuddyer, R OBP: 0.342, SLG: 0.429					2-0 HR			1-2 3B		3	2	2	3	0	0	0									
Jason Bartlett, R OBP: 0.294, SLG: 0.350					2-2 8 BB 1B			0-0 G6-3		3	0	1	0	0	0	0									
<b>Inning Stats</b>	R: 0 E: 0 K: 1 S: 9	H: 0 LOB: 0 BB: 0 P: 13	R: 0 E: 0 K: 3 S: 9	H: 0 LOB: 0 BB: 0 P: 12	R: 1 E: 0 K: 0 S: 16	H: 2 LOB: 2 BB: 1 P: 30	R: 0 E: 0 K: 3 S: 11	H: 0 LOB: 0 BB: 0 P: 16	R: 0 E: 0 K: 0 S: 8	H: 0 LOB: 0 BB: 0 P: 10	R: 2 E: 0 K: 0 S: 12	H: 1 LOB: 1 BB: 1 P: 20	R: 0 E: 0 K: 1 S: 6	H: 0 LOB: 0 BB: 1 P: 13	R: 1 E: 0 K: 1 S: 9	H: 1 LOB: 1 BB: 1 P: 19	1B: 2 2B: 0 3B: 1 HR: 2	SF: 0 SAC: 1 DP: 1 HBP: 0	WP: 0 PB: 0 SB: 0 CS: 0	PA: 34					
<b>PITCHER</b>	IP	WLS	BF	H	R	ER	SO	BB	IBB	HBP	BLK	WP	HR	S	P	ERA	WHIP								
40 Rich Harden, R ERA: 2.54	6.2		25	3	2	2	7	2	0	0	0	0	1	66	102	2.70	0.750								
50 Kiko Castero, R ERA: 4.18	0.1	B	2	1	1	1	0	0	0	0	0	0	1	5	7	27.00	3.000								
58 Justin Duchschere, R ERA: 1.88	1.2	L	7	1	1	1	2	2	0	0	0	0	0	15	32	5.40	1.800								

Batter	1	2	3	4	5	6	7	8	9	AB	R	H	RBI	BB	SO	LOB	TOP										
Jason Kendall, R OBP: 0.391, SLG: 0.322	1-3 K		1-2 G6-3			1-1 G6-3		2-1 7 1B 3 1B 7 WP HBP	1-2 2B 7 SF9 1B	4	2	1	0	0	1	0											
Nick Swisher, S OBP: 0.326, SLG: 0.477	1-2 1B			1-2 G6-3		0-2 F8		2-2 F7	1-2 SF9 2B	5	0	2	1	0	0	1											
7 Bobby Crosby, R OBP: 0.357, SLG: 0.456	1-0 F9			1-1 G3		3-2 1B		3-2 3 1B 1-3 1B	3-2 SF9 2B	4	0	2	1	0	0	1											
3 Eric Chavez, L OBP: 0.331, SLG: 0.461	1-3 K			0-1 HR		2-3 K		0-0 29 S 1-3 3-H 1B	0-2 K	5	1	2	2	0	3	3											
29 Dan Johnson, L OBP: 0.396, SLG: 0.524		0-2 F7		1-2 G4-3			1-1 HR	4-0 FC6-4 1-2 IBB		3	1	1	1	1	0	0											
23 Bobby Kielty, S OBP: 0.369, SLG: 0.407		4-2 G4-6-3 BB			0-2 G3-1		0-2 G5-3	3-3 K		3	0	0	0	1	1	3											
Scott Hatteberg, L OBP: 0.355, SLG: 0.372		1-1 G4-6-3			1-2 FC4-6 1B		2-1 1B	1-2 FC6-4		4	0	2	0	0	0	4											
Jay Payton, R OBP: 0.310, SLG: 0.467			1-0 G5-3		1-1 FC4-6		1-0 G5-4-3 1B		1-3 K	4	0	1	0	0	1	1											
Marco Scutaro, R OBP: 0.323, SLG: 0.375			2-1 G5-3		1-0 G1-3		1-2 G5-4-3		1-1 1B 2B	4	1	1	0	0	0	3											
<b>Inning Stats</b>	R: 0 E: 0 K: 2 S: 13	H: 1 LOB: 1 BB: 0 P: 17	R: 0 E: 0 K: 0 S: 7	H: 0 LOB: 0 BB: 1 P: 12	R: 0 E: 0 K: 0 S: 6	H: 0 LOB: 0 BB: 0 P: 10	R: 1 E: 0 K: 0 S: 10	H: 1 LOB: 1 BB: 0 P: 13	R: 0 E: 0 K: 1 S: 12	H: 1 LOB: 1 BB: 0 P: 18	R: 1 E: 0 K: 0 S: 13	H: 3 LOB: 1 BB: 0 P: 18	R: 1 E: 0 K: 1 S: 17	H: 2 LOB: 3 BB: 0 P: 32	R: 2 E: 0 K: 2 S: 18	H: 3 LOB: 1 BB: 0 P: 22	1B: 9 2B: 1 3B: 0 HR: 2	SF: 1 SAC: 0 DP: 2 HBP: 1	WP: 1 PB: 0 CS: 1	PA: 40							
<b>PITCHER</b>	IP	WLS	BF	H	R	ER	SO	BB	IBB	HBP	BLK	WP	HR	S	P	ERA	WHIP										
Kyle Lohse, R ERA: 4.38	(1, 1)	7.0	27	7	2	2	3	1	0	0	0	0	2	71	101	2.57	1.143										
28 Jesse Crain, R ERA: 3.0	(8, 1)	0.1	L 3	1	1	1	0	0	0	1	0	1	0	10	17	27.00	3.000										
J.C. Romero, L ERA: 2.9	(8, 1)	0.0	2	1	0	0	0	0	1	0	0	0	0	1	5	∞	∞										
Juan Rincon, R ERA: 2.88	(8, 1)	1.1	7	3	2	2	2	0	0	0	0	0	0	21	29	13.50	2.250										
Terry Mulholland, L ERA: 5.78	(9, 1)	0.1	1	0	0	0	1	0	0	0	0	0	0	3	3	0.00	0.000										

Oakland Athletics @ Minnesota Twins  
Hubert H. Humphrey Metrodome, Minneapolis, MN

Thu Aug 04 2005, 1:10 PM EDT  
Att: 25,154 - Dome - 70 F



AB 36  
R 5  
H 12  
RBI 5  
BB 2  
SO 6  
LOB 16

Batter	1	2	3	4	5	6	7	8	9	AB	R	H	RBI	BB	SO	LOB	BOTTOM										
Shannon Stewart, R OBP: 0.330, SLG: 0.394	1-0 G5-3			2-1 G4-3		2-1 L6		1-0 FC4-6		4	0	0	0	0	0	1											
Juan Castro, R OBP: 0.294, SLG: 0.375	1-3 K			1-0 G1-3		1-0 G1		0-0 L6		4	0	0	0	0	1	1											
20 Lew Ford, R OBP: 0.329, SLG: 0.368	1-3 K			0-2 G4-3			3-2 G5-3		1-3 K	4	0	0	0	0	2	0											
Matthew LeCroy, R OBP: 0.358, SLG: 0.463		2-3 K			0-0 HR		2-2 FC5-4 1B		1-3 K	3	1	2	1	0	1	0											
8 Nick Punto, S OBP: 0.319, SLG: 0.348		2-1 F7			4-2 33 1B BB		1-0 FC5-4 33 2B		2-3 K	3	1	0	0	1	1	1											
33 Justin Morneau, L OBP: 0.326, SLG: 0.476		0-3 K			0-1 55 G6-4-3 1B		0-0 2B			3	0	2	1	0	1	0											
5 Michael Cuddyer, R OBP: 0.339, SLG: 0.424			2-3 K		0-3 K		2-3 K			3	0	0	0	0	3	4											
55 Mike Redmond, R OBP: 0.310, SLG: 0.333			1-1 L8		0-0 G6-4-3			0-1 F8		3	0	0	0	0	2												
Jason Bartlett, R OBP: 0.288, SLG: 0.343			2-3 K			0-2 G4-3		4-2 FC4-6 BB		2	0	0	0	0	1	0											
Michael Ryan, L OBP: 0.251, SLG: 0.327										0	0	0	0	1	0	0											
38 Luis Antonio Rodriguez, S OBP: 0.356, SLG: 0.410										0	0	0	0	0	0	0											
<b>Inning Stats</b>	R: 0 E: 0 K: 2 S: 7	H: 0 LOB: 0 BB: 0 P: 10	R: 0 E: 0 K: 2 S: 8	H: 0 LOB: 0 BB: 0 P: 12	R: 0 E: 0 K: 2 S: 8	H: 0 LOB: 0 BB: 0 P: 13	R: 0 E: 0 K: 0 S: 6	H: 0 LOB: 0 BB: 0 P: 9	R: 1 E: 0 K: 1 S: 11	H: 2 LOB: 2 BB: 0 P: 19	R: 0 E: 0 K: 0 S: 6	H: 0 LOB: 1 BB: 1 P: 11	R: 0 E: 0 K: 3 S: 13	H: 0 LOB: 0 BB: 0 P: 17	1B: 2 2B: 1 3B: 0 HR: 1	SF: 0 SAC: 0 DP: 1 HBP: 0	WP: 0 PB: 0 CS: 0	PA: 32									
<b>PITCHER</b>	IP	WLS	BF	H	R	ER	SO	BB	IBB	HBP	BLK	WP	HR	S	P	ERA	WHIP										
Barry Zito, L ERA: 3.65	(1, 1)	8.0	W 29	4	2	2	8	2	0	0	0	0	0	61	96	0.00	0.750										
20 Huston Street, R ERA: 1.33	(9, 1)	1.0	S 3	0	0	0	3	0	0	0	0	0	0	13	17	0.00	0.000										

Oakland Athletics @ Minnesota Twins  
Hubert H. Humphrey Metrodome, Minneapolis, MN

Thu Aug 04 2005, 1:10 PM EDT  
Att: 25,154 - Dome - 70 F



AB 30  
R 2  
H 4  
RBI 2  
BB 2  
SO 11  
LOB 9

Batter	1	2	3	4	5	6	7	8	9	AB	R	H	RBI	BB	SO	LOB	TOP			
18 Johnny Damon, L (1, 8) OBP: 0.385, SLG: 0.487 13 Alex Cora, L (6, 6) OBP: 0.247, SLG: 0.295			G3-1			L8		G6-3		3	0	1	0	0	0	0	<b>Boston Red Sox @ Minnesota Twins</b> Hubert H. Humphrey Metrodome, Minneapolis, MN Fri Aug 05 2005, 8:10 PM EDT Att: 38,161 - Dome - 70 F			
Edgar Renteria, R (1, 6) OBP: 0.344, SLG: 0.385 Adam Stern, L (6, 8) OBP: 0.214, SLG: 0.385			P4					G6-3		3	0	1	0	0	1	1				
34 David Ortiz, L (1, 10) OBP: 0.561, SLG: 0.561 Roberto Petagine, L (9, PH)						L7			K	2	0	0	0	1	1	1				
Manny Ramirez, R (1, 7) OBP: 0.374, SLG: 0.587 Doug Mirabeli, R (7, 2) OBP: 0.297, SLG: 0.374								G5-3		3	0	1	0	0	1	2				
Jason Varitek, S (1, 2) OBP: 0.381, SLG: 0.547 Gabe Kapler, R (7, 7) OBP: 0.286, SLG: 0.231						F9		E5		3	0	0	0	0	2	3				
Kevin Millar, R (1, 3) OBP: 0.352, SLG: 0.373									K	4	0	0	0	0	1	2				
Bill Mueller, S (1, 5) OBP: 0.375, SLG: 0.412										3	0	1	0	0	1	0				
Tony Graffano, R (1, 4) OBP: 0.373, SLG: 0.386										3	0	0	0	0	2	2				
José Cruz Jr., S (1, 9) OBP: 0.345, SLG: 0.430										3	0	0	0	0	1	0				
<b>Inning Stats</b>	R: 0 E: 0 K: 3 S: 15	H: 1 LOB: 2 BB: 1 P: 22	R: 0 E: 0 K: 0 S: 7	H: 0 LOB: 0 BB: 0 P: 9	R: 0 E: 0 K: 0 S: 12	H: 0 LOB: 0 BB: 0 P: 14	R: 0 E: 0 K: 2 S: 9	H: 0 LOB: 0 BB: 0 P: 15	R: 0 E: 0 K: 2 S: 9	H: 0 LOB: 0 BB: 0 P: 11	R: 0 E: 0 K: 1 S: 8	H: 1 LOB: 1 BB: 0 P: 13	R: 0 E: 0 K: 1 S: 14	H: 2 LOB: 2 BB: 0 P: 20	R: 0 E: 1 K: 2 S: 10	H: 0 LOB: 1 BB: 0 P: 17	1B: 3 2B: 0 3B: 1 HR: 0	SF: 0 SAC: 0 DP: 0 HBP: 0	WP: 0 PB: 0 SB: 0 CS: 0	PA: 33
<b>PITCHER</b>	IP WLS BF H R ER SO BB IBB HBP BLK WP HR S P ERA WHIP	7.0 W 26 4 0 0 8 1 0 0 0 0 0 74 104 0.00 0.714	1.0 3 0 0 0 1 0 0 0 0 0 0 8 12 0.00 0.000	1.0 4 0 0 0 2 0 0 0 0 0 0 10 17 0.00 0.000																
Brad Radke, R (1, 1) ERA: 3.71 Terry Mulholland, L (8, 1) ERA: 5.65 54 Matt Guerrier, R (9, 1) ERA: 2.95																				

Batter	1	2	3	4	5	6	7	8	9	AB	R	H	RBI	BB	SO	LOB	BOTTOM				
20 Lew Ford, R (1, 8) OBP: 0.332, SLG: 0.377			G3-1			G6-4-3				5	3	3	0	0	0	1	<b>Boston Red Sox @ Minnesota Twins</b> Hubert H. Humphrey Metrodome, Minneapolis, MN Fri Aug 05 2005, 8:10 PM EDT Att: 38,161 - Dome - 70 F				
8 Nick Punto, S (1, 4) OBP: 0.318, SLG: 0.346 38 Luis Antonio Rodriguez (PH) OBP: 0.361, SLG: 0.415			K							4	0	1	1	0	2	2					
7 Joe Mauer, L (1, 2) OBP: 0.372, SLG: 0.432			G1-3							5	3	3	3	0	0	1					
Matthew LeCroy, R (1, 10) OBP: 0.366, SLG: 0.476 Terry Tifee, S (7, PR) OBP: 0.241, SLG: 0.341										4	1	3	1	0	0	0					
Jacque Jones, L (1, 9) OBP: 0.355, SLG: 0.473										4	2	3	2	1	0	1					
33 Justin Morneau, L (1, 3) OBP: 0.323, SLG: 0.468										5	0	0	1	0	1	3					
5 Michael Cuddyer, R (1, 5) OBP: 0.340, SLG: 0.425										4	0	1	0	1	1	4					
Michael Ryan, L (1, 7) OBP: 0.283, SLG: 0.302										4	1	0	0	1	1	5					
Jason Bartlett, R (1, 6) OBP: 0.287, SLG: 0.333										3	0	0	0	1	1	3					
<b>Inning Stats</b>	R: 4 E: 1 K: 0 S: 24	H: 4 LOB: 2 BB: 1 P: 40	R: 0 E: 0 K: 1 S: 8	H: 0 LOB: 0 BB: 0 P: 12	R: 0 E: 0 K: 1 S: 12	H: 1 LOB: 1 BB: 0 P: 21	R: 3 E: 1 K: 1 S: 14	H: 3 LOB: 1 BB: 0 P: 19	R: 0 E: 0 K: 0 S: 3	H: 0 LOB: 0 BB: 1 P: 8	R: 0 E: 0 K: 0 S: 11	H: 1 LOB: 1 BB: 1 P: 22	R: 0 E: 0 K: 2 S: 15	H: 1 LOB: 3 BB: 1 P: 25	R: 5 E: 0 K: 1 S: 21	H: 6 LOB: 1 BB: 0 P: 28	1B: 9 2B: 5 3B: 1 HR: 1	SF: 0 SAC: 0 DP: 2 HBP: 0	WP: 0 PB: 0 SB: 0 CS: 0	PA: 44	
<b>PITCHER</b>	IP WLS BF H R ER SO BB IBB HBP BLK WP HR S P ERA WHIP	3.2 L 22 8 7 2 3 1 0 0 0 0 0 4 9 0.00 0.750	1.1 4 0 0 0 0 1 0 0 0 0 0 4 9 0.00 0.750	1.2 8 2 0 0 1 2 0 0 0 0 0 23 43 0.00 2.400	1.1 10 6 5 5 2 0 0 0 0 0 1 24 32 33.75 4.500																
Bronson Arroyo, R (1, 1) ERA: 4.24 Mike Myers, L (4, 1) ERA: 2.81 17 Manny Delcarmen, R (6, 1) ERA: 6.82 Geremi Gonzalez, R (7, 1) ERA: 6.82																					







Batter	1	2	3	4	5	6	7	8	9	AB	R	H	RBI	BB	SO	LOB	TOP										
Shannon Stewart, R OBP: 0.333, SLG: 0.403	G1-5-3		1-2 8 2B		0-1 SAFE 1 SAFE 2B		G1-6-3			4	1	2	2	0	0	1	<b>Minnesota Twins @ Seattle Mariners</b> Safeco Field, Seattle, WA Mon Aug 08 2005, 7:05 PM PDT Att: 35,401 - Clear - 77 F										
8 Nick Punto, S OBP: 0.320, SLG: 0.348	F7		2-2 1B 2B		1-2 2B		K			3	1	1	1	1	1	2											
7 Joe Mauer, L OBP: 0.369, SLG: 0.425	G4-3		3-1 F7		4-0 IBB		K			3	0	0	0	1	1	2											
Matthew LeCroy, R OBP: 0.363, SLG: 0.458 38 Luis Antonio Rodriguez (SP) OBP: 0.361, SLG: 0.415		3-3 K	1-1 2H 1B		0-0 F9			4-2 SAFE SAFE BB		3	0	1	1	1	1	3											
Jacque Jones, L OBP: 0.346, SLG: 0.458	F8			2-1 P5		2-2 G6-3		0-0 L8		4	0	0	0	0	0	2											
20 Lew Ford, R OBP: 0.332, SLG: 0.371	F8			1-1 L5		0-0 G4-3		0-3 K		4	0	0	0	0	1	2											
33 Justin Morneau, L OBP: 0.319, SLG: 0.459			1-0 G3		3-2 F9		2-3 K			4	0	0	0	0	1	0											
Terry Tiffee, S OBP: 0.237, SLG: 0.330			0-1 BB 2B 1B		1-0 L9		3-3 K		1-0 F9	4	1	1	0	0	1	0											
Jason Bartlett, R OBP: 0.309, SLG: 0.342			4-0 2B BB		4-0 2B BB		3-1 G1-6-3 1B		1-3 K	2	1	1	0	2	1	0											
<b>Inning Stats</b>	R: 0 E: 0 K: 0 S: 11	H: 0 LOB: 0 BB: 0 P: 13	R: 0 E: 0 K: 1 S: 8	H: 0 LOB: 0 BB: 0 P: 15	R: 4 E: 0 K: 0 S: 16	H: 4 LOB: 1 BB: 1 P: 28	R: 0 E: 0 K: 0 S: 8	H: 0 LOB: 0 BB: 0 P: 14	R: 0 E: 0 K: 1 S: 8	H: 1 LOB: 3 BB: 2 P: 18	R: 0 E: 0 K: 1 S: 7	H: 0 LOB: 0 BB: 0 P: 11	R: 0 E: 0 K: 1 S: 9	H: 1 LOB: 0 BB: 0 P: 15	R: 0 E: 0 K: 2 S: 12	H: 0 LOB: 2 BB: 2 P: 20		R: 0 E: 0 K: 1 S: 7	H: 0 LOB: 0 BB: 0 P: 9	1B: 3 2B: 3 3B: 0 HR: 0	SF: 0 SAC: 0 DP: 1 HBP: 0	WP: 0 PB: 0 SB: 1 CS: 0	PA: 36				
<b>PITCHER</b>	IP	WLS	BF	H	R	ER	SO	BB	IBB	HBP	BLK	WP	HR	S	P	ERA	WHIP										
Gil Meche, R ERA: 5.12	5.0		22	5	4	4	2	2	1	0	0	0	0	51	88	7.20	1.400										
Matt Thornton, L ERA: 5.44	2.1		8	1	0	0	3	1	0	0	0	0	0	21	35	0.00	0.857										
Jeff Nelson, R ERA: 2.87	0.0	W	2	0	0	0	1	0	0	0	0	0	0	2	6	∞	∞										
George Sherrill, L ERA: 1.38	1.0	S	3	0	0	0	1	0	0	0	0	0	0	7	9	0.00	0.000										

Batter	1	2	3	4	5	6	7	8	9	AB	R	H	RBI	BB	SO	LOB	BOTTOM										
51 Ichiro Suzuki, L OBP: 0.347, SLG: 0.430	F7		0-0 P6		0-0 F9			2-2 16 1B 7 BB 1B		4	1	1	0	0	0	1	<b>Minnesota Twins @ Seattle Mariners</b> Safeco Field, Seattle, WA Mon Aug 08 2005, 7:05 PM PDT Att: 35,401 - Clear - 77 F										
16 Willie Bloomquist, R OBP: 0.317, SLG: 0.349	F9			0-1 G4-3	2-2 2B		1-1 7 BB P4 1B			4	0	2	1	0	0	0											
Raul Ibanez, L OBP: 0.360, SLG: 0.460	G6-3			3-2 2B	0-3 K		0-0 P3			4	1	1	0	0	1	3											
Richie Sexson, R OBP: 0.362, SLG: 0.544		3-3 K		1-2 29 1B 7 1B 2B		0-3 K		2-1 P4		4	1	1	1	0	2	2											
29 Adrián Beltré, R OBP: 0.297, SLG: 0.414		0-0 L9		0-2 7 1B 1B		0-2 G6-3		4-0 7 BB IBB		3	0	1	0	1	0	0											
7 Jeremy Reed, L OBP: 0.321, SLG: 0.343	F9			1-1 12 G5-4-3 1B		0-3 K		4-2 1-2 2-3 3-H BB		3	0	1	2	1	1	0											
12 Michael Morse, R OBP: 0.362, SLG: 0.394 7 Yuniesky Betancourt, R OBP: 0.273, SLG: 0.355			0-0 G5-3		0-1 G5-4-3		1-3 K		1-2 2-3 3-H BB	4	0	0	0	0	2	5											
Chris Snelling, L OBP: 0.423, SLG: 0.524			0-1 HR		4-1 16 2B BB		1-1 G6-4-3 1B			2	2	2	1	1	0	0											
Yorvit Torrealba, R OBP: 0.286, SLG: 0.324	G4-3			0-0 G1-3		1-1 G6-4-3				3	0	0	0	0	0	2											
<b>Inning Stats</b>	R: 0 E: 0 K: 0 S: 8	H: 0 LOB: 0 BB: 0 P: 10	R: 0 E: 0 K: 1 S: 8	H: 0 LOB: 0 BB: 0 P: 11	R: 1 E: 0 K: 0 S: 5	H: 1 LOB: 0 BB: 0 P: 5	R: 2 E: 0 K: 0 S: 16	H: 4 LOB: 1 BB: 0 P: 21	R: 1 E: 0 K: 1 S: 10	H: 1 LOB: 1 BB: 1 P: 16	R: 0 E: 0 K: 2 S: 10	H: 0 LOB: 0 BB: 0 P: 10	R: 0 E: 0 K: 1 S: 7	H: 1 LOB: 0 BB: 0 P: 10	R: 1 E: 0 K: 0 S: 15	H: 2 LOB: 3 BB: 2 P: 30		R: 1 E: 0 K: 1 S: 7	H: 0 LOB: 0 BB: 0 P: 9	1B: 5 2B: 3 3B: 0 HR: 1	SF: 0 SAC: 0 DP: 2 HBP: 0	WP: 0 PB: 0 SB: 0 CS: 0	PA: 34				
<b>PITCHER</b>	IP	WLS	BF	H	R	ER	SO	BB	IBB	HBP	BLK	WP	HR	S	P	ERA	WHIP										
Carlos Silva, R ERA: 3.42	7.0	L	29	9	5	5	5	1	1	0	0	0	0	8	20	0.00	1.000										
28 Jesse Crain, R ERA: 2.89	1.0		5	0	0	0	1	1	1	0	0	0	0	8	20	0.00	1.000										


AB	31
R	4
H	6
RBI	4
BB	5
SO	7
LOB	12




AB	31
R	5
H	9
RBI	5
BB	3
SO	6
LOB	13





Batter	1	2	3	4	5	6	7	8	9	AB	R	H	RBI	BB	SO	LOB	TOP					
Shannon Stewart, R (1, 7) OBP: 0.335, SLG: 0.404	0-2 CS 1B			1-2 G3-1		1-3 K		0-0 1B		4	0	2	0	0	1	0	<b>Minnesota Twins @ Seattle Mariners</b> Safeco Field, Seattle, WA Tue Aug 09 2005, 7:05 PM PDT Att: 34,213 - Clear - 73 F  <b>AB 32</b> <b>R 0</b> <b>H 5</b> <b>RBI 0</b> <b>BB 0</b> <b>SO 7</b> <b>LOB 14</b> 					
8 Nick Punto, S (1, 4) OBP: 0.315, SLG: 0.343	2-2 SAFE G6-3			1-3 K		0-0 F8		0-0 G1-3		4	0	0	0	0	1	3						
7 Joe Mauer, L (1, 2) OBP: 0.365, SLG: 0.420	2-3 K			3-1 L8		2-2 G4-3			1-2 G4-3	4	0	0	0	0	1	0						
Matthew LeCroy, R (1, 10) OBP: 0.361, SLG: 0.453		2-3 K			0-0 FC1-5 1B		2-1 F7		0-3 K	4	0	1	0	0	2	0						
Jacque Jones, L (1, 9) OBP: 0.346, SLG: 0.456	0-0 P6				1-0 E FC1-5 1B		0-1 G1-3		0-0 P6	4	0	1	0	0	0	0						
20 Lew Ford, R (1, 8) OBP: 0.330, SLG: 0.369	1-2 G6-3				0-1 FC1-5 E		1-0 F7			2	0	0	0	0	0	2						
38 Luis Antonio Rodriguez, R (8, 4) OBP: 0.358, SLG: 0.412					1-2 2-3f					1	0	0	0	0	0	0						
33 Justin Morneau, L (1, 3) OBP: 0.319, SLG: 0.458			0-2 F7		3-3 K			0-0 FC4-6 1B		3	0	1	0	0	1	2						
Terry Tiffee, S (1, 5) OBP: 0.229, SLG: 0.319			0-1 G3		0-2 E5			0-1 FC4-6 1B		3	0	0	0	0	0	3						
Jason Bartlett, R (1, 6) OBP: 0.304, SLG: 0.336			3-2 G6-3		0-0 G1-3			0-3 K		2	0	0	0	0	0	3						
Michael Ryan, L (8, PH) OBP: 0.279, SLG: 0.296										1	0	0	0	0	1	1						
<b>Inning Stats</b>	R: 0 E: 0 K: 1 S: 13	H: 1 LOB: 0 BB: 0 P: 17	R: 0 E: 0 K: 1 S: 7	H: 0 LOB: 0 BB: 0 P: 10	R: 0 E: 0 K: 0 S: 9	H: 0 LOB: 0 BB: 0 P: 12	R: 0 E: 0 K: 1 S: 8	H: 0 LOB: 0 BB: 0 P: 13	R: 0 E: 1 K: 1 S: 11	H: 2 LOB: 3 BB: 0 P: 15	R: 0 E: 0 K: 1 S: 8	H: 0 LOB: 0 BB: 0 P: 11	R: 0 E: 0 K: 0 S: 5	H: 0 LOB: 0 BB: 0 P: 8	R: 0 E: 0 K: 1 S: 8	H: 2 LOB: 2 BB: 0 P: 8	R: 0 E: 0 K: 1 S: 7	H: 0 LOB: 0 BB: 0 P: 8	1B: 5 2B: 0 3B: 0 HR: 0	SF: 0 SAC: 0 DP: 0 HBP: 0	WP: 0 PB: 0 SB: 0 CS: 1	PA: 32
<b>PITCHER</b>	IP WLS BF H R ER SO BB IBB HBP BLK WP HR S P ERA WHIP	8.0 W 29 5 0 0 6 0 0 0 0 0 0 69 94 0.00 0.625	1.0 S 3 0 0 0 1 0 0 0 0 0 0 7 8 0.00 0.000	<b>PITCHER</b>																		

Batter	1	2	3	4	5	6	7	8	9	AB	R	H	RBI	BB	SO	LOB	BOTTOM					
51 Ichiro Suzuki, L (1, 9) OBP: 0.347, SLG: 0.430	0-1 2B		1-3 K			2-3 K		1-2 G6-3		4	0	1	0	0	2	1	<b>Minnesota Twins @ Seattle Mariners</b> Safeco Field, Seattle, WA Tue Aug 09 2005, 7:05 PM PDT Att: 34,213 - Clear - 73 F  <b>AB 27</b> <b>R 1</b> <b>H 4</b> <b>RBI 1</b> <b>BB 2</b> <b>SO 7</b> <b>LOB 10</b> 					
16 Willie Bloomquist, R (1, 4) OBP: 0.310, SLG: 0.341	2-3 K		0-0 P6			1-2 F9		0-0 G6-3		4	0	0	0	0	1	2						
Raul Ibanez, L (1, 10) OBP: 0.360, SLG: 0.458	4-1 BB		1-2 L6			2-3 K				2	0	0	0	1	1	1						
Richie Sexson, R (1, 3) OBP: 0.360, SLG: 0.540	1-3 K			0-0 G6-3		3-3 K				3	0	0	0	0	2	2						
29 Adrián Beltré, R (1, 5) OBP: 0.295, SLG: 0.411	3-2 G5-3			3-3 K		1-1 G6-3				3	0	0	0	0	1	2						
7 Jeremy Reed, L (1, 8) OBP: 0.324, SLG: 0.347		1-2 P4		4-2 CS BB		0-0 7 3B 2B				2	1	1	0	1	0	0						
7 Yuniesky Betancourt, R (1, 6) OBP: 0.276, SLG: 0.412		1-1 F8		2-0 SAFE CS	3-2 G6-3		0-0 2H 3B			3	0	1	1	0	0	0						
Chris Snelling, L (1, 7) OBP: 0.379, SLG: 0.458		1-1 G4-3			1-1 E3 CS		3-2 P4			3	0	0	0	0	0	1						
Wiki Gonzalez, R (1, 2) OBP: 0.333, SLG: 0.432			1-1 1B		2-2 F9		0-2 L9			3	0	1	0	0	0	1						
<b>Inning Stats</b>	R: 0 E: 0 K: 2 S: 13	H: 1 LOB: 2 BB: 1 P: 23	R: 0 E: 0 K: 0 S: 7	H: 0 LOB: 0 BB: 0 P: 10	R: 0 E: 0 K: 1 S: 9	H: 1 LOB: 1 BB: 0 P: 12	R: 0 E: 0 K: 1 S: 6	H: 0 LOB: 0 BB: 1 P: 15	R: 0 E: 1 K: 0 S: 9	H: 0 LOB: 0 BB: 0 P: 14	R: 0 E: 0 K: 2 S: 11	H: 0 LOB: 0 BB: 0 P: 16	R: 1 E: 0 K: 1 S: 10	H: 2 LOB: 1 BB: 0 P: 17	R: 0 E: 0 K: 0 S: 8	H: 0 LOB: 0 BB: 0 P: 9		R: 0 E: 0 K: 0 S: 7	H: 0 LOB: 0 BB: 0 P: 8	1B: 1 2B: 2 3B: 1 HR: 0	SF: 0 SAC: 0 DP: 0 HBP: 0	WP: 0 PB: 0 SB: 0 CS: 2
<b>PITCHER</b>	IP WLS BF H R ER SO BB IBB HBP BLK WP HR S P ERA WHIP	7.0 L 26 4 1 1 7 2 0 0 0 0 0 65 107 1.29 0.857	1.0 3 0 0 0 0 0 0 0 0 0 0 0 8 9 0.00 0.000	<b>PITCHER</b>																		



Batter	1	2	3	4	5	6	7	8	9	AB	R	H	RBI	BB	SO	LOB	TOP					
Shannon Stewart, R (1, 7) OBP: 0.332, SLG: 0.400	G5-3		F8			E6		G6-3		4	0	0	0	0	0	0						
8 Nick Punto, S (1, 6) OBP: 0.311, SLG: 0.337	G6-3			F7		G5-3-6		G6-3		4	0	0	0	0	0	1						
7 Joe Mauer, L (1, 2) OBP: 0.370, SLG: 0.427	G4-3			G3-1		G4-3		G4-3		4	0	0	0	0	0	0						
33 Justin Morneau, L (1, 3) OBP: 0.317, SLG: 0.452		G4-3			G4-3		G4-3		G4-3		4	0	1	0	0	0						
Matthew LeCroy, R (1, 10) OBP: 0.349, SLG: 0.435		F9		K		G5-3				3	0	0	0	0	1	1						
20 Lew Ford, R (1, 8) OBP: 0.340, SLG: 0.374										1	1	1	0	2	0	0						
Michael Ryan, L (1, 9) OBP: 0.254, SLG: 0.267		G4-3								3	0	0	0	0	1	3						
5 Michael Cuddyer, R (1, 5) OBP: 0.344, SLG: 0.424										3	0	1	1	0	1	0						
38 Luis Antonio Rodriguez, S (1, 4) OBP: 0.343, SLG: 0.391										3	0	0	0	0	1	1						
<b>Inning Stats</b>	R: 0 H: 0 E: 0 K: 0 S: 8	H: 0 LOB: 0 BB: 0 P: 13	R: 0 H: 0 E: 0 K: 0 S: 9	H: 0 LOB: 1 BB: 1 P: 16	R: 0 H: 0 E: 0 K: 2 S: 7	H: 0 LOB: 0 BB: 0 P: 10	R: 0 H: 1 E: 0 K: 1 S: 8	H: 1 LOB: 1 BB: 0 P: 12	R: 1 H: 1 E: 0 K: 1 S: 9	H: 1 LOB: 0 BB: 1 P: 15	R: 0 H: 0 E: 1 K: 0 S: 7	H: 0 LOB: 0 BB: 0 P: 11	R: 0 H: 1 E: 0 K: 0 S: 11	H: 1 LOB: 1 BB: 0 P: 15	R: 0 H: 0 E: 0 K: 0 S: 9	H: 0 LOB: 0 BB: 0 P: 11	R: 0 H: 0 E: 0 K: 0 S: 7	H: 0 LOB: 0 BB: 0 P: 10	1B: 3 2B: 1 3B: 0 HR: 0	SF: 0 SAC: 0 DP: 2 HBP: 0	WP: 0 PB: 0 SB: 1 CS: 0	PA: 31
<b>PITCHER</b> Dan Haren, R (1, 1) ERA: 3.9	IP: 9.0 WLS: L BF: 31 H: 3 R: 1 ER: 1 SO: 4 BB: 2 IBB: 0 HBP: 0 BLK: 0 WP: 0 HR: 0 S: 75 P: 113 ERA: 1.00 WHIP: 0.556																					

Minnesota Twins @ Oakland Athletics  
McAfee Coliseum, Oakland, CA  
Fri Aug 12 2005, 10:05 PM EDT  
Att: 46,812 - Clear - 63 F

AB 29  
R 1  
H 3  
RBI 1  
BB 2  
SO 4  
LOB 6



Batter	1	2	3	4	5	6	7	8	9	AB	R	H	RBI	BB	SO	LOB	BOTTOM					
Jason Kendall, R (1, 2) OBP: 0.348, SLG: 0.317	F8		K			G5-3			G6-3	4	0	0	0	0	1	1						
21 Mark Kotsay, L (1, 10) OBP: 0.321, SLG: 0.402	G4-3		F8			F7				4	0	1	0	0	0	1						
7 Bobby Crosby, R (1, 6) OBP: 0.357, SLG: 0.443	K			L7		G5-3				3	0	0	0	1	1	0						
3 Eric Chavez, L (1, 5) OBP: 0.332, SLG: 0.469		K		F8		F8			F8	4	0	0	0	0	1	2						
23 Bobby Kielty, S (1, 7) OBP: 0.361, SLG: 0.391		G1-3		K		P4				3	0	0	0	0	1	0						
29 Dan Johnson, L (1, 3) OBP: 0.409, SLG: 0.541					K				K	3	0	1	0	0	2	0						
Jay Payton, R (1, 8) OBP: 0.305, SLG: 0.478					K				G6-3	3	0	0	0	0	1	1						
Nick Swisher, S (1, 9) OBP: 0.328, SLG: 0.471					K				F7	3	0	1	0	0	1	0						
14 Mark Ellis, R (1, 4) OBP: 0.368, SLG: 0.424									F9	3	0	0	0	0	1	1						
<b>Inning Stats</b>	R: 0 H: 0 E: 0 K: 1 S: 7	H: 1 LOB: 0 BB: 0 P: 10	R: 0 H: 1 E: 0 K: 1 S: 8	H: 1 LOB: 0 BB: 0 P: 10	R: 0 H: 1 E: 0 K: 1 S: 11	H: 1 LOB: 0 BB: 0 P: 13	R: 0 H: 0 E: 0 K: 1 S: 9	H: 0 LOB: 0 BB: 0 P: 14	R: 0 H: 0 E: 0 K: 3 S: 9	H: 0 LOB: 0 BB: 0 P: 12	R: 0 H: 0 E: 0 K: 1 S: 7	H: 0 LOB: 0 BB: 0 P: 9	R: 0 H: 0 E: 0 K: 1 S: 8	H: 0 LOB: 0 BB: 0 P: 12	R: 0 H: 0 E: 0 K: 1 S: 7	H: 0 LOB: 0 BB: 0 P: 9	R: 0 H: 1 E: 0 K: 0 S: 14	H: 1 LOB: 2 BB: 1 P: 21	1B: 1 2B: 2 3B: 0 HR: 0	SF: 0 SAC: 0 DP: 0 HBP: 0	WP: 0 PB: 0 SB: 0 CS: 0	PA: 31
<b>PITCHER</b> Johan Santana, L (1, 1) ERA: 3.48	IP: 9.0 WLS: W BF: 31 H: 3 R: 0 ER: 0 SO: 9 BB: 1 IBB: 0 HBP: 0 BLK: 0 WP: 0 HR: 0 S: 80 P: 110 ERA: 0.00 WHIP: 0.444																					

Minnesota Twins @ Oakland Athletics  
McAfee Coliseum, Oakland, CA  
Fri Aug 12 2005, 10:05 PM EDT  
Att: 46,812 - Clear - 63 F

AB 30  
R 0  
H 3  
RBI 0  
BB 1  
SO 9  
LOB 6



Batter	1	2	3	4	5	6	7	8	9	AB	R	H	RBI	BB	SO	LOB	TOP										
Shannon Stewart, R OBP: 0.329, SLG: 0.396	G5-3		FC1-5		P3		L5		K	5	0	0	0	0	1	7											
38 Luis Antonio Rodriguez, B Terry Tiffee, S OBP: 0.333, SLG: 0.379 OBP: 0.230, SLG: 0.316	F8		G3-1			G5-3		G3	K	4	0	0	0	0	0	2											
7 Joe Mauer, L OBP: 0.369, SLG: 0.425	L7			G3		33 HR		K		4	1	1	0	0	1	0											
33 Justin Morneau, L OBP: 0.319, SLG: 0.464		P4		G6-3		HR				4	1	2	2	0	0	0											
20 Lew Ford, R OBP: 0.339, SLG: 0.371	K			G5-3		G5-3				3	0	0	0	0	1	0											
Michael Ryan, L OBP: 0.238, SLG: 0.250	G6-3				P6	F7		K		4	0	0	0	0	1	2											
5 Michael Cuddyer, R OBP: 0.343, SLG: 0.420			G6-3		G5-3				55 2B	3	0	0	0	1	1	0											
55 Mike Redmond, R OBP: 0.315, SLG: 0.345			FC1-5		1B					4	0	3	0	0	1	0											
Jason Bartlett, R OBP: 0.313, SLG: 0.339					1B					3	0	2	0	1	1	2											
<b>Inning Stats</b>	R: 0 E: 0 K: 0 S: 5	H: 0 LOB: 0 BB: 0 P: 9	R: 0 E: 0 K: 1 S: 7	H: 0 LOB: 0 BB: 0 P: 10	R: 0 E: 0 K: 0 S: 13	H: 2 LOB: 2 BB: 0 P: 22	R: 0 E: 0 K: 0 S: 4	H: 0 LOB: 0 BB: 0 P: 7	R: 0 E: 0 K: 0 S: 14	H: 2 LOB: 2 BB: 0 P: 22	R: 2 E: 0 K: 0 S: 10	H: 2 LOB: 0 BB: 1 P: 15	R: 0 E: 0 K: 2 S: 10	H: 0 LOB: 1 BB: 1 P: 18	R: 0 E: 0 K: 2 S: 15	H: 1 LOB: 2 BB: 0 P: 22	R: 0 E: 0 K: 3 S: 16	H: 1 LOB: 2 BB: 1 P: 25	1B: 5 2B: 2 3B: 0 HR: 1	SF: 0 SAC: 0 DP: 0 HBP: 1	WP: 0 PB: 0 SB: 1 CS: 0	PA: 38					
<b>PITCHER</b>	IP	WLS	BF	H	R	ER	SO	BB	IBB	HBP	BLK	WP	HR	S	P	ERA	WHIP										
Kirk Saarloos, R ERA: 4.15	6.0	W	24	6	2	2	1	0	0	0	0	0	1	53	85	3.00	1.000										
50 Kiko Calero, R ERA: 3.82	1.0	H	4	0	0	0	2	1	0	0	0	0	0	10	18	0.00	1.000										
Jay Witasick, R ERA: 2.33	1.0	H	5	1	0	0	2	0	0	1	0	0	0	15	22	0.00	1.000										
20 Huston Street, R ERA: 1.42	1.0	S	5	1	0	0	3	1	0	0	0	0	0	16	25	0.00	2.000										

Minnesota Twins @ Oakland Athletics  
McAfee Coliseum, Oakland, CA  
Sat Aug 13 2005, 4:05 PM EDT  
Att: 47,385 - Partly Cloudy - 61 F

livebaseballscores.com

AB 35  
R 2  
H 8  
RBI 2  
BB 2  
SO 8  
LOB 15



Batter	1	2	3	4	5	6	7	8	9	AB	R	H	RBI	BB	SO	LOB	BOTTOM										
Jason Kendall, R OBP: 0.349, SLG: 0.317	G4-6-3				G4-3		L9			3	0	1	0	1	0	1											
21 Mark Kotsay, L OBP: 0.320, SLG: 0.407	G4-6-3		G3			G6-3	HR			4	1	1	1	0	0	3											
7 Bobby Crosby, R OBP: 0.359, SLG: 0.451	K			L9		29 1B				4	1	2	0	0	1	0											
3 Eric Chavez, L OBP: 0.333, SLG: 0.468		G4-3		29 G3		29 1B				3	1	1	0	1	1	1											
29 Dan Johnson, L OBP: 0.406, SLG: 0.535	F8			G3		HR		G4-1		4	1	1	1	0	0	2											
Jay Payton, R OBP: 0.304, SLG: 0.487	G6-3			G3		HR		F7		4	1	1	3	0	0	1											
Scott Hatteberg, L OBP: 0.354, SLG: 0.369			G4-3		G3-1	G3-1				3	0	0	0	1	0	0											
Nick Swisher, S OBP: 0.330, SLG: 0.470			G3		14 G3			F7		3	0	1	0	1	0	1											
14 Mark Ellis, R OBP: 0.367, SLG: 0.425				G3				F9		4	0	1	0	0	1	3											
<b>Inning Stats</b>	R: 0 E: 0 K: 1 S: 8	H: 1 LOB: 0 BB: 0 P: 11	R: 0 E: 0 K: 0 S: 6	H: 0 LOB: 0 BB: 0 P: 10	R: 0 E: 0 K: 0 S: 11	H: 1 LOB: 2 BB: 1 P: 20	R: 0 E: 0 K: 0 S: 11	H: 1 LOB: 1 BB: 0 P: 18	R: 0 E: 0 K: 0 S: 7	H: 0 LOB: 1 BB: 1 P: 16	R: 4 E: 0 K: 1 S: 22	H: 4 LOB: 1 BB: 1 P: 34	R: 1 E: 0 K: 1 S: 16	H: 2 LOB: 1 BB: 0 P: 23	R: 0 E: 0 K: 0 S: 9	H: 0 LOB: 1 BB: 1 P: 16	1B: 5 2B: 1 3B: 1 HR: 2	SF: 0 SAC: 0 DP: 1 HBP: 0	WP: 0 PB: 0 SB: 0 CS: 0	PA: 36							
<b>PITCHER</b>	IP	WLS	BF	H	R	ER	SO	BB	IBB	HBP	BLK	WP	HR	S	P	ERA	WHIP										
Joe Mays, R ERA: 5.03	5.1	L	24	6	4	4	4	3	0	0	0	0	0	8	10	0.00	3.000										
J.C. Romero, L ERA: 3.24	0.1		2	1	0	0	0	0	0	0	0	0	0	8	10	0.00	3.000										
2B Jesse Crain, R ERA: 2.89	0.2		4	2	1	1	1	0	0	0	0	0	1	15	22	13.50	3.000										
54 Matt Guerrier, R ERA: 2.7	1.2		6	0	0	0	1	1	0	0	0	0	0	13	21	0.00	0.600										

Minnesota Twins @ Oakland Athletics  
McAfee Coliseum, Oakland, CA  
Sat Aug 13 2005, 4:05 PM EDT  
Att: 47,385 - Partly Cloudy - 61 F

livebaseballscores.com

AB 32  
R 5  
H 9  
RBI 5  
BB 4  
SO 3  
LOB 12



Batter	1	2	3	4	5	6	7	8	9	AB	R	H	RBI	BB	SO	LOB	TOP				
Shannon Stewart, R (1, 7) OBP: 0.328, SLG: 0.393	G5-3		BB		P4			P4		3	0	0	0	1	0	1	<b>Minnesota Twins @ Oakland Athletics</b> McAfee Coliseum, Oakland, CA Sun Aug 14 2005, 4:05 PM EDT Att: 29,067 - Partly Cloudy - 65 F				
8 Nick Punto, S (1, 6) OBP: 0.307, SLG: 0.332	K		L8			B5-3		L8		4	0	0	0	0	1	1					
7 Joe Mauer, L (1, 2) OBP: 0.368, SLG: 0.426	P5			G4-3		F8				4	1	1	0	0	0	0					
33 Justin Morneau, L (1, 3) OBP: 0.316, SLG: 0.459		K		K		G3		G3		4	0	0	0	0	2	1					
Matthew LeCroy, R (1, 10) OBP: 0.351, SLG: 0.433 Jason Bartlett, R (9, PR) OBP: 0.313, SLG: 0.339	K						K			3	0	1	1	1	2	0					
20 Lew Ford, R (1, 8) OBP: 0.338, SLG: 0.370	K			BB			K			4	0	1	0	0	2	1					
Michael Ryan, L (1, 9) OBP: 0.253, SLG: 0.299			HR		G6-3					3	1	1	1	1	0	1					
5 Michael Cuddyer, R (1, 5) OBP: 0.343, SLG: 0.417			K			G5-3				2	0	0	0	1	1						
38 Luis Antonio Rodriguez, S (1, 4) OBP: 0.327, SLG: 0.370			F7		L8			K		3	0	0	0	0	1	1					
<b>Inning Stats</b>	R: 0 E: 0 K: 1 S: 11	H: 0 LOB: 0 BB: 0 P: 15	R: 0 E: 0 K: 3 S: 9	H: 0 LOB: 0 BB: 0 P: 11	R: 1 E: 0 K: 1 S: 12	H: 1 LOB: 1 BB: 1 P: 20	R: 0 E: 0 K: 1 S: 8	H: 0 LOB: 1 BB: 1 P: 15	R: 0 E: 0 K: 0 S: 5	H: 0 LOB: 1 BB: 0 P: 7	R: 0 E: 0 K: 2 S: 11	H: 0 LOB: 1 BB: 1 P: 19	R: 0 E: 0 K: 1 S: 9	H: 0 LOB: 0 BB: 0 P: 13	R: 1 E: 0 K: 0 S: 9	H: 3 LOB: 1 BB: 0 P: 16	1B: 2 2B: 1 3B: 0 HR: 1	SF: 0 SAC: 0 DP: 0 HBP: 0	WP: 0 PB: 0 SB: 0 CS: 0	PA: 34	
<b>PITCHER</b>	IP	WLS	BF	H	R	ER	SO	BB	IBB	HBP	BLK	WP	HR	S	P	ERA	WHIP				
40 Rich Harden, R (1, 1) ERA: 2.78	8.0		29	1	1	1	9	4	0	0	0	0	1	75	115	1.12	0.625				
58 Justin Duchschere, R (9, 1) ERA: 1.89	1.0	L	5	3	1	1	0	0	0	0	0	0	0	9	16	9.00	3.000				

Batter	1	2	3	4	5	6	7	8	9	AB	R	H	RBI	BB	SO	LOB	BOTTOM					
Jason Kendall, R (1, 2) OBP: 0.351, SLG: 0.318	E6							F9		4	1	2	0	0	0	0	<b>Minnesota Twins @ Oakland Athletics</b> McAfee Coliseum, Oakland, CA Sun Aug 14 2005, 4:05 PM EDT Att: 29,067 - Partly Cloudy - 65 F					
21 Mark Kotsay, L (1, 8) OBP: 0.320, SLG: 0.406	G1-6-3		F8					F9		4	0	1	0	0	0	2						
7 Bobby Crosby, R (1, 6) OBP: 0.354, SLG: 0.444	G6-3		CS		G6-3		G5-4-3			4	0	0	0	0	0	1						
3 Eric Chavez, L (1, 5) OBP: 0.333, SLG: 0.466		P6			F7					4	0	1	0	0	0	0						
29 Dan Johnson, L (1, 3) OBP: 0.404, SLG: 0.530		P1				G3				4	0	1	0	0	1	1						
Jay Payton, R (1, 7) OBP: 0.304, SLG: 0.485				L8			L3			3	0	1	0	0	0	1						
Scott Hatteberg, L (1, 10) OBP: 0.354, SLG: 0.369					G3		G4-3			3	0	1	0	0	0	0						
23 Bobby Kielty, S (1, 9) OBP: 0.358, SLG: 0.387			F9		K		G3-1			3	0	0	0	0	1	2						
14 Mark Ellis, R (1, 4) OBP: 0.363, SLG: 0.420			G5-3		G5-3			G5-3		3	0	0	0	0	0	0						
<b>Inning Stats</b>	R: 0 E: 1 K: 0 S: 7	H: 2 LOB: 2 BB: 0 P: 11	R: 0 E: 0 K: 0 S: 12	H: 2 LOB: 2 BB: 0 P: 16	R: 0 E: 0 K: 0 S: 10	H: 1 LOB: 0 BB: 0 P: 12	R: 0 E: 0 K: 0 S: 12	H: 1 LOB: 1 BB: 0 P: 16	R: 0 E: 0 K: 1 S: 9	H: 0 LOB: 0 BB: 0 P: 12	R: 1 E: 0 K: 0 S: 9	H: 3 LOB: 1 BB: 0 P: 14	R: 0 E: 0 K: 0 S: 5	H: 0 LOB: 0 BB: 0 P: 5	R: 0 E: 0 K: 0 S: 9	H: 0 LOB: 0 BB: 0 P: 11	R: 0 E: 0 K: 1 S: 5	H: 0 LOB: 0 BB: 0 P: 10	1B: 7 2B: 0 3B: 0 HR: 0	SF: 0 SAC: 0 DP: 2 HBP: 0	WP: 0 PB: 0 SB: 0 CS: 1	PA: 33
<b>PITCHER</b>	IP	WLS	BF	H	R	ER	SO	BB	IBB	HBP	BLK	WP	HR	S	P	ERA	WHIP					
Carlos Silva, R (1, 1) ERA: 3.33	7.0		26	7	1	1	1	0	0	0	0	0	0	64	86	1.29	1.000					
Juan Rincon, R (8, 1) ERA: 2.67	1.0	W	3	0	0	0	0	0	0	0	0	0	0	9	11	0.00	0.000					
36 Joe Nathan, R (9, 1) ERA: 2.72	1.0	S	3	0	0	0	1	0	0	0	0	0	0	5	10	0.00	0.000					

AB	30
R	2
H	4
RBI	2
BB	4
SO	9
LOB	7



AB	32
R	1
H	7
RBI	0
BB	0
SO	2
LOB	7







Batter	1	2	3	4	5	6	7	8	9	AB	R	H	RBI	BB	SO	LOB	TOP								
20 Lew Ford, R OBP: 0.336, SLG: 0.366 (1, 8)			G5-3			F9		G6-3	G6-3	5	1	1	0	0	1	2	<b>Minnesota Twins @ Chicago White Sox</b> U.S. Cellular Field, Chicago, IL Wed Aug 17 2005, 8:05 PM EDT Att: 33,158 - Clear - 78 F <a href="http://livebaseballscorecards.com">livebaseballscorecards.com</a>								
8 Nick Punto, S OBP: 0.313, SLG: 0.336 (1, 4)	G1-3				SF7		G6-3			4	0	2	1	0	0	0									
Brent Abernathy, R OBP: 0.395, SLG: 0.438 (1, 7)							G5-3		P5	4	1	1	0	1	1	2									
33 Justin Morneau, L OBP: 0.311, SLG: 0.454 (1, 3)										4	0	0	0	0	2	1									
Matthew LeCroy, R OBP: 0.363, SLG: 0.463 (1, 10)										3	2	2	2	1	0	1									
5 Michael Cuddyer, R OBP: 0.333, SLG: 0.413 (1, 9)										4	0	0	0	0	3	1									
Terry Fifee, S OBP: 0.230, SLG: 0.317 38 Luis Antonio Rodriguez, S OBP: 0.325, SLG: 0.368 (8, 5)										4	0	1	0	0	1	0									
55 Mike Redmond, R OBP: 0.320, SLG: 0.350 (1, 2)										4	1	2	0	0	0	2									
Jason Bartlett, R OBP: 0.316, SLG: 0.341 (1, 6)										3	0	1	0	0	0	0									
<b>Inning Stats</b>	R: 0 E: 0 K: 2 S: 11	H: 0 LOB: 1 BB: 1 P: 19	R: 1 E: 0 K: 1 S: 10	H: 1 LOB: 0 BB: 0 P: 15	R: 0 E: 0 K: 1 S: 8	H: 1 LOB: 1 BB: 0 P: 10	R: 1 E: 0 K: 1 S: 10	H: 1 LOB: 0 BB: 0 P: 15	R: 3 E: 1 K: 0 S: 12	H: 3 LOB: 1 BB: 0 P: 20	R: 0 E: 0 K: 1 S: 12	H: 2 LOB: 2 BB: 0 P: 17	R: 0 E: 0 K: 1 S: 9	H: 0 LOB: 0 BB: 0 P: 14	R: 0 E: 0 K: 1 S: 15	H: 1 LOB: 1 BB: 0 P: 24		R: 0 E: 0 K: 0 S: 6	H: 1 LOB: 1 BB: 0 P: 10	1B: 7 2B: 2 3B: 0 HR: 2	SF: 1 SAC: 1 DP: 1 HBP: 0	WP: 0 PB: 0 SB: 1 CS: 0	PA: 39		
<b>PITCHER</b>	IP	WLS	BF	H	R	ER	SO	BB	IBB	HBP	BLK	WP	HR	S	P	ERA	WHIP								
56 Mark Buehrle, L ERA: 3.07 Luis Vizcaino, R ERA: 3.97 Jon Adkins, R ERA: 13.5	7.0	L	32	8	5	4	7	2	0	0	1	0	2	76	118	5.14	1.429								

Batter	1	2	3	4	5	6	7	8	9	AB	R	H	RBI	BB	SO	LOB	BOTTOM								
38 Pablo Ozuna, R OBP: 0.309, SLG: 0.313 (1, 5)			G5-3			K		F8		3	0	0	0	0	1	1	<b>Minnesota Twins @ Chicago White Sox</b> U.S. Cellular Field, Chicago, IL Wed Aug 17 2005, 8:05 PM EDT Att: 33,158 - Clear - 78 F <a href="http://livebaseballscorecards.com">livebaseballscorecards.com</a>								
Tadahito Iguchi, R OBP: 0.346, SLG: 0.439 (1, 4)										3	0	1	0	0	1	0									
Carl Everett, S OBP: 0.318, SLG: 0.469 (1, 10)										4	0	1	0	0	0	3									
14 Paul Konerko, R OBP: 0.368, SLG: 0.530 (1, 3)										3	1	1	1	1	1	1									
Aaron Rowand, R OBP: 0.335, SLG: 0.414 (1, 8)										4	0	2	0	0	2	2									
23 Jermaine Dye, R OBP: 0.317, SLG: 0.479 (1, 9)										4	0	0	0	0	1	3									
5 Juan Uribe, R OBP: 0.287, SLG: 0.379 (1, 6)										4	0	0	0	0	1	3									
Chris Widger, R OBP: 0.313, SLG: 0.398 (1, 2)										4	0	1	0	0	2	1									
32 Brian Anderson, R OBP: 0.200, SLG: 0.200 (1, 7)										3	0	0	0	0	2	1									
<b>Inning Stats</b>	R: 0 E: 0 K: 1 S: 14	H: 0 LOB: 2 BB: 1 P: 26	R: 0 E: 0 K: 1 S: 8	H: 0 LOB: 0 BB: 0 P: 11	R: 0 E: 0 K: 2 S: 8	H: 0 LOB: 0 BB: 0 P: 10	R: 0 E: 0 K: 1 S: 6	H: 0 LOB: 0 BB: 0 P: 6	R: 0 E: 0 K: 2 S: 11	H: 0 LOB: 0 BB: 0 P: 14	R: 0 E: 0 K: 0 S: 12	H: 2 LOB: 2 BB: 0 P: 16	R: 0 E: 0 K: 0 S: 14	H: 2 LOB: 2 BB: 0 P: 16	R: 1 E: 0 K: 1 S: 14	H: 2 LOB: 1 BB: 0 P: 20		1B: 4 2B: 1 3B: 0 HR: 1	SF: 0 SAC: 1 DP: 0 HBP: 1	WP: 0 PB: 0 SB: 0 CS: 0	PA: 35				
<b>PITCHER</b>	IP	WLS	BF	H	R	ER	SO	BB	IBB	HBP	BLK	WP	HR	S	P	ERA	WHIP								
Johan Santana, L ERA: 3.37 36 Joe Nathan, R ERA: 2.98	8.1	W	33	6	1	1	10	1	0	1	0	0	0	7	10	0.00	0.000								









Batter	1	2	3	4	5	6	7	8	9	AB	R	H	RBI	BB	SO	LOB	TOP										
51 Ichiro Suzuki, L (1, 9) OBP: 0.346, SLG: 0.433	G4-3		G4-3					G3		4	0	0	0	0	1	0	<b>Seattle Mariners @ Minnesota Twins</b> Hubert H. Humphrey Metrodome, Minneapolis, MN Sun Aug 21 2005, 2:10 PM EDT Att: 33,405 - Dome - 70 F <a href="http://livebaseballscores.com">livebaseballscores.com</a>										
16 Willie Bloomquist, R (1, 4) OBP: 0.308, SLG: 0.345	G4-3		G4-3					F9		4	0	0	0	0	0	0											
Raul Ibanez, L (1, 7) OBP: 0.357, SLG: 0.455	HR		F9					G3		3	1	1	1	1	0	0											
Richie Sexson, R (1, 3) OBP: 0.363, SLG: 0.548	BB							G1-3		3	0	0	0	1	1	1											
29 Adrián Beltré, R (1, 5) OBP: 0.297, SLG: 0.434	F7							G6-3		4	0	0	0	0	0	2											
7 Jeremy Reed, L (1, 8) OBP: 0.326, SLG: 0.357										3	1	1	0	1	1	1											
Greg Dobbs, L (1, 10) OBP: 0.214, SLG: 0.350										3	1	2	2	0	0	1											
7 Yuniesky Betancourt, R (1, 6) OBP: 0.278, SLG: 0.364										3	0	0	0	0	0	2											
Yorvit Torrealba, R (1, 2) OBP: 0.317, SLG: 0.341										3	0	0	0	0	2	2											
<b>Inning Stats</b>	R: 1 E: 0 K: 0 S: 15	H: 1 LOB: 1 BB: 1 P: 25	R: 0 E: 0 K: 1 S: 11	H: 1 LOB: 2 BB: 0 P: 13	R: 0 E: 0 K: 0 S: 5	H: 0 LOB: 0 BB: 0 P: 9	R: 2 E: 0 K: 0 S: 6	H: 1 LOB: 0 BB: 1 P: 15	R: 0 E: 0 K: 2 S: 12	H: 0 LOB: 0 BB: 0 P: 17	R: 0 E: 0 K: 1 S: 13	H: 1 LOB: 0 BB: 0 P: 19	R: 0 E: 0 K: 0 S: 5	H: 0 LOB: 0 BB: 1 P: 11	R: 0 E: 0 K: 1 S: 9	H: 0 LOB: 1 BB: 1 P: 17	1B: 1 2B: 1 3B: 0 HR: 2	SF: 0 SAC: 0 DP: 1 HBP: 0	WP: 0 PB: 0 SB: 0 CS: 1	PA: 33							
<b>PITCHER</b>	IP	WLS	BF	H	R	ER	SO	BB	IBB	HBP	BLK	WP	HR	S	P	ERA	WHIP										
Brad Radke, R (1, 1) ERA: 3.78	7.0	W	26	4	3	3	4	2	0	0	0	0	2	68	106	3.86	0.857										
J.C. Romero, L (8, 1) ERA: 2.93	1.0		3	0	0	0	0	0	0	0	0	0	0	5	11	0.00	0.000										
Juan Rincon, R (9, 1) ERA: 2.47	1.0		4	0	0	0	1	1	0	0	0	0	0	9	17	0.00	1.000										

Batter	1	2	3	4	5	6	7	8	9	AB	R	H	RBI	BB	SO	LOB	BOTTOM										
Shannon Stewart, R (1, 7) OBP: 0.335, SLG: 0.398	G4-6-3		F7					G3		5	1	3	1	0	0	0	<b>Seattle Mariners @ Minnesota Twins</b> Hubert H. Humphrey Metrodome, Minneapolis, MN Sun Aug 21 2005, 2:10 PM EDT Att: 33,405 - Dome - 70 F <a href="http://livebaseballscores.com">livebaseballscores.com</a>										
8 Nick Punto, S (1, 4) OBP: 0.310, SLG: 0.337	G4-6-3		B1-3					G4-3		4	0	1	1	1	0	2											
7 Joe Mauer, L (1, 10) OBP: 0.382, SLG: 0.451	BB									2	2	2	0	3	0	0											
Matthew LeCroy, R (1, 3) OBP: 0.372, SLG: 0.472										4	1	2	2	0	1	4											
33 Justin Morneau, L (7, 3) OBP: 0.308, SLG: 0.447										1	0	0	0	0	0	2											
20 Lew Ford, R (1, 8) OBP: 0.341, SLG: 0.392	L9									5	1	2	3	0	1	3											
Jacque Jones, L (1, 9) OBP: 0.335, SLG: 0.436										4	0	1	0	0	1	1											
5 Michael Cuddyer, R (1, 5) OBP: 0.332, SLG: 0.415										4	1	2	0	0	1	1											
55 Mike Redmond, R (1, 2) OBP: 0.326, SLG: 0.355										4	1	2	1	0	0	1											
Jason Bartlett, R (1, 6) OBP: 0.306, SLG: 0.336										4	1	1	0	0	0	3											
<b>Inning Stats</b>	R: 1 E: 0 K: 0 S: 12	H: 3 LOB: 1 BB: 0 P: 16	R: 0 E: 0 K: 0 S: 6	H: 1 LOB: 0 BB: 0 P: 9	R: 0 E: 0 K: 0 S: 6	H: 0 LOB: 0 BB: 0 P: 12	R: 0 E: 0 K: 1 S: 11	H: 2 LOB: 1 BB: 0 P: 19	R: 6 E: 0 K: 0 S: 11	H: 5 LOB: 0 BB: 1 P: 15	R: 1 E: 0 K: 2 S: 14	H: 2 LOB: 3 BB: 2 P: 24	R: 0 E: 0 K: 0 S: 11	H: 2 LOB: 2 BB: 0 P: 19	R: 0 E: 0 K: 1 S: 14	H: 1 LOB: 2 BB: 1 P: 25	1B: 10 2B: 5 3B: 1 HR: 1	SF: 0 SAC: 0 DP: 3 HBP: 0	WP: 0 PB: 0 SB: 0 CS: 0	PA: 41							
<b>PITCHER</b>	IP	WLS	BF	H	R	ER	SO	BB	IBB	HBP	BLK	WP	HR	S	P	ERA	WHIP										
Joel Pineiro, R (1, 1) ERA: 5.83	5.2	L	28	13	8	8	2	0	1	0	0	0	1	56	83	12.71	2.294										
Matt Thornton, L (6, 1) ERA: 5.59	0.1		3	0	0	0	1	2	0	0	0	0	0	4	12	0.00	6.000										
Clint Nageotte, R (7, 1) ERA: 6.75	0.0		0	0	0	0	0	0	0	0	0	0	0	0	0	∞	∞										
Shigetoshi Hasegawa, R (7, 1) ERA: 4.62	1.0		5	2	0	0	0	0	0	0	0	0	0	11	19	0.00	2.000										
20 J.J. Putz, R (8, 1) ERA: 3.83	1.0		5	1	0	0	1	0	1	0	0	0	0	14	25	0.00	1.000										

Batter	1	2	3	4	5	6	7	8	9	AB	R	H	RBI	BB	SO	LOB	TOP								
<b>38 Pablo Ozuna, R</b> OBP: 0.319, SLG: 0.331	0-0 1B		0-0 2B			0-1 B3-1		0-0 F8		4	0	2	0	0	0	1									
<b>Tadahito Iguchi, R</b> OBP: 0.343, SLG: 0.442	2-3 K		1-2 F9			2-0 F9			1-1 P6	3	0	0	0	0	1	2									
<b>Timo Perez, L</b> OBP: 0.267, SLG: 0.309	1-2									1	0	0	0	0	0	0									
<b>Carl Everett, S</b> OBP: 0.319, SLG: 0.459	0-0 F8				4-2 BB				4-1 BB	2	0	0	0	2	0	1									
<b>32 Brian Anderson, R</b> OBP: 0.154, SLG: 0.154										0	0	0	0	0	0	0									
<b>14 Paul Konerko, R</b> OBP: 0.366, SLG: 0.531	2-1 F9				0-0 F7				1-3 K	4	0	0	0	0	1	3									
<b>Aaron Rowand, R</b> OBP: 0.326, SLG: 0.408		1-3 K			0-3 K				2-3 K	4	0	0	0	0	3	2									
<b>23 Jermaine Dye, R</b> OBP: 0.316, SLG: 0.474		0-1 P4			1-1 F8					3	0	0	0	0	1	1									
<b>12 A.J. Pierzynski, L</b> OBP: 0.318, SLG: 0.455		2-2 G3								3	0	0	0	0	1	0									
<b>5 Juan Uribe, R</b> OBP: 0.286, SLG: 0.371			1-2 F8			1-3 K				3	0	0	0	0	1	0									
<b>Geoff Blum, S</b> OBP: 0.313, SLG: 0.359			0-3 K			2-1 G5-3				3	0	1	0	0	1	0									
<b>Inning Stats</b>	R: 0 E: 0 K: 1 S: 7	H: 1 LOB: 1 BB: 0 P: 11	R: 0 E: 0 K: 1 S: 9	H: 0 LOB: 0 BB: 0 P: 12	R: 0 E: 0 K: 1 S: 11	H: 1 LOB: 1 BB: 0 P: 13	R: 0 E: 0 K: 1 S: 10	H: 0 LOB: 0 BB: 0 P: 15	R: 0 E: 0 K: 2 S: 10	H: 0 LOB: 0 BB: 0 P: 13	R: 0 E: 0 K: 1 S: 6	H: 0 LOB: 0 BB: 0 P: 9	R: 0 E: 0 K: 1 S: 11	H: 0 LOB: 0 BB: 0 P: 14	R: 0 E: 0 K: 0 S: 8	H: 1 LOB: 1 BB: 0 P: 8	R: 0 E: 0 K: 2 S: 10	H: 0 LOB: 1 BB: 1 P: 18	1B: 2 2B: 1 3B: 0 HR: 0	SF: 0 SAC: 0 DP: 0 HBP: 0	WP: 0 PB: 0 SB: 1 CS: 0	PA: 32			
<b>PITCHER</b>	IP	WLS	BF	H	R	ER	SO	BB	IBB	HBP	BLK	WP	HR	S	P	ERA	WHIP								
<b>Johan Santana, L</b> ERA: 3.22	8.0	W	28	3	0	0	7	1	0	0	0	0	0	72	95	0.00	0.500								
<b>36 Joe Nathan, R</b> ERA: 2.48	1.0	S	4	0	0	0	2	1	0	0	0	0	0	10	18	0.00	1.000								

Chicago White Sox @ Minnesota Twins  
Hubert H. Humphrey Metrodome, Minneapolis, MN

AB 30  
R 0  
H 3  
RBI 0  
BB 2  
SO 9  
LOB 10



WP: 0 PA: 32  
PB: 0  
SB: 1  
CS: 0

Chicago White Sox @ Minnesota Twins  
Hubert H. Humphrey Metrodome, Minneapolis, MN

AB 25  
R 1  
H 1  
RBI 1  
BB 2  
SO 3  
LOB 5



WP: 0 PA: 27  
PB: 0  
SB: 0  
CS: 0

Batter	1	2	3	4	5	6	7	8	9	AB	R	H	RBI	BB	SO	LOB	BOTTOM								
<b>Shannon Stewart, R</b> OBP: 0.333, SLG: 0.396	1-2 F8					2-1 G5-3				2	0	0	0	0	0	0									
<b>Michael Ryan, L</b> OBP: 0.239, SLG: 0.275			0-1 G5-3							1	0	0	0	0	0	1									
<b>8 Nick Punto, S</b> OBP: 0.307, SLG: 0.333	3-2 G4-3				1-3 K					3	0	0	0	0	1	1									
<b>7 Joe Mauer, L</b> OBP: 0.384, SLG: 0.450	4-0 BB				4-1 BB					1	0	0	0	2	0	0									
<b>33 Justin Morneau, L</b> OBP: 0.305, SLG: 0.444	2-1 G5-3				2-2 G1-6-3					3	0	0	0	0	0	2									
<b>Matthew LeCroy, R</b> OBP: 0.368, SLG: 0.466		1-0 F7			3-3 K					3	0	0	0	0	1	0									
<b>Jacque Jones, L</b> OBP: 0.335, SLG: 0.443		1-0 G3			1-0 P6					3	1	1	1	0	0	0									
<b>20 Lew Ford, R</b> OBP: 0.339, SLG: 0.389		1-0 F8			2-3 K					3	0	0	0	0	1	0									
<b>5 Michael Cuddyer, R</b> OBP: 0.330, SLG: 0.411			3-2 G6-3			0-1 E5				3	0	0	0	0	0	0									
<b>Brent Abernathy, R</b> OBP: 0.373, SLG: 0.396			1-2 G5-3			1-2 G4-3				3	0	0	0	0	0	1									
<b>38 Luis Antonio Rodriguez, S</b> OBP: 0.325, SLG: 0.397					2-3 G4-3					0	0	0	0	0	0	0									
<b>Inning Stats</b>	R: 0 E: 0 K: 0 S: 8	H: 0 LOB: 1 BB: 1 P: 18	R: 0 E: 0 K: 0 S: 3	H: 0 LOB: 0 BB: 0 P: 6	R: 0 E: 0 K: 0 S: 8	H: 0 LOB: 0 BB: 0 P: 12	R: 0 E: 0 K: 1 S: 7	H: 0 LOB: 0 BB: 1 P: 14	R: 0 E: 0 K: 2 S: 8	H: 0 LOB: 0 BB: 0 P: 14	R: 0 E: 1 K: 0 S: 10	H: 0 LOB: 1 BB: 0 P: 13	R: 0 E: 0 K: 0 S: 5	H: 0 LOB: 0 BB: 0 P: 6	R: 1 E: 0 K: 0 S: 9	H: 1 LOB: 0 BB: 0 P: 12	1B: 0 2B: 0 3B: 0 HR: 1	SF: 0 SAC: 0 DP: 1 HBP: 0	WP: 0 PB: 0 SB: 0 CS: 0	PA: 27					
<b>PITCHER</b>	IP	WLS	BF	H	R	ER	SO	BB	IBB	HBP	BLK	WP	HR	S	P	ERA	WHIP								
<b>Freddy Garcia, R</b> ERA: 3.54	8.0	L	27	1	1	1	3	2	0	0	0	0	1	58	95	1.12	0.375								

Chicago White Sox @ Minnesota Twins  
Hubert H. Humphrey Metrodome, Minneapolis, MN

AB 25  
R 1  
H 1  
RBI 1  
BB 2  
SO 3  
LOB 5



WP: 0 PA: 27  
PB: 0  
SB: 0  
CS: 0

Tue Aug 23 2005, 8:10 PM EDT  
Att: 33,572 - Dome - 70 F

livebaseballscorecards.com

livebaseballscorecards.com

Batter	1	2	3	4	5	6	7	8	9	AB	R	H	RBI	BB	SO	LOB	TOP									
<b>Timo Perez, L</b> OBP: 0.277, SLG: 0.315	G6-3	G4-3				2B 1B		G6-4-3 BB		4	1	2	0	1	0	0	<b>Chicago White Sox @ Minnesota Twins</b> Hubert H. Humphrey Metrodome, Minneapolis, MN Wed Aug 24 2005, 8:10 PM EDT Att: 32,687 - Dome - 70 F									
<b>Tadahito Iguchi, R</b> OBP: 0.344, SLG: 0.444	HR		G6-3			1B	SF7	G6-4-3		3	2	1	1	1	0	1										
<b>Carl Everett, S</b> OBP: 0.322, SLG: 0.470	HR		F7			12 2B			G5-3	5	1	3	4	0	0	0										
<b>14 Paul Konerko, R</b> OBP: 0.366, SLG: 0.530	12 1B					F8	L5		G6-3	5	0	2	0	0	0	3										
<b>12 A.J. Pierzynski, L</b> OBP: 0.322, SLG: 0.460	1-2 1B		G3					23 FC6-4	G1-3	5	1	3	0	0	0	1										
<b>23 Jermaine Dye, R</b> OBP: 0.315, SLG: 0.474	F9									4	0	1	1	0	0	3										
<b>Aaron Rowand, R</b> OBP: 0.325, SLG: 0.405	F9									3	0	0	0	0	0	4										
<b>24 Joe Crede, R</b> OBP: 0.288, SLG: 0.411		F8				FC4			G5-3	4	0	0	0	0	1	2										
<b>5 Juan Uribe, R</b> OBP: 0.285, SLG: 0.373	G4-3					L5			G4-3	4	1	1	0	0	0	1										
<b>Inning Stats</b>	R: 2 E: 0 K: 0 S: 16	H: 3 LOB: 2 BB: 1 P: 28	R: 0 E: 0 K: 0 S: 8	H: 0 LOB: 0 BB: 0 P: 13	R: 0 E: 0 K: 0 S: 12	H: 1 LOB: 1 BB: 0 P: 18	R: 0 E: 0 K: 0 S: 9	H: 0 LOB: 1 BB: 0 P: 15	R: 3 E: 0 K: 0 S: 13	H: 5 LOB: 1 BB: 0 P: 23	R: 1 E: 0 K: 0 S: 18	H: 3 LOB: 2 BB: 0 P: 24	R: 0 E: 0 K: 0 S: 9	H: 1 LOB: 1 BB: 0 P: 14	R: 0 E: 0 K: 0 S: 4	H: 0 LOB: 0 BB: 1 P: 11		R: 0 E: 0 K: 0 S: 7	H: 0 LOB: 0 BB: 0 P: 8	1B: 8 2B: 4 3B: 0 HR: 1	SF: 1 SAC: 0 DP: 1 HBP: 1	WP: 0 PB: 0 SB: 0 CS: 0	PA: 41			
<b>PITCHER</b>	IP	WLS	BF	H	R	ER	SO	BB	IBB	HBP	BLK	WP	HR	S	P	ERA	WHIP									
<b>Joe Mays, R</b> ERA: 5.16	(1, 1)	4.2	L	24	9	5	5	0	1	0	1	0	0	1	55	93	9.64	2.143								
<b>54 Matt Guerrier, R</b> ERA: 3.61	(5, 1)	1.1		7	3	1	1	1	0	0	0	0	0	0	21	28	6.75	2.250								
<b>Terry Mulholland, L</b> ERA: 5.07	(7, 1)	3.0		10	1	0	0	0	1	0	0	0	0	0	20	33	0.00	0.667								


AB	37
R	6
H	13
RBI	6
BB	2
SO	1
LOB	15




Batter	1	2	3	4	5	6	7	8	9	AB	R	H	RBI	BB	SO	LOB	BOTTOM									
<b>8 Nick Punto, S</b> OBP: 0.307, SLG: 0.342	K					F9-2				4	1	1	2	0	1	2	<b>Chicago White Sox @ Minnesota Twins</b> Hubert H. Humphrey Metrodome, Minneapolis, MN Wed Aug 24 2005, 8:10 PM EDT Att: 32,687 - Dome - 70 F									
<b>Brent Abernathy, R</b> OBP: 0.345, SLG: 0.354	G4-3									4	0	0	0	0	1	0										
<b>7 Joe Mauer, L</b> OBP: 0.383, SLG: 0.447	G4-3									4	1	1	0	0	1	0										
<b>Matthew LeCroy, R</b> OBP: 0.370, SLG: 0.484										4	1	2	2	0	2	0										
<b>38 Luis Antonio Rodriguez, Sr</b> OBP: 0.325, SLG: 0.367										0	0	0	0	0	0	0										
<b>20 Lew Ford, R</b> OBP: 0.338, SLG: 0.388	G6-3									4	0	1	0	0	0	1										
<b>5 Michael Cuddyer, R</b> OBP: 0.329, SLG: 0.409	K									4	0	1	0	0	1	2										
<b>Terry Tiffee, S</b> OBP: 0.245, SLG: 0.333										3	0	1	0	0	0	1										
<b>55 Mike Redmond, R</b> OBP: 0.325, SLG: 0.354										3	0	1	0	0	0	1										
<b>Jason Bartlett, R</b> OBP: 0.313, SLG: 0.358										3	1	2	0	0	0	0										
<b>Inning Stats</b>	R: 0 E: 0 K: 1 S: 9	H: 0 LOB: 0 BB: 0 P: 12	R: 0 E: 0 K: 2 S: 8	H: 0 LOB: 0 BB: 0 P: 11	R: 0 E: 0 K: 2 S: 16	H: 1 LOB: 0 BB: 0 P: 9	R: 0 E: 0 K: 2 S: 16	H: 0 LOB: 0 BB: 0 P: 21	R: 0 E: 0 K: 0 S: 11	H: 2 LOB: 1 BB: 0 P: 15	R: 1 E: 0 K: 0 S: 10	H: 1 LOB: 0 BB: 0 P: 17	R: 0 E: 0 K: 0 S: 5	H: 1 LOB: 0 BB: 0 P: 7	R: 3 E: 0 K: 0 S: 16	H: 4 LOB: 2 BB: 0 P: 22	1B: 5 2B: 4 3B: 0 HR: 2	SF: 0 SAC: 0 DP: 4 HBP: 0	WP: 1 PB: 0 SB: 0 CS: 0	PA: 33						
<b>PITCHER</b>	IP	WLS	BF	H	R	ER	SO	BB	IBB	HBP	BLK	WP	HR	S	P	ERA	WHIP									
<b>56 Mark Buehrle, L</b> ERA: 2.99	(1, 1)	8.0	W	26	6	1	1	6	0	0	0	0	0	1	73	105	1.12	0.750								
<b>Cliff Politte, R</b> ERA: 2.25	(9, 1)	0.1		3	2	2	2	0	0	0	0	0	1	9	11	54.00	6.000									
<b>Damaso Marte, L</b> ERA: 3.03	(9, 1)	0.0		1	1	0	0	0	0	0	0	0	0	1	1	∞	∞									
<b>Dustin Hermanson, R</b> ERA: 1.74	(9, 1)	0.2	S	3	1	1	1	0	0	0	0	1	0	6	10	13.50	1.500									

AB	33
R	4
H	10
RBI	4
BB	0
SO	6
LOB	7



Batter	1	2	3	4	5	6	7	8	9	10	AB	R	H	RBI	BB	SO	LOB	TOP	
<b>Timo Perez, L</b> OBP: 0.281, SLG: 0.318 (1, 7)	F9		G2-3 1B		G6-3		F7			FC1-5 1B	5	1	2	1	0	0	0	<b>Chicago White Sox @ Minnesota Twins</b> Hubert H. Humphrey Metrodome, Minneapolis, MN Thu Aug 25 2005, 1:10 PM EDT Att. 26,895 - Dome - 69 F  <b>AB 38</b> <b>R 2</b> <b>H 8</b> <b>RBI 2</b> <b>BB 0</b> <b>SO 4</b> <b>LOB 17</b>  	
<b>5 Juan Uribe, R</b> OBP: 0.282, SLG: 0.368 (1, 6)	K		G2-3		P3			K		FC1-5 1B	5	0	0	0	0	2	3		
<b>Carl Everett, S</b> OBP: 0.323, SLG: 0.469 (1, 10)	1B		14 1B		F7			K		F9	5	0	2	0	0	1	2		
<b>14 Paul Konerko, R</b> OBP: 0.354, SLG: 0.526 (1, 3)	L1		1B		1B			P5		K	5	0	1	1	0	1	3		
<b>12 A.J. Pierzynski, L</b> OBP: 0.319, SLG: 0.455 (1, 2)		G6-3	F7		G6-3			F9			4	0	0	0	0	2			
<b>23 Jermaine Dye, R</b> OBP: 0.317, SLG: 0.477 (1, 9)		G6-3 HBP 1B	F9		G6-3 2B			G5-3			4	0	2	0	0	2			
<b>Aaron Rowand, R</b> OBP: 0.324, SLG: 0.402 (1, 8)		G6-3 HBP 1B			G6-3			F9		L5	3	0	0	0	0	1			
<b>Geoff Blum, S</b> OBP: 0.312, SLG: 0.361 (10, 5)		G6-3	F7		F9			F9		38 SH 1B 2B	4	1	1	0	0	2			
<b>24 Joe Crede, R</b> OBP: 0.285, SLG: 0.408 <b>38 Pablo Ozuna, R</b> OBP: 0.319, SLG: 0.331 (10, PH) (10, 4)		G4-3	F9		F9			G4-3		FC1-5 1B SH	3	0	0	0	0	2			
<b>Inning Stats</b>	R: 0 E: 0 K: 1 S: 15	H: 1 LOB: 1 BB: 0 P: 20	R: 0 E: 0 K: 0 S: 12	H: 1 LOB: 2 BB: 0 P: 17	R: 1 E: 0 K: 0 S: 12	H: 3 LOB: 2 BB: 0 P: 15	R: 0 E: 0 K: 0 S: 5	H: 0 LOB: 0 BB: 0 P: 8	R: 0 E: 0 K: 1 S: 7	H: 1 LOB: 1 BB: 0 P: 17	R: 0 E: 0 K: 0 S: 8	H: 0 LOB: 0 BB: 0 P: 14	R: 0 E: 0 K: 0 S: 4	H: 0 LOB: 0 BB: 0 P: 8	R: 1 E: 0 K: 1 S: 11	H: 2 LOB: 2 BB: 0 P: 15	1B: 6 2B: 2 3B: 0 HR: 0		SF: 0 SAC: 1 DP: 0 HBP: 1
<b>PITCHER</b>	IP WLS BF H R ER SO BB IBB HBP BLK WP HR S P ERA WHIP	7.0 1.0 3 0 0 2 0 0 0 0 0 0 0 0 9 14 0.00 0.000	2.0 L 9 2 1 1 1 0 0 0 0 0 0 0 0 15 23 4.50 1.000																
<b>Carlos Silva, R</b> ERA: 3.26 (1, 1)																			
<b>Juan Rincon, R</b> ERA: 2.43 (8, 1)																			
<b>28 Jesse Crain, R</b> ERA: 2.64 (9, 1)																			

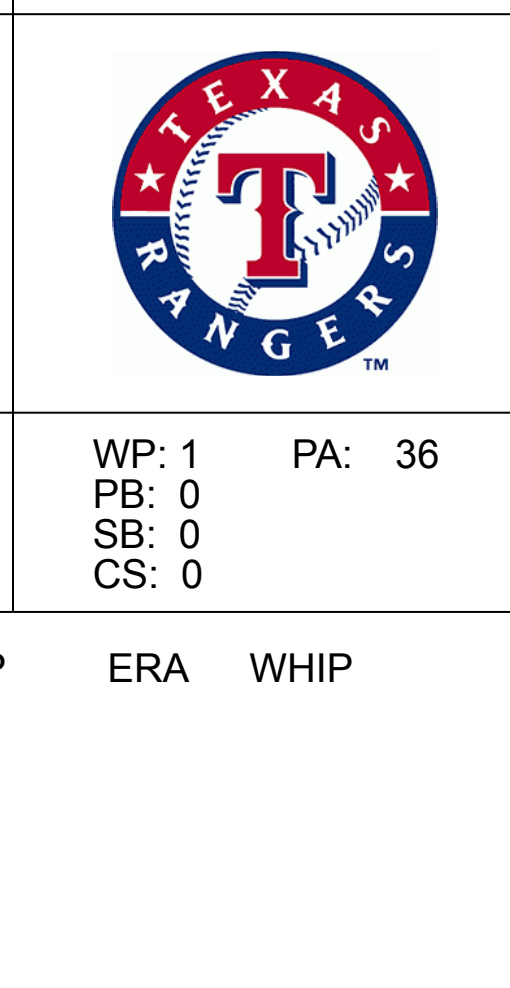
Batter	1	2	3	4	5	6	7	8	9	10	AB	R	H	RBI	BB	SO	LOB	BOTTOM			
<b>20 Lew Ford, R</b> OBP: 0.335, SLG: 0.383 (1, 8)	G5-3		G4-3		G6-3			K		K	5	0	0	0	0	2	0	<b>Chicago White Sox @ Minnesota Twins</b> Hubert H. Humphrey Metrodome, Minneapolis, MN Thu Aug 25 2005, 1:10 PM EDT Att. 26,895 - Dome - 69 F  <b>AB 35</b> <b>R 1</b> <b>H 7</b> <b>RBI 1</b> <b>BB 2</b> <b>SO 9</b> <b>LOB 9</b>  			
<b>8 Nick Punto, S</b> OBP: 0.306, SLG: 0.341 (1, 4)	G6-3		7 FC6 1B		G4-3			K			4	0	1	0	0	1	0				
<b>7 Joe Mauer, L</b> OBP: 0.379, SLG: 0.443 (1, 2)	G5-3		FC6		F7			L1			4	0	0	0	0	1					
<b>33 Justin Morneau, L</b> OBP: 0.307, SLG: 0.443 <b>38 Luis Antonio Rodriguez, R</b> OBP: 0.325, SLG: 0.367 (10, 5)		G4-3			P5			CS 1B		2B BB	3	0	1	0	1	0	0				
<b>Matthew LeCroy, R</b> OBP: 0.306, SLG: 0.476 (1, 10)		K			1B BB			K		P6	3	0	0	0	1	2	2				
<b>Michael Ryan, L</b> OBP: 0.261, SLG: 0.310 (1, 7)		5 1B 1B			1B			G3		2B	4	0	3	1	0	0	0				
<b>5 Michael Cuddyer, R</b> OBP: 0.328, SLG: 0.407 (1, 9)		1B 1B 1B			K			F8		K	4	0	1	0	0	2	4				
<b>Terry Tifee, S</b> OBP: 0.246, SLG: 0.330 (10, 3)		1B			P5			G6-3		L6	4	0	1	0	0	2					
<b>Jason Bartlett, R</b> OBP: 0.305, SLG: 0.348 (1, 6)		G5-3			K			F7		K	4	0	0	0	2	0					
<b>Inning Stats</b>	R: 0 E: 0 K: 0 S: 9	H: 0 LOB: 0 BB: 0 P: 17	R: 0 E: 0 K: 1 S: 15	H: 3 LOB: 2 BB: 0 P: 24	R: 0 E: 0 K: 0 S: 10	H: 1 LOB: 1 BB: 0 P: 13	R: 0 E: 0 K: 1 S: 15	H: 1 LOB: 2 BB: 1 P: 26	R: 0 E: 0 K: 1 S: 7	H: 0 LOB: 0 BB: 0 P: 9	R: 0 E: 0 K: 0 S: 9	H: 1 LOB: 1 BB: 0 P: 12	R: 0 E: 0 K: 2 S: 8	H: 0 LOB: 0 BB: 0 P: 10	R: 1 E: 0 K: 1 S: 11	H: 1 LOB: 2 BB: 0 P: 21	R: 0 E: 0 K: 2 S: 12		H: 0 LOB: 0 BB: 0 P: 17	1B: 6 2B: 2 3B: 0 HR: 0	SF: 0 SAC: 0 DP: 1 HBP: 0
<b>PITCHER</b>	IP WLS BF H R ER SO BB IBB HBP BLK WP HR S P ERA WHIP	7.2 0.2 0.2 1.0	3 0 1 1 1 0 0 0 0 0 0 0 0 0 7 13 13.50 1.500	3 1 0 0 1 0 0 0 0 0 0 0 0 0 7 13 0.00 1.500																	
<b>Jon Garland, R</b> ERA: 3.28 (1, 1)																					
<b>Damaso Marte, L</b> ERA: 3.2 (8, 1)																					
<b>Dustin Hermanson, R</b> ERA: 1.71 (9, 1)																					
<b>45 Bobby Jenks, R</b> ERA: 2.79 (10, 1)																					

Batter	1	2	3	4	5	6	7	8	9	AB	R	H	RBI	BB	SO	LOB	TOP										
<b>Michael Ryan, L</b> (1,7) OBP: 0.281, SLG: 0.341	3-1 7 G4-3 1B		1-2 8 G5-3 1B		2-2 2B			3-3 K		4	0	3	0	0	1	0	<b>Minnesota Twins @ Texas Rangers</b> Ameriquest Field, Arlington, TX Fri Aug 26 2005, 8:05 PM EDT Att: 28,877 - Clear - 99 F										
<b>8 Nick Punto, S</b> (1,6) OBP: 0.302, SLG: 0.337	1-2 F8		1-0 G5-3		3-2 L6			1-1 G4-3		4	0	0	0	0	0	3											
<b>7 Joe Mauer, L</b> (1,2) OBP: 0.376, SLG: 0.438	0-1 G4-3		1-3 K				0-1 G5-3		2-3 K	4	0	0	0	0	2	2											
<b>33 Justin Morneau, L</b> (1,3) OBP: 0.307, SLG: 0.441	3-3 K			1-3 K			0-2 L7		0-0 1B	4	0	1	0	0	2	1											
<b>Matthew LeCroy, R</b> (1,10) OBP: 0.362, SLG: 0.470		1-3 K		0-0 G6-3			2-1 G5-3		2-2 P6	4	0	0	0	0	1	1											
<b>Jacque Jones, L</b> (1,9) OBP: 0.334, SLG: 0.441		2-3 K		2-2 1B			0-0 G2-3		0-2 G4-3	4	0	1	0	0	1	1											
<b>20 Lew Ford, R</b> (1,8) OBP: 0.335, SLG: 0.385		0-2 2B		1-0 G4-3			2-3 K			3	0	1	0	0	1	1											
<b>Terry Tiffee, S</b> (1,5) OBP: 0.239, SLG: 0.321		1-0 L8			1-0 L7		3-2 G4-3			3	0	0	0	0	0	1											
<b>38 Luis Antonio Rodriguez, S</b> (1,4) OBP: 0.318, SLG: 0.359			0-1 G4-3		0-1 L7			0-1 F8		3	0	0	0	0	0	0											
<b>Inning Stats</b>	R: 0 E: 0 K: 1 S: 13	H: 1 LOB: 1 BB: 0 P: 20	R: 0 E: 0 K: 2 S: 12	H: 1 LOB: 1 BB: 0 P: 16	R: 0 E: 0 K: 1 S: 9	H: 1 LOB: 1 BB: 0 P: 12	R: 0 E: 0 K: 1 S: 8	H: 1 LOB: 1 BB: 0 P: 10	R: 0 E: 0 K: 0 S: 11	H: 0 LOB: 0 BB: 0 P: 17	R: 0 E: 0 K: 0 S: 7	H: 0 LOB: 0 BB: 0 P: 9	R: 0 E: 0 K: 1 S: 9	H: 0 LOB: 0 BB: 0 P: 14	R: 0 E: 0 K: 1 S: 8	H: 0 LOB: 0 BB: 0 P: 12	R: 0 E: 0 K: 1 S: 10	H: 1 LOB: 1 BB: 0 P: 14	1B: 4 2B: 2 3B: 0 HR: 0	SF: 0 SAC: 0 DP: 0 HBP: 0	WP: 0 PB: 0 CS: 0	PA: 33					
<b>PITCHER</b>	IP	WLS	BF	H	R	ER	SO	BB	IBB	HBP	BLK	WP	HR	S	P	ERA	WHIP										
<b>43 Kameron Loe, R</b> (1,1) ERA: 3.75	5.0	W	20	5	0	0	5	0	0	0	0	0	0	53	77	0.00	1.000										
<b>36 C.J. Wilson, L</b> (6,1) ERA: 8.45	4.0	S	13	1	0	0	3	0	0	0	0	0	0	34	49	0.00	0.250										

Batter	1	2	3	4	5	6	7	8	9	AB	R	H	RBI	BB	SO	LOB	BOTTOM										
<b>David Dellucci, L</b> (1,7) OBP: 0.386, SLG: 0.510	0-3 K		3-1 HR	1-1 G4-3			4-2 9 F9 10 BB			3	1	1	2	1	1	1	<b>Minnesota Twins @ Texas Rangers</b> Ameriquest Field, Arlington, TX Fri Aug 26 2005, 8:05 PM EDT Att: 28,877 - Clear - 99 F										
<b>10 Michael Young, R</b> (1,6) OBP: 0.380, SLG: 0.508	3-2 HR		1-2 G4-3		0-1 F9		4-1 9 F9 BB			3	1	1	1	1	0	0											
<b>23 Mark Teixeira, S</b> (1,3) OBP: 0.363, SLG: 0.537	2-1 G6-3		2-2 WP HR		2-1 2B		1-3 K			4	2	2	0	0	1	2											
<b>9 Hank Blalock, L</b> (1,5) OBP: 0.329, SLG: 0.455	2-1 1B		2-2 L4		2-1 P6		1-1 F9			4	0	1	0	0	0	4											
<b>Alfonso Soriano, R</b> (1,4) OBP: 0.320, SLG: 0.536	1-1 P3		2-0 HR		0-0 2B		4-0 1B			3	1	2	3	1	0	1											
<b>Adrián González, L</b> (1,10) OBP: 0.292, SLG: 0.431		2-2 G4-3	0-1 F9		0-0 P4		1-1 L3			4	0	0	0	0	0	4											
<b>Gary Matthews, S</b> (1,8) OBP: 0.318, SLG: 0.470		1-0 F8		1-1 P6		1-0 G4-3		0-0 G6-3		4	0	0	0	0	0	0											
<b>Rod Barajas, R</b> (1,2) OBP: 0.309, SLG: 0.439		2-1 F8		2-3 K		2-2 G5-3		0-1 G4-3		4	0	0	0	0	1	0											
<b>Mark DeRosa, R</b> (1,9) OBP: 0.310, SLG: 0.400			1-2 HR		0-1 1B		1-2 G5-3		3-2 2B	4	1	3	0	0	0	0											
<b>Inning Stats</b>	R: 1 E: 0 K: 1 S: 13	H: 2 LOB: 1 BB: 0 P: 21	R: 0 E: 0 K: 0 S: 6	H: 0 LOB: 0 BB: 0 P: 11	R: 4 E: 0 K: 0 S: 19	H: 4 LOB: 0 BB: 0 P: 30	R: 0 E: 0 K: 1 S: 9	H: 1 LOB: 1 BB: 0 P: 13	R: 1 E: 0 K: 0 S: 8	H: 2 LOB: 1 BB: 0 P: 12	R: 0 E: 0 K: 0 S: 11	H: 0 LOB: 0 BB: 0 P: 15	R: 0 E: 0 K: 1 S: 10	H: 0 LOB: 3 BB: 3 P: 25	R: 0 E: 0 K: 0 S: 6	H: 1 LOB: 1 BB: 0 P: 9	1B: 4 2B: 3 3B: 0 HR: 3	SF: 0 SAC: 0 DP: 0 HBP: 0	WP: 1 PB: 0 CS: 0	PA: 36							
<b>PITCHER</b>	IP	WLS	BF	H	R	ER	SO	BB	IBB	HBP	BLK	WP	HR	S	P	ERA	WHIP										
<b>Kyle Lohse, R</b> (1,1) ERA: 4.32	5.0	L	24	9	6	6	2	0	0	0	0	0	0	11	15	0.00	0.000										
<b>54 Matt Guerrier, R</b> (6,1) ERA: 3.54	1.0		3	0	0	0	0	0	0	0	0	0	0	10	25	0.00	2.000										
<b>J.C. Romero, L</b> (7,1) ERA: 2.97	1.0		6	0	0	0	1	2	1	0	0	0	0	6	9	0.00	1.000										
<b>Terry Mulholland, L</b> (8,1) ERA: 4.97	1.0		3	1	0	0	0	0	0	0	0	0	0	6	9	0.00	1.000										

AB	33
R	0
H	6
RBI	0
BB	0
SO	8
LOB	10

AB	33
R	6
H	10
RBI	6
BB	3
SO	3
LOB	12





Batter	1	2	3	4	5	6	7	8	9	10	11	AB	R	H	RBI	BB	SO	LOB	TOP							
8 Nick Punto, S OBP: 0.303, SLG: 0.337	G1-3	K			G1-6-3 1B		F9			G6-3	1B	6	1	2	1	0	1	3								
Brent Abernathy, R OBP: 0.317, SLG: 0.321 Michael Ryan, L OBP: 0.289, SLG: 0.348	K		G6-3		G1-6-3			G1-3		G6-3	1B	5	0	0	0	0	1	2								
7 Joe Mauer, L OBP: 0.375, SLG: 0.436	1B		G4-3			1B		G6-3		G6-3	1B	6	0	2	0	0	1	1								
Matthew LeCroy, R OBP: 0.361, SLG: 0.464 33 Justin Morneau, L OBP: 0.369, SLG: 0.441	1B		G6-3			F8		K			HR	3	0	0	0	1	1	1								
20 Lew Ford, R OBP: 0.332, SLG: 0.381	F8				G5-3		G1-6-3			K	SH2-4	4	0	0	0	0	1	3								
5 Michael Cuddyer, R OBP: 0.328, SLG: 0.407 Jacque Jones, L OBP: 0.337, SLG: 0.453	G4-3				G5-3		G5-6-3 1B			E	2B	3	1	1	0	0	0	0								
Terry Tiffee, S OBP: 0.238, SLG: 0.316 36 Luis Antonio Rodriguez, R OBP: 0.318, SLG: 0.359	G1-3				G6-3			G5-6-3		E9	1B	5	0	1	1	0	0	1								
55 Mike Redmond, R OBP: 0.329, SLG: 0.364	1B	2B			G4-3			G6-3		K	1B	5	1	2	0	0	1	2								
Jason Bartlett, R OBP: 0.321, SLG: 0.364	1B									F8	1B	5	1	4	1	0	0	1								
<b>Inning Stats</b>	R: 0 E: 0 K: 1 S: 15	H: 1 LOB: 2 BB: 1 P: 25	R: 0 E: 0 K: 1 S: 13	H: 2 LOB: 0 BB: 0 P: 19	R: 0 E: 0 K: 0 S: 7	H: 0 LOB: 0 BB: 0 P: 12	R: 0 E: 0 K: 0 S: 6	H: 0 LOB: 0 BB: 0 P: 9	R: 0 E: 0 K: 0 S: 8	H: 2 LOB: 1 BB: 0 P: 13	R: 0 E: 0 K: 0 S: 10	H: 1 LOB: 0 BB: 0 P: 17	R: 1 E: 0 K: 0 S: 14	H: 2 LOB: 1 BB: 0 P: 23	R: 0 E: 0 K: 1 S: 10	H: 0 LOB: 0 BB: 0 P: 15	R: 1 E: 1 K: 2 S: 12	H: 2 LOB: 1 BB: 0 P: 19	R: 0 E: 0 K: 0 S: 5	H: 0 LOB: 0 BB: 0 P: 9	R: 5 E: 0 K: 1 S: 20	H: 5 LOB: 1 BB: 1 P: 29	1B: 12 2B: 2 3B: 0 HR: 1	SF: 0 SAC: 1 DP: 2 HBP: 0	WP: 0 PB: 0 SB: 0 CS: 0	PA: 48
<b>PITCHER</b>	IP WLS BF H R ER SO BB IBB HBP BLK WP HR S P ERA WHIP	(1, 1) 6.0 23 6 0 0 2 1 0 0 0 0 0 0 24 38 0.00 1.167	(7, 1) 2.0 B 8 2 1 1 1 0 0 0 0 0 0 24 38 4.50 1.000	(9, 1) 1.0 B 5 2 1 1 2 0 0 0 0 0 0 12 19 9.00 2.000	(10, 1) 1.2 L 8 2 3 3 0 1 0 0 0 0 1 14 25 16.20 1.800	(11, 1) 0.1 4 3 2 2 1 0 0 0 0 0 0 0 11 13 54.00 9.000																				

Minnesota Twins @ Texas Rangers  
Ameriquet Field, Arlington, TX  
Sat Aug 27 2005, 1:20 PM EDT  
Att: 25,351 - Sunny - 95 F

livebaseballscorecards.com  
AB 45  
R 7  
H 15  
RBI 7  
BB 2  
SO 6  
LOB 14



Batter	1	2	3	4	5	6	7	8	9	10	11	AB	R	H	RBI	BB	SO	LOB	BOTTOM							
David Dellucci, L OBP: 0.384, SLG: 0.507	1B		K		SF9		G4-3			F8		4	0	1	1	0	1	1								
10 Michael Young, R OBP: 0.319, SLG: 0.595	L9		F9		FC6-4			1B		K		5	0	1	0	0	1	3								
23 Mark Teixeira, S OBP: 0.362, SLG: 0.534	P6					G3		FC4-6 1B		G4-3		5	1	1	0	0	0	2								
9 Hank Blalock, L OBP: 0.330, SLG: 0.454	P6				K		G1-3			1B		5	0	2	0	0	1	2								
Alfonso Soriano, R OBP: 0.321, SLG: 0.536	1B		FC5		G4-6-3		2B			P4		5	0	2	0	0	1	4								
Kevin Mench, R OBP: 0.351, SLG: 0.515	L7		G4-6-3				IBB			F9		4	0	1	1	1	0	4								
Adrián González, L OBP: 0.276, SLG: 0.406 Phil Nevin, R OBP: 0.294, SLG: 0.389	F8				G5-3		G3-1			G4-3		4	0	0	0	0	0	5								
Gary Matthews, S OBP: 0.319, SLG: 0.470	P6				1B					G1-3		4	1	1	0	1	0	2								
Sandy Alomar Jr., R OBP: 0.315, SLG: 0.339	G6-3									G6-3		5	0	1	0	0	0	2								
<b>Inning Stats</b>	R: 0 E: 0 K: 0 S: 9	H: 1 LOB: 1 BB: 0 P: 15	R: 0 E: 0 K: 0 S: 11	H: 1 LOB: 1 BB: 0 P: 14	R: 0 E: 0 K: 1 S: 8	H: 0 LOB: 0 BB: 0 P: 14	R: 0 E: 1 K: 1 S: 10	H: 1 LOB: 1 BB: 0 P: 14	R: 1 E: 0 K: 0 S: 12	H: 1 LOB: 1 BB: 0 P: 21	R: 0 E: 0 K: 0 S: 6	H: 0 LOB: 2 BB: 0 P: 12	R: 0 E: 0 K: 0 S: 5	H: 0 LOB: 0 BB: 0 P: 9	R: 1 E: 0 K: 0 S: 18	H: 3 LOB: 2 BB: 0 P: 26	R: 0 E: 0 K: 1 S: 10	H: 1 LOB: 1 BB: 0 P: 16	R: 0 E: 0 K: 1 S: 11	H: 1 LOB: 0 BB: 0 P: 16	R: 0 E: 0 K: 0 S: 4	H: 1 LOB: 0 BB: 0 P: 6	1B: 9 2B: 3 3B: 0 HR: 0	SF: 1 SAC: 0 DP: 2 HBP: 0	WP: 0 PB: 0 SB: 0 CS: 0	PA: 45
<b>PITCHER</b>	IP WLS BF H R ER SO BB IBB HBP BLK WP HR S P ERA WHIP	(1, 1) 6.0 25 5 0 1 1 0 1 0 0 0 0 0 56 90 1.50 1.000	(7, 1) 1.0 3 0 0 0 0 0 0 0 0 0 0 0 5 9 0.00 0.000	(8, 1) 1.0 6 3 1 1 0 0 0 0 0 0 0 0 18 26 9.00 3.000	(9, 1) 2.0 W 8 2 0 0 2 0 0 0 0 0 0 21 32 0.00 1.000	(11, 1) 1.0 3 1 0 0 0 0 0 0 0 0 0 4 6 0.00 1.000																				

Minnesota Twins @ Texas Rangers  
Ameriquet Field, Arlington, TX  
Sat Aug 27 2005, 1:20 PM EDT  
Att: 25,351 - Sunny - 95 F

livebaseballscorecards.com  
AB 42  
R 2  
H 11  
RBI 2  
BB 2  
SO 4  
LOB 25





Batter	1	2	3	4	5	6	7	8	9	10	AB	R	H	RBI	BB	SO	LOB	TOP				
Michael Ryan, L OBP: 0.288, SLG: 0.347	G4-3		F8					SH2-4			3	1	1	0	1	0	0					
8 Nick Punto, S OBP: 0.301, SLG: 0.334	G5-3		G4-3					K			5	0	1	2	0	1	3					
7 Joe Mauer, L OBP: 0.377, SLG: 0.434			G1-3								3	0	1	0	2	0	0					
33 Justin Morneau, L OBP: 0.304, SLG: 0.432	K							G4-3			5	0	0	0	0	2	5					
20 Lew Ford, R OBP: 0.335, SLG: 0.387											4	1	1	0	0	2	0					
Jacque Jones, L OBP: 0.333, SLG: 0.449											4	0	1	0	0	0	1					
5 Michael Cuddyer, R OBP: 0.324, SLG: 0.400											4	0	1	1	0	1	1					
Terry Tifee, S OBP: 0.238, SLG: 0.308											3	0	0	0	1	1	0					
Jason Bartlett, R OBP: 0.331, SLG: 0.376											3	1	2	0	1	0	2					
<b>Inning Stats</b>	R: 0 E: 0 K: 1 S: 16	H: 1 LOB: 1 BB: 0 P: 23	R: 0 E: 0 K: 1 S: 22	H: 1 LOB: 2 BB: 1 P: 37	R: 0 E: 0 K: 0 S: 6	H: 0 LOB: 0 BB: 0 P: 10	R: 1 E: 0 K: 1 S: 6	H: 2 LOB: 0 BB: 0 P: 13	R: 0 E: 0 K: 0 S: 5	H: 0 LOB: 0 BB: 0 P: 7	R: 0 E: 0 K: 1 S: 8	H: 0 LOB: 0 BB: 0 P: 13	R: 0 E: 0 K: 1 S: 9	H: 1 LOB: 2 BB: 1 P: 16	R: 0 E: 0 K: 2 S: 9	H: 0 LOB: 0 BB: 0 P: 14	R: 2 E: 0 K: 0 S: 11	H: 1 LOB: 1 BB: 3 P: 27	1B: 4 2B: 4 3B: 0 HR: 0	SF: 0 SAC: 1 DP: 2 HBP: 0	WP: 2 PB: 0 SB: 1 CS: 1	PA: 41
<b>PITCHER</b>	IP	WLS	BF	H	R	ER	SO	BB	IBB	HBP	BLK	WP	HR	S	P	ERA	WHIP					
D.J. Carrasco, R ERA: 4.74	(1, 1)	5.0	20	6	1	1	3	1	0	0	0	0	0	58	96	1.80	1.400					
Andrew Sisco, L ERA: 2.4	(6, 1)	2.0	6	0	0	0	1	0	0	0	0	0	0	13	20	0.00	0.000					
Ambiorix Burgos, R ERA: 3.47	(8, 1)	1.0	5	1	0	0	1	0	1	0	0	0	0	9	16	0.00	1.000					
Mike MacDougal, R ERA: 3.66	(9, 1)	1.0	3	0	0	0	2	0	0	0	0	0	0	9	14	0.00	0.000					
Shawn Camp, R ERA: 7.85	(10, 1)	1.0	L	6	1	2	2	0	2	1	0	0	1	0	11	27	18.00	3.000				

Minnesota Twins @ Kansas City Royals  
Kauffman Stadium, Kansas City, MO  
Mon Aug 29 2005, 7:10 PM CDT  
Att: 13,555 - Clear - 82 F

AB 34  
R 3  
H 8  
RBI 3  
BB 5  
SO 7  
LOB 12



Batter	1	2	3	4	5	6	7	8	9	10	AB	R	H	RBI	BB	SO	LOB	BOTTOM				
Aaron Guiel, L OBP: 0.154, SLG: 0.154	K										4	0	1	0	0	1	0					
Chip Ambres, R OBP: 0.344, SLG: 0.373	K										3	0	0	0	0	2	0					
Terrence Long, L OBP: 0.313, SLG: 0.378	G3-1										4	1	1	0	0	0	1					
Emil Brown, R OBP: 0.339, SLG: 0.438											3	0	1	1	1	0	0					
24 Mark Teahen, L OBP: 0.299, SLG: 0.343											3	0	1	0	1	0	1					
4 Angel Berroa, R OBP: 0.299, SLG: 0.357											4	0	0	0	0	0	4					
14 John Buck, R OBP: 0.268, SLG: 0.336											4	0	1	0	0	2	0					
Denny Hocking, S OBP: 0.351, SLG: 0.226											3	0	0	0	1	0	1					
Joe McEwing, R OBP: 0.262, SLG: 0.299											3	0	0	0	0	2	1					
Matt Stairs, L OBP: 0.365, SLG: 0.441											1	0	0	0	0	0	0					
<b>Inning Stats</b>	R: 0 E: 0 K: 2 S: 8	H: 0 LOB: 0 BB: 0 P: 11	R: 0 E: 0 K: 0 S: 11	H: 0 LOB: 0 BB: 0 P: 13	R: 0 E: 0 K: 1 S: 9	H: 1 LOB: 0 BB: 0 P: 13	R: 1 E: 0 K: 1 S: 13	H: 2 LOB: 1 BB: 0 P: 19	R: 0 E: 0 K: 1 S: 9	H: 0 LOB: 1 BB: 1 P: 18	R: 0 E: 0 K: 0 S: 6	H: 0 LOB: 0 BB: 0 P: 11	R: 0 E: 0 K: 2 S: 8	H: 1 LOB: 0 BB: 0 P: 13	R: 0 E: 0 K: 0 S: 11	H: 1 LOB: 3 BB: 2 P: 20	R: 0 E: 0 K: 1 S: 7	H: 0 LOB: 0 BB: 0 P: 8	1B: 4 2B: 1 3B: 0 HR: 0	SF: 0 SAC: 1 DP: 2 HBP: 0	WP: 1 PB: 0 SB: 0 CS: 0	PA: 36
<b>PITCHER</b>	IP	WLS	BF	H	R	ER	SO	BB	IBB	HBP	BLK	WP	HR	S	P	ERA	WHIP					
30 Scott Baker, R ERA: 2.25	(1, 1)	7.0	24	4	1	1	5	1	0	0	0	0	0	64	98	1.29	0.714					
Juan Rincon, R ERA: 2.45	(8, 1)	2.0	W	9	1	0	1	1	1	0	0	0	1	0	20	33	0.00	1.000				
36 Joe Nathan, R ERA: 2.35	(10, 1)	1.0	S	3	0	0	1	0	0	0	0	0	0	7	8	0.00	0.000					

Minnesota Twins @ Kansas City Royals  
Kauffman Stadium, Kansas City, MO  
Mon Aug 29 2005, 7:10 PM CDT  
Att: 13,555 - Clear - 82 F

AB 32  
R 1  
H 5  
RBI 1  
BB 3  
SO 7  
LOB 8



Top half of baseball scorecard showing batter statistics, play-by-play descriptions, and pitcher statistics for the Minnesota Twins at Kansas City Royals game.

MINNESOTA TWINS @ KANSAS CITY ROYALS  
Kauffman Stadium, Kansas City, MO  
Tue Aug 30 2005, 7:10 PM CDT  
Att. 13,819 - Clear - 83 F  
AB 35, R 7, H 11, RBI 7, BB 2, SO 4, LOB 11  
MLB Logo

Bottom half of baseball scorecard showing batter statistics, play-by-play descriptions, and pitcher statistics for the Minnesota Twins at Kansas City Royals game.


MINNESOTA TWINS @ KANSAS CITY ROYALS  
Kauffman Stadium, Kansas City, MO  
Tue Aug 30 2005, 7:10 PM CDT  
Att. 13,819 - Clear - 83 F  
AB 37, R 4, H 11, RBI 4, BB 1, SO 5, LOB 21  
Royals Logo



Batter	1	2	3	4	5	6	7	8	9	AB	R	H	RBI	BB	SO	LOB	TOP					
<b>24 Grady Sizemore, L</b> OBP: 0.344, SLG: 0.476 (1, 8)	G6-3		F7						G4-3	5	1	2	2	0	0	0	<b>Cleveland Indians @ Minnesota Twins</b> Hubert H. Humphrey Metrodome, Minneapolis, MN Fri Sep 02 2005, 8:10 PM EDT Att: 16,119 - Dome - 70 F					
<b>Coco Crisp, S</b> OBP: 0.341, SLG: 0.441 (1, 7)	G6-4-3 1B		K						G6-3	5	0	2	0	0	1	2						
<b>2 Johnny Perella, R</b> OBP: 0.354, SLG: 0.531 (1, 6)	G6-4-3 1-2			K					FC6-4	4	0	0	0	0	1	4						
<b>48 Travis Hafner, L</b> OBP: 0.406, SLG: 0.572 (1, 10)		F7		K					K	4	0	0	0	0	3	0						
<b>41 Victor Martinez, S</b> OBP: 0.364, SLG: 0.469 (1, 2)		G3-1		G4-3					P4	4	0	1	0	0	0	0						
<b>Ronnie Belliard, R</b> OBP: 0.325, SLG: 0.431 (1, 4)									FC6-4 1B	4	3	3	0	0	0	1						
<b>Ben Broussard, L</b> OBP: 0.313, SLG: 0.455 (1, 3)									FC6-4 HR	4	1	2	3	0	0	2						
<b>Aaron Boone, R</b> OBP: 0.302, SLG: 0.381 (1, 5)									F8	4	1	1	0	0	0	1						
<b>Casey Blake, R</b> OBP: 0.309, SLG: 0.431 (1, 9)									G5-3	4	0	0	1	0	0	1						
<b>Inning Stats</b>	R: 0 E: 0 K: 0 S: 9	H: 1 LOB: 0 BB: 0 P: 11	R: 1 E: 0 K: 0 S: 14	H: 2 LOB: 1 BB: 0 P: 21	R: 0 E: 0 K: 1 S: 8	H: 0 LOB: 0 BB: 0 P: 14	R: 0 E: 0 K: 2 S: 7	H: 0 LOB: 0 BB: 0 P: 10	R: 2 E: 1 K: 0 S: 15	H: 3 LOB: 2 BB: 0 P: 22	R: 0 E: 0 K: 1 S: 10	H: 1 LOB: 1 BB: 0 P: 15	R: 1 E: 0 K: 0 S: 11	H: 2 LOB: 1 BB: 0 P: 11	R: 2 E: 0 K: 1 S: 11	H: 2 LOB: 0 BB: 0 P: 19	R: 0 E: 0 K: 0 S: 3	H: 0 LOB: 0 BB: 0 P: 7	1B: 8 2B: 1 3B: 0 HR: 2	SF: 0 SAC: 0 DP: 1 HBP: 0	WP: 0 PB: 0 SB: 0 CS: 0	PA: 38
<b>PITCHER</b>	IP	WLS	BF	H	R	ER	SO	BB	IBB	HBP	BLK	WP	HR	S	P	ERA	WHIP					
<b>Brad Radke, R</b> ERA: 3.71 (1, 1)	7.0	L	30	9	4	3	4	0	0	0	0	0	1	74	104	3.86	1.286					
<b>J.C. Romero, L</b> ERA: 3.1 (8, 1)	1.0		5	2	2	2	1	0	0	0	0	0	1	11	19	18.00	2.000					
<b>Joe Mays, R</b> ERA: 5.12 (9, 1)	1.0		3	0	0	0	0	0	0	0	0	0	0	3	7	0.00	0.000					

Batter	1	2	3	4	5	6	7	8	9	AB	R	H	RBI	BB	SO	LOB	BOTTOM					
<b>Shannon Stewart, R</b> OBP: 0.333, SLG: 0.395 (1, 7)	K			L6					G6-3	4	0	1	0	0	1	2	<b>Cleveland Indians @ Minnesota Twins</b> Hubert H. Humphrey Metrodome, Minneapolis, MN Fri Sep 02 2005, 8:10 PM EDT Att: 16,119 - Dome - 70 F					
<b>8 Nick Punto, S</b> OBP: 0.301, SLG: 0.332 (1, 4)	F9			G6-3					K	4	0	0	0	0	1	2						
<b>7 Joe Mauer, L</b> OBP: 0.381, SLG: 0.442 (1, 2)	K			G4-3					G4-3	3	1	0	0	1	1	0						
<b>Matthew LeCroy, R</b> OBP: 0.349, SLG: 0.445 (1, 10)		K							F8	4	0	0	0	0	3	1						
<b>20 Lew Ford, R</b> OBP: 0.337, SLG: 0.387 (1, 8)		K							G5-3	4	0	1	0	0	2	0						
<b>Jacque Jones, L</b> OBP: 0.331, SLG: 0.444 (1, 9)									G6-3	4	0	1	1	0	0	0						
<b>5 Michael Cuddyer, R</b> OBP: 0.322, SLG: 0.397 (1, 5)									G3	4	0	1	1	0	0	0						
<b>33 Justin Morneau, L</b> OBP: 0.306, SLG: 0.436 (1, 3)									G3	4	0	1	0	0	0	2						
<b>Jason Bartlett, R</b> OBP: 0.333, SLG: 0.381 (1, 6)									G3	2	0	0	0	1	0	0						
<b>Inning Stats</b>	R: 0 E: 0 K: 2 S: 13	H: 0 LOB: 0 BB: 0 P: 18	R: 0 E: 0 K: 2 S: 9	H: 0 LOB: 0 BB: 0 P: 12	R: 0 E: 0 K: 0 S: 6	H: 0 LOB: 0 BB: 0 P: 11	R: 0 E: 0 K: 0 S: 8	H: 0 LOB: 0 BB: 0 P: 12	R: 0 E: 0 K: 1 S: 8	H: 0 LOB: 0 BB: 0 P: 11	R: 0 E: 0 K: 0 S: 14	H: 2 LOB: 2 BB: 0 P: 18	R: 0 E: 0 K: 2 S: 11	H: 0 LOB: 0 BB: 0 P: 16	R: 0 E: 0 K: 0 S: 11	H: 1 LOB: 2 BB: 1 P: 21	R: 1 E: 0 K: 1 S: 17	H: 2 LOB: 2 BB: 1 P: 26	1B: 5 2B: 0 3B: 0 HR: 0	SF: 0 SAC: 0 DP: 0 HBP: 0	WP: 0 PB: 0 SB: 0 CS: 0	PA: 34
<b>PITCHER</b>	IP	WLS	BF	H	R	ER	SO	BB	IBB	HBP	BLK	WP	HR	S	P	ERA	WHIP					
<b>CC Sabathia, L</b> ERA: 4.54 (1, 1)	7.1	W	26	3	0	0	7	1	0	0	0	0	0	76	112	0.00	0.545					
<b>Bob Howry, R</b> ERA: 2.72 (8, 1)	0.2		2	0	0	0	0	0	0	0	0	0	0	4	7	0.00	0.000					
<b>63 Rafael Betancourt, R</b> ERA: 3.28 (9, 1)	1.0		6	2	1	1	1	1	0	0	0	0	0	17	26	9.00	3.000					

AB	38
R	6
H	11
RBI	6
BB	0
SO	5
LOB	11



Batter	1	2	3	4	5	6	7	8	9	AB	R	H	RBI	BB	SO	LOB	TOP						
24 Grady Sizemore, L OBP: 0.342, SLG: 0.473	K			G6-3		P6			SH1-4	3	0	0	0	0	1	0	<b>Cleveland Indians @ Minnesota Twins</b> Hubert H. Humphrey Metrodome, Minneapolis, MN Sat Sep 03 2005, 7:10 PM EDT Att: 21,757 - Dome - 68 F <a href="http://livebaseballscorecards.com">livebaseballscorecards.com</a>						
Coco Crisp, S OBP: 0.338, SLG: 0.439	F9			F9			B1-3		SF7	3	0	0	1	0	0	0							
2 Jhonny Peralta, R OBP: 0.351, SLG: 0.526	K			K			K		K	4	0	0	0	0	4	0							
48 Travis Hafner, L OBP: 0.406, SLG: 0.578		K			F7		HR			3	1	1	1	0	1	0							
41 Victor Martinez, S OBP: 0.364, SLG: 0.468		G1-3			G1-3		G1-3			3	0	1	0	0	0	0							
Ronnie Belliard, R OBP: 0.323, SLG: 0.428		B3			1B					3	0	0	0	0	2	1							
José Hernández, R OBP: 0.274, SLG: 0.345			F8		K			G5-3		3	0	0	0	0	1	1							
Aaron Boone, R OBP: 0.300, SLG: 0.378			K			P5		F7		3	0	0	0	0	1	0							
Casey Blake, R OBP: 0.309, SLG: 0.433			K			F8			24 SH1-4 SF7	3	1	1	0	0	1	0	2B						
<b>Inning Stats</b>	R: 0 H: 0 E: 0 K: 2 S: 9	H: 0 LOB: 0 BB: 0 P: 11	R: 0 H: 0 E: 0 K: 1 S: 7	H: 0 LOB: 0 BB: 0 P: 9	R: 0 H: 0 E: 0 K: 2 S: 10	H: 0 LOB: 0 BB: 0 P: 15	R: 0 H: 0 E: 0 K: 1 S: 7	H: 0 LOB: 0 BB: 0 P: 10	R: 0 H: 1 E: 0 K: 2 S: 14	H: 1 LOB: 1 BB: 0 P: 19	R: 0 H: 0 E: 0 K: 0 S: 6	H: 0 LOB: 0 BB: 0 P: 9	R: 1 H: 1 E: 0 K: 1 S: 13	H: 1 LOB: 0 BB: 0 P: 15	R: 0 H: 0 E: 0 K: 1 S: 10	H: 0 LOB: 0 BB: 0 P: 12	R: 1 H: 1 E: 0 K: 1 S: 12	H: 1 LOB: 0 BB: 0 P: 18	1B: 1 2B: 1 3B: 0 HR: 1	SF: 1 SAC: 1 DP: 0 HBP: 0	WP: 0 PB: 0 SB: 0 CS: 0	PA: 30	
<b>PITCHER</b>	IP	WLS	BF	H	R	ER	SO	BB	IBB	HBP	BLK	WP	HR	S	P	ERA	WHIP						
Johan Santana, L ERA: 3.07	(1, 1)	8.0	26	2	1	1	10	0	0	0	0	0	1	76	100	1.12	0.250						
36 Joe Nathan, R ERA: 2.43	(9, 1)	1.0	W	4	1	1	1	0	0	0	0	0	0	12	18	9.00	1.000						


Batter	1	2	3	4	5	6	7	8	9	AB	R	H	RBI	BB	SO	LOB	BOTTOM						
Shannon Stewart, R OBP: 0.334, SLG: 0.395	FC6-4 1B		F7		2 SAFE 4-1 SAFE	BB	G6-3			3	0	1	0	1	0	1	<b>Cleveland Indians @ Minnesota Twins</b> Hubert H. Humphrey Metrodome, Minneapolis, MN Sat Sep 03 2005, 7:10 PM EDT Att: 21,757 - Dome - 68 F <a href="http://livebaseballscorecards.com">livebaseballscorecards.com</a>						
Jason Tyner, L (1, 10)	FC6-4 1B		F7		G6-3		F9			4	0	0	0	0	0	3							
7 Joe Mauer, L OBP: 0.382, SLG: 0.442						F7				4	0	2	0	0	1	0							
Jacque Jones, L OBP: 0.329, SLG: 0.440	K		G4-3			B5-3		K		4	0	0	0	0	2	3							
20 Lew Ford, R OBP: 0.340, SLG: 0.389	G3				33 CS 1B	33 WP 2B	BB			3	1	2	0	1	0	2							
33 Justin Morneau, L OBP: 0.307, SLG: 0.438		G6-3			G4-6-3 BB	1H 2B	1B		F7	3	1	1	1	1	0	1							
Juan Castro, R OBP: 0.287, SLG: 0.394					G4-6-3				E5	4	1	3	1	0	0	1							
8 Nick Punto, S OBP: 0.309, SLG: 0.338					G1-6-3 BB	CS 1B			E1	3	0	3	0	1	0	0							
Jason Bartlett, R OBP: 0.330, SLG: 0.377		G1-6-3			G6-3		SH2-3			2	0	0	0	0	0	3							
<b>Inning Stats</b>	R: 0 H: 2 E: 0 K: 1 S: 11	H: 1 LOB: 1 BB: 1 P: 16	R: 0 H: 1 E: 0 K: 0 S: 13	H: 1 LOB: 1 BB: 1 P: 19	R: 0 H: 1 E: 0 K: 0 S: 8	H: 1 LOB: 1 BB: 0 P: 16	R: 0 H: 1 E: 0 K: 0 S: 5	H: 1 LOB: 0 BB: 1 P: 10	R: 0 H: 1 E: 0 K: 0 S: 8	H: 1 LOB: 1 BB: 1 P: 15	R: 2 H: 2 E: 0 K: 0 S: 12	H: 2 LOB: 1 BB: 1 P: 19	R: 0 H: 1 E: 0 K: 2 S: 12	H: 1 LOB: 1 BB: 0 P: 15	R: 1 H: 2 E: 2 K: 0 S: 3	H: 2 LOB: 1 BB: 0 P: 4	1B: 10 2B: 2 3B: 0 HR: 0	SF: 0 SAC: 1 DP: 2 HBP: 0	WP: 1 PB: 0 SB: 1 CS: 2	PA: 35			
<b>PITCHER</b>	IP	WLS	BF	H	R	ER	SO	BB	IBB	HBP	BLK	WP	HR	S	P	ERA	WHIP						
Kevin Millwood, R ERA: 3.15	(1, 1)	7.0	29	9	2	2	1	4	0	0	0	0	0	68	114	2.57	1.857						
Scott Sauerbeck, L ERA: 2.65	(8, 1)	1.0	4	1	0	0	2	0	0	0	0	0	0	12	15	0.00	1.000						
Bob Howry, R ERA: 2.72	(9, 1)	0.0	L	2	2	1	0	0	0	0	0	0	0	3	4	∞	∞						






Batter	1	2	3	4	5	6	7	8	9	AB R H RBI BB SO LOB	TOP												
<b>David Dellucci, L</b> (1, 9) OBP: 0.376, SLG: 0.503	1-2 <b>K</b>		0-1 G3-6-3		0-0 F8		1-2 10 2B 2B		2-3 <b>K</b>	5 1 1 3 0 2 2	<b>Texas Rangers @ Minnesota Twins</b> Hubert H. Humphrey Metrodome, Minneapolis, MN Mon Sep 05 2005, 4:10 PM EDT Att: 15,627 - Dome - 69 F												
<b>10 Michael Young, R</b> (1, 6) OBP: 0.377, SLG: 0.505	1-1 L8		0-1 E9		0-0 G6-3		0-1 2H 2B		2-1 G5-3	5 0 1 1 0 0 0													
<b>23 Mark Teixeira, S</b> (1, 3) OBP: 0.366, SLG: 0.544	0-0 G4-3		3-H 1-3		0-0 P5		0-1 G4-3			4 0 0 0 0 1 2													
<b>9 Hank Blalock, L</b> (1, 5) OBP: 0.326, SLG: 0.445		2-2 G6-3 1B 2B		0-0 F8		2-1 G4-3		1-0 G4-3		4 1 1 0 0 0 0													
<b>Alfonso Soriano, R</b> (1, 4) OBP: 0.317, SLG: 0.529		0-1 G6-3		0-0 G5-3		1-1 G6-3		4-1 BB		3 0 0 0 1 0 1													
<b>Kevin Mench, R</b> (1, 7) OBP: 0.343, SLG: 0.505		0-0 G3-6-3 1B		2-1 1B		3-2 F8		0-2 F7		4 0 2 1 0 0 1													
<b>Adrián González, L</b> (1, 10) OBP: 0.283, SLG: 0.451		1-2 G3-6-3		0-1 F9		0-1 15 1B 2B		0-1 G3		4 1 1 0 0 0 3													
<b>Gary Matthews, S</b> (1, 8) OBP: 0.320, SLG: 0.457			4-0 15 1B 10 E BB		1-3 <b>K</b>		0-0 15 2B 1B		3-1 HR	3 3 2 1 1 1 0													
<b>15 Gerald Laird, R</b> (1, 2) OBP: 0.250, SLG: 0.583			0-1 G3-6-3 1B		0-1 F9		0-0 FC4 2B		0-3 <b>K</b>	4 1 1 0 0 1 2													
<b>Inning Stats</b>	R: 0 E: 0 K: 1 S: 6	H: 0 LOB: 0 BB: 0 P: 8	R: 1 E: 0 K: 0 S: 10	H: 2 LOB: 0 BB: 0 P: 13	R: 1 E: 1 K: 1 S: 11	H: 1 LOB: 1 BB: 1 P: 16	R: 0 E: 0 K: 0 S: 6	H: 1 LOB: 1 BB: 0 P: 8	R: 0 E: 0 K: 1 S: 6	H: 0 LOB: 0 BB: 0 P: 7		R: 0 E: 0 K: 0 S: 4	H: 0 LOB: 0 BB: 0 P: 6	R: 4 E: 1 K: 0 S: 16	H: 4 LOB: 1 BB: 0 P: 21	R: 0 E: 0 K: 0 S: 7	H: 0 LOB: 1 BB: 1 P: 12	R: 1 E: 0 K: 2 S: 10	H: 1 LOB: 0 BB: 0 P: 17	1B: 5 2B: 3 3B: 0 HR: 1	SF: 0 SAC: 0 DP: 2 HBP: 0	WP: 0 PB: 0 SB: 0 CS: 0	PA: 38
<b>PITCHER</b>	IP WLS BF H R ER SO BB IBB HBP BLK WP HR S P ERA WHIP	IP WLS BF H R ER SO BB IBB HBP BLK WP HR S P ERA WHIP																					
<b>Carlos Silva, R</b> (1, 1) ERA: 3.27	7.0 L 30 8 6 1 3 1 0 0 0 0 0 0 59 79 1.29 1.286																						
<b>J.C. Romero, L</b> (8, 1) ERA: 3.04	1.0 4 0 0 0 0 1 0 0 0 0 0 0 7 12 0.00 1.000																						
<b>47 Francisco Liriano, L</b> (9, 1) ERA: 9.0	1.0 4 1 1 1 2 0 0 0 0 0 0 1 10 17 9.00 1.000																						

Batter	1	2	3	4	5	6	7	8	9	AB R H RBI BB SO LOB	BOTTOM												
<b>Shannon Stewart, R</b> (1, 7) OBP: 0.330, SLG: 0.390	0-1 G6-3		0-0 G4-3			0-1 G5-3		1-2 G6-3		4 0 0 0 0 0 0	<b>Texas Rangers @ Minnesota Twins</b> Hubert H. Humphrey Metrodome, Minneapolis, MN Mon Sep 05 2005, 4:10 PM EDT Att: 15,627 - Dome - 69 F												
<b>8 Nick Punto, S</b> (1, 4) OBP: 0.309, SLG: 0.338	2-2 G4-3		2-2 G3			0-2 1B		2-2 F7		4 0 1 0 0 0 0													
<b>7 Joe Mauer, L</b> (1, 2) OBP: 0.377, SLG: 0.434					2-1 G3		1-1 F8		1-0 G4-3	3 0 0 0 1 0 1													
<b>Jacque Jones, L</b> (1, 9) OBP: 0.327, SLG: 0.435	0-1 G3				0-1 1B		0-0 F8		1-3 <b>K</b>	4 0 1 0 0 1 2													
<b>20 Lew Ford, R</b> (1, 8) OBP: 0.343, SLG: 0.393		1-2 E5 SH3-4 F7-2 1B		2-0 L5		2-2 F8 33 1B		2-2 F8		4 0 1 0 0 0 1													
<b>33 Justin Morneau, L</b> (1, 3) OBP: 0.311, SLG: 0.438		1-0 SH3-4 1B		0-0 G4-3		0-0 G5-3		1-2 1B		4 0 2 0 0 0 1													
<b>Juan Castro, R</b> (1, 5) OBP: 0.288, SLG: 0.396		0-1 SH3-4			1-2 G5-3		1-1 L5			2 0 0 0 0 0 2													
<b>Michael Ryan, L</b> (1, 10) OBP: 0.296, SLG: 0.343		3-2 F7-2			2-0 F8		1-0 F8		0-0 G4-3	3 0 0 0 0 0 4													
<b>Jason Bartlett, R</b> (1, 6) OBP: 0.328, SLG: 0.369		3-H		0-3 <b>K</b>		1-0 F9		3-2 G6-3		3 0 0 0 0 1 2													
<b>Inning Stats</b>	R: 0 E: 0 K: 0 S: 9	H: 0 LOB: 1 BB: 1 P: 15	R: 0 E: 1 K: 0 S: 9	H: 1 LOB: 0 BB: 0 P: 14	R: 0 E: 0 K: 1 S: 8	H: 0 LOB: 0 BB: 0 P: 10	R: 0 E: 0 K: 0 S: 6	H: 1 LOB: 1 BB: 0 P: 10	R: 0 E: 0 K: 0 S: 5	H: 0 LOB: 0 BB: 0 P: 9		R: 0 E: 0 K: 0 S: 8	H: 1 LOB: 1 BB: 0 P: 9	R: 0 E: 0 K: 0 S: 16	H: 2 LOB: 2 BB: 0 P: 23	R: 0 E: 0 K: 0 S: 9	H: 0 LOB: 0 BB: 0 P: 13	R: 0 E: 0 K: 1 S: 7	H: 0 LOB: 0 BB: 0 P: 10	1B: 5 2B: 1 3B: 0 HR: 0	SF: 0 SAC: 1 DP: 1 HBP: 0	WP: 0 PB: 0 SB: 0 CS: 0	PA: 33
<b>PITCHER</b>	IP WLS BF H R ER SO BB IBB HBP BLK WP HR S P ERA WHIP	IP WLS BF H R ER SO BB IBB HBP BLK WP HR S P ERA WHIP																					
<b>43 Kameron Loe, R</b> (1, 1) ERA: 3.22	8.0 W 30 5 0 0 1 1 0 0 0 0 0 0 70 103 0.00 0.750																						
<b>36 C.J. Wilson, L</b> (9, 1) ERA: 7.35	1.0 3 0 0 0 1 0 0 0 0 0 0 0 7 10 0.00 0.000																						

Batter	1	2	3	4	5	6	7	8	9	AB	R	H	RBI	BB	SO	LOB	TOP															
David Dellucci, L (1, 9) OBP: 0.376, SLG: 0.509	K	HR		1B			G6-3		K	5	1	2	5	0	2	2	<p style="text-align: center;"><b>Texas Rangers @ Minnesota Twins</b> Hubert H. Humphrey Metrodome, Minneapolis, MN Tue Sep 06 2005, 8:10 PM EDT Att: 12,564 - Dome - 70 F</p> <hr/> <table border="0" style="width: 100%; text-align: right;"> <tr><td>AB</td><td>37</td></tr> <tr><td>R</td><td>10</td></tr> <tr><td>H</td><td>11</td></tr> <tr><td>RBI</td><td>10</td></tr> <tr><td>BB</td><td>3</td></tr> <tr><td>SO</td><td>9</td></tr> <tr><td>LOB</td><td>17</td></tr> </table> 		AB	37	R	10	H	11	RBI	10	BB	3	SO	9	LOB	17
AB	37																															
R	10																															
H	11																															
RBI	10																															
BB	3																															
SO	9																															
LOB	17																															
10 Michael Young, R (1, 6) OBP: 0.379, SLG: 0.510	HR	L3			BB		G6-3		1B	4	2	2	2	1	0	0																
23 Mark Teixeira, S (1, 3) OBP: 0.367, SLG: 0.548	K		1B			F8		K	HR	5	1	2	3	0	2	1																
9 Hank Blalock, L (1, 5) OBP: 0.325, SLG: 0.441	K		F9		G1-6-3			WP	G6-3	4	0	0	0	1	1	3																
Alfonso Soriano, R (1, 4) OBP: 0.317, SLG: 0.527		HR	P4		K			K		4	1	1	0	0	2	3																
Kevin Mench, R (1, 7) OBP: 0.340, SLG: 0.501	P4		FC6			P1		F9		4	0	0	0	0	0	3																
Adrián González, L (1, 10) OBP: 0.291, SLG: 0.474	HR	1B		1B		K			K	4	2	2	0	0	2	0																
Gary Matthews, S (1, 8) OBP: 0.322, SLG: 0.456	HR	BB		G6-3		G6-3		1B	10 1B	3	2	1	0	1	0	1																
Rod Barajas, R (1, 2) OBP: 0.307, SLG: 0.466				F7				F9	10 1B	4	0	1	0	0	0	4																
15 Gerald Laird, R (9, PR) OBP: 0.250, SLG: 0.583	P2								HR	0	1	0	0	0	0	0																
<b>Inning Stats</b>	R: 1 E: 0 K: 3 S: 11	H: 1 LOB: 0 BB: 0 P: 17	R: 4 E: 0 K: 0 S: 14	H: 3 LOB: 0 BB: 1 P: 26	R: 0 E: 0 K: 0 S: 8	H: 1 LOB: 1 BB: 0 P: 11	R: 1 E: 0 K: 0 S: 7	H: 2 LOB: 1 BB: 0 P: 15	R: 0 E: 0 K: 1 S: 11	H: 0 LOB: 1 BB: 1 P: 18	R: 0 E: 0 K: 0 S: 4	H: 0 LOB: 0 BB: 0 P: 6	R: 0 E: 0 K: 2 S: 10	H: 0 LOB: 1 BB: 1 P: 21	R: 4 E: 0 K: 2 S: 18	H: 4 LOB: 1 BB: 0 P: 24	1B: 6 2B: 2 3B: 0 HR: 3	SF: 0 SAC: 0 DP: 0 HBP: 0	WP: 1 PA: 40 CS: 0													
<b>PITCHER</b>	IP WLS BF H R ER SO BB IBB HBP BLK WP HR S P ERA WHIP	IP WLS BF H R ER SO BB IBB HBP BLK WP HR S P ERA WHIP																														
Kyle Lohse, R (1, 1) ERA: 4.36	2.0	11	4	5	5	3	1	0	0	0	0	0	2	25	43	22.50	2.500															
54 Matt Guerrier, R (3, 1) ERA: 3.74	2.0	9	3	1	1	0	1	0	0	0	0	0	0	17	32	4.50	2.000															
Terry Mulholland, L (5, 1) ERA: 4.88	0.2	2	0	0	0	0	0	0	0	0	0	0	0	6	8	0.00	0.000															
28 Jesse Crain, R (5, 1) ERA: 2.36	2.1	7	0	0	0	2	0	0	0	0	0	0	0	14	22	0.00	0.000															
Juan Rincon, R (8, 1) ERA: 2.48	1.0	H	4	0	0	0	2	1	0	0	0	0	1	0	10	21	0.00	1.000														
36 Joe Nathan, R (9, 1) ERA: 3.08	1.0	L	7	4	4	4	2	0	0	0	0	0	0	1	18	24	36.00	4.000														

Batter	1	2	3	4	5	6	7	8	9	AB	R	H	RBI	BB	SO	LOB	BOTTOM															
Shannon Stewart, R (1, 7) OBP: 0.329, SLG: 0.392	G3-1	F8		E9				F8		5	2	1	0	0	0	1	<p style="text-align: center;"><b>Texas Rangers @ Minnesota Twins</b> Hubert H. Humphrey Metrodome, Minneapolis, MN Tue Sep 06 2005, 8:10 PM EDT Att: 12,564 - Dome - 70 F</p> <hr/> <table border="0" style="width: 100%; text-align: right;"> <tr><td>AB</td><td>38</td></tr> <tr><td>R</td><td>7</td></tr> <tr><td>H</td><td>10</td></tr> <tr><td>RBI</td><td>6</td></tr> <tr><td>BB</td><td>2</td></tr> <tr><td>SO</td><td>4</td></tr> <tr><td>LOB</td><td>14</td></tr> </table> 		AB	38	R	7	H	10	RBI	6	BB	2	SO	4	LOB	14
AB	38																															
R	7																															
H	10																															
RBI	6																															
BB	2																															
SO	4																															
LOB	14																															
Brent Abernathy, R (1, 4) OBP: 0.344, SLG: 0.339				1B						3	0	2	1	1	0	1																
8 Nick Punto, S (7, 4) OBP: 0.309, SLG: 0.337	BB	1B		1B		G5-3		G4-3		1	0	0	0	0	0	0																
7 Joe Mauer, L (1, 2) OBP: 0.373, SLG: 0.429	FC5-4	F7		FC5-4		G4-3			F7	5	0	0	0	0	0	5																
Matthew LeCroy, R (1, 10) OBP: 0.350, SLG: 0.444	1B		L7	K				K		5	0	2	1	0	2	1																
20 Lew Ford, R (1, 8) OBP: 0.341, SLG: 0.391	G3-1					E6		FC5-4		5	1	1	0	0	1	3																
33 Justin Morneau, L (1, 3) OBP: 0.310, SLG: 0.434		BB	G3-1		F7			P6		3	1	0	0	1	0	2																
Juan Castro, R (1, 5) OBP: 0.292, SLG: 0.416		1B	F9		HR			F8		4	2	2	2	0	0	1																
Jason Tyner, L (1, 9) OBP: 0.125, SLG: 0.125		1B		K	G3-1			F9		4	0	1	1	0	1	0																
Jason Bartlett, R (1, 6) OBP: 0.326, SLG: 0.374	SF7			E	L4			F9		3	1	1	1	0	0	0																
<b>Inning Stats</b>	R: 0 E: 0 K: 0 S: 11	H: 1 LOB: 2 BB: 1 P: 21	R: 2 E: 0 K: 0 S: 13	H: 3 LOB: 2 BB: 1 P: 25	R: 0 E: 0 K: 0 S: 8	H: 1 LOB: 1 BB: 0 P: 11	R: 2 E: 1 K: 2 S: 14	H: 2 LOB: 1 BB: 0 P: 18	R: 2 E: 1 K: 0 S: 10	H: 1 LOB: 0 BB: 0 P: 14	R: 1 E: 0 K: 0 S: 10	H: 2 LOB: 1 BB: 0 P: 15	R: 0 E: 0 K: 0 S: 5	H: 0 LOB: 0 BB: 0 P: 11	R: 0 E: 0 K: 2 S: 12	H: 0 LOB: 0 BB: 0 P: 18	1B: 6 2B: 2 3B: 1 HR: 1	SF: 1 SAC: 0 DP: 0 HBP: 0	WP: 0 PA: 41 CS: 0													
<b>PITCHER</b>	IP WLS BF H R ER SO BB IBB HBP BLK WP HR S P ERA WHIP	IP WLS BF H R ER SO BB IBB HBP BLK WP HR S P ERA WHIP																														
Kenny Rogers, L (1, 1) ERA: 3.34	5.2	31	10	7	5	2	2	0	0	0	0	0	1	64	102	7.94	2.118															
John Waddell, R (6, 1) ERA: 4.18	2.1	W	7	0	0	0	0	0	0	0	0	14	23	0.00	0.000																	
Francisco Cordero, R (9, 1) ERA: 3.62	1.0	S	3	0	0	0	2	0	0	0	0	12	18	0.00	0.000																	

Batter	1	2	3	4	5	6	7	8	9	AB R H RBI BB SO LOB	TOP									
David Dellucci, L (1,9) OBP: 0.374, SLG: 0.508	G4-3	1-0 23 1B 9 SF7		P5		K		K		5 1 1 0 0 2 2	Texas Rangers @ Minnesota Twins Hubert H. Humphrey Metrodome, Minneapolis, MN Wed Sep 07 2005, 1:10 PM EDT Att: 13,034 - Dome - 70 F livebaseballscores.com									
10 Michael Young, R (1,6) OBP: 0.379, SLG: 0.511	1-2 9 1B	K		K			1-1 23 G4-3	G3		5 0 2 0 0 2 2										
23 Mark Teixeira, S (1,3) OBP: 0.367, SLG: 0.546	K						0-0 G4-3	F7		4 0 1 1 1 1 2										
9 Hank Blalock, L (1,5) OBP: 0.325, SLG: 0.442	1-2 1B	SF7			1-1 FC6 WP		1-0 G1-3	2B 1B		4 0 2 1 0 0 2										
Alfonso Soriano, R (1,4) OBP: 0.316, SLG: 0.526	F8	G6-3			1-2 F9		2-1 F9	2-2 1B		5 0 1 0 0 0 5										
Kevin Mench, R (1,7) OBP: 0.339, SLG: 0.498		HR	1-2 F9		G6-3		0-1 F9	K		5 1 1 0 0 1 3										
Adrián González, L (1,10) OBP: 0.290, SLG: 0.495	1-1 HR		0-1 P6			1-1 F7		K		4 1 1 2 0 1 0										
Gary Matthews, S (1,8) OBP: 0.326, SLG: 0.469	2-1 15 1B		0-0 L6			3-2	3-2	15 1B		4 2 3 0 0 0 0										
15 Gerald Laird, R (1,2) OBP: 0.313, SLG: 0.563	2B 23 1B			0-0 P3		0-1 G5-3		2B		4 1 2 2 0 0 1										
<b>Inning Stats</b>	R: 0 E: 0 K: 1 S: 13	H: 2 LOB: 2 BB: 0 P: 19	R: 5 E: 0 K: 1 S: 24	H: 6 LOB: 1 BB: 0 P: 34	R: 0 E: 0 K: 0 S: 7	H: 0 LOB: 0 BB: 0 P: 8	R: 0 E: 0 K: 1 S: 7	H: 0 LOB: 0 BB: 0 P: 10	R: 0 E: 0 K: 1 S: 10	H: 1 LOB: 1 BB: 0 P: 16		R: 0 E: 0 K: 0 S: 6	H: 1 LOB: 1 BB: 0 P: 10	R: 1 E: 0 K: 2 S: 14	H: 2 LOB: 1 BB: 0 P: 20	R: 0 E: 0 K: 1 S: 16	H: 2 LOB: 2 BB: 0 P: 22	1B: 7 2B: 5 3B: 1 HR: 1	SF: 1 SAC: 0 DP: 0 HBP: 0	WP: 1 PB: 0 SB: 0 CS: 0
<b>PITCHER</b>	IP WLS BF H R ER SO BB IBB HBP BLK WP HR S P ERA WHIP												<b>PITCHER</b>	IP WLS BF H R ER SO BB IBB HBP BLK WP HR S P ERA WHIP						
Brad Radke, R (1,1) ERA: 3.91	2.0	14	8	5	5	2	0	0	0	0	0	0	1	37	53	22.50	4.000			
Joe Mays, R (3,1) ERA: 4.99	3.2	13	1	0	0	1	1	0	0	0	1	0	29	45	0.00	0.545				
J.C. Romero, L (6,1) ERA: 2.98	1.0	W	4	1	0	0	1	0	0	0	0	0	7	11	0.00	1.000				
Juan Rincon, R (7,1) ERA: 2.57	1.1	H	6	2	1	1	2	0	0	0	0	0	16	27	6.75	1.500				
36 Joe Nathan, R (9,1) ERA: 3.03	1.0	S	5	2	0	0	1	0	0	0	0	0	16	22	0.00	2.000				
Shannon Stewart, R (1,7) OBP: 0.328, SLG: 0.390	F9		1-2 8 CS	1B		0-2 G6-3		F7		0-0 L4				5 0 1 1 0 0 1	Texas Rangers @ Minnesota Twins Hubert H. Humphrey Metrodome, Minneapolis, MN Wed Sep 07 2005, 1:10 PM EDT Att: 13,034 - Dome - 70 F livebaseballscores.com					
8 Nick Punto, S (1,6) OBP: 0.304, SLG: 0.332	G3		3-3 K		3-3 K		G4-3		0-1 F7				5 0 0 0 0 2 2							
20 Lew Ford, R (1,8) OBP: 0.344, SLG: 0.392	4-2 33 1B		4-0 BB		0-1 G5-3		1-2 33 1B	1B		0-0 L4			2 0 1 1 2 0 0							
33 Justin Morneau, L (1,3) OBP: 0.308, SLG: 0.430	2-2 F8		1-3 K		1-0 F7		2-1 SAFE E6		1-3 K				4 0 0 0 0 1 3							
Matthew LeCroy, R (1,10) OBP: 0.352, SLG: 0.443		1-2 55 BB		1-1 1B 55 2B HBP		0-0 G1-3		0-3 K					3 1 1 0 0 1 2							
Jacque Jones, L (1,9) OBP: 0.325, SLG: 0.436	F8		2-2 55 2B	1B		0-0 55 1B		1-0 55 1B		G3			4 2 2 0 0 0 1							
Juan Castro, R (1,5) OBP: 0.295, SLG: 0.417	P3		0-1 55 2B	1B		0-1 55 SH		0-1 55 SH		F8			4 2 2 0 0 0 1							
55 Mike Redmond, R (1,2) OBP: 0.344, SLG: 0.387	4-0 BB		1-1 38 SF3	1B		1-1 SH		1-1 38 1B		F9			2 2 1 2 1 0 0							
38 Luis Antonio Rodriguez, S (8,4) OBP: 0.319, SLG: 0.361	F7		2-2 55 2B	2B		1-2 38 SF3		2-2 G4-3		G5-3			2 1 1 2 0 0 2							
Luis Rivas, R (8,4) OBP: 0.291, SLG: 0.294			0-1 23 1B			2-3 3H		2H 20 1B					1 0 0 0 0 0 0							
<b>Inning Stats</b>	R: 0 E: 0 K: 0 S: 9	H: 0 LOB: 1 BB: 1 P: 16	R: 0 E: 0 K: 0 S: 11	H: 1 LOB: 1 BB: 1 P: 22	R: 0 E: 0 K: 2 S: 14	H: 1 LOB: 1 BB: 1 P: 23	R: 4 E: 0 K: 1 S: 14	H: 3 LOB: 0 BB: 0 P: 18	R: 0 E: 0 K: 0 S: 4	H: 0 LOB: 0 BB: 0 P: 5	R: 4 E: 0 K: 1 S: 20	H: 4 LOB: 2 BB: 0 P: 28	R: 0 E: 0 K: 0 S: 4	H: 0 LOB: 0 BB: 0 P: 6	R: 0 E: 0 K: 0 S: 5	H: 0 LOB: 0 BB: 0 P: 7	1B: 8 2B: 2 3B: 0 HR: 0	SF: 1 SAC: 1 DP: 1 HBP: 1	WP: 0 PB: 0 SB: 1 CS: 1	PA: 38
<b>PITCHER</b>	IP WLS BF H R ER SO BB IBB HBP BLK WP HR S P ERA WHIP												<b>PITCHER</b>	IP WLS BF H R ER SO BB IBB HBP BLK WP HR S P ERA WHIP						
Chris Young, R (1,1) ERA: 4.19	1.0	4	0	0	0	0	2	2	0	0	0	0	25	45	0.00	2.000				
53 Joaquin Benoit, R (2,1) ERA: 4.08	2.0	L	14	6	8	6	1	0	0	1	0	0	26	35	27.00	3.000				
Doug Brocail, R (4,1) ERA: 5.99	2.0	8	1	0	0	1	0	0	0	0	0	0	16	22	0.00	0.500				
39 Scott Feldman, R (6,1) ERA: 4.11	1.0	3	0	0	0	0	0	0	0	0	0	5	7	0.00	0.000					


Batter	1	2	3	4	5	6	7	8	9	AB	R	H	RBI	BB	SO	LOB	TOP				
Shannon Stewart, R OBP: 0.327, SLG: 0.391	2-2 SH5-3 2B	1-0 G1-6-3					1-3 K											4 0 1 0 0 2 2			
8 Nick Punto, S OBP: 0.305, SLG: 0.330	0-0 SH5-3		3-1 G1-3			4-2 7 1B BB	2-3 K											2 0 0 0 1 1 0			
7 Joe Mauer, L OBP: 0.373, SLG: 0.428 55 Mike Redmond, R OBP: 0.342, SLG: 0.385	3-2 G1-3		0-0 G5-3			2-2 20 FC6-4 1B	0-1 G5-3											3 0 1 0 0 0 1 1 0 0 0 0 0 0			
20 Lew Ford, R OBP: 0.342, SLG: 0.388	3-3 K		3-2 G1-3			1-2 FC6-4 1-2	3-3 K											4 0 0 0 0 2 3			
Jacque Jones, L OBP: 0.324, SLG: 0.438		2-0 1B 1B				1-2 E9 1B 2B	1-3 K											4 2 2 0 0 1 0			
Matthew LeCroy, R OBP: 0.354, SLG: 0.444 Luis Rivas, R OBP: 0.291, SLG: 0.284	2-2 G6-3		0-1 33 G5-4-3 1B			2-1 G1-3												4 0 2 1 0 0 1 0 0 0 0 0 0 0			
33 Justin Morneau, L OBP: 0.305, SLG: 0.426	2-1 P6		1-1 3-H G5-4-3 1B			0-0 E3												4 0 0 0 0 0 3			
Juan Castro, R OBP: 0.294, SLG: 0.414	3-2 BB 1B		0-0 F8			1-1 G4-3												4 0 1 1 0 0 2			
Jason Bartlett, R OBP: 0.326, SLG: 0.370 Michael Ryan, L OBP: 0.293, SLG: 0.340	4-0 BB					1-1 G1-3												2 0 0 0 1 0 0 1 0 0 0 0 0 1			
<b>Inning Stats</b>	R: 0 E: 0 K: 1 S: 12	H: 1 LOB: 1 BB: 0 P: 20	R: 1 E: 0 K: 0 S: 10	H: 2 LOB: 2 BB: 1 P: 24	R: 0 E: 0 K: 0 S: 7	H: 0 LOB: 0 BB: 0 P: 13	R: 1 E: 1 K: 0 S: 8	H: 2 LOB: 0 BB: 0 P: 10	R: 0 E: 1 K: 1 S: 13	H: 1 LOB: 1 BB: 0 P: 22	R: 0 E: 0 K: 2 S: 9	H: 0 LOB: 0 BB: 0 P: 11	R: 0 E: 0 K: 1 S: 9	H: 0 LOB: 0 BB: 0 P: 13	R: 0 E: 0 K: 0 S: 11	H: 1 LOB: 2 BB: 0 P: 17	1B: 5 2B: 2 3B: 0 HR: 0	SF: 0 SAC: 1 DP: 1 HBP: 0	WP: 0 PB: 0 SB: 1 CS: 0	PA: 36	
<b>PITCHER</b>	IP WLS BF H R ER SO BB IBB HBP BLK WP HR S P ERA WHIP																				
37 Jake Westbrook, R ERA: 4.59	(1, 1) 6.0 W 26 6 2 2 3 2 0 0 0 0 0 0 58 101 3.00 1.333																				
Arthur Rhodes, L ERA: 1.99	(7, 1) 1.0 H 3 0 0 0 2 0 0 0 0 0 0 9 11 0.00 0.000																				
Bob Howry, R ERA: 2.54	(8, 1) 1.0 H 3 0 0 0 1 0 0 0 0 0 0 9 13 0.00 0.000																				
Bob Wickman, R ERA: 2.88	(9, 1) 1.0 S 4 1 0 0 0 0 0 0 0 0 0 0 11 17 0.00 1.000																				

Batter	1	2	3	4	5	6	7	8	9	AB	R	H	RBI	BB	SO	LOB	BOTTOM				
24 Grady Sizemore, L OBP: 0.341, SLG: 0.474	0-2 HR		4-2 FC1-5 BB				0-1 G6-3											2 1 1 1 1 0 1			
Coco Crisp, S OBP: 0.347, SLG: 0.459	1-1 2 2B 1B		2-0 FC1-5 1-2 2-3F			0-0 41 1B 2B	4-0 2 HBP BB											3 2 2 1 1 0 2			
2 Jhonny Peralla, R OBP: 0.348, SLG: 0.512	3-1 1-H 2B		0-3 K			4-2 41 1B BB	2-2 48 G6-4-3 HBP											2 0 1 1 1 1 2			
48 Travis Hafner, L OBP: 0.404, SLG: 0.573	2-2 G4-3		1-3 K			0-1 F7	1-1 G6-4-3											4 0 0 0 0 1 7			
41 Victor Martinez, S OBP: 0.363, SLG: 0.458	0-0 F9					1-1 P5	1-1 1-3 2-H 1B											4 0 1 1 0 0 0			
Ronnie Belliard, R OBP: 0.324, SLG: 0.436			0-1 G4-3			0-1 G2-3 1B	4-2 FC1-6 BB											3 0 2 0 1 0 0			
José Hernández, R OBP: 0.298, SLG: 0.349 Ben Broussard, L OBP: 0.305, SLG: 0.448	0-0 P4		0-0 G2-3			1-2 G2-3	0-0 FC1-6 G6-4-3											3 0 0 0 0 0 2 1 0 0 0 0 1 1			
Aaron Boone, R OBP: 0.294, SLG: 0.380	0-1 P3					0-1 F7	1-0 G6-4-3											4 0 0 0 0 0 3			
Casey Blake, R OBP: 0.317, SLG: 0.451			1-1 FC1-5 24 BB 1B			1-2 24 G6-3 2B	4-1 2 HBP 24 SH1-3 BB											2 1 2 0 1 0 0			
<b>Inning Stats</b>	R: 2 E: 0 K: 0 S: 12	H: 3 LOB: 0 BB: 0 P: 18	R: 0 E: 0 K: 0 S: 5	H: 0 LOB: 0 BB: 0 P: 5	R: 0 E: 0 K: 2 S: 14	H: 1 LOB: 2 BB: 1 P: 22	R: 0 E: 0 K: 0 S: 7	H: 1 LOB: 1 BB: 0 P: 8	R: 2 E: 0 K: 0 S: 12	H: 3 LOB: 2 BB: 1 P: 18	R: 0 E: 0 K: 0 S: 5	H: 0 LOB: 0 BB: 1 P: 10	R: 0 E: 0 K: 0 S: 6	H: 0 LOB: 2 BB: 2 P: 17	R: 0 E: 0 K: 1 S: 12	H: 1 LOB: 1 BB: 0 P: 15	1B: 4 2B: 4 3B: 0 HR: 1	SF: 0 SAC: 1 DP: 2 HBP: 1	WP: 0 PB: 0 SB: 0 CS: 0	PA: 35	
<b>PITCHER</b>	IP WLS BF H R ER SO BB IBB HBP BLK WP HR S P ERA WHIP																				
Johan Santana, L ERA: 3.17	(1, 1) 5.0 L 23 8 4 4 2 2 0 0 0 0 0 0 6 15 0.00 2.000																				
28 Jesse Crain, R ERA: 2.33	(6, 1) 1.0 4 0 0 0 0 2 0 0 0 0 0 0 6 15 0.00 2.000																				
Terry Mulholland, L ERA: 4.78	(7, 1) 1.0 4 0 0 0 0 1 0 1 0 0 0 0 5 12 0.00 1.000																				
Juan Rincon, R ERA: 2.53	(8, 1) 1.0 4 1 0 0 1 0 0 0 0 0 0 0 12 15 0.00 1.000																				


**Minnesota Twins @ Cleveland Indians**  
Jacobs Field, Cleveland, OH  
Fri Sep 09 2005, 7:05 PM EDT  
Att: 26,078 - Clear - 70 F


AB 33  
R 2  
H 7  
RBI 2  
BB 2  
SO 6  
LOB 13




**Minnesota Twins @ Cleveland Indians**  
Jacobs Field, Cleveland, OH  
Fri Sep 09 2005, 7:05 PM EDT  
Att: 26,078 - Clear - 70 F

AB 28  
R 4  
H 9  
RBI 4  
BB 5  
SO 3  
LOB 18




Batter	1	2	3	4	5	6	7	8	9	AB	R	H	RBI	BB	SO	LOB	TOP											
Shannon Stewart, R (1, 7) Michael Ryan, L (8, 7)	P6		2B		L3			G5-3		4	0	1	1	0	0	1	Minnesota Twins @ Cleveland Indians Jacobs Field, Cleveland, OH Sat Sep 10 2005, 7:05 PM EDT Att: 32,123 - Clear - 74 F 											
Jason Tyner, L (1, 10)	1B		P6			G5-3			F9 20 1B 33 HR BB	3	1	1	0	1	0	1												
20 Lew Ford, R (1, 8)	P2		F7			G5-3			F9 33 DI 33 HR 1B	4	1	1	0	0	0	2												
Jacque Jones, L (1, 9)	G3			F8		G6-3			F8	4	0	0	0	0	0	3												
Matthew LeCroy, R (1, 3)		G6-4-3 BB		G6-3 1B			F9		F9	3	0	1	0	1	0	2												
Brent Abernathy, R (1, 4) 33 Justin Morneau, L (8, PH)	P4		G6-3				K		F9 1-1 2-3 1-1 3-1 HR	3	0	0	0	0	1	2												
Juan Castro, R (1, 5)	G6-4-3						G4-3		K	4	1	1	0	0	1	1												
55 Mike Redmond, R (1, 2) 41 Chris Heintz, R (8, 2)			F8						G4-3	3	0	1	0	0	0	0												
8 Nick Punto, S (1, 6)			F8							0	0	0	0	0	0	0												
Inning Stats	R:0 E:0 K:0 S:5	H:1 LOB:1 BB:0 P:8	R:0 E:0 K:0 S:8	H:0 LOB:0 BB:1 P:15	R:1 E:0 K:0 S:14	H:2 LOB:1 BB:0 P:24	R:0 E:0 K:0 S:8	H:1 LOB:0 BB:0 P:11	R:1 E:0 K:0 S:8	H:2 LOB:0 BB:0 P:10	R:0 E:0 K:0 S:5	H:0 LOB:0 BB:0 P:6	R:0 E:0 K:1 S:11	H:0 LOB:0 BB:0 P:16	R:0 E:0 K:0 S:8	H:0 LOB:0 BB:1 P:9	R:3 E:0 K:1 S:11	H:2 LOB:0 BB:1 P:20	1B:6 2B:2 3B:0 HR:1	SF:1 SAC:0 DP:3 HBP:0	WP:0 PB:0 SB:0 CS:0	PA:34						
PITCHER	IP	WLS	BF	H	R	ER	SO	BB	IBB	HBP	BLK	WP	HR	S	P	ERA	WHIP	PITCHER IP WLS BF H R ER SO BB IBB HBP BLK WP HR S P ERA WHIP										
Scott Elarton, R (1, 1)	8.0	W	28	6	2	2	1	1	0	0	0	0	0	67	99	2.25	0.875											
David Riske, R (9, 1)	0.2		5	2	3	3	0	1	0	0	0	0	1	8	16	40.50	4.500											
Bob Wickman, R (9, 1)	0.1	S	1	0	0	0	1	0	0	0	0	0	0	3	4	0.00	0.000											

Batter	1	2	3	4	5	6	7	8	9	AB	R	H	RBI	BB	SO	LOB	BOTTOM											
24 Grady Sizemore, L (1, 8)	G5-3 1B		G3-1		G4-3	K	FC5-4 1B			5	0	2	1	0	1	3	Minnesota Twins @ Cleveland Indians Jacobs Field, Cleveland, OH Sat Sep 10 2005, 7:05 PM EDT Att: 32,123 - Clear - 74 F 											
Coco Crisp, S (1, 7)	F8		HR		K	E5 1B	FC5-4 2-3			5	1	2	2	0	1	3												
2 Johnny Peralla, R (1, 6)	G5-3		G3-1 48 1B 1B		HR	IBB	G5-3			4	1	2	1	1	0	3												
48 Travis Hafner, L (1, 10)	F9		1B		1B	G4-3				5	0	2	0	0	1	4												
41 Victor Martinez, S (1, 2)		G4-3 SH3 1B	G3		K		G4-3 2B SF7 BB			4	1	1	0	1	2	3												
Ronnie Belliard, R (1, 4)	SH3			F9		L4	WP 1B 2B			4	1	1	0	0	1	0												
Ben Broussard, L (1, 3)	G4-3			F7		1B BB 1B BB	1B 24 1B HBP			2	2	0	0	1	0	1												
Aaron Boone, R (1, 5)	G4-3			BB		1B E BB	SF7			1	1	0	1	2	0	1												
Casey Blake, R (1, 9)			F8		F8			FC5-4 24 1B 1B		4	0	2	1	0	0	1												
Inning Stats	R:0 E:0 K:0 S:6	H:1 LOB:0 BB:0 P:8	R:0 E:0 K:0 S:6	H:1 LOB:0 BB:0 P:7	R:1 E:0 K:0 S:16	H:3 LOB:2 BB:0 P:24	R:0 E:0 K:0 S:8	H:0 LOB:1 BB:1 P:14	R:1 E:0 K:2 S:16	H:2 LOB:1 BB:0 P:20	R:2 E:1 K:1 S:15	H:2 LOB:3 BB:3 P:32	R:3 E:0 K:0 S:9	H:3 LOB:2 BB:1 P:28	R:0 E:0 K:3 S:9	H:0 LOB:0 BB:0 P:15	1B:9 2B:1 3B:0 HR:2	SF:1 SAC:1 DP:0 HBP:1	WP:1 PB:0 SB:0 CS:0	PA:42								
PITCHER	IP	WLS	BF	H	R	ER	SO	BB	IBB	HBP	BLK	WP	HR	S	P	ERA	WHIP	PITCHER IP WLS BF H R ER SO BB IBB HBP BLK WP HR S P ERA WHIP										
30 Scott Baker, R (1, 1)	5.1	L	27	8	4	4	2	3	0	0	0	0	0	12	28	40.50	4.500											
J.C. Romero, L (6, 1)	0.2		7	2	3	3	1	1	1	1	0	0	0	7	8	0.00	1.500											
Travis Bowyer, R (7, 1)	0.1		2	1	0	0	0	0	0	0	0	1	0	3	7	0.00	3.000											
Terry Mulholland, L (7, 1)	0.2		3	1	0	0	0	0	0	0	0	0	0	7	8	0.00	1.500											
47 Francisco Lirio, L (8, 1)	1.0		3	0	0	0	3	0	0	0	0	0	0	9	15	0.00	0.000											

Batter	1	2	3	4	5	6	7	8	9	AB	R	H	RBI	BB	SO	LOB	TOP																																																																	
Shannon Stewart, R OBP: 0.327, SLG: 0.391 Michael Ryan, L OBP: 0.299, SLG: 0.346	2-2 1B		0-3 K		2-2 K		2-2 1B			3	0	1	0	0	2	1																																																																		
Juan Castro, R OBP: 0.291, SLG: 0.408 Luis Rivas, R OBP: 0.294, SLG: 0.282	1-1 F9			1-2 L3		4-0 G6-3 BB	2-2 F9			2	0	0	0	0	0	1																																																																		
20 Lew Ford, R OBP: 0.339, SLG: 0.384 Jason Tyner, L OBP: 0.308, SLG: 0.250	1-1 P6			2-2 F9		0-1 F8		2-1 G6-3 1B		3	0	0	0	0	0	2																																																																		
Matthew LeCroy, R OBP: 0.355, SLG: 0.441 38 Luis Antonio Rodriguez, S OBP: 0.317, SLG: 0.359	2-2 G5-3			0-2 HR 1B		0-2 G6-3		2-0 F8		3	1	1	0	0	0	2																																																																		
Jacque Jones, L OBP: 0.328, SLG: 0.441 Terry Tiffee, S OBP: 0.235, SLG: 0.302		2-2 E6 G6-4-3		1-0 HR 1B		3-2 G3		1-2 G6-3		2	1	1	2	0	0	0																																																																		
5 Michael Cuddyer, R OBP: 0.321, SLG: 0.395		1-2 G6-4-3		0-0 F9		0-0 41 F9 33 1B E 1B			3-1 P6		4	1	1	0	0	0																																																																		
33 Justin Morneau, L OBP: 0.308, SLG: 0.435		1-1 G4-3			0-0 G1-4-3		1-2 E 1B		0-1 P6		4	1	2	0	0	0																																																																		
41 Chris Heintz, R OBP: 0.250, SLG: 0.250			1-2 G4-3		2-2 1B		2-2 F9		3-3 K		4	0	1	0	0	1	3																																																																	
Jason Bartlett, R OBP: 0.320, SLG: 0.362			3-2 F8		2-2 P6		0-0 E5 1B		1-2 P4		4	0	0	0	0	3																																																																		
Inning Stats										R: 0	H: 1			R: 0	H: 0			R: 0	H: 0			R: 2	H: 2			R: 0	H: 1			R: 0	H: 0			R: 2	H: 3			R: 0	H: 1			R: 0	H: 1			1B: 8	SF: 0			WP: 0	PA: 36																															
PITCHER										IP	WLS	BF	H	R	ER	SO	BB	IBB	HBP	BLK	WP	HR	S	P	ERA	WHIP	PITCHER										IP	WLS	BF	H	R	ER	SO	BB	IBB	HBP	BLK	WP	HR	S	P	ERA	WHIP																													
31 Cliff Lee, L ERA: 3.69										6.0	W	22	4	2	2	2	1	0	0	0	0	0	1	63	91	3.00	0.833	63 Rafael Betancourt, R ERA: 3.1										1.0		4	1	0	0	1	0	0	0	0	0	11	18	0.00	1.000	31 Cliff Lee, L ERA: 3.69										1.0		7	3	2	0	2	0	0	0	0	0	0	0	0	8	13	0.00	1.000

Minnesota Twins @ Cleveland Indians  
Jacobs Field, Cleveland, OH  
Sun Sep 11 2005, 8:05 PM EDT  
Att. 38,564 - Clear - 75 F


AB 35  
R 4  
H 9  
RBI 3  
BB 1  
SO 3  
LOB 17




Batter	1	2	3	4	5	6	7	8	9	AB	R	H	RBI	BB	SO	LOB	BOTTOM																																				
24 Grady Sizemore, L OBP: 0.345, SLG: 0.485 38 Franklin Gutierrez, R	0-1 2B 3B	3-2 HR	4-2 2 1B BB		0-0 F7	1-2 1B				4	3	3	3	1	0	0																																					
Coco Crisp, S OBP: 0.352, SLG: 0.472	0-0 2 1B SF7 2B	2-2 48 1B 2B	2-2 2 1B 1B		1-0 41 BB 48 BB 1B	3-3 F8				5	2	4	1	0	0	1																																					
2 Johnny Peralta, R OBP: 0.353, SLG: 0.520	1-0 41 HR 1B	0-1 G6-3	1-2 1B		3-3 K		3-2 1B			5	1	3	1	0	1	2																																					
48 Travis Hafner, L OBP: 0.404, SLG: 0.569	0-0 SF7	0-0 41 HR 1B	1-3 K		4-2 41 BB BB		3-3 K			3	1	1	2	1	2	3																																					
41 Victor Martinez, S OBP: 0.366, SLG: 0.464 Josh Bard, S OBP: 0.258, SLG: 0.268	1-1 HR	1-1 HR 1B		2-0 P6	4-1 BB		2-2 F8			3	2	2	2	1	0	0																																					
Ronnie Belliard, R OBP: 0.325, SLG: 0.443 Ramón Vázquez, L OBP: 0.256, SLG: 0.282	1-1 F9	0-0 HR		1-2 1B	2-1 P6		3-2 G3-1			4	1	2	3	0	0	3																																					
Ben Broussard, L OBP: 0.305, SLG: 0.442	2-2 F7	3-1 G3-1		0-3 K		2-0 G4-3 24 1B G1-3 1B		0-0 G4-3		5	1	1	0	0	1	1																																					
Aaron Boone, R OBP: 0.296, SLG: 0.378 José Hernández, R OBP: 0.287, SLG: 0.348		2-2 L8	0-1 G4-3	2-2 1B		1-1 G1-3		2-1 F8		4	0	1	0	0	0	1																																					
Casey Blake, R OBP: 0.317, SLG: 0.447		4-2 24 HR BB	3-2 P4	2-1 G5-3		1-2 G4-3		3-2 G6-3		4	1	0	0	1	0	3																																					
Inning Stats										R: 4	H: 4			R: 6	H: 5			R: 1	H: 2			R: 0	H: 2			R: 1	H: 2			R: 0	H: 1			R: 0	H: 0			R: 0	H: 0			1B: 11	SF: 1			WP: 0	PA: 45						
PITCHER										IP	WLS	BF	H	R	ER	SO	BB	IBB	HBP	BLK	WP	HR	S	P	ERA	WHIP	PITCHER										IP	WLS	BF	H	R	ER	SO	BB	IBB	HBP	BLK	WP	HR	S	P	ERA	WHIP
Carlos Silva, R ERA: 3.44 Joe Mays, R ERA: 5.33 54 Matt Guerrier, R ERA: 3.7 Travis Bowyer, R ERA: 3.86 Terry Mulholland, L ERA: 4.64										1.0	L	7	4	4	4	0	0	0	0	0	0	2	20	35	54.00	6.000	Terry Mulholland, L ERA: 4.64										1.0		3	0	0	0	0	0	0	0	0	0	6	11	0.00	0.000	

Minnesota Twins @ Cleveland Indians  
Jacobs Field, Cleveland, OH  
Sun Sep 11 2005, 8:05 PM EDT  
Att. 38,564 - Clear - 75 F

AB 40  
R 12  
H 17  
RBI 12  
BB 4  
SO 4  
LOB 16






Batter	1	2	3	4	5	6	7	8	9	AB R H RBI BB SO LOB	TOP									
Shannon Stewart, R (1, 7) OBP: 0.328, SLG: 0.396 Jason Tyner, L (8, 7) OBP: 0.308, SLG: 0.250	4-0 SAFE BB G4-6-3	0-2 SAFE K		2-0 SAFE G6-3		1-1 SAFE G6-3		1-2 SAFE 3B		4 0 1 0 1 1 2 0 0 0 0 0 0 0										
Juan Castro, R (1, 5) OBP: 0.297, SLG: 0.410	0-2 SAFE G4-6-3	1-0 SAFE 1B		0-2 SAFE P4		0-1 SAFE 7 CS 1B		4-1 SAFE BB		4 0 2 1 1 0 1										
7 Joe Mauer, L (1, 10) OBP: 0.376, SLG: 0.430	1-1 SAFE G4-3	1-2 SAFE G1-3		0-1 SAFE BB 1B		3-3 SAFE K		0-1 SAFE F8		5 0 1 0 0 1 5										
Matthew LeCroy, R (1, 3) OBP: 0.356, SLG: 0.449		0-1 SAFE HR		4-2 SAFE BB 1B		0-0 SAFE G4-3		1-1 SAFE F9		4 1 1 1 1 0 2										
20 Lew Ford, R (1, 8) OBP: 0.340, SLG: 0.386		0-0 SAFE G6-3 55 1B		2-1 SAFE G5-3		1-3 SAFE K		1-2 SAFE G6-3		5 1 1 0 0 1 2										
5 Michael Cuddyer, R (1, 9) OBP: 0.322, SLG: 0.404		3-2 SAFE G6-3		2-2 SAFE 55 1B HR		0-1 SAFE 3B		0-1 SAFE L7		5 1 2 0 0 0 1										
55 Mike Redmond, R (1, 2) OBP: 0.350, SLG: 0.392 41 Chris Heintz, R (3, PR) OBP: 0.273, SLG: 0.455		1-0 SAFE E 1B		1-2 SAFE HR 1B		1-1 SAFE G6-3		1-2 SAFE G4-3		2 1 2 1 0 0 0 3 1 1 0 0 0 1	AB 41 R 9 H 14 RBI 8 BB 3 SO 3 LOB 20									
Luis Rivas, R (1, 4) OBP: 0.298, SLG: 0.322		1-2 SAFE FC1 E 1B		1-0 SAFE HR		0-0 SAFE G1-3		2-1 SAFE HR 2B		5 3 2 3 0 0 3										
Jason Bartlett, R (1, 6) OBP: 0.327, SLG: 0.377		1-2 SAFE E5 1B		0-1 SAFE G5-3		2-1 SAFE G3-1		1-1 SAFE HR		4 1 1 2 0 0 3										
<b>Inning Stats</b>	R: 0 E: 0 K: 0 S: 6	H: 0 LOB: 0 BB: 1 P: 11	R: 4 E: 2 K: 1 S: 19	H: 4 LOB: 2 BB: 0 P: 26	R: 3 E: 0 K: 0 S: 19	H: 3 LOB: 1 BB: 0 P: 26	R: 0 E: 0 K: 1 S: 12	H: 1 LOB: 2 BB: 1 P: 19	R: 0 E: 0 K: 1 S: 8	H: 1 LOB: 1 BB: 0 P: 12	R: 0 E: 0 K: 0 S: 5	H: 0 LOB: 0 BB: 0 P: 7	R: 2 E: 0 K: 0 S: 17	H: 3 LOB: 2 BB: 1 P: 27	R: 0 E: 0 K: 0 S: 9	H: 1 LOB: 1 BB: 0 P: 11	1B: 6 2B: 4 3B: 2 HR: 3	SF: 0 SAC: 0 DP: 2 HBP: 0	WP: 0 PB: 0 SB: 0 CS: 1	PA: 44
<b>PITCHER</b>	IP WLS BF H R ER SO BB IBB HBP BLK WP HR S P ERA WHIP																			
29 Nate Robertson, L (1, 1) ERA: 4.54	3.0 L 18 7 7 5 1 1 0 0 0 0 2 44 63 15.00 2.667																			
Matt Ginter, R (4, 1) ERA: 5.98	3.0 12 3 0 0 2 1 0 0 0 0 0 27 41 0.00 1.333																			
Doug Creek, L (7, 1) ERA: 8.2	1.1 8 3 2 2 0 1 0 0 0 0 1 18 29 13.50 3.000																			
Vic Darenburg, L (8, 1) ERA: 2.37	1.2 6 1 0 0 0 0 0 0 0 0 0 13 16 0.00 0.600																			

Minnesota Twins @ Detroit Tigers  
Comerica Park, Detroit, MI  
Tue Sep 13 2005, 7:05 PM EDT  
Att: 16,986 - Clear - 87 F

livebaseballscores.com

Batter	1	2	3	4	5	6	7	8	9	AB R H RBI BB SO LOB	BOTTOM											
14 Placido Polanco, R (1, 4) OBP: 0.389, SLG: 0.441	2-1 SAFE 15 3B 1B			1-1 SAFE G5-3		0-1 SAFE L1		3-2 SAFE G6-3		4 1 1 0 0 0 0												
15 Brandon Inge, R (1, 5) OBP: 0.336, SLG: 0.420	0-0 SAFE 1H 3B			1-1 SAFE G6-3		0-1 SAFE G6-3		0-2 SAFE F8		4 0 1 1 0 0 0												
31 Chris Shelton, R (1, 3) OBP: 0.363, SLG: 0.500	1-1 SAFE F9			2-2 SAFE G6-3		1-2 SAFE 30 G6-3 1B		1-2 SAFE K		4 0 1 0 0 1 1												
30 Magglio Ordonez, R (1, 9) OBP: 0.377, SLG: 0.466	0-1 SAFE G4-3			0-0 SAFE HR 1B		0-0 SAFE G6-3		1-2 SAFE G4-3		4 1 1 0 0 0 2												
Carlos Pena, L (1, 10) OBP: 0.345, SLG: 0.459	2-1 SAFE G3			0-0 SAFE F9		0-3 SAFE K		2-3 SAFE K		4 0 0 0 0 2 2												
Ivan Rodriguez, R (1, 2) OBP: 0.285, SLG: 0.464				2-0 SAFE 1H HR		0-1 SAFE F9		1-2 SAFE K		3 1 1 2 0 0 0												
Craig Monroe, R (1, 7) OBP: 0.327, SLG: 0.445				3-2 SAFE 20 G6-3 1B		1-1 SAFE G4-3		0-0 SAFE G1-3		3 0 1 0 0 0 0	AB 32 R 3 H 6 RBI 3 BB 0 SO 4 LOB 7											
20 Omar Infante, R (1, 6) OBP: 0.254, SLG: 0.368				1-0 SAFE G6-3		1-1 SAFE P4		0-1 SAFE G6-3		3 0 0 0 0 0 1												
28 Curtis Granderson, L (1, 8) OBP: 0.301, SLG: 0.477				2-1 SAFE F8		1-3 SAFE K		2-0 SAFE G3		3 0 0 0 0 1 1												
<b>Inning Stats</b>	R: 1 E: 0 K: 0 S: 9	H: 2 LOB: 1 BB: 0 P: 14	R: 0 E: 0 K: 0 S: 10	H: 1 LOB: 0 BB: 0 P: 16	R: 0 E: 0 K: 0 S: 7	H: 0 LOB: 0 BB: 0 P: 11	R: 2 E: 0 K: 0 S: 7	H: 2 LOB: 0 BB: 0 P: 11	R: 0 E: 0 K: 1 S: 7	H: 0 LOB: 0 BB: 0 P: 8	R: 0 E: 0 K: 1 S: 7	H: 1 LOB: 0 BB: 0 P: 8	R: 0 E: 0 K: 0 S: 5	H: 0 LOB: 0 BB: 0 P: 5	R: 0 E: 0 K: 0 S: 9	H: 0 LOB: 0 BB: 0 P: 14	R: 0 E: 0 K: 2 S: 7	H: 0 LOB: 0 BB: 0 P: 10	1B: 4 2B: 0 3B: 1 HR: 1	SF: 0 SAC: 0 DP: 1 HBP: 0	WP: 0 PB: 0 SB: 0 CS: 0	PA: 32
<b>PITCHER</b>	IP WLS BF H R ER SO BB IBB HBP BLK WP HR S P ERA WHIP																					
Brad Radke, R (1, 1) ERA: 3.91	7.0 W 26 6 3 3 2 0 0 0 0 0 0 9 73 3.86 0.857																					
28 Jesse Crain, R (8, 1) ERA: 2.29	1.0 3 0 0 0 0 0 0 0 0 0 0 9 14 0.00 0.000																					
Travis Bowyer, R (9, 1) ERA: 2.7	1.0 3 0 0 0 2 0 0 0 0 0 0 7 10 0.00 0.000																					

Minnesota Twins @ Detroit Tigers  
Comerica Park, Detroit, MI  
Tue Sep 13 2005, 7:05 PM EDT  
Att: 16,986 - Clear - 87 F



Batter	1	2	3	4	5	6	7	8	9	AB	R	H	RBI	BB	SO	LOB	TOP																					
<b>Jason Tyner</b> , L (1, 7) OBP: 0.313, SLG: 0.267 <b>20 Lew Ford</b> , R (8, FH) OBP: 0.339, SLG: 0.384 (8, 7)	1-1 G6-4-3 1B		3-2 L8		1-1 F8			1-1 F7	1-2 G5-3	3	0	1	0	0	0	2																						
<b>Juan Castro</b> , R (1, 5) OBP: 0.293, SLG: 0.403	1-2 G6-4-3 1-2f		0-2 F8			2-2 F8		0-1 F8		4	0	0	0	0	0	2																						
<b>7 Joe Mauer</b> , L (1, 2) OBP: 0.379, SLG: 0.430	2-2 HBP			2-2 G6-3			4-1 BB	1-2 1B 5 1B 1B		2	1	1	0	1	0	0																						
<b>Jacque Jones</b> , L (1, 8) OBP: 0.324, SLG: 0.435	0-2 G4-3			1-3 K		1-2 P6		2-0 1B 5 1B 1B	1-3 1B	4	0	1	0	0	1	2																						
<b>5 Michael Cuddyer</b> , R (1, 9) OBP: 0.321, SLG: 0.403		1-1 G5-3		0-0 F8		0-1 P4		2-2 1B	1-2 1B	4	0	1	1	0	0	1																						
<b>33 Justin Morneau</b> , L (1, 3) OBP: 0.306, SLG: 0.433		2-3 K			0-1 38 1B 2B		0-0 F8	1-2 G4-3	1-2 F8	4	1	1	0	0	1	2																						
<b>Michael Ryan</b> , L (1, 10) <b>Matthew LeCroy</b> , R (7, FH) <b>8 Nick Punto</b> , S (9, PR) OBP: 0.306, SLG: 0.331		2-3 K			0-0 F7		1-2 G6-3		4-0 38 SH5-3 BB	2	0	0	0	0	1	1																						
<b>Luis Rivas</b> , R (1, 4) <b>38 Luis Antonio Rodriguez</b> , S (4) OBP: 0.325, SLG: 0.367			2-1 F8 1B		3-2 FC3-6 1B		0-0 1B		0-0 SH5-3	1	0	1	0	0	0	0																						
<b>Jason Bartlett</b> , R (1, 6) OBP: 0.320, SLG: 0.369			0-1 F8 1-2		0-2 FC3-6 1-2f		0-0 L6		0-0 F8	4	0	0	0	0	0	5																						
Inning Stats	R: 0 E: 0 K: 0 S: 12	H: 1 LOB: 1 BB: 0 P: 16	R: 0 E: 0 K: 2 S: 8	H: 0 LOB: 0 BB: 0 P: 13	R: 0 E: 0 K: 1 S: 10	H: 1 LOB: 1 BB: 0 P: 15	R: 0 E: 0 K: 1 S: 9	H: 0 LOB: 0 BB: 0 P: 12	R: 1 E: 0 K: 0 S: 11	H: 2 LOB: 1 BB: 0 P: 15	R: 0 E: 0 K: 0 S: 11	H: 0 LOB: 1 BB: 0 P: 18	R: 0 E: 0 K: 0 S: 6	H: 1 LOB: 0 BB: 0 P: 7	R: 1 E: 0 K: 0 S: 15	H: 3 LOB: 2 BB: 0 P: 22	R: 0 E: 0 K: 0 S: 5	H: 0 LOB: 2 BB: 1 P: 10	1B: 7 2B: 1 3B: 0 HR: 0	SF: 0 SAC: 1 DP: 1 HBP: 1	WP: 0 PB: 0 SB: 0 CS: 0	PA: 37																
PITCHER	IP	WLS	BF	H	R	ER	SO	BB	IBB	HBP	BLK	WP	HR	S	P	ERA	WHIP	PITCHER		IP	WLS	BF	H	R	ER	SO	BB	IBB	HBP	BLK	WP	HR	S	P	ERA	WHIP		
<b>Sean Douglass</b> , R (1, 1) ERA: 6.25	6.0		23	4	1	1	3	1	0	1	0	0	0	61	89	1.50	0.833																					
<b>Jamie Walker</b> , L (7, 1) ERA: 3.5	1.0	H	4	1	0	0	0	0	0	0	0	0	0	6	7	0.00	1.000																					
<b>Chris Spurling</b> , R (8, 1) ERA: 3.3	0.2	H	2	0	0	0	0	0	0	0	0	0	0	4	5	0.00	0.000																					
<b>Vic Darensbourg</b> , L (8, 1) ERA: 2.84	0.0		2	2	0	0	0	0	0	0	0	0	0	4	7	∞	∞																					
<b>Craig Dington</b> , R (8, 1) ERA: 3.39	1.1	W	6	1	1	1	0	1	0	0	0	0	0	12	20	6.75	1.500																					

Minnesota Twins @ Detroit Tigers  
 Comerica Park, Detroit, MI  
 Wed Sep 14 2005, 1:05 PM EDT  
 Att: 19,438 - Cloudy - 80 F

livebaseballscorecards.com

AB 33  
 R 2  
 H 8  
 RBI 2  
 BB 2  
 SO 3  
 LOB 17





Batter	1	2	3	4	5	6	7	8	9	AB	R	H	RBI	BB	SO	LOB	BOTTOM																				
<b>14 Placido Polanco</b> , R (1, 4) OBP: 0.390, SLG: 0.442	2-1 L8		1-2 F8			1-1 G6-4-3 1B 31		0-2 15 SH3 1B		4	1	2	0	0	0	0																					
<b>15 Brandon Inge</b> , R (1, 5) OBP: 0.334, SLG: 0.418	2-1 F8		2-3 K			0-1 F9		0-0 SH3	1-2 2-3	3	0	0	0	0	1	2																					
<b>31 Chris Shelton</b> , R (1, 3) OBP: 0.362, SLG: 0.497	1-3 K			2-1 G3-6-1 1B		2-2 G6-4-3 1-2f		1-3 K		4	0	1	0	0	2	4																					
<b>30 Magglio Ordonez</b> , R (1, 9) <b>Nook Logan</b> , S (8, PR) OBP: 0.306, SLG: 0.339 (9, 8)		2-3 K		0-3 K			1-0 F7	4-2 1B BB		3	0	0	0	1	2	1																					
<b>Craig Monroe</b> , R (1, 7) OBP: 0.326, SLG: 0.443 (9, 9)		3-3 K		0-1 G3-6-1 1-2f			3-1 L3	3-2 1B	1-2 2-H 3-H	4	0	1	2	0	1	1																					
<b>Carlos Pena</b> , L (1, 10) OBP: 0.343, SLG: 0.455		1-3 K			2-1 G3-1		0-1 20 1B 1B	1-3 K		4	0	1	0	0	2	2																					
<b>20 Omar Infante</b> , R (1, 6) OBP: 0.255, SLG: 0.367			1-2 P5		1-2 F7		0-0 1B		1-2 1B	3	0	1	0	0	0	0																					
<b>13 Vance Wilson</b> , R (1, 2) OBP: 0.291, SLG: 0.287			4-0 28 HR BB		1-1 P6		0-0 P4			2	1	0	0	1	0	2																					
<b>28 Curtis Granderson</b> , L (1, 8) OBP: 0.323, SLG: 0.538 (9, 7)			0-1 1-H HR			2-1 14 1B 2B		2-2 15 SH3 14 1B 1B		3	2	3	2	0	0	0																					
Inning Stats	R: 0 E: 0 K: 1 S: 7	H: 0 LOB: 0 BB: 0 P: 12	R: 0 E: 0 K: 3 S: 10	H: 0 LOB: 0 BB: 0 P: 16	R: 2 E: 0 K: 1 S: 12	H: 1 LOB: 0 BB: 1 P: 20	R: 0 E: 0 K: 1 S: 7	H: 1 LOB: 0 BB: 0 P: 9	R: 0 E: 0 K: 0 S: 8	H: 0 LOB: 0 BB: 0 P: 12	R: 0 E: 0 K: 0 S: 9	H: 2 LOB: 1 BB: 0 P: 14	R: 0 E: 0 K: 0 S: 7	H: 2 LOB: 2 BB: 0 P: 11	R: 2 E: 0 K: 2 S: 21	H: 3 LOB: 2 BB: 1 P: 32	1B: 7 2B: 1 3B: 0 HR: 1	SF: 0 SAC: 1 DP: 2 HBP: 0	WP: 0 PB: 0 SB: 0 CS: 0	PA: 33																	
PITCHER	IP	WLS	BF	H	R	ER	SO	BB	IBB	HBP	BLK	WP	HR	S	P	ERA	WHIP	PITCHER		IP	WLS	BF	H	R	ER	SO	BB	IBB	HBP	BLK	WP	HR	S	P	ERA	WHIP	
<b>47 Francisco Liriano</b> , L (1, 1) ERA: 3.95	5.0		17	2	2	2	6	1	0	0	0	0	0	44	69	3.60	0.600																				
<b>Joe Mays</b> , R (8, 1) ERA: 5.26	2.0		9	4	0	0	0	0	0	0	0	0	0	16	25	0.00	2.000																				
<b>Juan Rincon</b> , R (8, 1) ERA: 2.71	1.0	L	7	3	2	2	2	1	0	0	0	0	0	21	32	18.00	4.000																				

Minnesota Twins @ Detroit Tigers  
 Comerica Park, Detroit, MI  
 Wed Sep 14 2005, 1:05 PM EDT  
 Att: 19,438 - Cloudy - 80 F

AB 30  
 R 4  
 H 9  
 RBI 4  
 BB 2  
 SO 8  
 LOB 12



Batter	1	2	3	4	5	6	7	8	9	10	AB R H RBI BB SO LOB	TOP																																																																																																									
22 Scott Podsednik, L (1.7) OBP: 0.354, SLG: 0.352	B5		1B					G4-3		FC3-2	4 0 1 0 1 0 4	Chicago White Sox @ Minnesota Twins Hubert H. Humphrey Metrodome, Minneapolis, MN Fri Sep 16 2005, 8:10 PM EDT Att. 26,951 - Dome - 70 F  <a href="http://livebaseballscores.com">livebaseballscores.com</a> AB 34 R 2 H 6 RBI 2 BB 3 SO 3 LOB 11 																																																																																																									
Tadahito Iguchi, R (1.4) OBP: 0.346, SLG: 0.446	K		1B		CS			K		G6-4-3	5 0 1 1 0 2 4																																																																																																										
14 Paul Konerko, R (1.3) OBP: 0.363, SLG: 0.526	G6-3		1B		F8						4 0 0 0 0 0 2																																																																																																										
Carl Everett, S (1.10)		K			L9						4 0 0 0 0 1 0																																																																																																										
Aaron Rowand, R (1.8) OBP: 0.334, SLG: 0.418	G6-3				P3						4 0 0 0 0 0 0																																																																																																										
23 Jermaine Dye, R (1.9) OBP: 0.330, SLG: 0.515	G6-3										3 1 1 0 1 0 0																																																																																																										
12 A.J. Pierzynski, L (1.2) OBP: 0.310, SLG: 0.432			F8		L1						4 0 1 0 0 0 1																																																																																																										
5 Juan Uribe, R (1.6) OBP: 0.304, SLG: 0.428	G6-3				P2						3 0 0 0 0 0 0																																																																																																										
24 Joe Crede, R (1.5) OBP: 0.303, SLG: 0.432											3 1 2 1 1 0 0																																																																																																										
Inning Stats	R: 0 E: 0 K: 1 S: 8	H: 0 LOB: 0 BB: 0 P: 12	R: 0 E: 0 K: 1 S: 11	H: 0 LOB: 0 BB: 0 P: 18	R: 1 E: 0 K: 0 S: 10	H: 2 LOB: 2 BB: 1 P: 20	R: 0 E: 0 K: 0 S: 7	H: 0 LOB: 0 BB: 1 P: 12	R: 0 E: 0 K: 0 S: 13	H: 0 LOB: 0 BB: 0 P: 17	R: 0 E: 0 K: 1 S: 12		H: 1 LOB: 1 BB: 0 P: 18	R: 0 E: 0 K: 0 S: 6	H: 0 LOB: 0 BB: 0 P: 9	R: 1 E: 1 K: 0 S: 11	H: 3 LOB: 2 BB: 0 P: 19	1B: 6 2B: 0 3B: 0 HR: 0	SF: 0 SAC: 1 DP: 1 HBP: 0	WP: 0 PA: 39 PB: 0 SB: 0 CS: 1																																																																																																	
PITCHER	IP WLS BF H R ER SO BB IBB HBP BLK WP HR S P ERA WHIP	<table border="0"> <tr> <td>30 Scott Baker, R (1.1) ERA: 2.87</td> <td>7.0</td> <td></td> <td>25</td> <td>2</td> <td>1</td> <td>1</td> <td>2</td> <td>3</td> <td>0</td> <td>0</td> <td>0</td> <td>0</td> <td>0</td> <td>0</td> <td>0</td> <td>60</td> <td>101</td> <td>1.29</td> <td>0.714</td> </tr> <tr> <td>Juan Rincon, R (8.1) ERA: 2.67</td> <td>1.0</td> <td></td> <td>4</td> <td>1</td> <td>0</td> <td>0</td> <td>1</td> <td>0</td> <td>0</td> <td>0</td> <td>0</td> <td>0</td> <td>0</td> <td>0</td> <td>0</td> <td>12</td> <td>18</td> <td>0.00</td> <td>1.000</td> </tr> <tr> <td>28 Jesse Crain, R (9.1) ERA: 2.39</td> <td>1.0</td> <td>L</td> <td>7</td> <td>3</td> <td>1</td> <td>1</td> <td>0</td> <td>0</td> <td>0</td> <td>0</td> <td>0</td> <td>0</td> <td>0</td> <td>0</td> <td>13</td> <td>20</td> <td>9.00</td> <td>3.000</td> </tr> <tr> <td>J.C. Romero, L (10.1) ERA: 3.44</td> <td>0.1</td> <td></td> <td>1</td> <td>0</td> <td>0</td> <td>0</td> <td>0</td> <td>0</td> <td>0</td> <td>0</td> <td>0</td> <td>0</td> <td>0</td> <td>0</td> <td>2</td> <td>5</td> <td>0.00</td> <td>0.000</td> </tr> <tr> <td>36 Joe Nathan, R (10.1) ERA: 2.95</td> <td>0.2</td> <td></td> <td>1</td> <td>0</td> <td>0</td> <td>0</td> <td>0</td> <td>0</td> <td>0</td> <td>0</td> <td>0</td> <td>0</td> <td>0</td> <td>0</td> <td>2</td> <td>3</td> <td>0.00</td> <td>0.000</td> </tr> </table>																			30 Scott Baker, R (1.1) ERA: 2.87	7.0		25	2	1	1	2	3	0	0	0	0	0	0	0	60	101	1.29	0.714	Juan Rincon, R (8.1) ERA: 2.67	1.0		4	1	0	0	1	0	0	0	0	0	0	0	0	12	18	0.00	1.000	28 Jesse Crain, R (9.1) ERA: 2.39	1.0	L	7	3	1	1	0	0	0	0	0	0	0	0	13	20	9.00	3.000	J.C. Romero, L (10.1) ERA: 3.44	0.1		1	0	0	0	0	0	0	0	0	0	0	0	2	5	0.00	0.000	36 Joe Nathan, R (10.1) ERA: 2.95	0.2		1	0	0	0	0	0	0	0	0	0	0	0	2	3	0.00	0.000
30 Scott Baker, R (1.1) ERA: 2.87	7.0		25	2	1	1	2	3	0	0	0	0	0	0	0	60	101	1.29	0.714																																																																																																		
Juan Rincon, R (8.1) ERA: 2.67	1.0		4	1	0	0	1	0	0	0	0	0	0	0	0	12	18	0.00	1.000																																																																																																		
28 Jesse Crain, R (9.1) ERA: 2.39	1.0	L	7	3	1	1	0	0	0	0	0	0	0	0	13	20	9.00	3.000																																																																																																			
J.C. Romero, L (10.1) ERA: 3.44	0.1		1	0	0	0	0	0	0	0	0	0	0	0	2	5	0.00	0.000																																																																																																			
36 Joe Nathan, R (10.1) ERA: 2.95	0.2		1	0	0	0	0	0	0	0	0	0	0	0	2	3	0.00	0.000																																																																																																			
Batter	1	2	3	4	5	6	7	8	9	10	AB R H RBI BB SO LOB	BOTTOM																																																																																																									
Shannon Stewart, R (1.7) OBP: 0.328, SLG: 0.395	G4-3-6 1B		K					F9			4 0 1 0 0 1 1	Chicago White Sox @ Minnesota Twins Hubert H. Humphrey Metrodome, Minneapolis, MN Fri Sep 16 2005, 8:10 PM EDT Att. 26,951 - Dome - 70 F  <a href="http://livebaseballscores.com">livebaseballscores.com</a> AB 34 R 1 H 6 RBI 1 BB 1 SO 7 LOB 14 																																																																																																									
8 Nick Punto, S (1.4) OBP: 0.303, SLG: 0.327	F7		L8		G5-3			G1-3			4 0 0 0 0 0 2																																																																																																										
7 Joe Mauer, L (1.2) OBP: 0.378, SLG: 0.428	G4-3-6		G5-3					G1-3			4 0 1 0 0 0 2																																																																																																										
Jacque Jones, L (1.9) OBP: 0.326, SLG: 0.442		1B			G4-6-3 1B			G4-3			4 1 2 1 0 0 1																																																																																																										
Matthew LeCroy, R (1.10) OBP: 0.326, SLG: 0.443		K		HR	G5-3			P4			3 0 0 0 1 1 1																																																																																																										
33 Justin Morneau, L (1.3) OBP: 0.306, SLG: 0.432			K					G1-3			4 0 1 0 0 1 1																																																																																																										
20 Lew Ford, R (1.8) OBP: 0.336, SLG: 0.381	F7				FC6-4			G6-3			4 0 0 0 0 0 3																																																																																																										
5 Michael Cuddyer, R (1.5) OBP: 0.318, SLG: 0.398	FC5-4 1B				F9			K			4 0 0 0 0 2 3																																																																																																										
Jason Bartlett, R (1.6) OBP: 0.321, SLG: 0.388								K			3 0 1 0 0 2 0																																																																																																										
Inning Stats	R: 0 E: 0 K: 0 S: 9	H: 1 LOB: 0 BB: 0 P: 12	R: 0 E: 0 K: 1 S: 15	H: 2 LOB: 2 BB: 0 P: 25	R: 0 E: 0 K: 1 S: 11	H: 1 LOB: 1 BB: 1 P: 15	R: 1 E: 0 K: 1 S: 11	H: 1 LOB: 1 BB: 1 P: 18	R: 0 E: 0 K: 1 S: 6	H: 0 LOB: 0 BB: 0 P: 10	R: 0 E: 0 K: 1 S: 9		H: 0 LOB: 0 BB: 0 P: 13	R: 0 E: 0 K: 0 S: 6	H: 0 LOB: 0 BB: 0 P: 9	R: 0 E: 0 K: 1 S: 9	H: 0 LOB: 0 BB: 0 P: 12	1B: 5 2B: 0 3B: 0 HR: 1	SF: 0 SAC: 0 DP: 2 HBP: 0	WP: 0 PA: 35 PB: 0 SB: 1 CS: 0																																																																																																	
PITCHER	IP WLS BF H R ER SO BB IBB HBP BLK WP HR S P ERA WHIP	<table border="0"> <tr> <td>Jon Garland, R (1.1) ERA: 3.41</td> <td>8.0</td> <td></td> <td>6</td> <td>1</td> <td>1</td> <td>6</td> <td>1</td> <td>0</td> <td>0</td> <td>0</td> <td>0</td> <td>0</td> <td>0</td> <td>0</td> <td>1</td> <td>83</td> <td>123</td> <td>1.12</td> <td>0.875</td> </tr> <tr> <td>Damaso Marte, L (9.1) ERA: 3.38</td> <td>0.2</td> <td></td> <td>2</td> <td>0</td> <td>0</td> <td>0</td> <td>0</td> <td>0</td> <td>0</td> <td>0</td> <td>0</td> <td>0</td> <td>0</td> <td>0</td> <td>3</td> <td>3</td> <td>0.00</td> <td>0.000</td> </tr> <tr> <td>45 Bobby Jenks, R (9.1) ERA: 1.95</td> <td>1.1</td> <td>W</td> <td>4</td> <td>0</td> <td>0</td> <td>1</td> <td>0</td> <td>0</td> <td>0</td> <td>0</td> <td>0</td> <td>0</td> <td>0</td> <td>0</td> <td>12</td> <td>18</td> <td>0.00</td> <td>0.000</td> </tr> </table>																			Jon Garland, R (1.1) ERA: 3.41	8.0		6	1	1	6	1	0	0	0	0	0	0	0	1	83	123	1.12	0.875	Damaso Marte, L (9.1) ERA: 3.38	0.2		2	0	0	0	0	0	0	0	0	0	0	0	3	3	0.00	0.000	45 Bobby Jenks, R (9.1) ERA: 1.95	1.1	W	4	0	0	1	0	0	0	0	0	0	0	0	12	18	0.00	0.000																																							
Jon Garland, R (1.1) ERA: 3.41	8.0		6	1	1	6	1	0	0	0	0	0	0	0	1	83	123	1.12	0.875																																																																																																		
Damaso Marte, L (9.1) ERA: 3.38	0.2		2	0	0	0	0	0	0	0	0	0	0	0	3	3	0.00	0.000																																																																																																			
45 Bobby Jenks, R (9.1) ERA: 1.95	1.1	W	4	0	0	1	0	0	0	0	0	0	0	0	12	18	0.00	0.000																																																																																																			





Batter	1	2	3	4	5	6	7	8	9	AB	R	H	RBI	BB	SO	LOB	TOP	
Shannon Stewart, R (1, 7) OBP: 0.323, SLG: 0.388	F7		K		G5-4-3			K	G5-3	5	0	0	0	0	2	2		
20 Lew Ford, R (1, 8) OBP: 0.336, SLG: 0.378	G5-3		F7			G6-3		BB	7 1B	4	1	1	0	1	0	0		
7 Joe Mauer, L (1, 2) OBP: 0.381, SLG: 0.428	BB			G4-3		L8		F7	7 1B	5	1	2	1	0	0	2		
Matthew LeCroy, R (1, 10) OBP: 0.358, SLG: 0.440 Terry Tiffee, S (8, PH) OBP: 0.294, SLG: 0.313 8 Nick Punto, S (8, PR) OBP: 0.294, SLG: 0.332					5 1B					1	0	0	0	2	1	0		
Jacque Jones, L (1, 9) OBP: 0.321, SLG: 0.432	K									1	0	1	1	1	0	0		
5 Michael Cuddyer, R (1, 5) OBP: 0.321, SLG: 0.413										0	0	0	0	0	0	0		
Jacque Jones, L (1, 9) OBP: 0.321, SLG: 0.432	K									5	0	0	0	0	3	7		
33 Justin Morneau, L (1, 3) OBP: 0.309, SLG: 0.442										4	1	2	1	0	1	0		
Juan Castro, R (1, 4) OBP: 0.290, SLG: 0.402										4	2	2	1	0	1	2		
Juan Castro, R (1, 4) OBP: 0.290, SLG: 0.402										4	1	1	1	0	0	0		
Jason Bartlett, R (1, 6) OBP: 0.316, SLG: 0.359 Michael Ryan, L (8, PH) OBP: 0.289, SLG: 0.333										4	1	1	1	0	0	0		
Jason Bartlett, R (1, 6) OBP: 0.316, SLG: 0.359 Michael Ryan, L (8, PH) OBP: 0.289, SLG: 0.333										2	0	0	0	1	0	1		
Inning Stats	R: 0 H: 1 E: 0 LOB: 2 K: 1 BB: 1 S: 12	H: 0 R: 0 ER: 0 SO: 10	R: 0 H: 0 E: 0 LOB: 0 K: 1 BB: 0 S: 7	R: 0 H: 0 E: 0 LOB: 0 K: 1 BB: 0 S: 9	R: 0 H: 1 E: 0 LOB: 2 K: 1 BB: 1 S: 13	R: 0 H: 0 E: 1 LOB: 0 K: 0 BB: 0 S: 12	R: 0 H: 0 E: 0 LOB: 0 K: 1 BB: 0 S: 8	R: 1 H: 1 E: 0 LOB: 0 K: 1 BB: 0 S: 7	R: 0 H: 0 E: 0 LOB: 3 K: 2 BB: 3 S: 15	R: 5 H: 6 E: 0 LOB: 1 K: 0 BB: 0 S: 16	1B: 6 2B: 0 3B: 1 HR: 2	SF: 0 SAC: 0 DP: 1 HBP: 0	WP: 0 PB: 0 SB: 0 CS: 0	PA: 41	AB R H RBI BB SO LOB	36 6 9 6 5 8 14		
PITCHER	IP	WLS	BF	H	R	ER	SO	BB	IBB	HBP	BLK	WP	HR	S	P	ERA	WHIP	
Barry Zito, L (1, 1) ERA: 3.64	6.1	W	23	2	0	0	5	2	0	0	0	0	0	63	112	0.00	0.632	
50 Kiko Calero, R (7, 1) ERA: 3.53	1.0		6	1	1	1	2	2	0	0	0	0	1	12	24	9.00	3.000	
Ricardo Rincon, L (8, 1) ERA: 4.54	0.2		3	0	0	0	1	1	0	0	0	0	0	8	17	0.00	1.500	
Keiichi Yabu, R (9, 1) ERA: 4.5	0.0		3	3	3	3	0	0	0	0	0	0	1	4	6	∞	∞	
20 Huston Street, R (9, 1) ERA: 1.58	1.0		6	3	2	2	0	0	0	0	0	0	0	12	19	18.00	3.000	

Minnesota Twins @ Oakland Athletics  
 McAfee Coliseum, Oakland, CA  
 Mon Sep 19 2005, 10:05 PM EDT  
 Att: 15,262 - Clear - 74 F

AB	36
R	6
H	9
RBI	6
BB	5
SO	8
LOB	14



Batter	1	2	3	4	5	6	7	8	9	AB	R	H	RBI	BB	SO	LOB	BOTTOM	
14 Mark Ellis, R (1, 4) OBP: 0.386, SLG: 0.482	G6-3			G5-3			K			5	2	3	1	0	1	4		
Jason Kendall, R (1, 2) OBP: 0.340, SLG: 0.314	G6-3									4	0	0	1	0	0	3		
21 Mark Kotsay, L (1, 8) OBP: 0.326, SLG: 0.417	K									5	0	1	0	0	1	1		
3 Eric Chavez, L (1, 5) OBP: 0.335, SLG: 0.466	G3-1									5	1	2	0	0	0	2		
Jay Payton, R (1, 7) OBP: 0.305, SLG: 0.457										4	1	1	0	0	0	2		
Scott Hatteberg, L (1, 10) OBP: 0.344, SLG: 0.359	G6-3									3	0	0	0	0	0	1		
7 Bobby Crosby, R (1, 6) ERA: 4.08 Marco Scutaro, R (7, PH) OBP: 0.307, SLG: 0.378 (8, 6)										2	1	0	0	1	0	0		
29 Dan Johnson, L (1, 3) OBP: 0.365, SLG: 0.458										4	1	2	0	0	0	2		
Nick Swisher, S (1, 9) OBP: 0.324, SLG: 0.440										1	1	1	3	3	0	0		
Inning Stats	R: 1 H: 1 E: 0 LOB: 0 K: 1 BB: 1 S: 11	H: 3 R: 4 ER: 0 SO: 28	R: 0 H: 1 E: 0 LOB: 0 K: 0 BB: 0 S: 17	R: 0 H: 0 E: 0 LOB: 1 K: 0 BB: 1 S: 20	R: 0 H: 1 E: 0 LOB: 0 K: 0 BB: 0 S: 16	R: 0 H: 2 E: 0 LOB: 3 K: 0 BB: 1 S: 9	R: 2 H: 3 E: 1 LOB: 3 K: 1 BB: 1 S: 21	R: 0 H: 0 E: 0 LOB: 0 K: 0 BB: 0 S: 6	R: 0 H: 0 E: 0 LOB: 0 K: 0 BB: 0 S: 9	1B: 7 2B: 1 3B: 1 HR: 2	SF: 0 SAC: 0 DP: 1 HBP: 2	WP: 0 PB: 0 SB: 0 CS: 0	PA: 40	AB R H RBI BB SO LOB	34 7 11 6 4 2 15			
PITCHER	IP	WLS	BF	H	R	ER	SO	BB	IBB	HBP	BLK	WP	HR	S	P	ERA	WHIP	
Brad Radke, R (1, 1) ERA: 4.08	5.0	L	23	6	5	5	1	2	0	0	0	0	0	9	17	0.00	3.000	
Terry Mulholland, L (6, 1) ERA: 4.55	1.0		6	2	0	0	0	1	0	0	0	0	0	21	38	18.00	4.000	
J.C. Romero, L (7, 1) ERA: 3.71	1.0		8	3	2	2	1	1	0	1	0	0	0	6	9	0.00	0.000	
Travis Bowyer, R (8, 1) ERA: 2.08	1.0		3	0	0	0	0	0	0	1	0	0	0	6	9	0.00	0.000	

Minnesota Twins @ Oakland Athletics  
 McAfee Coliseum, Oakland, CA  
 Mon Sep 19 2005, 10:05 PM EDT  
 Att: 15,262 - Clear - 74 F

AB	34
R	7
H	11
RBI	6
BB	4
SO	2
LOB	15





Main content area containing two baseball scorecards (top and bottom) with player statistics, pitching logs, and game diagrams.

TOP

Minnesota Twins @ Oakland Athletics
McAfee Coliseum, Oakland, CA
Wed Sep 21, 2005, 3:35 PM EDT
Att: 14,927 - Sunny - 62 F

AB 38
R 10
H 12
RBI 9
BB 6
SO 5
LOB 26



WP: 3 PA: 46
RB: 3
SB: 3
CS: 0

BOTTOM

Minnesota Twins @ Oakland Athletics
McAfee Coliseum, Oakland, CA
Wed Sep 21, 2005, 3:35 PM EDT
Att: 14,927 - Sunny - 62 F

AB 32
R 4
H 6
RBI 4
BB 1
SO 6
LOB 8



WP: 0 PA: 34
RB: 0
SB: 0
CS: 0

Batter	1	2	3	4	5	6	7	8	9	10	11	AB R H RBI BB SO LOB	TOP													
Jason Tyner, L 20 Lew Ford, R OBP: 0.342, SLG: 0.361 (1, 7) OBP: 0.338, SLG: 0.379 (9, 7)												3 0 1 0 0 1 2 1 1 1 0 1 0 0														
Jason Bartlett, R OBP: 0.320, SLG: 0.348 (1, 6)												4 0 0 0 1 0 4														
7 Joe Mauer, L OBP: 0.380, SLG: 0.426 (1, 2)												4 1 0 0 1 1 3														
Matthew LeCroy, R OBP: 0.362, SLG: 0.443 8 Nick Punto, S OBP: 0.302, SLG: 0.331 (1, 10) (11, PR) (11, 10)												5 0 1 1 0 0 3 0 1 0 0 0 0 0														
Jacque Jones, L OBP: 0.325, SLG: 0.449 (1, 8)												4 1 2 3 1 1 2														
5 Michael Cuddyer, R OBP: 0.327, SLG: 0.430 (1, 9)												5 0 1 0 0 0 3														
33 Justin Morneau, L OBP: 0.304, SLG: 0.435 (1, 3)												5 0 1 0 0 1 3														
Terry Tiffee, S OBP: 0.252, SLG: 0.302 Juan Castro, R OBP: 0.286, SLG: 0.396 (1, 5) (11, 5)												3 0 1 0 1 1 1 0 0 0 0 0 0 0														
Luis Rivas, R OBP: 0.312, SLG: 0.317 (1, 4)												3 0 0 0 0 0 1														
<b>Inning Stats</b>	R: 0 E: 0 K: 0 S: 7	H: 1 LOB: 1 BB: 0 P: 13	R: 0 E: 0 K: 0 S: 10	H: 0 LOB: 0 BB: 1 P: 18	R: 0 E: 0 K: 2 S: 10	H: 0 LOB: 0 BB: 0 P: 14	R: 0 E: 0 K: 1 S: 6	H: 0 LOB: 0 BB: 0 P: 10	R: 0 E: 0 K: 0 S: 8	H: 1 LOB: 1 BB: 0 P: 10	R: 1 E: 0 K: 1 S: 9	H: 1 LOB: 0 BB: 0 P: 17	R: 0 E: 0 K: 0 S: 6	H: 1 LOB: 0 BB: 0 P: 9	R: 0 E: 0 K: 0 S: 10	H: 0 LOB: 2 BB: 2 P: 23	R: 0 E: 0 K: 0 S: 5	H: 1 LOB: 1 BB: 1 P: 11	R: 3 E: 0 K: 1 S: 17	H: 3 LOB: 2 BB: 1 P: 27	1B: 5 2B: 2 3B: 0 HR: 1	SF: 0 SAC: 0 DP: 4 HBP: 1	WP: 0 PB: 0 SB: 1 CS: 0	PA: 43		
<b>PITCHER</b>	IP WLS BF H R ER SO BB IBB HBP BLK WP HR S P ERA WHIP																									
Brandon McCarthy, R ERA: 4.2	(1, 1) 8.0 0 0 0 27 4 1 1 4 1 0 0 0 0 0 0 0 0 0 1 5																									
Damaso Marte, L ERA: 1.71	(9, 1) 0.0 0 0 0 1 0 6 12 0.00 1.500																									
Cliff Politte, R ERA: 1.96	(9, 1) 0.2 3 0 0 0 0 0 1 0 0 0 0 0 0 0 0 8 17 0.00 1.500																									
Neal Cotts, L ERA: 2.02	(9, 1) 1.1 5 1 0 0 0 0 1 0 0 0 0 0 0 0 8 17 0.00 1.500																									
45 Bobby Jenks, R ERA: 2.83	(11, 1) 1.0 L 7 3 3 3 1 0 1 0 0 0 0 0 0 17 27 27.00 3.000																									

Minnesota Twins @ Chicago White Sox  
U.S. Cellular Field, Chicago, IL  
Thu Sep 22 2005, 8:05 PM EDT  
Att: 25,112 - Cloudy - 71 F

livebaseballscores.com
AB 37
R 4
H 8
RBI 4
BB 5
SO 5
LOB 22



Batter	1	2	3	4	5	6	7	8	9	10	11	AB R H RBI BB SO LOB	BOTTOM													
38 Pablo Ozuna, R OBP: 0.308, SLG: 0.326 12 A.J. Pierzynski, L (10, PH) OBP: 0.314, SLG: 0.432 (1, 7) (11, 2)												4 0 0 0 0 0 2 0 0 0 0 1 0 0														
Tadahito Iguchi, R OBP: 0.342, SLG: 0.435 (1, 4)												5 0 1 0 0 0 2														
Carl Everett, S OBP: 0.305, SLG: 0.434 (1, 10)												5 0 0 0 0 1 1														
14 Paul Konerko, R OBP: 0.366, SLG: 0.521 (1, 3)												4 0 1 0 1 2 0														
Aaron Rowand, R OBP: 0.332, SLG: 0.410 (1, 8)												4 0 1 0 1 1 1														
23 Jermaine Dye, R OBP: 0.326, SLG: 0.501 (1, 9)												5 0 1 0 0 0 4														
5 Juan Uribe, R OBP: 0.300, SLG: 0.418 (1, 6)												4 0 0 0 0 1 4														
Chris Widger, R OBP: 0.361, SLG: 0.383 22 Scott Podsednik, L (10, PH) OBP: 0.351, SLG: 0.347 (1, 2) (11, 7)												3 0 1 0 0 0 0 1 0 0 0 0 0 0														
24 Joe Crede, R OBP: 0.304, SLG: 0.450 (1, 5)												3 1 2 1 0 0 0														
<b>Inning Stats</b>	R: 0 E: 0 K: 0 S: 8	H: 0 LOB: 0 BB: 0 P: 8	R: 0 E: 0 K: 1 S: 10	H: 1 LOB: 1 BB: 0 P: 15	R: 0 E: 0 K: 0 S: 8	H: 0 LOB: 0 BB: 0 P: 9	R: 0 E: 0 K: 1 S: 12	H: 0 LOB: 0 BB: 0 P: 16	R: 0 E: 0 K: 0 S: 7	H: 1 LOB: 0 BB: 1 P: 11	R: 1 E: 0 K: 1 S: 10	H: 1 LOB: 0 BB: 0 P: 13	R: 0 E: 0 K: 0 S: 6	H: 0 LOB: 0 BB: 1 P: 13	R: 0 E: 0 K: 0 S: 13	H: 2 LOB: 2 BB: 1 P: 16	R: 0 E: 1 K: 1 S: 18	H: 0 LOB: 3 BB: 1 P: 30	R: 0 E: 1 K: 0 S: 7	H: 0 LOB: 1 BB: 1 P: 14	R: 0 E: 0 K: 1 S: 14	H: 1 LOB: 1 BB: 0 P: 18	1B: 5 2B: 1 3B: 0 HR: 1	SF: 0 SAC: 1 DP: 2 HBP: 0	WP: 0 PB: 0 SB: 0 CS: 0	PA: 42
<b>PITCHER</b>	IP WLS BF H R ER SO BB IBB HBP BLK WP HR S P ERA WHIP																									
Johan Santana, L ERA: 2.98	(1, 1) 8.0 0 0 0 28 4 1 1 4 1 0 0 0 0 0 0 0 0 1 74 101 1.12 0.625																									
Juan Rincon, R ERA: 2.57	(9, 1) 1.0 6 2 0 0 0 0 1 0 0 0 0 0 0 0 18 30 0.00 3.000																									
26 Jesse Crain, R ERA: 2.95	(10, 1) 1.0 W 4 0 0 0 0 0 0 1 0 0 0 0 0 7 14 0.00 0.000																									
36 Joe Nathan, R ERA: 2.86	(11, 1) 1.0 S 4 1 0 0 0 1 0 0 0 0 0 0 0 14 18 0.00 1.000																									

Minnesota Twins @ Chicago White Sox  
U.S. Cellular Field, Chicago, IL  
Thu Sep 22 2005, 8:05 PM EDT  
Att: 25,112 - Cloudy - 71 F

livebaseballscores.com
AB 38
R 1
H 7
RBI 1
BB 3
SO 5
LOB 14






Batter	1	2	3	4	5	6	7	8	9	AB	R	H	RBI	BB	SO	LOB	TOP					
Jason Tyner, L (1, 7) OBP: 0.333, SLG: 0.350										4	0	1	0	0	0	1						
8 Nick Punto, S (1, 4) OBP: 0.304, SLG: 0.331										3	0	1	0	1	1	0						
7 Joe Mauer, L (1, 2) OBP: 0.379, SLG: 0.424										4	1	1	0	0	0	3						
Matthew LeCroy, R (1, 10) OBP: 0.358, SLG: 0.437										4	0	0	0	0	2	3						
Jacque Jones, L (1, 8) OBP: 0.323, SLG: 0.446										4	0	0	0	0	3	2						
5 Michael Cuddyer, R (1, 9) Michael Ryan, L (4, 9) OBP: 0.326, SLG: 0.429 OBP: 0.293, SLG: 0.336										1	0	0	0	0	1	0						
33 Justin Morneau, L (1, 3) OBP: 0.304, SLG: 0.437										3	0	1	0	0	1	1						
Terry Tiffee, S (1, 5) OBP: 0.247, SLG: 0.296										3	0	0	0	0	0	1						
Jason Bartlett, R (1, 6) OBP: 0.320, SLG: 0.348										3	0	1	0	0	0	0						
<b>Inning Stats</b>	R: 0 E: 0 K: 0 S: 11	H: 1 LOB: 1 BB: 1 P: 15	R: 0 E: 0 K: 2 S: 7	H: 0 LOB: 0 BB: 0 P: 10	R: 0 E: 0 K: 0 S: 6	H: 0 LOB: 0 BB: 0 P: 8	R: 0 E: 0 K: 2 S: 8	H: 0 LOB: 0 BB: 0 P: 11	R: 0 E: 0 K: 2 S: 13	H: 1 LOB: 1 BB: 0 P: 16	R: 0 E: 0 K: 0 S: 4	H: 1 LOB: 0 BB: 0 P: 5	R: 1 E: 0 K: 2 S: 16	H: 2 LOB: 1 BB: 0 P: 21	R: 0 E: 0 K: 0 S: 9	H: 0 LOB: 0 BB: 0 P: 11	R: 0 E: 0 K: 1 S: 9	H: 1 LOB: 1 BB: 0 P: 14	1B: 5 2B: 1 3B: 0 HR: 0	SF: 0 SAC: 0 DP: 2 HBP: 0	WP: 0 PB: 0 SB: 3 CS: 0	PA: 32
<b>PITCHER</b> 52 Jose Contreras, R (1, 1) ERA: 3.66	IP: 9.0 WLS: W BF: 32 H: 6 R: 1 ER: 1 SO: 9 BB: 1 IBB: 0 HBP: 0 BLK: 0 WP: 0 HR: 0 S: 83 P: 111 ERA: 1.00 WHIP: 0.778																					

Minnesota Twins @ Chicago White Sox  
U.S. Cellular Field, Chicago, IL  
Fri Sep 23 2005, 8:05 PM EDT  
Att: 28,003 - Cloudy - 67 F


AB	31
R	1
H	6
RBI	1
BB	1
SO	9
LOB	11



Batter	1	2	3	4	5	6	7	8	9	AB	R	H	RBI	BB	SO	LOB	BOTTOM			
22 Scott Podsednik, L (1, 7) OBP: 0.352, SLG: 0.349										3	1	1	0	0	0	0				
Tadahito Iguchi, R (1, 4) OBP: 0.343, SLG: 0.435										4	0	2	0	0	1	3				
12 A.J. Pierzynski, L (1, 2) OBP: 0.311, SLG: 0.428										4	0	0	0	0	2	5				
14 Paul Konerko, R (1, 3) OBP: 0.365, SLG: 0.518										3	1	0	0	1	1	2				
23 Jermaine Dye, R (1, 9) OBP: 0.329, SLG: 0.509										4	1	3	3	0	0	0				
Carl Everett, S (1, 10) Willie Harris, L (8, FR) (9, 10) OBP: 0.307, SLG: 0.434 OBP: 0.328, SLG: 0.301										3	0	1	0	1	0	2				
Aaron Rowand, R (1, 8) OBP: 0.332, SLG: 0.409										4	0	1	0	0	1	2				
24 Joe Crede, R (1, 5) OBP: 0.304, SLG: 0.448										4	0	1	0	0	2	4				
5 Juan Uribe, R (1, 6) OBP: 0.298, SLG: 0.415										3	0	0	0	0	1	3				
<b>Inning Stats</b>	R: 3 E: 0 K: 1 S: 22	H: 3 LOB: 1 BB: 1 P: 31	R: 0 E: 0 K: 1 S: 11	H: 1 LOB: 2 BB: 0 P: 14	R: 0 E: 0 K: 0 S: 7	H: 1 LOB: 0 BB: 0 P: 10	R: 0 E: 0 K: 0 S: 6	H: 0 LOB: 0 BB: 0 P: 7	R: 0 E: 0 K: 1 S: 11	H: 1 LOB: 1 BB: 0 P: 20	R: 0 E: 0 K: 2 S: 9	H: 2 LOB: 2 BB: 0 P: 12	R: 0 E: 0 K: 2 S: 9	H: 1 LOB: 1 BB: 0 P: 11	R: 0 E: 0 K: 2 S: 15	H: 0 LOB: 2 BB: 1 P: 23	1B: 7 2B: 1 3B: 0 HR: 1	SF: 0 SAC: 0 DP: 1 HBP: 1	WP: 1 PB: 0 SB: 2 CS: 0	PA: 35
<b>PITCHER</b> Kyle Lohse, R (1, 1) ERA: 4.17 Terry Mulholland, L (7, 1) ERA: 4.5 Travis Bowyer, R (7, 1) ERA: 1.17	IP: 6.0 WLS: L BF: 27 H: 8 R: 3 ER: 3 SO: 4 BB: 1 IBB: 0 HBP: 0 BLK: 0 WP: 0 HR: 1 S: 66 P: 94 ERA: 4.50 WHIP: 1.500																			

Minnesota Twins @ Chicago White Sox  
U.S. Cellular Field, Chicago, IL  
Fri Sep 23 2005, 8:05 PM EDT  
Att: 28,003 - Cloudy - 67 F

AB	32
R	3
H	9
RBI	3
BB	2
SO	8
LOB	21





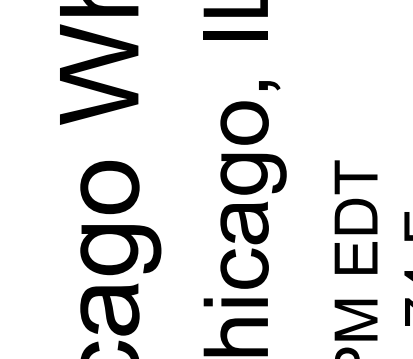
Batter	1	2	3	4	5	6	7	8	9	AB	R	H	RBI	BB	SO	LOB	TOP					
Jason Tyner, L (1, 7) OBP: 0.326, SLG: 0.341										4	0	1	0	0	1	0	Minnesota Twins @ Chicago White Sox U.S. Cellular Field, Chicago, IL Sun Sep 25 2005, 3:05 PM EDT Att: 30,402 - Overcast - 74 F					
Juan Castro, R (1, 5) OBP: 0.279, SLG: 0.386										4	0	0	0	0	2							
5 Michael Cuddyer, R (1, 9) OBP: 0.324, SLG: 0.424										4	0	0	0	0	1							
Matthew LeCroy, R (1, 10) OBP: 0.350, SLG: 0.427										4	0	0	0	0	1							
20 Lew Ford, R (1, 8) OBP: 0.339, SLG: 0.380										3	1	2	0	0	0							
Terry Tiffee, S (1, 3) OBP: 0.248, SLG: 0.303										3	0	1	0	0	0							
41 Chris Heintz, R (1, 2) OBP: 0.316, SLG: 0.444										3	0	0	0	0	2							
Luis Rivas, R (1, 4) OBP: 0.305, SLG: 0.310									3	0	0	1	0	0	1							
Jason Bartlett, R (1, 6) OBP: 0.316, SLG: 0.343									3	0	0	0	0	0	1							
<b>Inning Stats</b>	R: 0 E: 0 K: 2 S: 10	H: 0 LOB: 0 BB: 0 P: 11	R: 0 E: 0 K: 0 S: 12	H: 0 LOB: 0 BB: 0 P: 18	R: 0 E: 0 K: 0 S: 6	H: 0 LOB: 0 BB: 0 P: 11	R: 0 E: 1 K: 0 S: 6	H: 1 LOB: 1 BB: 0 P: 8	R: 1 E: 0 K: 2 S: 13	H: 2 LOB: 1 BB: 0 P: 19	R: 0 E: 1 K: 0 S: 9	H: 0 LOB: 0 BB: 0 P: 11	R: 0 E: 0 K: 2 S: 8	H: 1 LOB: 1 BB: 0 P: 10	R: 0 E: 0 K: 0 S: 6	H: 0 LOB: 0 BB: 0 P: 10	R: 0 E: 0 K: 0 S: 7	H: 0 LOB: 0 BB: 0 P: 8	1B: 3 2B: 1 3B: 0 HR: 0	SF: 0 SAC: 0 DP: 1 HBP: 0	WP: 0 PB: 0 SB: 0 CS: 0	PA: 31
<b>PITCHER</b> 56 Mark Buehrle, L (1, 1) ERA: 3.19	IP: 9.0 WLS: W BF: 31 H: 4 R: 1 ER: 1 SO: 6 BB: 0 IBB: 0 HBP: 0 BLK: 0 WP: 0 HR: 0 S: 77 P: 106 ERA: 1.00 WHIP: 0.444																<b>PITCHER</b>					

Batter	1	2	3	4	5	6	7	8	9	AB	R	H	RBI	BB	SO	LOB	BOTTOM					
22 Scott Podsednik, L (1, 7) OBP: 0.352, SLG: 0.350										3	0	1	0	1	1	0	Minnesota Twins @ Chicago White Sox U.S. Cellular Field, Chicago, IL Sun Sep 25 2005, 3:05 PM EDT Att: 30,402 - Overcast - 74 F					
Tadahito Iguchi, R (1, 4) OBP: 0.345, SLG: 0.438										4	1	0	0	0	1	3						
Aaron Rowand, R (1, 8) OBP: 0.332, SLG: 0.411									3	1	1	1	1	1	0							
14 Paul Konerko, R (1, 3) OBP: 0.365, SLG: 0.522									4	1	1	2	0	1	1							
Ross Gload, L (9, 3) OBP: 0.182, SLG: 0.188									0	0	0	0	0	0	0							
23 Jermaine Dye, R (1, 9) OBP: 0.328, SLG: 0.511									4	1	1	0	0	2	0							
Carl Everett, S (1, 10) OBP: 0.305, SLG: 0.429									3	0	0	0	0	3	1							
12 A.J. Pierzynski, L (1, 2) OBP: 0.309, SLG: 0.425									3	0	0	0	0	0	1							
24 Joe Crede, R (1, 5) OBP: 0.305, SLG: 0.455									3	0	1	1	0	0	0							
5 Juan Uribe, R (1, 6) OBP: 0.298, SLG: 0.412										2	0	0	0	1	0	1						
<b>Inning Stats</b>	R: 0 E: 0 K: 2 S: 9	H: 0 LOB: 1 BB: 1 P: 18	R: 1 E: 1 K: 1 S: 10	H: 2 LOB: 1 BB: 0 P: 16	R: 3 E: 0 K: 2 S: 13	H: 3 LOB: 0 BB: 0 P: 18	R: 0 E: 0 K: 1 S: 11	H: 0 LOB: 2 BB: 2 P: 22	R: 0 E: 0 K: 1 S: 8	H: 0 LOB: 0 BB: 0 P: 14	R: 0 E: 0 K: 1 S: 6	H: 0 LOB: 0 BB: 0 P: 10	R: 0 E: 0 K: 0 S: 6	H: 0 LOB: 0 BB: 0 P: 10	R: 0 E: 0 K: 2 S: 10	H: 0 LOB: 0 BB: 0 P: 16	R: 0 E: 0 K: 2 S: 10	H: 0 LOB: 0 BB: 0 P: 16	1B: 3 2B: 0 3B: 1 HR: 1	SF: 0 SAC: 0 DP: 0 HBP: 0	WP: 0 PB: 0 SB: 3 CS: 0	PA: 32
<b>PITCHER</b> 47 Francisco Liriano, L (1, 1) ERA: 7.02 28 Jesse Crain, R (7, 1) ERA: 2.35 Juan Rincon, R (8, 1) ERA: 2.55	IP: 6.0 WLS: L BF: 26 H: 5 R: 4 ER: 4 SO: 8 BB: 3 IBB: 0 HBP: 0 BLK: 0 WP: 0 HR: 1 S: 57 P: 98 ERA: 6.00 WHIP: 1.333																<b>PITCHER</b>					

AB	31
R	1
H	4
RBI	1
BB	0
SO	6
LOB	10



AB	29
R	4
H	5
RBI	4
BB	3
SO	10
LOB	7



Batter	1	2	3	4	5	6	7	8	9	AB	R	H	RBI	BB	SO	LOB	TOP		
<b>Aaron Quiel, L</b> (1, 9) OBP: 0.357, SLG: 0.477	P5		G5-3		29 1B SF7 BB		P4			3	1	0	0	1	0	2	<b>Kansas City Royals @ Minnesota Twins</b> Hubert H. Humphrey Metrodome, Minneapolis, MN Mon Sep 26 2005, 8:10 PM EDT Att: 13,472 - Dome - 70 F livebaseballscores.com		
<b>Chip Ambres, R</b> (1, 8) OBP: 0.329, SLG: 0.382	F8		L9		L5		G5-4-3			4	0	0	0	0	0	3			
<b>29 Mike Sweeney, R</b> (1, 10) OBP: 0.341, SLG: 0.511	G6-3				24 1B 1B					3	1	2	0	1	0	0			
<b>Matt Stairs, L</b> (1, 3) OBP: 0.370, SLG: 0.445		K			14 2B 1B		SF7			3	1	1	1	0	1	1			
<b>Emil Brown, R</b> (1, 7) OBP: 0.346, SLG: 0.457	F9		K		K					4	0	0	0	0	2	3			
<b>24 Mark Teahen, L</b> (1, 5) OBP: 0.308, SLG: 0.371	G6-3				14 2B 1B					4	1	1	1	0	2	0			
<b>4 Angel Berroa, R</b> (1, 6) OBP: 0.307, SLG: 0.379					1-2 2H					4	1	1	1	0	0	2			
<b>14 John Buck, R</b> (1, 2) OBP: 0.287, SLG: 0.382										2	0	1	2	2	0	0			
<b>13 Andrés Blanco, S</b> (1, 4) OBP: 0.188, SLG: 0.226			F8		P4					4	0	1	0	0	0	3			
<b>Inning Stats</b>	R: 0 H: 0 E: 0 K: 0 S: 6	H: 0 R: 0 ER: 0 LOB: 0 BB: 0 P: 7	R: 0 H: 0 E: 0 K: 1 S: 7	H: 0 R: 0 ER: 0 LOB: 0 BB: 0 P: 11	R: 1 H: 1 E: 0 K: 0 S: 17	H: 1 R: 0 ER: 0 LOB: 1 BB: 1 P: 23	R: 3 H: 4 E: 0 K: 1 S: 18	H: 4 R: 0 ER: 0 LOB: 1 BB: 0 P: 21	R: 1 H: 1 E: 0 K: 1 S: 12	H: 0 R: 0 ER: 0 LOB: 0 BB: 0 P: 10	R: 0 H: 1 E: 0 K: 0 S: 4	H: 1 R: 0 ER: 0 LOB: 0 BB: 0 P: 6	R: 0 H: 0 E: 0 K: 0 S: 5	H: 0 R: 0 ER: 0 LOB: 1 BB: 1 P: 11	R: 0 H: 0 E: 0 K: 1 S: 8	H: 0 R: 0 ER: 0 LOB: 1 BB: 1 P: 14	1B: 5 SF: 1 2B: 1 3B: 0 HR: 1 HBP: 0	WP: 0 PA: 36 FB: 0 CS: 0	
<b>PITCHER</b>	IP	WLS	BF	H	R	ER	SO	BB	IBB	HBP	BLK	WP	HR	S	P	ERA	WHIP		
<b>30 Scott Baker, R</b> (1, 1) ERA: 3.78	5.0	L	23	6	5	5	3	2	0	0	0	0	1	60	80	9.00	1.600		
<b>Terry Mulholland, L</b> (6, 1) ERA: 4.27	3.0		9	1	0	0	1	1	0	0	0	0	0	15	27	0.00	0.667		
<b>Travis Bowyer, R</b> (9, 1) ERA: 1.04	1.0		4	0	0	0	1	1	0	0	0	0	0	8	14	0.00	1.000		
<b>Batter</b>	<b>1</b>	<b>2</b>	<b>3</b>	<b>4</b>	<b>5</b>	<b>6</b>	<b>7</b>	<b>8</b>	<b>9</b>	<b>AB</b>	<b>R</b>	<b>H</b>	<b>RBI</b>	<b>BB</b>	<b>SO</b>	<b>LOB</b>	<b>BOTTOM</b>		
<b>20 Lew Ford, R</b> (1, 7) OBP: 0.339, SLG: 0.378	F9		HBP BB		F8					3	0	0	0	1	0	0	<b>Kansas City Royals @ Minnesota Twins</b> Hubert H. Humphrey Metrodome, Minneapolis, MN Mon Sep 26 2005, 8:10 PM EDT Att: 13,472 - Dome - 70 F livebaseballscores.com		
<b>Brent Abernathy, R</b> (1, 4) OBP: 0.320, SLG: 0.303	G6-3		HBP							3	0	1	0	0	0	0			
<b>7 Joe Mauer, L</b> (1, 2) OBP: 0.377, SLG: 0.421	K		HBP		G4-3					4	0	1	0	0	1	3			
<b>Matthew LeCroy, R</b> (1, 10) OBP: 0.346, SLG: 0.421		K			K					4	0	0	0	0	3	2			
<b>Jacque Jones, L</b> (1, 8) OBP: 0.320, SLG: 0.440	G5-3				K					4	0	0	0	0	1	2			
<b>5 Michael Cuddyer, R</b> (1, 9) OBP: 0.326, SLG: 0.424		K								2	0	1	0	1	1	0			
<b>33 Justin Morneau, L</b> (1, 3) OBP: 0.305, SLG: 0.436			G6-3		F8					3	0	0	0	0	0	2			
<b>Terry Liffe, S</b> (1, 5) OBP: 0.250, SLG: 0.299			HBP		G6-3					2	0	0	0	1	0	1			
<b>Jason Bartlett, R</b> (1, 6) OBP: 0.313, SLG: 0.340			HBP							2	0	0	0	0	2	1			
<b>36 Luis Antonio Rodriguez, S</b> (9, 6) OBP: 0.320, SLG: 0.355			K		K					1	0	0	0	0	0	0			
<b>Inning Stats</b>	R: 0 H: 0 E: 0 K: 1 S: 13	H: 0 R: 0 ER: 0 LOB: 0 BB: 0 P: 22	R: 0 H: 0 E: 0 K: 2 S: 8	H: 0 R: 0 ER: 0 LOB: 0 BB: 0 P: 15	R: 0 H: 0 E: 0 K: 1 S: 17	H: 0 R: 0 ER: 0 LOB: 3 BB: 2 P: 30	R: 0 H: 0 E: 0 K: 2 S: 11	H: 0 R: 0 ER: 0 LOB: 1 BB: 1 P: 21	R: 0 H: 2 E: 0 K: 1 S: 10	H: 0 R: 0 ER: 0 LOB: 1 BB: 0 P: 19	R: 0 H: 1 E: 0 K: 0 S: 9	H: 1 R: 0 ER: 0 LOB: 0 BB: 0 P: 12	R: 0 H: 0 E: 0 K: 0 S: 9	H: 0 R: 0 ER: 0 LOB: 0 BB: 0 P: 13	R: 0 H: 0 E: 0 K: 0 S: 9	H: 0 R: 0 ER: 0 LOB: 0 BB: 0 P: 13	1B: 3 SF: 0 2B: 0 3B: 0 HR: 0 HBP: 1	WP: 0 PA: 32 FB: 0 CS: 0	
<b>PITCHER</b>	IP	WLS	BF	H	R	ER	SO	BB	IBB	HBP	BLK	WP	HR	S	P	ERA	WHIP		
<b>J.P. Howell, L</b> (1, 1) ERA: 6.78	5.0		19	3	0	0	0	3	0	0	0	0	0	19	31	0.00	1.500		
<b>Andrew Sisco, L</b> (6, 1) ERA: 2.77	2.0		7	3	0	0	1	0	0	0	0	0	0	9	13	0.00	0.000		
<b>Ambiorix Burgos, R</b> (8, 1) ERA: 3.75	1.0		3	0	0	0	0	0	0	0	0	0	0	9	13	0.00	0.000		
<b>Jeremy Affeldt, L</b> (9, 1) ERA: 5.67	1.0		3	0	0	0	0	0	0	0	0	0	0	9	13	0.00	0.000		


Batter	1	2	3	4	5	6	7	8	9	AB	R	H	RBI	BB	SO	LOB	TOP
Chip Ambres, R (1, 8) OBP: 0.321, SLG: 0.371	G5-3	FC6-4			F9		L7			4	0	0	0	0	0	3	Kansas City Royals @ Minnesota Twins Hubert H. Humphrey Metrodome, Minneapolis, MN Tue Sep 27 2005, 8:10 PM EDT Att: 16,147 - Dome - 68 F <a href="http://livebaseballscorecards.com">livebaseballscorecards.com</a>
Joe McEwing, R (1, 5) OBP: 0.298, SLG: 0.284 24 Mark Teahen, L (8, PH) OBP: 0.307, SLG: 0.370	P6		F8		F8			G4-3		3	0	0	0	0	0	0	
29 Mike Sweeney, R (1, 10) OBP: 0.343, SLG: 0.510						P3		K		3	0	1	0	1	1	0	
Emil Brown, R (1, 7) OBP: 0.348, SLG: 0.456								G5-3		3	0	1	0	1	1	1	
26 Justin Huber, R (1, 3) OBP: 0.276, SLG: 0.268 Terrence Long, L (9, PH) OBP: 0.321, SLG: 0.377	K					G4-6-3			K	3	0	0	0	0	2	4	
Matt Diaz, R (1, 9) OBP: 0.326, SLG: 0.419									K	4	1	2	1	0	2	0	
Paul Phillips, R (1, 2) OBP: 0.288, SLG: 0.441 Denny Hocking, S (9, PH) OBP: 0.394, SLG: 0.304										3	0	2	0	0	0	0	
Donnie Murphy, R (1, 4) OBP: 0.256, SLG: 0.278										2	0	0	0	0	2	2	
13 Andrés Blanco, S (1, 6) OBP: 0.179, SLG: 0.215										3	0	0	0	0	0	3	
<b>Inning Stats</b>	R: 0 H: 2 E: 0 K: 1 S: 12	H: 2 R: 1 ER: 1 SO: 6 BB: 0 LOB: 2 P: 17	R: 0 H: 2 E: 0 K: 1 S: 11	H: 2 R: 1 ER: 1 SO: 6 BB: 0 LOB: 0 P: 15	R: 0 H: 0 E: 0 K: 2 S: 11	H: 0 R: 0 ER: 0 SO: 1 BB: 1 LOB: 1 P: 17	R: 0 H: 0 E: 0 K: 0 S: 7	H: 0 R: 0 ER: 0 SO: 0 BB: 0 LOB: 0 P: 11	R: 1 H: 2 E: 0 K: 0 S: 14	H: 2 R: 1 ER: 1 SO: 0 BB: 0 LOB: 1 P: 15	R: 0 H: 0 E: 0 K: 1 S: 12	H: 0 R: 0 ER: 0 SO: 0 BB: 0 LOB: 0 P: 14	R: 0 H: 0 E: 0 K: 3 S: 10	H: 0 R: 0 ER: 0 SO: 0 BB: 0 LOB: 0 P: 14	1B: 4 2B: 1 3B: 0 HR: 1	SF: 0 SAC: 1 DP: 1 HBP: 0	
<b>PITCHER</b>	IP WLS BF H R ER SO BB IBB HBP BLK WP HR S P ERA WHIP																
Johan Santana, L (1, 1) ERA: 2.92	7.0 W 28 6 1 1 6 2 0 0 0 0 0 1 72 102 1.29 1.143																
Juan Rincon, R (8, 1) ERA: 2.5	1.0 H 3 0 0 0 1 0 0 0 0 0 0 0 12 17 0.00 0.000																
36 Joe Nathan, R (9, 1) ERA: 2.82	1.0 S 3 0 0 0 3 0 0 0 0 0 0 0 10 14 0.00 0.000																

Batter	1	2	3	4	5	6	7	8	9	AB	R	H	RBI	BB	SO	LOB	BOTTOM
8 Nick Punto, S (1, 6) OBP: 0.304, SLG: 0.331	38 PB 7 1B 38 S	P6			G3-1					3	1	1	0	1	0	0	Kansas City Royals @ Minnesota Twins Hubert H. Humphrey Metrodome, Minneapolis, MN Tue Sep 27 2005, 8:10 PM EDT Att: 16,147 - Dome - 68 F <a href="http://livebaseballscorecards.com">livebaseballscorecards.com</a>
38 Luis Antonio Rodriguez, S (8, 5) OBP: 0.318, SLG: 0.350	7 1B 20 SF8	F8			F8			SF8		2	1	0	1	1	0	0	
7 Joe Mauer, L (1, 2) OBP: 0.378, SLG: 0.422	20 SF8 3H				L3					4	0	2	1	0	0	0	
Jacque Jones, L (1, 8) OBP: 0.320, SLG: 0.439	FC3 20 SF8				F9					4	0	1	0	0	0	4	
20 Lew Ford, R (1, 7) OBP: 0.336, SLG: 0.375	SF8				G6-3					3	0	0	1	0	1	1	
33 Justin Morneau, L (1, 3) OBP: 0.302, SLG: 0.432	P5				F8					4	0	0	0	0	0	3	
5 Michael Cuddyer, R (1, 9) OBP: 0.332, SLG: 0.425										1	0	1	0	3	0	0	
Michael Ryan, L (1, 10) OBP: 0.283, SLG: 0.325 Matthew LeCroy, R (8, PH) OBP: 0.345, SLG: 0.419	L6									3	0	0	0	0	0	6	
Luis Rivas, R (1, 4) OBP: 0.306, SLG: 0.311										3	1	1	0	0	0	1	
<b>Inning Stats</b>	R: 2 H: 1 E: 1 K: 0 S: 15	H: 1 R: 3 ER: 3 SO: 3 BB: 3 LOB: 3 P: 31	R: 0 H: 0 E: 0 K: 0 S: 6	H: 0 R: 0 ER: 0 SO: 0 BB: 0 LOB: 0 P: 11	R: 0 H: 0 E: 0 K: 0 S: 6	H: 0 R: 0 ER: 0 SO: 0 BB: 0 LOB: 0 P: 6	R: 0 H: 1 E: 0 K: 0 S: 6	H: 1 R: 0 ER: 0 SO: 0 BB: 0 LOB: 1 P: 10	R: 0 H: 1 E: 0 K: 0 S: 8	H: 1 R: 0 ER: 0 SO: 0 BB: 1 LOB: 2 P: 13	R: 1 H: 3 E: 0 K: 0 S: 7	H: 3 R: 1 ER: 1 SO: 1 BB: 0 LOB: 1 P: 8	R: 0 H: 0 E: 0 K: 1 S: 7	H: 0 R: 0 ER: 0 SO: 0 BB: 1 LOB: 1 P: 16	1B: 5 2B: 1 3B: 0 HR: 0	SF: 2 SAC: 0 DP: 1 HBP: 0	
<b>PITCHER</b>	IP WLS BF H R ER SO BB IBB HBP BLK WP HR S P ERA WHIP																
Runelvys Hernandez, R (1, 1) ERA: 5.35	6.1 L 29 5 3 3 0 4 0 0 0 0 0 1 51 87 4.26 1.421																
Jeremy Affeldt, L (7, 1) ERA: 5.48	1.2 6 1 0 0 1 1 0 0 0 0 1 0 11 20 0.00 1.200																




Batter	1	2	3	4	5	6	7	8	9	AB	R	H	RBI	BB	SO	LOB	TOP		
<b>Aaron Quiet, L</b> OBP: 0.352, SLG: 0.454 (1,8)	K 2-3	1B 0-0 29 2B		K 0-2		K 3-3		K 2-3		5	1	1	0	0	4	1	<b>Kansas City Royals @ Minnesota Twins</b> Hubert H. Humphrey Metrodome, Minneapolis, MN Thu Sep 29 2005, 8:10 PM EDT Att: 14,638 - Dome - 70 F		
<b>Terrence Long, L</b> OBP: 0.322, SLG: 0.374 (1,9)	1B 4-2 29 BB	F8 1-0		G6-3 3-2		1B 1-2 29 HR		F8 4-2 29 1B BB		3	2	1	0	2	0	2			
<b>29 Mike Sweeney, R</b> OBP: 0.346, SLG: 0.517 (1,10)	1B 4-1 4 1B BB	2B 2-0			G6-3 1-1	HR 0-0		1B 0-1		4	2	3	5	1	0	0			
<b>Matt Stairs, L</b> OBP: 0.369, SLG: 0.440 (1,3)	1B 3-0 4 1B BB	L3 3-2			L8 2-0	K 3-3		F8 0-0		5	1	1	1	0	1	3			
<b>Emil Brown, R</b> OBP: 0.349, SLG: 0.454 (1,7)	1B 4-2 4 1B BB	K 2-3			G1-3 2-1		G6-3 0-0	F8 0-0		4	0	0	0	1	1	3			
<b>24 Mark Teahen, L</b> OBP: 0.308, SLG: 0.376 (1,5)	K 2-2		F8 0-1			HR 3-1	K 2-3	G4-3 2-2		5	1	1	1	0	2	5			
<b>4 Angel Berroa, R</b> OBP: 0.307, SLG: 0.377 (1,6)	1B 0-0		G5-3 0-2			G5-3 0-1	K 1-3			4	0	1	2	0	1	0			
<b>14 John Buck, R</b> OBP: 0.287, SLG: 0.388 (1,2)	G6-3 0-2		L7 0-1			HR 3-1		G4-3 2-1		4	1	1	1	0	0	2			
<b>13 Andrés Blanco, S</b> OBP: 0.197, SLG: 0.232 (1,4)		1B 1-2 F8 29 2B		B1 0-0		1B 3-1 29 HR		G4-3 1-1		4	2	2	0	0	0	0			
<b>Inning Stats</b>	R: 3 E: 0 K: 2 S: 22	H: 2 LOB: 2 BB: 3 P: 41	R: 2 E: 0 K: 1 S: 13	H: 3 LOB: 1 BB: 0 P: 22	R: 0 E: 0 K: 0 S: 8	H: 0 LOB: 0 BB: 0 P: 8	R: 0 E: 0 K: 1 S: 7	H: 0 LOB: 0 BB: 0 P: 10	R: 0 E: 0 K: 2 S: 11	H: 0 LOB: 0 BB: 0 P: 14	R: 0 E: 0 K: 1 S: 7	H: 0 LOB: 2 BB: 1 P: 12	R: 0 E: 0 K: 0 S: 9	H: 1 LOB: 2 BB: 1 P: 15	1B: 7 2B: 1 3B: 0 HR: 3	SF: 0 SAC: 0 DP: 0 HBP: 0	WP: 0 PB: 0 SB: 0 CS: 0	PA: 42	
<b>PITCHER</b>	IP WLS BF H R ER SO BB IBB HBP BLK WP HR S P ERA WHIP	5.0 L 8 5 5 5 4 3 0 0 0 0 3 21 37 9.00 1.600	6.1 L 8 5 5 5 2 0 0 0 0 0 3 21 37 45.00 5.000	7.1 L 11 1 0 0 3 1 0 0 0 0 0 27 41 0.00 0.667								IP WLS BF H R ER SO BB IBB HBP BLK WP HR S P ERA WHIP							
<b>Joe Mays, R</b> ERA: 5.65 (1,1)	<b>Travis Bowyer, R</b> ERA: 5.99 (6,1)	<b>54 Matt Guerrier, R</b> ERA: 3.49 (7,1)																	

AB 38  
R 10  
H 11  
RBI 10  
BB 4  
SO 9  
LOB 16




Batter	1	2	3	4	5	6	7	8	9	AB	R	H	RBI	BB	SO	LOB	BOTTOM			
<b>8 Nick Punto, S</b> OBP: 0.304, SLG: 0.339 (1,4)	P6 3-2		HR 0-0	BB 4-0 38 HR		K 3-3		2B 3-1 G3		4	2	2	2	1	1	2	<b>Kansas City Royals @ Minnesota Twins</b> Hubert H. Humphrey Metrodome, Minneapolis, MN Thu Sep 29 2005, 8:10 PM EDT Att: 14,638 - Dome - 70 F			
<b>38 Luis Antonio Rodriguez, S</b> OBP: 0.355, SLG: 0.397 (6,5)	G1-3 1-1 7	2B 3-2	E 2-0 20	HR 1-1 1H 2H		P6 0-1		BB 4-1 7 G3		4	2	3	3	1	0	2				
<b>7 Joe Mauer, L</b> OBP: 0.374, SLG: 0.416 (1,2)	G1-3 0-1		F7 1-1	1B 2-2		FC6-4 1-1 1-2		G3 1-2		5	0	1	0	0	0	6				
<b>Jacque Jones, L</b> OBP: 0.320, SLG: 0.441 (1,10)	P5 3-1		F8 1-0	G6-3 1-0		1B 0-1	1B 5 1B	K 2-3		5	0	1	0	0	1	5				
<b>20 Lew Ford, R</b> OBP: 0.334, SLG: 0.373 (1,8)		P4 1-1	E7 2-0	1B 2-0	G6-3 1-2		F7 2-0	G1-3 1-2		5	0	1	1	0	0	1				
<b>33 Justin Morneau, L</b> OBP: 0.301, SLG: 0.427 (1,3)		F7 0-1	G6-3 1-0		G6-3 2-0		F7 2-0	K 2-3		5	0	0	0	0	1	2				
<b>5 Michael Cuddyer, R</b> OBP: 0.332, SLG: 0.426 (1,9)		E6 2-2		1B 0-0	K 1-3		1B 0-1	F9 3-2		5	0	2	0	0	1	0				
<b>Jason Tyner, L</b> OBP: 0.358, SLG: 0.367 (1,7)		G1-3 0-1		1B 1-2		BB 4-0		1B 3-3		2	1	0	0	1	0	2				
<b>Brent Abernathy, R</b> OBP: 0.316, SLG: 0.299 (7,PH) (8,7)			BB 4-2	HR 1-2	FC6-4 0-0	BB 3-3		1B 0-1		1	0	0	0	0	1	2				
<b>Jason Bartlett, R</b> OBP: 0.320, SLG: 0.340 (1,6)			BB 4-2	8 HR	P3 1-2	1B 0-1		G6-3 2-1		3	1	1	0	1	0	1				
<b>Inning Stats</b>	R: 0 E: 0 K: 0 S: 12	H: 1 LOB: 1 BB: 0 P: 19	R: 0 E: 1 K: 0 S: 9	H: 0 LOB: 0 BB: 0 P: 12	R: 3 E: 1 K: 0 S: 13	H: 3 LOB: 1 BB: 1 P: 25	R: 3 E: 0 K: 0 S: 13	H: 3 LOB: 1 BB: 1 P: 21	R: 0 E: 0 K: 1 S: 10	H: 2 LOB: 2 BB: 1 P: 18	R: 0 E: 0 K: 1 S: 11	H: 1 LOB: 2 BB: 1 P: 23	R: 0 E: 0 K: 1 S: 9	H: 0 LOB: 0 BB: 0 P: 15	1B: 6 2B: 3 3B: 0 HR: 2	SF: 0 SAC: 0 DP: 0 HBP: 0	WP: 0 PB: 0 SB: 0 CS: 0	PA: 43		
<b>PITCHER</b>	IP WLS BF H R ER SO BB IBB HBP BLK WP HR S P ERA WHIP	4.0 W 6 1 0 0 2 1 0 0 0 0 14 25 0.00 1.500	5.1 H 7 2 0 0 1 0 0 0 0 0 15 23 0.00 1.200	6.1 H 5 1 0 0 1 1 0 0 0 0 11 23 0.00 2.000	7.1 H 3 0 0 0 1 0 0 0 0 0 9 15 0.00 0.000								IP WLS BF H R ER SO BB IBB HBP BLK WP HR S P ERA WHIP							
<b>Mike Wood, R</b> ERA: 4.46 (1,1)	<b>D.J. Carrasco, R</b> ERA: 4.79 (5,1)	<b>41 Jimmy Gobble, L</b> ERA: 5.64 (6,1)	<b>Jeremy Affeldt, L</b> ERA: 5.36 (8,1)	<b>Mike MacDougal, R</b> ERA: 3.38 (9,1)																


AB 39  
R 6  
H 11  
RBI 6  
BB 4  
SO 5  
LOB 23







Batter	1	2	3	4	5	6	7	8	9	AB R H RBI BB SO LOB	TOP
28 Curtis Granderson, L (1, 8) OBP: 0.315, SLG: 0.500	3-2 G4-3 1 SAFE	2-2 PO	1-2 F7		1-0 G4-3			2-0 G3-1		4 0 0 0 0 0 1	<b>Detroit Tigers @ Minnesota Twins</b> Hubert H. Humphrey Metrodome, Minneapolis, MN Sat Oct 01 2005, 7:10 PM EDT Att: 28,292 - Dome - 68 F <a href="http://livebaseballscores.com">livebaseballscores.com</a> <b>AB 32</b> <b>R 0</b> <b>H 7</b> <b>RBI 0</b> <b>BB 1</b> <b>SO 5</b> <b>LOB 7</b> 
14 Placido Polanco, R (1, 4) OBP: 0.383, SLG: 0.447	0-1 G3-1		1-0 G3-1			0-1 P3		2-3 K		4 0 0 0 0 1 0	
31 Chris Shelton, R (1, 3) OBP: 0.358, SLG: 0.503	2-1 30 1B 1B		0-3 K			1-2 G4-3			1-0 F9	4 0 1 0 0 1 0	
30 Magglio Ordonez, R (1, 9) OBP: 0.359, SLG: 0.436	2-1 1B			1-2 G4-3		0-1 1B			0-0 P4	4 0 2 0 0 0 0	
Carlos Pena, L (1, 10) OBP: 0.326, SLG: 0.469	2-1 F8			0-1 P6		0-0 F9			4-1 BB	3 0 0 0 1 0 3	
Ivan Rodriguez, R (1, 2) OBP: 0.280, SLG: 0.444				0-1 L9			0-1 G1-3		1-3 K	4 0 0 0 0 2 1	
Craig Monroe, R (1, 7) OBP: 0.322, SLG: 0.446						0-1 P4				3 0 1 0 0 0 0	
15 Brandon Inge, R (1, 5) OBP: 0.332, SLG: 0.422						3-2 20 CS 1B		1-1 P4		3 0 2 0 0 0 0	
20 Omar Infante, R (1, 6) OBP: 0.254, SLG: 0.370					1-2 1B				1-2 F7	3 0 1 0 0 1 2	
<b>Inning Stats</b>	R: 0 H: 2 E: 0 LOB: 2 K: 0 BB: 0 S: 13 P: 22	R: 0 H: 2 E: 0 LOB: 1 K: 2 BB: 0 S: 18 P: 27	R: 0 H: 0 E: 0 LOB: 0 K: 1 BB: 0 S: 7 P: 9	R: 0 H: 0 E: 0 LOB: 0 K: 0 BB: 0 S: 7 P: 8	R: 0 H: 2 E: 0 LOB: 1 K: 0 BB: 0 S: 9 P: 15	R: 0 H: 1 E: 0 LOB: 1 K: 0 BB: 0 S: 8 P: 9	R: 0 H: 0 E: 0 LOB: 0 K: 0 BB: 0 S: 5 P: 7	R: 0 H: 0 E: 0 LOB: 0 K: 1 BB: 0 S: 8 P: 13	R: 0 H: 0 E: 0 LOB: 1 K: 1 BB: 1 S: 7 P: 13	1B: 6 SF: 0 2B: 1 SAC: 0 3B: 0 DP: 0 HR: 0 HBP: 0	WP: 0 PA: 34 PB: 0 SB: 0 CS: 1
<b>PITCHER</b>	IP WLS BF H R ER SO BB IBB HBP BLK WP HR S P ERA WHIP										
30 Scott Baker, R (1, 1) ERA: 3.35	6.0 W 23 7 0 0 3 0 0 0 0 0 0 0 62 90 0.00 1.167										
54 Matt Guerrier, R (7, 1) ERA: 3.39	2.0 H 6 0 0 0 1 0 0 0 0 0 0 0 13 20 0.00 0.000										
36 Joe Nathan, R (9, 1) ERA: 2.74	1.0 S 4 0 0 0 1 1 0 0 0 0 0 0 7 13 0.00 1.000										

Batter	1	2	3	4	5	6	7	8	9	AB R H RBI BB SO LOB	BOTTOM
8 Nick Punto, S (1, 4) OBP: 0.301, SLG: 0.335	1-3 K		1-0 L4			1 SAFE 2-3 K	1-3 K			4 0 0 0 0 3 1	<b>Detroit Tigers @ Minnesota Twins</b> Hubert H. Humphrey Metrodome, Minneapolis, MN Sat Oct 01 2005, 7:10 PM EDT Att: 28,292 - Dome - 68 F <a href="http://livebaseballscores.com">livebaseballscores.com</a> <b>AB 29</b> <b>R 3</b> <b>H 6</b> <b>RBI 3</b> <b>BB 2</b> <b>SO 8</b> <b>LOB 9</b> 
38 Luis Antonio Rodriguez, S (5, 5) OBP: 0.326, SLG: 0.374	2-0 G4-3			1-3 K		1-0 G1-3		1-1 F7		4 0 0 0 0 1 1	
7 Joe Mauer, L (1, 10) OBP: 0.375, SLG: 0.414	1-2 G6-3			4-0 G4-3 BB		5 1B 33 1B IBB		2-2 F7		2 1 0 0 2 0 0	
Jacque Jones, L (1, 8) OBP: 0.319, SLG: 0.438				0-0 G4-3		2-3 K 33 1B 5 1B		2-3 K		4 1 0 0 0 2 3	
5 Michael Cuddyer, R (1, 9) OBP: 0.333, SLG: 0.426				1-2 G6-3 1B		1-2 33 1B 1B				3 0 2 1 0 0 1	
33 Justin Morneau, L (1, 3) OBP: 0.304, SLG: 0.436				1-1 P5		2-0 G6-3 1B		1-0 1B		3 0 2 1 0 0 1	
Jason Tyner, L (1, 7) OBP: 0.357, SLG: 0.365				1 SAFE 2-1 G6-3		1-2 33 1B 1B		1-0 1B		3 0 1 1 0 0 2	
41 Chris Heintz, R (1, 2) OBP: 0.231, SLG: 0.320						1-2 F9			0-0 G6-3	3 0 0 0 0 1 0	
Jason Bartlett, R (1, 6) OBP: 0.320, SLG: 0.339						1-2 38 G1-3 5 1B		2-3 K		3 1 1 0 0 1 0	
<b>Inning Stats</b>	R: 0 H: 0 E: 0 LOB: 0 K: 1 BB: 0 S: 7 P: 11	R: 0 H: 1 E: 0 LOB: 0 K: 0 BB: 0 S: 8 P: 14	R: 0 H: 0 E: 0 LOB: 0 K: 1 BB: 0 S: 10 P: 15	R: 0 H: 0 E: 0 LOB: 1 K: 1 BB: 1 S: 7 P: 12	R: 0 H: 1 E: 0 LOB: 0 K: 0 BB: 0 S: 3 P: 5	R: 3 H: 4 E: 0 LOB: 2 K: 2 BB: 1 S: 18 P: 31	R: 0 H: 0 E: 0 LOB: 0 K: 2 BB: 0 S: 8 P: 11	R: 0 H: 0 E: 0 LOB: 0 K: 1 BB: 0 S: 8 P: 13	1B: 6 SF: 0 2B: 0 SAC: 0 3B: 0 DP: 1 HR: 0 HBP: 0	WP: 1 PA: 31 PB: 0 SB: 0 CS: 0	
<b>PITCHER</b>	IP WLS BF H R ER SO BB IBB HBP BLK WP HR S P ERA WHIP										
Jason Johnson, R (1, 1) ERA: 4.54	6.0 L 25 7 0 0 3 1 1 0 0 0 0 0 53 88 4.50 1.167										
50 Mark Woodard, R (7, 1) ERA: 1.5	1.1 4 0 0 0 2 0 0 0 0 0 0 0 10 14 0.00 0.000										
Doug Creek, L (8, 1) ERA: 6.85	0.2 2 0 0 0 1 0 0 0 0 0 0 0 6 10 0.00 0.000										

