

# Minnesota Twins - 2006

Batter	1	2	3	4	5	6	7	8	9	AB	R	H	RBI	BB	SO	LOB	TOP					
Quinton McCracken, S (1.8) 54 Andy Abad, L (6.7)	F9	F9			16 CS 1B		27 2B 49 1B	K		3 0 1 1 0 0 0 1 2 1 1 0 0 0 1 0												
16 Frank Menechino, R (1.4) 27 Brian Buchanan, R (6.9)	F9		K		G6-3		49 1B	K		3 0 0 0 0 0 1 1 2 1 1 1 0 1 0 1 0												
Scott Hatteberg, L (1.3) 49 Jesse Gutierrez, R (6.3)	12 HR 1B		G4-3				F7	12 2B 9 G6-3		3 1 1 0 0 0 0 0 2 1 1 2 0 0 0 0												
12 Edwin Encarnación, R (1.5) 71 Derek Wathan, S (7.7)	1-H HR		F7				HR	6 1B		4 2 3 3 0 0 0 0 1 1 0 0 0 0 1 0												
9 Jacob Cruz, L (1.10)	G3						K	G6-3		3 0 0 1 1 1 1 1												
Karl Rhodes, L (1.7) 6 Jeff Bannon, R (6.4)			27 SH1-3 68 SH1-3				K			3 1 2 0 0 0 1 1 1 0 1 1 0 0 0 0												
27 Chris Denorfia, R (1.9)			SH1-3				K			3 0 0 0 0 0 1 3												
68 Anderson Machado, S (1.6)			SH1-3				P3			3 0 0 1 0 0 0 1												
59 Dane Sardinha, R (1.2) 81 Ryan Hanigan, R (7.2)							F9			2 1 1 0 0 0 0 0 1 0 0 0 0 0 0 0												
								54 1B 27 2B														
<b>Inning Stats</b>	R: 2 E: 0 K: 0 S: 5	H: 2 LOB: 0 BB: 0 P: 5	R: 1 E: 0 K: 0 S: 4	H: 1 LOB: 1 BB: 0 P: 5	R: 0 E: 0 K: 1 S: 5	H: 0 LOB: 0 BB: 0 P: 5	R: 0 E: 0 K: 2 S: 7	H: 0 LOB: 1 BB: 1 P: 11	R: 0 E: 0 K: 0 S: 3	H: 1 LOB: 0 BB: 0 P: 4	R: 1 E: 0 K: 1 S: 7	H: 2 LOB: 1 BB: 0 P: 7	R: 5 E: 0 K: 0 S: 9	H: 6 LOB: 1 BB: 0 P: 9	R: 0 E: 0 K: 1 S: 5	H: 0 LOB: 0 BB: 0 P: 5	R: 0 E: 0 K: 2 S: 7	H: 0 LOB: 0 BB: 0 P: 7	1B: 7 2B: 3 3B: 0 HR: 2	SF: 0 SAC: 0 DP: 0 HBP: 1	WP: 0 PB: 0 SB: 0 CS: 1	PA: 40
<b>PITCHER</b>	IP WLS BF H R ER SO BB IBB HBP BLK WP HR S P ERA WHIP																					
Brad Radke, R (1.1) ERA: 13.5	2.0 L 10 3 3 3 0 0 0 0 0 0 1 9 10 13.50 1.500																					
60 Glen Perkins, L (3.1) ERA: 4.5	2.0 7 0 0 0 3 1 0 0 0 0 0 0 12 16 0.00 0.500																					
Willie Eyre, R (5.1) ERA: 4.5	2.0 8 3 1 1 1 0 0 0 0 0 0 1 10 11 4.50 1.500																					
J.D. Durbin, R (7.1) ERA: 45.0	1.0 9 6 5 5 0 0 0 0 0 0 0 0 9 9 45.00 6.000																					
84 Kevin Cameron, R (8.1) ERA:	2.0 6 0 0 0 3 0 0 0 0 0 0 0 12 12 0.00 0.000																					

Cincinnati Reds @ Minnesota Twins  
Hammond Stadium, Fort Myers, FL  
Fri Mar 03 2006, 1:05 PM EST  
Att: 5,936 - Partly Cloudy - 81 F

AB 36  
R 9  
H 12  
RBI 9  
BB 1  
SO 7  
LOB 8



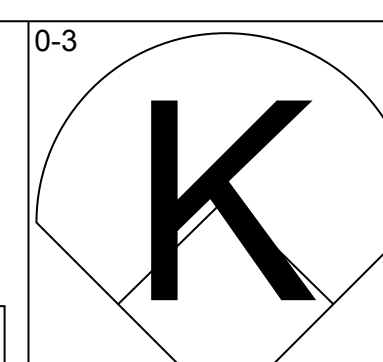
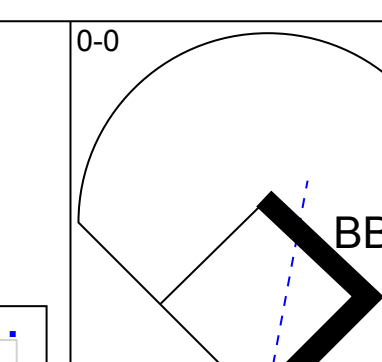
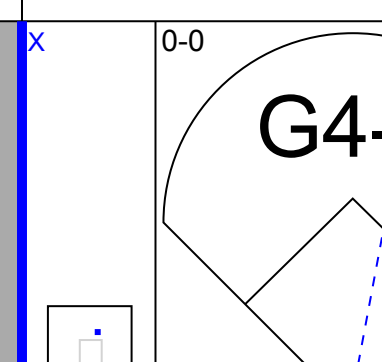
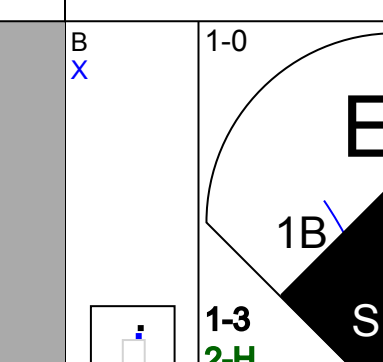
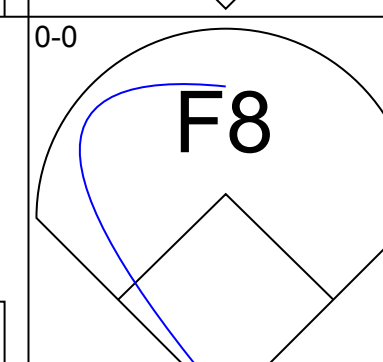
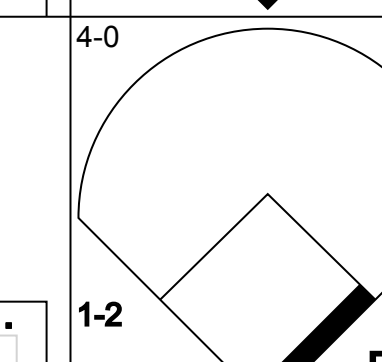
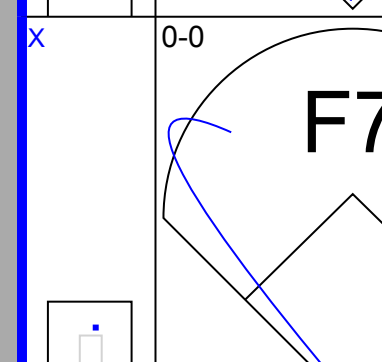
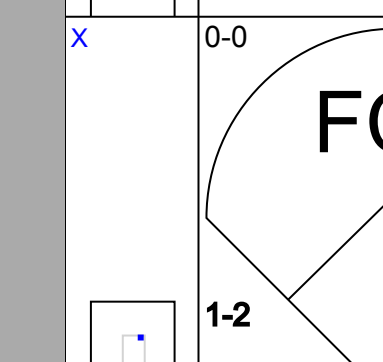
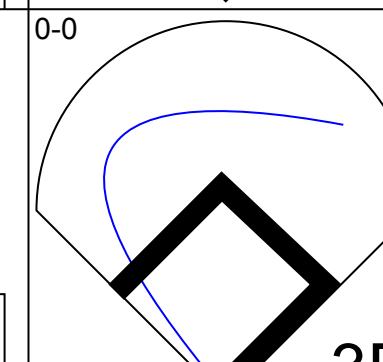
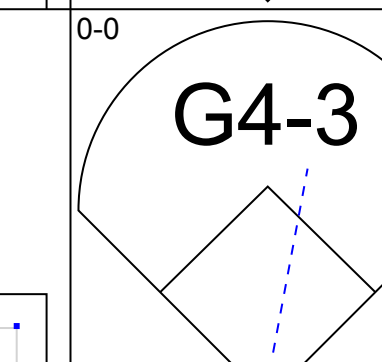
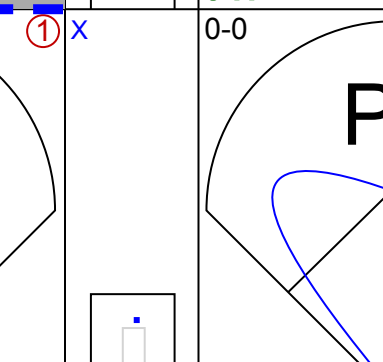
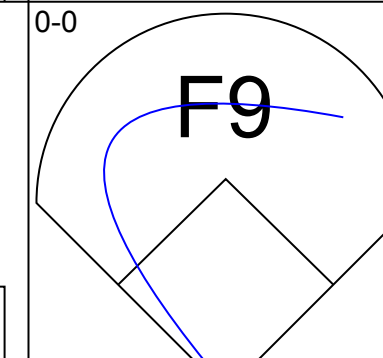

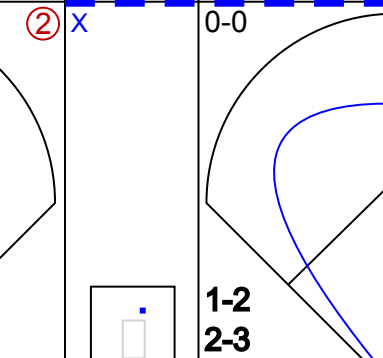
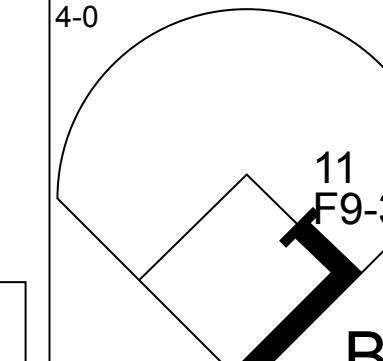

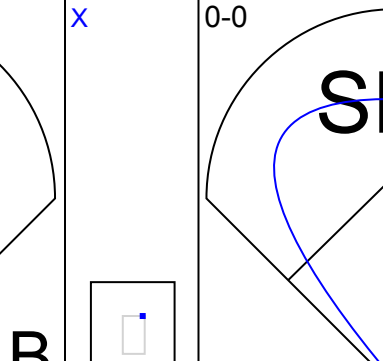



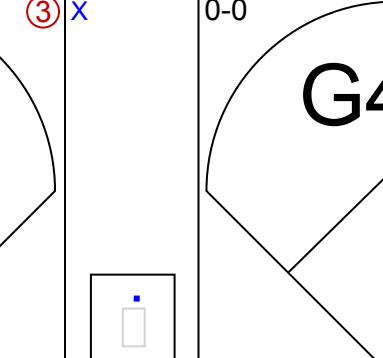


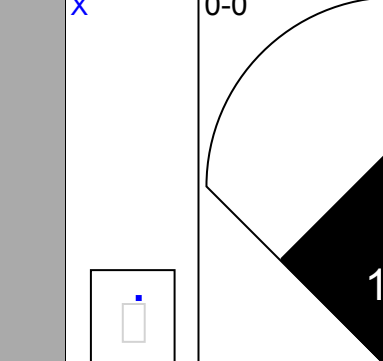
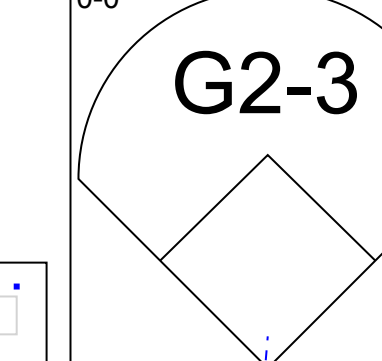

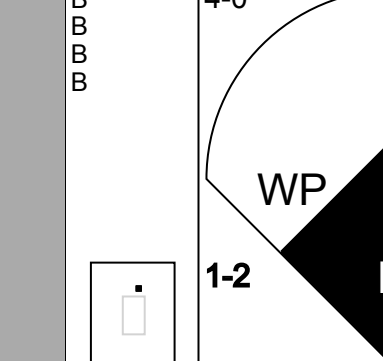

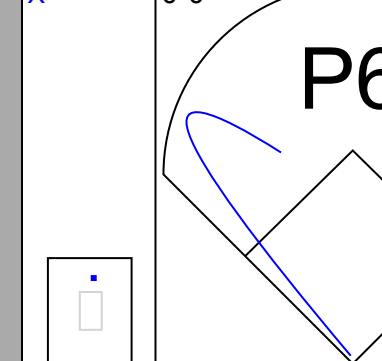
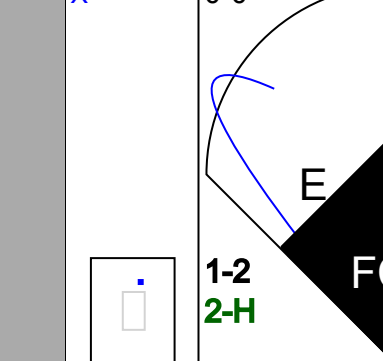
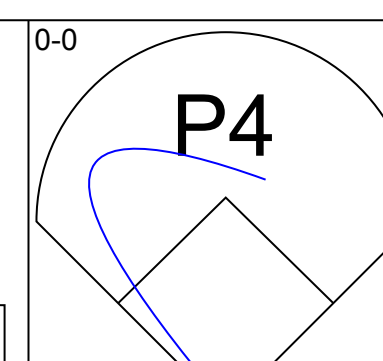
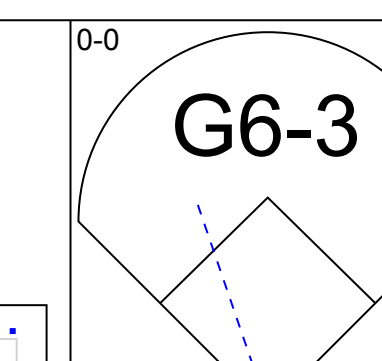
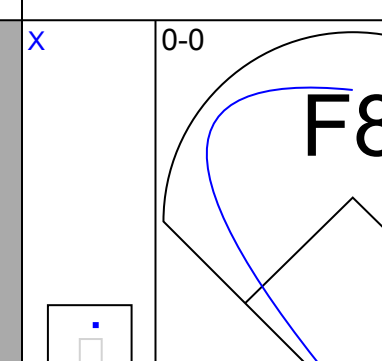
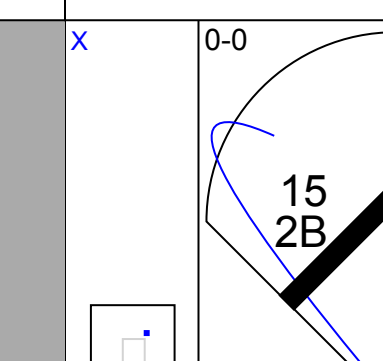
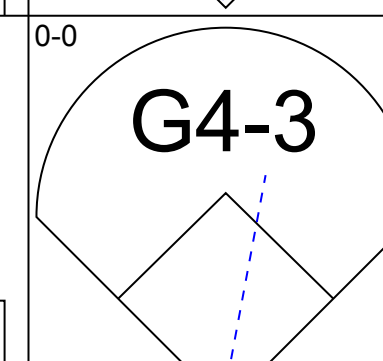
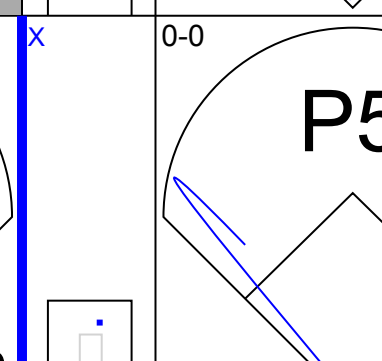
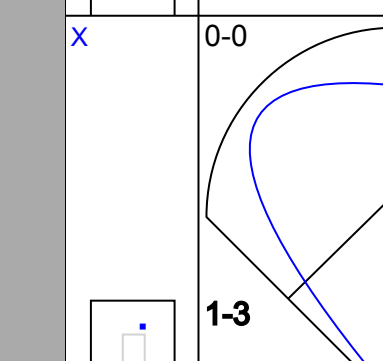
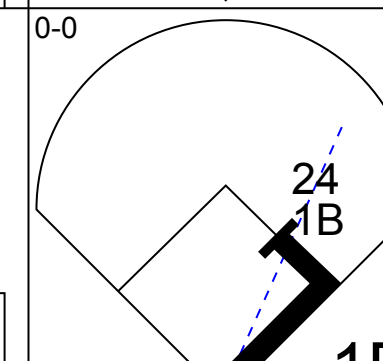

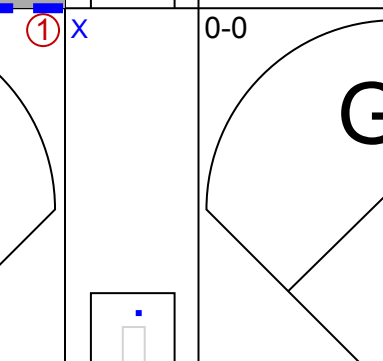
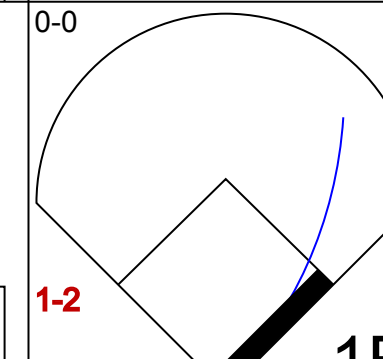


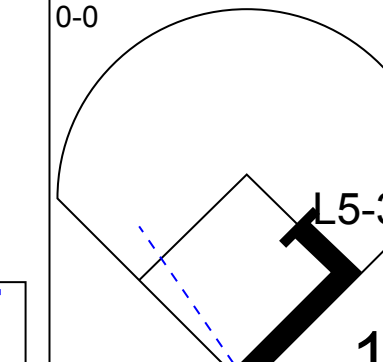




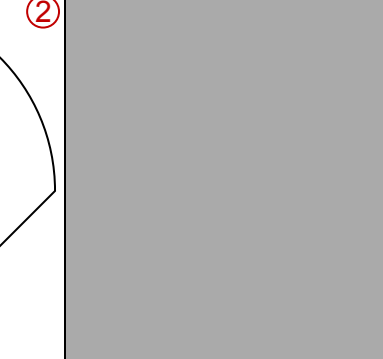

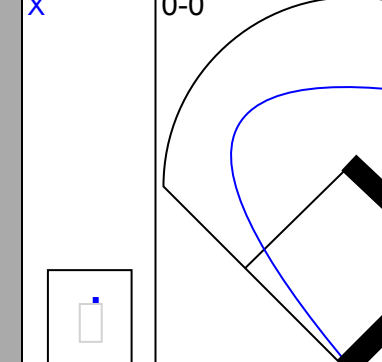
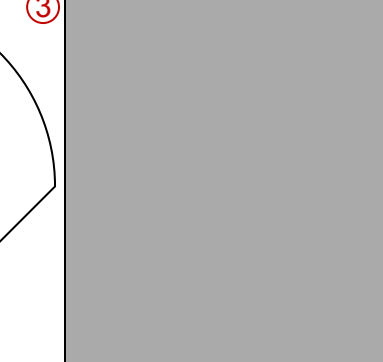
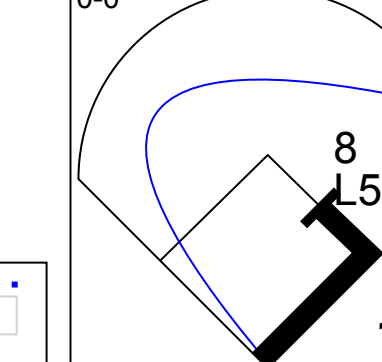
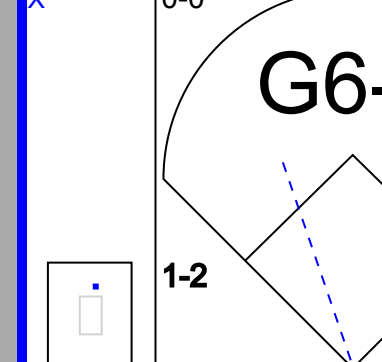
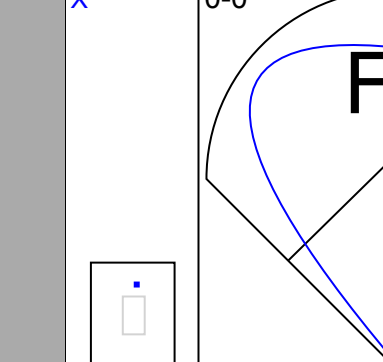

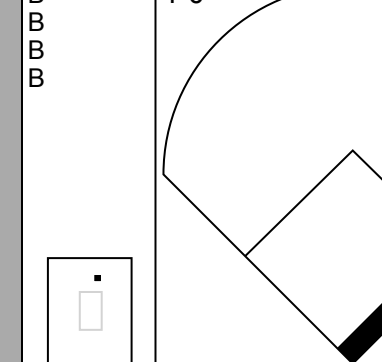
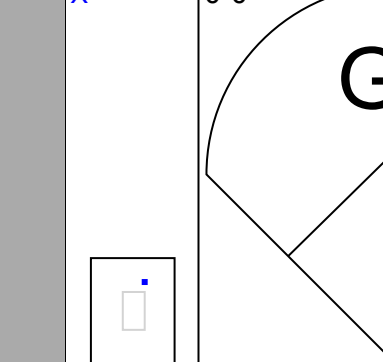
Batter	1	2	3	4	5	6	7	8	9	AB	R	H	RBI	BB	SO	LOB	BOTTOM			
Shannon Stewart, R (1.7) Jason Tyner, L (5.7) Alex Romero, L (9.7)	F8		FC6-4 1B				G4-3		F7	2 0 1 0 0 0 0 0 2 0 1 0 0 0 0 1 1 0 0 0 0 0 0 0										
Luis Castillo, S (1.4) 61 Tommy Watkins, R (5.7)	24 1B		L6				K			2 0 1 0 1 0 1 1 1 0 0 0 0 0 1 1										
Tori Hunter, R (1.8) Denard Span, L (5.8)	F9		FC6-4				FC6-4		E1 21 1B	2 0 0 0 0 0 0 2 2 1 1 0 0 0 0 2										
24 Rondell White, R (1.10) 21 Ruben Sierra, S (7.10)	15 FC4 1B						F9			2 0 1 0 0 0 0 0 1 0 1 1 1 0 0 0										
Jason Pridie, L (8.10)	1-2 1B									0 0 0 0 0 0 0 0										
15 Glenn Williams, S (1.5) 51 Shawn Wooten, R (5.5)	FC4						F7			2 0 0 0 0 0 0 2 1 0 0 0 1 0 1 0										
5 Michael Cuddyer, R (1.9) 56 Andres Torres, S (6.9)			K							1 0 0 0 1 1 0 0 2 0 1 0 0 0 0 2										
Terry Tiffee, S (1.3) Jason Hart, R (5.3)			G4-3				G3			2 0 0 0 0 0 0 1 2 0 0 0 0 0 0 2										
55 Mike Redmond, R (1.2) Rob Bowen, S (6.2)			G6-3							2 0 1 0 0 0 0 0 1 0 1 0 0 0 0 0										
68 Kyle Phillips, L (8.2)										1 0 0 0 0 0 0 0										
8 Nick Punto, S (1.6) 53 Luis Maza, R (5.7)			G1-3							2 0 0 0 0 0 0 1 2 0 0 0 0 0 2 1										
<b>Inning Stats</b>	R: 0 E: 0 K: 0 S: 5	H: 2 LOB: 2 BB: 0 P: 5	R: 0 E: 0 K: 1 S: 5	H: 0 LOB: 0 BB: 0 P: 5	R: 0 E: 0 K: 0 S: 3	H: 0 LOB: 1 BB: 1 P: 7	R: 0 E: 0 K: 0 S: 4	H: 2 LOB: 2 BB: 1 P: 8	R: 0 E: 0 K: 0 S: 2	H: 0 LOB: 1 BB: 2 P: 10	R: 0 E: 0 K: 2 S: 8	H: 1 LOB: 0 BB: 0 P: 8	R: 1 E: 1 K: 0 S: 5	H: 3 LOB: 2 BB: 0 P: 6	R: 0 E: 0 K: 1 S: 5	H: 0 LOB: 0 BB: 0 P: 5	1B: 9 2B: 0 3B: 0 HR: 0	SF: 0 SAC: 0 DP: 2 HBP: 0	WP: 1 PB: 0 SB: 0 CS: 2	PA: 37
<b>PITCHER</b>	IP WLS BF H R ER SO BB IBB HBP BLK WP HR S P ERA WHIP																			
48 Mike Gosling, L (1.1) Jason Stradidge, R (4.1)	1.0 W 12 4 0 0 0 0 0 0 0 0 0 0 3 7 0.00 1.000																			
56 Todd Coffey, R (5.1) ERA:	1.0 5 2 0 0 0 1 0 0 0 0 0 0 4 8 0.00 3.000																			
74 Homer Bailey, R (6.1) ERA:	2.0 8 1 0 0 2 2 0 0 0 0 0 0 10 18 0.00 1.500																			
37 Brian Shacketford, L (8.1) ERA: 9.0	1.0 5 3 1 1 0 0 0 0 0 0 1 0 5 6 9.00 3.000																			
<b>PITCHER</b>	IP WLS BF H R ER SO BB IBB HBP BLK WP HR S P ERA WHIP																			
Bubba Nelson, R (9.1) ERA:	1.0 3 0 0 0 1 0 0 0 0 0 0 0 5 5 0.00 0.000																			

Cincinnati Reds @ Minnesota Twins  
Hammond Stadium, Fort Myers, FL  
Fri Mar 03 2006, 1:05 PM EST  
Att: 5,936 - Partly Cloudy - 81 F

AB 33  
R 1  
H 9  
RBI 1  
BB 4  
SO 4  
LOB 17






Batter	1	2	3	4	5	6	7	8	9	AB	R	H	RBI	BB	SO	LOB	TOP			
24 Grady Sizemore, L OBP: 0.500, SLG: 0.400 Juan Valdes, S (1, 8) (6, 8)										2	0	1	0	1	1	0	<b>Cleveland Indians @ Minnesota Twins</b> Hammond Stadium, Fort Myers, FL Sat Mar 04 2006, 1:05 PM EST Att: 6,694 - Sunny - 77 F			
Jason Michaels, R OBP: 0.500, SLG: 0.250 Brian Barton, R (1, 7) (6, 7)										2	0	0	0	1	0	2				
Ben Broussard, L OBP: 0.200, SLG: 0.600 69 Ryan Mulhern, R OBP: 0.400, SLG: 1.000 (1, 3) (6, 3)										3	0	1	0	0	1	4				
30 Andy Marte, R OBP: 0.167, SLG: 0.333 Pat Osborn, R OBP: 0.500, SLG: 0.500 (1, 5) (6, 5)										3	0	0	0	0	0	1				
Brad Snyder, L OBP: 0.250, SLG: 0.167 (1, 10)										3	0	1	1	1	0	0				
11 Einar Diaz, R Armando Camacaro, R (1, 2) (7, 2)										2	1	0	0	1	0	1				
Brandon Phillips, R OBP: 0.571, SLG: 1.000 Brian Finegan, R OBP: 1.000, SLG: 1.000 (1, 6) (6, 6)										3	2	2	2	0	1	0				
Joe Inglett, L OBP: 0.333, SLG: 0.400 (1, 4)										3	1	1	0	1	1	0				
62 Todd Donovan, R Jordan Brown, L OBP: 1.000, SLG: 1.000 (1, 9) (7, 9)										2	0	0	1	0	0	0				
<b>Inning Stats</b>	R: 0 E: 0 K: 1 S: 6	H: 1 LOB: 1 BB: 0 P: 6	R: 0 E: 0 K: 1 S: 4	H: 0 LOB: 0 BB: 1 P: 8	R: 0 E: 0 K: 0 S: 4	H: 1 LOB: 2 BB: 1 P: 8	R: 0 E: 0 K: 0 S: 3	H: 0 LOB: 0 BB: 0 P: 3	R: 1 E: 0 K: 1 S: 7	H: 2 LOB: 2 BB: 1 P: 11	R: 2 E: 0 K: 1 S: 6	H: 1 LOB: 0 BB: 1 P: 11	R: 0 E: 0 K: 0 S: 3	H: 0 LOB: 1 BB: 0 P: 6	R: 4 E: 1 K: 0 S: 8	H: 3 LOB: 2 BB: 1 P: 13		1B: 6 2B: 2 3B: 1 HR: 1	SF: 2 SAC: 0 DP: 1 HBP: 0	WP: 2 PB: 0 SB: 0 CS: 0
<b>PITCHER</b>	IP WLS BF H R ER SO BB IBB HBP BLK WP HR S P ERA WHIP																			
26 Boof Bonser, R ERA: 3.0 (1, 1)	2.0	7	1	0	0	2	1	0	0	0	0	0	0	0	10	14	0.00	1.000		
Dave Gassner, L ERA: 3.0 (3, 1)	3.0	14	3	1	1	1	2	0	0	0	0	0	0	1	9	22	3.00	1.667		
54 Matt Guerrier, R ERA: 6.0 (6, 1)	2.0	8	1	2	2	1	1	0	0	0	1	0	1	14	14	9.00	1.000			
Adam Harben, R ERA: 20.25 (8, 1)	1.1	L	10	3	4	3	1	1	0	0	0	1	0	11	16	20.25	3.000			
17 Fat Neshek, R ERA: (9, 1)	0.2	3	1	0	0	0	0	0	0	0	0	0	0	3	3	0.00	1.500			
Batter	1	2	3	4	5	6	7	8	9	AB	R	H	RBI	BB	SO	LOB	BOTTOM			
Shannon Stewart, R OBP: 0.333, SLG: 0.200 Alex Romero, L OBP: 0.167, SLG: 0.167 (1, 7) (5, PH) (6, 7)										2	0	0	0	0	0	0	<b>Cleveland Indians @ Minnesota Twins</b> Hammond Stadium, Fort Myers, FL Sat Mar 04 2006, 1:05 PM EST Att: 6,694 - Sunny - 77 F			
Luis Castillo, S OBP: 0.500, SLG: 0.400 15 Glenn Williams, S OBP: 0.167, SLG: 0.333 (1, 4) (6, FR) (7, 4)										3	0	1	0	0	0	0				
Tori Hunter, R OBP: 0.500, SLG: 1.000 56 Andres Torres, S OBP: 0.400, SLG: 0.400 (1, 8) (6, 8)										2	0	2	0	0	0	0				
24 Rondell White, R OBP: 0.500, SLG: 0.400 16 Jason Kubel, L OBP: 0.250, SLG: 0.333 (1, 10) (6, PH) (7, 10)										1	0	1	0	0	0	0				
5 Michael Cuddyer, R OBP: 0.667, SLG: 0.750 (1, 9)										3	0	2	1	0	0	1				
Tony Batista, R 41 Chris Heintz, R (1, 5) (7, 5)										3	0	0	0	0	1	5				
Garrett Jones, L OBP: 0.167, SLG: 0.167 (1, 3)										4	0	1	0	0	2	4				
55 Mike Redmond, R OBP: 0.500, SLG: 0.500 79 Kyle Geiger, R (1, 2) (7, PH) (8, 2)										2	0	1	0	0	0	0				
8 Nick Punto, S OBP: 0.333, SLG: 0.143 (1, 6)										3	0	0	0	1	0	1				
<b>Inning Stats</b>	R: 0 E: 0 K: 0 S: 4	H: 2 LOB: 1 BB: 0 P: 4	R: 0 E: 0 K: 1 S: 5	H: 1 LOB: 0 BB: 0 P: 5	R: 0 E: 0 K: 0 S: 3	H: 1 LOB: 3 BB: 0 P: 13	R: 0 E: 0 K: 2 S: 8	H: 1 LOB: 0 BB: 0 P: 13	R: 0 E: 0 K: 0 S: 3	H: 0 LOB: 0 BB: 0 P: 3	R: 2 E: 1 K: 0 S: 5	H: 2 LOB: 1 BB: 0 P: 5	R: 0 E: 0 K: 0 S: 4	H: 1 LOB: 2 BB: 1 P: 8	R: 1 E: 1 K: 0 S: 5	H: 2 LOB: 1 BB: 0 P: 5		1B: 10 2B: 4 3B: 0 HR: 0	SF: 1 SAC: 0 DP: 2 HBP: 2	WP: 1 PB: 0 SB: 0 CS: 0
<b>PITCHER</b>	IP WLS BF H R ER SO BB IBB HBP BLK WP HR S P ERA WHIP																			
55 Roberto Hernandez, R ERA: (1, 1)	2.0	7	3	0	0	2	0	0	0	0	0	0	0	11	16	0.00	1.000			
Jeremy Guthrie, R ERA: (3, 1)	2.0	9	2	0	0	2	0	0	2	0	0	0	0	8	8	0.00	1.000			
Jake Dittler, R ERA: (5, 1)	2.0	8	2	2	0	0	0	0	0	0	0	0	0	4	8	0.00	1.000			
49 Edward Mujica, R ERA: (7, 1)	1.0	H	5	1	0	0	0	1	0	0	0	0	0	4	8	0.00	2.000			
70 Tony Sipp, L ERA: (8, 1)	1.0	W	5	2	1	0	0	0	0	0	0	0	0	5	5	0.00	2.000			








Batter	1	2	3	4	5	6	7	8	9	AB	R	H	RBI	BB	SO	LOB	TOP					
Coco Crisp, S OBP: 0.667, SLG: 1.200 31 Chris Durbin, R OBP: 1.000, SLG: 1.000	4-0 FC4-6 BB		0-0 G5-3		0-3 K			0-0 FC6 1B		2	0	0	0	1	1	1						
Tony Graffanino, R 18 Christian Lara, S	0-0 FC4-6 1B		0-0 F9		0-0 G5-3			0-3 K		3	0	0	0	0	0	2						
Trot Nixon, L OBP: 0.400, SLG: 0.400 Brandon Moss, L	0-0 1B			0-0 F9		0-0 G3		0-0 FC6		3	0	1	0	0	0	0						
25 Mike Lowell, R OBP: 0.400, SLG: 0.500 23 Jim Buckley, R	0-3 K			0-0 1B		0-0 G5-3		4-0 63 G6-3 BB		3	1	1	0	0	1	2						
J.T. Snow, L OBP: 0.333, SLG: 0.333 63 Luis Jimenez, L	0-3 K			0-0 2H 1B		0-3 K		0-0 G6-3		3	0	1	1	0	2	2						
John Flaherty, R 67 Rodney Nye, R OBP: 0.667, SLG: 0.500		0-0 F7		0-0 F9				0-0 2 G5-3 1B		2	0	0	0	0	0	1						
2 Willie Harris, L 83 Luke Allen, L OBP: 0.428, SLG: 0.200		0-0 F9		0-0 F7				0-0 G5-3		3	0	0	0	0	0	2	AB 33					
78 Josh Pressley, L OBP: 0.167, SLG: 0.167 36 Chris Turner, R (9, PH)		0-0 G4-3						0-3 K		3	0	0	0	0	1	1	R 1					
Alejandro Machado, S OBP: 0.571, SLG: 0.500 2 Jed Lowrie, S			0-0 L9					0-0 G1-3		3	0	1	0	0	0	1	H 6					
										1	0	0	0	0	0	1	RBI 1					
																	BB 3					
																	SO 7					
																	LOB 18					
																						
<b>Inning Stats</b>	R: 0 E: 0 K: 2 S: 8	H: 1 LOB: 2 BB: 1 P: 12	R: 0 E: 0 K: 0 S: 3	H: 0 LOB: 0 BB: 0 P: 3	R: 0 E: 0 K: 0 S: 3	H: 0 LOB: 0 BB: 0 P: 3	R: 1 E: 0 K: 0 S: 5	H: 2 LOB: 1 BB: 0 P: 5	R: 0 E: 0 K: 1 S: 6	H: 1 LOB: 1 BB: 0 P: 6	R: 0 E: 0 K: 1 S: 5	H: 0 LOB: 0 BB: 0 P: 5	R: 0 E: 0 K: 1 S: 6	H: 1 LOB: 1 BB: 0 P: 6	R: 0 E: 1 K: 1 S: 6	H: 1 LOB: 2 BB: 1 P: 10	R: 0 E: 0 K: 1 S: 5	H: 0 LOB: 1 BB: 1 P: 9	1B: 5 2B: 1 3B: 0 HR: 0	SF: 0 SAC: 0 DP: 1 HBP: 0	WP: 0 PB: 0 SB: 0 CS: 0	PA: 36
<b>PITCHER</b>	IP WLS BF H R ER SO BB IBB HBP BLK WP HR S P ERA WHIP																					
Kyle Lohse, R ERA: 2.25	(1, 1) 2.0 8 1 0 0 2 1 0 0 0 0 0 0 8 15 0.00 1.000																					
19 Darrell May, L ERA: 2.25	(3, 1) 2.0 W 8 2 1 1 0 0 0 0 0 0 0 0 8 8 4.50 1.000																					
Jose Mijares, L ERA: 18.0	(5, 1) 2.0 7 1 0 0 2 0 0 0 0 0 0 0 11 11 0.00 0.500																					
Justin Jones, L ERA: 4.5	(7, 1) 2.0 9 2 0 0 2 1 0 0 0 0 0 0 12 16 0.00 1.500																					
87 Jason Miller, L ERA: 4.5	(9, 1) 1.0 4 0 0 0 1 1 0 0 0 0 0 0 5 9 0.00 1.000																					

**Boston Red Sox @ Minnesota Twins**  
Hammond Stadium, Fort Myers, FL  
Sun Mar 05 2006, 1:05 PM EST  
Att: 7,749 - Partly Cloudy - 76 F

AB 33  
R 1  
H 6  
RBI 1  
BB 3  
SO 7  
LOB 18



Batter	1	2	3	4	5	6	7	8	9	AB	R	H	RBI	BB	SO	LOB	BOTTOM			
20 Lew Ford, R OBP: 0.500, SLG: 1.143 Jason Tyner, L OBP: 0.500, SLG: 0.500	0-0 F9		0-0 SH5-4 1B	0-0 G5-3		0-0 B1-3				3	0	1	0	0	0	2				
Luis Castillo, S OBP: 0.625, SLG: 0.400 53 Luis Maza, R OBP: 0.250, SLG: 0.500	4-0 PB 2-1 BB		0-0 SH5-4		4-0 24 G5-3 21 1B BB			0-0 G5-3		0	0	0	0	2	0	0				
21 Ruben Sierra, S OBP: 0.625, SLG: 0.600 Jason Pridie, L	4-0 PB BB		0-0 SF7		0-0 24 E G5-3 1B			0-3 K		1	0	1	1	1	0	0				
Alex Romero, L OBP: 0.143, SLG: 0.143	1-2 BB		0-0 3H G3		0-0 G5-3			0-0 G3		0	1	0	0	0	0	0				
24 Rondell White, R OBP: 0.333, SLG: 0.250 16 Jason Kubel, L OBP: 0.200, SLG: 0.250	0-3 K		0-0 G3		0-0 G5-3			0-0 G3		3	0	0	0	0	1	5				
Denard Span, L OBP: 0.714, SLG: 0.500 56 Andres Torres, S OBP: 0.333, SLG: 0.333	4-0 1-2 2-3 BB			4-0 2B BB		0-0 E7 2B 1B		0-0 G4-3		1	2	1	1	2	0	0				
Garrett Jones, L OBP: 0.333, SLG: 0.556 Jason Hart, R	1-0 2-1	0-0 G4-3		0-0 15 1B G6-4-3 2B		0-0 2H 2B		0-3 K		3	1	2	2	0	0	0				
15 Glenn Williams, S OBP: 0.200, SLG: 0.300		0-0 G3		0-0 G6-4-3 55 FC1 1B		0-3 K		0-3 K		4	0	1	0	0	2	2	AB 27			
55 Mike Redmond, R OBP: 0.333, SLG: 0.333 41 Chris Heintz, R		0-3 K		0-0 FC1 G6-4-3		0-3 K				2	0	0	0	0	1	2	R 5			
68 Kyle Phillips, L				0-0 G6-4-3		0-3 K				1	0	0	0	0	1	0	H 7			
Jason Bartlett, R OBP: 0.571, SLG: 0.571 61 Tommy Watkins, R			0-0 SH5-4 21 SF7 1B	0-0 G6-4-3		0-0 F8				0	0	0	0	0	0	0	RBI 4			
										0	0	0	0	0	0	0	BB 5			
										0	0	0	0	0	0	0	SO 7			
										0	0	0	0	0	0	0	LOB 13			
																				
<b>Inning Stats</b>	R: 0 E: 0 K: 1 S: 4	H: 0 LOB: 3 BB: 3 P: 17	R: 0 E: 0 K: 1 S: 5	H: 0 LOB: 0 BB: 0 P: 5	R: 1 E: 0 K: 0 S: 5	H: 2 LOB: 1 BB: 0 P: 5	R: 2 E: 0 K: 0 S: 5	H: 3 LOB: 2 BB: 1 P: 9	R: 0 E: 0 K: 1 S: 5	H: 0 LOB: 0 BB: 0 P: 5	R: 0 E: 0 K: 1 S: 5	H: 0 LOB: 0 BB: 0 P: 5	R: 0 E: 0 K: 2 S: 7	H: 0 LOB: 0 BB: 0 P: 7	R: 0 E: 0 K: 1 S: 5	H: 0 LOB: 0 BB: 0 P: 9	1B: 5 2B: 2 3B: 0 HR: 0	SF: 1 SAC: 1 DP: 2 HBP: 0	WP: 0 PB: 1 SB: 0 CS: 0	PA: 34
<b>PITCHER</b>	IP WLS BF H R ER SO BB IBB HBP BLK WP HR S P ERA WHIP																			
49 Tim Wakefield, R ERA: 12.0	(1, 1) 2.0 L 11 4 3 3 0 1 0 0 0 0 0 0 10 14 13.50 2.500																			
David Riske, R ERA: 18.0	(3, 1) 1.0 6 3 2 2 1 1 0 0 0 0 0 0 7 11 18.00 4.000																			
Rudy Seanez, R ERA: 18.0	(5, 1) 1.0 3 0 0 0 1 0 0 0 0 0 0 0 5 5 0.00 0.000																			
17 Manny Delcarmen, R ERA: 18.0	(6, 1) 1.0 3 0 0 0 1 0 0 0 0 0 0 0 5 5 0.00 0.000																			
Cla Meredith, R ERA: 18.0	(7, 1) 1.0 3 0 0 0 1 0 0 0 0 0 0 0 5 5 0.00 0.000																			

**Boston Red Sox @ Minnesota Twins**  
Hammond Stadium, Fort Myers, FL  
Sun Mar 05 2006, 1:05 PM EST  
Att: 7,749 - Partly Cloudy - 76 F

AB 27  
R 5  
H 7  
RBI 4  
BB 5  
SO 7  
LOB 13













Batter	1	2	3	4	5	6	7	8	9	AB	R	H	RBI	BB	SO	LOB	TOP			
15 Dewayne Wise, L (1,9) OBP: 0.750, SLG: 1.375 27 Brian Buchanan, R (5,9) OBP: 0.571, SLG: 0.714										3	1	3	1	0	0	0	<b>Cincinnati Reds @ Minnesota Twins</b> Hammond Stadium, Fort Myers, FL Wed Mar 08 2006, 1:05 PM EST Att: 7,084 - Sunny - 72 F			
Rich Aurilia, R (1,4) OBP: 0.231, SLG: 0.250 67 Aaron Herr, R (7,4) OBP: 0.500, SLG: 0.500										4	0	0	0	0	1	3				
Scott Hatteberg, L (1,3) OBP: 0.353, SLG: 0.500 Joey Votto, L (7,3) OBP: 0.375, SLG: 0.333										4	0	2	0	0	0	0				
12 Edwin Encarnación, R (1,5) OBP: 0.500, SLG: 1.278 70 Earl Snyder, R (6,5) OBP: 0.364, SLG: 0.600										3	1	1	1	0	0	3				
Karl Rhodes, L (1,10) OBP: 0.385, SLG: 0.500										3	0	1	0	1	0	0				
27 Chris Denorfia, R (1,8) OBP: 0.286, SLG: 0.176										4	0	0	0	0	0	4				
54 Andy Abad, L (1,7) OBP: 0.353, SLG: 0.267										3	0	0	0	1	1	1				
Ray Olmedo, S (1,6) OBP: 0.250, SLG: 0.250 80 Steve Torrealba, R (9,2) OBP: 1.000, SLG: 1.000										4	0	1	0	0	1	1				
Dane Sardinha, R (1,2) OBP: 0.529, SLG: 0.364 77 Aaron Holbert, R (9, PR) OBP: 0.500, SLG: 1.250										3	0	1	0	1	0	1				
<b>Inning Stats</b>	R: 0 E: 0 K: 0 S: 5	H: 2 LOB: 3 BB: 1 P: 9	R: 0 E: 0 K: 1 S: 6	H: 1 LOB: 2 BB: 1 P: 10	R: 1 E: 0 K: 0 S: 4	H: 1 LOB: 0 BB: 0 P: 4	R: 0 E: 0 K: 1 S: 5	H: 0 LOB: 0 BB: 0 P: 5	R: 1 E: 0 K: 0 S: 5	H: 2 LOB: 3 BB: 1 P: 5	R: 0 E: 0 K: 0 S: 3	H: 0 LOB: 0 BB: 0 P: 3	R: 0 E: 0 K: 0 S: 3	H: 0 LOB: 0 BB: 0 P: 3	R: 1 E: 0 K: 0 S: 5	H: 2 LOB: 2 BB: 0 P: 5		1B: 6 2B: 2 3B: 0 HR: 2	SF: 0 SAC: 0 DP: 0 HBP: 0	WP: 0 PB: 0 SB: 0 CS: 1
<b>PITCHER</b>	IP WLS BF H R ER SO BB IBB HBP BLK WP HR S P ERA WHIP	IP WLS BF H R ER SO BB IBB HBP BLK WP HR S P ERA WHIP																		
30 Scott Baker, R (1,1) ERA: 1.59 54 Matt Guerrier, R (4,1) ERA: 5.4 Dave Gassner, L (6,1) ERA: 1.8 Adam Harben, R (8,1) ERA: 10.8	3.0 15 4 1 1 1 2 0 0 0 0 0 1 15 23 3.00 2.000	2.0 7 2 1 1 1 0 0 0 0 0 0 1 10 10 4.50 1.000	2.0 9 2 0 0 1 1 0 0 0 0 0 0 10 14 0.00 1.500	2.0 L 8 2 1 1 0 0 0 0 0 0 0 8 8 4.50 1.000																

Batter	1	2	3	4	5	6	7	8	9	AB	R	H	RBI	BB	SO	LOB	BOTTOM			
16 Jason Kubel, L (1,7) OBP: 0.300, SLG: 0.250 Jason Tyner, L (5, PR) OBP: 0.500, SLG: 0.400										3	0	1	0	0	0	0	<b>Cincinnati Reds @ Minnesota Twins</b> Hammond Stadium, Fort Myers, FL Wed Mar 08 2006, 1:05 PM EST Att: 7,084 - Sunny - 72 F			
Luis Castillo, S (1,4) OBP: 0.643, SLG: 0.375 61 Tommy Watkins, R (6,4) OBP: 0.500, SLG: 0.600										1	0	0	0	2	0	1				
7 Joe Mauer, L (1,2) OBP: 0.333, SLG: 0.500 41 Chris Heintz, R (6,2) OBP: 0.400, SLG: 0.600										3	0	0	0	0	0	4				
24 Rondell White, R (1,10) OBP: 0.333, SLG: 0.286 Jason Pridie, L (5, PR) OBP: 0.100, SLG: 0.200										3	0	1	1	0	1	2				
11 Josh Rabe, R (8, PH) OBP: 0.100, SLG: 0.200										1	0	0	0	0	0	0				
Tori Hunter, R (1,8) OBP: 0.600, SLG: 1.111 56 Andres Torres, S (5,8) OBP: 0.200, SLG: 0.200										1	1	1	0	1	0	0				
5 Michael Cuddyer, R (1,9) OBP: 0.750, SLG: 0.750 Alex Romero, L (6, PR) OBP: 0.125, SLG: 0.125										2	0	0	0	0	0	0				
Tony Batista, R (1,5) OBP: 0.083, SLG: 0.083 51 Shawn Wooten, R (7,5) OBP: 0.625, SLG: 0.400										1	0	1	0	2	0	0				
Jason Hart, R (1,3) Garrett Jones, L (7,3) OBP: 0.455, SLG: 0.600 Denard Span, L (9, PR) OBP: 0.625, SLG: 0.400										3	0	0	0	0	0	5				
8 Nick Punto, S (1,6) OBP: 0.375, SLG: 0.286 53 Luis Maza, R (8,6) OBP: 0.571, SLG: 0.833										1	0	1	0	0	0	0				
<b>Inning Stats</b>	R: 0 E: 0 K: 0 S: 3	H: 0 LOB: 1 BB: 1 P: 7	R: 0 E: 0 K: 1 S: 5	H: 0 LOB: 2 BB: 2 P: 13	R: 0 E: 0 K: 1 S: 5	H: 0 LOB: 1 BB: 1 P: 9	R: 1 E: 1 K: 0 S: 5	H: 2 LOB: 1 BB: 0 P: 5	R: 1 E: 0 K: 0 S: 3	H: 2 LOB: 1 BB: 1 P: 7	R: 0 E: 0 K: 1 S: 5	H: 1 LOB: 2 BB: 1 P: 9	R: 0 E: 0 K: 0 S: 3	H: 0 LOB: 0 BB: 0 P: 3	R: 0 E: 0 K: 0 S: 4	H: 2 LOB: 3 BB: 0 P: 5	1B: 6 2B: 1 3B: 0 HR: 0	SF: 0 SAC: 0 DP: 2 HBP: 1	WP: 0 PB: 0 SB: 0 CS: 1	PA: 39
<b>PITCHER</b>	IP WLS BF H R ER SO BB IBB HBP BLK WP HR S P ERA WHIP	IP WLS BF H R ER SO BB IBB HBP BLK WP HR S P ERA WHIP																		
Dave Williams, L (1,1) ERA: 1.8 31 Matt Beisle, R (4,1) ERA: 4.5 Jason Standridge, R (5,1) ERA: 0.0 Luke Hudson, R (6,1) ERA: 2.25 37 Brian Shackettford, L (7,1) ERA: 3.0	3.0 13 5 2 1 0 0 4 0 0 0 0 0 5 5 0.00 1.333	1.0 5 2 1 0 0 0 0 0 0 0 0 0 5 5 0.00 2.000	1.0 4 2 1 1 0 0 0 0 0 0 0 0 3 7 9.00 2.000	1.0 4 0 0 0 0 1 0 0 0 0 0 0 5 9 0.00 2.000																
<b>PITCHER</b>	IP WLS BF H R ER SO BB IBB HBP BLK WP HR S P ERA WHIP	IP WLS BF H R ER SO BB IBB HBP BLK WP HR S P ERA WHIP																		
Ryan Wagner, R (8,1) ERA: 9.0 Alan Simpson, R (9,1) ERA:	1.0 3 5 2 0 0 0 0 0 0 0 0 0 4 5 0.00 0.000	1.0 S 5 2 0 0 0 0 0 0 1 0 0 4 5 0.00 2.000																		

AB	36
R	3
H	10
RBI	3
BB	3
SO	3
LOB	19









Batter	1	2	3	4	5	6	7	8	9	AB	R	H	RBI	BB	SO	LOB	TOP											
10 Rajai Davis, R OBP: 0.304, SLG: 0.300 (1, 8)	L3	G4-6-3					K		76 HR	4	1	1	0	1	1	2	<b>Pittsburgh Pirates @ Minnesota Twins</b> Hammond Stadium, Fort Myers, FL Fri Mar 10 2006, 1:05 PM EST Att: 6,560 - Partly Cloudy - 82 F											
2 Jack Wilson, R (1, 6)			L6	K			F7		HR	2	0	0	0	1	1	2												
76 Gookie Dawkins, R OBP: 0.125, SLG: 0.500 (5, 6)	2B									2	1	1	2	0	0	0												
Jody Gerut, L OBP: 0.300, SLG: 0.417 19 José Bautista, R OBP: 0.476, SLG: 0.889 (1, 9)			P2							3	0	1	0	0	0	0												
66 Paul Chalfredo, R OBP: 0.333, SLG: 0.556 (5, 9)							HR			1	1	1	1	1	0	0												
Brad Eldred, R OBP: 0.333, SLG: 0.636 (1, 3)	P3						F8			5	0	2	0	0	1	3												
41 Ryan Doumit, S OBP: 0.400, SLG: 0.750 66 Paul Chalfredo, R OBP: 0.333, SLG: 0.556 (1, 2)										3	0	0	0	0	1	4												
66 Paul Chalfredo, R OBP: 0.333, SLG: 0.556 (6, 2)	P6									2	0	0	0	0	1	1												
13 Nate McLouth, L OBP: 0.444, SLG: 0.933 62 Andrew McCutchen, R OBP: 0.200, SLG: 0.143 (1, 7)										2	2	1	1	0	0	1												
62 Andrew McCutchen, R OBP: 0.200, SLG: 0.143 (6, 8)										2	0	0	0	0	1	1												
53 Mike Edwards, R OBP: 0.450, SLG: 0.400 (1, 5)										3	0	1	0	1	0	1												
Craig Stansberry, R OBP: 0.333, SLG: 0.818 3 Javier Guzman, S OBP: 0.214, SLG: 0.083 (1, 4)										3	0	0	0	0	0	2												
3 Javier Guzman, S OBP: 0.214, SLG: 0.083 (6, 4)										1	0	1	0	0	0	0												
64 Jason Alfaro, R OBP: 0.545, SLG: 0.375 (1, 10)										4	0	2	0	0	0	2												
<b>Inning Stats</b>	R: 0 E: 0 K: 0 S: 4	H: 1 LOB: 2 BB: 1 P: 8	R: 1 E: 0 K: 0 S: 7	H: 3 LOB: 1 BB: 0 P: 10	R: 0 E: 0 K: 1 S: 6	H: 1 LOB: 1 BB: 0 P: 6	R: 1 E: 1 K: 1 S: 11	H: 2 LOB: 2 BB: 0 P: 16	R: 0 E: 0 K: 0 S: 4	H: 0 LOB: 0 BB: 0 P: 4	R: 1 E: 0 K: 1 S: 6	H: 1 LOB: 0 BB: 0 P: 6	R: 0 E: 0 K: 1 S: 6	H: 1 LOB: 2 BB: 2 P: 10	R: 2 E: 0 K: 2 S: 8	H: 1 LOB: 1 BB: 2 P: 16	1B: 5 2B: 3 3B: 0 HR: 3	SF: 0 SAC: 0 DP: 1 HBP: 1	WP: 0 PB: 0 SB: 1 CS: 0	PA: 42								
<b>PITCHER</b>	IP	WLS	BF	H	R	ER	SO	BB	IBB	HBP	BLK	WP	HR	S	P	ERA	WHIP											
26 Boof Bonser, R ERA: 1.8 (1, 1)	3.0	W	14	5	1	1	1	1	0	0	0	0	0	1	17	24	3.00	2.000										
Justin Jones, L ERA: (4, 1)	1.0		6	2	1	0	1	0	0	0	1	0	0	0	11	16	0.00	2.000										
Willie Eyre, R ERA: 3.0 (5, 1)	2.0		7	1	0	0	0	0	0	0	0	0	0	7	7	0.00	0.500											
J.D. Durbin, R ERA: 13.5 (7, 1)	1.0		4	1	1	1	1	0	0	0	0	0	1	6	6	9.00	1.000											
60 Glen Perkins, L ERA: 6.75 (8, 1)	1.0		5	1	0	0	1	1	0	0	0	0	0	6	10	0.00	2.000											
<b>PITCHER</b>	IP	WLS	BF	H	R	ER	SO	BB	IBB	HBP	BLK	WP	HR	S	P	ERA	WHIP											
87 Jason Miller, L ERA: 9.0 (9, 1)	1.0		6	1	2	2	2	2	0	0	0	0	0	1	8	16	18.00	3.000										

Batter	1	2	3	4	5	6	7	8	9	AB	R	H	RBI	BB	SO	LOB	BOTTOM											
Jason Pridie, L OBP: 0.500, SLG: 0.500 Alex Romero, L OBP: 0.091, SLG: 0.091 (1, 7)										3	2	2	0	0	0	1	<b>Pittsburgh Pirates @ Minnesota Twins</b> Hammond Stadium, Fort Myers, FL Fri Mar 10 2006, 1:05 PM EST Att: 6,560 - Partly Cloudy - 82 F											
53 Luis Maza, R OBP: 0.482, SLG: 0.583 (1, 4)										5	0	2	0	0	0	1												
7 Joe Mauer, L OBP: 0.333, SLG: 0.462 41 Chris Heintz, R OBP: 0.333, SLG: 0.500 (1, 2)										3	1	1	1	0	0	2												
41 Chris Heintz, R OBP: 0.333, SLG: 0.500 (7, 2)										1	0	0	0	0	0	0												
24 Rondell White, R OBP: 0.389, SLG: 0.412 Garrett Jones, L OBP: 0.400, SLG: 0.500 (1, 10)										3	1	2	1	0	0	2												
Garrett Jones, L OBP: 0.400, SLG: 0.500 (5, PR) (6, 10)										1	2	1	0	0	0	0												
Tori Hunter, R OBP: 0.538, SLG: 1.000 56 Andres Torres, S OBP: 0.182, SLG: 0.182 (1, 8)										3	0	1	1	0	0	3												
56 Andres Torres, S OBP: 0.182, SLG: 0.182 (6, 8)										1	0	0	0	0	0	1												
16 Jason Kubel, L OBP: 0.353, SLG: 0.286 Jason Tyner, L OBP: 0.538, SLG: 0.455 (1, 9)										3	0	1	2	0	0	1												
Jason Tyner, L OBP: 0.538, SLG: 0.455 (5, PR) (6, 9)										1	0	1	0	0	0	0												
Tony Batista, R OBP: 0.188, SLG: 0.188 68 Kyle Phillips, L (1, 5)										4	0	2	1	0	0	0												
68 Kyle Phillips, L (8, 2)										0	0	0	0	0	0	0												
Jason Hart, R OBP: 0.067, SLG: 0.286 (1, 3)										4	1	1	1	0	1	2												
8 Nick Punto, S OBP: 0.421, SLG: 0.412 61 Tommy Watkins, R (1, 6)										3	1	2	0	0	0	0												
61 Tommy Watkins, R (7, 4)										1	0	0	0	0	0	0												
<b>Inning Stats</b>	R: 1 E: 0 K: 0 S: 5	H: 2 LOB: 1 BB: 0 P: 5	R: 0 E: 0 K: 1 S: 5	H: 0 LOB: 0 BB: 0 P: 5	R: 3 E: 0 K: 0 S: 7	H: 5 LOB: 1 BB: 0 P: 7	R: 0 E: 0 K: 0 S: 4	H: 1 LOB: 0 BB: 0 P: 4	R: 2 E: 0 K: 0 S: 7	H: 4 LOB: 2 BB: 0 P: 7	R: 0 E: 0 K: 1 S: 5	H: 0 LOB: 0 BB: 0 P: 5	R: 1 E: 0 K: 0 S: 9	H: 3 LOB: 2 BB: 0 P: 10	R: 1 E: 0 K: 0 S: 4	H: 1 LOB: 0 BB: 0 P: 4	1B: 11 2B: 4 3B: 0 HR: 1	SF: 0 SAC: 0 DP: 1 HBP: 0	WP: 0 PB: 0 SB: 0 CS: 0	PA: 38								
<b>PITCHER</b>	IP	WLS	BF	H	R	ER	SO	BB	IBB	HBP	BLK	WP	HR	S	P	ERA	WHIP											
63 Matt Whiteside, R ERA: 4.5 (8, 1)	1.0		4	1	1	1	0	0	0	0	0	0	0	1	4	4	9.00	1.000										
Victor Santos, R ERA: 8.14 (4, 1)	1.0		4	1	0	0	0	0	0	0	0	0	0	4	4	0.00	1.000											
70 Matt Peterson, R ERA: 4.5 (5, 1)	1.0		7	4	2	2	0	0	0	0	0	0	0	7	7	18.00	4.000											
27 Terry Adams, R ERA: 4.5 (6, 1)	1.0		3	0	0	0	1	0	0	0	0	0	0	5	5	0.00	0.000											
71 C.J. Nitkowski, L ERA: (7, 1)	1.0		5	3	1	1	0	0	0	0	0	0	0	9	10	9.00	3.000											
54 Jonah Bayliss, R ERA: 12.0 (7, 1)	1.0		5	3	1	1	0	0	0	0	0	0	0	9	10	9.00	3.000											





Batter	1	2	3	4	5	6	7	8	9	AB	R	H	RBI	BB	SO	LOB	TOP						
Nook Logan, S (1, 8) 24 Brent Clevlen, R (8, 9) OBP: 0.158, SLG: 0.111 OBP: 0.542, SLG: 1.000			B1-3		G4-6-3			G4-3		4	0	0	0	0	1	2	Detroit Tigers @ Minnesota Twins Hammond Stadium, Fort Myers, FL Sat Mar 11 2006, 1:05 PM EST Att: 7,756 - Sunny - 85 F						
Tony Giarratano, S (1, 6) OBP: 0.250, SLG: 0.250			K				G6-3 15 2B G4-3	G1-3		4	1	1	0	0	2	1							
31 Chris Shelton, R (1, 3) OBP: 0.320, SLG: 0.667	G6-3						G4-3	L4		3	0	0	0	1	0	1							
Alexis Gomez, L (1, 10) 40 Stephen Young, S (9, PH) OBP: 0.423, SLG: 0.500		P6	G3				G6-3	G3		3	0	0	0	0	0	3							
15 Brandon Inge, R (1, 5) OBP: 0.478, SLG: 0.650		P4					G6-3	G3		3	0	1	1	1	0	0							
33 Marcus Thames, R (1, 9) 22 Cameron Maybin, R (7, 9) OBP: 0.360, SLG: 0.652							P2	F7		3	1	1	1	0	1	1							
67 Mike Hessman, R (1, 7) 72 Brandon Timm, R (7, 7) OBP: 0.238, SLG: 0.474										3	1	1	1	0	1	0							
Mike Rabelo, S (1, 2) 75 Danilo Sanchez, R (6, 2) OBP: 0.455, SLG: 0.545										2	0	0	0	0	2	0							
39 Ramon Santiago, S (1, 4) Brooks Colvin, R (7, PH) OBP: 0.400, SLG: 0.429										2	0	2	0	0	0	0							
										1	0	0	0	0	0	0							
<b>Inning Stats</b>	R: 0 E: 0 K: 2 S: 7	H: 0 LOB: 0 BB: 7	R: 2 E: 0 K: 1 S: 7	H: 2 LOB: 0 BB: 7	R: 0 E: 0 K: 1 S: 6	H: 1 LOB: 2 BB: 1 P: 10	R: 0 E: 0 K: 1 S: 5	H: 0 LOB: 0 BB: 0 P: 5	R: 0 E: 0 K: 1 S: 5	H: 1 LOB: 0 BB: 0 P: 5	R: 1 E: 0 K: 0 S: 5	H: 2 LOB: 1 BB: 0 P: 5	R: 0 E: 0 K: 1 S: 5	H: 0 LOB: 0 BB: 0 P: 5	R: 0 E: 0 K: 0 S: 3	H: 0 LOB: 0 BB: 2 P: 13		R: 0 E: 0 K: 1 S: 5	H: 0 LOB: 2 BB: 2 P: 13	1B: 3 2B: 1 3B: 0 HR: 2	SF: 0 SAC: 0 DP: 1 HBP: 0	WP: 0 PB: 0 SB: 0 CS: 0	PA: 35
<b>PITCHER</b>	IP WLS BF H R ER SO BB IBB HBP BLK WP HR S P ERA WHIP																						
Brad Radke, R (1, 1) ERA: 7.0	4.0 W 16 3 2 2 5 1 0 0 0 0 0 2 25 29 4.50 1.000																						
54 Matt Guerrier, R (5, 1) ERA: 5.14	2.0 8 3 1 1 1 0 0 0 0 0 0 0 10 10 4.50 1.500																						
Matt Garza, R (7, 1) ERA: 1.69	2.0 6 0 0 0 1 0 0 0 0 0 0 0 8 8 0.00 0.000																						
85 Julio DePaula, R (9, 1) ERA:	1.0 5 0 0 0 1 2 0 0 0 0 0 0 5 13 0.00 2.000																						

Batter	1	2	3	4	5	6	7	8	9	AB	R	H	RBI	BB	SO	LOB	BOTTOM						
Shannon Stewart, R (1, 7) 11 Josh Rabe, R (4, 7) OBP: 0.417, SLG: 0.545 OBP: 0.154, SLG: 0.462			K	G4-3		L5				3	1	2	1	0	1	2	Detroit Tigers @ Minnesota Twins Hammond Stadium, Fort Myers, FL Sat Mar 11 2006, 1:05 PM EST Att: 7,756 - Sunny - 85 F						
8 Nick Punto, S (1, 4) 38 Luis Antonio Rodriguez, S (PH) OBP: 0.409, SLG: 0.400 OBP: 0.250, SLG: 0.250			F8					F8		3	1	1	0	0	0	4							
7 Joe Mauer, L (1, 2) 55 Mike Redmond, R (5, 2) 68 Kyle Phillips, L (7, FR) OBP: 0.368, SLG: 0.529 OBP: 0.333, SLG: 0.333	E8 24 G6-3 E 2B	F8		G4-3						4	1	2	1	0	0	0							
24 Rondell White, R (1, 10) 16 Jason Kubel, L (4, PH) OBP: 0.429, SLG: 0.750 OBP: 0.316, SLG: 0.250	G6-3									3	2	2	2	0	0	1							
Tori Hunter, R (1, 8) Denard Span, L (4, PR) OBP: 0.500, SLG: 0.867 OBP: 0.500, SLG: 0.444	E6 2B	L9		E8 1B 1B		G4-3				2	1	1	0	0	0	0							
Terry Tiffee, S (1, 3) Garrett Jones, L (5, 3) OBP: 0.458, SLG: 0.625 OBP: 0.353, SLG: 0.438	F8 5 1B 2B	G4-3				G4-3				3	2	2	2	0	0	0							
Tony Batista, R (1, 5) 51 Shawn Wooten, R (5, 5) OBP: 0.211, SLG: 0.368	F8		F8			G1-3				3	1	1	2	0	0	1							
5 Michael Cuddyer, R (1, 9) 20 Lew Ford, R (4, PH) OBP: 0.765, SLG: 0.727 OBP: 0.333, SLG: 0.714						G6-3				2	1	2	1	0	0	0							
Alex Romero, L (7, 9) OBP: 0.083, SLG: 0.083										1	0	0	0	0	1	0							
Jason Bartlett, R (1, 6) 61 Tommy Watkins, R (8, 4) OBP: 0.471, SLG: 0.438										4	1	3	0	0	0	0							
										1	0	0	0	0	0	0							
<b>Inning Stats</b>	R: 6 E: 3 K: 0 S: 11	H: 7 LOB: 2 BB: 0 P: 11	R: 1 E: 0 K: 0 S: 4	H: 1 LOB: 0 BB: 0 P: 4	R: 0 E: 0 K: 1 S: 7	H: 2 LOB: 2 BB: 0 P: 7	R: 6 E: 1 K: 0 S: 11	H: 8 LOB: 2 BB: 0 P: 11	R: 0 E: 0 K: 0 S: 3	H: 0 LOB: 0 BB: 0 P: 3	R: 0 E: 0 K: 0 S: 3	H: 0 LOB: 2 BB: 0 P: 3	R: 1 E: 0 K: 1 S: 7	H: 2 LOB: 2 BB: 0 P: 8	R: 0 E: 0 K: 1 S: 5	H: 0 LOB: 0 BB: 0 P: 5		R: 0 E: 0 K: 1 S: 5	H: 0 LOB: 0 BB: 0 P: 5	1B: 12 2B: 5 3B: 0 HR: 3	SF: 0 SAC: 0 DP: 0 HBP: 0	WP: 1 PB: 0 SB: 0 CS: 0	PA: 45
<b>PITCHER</b>	IP WLS BF H R ER SO BB IBB HBP BLK WP HR S P ERA WHIP																						
29 Nate Robertson, L (1, 1) ERA: 5.14	2.0 L 15 8 7 4 0 0 0 0 0 0 0 1 15 15 18.00 4.000																						
74 Lee Gardner, R (3, 1) ERA: 14.73	1.2 14 9 6 6 1 0 0 0 0 0 0 2 16 16 32.40 5.400																						
Preston Larrison, R (4, 1) ERA:	2.1 8 1 0 0 0 0 0 0 0 0 0 0 8 8 0.00 0.429																						
Franklyn German, R (7, 1) ERA: 9.0	1.0 5 2 1 1 1 0 0 0 0 0 1 0 7 8 9.00 2.000																						
50 Mark Woodyard, R (8, 1) ERA: 8.31	1.0 3 0 0 0 1 0 0 0 0 0 0 0 5 5 0.00 0.000																						

AB 32  
R 3  
H 6  
RBI 3  
BB 3  
SO 8  
LOB 11



AB 45  
R 14  
H 20  
RBI 12  
BB 0  
SO 3  
LOB 15





Batter	1	2	3	4	5	6	7	8	9	AB	R	H	RBI	BB	SO	LOB	TOP												
20 Lew Ford, R OBP: 0.350, SLG: 0.611										4	0	1	1	1	1	2	<b>Minnesota Twins @ Boston Red Sox</b> City of Palms Park, Ft. Myers, FL Sun Mar 12 2006, 1:05 PM EST Att: 7,863 - Partly Cloudy - 80 F												
Jason Tyler, L OBP: 0.500, SLG: 0.385 Denard Span, L OBP: 0.500, SLG: 0.400										2	0	0	1	1	0	2													
55 Mike Redmond, R OBP: 0.333, SLG: 0.333 Rob Bowen, S OBP: 0.333, SLG: 0.333										3	0	1	1	0	0	2													
Tony Batista, R OBP: 0.182, SLG: 0.318 15 Glenn Williams, S OBP: 0.250, SLG: 0.333										3	0	0	0	0	1	2													
33 Justin Morneau, L 51 Shawn Wooten, R OBP: 0.250, SLG: 0.100										3	0	0	0	0	0	2													
5 Michael Cuddyer, R OBP: 0.750, SLG: 0.929 16 Jason Kubel, L OBP: 0.286, SLG: 0.222										3	1	2	1	0	0	0													
21 Ruben Sierra, S ERA: 0.13 56 Andres Torres, S OBP: 0.167, SLG: 0.167										2	1	0	0	1	0	1													
8 Nick Punto, S OBP: 0.462, SLG: 0.500 61 Tommy Watkins, R										4	2	3	0	0	0	0													
38 Luis Antonio Rodriguez, S OBP: 0.292, SLG: 0.292										4	1	2	0	0	0	1													
<b>Inning Stats</b>	R: 0 E: 0 K: 1 S: 5	H: 0 LOB: 0 BB: 0 P: 5	R: 0 E: 0 K: 1 S: 5	H: 0 LOB: 0 BB: 0 P: 5	R: 3 E: 0 K: 0 S: 7	H: 4 LOB: 2 BB: 1 P: 11	R: 2 E: 0 K: 0 S: 5	H: 2 LOB: 2 BB: 2 P: 15	R: 0 E: 0 K: 0 S: 4	H: 1 LOB: 1 BB: 0 P: 4	<b>PITCHER</b>	IP	WLS	BF	H	R		ER	SO	BB	IBB	HBP	BLK	WP	HR	S	P	ERA	WHIP
58 Jonathan Papelbon, R ERA: 3.38 48 Franklin Nunez, R ERA: 3.38 54 Craig Breslow, L ERA: 4.5 72 Phil Seibel, L ERA: 4.5 79 Abe Alvarez, L ERA: 6.0	3.1	L	17	6	5	5	2	1	0	0	0	0	0	0	0	0	0	0	0	0	0	0	0	0	1	20	24	13.50	2.100
<b>PITCHER</b>	IP	WLS	BF	H	R	ER	SO	BB	IBB	HBP	BLK	WP	HR	S	P	ERA	WHIP												
Mike Holtz, L ERA: 4.5 71 Tim Bausher, R ERA: 6.0	1.0		3	0	0	0	1	0	0	0	0	0	0	0	0	0.00	3.000												
	1.0		6	2	1	1	0	1	0	0	0	0	0	0	0	9.00	3.000												

AB 38  
R 6  
H 11  
RBI 5  
BB 4  
SO 3  
LOB 19



Batter	1	2	3	4	5	6	7	8	9	AB	R	H	RBI	BB	SO	LOB	BOTTOM											
Coco Crisp, S OBP: 0.556, SLG: 0.750 Adam Stern, L OBP: 1.000, SLG: 1.000										3	0	0	0	0	0	0	<b>Minnesota Twins @ Boston Red Sox</b> City of Palms Park, Ft. Myers, FL Sun Mar 12 2006, 1:05 PM EST Att: 7,863 - Partly Cloudy - 80 F											
Tony Graffanino, R OBP: 0.187, SLG: 0.118 78 Josh Presley, L OBP: 0.200, SLG: 0.143										3	0	0	0	0	1	0												
Trot Nixon, L OBP: 0.356, SLG: 0.733 Brandon Moss, L OBP: 0.250, SLG: 0.143										3	0	1	0	0	0	0												
Manny Ramirez, R OBP: 0.556, SLG: 0.571 53 Ronald Colloway, L OBP: 0.287, SLG: 0.231										3	1	1	0	0	0	1												
25 Mike Lowell, R OBP: 0.313, SLG: 0.429 67 Rodney Nye, R OBP: 0.529, SLG: 0.538										3	0	1	0	0	0	1												
20 Kevin Youkilis, R OBP: 0.235, SLG: 0.400 63 Luis Jimenez, L OBP: 0.125, SLG: 0.125										3	1	1	2	0	1	1												
13 Enrique Wilson, S OBP: 0.385, SLG: 0.818 13 Zach Borowiak, R										2	0	1	0	0	0	0												
Alejandro Machado, S OBP: 0.455, SLG: 0.660 2 Jed Lowrie, S OBP: 0.500, SLG: 0.727										2	0	0	0	0	0	1												
24 Dusty Brown, R OBP: 0.455, SLG: 0.375 59 Trent Durrington, R										2	0	0	0	0	0	1												
<b>Inning Stats</b>	R: 0 E: 0 K: 0 S: 3	H: 3 LOB: 1 BB: 0 P: 6	R: 0 E: 0 K: 1 S: 5	H: 0 LOB: 0 BB: 0 P: 5	R: 0 E: 0 K: 1 S: 5	H: 0 LOB: 0 BB: 0 P: 5	R: 0 E: 0 K: 0 S: 4	H: 1 LOB: 1 BB: 0 P: 4	R: 1 E: 0 K: 0 S: 5	H: 2 LOB: 1 BB: 0 P: 5	<b>PITCHER</b>	IP	WLS	BF	H	R		ER	SO	BB	IBB	HBP	BLK	WP	HR	S	P	ERA
30 Scott Baker, R ERA: 3.12 19 Darrell May, L ERA: 2.57 Dave Gassner, L ERA: 1.29 Jose Mijares, L ERA: 2.25 Ricky Barnett, L ERA: 2.25	3.0	W	12	3	2	2	1	0	0	0	0	0	0	0	0	0	0.00	1.000										
	1.0		3	0	0	0	1	0	0	0	0	0	0	0	0	0.00	0.000											
	2.0		7	1	0	0	0	0	0	0	0	0	0	0	0	0.00	0.500											
	1.0	H	5	2	1	1	0	0	0	0	0	0	0	0	0	9.00	2.000											
	1.0	H	5	2	0	0	1	0	0	0	0	0	0	0	0	0.00	2.000											

AB 35  
R 3  
H 8  
RBI 3  
BB 0  
SO 4  
LOB 12













Batter	1	2	3	4	5	6	7	8	9	AB	R	H	RBI	BB	SO	LOB	TOP																				
13 Nate McLouth, L OBP: 0.433, SLG: 0.704										5	1	3	1	0	2	4																					
76 Cookie Dawkins, R OBP: 0.375, SLG: 0.600 37 Yurendell Decaster, R (9, PH)										4	0	3	1	0	1	0																					
12 Freddy Sanchez, R OBP: 0.393, SLG: 0.520 19 José Bautista, R OBP: 0.484, SLG: 0.731										2	0	1	0	0	0	2																					
Jason Bay, R OBP: 0.444, SLG: 1.000 53 Mike Edwards, R OBP: 0.490, SLG: 0.690										3	0	1	0	0	0	2																					
Jeremy Burnitz, L OBP: 0.375, SLG: 0.938 10 Rajai Davis, R OBP: 0.353, SLG: 0.400										3	0	0	0	0	0	4																					
Brad Eldred, R OBP: 0.229, SLG: 0.424										4	0	0	0	0	2	0																					
José Hernández, R OBP: 0.240, SLG: 0.250 64 Jason Alfaró, R OBP: 0.529, SLG: 0.385										3	0	0	0	0	1	0																					
65 Ray Sadler, R OBP: 0.500, SLG: 0.731										3	0	1	0	1	1	1																					
11 Humberto Cota, R OBP: 0.333, SLG: 0.214 78 Carlos Maldonado, R OBP: 0.375, SLG: 1.143										2	1	1	0	1	0	1																					
<b>Inning Stats</b>	R: 0 E: 0 K: 0 S: 5	H: 3 LOB: 2 BB: 0 P: 5	R: 0 E: 0 K: 1 S: 5	H: 0 LOB: 2 BB: 2 P: 13	R: 0 E: 0 K: 1 S: 6	H: 1 LOB: 1 BB: 0 P: 6	R: 0 E: 0 K: 3 S: 9	H: 0 LOB: 0 BB: 0 P: 9	R: 2 E: 0 K: 0 S: 6	H: 3 LOB: 1 BB: 0 P: 6	R: 0 E: 0 K: 0 S: 4	H: 1 LOB: 1 BB: 0 P: 4	R: 0 E: 0 K: 0 S: 5	H: 2 LOB: 2 BB: 0 P: 5	R: 0 E: 0 K: 2 S: 8	H: 1 LOB: 2 BB: 0 P: 10	R: 1 E: 0 K: 0 S: 3	H: 1 LOB: 0 BB: 1 P: 7	1B: 9 2B: 3 3B: 0 HR: 1	SF: 0 SAC: 1 DP: 2 HBP: 1	WP: 0 PB: 0 SB: 0 CS: 0	PA: 41															
<b>PITCHER</b>	IP WLS BF H R ER SO BB IBB HBP BLK WP HR S P ERA WHIP	IP WLS BF H R ER SO BB IBB HBP BLK WP HR S P ERA WHIP																																			
Matt Garza, R ERA: 1.23	2.0		10	3	0	0	1	2	0	0	0	0	0	0	10	18	0.00	2.500																			
54 Matt Guerrier, R ERA: 6.0	2.0	W	10	4	2	2	4	0	0	0	0	0	0	0	18	18	9.00	2.000																			
Ryan Glynn, R ERA:	2.0		7	1	0	0	0	0	0	0	0	0	0	7	7	0.00	0.500																				
Pete Munro, R ERA:	1.0	H	5	2	0	0	0	0	0	0	0	0	0	5	5	0.00	2.000																				
85 Julio DePaula, R ERA:	1.0	H	5	1	0	0	2	0	0	1	0	0	0	8	10	0.00	1.000																				

Pittsburgh Pirates @ Minnesota Twins  
Hammond Stadium, Fort Myers, FL  
Wed Mar 15 2006, 1:05 PM EST  
Att: 6,586 - Sunny - 75 F

AB 36  
R 3  
H 12  
RBI 3  
BB 3  
SO 7  
LOB 21



Batter	1	2	3	4	5	6	7	8	9	AB	R	H	RBI	BB	SO	LOB	BOTTOM																				
Shannon Stewart, R OBP: 0.389, SLG: 0.625 Jason Tyner, L OBP: 0.429, SLG: 0.444										2	1	1	2	1	0	0																					
38 Luis Antonio Rodríguez, R OBP: 0.280, SLG: 0.291 Felix Molina, S OBP: 1.000, SLG: 1.000										2	0	0	0	2	0	1																					
55 Mike Redmond, R OBP: 0.333, SLG: 0.333 51 Shawn Wooten, R OBP: 0.267, SLG: 0.083										3	0	1	0	0	0	3																					
24 Rondell White, R OBP: 0.407, SLG: 0.769 11 Josh Rabe, R OBP: 0.333, SLG: 0.550										3	1	1	1	0	1	2																					
Tori Hunter, R OBP: 0.429, SLG: 0.684 20 Lew Ford, R OBP: 0.280, SLG: 0.478										1	0	0	0	1	0	0																					
21 Ruben Sierra, S OBP: 0.474, SLG: 0.400 Jason Pridie, L OBP: 0.500, SLG: 0.545										2	1	1	0	0	0	1																					
Tony Batista, R OBP: 0.250, SLG: 0.357 15 Glenn Williams, S OBP: 0.294, SLG: 0.353										3	0	1	0	0	0	1																					
Terry Liffe, S OBP: 0.414, SLG: 0.552 Garrett Jones, L OBP: 0.316, SLG: 0.429										2	1	1	0	0	0	1																					
Jason Bartlett, R OBP: 0.478, SLG: 0.476 Gil Velazquez, R										2	1	1	2	1	0	0																					
<b>Inning Stats</b>	R: 0 E: 0 K: 0 S: 3	H: 0 LOB: 0 BB: 0 P: 3	R: 0 E: 0 K: 1 S: 4	H: 0 LOB: 1 BB: 1 P: 9	R: 2 E: 0 K: 0 S: 6	H: 3 LOB: 2 BB: 2 P: 15	R: 2 E: 0 K: 0 S: 6	H: 3 LOB: 3 BB: 2 P: 14	R: 1 E: 0 K: 0 S: 4	H: 1 LOB: 0 BB: 0 P: 4	R: 0 E: 1 K: 1 S: 6	H: 0 LOB: 1 BB: 0 P: 6	R: 0 E: 0 K: 0 S: 3	H: 1 LOB: 0 BB: 0 P: 3	R: 0 E: 0 K: 2 S: 9	H: 2 LOB: 2 BB: 0 P: 9	R: 0 E: 0 K: 2 S: 3	H: 0 LOB: 0 BB: 1 P: 7	1B: 6 2B: 3 3B: 0 HR: 2	SF: 0 SAC: 0 DP: 2 HBP: 0	WP: 0 PB: 0 SB: 1 CS: 1	PA: 38															
<b>PITCHER</b>	IP WLS BF H R ER SO BB IBB HBP BLK WP HR S P ERA WHIP	IP WLS BF H R ER SO BB IBB HBP BLK WP HR S P ERA WHIP																																			
24 Brandon Duckworth, R ERA: 3.4	0.1		6	3	2	2	0	2	0	0	0	0	0	0	4	12	54.00	15.000																			
71 C.J. Niskowski, L ERA: 7.71	2.1		9	1	1	1	1	0	0	0	0	0	0	1	11	11	3.86	0.429																			
Victor Santos, R ERA: 5.59	1.0		3	1	0	0	0	0	0	0	0	0	0	3	3	0.00	1.000																				
Michael Gonzalez, L ERA: 2.25	1.0		5	2	0	0	2	0	0	0	0	0	0	9	9	0.00	2.000																				

Pittsburgh Pirates @ Minnesota Twins  
Hammond Stadium, Fort Myers, FL  
Wed Mar 15 2006, 1:05 PM EST  
Att: 6,586 - Sunny - 75 F

AB 32  
R 5  
H 10  
RBI 5  
BB 5  
SO 4  
LOB 16



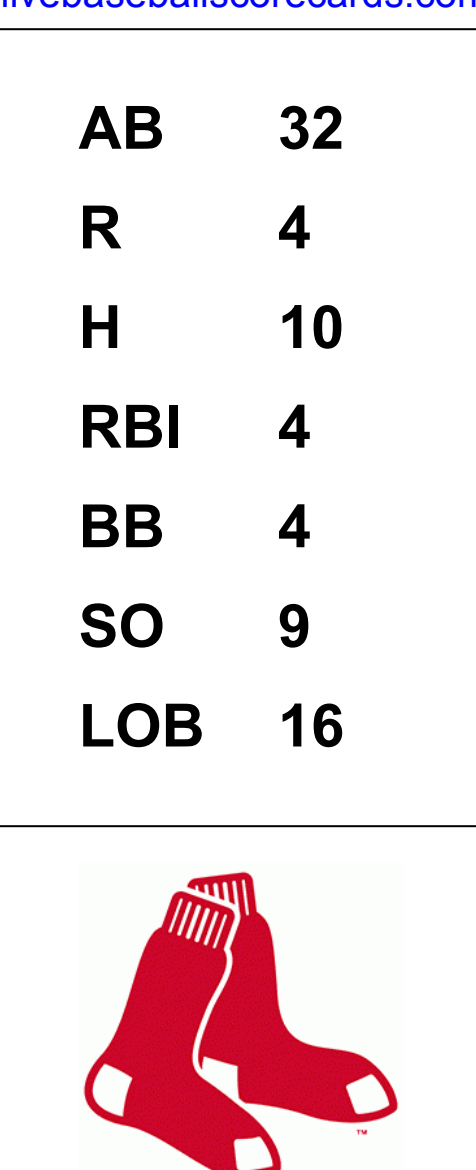


Batter	1	2	3	4	5	6	7	8	9	AB	R	H	RBI	BB	SO	LOB	TOP																				
Shannon Stewart, R (1, 7) OBP: 0.429, SLG: 0.611 Jason Pridie, L (6, 7) OBP: 0.438, SLG: 0.462	F9		55 FC5 1B		G1-6-3 BB		K		F7	2	0	1	1	1	0	0	<b>Minnesota Twins @ Boston Red Sox</b> City of Palms Park, Ft. Myers, FL Thu Mar 16 2006, 1:05 PM EST Att: 7,749 - Partly Cloudy - 75 F																				
Luis Castillo, S (1, 4) OBP: 0.550, SLG: 0.357 79 Jake Mauel, R (6, 4)	F7		55 FC5 1B		G1-6-3			G6-3	K	3	0	1	0	0	0	2																					
55 Mike Redmond, R (1, 2) OBP: 0.278, SLG: 0.278 68 Steve Lomasney, R (6, 2)	G1-3		FC5				F8	E 56 2B BB	G4-3	3	0	0	0	0	0	2																					
24 Rondell White, R (1, 10) OBP: 0.367, SLG: 0.690 53 Luis Maza, R (8, PH) OBP: 0.429, SLG: 0.538		F9		P4		F8		L6		3	0	0	0	0	0	0																					
Tori Hunter, R (1, 8) OBP: 0.375, SLG: 0.591 Denard Span, L (6, 8) OBP: 0.471, SLG: 0.385	K			P3		F7		E1 56 2B 1B		3	0	0	0	0	1	0																					
20 Lew Ford, R (1, 9) OBP: 0.286, SLG: 0.462 56 Andres Torres, S (7, 9) OBP: 0.267, SLG: 0.333	K									3	0	1	0	0	2	0																					
Tony Batista, R (1, 5) OBP: 0.387, SLG: 0.387 15 Glenn Williams, S (7, PR) OBP: 0.278, SLG: 0.333			G5-3	G4-3					K	3	0	1	0	0	0	1																					
Terry Tiffee, S (1, 3) OBP: 0.406, SLG: 0.563 Jason Hart, R (7, 3) OBP: 0.105, SLG: 0.444					F7		K			3	1	1	0	0	1	1																					
Jason Bartlett, R (1, 6) OBP: 0.500, SLG: 0.478 61 Tommy Watkins, R (7, PR) (7, 6)			P3							2	0	1	0	1	0	1																					
Inning Stats	R: 0 E: 0 K: 0 S: 3	H: 0 LOB: 0 BB: 0 P: 3	R: 0 E: 0 K: 2 S: 7	H: 0 LOB: 0 BB: 0 P: 7	R: 1 E: 0 K: 0 S: 6	H: 3 LOB: 2 BB: 0 P: 6	R: 0 E: 0 K: 0 S: 4	H: 1 LOB: 1 BB: 0 P: 4	R: 0 E: 0 K: 0 S: 3	H: 0 LOB: 0 BB: 0 P: 3	R: 0 E: 0 K: 3 S: 10	H: 1 LOB: 2 BB: 1 P: 14	R: 1 E: 1 K: 1 S: 7	H: 2 LOB: 2 BB: 1 P: 11	R: 1 E: 1 K: 1 S: 7	H: 1 LOB: 1 BB: 1 P: 11		1B: 5 2B: 3 3B: 0 HR: 1	SF: 0 SAC: 0 DP: 1 HBP: 0	WP: 0 PB: 0 SB: 0 CS: 0	PA: 39																
PITCHER	IP	WLS	BF	H	R	ER	SO	BB	IBB	HBP	BLK	WP	HR	S	P	ERA	WHIP	PITCHER		IP	WLS	BF	H	R	ER	SO	BB	IBB	HBP	BLK	WP	HR	S	P	ERA	WHIP	
19 Josh Beckett, R (1, 1) ERA: 6.75	5.0	W	20	5	1	1	2	1	0	0	0	0	0	23	27	1.80	1.200	17 Manny Delcarmen, R (9, 1) ERA: 4.5		1.0	S	5	1	1	1	1	1	0	0	0	0	0	1	7	11	9.00	2.000
David Riske, R (6, 1) ERA: 7.71	1.0	H	3	0	0	0	0	0	0	0	0	0	0	3	3	0.00	0.000																				
Mike Holtz, L (7, 1) ERA: 4.5	1.0	H	5	1	0	0	3	1	0	0	0	0	0	10	14	0.00	2.000																				
54 Craig Breslow, L (8, 1) ERA: 1.69	0.2	H	4	1	1	1	0	1	0	0	0	0	0	3	7	13.50	3.000																				
Cla Meredith, R (8, 1) ERA: 3.39	0.1	H	2	1	0	0	1	0	0	0	0	0	0	4	4	0.00	3.000																				

AB	35
R	3
H	9
RBI	3
BB	4
SO	7
LOB	15



Batter	1	2	3	4	5	6	7	8	9	AB	R	H	RBI	BB	SO	LOB	BOTTOM																			
Adam Stern, L (1, 8) OBP: 0.250, SLG: 0.273 13 Justin Sherrod, R (8, 8)	K	G3-1						F7		4	1	1	0	0	2	3	<b>Minnesota Twins @ Boston Red Sox</b> City of Palms Park, Ft. Myers, FL Thu Mar 16 2006, 1:05 PM EST Att: 7,749 - Partly Cloudy - 75 F																			
Mark Loretta, R (1, 4) OBP: 0.571, SLG: 0.600 11 David Bacani, R (6, 4)			G1-3	F9			SH1-3 24 WP 1B			3	1	1	0	0	0	1																				
Trot Nixon, L (1, 9) OBP: 0.481, SLG: 0.667 31 Chris Durbin, R (6, 9) OBP: 1.000, SLG: 1.000			G4-3		G3-1					3	0	1	0	0	0	0																				
Manny Ramirez, R (1, 7) OBP: 0.400, SLG: 0.353 36 Chris Turner, R (6, 7)		G6-3			G6-3					3	1	1	1	0	0	1																				
25 Mike Lowell, R (1, 5) OBP: 0.296, SLG: 0.333 24 Dusty Brown, R (6, 2) OBP: 0.429, SLG: 0.364										1	0	1	2	0	0	0																				
20 Kevin Youkilis, R (1, 10) OBP: 0.333, SLG: 0.565										4	0	1	1	0	2	2																				
J.T. Snow, L (1, 3) ERA: 6.75 Pat Magness, L (6, PR) (7, 3)		G6-3	P2							2	0	0	0	1	0	2																				
Josh Bard, S (1, 2) OBP: 0.389, SLG: 0.333 20 Andrew Pinckney, L (6, 5)										2	0	2	0	0	0	0																				
Alex Gonzalez, R (1, 6) OBP: 0.182, SLG: 0.300 2 Jed Lowrie, S (7, 6) OBP: 0.556, SLG: 0.786										2	0	0	0	1	2	2																				
Inning Stats	R: 1 E: 0 K: 1 S: 7	H: 2 LOB: 1 BB: 0 P: 7	R: 0 E: 0 K: 1 S: 6	H: 1 LOB: 1 BB: 1 P: 10	R: 1 E: 0 K: 0 S: 6	H: 3 LOB: 2 BB: 0 P: 6	R: 0 E: 0 K: 2 S: 8	H: 1 LOB: 1 BB: 0 P: 8	R: 0 E: 0 K: 1 S: 6	H: 1 LOB: 1 BB: 0 P: 6	R: 2 E: 0 K: 1 S: 8	H: 2 LOB: 1 BB: 1 P: 12	R: 0 E: 0 K: 2 S: 8	H: 0 LOB: 1 BB: 1 P: 12	1B: 9 2B: 2 3B: 0 HR: 0	SF: 0 SAC: 1 DP: 1 HBP: 0		WP: 1 PB: 0 SB: 0 CS: 1	PA: 37																	
PITCHER	IP	WLS	BF	H	R	ER	SO	BB	IBB	HBP	BLK	WP	HR	S	P	ERA	WHIP	PITCHER		IP	WLS	BF	H	R	ER	SO	BB	IBB	HBP	BLK	WP	HR	S	P	ERA	WHIP
Brad Radke, R (1, 1) ERA: 6.75	3.0	L	16	6	2	2	2	1	0	0	0	0	0	19	23	6.00	2.333																			
28 Jesse Crain, R (4, 1) ERA:	2.0		8	2	0	0	3	0	0	0	0	0	0	14	14	0.00	1.000																			
60 Glen Perkins, L (6, 1) ERA: 7.5	2.0		9	2	2	2	2	2	0	0	0	1	0	12	20	9.00	2.000																			
Daylan Childress, R (8, 1) ERA:	1.0		4	0	0	0	2	1	0	0	0	0	0	8	12	0.00	1.000																			

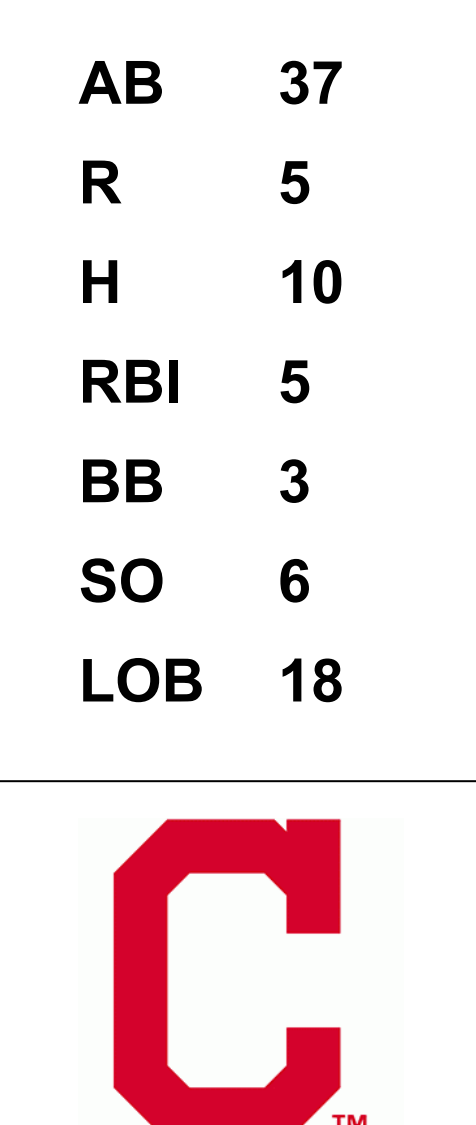




Batter	1	2	3	4	5	6	7	8	9	AB	R	H	RBI	BB	SO	LOB	TOP					
Jason Tyner, L OBP: 0.480, SLG: 0.450 Tim Raines, S (6, PR)	F9		FC4-6	BB		FC4-6	F8			2	0	1	1	2	0	0	<b>Minnesota Twins @ Cleveland Indians</b> Chain of Lakes Park, Winter Haven, FL Thu Mar 16 2006, 1:05 PM EST Att: 4,738 - Sunny - 80 F					
8 Nick Punto, S OBP: 0.412, SLG: 0.452 Gil Velazquez, R (6, PR)	G3		FC4-6	SF7		FC4-6	L1			3	0	0	1	0	0	4						
7 Joe Mauer, L OBP: 0.444, SLG: 0.375 Rob Bowen, S (6, 2)	P4		F7	F8		K	F8			4	0	0	0	0	1	6						
33 Justin Morneau, L OBP: 0.583, SLG: 0.909 Garrett Jones, L OBP: 0.346, SLG: 0.545	G3			1B		1B				4	3	3	3	0	0	0						
5 Michael Cuddyer, R OBP: 0.607, SLG: 0.682	F9		1B	G6-3		F7				5	1	1	0	0	1	3						
16 Jason Kubel, L OBP: 0.367, SLG: 0.385 11 Josh Rabe, R OBP: 0.304, SLG: 0.500	P6		2B	1B						3	1	2	2	0	0	0						
21 Ruben Sierra, S OBP: 0.522, SLG: 0.588 Doug Deeds, L OBP: 1.000, SLG: 4.000			HR	BB		K				2	2	1	1	2	1	1						
51 Shawn Wooten, R OBP: 0.250, SLG: 0.294	F8		K	F7						5	1	1	2	0	1	4						
38 Luis Antonio Rodriguez, S OBP: 0.342, SLG: 0.343 J.R. Taylor, S (6, PR)	FC4-6		1B	BB		FC4-6	K			3	0	3	1	0	0	0						
			1B	1B		1B				2	1	0	0	0	2	1						
<b>Inning Stats</b>	R: 0 E: 0 K: 0 S: 3	H: 0 LOB: 0 BB: 0 P: 3	R: 0 E: 0 K: 0 S: 3	H: 0 LOB: 0 BB: 0 P: 3	R: 1 E: 0 K: 0 S: 6	H: 3 LOB: 2 BB: 0 P: 6	R: 4 E: 0 K: 1 S: 9	H: 4 LOB: 2 BB: 2 P: 17	R: 1 E: 0 K: 1 S: 7	H: 2 LOB: 1 BB: 1 P: 8	R: 3 E: 0 K: 1 S: 7	H: 2 LOB: 1 BB: 1 P: 11	R: 2 E: 0 K: 1 S: 6	H: 1 LOB: 1 BB: 1 P: 10	R: 0 E: 0 K: 1 S: 6	H: 1 LOB: 1 BB: 0 P: 6	R: 1 E: 0 K: 1 S: 6	H: 1 LOB: 0 BB: 0 P: 6	1B: 7 2B: 2 3B: 1 HR: 4	SF: 1 SAC: 0 DP: 0 HBP: 0	WP: 1 PB: 0 SB: 0 CS: 0	PA: 45
<b>PITCHER</b>	IP WLS BF H R ER SO BB IBB HBP BLK WP HR S P ERA WHIP																					
31 Cliff Lee, L ERA: 6.92	4.0	L	21	7	5	5	1	2	0	0	0	0	0	1	1	21	29	11.25	2.250			
59 Matt Miller, R ERA: 5.53	2.0		11	4	4	4	2	1	0	0	0	0	1	1	14	19	18.00	2.500				
Guillermo Mota, R ERA: 6.0	1.0		5	1	2	2	1	1	0	0	0	0	0	1	6	10	18.00	2.000				
Jason Davis, R ERA: 4.09	2.0		8	2	1	1	2	0	0	0	0	0	0	1	12	12	4.50	1.000				

Batter	1	2	3	4	5	6	7	8	9	AB	R	H	RBI	BB	SO	LOB	BOTTOM			
24 Grady Sizemore, L OBP: 0.484, SLG: 0.731 38 Franklin Gutierrez, R OBP: 0.343, SLG: 0.222	K	G4-3						G6-3		3	1	1	0	0	1	2	<b>Minnesota Twins @ Cleveland Indians</b> Chain of Lakes Park, Winter Haven, FL Thu Mar 16 2006, 1:05 PM EST Att: 4,738 - Sunny - 80 F			
Jason Michaels, R OBP: 0.367, SLG: 0.385	HR		F9		F7	K		F9		5	1	1	0	0	1	3				
Casey Blake, R OBP: 0.389, SLG: 0.563 Jason Dubois, R OBP: 0.500, SLG: 0.667	K		P6		HBP	K		P3		3	1	1	1	0	1	1				
48 Travis Hafner, L OBP: 0.680, SLG: 1.211 25 Ryan Garko, R OBP: 0.450, SLG: 0.452	HR		1B		HBP	BB		BB		2	1	2	2	1	0	0				
Aaron Boone, R OBP: 0.519, SLG: 0.957 30 Andy Marte, R OBP: 0.387, SLG: 0.643	F7		F8		1B		G5-3	F8		2	0	0	0	0	0	1				
Todd Hollandsworth, L OBP: 0.300, SLG: 0.357 69 Ryan Mulhearn, R OBP: 0.320, SLG: 0.826	F8		F7		1B		K			3	0	1	2	0	0	0				
10 Kelly Shoppach, R OBP: 0.296, SLG: 0.143 13 Tim Laker, R OBP: 0.353, SLG: 0.267			1B		F8		P6	F7		3	0	1	0	0	0	2				
15 Ramon Vazquez, L OBP: 0.324, SLG: 0.455			2B		K			F7		4	0	2	0	0	1	0				
64 Jose Flores, R OBP: 0.235, SLG: 0.188 Lou Merloni, R OBP: 0.444, SLG: 0.643	L8				G5-3		FC5-4	G3		3	0	0	0	0	0	3				
										1	0	0	0	0	0	0				
<b>Inning Stats</b>	R: 2 E: 0 K: 2 S: 9	H: 2 LOB: 2 BB: 0 P: 9	R: 0 E: 0 K: 0 S: 5	H: 2 LOB: 0 BB: 0 P: 5	R: 0 E: 0 K: 1 S: 5	H: 0 LOB: 0 BB: 0 P: 5	R: 3 E: 0 K: 0 S: 6	H: 3 LOB: 2 BB: 1 P: 11	R: 0 E: 0 K: 2 S: 9	H: 2 LOB: 2 BB: 0 P: 9	R: 0 E: 0 K: 1 S: 5	H: 0 LOB: 1 BB: 1 P: 9	R: 0 E: 0 K: 0 S: 3	H: 0 LOB: 0 BB: 0 P: 3	R: 0 E: 0 K: 0 S: 3	H: 0 LOB: 1 BB: 1 P: 7	1B: 6 2B: 2 3B: 1 HR: 1	SF: 0 SAC: 0 DP: 0 HBP: 1	WP: 0 PB: 0 SB: 0 CS: 0	PA: 41
<b>PITCHER</b>	IP WLS BF H R ER SO BB IBB HBP BLK WP HR S P ERA WHIP																			
19 Darrell May, L ERA: 3.6	3.0	W	14	5	2	2	2	0	0	0	0	0	0	0	11	16	6.00	1.667		
Dave Gassner, L ERA: 4.0	2.0		11	3	3	3	1	1	0	1	0	0	0	0	11	16	13.50	2.000		
Willie Eyre, R ERA: 2.0	2.0		9	2	0	0	3	1	0	0	0	0	0	0	14	18	0.00	1.500		
19 Mike Smith, R ERA:	1.0		3	0	0	0	0	0	0	0	0	0	0	0	3	3	0.00	0.000		
Tristan Crawford, R ERA:	1.0		4	0	0	0	0	1	0	0	0	0	0	0	3	7	0.00	1.000		

AB	40
R	12
H	14
RBI	12
BB	4
SO	6
LOB	20





Batter	1	2	3	4	5	6	7	8	9	AB	R	H	RBI	BB	SO	LOB	TOP										
Jason Pridie, L (1,8) OBP: 0.421, SLG: 0.438 Denard Span, L (7,8) OBP: 0.444, SLG: 0.357										3	0	1	0	0	1	0											
Jason Bartlett, R (1,6) OBP: 0.483, SLG: 0.440 Gil Velazquez, R (8,6)										2	0	0	0	1	1	1											
16 Jason Kubel, L (1,9) OBP: 0.324, SLG: 0.333										4	0	0	0	0	0	1											
Terry Tiffee, S (1,3) OBP: 0.400, SLG: 0.543 Jason Hart, R (7,3) OBP: 0.105, SLG: 0.444										3	1	1	0	0	0	0											
20 Lew Ford, R (1,10) OBP: 0.290, SLG: 0.429										2	1	0	0	0	0	0											
15 Glenn Williams, S (1,5) OBP: 0.286, SLG: 0.381 68 Steve Lomasney, R (7,2)										3	0	1	1	0	0	0											
51 Shawn Wooten, R (1,2) OBP: 0.222, SLG: 0.263 41 Chris Heintz, R (5,2) OBP: 0.300, SLG: 0.500										2	0	0	0	0	0	2											
56 Andres Torres, S (1,7) OBP: 0.222, SLG: 0.278										3	0	0	1	0	0	1											
53 Luis Maza, R (1,4) OBP: 0.375, SLG: 0.467 Felix Molina, S (7,4) OBP: 0.500, SLG: 0.500										2	0	0	0	0	0	1											
<b>Inning Stats</b>	R: 0 E: 0 K: 1 S: 4	H: 0 LOB: 0 BB: 1 P: 8	R: 0 E: 0 K: 0 S: 3	H: 0 LOB: 0 BB: 0 P: 3	R: 0 E: 0 K: 0 S: 3	H: 0 LOB: 0 BB: 0 P: 3	R: 0 E: 0 K: 0 S: 4	H: 1 LOB: 0 BB: 0 P: 4	R: 2 E: 0 K: 0 S: 5	H: 2 LOB: 1 BB: 0 P: 6	R: 0 E: 0 K: 0 S: 3	H: 0 LOB: 0 BB: 0 P: 3	R: 0 E: 0 K: 1 S: 5	H: 0 LOB: 0 BB: 0 P: 5	R: 0 E: 0 K: 1 S: 5	H: 0 LOB: 0 BB: 0 P: 5	R: 0 E: 0 K: 1 S: 5	H: 0 LOB: 0 BB: 0 P: 5	1B: 2 2B: 1 3B: 0 HR: 0	SF: 0 SAC: 0 DP: 1 HBP: 1	WP: 0 PB: 0 SB: 0 CS: 1	PA: 30					
<b>PITCHER</b>	IP	WLS	BF	H	R	ER	SO	BB	IBB	HBP	BLK	WP	HR	S	P	ERA	WHIP										
Mike Maroth, L (1,1) ERA: 5.0	4.0		12	1	0	0	1	1	0	0	0	0	0	14	18	0.00	0.500										
43 Roman Colon, R (5,1) ERA: 4.5	2.0		9	2	2	2	1	0	0	1	0	0	0	10	11	9.00	1.000										
68 Hector Mercado, L (7,1) ERA: 6.0	1.0	W	3	0	0	0	0	0	0	0	0	0	0	3	3	0.00	0.000										
Jamie Walker, L (8,1) ERA: 5.4	1.0	H	3	0	0	0	1	0	0	0	0	0	0	5	5	0.00	0.000										
59 Todd Jones, R (9,1) ERA:	1.0	S	3	0	0	0	1	0	0	0	0	0	0	5	5	0.00	0.000										

Minnesota Twins @ Detroit Tigers  
Joker Marchant Stadium, Lakeland, FL  
Fri Mar 17 2006, 1:05 PM EST  
Att.: 4,476 - Sunny - 82 F

AB 28  
R 2  
H 3  
RBI 2  
BB 1  
SO 4  
LOB 6



Batter	1	2	3	4	5	6	7	8	9	AB	R	H	RBI	BB	SO	LOB	BOTTOM										
28 Curtis Granderson, L (1,8) OBP: 0.512, SLG: 0.818										3	1	1	1	1	0	1											
9 Carlos Guillen, S (1,6) OBP: 0.250, SLG: 0.500 39 Ramon Santiago, S (4,6) OBP: 0.378, SLG: 0.563										2	0	0	0	0	1	1											
30 Magglio Ordonez, R (1,9) OBP: 0.222, SLG: 0.222 Reggie Taylor, L (7,9) OBP: 0.438, SLG: 0.552										3	0	0	0	0	1	0											
Dmitri Young, S (1,10) OBP: 0.429, SLG: 0.429										4	0	1	0	0	1	0											
Carlos Pena, L (1,3) OBP: 0.326, SLG: 0.222										3	0	2	0	1	0	0											
15 Brandon Inge, R (1,5) OBP: 0.372, SLG: 0.513										4	0	0	0	0	2	4											
Alexis Gomez, L (1,7) OBP: 0.349, SLG: 0.561										4	1	2	1	0	0	1											
13 Vance Wilson, R (1,2) OBP: 0.438, SLG: 0.767 78 Brian Peterson, R (8,2) OBP: 0.250, SLG: 0.333										3	1	2	1	0	0	0											
20 Omar Infante, R (1,4) OBP: 0.478, SLG: 0.773										3	0	1	0	0	1	1											
<b>Inning Stats</b>	R: 1 E: 0 K: 2 S: 8	H: 1 LOB: 0 BB: 0 P: 8	R: 0 E: 0 K: 0 S: 3	H: 0 LOB: 0 BB: 0 P: 3	R: 0 E: 0 K: 0 S: 4	H: 1 LOB: 1 BB: 0 P: 4	R: 0 E: 0 K: 1 S: 7	H: 3 LOB: 2 BB: 0 P: 7	R: 1 E: 0 K: 2 S: 8	H: 1 LOB: 0 BB: 0 P: 8	R: 0 E: 0 K: 1 S: 5	H: 0 LOB: 1 BB: 1 P: 9	R: 1 E: 0 K: 1 S: 7	H: 2 LOB: 2 BB: 1 P: 11	R: 0 E: 0 K: 1 S: 6	H: 1 LOB: 1 BB: 0 P: 6	R: 0 E: 0 K: 1 S: 6	H: 1 LOB: 1 BB: 0 P: 6	1B: 6 2B: 0 3B: 0 HR: 3	SF: 0 SAC: 0 DP: 0 HBP: 0	WP: 0 PB: 0 SB: 0 CS: 0	PA: 34					
<b>PITCHER</b>	IP	WLS	BF	H	R	ER	SO	BB	IBB	HBP	BLK	WP	HR	S	P	ERA	WHIP										
30 Scott Baker, R (1,1) ERA: 2.84	4.0		16	5	1	1	3	0	0	0	0	0	1	22	22	2.25	1.250										
84 Kevin Cameron, R (5,1) ERA: 3.0	1.0		4	1	1	1	2	0	0	0	0	0	1	8	8	9.00	1.000										
Ricky Barrett, L (6,1) ERA: 3.18	1.0		4	0	0	0	1	1	0	0	0	0	0	5	9	0.00	1.000										
Jay Rainville, R (7,1) ERA: 9.0	1.0	L	6	2	1	1	1	1	0	0	0	0	1	7	11	9.00	3.000										
74 Kevin Slowey, R (8,1) ERA:	1.0		4	1	0	0	1	0	0	0	0	0	0	6	6	0.00	1.000										

Minnesota Twins @ Detroit Tigers  
Joker Marchant Stadium, Lakeland, FL  
Fri Mar 17 2006, 1:05 PM EST  
Att.: 4,476 - Sunny - 82 F

AB 32  
R 3  
H 9  
RBI 3  
BB 2  
SO 8  
LOB 12





Batter	1	2	3	4	5	6	7	8	9	AB	R	H	RBI	BB	SO	LOB	TOP					
Joey Gathright, L OBP: 0.357, SLG: 0.324 58 Francisco Leandro, L (8, 9)	0-0 FC5-4 1B	0-0 G1-3			0-3 K		0-0 FC6		3-0 G6-3	4	0	1	0	0	1	1	<b>Tampa Bay Devil Rays @ Minnesota Twins</b> Hammond Stadium, Fort Myers, FL Sat Mar 18 2006, 1:05 PM EST Att: 6,710 - Sunny - 80 F					
Julio Lugo, R OBP: 0.324, SLG: 0.387 Russell Branyan, L OBP: 0.357, SLG: 0.520	0-0 FC5-4 HR	0-0 F7			0-0 G5-3			0-0 P6	4-0 1B BB	3	1	0	0	0	1	1						
Aubrey Huff, L OBP: 0.317, SLG: 0.833 Nick Green, R OBP: 0.258, SLG: 0.433	0-0 HR		0-0 G6-3			0-0 1B		4-0 10 1B 17 2B BB	0-0 1B	3	1	2	2	0	0	0						
31 Jonny Gomes, R OBP: 0.444, SLG: 0.727 10 Luis Ordaz, R OBP: 0.333, SLG: 0.407	0-0 5 G6-3 14 1B 2B		0-0 F7			0-0 F8		0-0 17 2B 20 2B 1B	0-0 P4	3	1	1	0	0	0	1						
5 Rocco Baldelli, R OBP: 0.353, SLG: 0.500 17 Kevin Cash, R OBP: 0.500, SLG: 0.667	0-0 G6-3		0-0 F8			0-0 P4		0-0 17 2B 20 2B 1B	0-0 20 2B 2B	3	0	0	0	0	0	2						
14 Greg Norton, S OBP: 0.481, SLG: 0.682	0-0 1B		0-0 F7	2-2		0-0 P6		0-0 P6		4	0	1	1	0	0	3						
Damon Hollins, R OBP: 0.429, SLG: 0.467 20 Shaun Cumberland, L OBP: 1.000, SLG: 2.000	0-0 G6-3		0-1 P2			4-0 FC6 BB		0-0 2B		2	0	0	0	1	0	1						
Ty Wigginton, R OBP: 0.333, SLG: 0.333		0-0 F8		0-0 8 CS 1B		0-0 L9		0-0 F8		4	0	1	0	0	0	2						
8 Josh Paul, R OBP: 0.458, SLG: 0.667 66 Mike Rose, S OBP: 0.250, SLG: 0.100	3-2 HR		1-1 CS		0-0 G6-3		0-3 K		0-3 K	3	1	1	1	0	1	1						
										1	0	0	0	0	1	0						
<b>Inning Stats</b>	R: 3 E: 0 K: 0 S: 7	H: 4 LOB: 1 BB: 0 P: 7	R: 1 E: 0 K: 0 S: 6	H: 1 LOB: 0 BB: 0 P: 9	R: 0 E: 0 K: 0 S: 3	H: 0 LOB: 0 BB: 0 P: 3	R: 0 E: 0 K: 0 S: 7	H: 1 LOB: 0 BB: 0 P: 10	R: 0 E: 0 K: 1 S: 5	H: 0 LOB: 1 BB: 0 P: 5	R: 0 E: 0 K: 1 S: 5	H: 0 LOB: 1 BB: 1 P: 9	R: 3 E: 0 K: 0 S: 6	H: 3 LOB: 1 BB: 1 P: 10	R: 0 E: 0 K: 1 S: 6	H: 1 LOB: 2 BB: 1 P: 13	1B: 6 2B: 3 3B: 0 HR: 2	SF: 0 SAC: 0 DP: 0 HBP: 0	WP: 0 PB: 0 SB: 0 CS: 1	PA: 41		
<b>PITCHER</b>	IP WLS BF H R ER SO BB IBB HBP BLK WP HR S P ERA WHIP	4.0 W 17 6 4 4 0 0 0 0 0 0 2 23 29 9.00 1.500	1.0 3 0 0 0 1 0 0 0 0 0 0 0 5 4 0.00 0.000	1.0 4 1 0 0 0 0 0 0 0 0 0 0 4 5 0.00 1.000	1.0 4 0 0 0 1 1 0 0 0 0 0 0 5 9 0.00 1.000	1.0 7 3 3 3 0 1 0 0 0 0 0 0 6 10 27.00 4.000				<b>PITCHER</b>	IP WLS BF H R ER SO BB IBB HBP BLK WP HR S P ERA WHIP	1.0 5 5 1 0 0 1 1 0 0 0 0 0 0 6 13 0.00 2.000										

Batter	1	2	3	4	5	6	7	8	9	AB	R	H	RBI	BB	SO	LOB	BOTTOM					
Shannon Stewart, R OBP: 0.417, SLG: 0.550 11 Josh Rabe, R OBP: 0.346, SLG: 0.542	0-0 FC5-4 BB			0-0 F7	0-0 1B	0-0 SF9		0-0 41 G4-6-3 1B		2	1	0	0	1	0	3	<b>Tampa Bay Devil Rays @ Minnesota Twins</b> Hammond Stadium, Fort Myers, FL Sat Mar 18 2006, 1:05 PM EST Att: 6,710 - Sunny - 80 F					
Luis Castillo, S OBP: 0.583, SLG: 0.412 53 Luis Maza, R OBP: 0.333, SLG: 0.412	0-0 BB 33 BB 1B	0-1 G6-3		4-0 7 1B 24 1B BB	0-0 7 BB 1B	3-H G4-6-3		0-3 K		3	2	2	0	1	0	0						
7 Joe Mauer, L OBP: 0.400, SLG: 0.417 Jason Pridie, L OBP: 0.421, SLG: 0.438 41 Chris Heintz, R OBP: 0.333, SLG: 0.500	4-0 BB 33 BB BB	2-0 G6-3		0-0 24 1B HR 1B	4-0 1B	1-2 BB		0-0 HR 1B	0-0 G4-6-3	2	2	1	0	2	0	0						
24 Rondell White, R OBP: 0.364, SLG: 0.656 16 Jason Kubel, L OBP: 0.306, SLG: 0.313	0-3 K	2-2 G1-3		0-0 HR 1B	0-0 P6	0-3 K		0-0 HR 1B	0-0 G4-6-3	3	1	1	1	0	1	3						
Tori Hunter, R OBP: 0.407, SLG: 0.708 Jason Tyner, L OBP: 0.519, SLG: 0.500	4-1 BB 5 BB BB		0-0 G4-3	0-0 HR		0-0 33 HR 1B		0-0 HR 1B		2	2	1	4	1	0	0						
33 Justin Morneau, L OBP: 0.583, SLG: 1.000 Jason Hart, R OBP: 0.150, SLG: 0.632	4-2 BB 5 BB BB		0-0 F8	0-0 G6-3		0-0 HR		0-0 HR		3	1	1	3	1	0	0						
Tony Batista, R OBP: 0.294, SLG: 0.485 38 Luis Antonio Rodriguez, S OBP: 0.350, SLG: 0.351	4-2 BB 5 BB BB		0-3 K		0-0 HR	0-0 8 1B 11 SF9 5 1B 1B		0-0 F7		2	1	1	2	1	1	0						
5 Michael Cuddyer, R OBP: 0.625, SLG: 0.800 Garrett Jones, L OBP: 0.375, SLG: 0.609	4-0 FC5-4 BB			0-0 HR	0-0 G6-3	0-0 8 1B 1B		0-0 2B		3	1	2	2	1	0	0						
8 Nick Punto, S OBP: 0.395, SLG: 0.429 Gil Velazquez, R (7, 6)	1-2 2-3 3-H K			0-3 K	0-0 P3	1-2 2-3 53 G4-6-3 1B		0-0 F8		4	0	1	0	0	2	3						
										1	0	0	0	0	0	1						
<b>Inning Stats</b>	R: 4 E: 0 K: 2 S: 16	H: 1 LOB: 3 BB: 6 P: 44	R: 0 E: 0 K: 0 S: 6	H: 0 LOB: 0 BB: 0 P: 10	R: 0 E: 0 K: 1 S: 5	H: 0 LOB: 0 BB: 0 P: 5	R: 5 E: 0 K: 1 S: 9	H: 4 LOB: 1 BB: 1 P: 13	R: 1 E: 0 K: 0 S: 6	H: 3 LOB: 3 BB: 1 P: 10	R: 3 E: 0 K: 0 S: 7	H: 5 LOB: 2 BB: 0 P: 7	R: 3 E: 0 K: 1 S: 9	H: 4 LOB: 1 BB: 0 P: 9	R: 0 E: 0 K: 1 S: 5	H: 1 LOB: 0 BB: 0 P: 5	1B: 12 2B: 1 3B: 0 HR: 5	SF: 1 SAC: 0 DP: 2 HBP: 0	WP: 0 PB: 0 SB: 0 CS: 0	PA: 48		
<b>PITCHER</b>	IP WLS BF H R ER SO BB IBB HBP BLK WP HR S P ERA WHIP	0.1 7 7 1 4 4 0 5 0 0 0 0 0 11 31 108.00 18.000	2.2 9 0 0 0 2 1 0 0 0 0 0 0 16 28 0.00 0.375	1.0 L 8 4 5 5 1 1 0 0 0 0 2 9 13 45.00 5.000	1.0 7 3 1 1 0 1 0 0 0 0 0 1 6 10 9.00 4.000	1.1 11 8 6 6 1 0 0 0 0 0 0 2 13 13 40.50 6.000				<b>PITCHER</b>	IP WLS BF H R ER SO BB IBB HBP BLK WP HR S P ERA WHIP	0.2 3 1 0 0 0 1 0 0 0 0 0 0 0 5 5 0.00 1.500										





Batter	1	2	3	4	5	6	7	8	9	AB	R	H	RBI	BB	SO	LOB	TOP			
Tori Hunter, R OBP: 0.433, SLG: 0.741 41 Chris Heintz, R OBP: 0.286, SLG: 0.417										3	1	2	0	0	1	1	<b>Minnesota Twins @ Tampa Bay Devil Rays</b> Sun Mar 19 2006, 1:05 PM EST Att: 5,184 - Sunny - 77 F <a href="http://livebaseballcards.com">livebaseballcards.com</a>			
Luis Castillo, S OBP: 0.536, SLG: 0.381 Felix Molina, S OBP: 0.333, SLG: 0.333										4	0	1	0	0	1	2				
7 Joe Mauer, L OBP: 0.394, SLG: 0.497 51 Shawn Wooten, R OBP: 0.250, SLG: 0.286										3	1	1	0	0	0	1				
24 Rondell White, R OBP: 0.389, SLG: 0.686 53 Luis Maza, R OBP: 0.350, SLG: 0.474										3	0	2	2	0	1	1				
Shannon Stewart, R OBP: 0.444, SLG: 0.565 11 Josh Rabe, R OBP: 0.333, SLG: 0.520										3	0	2	0	0	0	1				
21 Ruben Sierra, S OBP: 0.500, SLG: 0.556 56 Andres Torres, S OBP: 0.238, SLG: 0.286									1	0	0	0	0	0	1					
Terry Tiffee, S OBP: 0.359, SLG: 0.487									4	0	0	0	0	0	3					
Garrett Jones, L OBP: 0.321, SLG: 0.538									3	0	0	1	0	0	2					
Jason Bartlett, R OBP: 0.500, SLG: 0.423 J.R. Taylor, S									1	0	0	0	2	1	0					
<b>Inning Stats</b>	R: 2 E: 0 K: 1 S: 9	H: 3 LOB: 1 BB: 0 P: 9	R: 0 E: 0 K: 1 S: 5	H: 0 LOB: 1 BB: 1 P: 9	R: 0 E: 0 K: 0 S: 5	H: 2 LOB: 2 BB: 0 P: 5	R: 0 E: 0 K: 1 S: 5	H: 0 LOB: 0 BB: 0 P: 5	R: 0 E: 0 K: 0 S: 4	H: 2 LOB: 2 BB: 1 P: 4	R: 2 E: 0 K: 2 S: 9	H: 2 LOB: 2 BB: 1 P: 13	R: 1 E: 1 K: 0 S: 4	H: 0 LOB: 0 BB: 0 P: 5	R: 0 E: 0 K: 1 S: 6	H: 1 LOB: 1 BB: 0 P: 6		1B: 8 2B: 3 3B: 0 HR: 0	SF: 1 SAC: 0 DP: 1 HBP: 0	WP: 0 SB: 0 CS: 1
<b>PITCHER</b>	IP WLS BF H R ER SO BB IBB HBP BLK WP HR S P ERA WHIP																			
37 Seth McClung, R ERA: 1.29	5.0 W 24 8 2 2 4 1 0 0 0 0 0 0 32 36 3.60 1.800																			
52 Wayne Franklin, L ERA: 1.42	1.0 H 2 0 0 0 0 0 0 0 0 0 0 0 2 2 0.00 0.000																			
56 Tim Corcoran, R ERA: 27.0	1.0 6 2 2 2 2 1 0 0 0 0 0 0 9 13 18.00 3.000																			
Travis Harper, R ERA: 6.3	1.0 H 4 0 1 0 0 0 0 0 0 0 0 0 4 5 0.00 0.000																			
Jason Childers, R ERA:	1.0 S 4 1 0 0 1 0 0 0 0 0 0 0 6 6 0.00 1.000																			

Batter	1	2	3	4	5	6	7	8	9	AB	R	H	RBI	BB	SO	LOB	BOTTOM	
Julio Lugo, R OBP: 0.368, SLG: 0.429 Nick Green, R OBP: 0.250, SLG: 0.419										4	1	3	0	0	0	1	<b>Minnesota Twins @ Tampa Bay Devil Rays</b> Sun Mar 19 2006, 1:05 PM EST Att: 5,184 - Sunny - 77 F <a href="http://livebaseballcards.com">livebaseballcards.com</a>	
5 Rocco Baldelli, R OBP: 0.368, SLG: 0.528										4	1	2	1	0	2			
13 Carl Crawford, L OBP: 0.281, SLG: 0.433 Ty Wigginton, R OBP: 0.355, SLG: 0.333										3	2	2	1	0	1	2		
3 Jorge Cantu, R OBP: 0.250, SLG: 0.500 Jeremy Owens, R										4	1	1	2	0	0	1		
Travis Lee, L OBP: 0.270, SLG: 0.444 14 Greg Norton, S OBP: 0.500, SLG: 0.682										3	0	0	0	0	1	3		
Damon Hollins, R OBP: 0.395, SLG: 0.424 10 Luis Ordez, R OBP: 0.321, SLG: 0.393										3	0	0	1	0	1	2		
Toby Hall, R OBP: 0.240, SLG: 0.280 17 Kevin Cash, R OBP: 0.545, SLG: 0.700										3	0	0	0	0	0	2		
24 Sean Burroughs, L OBP: 0.276, SLG: 0.222 Russell Branyan, L OBP: 0.345, SLG: 0.500										3	0	1	0	0	1	0		
Joey Gathright, L OBP: 0.356, SLG: 0.325 Michael Coleman, R										3	1	1	0	0	0	1		
<b>Inning Stats</b>	R: 4 E: 0 K: 0 S: 7	H: 4 LOB: 0 BB: 0 P: 7	R: 0 E: 0 K: 0 S: 4	H: 1 LOB: 1 BB: 0 P: 4	R: 1 E: 1 K: 2 S: 9	H: 1 LOB: 0 BB: 0 P: 9	R: 1 E: 0 K: 2 S: 10	H: 3 LOB: 2 BB: 0 P: 10	R: 0 E: 0 K: 0 S: 4	H: 0 LOB: 1 BB: 0 P: 4	R: 0 E: 0 K: 0 S: 2	H: 0 LOB: 1 BB: 2 P: 10	R: 0 E: 0 K: 0 S: 4	H: 1 LOB: 1 BB: 0 P: 5	1B: 9 2B: 2 3B: 0 HR: 0	SF: 0 SAC: 0 DP: 2 HBP: 0		WP: 1 SB: 0 CS: 1
<b>PITCHER</b>	IP WLS BF H R ER SO BB IBB HBP BLK WP HR S P ERA WHIP																	
26 Boof Bonser, R ERA: 9.0	1.0 4 1 0 0 0 0 0 0 0 0 0 1 2 10 0.00 1.000																	
Carlos Silva, R ERA: 7.2	3.0 L 15 6 5 4 2 0 0 0 0 0 0 0 10 10 9.00 3.000																	
36 Joe Nathan, R ERA: 9.0	1.0 6 3 1 1 2 0 0 0 0 0 0 0 4 4 0.00 0.000																	
37 Dennys Reyes, L ERA:	1.0 4 0 0 0 0 0 0 0 0 0 0 0 4 4 0.00 1.000																	
28 Jesse Crain, R ERA:	1.0 4 1 0 0 0 0 0 0 0 0 0 0 4 4 0.00 1.000																	
54 Matt Guerrier, R ERA: 5.4	1.0 4 0 0 0 0 2 0 0 0 0 1 0 2 10 0.00 2.000																	



Batter	1	2	3	4	5	6	7	8	9	AB	R	H	RBI	BB	SO	LOB	TOP																					
16 Jason Kubel, L OBP: 0.275, SLG: 0.278 19 Darrell May, L (6.1) Henry Bonilla, R (7.1) Felix Molina, S (9, PH) OBP: 0.500, SLG: 0.750	0-3 K	0-1 G3		0-0 G3-1		0-0 L3			0-0 2B	4	0	0	0	0	1	4	<b>Minnesota Twins @ Philadelphia Phillies</b> Bright House Networks Field, Clearwater, FL Mon Mar 20 2006, 1:05 PM EST Att: 5,790 - Sunny - 86 F <a href="http://livebaseballscorecards.com">livebaseballscorecards.com</a>																					
8 Nick Punto, S OBP: 0.357, SLG: 0.385 Gil Velazquez, R (7.6)	0-0 G6-3		0-3 K		0-0 G4-3	0-0 G4-3			0-0 G1-3	4	0	0	0	0	1	2																						
20 Lew Ford, R OBP: 0.294, SLG: 0.516 Doug Deeds, L (7, PH) OBP: 0.667, SLG: 2.000 (7.9)	0-0 HR		0-0 G6-3		0-3 K			0-0 3B G3-1 G6-3 2B	0-0 F8	3	1	1	1	0	1	0																						
33 Justin Morneau, L OBP: 0.550, SLG: 0.875 Jason Hart, R (7.3) OBP: 0.143, SLG: 0.600	4-0 BB		4-0 5 1B BB		0-0 E3			0-0 G3-1	0-3 K	2	0	0	0	2	0	1																						
5 Michael Cuddyer, R OBP: 0.600, SLG: 0.750 Jason Pridie, L (7, PH) OBP: 0.400, SLG: 0.412 (7.8)	0-0 G4-3		0-0 1-2 1B		0-3 K			0-0 G6-3		3	0	1	0	0	1	2																						
Tony Batista, R OBP: 0.324, SLG: 0.571 15 Glenn Williams, S (6, PR) OBP: 0.273, SLG: 0.364 (6.5)		0-0 HR	0-0 G1-3			4-0 38 SH1-3 55 1B 2B BB		0-3 K		2	1	1	1	1	0	2																						
55 Mike Redmond, R OBP: 0.333, SLG: 0.333 Rob Bowen, S (6, PR) OBP: 0.400, SLG: 0.333 (6.2)		0-0 F8		0-0 38 G4-3 1B		0-0 38 SH1-3 2B 1B		0-0 G3-1		3	0	2	0	0	0	0																						
38 Luis Antonio Rodriguez, S OBP: 0.349, SLG: 0.333 (6.4)		4-0 16 S BB		0-0 G4-3		0-0 SH1-3		0-0 G4-3		2	0	0	0	1	0	1																						
Johan Santana, L (1, 1) Willie Eyre, R (4, 1) Jason Tyner, L OBP: 0.517, SLG: 0.542 (6, PH) (6.7)	0-3 K		0-0 G1-3		0-0 2B			0-0 G3		2	0	0	0	0	1	2																						
	R: 1 E: 0 K: 1 S: 6	H: 1 LOB: 1 BB: 1 P: 10	R: 1 E: 0 K: 1 S: 7	H: 1 LOB: 1 BB: 1 P: 11	R: 0 E: 0 K: 1 S: 6	H: 1 LOB: 2 BB: 0 P: 10	R: 0 E: 0 K: 0 S: 4	H: 1 LOB: 1 BB: 0 P: 4	R: 0 E: 1 K: 2 S: 8	H: 0 LOB: 1 BB: 0 P: 8	R: 2 E: 0 K: 0 S: 5	H: 2 LOB: 2 BB: 1 P: 9	R: 1 E: 0 K: 1 S: 6	H: 1 LOB: 0 BB: 0 P: 6	R: 0 E: 0 K: 0 S: 3	H: 0 LOB: 1 BB: 0 P: 3		R: 0 E: 0 K: 1 S: 6	H: 1 LOB: 1 BB: 0 P: 6	1B: 3 2B: 3 3B: 0 HR: 2	SF: 0 SAC: 1 DP: 0 HBP: 0	WP: 0 PB: 0 SB: 1 CS: 0	PA: 40															
PITCHER	IP	WLS	BF	H	R	ER	SO	BB	IBB	HBP	BLK	WP	HR	S	P	ERA	WHIP	PITCHER		IP	WLS	BF	H	R	ER	SO	BB	IBB	HBP	BLK	WP	HR	S	P	ERA	WHIP		
39 Brett Myers, R ERA: 4.63	5.0		23	4	2	2	5	3	0	0	0	0	2	31	43	3.60	1.400																					
Yoel Hernandez, R ERA: 5.14	1.0	W	6	2	2	2	0	1	0	0	0	0	0	5	9	18.00	3.000																					
Rheal Cormier, L ERA: 5.79	1.0		4	1	1	1	1	0	0	0	0	0	0	6	6	9.00	1.000																					
Geoff Geary, R ERA: 1.8	2.0	S	7	1	0	0	1	0	0	0	0	0	0	9	9	0.00	0.500																					

Batter	1	2	3	4	5	6	7	8	9	AB	R	H	RBI	BB	SO	LOB	BOTTOM																						
11 Jimmy Rollins, S OBP: 0.341, SLG: 0.390 74 Dusty Wathan, R (7.2)	0-0 P3		0-0 F7	4-0 BB		0-0 1B E 1B		0-0 G5-3		3	1	1	2	1	0	0	<b>Minnesota Twins @ Philadelphia Phillies</b> Bright House Networks Field, Clearwater, FL Mon Mar 20 2006, 1:05 PM EST Att: 5,790 - Sunny - 86 F <a href="http://livebaseballscorecards.com">livebaseballscorecards.com</a>																						
Abraham Nunez, S OBP: 0.315, SLG: 0.362 (1.5)	0-3 K		0-0 G5-3	0-0 G4-3		0-0 E 1B		0-0 G6-3		5	1	1	0	0	1	4																							
Bobby Abreu, L OBP: 0.500, SLG: 0.917 Tomas Perez, S OBP: 0.364, SLG: 0.455 Rheal Cormier, L OBP: 0.302, SLG: 0.368 (7.1)	0-3 K			0-0 HR		0-0 F7		0-0 E6 1B		3	1	1	1	0	1	0																							
26 Chase Utley, L OBP: 0.286, SLG: 0.786 (1.4)		0-0 6 SF9 3B		0-0 1B 2B		0-3 K		0-0 P6		4	2	2	0	0	1	1																							
Alex Gonzalez, R OBP: 0.333, SLG: 0.567 Yoel Hernandez, R (6.1)	0-3 K			0-0 39 BB 11 BB 1B		0-3 K		0-0 G4-3		3	1	1	0	0	2	1																							
8 Shane Victorino, S OBP: 0.302, SLG: 0.368 (7.7)										0	0	0	0	0	0	0																							
6 Ryan Howard, L OBP: 0.415, SLG: 0.915 27 Chris Coste, R OBP: 0.500, SLG: 0.917 (7.3)	0-0 SF9		0-3 K			0-0 BB G5-4-3 1B		0-3 K		2	1	1	1	0	1	2																							
Aaron Rowand, R OBP: 0.306, SLG: 0.357 (1.8)	0-0 2B		0-3 K			0-0 G5-4-3 11 BB 1B		0-0 F8		4	1	2	0	0	1	2																							
Mike Lieberthal, R OBP: 0.233, SLG: 0.321 Danny Sandoval, S OBP: 0.308, SLG: 0.423 (7.6)	0-3 K		0-0 K	0-0 11 BB 39 BB 1B		0-0 G5-4-3 BB		0-0 F8		2	0	1	1	1	1	1																							
39 Brett Myers, R OBP: 0.333, SLG: 0.571 (6.9)			0-3 K			0-0 G5-4-3		0-0 1B		1	0	0	0	1	1	0																							
	R: 0 E: 0 K: 2 S: 7	H: 0 LOB: 0 BB: 0 P: 7	R: 1 E: 0 K: 2 S: 9	H: 2 LOB: 1 BB: 0 P: 9	R: 0 E: 0 K: 1 S: 5	H: 0 LOB: 0 BB: 0 P: 5	R: 3 E: 0 K: 2 S: 11	H: 4 LOB: 3 BB: 2 P: 19	R: 0 E: 0 K: 2 S: 7	H: 0 LOB: 0 BB: 0 P: 7	R: 4 E: 1 K: 0 S: 7	H: 5 LOB: 1 BB: 1 P: 11	R: 0 E: 0 K: 1 S: 5	H: 0 LOB: 0 BB: 0 P: 5	R: 0 E: 0 K: 0 S: 4	H: 1 LOB: 1 BB: 0 P: 4	R: 0 E: 0 K: 0 S: 4	H: 1 LOB: 1 BB: 0 P: 4	1B: 8 2B: 2 3B: 1 HR: 1	SF: 1 SAC: 0 DP: 1 HBP: 0	WP: 0 PB: 0 SB: 0 CS: 0	PA: 38																	
PITCHER	IP	WLS	BF	H	R	ER	SO	BB	IBB	HBP	BLK	WP	HR	S	P	ERA	WHIP	PITCHER		IP	WLS	BF	H	R	ER	SO	BB	IBB	HBP	BLK	WP	HR	S	P	ERA	WHIP			
Johan Santana, L ERA: 6.35	3.2		17	6	4	4	7	0	0	0	0	0	1	31	31	9.82	1.636																						
Willie Eyre, R ERA: 1.74	1.1		6	0	0	0	2	2	0	0	0	0	0	8	16	0.00	1.500																						
19 Darrell May, L ERA: 5.73	1.0	L	8	5	4	3	0	1	0	0	0	0	0	7	11	27.00	6.000																						
Henry Bonilla, R ERA:	2.0		7	1	0	0	1	0	0	0	0	0	0	9	9	0.00	0.500																						

AB	35
R	5
H	8
RBI	5
BB	4
SO	7
LOB	17



AB	34
R	8
H	12
RBI	6
BB	3
SO	10
LOB	14





Batter	1	2	3	4	5	6	7	8	9	AB	R	H	RBI	BB	SO	LOB	TOP										
6 Ryan Freel, R OBP: 0.208, SLG: 0.188 30 Norris Hopper, R (9, 7)	G5-3		K				P3		G6-3	4	0	0	0	1	1	2											
15 Dewayne Wise, L OBP: 0.354, SLG: 0.705	G4-3				G3	G3				4	0	0	0	0	0	1	2										
Rich Aurilia, R OBP: 0.293, SLG: 0.447 27 Chris Denorfia, R OBP: 0.320, SLG: 0.333	K			F9	2-1	F9		F7		4	0	0	0	0	1	0											
9 Jacob Cruz, L OBP: 0.375, SLG: 0.292		K				G5-3		L4		3	0	0	0	1	1	0											
Austin Kearns, R OBP: 0.392, SLG: 0.409 6 Jeff Bannion, R OBP: 0.500, SLG: 0.429	G5-3									3	1	1	0	1	1	1											
Jason LaRue, R OBP: 0.341, SLG: 0.156 26 David Ross, R OBP: 0.625, SLG: 1.056	K									2	2	0	0	0	1	1											
54 Andy Abad, L OBP: 0.403, SLG: 0.559										4	1	3	4	0	0	0											
16 Frank Menechino, R OBP: 0.241, SLG: 0.120										3	0	0	0	1	0	2											
43 Matt Kata, S OBP: 0.205, SLG: 0.263										4	0	1	0	0	1	2											
<b>Inning Stats</b>	R: 0 E: 0 K: 1 S: 5	H: 0 LOB: 0 BB: 0 P: 5	R: 0 E: 0 K: 2 S: 7	H: 0 LOB: 0 BB: 0 P: 7	R: 0 E: 0 K: 1 S: 5	H: 0 LOB: 1 BB: 1 P: 9	R: 0 E: 0 K: 1 S: 5	H: 0 LOB: 1 BB: 1 P: 9	R: 2 E: 1 K: 0 S: 5	H: 1 LOB: 1 BB: 1 P: 9	R: 0 E: 0 K: 0 S: 4	H: 0 LOB: 0 BB: 0 P: 7	R: 0 E: 0 K: 0 S: 4	H: 1 LOB: 1 BB: 0 P: 4	R: 0 E: 0 K: 0 S: 4	H: 1 LOB: 1 BB: 0 P: 4	1B: 2 2B: 2 3B: 0 HR: 1	SF: 0 SAC: 0 DP: 0 HBP: 1	WP: 0 PB: 0 SB: 2 CS: 0	PA: 37							
<b>PITCHER</b>	IP	WLS	BF	H	R	ER	SO	BB	IBB	HBP	BLK	WP	HR	S	P	ERA	WHIP										
30 Scott Baker, R ERA: 3.18	4.1	L	19	2	2	2	5	3	0	1	0	0	1	25	38	4.15	1.154										
37 Denny Reyes, L ERA:	1.2		8	1	2	0	0	1	0	0	0	0	0	7	13	0.00	1.200										
47 Francisco Liriano, L ERA:	1.0		3	0	0	0	2	0	0	0	0	0	0	7	7	0.00	0.000										
36 Joe Nathan, R ERA: 4.5	1.0		4	1	0	0	0	0	0	0	0	0	0	4	4	0.00	1.000										
54 Matt Guerrier, R ERA: 4.91	1.0		4	1	0	0	0	0	0	0	0	0	0	4	4	0.00	1.000										

Cincinnati Reds @ Minnesota Twins  
Hammond Stadium, Fort Myers, FL  
Wed Mar 22 2006, 7:05 PM EST  
Att: 7,615 - Partly Cloudy - 79 F

AB	32
R	4
H	5
RBI	4
BB	4
SO	7
LOB	11



Batter	1	2	3	4	5	6	7	8	9	AB	R	H	RBI	BB	SO	LOB	BOTTOM										
Shannon Stewart, R OBP: 0.433, SLG: 0.577 11 Josh Rabe, R OBP: 0.357, SLG: 0.538	K					G4-6-3				3	0	1	1	0	1	1											
Luis Castillo, S OBP: 0.548, SLG: 0.417 53 Luis Maza, R OBP: 0.333, SLG: 0.450	K									3	0	2	0	0	1	0											
7 Joe Mauer, L OBP: 0.361, SLG: 0.367 51 Shawn Wooten, R OBP: 0.280, SLG: 0.286	G4-3									3	0	0	0	0	1	2											
24 Rondell White, R OBP: 0.385, SLG: 0.658 Jason Pridle, L OBP: 0.391, SLG: 0.389										3	0	1	0	0	1	1											
Tori Hunter, R OBP: 0.394, SLG: 0.667 56 Andres Torres, S OBP: 0.227, SLG: 0.273	K									3	0	0	0	0	1	2											
33 Justin Morneau, L OBP: 0.476, SLG: 0.737 Jason Hart, R OBP: 0.182, SLG: 0.600	K									3	0	0	0	0	1	1											
Tony Batista, R OBP: 0.300, SLG: 0.526 15 Glenn Williams, S OBP: 0.304, SLG: 0.364	K									3	0	0	0	0	2	0											
20 Lew Ford, R OBP: 0.297, SLG: 0.500 Jason Tyner, L OBP: 0.533, SLG: 0.560										3	1	1	0	0	0	0											
Jason Bartlett, R OBP: 0.500, SLG: 0.414										3	0	1	0	0	1	3											
<b>Inning Stats</b>	R: 0 E: 0 K: 2 S: 7	H: 0 LOB: 0 BB: 0 P: 7	R: 0 E: 0 K: 2 S: 7	H: 0 LOB: 0 BB: 0 P: 7	R: 1 E: 0 K: 1 S: 6	H: 2 LOB: 1 BB: 0 P: 6	R: 0 E: 0 K: 1 S: 6	H: 1 LOB: 1 BB: 0 P: 6	R: 0 E: 0 K: 0 S: 3	H: 0 LOB: 0 BB: 0 P: 3	R: 0 E: 0 K: 1 S: 5	H: 1 LOB: 1 BB: 0 P: 6	R: 0 E: 0 K: 0 S: 3	H: 1 LOB: 1 BB: 0 P: 3	R: 0 E: 0 K: 2 S: 9	H: 2 LOB: 2 BB: 0 P: 9	R: 2 E: 0 K: 2 S: 8	H: 1 LOB: 2 BB: 3 P: 20	1B: 7 2B: 1 3B: 0 HR: 0	SF: 0 SAC: 0 DP: 2 HBP: 1	WP: 0 PB: 0 SB: 0 CS: 0	PA: 36					
<b>PITCHER</b>	IP	WLS	BF	H	R	ER	SO	BB	IBB	HBP	BLK	WP	HR	S	P	ERA	WHIP										
22 Eric Milton, L ERA: 7.98	5.0		17	3	1	1	6	0	0	0	0	0	0	29	29	1.80	0.600										
56 Todd Coffey, R ERA: 3.6	1.0	H	4	1	0	0	1	0	0	1	0	0	0	5	6	0.00	1.000										
48 Mike Gosling, L ERA: 14.09	1.0	H	3	1	0	0	0	0	0	0	0	0	0	3	3	0.00	1.000										
31 Matt Belisle, R ERA: 2.25	1.0	H	5	2	0	0	2	0	0	0	0	0	0	9	9	0.00	2.000										
37 Brian Shackettford, L ERA: 4.5	1.0	S	7	1	2	2	2	3	0	0	0	0	0	8	20	18.00	4.000										

Cincinnati Reds @ Minnesota Twins  
Hammond Stadium, Fort Myers, FL  
Wed Mar 22 2006, 7:05 PM EST  
Att: 7,615 - Partly Cloudy - 79 F

AB	32
R	3
H	8
RBI	3
BB	3
SO	11
LOB	14





Batter	1	2	3	4	5	6	7	8	9	AB	R	H	RBI	BB	SO	LOB	TOP										
Coco Crisp, S (1,8) OBP: 0.537, SLG: 0.639 36 Patrick Perry, L (8, PR) 36 Yahmed Yema, L (8, 7)	0-0 1B		G4-3			4-0 BB 34 1B BB		0-0 1B	0-0 G3-1	3	0	2	0	1	0	1	<b>Boston Red Sox @ Minnesota Twins</b> Hammond Stadium, Fort Myers, FL Thu Mar 23 2006, 1:05 PM EST Att: 7,729 - Cloudy - 87 F										
Mark Loretta, R (1,4) OBP: 0.457, SLG: 0.647 18 Dominic Ramos, R (8,4)	0-0 F7			0-0 34 G3-6-3 1B		0-0 F8		0-0 HR 1B	0-0 F8	4	1	2	2	0	0	2											
34 David Ortiz, L (1,10) OBP: 0.500, SLG: 1.167 13 Enrique Wilson, S (6, PR) OBP: 0.333, SLG: 0.621 (6,10)	0-0 G1-6-3			0-0 G3-6-3 1-2 1B		0-0 BB 1-2 1B		0-0 G6-3		3	0	1	0	0	0	2											
Manny Ramirez, R (1,7) OBP: 0.457, SLG: 0.621 50 Trent Durrington, R (6, PR) OBP: 0.182, SLG: 0.150 (6,7) (6,8)		0-3 K		0-0 1B		4-0 FC6-4 BB 1-2 2-3		0-0 F9		2	0	1	0	1	1	0											
Trot Nixon, L (1,9) OBP: 0.325, SLG: 0.432 24 Dusty Brown, R (6,2) OBP: 0.467, SLG: 0.417	0-0 G6-3			0-3 K		0-0 FC6-4 BB 1-2 3		0-0 FC6-4		3	0	0	0	0	1	4											
Jason Varitek, S (1,2) 31 Chris Durbin, R (6,9) OBP: 0.500, SLG: 0.250	0-0 G3				0-0 G4-3		0-0 F7	0-0 FC5-4 1-2		2	0	0	0	0	0	0											
20 Kevin Youkilis, R (1,3) Jeff Bailey, R (7,3) OBP: 0.444, SLG: 0.778			0-0 FC6 1B		0-0 F8		0-0 P4		0-0 7 2B 36 G3-1 1B	3	0	1	0	0	0	0											
Tony Graffanino, R (1,5) OBP: 0.273, SLG: 0.267 20 Andrew Pinckney, L (7, PR) (7,5)			0-0 FC6 FC6-4 1-2		0-0 L6		4-0 FC6-4 BB		0-0 F7	2	0	0	0	1	0	1											
Alex Gonzalez, R (1,6) OBP: 0.152, SLG: 0.226 7 Luis Segovia, R (7,6) OBP: 0.500, SLG: 0.750			0-0 FC6-4 1-2			0-0 G6-3	0-0 FC6-4 1-2		0-0 36 G3-1 1-3 2B	3	0	0	0	0	0	2											
<b>Inning Stats</b>	R: 0 E: 0 K: 0 S: 3	H: 1 LOB: 0 BB: 0 P: 3	R: 0 E: 0 K: 1 S: 5	H: 0 LOB: 0 BB: 0 P: 5	R: 0 E: 0 K: 1 S: 4	H: 1 LOB: 1 BB: 0 P: 4	R: 0 E: 0 K: 1 S: 6	H: 2 LOB: 1 BB: 0 P: 6	R: 0 E: 0 K: 0 S: 3	H: 0 LOB: 0 BB: 0 P: 3	R: 0 E: 0 K: 0 S: 4	H: 1 LOB: 3 BB: 2 P: 12	R: 0 E: 0 K: 0 S: 3	H: 0 LOB: 1 BB: 1 P: 7	R: 2 E: 0 K: 0 S: 6	H: 3 LOB: 1 BB: 0 P: 6		R: 1 E: 0 K: 0 S: 5	H: 2 LOB: 1 BB: 0 P: 5	1B: 8 2B: 1 3B: 0 HR: 1	SF: 0 SAC: 0 DP: 2 HBP: 0	WP: 0 PB: 0 SB: 0 CS: 0	PA: 38				
<b>PITCHER</b>	IP	WLS	BF	H	R	ER	SO	BB	IBB	HBP	BLK	WP	HR	S	P	ERA	WHIP	<b>PITCHER</b>									
Kyle Lohse, R (1,1) ERA: 2.12	5.0	W	17	4	0	0	2	0	0	0	0	0	0	21	21	0.00	0.800										
26 Jesse Crain, L (6,1) ERA:	2.0	H	10	1	0	0	0	3	0	0	0	0	0	7	19	0.00	2.000										
19 Darrell May, L (8,1) ERA: 6.75	1.0	H	6	3	2	2	0	0	0	0	0	0	1	6	6	18.00	3.000										
53 Beau Kemp, R (9,1) ERA: 9.0	1.0	S	5	2	1	1	0	0	0	0	0	0	0	5	5	9.00	2.000										

AB	35
R	3
H	10
RBI	3
BB	3
SO	2
LOB	18



Batter	1	2	3	4	5	6	7	8	9	AB	R	H	RBI	BB	SO	LOB	BOTTOM										
56 Andres Torres, S (1,9) OBP: 0.259, SLG: 0.269	0-3 K	0-3 K		0-3 K		0-0 38 S 1B		1-0 38 S HBP		4	1	1	0	0	3	2	<b>Boston Red Sox @ Minnesota Twins</b> Hammond Stadium, Fort Myers, FL Thu Mar 23 2006, 1:05 PM EST Att: 7,729 - Cloudy - 87 F										
38 Luis Antonio Rodriguez, S (6,4) OBP: 0.375, SLG: 0.349 (6,3)	0-0 24 1B		0-3 K	0-0 G3		4-1 BB		0-1 1B		4	1	2	1	1	1	1											
Tori Hunter, R (1,8) OBP: 0.361, SLG: 0.606 Jason Tyner, L (6,8) OBP: 0.500, SLG: 0.519	0-0 F8		0-0 G6-3		0-0 B2	0-3 K		0-0 G4-3		3	0	0	0	0	0	1											
24 Rondell White, R (1,10) OBP: 0.415, SLG: 0.667 (5, PH) 51 Shawn Wooten, R (6,10) OBP: 0.296, SLG: 0.435 (6,10)	0-0 33 1B		1-0 HBP		0-0 HR		0-3 K		0-0 F8	1	0	1	0	0	0	0											
33 Justin Morneau, L (1,3) OBP: 0.500, SLG: 0.714 Steve Tolleson, R (6,4)	0-0 E		4-0 BB		0-3 K		0-0 F8		0-0 F8	2	0	1	1	1	1	0											
Terry Tiffee, S (1,5) OBP: 0.357, SLG: 0.476 53 Luis Maza, R (7,5) OBP: 0.364, SLG: 0.476	0-0 G4-3		0-0 F7		0-0 1B		0-0 1B		0-0 1B	3	0	1	0	0	0	4											
16 Jason Kubel, L (1,7) OBP: 0.279, SLG: 0.263 Jason Pridie, L (7,7) OBP: 0.364, SLG: 0.368		0-0 G4-3		4-0 55 1B 8 FC5-4 BB		0-0 F8		0-0 L9		2	1	0	0	1	0	1											
55 Mike Redmond, R (1,2) OBP: 0.417, SLG: 0.391 Rob Bowen, S (7,2) OBP: 0.364, SLG: 0.300		4-0 BB		0-0 8 FC5-4 1B		0-0 8 F9-3 1B		0-3 K		2	0	2	0	1	0	0											
8 Nick Punto, S (1,6) OBP: 0.333, SLG: 0.357 Alexi Casilla, S (7,6) ERA: 4.15		0-0 F8		0-0 FC5-4 1-2 3H		0-0 F9-3		0-0 G5-3		3	0	0	1	0	0	3											
<b>Inning Stats</b>	R: 1 E: 1 K: 1 S: 8	H: 3 LOB: 2 BB: 0 P: 8	R: 0 E: 0 K: 1 S: 5	H: 0 LOB: 1 BB: 1 P: 9	R: 0 E: 0 K: 1 S: 5	H: 0 LOB: 2 BB: 1 P: 10	R: 1 E: 0 K: 1 S: 7	H: 2 LOB: 1 BB: 1 P: 7	R: 0 E: 0 K: 1 S: 7	H: 2 LOB: 2 BB: 1 P: 11	R: 0 E: 0 K: 1 S: 6	H: 1 LOB: 1 BB: 0 P: 6	R: 1 E: 0 K: 1 S: 7	H: 1 LOB: 1 BB: 0 P: 8	1B: 9 2B: 1 3B: 0 HR: 1	SF: 0 SAC: 0 DP: 1 HBP: 2		WP: 0 PB: 0 SB: 2 CS: 0	PA: 39								
<b>PITCHER</b>	IP	WLS	BF	H	R	ER	SO	BB	IBB	HBP	BLK	WP	HR	S	P	ERA	WHIP	<b>PITCHER</b>									
30 Matt Clement, R (1,1) ERA: 3.0	5.0	L	25	6	3	3	5	3	0	1	0	0	0	31	44	5.40	1.800										
Rudy Seanez, R (6,1) ERA: 8.0	1.0		5	2	0	0	1	1	0	0	0	0	0	7	11	0.00	3.000										
17 Manny Delcarmen, R (7,1) ERA: 3.38	1.0		4	1	0	0	1	0	0	0	0	0	0	6	6	0.00	1.000										
Mike Holtz, L (8,1) ERA: 4.15	1.0		5	1	1	1	1	0	0	1	0	0	0	7	8	9.00	1.000										






Batter	1	2	3	4	5	6	7	8	9	AB	R	H	RBI	BB	SO	LOB	TOP										
19 Bubba Crosby, L (1, 8) OBP: 0.172, SLG: 0.286	G3		F9		F7			K		4	0	0	0	0	1	1	<b>New York Yankees @ Minnesota Twins</b> Hammond Stadium, Fort Myers, FL Fri Mar 24 2006, 1:05 PM EST Att: 7,673 - Sunny - 72 F										
Miguel Cairo, R (1, 6) OBP: 0.315, SLG: 0.408 91 Ramiro Pena, S (8, PR) OBP: 0.417, SLG: 0.458	F8		1B			L4		27 WP HBP		3	0	1	0	0	0	0											
Bernie Williams, S (1, 10) OBP: 0.389, SLG: 0.588	F7		1B			P6		K		4	0	1	1	0	1	1											
12 Andy Phillips, R (1, 3) OBP: 0.391, SLG: 0.431 27 Kevin Thompson, R (7, 9) OBP: 0.417, SLG: 0.511		K	FC5-4					G5-3		3	0	1	0	0	1	2											
24 Robinson Canó, L (1, 4) OBP: 0.394, SLG: 0.525						L7				3	0	1	0	1	0	1											
Kelly Stinnett, R (1, 2) OBP: 0.313, SLG: 0.367 85 Omir Santos, R (8, 2) OBP: 0.273, SLG: 0.200		BB								3	0	0	0	0	0	1											
Luis Alfonso Garcia, R (1, 9) OBP: 0.500, SLG: 1.500										1	0	0	0	0	0	1											
27 Russ Johnson, R (1, 5) OBP: 0.313, SLG: 0.360 Tim Battle, R (9, PR)										3	0	0	0	1	2	1											
64 Kevin Reese, L (1, 7) OBP: 0.300, SLG: 0.333										0	0	0	0	0	0	0											
<b>Inning Stats</b>	R: 0 E: 0 K: 0 S: 3	H: 0 LOB: 0 BB: 4	R: 0 E: 0 K: 1 S: 5	H: 0 LOB: 1 BB: 1 P: 9	R: 1 E: 0 K: 0 S: 6	H: 3 LOB: 2 BB: 0 P: 6	R: 0 E: 0 K: 0 S: 3	H: 0 LOB: 0 BB: 0 P: 3	R: 0 E: 0 K: 2 S: 7	H: 1 LOB: 1 BB: 0 P: 4	R: 0 E: 0 K: 1 S: 6	H: 1 LOB: 1 BB: 0 P: 6	R: 0 E: 0 K: 2 S: 7	H: 0 LOB: 2 BB: 1 P: 10	R: 0 E: 0 K: 1 S: 6	H: 1 LOB: 2 BB: 1 P: 10		1B: 5 2B: 1 3B: 0 HR: 0	SF: 0 SAC: 0 DP: 0 HBP: 1	WP: 1 PB: 0 CS: 0	PA: 36						
<b>PITCHER</b>	IP	WLS	BF	H	R	ER	SO	BB	IBB	HBP	BLK	WP	HR	S	P	ERA	WHIP										
Carlos Silva, R (1, 1) ERA: 5.0	4.0		16	3	1	1	1	1	0	0	0	0	0	17	22	2.25	1.000										
37 Denrys Reyes, L (5, 1) ERA:	1.0		3	0	0	0	2	0	0	0	0	0	0	7	7	0.00	0.000										
Willie Eyre, R (6, 1) ERA: 1.46	2.0		8	2	0	0	1	0	0	0	0	0	0	10	10	0.00	1.000										
Danny Powers, R (8, 1) ERA:	1.0	W	4	0	0	0	2	0	0	1	0	1	0	7	9	0.00	0.000										
19 Mike Smith, R (9, 1) ERA:	1.0	S	5	1	0	0	1	1	0	0	0	0	0	6	10	0.00	2.000										

AB 33  
R 1  
H 6  
RBI 1  
BB 2  
SO 7  
LOB 14



Batter	1	2	3	4	5	6	7	8	9	AB	R	H	RBI	BB	SO	LOB	BOTTOM										
Shannon Stewart, R (1, 7) OBP: 0.394, SLG: 0.517 11 Josh Rabe, R (6, 7) OBP: 0.379, SLG: 0.538	K		K		G5-3					3	0	0	0	0	2	1	<b>New York Yankees @ Minnesota Twins</b> Hammond Stadium, Fort Myers, FL Fri Mar 24 2006, 1:05 PM EST Att: 7,673 - Sunny - 72 F										
Luis Castillo, S (1, 4) OBP: 0.529, SLG: 0.407 51 Shawn Wooten, R (7, 2) OBP: 0.286, SLG: 0.417	G6-3					F7		G6-4-3 BB		3	0	1	0	0	0	0											
55 Mike Redmond, R (1, 2) OBP: 0.407, SLG: 0.385 Matt Tolbert, S (6, PR) (7, 4)	G1-3		G1-3					16 BB 16 BB		3	0	1	0	0	0	2											
24 Rondell White, R (1, 10) OBP: 0.386, SLG: 0.619 16 Jason Kubel, L (8, PH) OBP: 0.295, SLG: 0.282		G6-3				F9		1B		3	0	0	0	0	1	1											
Tori Hunter, R (1, 8) OBP: 0.333, SLG: 0.556 Jason Tyner, L (7, 8) OBP: 0.515, SLG: 0.536		K			G3			1B		3	0	0	0	0	2	1											
Terry Tiffee, S (1, 3) OBP: 0.378, SLG: 0.578 Jason Hart, R (8, 3) OBP: 0.174, SLG: 0.571								1B		1	0	1	1	0	0	0											
Tony Batista, R (1, 5) OBP: 0.279, SLG: 0.488 15 Glenn Williams, S (8, 5) OBP: 0.304, SLG: 0.364										3	1	2	1	0	1	0											
20 Lew Ford, R (1, 9) OBP: 0.300, SLG: 0.472										1	0	0	0	0	0	1											
Jason Bartlett, R (1, 6) OBP: 0.500, SLG: 0.419 Trevor Plouffe, R (7, 6)										2	0	1	0	0	0	0											
<b>Inning Stats</b>	R: 0 E: 0 K: 1 S: 5	H: 0 LOB: 0 BB: 0 P: 5	R: 0 E: 0 K: 1 S: 6	H: 1 LOB: 0 BB: 0 P: 6	R: 0 E: 0 K: 1 S: 7	H: 2 LOB: 2 BB: 0 P: 7	R: 1 E: 0 K: 1 S: 6	H: 1 LOB: 0 BB: 0 P: 6	R: 0 E: 0 K: 1 S: 6	H: 1 LOB: 2 BB: 0 P: 7	R: 0 E: 0 K: 1 S: 5	H: 0 LOB: 1 BB: 1 P: 10	R: 2 E: 0 K: 0 S: 4	H: 2 LOB: 1 BB: 2 P: 12	R: 0 E: 0 K: 0 S: 4	H: 2 LOB: 1 BB: 2 P: 12		1B: 5 2B: 1 3B: 0 HR: 1	SF: 0 SAC: 0 DP: 1 HBP: 0	WP: 1 PB: 0 CS: 0	PA: 33						
<b>PITCHER</b>	IP	WLS	BF	H	R	ER	SO	BB	IBB	HBP	BLK	WP	HR	S	P	ERA	WHIP										
Randy Johnson, L (1, 1) ERA: 2.96	6.1		24	5	1	1	6	0	0	0	0	0	0	36	37	1.42	0.789										
60 Jose Veras, R (7, 1) ERA: 10.8	1.1	L	6	0	1	1	0	3	0	0	0	0	0	3	16	6.75	2.250										
77 Dusty Bergman, L (8, 1) ERA: 18.0	0.1		3	2	1	1	0	0	0	0	0	0	0	3	3	27.00	6.000										

AB 30  
R 3  
H 7  
RBI 3  
BB 3  
SO 6  
LOB 9









Batter	1	2	3	4	5	6	7	8	9	AB	R	H	RBI	BB	SO	LOB	TOP								
Nick Green, R OBP: 0.293, SLG: 0.425 (1, 6)	F9		SH5-3		G5-4-3		SH1-3	G5-3		3	0	0	0	0	0	2	<b>Tampa Bay Devil Rays @ Minnesota Twins</b> Hammond Stadium, Fort Myers, FL Sun Mar 26 2006, 1:05 PM EST Att: 7,758 - Sunny - 68 F								
Travis Lee, L OBP: 0.296, SLG: 0.566 (1, 10)	G4-3		3 1B		F9		K		K	5	1	1	1	0	2	2									
Jorge Cantu, R OBP: 0.280, SLG: 0.440 (1, 4)	G6-3		G3-1				G5-3		F9	5	1	2	1	0	0	2									
Aubrey Huff, L OBP: 0.447, SLG: 0.610 (1, 5)		G4-6-3	G3-1		G4-3			FC6-2	F8	5	0	2	1	0	0	1									
14 Greg Norton, S OBP: 0.455, SLG: 0.611 (7, 9)		G4-6-3	F8		G4-3			FC6-2		4	1	2	0	0	0	1									
Ty Wigginton, R OBP: 0.326, SLG: 0.410 (7, 3)	K				G3-1			FC6-2		4	1	0	0	0	1	4									
8 Josh Paul, R OBP: 0.412, SLG: 0.552 (1, 2)	G4-6-3				G6-3			E8		3	2	1	1	1	0	2									
10 Luis Ordaz, R OBP: 0.244, SLG: 0.364 (1, 8)	L7				G5-3			SF8		3	0	1	1	0	0	2									
39 Darnell McDonald, R OBP: 0.318, SLG: 0.350 (1, 7)			SH5-3		E6					4	1	3	1	0	0	0									
<b>Inning Stats</b>	R: 0 E: 0 K: 0 S: 3	H: 0 LOB: 0 BB: 0 P: 3	R: 0 E: 0 K: 1 S: 7	H: 2 LOB: 2 BB: 0 P: 7	R: 2 E: 1 K: 0 S: 6	H: 3 LOB: 1 BB: 0 P: 7	R: 0 E: 0 K: 0 S: 4	H: 0 LOB: 0 BB: 0 P: 5	R: 0 E: 1 K: 0 S: 3	H: 0 LOB: 0 BB: 0 P: 3	R: 1 E: 0 K: 0 S: 4	H: 1 LOB: 0 BB: 0 P: 4	R: 1 E: 0 K: 1 S: 7	H: 2 LOB: 2 BB: 1 P: 11	R: 3 E: 1 K: 0 S: 7	H: 4 LOB: 1 BB: 0 P: 7		R: 0 E: 0 K: 1 S: 5	H: 0 LOB: 0 BB: 0 P: 5	1B: 7 2B: 4 3B: 1 HR: 0	SF: 1 SAC: 2 DP: 1 HBP: 0	WP: 0 PB: 0 CS: 0	PA: 40		
<b>PITCHER</b>	IP	WLS	BF	H	R	ER	SO	BB	IBB	HBP	BLK	WP	HR	S	P	ERA	WHIP								
Brad Radke, R ERA: 5.82 (1, 1)	5.0		20	5	2	2	1	0	0	0	0	0	0	23	25	3.60	1.000								
28 Jesse Crain, R ERA: 1.29 (6, 1)	1.0		4	1	1	1	0	0	0	0	0	0	0	4	4	9.00	1.000								
Willie Eyre, R ERA: 2.03 (7, 1)	1.0		6	2	1	1	1	1	0	0	0	0	0	7	11	9.00	3.000								
Jay Sawatski, L ERA: 27.0 (8, 1)	1.0	L	7	4	3	3	0	0	0	0	0	0	0	7	7	27.00	4.000								
Angel Garcia, R ERA: (9, 1)	1.0		3	0	0	0	1	0	0	0	0	0	0	5	5	0.00	0.000								

Batter	1	2	3	4	5	6	7	8	9	AB	R	H	RBI	BB	SO	LOB	BOTTOM								
Shannon Stewart, R OBP: 0.361, SLG: 0.469 Jason Tyner, L OBP: 0.500, SLG: 0.514 (1, 7)	G6-3	F7			G5-3		53 WP		BB	3	0	0	0	0	0	1	<b>Tampa Bay Devil Rays @ Minnesota Twins</b> Hammond Stadium, Fort Myers, FL Sun Mar 26 2006, 1:05 PM EST Att: 7,758 - Sunny - 68 F								
Luis Castillo, S OBP: 0.514, SLG: 0.433 53 Luis Maza, R OBP: 0.400, SLG: 0.542 (6, FR)	G5-3		G6-3			7 3B	16 FC5		P6	3	0	1	0	0	0	0									
7 Joe Mauer, L OBP: 0.385, SLG: 0.438 Rob Bowen, S OBP: 0.438, SLG: 0.308 (1, 2)	E6		G6-4-3			SF8	16 E		BB	2	2	1	1	1	0	0									
24 Rondell White, R OBP: 0.383, SLG: 0.591 16 Jason Kubel, L OBP: 0.314, SLG: 0.333 (7, PH)	2B		G6-4-3		G1-3		FC5		G4-6-3	2	0	0	0	1	0	3									
Tori Hunter, R OBP: 0.333, SLG: 0.579 Jason Pridie, L OBP: 0.391, SLG: 0.368 (7, 8)	2B				F9		SF8		BB	0	0	0	0	1	0	0									
Terry Tifee, S OBP: 0.353, SLG: 0.529 (1, 3)	K				G6-3				P6	4	0	1	0	0	1	5									
Tony Batista, R OBP: 0.255, SLG: 0.444 (1, 5)			F8		P6		K		P3	4	0	0	0	0	1	2									
20 Lew Ford, R OBP: 0.295, SLG: 0.450 (1, 9)					F9				F7	4	1	1	0	0	0	0									
8 Nick Punto, S OBP: 0.319, SLG: 0.341 Juan Castro, R ERA: 2.57 (7, 6)	F9				G6-3				P4	2	0	0	0	0	0	1									
<b>Inning Stats</b>	R: 1 E: 1 K: 1 S: 11	H: 1 LOB: 2 BB: 1 P: 15	R: 0 E: 0 K: 0 S: 6	H: 1 LOB: 1 BB: 0 P: 8	R: 0 E: 0 K: 0 S: 2	H: 0 LOB: 0 BB: 1 P: 6	R: 0 E: 0 K: 0 S: 5	H: 0 LOB: 0 BB: 0 P: 7	R: 0 E: 0 K: 1 S: 8	H: 3 LOB: 2 BB: 0 P: 8	R: 2 E: 2 K: 0 S: 6	H: 3 LOB: 3 BB: 2 P: 15	R: 0 E: 0 K: 0 S: 3	H: 0 LOB: 0 BB: 0 P: 3	R: 0 E: 0 K: 0 S: 3	H: 1 LOB: 1 BB: 1 P: 7		1B: 5 2B: 2 3B: 1 HR: 0	SF: 1 SAC: 0 DP: 2 HBP: 0	WP: 1 PB: 0 CS: 0	PA: 40				
<b>PITCHER</b>	IP	WLS	BF	H	R	ER	SO	BB	IBB	HBP	BLK	WP	HR	S	P	ERA	WHIP								
Mark Hendrickson, L ERA: 3.38 (1, 1)	6.0		25	5	3	2	2	2	0	0	1	0	0	37	49	3.00	1.167								
54 Chad Orvella, R ERA: 8.38 (7, 1)	1.0	W	8	2	2	1	0	2	0	0	0	1	0	6	15	9.00	4.000								
Travis Harper, R ERA: 4.65 (8, 1)	1.0	H	3	0	0	0	0	0	0	0	0	0	0	3	3	0.00	0.000								
32 Justin Miller, R ERA: 2.57 (9, 1)	1.0	S	4	1	0	0	0	1	0	0	0	0	0	3	7	0.00	2.000								





Batter	1	2	3	4	5	6	7	8	9	AB	R	H	RBI	BB	SO	LOB	TOP										
68 Wayne Lydon, S Eric Nielsen, R OBP: 0.511, SLG: 0.514 OBP: 0.600, SLG: 1.333	F8	G6-4-3															2 0 1 0 1 0 0 0 0 0 0 0 0 0										
46 Luis Figueroa, S OBP: 0.333, SLG: 0.395	G5-3	G6-4-3															4 0 0 0 0 0 0 5										
3 Reed Johnson, R OBP: 0.357, SLG: 0.385	1B																4 1 1 0 0 0 1 1										
15 Alex Rios, R David Smith, R OBP: 0.407, SLG: 0.692	3B																4 1 2 1 0 0 0 0 0 0 0 0 0 0										
43 Kevin Barker, L OBP: 0.298, SLG: 0.404	BB																2 0 0 0 0 2 0 0										
Jason Phillips, R 51 Mike Mahoney, R OBP: 0.351, SLG: 0.559 OBP: 0.455, SLG: 0.900	G6-3																3 0 0 0 0 0 1 3 1 0 0 0 0 0 0 0										
21 Chad Mottola, R OBP: 0.270, SLG: 0.273																	4 0 2 0 0 0 0 0										
Danny Solano, R Scott Dragicevich, R (1.5) (6.5)	F7																2 0 0 0 0 0 0 1 2 0 0 0 0 0 2 0										
Manny Mayerson, R Juan Peralta, S (7, PH) (7.4)	E5																2 0 0 0 0 0 1 1 1 0 0 0 0 0 0 0										
<b>Inning Stats</b>	R: 1 E: 0 K: 0 S: 5	H: 2 LOB: 2 BB: 1 P: 9	R: 0 E: 0 K: 0 S: 4	H: 1 LOB: 2 BB: 1 P: 8	R: 0 E: 0 K: 1 S: 5	H: 0 LOB: 0 BB: 0 P: 5	R: 0 E: 0 K: 1 S: 5	H: 0 LOB: 0 BB: 0 P: 5	R: 0 E: 0 K: 1 S: 8	H: 1 LOB: 1 BB: 0 P: 8	R: 1 E: 0 K: 0 S: 4	H: 2 LOB: 1 BB: 1 P: 8	R: 0 E: 0 K: 1 S: 5	H: 0 LOB: 0 BB: 0 P: 6	R: 0 E: 0 K: 0 S: 3	H: 0 LOB: 0 BB: 0 P: 3	R: 0 E: 0 K: 1 S: 5	H: 0 LOB: 0 BB: 0 P: 5	1B: 4 2B: 1 3B: 1 HR: 0	SF: 0 SAC: 0 DP: 2 HBP: 1	WP: 1 PB: 0 SB: 1 CS: 1	PA: 35					
<b>PITCHER</b>	IP	WLS	BF	H	R	ER	SO	BB	IBB	HBP	BLK	WP	HR	S	P	ERA	WHIP										
Kyle Lohse, R ERA: 2.14	4.0	W	17	3	1	1	2	2	0	0	0	0	0	19	27	2.25	1.250										
37 Denny Reyes, L ERA: 1.50	2.0		8	3	1	1	2	1	0	0	0	1	0	12	16	4.50	2.000										
74 Kevin Slowey, R ERA:	2.0	H	7	0	0	0	1	0	0	1	0	0	0	8	9	0.00	0.000										
Ricky Barrett, L ERA: 2.7	1.0	S	3	0	0	0	1	0	0	0	0	0	0	5	5	0.00	0.000										

Toronto Blue Jays @ Minnesota Twins  
Hammond Stadium, Fort Myers, FL  
Mon Mar 27 2006, 1:05 PM EST  
Att: 7,313 - Sunny - 70 F

AB	31
R	2
H	6
RBI	1
BB	3
SO	5
LOB	11



Batter	1	2	3	4	5	6	7	8	9	AB	R	H	RBI	BB	SO	LOB	BOTTOM										
Shannon Stewart, R 20 Lew Ford, R OBP: 0.350, SLG: 0.429 OBP: 0.295, SLG: 0.450	F9	BB															3 0 0 0 1 1 1 0 0 0 0 0 0 0										
Luis Castillo, S Terry Tiffee, S OBP: 0.483, SLG: 0.382 OBP: 0.353, SLG: 0.529	G4-3	F8															4 0 0 0 0 0 0 2 0 0 0 0 0 0 0 0										
Tori Hunter, R Jason Pridie, L OBP: 0.333, SLG: 0.585 OBP: 0.375, SLG: 0.350	P5																3 0 1 0 0 0 0 1 0 0 0 0 0 0 0										
24 Rondell White, R OBP: 0.373, SLG: 0.563																	4 1 1 0 0 0 1 1										
33 Justin Morneau, L 38 Luis Antonio Rodriguez, S OBP: 0.469, SLG: 0.630 OBP: 0.392, SLG: 0.356																	3 1 1 0 0 0 0 0 0 0 0 0 0 0 0 0										
Tony Batista, R 15 Glenn Williams, S OBP: 0.280, SLG: 0.438 OBP: 0.346, SLG: 0.560	F7																3 0 1 0 0 0 0 2 0 0 0 0 0 0 0 0										
16 Jason Kubel, L Jason Tyner, L OBP: 0.315, SLG: 0.319 OBP: 0.500, SLG: 0.514																	2 1 0 0 1 0 1 0 0 0 0 0 0 0 0										
55 Mike Redmond, R 51 Shawn Wooten, R OBP: 0.414, SLG: 0.393 OBP: 0.258, SLG: 0.370																	2 0 1 2 0 0 1 1 0 0 0 0 1 0 0										
Juan Castro, R 53 Luis Maza, R OBP: 0.200, SLG: 0.200 OBP: 0.400, SLG: 0.542																	3 0 1 1 0 0 2 0 0 0 0 0 0 0 0										
<b>Inning Stats</b>	R: 0 E: 0 K: 0 S: 3	H: 0 LOB: 0 BB: 0 P: 3	R: 3 E: 0 K: 0 S: 6	H: 3 LOB: 2 BB: 2 P: 14	R: 0 E: 0 K: 0 S: 3	H: 0 LOB: 0 BB: 0 P: 3	R: 0 E: 0 K: 0 S: 4	H: 1 LOB: 1 BB: 0 P: 5	R: 0 E: 0 K: 1 S: 6	H: 1 LOB: 1 BB: 0 P: 6	R: 0 E: 0 K: 0 S: 3	H: 0 LOB: 0 BB: 0 P: 3	R: 0 E: 0 K: 1 S: 5	H: 1 LOB: 1 BB: 0 P: 5	R: 0 E: 0 K: 1 S: 5	H: 0 LOB: 0 BB: 0 P: 5	R: 0 E: 0 K: 1 S: 5	H: 0 LOB: 0 BB: 0 P: 5	1B: 5 2B: 1 3B: 0 HR: 0	SF: 0 SAC: 0 DP: 1 HBP: 0	WP: 0 PB: 0 SB: 1 CS: 0	PA: 31					
<b>PITCHER</b>	IP	WLS	BF	H	R	ER	SO	BB	IBB	HBP	BLK	WP	HR	S	P	ERA	WHIP										
39 Gustavo Chacin, L ERA: 2.45	4.0	L	18	4	3	3	0	2	0	0	0	0	0	16	25	6.75	1.500										
45 Lee Cronkiewicz, R ERA: 4.22	2.0		7	1	0	0	1	0	0	0	0	0	0	9	9	0.00	0.500										
57 Adrian Burnside, L ERA: 2.79	2.0		6	1	0	0	2	0	0	0	0	0	0	10	10	0.00	0.500										

Toronto Blue Jays @ Minnesota Twins  
Hammond Stadium, Fort Myers, FL  
Mon Mar 27 2006, 1:05 PM EST  
Att: 7,313 - Sunny - 70 F

AB	29
R	3
H	6
RBI	3
BB	2
SO	3
LOB	10









Batter	1	2	3	4	5	6	7	8	9	AB	R	H	RBI	BB	SO	LOB	TOP								
David Newhan, L (1.5) OBP: 0.490, SLG: 0.605 (7.3)			G6-3			G1-3				4	1	2	0	0	0	0	<p><b>Baltimore Orioles @ Minnesota Twins</b> Hammond Stadium, Fort Myers, FL Wed Mar 29 2006, 1:05 PM EST Att: 7,363 - Sunny - 80 F</p>								
Luis Matos, R (1.8) OBP: 0.432, SLG: 0.576 21 Nick Markakis, L (6.8) OBP: 0.412, SLG: 0.474				E6 1B G5-3				FC1-2-1 1B 83 FC4-6		1	1	0	0	0	0	0									
Jeff Conine, R (1.7) OBP: 0.246, SLG: 0.333 Chris Gomez, R (6.6) OBP: 0.321, SLG: 0.286				G5-3 1B		K2-3				3	0	1	0	0	2	3									
10 Miguel Tejada, R (1.6) OBP: 0.212, SLG: 0.242 83 Tony Alvarez, R (6.7)			G6-4-3			K		FC4-6 1B		3	0	0	0	0	2	5									
Kevin Millar, R (1.3) OBP: 0.356, SLG: 0.434 Desi Relaford, S (7.5) OBP: 0.256, SLG: 0.257		G1-3		G5-3			K	P4		3	0	0	1	0	1	1									
Javy Lopez, R (1.10) OBP: 0.125, SLG: 0.250		F7		F7		G1-3		G5-3		4	0	0	0	0	0	1									
Ramon Hernandez, R (1.2) OBP: 0.179, SLG: 0.167 Eli Whiteside, R (5.2) OBP: 0.320, SLG: 0.375		L6				F8		K		2	0	1	0	0	0	0									
16 Ed Rogers, R (1.4) OBP: 0.304, SLG: 0.400			B5-3		G5-4-3				G5-3	4	1	1	0	0	0	1									
17 Corey Patterson, L (1.9) OBP: 0.275, SLG: 0.338			F8		F9					3	0	1	1	0	0	0									
<b>Inning Stats</b>	R: 0 E: 0 K: 1 S: 5	H: 1 LOB: 1 BB: 0 P: 7	R: 0 E: 0 K: 0 S: 3	H: 0 LOB: 0 BB: 0 P: 3	R: 0 E: 0 K: 0 S: 3	H: 0 LOB: 0 BB: 0 P: 3	R: 1 E: 1 K: 1 S: 7	H: 1 LOB: 1 BB: 0 P: 7	R: 0 E: 0 K: 2 S: 7	H: 0 LOB: 1 BB: 0 P: 9	R: 0 E: 0 K: 1 S: 5	H: 0 LOB: 0 BB: 0 P: 5	R: 3 E: 1 K: 0 S: 7	H: 4 LOB: 1 BB: 0 P: 8	R: 0 E: 0 K: 1 S: 5	H: 0 LOB: 0 BB: 0 P: 5		1B: 6 2B: 1 3B: 0 HR: 0	SF: 0 SAC: 0 DP: 2 HBP: 2	WP: 1 PB: 0 SB: 2 CS: 0	PA: 35				
<b>PITCHER</b>	IP	WLS	BF	H	R	ER	SO	BB	IBB	HBP	BLK	WP	HR	S	P	ERA	WHIP								
Carlos Silva, R (1.1) ERA: 3.21	5.0		18	3	1	0	2	0	0	1	0	0	0	21	23	0.00	0.600								
47 Francisco Liriano, L (6.1) ERA: 6.43	3.0	B	14	4	3	3	3	0	0	1	0	1	0	19	22	9.00	1.333								
36 Joe Nathan, R (9.1) ERA: 2.25	1.0	W	3	0	0	0	1	0	0	0	0	0	0	5	5	0.00	0.000								

Batter	1	2	3	4	5	6	7	8	9	AB	R	H	RBI	BB	SO	LOB	BOTTOM								
Shannon Stewart, R (1.7) OBP: 0.341, SLG: 0.410 Trent Oeltjen, L (7. PR) OBP: 1.000, SLG: 1.000			G4-3		G3-1		E5 7 BB			4	0	1	0	0	0	1	<p><b>Baltimore Orioles @ Minnesota Twins</b> Hammond Stadium, Fort Myers, FL Wed Mar 29 2006, 1:05 PM EST Att: 7,363 - Sunny - 80 F</p>								
Luis Castillo, S (1.4) OBP: 0.444, SLG: 0.368 Alexi Casilla, S (8.4) OBP: 0.500, SLG: 1.000			G3		K		F8			4	0	1	0	0	1	3									
7 Joe Mauer, L (1.2) OBP: 0.383, SLG: 0.436 68 Steve Lomasney, R (9.2)			G1-6-3		L9		G4-3			3	0	0	0	1	0	1									
24 Rondell White, R (1.10) OBP: 0.375, SLG: 0.566			F8		G5-3		P3			5	0	2	2	0	0	4									
Tori Hunter, R (1.8) OBP: 0.354, SLG: 0.581 Jason Tyner, L (7.8) OBP: 0.489, SLG: 0.487							FC1-4-5 33 1B			2	0	1	0	1	0	1									
33 Justin Morneau, L (1.3) OBP: 0.472, SLG: 0.613 Terry Tiffee, S (8. PR) OBP: 0.345, SLG: 0.509			G4-6-3		G4-3					4	0	2	0	0	0	2									
Tony Batista, R (1.5) OBP: 0.299, SLG: 0.412 38 Luis Antonio Rodriguez, S (5) OBP: 0.396, SLG: 0.348			F8				P6			3	1	0	0	1	1	4									
16 Jason Kubel, L (1.9) OBP: 0.311, SLG: 0.396			F7							3	1	1	3	0	0	0									
Juan Castro, R (1.6) OBP: 0.273, SLG: 0.364 Trevor Plouffe, R (7. PR) OBP: 0.345, SLG: 0.509			G6-3		G4-3					3	0	1	0	0	0	0									
<b>Inning Stats</b>	R: 0 E: 0 K: 0 S: 4	H: 1 LOB: 1 BB: 0 P: 4	R: 0 E: 0 K: 0 S: 2	H: 0 LOB: 1 BB: 1 P: 6	R: 0 E: 0 K: 0 S: 5	H: 1 LOB: 1 BB: 0 P: 5	R: 0 E: 0 K: 0 S: 4	H: 1 LOB: 1 BB: 0 P: 4	R: 2 E: 0 K: 1 S: 6	H: 1 LOB: 2 BB: 0 P: 10	R: 0 E: 0 K: 0 S: 5	H: 2 LOB: 2 BB: 0 P: 5	R: 0 E: 1 K: 0 S: 5	H: 1 LOB: 3 BB: 1 P: 9	R: 1 E: 0 K: 1 S: 6	H: 1 LOB: 2 BB: 1 P: 11		R: 2 E: 0 K: 1 S: 6	H: 3 LOB: 1 BB: 0 P: 6	1B: 7 2B: 3 3B: 0 HR: 1	SF: 1 SAC: 0 DP: 1 HBP: 0	WP: 1 PB: 0 SB: 1 CS: 0	PA: 40		
<b>PITCHER</b>	IP	WLS	BF	H	R	ER	SO	BB	IBB	HBP	BLK	WP	HR	S	P	ERA	WHIP								
Rodrigo Lopez, R (1.1) ERA: 2.4	4.0		15	3	0	0	0	1	0	0	0	0	0	15	19	0.00	1.000								
28 Eric DuBoise, L (5.1) ERA: 4.39	1.0		5	1	2	2	1	1	0	0	0	0	1	6	10	18.00	2.000								
Jim Brower, R (6.1) ERA: 6.0	1.0		5	2	0	0	0	0	0	0	0	0	0	5	5	0.00	2.000								
LaTroy Hawkins, R (7.1) ERA: 2.0	1.0		6	1	0	0	0	1	0	0	0	0	0	5	9	0.00	2.000								
Eddy Rodriguez, R (8.1) ERA: 1.35	1.0	H	5	1	1	1	1	1	0	0	0	1	0	6	11	9.00	2.000								

AB	33
R	4
H	7
RBI	4
BB	0
SO	6
LOB	15





Batter	1	2	3	4	5	6	7	8	9	AB	R	H	RBI	BB	SO	LOB	TOP																			
8 Nick Punto, S OBP: 0.364, SLG: 0.423 Luke Hughes, R (6, PR) (6, 4) Danny Powers, R (8, 1) Jay Sawatski, L (9, 1)	0-3 K	0-0 2B		0-0 1B		0-0 1B		0-0 FC6-4		4	1	3	1	0	1	0																				
38 Luis Antonio Rodriguez, R OBP: 0.397, SLG: 0.375 (6, 6)	0-0 2B	0-3 K		0-0 1B		0-0 1B		0-0 F8		5	1	2	1	0	1	2																				
55 Mike Redmond, R OBP: 0.394, SLG: 0.344 68 Steve Lomasney, R (8, 2)	0-3 K		0-0 F8	0-0 FC5-4		0-0 F9		0-0 F8		4	0	0	0	0	1	3																				
33 Justin Morneau, L OBP: 0.462, SLG: 0.618 David Winfree, R (5, 3)	0-0 2B		0-3 K		0-0 F7		0-3 K		0-3 K		3	0	1	1	0	1	0																			
20 Lew Ford, R OBP: 0.333, SLG: 0.500 Deacon Burns, L (5, PR) (5, 8)	0-0 G6-3		0-0 2B		0-0 2B		0-0 G3-1		0-0 K		3	0	2	0	0	0	1																			
16 Jason Kubel, L OBP: 0.328, SLG: 0.429 Scott Whitrock, R (5, PR) (5, 9)		0-0 1B	0-3 K		0-0 2B		0-3 K		0-3 K		3	1	2	1	0	1	1																			
Matt Moses, L OBP: 0.750, SLG: 1.500 (1, 5)		0-0 1B		0-0 K		0-3 K		0-0 FC6-4		4	2	3	1	0	1	1																				
Jason Tyner, L OBP: 0.490, SLG: 0.488 (1, 7)		0-0 1B	0-0 G4-3	0-0 E4		0-0 F9		0-0 F9		4	0	2	1	0	0	1																				
Johan Santana, L Terry Tiffee, S Willie Eyre, R 87 Jason Miller, L Felix Molina, S (1, 1) (5, PH) (5, 1) (6, 1) (8, PH) (8, 4)	0-0 G4-6-3	0-0 G4-6-3	0-0 F8	0-0 G4-3		0-0 P6				2	0	0	0	0	0	2																				
Inning Stats	R: 1 H: 2 E: 0 K: 2 S: 9	L: 2 LOB: 1 BB: 0 P: 9	R: 2 H: 4 E: 0 K: 1 S: 8	H: 4 LOB: 1 BB: 0 P: 8	R: 0 H: 1 E: 0 K: 2 S: 8	H: 1 LOB: 1 BB: 0 P: 8	R: 2 H: 3 E: 1 K: 1 S: 6	H: 3 LOB: 1 BB: 0 P: 6	R: 2 H: 3 E: 1 K: 1 S: 8	H: 3 LOB: 1 BB: 0 P: 8	R: 0 H: 1 E: 0 K: 0 S: 3	L: 1 LOB: 0 BB: 0 P: 3	R: 0 H: 0 E: 0 K: 2 S: 7	H: 0 LOB: 0 BB: 0 P: 7	R: 0 H: 1 E: 0 K: 0 S: 4	L: 1 LOB: 0 BB: 0 P: 4	R: 0 H: 0 E: 0 K: 1 S: 5	L: 0 LOB: 0 BB: 0 P: 5	1B: 8 2B: 6 3B: 0 HR: 1	SF: 0 SAC: 0 DP: 2 HBP: 0	WP: 0 PB: 0 SB: 0 CS: 0	PA: 40														
PITCHER	IP	WLS	BF	H	R	ER	SO	BB	IBB	HBP	BLK	WP	HR	S	P	ERA	WHIP	PITCHER		IP	WLS	BF	H	R	ER	SO	BB	IBB	HBP	BLK	WP	HR	S	P	ERA	WHIP
Victor Santos, R ERA: 6.27	4.1	L	24	12	7	5	5	0	0	0	0	0	1	34	34	10.38	2.769	Michael Gonzalez, L ERA: 1.8		9.1	1.0	3	0	0	0	1	0	0	0	0	0	5	5	0.00	0.000	
34 John Grabow, L ERA: 5.23	0.2		3	1	0	0	1	0	0	0	0	0	0	5	5	0.00	1.500																			
27 Terry Adams, R ERA: 4.5	1.0		3	1	0	0	0	0	0	0	0	0	0	3	3	0.00	1.000																			
16 Salomon Torres, R ERA: 1.13	1.0		3	0	0	0	2	0	0	0	0	0	0	7	7	0.00	0.000																			
55 Matt Capps, R ERA: 1.13	1.0		4	1	0	0	0	0	0	0	0	0	0	4	4	0.00	1.000																			

Minnesota Twins @ Pittsburgh Pirates  
 McKechnie Field, Bradenton, FL  
 Thu Mar 30 2006, 1:05 PM EST  
 Att: 3,999 - Partly Cloudy - 77 F

AB 40  
 R 7  
 H 15  
 RBI 6  
 BB 0  
 SO 9  
 LOB 14



Batter	1	2	3	4	5	6	7	8	9	AB	R	H	RBI	BB	SO	LOB	BOTTOM																			
13 Nate McLouth, L OBP: 0.419, SLG: 0.593 (6, 7) Vic Buttlar, L (8, 7)	4-0 1B	0-0 2B		0-0 G4-3		0-0 1B		0-0 G6-3		3	1	2	2	1	0	2																				
64 Jason Alfaro, R OBP: 0.375, SLG: 0.259 (7, 5)	0-3 K	0-3 K			0-0 G6-3	0-0 HBP		0-0 F8		4	0	0	1	0	2	3																				
Jason Bay, R OBP: 0.500, SLG: 0.848 Brian Bixler, R OBP: 0.667, SLG: 0.667 (1, 7) (6, 6)	0-0 1B		0-3 K	0-0 G6-3	0-0 G6-3	0-0 F9-2		0-0 1B		3	0	1	1	0	1	0																				
Joe Randa, R 27 Terry Adams, R 16 Salomon Torres, R 12 Freddy Sanchez, R 55 Matt Capps, R Michael Gonzalez, R Jody Dyrus, L (1, 5) (6, 1) (7, 1) (8, PH) (8, 1) (9, PH)	1-0 1B	0-0 F9	0-0 G6-3	0-0 G6-3	0-0 F9	0-0 L4-3		0-0 1B		3	0	1	0	0	0	0																				
Craig Wilson, R OBP: 0.357, SLG: 0.590 (1, 3)	0-3 K	0-3 K	0-0 F8		0-0 G5-3	0-3 K		0-0 F8		5	1	1	0	0	2	1																				
José Hernández, R OBP: 0.319, SLG: 0.409 (1, 6) (6, 5)		0-0 E5		0-3 K	0-0 G5-3	0-0 3B				3	1	0	0	0	1	1																				
Rich Thompson, L OBP: 0.500, SLG: 1.500 (7, 9)		0-0 1B		0-0 K		0-0 3B				1	0	1	0	0	0	0																				
41 Ryan Doumit, S OBP: 0.423, SLG: 0.636 (1, 2)	0-3 K	0-3 K		0-0 1B	0-0 1B	0-0 HBP		0-0 G4-3		3	1	2	1	0	1	1																				
Adam Boeve, R OBP: 0.667, SLG: 0.750 Taber Lee, S (1, 9) (7, 4)	0-3 K	0-3 K		0-0 1B	0-0 1B	0-0 G4-3				3	1	2	0	0	1	1																				
Victor Santos, R 34 John Grabow, L 6 Chris Duffy, L (1, 1) (5, 1) (6, 8)	4-0 1B	0-0 1B	0-0 SH1-4	0-0 SH1-4	0-0 SH1-4	0-0 1B		0-3 K		0	0	0	0	1	0	0																				
Inning Stats	R: 1 H: 2 E: 0 K: 2 S: 8	H: 2 LOB: 1 BB: 1 P: 13	R: 1 H: 1 E: 1 K: 3 S: 11	H: 1 LOB: 1 BB: 1 P: 15	R: 0 H: 0 E: 0 K: 1 S: 5	H: 0 LOB: 0 BB: 0 P: 5	R: 0 H: 2 E: 0 K: 1 S: 7	H: 2 LOB: 2 BB: 0 P: 7	R: 0 H: 0 E: 0 K: 0 S: 3	H: 0 LOB: 0 BB: 0 P: 3	R: 3 H: 4 E: 0 K: 0 S: 6	H: 4 LOB: 2 BB: 1 P: 11	R: 0 H: 1 E: 0 K: 1 S: 6	H: 1 LOB: 2 BB: 0 P: 7	R: 0 H: 0 E: 0 K: 1 S: 5	H: 0 LOB: 0 BB: 0 P: 5	R: 0 H: 1 E: 0 K: 0 S: 3	H: 1 LOB: 0 BB: 0 P: 3	1B: 8 2B: 4 3B: 1 HR: 0	SF: 0 SAC: 1 DP: 2 HBP: 2	WP: 1 PB: 0 SB: 1 CS: 1	PA: 41														
PITCHER	IP	WLS	BF	H	R	ER	SO	BB	IBB	HBP	BLK	WP	HR	S	P	ERA	WHIP	PITCHER		IP	WLS	BF	H	R	ER	SO	BB	IBB	HBP	BLK	WP	HR	S	P	ERA	WHIP
Johan Santana, L ERA: 4.66	4.0	W	19	5	2	1	7	2	0	0	0	0	0	8	13	20.25	3.750	Johan Santana, L ERA: 4.66		4.0	W	19	5	2	1	7	2	0	0	0	0	0	8	13	20.25	3.750
Willie Eyre, R ERA: 3.68	1.1		10	4	3	3	0	1	0	1	0	0	0	8	13	20.25	3.750	Willie Eyre, R ERA: 3.68		1.1		10	4	3	3	0	1	0	1	0	0	0	8	13	20.25	3.750
87 Jason Miller, L ERA: 5.79	1.2	H	6	1	0	0	1	0	0	1	0	0	0	7	8	0.00	0.600	87 Jason Miller, L ERA: 5.79		1.2	H	6	1	0	0	1	0	0	1	0	0	7	8	0.00	0.600	
Danny Powers, R ERA: 1.13	1.0	H	3	0	0	0	1	0	0	0	0	0	0	5	5	0.00	0.000	Danny Powers, R ERA: 1.13		1.0	H	3	0	0	0	1	0	0	0	0	5	5	0.00	0.000		
Jay Sawatski, L ERA: 13.5	1.0	S	3	1	0	0	0	0	0	0	0	0	0	3	3	0.00	1.000	Jay Sawatski, L ERA: 13.5		1.0	S	3	1	0	0	0	0	0	0	3	3	0.00	1.000			

Minnesota Twins @ Pittsburgh Pirates  
 McKechnie Field, Bradenton, FL  
 Thu Mar 30 2006, 1:05 PM EST  
 Att: 3,999 - Partly Cloudy - 77 F

AB 35  
 R 5  
 H 11  
 RBI 5  
 BB 3  
 SO 9  
 LOB 15





Batter	1	2	3	4	5	6	7	8	9	AB	R	H	RBI	BB	SO	LOB	TOP										
6 Chris Duffy, L OBP: 0.302, SLG: 0.362 (1, 8)										4	1	2	0	0	0	0	<b>Pittsburgh Pirates @ Minnesota Twins</b> Hammond Stadium, Fort Myers, FL Fri Mar 31 2006, 1:05 PM EST Att.: 5,592 - Sunny - 80 F										
2 Jack Wilson, R OBP: 0.354, SLG: 0.326 64 Jason Alfaro, R OBP: 0.394, SLG: 0.259 (1, 6) (7, 5)										3	0	0	0	0	0	3											
Sean Casey, L OBP: 0.405, SLG: 0.487 José Hernández, R OBP: 0.313, SLG: 0.400 (1, 3) (6, 3)										3	0	1	1	0	1	1											
Jeremy Burnitz, L OBP: 0.229, SLG: 0.486 Brad Corley, R (1, 9) (6, 9)										3	0	0	0	0	0	2											
Craig Wilson, R OBP: 0.351, SLG: 0.569 (1, 10)										4	0	1	0	0	1	1											
13 Nate McLouth, L OBP: 0.409, SLG: 0.586 (1, 7)										4	1	1	0	0	1	1											
12 Freddy Sanchez, R OBP: 0.327, SLG: 0.383 (1, 5) (7, 4)										4	0	2	0	0	0	2											
Jose Castillo, R OBP: 0.442, SLG: 0.587 76 Gookie Dawkins, R OBP: 0.365, SLG: 0.591 (1, 4) (7, 6)										2	0	0	1	0	0	2											
11 Humberto Cota, R OBP: 0.279, SLG: 0.351 41 Ryan Doumit, S OBP: 0.415, SLG: 0.622 (1, 2) (6, 2)										2	1	1	1	0	1	0											
<b>Inning Stats</b>	R: 1 E: 1 K: 0 S: 5	H: 2 LOB: 1 BB: 0 P: 5	R: 0 E: 0 K: 0 S: 3	H: 1 LOB: 0 BB: 0 P: 3	R: 0 E: 0 K: 1 S: 6	H: 1 LOB: 1 BB: 0 P: 6	R: 0 E: 0 K: 2 S: 7	H: 0 LOB: 0 BB: 0 P: 7	R: 1 E: 1 K: 0 S: 6	H: 2 LOB: 1 BB: 0 P: 6	R: 0 E: 0 K: 1 S: 5	H: 0 LOB: 0 BB: 0 P: 5	R: 1 E: 0 K: 0 S: 4	H: 1 LOB: 0 BB: 0 P: 4	R: 0 E: 0 K: 0 S: 3	H: 0 LOB: 1 BB: 0 P: 7		R: 0 E: 0 K: 0 S: 3	H: 1 LOB: 0 BB: 0 P: 3	1B: 5 2B: 2 3B: 0 HR: 1	SF: 1 SAC: 0 DP: 4 HBP: 0	WP: 0 PB: 0 SB: 0 CS: 0	PA: 34				
<b>PITCHER</b>	IP	WLS	BF	H	R	ER	SO	BB	IBB	HBP	BLK	WP	HR	S	P	ERA	WHIP										
Brad Radke, R ERA: 5.32 (1, 1)	5.0	W	20	6	2	2	3	0	0	0	0	0	1	27	27	3.60	1.200										
54 Matt Guerrier, R ERA: 5.4 (6, 1)	1.0	H	3	0	0	0	1	0	0	0	0	0	0	5	5	0.00	0.000										
2B Jesse Crain, R ERA: 2.25 (7, 1)	1.0	H	4	1	1	1	0	0	0	0	0	0	0	4	4	9.00	1.000										
Angel Garcia, R ERA: (8, 1)	1.0	H	4	0	0	0	0	1	0	0	0	0	0	3	7	0.00	1.000										
Bobby Korecky, R ERA: 4.5 (9, 1)	1.0	S	3	1	0	0	0	0	0	0	0	0	0	3	3	0.00	1.000										

Batter	1	2	3	4	5	6	7	8	9	AB	R	H	RBI	BB	SO	LOB	BOTTOM										
Shannon Stewart, R OBP: 0.340, SLG: 0.405 Jason Grove, L (1, 7) (6, 7)										3	0	1	0	0	1	0	<b>Pittsburgh Pirates @ Minnesota Twins</b> Hammond Stadium, Fort Myers, FL Fri Mar 31 2006, 1:05 PM EST Att.: 5,592 - Sunny - 80 F										
Luis Castillo, S OBP: 0.459, SLG: 0.357 38 Luis Antonio Rodriguez, S OBP: 0.397, SLG: 0.373 (1, 4) (8, 4) (8, 4)										4	0	1	0	0	0	1											
7 Joe Mauer, L OBP: 0.412, SLG: 0.465 Jose Morales, S (7, PR) (8, 2)										4	1	3	0	0	0	1											
24 Rondell White, R OBP: 0.383, SLG: 0.561 (1, 10)										4	1	2	0	0	2	3											
Tori Hunter, R OBP: 0.353, SLG: 0.587 Jason Tyner, L OBP: 0.480, SLG: 0.477 (1, 8) (6, 8)										3	1	1	1	0	0	3											
33 Justin Morneau, L OBP: 0.426, SLG: 0.568 Terry Tiffee, S OBP: 0.333, SLG: 0.491 (1, 3) (8, 3)										3	0	0	0	0	0	3											
Tony Batista, R OBP: 0.276, SLG: 0.473 (1, 5)										4	1	2	3	0	1	0											
20 Lew Ford, R OBP: 0.333, SLG: 0.551 Doug Deeds, L OBP: 0.500, SLG: 1.500 (1, 9) (7, 9)										3	1	1	1	0	0	0											
Juan Castro, R OBP: 0.214, SLG: 0.286 (1, 6)										3	0	0	0	0	0	0											
<b>Inning Stats</b>	R: 0 E: 0 K: 1 S: 7	H: 2 LOB: 2 BB: 0 P: 7	R: 2 E: 0 K: 0 S: 5	H: 2 LOB: 0 BB: 0 P: 5	R: 3 E: 0 K: 0 S: 6	H: 4 LOB: 1 BB: 0 P: 6	R: 0 E: 0 K: 0 S: 4	H: 1 LOB: 1 BB: 0 P: 4	R: 0 E: 0 K: 1 S: 6	H: 1 LOB: 1 BB: 0 P: 6	R: 0 E: 0 K: 1 S: 5	H: 0 LOB: 0 BB: 0 P: 5	R: 0 E: 1 K: 1 S: 7	H: 1 LOB: 2 BB: 0 P: 7	R: 0 E: 0 K: 1 S: 5	H: 0 LOB: 0 BB: 0 P: 5		R: 0 E: 0 K: 1 S: 5	H: 0 LOB: 0 BB: 0 P: 3	1B: 8 2B: 1 3B: 0 HR: 2	SF: 0 SAC: 0 DP: 0 HBP: 0	WP: 0 PB: 0 SB: 0 CS: 1	PA: 35				
<b>PITCHER</b>	IP	WLS	BF	H	R	ER	SO	BB	IBB	HBP	BLK	WP	HR	S	P	ERA	WHIP										
57 Zach Duke, L ERA: 7.62 (1, 1)	5.0	L	24	10	5	5	2	0	0	0	0	0	2	28	28	9.00	2.000										
22 Ryan Vogelsong, R ERA: 7.27 (6, 1)	1.0		3	0	0	0	1	0	0	0	0	0	0	5	5	0.00	0.000										
71 C.J. Nitkowski, L ERA: 3.12 (7, 1)	1.0		5	1	0	0	1	0	0	0	0	0	0	7	7	0.00	1.000										
27 Terry Adams, R ERA: 4.0 (8, 1)	1.0		3	0	0	0	1	0	0	0	0	0	0	5	5	0.00	0.000										







Batter	1	2	3	4	5	6	7	8	9	AB	R	H	RBI	BB	SO	LOB	TOP						
Shannon Stewart, R (1,7) OBP: 0.333, SLG: 0.435 Trent Oeltjen, L (6,7) OBP: 0.500, SLG: 0.500										4	1	1	0	0	1	2	<b>Minnesota Twins @ Pittsburgh Pirates</b> McKechnie Field, Bradenton, FL Sat Apr 01 2006, 1:05 PM EST Att: 3,665 - Sunny - 75 F						
Luis Castillo, S (1,4) OBP: 0.453, SLG: 0.378 Matt Tolbert, S (6,4)										3	2	2	1	1	0	1							
7 Joe Mauer, L (1,2) OBP: 0.464, SLG: 0.511										4	2	4	1	1	0	0							
Tori Hunter, R (1,8) OBP: 0.327, SLG: 0.540 Denard Span, L (6,8) OBP: 0.421, SLG: 0.333										4	0	0	0	0	0	7							
33 Justin Morneau, L (1,3) OBP: 0.444, SLG: 0.575 38 Luis Antonio Rodriguez, S (3,3) OBP: 0.353, SLG: 0.355										3	1	2	2	0	0	1							
5 Michael Cuddyer, R (1,9) OBP: 0.590, SLG: 0.844 Levale Speigner, R (7,1) 28 Jesse Crain, R (8,1) 16 Jason Kubel, L (9,PH) OBP: 0.338, SLG: 0.439 36 Joe Nathan, R (9,1)										4	1	2	3	0	1	2							
Tony Batista, R (1,5) OBP: 0.274, SLG: 0.448 Matt Moses, L (7,5) OBP: 0.600, SLG: 1.200										3	0	0	0	1	1	3							
Juan Castro, R (1,6) OBP: 0.176, SLG: 0.235 54 Matt Guerrier, R (6,1) 20 Lew Ford, R (7,PH) OBP: 0.321, SLG: 0.529										3	0	0	0	0	0	1							
Kyle Lohse, R (1,1) OBP: 0.500, SLG: 0.500 8 Nick Punto, S (6,PH) OBP: 0.386, SLG: 0.434										2	0	1	0	0	1	0							
<b>Inning Stats</b>	R: 2 E: 0 K: 2 S: 11	H: 4 LOB: 2 BB: 0 P: 11	R: 0 E: 0 K: 0 S: 4	H: 1 LOB: 1 BB: 0 P: 4	R: 1 E: 1 K: 0 S: 5	H: 1 LOB: 0 BB: 0 P: 6	R: 0 E: 0 K: 1 S: 4	H: 0 LOB: 0 BB: 1 P: 8	R: 4 E: 0 K: 0 S: 7	H: 4 LOB: 2 BB: 0 P: 8	R: 1 E: 0 K: 1 S: 8	H: 2 LOB: 2 BB: 1 P: 12	R: 0 E: 0 K: 1 S: 6	H: 1 LOB: 1 BB: 0 P: 6	R: 0 E: 0 K: 0 S: 3	H: 0 LOB: 2 BB: 2 P: 11		R: 0 E: 0 K: 1 S: 6	H: 1 LOB: 1 BB: 0 P: 6	1B: 11 2B: 1 3B: 1 HR: 1	SF: 0 SAC: 0 DP: 1 HBP: 0	WP: 0 PB: 2 SB: 1 CS: 1	PA: 45
<b>PITCHER</b>	IP WLS BF H R ER SO BB IBB HBP BLK WP HR S P ERA WHIP	IP WLS BF H R ER SO BB IBB HBP BLK WP HR S P ERA WHIP																					
45 Ian Snell, R (1,1) ERA: 5.27 16 Salomon Torres, R (6,1) ERA: Damaso Marte, L (7,1) ERA: Roberto Hernandez, R (8,1) ERA: 7.2 Michael Gonzalez, L (9,1) ERA: 1.64	5.0 L 25 10 7 6 3 1 0 0 0 0 0 1 31 37 10.80 2.200	1.0 6 2 1 0 1 1 0 0 0 0 0 0 8 12 0.00 3.000	1.0 4 1 0 0 1 0 0 0 0 0 0 6 6 0.00 1.000	1.0 5 0 0 0 0 2 0 0 0 0 0 3 11 0.00 2.000	1.0 4 1 0 0 1 0 0 0 0 0 0 6 6 0.00 1.000																		

Batter	1	2	3	4	5	6	7	8	9	AB	R	H	RBI	BB	SO	LOB	BOTTOM						
6 Chris Duffy, L (1,8) OBP: 0.288, SLG: 0.344 Vic Buttlar, L (8,8)										3	0	0	0	0	2	0	<b>Minnesota Twins @ Pittsburgh Pirates</b> McKechnie Field, Bradenton, FL Sat Apr 01 2006, 1:05 PM EST Att: 3,665 - Sunny - 75 F						
2 Jack Wilson, R (1,6) OBP: 0.353, SLG: 0.370 Damaso Marte, L (7,1) Roberto Hernandez, R (8,1) Brant Ust, R (9,5)										3	0	1	0	0	0	0							
Sean Casey, L (1,3) OBP: 0.386, SLG: 0.463 Craig Wilson, R (6,3) OBP: 0.342, SLG: 0.552										2	0	0	0	0	1	0							
Jason Bay, R (1,7) OBP: 0.550, SLG: 0.824 Jose Hernandez, R (9,3) OBP: 0.327, SLG: 0.413 Octavio Martinez, R (9,PH)										1	0	0	0	1	0	0							
Jeremy Burnitz, L (1,9) OBP: 0.243, SLG: 0.568 Rafael Alvarez, L (6,9)										2	1	1	1	0	0	1							
Joe Randa, R (1,5) OBP: 0.326, SLG: 0.550 16 Salomon Torres, R (6,1) 12 Freddy Sanchez, R (7,6) OBP: 0.321, SLG: 0.375										2	0	0	0	0	0	0							
Jose Castillo, R (1,4) OBP: 0.426, SLG: 0.563 Brandon Chaves, S (7,4) OBP: 0.200, SLG: 0.400										2	0	0	0	0	0	0							
41 Ryan Doumit, S (1,2) OBP: 0.411, SLG: 0.667 Michael Gonzalez, R (9,1)										3	1	1	1	0	0	1							
45 Ian Snell, R (1,1) OBP: 0.500, SLG: 0.400 13 Nate McLouth, L (6,7) OBP: 0.397, SLG: 0.567										1	0	0	0	0	1	0							
<b>Inning Stats</b>	R: 0 E: 0 K: 2 S: 7	H: 0 LOB: 0 BB: 0 P: 7	R: 0 E: 0 K: 0 S: 2	H: 0 LOB: 1 BB: 1 P: 6	R: 1 E: 0 K: 2 S: 8	H: 1 LOB: 0 BB: 0 P: 8	R: 0 E: 0 K: 0 S: 3	H: 0 LOB: 0 BB: 0 P: 3	R: 1 E: 0 K: 0 S: 4	H: 1 LOB: 0 BB: 0 P: 4	R: 0 E: 0 K: 1 S: 6	H: 1 LOB: 1 BB: 0 P: 6	R: 0 E: 0 K: 0 S: 3	H: 1 LOB: 0 BB: 0 P: 3	R: 0 E: 0 K: 1 S: 6	H: 1 LOB: 1 BB: 0 P: 6		R: 0 E: 0 K: 1 S: 5	H: 0 LOB: 0 BB: 0 P: 5	1B: 1 2B: 1 3B: 1 HR: 2	SF: 0 SAC: 0 DP: 2 HBP: 0	WP: 0 PB: 0 SB: 0 CS: 0	PA: 31
<b>PITCHER</b>	IP WLS BF H R ER SO BB IBB HBP BLK WP HR S P ERA WHIP	IP WLS BF H R ER SO BB IBB HBP BLK WP HR S P ERA WHIP																					
Kyle Lohse, R (1,1) ERA: 2.42 54 Matt Guerrier, R (6,1) ERA: 5.09 Levale Speigner, R (7,1) ERA: 28 Jesse Crain, R (8,1) ERA: 2.0 36 Joe Nathan, R (9,1) ERA: 1.6	5.0 W 17 2 2 2 4 1 0 0 0 0 0 0 6 6 3.60 0.600	1.0 4 1 0 0 1 0 0 0 0 0 0 6 6 0.00 1.000	1.0 3 1 0 0 0 0 0 0 0 0 0 3 3 0.00 1.000	1.0 4 1 0 0 1 0 0 0 0 0 0 6 6 0.00 1.000	1.0 3 0 0 0 1 0 0 0 0 0 0 5 5 0.00 0.000																		



Batter	1	2	3	4	5	6	7	8	9	AB R H RBI BB SO LOB	TOP																								
											<b>Rochester Red Wings @ Minnesota Twins</b> Hammond Stadium, Fort Myers, FL Sun Apr 02 2006, 1:05 PM EDT <a href="http://livebaseballscorecards.com">livebaseballscorecards.com</a>																								
										AB		0																							
										R		0																							
										H		0																							
										RBI		0																							
										BB		0																							
										SO		0																							
										LOB		0																							
																																			
Inning Stats	1B: 0	SF: 0	WP: 0	PA: 0																															
	2B: 0	SAC: 0	FB: 0																																
	3B: 0	DP: 0	SB: 0																																
	HR: 0	HBP: 0	CS: 0																																
PITCHER	IP	WLS	BF	H	R	ER	SO	BB	IBB	HBP	BLK	WP	HR	S	P	ERA	WHIP	PITCHER	IP	WLS	BF	H	R	ER	SO	BB	IBB	HBP	BLK	WP	HR	S	P	ERA	WHIP

Batter	1	2	3	4	5	6	7	8	9	AB R H RBI BB SO LOB	BOTTOM																								
											<b>Rochester Red Wings @ Minnesota Twins</b> Hammond Stadium, Fort Myers, FL Sun Apr 02 2006, 1:05 PM EDT <a href="http://livebaseballscorecards.com">livebaseballscorecards.com</a>																								
										AB		0																							
										R		0																							
										H		0																							
										RBI		0																							
										BB		0																							
										SO		0																							
										LOB		0																							
																																			
Inning Stats	1B: 0	SF: 0	WP: 0	PA: 0																															
	2B: 0	SAC: 0	FB: 0																																
	3B: 0	DP: 0	SB: 0																																
	HR: 0	HBP: 0	CS: 0																																
PITCHER	IP	WLS	BF	H	R	ER	SO	BB	IBB	HBP	BLK	WP	HR	S	P	ERA	WHIP	PITCHER	IP	WLS	BF	H	R	ER	SO	BB	IBB	HBP	BLK	WP	HR	S	P	ERA	WHIP



Batter	1	2	3	4	5	6	7	8	9	AB	R	H	RBI	BB	SO	LOB	TOP					
Shannon Stewart, R OBP: 0.750, SLG: 1.500										4	2	3	1	0	0	1	<b>Minnesota Twins @ Toronto Blue Jays</b> Rogers Centre, Toronto, ON Tue Apr 04 2006, 7:15 PM EDT Att. 50,449 - Roof Closed - 68 F					
Luis Castillo, S										3	0	0	0	0	2	1						
7 Joe Mauer, L										4	0	0	0	0	0	2						
24 Rondell White, R										3	0	0	1	0	1	2						
Torii Hunter, R										4	0	0	0	0	1	2						
33 Justin Morneau, L										4	0	0	0	0	2	1						
Tony Batista, R OBP: 0.333, SLG: 1.333										3	1	1	1	0	0	0						
16 Jason Kubel, L										3	0	0	0	0	0	0						
Juan Castro, R OBP: 0.500, SLG: 0.500										2	0	1	0	0	0	0						
20 Lew Ford, R (8, PH)										1	0	0	0	0	0	0						
8 Nick Punto, S (8, 6)										0	0	0	0	0	0	0						
<b>Inning Stats</b>	R: 1 E: 1 K: 0 S: 11	H: 1 LOB: 1 BB: 0 P: 14	R: 0 E: 0 K: 0 S: 7	H: 0 LOB: 0 BB: 0 P: 12	R: 0 E: 0 K: 1 S: 5	H: 1 LOB: 0 BB: 0 P: 7	R: 0 E: 1 K: 1 S: 10	H: 0 LOB: 1 BB: 0 P: 14	R: 0 E: 0 K: 0 S: 5	H: 0 LOB: 0 BB: 0 P: 6	R: 0 E: 0 K: 2 S: 12	H: 1 LOB: 1 BB: 0 P: 18	R: 1 E: 0 K: 0 S: 7	H: 1 LOB: 0 BB: 0 P: 9	R: 1 E: 0 K: 0 S: 11	H: 1 LOB: 0 BB: 0 P: 14	R: 0 E: 0 K: 2 S: 13	H: 0 LOB: 0 BB: 0 P: 18	1B: 3 2B: 0 3B: 0 HR: 2	SF: 1 SAC: 1 DP: 1 HBP: 0	WP: 0 PB: 0 SB: 0 CS: 0	PA: 33
<b>PITCHER</b>	IP WLS BF H R ER SO BB IBB HBP BLK WP HR S P ERA WHIP																					
32 Roy Halladay, R ERA: 2.35	(1, 1) 7.2 W 29 5 3 2 4 0 0 0 0 0 2 64 88 2.35 0.652																					
Scott Schoeneweis, L ERA:	(8, 1) 0.1 H 1 0 0 0 0 0 0 0 0 0 0 4 6 0.00 0.000																					
52 B.J. Ryan, L ERA:	(9, 1) 1.0 S 3 0 0 0 2 0 0 0 0 0 0 0 13 18 0.00 0.000																					

Batter	1	2	3	4	5	6	7	8	9	AB	R	H	RBI	BB	SO	LOB	BOTTOM			
3 Reed Johnson, R OBP: 0.600, SLG: 0.600										5	1	3	0	0	0	1	<b>Minnesota Twins @ Toronto Blue Jays</b> Rogers Centre, Toronto, ON Tue Apr 04 2006, 7:15 PM EDT Att. 50,449 - Roof Closed - 68 F			
15 Alex Rios, R OBP: 0.600, SLG: 1.200										5	1	3	2	0	0	2				
10 Vernon Wells, R OBP: 0.200, SLG: 0.200										5	0	1	0	0	2	6				
25 Troy Glaus, R OBP: 0.250, SLG: 0.500										4	1	1	0	0	2	2				
17 Lyle Overbay, L OBP: 0.250, SLG: 0.250										4	1	1	0	0	1	1				
Shea Hillenbrand, R OBP: 0.500, SLG: 0.667										3	1	2	1	0	0	0				
Bengie Molina, R OBP: 0.500, SLG: 1.250										4	1	2	2	0	0	1				
2 Aaron Hill, R										4	0	0	0	0	0	2				
8 Russ Adams, L OBP: 0.500, SLG: 0.333										3	0	1	1	1	0	0				
<b>Inning Stats</b>	R: 0 E: 0 K: 1 S: 11	H: 1 LOB: 1 BB: 0 P: 19	R: 0 E: 0 K: 1 S: 12	H: 0 LOB: 0 BB: 0 P: 14	R: 0 E: 0 K: 1 S: 10	H: 1 LOB: 2 BB: 1 P: 15	R: 3 E: 1 K: 0 S: 17	H: 3 LOB: 1 BB: 0 P: 22	R: 0 E: 0 K: 0 S: 7	H: 1 LOB: 1 BB: 0 P: 11	R: 1 E: 0 K: 1 S: 18	H: 5 LOB: 3 BB: 0 P: 28	R: 0 E: 0 K: 1 S: 13	H: 1 LOB: 1 BB: 0 P: 17	R: 2 E: 0 K: 0 S: 16	H: 2 LOB: 0 BB: 0 P: 28		1B: 11 2B: 1 3B: 0 HR: 2	SF: 1 SAC: 0 DP: 1 HBP: 0	WP: 0 PB: 0 SB: 0 CS: 0
<b>PITCHER</b>	IP WLS BF H R ER SO BB IBB HBP BLK WP HR S P ERA WHIP																			
Johan Santana, L ERA: 6.35	(1, 1) 5.2 L 28 10 4 4 3 1 0 0 0 0 0 0 20 28 6.35 1.941																			
Juan Rincon, R ERA:	(6, 1) 1.1 6 2 0 0 2 0 0 0 0 0 0 0 20 28 0.00 1.500																			
2B Jesse Crain, R ERA: 18.0	(8, 1) 1.0 5 2 2 2 0 0 0 0 0 0 0 1 16 28 18.00 2.000																			

AB	31
R	3
H	5
RBI	3
BB	0
SO	6
LOB	9





Batter	1	2	3	4	5	6	7	8	9	AB	R	H	RBI	BB	SO	LOB	TOP
Shannon Stewart, R (1, 7) OBP: 0.556, SLG: 1.222 5 Michael Cuddyer, R (9, PH) (9, 9)	G3		P3			G4-3		1B HR WP	G5-3	5	2	1	0	0	2	1	0 0 0 0 0 0
Luis Castillo, S (1, 4) OBP: 0.375, SLG: 0.286 8 Nick Punto, S (9, 4)	G3-1			24 F9 7 1B	F7		7 1B 24 SF8	HR		4	3	2	0	1	0	0	0 0 0 0 0 0 0
7 Joe Mauer, L (1, 2) OBP: 0.444, SLG: 0.375	G6-3			33 E 1B	1B		2B	HR		4	3	3	0	1	0	0	0 0 0 0 0 0 0
24 Rondell White, R (1, 10) OBP: 0.111, SLG: 0.143				F9			SF8			4	0	1	1	0	2	6	0 0 0 0 0 0 0
Tori Hunter, R (1, 8) OBP: 0.444, SLG: 0.889	G5-4-3			33 E 1B			3-H			5	3	4	6	0	0	1	0 0 0 0 0 0 0
33 Justin Morneau, L (1, 3) OBP: 0.111, SLG: 0.111	G4-3			16 E 1B			G4-3	HR		5	1	1	1	0	0	3	0 0 0 0 0 0 0
Tony Batista, R (1, 5) OBP: 0.286, SLG: 0.667 38 Luis Antonio Rodriguez (PH) OBP: 1.000, SLG: 4.000			K	K			G6-3	16 WP		3	0	0	0	1	2	2	1 1 1 1 0 0 0 0
16 Jason Kubel, L (1, 9) OBP: 0.143, SLG: 0.143 20 Lew Ford, R (9, 7)	P4		E6				G3-1	F8		4	0	1	1	0	0	1	1 0 0 0 0 0 0 0
Juan Castro, R (1, 6) OBP: 0.429, SLG: 0.333			G5-3							4	0	1	0	1	0	1	0 0 0 0 0 0 0 0
<b>Inning Stats</b>	R: 0 H: 0 E: 0 LOB: 0 K: 0 BB: 0 S: 7 P: 12	R: 0 H: 1 E: 0 LOB: 0 K: 0 BB: 0 S: 4 P: 6	R: 0 H: 1 E: 0 LOB: 1 K: 1 BB: 0 S: 11 P: 13	R: 4 H: 5 E: 2 LOB: 1 K: 1 BB: 0 S: 17 P: 27	R: 1 H: 3 E: 0 LOB: 2 K: 1 BB: 1 S: 10 P: 14	R: 0 H: 0 E: 0 LOB: 1 K: 0 BB: 1 S: 7 P: 15	R: 3 H: 2 E: 0 LOB: 1 K: 0 BB: 2 S: 12 P: 25	R: 4 H: 3 E: 0 LOB: 0 K: 1 BB: 1 S: 24 P: 39	R: 1 H: 1 E: 0 LOB: 0 K: 0 BB: 0 S: 6 P: 9	1B: 12 SF: 1 2B: 1 SAC: 0 3B: 0 DP: 1 HR: 3 HBP: 0	WP: 2 PA: 46 PB: 0 SB: 2 CS: 0						
<b>PITCHER</b>	IP WLS BF H R ER SO BB IBB HBP BLK WP HR S P ERA WHIP																
Josh Towers, R (1, 1) ERA: 7.71	4.2 L 23 10 5 4 3 0 0 0 0 0 1 48 70 7.71 2.143																
56 Brian Tallet, L (5, 1) ERA: 13.5	1.1 7 1 2 2 0 2 0 0 0 0 0 11 24 13.50 2.250																
Vinnie Chulk, R (7, 1) ERA: 9.0	1.0 5 1 1 1 0 1 0 0 0 0 1 9 18 9.00 2.000																
54 Jason Frasor, R (8, 1) ERA: 36.0	1.0 7 3 4 4 1 1 0 0 0 1 1 24 39 36.00 4.000																
Justin Speier, R (9, 1) ERA: 9.0	1.0 4 1 1 1 0 0 0 0 0 0 1 6 9 9.00 1.000																
<b>Batter</b>	<b>1</b>	<b>2</b>	<b>3</b>	<b>4</b>	<b>5</b>	<b>6</b>	<b>7</b>	<b>8</b>	<b>9</b>	<b>AB</b>	<b>R</b>	<b>H</b>	<b>RBI</b>	<b>BB</b>	<b>SO</b>	<b>LOB</b>	<b>BOTTOM</b>
8 Russ Adams, L (1, 6) OBP: 0.429, SLG: 0.500 6 John McDonald, R (8, PH) (9, 6)	G4-3		25 1B		G3			K	FC6-4	3	1	1	0	0	0	0	2 0 0 0 0 0 0 0
Frank Catalanotto, L (1, 7) OBP: 0.667, SLG: 1.000 3 Reed Johnson, R (8, PH) OBP: 0.500, SLG: 0.500	25 HR		F7					G6-3		3	1	2	0	0	0	1	1 0 0 0 0 0 0 0
10 Vernon Wells, R (1, 8) OBP: 0.222, SLG: 0.222	P5		G5-3		F7			25 2B		4	0	1	0	0	0	3	0 0 0 0 0 0 0 0
25 Troy Glaus, R (1, 5) OBP: 0.500, SLG: 1.125	HR		1B				K			4	1	3	3	0	1	0	0 0 0 0 0 0 0 0
17 Lyle Overbay, L (1, 3) OBP: 0.429, SLG: 0.857 Jason Phillips, R (8, PH) (9, 3)	HR		P5				G6-4-3			3	1	2	1	0	0	1	1 0 0 0 0 0 0 0
Shea Hillenbrand, R (1, 10) OBP: 0.250, SLG: 0.286	G6-3		K				G6-4-3			4	0	0	0	0	1	1	0 0 0 0 0 0 0 0
Bengie Molina, R (1, 2) OBP: 0.375, SLG: 0.750	G1-3		F8-6-3				G1-3			4	0	1	0	0	0	0	0 0 0 0 0 0 0 0
Eric Hinske, L (1, 9) 15 Alex Rios, R (7, PH) OBP: 0.571, SLG: 1.000 (8, 9)	G4-3		F8-6-3				K			2	0	0	0	0	0	1	2 0 0 0 0 0 0 0
2 Aaron Hill, R (1, 4) OBP: 0.125, SLG: 0.125	G6-3						K			4	0	1	0	0	1	0	0 0 0 0 0 0 0 0
<b>Inning Stats</b>	R: 3 H: 3 E: 0 LOB: 0 K: 0 BB: 0 S: 17 P: 23	R: 0 H: 0 E: 0 LOB: 0 K: 0 BB: 0 S: 6 P: 7	R: 1 H: 2 E: 0 LOB: 1 K: 0 BB: 0 S: 11 P: 17	R: 0 H: 1 E: 0 LOB: 0 K: 1 BB: 0 S: 10 P: 17	R: 0 H: 1 E: 0 LOB: 1 K: 0 BB: 0 S: 9 P: 14	R: 0 H: 1 E: 0 LOB: 0 K: 1 BB: 0 S: 8 P: 11	R: 0 H: 0 E: 0 LOB: 0 K: 2 BB: 0 S: 9 P: 11	R: 0 H: 2 E: 0 LOB: 2 K: 1 BB: 0 S: 13 P: 17	R: 0 H: 2 E: 0 LOB: 2 K: 0 BB: 0 S: 13 P: 18	1B: 7 SF: 0 2B: 4 SAC: 0 3B: 0 DP: 2 HR: 2 HBP: 0	WP: 0 PA: 37 PB: 0 SB: 0 CS: 0						
<b>PITCHER</b>	IP WLS BF H R ER SO BB IBB HBP BLK WP HR S P ERA WHIP																
Brad Radke, R (1, 1) ERA: 6.0	6.0 W 24 8 4 4 2 0 0 0 0 0 0 2 61 89 6.00 1.333																
47 Francisco Liriano, L (7, 1) ERA: 6.0	2.0 8 2 0 0 3 0 0 0 0 0 0 0 22 28 0.00 1.000																
54 Matt Guerrier, R (9, 1) ERA: 6.0	1.0 5 2 0 0 0 0 0 0 0 0 0 0 13 18 0.00 2.000																

Minnesota Twins @ Toronto Blue Jays  
Rogers Centre, Toronto, ON  
Wed Apr 05 2006, 7:07 PM EDT  
Att: 18,156 - Roof Closed - 68 F

AB 41  
R 13  
H 16  
RBI 11  
BB 4  
SO 4  
LOB 16



Minnesota Twins @ Toronto Blue Jays  
Rogers Centre, Toronto, ON  
Wed Apr 05 2006, 7:07 PM EDT  
Att: 18,156 - Roof Closed - 68 F

AB 37  
R 4  
H 12  
RBI 4  
BB 0  
SO 5  
LOB 11





Batter	1	2	3	4	5	6	7	8	9	AB	R	H	RBI	BB	SO	LOB	TOP					
Shannon Stewart, R (1, 7) OBP: 0.538, SLG: 1.077	1-1 SH3-4 FC3 2B		1-2 P3		1-0 F9			3-2 S 1B		4	1	2	0	0	0	2	<b>Minnesota Twins @ Toronto Blue Jays</b> Rogers Centre, Toronto, ON Thu Apr 06 2006, 7:07 PM EDT Att: 16,221 - Roof Closed - 68 F					
Luis Castillo, S (1, 4) OBP: 0.384, SLG: 0.300	0-0 SH3-4		3-1 G4-3			2-2 G6-4-3 1B		2-2 G6-3		3	0	1	0	0	0	2						
Tori Hunter, R (1, 8) OBP: 0.308, SLG: 0.615	0-0 FC3			3-1 G6-3		1-0 G6-4-3 1B		0-0 G6-3		4	0	0	1	0	0	2						
24 Rondell White, R (1, 10) OBP: 0.077, SLG: 0.091	0-1 G5-4-3			0-3 K		1-2 F7		1-1 F7		4	0	0	0	0	1	2						
5 Michael Cuddyer, R (1, 9)		0-1 F7		1-1 G4-3			2-2 F7		2-3 K	4	0	0	0	0	1	0						
33 Justin Morneau, L (1, 3) OBP: 0.083, SLG: 0.083 20 Lew Ford, R (9, PH)		2-3 K			1-3 K		2-2 L8		4-0 BB	3	0	0	0	0	2	0						
Tony Batista, R (1, 5) OBP: 0.273, SLG: 0.600		1-1 L1			2-3 K		1-0 55 2B		2-2 F8	4	1	1	0	0	1	1						
55 Mike Redmond, R (1, 2) OBP: 0.500, SLG: 1.000			0-2 G5-3		0-0 8 1B 2B		0-2 2B		1-2 F8	4	1	2	1	0	0	1						
8 Nick Punto, S (1, 6) OBP: 0.667, SLG: 0.500			4-2 BB		0-0 2H 1B		0-3 K			2	0	1	1	1	1	1						
<b>Inning Stats</b>	R: 1 E: 0 K: 0 S: 6	H: 1 LOB: 0 BB: 0 P: 7	R: 0 E: 0 K: 1 S: 7	H: 0 LOB: 0 BB: 0 P: 10	R: 0 E: 0 K: 0 S: 10	H: 0 LOB: 1 BB: 1 P: 18	R: 0 E: 0 K: 1 S: 7	H: 0 LOB: 0 BB: 0 P: 11	R: 1 E: 0 K: 2 S: 9	H: 2 LOB: 1 BB: 0 P: 12	R: 0 E: 0 K: 0 S: 11	H: 1 LOB: 1 BB: 0 P: 14	R: 1 E: 0 K: 1 S: 14	H: 2 LOB: 1 BB: 0 P: 19	R: 0 E: 0 K: 0 S: 9	H: 1 LOB: 1 BB: 1 P: 15	R: 0 E: 0 K: 1 S: 12	H: 0 LOB: 1 BB: 1 P: 21	1B: 3 2B: 4 3B: 0 HR: 0	SF: 0 SAC: 1 DP: 2 HBP: 0	WP: 0 PB: 0 SB: 1 CS: 0	PA: 35
<b>PITCHER</b>	IP WLS BF H R ER SO BB IBB HBP BLK WP HR S P ERA WHIP																					
39 Gustavo Chacin, L (1, 1) ERA: 4.05	6.2 W 26 6 3 3 4 1 0 0 0 0 0 0 61 88 4.05 1.050																					
Pete Walker, R (7, 1) ERA:	0.1 H 2 1 0 0 1 0 0 0 0 0 0 0 6 9 0.00 3.000																					
Justin Speier, R (8, 1) ERA: 4.5	1.0 H 3 0 0 0 0 0 0 0 0 0 0 0 6 9 0.00 0.000																					
52 B.J. Ryan, L (9, 1) ERA:	1.0 S 4 0 0 0 1 1 0 0 0 0 0 0 12 21 0.00 1.000																					

Batter	1	2	3	4	5	6	7	8	9	AB	R	H	RBI	BB	SO	LOB	BOTTOM			
8 Russ Adams, L (1, 6) OBP: 0.417, SLG: 0.400	1-3 K		4-0 S BB		1-1 F7	0-2 BB 1B		1-3 K		4	0	1	0	1	2	0	<b>Minnesota Twins @ Toronto Blue Jays</b> Rogers Centre, Toronto, ON Thu Apr 06 2006, 7:07 PM EDT Att: 16,221 - Roof Closed - 68 F			
Frank Catalanotto, L (1, 7) OBP: 0.459, SLG: 0.500 3 Reed Johnson, R (6, PH) OBP: 0.500, SLG: 0.500	1-2 L8		3-2 G5-3		2-2 G4-3	4-1 BB				3	0	0	1	1	0	1				
10 Vernon Wells, R (1, 8) OBP: 0.308, SLG: 0.308	1-1 1B			2-2 25 1B		1-2 K				4	1	2	0	0	1	3				
25 Troy Glaus, R (1, 5) OBP: 0.333, SLG: 0.750	2-3 K			0-1 E5 17 1B	1-2 SF8	2-2 L8	1-1 G5-3			4	1	0	0	0	1	2				
17 Lyle Overbay, L (1, 10) OBP: 0.455, SLG: 0.909		1-2 G5-3		3-2 FC5-4 1B	1-3 2H	2-2 1B 3B	2-2 G4-3			4	1	2	1	0	0	0				
Shea Hillenbrand, R (1, 3) OBP: 0.333, SLG: 0.333		1-0 G1-3		0-0 SF8	3-H	1-0 BB 1B	1-0 BB HBP	15 FC5-4 1B		2	1	1	1	0	0	0				
Eric Hinske, L (1, 9) 15 Alex Rios, R (7, 9) OBP: 0.500, SLG: 0.875		0-1 G4-3		3-H 0-2 FC5-4	1-2 1B	4-2 1B 2 1B BB	0-0 FC5-4			2	1	0	0	1	0	1				
Jason Phillips, R (1, 2) OBP: 0.200, SLG: 0.200			1-0 P4	0-0 P4		0-0 8 1B 2 1B BB 1B		1-0 F9		4	1	1	2	0	0	1				
2 Aaron Hill, R (1, 4) OBP: 0.167, SLG: 0.167			2-1 G6-3		0-1 G6-3	1-2 BB 8 1B 1B		2-1 L7		4	0	1	1	0	0	0				
<b>Inning Stats</b>	R: 0 E: 0 K: 2 S: 11	H: 1 LOB: 1 BB: 0 P: 16	R: 0 E: 0 K: 0 S: 6	H: 0 LOB: 0 BB: 0 P: 8	R: 0 E: 0 K: 0 S: 6	H: 0 LOB: 1 BB: 1 P: 16	R: 2 E: 1 K: 0 S: 14	H: 2 LOB: 1 BB: 0 P: 19	R: 0 E: 0 K: 0 S: 9	H: 0 LOB: 0 BB: 0 P: 12	R: 4 E: 0 K: 1 S: 22	H: 4 LOB: 3 BB: 2 P: 37	R: 0 E: 0 K: 0 S: 8	H: 1 LOB: 1 BB: 0 P: 11	R: 0 E: 0 K: 1 S: 8	H: 0 LOB: 0 BB: 0 P: 12	1B: 7 2B: 0 3B: 1 HR: 0	SF: 1 SAC: 0 DP: 0 HBP: 1	WP: 0 PB: 0 SB: 1 CS: 0	PA: 37
<b>PITCHER</b>	IP WLS BF H R ER SO BB IBB HBP BLK WP HR S P ERA WHIP																			
Carlos Silva, R (1, 1) ERA: 7.94	5.2 L 26 5 6 5 2 2 0 0 0 0 0 0 12 18 7.94 1.235																			
Juan Rincon, R (6, 1) ERA:	0.1 4 2 0 0 1 1 0 0 0 0 0 0 12 18 0.00 9.000																			
Willie Eyre, R (7, 1) ERA:	1.0 4 1 0 0 0 0 0 0 0 0 0 0 8 11 0.00 1.000																			
36 Joe Nathan, R (8, 1) ERA:	1.0 3 0 0 0 1 0 0 0 0 0 0 0 8 12 0.00 0.000																			

AB	32
R	3
H	7
RBI	3
BB	2
SO	6
LOB	11



AB	32
R	6
H	8
RBI	6
BB	3
SO	4
LOB	9





Batter	1	2	3	4	5	6	7	8	9	AB	R	H	RBI	BB	SO	LOB	TOP							
Shannon Stewart, R (1, 7) OBP: 0.444, SLG: 0.824	F9		G5-3				F7		K	4	1	0	1	1	1	0								
Luis Castillo, S (1, 4) OBP: 0.400, SLG: 0.308	7 FC6-4 1B						K			3	1	1	0	1	1	2								
7 Joe Mauer, L (1, 2) OBP: 0.385, SLG: 0.417	FC6-4 24 FC5-4 1-2		G4-3				F7			4	0	1	2	0	0	2								
24 Rondell White, R (1, 10) OBP: 0.059, SLG: 0.067	FC5-4 1-2								K	4	0	0	0	0	2	2								
Tori Hunter, R (1, 8) OBP: 0.294, SLG: 0.500		P2							K	3	1	0	0	1	1	0								
33 Justin Morneau, L (1, 3) OBP: 0.250, SLG: 0.625	F8						HR			4	2	3	3	0	0	0								
20 Lew Ford, R (1, 9) 5 Michael Cuddyer, R (4, 9)	L8						G5-3			2	0	0	0	0	0	1								
38 Luis Antonio Rodriguez, B (5) OBP: 0.400, SLG: 1.200										2	0	0	0	0	0	0								
Juan Castro, R (1, 6) OBP: 0.400, SLG: 0.333										2	0	0	0	0	0	0								
<b>Inning Stats</b>	R: 0 E: 0 K: 0 S: 10	H: 1 LOB: 1 BB: 0 P: 13	R: 0 E: 0 K: 0 S: 8	H: 0 LOB: 0 BB: 0 P: 11	R: 1 E: 0 K: 0 S: 9	H: 1 LOB: 1 BB: 1 P: 17	R: 0 E: 0 K: 0 S: 9	H: 1 LOB: 1 BB: 0 P: 14	R: 2 E: 0 K: 2 S: 14	H: 2 LOB: 1 BB: 1 P: 25	R: 2 E: 0 K: 0 S: 12	H: 1 LOB: 0 BB: 1 P: 20	R: 0 E: 0 K: 1 S: 8	H: 0 LOB: 0 BB: 0 P: 10	R: 1 E: 0 K: 2 S: 12	H: 1 LOB: 0 BB: 0 P: 15	R: 0 E: 0 K: 2 S: 9	H: 0 LOB: 0 BB: 0 P: 13	1B: 3 2B: 2 3B: 0 HR: 2	SF: 0 SAC: 1 DP: 0 HBP: 0	WP: 0 PB: 0 SB: 0 CS: 0	PA: 37		
<b>PITCHER</b>	IP	WLS	BF	H	R	ER	SO	BB	IBB	HBP	BLK	WP	HR	S	P	ERA	WHIP							
Paul Byrd, R (1, 1) ERA: 7.5	6.0	W	27	6	5	5	2	3	0	0	0	0	1	62	100	7.50	1.500							
59 Matt Miller, R (7, 1) ERA: 3.86	2.0		7	1	1	1	3	0	0	0	0	0	1	20	25	4.50	0.500							
Fernando Cabrera, R (9, 1) ERA: 27.0	1.0		3	0	0	0	2	0	0	0	0	0	0	9	13	0.00	0.000							

Minnesota Twins @ Cleveland Indians  
Jacobs Field, Cleveland, OH

Fri Apr 07 2006, 3:05 PM EDT  
Att: 42,445 - Overcast - 52 F



AB 33  
R 6  
H 7  
RBI 6  
BB 3  
SO 7  
LOB 7

Batter	1	2	3	4	5	6	7	8	9	AB	R	H	RBI	BB	SO	LOB	BOTTOM							
24 Grady Sizemore, L (1, 8) OBP: 0.350, SLG: 0.450	2 1B									5	2	3	0	0	1	1								
Jason Michaels, R (1, 7) OBP: 0.500, SLG: 0.500	G6-3									5	0	2	0	0	1	2								
2 Jhonny Peralta, R (1, 6) OBP: 0.250, SLG: 0.278	41 1B									4	2	1	1	1	0	3								
48 Travis Hafner, L (1, 10) OBP: 0.450, SLG: 0.882	41 1B									4	4	4	2	1	0	0								
41 Victor Martinez, S (1, 2) OBP: 0.368, SLG: 0.647	1B									5	0	2	2	0	0	1								
Ben Broussard, L (1, 3) OBP: 0.375, SLG: 0.333	G5-4-3 1B									5	1	2	1	0	0	1								
Ronnie Belliard, R (1, 4) OBP: 0.167, SLG: 0.176	G5-4-3									4	0	0	0	0	0	6								
Ramón Vázquez, L (8, 4)										0	0	0	0	0	0	0								
Aaron Boone, R (1, 5) OBP: 0.444, SLG: 0.647	G5-3									3	1	2	0	1	0	0								
Casey Blake, R (1, 9) OBP: 0.529, SLG: 0.692	K									4	1	1	4	0	1	2								
<b>Inning Stats</b>	R: 2 E: 0 K: 0 S: 16	H: 4 LOB: 2 BB: 1 P: 26	R: 0 E: 0 K: 2 S: 8	H: 0 LOB: 0 BB: 0 P: 12	R: 2 E: 0 K: 1 S: 10	H: 2 LOB: 1 BB: 1 P: 21	R: 0 E: 0 K: 0 S: 12	H: 2 LOB: 2 BB: 0 P: 18	R: 5 E: 0 K: 0 S: 21	H: 5 LOB: 1 BB: 1 P: 36	R: 1 E: 0 K: 0 S: 8	H: 1 LOB: 0 BB: 0 P: 12	R: 0 E: 0 K: 0 S: 6	H: 2 LOB: 1 BB: 0 P: 10	R: 1 E: 0 K: 0 S: 13	H: 1 LOB: 0 BB: 0 P: 23	1B: 12 2B: 3 3B: 0 HR: 3	SF: 0 SAC: 0 DP: 2 HBP: 0	WP: 1 PB: 0 SB: 0 CS: 0	PA: 42				
<b>PITCHER</b>	IP	WLS	BF	H	R	ER	SO	BB	IBB	HBP	BLK	WP	HR	S	P	ERA	WHIP							
Kyle Lohse, R (1, 1) ERA: 15.43	4.2	L	27	11	8	8	3	0	0	0	0	0	1	58	99	15.43	3.000							
54 Matt Guerrier, R (5, 1) ERA: 5.4	2.1		11	5	2	2	0	0	0	0	0	1	1	23	36	7.71	2.143							
Willie Eyre, R (8, 1) ERA: 4.5	1.0		4	1	1	1	0	0	0	0	0	0	1	13	23	9.00	1.000							

Minnesota Twins @ Cleveland Indians  
Jacobs Field, Cleveland, OH

Fri Apr 07 2006, 3:05 PM EDT  
Att: 42,445 - Overcast - 52 F



AB 39  
R 11  
H 17  
RBI 10  
BB 3  
SO 3  
LOB 16



Batter	1	2	3	4	5	6	7	8	9	AB	R	H	RBI	BB	SO	LOB	TOP										
Shannon Stewart, R OBP: 0.409, SLG: 0.714	3-3 K		0-2 E6			0-1 F9		0-0 1B		4	0	1	0	0	1	1											
8 Nick Punto, S OBP: 0.286, SLG: 0.167	0-0 P2		2-2 G4-3			1-1 G5-3		0-3 K		4	0	0	0	0	1	4											
7 Joe Mauer, L OBP: 0.353, SLG: 0.375	1-0 G4-3			2-0 G6-4-3 1B		2-2 G4-3		2-3 K		4	0	1	0	0	1	3											
24 Rondell White, R OBP: 0.095, SLG: 0.158		1-1 F8		1-1 G6-4-3 1B			0-1 2B		2-1 F8	4	0	1	0	0	0	1											
Tori Hunter, R OBP: 0.286, SLG: 0.450		1-2 33 WP 1B		0-0 P6			2-2 G6-3		1-0 F9	4	0	1	0	0	0	1											
33 Justin Morneau, L OBP: 0.200, SLG: 0.500		3-3 K			2-0 F8		1-1 F8		2-3 K	4	0	0	0	0	2	2											
Tony Batista, R OBP: 0.286, SLG: 0.500		0-0 G5-3			4-2 16 G4-6-3 BB		1-0 F7			2	0	0	0	1	0	2											
16 Jason Kubel, L OBP: 0.100, SLG: 0.100			3-2 G4-3		0-0 G4-6-3		1-1 F7			3	0	0	0	0	0	1											
Juan Castro, R OBP: 0.417, SLG: 0.364			1-1 G5-3			1-0 8 G5-3 1B		0-1 1B		2	0	1	0	0	0	0											
38 Luis Antonio Rodriguez, S OBP: 0.500, SLG: 1.167										1	0	1	0	0	0	0											
<b>Inning Stats</b>	R: 0 E: 0 K: 1 S: 5	H: 0 LOB: 0 BB: 0 P: 9	R: 0 E: 0 K: 1 S: 10	H: 1 LOB: 1 BB: 0 P: 15	R: 0 E: 1 K: 0 S: 12	H: 0 LOB: 1 BB: 0 P: 18	R: 0 E: 0 K: 0 S: 4	H: 1 LOB: 0 BB: 1 P: 7	R: 0 E: 0 K: 0 S: 6	H: 0 LOB: 0 BB: 1 P: 12	R: 0 E: 0 K: 0 S: 8	H: 1 LOB: 1 BB: 0 P: 12	R: 0 E: 0 K: 0 S: 9	H: 1 LOB: 1 BB: 0 P: 13	R: 0 E: 0 K: 2 S: 11	H: 2 LOB: 2 BB: 0 P: 14	R: 0 E: 0 K: 1 S: 6	H: 0 LOB: 0 BB: 0 P: 11	1B: 5 2B: 1 3B: 0 HR: 0	SF: 0 SAC: 0 DP: 2 HBP: 0	WP: 1 PB: 0 SB: 0 CS: 0	PA: 33					
<b>PITCHER</b>	IP	WLS	BF	H	R	ER	SO	BB	IBB	HBP	BLK	WP	HR	S	P	ERA	WHIP										
Jason Johnson, R ERA: 0.00	7.0	W	25	4	0	0	2	1	0	0	0	1	0	54	86	0.00	0.714										
Guillermo Mota, R ERA: 0.00	1.0	H	5	2	0	0	2	0	0	0	0	0	0	11	14	0.00	2.000										
Bob Wickman, R ERA: 0.00	1.0	S	3	0	0	0	1	0	0	0	0	0	0	6	11	0.00	0.000										

Minnesota Twins @ Cleveland Indians  
Jacobs Field, Cleveland, OH  
Sat Apr 08 2006, 5:05 PM EDT  
Att: 25,107 - Clear - 37 F

AB 32  
R 0  
H 6  
RBI 0  
BB 1  
SO 5  
LOB 15



Batter	1	2	3	4	5	6	7	8	9	AB	R	H	RBI	BB	SO	LOB	BOTTOM										
24 Grady Sizemore, L OBP: 0.360, SLG: 0.440	3-2 G4-3		0-1 48 BB 1B	1-0 FC6-4 1B		0-3 K		0-0 P5		5	0	2	0	0	1	1											
Jason Michaels, R OBP: 0.417, SLG: 0.409	1-3 K		0-0 B1	1-2 FC6-4 1B			2-1 F9			4	0	0	0	0	1	4											
2 Jhonny Peralla, R OBP: 0.250, SLG: 0.318	2-3 K		3-2 F9		2-1 48 2B		3-3 K			4	1	1	0	0	2	2											
48 Travis Hafner, L OBP: 0.542, SLG: 1.100		2-1 HR	4-2 BB		0-0 41 G3 2B		2-2 41 1B			3	1	3	2	1	0	0											
41 Victor Martinez, S OBP: 0.391, SLG: 0.619		0-2 FC3-6 1B	1-2 F7		1-2 G3		0-0 1B			4	0	2	0	0	0	4											
Ben Broussard, L OBP: 0.350, SLG: 0.368		2-2 FC3-6 1B		1-1 SH3 1B		0-3 K		0-2 G4-1		4	1	1	0	0	1	4											
Aaron Boone, R OBP: 0.381, SLG: 0.550		1-0 F9		1-0 SH3		1-1 P6		0-3 K		3	0	0	0	0	1	2											
Ramón Vázquez, L OBP: 0.571, SLG: 0.706			2-3 K		0-3 K			0-0 L7		4	0	0	0	0	3	2											
Casey Blake, R OBP: 0.571, SLG: 0.706			2-1 2 F9 24 1B	0-0 24 1B 1B		0-0 P3		2-1 1B		4	0	3	1	0	0	0											
<b>Inning Stats</b>	R: 0 E: 0 K: 2 S: 12	H: 0 LOB: 0 BB: 0 P: 18	R: 1 E: 0 K: 1 S: 16	H: 2 LOB: 1 BB: 0 P: 23	R: 0 E: 0 K: 0 S: 13	H: 2 LOB: 3 BB: 1 P: 23	R: 0 E: 0 K: 1 S: 11	H: 3 LOB: 2 BB: 0 P: 15	R: 1 E: 0 K: 1 S: 11	H: 2 LOB: 1 BB: 0 P: 15	R: 0 E: 0 K: 2 S: 7	H: 0 LOB: 0 BB: 0 P: 10	R: 0 E: 0 K: 1 S: 15	H: 2 LOB: 2 BB: 0 P: 22	R: 0 E: 0 K: 1 S: 7	H: 1 LOB: 1 BB: 0 P: 9	R: 0 E: 0 K: 1 S: 6	H: 0 LOB: 0 BB: 0 P: 11	1B: 8 2B: 3 3B: 0 HR: 1	SF: 0 SAC: 1 DP: 0 HBP: 0	WP: 0 PB: 0 SB: 0 CS: 0	PA: 37					
<b>PITCHER</b>	IP	WLS	BF	H	R	ER	SO	BB	IBB	HBP	BLK	WP	HR	S	P	ERA	WHIP										
30 Scott Baker, R ERA: 6.23	4.1	L	23	9	3	3	4	1	0	0	0	0	0	58	88	6.23	2.308										
47 Francisco Lirio, L ERA: 0.00	2.2		10	2	0	0	4	0	0	0	0	0	0	27	38	0.00	0.750										
28 Jesse Crain, R ERA: 9.0	1.0		4	1	0	0	1	0	0	0	0	0	0	7	9	0.00	1.000										

Minnesota Twins @ Cleveland Indians  
Jacobs Field, Cleveland, OH  
Sat Apr 08 2006, 5:05 PM EDT  
Att: 25,107 - Clear - 37 F

AB 35  
R 3  
H 12  
RBI 3  
BB 1  
SO 9  
LOB 19





Batter	1	2	3	4	5	6	7	8	9	AB	R	H	RBI	BB	SO	LOB	TOP								
Shannon Stewart, R (1,7) OBP: 0.385, SLG: 0.640	G5-3		G6-3			K				4	0	1	1	0	1	1	<b>Minnesota Twins @ Cleveland Indians</b> Jacobs Field, Cleveland, OH Sun Apr 09 2006, 1:05 PM EDT Att: 23,212 - Sunny - 41 F								
Luis Castillo, S (1,4) OBP: 0.368, SLG: 0.250	G3		G3			G3		F9		3	0	0	0	1	0	1									
7 Joe Mauer, L (1,2) OBP: 0.333, SLG: 0.350	FC5-4		G6-3			G6-3			G6-3	4	0	1	0	0	0	2									
24 Rondell White, R (1,10) OBP: 0.120, SLG: 0.136	FC5-4					K			K	3	1	0	0	0	2	1									
Tori Hunter, R (1,8) OBP: 0.240, SLG: 0.375		F9		G5-3			F8		F9	4	0	0	0	0	0	1									
33 Justin Morneau, L (1,3) OBP: 0.208, SLG: 0.458 8 Nick Punto, S (9, PR) OBP: 0.286, SLG: 0.167		F7		F9			F9			4	0	1	1	0	0	0									
Tony Batista, R (1,5) OBP: 0.222, SLG: 0.375					G5-3			F9	F8	4	0	0	0	0	1	1									
16 Jason Kubel, L (1,9) OBP: 0.154, SLG: 0.083			G4-1		G4-3			G4-3		2	1	0	0	1	0	0									
Juan Castro, R (1,6) OBP: 0.400, SLG: 0.357			G6-3		G1-3			G4-3		3	0	1	0	0	0	1									
<b>Inning Stats</b>	R: 0 E: 0 K: 0 S: 7	H: 1 LOB: 1 BB: 0 P: 12	R: 0 E: 0 K: 1 S: 6	H: 0 LOB: 0 BB: 0 P: 9	R: 0 E: 0 K: 0 S: 10	H: 1 LOB: 2 BB: 1 P: 20	R: 0 E: 0 K: 1 S: 8	H: 0 LOB: 0 BB: 0 P: 16	R: 0 E: 0 K: 0 S: 6	H: 0 LOB: 0 BB: 0 P: 11	R: 0 E: 0 K: 1 S: 9	H: 0 LOB: 0 BB: 0 P: 12	R: 0 E: 0 K: 1 S: 8	H: 0 LOB: 0 BB: 0 P: 11	R: 1 E: 0 K: 0 S: 12	H: 1 LOB: 1 BB: 1 P: 22		R: 1 E: 0 K: 0 S: 9	H: 1 LOB: 1 BB: 0 P: 16	1B: 4 2B: 0 3B: 0 HR: 0	SF: 0 SAC: 0 DP: 0 HBP: 1	WP: 0 PB: 0 SB: 1 CS: 0	PA: 34		
<b>PITCHER</b>	IP	WLS	BF	H	R	ER	SO	BB	IBB	HBP	BLK	WP	HR	S	P	ERA	WHIP								
37 Jake Westbrook, R (1,1) ERA: 1.98	7.1	W	26	2	1	1	4	2	0	0	0	0	0	59	102	1.23	0.545								
Guillermo Mota, R (8,1) ERA:	0.2	H	3	1	0	0	0	0	0	0	0	0	0	7	11	0.00	1.500								
Bob Wickman, R (9,1) ERA: 3.0	1.0	S	5	1	1	1	0	0	0	1	0	0	0	9	16	9.00	1.000								

Batter	1	2	3	4	5	6	7	8	9	AB	R	H	RBI	BB	SO	LOB	BOTTOM									
24 Grady Sizemore, L (1,8) OBP: 0.379, SLG: 0.483	41 BB		P6		P5		G5-4-3			4	0	2	0	0	0	0	<b>Minnesota Twins @ Cleveland Indians</b> Jacobs Field, Cleveland, OH Sun Apr 09 2006, 1:05 PM EDT Att: 23,212 - Sunny - 41 F									
Jason Michaels, R (1,7) OBP: 0.393, SLG: 0.385	K		G6-3		L5		G5-4-3			4	0	1	0	0	1	1										
2 Jhonny Peralla, R (1,6) OBP: 0.250, SLG: 0.308	K		K			41 BB	G5-4-3			4	1	1	0	0	2	3										
48 Travis Hafner, L (1,10) OBP: 0.500, SLG: 0.957	41 BB				L8		P4		L7	3	0	0	0	1	0	2										
41 Victor Martinez, S (1,2) OBP: 0.407, SLG: 0.625	FC6-4		G1-3		G1-3				K	3	1	1	0	1	1	0										
Eduardo Perez, R (1,3) OBP: 0.333, SLG: 1.333 Ben Broussard, L (6, PH) OBP: 0.364, SLG: 0.350	FC6-4						2B		K	2	1	1	1	0	0	3										
Aaron Boone, R (1,5) OBP: 0.400, SLG: 0.565			P2				2B		K	1	0	0	0	1	1	0										
Ramón Vázquez, L (1,4) OBP: 0.300, SLG: 0.300			K		G4-3				K	3	0	0	0	0	2	3										
Casey Blake, R (1,9) OBP: 0.500, SLG: 0.600			K		G6-3		G4-3			3	0	0	0	0	1	2										
<b>Inning Stats</b>	R: 0 E: 0 K: 2 S: 22	H: 1 LOB: 3 BB: 2 P: 36	R: 0 E: 0 K: 2 S: 9	H: 0 LOB: 0 BB: 0 P: 10	R: 0 E: 0 K: 1 S: 8	H: 0 LOB: 0 BB: 0 P: 10	R: 1 E: 0 K: 0 S: 15	H: 1 LOB: 1 BB: 1 P: 22	R: 0 E: 0 K: 0 S: 6	H: 0 LOB: 0 BB: 0 P: 8	R: 2 E: 0 K: 1 S: 21	H: 3 LOB: 2 BB: 1 P: 32	R: 0 E: 0 K: 0 S: 7	H: 2 LOB: 1 BB: 0 P: 8	R: 0 E: 0 K: 3 S: 10	H: 0 LOB: 0 BB: 0 P: 13		1B: 3 2B: 3 3B: 0 HR: 1	SF: 0 SAC: 0 DP: 1 HBP: 0	WP: 0 PB: 0 SB: 0 CS: 0	PA: 34					
<b>PITCHER</b>	IP	WLS	BF	H	R	ER	SO	BB	IBB	HBP	BLK	WP	HR	S	P	ERA	WHIP									
Johan Santana, L (1,1) ERA: 5.73	5.1	L	23	4	3	3	5	3	0	0	0	0	0	1	71	100	5.06	1.312								
Juan Rincon, R (6,1) ERA:	1.2		8	3	0	0	1	0	1	0	0	0	0	17	26	0.00	1.800									
2B Jesse Crain, R (8,1) ERA: 6.0	1.0		3	0	0	0	3	0	0	0	0	0	0	10	13	0.00	0.000									

AB	31
R	2
H	4
RBI	2
BB	2
SO	4
LOB	8



AB	30
R	3
H	7
RBI	3
BB	4
SO	9
LOB	14





Batter	1	2	3	4	5	6	7	8	9	AB	R	H	RBI	BB	SO	LOB	TOP								
14 Mark Ellis, R OBP: 0.313, SLG: 0.250	1-3 K	0-1 G4-3			0-1 G5-3		0-2 G5-3		0-3 K	5	0	0	0	0	2	2									
21 Mark Kotsay, L OBP: 0.417, SLG: 0.531	0-0 G4-3	1-2 F7			0-1 1B		0-1 G3		4-2 BB	4	0	1	0	1	0	2									
7 Bobby Crosby, R OBP: 0.250, SLG: 0.438	3-3 K		0-0 HR		1-0 F8			1-0 3 HR 1B	3-2 F8	5	2	2	1	0	1	2									
3 Eric Chavez, L OBP: 0.353, SLG: 0.833		1-1 HR	1-2 K		1-0 G4-3			0-0 1-H HR		4	2	2	3	0	1	1									
Frank Thomas, R OBP: 0.207, SLG: 0.240		4-2 HBP 2B BB	0-1 G5-3			2-3 K		2-2 G6-3		3	1	0	0	1	1	0									
22 Milton Bradley, S OBP: 0.394, SLG: 0.333	0-0 HBP 2B	0-1 G6-3			1-1 1B			1-3 K		4	1	2	0	0	1	0									
Jay Payton, R OBP: 0.250, SLG: 0.292	1-1 F8			1-2 G1-3		0-1 F9		0-0 1B		4	0	1	0	0	0	3									
Jason Kendall, R OBP: 0.385, SLG: 0.167	1-1 2B HBP	1-2 2-3 HBP		1-2 G3-4-1		1-2 F8		1-2 G6-3		3	0	0	0	0	0	2									
Nick Swisher, S OBP: 0.250, SLG: 0.391	0-1 1-3 2-H 3-H 2B			3-2 L9				0-3 K	0-1 G3	4	0	1	2	0	1	0									
<b>Inning Stats</b>	R: 0 E: 0 K: 2 S: 8	H: 0 LOB: 0 BB: 0 P: 12	R: 3 E: 0 K: 0 S: 21	H: 3 LOB: 2 BB: 1 P: 29	R: 1 E: 0 K: 1 S: 8	H: 1 LOB: 0 BB: 0 P: 9	R: 0 E: 0 K: 0 S: 10	H: 0 LOB: 0 BB: 0 P: 15	R: 0 E: 0 K: 0 S: 6	H: 1 LOB: 1 BB: 0 P: 8	R: 0 E: 0 K: 1 S: 10	H: 0 LOB: 0 BB: 0 P: 14	R: 0 E: 0 K: 1 S: 9	H: 0 LOB: 0 BB: 0 P: 9	R: 2 E: 0 K: 1 S: 12	H: 3 LOB: 1 BB: 0 P: 17	R: 0 E: 0 K: 1 S: 11	H: 0 LOB: 1 BB: 1 P: 18	1B: 5 2B: 1 3B: 0 HR: 3	SF: 0 SAC: 0 DP: 0 HBP: 1	WP: 0 PB: 0 SB: 0 CS: 0	PA: 39			
<b>PITCHER</b>	IP	WLS	BF	H	R	ER	SO	BB	IBB	HBP	BLK	WP	HR	S	P	ERA	WHIP								
Brad Radke, R ERA: 5.54	7.0	W	29	6	4	4	5	1	0	1	0	0	2	72	96	5.14	1.000								
28 Jesse Crain, R ERA: 9.0	1.0	H	6	3	2	2	1	0	0	0	0	0	1	12	17	18.00	3.000								
36 Joe Nathan, R ERA:	1.0	S	4	0	0	0	1	1	0	0	0	0	0	11	18	0.00	1.000								

Oakland Athletics @ Minnesota Twins  
Hubert H. Humphrey Metrodome, Minneapolis, MN

AB 36  
R 6  
H 9  
RBI 6  
BB 2  
SO 7  
LOB 12



WP: 0 PA: 39  
PB: 0  
SB: 0  
CS: 0

Tue Apr 11 2006, 8:10 PM EDT  
Att: 48,911 - Dome - 70 F

livebaseballscorecards.com

Batter	1	2	3	4	5	6	7	8	9	AB	R	H	RBI	BB	SO	LOB	BOTTOM								
Shannon Stewart, R OBP: 0.367, SLG: 0.586	0-1 P4		2-1 2B 7 1B	1-3 K		0-1 F7			4-1 1 0 0 1 0																
Luis Castillo, S OBP: 0.391, SLG: 0.316	4-2 7 G4-3 BB		1-0 7 1B 2B	1-0 G4-3		3-2 G6-3			3 1 1 0 1 0 0																
7 Joe Mauer, L OBP: 0.360, SLG: 0.417	1 SAFE G4-3	2-1 G4-3	2-2 2A 1B	0-0 2B		2-2 F7			4 1 2 2 0 0 1																
24 Rondell White, R OBP: 0.138, SLG: 0.154	2-2 G6-3		0-0 1B HR 1B	2-1 F8		3-3 K			4 1 1 0 0 1 2																
Tori Hunter, R OBP: 0.241, SLG: 0.357		1-1 E6 33 FC6-4	0-0 HR 1B		0-2 P4		0-0 G5-3		4 1 1 1 0 0 0																
33 Justin Morneau, L OBP: 0.214, SLG: 0.536	0-0 FC6-4	0-0 FC6-4	1-2 3-H 2-3 K	1-1 HR		1-1 K		2-3 K	4 1 1 1 0 2 3																
Tony Batista, R OBP: 0.273, SLG: 0.600	2-1 L5	2-1 L5	1-0 HR		0-3 K		1-1 G6-3 2B		4 1 2 3 0 1 1																
5 Michael Cuddyer, R OBP: 0.091, SLG: 0.091	3-3 K	3-3 K	0-0 FC6-4 1B		0-1 F8		2-2 G6-3		4 0 1 0 0 1 2																
Juan Castro, R OBP: 0.316, SLG: 0.278			1-0 F9		1-0 G5-3		1-3 K		4 0 0 0 0 1 2																
<b>Inning Stats</b>	R: 0 E: 0 K: 0 S: 9	H: 0 LOB: 1 BB: 1 P: 17	R: 0 E: 1 K: 1 S: 10	H: 0 LOB: 1 BB: 0 P: 16	R: 6 E: 0 K: 1 S: 19	H: 7 LOB: 1 BB: 0 P: 27	R: 0 E: 0 K: 1 S: 7	H: 1 LOB: 1 BB: 0 P: 11	R: 1 E: 0 K: 1 S: 10	H: 1 LOB: 0 BB: 0 P: 11	R: 0 E: 0 K: 0 S: 6	H: 0 LOB: 0 BB: 0 P: 10	R: 0 E: 0 K: 1 S: 8	H: 0 LOB: 0 BB: 0 P: 13	R: 0 E: 0 K: 2 S: 11	H: 1 LOB: 1 BB: 0 P: 17	1B: 5 2B: 3 3B: 0 HR: 2	SF: 0 SAC: 0 DP: 0 HBP: 0	WP: 0 PB: 0 SB: 0 CS: 0	PA: 36					
<b>PITCHER</b>	IP	WLS	BF	H	R	ER	SO	BB	IBB	HBP	BLK	WP	HR	S	P	ERA	WHIP								
Dan Haren, R ERA: 8.25	6.0	L	29	9	7	7	4	1	0	0	0	0	0	4	6	0.00	0.000								
51 Brad Halsey, L ERA: 6.75	0.1		1	0	0	0	0	0	0	0	0	0	0	4	6	0.00	0.000								
Kirk Saarloos, R ERA: 10.13	1.1		5	1	0	0	2	0	0	0	0	0	0	12	20	0.00	0.750								
50 Kiko Calero, R ERA:	0.1		1	0	0	0	1	0	0	0	0	0	0	3	4	0.00	0.000								

Oakland Athletics @ Minnesota Twins  
Hubert H. Humphrey Metrodome, Minneapolis, MN

AB 35  
R 7  
H 10  
RBI 7  
BB 1  
SO 7  
LOB 11



WP: 0 PA: 36  
PB: 0  
SB: 0  
CS: 0

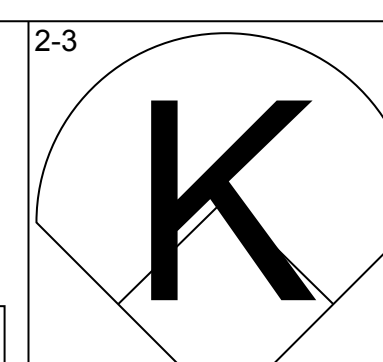
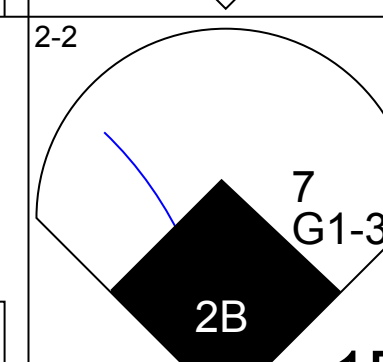
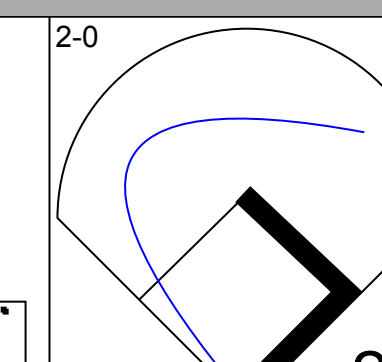
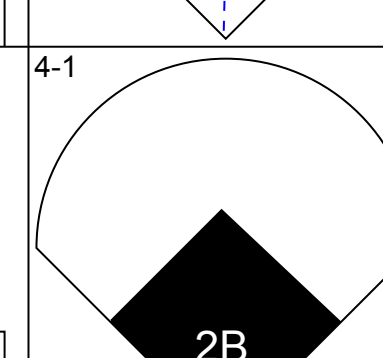
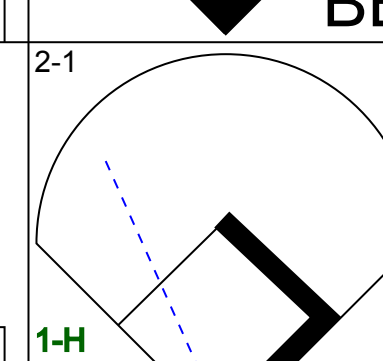
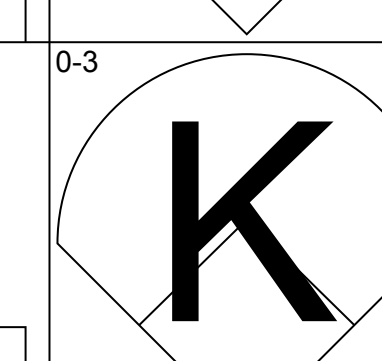


Tue Apr 11 2006, 8:10 PM EDT  
Att: 48,911 - Dome - 70 F

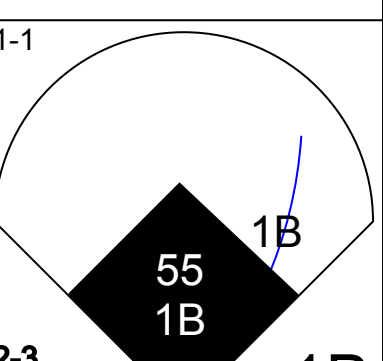
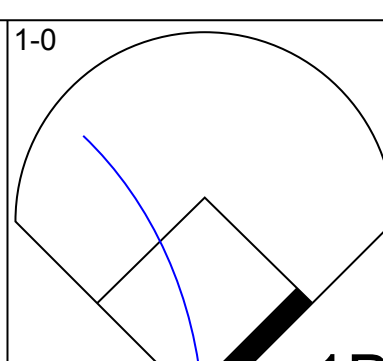
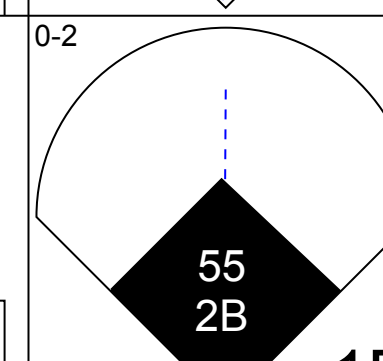
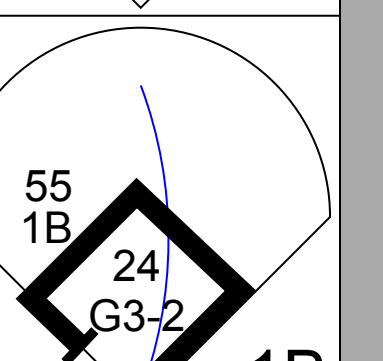
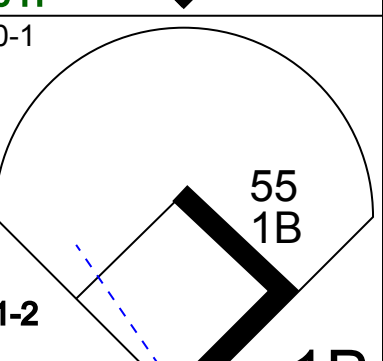
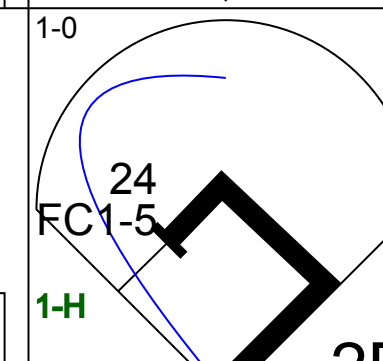
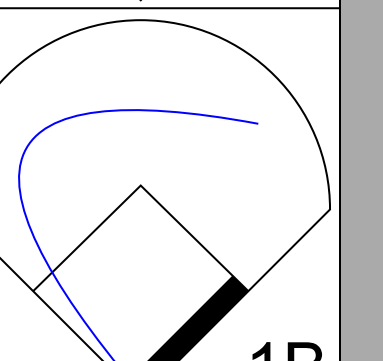
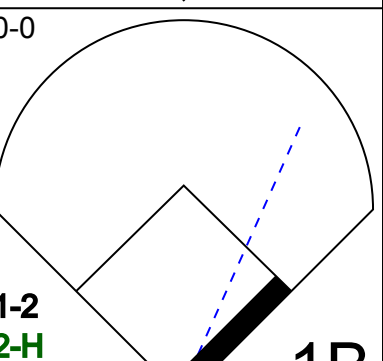
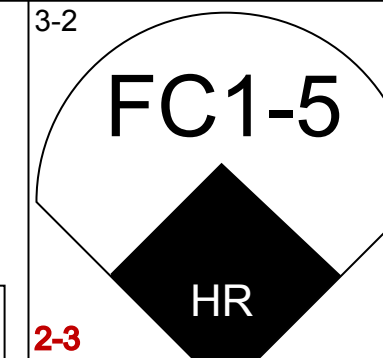

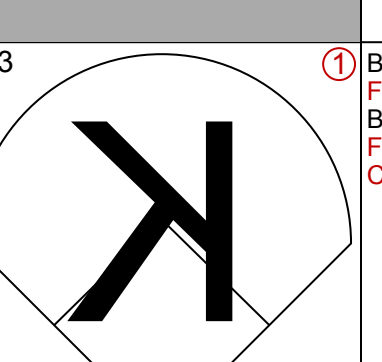


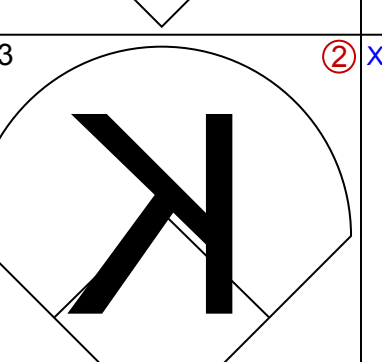
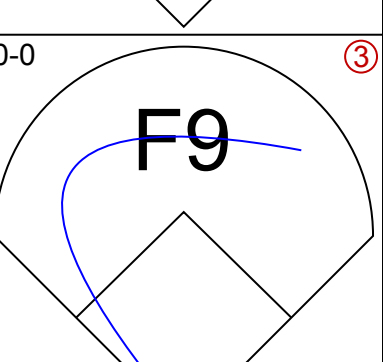
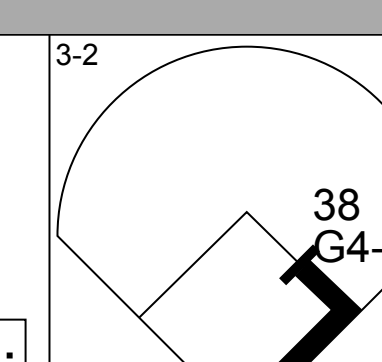
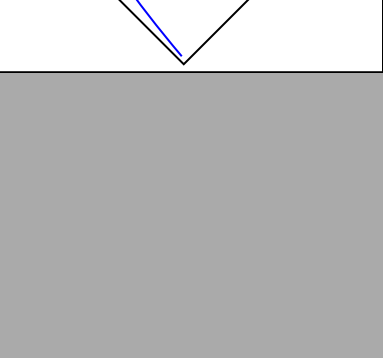
livebaseballscorecards.com







Batter	1	2	3	4	5	6	7	8	9	AB	R	H	RBI	BB	SO	LOB	TOP			
Marco Scutaro, R OBP: 0.455, SLG: 0.632			G4-3			F9		K		4	0	0	0	0	2	2	<p>Oakland Athletics @ Minnesota Twins</p> <p>Hubert H. Humphrey Metrodome, Minneapolis, MN</p> <p>Thu Apr 13 2006, 1:10 PM EDT</p> <p>Att: 13,520 - Dome - 70 F</p> <p>livebaseballscores.com</p>			
Nick Swisher, S OBP: 0.344, SLG: 0.710			F8			F7				4	1	2	0	0	0	2				
7 Bobby Crosby, R OBP: 0.208, SLG: 0.333	G1-3		P3			FC5-4		L8		4	0	0	0	0	0	4				
3 Eric Chavez, L OBP: 0.341, SLG: 0.722 Antonio Perez, R					L3			F8		2	1	0	0	1	0	0				
Frank Thomas, R OBP: 0.242, SLG: 0.310					F8					4	0	2	2	0	1	1				
22 Milton Bradley, S OBP: 0.390, SLG: 0.324	K					F7				4	0	1	0	0	2	2				
Jay Payton, R OBP: 0.219, SLG: 0.250					G5-3			F7		4	0	0	0	0	0	2				
Jason Kendall, R OBP: 0.400, SLG: 0.227	G4-3									4	0	2	0	0	1	0				
29 Dan Johnson, L OBP: 0.219, SLG: 0.250	L9									3	0	0	0	1	2	1				
<b>Inning Stats</b>	R: 2 H: 2 E: 0 K: 2 S: 15	H: 2 R: 0 ER: 0 LOB: 1 BB: 1 P: 30	R: 0 H: 0 E: 0 K: 0 S: 6	H: 0 R: 0 ER: 0 LOB: 0 BB: 0 P: 7	R: 0 H: 0 E: 0 K: 0 S: 7	H: 0 R: 0 ER: 0 LOB: 0 BB: 0 P: 10	R: 0 H: 1 E: 0 K: 0 S: 7	H: 1 R: 0 ER: 0 LOB: 1 BB: 0 P: 12	R: 0 H: 1 E: 0 K: 0 S: 12	H: 1 R: 0 ER: 0 LOB: 2 BB: 1 P: 24	R: 0 H: 0 E: 0 K: 3 S: 9	H: 0 R: 0 ER: 0 LOB: 0 BB: 0 P: 12	R: 0 H: 1 E: 0 K: 2 S: 9	H: 1 R: 0 ER: 0 LOB: 1 BB: 0 P: 13	R: 0 H: 1 E: 0 K: 2 S: 8	H: 1 R: 0 ER: 0 LOB: 1 BB: 0 P: 11	1B: 5 2B: 2 3B: 0 HR: 0	SF: 0 SAC: 0 DP: 0 HBP: 0	WP: 0 PB: 0 SB: 0 CS: 0	PA: 36
<b>PITCHER</b>	IP WLS BF H R ER SO BB IBB HBP BLK WP HR S P ERA WHIP																			
Kyle Lohse, R ERA: 8.44	(1, 1) 6.0 W 25 5 2 2 2 2 0 0 0 0 0 0 53 92 3.00 1.167																			
47 Francisco Liriano, L ERA: 4.15	(7, 1) 2.0 7 1 0 0 5 0 0 0 0 0 0 0 18 25 0.00 0.500																			
54 Matt Guerrier, R ERA: 4.15	(9, 1) 1.0 4 1 0 0 2 0 0 0 0 0 0 0 8 11 0.00 1.000																			

Batter	1	2	3	4	5	6	7	8	9	AB	R	H	RBI	BB	SO	LOB	BOTTOM			
Shannon Stewart, R OBP: 0.410, SLG: 0.568	F8		G4-3							4	1	2	2	0	0	0	<p>Oakland Athletics @ Minnesota Twins</p> <p>Hubert H. Humphrey Metrodome, Minneapolis, MN</p> <p>Thu Apr 13 2006, 1:10 PM EDT</p> <p>Att: 13,520 - Dome - 70 F</p> <p>livebaseballscores.com</p>			
Luis Castillo, S OBP: 0.419, SLG: 0.370								G4-3		4	1	3	1	0	0	1				
55 Mike Redmond, R OBP: 0.625, SLG: 1.000								G5-3		4	0	3	2	0	0	0				
24 Rondell White, R OBP: 0.108, SLG: 0.118	FC1-5		G3-2			F7		K		4	1	0	0	0	1	5				
Tori Hunter, R OBP: 0.297, SLG: 0.543								L4		4	1	1	2	0	2	2				
33 Justin Morneau, L OBP: 0.250, SLG: 0.559	F8									3	0	0	0	0	1	2				
Tony Batista, R OBP: 0.340, SLG: 0.615 38 Luis Antonio Rodriguez (SPH) OBP: 0.429, SLG: 1.000								G6-3		2	0	0	0	1	1	0				
5 Michael Cuddyer, R OBP: 0.188, SLG: 0.333	G5-4-3									3	2	1	1	1	0	1				
8 Nick Punto, S OBP: 0.364, SLG: 0.600	L3							G3-1		4	2	2	0	0	0	0				
<b>Inning Stats</b>	R: 3 H: 3 E: 0 K: 0 S: 15	H: 3 R: 0 ER: 0 LOB: 0 BB: 0 P: 25	R: 0 H: 0 E: 0 K: 0 S: 9	H: 0 R: 0 ER: 0 LOB: 1 BB: 1 P: 16	R: 0 H: 2 E: 0 K: 0 S: 7	H: 2 R: 0 ER: 0 LOB: 1 BB: 0 P: 9	R: 0 H: 0 E: 0 K: 3 S: 12	H: 0 R: 0 ER: 0 LOB: 0 BB: 0 P: 19	R: 3 H: 4 E: 0 K: 1 S: 12	H: 4 R: 0 ER: 0 LOB: 2 BB: 1 P: 19	R: 1 H: 2 E: 0 K: 0 S: 6	H: 2 R: 0 ER: 0 LOB: 1 BB: 0 P: 10	R: 0 H: 0 E: 0 K: 1 S: 7	H: 0 R: 0 ER: 0 LOB: 0 BB: 0 P: 7	R: 1 H: 1 E: 0 K: 0 S: 14	H: 1 R: 0 ER: 0 LOB: 0 BB: 0 P: 22	1B: 7 2B: 3 3B: 1 HR: 2	SF: 0 SAC: 0 DP: 3 HBP: 1	WP: 0 PB: 0 SB: 0 CS: 0	PA: 36
<b>PITCHER</b>	IP WLS BF H R ER SO BB IBB HBP BLK WP HR S P ERA WHIP																			
Joe Blanton, R ERA: 4.5	(1, 1) 6.0 L 29 11 7 7 4 2 0 0 0 0 0 1 61 98 4.50 2.167																			
Jay Witasick, R ERA: 5.4	(7, 1) 2.0 7 1 1 1 1 0 0 1 0 0 0 1 21 29 4.50 0.500																			



Batter	1	2	3	4	5	6	7	8	9	AB	R	H	RBI	BB	SO	LOB	TOP										
18 Johnny Damon, L (1, 8) OBP: 0.383, SLG: 0.537	2-1 G4-3		3-1 2B			2-2 K		0-0 G3		4	0	1	0	0	1	1	<b>New York Yankees @ Minnesota Twins</b> Hubert H. Humphrey Metrodome, Minneapolis, MN Fri Apr 14 2006, 8:10 PM EDT Att: 30,622 - Dome - 70 F <a href="http://livebaseballscorecards.com">livebaseballscorecards.com</a>										
2 Derek Jeter, R (1, 6) OBP: 0.404, SLG: 0.487	1-0 F9		2-1 G6-3			0-0 F8		2-2 G6-3		4	0	0	1	0	0	1											
Gary Sheffield, R (1, 10)	0-0 P4		3-H 0-0 F7			1-1 F8		1-0 F8		4	0	0	0	0	0	1											
13 Alex Rodriguez, R (1, 5) OBP: 0.378, SLG: 0.447		2-3 K		0-3 K			0-1 F9		0-0 F9	4	0	0	0	0	2	0											
25 Jason Giambi, L (1, 3) OBP: 0.524, SLG: 0.571		4-2 BB		2-3 K			2-2 F9			2	0	0	0	1	1	0											
55 Hideki Matsui, L (1, 7) OBP: 0.418, SLG: 0.605		0-0 F8		2-1 F9			2-2 F8			3	0	0	0	0	0	1											
20 Jorge Posada, S (1, 2) OBP: 0.436, SLG: 0.531		3-2 F8			2-2 E4 24 F4 F9-2 1B			4-2 G4-6-3 24 1B BB		2	0	1	0	1	0	1											
24 Robinson Canó, L (1, 4) OBP: 0.306, SLG: 0.389			0-1 18 2B 2 G6-3 1B		2-2 F7			2-1 G4-6-3 1B		3	1	2	0	0	0	1											
Bernie Williams, S (1, 9) OBP: 0.333, SLG: 0.324			2-2 L6		0-0 F9-2			1-0 G4-6-3		3	0	0	0	0	0	4											
<b>Inning Stats</b>	R: 0 E: 0 K: 0 S: 4	H: 0 LOB: 0 BB: 0 P: 7	R: 0 E: 0 K: 1 S: 12	H: 0 LOB: 1 BB: 1 P: 21	R: 1 E: 0 K: 0 S: 10	H: 2 LOB: 1 BB: 0 P: 17	R: 0 E: 0 K: 2 S: 8	H: 0 LOB: 0 BB: 0 P: 12	R: 0 E: 1 K: 0 S: 9	H: 1 LOB: 0 BB: 0 P: 13	R: 0 E: 0 K: 1 S: 6	H: 0 LOB: 0 BB: 0 P: 9	R: 0 E: 0 K: 0 S: 9	H: 0 LOB: 0 BB: 0 P: 13	R: 0 E: 0 K: 0 S: 6	H: 1 LOB: 1 BB: 1 P: 13	R: 0 E: 0 K: 0 S: 6	H: 0 LOB: 0 BB: 0 P: 9	1B: 3 2B: 2 3B: 0 HR: 0	SF: 0 SAC: 0 DP: 2 HBP: 0	WP: 0 PB: 0 CS: 0	PA: 31					
<b>PITCHER</b>	IP	WLS	BF	H	R	ER	SO	BB	IBB	HBP	BLK	WP	HR	S	P	ERA	WHIP										
30 Scott Baker, R (1, 1) ERA: 3.18	7.0	W	24	3	1	1	4	1	0	0	0	0	0	58	92	1.29	0.571										
Juan Rincon, R (8, 1) ERA:	1.0	H	4	1	0	0	0	1	0	0	0	0	0	6	13	0.00	2.000										
2B Jesse Crain, R (9, 1) ERA: 7.2	1.0		3	0	0	0	0	0	0	0	0	0	0	6	9	0.00	0.000										

Batter	1	2	3	4	5	6	7	8	9	AB	R	H	RBI	BB	SO	LOB	BOTTOM										
Shannon Stewart, R (1, 7) OBP: 0.419, SLG: 0.550	2-2 F8		2-1 WP 1-2 3-H 1B		3-3 K		4-2 FC4 BB			3	0	1	1	1	1	0	<b>New York Yankees @ Minnesota Twins</b> Hubert H. Humphrey Metrodome, Minneapolis, MN Fri Apr 14 2006, 8:10 PM EDT Att: 30,622 - Dome - 70 F <a href="http://livebaseballscorecards.com">livebaseballscorecards.com</a>										
Luis Castillo, S (1, 4) OBP: 0.371, SLG: 0.323	2-2 F7		2-1 G6-3			2-2 G4-3	1-1 FC4			4	0	0	1	0	0	4											
7 Joe Mauer, L (1, 2) OBP: 0.353, SLG: 0.367	1-2 K		4-0 24 G6-4-3 BB			3-2 G4-3		3-1 G3-1		3	0	0	0	1	1	0											
24 Rondell White, R (1, 10) OBP: 0.098, SLG: 0.105		2-3 K	1-0 G6-4-3			0-0 F8		1-2 G4-3		4	0	0	0	0	1	2											
Tori Hunter, R (1, 8) OBP: 0.293, SLG: 0.538		0-2 P2		2-1 G6-3			2-3 K	1-2 33 1B 2B		4	1	1	0	0	1	0											
33 Justin Morneau, L (1, 3) OBP: 0.275, SLG: 0.553		3-2 1B		0-0 F8			3-3 K	1-2 2B 1B		4	1	2	1	0	1	0											
Tony Batista, R (1, 5) OBP: 0.384, SLG: 0.621		1-0 F8		1-1 P6			4-1 20 1B BB	3-2 1B 2B		3	1	1	1	1	0	1											
20 Lew Ford, R (1, 9) OBP: 0.444, SLG: 0.286			2-2 1B 1B		2-2 F9		0-0 1B	4-1 1B BB		3	1	2	0	1	0	0											
Juan Castro, R (1, 6) OBP: 0.370, SLG: 0.346			1-1 1 SAFE 1 SAFE 1B WP 1-3 G6-3 1B		0-2 F7		3-2 1B	2-2 FC6-4 BB		4	1	2	1	0	0	2											
<b>Inning Stats</b>	R: 0 E: 0 K: 1 S: 9	H: 0 LOB: 0 BB: 0 P: 14	R: 0 E: 0 K: 1 S: 10	H: 1 LOB: 1 BB: 0 P: 16	R: 2 E: 0 K: 0 S: 11	H: 3 LOB: 1 BB: 1 P: 23	R: 0 E: 0 K: 0 S: 5	H: 0 LOB: 0 BB: 0 P: 8	R: 0 E: 0 K: 1 S: 11	H: 0 LOB: 0 BB: 0 P: 16	R: 0 E: 0 K: 0 S: 8	H: 0 LOB: 0 BB: 0 P: 13	R: 1 E: 0 K: 2 S: 18	H: 2 LOB: 3 BB: 2 P: 35	R: 2 E: 0 K: 0 S: 18	H: 3 LOB: 2 BB: 1 P: 33	R: 2 E: 0 K: 0 S: 18	H: 3 LOB: 2 BB: 1 P: 33	1B: 7 2B: 2 3B: 0 HR: 0	SF: 0 SAC: 0 DP: 1 HBP: 0	WP: 1 PB: 0 CS: 0	PA: 36					
<b>PITCHER</b>	IP	WLS	BF	H	R	ER	SO	BB	IBB	HBP	BLK	WP	HR	S	P	ERA	WHIP										
35 Mike Mussina, R (1, 1) ERA: 3.2	6.2	L	27	6	3	3	5	2	0	0	0	0	0	68	116	4.05	1.200										
Tanyon Sturtze, R (7, 1) ERA: 7.36	0.1		2	0	0	0	0	1	0	0	0	0	0	4	9	0.00	3.000										
Matt Smith, L (8, 1) ERA:	0.1		1	0	0	0	0	0	0	0	0	0	0	2	5	0.00	0.000										
Kyle Farnsworth, R (8, 1) ERA: 7.36	0.2		6	3	2	2	0	1	0	0	0	0	0	16	28	27.00	6.000										



Batter	1	2	3	4	5	6	7	8	9	AB R H RBI BB SO LOB	TOP											
18 Johnny Damon, L (1, 8) OBP: 0.385, SLG: 0.533										4 1 1 1 1 2 1	<p><b>New York Yankees @ Minnesota Twins</b>            Hubert H. Humphrey Metrodome, Minneapolis, MN            Sat Apr 15 2006, 7:10 PM EDT            Att: 42,316 - Dome - 69 F</p> <p>AB 36 R 5 H 11 RBI 5 BB 3 SO 6 LOB 20</p>											
2 Derek Jeter, R (1, 6) OBP: 0.451, SLG: 0.548										3 1 3 3 1 0 0												
Gary Sheffield, R (1, 9) OBP: 0.280, SLG: 0.500										5 0 2 0 0 1 3												
13 Alex Rodriguez, R (1, 5)										4 0 1 1 1 0 3												
55 Hideki Matsui, L (1, 7)										4 0 0 0 0 0 5												
20 Jorge Posada, S (1, 2)										4 0 1 0 0 0 5												
12 Andy Phillips, R (1, 10)										4 0 0 0 0 3 2												
24 Robinson Canó, L (1, 4)										4 2 2 0 0 0 0												
Miguel Cairo, R (1, 3)										4 1 1 0 0 0 1												
<b>Inning Stats</b>	R: 0 E: 0 K: 1 S: 9	H: 0 LOB: 0 BB: 1 P: 14	R: 0 E: 0 K: 1 S: 9	H: 0 LOB: 1 BB: 1 P: 16	R: 0 E: 0 K: 1 S: 8	H: 0 LOB: 0 BB: 0 P: 10	R: 0 E: 0 K: 0 S: 7	H: 2 LOB: 2 BB: 0 P: 7	R: 2 E: 0 K: 1 S: 13	H: 3 LOB: 1 BB: 0 P: 23	R: 0 E: 0 K: 1 S: 10	H: 1 LOB: 1 BB: 0 P: 13	R: 3 E: 0 K: 0 S: 16	H: 5 LOB: 2 BB: 0 P: 26	R: 0 E: 0 K: 1 S: 8	H: 0 LOB: 0 BB: 0 P: 12	R: 0 E: 0 K: 1 S: 15	H: 0 LOB: 1 BB: 1 P: 23	1B: 7 2B: 4 3B: 0 HR: 0	SF: 0 SAC: 1 DP: 1 HBP: 0	WP: 0 PB: 0 CS: 0	PA: 40
<b>PITCHER</b>	IP WLS BF H R ER SO BB IBB HBP BLK WP HR S P ERA WHIP											IP WLS BF H R ER SO BB IBB HBP BLK WP HR S P ERA WHIP										
Johan Santana, L (1, 1) ERA: 5.71	6.1	28	8	4	4	4	2	0	0	0	0	0	0	61	90	5.68	1.579					
28 Jesse Crain, R (7, 1) ERA: 9.0	0.0	B	3	3	1	1	0	0	0	0	0	0	0	5	10	∞	∞					
47 Francisco Liriano, L (7, 1) ERA:	1.2		6	0	0	1	1	0	0	0	0	0	0	15	26	0.00	0.600					
Juan Rincon, R (9, 1) ERA:	1.0	W	3	0	0	1	0	0	0	0	0	0	0	14	18	0.00	0.000					

Batter	1	2	3	4	5	6	7	8	9	AB R H RBI BB SO LOB	BOTTOM											
Shannon Stewart, R (1, 7) OBP: 0.396, SLG: 0.500										4 0 0 0 0 1 3	<p><b>New York Yankees @ Minnesota Twins</b>            Hubert H. Humphrey Metrodome, Minneapolis, MN            Sat Apr 15 2006, 7:10 PM EDT            Att: 42,316 - Dome - 69 F</p> <p>AB 37 R 6 H 13 RBI 6 BB 4 SO 7 LOB 23</p>											
Luis Castillo, S (1, 4) OBP: 0.425, SLG: 0.444										5 1 4 2 0 0 1												
7 Joe Mauer, L (1, 2) OBP: 0.385, SLG: 0.364										3 1 1 0 2 0 4												
24 Rondell White, R (1, 10) OBP: 0.109, SLG: 0.116										5 0 1 0 0 2 7												
Tori Hunter, R (1, 8) OBP: 0.283, SLG: 0.500										5 1 1 0 0 2 3												
33 Justin Morneau, L (1, 3) OBP: 0.289, SLG: 0.558										5 0 2 3 0 0 1												
Tony Batista, R (1, 5) OBP: 0.378, SLG: 0.606										4 1 2 0 0 0 1												
5 Michael Cuddyer, R (1, 9) OBP: 0.211, SLG: 0.294										2 1 0 0 1 1 3												
16 Jason Kubel, L (9, PH) OBP: 0.235, SLG: 0.133										1 0 0 0 0 1 0												
Juan Castro, R (1, 6) OBP: 0.419, SLG: 0.379										3 1 2 1 1 0 0												
<b>Inning Stats</b>	R: 0 E: 0 K: 1 S: 10	H: 1 LOB: 1 BB: 0 P: 17	R: 3 E: 0 K: 0 S: 21	H: 5 LOB: 2 BB: 0 P: 37	R: 0 E: 0 K: 1 S: 11	H: 1 LOB: 1 BB: 0 P: 17	R: 1 E: 0 K: 0 S: 9	H: 1 LOB: 2 BB: 2 P: 22	R: 0 E: 0 K: 1 S: 14	H: 1 LOB: 1 BB: 0 P: 22	R: 0 E: 0 K: 1 S: 8	H: 1 LOB: 2 BB: 1 P: 16	R: 0 E: 0 K: 0 S: 8	H: 0 LOB: 0 BB: 0 P: 11	R: 0 E: 0 K: 1 S: 8	H: 0 LOB: 0 BB: 1 P: 17	R: 2 E: 0 K: 2 S: 16	H: 3 LOB: 1 BB: 0 P: 24	1B: 11 2B: 1 3B: 1 HR: 0	SF: 0 SAC: 0 DP: 2 HBP: 1	WP: 1 PB: 1 CS: 0	PA: 42
<b>PITCHER</b>	IP WLS BF H R ER SO BB IBB HBP BLK WP HR S P ERA WHIP											IP WLS BF H R ER SO BB IBB HBP BLK WP HR S P ERA WHIP										
Jaret Wright, R (1, 1) ERA: 7.2	3.0		18	8	4	3	2	1	0	1	0	0	0	30	54	0.00	0.600					
Scott Proctor, R (4, 1) ERA: 1.29	3.1		14	2	0	0	2	0	2	0	0	0	0	30	54	0.00	0.600					
Mike Myers, L (7, 1) ERA:	0.1	H	1	0	0	0	0	0	0	0	0	0	0	3	4	0.00	0.000					
Kyle Farnsworth, R (7, 1) ERA: 6.23	0.2	H	3	0	0	1	1	0	0	0	0	0	0	8	16	0.00	1.500					
42 Mariano Rivera, R (8, 1) ERA: 5.4	1.1	L	6	3	2	2	2	0	0	0	0	0	0	18	28	13.50	2.250					



Batter	1	2	3	4	5	6	7	8	9	AB	R	H	RBI	BB	SO	LOB	TOP					
18 Johnny Damon, L OBP: 0.404, SLG: 0.540										5	1	3	0	0	0	0						
2 Derek Jeter, R OBP: 0.446, SLG: 0.553										5	2	2	0	0	0	2						
Gary Sheffield, R OBP: 0.309, SLG: 0.538										4	0	3	2	0	0	0						
13 Alex Rodriguez, R OBP: 0.400, SLG: 0.532										5	2	3	2	0	0	2						
25 Jason Giambi, L OBP: 0.543, SLG: 0.781 12 Andy Phillips, R (7, PR)										4	2	3	3	0	0	0						
55 Hideki Matsui, L OBP: 0.392, SLG: 0.556 Bubba Crosby, L										3	1	1	0	1	0	0						
20 Jorge Posada, S OBP: 0.396, SLG: 0.475										4	0	0	0	1	2	4						
24 Robinson Canó, L OBP: 0.333, SLG: 0.467										5	1	2	2	0	0	6						
Bernie Williams, S OBP: 0.300, SLG: 0.289										4	0	0	0	0	0	1						
<b>Inning Stats</b>	R: 0 E: 0 K: 0 S: 6	H: 1 LOB: 0 BB: 0 P: 7	R: 3 E: 0 K: 0 S: 10	H: 4 LOB: 0 BB: 0 P: 17	R: 0 E: 0 K: 0 S: 8	H: 1 LOB: 1 BB: 0 P: 15	R: 0 E: 0 K: 1 S: 8	H: 0 LOB: 0 BB: 0 P: 11	R: 2 E: 0 K: 0 S: 10	H: 3 LOB: 1 BB: 0 P: 13	R: 1 E: 0 K: 0 S: 7	H: 1 LOB: 0 BB: 0 P: 8	R: 3 E: 0 K: 0 S: 23	H: 4 LOB: 3 BB: 2 P: 41	R: 0 E: 0 K: 1 S: 16	H: 1 LOB: 2 BB: 1 P: 30	1B: 9 2B: 4 3B: 0 HR: 4	SF: 1 SAC: 0 DP: 2 HBP: 0	WP: 0 PB: 1 CS: 0	PA: 45		
<b>PITCHER</b>	IP WLS BF H R ER SO BB IBB HBP BLK WP HR S P ERA WHIP	IP WLS BF H R ER SO BB IBB HBP BLK WP HR S P ERA WHIP	IP WLS BF H R ER SO BB IBB HBP BLK WP HR S P ERA WHIP	IP WLS BF H R ER SO BB IBB HBP BLK WP HR S P ERA WHIP	IP WLS BF H R ER SO BB IBB HBP BLK WP HR S P ERA WHIP	IP WLS BF H R ER SO BB IBB HBP BLK WP HR S P ERA WHIP	IP WLS BF H R ER SO BB IBB HBP BLK WP HR S P ERA WHIP	IP WLS BF H R ER SO BB IBB HBP BLK WP HR S P ERA WHIP	IP WLS BF H R ER SO BB IBB HBP BLK WP HR S P ERA WHIP	IP WLS BF H R ER SO BB IBB HBP BLK WP HR S P ERA WHIP	IP WLS BF H R ER SO BB IBB HBP BLK WP HR S P ERA WHIP	IP WLS BF H R ER SO BB IBB HBP BLK WP HR S P ERA WHIP	IP WLS BF H R ER SO BB IBB HBP BLK WP HR S P ERA WHIP	IP WLS BF H R ER SO BB IBB HBP BLK WP HR S P ERA WHIP	IP WLS BF H R ER SO BB IBB HBP BLK WP HR S P ERA WHIP	IP WLS BF H R ER SO BB IBB HBP BLK WP HR S P ERA WHIP	IP WLS BF H R ER SO BB IBB HBP BLK WP HR S P ERA WHIP	IP WLS BF H R ER SO BB IBB HBP BLK WP HR S P ERA WHIP	IP WLS BF H R ER SO BB IBB HBP BLK WP HR S P ERA WHIP	IP WLS BF H R ER SO BB IBB HBP BLK WP HR S P ERA WHIP	IP WLS BF H R ER SO BB IBB HBP BLK WP HR S P ERA WHIP	IP WLS BF H R ER SO BB IBB HBP BLK WP HR S P ERA WHIP

New York Yankees @ Minnesota Twins  
Hubert H. Humphrey Metrodome, Minneapolis, MN  
Sun Apr 16 2006, 4:10 PM EDT  
Att: 22,627 - Dome - 70 F

AB 40  
R 9  
H 17  
RBI 9  
BB 3  
SO 2  
LOB 18



Batter	1	2	3	4	5	6	7	8	9	AB	R	H	RBI	BB	SO	LOB	BOTTOM					
Shannon Stewart, R OBP: 0.392, SLG: 0.489 5 Michael Cuddyer, R OBP: 0.286, SLG: 0.389										3	0	1	1	0	0	0						
38 Luis Antonio Rodriguez, S OBP: 0.417, SLG: 0.635										5	0	2	1	0	2	3						
7 Joe Mauer, L OBP: 0.395, SLG: 0.361										3	0	1	0	1	0	1						
24 Rondell White, R OBP: 0.100, SLG: 0.106										4	0	0	0	0	3	4						
Tori Hunter, R OBP: 0.265, SLG: 0.468 16 Jason Kubel, L OBP: 0.278, SLG: 0.188										3	0	0	0	0	1	1						
33 Justin Morneau, L OBP: 0.306, SLG: 0.553										4	0	2	0	0	2	3						
Tony Batista, R OBP: 0.366, SLG: 0.568										4	0	1	0	0	1	1						
20 Lew Ford, R OBP: 0.385, SLG: 0.273										4	1	1	0	0	0	2						
Juan Castro, R OBP: 0.394, SLG: 0.355 8 Nick Punto, S OBP: 0.385, SLG: 0.583										2	1	0	0	0	1	2						
<b>Inning Stats</b>	R: 0 E: 0 K: 1 S: 14	H: 1 LOB: 1 BB: 0 P: 20	R: 0 E: 0 K: 0 S: 9	H: 2 LOB: 1 BB: 0 P: 14	R: 0 E: 0 K: 2 S: 7	H: 0 LOB: 0 BB: 0 P: 10	R: 0 E: 0 K: 2 S: 9	H: 1 LOB: 0 BB: 0 P: 14	R: 2 E: 1 K: 1 S: 16	H: 3 LOB: 1 BB: 0 P: 19	R: 0 E: 0 K: 0 S: 4	H: 0 LOB: 0 BB: 0 P: 9	R: 0 E: 0 K: 2 S: 8	H: 0 LOB: 0 BB: 0 P: 11	R: 1 E: 0 K: 2 S: 15	H: 3 LOB: 3 BB: 1 P: 29	R: 0 E: 0 K: 0 S: 7	H: 1 LOB: 2 BB: 1 P: 16	1B: 9 2B: 3 3B: 0 HR: 0	SF: 0 SAC: 0 DP: 1 HBP: 0	WP: 2 PB: 0 CS: 0	PA: 38
<b>PITCHER</b>	IP WLS BF H R ER SO BB IBB HBP BLK WP HR S P ERA WHIP	IP WLS BF H R ER SO BB IBB HBP BLK WP HR S P ERA WHIP	IP WLS BF H R ER SO BB IBB HBP BLK WP HR S P ERA WHIP	IP WLS BF H R ER SO BB IBB HBP BLK WP HR S P ERA WHIP	IP WLS BF H R ER SO BB IBB HBP BLK WP HR S P ERA WHIP	IP WLS BF H R ER SO BB IBB HBP BLK WP HR S P ERA WHIP	IP WLS BF H R ER SO BB IBB HBP BLK WP HR S P ERA WHIP	IP WLS BF H R ER SO BB IBB HBP BLK WP HR S P ERA WHIP	IP WLS BF H R ER SO BB IBB HBP BLK WP HR S P ERA WHIP	IP WLS BF H R ER SO BB IBB HBP BLK WP HR S P ERA WHIP	IP WLS BF H R ER SO BB IBB HBP BLK WP HR S P ERA WHIP	IP WLS BF H R ER SO BB IBB HBP BLK WP HR S P ERA WHIP	IP WLS BF H R ER SO BB IBB HBP BLK WP HR S P ERA WHIP	IP WLS BF H R ER SO BB IBB HBP BLK WP HR S P ERA WHIP	IP WLS BF H R ER SO BB IBB HBP BLK WP HR S P ERA WHIP	IP WLS BF H R ER SO BB IBB HBP BLK WP HR S P ERA WHIP	IP WLS BF H R ER SO BB IBB HBP BLK WP HR S P ERA WHIP	IP WLS BF H R ER SO BB IBB HBP BLK WP HR S P ERA WHIP	IP WLS BF H R ER SO BB IBB HBP BLK WP HR S P ERA WHIP	IP WLS BF H R ER SO BB IBB HBP BLK WP HR S P ERA WHIP	IP WLS BF H R ER SO BB IBB HBP BLK WP HR S P ERA WHIP	IP WLS BF H R ER SO BB IBB HBP BLK WP HR S P ERA WHIP

New York Yankees @ Minnesota Twins  
Hubert H. Humphrey Metrodome, Minneapolis, MN  
Sun Apr 16 2006, 4:10 PM EDT  
Att: 22,627 - Dome - 70 F

AB 36  
R 3  
H 11  
RBI 2  
BB 2  
SO 10  
LOB 17





Batter	1	2	3	4	5	6	7	8	9	AB	R	H	RBI	BB	SO	LOB	TOP									
<b>9 Chone Figgins, S</b> OBP: 0.317, SLG: 0.500										5	2	3	3	0	0	2										
<b>Orlando Cabrera, R</b> OBP: 0.392, SLG: 0.519										5	1	3	2	0	0	0										
<b>27 Vladimir Guerrero, R</b> OBP: 0.411, SLG: 0.556										5	0	0	0	0	0	4										
<b>16 Garret Anderson, L</b> OBP: 0.309, SLG: 0.453										4	0	1	1	0	0	0										
<b>Darin Erstad, L</b> OBP: 0.283, SLG: 0.326										4	1	1	0	0	0	0										
<b>6 Maicer Izturis, S</b> OBP: 0.333, SLG: 0.417										3	0	1	0	0	1	0										
<b>Casey Kotchman, L</b> OBP: 0.227, SLG: 0.195										4	1	1	0	0	0	2										
<b>5 Jeff Mathis, R</b> OBP: 0.240, SLG: 0.348										3	1	1	1	1	0	1										
<b>Adam Kennedy, L</b> OBP: 0.364, SLG: 0.512										4	2	2	1	0	0	2										
<b>Inning Stats</b>	R: 0 E: 0 K: 0 S: 7	H: 1 LOB: 0 BB: 0 P: 11	R: 0 E: 0 K: 1 S: 8	H: 0 LOB: 0 BB: 0 P: 10	R: 0 E: 0 K: 0 S: 5	H: 0 LOB: 0 BB: 0 P: 8	R: 2 E: 0 K: 0 S: 7	H: 3 LOB: 0 BB: 0 P: 10	R: 3 E: 0 K: 0 S: 13	H: 3 LOB: 0 BB: 0 P: 17	R: 0 E: 0 K: 0 S: 11	H: 0 LOB: 0 BB: 0 P: 13	R: 0 E: 0 K: 0 S: 7	H: 1 LOB: 2 BB: 1 P: 13	R: 0 E: 0 K: 0 S: 6	H: 0 LOB: 0 BB: 0 P: 8	R: 3 E: 0 K: 0 S: 19	H: 5 LOB: 2 BB: 0 P: 25	1B: 9 2B: 3 HR: 1	SF: 0 SAC: 1 HBP: 0	WP: 0 PB: 0 SB: 1 CS: 0	PA: 39				
<b>PITCHER</b>	IP	WLS	BF	H	R	ER	SO	BB	IBB	HBP	BLK	WP	HR	S	P	ERA	WHIP									
<b>Carlos Silva, R</b> ERA: 7.59	(1, 1)	8.2	L	37	12	8	8	1	1	0	0	0	0	1	79	109	8.31	1.500								
<b>28 Jesse Crain, R</b> ERA: 8.44	(9, 1)	0.1		2	1	0	0	0	0	0	0	0	0	4	6	0.00	3.000									

Los Angeles Angels @ Minnesota Twins  
Hubert H. Humphrey Metrodome, Minneapolis, MN

AB 37  
R 8  
H 13  
RBI 8  
BB 1  
SO 1  
LOB 11



Tue Apr 18 2006, 8:10 PM EDT  
Att: 15,787 - Dome - 70 F

Batter	1	2	3	4	5	6	7	8	9	AB	R	H	RBI	BB	SO	LOB	BOTTOM								
<b>Shannon Stewart, R</b> OBP: 0.382, SLG: 0.471										4	0	1	0	0	1	2									
<b>Luis Castillo, S</b> OBP: 0.432, SLG: 0.436										3	0	1	1	1	1	2									
<b>7 Joe Mauer, L</b> OBP: 0.383, SLG: 0.333										3	0	0	0	1	1	4									
<b>Tony Batista, R</b> OBP: 0.333, SLG: 0.512										4	0	0	0	0	0	3									
<b>Tori Hunter, R</b> OBP: 0.245, SLG: 0.431										4	0	0	0	0	3	0									
<b>33 Justin Morneau, L</b> OBP: 0.302, SLG: 0.520										3	0	0	0	1	2	0									
<b>24 Rondell White, R</b> OBP: 0.111, SLG: 0.118										4	0	1	0	0	1	1									
<b>20 Lew Ford, R</b> OBP: 0.412, SLG: 0.400										4	2	2	0	0	2	1									
<b>Juan Castro, R</b> OBP: 0.405, SLG: 0.371										4	0	2	1	0	1	0									
<b>Inning Stats</b>	R: 0 E: 0 K: 0 S: 5	H: 0 LOB: 1 BB: 1 P: 9	R: 0 E: 0 K: 3 S: 12	H: 0 LOB: 0 BB: 0 P: 17	R: 1 E: 0 K: 1 S: 11	H: 3 LOB: 1 BB: 0 P: 18	R: 0 E: 0 K: 1 S: 10	H: 0 LOB: 1 BB: 1 P: 18	R: 1 E: 0 K: 2 S: 14	H: 3 LOB: 2 BB: 0 P: 18	R: 0 E: 0 K: 3 S: 10	H: 1 LOB: 1 BB: 0 P: 14	R: 0 E: 0 K: 0 S: 12	H: 0 LOB: 1 BB: 1 P: 25	R: 0 E: 0 K: 0 S: 6	H: 0 LOB: 0 BB: 0 P: 7	R: 0 E: 0 K: 2 S: 8	H: 0 LOB: 0 BB: 0 P: 10	1B: 6 2B: 2 HR: 0	SF: 0 SAC: 0 HBP: 0	WP: 0 PB: 0 SB: 1 CS: 2	PA: 36			
<b>PITCHER</b>	IP	WLS	BF	H	R	ER	SO	BB	IBB	HBP	BLK	WP	HR	S	P	ERA	WHIP								
<b>45 Kelvim Escobar, R</b> ERA: 3.71	(1, 1)	6.2	W	28	7	2	2	10	2	0	0	0	0	7	105	2.70	1.350								
<b>J.C. Romero, L</b> ERA:	(7, 1)	0.1	H	2	0	0	0	0	1	0	0	0	0	7	14	0.00	3.000								
<b>62 Scot Shields, R</b> ERA: 1.13	(8, 1)	2.0	S	6	0	0	0	2	0	0	0	0	0	14	17	0.00	0.000								

Los Angeles Angels @ Minnesota Twins  
Hubert H. Humphrey Metrodome, Minneapolis, MN

AB 33  
R 2  
H 7  
RBI 2  
BB 3  
SO 12  
LOB 13



Tue Apr 18 2006, 8:10 PM EDT  
Att: 15,787 - Dome - 70 F








Batter	1	2	3	4	5	6	7	8	9	AB	R	H	RBI	BB	SO	LOB	TOP	
9 Chone Figgins, S OBP: 0.298, SLG: 0.463	0-1 B1-3		2-2 G4-3	1-1 F9		0-0 FC6-4		1-1 G4-1		5	0	0	0	0	0	3	<b>Los Angeles Angels @ Minnesota Twins</b> Hubert H. Humphrey Metrodome, Minneapolis, MN Thu Apr 20 2006, 1:10 PM EDT Att: 12,990 - Dome - 68 F <a href="http://livebaseballscorecards.com">livebaseballscorecards.com</a>	
Orlando Cabrera, R OBP: 0.344, SLG: 0.625	3-1 F8		1-0 P4		0-1 F8		1-0 P4		1-1 G6-3	5	0	0	0	0	0	0		
27 Vladimir Guerrero, R OBP: 0.379, SLG: 0.598	2-0 1B		2-2 G5-3		1-2 F9		1-1 F9		1-2 1B	5	1	2	0	0	0	0		
16 Garret Anderson, L OBP: 0.323, SLG: 0.443	4-2 1B			0-0 G4-3	4-1 1B		2-2 G4-3		0-0 1B	3	1	2	0	2	0	0		
Darin Erstad, L OBP: 0.321, SLG: 0.396	3-2 1B		2-2 G4-3		2-2 1B				0-1 G6-3	5	0	3	1	0	0	1		
Casey Kotchman, L OBP: 0.222, SLG: 0.196	2-1 F8		1-1 E4		0-0 P5				2-3 K	5	1	0	1	0	1	6		
Edgardo Alfonzo, R OBP: 0.154, SLG: 0.154			1-1 F8						0-0 E	4	1	2	0	0	0	0		
6 Maicer Izturis, S OBP: 0.412, SLG: 0.400			2-3 1B		1-2 P3				0-0 E	0	1	0	0	0	0	0		
José Molina, R OBP: 0.233, SLG: 0.250			0-2 K		1-1 G4-3				0-0 E6	4	1	2	2	0	1	0		
Adam Kennedy, L OBP: 0.415, SLG: 0.571			0-3 K		1-0 SF8				0-0 1B	3	0	2	2	0	1	0		
<b>Inning Stats</b>	R: 1 H: 2 E: 0 K: 0 S: 14	WLS: 2 BF: 24 LOB: 2 BB: 1 P: 28	R: 0 H: 0 E: 0 K: 2 S: 9	H: 0 R: 4 ER: 2 SO: 2 BB: 0 IBB: 0 HBP: 0 BLK: 0 WP: 0 HR: 0 S: 64 P: 99	R: 0 H: 0 E: 0 K: 0 S: 10	H: 0 R: 2 ER: 1 SO: 1 BB: 0 IBB: 0 HBP: 0 BLK: 0 WP: 0 HR: 0 S: 23 P: 32	R: 0 H: 1 E: 0 K: 0 S: 7	H: 1 R: 0 ER: 0 SO: 1 BB: 0 IBB: 0 HBP: 0 BLK: 0 WP: 0 HR: 0 S: 10 P: 12	R: 0 H: 3 E: 1 K: 1 S: 10	H: 3 R: 0 ER: 0 SO: 2 BB: 0 IBB: 0 HBP: 0 BLK: 0 WP: 0 HR: 0 S: 13 P: 27	R: 0 H: 3 E: 0 K: 0 S: 10	H: 3 R: 0 ER: 0 SO: 1 BB: 0 IBB: 0 HBP: 0 BLK: 0 WP: 0 HR: 0 S: 12 P: 11	1B: 11 SF: 1 2B: 2 3B: 0 HR: 0	SF: 1 SAC: 0 DP: 0 HBP: 0	WP: 0 PA: 42 PB: 0 SB: 0 CS: 0			
<b>PITCHER</b>	IP WLS BF H R ER SO BB IBB HBP BLK WP HR S P ERA WHIP																	
30 Scott Baker, R ERA: 3.31	5.0	24	6	4	2	2	2	0	0	0	0	0	0	0	0	0	3.60	1.600
28 Jesse Crain, R ERA: 7.56	3.0	13	4	2	2	1	0	0	0	0	0	0	0	0	0	0	6.00	1.333
Willie Eyre, R ERA: 1.35	1.0	5	3	0	0	0	0	0	0	0	0	0	0	0	0	0	0.00	3.000

Batter	1	2	3	4	5	6	7	8	9	AB	R	H	RBI	BB	SO	LOB	BOTTOM	
20 Lew Ford, R OBP: 0.407, SLG: 0.318	4-2 1B		2-1 G4-3		2-1 F9		0-0 F9		2-3 K	4	1	0	0	1	1	4	<b>Los Angeles Angels @ Minnesota Twins</b> Hubert H. Humphrey Metrodome, Minneapolis, MN Thu Apr 20 2006, 1:10 PM EDT Att: 12,990 - Dome - 68 F <a href="http://livebaseballscorecards.com">livebaseballscorecards.com</a>	
Luis Castillo, S OBP: 0.481, SLG: 0.468	0-1 1B		3-2 F9		1-2 7 BB		2-1 L6		0-2 G4-3	4	2	3	0	0	0	0		
38 Luis Antonio Rodriguez, R OBP: 0.385, SLG: 0.789	1-2 1B				4-1 1B		3-2 F7		0-1 L4	4	0	0	0	1	2	3		
7 Joe Mauer, L OBP: 0.370, SLG: 0.311	2 SAFE K		2-3 K		1-2 BB		4-2 1B		0-1 1B	4	1	3	2	1	0	0		
Tony Batista, R OBP: 0.364, SLG: 0.490	0-1 1B		1-1 G6-3		2-2 1B		1-2 BB		0-1 1B	4	1	3	2	1	0	0		
Tori Hunter, R OBP: 0.254, SLG: 0.450	0-3 K		1-2 P6		1-3 K		0-1 L6		1-3 K	5	0	0	0	0	3	7		
33 Justin Morneau, L OBP: 0.306, SLG: 0.474	4-2 5 PB		4-1 FC4-6		1-1 F7		1-3 K			2	0	0	0	2	1	2		
24 Rondell White, R OBP: 0.138, SLG: 0.145	1-0 1B		3-2 FC4-6		1-0 G5-3		0-2 P3			4	0	2	2	0	0	2		
5 Michael Cuddyer, R OBP: 0.308, SLG: 0.522	3-3 K		2-2 F7		2-3 K		2-2 BB		1-2 1B	4	0	1	0	0	2	4		
8 Nick Punto, S OBP: 0.313, SLG: 0.467			0-0 P6		0-1 FC4-6		1-3 K		4-2 1B	3	0	0	0	0	1	2		
Ruben Sierra, S OBP: 0.500, SLG: 0.500					1-2 BB					0	0	0	0	1	0	0		
Juan Castro, R OBP: 0.381, SLG: 0.375					1-2 BB					0	0	0	0	0	0	0		
<b>Inning Stats</b>	R: 3 H: 3 E: 0 K: 3 S: 22	H: 3 R: 16 ER: 3 SO: 3 BB: 2 P: 37	R: 0 H: 0 E: 0 K: 0 S: 6	H: 0 R: 3 ER: 1 SO: 3 BB: 0 IBB: 0 HBP: 0 BLK: 0 WP: 0 HR: 0 S: 41 P: 72	R: 0 H: 0 E: 0 K: 1 S: 8	H: 0 R: 1 ER: 0 SO: 1 BB: 0 IBB: 0 HBP: 0 BLK: 0 WP: 0 HR: 0 S: 12 P: 23	R: 1 H: 2 E: 0 K: 1 S: 13	H: 2 R: 0 ER: 0 SO: 1 BB: 0 IBB: 0 HBP: 0 BLK: 0 WP: 0 HR: 0 S: 10 P: 10	R: 0 H: 1 E: 0 K: 2 S: 18	H: 1 R: 0 ER: 0 SO: 2 BB: 1 P: 27	R: 0 H: 1 E: 0 K: 1 S: 10	H: 1 R: 0 ER: 0 SO: 1 BB: 0 IBB: 0 HBP: 0 BLK: 0 WP: 0 HR: 0 S: 11 P: 11	1B: 9 SF: 0 2B: 1 3B: 0 HR: 0	SF: 0 SAC: 0 DP: 1 HBP: 0	WP: 0 PA: 41 PB: 1 SB: 1 CS: 0			
<b>PITCHER</b>	IP WLS BF H R ER SO BB IBB HBP BLK WP HR S P ERA WHIP																	
Hector Carrasco, R ERA: 4.38	3.0	16	4	3	3	4	3	0	0	0	0	0	0	0	0	0	9.00	2.333
Kevin Gregg, R ERA: 2.25	4.0	16	3	1	1	3	2	0	0	0	0	0	0	0	0	0	2.25	1.250
Brendan Donnelly, R ERA: 2.25	0.2	4	1	0	0	1	1	0	0	0	0	0	0	0	0	0	0.00	3.000
Francisco Rodriguez, R ERA: 5.4	1.1	5	1	0	0	2	0	0	0	0	0	0	0	0	0	0	0.00	0.750





Batter	1	2	3	4	5	6	7	8	9	AB	R	H	RBI	BB	SO	LOB	TOP											
<b>20 Lew Ford, R</b> OBP: 0.387, SLG: 0.423	G5-3			F8		G6-3		HR		4	1	1	1	0	0	0	<b>Minnesota Twins @ Chicago White Sox</b> U.S. Cellular Field, Chicago, IL Fri Apr 21 2006, 8:35 PM EDT Att: 31,287 - Partly Cloudy - 65 F											
<b>8 Nick Punto, S</b> OBP: 0.300, SLG: 0.421	G1-3			FC3-6 1B		K		P1		4	0	1	0	0	1	0												
<b>7 Joe Mauer, L</b> OBP: 0.362, SLG: 0.306	K			FC3-6 FC6-4 1-2			G4-3		24 FC5 BB 1B	4	0	1	0	0	1	1												
<b>Ruben Sierra, S</b> OBP: 0.400, SLG: 0.375		G4-3		FC6-4 1-2			G5-3 1B		F7	4	0	1	0	0	0	2												
<b>Tori Hunter, R</b> OBP: 0.254, SLG: 0.429		P6			K		G5-3		24 FC5 BB	3	0	0	0	1	1	1												
<b>Tony Batista, R</b> OBP: 0.373, SLG: 0.481		K			1B		BB		F8	3	0	1	0	1	1	2												
<b>24 Rondell White, R</b> OBP: 0.129, SLG: 0.136				F7		F8		F9	FC5 1-2 2-3F	4	0	0	0	0	0	5												
<b>5 Michael Cuddyer, R</b> OBP: 0.276, SLG: 0.462				K		L8		F8		3	0	0	0	0	1	1												
<b>Juan Castro, R</b> OBP: 0.356, SLG: 0.349				K		G1-3		G4-3		3	0	0	0	0	1	0												
<b>Inning Stats</b>	R: 0 E: 0 K: 1 S: 8	H: 0 LOB: 0 BB: 0 P: 12	R: 0 E: 0 K: 1 S: 6	H: 0 LOB: 0 BB: 0 P: 9	R: 0 E: 0 K: 2 S: 9	H: 0 LOB: 0 BB: 0 P: 14	R: 0 E: 0 K: 0 S: 5	H: 1 LOB: 1 BB: 0 P: 8	R: 0 E: 0 K: 1 S: 10	H: 1 LOB: 1 BB: 0 P: 15	R: 0 E: 0 K: 1 S: 7	H: 0 LOB: 0 BB: 0 P: 12	R: 0 E: 0 K: 0 S: 13	H: 1 LOB: 2 BB: 1 P: 21	R: 1 E: 0 K: 0 S: 6	H: 1 LOB: 0 BB: 0 P: 11	R: 0 E: 0 K: 0 S: 14	H: 1 LOB: 2 BB: 1 P: 26	1B: 4 2B: 0 3B: 0 HR: 1	SF: 0 SAC: 0 DP: 0 HBP: 0	WP: 0 PB: 0 CS: 0	PA: 34						
<b>PITCHER</b>	IP	WLS	BF	H	R	ER	SO	BB	IBB	HBP	BLK	WP	HR	S	P	ERA	WHIP											
<b>56 Mark Buehrle, L</b> ERA: 1.93	(1, 1)	8.0	W	29	4	1	1	6	1	0	0	0	0	1	64	102	1.12	0.625										
<b>Neal Cotts, L</b> ERA: 5.14	(9, 1)	1.0		5	1	0	0	0	1	0	0	0	0	0	14	26	0.00	2.000										

Batter	1	2	3	4	5	6	7	8	9	AB	R	H	RBI	BB	SO	LOB	BOTTOM											
<b>22 Scott Podsednik, L</b> OBP: 0.270, SLG: 0.310	K			P4		F9		FC5 BB		4	0	1	1	1	1	1	<b>Minnesota Twins @ Chicago White Sox</b> U.S. Cellular Field, Chicago, IL Fri Apr 21 2006, 8:35 PM EDT Att: 31,287 - Partly Cloudy - 65 F											
<b>Tadahito Iguchi, R</b> OBP: 0.385, SLG: 0.393	K			P4		25 HR 1B		FC5 1-2 2-3F		5	1	1	0	0	1	4												
<b>25 Jim Thome, L</b> OBP: 0.536, SLG: 0.898										4	1	2	2	0	2	0												
<b>38 Pablo Ozuna, R</b> OBP: 0.538, SLG: 0.583	K									0	1	0	0	0	0	0												
<b>14 Paul Konerko, R</b> OBP: 0.406, SLG: 0.672		P3								4	1	1	0	0	0	0												
<b>23 Jermaine Dye, R</b> OBP: 0.463, SLG: 0.500										3	1	2	1	1	0	0												
<b>24 Joe Crede, R</b> OBP: 0.382, SLG: 0.529		F8 1B								3	1	1	0	1	0	2												
<b>12 A.J. Pierzynski, L</b> OBP: 0.346, SLG: 0.347		F8								3	1	2	0	0	0	1												
<b>5 Juan Uribe, R</b> OBP: 0.250, SLG: 0.308										4	0	0	0	0	1	4												
<b>32 Brian Anderson, R</b> OBP: 0.217, SLG: 0.195										3	0	1	1	0	1	2												
<b>Inning Stats</b>	R: 0 E: 0 K: 3 S: 10	H: 0 LOB: 0 BB: 0 P: 15	R: 0 E: 0 K: 0 S: 15	H: 1 LOB: 1 BB: 0 P: 21	R: 0 E: 0 K: 0 S: 7	H: 1 LOB: 1 BB: 0 P: 10	R: 0 E: 0 K: 1 S: 6	H: 0 LOB: 0 BB: 0 P: 10	R: 0 E: 0 K: 1 S: 10	H: 0 LOB: 1 BB: 1 P: 16	R: 2 E: 0 K: 0 S: 13	H: 2 LOB: 1 BB: 1 P: 21	R: 0 E: 0 K: 1 S: 20	H: 1 LOB: 2 BB: 1 P: 27	R: 5 E: 1 K: 0 S: 17	H: 6 LOB: 1 BB: 0 P: 29	1B: 8 2B: 2 3B: 0 HR: 1	SF: 1 SAC: 1 DP: 0 HBP: 0	WP: 1 PB: 0 CS: 0	PA: 38								
<b>PITCHER</b>	IP	WLS	BF	H	R	ER	SO	BB	IBB	HBP	BLK	WP	HR	S	P	ERA	WHIP											
<b>Johan Santana, L</b> ERA: 4.81	(1, 1)	7.0	L	29	5	2	2	6	3	0	0	0	0	0	81	120	2.57	1.143										
<b>Juan Rincon, R</b> ERA: 4.5	(8, 1)	0.0		4	4	5	5	0	0	0	0	0	0	8	16	∞	∞											
<b>54 Matt Guerrier, R</b> ERA: 8.22	(8, 1)	1.0		5	2	0	0	0	0	0	0	0	0	9	13	0.00	2.000											









Batter	1	2	3	4	5	6	7	8	9	AB	R	H	RBI	BB	SO	LOB	TOP							
20 Lew Ford, R OBP: 0.341, SLG: 0.361	0-1 F8		0-2 G4-3		1 SAFE 2-3 K		2-0 1B		3-1 G1-4-3	5	0	1	0	0	1	1								
8 Nick Punto, S OBP: 0.333, SLG: 0.409	4-1 7 1B SF8		2-2 1B		1 SAFE 0-0 L6		1-2 F7			3	1	1	0	1	0	2								
7 Joe Mauer, L OBP: 0.403, SLG: 0.421	1 SAFE 0-0 SF8		2-0 F8			2-1 HR		2-1 L7		4	1	2	1	0	0	1								
Ruben Sierra, S OBP: 0.357, SLG: 0.300	0-0 SF8		4-0 FC6-4 BB			1-3 K		1-0 F7		2	0	0	1	1	1	0								
Tori Hunter, R OBP: 0.280, SLG: 0.471	0-1 G3-1		1-0 F8			0-2 S 1B		4-2 BB		3	0	1	0	1	0	2								
33 Justin Morneau, L OBP: 0.271, SLG: 0.415		0-0 P4		0-0 P5		1-0 F8		0-1 F9		4	0	0	0	0	0	3								
Tony Batista, R OBP: 0.353, SLG: 0.459		2-0 G1-3		1-2 FC6-4		3-2 G4-3			1-2 24 1B 5 G6-4-3 2B	4	1	1	0	0	0	2								
24 Rondell White, R OBP: 0.157, SLG: 0.164		2-1 G5-3			1-0 1B		1-2 F9		1-0 5 G6-4-3 1B	4	0	2	0	0	0	0								
Juan Castro, R OBP: 0.308, SLG: 0.300			1-1 G6-3		1-0 P3		1-1 G6-3		2-1 G6-4-3	3	0	0	0	0	0	1								
5 Michael Cuddyer, R (9, PH) OBP: 0.267, SLG: 0.444									1-2 3H	1	0	0	0	0	0	1								
<b>Inning Stats</b>	R: 1 E: 0 K: 0 S: 7	H: 1 LOB: 1 BB: 1 P: 11	R: 0 E: 0 K: 0 S: 4	H: 0 LOB: 0 BB: 0 P: 8	R: 0 E: 0 K: 0 S: 11	H: 1 LOB: 1 BB: 0 P: 15	R: 0 E: 0 K: 0 S: 7	H: 0 LOB: 1 BB: 1 P: 13	R: 0 E: 0 K: 1 S: 9	H: 1 LOB: 1 BB: 0 P: 13	R: 1 E: 0 K: 1 S: 13	H: 2 LOB: 1 BB: 0 P: 19	R: 0 E: 0 K: 0 S: 10	H: 1 LOB: 1 BB: 0 P: 15	R: 0 E: 0 K: 0 S: 7	H: 0 LOB: 1 BB: 1 P: 14	R: 1 E: 0 K: 0 S: 8	H: 2 LOB: 0 BB: 0 P: 15	1B: 6 2B: 1 3B: 0 HR: 1	SF: 1 SAC: 0 DP: 1 HBP: 0	WP: 0 PA: 37 PB: 0 SB: 1 CS: 0			
<b>PITCHER</b>	IP WLS BF H R ER SO BB IBB HBP BLK WP HR S P ERA WHIP	8.0 W 33 6 2 2 2 3 0 0 0 0 1 68 108 2.25 1.125	1.0 L 4 2 1 1 0 0 0 0 0 0 0 8 15 9.00 2.000																					

Minnesota Twins @ Chicago White Sox  
U.S. Cellular Field, Chicago, IL  
Sun Apr 23 2006, 2:05 PM EDT  
Att: 38,102 - Sunny - 65 F

AB	33
R	3
H	8
RBI	2
BB	3
SO	2
LOB	13



Batter	1	2	3	4	5	6	7	8	9	AB	R	H	RBI	BB	SO	LOB	BOTTOM						
22 Scott Podsednik, L (1, 7) OBP: 0.260, SLG: 0.309	1-3 K		1-2 1B 25 SF9 2B		0-1 G4-3		0-1 G4-3		0-1 P5	5	1	1	0	0	1	2							
Tadahito Iguchi, R OBP: 0.403, SLG: 0.438	0-1 1B		1-1 23 CS 1B		1-0 G4-3		0-1 1B			4	0	3	0	0	0	0							
25 Jim Thome, L (1, 10) OBP: 0.513, SLG: 0.873	1-1 F8		0-0 SF9		2-1 F8		3-1 F7			3	0	0	1	0	0	2							
14 Paul Konerko, R OBP: 0.397, SLG: 0.643	1-1 F8		0-0 F8		1-2 G6-3		0-0 G6-3			4	0	0	0	0	0	2							
23 Jermaine Dye, R OBP: 0.460, SLG: 0.569		1-2 5 1B 1B	0-2 CS		2-2 G5-3		0-2 G5-3		0-3 K	4	0	1	0	0	1	0							
12 A.J. Pierzynski, L OBP: 0.377, SLG: 0.386		1-2 F9		1-1 G4-3		1-0 24 1B 5 HR 1B		3-2 G4-3		4	1	1	0	0	0	1							
24 Joe Crede, R OBP: 0.379, SLG: 0.576		2-1 F9		0-0 HR		2-2 5 HR 1B		1-2 1B		4	2	3	1	0	0	1							
5 Juan Uribe, R OBP: 0.292, SLG: 0.488		0-0 1B		1-1 HR		0-2 HR		2-1 L5		4	2	3	4	0	0	1							
32 Brian Anderson, R OBP: 0.255, SLG: 0.289		1-3 K		1-0 1B		0-1 HR		1-2 F9		4	1	2	1	0	1	3							
<b>Inning Stats</b>	R: 0 E: 0 K: 1 S: 9	H: 1 LOB: 1 BB: 0 P: 12	R: 0 E: 0 K: 1 S: 14	H: 2 LOB: 2 BB: 0 P: 19	R: 1 E: 0 K: 0 S: 9	H: 2 LOB: 0 BB: 0 P: 11	R: 2 E: 0 K: 0 S: 12	H: 3 LOB: 1 BB: 0 P: 17	R: 0 E: 0 K: 0 S: 7	H: 0 LOB: 0 BB: 0 P: 11	R: 4 E: 0 K: 0 S: 19	H: 5 LOB: 1 BB: 0 P: 25	R: 0 E: 0 K: 1 S: 7	H: 0 LOB: 0 BB: 0 P: 10	R: 0 E: 0 K: 0 S: 11	H: 1 LOB: 1 BB: 0 P: 15	1B: 9 2B: 1 3B: 0 HR: 4	SF: 1 SAC: 0 DP: 0 HBP: 0	WP: 0 PA: 38 PB: 0 SB: 0 CS: 1				
<b>PITCHER</b>	IP WLS BF H R ER SO BB IBB HBP BLK WP HR S P ERA WHIP	5.2 L 29 13 7 7 2 13 7 7 2 0 0 9 15 0.00 0.000	1.1 L 4 0 0 0 1 0 0 0 0 0 0 9 15 0.00 0.000	1.0 L 4 1 0 0 0 0 0 0 0 0 0 11 15 0.00 1.000																			

Minnesota Twins @ Chicago White Sox  
U.S. Cellular Field, Chicago, IL  
Sun Apr 23 2006, 2:05 PM EDT  
Att: 38,102 - Sunny - 65 F

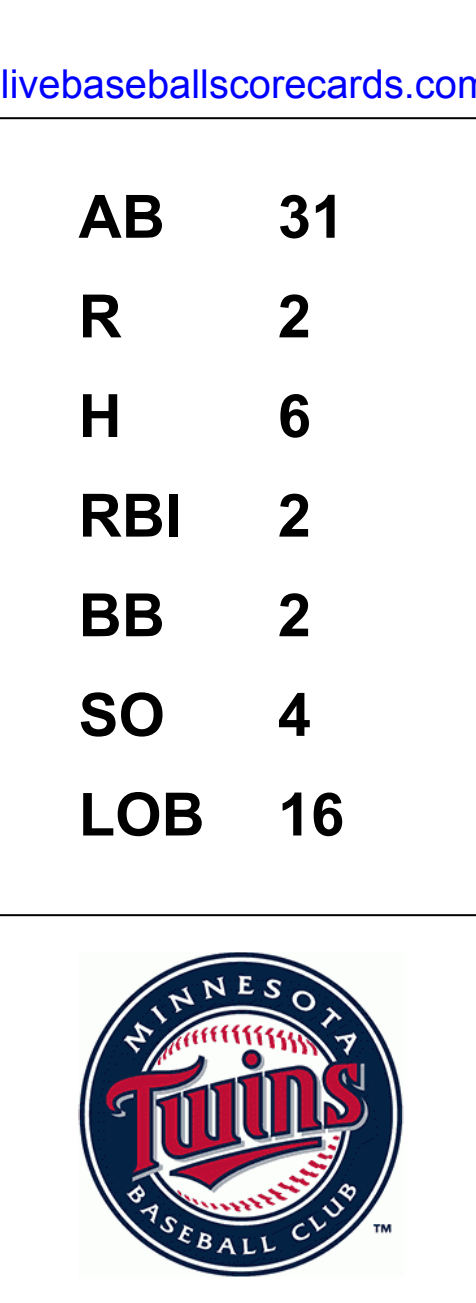
AB	36
R	7
H	14
RBI	7
BB	0
SO	3
LOB	12





Batter	1	2	3	4	5	6	7	8	9	AB	R	H	RBI	BB	SO	LOB	TOP								
Shannon Stewart, R (1, 7) OBP: 0.385, SLG: 0.450	4-2 G5-4-3 BB		0-1 G4-3			0-0 G1-3		0-0 24 E 7 SF7 1B		3	0	1	0	1	0	1	<b>Minnesota Twins @ Kansas City Royals</b> Kauffman Stadium, Kansas City, MO Tue Apr 25 2006, 7:10 PM CDT Att: 12,996 - Drizzlie - 46 F  <b>AB 31</b> <b>R 2</b> <b>H 6</b> <b>RBI 2</b> <b>BB 2</b> <b>SO 4</b> <b>LOB 16</b>								
Luis Castillo, S (1, 4) OBP: 0.448, SLG: 0.431	2-2 G5-4-3 1-2			1-2 G5-3		2-2 F7		0-0 P3		4	0	0	0	0	3										
7 Joe Mauer, L (1, 2)	0-0 L8			1-1 PO 1B			4-0 24 1B BB	2-1 SF7		2	0	1	1	1	0	0									
24 Rondell White, R (1, 10) OBP: 0.162, SLG: 0.169		0-0 L8		0-1 F9			2-2 FC6-4 1B	1-1 E5		4	0	1	0	0	3										
Torii Hunter, R (1, 8)	3-2 F7			1-1 PO 1-2	0-1 P6		2-3 K	2-2 P4		4	0	0	0	0	1	4									
33 Justin Morneau, L (1, 3) OBP: 0.297, SLG: 0.391				2-1 P4	0-0 G4-3		3-3 K		2-2 K	4	0	0	0	0	2	2									
Tony Batista, R (1, 5) OBP: 0.347, SLG: 0.438			0-2 F8		3-2 HBP		2-0 FC6-4 1-2		3-2 F8	3	0	0	0	0	2										
20 Lew Ford, R (1, 9) OBP: 0.333, SLG: 0.350			0-1 L3		2-0 F8			2-1 PB 1B	1-3 K	4	1	1	0	0	1	1									
Juan Castro, R (1, 6) OBP: 0.315, SLG: 0.327 Ruben Sierra, S (8, PH) OBP: 0.409, SLG: 0.364 8 Nick Punto, S (8, PH) OBP: 0.333, SLG: 0.409			1-2 2B		2-2 F8			1-0 1B 7 SF7 1B		2	0	1	0	0	0	0									
										1	0	1	1	0	0	0									
										0	1	0	0	0	0	0									
<b>Inning Stats</b>	R: 0 E: 0 K: 0 S: 7	H: 0 LOB: 0 BB: 1 P: 13	R: 0 E: 0 K: 0 S: 6	H: 0 LOB: 0 BB: 0 P: 11	R: 0 E: 0 K: 0 S: 12	H: 1 LOB: 1 BB: 0 P: 13	R: 0 E: 0 K: 0 S: 8	H: 1 LOB: 0 BB: 0 P: 11	R: 0 E: 0 K: 0 S: 7	H: 0 LOB: 1 BB: 0 P: 11	R: 0 E: 0 K: 2 S: 13	H: 1 LOB: 2 BB: 1 P: 26	R: 2 E: 1 K: 0 S: 13	H: 3 LOB: 2 BB: 0 P: 21	R: 0 E: 0 K: 2 S: 12	H: 0 LOB: 0 BB: 0 P: 18	1B: 5 2B: 1 3B: 0 HR: 0	SF: 1 SAC: 0 DP: 1 HBP: 1	WP: 0 PB: 1 SB: 0 CS: 0	PA: 36					
<b>PITCHER</b>	IP	WLS	BF	H	R	ER	SO	BB	IBB	HBP	BLK	WP	HR	S	P	ERA	WHIP								
37 Scott Elarton, R (1, 1) ERA: 3.16	7.0		25	3	0	0	2	2	0	1	0	0	0	59	96	0.00	0.714								
34 Luke Hudson, R (8, 1) ERA: 7.0	0.0	L	3	3	2	2	0	0	0	0	0	0	0	4	7	∞	∞								
Andrew Sisco, L (8, 1) ERA: 10.29	0.2		3	0	0	0	0	0	0	0	0	0	0	5	8	0.00	0.000								
Ambiorix Burgos, R (8, 1) ERA: 2.16	1.1		4	0	0	0	2	0	0	0	0	0	0	16	24	0.00	0.000								

Batter	1	2	3	4	5	6	7	8	9	AB	R	H	RBI	BB	SO	LOB	BOTTOM								
32 Shane Costa, L (1, 8) OBP: 0.321, SLG: 0.528	1-1 16 F8 2B		1-3 K2-3	1-2 15 G3 HBP		1-2 G1-3		2-1 15 BB 1B		4	0	2	0	0	1	0	<b>Minnesota Twins @ Kansas City Royals</b> Kauffman Stadium, Kansas City, MO Tue Apr 25 2006, 7:10 PM CDT Att: 12,996 - Drizzlie - 46 F  <b>AB 34</b> <b>R 1</b> <b>H 7</b> <b>RBI 1</b> <b>BB 7</b> <b>SO 9</b> <b>LOB 27</b>								
15 Mark Grudzielanek, R (1, 4) OBP: 0.333, SLG: 0.397	2-0 G5-3		1-2 BB 29 BB 1B	1-2 G3		0-1 G4-3		4-1 BB		4	0	1	1	1	0	3									
29 Mike Sweeney, R (1, 10) OBP: 0.318, SLG: 0.283	4-1 BB		4-2 BB	1-2 BB	4-0 IBB		4-0 1B BB	1-2 F7		1	0	0	0	4	0	2									
16 Reggie Sanders, R (1, 9) OBP: 0.274, SLG: 0.458	0-0 F8		2-3 K	0-0 F9			1-3 K		1-3 K	5	0	0	0	0	3	8									
Doug Mientkiewicz, L (1, 3) OBP: 0.302, SLG: 0.351	3-2 L9		4-2 BB		2-2 G5-3		2-1 F7		1-2 G3-1	4	0	0	0	1	0	3									
Emil Brown, R (1, 7) OBP: 0.288, SLG: 0.323		1-3 K	0-0 F8		0-0 1B		3-2 1B		1-1 F9	5	0	2	0	0	1	3									
24 Mark Teahen, L (1, 5) OBP: 0.273, SLG: 0.380		2-2 1B		4-0 32 HBP 15 G3 4 1B BB	0-1 P4		1-2 G3			3	1	1	0	1	0	3									
4 Angel Berroa, R (1, 6) OBP: 0.323, SLG: 0.375		0-3 K		0-0 15 G3 32 HBP 1B	1-0 F9			3-3 K		4	0	1	0	0	2	2									
14 John Buck, R (1, 2) OBP: 0.295, SLG: 0.359 Matt Stairs, L (8, PH)		2-1 F9		0-3 K		0-1 G5-3		1-3 K		3	0	0	0	0	1	3									
Paul Bako, L (9, 2) OBP: 0.200, SLG: 0.143										1	0	0	0	0	0	0									
										0	0	0	0	0	0	0									
<b>Inning Stats</b>	R: 0 E: 0 K: 0 S: 8	H: 1 LOB: 2 BB: 1 P: 18	R: 0 E: 0 K: 2 S: 11	H: 1 LOB: 0 BB: 0 P: 16	R: 0 E: 0 K: 2 S: 16	H: 1 LOB: 3 BB: 2 P: 28	R: 1 E: 0 K: 1 S: 10	H: 1 LOB: 3 BB: 2 P: 20	R: 0 E: 0 K: 0 S: 7	H: 1 LOB: 1 BB: 0 P: 10	R: 0 E: 0 K: 1 S: 12	H: 1 LOB: 2 BB: 1 P: 23	R: 0 E: 0 K: 2 S: 15	H: 1 LOB: 2 BB: 1 P: 26	R: 0 E: 0 K: 1 S: 8	H: 0 LOB: 0 BB: 0 P: 11	1B: 6 2B: 1 3B: 0 HR: 0	SF: 0 SAC: 0 DP: 0 HBP: 1	WP: 0 PB: 0 SB: 0 CS: 0	PA: 42					
<b>PITCHER</b>	IP	WLS	BF	H	R	ER	SO	BB	IBB	HBP	BLK	WP	HR	S	P	ERA	WHIP								
Kyle Lohse, R (1, 1) ERA: 8.55	6.0		29	5	1	1	5	4	1	1	0	0	0	60	101	1.50	1.500								
47 Francisco Liriano, L (7, 1) ERA: 0.79	1.0	W	5	1	0	0	1	1	0	0	0	0	0	12	23	0.00	2.000								
Juan Rincon, R (8, 1) ERA: 3.48	1.0	H	5	1	0	0	2	1	0	0	0	0	0	15	26	0.00	2.000								
36 Joe Nathan, R (9, 1) ERA:	1.0	S	3	0	0	0	1	0	0	0	0	0	0	8	11	0.00	0.000								





Batter	1	2	3	4	5	6	7	8	9	AB	R	H	RBI	BB	SO	LOB	TOP			
Shannon Stewart, R (1, 7) OBP: 0.377, SLG: 0.438	2-1 G4-3 WP 1B		1-1 F7			1-0 G3			1-1 L5	4	0	1	0	0	0	0				
Luis Castillo, S (1, 4) OBP: 0.419, SLG: 0.400	1-1 G5-3			0-2 G4-3		2-1 L6			3-2 G4-3	4	0	0	0	0	0	1				
7 Joe Mauer, L (1, 2) OBP: 0.400, SLG: 0.413	2-2 G4-3			2-2 F7			0-1 G4-3		3-1 24 DP 1B	4	0	1	0	0	0	1				
24 Rondell White, R (1, 10) OBP: 0.154, SLG: 0.160	2-0 G5-3			0-0 F9			1-1 F8		1-3 K	4	0	0	0	0	1	2				
Tori Hunter, R (1, 8) OBP: 0.256, SLG: 0.429		2-1 L8			3-2 L3				1-1 G4-3	3	0	0	0	0	0	0				
33 Justin Morneau, L (1, 3) OBP: 0.260, SLG: 0.431		0-2 P5			0-0 HR				0-0 F9	3	1	1	1	0	0	0				
Tony Batista, R (1, 5) OBP: 0.333, SLG: 0.418		0-1 G5-3			2-3 K				3-2 P4	3	0	0	0	0	1	0				
20 Lew Ford, R (1, 9) OBP: 0.333, SLG: 0.349				1-2 G1-3		1-0 B1-3			1-1 1B	3	0	1	0	0	0	0				
Juan Castro, R (1, 6) OBP: 0.304, SLG: 0.315				3-2 G6-3					1-3 K	2	0	0	0	0	0	0				
Ruben Sierra, S (8, PH) OBP: 0.375, SLG: 0.333										1	0	0	0	0	1	1				
8 Nick Punto, S (8, 6) OBP: 0.333, SLG: 0.409										0	0	0	0	0	0	0				
<b>Inning Stats</b>	R: 0 E: 0 K: 0 S: 8	H: 1 LOB: 1 BB: 0 P: 15	R: 0 E: 0 K: 0 S: 7	H: 0 LOB: 0 BB: 0 P: 9	R: 0 E: 0 K: 0 S: 11	H: 0 LOB: 0 BB: 0 P: 16	R: 1 E: 0 K: 1 S: 8	H: 1 LOB: 0 BB: 0 P: 14	R: 0 E: 0 K: 0 S: 6	H: 0 LOB: 0 BB: 0 P: 11	R: 0 E: 0 K: 0 S: 6	H: 0 LOB: 0 BB: 0 P: 8	R: 0 E: 0 K: 1 S: 9	H: 1 LOB: 1 BB: 0 P: 14	R: 0 E: 0 K: 1 S: 10	H: 1 LOB: 1 BB: 0 P: 18	1B: 3 2B: 0 3B: 0 HR: 1	SF: 0 SAC: 0 DP: 0 HBP: 0	WP: 1 PB: 0 SB: 0 CS: 0	PA: 31
<b>PITCHER</b>	IP WLS BF H R ER SO BB IBB HBP BLK WP HR S P ERA WHIP																			
Runelvis Hernandez, R (1, 1) ERA: 1.29	7.0 W 23 2 1 1 1 0 0 0 0 1 1 53 82 1.29 0.286																			
Elmer Dessens, R (8, 1) ERA: 2.84	1.0 H 4 1 0 0 1 0 0 0 0 0 0 9 14 0.00 1.000																			
Ambiorix Burgos, R (9, 1) ERA: 1.93	1.0 S 4 1 0 0 1 0 0 0 0 0 0 0 10 18 0.00 1.000																			

Minnesota Twins @ Kansas City Royals  
Kauffman Stadium, Kansas City, MO

Wed Apr 26 2006, 7:10 PM CDT  
Att: 9,273 - Clear - 54 F

livebaseballscores.com

AB 31  
R 1  
H 4  
RBI 1  
BB 0  
SO 3  
LOB 5




Batter	1	2	3	4	5	6	7	8	9	AB	R	H	RBI	BB	SO	LOB	BOTTOM			
32 Shane Costa, L (1, 8) OBP: 0.317, SLG: 0.509	2-2 F9		1-0 G3-1			0-3 K			2-1 1B	4	0	1	0	0	1	0				
15 Mark Grudzielanek, R (1, 4) OBP: 0.351, SLG: 0.444	0-2 16 CS 1B			2-0 16 G6-3 3B		2-0 2B 1B			1-3 K	4	2	3	0	0	1	1				
16 Reggie Sanders, R (1, 9) OBP: 0.258, SLG: 0.429	1-1 G5-3			1-0 G6-3 3-H		1-3 K			0-3 K	4	0	0	1	0	2	3				
Matt Stairs, L (1, 10) OBP: 0.333, SLG: 0.182		1-2 P6		0-1 P4		2-2 1-H 1B 2B			3-1 F9	4	1	1	1	0	0	1				
Emil Brown, R (1, 7) OBP: 0.289, SLG: 0.323		0-0 F9		1-3 K		1-1 K			1-1 K	3	0	1	1	0	1	0				
Doug Mientkiewicz, L (1, 3) OBP: 0.303, SLG: 0.350		1-0 1B			2-1 F8				0-1 L6	3	0	1	0	0	0	1				
24 Mark Teahen, L (1, 5) OBP: 0.276, SLG: 0.377		3-2 1 SAFE G6-3			1-2 4 S 1B				0-1 G3-1	3	0	1	0	0	0	1				
4 Angel Berroa, R (1, 6) OBP: 0.309, SLG: 0.358			1-2 G6-3		2-3 SAFE K				1-0 G4-3	3	0	0	0	0	1	1				
Paul Bako, L (1, 2) OBP: 0.167, SLG: 0.118			0-0 F7		2-2 SAFE K				1-3 K	3	0	0	0	0	2	1				
<b>Inning Stats</b>	R: 0 E: 0 K: 0 S: 8	H: 1 LOB: 0 BB: 0 P: 11	R: 0 E: 0 K: 0 S: 12	H: 1 LOB: 1 BB: 0 P: 17	R: 0 E: 0 K: 0 S: 5	H: 0 LOB: 0 BB: 0 P: 7	R: 1 E: 0 K: 1 S: 7	H: 1 LOB: 0 BB: 0 P: 11	R: 0 E: 0 K: 2 S: 13	H: 1 LOB: 1 BB: 0 P: 20	R: 2 E: 0 K: 2 S: 15	H: 3 LOB: 1 BB: 0 P: 21	R: 0 E: 0 K: 1 S: 6	H: 0 LOB: 0 BB: 0 P: 8	R: 0 E: 0 K: 2 S: 10	H: 1 LOB: 1 BB: 0 P: 16	1B: 6 2B: 1 3B: 1 HR: 0	SF: 0 SAC: 0 DP: 0 HBP: 0	WP: 0 PB: 0 SB: 1 CS: 1	PA: 31
<b>PITCHER</b>	IP WLS BF H R ER SO BB IBB HBP BLK WP HR S P ERA WHIP																			
30 Scott Baker, R (1, 1) ERA: 3.47	7.0 L 27 7 3 3 6 0 0 0 0 0 0 0 66 95 3.86 1.000																			
28 Jesse Crain, R (8, 1) ERA: 7.54	1.0 4 1 0 0 2 0 0 0 0 0 0 0 10 16 0.00 1.000																			

Minnesota Twins @ Kansas City Royals  
Kauffman Stadium, Kansas City, MO

Wed Apr 26 2006, 7:10 PM CDT  
Att: 9,273 - Clear - 54 F

livebaseballscores.com

AB 31  
R 3  
H 8  
RBI 3  
BB 0  
SO 8  
LOB 9









Batter	1	2	3	4	5	6	7	8	9	AB	R	H	RBI	BB	SO	LOB	TOP							
Shannon Stewart, R (1, 7) OBP: 0.405, SLG: 0.452	0-1 55 HBP 1B		1-2 55 F8 1B					1-0 G1-3		4	0	2	0	0	0	0								
Luis Castillo, S (1, 4) OBP: 0.437, SLG: 0.413	0-0 P3		2-1 24 G5-4-3 1B					2-1 P6		4	0	1	0	0	0	2								
55 Mike Redmond, R (1, 2) OBP: 0.400, SLG: 0.500	3-2 HBP		0-0 F8					1-1 1B		3	0	1	0	0	0	2								
24 Rondell White, R (1, 10) OBP: 0.149, SLG: 0.155	2-3 K		0-0 G5-4-3					2-1 F9		4	0	0	0	0	1	5								
Tori Hunter, R (1, 8) OBP: 0.244, SLG: 0.393 38 Luis Antonio Rodriguez, S (3, 3) OBP: 0.500, SLG: 0.632	0-3 K			4-2 20 G5-4-3 BB				0-0 G4-3		2	0	0	0	1	1	2								
20 Lew Ford, R (1, 9) OBP: 0.316, SLG: 0.314		0-2 K		0-0 G5-4-3				2-1 F7		4	0	0	0	0	1	2								
Tony Batista, R (1, 5) OBP: 0.329, SLG: 0.423		2-3 K		1-0 G4-3				1-2 F8		4	0	1	0	0	1	1								
5 Michael Cuddyer, R (1, 3) OBP: 0.333, SLG: 0.600		1-2 2B						1-1 G5-3		4	0	1	0	0	1	2								
Juan Castro, R (1, 6) OBP: 0.288, SLG: 0.298		2-3 K		3-1 G4-3				0-3 K		3	0	0	0	0	2	2								
<b>Inning Stats</b>	R: 0 E: 0 K: 2 S: 11	H: 1 LOB: 2 BB: 0 P: 16	R: 0 E: 0 K: 3 S: 13	H: 1 LOB: 1 BB: 0 P: 18	R: 0 E: 0 K: 0 S: 8	H: 2 LOB: 1 BB: 0 P: 11	R: 0 E: 0 K: 0 S: 6	H: 0 LOB: 0 BB: 1 P: 11	R: 0 E: 1 K: 0 S: 13	H: 0 LOB: 1 BB: 0 P: 23	R: 0 E: 0 K: 0 S: 5	H: 0 LOB: 0 BB: 0 P: 6	R: 0 E: 0 K: 2 S: 10	H: 1 LOB: 1 BB: 0 P: 15	R: 0 E: 0 K: 0 S: 7	H: 1 LOB: 1 BB: 0 P: 13	R: 0 E: 0 K: 0 S: 11	H: 0 LOB: 1 BB: 1 P: 17	1B: 4 2B: 2 3B: 0 HR: 0	SF: 0 SAC: 0 DP: 2 HBP: 1	WP: 0 PB: 0 SB: 0 CS: 0	PA: 35		
<b>PITCHER</b>	IP WLS BF H R ER SO BB IBB HBP BLK WP HR S P ERA WHIP	7.0 W 27 5 0 0 7 1 0 1 0 0 0 66 100 0.00 0.857	1.0 L 4 1 0 0 0 0 0 0 0 0 0 7 13 0.00 1.000	1.0 R 4 0 0 0 0 1 0 0 0 0 0 11 17 0.00 1.000																				

Minnesota Twins @ Detroit Tigers  
Comerica Park, Detroit, MI  
Fri Apr 28 2006, 7:05 PM EDT  
Att: 23,263 - Clear - 57 F

AB 32  
R 0  
H 6  
RBI 0  
BB 2  
SO 7  
LOB 18



Batter	1	2	3	4	5	6	7	8	9	AB	R	H	RBI	BB	SO	LOB	BOTTOM						
28 Curtis Granderson, L (1, 8) OBP: 0.378, SLG: 0.434	0-1 G3-1		3-1 F7					4-1 14 WP 14 BB BB		3	1	0	0	2	1	2							
14 Placido Polanco, R (1, 4) OBP: 0.318, SLG: 0.318	2-2 30 BB 9 SF7 1B		2-1 1B 9 BB 2B 1B					0-1 30 BB WP 1B		5	2	3	1	0	0	1							
Ivan Rodriguez, R (1, 2) OBP: 0.352, SLG: 0.427	1-2 30 BB 1B		1-0 9 BB 2B 1B					2-2 F8		4	1	3	0	1	0	0							
30 Magglio Ordonez, R (1, 9) OBP: 0.341, SLG: 0.500 Alexis Gomez, L (7, PR) OBP: 0.227, SLG: 0.286	1-0 1B		4-1 9 BB 2B BB					0-3 K		3	1	1	1	2	2	1							
9 Carlos Guillen, S (1, 6) OBP: 0.379, SLG: 0.512 39 Ramon Santiago, S (9, 6) OBP: 0.167, SLG: 0.167	1-2 2-3 1B		1-2 9 BB 2B BB					1-2 2-3 3-H BB		0	0	0	0	0	0	0							
31 Chris Shelton, R (1, 3) OBP: 0.415, SLG: 0.833	1-2 3-H F9		0-1 1-H 2-H 3-H 2B					0-0 G4-3		4	0	2	4	0	0	3							
	3-2 F9		0-0 HR					3-1 G6-3		4	1	1	1	1	1	2							
Craig Monroe, R (1, 7) OBP: 0.267, SLG: 0.452		3-3 K		2-0 15 F9 2B				1-3 K		5	1	2	0	0	2	3							
33 Marcus Thames, R (1, 10) OBP: 0.316, SLG: 0.543		0-1 HR		4-2 BB				0-1 33 BB 2B		4	2	3	2	1	0	0							
15 Brandon Inge, R (1, 5) OBP: 0.295, SLG: 0.500		0-1 F9		2-2 F9				1-1 1B		5	0	0	0	0	1	4							
<b>Inning Stats</b>	R: 1 E: 0 K: 0 S: 16	H: 3 LOB: 2 BB: 0 P: 24	R: 1 E: 0 K: 2 S: 15	H: 1 LOB: 0 BB: 0 P: 21	R: 4 E: 0 K: 0 S: 15	H: 5 LOB: 2 BB: 2 P: 33	R: 0 E: 0 K: 1 S: 13	H: 2 LOB: 3 BB: 1 P: 22	R: 0 E: 0 K: 0 S: 12	H: 0 LOB: 1 BB: 1 P: 22	R: 0 E: 0 K: 1 S: 8	H: 0 LOB: 0 BB: 0 P: 10	R: 3 E: 0 K: 1 S: 20	H: 3 LOB: 3 BB: 3 P: 35	R: 0 E: 0 K: 2 S: 12	H: 1 LOB: 1 BB: 0 P: 16	1B: 9 2B: 4 3B: 0 HR: 2	SF: 1 SAC: 0 DP: 0 HBP: 0	WP: 2 PB: 0 SB: 0 CS: 0	PA: 45			
<b>PITCHER</b>	IP WLS BF H R ER SO BB IBB HBP BLK WP HR S P ERA WHIP	2.1 L 16 2 0 0 1 3 0 0 0 1 0 32 60 0.00 1.875	1.2 L 10 3 3 3 2 2 0 0 0 1 0 26 39 16.20 3.000	1.1 R 6 1 0 0 2 1 0 0 0 0 0 14 22 0.00 1.500																			

Minnesota Twins @ Detroit Tigers  
Comerica Park, Detroit, MI  
Fri Apr 28 2006, 7:05 PM EDT  
Att: 23,263 - Clear - 57 F

AB 37  
R 9  
H 15  
RBI 9  
BB 7  
SO 7  
LOB 16





Batter	1	2	3	4	5	6	7	8	9	AB	R	H	RBI	BB	SO	LOB	TOP				
Shannon Stewart, R (1, 7) OBP: 0.390, SLG: 0.434 24 Rondell White, R (7, PH) OBP: 0.148, SLG: 0.153	G6-3		G6-3		P2		FC6-4			3	0	0	0	0	0	1					
Luis Castillo, S (1, 4) OBP: 0.459, SLG: 0.446 38 Luis Antonio Rodriguez, R (8, 4) OBP: 0.480, SLG: 0.600	1B			BB	BB			G6-3		2	0	2	1	1	0	0					
7 Joe Mauer, L (1, 2)	1B			BB				G4-3		4	0	2	0	0	0	1					
Ruben Sierra, S (1, 10) OBP: 0.300, SLG: 0.250 55 Mike Redmond, R (8, PH) OBP: 0.300, SLG: 0.500	K							K		3	0	0	0	0	1	4					
Tori Hunter, R (1, 8) OBP: 0.237, SLG: 0.379 20 Lew Ford, R (7, 8) OBP: 0.310, SLG: 0.308		G6-3			F7			K		3	0	0	0	0	1	2					
33 Justin Morneau, L (1, 3) OBP: 0.272, SLG: 0.419								F8		2	0	0	0	2	0	0					
Tony Batista, R (1, 5) OBP: 0.337, SLG: 0.427								F8		4	0	2	0	0	1	3					
5 Michael Cuddyer, R (1, 9) OBP: 0.326, SLG: 0.564										4	0	1	0	0	0	3					
Juan Castro, R (1, 6) OBP: 0.270, SLG: 0.279										4	1	0	0	0	0	4					
<b>Inning Stats</b>	R: 0 E: 0 K: 1 S: 9	H: 2 LOB: 2 BB: 0 P: 15	R: 0 E: 0 K: 1 S: 7	H: 0 LOB: 0 BB: 0 P: 10	R: 0 E: 0 K: 0 S: 4	H: 0 LOB: 0 BB: 0 P: 7	R: 0 E: 0 K: 0 S: 12	H: 1 LOB: 3 BB: 2 P: 23	R: 1 E: 0 K: 1 S: 18	H: 2 LOB: 1 BB: 0 P: 26	R: 0 E: 0 K: 1 S: 8	H: 0 LOB: 0 BB: 0 P: 13	R: 0 E: 0 K: 1 S: 9	H: 0 LOB: 0 BB: 1 P: 16	R: 0 E: 0 K: 1 S: 10	H: 1 LOB: 2 BB: 1 P: 16	1B: 6 2B: 2 3B: 0 HR: 0	SF: 0 SAC: 0 DP: 1 HBP: 0	WP: 0 PB: 0 SB: 0 CS: 1	PA: 36	
<b>PITCHER</b>	IP	WLS	BF	H	R	ER	SO	BB	IBB	HBP	BLK	WP	HR	S	P	ERA	WHIP				
35 Justin Verlander, R (1, 1) ERA: 3.52	7.0	W	28	6	1	1	4	2	0	0	0	0	0	66	103	1.29	1.143				
Bobby Seay, L (8, 1) ERA: 2.57	1.0		3	0	0	0	1	0	0	0	0	0	0	9	16	0.00	0.000				
Jason Grilli, R (9, 1) ERA: 5.59	1.0		5	1	0	0	0	1	0	0	0	0	0	10	16	0.00	2.000				

Minnesota Twins @ Detroit Tigers  
Comerica Park, Detroit, MI  
Sat Apr 29 2006, 1:05 PM EDT  
Att: 24,258 - Partly Cloudy - 56 F

AB	33
R	1
H	7
RBI	1
BB	3
SO	5
LOB	19



Batter	1	2	3	4	5	6	7	8	9	AB	R	H	RBI	BB	SO	LOB	BOTTOM				
28 Curtis Granderson, L (1, 8) OBP: 0.385, SLG: 0.494	K									6	2	3	3	0	2	1					
14 Placido Polanco, R (1, 4) OBP: 0.280, SLG: 0.312	1B									5	1	1	0	0	1	2					
Ivan Rodriguez, R (1, 2) OBP: 0.372, SLG: 0.443	1B									6	3	4	1	0	1	0					
30 Magglio Ordonez, R (1, 10) OBP: 0.358, SLG: 0.545 20 Omar Infante, R (7, PH) OBP: 0.296, SLG: 0.370	K									4	3	3	2	0	1	2					
9 Carlos Guillen, S (1, 6) OBP: 0.394, SLG: 0.605 39 Ramon Santiago, S (7, 6) OBP: 0.214, SLG: 0.214	HR									4	3	3	5	0	0	1					
31 Chris Shelton, R (1, 3) OBP: 0.410, SLG: 0.809	G3-1									5	1	1	0	1	1	3					
Craig Monroe, R (1, 7) OBP: 0.284, SLG: 0.472										5	2	3	1	0	1	2					
Alexis Gomez, L (1, 9) OBP: 0.296, SLG: 0.320										4	2	2	1	1	0	2					
15 Brandon Inge, R (1, 5) OBP: 0.301, SLG: 0.507										5	0	2	2	0	1	4					
<b>Inning Stats</b>	R: 3 E: 0 K: 2 S: 13	H: 3 LOB: 0 BB: 0 P: 18	R: 2 E: 0 K: 0 S: 9	H: 2 LOB: 0 BB: 0 P: 18	R: 4 E: 0 K: 2 S: 20	H: 6 LOB: 2 BB: 0 P: 25	R: 2 E: 0 K: 1 S: 17	H: 3 LOB: 1 BB: 0 P: 23	R: 0 E: 0 K: 2 S: 9	H: 0 LOB: 0 BB: 0 P: 14	R: 4 E: 0 K: 1 S: 17	H: 5 LOB: 1 BB: 2 P: 25	R: 2 E: 1 K: 1 S: 19	H: 2 LOB: 3 BB: 2 P: 34	R: 1 E: 0 K: 1 S: 14	H: 2 LOB: 2 BB: 0 P: 22	1B: 13 2B: 6 3B: 0 HR: 4	SF: 0 SAC: 0 DP: 0 HBP: 1	WP: 3 PB: 0 SB: 1 CS: 0	PA: 51	
<b>PITCHER</b>	IP	WLS	BF	H	R	ER	SO	BB	IBB	HBP	BLK	WP	HR	S	P	ERA	WHIP				
Carlos Silva, R (1, 1) ERA: 10.31	2.2	L	17	9	9	9	3	0	0	0	0	0	3	34	51	30.38	3.375				
47 Francisco Liriano, L (3, 1) ERA: 3.77	3.0		17	8	5	5	5	0	0	0	0	2	1	46	64	15.00	2.667				
28 Jesse Crain, R (6, 1) ERA: 7.5	0.1		3	2	1	1	0	0	0	0	0	0	0	5	8	27.00	6.000				
Juan Rincon, R (7, 1) ERA: 2.92	1.0		8	2	2	0	0	2	0	0	0	0	0	19	34	0.00	4.000				
36 Joe Nathan, R (8, 1) ERA: 1.29	1.0		6	2	1	1	1	0	0	1	0	0	0	14	22	9.00	2.000				

Minnesota Twins @ Detroit Tigers  
Comerica Park, Detroit, MI  
Sat Apr 29 2006, 1:05 PM EDT  
Att: 24,258 - Partly Cloudy - 56 F

AB	48
R	18
H	23
RBI	15
BB	2
SO	10
LOB	22





Batter	1	2	3	4	5	6	7	8	9	AB	R	H	RBI	BB	SO	LOB	TOP								
Shannon Stewart, R (1, 7) OBP: 0.372, SLG: 0.413	0-1 F8		2-2 L6						1-2 G6-3	4	0	0	0	0	1	0									
Luis Castillo, S (1, 4) OBP: 0.436, SLG: 0.420	2-1 G6-3		2-0 G5-3						2-2 G4-3	4	0	0	0	0	0	0									
20 Lew Ford, R (1, 9) OBP: 0.290, SLG: 0.286	0-0 G5-3				0-1 F9				1-2 F8	4	0	0	0	0	0	0									
7 Joe Mauer, L (1, 2) OBP: 0.402, SLG: 0.406		4-1 FC4-6 1B BB			2-1 G3-1				2-0 G6-3	2	0	0	0	1	0	0									
Torii Hunter, R (1, 8) OBP: 0.240, SLG: 0.378		3-1 FC4-6 1B			0-0 P5				1-2 G6-3	3	0	1	0	0	0	0									
33 Justin Morneau, L (1, 3) OBP: 0.274, SLG: 0.416						1-3 K			1-2 FC6-4 1B	3	0	1	0	0	2	2									
24 Rondell White, R (1, 10) OBP: 0.143, SLG: 0.148		1-1 FC4-6				1-2 G1-3			1-1 F8	3	0	0	0	0	0	3									
Juan Castro, R (1, 6) OBP: 0.258, SLG: 0.266		0-0 F9				1-0 G5-3			0-2 FC6-4 3B FC6-4	3	0	0	0	0	0	3									
38 Luis Antonio Rodriguez, S (1, 5) OBP: 0.429, SLG: 0.522			2-2 F8						0-0 FC6-4	3	0	0	0	0	1	1									
<b>Inning Stats</b>	R: 0 E: 0 K: 0 S: 5	H: 0 LOB: 0 BB: 0 P: 7	R: 0 E: 0 K: 1 S: 9	H: 1 LOB: 2 BB: 1 P: 17	R: 0 E: 0 K: 0 S: 7	H: 0 LOB: 0 BB: 0 P: 13	R: 0 E: 0 K: 0 S: 5	H: 0 LOB: 0 BB: 0 P: 7	R: 0 E: 0 K: 1 S: 7	H: 0 LOB: 0 BB: 0 P: 10	R: 0 E: 0 K: 0 S: 9	H: 0 LOB: 0 BB: 0 P: 13	R: 0 E: 0 K: 0 S: 7	H: 0 LOB: 0 BB: 0 P: 12	R: 0 E: 0 K: 0 S: 9	H: 1 LOB: 1 BB: 0 P: 11	R: 0 E: 0 K: 0 S: 11	H: 0 LOB: 0 BB: 0 P: 15	1B: 2 2B: 0 3B: 0 HR: 0	SF: 0 SAC: 0 DP: 0 HBP: 0	WP: 0 PB: 0 SB: 0 CS: 0	PA: 30			
<b>PITCHER</b>	IP	WLS	BF	H	R	ER	SO	BB	IBB	HBP	BLK	WP	HR	S	P	ERA	WHIP								
37 Kenny Rogers, L (1, 1) ERA: 2.59	8.0	W	27	2	0	0	4	1	0	0	0	0	0	58	90	0.00	0.375								
59 Todd Jones, R (9, 1) ERA: 2.25	1.0		3	0	0	0	0	0	0	0	0	0	0	11	15	0.00	0.000								

Minnesota Twins @ Detroit Tigers  
Comerica Park, Detroit, MI  
Sun Apr 30 2006, 1:05 PM EDT  
Att: 24,323 - Cloudy - 64 F

AB 29  
R 0  
H 2  
RBI 0  
BB 1  
SO 4  
LOB 9



Batter	1	2	3	4	5	6	7	8	9	AB	R	H	RBI	BB	SO	LOB	BOTTOM								
28 Curtis Granderson, L (1, 8) OBP: 0.376, SLG: 0.473	2-2 G4-3		1-1 L3			3-1 G4-3			2-3 K	4	0	0	0	1	1	2									
14 Placido Polanco, R (1, 4) OBP: 0.317, SLG: 0.309	2-1 G5-3		0-1 G1-3			0-0 G6-3			1-3 2-H 1B	4	0	1	1	0	0	1									
15 Brandon Inge, R (1, 5) OBP: 0.299, SLG: 0.487	1-1 FC6-4 HBP		0-0 P6			0-2 P4			2-1 F9	3	0	0	0	0	0	3									
30 Magglio Ordonez, R (1, 9) OBP: 0.343, SLG: 0.522	0-1 FC6-4				1-2 P3				1-0 F9	4	0	0	0	0	0	1									
9 Carlos Guillen, S (1, 6) OBP: 0.398, SLG: 0.596		2-1 F9			4-1 FC4-6 31 CS BB				3-1 F9 13 2B 31 HBP 1B	3	1	1	0	1	0	0									
31 Chris Shelton, R (1, 3) OBP: 0.404, SLG: 0.783			1-3 K		2-1 F8				3-2 F9 13 2B 33 HBP HBP	3	1	0	0	0	1	1									
Craig Monroe, R (1, 7) OBP: 0.293, SLG: 0.473						0-1 FC6-4 33 HR 1B			0-0 F9	4	1	2	0	0	0	2									
33 Marcus Thames, R (1, 10) OBP: 0.357, SLG: 0.632		2-1 FC6-4 1B				0-0 FC6-4 1B			0-0 G3	3	2	2	2	0	0	0									
13 Vance Wilson, R (1, 2) OBP: 0.421, SLG: 0.412		1-3 FC6-4 1B				1-3 FC6-4 1B			1-2 F8	4	1	3	3	0	0	2									
<b>Inning Stats</b>	R: 0 E: 0 K: 0 S: 8	H: 0 LOB: 1 BB: 0 P: 13	R: 0 E: 0 K: 1 S: 12	H: 2 LOB: 2 BB: 0 P: 18	R: 0 E: 0 K: 0 S: 5	H: 0 LOB: 0 BB: 0 P: 6	R: 0 E: 0 K: 0 S: 6	H: 0 LOB: 0 BB: 1 P: 13	R: 2 E: 0 K: 0 S: 13	H: 3 LOB: 1 BB: 0 P: 19	R: 4 E: 0 K: 0 S: 12	H: 3 LOB: 2 BB: 1 P: 26	R: 0 E: 0 K: 0 S: 7	H: 0 LOB: 0 BB: 0 P: 10	R: 0 E: 0 K: 1 S: 9	H: 1 LOB: 1 BB: 0 P: 16	1B: 7 2B: 1 3B: 0 HR: 1	SF: 0 SAC: 0 DP: 0 HBP: 3	WP: 0 PB: 0 SB: 0 CS: 1	PA: 37					
<b>PITCHER</b>	IP	WLS	BF	H	R	ER	SO	BB	IBB	HBP	BLK	WP	HR	S	P	ERA	WHIP								
Kyle Lohse, R (1, 1) ERA: 8.77	5.2	L	29	8	6	6	1	0	0	0	0	0	0	18	30	0.00	0.429								
37 Dennys Reyes, L (6, 1) ERA:	2.1		8	1	0	0	1	0	0	0	0	0	0	18	30	0.00	0.429								

Minnesota Twins @ Detroit Tigers  
Comerica Park, Detroit, MI  
Sun Apr 30 2006, 1:05 PM EDT  
Att: 24,323 - Cloudy - 64 F

AB 32  
R 6  
H 9  
RBI 6  
BB 2  
SO 2  
LOB 12





Batter	1	2	3	4	5	6	7	8	9	AB R H RBI BB SO LOB	TOP							
51 Ichiro Suzuki, L (1, 9) OBP: 0.347, SLG: 0.345	1-2 4 1B 4 S 1B	0-1 G3-1			2-1 F9	1-2 G5-3		1-3 K		5 0 1 0 0 1 2	<b>Seattle Mariners @ Minnesota Twins</b> Hubert H. Humphrey Metrodome, Minneapolis, MN Mon May 01 2006, 8:10 PM EDT Att: 11,796 - Dome - 69 F <a href="http://livebaseballscorecards.com">livebaseballscorecards.com</a>							
4 Jose Lopez, R (1, 4) OBP: 0.313, SLG: 0.514	2-2 2B 1-3 1B		1-2 SF8 1B		2-1 P3	3-2 3B 3B		1-1 G1-3		5 1 3 1 0 0 1								
Raul Ibanez, L (1, 7) OBP: 0.347, SLG: 0.509	1-1 1B 1-3 2B		0-0 SF8 1B		1-2 F7	3-2 G6-3			0-1 G3-1	5 0 2 0 0 0 1								
Richie Sexson, R (1, 3) Roberto Petagine, L (9, PH) OBP: 0.500, SLG: 0.778	2-3 K		1-3 K		0-0 HR	1-0 G5-3			0-2 2B 1B	4 1 1 1 1 0 2 4 1 0 1 0 0 0 0 0								
Carl Everett, S (1, 10) OBP: 0.327, SLG: 0.419	0-0 P6		1-1 SF8		3-3 K	1-2 G6-3			1-1 F7	4 0 0 1 0 1 3								
29 Adrian Beltré, R (1, 5) OBP: 0.299, SLG: 0.274		1-2 F9		2-3 3-H 2-2 L3		1-1 2B 2B			0-0 1B	5 1 3 0 0 0 1								
Matt Lawton, L (1, 8) 7 Jeremy Reed, L (7, 8) OBP: 0.247, SLG: 0.277		0-1 2 HR 1B		3-2 F9		0-0 2B 2B			0-0 G3	4 2 3 0 0 0 0 1 0 0 0 0 0 2								
2 Kenji Johjima, R (1, 2) OBP: 0.360, SLG: 0.468	2-0 1-H HR		0-1 7 CS 1B		1-2 7 2B 1B				3-2 F7	4 2 3 3 0 0 0								
7 Yuniesky Betancourt, R (1, 6) OBP: 0.291, SLG: 0.412		1-2 G5-3		2-2 SAFE P6		1-0 51 G5-3 4 3B 2B			2-0 1B	4 1 2 2 0 0 1								
<b>Inning Stats</b>	R: 0 E: 0 K: 1 S: 15	H: 3 LOB: 2 BB: 0 P: 21	R: 2 E: 0 K: 0 S: 17	H: 2 LOB: 0 BB: 0 P: 21	R: 1 E: 1 K: 1 S: 13	H: 2 LOB: 1 BB: 0 P: 18	R: 0 E: 0 K: 0 S: 12	H: 1 LOB: 0 BB: 0 P: 17	R: 0 E: 0 K: 0 S: 9	H: 2 LOB: 2 BB: 0 P: 14		R: 0 E: 0 K: 1 S: 10	H: 1 LOB: 1 BB: 0 P: 17	R: 0 E: 0 K: 0 S: 9	H: 2 LOB: 2 BB: 0 P: 10	1B: 11 2B: 5 3B: 1 HR: 2	SF: 1 SAC: 0 DP: 0 HBP: 0	WP: 0 PB: 0 SB: 1 CS: 1
<b>PITCHER</b>	IP WLS BF H R ER SO BB IBB HBP BLK WP HR S P ERA WHIP											IP WLS BF H R ER SO BB IBB HBP BLK WP HR S P ERA WHIP						
30 Scott Baker, R (1, 1) ERA: 4.4	5.1 L 24 10 5 5 3 0 0 0 0 0 0 2 72 101 8.44 1.875																	
28 Jesse Crain, R (6, 1) ERA: 9.49	0.1 5 4 3 3 0 0 0 0 0 0 0 12 18 81.00 12.000																	
Willie Eyre, R (6, 1) ERA: 4.22	1.1 5 2 0 0 0 0 0 0 0 0 0 12 20 0.00 1.500																	
54 Matt Guerrier, R (8, 1) ERA: 5.11	2.0 9 3 0 0 1 0 0 0 0 0 0 19 27 0.00 1.500																	

Batter	1	2	3	4	5	6	7	8	9	AB R H RBI BB SO LOB	BOTTOM									
Shannon Stewart, R (1, 7) OBP: 0.367, SLG: 0.405	2-2 7 FC6-4 7 FC6-2 1B		0-0 F8		0-1 G5-3			0-0 G5-3		4 0 1 0 0 0 1	<b>Seattle Mariners @ Minnesota Twins</b> Hubert H. Humphrey Metrodome, Minneapolis, MN Mon May 01 2006, 8:10 PM EDT Att: 11,796 - Dome - 69 F <a href="http://livebaseballscorecards.com">livebaseballscorecards.com</a>									
Luis Castillo, S (1, 4) SAFE OBP: 0.427, SLG: 0.411	1-0 7 FC6-4 1B		1-1 G3			2-2 G3		2-1 G3		4 0 1 0 0 0 0										
7 Joe Mauer, L (1, 2) OBP: 0.395, SLG: 0.397	0-2 FC6-4 20 1B		1-0 G6-3			0-0 1B		0-0 F7		4 1 1 0 0 0 2										
Torii Hunter, R (1, 8) OBP: 0.250, SLG: 0.383	2-2 FC6-2 20 1B		0-0 1B			0-0 F9			2-0 33 G3 1B	4 0 2 0 0 0 3										
20 Lew Ford, R (1, 9) OBP: 0.303, SLG: 0.300	0-2 1-2 2-H 1B		1-2 33 G3-6-3 1B			2-2 G5-3			2-2 L5	4 0 2 1 0 0 2										
33 Justin Morneau, L (1, 3) OBP: 0.273, SLG: 0.444		0-0 G4-3		0-2 G3-6-3			0-1 HR		1-2 G3	4 1 1 1 0 0 4										
Tony Batista, R (1, 5) OBP: 0.322, SLG: 0.405		3-1 G6-3		1-2 L6			1-2 L4		0-1 F8	4 0 0 0 0 0 1										
24 Rondell White, R (1, 10) OBP: 0.138, SLG: 0.143		2-1 G6-3			0-0 L5		1-0 L8			3 0 0 0 0 0 0										
Juan Castro, R (1, 6) OBP: 0.261, SLG: 0.299		1-0 3B		1-2 G6-3			0-1 G5-3			3 0 1 0 0 0 0										
<b>Inning Stats</b>	R: 1 E: 0 K: 0 S: 18	H: 3 LOB: 2 BB: 0 P: 23	R: 0 E: 0 K: 0 S: 6	H: 1 LOB: 1 BB: 0 P: 12	R: 0 E: 0 K: 0 S: 4	H: 1 LOB: 1 BB: 0 P: 6	R: 0 E: 0 K: 0 S: 9	H: 1 LOB: 0 BB: 0 P: 11	R: 0 E: 0 K: 0 S: 10	H: 1 LOB: 1 BB: 0 P: 14		R: 1 E: 0 K: 0 S: 9	H: 1 LOB: 0 BB: 0 P: 11	R: 0 E: 0 K: 0 S: 4	H: 0 LOB: 0 BB: 0 P: 6	R: 0 E: 0 K: 0 S: 11	H: 1 LOB: 1 BB: 0 P: 16	1B: 7 2B: 0 3B: 1 HR: 1	SF: 0 SAC: 0 DP: 1 HBP: 0	WP: 0 PB: 0 SB: 0 CS: 0
<b>PITCHER</b>	IP WLS BF H R ER SO BB IBB HBP BLK WP HR S P ERA WHIP											IP WLS BF H R ER SO BB IBB HBP BLK WP HR S P ERA WHIP								
Joel Pineiro, R (1, 1) ERA: 4.26	9.0 W 34 9 2 2 0 0 0 0 0 0 1 77 106 2.00 1.000																			







Batter	1	2	3	4	5	6	7	8	9	AB	R	H	RBI	BB	SO	LOB	TOP																					
<b>Kerry Robinson, L</b> (1, 8) OBP: 0.294, SLG: 0.353	F7		1-2 15 G5-3 1B			3-3 K		1-0 G4-3		4	0	1	0	0	1	0																						
<b>15 Mark Grudzielanek, R</b> (1, 4) OBP: 0.313, SLG: 0.389 <b>Esteban German, R</b> (6, 4) OBP: 0.615, SLG: 0.571	G5-3		3-2 G5-3			1-2 G4-3		2-2 16 DI 1B		3	0	0	0	0	0	1																						
<b>16 Reggie Sanders, R</b> (1, 9) OBP: 0.270, SLG: 0.471	1B		1-3 K			2-2 G1-3		1-3 K		4	0	1	0	0	2	2																						
<b>Matt Stairs, L</b> (1, 10) OBP: 0.435, SLG: 0.500 <b>26 Justin Huber, R</b> (9, PH)	K		0-3 K			2-2 G4-3		0-1 HR		3	1	1	1	0	1	1																						
<b>Doug Mientkiewicz, L</b> (1, 3) OBP: 0.322, SLG: 0.380 <b>Tony Graffanino, R</b> (9, PH) OBP: 0.200, SLG: 0.263		1-2 2B		2-1 F7		1-0 G3-1		1-1 F8		3	0	1	0	0	0	0																						
<b>Emil Brown, R</b> (1, 7) OBP: 0.292, SLG: 0.305	K		1-3 K			2-3 K		1-1 G4-3		3	0	0	0	0	2	1																						
<b>24 Mark Teahen, L</b> (1, 5) OBP: 0.250, SLG: 0.365		2-3 K				0-2 F8		2-2 G4-3		3	0	0	0	0	1	1																						
<b>4 Angel Berroa, R</b> (1, 6) OBP: 0.253, SLG: 0.322		0-0 G6-3				2-3 K		0-3 K		3	0	0	0	0	2	1																						
<b>Paul Bako, L</b> (1, 2) OBP: 0.120, SLG: 0.083			0-0 G3-1			0-0 F8		3-3 K		3	0	0	0	0	1	0																						
<b>Inning Stats</b>	R: 0 E: 0 K: 1 S: 13	H: 1 LOB: 1 BB: 0 P: 21	R: 0 E: 0 K: 2 S: 10	H: 1 LOB: 1 BB: 0 P: 14	R: 0 E: 0 K: 1 S: 12	H: 1 LOB: 0 BB: 0 P: 16	R: 0 E: 0 K: 1 S: 8	H: 0 LOB: 0 BB: 0 P: 14	R: 0 E: 0 K: 1 S: 9	H: 0 LOB: 0 BB: 0 P: 15	R: 1 E: 0 K: 0 S: 8	H: 1 LOB: 0 BB: 0 P: 12	R: 0 E: 0 K: 2 S: 7	H: 0 LOB: 0 BB: 0 P: 11	R: 0 E: 0 K: 1 S: 13	H: 1 LOB: 1 BB: 0 P: 19	1B: 3 2B: 1 3B: 0 HR: 1	SF: 0 SAC: 0 DP: 0 HBP: 0	WP: 0 PB: 0 SB: 0 CS: 0	PA: 32																		
<b>PITCHER</b>	IP	WLS	BF	H	R	ER	SO	BB	IBB	HBP	BLK	WP	HR	S	P	ERA	WHIP	<b>PITCHER</b>				IP	WLS	BF	H	R	ER	SO	BB	IBB	HBP	BLK	WP	HR	S	P	ERA	WHIP
<b>Brad Radke, R</b> (1, 1) ERA: 7.29	7.0	W	25	4	1	1	7	0	0	0	0	0	1	68	102	1.29	0.571																					
<b>47 Francisco Liriano, L</b> (8, 1) ERA: 3.31	2.0		7	1	0	0	3	0	0	0	0	0	0	20	30	0.00	0.500																					

Kansas City Royals @ Minnesota Twins  
Hubert H. Humphrey Metrodome, Minneapolis, MN

AB 32  
R 1  
H 5  
RBI 1  
BB 0  
SO 10  
LOB 9



WP: 0 PA: 32  
PB: 0  
SB: 0  
CS: 0

Kansas City Royals @ Minnesota Twins  
Hubert H. Humphrey Metrodome, Minneapolis, MN

AB 33  
R 6  
H 9  
RBI 6  
BB 0  
SO 5  
LOB 10



WP: 0 PA: 34  
PB: 0  
SB: 0  
CS: 0

Batter	1	2	3	4	5	6	7	8	9	AB	R	H	RBI	BB	SO	LOB	BOTTOM																					
<b>Shannon Stewart, R</b> (1, 7) OBP: 0.367, SLG: 0.407	G6-3		1-0 7 G4-3 SH1-4 HR 1B	1-1 FC1-5-2 7 2B 2B		1-2 F8				4	2	2	2	0	0	0																						
<b>Luis Castillo, S</b> (1, 4) OBP: 0.427, SLG: 0.425	1B		0-1 SH1-4	0-0 FC1-5-2 7 2B 2B		0-0 G6-3				3	0	1	0	0	0	2																						
<b>7 Joe Mauer, L</b> (1, 2) OBP: 0.383, SLG: 0.407	L8		1-2 2-3 G4-3	2-3 3-H 3-1 2B		2-3 K				4	0	1	2	0	1	2																						
<b>Torii Hunter, R</b> (1, 8) OBP: 0.241, SLG: 0.392	K		2-3 3-H 0-0 HR	1-3 3-H 0-1 L6		1-0 F9				4	1	1	2	0	1	3																						
<b>5 Michael Cuddyer, R</b> (1, 9) OBP: 0.319, SLG: 0.558		1-0 F8	3-2 2B		1-1 F7		0-3 K			4	0	1	0	0	1	0																						
<b>33 Justin Morneau, L</b> (1, 3) OBP: 0.263, SLG: 0.420		0-0 F8	1-0 F9		1-2 G6-3		3-3 K			4	0	0	0	0	1	1																						
<b>Tony Batista, R</b> (1, 5) OBP: 0.319, SLG: 0.395		1-1 P6		3-1 24 1B 2B 1B	0-1 F9		0-0 G5-3			4	1	1	0	0	0	0																						
<b>24 Rondell White, R</b> (1, 10) OBP: 0.150, SLG: 0.165			0-0 E6 1B 1B	1-0 2B FC1-5-2 1B		1-1 G6-3				3	1	1	0	0	0	0																						
<b>Juan Castro, R</b> (1, 6) OBP: 0.264, SLG: 0.300			1-2 SH1-4 7 G4-3 1B	2-1 F5		1-3 K				3	1	1	0	0	1	2																						
<b>Inning Stats</b>	R: 0 E: 0 K: 1 S: 8	H: 1 LOB: 0 BB: 0 P: 9	R: 0 E: 0 K: 0 S: 4	H: 0 LOB: 0 BB: 0 P: 6	R: 4 E: 1 K: 0 S: 14	H: 4 LOB: 1 BB: 0 P: 22	R: 2 E: 0 K: 0 S: 12	H: 4 LOB: 2 BB: 0 P: 22	R: 0 E: 0 K: 1 S: 10	H: 0 LOB: 0 BB: 0 P: 13	R: 0 E: 0 K: 1 S: 5	H: 0 LOB: 0 BB: 0 P: 9	R: 0 E: 0 K: 2 S: 8	H: 0 LOB: 0 BB: 0 P: 11	R: 0 E: 0 K: 1 S: 8	H: 0 LOB: 0 BB: 0 P: 11	1B: 5 2B: 3 3B: 0 HR: 1	SF: 0 SAC: 1 DP: 0 HBP: 0	WP: 0 PB: 0 SB: 0 CS: 0	PA: 34																		
<b>PITCHER</b>	IP	WLS	BF	H	R	ER	SO	BB	IBB	HBP	BLK	WP	HR	S	P	ERA	WHIP	<b>PITCHER</b>				IP	WLS	BF	H	R	ER	SO	BB	IBB	HBP	BLK	WP	HR	S	P	ERA	WHIP
<b>Joe Mays, R</b> (1, 1) ERA: 10.27	3.1	L	19	8	6	2	1	0	0	0	0	0	0	23	31	0.00	0.375																					
<b>41 Jimmy Gobble, L</b> (4, 1) ERA: 5.4	2.2		9	1	0	0	1	0	0	0	0	0	0	5	9	0.00	0.000																					
<b>Mike Wood, R</b> (7, 1) ERA: 3.57	1.0		3	0	0	0	1	0	0	0	0	0	0	8	11	0.00	0.000																					
<b>Ambiorix Burgos, R</b> (8, 1) ERA: 2.38	1.0		3	0	0	0	2	0	0	0	0	0	0	8	11	0.00	0.000																					

AB 33  
R 6  
H 9  
RBI 6  
BB 0  
SO 5  
LOB 10

WP: 0 PA: 34  
PB: 0  
SB: 0  
CS: 0



Batter	1	2	3	4	5	6	7	8	9	AB	R	H	RBI	BB	SO	LOB	TOP								
<b>Kerry Robinson, L</b> (1, 8) OBP: 0.286, SLG: 0.333	F8		G6-4-3 1B		G6-3		F8			4	0	1	0	0	0	1	<b>Kansas City Royals @ Minnesota Twins</b> Hubert H. Humphrey Metrodome, Minneapolis, MN Thu May 04 2006, 8:10 PM EDT Att: 11,803 - Dome - 70 F								
<b>Tony Graffanino, R</b> (1, 4) OBP: 0.192, SLG: 0.238	G4-3		G6-4-3 1-2		G4-3		G6-3			4	0	0	0	0	0	2									
<b>16 Reggie Sanders, R</b> (1, 9) OBP: 0.276, SLG: 0.477 <b>24 Mark Teahen, L</b> (3, PH) OBP: 0.241, SLG: 0.351			K			L9		K		1	0	1	0	0	0	0									
<b>Matt Stairs, L</b> (1, 10) OBP: 0.407, SLG: 0.455	F8					2B 1B		F9		4	0	1	0	0	1	1									
<b>Emil Brown, R</b> (1, 7) OBP: 0.310, SLG: 0.349						F9				4	1	3	0	0	0	0									
<b>Doug Mientkiewicz, L</b> (1, 3) OBP: 0.319, SLG: 0.366						4 1B BB				3	0	0	0	1	0	4									
<b>4 Angel Berroa, R</b> (1, 6) OBP: 0.253, SLG: 0.319										4	0	1	0	0	1	3									
<b>Paul Bako, L</b> (1, 2) OBP: 0.172, SLG: 0.143										4	0	2	1	0	1	2									
<b>Esteban German, R</b> (1, 5) OBP: 0.552, SLG: 0.500										3	0	0	0	0	1	1									
<b>Inning Stats</b>	R: 0 E: 0 K: 0 S: 12	H: 1 LOB: 1 BB: 0 P: 15	R: 1 E: 0 K: 0 S: 11	H: 2 LOB: 1 BB: 0 P: 12	R: 0 E: 0 K: 1 S: 9	H: 1 LOB: 2 BB: 1 P: 11	R: 0 E: 0 K: 1 S: 11	H: 1 LOB: 2 BB: 0 P: 18	R: 0 E: 0 K: 0 S: 4	H: 0 LOB: 0 BB: 0 P: 7	R: 0 E: 0 K: 0 S: 11	H: 2 LOB: 2 BB: 0 P: 17	R: 0 E: 0 K: 0 S: 5	H: 1 LOB: 1 BB: 0 P: 6	R: 0 E: 0 K: 1 S: 12	H: 1 LOB: 1 BB: 0 P: 18	R: 0 E: 0 K: 3 S: 10	H: 0 LOB: 0 BB: 0 P: 14	1B: 7 2B: 2 3B: 0 HR: 0	SF: 0 SAC: 1 DP: 1 HBP: 0	WP: 0 PB: 0 SB: 1 CS: 0	PA: 36			
<b>PITCHER</b>	IP	WLS	BF	H	R	ER	SO	BB	IBB	HBP	BLK	WP	HR	S	P	ERA	WHIP								
<b>Carlos Silva, R</b> (1, 1) ERA: 8.59	7.0	L	29	8	1	1	2	1	0	0	0	0	0	63	86	1.29	1.286								
<b>37 Denny Reyes, L</b> (8, 1) ERA:	1.0		4	1	0	0	1	0	0	0	0	0	0	12	18	0.00	1.000								
<b>Juan Rincon, R</b> (9, 1) ERA: 2.51	1.0		3	0	0	0	3	0	0	0	0	0	0	10	14	0.00	0.000								

Batter	1	2	3	4	5	6	7	8	9	AB	R	H	RBI	BB	SO	LOB	BOTTOM								
<b>Shannon Stewart, R</b> (1, 10) OBP: 0.369, SLG: 0.394	G4-3		7 G3 38 FC3-5 BB		7 FC1-6 38 SH2-3 BB		G6-3		K	3	0	0	0	2	1	1	<b>Kansas City Royals @ Minnesota Twins</b> Hubert H. Humphrey Metrodome, Minneapolis, MN Thu May 04 2006, 8:10 PM EDT Att: 11,803 - Dome - 70 F								
<b>Luis Castillo, S</b> (1, 4) OBP: 0.433, SLG: 0.425 <b>38 Luis Antonio Rodriguez, S</b> (4, 4) OBP: 0.387, SLG: 0.462	FC5-4 BB		FC3-5 7 G3		SH2-3				F9	0	0	0	0	1	0	0									
<b>7 Joe Mauer, L</b> (1, 2) OBP: 0.367, SLG: 0.388	K		G3		FC1-6-5 1B		K			4	0	0	0	0	2	4									
<b>Tori Hunter, R</b> (1, 8) OBP: 0.259, SLG: 0.400	FC5-4				20 BB 1B					3	0	2	0	1	0	1									
<b>20 Lew Ford, R</b> (1, 7) OBP: 0.297, SLG: 0.284										3	0	0	0	1	1	4									
<b>33 Justin Morneau, L</b> (1, 3) OBP: 0.263, SLG: 0.424										4	0	1	0	0	1	3									
<b>Tony Batista, R</b> (1, 5) OBP: 0.316, SLG: 0.490										4	0	1	0	0	0	1									
<b>5 Michael Cuddyer, R</b> (1, 9) OBP: 0.314, SLG: 0.532										4	0	1	0	0	0	2									
<b>Juan Castro, R</b> (1, 6) OBP: 0.267, SLG: 0.292 <b>8 Nick Punto, S</b> (9, PH) OBP: 0.303, SLG: 0.333			38 FC3-5 BB BB							2	0	0	0	1	0	2									
<b>Inning Stats</b>	R: 0 E: 0 K: 1 S: 8	H: 0 LOB: 1 BB: 1 P: 14	R: 0 E: 0 K: 0 S: 10	H: 1 LOB: 1 BB: 0 P: 16	R: 0 E: 0 K: 1 S: 13	H: 0 LOB: 3 BB: 3 P: 28	R: 0 E: 0 K: 0 S: 8	H: 1 LOB: 1 BB: 0 P: 14	R: 0 E: 0 K: 0 S: 15	H: 1 LOB: 3 BB: 2 P: 26	R: 0 E: 0 K: 0 S: 9	H: 1 LOB: 1 BB: 0 P: 14	R: 0 E: 0 K: 1 S: 11	H: 1 LOB: 1 BB: 0 P: 15	R: 0 E: 0 K: 1 S: 7	H: 0 LOB: 0 BB: 0 P: 10	R: 0 E: 0 K: 1 S: 9	H: 0 LOB: 0 BB: 0 P: 12	1B: 3 2B: 2 3B: 0 HR: 0	SF: 0 SAC: 1 DP: 0 HBP: 0	WP: 0 PB: 0 SB: 1 CS: 0	PA: 38			
<b>PITCHER</b>	IP	WLS	BF	H	R	ER	SO	BB	IBB	HBP	BLK	WP	HR	S	P	ERA	WHIP								
<b>Jeremy Affeldt, L</b> (1, 1) ERA: 4.94	5.0	W	24	3	0	0	2	6	0	0	0	0	0	9	14	0.00	1.800								
<b>57 Joel Peralta, R</b> (6, 1) ERA: 2.16	1.0	H	4	1	0	0	0	0	0	0	0	0	0	9	14	0.00	1.000								
<b>Elmer Dessens, R</b> (7, 1) ERA: 2.3	2.0	H	7	1	0	0	2	0	0	0	0	0	0	18	25	0.00	0.500								
<b>Ambiorix Burgos, R</b> (9, 1) ERA: 2.19	1.0	S	3	0	0	0	1	0	0	0	0	0	0	9	12	0.00	0.000								









Batter	1	2	3	4	5	6	7	8	9	AB	R	H	RBI	BB	SO	LOB	TOP								
28 Curtis Granderson, L (1, 8) OBP: 0.359, SLG: 0.452	1-2 F8		1-1 G4-3		1-2 HR		2-2 G4-3		1-0 G3-1	5	1	1	2	0	0	2	<b>Detroit Tigers @ Minnesota Twins</b> Hubert H. Humphrey Metrodome, Minneapolis, MN Sat May 06 2006, 7:10 PM EDT Att: 20,907 - Dome - 70 F								
15 Brandon Inge, R (1, 5) OBP: 0.324, SLG: 0.565	0-2 P3		3-1 F9		2-3 K		0-0 2B			4	1	1	1	0	1	1									
Ivan Rodriguez, R (1, 2) OBP: 0.357, SLG: 0.435	1-1 L8		3-2 G6-3		3-1 E6		3-H 1B			4	0	1	1	0	0	1									
30 Magglio Ordonez, R (1, 9) OBP: 0.341, SLG: 0.574		0-0 9 2B		2-0 HR	1-0 FC6-4		2-2 F9			4	2	2	1	0	0	2									
9 Carlos Guillen, S (1, 6) OBP: 0.368, SLG: 0.541		1-0 1B		0-0 P6		0-0 CS		3-3 K		4	0	2	1	0	1	0									
31 Chris Shelton, R (1, 3) OBP: 0.368, SLG: 0.676		1-0 2B		0-2 K		3-3 K		0-3 K		4	0	0	0	0	3	2									
Craig Monroe, R (1, 7) OBP: 0.283, SLG: 0.500		1-2 K		2-1 P2		2-2 F9		1-3 K		4	0	0	0	0	2	2									
Dmitri Young, S (1, 10) OBP: 0.286, SLG: 0.325		0-3 K		0-2 28 HR		0-0 28 HR		1-0 G6-3		4	2	2	0	0	1	1									
20 Omar Infante, R (1, 4) OBP: 0.278, SLG: 0.371			2-2 28 G4-3		1-2 L4		2-3 K		1-3 K	4	0	1	0	0	2	2									
<b>Inning Stats</b>	R: 0 E: 0 K: 0 S: 9	H: 0 LOB: 0 BB: 0 P: 11	R: 1 E: 0 K: 2 S: 9	H: 2 LOB: 1 BB: 0 P: 12	R: 0 E: 0 K: 0 S: 14	H: 1 LOB: 0 BB: 0 P: 23	R: 1 E: 0 K: 1 S: 7	H: 1 LOB: 0 BB: 0 P: 11	R: 2 E: 1 K: 1 S: 18	H: 2 LOB: 1 BB: 0 P: 26	R: 0 E: 0 K: 1 S: 8	H: 1 LOB: 0 BB: 0 P: 13	R: 2 E: 0 K: 3 S: 13	H: 3 LOB: 1 BB: 0 P: 19	R: 0 E: 0 K: 3 S: 11	H: 0 LOB: 0 BB: 0 P: 15	R: 0 E: 0 K: 1 S: 7	H: 0 LOB: 0 BB: 0 P: 10	1B: 2 2B: 6 3B: 0 HR: 2	SF: 0 SAC: 0 DP: 0 HBP: 0	WP: 0 PB: 0 SB: 0 CS: 1	PA: 37			
<b>PITCHER</b>	IP	WLS	BF	H	R	ER	SO	BB	IBB	HBP	BLK	WP	HR	S	P	ERA	WHIP								
30 Scott Baker, R (1, 1) ERA: 4.67	6.0		25	7	4	4	5	0	0	0	0	0	2	65	96	6.00	1.167								
47 Francisco Liriano, L (7, 1) ERA: 4.24	0.2		5	3	2	2	1	0	0	0	0	0	0	14	14	27.00	4.500								
28 Jesse Crain, R (7, 1) ERA: 7.98	1.1		4	0	0	0	3	0	0	0	0	0	0	14	20	0.00	0.000								
Juan Rincon, R (9, 1) ERA: 2.35	1.0	W	3	0	0	0	1	0	0	0	0	0	0	7	10	0.00	0.000								

Batter	1	2	3	4	5	6	7	8	9	AB	R	H	RBI	BB	SO	LOB	BOTTOM								
Shannon Stewart, R (1, 7) OBP: 0.363, SLG: 0.404	2-1 G6-3	3-2 P6		0-0 G6-4-3			2-2 FC6-4		1-1 1B	5	1	2	1	0	0	1	<b>Detroit Tigers @ Minnesota Twins</b> Hubert H. Humphrey Metrodome, Minneapolis, MN Sat May 06 2006, 7:10 PM EDT Att: 20,907 - Dome - 70 F								
Luis Castillo, S (1, 4) OBP: 0.410, SLG: 0.400	1-1 7 BB		0-2 F7	1-0 F7		1-0 FC6-4		2-0 7 WP	5	2	2	1	0	0	1										
7 Joe Mauer, L (1, 2) OBP: 0.388, SLG: 0.416	4-0 1B		0-0 1B	1-1 5 1B		1-1 F7		2-1 1B	3	2	2	1	1	0	0										
Tori Hunter, R (1, 8) OBP: 0.292, SLG: 0.464	0-2 E7		0-0 1B	1-2 1B		1-0 F7		3-3 K	4	0	3	2	0	1	1										
5 Michael Cuddyer, R (1, 9) OBP: 0.339, SLG: 0.545	0-1 L5		1-1 1B	2-3 K		2-3 K		3-2 G5-3	4	0	1	1	0	1	2										
33 Justin Morneau, L (1, 3) OBP: 0.272, SLG: 0.415	4-1 BB		4-0 G5-4-3			0-3 K		2-1 G6-3	2	0	0	0	2	1	0										
Tony Batista, R (1, 5) OBP: 0.314, SLG: 0.394	1-2 G5-3		0-0 G5-4-3			0-0 24 G6-4-3		1-1 P5	4	0	1	0	0	0	5										
24 Rondell White, R (1, 10) OBP: 0.157, SLG: 0.171		0-0 L7		1-0 1B		1-2 G6-4-3		1-1 G4-3	4	1	1	0	0	0	1										
Juan Castro, R (1, 6) OBP: 0.272, SLG: 0.286		0-3 K		1-0 G6-4-3				4-1 B1-3	3	0	1	0	0	1	0										
36 Luis Antonio Rodriguez (3H) OBP: 0.409, SLG: 0.462				1-3 1B					0	0	0	0	1	0	0										
8 Nick Punto, S (9, PR) OBP: 0.297, SLG: 0.353									0	1	0	0	0	0	0										
<b>Inning Stats</b>	R: 2 E: 1 K: 0 S: 13	H: 2 LOB: 2 BB: 2 P: 25	R: 0 E: 0 K: 1 S: 7	H: 0 LOB: 0 BB: 0 P: 10	R: 1 E: 0 K: 0 S: 8	H: 3 LOB: 2 BB: 1 P: 13	R: 1 E: 0 K: 0 S: 4	H: 2 LOB: 0 BB: 0 P: 7	R: 0 E: 0 K: 1 S: 7	H: 1 LOB: 0 BB: 0 P: 11	R: 0 E: 0 K: 1 S: 8	H: 1 LOB: 0 BB: 0 P: 9	R: 1 E: 0 K: 1 S: 10	H: 2 LOB: 1 BB: 0 P: 18	R: 0 E: 0 K: 0 S: 8	H: 0 LOB: 0 BB: 0 P: 14	R: 2 E: 0 K: 0 S: 7	H: 2 LOB: 1 BB: 1 P: 14	1B: 10 2B: 2 3B: 1 HR: 0	SF: 0 SAC: 0 DP: 3 HBP: 0	WP: 2 PB: 0 SB: 0 CS: 1	PA: 38			
<b>PITCHER</b>	IP	WLS	BF	H	R	ER	SO	BB	IBB	HBP	BLK	WP	HR	S	P	ERA	WHIP								
38 Jeremy Bonderman, R (1, 1) ERA: 4.4	6.2		29	10	5	5	3	2	1	0	0	0	0	52	83	6.75	1.800								
Jamie Walker, L (7, 1) ERA: 1.04	0.0		1	1	0	0	0	0	0	0	0	1	0	2	4	-	-								
54 Joel Zumaya, R (7, 1) ERA: 2.77	1.1	H	4	0	0	0	1	0	0	0	0	0	0	11	20	0.00	0.000								
59 Todd Jones, R (9, 1) ERA: 6.14	0.1	L	4	2	2	2	0	1	0	0	0	1	0	7	14	54.00	9.000								





Batter	1	2	3	4	5	6	7	8	9	AB	R	H	RBI	BB	SO	LOB	TOP				
15 Brandon Inge, R OBP: 0.312, SLG: 0.542	F8			K		FC6-4		K		4	0	0	0	0	2	1	Detroit Tigers @ Minnesota Twins Hubert H. Humphrey Metrodome, Minneapolis, MN Sun May 07 2006, 2:10 PM EDT Att: 20,548 - Dome - 70 F				
Craig Monroe, R OBP: 0.274, SLG: 0.483	G5-3			G6-3		F8		F9		4	0	0	0	0	0	1					
Ivan Rodriguez, R OBP: 0.361, SLG: 0.438	K			K						4	1	2	0	0	2	0					
30 Magglio Ordonez, R OBP: 0.339, SLG: 0.588		K			F8			FC6-4		4	1	1	2	0	1	1					
33 Marcus Thames, R OBP: 0.375, SLG: 0.628 28 Curtis Granderson, L OBP: 0.353, SLG: 0.449		F8				31 G3-4 BB		P3		2	0	0	0	1	0	0					
31 Chris Shelton, R OBP: 0.364, SLG: 0.661		K			G3-4					4	0	1	0	0	2	1					
13 Vance Wilson, R OBP: 0.360, SLG: 0.391 9 Carlos Guillen, S OBP: 0.365, SLG: 0.536				K						3	0	1	0	0	2	1					
39 Ramon Santiago, S OBP: 0.208, SLG: 0.292			K2-3							1	0	0	0	0	1	0					
20 Omar Infante, R OBP: 0.282, SLG: 0.351			K							3	0	0	0	0	2	2					
										2	0	0	0	0	2	2					
<b>Inning Stats</b>	R: 0 E: 0 K: 5 S: 6	H: 0 LOB: 0 BB: 7	R: 0 E: 0 K: 2 S: 7	H: 0 LOB: 0 BB: 0 P: 11	R: 0 E: 0 K: 3 S: 9	H: 0 LOB: 0 BB: 0 P: 13	R: 0 E: 0 K: 2 S: 11	H: 0 LOB: 0 BB: 0 P: 16	R: 0 E: 0 K: 1 S: 10	H: 0 LOB: 1 BB: 1 P: 17	R: 2 E: 0 K: 1 S: 8	H: 4 LOB: 2 BB: 0 P: 28	R: 0 E: 0 K: 1 S: 9	H: 1 LOB: 1 BB: 0 P: 18	R: 0 E: 0 K: 2 S: 9	H: 0 LOB: 0 BB: 0 P: 14	1B: 3 2B: 1 3B: 0 HR: 1	SF: 0 SAC: 0 DP: 0 HBP: 1	WP: 0 PB: 0 SB: 0 CS: 0	PA: 34	
<b>PITCHER</b>	IP	WLS	BF	H	R	ER	SO	BB	IBB	HBP	BLK	WP	HR	S	P	ERA	WHIP				
Johan Santana, L ERA: 3.69	7.0	W	27	4	2	2	11	1	0	1	0	0	1	73	102	2.57	0.714				
Juan Rincon, R ERA: 2.2	1.0	H	4	1	0	0	1	0	0	0	0	0	0	9	18	0.00	1.000				
36 Joe Nathan, R ERA: 2.7	1.0	S	3	0	0	0	2	0	0	0	0	0	0	9	14	0.00	0.000				

Batter	1	2	3	4	5	6	7	8	9	AB	R	H	RBI	BB	SO	LOB	BOTTOM				
Shannon Stewart, R OBP: 0.350, SLG: 0.389	G5-3	F8		K		G6-3				4	0	0	0	0	1	2	Detroit Tigers @ Minnesota Twins Hubert H. Humphrey Metrodome, Minneapolis, MN Sun May 07 2006, 2:10 PM EDT Att: 20,548 - Dome - 70 F				
Luis Castillo, S OBP: 0.413, SLG: 0.447			F7			L7				4	2	2	1	0	0	0					
7 Joe Mauer, L OBP: 0.383, SLG: 0.409			G3							4	0	1	0	0	2	1					
Torii Hunter, R OBP: 0.298, SLG: 0.470										3	2	1	0	1	0	2					
5 Michael Cuddyer, R OBP: 0.365, SLG: 0.603										3	0	2	2	1	0	1					
33 Justin Morneau, L OBP: 0.271, SLG: 0.408										4	0	1	1	0	1	4					
24 Rondell White, R OBP: 0.170, SLG: 0.176										3	0	1	0	1	0	0					
Tony Batista, R OBP: 0.302, SLG: 0.378										4	0	0	0	0	0	4					
Juan Castro, R OBP: 0.271, SLG: 0.284										4	0	1	0	0	0	1					
										1B: 4 2B: 3 3B: 1 HR: 1	SF: 0 SAC: 0 DP: 0 HBP: 0	WP: 0 PB: 1 SB: 0 CS: 0	PA: 36								
<b>Inning Stats</b>	R: 2 E: 0 K: 2 S: 16	H: 2 LOB: 1 BB: 1 P: 30	R: 0 E: 0 K: 0 S: 7	H: 1 LOB: 1 BB: 0 P: 13	R: 1 E: 0 K: 0 S: 10	H: 2 LOB: 2 BB: 1 P: 14	R: 0 E: 0 K: 1 S: 8	H: 1 LOB: 1 BB: 0 P: 13	R: 1 E: 0 K: 0 S: 16	H: 3 LOB: 3 BB: 1 P: 30	R: 0 E: 0 K: 0 S: 10	H: 0 LOB: 0 BB: 0 P: 14	R: 0 E: 0 K: 1 S: 11	H: 0 LOB: 1 BB: 0 P: 15	R: 0 E: 0 K: 0 S: 5	H: 0 LOB: 0 BB: 0 P: 9	1B: 4 2B: 3 3B: 1 HR: 1	SF: 0 SAC: 0 DP: 0 HBP: 0	WP: 0 PB: 1 SB: 0 CS: 0	PA: 36	
<b>PITCHER</b>	IP	WLS	BF	H	R	ER	SO	BB	IBB	HBP	BLK	WP	HR	S	P	ERA	WHIP				
Mike Maroth, L ERA: 2.55	5.0	L	26	9	4	4	3	2	1	0	0	0	0	57	100	7.20	2.200				
53 Jordan Tala, R ERA: 3.66	3.0		10	0	0	0	1	0	0	0	0	0	0	26	38	0.00	0.000				





Batter	1	2	3	4	5	6	7	8	9	AB	R	H	RBI	BB	SO	LOB	TOP				
Shannon Stewart, R (1.7) OBP: 0.352, SLG: 0.384	G5-3		FC4-6 BB		F8		K		G3 1B	4	0	1	0	1	1	2					
Luis Castillo, S (1.4) OBP: 0.404, SLG: 0.434	G5-3		FC4-6 1B		F9				G3	5	0	1	3	0	0	3					
7 Joe Mauer, L (1.2) OBP: 0.366, SLG: 0.392	G4-3		SF7				L8		G6-3	4	0	0	1	0	0	3					
Tori Hunter, R (1.8) OBP: 0.305, SLG: 0.471		L9-3 1B	FC4-6 1B				K		G4-3	4	0	2	0	0	1	0					
5 Michael Cuddyer, R (1.9) OBP: 0.373, SLG: 0.613	L9-3		FC4-6							4	0	2	0	0	0	3					
33 Justin Morneau, L (1.3) OBP: 0.270, SLG: 0.402					F8					4	0	1	0	0	0	2					
24 Rondell White, R (1.10) OBP: 0.172, SLG: 0.179					F9					4	1	1	0	0	0	2					
Tony Batista, R (1.5) OBP: 0.393, SLG: 0.376																					
38 Luis Antonio Rodriguez, S (1.4) OBP: 0.394, SLG: 0.444			BB FC4-6 1B		F8		F8		G3-1	3	1	1	0	0	0	1					
8 Nick Punto, S (1.6) OBP: 0.341, SLG: 0.378			FC4-6 7 SF7 1B				G6-3			3	2	2	0	1	0	0					
<b>Inning Stats</b>	R: 0 E: 0 K: 0 S: 6	H: 0 LOB: 0 BB: 0 P: 10	R: 0 E: 0 K: 0 S: 8	H: 2 LOB: 1 BB: 0 P: 12	R: 2 E: 0 K: 0 S: 12	H: 3 LOB: 2 BB: 1 P: 23	R: 0 E: 0 K: 0 S: 9	H: 0 LOB: 0 BB: 0 P: 12	R: 0 E: 0 K: 1 S: 10	H: 1 LOB: 1 BB: 0 P: 14	R: 1 E: 0 K: 1 S: 15	H: 2 LOB: 2 BB: 1 P: 26	R: 0 E: 0 K: 0 S: 9	H: 1 LOB: 1 BB: 0 P: 13	R: 1 E: 0 K: 0 S: 10	H: 2 LOB: 1 BB: 0 P: 16	1B: 10 2B: 2 3B: 0 HR: 0	SF: 1 SAC: 0 DP: 1 HBP: 0	WP: 0 PB: 0 CS: 0	PA: 39	
<b>PITCHER</b>	IP	WLS	BF	H	R	ER	SO	BB	IBB	HBP	BLK	WP	HR	S	P	ERA	WHIP				
41 John Koronka, L (1.1) ERA: 3.65	6.1	W	27	7	3	3	1	2	0	0	0	0	0	60	97	4.26	1.421				
53 Joaquin Benoit, R (7.1) ERA: 2.7	1.2	H	7	2	0	0	1	0	0	0	0	0	0	18	25	0.00	1.200				
40 Akinori Otsuka, R (9.1) ERA: 2.3	1.0	S	5	2	1	1	0	0	0	0	0	0	0	10	16	9.00	2.000				

Minnesota Twins @ Texas Rangers  
Ameriquet Field, Arlington, TX  
Mon May 08 2006, 7:05 PM EDT  
Att: 18,609 - Cloudy - 81 F

AB 36  
R 4  
H 11  
RBI 4  
BB 2  
SO 2  
LOB 16



Batter	1	2	3	4	5	6	7	8	9	AB	R	H	RBI	BB	SO	LOB	BOTTOM				
Gary Matthews, S (1.8) OBP: 0.371, SLG: 0.516	G6-4-3 1B		23 1B BB		10 2B 1B		K			3	1	2	0	1	1	0					
Adrian Brown, S (9.8) OBP: 0.273, SLG: 0.267										0	0	0	0	0	0	0					
10 Michael Young, R (1.6) OBP: 0.389, SLG: 0.469	G6-4-3		23 1B BB		9 1B 2B		G6-3 2B			3	1	2	0	1	0	1					
23 Mark Teixeira, S (1.3) OBP: 0.366, SLG: 0.455										3	2	2	1	1	0	1					
Phil Nevin, R (1.10) OBP: 0.338, SLG: 0.465	G5-3		9 1B 1B		F9		G6-3			4	1	1	2	0	0	5					
9 Hank Blalock, L (1.5) OBP: 0.404, SLG: 0.492		L4-3 1B	1B		WP					4	0	4	1	0	0	0					
Kevin Mench, R (1.9) OBP: 0.328, SLG: 0.591	L4-3		1B		G6-3		K			4	0	1	1	0	1	3					
6 Brad Wilkerson, L (1.7) OBP: 0.336, SLG: 0.435	G1-3				K					4	0	0	0	0	1	1					
Rod Barajas, R (1.2) OBP: 0.255, SLG: 0.295			G4-3 23 1B 2B		L9		G4-3		G4-3	4	1	1	0	0	0	1					
Mark DeRosa, R (1.4) OBP: 0.400, SLG: 0.629			G4-3		G3-1		G5-3			3	0	0	0	0	0	1					
<b>Inning Stats</b>	R: 0 E: 0 K: 0 S: 9	H: 2 LOB: 1 BB: 0 P: 12	R: 0 E: 0 K: 0 S: 7	H: 1 LOB: 0 BB: 0 P: 11	R: 4 E: 0 K: 0 S: 15	H: 5 LOB: 2 BB: 2 P: 31	R: 0 E: 0 K: 1 S: 7	H: 0 LOB: 0 BB: 0 P: 10	R: 2 E: 0 K: 0 S: 7	H: 3 LOB: 1 BB: 1 P: 13	R: 0 E: 0 K: 0 S: 5	H: 0 LOB: 0 BB: 0 P: 7	R: 0 E: 0 K: 1 S: 11	H: 1 LOB: 1 BB: 0 P: 17	R: 0 E: 0 K: 1 S: 9	H: 1 LOB: 1 BB: 0 P: 15	1B: 9 2B: 5 3B: 0 HR: 0	SF: 0 SAC: 0 DP: 2 HBP: 0	WP: 1 PB: 0 CS: 0	PA: 35	
<b>PITCHER</b>	IP	WLS	BF	H	R	ER	SO	BB	IBB	HBP	BLK	WP	HR	S	P	ERA	WHIP				
Brad Radke, R (1.1) ERA: 7.75	5.0	L	24	11	6	6	1	2	1	0	0	0	0	45	77	10.80	2.600				
37 Dennyys Reyes, L (6.1) ERA: 3.75	1.2		6	1	0	0	1	0	0	0	0	0	0	14	20	0.00	0.600				
Willie Eyre, R (7.1) ERA: 3.75	1.1		5	1	0	0	1	0	0	0	0	0	0	11	19	0.00	0.750				

Minnesota Twins @ Texas Rangers  
Ameriquet Field, Arlington, TX  
Mon May 08 2006, 7:05 PM EDT  
Att: 18,609 - Cloudy - 81 F

AB 32  
R 6  
H 13  
RBI 5  
BB 3  
SO 3  
LOB 13





Batter	1	2	3	4	5	6	7	8	9	AB	R	H	RBI	BB	SO	LOB	TOP					
38 Luis Antonio Rodriguez, R (5.5) OBP: 0.410, SLG: 0.438										5	2	2	0	1	0	1	<p>Minnesota Twins @ Texas Rangers Ameriquet Field, Arlington, TX Tue May 09 2006, 8:05 PM EDT Att: 19,316 - Clear - 90 F</p> <p>livebaseballscorecards.com</p>					
Luis Castillo, S (1.4) OBP: 0.391, SLG: 0.419										6	1	1	0	0	1	4						
7 Joe Mauer, L (1.2) OBP: 0.373, SLG: 0.402										5	3	2	1	1	1	1						
Tori Hunter, R (1.8) OBP: 0.321, SLG: 0.476										5	2	3	2	1	0	2						
5 Michael Cuddyer, R (1.9) OBP: 0.397, SLG: 0.657										5	3	3	2	1	1	2						
33 Justin Morneau, L (1.3) OBP: 0.291, SLG: 0.467										5	2	3	6	1	0	1						
24 Rondell White, R (1.10) OBP: 0.180, SLG: 0.195										6	1	2	2	0	0	3						
20 Lew Ford, R (1.7) OBP: 0.301, SLG: 0.307										4	1	2	1	1	0	2						
Juan Castro, R (1.6) OBP: 0.267, SLG: 0.279										5	0	1	1	0	1	4						
<b>Inning Stats</b>	R: 6 E: 0 K: 0 S: 23	H: 6 LOB: 1 BB: 1 P: 36	R: 3 E: 0 K: 1 S: 17	H: 5 LOB: 2 BB: 0 P: 23	R: 1 E: 0 K: 1 S: 9	H: 2 LOB: 3 BB: 2 P: 22	R: 0 E: 0 K: 0 S: 8	H: 0 LOB: 0 BB: 1 P: 17	R: 0 E: 0 K: 1 S: 8	H: 1 LOB: 1 BB: 0 P: 14	R: 0 E: 0 K: 0 S: 6	H: 0 LOB: 0 BB: 0 P: 11	R: 1 E: 0 K: 0 S: 9	H: 1 LOB: 1 BB: 1 P: 15	R: 2 E: 0 K: 0 S: 22	H: 3 LOB: 2 BB: 1 P: 37		R: 2 E: 1 K: 1 S: 12	H: 1 LOB: 0 BB: 0 P: 19	1B: 11 2B: 5 3B: 1 HR: 2	SF: 0 SAC: 0 DP: 1 HBP: 0	WP: 0 PB: 0 SB: 0 CS: 0
<b>PITCHER</b>	IP WLS BF H R ER SO BB IBB HBP BLK WP HR S P ERA WHIP																					
33 Kevin Millwood, R (1.1) ERA: 5.13	1.1 L 14 9 9 9 0 1 0 0 0 0 1 30 45 60.75 7.500																					
Rick Bauer, R (2.1) ERA: 3.1	3.2 18 5 1 1 3 3 0 0 0 0 0 35 67 2.46 2.182																					
39 Scott Feldman, R (6.1) ERA: 4.7	2.0 8 1 1 1 0 1 0 0 0 0 0 15 26 4.50 1.000																					
Antonio Alfonseca, R (8.1) ERA: 4.8	1.0 7 3 2 2 0 1 0 0 0 0 0 22 37 18.00 4.000																					
36 C.J. Wilson, L (9.1) ERA: 5.4	1.0 5 1 2 0 1 0 0 0 0 0 0 1 12 19 0.00 1.000																					

Batter	1	2	3	4	5	6	7	8	9	AB	R	H	RBI	BB	SO	LOB	BOTTOM					
Gary Matthews, S (1.8) OBP: 0.367, SLG: 0.516										4	1	1	1	0	1	1	<p>Minnesota Twins @ Texas Rangers Ameriquet Field, Arlington, TX Tue May 09 2006, 8:05 PM EDT Att: 19,316 - Clear - 90 F</p> <p>livebaseballscorecards.com</p>					
Adrian Brown, S (9.8) OBP: 0.265, SLG: 0.258										1	0	0	0	0	1	0						
10 Michael Young, R (1.6) OBP: 0.398, SLG: 0.483										4	0	3	1	0	0	1						
D'Angelo Jimenez, S (9.4) OBP: 0.333, SLG: 0.347										1	0	1	0	0	0	0						
23 Mark Teixeira, S (1.3) OBP: 0.357, SLG: 0.441										4	0	0	0	0	1	3						
15 Gerald Laird, R (9.2) OBP: 0.351, SLG: 0.444										1	0	1	0	0	0	0						
Phil Nevin, R (1.10) OBP: 0.333, SLG: 0.455										5	0	1	0	0	0	5						
9 Hank Blalock, L (1.5) OBP: 0.400, SLG: 0.508										4	1	1	1	0	0	2						
Drew Meyer, L (9.6) OBP: 0.214, SLG: 0.214										1	0	0	0	0	0	2						
Kevin Mench, R (1.9) OBP: 0.333, SLG: 0.614										4	1	2	1	0	0	0						
6 Brad Wilkerson, L (1.7) OBP: 0.348, SLG: 0.445										4	1	3	0	0	0	1						
Mark DeRosa, R (1.4) OBP: 0.386, SLG: 0.615										4	1	1	0	0	1	4						
Rod Barajas, R (1.2) OBP: 0.255, SLG: 0.304										4	0	1	1	0	0	5						
<b>Inning Stats</b>	R: 0 E: 0 K: 1 S: 9	H: 1 LOB: 1 BB: 0 P: 13	R: 0 E: 0 K: 0 S: 12	H: 2 LOB: 2 BB: 0 P: 16	R: 0 E: 0 K: 0 S: 7	H: 1 LOB: 1 BB: 0 P: 9	R: 2 E: 0 K: 0 S: 13	H: 3 LOB: 0 BB: 0 P: 15	R: 1 E: 0 K: 0 S: 7	H: 2 LOB: 1 BB: 0 P: 9	R: 2 E: 1 K: 0 S: 15	H: 2 LOB: 1 BB: 0 P: 20	R: 0 E: 0 K: 1 S: 8	H: 1 LOB: 0 BB: 0 P: 12	R: 0 E: 0 K: 1 S: 13	H: 1 LOB: 1 BB: 0 P: 20	R: 0 E: 0 K: 1 S: 9	H: 2 LOB: 2 BB: 0 P: 14	1B: 9 2B: 4 3B: 0 HR: 2	SF: 0 SAC: 0 DP: 3 HBP: 0	WP: 0 PB: 0 SB: 0 CS: 0	PA: 41
<b>PITCHER</b>	IP WLS BF H R ER SO BB IBB HBP BLK WP HR S P ERA WHIP																					
Carlos Silva, R (1.1) ERA: 8.23	6.0 W 29 11 5 4 1 0 0 0 0 0 0 30 46 0.00 1.833																					
47 Francisco Lirio, L (7.1) ERA: 3.6	3.0 S 12 4 0 0 3 0 0 0 0 0 0 0 30 46 0.00 1.333																					







Batter	1	2	3	4	5	6	7	8	9	AB	R	H	RBI	BB	SO	LOB	TOP										
38 Pablo Ozuna, R OBP: 0.548, SLG: 0.821	0-0 2B		0-1 1B			1-2 G6-3		2-2 P4		4	0	2	0	0	0	0	Chicago White Sox @ Minnesota Twins Hubert H. Humphrey Metrodome, Minneapolis, MN Fri May 12 2006, 8:10 PM EDT Att: 30,473 - Dome - 70 F										
Tadahito Iguchi, R OBP: 0.357, SLG: 0.423	1-3 K		1-0 P4			1-3 K		1-1 1B		3	0	0	0	0	2	2											
8 Alex Cintron, S OBP: 0.288, SLG: 0.353										1	0	1	0	0	0	0											
25 Jim Thome, L OBP: 0.445, SLG: 0.711	1-0 L6			1-0 G4-3		3-2 F7		3-3 K		4	0	0	0	0	1	1											
14 Paul Konerko, R OBP: 0.412, SLG: 0.583		1-2 F9		2-3 K		2-2 HR		1-3 K		3	1	1	1	0	1	0											
Ross Gload, L OBP: 0.190, SLG: 0.263										1	0	0	0	0	1	0											
23 Jermaine Dye, R OBP: 0.398, SLG: 0.583		1-2 K		3-1 F7		1-0 F8		1-1 G6-3		3	0	0	0	0	1	0											
Rob Mackowiak, L OBP: 0.292, SLG: 0.214										1	0	0	0	0	0	0											
12 A.J. Pierzynski, L OBP: 0.385, SLG: 0.387		1-3 K			0-3 K		1-2 G4-3		1-0 G1-4-3	3	0	0	0	0	2	0											
Chris Widger, R OBP: 0.286, SLG: 0.261										1	0	0	0	0	0	0											
24 Joe Crede, R OBP: 0.374, SLG: 0.580			0-3 K		1-1 1B		1-1 2B			3	0	2	0	0	1	0											
5 Juan Uribe, R OBP: 0.220, SLG: 0.327			0-3 K		0-0 F9		1-3 K			3	0	0	0	0	2	2											
32 Brian Anderson, R OBP: 0.270, SLG: 0.333			4-2 38 1B BB		3-3 K			0-3 K		2	0	0	0	1	2	1											
<b>Inning Stats</b>	R: 0 E: 0 K: 1 S: 5	H: 1 LOB: 0 BB: 0 P: 7	R: 0 E: 0 K: 2 S: 9	H: 0 LOB: 0 BB: 0 P: 12	R: 0 E: 0 K: 2 S: 14	H: 1 LOB: 2 BB: 1 P: 19	R: 0 E: 0 K: 1 S: 7	H: 0 LOB: 0 BB: 0 P: 13	R: 0 E: 0 K: 2 S: 10	H: 1 LOB: 1 BB: 0 P: 14	R: 0 E: 0 K: 1 S: 13	H: 0 LOB: 0 BB: 0 P: 18	R: 1 E: 0 K: 1 S: 17	H: 2 LOB: 1 BB: 0 P: 23	R: 0 E: 0 K: 2 S: 11	H: 1 LOB: 1 BB: 0 P: 17	R: 0 E: 0 K: 1 S: 6	H: 0 LOB: 0 BB: 0 P: 9	1B: 3 2B: 2 3B: 0 HR: 1	SF: 0 SAC: 0 DP: 0 HBP: 0	WP: 0 PB: 0 SB: 0 CS: 0	PA: 33					
<b>PITCHER</b>	IP	WLS	BF	H	R	ER	SO	BB	IBB	HBP	BLK	WP	HR	S	P	ERA	WHIP										
Johan Santana, L ERA: 3.38	7.0	W	26	5	1	1	10	1	0	0	0	0	1	75	106	1.29	0.857										
54 Matt Guerrier, R ERA: 3.86	1.0		4	1	0	0	2	0	0	0	0	0	0	11	17	0.00	1.000										
37 Denny Reyes, L ERA:	1.0		3	0	0	0	1	0	0	0	0	0	0	6	9	0.00	0.000										

Batter	1	2	3	4	5	6	7	8	9	AB	R	H	RBI	BB	SO	LOB	BOTTOM										
Shannon Stewart, R OBP: 0.362, SLG: 0.388	2-2 G1-6-3 1B		1-1 F9	0-3 K		4-2 7 HR BB		2-1 2B 1B		4	2	2	0	1	1	3	Chicago White Sox @ Minnesota Twins Hubert H. Humphrey Metrodome, Minneapolis, MN Fri May 12 2006, 8:10 PM EDT Att: 30,473 - Dome - 70 F										
20 Lew Ford, R OBP: 0.299, SLG: 0.304										0	0	0	0	0	0	0											
Luis Castillo, S OBP: 0.400, SLG: 0.436	0-0 G1-6-3		0-2 7 BB	3-2 1B	1-3 2-H 3-H 2-2	3-2 F8		1-0 7 1B 2B		5	1	3	3	0	0	2											
8 Nick Punto, S OBP: 0.356, SLG: 0.375	1-2 1B		4-1 1B	1-2 1B		0-0 F9		3-2 1B WP		4	1	2	3	1	0	2											
7 Joe Mauer, L OBP: 0.386, SLG: 0.431	0-2 F7		1-2 BB			1-H HR		2-H 1B		4	1	2	3	1	0	2											
Torii Hunter, R OBP: 0.322, SLG: 0.470		0-0 G6-3	0-0 F9		2-0 33 G4-3 2B	2-0 L8		1-3 K		5	0	1	0	0	1	3											
5 Michael Cuddyer, R OBP: 0.383, SLG: 0.622		1-1 33 HR 2B		2-2 L8	0-0 G5-3		1-0 G5-3			4	1	1	0	0	0	1											
33 Justin Morneau, L OBP: 0.304, SLG: 0.500		2 SAFE 0-1	3-2 1B 24 1B	3-2 1B 24 1B	2-2 G4-3		1-3 K			4	2	2	2	0	1	1											
24 Rondell White, R OBP: 0.183, SLG: 0.197		1-1 G6-3	1-2 1B 1B	1-2 1B 1B	2-2 L7		0-0 F7			4	1	1	0	0	0	1											
Tony Batista, R OBP: 0.299, SLG: 0.394		1-0 F8		0-1 1B 1B		3-2 1B HR		1-1 G5-3		4	2	2	1	0	0	0											
Juan Castro, R OBP: 0.255, SLG: 0.266			0-0 L8	0-1 1B 1B		0-1 L8		0-0 G5-3		4	0	1	1	0	0	0											
<b>Inning Stats</b>	R: 0 E: 0 K: 0 S: 8	H: 1 LOB: 0 BB: 0 P: 10	R: 2 E: 0 K: 0 S: 8	H: 2 LOB: 0 BB: 0 P: 11	R: 0 E: 0 K: 0 S: 9	H: 1 LOB: 2 BB: 1 P: 14	R: 3 E: 0 K: 1 S: 26	H: 5 LOB: 2 BB: 0 P: 37	R: 0 E: 0 K: 0 S: 9	H: 1 LOB: 1 BB: 0 P: 15	R: 3 E: 0 K: 0 S: 14	H: 2 LOB: 0 BB: 1 P: 26	R: 0 E: 0 K: 1 S: 5	H: 0 LOB: 0 BB: 0 P: 7	R: 2 E: 0 K: 1 S: 12	H: 3 LOB: 1 BB: 0 P: 20	R: 0 E: 0 K: 1 S: 6	H: 0 LOB: 0 BB: 0 P: 9	1B: 9 2B: 3 3B: 0 HR: 3	SF: 0 SAC: 0 DP: 1 HBP: 0	WP: 1 PB: 0 SB: 0 CS: 0	PA: 40					
<b>PITCHER</b>	IP	WLS	BF	H	R	ER	SO	BB	IBB	HBP	BLK	WP	HR	S	P	ERA	WHIP										
Jon Garland, R ERA: 6.75	5.1	L	28	11	7	7	1	1	0	0	0	0	1	10	17	5.40	0.600										
65 Agustin Montero, R ERA: 5.4	1.2		6	1	1	1	1	0	0	0	0	0	1	10	17	5.40	0.600										
57 Boone Logan, L ERA: 3.38	1.0		6	3	2	2	1	0	0	0	0	1	0	12	20	18.00	3.000										





Batter	1	2	3	4	5	6	7	8	9	AB	R	H	RBI	BB	SO	LOB	TOP						
22 Scott Podsednik, L (1, 7) OBP: 0.348, SLG: 0.372	G5-3		14 SF9 3B		1B 25 SF9	G4-3			K	5	2	2	0	0	1	1	<b>Chicago White Sox @ Minnesota Twins</b> Hubert H. Humphrey Metrodome, Minneapolis, MN Sat May 13 2006, 7:10 PM EDT Att: 33,021 - Dome - 70 F <a href="http://livebaseballscorecards.com">livebaseballscorecards.com</a>						
Tadahito Iguchi, R (1, 4) OBP: 0.354, SLG: 0.418 Ross Gload, L (9, PH) OBP: 0.182, SLG: 0.250	K		L4		1B 23 SF9		K2-3		K	4	1	1	0	0	2	1							
25 Jim Thome, L (1, 10) OBP: 0.440, SLG: 0.698	F8		BB		SF9		K			2	0	0	1	1	1	0							
14 Paul Konerko, R (1, 3) OBP: 0.401, SLG: 0.569		G6-3	SF9		F9		G4-3			3	0	0	1	0	0	1							
23 Jermaine Dye, R (1, 9) OBP: 0.402, SLG: 0.575		12 2B 24 SF7 BB	P3		1B				K	3	1	1	1	1	1	1							
12 A.J. Pierzynski, L (1, 2) OBP: 0.381, SLG: 0.409					F9					4	0	3	0	0	0	1							
24 Joe Crede, R (1, 5) OBP: 0.363, SLG: 0.566		SF7			1B					3	0	0	1	0	1	2							
Rob Mackowiak, L (1, 8) OBP: 0.294, SLG: 0.220 38 Pablo Ozuna, R (8, PH) OBP: 0.331, SLG: 0.793 32 Brian Anderson, R (8, 8) OBP: 0.270, SLG: 0.333		3-H 1B			P5		F8		K	3	0	1	0	0	0	1							
8 Alex Cintron, S (1, 6) OBP: 0.286, SLG: 0.364		F8			G6-3					4	0	1	0	0	0	3							
<b>Inning Stats</b>	R: 0 E: 0 K: 1 S: 8	H: 0 LOB: 0 BB: 0 P: 11	R: 1 E: 0 K: 0 S: 13	H: 2 LOB: 2 BB: 1 P: 20	R: 1 E: 0 K: 0 S: 16	H: 1 LOB: 1 BB: 1 P: 23	R: 0 E: 0 K: 0 S: 9	H: 1 LOB: 1 BB: 0 P: 14	R: 2 E: 0 K: 0 S: 16	H: 3 LOB: 1 BB: 0 P: 22	R: 0 E: 0 K: 0 S: 11	H: 1 LOB: 0 BB: 0 P: 18	R: 0 E: 0 K: 2 S: 11	H: 0 LOB: 0 BB: 0 P: 15	R: 0 E: 0 K: 2 S: 10	H: 1 LOB: 1 BB: 0 P: 11	R: 0 E: 0 K: 2 S: 8	H: 0 LOB: 0 BB: 0 P: 10	1B: 6 2B: 2 3B: 1 HR: 0	SF: 3 SAC: 0 DP: 0 HBP: 0	WP: 0 PB: 0 SB: 1 CS: 0	PA: 38	
<b>PITCHER</b>	IP WLS BF H R ER SO BB IBB HBP BLK WP HR S P ERA WHIP	IP WLS BF H R ER SO BB IBB HBP BLK WP HR S P ERA WHIP	IP WLS BF H R ER SO BB IBB HBP BLK WP HR S P ERA WHIP	IP WLS BF H R ER SO BB IBB HBP BLK WP HR S P ERA WHIP	IP WLS BF H R ER SO BB IBB HBP BLK WP HR S P ERA WHIP	IP WLS BF H R ER SO BB IBB HBP BLK WP HR S P ERA WHIP	IP WLS BF H R ER SO BB IBB HBP BLK WP HR S P ERA WHIP	IP WLS BF H R ER SO BB IBB HBP BLK WP HR S P ERA WHIP	IP WLS BF H R ER SO BB IBB HBP BLK WP HR S P ERA WHIP	IP WLS BF H R ER SO BB IBB HBP BLK WP HR S P ERA WHIP	IP WLS BF H R ER SO BB IBB HBP BLK WP HR S P ERA WHIP	IP WLS BF H R ER SO BB IBB HBP BLK WP HR S P ERA WHIP	IP WLS BF H R ER SO BB IBB HBP BLK WP HR S P ERA WHIP	IP WLS BF H R ER SO BB IBB HBP BLK WP HR S P ERA WHIP	IP WLS BF H R ER SO BB IBB HBP BLK WP HR S P ERA WHIP	IP WLS BF H R ER SO BB IBB HBP BLK WP HR S P ERA WHIP	IP WLS BF H R ER SO BB IBB HBP BLK WP HR S P ERA WHIP	IP WLS BF H R ER SO BB IBB HBP BLK WP HR S P ERA WHIP	IP WLS BF H R ER SO BB IBB HBP BLK WP HR S P ERA WHIP	IP WLS BF H R ER SO BB IBB HBP BLK WP HR S P ERA WHIP	IP WLS BF H R ER SO BB IBB HBP BLK WP HR S P ERA WHIP	IP WLS BF H R ER SO BB IBB HBP BLK WP HR S P ERA WHIP	IP WLS BF H R ER SO BB IBB HBP BLK WP HR S P ERA WHIP

Batter	1	2	3	4	5	6	7	8	9	AB	R	H	RBI	BB	SO	LOB	BOTTOM						
Shannon Stewart, R (1, 7) OBP: 0.356, SLG: 0.383	7 G4-3 1B		G5-3		SF8	F8		F9		4	0	1	1	0	0	1	<b>Chicago White Sox @ Minnesota Twins</b> Hubert H. Humphrey Metrodome, Minneapolis, MN Sat May 13 2006, 7:10 PM EDT Att: 33,021 - Dome - 70 F <a href="http://livebaseballscorecards.com">livebaseballscorecards.com</a>						
Luis Castillo, S (1, 4) OBP: 0.408, SLG: 0.478	P2		G4-3		7 1B 1B	HR		7 1B 2B		5	3	3	2	0	0	1							
7 Joe Mauer, L (1, 2) OBP: 0.386, SLG: 0.430	G4-3				F9	1B 33 1B 1B		E6 FC5-4		5	1	2	2	0	0	1							
Torii Hunter, R (1, 8) OBP: 0.318, SLG: 0.460	F7				B1-3	5 HBP 33 1B 1B		FC5-4		5	1	1	1	0	1	3							
5 Michael Cuddyer, R (1, 9) OBP: 0.384, SLG: 0.603		K			E5	33 1B HBP		33 1B 1B		4	0	1	0	0	1	1							
33 Justin Morneau, L (1, 3) OBP: 0.310, SLG: 0.500		F7			G3			S		4	0	2	2	0	0	1							
24 Rondell White, R (1, 10) OBP: 0.192, SLG: 0.214								F8		4	1	2	0	0	0	4							
Tony Batista, R (1, 5) OBP: 0.306, SLG: 0.393		K				7 1B 1B		G5-3		3	1	1	0	1	1	1							
Juan Castro, R (1, 6) OBP: 0.255, SLG: 0.265					F8			F9		4	1	1	0	0	0	5							
<b>Inning Stats</b>	R: 0 E: 0 K: 0 S: 9	H: 1 LOB: 1 BB: 0 P: 12	R: 0 E: 0 K: 2 S: 9	H: 1 LOB: 0 BB: 0 P: 12	R: 0 E: 0 K: 0 S: 6	H: 0 LOB: 0 BB: 0 P: 8	R: 0 E: 1 K: 0 S: 9	H: 0 LOB: 1 BB: 0 P: 12	R: 5 E: 0 K: 0 S: 18	H: 6 LOB: 2 BB: 0 P: 31	R: 2 E: 1 K: 0 S: 12	H: 2 LOB: 1 BB: 0 P: 15	R: 0 E: 0 K: 0 S: 9	H: 2 LOB: 2 BB: 1 P: 17	R: 1 E: 0 K: 1 S: 14	H: 2 LOB: 1 BB: 0 P: 19	R: 0 E: 0 K: 1 S: 8	H: 0 LOB: 0 BB: 0 P: 10	1B: 11 2B: 2 3B: 0 HR: 1	SF: 1 SAC: 0 DP: 1 HBP: 1	WP: 0 PB: 0 SB: 2 CS: 0	PA: 41	
<b>PITCHER</b>	IP WLS BF H R ER SO BB IBB HBP BLK WP HR S P ERA WHIP	IP WLS BF H R ER SO BB IBB HBP BLK WP HR S P ERA WHIP	IP WLS BF H R ER SO BB IBB HBP BLK WP HR S P ERA WHIP	IP WLS BF H R ER SO BB IBB HBP BLK WP HR S P ERA WHIP	IP WLS BF H R ER SO BB IBB HBP BLK WP HR S P ERA WHIP	IP WLS BF H R ER SO BB IBB HBP BLK WP HR S P ERA WHIP	IP WLS BF H R ER SO BB IBB HBP BLK WP HR S P ERA WHIP	IP WLS BF H R ER SO BB IBB HBP BLK WP HR S P ERA WHIP	IP WLS BF H R ER SO BB IBB HBP BLK WP HR S P ERA WHIP	IP WLS BF H R ER SO BB IBB HBP BLK WP HR S P ERA WHIP	IP WLS BF H R ER SO BB IBB HBP BLK WP HR S P ERA WHIP	IP WLS BF H R ER SO BB IBB HBP BLK WP HR S P ERA WHIP	IP WLS BF H R ER SO BB IBB HBP BLK WP HR S P ERA WHIP	IP WLS BF H R ER SO BB IBB HBP BLK WP HR S P ERA WHIP	IP WLS BF H R ER SO BB IBB HBP BLK WP HR S P ERA WHIP	IP WLS BF H R ER SO BB IBB HBP BLK WP HR S P ERA WHIP	IP WLS BF H R ER SO BB IBB HBP BLK WP HR S P ERA WHIP	IP WLS BF H R ER SO BB IBB HBP BLK WP HR S P ERA WHIP	IP WLS BF H R ER SO BB IBB HBP BLK WP HR S P ERA WHIP	IP WLS BF H R ER SO BB IBB HBP BLK WP HR S P ERA WHIP	IP WLS BF H R ER SO BB IBB HBP BLK WP HR S P ERA WHIP	IP WLS BF H R ER SO BB IBB HBP BLK WP HR S P ERA WHIP	IP WLS BF H R ER SO BB IBB HBP BLK WP HR S P ERA WHIP





Batter	1	2	3	4	5	6	7	8	9	AB	R	H	RBI	BB	SO	LOB	TOP					
22 Scott Podsednik, L OBP: 0.397, SLG: 0.397	1-1 25 F8 23 HR HBP 1B	2-1 G4-6-3		3-2 E 3B	3-1 FC6-4			2-2 S 1B		5	2	3	2	0	0	4	Chicago White Sox @ Minnesota Twins Hubert H. Humphrey Metrodome, Minneapolis, MN Sun May 14 2006, 8:05 PM EDT Att: 21,796 - Dome - 70 F <a href="http://livebaseballscorecards.com">livebaseballscorecards.com</a>					
Tadahito Iguchi, R OBP: 0.399, SLG: 0.406	1-0 23 HR HBP		2-2 P3	2-1 25 1B 14 SF7		1-1 G5-3		3-3 K 1-2		4	2	0	0	0	1							
25 Jim Thome, L OBP: 0.439, SLG: 0.711	1-0 F8		1-1 HR			3-2 G4-3			1-0 G6-3	5	1	2	1	0	0	2						
14 Paul Konerko, R OBP: 0.395, SLG: 0.567 Ross Gload, L OBP: 0.192, SLG: 0.250	3-2 P4		2-2 G5-3	2-1 SF7		0-0 P3		2-1 K 2B		4	0	1	1	0	0	2						
23 Jermaine Dye, R OBP: 0.393, SLG: 0.587	2-0 HR		2-2 P3			3-3 K		1-0 F8	2-2 P2	5	1	1	3	0	1	2						
12 A.J. Pierzynski, L OBP: 0.374, SLG: 0.426	1-1 G4-3			1-2 HR		2-2 G4-3		2-2 G4-3	0-0 F8	5	1	1	1	0	0	1						
24 Joe Crede, R OBP: 0.353, SLG: 0.548		0-3 K		0-0 G3-1		0-3 K		0-0 F9		4	0	0	0	0	2	0						
5 Juan Uribe, R OBP: 0.239, SLG: 0.343		0-1 32 1B 1B		1-1 32 E 22 3B FC4		0-1 32 1B		3-2 F9		4	1	3	0	0	0	0						
32 Brian Anderson, R OBP: 0.279, SLG: 0.341		2-2 22 G4-6-3 1B		0-1 FC4		0-2 22 FC6-4 1B		0-0 G6-3		4	1	2	0	0	0	1						
<b>Inning Stats</b>	R: 3 E: 0 K: 0 S: 10	H: 2 LOB: 0 BB: 0 P: 19	R: 0 E: 0 K: 1 S: 12	H: 2 LOB: 1 BB: 0 P: 16	R: 1 E: 0 K: 0 S: 13	H: 1 LOB: 0 BB: 0 P: 20	R: 5 E: 2 K: 1 S: 20	H: 4 LOB: 1 BB: 0 P: 32	R: 0 E: 0 K: 1 S: 12	H: 2 LOB: 2 BB: 0 P: 16	R: 0 E: 0 K: 0 S: 6	H: 0 LOB: 0 BB: 0 P: 10	R: 0 E: 0 K: 0 S: 5	H: 0 LOB: 0 BB: 0 P: 8	R: 0 E: 0 K: 1 S: 11	H: 1 LOB: 1 BB: 0 P: 19	R: 0 E: 0 K: 0 S: 7	H: 1 LOB: 1 BB: 0 P: 12	1B: 8 2B: 1 3B: 1 HR: 3	SF: 1 SAC: 0 DP: 1 HBP: 1	WP: 0 PB: 0 SB: 1 CS: 0	PA: 42
<b>PITCHER</b>	IP WLS BF H R ER SO BB IBB HBP BLK WP HR S P ERA WHIP	IP WLS BF H R ER SO BB IBB HBP BLK WP HR S P ERA WHIP															IP WLS BF H R ER SO BB IBB HBP BLK WP HR S P ERA WHIP					
Carlos Silva, R ERA: 8.8	3.1 L 19 8 8 6 1 0 0 0 0 0 3 47 72 16.20 2.400																					
54 Matt Guerrier, R ERA: 3.15	3.2 15 3 1 0 2 0 0 0 0 0 0 0 31 49 0.00 0.818																					
28 Jesse Crain, R ERA: 6.75	1.2 7 2 0 0 1 0 0 0 0 0 0 0 17 30 0.00 1.200																					
37 Denny Reyes, L ERA:	0.1 1 0 0 0 0 0 0 0 0 0 0 0 1 1 0.00 0.000																					

Batter	1	2	3	4	5	6	7	8	9	AB	R	H	RBI	BB	SO	LOB	BOTTOM					
Shannon Stewart, R OBP: 0.372, SLG: 0.395	0-1 35 1B		0-2 PO	0-1 G6-3 BB 1B		4-1 B3-4-6 BB		1-1 FC4-6 S		4	1	3	1	1	0	1	Chicago White Sox @ Minnesota Twins Hubert H. Humphrey Metrodome, Minneapolis, MN Sun May 14 2006, 8:05 PM EDT Att: 21,796 - Dome - 70 F <a href="http://livebaseballscorecards.com">livebaseballscorecards.com</a>					
Luis Castillo, S OBP: 0.400, SLG: 0.462	FC1 K			4-2 G6-3 BB		0-0 B3-4-6		2-1 G1-3		4	1	0	0	1	1	6						
55 Mike Redmond, R OBP: 0.421, SLG: 0.528	0-1 37 1B			1-0 L5					0-3 K	5	1	2	1	0	1	4						
Tori Hunter, R OBP: 0.314, SLG: 0.447	2-0 33 SF7 24 2B 5 1B	2-2 P4		1-1 G6-3		0-1 F8			4-1 5 WP BB	4	1	0	1	1	0	4						
5 Michael Cuddyer, R OBP: 0.385, SLG: 0.585	2-2 24 2B	1-1 F9		3-3 K		4-1 BB			2-3 K	4	1	1	0	1	2	3						
33 Justin Morneau, L OBP: 0.306, SLG: 0.492	2-0 SF7	1-1 G1-3			2-2 24 G4-6-3 1B		2-1 F8		0-3 K	4	0	1	1	0	1	3						
24 Rondell White, R OBP: 0.194, SLG: 0.223	0-1 2B		2-2 P3		1-1 G4-6-3		1-0 F9			4	1	1	1	0	0	3						
Tony Batista, R OBP: 0.304, SLG: 0.397	1-0 1B		0-1 G4-3		1-3 K			2-1 F8		4	1	1	2	0	1	0						
Juan Castro, R OBP: 0.269, SLG: 0.280 8 Nick Punto, S OBP: 0.383, SLG: 0.390	0-0 1B		2-2 PO			0-0 B3-4-6 BB 1B		4-1 FC4-6 BB		2	0	2	0	0	0	0						
1B	2-3 1B									1	0	1	0	1	0	0						
<b>Inning Stats</b>	R: 7 E: 2 K: 1 S: 19	H: 7 LOB: 2 BB: 0 P: 29	R: 0 E: 0 K: 0 S: 8	H: 0 LOB: 0 BB: 0 P: 12	R: 0 E: 0 K: 0 S: 12	H: 1 LOB: 0 BB: 0 P: 16	R: 0 E: 0 K: 1 S: 11	H: 1 LOB: 2 BB: 1 P: 20	R: 0 E: 0 K: 0 S: 8	H: 1 LOB: 0 BB: 1 P: 12	R: 0 E: 0 K: 0 S: 3	H: 1 LOB: 1 BB: 1 P: 7	R: 0 E: 0 K: 0 S: 8	H: 1 LOB: 2 BB: 1 P: 16	R: 0 E: 0 K: 0 S: 7	H: 0 LOB: 1 BB: 1 P: 16	R: 0 E: 0 K: 3 S: 10	H: 0 LOB: 1 BB: 1 P: 16	1B: 9 2B: 3 3B: 1 HR: 0	SF: 1 SAC: 0 DP: 1 HBP: 0	WP: 1 PB: 0 SB: 2 CS: 0	PA: 43
<b>PITCHER</b>	IP WLS BF H R ER SO BB IBB HBP BLK WP HR S P ERA WHIP	IP WLS BF H R ER SO BB IBB HBP BLK WP HR S P ERA WHIP															IP WLS BF H R ER SO BB IBB HBP BLK WP HR S P ERA WHIP					
56 Mark Buehrle, L ERA: 3.42	6.0 W 12 7 1 3 0 0 0 0 0 0 0 63 99 1.50 2.333																					
Cliff Polette, R ERA: 5.08	0.1 H 2 0 0 0 0 1 0 0 0 0 0 3 7 0.00 3.000																					
Neal Cotts, L ERA: 2.87	1.1 H 5 0 0 0 0 1 0 0 0 0 0 8 18 0.00 0.750																					
45 Bobby Jenks, R ERA: 5.06	1.1 S 5 0 0 0 3 1 0 0 0 1 0 12 20 0.00 0.750																					









Batter	1	2	3	4	5	6	7	8	9	AB	R	H	RBI	BB	SO	LOB	TOP																						
Shannon Stewart, R OBP: 0.363, SLG: 0.379	G5-3		1B 5 SF9 HBP BB	FC5-4		FC5-4		G6-3		4	1	0	0	1	0	2																							
Luis Castillo, S OBP: 0.410, SLG: 0.460	G4-6-3 BB		1B HBP		1B		1B	1B	1B	3	1	3	0	1	0	0																							
7 Joe Mauer, L OBP: 0.383, SLG: 0.418	G4-6-3				E5		1B	G4-6-3		4	0	1	0	1	1	5																							
Tori Hunter, R OBP: 0.327, SLG: 0.477		2B 33 24 1B	1B		P6		BB	P4		4	1	2	1	1	0	2																							
5 Michael Cuddyer, R OBP: 0.394, SLG: 0.575		2B	SF9		F9		F6			2	0	0	1	1	0	5																							
33 Justin Morneau, L OBP: 0.296, SLG: 0.469	G6-4-3		G3-1		F8					3	0	0	1	1	0	6																							
24 Rondell White, R OBP: 0.196, SLG: 0.224	FC5-4 1B			G5-3			L4			4	0	1	1	0	1	3																							
Tony Batista, R OBP: 0.302, SLG: 0.392	FC5-4			G6-3		FC5-4 1B		P3		4	0	1	0	0	0	1																							
8 Nick Punto, S OBP: 0.382, SLG: 0.388			HBP 1B		F7		G4-3			4	1	2	0	0	0	1																							
<b>Inning Stats</b>	R: 0 E: 0 K: 0 S: 9	H: 0 LOB: 0 BB: 1 P: 15	R: 1 E: 0 K: 0 S: 11	H: 2 LOB: 1 BB: 1 P: 19	R: 2 E: 0 K: 1 S: 15	H: 2 LOB: 2 BB: 1 P: 25	R: 0 E: 0 K: 0 S: 5	H: 1 LOB: 0 BB: 0 P: 8	R: 0 E: 1 K: 0 S: 7	H: 2 LOB: 2 BB: 0 P: 8	R: 0 E: 0 K: 1 S: 11	H: 1 LOB: 1 BB: 0 P: 15	R: 1 E: 0 K: 0 S: 12	H: 1 LOB: 2 BB: 3 P: 25	R: 0 E: 0 K: 0 S: 10	H: 0 LOB: 0 BB: 0 P: 17	R: 0 E: 0 K: 0 S: 5	H: 1 LOB: 0 BB: 0 P: 9	1B: 9 2B: 2 3B: 0 HR: 0	SF: 1 SAC: 0 DP: 4 HBP: 1	WP: 0 PB: 0 SB: 1 CS: 0	PA: 40																	
<b>PITCHER</b>	IP	WLS	BF	H	R	ER	SO	BB	IBB	HBP	BLK	WP	HR	S	P	ERA	WHIP	<b>PITCHER</b>				IP	WLS	BF	H	R	ER	SO	BB	IBB	HBP	BLK	WP	HR	S	P	ERA	WHIP	
29 Nate Robertson, L ERA: 3.5	5.0	W	24	7	3	3	1	3	0	1	0	0	0	47	75	5.40	2.000					5.0	W	24	7	3	3	1	3	0	1	0	0	0	0	47	75	5.40	2.000
43 Roman Colon, R ERA: 3.38	6.1		4	1	0	0	1	0	0	0	0	0	0	11	15	0.00	1.000					6.1		4	1	0	0	1	0	0	0	0	0	11	15	0.00	1.000		
Bobby Seay, L ERA: 3.38	7.1		2	1	1	1	0	1	0	0	0	0	0	4	9	∞	∞					7.1		2	1	1	1	0	1	0	0	0	4	9	∞	∞			
54 Joel Zumaya, R ERA: 2.45	7.1	H	7	0	0	0	0	2	0	0	0	0	0	18	33	0.00	1.000					7.1	H	7	0	0	0	0	2	0	0	0	18	33	0.00	1.000			
59 Todd Jones, R ERA: 3.97	9.1	S	3	1	0	0	0	0	0	0	0	0	0	5	9	0.00	1.000					9.1	S	3	1	0	0	0	0	0	0	0	5	9	0.00	1.000			

Minnesota Twins @ Detroit Tigers  
Comerica Park, Detroit, MI  
Tue May 16 2006, 7:05 PM EDT  
Att: 18,115 - Cloudy - 62 F

AB 32  
R 4  
H 10  
RBI 4  
BB 6  
SO 2  
LOB 25



Batter	1	2	3	4	5	6	7	8	9	AB	R	H	RBI	BB	SO	LOB	BOTTOM																					
28 Curtis Granderson, L OBP: 0.360, SLG: 0.445	G4-3		1B 14 1B	3B 9 BB		SH5-3 BB				3	2	1	0	2	1	1																						
14 Placido Polanco, R OBP: 0.293, SLG: 0.295	P4		1B 31 2B	P3		SH5-3		G6-3		4	1	1	1	0	0	3																						
Ivan Rodriguez, R OBP: 0.352, SLG: 0.431	K		1B 9 BB	1B 9 BB		F8				4	1	2	2	0	1	1																						
30 Magglio Ordonez, R OBP: 0.340, SLG: 0.567			F9	BB		G6-3				3	0	0	0	1	1	3																						
9 Carlos Guillen, S OBP: 0.391, SLG: 0.530			BB	BB						2	1	2	1	2	0	0																						
31 Chris Shelton, R OBP: 0.373, SLG: 0.659	F8		2B	P3						4	0	1	3	0	1	5																						
Dmitri Young, S OBP: 0.236, SLG: 0.250	K		K			F7				4	0	0	0	0	3	2																						
Craig Monroe, R OBP: 0.282, SLG: 0.489			1B 28 1B	2B		F8		G6-3		4	2	2	0	0	0	0																						
15 Brandon Inge, R OBP: 0.318, SLG: 0.526			P6	F9		F7				4	0	1	0	0	0	2																						
<b>Inning Stats</b>	R: 0 E: 0 K: 1 S: 8	H: 1 LOB: 0 BB: 0 P: 13	R: 0 E: 0 K: 2 S: 12	H: 1 LOB: 1 BB: 0 P: 19	R: 5 E: 0 K: 1 S: 21	H: 5 LOB: 1 BB: 1 P: 38	R: 2 E: 0 K: 0 S: 13	H: 2 LOB: 3 BB: 3 P: 29	R: 0 E: 0 K: 0 S: 9	H: 0 LOB: 0 BB: 0 P: 12	R: 0 E: 0 K: 0 S: 13	H: 0 LOB: 1 BB: 1 P: 20	R: 0 E: 0 K: 2 S: 8	H: 1 LOB: 0 BB: 0 P: 13	R: 0 E: 0 K: 1 S: 12	H: 1 LOB: 1 BB: 0 P: 17	1B: 7 2B: 4 3B: 0 HR: 0	SF: 0 SAC: 1 DP: 1 HBP: 0	WP: 1 PB: 0 SB: 0 CS: 1	PA: 38																		
<b>PITCHER</b>	IP	WLS	BF	H	R	ER	SO	BB	IBB	HBP	BLK	WP	HR	S	P	ERA	WHIP	<b>PITCHER</b>				IP	WLS	BF	H	R	ER	SO	BB	IBB	HBP	BLK	WP	HR	S	P	ERA	WHIP
Kyle Lohse, R ERA: 8.92	1.0	L	15	6	5	5	3	1	0	0	0	0	0	13	26	18.00	4.000					1.0	L	15	6	5	5	3	1	0	0	0	0	13	26	18.00	4.000	
Willie Eyre, R ERA: 5.14	4.1		9	0	0	0	0	2	0	0	0	1	0	25	40	0.00	0.857					4.1		9	0	0	0	0	2	0	0	0	1	0	25	40	0.00	0.857
54 Matt Guerrier, R ERA: 2.82	7.1		7	2	0	0	3	0	0	0	0	0	0	20	30	0.00	1.000					7.1		7	2	0	0	3	0	0	0	0	20	30	0.00	1.000		

Minnesota Twins @ Detroit Tigers  
Comerica Park, Detroit, MI  
Tue May 16 2006, 7:05 PM EDT  
Att: 18,115 - Cloudy - 62 F

AB 32  
R 7  
H 10  
RBI 7  
BB 5  
SO 7  
LOB 17





Batter	1	2	3	4	5	6	7	8	9	AB	R	H	RBI	BB	SO	LOB	TOP					
Shannon Stewart, R (1,7) OBP: 0.360, SLG: 0.382	1-1 P3		2-1 2B			0-1 P3		0-1 G6-3		4	0	1	0	0	0	1						
Luis Castillo, S (1,4) OBP: 0.406, SLG: 0.454	2-1 FC4		1-1 G1-3			2-2 G6-3		3-2 E5		4	0	1	0	0	0	1						
7 Joe Mauer, L (1,2) OBP: 0.379, SLG: 0.413	1-0 L8			2-2 G6-3		1-2 1B		0-0 G4-3		4	0	1	0	0	0	2						
Torii Hunter, R (1,8) OBP: 0.325, SLG: 0.471	1-1 FC4			2-1 L3		0-0 1B		1-2 G4-3		4	0	1	0	0	0	1						
5 Michael Cuddyer, R (1,9) OBP: 0.398, SLG: 0.567		2-0 P3		1-1 33 1B HBP		1-0 L8		0-0 24 DI 1B		3	0	1	0	0	0	2						
33 Justin Morneau, L (1,3) OBP: 0.295, SLG: 0.462		2-2 P6		0-1 1B			2-0 F7		2-1 F7	4	0	1	0	0	0	1						
24 Rondell White, R (1,10) 20 Lew Ford, R (0, PR) OBP: 0.297, SLG: 0.301		1-1 G6-3			3-2 P5		1-0 G6-3		4-2 BB	3	0	0	0	0	1	0						
Tony Batista, R (1,5) OBP: 0.293, SLG: 0.379			3-2 P3		2-0 P2		1-2 F8		0-1 P4	4	0	0	0	0	0	2						
8 Nick Punto, S (1,6) OBP: 0.379, SLG: 0.385			1-0 G1-3		0-0 B2-3			1-1 G6-3 1B		3	0	1	0	0	0	0						
<b>Inning Stats</b>	R: 0 E: 0 K: 0 S: 7	H: 1 LOB: 1 BB: 0 P: 12	R: 0 E: 0 K: 0 S: 6	H: 0 LOB: 0 BB: 0 P: 11	R: 0 E: 0 K: 0 S: 11	H: 1 LOB: 1 BB: 0 P: 18	R: 0 E: 0 K: 0 S: 10	H: 1 LOB: 2 BB: 0 P: 15	R: 0 E: 0 K: 0 S: 5	H: 0 LOB: 0 BB: 0 P: 10	R: 0 E: 0 K: 0 S: 12	H: 2 LOB: 2 BB: 0 P: 16	R: 0 E: 0 K: 0 S: 5	H: 0 LOB: 0 BB: 0 P: 9	R: 0 E: 1 K: 0 S: 8	H: 1 LOB: 1 BB: 0 P: 12	R: 0 E: 0 K: 0 S: 11	H: 1 LOB: 2 BB: 1 P: 18	1B: 6 2B: 1 3B: 0 HR: 0	SF: 0 SAC: 0 DP: 0 HBP: 1	WP: 0 PB: 0 SB: 0 CS: 0	PA: 35
<b>PITCHER</b>	IP	WLS	BF	H	R	ER	SO	BB	IBB	HBP	BLK	WP	HR	S	P	ERA	WHIP					
35 Justin Verlander, R (1,1) ERA: 3.18	8.0	W	30	6	0	0	0	0	0	1	0	0	0	64	103	0.00	0.750					
59 Todd Jones, R (0,1) ERA: 3.65	1.0	S	5	1	0	0	0	1	0	0	0	0	0	11	18	0.00	2.000					

Minnesota Twins @ Detroit Tigers  
Comerica Park, Detroit, MI  
Wed May 17 2006, 7:05 PM EDT  
Att: 16,669 - Cloudy - 66 F

AB 33  
R 0  
H 7  
RBI 0  
BB 1  
SO 0  
LOB 10



Batter	1	2	3	4	5	6	7	8	9	AB	R	H	RBI	BB	SO	LOB	BOTTOM					
28 Curtis Granderson, L (1,8) OBP: 0.354, SLG: 0.436	1-3 K		3-2 G3-1			0-3 K				3	0	0	0	0	2	0						
Craig Monroe, R (1,7) OBP: 0.276, SLG: 0.479	2-0 G1-3			1-3 K		2-2 G1-6-3				3	0	0	0	0	1	0						
Ivan Rodriguez, R (1,10) OBP: 0.345, SLG: 0.421	0-1 G5-3			1-2 G3		3-3 K				3	0	0	0	0	1	0						
30 Magglio Ordonez, R (1,9) OBP: 0.340, SLG: 0.569		1-0 9 1B 15 CS 2B		2-3 K		2-2 G6-3				3	0	1	0	0	1	0						
9 Carlos Guillen, S (1,6) OBP: 0.396, SLG: 0.533		0-1 15 CS 1B			1-0 15 CS 1B			1-3 K		3	0	2	0	0	1	0						
31 Chris Shelton, R (1,3) OBP: 0.373, SLG: 0.650		2-3 K		1-2 F8		4-2 13 HR BB				2	1	0	0	1	1	3						
15 Brandon Inge, R (1,5) OBP: 0.311, SLG: 0.513		1-3 K		2-3 K		2-3 K		3-2 K		3	0	0	0	0	3	4						
13 Vance Wilson, R (1,2) OBP: 0.353, SLG: 0.500			1-3 K			2-3 K		0-0 1-H HR		3	1	1	2	0	2	0						
39 Ramon Santiago, S (1,4) OBP: 0.226, SLG: 0.290			0-1 B3-1			1-2 G5-3		3-2 G4-3		3	0	0	0	0	0	0						
<b>Inning Stats</b>	R: 0 E: 0 K: 1 S: 8	H: 0 LOB: 0 BB: 0 P: 11	R: 0 E: 0 K: 2 S: 9	H: 2 LOB: 1 BB: 0 P: 12	R: 0 E: 0 K: 1 S: 8	H: 0 LOB: 0 BB: 0 P: 12	R: 0 E: 0 K: 2 S: 10	H: 0 LOB: 0 BB: 0 P: 14	R: 0 E: 0 K: 1 S: 7	H: 1 LOB: 1 BB: 0 P: 11	R: 0 E: 0 K: 2 S: 10	H: 0 LOB: 0 BB: 0 P: 13	R: 0 E: 0 K: 1 S: 11	H: 0 LOB: 0 BB: 0 P: 18	R: 2 E: 0 K: 2 S: 14	H: 1 LOB: 0 BB: 1 P: 25	R: 0 E: 0 K: 2 S: 11	H: 1 LOB: 0 BB: 1 P: 18	1B: 2 2B: 2 3B: 0 HR: 1	SF: 0 SAC: 0 DP: 1 HBP: 0	WP: 0 PB: 0 SB: 0 CS: 3	PA: 27
<b>PITCHER</b>	IP	WLS	BF	H	R	ER	SO	BB	IBB	HBP	BLK	WP	HR	S	P	ERA	WHIP					
Johan Santana, L (1,1) ERA: 3.23	8.0	L	27	4	2	2	12	1	0	0	0	0	1	77	116	2.25	0.625					

Minnesota Twins @ Detroit Tigers  
Comerica Park, Detroit, MI  
Wed May 17 2006, 7:05 PM EDT  
Att: 16,669 - Cloudy - 66 F

AB 26  
R 2  
H 4  
RBI 2  
BB 1  
SO 12  
LOB 7





Batter	1	2	3	4	5	6	7	8	9	AB	R	H	RBI	BB	SO	LOB	TOP								
<b>20 Lew Ford, R</b> OBP: 0.313, SLG: 0.330 (1, 7)										5	1	3	0	0	1	0	<b>Minnesota Twins @ Detroit Tigers</b> Comerica Park, Detroit, MI Thu May 18 2006, 1:05 PM EDT Att: 26,732 - Partly Cloudy - 62 F								
<b>Luis Castillo, S</b> OBP: 0.399, SLG: 0.444 (1, 4)										5	0	1	0	0	0	2									
<b>55 Mike Redmond, R</b> OBP: 0.442, SLG: 0.537 (1, 2)										5	0	3	1	0	0	1									
<b>38 Luis Antonio Rodriguez, R</b> OBP: 0.372, SLG: 0.389 (9, PH)										0	0	0	0	0	0	0									
<b>Tori Hunter, R</b> OBP: 0.327, SLG: 0.465 (1, 8)										4	1	1	0	1	0	5									
<b>5 Michael Cuddyer, R</b> OBP: 0.327, SLG: 0.548 (1, 9)										3	1	0	0	1	1	2									
<b>33 Justin Morneau, L</b> OBP: 0.293, SLG: 0.452 (1, 3)										3	0	0	0	1	3	2									
<b>24 Rondell White, R</b> OBP: 0.199, SLG: 0.216 (1, 10)										2	0	0	2	1	0	1									
<b>8 Nick Punto, S</b> OBP: 0.371, SLG: 0.375 (1, 5)										4	0	1	0	0	1	3									
<b>Juan Castro, R</b> OBP: 0.262, SLG: 0.272 (1, 6)										3	0	0	0	0	1	1									
<b>7 Joe Mauer, L</b> OBP: 0.377, SLG: 0.409 (9, PH)										1	0	0	0	0	0	0									
<b>Inning Stats</b>	R: 0 E: 0 K: 1 S: 8	H: 1 LOB: 1 BB: 0 P: 11	R: 1 E: 1 K: 1 S: 9	H: 1 LOB: 1 BB: 1 P: 18	R: 0 E: 0 K: 0 S: 9	H: 2 LOB: 1 BB: 0 P: 16	R: 0 E: 0 K: 1 S: 9	H: 0 LOB: 0 BB: 0 P: 14	R: 0 E: 0 K: 1 S: 6	H: 0 LOB: 0 BB: 0 P: 6	R: 1 E: 1 K: 0 S: 13	H: 1 LOB: 3 BB: 0 P: 25	R: 0 E: 0 K: 1 S: 9	H: 1 LOB: 1 BB: 0 P: 12	R: 0 E: 0 K: 2 S: 13	H: 0 LOB: 1 BB: 0 P: 20	R: 1 E: 0 K: 0 S: 18	H: 3 LOB: 2 BB: 0 P: 26	1B: 8 2B: 1 3B: 0 HR: 0	SF: 1 SAC: 0 DP: 1 HBP: 0	WP: 0 PB: 0 SB: 0 CS: 0	PA: 40			
<b>PITCHER</b>	IP	WLS	BF	H	R	ER	SO	BB	IBB	HBP	BLK	WP	HR	S	P	ERA	WHIP								
<b>37 Kenny Rogers, L</b> ERA: 2.91 (1, 1)	5.2	W	24	5	2	0	4	2	0	0	0	0	0	51	83	0.00	1.235								
<b>Jason Grilli, R</b> ERA: 4.91 (6, 1)	1.1	H	6	1	0	0	1	1	0	0	0	0	0	12	19	0.00	1.500								
<b>56 Fernando Rodney, R</b> ERA: 1.5 (6, 1)	1.0	H	4	0	0	0	2	1	0	0	0	0	0	13	20	0.00	1.000								
<b>59 Todd Jones, R</b> ERA: 4.05 (9, 1)	1.0	S	6	3	1	1	0	0	0	0	0	0	0	18	26	9.00	3.000								

Batter	1	2	3	4	5	6	7	8	9	AB	R	H	RBI	BB	SO	LOB	BOTTOM									
<b>28 Curtis Granderson, L</b> OBP: 0.361, SLG: 0.441 (1, 8)										5	0	3	0	0	2	1	<b>Minnesota Twins @ Detroit Tigers</b> Comerica Park, Detroit, MI Thu May 18 2006, 1:05 PM EDT Att: 26,732 - Partly Cloudy - 62 F									
<b>14 Placido Polanco, R</b> OBP: 0.304, SLG: 0.328 (1, 4)										5	1	3	1	0	0	2										
<b>Ivan Rodriguez, R</b> OBP: 0.342, SLG: 0.417 (1, 2)										4	0	1	0	0	1	2										
<b>30 Magglio Ordonez, R</b> OBP: 0.344, SLG: 0.565 (1, 9)										3	2	1	0	1	0	2										
<b>9 Carlos Guillen, S</b> OBP: 0.411, SLG: 0.551 (1, 6)										3	0	3	1	1	0	0										
<b>31 Chris Shelton, R</b> OBP: 0.363, SLG: 0.631 (1, 3)										4	0	0	0	0	0	5										
<b>33 Marcus Thames, R</b> OBP: 0.356, SLG: 0.596 (1, 10)										2	1	0	0	2	2	2										
<b>Craig Monroe, R</b> OBP: 0.269, SLG: 0.466 (1, 7)										4	0	0	0	0	1	3										
<b>15 Brandon Inge, R</b> OBP: 0.316, SLG: 0.533 (1, 5)										3	1	1	2	1	0	0										
<b>Inning Stats</b>	R: 2 E: 1 K: 1 S: 13	H: 3 LOB: 1 BB: 0 P: 21	R: 2 E: 0 K: 0 S: 13	H: 2 LOB: 0 BB: 1 P: 23	R: 0 E: 0 K: 0 S: 6	H: 1 LOB: 1 BB: 0 P: 8	R: 0 E: 0 K: 3 S: 12	H: 0 LOB: 1 BB: 1 P: 19	R: 1 E: 2 K: 1 S: 9	H: 2 LOB: 2 BB: 1 P: 16	R: 0 E: 0 K: 1 S: 11	H: 2 LOB: 0 BB: 0 P: 17	R: 0 E: 0 K: 0 S: 9	H: 1 LOB: 2 BB: 2 P: 18	R: 0 E: 0 K: 0 S: 6	H: 1 LOB: 0 BB: 0 P: 10		1B: 9 2B: 3 3B: 0 HR: 2	SF: 0 SAC: 0 DP: 4 HBP: 0	WP: 0 PB: 0 SB: 0 CS: 0	PA: 38					
<b>PITCHER</b>	IP	WLS	BF	H	R	ER	SO	BB	IBB	HBP	BLK	WP	HR	S	P	ERA	WHIP									
<b>Brad Radke, R</b> ERA: 7.2 (1, 1)	6.0	L	30	10	5	3	6	2	1	0	0	0	0	2	64	104	4.50	2.000								
<b>Carlos Silva, R</b> ERA: 8.62 (7, 1)	1.0		5	1	0	0	0	2	0	0	0	0	0	9	18	0.00	3.000									
<b>Juan Rincon, R</b> ERA: 2.79 (8, 1)	1.0		3	1	0	0	0	0	0	0	0	0	0	6	10	0.00	1.000									

AB	35
R	3
H	9
RBI	3
BB	4
SO	7
LOB	17



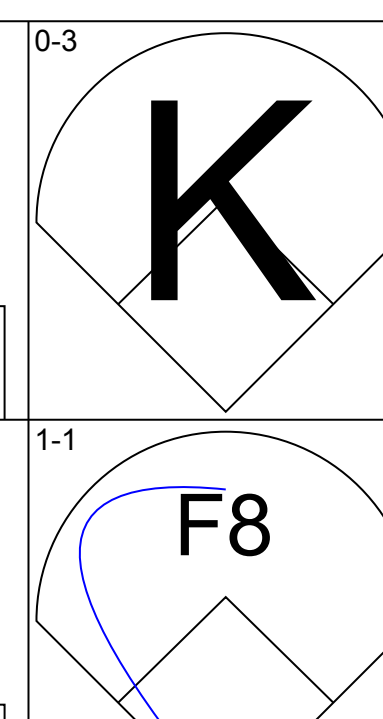
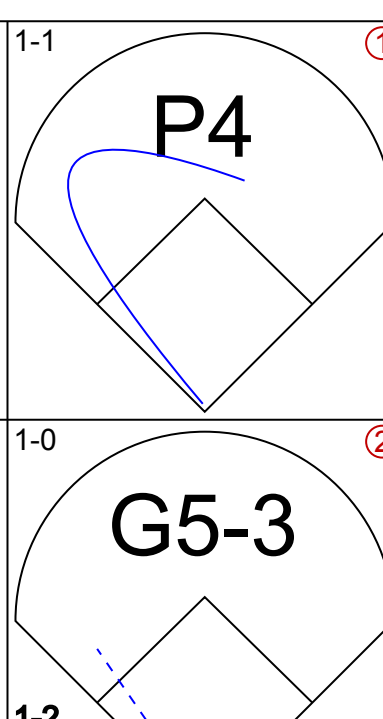
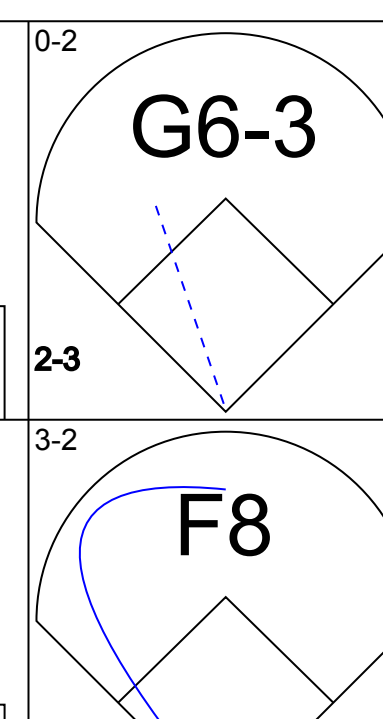
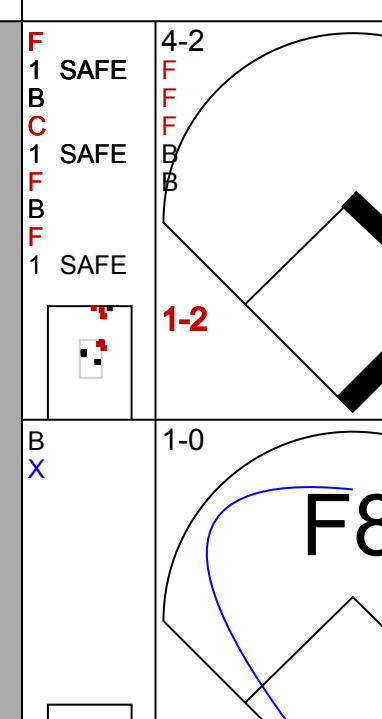
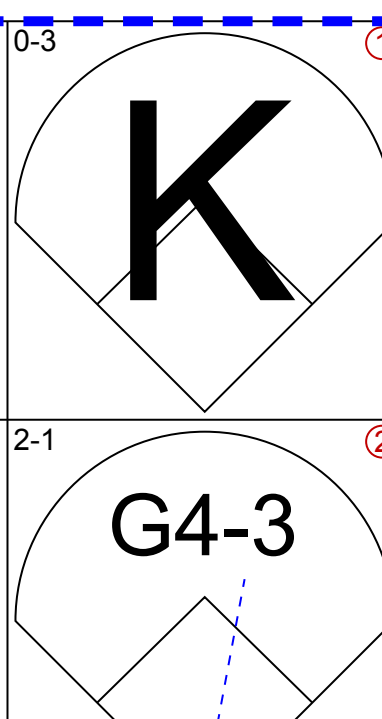
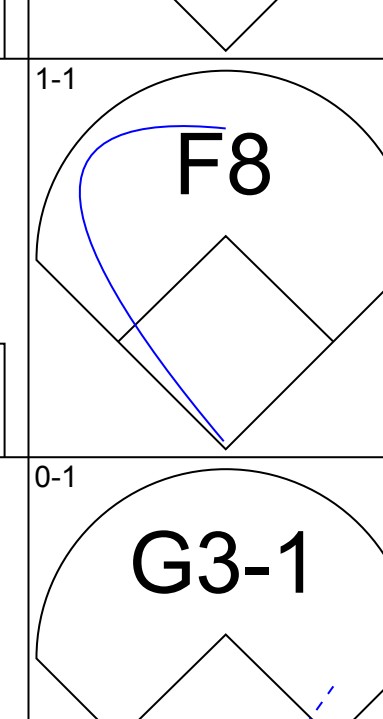
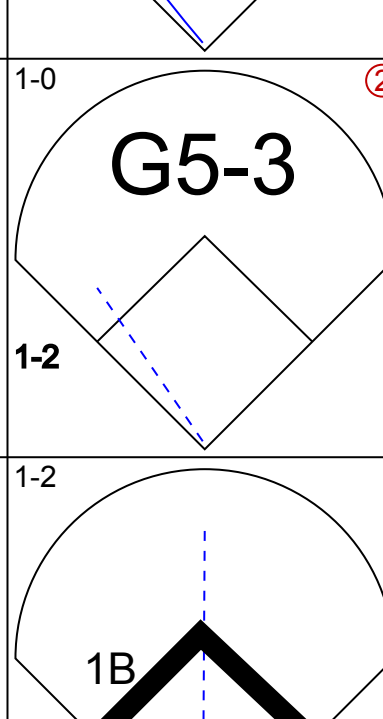
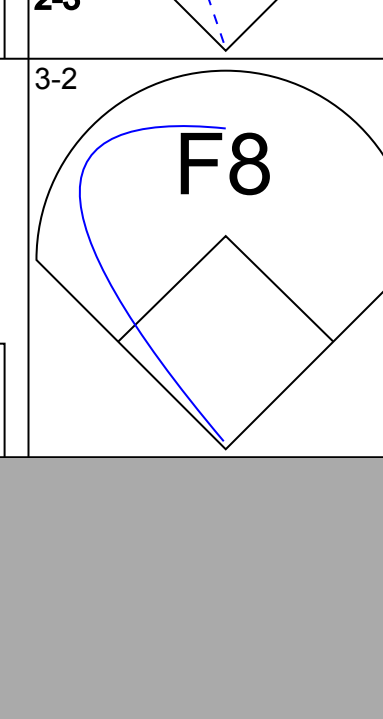
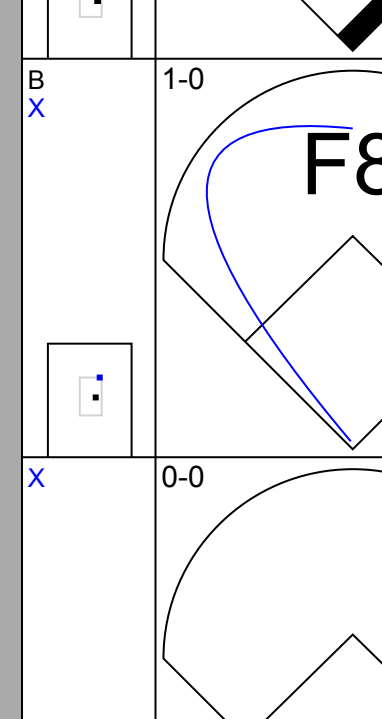
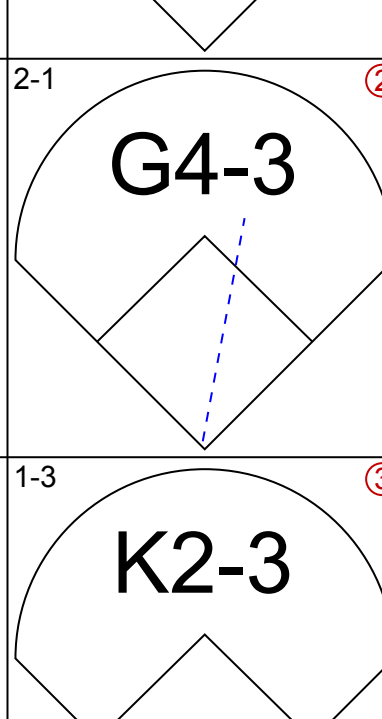
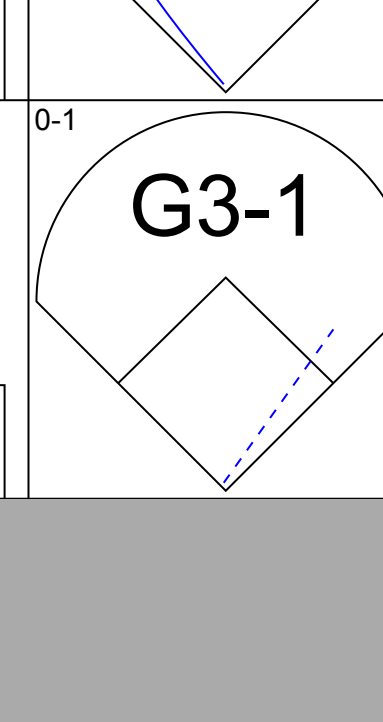
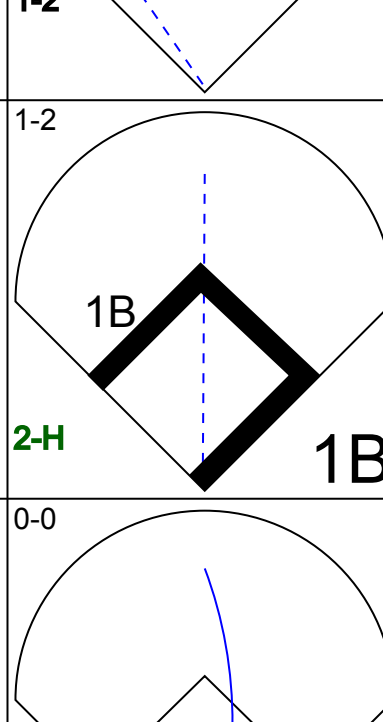
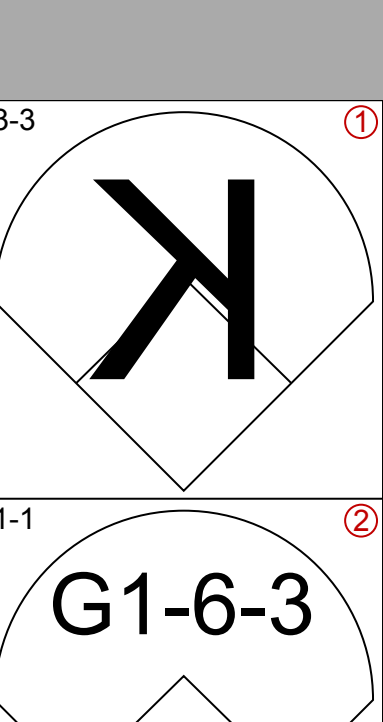
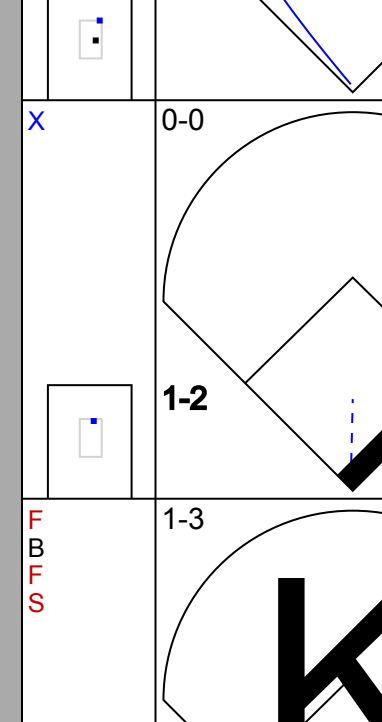
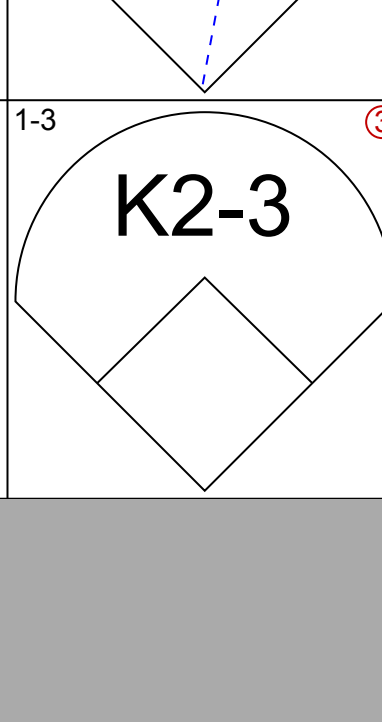
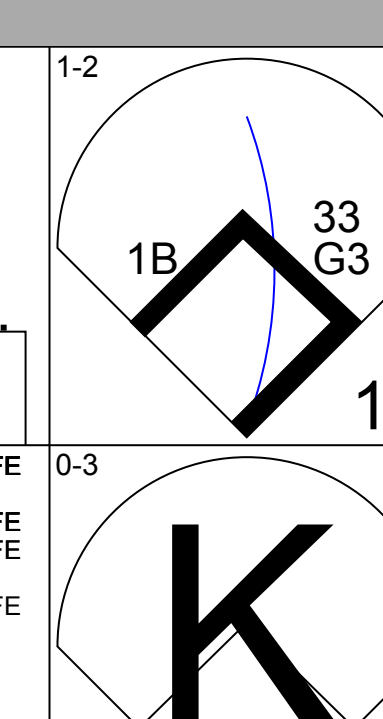
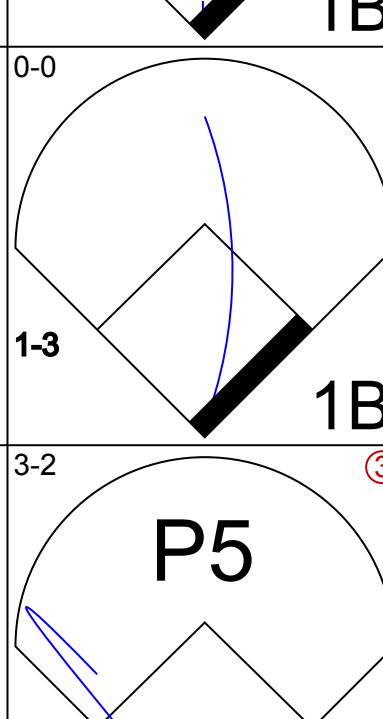
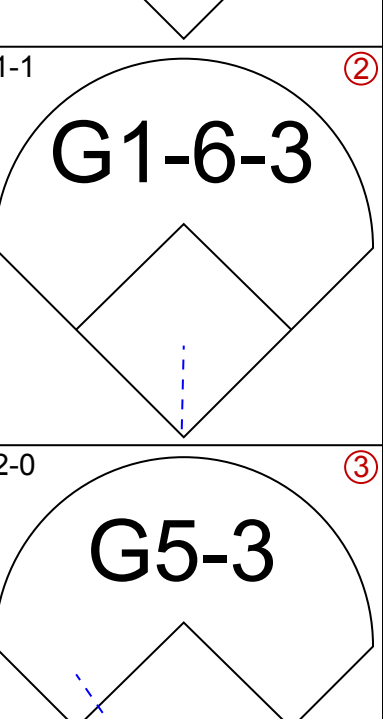
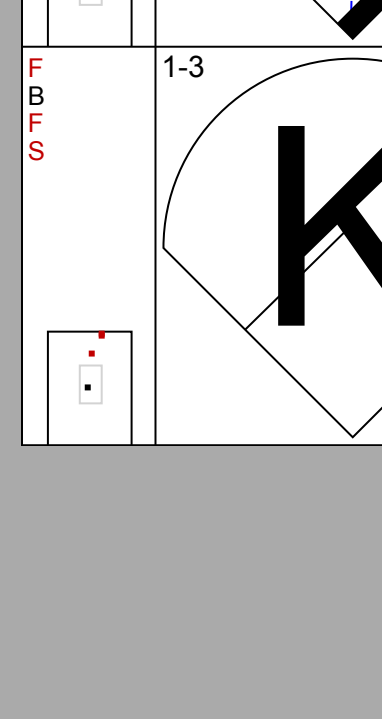

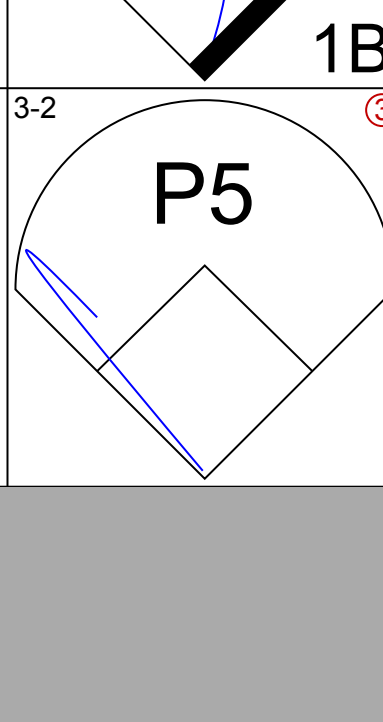
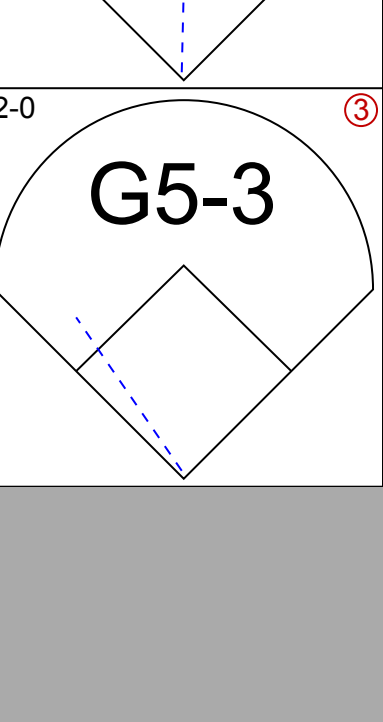
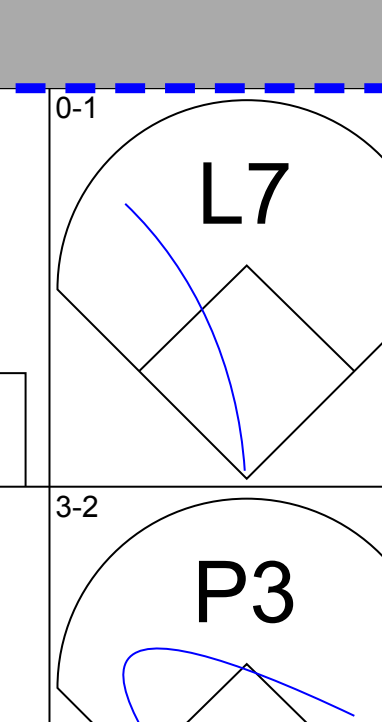

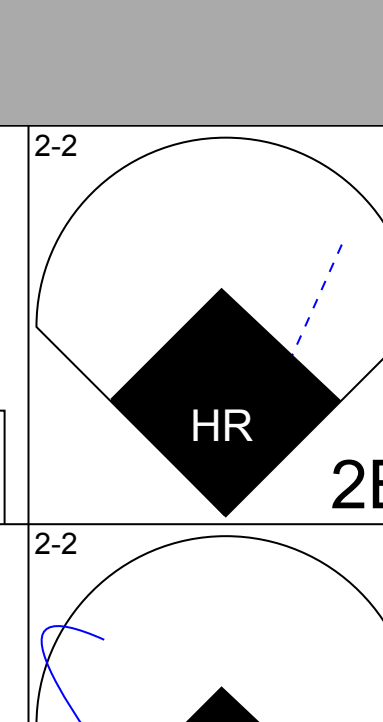
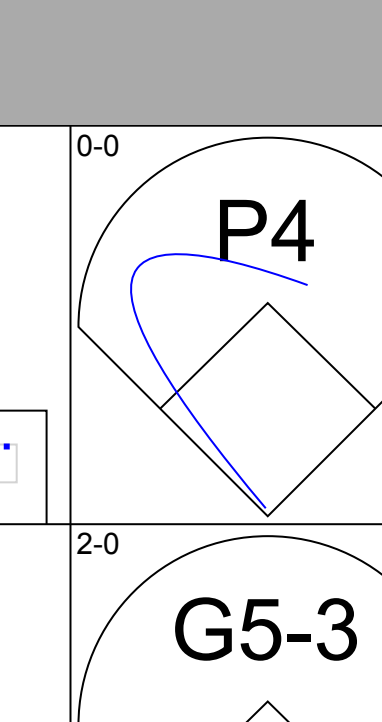
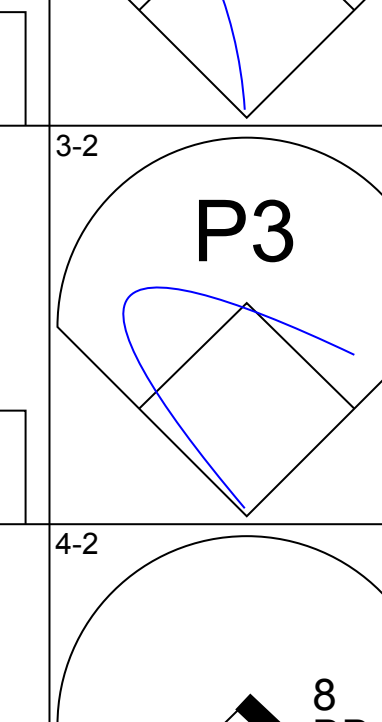

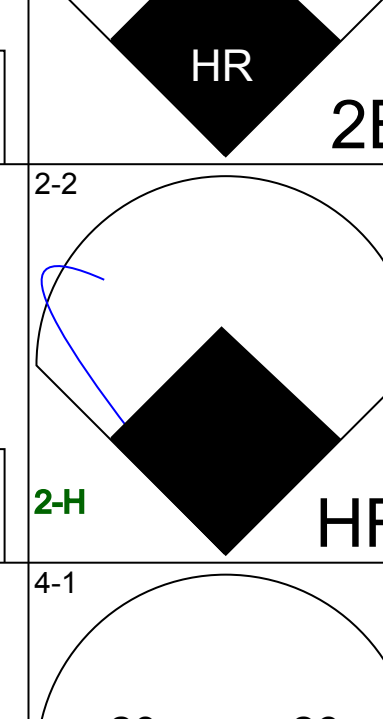
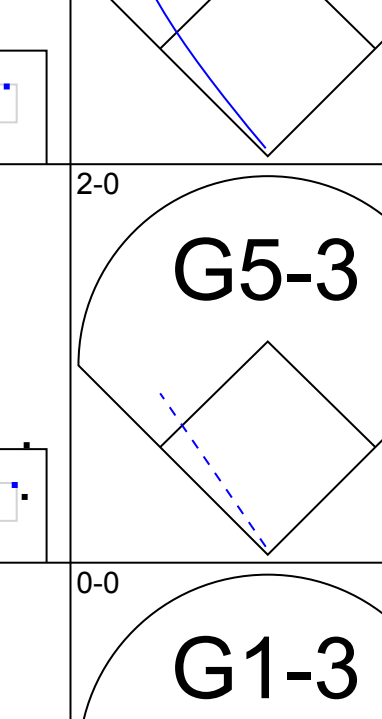
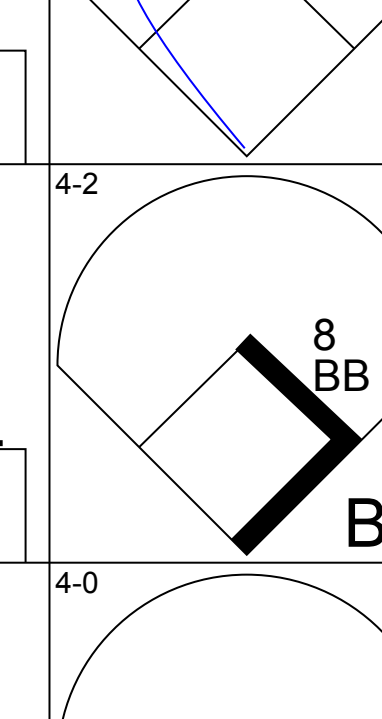

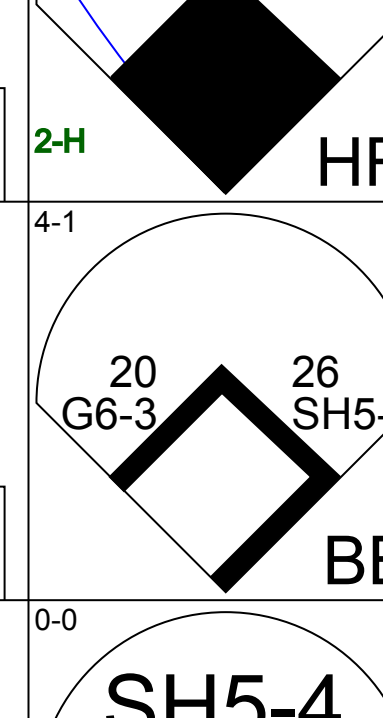
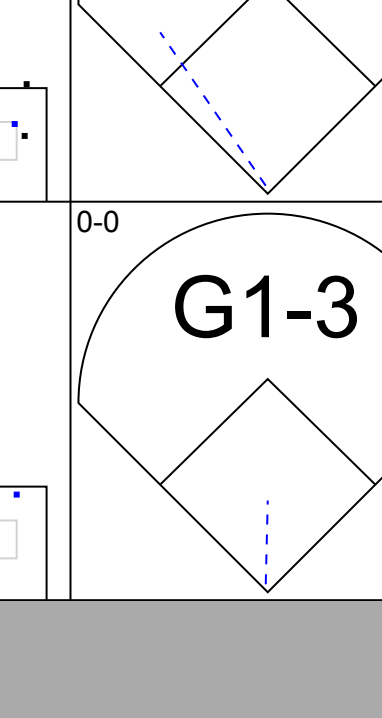
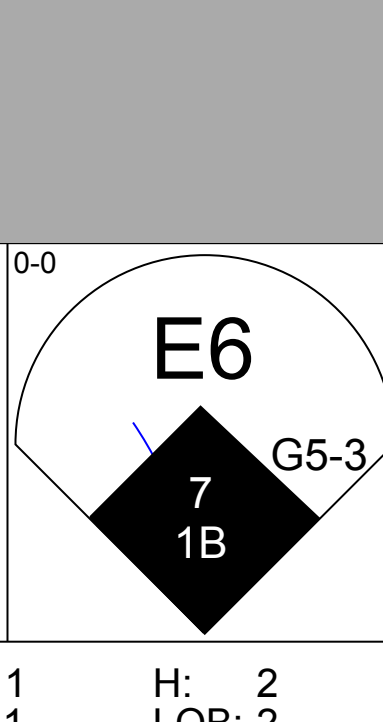
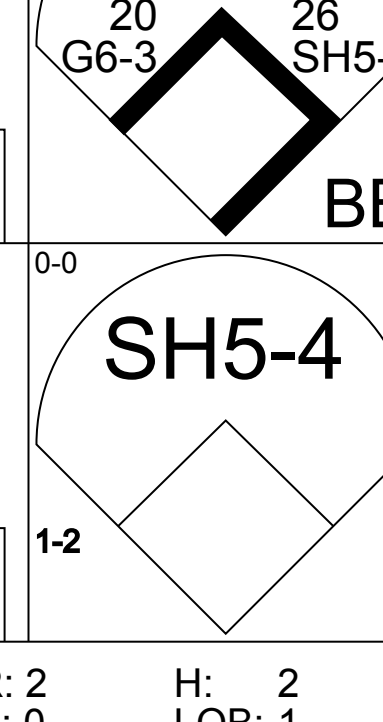
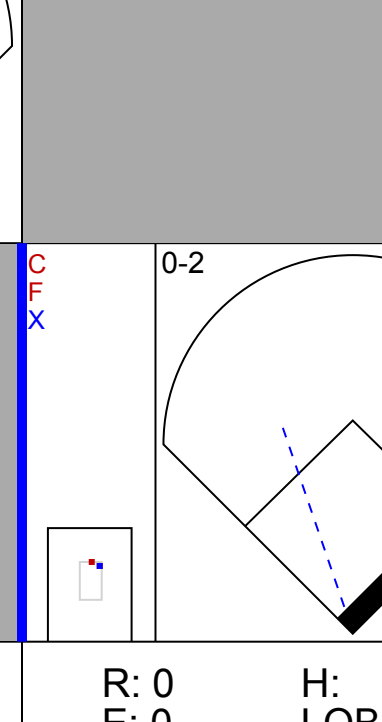
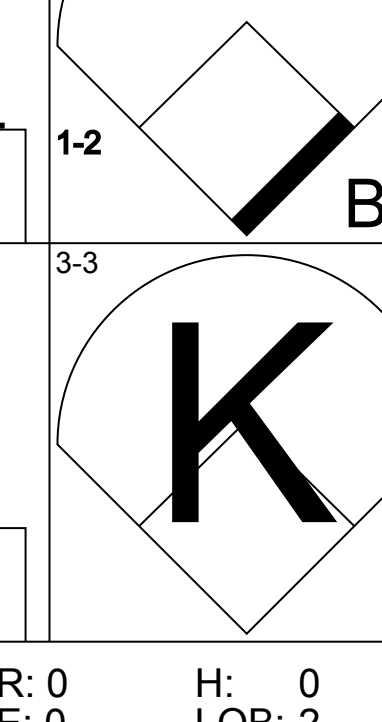


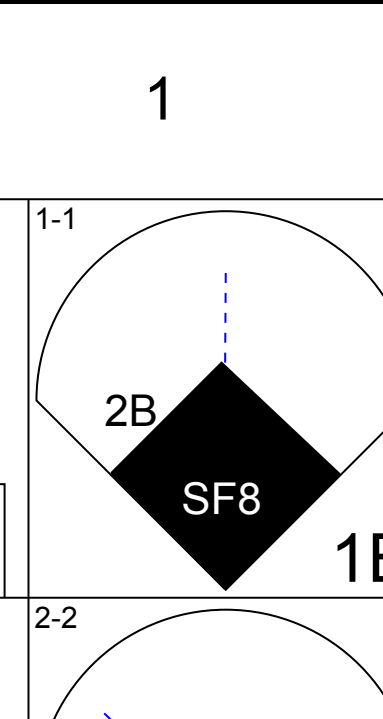
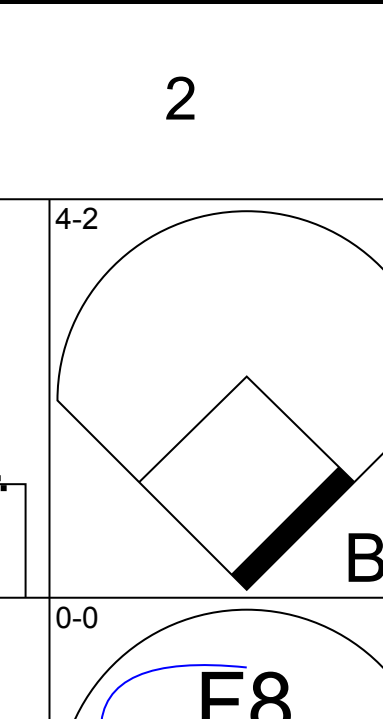
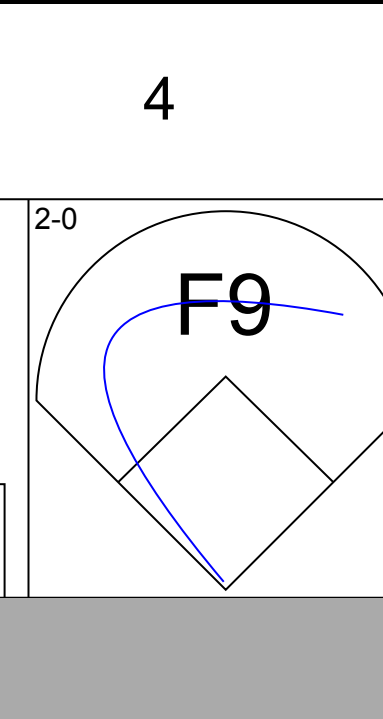
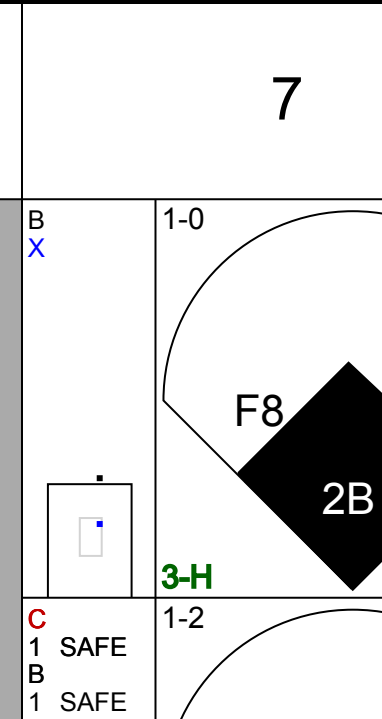
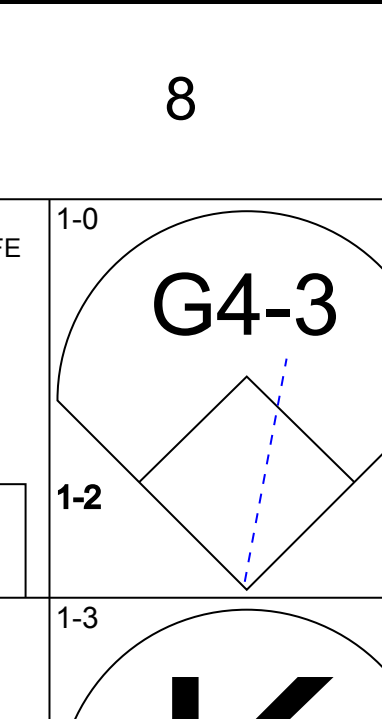
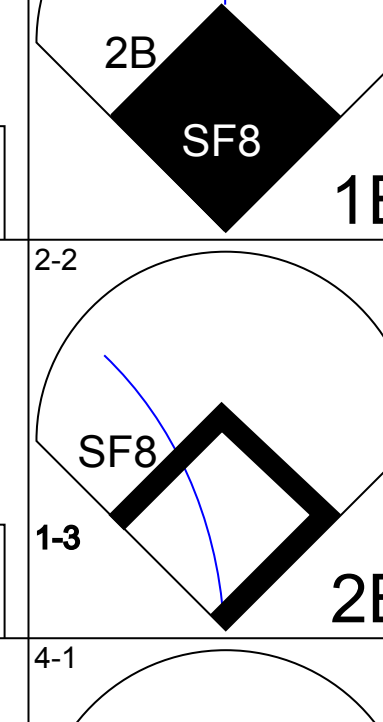
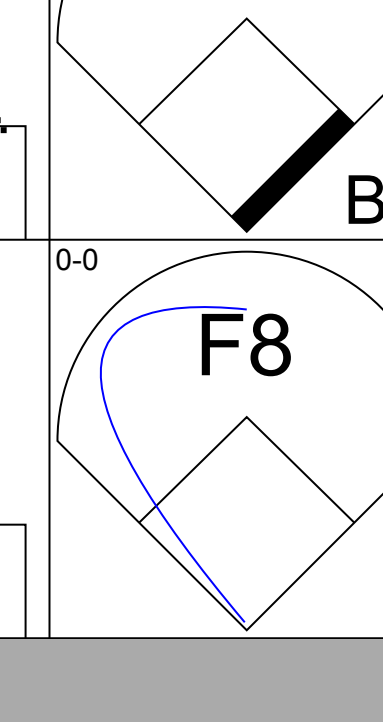

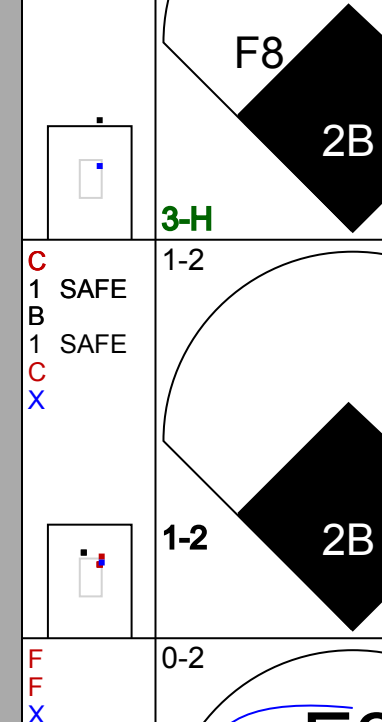
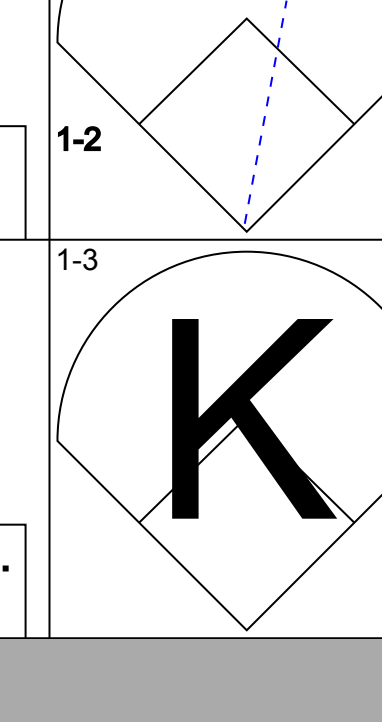
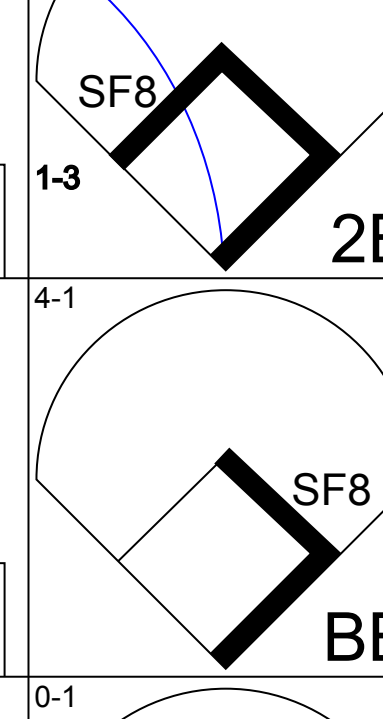
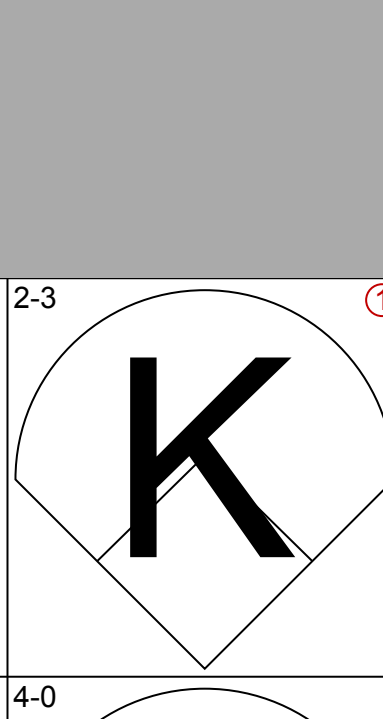
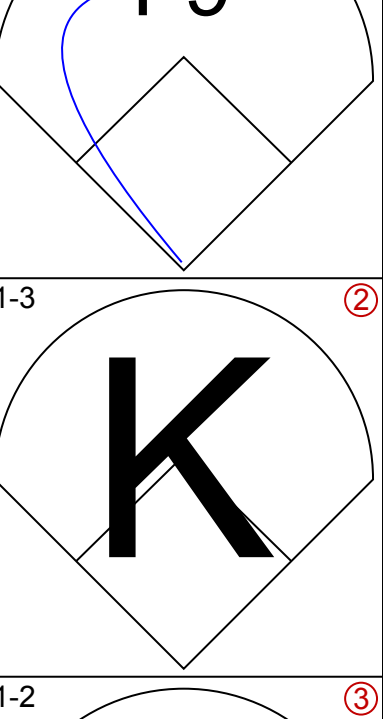
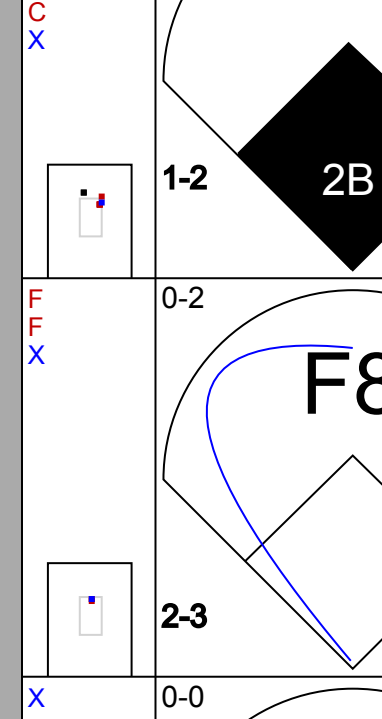
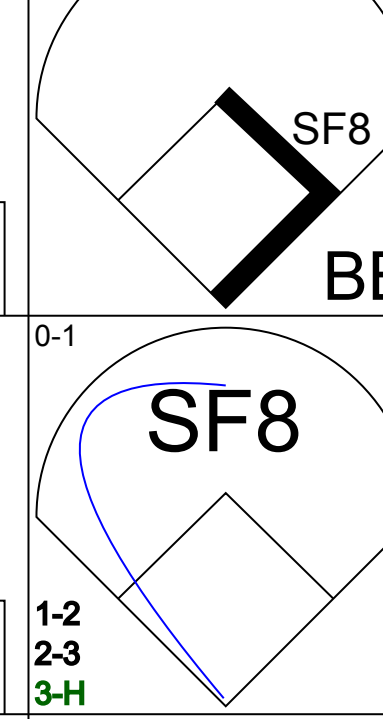
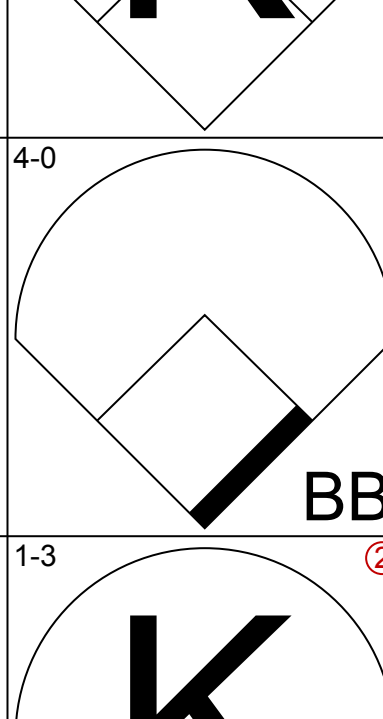
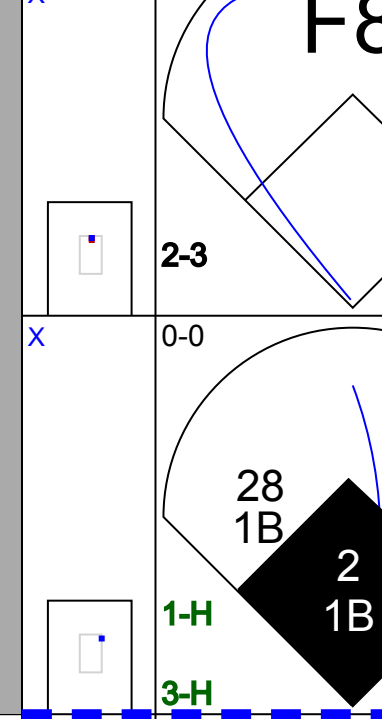
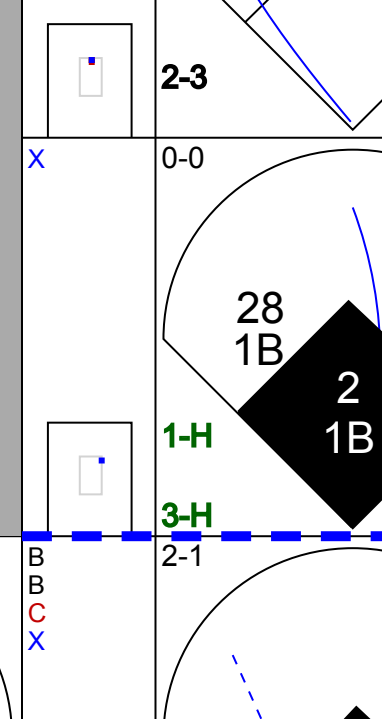
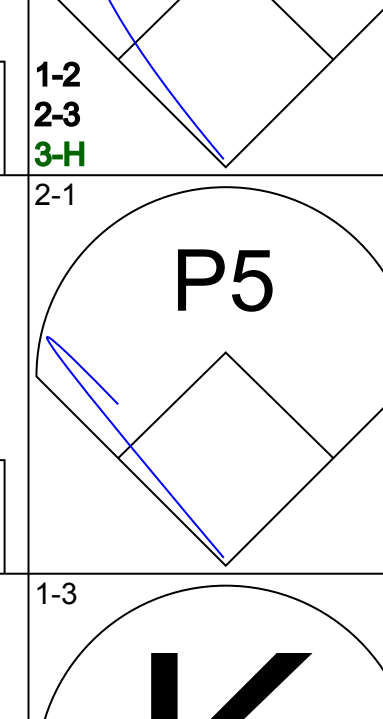
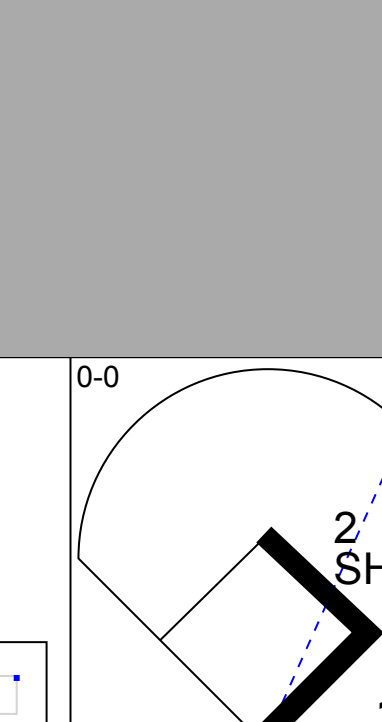
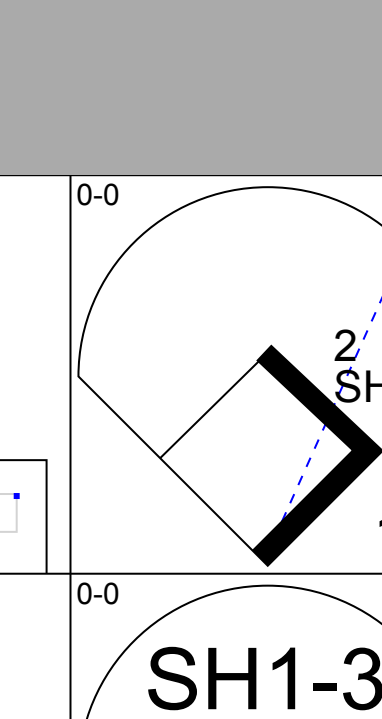

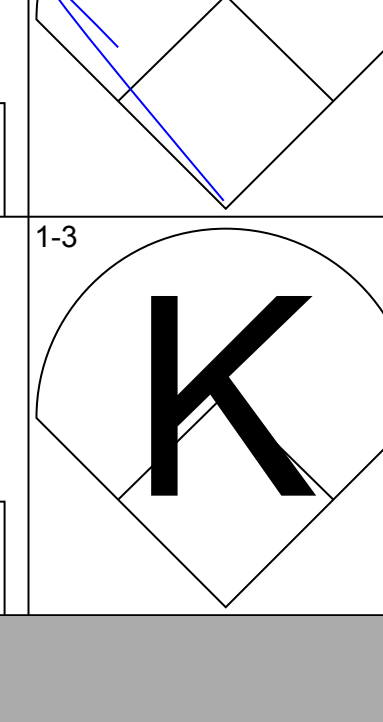
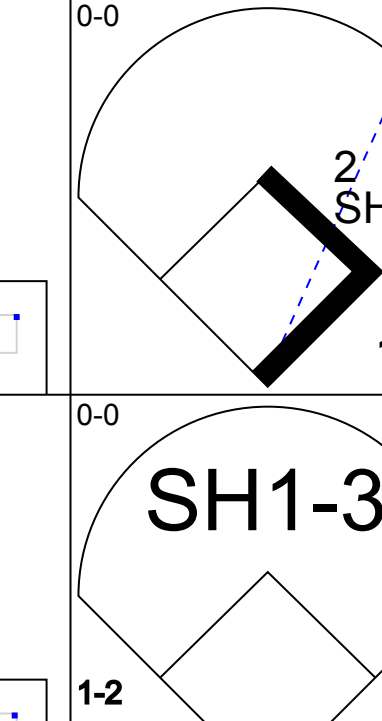
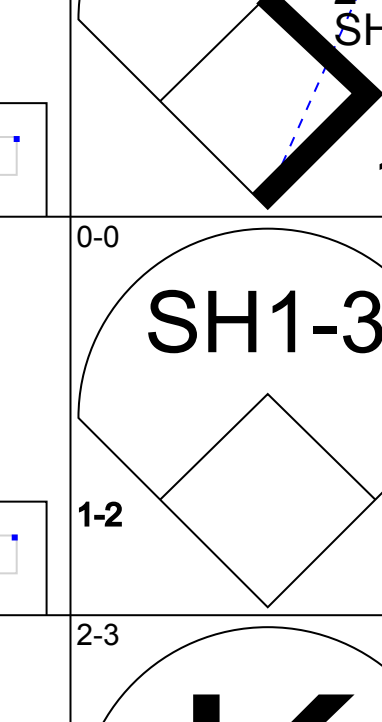

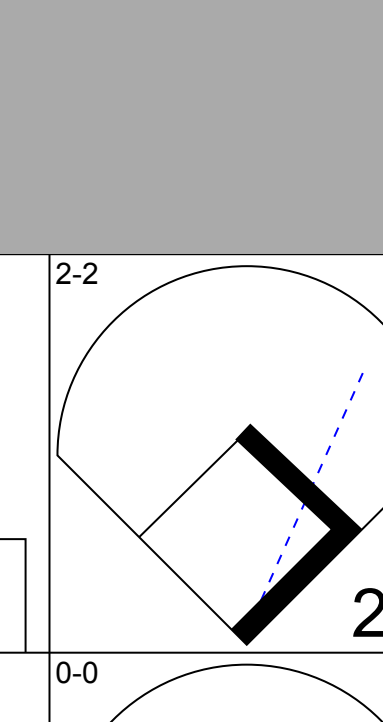
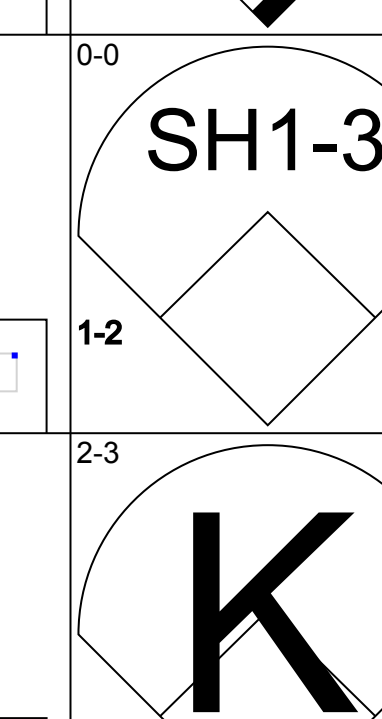
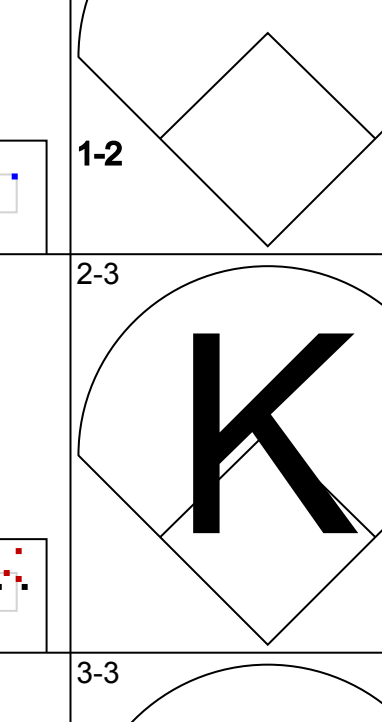
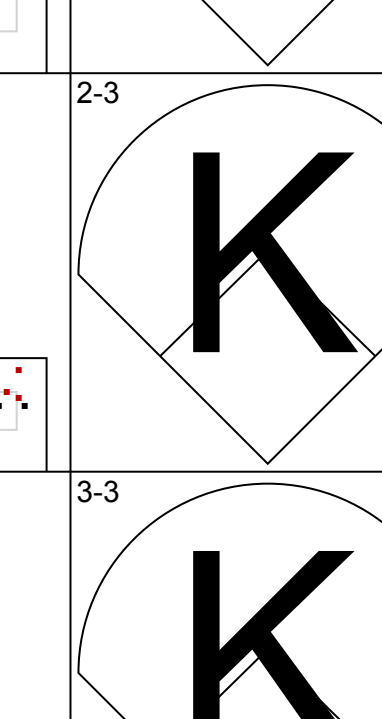


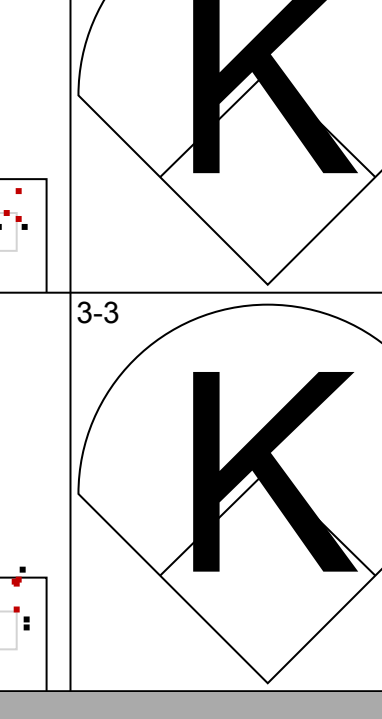
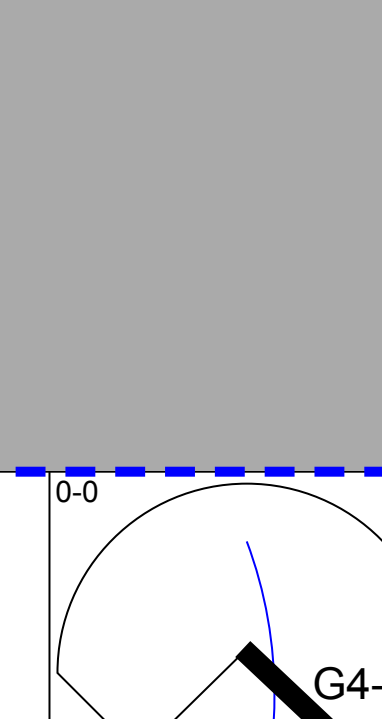

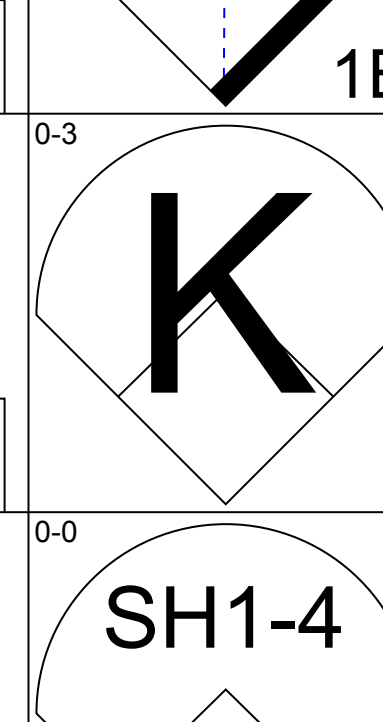
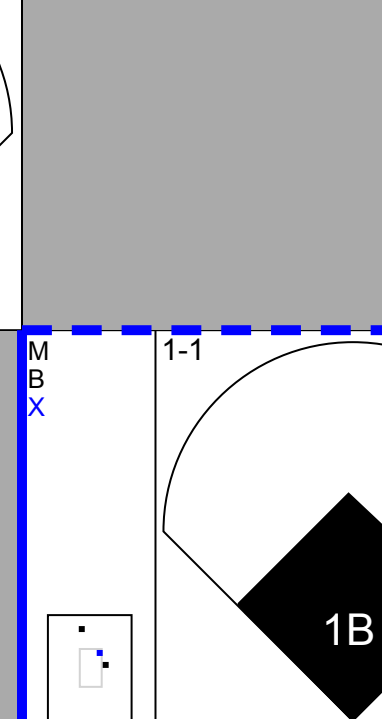
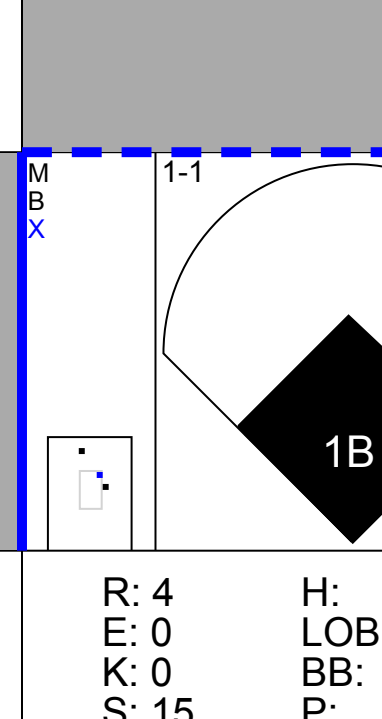









Batter	1	2	3	4	5	6	7	8	9	AB R H RBI BB SO LOB	TOP											
<b>20 Lew Ford, R</b> OBP: 0.324, SLG: 0.306										4 0 0 0 1 2 2	<b>Minnesota Twins @ Milwaukee Brewers</b> Miller Park, Milwaukee, WI Sun May 21 2006, 1:05 PM CDT Att: 35,180 - Roof Closed - 65 F											
<b>Luis Castillo, S</b> OBP: 0.390, SLG: 0.419										5 0 0 0 0 0 3												
<b>7 Joe Mauer, L</b> OBP: 0.401, SLG: 0.458										5 0 2 1 0 2 0												
<b>Tori Hunter, R</b> OBP: 0.335, SLG: 0.456										4 0 2 0 0 1 2												
<b>5 Michael Cuddyer, R</b> OBP: 0.397, SLG: 0.567										4 0 0 0 0 1 3												
<b>33 Justin Morneau, L</b> OBP: 0.306, SLG: 0.472										4 1 1 0 0 0 1												
<b>Tony Batista, R</b> OBP: 0.313, SLG: 0.422										3 1 2 2 1 0 0												
<b>8 Nick Punto, S</b> OBP: 0.379, SLG: 0.362										2 0 0 0 2 0 2												
<b>26 Boof Bonser, R</b> <b>24 Rondell White, R</b> <b>28 Jesse Crain, R</b> <b>Juan Rincon, R</b> <b>38 Luis Antonio Rodriguez, S</b> <b>Carlos Silva, R</b>										1 1 0 0 0 0 0 0 1 1 0 0 0 0 0 0 0 0 0 0 0 0 0 0 0 0 0 0 1 0 0 0 0 1 2 0 0 0 0 0 0 0												
<b>Inning Stats</b>	R: 0 E: 0 K: 1 S: 7	H: 0 LOB: 0 BB: 0 P: 8	R: 0 E: 0 K: 1 S: 10	H: 2 LOB: 2 BB: 0 P: 12	R: 1 E: 1 K: 0 S: 11	H: 2 LOB: 2 BB: 0 P: 17	R: 2 E: 0 K: 0 S: 21	H: 2 LOB: 1 BB: 0 P: 32	R: 0 E: 0 K: 1 S: 7	H: 0 LOB: 0 BB: 0 P: 13		R: 0 E: 0 K: 0 S: 3	H: 0 LOB: 0 BB: 0 P: 5	R: 0 E: 0 K: 1 S: 15	H: 2 LOB: 2 BB: 1 P: 21	R: 0 E: 0 K: 1 S: 10	H: 0 LOB: 2 BB: 2 P: 24	R: 0 E: 0 K: 2 S: 8	H: 0 LOB: 0 BB: 0 P: 11	1B: 6 2B: 1 3B: 0 HR: 1	SF: 0 SAC: 1 DP: 0 HBP: 0	WP: 0 PB: 0 SB: 0 CS: 0
<b>PITCHER</b>	IP WLS BF H R ER SO BB IBB HBP BLK WP HR S P ERA WHIP											IP WLS BF H R ER SO BB IBB HBP BLK WP HR S P ERA WHIP										
<b>39 Chris Capuano, L</b> ERA: 2.78	7.0 W 31 8 3 2 4 2 0 0 0 0 1 74 108 2.57 1.429																					
<b>Matt Wise, R</b> ERA: 3.14	1.0 H 5 0 0 0 1 2 0 0 0 0 0 10 24 0.00 2.000																					
<b>Derrick Turnbow, R</b> ERA: 3.32	1.0 S 3 0 0 0 2 0 0 0 0 0 0 8 11 0.00 0.000																					

Batter	1	2	3	4	5	6	7	8	9	AB R H RBI BB SO LOB	BOTTOM		
<b>Brady Clark, R</b> OBP: 0.380, SLG: 0.326										4 2 2 1 1 0 2	<b>Minnesota Twins @ Milwaukee Brewers</b> Miller Park, Milwaukee, WI Sun May 21 2006, 1:05 PM CDT Att: 35,180 - Roof Closed - 65 F		
<b>Jeff Cirillo, R</b> OBP: 0.431, SLG: 0.511										5 1 2 0 0 1 3			
<b>Geoff Jenkins, L</b> OBP: 0.335, SLG: 0.459										3 0 0 0 1 2 2			
<b>Carlos Lee, R</b> OBP: 0.365, SLG: 0.602										2 1 1 3 1 0 0			
<b>28 Prince Fielder, L</b> OBP: 0.367, SLG: 0.528										4 0 2 0 0 1 3			
<b>2 Bill Hall, R</b> OBP: 0.343, SLG: 0.628										3 0 1 1 0 1 3			
<b>47 Corey Koskie, L</b> OBP: 0.363, SLG: 0.537										4 0 2 0 0 1 3			
<b>Damian Miller, R</b> OBP: 0.370, SLG: 0.527										2 0 0 0 0 1 2			
<b>Chad Moeller, R</b> OBP: 0.340, SLG: 0.422										2 0 1 0 0 1 1			
<b>39 Chris Capuano, L</b> OBP: 0.100, SLG: 0.150 <b>23 Rickie Weeks Jr., R</b> OBP: 0.368, SLG: 0.434 <b>Matt Wise, R</b>										1 0 0 0 0 1 1 1 1 1 0 0 0 0 0 0 0 0 0 0 0 1 0 0 0 0 1 1 0 0 0 0 0 0 0			
<b>18 Gabe Gross, L</b> OBP: 0.339, SLG: 0.491 <b>Derrick Turnbow, R</b>										1B: 8 2B: 3 3B: 1 HR: 0	SF: 1 SAC: 2 DP: 1 HBP: 0	WP: 0 PB: 0 SB: 0 CS: 0	PA: 38
<b>PITCHER</b>	IP WLS BF H R ER SO BB IBB HBP BLK WP HR S P ERA WHIP											IP WLS BF H R ER SO BB IBB HBP BLK WP HR S P ERA WHIP	
<b>26 Boof Bonser, R</b> ERA: 1.5	6.0 L 5 4 4 4 0 0 0 0 0 0 0 10 13 108.00 12.000												
<b>28 Jesse Crain, R</b> ERA: 7.52	0.1 5 4 4 4 0 0 0 0 0 0 0 5 11 0.00 3.000												
<b>Juan Rincon, R</b> ERA: 2.57	0.2 3 2 0 0 0 0 0 0 0 0 0 8 11 0.00 1.000												
<b>Carlos Silva, R</b> ERA: 8.44	1.0 4 1 0 0 2 0 0 0 0 0 0 8 11 0.00 1.000												



Batter	1	2	3	4	5	6	7	8	9	10	AB	R	H	RBI	BB	SO	LOB	TOP								
24 Grady Sizemore, L (1, 8) OBP: 0.362, SLG: 0.510	FC3-6 1B			G4-3	2B		F9		K		5	0	2	2	0	1	1	Cleveland Indians @ Minnesota Twins Hubert H. Humphrey Metrodome, Minneapolis, MN Tue May 23 2006, 8:10 PM EDT Att. 19,334 - Dome - 70 F  livebaseballscorecards.com  <b>AB 38</b> <b>R 5</b> <b>H 9</b> <b>RBI 5</b> <b>BB 2</b> <b>SO 11</b> <b>LOB 14</b>  <b>C</b>								
Jason Michaels, R (1, 7) OBP: 0.332, SLG: 0.351	FC3-6 L8-3			F9	2B		K		K		5	0	1	0	0	2	4									
Casey Blake, R (1, 9) OBP: 0.426, SLG: 0.578	L8-3			F9			K		K		5	1	0	0	0	2	3									
48 Travis Hafner, L (1, 10) OBP: 0.439, SLG: 0.633		41 G5-4-3 BB		F7			E5 48 2B		K		3	1	1	1	2	1	1									
41 Victor Martinez, S (1, 2) OBP: 0.370, SLG: 0.472		G5-4-3					P3		F8		4	0	0	0	0	1	3									
Eduardo Perez, R (1, 3) OBP: 0.373, SLG: 0.706							G6-3		K		3	1	1	2	0	0	0									
Ben Broussard, L (8, PH) OBP: 0.425, SLG: 0.578		F9					HR		K		1	0	0	0	0	1	1									
Ronnie Belliard, R (1, 4) OBP: 0.318, SLG: 0.342				G6-3			F8		FC6-4		4	1	1	0	0	0	1									
Aaron Boone, R (1, 5) OBP: 0.335, SLG: 0.357				K			P6		K		4	1	1	0	0	2	0									
Lou Merloni, R (1, 6) OBP: 0.222, SLG: 0.222				K					P3		3	0	2	0	0	1	0									
2 Johnny Peralta, R (7, 6) OBP: 0.340, SLG: 0.367											1	0	0	0	0	0	0									
<b>Inning Stats</b>	R: 0 E: 0 K: 0 S: 8	H: 1 LOB: 0 BB: 0 P: 10	R: 0 E: 0 K: 0 S: 9	H: 0 LOB: 0 BB: 1 P: 16	R: 0 E: 0 K: 2 S: 7	H: 0 LOB: 0 BB: 0 P: 10	R: 0 E: 0 K: 0 S: 9	H: 1 LOB: 1 BB: 0 P: 13	R: 2 E: 0 K: 1 S: 14	H: 4 LOB: 2 BB: 0 P: 16	R: 3 E: 1 K: 0 S: 13	H: 2 LOB: 0 BB: 0 P: 19	R: 0 E: 0 K: 2 S: 15	H: 1 LOB: 1 BB: 0 P: 20	R: 0 E: 0 K: 1 S: 7	H: 0 LOB: 1 BB: 1 P: 13	R: 0 E: 0 K: 2 S: 10	H: 0 LOB: 0 BB: 0 P: 13	R: 0 E: 0 K: 3 S: 13	H: 0 LOB: 0 BB: 0 P: 17	1B: 5 2B: 4 3B: 0 HR: 1	SF: 0 SAC: 0 DP: 2 HBP: 0	WP: 0 PA: 40 PB: 0 SB: 1 CS: 0			
<b>PITCHER</b>	IP WLS BF H R ER SO BB IBB HBP BLK WP HR S P ERA WHIP																									
Johan Santana, L (1, 1) ERA: 3.42	7.0	30	9	5	4	5	BB: 1	IBB: 0	HBP: 0	BLK: 0	WP: 0	HR: 1	S: 75	P: 104	ERA: 5.14	WHIP: 1.429										
Juan Rincon, R (8, 1) ERA: 2.45	1.0	4	0	0	0	1	BB: 1	IBB: 0	HBP: 0	BLK: 0	WP: 0	HR: 0	S: 7	P: 13	ERA: 0.00	WHIP: 1.000										
36 Joe Nathan, R (9, 1) ERA: 2.4	2.0	6	0	0	0	5	BB: 0	IBB: 0	HBP: 0	BLK: 0	WP: 0	HR: 0	S: 23	P: 30	ERA: 0.00	WHIP: 0.000										

Batter	1	2	3	4	5	6	7	8	9	10	AB	R	H	RBI	BB	SO	LOB	BOTTOM								
20 Lew Ford, R (1, 7) OBP: 0.310, SLG: 0.291	K	G1-3			F9	F8			G6-3		5	0	0	0	0	1	3	Cleveland Indians @ Minnesota Twins Hubert H. Humphrey Metrodome, Minneapolis, MN Tue May 23 2006, 8:10 PM EDT Att. 19,334 - Dome - 70 F  livebaseballscorecards.com  <b>AB 36</b> <b>R 6</b> <b>H 9</b> <b>RBI 5</b> <b>BB 5</b> <b>SO 7</b> <b>LOB 10</b>  								
Luis Castillo, S (1, 4) OBP: 0.379, SLG: 0.405	G5-3			G6-3					K		5	0	0	0	0	1	0									
7 Joe Mauer, L (1, 2) OBP: 0.401, SLG: 0.452	F8			G4-3					G4-3		4	0	1	0	1	0	0									
Tori Hunter, R (1, 8) OBP: 0.347, SLG: 0.456		24 1B 2B		5 HR	BB				P3		2	3	1	0	3	0	1									
5 Michael Cuddyer, R (1, 9) OBP: 0.357, SLG: 0.557		P4		HR					K		5	1	2	2	0	1	4									
33 Justin Morneau, L (1, 3) OBP: 0.303, SLG: 0.473		F7		P4							4	1	1	1	0	1	1									
24 Rondell White, R (1, 10) OBP: 0.209, SLG: 0.226		BB 2B			L8				K		4	1	2	0	0	1	0									
Tony Batista, R (1, 5) OBP: 0.311, SLG: 0.413		2B			K				F8		3	0	0	0	1	1	1									
Juan Castro, R (1, 6) OBP: 0.267, SLG: 0.298					P3						3	0	2	2	0	0	0									
16 Jason Kubel, L (9, PH) OBP: 0.263, SLG: 0.176											1	0	0	0	0	1	0									
8 Nick Punto, S (10, 6) OBP: 0.379, SLG: 0.362									K		0	0	0	0	0	0	0									
<b>Inning Stats</b>	R: 0 E: 0 K: 1 S: 10	H: 0 LOB: 0 BB: 0 P: 15	R: 2 E: 0 K: 0 S: 16	H: 3 LOB: 2 BB: 1 P: 30	R: 2 E: 0 K: 0 S: 11	H: 1 LOB: 0 BB: 1 P: 19	R: 0 E: 0 K: 1 S: 6	H: 0 LOB: 0 BB: 0 P: 8	R: 0 E: 0 K: 0 S: 11	H: 1 LOB: 2 BB: 0 P: 18	R: 1 E: 0 K: 0 S: 12	H: 3 LOB: 3 BB: 0 P: 16	R: 0 E: 0 K: 2 S: 10	H: 0 LOB: 1 BB: 1 P: 16	R: 0 E: 0 K: 2 S: 13	H: 0 LOB: 0 BB: 0 P: 17	R: 0 E: 0 K: 1 S: 7	H: 0 LOB: 0 BB: 0 P: 9	R: 1 E: 0 K: 0 S: 8	H: 1 LOB: 1 BB: 1 P: 13	1B: 6 2B: 2 3B: 0 HR: 1	SF: 1 SAC: 0 DP: 1 HBP: 0	WP: 0 PA: 42 PB: 0 SB: 0 CS: 0			
<b>PITCHER</b>	IP WLS BF H R ER SO BB IBB HBP BLK WP HR S P ERA WHIP																									
31 Cliff Lee, L (1, 1) ERA: 4.65	5.0	25	7	5	5	2	BB: 3	IBB: 0	HBP: 0	BLK: 0	WP: 0	HR: 1	S: 60	P: 98	ERA: 9.00	WHIP: 2.000										
Fernando Cabrera, R (8, 1) ERA: 7.07	2.0	B	7	1	0	0	BB: 1	IBB: 0	HBP: 0	BLK: 0	WP: 0	HR: 0	S: 16	P: 24	ERA: 0.00	WHIP: 1.000										
Scott Sauerbeck, L (8, 1) ERA: 3.12	0.1	1	0	0	0	1	BB: 0	IBB: 0	HBP: 0	BLK: 0	WP: 0	HR: 0	S: 3	P: 3	ERA: 0.00	WHIP: 0.000										
63 Rafael Betancourt, R (8, 1) ERA: 3.86	1.2	5	0	0	0	2	BB: 0	IBB: 0	HBP: 0	BLK: 0	WP: 0	HR: 0	S: 17	P: 23	ERA: 0.00	WHIP: 0.000										
Guillermo Mota, R (10, 1) ERA: 3.89	0.2	L	4	1	1	1	BB: 1	IBB: 0	HBP: 0	BLK: 0	WP: 0	HR: 0	S: 8	P: 13	ERA: 13.50	WHIP: 3.000										







Batter	1	2	3	4	5	6	7	8	9	AB	R	H	RBI	BB	SO	LOB	TOP			
51 Ichiro Suzuki, L (1, 9) OBP: 0.364, SLG: 0.379										4	0	1	0	0	0	3	<b>Seattle Mariners @ Minnesota Twins</b> Hubert H. Humphrey Metrodome, Minneapolis, MN Fri May 26 2006, 8:32 PM EDT Att: 28,082 - Dome - 69 F <a href="http://livebaseballscorecards.com">livebaseballscorecards.com</a>			
4 Jose Lopez, R (1, 4) OBP: 0.316, SLG: 0.488										4	0	0	0	0	2	1				
Raul Ibanez, L (1, 7) OBP: 0.326, SLG: 0.445										4	0	0	0	0	0	1				
Richie Sexson, R (1, 3) OBP: 0.282, SLG: 0.368										4	0	1	0	0	2	1				
Carl Everett, S (1, 10) OBP: 0.342, SLG: 0.422										4	1	1	0	0	2	1				
29 Adrian Beltré, R (1, 5) OBP: 0.282, SLG: 0.287										4	0	2	0	0	1	0				
2 Kenji Johjima, R (1, 2) OBP: 0.337, SLG: 0.414										3	0	1	0	0	0	2				
16 Willie Bloomquist, R (1, 8) OBP: 0.338, SLG: 0.286										2	0	0	0	1	1	2				
7 Yuniesky Betancourt, R (1, 6) OBP: 0.296, SLG: 0.392										3	0	1	1	0	2	3				
<b>Inning Stats</b>	R: 0 E: 0 K: 1 S: 13	H: 1 LOB: 1 BB: 0 P: 22	R: 0 E: 0 K: 1 S: 11	H: 0 LOB: 0 BB: 0 P: 16	R: 0 E: 0 K: 1 S: 9	H: 0 LOB: 0 BB: 0 P: 10	R: 0 E: 0 K: 2 S: 10	H: 1 LOB: 1 BB: 0 P: 16	R: 0 E: 0 K: 1 S: 7	H: 0 LOB: 0 BB: 0 P: 13	R: 1 E: 0 K: 1 S: 11	H: 3 LOB: 1 BB: 0 P: 11	R: 0 E: 0 K: 0 S: 8	H: 0 LOB: 0 BB: 0 P: 12	R: 0 E: 0 K: 1 S: 8	H: 0 LOB: 0 BB: 0 P: 11	1B: 6 2B: 2 3B: 0 HR: 0	SF: 0 SAC: 0 DP: 1 HBP: 0	WP: 1 PB: 0 SB: 1 CS: 0	PA: 33
<b>PITCHER</b>	IP WLS BF H R ER SO BB IBB HBP BLK WP HR S P ERA WHIP																			
47 Francisco Liriano, L (1, 1) ERA: 2.91	5.0	W 19	4	0	0	6	1	0	0	0	1	0	53	83	0.00	1.000				
54 Matt Guerrier, R (6, 1) ERA: 3.33	2.0	H 8	3	1	1	3	0	0	0	0	0	0	18	24	4.50	1.500				
Juan Rincon, R (8, 1) ERA: 2.25	1.0	H 3	0	0	0	0	0	0	0	0	0	0	8	12	0.00	0.000				
36 Joe Nathan, R (9, 1) ERA: 2.25	1.0	S 3	0	0	0	1	0	0	0	0	0	0	8	11	0.00	0.000				

Batter	1	2	3	4	5	6	7	8	9	AB	R	H	RBI	BB	SO	LOB	BOTTOM			
16 Jason Kubel, L (1, 7) OBP: 0.217, SLG: 0.143										3	0	0	0	0	1	0	<b>Seattle Mariners @ Minnesota Twins</b> Hubert H. Humphrey Metrodome, Minneapolis, MN Fri May 26 2006, 8:32 PM EDT Att: 28,082 - Dome - 69 F <a href="http://livebaseballscorecards.com">livebaseballscorecards.com</a>			
20 Lew Ford, R (8, 7) OBP: 0.314, SLG: 0.296										1	0	1	0	0	0	0				
Luis Castillo, S (1, 4) OBP: 0.370, SLG: 0.395										4	0	0	0	0	1	2				
7 Joe Mauer, L (1, 2) OBP: 0.404, SLG: 0.470										3	1	1	1	1	1	2				
Torii Hunter, R (1, 8) OBP: 0.345, SLG: 0.449										4	0	1	0	0	1	2				
5 Michael Cuddyer, R (1, 9) OBP: 0.376, SLG: 0.552										3	0	0	0	0	2	2				
33 Justin Morneau, L (1, 3) OBP: 0.297, SLG: 0.458										3	1	1	0	0	1	0				
24 Rondell White, R (1, 10) OBP: 0.214, SLG: 0.237										3	1	1	0	0	1	0				
Tony Batista, R (1, 5) OBP: 0.306, SLG: 0.403										3	0	1	1	0	1	0				
Juan Castro, R (1, 6) OBP: 0.262, SLG: 0.292										3	0	1	0	0	0	1				
<b>Inning Stats</b>	R: 0 E: 0 K: 0 S: 11	H: 1 LOB: 2 BB: 1 P: 18	R: 2 E: 0 K: 0 S: 12	H: 3 LOB: 0 BB: 0 P: 16	R: 1 E: 0 K: 3 S: 16	H: 1 LOB: 0 BB: 0 P: 21	R: 0 E: 0 K: 1 S: 7	H: 0 LOB: 0 BB: 0 P: 9	R: 0 E: 0 K: 1 S: 6	H: 0 LOB: 0 BB: 0 P: 7	R: 0 E: 0 K: 1 S: 9	H: 0 LOB: 0 BB: 0 P: 12	R: 0 E: 0 K: 2 S: 12	H: 0 LOB: 0 BB: 0 P: 20	R: 0 E: 0 K: 1 S: 11	H: 2 LOB: 2 BB: 0 P: 16	1B: 5 2B: 1 3B: 0 HR: 1	SF: 0 SAC: 0 DP: 1 HBP: 0	WP: 0 PB: 0 SB: 0 CS: 0	PA: 31
<b>PITCHER</b>	IP WLS BF H R ER SO BB IBB HBP BLK WP HR S P ERA WHIP																			
34 Félix Hernández, R (1, 1) ERA: 5.59	7.0	L 26	5	3	3	8	1	0	0	0	0	0	73	103	3.86	0.857				
George Sherrill, L (8, 1) ERA: 2.57	0.2	4	2	0	0	1	0	0	0	0	0	0	8	11	0.00	3.000				
Rafael Soriano, R (8, 1) ERA: 2.73	0.1	1	0	0	0	0	0	0	0	0	0	0	3	5	0.00	0.000				



Batter	1	2	3	4	5	6	7	8	9	AB	R	H	RBI	BB	SO	LOB	TOP			
51 Ichiro Suzuki, L (1, 9) OBP: 0.369, SLG: 0.381										4	1	2	0	1	2	1	<b>Seattle Mariners @ Minnesota Twins</b> Hubert H. Humphrey Metrodome, Minneapolis, MN Sat May 27 2006, 7:10 PM EDT Att: 25,305 - Dome - 68 F <a href="http://livebaseballscorecards.com">livebaseballscorecards.com</a>			
16 Willie Bloomquist, R (1, 4) OBP: 0.342, SLG: 0.294										5	1	2	1	0	1	3				
Raul Ibanez, L (1, 7) OBP: 0.327, SLG: 0.459										5	1	2	3	0	1	3				
Richie Sexson, R (1, 3) OBP: 0.286, SLG: 0.376										4	1	2	0	0	1	3				
Carl Everett, S (1, 10) OBP: 0.340, SLG: 0.415										3	0	0	0	1	1	4				
29 Adrian Beltré, R (1, 5) OBP: 0.286, SLG: 0.291										4	0	2	0	0	1	3				
2 Kenji Johjima, R (1, 2) OBP: 0.335, SLG: 0.417										4	1	1	0	0	0	3				
7 Jeremy Reed, L (1, 8) OBP: 0.258, SLG: 0.374										4	0	0	0	0	0	2				
7 Yuniesky Betancourt, R (1, 6) OBP: 0.291, SLG: 0.395										4	0	2	0	0	0	1				
<b>Inning Stats</b>	R: 0 E: 0 K: 3 S: 17	H: 3 LOB: 3 BB: 0 P: 22	R: 4 E: 0 K: 0 S: 20	H: 3 LOB: 1 BB: 1 P: 32	R: 0 E: 0 K: 0 S: 10	H: 1 LOB: 0 BB: 0 P: 17	R: 0 E: 0 K: 2 S: 10	H: 0 LOB: 0 BB: 0 P: 13	R: 0 E: 0 K: 0 S: 8	H: 0 LOB: 0 BB: 0 P: 13	R: 0 E: 0 K: 1 S: 9	H: 1 LOB: 1 BB: 0 P: 14	R: 1 E: 0 K: 0 S: 9	H: 2 LOB: 0 BB: 0 P: 17	R: 0 E: 0 K: 1 S: 18	H: 2 LOB: 2 BB: 0 P: 26	1B: 10 2B: 2 3B: 1 HR: 1	SF: 0 SAC: 0 DP: 1 HBP: 0	WP: 1 PB: 0 SB: 0 CS: 0	PA: 39
<b>PITCHER</b>	IP WLS BF H R ER SO BB IBB HBP BLK WP HR S P ERA WHIP																			
26 Boof Bonser, R (1, 1) ERA: 4.09	5.0 W 23 8 4 4 5 1 0 0 0 0 0 1 65 97 7.20 1.800																			
Carlos Silva, R (6, 1) ERA: 7.95	2.0 H 7 1 0 0 1 0 0 0 0 0 0 0 17 27 0.00 0.500																			
2B Jesse Crain, R (8, 1) ERA: 7.97	0.0 S 3 2 1 1 0 1 0 0 0 0 0 0 8 16 ∞ ∞																			
Juan Rincon, R (8, 1) ERA: 2.16	2.0 S 6 2 0 0 1 0 0 0 0 0 1 0 19 27 0.00 1.000																			

Batter	1	2	3	4	5	6	7	8	9	AB	R	H	RBI	BB	SO	LOB	BOTTOM			
20 Lew Ford, R (1, 7) OBP: 0.310, SLG: 0.292										5	0	1	1	0	0	1	<b>Seattle Mariners @ Minnesota Twins</b> Hubert H. Humphrey Metrodome, Minneapolis, MN Sat May 27 2006, 7:10 PM EDT Att: 25,305 - Dome - 68 F <a href="http://livebaseballscorecards.com">livebaseballscorecards.com</a>			
Luis Castillo, S (1, 4) OBP: 0.376, SLG: 0.414									5	3	3	0	0	0	2					
7 Joe Mauer, L (1, 2) OBP: 0.406, SLG: 0.471										4	1	2	0	0	1	1				
Torii Hunter, R (1, 8) OBP: 0.343, SLG: 0.453										3	1	1	2	0	0	2				
5 Michael Cuddyer, R (1, 9) OBP: 0.380, SLG: 0.588										3	1	2	3	0	0	1				
33 Justin Morneau, L (1, 3) OBP: 0.290, SLG: 0.447										4	0	0	0	0	0	2				
24 Rondell White, R (1, 10) OBP: 0.209, SLG: 0.231										4	0	0	0	0	1	0				
Tony Batista, R (1, 5) OBP: 0.311, SLG: 0.419										4	2	2	0	0	0	0				
Juan Castro, R (1, 6) OBP: 0.277, SLG: 0.331										4	1	3	2	0	0	0				
<b>Inning Stats</b>	R: 1 E: 0 K: 0 S: 14	H: 2 LOB: 1 BB: 0 P: 23	R: 1 E: 0 K: 1 S: 8	H: 2 LOB: 1 BB: 0 P: 11	R: 3 E: 0 K: 1 S: 14	H: 3 LOB: 0 BB: 0 P: 20	R: 0 E: 0 K: 0 S: 6	H: 0 LOB: 0 BB: 0 P: 9	R: 0 E: 0 K: 0 S: 9	H: 2 LOB: 2 BB: 0 P: 14	R: 1 E: 0 K: 0 S: 12	H: 1 LOB: 0 BB: 0 P: 17	R: 2 E: 1 K: 0 S: 11	H: 1 LOB: 0 BB: 0 P: 21	R: 1 E: 0 K: 0 S: 15	H: 3 LOB: 1 BB: 0 P: 23	1B: 6 2B: 7 3B: 0 HR: 2	SF: 2 SAC: 0 DP: 1 HBP: 0	WP: 0 PB: 0 SB: 0 CS: 0	PA: 38
<b>PITCHER</b>	IP WLS BF H R ER SO BB IBB HBP BLK WP HR S P ERA WHIP																			
Jamie Moyer, L (1, 1) ERA: 4.24	6.0 L 30 11 8 7 2 0 0 0 0 0 0 2 68 104 10.50 1.833																			
40 Julio Mateo, R (7, 1) ERA: 5.4	1.0 3 0 0 0 0 0 0 0 0 0 0 6 11 0.00 0.000																			
54 Sean Green, R (8, 1) ERA: 6.35	1.0 5 3 1 1 0 0 0 0 0 0 0 15 23 9.00 3.000																			

AB 37  
R 5  
H 13  
RBI 4  
BB 2  
SO 7  
LOB 23



AB 36  
R 9  
H 14  
RBI 8  
BB 0  
SO 2  
LOB 9





Batter	1	2	3	4	5	6	7	8	9	10	AB	R	H	RBI	BB	SO	LOB	TOP			
51 Ichiro Suzuki, L OBP: 0.378, SLG: 0.400	(1,9) 1-2 4 HR 1B		B3		2-2 4 SH5-3 1B		2-0 4 B1-5 3B		1-1 CS	2-1 4 1B 1B	5	1	4	0	0	0	1				
4 Jose Lopez, R OBP: 0.324, SLG: 0.505	(1,4) 2-1 1H HR		G3-1 BB		2-1 SH5-3		1-1 B1-5			2-2 1B	3	1	2	2	1	0	1				
Raul Ibanez, L OBP: 0.320, SLG: 0.450	(1,7) 0-0 G4-3		G3-1		0-1 SF7				1-1 G4-3	3-2 L9	4	0	0	1	0	0	4				
Richie Sexson, R OBP: 0.294, SLG: 0.368	(1,3) 0-3 K		P6		2-3 K				4-1 BB	3-2 F8	4	0	0	0	1	2	5				
29 Adrian Beltre, R OBP: 0.294, SLG: 0.294	(1,10) 2-0 G6-3			2-2 16 G4-3 2B		2-2 P4			0-3 K	2-2 F8	5	0	1	0	0	1	3				
12 Michael Morse, R (1,5)		0-3 K		1-2 SAFE G6-3		1-1 G5-3			0-3 K		4	0	0	0	0	2	2				
16 Willie Bloomquist, R OBP: 0.350, SLG: 0.306	(1,8) 0-0 G1			0-0 G4-3		0-1 1B			1-2 FC6-5 30 SH3-4 1B		4	0	2	0	0	0	1				
30 René Rivera, R OBP: 0.167, SLG: 0.348	(1,2) 1-3 K2-3			1-3 K		0-0 F7			0-0 SH3-4	1-2 1B	3	0	0	0	0	2	2				
7 Yuniesky Betancourt, R OBP: 0.296, SLG: 0.404	(1,6) 1-0 G3-1 2B			1-0 G3-1 2B		1-2 4 SH5-3 51 1B SF7			1-2 G6-3	2-0 FC6-5 51 CS	4	1	2	0	0	0	1				
<b>Inning Stats</b>	R: 2 E: 0 K: 1 S: 11	H: 2 LOB: 0 BB: 0 P: 16	R: 0 E: 0 K: 2 S: 7	H: 0 LOB: 0 BB: 0 P: 8	R: 0 E: 0 K: 0 S: 6	H: 1 LOB: 2 BB: 1 P: 15	R: 0 E: 0 K: 1 S: 13	H: 1 LOB: 1 BB: 0 P: 17	R: 1 E: 0 K: 1 S: 15	H: 2 LOB: 1 BB: 0 P: 22	R: 0 E: 0 K: 0 S: 8	H: 1 LOB: 0 BB: 0 P: 10	R: 0 E: 0 K: 2 S: 10	H: 0 LOB: 1 BB: 1 P: 15	R: 0 E: 0 K: 0 S: 7	H: 1 LOB: 0 BB: 0 P: 11	R: 0 E: 0 K: 0 S: 15	H: 2 LOB: 2 BB: 0 P: 27	1B: 7 2B: 3 3B: 1 HR: 1	SF: 1 SAC: 2 DP: 1 HBP: 0	WP: 0 PA: 42
<b>PITCHER</b>	IP 7.0	WLS 29	BF 8	H 3	R 3	ER 3	SO 5	BB 1	IBB 0	HBP 0	BLK 0	WP 0	HR 1	S 66	P 99	ERA 3.86	WHIP 1.286				
Johan Santana, L ERA: 3.48	(1,1)																				
54 Matt Guerrier, R ERA: 3.1	(8,1)	2.0	7	1	0	0	2	1	0	0	0	0	0	17	26	0.00	1.000				
36 Joe Nathan, R ERA: 2.12	(10,1)	1.0	W	5	2	0	0	0	0	0	0	0	0	15	27	0.00	2.000				

Seattle Mariners @ Minnesota Twins  
Hubert H. Humphrey Metrodome, Minneapolis, MN

AB 36  
R 3  
H 11  
RBI 3  
BB 2  
SO 7  
LOB 20



WP: 0 PA: 42  
PB: 0  
SB: 0  
CS: 1

Batter	1	2	3	4	5	6	7	8	9	10	AB	R	H	RBI	BB	SO	LOB	BOTTOM			
20 Lew Ford, R OBP: 0.305, SLG: 0.314	(1,7) 1-1 G6-3		K		1-2 G4-3		0-1 F9			1-2 HR	5	1	1	1	0	1	0				
Luis Castillo, S OBP: 0.379, SLG: 0.416	(1,4) 1-1 F8		K		1-1 7 CS 1B		0-2 7 CS 1B				4	0	2	0	0	1	0				
7 Joe Mauer, L OBP: 0.413, SLG: 0.484	(1,10) 1-0 FC6-4 1B			2-2 G6-3 1B		0-2 G3-1 55 SF8 2B			1-3 K		4	1	3	0	0	1	0				
Torii Hunter, R OBP: 0.337, SLG: 0.443	(1,8) 1-2 FC6-4			0-0 G6-3		0-0 G3-1			1-2 K		4	0	0	0	0	1	3				
5 Michael Cuddyer, R OBP: 0.353, SLG: 0.555	(1,9)	1-1 G5-3		1-1 33 HR 1B		2-1 55 SF8 33 BB 1B			0-1 F7		4	1	2	0	0	0	0				
33 Justin Morneau, L OBP: 0.300, SLG: 0.466	(1,3) 4-1 38 FC4-6 BB			0-0 HR		4-0 BB			0-3 K		2	1	1	2	2	1	0				
55 Mike Redmond, R OBP: 0.431, SLG: 0.521	(1,2) 2-0 F8			0-0 1B		0-0 SF8			1-2 G3		3	0	1	1	0	0	1				
38 Luis Antonio Rodriguez, S OBP: 0.340, SLG: 0.333	(1,5) 0-2 FC4-6			2-2 P6		2-2 L9			4-0 BB		3	0	0	0	1	0	4				
8 Nick Punto, S OBP: 0.351, SLG: 0.333	(1,6) 1-1 G4-3			1-1 G4-3		0-2 G4-3			1-3 K		4	0	0	0	0	1	1				
<b>Inning Stats</b>	R: 0 E: 0 K: 0 S: 8	H: 1 LOB: 1 BB: 0 P: 12	R: 0 E: 0 K: 0 S: 7	H: 0 LOB: 1 BB: 1 P: 14	R: 0 E: 0 K: 2 S: 10	H: 0 LOB: 0 BB: 0 P: 16	R: 2 E: 0 K: 0 S: 11	H: 4 LOB: 1 BB: 0 P: 16	R: 0 E: 0 K: 0 S: 11	H: 1 LOB: 0 BB: 0 P: 14	R: 1 E: 0 K: 0 S: 10	H: 2 LOB: 2 BB: 1 P: 13	R: 0 E: 0 K: 2 S: 8	H: 0 LOB: 0 BB: 0 P: 10	R: 0 E: 0 K: 2 S: 12	H: 1 LOB: 1 BB: 0 P: 18	R: 1 E: 0 K: 0 S: 7	H: 1 LOB: 0 BB: 0 P: 8	1B: 7 2B: 1 3B: 0 HR: 2	SF: 1 SAC: 0 DP: 1 HBP: 0	WP: 0 PA: 39
<b>PITCHER</b>	IP 6.2	WLS 29	BF 9	H 3	R 3	ER 3	SO 2	BB 2	IBB 0	HBP 0	BLK 0	WP 0	HR 1	S 66	P 100	ERA 4.05	WHIP 1.650				
Joel Pineiro, R ERA: 5.13	(1,1)																				
George Sherrill, L ERA: 2.45	(7,1)	0.2	1	0	0	0	1	0	0	0	0	0	0	5	8	0.00	0.000				
Rafael Soriano, R ERA: 2.57	(8,1)	1.2	6	0	0	0	3	1	0	0	0	0	0	17	24	0.00	0.600				
Eddie Guardado, L ERA: 5.4	(10,1)	0.0	L	1	1	1	0	0	0	0	0	0	1	7	8	∞	∞				

Seattle Mariners @ Minnesota Twins  
Hubert H. Humphrey Metrodome, Minneapolis, MN

AB 33  
R 4  
H 10  
RBI 4  
BB 3  
SO 6  
LOB 9



WP: 0 PA: 39  
PB: 0  
SB: 0  
CS: 2











Batter	1	2	3	4	5	6	7	8	9	AB	R	H	RBI	BB	SO	LOB	TOP										
<b>20 Lew Ford, R</b> OBP: 0.307, SLG: 0.315											5	1	2	0	0	0	1										
<b>Luis Castillo, S</b> OBP: 0.372, SLG: 0.399											5	2	1	0	0	0	4										
<b>7 Joe Mauer, L</b> OBP: 0.420, SLG: 0.494											5	1	3	2	0	0	2										
<b>Torii Hunter, R</b> OBP: 0.330, SLG: 0.447											3	0	1	2	0	0	1										
<b>16 Jason Kubel, L</b> OBP: 0.229, SLG: 0.281											4	0	2	0	0	1	2										
<b>33 Justin Morneau, L</b> OBP: 0.307, SLG: 0.465											3	1	1	0	0	0	3										
<b>55 Mike Redmond, R</b> OBP: 0.418, SLG: 0.500										4	1	1	0	0	0	2											
<b>Tony Batista, R</b> OBP: 0.308, SLG: 0.417										4	1	1	2	0	1	0											
<b>8 Nick Punto, S</b> OBP: 0.359, SLG: 0.357										4	0	2	1	0	1	0											
<b>Inning Stats</b>	R: 3 E: 1 K: 0 S: 12	H: 4 LOB: 0 BB: 0 P: 16	R: 0 E: 0 K: 2 S: 8	H: 0 LOB: 0 BB: 0 P: 13	R: 1 E: 1 K: 1 S: 14	H: 2 LOB: 2 BB: 0 P: 18	R: 0 E: 0 K: 0 S: 7	H: 0 LOB: 0 BB: 0 P: 11	R: 0 E: 0 K: 0 S: 9	H: 1 LOB: 1 BB: 0 P: 15	R: 0 E: 0 K: 0 S: 6	H: 1 LOB: 1 BB: 0 P: 6	R: 0 E: 0 K: 0 S: 8	H: 0 LOB: 0 BB: 0 P: 14	R: 3 E: 1 K: 0 S: 12	H: 5 LOB: 1 BB: 0 P: 20	1B: 10 2B: 5 3B: 0 HR: 0	SF: 1 SAC: 0 DP: 3 HBP: 1	WP: 1 PB: 0 CS: 0	PA: 40							
<b>PITCHER</b>	IP	WLS	BF	H	R	ER	SO	BB	IBB	HBP	BLK	WP	HR	S	P	ERA	WHIP										
<b>54 Ervin Santana, R</b> ERA: 4.64	(1, 1)	7.0	L	29	9	4	3	3	0	0	1	0	0	63	92	3.86	1.286										
<b>J.C. Romero, L</b> ERA: 7.71	(8, 1)	1.0		3	0	0	0	0	0	0	0	0	0	8	14	0.00	0.000										
<b>Hector Carrasco, R</b> ERA: 4.62	(9, 1)	1.0		7	5	3	3	0	0	0	0	0	0	12	20	27.00	5.000										

Minnesota Twins @ Los Angeles Angels  
Angel Stadium of Anaheim, Anaheim, CA  
Wed May 31 2006, 7:05 PM PDT  
Att. 44,001 - Clear - 78 F

livebaseballscores.com

AB 37  
R 7  
H 14  
RBI 7  
BB 0  
SO 3  
LOB 15

Batter	1	2	3	4	5	6	7	8	9	AB	R	H	RBI	BB	SO	LOB	BOTTOM										
<b>9 Chone Figgins, S</b> OBP: 0.328, SLG: 0.346										3	0	0	0	1	1	2											
<b>Orlando Cabrera, R</b> OBP: 0.339, SLG: 0.431										3	0	1	0	1	0	1											
<b>16 Garret Anderson, L</b> OBP: 0.320, SLG: 0.420										4	0	0	0	0	2	4											
<b>27 Vladimir Guerrero, R</b> OBP: 0.364, SLG: 0.537										4	0	0	0	0	1	2											
<b>22 Kendrys Morales, S</b> OBP: 0.278, SLG: 0.457										4	0	0	0	0	1	0											
<b>Tim Salmon, R</b> OBP: 0.367, SLG: 0.491											3	0	0	0	1	0											
<b>32 Erick Aybar, S</b> OBP: 0.300, SLG: 0.500											1	0	0	0	1	0											
<b>20 Juan Rivera, R</b> OBP: 0.290, SLG: 0.414										2	1	1	0	1	0	1											
<b>39 Robb Quinlan, R</b> OBP: 0.278, SLG: 0.329	(1, 5)									2	0	0	0	0	1	1											
<b>8 Dallas McPherson, L</b> OBP: 0.238, SLG: 0.387	(7, PH) (8, 5)									1	0	1	0	0	0	0											
<b>José Molina, R</b> OBP: 0.230, SLG: 0.266	(1, 2)									0	0	0	0	2	0	0											
<b>Adam Kennedy, L</b> OBP: 0.335, SLG: 0.396	(7, PH)									1	0	0	0	0	0	1											
<b>Mike Napoli, R</b> OBP: 0.421, SLG: 0.531	(8, 2)									0	0	0	0	0	0	0											
<b>Inning Stats</b>	R: 0 E: 0 K: 0 S: 10	H: 0 LOB: 1 BB: 1 P: 15	R: 0 E: 1 K: 0 S: 16	H: 0 LOB: 1 BB: 0 P: 23	R: 0 E: 0 K: 0 S: 4	H: 0 LOB: 0 BB: 1 P: 9	R: 0 E: 0 K: 1 S: 6	H: 0 LOB: 0 BB: 0 P: 9	R: 0 E: 0 K: 2 S: 18	H: 1 LOB: 2 BB: 1 P: 30	R: 1 E: 1 K: 1 S: 13	H: 2 LOB: 1 BB: 0 P: 17	R: 0 E: 0 K: 0 S: 4	H: 0 LOB: 0 BB: 1 P: 10	R: 0 E: 0 K: 3 S: 9	H: 0 LOB: 0 BB: 0 P: 12	1B: 2 2B: 2 3B: 0 HR: 0	SF: 0 SAC: 0 DP: 3 HBP: 0	WP: 1 PB: 0 CS: 0	PA: 33							
<b>PITCHER</b>	IP	WLS	BF	H	R	ER	SO	BB	IBB	HBP	BLK	WP	HR	S	P	ERA	WHIP										
<b>47 Francisco Liriano, L</b> ERA: 2.11	(1, 1)	6.0	W	22	1	0	0	4	4	0	0	0	0	13	17	0.00	2.000										
<b>54 Matt Guerrier, R</b> ERA: 3.0	(7, 1)	1.0		5	2	1	0	1	0	0	0	0	0	4	10	0.00	1.000										
<b>Juan Rincon, R</b> ERA: 2.0	(8, 1)	1.0	H	3	0	0	0	0	1	0	0	0	0	9	12	0.00	0.000										
<b>36 Joe Nathan, R</b> ERA: 2.0	(9, 1)	1.0		3	0	0	0	3	0	0	0	0	0	9	12	0.00	0.000										

Minnesota Twins @ Los Angeles Angels  
Angel Stadium of Anaheim, Anaheim, CA  
Wed May 31 2006, 7:05 PM PDT  
Att. 44,001 - Clear - 78 F

livebaseballscores.com

AB 28  
R 1  
H 3  
RBI 0  
BB 5  
SO 8  
LOB 12



Batter	1	2	3	4	5	6	7	8	9	AB	R	H	RBI	BB	SO	LOB	TOP										
20 Lew Ford, R OBP: 0.298, SLG: 0.305 (1, 7)	G5-3		K			K		K		4	0	0	0	0	3	0	<b>Minnesota Twins @ Oakland Athletics</b> McAfee Coliseum, Oakland, CA Thu Jun 01 2006, 10:05 PM EDT Att: 12,025 - Partly Cloudy - 70 F										
Luis Castillo, S OBP: 0.370, SLG: 0.396 (1, 4)	G5-3		G6-3			K			1B	4	0	1	0	0	1	0											
7 Joe Mauer, L OBP: 0.421, SLG: 0.494 (1, 2)	1B				F7				P6	4	0	2	0	0	0	1											
Torii Hunter, R OBP: 0.329, SLG: 0.443 (1, 8)	1B				F8				P4	4	0	1	0	0	0	2											
5 Michael Cuddyer, R OBP: 0.357, SLG: 0.559 (1, 9)	K				F8				G4-3	4	0	0	0	0	1	3											
33 Justin Morneau, L OBP: 0.303, SLG: 0.457 (1, 3)		G3-1			K				G3	3	0	0	0	0	1	0											
24 Rondell White, R OBP: 0.213, SLG: 0.234 (1, 10)		P5			HBP				G5-3	3	0	1	0	0	0	0											
Tony Batista, R OBP: 0.308, SLG: 0.411 (1, 5)		P4			HBP			K		2	0	0	0	0	1	0											
Juan Castro, R OBP: 0.261, SLG: 0.311 (1, 6)			F8		G5-4-3			G1-3		2	0	0	0	0	0	2											
16 Jason Kubel, L OBP: 0.222, SLG: 0.273 (8, PH)					G5-4-3					1	0	0	0	0	0	0											
8 Nick Punto, S OBP: 0.359, SLG: 0.357 (8, 6)										0	0	0	0	0	0	0											
<b>Inning Stats</b>	R: 0 H: 2 E: 0 K: 1 S: 16	H: 2 LOB: 2 BB: 0 P: 23	R: 0 H: 0 E: 0 K: 0 S: 5	H: 0 LOB: 0 BB: 0 P: 9	R: 0 H: 0 E: 0 K: 1 S: 7	H: 0 LOB: 0 BB: 0 P: 10	R: 0 H: 0 E: 0 K: 0 S: 6	H: 0 LOB: 0 BB: 0 P: 11	R: 0 H: 1 E: 0 K: 1 S: 11	H: 1 LOB: 1 BB: 0 P: 13	R: 0 H: 1 E: 0 K: 2 S: 12	H: 0 LOB: 0 BB: 0 P: 21	R: 0 H: 0 E: 0 K: 0 S: 8	H: 0 LOB: 0 BB: 0 P: 12	R: 0 H: 0 E: 0 K: 2 S: 8	H: 0 LOB: 0 BB: 0 P: 12	R: 0 H: 1 E: 0 K: 0 S: 10	H: 1 LOB: 1 BB: 0 P: 14	1B: 5 2B: 0 3B: 0 HR: 0	SF: 0 SAC: 0 DP: 1 HBP: 1	WP: 0 PB: 0 SB: 0 CS: 0	PA: 32					
<b>PITCHER</b>	IP	WLS	BF	H	R	ER	SO	BB	IBB	HBP	BLK	WP	HR	S	P	ERA	WHIP										
Barry Zito, L ERA: 2.87 (1, 1)	7.0	W	25	4	0	0	5	0	0	1	0	0	0	65	99	0.00	0.571										
50 Kiko Calero, R ERA: 5.06 (8, 1)	1.0		3	0	0	0	2	0	0	0	0	0	0	8	12	0.00	0.000										
20 Huston Street, R ERA: 4.74 (9, 1)	1.0		4	1	0	0	0	0	0	0	0	0	0	10	14	0.00	1.000										

livebaseballscores.com

AB	31
R	0
H	5
RBI	0
BB	0
SO	7
LOB	8



Batter	1	2	3	4	5	6	7	8	9	AB	R	H	RBI	BB	SO	LOB	BOTTOM										
21 Mark Kotsay, L OBP: 0.329, SLG: 0.408 (1, 8)	G5-3		F7			HR		G6-3		4	1	1	2	0	0	0	<b>Minnesota Twins @ Oakland Athletics</b> McAfee Coliseum, Oakland, CA Thu Jun 01 2006, 10:05 PM EDT Att: 12,025 - Partly Cloudy - 70 F										
Nick Swisher, S OBP: 0.400, SLG: 0.618 (1, 7)	G3				K			G3		4	0	0	0	0	1	0											
3 Eric Chavez, L OBP: 0.369, SLG: 0.543 (1, 5)	K				P5				1B	3	0	1	0	0	1	0											
Frank Thomas, R OBP: 0.353, SLG: 0.484 (1, 10)		HR			F7			K		3	1	1	1	0	1	1											
7 Bobby Crosby, R OBP: 0.294, SLG: 0.424 (1, 6)					K			G6-3		3	0	1	0	0	1	0											
Jay Payton, R OBP: 0.271, SLG: 0.345 (1, 9)					P3			F7		3	0	0	0	0	0	1											
29 Dan Johnson, L OBP: 0.289, SLG: 0.298 (1, 3)					G3			HR		3	1	1	1	0	0	1											
Jason Kendall, R OBP: 0.367, SLG: 0.324 (1, 2)					G6-3			G5-3		2	1	0	0	0	0	0											
Marco Scutaro, R OBP: 0.264, SLG: 0.203 (1, 4)					F8			L8		3	0	0	0	0	1	1											
<b>Inning Stats</b>	R: 0 H: 0 E: 0 K: 1 S: 11	H: 0 LOB: 0 BB: 0 P: 17	R: 1 H: 2 E: 0 K: 0 S: 6	H: 2 LOB: 0 BB: 0 P: 9	R: 0 H: 0 E: 0 K: 0 S: 5	H: 0 LOB: 0 BB: 0 P: 8	R: 0 H: 0 E: 0 K: 1 S: 10	H: 0 LOB: 0 BB: 0 P: 18	R: 0 H: 2 E: 0 K: 2 S: 14	H: 2 LOB: 1 BB: 0 P: 20	R: 1 H: 1 E: 0 K: 0 S: 9	H: 1 LOB: 0 BB: 0 P: 12	R: 0 H: 0 E: 0 K: 0 S: 6	H: 0 LOB: 0 BB: 0 P: 11	R: 0 H: 0 E: 0 K: 0 S: 6	H: 0 LOB: 0 BB: 0 P: 11	1B: 2 2B: 0 3B: 0 HR: 3	SF: 0 SAC: 0 DP: 1 HBP: 1	WP: 0 PB: 0 SB: 0 CS: 0	PA: 29							
<b>PITCHER</b>	IP	WLS	BF	H	R	ER	SO	BB	IBB	HBP	BLK	WP	HR	S	P	ERA	WHIP										
26 Boof Bonser, R ERA: 4.5 (1, 1)	7.0	L	26	5	4	4	5	0	0	1	0	0	0	3	62	5.14	0.714										
28 Jesse Crain, R ERA: 6.94 (8, 1)	1.0		3	0	0	0	0	0	0	0	0	0	0	6	11	0.00	0.000										

livebaseballscores.com

AB	28
R	4
H	5
RBI	4
BB	0
SO	5
LOB	4





Batter	1	2	3	4	5	6	7	8	9	AB R H RBI BB SO LOB	TOP											
8 Nick Punto, S OBP: 0.366, SLG: 0.356										3 0 1 0 1 0 1	<b>Minnesota Twins @ Oakland Athletics</b> McAfee Coliseum, Oakland, CA Fri Jun 02 2006, 10:05 PM EDT Att: 16,138 - Partly Cloudy - 68 F											
Luis Castillo, S OBP: 0.373, SLG: 0.395										3 0 1 0 1 0 0												
7 Joe Mauer, L OBP: 0.413, SLG: 0.483										4 0 0 0 0 0 3												
Torii Hunter, R OBP: 0.327, SLG: 0.436										3 0 0 0 1 0 2												
5 Michael Cuddyer, R OBP: 0.361, SLG: 0.554										3 1 1 0 1 0 0												
33 Justin Morneau, L OBP: 0.302, SLG: 0.469										4 1 1 2 0 0 2												
Terry Tiffee, S (1, 10)										2 0 0 0 1 0 0												
Tony Batista, R OBP: 0.303, SLG: 0.404										3 0 0 0 0 0 1												
16 Jason Kubel, L OBP: 0.231, SLG: 0.306										3 0 1 0 0 0 0												
20 Lew Ford, R OBP: 0.298, SLG: 0.305										0 0 0 0 0 0 0												
<b>Inning Stats</b>	R: 0 E: 0 K: 0 S: 5	H: 1 LOB: 1 BB: 1 P: 11	R: 0 E: 0 K: 0 S: 7	H: 0 LOB: 0 BB: 0 P: 11	R: 0 E: 0 K: 0 S: 6	H: 0 LOB: 0 BB: 0 P: 9	R: 0 E: 0 K: 0 S: 6	H: 0 LOB: 0 BB: 0 P: 10	R: 0 E: 0 K: 0 S: 4	H: 0 LOB: 0 BB: 0 P: 7	R: 0 E: 0 K: 0 S: 8	H: 1 LOB: 0 BB: 0 P: 12	R: 0 E: 0 K: 0 S: 7	H: 0 LOB: 0 BB: 1 P: 12	R: 2 E: 0 K: 0 S: 12	H: 3 LOB: 1 BB: 1 P: 24	R: 0 E: 0 K: 0 S: 9	H: 0 LOB: 2 BB: 2 P: 21	1B: 3 2B: 1 3B: 0 HR: 1	SF: 0 SAC: 0 DP: 3 HBP: 0	WP: 0 PB: 0 SB: 0 CS: 1	PA: 34
<b>PITCHER</b>	IP WLS BF H R ER SO BB IBB HBP BLK WP HR S P ERA WHIP																					
Kirk Saarloos, R ERA: 5.04	(1, 1) 8.0 L 28 5 2 2 0 3 0 0 0 0 0 1 55 96 2.25 1.000																					
57 Chad Gaudin, R ERA: 3.93	(9, 1) 0.2 4 0 0 0 0 2 0 0 0 0 0 0 7 17 0.00 3.000																					
Randy Keister, L ERA: 3.24	(9, 1) 0.1 1 0 0 0 0 0 0 0 0 0 0 0 2 4 0.00 0.000																					

AB	28
R	2
H	5
RBI	2
BB	5
SO	0
LOB	9



Batter	1	2	3	4	5	6	7	8	9	AB R H RBI BB SO LOB	BOTTOM											
21 Mark Kotsay, L OBP: 0.323, SLG: 0.400										4 0 0 0 0 3 0	<b>Minnesota Twins @ Oakland Athletics</b> McAfee Coliseum, Oakland, CA Fri Jun 02 2006, 10:05 PM EDT Att: 16,138 - Partly Cloudy - 68 F											
Nick Swisher, S OBP: 0.393, SLG: 0.605										4 0 0 0 0 1 0												
3 Eric Chavez, L OBP: 0.364, SLG: 0.534										3 0 0 0 0 2 0												
Frank Thomas, R OBP: 0.353, SLG: 0.500										3 1 1 1 0 2 0												
7 Bobby Crosby, R OBP: 0.290, SLG: 0.417										3 0 0 0 0 0 0												
Jay Payton, R OBP: 0.267, SLG: 0.339										3 0 0 0 0 0 0												
23 Bobby Kielty, S OBP: 0.319, SLG: 0.328										3 0 1 0 0 0 0												
Jason Kendall, R OBP: 0.360, SLG: 0.317										3 0 0 0 0 0 1												
Marco Scutaro, R OBP: 0.258, SLG: 0.197										2 0 0 0 0 1 0												
29 Dan Johnson, L OBP: 0.288, SLG: 0.296										1 0 0 0 0 1 0												
<b>Inning Stats</b>	R: 0 E: 0 K: 2 S: 9	H: 0 LOB: 0 BB: 0 P: 16	R: 1 E: 0 K: 0 S: 14	H: 2 LOB: 1 BB: 0 P: 16	R: 0 E: 0 K: 1 S: 12	H: 0 LOB: 0 BB: 0 P: 17	R: 0 E: 0 K: 2 S: 8	H: 0 LOB: 0 BB: 0 P: 9	R: 0 E: 0 K: 2 S: 8	H: 0 LOB: 0 BB: 0 P: 13	R: 0 E: 0 K: 2 S: 9	H: 0 LOB: 0 BB: 0 P: 11	R: 0 E: 0 K: 2 S: 10	H: 0 LOB: 0 BB: 0 P: 12	R: 0 E: 0 K: 0 S: 5	H: 0 LOB: 0 BB: 0 P: 9	R: 0 E: 0 K: 1 S: 6	H: 0 LOB: 0 BB: 0 P: 7	1B: 1 2B: 0 3B: 0 HR: 1	SF: 0 SAC: 0 DP: 0 HBP: 0	WP: 0 PB: 0 SB: 0 CS: 0	PA: 29
<b>PITCHER</b>	IP WLS BF H R ER SO BB IBB HBP BLK WP HR S P ERA WHIP																					
Johan Santana, L ERA: 3.24	(1, 1) 8.0 W 26 2 1 1 0 9 0 0 0 0 0 0 1 75 103 1.12 0.250																					
36 Joe Nathan, R ERA: 1.89	(9, 1) 1.0 S 3 0 0 0 0 1 0 0 0 0 0 0 0 6 7 0.00 0.000																					

AB	29
R	1
H	2
RBI	1
BB	0
SO	10
LOB	1





Batter	1	2	3	4	5	6	7	8	9	AB	R	H	RBI	BB	SO	LOB	TOP										
8 Nick Punto, S (1, 6) OBP: 0.365, SLG: 0.355	1-3 K		3-2 F8			2-2 WP 7 S 1B	2-3 K		1-3 K	3	0	1	0	0	1	1	<b>Minnesota Twins @ Oakland Athletics</b> McAfee Coliseum, Oakland, CA Sat Jun 03 2006, 4:05 PM EDT Att: 23,194 - Sunny - 75 F										
24 Rondell White, R (7, PH) OBP: 0.211, SLG: 0.232									2-3 K	1	0	0	0	0	1	2											
Juan Castro, R (7, 6) OBP: 0.261, SLG: 0.311										0	0	0	0	0	0	0											
Terry Tiffee, S (9, PH)										1	0	0	0	0	1	1											
Luis Castillo, S (1, 4) OBP: 0.364, SLG: 0.384	0-2 G4-3		2-3 K			1-0 L4	0-0 P3		2-3 K	5	0	0	0	0	2	5											
7 Joe Mauer, L (1, 10) OBP: 0.415, SLG: 0.489	1-1 1B				2-2 G5-3	1-2 L7		1-2 2B		4	0	2	0	0	0	1											
Tori Hunter, R (1, 8) OBP: 0.330, SLG: 0.432	3-3 K				2-2 G4-3	4-2 1B		4-1 BB		2	0	0	0	2	1	1											
5 Michael Cuddyer, R (1, 9) OBP: 0.352, SLG: 0.538		1-3 K			2-2 L5	3-1 G5-3		0-0 BB		4	0	0	0	0	1	4											
33 Justin Morneau, L (1, 3) OBP: 0.300, SLG: 0.464		3-2 K				3-2 K	1-0 1B	1-3 K	1-3 K	4	1	1	0	0	3	2											
55 Mike Redmond, R (1, 2) OBP: 0.390, SLG: 0.464		3-1 F8				0-1 G5-3	1-3 K	0-3 K		4	0	0	0	0	2	3											
Tony Batista, R (1, 5) OBP: 0.313, SLG: 0.405			2-2 G5-3			4-2 BB			4-1 BB	2	0	1	0	2	0	0											
20 Lew Ford, R (9, PR) OBP: 0.236, SLG: 0.305							1-2 1B			0	0	0	0	0	0	0											
16 Jason Kubel, L (1, 7) OBP: 0.256, SLG: 0.325			2-2 S 1B			3-2 G3	2-1 1B	1-2 2-H 1B	0-1 F7	4	0	2	1	0	0	2											
<b>Inning Stats</b>	R: 0 H: 1 E: 0 K: 2 S: 12	H: 1 LOB: 1 BB: 0 P: 17	R: 0 H: 0 E: 0 K: 2 S: 9	LOB: 0 BB: 0 P: 16	R: 0 H: 1 E: 0 K: 1 S: 16	LOB: 1 BB: 0 P: 25	R: 0 H: 0 E: 0 K: 0 S: 11	LOB: 0 BB: 0 P: 17	R: 0 H: 0 E: 0 K: 1 S: 12	LOB: 1 BB: 1 P: 22	R: 0 H: 1 E: 0 K: 0 S: 13	H: 1 LOB: 2 BB: 1 P: 25	R: 1 H: 3 E: 0 K: 2 S: 14	H: 3 LOB: 2 BB: 0 P: 20	R: 0 H: 1 E: 0 K: 2 S: 12	H: 1 LOB: 2 BB: 1 P: 18	R: 0 H: 0 E: 0 K: 2 S: 9	H: 0 LOB: 1 BB: 1 P: 16	1B: 6 2B: 1 3B: 0 HR: 0	SF: 0 SAC: 0 DP: 0 HBP: 0	WP: 1 PB: 0 SB: 2 CS: 0	PA: 38					
<b>PITCHER</b>	IP	WLS	BF	H	R	ER	SO	BB	IBB	HBP	BLK	WP	HR	S	P	ERA	WHIP										
Dan Haren, R (1, 1) ERA: 3.75	6.0		23	3	0	0	6	2	0	0	0	1	0	73	122	0.00	0.833										
Randy Keister, L (7, 1) ERA: 4.32	0.0	1	1	1	1	1	0	0	0	0	0	0	0	1	2	∞	∞										
50 Kiko Calero, R (7, 1) ERA: 4.98	0.1	B	3	2	0	0	1	0	0	0	0	0	0	8	11	0.00	6.000										
51 Brad Halsey, L (7, 1) ERA: 4.37	0.2	W	4	1	0	0	1	1	0	0	0	0	0	9	16	0.00	3.000										
20 Huston Street, R (8, 1) ERA: 4.29	2.0	S	7	0	0	0	4	1	0	0	0	0	0	17	25	0.00	0.500										

AB	34
R	1
H	7
RBI	1
BB	4
SO	12
LOB	22



Batter	1	2	3	4	5	6	7	8	9	AB	R	H	RBI	BB	SO	LOB	BOTTOM										
21 Mark Kotsay, L (1, 8) OBP: 0.322, SLG: 0.402	2-2 G3	1-1 G4-6-3			1-2 SH1-3 2B		0-0 E3 BB			4	0	1	0	0	0	2	<b>Minnesota Twins @ Oakland Athletics</b> McAfee Coliseum, Oakland, CA Sat Jun 03 2006, 4:05 PM EDT Att: 23,194 - Sunny - 75 F										
Nick Swisher, S (1, 7) OBP: 0.397, SLG: 0.609	1-0 3 1B		2-2 F9		0-0 SH1-3		4-0 BB			2	1	1	0	1	0	0											
3 Eric Chavez, L (1, 5) OBP: 0.362, SLG: 0.531	2-1 7 1B BB		0-0 G6-3		1-1 L6		1-1 SF8			3	0	1	2	0	0	1											
Frank Thomas, R (1, 10) OBP: 0.351, SLG: 0.491	4-0 7 1B		1-1 F8		1-1 G6-3		3-H P3			3	0	0	0	1	0	3											
7 Bobby Crosby, R (1, 6) OBP: 0.289, SLG: 0.414	2-2 1-2 2-3 1B				0-0 F9		3-1 G5-3		1-0 G5-3	4	0	1	0	0	0	0											
23 Bobby Kielty, S (1, 9) OBP: 0.301, SLG: 0.309	2-3 K				2-2 G4-3		1-2 F8		0-0 G3-1	4	0	0	0	0	1	3											
29 Dan Johnson, L (1, 3) OBP: 0.287, SLG: 0.295	0-0 P4				3-2 1B		1-2 G6-3		2-1 G4-3	4	0	1	0	0	0	3											
Jason Kendall, R (1, 2) OBP: 0.366, SLG: 0.324		1-2 L3			0-2 1B		0-1 BB 3 SH3-4 SF8 1B			3	1	2	0	0	0	0											
Marco Scutaro, R (1, 4) OBP: 0.264, SLG: 0.205		0-0 21 G4-6-3 1B			1-2 L8		1-0 SH3-4			2	0	1	0	0	0	2											
<b>Inning Stats</b>	R: 1 H: 3 E: 0 K: 1 S: 20	H: 3 LOB: 3 BB: 1 P: 33	R: 0 H: 1 E: 0 K: 0 S: 7	LOB: 1 BB: 0 P: 9	R: 0 H: 0 E: 0 K: 0 S: 6	LOB: 0 BB: 0 P: 9	R: 0 H: 2 E: 0 K: 0 S: 12	LOB: 2 BB: 0 P: 17	R: 0 H: 1 E: 0 K: 0 S: 8	LOB: 1 BB: 0 P: 11	R: 0 H: 0 E: 0 K: 0 S: 9	H: 0 LOB: 0 BB: 0 P: 14	R: 1 H: 1 E: 1 K: 0 S: 7	H: 1 LOB: 2 BB: 1 P: 15	R: 0 H: 0 E: 0 K: 0 S: 4	H: 0 LOB: 0 BB: 0 P: 7		R: 0 H: 0 E: 0 K: 0 S: 7	H: 0 LOB: 0 BB: 0 P: 7	1B: 6 2B: 2 3B: 0 HR: 0	SF: 1 SAC: 2 DP: 1 HBP: 0	WP: 0 PB: 0 SB: 0 CS: 0	PA: 34				
<b>PITCHER</b>	IP	WLS	BF	H	R	ER	SO	BB	IBB	HBP	BLK	WP	HR	S	P	ERA	WHIP										
Brad Radke, R (1, 1) ERA: 6.42	7.0	L	31	8	2	1	1	2	0	0	0	0	0	69	108	1.29	1.429										
28 Jesse Crain, R (8, 1) ERA: 6.66	1.0		3	0	0	0	0	0	0	0	0	0	0	4	7	0.00	0.000										

AB	29
R	2
H	8
RBI	2
BB	2
SO	1
LOB	14





Batter	1	2	3	4	5	6	7	8	9	AB	R	H	RBI	BB	SO	LOB	TOP			
20 Lew Ford, R OBP: 0.297, SLG: 0.298	G6-3	1-2 BB		K			G5-3			3	0	0	0	1	1	2				
Luis Castillo, S OBP: 0.357, SLG: 0.376	G6-3	F8			G1-3			L1		4	0	0	0	0	0	2				
7 Joe Mauer, L OBP: 0.411, SLG: 0.500	HR		F8		L7			G6-3		4	1	1	1	0	0	0				
Tori Hunter, R OBP: 0.329, SLG: 0.426	5 BB		K		G5-3			F9		3	0	0	0	1	1	0				
5 Michael Cuddyer, R OBP: 0.349, SLG: 0.527	1-2 BB		K			F8		F7		3	0	0	0	1	1	0				
33 Justin Morneau, L OBP: 0.300, SLG: 0.460	G3-1		K2-3			16 G1-6-3 1B		L9		4	0	1	0	0	1	2				
16 Jason Kubel, L OBP: 0.295, SLG: 0.302		G4-3		K		G1-6-3 1-2		BB		3	0	0	0	1	1	1				
38 Luis Antonio Rodriguez, B OBP: 0.345, SLG: 0.340		K		1B				G6-4-3 1B		3	0	2	0	0	1	0				
55 Mike Redmond, R OBP: 0.383, SLG: 0.456		K		1B				G6-3		1	0	0	0	0	0	1				
Juan Castro, R OBP: 0.270, SLG: 0.319	20 BB 1B							G6-4-3 1-2		3	0	2	0	0	0	1				
<b>Inning Stats</b>	R: 1 E: 0 K: 0 S: 12	H: 1 LOB: 2 BB: 2 P: 25	R: 0 E: 0 K: 1 S: 11	H: 1 LOB: 1 BB: 1 P: 19	R: 0 E: 0 K: 2 S: 9	H: 0 LOB: 0 BB: 0 P: 14	R: 0 E: 0 K: 3 S: 17	H: 2 LOB: 2 BB: 0 P: 21	R: 0 E: 0 K: 0 S: 8	H: 1 LOB: 0 BB: 0 P: 14	R: 0 E: 0 K: 0 S: 3	H: 1 LOB: 0 BB: 0 P: 6	R: 0 E: 0 K: 0 S: 6	H: 0 LOB: 1 BB: 1 P: 8	R: 0 E: 0 K: 0 S: 9	H: 0 LOB: 0 BB: 0 P: 15	1B: 5 2B: 0 3B: 0 HR: 1	SF: 0 SAC: 0 DP: 2 HBP: 0	WP: 0 PB: 0 SB: 1 CS: 0	PA: 35
<b>PITCHER</b>	IP WLS BF H R ER SO BB IBB HBP BLK WP HR S P ERA WHIP	IP WLS BF H R ER SO BB IBB HBP BLK WP HR S P ERA WHIP																		
40 Rich Harden, R ERA: 3.86	(1, 1) 4.0	19	4	1	1	6	3	0	0	0	0	0	0	1	49	79	2.25	1.750		
51 Brad Halsey, L ERA: 3.93	(5, 1) 5.0	W	16	2	0	0	0	1	0	0	0	0	0	0	35	55	0.00	0.600		

Minnesota Twins @ Oakland Athletics  
McAfee Coliseum, Oakland, CA  
Sun Jun 04 2006, 4:05 PM EDT  
Att: 25,247 - Sunny - 66 F

AB 31  
R 1  
H 6  
RBI 1  
BB 4  
SO 6  
LOB 9



Batter	1	2	3	4	5	6	7	8	9	AB	R	H	RBI	BB	SO	LOB	BOTTOM			
Jason Kendall, R OBP: 0.361, SLG: 0.320	G5-3	FC6-5		P2		F9		1B		5	0	1	1	0	0	6				
Nick Swisher, S OBP: 0.388, SLG: 0.594	L9	F8			G3-1	FC5-2		P5		5	0	0	0	0	0	7				
3 Eric Chavez, L OBP: 0.364, SLG: 0.530	F9			7 G1-6-3 1B		K		17 G4-6-3 1B		4	0	2	0	0	1	0				
Frank Thomas, R OBP: 0.354, SLG: 0.500		7 BB 2B		F7		7 BB 1B		G4-6-3		1	1	1	0	0	0	0				
17 Adam Melhuse, S OBP: 0.324, SLG: 0.468		29 BB 1B		G1-6-3		FC6-4 1B		G6-3		3	0	1	0	0	0	2				
7 Bobby Crosby, R OBP: 0.293, SLG: 0.415		29 BB 1B		G1-6-3		FC6-4 1B		G6-3		4	1	2	1	0	0	1				
Jay Payton, R OBP: 0.272, SLG: 0.343		29 BB 1B		K		FC6-4		FC5-4 1B		4	2	2	0	0	1	2				
29 Dan Johnson, L OBP: 0.304, SLG: 0.324		FC6-5 1B		HR		23 HBP FC5-2 BB		FC5-4 1B		2	1	2	1	2	0	0				
23 Bobby Kielty, S OBP: 0.299, SLG: 0.296		K		F8		FC5-2 1B		K		3	0	0	0	0	2	5				
Marco Scutaro, R OBP: 0.284, SLG: 0.232		FC6-5 1B				1-2 2-3 H		FC5-4 1B		4	0	3	2	0	0	2				
<b>Inning Stats</b>	R: 0 E: 0 K: 0 S: 5	H: 0 LOB: 0 BB: 0 P: 8	R: 3 E: 0 K: 1 S: 22	H: 4 LOB: 2 BB: 1 P: 34	R: 0 E: 0 K: 0 S: 6	H: 1 LOB: 0 BB: 0 P: 10	R: 1 E: 0 K: 1 S: 11	H: 2 LOB: 1 BB: 0 P: 15	R: 0 E: 0 K: 0 S: 11	H: 2 LOB: 2 BB: 0 P: 16	R: 0 E: 0 K: 0 S: 12	H: 1 LOB: 1 BB: 1 P: 19	R: 0 E: 0 K: 0 S: 7	H: 1 LOB: 0 BB: 0 P: 11	R: 1 E: 0 K: 1 S: 11	H: 3 LOB: 2 BB: 0 P: 17	1B: 12 2B: 1 3B: 0 HR: 1	SF: 0 SAC: 0 DP: 3 HBP: 1	WP: 0 PB: 0 SB: 0 CS: 0	PA: 38
<b>PITCHER</b>	IP WLS BF H R ER SO BB IBB HBP BLK WP HR S P ERA WHIP	IP WLS BF H R ER SO BB IBB HBP BLK WP HR S P ERA WHIP																		
Carlos Silva, R ERA: 7.76	(1, 1) 5.0	L	24	9	4	4	3	1	0	0	0	0	0	0	11	18	0.00	6.000		
Willie Eyre, R ERA: 5.21	(6, 1) 0.1	4	1	0	0	0	1	0	1	0	0	0	0	0	8	12	0.00	0.600		
37 Denny Reyes, L ERA: 1.38	(6, 1) 1.2	4	1	0	0	0	0	0	0	0	0	0	0	0	11	17	9.00	3.000		
54 Matt Guerrier, R ERA: 3.19	(8, 1) 1.0	6	3	1	1	1	0	0	0	0	0	0	0	0	11	17	9.00	3.000		

Minnesota Twins @ Oakland Athletics  
McAfee Coliseum, Oakland, CA  
Sun Jun 04 2006, 4:05 PM EDT  
Att: 25,247 - Sunny - 66 F

AB 35  
R 5  
H 14  
RBI 5  
BB 2  
SO 4  
LOB 25





Batter	1	2	3	4	5	6	7	8	9	AB	R	H	RBI	BB	SO	LOB	TOP										
<b>Luis Castillo, S</b> (1, 4) OBP: 0.349, SLG: 0.367	0-3 <b>K</b>		0-0 <b>G4-3</b>			2-1 <b>L8</b>		1-2 <b>G6-3</b>		2-1 <b>G6-3</b>	5	0	0	0	0	1											
<b>16 Jason Kubel, L</b> (1, 7) OBP: 0.286, SLG: 0.396	1-3 <b>K</b>		1-1 <b>7 2B</b> <b>1B</b>			1-0 <b>7 2B</b> <b>1B</b>		2-0 <b>HR</b>		0-1 <b>L8</b>	5	2	3	1	0	1											
<b>7 Joe Mauer, L</b> (1, 2) OBP: 0.423, SLG: 0.521	3-1 <b>2B</b> <b>1B</b>		1-2 <b>2B</b>			2-1 <b>1-H</b> <b>2B</b>		3-2 <b>5 1B</b> <b>S</b> <b>1B</b>			4	0	4	1	0	0											
<b>Torii Hunter, R</b> (1, 8) OBP: 0.328, SLG: 0.427	1-0 <b>2B</b>		3-1 <b>G1-3</b>			3-3 <b>K</b>		2-3 <b>K</b>		1-2 <b>K</b>	4	0	1	0	0	2											
<b>5 Michael Cuddyer, R</b> (1, 9) OBP: 0.353, SLG: 0.523	4-0 <b>BB</b>		0-3 <b>K</b>			0-0 <b>G6-3</b>		0-1 <b>2B</b> <b>1B</b>			3	0	1	0	1	1											
<b>33 Justin Morneau, L</b> (1, 3) OBP: 0.299, SLG: 0.453	0-0 <b>G3</b>					2-0 <b>G6-3</b>		4-1 <b>24 CS</b> <b>BB</b>		1-3 <b>K</b>	3	0	0	0	1	1											
<b>24 Rondell White, R</b> (1, 10) <b>Terry Tifee, S</b> (8, PH)			1-2 <b>G6-3</b>			0-0 <b>G3</b>		3-3 <b>K</b>		1-0 <b>G5-3</b>	3	0	0	0	0	1											
<b>Tony Batista, R</b> (1, 5) <b>38 Luis Antonio Rodriguez, S</b> (PH)			2-2 <b>G4-3</b>			2-2 <b>G5-3</b>		0-2 <b>G1-3</b>		1-2 <b>F8</b>	3	0	0	0	0	0											
<b>Juan Castro, R</b> (1, 6) <b>8 Nick Punto, S</b> (8, PH)			0-2 <b>G1-3</b>			3-1 <b>G5-3</b>		0-0 <b>G6-3</b>		0-1 <b>G6-3</b> <b>2B</b>	3	0	0	0	0	0											
<b>Inning Stats</b>	R: 0 E: 0 K: 2 S: 10	H: 2 LOB: 3 BB: 1 P: 19	R: 0 E: 0 K: 0 S: 10	H: 0 LOB: 0 BB: 0 P: 13	R: 0 E: 0 K: 1 S: 13	H: 2 LOB: 2 BB: 0 P: 18	R: 0 E: 0 K: 0 S: 5	H: 0 LOB: 1 BB: 0 P: 9	R: 1 E: 0 K: 1 S: 10	H: 2 LOB: 1 BB: 1 P: 21	R: 0 E: 0 K: 0 S: 5	H: 0 LOB: 0 BB: 0 P: 12	R: 0 E: 0 K: 0 S: 7	H: 0 LOB: 0 BB: 0 P: 8	R: 1 E: 0 K: 2 S: 13	H: 3 LOB: 2 BB: 0 P: 22	R: 0 E: 0 K: 0 S: 9	H: 1 LOB: 1 BB: 0 P: 12	1B: 5 2B: 5 3B: 0 HR: 1	SF: 0 SAC: 0 DP: 1 HBP: 0	WP: 0 PB: 0 SB: 1 CS: 1	PA: 38					
<b>PITCHER</b>	IP	WLS	BF	H	R	ER	SO	BB	IBB	HBP	BLK	WP	HR	S	P	ERA	WHIP										
<b>34 Félix Hernández, R</b> (1, 1) ERA: 5.32	7.0	W	28	6	1	1	5	2	0	0	0	0	0	60	100	1.29	1.143										
<b>Eddie Guardado, L</b> (8, 1) ERA: 5.5	0.0		2	2	1	1	0	0	0	0	0	0	1	4	9	∞	∞										
<b>40 Julio Mateo, R</b> (8, 1) ERA: 4.57	0.1	H	2	1	0	0	1	0	0	0	0	0	0	5	7	0.00	3.000										
<b>George Sherrill, L</b> (8, 1) ERA: 2.16	0.1	H	1	0	0	0	1	0	0	0	0	0	0	3	4	0.00	0.000										
<b>20 J.J. Putz, R</b> (8, 1) ERA: 2.53	1.1	S	5	1	0	0	0	0	0	0	0	0	0	10	14	0.00	0.750										

**Minnesota Twins @ Seattle Mariners**  
Safeco Field, Seattle, WA  
Tue Jun 06 2006, 7:05 PM PDT  
Att: 21,030 - Clear - 69 F

livebaseballscores.com

AB 36  
R 2  
H 10  
RBI 2  
BB 2  
SO 7  
LOB 16



Batter	1	2	3	4	5	6	7	8	9	AB	R	H	RBI	BB	SO	LOB	BOTTOM										
<b>51 Ichiro Suzuki, L</b> (1, 9) OBP: 0.402, SLG: 0.429	3-2 <b>G5-3</b> <b>29 1B</b> <b>1B</b>		2-2 <b>4 G3</b> <b>1B</b>			1-2 <b>3-H</b> <b>1B</b>		0-1 <b>G5-3</b>		0-0 <b>29 FC5-4</b> <b>1B</b>	5	0	4	1	0	0											
<b>29 Adrián Beltré, R</b> (1, 5) OBP: 0.292, SLG: 0.326	1-2 <b>G5-3</b> <b>1B</b>		0-0 <b>F9</b>			1-3 <b>K</b>		0-0 <b>F8</b>		2-2 <b>FC5-4</b> <b>1B</b>	5	0	1	0	0	1											
<b>4 Jose Lopez, R</b> (1, 4) OBP: 0.316, SLG: 0.489	0-2 <b>F1</b>		0-0 <b>G3</b>			1-0 <b>P5</b>		4-1 <b>2B</b> <b>BB</b>		1-3 <b>K</b>	4	1	0	0	1	1											
<b>Raul Ibanez, L</b> (1, 7) OBP: 0.351, SLG: 0.489	1-1 <b>G5-3</b>		4-0 <b>BB</b>			0-1 <b>G4-3</b>		0-1 <b>1-H</b> <b>2B</b>			3	0	1	1	1	0											
<b>Richie Sexson, R</b> (1, 3) OBP: 0.277, SLG: 0.374	0-1 <b>G1-4-3</b>		0-0 <b>G4-3</b>			2-2 <b>K</b>		1-1 <b>L7</b>			4	0	0	0	0	1											
<b>2 Kenji Johjima, R</b> (1, 2) OBP: 0.330, SLG: 0.405			1-0 <b>L9</b>			0-2 <b>16 SH2-3</b> <b>12 2B</b> <b>1B</b>		1-1 <b>16 FC5-4</b> <b>2B</b>		4-0 <b>BB</b>	3	1	2	0	1	0											
<b>16 Willie Bloomquist, R</b> (1, 8) OBP: 0.354, SLG: 0.330			3-3 <b>K</b>			2-1 <b>SH2-3</b>		0-0 <b>FC3-5-6</b> <b>12 S</b> <b>12 FC5</b>		3-2 <b>K</b>	3	1	0	0	0	2											
<b>12 Michael Morse, R</b> (1, 10) <b>Carl Everett, S</b> (8, PH)			4-0 <b>7 FC6-4</b> <b>BB</b>			1-1 <b>7 WP</b> <b>51 1B</b> <b>2B</b>		1-2 <b>FC5</b> <b>7 S</b>		1-2 <b>G4-3</b>	2	1	1	2	1	0											
<b>7 Yuniesky Betancourt, R</b> (1, 6) OBP: 0.293, SLG: 0.383			1-2 <b>FC6-4</b>			1-0 <b>G5-3</b>		1-0 <b>G5-3</b>		1-2 <b>29 FC5-4</b> <b>51 1B</b> <b>1B</b>	4	0	1	0	0	0											
<b>Inning Stats</b>	R: 0 E: 0 K: 0 S: 15	H: 2 LOB: 2 BB: 0 P: 20	R: 0 E: 0 K: 1 S: 8	H: 0 LOB: 1 BB: 1 P: 17	R: 0 E: 0 K: 0 S: 7	H: 1 LOB: 2 BB: 1 P: 13	R: 2 E: 0 K: 1 S: 14	H: 3 LOB: 1 BB: 0 P: 20	R: 0 E: 0 K: 0 S: 6	H: 0 LOB: 0 BB: 0 P: 9	R: 1 E: 0 K: 0 S: 9	H: 1 LOB: 1 BB: 0 P: 12	R: 1 E: 0 K: 1 S: 11	H: 1 LOB: 2 BB: 2 P: 23	R: 0 E: 0 K: 1 S: 15	H: 2 LOB: 2 BB: 0 P: 20	1B: 7 2B: 3 3B: 0 HR: 0	SF: 0 SAC: 1 DP: 0 HBP: 0	WP: 1 PB: 0 SB: 2 CS: 0	PA: 39							
<b>PITCHER</b>	IP	WLS	BF	H	R	ER	SO	BB	IBB	HBP	BLK	WP	HR	S	P	ERA	WHIP										
<b>47 Francisco Liriano, L</b> (1, 1) ERA: 2.44	6.0	L	28	7	3	3	3	2	0	0	0	0	0	59	91	4.50	1.500										
<b>54 Matt Guerrier, R</b> (7, 1) ERA: 3.38	1.0		6	1	1	1	1	2	0	0	0	0	0	11	23	9.00	3.000										
<b>28 Jesse Crain, R</b> (8, 1) ERA: 6.38	1.0		5	2	0	0	1	0	0	0	0	0	0	15	20	0.00	2.000										

**Minnesota Twins @ Seattle Mariners**  
Safeco Field, Seattle, WA  
Tue Jun 06 2006, 7:05 PM PDT  
Att: 21,030 - Clear - 69 F

livebaseballscores.com

AB 34  
R 4  
H 10  
RBI 4  
BB 4  
SO 5  
LOB 23









Batter	1	2	3	4	5	6	7	8	9	AB	R	H	RBI	BB	SO	LOB	TOP							
8 Nick Punto, S OBP: 0.374, SLG: 0.363										3	1	0	1	2	1	2								
20 Lew Ford, R OBP: 0.314, SLG: 0.333										4	1	1	2	0	1	1								
7 Joe Mauer, L OBP: 0.438, SLG: 0.540										4	1	3	1	1	0	0								
5 Michael Cuddyer, R OBP: 0.359, SLG: 0.535										3	0	0	0	2	2	4								
16 Jason Kubel, L OBP: 0.270, SLG: 0.356										5	0	1	2	0	0	6								
55 Mike Redmond, R OBP: 0.400, SLG: 0.463											5	1	2	0	0	2								
33 Justin Morneau, L OBP: 0.295, SLG: 0.444											5	1	1	0	0	1								
Tony Batista, R OBP: 0.306, SLG: 0.391											3	1	0	0	1	0								
Juan Castro, R OBP: 0.275, SLG: 0.329											3	1	2	1	1	0								
<b>Inning Stats</b>	R: 1 E: 0 K: 1 S: 9	H: 1 LOB: 1 BB: 2 P: 20	R: 1 E: 0 K: 0 S: 11	H: 2 LOB: 1 BB: 0 P: 14	R: 0 E: 0 K: 1 S: 9	H: 1 LOB: 1 BB: 0 P: 11	R: 3 E: 0 K: 0 S: 14	H: 3 LOB: 3 BB: 3 P: 32	R: 0 E: 0 K: 0 S: 8	H: 1 LOB: 1 BB: 1 P: 11	R: 2 E: 0 K: 0 S: 15	H: 2 LOB: 1 BB: 1 P: 23	R: 0 E: 0 K: 1 S: 15	H: 0 LOB: 1 BB: 1 P: 24	R: 0 E: 0 K: 1 S: 9	H: 0 LOB: 0 BB: 0 P: 12	R: 0 E: 0 K: 1 S: 9	H: 0 LOB: 0 BB: 0 P: 12	1B: 6 2B: 4 3B: 0 HR: 0	SF: 0 SAC: 0 DP: 2 HBP: 1	WP: 0 PB: 1 CS: 0	PA: 43		
<b>PITCHER</b>	IP WLS BF H R ER SO BB IBB HBP BLK WP HR S P ERA WHIP	5.1 L 31 9 7 6 2 4 2 1 0 0 0 0 62 106 10.12 2.438	6.1 L 12 1 0 0 3 1 0 0 0 0 0 0 36 53 0.00 0.545																					

Minnesota Twins @ Seattle Mariners  
Safeco Field, Seattle, WA  
Thu Jun 08 2006, 1:35 PM PDT  
Att: 27,353 - Cloudy - 62 F

AB 35  
R 7  
H 10  
RBI 7  
BB 7  
SO 5  
LOB 20

Batter	1	2	3	4	5	6	7	8	9	AB	R	H	RBI	BB	SO	LOB	BOTTOM							
51 Ichiro Suzuki, L OBP: 0.411, SLG: 0.449											5	0	3	0	0	0								
29 Adrián Beltré, R OBP: 0.291, SLG: 0.325											5	1	1	0	0	1								
4 Jose Lopez, R OBP: 0.311, SLG: 0.472											5	0	0	0	0	2								
Raul Ibanez, L OBP: 0.353, SLG: 0.498										4	1	3	1	0	0	1								
Richie Sexson, R OBP: 0.282, SLG: 0.390										3	0	0	0	1	1	2								
12 Michael Morse, R OBP: 0.474, SLG: 0.588										4	0	1	0	0	0	3								
16 Willie Bloomquist, R OBP: 0.340, SLG: 0.315										4	0	0	1	0	0	1								
30 René Rivera, R OBP: 0.148, SLG: 0.308										3	0	0	0	0	3	1								
Roberto Petagine, L OBP: 0.286, SLG: 0.333										1	0	0	0	0	1	1								
2 Kenji Johjima, R OBP: 0.322, SLG: 0.395										0	0	0	0	0	0	0								
7 Yuniesky Betancourt, R OBP: 0.309, SLG: 0.421										4	1	2	0	0	0	1								
<b>Inning Stats</b>	R: 1 E: 0 K: 0 S: 16	H: 2 LOB: 2 BB: 1 P: 29	R: 0 E: 1 K: 1 S: 16	H: 1 LOB: 2 BB: 0 P: 20	R: 0 E: 0 K: 0 S: 11	H: 1 LOB: 1 BB: 0 P: 19	R: 0 E: 0 K: 1 S: 10	H: 0 LOB: 0 BB: 0 P: 17	R: 0 E: 0 K: 0 S: 9	H: 1 LOB: 1 BB: 0 P: 16	R: 0 E: 0 K: 0 S: 5	H: 0 LOB: 0 BB: 0 P: 8	R: 0 E: 0 K: 3 S: 16	H: 2 LOB: 2 BB: 0 P: 23	R: 1 E: 0 K: 2 S: 10	H: 2 LOB: 1 BB: 0 P: 20	R: 1 E: 0 K: 1 S: 8	H: 1 LOB: 0 BB: 0 P: 11	1B: 8 2B: 1 3B: 1 HR: 0	SF: 0 SAC: 0 DP: 0 HBP: 0	WP: 1 PB: 0 CS: 0	PA: 39		
<b>PITCHER</b>	IP WLS BF H R ER SO BB IBB HBP BLK WP HR S P ERA WHIP	5.0 W 22 5 1 1 0 1 0 0 0 0 0 2 4 0.00 0.000	6.1 L 12 1 0 0 0 0 0 0 0 0 0 0 29 47 3.38 1.500	6.0 L 12 4 1 1 5 0 0 0 0 0 0 0 8 11 9.00 1.000																				

Minnesota Twins @ Seattle Mariners  
Safeco Field, Seattle, WA  
Thu Jun 08 2006, 1:35 PM PDT  
Att: 27,353 - Cloudy - 62 F

AB 38  
R 3  
H 10  
RBI 2  
BB 1  
SO 8  
LOB 19







Batter	1	2	3	4	5	6	7	8	9	AB	R	H	RBI	BB	SO	LOB	TOP					
1 Brian Roberts, S OBP: 0.390, SLG: 0.407										5	1	2	1	0	0	1	<p><b>Baltimore Orioles @ Minnesota Twins</b>  Hubert H. Humphrey Metrodome, Minneapolis, MN</p> <p>Sat Jun 10 2006, 7:10 PM EDT  Att: 24,478 - Dome - 70 F</p> <p>livebaseballscores.com</p>					
12 Brandon Fahey, L OBP: 0.310, SLG: 0.340										2	1	0	0	0	0	0						
6 Melvin Mora, R OBP: 0.359, SLG: 0.444										5	2	3	1	0	2	2						
10 Miguel Tejada, R OBP: 0.391, SLG: 0.556										4	2	2	3	1	0	1						
55 Ramon Hernandez, R OBP: 0.360, SLG: 0.507										4	1	2	2	1	0	3						
Javy Lopez, R OBP: 0.339, SLG: 0.444										4	1	1	0	1	0	2						
17 Corey Patterson, L OBP: 0.339, SLG: 0.463										3	0	0	0	1	1	3						
Kevin Millar, R OBP: 0.358, SLG: 0.413										5	1	3	2	0	2	2						
Jeff Conine, R OBP: 0.317, SLG: 0.389										0	0	0	0	0	0	0						
21 Nick Markakis, L OBP: 0.301, SLG: 0.309										5	0	1	0	0	0	5						
<b>Inning Stats</b>	R: 3 E: 0 K: 0 S: 14	H: 4 LOB: 1 BB: 0 P: 19	R: 0 E: 0 K: 1 S: 11	H: 0 LOB: 0 BB: 0 P: 17	R: 0 E: 0 K: 0 S: 7	H: 1 LOB: 0 BB: 0 P: 9	R: 0 E: 0 K: 0 S: 3	H: 0 LOB: 0 BB: 0 P: 3	R: 1 E: 0 K: 1 S: 20	H: 3 LOB: 3 BB: 1 P: 34	R: 1 E: 0 K: 0 S: 9	H: 2 LOB: 1 BB: 0 P: 12	R: 3 E: 0 K: 2 S: 15	H: 3 LOB: 2 BB: 1 P: 27	R: 0 E: 0 K: 1 S: 9	H: 0 LOB: 0 BB: 2 P: 16	R: 1 E: 0 K: 0 S: 14	H: 1 LOB: 2 BB: 2 P: 24	1B: 8 2B: 5 3B: 0 HR: 1	SF: 0 SAC: 3 DP: 1 HBP: 1	WP: 0 PB: 0 SB: 0 CS: 0	PA: 45
<b>PITCHER</b>	IP WLS BF H R ER SO BB IBB HBP BLK WP HR S P ERA WHIP																					
Carlos Silva, R ERA: 7.73	6.0 L 28 10 5 5 2 0 0 1 0 0 0 1 64 94 7.50 1.667																					
Kyle Lohse, R ERA: 9.22	2.2 16 4 4 4 3 2 1 1 0 0 0 35 64 13.50 2.250																					
Willie Eyre, R ERA: 5.96	0.1 1 0 0 0 0 0 0 0 0 0 0 0 3 3 0.00 0.000																					

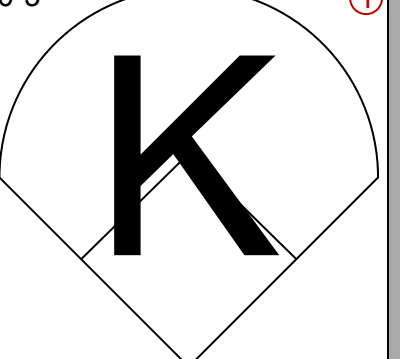
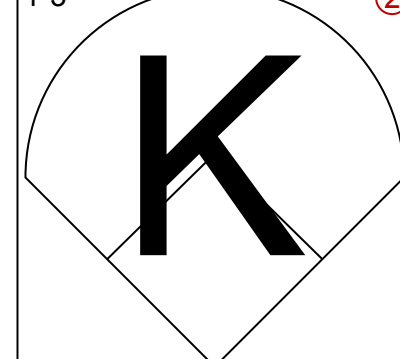
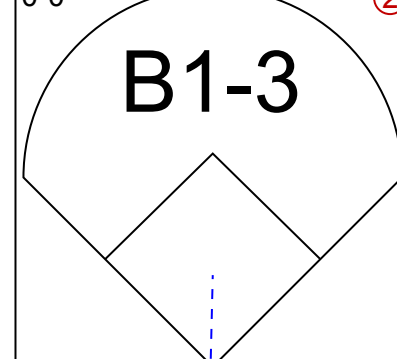
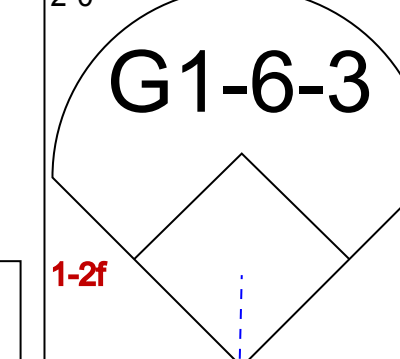
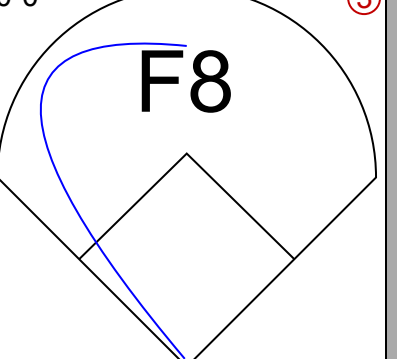
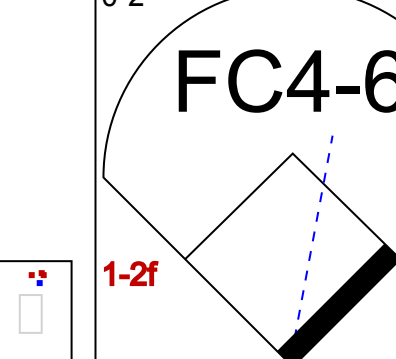
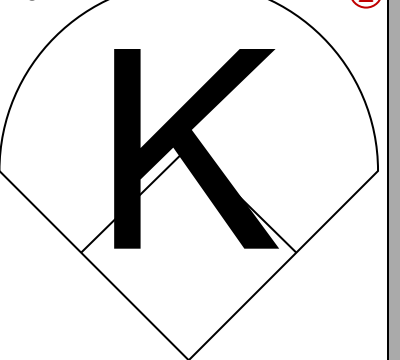
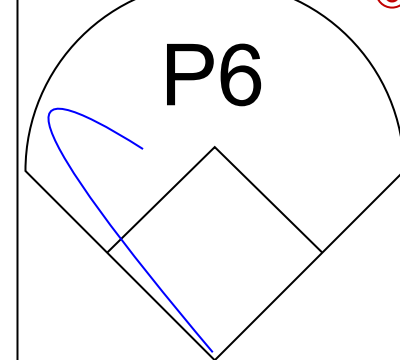
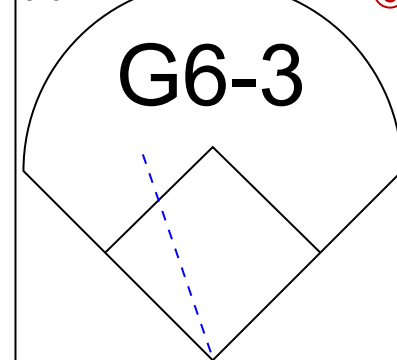
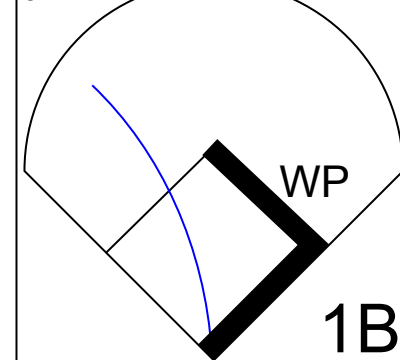
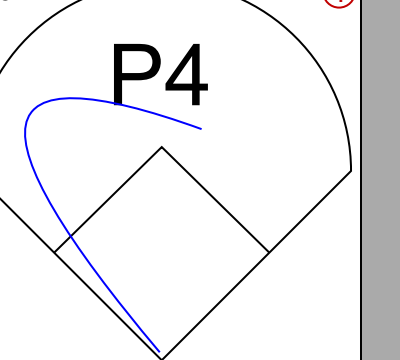
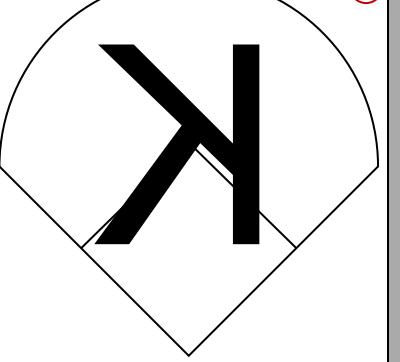
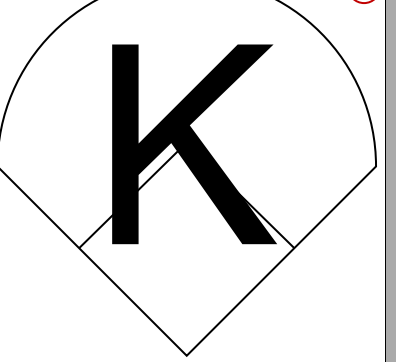
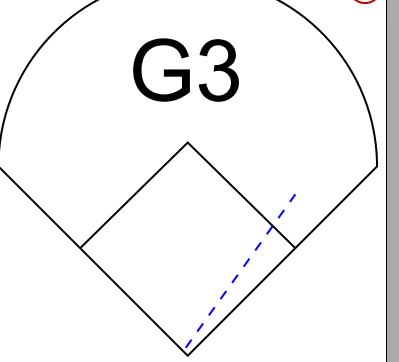
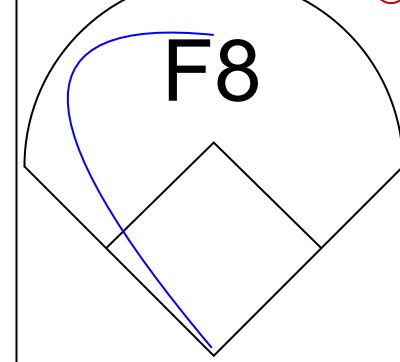

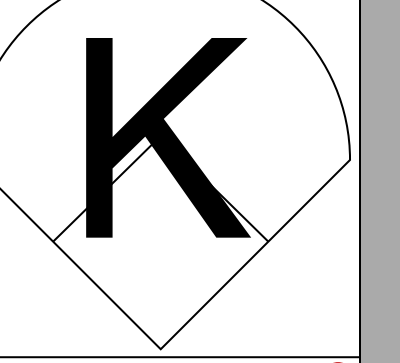
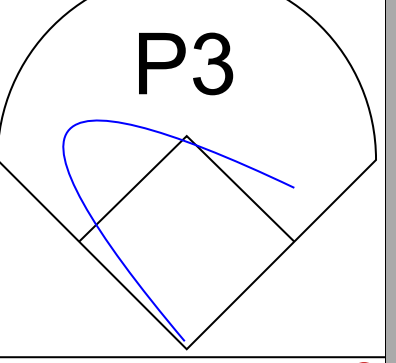
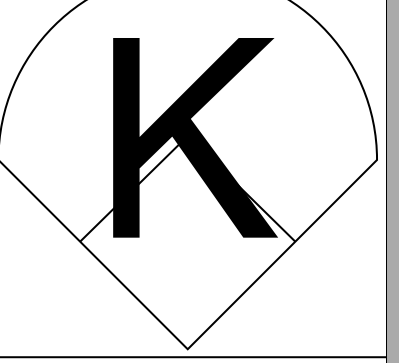
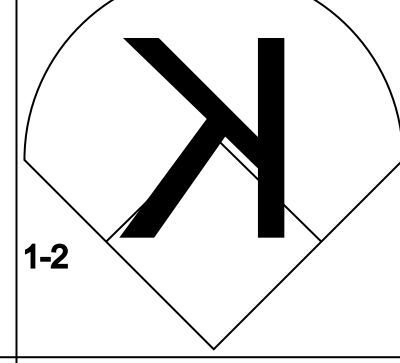
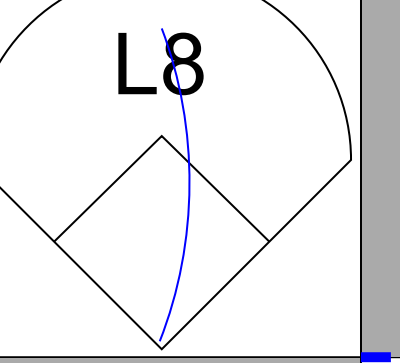
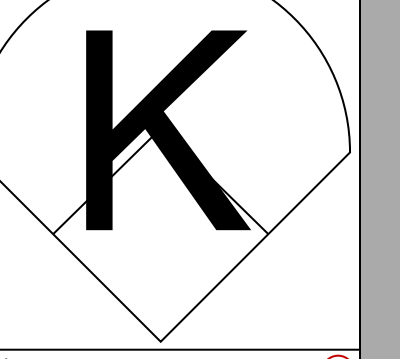
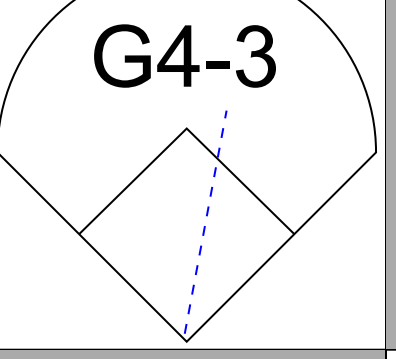
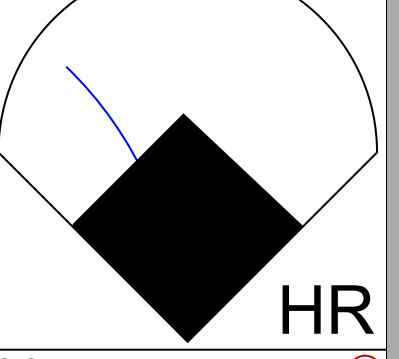
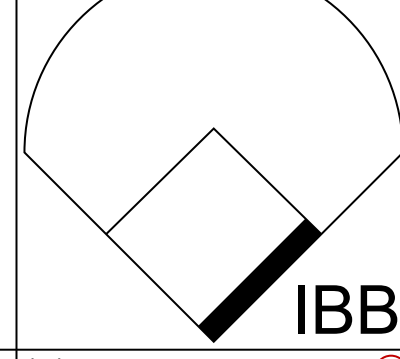

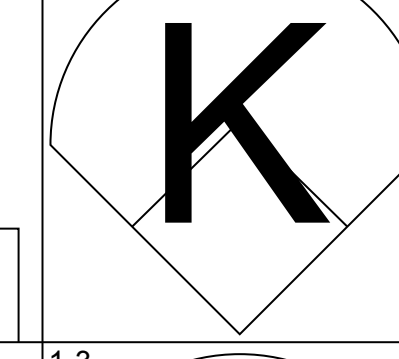
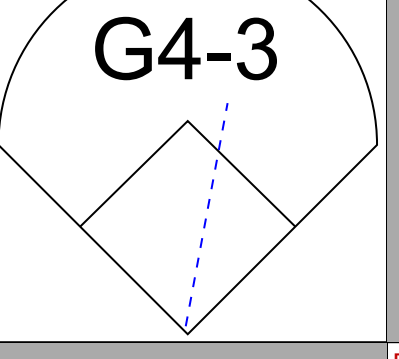
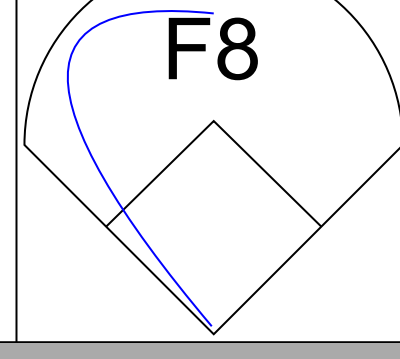
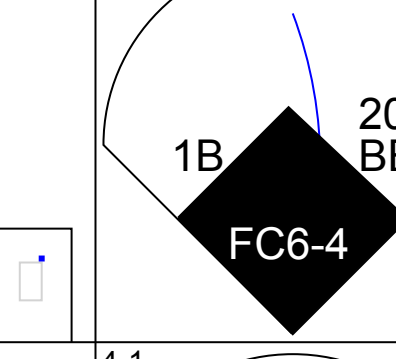
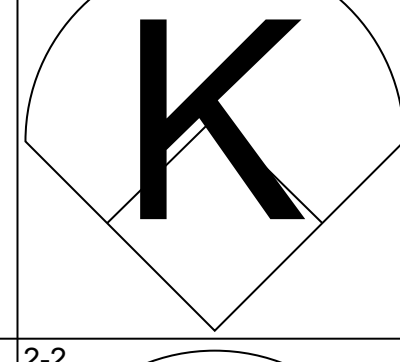
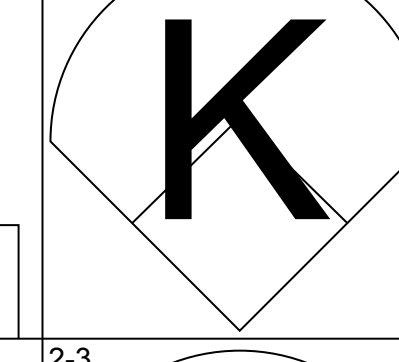

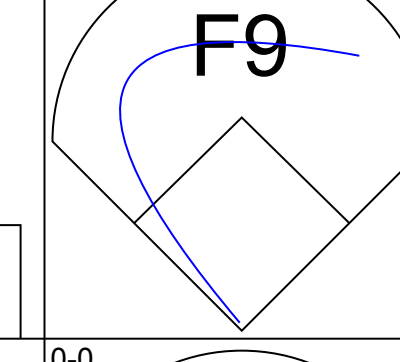
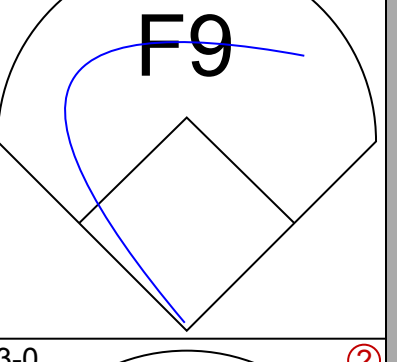
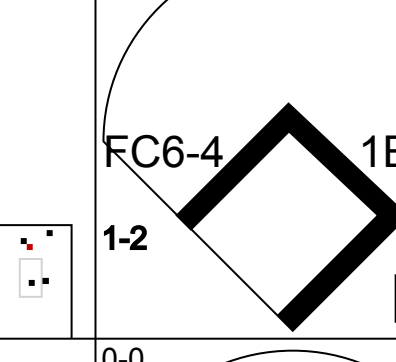
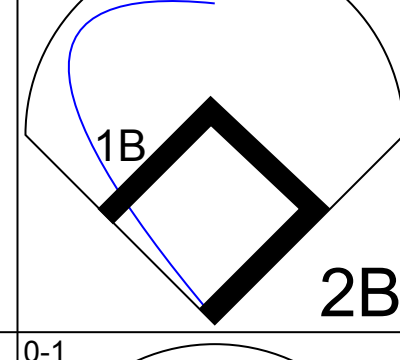
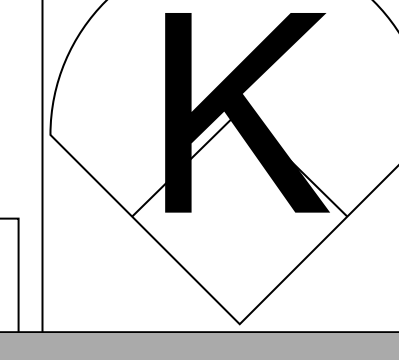
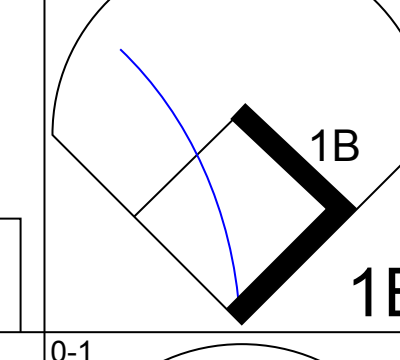
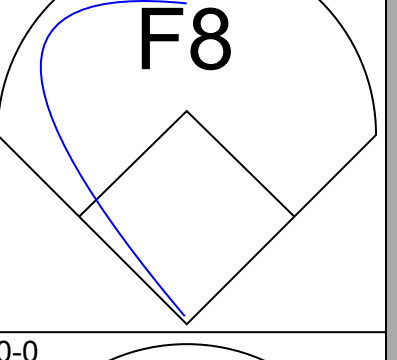
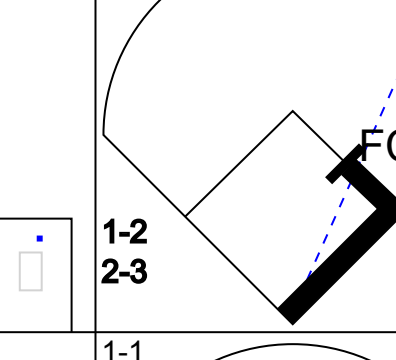
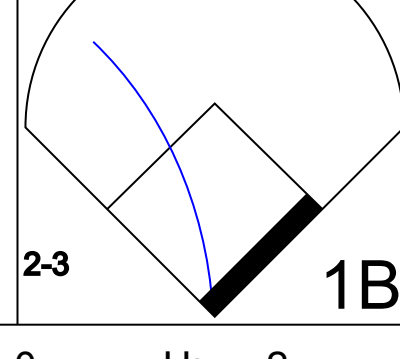

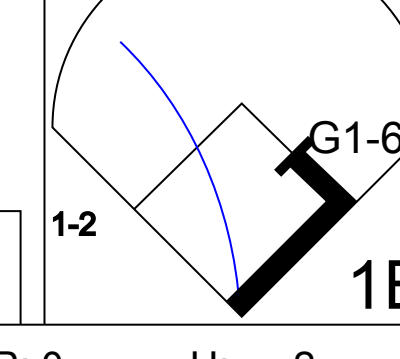
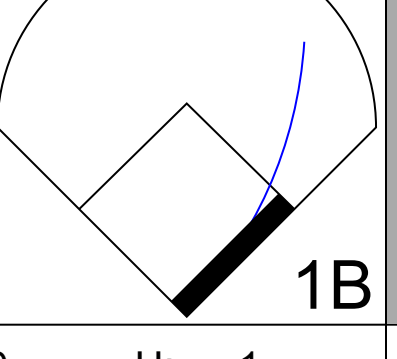
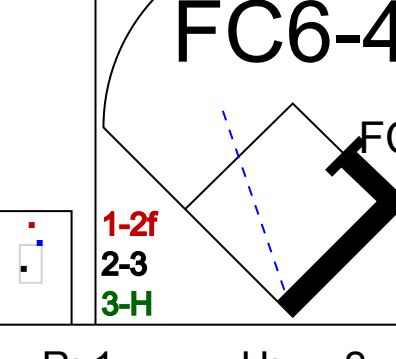
Batter	1	2	3	4	5	6	7	8	9	AB	R	H	RBI	BB	SO	LOB	BOTTOM			
8 Nick Punto, S OBP: 0.398, SLG: 0.376										3	1	1	0	2	0	2	<p><b>Baltimore Orioles @ Minnesota Twins</b>  Hubert H. Humphrey Metrodome, Minneapolis, MN</p> <p>Sat Jun 10 2006, 7:10 PM EDT  Att: 24,478 - Dome - 70 F</p> <p>livebaseballscores.com</p>			
16 Jason Kubel, L OBP: 0.306, SLG: 0.397										5	1	3	0	0	0	1				
7 Joe Mauer, L OBP: 0.451, SLG: 0.544										3	2	2	0	2	0	0				
Torii Hunter, R OBP: 0.329, SLG: 0.420										3	1	0	0	2	0	8				
5 Michael Cuddyer, R OBP: 0.370, SLG: 0.552										3	1	2	4	2	0	3				
55 Mike Redmond, R OBP: 0.387, SLG: 0.458										5	1	1	1	0	3	5				
33 Justin Morneau, L OBP: 0.311, SLG: 0.485										4	0	3	2	0	0	1				
Tony Batista, R OBP: 0.304, SLG: 0.385										5	0	1	0	0	1	3				
Juan Castro, R OBP: 0.261, SLG: 0.312										4	0	0	0	0	2	2				
<b>Inning Stats</b>	R: 0 E: 0 K: 0 S: 11	H: 1 LOB: 2 BB: 2 P: 22	R: 0 E: 0 K: 2 S: 15	H: 2 LOB: 0 BB: 0 P: 22	R: 0 E: 0 K: 1 S: 10	H: 0 LOB: 2 BB: 2 P: 19	R: 0 E: 0 K: 1 S: 9	H: 1 LOB: 0 BB: 0 P: 15	R: 0 E: 0 K: 0 S: 6	H: 0 LOB: 1 BB: 1 P: 15	R: 5 E: 0 K: 1 S: 23	H: 6 LOB: 1 BB: 0 P: 39	R: 0 E: 0 K: 0 S: 5	H: 0 LOB: 0 BB: 1 P: 12	R: 2 E: 0 K: 0 S: 19	H: 2 LOB: 1 BB: 1 P: 26		1B: 9 2B: 4 3B: 0 HR: 1	SF: 1 SAC: 0 DP: 3 HBP: 0	WP: 1 PB: 0 SB: 0 CS: 0
<b>PITCHER</b>	IP WLS BF H R ER SO BB IBB HBP BLK WP HR S P ERA WHIP																			
40 Daniel Cabrera, R ERA: 4.13	6.0 W 26 5 0 0 0 0 6 0 0 0 0 1 15 26 0.00 1.833																			
John Halama, L ERA: 6.14	0.2 6 4 4 4 1 0 0 0 0 0 0 1 15 26 54.00 6.000																			
LaTroy Hawkins, R ERA: 3.99	0.1 3 2 1 1 0 0 0 0 0 0 0 0 8 13 27.00 6.000																			
25 Kurt Birkins, L ERA: 0.96	1.0 H 3 0 0 0 0 1 0 0 0 0 0 0 5 12 0.00 1.000																			
37 Chris Ray, R ERA: 3.08	1.0 6 2 2 2 0 1 0 0 0 0 0 0 19 26 18.00 3.000																			









Batter	1	2	3	4	5	6	7	8	9	10	11	12	AB	R	H	RBI	BB	SO	LOB									
<b>Coco Crisp, S</b> OBP: 0.320, SLG: 0.380 (1, 8)													6	0	0	0	0	2	7									
<b>Mark Loretta, R</b> OBP: 0.345, SLG: 0.376 (9, PR) <b>Willie Harris, L</b> OBP: 0.285, SLG: 0.214 (9, PR) <b>13 Alex Cora, L</b> OBP: 0.329, SLG: 0.323 (9, 4)														4	0	1	0	0	1	2								
<b>34 David Ortiz, L</b> OBP: 0.363, SLG: 0.540 (1, 10)														5	0	0	0	0	3	1								
<b>Manny Ramirez, R</b> OBP: 0.427, SLG: 0.569 (1, 7)														5	0	0	0	0	3	1								
<b>Jason Vartek, S</b> OBP: 0.342, SLG: 0.427 (1, 2)														4	1	1	1	1	2	0								
<b>25 Mike Lowell, R</b> OBP: 0.363, SLG: 0.524 (1, 5)													5	1	1	0	0	1	2									
<b>20 Kevin Youkilis, R</b> OBP: 0.434, SLG: 0.495 (1, 3)														4	0	0	0	1	2	0								
<b>Trot Nixon, L</b> OBP: 0.430, SLG: 0.492 (1, 9)													5	0	3	0	0	1	0									
<b>Alex Gonzalez, R</b> OBP: 0.296, SLG: 0.333 (1, 6)													5	0	3	1	0	1	2									
<b>Inning Stats</b>	R: 0 E: 0 K: 3 S: 10	H: 0 LOB: 0 BB: 0 P: 12	R: 0 E: 0 K: 2 S: 9	H: 0 LOB: 0 BB: 0 P: 12	R: 0 E: 0 K: 2 S: 13	H: 2 LOB: 2 BB: 0 P: 18	R: 0 E: 0 K: 1 S: 8	H: 0 LOB: 0 BB: 0 P: 11	R: 0 E: 0 K: 3 S: 10	H: 0 LOB: 0 BB: 0 P: 13	R: 0 E: 0 K: 1 S: 5	H: 0 LOB: 0 BB: 0 P: 5	R: 1 E: 0 K: 1 S: 12	H: 1 LOB: 0 BB: 0 P: 19	R: 0 E: 0 K: 0 S: 8	H: 2 LOB: 1 BB: 0 P: 12	R: 0 E: 0 K: 1 S: 11	H: 1 LOB: 2 BB: 1 P: 22	R: 0 E: 0 K: 0 S: 5	H: 1 LOB: 1 BB: 0 P: 8	R: 0 E: 0 K: 1 S: 5	H: 0 LOB: 0 BB: 0 P: 6	R: 1 E: 0 K: 1 S: 16	H: 2 LOB: 2 BB: 1 P: 24	1B: 7 2B: 1 3B: 0 HR: 1	SF: 0 SAC: 0 DP: 1 HBP: 0	WP: 1 PB: 0 SB: 0 CS: 0	PA: 46
<b>PITCHER</b>	IP	WLS	BF	H	R	ER	SO	BB	IBB	HBP	BLK	WP	HR	S	P	ERA	WHIP											
<b>Johan Santana, L</b> ERA: 2.99 (1, 1)	1.1	1.0	5	1	0	0	1	0	1	0	0	1	0	11	22	0.00	1.000											
<b>36 Joe Nathan, R</b> ERA: 1.88 (9, 1)	1.0	5	1	0	0	1	0	1	0	0	0	1	0	11	22	0.00	1.000											
<b>Juan Rincon, R</b> ERA: 1.5 (10, 1)	2.0	7	1	0	0	1	0	0	0	0	0	0	0	10	14	0.00	0.500											
<b>28 Jesse Crain, R</b> ERA: 6.21 (12, 1)	0.2	5	2	1	1	1	1	0	0	0	0	0	0	12	20	13.50	4.500											
<b>37 Dennys Reyes, L</b> ERA: 1.59 (12, 1)	0.1	W	1	0	0	0	0	0	0	0	0	0	0	4	4	0.00	0.000											


**TOP**

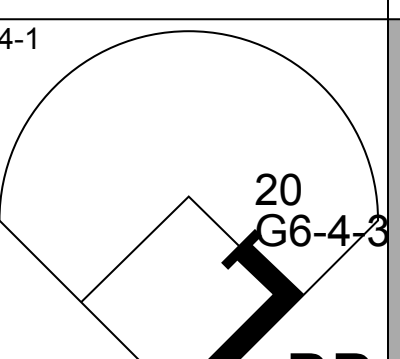
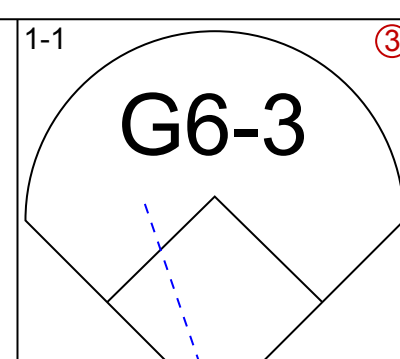
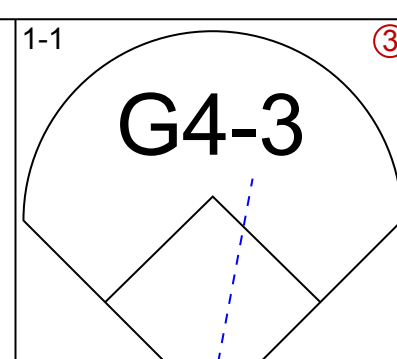
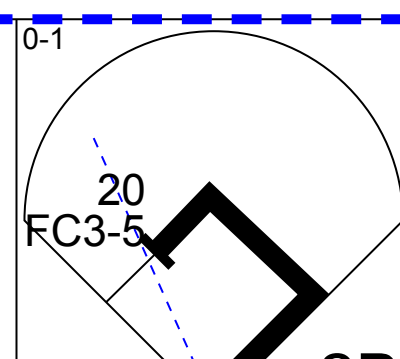
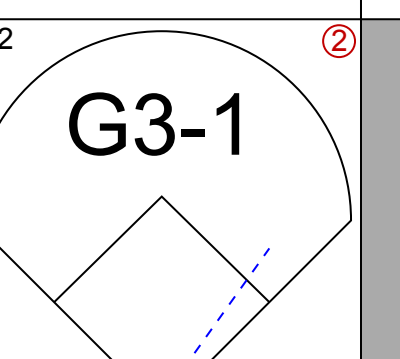
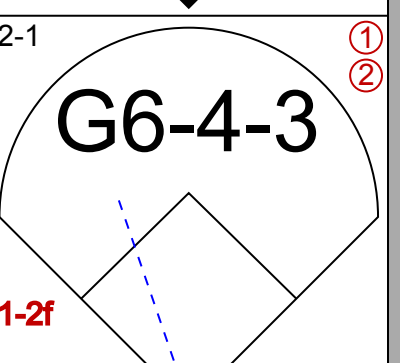
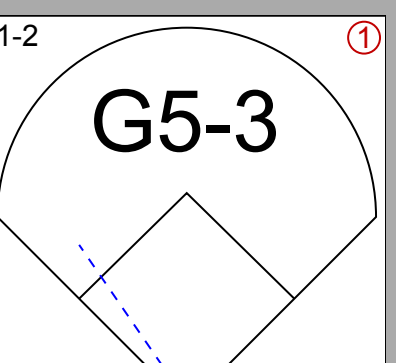
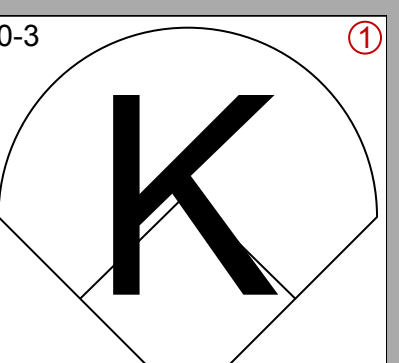
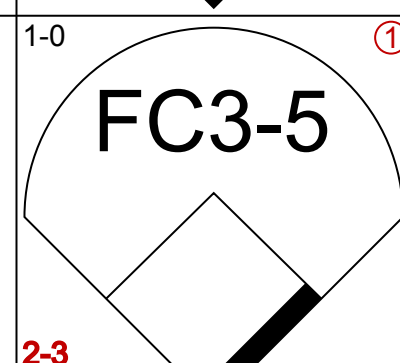
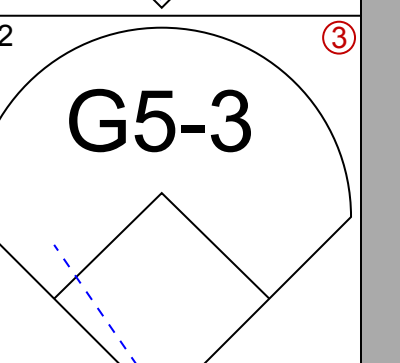
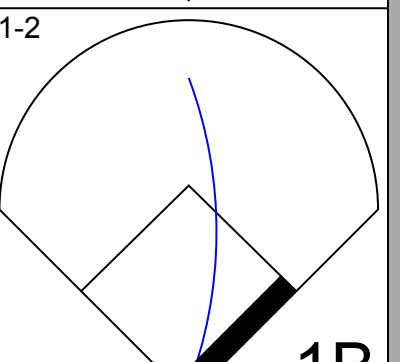
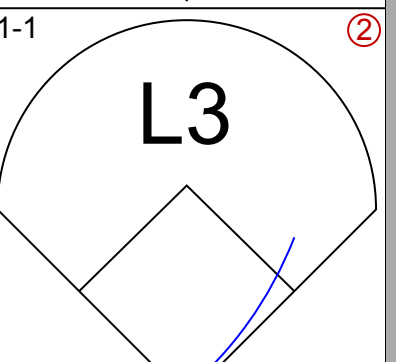
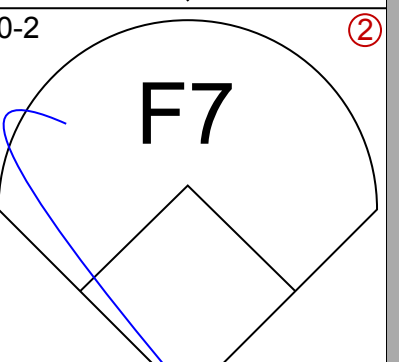
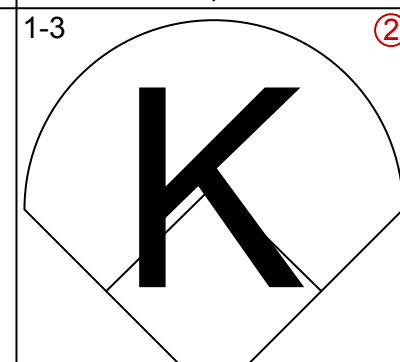
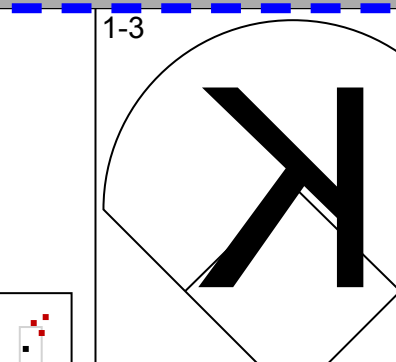
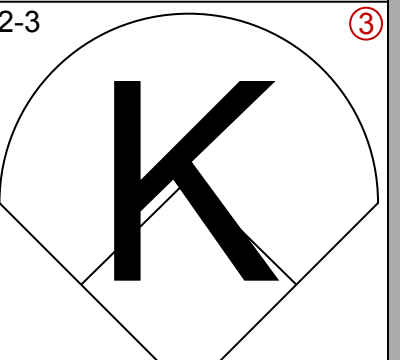
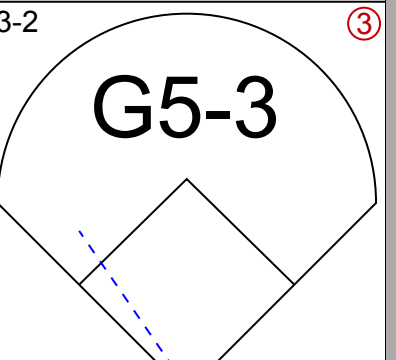
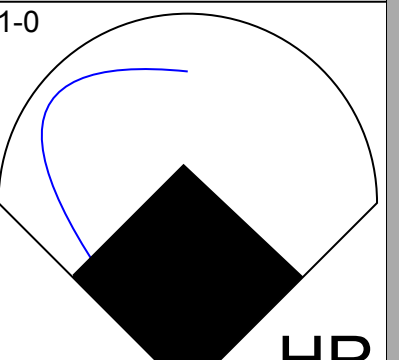
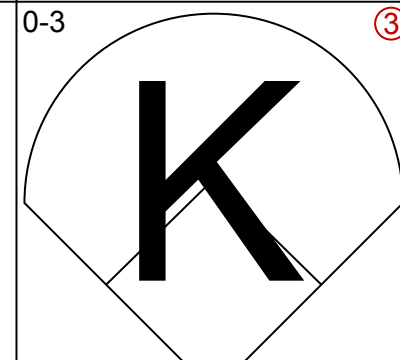
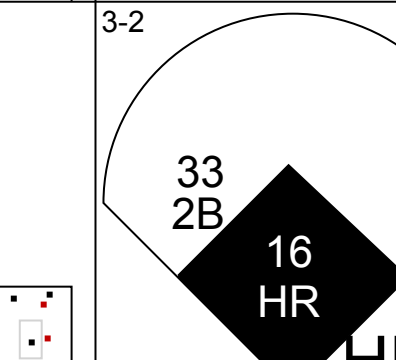
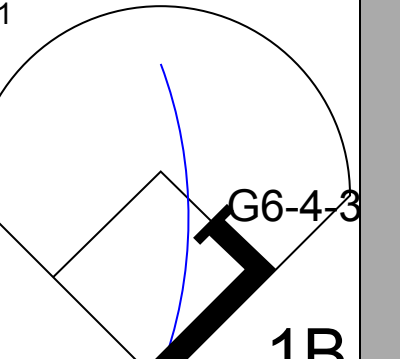
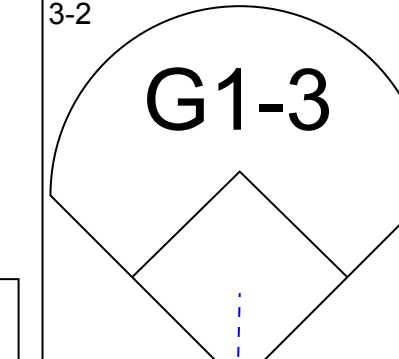
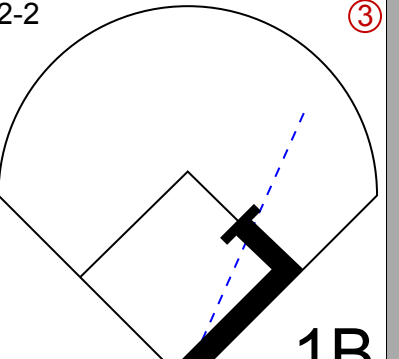
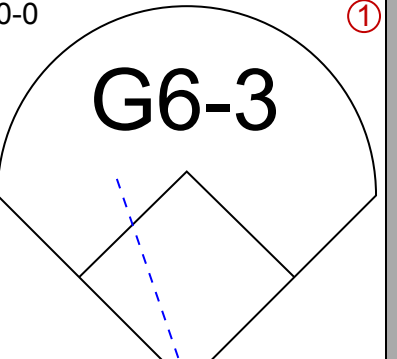
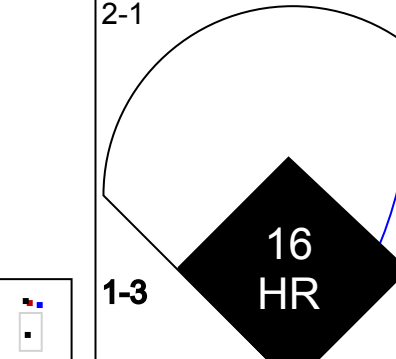
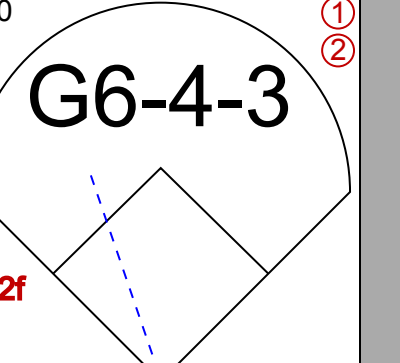
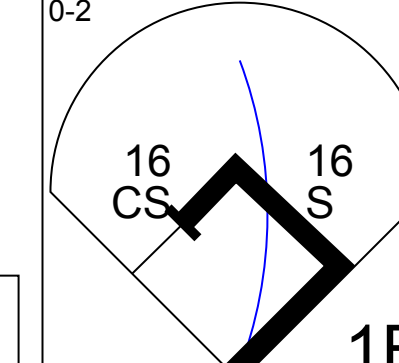
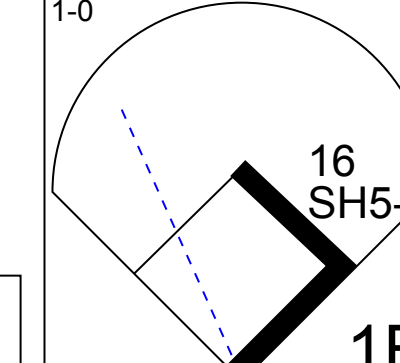
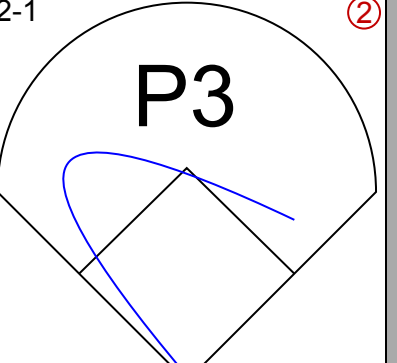
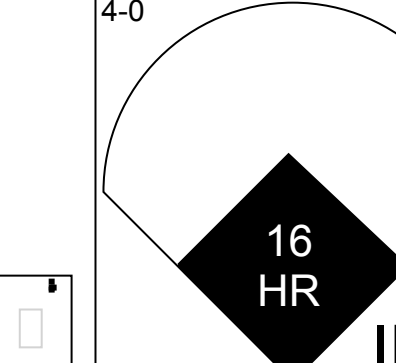

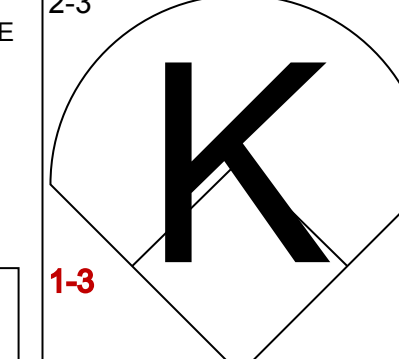
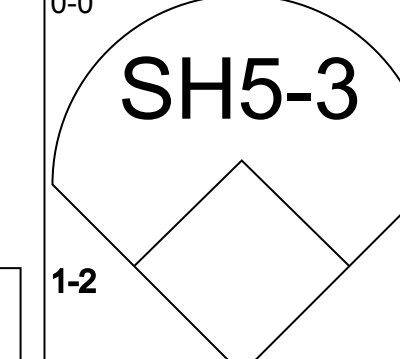
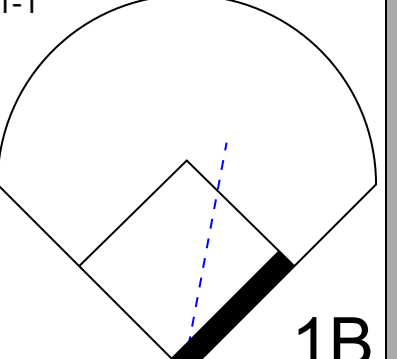
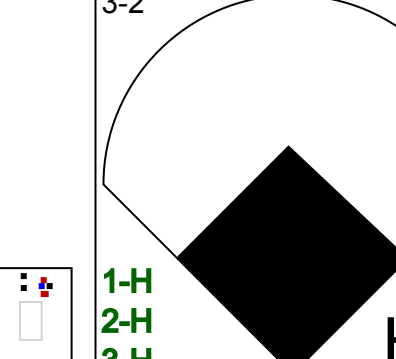
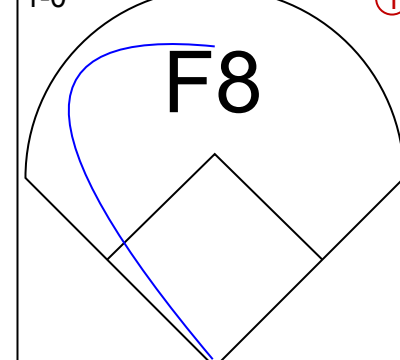
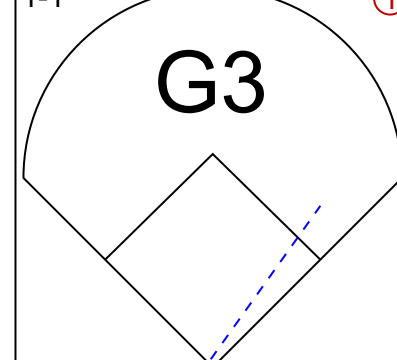
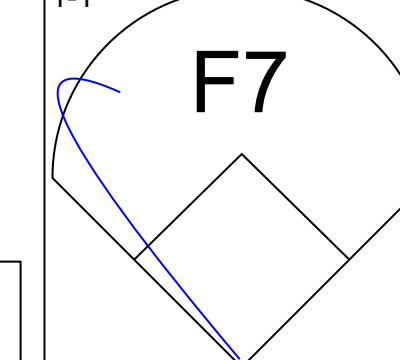
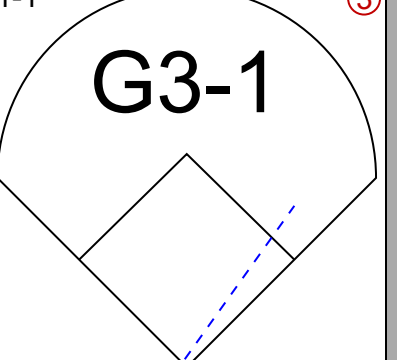
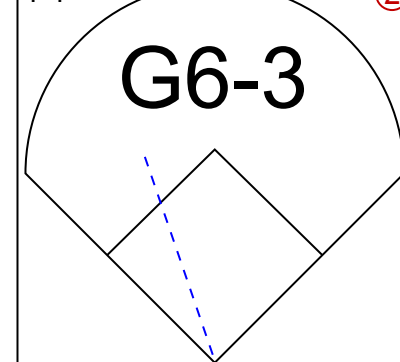

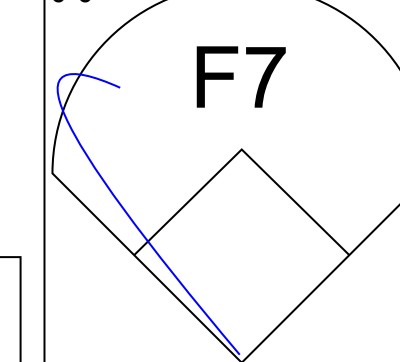
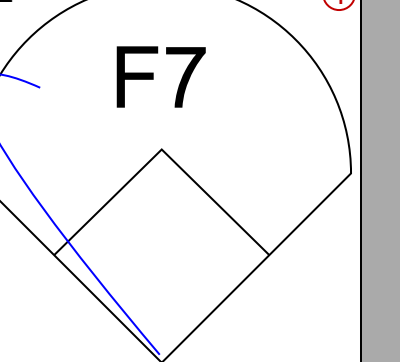
**Boston Red Sox @ Minnesota Twins**  
Hubert H. Humphrey Metrodome, Minneapolis, MN

Tue Jun 13 2006, 8:10 PM EDT  
Att. 23,531 - Dome - 70 F

livebaseballscorecards.com

AB 44  
R 2  
H 9  
RBI 2  
BB 2  
SO 16  
LOB 15



Batter	1	2	3	4	5	6	7	8	9	10	11	12	AB	R	H	RBI	BB	SO	LOB								
<b>Luis Castillo, S</b> OBP: 0.347, SLG: 0.359 (1, 4)														4	0	1	0	1	0								
<b>20 Lew Ford, R</b> OBP: 0.298, SLG: 0.305 (1, 7)														5	0	0	0	0	1	2							
<b>7 Joe Mauer, L</b> OBP: 0.443, SLG: 0.530 (1, 2)														5	0	1	0	0	2	1							
<b>5 Michael Cuddyer, R</b> OBP: 0.363, SLG: 0.549 (1, 9)														4	2	1	1	0	2	2							
<b>33 Justin Morneau, L</b> OBP: 0.321, SLG: 0.507 (1, 3)														5	1	3	0	0	0	0							
<b>Torii Hunter, R</b> OBP: 0.333, SLG: 0.419 (1, 8)														4	1	2	0	1	0	1							
<b>16 Jason Kubel, L</b> OBP: 0.316, SLG: 0.444 (1, 10)														4	1	2	4	0	2	1							
<b>38 Luis Antonio Rodriguez, S</b> OBP: 0.323, SLG: 0.304 (8, 5)														4	0	0	0	0	0	2							
<b>Juan Castro, R</b> OBP: 0.258, SLG: 0.308 (9, 1)														2	0	0	0	0	1	0							
<b>Terry Tiffee, S</b> OBP: 0.287, SLG: 0.214 (8, PH)														1	0	0	0	0	1	0							
<b>8 Nick Punto, S</b> OBP: 0.402, SLG: 0.386 (9, 6)														1	0	0	0	0	0	0							
<b>Inning Stats</b>	R: 0 E: 0 K: 1 S: 9	H: 1 LOB: 1 BB: 1 P: 18	R: 0 E: 0 K: 1 S: 6	H: 1 LOB: 0 BB: 0 P: 7	R: 0 E: 0 K: 0 S: 8	H: 0 LOB: 0 BB: 0 P: 8	R: 0 E: 0 K: 0 S: 8	H: 0 LOB: 0 BB: 0 P: 13	R: 0 E: 0 K: 1 S: 9	H: 1 LOB: 1 BB: 0 P: 14	R: 0 E: 0 K: 1 S: 7	H: 0 LOB: 0 BB: 0 P: 9	R: 1 E: 0 K: 1 S: 12	H: 2 LOB: 1 BB: 0 P: 15	R: 0 E: 0 K: 2 S: 9	H: 1 LOB: 1 BB: 0 P: 11	R: 0 E: 0 K: 0 S: 7	H: 1 LOB: 1 BB: 0 P: 11	R: 0 E: 0 K: 0 S: 10	H: 0 LOB: 0 BB: 0 P: 15	R: 4 E: 0 K: 1 S: 11	H: 2 LOB: 0 BB: 1 P: 24	1B: 6 2B: 3 3B: 0 HR: 2	SF: 0 SAC: 1 DP: 3 HBP: 1	WP: 0 PB: 0 SB: 1 CS: 1	PA: 43	
<b>PITCHER</b>	IP	WLS	BF	H	R	ER	SO	BB	IBB	HBP	BLK	WP	HR	S	P	ERA	WHIP										
<b>38 Curt Schilling, R</b> ERA: 5.99 (1, 1)	1.1	2.0	8	2	1	1	5	1	0	0	0	0	1	61	91	1.12	0.875										
<b>58 Jonathan Papelbon, R</b> ERA: 0.28 (9, 1)	2.0	8	2	0	0	2	0	0	0	0	0	0	0	16	22	0.00	1.000										
<b>50 Mike Timlin, R</b> ERA: 1.33 (11, 1)	1.0	3	0	0	0	0	0	0	0	0	0	0	0	10	15	0.00	0.000										
<b>51 Julian Tavarez, R</b> ERA: 5.93 (12, 1)	0.1	L	5	2	4	4	1	0	1	1	0	0	1	11	24	108.00	6.000										


**BOTTOM**

**Boston Red Sox @ Minnesota Twins**  
Hubert H. Humphrey Metrodome, Minneapolis, MN

Tue Jun 13 2006, 8:10 PM EDT  
Att. 23,531 - Dome - 70 F

livebaseballscorecards.com

AB 39  
R 5  
H 10  
RBI 5  
BB 2  
SO 8  
LOB 10













Batter	1	2	3	4	5	6	7	8	9	AB	R	H	RBI	BB	SO	LOB	TOP										
Luis Castillo, S (1.4) OBP: 0.352, SLG: 0.362	G1-3		CS	G6-3		K		G5-3	K	5	0	0	0	0	2	3											
8 Nick Punto, S (1.5) OBP: 0.383, SLG: 0.364	K			G3				7 2B	K	4	1	1	0	1	2	3											
7 Joe Mauer, L (1.2) OBP: 0.444, SLG: 0.527	G4-3			L8				5 2B		4	1	2	0	0	0	0											
5 Michael Cuddyer, R (1.9) OBP: 0.369, SLG: 0.541		G5-3			1B			33 SF7	G5-3	4	1	2	1	0	0	2											
33 Justin Morneau, L (1.3) OBP: 0.328, SLG: 0.516		F7			P6			33 SF7		3	1	1	1	0	0	1											
Torii Hunter, R (1.8) OBP: 0.336, SLG: 0.416	K				F8			20 SH5-4	1B	4	0	2	1	0	1	1											
16 Jason Kubel, L (1.7) 20 Lew Ford, R (8.7) OBP: 0.298, SLG: 0.305			G3		K			24 BB	1B	3	0	0	0	0	2	2											
Jason Bartlett, R (1.6) OBP: 0.545, SLG: 0.556						G5-3	G6-3			3	0	1	0	1	0	1											
47 Francisco Liriano, L (1.1) Terry Tiffee, S (8. PH) Juan Rincon, R (8.1) 24 Rondell White, R (9. PH) 36 Joe Nathan, R (9.1) OBP: 0.250, SLG: 0.250 OBP: 0.250, SLG: 0.200 OBP: 0.211, SLG: 0.217 OBP: 0.336, SLG: 0.416									L5	2	0	0	0	0	2	1											
<b>Inning Stats</b>	R: 0 H: 0 E: 0 K: 1 S: 9	H: 0 LOB: 0 BB: 0 P: 13	R: 0 H: 0 E: 0 K: 1 S: 11	H: 0 LOB: 0 BB: 0 P: 12	R: 0 H: 1 E: 0 K: 1 S: 11	H: 0 LOB: 0 BB: 0 P: 15	R: 0 H: 0 E: 0 K: 0 S: 6	H: 0 LOB: 0 BB: 0 P: 8	R: 0 H: 1 E: 0 K: 1 S: 11	H: 0 LOB: 1 BB: 0 P: 16	R: 0 H: 0 E: 0 K: 2 S: 9	H: 0 LOB: 0 BB: 0 P: 11	R: 3 H: 3 E: 0 K: 1 S: 21	H: 3 LOB: 1 BB: 1 P: 30	R: 0 H: 2 E: 0 K: 0 S: 12	H: 2 LOB: 0 BB: 0 P: 18	R: 1 H: 2 E: 0 K: 2 S: 14	H: 2 LOB: 3 BB: 2 P: 29	1B: 7 2B: 2 3B: 0 HR: 0	SF: 1 SAC: 1 DP: 0 HBP: 0	WP: 0 PA: 39 PB: 0 SB: 0 CS: 1						
<b>PITCHER</b>	IP	WLS	BF	H	R	ER	SO	BB	IBB	HBP	BLK	WP	HR	S	P	ERA	WHIP										
45 Ian Snell, R (1.1) ERA: 4.71	6.1	L	24	5	3	3	6	1	0	0	0	0	0	72	96	4.26	0.947										
Damaso Marte, L (7.1) ERA: 3.13	0.2		2	0	0	0	1	0	0	0	0	0	0	6	9	0.00	0.000										
16 Salomon Torres, R (8.1) ERA: 4.09	1.0		5	2	0	0	0	0	0	0	0	0	0	12	18	0.00	2.000										
Michael Gonzalez, L (9.1) ERA: 2.6	1.0		7	2	1	1	2	1	1	0	0	0	0	14	29	9.00	3.000										

Minnesota Twins @ Pittsburgh Pirates  
PNC Park, Pittsburgh, PA  
Fri Jun 16 2006, 7:05 PM EDT  
Att: 33,025 - Clear - 79 F

AB 33  
R 4  
H 9  
RBI 4  
BB 3  
SO 9  
LOB 14



Batter	1	2	3	4	5	6	7	8	9	AB	R	H	RBI	BB	SO	LOB	BOTTOM										
José Bautista, R (1.8) OBP: 0.356, SLG: 0.541	K		F8			K		K		4	0	0	0	0	3	1											
2 Jack Wilson, R (1.6) OBP: 0.324, SLG: 0.422	F8		HR			E1		K		4	1	2	2	0	1	0											
Sean Casey, L (1.3) OBP: 0.373, SLG: 0.490	K		G5-3			G4-3		F7		4	0	0	0	0	1	1											
Jason Bay, R (1.7) OBP: 0.427, SLG: 0.583		K				G5-3		F7		4	0	0	0	0	2	1											
12 Freddy Sanchez, R (1.5) OBP: 0.385, SLG: 0.493		2B				K2-3		G5-3		4	0	2	0	0	1	0											
Craig Wilson, R (1.9) OBP: 0.356, SLG: 0.487	K					K		F8		4	0	0	0	0	2	2											
Jose Castillo, R (1.4) OBP: 0.343, SLG: 0.487						K		L9		3	0	0	0	0	2	2											
26 Ronny Paulino, R (1.2) OBP: 0.360, SLG: 0.380			G6-3			G5-3				3	0	1	0	0	0	0											
45 Ian Snell, R (1.1) Damaso Marte, L (7.1) Joe Randa, R (7. PH) 16 Salomon Torres, R (8.1) Michael Gonzalez, R (9.1) OBP: 0.095, SLG: 0.050 ERA: 2.16 OBP: 0.250, SLG: 0.306 ERA: 1.51 ERA: 2.6						F8		K		1	1	0	0	1	0	0											
<b>Inning Stats</b>	R: 0 H: 0 E: 0 K: 2 S: 7	H: 1 LOB: 1 BB: 0 P: 8	R: 0 H: 1 E: 0 K: 3 S: 10	H: 1 LOB: 0 BB: 0 P: 14	R: 2 H: 1 E: 0 K: 0 S: 19	H: 0 LOB: 1 BB: 1 P: 30	R: 0 H: 0 E: 0 K: 3 S: 12	H: 0 LOB: 0 BB: 0 P: 15	R: 0 H: 1 E: 0 K: 1 S: 8	H: 0 LOB: 0 BB: 0 P: 9	R: 0 H: 1 E: 1 K: 1 S: 8	H: 1 LOB: 1 BB: 0 P: 13	R: 0 H: 2 E: 0 K: 1 S: 9	H: 2 LOB: 2 BB: 0 P: 12	R: 0 H: 0 E: 0 K: 2 S: 9	H: 0 LOB: 0 BB: 0 P: 17	R: 0 H: 0 E: 0 K: 0 S: 3	H: 0 LOB: 0 BB: 0 P: 7	1B: 3 2B: 1 3B: 0 HR: 1	SF: 0 SAC: 0 DP: 0 HBP: 0	WP: 0 PA: 33 PB: 0 SB: 0 CS: 0						
<b>PITCHER</b>	IP	WLS	BF	H	R	ER	SO	BB	IBB	HBP	BLK	WP	HR	S	P	ERA	WHIP										
47 Francisco Liriano, L (1.1) ERA: 2.16	7.0	W	27	5	2	2	11	1	0	0	0	0	0	9	17	0.00	0.000										
Juan Rincon, R (8.1) ERA: 1.51	1.0	H	3	0	0	0	2	0	0	0	0	0	0	9	17	0.00	0.000										
36 Joe Nathan, R (9.1) ERA: 2.6	1.0	S	3	0	0	0	0	0	0	0	0	0	0	3	7	0.00	0.000										

Minnesota Twins @ Pittsburgh Pirates  
PNC Park, Pittsburgh, PA  
Fri Jun 16 2006, 7:05 PM EDT  
Att: 33,025 - Clear - 79 F

AB 32  
R 2  
H 5  
RBI 2  
BB 1  
SO 13  
LOB 9









Batter	1	2	3	4	5	6	7	8	9	AB	R	H	RBI	BB	SO	LOB	TOP										
Luis Castillo, S (1.4) OBP: 0.353, SLG: 0.363	1-1 F7		1-2 G6-3			2-2 G6-3		3-2 55 1B 8 E 1B	3-2 55 1B 8 1B	5	2	2	1	0	0	1											
8 Nick Punto, S (1.5) OBP: 0.376, SLG: 0.352	0-2 K		0-0 F8			4-2 BB		0-1 5 HBP 33 2B 55 1B	1-0 55 1B	4	2	1	0	1	1	2											
55 Mike Redmond, R (1.2) OBP: 0.388, SLG: 0.455	0-2 F9			1-0 F8		0-2 G4-3		0-1 5 HBP 33 2B	0-0 5 1B	5	1	2	2	0	0	1											
5 Michael Cuddyer, R (1.9) OBP: 0.371, SLG: 0.529		0-0 F8		3-2 P4			0-0 F7	1-1 33 2B HBP	2-1 2-H	4	1	1	1	0	0	0											
33 Justin Morneau, L (1.3) OBP: 0.324, SLG: 0.522	0-2 K		1-3 K				1-2 P6	2-1 1-H 2-H 3-H 2B	0-0 F9	5	0	1	3	0	2	2											
Tori Hunter, R (1.8) OBP: 0.340, SLG: 0.425	2-2 1B			0-2 F8			1-1 HR	0-0 G6-3		4	1	2	1	0	0	1											
20 Lew Ford, R (1.7) OBP: 0.297, SLG: 0.304	3-2 G4-3			1-2 G3			0-0 F9		2-2 S 1B	4	1	1	0	0	0	1											
Jason Bartlett, R (1.6) OBP: 0.450, SLG: 0.444			1-0 G6-3 1B		3-2 F8			3-2 F7	1-3 K	4	0	1	0	0	1	1											
Johan Santana, L (1.1) Terry Tiffee, S (8, PH) Juan Rincon, R (8, PH) Ruben Sierra, S (8, PH) Willie Eyre, R (9, 1)			0-3 K		1-3 K			1-1 F9	0-1 F7	2	0	0	0	0	2	1											
<b>Inning Stats</b>	R: 0 E: 0 K: 1 S: 9	H: 0 LOB: 0 BB: 0 P: 10	R: 0 E: 0 K: 1 S: 10	H: 1 LOB: 1 BB: 0 P: 15	R: 0 E: 0 K: 1 S: 8	H: 1 LOB: 1 BB: 0 P: 10	R: 0 E: 0 K: 1 S: 9	H: 0 LOB: 0 BB: 0 P: 14	R: 0 E: 0 K: 0 S: 13	H: 0 LOB: 0 BB: 1 P: 20	R: 1 E: 0 K: 0 S: 7	H: 1 LOB: 0 BB: 0 P: 9	R: 4 E: 1 K: 0 S: 18	H: 3 LOB: 1 BB: 0 P: 28	R: 3 E: 0 K: 1 S: 21	H: 5 LOB: 2 BB: 0 P: 30	1B: 9 2B: 1 3B: 0 HR: 1	SF: 0 SAC: 0 DP: 0 HBP: 1	WP: 0 PA: 41 PB: 0 SB: 1 CS: 0								
<b>PITCHER</b>	IP	WLS	BF	H	R	ER	SO	BB	IBB	HBP	BLK	WP	HR	S	P	ERA	WHIP										
Oliver Pérez, L (1.1) ERA: 6.1	7.2	L	30	5	4	2	5	1	0	0	0	0	1	79	112	2.35	0.783										
16 Salomon Torres, R (8, 1) ERA: 4.29	0.1		3	1	1	0	0	0	0	1	0	0	0	4	7	0.00	3.000										
Ryan Vogelsong, R (9, 1) ERA: 5.75	1.0		8	5	3	3	1	0	0	0	0	0	0	21	30	27.00	5.000										

Minnesota Twins @ Pittsburgh Pirates  
PNC Park, Pittsburgh, PA  
Sun Jun 18 2006, 1:35 PM EDT  
Att: 25,104 - Sunny - 86 F

AB 39  
R 8  
H 11  
RBI 8  
BB 1  
SO 6  
LOB 11



Batter	1	2	3	4	5	6	7	8	9	AB	R	H	RBI	BB	SO	LOB	BOTTOM										
José Bautista, R (1.8) OBP: 0.344, SLG: 0.520	0-1 L8		0-1 F7			3-3 K		1-2 K		4	0	0	0	0	2	1											
2 Jack Wilson, R (1.6) OBP: 0.318, SLG: 0.413	0-2 G5-3		3-2 P1			3-1 P4			2-2 F9	4	0	0	0	0	0	1											
Sean Casey, L (1.3) OBP: 0.347, SLG: 0.454	1-1 G4-3			0-0 G1-3		1-1 G2			2-2 F8	4	0	0	0	0	0	0											
Jason Bay, R (1.7) OBP: 0.425, SLG: 0.593		2-1 12 1B CS 2B		2-3 K		0-0 F8			1-1 HR	4	1	2	1	0	1	0											
12 Freddy Sanchez, R (1.5) OBP: 0.387, SLG: 0.495		1-1 BLK 1B		0-0 1B 2B		3-2 F7			0-0 F9	4	1	2	0	0	0	0											
Craig Wilson, R (1.9) OBP: 0.396, SLG: 0.485		1-3 K		0-0 K		3-3 K				3	0	1	1	0	2	2											
13 Nate McLouth, L (8, 9) OBP: 0.293, SLG: 0.326		1-3 K		2-H 1B		0-0 P6				0	0	0	0	0	0	0											
Jose Castillo, R (1.4) OBP: 0.339, SLG: 0.478		1-3 K		0-1 G1-3			0-0 P6			3	0	0	0	0	1	3											
26 Ronny Paulino, R (1.2) OBP: 0.360, SLG: 0.396			2-2 SH1-4 1B		2-2 G1-3			1-3 K		3	0	1	0	0	1	0											
Oliver Pérez, L (1.1) ERA: 0.125, SLG: 0.125			0-0 SH1-4		2-2 G4-3			3-2 G3		1	0	0	0	0	0	0											
16 Salomon Torres, R (8, 1) Jeromy Burnitz, L (8, PH) Ryan Vogelsong, R (9, 1)			1-2 K							1	0	0	0	0	0	0											
<b>Inning Stats</b>	R: 0 E: 0 K: 0 S: 7	H: 0 LOB: 0 BB: 0 P: 8	R: 0 E: 0 K: 2 S: 11	H: 2 LOB: 1 BB: 0 P: 16	R: 0 E: 0 K: 0 S: 13	H: 1 LOB: 1 BB: 0 P: 18	R: 1 E: 0 K: 1 S: 9	H: 2 LOB: 0 BB: 0 P: 11	R: 0 E: 0 K: 0 S: 5	H: 0 LOB: 0 BB: 0 P: 9	R: 0 E: 0 K: 1 S: 10	H: 0 LOB: 0 BB: 0 P: 16	R: 0 E: 0 K: 2 S: 9	H: 0 LOB: 0 BB: 0 P: 14	R: 1 E: 0 K: 0 S: 11	H: 1 LOB: 0 BB: 0 P: 16	1B: 3 2B: 2 3B: 0 HR: 1	SF: 0 SAC: 1 DP: 0 HBP: 0	WP: 0 PA: 32 PB: 0 SB: 0 CS: 1								
<b>PITCHER</b>	IP	WLS	BF	H	R	ER	SO	BB	IBB	HBP	BLK	WP	HR	S	P	ERA	WHIP										
Johan Santana, L (1.1) ERA: 2.87	7.0	W	25	5	1	1	5	0	0	0	1	0	0	65	95	1.29	0.714										
Juan Rincon, R (8, 1) ERA: 1.47	1.0		3	0	0	0	2	0	0	0	0	0	0	9	14	0.00	0.000										
Willie Eyre, R (9, 1) ERA: 5.68	1.0		4	1	1	1	0	0	0	0	0	0	1	11	16	9.00	1.000										

Minnesota Twins @ Pittsburgh Pirates  
PNC Park, Pittsburgh, PA  
Sun Jun 18 2006, 1:35 PM EDT  
Att: 25,104 - Sunny - 86 F

AB 31  
R 2  
H 6  
RBI 2  
BB 0  
SO 7  
LOB 7





Batter	1	2	3	4	5	6	7	8	9	10	AB	R	H	RBI	BB	SO	LOB	TOP			
Luis Castillo, S OBP: 0.350, SLG: 0.360 (1.4)	F7		K		G6-3		G6-3		FC6-4 5 WP 1B		5	1	1	1	0	1	2				
8 Nick Punto, S OBP: 0.377, SLG: 0.357 (1.5)	F7		G4-3		B5-3		FC5 2B		FC6-4 7 BB		4	0	1	1	1	0	1				
7 Joe Mauer, L OBP: 0.446, SLG: 0.524 (1.2)	G4-3		F7				FC5 1B		FC6-4 5 WP 2B		4	0	1	0	1	0	2				
5 Michael Cuddyer, R OBP: 0.367, SLG: 0.536 (1.9)		HR			K		P3		G4-3		5	1	1	1	0	1	4				
33 Justin Morneau, L OBP: 0.326, SLG: 0.536 (1.3)		2B			P6		G6-4-3				5	1	2	1	0	1	1				
Tori Hunter, R OBP: 0.341, SLG: 0.422 (1.8)		K					G6-3				4	0	1	0	1	2	1				
16 Jason Kubel, L OBP: 0.316, SLG: 0.511 20 Lew Ford, R OBP: 0.295, SLG: 0.302 (9.7)		K			F7		1B				4	1	2	0	0	1	2				
Jason Bartlett, R OBP: 0.520, SLG: 0.545 (1.6)		BB					1B				4	1	3	0	1	1	1				
Brad Radke, R Terry Tiffie, S 28 Jesse Crain, R 37 Denys Reyes, R Ruben Sierra, S 36 Joe Nathan, R (1.1) (7. PH) (7. 1) (8. 1) (9. PH) (9. 1)		G2-3			SH1-4		1B		K2-3		1	0	0	0	0	0	2				
<b>Inning Stats</b>	R: 0 E: 0 K: 0 S: 7	H: 0 LOB: 0 BB: 0 P: 10	R: 1 E: 0 K: 2 S: 9	H: 2 LOB: 2 BB: 1 P: 19	R: 0 E: 0 K: 1 S: 7	H: 0 LOB: 0 BB: 0 P: 12	R: 0 E: 0 K: 1 S: 10	H: 0 LOB: 1 BB: 1 P: 19	R: 0 E: 0 K: 0 S: 4	H: 1 LOB: 0 BB: 0 P: 7	R: 3 E: 0 K: 0 S: 12	H: 4 LOB: 2 BB: 1 P: 19	R: 0 E: 0 K: 3 S: 11	H: 1 LOB: 1 BB: 0 P: 13	R: 1 E: 0 K: 1 S: 11	H: 1 LOB: 1 BB: 0 P: 19	R: 1 E: 0 K: 2 S: 11	H: 3 LOB: 1 BB: 0 P: 16	1B: 8 2B: 4 3B: 0 HR: 2	SF: 0 SAC: 1 DP: 2 HBP: 0	WP: 1 PA: 45
<b>PITCHER</b>	IP WLS BF H R ER SO BB IBB HBP BLK WP HR S P ERA WHIP	IP WLS BF H R ER SO BB IBB HBP BLK WP HR S P ERA WHIP	44 Roy Oswalt, R ERA: 3.32 54 Brad Lidge, R ERA: 4.81 Trever Miller, L ERA: 4.5	44 Roy Oswalt, R ERA: 3.32 54 Brad Lidge, R ERA: 4.81 Trever Miller, L ERA: 4.5																	

Minnesota Twins @ Houston Astros  
Minute Maid Park, Houston, TX  
Tue Jun 20 2006, 7:05 PM CDT  
Att: 32,713 - Roof Closed - 72 F

AB	40
R	6
H	13
RBI	5
BB	4
SO	10
LOB	18



Batter	1	2	3	4	5	6	7	8	9	10	AB	R	H	RBI	BB	SO	LOB	BOTTOM			
Craig Biggio, R OBP: 0.343, SLG: 0.444 (1.4)	F8		17 HR 2B		2B 1B					K	5	1	2	0	0	2	0				
2 Chris Burke, R OBP: 0.398, SLG: 0.513 (1.8)	HR		17 HR		B1-3		F9				4	2	2	1	0	0	1				
17 Lance Berkman, S OBP: 0.391, SLG: 0.606 (1.9)	F7		HR		G1-3		K				4	1	1	3	0	1	0				
Mike Lamb, L OBP: 0.376, SLG: 0.496 (1.3)	F7		G6-3				P5		P5		4	0	0	0	0	0	0				
Morgan Ensberg, R OBP: 0.342, SLG: 0.544 (1.5)		K	K				G6-4-3 1B		K		4	0	1	0	0	3	0				
Preston Wilson, R OBP: 0.314, SLG: 0.420 (1.7)		1B			F7		G6-4-3		HR		4	1	2	1	0	0	1				
Brad Ausmus, R OBP: 0.352, SLG: 0.353 (1.2)		P2			G4-3		G6-3		G5-3		4	0	0	0	0	0	1				
28 Adam Everett, R OBP: 0.284, SLG: 0.313 Orlando Palmeiro, L OBP: 0.298, SLG: 0.259 (10. PH)		F8					F8			K	3	0	1	0	0	0	1				
44 Roy Oswalt, R OBP: 0.171, SLG: 0.152 54 Brad Lidge, R Trever Miller, R Eric Munson, L (10. PH) OBP: 0.299, SLG: 0.406 (1.1) (9. 1) (10. 1) (10. PH)					P3		F9		G6-3		3	0	0	0	0	0	1				
<b>Inning Stats</b>	R: 1 E: 0 K: 0 S: 11	H: 1 LOB: 0 BB: 0 P: 13	R: 0 E: 0 K: 1 S: 10	H: 1 LOB: 1 BB: 0 P: 12	R: 3 E: 0 K: 1 S: 18	H: 3 LOB: 0 BB: 0 P: 25	R: 0 E: 0 K: 0 S: 10	H: 1 LOB: 1 BB: 0 P: 16	R: 0 E: 0 K: 0 S: 7	H: 1 LOB: 0 BB: 0 P: 10	R: 0 E: 0 K: 0 S: 9	H: 1 LOB: 0 BB: 0 P: 11	R: 0 E: 0 K: 2 S: 11	H: 0 LOB: 0 BB: 0 P: 14	R: 0 E: 0 K: 1 S: 13	H: 1 LOB: 0 BB: 0 P: 17	R: 0 E: 0 K: 3 S: 11	H: 0 LOB: 0 BB: 0 P: 17	1B: 6 2B: 1 3B: 0 HR: 3	SF: 0 SAC: 0 DP: 2 HBP: 0	WP: 0 PA: 37
<b>PITCHER</b>	IP WLS BF H R ER SO BB IBB HBP BLK WP HR S P ERA WHIP	IP WLS BF H R ER SO BB IBB HBP BLK WP HR S P ERA WHIP	Brad Radke, R ERA: 5.84 28 Jesse Crain, R ERA: 5.51 37 Denys Reyes, L ERA: 1.62 36 Joe Nathan, R ERA: 2.1	Brad Radke, R ERA: 5.84 28 Jesse Crain, R ERA: 5.51 37 Denys Reyes, L ERA: 1.62 36 Joe Nathan, R ERA: 2.1																	

Minnesota Twins @ Houston Astros  
Minute Maid Park, Houston, TX  
Tue Jun 20 2006, 7:05 PM CDT  
Att: 32,713 - Roof Closed - 72 F

AB	37
R	5
H	9
RBI	5
BB	0
SO	8
LOB	5









Batter	1	2	3	4	5	6	7	8	9	AB R H RBI BB SO LOB	TOP											
Luis Castillo, S (1.4) OBP: 0.341, SLG: 0.349	E1 16 G4-6-3		16 2B 1B	G6-3			G1-6-3 1-2		L4	5 1 1 0 0 0 2	<b>Minnesota Twins @ Houston Astros</b> Minute Maid Park, Houston, TX Thu Jun 22 2006, 7:05 PM CDT Att. 43,769 - Roof Closed - 74 F  livebaseballscores.com  <b>AB 34</b> <b>R 4</b> <b>H 10</b> <b>RBI 4</b> <b>BB 3</b> <b>SO 9</b> <b>LOB 15</b>											
16 Jason Kubel, L (1.7) OBP: 0.317, SLG: 0.510 36 Joe Nathan, R (9.1)	G4-6-3 1-2		5 1B 2B			7 G3-6-1 1B			K	5 1 2 1 0 2 1 0 0 0 0 0 0 0												
7 Joe Mauer, L (1.2) OBP: 0.444, SLG: 0.517	K		G1-3			G3-6-1 1-2				4 1 1 0 0 1 2												
5 Michael Cuddyer, R (1.9) OBP: 0.367, SLG: 0.527		P4 2-1	33 BB 1B			P3			K	4 0 1 1 0 1 1												
33 Justin Morneau, L (1.3) OBP: 0.331, SLG: 0.549										3 1 3 1 1 0 0												
Tori Hunter, R (1.8) OBP: 0.336, SLG: 0.414										4 0 1 1 0 1 3												
Terry Tiffee, S (1.5) OBP: 0.333, SLG: 0.375 8 Nick Punto, S (8.5) OBP: 0.366, SLG: 0.345										3 0 0 0 1 0 2 0 0 0 0 0 0 0												
Jason Bartlett, R (1.6) OBP: 0.485, SLG: 0.483										4 0 1 0 0 3 4												
47 Francisco Liriano, L (1.1) OBP: 0.333, SLG: 0.200 20 Lew Ford, R (9.7) OBP: 0.258, SLG: 0.311										1 0 0 0 1 1 0 1 0 0 0 0 0 0												
<b>Inning Stats</b>	R: 0 E: 1 K: 1 S: 9	H: 0 LOB: 0 BB: 0 P: 12	R: 0 E: 0 K: 1 S: 12	H: 1 LOB: 2 BB: 1 P: 23	R: 2 E: 0 K: 2 S: 23	H: 3 LOB: 2 BB: 1 P: 38	R: 0 E: 0 K: 0 S: 5	H: 1 LOB: 1 BB: 0 P: 9	R: 0 E: 0 K: 0 S: 10	H: 1 LOB: 0 BB: 0 P: 18		R: 1 E: 0 K: 1 S: 10	H: 1 LOB: 0 BB: 0 P: 16	R: 0 E: 0 K: 1 S: 9	H: 0 LOB: 0 BB: 1 P: 15	R: 1 E: 0 K: 2 S: 13	H: 3 LOB: 2 BB: 0 P: 19	R: 0 E: 0 K: 1 S: 13	H: 0 LOB: 0 BB: 0 P: 18	1B: 7 2B: 2 3B: 0 HR: 1	SF: 0 SAC: 1 DP: 3 HBP: 0	WP: 0 PB: 0 SB: 1 CS: 0
<b>PITCHER</b>	IP WLS BF H R ER SO BB IBB HBP BLK WP HR S P ERA WHIP											IP WLS BF H R ER SO BB IBB HBP BLK WP HR S P ERA WHIP										
Roger Clemens, R (1.1) ERA: 3.6	5.0 L 22 6 2 2 4 2 0 0 0 0 0 0 59 100 3.60 1.600																					
Russ Springer, R (6.1) ERA: 3.12	1.0 4 1 1 1 1 0 0 0 0 0 1 10 16 9.00 1.000																					
64 Fernando Nieve, R (7.1) ERA: 4.7	2.0 9 3 1 1 3 1 0 0 0 0 0 0 21 34 4.50 2.000																					
Trever Miller, L (9.1) ERA: 4.29	1.0 3 0 0 0 1 0 0 0 0 0 0 0 13 18 0.00 0.000																					

Batter	1	2	3	4	5	6	7	8	9	AB R H RBI BB SO LOB	BOTTOM									
Craig Biggio, R (1.4) OBP: 0.337, SLG: 0.432	G5-3			K					K	3 0 0 0 1 2 0	<b>Minnesota Twins @ Houston Astros</b> Minute Maid Park, Houston, TX Thu Jun 22 2006, 7:05 PM CDT Att. 43,769 - Roof Closed - 74 F  livebaseballscores.com  <b>AB 29</b> <b>R 2</b> <b>H 5</b> <b>RBI 2</b> <b>BB 2</b> <b>SO 9</b> <b>LOB 7</b>									
2 Chris Burke, R (1.8) OBP: 0.390, SLG: 0.504				F8					K	4 0 1 0 0 1 1										
17 Lance Berkman, S (1.3) OBP: 0.387, SLG: 0.607				G5-3						4 0 1 0 0 0 2										
Morgan Ensberg, R (1.5) OBP: 0.375, SLG: 0.532										4 0 0 0 0 2 2										
Preston Wilson, R (1.7) OBP: 0.321, SLG: 0.422										2 1 2 0 1 0 0										
16 Jason Lane, R (1.9) OBP: 0.347, SLG: 0.416										3 1 1 2 0 0 2										
Brad Ausmus, R (1.2) OBP: 0.348, SLG: 0.348										3 0 0 0 0 2 0										
28 Adam Everett, R (1.6) OBP: 0.289, SLG: 0.326										3 0 0 0 0 1 0										
Roger Clemens, R (1.1) Russ Springer, R (6.1) Willy Taveras, R (6.9) 64 Fernando Nieve, R (7.1) 4 Eric Bruntlett, R (8.9) Trever Miller, R (9.1)										1 0 0 0 0 1 0 0 0 0 0 0 0 0 1 0 0 0 0 0 0 0 0 0 0 0 0 0 1 0 0 0 0 0 0 0 0 0 0 0 0 0										
<b>Inning Stats</b>	R: 0 E: 0 K: 0 S: 4	H: 1 LOB: 0 BB: 0 P: 7	R: 0 E: 0 K: 0 S: 10	H: 0 LOB: 0 BB: 1 P: 16	R: 0 E: 0 K: 1 S: 7	H: 0 LOB: 0 BB: 0 P: 9	R: 0 E: 0 K: 1 S: 8	H: 0 LOB: 0 BB: 0 P: 10	R: 0 E: 0 K: 2 S: 11	H: 0 LOB: 0 BB: 0 P: 12		R: 0 E: 0 K: 1 S: 11	H: 0 LOB: 1 BB: 1 P: 17	R: 2 E: 0 K: 1 S: 13	H: 2 LOB: 1 BB: 0 P: 17	R: 0 E: 0 K: 2 S: 12	H: 1 LOB: 1 BB: 0 P: 18	1B: 4 2B: 0 3B: 0 HR: 1	SF: 0 SAC: 0 DP: 3 HBP: 0	WP: 0 PB: 0 SB: 0 CS: 0
<b>PITCHER</b>	IP WLS BF H R ER SO BB IBB HBP BLK WP HR S P ERA WHIP											IP WLS BF H R ER SO BB IBB HBP BLK WP HR S P ERA WHIP								
47 Francisco Liriano, L (1.1) ERA: 2.17	8.0 W 27 4 2 2 7 2 0 0 0 0 0 0 72 97 2.25 0.750																			
36 Joe Nathan, R (9.1) ERA: 2.03	1.0 S 4 1 0 0 2 0 0 0 0 0 0 0 12 18 0.00 1.000																			



Batter	1	2	3	4	5	6	7	8	9	AB	R	H	RBI	BB	SO	LOB	TOP					
Juan Pierre, L (1, 8) OBP: 0.290, SLG: 0.306	G1-3		G1-3			F7		E 1B		4	0	1	0	0	0	1	Chicago Cubs @ Minnesota Twins Hubert H. Humphrey Metrodome, Minneapolis, MN Fri Jun 23 2006, 8:10 PM EDT Att: 34,361 - Dome - 70 F					
Neft Perez, S (1, 4) OBP: 0.241, SLG: 0.318	F9		K			F8		E6 1B		4	0	1	0	0	1	1						
16 Aramis Ramirez, R (1, 5) OBP: 0.318, SLG: 0.479	G1-3				K			L4		4	0	0	0	0	2	2						
Phil Nevin, R (1, 3) OBP: 0.309, SLG: 0.466		HR			F8			F9		4	1	1	1	0	0	0						
19 Matt Murton, R (1, 7) OBP: 0.336, SLG: 0.365		G6-3			G6-3			G6-3		4	0	1	0	0	0	0						
Jacque Jones, L (1, 9) OBP: 0.327, SLG: 0.513		F7			L6			G4-3		4	0	1	0	0	0	1						
5 Ronny Cedeno, R (1, 6) OBP: 0.303, SLG: 0.377		K				K		L6		4	0	0	0	0	2	1						
Todd Walker, L (1, 10) OBP: 0.364, SLG: 0.383					G5-3			L6		2	1	1	0	1	0	0						
24 Henry Blanco, R (1, 2) OBP: 0.293, SLG: 0.419			K			F9		P5		3	0	0	0	0	1	2						
<b>Inning Stats</b>	R: 0 E: 0 K: 0 S: 4	H: 0 LOB: 0 BB: 0 P: 6	R: 1 E: 0 K: 1 S: 9	H: 1 LOB: 0 BB: 0 P: 11	R: 0 E: 0 K: 2 S: 14	H: 0 LOB: 1 BB: 1 P: 22	R: 0 E: 0 K: 1 S: 12	H: 1 LOB: 1 BB: 0 P: 17	R: 0 E: 0 K: 1 S: 6	H: 0 LOB: 0 BB: 0 P: 7	R: 0 E: 0 K: 0 S: 5	H: 0 LOB: 0 BB: 0 P: 10	R: 0 E: 0 K: 0 S: 8	H: 0 LOB: 0 BB: 0 P: 9	R: 1 E: 1 K: 1 S: 16	H: 3 LOB: 2 BB: 0 P: 20	R: 0 E: 0 K: 0 S: 6	H: 1 LOB: 1 BB: 0 P: 9	1B: 5 2B: 0 3B: 0 HR: 1	SF: 0 SAC: 0 DP: 0 HBP: 0	WP: 0 PB: 0 SB: 0 CS: 0	PA: 34
<b>PITCHER</b>	IP	WLS	BF	H	R	ER	SO	BB	IBB	HBP	BLK	WP	HR	S	P	ERA	WHIP					
Johan Santana, L (1, 1) ERA: 2.75	8.0	W	30	5	2	1	6	1	0	0	0	0	1	74	102	1.12	0.750					
28 Jesse Crain, R (9, 1) ERA: 5.35	1.0		4	1	0	0	0	0	0	0	0	0	0	6	9	0.00	1.000					

Batter	1	2	3	4	5	6	7	8	9	AB	R	H	RBI	BB	SO	LOB	BOTTOM					
Luis Castillo, S (1, 4) OBP: 0.338, SLG: 0.346	F7		G1-3	G4-3		8 BB		FC6-4		5	0	1	2	0	0	2	Chicago Cubs @ Minnesota Twins Hubert H. Humphrey Metrodome, Minneapolis, MN Fri Jun 23 2006, 8:10 PM EDT Att: 34,361 - Dome - 70 F					
8 Nick Punto, S (1, 5) OBP: 0.370, SLG: 0.345	F8		5 2B	P6		1B				3	1	1	0	1	0	1						
7 Joe Mauer, L (1, 2) OBP: 0.441, SLG: 0.510	G5-3		5 2B			F7		F7		3	1	0	0	1	0	2						
5 Michael Cuddyer, R (1, 9) OBP: 0.369, SLG: 0.529		33 HR	33 1B			K		G6-3		3	2	1	2	1	1	0						
33 Justin Morneau, L (1, 3) OBP: 0.337, SLG: 0.565		1-H		P6		P6		K2-4		4	1	3	3	0	0	0						
Torii Hunter, R (1, 8) OBP: 0.334, SLG: 0.408		P4	F7			G4-3		K2-4		4	0	0	0	0	1	2						
16 Jason Kubel, L (1, 10) OBP: 0.314, SLG: 0.510		2B	F7			F7		G6-3		4	0	1	0	0	0	1						
20 Lew Ford, R (1, 7) OBP: 0.297, SLG: 0.305		L5		K		2B		F9		3	1	0	0	1	1	1						
Jason Bartlett, R (1, 6) OBP: 0.514, SLG: 0.516		K	G4-3			1B		FC6-4		2	1	1	0	2	1	1						
<b>Inning Stats</b>	R: 0 E: 0 K: 0 S: 8	H: 0 LOB: 0 BB: 0 P: 14	R: 2 E: 0 K: 1 S: 14	H: 2 LOB: 1 BB: 1 P: 25	R: 3 E: 0 K: 0 S: 15	H: 3 LOB: 1 BB: 1 P: 25	R: 0 E: 0 K: 1 S: 7	H: 0 LOB: 1 BB: 1 P: 17	R: 0 E: 0 K: 1 S: 6	H: 0 LOB: 0 BB: 0 P: 10	R: 2 E: 0 K: 0 S: 16	H: 2 LOB: 2 BB: 2 P: 30	R: 0 E: 0 K: 1 S: 8	H: 1 LOB: 1 BB: 0 P: 14	R: 0 E: 0 K: 0 S: 9	H: 0 LOB: 1 BB: 1 P: 14	R: 0 E: 0 K: 0 S: 6	H: 0 LOB: 1 BB: 1 P: 9	1B: 4 2B: 4 3B: 0 HR: 1	SF: 0 SAC: 0 DP: 1 HBP: 0	WP: 0 PB: 0 SB: 2 CS: 0	PA: 37
<b>PITCHER</b>	IP	WLS	BF	H	R	ER	SO	BB	IBB	HBP	BLK	WP	HR	S	P	ERA	WHIP					
49 Carlos Marmol, R (1, 1) ERA: 4.98	5.2	L	27	4	0	0	0	0	0	0	0	0	0	12	22	0.00	4.500					
13 Will Ohman, L (6, 1) ERA: 4.45	0.2		5	2	0	0	0	1	0	0	0	0	0	13	21	0.00	0.600					
David Aardsma, R (7, 1) ERA: 6.23	1.2		5	0	0	0	1	1	0	0	0	0	0	13	21	0.00	0.600					





Batter	1	2	3	4	5	6	7	8	9	AB	R	H	RBI	BB	SO	LOB	TOP										
Juan Pierre, L (1, 8) OBP: 0.289, SLG: 0.308	G3-1		G4-3			G5-3			G5-3 2B	4	0	1	0	0	0	1	<b>Chicago Cubs @ Minnesota Twins</b> Hubert H. Humphrey Metrodome, Minneapolis, MN Sat Jun 24 2006, 7:10 PM EDT Att: 42,304 - Dome - 70 F <a href="http://livebaseballscorecards.com">livebaseballscorecards.com</a>										
Freddie Bynum, L (1, 7) OBP: 0.289, SLG: 0.425 19 Matt Murton, R (9, PH) OBP: 0.335, SLG: 0.364	G3			16 CS 16 S		G3			K	3	0	1	0	0	0	0											
16 Aramis Ramirez, R (1, 5) OBP: 0.314, SLG: 0.471	F8					G6-3			G5-3	4	0	0	0	0	0	2											
Phil Nevin, R (1, 3) OBP: 0.316, SLG: 0.470									G5-3	4	0	3	0	0	1	1											
Jacque Jones, L (1, 9) OBP: 0.323, SLG: 0.506									K	3	0	0	0	0	1	3											
John Mabry, L (1, 10) OBP: 0.295, SLG: 0.282									K	3	0	0	0	0	2	1											
5 Ronny Cedeno, R (1, 6) OBP: 0.304, SLG: 0.377									L7	3	0	1	0	0	0	0											
1 Tony Womack, L (1, 4) OBP: 0.342, SLG: 0.353 Neill Perez, S (3, 4) OBP: 0.230, SLG: 0.316 Todd Walker, L (8, PH) OBP: 0.363, SLG: 0.381									G4-3	1	0	1	0	0	0	0											
24 Henry Blanco, R (1, 2) OBP: 0.282, SLG: 0.403									G4-3	1	0	0	0	0	0	0											
<b>Inning Stats</b>	R: 0 E: 0 K: 0 S: 10	H: 0 LOB: 0 BB: 0 P: 14	R: 0 E: 0 K: 0 S: 7	H: 1 LOB: 0 BB: 0 P: 11	R: 0 E: 0 K: 0 S: 13	H: 2 LOB: 1 BB: 0 P: 18	R: 0 E: 0 K: 0 S: 9	H: 2 LOB: 1 BB: 0 P: 15	R: 0 E: 0 K: 1 S: 6	H: 0 LOB: 0 BB: 0 P: 8	R: 0 E: 0 K: 2 S: 8	H: 1 LOB: 1 BB: 0 P: 14	R: 0 E: 0 K: 0 S: 9	H: 0 LOB: 0 BB: 0 P: 11	R: 0 E: 0 K: 2 S: 12	H: 1 LOB: 1 BB: 0 P: 16		1B: 6 2B: 1 3B: 0 HR: 0	SF: 0 SAC: 0 DP: 1 HBP: 0	WP: 1 PB: 0 SB: 1 CS: 1	PA: 31						
<b>PITCHER</b>	IP	WLS	BF	H	R	ER	SO	BB	IBB	HBP	BLK	WP	HR	S	P	ERA	WHIP										
26 Boof Bonser, R (1, 1) ERA: 4.88	6.1	W	22	6	0	0	1	0	0	0	0	0	0	54	81	0.00	0.947										
37 Denny Reyes, L (7, 1) ERA: 1.5	0.2	H	2	0	0	0	2	0	0	0	0	1	0	6	10	0.00	0.000										
Juan Rincon, R (8, 1) ERA: 1.4	1.0	H	3	0	0	0	0	0	0	0	0	0	0	9	11	0.00	0.000										
36 Joe Nathan, R (9, 1) ERA: 1.97	1.0	S	4	1	0	0	2	0	0	0	0	0	0	12	16	0.00	1.000										

Batter	1	2	3	4	5	6	7	8	9	AB	R	H	RBI	BB	SO	LOB	BOTTOM										
Luis Castillo, S (1, 4) OBP: 0.337, SLG: 0.345	F7									4	0	1	0	0	0	2	<b>Chicago Cubs @ Minnesota Twins</b> Hubert H. Humphrey Metrodome, Minneapolis, MN Sat Jun 24 2006, 7:10 PM EDT Att: 42,304 - Dome - 70 F <a href="http://livebaseballscorecards.com">livebaseballscorecards.com</a>										
8 Nick Punto, S (1, 5) OBP: 0.359, SLG: 0.333	L5								F9	4	0	0	0	0	2	3											
7 Joe Mauer, L (1, 2) OBP: 0.438, SLG: 0.506	F7								L7	4	0	1	0	0	1	0											
5 Michael Cuddyer, R (1, 9) OBP: 0.363, SLG: 0.519									G5-3	4	0	0	0	0	0	1											
33 Justin Morneau, L (1, 3) OBP: 0.336, SLG: 0.560									F9	4	1	1	0	0	2	0											
Torii Hunter, R (1, 8) OBP: 0.338, SLG: 0.409									K	2	1	1	0	1	0	0											
16 Jason Kubel, L (1, 7) OBP: 0.324, SLG: 0.515 20 Lew Ford, R (8, 7) OBP: 0.297, SLG: 0.305									F7	3	1	2	1	0	0	0											
Terry Liffe, S (1, 10) OBP: 0.333, SLG: 0.370									G5-3	3	0	1	1	0	1	2											
Jason Bartlett, R (1, 6) OBP: 0.500, SLG: 0.529									K	3	0	1	1	0	2	0											
<b>Inning Stats</b>	R: 0 E: 0 K: 0 S: 5	H: 0 LOB: 0 BB: 0 P: 7	R: 0 E: 0 K: 1 S: 7	H: 0 LOB: 0 BB: 0 P: 13	R: 0 E: 0 K: 1 S: 7	H: 0 LOB: 0 BB: 0 P: 12	R: 0 E: 0 K: 1 S: 15	H: 2 LOB: 1 BB: 0 P: 23	R: 2 E: 0 K: 1 S: 13	H: 3 LOB: 2 BB: 1 P: 24	R: 1 E: 0 K: 1 S: 9	H: 3 LOB: 0 BB: 0 P: 16	R: 0 E: 0 K: 2 S: 7	H: 0 LOB: 0 BB: 0 P: 11	1B: 7 2B: 2 3B: 0 HR: 0	SF: 0 SAC: 0 DP: 1 HBP: 0		WP: 0 PB: 0 SB: 0 CS: 1	PA: 32								
<b>PITCHER</b>	IP	WLS	BF	H	R	ER	SO	BB	IBB	HBP	BLK	WP	HR	S	P	ERA	WHIP										
22 Mark Prior, R (1, 1) ERA: 9.64	5.2	L	25	8	3	3	4	0	0	0	0	0	0	12	21	0.00	1.588										
47 Scott Eyre, L (6, 1) ERA: 2.23	1.1		4	0	0	0	2	0	0	0	0	0	0	7	11	0.00	0.000										
13 Will Ohman, L (8, 1) ERA: 4.32	1.0		3	0	0	0	2	0	0	0	0	0	0	7	11	0.00	0.000										







Batter	1	2	3	4	5	6	7	8	9	AB	R	H	RBI	BB	SO	LOB	TOP										
15 Rafael Furcal, S OBP: 0.336, SLG: 0.342	F8		G4-3 5 1B							4	1	2	0	0	1	0	<b>Los Angeles Dodgers @ Minnesota Twins</b> Hubert H. Humphrey Metrodome, Minneapolis, MN Mon Jun 26 2006, 8:10 PM EDT Att: 22,528 - Dome - 68 F <a href="http://livebaseballscorecards.com">livebaseballscorecards.com</a>										
Kenny Lofton, L OBP: 0.343, SLG: 0.379	F7		G4-3					F7		4	0	0	0	0	0	2											
5 Nomar Garciaparra, R OBP: 0.427, SLG: 0.582	F9							F8		4	0	2	1	0	0	1											
J.D. Drew, L OBP: 0.374, SLG: 0.475										4	1	1	0	0	1	2											
12 Jeff Kent, R OBP: 0.379, SLG: 0.468										4	0	1	0	0	1	1											
16 Andre Ethier, L OBP: 0.378, SLG: 0.488										3	0	0	1	0	0	0											
27 Matt Kemp, R OBP: 0.363, SLG: 0.642										3	0	0	0	0	1	1											
Cesar Izturis, S OBP: 0.478, SLG: 0.400										3	0	0	0	0	0	1											
55 Russell Martin, R OBP: 0.372, SLG: 0.458										3	0	0	0	0	0	0											
<b>Inning Stats</b>	R: 0 E: 0 K: 0 S: 7	H: 0 LOB: 0 BB: 0 P: 11	R: 1 E: 0 K: 1 S: 11	H: 2 LOB: 1 BB: 0 P: 14	R: 1 E: 0 K: 0 S: 14	H: 2 LOB: 1 BB: 0 P: 25	R: 0 E: 0 K: 0 S: 5	H: 0 LOB: 0 BB: 0 P: 5	R: 0 E: 0 K: 1 S: 7	H: 0 LOB: 0 BB: 0 P: 9	R: 0 E: 0 K: 1 S: 8	H: 1 LOB: 1 BB: 0 P: 12	R: 0 E: 0 K: 0 S: 7	H: 0 LOB: 0 BB: 0 P: 10	R: 0 E: 0 K: 1 S: 6	H: 1 LOB: 1 BB: 0 P: 11	R: 0 E: 0 K: 1 S: 6	H: 0 LOB: 0 BB: 0 P: 11	1B: 5 2B: 1 3B: 0 HR: 0	SF: 1 SAC: 0 DP: 0 HBP: 0	WP: 0 PB: 0 SB: 1 CS: 0	PA: 33					
<b>PITCHER</b>	IP	WLS	BF	H	R	ER	SO	BB	IBB	HBP	BLK	WP	HR	S	P	ERA	WHIP										
Carlos Silva, R ERA: 6.43	(1, 1)	8.0	W	30	6	2	2	3	0	0	0	0	0	66	97	2.25	0.750										
28 Jesse Crain, R ERA: 5.19	(9, 1)	1.0		3	0	0	0	1	0	0	0	0	0	6	11	0.00	0.000										

Batter	1	2	3	4	5	6	7	8	9	AB	R	H	RBI	BB	SO	LOB	BOTTOM										
Luis Castillo, S OBP: 0.337, SLG: 0.348		FC4-6 7 8 BB 1B								5	4	2	0	0	0	3	<b>Los Angeles Dodgers @ Minnesota Twins</b> Hubert H. Humphrey Metrodome, Minneapolis, MN Mon Jun 26 2006, 8:10 PM EDT Att: 22,528 - Dome - 68 F <a href="http://livebaseballscorecards.com">livebaseballscorecards.com</a>										
8 Nick Punto, S OBP: 0.375, SLG: 0.338										3	2	2	1	2	0	1											
7 Joe Mauer, L OBP: 0.444, SLG: 0.524										5	1	4	5	0	0	0											
5 Michael Cuddyer, R OBP: 0.374, SLG: 0.519										3	0	2	2	2	0	2											
33 Justin Morneau, L OBP: 0.339, SLG: 0.552										4	0	1	0	1	0	5											
Torii Hunter, R OBP: 0.342, SLG: 0.418										2	0	0	0	2	1	3											
16 Jason Kubel, L ERA: 5.63										3	0	0	0	0	0	3											
20 Lew Ford, R OBP: 0.295, SLG: 0.298										1	0	0	0	0	1	1											
Terry Lincecum, S OBP: 0.353, SLG: 0.367										3	1	1	0	1	0	0											
Jason Bartlett, R OBP: 0.438, SLG: 0.439										3	0	0	0	0	1	1											
<b>Inning Stats</b>	R: 1 E: 0 K: 0 S: 14	H: 2 LOB: 2 BB: 2 P: 25	R: 3 E: 0 K: 0 S: 12	H: 2 LOB: 2 BB: 2 P: 26	R: 0 E: 0 K: 1 S: 7	H: 0 LOB: 0 BB: 0 P: 9	R: 0 E: 0 K: 0 S: 5	H: 1 LOB: 1 BB: 0 P: 9	R: 0 E: 0 K: 1 S: 11	H: 1 LOB: 2 BB: 2 P: 22	R: 2 E: 0 K: 1 S: 13	H: 3 LOB: 2 BB: 1 P: 20	R: 0 E: 0 K: 1 S: 6	H: 0 LOB: 0 BB: 1 P: 15	R: 2 E: 0 K: 0 S: 14	H: 3 LOB: 1 BB: 0 P: 19	R: 2 E: 0 K: 0 S: 14	H: 3 LOB: 1 BB: 0 P: 19	1B: 9 2B: 4 3B: 1 HR: 0	SF: 0 SAC: 0 DP: 3 HBP: 1	WP: 1 PB: 0 SB: 0 CS: 1	PA: 41					
<b>PITCHER</b>	IP	WLS	BF	H	R	ER	SO	BB	IBB	HBP	BLK	WP	HR	S	P	ERA	WHIP										
58 Chad Billingsley, R ERA: 5.63	(1, 1)	5.2	L	29	7	6	6	2	7	0	0	0	0	57	103	9.53	2.471										
56 Hung-Chih Kuo, L ERA: 5.56	(6, 1)	1.1		6	2	0	0	1	1	0	0	0	0	11	23	0.00	2.250										
Danyis Baez, R ERA: 4.42	(8, 1)	1.0		6	3	2	2	0	0	0	0	1	0	14	19	18.00	3.000										





Batter	1	2	3	4	5	6	7	8	9	AB	R	H	RBI	BB	SO	LOB	TOP											
15 Rafael Furcal, S OBP: 0.338, SLG: 0.344										4	0	2	0	0	0	1	<b>Los Angeles Dodgers @ Minnesota Twins</b> Hubert H. Humphrey Metrodome, Minneapolis, MN Tue Jun 27 2006, 8:10 PM EDT Att: 30,681 - Dome - 70 F											
Cesar Izturis, S OBP: 0.407, SLG: 0.333										4	0	0	0	0	1	3												
5 Nomar Garciaparra, R OBP: 0.424, SLG: 0.590										4	1	1	1	0	0	4												
12 Jeff Kent, R OBP: 0.379, SLG: 0.480										3	1	1	1	0	1	1												
18 Ramon Martinez, R OBP: 0.389, SLG: 0.440										1	0	0	0	0	0	2												
J.D. Drew, L OBP: 0.374, SLG: 0.473										3	0	1	0	0	1	0												
16 Andre Ethier, L OBP: 0.375, SLG: 0.485										1	0	0	0	0	0	0												
Olmedo Saenz, R OBP: 0.323, SLG: 0.539										4	0	0	0	0	2	1												
27 Matt Kemp, R OBP: 0.347, SLG: 0.612										4	0	0	0	0	3	1												
José Cruz Jr., S OBP: 0.362, SLG: 0.373										3	0	0	0	0	1	1												
55 Russell Martin, R OBP: 0.371, SLG: 0.455										3	0	1	0	0	0	2												
<b>Inning Stats</b>	R: 0 E: 0 K: 2 S: 8	H: 1 LOB: 1 BB: 0 P: 11	R: 0 E: 0 K: 2 S: 8	H: 0 LOB: 0 BB: 0 P: 13	R: 0 E: 0 K: 0 S: 6	H: 0 LOB: 0 BB: 0 P: 7	R: 1 E: 0 K: 1 S: 8	H: 1 LOB: 0 BB: 0 P: 12	R: 0 E: 0 K: 2 S: 11	H: 0 LOB: 0 BB: 0 P: 14	R: 0 E: 0 K: 0 S: 8	H: 1 LOB: 1 BB: 0 P: 8	R: 1 E: 1 K: 1 S: 14	H: 2 LOB: 2 BB: 0 P: 21	R: 0 E: 1 K: 0 S: 11	H: 1 LOB: 1 BB: 0 P: 17	R: 0 E: 0 K: 1 S: 9	H: 0 LOB: 0 BB: 0 P: 16	1B: 4 2B: 0 3B: 0 HR: 2	SF: 0 SAC: 0 DP: 1 HBP: 0	WP: 0 PB: 0 SB: 0 CS: 0	PA: 34						
<b>PITCHER</b>	IP	WLS	BF	H	R	ER	SO	BB	IBB	HBP	BLK	WP	HR	S	P	ERA	WHIP											
47 Francisco Lirio, L ERA: 2.21	(1, 1)	7.0	W	27	5	2	2	8	0	0	0	0	0	2	63	86	2.57	0.714										
Kyle Lohse, R ERA: 8.49	(8, 1)	2.0		7	1	0	0	1	0	0	0	0	0	0	20	33	0.00	0.500										

AB 34  
R 2  
H 6  
RBI 2  
BB 0  
SO 9  
LOB 16



Batter	1	2	3	4	5	6	7	8	9	AB	R	H	RBI	BB	SO	LOB	BOTTOM											
Luis Castillo, S OBP: 0.334, SLG: 0.346										5	1	1	2	0	0	2	<b>Los Angeles Dodgers @ Minnesota Twins</b> Hubert H. Humphrey Metrodome, Minneapolis, MN Tue Jun 27 2006, 8:10 PM EDT Att: 30,681 - Dome - 70 F											
8 Nick Punto, S OBP: 0.376, SLG: 0.356										5	2	2	2	0	1	1												
7 Joe Mauer, L OBP: 0.454, SLG: 0.533										5	1	5	1	0	0	0												
5 Michael Cuddyer, R OBP: 0.371, SLG: 0.509										4	0	0	0	1	0	5												
33 Justin Morneau, L OBP: 0.337, SLG: 0.548										4	0	1	1	0	2	4												
Torii Hunter, R OBP: 0.344, SLG: 0.423										4	2	2	1	0	0	1												
20 Lew Ford, R OBP: 0.298, SLG: 0.302										1	0	1	0	0	0	0												
16 Jason Kubel, L OBP: 0.319, SLG: 0.491										4	1	1	0	1	1	4												
Ruben Sierra, S OBP: 0.290, SLG: 0.231										3	1	0	0	1	0	4												
Jason Bartlett, R OBP: 0.462, SLG: 0.455										3	1	2	2	0	0	0												
<b>Inning Stats</b>	R: 0 E: 0 K: 0 S: 9	H: 1 LOB: 1 BB: 0 P: 11	R: 6 E: 0 K: 0 S: 13	H: 5 LOB: 0 BB: 1 P: 27	R: 0 E: 1 K: 2 S: 13	H: 0 LOB: 1 BB: 0 P: 22	R: 0 E: 0 K: 1 S: 11	H: 2 LOB: 3 BB: 1 P: 20	R: 1 E: 1 K: 0 S: 7	H: 2 LOB: 1 BB: 0 P: 8	R: 2 E: 0 K: 0 S: 18	H: 3 LOB: 2 BB: 1 P: 30	R: 0 E: 0 K: 0 S: 9	H: 0 LOB: 0 BB: 0 P: 14	R: 0 E: 0 K: 1 S: 14	H: 2 LOB: 2 BB: 0 P: 21	1B: 13 2B: 1 3B: 1 HR: 0	SF: 1 SAC: 0 DP: 1 HBP: 1	WP: 1 PB: 0 SB: 0 CS: 0	PA: 43								
<b>PITCHER</b>	IP	WLS	BF	H	R	ER	SO	BB	IBB	HBP	BLK	WP	HR	S	P	ERA	WHIP											
Derek Lowe, R ERA: 3.49	(1, 1)	5.1	L	31	12	9	9	3	2	0	0	1	0	61	100	2.625												
Joe Beimel, L ERA: 3.45	(6, 1)	2.2		12	3	0	0	1	1	0	0	0	1	0	33	53	0.00	1.500										

AB 38  
R 9  
H 15  
RBI 9  
BB 3  
SO 4  
LOB 21





Batter	1	2	3	4	5	6	7	8	9	AB	R	H	RBI	BB	SO	LOB	TOP					
15 Rafael Furcal, S OBP: 0.337, SLG: 0.343	0-3 K		0-2 F7			2-3 K		0-2 27 BB 1B		4	1	1	0	0	2	0	<b>Los Angeles Dodgers @ Minnesota Twins</b> Hubert H. Humphrey Metrodome, Minneapolis, MN Wed Jun 28 2006, 1:10 PM EDT Att: 34,157 - Dome - 69 F					
Kenny Lofton, L OBP: 0.346, SLG: 0.378	0-0 G6-3		2-2 F8			4-2 BB		1-2 27 BB 2B		3	1	1	0	1	0	0						
27 Matt Kemp, R OBP: 0.343, SLG: 0.591	3-2 G5-3			1-3 K		1-3 K		4-2 2B		3	1	0	0	1	2	1						
12 Jeff Kent, R OBP: 0.377, SLG: 0.473		2-0 P3		4-2 BB		0-0 F9		1-3 K		3	0	0	0	1	1	4						
Olmedo Saenz, R OBP: 0.328, SLG: 0.555		1-3 K		1-3 K			3-2 2B	0-1 1-H 2-H 3-H		4	0	2	3	0	2	1						
Sandy Alomar Jr., R OBP: 0.345, SLG: 0.431		0-0 2B		2-3 K			1-1 F7	1-2 F7		4	0	1	0	0	1	3						
José Cruz Jr., S OBP: 0.362, SLG: 0.369		4-2 BB			3-2 G1-3				1-3 K	2	0	0	0	1	1	1						
16 Andre Ethier, L OBP: 0.372, SLG: 0.481										1	0	0	0	0	1	0						
Cesar Izturis, S OBP: 0.355, SLG: 0.286		1-2 F8			1-2 P6				2-3 K	4	0	0	0	0	2	3						
55 Russell Martin, R OBP: 0.363, SLG: 0.444									3-3 K	4	0	0	0	0	2	0						
<b>Inning Stats</b>	R: 0 E: 0 K: 1 S: 8	H: 0 LOB: 0 BB: 0 P: 11	R: 0 E: 0 K: 1 S: 10	H: 1 LOB: 2 BB: 1 P: 18	R: 0 E: 0 K: 0 S: 8	H: 0 LOB: 0 BB: 0 P: 10	R: 0 E: 0 K: 3 S: 11	H: 0 LOB: 1 BB: 1 P: 19	R: 0 E: 0 K: 0 S: 10	H: 0 LOB: 0 BB: 0 P: 14	R: 0 E: 0 K: 2 S: 11	H: 0 LOB: 1 BB: 1 P: 18	R: 0 E: 0 K: 2 S: 11	H: 1 LOB: 1 BB: 0 P: 15	R: 3 E: 0 K: 2 S: 20	H: 3 LOB: 1 BB: 1 P: 29	R: 0 E: 0 K: 3 S: 9	H: 0 LOB: 0 BB: 0 P: 15	1B: 2 2B: 3 3B: 0 HR: 0	SF: 0 SAC: 0 DP: 0 HBP: 0	WP: 0 PB: 0 SB: 0 CS: 0	PA: 36
<b>PITCHER</b>	IP WLS BF H R ER SO BB IBB HBP BLK WP HR S P ERA WHIP																					
Johan Santana, L ERA: 2.59	(1, 1) 7.0 W 26 2 0 0 9 3 0 0 0 0 0 0 69 105 0.00 0.714																					
Juan Rincon, R ERA: 2.04	(8, 1) 1.0 7 3 3 3 2 1 0 0 0 0 0 0 20 29 27.00 4.000																					
36 Joe Nathan, R ERA: 1.91	(9, 1) 1.0 S 3 0 0 0 3 0 0 0 0 0 0 0 9 15 0.00 0.000																					

AB	32
R	3
H	5
RBI	3
BB	4
SO	14
LOB	13



Batter	1	2	3	4	5	6	7	8	9	AB	R	H	RBI	BB	SO	LOB	BOTTOM			
Luis Castillo, S OBP: 0.330, SLG: 0.341	1-2 G5-3	2-2 G4-3		0-0 G6-4-3		1-3 K				4	0	0	0	0	1	2	<b>Los Angeles Dodgers @ Minnesota Twins</b> Hubert H. Humphrey Metrodome, Minneapolis, MN Wed Jun 28 2006, 1:10 PM EDT Att: 34,157 - Dome - 69 F			
8 Nick Punto, S OBP: 0.373, SLG: 0.353	0-0 P5	2-1 7 S 1B			1-1 G6-3	1-0 P6				4	0	1	0	0	0	1				
7 Joe Mauer, L OBP: 0.458, SLG: 0.538	1-2 33 1B 5 1B HR	2-2 G6-3			0-1 5 2B		4-2 BB			3	2	2	0	1	0	1				
5 Michael Cuddyer, R OBP: 0.373, SLG: 0.513	1-2 33 1B HR		1-1 G6-3		2-2 E9 33 2B		1-3 K			4	2	2	1	0	1	1				
33 Justin Morneau, L OBP: 0.342, SLG: 0.558	3-1 HR		1-1 2B		2-0 2B		2-2 P4			4	1	3	1	0	0	1				
Torii Hunter, R OBP: 0.343, SLG: 0.431	1-2 HR		1-0 F7		1-2 F9		1-1 L4			4	1	1	4	0	0	3				
55 Mike Redmond, R OBP: 0.386, SLG: 0.447	0-0 FC5-4		0-0 G5-3		2-2 G4-3			2-2 20 FC5-4 1B		4	0	2	0	0	0	2				
20 Lew Ford, R OBP: 0.292, SLG: 0.295	1-0 FC5-4			1-1 L5		1-2 F9		1-2 G4-6-3		4	0	0	0	0	0	2				
Jason Bartlett, R OBP: 0.464, SLG: 0.458		1-2 G1-3		1-1 G6-4-3 1B		0-0 1B		0-3 K		4	0	2	0	0	1	0				
<b>Inning Stats</b>	R: 4 E: 0 K: 0 S: 17	H: 5 LOB: 1 BB: 0 P: 25	R: 0 E: 0 K: 0 S: 12	H: 1 LOB: 0 BB: 0 P: 19	R: 0 E: 0 K: 0 S: 6	H: 1 LOB: 0 BB: 0 P: 9	R: 0 E: 0 K: 0 S: 5	H: 1 LOB: 0 BB: 0 P: 7	R: 2 E: 0 K: 0 S: 16	H: 3 LOB: 1 BB: 0 P: 24	R: 0 E: 0 K: 1 S: 10	H: 1 LOB: 1 BB: 0 P: 13	R: 0 E: 0 K: 1 S: 11	H: 0 LOB: 1 BB: 1 P: 19	R: 0 E: 0 K: 1 S: 9	H: 1 LOB: 0 BB: 0 P: 12		1B: 8 2B: 4 3B: 0 HR: 1	SF: 0 SAC: 0 DP: 2 HBP: 0	WP: 0 PB: 0 SB: 1 CS: 0
<b>PITCHER</b>	IP WLS BF H R ER SO BB IBB HBP BLK WP HR S P ERA WHIP																			
Odalis Perez, L ERA: 0.84	(1, 1) 4.1 L 23 11 6 6 0 0 0 0 0 0 0 0 49 74 12.46 2.538																			
51 Jonathan Broxton, R ERA: 2.87	(5, 1) 1.2 6 1 0 0 1 0 0 0 0 0 0 0 17 23 0.00 0.600																			
Danyis Baez, R ERA: 4.31	(7, 1) 1.0 4 0 0 0 1 1 0 0 0 0 0 0 11 19 0.00 1.000																			
44 Takashi Saito, R ERA: 1.67	(8, 1) 1.0 3 1 0 0 1 0 0 0 0 0 0 0 9 12 0.00 1.000																			







Batter	1	2	3	4	5	6	7	8	9	AB	R	H	RBI	BB	SO	LOB	TOP								
23 Rickie Weeks Jr. R (1.4) OBP: 0.364, SLG: 0.404	F8		K			S		G6-3		4	0	1	0	0	1	1	<b>Milwaukee Brewers @ Minnesota Twins</b> Hubert H. Humphrey Metrodome, Minneapolis, MN Fri Jun 30 2006, 8:10 PM EDT Att: 28,412 - Dome - 70 F <a href="http://livebaseballscorecards.com">livebaseballscorecards.com</a>								
Chris Barnwell R (1.6) OBP: 0.251, SLG: 0.167	G3-1			F8		K		G6-3		4	0	1	1	0	1										
Geoff Jenkins L (1.9) OBP: 0.317, SLG: 0.380	L5			L1		F8		G4-3		4	0	0	0	0	2										
Carlos Lee R (1.10) OBP: 0.346, SLG: 0.579				F7		F8		G4-3		4	0	1	0	0	1										
28 Prince Fielder L (1.3) OBP: 0.341, SLG: 0.522		G4-3			G1-3		P5	G1-3		4	0	0	0	0	1										
47 Corey Koskie L (1.5) OBP: 0.348, SLG: 0.500		G3-1			1B	2B		L3		4	1	1	0	0	1										
Damian Miller R (1.2) OBP: 0.338, SLG: 0.439		G4-3			1B	1B				3	0	1	1	0	1										
18 Gabe Gross L (1.7) OBP: 0.353, SLG: 0.500			G3-1		FC9-4-6			1B	BB	2	1	0	0	1	0										
Brady Clark R (1.8) OBP: 0.371, SLG: 0.331			F9		FC6-4			G5-3		3	0	0	0	0	2										
<b>Inning Stats</b>	R: 0 E: 0 K: 0 S: 12	H: 0 LOB: 0 BB: 0 P: 16	R: 0 E: 0 K: 0 S: 10	H: 1 LOB: 1 BB: 0 P: 14	R: 0 E: 0 K: 1 S: 5	H: 0 LOB: 0 BB: 0 P: 8	R: 0 E: 0 K: 0 S: 7	H: 0 LOB: 0 BB: 0 P: 10	R: 1 E: 0 K: 0 S: 16	H: 2 LOB: 1 BB: 0 P: 21	R: 0 E: 0 K: 1 S: 15	H: 1 LOB: 1 BB: 0 P: 21	R: 0 E: 0 K: 2 S: 8	H: 0 LOB: 0 BB: 0 P: 12	R: 1 E: 0 K: 0 S: 14	H: 1 LOB: 1 BB: 1 P: 25	R: 0 E: 0 K: 0 S: 8	H: 0 LOB: 0 BB: 0 P: 12	1B: 4 2B: 1 3B: 0 HR: 0	SF: 0 SAC: 0 DP: 0 HBP: 0	WP: 0 PB: 0 SB: 1 CS: 0	PA: 33			
<b>PITCHER</b>	IP	WLS	BF	H	R	ER	SO	BB	IBB	HBP	BLK	WP	HR	S	P	ERA	WHIP								
Brad Radke R (1.1) ERA: 5.11	7.0	W	25	4	1	1	4	0	0	0	0	0	0	73	102	1.29	0.571								
26 Jesse Crain R (8.1) ERA: 5.3	1.0		5	1	1	1	0	1	0	0	0	0	0	14	25	9.00	2.000								
37 Denny Reyes L (9.1) ERA: 1.35	1.0		3	0	0	0	0	0	0	0	0	0	0	8	12	0.00	0.000								

Batter	1	2	3	4	5	6	7	8	9	AB	R	H	RBI	BB	SO	LOB	BOTTOM									
Luis Castillo S (1.4) OBP: 0.329, SLG: 0.346	G4-3		F7		2B		E6			4	2	1	0	0	0	1	<b>Milwaukee Brewers @ Minnesota Twins</b> Hubert H. Humphrey Metrodome, Minneapolis, MN Fri Jun 30 2006, 8:10 PM EDT Att: 28,412 - Dome - 70 F <a href="http://livebaseballscorecards.com">livebaseballscorecards.com</a>									
8 Nick Punto S (1.5) OBP: 0.376, SLG: 0.359	K		F8		3B		7B			3	2	1	1	1	1	1										
7 Joe Mauer L (1.2) OBP: 0.458, SLG: 0.540	K		K		2B		7B	BB		3	0	1	2	1	2	1										
5 Michael Cuddyer R (1.9) OBP: 0.367, SLG: 0.504		G5-3		F7		FC5-4		K2-3		4	0	0	1	0	1	2										
33 Justin Morneau L (1.3) OBP: 0.341, SLG: 0.565		HR		G4-3		F7		F8		4	1	1	1	0	0	2										
Torii Hunter R (1.8) OBP: 0.342, SLG: 0.439		HR		P6		F9		K		4	1	1	1	0	1	1										
16 Jason Kubel L (1.7) ERA: 4.5		P6			HR			G5-3		3	1	1	0	1	0	0										
20 Lew Ford R (9.7) OBP: 0.292, SLG: 0.295					2B					0	0	0	0	0	0	0										
Terry Liffe S (1.10) OBP: 0.342, SLG: 0.441		F7			HR		L7			4	1	1	2	0	0	1										
Jason Bartlett R (1.6) OBP: 0.450, SLG: 0.431					F8		F8			3	0	0	0	1	0	1										
<b>Inning Stats</b>	R: 0 E: 0 K: 2 S: 14	H: 0 LOB: 0 BB: 0 P: 21	R: 2 E: 0 K: 0 S: 8	H: 2 LOB: 0 BB: 0 P: 14	R: 0 E: 0 K: 1 S: 10	H: 0 LOB: 1 BB: 1 P: 17	R: 0 E: 0 K: 0 S: 8	H: 0 LOB: 0 BB: 0 P: 16	R: 4 E: 0 K: 0 S: 14	H: 4 LOB: 1 BB: 1 P: 30	R: 0 E: 0 K: 0 S: 5	H: 0 LOB: 1 BB: 1 P: 15	R: 2 E: 1 K: 2 S: 14	H: 1 LOB: 1 BB: 1 P: 23	R: 0 E: 0 K: 0 S: 5	H: 0 LOB: 0 BB: 0 P: 6	1B: 0 2B: 3 3B: 1 HR: 3	SF: 0 SAC: 0 DP: 0 HBP: 0	WP: 0 PB: 0 SB: 0 CS: 0	PA: 36						
<b>PITCHER</b>	IP	WLS	BF	H	R	ER	SO	BB	IBB	HBP	BLK	WP	HR	S	P	ERA	WHIP									
12 Carlos Villanueva R (1.1) ERA: 4.5	5.0	L	23	6	6	6	3	1	1	0	0	0	0	3	54	98	10.80	1.400								
Rick Helting R (6.1) ERA: 7.15	3.0		13	1	2	1	2	2	0	0	0	0	0	24	44	3.00	1.000									





Batter	1	2	3	4	5	6	7	8	9	AB	R	H	RBI	BB	SO	LOB	TOP								
23 Rickie Weeks Jr. R OBP: 0.362, SLG: 0.599	G5-3		E 1B HBP	K	G4-3			F7		4	1	0	0	0	1	4	<b>Milwaukee Brewers @ Minnesota Twins</b> Hubert H. Humphrey Metrodome, Minneapolis, MN Sat Jul 01 2006, 7:10 PM EDT Att: 35,056 - Dome - 70 F <a href="http://livebaseballscorecards.com">livebaseballscorecards.com</a>								
2 Bill Hall R OBP: 0.320, SLG: 0.560	P4		F7					FC6-4		5	1	1	0	0	0	3									
Geoff Jenkins L OBP: 0.324, SLG: 0.385			E8 1B 28 SF8							4	2	3	0	1	0	0									
Carlos Lee R OBP: 0.350, SLG: 0.579	G5-3									5	1	3	2	0	0	1									
28 Prince Fielder L OBP: 0.338, SLG: 0.519										4	1	1	1	0	1	2									
47 Corey Koskie L OBP: 0.345, SLG: 0.494										5	0	1	0	0	1	4									
Damian Miller R OBP: 0.341, SLG: 0.440										4	0	2	1	0	0	1									
18 Gabe Gross L OBP: 0.350, SLG: 0.490										2	0	0	1	1	2	1									
Brady Clark R OBP: 0.377, SLG: 0.332										2	1	1	0	0	0	1									
<b>Inning Stats</b>	R: 0 E: 0 K: 0 S: 8	H: 0 LOB: 1 BB: 1 P: 17	R: 0 E: 0 K: 2 S: 13	H: 1 LOB: 1 BB: 0 P: 18	R: 3 E: 1 K: 1 S: 12	H: 3 LOB: 1 BB: 0 P: 22	R: 0 E: 0 K: 1 S: 9	H: 0 LOB: 1 BB: 1 P: 15	R: 4 E: 1 K: 0 S: 14	H: 5 LOB: 2 BB: 0 P: 19	R: 0 E: 0 K: 0 S: 7	H: 0 LOB: 0 BB: 0 P: 10	R: 0 E: 0 K: 0 S: 6	H: 1 LOB: 0 BB: 0 P: 9	R: 0 E: 0 K: 1 S: 9	H: 0 LOB: 1 BB: 0 P: 16	R: 0 E: 0 K: 0 S: 12	H: 2 LOB: 1 BB: 0 P: 17	1B: 12 2B: 0 3B: 0 HR: 0	SF: 2 SAC: 0 DP: 2 HBP: 3	WP: 0 PB: 0 SB: 0 CS: 0	PA: 42			
<b>PITCHER</b>	IP	WLS	BF	H	R	ER	SO	BB	IBB	HBP	BLK	WP	HR	S	P	ERA	WHIP								
Carlos Silva R ERA: 6.62	4.1		25	9	7	5	4	2	0	1	0	0	0	51	84	10.38	2.538								
Willie Eyre R ERA: 5.4	1.2		6	0	0	0	0	0	0	1	0	0	0	12	17	0.00	0.000								
37 Denny Reyes L ERA: 1.27	1.1		4	1	0	0	1	0	0	0	0	0	0	9	15	0.00	0.750								
Juan Rincon R ERA: 2.01	0.2	W	3	0	0	0	0	0	0	1	0	0	0	6	10	0.00	0.000								
36 Joe Nathan R ERA: 1.65	1.0	S	4	2	0	0	0	0	0	0	0	0	0	12	17	0.00	2.000								

Batter	1	2	3	4	5	6	7	8	9	AB	R	H	RBI	BB	SO	LOB	BOTTOM								
Luis Castillo S OBP: 0.327, SLG: 0.342	P3	P3	G6-3		K					4	1	0	0	1	1	5	<b>Milwaukee Brewers @ Minnesota Twins</b> Hubert H. Humphrey Metrodome, Minneapolis, MN Sat Jul 01 2006, 7:10 PM EDT Att: 35,056 - Dome - 70 F <a href="http://livebaseballscorecards.com">livebaseballscorecards.com</a>								
8 Nick Punto S OBP: 0.379, SLG: 0.366		G4-3								3	2	1	0	0	0	2									
7 Joe Mauer L OBP: 0.458, SLG: 0.537										5	1	2	1	0	0	1									
5 Michael Cuddyer R OBP: 0.371, SLG: 0.524										5	2	3	2	0	0	1									
33 Justin Morneau L OBP: 0.342, SLG: 0.562										3	1	1	1	1	0	2									
Tori Hunter R OBP: 0.342, SLG: 0.436										4	2	1	1	0	1	3									
Shannon Stewart R OBP: 0.375, SLG: 0.393										4	1	4	1	1	0	0									
16 Jason Kubel L OBP: 0.344, SLG: 0.508										5	0	4	3	0	0	2									
20 Lew Ford R OBP: 0.292, SLG: 0.295										0	0	0	0	0	0	0									
Jason Bartlett R OBP: 0.438, SLG: 0.436										4	0	1	1	0	1	5									
<b>Inning Stats</b>	R: 2 E: 0 K: 1 S: 19	H: 2 LOB: 1 BB: 0 P: 27	R: 0 E: 0 K: 0 S: 11	H: 2 LOB: 0 BB: 0 P: 21	R: 3 E: 0 K: 0 S: 20	H: 5 LOB: 2 BB: 0 P: 33	R: 1 E: 1 K: 0 S: 9	H: 2 LOB: 1 BB: 0 P: 14	R: 0 E: 0 K: 2 S: 11	H: 2 LOB: 1 BB: 0 P: 16	R: 0 E: 0 K: 0 S: 7	H: 0 LOB: 0 BB: 0 P: 11	R: 0 E: 0 K: 0 S: 8	H: 2 LOB: 2 BB: 0 P: 11	R: 4 E: 0 K: 0 S: 12	H: 2 LOB: 2 BB: 3 P: 33	R: 0 E: 0 K: 0 S: 12	H: 4 LOB: 2 BB: 0 P: 17	1B: 12 2B: 4 3B: 1 HR: 0	SF: 1 SAC: 1 DP: 0 HBP: 2	WP: 1 PB: 0 SB: 0 CS: 1	PA: 44			
<b>PITCHER</b>	IP	WLS	BF	H	R	ER	SO	BB	IBB	HBP	BLK	WP	HR	S	P	ERA	WHIP								
39 Chris Capuano L ERA: 3.45	2.1		10	4	0	0	2	0	0	0	0	0	0	22	33	0.00	1.714								
52 Jose Capellan R ERA: 4.33	1.1	H	5	0	1	1	0	1	0	0	0	0	0	9	15	6.75	0.750								
Brian Shouse L ERA: 2.75	0.0	L	4	1	1	1	0	1	1	1	0	0	0	4	18	∞	∞								
Derrick Turnbow R ERA: 4.04	0.1		1	1	2	2	0	0	0	0	0	0	0	3	5	54.00	3.000								







Batter	1	2	3	4	5	6	7	8	9	AB	R	H	RBI	BB	SO	LOB	TOP										
<b>Luis Castillo, S</b> OBP: 0.331, SLG: 0.345 (1,4)	G4-3		G4-6-3 7 BB		2B			FC5-4 5 BB 33 1B	K	3	1	1	0	2	1	0											
<b>8 Nick Punto, S</b> OBP: 0.380, SLG: 0.366 (1,5)	G4-3		G4-6-3 7 BB		G6-3			L7	K	4	0	0	0	1	1	2											
<b>7 Joe Mauer, L</b> OBP: 0.458, SLG: 0.546 (1,2)	G3		G4-6-3					HR		3	1	1	1	1	0	2											
<b>5 Michael Cuddyer, R</b> OBP: 0.370, SLG: 0.519 (1,9)			L1					FC5-4 5 BB 33 1B E		4	2	1	0	0	0	3											
<b>33 Justin Morneau, L</b> OBP: 0.349, SLG: 0.585 (1,3)			L1					FC5-4 33 1B E		4	2	3	3	0	0	0											
<b>Tori Hunter, R</b> OBP: 0.344, SLG: 0.439 (1,8)			L1					FC5-4 33 1B E		3	0	0	0	0	0	1											
<b>Shannon Stewart, R</b> <b>20 Lew Ford, R</b> OBP: 0.291, SLG: 0.294 (8,7)			L1					FC5-4 33 1B E		3	0	1	0	1	0	0											
<b>16 Jason Kubel, L</b> OBP: 0.331, SLG: 0.484 (1,10)			L1					FC5-4 33 1B E		4	0	0	0	0	0	3											
<b>Jason Bartlett, R</b> OBP: 0.403, SLG: 0.387 (1,6)			L1					FC5-4 33 1B E		4	0	0	0	0	1	1											
<b>Inning Stats</b>	R: 0 E: 0 K: 0 S: 6	H: 0 LOB: 0 BB: 0 P: 11	R: 2 E: 0 K: 0 S: 16	H: 3 LOB: 1 BB: 0 P: 20	R: 0 E: 0 K: 0 S: 5	H: 0 LOB: 1 BB: 2 P: 16	R: 0 E: 0 K: 0 S: 7	H: 1 LOB: 0 BB: 0 P: 10	R: 0 E: 0 K: 0 S: 7	H: 1 LOB: 1 BB: 0 P: 13	R: 1 E: 0 K: 0 S: 17	H: 1 LOB: 0 BB: 0 P: 24	R: 0 E: 0 K: 1 S: 8	H: 0 LOB: 0 BB: 0 P: 11	R: 3 E: 0 K: 0 S: 16	H: 1 LOB: 2 BB: 3 P: 40	R: 0 E: 0 K: 2 S: 9	H: 0 LOB: 0 BB: 0 P: 14	1B: 2 2B: 3 3B: 0 HR: 2	SF: 0 SAC: 0 DP: 2 HBP: 1	WP: 3 PA: 38 PB: 0 CS: 0						
<b>PITCHER</b>	IP	WLS	BF	H	R	ER	SO	BB	IBB	HBP	BLK	WP	HR	S	P	ERA	WHIP										
<b>37 Scott Elarton, R</b> ERA: 5.13 (1,1)	7.0	2	28	6	4	4	1	3	0	0	0	0	2	67	110	5.14	1.286										
<b>Todd Wellemeyer, R</b> ERA: 4.5 (8,1)	0.2	H	3	0	0	0	0	1	0	0	0	0	0	7	15	0.00	1.500										
<b>Andrew Sisco, L</b> ERA: 7.79 (8,1)	0.0	L	1	1	0	0	0	0	0	0	0	0	0	2	3	∞	∞										
<b>Ambiorix Burgos, R</b> ERA: 6.28 (8,1)	0.1	B	3	0	2	2	0	1	0	1	0	2	0	6	17	54.00	3.000										
<b>77 Joe Nelson, R</b> ERA: 0.87 (9,1)	1.0		3	0	0	0	2	0	0	0	0	0	0	9	14	0.00	0.000										

Minnesota Twins @ Kansas City Royals  
Kauffman Stadium, Kansas City, MO

AB 32  
R 6  
H 7  
RBI 4  
BB 5  
SO 3  
LOB 12



Mon Jul 03 2006, 7:10 PM CDT  
Att: 28,401 - Cloudy - 93 F

Batter	1	2	3	4	5	6	7	8	9	AB	R	H	RBI	BB	SO	LOB	BOTTOM										
<b>9 David DeJesus, L</b> OBP: 0.410, SLG: 0.490 (1,8)	G6-3		G4-6-3 16 1B			15 1B 24 HBP BB	2B		K	4	1	2	0	1	1	0											
<b>15 Mark Grudzielanek, R</b> OBP: 0.319, SLG: 0.369 (1,4)	2B		K			24 HBP 4 2B BB	L3			4	1	2	0	1	1	3											
<b>16 Reggie Sanders, R</b> OBP: 0.303, SLG: 0.430 (1,9)	BB		G4-6-3			K	K		BB	4	0	0	0	1	3	6											
<b>Emil Brown, R</b> OBP: 0.352, SLG: 0.439 (1,7)	G6-4-3		G4-3			24 HBP 4 2B BB	IBB			2	1	0	0	2	0	2											
<b>Tony Graffanino, R</b> OBP: 0.315, SLG: 0.387 (1,3)			K			P4	F8			4	1	1	0	0	1	6											
<b>Doug Mientkiewicz, L</b> OBP: 0.359, SLG: 0.462 (8,3)			K			F8				0	0	0	0	0	0	0											
<b>24 Mark Teahen, L</b> OBP: 0.312, SLG: 0.436 (1,5)			K			4 2B HBP			K	3	1	1	1	0	2	0											
<b>4 Angel Berroa, R</b> OBP: 0.262, SLG: 0.333 (1,6)			K			4 2B HBP			G3	4	0	1	3	0	1	2											
<b>14 John Buck, R</b> OBP: 0.312, SLG: 0.421 (1,2)			K			4 2B HBP			K	4	0	0	1	0	1	2											
<b>Esteban German, R</b> OBP: 0.430, SLG: 0.414 (1,10)			K			4 2B HBP			K	3	0	1	0	0	2	1											
<b>Matt Stairs, L</b> OBP: 0.335, SLG: 0.456 (9,PH)			K			4 2B HBP			K	1	0	0	0	0	1	0											
<b>Inning Stats</b>	R: 0 E: 0 K: 0 S: 6	H: 1 LOB: 1 BB: 1 P: 13	R: 1 E: 0 K: 1 S: 13	H: 2 LOB: 1 BB: 0 P: 16	R: 0 E: 0 K: 1 S: 8	H: 1 LOB: 0 BB: 0 P: 14	R: 0 E: 0 K: 2 S: 9	H: 0 LOB: 0 BB: 0 P: 14	R: 0 E: 0 K: 2 S: 8	H: 0 LOB: 0 BB: 0 P: 14	R: 4 E: 0 K: 1 S: 18	H: 2 LOB: 1 BB: 2 P: 33	R: 0 E: 0 K: 1 S: 12	H: 2 LOB: 3 BB: 1 P: 21	R: 0 E: 0 K: 2 S: 9	H: 0 LOB: 0 BB: 0 P: 12	R: 0 E: 0 K: 3 S: 15	H: 0 LOB: 1 BB: 1 P: 22	1B: 5 2B: 3 3B: 0 HR: 0	SF: 0 SAC: 0 DP: 2 HBP: 1	WP: 0 PA: 39 PB: 1 SB: 0 CS: 0						
<b>PITCHER</b>	IP	WLS	BF	H	R	ER	SO	BB	IBB	HBP	BLK	WP	HR	S	P	ERA	WHIP										
<b>Johan Santana, L</b> ERA: 2.76 (1,1)	5.2		25	6	5	4	7	3	0	1	0	0	0	61	103	6.35	1.588										
<b>28 Jesse Crain, R</b> ERA: 5.11 (6,1)	1.1	W	7	2	0	0	1	0	1	0	0	0	0	13	22	0.00	1.500										
<b>Juan Rincon, R</b> ERA: 1.96 (8,1)	1.0	H	3	0	0	0	2	0	0	0	0	0	0	9	12	0.00	0.000										
<b>36 Joe Nathan, R</b> ERA: 1.8 (9,1)	1.0	S	4	0	0	0	3	1	0	0	0	0	0	15	22	0.00	1.000										

Minnesota Twins @ Kansas City Royals  
Kauffman Stadium, Kansas City, MO

AB 33  
R 5  
H 8  
RBI 5  
BB 5  
SO 13  
LOB 22



Mon Jul 03 2006, 7:10 PM CDT  
Att: 28,401 - Cloudy - 93 F



Batter	1	2	3	4	5	6	7	8	9	AB	R	H	RBI	BB	SO	LOB	TOP								
20 Lew Ford, R OBP: 0.295, SLG: 0.315	L5		1-1 SAFE SAFE 1-H HR		2-2 1B		1-1 F9			4	1	2	2	0	0	0									
8 Nick Punto, S OBP: 0.383, SLG: 0.369	F8		2-2 55 G5-4-3 1B		0-1 F7		0-0 55 G6-4-3 1B			4	0	2	0	0	0	1									
55 Mike Redmond, R OBP: 0.381, SLG: 0.436	1B		0-1 G5-4-3		0-1 G5-3		0-0 G6-4-3			4	0	1	0	0	0	3									
5 Michael Cuddyer, R OBP: 0.368, SLG: 0.512	1B		1-2 F9		0-2 G5-3		2-3 K			3	0	0	0	1	1	0									
33 Justin Morneau, L OBP: 0.351, SLG: 0.582	F8		4-1 G5-4-3 BB		1-1 1B		0-1 F7			3	0	1	0	1	0	2									
Tori Hunter, R OBP: 0.346, SLG: 0.438	G5-3		4-1 G5-4-3 BB		1-3 K		1-0 1B			3	0	1	0	1	1	1									
Shannon Stewart, R OBP: 0.368, SLG: 0.394	K		0-2 G5-4-3		0-0 F9		1-2 F9			4	0	0	0	0	1	4									
Terry Tiffee, S OBP: 0.310, SLG: 0.395	G5-3		0-3 K		0-3 K		0-1 G4-3			4	0	0	0	0	2	2									
Jason Bartlett, R OBP: 0.400, SLG: 0.385	20 HR 1B		2-2 G5-3		2-1 G5-3		0-1 F9			3	1	1	0	0	0	0									
<b>Inning Stats</b>	R: 0 E: 0 K: 0 S: 8	H: 1 LOB: 2 BB: 1 P: 15	R: 0 E: 0 K: 1 S: 8	H: 0 LOB: 0 BB: 0 P: 10	R: 2 E: 0 K: 0 S: 12	H: 3 LOB: 0 BB: 0 P: 18	R: 0 E: 0 K: 1 S: 9	H: 0 LOB: 1 BB: 2 P: 17	R: 0 E: 0 K: 1 S: 9	H: 1 LOB: 1 BB: 0 P: 13	R: 0 E: 0 K: 1 S: 13	H: 1 LOB: 1 BB: 0 P: 15	R: 0 E: 0 K: 1 S: 7	H: 0 LOB: 0 BB: 0 P: 8	R: 0 E: 0 K: 1 S: 5	H: 1 LOB: 0 BB: 0 P: 7	R: 0 E: 0 K: 0 S: 8	H: 1 LOB: 1 BB: 0 P: 10	1B: 7 2B: 0 3B: 0 HR: 1	SF: 0 SAC: 0 DP: 3 HBP: 0	WP: 0 PB: 0 SB: 0 CS: 0	PA: 35			
<b>PITCHER</b>	IP	WLS	BF	H	R	ER	SO	BB	IBB	HBP	BLK	WP	HR	S	P	ERA	WHIP								
41 Jimmy Gobble, L ERA: 3.66	5.0	W	21	5	2	2	2	3	0	0	0	0	1	46	73	3.60	1.600								
57 Joel Paralta, R ERA: 4.29	2.0	H	7	1	0	0	2	0	0	0	0	0	0	20	23	0.00	0.500								
Elmer Dessens, R ERA: 3.91	2.0	S	7	2	0	0	1	0	0	0	0	0	0	13	17	0.00	1.000								

Minnesota Twins @ Kansas City Royals  
Kauffman Stadium, Kansas City, MO  
Tue Jul 04 2006, 7:10 PM CDT  
Att: 23,996 - Partly Cloudy - 84 F

AB 32  
R 2  
H 8  
RBI 2  
BB 3  
SO 5  
LOB 13



Batter	1	2	3	4	5	6	7	8	9	AB	R	H	RBI	BB	SO	LOB	BOTTOM								
9 David DeJesus, L OBP: 0.421, SLG: 0.513	1B BB		1-1 HR	3-2 G1-4-3			0-1 15 G4-6-3 1B	4-0 IBB		3	1	2	1	2	0	0									
15 Mark Grudzielanek, R OBP: 0.330, SLG: 0.363	K		0-0 BB 24 BB 2B		0-1 F8 1B 2B		0-0 G4-6-3	2-2 G1-3		5	2	2	0	0	1	4									
Doug Mientkiewicz, L OBP: 0.361, SLG: 0.463	1B		2-2 K		1-1 F8		1-1 1B			4	0	2	0	0	1	2									
Emil Brown, R OBP: 0.354, SLG: 0.438	K		4-1 24 BB 4 1B BB		2-2 G4-3 1B		1-1 L6			3	1	1	1	1	1	3									
Matt Stairs, L OBP: 0.339, SLG: 0.461	F8		4-2 24 BB 4 1B BB		3-2 G4-3		2-0 SH1-4 14 1B 2B			3	1	1	0	1	0	3									
Esteban German, R OBP: 0.430, SLG: 0.414			1-2 2-3 3-H		1-2 K		1-1 SH1-4 4 1B 1B			0	1	0	0	0	0	0									
24 Mark Teahen, L OBP: 0.316, SLG: 0.434	F9		4-1 4 E 4 1B BB		1-3 K		1-1 SH1-4 4 1B 1B			3	1	1	1	1	1	1									
4 Angel Berroa, R OBP: 0.263, SLG: 0.333	K		1-2 2-3 3-H		1-1 P4		1-1 SH1-4			3	0	1	2	0	1	0									
14 John Buck, R OBP: 0.311, SLG: 0.417	G6-3		2-3 K		2-2 K		0-0 G2-3 1B			4	0	1	2	0	2	0									
2 Joey Gathright, L OBP: 0.310, SLG: 0.249	F7		2-2 F7		1-0 G1-3		0-1 G2-3			4	0	0	0	0	1	2									
<b>Inning Stats</b>	R: 0 E: 0 K: 2 S: 16	H: 1 LOB: 2 BB: 1 P: 26	R: 0 E: 0 K: 1 S: 9	H: 0 LOB: 0 BB: 0 P: 12	R: 4 E: 1 K: 1 S: 17	H: 3 LOB: 2 BB: 3 P: 35	R: 0 E: 0 K: 1 S: 7	H: 0 LOB: 0 BB: 0 P: 13	R: 1 E: 0 K: 1 S: 15	H: 2 LOB: 1 BB: 0 P: 22	R: 0 E: 0 K: 2 S: 8	H: 0 LOB: 0 BB: 0 P: 11	R: 0 E: 0 K: 0 S: 7	H: 2 LOB: 1 BB: 0 P: 9	R: 2 E: 0 K: 0 S: 11	H: 3 LOB: 2 BB: 1 P: 21	1B: 7 2B: 3 3B: 0 HR: 1	SF: 0 SAC: 1 DP: 1 HBP: 0	WP: 0 PB: 0 SB: 0 CS: 0	PA: 38					
<b>PITCHER</b>	IP	WLS	BF	H	R	ER	SO	BB	IBB	HBP	BLK	WP	HR	S	P	ERA	WHIP								
26 Boof Bonser, R ERA: 5.3	3.0	L	16	4	4	4	4	4	0	0	0	0	1	42	73	12.00	2.667								
Kyle Lohse, R ERA: 7.64	4.0		15	4	1	1	4	0	0	0	0	0	0	37	55	2.25	1.000								
Willie Eyre, R ERA: 5.83	1.0		7	3	2	2	0	0	1	0	0	0	0	11	21	18.00	3.000								

Minnesota Twins @ Kansas City Royals  
Kauffman Stadium, Kansas City, MO  
Tue Jul 04 2006, 7:10 PM CDT  
Att: 23,996 - Partly Cloudy - 84 F

AB 32  
R 7  
H 11  
RBI 7  
BB 5  
SO 8  
LOB 15





Batter	1	2	3	4	5	6	7	8	9	AB	R	H	RBI	BB	SO	LOB	TOP								
Luis Castillo, S OBP: 0.335, SLG: 0.347	G6-3		1-0 1B		4-2 8 7 1B BB		1-2 8 8 FC1-2 1B		2-2 G4-3	4	1	2	0	1	0	1	<b>Minnesota Twins @ Kansas City Royals</b> Kauffman Stadium, Kansas City, MO Wed Jul 05 2006, 7:10 PM CDT Att: 12,085 - Clear - 81 F  <b>AB 34</b> <b>R 3</b> <b>H 9</b> <b>RBI 3</b> <b>BB 4</b> <b>SO 4</b> <b>LOB 16</b>								
8 Nick Punto, S OBP: 0.376, SLG: 0.364	F7		1-1 1B		0-1 G3		2-2 G4-3		2-3 K	5	0	1	1	0	1	3									
7 Joe Mauer, L OBP: 0.459, SLG: 0.544	K		3-2 G4-3		3-2 5 1B		4-0 FC1-2 5 WP IBB			3	0	1	2	1	1	2									
5 Michael Cuddyer, R OBP: 0.367, SLG: 0.508		2-1 F7		1-1 F8	1-0 1B		1-2 FC1-2			4	0	1	0	0	0	2									
33 Justin Morneau, L OBP: 0.350, SLG: 0.581		1-1 P5		1-0 FC6-5 2B	2-2 F8		3-2 G1-3			4	0	1	0	0	0	4									
Torii Hunter, R OBP: 0.345, SLG: 0.436		1-1 G6-3		3-2 FC6-5 2B		2-2 K		1-0 G4-6-3 1B		4	0	1	0	0	1	1									
Shannon Stewart, R OBP: 0.360, SLG: 0.384			3-2 F7	2-3 K		0-0 G6-3		1-0 G4-6-3		4	0	0	0	0	1	2									
16 Jason Kubel, L OBP: 0.328, SLG: 0.473			3-1 F7		1-0 L3		4-1 BB		3-2 F8	3	0	0	0	1	0	0									
Jason Bartlett, R OBP: 0.418, SLG: 0.397			2-2 1B 8 1B		4-0 8 G3 7 1B BB		1-0 L9		2-1 G4-3 1B	3	2	2	0	1	0	1									
<b>Inning Stats</b>	R: 0 E: 0 K: 1 S: 8	H: 0 LOB: 0 BB: 0 P: 12	R: 0 E: 0 K: 0 S: 6	H: 0 LOB: 0 BB: 0 P: 10	R: 1 E: 0 K: 0 S: 13	H: 3 LOB: 2 BB: 0 P: 24	R: 0 E: 0 K: 1 S: 9	H: 1 LOB: 1 BB: 0 P: 16	R: 2 E: 0 K: 0 S: 13	H: 2 LOB: 2 BB: 2 P: 28	R: 0 E: 0 K: 1 S: 6	H: 0 LOB: 1 BB: 1 P: 13	R: 0 E: 0 K: 0 S: 11	H: 1 LOB: 2 BB: 1 P: 19	R: 0 E: 0 K: 0 S: 5	H: 1 LOB: 0 BB: 0 P: 10	R: 0 E: 0 K: 1 S: 9	H: 1 LOB: 0 BB: 0 P: 15	1B: 8 2B: 1 3B: 0 HR: 0	SF: 0 SAC: 0 DP: 2 HBP: 0	WP: 1 PB: 0 SB: 1 CS: 0	PA: 38			
<b>PITCHER</b>	IP	WLS	BF	H	R	ER	SO	BB	IBB	HBP	BLK	WP	HR	S	P	ERA	WHIP								
31 Brandon Duckworth, R ERA: 5.33	6.0		27	6	3	3	3	3	0	0	0	0	0	55	103	4.50	1.500								
Todd Wellemeyer, R ERA: 4.4	0.2	4	1	0	0	0	0	0	1	0	0	1	0	10	18	0.00	1.500								
Jeremy Affeldt, L ERA: 0.28	0.1	W	1	0	0	0	0	0	0	0	0	0	0	1	1	0.00	0.000								
Elmer Dessens, R ERA: 3.83	1.0	H	3	1	0	0	0	0	0	0	0	0	0	5	10	0.00	1.000								
Ambiorix Burgos, R ERA: 6.13	1.0	S	3	1	0	0	1	0	0	0	0	0	0	9	15	0.00	1.000								

Batter	1	2	3	4	5	6	7	8	9	AB	R	H	RBI	BB	SO	LOB	BOTTOM								
9 David DeJesus, L OBP: 0.410, SLG: 0.500	K			2-1 SF8		1-3 K		1-1 F8		4	0	0	1	0	2	2	<b>Minnesota Twins @ Kansas City Royals</b> Kauffman Stadium, Kansas City, MO Wed Jul 05 2006, 7:10 PM CDT Att: 12,085 - Clear - 81 F  <b>AB 35</b> <b>R 6</b> <b>H 14</b> <b>RBI 5</b> <b>BB 2</b> <b>SO 2</b> <b>LOB 17</b>								
15 Mark Grudzielanski, R OBP: 0.334, SLG: 0.399	16 1B		0-2 F8 16 SF8 2B	3-2 1B		0-0 FC6-4		0-1 G4-3		5	2	3	0	0	0	1									
Doug Mientkiewicz, L OBP: 0.350, SLG: 0.399	G6-3 16 1B		1-0 F8	0-0 F9			1-0 F9	1-1 G4-3		5	0	1	0	0	0	3									
16 Reggie Sanders, R OBP: 0.306, SLG: 0.433	G6-3 1B		3-2 SF8		1-0 G6-3		1-1 24 G3 14 PB 1B			3	1	2	2	0	0	0									
Matt Stairs, L OBP: 0.345, SLG: 0.465	G6-3		0-0 1B		2-2 1B		0-0 14 PB 14 G3 2B 1B			3	0	2	0	0	0	2									
Esteban German, R OBP: 0.434, SLG: 0.419	G6-3						1-2 14 PB 14 G3 2B 1B			1	1	1	0	0	0	0									
24 Mark Teahen, L OBP: 0.314, SLG: 0.441	L4		0-1 G3		1-1 3B		0-1 G3			4	0	1	0	0	0	5									
4 Angel Berroa, R OBP: 0.266, SLG: 0.337		0-1 P4		0-1 2 1B 9 SF8 2B		1-0 G6-3		4-0 14 PB 14 2B IBB		3	2	1	0	1	0	1									
14 John Buck, R OBP: 0.314, SLG: 0.424		0-1 1B		0-0 G6-3		2-2 F8		2-2 1-2 H 2H 3H 2B		4	0	2	2	0	0	1									
2 Joey Gathright, L OBP: 0.313, SLG: 0.250		2-2 F9		0-0 15 1B 15 S 1B		4-2 15 FC6-4 BB		1-1 G3		3	0	1	0	1	0	2									
<b>Inning Stats</b>	R: 1 E: 0 K: 1 S: 21	H: 3 LOB: 2 BB: 0 P: 29	R: 0 E: 0 K: 0 S: 12	H: 1 LOB: 1 BB: 0 P: 14	R: 1 E: 0 K: 0 S: 16	H: 2 LOB: 1 BB: 0 P: 20	R: 1 E: 0 K: 0 S: 10	H: 3 LOB: 2 BB: 0 P: 13	R: 0 E: 0 K: 1 S: 7	H: 2 LOB: 1 BB: 0 P: 12	R: 0 E: 0 K: 1 S: 10	H: 0 LOB: 1 BB: 1 P: 17	R: 3 E: 0 K: 0 S: 11	H: 3 LOB: 1 BB: 1 P: 20	R: 0 E: 0 K: 0 S: 6	H: 0 LOB: 0 BB: 0 P: 8	R: 0 E: 0 K: 0 S: 9	H: 0 LOB: 0 BB: 0 P: 15	1B: 10 2B: 3 3B: 1 HR: 0	SF: 2 SAC: 0 DP: 0 HBP: 0	WP: 0 PB: 1 SB: 1 CS: 0	PA: 39			
<b>PITCHER</b>	IP	WLS	BF	H	R	ER	SO	BB	IBB	HBP	BLK	WP	HR	S	P	ERA	WHIP								
Brad Radke, R ERA: 5.13	5.0		25	11	3	3	1	0	0	0	0	0	0	66	88	5.40	2.200								
28 Jesse Crain, R ERA: 5.17	1.1	L	6	1	1	1	1	1	0	0	0	0	0	13	22	6.75	1.500								
37 Dennys Reyes, L ERA: 1.66	0.1		2	1	0	0	0	0	0	0	0	0	0	3	3	0.00	3.000								
Juan Rincon, R ERA: 2.11	1.1		6	1	2	2	0	0	1	0	0	0	0	11	20	13.50	0.750								

livebaseballscores.com





Batter	1	2	3	4	5	6	7	8	9	AB	R	H	RBI	BB	SO	LOB	TOP										
Luis Castillo, S OBP: 0.336, SLG: 0.348	P5	FC6-4				K			FC4-6	5	0	2	0	0	1	1											
8 Nick Punto, S OBP: 0.376, SLG: 0.365	BB				G4-3	F7			FC4-6	5	0	2	0	0	0	3											
7 Joe Mauer, L OBP: 0.458, SLG: 0.550	BB				F8				L9	4	1	1	1	1	0	2											
5 Michael Cuddyer, R OBP: 0.361, SLG: 0.498	F8				FC5-4	P4			K	5	1	0	0	0	1	4											
33 Justin Morneau, L OBP: 0.355, SLG: 0.596	FC6-4				G4-3	G4-3				3	1	2	2	1	0	0											
Torii Hunter, R OBP: 0.344, SLG: 0.431	FC6-4				G5-3					3	0	0	0	1	1	4											
Shannon Stewart, R OBP: 0.352, SLG: 0.374		G6-3			F9	G5-3			G5-3	4	0	0	0	0	0	1											
16 Jason Kubel, L OBP: 0.326, SLG: 0.489		L7			G4-3				G6-3	4	1	1	1	0	0	0											
Jason Bartlett, R OBP: 0.422, SLG: 0.394						G3-1			P6	3	0	1	0	0	0	0											
<b>Inning Stats</b>	R: 0 E: 0 K: 0 S: 12	H: 1 LOB: 3 BB: 2 P: 22	R: 0 E: 0 K: 0 S: 9	H: 1 LOB: 0 BB: 0 P: 15	R: 1 E: 0 K: 0 S: 10	H: 2 LOB: 1 BB: 0 P: 13	R: 0 E: 0 K: 0 S: 10	H: 1 LOB: 2 BB: 0 P: 17	R: 1 E: 0 K: 0 S: 9	H: 1 LOB: 1 BB: 1 P: 19	R: 1 E: 0 K: 1 S: 12	H: 1 LOB: 0 BB: 0 P: 18	R: 0 E: 0 K: 0 S: 11	H: 0 LOB: 0 BB: 0 P: 13	R: 0 E: 0 K: 1 S: 9	H: 1 LOB: 1 BB: 0 P: 15	1B: 5 2B: 1 3B: 0 HR: 3	SF: 0 SAC: 0 DP: 0 HBP: 1	WP: 0 PB: 0 SB: 0 CS: 0	PA: 40							
<b>PITCHER</b>	IP	WLS	BF	H	R	ER	SO	BB	IBB	HBP	BLK	WP	HR	S	P	ERA	WHIP										
John Wasdin, R ERA: 4.26	5.0	W	26	7	3	3	0	3	0	0	0	0	2	51	87	5.40	2.000										
Bryan Corey, R ERA: 1.42	1.0		3	0	0	0	1	0	0	0	0	0	0	11	15	0.00	0.000										
32 Ron Mahay, L ERA: 3.6	1.0		4	1	1	1	1	0	0	0	0	0	1	12	18	9.00	1.000										
Rick Bauer, R ERA: 3.29	1.0		3	0	0	0	0	0	0	0	0	0	0	11	13	0.00	0.000										
40 Akinori Otsuka, R ERA: 2.19	1.0		4	1	0	0	1	0	0	0	0	0	0	9	15	0.00	1.000										

Minnesota Twins @ Texas Rangers  
Ameriquet Field, Arlington, TX  
Fri Jul 07 2006, 8:35 PM EDT  
Att: 30,209 - Clear - 90 F

AB	36
R	4
H	9
RBI	4
BB	3
SO	3
LOB	15



Batter	1	2	3	4	5	6	7	8	9	AB	R	H	RBI	BB	SO	LOB	BOTTOM										
Gary Matthews, S OBP: 0.376, SLG: 0.538	G6-3	G1-3			G4-3		G4-3			5	2	2	2	0	0	3											
Mark DeRosa, R OBP: 0.394, SLG: 0.494	G6-3	P4				F8			K	4	0	0	0	1	1	3											
10 Michael Young, R OBP: 0.363, SLG: 0.460									P4	4	3	2	2	1	1	1											
23 Mark Teixeira, S OBP: 0.355, SLG: 0.438						F9			F9	5	1	2	2	0	0	2											
9 Hank Bialock, L OBP: 0.354, SLG: 0.446	F9									4	0	3	3	0	0	1											
5 Ian Kinsler, R OBP: 0.391, SLG: 0.577										4	0	2	0	0	1	2											
Kevin Mench, R OBP: 0.331, SLG: 0.455	G6-3	G5-3								4	0	1	0	0	0	4											
6 Brad Wilkerson, L OBP: 0.337, SLG: 0.456										4	1	1	0	0	1	1											
Rod Barajas, R OBP: 0.303, SLG: 0.416										3	2	1	0	0	1	1											
<b>Inning Stats</b>	R: 2 E: 0 K: 0 S: 11	H: 4 LOB: 2 BB: 0 P: 19	R: 4 E: 0 K: 0 S: 20	H: 5 LOB: 2 BB: 1 P: 34	R: 2 E: 0 K: 1 S: 18	H: 1 LOB: 1 BB: 1 P: 32	R: 0 E: 0 K: 0 S: 11	H: 1 LOB: 0 BB: 0 P: 16	R: 0 E: 0 K: 2 S: 10	H: 0 LOB: 0 BB: 0 P: 14	R: 1 E: 0 K: 1 S: 12	H: 2 LOB: 1 BB: 0 P: 15	R: 0 E: 0 K: 0 S: 13	H: 1 LOB: 1 BB: 0 P: 18	R: 0 E: 0 K: 1 S: 7	H: 0 LOB: 0 BB: 0 P: 9	1B: 8 2B: 5 3B: 0 HR: 2	SF: 0 SAC: 0 DP: 1 HBP: 1	WP: 0 PB: 0 SB: 0 CS: 0	PA: 40							
<b>PITCHER</b>	IP	WLS	BF	H	R	ER	SO	BB	IBB	HBP	BLK	WP	HR	S	P	ERA	WHIP										
Carlos Silva, R ERA: 7.0	1.2	L	12	6	5	5	0	1	0	0	0	0	1	21	36	27.00	4.200										
Willie Eyre, R ERA: 9.6	0.2		7	4	3	3	0	0	0	1	0	0	1	16	30	40.50	6.000										
Kyle Lohse, R ERA: 7.48	3.2		14	3	1	1	4	1	0	0	0	0	0	45	64	2.46	1.091										
17 Pat Neshek, R ERA:	2.0		7	1	0	0	1	0	0	0	0	0	0	20	27	0.00	0.500										

Minnesota Twins @ Texas Rangers  
Ameriquet Field, Arlington, TX  
Fri Jul 07 2006, 8:35 PM EDT  
Att: 30,209 - Clear - 90 F

AB	37
R	9
H	14
RBI	9
BB	2
SO	5
LOB	18





Batter	1	2	3	4	5	6	7	8	9	AB	R	H	RBI	BB	SO	LOB	TOP
Luis Castillo, S (1,4) OBP: 0.335, SLG: 0.350	G5-3			F7-2 2B	G6-3			G4-3		4	0	1	0	0	0	1	
8 Nick Punto, S (1,5) OBP: 0.386, SLG: 0.374	G4-6-3 1B			G3				G4-6-3 1B		4	0	3	0	0	0	1	
7 Joe Mauer, L (1,2) OBP: 0.452, SLG: 0.543	G4-6-3			F7-2				F7		4	0	0	0	0	0	4	
5 Michael Cuddyer, R (1,9) OBP: 0.362, SLG: 0.498		K								4	0	2	0	0	2	0	
33 Justin Morneau, L (1,3) OBP: 0.353, SLG: 0.591					G3-6-3					4	1	1	0	0	0	2	
Torii Hunter, R (1,8) OBP: 0.346, SLG: 0.445										4	1	2	1	0	0	1	
Shannon Stewart, R (1,10) OBP: 0.355, SLG: 0.377					G6-3					4	1	2	1	0	0	1	
20 Lew Ford, R (1,7) OBP: 0.299, SLG: 0.319					G6-3					4	1	2	0	0	0	1	
Jason Bartlett, R (1,6) OBP: 0.414, SLG: 0.400					G6-3					4	0	1	2	0	1	3	
<b>Inning Stats</b>	R: 0 H: 1 E: 0 K: 0 S: 9	H: 0 R: 0 ER: 0 SO: 6	H: 0 R: 0 ER: 0 SO: 6	H: 0 R: 0 ER: 0 SO: 10	H: 0 R: 0 ER: 0 SO: 16	H: 1 R: 0 ER: 0 SO: 7	H: 2 R: 0 ER: 0 SO: 10	H: 1 R: 0 ER: 0 SO: 13	H: 1 R: 0 ER: 0 SO: 9	H: 3 R: 1 ER: 0 SO: 18	1B: 10 2B: 4 3B: 0 HR: 1	SF: 0 SAC: 0 DP: 3 HBP: 0	WP: 0 PB: 0 SB: 1 CS: 2	PA: 36			
<b>PITCHER</b>	IP WLS BF H R ER SO BB IBB HBP BLK WP HR S P ERA WHIP																
48 John Rheinecker, L (1,1) ERA: 3.96	6.0 L 23 9 3 3 1 0 0 0 0 0 0 1 56 88 4.50 1.500																
53 Joaquin Benoit, R (7,1) ERA: 5.05	1.0 4 1 0 0 1 0 0 0 0 0 0 0 13 17 0.00 1.000																
58 Wes Littleton, R (8,1) ERA:	1.0 3 1 0 0 0 0 0 0 0 0 0 0 6 9 0.00 1.000																
39 Scott Feldman, R (9,1) ERA: 5.4	1.0 6 3 1 1 1 0 0 0 0 0 0 0 18 23 9.00 3.000																

Minnesota Twins @ Texas Rangers  
Ameriquet Field, Arlington, TX  
Sat Jul 08 2006, 8:05 PM EDT  
Att: 36,111 - Partly Cloudy - 92 F

AB 36  
R 4  
H 14  
RBI 4  
BB 0  
SO 3  
LOB 14



Batter	1	2	3	4	5	6	7	8	9	AB	R	H	RBI	BB	SO	LOB	BOTTOM
Gary Matthews, S (1,8) OBP: 0.375, SLG: 0.533	L5		G5-4-3					P6		3	0	0	0	1	0	1	
Jerry Hairston, R (1,7) OBP: 0.285, SLG: 0.278	K			F8				G6-3 1B		4	0	1	0	0	1	2	
10 Michael Young, R (1,6) OBP: 0.362, SLG: 0.458				G6-3				G5-3		4	0	1	0	0	0	2	
23 Mark Teixeira, S (1,3) OBP: 0.354, SLG: 0.438					K					4	0	1	0	0	3	1	
Mark DeRosa, R (1,9) OBP: 0.386, SLG: 0.498										4	0	2	0	0	1	1	
9 Hank Blalock, L (1,5) OBP: 0.352, SLG: 0.444					K					4	0	1	0	0	3	2	
5 Ian Kinsler, R (1,4) OBP: 0.382, SLG: 0.562					L3					4	0	0	0	0	0	4	
Kevin Mench, R (1,10) OBP: 0.331, SLG: 0.452										2	0	0	0	1	1	3	
15 Gerald Laird, R (1,2) OBP: 0.358, SLG: 0.556										2	0	0	0	1	1	1	
<b>Inning Stats</b>	R: 0 H: 1 E: 0 K: 2 S: 11	H: 0 R: 0 ER: 0 SO: 10	H: 0 R: 0 ER: 0 SO: 16	H: 0 R: 0 ER: 0 SO: 8	H: 0 R: 0 ER: 0 SO: 17	H: 0 R: 0 ER: 0 SO: 7	H: 1 R: 0 ER: 0 SO: 10	H: 1 R: 0 ER: 0 SO: 13	H: 0 R: 0 ER: 0 SO: 15	H: 1 R: 0 ER: 0 SO: 21	1B: 4 2B: 2 3B: 0 HR: 0	SF: 0 SAC: 0 DP: 2 HBP: 0	WP: 0 PB: 0 SB: 0 CS: 0	PA: 34			
<b>PITCHER</b>	IP WLS BF H R ER SO BB IBB HBP BLK WP HR S P ERA WHIP																
47 Francisco Liriano, L (1,1) ERA: 1.83	7.0 W 26 4 0 0 8 3 0 0 0 0 0 0 11 15 0.00 1.000																
Juan Rincon, R (8,1) ERA: 2.06	1.0 H 4 1 0 0 0 0 0 0 0 0 0 0 11 15 0.00 1.000																
36 Joe Nathan, R (9,1) ERA: 1.76	1.0 4 1 0 0 2 0 0 0 0 0 0 0 13 21 0.00 1.000																

Minnesota Twins @ Texas Rangers  
Ameriquet Field, Arlington, TX  
Sat Jul 08 2006, 8:05 PM EDT  
Att: 36,111 - Partly Cloudy - 92 F

AB 31  
R 0  
H 6  
RBI 0  
BB 3  
SO 10  
LOB 17






Batter	1	2	3	4	5	6	7	8	9	AB	R	H	RBI	BB	SO	LOB	TOP										
Luis Castillo, S (1,4) OBP: 0.342, SLG: 0.355	G4-3		G6-3				G5-4-3		G4-3	4	1	3	0	1	0	0	<b>Minnesota Twins @ Texas Rangers</b> Ameriquest Field, Arlington, TX Sun Jul 09 2006, 2:05 PM EDT Att: 23,260 - Partly Cloudy - 90 F										
8 Nick Punto, S (1,5) OBP: 0.383, SLG: 0.377 Ruben Sierra, S (9, PH) OBP: 0.273, SLG: 0.214	F8		G6-3				K		K	4	0	1	0	0	2	4											
7 Joe Mauer, L (1,10) OBP: 0.446, SLG: 0.535	G4-3		G6-3				G5-4-3			4	0	0	1	0	0	2											
5 Michael Cuddyer, R (1,9) OBP: 0.364, SLG: 0.496			G3						K	3	1	1	0	1	1	1											
33 Justin Morneau, L (1,3) OBP: 0.352, SLG: 0.587			K						F8	4	0	1	0	0	2	2											
Torii Hunter, R (1,8) OBP: 0.345, SLG: 0.443										4	0	1	0	0	0	3											
55 Mike Redmond, R (1,2) OBP: 0.366, SLG: 0.418										4	0	0	0	0	2	3											
20 Lew Ford, R (1,7) OBP: 0.394, SLG: 0.324 38 Luis Antonio Rodriguez, S (PH) OBP: 0.319, SLG: 0.350									L9	3	0	2	1	0	0	0											
Jason Bartlett, R (1,6) OBP: 0.411, SLG: 0.390 16 Jason Kubel, L (9, PH) OBP: 0.324, SLG: 0.485									L7	2	0	0	0	0	2	2											
<b>Inning Stats</b>	R: 0 E: 0 K: 0 S: 7	H: 0 LOB: 0 BB: 0 P: 11	R: 1 E: 0 K: 1 S: 15	H: 3 LOB: 2 BB: 0 P: 23	R: 1 E: 0 K: 1 S: 14	H: 2 LOB: 1 BB: 0 P: 21	R: 0 E: 0 K: 1 S: 10	H: 1 LOB: 3 BB: 1 P: 23	R: 0 E: 0 K: 1 S: 9	H: 0 LOB: 1 BB: 1 P: 18	R: 0 E: 0 K: 1 S: 9	H: 0 LOB: 0 BB: 0 P: 13	R: 0 E: 0 K: 1 S: 7	H: 1 LOB: 0 BB: 0 P: 10	R: 0 E: 0 K: 2 S: 11	H: 1 LOB: 1 BB: 0 P: 12		R: 0 E: 0 K: 1 S: 9	H: 1 LOB: 1 BB: 0 P: 17	1B: 8 2B: 1 3B: 0 HR: 0	SF: 0 SAC: 0 DP: 1 HBP: 1	WP: 0 PB: 0 CS: 0	PA: 38				
<b>PITCHER</b>	IP	WLS	BF	H	R	ER	SO	BB	IBB	HBP	BLK	WP	HR	S	P	ERA	WHIP										
41 John Koronka, L (1,1) ERA: 4.63	5.0		24	6	2	2	4	2	0	1	0	0	0	55	96	3.60	1.600										
Rik Bauer, R (6,1) ERA: 3.21	1.0	W	3	0	0	0	2	0	0	0	0	0	0	9	13	0.00	0.000										
32 Ron Mahay, L (7,1) ERA: 3.48	1.0	H	3	1	0	0	1	0	0	0	0	0	0	7	10	0.00	1.000										
Francisco Cordero, R (8,1) ERA: 4.43	1.0	H	4	1	0	0	2	0	0	0	0	0	0	11	12	0.00	1.000										
40 Akinori Otsuka, R (9,1) ERA: 2.15	1.0	S	4	1	0	0	1	0	0	0	0	0	0	9	17	0.00	1.000										

Batter	1	2	3	4	5	6	7	8	9	AB	R	H	RBI	BB	SO	LOB	BOTTOM											
Gary Matthews, S (1,8) OBP: 0.374, SLG: 0.539	K		F7				P4			4	1	1	2	0	1	1	<b>Minnesota Twins @ Texas Rangers</b> Ameriquest Field, Arlington, TX Sun Jul 09 2006, 2:05 PM EDT Att: 23,260 - Partly Cloudy - 90 F											
5 Ian Kinsler, R (1,4) OBP: 0.379, SLG: 0.553	K						P3		L7	4	1	1	0	0	1	0												
10 Michael Young, R (1,6) OBP: 0.361, SLG: 0.456	K									4	1	1	0	0	1	1												
23 Mark Teixeira, S (1,3) OBP: 0.353, SLG: 0.445										4	1	1	2	0	2	1												
Mark DeRosa, R (1,9) OBP: 0.384, SLG: 0.494										4	0	1	0	0	1	0												
9 Hank Blalock, L (1,5) OBP: 0.352, SLG: 0.443										3	0	1	1	0	1	0												
Kevin Mench, R (1,7) OBP: 0.331, SLG: 0.451 Jerry Hairston, R (8,7) OBP: 0.285, SLG: 0.278										3	0	1	0	0	0	2												
19 Jason Botts, S (1,10) OBP: 0.317, SLG: 0.360										0	0	0	0	0	0	0												
30 Jason Botts, S (1,10) OBP: 0.317, SLG: 0.360										3	0	0	0	0	1	1												
Rod Barajas, R (1,2) OBP: 0.304, SLG: 0.413										2	1	0	0	1	0	1												
<b>Inning Stats</b>	R: 0 E: 0 K: 3 S: 12	H: 0 LOB: 0 BB: 0 P: 13	R: 0 E: 0 K: 2 S: 7	H: 0 LOB: 0 BB: 0 P: 11	R: 0 E: 0 K: 0 S: 7	H: 1 LOB: 1 BB: 0 P: 11	R: 1 E: 0 K: 1 S: 15	H: 3 LOB: 2 BB: 0 P: 19	R: 0 E: 0 K: 0 S: 6	H: 0 LOB: 0 BB: 0 P: 6	R: 2 E: 0 K: 0 S: 10	H: 2 LOB: 0 BB: 0 P: 13	R: 2 E: 0 K: 1 S: 10	H: 1 LOB: 1 BB: 1 P: 21	R: 0 E: 0 K: 1 S: 10	H: 0 LOB: 0 BB: 0 P: 16	1B: 5 2B: 0 3B: 0 HR: 2	SF: 0 SAC: 0 DP: 0 HBP: 0	WP: 0 PB: 0 CS: 0	PA: 32								
<b>PITCHER</b>	IP	WLS	BF	H	R	ER	SO	BB	IBB	HBP	BLK	WP	HR	S	P	ERA	WHIP											
Johan Santana, L (1,1) ERA: 2.95	7.0	L	29	7	5	5	7	1	0	0	0	0	0	2	67	94	6.43	1.143										
28 Jesse Crain, R (8,1) ERA: 5.03	1.0		3	0	0	0	1	0	0	0	0	0	0	10	16	0.00	0.000											

AB	35
R	2
H	9
RBI	2
BB	2
SO	10
LOB	18

AB	31
R	5
H	7
RBI	5
BB	1
SO	8
LOB	7





Batter	1	2	3	4	5	6	7	8	9	AB	R	H	RBI	BB	SO	LOB	TOP								
<b>24 Grady Sizemore, L</b> OBP: 0.364, SLG: 0.516 (1, 8)	4-1 S BB	0-1 FC3-2		2-2 G5-3			1-2 PB 2B		1-3 K	4	0	1	0	1	1	3	<b>Cleveland Indians @ Minnesota Twins</b> Hubert H. Humphrey Metrodome, Minneapolis, MN Thu Jul 13 2006, 8:10 PM EDT Att: 21,085 - Dome - 72 F <a href="http://livebaseballscorecards.com">livebaseballscorecards.com</a>								
<b>Jason Michaels, R</b> OBP: 0.328, SLG: 0.381 (1, 7)	3-3 K	3-1 SF8			4-0 G6-4-3 BB		1-0 P6		1-0 G6-3	3	0	0	1	1	1	2									
<b>Ronnie Belliard, R</b> OBP: 0.335, SLG: 0.420 (1, 4)	3-3 K				0-0 G6-4-3		2-0 F7			4	0	0	0	0	2	5									
<b>48 Travis Hafner, L</b> OBP: 0.462, SLG: 0.662 (1, 10)	3-2 G4-3		0-1 G4-3		1-1 HR			1-1 41 G4-3 2B		4	1	2	1	0	0	1									
<b>41 Victor Martinez, S</b> OBP: 0.380, SLG: 0.483 (1, 3)		2-0 HR 1B	1-3 K		1-0 F8			0-0 G4-3		4	1	1	0	0	1	1									
<b>Casey Blake, R</b> OBP: 0.386, SLG: 0.528 (1, 9)		1-1 HR	2-3 K			0-3 K		0-0 L5		4	1	1	2	0	2	1									
<b>2 Jhonny Peralla, R</b> OBP: 0.330, SLG: 0.406 (1, 6)		0-2 10 SH 24 FC3-2 1B		3-2 HR		0-0 G5-3		1-1 F9		4	1	2	1	0	0	1									
<b>Aaron Boone, R</b> OBP: 0.313, SLG: 0.357 (1, 5)		4-1 24 FC3-2 10 SH BB		0-2 G5-3		1-2 F8			1-0 F9	3	1	0	0	1	0	0									
<b>10 Kelly Shoppach, R</b> OBP: 0.366, SLG: 0.514 (1, 2)		1-0 SH SF8 24 FC3-2		0-3 K			0-3 K		1-1 HR	3	1	1	1	0	2	0									
<b>Inning Stats</b>	R: 0 E: 0 K: 2 S: 11	H: 0 LOB: 1 BB: 1 P: 24	R: 3 E: 1 K: 1 S: 17	H: 3 LOB: 2 BB: 1 P: 30	R: 0 E: 0 K: 2 S: 10	H: 0 LOB: 0 BB: 0 P: 13	R: 1 E: 0 K: 1 S: 15	H: 1 LOB: 0 BB: 0 P: 20	R: 1 E: 0 K: 0 S: 4	H: 1 LOB: 0 BB: 0 P: 10	R: 0 E: 0 K: 1 S: 8	H: 0 LOB: 1 BB: 0 P: 9	R: 0 E: 0 K: 1 S: 9	H: 1 LOB: 1 BB: 0 P: 13	R: 0 E: 0 K: 0 S: 6	H: 1 LOB: 1 BB: 0 P: 8		R: 1 E: 0 K: 1 S: 7	H: 1 LOB: 0 BB: 0 P: 11	1B: 2 2B: 2 3B: 0 HR: 4	SF: 1 SAC: 1 DP: 1 HBP: 0	WP: 0 PB: 1 SB: 1 CS: 0	PA: 38		
<b>PITCHER</b>	IP	WLS	BF	H	R	ER	SO	BB	IBB	HBP	BLK	WP	HR	S	P	ERA	WHIP								
<b>47 Francisco Liriano, L</b> ERA: 2.12 (6, 1)	5.0	L	23	5	5	4	6	3	0	0	0	0	3	57	97	7.20	1.600								
<b>Kyle Lohse, R</b> ERA: 7.22 (8, 1)	2.0		7	1	0	0	2	0	0	0	0	0	0	17	22	0.00	0.500								
<b>37 Denny Reyes, L</b> ERA: 1.64 (8, 1)	0.1		2	1	0	0	0	0	0	0	0	0	0	3	4	0.00	3.000								
<b>28 Jesse Crain, R</b> ERA: 5.05 (8, 1)	1.2		6	1	1	1	1	0	0	0	0	0	1	10	15	5.40	0.600								

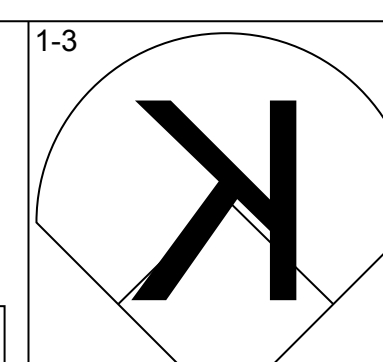
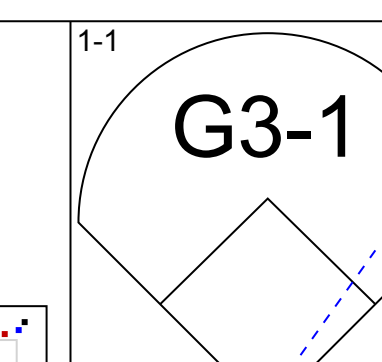
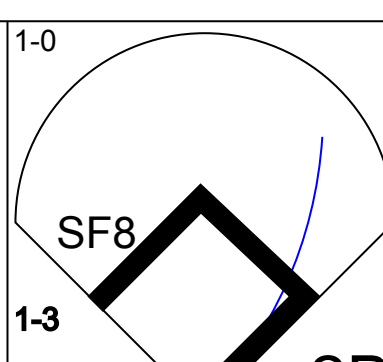
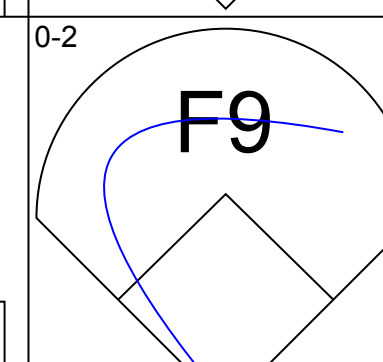
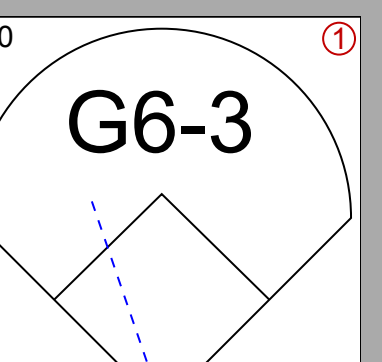
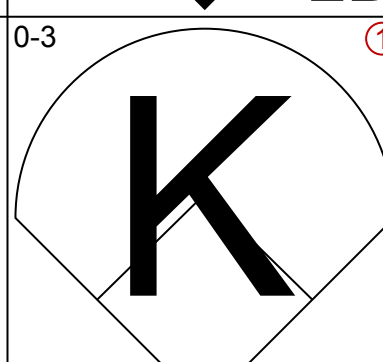
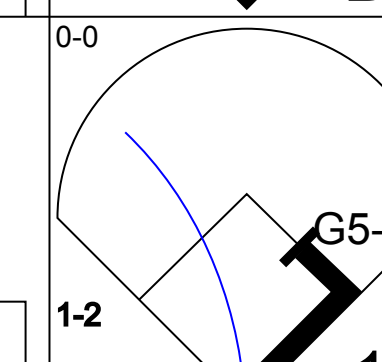
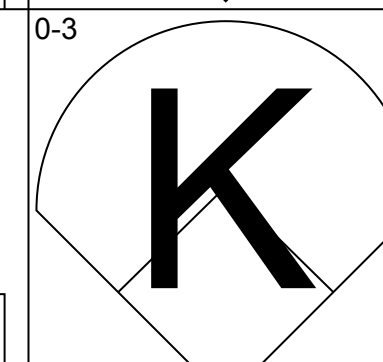
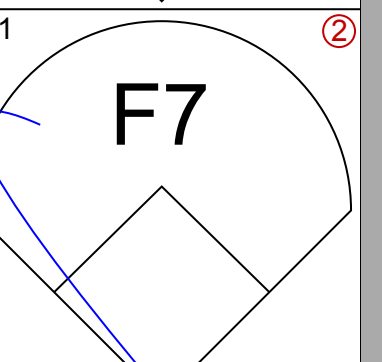
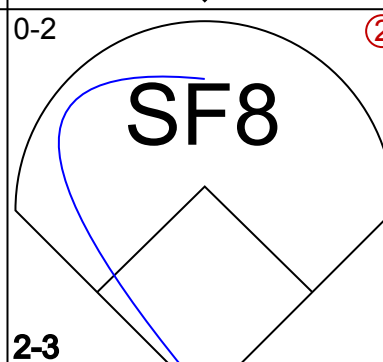
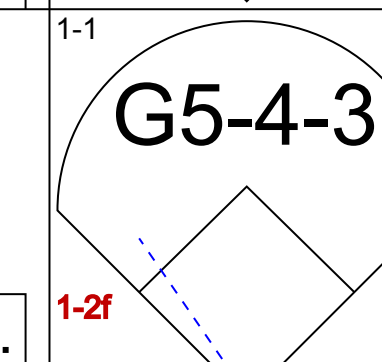
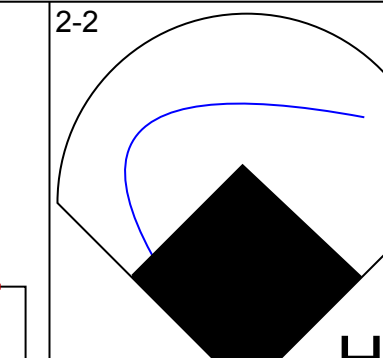
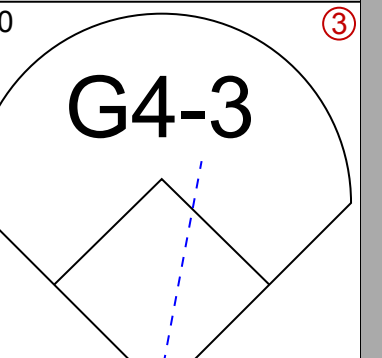
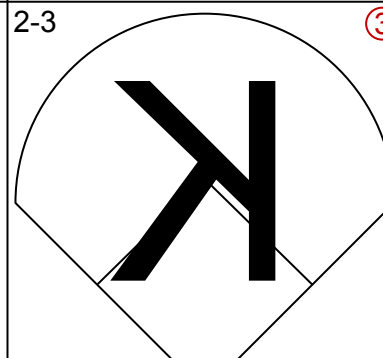
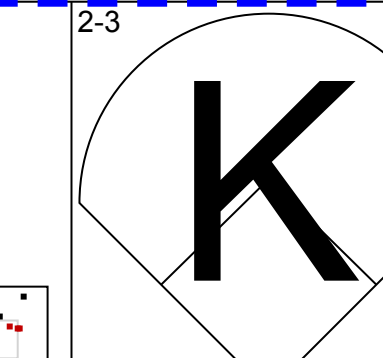
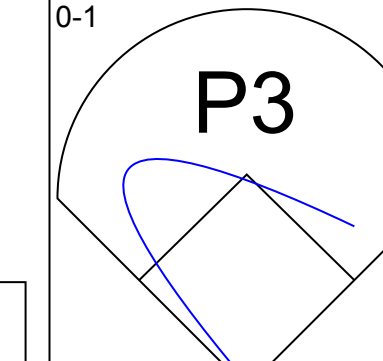
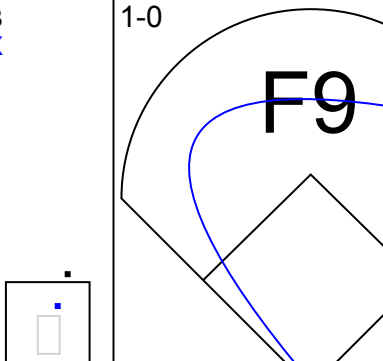
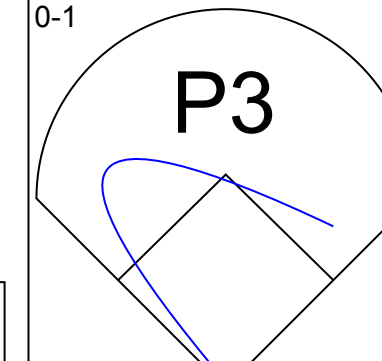
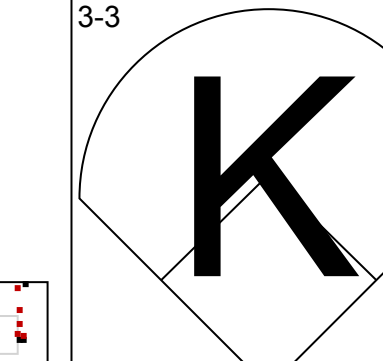
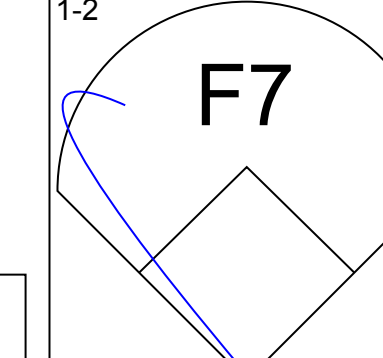
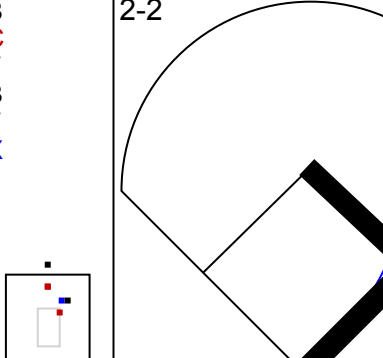
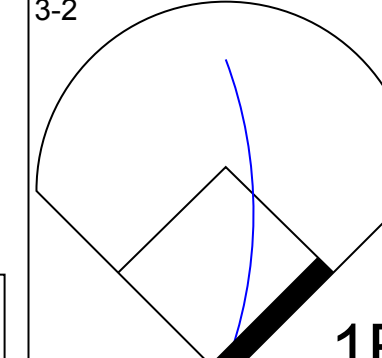
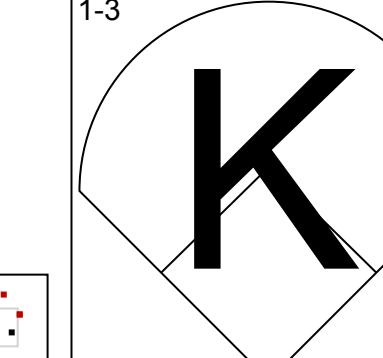
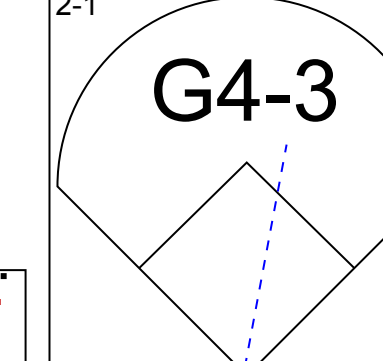
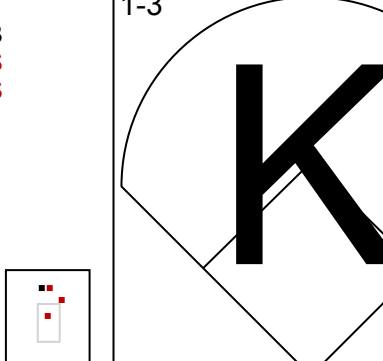
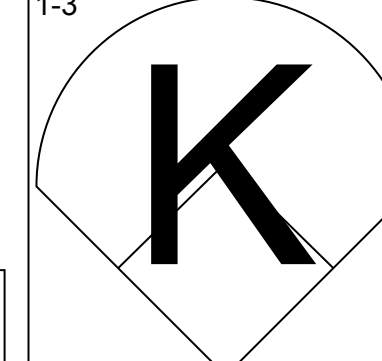
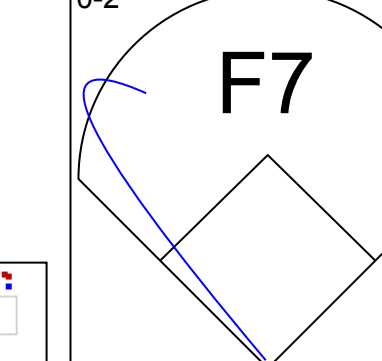
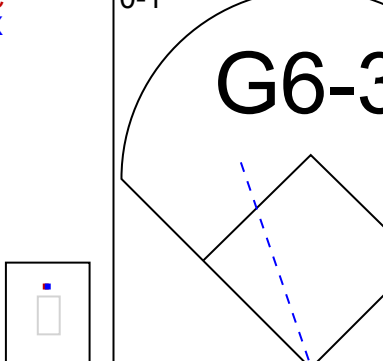
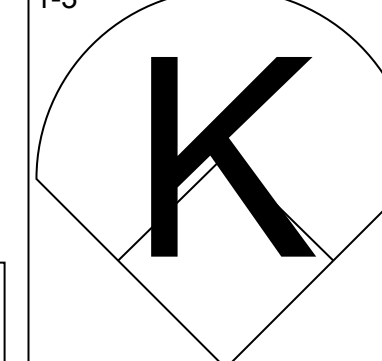
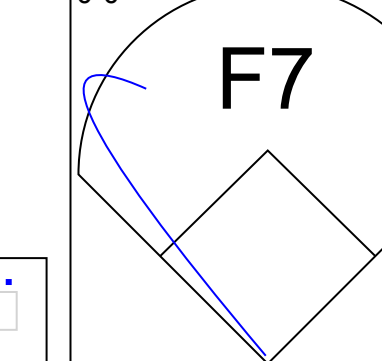
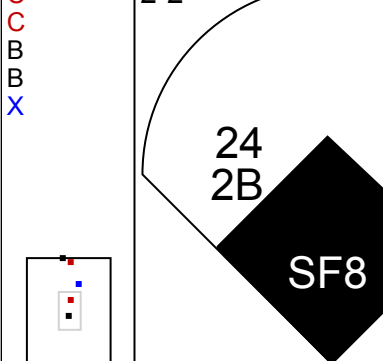
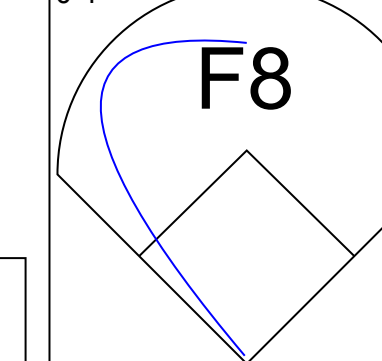
Batter	1	2	3	4	5	6	7	8	9	AB	R	H	RBI	BB	SO	LOB	BOTTOM								
<b>Luis Castillo, S</b> OBP: 0.344, SLG: 0.358 (1, 4)	4-0 7 FC4-6 8 BB BB		3-2 F9			3-2 7 1B 5 2B	3-2 G6-3			3	1	1	0	1	0	1	<b>Cleveland Indians @ Minnesota Twins</b> Hubert H. Humphrey Metrodome, Minneapolis, MN Thu Jul 13 2006, 8:10 PM EDT Att: 21,085 - Dome - 72 F <a href="http://livebaseballscorecards.com">livebaseballscorecards.com</a>								
<b>8 Nick Punto, S</b> OBP: 0.385, SLG: 0.382 (6, 7)	4-1 7 FC4-6 BB		0-2 G4-3			1-0 L8	0-0 2B			3	0	1	1	1	0	1									
<b>7 Joe Mauer, L</b> OBP: 0.447, SLG: 0.533 (1, 2)	1-2 FC4-6			4-0 BB		2-0 5 2B 33 SF7 1B	1-1 G4-3			3	1	1	0	1	0	3									
<b>5 Michael Cuddyer, R</b> OBP: 0.363, SLG: 0.496 (1, 9)	2-3 K			0-3 K		1-2 E 2B		1-2 G6-3		4	1	1	1	0	2	3									
<b>33 Justin Morneau, L</b> OBP: 0.348, SLG: 0.581 (1, 3)	1-3 K			2-0 F7		0-2 SF7		1-1 G4-3		3	0	0	1	0	1	3									
<b>Tori Hunter, R</b> OBP: 0.343, SLG: 0.440 (1, 8)		3-3 K		0-3 K		0-1 E1 1B		2-3 K		4	0	1	0	0	3	1									
<b>Shannon Stewart, R</b> OBP: 0.353, SLG: 0.374 (1, 10)		2-1 F8			0-1 20 G5-4-3 1B	2-1 F9		1-1 F7		4	0	1	0	0	0	1									
<b>20 Lew Ford, R</b> OBP: 0.391, SLG: 0.321 (1, 7)		2-2 G6-3			1-2 G5-4-3			0-2 G5-3		2	0	0	0	0	0	1									
<b>38 Luis Antonio Rodriguez, S</b> OBP: 0.324, SLG: 0.344 (8, 5)					1-2 G5-4-3		4-2 G6-3 8 2B G6-3 BB		0-2 G5-3	1	1	1	0	0	1	0									
<b>Jason Bartlett, R</b> OBP: 0.398, SLG: 0.375 (1, 6)					0-2 G5-3		3-2 G6-3		1-1 P6	3	0	0	0	0	0	1									
<b>16 Jason Kubel, L</b> OBP: 0.322, SLG: 0.481 (8, PH)							1-2 G6-3			1	0	0	0	0	0	0									
<b>Inning Stats</b>	R: 0 E: 0 K: 2 S: 11	H: 0 LOB: 2 BB: 2 P: 23	R: 0 E: 0 K: 1 S: 9	H: 0 LOB: 0 BB: 0 P: 16	R: 0 E: 0 K: 2 S: 10	H: 0 LOB: 0 BB: 0 P: 14	R: 0 E: 0 K: 0 S: 8	H: 1 LOB: 0 BB: 0 P: 9	R: 3 E: 1 K: 0 S: 16	H: 4 LOB: 1 BB: 0 P: 25	R: 1 E: 0 K: 0 S: 13	H: 1 LOB: 1 BB: 1 P: 24	R: 0 E: 0 K: 1 S: 8	H: 0 LOB: 0 BB: 0 P: 12	R: 0 E: 0 K: 0 S: 7	H: 0 LOB: 0 BB: 0 P: 9	1B: 3 2B: 3 3B: 0 HR: 0	SF: 1 SAC: 0 DP: 1 HBP: 0	WP: 0 PB: 0 SB: 0 CS: 0	PA: 36					
<b>PITCHER</b>	IP	WLS	BF	H	R	ER	SO	BB	IBB	HBP	BLK	WP	HR	S	P	ERA	WHIP								
<b>31 Cliff Lee, L</b> ERA: 4.68 (6, 1)	1.0	H	5	1	1	1	0	1	0	0	0	0	0	13	25	9.00	2.000								
<b>53 Rafael Perez, L</b> ERA: 2.16 (7, 1)	0.1	H	1	0	0	0	0	0	0	0	0	0	0	2	3	0.00	0.000								
<b>55 Roberto Hernandez, R</b> ERA: 3.98 (8, 1)	1.0	H	3	0	0	0	1	0	0	0	0	0	0	8	12	0.00	0.000								
<b>Bob Wickman, R</b> ERA: 4.33 (9, 1)	1.0	S	3	0	0	0	0	0	0	0	0	0	0	7	9	0.00	0.000								

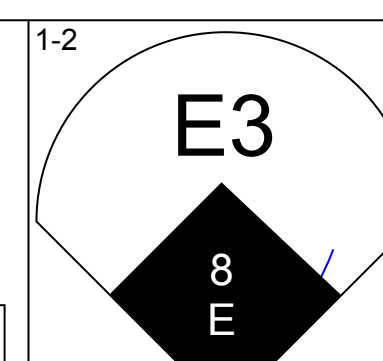
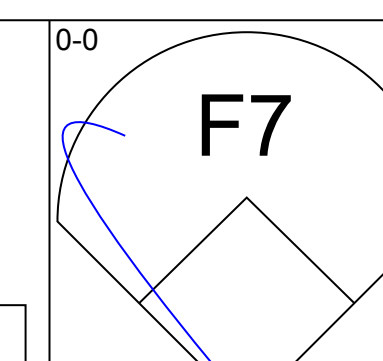
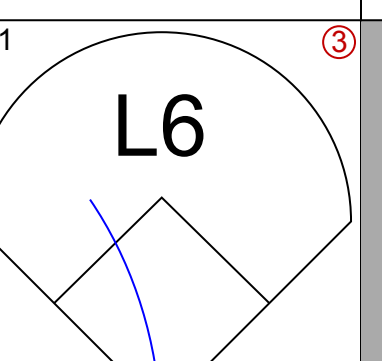
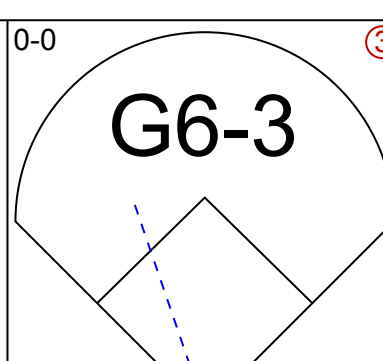
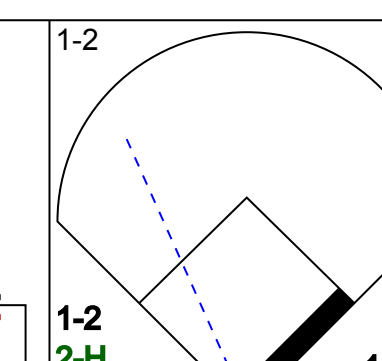
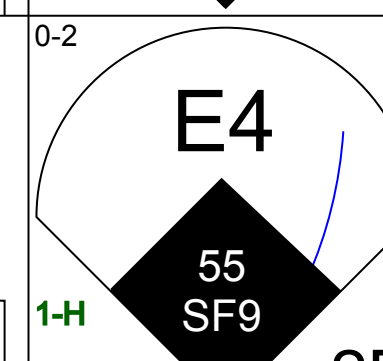
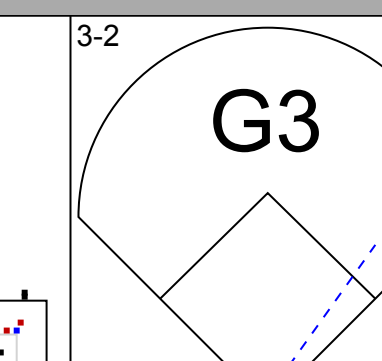
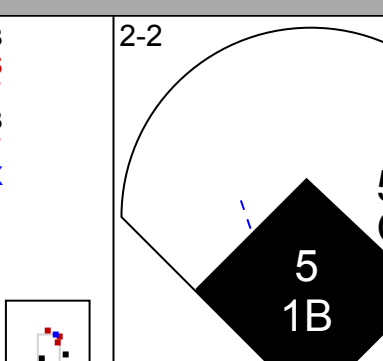
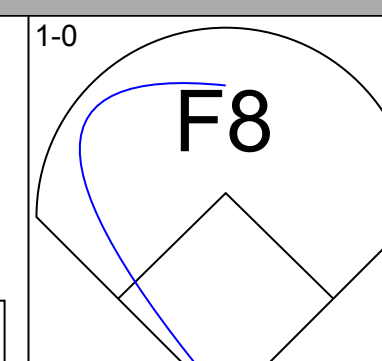
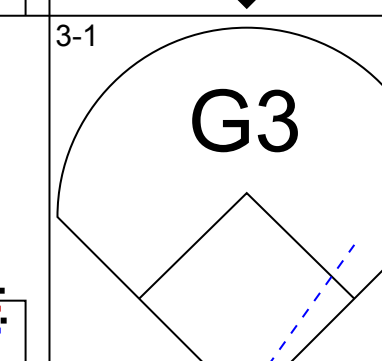
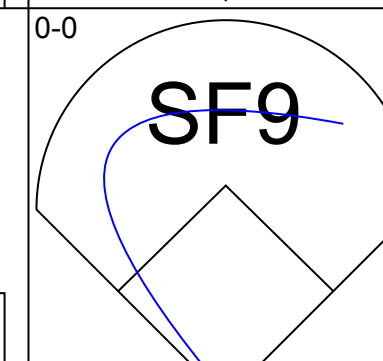
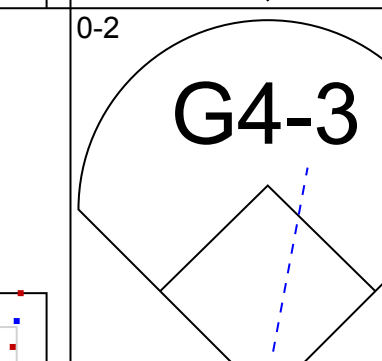
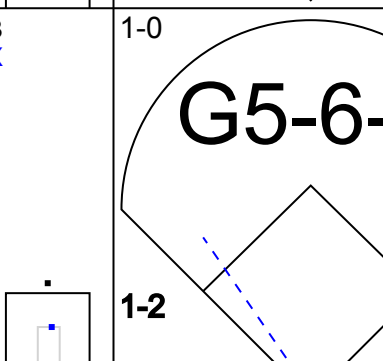
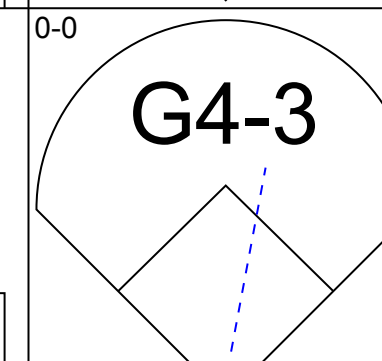

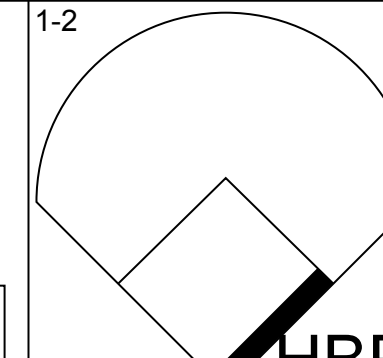
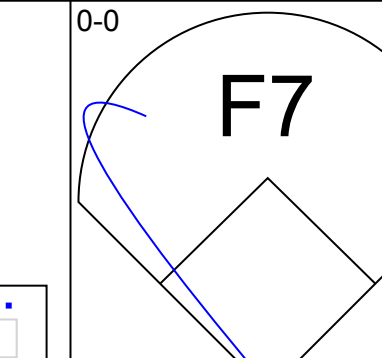
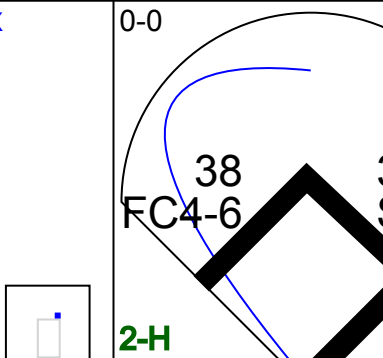
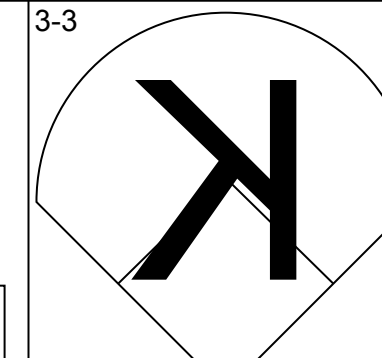

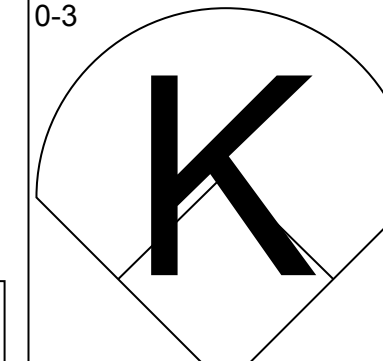
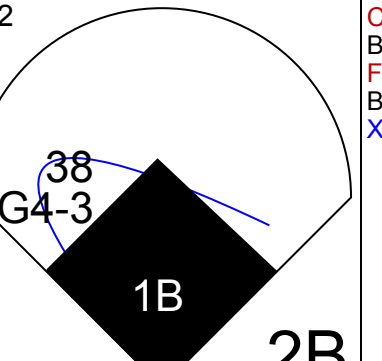
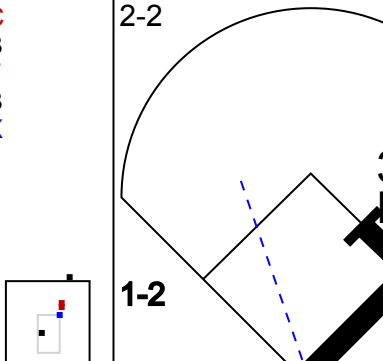
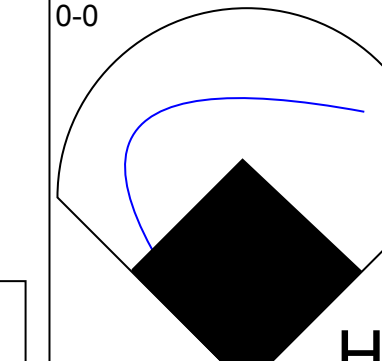
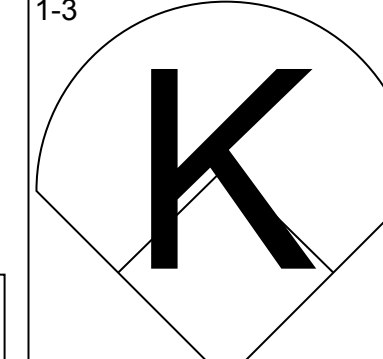
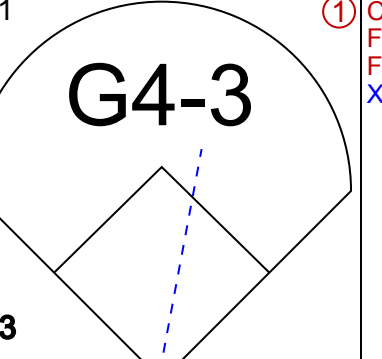
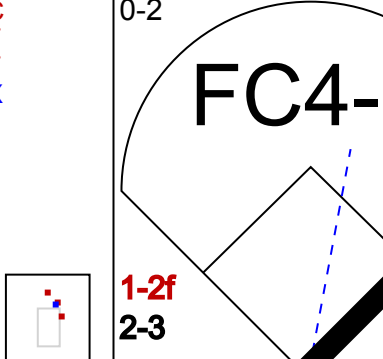
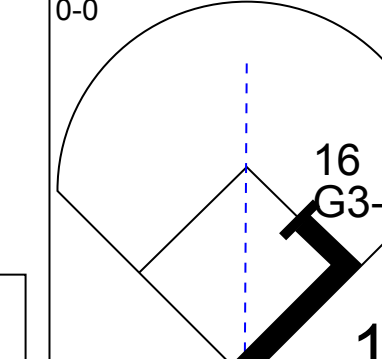
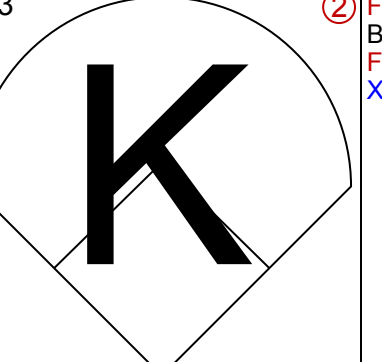
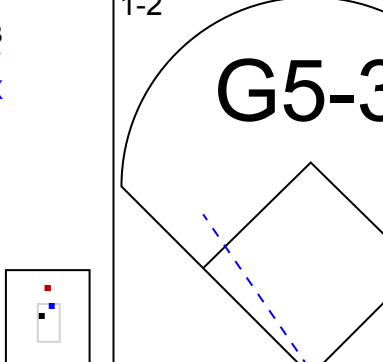
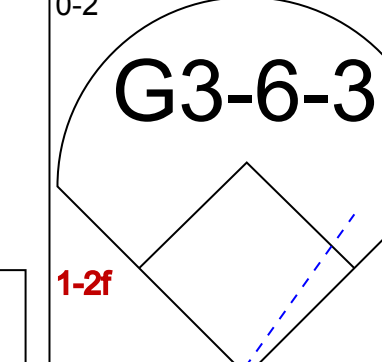
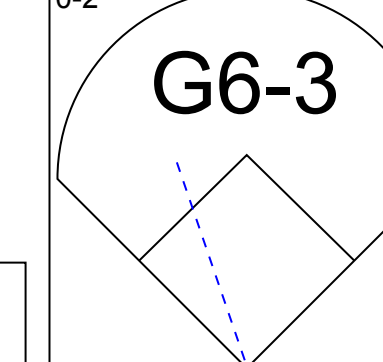
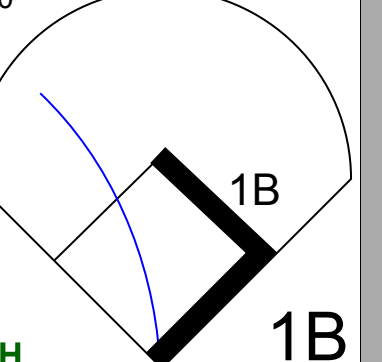

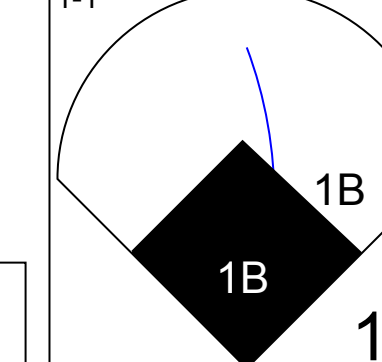
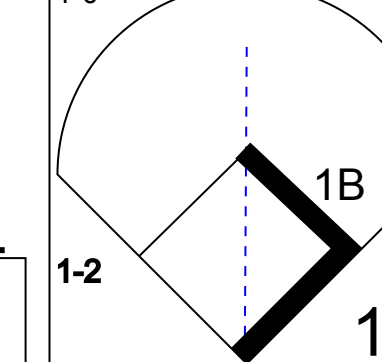
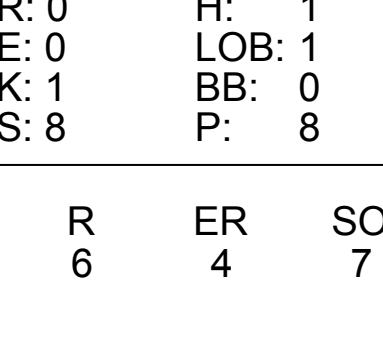
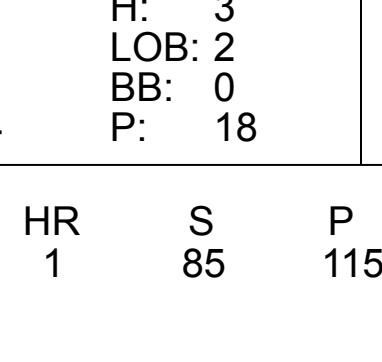
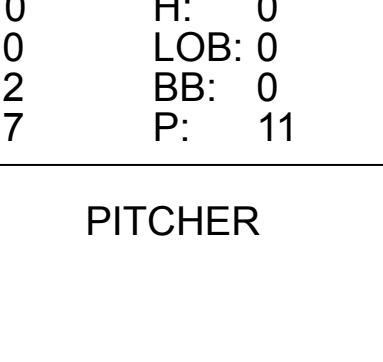











Batter	1	2	3	4	5	6	7	8	9	AB	R	H	RBI	BB	SO	LOB	TOP					
<b>24 Grady Sizemore, L</b> OBP: 0.362, SLG: 0.512 (1, 8)										3	0	1	0	1	1	0	<b>Cleveland Indians @ Minnesota Twins</b> Hubert H. Humphrey Metrodome, Minneapolis, MN Sat Jul 15 2006, 7:10 PM EDT Att: 33,904 - Dome - 70 F					
<b>Jason Michaels, R</b> OBP: 0.326, SLG: 0.388 (1, 7)										4	0	1	0	0	1	2						
<b>Ronnie Belliard, R</b> OBP: 0.333, SLG: 0.417 (1, 4)										3	0	0	1	0	1	2						
<b>48 Travis Hafner, L</b> OBP: 0.457, SLG: 0.661 (1, 10)										4	1	1	1	0	2	1						
<b>41 Victor Martinez, S</b> OBP: 0.371, SLG: 0.471 (1, 2)										4	0	0	0	0	1	0						
<b>Casey Blake, R</b> OBP: 0.387, SLG: 0.532 (1, 9)										4	0	2	0	0	1	0						
<b>Ben Broussard, L</b> OBP: 0.361, SLG: 0.515 (1, 3)										3	0	0	0	0	2	2						
<b>Aaron Boone, R</b> OBP: 0.310, SLG: 0.353 (1, 5)										3	0	0	0	0	1	2						
<b>Ramón Vázquez, L</b> OBP: 0.268, SLG: 0.220 (1, 6)										3	1	1	0	0	0	0						
<b>Inning Stats</b>	R: 0 E: 0 K: 2 S: 9	H: 0 LOB: 0 BB: 0 P: 10	R: 1 E: 0 K: 0 S: 12	H: 1 LOB: 0 BB: 0 P: 17	R: 0 E: 0 K: 0 S: 6	H: 0 LOB: 0 BB: 0 P: 7	R: 0 E: 0 K: 0 S: 4	H: 0 LOB: 0 BB: 0 P: 5	R: 0 E: 0 K: 1 S: 10	H: 1 LOB: 1 BB: 0 P: 14	R: 1 E: 0 K: 2 S: 13	H: 2 LOB: 1 BB: 0 P: 18	R: 0 E: 0 K: 2 S: 16	H: 1 LOB: 1 BB: 0 P: 21	R: 0 E: 0 K: 3 S: 7	H: 1 LOB: 1 BB: 0 P: 12	R: 0 E: 0 K: 3 S: 11	H: 0 LOB: 0 BB: 0 P: 17	1B: 3 2B: 2 3B: 0 HR: 1	SF: 1 SAC: 0 DP: 1 HBP: 0	WP: 0 PB: 0 SB: 0 CS: 0	PA: 33
<b>PITCHER</b>	IP	WLS	BF	H	R	ER	SO	BB	IBB	HBP	BLK	WP	HR	S	P	ERA	WHIP					
<b>Johan Santana, L</b> ERA: 2.93 (1, 1)	7.0	W	26	5	2	2	7	0	0	0	0	0	1	70	92	2.57	0.714					
<b>Juan Rincon, R</b> ERA: 1.99 (8, 1)	1.0	H	4	1	0	0	0	1	0	0	0	0	0	7	12	0.00	2.000					
<b>37 Denny Reyes, L</b> ERA: 1.52 (9, 1)	1.0		3	0	0	0	3	0	0	0	0	0	0	11	17	0.00	0.000					

Batter	1	2	3	4	5	6	7	8	9	AB	R	H	RBI	BB	SO	LOB	BOTTOM				
<b>Luis Castillo, S</b> OBP: 0.340, SLG: 0.359 (1, 4)										5	1	1	1	0	0	3	<b>Cleveland Indians @ Minnesota Twins</b> Hubert H. Humphrey Metrodome, Minneapolis, MN Sat Jul 15 2006, 7:10 PM EDT Att: 33,904 - Dome - 70 F				
<b>8 Nick Punto, S</b> OBP: 0.393, SLG: 0.403 (1, 5)										5	2	2	1	0	0	2					
<b>55 Mike Redmond, R</b> OBP: 0.352, SLG: 0.406 (1, 2)										3	0	0	1	0	0	1					
<b>5 Michael Cuddyer, R</b> OBP: 0.359, SLG: 0.485 (1, 9)										3	0	1	1	0	1	0					
<b>33 Justin Morneau, L</b> OBP: 0.353, SLG: 0.593 (1, 3)										4	2	3	1	0	1	1					
<b>Torii Hunter, R</b> OBP: 0.346, SLG: 0.441 (1, 8)										1	0	0	0	0	1	1					
<b>38 Luis Antonio Rodriguez, S</b> OBP: 0.333, SLG: 0.344 (8, 5)										3	0	1	0	0	0	3					
<b>Shannon Stewart, R</b> OBP: 0.347, SLG: 0.368 (1, 10)										3	0	0	0	0	2	3					
<b>16 Jason Kubel, L</b> OBP: 0.329, SLG: 0.482 (6, PH) (9, 10)										1	0	0	0	0	0	1					
<b>Jason Tyner, L</b> OBP: 0.444, SLG: 0.444 (1, 7)										4	1	2	1	0	1	0					
<b>Jason Bartlett, R</b> OBP: 0.406, SLG: 0.379 (1, 6)										4	0	3	0	0	1	0					
<b>Inning Stats</b>	R: 2 E: 2 K: 2 S: 15	H: 1 LOB: 1 BB: 0 P: 18	R: 0 E: 0 K: 1 S: 8	H: 1 LOB: 1 BB: 0 P: 8	R: 0 E: 0 K: 0 S: 7	H: 0 LOB: 0 BB: 0 P: 10	R: 1 E: 0 K: 1 S: 14	H: 3 LOB: 2 BB: 0 P: 18	R: 1 E: 0 K: 0 S: 16	H: 3 LOB: 2 BB: 0 P: 22	R: 0 E: 0 K: 2 S: 7	H: 0 LOB: 0 BB: 0 P: 11	R: 0 E: 0 K: 1 S: 5	H: 0 LOB: 0 BB: 0 P: 9	R: 2 E: 0 K: 0 S: 13	H: 5 LOB: 2 BB: 0 P: 19	1B: 10 2B: 2 3B: 0 HR: 1	SF: 1 SAC: 0 DP: 1 HBP: 1	WP: 0 PB: 0 SB: 1 CS: 0	PA: 38	
<b>PITCHER</b>	IP	WLS	BF	H	R	ER	SO	BB	IBB	HBP	BLK	WP	HR	S	P	ERA	WHIP				
<b>CC Sabathia, L</b> ERA: 3.59 (1, 1)	8.0	L	38	13	6	4	7	0	0	1	0	0	1	85	115	4.50	1.625				

AB	31
R	2
H	6
RBI	2
BB	1
SO	10
LOB	9

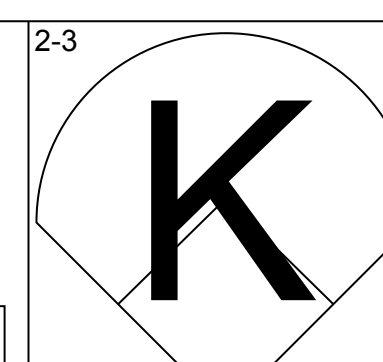
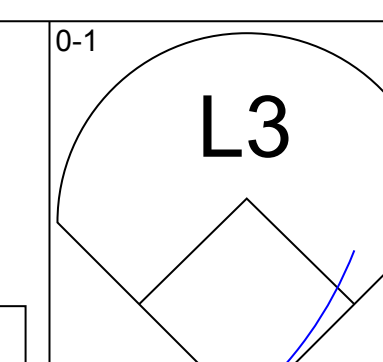
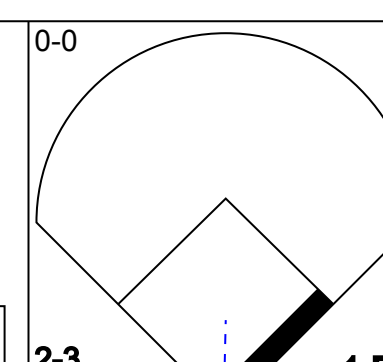
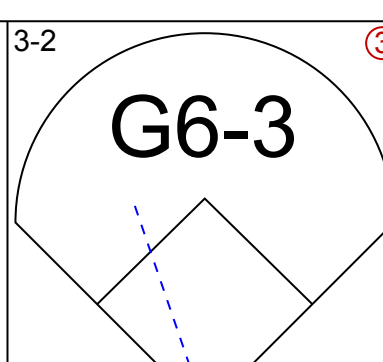
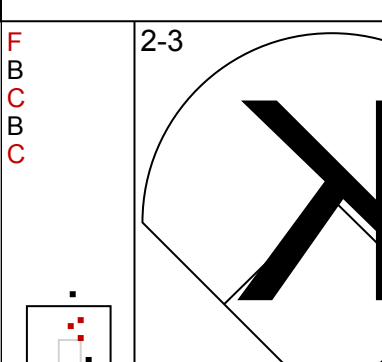
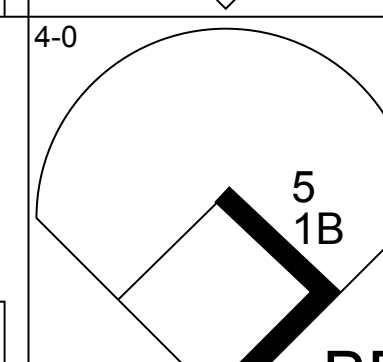
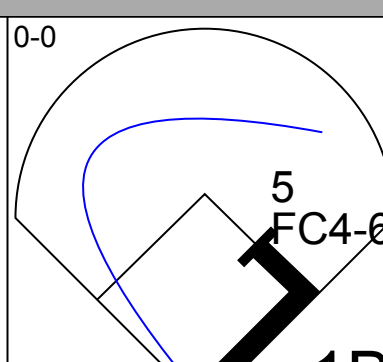
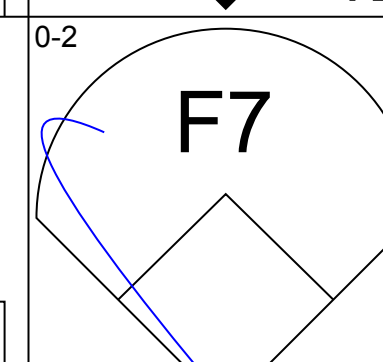
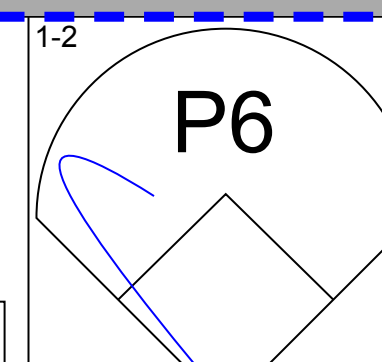
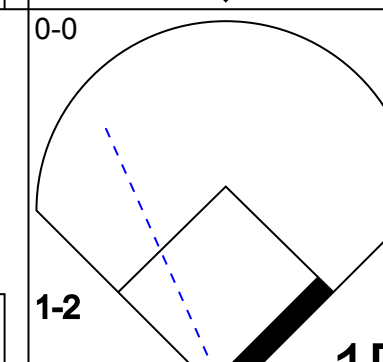
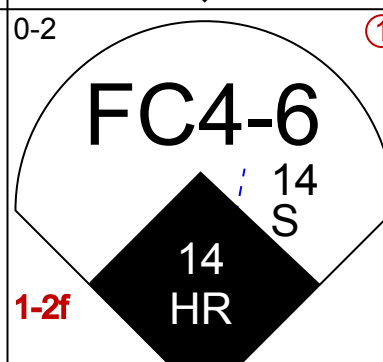
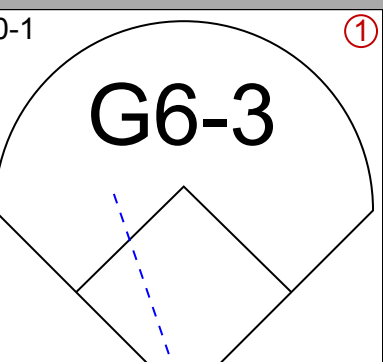
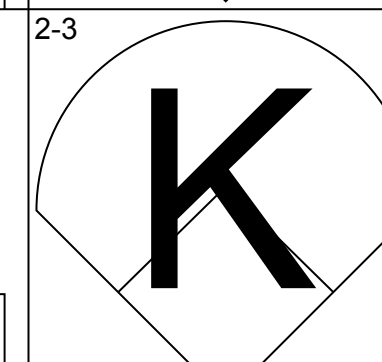
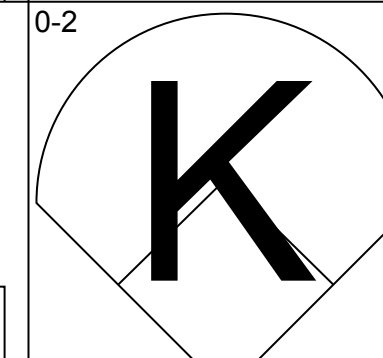
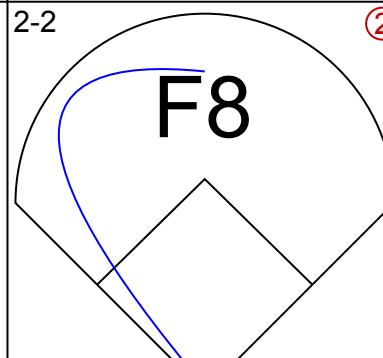
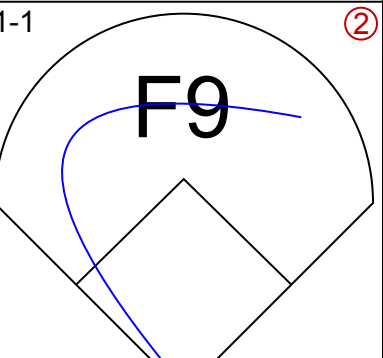
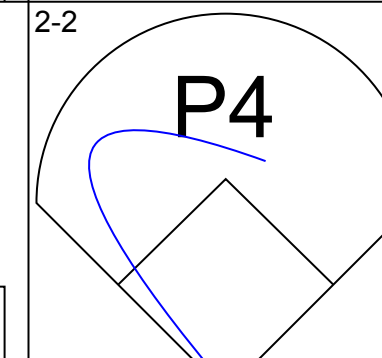
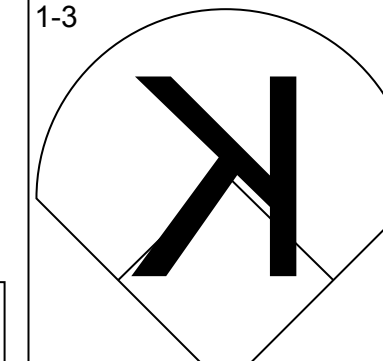
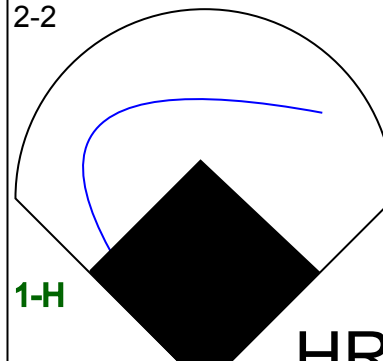
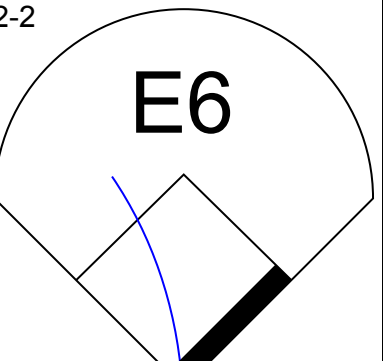
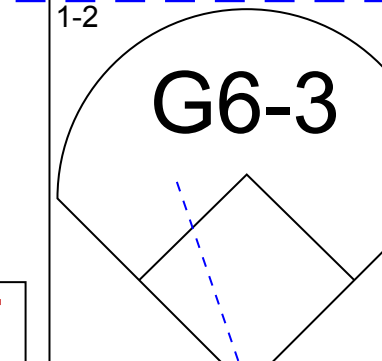
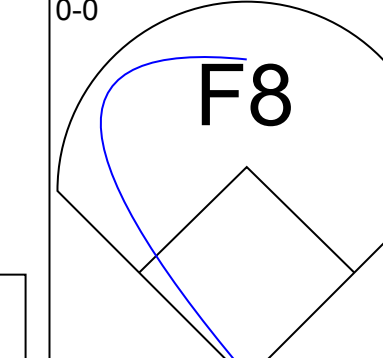
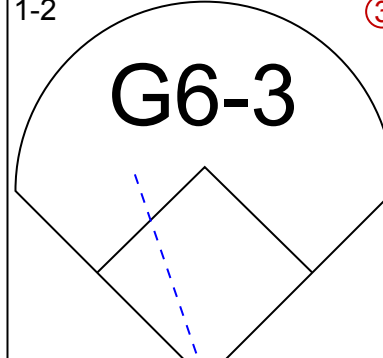
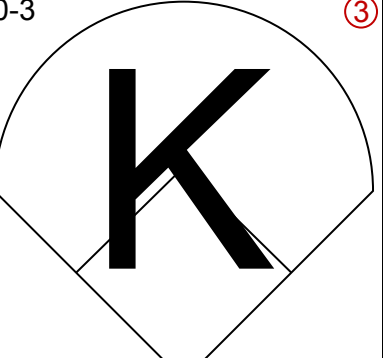
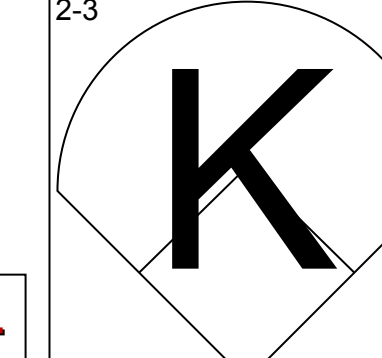
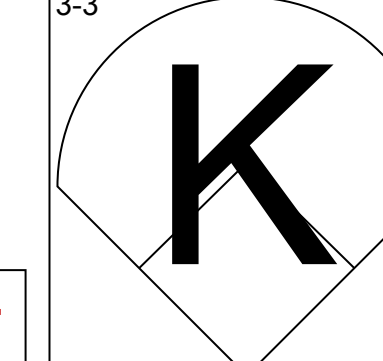
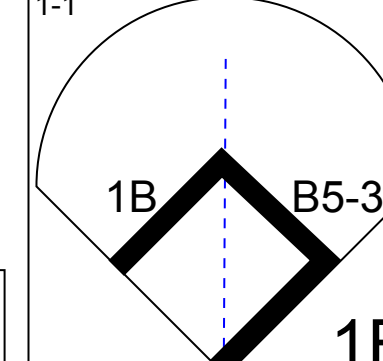
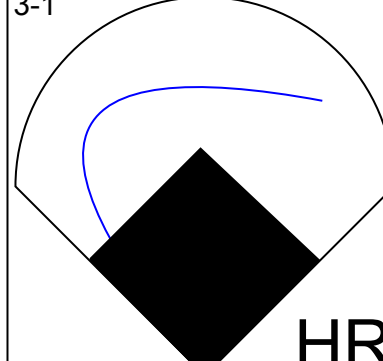
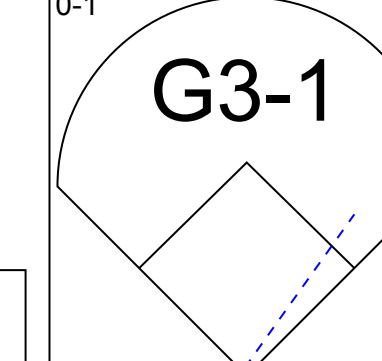
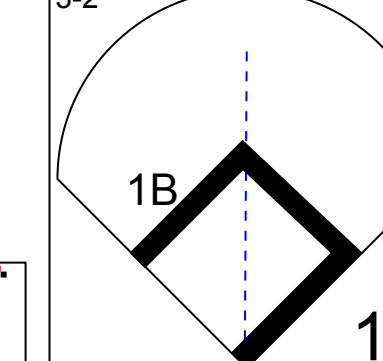
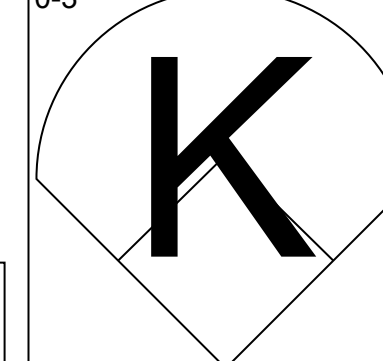
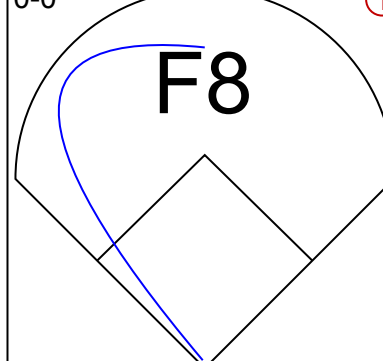
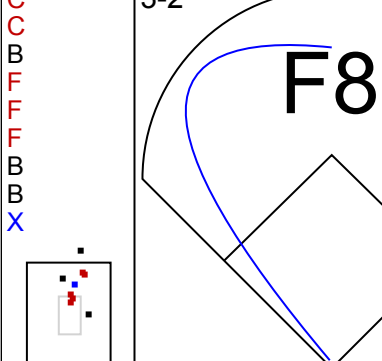
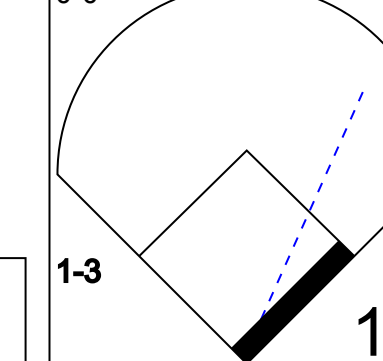
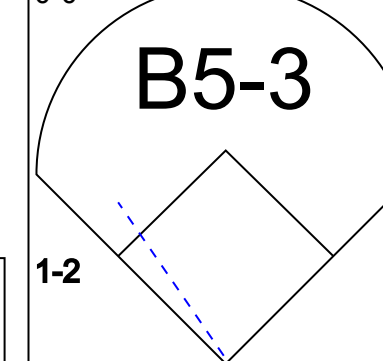
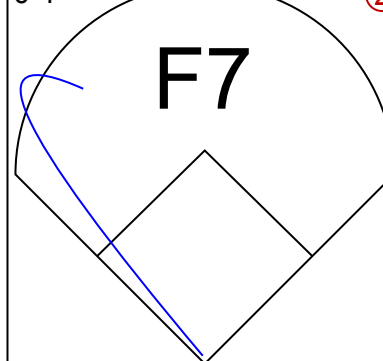
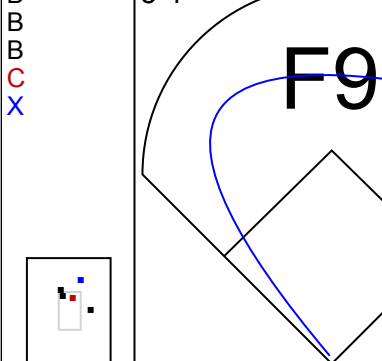
AB	36
R	6
H	13
RBI	6
BB	0
SO	7
LOB	15







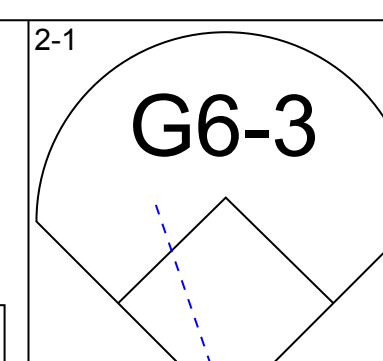
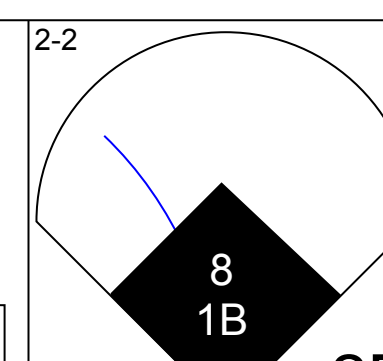

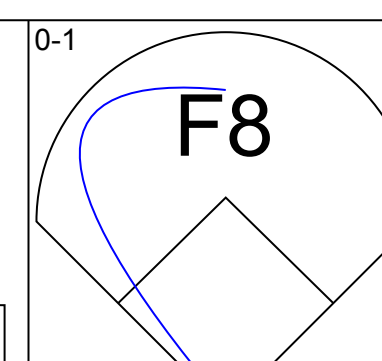
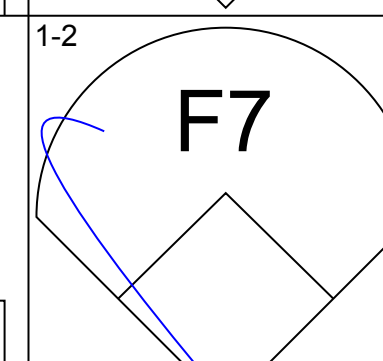
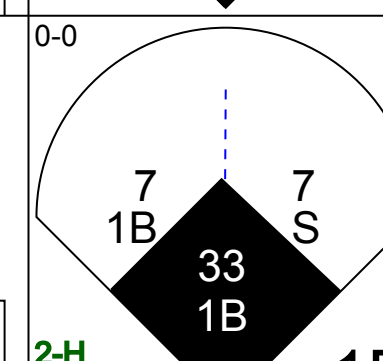

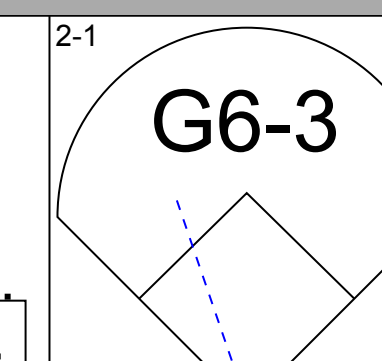
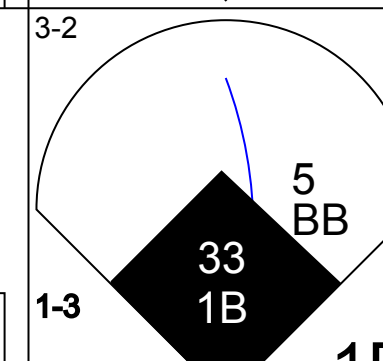
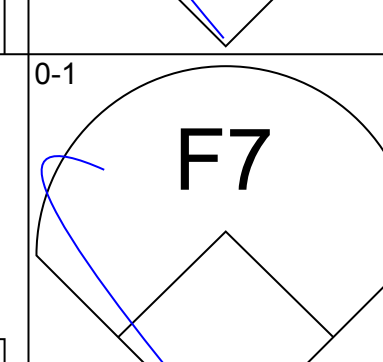
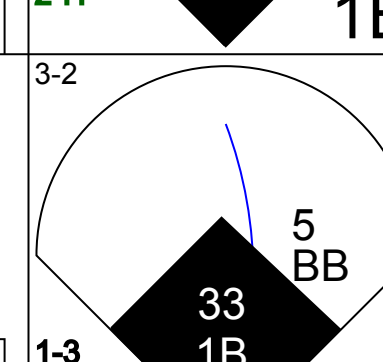
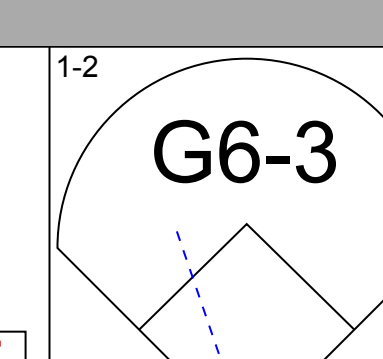
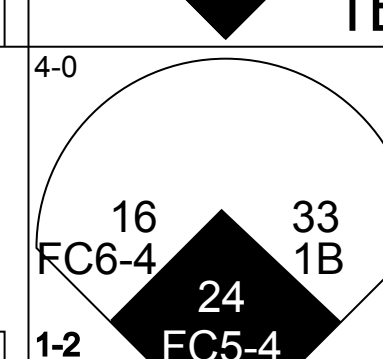

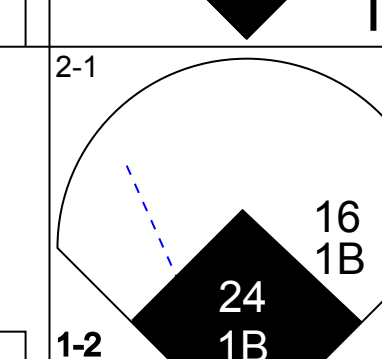
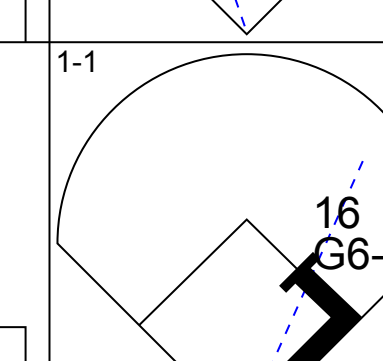
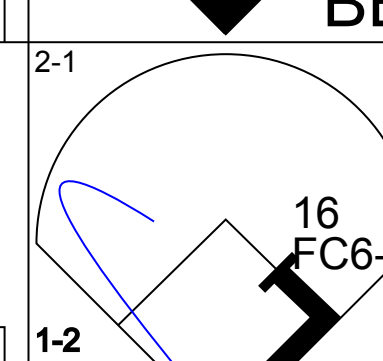
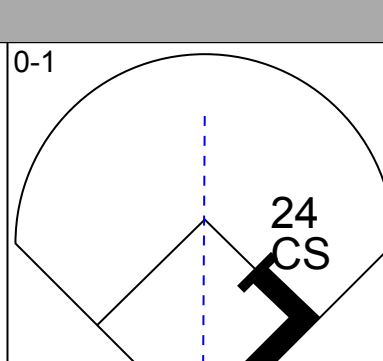
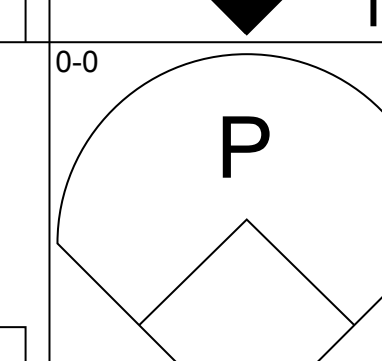
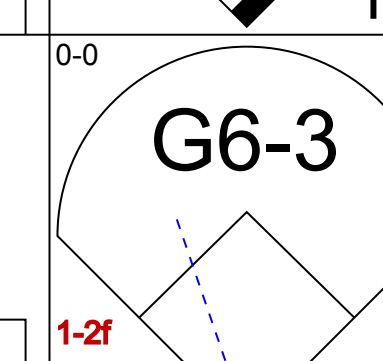
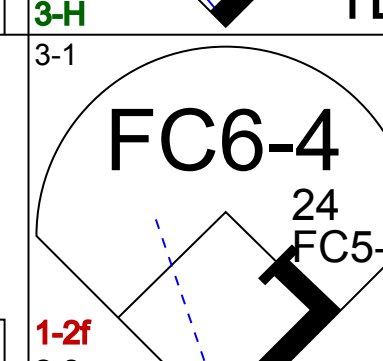
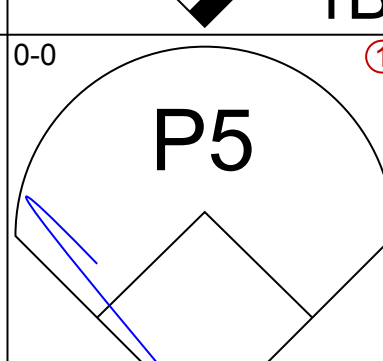
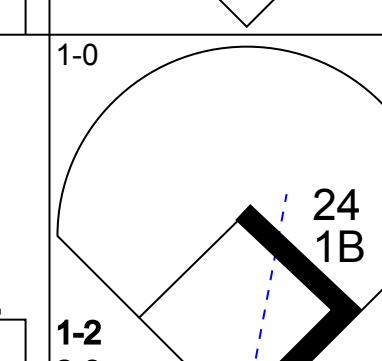
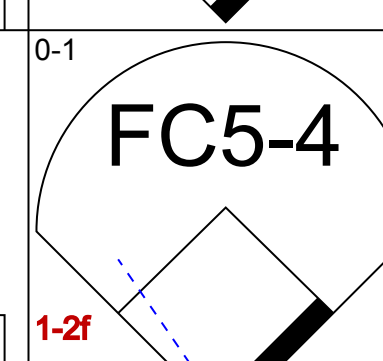
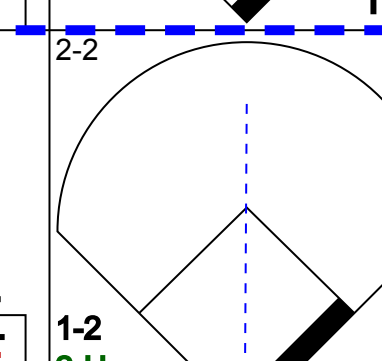
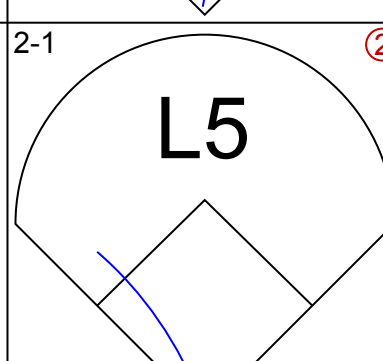
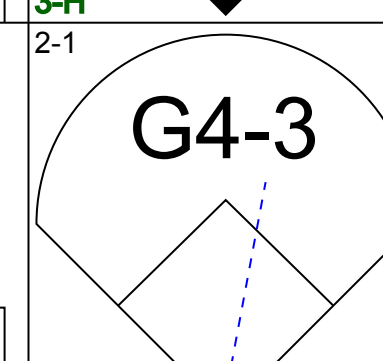

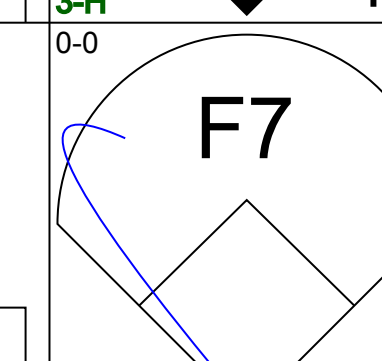
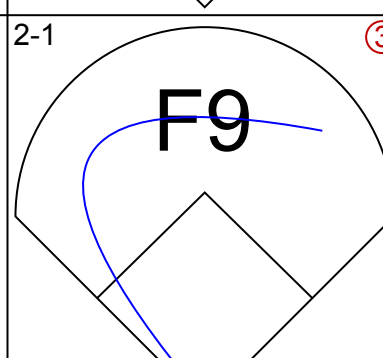

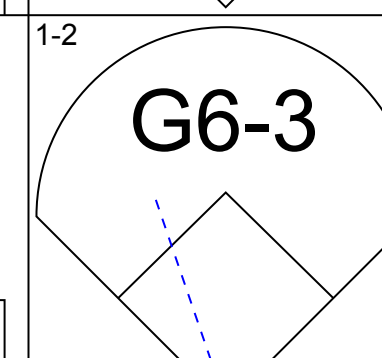
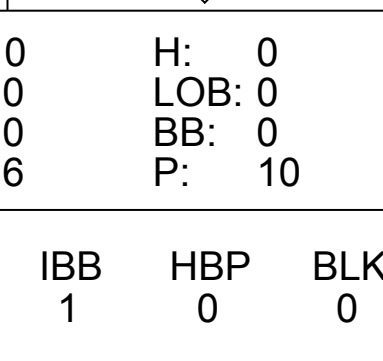
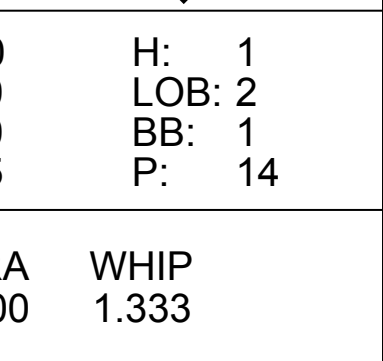
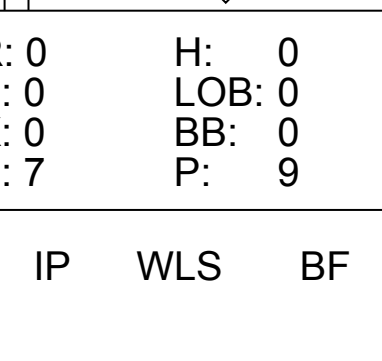


Batter	1	2	3	4	5	6	7	8	9	AB	R	H	RBI	BB	SO	LOB	TOP					
Julio Lugo, R OBP: 0.375, SLG: 0.490										5	0	1	0	0	2	2						
13 Carl Crawford, L OBP: 0.357, SLG: 0.519										3	0	1	0	1	0	2						
5 Rocco Baldelli, R OBP: 0.351, SLG: 0.496										4	1	1	0	0	1	1						
3 Jorge Cantu, R OBP: 0.308, SLG: 0.409										4	0	0	0	0	1	3						
14 Greg Norton, S OBP: 0.321, SLG: 0.457										4	1	1	2	0	1	2						
31 Jonny Gomes, R OBP: 0.340, SLG: 0.486										4	0	0	0	0	2	1						
Travis Lee, L OBP: 0.290, SLG: 0.305										4	1	2	1	0	1	0						
30 Dioner Navarro, S OBP: 0.347, SLG: 0.345										4	0	1	0	0	1	1						
Tomas Perez, S OBP: 0.219, SLG: 0.268										4	0	1	0	0	0	1						
<b>Inning Stats</b>	R: 0 E: 0 K: 3 S: 10	H: 1 LOB: 2 BB: 1 P: 17	R: 0 E: 0 K: 1 S: 10	H: 2 LOB: 2 BB: 0 P: 16	R: 2 E: 0 K: 0 S: 15	H: 2 LOB: 0 BB: 0 P: 20	R: 0 E: 0 K: 1 S: 10	H: 2 LOB: 2 BB: 0 P: 11	R: 0 E: 1 K: 1 S: 11	H: 0 LOB: 1 BB: 0 P: 14	R: 1 E: 0 K: 0 S: 8	H: 1 LOB: 0 BB: 0 P: 14	R: 0 E: 0 K: 1 S: 11	H: 0 LOB: 0 BB: 0 P: 16	R: 0 E: 0 K: 1 S: 9	H: 0 LOB: 0 BB: 0 P: 12	R: 0 E: 0 K: 1 S: 11	H: 0 LOB: 0 BB: 0 P: 19	1B: 6 2B: 0 3B: 0 HR: 2	SF: 0 SAC: 0 DP: 0 HBP: 0	WP: 0 PB: 0 SB: 1 CS: 1	PA: 37
<b>PITCHER</b>	IP	WLS	BF	H	R	ER	SO	BB	IBB	HBP	BLK	WP	HR	S	P	ERA	WHIP					
30 Scott Baker, R ERA: 5.89	6.0	W	28	8	3	3	6	1	0	0	0	0	2	64	92	4.50	1.500					
17 Pat Neshek, R ERA:	1.0	H	3	0	0	0	1	0	0	0	0	0	0	11	16	0.00	0.000					
Juan Rincon, R ERA: 1.91	1.0	H	3	0	0	0	1	0	0	0	0	0	0	9	12	0.00	0.000					
36 Joe Nathan, R ERA: 1.62	1.0	S	3	0	0	0	1	0	0	0	0	0	0	11	19	0.00	0.000					

Tampa Bay Devil Rays @ Minnesota Twins  
Hubert H. Humphrey Metrodome, Minneapolis, MN  
Mon Jul 17 2006, 8:10 PM EDT  
Att: 17,071 - Dome - 70 F

AB 36  
R 3  
H 8  
RBI 3  
BB 1  
SO 9  
LOB 13



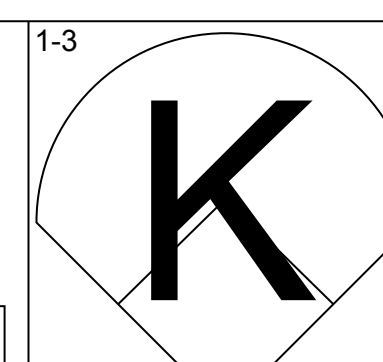
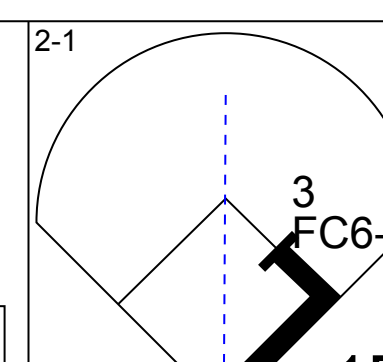
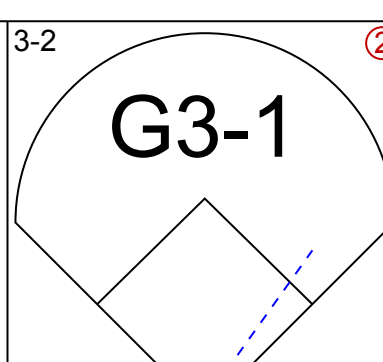
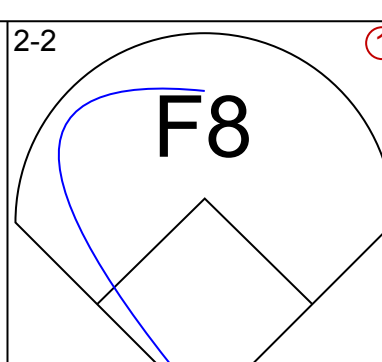
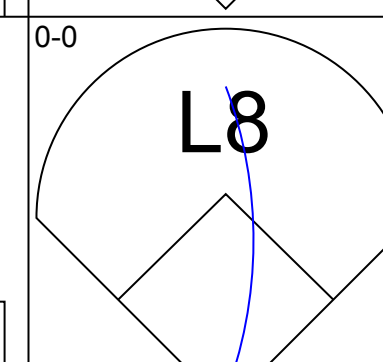
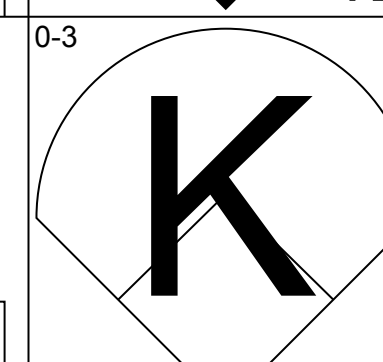
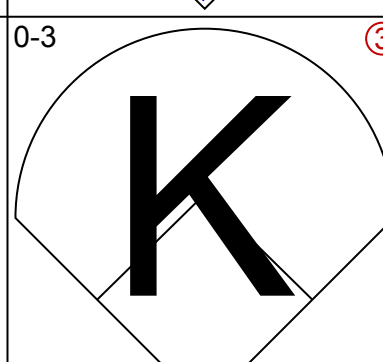
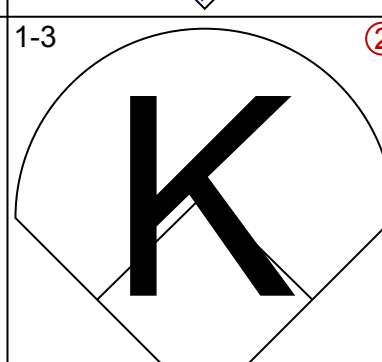
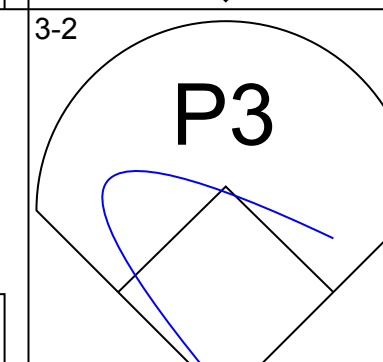
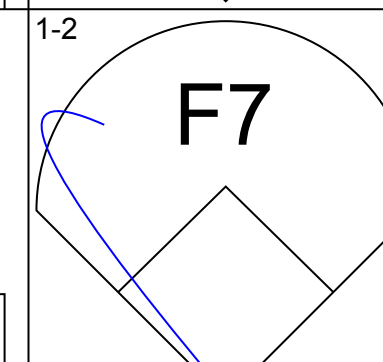
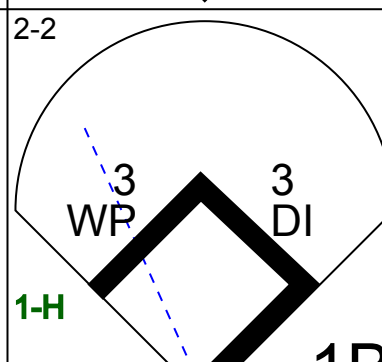
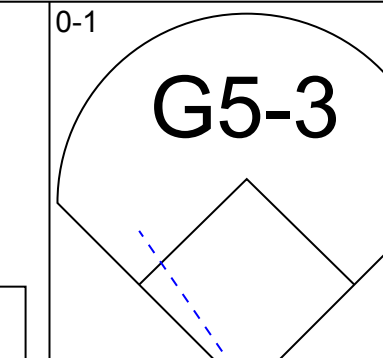
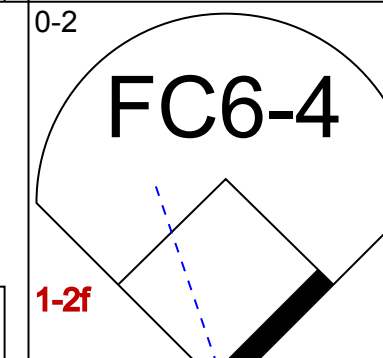
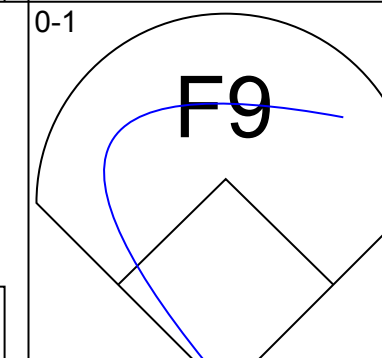
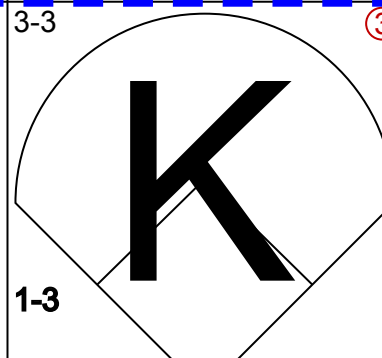
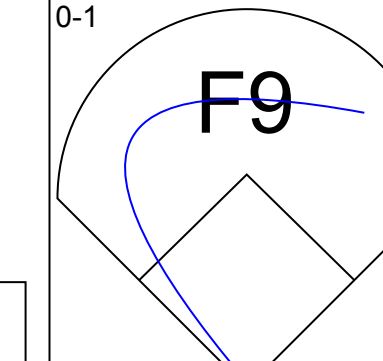
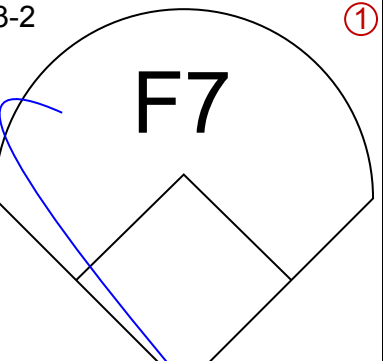
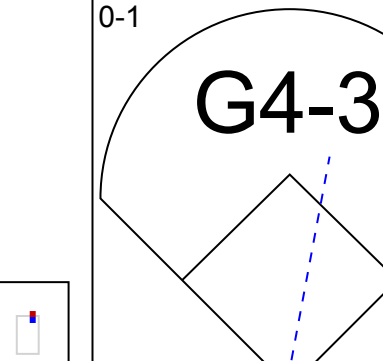
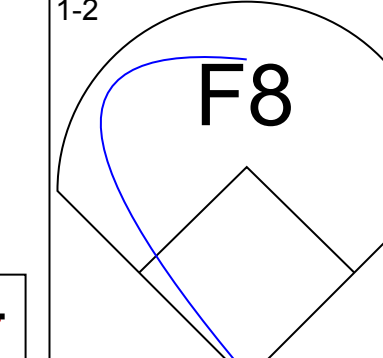
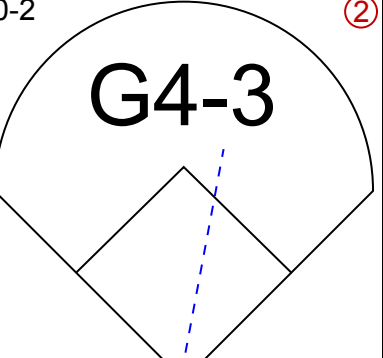
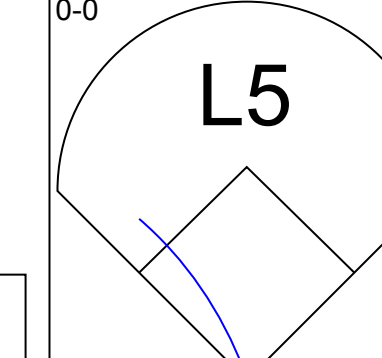
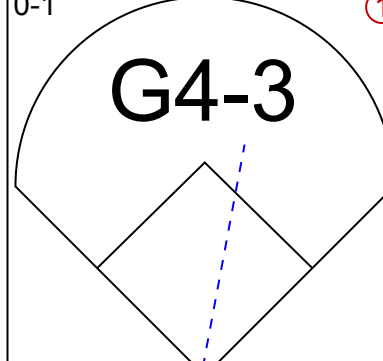
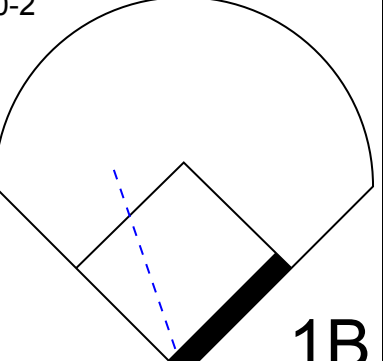
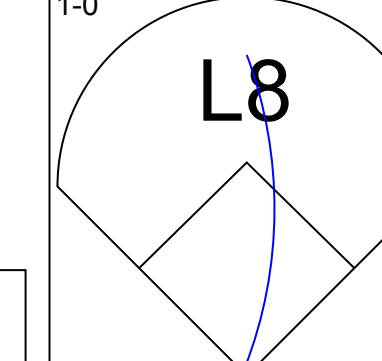
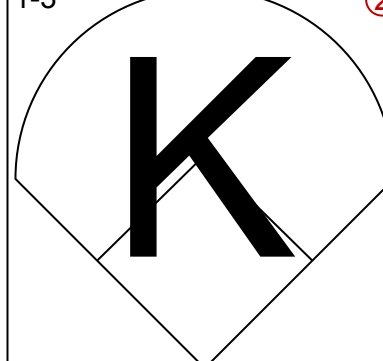
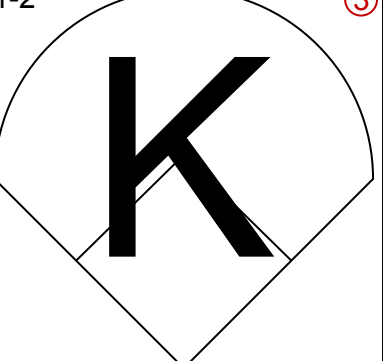
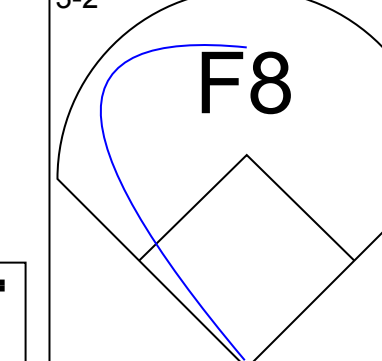
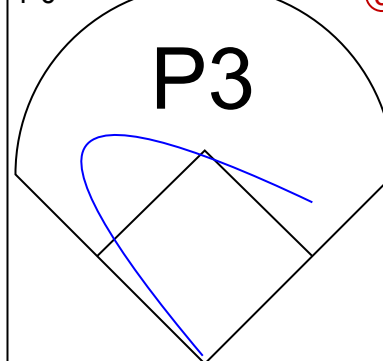
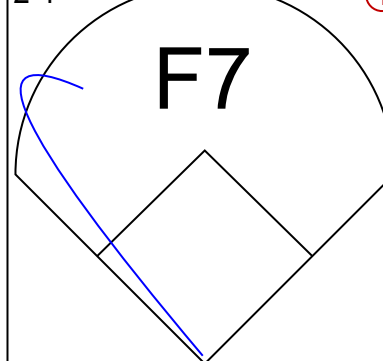
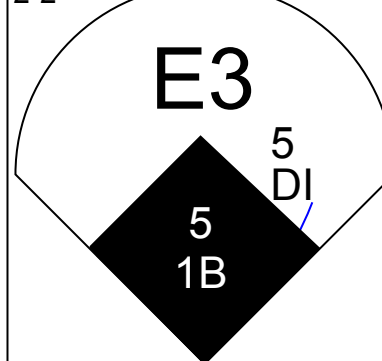
Batter	1	2	3	4	5	6	7	8	9	AB	R	H	RBI	BB	SO	LOB	BOTTOM					
Luis Castillo, S OBP: 0.341, SLG: 0.372										4	1	1	0	0	0	1						
8 Nick Punto, S OBP: 0.395, SLG: 0.406										2	1	1	1	0	0	0						
38 Luis Antonio Rodriguez, S OBP: 0.313, SLG: 0.319										2	0	0	0	0	0	1						
7 Joe Mauer, L OBP: 0.448, SLG: 0.525										3	2	2	0	1	0	0						
5 Michael Cuddyer, R OBP: 0.359, SLG: 0.491										3	2	1	0	1	0	2						
33 Justin Morneau, L OBP: 0.358, SLG: 0.592										4	0	3	2	0	0	2						
16 Jason Kubel, L OBP: 0.327, SLG: 0.476										4	0	1	0	0	0	4						
Josh Rabe, R										0	0	0	0	0	0	0						
24 Rondell White, R OBP: 0.217, SLG: 0.245										4	0	1	3	0	1	2						
Jason Tyner, L OBP: 0.375, SLG: 0.375										4	0	0	0	0	0	3						
Jason Bartlett, R OBP: 0.393, SLG: 0.387										3	0	1	0	0	0	0						
<b>Inning Stats</b>	R: 0 E: 0 K: 0 S: 7	H: 0 LOB: 0 BB: 0 P: 10	R: 0 E: 0 K: 0 S: 10	H: 1 LOB: 0 BB: 0 P: 12	R: 0 E: 0 K: 0 S: 6	H: 0 LOB: 0 BB: 0 P: 10	R: 4 E: 0 K: 0 S: 15	H: 4 LOB: 1 BB: 1 P: 31	R: 0 E: 0 K: 1 S: 6	H: 1 LOB: 2 BB: 1 P: 14	R: 0 E: 0 K: 1 S: 6	H: 1 LOB: 0 BB: 0 P: 9	R: 0 E: 0 K: 0 S: 7	H: 0 LOB: 0 BB: 0 P: 9	R: 2 E: 0 K: 0 S: 13	H: 4 LOB: 2 BB: 0 P: 23	R: 0 E: 0 K: 1 S: 11	H: 0 LOB: 0 BB: 0 P: 19	1B: 9 2B: 1 3B: 1 HR: 0	SF: 0 SAC: 0 DP: 1 HBP: 0	WP: 0 PB: 0 SB: 1 CS: 1	PA: 35
<b>PITCHER</b>	IP	WLS	BF	H	R	ER	SO	BB	IBB	HBP	BLK	WP	HR	S	P	ERA	WHIP					
56 Tim Lincecum, R ERA: 2.48	6.0	L	25	7	4	4	1	1	0	0	0	0	0	49	86	6.00	1.333					
52 Jon Switzer, L ERA: 2.61	1.2		8	3	2	2	0	0	0	0	0	0	0	16	26	10.80	1.800					
Brian Meadows, R ERA: 4.1	0.1		2	1	0	0	0	0	0	0	0	0	0	4	6	0.00	3.000					

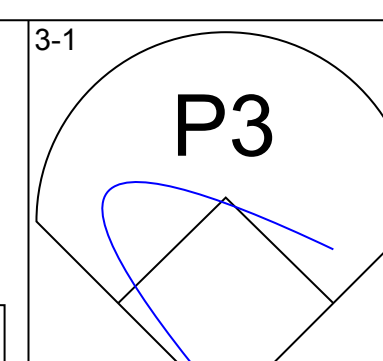
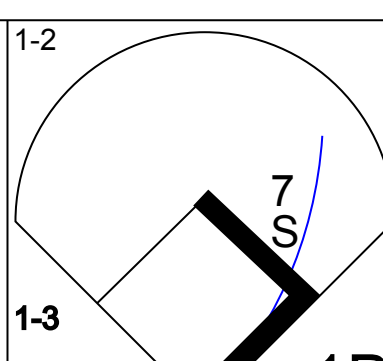
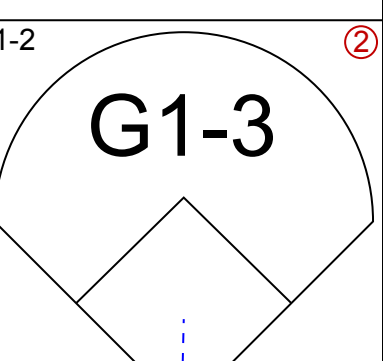
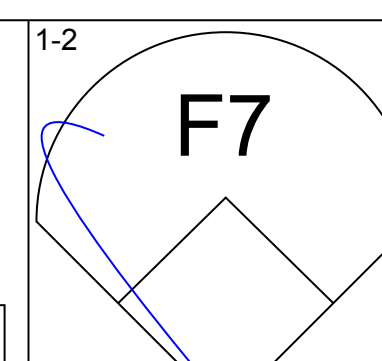
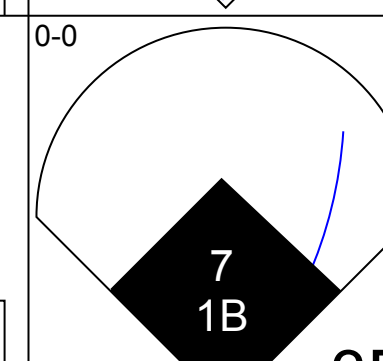
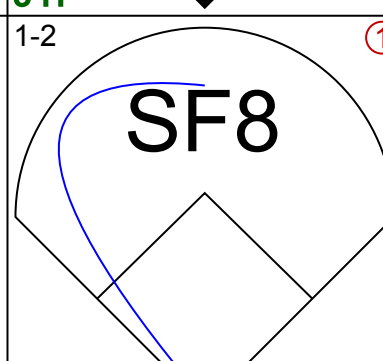
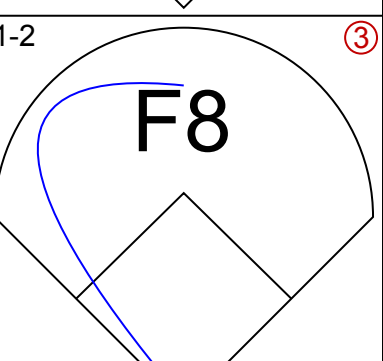
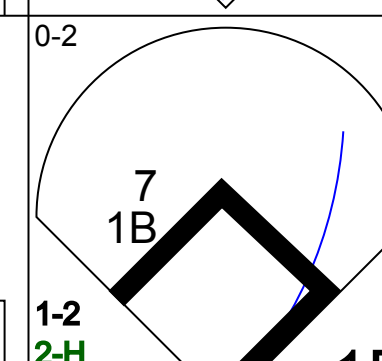
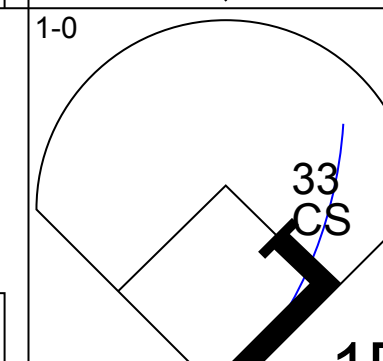
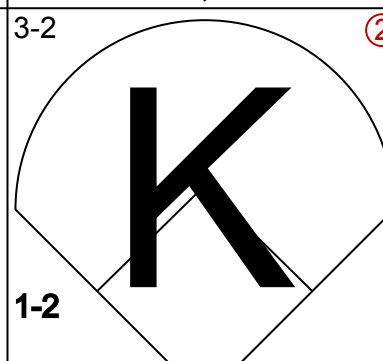
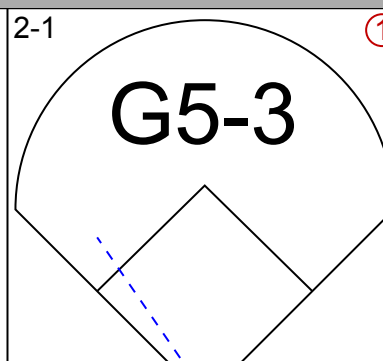
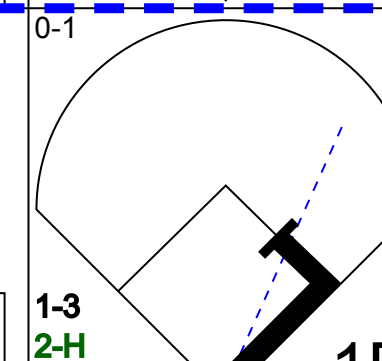
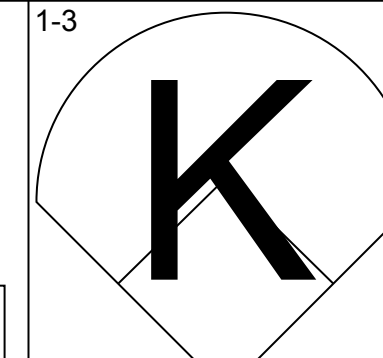
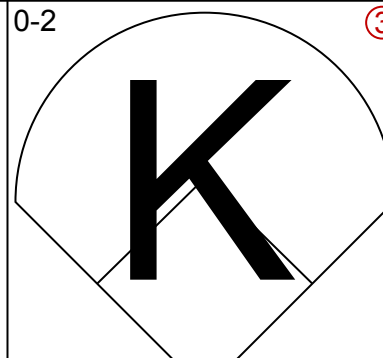
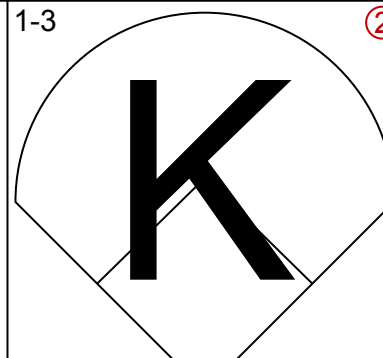
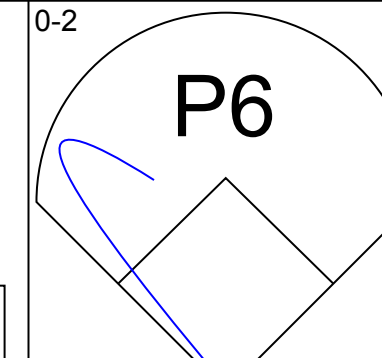
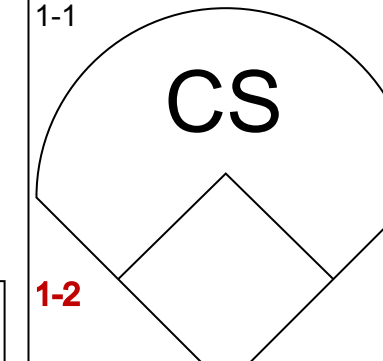
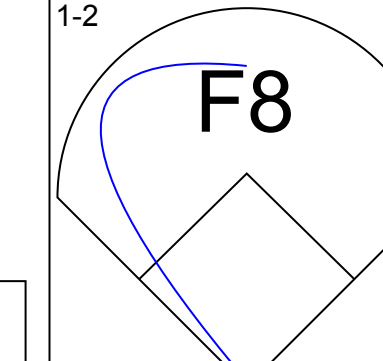
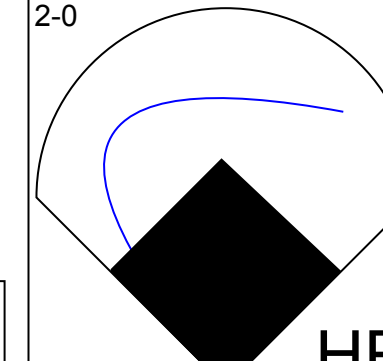
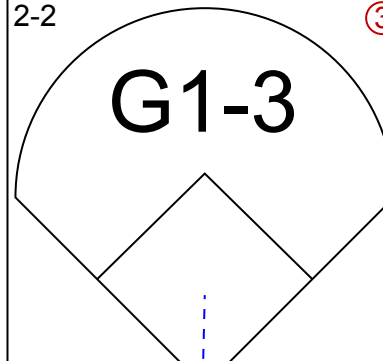
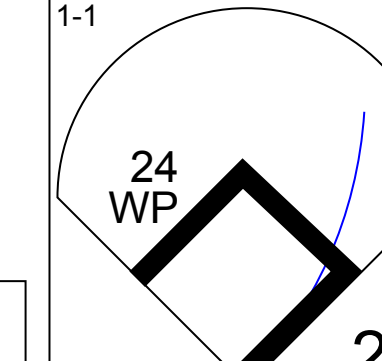
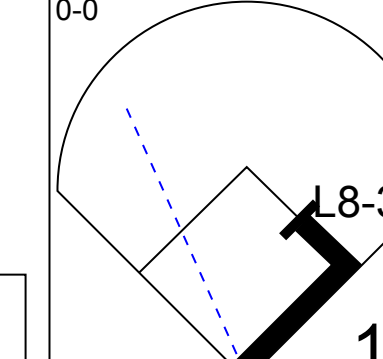
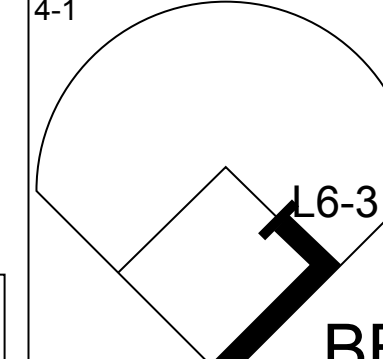
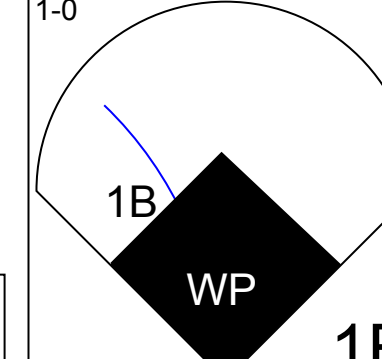
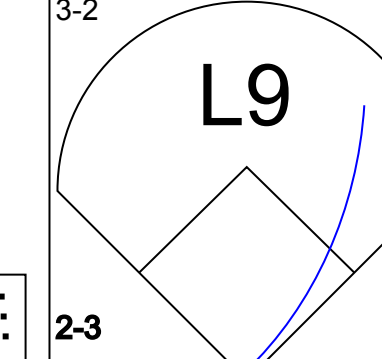
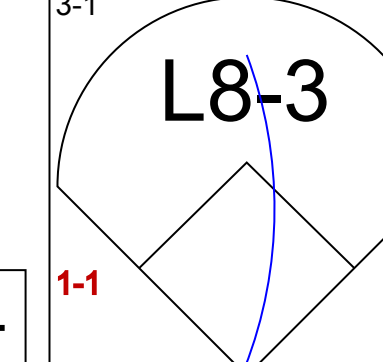

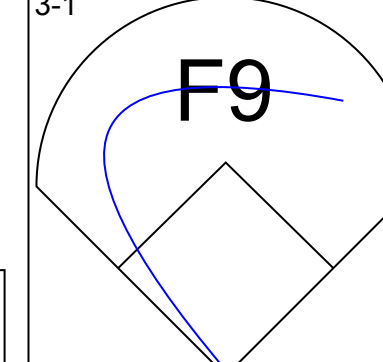
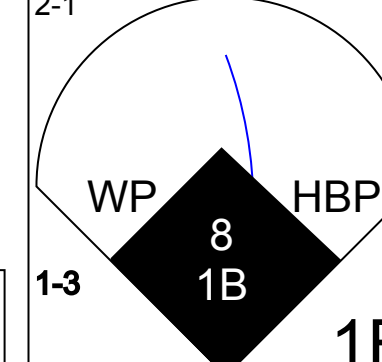
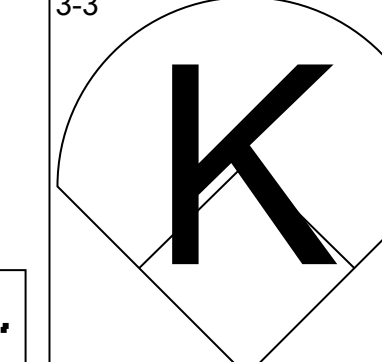
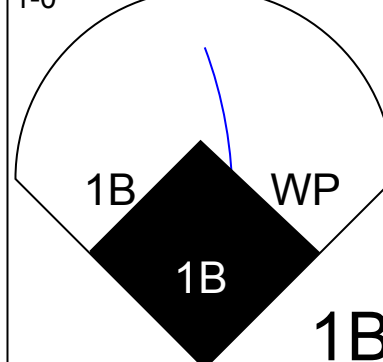
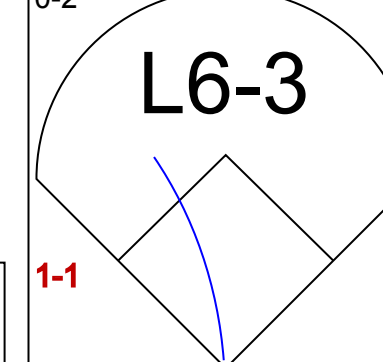
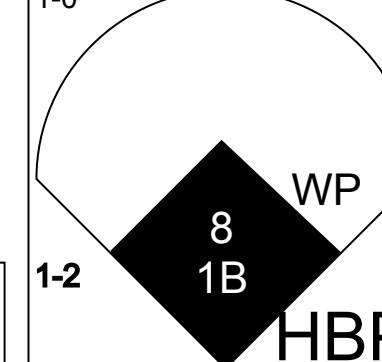
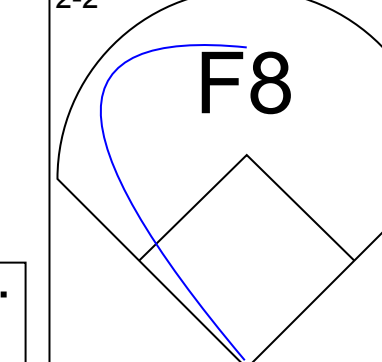
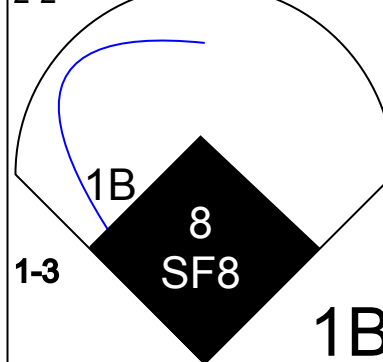
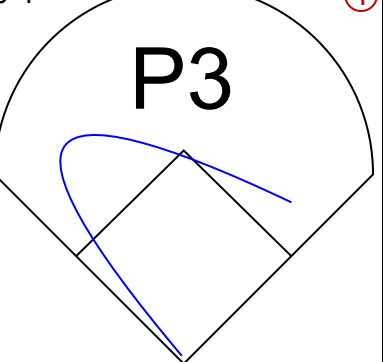
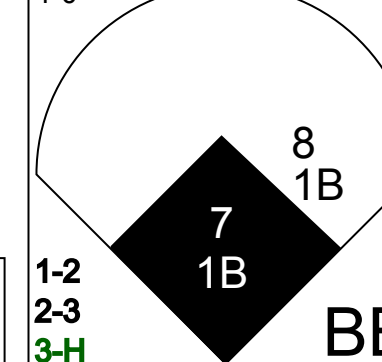
Tampa Bay Devil Rays @ Minnesota Twins  
Hubert H. Humphrey Metrodome, Minneapolis, MN  
Mon Jul 17 2006, 8:10 PM EDT  
Att: 17,071 - Dome - 70 F

AB 33  
R 6  
H 11  
RBI 6  
BB 2  
SO 1  
LOB 15





Batter	1	2	3	4	5	6	7	8	9	AB	R	H	RBI	BB	SO	LOB	TOP								
<b>Julio Lugo, R</b> OBP: 0.373, SLG: 0.486 (1, 6)										4	0	1	0	0	1	1	<b>Tampa Bay Devil Rays @ Minnesota Twins</b> Hubert H. Humphrey Metrodome, Minneapolis, MN Tue Jul 18 2006, 8:10 PM EDT Att: 22,808 - Dome - 70 F <a href="http://livebaseballscorecards.com">livebaseballscorecards.com</a>								
<b>13 Carl Crawford, L</b> OBP: 0.353, SLG: 0.513 (1, 7)										4	0	0	0	0	3	2									
<b>5 Rocco Baldelli, R</b> OBP: 0.348, SLG: 0.488 (1, 8)										4	0	1	1	0	1	1									
<b>3 Jorge Cantu, R</b> OBP: 0.302, SLG: 0.401 (1, 4)										4	0	0	0	0	1	2									
<b>31 Jonny Gomes, R</b> OBP: 0.337, SLG: 0.481 (1, 10)										3	0	0	0	0	0	0									
<b>Damon Hollins, R</b> OBP: 0.265, SLG: 0.415 (1, 9)										3	0	0	0	0	0	0									
<b>Travis Lee, L</b> OBP: 0.291, SLG: 0.306 (1, 3)										3	0	1	0	0	0	0									
<b>8 Josh Paul, R</b> OBP: 0.282, SLG: 0.309 (1, 2)										3	0	0	0	0	2	1									
<b>Tomas Perez, S</b> OBP: 0.215, SLG: 0.262 (1, 5)										3	1	0	0	0	0	0									
<b>Inning Stats</b>	R: 0 E: 0 K: 1 S: 7	H: 0 LOB: 0 BB: 0 P: 11	R: 0 E: 0 K: 0 S: 7	H: 0 LOB: 0 BB: 0 P: 8	R: 0 E: 0 K: 1 S: 6	H: 0 LOB: 0 BB: 0 P: 8	R: 0 E: 0 K: 1 S: 11	H: 1 LOB: 1 BB: 0 P: 14	R: 0 E: 0 K: 1 S: 13	H: 0 LOB: 0 BB: 0 P: 17	R: 0 E: 0 K: 1 S: 9	H: 0 LOB: 0 BB: 0 P: 14	R: 0 E: 0 K: 1 S: 7	H: 0 LOB: 0 BB: 0 P: 8	R: 0 E: 0 K: 0 S: 7	H: 0 LOB: 0 BB: 0 P: 11	R: 1 E: 1 K: 2 S: 16	H: 1 LOB: 1 BB: 0 P: 26	1B: 3 2B: 0 3B: 0 HR: 0	SF: 0 SAC: 0 DP: 0 HBP: 0	WP: 1 PB: 0 CS: 0	PA: 31			
<b>PITCHER</b>	IP	WLS	BF	H	R	ER	SO	BB	IBB	HBP	BLK	WP	HR	S	P	ERA	WHIP								
<b>47 Francisco Liriano, L</b> ERA: 1.94 (1, 1)	8.2	W	30	3	1	0	7	0	0	0	0	0	0	80	111	0.00	0.346								
<b>Kyle Lohse, R</b> ERA: 7.18 (9, 1)	0.1		1	0	0	0	1	0	0	0	0	1	0	3	6	0.00	0.000								

Batter	1	2	3	4	5	6	7	8	9	AB	R	H	RBI	BB	SO	LOB	BOTTOM								
<b>Luis Castillo, S</b> OBP: 0.340, SLG: 0.370 (1, 4)										4	0	1	1	0	0	3	<b>Tampa Bay Devil Rays @ Minnesota Twins</b> Hubert H. Humphrey Metrodome, Minneapolis, MN Tue Jul 18 2006, 8:10 PM EDT Att: 22,808 - Dome - 70 F <a href="http://livebaseballscorecards.com">livebaseballscorecards.com</a>								
<b>8 Nick Punto, S</b> OBP: 0.397, SLG: 0.421 (1, 5)										3	1	2	3	0	0	0									
<b>7 Joe Mauer, L</b> OBP: 0.448, SLG: 0.525 (1, 2)										4	0	2	2	0	1	1									
<b>5 Michael Cuddyer, R</b> OBP: 0.355, SLG: 0.484 (1, 9)										4	0	0	0	0	3	3									
<b>33 Justin Morneau, L</b> OBP: 0.358, SLG: 0.599 (8, PH) (9, 3)										3	1	1	1	0	0	0									
<b>24 Rondell White, R</b> OBP: 0.228, SLG: 0.251 (1, 7)										3	1	2	0	1	0	1									
<b>Josh Rabe, R</b> OBP: 0.250, SLG: 0.250 (1, 10)										4	1	1	0	0	1	3									
<b>Jason Tyner, L</b> OBP: 0.400, SLG: 0.368 (1, 8)										3	2	1	0	0	2										
<b>Jason Bartlett, R</b> OBP: 0.400, SLG: 0.389 (1, 6)										2	2	1	0	1	0	0									
<b>Inning Stats</b>	R: 1 E: 0 K: 1 S: 11	H: 2 LOB: 0 BB: 0 P: 17	R: 0 E: 0 K: 0 S: 7	H: 1 LOB: 0 BB: 0 P: 11	R: 2 E: 0 K: 2 S: 18	H: 3 LOB: 1 BB: 0 P: 26	R: 1 E: 0 K: 0 S: 7	H: 1 LOB: 0 BB: 1 P: 16	R: 0 E: 0 K: 1 S: 9	H: 0 LOB: 0 BB: 0 P: 11	R: 0 E: 0 K: 1 S: 8	H: 0 LOB: 0 BB: 0 P: 13	R: 4 E: 0 K: 0 S: 16	H: 4 LOB: 1 BB: 1 P: 25	R: 0 E: 0 K: 1 S: 13	H: 1 LOB: 1 BB: 0 P: 22	1B: 9 2B: 3 3B: 1 HR: 1	SF: 1 SAC: 0 DP: 2 HBP: 1	WP: 3 PB: 0 CS: 1	PA: 36					
<b>PITCHER</b>	IP	WLS	BF	H	R	ER	SO	BB	IBB	HBP	BLK	WP	HR	S	P	ERA	WHIP								
<b>19 Scott Kazmir, L</b> ERA: 3.4 (1, 1)	6.0	L	23	7	4	4	4	1	0	0	0	1	0	11	20	108.00	12.000								
<b>36 Edwin Jackson, R</b> ERA: 9.19 (7, 1)	0.1		6	3	4	4	0	1	0	1	0	1	0	18	27	0.00	1.200								
<b>Travis Harper, R</b> ERA: 4.14 (7, 1)	1.2		6	2	0	0	1	0	0	0	0	1	0	18	27	0.00	1.200								





Batter	1	2	3	4	5	6	7	8	9	AB	R	H	RBI	BB	SO	LOB	TOP										
<b>Julio Lugo, R</b> OBP: 0.368, SLG: 0.479 (1, 6)										4	0	0	0	0	2	0	<b>Tampa Bay Devil Rays @ Minnesota Twins</b> Hubert H. Humphrey Metrodome, Minneapolis, MN Wed Jul 19 2006, 8:10 PM EDT Att: 25,866 - Dome - 70 F <a href="http://livebaseballscorecards.com">livebaseballscorecards.com</a>										
<b>31 Jonny Gomes, R</b> OBP: 0.336, SLG: 0.488 (1, 10)										4	1	1	1	0	2	0											
<b>13 Carl Crawford, L</b> OBP: 0.349, SLG: 0.507 (1, 7)										4	0	0	0	0	1	0											
<b>5 Rocco Baldelli, R</b> OBP: 0.338, SLG: 0.473 (1, 8)										4	0	0	0	0	0	0											
<b>14 Greg Norton, S</b> OBP: 0.322, SLG: 0.481 (1, 9)										3	1	1	1	0	0	0											
<b>Ty Wigginton, R</b> OBP: 0.303, SLG: 0.453 (1, 5)										3	0	2	0	0	0	0											
<b>Travis Lee, L</b> OBP: 0.287, SLG: 0.301 (1, 3)										3	0	0	0	0	0	2											
<b>30 Dioner Navarro, S</b> OBP: 0.339, SLG: 0.336 (1, 2)										3	0	0	0	0	0	1											
<b>Tomas Perez, S</b> OBP: 0.211, SLG: 0.257 (1, 4)										3	0	0	0	0	0	0											
<b>Inning Stats</b>	R: 0 E: 0 K: 2 S: 8	H: 0 LOB: 0 BB: 0 P: 9	R: 1 E: 0 K: 0 S: 11	H: 1 LOB: 0 BB: 0 P: 20	R: 0 E: 0 K: 0 S: 7	H: 0 LOB: 0 BB: 0 P: 9	R: 0 E: 0 K: 1 S: 7	H: 0 LOB: 1 BB: 0 P: 15	R: 1 E: 0 K: 1 S: 8	H: 1 LOB: 1 BB: 0 P: 11	R: 0 E: 0 K: 0 S: 8	H: 1 LOB: 1 BB: 0 P: 14	R: 0 E: 0 K: 1 S: 6	H: 0 LOB: 0 BB: 0 P: 10	R: 0 E: 0 K: 0 S: 6	H: 0 LOB: 0 BB: 0 P: 9	1B: 2 2B: 0 3B: 0 HR: 2	SF: 0 SAC: 0 DP: 0 HBP: 0	WP: 0 PB: 0 CS: 0	PA: 31							
<b>PITCHER</b>	IP	WLS	BF	H	R	ER	SO	BB	IBB	HBP	BLK	WP	HR	S	P	ERA	WHIP										
<b>Brad Radke, R</b> ERA: 4.83 (1, 1)	7.0	W	25	4	2	2	4	0	0	0	0	0	2	57	87	2.57	0.571										
<b>37 Denny Reyes, L</b> ERA: 1.46 (8, 1)	1.0		3	0	0	0	1	0	0	0	0	0	0	6	10	0.00	0.000										
<b>28 Jesse Crain, R</b> ERA: 4.7 (9, 1)	1.0		3	0	0	0	0	0	0	0	0	0	0	6	9	0.00	0.000										

Batter	1	2	3	4	5	6	7	8	9	AB	R	H	RBI	BB	SO	LOB	BOTTOM										
<b>Luis Castillo, S</b> OBP: 0.343, SLG: 0.374 (1, 4)										5	1	3	1	0	0	0	<b>Tampa Bay Devil Rays @ Minnesota Twins</b> Hubert H. Humphrey Metrodome, Minneapolis, MN Wed Jul 19 2006, 8:10 PM EDT Att: 25,866 - Dome - 70 F <a href="http://livebaseballscorecards.com">livebaseballscorecards.com</a>										
<b>8 Nick Punto, S</b> OBP: 0.402, SLG: 0.432 (1, 5)										4	1	2	2	1	0	0											
<b>7 Joe Mauer, L</b> OBP: 0.450, SLG: 0.524 (1, 2)										4	0	2	0	1	0	4											
<b>5 Michael Cuddyer, R</b> OBP: 0.353, SLG: 0.483 (1, 9)										3	0	1	1	0	1	1											
<b>33 Justin Morneau, L</b> OBP: 0.356, SLG: 0.595 (1, 3)										4	0	1	0	0	0	1											
<b>16 Jason Kubel, L</b> OBP: 0.325, SLG: 0.470 (1, 10)										4	0	1	0	0	1	2											
<b>Josh Rabe, R</b> OBP: 0.250, SLG: 0.250 (7, PR) (8, 10)										0	0	0	0	0	0	0											
<b>24 Rondell White, R</b> OBP: 0.238, SLG: 0.297 (1, 7)										4	3	3	2	0	0	1											
<b>Jason Tyner, L</b> OBP: 0.375, SLG: 0.348 (1, 8)										4	1	1	0	0	0	1											
<b>Jason Bartlett, R</b> OBP: 0.395, SLG: 0.404 (1, 6)										4	1	1	1	0	0	1											
<b>Inning Stats</b>	R: 0 E: 0 K: 0 S: 6	H: 2 LOB: 2 BB: 0 P: 9	R: 1 E: 0 K: 0 S: 8	H: 1 LOB: 0 BB: 0 P: 10	R: 0 E: 0 K: 0 S: 9	H: 0 LOB: 0 BB: 0 P: 14	R: 0 E: 0 K: 0 S: 7	H: 2 LOB: 1 BB: 0 P: 11	R: 4 E: 0 K: 0 S: 19	H: 4 LOB: 1 BB: 1 P: 28	R: 2 E: 0 K: 1 S: 16	H: 4 LOB: 2 BB: 0 P: 21	R: 0 E: 0 K: 1 S: 15	H: 1 LOB: 1 BB: 0 P: 18	R: 0 E: 0 K: 0 S: 11	H: 1 LOB: 2 BB: 1 P: 22	1B: 10 2B: 1 3B: 2 HR: 2	SF: 1 SAC: 0 DP: 1 HBP: 0	WP: 0 PB: 0 CS: 0	PA: 39							
<b>PITCHER</b>	IP	WLS	BF	H	R	ER	SO	BB	IBB	HBP	BLK	WP	HR	S	P	ERA	WHIP										
<b>Jae Weong Seo, R</b> ERA: 5.44 (1, 1)	5.2	L	27	11	7	7	1	0	0	0	0	0	2	57	85	11.12	1.941										
<b>22 Shawn Camp, R</b> ERA: 5.23 (6, 1)	0.1		3	2	0	0	0	0	0	0	0	0	0	8	8	0.00	6.000										
<b>36 Edwin Jackson, R</b> ERA: 8.64 (7, 1)	1.0		4	1	0	0	1	0	0	0	0	0	0	15	18	0.00	1.000										
<b>45 Ruddy Lugo, R</b> ERA: 3.57 (8, 1)	1.0		5	1	0	0	0	1	0	0	0	0	0	11	22	0.00	2.000										



Batter	1	2	3	4	5	6	7	8	9	AB	R	H	RBI	BB	SO	LOB	TOP								
<b>Julio Lugo, R</b> OBP: 0.369, SLG: 0.477 (1, 6)																									
<b>31 Jonny Gomes, R</b> OBP: 0.331, SLG: 0.480 (1, 10)																									
<b>13 Carl Crawford, L</b> OBP: 0.348, SLG: 0.503 (1, 7)																									
<b>5 Rocco Baldelli, R</b> OBP: 0.336, SLG: 0.467 (1, 8)																									
<b>3 Jorge Cantu, R</b> OBP: 0.301, SLG: 0.413 (1, 4)																									
<b>Ty Wigginton, R</b> OBP: 0.308, SLG: 0.457 (1, 5)																									
<b>Damon Hollins, R</b> OBP: 0.262, SLG: 0.409 (8, PH) <b>14 Greg Norton, S</b> OBP: 0.319, SLG: 0.477 (8, 9)																									
<b>Travis Lee, L</b> OBP: 0.295, SLG: 0.320 (1, 3)																									
<b>8 Josh Paul, R</b> OBP: 0.292, SLG: 0.313 (1, 2) <b>Russell Branyan, L</b> OBP: 0.286, SLG: 0.492 (8, PH)																									
<b>Inning Stats</b>	R: 0 E: 0 K: 1 S: 6	H: 1 LOB: 0 BB: 0 P: 9	R: 0 E: 0 K: 2 S: 12	H: 1 LOB: 1 BB: 0 P: 16	R: 1 E: 0 K: 0 S: 12	H: 2 LOB: 1 BB: 0 P: 17	R: 0 E: 0 K: 1 S: 12	H: 0 LOB: 1 BB: 1 P: 18	R: 2 E: 0 K: 2 S: 14	H: 2 LOB: 2 BB: 3 P: 30	R: 0 E: 0 K: 2 S: 8	H: 0 LOB: 0 BB: 0 P: 11	R: 0 E: 0 K: 3 S: 11	H: 0 LOB: 0 BB: 0 P: 15	R: 1 E: 0 K: 1 S: 19	H: 1 LOB: 1 BB: 1 P: 29	R: 0 E: 0 K: 3 S: 12	H: 1 LOB: 1 BB: 0 P: 16	1B: 5 2B: 2 3B: 0 HR: 2	SF: 0 SAC: 0 DP: 1 HBP: 0	WP: 0 PB: 0 SB: 1 CS: 1	PA: 38			
<b>PITCHER</b>	IP	WLS	BF	H	R	ER	SO	BB	IBB	HBP	BLK	WP	HR	S	P	ERA	WHIP								
<b>Johan Santana, L</b> ERA: 3.0 (1, 1)	6.0	W	26	6	3	3	7	4	0	0	0	0	1	64	101	4.50	1.667								
<b>17 Pat Neshek, R</b> ERA: (7, 1)	1.0	H	3	0	0	0	3	0	0	0	0	0	0	11	15	0.00	0.000								
<b>Juan Rincon, R</b> ERA: 2.06 (8, 1)	1.0	H	5	1	1	1	1	1	0	0	0	0	1	19	29	9.00	2.000								
<b>36 Joe Nathan, R</b> ERA: 1.58 (9, 1)	1.0	S	4	1	0	0	3	0	0	0	0	0	0	12	16	0.00	1.000								

Tampa Bay Devil Rays @ Minnesota Twins  
Hubert H. Humphrey Metrodome, Minneapolis, MN  
Thu Jul 20 2006, 1:10 PM EDT  
Att: 25,104 - Dome - 69 F

AB 33  
R 4  
H 8  
RBI 4  
BB 5  
SO 14  
LOB 15



Batter	1	2	3	4	5	6	7	8	9	AB	R	H	RBI	BB	SO	LOB	BOTTOM								
<b>Luis Castillo, S</b> OBP: 0.345, SLG: 0.378 (1, 4)																									
<b>8 Nick Punto, S</b> OBP: 0.403, SLG: 0.431 (1, 5)																									
<b>7 Joe Mauer, L</b> OBP: 0.451, SLG: 0.523 (1, 10)																									
<b>5 Michael Cuddyer, R</b> OBP: 0.355, SLG: 0.486 (1, 9)																									
<b>33 Justin Morneau, L</b> OBP: 0.352, SLG: 0.588 (1, 3)																									
<b>24 Rondell White, R</b> OBP: 0.233, SLG: 0.291 (1, 7)																									
<b>55 Mike Redmond, R</b> OBP: 0.356, SLG: 0.419 (1, 2)																									
<b>Jason Tyner, L</b> OBP: 0.393, SLG: 0.370 (1, 8)																									
<b>Jason Bartlett, R</b> OBP: 0.398, SLG: 0.402 (1, 6)																									
<b>Inning Stats</b>	R: 0 E: 0 K: 0 S: 7	H: 1 LOB: 0 BB: 0 P: 10	R: 0 E: 0 K: 0 S: 7	H: 0 LOB: 0 BB: 0 P: 11	R: 0 E: 0 K: 1 S: 13	H: 1 LOB: 1 BB: 0 P: 16	R: 1 E: 0 K: 0 S: 13	H: 2 LOB: 1 BB: 0 P: 21	R: 4 E: 0 K: 0 S: 15	H: 4 LOB: 2 BB: 2 P: 28	R: 1 E: 0 K: 1 S: 9	H: 2 LOB: 1 BB: 0 P: 16	R: 0 E: 0 K: 0 S: 6	H: 0 LOB: 1 BB: 1 P: 14	R: 0 E: 0 K: 0 S: 8	H: 1 LOB: 1 BB: 0 P: 13	1B: 8 2B: 3 3B: 0 HR: 0	SF: 0 SAC: 1 DP: 1 HBP: 0	WP: 1 PB: 0 SB: 1 CS: 0	PA: 37					
<b>PITCHER</b>	IP	WLS	BF	H	R	ER	SO	BB	IBB	HBP	BLK	WP	HR	S	P	ERA	WHIP								
<b>33 James Shields, R</b> ERA: 5.75 (1, 1)	4.1	L	22	8	5	5	1	0	0	0	0	0	0	11	20	5.40	1.200								
<b>Chad Harville, R</b> ERA: 6.44 (5, 1)	1.2		7	2	1	1	1	0	0	0	1	0	0	6	14	0.00	1.000								
<b>52 Jon Switzer, L</b> ERA: 2.38 (7, 1)	1.0		4	0	0	0	0	1	0	0	0	0	0	8	13	0.00	1.000								
<b>Brian Meadows, R</b> ERA: 3.99 (8, 1)	1.0		4	1	0	0	0	0	0	0	0	0	0	8	13	0.00	1.000								

Tampa Bay Devil Rays @ Minnesota Twins  
Hubert H. Humphrey Metrodome, Minneapolis, MN  
Thu Jul 20 2006, 1:10 PM EDT  
Att: 25,104 - Dome - 69 F

AB 33  
R 6  
H 11  
RBI 5  
BB 3  
SO 2  
LOB 18





Batter	1	2	3	4	5	6	7	8	9	AB	R	H	RBI	BB	SO	LOB	TOP								
Luis Castillo, S OBP: 0.342, SLG: 0.378										6	1	1	0	0	1	5									
8 Nick Punto, S OBP: 0.402, SLG: 0.425										5	1	1	0	1	4	2									
7 Joe Mauer, L OBP: 0.455, SLG: 0.533										5	2	3	2	1	0	1									
5 Michael Cuddyer, R OBP: 0.358, SLG: 0.492										5	3	3	4	0	1	2									
33 Justin Morneau, L OBP: 0.358, SLG: 0.590										4	4	2	0	2	0	1									
24 Rondell White, R OBP: 0.250, SLG: 0.309										5	1	4	4	0	0	0									
Josh Rabe, R OBP: 0.400, SLG: 0.333										5	1	2	1	1	2	4									
Jason Tyner, L OBP: 0.394, SLG: 0.375										5	1	2	1	0	0	4									
Jason Bartlett, R OBP: 0.390, SLG: 0.394										2	0	0	2	1	0	2									
<b>Inning Stats</b>	R: 1 E: 0 K: 2 S: 13	H: 2 LOB: 1 BB: 0 P: 20	R: 0 E: 0 K: 0 S: 7	H: 1 LOB: 1 BB: 1 P: 13	R: 0 E: 0 K: 1 S: 10	H: 1 LOB: 1 BB: 0 P: 15	R: 3 E: 1 K: 1 S: 28	H: 4 LOB: 2 BB: 4 P: 53	R: 0 E: 0 K: 0 S: 6	H: 1 LOB: 1 BB: 0 P: 7	R: 2 E: 0 K: 1 S: 18	H: 4 LOB: 2 BB: 0 P: 25	R: 2 E: 0 K: 2 S: 17	H: 3 LOB: 1 BB: 0 P: 26	R: 0 E: 0 K: 1 S: 10	H: 0 LOB: 1 BB: 1 P: 16	R: 1 E: 0 K: 0 S: 13	H: 2 LOB: 1 BB: 0 P: 18	1B: 12 2B: 5 3B: 1 HR: 0	SF: 3 SAC: 0 DP: 1 HBP: 1	WP: 0 PB: 0 SB: 0 CS: 0	PA: 52			
<b>PITCHER</b>	IP WLS BF H R ER SO BB IBB HBP BLK WP HR S P ERA WHIP	IP WLS BF H R ER SO BB IBB HBP BLK WP HR S P ERA WHIP	IP WLS BF H R ER SO BB IBB HBP BLK WP HR S P ERA WHIP	IP WLS BF H R ER SO BB IBB HBP BLK WP HR S P ERA WHIP	IP WLS BF H R ER SO BB IBB HBP BLK WP HR S P ERA WHIP	IP WLS BF H R ER SO BB IBB HBP BLK WP HR S P ERA WHIP	IP WLS BF H R ER SO BB IBB HBP BLK WP HR S P ERA WHIP	IP WLS BF H R ER SO BB IBB HBP BLK WP HR S P ERA WHIP	IP WLS BF H R ER SO BB IBB HBP BLK WP HR S P ERA WHIP	IP WLS BF H R ER SO BB IBB HBP BLK WP HR S P ERA WHIP	IP WLS BF H R ER SO BB IBB HBP BLK WP HR S P ERA WHIP	IP WLS BF H R ER SO BB IBB HBP BLK WP HR S P ERA WHIP	IP WLS BF H R ER SO BB IBB HBP BLK WP HR S P ERA WHIP	IP WLS BF H R ER SO BB IBB HBP BLK WP HR S P ERA WHIP	IP WLS BF H R ER SO BB IBB HBP BLK WP HR S P ERA WHIP	IP WLS BF H R ER SO BB IBB HBP BLK WP HR S P ERA WHIP	IP WLS BF H R ER SO BB IBB HBP BLK WP HR S P ERA WHIP	IP WLS BF H R ER SO BB IBB HBP BLK WP HR S P ERA WHIP	IP WLS BF H R ER SO BB IBB HBP BLK WP HR S P ERA WHIP	IP WLS BF H R ER SO BB IBB HBP BLK WP HR S P ERA WHIP	IP WLS BF H R ER SO BB IBB HBP BLK WP HR S P ERA WHIP	IP WLS BF H R ER SO BB IBB HBP BLK WP HR S P ERA WHIP	IP WLS BF H R ER SO BB IBB HBP BLK WP HR S P ERA WHIP	IP WLS BF H R ER SO BB IBB HBP BLK WP HR S P ERA WHIP	
CC Sabathia, L ERA: 3.73	1.1 10 5 3 2 0 1 0 0 0 0 0 18 26 9.82 4.500	1.2 10 5 2 2 2 0 0 0 0 0 0 17 39 10.80 3.000	1.1 5 0 0 0 2 1 0 0 0 0 0 13 20 0.00 0.750	1.0 5 2 1 1 0 0 0 0 0 0 0 13 18 9.00 2.000																					
Jason Davis, R ERA: 5.89																									
49 Edward Mujica, R ERA: 2.63																									
Brian Sikorski, R ERA: 5.4																									
Guillermo Mota, R ERA: 5.89																									
<b>Batter</b>	<b>1</b>	<b>2</b>	<b>3</b>	<b>4</b>	<b>5</b>	<b>6</b>	<b>7</b>	<b>8</b>	<b>9</b>	<b>AB</b>	<b>R</b>	<b>H</b>	<b>RBI</b>	<b>BB</b>	<b>SO</b>	<b>LOB</b>	<b>BOTTOM</b>								
24 Grady Sizemore, L OBP: 0.372, SLG: 0.522										4	2	3	1	2	1	1									
Jason Michaels, R OBP: 0.326, SLG: 0.398										5	1	1	2	0	1	6									
48 Travis Hafner, L OBP: 0.441, SLG: 0.634										6	0	1	1	0	3	4									
41 Victor Martinez, S OBP: 0.381, SLG: 0.481										5	1	3	1	0	0	0									
Ben Broussard, L OBP: 0.358, SLG: 0.510										4	0	1	0	1	0	3									
Casey Blake, R OBP: 0.386, SLG: 0.513										4	1	3	0	1	0	1									
2 Johnny Peralta, R OBP: 0.331, SLG: 0.401										3	1	2	1	1	0	1									
7 Joe Inglett, L OBP: 0.379, SLG: 0.360										4	0	1	0	0	0	5									
Aaron Boone, R OBP: 0.314, SLG: 0.373										5	0	1	0	0	0	5									
<b>Inning Stats</b>	R: 1 E: 0 K: 0 S: 12	H: 3 LOB: 3 BB: 2 P: 17	R: 0 E: 0 K: 0 S: 10	H: 1 LOB: 2 BB: 2 P: 22	R: 1 E: 1 K: 1 S: 18	H: 2 LOB: 0 BB: 0 P: 26	R: 2 E: 0 K: 0 S: 12	H: 3 LOB: 1 BB: 0 P: 18	R: 2 E: 0 K: 0 S: 16	H: 4 LOB: 2 BB: 0 P: 20	R: 0 E: 0 K: 0 S: 8	H: 0 LOB: 1 BB: 1 P: 18	R: 0 E: 0 K: 1 S: 9	H: 1 LOB: 1 BB: 0 P: 14	R: 0 E: 0 K: 1 S: 11	H: 2 LOB: 3 BB: 1 P: 19	R: 0 E: 0 K: 2 S: 11	H: 0 LOB: 1 BB: 1 P: 17	1B: 11 2B: 5 3B: 0 HR: 0	SF: 2 SAC: 1 DP: 0 HBP: 0	WP: 1 PB: 0 SB: 0 CS: 0	PA: 48			
<b>PITCHER</b>	IP WLS BF H R ER SO BB IBB HBP BLK WP HR S P ERA WHIP	IP WLS BF H R ER SO BB IBB HBP BLK WP HR S P ERA WHIP	IP WLS BF H R ER SO BB IBB HBP BLK WP HR S P ERA WHIP	IP WLS BF H R ER SO BB IBB HBP BLK WP HR S P ERA WHIP	IP WLS BF H R ER SO BB IBB HBP BLK WP HR S P ERA WHIP	IP WLS BF H R ER SO BB IBB HBP BLK WP HR S P ERA WHIP	IP WLS BF H R ER SO BB IBB HBP BLK WP HR S P ERA WHIP	IP WLS BF H R ER SO BB IBB HBP BLK WP HR S P ERA WHIP	IP WLS BF H R ER SO BB IBB HBP BLK WP HR S P ERA WHIP	IP WLS BF H R ER SO BB IBB HBP BLK WP HR S P ERA WHIP	IP WLS BF H R ER SO BB IBB HBP BLK WP HR S P ERA WHIP	IP WLS BF H R ER SO BB IBB HBP BLK WP HR S P ERA WHIP	IP WLS BF H R ER SO BB IBB HBP BLK WP HR S P ERA WHIP	IP WLS BF H R ER SO BB IBB HBP BLK WP HR S P ERA WHIP	IP WLS BF H R ER SO BB IBB HBP BLK WP HR S P ERA WHIP	IP WLS BF H R ER SO BB IBB HBP BLK WP HR S P ERA WHIP	IP WLS BF H R ER SO BB IBB HBP BLK WP HR S P ERA WHIP	IP WLS BF H R ER SO BB IBB HBP BLK WP HR S P ERA WHIP	IP WLS BF H R ER SO BB IBB HBP BLK WP HR S P ERA WHIP	IP WLS BF H R ER SO BB IBB HBP BLK WP HR S P ERA WHIP	IP WLS BF H R ER SO BB IBB HBP BLK WP HR S P ERA WHIP	IP WLS BF H R ER SO BB IBB HBP BLK WP HR S P ERA WHIP	IP WLS BF H R ER SO BB IBB HBP BLK WP HR S P ERA WHIP	IP WLS BF H R ER SO BB IBB HBP BLK WP HR S P ERA WHIP	
Carlos Silva, R ERA: 6.91	0.1 1 0 0 0 0 0 0 0 0 0 0 1 1 0.00 0.000	0.2 W 3 0 0 0 0 1 0 0 0 0 0 6 10 0.00 1.500	2.1 11 3 0 0 2 1 0 0 0 1 0 22 41 0.00 1.714	1.1 5 0 0 0 2 1 0 0 0 0 0 13 19 0.00 0.750																					
Kyle Lohse, R ERA: 7.14																									
37 Denys Reyes, L ERA: 1.42																									
28 Jesse Crain, R ERA: 4.47																									
17 Pat Neshek, R ERA:																									

Minnesota Twins @ Cleveland Indians  
Jacobs Field, Cleveland, OH  
Fri Jul 21 2006, 7:05 PM EDT  
Att: 29,695 - Partly Cloudy - 79 F

AB 42  
R 14  
H 18  
RBI 14  
BB 6  
SO 8  
LOB 21



Minnesota Twins @ Cleveland Indians  
Jacobs Field, Cleveland, OH  
Fri Jul 21 2006, 7:05 PM EDT  
Att: 29,695 - Partly Cloudy - 79 F

AB 40  
R 6  
H 16  
RBI 6  
BB 5  
SO 5  
LOB 26





Batter	1	2	3	4	5	6	7	8	9	AB R H RBI BB SO LOB	TOP											
Luis Castillo, S OBP: 0.339, SLG: 0.373	G4-3		F8		F8			G5-3		4 0 0 0 0 0 2	<b>Minnesota Twins @ Cleveland Indians</b> Jacobs Field, Cleveland, OH Sat Jul 22 2006, 7:05 PM EDT Att: 26,895 - Cloudy - 66 F											
Jason Tyner, L OBP: 0.351, SLG: 0.333	G5-3		F9			G3			K	4 0 0 0 0 1 1												
7 Jos Mauer, L OBP: 0.491, SLG: 0.528 38 Luis Antonio Rodriguez, 3PH OBP: 0.309, SLG: 0.314	K			G6-3		P6			P6	3 0 0 0 0 1 0 1 0 0 0 0 0 0												
5 Michael Cuddyer, R OBP: 0.357, SLG: 0.488		K			G5-3				P3	4 0 1 0 0 1 0												
33 Justin Morneau, L OBP: 0.357, SLG: 0.588		F8			F7					3 0 1 0 0 0 1												
24 Rondell White, R OBP: 0.251, SLG: 0.309					F8					3 0 1 0 0 0 2												
16 Jason Kubel, L OBP: 0.319, SLG: 0.461										3 0 0 0 0 1 1												
Terry Tiffee, S OBP: 0.304, SLG: 0.405					G4-3				G5-3	3 0 0 0 0 0 0												
Jason Bartlett, R OBP: 0.397, SLG: 0.396									G6-3	2 0 1 0 1 0 0												
<b>Inning Stats</b>	R: 0 E: 0 K: 1 S: 10	H: 0 LOB: 0 BB: 0 P: 13	R: 0 E: 0 K: 1 S: 12	H: 1 LOB: 1 BB: 0 P: 16	R: 0 E: 0 K: 0 S: 6	H: 0 LOB: 1 BB: 1 P: 10	R: 0 E: 0 K: 0 S: 10	H: 1 LOB: 1 BB: 0 P: 14	R: 0 E: 0 K: 1 S: 12	H: 1 LOB: 0 BB: 0 P: 16		R: 0 E: 0 K: 0 S: 6	H: 0 LOB: 0 BB: 0 P: 8	R: 0 E: 0 K: 0 S: 8	H: 1 LOB: 0 BB: 0 P: 10	R: 0 E: 0 K: 0 S: 7	H: 0 LOB: 0 BB: 0 P: 9	R: 0 E: 0 K: 1 S: 5	H: 0 LOB: 0 BB: 0 P: 8	1B: 4 2B: 0 3B: 0 HR: 0	SF: 0 SAC: 0 DP: 1 HBP: 0	WP: 0 PB: 0 SB: 0 CS: 0
<b>PITCHER</b> 45 Jeremy Sowers, L ERA: 5.12	IP: 9.0 WLS: W BF: 31 H: 4 R: 0 ER: 0 SO: 4 BB: 1 IBB: 0 HBP: 0 BLK: 0 WP: 0 HR: 0 S: 76 P: 104 ERA: 0.00 WHIP: 0.556											<b>PITCHER</b>										

AB	30
R	0
H	4
RBI	0
BB	1
SO	4
LOB	7



Batter	1	2	3	4	5	6	7	8	9	AB R H RBI BB SO LOB	BOTTOM									
24 Grady Sizemore, L OBP: 0.376, SLG: 0.531	F9 48 HR 2B		F9 2B		F8 48 1B	K		SF8 48 2B		4 2 3 2 1 1 0	<b>Minnesota Twins @ Cleveland Indians</b> Jacobs Field, Cleveland, OH Sat Jul 22 2006, 7:05 PM EDT Att: 26,895 - Cloudy - 66 F									
Jason Michaels, R OBP: 0.324, SLG: 0.396	F9		F9		F8 48 1B		P3	SF8		4 0 1 2 0 0 2										
48 Travis Hafner, L OBP: 0.440, SLG: 0.643			K		F8		F8			5 1 2 3 0 1 3										
41 Victor Martinez, S OBP: 0.376, SLG: 0.474	G4-3		F9		F8		G5-3	F7		5 0 0 0 0 0 4										
Ben Broussard, L OBP: 0.356, SLG: 0.504	K			G3		F8				3 1 0 0 1 1 0										
2 Jhonny Peralta, R OBP: 0.333, SLG: 0.405		K		G6-3						4 2 2 0 0 1 0										
Todd Hollandsworth, L OBP: 0.259, SLG: 0.472		G4-3		K						4 1 1 1 0 1 2										
7 Joe Inglett, L OBP: 0.424, SLG: 0.483					F8					4 2 3 2 0 0 0										
Ramón Vázquez, L OBP: 0.262, SLG: 0.241		F7								3 2 2 1 0 0 1										
<b>Inning Stats</b>	R: 2 E: 0 K: 1 S: 11	H: 2 LOB: 0 BB: 0 P: 12	R: 0 E: 0 K: 1 S: 13	H: 1 LOB: 1 BB: 0 P: 20	R: 0 E: 0 K: 1 S: 10	H: 1 LOB: 1 BB: 0 P: 19	R: 0 E: 0 K: 1 S: 6	H: 0 LOB: 0 BB: 0 P: 8	R: 1 E: 0 K: 0 S: 9	H: 2 LOB: 2 BB: 1 P: 17		R: 3 E: 0 K: 1 S: 13	H: 3 LOB: 0 BB: 0 P: 21	R: 0 E: 0 K: 0 S: 4	H: 0 LOB: 0 BB: 0 P: 5	R: 5 E: 0 K: 0 S: 16	H: 5 LOB: 1 BB: 1 P: 30	1B: 6 2B: 6 3B: 1 HR: 1	SF: 2 SAC: 0 DP: 0 HBP: 0	WP: 0 PB: 0 SB: 0 CS: 0
<b>PITCHER</b> 30 Scott Baker, R ERA: 6.27 Kyle Lohse, R ERA: 6.94 Willie Eyre, R ERA: 7.84	IP: 5.1 WLS: L BF: 26 H: 9 R: 6 ER: 6 SO: 4 BB: 0 IBB: 0 HBP: 0 BLK: 0 WP: 0 HR: 1 S: 58 P: 90 ERA: 10.12 WHIP: 1.688											<b>PITCHER</b>								





Batter	1	2	3	4	5	6	7	8	9	AB R H RBI BB SO LOB	TOP											
<b>Luis Castillo, S</b> (1, 4) OBP: 0.337, SLG: 0.371	1-1 G1		2-2 FC3-6 1B	2-1 F7			1-2 K		0-0 1B	5 1 1 0 0 1 2	<b>Minnesota Twins @ Cleveland Indians</b> Jacobs Field, Cleveland, OH Sun Jul 23 2006, 1:05 PM EDT Att: 25,889 - Partly Cloudy - 73 F											
<b>8 Nick Punto, S</b> (1, 5) OBP: 0.402, SLG: 0.425	0-0 G6-3		2-0 1B		3-2 1B		1-3 K		0-0 F7	5 1 2 0 0 1 1												
<b>7 Joe Mauer, L</b> (1, 10) OBP: 0.457, SLG: 0.534	2-1 2B		4-0 1B		2-1 1B		4-1 BB			2 1 2 0 2 0 0												
<b>5 Michael Cuddyer, R</b> (1, 9) OBP: 0.355, SLG: 0.485	3-2 G5-3		2-1 1B		1-0 1B		0-3 BB			4 0 1 1 0 1 4												
<b>33 Justin Morneau, L</b> (1, 3) OBP: 0.356, SLG: 0.584		1-2 G4-3	3-2 1B		2-0 P6			0-0 F8		4 0 1 2 0 0 1												
<b>24 Rondell White, R</b> (1, 7) OBP: 0.251, SLG: 0.305		4-2 BB	0-3 K2-3			1-0 G5-3		2-2 P3		3 0 0 0 1 1 2												
<b>55 Mike Redmond, R</b> (1, 2) OBP: 0.345, SLG: 0.404		1-3 K		0-0 G4-3		1-3 K		1-2 P6		4 0 0 0 0 2 1												
<b>Jason Tyner, L</b> (1, 8) OBP: 0.366, SLG: 0.333			0-1 1B	0-1 G3		4-1 BB		0-1 G6-3		3 0 1 0 1 0 0												
<b>Jason Bartlett, R</b> (1, 6) OBP: 0.392, SLG: 0.391			1-1 F9	2-1 1B		0-3 K		0-3 K		4 0 1 0 0 2 2												
<b>Inning Stats</b>	R: 0 E: 0 K: 0 S: 8	H: 1 LOB: 1 BB: 0 P: 14	R: 0 E: 0 K: 1 S: 13	H: 0 LOB: 1 BB: 1 P: 19	R: 3 E: 0 K: 1 S: 18	H: 4 LOB: 2 BB: 1 P: 32	R: 0 E: 0 K: 0 S: 7	H: 1 LOB: 1 BB: 0 P: 11	R: 0 E: 0 K: 2 S: 10	H: 2 LOB: 1 BB: 0 P: 18		R: 0 E: 0 K: 2 S: 8	H: 0 LOB: 1 BB: 1 P: 14	R: 0 E: 0 K: 3 S: 11	H: 0 LOB: 0 BB: 1 P: 17	R: 0 E: 0 K: 0 S: 11	H: 0 LOB: 0 BB: 0 P: 14	R: 0 E: 0 K: 1 S: 7	H: 1 LOB: 1 BB: 0 P: 7	1B: 8 2B: 2 3B: 0 HR: 0	SF: 0 SAC: 0 DP: 2 HBP: 0	WP: 0 PB: 1 SB: 0 CS: 1
<b>PITCHER</b>	IP WLS BF H R ER SO BB IBB HBP BLK WP HR S P ERA WHIP											IP WLS BF H R ER SO BB IBB HBP BLK WP HR S P ERA WHIP										
<b>37 Jake Westbrook, R</b> (1, 1) ERA: 4.44	6.0 L 27 8 3 3 4 2 1 0 0 0 0 0 64 108 4.50 1.667																					
<b>Brian Sikorski, R</b> (7, 1) ERA: 5.09	1.0 4 0 0 0 0 3 1 0 0 0 0 0 11 17 0.00 1.000																					
<b>63 Rafael Betancourt, R</b> (8, 1) ERA: 4.55	1.0 3 0 0 0 0 0 0 0 0 0 0 0 11 14 0.00 0.000																					
<b>55 Roberto Hernandez, R</b> (9, 1) ERA: 3.65	1.0 4 1 0 0 0 1 0 0 0 0 0 0 7 7 0.00 1.000																					

AB 34  
R 3  
H 9  
RBI 3  
BB 4  
SO 8  
LOB 13



Batter	1	2	3	4	5	6	7	8	9	AB R H RBI BB SO LOB	BOTTOM											
<b>24 Grady Sizemore, L</b> (1, 8) OBP: 0.379, SLG: 0.530	0-2 1B		1-3 K		4-0 BB		4-2 BB		2-3 K	3 0 1 0 2 2 1	<b>Minnesota Twins @ Cleveland Indians</b> Jacobs Field, Cleveland, OH Sun Jul 23 2006, 1:05 PM EDT Att: 25,889 - Partly Cloudy - 73 F											
<b>Jason Michaels, R</b> (1, 7) OBP: 0.324, SLG: 0.395	2-2 K			2-3 K	1-2 1B		2-3 K			3 0 1 1 0 2 1												
<b>Todd Hollandsworth, L</b> (7, PH) OBP: 0.297, SLG: 0.489	1-2 K				1-2 1B		1-2 K			1 0 0 0 0 1 1												
<b>48 Travis Hafner, L</b> (1, 10) OBP: 0.438, SLG: 0.637	1-1 G4-3		2-3 K		4-1 BB		3-3 K			3 0 0 0 1 2 1												
<b>41 Victor Martinez, S</b> (1, 3) OBP: 0.375, SLG: 0.475	2-2 K		1-2 2B		2-1 FC5-4		0-0 F7			4 0 1 0 0 1 4												
<b>Casey Blake, R</b> (1, 9) OBP: 0.388, SLG: 0.515		1-0 F8		4-2 BB		0-2 K		3-2 2B		3 0 1 0 1 1 0												
<b>2 Jhonny Peralta, R</b> (1, 6) OBP: 0.329, SLG: 0.401		0-1 L4		1-3 K		0-0 F8		3-3 K		4 0 0 0 0 2 3												
<b>Aaron Boone, R</b> (1, 5) OBP: 0.312, SLG: 0.369		3-3 K			0-3 K		2-1 G6-3			3 0 0 0 0 2 0												
<b>Ben Broussard, L</b> (9, PH) OBP: 0.358, SLG: 0.506										1 0 1 0 0 0 0												
<b>7 Joe Inglett, L</b> (1, 4) OBP: 0.378, SLG: 0.424			2-3 K		2-2 G4-3		2-2 G4-3		0-1 F9	4 0 0 0 0 1 1												
<b>10 Kelly Shoppach, R</b> (1, 2) OBP: 0.340, SLG: 0.465			2-3 K		0-1 1B					3 1 1 0 0 2 0												
<b>Ramón Vázquez, L</b> (9, PH) OBP: 0.258, SLG: 0.237					24 1B					1 0 0 0 0 1 1												
<b>Inning Stats</b>	R: 0 E: 0 K: 2 S: 11	H: 1 LOB: 1 BB: 0 P: 16	R: 0 E: 0 K: 1 S: 7	H: 0 LOB: 0 BB: 0 P: 11	R: 0 E: 0 K: 3 S: 12	H: 0 LOB: 0 BB: 0 P: 17	R: 0 E: 0 K: 3 S: 14	H: 1 LOB: 2 BB: 1 P: 24	R: 1 E: 0 K: 1 S: 14	H: 2 LOB: 3 BB: 2 P: 27	R: 0 E: 0 K: 1 S: 6	H: 0 LOB: 0 BB: 0 P: 8	R: 0 E: 0 K: 2 S: 11	H: 0 LOB: 1 BB: 1 P: 21	R: 0 E: 0 K: 2 S: 11	H: 1 LOB: 0 BB: 0 P: 20	R: 0 E: 0 K: 2 S: 10	H: 1 LOB: 1 BB: 0 P: 16	1B: 4 2B: 2 3B: 0 HR: 0	SF: 0 SAC: 0 DP: 0 HBP: 0	WP: 0 PB: 0 SB: 1 CS: 0	PA: 37
<b>PITCHER</b>	IP WLS BF H R ER SO BB IBB HBP BLK WP HR S P ERA WHIP											IP WLS BF H R ER SO BB IBB HBP BLK WP HR S P ERA WHIP										
<b>47 Francisco Liriano, L</b> (1, 1) ERA: 1.93	5.0 W 22 4 1 1 10 3 0 0 0 0 0 0 58 95 1.80 1.400																					
<b>17 Pat Neshek, R</b> (6, 1) ERA:	1.2 H 6 0 0 0 2 1 0 0 0 0 0 0 14 24 0.00 0.600																					
<b>37 Denny Reyes, L</b> (7, 1) ERA: 1.38	0.2 H 2 0 0 0 2 0 0 0 0 0 0 0 6 11 0.00 0.000																					
<b>Juan Rincon, R</b> (8, 1) ERA: 2.03	0.2 H 3 1 0 0 1 0 0 0 0 0 0 0 8 14 0.00 1.500																					
<b>36 Joe Nathan, R</b> (9, 1) ERA: 1.54	1.0 S 4 1 0 0 2 0 0 0 0 0 0 0 10 16 0.00 1.000																					

AB 33  
R 1  
H 6  
RBI 1  
BB 4  
SO 17  
LOB 13





Batter	1	2	3	4	5	6	7	8	9	AB	R	H	RBI	BB	SO	LOB	TOP							
Luis Castillo, S (1.4) OBP: 0.335, SLG: 0.367	G1-3		G1-3		G1-3		L6		G6-3	4	0	0	0	1	0	5								
8 Nick Punto, S (1.5) OBP: 0.402, SLG: 0.421	G4-3		G6-3			5 HR	FC6-2		G6-3	4	2	1	0	1	0	4								
7 Joe Mauer, L (1.2) OBP: 0.453, SLG: 0.540	K			G4-3		K	HR		SF7	4	1	1	4	0	2	1								
5 Michael Cuddyer, R (1.9) OBP: 0.356, SLG: 0.494		G6-3		K		HR	F8		1B	5	1	2	2	0	1	0								
33 Justin Morneau, L (1.3) OBP: 0.357, SLG: 0.592	G4-3					HR		F8	P4	5	1	2	1	0	0	3								
16 Jason Kubel, L (1.10) OBP: 0.311, SLG: 0.449	F7			G4-3		L4		G3-1		4	0	0	0	0	0	1								
24 Rondell White, R (1.7) OBP: 0.247, SLG: 0.299			G6-3		K	G1-4-3		F8		4	0	0	0	0	1	0								
Jason Tyner, L (1.8) OBP: 0.400, SLG: 0.395			WP		G4-3		2B		2B	4	1	3	0	0	0	0								
Jason Bartlett, R (1.6) OBP: 0.403, SLG: 0.421	G6-3					1B	FC6-2		1B	4	1	3	0	0	0	1								
<b>Inning Stats</b>	R: 0 E: 0 K: 1 S: 9	H: 0 LOB: 0 BB: 0 P: 11	R: 0 E: 0 K: 0 S: 5	H: 0 LOB: 0 BB: 0 P: 6	R: 0 E: 0 K: 0 S: 10	H: 1 LOB: 2 BB: 1 P: 21	R: 0 E: 0 K: 1 S: 8	H: 1 LOB: 1 BB: 0 P: 12	R: 0 E: 0 K: 1 S: 9	H: 1 LOB: 1 BB: 0 P: 14	R: 3 E: 0 K: 1 S: 12	H: 3 LOB: 0 BB: 0 P: 22	R: 3 E: 0 K: 0 S: 12	H: 3 LOB: 0 BB: 0 P: 21	R: 0 E: 0 K: 0 S: 8	H: 0 LOB: 0 BB: 0 P: 11	R: 1 E: 0 K: 0 S: 19	H: 3 LOB: 3 BB: 1 P: 33	1B: 5 2B: 4 3B: 0 HR: 3	SF: 1 SAC: 0 DP: 0 HBP: 0	WP: 1 PB: 0 CS: 2	PA: 41		
<b>PITCHER</b>	IP	WLS	BF	H	R	ER	SO	BB	IBB	HBP	BLK	WP	HR	S	P	ERA	WHIP							
Javier Vazquez, R (1.1) ERA: 5.31	6.0	L	27	8	5	5	4	1	0	0	0	1	2	57	91	7.50	1.500							
Neal Cotts, L (7.1) ERA: 3.1	1.0		4	1	1	1	0	0	0	0	0	0	1	8	16	9.00	1.000							
David Riske, R (8.1) ERA: 3.75	1.1		7	2	1	1	0	1	0	0	0	0	0	19	33	6.75	2.250							
Brandon McCarthy, R (9.1) ERA: 4.06	0.2		3	1	0	0	0	0	0	0	0	0	0	8	11	0.00	1.500							

Minnesota Twins @ Chicago White Sox  
U.S. Cellular Field, Chicago, IL  
Mon Jul 24 2006, 8:05 PM EDT  
Att: 39,750 - Clear - 83 F

AB 38  
R 7  
H 12  
RBI 7  
BB 2  
SO 4  
LOB 15



Batter	1	2	3	4	5	6	7	8	9	AB	R	H	RBI	BB	SO	LOB	BOTTOM							
22 Scott Podsednik, L (1.7) OBP: 0.349, SLG: 0.397	P4		2B		SH4-3		K		G3-1	4	0	1	0	0	1	0								
Tadahito Iguchi, R (1.4) OBP: 0.350, SLG: 0.432			F8		P6			25 FC6		4	0	2	0	0	0	2								
25 Jim Thome, L (1.10) OBP: 0.404, SLG: 0.625	F7			G4-3	F8			FC6		4	0	0	0	0	0	3								
14 Paul Konerko, R (1.3) OBP: 0.373, SLG: 0.560	K			HR		L4		K		4	1	1	1	0	2	2								
12 A.J. Pierzynski, L (1.2) OBP: 0.346, SLG: 0.423		G3		24 G1-4-3	24 WP			G4-3		4	0	2	0	0	0	1								
24 Joe Crede, R (1.5) OBP: 0.331, SLG: 0.533		F8		G1-4-3		F9			G6-3	4	0	0	0	0	0	2								
Ross Gload, L (1.9) OBP: 0.290, SLG: 0.358			P5		F8		G4-3		G3-1	4	0	0	0	0	0	2								
5 Juan Uribe, R (1.6) OBP: 0.269, SLG: 0.441			G6-3			HR		G4-3		4	2	2	1	0	0	0								
32 Brian Anderson, R (1.8) OBP: 0.285, SLG: 0.349			P2		22 SH4-3			G6-3		4	1	2	2	0	0	0								
<b>Inning Stats</b>	R: 0 E: 0 K: 1 S: 12	H: 1 LOB: 1 BB: 0 P: 20	R: 0 E: 0 K: 0 S: 6	H: 0 LOB: 0 BB: 0 P: 8	R: 0 E: 0 K: 0 S: 10	H: 1 LOB: 1 BB: 0 P: 14	R: 1 E: 0 K: 0 S: 13	H: 2 LOB: 1 BB: 0 P: 19	R: 1 E: 0 K: 0 S: 9	H: 2 LOB: 1 BB: 0 P: 13	R: 0 E: 0 K: 0 S: 9	H: 1 LOB: 1 BB: 0 P: 15	R: 0 E: 0 K: 1 S: 8	H: 0 LOB: 0 BB: 0 P: 11	R: 0 E: 0 K: 1 S: 12	H: 1 LOB: 1 BB: 0 P: 18	R: 2 E: 0 K: 0 S: 11	H: 2 LOB: 0 BB: 0 P: 15	1B: 5 2B: 2 3B: 0 HR: 3	SF: 0 SAC: 1 DP: 0 HBP: 0	WP: 1 PB: 0 CS: 0	PA: 37		
<b>PITCHER</b>	IP	WLS	BF	H	R	ER	SO	BB	IBB	HBP	BLK	WP	HR	S	P	ERA	WHIP							
Brad Radke, R (1.1) ERA: 4.74	6.0	W	25	7	2	2	1	0	0	0	0	0	0	18	27	3.00	1.167							
28 Jesse Crain, R (7.1) ERA: 4.31	1.2		6	1	0	0	2	0	0	0	0	0	0	2	2	0.00	0.600							
37 Denny Reyes, L (8.1) ERA: 1.37	0.1		1	0	0	0	0	0	0	0	0	0	0	2	2	0.00	0.000							
Kyle Lohse, R (9.1) ERA: 7.12	1.0		5	2	2	2	0	0	0	0	0	0	1	11	15	18.00	2.000							

Minnesota Twins @ Chicago White Sox  
U.S. Cellular Field, Chicago, IL  
Mon Jul 24 2006, 8:05 PM EDT  
Att: 39,750 - Clear - 83 F

AB 36  
R 4  
H 10  
RBI 4  
BB 0  
SO 3  
LOB 12





Batter	1	2	3	4	5	6	7	8	9	AB	R	H	RBI	BB	SO	LOB	TOP			
<b>Luis Castillo, S</b> (1,4) OBP: 0.333, SLG: 0.364	1-1 8 1B 8 S	1-0 P2			1-1 G3		0-0 G4-3		1-1 G4-3-6	5	0	1	0	0	0	3				
<b>8 Nick Punto, S</b> (1,5) OBP: 0.399, SLG: 0.418	1-3 5 1B		2-1 P5		0-3 K		1-3 K			4	0	1	0	0	2	0				
<b>7 Joe Mauer, L</b> (1,2) OBP: 0.449, SLG: 0.534	1-0 P4		3-1 F7			2-1 G3		0-2 G6-3		4	0	0	0	0	0	2				
<b>5 Michael Cuddyer, R</b> (1,9) OBP: 0.355, SLG: 0.489	1-3 K		4-2 BB			3-2 G6-3		2-3 K		3	0	0	0	1	2	2				
<b>33 Justin Morneau, L</b> (1,3) OBP: 0.356, SLG: 0.589	3-1 G1-3		0-0 G6-3			0-0 G4-3		0-1 1B		4	0	1	0	0	0	3				
<b>16 Jason Kubel, L</b> (1,10) OBP: 0.310, SLG: 0.463		2-1 HR		1-3 K			3-1 F8	2-3 K		4	1	1	1	0	2	1				
<b>24 Rondell White, R</b> (1,7) OBP: 0.247, SLG: 0.298		1-3 K		0-0 P4			0-2 1B HR		0-0 G5-3	4	1	1	0	0	1	0				
<b>Jason Tyner, L</b> (1,8) OBP: 0.429, SLG: 0.413		0-1 G3 1B		4-1 CS BB			0-0 HR 1B	1-2 HR 1B	0-2 E6 1B	3	1	2	0	1	0	0				
<b>Jason Bartlett, R</b> (1,6) OBP: 0.406, SLG: 0.449	2-1 G3		1-2	3-1 CS	2-1 G3		0-2 HR	1-2 G4-3-6 1B		4	1	2	3	0	0	1				
<b>Inning Stats</b>	R: 0 E: 0 K: 1 S: 10	H: 2 LOB: 2 BB: 0 P: 17	R: 1 E: 0 K: 1 S: 11	H: 2 LOB: 1 BB: 0 P: 16	R: 0 E: 0 K: 0 S: 7	H: 0 LOB: 1 BB: 1 P: 16	R: 0 E: 0 K: 1 S: 7	H: 0 LOB: 0 BB: 1 P: 15	R: 0 E: 0 K: 1 S: 6	H: 0 LOB: 0 BB: 0 P: 11	R: 3 E: 0 K: 1 S: 14	H: 3 LOB: 0 BB: 0 P: 18	R: 0 E: 0 K: 2 S: 13	H: 1 LOB: 1 BB: 0 P: 17	R: 0 E: 1 K: 0 S: 8	H: 1 LOB: 1 BB: 0 P: 11	1B: 7 2B: 0 3B: 0 HR: 2	SF: 0 SAC: 0 DP: 1 HBP: 0	WP: 0 PA: 38 PB: 0 CS: 1	
<b>PITCHER</b>	IP	WLS	BF	H	R	ER	SO	BB	IBB	HBP	BLK	WP	HR	S	P	ERA	WHIP			
<b>52 Jose Contreras, R</b> (1,1) ERA: 3.52	7.0	L	29	7	4	4	5	2	0	0	0	0	2	62	103	5.14	1.286			
<b>37 Matt Thornton, L</b> (8,1) ERA: 3.31	1.0		4	1	0	0	2	0	0	0	0	0	0	13	17	0.00	1.000			
<b>47 Mike MacDougal, R</b> (9,1) ERA:	1.0		4	1	0	0	0	0	0	0	0	0	0	8	11	0.00	1.000			

**Minnesota Twins @ Chicago White Sox**  
 U.S. Cellular Field, Chicago, IL  
 Tue Jul 25 2006, 8:05 PM EDT  
 Att: 36,984 - Clear - 86 F

AB	35
R	4
H	9
RBI	4
BB	2
SO	7
LOB	12



Batter	1	2	3	4	5	6	7	8	9	AB	R	H	RBI	BB	SO	LOB	BOTTOM				
<b>38 Pablo Ozuna, R</b> (1,7) OBP: 0.398, SLG: 0.467	K		0-1 G4-3 2B			1-2 P6		1-2 G6-3		3	0	1	0	0	1	0					
<b>22 Scott Podsednik, L</b> (8, PH) OBP: 0.348, SLG: 0.396						0-2 25 1B		1-1 G6-3		4	0	1	0	0	0	1					
<b>Tadahito Iguchi, R</b> (1,4) OBP: 0.348, SLG: 0.430	2-1 F8		2-3 G4-3			0-1 1B		3-2 G3-1		4	1	2	1	0	0	1					
<b>25 Jim Thome, L</b> (1,10) OBP: 0.405, SLG: 0.632	1-2 HR		3-2 G4-3			1-3 1B				4	1	2	1	0	0	1					
<b>14 Paul Konerko, R</b> (1,3) OBP: 0.369, SLG: 0.553	3-3 K			1-3 K		1-2 G5-3			1-3 K	4	0	0	0	0	3	1					
<b>23 Jermaine Dye, R</b> (1,9) OBP: 0.396, SLG: 0.617		1-1 G6-3		3-3 K			1-1 24 HR 1B		4-2 24 1B BB	3	1	1	0	1	1	0					
<b>24 Joe Crede, R</b> (1,5) OBP: 0.333, SLG: 0.541		2-2 G5-3		2-0 G4-3			1-2 HR		0-1 1B	4	1	2	2	0	0	0					
<b>5 Juan Uribe, R</b> (1,6) OBP: 0.270, SLG: 0.443		0-0			1-3 K		0-1 G6-3		1-0 F9	3	0	1	0	0	1	0					
<b>12 A.J. Pierzynski, L</b> (8, PH) OBP: 0.345, SLG: 0.421										1	0	0	0	0	0	2					
<b>Sandy Alomar Jr., R</b> (1,2) OBP: 0.308, SLG: 0.385		1-0 P4			1-1 L4		3-2 G1-3		3-2 G6-3	3	0	0	0	0	0	1					
<b>8 Alex Cintron, S</b> (9, PH) OBP: 0.317, SLG: 0.366										1	0	0	0	0	0	2					
<b>32 Brian Anderson, R</b> (1,8) OBP: 0.282, SLG: 0.344			2-3 K			0-0 G6-3		0-2 G6-3		3	0	0	0	0	1	0					
<b>Inning Stats</b>	R: 1 E: 0 K: 2 S: 12	H: 1 LOB: 0 BB: 0 P: 21	R: 0 E: 0 K: 0 S: 9	H: 1 LOB: 1 BB: 0 P: 13	R: 0 E: 0 K: 1 S: 11	H: 1 LOB: 0 BB: 0 P: 16	R: 0 E: 0 K: 2 S: 7	H: 0 LOB: 0 BB: 0 P: 13	R: 0 E: 0 K: 1 S: 7	H: 0 LOB: 0 BB: 0 P: 9	R: 0 E: 0 K: 0 S: 11	H: 2 LOB: 1 BB: 0 P: 13	R: 2 E: 0 K: 0 S: 16	H: 2 LOB: 0 BB: 0 P: 21	R: 0 E: 0 K: 0 S: 9	H: 0 LOB: 0 BB: 0 P: 14	R: 0 E: 0 K: 1 S: 12	H: 1 LOB: 2 BB: 1 P: 21	1B: 4 2B: 2 3B: 0 HR: 2	SF: 0 SAC: 0 DP: 0 HBP: 0	WP: 0 PA: 35 PB: 0 CS: 0
<b>PITCHER</b>	IP	WLS	BF	H	R	ER	SO	BB	IBB	HBP	BLK	WP	HR	S	P	ERA	WHIP				
<b>Johan Santana, L</b> (1,1) ERA: 3.04	7.0	W	27	7	3	3	6	0	0	0	0	0	2	73	106	3.86	1.000				
<b>Juan Rincon, R</b> (8,1) ERA: 1.99	1.0	H	3	0	0	0	0	0	0	0	0	0	0	9	14	0.00	0.000				
<b>36 Joe Nathan, R</b> (9,1) ERA: 1.5	1.0	S	5	1	0	0	1	1	0	0	0	0	0	12	21	0.00	2.000				

**Minnesota Twins @ Chicago White Sox**  
 U.S. Cellular Field, Chicago, IL  
 Tue Jul 25 2006, 8:05 PM EDT  
 Att: 36,984 - Clear - 86 F

AB	34
R	3
H	8
RBI	3
BB	1
SO	7
LOB	8





Batter	1	2	3	4	5	6	7	8	9	AB	R	H	RBI	BB	SO	LOB	TOP			
Luis Castillo, S OBP: 0.334, SLG: 0.370	1-3 K		1-2 33 1B 3B	1-2 K		2-1 G3		1-2 8 BB 1B		5	1	2	0	0	2	3	<b>Minnesota Twins @ Chicago White Sox</b> U.S. Cellular Field, Chicago, IL Wed Jul 26 2006, 2:05 PM EDT Att: 39,387 - Cloudy - 75 F			
8 Nick Punto, S OBP: 0.403, SLG: 0.420	0-0 5 HR 1B		0-0 G4-3		1-1 G5-3	0-0 1B		1-2 55 FC5-4 BB		4	1	2	2	1	0	1				
55 Mike Redmond, R OBP: 0.339, SLG: 0.404	0-1 F7		0-0 L9		1-1 33 HR 2B	1-2 F9		1-0 FC5-4		5	1	1	0	0	0	6				
5 Michael Cuddyer, R OBP: 0.355, SLG: 0.495	3-2 HR		4-0 33 1B IBB		1-2 G5-3		2-2 F7		1-3 K	4	1	1	2	1	1	1				
33 Justin Morneau, L OBP: 0.359, SLG: 0.597	1-2 F8		0-2 1B		0-0 2H HR	0-0 24 G5-4-3 1B		0-1 G1-4-3		5	1	3	3	0	0	0				
24 Rondell White, R OBP: 0.246, SLG: 0.296		1-2 G6-3	0-0 F8		0-0 F7	0-0 G5-4-3		0-0 1B		5	0	1	0	0	0	3				
Josh Rabe, R OBP: 0.467, SLG: 0.429		0-2 1B		0-1 F8		1-2 G3 1B 8 1B 1B		0-3 K	1-0 FC6-4 1B	5	1	3	0	0	1	0				
Jason Tyner, L OBP: 0.389, SLG: 0.373		2-2 F8		3-2 G6-3		0-3 K		2-3 K	1-1 FC6-4	5	0	0	0	0	2	4				
Jason Bartlett, R OBP: 0.415, SLG: 0.467		1-1 P6		1-2 2B		0-0 8 G3 1B		2-2 1B PB 1B		4	1	3	0	0	0	1				
<b>Inning Stats</b>	R: 2 E: 0 K: 1 S: 16	H: 2 LOB: 0 BB: 0 P: 21	R: 0 E: 0 K: 0 S: 14	H: 1 LOB: 1 BB: 0 P: 18	R: 1 E: 0 K: 0 S: 12	H: 2 LOB: 2 BB: 1 P: 17	R: 0 E: 0 K: 1 S: 12	H: 1 LOB: 1 BB: 0 P: 17	R: 2 E: 0 K: 0 S: 9	H: 3 LOB: 1 BB: 0 P: 18	R: 0 E: 0 K: 0 S: 13	H: 1 LOB: 0 BB: 0 P: 16	R: 0 E: 0 K: 2 S: 18	H: 2 LOB: 3 BB: 1 P: 28	R: 0 E: 0 K: 1 S: 9	H: 2 LOB: 2 BB: 0 P: 12		1B: 11 2B: 2 3B: 1 HR: 2	SF: 0 SAC: 0 DP: 1 HBP: 0	WP: 0 PB: 1 SB: 0 CS: 0
<b>PITCHER</b>	IP WLS BF H R ER SO BB IBB HBP BLK WP HR S P ERA WHIP																			
56 Mark Buehrle, L ERA: 4.91	(1, 1)	5.1 L 27 10 7 7 3 0 0 1 0 0 0 0 2 70 93 11.81 1.875																		
Brandon McCarthy, R ERA: 3.91	(6, 1)	2.0 7 2 0 0 1 0 0 0 0 0 0 0 0 24 29 0.00 1.000																		
Neal Cotts, L ERA: 3.07	(8, 1)	0.1 4 2 0 0 1 1 0 0 0 0 0 0 0 14 23 0.00 9.000																		
David Riske, R ERA: 3.7	(8, 1)	0.1 1 0 0 0 0 0 0 0 0 0 0 0 0 1 2 0.00 0.000																		
45 Bobby Jenks, R ERA: 3.38	(9, 1)	1.0 5 2 0 0 1 0 0 0 0 0 0 0 0 9 12 0.00 2.000																		

Batter	1	2	3	4	5	6	7	8	9	AB	R	H	RBI	BB	SO	LOB	BOTTOM					
22 Scott Podsednik, L OBP: 0.345, SLG: 0.393	1-0 F8		2-3 K	0-0 G4-3			1-3 K			3	0	0	0	0	1	2	<b>Minnesota Twins @ Chicago White Sox</b> U.S. Cellular Field, Chicago, IL Wed Jul 26 2006, 2:05 PM EDT Att: 39,387 - Cloudy - 75 F					
32 Brian Anderson, R OBP: 0.280, SLG: 0.343										1	0	0	0	0	1	0						
8 Alex Cintron, S OBP: 0.316, SLG: 0.363	1-1 B1-3		0-0 P4		3-2 F9		0-0 1B			4	0	1	0	0	0	0						
25 Jim Thome, L OBP: 0.401, SLG: 0.625	3-3 K			0-0 G1-3	2-1 F8		1-1 G3			4	0	0	0	0	1	1						
14 Paul Konerko, R OBP: 0.373, SLG: 0.554		0-0 23 1B 12 FC5-2 1B		4-2 23 HR BB	3-3 K			0-2 12 G4-6-3 1B		3	1	2	0	1	1	0						
23 Jermaine Dye, R OBP: 0.397, SLG: 0.625		3-2 24 F8 12 FC5-2 1B		2-2 1-H HR		2-2 G5-3		3-3 K		4	1	2	2	0	1	1						
12 A.J. Pierzynski, L OBP: 0.344, SLG: 0.422		2-2 FC5-2		1-0 24 1B 2B		3-2 P6		0-2 G4-6-3		4	1	1	0	0	0	3						
24 Joe Crede, R OBP: 0.332, SLG: 0.538		1-2 3-H F8		3-2 5 1B 2H 1B		0-3 K			1-2 G4-3	4	0	1	1	0	1	2						
Rob Mackowiak, L OBP: 0.388, SLG: 0.415		0-0 F7		1-0 F7			2-2 HR		2-3 K	4	1	1	1	0	1	3						
5 Juan Uribe, R OBP: 0.270, SLG: 0.440			2-1 G6-3		3-2 1B		1-2 G4-3		0-3 K	4	0	1	0	0	1	0						
<b>Inning Stats</b>	R: 0 E: 0 K: 1 S: 6	H: 0 LOB: 0 BB: 0 P: 11	R: 0 E: 0 K: 0 S: 18	H: 2 LOB: 2 BB: 0 P: 24	R: 0 E: 0 K: 1 S: 8	H: 0 LOB: 0 BB: 0 P: 12	R: 3 E: 0 K: 0 S: 18	H: 4 LOB: 2 BB: 1 P: 32	R: 0 E: 0 K: 1 S: 9	H: 0 LOB: 0 BB: 0 P: 17	R: 0 E: 0 K: 1 S: 13	H: 0 LOB: 1 BB: 0 P: 18	R: 1 E: 0 K: 1 S: 13	H: 2 LOB: 1 BB: 0 P: 18	R: 0 E: 0 K: 1 S: 9	H: 1 LOB: 0 BB: 0 P: 12	R: 0 E: 0 K: 2 S: 11	H: 0 LOB: 0 BB: 0 P: 14	1B: 6 2B: 1 3B: 0 HR: 2	SF: 0 SAC: 0 DP: 1 HBP: 0	WP: 0 PB: 0 SB: 0 CS: 0	PA: 36
<b>PITCHER</b>	IP WLS BF H R ER SO BB IBB HBP BLK WP HR S P ERA WHIP																					
Carlos Silva, R ERA: 6.84	(1, 1)	5.0 W 22 10 7 3 3 3 0 0 0 0 0 0 1 59 96 5.40 1.400																				
17 Pat Neshek, R ERA: 1.08	(6, 1)	1.1 5 1 1 1 1 0 0 0 0 0 0 0 1 20 28 6.75 0.750																				
37 Denny Reyes, L ERA: 1.33	(7, 1)	0.2 H 3 1 0 0 1 0 0 0 0 0 0 0 6 8 0.00 1.500																				
Juan Rincon, R ERA: 1.95	(8, 1)	1.0 H 3 1 0 0 1 0 0 0 0 0 0 0 9 12 0.00 1.000																				
36 Joe Nathan, R ERA: 1.47	(9, 1)	1.0 S 3 0 0 0 2 0 0 0 0 0 0 0 11 14 0.00 0.000																				



Batter	1	2	3	4	5	6	7	8	9	10	AB	R	H	RBI	BB	SO	LOB	TOP	
28 Curtis Granderson, L OBP: 0.368, SLG: 0.449	1-1 14 BB 30 2B 1B		1-3 K			1-3 K		4-2 14 WP BB		2-3 K	4	1	1	0	1	3	2	<b>Detroit Tigers @ Minnesota Twins</b> Hubert H. Humphrey Metrodome, Minneapolis, MN Fri Jul 28 2006, 8:10 PM EDT Att. 45,478 - Dome - 74 F livebaseballscorecards.com	
14 Placido Polanco, R OBP: 0.324, SLG: 0.361	4-0 30 2B BB		0-2 G5-4-3 1B			0-1 F8		2-1 G6-3		0-0 1B 1B	4	1	2	0	1	0	1		
Craig Monroe, R OBP: 0.289, SLG: 0.467 33 Marcus Thames, R OBP: 0.351, SLG: 0.597 (10, PR)	0-3 K		1-0 G5-4-3			1-3 K			3-3 K	2-0 30 FC6-4 1B	5	0	1	1	0	3	3		
30 Magglio Ordonez, R OBP: 0.347, SLG: 0.479	1-2 9 G6-3 1-H 2-H 2B			1-3 K		4-1 9 G1-3 BB			2-2 P3	FC6-4	4	0	1	2	1	1	2		
9 Carlos Guillen, S OBP: 0.388, SLG: 0.504 (10, 3)	0-2 G6-3			0-2 G5-3		0-0 G1-3			4-2 S BB		3	0	0	0	1	0	2		
Dmitri Young, S OBP: 0.276, SLG: 0.333 (1, 10)	1-3 K			2-3 K		0-3 K			4-2 BB		3	0	0	0	1	3	2		
15 Brandon Inge, R OBP: 0.303, SLG: 0.488 (1, 5)		3-2 F8			1-3 K				0-0 G5-3		4	0	0	0	0	1	3		
31 Chris Shelton, R OBP: 0.339, SLG: 0.477 20 Omar Infante, R OBP: 0.310, SLG: 0.376 (10, 6)		0-3 K			0-1 F9				1-3 K		4	0	1	0	0	2	0		
13 Vance Wilson, R OBP: 0.311, SLG: 0.476 (1, 2)		1-0 G2-3			1-3 K				1-0 F8		3	0	0	0	0	1	0		
<b>Inning Stats</b>	R: 2 E: 0 K: 2 S: 16	H: 2 LOB: 1 BB: 1 P: 23	R: 0 E: 0 K: 1 S: 7	H: 0 LOB: 0 BB: 0 P: 11	R: 0 E: 0 K: 1 S: 7	H: 1 LOB: 0 BB: 0 P: 9	R: 0 E: 0 K: 2 S: 9	H: 0 LOB: 0 BB: 0 P: 12	R: 0 E: 0 K: 2 S: 9	H: 0 LOB: 1 BB: 1 P: 10	R: 0 E: 0 K: 1 S: 6	H: 0 LOB: 1 BB: 1 P: 18	R: 0 E: 0 K: 1 S: 12	H: 0 LOB: 2 BB: 2 P: 25	R: 1 E: 0 K: 1 S: 8	H: 3 LOB: 2 BB: 0 P: 12	1B: 5 2B: 1 3B: 0 HR: 0	SF: 0 SAC: 1 DP: 1 HBP: 0	WP: 1 PB: 0 SB: 1 CS: 0
<b>PITCHER</b>	IP 8.0	WLS 29	BF 3	H 2	R 2	ER 2	SO 12	BB 3	IBB 0	HBP 0	BLK 0	WP 1	HR 0	S 72	P 104	ERA 2.25	WHIP 0.750		
47 Francisco Lirio, L ERA: 1.96 36 Joe Nathan, R ERA: 1.43 Juan Rincon, R ERA: 2.09	(1, 1) (9, 1) (10, 1)	1.0 5 1.0	L 6	3 3	1 1	1 1	1 1	0 0	0 0	0 0	0 0	0 0	0 0	8 12	12 25	9.00 0.00	3.000		

Batter	1	2	3	4	5	6	7	8	9	10	AB	R	H	RBI	BB	SO	LOB	BOTTOM
Luis Castillo, S OBP: 0.336, SLG: 0.370	4-2 8 G6-3 7 G4-3 8 S BB		2-1 1-H 1B			2-3 K		2-2 F8			3	1	1	1	1	1	0	<b>Detroit Tigers @ Minnesota Twins</b> Hubert H. Humphrey Metrodome, Minneapolis, MN Fri Jul 28 2006, 8:10 PM EDT Att. 45,478 - Dome - 74 F livebaseballscorecards.com
8 Nick Punto, S OBP: 0.401, SLG: 0.421	3-2 G6-3		0-2 F9			3-1 7 G4-3 2B		2-0 P6			4	0	1	0	0	0	1	
7 Joe Mauer, L OBP: 0.446, SLG: 0.530	1-0 G4-3			1-1 5 G5-3 1B		0-0 G4-3			3-1 G4-3		4	0	1	1	0	0	1	
5 Michael Cuddyer, R OBP: 0.351, SLG: 0.489	1-3 K			2-2 G5-3		3-2 G5-3			0-0 G6-3		4	0	0	0	0	1	2	
33 Justin Morneau, L OBP: 0.350, SLG: 0.596		3-2 16 G4-6-3 1B		1-3 K		0-1 16 FC5-6 1B			0-0 G3		4	0	2	0	0	1	1	
16 Jason Kubel, L OBP: 0.304, SLG: 0.454 Josh Rabe, R OBP: 0.467, SLG: 0.429 (8, 10)		0-0 G4-6-3		2-1 G5-3		0-0 FC5-6 24 CS			0-1 G3		3	0	0	0	0	0	3	
38 Luis Antonio Rodriguez, S OBP: 0.305, SLG: 0.310			1-2 G3			1-2 FC5-6 24 CS			2-2 F9		1	0	0	0	0	0	0	
24 Rondell White, R OBP: 0.246, SLG: 0.295		3-3 K			0-1 G6-3				0-1 G3		4	0	1	0	0	1	0	
Jason Tyner, L OBP: 0.362, SLG: 0.345			0-1 F9			3-3 K			1-2 1B		4	0	0	0	0	2	1	
Jason Bartlett, R OBP: 0.414, SLG: 0.460			4-0 S 1B BB			1-2 G5-3			2-1 G6-3		2	1	0	0	1	0	0	
<b>Inning Stats</b>	R: 1 E: 0 K: 1 S: 10	H: 0 LOB: 0 BB: 1 P: 19	R: 0 E: 0 K: 1 S: 10	H: 1 LOB: 0 BB: 0 P: 16	R: 1 E: 0 K: 1 S: 11	H: 1 LOB: 1 BB: 0 P: 17	R: 0 E: 0 K: 1 S: 12	H: 2 LOB: 1 BB: 0 P: 12	R: 0 E: 0 K: 0 S: 6	H: 0 LOB: 0 BB: 0 P: 12	R: 0 E: 0 K: 0 S: 4	H: 0 LOB: 0 BB: 0 P: 7	R: 0 E: 0 K: 1 S: 12	H: 0 LOB: 0 BB: 0 P: 15	1B: 5 2B: 1 3B: 0 HR: 0	SF: 0 SAC: 0 DP: 1 HBP: 0	WP: 0 PB: 0 SB: 2 CS: 1	
<b>PITCHER</b>	IP 6.0	WLS 22	BF 22	H 2	R 2	ER 2	SO 5	BB 2	IBB 0	HBP 0	BLK 0	WP 0	HR 0	S 62	P 101	ERA 3.00	WHIP 1.000	
31 Zach Miner, R ERA: 3.95 Jamie Walker, L ERA: 1.13 56 Fernando Rodney, R ERA: 3.77 59 Todd Jones, R ERA: 4.87	(1, 1) (7, 1) (9, 1) (10, 1)	2.0 7 1.0 1.0	W 3	0 0	0 0	0 0	1 0	0 0	0 0	0 0	0 0	0 0	0 0	4 7	15 24	0.00 0.000	0.000	









Batter	1	2	3	4	5	6	7	8	9	AB	R	H	RBI	BB	SO	LOB	TOP			
14 Placido Polanco, R OBP: 0.331, SLG: 0.368	0-1 2B		2-1 FC5-4 1B	0-0 L9		2-0 FC6-4 1B		2-1 FC6-4		5	0	3	2	0	0	3	<p>Detroit Tigers @ Minnesota Twins</p> <p>Hubert H. Humphrey Metrodome, Minneapolis, MN</p> <p>Sun Jul 30 2006, 2:10 PM EDT</p> <p>Att: 43,204 - Dome - 70 F</p>			
33 Marcus Thames, R OBP: 0.346, SLG: 0.564 28 Curtis Granderson, L OBP: 0.369, SLG: 0.455	2-1 G5-3		2-2 FC5-4 1B	1-0 L5		1-1 FC6-4 1B		2-2 L4		3	0	0	0	0	0	4				
Craig Monroe, R OBP: 0.296, SLG: 0.471 Dmitri Young, S OBP: 0.283, SLG: 0.376	0-3 K		4-2 BB		2-2 2B	1-2 L8		0-2 P4		3	1	1	0	1	1	2				
30 Magglio Ordonez, R OBP: 0.346, SLG: 0.480	1-0 G4-3		3-2 F4		1-1 2B		1-0 F9		0-1 31 1B 2B	5	1	2	1	0	0	3				
9 Carlos Guillen, S OBP: 0.394, SLG: 0.494		0-2 F9	4-2 BB		0-2 G6-3		1-0 E7 1B		3-3 K	4	0	1	0	1	1	2				
15 Brandon Inge, R OBP: 0.307, SLG: 0.489		1-0 G5-3	0-1 F9		2-1 G6-3		2-0 HBP		2-3 K	4	0	0	0	0	1	5				
31 Chris Shelton, R OBP: 0.343, SLG: 0.477		3-1 1B		4-1 13 BB	2-2 G5-3		1-3 K		0-0 2H 1B	4	0	2	1	1	1	3				
13 Vance Wilson, R OBP: 0.310, SLG: 0.464		0-1 G5-3		0-1 E7 1B		0-0 14 CS 24 BB 1B		0-3 K		5	0	2	0	0	1	4				
24 Brent Cleven, R OBP: 0.750, SLG: 1.000			1-0 14 1B 2B	3-3 K		1-2 14 1B BB		2-1 14 FC6-4 1B		3	2	2	0	1	1	2				
<b>Inning Stats</b>	R: 0 E: 0 K: 1 S: 8	H: 1 LOB: 1 BB: 0 P: 11	R: 0 E: 0 K: 0 S: 9	H: 1 LOB: 1 BB: 0 P: 13	R: 1 E: 0 K: 0 S: 20	H: 2 LOB: 3 BB: 2 P: 36	R: 0 E: 1 K: 1 S: 9	H: 1 LOB: 2 BB: 1 P: 17	R: 1 E: 0 K: 0 S: 13	H: 2 LOB: 1 BB: 0 P: 20	R: 0 E: 1 K: 2 S: 8	H: 1 LOB: 2 BB: 0 P: 13	R: 0 E: 0 K: 0 S: 12	H: 1 LOB: 0 BB: 0 P: 18	R: 1 E: 0 K: 2 S: 11	H: 2 LOB: 1 BB: 0 P: 16	1B: 8 2B: 5 3B: 0 HR: 0	SF: 0 SAC: 0 DP: 0 HBP: 1	WP: 0 PB: 0 SB: 0 CS: 2	PA: 44
<b>PITCHER</b>	IP WLS BF H R ER SO	IP WLS BF H R ER SO	IP WLS BF H R ER SO	IP WLS BF H R ER SO	IP WLS BF H R ER SO	IP WLS BF H R ER SO	IP WLS BF H R ER SO	IP WLS BF H R ER SO	IP WLS BF H R ER SO	IP WLS BF H R ER SO	IP WLS BF H R ER SO	IP WLS BF H R ER SO	IP WLS BF H R ER SO	IP WLS BF H R ER SO	IP WLS BF H R ER SO	IP WLS BF H R ER SO	ERA WHIP	ERA WHIP		
Johan Santana, L ERA: 3.11	5.1	28	9	3	3	2	4	0	0	0	0	0	0	0	0	0	0	5.06	2.438	
26 Jesse Crain, L ERA: 4.29	1.2	7	1	0	0	2	0	0	1	0	0	0	0	0	0	0	0	0.00	0.600	
37 Denny Reyes, L ERA: 1.27	0.2	3	1	0	0	0	0	0	0	0	0	0	0	0	0	0	0	0.00	1.500	
17 Pat Neshek, R ERA: 1.74	0.1	W	1	0	0	0	0	0	0	0	0	0	0	0	0	0	0	0.00	0.000	
36 Joe Nathan, R ERA: 1.6	1.0	S	5	2	1	1	2	0	0	0	0	0	0	0	0	0	0	9.00	2.000	

Batter	1	2	3	4	5	6	7	8	9	AB	R	H	RBI	BB	SO	LOB	BOTTOM			
Luis Castillo, S OBP: 0.338, SLG: 0.369	0-0 E5 7 F8-2 1B			3-2 G4-3				2-2 G6-3		3	0	1	1	1	0	1	<p>Detroit Tigers @ Minnesota Twins</p> <p>Hubert H. Humphrey Metrodome, Minneapolis, MN</p> <p>Sun Jul 30 2006, 2:10 PM EDT</p> <p>Att: 43,204 - Dome - 70 F</p>			
8 Nick Punto, S OBP: 0.387, SLG: 0.405	1-3 K			2-3 K			3-3 K	1-0 F7		4	0	0	0	0	3	3				
7 Joe Mauer, L OBP: 0.441, SLG: 0.521	2-1 F8-2			1-2 L8			1-1 F8	4-0 5 3B IBB		3	1	0	0	1	0	2				
5 Michael Cuddyer, R OBP: 0.348, SLG: 0.488		1-2 F8			2-2 F9		1-3 K	1-2 3B		4	0	1	2	0	1	1				
33 Justin Morneau, L OBP: 0.360, SLG: 0.599		2-3 K			2-3 K			E6 1B		4	1	1	0	0	3	1				
24 Rondell White, R OBP: 0.253, SLG: 0.302 Josh Rabe, R OBP: 0.474, SLG: 0.611 16 Jason Kubel, L OBP: 0.301, SLG: 0.448		0-0 G5-3			1-3 K			0-0 E3 55 2B		1	0	0	0	0	0	0				
55 Mike Redmond, R OBP: 0.339, SLG: 0.410				0-0 G6-3		0-1 L5		0-0 1B BLK 2B		3	1	1	1	0	0	0				
Jason Tyner, L OBP: 0.385, SLG: 0.371				0-1 F8		1-2 G4-3		0-1 BLK 1B G6-3 1B		3	1	1	0	0	0	0				
Jason Bartlett, R OBP: 0.408, SLG: 0.450				3-3 K		1-0 G6-3		0-1 5 3B 1B		3	1	1	0	0	1	0				
<b>Inning Stats</b>	R: 0 E: 1 K: 1 S: 7	H: 0 LOB: 0 BB: 0 P: 10	R: 0 E: 0 K: 1 S: 7	H: 0 LOB: 0 BB: 0 P: 10	R: 0 E: 0 K: 1 S: 7	H: 0 LOB: 0 BB: 0 P: 10	R: 0 E: 0 K: 1 S: 10	H: 0 LOB: 0 BB: 0 P: 16	R: 0 E: 0 K: 2 S: 9	H: 0 LOB: 0 BB: 0 P: 14	R: 0 E: 0 K: 0 S: 6	H: 0 LOB: 0 BB: 0 P: 8	R: 0 E: 0 K: 2 S: 10	H: 0 LOB: 1 BB: 1 P: 19	R: 6 E: 2 K: 1 S: 22	H: 5 LOB: 1 BB: 1 P: 34	1B: 4 2B: 2 3B: 1 HR: 0	SF: 0 SAC: 0 DP: 1 HBP: 0	WP: 0 PB: 1 SB: 1 CS: 0	PA: 32
<b>PITCHER</b>	IP WLS BF H R ER SO	IP WLS BF H R ER SO	IP WLS BF H R ER SO	IP WLS BF H R ER SO	IP WLS BF H R ER SO	IP WLS BF H R ER SO	IP WLS BF H R ER SO	IP WLS BF H R ER SO	IP WLS BF H R ER SO	IP WLS BF H R ER SO	IP WLS BF H R ER SO	IP WLS BF H R ER SO	IP WLS BF H R ER SO	IP WLS BF H R ER SO	IP WLS BF H R ER SO	IP WLS BF H R ER SO	ERA WHIP	ERA WHIP		
38 Jeremy Bonderman, R ERA: 3.68	7.2	L	31	6	6	3	8	1	1	0	0	0	0	0	0	0	3.52	0.913		
Jamie Walker, L ERA: 1.11	0.1		1	0	0	0	1	0	0	0	0	0	0	0	0	0	0.00	0.000		





Batter	1	2	3	4	5	6	7	8	9	AB	R	H	RBI	BB	SO	LOB	TOP			
Gary Matthews, S (1, 8) OBP: 0.370, SLG: 0.500 Jerry Hairston, R (6, 8) OBP: 0.260, SLG: 0.252										3	0	1	0	0	1	0	<p><b>Texas Rangers @ Minnesota Twins</b> Hubert H. Humphrey Metrodome, Minneapolis, MN</p> <p>Mon Jul 31 2006, 8:10 PM EDT Att: 19,532 - Dome - 70 F</p> <p>livebaseballscores.com</p>			
10 Michael Young, R (1, 6) OBP: 0.352, SLG: 0.450										4	0	0	0	0	1	1				
Carlos Lee, R (1, 7) OBP: 0.352, SLG: 0.550 17 Nelson Cruz, R (6, 7) OBP: 0.400, SLG: 0.667										3	0	0	0	0	0	0				
23 Mark Teixeira, S (1, 3) OBP: 0.368, SLG: 0.470										4	1	2	1	0	0	0				
9 Hank Bialock, L (1, 5) OBP: 0.342, SLG: 0.419										4	0	2	0	0	0	1				
5 Ian Kinsler, R (1, 4) OBP: 0.363, SLG: 0.484										4	0	0	0	0	1	3				
Mark DeRosa, R (1, 9) OBP: 0.370, SLG: 0.484										3	0	1	0	0	0	1				
6 Brad Wilkerson, L (1, 10) OBP: 0.315, SLG: 0.436										3	0	0	0	0	2	2				
15 Gerald Laird, R (1, 2) OBP: 0.380, SLG: 0.574										3	0	0	0	0	0	0				
<b>Inning Stats</b>	R: 0 E: 0 K: 1 S: 11	H: 0 LOB: 0 BB: 0 P: 18	R: 0 E: 0 K: 0 S: 8	H: 1 LOB: 1 BB: 0 P: 10	R: 0 E: 0 K: 2 S: 15	H: 1 LOB: 1 BB: 0 P: 22	R: 0 E: 0 K: 0 S: 8	H: 1 LOB: 1 BB: 0 P: 13	R: 0 E: 0 K: 1 S: 7	H: 0 LOB: 0 BB: 0 P: 12	R: 1 E: 0 K: 0 S: 14	H: 3 LOB: 1 BB: 0 P: 18	R: 0 E: 0 K: 0 S: 7	H: 0 LOB: 0 BB: 0 P: 10	R: 1 E: 0 K: 1 S: 12	H: 1 LOB: 0 BB: 0 P: 19		1B: 5 2B: 0 3B: 0 HR: 2	SF: 0 SAC: 0 DP: 1 HBP: 0	WP: 0 PB: 0 SB: 0 CS: 0
<b>PITCHER</b>	IP WLS BF H R ER SO BB IBB HBP BLK WP HR S P ERA WHIP	IP WLS BF H R ER SO BB IBB HBP BLK WP HR S P ERA WHIP																		
Carlos Silva, R (1, 1) ERA: 6.49	7.0	W	26	6	1	1	4	0	0	0	0	0	0	0	1	72	102	1.29	0.857	
Willie Eyre, R (8, 1) ERA: 7.64	2.0		7	1	1	1	1	0	0	0	0	0	0	0	1	19	29	4.50	0.500	

Batter	1	2	3	4	5	6	7	8	9	AB	R	H	RBI	BB	SO	LOB	BOTTOM			
Luis Castillo, S (1, 4) OBP: 0.337, SLG: 0.366 38 Luis Antonio Rodriguez, R (8, 4) OBP: 0.391, SLG: 0.395										3	1	0	0	1	0	1	<p><b>Texas Rangers @ Minnesota Twins</b> Hubert H. Humphrey Metrodome, Minneapolis, MN</p> <p>Mon Jul 31 2006, 8:10 PM EDT Att: 19,532 - Dome - 70 F</p> <p>livebaseballscores.com</p>			
8 Nick Punto, S (1, 5) OBP: 0.395, SLG: 0.423										4	4	4	3	1	0	0				
7 Joe Mauer, L (1, 2) OBP: 0.441, SLG: 0.519										5	1	2	1	0	0	2				
5 Michael Cuddyer, R (1, 9) OBP: 0.349, SLG: 0.489										5	1	2	1	0	1	3				
33 Justin Morneau, L (1, 3) OBP: 0.364, SLG: 0.601 Terry Tiffee, S (7, PH) OBP: 0.298, SLG: 0.395										4	2	3	2	0	0	0				
Tori Hunter, R (1, 8) OBP: 0.346, SLG: 0.453										5	3	3	4	0	0	2				
Josh Rabe, R (1, 10) OBP: 0.458, SLG: 0.696										5	1	2	3	0	1	2				
Jason Tyner, L (1, 7) OBP: 0.357, SLG: 0.343										5	0	0	0	0	0	3				
Jason Bartlett, R (1, 6) OBP: 0.410, SLG: 0.455										3	2	2	1	0	0	0				
<b>Inning Stats</b>	R: 5 E: 1 K: 0 S: 20	H: 5 LOB: 0 BB: 0 P: 29	R: 3 E: 0 K: 0 S: 20	H: 5 LOB: 2 BB: 0 P: 32	R: 0 E: 0 K: 0 S: 6	H: 0 LOB: 0 BB: 0 P: 12	R: 3 E: 0 K: 1 S: 17	H: 2 LOB: 1 BB: 1 P: 26	R: 3 E: 0 K: 0 S: 14	H: 2 LOB: 0 BB: 1 P: 23	R: 1 E: 0 K: 0 S: 9	H: 2 LOB: 1 BB: 0 P: 11	R: 0 E: 0 K: 1 S: 9	H: 2 LOB: 1 BB: 0 P: 12	R: 0 E: 0 K: 0 S: 7	H: 0 LOB: 0 BB: 0 P: 13		1B: 14 2B: 1 3B: 1 HR: 2	SF: 1 SAC: 0 DP: 1 HBP: 0	WP: 0 PB: 1 SB: 0 CS: 0
<b>PITCHER</b>	IP WLS BF H R ER SO BB IBB HBP BLK WP HR S P ERA WHIP	IP WLS BF H R ER SO BB IBB HBP BLK WP HR S P ERA WHIP																		
48 John Rheinecker, L (1, 1) ERA: 6.03	1.2	L	14	9	8	8	0	0	0	0	0	0	0	0	0	33	53	19.29	2.571	
53 Joaquin Benoit, R (2, 1) ERA: 4.99	2.1		14	4	5	5	1	2	0	0	0	0	0	0	1	33	53	19.29	2.571	
32 Ron Mahay, L (5, 1) ERA: 3.89	3.0		13	5	2	2	1	0	0	0	0	0	0	0	29	39	6.00	1.667		
Rick Bauer, R (8, 1) ERA: 2.94	1.0		3	0	0	0	0	0	0	0	0	0	0	0	7	13	0.00	0.000		



Batter	1	2	3	4	5	6	7	8	9	AB	R	H	RBI	BB	SO	LOB	TOP										
<b>Gary Matthews, S</b> (1, 8) OBP: 0.372, SLG: 0.510 <b>Jerry Hairston, R</b> (9, 8) OBP: 0.260, SLG: 0.252	4-1 FC5-4 BB		1-1 G6-3	3-2 HR		0-3 K			2-2 2B	4	2	2	4	1	1	0											
<b>10 Michael Young, R</b> (1, 6) OBP: 0.350, SLG: 0.454	1-0 FC5-4		0-2 G1-3	3-2 HR			2-1 G6-3		0-1 P4	5	1	1	1	0	0	2											
<b>Carlos Lee, R</b> (1, 7) OBP: 0.352, SLG: 0.549 <b>17 Nelson Cruz, R</b> (9, PR) OBP: 0.400, SLG: 0.667	0-2 FC5-4			0-2 2B			0-0 F9		4-2 2B	4	1	1	0	1	0	1											
<b>23 Mark Teixeira, S</b> (1, 3) OBP: 0.366, SLG: 0.467	0-0 G4-3			0-2 K			0-0 F9		0-0 BB	5	0	1	1	0	1	2											
<b>9 Hank Bialock, L</b> (1, 5) OBP: 0.340, SLG: 0.416		1-0 P5		0-1 FC5 5B		2-3 K			3-3 K	5	1	1	1	0	2	2											
<b>5 Ian Kinsler, R</b> (1, 4) OBP: 0.361, SLG: 0.480		2-3 K		0-2 E 6B		1-2 P4			1-3 K G4-3	4	1	1	0	0	2	0											
<b>Matt Stairs, L</b> (1, 10) OBP: 0.351, SLG: 0.426		0-0 1B		2-2 FC5 6B		1-3 K			1-0 G4-3	4	1	1	0	0	1	2											
<b>Rod Barajas, R</b> (1, 2) OBP: 0.291, SLG: 0.411		2-2 L7		1-2 HR 6B		1-2 F8			1-3 K	3	1	0	0	0	1	2											
<b>6 Brad Wilkerson, L</b> (1, 9) OBP: 0.314, SLG: 0.434			1-0 G3	1-2 HR 1B		2-0 F8			2-1 P5	4	1	1	1	0	0	0											
<b>Inning Stats</b>	R: 0 E: 0 K: 0 S: 6	H: 0 LOB: 1 BB: 1 P: 11	R: 0 E: 0 K: 1 S: 13	H: 1 LOB: 1 BB: 0 P: 18	R: 0 E: 0 K: 0 S: 6	H: 0 LOB: 0 BB: 0 P: 8	R: 3 E: 1 K: 1 S: 29	H: 6 LOB: 0 BB: 0 P: 41	R: 0 E: 0 K: 2 S: 10	H: 0 LOB: 0 BB: 0 P: 14	R: 0 E: 0 K: 0 S: 4	H: 0 LOB: 0 BB: 0 P: 6	R: 0 E: 0 K: 3 S: 10	H: 0 LOB: 1 BB: 0 P: 16	R: 1 E: 0 K: 0 S: 13	H: 2 LOB: 2 BB: 1 P: 21	1B: 5 2B: 2 3B: 0 HR: 2	SF: 0 SAC: 0 DP: 0 HBP: 1	WP: 1 PB: 0 CS: 0	PA: 41							
<b>PITCHER</b>	IP	WLS	BF	H	R	ER	SO	BB	IBB	HBP	BLK	WP	HR	S	P	ERA	WHIP										
<b>Scott Baker, R</b> (1, 1) ERA: 6.93	3.1	L	20	7	8	7	1	1	0	0	0	0	2	49	72	18.90	2.400										
<b>17 Pat Neshek, R</b> (4, 1) ERA: 1.38	2.2		8	0	0	0	4	0	0	0	0	0	0	23	31	0.00	0.000										
<b>28 Jesse Crain, R</b> (7, 1) ERA: 4.21	1.0		3	0	0	0	0	0	0	0	0	0	0	4	6	0.00	0.000										
<b>37 Dennyys Reyes, L</b> (8, 1) ERA: 1.23	1.0		4	0	0	0	3	0	0	0	0	1	0	10	16	0.00	0.000										
<b>Juan Rincon, R</b> (9, 1) ERA: 2.22	1.0		6	2	1	1	0	1	0	0	0	0	0	13	21	9.00	3.000										

Texas Rangers @ Minnesota Twins  
Hubert H. Humphrey Metrodome, Minneapolis, MN

AB 38  
R 9  
H 9  
RBI 8  
BB 2  
SO 8  
LOB 11



WP: 1 PA: 41  
PB: 0  
CS: 0

Batter	1	2	3	4	5	6	7	8	9	AB	R	H	RBI	BB	SO	LOB	BOTTOM										
<b>Luis Castillo, S</b> (1, 4) OBP: 0.336, SLG: 0.364	0-3 K		4-1 8CS BB			1-3 K			1-1 G3	3	0	0	0	1	2	2											
<b>8 Nick Punto, S</b> (1, 5) OBP: 0.400, SLG: 0.420	2-1 F9		4-2 7CS BB			1-0 F7			4-0 7G4-6-3 BB	2	0	0	0	2	0	1											
<b>7 Joe Mauer, L</b> (1, 2) OBP: 0.439, SLG: 0.521	2-2 3B		1-0 CS		1-1 G6-3				0-2 G3-1	4	0	1	0	0	0	1											
<b>5 Michael Cuddyer, R</b> (1, 9) OBP: 0.345, SLG: 0.484	3-2 L3				2-1 F9				1-2 F8	4	0	0	0	0	0	1											
<b>33 Justin Morneau, L</b> (1, 3) OBP: 0.366, SLG: 0.599		0-2 G4-3		1-2 1B		4-2 BB			1-1 L8	3	0	1	0	1	0	0											
<b>Torii Hunter, R</b> (1, 8) OBP: 0.349, SLG: 0.452 <b>38 Luis Antonio Rodriguez, R</b> (PH) OBP: 0.299, SLG: 0.301		3-3 K		0-0 1B		1-3 K			3-1 L9	3	0	1	0	0	2	1											
<b>16 Jason Kubel, L</b> (1, 10) OBP: 0.299, SLG: 0.444		3-2 1B		3-2 G4-3		0-3 K			1-2 F8	4	0	1	0	0	1	2											
<b>Jason Tyner, L</b> (1, 7) OBP: 0.356, SLG: 0.333		2-1 L4			4-0 BB				0-0 L4	2	0	0	0	1	0	1											
<b>Jason Bartlett, R</b> (1, 6) OBP: 0.409, SLG: 0.453			0-1 F8		2-2 F9				2-0 1B	3	0	1	0	0	0	1											
<b>Inning Stats</b>	R: 0 E: 0 K: 1 S: 11	H: 1 LOB: 0 BB: 0 P: 18	R: 0 E: 0 K: 1 S: 12	H: 1 LOB: 0 BB: 0 P: 20	R: 0 E: 0 K: 0 S: 6	H: 0 LOB: 2 BB: 2 P: 15	R: 0 E: 0 K: 0 S: 14	H: 2 LOB: 2 BB: 0 P: 21	R: 0 E: 0 K: 1 S: 8	H: 0 LOB: 1 BB: 1 P: 16	R: 0 E: 0 K: 1 S: 12	H: 0 LOB: 1 BB: 1 P: 18	R: 0 E: 0 K: 0 S: 7	H: 1 LOB: 0 BB: 0 P: 10	R: 0 E: 0 K: 0 S: 5	H: 0 LOB: 0 BB: 1 P: 11	R: 0 E: 0 K: 0 S: 8	H: 0 LOB: 0 BB: 0 P: 13	1B: 4 2B: 0 3B: 1 HR: 0	SF: 0 SAC: 0 DP: 1 HBP: 0	WP: 0 PB: 0 CS: 2	PA: 35					
<b>PITCHER</b>	IP	WLS	BF	H	R	ER	SO	BB	IBB	HBP	BLK	WP	HR	S	P	ERA	WHIP										
<b>Adam Eaton, R</b> (1, 1) ERA: 2.79	6.0	W	24	4	0	0	4	4	0	0	0	0	0	63	108	0.00	1.333										
<b>36 C.J. Wilson, L</b> (7, 1) ERA: 3.79	1.2		6	1	0	0	1	1	0	0	0	0	0	10	18	0.00	1.200										
<b>39 Scott Feldman, R</b> (8, 1) ERA: 5.01	1.1		4	0	0	0	0	0	0	0	0	0	0	10	16	0.00	0.000										

Texas Rangers @ Minnesota Twins  
Hubert H. Humphrey Metrodome, Minneapolis, MN

AB 29  
R 0  
H 5  
RBI 0  
BB 5  
SO 5  
LOB 10



WP: 0 PA: 35  
PB: 0  
CS: 2



Batter	1	2	3	4	5	6	7	8	9	AB	R	H	RBI	BB	SO	LOB	TOP										
<b>Gary Matthews, S</b> (1, 8) OBP: 0.372, SLG: 0.510	G5-3		10 WP 1B	E3 10 2B		G4-3		10 F9 2B	G4-3	6	1	2	0	0	0	3	<b>Texas Rangers @ Minnesota Twins</b> Hubert H. Humphrey Metrodome, Minneapolis, MN Wed Aug 02 2006, 1:10 PM EDT Att: 26,492 - Dome - 74 F  <b>AB 42</b> <b>R 10</b> <b>H 14</b> <b>RBI 8</b> <b>BB 3</b> <b>SO 6</b> <b>LOB 22</b>										
<b>10 Michael Young, R</b> (1, 6) OBP: 0.351, SLG: 0.454	K		1-2 BB	E 2B		F7		F9		4	1	1	1	1	1	1											
<b>Carlos Lee, R</b> (1, 7) <b>17 Nelson Cruz, R</b> (9, 9) OBP: 0.400, SLG: 0.667	F7		SF7	E5		K		P6		4	0	0	1	0	1	1											
<b>23 Mark Teixeira, S</b> (1, 3) OBP: 0.368, SLG: 0.481		1-1 HR	K	K			9 FC3-6 BB		HR	4	2	2	2	1	2	3											
<b>9 Hank Bialock, L</b> (1, 10) OBP: 0.339, SLG: 0.413	F8			G6-3	1-2 1B		FC3-6 1B		G1	5	1	1	0	0	0	1											
<b>Mark DeRosa, R</b> (1, 5) OBP: 0.376, SLG: 0.487	K2-3			5 1B 15 2B BB	1-2 1B		1B		E 15 2B 1B	4	2	3	0	1	1	0											
<b>Matt Stairs, L</b> (1, 9) <b>Jerry Hairston, R</b> (9, PR) OBP: 0.260, SLG: 0.252	P5			K	1-2 2-3		5 G6-4-3 1B		E4 15 2B 1B	5	0	1	1	0	1	4											
<b>5 Ian Kinsler, R</b> (1, 4) OBP: 0.362, SLG: 0.478			10 WP SF7 1B	15 2B 1B			G6-4-3 1B		F7	5	2	2	0	0	0	6											
<b>15 Gerald Laird, R</b> (1, 2) OBP: 0.380, SLG: 0.582		1 SAFE P4	1 SAFE E	1-1 E					G5-3	5	1	2	3	0	0	3											
<b>Inning Stats</b>	R: 0 E: 0 K: 1 S: 10	H: 0 LOB: 0 BB: 0 P: 17	R: 1 E: 0 K: 1 S: 11	H: 1 LOB: 0 BB: 0 P: 20	R: 1 E: 0 K: 1 S: 8	H: 2 LOB: 2 BB: 1 P: 16	R: 5 E: 2 K: 2 S: 20	H: 3 LOB: 1 BB: 1 P: 29	R: 0 E: 0 K: 0 S: 10	H: 2 LOB: 2 BB: 0 P: 16	R: 0 E: 0 K: 1 S: 7	H: 0 LOB: 0 BB: 0 P: 11	R: 1 E: 0 K: 0 S: 8	H: 2 LOB: 1 BB: 1 P: 15	R: 0 E: 0 K: 0 S: 9	H: 1 LOB: 1 BB: 0 P: 14		R: 2 E: 1 K: 0 S: 13	H: 3 LOB: 3 BB: 0 P: 19	1B: 8 2B: 4 3B: 0 HR: 2	SF: 1 SAC: 0 DP: 1 HBP: 0	WP: 1 PB: 0 SB: 0 CS: 0	PA: 46				
<b>PITCHER</b>	IP	WLS	BF	H	R	ER	SO	BB	IBB	HBP	BLK	WP	HR	S	P	ERA	WHIP										
<b>26 Boof Bonser, R</b> (1, 1) ERA: 5.67	4.0	L	22	6	7	4	5	2	0	0	0	1	1	49	82	9.00	2.000										
<b>54 Matt Guerrier, R</b> (5, 1) ERA: 3.31	3.0		13	4	1	1	1	1	0	0	0	0	0	25	42	3.00	1.667										
<b>Willie Eyre, R</b> (8, 1) ERA: 7.46	2.0		11	4	2	1	0	0	0	0	0	0	1	22	33	4.50	2.000										

Batter	1	2	3	4	5	6	7	8	9	AB	R	H	RBI	BB	SO	LOB	BOTTOM										
<b>Jason Tyner, L</b> (1, 7) OBP: 0.346, SLG: 0.324	G4-6-3 1B		F7		G4-3		G4-6-3		L3	5	0	1	0	0	0	5	<b>Texas Rangers @ Minnesota Twins</b> Hubert H. Humphrey Metrodome, Minneapolis, MN Wed Aug 02 2006, 1:10 PM EDT Att: 26,492 - Dome - 74 F  <b>AB 33</b> <b>R 2</b> <b>H 12</b> <b>RBI 2</b> <b>BB 5</b> <b>SO 4</b> <b>LOB 24</b>										
<b>8 Nick Punto, S</b> (1, 5) OBP: 0.404, SLG: 0.421	G4-6-3 1B		K			5 FC6-4 1B			K	4	1	2	0	1	2	1											
<b>7 Joe Mauer, L</b> (1, 10) OBP: 0.437, SLG: 0.518	G4-6-3			G4-3		5 C6-4 1B			K	4	0	1	0	0	1	4											
<b>5 Michael Cuddyer, R</b> (1, 9) OBP: 0.347, SLG: 0.485	F8			33 G3 2B		FC6-4 1B			55 2B BB	3	1	1	0	1	0	3											
<b>33 Justin Morneau, L</b> (1, 3) OBP: 0.367, SLG: 0.596		4-1 BB		G3		1B			P6	2	0	0	0	2	0	2											
<b>Torii Hunter, R</b> (1, 8) <b>Josh Rabe, R</b> (7, 7) OBP: 0.440, SLG: 0.667	G6-4-3		G6-4-3	K2-3		55 G5-4-3 1B			P4	3	0	1	1	0	1	2											
<b>55 Mike Redmond, R</b> (1, 2) OBP: 0.344, SLG: 0.430		2-0 2B				L6			G4-3	4	0	2	1	0	0	3											
<b>38 Luis Antonio Rodriguez, B, 4)</b> OBP: 0.307, SLG: 0.303		3-1 2B		G3-1					G4-3	3	0	1	0	1	0	2											
<b>Jason Bartlett, R</b> (1, 6) OBP: 0.417, SLG: 0.461			8 CS 1B		F9				L3 1B	4	0	3	0	0	0	1											
<b>Inning Stats</b>	R: 0 E: 0 K: 0 S: 12	H: 2 LOB: 1 BB: 0 P: 18	R: 0 E: 0 K: 0 S: 6	H: 1 LOB: 1 BB: 1 P: 15	R: 0 E: 0 K: 1 S: 11	H: 1 LOB: 0 BB: 0 P: 16	R: 0 E: 0 K: 1 S: 11	H: 1 LOB: 1 BB: 0 P: 17	R: 0 E: 0 K: 0 S: 6	H: 0 LOB: 1 BB: 1 P: 12	R: 1 E: 0 K: 0 S: 10	H: 3 LOB: 2 BB: 1 P: 20	R: 0 E: 0 K: 1 S: 11	H: 2 LOB: 2 BB: 1 P: 19	R: 1 E: 0 K: 0 S: 10	H: 1 LOB: 1 BB: 1 P: 20		R: 0 E: 0 K: 1 S: 12	H: 1 LOB: 0 BB: 0 P: 16	1B: 9 2B: 5 3B: 0 HR: 0	SF: 0 SAC: 0 DP: 6 HBP: 0	WP: 0 PB: 0 SB: 0 CS: 1	PA: 38				
<b>PITCHER</b>	IP	WLS	BF	H	R	ER	SO	BB	IBB	HBP	BLK	WP	HR	S	P	ERA	WHIP										
<b>Kip Wells, R</b> (1, 1) ERA: 6.1	5.0		21	7	1	1	2	2	0	0	0	0	0	14	27	0.00	3.000										
<b>58 Wies Littleton, R</b> (6, 1) ERA: 0.77	1.2		8	3	0	0	0	2	0	0	0	0	0	7	13	13.50	1.500										
<b>32 Ron Mahay, L</b> (7, 1) ERA: 4.06	0.2		3	0	1	1	1	1	0	0	0	0	0	6	12	0.00	1.500										
<b>Rick Bauer, R</b> (8, 1) ERA: 2.9	0.2		3	1	0	0	0	0	0	0	0	0	0	6	12	0.00	1.500										
<b>40 Akinori Otsuka, R</b> (9, 1) ERA: 2.4	1.0		3	1	0	0	1	0	0	0	0	0	0	12	16	0.00	1.000										



Batter	1	2	3	4	5	6	7	8	9	AB	R	H	RBI	BB	SO	LOB	TOP			
Luis Castillo, S (1,4) OBP: 0.339, SLG: 0.364	4-2 SH1-3 BB	1-2 7 BB 5 WP FC5-2 1B	G1-6-3			2-3 K	1-2 1B		2-2 G6-4-3	5	1	2	0	1	1	2				
8 Nick Punto, S (1,5) OBP: 0.401, SLG: 0.416	0-0 SH1-3	4-1 5 FC5-2 33 BB 1B		1-0 G1-3		2-2 F7	0-2 G3-1			3	1	0	0	1	0	2				
7 Joe Mauer, L (1,2) OBP: 0.441, SLG: 0.518	4-1 33 BB 2B	4-2 5 FC5-2 33 BB 1B		0-0 G6-3		4-1 5 BB 1B		1-1 33 G4-3 5 HBP 1B		2	2	1	0	3	0	0				
5 Michael Cuddyer, R (1,9) OBP: 0.350, SLG: 0.484	2-2 F7	1-2 FC5-2 33 BB 1B		4-1 BB		1-2 BB		1-1 33 G4-3 1B		3	1	1	0	1	0	5				
33 Justin Morneau, L (1,3) OBP: 0.367, SLG: 0.593	2-1 2B	2-1 E6		2-2 F8		0-0 FC6-4		3-2 G4-3		5	0	2	3	0	0	5				
Torii Hunter, R (1,10) OBP: 0.350, SLG: 0.451	1-1 2B	G4-3		0-1 F8			1-3 K	1-1 G5-4-3 HBP		4	0	1	1	0	1	1				
Josh Rabe, R (1,7) OBP: 0.433, SLG: 0.724	P4		1-1 E6 G4-3 WP		1-0 FC6-4 1B		0-0 HR	0-0 G5-4-3		5	2	2	1	0	0	5				
Jason Tyner, L (1,8) OBP: 0.337, SLG: 0.316		0-1 1B 8 WP F7 1B		0-0 G4-3		3-2 P5		1-3 K		5	1	1	0	0	1	2				
Jason Bartlett, R (1,6) OBP: 0.423, SLG: 0.458	F7	2-2 F7		4-0 FC6-4		1-0 FC6-4		2-0 1B		3	0	1	0	2	0	2				
<b>Inning Stats</b>	R: 2 H: 2 E: 0 K: 0 S: 16	WLS: 2 BF: 2 LOB: 2 P: 32	H: 4 R: 3 ER: 1 K: 0 S: 18	R: 3 LOB: 1 BB: 2 P: 32	H: 0 R: 0 ER: 0 K: 0 S: 4	LOB: 0 BB: 1 P: 9	R: 0 H: 0 E: 0 K: 0 S: 6	H: 0 R: 0 ER: 0 K: 0 S: 6	H: 1 LOB: 1 BB: 1 P: 13	R: 0 H: 1 E: 0 K: 1 S: 12	H: 0 LOB: 2 BB: 0 P: 21	R: 0 H: 3 E: 0 K: 2 S: 15	H: 3 LOB: 2 BB: 0 P: 20	R: 0 H: 1 E: 0 K: 0 S: 8	H: 0 LOB: 0 BB: 1 P: 14	R: 0 H: 0 E: 0 K: 0 S: 10	H: 0 LOB: 0 BB: 1 P: 18	1B: 9 2B: 1 3B: 0 HR: 1	SF: 0 SAC: 1 DP: 3 HBP: 2	WP: 2 PA: 46 PB: 0 SB: 0 CS: 0
<b>PITCHER</b>	IP WLS BF H R ER SO BB IBB HBP BLK WP HR S P ERA WHIP	IP WLS BF H R ER SO BB IBB HBP BLK WP HR S P ERA WHIP	IP WLS BF H R ER SO BB IBB HBP BLK WP HR S P ERA WHIP	IP WLS BF H R ER SO BB IBB HBP BLK WP HR S P ERA WHIP	IP WLS BF H R ER SO BB IBB HBP BLK WP HR S P ERA WHIP	IP WLS BF H R ER SO BB IBB HBP BLK WP HR S P ERA WHIP	IP WLS BF H R ER SO BB IBB HBP BLK WP HR S P ERA WHIP	IP WLS BF H R ER SO BB IBB HBP BLK WP HR S P ERA WHIP	IP WLS BF H R ER SO BB IBB HBP BLK WP HR S P ERA WHIP	IP WLS BF H R ER SO BB IBB HBP BLK WP HR S P ERA WHIP	IP WLS BF H R ER SO BB IBB HBP BLK WP HR S P ERA WHIP	IP WLS BF H R ER SO BB IBB HBP BLK WP HR S P ERA WHIP	IP WLS BF H R ER SO BB IBB HBP BLK WP HR S P ERA WHIP	IP WLS BF H R ER SO BB IBB HBP BLK WP HR S P ERA WHIP	IP WLS BF H R ER SO BB IBB HBP BLK WP HR S P ERA WHIP	IP WLS BF H R ER SO BB IBB HBP BLK WP HR S P ERA WHIP	IP WLS BF H R ER SO BB IBB HBP BLK WP HR S P ERA WHIP	IP WLS BF H R ER SO BB IBB HBP BLK WP HR S P ERA WHIP	IP WLS BF H R ER SO BB IBB HBP BLK WP HR S P ERA WHIP	IP WLS BF H R ER SO BB IBB HBP BLK WP HR S P ERA WHIP

Minnesota Twins @ Kansas City Royals  
Kauffman Stadium, Kansas City, MO  
Thu Aug 03 2006, 7:10 PM CDT  
Att: 12,022 - Partly Cloudy - 86 F

AB 35  
R 8  
H 11  
RBI 5  
BB 8  
SO 3  
LOB 24




Batter	1	2	3	4	5	6	7	8	9	AB	R	H	RBI	BB	SO	LOB	BOTTOM			
9 David DeJesus, L (1,7) OBP: 0.375, SLG: 0.448	3-2 24 FC3-6 1B		2-2 L3			1-0 G1-4-3		1-0 2H 1B		4	0	2	1	0	0	0				
15 Mark Grudzielanek, R (1,4) OBP: 0.327, SLG: 0.397	0-0 B2			2-2 16 F8 32 SF7 24 BB 1B		0-3 K		1-1 P6		4	1	1	0	0	1	2				
24 Mark Teahen, L (1,5) OBP: 0.362, SLG: 0.529	1-2 FC3-6			4-2 1B		1-2 BB			0-1 G3	3	0	0	0	1	0	1				
16 Reggie Sanders, R (1,10) OBP: 0.303, SLG: 0.421	2-1 G5-3			0-1 F8		2-3 K		2-2 G6-3		4	0	0	0	0	1	3				
32 Shane Costa, L (1,9) OBP: 0.291, SLG: 0.394		0-1 G3-1		1-1 SF7		0-1 F7		1-2 F7		3	0	0	1	0	0	0				
43 Ryan Shealy, R (1,3) OBP: 0.300, SLG: 0.368		0-3 K		3-1 F7		0-1 F7		1-1 F7		3	0	0	0	0	1	1				
14 John Buck, R (1,2) OBP: 0.296, SLG: 0.383		1-3 K			0-3 K			0-0 G6-3		3	0	0	0	0	2	0				
13 Andrés Blanco, S (1,6) OBP: 0.286, SLG: 0.281			0-1 G3-1		1-2 K			2-1 F7		3	0	0	0	0	1	0				
2 Joey Gathright, L (1,8) OBP: 0.312, SLG: 0.257			0-0 B1-3		1-0 L7			2-0 9 BB 1B 2B		3	1	1	0	0	0	0				
<b>Inning Stats</b>	R: 0 H: 1 E: 0 K: 0 S: 11	WLS: 1 BF: 29 LOB: 0 P: 17	H: 0 R: 2 ER: 0 K: 2 S: 8	H: 0 LOB: 0 BB: 0 P: 9	H: 0 LOB: 0 BB: 0 P: 8	H: 1 LOB: 1 BB: 1 P: 21	H: 0 LOB: 0 BB: 0 P: 9	H: 0 LOB: 0 BB: 0 P: 9	H: 0 LOB: 1 BB: 0 P: 10	R: 1 H: 2 E: 0 K: 0 S: 7	H: 2 LOB: 1 BB: 0 P: 13	R: 0 H: 0 E: 0 K: 0 S: 10	H: 0 LOB: 0 BB: 0 P: 13	1B: 3 2B: 1 3B: 0 HR: 0	SF: 1 SAC: 0 DP: 0 HBP: 0	WP: 0 PA: 32 PB: 0 SB: 0 CS: 0				
<b>PITCHER</b>	IP WLS BF H R ER SO BB IBB HBP BLK WP HR S P ERA WHIP	IP WLS BF H R ER SO BB IBB HBP BLK WP HR S P ERA WHIP	IP WLS BF H R ER SO BB IBB HBP BLK WP HR S P ERA WHIP	IP WLS BF H R ER SO BB IBB HBP BLK WP HR S P ERA WHIP	IP WLS BF H R ER SO BB IBB HBP BLK WP HR S P ERA WHIP	IP WLS BF H R ER SO BB IBB HBP BLK WP HR S P ERA WHIP	IP WLS BF H R ER SO BB IBB HBP BLK WP HR S P ERA WHIP	IP WLS BF H R ER SO BB IBB HBP BLK WP HR S P ERA WHIP	IP WLS BF H R ER SO BB IBB HBP BLK WP HR S P ERA WHIP	IP WLS BF H R ER SO BB IBB HBP BLK WP HR S P ERA WHIP	IP WLS BF H R ER SO BB IBB HBP BLK WP HR S P ERA WHIP	IP WLS BF H R ER SO BB IBB HBP BLK WP HR S P ERA WHIP	IP WLS BF H R ER SO BB IBB HBP BLK WP HR S P ERA WHIP	IP WLS BF H R ER SO BB IBB HBP BLK WP HR S P ERA WHIP	IP WLS BF H R ER SO BB IBB HBP BLK WP HR S P ERA WHIP	IP WLS BF H R ER SO BB IBB HBP BLK WP HR S P ERA WHIP	IP WLS BF H R ER SO BB IBB HBP BLK WP HR S P ERA WHIP	IP WLS BF H R ER SO BB IBB HBP BLK WP HR S P ERA WHIP	IP WLS BF H R ER SO BB IBB HBP BLK WP HR S P ERA WHIP	IP WLS BF H R ER SO BB IBB HBP BLK WP HR S P ERA WHIP


Minnesota Twins @ Kansas City Royals  
Kauffman Stadium, Kansas City, MO  
Thu Aug 03 2006, 7:10 PM CDT  
Att: 12,022 - Partly Cloudy - 86 F

AB 30  
R 2  
H 4  
RBI 2  
BB 1  
SO 6  
LOB 7





Batter	1	2	3	4	5	6	7	8	9	10	AB	R	H	RBI	BB	SO	LOB	TOP						
Luis Castillo, S OBP: 0.338, SLG: 0.363 (1.4)	F7		SH1-3		G5-3	G5-3		G6-3		SH5-3	4	0	1	0	0	0	0	<b>Minnesota Twins @ Kansas City Royals</b> Kauffman Stadium, Kansas City, MO Fri Aug 04 2006, 7:10 PM CDT Att: 19,394 - Clear - 87 F  <b>livebaseballscores.com</b>  AB 37 R 8 H 11 RBI 7 BB 12 SO 8 LOB 22  						
8 Nick Punto, S OBP: 0.403, SLG: 0.417 (1.5)	F8		33 2B G4-3 BB		F8			K		K	4	1	1	0	2	2	1							
7 Joe Mauer, L OBP: 0.442, SLG: 0.524 (1.2)	K2-3		G4-3		33 BB BB					33 WP 5 BB 1B	4	2	1	1	2	1	5							
5 Michael Cuddyer, R OBP: 0.353, SLG: 0.490 (1.9)		K	33 2B BB		F8				HR	33 WP 1B	4	3	1	1	2	2	2							
33 Justin Morneau, L OBP: 0.376, SLG: 0.601 (1.3)	G6-3		1-H 2-H 3-H		FC6-4 BB			2B		1B	2	0	2	3	4	0	0							
Tori Hunter, R OBP: 0.350, SLG: 0.452 (1.10)	G6-3		G5-3		FC6-4					1B	6	0	2	2	0	1	6							
Josh Rabe, R OBP: 0.424, SLG: 0.677 16 Jason Kubel, L OBP: 0.302, SLG: 0.441 (7.7)					G5-3			F9		G4-6-3 BB	2	0	0	0	1	0	0							
Jason Tyner, L OBP: 0.330, SLG: 0.310 (1.8)	G3				G3			G4-6-3		K2-3	5	0	1	0	0	1	6							
Jason Bartlett, R OBP: 0.422, SLG: 0.456 (1.6)			7 G4-3 33 2B SH1-3 1B		P2			F9		L6	5	2	2	0	0	0	1							
<b>Inning Stats</b>	R: 0 E: 0 K: 1 S: 7	H: 0 LOB: 0 BB: 0 P: 14	R: 0 E: 0 K: 1 S: 11	H: 1 LOB: 2 BB: 1 P: 22	R: 3 E: 0 K: 0 S: 13	H: 2 LOB: 1 BB: 2 P: 27	R: 0 E: 0 K: 0 S: 5	H: 0 LOB: 0 BB: 0 P: 10	R: 0 E: 0 K: 0 S: 9	H: 1 LOB: 3 BB: 2 P: 21	R: 0 E: 0 K: 1 S: 14	H: 2 LOB: 3 BB: 1 P: 26	R: 0 E: 0 K: 1 S: 12	H: 1 LOB: 2 BB: 0 P: 23	R: 0 E: 0 K: 1 S: 8	H: 0 LOB: 0 BB: 0 P: 15	R: 2 E: 0 K: 3 S: 16	H: 2 LOB: 1 BB: 0 P: 32	R: 3 E: 0 K: 1 S: 9	H: 2 LOB: 2 BB: 3 P: 27	1B: 5 2B: 4 3B: 0 HR: 2	SF: 0 SAC: 2 DP: 1 HBP: 0	WP: 1 PA: 51	
<b>PITCHER</b>	IP WLS BF H R ER SO BB IBB HBP BLK WP HR S P ERA WHIP	IP WLS BF H R ER SO BB IBB HBP BLK WP HR S P ERA WHIP	IP WLS BF H R ER SO BB IBB HBP BLK WP HR S P ERA WHIP	IP WLS BF H R ER SO BB IBB HBP BLK WP HR S P ERA WHIP	IP WLS BF H R ER SO BB IBB HBP BLK WP HR S P ERA WHIP	IP WLS BF H R ER SO BB IBB HBP BLK WP HR S P ERA WHIP	IP WLS BF H R ER SO BB IBB HBP BLK WP HR S P ERA WHIP	IP WLS BF H R ER SO BB IBB HBP BLK WP HR S P ERA WHIP	IP WLS BF H R ER SO BB IBB HBP BLK WP HR S P ERA WHIP	IP WLS BF H R ER SO BB IBB HBP BLK WP HR S P ERA WHIP	IP WLS BF H R ER SO BB IBB HBP BLK WP HR S P ERA WHIP	IP WLS BF H R ER SO BB IBB HBP BLK WP HR S P ERA WHIP	IP WLS BF H R ER SO BB IBB HBP BLK WP HR S P ERA WHIP	IP WLS BF H R ER SO BB IBB HBP BLK WP HR S P ERA WHIP	IP WLS BF H R ER SO BB IBB HBP BLK WP HR S P ERA WHIP	IP WLS BF H R ER SO BB IBB HBP BLK WP HR S P ERA WHIP	IP WLS BF H R ER SO BB IBB HBP BLK WP HR S P ERA WHIP	IP WLS BF H R ER SO BB IBB HBP BLK WP HR S P ERA WHIP	IP WLS BF H R ER SO BB IBB HBP BLK WP HR S P ERA WHIP	IP WLS BF H R ER SO BB IBB HBP BLK WP HR S P ERA WHIP	IP WLS BF H R ER SO BB IBB HBP BLK WP HR S P ERA WHIP	IP WLS BF H R ER SO BB IBB HBP BLK WP HR S P ERA WHIP	IP WLS BF H R ER SO BB IBB HBP BLK WP HR S P ERA WHIP	IP WLS BF H R ER SO BB IBB HBP BLK WP HR S P ERA WHIP
Mark Redman, L ERA: 5.38 (1.1)	57 Joel Peralta, R ERA: 4.28 (6.1)	41 Jimmy Gobble, L ERA: 4.61 (6.1)	77 Joe Nelson, R ERA: 1.11 (7.1)	Ambiorix Burgos, R ERA: 5.64 (9.1)	Scott Dohmann, R ERA: 7.0 (10.1)																			

Batter	1	2	3	4	5	6	7	8	9	10	AB	R	H	RBI	BB	SO	LOB	BOTTOM						
9 David DeJesus, L OBP: 0.372, SLG: 0.444 (1.8)	F7		F8		K					G3-1	5	0	1	0	0	1	3	<b>Minnesota Twins @ Kansas City Royals</b> Kauffman Stadium, Kansas City, MO Fri Aug 04 2006, 7:10 PM CDT Att: 19,394 - Clear - 87 F  <b>livebaseballscores.com</b>  AB 36 R 5 H 8 RBI 5 BB 3 SO 13 LOB 12  						
15 Mark Grudzielanek, R OBP: 0.325, SLG: 0.394 (1.4)	K				16 F9 24 BB 1B			E6 24 FC5-4		G1-3	5	1	1	0	0	1	1							
24 Mark Teahen, L OBP: 0.360, SLG: 0.521 (1.5)	K				16 F9 1B			FC5-4 16 35-4-3		L6	4	1	0	0	1	2	1							
16 Reggie Sanders, R OBP: 0.298, SLG: 0.413 (1.9)		K			F9			G5-4-3		K	5	0	0	0	0	2	3							
Emil Brown, R OBP: 0.343, SLG: 0.420 (1.7)		K			1B			G4-3			4	2	2	1	0	1	0							
2 Joey Gathright, L OBP: 0.312, SLG: 0.257 (9.8)		K			43 BB 14 BB 1B					43 BB 1B	0	0	0	0	0	0	0							
43 Ryan Shealy, R OBP: 0.375, SLG: 0.381 (1.3)					14 BB 1B			G1-3			2	1	1	1	2	0	0							
Esteban German, R OBP: 0.430, SLG: 0.378 (1.10)		K			14 BB 1B			K		14 SH2-4 1B	4	0	2	1	0	2	1							
14 John Buck, R OBP: 0.298, SLG: 0.383 (1.2)					K					SH2-4	3	0	1	2	0	2	0							
4 Angel Berroa, R OBP: 0.267, SLG: 0.347 (1.6)					G4-3					K	3	0	0	0	0	1	2							
32 Shane Costa, L OBP: 0.290, SLG: 0.392 (9. PH)					F9						1	0	0	0	0	1	1							
13 Andrés Blanco, S OBP: 0.286, SLG: 0.281 (10.6)											0	0	0	0	0	0	0							
<b>Inning Stats</b>	R: 0 E: 0 K: 2 S: 9	H: 0 LOB: 0 BB: 0 P: 13	R: 0 E: 0 K: 3 S: 12	H: 0 LOB: 1 BB: 1 P: 17	R: 0 E: 0 K: 1 S: 8	H: 0 LOB: 0 BB: 0 P: 12	R: 4 E: 0 K: 1 S: 23	H: 4 LOB: 2 BB: 2 P: 35	R: 0 E: 1 K: 0 S: 8	H: 0 LOB: 0 BB: 0 P: 10	R: 0 E: 0 K: 1 S: 8	H: 0 LOB: 1 BB: 0 P: 12	R: 1 E: 0 K: 1 S: 9	H: 2 LOB: 1 BB: 0 P: 14	R: 0 E: 0 K: 1 S: 14	H: 1 LOB: 1 BB: 0 P: 22	R: 0 E: 0 K: 1 S: 8	H: 0 LOB: 0 BB: 0 P: 13	1B: 7 2B: 1 3B: 0 HR: 0	SF: 0 SAC: 1 DP: 1 HBP: 0	WP: 0 PA: 40			
<b>PITCHER</b>	IP WLS BF H R ER SO BB IBB HBP BLK WP HR S P ERA WHIP	IP WLS BF H R ER SO BB IBB HBP BLK WP HR S P ERA WHIP	IP WLS BF H R ER SO BB IBB HBP BLK WP HR S P ERA WHIP	IP WLS BF H R ER SO BB IBB HBP BLK WP HR S P ERA WHIP	IP WLS BF H R ER SO BB IBB HBP BLK WP HR S P ERA WHIP	IP WLS BF H R ER SO BB IBB HBP BLK WP HR S P ERA WHIP	IP WLS BF H R ER SO BB IBB HBP BLK WP HR S P ERA WHIP	IP WLS BF H R ER SO BB IBB HBP BLK WP HR S P ERA WHIP	IP WLS BF H R ER SO BB IBB HBP BLK WP HR S P ERA WHIP	IP WLS BF H R ER SO BB IBB HBP BLK WP HR S P ERA WHIP	IP WLS BF H R ER SO BB IBB HBP BLK WP HR S P ERA WHIP	IP WLS BF H R ER SO BB IBB HBP BLK WP HR S P ERA WHIP	IP WLS BF H R ER SO BB IBB HBP BLK WP HR S P ERA WHIP	IP WLS BF H R ER SO BB IBB HBP BLK WP HR S P ERA WHIP	IP WLS BF H R ER SO BB IBB HBP BLK WP HR S P ERA WHIP	IP WLS BF H R ER SO BB IBB HBP BLK WP HR S P ERA WHIP	IP WLS BF H R ER SO BB IBB HBP BLK WP HR S P ERA WHIP	IP WLS BF H R ER SO BB IBB HBP BLK WP HR S P ERA WHIP	IP WLS BF H R ER SO BB IBB HBP BLK WP HR S P ERA WHIP	IP WLS BF H R ER SO BB IBB HBP BLK WP HR S P ERA WHIP	IP WLS BF H R ER SO BB IBB HBP BLK WP HR S P ERA WHIP	IP WLS BF H R ER SO BB IBB HBP BLK WP HR S P ERA WHIP	IP WLS BF H R ER SO BB IBB HBP BLK WP HR S P ERA WHIP	IP WLS BF H R ER SO BB IBB HBP BLK WP HR S P ERA WHIP
Johan Santana, L ERA: 3.22 (1.1)	28 Jesse Crain, R ERA: 4.22 (7.1)	Juan Rincon, R ERA: 2.21 (9.1)	37 Dennis Reyes, L ERA: 1.2 (9.1)	36 Joe Nathan, R ERA: 1.53 (10.1)																				



Batter	1	2	3	4	5	6	7	8	9	AB	R	H	RBI	BB	SO	LOB	TOP										
Luis Castillo, S (1.4)	G6-3		G3														<b>Minnesota Twins @ Kansas City Royals</b> Kauffman Stadium, Kansas City, MO Sat Aug 05 2006, 6:10 PM CDT Att: 25,131 - Clear - 99 F										
8 Nick Punto, S (1.5)	B1-3		F8													6 2 4 3 0 0 0											
7 Joe Mauer, L (1.2)	B1-3		F8													1 1 0 3 3 0 1											
5 Michael Cuddyer, R (1.9)	B1-3		F8													3 1 1 2 3 0 2											
33 Justin Morneau, L (1.3)	K		F8													5 0 1 1 1 1 6											
Tori Hunter, R (1.8)			G6-3													4 2 1 3 2 1 2											
Josh Rabe, R (8.7)			G6-3													4 0 1 0 0 0 4											
16 Jason Kubel, L (1.10)			G6-3													1 0 0 0 0 0 1											
Jason Tyner, L (1.7)			G6-3													3 2 0 0 3 1 2											
Jason Bartlett, R (1.6)			G6-3													3 3 1 0 2 0 3											
<b>Inning Stats</b>	R: 0 E: 0 K: 1 S: 7	H: 0 LOB: 2 BB: 2 P: 17	R: 0 E: 0 K: 0 S: 5	H: 0 LOB: 1 BB: 1 P: 11	R: 3 E: 0 K: 0 S: 12	H: 1 LOB: 0 BB: 2 P: 24	R: 2 E: 1 K: 0 S: 15	H: 2 LOB: 1 BB: 1 P: 25	R: 5 E: 0 K: 1 S: 21	H: 3 LOB: 2 BB: 4 P: 46	R: 0 E: 0 K: 1 S: 8	H: 1 LOB: 1 BB: 0 P: 9	R: 1 E: 0 K: 0 S: 10	H: 2 LOB: 3 BB: 2 P: 22	R: 3 E: 0 K: 0 S: 14	H: 3 LOB: 1 BB: 2 P: 26	R: 0 E: 1 K: 0 S: 6	H: 0 LOB: 0 BB: 0 P: 11	1B: 9 2B: 2 3B: 0 HR: 1	SF: 2 SAC: 0 DP: 3 HBP: 1	WP: 0 PB: 0 SB: 0 CS: 0	PA: 52					
<b>PITCHER</b>	IP	WLS	BF	H	R	ER	SO	BB	IBB	HBP	BLK	WP	HR	S	P	ERA	WHIP										
Runevs Hernandez, R (1.1)	4.2	L	27	4	9	8	2	9	0	1	0	0	1	52	108	15.43	2.786										
57 Joel Peralta, R (5.1)	0.1		4	2	1	1	0	1	0	0	0	0	0	8	15	27.00	9.000										
Scott Dohmann, R (6.1)	2.0		11	3	1	1	1	1	1	0	0	0	0	18	31	4.50	2.000										
46 Juan Carlos Oviedo, R (8.1)	2.0		10	3	3	3	0	2	0	0	0	0	0	20	37	13.50	2.500										

Batter	1	2	3	4	5	6	7	8	9	AB	R	H	RBI	BB	SO	LOB	BOTTOM										
9 David DeJesus, L (1.7)	G4-3		G4-6-3														<b>Minnesota Twins @ Kansas City Royals</b> Kauffman Stadium, Kansas City, MO Sat Aug 05 2006, 6:10 PM CDT Att: 25,131 - Clear - 99 F										
Esteban German, R (8.7)	G4-3		G4-6-3													4 1 1 1 0 1 3											
15 Mark Grudzielanek, R (1.4)	G4-3		G4-3													3 0 0 0 1 0 0											
13 Andrés Blanco, S (8.4)	G4-3		G4-3													0 0 0 0 0 0 0											
24 Mark Teahen, L (1.5)	G3		G4-3													4 1 1 0 0 2 3											
Emil Brown, R (1.10)			G4-3													4 1 2 2 0 1 0											
32 Shane Costa, L (1.9)			G4-3													4 0 2 0 0 0 0											
43 Ryan Shealy, R (1.3)			G4-3													4 0 0 0 0 0 3											
Paul Bako, L (1.2)			G4-3													1 0 0 0 0 0 2											
14 John Buck, R (5.2)			G4-3													3 0 2 0 0 0 0											
<b>Inning Stats</b>	R: 0 E: 0 K: 0 S: 6	H: 0 LOB: 0 BB: 0 P: 11	R: 0 E: 0 K: 0 S: 8	H: 2 LOB: 1 BB: 0 P: 15	R: 0 E: 0 K: 0 S: 4	H: 1 LOB: 0 BB: 0 P: 5	R: 0 E: 0 K: 1 S: 9	H: 0 LOB: 0 BB: 0 P: 12	R: 0 E: 0 K: 0 S: 6	H: 1 LOB: 1 BB: 0 P: 8	R: 3 E: 0 K: 0 S: 9	H: 4 LOB: 1 BB: 0 P: 14	R: 0 E: 0 K: 2 S: 14	H: 2 LOB: 3 BB: 1 P: 26	R: 0 E: 0 K: 1 S: 14	H: 0 LOB: 0 BB: 0 P: 21	R: 0 E: 0 K: 1 S: 12	H: 1 LOB: 0 BB: 0 P: 19	1B: 7 2B: 3 3B: 0 HR: 2	SF: 0 SAC: 0 DP: 2 HBP: 0	WP: 0 PB: 0 SB: 0 CS: 0	PA: 37					
<b>PITCHER</b>	IP	WLS	BF	H	R	ER	SO	BB	IBB	HBP	BLK	WP	HR	S	P	ERA	WHIP										
Carlos Silva, R (1.1)	6.1		27	10	3	3	1	0	0	0	0	0	0	20	33	0.00	0.600										
17 Fat Neshkek, R (7.1)	1.2		6	0	0	0	3	1	0	0	0	0	0	20	33	0.00	0.600										
Willie Eyre, R (9.1)	1.0		4	1	0	0	1	0	0	0	0	0	0	12	19	0.00	1.000										



Batter	1	2	3	4	5	6	7	8	9	AB	R	H	RBI	BB	SO	LOB	TOP										
Luis Castillo, S OBP: 0.345, SLG: 0.374	G4-3	CS	F9					SH1-3	K	6	1	3	2	0	1	2	<b>Minnesota Twins @ Kansas City Royals</b> Kauffman Stadium, Kansas City, MO Sun Aug 06 2006, 1:10 PM CDT Att: 14,064 - Sunny - 98 F <a href="http://livebaseballscorecards.com">livebaseballscorecards.com</a>										
8 Nick Punto, S OBP: 0.399, SLG: 0.408	G4-3		B1-3	G1-3			K	SH1-3	G4-3	5	0	0	0	0	1	6											
55 Mike Redmond, R OBP: 0.366, SLG: 0.440										4	1	3	2	1	0	3											
5 Michael Cuddyer, R OBP: 0.359, SLG: 0.503										4	3	3	2	1	0	3											
33 Justin Morneau, L OBP: 0.376, SLG: 0.599	G6-3		F9							5	1	1	1	0	0	5											
Torii Hunter, R OBP: 0.353, SLG: 0.460										5	1	3	2	0	1	0											
Josh Rabe, R OBP: 0.359, SLG: 0.568										5	0	0	0	0	1	3											
Jason Tyner, L OBP: 0.367, SLG: 0.337										5	2	4	0	0	0	1											
Jason Bartlett, R OBP: 0.443, SLG: 0.497										5	2	5	2	0	0	0											
<b>Inning Stats</b>	R: 0 E: 0 K: 0 S: 9	H: 1 LOB: 2 BB: 1 P: 16	R: 1 E: 0 K: 0 S: 13	H: 2 LOB: 0 BB: 1 P: 19	R: 0 E: 0 K: 0 S: 13	H: 1 LOB: 2 BB: 1 P: 19	R: 2 E: 0 K: 0 S: 14	H: 3 LOB: 1 BB: 0 P: 19	R: 2 E: 0 K: 1 S: 12	H: 2 LOB: 0 BB: 0 P: 20	R: 0 E: 0 K: 1 S: 14	H: 3 LOB: 2 BB: 0 P: 15	R: 1 E: 0 K: 0 S: 7	H: 1 LOB: 0 BB: 0 P: 10	R: 5 E: 0 K: 1 S: 22	H: 7 LOB: 1 BB: 0 P: 35		R: 0 E: 0 K: 1 S: 12	H: 2 LOB: 3 BB: 0 P: 17	1B: 14 2B: 6 3B: 2 HR: 1	SF: 0 SAC: 1 DP: 2 HBP: 2	WP: 1 PB: 0 SB: 0 CS: 1	PA: 50				
<b>PITCHER</b>	IP	WLS	BF	H	R	ER	SO	BB	IBB	HBP	BLK	WP	HR	S	P	ERA	WHIP										
45 Odalis Perez, L ERA: 6.85	5.0		25	9	5	5	1	2	0	0	0	1	1	61	93	9.00	2.200										
Todd Wellemeyer, R ERA: 4.5	2.0	L	9	4	1	1	1	0	0	1	0	0	0	21	25	4.50	2.000										
77 Joe Nelson, R ERA: 2.84	1.0		9	7	5	5	1	0	0	0	0	0	0	22	35	45.00	7.000										
Ambiorix Burgos, R ERA: 5.53	1.0		6	2	0	0	1	0	0	1	0	0	0	12	17	0.00	2.000										

Batter	1	2	3	4	5	6	7	8	9	AB	R	H	RBI	BB	SO	LOB	BOTTOM										
9 David DeJesus, L OBP: 0.371, SLG: 0.449				G1-3	G4-3			F7		4	0	1	1	0	0	2	<b>Minnesota Twins @ Kansas City Royals</b> Kauffman Stadium, Kansas City, MO Sun Aug 06 2006, 1:10 PM CDT Att: 14,064 - Sunny - 98 F <a href="http://livebaseballscorecards.com">livebaseballscorecards.com</a>										
15 Mark Grudzielanek, R OBP: 0.329, SLG: 0.392										4	1	2	0	1	0	2											
24 Mark Teahen, L OBP: 0.353, SLG: 0.507										5	0	0	0	0	2	4											
16 Reggie Sanders, R OBP: 0.299, SLG: 0.413										5	0	2	0	0	0	2											
32 Shane Costa, L OBP: 0.295, SLG: 0.395										2	1	0	0	1	0	4											
Ernie Brown, R OBP: 0.347, SLG: 0.433										2	0	2	1	0	0	0											
43 Ryan Shealy, R OBP: 0.394, SLG: 0.464										3	2	2	2	2	0	2											
Paul Bako, L OBP: 0.294, SLG: 0.269										5	1	2	0	0	2	3											
4 Angel Berroa, R OBP: 0.266, SLG: 0.349										5	0	1	1	0	1	5											
2 Joey Gathright, L OBP: 0.314, SLG: 0.258										3	0	0	0	1	1	3											
<b>Inning Stats</b>	R: 0 E: 0 K: 0 S: 10	H: 0 LOB: 2 BB: 1 P: 23	R: 1 E: 0 K: 0 S: 18	H: 2 LOB: 2 BB: 1 P: 28	R: 3 E: 0 K: 1 S: 18	H: 3 LOB: 1 BB: 1 P: 29	R: 0 E: 0 K: 0 S: 11	H: 2 LOB: 2 BB: 0 P: 18	R: 0 E: 0 K: 1 S: 9	H: 1 LOB: 1 BB: 1 P: 18	R: 1 E: 0 K: 0 S: 10	H: 3 LOB: 1 BB: 0 P: 14	R: 0 E: 0 K: 2 S: 8	H: 0 LOB: 0 BB: 0 P: 12	R: 0 E: 0 K: 1 S: 12	H: 0 LOB: 0 BB: 0 P: 16	R: 0 E: 0 K: 1 S: 15	H: 1 LOB: 2 BB: 1 P: 23	1B: 9 2B: 1 3B: 1 HR: 1	SF: 0 SAC: 0 DP: 1 HBP: 1	WP: 1 PB: 0 SB: 0 CS: 0	PA: 44					
<b>PITCHER</b>	IP	WLS	BF	H	R	ER	SO	BB	IBB	HBP	BLK	WP	HR	S	P	ERA	WHIP										
Mike Smith, R ERA: 12.0	3.0		18	5	4	4	1	3	0	1	0	0	0	24	41	4.50	2.500										
54 Matt Guerrier, R ERA: 3.39	2.0		11	4	1	1	1	1	0	0	0	1	0	14	21	0.00	1.000										
37 Denny Reyes, L ERA: 1.13	2.0	W	7	2	0	0	2	0	0	0	0	0	0	12	16	0.00	0.000										
Juan Rincon, R ERA: 2.17	1.0		3	0	0	0	1	0	0	0	0	0	0	15	23	0.00	2.000										
Wilkie Eyre, R ERA: 7.05	1.0		5	1	0	0	1	1	0	0	0	0	0	15	23	0.00	2.000										



Batter	1	2	3	4	5	6	7	8	9	AB	R	H	RBI	BB	SO	LOB	TOP			
Luis Castillo, S OBP: 0.342, SLG: 0.371			G5-3			B1-3		G4-3		4	0	0	0	0	1	0	<b>Minnesota Twins @ Detroit Tigers</b> Comerica Park, Detroit, MI Mon Aug 07 2006, 7:05 PM EDT Att: 34,870 - Clear - 81 F			
8 Nick Punto, S OBP: 0.400, SLG: 0.407	G3			G4-3						3	1	1	0	1	0	0				
7 Joe Mauer, L OBP: 0.444, SLG: 0.530	G1-3			G4-3						4	1	1	2	0	1	1				
5 Michael Cuddyer, R OBP: 0.358, SLG: 0.503		G4-3				K		K		4	1	1	0	0	2	1				
33 Justin Morneau, L OBP: 0.377, SLG: 0.604		G5-3		G4-3		G5-3				4	0	2	1	0	0	0				
Tori Hunter, R OBP: 0.351, SLG: 0.457										3	0	0	0	0	0	2				
24 Rondell White, R OBP: 0.252, SLG: 0.300										1	0	0	0	0	1	0				
16 Jason Kubel, L OBP: 0.314, SLG: 0.443										3	0	2	0	0	0	1				
Josh Rabe, R OBP: 0.350, SLG: 0.553										1	0	0	0	0	0	0				
Jason Tyner, L OBP: 0.366, SLG: 0.337										3	0	1	0	0	0	1				
Jason Bartlett, R OBP: 0.435, SLG: 0.488										3	0	0	0	0	1	4				
<b>Inning Stats</b>	R: 0 E: 0 K: 1 S: 7	H: 0 LOB: 0 BB: 0 P: 11	R: 0 E: 0 K: 0 S: 10	H: 1 LOB: 1 BB: 0 P: 12	R: 0 E: 0 K: 1 S: 8	H: 0 LOB: 0 BB: 0 P: 11	R: 1 E: 0 K: 0 S: 10	H: 2 LOB: 1 BB: 0 P: 13	R: 0 E: 0 K: 0 S: 4	H: 1 LOB: 0 BB: 0 P: 7	R: 2 E: 0 K: 1 S: 11	H: 2 LOB: 0 BB: 0 P: 19	R: 0 E: 0 K: 2 S: 10	H: 0 LOB: 1 BB: 1 P: 19	R: 0 E: 0 K: 1 S: 12	H: 0 LOB: 0 BB: 0 P: 10	1B: 3 2B: 6 3B: 0 HR: 1	SF: 0 SAC: 0 DP: 2 HBP: 0	WP: 0 PB: 0 SB: 1 CS: 0	PA: 34
<b>PITCHER</b>	IP WLS BF H R ER SO BB IBB HBP BLK WP HR S P ERA WHIP																			
31 Zach Miner, R ERA: 4.05	6.1 W 25 7 3 3 3 0 0 0 0 0 1 54 81 4.26 1.105																			
54 Joel Zumaya, R ERA: 2.01	1.2 H 6 1 0 0 2 1 0 0 0 0 0 0 18 28 0.00 1.200																			
Jason Grilli, R ERA: 3.79	1.0 3 0 0 0 1 0 0 0 0 0 0 0 7 10 0.00 0.000																			

Batter	1	2	3	4	5	6	7	8	9	AB	R	H	RBI	BB	SO	LOB	BOTTOM			
14 Placido Polanco, R OBP: 0.332, SLG: 0.367	G5-4-3		G4-3					F7		4	1	2	1	1	0	1	<b>Minnesota Twins @ Detroit Tigers</b> Comerica Park, Detroit, MI Mon Aug 07 2006, 7:05 PM EDT Att: 34,870 - Clear - 81 F			
Craig Monroe, R OBP: 0.311, SLG: 0.507										4	2	3	1	1	1	1				
Ivan Rodriguez, R OBP: 0.353, SLG: 0.449										3	1	1	1	0	0	4				
24 Brent Clevlen, R OBP: 0.538, SLG: 1.091										1	0	0	0	0	0	0				
30 Magglio Ordonez, R OBP: 0.347, SLG: 0.476										5	1	2	2	0	1	1				
9 Carlos Guillen, S OBP: 0.388, SLG: 0.509										3	0	1	0	1	1	1				
33 Marcus Thames, R OBP: 0.346, SLG: 0.587										3	1	1	1	0	1	1				
Sean Casey, L OBP: 0.361, SLG: 0.404										1	1	0	0	0	0	2				
15 Brandon Inge, R OBP: 0.304, SLG: 0.470										3	1	1	0	1	2	1				
28 Curtis Granderson, L OBP: 0.363, SLG: 0.440										3	0	1	2	0	1	1				
13 Vance Wilson, R OBP: 0.306, SLG: 0.458										4	1	1	0	0	1	3				
<b>Inning Stats</b>	R: 0 E: 0 K: 1 S: 8	H: 2 LOB: 1 BB: 0 P: 12	R: 0 E: 0 K: 2 S: 11	H: 1 LOB: 0 BB: 0 P: 16	R: 2 E: 0 K: 1 S: 14	H: 3 LOB: 1 BB: 0 P: 21	R: 2 E: 0 K: 1 S: 13	H: 4 LOB: 2 BB: 0 P: 18	R: 0 E: 0 K: 2 S: 8	H: 0 LOB: 0 BB: 0 P: 10	R: 0 E: 0 K: 1 S: 8	H: 0 LOB: 0 BB: 0 P: 14	R: 4 E: 1 K: 0 S: 17	H: 2 LOB: 2 BB: 4 P: 35	R: 1 E: 0 K: 0 S: 9	H: 1 LOB: 0 BB: 0 P: 18	1B: 8 2B: 3 3B: 0 HR: 2	SF: 0 SAC: 2 DP: 1 HBP: 0	WP: 1 PB: 0 SB: 0 CS: 0	PA: 40
<b>PITCHER</b>	IP WLS BF H R ER SO BB IBB HBP BLK WP HR S P ERA WHIP																			
47 Francisco Liriano, L ERA: 2.19	4.0 L 21 10 4 0 0 0 0 0 0 0 0 0 16 24 0.00 0.000																			
17 Pat Neshek, R ERA: 1.08	2.0 6 0 0 0 3 0 0 0 0 0 0 0 0 15 32 54.00 7.500																			
28 Jesse Crain, R ERA: 4.83	0.2 8 2 4 4 0 3 1 0 0 0 0 0 1 11 21 6.75 0.750																			
Willie Eyre, R ERA: 7.04	1.1 5 1 1 1 0 0 0 0 0 0 0 0 1 11 21 6.75 0.750																			

AB 33  
R 3  
H 8  
RBI 3  
BB 1  
SO 6  
LOB 10



AB 34  
R 9  
H 13  
RBI 8  
BB 4  
SO 8  
LOB 16



livebaseballscores.com

livebaseballscores.com



Batter	1	2	3	4	5	6	7	8	9	AB R H RBI BB SO LOB	TOP											
Luis Castillo, S (1,4) OBP: 0.342, SLG: 0.371	G6-3		G3		B3		G6-3		G6-3	5 2 2 0 0 0 0	<b>Minnesota Twins @ Detroit Tigers</b> Comerica Park, Detroit, MI Tue Aug 08 2006, 7:05 PM EDT Att: 35,624 - Partly Cloudy - 74 F											
8 Nick Punto, S (1,5) OBP: 0.403, SLG: 0.418	G6-3		G3		F7		F8		G6-3	5 1 3 1 0 0 0												
7 Joe Mauer, L (1,2) OBP: 0.445, SLG: 0.534	G4-3		G3						G6-3	5 0 3 2 0 0 1												
5 Michael Cuddyer, R (1,9) OBP: 0.356, SLG: 0.497		G6-3							G6-3	4 0 0 1 1 2 4												
33 Justin Morneau, L (1,3) OBP: 0.377, SLG: 0.600		L4							G6-3	4 0 1 0 1 0 3												
Tori Hunter, R (1,8) OBP: 0.351, SLG: 0.456					G6-3				G6-3	5 0 2 0 0 0 3												
24 Rondell White, R (1,10) OBP: 0.253, SLG: 0.305 38 Luis Antonio Rodriguez, R (8,10) OBP: 0.303, SLG: 0.299					G5-3				G4-3	3 0 1 0 0 0 1 1 0 0 0 0 0 2												
Jason Tyner, L (1,7) OBP: 0.362, SLG: 0.327					G3-1				L5	3 0 0 0 1 0 2												
Jason Bartlett, R (1,6) OBP: 0.432, SLG: 0.479					G6-3				K	3 1 0 0 1 1 2												
<b>Inning Stats</b>	R: 0 E: 0 K: 0 S: 9	H: 0 LOB: 0 BB: 0 P: 13	R: 0 E: 0 K: 0 S: 8	H: 1 LOB: 1 BB: 0 P: 11	R: 2 E: 0 K: 0 S: 14	H: 2 LOB: 2 BB: 2 P: 30	R: 0 E: 0 K: 0 S: 8	H: 1 LOB: 1 BB: 0 P: 11	R: 1 E: 1 K: 1 S: 11	H: 2 LOB: 1 BB: 0 P: 15		R: 0 E: 0 K: 0 S: 7	H: 0 LOB: 1 BB: 1 P: 15	R: 0 E: 0 K: 1 S: 13	H: 1 LOB: 1 BB: 0 P: 21	R: 0 E: 0 K: 0 S: 11	H: 2 LOB: 1 BB: 0 P: 16	R: 1 E: 0 K: 1 S: 15	H: 3 LOB: 3 BB: 1 P: 30	1B: 8 2B: 4 3B: 0 HR: 0	SF: 0 SAC: 0 DP: 0 HBP: 0	WP: 0 PB: 0 SB: 0 CS: 2
<b>PITCHER</b>	IP WLS BF H R ER SO BB IBB HBP BLK WP HR S P ERA WHIP											IP WLS BF H R ER SO BB IBB HBP BLK WP HR S P ERA WHIP										
29 Nate Robertson, L (1,1) ERA: 3.82	7.0 L 31 7 3 3 2 3 0 0 0 0 0 0 70 116 3.86 1.429																					
Jamie Walker, L (8,1) ERA: 1.32	0.0 1 1 0 0 0 0 0 0 0 0 0 0 2 5 ∞ ∞																					
56 Fernando Rodney, R (8,1) ERA: 3.65	2.0 10 4 1 1 1 0 1 0 0 0 0 0 24 41 4.50 2.000																					

AB	38
R	4
H	12
RBI	4
BB	4
SO	3
LOB	18



Batter	1	2	3	4	5	6	7	8	9	AB R H RBI BB SO LOB	BOTTOM									
28 Curtis Granderson, L (1,8) OBP: 0.361, SLG: 0.437	G3-1		G3		P4		K		G6-3	5 0 1 0 0 1 1	<b>Minnesota Twins @ Detroit Tigers</b> Comerica Park, Detroit, MI Tue Aug 08 2006, 7:05 PM EDT Att: 35,624 - Partly Cloudy - 74 F									
14 Placido Polanco, R (1,4) OBP: 0.330, SLG: 0.365	G6-3		F9		1B		G5-3		F9	5 0 1 0 0 0 3										
Ivan Rodriguez, R (1,2) OBP: 0.332, SLG: 0.447	G6-3		F9		1B				L4	4 0 1 0 0 0 0										
30 Magglio Ordonez, R (1,9) OBP: 0.348, SLG: 0.476					F9				G3	4 1 2 0 0 0 2										
9 Carlos Guillen, S (1,6) OBP: 0.391, SLG: 0.510									G6-3	3 0 2 0 1 0 1										
Dmitri Young, S (1,10) OBP: 0.327, SLG: 0.481									1B	4 1 2 1 0 1 2										
Craig Monroe, R (1,7) OBP: 0.308, SLG: 0.501									K	4 0 0 0 0 1 4										
Sean Casey, L (1,3) OBP: 0.359, SLG: 0.402									G5-3	4 0 1 1 0 1 2										
15 Brandon Inge, R (1,5) OBP: 0.306, SLG: 0.469									K2-3	4 0 1 1 0 1 2										
<b>Inning Stats</b>	R: 0 E: 0 K: 0 S: 8	H: 3 LOB: 1 BB: 0 P: 15	R: 0 E: 0 K: 0 S: 5	H: 0 LOB: 0 BB: 0 P: 7	R: 0 E: 0 K: 0 S: 16	H: 2 LOB: 2 BB: 1 P: 24	R: 0 E: 0 K: 0 S: 11	H: 2 LOB: 0 BB: 0 P: 15	R: 0 E: 0 K: 0 S: 8	H: 1 LOB: 1 BB: 0 P: 10		R: 0 E: 0 K: 1 S: 14	H: 1 LOB: 1 BB: 0 P: 22	R: 0 E: 0 K: 1 S: 10	H: 1 LOB: 1 BB: 0 P: 12	R: 0 E: 0 K: 1 S: 10	H: 1 LOB: 2 BB: 1 P: 17	1B: 10 2B: 1 3B: 1 HR: 0	SF: 0 SAC: 0 DP: 2 HBP: 0	WP: 0 PB: 0 SB: 0 CS: 0
<b>PITCHER</b>	IP WLS BF H R ER SO BB IBB HBP BLK WP HR S P ERA WHIP											IP WLS BF H R ER SO BB IBB HBP BLK WP HR S P ERA WHIP								
Brad Radke, R (1,1) ERA: 4.65	7.0 W 29 9 2 2 2 1 0 0 0 0 0 0 10 73 2.57 1.429																			
Juan Rincon, R (8,1) ERA: 2.13	1.0 H 4 1 0 0 1 0 0 0 0 0 0 0 10 12 0.00 1.000																			
36 Joe Nathan, R (9,1) ERA: 1.5	1.0 S 5 1 0 0 1 1 0 0 0 0 0 0 10 17 0.00 2.000																			

AB	36
R	2
H	11
RBI	2
BB	2
SO	4
LOB	16





Batter	1	2	3	4	5	6	7	8	9	AB	R	H	RBI	BB	SO	LOB	TOP			
<b>Luis Castillo, S</b> (1,4) OBP: 0.349, SLG: 0.377	1-2 8 2B 1B		2-2 8 P4-6 1B			1-2 5 7 1B 1B	1-2 8 S 1B		4-1 8 S BB	4	1	4	1	1	0	0				
<b>8 Nick Punto, S</b> (1,5) OBP: 0.400, SLG: 0.418	0-0 7 G4-3 2B		0-1 P4-6 1-2			1-2 SAFE 2-3 SAFE K	2-3 SAFE 2-3 K		1-3 SAFE 1-3 K	5	0	1	1	0	3	5				
<b>7 Joe Mauer, L</b> (1,2) OBP: 0.448, SLG: 0.535	2-1 G4-3 2-3			1-2 33 F8 5 G5-3 1B		1-1 5 BB 1B		4-2 33 HR BB		3	1	2	0	1	0	1				
<b>5 Michael Cuddyer, R</b> (1,9) OBP: 0.355, SLG: 0.493	2-2 K			1-2 SAFE 1-2 SAFE 1-2 SAFE G5-3		4-2 33 G6-3 BB		0-3 K		3	0	0	0	1	2	3				
<b>33 Justin Morneau, L</b> (1,3) OBP: 0.376, SLG: 0.604	1-3 K			0-0 F8 2-3		1-2 2-3 BB		0-0 HR		4	1	1	2	0	1	5				
<b>Torii Hunter, R</b> (1,8) OBP: 0.348, SLG: 0.451		1-1 G5-3		0-0 G5-3			1-3 K	1-3 K		4	0	0	0	0	2	1				
<b>16 Jason Kubel, L</b> (1,10) <b>Josh Rabe, R</b> (7,PR) OBP: 0.341, SLG: 0.538		1-0 F7			1-1 G3-1		4-0 G6-3 1B BB	1-3 K		2	0	0	0	1	0	0				
<b>Jason Tyner, L</b> (1,7) OBP: 0.356, SLG: 0.324	1-0 G4-3				0-1 F8		0-2 SAFE 1-2 K	1-0 F7		4	0	1	0	0	0	0				
<b>Jason Bartlett, R</b> (1,6) OBP: 0.423, SLG: 0.467			1-0 G6-3		0-1 P4		0-0 G6-3	3-2 F9		4	0	0	0	0	0	2				
<b>Inning Stats</b>	R: 1 E: 0 K: 2 S: 13	H: 2 LOB: 1 BB: 0 P: 19	R: 0 E: 0 K: 0 S: 4	H: 0 LOB: 0 BB: 0 P: 7	R: 0 E: 0 K: 0 S: 6	H: 1 LOB: 0 BB: 0 P: 9	R: 0 E: 0 K: 0 S: 8	H: 1 LOB: 1 BB: 0 P: 10	R: 0 E: 0 K: 1 S: 12	H: 2 LOB: 2 BB: 1 P: 22	R: 1 E: 0 K: 2 S: 14	H: 2 LOB: 3 BB: 1 P: 22	R: 2 E: 0 K: 3 S: 13	H: 1 LOB: 0 BB: 1 P: 19	R: 0 E: 0 K: 1 S: 12	H: 0 LOB: 1 BB: 1 P: 20	1B: 7 2B: 2 3B: 0 HR: 1	SF: 0 SAC: 0 DP: 2 HBP: 0	WP: 0 PB: 0 SB: 3 CS: 0	PA: 38
<b>PITCHER</b>	IP	WLS	BF	H	R	ER	SO	BB	IBB	HBP	BLK	WP	HR	S	P	ERA	WHIP			
<b>38 Jeremy Bonderman, R</b> (1,1) ERA: 3.76	7.0		29	8	2	2	5	2	0	0	0	0	0	63	96	2.57	1.429			
<b>Jamie Walker, L</b> (8,1) ERA: 1.59	0.0	L	1	0	1	1	0	1	0	0	0	0	0	2	6	∞	∞			
<b>54 Joel Zumaya, R</b> (8,1) ERA: 2.09	2.0		8	1	1	1	4	1	0	0	0	0	1	23	33	4.50	1.000			

**Minnesota Twins @ Detroit Tigers**  
Comerica Park, Detroit, MI  
Wed Aug 09 2006, 7:05 PM EDT  
Att: 36,339 - Clear - 75 F

livebaseballscorecards.com

AB	34
R	4
H	9
RBI	4
BB	4
SO	9
LOB	17



Batter	1	2	3	4	5	6	7	8	9	AB	R	H	RBI	BB	SO	LOB	BOTTOM					
<b>14 Placido Polanco, R</b> (1,4) OBP: 0.330, SLG: 0.364	0-2 E6 9 WP G1-3		0-0 G6-3			2-0 3H 1B		1-1 G1-3		4	0	1	1	0	0	0						
<b>Craig Monroe, R</b> (1,10) OBP: 0.305, SLG: 0.496	3-2 G1-3		1-1 F9			1-2 F7		2-3 K		4	0	0	0	0	1	2						
<b>Ivan Rodriguez, R</b> (1,3) OBP: 0.330, SLG: 0.444 <b>28 Curtis Granderson, L</b> (8,8) OBP: 0.361, SLG: 0.436	1-1 P2			2-2 F9		0-3 K		0-1 F8		3	0	0	0	0	1	2						
<b>30 Magglio Ordonez, R</b> (1,9) OBP: 0.349, SLG: 0.475	4-2 9 WP BB			1-0 1B		1-1 G5-3		1-3 K		3	0	1	0	1	1	1						
<b>9 Carlos Guillen, S</b> (1,6) OBP: 0.390, SLG: 0.506	1-3 K			1-3 K		4-0 15 HR BB		3-3 K		3	1	0	0	1	3	2						
<b>33 Marcus Thames, R</b> (1,7) OBP: 0.342, SLG: 0.581 <b>Sean Casey, L</b> (8,3) OBP: 0.358, SLG: 0.400		2-3 K			1-3 K		2-3 K	0-1 G4-3		3	0	0	0	0	3	1						
<b>15 Brandon Inge, R</b> (1,5) OBP: 0.306, SLG: 0.475		3-2 G6-3			3-2 G6-3		0-1 HR			3	1	1	2	0	0	0						
<b>13 Vance Wilson, R</b> (1,2) OBP: 0.299, SLG: 0.447		1-3 K			1-3 K		0-0 G5-3			3	0	0	0	0	2	0						
<b>24 Brent Cleven, R</b> (1,8) OBP: 0.500, SLG: 1.071			2-3 K			1-0 14 1B 3B		2-3 K		3	1	1	0	0	2	0						
<b>Inning Stats</b>	R: 0 E: 1 K: 1 S: 15	H: 0 LOB: 2 BB: 1 P: 24	R: 0 E: 0 K: 2 S: 11	H: 0 LOB: 0 BB: 0 P: 17	R: 0 E: 0 K: 1 S: 6	H: 0 LOB: 0 BB: 0 P: 9	R: 0 E: 0 K: 1 S: 7	H: 1 LOB: 0 BB: 0 P: 11	R: 0 E: 0 K: 2 S: 11	H: 0 LOB: 0 BB: 0 P: 16	R: 1 E: 0 K: 1 S: 10	H: 2 LOB: 1 BB: 0 P: 15	R: 2 E: 0 K: 2 S: 9	H: 1 LOB: 0 BB: 1 P: 17	R: 0 E: 0 K: 1 S: 8	H: 0 LOB: 0 BB: 0 P: 11	R: 0 E: 0 K: 2 S: 9	H: 0 LOB: 0 BB: 0 P: 13	1B: 2 2B: 0 3B: 1 HR: 1	SF: 0 SAC: 0 DP: 0 HBP: 0	WP: 1 PB: 0 SB: 0 CS: 0	PA: 33
<b>PITCHER</b>	IP	WLS	BF	H	R	ER	SO	BB	IBB	HBP	BLK	WP	HR	S	P	ERA	WHIP					
<b>Johan Santana, L</b> (1,1) ERA: 3.24	7.0		27	4	3	2	10	2	0	0	0	0	1	69	109	3.86	0.857					
<b>Juan Rincon, R</b> (8,1) ERA: 2.1	0.2	H	2	0	0	0	1	0	0	0	0	0	0	6	9	0.00	0.000					
<b>37 Denny Reyes, L</b> (8,1) ERA: 1.11	0.1	H	1	0	0	0	0	0	0	0	0	0	0	2	2	0.00	0.000					
<b>36 Joe Nathan, R</b> (9,1) ERA: 1.47	1.0	S	3	0	0	0	2	0	0	0	0	0	0	9	13	0.00	0.000					

**Minnesota Twins @ Detroit Tigers**  
Comerica Park, Detroit, MI  
Wed Aug 09 2006, 7:05 PM EDT  
Att: 36,339 - Clear - 75 F

livebaseballscorecards.com

AB	31
R	3
H	4
RBI	3
BB	2
SO	13
LOB	8





Batter	1	2	3	4	5	6	7	8	9	AB	R	H	RBI	BB	SO	LOB	TOP								
15 Alex Rios, R OBP: 0.368, SLG: 0.534	G5-3		G6-3			G6-3	1B		P5	5	0	1	2	0	0	1	<b>Toronto Blue Jays @ Minnesota Twins</b> Hubert H. Humphrey Metrodome, Minneapolis, MN Thu Aug 10 2006, 8:10 PM EDT Att: 30,118 - Dome - 70 F  <b>AB 35</b> <b>R 5</b> <b>H 8</b> <b>RBI 4</b> <b>BB 2</b> <b>SO 3</b> <b>LOB 10</b>								
Frank Catalanotto, L OBP: 0.398, SLG: 0.466 3 Reed Johnson, R OBP: 0.420, SLG: 0.513	F7			G6-3		2B	K			4	0	1	0	0	1	1									
10 Vernon Wells, R OBP: 0.382, SLG: 0.596	P3			F7		G5-3	K			4	0	0	0	0	1	2									
25 Troy Glaus, R OBP: 0.371, SLG: 0.555		F7		K					F7	3	0	0	0	1	1	0									
17 Lyle Overbay, L OBP: 0.361, SLG: 0.502	F7					F7			F9	4	1	1	0	0	0	2									
Eric Hinske, L OBP: 0.358, SLG: 0.526						L6			F7	3	0	1	0	1	0	1									
Bengie Molina, R OBP: 0.314, SLG: 0.421										4	2	2	2	0	0	1									
2 Aaron Hill, R OBP: 0.350, SLG: 0.383				G6-3		G6-3			F9	4	1	0	0	0	0	2									
6 John McDonald, R OBP: 0.277, SLG: 0.296				G4-3		G6-3				4	1	2	0	0	0	0									
<b>Inning Stats</b>	R: 0 E: 0 K: 0 S: 5	H: 0 LOB: 0 BB: 0 P: 8	R: 0 E: 0 K: 0 S: 8	H: 0 LOB: 1 BB: 1 P: 18	R: 0 E: 0 K: 0 S: 7	H: 0 LOB: 0 BB: 0 P: 8	R: 0 E: 0 K: 1 S: 9	H: 0 LOB: 0 BB: 0 P: 11	R: 2 E: 0 K: 0 S: 11	H: 2 LOB: 0 BB: 0 P: 13	R: 0 E: 0 K: 0 S: 11	H: 1 LOB: 2 BB: 1 P: 17	R: 3 E: 0 K: 2 S: 14	H: 4 LOB: 1 BB: 0 P: 16	R: 0 E: 0 K: 0 S: 4	H: 0 LOB: 0 BB: 0 P: 5	R: 0 E: 0 K: 0 S: 11	H: 1 LOB: 1 BB: 0 P: 20	1B: 6 2B: 1 3B: 0 HR: 1	SF: 0 SAC: 0 DP: 0 HBP: 0	WP: 1 PB: 0 SB: 1 CS: 0	PA: 37			
<b>PITCHER</b>	IP	WLS	BF	H	R	ER	SO	BB	IBB	HBP	BLK	WP	HR	S	P	ERA	WHIP								
Carlos Silva, R ERA: 6.41	6.1	L	28	7	5	5	1	2	0	0	0	1	1	59	85	7.11	1.421								
17 Pat Neshek, R ERA: 1.04	0.2		2	0	0	0	2	0	0	0	0	0	0	6	6	0.00	0.000								
2B Jesse Crain, R ERA: 4.75	1.0		3	0	0	0	0	0	0	0	0	0	0	4	5	0.00	0.000								
54 Matt Guerrier, R ERA: 3.29	1.0		4	1	0	0	0	0	0	0	0	0	0	11	20	0.00	1.000								

Batter	1	2	3	4	5	6	7	8	9	AB	R	H	RBI	BB	SO	LOB	BOTTOM								
Luis Castillo, S OBP: 0.348, SLG: 0.376	F8		F8			G4-3	1B		K	4	0	1	0	0	1	1	<b>Toronto Blue Jays @ Minnesota Twins</b> Hubert H. Humphrey Metrodome, Minneapolis, MN Thu Aug 10 2006, 8:10 PM EDT Att: 30,118 - Dome - 70 F  <b>AB 30</b> <b>R 0</b> <b>H 4</b> <b>RBI 0</b> <b>BB 2</b> <b>SO 6</b> <b>LOB 12</b>								
8 Nick Punto, S OBP: 0.398, SLG: 0.415	K		K			G4-3	1B		G4-3	4	0	1	0	0	2	1									
7 Joe Mauer, L OBP: 0.444, SLG: 0.529	G1-3				G5-3	G4-3			K	4	0	0	0	0	1	2									
5 Michael Cuddyer, R OBP: 0.354, SLG: 0.489		G5-3				K			P4	3	0	0	0	1	1	2									
33 Justin Morneau, L OBP: 0.373, SLG: 0.598	F7				FC3-6	P5			G2-3	4	0	0	0	0	0	3									
Torii Hunter, R OBP: 0.348, SLG: 0.448					G6-3					2	0	0	0	1	1	1									
Josh Rabe, R OBP: 0.349, SLG: 0.537										2	0	1	0	0	0	0									
16 Jason Kubel, L OBP: 0.313, SLG: 0.436					P3	G1-3				1	0	0	0	0	0	0									
Jason Tyner, L OBP: 0.348, SLG: 0.314					G4-3	G3-1				3	0	0	0	0	0	2									
Jason Bartlett, R OBP: 0.421, SLG: 0.465					F7	G4-3				3	0	1	0	0	0	0									
<b>Inning Stats</b>	R: 0 E: 0 K: 1 S: 11	H: 0 LOB: 0 BB: 0 P: 17	R: 0 E: 0 K: 0 S: 16	H: 1 LOB: 2 BB: 1 P: 26	R: 0 E: 0 K: 1 S: 8	H: 0 LOB: 0 BB: 0 P: 13	R: 0 E: 0 K: 0 S: 13	H: 0 LOB: 1 BB: 1 P: 20	R: 0 E: 0 K: 0 S: 5	H: 0 LOB: 0 BB: 0 P: 8	R: 0 E: 0 K: 1 S: 17	H: 2 LOB: 2 BB: 0 P: 23	R: 0 E: 0 K: 1 S: 9	H: 0 LOB: 0 BB: 0 P: 12	R: 0 E: 0 K: 1 S: 10	H: 1 LOB: 0 BB: 0 P: 11		R: 0 E: 0 K: 1 S: 8	H: 0 LOB: 0 BB: 0 P: 10	1B: 4 2B: 0 3B: 0 HR: 0	SF: 0 SAC: 0 DP: 1 HBP: 0	WP: 0 PB: 0 SB: 0 CS: 0	PA: 32		
<b>PITCHER</b>	IP	WLS	BF	H	R	ER	SO	BB	IBB	HBP	BLK	WP	HR	S	P	ERA		WHIP							
Ted Lilly, L ERA: 4.01	6.0	W	23	3	0	0	3	2	0	0	0	0	0	19	23	0.00	0.500								
22 Brandon League, R ERA: 2.5	2.0		6	1	0	0	2	0	0	0	0	0	0	19	23	0.00	0.500								
56 Brian Tallet, L ERA: 4.46	1.0		3	0	0	0	1	0	0	0	0	0	0	8	10	0.00	0.000								



Batter	1	2	3	4	5	6	7	8	9	AB	R	H	RBI	BB	SO	LOB	TOP										
<b>3 Reed Johnson, R</b> OBP: 0.417, SLG: 0.517	0-3 K	0-1 SAFE HR	2-1 F9			1-2 G6-3			1-1 G5-3	5	1	1	2	0	1	0	<b>Toronto Blue Jays @ Minnesota Twins</b> Hubert H. Humphrey Metrodome, Minneapolis, MN Fri Aug 11 2006, 8:10 PM EDT Att: 31,814 - Dome - 70 F <a href="http://livebaseballscorecards.com">livebaseballscorecards.com</a>										
<b>Frank Catalanotto, L</b> OBP: 0.401, SLG: 0.466	3-2 25 BB 17 2B	2-2 10 1B 25 1B		1-1 G6-3		4-1 BB			0-1 G5-3	4	2	2	0	1	0	0											
<b>10 Vernon Wells, R</b> OBP: 0.380, SLG: 0.591	0-3 K	0-0 25 1B 1-2 1B		0-0 P4		0-0 L7			0-0 G4-3	5	0	1	0	0	1	2											
<b>25 Troy Glaus, R</b> OBP: 0.372, SLG: 0.553	4-2 17 2B BB	2-1 1-3 2H 1B		2-2 K			0-1 F9			3	1	1	1	1	1	0											
<b>17 Lyle Overbay, L</b> OBP: 0.360, SLG: 0.502	2-2 1-1 2H 2B	2-1 F8			0-2 F8		3-2 G3			4	0	1	2	0	0	2											
<b>Eric Hinske, L</b> OBP: 0.356, SLG: 0.518	1-0 G4-3		4-0 FC6-4 BB		1-1 F8		2-3 K			3	0	0	0	1	1	1											
<b>Bengie Molina, R</b> OBP: 0.314, SLG: 0.422		1-1 F8	1-2 FC6-4 6 HR		1-2 2B			2-3 K		4	1	1	0	0	1	1											
<b>2 Aaron Hill, R</b> OBP: 0.347, SLG: 0.379		2-2 G5-3	1-1 L5		2-2 F7			2-2 F9		4	0	0	0	0	0	2											
<b>6 John McDonald, R</b> OBP: 0.282, SLG: 0.321		0-1 3 HR 1B	0-0 1-H HR			1-1 F8			1-2 F9	4	2	2	2	0	0	0											
<b>Inning Stats</b>	R: 2 E: 0 K: 2 S: 19	H: 2 LOB: 1 BB: 1 P: 29	R: 3 E: 0 K: 0 S: 17	H: 5 LOB: 2 BB: 0 P: 26	R: 2 E: 0 K: 0 S: 8	H: 1 LOB: 0 BB: 1 P: 16	R: 0 E: 0 K: 1 S: 8	H: 0 LOB: 0 BB: 0 P: 11	R: 0 E: 0 K: 0 S: 12	H: 1 LOB: 1 BB: 0 P: 16	R: 0 E: 0 K: 0 S: 7	H: 0 LOB: 1 BB: 1 P: 13	R: 0 E: 0 K: 1 S: 8	H: 0 LOB: 0 BB: 0 P: 13	R: 0 E: 0 K: 1 S: 11	H: 0 LOB: 0 BB: 0 P: 16	R: 0 E: 0 K: 0 S: 5	H: 0 LOB: 0 BB: 0 P: 6	1B: 5 2B: 2 3B: 0 HR: 2	SF: 0 SAC: 0 DP: 0 HBP: 0	WP: 0 PB: 0 SB: 0 CS: 0	PA: 39					
<b>PITCHER</b>	IP	WLS	BF	H	R	ER	SO	BB	IBB	HBP	BLK	WP	HR	S	P	ERA	WHIP										
<b>21 Matt Garza, R</b> ERA: 23.63	2.2	L	18	8	7	7	2	2	0	0	0	0	2	42	67	23.62	3.750										
<b>Willie Eyre, R</b> ERA: 8.48	3.1		12	1	0	0	1	1	0	0	0	0	0	29	44	0.00	0.600										
<b>37 Denny Reyes, L</b> ERA: 1.08	1.0		3	0	0	0	1	0	0	0	0	0	0	8	13	0.00	0.000										
<b>28 Jesse Crain, R</b> ERA: 4.88	2.0		6	0	0	0	1	0	0	0	0	0	0	16	22	0.00	0.000										

Batter	1	2	3	4	5	6	7	8	9	AB	R	H	RBI	BB	SO	LOB	BOTTOM										
<b>Luis Castillo, S</b> OBP: 0.348, SLG: 0.373	0-2 G6-3		4-1 BB		2-3 K		1-3 K			3	0	0	0	1	2	2	<b>Toronto Blue Jays @ Minnesota Twins</b> Hubert H. Humphrey Metrodome, Minneapolis, MN Fri Aug 11 2006, 8:10 PM EDT Att: 31,814 - Dome - 70 F <a href="http://livebaseballscorecards.com">livebaseballscorecards.com</a>										
<b>Jason Tyner, L</b> OBP: 0.336, SLG: 0.303	3-2 G4-3		0-3 K			0-2 F7		1-1 F7		4	0	0	0	0	1	1											
<b>7 Joe Mauer, L</b> OBP: 0.445, SLG: 0.528	3-2 G3			4-1 BB		2-2 5 FC6-4 1B		0-1 F8		3	0	1	0	1	0	0											
<b>5 Michael Cuddyer, R</b> OBP: 0.354, SLG: 0.491		2-2 2B		0-2 K		3-2 FC6-4		0-1 G4-3		3	0	1	0	0	1	2											
<b>20 Lew Ford, R</b> OBP: 0.300, SLG: 0.319				1-0 L4		1-2 K			0-0 G4-3	1	0	0	0	0	0	0											
<b>33 Justin Morneau, L</b> OBP: 0.370, SLG: 0.592			2-3 K		1-0 K		1-3 K		0-0 G4-3	4	0	0	0	0	2	3											
<b>Torii Hunter, R</b> OBP: 0.344, SLG: 0.444		0-1 P3		0-3 K			0-1 L9		1-2 G4-3	4	0	0	0	0	1	2											
<b>16 Jason Kubel, L</b> OBP: 0.311, SLG: 0.437		0-3 K			0-0 2B		1-3 K		1-1 G3	4	0	1	0	0	2	1											
<b>38 Luis Antonio Rodriguez, B</b> OBP: 0.315, SLG: 0.325			0-1 G1-6-3 1B		1-1 F7		0-0 2B			3	1	2	0	0	0	1											
<b>Jason Bartlett, R</b> OBP: 0.420, SLG: 0.469			0-1 SAFE G1-6-3		0-3 K		1-0 2B		2H 2B	3	0	1	1	0	1	2											
<b>Inning Stats</b>	R: 0 E: 0 K: 0 S: 9	H: 0 LOB: 0 BB: 0 P: 15	R: 0 E: 0 K: 2 S: 16	H: 1 LOB: 1 BB: 0 P: 20	R: 0 E: 0 K: 1 S: 9	H: 1 LOB: 1 BB: 1 P: 13	R: 0 E: 0 K: 2 S: 8	H: 0 LOB: 1 BB: 1 P: 13	R: 0 E: 0 K: 2 S: 10	H: 1 LOB: 1 BB: 0 P: 13	R: 0 E: 0 K: 1 S: 16	H: 1 LOB: 1 BB: 0 P: 22	R: 1 E: 0 K: 2 S: 12	H: 2 LOB: 1 BB: 0 P: 15	R: 0 E: 0 K: 0 S: 6	H: 0 LOB: 0 BB: 0 P: 7	R: 0 E: 0 K: 0 S: 6	H: 0 LOB: 0 BB: 0 P: 8	1B: 2 2B: 4 3B: 0 HR: 0	SF: 0 SAC: 0 DP: 1 HBP: 0	WP: 0 PB: 0 SB: 0 CS: 0	PA: 34					
<b>PITCHER</b>	IP	WLS	BF	H	R	ER	SO	BB	IBB	HBP	BLK	WP	HR	S	P	ERA	WHIP										
<b>34 A.J. Burnett, R</b> ERA: 4.48	7.0	W	28	6	1	1	10	2	0	0	0	0	0	80	111	1.29	1.143										
<b>49 Jeremy Accardo, R</b> ERA: 4.1	1.0		3	0	0	0	0	0	0	0	0	0	0	6	7	0.00	0.000										
<b>Scott Schoeneweis, L</b> ERA: 6.68	1.0		3	0	0	0	0	0	0	0	0	0	0	6	8	0.00	0.000										

AB	36
R	7
H	9
RBI	7
BB	3
SO	5
LOB	8



AB	32
R	1
H	6
RBI	1
BB	2
SO	10
LOB	14





Batter	1	2	3	4	5	6	7	8	9	AB	R	H	RBI	BB	SO	LOB	TOP										
3 Reed Johnson, R OBP: 0.416, SLG: 0.524 (1, 7)										4	1	1	2	0	3	0	<b>Toronto Blue Jays @ Minnesota Twins</b> Hubert H. Humphrey Metrodome, Minneapolis, MN Sat Aug 12 2006, 7:10 PM EDT Att: 36,261 - Dome - 69 F <a href="http://livebaseballscorecards.com">livebaseballscorecards.com</a>										
Frank Catalanotto, L OBP: 0.399, SLG: 0.463 (1, 10)										4	0	1	0	0	1	0											
10 Vernon Wells, R OBP: 0.379, SLG: 0.588 (1, 8)										4	0	1	0	0	1	1											
25 Troy Glaus, R OBP: 0.371, SLG: 0.550 (1, 5)										4	1	1	0	0	1	2											
17 Lyle Overbay, L OBP: 0.363, SLG: 0.509 (1, 3)										4	1	3	1	0	0	0											
15 Alex Rios, R OBP: 0.397, SLG: 0.531 (1, 9)										4	0	1	0	0	1	2											
9 Gregg Zaun, S OBP: 0.364, SLG: 0.431 (1, 2)										4	0	0	0	0	0	4											
2 Aaron Hill, R OBP: 0.350, SLG: 0.383 (1, 4)										4	1	3	1	0	0	0											
6 John McDonald, R OBP: 0.276, SLG: 0.313 (1, 6)										4	0	0	0	0	2	3											
<b>Inning Stats</b>	R: 0 E: 0 K: 2 S: 8	H: 0 LOB: 0 BB: 0 P: 9	R: 0 E: 0 K: 1 S: 16	H: 2 LOB: 1 BB: 0 P: 22	R: 2 E: 0 K: 0 S: 18	H: 3 LOB: 1 BB: 0 P: 28	R: 0 E: 1 K: 0 S: 4	H: 0 LOB: 0 BB: 0 P: 4	R: 0 E: 0 K: 2 S: 10	H: 0 LOB: 0 BB: 0 P: 13	R: 1 E: 0 K: 1 S: 10	H: 2 LOB: 1 BB: 0 P: 14	R: 0 E: 0 K: 1 S: 8	H: 1 LOB: 0 BB: 0 P: 9	R: 0 E: 0 K: 2 S: 11	H: 1 LOB: 1 BB: 0 P: 13		R: 1 E: 0 K: 0 S: 10	H: 2 LOB: 1 BB: 0 P: 15	1B: 8 2B: 2 3B: 0 HR: 1	SF: 0 SAC: 0 DP: 2 HBP: 0	WP: 0 PB: 0 CS: 1	PA: 37				
<b>PITCHER</b>	IP	WLS	BF	H	R	ER	SO	BB	IBB	HBP	BLK	WP	HR	S	P	ERA	WHIP										
26 Boof Bonser, R ERA: 5.56 (1, 1)	5.2	L	23	7	3	3	5	0	0	0	0	0	1	63	85	4.76	1.235										
17 Pat Neshek, R ERA: 9.92 (6, 1)	2.1		8	2	0	0	4	0	0	0	0	0	0	22	27	0.00	0.857										
Juan Rincon, R ERA: 2.22 (9, 1)	1.0		5	2	1	1	0	0	0	0	0	0	0	10	15	9.00	2.000										

Batter	1	2	3	4	5	6	7	8	9	AB	R	H	RBI	BB	SO	LOB	BOTTOM										
Luis Castillo, S OBP: 0.347, SLG: 0.372 (1, 4)										4	0	1	0	0	1	2	<b>Toronto Blue Jays @ Minnesota Twins</b> Hubert H. Humphrey Metrodome, Minneapolis, MN Sat Aug 12 2006, 7:10 PM EDT Att: 36,261 - Dome - 69 F <a href="http://livebaseballscorecards.com">livebaseballscorecards.com</a>										
8 Nick Punto, S OBP: 0.396, SLG: 0.413 (1, 5)									4	0	1	0	0	1	1												
7 Joe Mauer, L OBP: 0.441, SLG: 0.522 (1, 2)									4	0	0	0	0	0	1												
5 Michael Cuddyer, R OBP: 0.352, SLG: 0.487 (1, 9)									3	0	0	0	0	1	0												
33 Justin Morneau, L OBP: 0.369, SLG: 0.590 (1, 3)									3	0	1	0	0	0	0												
Torii Hunter, R OBP: 0.347, SLG: 0.444 (1, 8)									2	0	1	0	0	0	0												
Josh Rabe, R OBP: 0.356, SLG: 0.558 (1, 10)									2	0	1	0	0	0	2												
Jason Tyner, L OBP: 0.342, SLG: 0.309 (6, PH) (9, 10)									1	0	1	0	0	0	0												
20 Lew Ford, R OBP: 0.297, SLG: 0.316 (8, PH) (9, 7)									2	0	0	0	0	0	1												
16 Jason Kubel, L OBP: 0.310, SLG: 0.435 (9, 7)									1	0	0	0	0	0	2												
Jason Bartlett, R OBP: 0.424, SLG: 0.469 (1, 6)									2	0	1	0	1	0	1												
<b>Inning Stats</b>	R: 0 E: 0 K: 1 S: 8	H: 0 LOB: 0 BB: 0 P: 13	R: 0 E: 0 K: 0 S: 13	H: 2 LOB: 1 BB: 0 P: 19	R: 0 E: 0 K: 0 S: 9	H: 0 LOB: 0 BB: 1 P: 16	R: 0 E: 0 K: 0 S: 8	H: 1 LOB: 0 BB: 0 P: 14	R: 0 E: 0 K: 0 S: 8	H: 1 LOB: 0 BB: 0 P: 13	R: 0 E: 0 K: 1 S: 10	H: 1 LOB: 0 BB: 0 P: 12	R: 0 E: 0 K: 1 S: 7	H: 0 LOB: 0 BB: 0 P: 12	R: 0 E: 0 K: 0 S: 8	H: 1 LOB: 1 BB: 0 P: 12	R: 0 E: 0 K: 0 S: 7	H: 1 LOB: 0 BB: 0 P: 7	1B: 6 2B: 2 3B: 0 HR: 0	SF: 0 SAC: 0 DP: 6 HBP: 1	WP: 0 PB: 0 CS: 0	PA: 30					
<b>PITCHER</b>	IP	WLS	BF	H	R	ER	SO	BB	IBB	HBP	BLK	WP	HR	S	P	ERA	WHIP										
37 Scott Downs, L ERA: 4.63 (1, 1)	5.0	W	17	4	0	0	2	1	0	0	0	0	0	17	24	0.00	0.500										
56 Brian Tallet, L ERA: 4.24 (6, 1)	2.0	H	6	1	0	0	2	0	0	0	0	0	0	8	12	0.00	1.000										
22 Brandon League, R ERA: 2.37 (8, 1)	1.0	H	4	1	0	0	0	0	0	1	0	0	0	7	7	0.00	1.000										
Scott Schoeneweis, L ERA: 6.51 (9, 1)	1.0		3	1	0	0	0	0	0	0	0	0	0	7	7	0.00	1.000										



Batter	1	2	3	4	5	6	7	8	9	AB	R	H	RBI	BB	SO	LOB	TOP										
3 Reed Johnson, R OBP: 0.414, SLG: 0.520	1-1 P3		0-1 G4-6-3			1-1 1B		2-2 G4-3		4	0	1	0	0	0	2	<b>Toronto Blue Jays @ Minnesota Twins</b> Hubert H. Humphrey Metrodome, Minneapolis, MN Sun Aug 13 2006, 2:10 PM EDT Att: 32,811 - Dome - 69 F <a href="http://livebaseballscorecards.com">livebaseballscorecards.com</a>										
Frank Catalanotto, L OBP: 0.395, SLG: 0.457	2-1 F7			2-1 P4		3-1 F8		2-2 G1		4	0	0	0	0	0	1											
10 Vernon Wells, R OBP: 0.378, SLG: 0.585	1-1 F7			1-1 1B		0-2 P5			1-0 L7	4	0	1	0	0	0	1											
25 Troy Glaus, R OBP: 0.370, SLG: 0.547 Eric Hinske, L OBP: 0.353, SLG: 0.513		3-2 G1-3		1-3 K		0-1 P4			2-2 G6-3	2	0	0	0	0	1	1											
17 Lyle Overbay, L OBP: 0.360, SLG: 0.505		2-3 K		3-3 K					2-3 K2-3	4	0	0	0	0	3	1											
15 Alex Rios, R OBP: 0.384, SLG: 0.526		1-2 G5-3			0-2 P6				1-2 G6-3	3	0	0	0	0	0	0											
Bengie Molina, R OBP: 0.317, SLG: 0.425			1-2 1B		1-1 F9			2-1 1B		3	0	2	0	0	0	0											
2 Aaron Hill, R OBP: 0.353, SLG: 0.384			0-1 1B		4-2 BB			1-1 F8		2	0	1	0	1	0	1											
6 John McDonald, R OBP: 0.271, SLG: 0.307			1-2 F7		1-0 F7			1-3 K		3	0	0	0	0	1	3											
<b>Inning Stats</b>	R: 0 E: 0 K: 0 S: 6	H: 0 LOB: 0 BB: 0 P: 10	R: 0 E: 0 K: 1 S: 10	H: 0 LOB: 0 BB: 0 P: 16	R: 0 E: 0 K: 0 S: 8	H: 2 LOB: 1 BB: 0 P: 11	R: 0 E: 0 K: 2 S: 11	H: 1 LOB: 1 BB: 0 P: 18	R: 0 E: 0 K: 0 S: 8	H: 0 LOB: 1 BB: 1 P: 14	R: 0 E: 0 K: 0 S: 10	H: 1 LOB: 1 BB: 0 P: 14	R: 0 E: 0 K: 0 S: 9	H: 1 LOB: 1 BB: 0 P: 13	R: 0 E: 0 K: 1 S: 11	H: 0 LOB: 0 BB: 0 P: 16	R: 0 E: 0 K: 1 S: 7	H: 0 LOB: 0 BB: 0 P: 12	1B: 5 2B: 0 3B: 0 HR: 0	SF: 0 SAC: 0 DP: 1 HBP: 0	WP: 0 PB: 0 CS: 0	PA: 32					
<b>PITCHER</b>	IP	WLS	BF	H	R	ER	SO	BB	IBB	HBP	BLK	WP	HR	S	P	ERA	WHIP										
Brad Radke, R ERA: 4.43	7.0	W	26	5	0	0	3	1	0	0	0	0	0	62	96	0.00	0.857										
54 Matt Guerrier, R ERA: 3.2	1.0		3	0	0	0	1	0	0	0	0	0	0	11	16	0.00	0.000										
36 Joe Nathan, R ERA: 1.44	1.0		3	0	0	0	1	0	0	0	0	0	0	7	12	0.00	0.000										

Batter	1	2	3	4	5	6	7	8	9	AB	R	H	RBI	BB	SO	LOB	BOTTOM										
Luis Castillo, S OBP: 0.343, SLG: 0.368	0-1 B5-3	1-2 G4-3			1-2 F8	1-1 G5-3		2-2 G1-6-3		5	0	0	0	0	0	4	<b>Toronto Blue Jays @ Minnesota Twins</b> Hubert H. Humphrey Metrodome, Minneapolis, MN Sun Aug 13 2006, 2:10 PM EDT Att: 32,811 - Dome - 69 F <a href="http://livebaseballscorecards.com">livebaseballscorecards.com</a>										
8 Nick Punto, S OBP: 0.396, SLG: 0.418	1-2 1B		2-0 F7		1-1 5 BB 33 SF8 2B	2-3 K				4	1	2	0	0	1	1											
55 Mike Redmond, R OBP: 0.370, SLG: 0.433	1-0 F9		0-2 G6-3		1-0 33 E 5 BB HBP		4-1 5 PB 33 WP 1B BB			2	1	0	0	1	0	1											
5 Michael Cuddyer, R OBP: 0.353, SLG: 0.493	3-3 K		1-2 HR		4-1 BB		2-3 K			3	1	1	1	1	2	2											
33 Justin Morneau, L OBP: 0.370, SLG: 0.593		0-1 16 G4-6-3 2B	3-2 F7		3-2 SF8		1-2 1B			3	1	2	2	0	0	0											
Torii Hunter, R OBP: 0.346, SLG: 0.440		4-2 16 G4-6-3 BB		3-2 G5-3	0-3 K		1-1 P3			3	0	0	0	1	1	3											
16 Jason Kubel, L OBP: 0.308, SLG: 0.431		1-2 G4-6-3		3-2 F7		3-1 3B 1B		1-3 K		4	1	1	0	0	1	3											
Jason Tyner, L OBP: 0.355, SLG: 0.351		1-1 2B		0-1 1B		3-2 1B		1-2 G6-3		4	0	3	2	0	0	0											
Jason Bartlett, R OBP: 0.425, SLG: 0.467		3-H 2B		2-2 P4		2-2 G6-3		0-1 G1-6-3 1B		3	0	1	0	0	0	2											
<b>Inning Stats</b>	R: 0 E: 0 K: 1 S: 9	H: 1 LOB: 1 BB: 0 P: 14	R: 1 E: 0 K: 0 S: 12	H: 2 LOB: 2 BB: 1 P: 21	R: 1 E: 0 K: 0 S: 10	H: 1 LOB: 0 BB: 0 P: 16	R: 0 E: 0 K: 0 S: 12	H: 1 LOB: 1 BB: 0 P: 19	R: 1 E: 0 K: 1 S: 18	H: 2 LOB: 1 BB: 0 P: 28	R: 1 E: 0 K: 2 S: 12	H: 1 LOB: 1 BB: 1 P: 21	R: 0 E: 0 K: 0 S: 12	H: 1 LOB: 0 BB: 0 P: 15	1B: 5 2B: 3 3B: 1 HR: 1	SF: 1 SAC: 0 DP: 2 HBP: 2	WP: 1 PB: 1 SB: 1 CS: 0	PA: 37									
<b>PITCHER</b>	IP	WLS	BF	H	R	ER	SO	BB	IBB	HBP	BLK	WP	HR	S	P	ERA	WHIP										
28 Shaun Marcum, R ERA: 5.12	5.0	L	26	8	4	4	2	2	0	2	0	0	0	62	105	7.20	2.000										
54 Jason Frasor, R ERA: 5.03	1.0		3	0	0	0	1	0	0	0	0	0	0	11	15	0.00	0.000										
40 Dustin McGowan, R ERA: 9.39	1.0		5	1	1	0	2	1	0	0	0	1	0	12	21	0.00	2.000										
52 B.J. Ryan, L ERA: 1.44	1.0		3	1	0	0	0	0	0	0	0	0	0	12	15	0.00	1.000										





Batter	1	2	3	4	5	6	7	8	9	AB	R	H	RBI	BB	SO	LOB	TOP										
24 Grady Sizemore, L (1, 8) OBP: 0.385, SLG: 0.534	1-3 K		4-2 BB			0-0 F7			4-2 G4-3 BB	2	1	0	0	2	1	0	<b>Cleveland Indians @ Minnesota Twins</b> Hubert H. Humphrey Metrodome, Minneapolis, MN Tue Aug 15 2006, 8:10 PM EDT Att: 34,854 - Dome - 70 F <a href="http://livebaseballscorecards.com">livebaseballscorecards.com</a>										
Jason Michaels, R (1, 7) OBP: 0.324, SLG: 0.400	2-2 G6-3		0-0 F7			1-1 P3			0-2 G4-3	4	0	0	0	0	0	2											
48 Travis Hafner, L (1, 10) OBP: 0.426, SLG: 0.636	2-2 G4-3					1-0 G5-3			2-0 1B	4	0	1	1	0	0	0											
41 Victor Martinez, S (1, 3)		1-0 L7				1-1 1B			2-2 F8	4	0	1	0	0	0	1											
2 Jhonny Peralta, R (1, 6) OBP: 0.317, SLG: 0.374 17 Shin-Soo Choo, L (9, PH) OBP: 0.388, SLG: 0.533	2-3 K		1-3 K			1-3 K			3-3 K	3	0	0	0	0	3	1											
27 Hector Luna, R (1, 4) OBP: 0.344, SLG: 0.393	1-0 1B		0-1 F7			1-2 1B			1-2 K	3	0	2	0	0	0	1											
10 Kelly Shoppach, R (1, 2) OBP: 0.308, SLG: 0.444	3-3 K					1-3 K			1-3 K	3	0	0	0	0	3	1											
38 Franklin Gutierrez, R (1, 9) OBP: 0.260, SLG: 0.333			0-2 G5-3			1-0 F9			1-3 K	3	0	0	0	0	1	0											
30 Andy Marte, R (1, 5) OBP: 0.171, SLG: 0.132 25 Ryan Garko, R (8, PH) OBP: 0.393, SLG: 0.667 Aaron Boone, R (8, 5) OBP: 0.309, SLG: 0.364	3-3 K		0-3 K			2-2 P3			3-2 F7	2	0	0	0	0	1	0											
										1	0	0	0	0	0	0											
										0	0	0	0	0	0	0											
<b>Inning Stats</b>	R: 0 E: 0 K: 1 S: 10	H: 0 LOB: 0 BB: 0 P: 15	R: 0 E: 0 K: 2 S: 8	H: 1 LOB: 1 BB: 0 P: 15	R: 0 E: 0 K: 1 S: 9	H: 0 LOB: 1 BB: 1 P: 13	R: 0 E: 0 K: 1 S: 10	H: 1 LOB: 1 BB: 0 P: 12	R: 0 E: 0 K: 0 S: 4	H: 0 LOB: 0 BB: 0 P: 6	R: 0 E: 0 K: 1 S: 8	H: 1 LOB: 1 BB: 0 P: 11	R: 0 E: 0 K: 2 S: 10	H: 0 LOB: 0 BB: 0 P: 15	R: 1 E: 0 K: 1 S: 15	H: 1 LOB: 1 BB: 1 P: 26	1B: 4 2B: 0 3B: 0 HR: 0	SF: 0 SAC: 0 DP: 0 HBP: 0	WP: 0 PB: 0 SB: 0 CS: 0	PA: 32							
<b>PITCHER</b>	IP	WLS	BF	H	R	ER	SO	BB	IBB	HBP	BLK	WP	HR	S	P	ERA	WHIP										
Johan Santana, L (1, 1) ERA: 3.1	8.0	W	27	3	0	0	9	1	0	0	0	0	0	67	99	0.00	0.500										
36 Joe Nathan, R (9, 1) ERA: 1.99	1.0		5	1	1	1	1	1	0	0	0	0	0	15	26	9.00	2.000										

Batter	1	2	3	4	5	6	7	8	9	AB	R	H	RBI	BB	SO	LOB	BOTTOM										
Luis Castillo, S (1, 4) OBP: 0.343, SLG: 0.368	2-2 G1-3		0-0 SH1-3			3-2 G6-3			2-1 G4-3 1B	3	1	1	0	0	0	0	<b>Cleveland Indians @ Minnesota Twins</b> Hubert H. Humphrey Metrodome, Minneapolis, MN Tue Aug 15 2006, 8:10 PM EDT Att: 34,854 - Dome - 70 F <a href="http://livebaseballscorecards.com">livebaseballscorecards.com</a>										
Jason Tyner, L (1, 7) OBP: 0.352, SLG: 0.347	2-1 1B		1-2 G4-3			1-0 G6-3			1-0 G4-3	4	0	1	0	0	0	2											
7 Joe Mauer, L (1, 2) OBP: 0.443, SLG: 0.522	4-1 1B		1-1 1B			0-1 G4-3			4-0 1B	2	1	1	1	2	0	0											
5 Michael Cuddyer, R (1, 9) OBP: 0.354, SLG: 0.493	2-3 K		3-H 1 SAFE G6-3			1-0 1B			2-0 1B	4	1	2	2	0	1	3											
33 Justin Morneau, L (1, 3) OBP: 0.369, SLG: 0.589	2-1 F7					0-0 F7			4-0 1B	3	0	0	0	1	0	3											
Torii Hunter, R (1, 8) OBP: 0.347, SLG: 0.441		3-2 1B				2-3 K			0-0 L4	4	0	2	1	0	1	0											
16 Jason Kubel, L (1, 10) OBP: 0.304, SLG: 0.424	1-0 G6-4-3		1-1 G4-1			1-1 G4-1			1-0 G3	3	0	0	0	0	0	1											
38 Luis Antonio Rodriguez, S (5) OBP: 0.305, SLG: 0.313		3-2 G4-3				2-1 F8			0-3 K	3	0	0	0	0	1	0											
Jason Bartlett, R (1, 6) OBP: 0.424, SLG: 0.470			0-1 SH1-3 1B			0-2 F9			0-0 G6-3	3	1	1	0	0	0	0											
<b>Inning Stats</b>	R: 0 E: 0 K: 1 S: 12	H: 1 LOB: 2 BB: 1 P: 24	R: 0 E: 0 K: 0 S: 10	H: 1 LOB: 0 BB: 0 P: 17	R: 1 E: 0 K: 0 S: 10	H: 2 LOB: 1 BB: 0 P: 13	R: 0 E: 0 K: 1 S: 6	H: 0 LOB: 0 BB: 0 P: 9	R: 0 E: 0 K: 0 S: 9	H: 0 LOB: 0 BB: 0 P: 14	R: 0 E: 0 K: 0 S: 6	H: 1 LOB: 1 BB: 0 P: 8	R: 0 E: 0 K: 1 S: 5	H: 0 LOB: 0 BB: 0 P: 6	R: 3 E: 0 K: 0 S: 6	H: 3 LOB: 2 BB: 2 P: 19	1B: 7 2B: 1 3B: 0 HR: 0	SF: 0 SAC: 1 DP: 1 HBP: 0	WP: 0 PB: 0 SB: 0 CS: 0	PA: 33							
<b>PITCHER</b>	IP	WLS	BF	H	R	ER	SO	BB	IBB	HBP	BLK	WP	HR	S	P	ERA	WHIP										
37 Jake Westbrook, R (1, 1) ERA: 4.2	8.0	L	33	8	4	4	3	1	2	0	0	0	0	64	110	4.50	1.125										



Batter	1	2	3	4	5	6	7	8	9	AB	R	H	RBI	BB	SO	LOB	TOP			
24 Grady Sizemore, L (1, 8) OBP: 0.382, SLG: 0.529	F9		G4-3		G3-1		F9		K	5	0	0	0	0	1	2				
Jason Michaels, R (1, 7) OBP: 0.321, SLG: 0.396	G4-3			F7	K			K		4	0	0	0	0	2	0				
48 Travis Hafner, L (1, 10) OBP: 0.427, SLG: 0.634	K			41 1B 25 1B	G6-3			17 1B BB		3	1	1	0	1	1	0				
41 Victor Martinez, S (1, 2) OBP: 0.382, SLG: 0.467		17 G3 2B		2 2B 7 1B		G4-3		K		4	1	2	0	0	1	1				
17 Shin-Soo Choo, L (1, 9) OBP: 0.380, SLG: 0.516	G3			K		G3-1				4	0	1	0	0	1	3				
25 Ryan Garko, R (1, 3) OBP: 0.375, SLG: 0.607	K			7 1B 2 2B	1B	F8		K		4	0	1	1	0	2	3				
2 Jhonny Perella, R (1, 6) OBP: 0.316, SLG: 0.371	G5-3			7 1B BB						3	0	0	0	1	1	1				
7 Joe Inglett, L (1, 4) OBP: 0.333, SLG: 0.451			F7				27 G3-1 2B		G6-3	4	0	2	1	0	0	0				
27 Hector Luna, R (1, 5) OBP: 0.343, SLG: 0.391			G5-3	L8			G3-1			4	0	1	0	0	0	4				
<b>Inning Stats</b>	R: 0 E: 0 K: 1 S: 8	H: 0 LOB: 0 BB: 0 P: 12	R: 0 E: 0 K: 1 S: 12	H: 1 LOB: 1 BB: 0 P: 15	R: 0 E: 0 K: 0 S: 11	H: 0 LOB: 0 BB: 0 P: 19	R: 2 E: 0 K: 1 S: 22	H: 4 LOB: 3 BB: 1 P: 36	R: 0 E: 0 K: 0 S: 6	H: 0 LOB: 0 BB: 0 P: 10	R: 0 E: 0 K: 1 S: 6	H: 1 LOB: 1 BB: 0 P: 9	R: 0 E: 0 K: 3 S: 13	H: 1 LOB: 2 BB: 1 P: 20	R: 0 E: 0 K: 1 S: 9	H: 1 LOB: 1 BB: 0 P: 12	1B: 6 2B: 2 3B: 0 HR: 0	SF: 0 SAC: 0 DP: 0 HBP: 0	WP: 0 PA: 37 PB: 0 SB: 0 CS: 0	
<b>PITCHER</b>	IP	WLS	BF	H	R	ER	SO	BB	IBB	HBP	BLK	WP	HR	S	P	ERA	WHIP			
Carlos Silva, R (1, 1) ERA: 6.3	5.0		21	5	2	2	4	1	0	0	0	0	0	61	94	3.60	1.200			
26 Jesse Crain, R (6, 1) ERA: 4.45	1.2		6	1	0	0	1	0	0	0	0	0	0	11	17	0.00	0.600			
37 Denny Reyes, L (7, 1) ERA: 1.05	1.0		5	1	0	0	2	1	0	0	0	0	0	11	18	0.00	2.000			
17 Pat Neshek, R (8, 1) ERA: 0.9	0.1	W	1	0	0	0	1	0	0	0	0	0	0	3	4	0.00	0.000			
54 Matt Guerrier, R (9, 1) ERA: 3.12	1.0		4	1	0	0	1	0	0	0	0	0	0	9	12	0.00	1.000			

Cleveland Indians @ Minnesota Twins  
Hubert H. Humphrey Metrodome, Minneapolis, MN  
Wed Aug 16 2006, 8:10 PM EDT  
Att: 42,328 - Dome - 70 F

AB 35  
R 2  
H 8  
RBI 2  
BB 2  
SO 9  
LOB 14



Batter	1	2	3	4	5	6	7	8	9	AB	R	H	RBI	BB	SO	LOB	BOTTOM			
Luis Castillo, S (1, 4) OBP: 0.344, SLG: 0.367	7 1B 20 1B BB	G6-3		FC6		K		20 FC6-2 5 HR 1B		4	2	1	1	1	1	6				
20 Lew Ford, R (1, 7) OBP: 0.300, SLG: 0.318	1B		P4		P4		7 FC6-4 1B	FC6-2 5 HR		5	1	2	0	0	0	3				
7 Joe Mauer, L (1, 2) OBP: 0.441, SLG: 0.519	33 G3-6-3 1B		G4-3		G6-3		FC6-4 5 1B	SF7		4	0	1	2	0	0	1				
5 Michael Cuddyer, R (1, 9) OBP: 0.357, SLG: 0.505	K		P4				1B	HR		5	1	3	3	0	1	2				
33 Justin Morneau, L (1, 3) OBP: 0.368, SLG: 0.587	G3-6-3			38 1B 2B	K		L7	F9		5	1	1	0	0	1	6				
Tori Hunter, R (1, 8) OBP: 0.346, SLG: 0.439		K		G1-3			16 CS 1B	G3-1		4	0	1	0	0	1	3				
Josh Rabe, R (1, 10) ERA: 4.61		G3			K		F7		38 BB 1B	2	0	0	0	0	1	1				
16 Jason Kubel, L (6, PH) OBP: 0.306, SLG: 0.425									1B	2	0	1	0	0	0	1				
Jason Tyner, L (8, PR) OBP: 0.352, SLG: 0.347									1B	0	1	0	0	0	0	0				
38 Luis Antonio Rodriguez, S (5) OBP: 0.333, SLG: 0.337		1B			2H		1B	1B	1B	3	0	3	1	1	0	0				
Jason Bartlett, R (1, 6) OBP: 0.435, SLG: 0.481					FC6			20 FC6-2 7 SF7 1B		4	1	4	0	0	0	0				
<b>Inning Stats</b>	R: 1 E: 0 K: 1 S: 13	H: 2 LOB: 1 BB: 1 P: 20	R: 0 E: 0 K: 1 S: 17	H: 2 LOB: 2 BB: 0 P: 21	R: 0 E: 0 K: 0 S: 6	H: 0 LOB: 0 BB: 0 P: 8	R: 1 E: 0 K: 1 S: 26	H: 3 LOB: 2 BB: 0 P: 36	R: 0 E: 0 K: 1 S: 13	H: 1 LOB: 1 BB: 0 P: 19	R: 0 E: 0 K: 1 S: 11	H: 3 LOB: 2 BB: 0 P: 17	R: 0 E: 0 K: 0 S: 10	H: 2 LOB: 2 BB: 0 P: 13	R: 5 E: 0 K: 0 S: 23	H: 4 LOB: 1 BB: 1 P: 34	1B: 14 2B: 2 3B: 0 HR: 1	SF: 1 SAC: 0 DP: 1 HBP: 0	WP: 0 PA: 41 PB: 0 SB: 0 CS: 1	
<b>PITCHER</b>	IP	WLS	BF	H	R	ER	SO	BB	IBB	HBP	BLK	WP	HR	S	P	ERA	WHIP			
31 Cliff Lee, L (1, 1) ERA: 4.61	5.0		23	8	2	2	4	1	0	0	0	0	0	11	17	3.60	1.800			
Fernando Cabrera, R (6, 1) ERA: 5.8	1.0		5	3	0	0	1	0	0	0	0	0	0	12	20	18.00	4.000			
55 Roberto Hernandez, R (7, 1) ERA: 5.39	1.0	L	7	3	2	2	0	1	0	0	0	0	1	17	22	40.50	4.500			
63 Rafael Betancourt, R (8, 1) ERA: 4.81	0.2		5	3	3	3	0	0	0	0	0	0	0	4	5	0.00	0.000			
Andrew Brown, R (8, 1) ERA:	0.1		1	0	0	0	0	0	0	0	0	0	0	4	5	0.00	0.000			

Cleveland Indians @ Minnesota Twins  
Hubert H. Humphrey Metrodome, Minneapolis, MN  
Wed Aug 16 2006, 8:10 PM EDT  
Att: 42,328 - Dome - 70 F

AB 38  
R 7  
H 17  
RBI 7  
BB 2  
SO 5  
LOB 23









Batter	1	2	3	4	5	6	7	8	9	AB	R	H	RBI	BB	SO	LOB	TOP											
22 Scott Podsednik, L (1, 7) OBP: 0.335, SLG: 0.374										3	0	1	0	1	1	0	<b>Chicago White Sox @ Minnesota Twins</b> Hubert H. Humphrey Metrodome, Minneapolis, MN Fri Aug 18 2006, 8:10 PM EDT Att: 43,204 - Dome - 69 F <a href="http://livebaseballscorecards.com">livebaseballscorecards.com</a>											
Tadahito Iguchi, R (1, 4) OBP: 0.345, SLG: 0.417										4	0	0	0	0	1	3												
25 Jim Thome, L (1, 10) OBP: 0.414, SLG: 0.621										4	1	1	0	0	1	1												
14 Paul Konerko, R (1, 3) OBP: 0.385, SLG: 0.553										4	1	2	1	0	0	0												
23 Jermaine Dye, R (1, 9) OBP: 0.392, SLG: 0.636										4	1	1	2	0	2	1												
12 A.J. Pierzynski, L (1, 2) OBP: 0.345, SLG: 0.429										3	0	1	0	1	1	0												
24 Joe Crede, R (1, 5) OBP: 0.328, SLG: 0.536										4	0	0	0	0	0	3												
5 Juan Uribe, R (1, 6) OBP: 0.273, SLG: 0.445										3	0	1	0	0	1	3												
8 Alex Cintron, S (9, PH) OBP: 0.311, SLG: 0.389										1	0	0	0	0	0	0												
32 Brian Anderson, R (1, 8) OBP: 0.296, SLG: 0.362										3	0	0	0	0	1	1												
Rob Mackowiak, L (9, PH) OBP: 0.372, SLG: 0.393										1	0	0	0	0	0	0												
<b>Inning Stats</b>	R: 0 H: 0 E: 0 K: 2 S: 7	H: 0 R: 0 ER: 0 LOB: 0 BB: 0 P: 11	R: 0 H: 0 E: 0 K: 1 S: 7	H: 0 R: 0 ER: 0 LOB: 0 BB: 0 P: 10	R: 0 H: 1 E: 0 K: 0 S: 11	H: 1 R: 0 ER: 0 LOB: 2 BB: 1 P: 18	R: 2 H: 2 E: 0 K: 1 S: 15	H: 2 R: 0 ER: 0 LOB: 1 BB: 0 P: 21	R: 0 H: 0 E: 0 K: 0 S: 4	H: 0 R: 0 ER: 0 LOB: 0 BB: 0 P: 7	R: 1 H: 3 E: 0 K: 1 S: 13	H: 3 R: 0 ER: 0 LOB: 2 BB: 0 P: 20	R: 0 H: 1 E: 0 K: 2 S: 13	H: 1 R: 0 ER: 0 LOB: 1 BB: 0 P: 19	R: 0 H: 0 E: 0 K: 1 S: 7	H: 0 R: 0 ER: 0 LOB: 0 BB: 0 P: 11	R: 0 H: 0 E: 0 K: 0 S: 5	H: 0 R: 0 ER: 0 LOB: 0 BB: 0 P: 7	1B: 3 2B: 3 3B: 0 HR: 1	SF: 0 SAC: 0 DP: 0 HBP: 0	WP: 1 PB: 0 SB: 1 CS: 0	PA: 36						
<b>PITCHER</b>	IP	WLS	BF	H	R	ER	SO	BB	IBB	HBP	BLK	WP	HR	S	P	ERA	WHIP											
26 Boof Bonser, R (1, 1) ERA: 5.51	5.1		24	6	3	3	5	2	0	0	0	0	1	1	52	80	5.06	1.500										
17 Pat Neshek, R (6, 1) ERA: 0.94	1.1	W	5	1	0	0	2	0	0	0	0	0	0	0	15	22	0.00	0.750										
37 Denny Reyes, L (7, 1) ERA: 0.99	0.1	H	1	0	0	0	0	0	0	0	0	0	0	0	3	4	0.00	0.000										
28 Jesse Crain, R (8, 1) ERA: 4.37	1.0	H	3	0	0	0	1	0	0	0	0	0	0	0	7	11	0.00	0.000										
54 Matt Guerrier, R (9, 1) ERA: 3.05	1.0		3	0	0	0	0	0	0	0	0	0	0	0	5	7	0.00	0.000										

Batter	1	2	3	4	5	6	7	8	9	AB	R	H	RBI	BB	SO	LOB	BOTTOM											
Luis Castillo, S (1, 4) OBP: 0.339, SLG: 0.362										4	0	0	1	0	0	2	<b>Chicago White Sox @ Minnesota Twins</b> Hubert H. Humphrey Metrodome, Minneapolis, MN Fri Aug 18 2006, 8:10 PM EDT Att: 43,204 - Dome - 69 F <a href="http://livebaseballscorecards.com">livebaseballscorecards.com</a>											
8 Nick Punto, S (1, 5) OBP: 0.401, SLG: 0.421										5	2	3	1	0	0	1												
7 Joe Mauer, L (1, 2) OBP: 0.439, SLG: 0.515										5	0	2	0	0	1	2												
5 Michael Cuddyer, R (1, 9) OBP: 0.357, SLG: 0.500										4	1	1	0	1	2	3												
33 Justin Morneau, L (1, 3) OBP: 0.370, SLG: 0.592										4	0	2	2	0	0	1												
Torii Hunter, R (1, 8) OBP: 0.347, SLG: 0.446										3	2	2	1	1	0	2												
16 Jason Kubel, L (1, 10) OBP: 0.305, SLG: 0.426										4	1	1	1	0	2	2												
Jason Tyner, L (1, 7) OBP: 0.361, SLG: 0.357										4	1	3	0	0	1	0												
Jason Bartlett, R (1, 6) OBP: 0.421, SLG: 0.464										4	0	0	0	0	0	4												
<b>Inning Stats</b>	R: 1 H: 3 E: 0 K: 0 S: 14	H: 3 R: 0 ER: 0 LOB: 2 BB: 0 P: 22	R: 0 H: 1 E: 0 K: 1 S: 14	H: 1 R: 0 ER: 0 LOB: 1 BB: 0 P: 23	R: 0 H: 1 E: 0 K: 1 S: 10	H: 1 R: 0 ER: 0 LOB: 1 BB: 0 P: 15	R: 2 H: 3 E: 0 K: 0 S: 8	H: 3 R: 0 ER: 0 LOB: 1 BB: 0 P: 14	R: 0 H: 0 E: 0 K: 1 S: 7	H: 0 R: 0 ER: 0 LOB: 0 BB: 0 P: 11	R: 1 H: 1 E: 0 K: 0 S: 10	H: 1 R: 0 ER: 0 LOB: 0 BB: 0 P: 13	R: 2 H: 2 E: 1 K: 2 S: 16	H: 2 R: 0 ER: 1 LOB: 2 BB: 2 P: 30	R: 1 H: 3 E: 0 K: 0 S: 13	H: 3 R: 0 ER: 0 LOB: 2 BB: 0 P: 23		1B: 11 2B: 2 3B: 0 HR: 1	SF: 1 SAC: 0 DP: 0 HBP: 0	WP: 0 PB: 0 SB: 3 CS: 0	PA: 40							
<b>PITCHER</b>	IP	WLS	BF	H	R	ER	SO	BB	IBB	HBP	BLK	WP	HR	S	P	ERA	WHIP											
Freddy Garcia, R (1, 1) ERA: 4.87	6.1	L	29	10	5	5	4	0	0	0	0	0	0	11	23	0.00	1.579											
Neal Cotts, L (7, 1) ERA: 3.59	0.2		5	1	1	0	2	0	2	0	0	0	0	0	11	23	0.00	1.500										
David Riske, R (8, 1) ERA: 3.03	1.0		6	3	1	1	0	0	0	0	0	0	0	13	23	9.00	3.000											





Batter	1	2	3	4	5	6	7	8	9	AB	R	H	RBI	BB	SO	LOB	TOP											
22 Scott Podsednik, L OBP: 0.334, SLG: 0.372 32 Brian Anderson, R OBP: 0.296, SLG: 0.362	0-1 B3-1	1-2 1B		0-2 F7			0-0 G4-3		1-1 F7	5	0	1	1	0	0	1												
Tadahito Iguchi, R OBP: 0.343, SLG: 0.414	3-2 G6-3	1-0 G4-3			3-2 1B		0-3 K		1-2 G6-3	5	0	1	0	0	1	3												
25 Jim Thome, L OBP: 0.415, SLG: 0.624	3-2 2B		2-3 K		2-3 K			2-0 2B		4	2	2	0	0	2	1												
14 Paul Konerko, R OBP: 0.384, SLG: 0.550	0-0 E6		1-1 1B		1-3 K			0-3 K		4	0	1	0	0	2	2												
23 Jermaine Dye, R OBP: 0.389, SLG: 0.630	3-3 K		1-3 K		0-1 G5-3			1-1 G5-3		4	0	0	0	0	2	4												
12 A.J. Pierzynski, L OBP: 0.344, SLG: 0.427		2-3 K	0-1 G4-3			0-0 F8		0-1 1B		4	0	1	0	0	1	1												
24 Joe Crede, R OBP: 0.327, SLG: 0.533		1-2 FC3-6 22 1B		0-2 P3		1-1 F8		1-1 P4		4	1	1	0	0	0	1												
Rob Mackowiak, L OBP: 0.374, SLG: 0.410		0-1 E5 5 FC3-6		0-1 HR		2-0 G6-3			0-0 5 G3-1 1B	4	1	2	1	0	0	1												
5 Juan Uribe, R OBP: 0.270, SLG: 0.440		0-0 FC3-6 22 1B		2-1 G6-3			2-1 F9		1-2 G3-1	4	0	0	0	0	0	3												
<b>Inning Stats</b>	R: 1 H: 1 E: 1 K: 1 S: 16	H: 1 LOB: 0 BB: 0 P: 25	R: 1 H: 2 E: 1 K: 1 S: 14	H: 2 LOB: 2 BB: 0 P: 19	R: 0 H: 1 E: 0 K: 2 S: 16	H: 1 LOB: 0 BB: 0 P: 20	R: 1 H: 1 E: 0 K: 0 S: 11	H: 1 LOB: 0 BB: 0 P: 13	R: 0 H: 0 E: 0 K: 0 S: 12	H: 0 LOB: 1 BB: 0 P: 18	R: 0 H: 0 E: 0 K: 1 S: 6	H: 0 LOB: 0 BB: 0 P: 8	R: 1 H: 2 E: 0 K: 1 S: 10	H: 1 LOB: 1 BB: 0 P: 14	R: 0 H: 1 E: 0 K: 0 S: 10	H: 1 LOB: 1 BB: 0 P: 12	1B: 6 2B: 2 3B: 0 HR: 1	SF: 0 SAC: 0 DP: 0 HBP: 0	WP: 0 PB: 0 SB: 0 CS: 0	PA: 38								
<b>PITCHER</b>	IP	WLS	BF	H	R	ER	SO	BB	IBB	HBP	BLK	WP	HR	S	P	ERA	WHIP											
Brad Radke, R ERA: 4.35	(1, 1)	5.0	L	23	6	3	1	6	0	0	0	0	0	1	69	95	1.80	1.200										
Willie Eyre, R ERA: 5.11	(6, 1)	3.0		11	2	1	1	2	0	0	0	0	0	0	20	29	3.00	0.667										
54 Matt Guerrier, R ERA: 2.98	(9, 1)	1.0	S	4	1	0	0	0	0	0	0	0	0	0	10	12	0.00	1.000										

Chicago White Sox @ Minnesota Twins  
Hubert H. Humphrey Metrodome, Minneapolis, MN  
Sat Aug 19 2006, 7:10 PM EDT  
Att: 46,215 - Dome - 69 F

AB 38  
R 4  
H 9  
RBI 2  
BB 0  
SO 8  
LOB 17



Batter	1	2	3	4	5	6	7	8	9	AB	R	H	RBI	BB	SO	LOB	BOTTOM											
Luis Castillo, S OBP: 0.339, SLG: 0.361	2-2 G6-3		2-3 K			2-2 G5-3		2-2 1B		4	0	1	0	0	1	1												
8 Nick Punto, S OBP: 0.402, SLG: 0.422	0-0 E1 1B		0-0 1B			2-2 F7		1-2 P4		4	0	2	1	0	0	2												
7 Joe Mauer, L OBP: 0.437, SLG: 0.511	4-1 5 G6-3 BB		3-H F7			1-2 P6			0-1 G3	3	0	0	0	1	0	1												
5 Michael Cuddyer, R OBP: 0.356, SLG: 0.496	1-1 G6-3			3-2 F9			2-3 K		2-0 33 DI HBP	3	0	0	0	0	1	2												
33 Justin Morneau, L OBP: 0.367, SLG: 0.587		2-2 F8		2-1 F9			1-3 K		2-2 G5-3	4	0	0	0	0	1	1												
Torii Hunter, R OBP: 0.344, SLG: 0.442		2-2 K		1-0 G5-3			0-1 F9		2-2 G5-3	4	0	0	0	0	1	1												
16 Jason Kubel, L OBP: 0.300, SLG: 0.420		3-2 F8			2-2 F8			1-3 K		3	0	0	0	0	1	0												
Jason Tyner, L OBP: 0.368, SLG: 0.364			1-2 E4 8 1B		0-1 G4-3			0-1 FC6-4 1B		3	1	2	0	0	0	0												
Jason Bartlett, R OBP: 0.415, SLG: 0.457			1-0 G4-3		2-2 G6-3			1-2 FC6-4 1B		3	0	0	0	0	0	2												
<b>Inning Stats</b>	R: 0 H: 1 E: 1 K: 0 S: 7	H: 0 LOB: 1 BB: 1 P: 14	R: 0 H: 0 E: 0 K: 1 S: 10	H: 0 LOB: 0 BB: 0 P: 17	R: 1 H: 2 E: 1 K: 1 S: 9	H: 2 LOB: 1 BB: 0 P: 13	R: 0 H: 0 E: 0 K: 0 S: 6	H: 0 LOB: 0 BB: 0 P: 12	R: 0 H: 0 E: 0 K: 0 S: 11	H: 0 LOB: 0 BB: 0 P: 16	R: 0 H: 0 E: 0 K: 2 S: 9	H: 0 LOB: 0 BB: 0 P: 12	R: 0 H: 2 E: 0 K: 1 S: 15	H: 2 LOB: 2 BB: 0 P: 20	R: 0 H: 0 E: 0 K: 0 S: 9	H: 0 LOB: 1 BB: 0 P: 15	1B: 5 2B: 0 3B: 0 HR: 0	SF: 0 SAC: 0 DP: 1 HBP: 1	WP: 0 PB: 0 SB: 0 CS: 0	PA: 33								
<b>PITCHER</b>	IP	WLS	BF	H	R	ER	SO	BB	IBB	HBP	BLK	WP	HR	S	P	ERA	WHIP											
Jon Garland, R ERA: 4.73	(1, 1)	7.2	W	28	5	1	0	5	1	0	0	0	0	3	4	0.00	0.783											
37 Matt Thornton, L ERA: 3.51	(8, 1)	0.1	H	1	0	0	0	0	0	0	0	0	0	3	4	0.00	0.000											
45 Bobby Jenks, R ERA: 3.61	(9, 1)	1.0	S	4	0	0	0	0	0	0	1	0	0	0	9	15	0.00	0.000										

Chicago White Sox @ Minnesota Twins  
Hubert H. Humphrey Metrodome, Minneapolis, MN  
Sat Aug 19 2006, 7:10 PM EDT  
Att: 46,215 - Dome - 69 F

AB 31  
R 1  
H 5  
RBI 1  
BB 1  
SO 5  
LOB 10





Batter	1	2	3	4	5	6	7	8	9	AB	R	H	RBI	BB	SO	LOB	TOP					
38 Pablo Ozuna, R (1, 7) OBP: 0.366, SLG: 0.433 Rob Mackowiak, L (9, PH) OBP: 0.372, SLG: 0.408	G5-3		2B 1B		HBP		G3		G4-3	3	1	1	0	0	0	0						
Tadahito Iguchi, R (1, 4) OBP: 0.270, SLG: 0.417	25 F7 1B		1-H 2B		F9			G1-3		4	0	2	1	0	0	1						
25 Jim Thome, L (1, 10) OBP: 0.414, SLG: 0.620	F7		L7		K			14 2B 23 SF8 BB		3	1	0	0	1	1	3						
14 Paul Konerko, R (1, 3) OBP: 0.383, SLG: 0.550	G5-3		K		F8			24 E 2B		4	1	1	0	0	1	3						
23 Jermaine Dye, R (1, 9) OBP: 0.387, SLG: 0.627		G3-1			32 1B 1B		G6-3		SF8	3	0	1	1	0	0	0						
24 Joe Crede, R (1, 5) OBP: 0.327, SLG: 0.531	P6		F7		F7		P3		3-H 2-1 E8	4	0	1	1	0	0	1						
5 Juan Uribe, R (1, 6) OBP: 0.270, SLG: 0.439 8 Alex Cintron, S (8, PH) OBP: 0.310, SLG: 0.387			F8		F8		K		2-H 2-1 P3	3	0	1	0	0	1	1						
32 Brian Anderson, R (1, 8) OBP: 0.296, SLG: 0.361 22 Scott Podsednik, L (9, PH) OBP: 0.333, SLG: 0.371		L9					P6		K	3	0	1	0	0	0	1						
Sandy Alomar Jr., R (1, 2) OBP: 0.289, SLG: 0.370 12 A.J. Pierzynski, L (9, PH) OBP: 0.344, SLG: 0.466			K		K		G5-3		G4-3	3	0	0	0	0	2	2						
<b>Inning Stats</b>	R: 0 E: 0 K: 0 S: 8	H: 1 LOB: 1 BB: 0 P: 13	R: 0 E: 0 K: 0 S: 9	H: 1 LOB: 1 BB: 0 P: 12	R: 1 E: 0 K: 2 S: 13	H: 2 LOB: 1 BB: 0 P: 18	R: 0 E: 0 K: 1 S: 12	H: 2 LOB: 2 BB: 0 P: 17	R: 0 E: 0 K: 1 S: 11	H: 0 LOB: 0 BB: 0 P: 19	R: 0 E: 0 K: 1 S: 7	H: 0 LOB: 0 BB: 0 P: 12	R: 0 E: 0 K: 0 S: 5	H: 0 LOB: 0 BB: 0 P: 8	R: 2 E: 1 K: 0 S: 13	H: 2 LOB: 1 BB: 1 P: 26	R: 0 E: 0 K: 1 S: 10	H: 0 LOB: 0 BB: 0 P: 13	1B: 6 2B: 2 HR: 0	SF: 1 SAC: 0 DP: 0 HBP: 1	WP: 0 PB: 0 SB: 0 CS: 0	PA: 37
<b>PITCHER</b>	IP	WLS	BF	H	R	ER	SO	BB	IBB	HBP	BLK	WP	HR	S	P	ERA	WHIP					
Johan Santana, L (1, 1) ERA: 3.03	7.0	W	28	6	1	1	5	0	0	1	0	0	0	65	99	1.29	0.857					
Juan Rincon, R (8, 1) ERA: 2.45	0.2		5	2	2	2	0	1	0	0	0	0	0	11	22	27.00	4.500					
37 Denny Reyes, L (8, 1) ERA: 0.98	0.1	H	1	0	0	0	0	0	0	0	0	0	0	2	4	0.00	0.000					
36 Joe Nathan, R (9, 1) ERA: 1.56	1.0		3	0	0	0	1	0	0	0	0	0	0	10	13	0.00	0.000					

Chicago White Sox @ Minnesota Twins  
Hubert H. Humphrey Metrodome, Minneapolis, MN  
Sun Aug 20 2006, 2:10 PM EDT  
Att: 42,537 - Dome - 70 F

AB 34  
R 3  
H 8  
RBI 3  
BB 1  
SO 6  
LOB 13



Batter	1	2	3	4	5	6	7	8	9	AB	R	H	RBI	BB	SO	LOB	BOTTOM					
Luis Castillo, S (1, 4) OBP: 0.340, SLG: 0.365	55 G3 1B		L4		55 G4-3 5 2B		K			4	1	2	0	0	1	2						
8 Nick Punto, S (1, 5) OBP: 0.400, SLG: 0.418	F9		55 1B 5 1B BB		F8		G4-3			3	1	0	0	1	0	2						
55 Mike Redmond, R (1, 2) OBP: 0.357, SLG: 0.415	G3		5 1B 33 2B 1B		G4-3		G4-3			4	1	1	2	0	0	2						
5 Michael Cuddyer, R (1, 9) OBP: 0.357, SLG: 0.499	G6-3		33 2B 1B		2B		L5			4	0	2	2	0	0	1						
33 Justin Morneau, L (1, 3) OBP: 0.370, SLG: 0.590			1-H 2B		IBB		HR			3	1	2	1	1	1	0						
Torii Hunter, R (1, 8) OBP: 0.343, SLG: 0.448	K		K		F8		HR			4	1	1	2	0	2	3						
16 Jason Kubel, L (1, 10) OBP: 0.296, SLG: 0.414 20 Lew Ford, R (8, PH) OBP: 0.298, SLG: 0.317		G4-3			G1-6-3		G1-5-3		K	3	0	0	0	0	0	0						
Jason Tyner, L (1, 7) OBP: 0.357, SLG: 0.353			E3 1B 55 1B		G4-3		B1-3		F7	4	1	0	0	0	0	0						
Jason Bartlett, R (1, 6) OBP: 0.414, SLG: 0.455			55 1B 1B		P3		G3-1			3	1	1	0	0	0	0						
<b>Inning Stats</b>	R: 0 E: 0 K: 0 S: 9	H: 1 LOB: 1 BB: 0 P: 15	R: 0 E: 0 K: 2 S: 9	H: 0 LOB: 0 BB: 0 P: 14	R: 4 E: 1 K: 1 S: 16	H: 4 LOB: 1 BB: 1 P: 27	R: 0 E: 0 K: 0 S: 12	H: 0 LOB: 0 BB: 0 P: 18	R: 1 E: 0 K: 0 S: 10	H: 2 LOB: 2 BB: 1 P: 20	R: 0 E: 0 K: 1 S: 7	H: 0 LOB: 0 BB: 0 P: 10	R: 0 E: 0 K: 1 S: 5	H: 0 LOB: 0 BB: 0 P: 8	R: 2 E: 0 K: 1 S: 15	H: 2 LOB: 2 BB: 0 P: 20	R: 0 E: 0 K: 1 S: 10	H: 0 LOB: 0 BB: 0 P: 13	1B: 5 2B: 3 3B: 0 HR: 1	SF: 0 SAC: 0 DP: 0 HBP: 0	WP: 0 PB: 0 SB: 0 CS: 0	PA: 35
<b>PITCHER</b>	IP	WLS	BF	H	R	ER	SO	BB	IBB	HBP	BLK	WP	HR	S	P	ERA	WHIP					
Javier Vazquez, R (1, 1) ERA: 5.13	7.0	L	30	7	5	4	4	1	0	0	0	0	1	68	112	5.14	1.143					
Neal Cottis, L (8, 1) ERA: 3.89	1.0		5	2	2	2	1	0	0	0	0	0	1	15	20	18.00	2.000					

Chicago White Sox @ Minnesota Twins  
Hubert H. Humphrey Metrodome, Minneapolis, MN  
Sun Aug 20 2006, 2:10 PM EDT  
Att: 42,537 - Dome - 70 F

AB 33  
R 7  
H 9  
RBI 7  
BB 2  
SO 5  
LOB 10





Batter	1	2	3	4	5	6	7	8	9	AB	R	H	RBI	BB	SO	LOB	TOP										
<b>Luis Castillo, S</b> (1,4) OBP: 0.339, SLG: 0.364										4	0	1	0	0	0	0	<b>Minnesota Twins @ Baltimore Orioles</b> Oriole Park at Camden Yards, Baltimore, MD Tue Aug 22 2006, 7:05 PM EDT Att: 19,756 - Partly Cloudy - 89 F <a href="http://livebaseballscorecards.com">livebaseballscorecards.com</a>										
<b>8 Nick Punto, S</b> (1,5) OBP: 0.396, SLG: 0.413										3	1	0	0	1	0	1											
<b>7 Joe Mauer, L</b> (1,2) OBP: 0.438, SLG: 0.516										4	1	2	1	0	1	0											
<b>5 Michael Cuddyer, R</b> (1,9) OBP: 0.354, SLG: 0.494										4	0	0	1	0	1	1											
<b>33 Justin Morneau, L</b> (1,3) OBP: 0.371, SLG: 0.588										3	1	1	0	1	0	0											
<b>Torii Hunter, R</b> (1,8) OBP: 0.342, SLG: 0.446										4	0	1	0	0	3	1											
<b>20 Lew Ford, R</b> (1,10) OBP: 0.294, SLG: 0.312										3	0	0	1	0	0	1											
<b>Jason Tyner, L</b> (1,7) OBP: 0.350, SLG: 0.346										3	0	0	0	0	2	1											
<b>Jason Bartlett, R</b> (1,6) OBP: 0.409, SLG: 0.448										3	0	0	0	0	1	1											
<b>Inning Stats</b>	R: 0 E: 0 K: 0 S: 8	H: 2 LOB: 1 BB: 0 P: 12	R: 1 E: 0 K: 0 S: 11	H: 2 LOB: 1 BB: 0 P: 16	R: 0 E: 0 K: 1 S: 12	H: 0 LOB: 0 BB: 0 P: 17	R: 0 E: 0 K: 2 S: 10	H: 0 LOB: 0 BB: 0 P: 14	R: 0 E: 0 K: 2 S: 10	H: 0 LOB: 0 BB: 0 P: 16	R: 0 E: 0 K: 0 S: 8	H: 0 LOB: 0 BB: 0 P: 13	R: 0 E: 0 K: 1 S: 7	H: 0 LOB: 0 BB: 0 P: 11	R: 0 E: 0 K: 1 S: 7	H: 0 LOB: 0 BB: 2 P: 9	R: 2 E: 0 K: 1 S: 14	H: 1 LOB: 1 BB: 2 P: 23	1B: 4 2B: 0 3B: 1 HR: 0	SF: 0 SAC: 0 DP: 1 HBP: 0	WP: 0 PB: 0 SB: 1 CS: 0	PA: 33					
<b>PITCHER</b>	IP	WLS	BF	H	R	ER	SO	BB	IBB	HBP	BLK	WP	HR	S	P	ERA	WHIP										
<b>29 Adam Loewen, L</b> (1,1) ERA: 5.57	8.0	W	27	4	1	1	7	0	0	0	0	0	0	73	108	1.12	0.500										
<b>LaTroy Hawkins, R</b> (9,1) ERA: 4.92	0.2		5	1	2	2	0	2	0	0	0	0	0	11	20	27.00	4.500										
<b>37 Chris Ray, R</b> (9,1) ERA: 3.2	0.1	S	1	0	0	0	1	0	0	0	0	0	0	3	3	0.00	0.000										

Batter	1	2	3	4	5	6	7	8	9	AB	R	H	RBI	BB	SO	LOB	BOTTOM										
<b>1 Brian Roberts, S</b> (1,4) OBP: 0.368, SLG: 0.430										5	1	1	1	0	0	2	<b>Minnesota Twins @ Baltimore Orioles</b> Oriole Park at Camden Yards, Baltimore, MD Tue Aug 22 2006, 7:05 PM EDT Att: 19,756 - Partly Cloudy - 89 F <a href="http://livebaseballscorecards.com">livebaseballscorecards.com</a>										
<b>21 Nick Markakis, L</b> (1,9) OBP: 0.365, SLG: 0.466										4	3	3	3	0	0	1											
<b>6 Melvin Mora, R</b> (1,5) OBP: 0.353, SLG: 0.401										4	0	1	0	0	0	0											
<b>10 Miguel Tejada, R</b> (1,6) OBP: 0.382, SLG: 0.525										4	1	2	0	0	0	1											
<b>31 Jay Gibbons, L</b> (1,10) OBP: 0.335, SLG: 0.476										3	0	2	1	1	0	1											
<b>Jeff Conine, R</b> (1,7) OBP: 0.331, SLG: 0.400										4	0	0	0	0	0	5											
<b>17 Corey Patterson, L</b> (1,8) OBP: 0.312, SLG: 0.422										3	1	1	1	0	0	1											
<b>Kevin Millar, R</b> (1,3) OBP: 0.345, SLG: 0.385										3	0	1	0	1	0	1											
<b>12 Brandon Fahey, L</b> (9,7) OBP: 0.335, SLG: 0.350										0	0	0	0	0	0	0											
<b>55 Ramon Hernandez, R</b> (1,2) OBP: 0.328, SLG: 0.439										3	0	0	0	1	1	2											
<b>Inning Stats</b>	R: 1 E: 0 K: 0 S: 14	H: 2 LOB: 2 BB: 1 P: 24	R: 0 E: 0 K: 0 S: 8	H: 0 LOB: 0 BB: 1 P: 12	R: 3 E: 0 K: 0 S: 12	H: 4 LOB: 1 BB: 0 P: 17	R: 0 E: 0 K: 0 S: 9	H: 0 LOB: 0 BB: 0 P: 13	R: 1 E: 0 K: 0 S: 8	H: 2 LOB: 1 BB: 0 P: 12	R: 1 E: 0 K: 0 S: 13	H: 2 LOB: 1 BB: 1 P: 22	R: 0 E: 0 K: 0 S: 6	H: 1 LOB: 1 BB: 0 P: 8	R: 0 E: 0 K: 1 S: 10	H: 0 LOB: 1 BB: 0 P: 18	1B: 5 2B: 2 3B: 0 HR: 5	SF: 0 SAC: 0 DP: 1 HBP: 1	WP: 1 PB: 0 SB: 0 CS: 0	PA: 37							
<b>PITCHER</b>	IP	WLS	BF	H	R	ER	SO	BB	IBB	HBP	BLK	WP	HR	S	P	ERA	WHIP										
<b>Carlos Silva, R</b> (1,1) ERA: 6.45	5.1	L	26	10	6	6	0	2	0	0	0	0	5	59	89	10.12	2.250										
<b>Willie Eyre, R</b> (6,1) ERA: 5.77	2.2		11	1	0	0	1	1	0	1	0	1	0	21	37	0.00	0.750										

AB	31
R	3
H	5
RBI	3
BB	2
SO	8
LOB	6



AB	33
R	6
H	11
RBI	6
BB	3
SO	1
LOB	14









Batter	1	2	3	4	5	6	7	8	9	AB	R	H	RBI	BB	SO	LOB	TOP								
Luis Castillo, S OBP: 0.344, SLG: 0.369										5	3	3	0	1	0	1									
8 Nick Punto, S OBP: 0.396, SLG: 0.410										5	2	2	0	0	0	3									
7 Joe Mauer, L OBP: 0.437, SLG: 0.522										4	2	3	4	0	0	0									
5 Michael Cuddyer, R OBP: 0.361, SLG: 0.510										4	1	4	4	0	0	0									
33 Justin Morneau, L OBP: 0.372, SLG: 0.590										3	1	1	2	0	0	3									
Tori Hunter, R OBP: 0.346, SLG: 0.464										5	1	2	1	0	0	2									
20 Lew Ford, R OBP: 0.294, SLG: 0.312										0	0	0	0	0	0	0									
24 Rondell White, R OBP: 0.252, SLG: 0.303										5	0	1	0	0	1	3									
Jason Tyner, L OBP: 0.349, SLG: 0.345										5	0	1	0	0	1	2									
Jason Bartlett, R OBP: 0.412, SLG: 0.452										3	1	0	0	1	0	1									
38 Luis Antonio Rodriguez, R OBP: 0.330, SLG: 0.335										1	0	0	0	0	0	1									
<b>Inning Stats</b>	R: 2 E: 1 K: 0 S: 14	H: 3 LOB: 2 BB: 0 P: 20	R: 0 E: 0 K: 0 S: 9	H: 0 LOB: 0 BB: 0 P: 17	R: 3 E: 1 K: 0 S: 16	H: 4 LOB: 1 BB: 0 P: 23	R: 1 E: 0 K: 0 S: 16	H: 3 LOB: 2 BB: 0 P: 20	R: 1 E: 0 K: 0 S: 11	H: 2 LOB: 1 BB: 0 P: 14	R: 0 E: 0 K: 0 S: 12	H: 1 LOB: 1 BB: 0 P: 18	R: 0 E: 0 K: 1 S: 11	H: 0 LOB: 0 BB: 0 P: 15	R: 4 E: 0 K: 0 S: 15	H: 3 LOB: 0 BB: 1 P: 23	R: 0 E: 0 K: 1 S: 13	H: 1 LOB: 2 BB: 1 P: 18	1B: 11 2B: 3 3B: 1 HR: 2	SF: 3 SAC: 1 DP: 0 HBP: 1	WP: 0 PB: 0 SB: 0 CS: 0	PA: 47			
<b>PITCHER</b>	IP WLS BF H R ER SO BB IBB HBP BLK WP HR S P ERA WHIP	IP WLS BF H R ER SO BB IBB HBP BLK WP HR S P ERA WHIP	IP WLS BF H R ER SO BB IBB HBP BLK WP HR S P ERA WHIP	IP WLS BF H R ER SO BB IBB HBP BLK WP HR S P ERA WHIP	IP WLS BF H R ER SO BB IBB HBP BLK WP HR S P ERA WHIP	IP WLS BF H R ER SO BB IBB HBP BLK WP HR S P ERA WHIP	IP WLS BF H R ER SO BB IBB HBP BLK WP HR S P ERA WHIP	IP WLS BF H R ER SO BB IBB HBP BLK WP HR S P ERA WHIP	IP WLS BF H R ER SO BB IBB HBP BLK WP HR S P ERA WHIP	IP WLS BF H R ER SO BB IBB HBP BLK WP HR S P ERA WHIP	IP WLS BF H R ER SO BB IBB HBP BLK WP HR S P ERA WHIP	IP WLS BF H R ER SO BB IBB HBP BLK WP HR S P ERA WHIP	IP WLS BF H R ER SO BB IBB HBP BLK WP HR S P ERA WHIP	IP WLS BF H R ER SO BB IBB HBP BLK WP HR S P ERA WHIP	IP WLS BF H R ER SO BB IBB HBP BLK WP HR S P ERA WHIP	IP WLS BF H R ER SO BB IBB HBP BLK WP HR S P ERA WHIP	IP WLS BF H R ER SO BB IBB HBP BLK WP HR S P ERA WHIP	IP WLS BF H R ER SO BB IBB HBP BLK WP HR S P ERA WHIP	IP WLS BF H R ER SO BB IBB HBP BLK WP HR S P ERA WHIP	IP WLS BF H R ER SO BB IBB HBP BLK WP HR S P ERA WHIP	IP WLS BF H R ER SO BB IBB HBP BLK WP HR S P ERA WHIP	IP WLS BF H R ER SO BB IBB HBP BLK WP HR S P ERA WHIP	IP WLS BF H R ER SO BB IBB HBP BLK WP HR S P ERA WHIP	IP WLS BF H R ER SO BB IBB HBP BLK WP HR S P ERA WHIP	IP WLS BF H R ER SO BB IBB HBP BLK WP HR S P ERA WHIP

Minnesota Twins @ Baltimore Orioles  
 Oriole Park at Camden Yards, Baltimore, MD  
 Thu Aug 24 2006, 7:05 PM EDT  
 Att: 24,848 - Cloudy - 85 F

AB 40  
 R 11  
 H 17  
 RBI 11  
 BB 2  
 SO 2  
 LOB 16



Batter	1	2	3	4	5	6	7	8	9	AB	R	H	RBI	BB	SO	LOB	BOTTOM								
1 Brian Roberts, S OBP: 0.363, SLG: 0.424										4	0	1	0	0	0	2									
21 Nick Markakis, L OBP: 0.376, SLG: 0.463										3	0	1	0	1	1	2									
6 Melvin Mora, R OBP: 0.350, SLG: 0.396										4	0	1	0	0	1	2									
10 Miguel Tejada, R OBP: 0.380, SLG: 0.523										4	0	1	0	0	1	4									
Jeff Conine, R OBP: 0.327, SLG: 0.394										4	1	1	0	0	0	2									
17 Corey Patterson, L OBP: 0.309, SLG: 0.417										4	0	1	0	0	2	2									
55 Ramon Hernandez, R OBP: 0.328, SLG: 0.445										3	1	1	2	0	1	0									
Chris Widger, R OBP: 0.257, SLG: 0.239										1	0	0	0	0	0	1									
Kevin Millar, R OBP: 0.345, SLG: 0.384										3	0	1	0	0	0	0									
Chris Gomez, R OBP: 0.328, SLG: 0.365										1	0	0	0	0	0	0									
12 Brandon Fahey, L OBP: 0.335, SLG: 0.354										3	0	1	0	0	0	1									
<b>Inning Stats</b>	R: 0 E: 0 K: 1 S: 11	H: 1 LOB: 1 BB: 0 P: 14	R: 0 E: 0 K: 0 S: 5	H: 0 LOB: 0 BB: 0 P: 8	R: 0 E: 0 K: 0 S: 10	H: 1 LOB: 1 BB: 0 P: 14	R: 0 E: 0 K: 1 S: 10	H: 1 LOB: 1 BB: 0 P: 14	R: 0 E: 0 K: 0 S: 8	H: 0 LOB: 0 BB: 0 P: 10	R: 0 E: 0 K: 0 S: 13	H: 1 LOB: 1 BB: 1 P: 23	R: 2 E: 0 K: 1 S: 13	H: 3 LOB: 1 BB: 0 P: 20	R: 0 E: 0 K: 2 S: 9	H: 1 LOB: 1 BB: 0 P: 12	R: 0 E: 0 K: 0 S: 6	H: 1 LOB: 0 BB: 0 P: 9	1B: 6 2B: 2 3B: 0 HR: 1	SF: 0 SAC: 0 DP: 2 HBP: 0	WP: 0 PB: 0 SB: 0 CS: 0	PA: 35			
<b>PITCHER</b>	IP WLS BF H R ER SO BB IBB HBP BLK WP HR S P ERA WHIP	IP WLS BF H R ER SO BB IBB HBP BLK WP HR S P ERA WHIP	IP WLS BF H R ER SO BB IBB HBP BLK WP HR S P ERA WHIP	IP WLS BF H R ER SO BB IBB HBP BLK WP HR S P ERA WHIP	IP WLS BF H R ER SO BB IBB HBP BLK WP HR S P ERA WHIP	IP WLS BF H R ER SO BB IBB HBP BLK WP HR S P ERA WHIP	IP WLS BF H R ER SO BB IBB HBP BLK WP HR S P ERA WHIP	IP WLS BF H R ER SO BB IBB HBP BLK WP HR S P ERA WHIP	IP WLS BF H R ER SO BB IBB HBP BLK WP HR S P ERA WHIP	IP WLS BF H R ER SO BB IBB HBP BLK WP HR S P ERA WHIP	IP WLS BF H R ER SO BB IBB HBP BLK WP HR S P ERA WHIP	IP WLS BF H R ER SO BB IBB HBP BLK WP HR S P ERA WHIP	IP WLS BF H R ER SO BB IBB HBP BLK WP HR S P ERA WHIP	IP WLS BF H R ER SO BB IBB HBP BLK WP HR S P ERA WHIP	IP WLS BF H R ER SO BB IBB HBP BLK WP HR S P ERA WHIP	IP WLS BF H R ER SO BB IBB HBP BLK WP HR S P ERA WHIP	IP WLS BF H R ER SO BB IBB HBP BLK WP HR S P ERA WHIP	IP WLS BF H R ER SO BB IBB HBP BLK WP HR S P ERA WHIP	IP WLS BF H R ER SO BB IBB HBP BLK WP HR S P ERA WHIP	IP WLS BF H R ER SO BB IBB HBP BLK WP HR S P ERA WHIP	IP WLS BF H R ER SO BB IBB HBP BLK WP HR S P ERA WHIP	IP WLS BF H R ER SO BB IBB HBP BLK WP HR S P ERA WHIP	IP WLS BF H R ER SO BB IBB HBP BLK WP HR S P ERA WHIP	IP WLS BF H R ER SO BB IBB HBP BLK WP HR S P ERA WHIP	IP WLS BF H R ER SO BB IBB HBP BLK WP HR S P ERA WHIP

Minnesota Twins @ Baltimore Orioles  
 Oriole Park at Camden Yards, Baltimore, MD  
 Thu Aug 24 2006, 7:05 PM EDT  
 Att: 24,848 - Cloudy - 85 F

AB 34  
 R 2  
 H 9  
 RBI 2  
 BB 1  
 SO 6  
 LOB 16





Batter	1	2	3	4	5	6	7	8	9	AB	R	H	RBI	BB	SO	LOB	TOP										
Luis Castillo, S OBP: 0.346, SLG: 0.371	F7		G4-6-3			F7				5	0	3	0	0	0	0	<b>Minnesota Twins @ Chicago White Sox</b> U.S. Cellular Field, Chicago, IL Fri Aug 25 2006, 8:35 PM EDT Att: 35,931 - Overcast - 79 F <a href="http://livebaseballscorecards.com">livebaseballscorecards.com</a>										
8 Nick Punto, S OBP: 0.393, SLG: 0.416	G4-3		G4-6-3			HR	F8		G1-3	5	1	1	1	0	0	5											
7 Joe Mauer, L OBP: 0.435, SLG: 0.519				G4-3		L3			F7	4	0	1	0	0	0	0											
5 Michael Cuddyer, R OBP: 0.360, SLG: 0.507	FC6-4			K					G4-3	4	1	1	0	0	1	1											
33 Justin Morneau, L OBP: 0.371, SLG: 0.587				P2					G3-1	4	1	1	0	0	0	0											
Torii Hunter, R OBP: 0.348, SLG: 0.471					G5-3					4	1	2	3	0	0	0											
24 Rondell White, R OBP: 0.248, SLG: 0.298					G4-3				FC4-6	4	0	0	0	0	0	1											
20 Lew Ford, R OBP: 0.294, SLG: 0.312					G4-3				G1-3	0	1	0	0	0	0	0											
Jason Tyner, L OBP: 0.346, SLG: 0.349				G6-3					G1-3	4	0	1	0	0	0	1											
Jason Bartlett, R OBP: 0.413, SLG: 0.451				1B S					1B	3	0	1	1	0	0	1											
<b>Inning Stats</b>	R: 0 E: 0 K: 0 S: 8	H: 1 LOB: 1 BB: 0 P: 11	R: 0 E: 0 K: 0 S: 7	H: 0 LOB: 0 BB: 0 P: 10	R: 0 E: 0 K: 1 S: 8	H: 1 LOB: 1 BB: 0 P: 15	R: 0 E: 0 K: 1 S: 8	H: 0 LOB: 0 BB: 0 P: 10	R: 0 E: 0 K: 0 S: 12	H: 1 LOB: 1 BB: 0 P: 16	R: 4 E: 0 K: 0 S: 10	H: 4 LOB: 0 BB: 0 P: 13	R: 0 E: 0 K: 0 S: 7	H: 1 LOB: 0 BB: 0 P: 11	R: 0 E: 0 K: 0 S: 14	H: 0 LOB: 0 BB: 0 P: 10	R: 1 E: 0 K: 0 S: 14	H: 3 LOB: 2 BB: 0 P: 22	1B: 8 2B: 1 3B: 0 HR: 2	SF: 0 SAC: 0 DP: 1 HBP: 1	WP: 0 PB: 0 SB: 1 CS: 0	PA: 38					
<b>PITCHER</b>	IP	WLS	BF	H	R	ER	SO	BB	IBB	HBP	BLK	WP	HR	S	P	ERA	WHIP										
Javier Vazquez, R ERA: 5.06	(1, 1)	5.2	22	5	2	2	1	0	0	1	0	0	1	50	71	3.18	0.882										
Neal Cotts, L ERA: 3.99	(6, 1)	0.0	1	1	0	0	0	0	0	0	0	0	0	1	2	∞	∞										
David Riske, R ERA: 3.08	(6, 1)	1.0	B	5	2	2	0	0	0	0	0	0	1	8	11	18.00	2.000										
37 Matt Thornton, L ERA: 3.25	(7, 1)	1.1	4	0	0	0	0	0	0	0	0	0	0	8	12	0.00	0.000										
47 Mike MacDougal, R ERA: 1.59	(9, 1)	1.0	L	6	3	1	1	0	0	0	0	0	0	14	22	9.00	3.000										
<b>Batter</b>	<b>1</b>	<b>2</b>	<b>3</b>	<b>4</b>	<b>5</b>	<b>6</b>	<b>7</b>	<b>8</b>	<b>9</b>	<b>AB</b>	<b>R</b>	<b>H</b>	<b>RBI</b>	<b>BB</b>	<b>SO</b>	<b>LOB</b>	<b>BOTTOM</b>										
22 Scott Podsednik, L OBP: 0.330, SLG: 0.365	G6-3									5	0	1	0	0	1	4	<b>Minnesota Twins @ Chicago White Sox</b> U.S. Cellular Field, Chicago, IL Fri Aug 25 2006, 8:35 PM EDT Att: 35,931 - Overcast - 79 F <a href="http://livebaseballscorecards.com">livebaseballscorecards.com</a>										
Tadahito Iguchi, R OBP: 0.343, SLG: 0.412	F8									4	0	0	0	0	1	1											
8 Alex Cintron, S OBP: 0.304, SLG: 0.378										1	0	0	0	0	1	1											
23 Jermaine Dye, R OBP: 0.393, SLG: 0.650	14 HR									4	1	2	0	1	0	1											
14 Paul Konerko, R OBP: 0.380, SLG: 0.544										4	1	1	2	0	2	3											
12 A.J. Pierzynski, L OBP: 0.336, SLG: 0.422	G1-3									4	1	1	1	0	0	1											
24 Joe Crede, R OBP: 0.329, SLG: 0.536										4	1	1	0	0	1	0											
Ross Gload, L OBP: 0.330, SLG: 0.398										4	0	3	0	0	0	0											
5 Juan Uribe, R OBP: 0.271, SLG: 0.440										3	0	0	0	0	0	2											
Rob Mackowiak, L OBP: 0.382, SLG: 0.410										3	0	2	1	1	1	0											
<b>Inning Stats</b>	R: 2 E: 0 K: 0 S: 12	H: 1 LOB: 1 BB: 1 P: 19	R: 1 E: 0 K: 0 S: 8	H: 3 LOB: 1 BB: 0 P: 13	R: 0 E: 0 K: 1 S: 8	H: 1 LOB: 1 BB: 0 P: 11	R: 0 E: 0 K: 0 S: 6	H: 0 LOB: 0 BB: 0 P: 10	R: 0 E: 0 K: 1 S: 13	H: 2 LOB: 2 BB: 0 P: 18	R: 1 E: 0 K: 1 S: 12	H: 2 LOB: 2 BB: 1 P: 20	R: 0 E: 0 K: 2 S: 10	H: 0 LOB: 0 BB: 0 P: 12	R: 0 E: 0 K: 0 S: 16	H: 1 LOB: 1 BB: 0 P: 23	R: 0 E: 1 K: 2 S: 14	H: 1 LOB: 1 BB: 0 P: 18	1B: 9 2B: 0 3B: 0 HR: 2	SF: 0 SAC: 1 DP: 0 HBP: 0	WP: 0 PB: 0 SB: 0 CS: 0	PA: 39					
<b>PITCHER</b>	IP	WLS	BF	H	R	ER	SO	BB	IBB	HBP	BLK	WP	HR	S	P	ERA	WHIP										
Brad Radke, R ERA: 4.46	(1, 1)	2.0	10	4	3	3	0	1	0	0	0	0	0	27	39	0.00	1.000										
54 Matt Guerrier, R ERA: 2.72	(3, 1)	3.0	12	3	0	0	2	0	0	0	0	0	0	10	13	13.50	3.000										
17 Pat Neshek, R ERA: 1.17	(6, 1)	0.2	B	4	2	1	1	0	0	0	0	0	0	2	7	0.00	3.000										
37 Denny Reyes, L ERA: 0.95	(6, 1)	0.1	2	0	0	0	0	1	0	0	0	0	0	2	7	0.00	3.000										
28 Jesse Crain, R ERA: 4.16	(7, 1)	2.0	W	7	1	0	2	0	0	0	0	0	0	26	35	0.00	0.500										



Batter	1	2	3	4	5	6	7	8	9	10	11	AB	R	H	RBI	BB	SO	LOB	TOP								
Luis Castillo, S OBP: 0.346, SLG: 0.369 (1, 4)	P3	BB		G6-3		G6-3			1B		G4-3	5	0	1	0	1	0	2									
8 Nick Punto, S OBP: 0.389, SLG: 0.413 (1, 5)	G3	F7		F9			K		SF8		1B	5	0	1	2	0	1	2									
7 Joe Mauer, L OBP: 0.434, SLG: 0.514 (1, 2)	BB	G4-3		P6			G6-3		IBB		B2-3	4	0	0	0	2	0	3									
5 Michael Cuddyer, R OBP: 0.369, SLG: 0.504 (1, 9)	G1-3		FC6-4 24 G6-3 1B			K			F8			5	1	1	0	0	2	3									
33 Justin Morneau, L OBP: 0.371, SLG: 0.585 (1, 3)		1B	FC6-4 24 G6-3 1B		F7						G3	5	1	2	0	0	0	0									
Torii Hunter, R OBP: 0.346, SLG: 0.475 (1, 8)		K	FC6-4 24 G6-3 1B		HR						K	5	2	1	1	0	3	3									
24 Rondell White, R OBP: 0.247, SLG: 0.304 (1, 10)		1B	G6-3		G6-3						G6-3	5	1	1	2	0	0	1									
Jason Tyner, L OBP: 0.350, SLG: 0.353 (1, 7)		3B																									
20 Lew Ford, R OBP: 0.297, SLG: 0.315 (11, PH)		2B																									
Jason Bartlett, R OBP: 0.415, SLG: 0.454 (1, 6)		1B																									
		2B																									
<b>Inning Stats</b>	R: 0 E: 0 K: 0 S: 6	H: 0 LOB: 1 BB: 1 P: 11	R: 3 E: 0 K: 1 S: 25	H: 4 LOB: 2 BB: 1 P: 38	R: 2 E: 0 K: 0 S: 15	H: 3 LOB: 1 BB: 0 P: 26	R: 0 E: 0 K: 0 S: 6	H: 0 LOB: 0 BB: 1 P: 7	R: 1 E: 0 K: 1 S: 9	H: 1 LOB: 0 BB: 0 P: 15	R: 0 E: 0 K: 2 S: 9	H: 0 LOB: 0 BB: 0 P: 14	R: 0 E: 0 K: 1 S: 7	H: 0 LOB: 0 BB: 0 P: 11	R: 1 E: 1 K: 0 S: 7	H: 1 LOB: 2 BB: 1 P: 16	R: 0 E: 0 K: 1 S: 7	H: 0 LOB: 0 BB: 0 P: 8	R: 1 E: 0 K: 0 S: 9	H: 2 LOB: 1 BB: 0 P: 13	1B: 8 2B: 1 3B: 1 HR: 1	SF: 1 SAC: 1 DP: 1 HBP: 0	WP: 0 PB: 0 SB: 3 CS: 0	PA: 48			
<b>PITCHER</b>	IP 2.2	WLS 17	BF 17	H 7	R 5	ER 5	SO 1	BB 2	IBB 0	HBP 0	BLK 0	WP 0	HR 0	S 44	P 73	ERA 16.88	WHIP 3.375										
52 Jose Contreras, R ERA: 4.25																											
Brandon McCarthy, R ERA: 3.52																											
45 Bobby Jenks, R ERA: 3.43																											
37 Matt Thornton, L ERA: 3.38																											

Minnesota Twins @ Chicago White Sox  
U.S. Cellular Field, Chicago, IL  
Sat Aug 26 2006, 7:05 PM EDT  
Att: 38,636 - Cloudy - 78 F

AB	42
R	8
H	11
RBI	8
BB	4
SO	6
LOB	16



Batter	1	2	3	4	5	6	7	8	9	10	11	AB	R	H	RBI	BB	SO	LOB	BOTTOM								
38 Pablo Ozuna, R OBP: 0.370, SLG: 0.438 (1, 7)	K		FC5-4 14 1B		G6-3				G4-3			4	0	2	0	0	1	0									
22 Scott Podsednik, L OBP: 0.331, SLG: 0.365 (9, 7)																											
Tadahito Iguchi, R OBP: 0.341, SLG: 0.408 (1, 4)	G1-3		L5		F8				E9 23 HR 1B		G6-4-3 1B	6	1	1	0	0	1	4									
23 Jermaine Dye, R OBP: 0.391, SLG: 0.651 (1, 9)	F8		P6		P4						HR	5	1	1	2	0	1	1									
14 Paul Konerko, R OBP: 0.380, SLG: 0.549 (1, 10)		G3 5 1B	FC5-4 1B						P2			5	2	2	1	0	0	1									
24 Joe Crede, R OBP: 0.329, SLG: 0.532 (1, 5)		F9			F7				F7			5	1	1	0	0	1	1									
Ross Gload, L OBP: 0.342, SLG: 0.430 (1, 3)		G3 5 1B			HR							4	1	2	1	1	0	0									
5 Juan Uribe, R OBP: 0.270, SLG: 0.435 (1, 6)		E5 G3 1B			G5-3							4	0	0	0	1	0	2									
Rob Mackowiak, L OBP: 0.378, SLG: 0.405 (1, 8)		G3																									
8 Alex Cintron, S OBP: 0.303, SLG: 0.378 (8, PH)					G4-3				SF9			3	0	0	1	0	1	2									
32 Brian Anderson, R OBP: 0.298, SLG: 0.369 (9, 8)												0	0	0	1	0	0	0									
Sandy Alomar Jr., R OBP: 0.296, SLG: 0.395 (1, 2)		F7										2	1	1	1	1	0	2									
12 A.J. Pierzynski, L OBP: 0.335, SLG: 0.420 (8, PH)												2	0	0	0	0	1	2									
<b>Inning Stats</b>	R: 0 E: 0 K: 1 S: 9	H: 0 LOB: 0 BB: 0 P: 10	R: 1 E: 1 K: 0 S: 11	H: 2 LOB: 2 BB: 1 P: 17	R: 0 E: 0 K: 0 S: 10	H: 1 LOB: 1 BB: 0 P: 16	R: 1 E: 0 K: 0 S: 4	H: 1 LOB: 0 BB: 0 P: 8	R: 1 E: 0 K: 0 S: 9	H: 1 LOB: 0 BB: 0 P: 17	R: 0 E: 0 K: 1 S: 8	H: 1 LOB: 2 BB: 1 P: 11	R: 0 E: 0 K: 2 S: 10	H: 1 LOB: 2 BB: 1 P: 16	R: 2 E: 0 K: 2 S: 19	H: 2 LOB: 2 BB: 2 P: 37	R: 2 E: 1 K: 0 S: 13	H: 2 LOB: 0 BB: 0 P: 20	R: 0 E: 0 K: 0 S: 7	H: 0 LOB: 0 BB: 0 P: 10	R: 0 E: 0 K: 0 S: 8	H: 1 LOB: 0 BB: 0 P: 13	1B: 7 2B: 0 3B: 0 HR: 4	SF: 1 SAC: 0 DP: 1 HBP: 0	WP: 0 PB: 0 SB: 0 CS: 0	PA: 47	
<b>PITCHER</b>	IP 7.0	WLS 29	BF 29	H 6	R 3	ER 2	SO 4	BB 1	IBB 0	HBP 0	BLK 0	WP 0	HR 1	S 61	P 95	ERA 2.57	WHIP 1.000										
Johan Santana, L ERA: 3.01																											
Juan Rincon, R ERA: 2.73																											
37 Dennis Reyes, L ERA: 0.95																											
17 Pat Neshek, R ERA: 1.14																											
36 Joe Nathan, R ERA: 1.8																											

Minnesota Twins @ Chicago White Sox  
U.S. Cellular Field, Chicago, IL  
Sat Aug 26 2006, 7:05 PM EDT  
Att: 38,636 - Cloudy - 78 F

AB	43
R	7
H	11
RBI	7
BB	3
SO	6
LOB	15





Batter	1	2	3	4	5	6	7	8	9	AB	R	H	RBI	BB	SO	LOB	TOP			
Luis Castillo, S (1,4) OBP: 0.349, SLG: 0.372										4	0	3	0	0	1	0	<b>Minnesota Twins @ Chicago White Sox</b> U.S. Cellular Field, Chicago, IL Sun Aug 27 2006, 2:05 PM EDT Att: 35,193 - Overcast - 74 F			
8 Nick Punto, S (1,5) OBP: 0.390, SLG: 0.414										4	1	2	0	0	0	1				
55 Mike Redmond, R (1,2) OBP: 0.354, SLG: 0.410										4	0	1	0	0	0	3				
5 Michael Cuddyer, R (1,9) OBP: 0.360, SLG: 0.506										4	0	2	1	0	1	1				
33 Justin Morneau, L (1,3) OBP: 0.372, SLG: 0.586										4	0	2	0	0	0	3				
Tori Hunter, R (1,8) OBP: 0.343, SLG: 0.471										4	0	0	0	0	2	4				
24 Rondell White, R (1,10) OBP: 0.243, SLG: 0.299										4	0	0	0	0	3	2				
20 Lew Ford, R (1,7) OBP: 0.293, SLG: 0.311										3	0	0	0	0	0	0				
Jason Bartlett, R (1,6) OBP: 0.410, SLG: 0.447										3	0	0	0	0	1	0				
<b>Inning Stats</b>	R: 1 E: 0 K: 1 S: 13	H: 3 LOB: 2 BB: 0 P: 19	R: 0 E: 0 K: 1 S: 9	H: 0 LOB: 0 BB: 0 P: 15	R: 0 E: 0 K: 1 S: 9	H: 1 LOB: 1 BB: 0 P: 15	R: 0 E: 0 K: 0 S: 6	H: 1 LOB: 0 BB: 0 P: 7	R: 0 E: 0 K: 1 S: 5	H: 1 LOB: 1 BB: 0 P: 9	R: 0 E: 0 K: 2 S: 10	H: 0 LOB: 0 BB: 0 P: 14	R: 0 E: 0 K: 0 S: 10	H: 2 LOB: 1 BB: 0 P: 16	R: 0 E: 0 K: 2 S: 12	H: 1 LOB: 1 BB: 0 P: 21	1B: 8 2B: 2 3B: 0 HR: 0	SF: 0 SAC: 0 DP: 2 HBP: 0	WP: 0 PB: 0 SB: 1 CS: 0	PA: 34
<b>PITCHER</b>	IP WLS BF H R ER SO BB IBB HBP BLK WP HR S P ERA WHIP																			
56 Mark Buehrle, L (1,1) ERA: 4.71	7.1 W 29 9 1 1 6 0 0 0 0 0 0 68 105 1.23 1.227																			
47 Mike MacDougal, R (8,1) ERA: 1.45	1.2 5 1 0 0 2 0 0 0 0 0 0 15 26 0.00 0.600																			

Batter	1	2	3	4	5	6	7	8	9	AB	R	H	RBI	BB	SO	LOB	BOTTOM			
22 Scott Podsednik, L (1,7) OBP: 0.335, SLG: 0.369										4	1	3	0	1	0	1	<b>Minnesota Twins @ Chicago White Sox</b> U.S. Cellular Field, Chicago, IL Sun Aug 27 2006, 2:05 PM EDT Att: 35,193 - Overcast - 74 F			
Tadahito Iguchi, R (1,4) OBP: 0.337, SLG: 0.404										5	1	0	0	0	0	5				
23 Jermaine Dye, R (1,9) OBP: 0.391, SLG: 0.649										3	0	1	1	1	0	2				
14 Paul Konerko, R (1,10) OBP: 0.381, SLG: 0.551										4	1	2	1	0	0	2				
12 A.J. Pierzynski, L (1,2) OBP: 0.336, SLG: 0.426										3	1	1	2	0	1	0				
24 Joe Crede, R (1,5) OBP: 0.329, SLG: 0.541										4	1	2	1	0	0	3				
38 Pablo Ozuna, R (9,5) OBP: 0.370, SLG: 0.438										0	0	0	0	0	0	0				
Ross Gload, L (1,3) OBP: 0.339, SLG: 0.423										4	0	1	0	0	0	1				
5 Juan Uribe, R (1,6) OBP: 0.270, SLG: 0.441										4	1	1	1	0	1	1				
32 Brian Anderson, R (1,8) OBP: 0.301, SLG: 0.371										4	0	2	0	0	1	0				
<b>Inning Stats</b>	R: 0 E: 0 K: 0 S: 7	H: 0 LOB: 1 BB: 2 P: 18	R: 0 E: 0 K: 0 S: 11	H: 1 LOB: 0 BB: 0 P: 14	R: 2 E: 1 K: 1 S: 12	H: 3 LOB: 2 BB: 0 P: 17	R: 0 E: 0 K: 0 S: 8	H: 1 LOB: 1 BB: 0 P: 8	R: 3 E: 0 K: 0 S: 16	H: 3 LOB: 0 BB: 0 P: 24	R: 1 E: 0 K: 0 S: 9	H: 3 LOB: 1 BB: 0 P: 13	R: 0 E: 0 K: 1 S: 12	H: 1 LOB: 1 BB: 0 P: 16	R: 0 E: 0 K: 1 S: 8	H: 1 LOB: 1 BB: 0 P: 15	1B: 8 2B: 2 3B: 0 HR: 3	SF: 0 SAC: 0 DP: 3 HBP: 1	WP: 0 PB: 0 SB: 3 CS: 0	PA: 38
<b>PITCHER</b>	IP WLS BF H R ER SO BB IBB HBP BLK WP HR S P ERA WHIP																			
Carlos Silva, R (1,1) ERA: 6.5	6.0 L 30 11 6 5 1 0 2 0 0 0 0 3 63 94 7.50 2.167																			
37 Denny Reyes, L (7,1) ERA: 0.92	1.0 4 1 0 0 1 0 0 0 0 0 0 12 16 0.00 1.000																			
Juan Rincon, R (8,1) ERA: 2.69	1.0 4 1 0 0 1 0 0 0 0 0 0 8 15 0.00 1.000																			

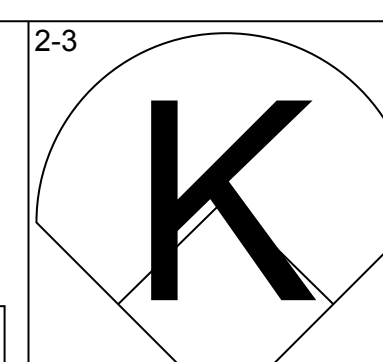
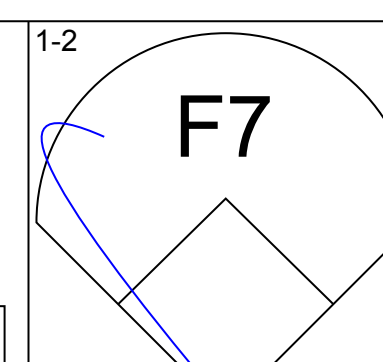
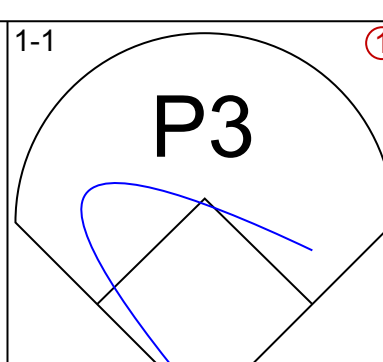
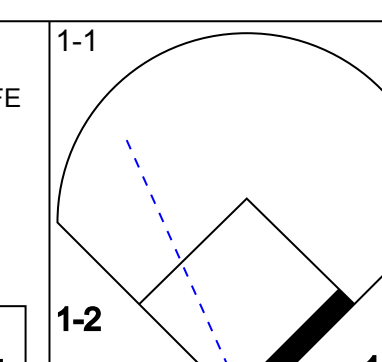
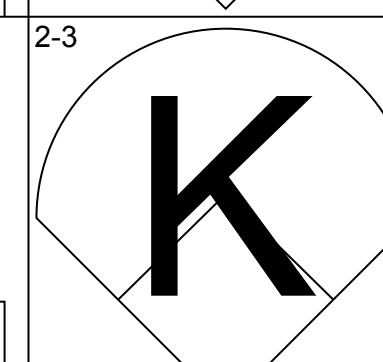
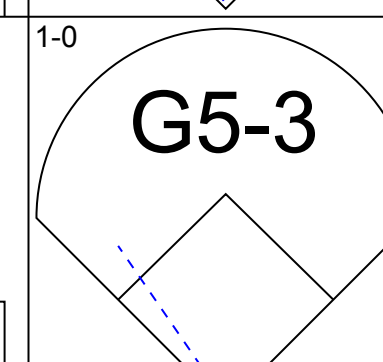
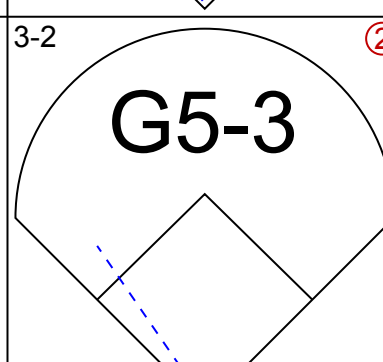
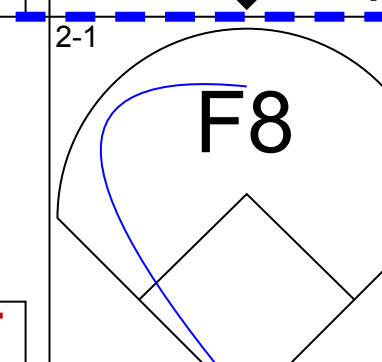
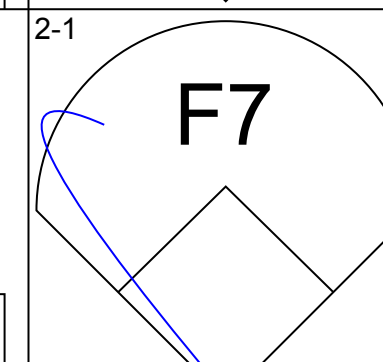
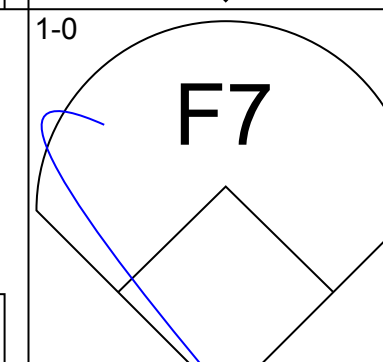
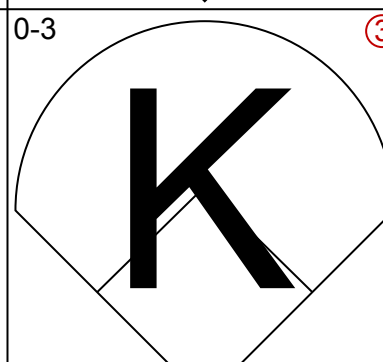
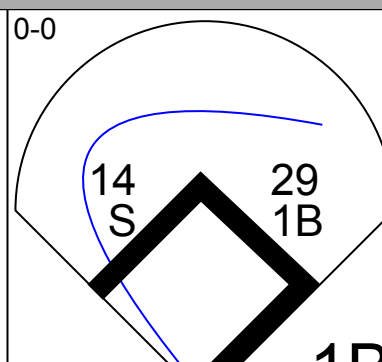
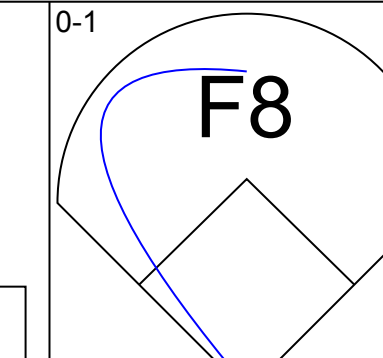
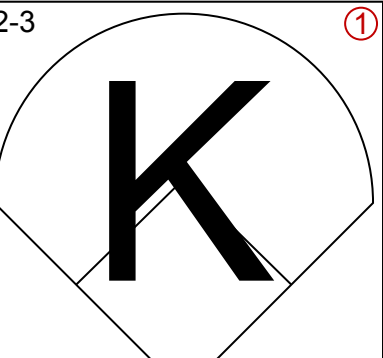
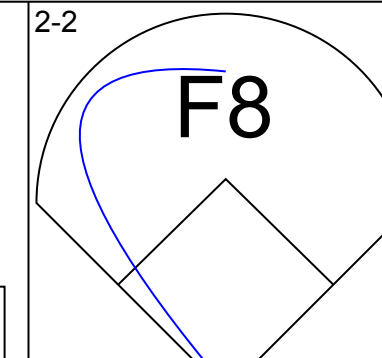
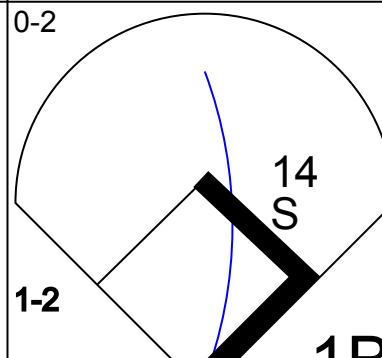
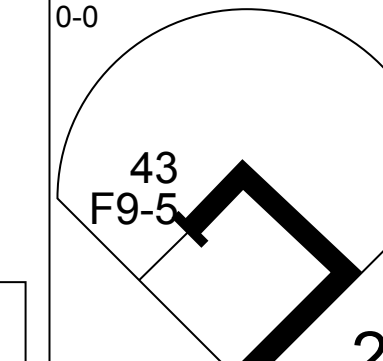
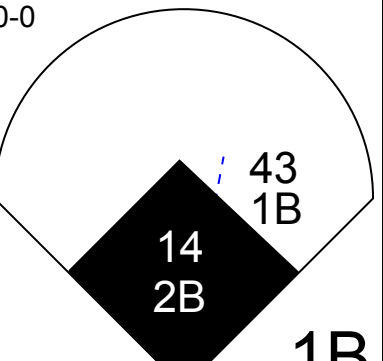
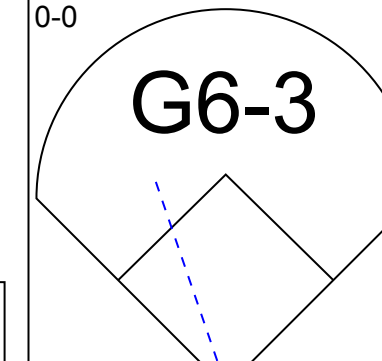
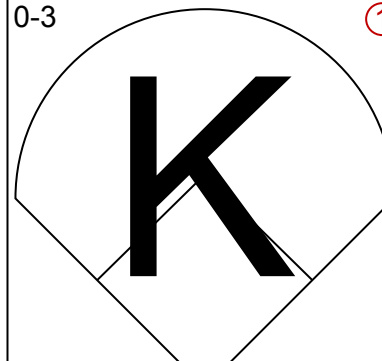
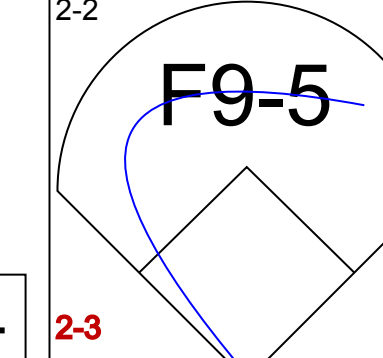
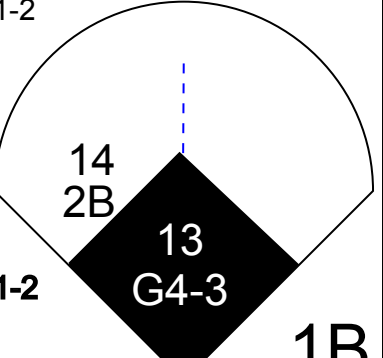
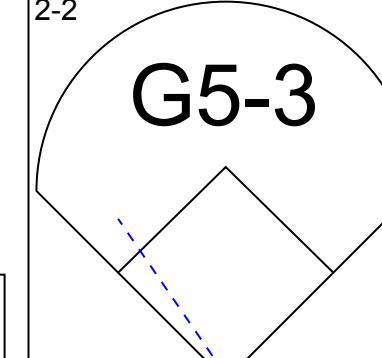
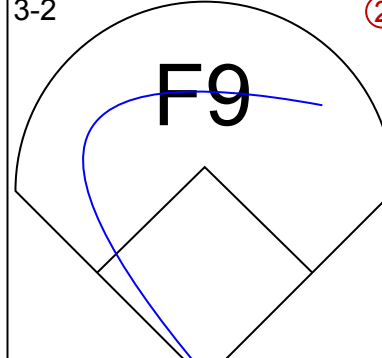
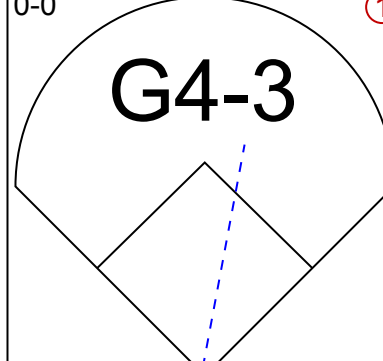
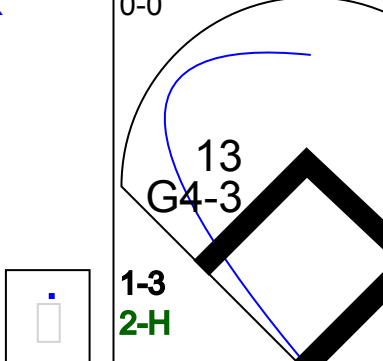
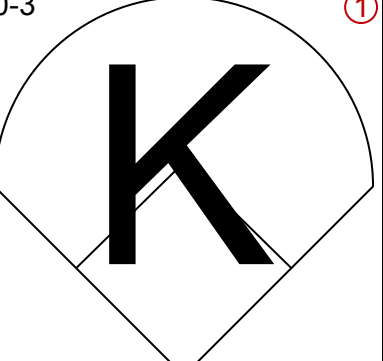
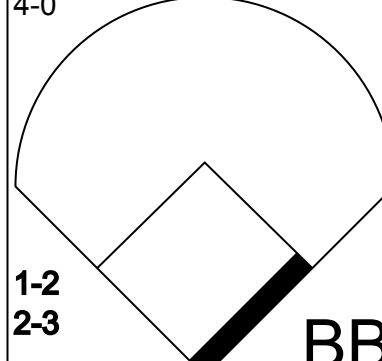
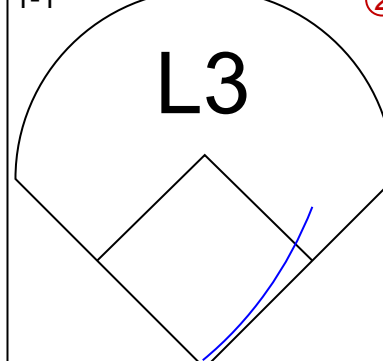
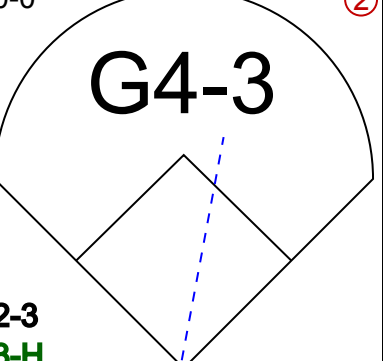
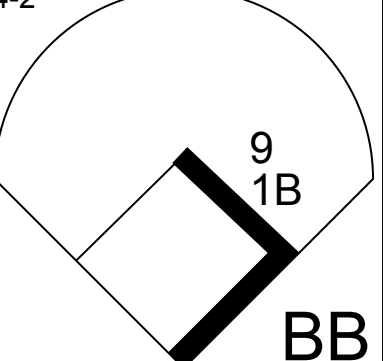
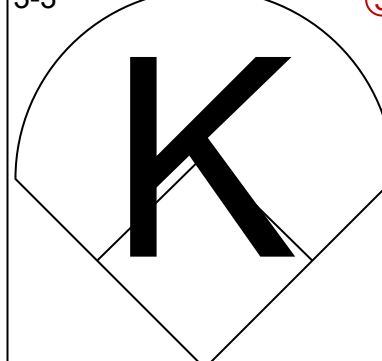

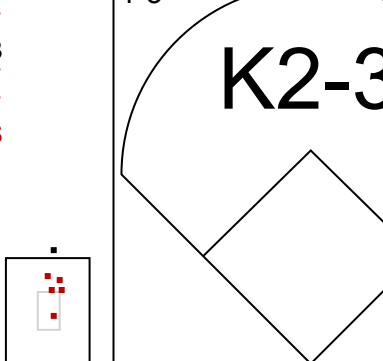
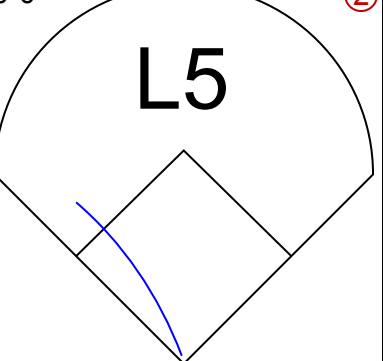
AB	34
R	1
H	10
RBI	1
BB	0
SO	8
LOB	14

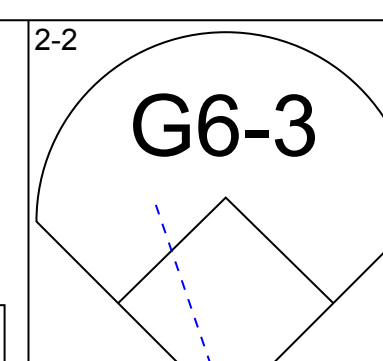
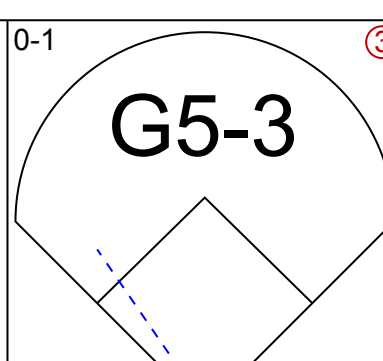
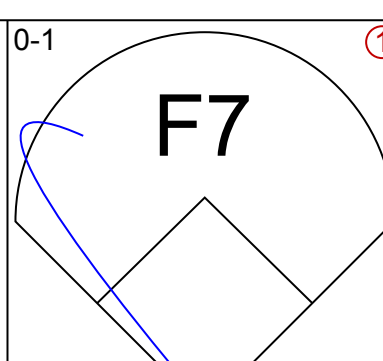
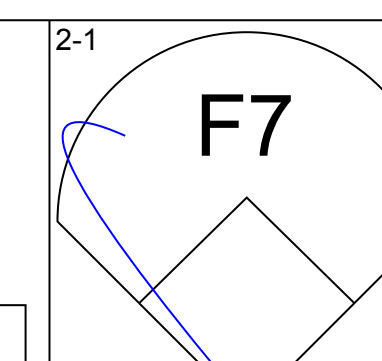
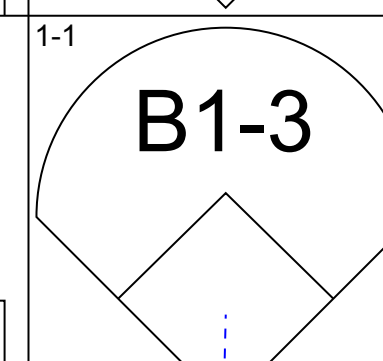
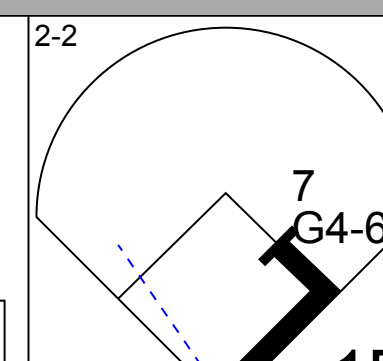
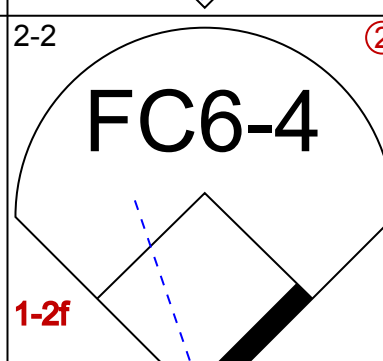
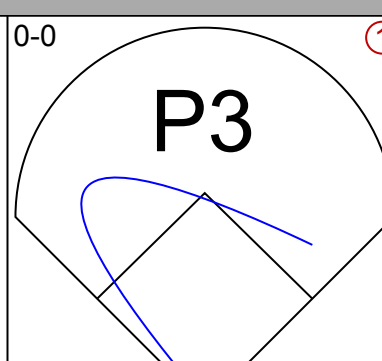
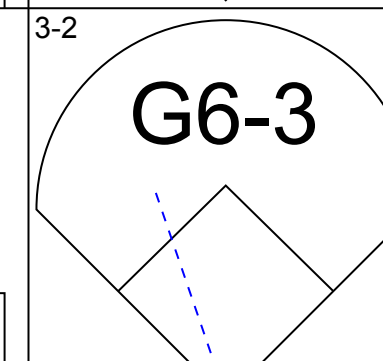
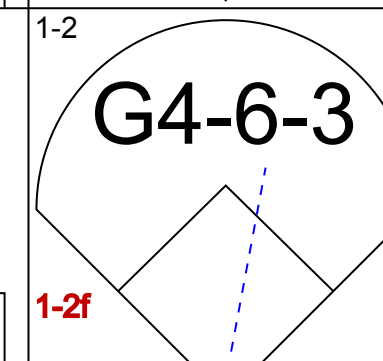
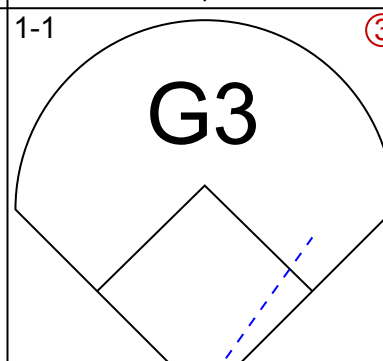
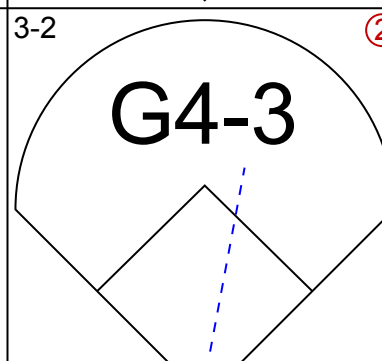
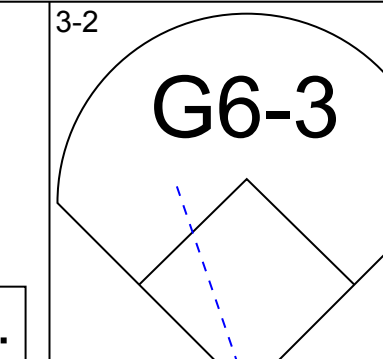
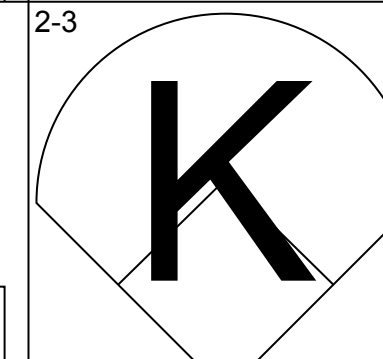
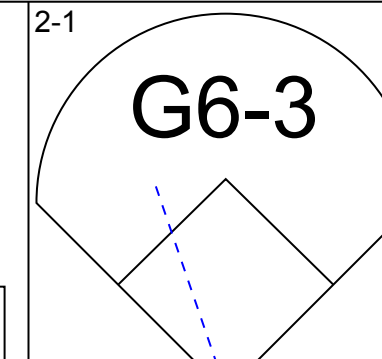
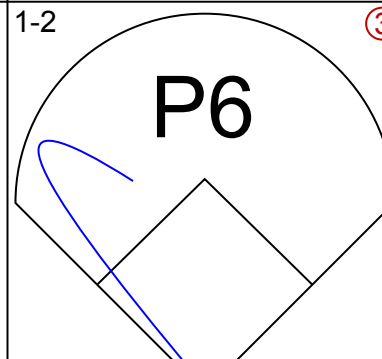
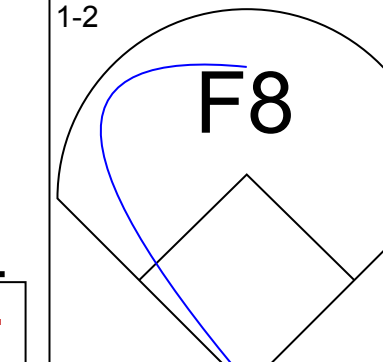
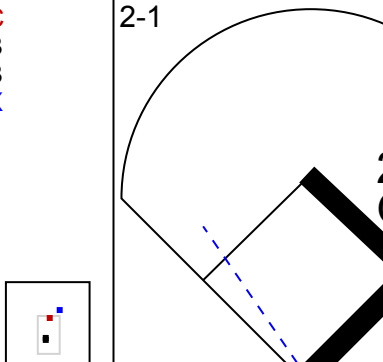
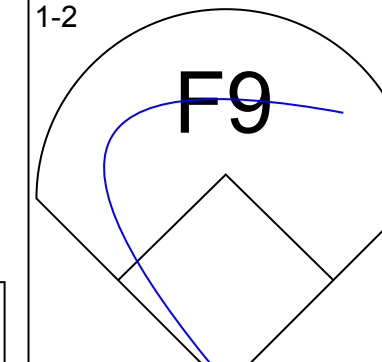
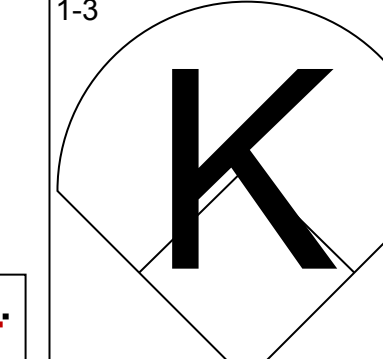
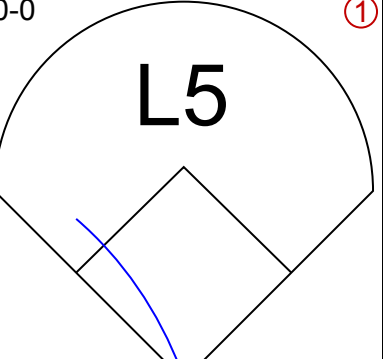

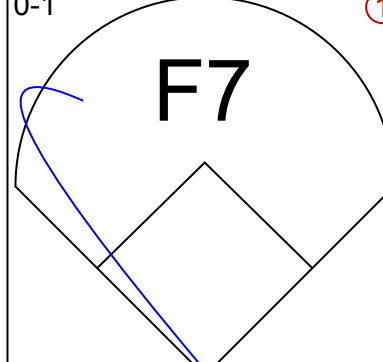
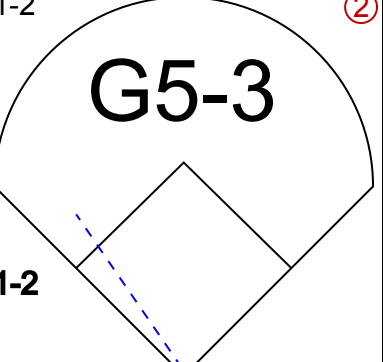
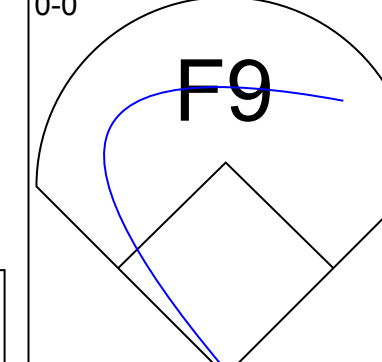
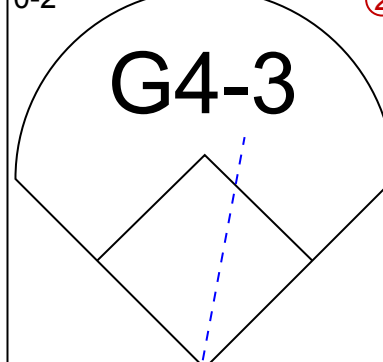
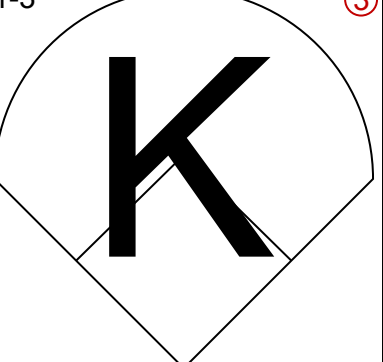
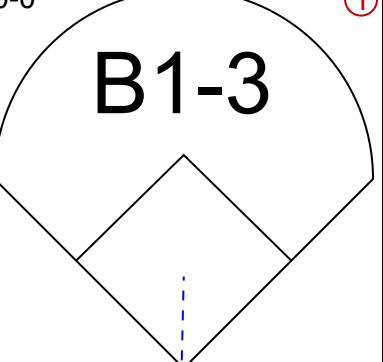
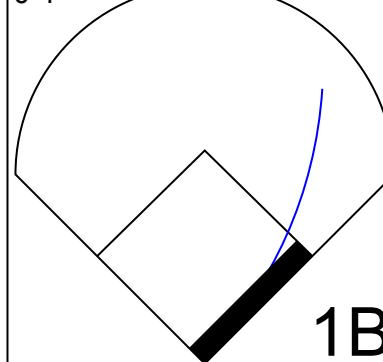
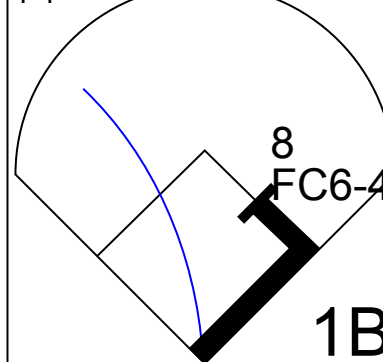
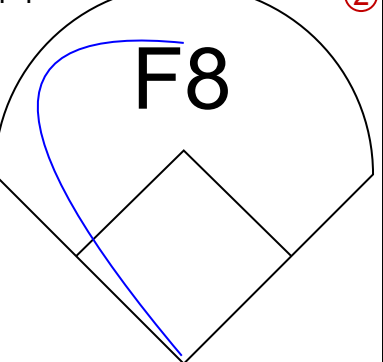


AB	35
R	6
H	13
RBI	6
BB	2
SO	3
LOB	15





Batter	1	2	3	4	5	6	7	8	9	AB	R	H	RBI	BB	SO	LOB	TOP					
9 David DeJesus, L (1, 7) OBP: 0.378, SLG: 0.443										4	0	1	0	0	1	0	<b>Kansas City Royals @ Minnesota Twins</b> Hubert H. Humphrey Metrodome, Minneapolis, MN Tue Aug 29 2006, 8:10 PM EDT Att: 24,904 - Dome - 68 F <a href="http://livebaseballscorecards.com">livebaseballscorecards.com</a>					
15 Mark Grudzielanek, R (1, 4) OBP: 0.324, SLG: 0.462										4	0	0	0	0	1	2						
24 Mark Teahen, L (1, 5) OBP: 0.367, SLG: 0.532										4	0	1	0	0	1	0						
29 Mike Sweeney, R (1, 10) OBP: 0.345, SLG: 0.407										4	0	1	0	0	1	0						
Emil Brown, R (1, 9) OBP: 0.354, SLG: 0.456										4	1	2	0	0	1	2						
43 Ryan Shealy, R (1, 3) OBP: 0.347, SLG: 0.426										4	1	1	0	0	0	3						
14 John Buck, R (1, 2) OBP: 0.294, SLG: 0.376										3	0	1	1	1	1	0						
13 Andrés Blanco, S (1, 6) OBP: 0.321, SLG: 0.308										3	0	0	1	1	1	4						
2 Joey Gathright, L (1, 8) OBP: 0.316, SLG: 0.269										3	0	0	0	0	2	2						
<b>Inning Stats</b>	R: 0 E: 0 K: 2 S: 10	H: 0 LOB: 0 BB: 0 P: 16	R: 0 E: 0 K: 0 S: 7	H: 1 LOB: 0 BB: 0 P: 9	R: 0 E: 0 K: 1 S: 6	H: 0 LOB: 0 BB: 0 P: 8	R: 0 E: 0 K: 0 S: 5	H: 0 LOB: 0 BB: 0 P: 8	R: 2 E: 0 K: 2 S: 14	H: 3 LOB: 1 BB: 0 P: 18	R: 0 E: 0 K: 1 S: 9	H: 0 LOB: 0 BB: 0 P: 13	R: 0 E: 0 K: 0 S: 8	H: 0 LOB: 0 BB: 0 P: 12	R: 0 E: 0 K: 1 S: 11	H: 1 LOB: 2 BB: 1 P: 18	R: 0 E: 0 K: 2 S: 16	H: 2 LOB: 3 BB: 1 P: 26	1B: 5 2B: 3 3B: 0 HR: 0	SF: 0 SAC: 0 DP: 1 HBP: 0	WP: 0 PB: 0 SB: 2 CS: 0	PA: 35
<b>PITCHER</b>	IP WLS BF H R ER SO BB IBB HBP BLK WP HR S P ERA WHIP																					
21 Matt Garza, R (1, 1) ERA: 5.06	7.2 L 28 5 2 2 7 1 0 0 0 0 0 0 68 98 2.35 0.783																					
17 Pat Neshek, R (8, 1) ERA: 1.09	1.0 6 2 0 0 1 1 0 0 0 0 0 0 14 23 0.00 3.000																					
Juan Rincon, R (9, 1) ERA: 2.67	0.1 1 0 0 0 1 0 0 0 0 0 0 0 4 7 0.00 0.000																					

Batter	1	2	3	4	5	6	7	8	9	AB	R	H	RBI	BB	SO	LOB	BOTTOM			
Luis Castillo, S (1, 4) OBP: 0.346, SLG: 0.369										4	0	0	0	0	0	2	<b>Kansas City Royals @ Minnesota Twins</b> Hubert H. Humphrey Metrodome, Minneapolis, MN Tue Aug 29 2006, 8:10 PM EDT Att: 24,904 - Dome - 68 F <a href="http://livebaseballscorecards.com">livebaseballscorecards.com</a>			
8 Nick Punto, S (1, 5) OBP: 0.389, SLG: 0.412										4	0	1	0	0	0	1				
7 Joe Mauer, L (1, 2) OBP: 0.431, SLG: 0.509										4	0	0	0	0	0	2				
5 Michael Cuddyer, R (1, 9) OBP: 0.357, SLG: 0.501										4	0	0	0	0	1	0				
33 Justin Morneau, L (1, 3) OBP: 0.372, SLG: 0.585										3	0	1	0	0	0	0				
Torii Hunter, R (1, 8) OBP: 0.343, SLG: 0.470										3	0	1	0	0	1	1				
24 Rondell White, R (1, 10) OBP: 0.241, SLG: 0.296										3	0	0	0	0	0	2				
Jason Tyner, L (1, 7) OBP: 0.344, SLG: 0.346										3	0	0	0	0	1	1				
Jason Bartlett, R (1, 6) OBP: 0.413, SLG: 0.450										3	0	2	0	0	0	0				
<b>Inning Stats</b>	R: 0 E: 0 K: 0 S: 8	H: 0 LOB: 0 BB: 0 P: 14	R: 0 E: 0 K: 1 S: 11	H: 0 LOB: 0 BB: 0 P: 16	R: 0 E: 0 K: 0 S: 9	H: 1 LOB: 1 BB: 0 P: 9	R: 0 E: 0 K: 1 S: 10	H: 1 LOB: 0 BB: 0 P: 15	R: 0 E: 0 K: 0 S: 9	H: 1 LOB: 1 BB: 0 P: 13	R: 0 E: 0 K: 0 S: 8	H: 1 LOB: 1 BB: 0 P: 12	R: 0 E: 0 K: 0 S: 5	H: 0 LOB: 0 BB: 0 P: 8	R: 0 E: 0 K: 0 S: 7	H: 0 LOB: 0 BB: 0 P: 11	1B: 5 2B: 0 3B: 0 HR: 0	SF: 0 SAC: 0 DP: 1 HBP: 0	WP: 0 PB: 0 SB: 0 CS: 0	PA: 31
<b>PITCHER</b>	IP WLS BF H R ER SO BB IBB HBP BLK WP HR S P ERA WHIP																			
Mark Redman, L (1, 1) ERA: 5.47	9.0 W 31 5 0 0 3 0 0 0 0 0 0 0 76 111 0.00 0.556																			



Batter	1	2	3	4	5	6	7	8	9	AB R H RBI BB SO LOB	TOP												
9 David DeJesus, L (1, 7) OBP: 0.376, SLG: 0.440	0-3 K		0-0 P4			2-1 15 2B 29 1B 1B	0-1 G4-6-3		2-2 G4-3	5 1 1 0 0 1 3	<b>Kansas City Royals @ Minnesota Twins</b> Hubert H. Humphrey Metrodome, Minneapolis, MN Wed Aug 30 2006, 8:10 PM EDT Att: 28,668 - Dome - 70 F <a href="http://livebaseballscorecards.com">livebaseballscorecards.com</a>												
15 Mark Grudzielanek, R (1, 4) OBP: 0.325, SLG: 0.465	1-1 1B		3-3 K			0-0 29 1B 2B		2-1 G5-3		4 1 2 0 0 1 1													
24 Mark Teahen, L (1, 5) OBP: 0.363, SLG: 0.526	0-3 K			1-3 K		2-3 1B K		1-0 G4-3		4 0 0 0 0 3 3													
29 Mike Sweeney, R (1, 10)	0-3 K			0-0 L6		1-0 1B 43 1B 1B		3-0 1B		4 1 2 2 0 1 1													
Emil Brown, R (1, 9) OBP: 0.354, SLG: 0.454		0-1 F9		0-0 F8		0-2 43 1B 1B		1-2 F8		4 0 1 0 0 0 1													
43 Ryan Shealy, R (1, 3) OBP: 0.352, SLG: 0.437		1-3 K			1-0 F7	0-0 G4-6-3 1B		1-0 PB 13 1B 2B		4 1 2 1 0 1 0													
Paul Bako, L (1, 2) OBP: 0.294, SLG: 0.258		1-3 K			0-1 1B	0-2 G4-6-3 1B		1-3 K		4 0 1 0 0 2 3													
13 Andrés Blanco, S (1, 6) OBP: 0.317, SLG: 0.304			1-2 P5		0-1 P6		2-3 K	0-1 1B		4 0 1 1 0 1 1													
2 Joey Gathright, L (1, 8) OBP: 0.318, SLG: 0.272			0-2 15 E 15 S 1B		1-1 G5-3		2-0 9 G4-6-3 1B	3-H K		4 0 2 0 0 1 2													
<b>Inning Stats</b>	R: 0 E: 0 K: 3 S: 11	H: 1 LOB: 1 BB: 0 P: 12	R: 0 E: 0 K: 2 S: 8	H: 0 LOB: 0 BB: 0 P: 10	R: 0 E: 0 K: 1 S: 12	H: 1 LOB: 1 BB: 0 P: 16	R: 0 E: 0 K: 1 S: 6	H: 0 LOB: 0 BB: 0 P: 7	R: 0 E: 0 K: 0 S: 7	H: 1 LOB: 1 BB: 0 P: 9		R: 3 E: 0 K: 1 S: 15	H: 5 LOB: 1 BB: 0 P: 20	R: 0 E: 0 K: 1 S: 6	H: 1 LOB: 0 BB: 0 P: 10	R: 0 E: 0 K: 0 S: 7	H: 1 LOB: 1 BB: 0 P: 14	R: 1 E: 0 K: 2 S: 13	H: 2 LOB: 1 BB: 0 P: 19	1B: 10 2B: 2 3B: 0 HR: 0	SF: 0 SAC: 0 DP: 2 HBP: 0	WP: 0 PB: 1 SB: 1 CS: 0	PA: 37
<b>PITCHER</b>	IP WLS BF H R ER SO BB IBB HBP BLK WP HR S P ERA WHIP											<b>PITCHER</b>	IP WLS BF H R ER SO BB IBB HBP BLK WP HR S P ERA WHIP										
26 Boof Bonser, R (1, 1) ERA: 5.17	5.1 L 23 7 3 3 8 0 0 0 0 0 0 0 55 12 5.06 1.312																						
28 Jesse Crain, R (6, 1) ERA: 4.1	1.0 4 2 0 0 1 0 0 0 0 0 0 0 8 12 0.00 2.000																						
37 Denny Reyes, L (7, 1) ERA: 0.89	1.1 3 0 0 0 0 0 0 0 0 0 0 0 5 8 0.00 0.000																						
Juan Rincon, R (8, 1) ERA: 2.61	1.1 7 3 1 0 2 0 0 0 0 0 0 0 17 27 0.00 2.250																						

Batter	1	2	3	4	5	6	7	8	9	AB R H RBI BB SO LOB	BOTTOM												
Luis Castillo, S (1, 4) OBP: 0.348, SLG: 0.371	1-1 7 FC3-6 1B		2-1 5 WP 8 G4-3 5 HR 1B			0-0 G6-3			3-3 K	3 1 2 0 0 0 0	<b>Kansas City Royals @ Minnesota Twins</b> Hubert H. Humphrey Metrodome, Minneapolis, MN Wed Aug 30 2006, 8:10 PM EDT Att: 28,668 - Dome - 70 F <a href="http://livebaseballscorecards.com">livebaseballscorecards.com</a>												
38 Luis Antonio Rodriguez, S (5, 5) OBP: 0.327, SLG: 0.330			2-0 G4-3			2-2 F7		1-0 L5		1 0 0 0 0 1 0													
8 Nick Punto, S (1, 5) OBP: 0.385, SLG: 0.407	0-3 K		1-2 G4-3					1-3 K		4 0 0 0 0 1 2													
7 Joe Mauer, L (1, 2) OBP: 0.427, SLG: 0.505	0-2 FC3-6 33 HBP 5 BB 1-2		2-0 F8			3-2 G3		1-3 K		4 0 0 0 0 1 2													
5 Michael Cuddyer, R (1, 9) OBP: 0.362, SLG: 0.518	4-2 33 HBP BB		2-1 HR			1-0 FC6-4 1B		1-2 HR		3 2 3 3 1 0 0													
33 Justin Morneau, L (1, 3) OBP: 0.371, SLG: 0.581	1-0 HBP		0-1 L8			1-3 K		2-3 K		3 0 0 0 0 2 1													
Torii Hunter, R (1, 8) OBP: 0.340, SLG: 0.465	1-0 P2			1-3 K		0-0 FC6-4		2-2 G4-3		4 0 0 0 0 1 4													
16 Jason Kubel, L (1, 10) OBP: 0.286, SLG: 0.398		2-3 K		3-2 G1-6-3			0-1 G4-3		0-0 L8	4 0 0 0 0 1 0													
Jason Tyner, L (1, 7) OBP: 0.343, SLG: 0.346		2-2 L5		0-2 G4-3			2-2 G4-6-3 1B			3 0 1 0 0 0 0													
Jason Bartlett, R (1, 6) OBP: 0.408, SLG: 0.444		3-3 K			3-2 G6-3		0-1 G4-6-3			3 0 0 0 0 1 1													
<b>Inning Stats</b>	R: 0 E: 0 K: 1 S: 11	H: 1 LOB: 3 BB: 1 P: 18	R: 0 E: 0 K: 2 S: 9	H: 0 LOB: 0 BB: 0 P: 16	R: 2 E: 0 K: 0 S: 8	H: 2 LOB: 0 BB: 0 P: 16	R: 0 E: 0 K: 1 S: 11	H: 0 LOB: 0 BB: 0 P: 15	R: 0 E: 0 K: 0 S: 8	H: 0 LOB: 0 BB: 0 P: 13	R: 0 E: 0 K: 1 S: 8	H: 1 LOB: 1 BB: 0 P: 13	R: 0 E: 0 K: 0 S: 8	H: 1 LOB: 0 BB: 0 P: 10	R: 0 E: 0 K: 2 S: 7	H: 0 LOB: 0 BB: 0 P: 12	R: 1 E: 0 K: 1 S: 15	H: 1 LOB: 0 BB: 0 P: 20	1B: 4 2B: 0 3B: 0 HR: 2	SF: 0 SAC: 0 DP: 1 HBP: 1	WP: 1 PB: 0 SB: 0 CS: 0	PA: 34	
<b>PITCHER</b>	IP WLS BF H R ER SO BB IBB HBP BLK WP HR S P ERA WHIP											<b>PITCHER</b>	IP WLS BF H R ER SO BB IBB HBP BLK WP HR S P ERA WHIP										
34 Luke Hudson, R (1, 1) ERA: 5.6	7.0 W 27 11 2 2 5 1 0 1 0 0 0 1 63 101 2.57 0.857																						
41 Jimmy Gobble, L (8, 1) ERA: 4.32	1.0 H 3 0 0 0 2 0 0 0 0 0 0 0 7 12 0.00 0.000																						
77 Joe Nelson, R (9, 1) ERA: 3.98	1.0 S 4 1 1 1 1 0 0 0 0 0 0 1 15 20 9.00 1.000																						



Batter	1	2	3	4	5	6	7	8	9	AB	R	H	RBI	BB	SO	LOB	TOP				
9 David DeJesus, L (1, 8) OBP: 0.372, SLG: 0.435	G4-3		G6-3			L6		K		4	0	0	0	0	1	0	<b>Kansas City Royals @ Minnesota Twins</b> Hubert H. Humphrey Metrodome, Minneapolis, MN Thu Aug 31 2006, 1:10 PM EDT Att: 21,287 - Dome - 70 F <a href="http://livebaseballscorecards.com">livebaseballscorecards.com</a>				
Esteban German, R (1, 7) OBP: 0.417, SLG: 0.415	K				29 G5-4-3 1B	HR		G6-3		4	1	2	1	0	1	0					
29 Mike Sweeney, R (1, 10) OBP: 0.347, SLG: 0.412	2B				G5-4-3	G4-3		K		4	0	1	0	0	1	1					
24 Mark Teahen, L (1, 5) OBP: 0.360, SLG: 0.520	K2-3				P6	P5		G6-3		4	0	0	0	0	1	2					
Emil Brown, R (1, 9) OBP: 0.353, SLG: 0.455					K			F8		4	0	1	0	0	2	1					
43 Ryan Shealy, R (1, 3) OBP: 0.341, SLG: 0.423	K					K		G4-3		4	0	0	0	0	3	1					
14 John Buck, R (1, 2) OBP: 0.297, SLG: 0.383										2	0	1	0	1	0	0					
Jeff Keppinger, R (1, 4)					L6					3	0	0	0	0	2	3					
13 Andrés Blanco, S (1, 6) OBP: 0.306, SLG: 0.293										2	0	0	0	0	2	1					
15 Mark Grudzielanek, R (7, Ph) OBP: 0.324, SLG: 0.464										1	0	0	0	0	1	2					
<b>Inning Stats</b>	R: 0 H: 1 E: 0 K: 2 S: 10	H: 1 LOB: 1 BB: 0 P: 12	R: 0 H: 0 E: 0 K: 2 S: 10	LOB: 0 BB: 0 P: 14	R: 0 H: 0 E: 0 K: 1 S: 9	LOB: 0 BB: 0 P: 12	R: 0 H: 1 E: 0 K: 1 S: 8	LOB: 1 BB: 0 P: 10	R: 0 H: 1 E: 0 K: 3 S: 19	LOB: 1 BB: 0 P: 27	R: 1 H: 1 E: 0 K: 0 S: 9	H: 1 LOB: 0 BB: 0 P: 11	R: 0 H: 1 E: 0 K: 2 S: 15	LOB: 2 BB: 1 P: 23	R: 0 H: 0 E: 0 K: 1 S: 7	H: 0 LOB: 0 BB: 0 P: 9	1B: 1 2B: 2 3B: 1 HR: 1	SF: 0 SAC: 0 DP: 0 HBP: 0	WP: 0 PB: 0 SB: 0 CS: 0	PA: 33	
<b>PITCHER</b>	IP	WLS	BF	H	R	ER	SO	BB	IBB	HBP	BLK	WP	HR	S	P	ERA	WHIP				
Johan Santana, L (1, 1) ERA: 2.95	7.0	W	27	5	1	1	11	1	0	0	0	0	1	80	109	1.29	0.857				
17 Pat Neshek, R (8, 1) ERA: 1.05	1.0	H	3	0	0	0	2	0	0	0	0	0	0	9	11	0.00	0.000				
36 Joe Nathan, R (9, 1) ERA: 1.77	1.0	S	3	0	0	0	1	0	0	0	0	0	0	7	9	0.00	0.000				

Batter	1	2	3	4	5	6	7	8	9	AB	R	H	RBI	BB	SO	LOB	BOTTOM				
8 Nick Punto, S (1, 4) OBP: 0.383, SLG: 0.405	L4		F9				F7			4	0	1	0	0	0	0	<b>Kansas City Royals @ Minnesota Twins</b> Hubert H. Humphrey Metrodome, Minneapolis, MN Thu Aug 31 2006, 1:10 PM EDT Att: 21,287 - Dome - 70 F <a href="http://livebaseballscorecards.com">livebaseballscorecards.com</a>				
Jason Bartlett, R (1, 6) OBP: 0.405, SLG: 0.447	L6									3	1	1	0	1	0	2					
55 Mike Redmond, R (1, 2) OBP: 0.364, SLG: 0.420										4	1	3	0	0	0	1					
5 Michael Cuddyer, R (1, 9) OBP: 0.361, SLG: 0.515	K									3	0	0	0	1	1	3					
33 Justin Morneau, L (1, 3) OBP: 0.370, SLG: 0.577										3	0	0	0	1	0	0					
Torii Hunter, R (1, 8) OBP: 0.338, SLG: 0.462	K									3	0	0	0	0	1	2					
24 Rondell White, R (1, 10) OBP: 0.242, SLG: 0.308										3	1	1	1	0	1	1					
20 Lew Ford, R (1, 7) OBP: 0.289, SLG: 0.306										3	0	0	0	0	2	0					
38 Luis Antonio Rodriguez, S (5) OBP: 0.327, SLG: 0.330										3	0	1	0	0	0	0					
<b>Inning Stats</b>	R: 0 H: 1 E: 0 K: 1 S: 11	H: 1 LOB: 1 BB: 0 P: 16	R: 1 H: 1 E: 0 K: 1 S: 7	H: 1 LOB: 0 BB: 0 P: 9	R: 0 H: 1 E: 0 K: 0 S: 9	H: 1 LOB: 2 BB: 1 P: 17	R: 0 H: 0 E: 0 K: 0 S: 7	LOB: 0 BB: 0 P: 14	R: 0 H: 2 E: 0 K: 1 S: 10	LOB: 1 BB: 0 P: 12	R: 1 H: 1 E: 0 K: 1 S: 14	H: 1 LOB: 1 BB: 2 P: 25	R: 0 H: 0 E: 0 K: 1 S: 11	H: 0 LOB: 0 BB: 0 P: 13	R: 1 H: 1 E: 0 K: 0 S: 11	H: 1 LOB: 0 BB: 0 P: 17	1B: 5 2B: 1 3B: 0 HR: 1	SF: 0 SAC: 0 DP: 2 HBP: 0	WP: 0 PB: 0 SB: 1 CS: 0	PA: 32	
<b>PITCHER</b>	IP	WLS	BF	H	R	ER	SO	BB	IBB	HBP	BLK	WP	HR	S	P	ERA	WHIP				
36 Jorge De La Rosa, L (1, 1) ERA: 7.74	5.0	L	23	6	2	2	3	3	0	0	0	0	1	51	84	3.60	1.800				
57 Joel Peralta, R (6, 1) ERA: 4.16	2.1		7	1	1	1	2	0	0	0	0	0	0	23	27	3.86	0.429				
Ambiorix Burgos, R (8, 1) ERA: 5.96	0.2		2	0	0	0	0	0	0	0	0	0	0	6	12	0.00	0.000				



Batter	1	2	3	4	5	6	7	8	9	AB	R	H	RBI	BB	SO	LOB	TOP											
Jason Tyner, L OBP: 0.335, SLG: 0.337	G3		G1-3			G3-1		L7		4	0	0	0	0	0	1	<b>Minnesota Twins @ New York Yankees</b> Yankee Stadium, Bronx, NY Fri Sep 01 2006, 7:05 PM EDT Att: 54,311 - Cloudy - 66 F											
8 Nick Punto, S OBP: 0.380, SLG: 0.401 25 Alexi Casilla, S (8, PH)	K			K		G1-3			BB	3	0	0	0	0	2	0												
7 Joe Mauer, L OBP: 0.429, SLG: 0.505 41 Chris Heintz, R (8, PH)	G4-3			FC5 3B 1B				G4-3		2	0	1	0	1	0	0												
5 Michael Cuddyer, R OBP: 0.360, SLG: 0.512		G5-3		F8					3B 2B	4	1	1	0	0	0	2												
33 Justin Morneau, L OBP: 0.371, SLG: 0.579		G1-3		FC5 1B			F8			4	0	2	1	0	0	0												
Torii Hunter, R OBP: 0.336, SLG: 0.459 20 Lew Ford, R OBP: 0.288, SLG: 0.305				FC5 1B			K		G6-3	3	0	0	0	0	2	2												
Phil Nevin, R OBP: 0.323, SLG: 0.454										1	0	0	0	2	2	1												
38 Luis Antonio Rodriguez, S OBP: 0.315, SLG: 0.316				G3		F8			G4-3	4	0	0	0	0	0	3												
Jason Bartlett, R OBP: 0.405, SLG: 0.442				L8		G5-3			G4-3	3	0	0	0	0	0	1												
<b>Inning Stats</b>	R: 0 E: 0 K: 1 S: 7	H: 0 LOB: 0 BB: 0 P: 11	R: 0 E: 0 K: 1 S: 10	H: 0 LOB: 0 BB: 0 P: 16	R: 0 E: 0 K: 0 S: 12	H: 0 LOB: 1 BB: 1 P: 22	R: 0 E: 0 K: 1 S: 14	H: 2 LOB: 2 BB: 0 P: 18	R: 0 E: 0 K: 1 S: 11	H: 0 LOB: 0 BB: 0 P: 15	R: 0 E: 0 K: 0 S: 7	H: 0 LOB: 1 BB: 1 P: 15	R: 0 E: 0 K: 1 S: 14	H: 0 LOB: 0 BB: 1 P: 22	R: 0 E: 0 K: 0 S: 12	H: 0 LOB: 1 BB: 1 P: 21		R: 1 E: 0 K: 1 S: 17	H: 2 LOB: 1 BB: 0 P: 23	1B: 3 2B: 1 3B: 0 HR: 0	SF: 0 SAC: 0 DP: 0 HBP: 0	WP: 0 PB: 0 CS: 0	PA: 35					
<b>PITCHER</b>	IP	WLS	BF	H	R	ER	SO	BB	IBB	HBP	BLK	WP	HR	S	P	ERA	WHIP											
Cory Lidle, R ERA: 4.46	(1, 1)	6.0	W	22	2	0	0	4	2	0	0	0	0	0	61	97	0.00	0.667										
Mike Myers, L ERA: 3.29	(7, 1)	0.1		0	0	0	0	0	0	0	0	0	0	1	2	0.00	0.000											
33 Brian Bruney, R ERA: 1.42	(7, 1)	0.2		3	0	0	0	1	1	0	0	0	0	13	20	0.00	1.500											
Octavio Dotel, R ERA: 8.31	(8, 1)	1.0		4	0	0	0	0	1	0	0	0	0	12	21	0.00	1.000											
38 T.J. Beam, R ERA: 10.38	(9, 1)	1.0		5	2	1	1	1	0	0	0	0	0	17	23	9.00	2.000											

AB	31
R	1
H	4
RBI	1
BB	4
SO	6
LOB	12



Batter	1	2	3	4	5	6	7	8	9	AB	R	H	RBI	BB	SO	LOB	BOTTOM											
18 Johnny Damon, L OBP: 0.370, SLG: 0.512	L5	G4-3					G5-3			5	1	1	0	0	1	7	<b>Minnesota Twins @ New York Yankees</b> Yankee Stadium, Bronx, NY Fri Sep 01 2006, 7:05 PM EDT Att: 54,311 - Cloudy - 66 F											
2 Derek Jeter, R OBP: 0.420, SLG: 0.484						G3	G5-3			5	2	3	0	0	0	2												
Bobby Abreu, L OBP: 0.436, SLG: 0.451								G4-3		5	1	3	2	0	1	1												
25 Jason Giambi, L OBP: 0.413, SLG: 0.580										5	1	0	0	0	1	5												
13 Alex Rodriguez, R OBP: 0.381, SLG: 0.508 Nick Green, R OBP: 0.292, SLG: 0.287										5	2	3	3	0	0	1												
20 Jorge Posada, S OBP: 0.371, SLG: 0.455 Sal Fasano, R OBP: 0.264, SLG: 0.361										3	1	1	0	1	1	3												
24 Robinson Cano, L OBP: 0.357, SLG: 0.478										4	0	1	1	0	1	2												
Aaron Guiel, L OBP: 0.330, SLG: 0.452										3	0	0	1	1	1	3												
28 Melky Cabrera, S OBP: 0.367, SLG: 0.409										3	0	2	1	1	0	1												
<b>Inning Stats</b>	R: 0 E: 0 K: 2 S: 10	H: 1 LOB: 1 BB: 0 P: 15	R: 1 E: 1 K: 0 S: 12	H: 2 LOB: 0 BB: 0 P: 19	R: 1 E: 0 K: 0 S: 9	H: 2 LOB: 0 BB: 0 P: 13	R: 0 E: 0 K: 2 S: 8	H: 0 LOB: 1 BB: 1 P: 14	R: 4 E: 1 K: 2 S: 28	H: 5 LOB: 3 BB: 1 P: 49	R: 0 E: 0 K: 0 S: 8	H: 1 LOB: 0 BB: 0 P: 14	R: 2 E: 1 K: 0 S: 12	H: 3 LOB: 2 BB: 1 P: 21	R: 0 E: 0 K: 0 S: 6	H: 0 LOB: 0 BB: 0 P: 10		R: 0 E: 0 K: 0 S: 6	H: 0 LOB: 0 BB: 0 P: 10	1B: 11 2B: 1 3B: 0 HR: 2	SF: 0 SAC: 0 DP: 2 HBP: 0	WP: 0 PB: 0 CS: 0	PA: 41					
<b>PITCHER</b>	IP	WLS	BF	H	R	ER	SO	BB	IBB	HBP	BLK	WP	HR	S	P	ERA	WHIP											
Carlos Silva, R ERA: 6.56	(1, 1)	4.0	L	23	9	6	4	4	1	0	0	0	0	1	50	82	9.00	2.500										
54 Matt Guerrier, R ERA: 2.99	(5, 1)	2.0		10	4	2	2	2	1	0	0	0	0	1	27	44	9.00	2.500										
Willie Eyre, R ERA: 5.33	(7, 1)	2.0		8	1	0	0	0	1	0	0	0	0	16	29	0.00	1.000											

AB	38
R	8
H	14
RBI	8
BB	3
SO	6
LOB	25





Batter	1	2	3	4	5	6	7	8	9	AB	R	H	RBI	BB	SO	LOB	TOP
8 Nick Punto, S (1,4) OBP: 0.379, SLG: 0.399	F8		L9				G1-3			4	0	1	0	0	0	2	<b>Minnesota Twins @ New York Yankees</b> Yankee Stadium, Bronx, NY Sat Sep 02 2006, 1:05 PM EDT Att: 53,220 - Cloudy - 64 F
38 Luis Antonio Rodriguez, S (6,5) OBP: 0.313, SLG: 0.314	7 1B 5 SF9		FC4		K			K	4	1	1	0	0	2	1		
7 Joe Mauer, L (1,2) OBP: 0.429, SLG: 0.503	3B 1B		G4-3		G1-3			5 1B 33 HR	3	1	1	0	1	0	1		
5 Michael Cuddyer, R (1,9) OBP: 0.359, SLG: 0.511	SF9		P4		F7			33 HR	3	1	1	1	0	0	1		
33 Justin Morneau, L (1,3) OBP: 0.372, SLG: 0.584	3-H 1-2		G4-3		F7			1B	4	1	2	3	0	0	0		
Tori Hunter, R (1,8) OBP: 0.337, SLG: 0.466	P2		HR		G1-3			1B WP	4	2	2	1	0	0	2		
Phil Nevin, R (1,10) OBP: 0.322, SLG: 0.452			L8		G1-3			1B WP	4	0	1	0	0	0	0		
24 Rondell White, R (1,7) OBP: 0.243, SLG: 0.305			G5-3		1B			G5-3	2	0	0	0	1	0	0		
20 Lew Ford, R (7,7) OBP: 0.297, SLG: 0.303					BB			K	1	0	0	0	0	1	2		
Jason Bartlett, R (1,6) OBP: 0.402, SLG: 0.438			F9		1-3			F7	4	0	1	0	0	0	1		
<b>Inning Stats</b>	R: 1 E: 0 K: 0 S: 14	H: 3 LOB: 2 BB: 0 P: 20	R: 0 E: 0 K: 0 S: 6	H: 0 LOB: 0 BB: 0 P: 7	R: 0 E: 0 K: 0 S: 10	H: 1 LOB: 1 BB: 0 P: 16	R: 1 E: 0 K: 0 S: 12	H: 2 LOB: 2 BB: 1 P: 21	R: 0 E: 0 K: 1 S: 11	H: 0 LOB: 0 BB: 0 P: 15	R: 0 E: 0 K: 0 S: 7	H: 0 LOB: 0 BB: 0 P: 12	R: 0 E: 0 K: 0 S: 5	H: 0 LOB: 0 BB: 0 P: 6	R: 4 E: 0 K: 2 S: 19	H: 4 LOB: 1 BB: 1 P: 31	1B: 8 2B: 0 3B: 0 HR: 2 SF: 1 SAC: 0 DP: 0 HBP: 0 WP: 1 PA: 36 CS: 0
<b>PITCHER</b>	IP WLS BF H R ER SO BB IBB HBP BLK WP HR S P ERA WHIP																
58 Jeff Karstens, R (1,1) ERA: 3.86	7.0 L 28 6 2 2 1 1 0 0 0 0 1 65 97 2.57 1.000																
Ron Villone, L (8,1) ERA: 3.74	0.1 5 3 4 4 1 1 0 0 0 0 1 11 18 108.00 12.000																
33 Brian Bruney, R (8,1) ERA: 1.29	0.2 3 1 0 0 1 0 0 0 0 1 0 8 13 0.00 1.500																

Batter	1	2	3	4	5	6	7	8	9	AB	R	H	RBI	BB	SO	LOB	BOTTOM
18 Johnny Damon, L (1,8) OBP: 0.370, SLG: 0.511	P4		P5		1-2					3	0	1	0	0	0	1	<b>Minnesota Twins @ New York Yankees</b> Yankee Stadium, Bronx, NY Sat Sep 02 2006, 1:05 PM EDT Att: 53,220 - Cloudy - 64 F
2 Derek Jeter, R (1,6) OBP: 0.421, SLG: 0.486	BB		2B		K				2	0	1	1	1	1	2		
Bobby Abreu, L (1,9) OBP: 0.434, SLG: 0.448	F7		K						3	0	0	0	0	2	2		
25 Jason Giambi, L (1,10) OBP: 0.410, SLG: 0.576	P5				K				3	0	0	0	0	1	1		
13 Alex Rodriguez, R (1,5) OBP: 0.379, SLG: 0.505			K		F8				3	0	0	0	0	1	0		
24 Robinson Canó, L (1,4) OBP: 0.354, SLG: 0.475			F9		G4-3				3	0	0	0	0	0	0		
28 Melky Cabrera, S (1,7) OBP: 0.364, SLG: 0.495			G4-3						3	0	0	0	0	0	0		
Aaron Guiel, L (1,3) OBP: 0.333, SLG: 0.447					F9				1	1	0	0	1	0	0		
Craig Wilson, R (7,PH) ERA: 0.96			2B		SH1-4				1	0	0	0	0	0	0		
Sal Fasano, R (1,2) OBP: 0.268, SLG: 0.361			SH1-4						0	0	0	0	1	0	0		
Bernie Williams, S (8,PH) OBP: 0.337, SLG: 0.448					18 1B				0	0	0	0	1	0	0		
<b>Inning Stats</b>	R: 0 E: 0 K: 0 S: 11	H: 0 LOB: 1 BB: 1 P: 21	R: 0 E: 0 K: 1 S: 10	H: 0 LOB: 0 BB: 0 P: 13	R: 1 E: 0 K: 1 S: 15	H: 1 LOB: 1 BB: 1 P: 22	R: 0 E: 0 K: 1 S: 6	H: 0 LOB: 0 BB: 0 P: 11	R: 0 E: 0 K: 1 S: 12	H: 1 LOB: 2 BB: 1 P: 20	R: 0 E: 0 K: 1 S: 7	H: 0 LOB: 0 BB: 0 P: 11	R: 0 E: 0 K: 0 S: 4	H: 0 LOB: 0 BB: 0 P: 4	R: 0 E: 0 K: 0 S: 1	H: 0 LOB: 1 BB: 1 P: 5	1B: 1 2B: 1 3B: 0 HR: 0 SF: 0 SAC: 1 DP: 0 HBP: 0 WP: 0 PA: 27 CS: 0
<b>PITCHER</b>	IP WLS BF H R ER SO BB IBB HBP BLK WP HR S P ERA WHIP																
30 Scott Baker, R (1,1) ERA: 6.55	5.0 W 20 2 1 1 4 3 0 0 0 0 0 10 14 0.00 0.000																
37 Denny Reyes, L (6,1) ERA: 0.96	1.2 H 5 0 0 0 1 0 0 0 0 0 0 10 14 0.00 0.000																
28 Jesse Crain, R (7,1) ERA: 4.08	0.1 S 2 0 0 0 0 1 0 0 0 0 0 2 6 0.00 3.000																



Batter	1	2	3	4	5	6	7	8	9	AB	R	H	RBI	BB	SO	LOB	TOP										
8 Nick Punto, S (1,4) OBP: 0.375, SLG: 0.395	P6		FC1-2-5 38 G6-4-3			L4-3		F8		4	0	0	0	0	0	4											
38 Luis Antonio Rodriguez, S (5) OBP: 0.303, SLG: 0.302	K		G6-4-3			F8		F8		4	0	0	0	0	1	2											
7 Joe Mauer, L (1,10) OBP: 0.427, SLG: 0.500 16 Jason Kubel, L (9,PH) OBP: 0.284, SLG: 0.396	L6			F7			G6-3		K	3	0	0	0	0	0	0											
5 Michael Cuddyer, R (1,9) OBP: 0.357, SLG: 0.508 20 Lew Ford, R (9,PH) OBP: 0.296, SLG: 0.302		P4		K			G1-3		L9	3	0	0	0	0	1	0											
33 Justin Morneau, L (1,3) OBP: 0.372, SLG: 0.583		G4-3		P2						3	0	1	0	0	0	0											
Tori Hunter, R (1,8) OBP: 0.337, SLG: 0.472		HR				P6				3	1	1	1	0	0	1											
55 Mike Redmond, R (1,2) OBP: 0.357, SLG: 0.411		F9				G6-3				3	0	0	0	0	0	0											
Jason Tyner, L (1,7) OBP: 0.335, SLG: 0.337			1B 8 FC1-2-3			G4-3				3	0	1	0	0	0	0											
Jason Bartlett, R (1,6) OBP: 0.407, SLG: 0.443 25 Alexi Casilla, S (8,PH) (8,6)										2	0	2	0	0	0	0											
										0	0	0	0	1	0	0											
<b>Inning Stats</b>	R: 0 E: 0 K: 1 S: 11	H: 0 LOB: 0 BB: 0 P: 16	R: 1 E: 0 K: 0 S: 5	H: 1 LOB: 0 BB: 0 P: 12	R: 0 E: 0 K: 0 S: 11	H: 2 LOB: 1 BB: 0 P: 16	R: 0 E: 0 K: 1 S: 9	H: 0 LOB: 0 BB: 0 P: 10	R: 0 E: 0 K: 0 S: 9	H: 0 LOB: 0 BB: 0 P: 16	R: 0 E: 0 K: 0 S: 9	H: 1 LOB: 1 BB: 0 P: 11	R: 0 E: 0 K: 0 S: 12	H: 1 LOB: 1 BB: 0 P: 20	R: 0 E: 0 K: 0 S: 15	H: 0 LOB: 1 BB: 1 P: 22	R: 0 E: 0 K: 1 S: 9	H: 0 LOB: 0 BB: 0 P: 14	1B: 4 2B: 1 3B: 0 HR: 1	SF: 0 SAC: 0 DP: 2 HBP: 0	WP: 0 PB: 0 CS: 0	PA: 31					
<b>PITCHER</b>	IP	WLS	BF	H	R	ER	SO	BB	IBB	HBP	BLK	WP	HR	S	P	ERA	WHIP										
27 Darrell Rasner, R (1,1) ERA: 1.17	6.0	W	20	4	1	1	2	0	0	0	0	0	0	8	14	1.50	0.667										
Mike Myers, L (7,1) ERA: 3.2	0.2		3	1	0	0	0	0	0	0	0	0	0	8	14	0.00	1.500										
Scott Proctor, R (7,1) ERA: 3.81	1.1		5	0	0	0	0	1	0	0	0	0	0	19	28	0.00	0.750										
Kyle Farnsworth, R (9,1) ERA: 4.18	1.0		3	0	0	0	1	0	0	0	0	0	0	9	14	0.00	0.000										

Minnesota Twins @ New York Yankees  
 Yankee Stadium, Bronx, NY  
 Sun Sep.03 2006, 1:05 PM EDT  
 Att: 55,155 - Partly Cloudy - 75 F

AB	30
R	1
H	5
RBI	1
BB	1
SO	3
LOB	7



Batter	1	2	3	4	5	6	7	8	9	AB	R	H	RBI	BB	SO	LOB	BOTTOM										
18 Johnny Damon, L (1,8) OBP: 0.368, SLG: 0.510	G4-3		F9	K						5	0	1	0	0	2	2											
2 Derek Jeter, R (1,6) OBP: 0.421, SLG: 0.486 Nick Green, R (9,6) OBP: 0.292, SLG: 0.287	G4-3			G6-3						4	2	1	0	1	1	1											
Bobby Abreu, L (1,9) OBP: 0.396, SLG: 0.457 Aaron Giles, L (7,PR) OBP: 0.330, SLG: 0.442				2B						4	1	3	1	0	1	0											
25 Jason Giambi, L (1,3) OBP: 0.413, SLG: 0.575 12 Andy Phillips, R (7,PR) OBP: 0.290, SLG: 0.404				2B						1	1	0	0	3	0	0											
13 Alex Rodriguez, R (1,5) OBP: 0.381, SLG: 0.518				2B						0	2	0	0	1	0	0											
20 Jorge Posada, S (1,2) OBP: 0.376, SLG: 0.458				2B						5	2	3	5	0	0	4											
24 Robinson Cano, L (1,4) OBP: 0.358, SLG: 0.479				HR						4	1	3	2	1	0	2											
Bernie Williams, S (1,10) OBP: 0.333, SLG: 0.443				1B						4	1	3	2	1	0	2											
28 Melky Cabrera, S (1,7) OBP: 0.363, SLG: 0.402				1B						5	0	3	2	0	0	3											
<b>Inning Stats</b>	R: 0 E: 0 K: 0 S: 15	H: 1 LOB: 2 BB: 1 P: 26	R: 0 E: 0 K: 0 S: 6	H: 2 LOB: 1 BB: 0 P: 11	R: 4 E: 0 K: 0 S: 16	H: 3 LOB: 1 BB: 2 P: 31	R: 0 E: 0 K: 1 S: 7	H: 0 LOB: 0 BB: 0 P: 11	R: 1 E: 0 K: 1 S: 10	H: 1 LOB: 1 BB: 1 P: 19	R: 0 E: 0 K: 1 S: 11	H: 1 LOB: 1 BB: 0 P: 18	R: 3 E: 0 K: 1 S: 16	H: 3 LOB: 2 BB: 2 P: 30	R: 2 E: 0 K: 0 S: 13	H: 3 LOB: 1 BB: 1 P: 21	1B: 6 2B: 6 3B: 0 HR: 2	SF: 0 SAC: 0 DP: 2 HBP: 0	WP: 0 PB: 0 CS: 0	PA: 43							
<b>PITCHER</b>	IP	WLS	BF	H	R	ER	SO	BB	IBB	HBP	BLK	WP	HR	S	P	ERA	WHIP										
21 Matt Garza, R (1,1) ERA: 5.88	4.2	L	24	7	5	5	2	4	0	0	0	0	0	17	31	13.50	2.250										
Willie Eyre, R (5,1) ERA: 5.52	1.1		7	2	2	2	1	1	0	0	0	0	0	11	19	9.00	3.000										
17 Pat Neshek, R (7,1) ERA: 1.35	1.0		6	2	1	1	1	1	0	0	0	0	0	13	21	18.00	4.000										
Juan Rincon, R (8,1) ERA: 2.86	1.0		6	3	2	2	0	1	0	0	0	0	0	13	21	18.00	4.000										

Minnesota Twins @ New York Yankees  
 Yankee Stadium, Bronx, NY  
 Sun Sep.03 2006, 1:05 PM EDT  
 Att: 55,155 - Partly Cloudy - 75 F

AB	36
R	10
H	14
RBI	10
BB	7
SO	4
LOB	20









Batter	1	2	3	4	5	6	7	8	9	AB	R	H	RBI	BB	SO	LOB	TOP			
<b>Luis Castillo, S</b> (1,4) OBP: 0.350, SLG: 0.372	1-2 FC6-4 1B		0-0 SH5-3	0-0 L6			1-1 G6-3	4-2 BB		3	1	1	0	1	0	1	<b>Minnesota Twins @ Tampa Bay Devil Rays</b> Tropicana Field, St. Petersburg, FL Tue Sep 05 2006, 7:15 PM EDT Att. 8,256 - Dome - 72 F <a href="http://livebaseballscorecards.com">livebaseballscorecards.com</a>			
<b>8 Nick Punto, S</b> (1,5) OBP: 0.370, SLG: 0.389	0-0 P5		1-3 K		1-0 1B		1-3 K	0-0 G3		5	0	1	0	0	2	4				
<b>7 Joe Mauer, L</b> (1,2) OBP: 0.427, SLG: 0.498	1-2 FC6-4		3-2 G6-3		2-0 F8		4-1 BB	0-2 2B		4	1	1	2	1	0	3				
<b>5 Michael Cuddyer, R</b> (1,9) OBP: 0.357, SLG: 0.508	1-2 G4-3			1-2 E 2B	1-2 FC5-4		1-0 BB	4-0 BB		4	2	2	1	1	0	2				
<b>33 Justin Morneau, L</b> (1,3) OBP: 0.371, SLG: 0.582		1-3 K		0-0 FC1 2B	0-1 1B		3-1 E 3B	2-0 G6-3		5	2	2	1	0	1	3				
<b>Torii Hunter, R</b> (1,8) OBP: 0.336, SLG: 0.470		1-0 1B		1-2 F7	2-1 P5		0-0 E9 2B		3-2 G5-3	4	0	1	0	0	0	3				
<b>Josh Rabe, R</b> (8,7) OBP: 0.333, SLG: 0.522										1	0	0	0	0	0	0				
<b>24 Rondell White, R</b> (1,7) OBP: 0.254, SLG: 0.326		1-2 G1-6-3 1B		2B IBB		0-1 G5-3			1-0 G4-3	3	1	1	0	1	0	1				
<b>20 Lew Ford, R</b> (7,7) OBP: 0.284, SLG: 0.300										1	0	0	0	0	0	0				
<b>Jason Tyner, L</b> (1,10) OBP: 0.333, SLG: 0.341		1-2 G1-6-3		0-2 SF8 2B		0-1 B2-3			1-0 G4-3	4	0	1	1	0	0	2				
<b>25 Alexi Casilla, S</b> (9,10) OBP: 0.333, SLG: 0.522										1	0	0	0	0	0	0				
<b>Jason Bartlett, R</b> (1,6) OBP: 0.404, SLG: 0.444			1-1 SH5-3 2B	3-2 SF8		2-2 F9		2-2 BB 1B		3	1	2	1	0	0	0				
<b>Inning Stats</b>	R: 0 E: 0 K: 0 S: 10	H: 1 LOB: 1 BB: 0 P: 13	R: 0 E: 0 K: 1 S: 12	H: 2 LOB: 1 BB: 0 P: 16	R: 0 E: 0 K: 1 S: 10	H: 1 LOB: 1 BB: 0 P: 15	R: 3 E: 2 K: 0 S: 17	H: 2 LOB: 1 BB: 1 P: 26	R: 0 E: 0 K: 0 S: 10	H: 0 LOB: 0 BB: 0 P: 9	R: 3 E: 1 K: 1 S: 14	H: 2 LOB: 1 BB: 1 P: 26	R: 2 E: 0 K: 0 S: 15	H: 2 LOB: 2 BB: 2 P: 27	R: 0 E: 0 K: 0 S: 5	H: 0 LOB: 0 BB: 0 P: 10	1B: 6 2B: 5 3B: 1 HR: 0	SF: 1 SAC: 1 DP: 1 HBP: 0	WP: 1 CS: 0	PA: 44
<b>PITCHER</b>	IP WLS BF H R ER SO BB IBB HBP BLK WP HR S P ERA WHIP	IP WLS BF H R ER SO BB IBB HBP BLK WP HR S P ERA WHIP	IP WLS BF H R ER SO BB IBB HBP BLK WP HR S P ERA WHIP	IP WLS BF H R ER SO BB IBB HBP BLK WP HR S P ERA WHIP	IP WLS BF H R ER SO BB IBB HBP BLK WP HR S P ERA WHIP	IP WLS BF H R ER SO BB IBB HBP BLK WP HR S P ERA WHIP	IP WLS BF H R ER SO BB IBB HBP BLK WP HR S P ERA WHIP	IP WLS BF H R ER SO BB IBB HBP BLK WP HR S P ERA WHIP	IP WLS BF H R ER SO BB IBB HBP BLK WP HR S P ERA WHIP	IP WLS BF H R ER SO BB IBB HBP BLK WP HR S P ERA WHIP	IP WLS BF H R ER SO BB IBB HBP BLK WP HR S P ERA WHIP	IP WLS BF H R ER SO BB IBB HBP BLK WP HR S P ERA WHIP	IP WLS BF H R ER SO BB IBB HBP BLK WP HR S P ERA WHIP	IP WLS BF H R ER SO BB IBB HBP BLK WP HR S P ERA WHIP	IP WLS BF H R ER SO BB IBB HBP BLK WP HR S P ERA WHIP	IP WLS BF H R ER SO BB IBB HBP BLK WP HR S P ERA WHIP	IP WLS BF H R ER SO BB IBB HBP BLK WP HR S P ERA WHIP			
<b>Jae Weong Seo, R</b> (1,1) ERA: 4.96	6.0 L	27	8	3	1	2	0	0	0	0	0	0	0	0	0	0	1.50	1.333		
<b>53 Juan Salas, R</b> (7,1) ERA: 16.0	1.0	7	2	3	2	1	1	0	0	0	0	1	0	14	26	18.00	3.000			
<b>36 Edwin Jackson, R</b> (8,1) ERA: 7.18	1.0	7	2	2	2	0	2	0	0	0	0	0	0	15	27	18.00	4.000			
<b>52 Jon Switzer, L</b> (9,1) ERA: 5.26	1.0	3	0	0	0	0	0	0	0	0	0	0	0	5	10	0.00	0.000			

Batter	1	2	3	4	5	6	7	8	9	AB	R	H	RBI	BB	SO	LOB	BOTTOM	
<b>5 Rocco Baldelli, R</b> (1,8) OBP: 0.339, SLG: 0.481	0-2 G1-3			1-3 K		0-3 K			1-2 1B	3	0	0	0	0	2	0	<b>Minnesota Twins @ Tampa Bay Devil Rays</b> Tropicana Field, St. Petersburg, FL Tue Sep 05 2006, 7:15 PM EDT Att. 8,256 - Dome - 72 F <a href="http://livebaseballscorecards.com">livebaseballscorecards.com</a>	
<b>32 Shawn Riggans, R</b> (9, FH) OBP: 1.000, SLG: 1.000				0-0 G4-3 2B			0-2 FC6-4 1B		1-0 F7	4	0	2	0	0	0	1		
<b>13 Carl Crawford, L</b> (1,7) OBP: 0.346, SLG: 0.479	1-2 P4			0-0 G4-3			0-1 FC6-4 WP		0-1 F7	4	0	0	0	0	0	3		
<b>Ty Wigginton, R</b> (1,3) OBP: 0.313, SLG: 0.478		1-3 K		1-2 F7			2-3 K		0-0 F9	4	0	0	0	0	2	3		
<b>30 Dioner Navarro, S</b> (1,2) OBP: 0.351, SLG: 0.382			1-3 K		0-0 F7		1-3 K			3	0	0	0	0	2	1		
<b>3 Jorge Cantu, R</b> (1,4) OBP: 0.289, SLG: 0.391			0-1 G3		2-3 K			1-2 K		3	0	0	0	0	2	0		
<b>Damon Hollins, R</b> (1,10) OBP: 0.264, SLG: 0.408			2-3 K		3-2 G5-3			2-2 F7		3	0	0	0	0	1	0		
<b>2 B.J. Upton, R</b> (1,5) OBP: 0.290, SLG: 0.260			2-3 K			1-3 K		4-1 BB		2	0	0	0	1	2	0		
<b>18 Ben Zobrist, S</b> (1,6) OBP: 0.264, SLG: 0.331			0-0 G6-3			0-3 K		0-0 F8		3	0	0	0	0	1	1		
<b>Inning Stats</b>	R: 0 E: 0 K: 0 S: 9	H: 0 LOB: 0 BB: 0 P: 10	R: 0 E: 0 K: 2 S: 8	H: 0 LOB: 0 BB: 0 P: 10	R: 0 E: 0 K: 1 S: 8	H: 1 LOB: 1 BB: 0 P: 10	R: 0 E: 0 K: 3 S: 9	H: 0 LOB: 0 BB: 0 P: 10	R: 0 E: 0 K: 2 S: 14	H: 1 LOB: 1 BB: 0 P: 17	R: 0 E: 0 K: 1 S: 8	H: 0 LOB: 1 BB: 1 P: 15	R: 0 E: 0 K: 0 S: 7	H: 1 LOB: 1 BB: 0 P: 9	1B: 2 2B: 1 3B: 0 HR: 0	SF: 0 SAC: 0 DP: 0 HBP: 0		WP: 1 CS: 0
<b>PITCHER</b>	IP WLS BF H R ER SO BB IBB HBP BLK WP HR S P ERA WHIP	IP WLS BF H R ER SO BB IBB HBP BLK WP HR S P ERA WHIP	IP WLS BF H R ER SO BB IBB HBP BLK WP HR S P ERA WHIP	IP WLS BF H R ER SO BB IBB HBP BLK WP HR S P ERA WHIP	IP WLS BF H R ER SO BB IBB HBP BLK WP HR S P ERA WHIP	IP WLS BF H R ER SO BB IBB HBP BLK WP HR S P ERA WHIP	IP WLS BF H R ER SO BB IBB HBP BLK WP HR S P ERA WHIP	IP WLS BF H R ER SO BB IBB HBP BLK WP HR S P ERA WHIP	IP WLS BF H R ER SO BB IBB HBP BLK WP HR S P ERA WHIP	IP WLS BF H R ER SO BB IBB HBP BLK WP HR S P ERA WHIP	IP WLS BF H R ER SO BB IBB HBP BLK WP HR S P ERA WHIP	IP WLS BF H R ER SO BB IBB HBP BLK WP HR S P ERA WHIP	IP WLS BF H R ER SO BB IBB HBP BLK WP HR S P ERA WHIP	IP WLS BF H R ER SO BB IBB HBP BLK WP HR S P ERA WHIP	IP WLS BF H R ER SO BB IBB HBP BLK WP HR S P ERA WHIP	IP WLS BF H R ER SO BB IBB HBP BLK WP HR S P ERA WHIP		
<b>Johan Santana, L</b> (1,1) ERA: 2.84	8.0 W	27	2	0	0	12	1	0	0	0	0	0	0	0	0	0	0.00	0.375
<b>54 Matt Guerrier, R</b> (9,1) ERA: 2.92	1.0	4	1	0	0	0	0	0	0	0	0	0	0	7	9	0.00	1.000	



Batter	1	2	3	4	5	6	7	8	9	AB	R	H	RBI	BB	SO	LOB	TOP			
Luis Castillo, S OBP: 0.352, SLG: 0.374	G4-3		G6-3														3 0 1 0 1 0 0			
8 Nick Punto, S OBP: 0.397, SLG: 0.384	G1-3			K	G1-3												4 0 0 0 0 1 3			
7 Joe Mauer, L OBP: 0.427, SLG: 0.503																	3 1 1 1 1 0 0			
5 Michael Cuddyer, R OBP: 0.354, SLG: 0.503	FC4																4 0 0 0 0 1 1			
33 Justin Morneau, L OBP: 0.372, SLG: 0.583																	3 0 1 0 1 2 0			
Torii Hunter, R OBP: 0.333, SLG: 0.466																	4 0 0 0 0 1 2			
24 Rondell White, R OBP: 0.254, SLG: 0.336																	4 1 1 1 0 0 0			
55 Mike Redmond, R OBP: 0.354, SLG: 0.407																	4 0 1 0 0 0 0			
20 Lew Ford, R OBP: 0.294, SLG: 0.300																	0 0 0 0 0 0 0			
Jason Bartlett, R OBP: 0.401, SLG: 0.441																	4 0 1 0 0 0 1			
<b>Inning Stats</b>	R: 0 E: 0 K: 0 S: 10	H: 0 LOB: 1 BB: 1 P: 18	R: 0 E: 0 K: 2 S: 9	H: 0 LOB: 0 BB: 0 P: 13	R: 0 E: 0 K: 0 S: 7	H: 0 LOB: 0 BB: 0 P: 9	R: 1 E: 0 K: 2 S: 14	H: 2 LOB: 1 BB: 0 P: 22	R: 0 E: 0 K: 0 S: 15	H: 0 LOB: 1 BB: 1 P: 15	R: 1 E: 0 K: 0 S: 10	H: 2 LOB: 1 BB: 0 P: 11	R: 0 E: 0 K: 1 S: 10	H: 0 LOB: 0 BB: 0 P: 14	R: 0 E: 0 K: 0 S: 7	H: 1 LOB: 1 BB: 0 P: 10	1B: 2 2B: 2 3B: 0 HR: 2	SF: 0 SAC: 0 DP: 0 HBP: 0	WP: 0 PB: 0 CS: 1	PA: 36
<b>PITCHER</b>	IP WLS BF H R ER SO BB IBB HBP BLK WP HR S P ERA WHIP																			
49 Jason Hammel, R ERA: 5.61	6.0	24	3	1	1	4	3	0	0	0	0	0	0	1	64	99	1.50	1.000		
22 Shawn Camp, R ERA: 4.14	1.0	5	2	1	1	0	0	0	0	0	0	0	0	1	10	11	9.00	2.000		
Dan Miceli, R ERA: 4.13	1.0	3	0	0	0	1	0	0	0	0	0	0	0	0	10	14	0.00	0.000		
37 Seth McClung, R ERA: 6.23	1.0	4	1	0	0	0	0	0	0	0	0	0	0	7	10	0.00	1.000			

Minnesota Twins @ Tampa Bay Devil Rays  
Tropicana Field, St. Petersburg, FL  
Wed Sep 06 2006, 7:15 PM EDT  
Att: 8,942 - Dome - 72 F

AB 33  
R 2  
H 6  
RBI 2  
BB 3  
SO 5  
LOB 7




Batter	1	2	3	4	5	6	7	8	9	AB	R	H	RBI	BB	SO	LOB	BOTTOM			
5 Rocco Baldelli, R OBP: 0.338, SLG: 0.478	F8																4 0 1 0 0 0 2			
Delmon Young, R OBP: 0.405, SLG: 0.657	G5-3																4 1 2 1 0 0 1			
14 Greg Norton, S OBP: 0.273, SLG: 0.520																	3 1 1 2 0 0 1			
Damon Hollins, R OBP: 0.264, SLG: 0.408																	0 0 0 0 0 0 0			
13 Carl Crawford, L OBP: 0.346, SLG: 0.478																	1 0 0 0 0 0 2			
Ty Wigginton, R OBP: 0.316, SLG: 0.486																	2 1 1 1 1 1 0			
Kevin Witt, L OBP: 0.161, SLG: 0.355																	3 0 0 0 0 0 1			
3 Jorge Cantu, R OBP: 0.287, SLG: 0.387																	3 0 0 0 0 1 0			
2 B.J. Upton, R OBP: 0.282, SLG: 0.252																	3 0 0 0 0 0 0			
8 Josh Paul, R OBP: 0.333, SLG: 0.356																	3 1 1 0 0 0 0			
Tomas Perez, S OBP: 0.224, SLG: 0.290																	3 0 1 0 0 0 0			
<b>Inning Stats</b>	R: 0 E: 0 K: 0 S: 5	H: 0 LOB: 0 BB: 0 P: 7	R: 0 E: 0 K: 1 S: 10	H: 0 LOB: 0 BB: 1 P: 19	R: 0 E: 0 K: 0 S: 9	H: 0 LOB: 0 BB: 0 P: 13	R: 0 E: 0 K: 0 S: 4	H: 1 LOB: 0 BB: 0 P: 4	R: 0 E: 0 K: 1 S: 5	H: 0 LOB: 0 BB: 0 P: 6	R: 0 E: 0 K: 0 S: 6	H: 0 LOB: 0 BB: 0 P: 10	R: 3 E: 0 K: 0 S: 14	H: 3 LOB: 0 BB: 0 P: 24	R: 1 E: 0 K: 0 S: 14	H: 3 LOB: 2 BB: 0 P: 22	1B: 5 2B: 0 3B: 0 HR: 2	SF: 0 SAC: 0 DP: 2 HBP: 0	WP: 0 PB: 0 CS: 0	PA: 30
<b>PITCHER</b>	IP WLS BF H R ER SO BB IBB HBP BLK WP HR S P ERA WHIP																			
Carlos Silva, R ERA: 6.3	6.0	18	1	0	0	2	1	0	0	0	0	0	0	2	9	15	81.00	9.000		
17 Pat Neshek, R ERA: 2.33	0.1	4	3	3	3	0	0	0	0	0	0	0	0	4	7	0.00	0.000			
37 Denny Reyes, L ERA: 0.84	0.1	1	0	0	0	0	0	0	0	0	0	0	0	1	2	0.00	0.000			
28 Jesse Crain, R ERA: 3.97	0.1	1	0	0	0	0	0	0	0	0	0	0	0	1	2	0.00	0.000			
Juan Rincon, R ERA: 2.95	1.0	6	3	1	1	0	0	0	0	0	0	0	0	14	22	9.00	3.000			


Minnesota Twins @ Tampa Bay Devil Rays  
Tropicana Field, St. Petersburg, FL  
Wed Sep 06 2006, 7:15 PM EDT  
Att: 8,942 - Dome - 72 F

AB 29  
R 4  
H 7  
RBI 4  
BB 1  
SO 2  
LOB 7





Batter	1	2	3	4	5	6	7	8	9	AB R H RBI BB SO LOB	TOP											
28 Curtis Granderson, L (1, 8) OBP: 0.339, SLG: 0.420	1-1 HR	3-3 K			2-2 1B 1B		1-2 G4-3		3-3 K	5 2 2 1 0 2 1	<b>Detroit Tigers @ Minnesota Twins</b> Hubert H. Humphrey Metrodome, Minneapolis, MN Thu Sep 07 2006, 8:10 PM EDT Att: 21,229 - Dome - 70 F  <b>AB 38</b> <b>R 7</b> <b>H 12</b> <b>RBI 7</b> <b>BB 0</b> <b>SO 4</b> <b>LOB 7</b>  											
Ivan Rodriguez, R (1, 2) OBP: 0.322, SLG: 0.426	1-2 P3		0-0 G1-4-3		0-2 1B 1B		0-0 HR		2-2 G6-3	5 2 2 1 0 0 0												
Craig Monroe, R (1, 7) OBP: 0.311, SLG: 0.497	0-2 K		0-1 F7		0-1 1B		0-0 G4-3			4 0 1 2 0 1 0												
30 Magglio Ordonez, R (1, 9) OBP: 0.335, SLG: 0.459	0-0 F9		3-2 F9		2-0 P3		1-1 F8			4 0 0 0 0 0 1												
Sean Casey, L (1, 3) OBP: 0.342, SLG: 0.382		3-1 33 HR 1B		2-1 G4-3	1-0 G4-3			0-1 G3-1		4 1 1 0 0 0 1												
33 Marcus Thames, R (1, 10) OBP: 0.338, SLG: 0.585		2-1 15 FC6 HR		0-0 15 FC6 1B		0-1 F7		2-3 K		4 1 2 2 0 1 0												
15 Brandon Inge, R (1, 5) OBP: 0.310, SLG: 0.460		2-1 G6-3		2-2 20 FC6 1B		0-1 20 G5-3 2B		1-0 G4-3		4 0 1 0 0 0 1												
20 Omar Infante, R (1, 4) OBP: 0.330, SLG: 0.425		0-0 8 G4-3 2B		0-0 1-3 1B		2-2 G5-3		2-2 HR		4 1 3 1 0 0 1												
8 Neifi Perez, S (1, 6) OBP: 0.258, SLG: 0.315		0-0 G4-3		2-0 P6		0-2 G4-3		0-0 F7		4 0 0 0 0 0 2												
<b>Inning Stats</b>	R: 1 E: 0 K: 1 S: 11	H: 1 LOB: 0 BB: 0 P: 13	R: 2 E: 0 K: 1 S: 13	H: 3 LOB: 1 BB: 0 P: 23	R: 0 E: 0 K: 0 S: 6	H: 0 LOB: 0 BB: 0 P: 9	R: 0 E: 0 K: 0 S: 7	H: 2 LOB: 1 BB: 0 P: 11	R: 2 E: 0 K: 0 S: 12	H: 3 LOB: 1 BB: 0 P: 19	R: 0 E: 0 K: 0 S: 10	H: 1 LOB: 1 BB: 0 P: 12	R: 1 E: 0 K: 1 S: 7	H: 1 LOB: 0 BB: 0 P: 9	R: 0 E: 0 K: 1 S: 6	H: 0 LOB: 0 BB: 0 P: 9	R: 1 E: 0 K: 1 S: 12	H: 1 LOB: 0 BB: 0 P: 19	1B: 6 2B: 2 3B: 0 HR: 4	SF: 0 SAC: 0 DP: 0 HBP: 0	WP: 0 PB: 0 SB: 0 CS: 0	PA: 38
<b>PITCHER</b>	IP WLS BF H R ER SO BB IBB HBP BLK WP HR S P ERA WHIP																					
30 Scott Baker, R (1, 1) ERA: 6.72	5.0 L 23 9 5 5 2 0 0 0 0 0 0 2 49 75 9.00 1.800																					
54 Matt Guerrier, R (6, 1) ERA: 3.04	4.0 15 3 2 2 2 0 0 0 0 0 0 2 35 49 4.50 0.750																					

Batter	1	2	3	4	5	6	7	8	9	AB R H RBI BB SO LOB	BOTTOM											
Luis Castillo, S (1, 4) OBP: 0.353, SLG: 0.375	0-2 K			0-2 8 K 1B		3-2 8 K 1B		3-2 G4-3		4 0 2 0 0 1 0	<b>Detroit Tigers @ Minnesota Twins</b> Hubert H. Humphrey Metrodome, Minneapolis, MN Thu Sep 07 2006, 8:10 PM EDT Att: 21,229 - Dome - 70 F  <b>AB 33</b> <b>R 2</b> <b>H 10</b> <b>RBI 2</b> <b>BB 2</b> <b>SO 6</b> <b>LOB 14</b>  											
8 Nick Punto, S (1, 5) OBP: 0.386, SLG: 0.383	0-0 B5-3			2-3 K		0-0 1B		2-2 G1-3		4 0 1 0 0 1 1												
7 Joe Mauer, L (1, 2) OBP: 0.426, SLG: 0.501	2-3 K			3-2 5 FC5-4 1B		1-2 G4-3		2-3 K		4 0 1 0 0 2 2												
5 Michael Cuddyer, R (1, 9) OBP: 0.355, SLG: 0.510		0-0 G4-3		1-0 FC5-4 1B		3-1 HR		0-1 E4 WP 1B		4 2 2 1 0 0 1												
33 Justin Morneau, L (1, 3) OBP: 0.373, SLG: 0.580		0-1 L4		4-1 G6-4-3 BB		4-2 1B BB		0-1 G1-3		2 0 0 0 2 0 1												
Torii Hunter, R (1, 8) OBP: 0.333, SLG: 0.464		0-1 G6-3		1-2 G6-4-3		1-1 P2		3-2 2H 1B		4 0 1 1 0 0 2												
24 Rondell White, R (1, 7) OBP: 0.254, SLG: 0.335			0-1 G6-3 1B		1-0 L6		1-3 K		0-2 P5	4 0 1 0 0 1 2												
Jason Tyner, L (1, 10) OBP: 0.337, SLG: 0.345			2-1 G6-3		3-2 G6-4-3 1B		0-0 1B		2-2 F8	4 0 2 0 0 0 2												
Jason Bartlett, R (1, 6) OBP: 0.397, SLG: 0.436			3-2 G6-3		1-2 G6-4-3		1-3 K			3 0 0 0 0 1 3												
<b>Inning Stats</b>	R: 0 E: 0 K: 2 S: 8	H: 0 LOB: 0 BB: 0 P: 10	R: 0 E: 0 K: 0 S: 5	H: 0 LOB: 0 BB: 0 P: 5	R: 0 E: 0 K: 1 S: 7	H: 1 LOB: 0 BB: 0 P: 12	R: 0 E: 0 K: 1 S: 13	H: 2 LOB: 1 BB: 0 P: 19	R: 0 E: 0 K: 0 S: 6	H: 0 LOB: 1 BB: 1 P: 12	R: 0 E: 0 K: 0 S: 17	H: 3 LOB: 2 BB: 0 P: 25	R: 1 E: 0 K: 2 S: 14	H: 2 LOB: 1 BB: 1 P: 24	R: 0 E: 0 K: 1 S: 10	H: 0 LOB: 0 BB: 0 P: 17	R: 1 E: 1 K: 0 S: 13	H: 2 LOB: 1 BB: 0 P: 18	1B: 9 2B: 0 3B: 0 HR: 1	SF: 0 SAC: 0 DP: 3 HBP: 0	WP: 1 PB: 0 SB: 0 CS: 0	PA: 35
<b>PITCHER</b>	IP WLS BF H R ER SO BB IBB HBP BLK WP HR S P ERA WHIP																					
35 Justin Verlander, R (1, 1) ERA: 3.19	7.0 W 27 8 1 1 5 2 0 0 0 0 0 0 10 17 0.00 1.429																					
56 Fernando Rodney, R (8, 1) ERA: 3.19	1.0 3 0 0 0 1 0 0 0 0 0 0 0 10 17 0.00 0.000																					
59 Todd Jones, R (9, 1) ERA: 4.47	1.0 5 2 1 0 0 0 0 0 0 0 1 0 13 18 0.00 2.000																					







Batter	1	2	3	4	5	6	7	8	9	AB	R	H	RBI	BB	SO	LOB	TOP								
28 Curtis Granderson, L (1, 8) OBP: 0.337, SLG: 0.416										4	0	1	0	0	3	1	<p><b>Detroit Tigers @ Minnesota Twins</b>  Hubert H. Humphrey Metrodome, Minneapolis, MN  Sat Sep 09 2006, 7:10 PM EDT  Att: 39,160 - Dome - 70 F</p>								
Ivan Rodriguez, R (1, 2) OBP: 0.324, SLG: 0.427										4	0	2	0	0	1	0									
Craig Monroe, R (1, 7) OBP: 0.310, SLG: 0.493										4	0	0	0	0	1	3									
30 Magglio Ordonez, R (1, 9) OBP: 0.340, SLG: 0.462										3	0	1	0	1	1	0									
9 Carlos Guillen, S (1, 6) OBP: 0.396, SLG: 0.504										4	0	0	0	0	0	5									
Sean Casey, L (1, 3) OBP: 0.339, SLG: 0.376										3	1	0	0	1	2	0									
33 Marcus Thames, R (1, 10) OBP: 0.331, SLG: 0.571										4	0	0	0	0	0	1									
15 Brandon Inge, R (1, 5) OBP: 0.310, SLG: 0.459										3	0	1	0	0	0	0									
20 Omar Infante, R (1, 4) OBP: 0.329, SLG: 0.430										3	0	0	1	0	0	1									
<b>Inning Stats</b>	R: 0 E: 0 K: 1 S: 14	H: 2 LOB: 2 BB: 0 P: 19	R: 0 E: 0 K: 0 S: 10	H: 0 LOB: 0 BB: 0 P: 13	R: 0 E: 1 K: 0 S: 9	H: 2 LOB: 3 BB: 1 P: 17	R: 1 E: 0 K: 1 S: 11	H: 1 LOB: 1 BB: 1 P: 17	R: 0 E: 0 K: 1 S: 6	H: 0 LOB: 0 BB: 0 P: 10	R: 0 E: 0 K: 1 S: 9	H: 0 LOB: 0 BB: 0 P: 14	R: 0 E: 0 K: 1 S: 8	H: 0 LOB: 0 BB: 0 P: 14	R: 0 E: 0 K: 2 S: 9	H: 0 LOB: 0 BB: 0 P: 12	R: 0 E: 0 K: 1 S: 10	H: 0 LOB: 0 BB: 0 P: 17	1B: 4 2B: 1 3B: 0 HR: 0	SF: 0 SAC: 0 DP: 0 HBP: 0	WP: 0 PB: 0 SB: 0 CS: 0	PA: 34			
<b>PITCHER</b>	IP	WLS	BF	H	R	ER	SO	BB	IBB	HBP	BLK	WP	HR	S	P	ERA	WHIP								
26 Boof Bonser, R (1, 1) ERA: 4.5	7.0	W	28	5	1	1	5	2	0	0	0	0	0	67	104	1.29	1.000								
17 Pat Neshek, R (8, 1) ERA: 2.15	1.0	H	3	0	0	0	2	0	0	0	0	0	0	9	12	0.00	0.000								
36 Joe Nathan, R (9, 1) ERA: 1.71	1.0	S	3	0	0	0	1	0	0	0	0	0	0	10	17	0.00	0.000								

Batter	1	2	3	4	5	6	7	8	9	AB	R	H	RBI	BB	SO	LOB	BOTTOM								
Luis Castillo, S (1, 4) OBP: 0.349, SLG: 0.370										4	0	1	0	0	1	0	<p><b>Detroit Tigers @ Minnesota Twins</b>  Hubert H. Humphrey Metrodome, Minneapolis, MN  Sat Sep 09 2006, 7:10 PM EDT  Att: 39,160 - Dome - 70 F</p>								
8 Nick Punto, S (1, 5) OBP: 0.385, SLG: 0.385										3	0	0	0	1	0	2									
55 Mike Redmond, R (1, 2) OBP: 0.358, SLG: 0.405										3	0	1	0	1	0	0									
5 Michael Cuddyer, R (1, 9) OBP: 0.359, SLG: 0.508										4	1	1	0	0	1	5									
33 Justin Morneau, L (1, 3) OBP: 0.374, SLG: 0.579										4	1	1	0	0	0	2									
Torii Hunter, R (1, 8) OBP: 0.333, SLG: 0.462										4	0	1	1	0	2	4									
24 Rondell White, R (1, 7) OBP: 0.252, SLG: 0.330										3	0	1	0	0	0	1									
20 Lew Ford, R (7, 7) OBP: 0.282, SLG: 0.298										1	0	0	0	0	0	3									
Phil Nevin, R (1, 10) OBP: 0.323, SLG: 0.450										3	0	1	0	0	1	2									
Jason Bartlett, R (1, 6) OBP: 0.388, SLG: 0.424										3	0	0	0	0	1	3									
<b>Inning Stats</b>	R: 0 E: 0 K: 0 S: 7	H: 0 LOB: 0 BB: 0 P: 9	R: 2 E: 1 K: 1 S: 14	H: 3 LOB: 1 BB: 0 P: 19	R: 0 E: 0 K: 1 S: 8	H: 0 LOB: 0 BB: 0 P: 14	R: 0 E: 0 K: 2 S: 13	H: 1 LOB: 1 BB: 0 P: 20	R: 0 E: 0 K: 0 S: 13	H: 2 LOB: 3 BB: 1 P: 22	R: 0 E: 0 K: 0 S: 3	H: 0 LOB: 0 BB: 0 P: 4	R: 0 E: 0 K: 1 S: 7	H: 0 LOB: 0 BB: 0 P: 13	R: 0 E: 1 K: 1 S: 17	H: 1 LOB: 3 BB: 1 P: 23	1B: 7 2B: 0 3B: 0 HR: 0	SF: 0 SAC: 0 DP: 1 HBP: 0	WP: 1 PB: 0 SB: 0 CS: 0	PA: 34					
<b>PITCHER</b>	IP	WLS	BF	H	R	ER	SO	BB	IBB	HBP	BLK	WP	HR	S	P	ERA	WHIP								
29 Nate Robertson, L (1, 1) ERA: 3.84	7.0	L	28	6	2	1	5	1	0	0	0	0	0	65	101	1.29	1.000								
54 Joel Zumaya, R (8, 1) ERA: 1.99	1.0		6	1	0	0	1	1	0	0	0	0	0	17	23	0.00	2.000								


AB	32
R	1
H	5
RBI	1
BB	2
SO	8
LOB	11




AB	32
R	2
H	7
RBI	1
BB	2
SO	6
LOB	22







Batter	1	2	3	4	5	6	7	8	9	AB	R	H	RBI	BB	SO	LOB	TOP										
15 Brandon Inge, R OBP: 0.308, SLG: 0.456 Kevin Hooper, R (8, FH) (8, 5)	G6-3		FC6-4			B1-3		FC4-6 28 1B		3	0	0	0	0	0	1	<b>Detroit Tigers @ Minnesota Twins</b> Hubert H. Humphrey Metrodome, Minneapolis, MN Sun Sep 10 2006, 2:10 PM EDT Att: 40,158 - Dome - 66 F  <b>AB 33</b> <b>R 1</b> <b>H 7</b> <b>RBI 1</b> <b>BB 2</b> <b>SO 13</b> <b>LOB 17</b> 										
Craig Monroe, R OBP: 0.309, SLG: 0.489 28 Curtis Granderson, L OBP: 0.339, SLG: 0.417 (1, 7) (8, PH) (8, 8)	K		G5-3			K		1B		3	0	0	0	0	2	1											
33 Marcus Thames, R OBP: 0.327, SLG: 0.563 (1, 10)	F7					F7		K		4	0	0	0	0	2	2											
30 Magglio Ordonez, R OBP: 0.340, SLG: 0.461 Alexis Gomez, L OBP: 0.305, SLG: 0.356 (1, 9) (8, 9)		G6-3				K				3	0	1	0	0	1	0											
9 Carlos Guillen, S OBP: 0.388, SLG: 0.506 39 Ramon Santiago, S OBP: 0.253, SLG: 0.274 (1, 6) (7, 6)										2	0	1	0	1	1	1											
31 Chris Shelton, R OBP: 0.339, SLG: 0.469 (1, 3)										1	0	1	0	0	0	0											
8 Neifi Perez, S OBP: 0.258, SLG: 0.314 (1, 4)										4	0	0	0	0	1	5											
13 Vance Wilson, R OBP: 0.291, SLG: 0.434 (1, 2)										4	0	1	1	0	2	2											
24 Brent Cleven, R OBP: 0.371, SLG: 0.758 (1, 8) (8, 7)										3	0	0	0	0	3	2											
<b>Inning Stats</b>	R: 0 E: 0 K: 1 S: 10	H: 0 LOB: 0 BB: 0 P: 15	R: 0 E: 0 K: 1 S: 13	H: 0 LOB: 1 BB: 1 P: 24	R: 0 E: 0 K: 1 S: 9	H: 0 LOB: 1 BB: 1 P: 19	R: 0 E: 0 K: 3 S: 11	H: 1 LOB: 1 BB: 0 P: 17	R: 0 E: 0 K: 3 S: 9	H: 0 LOB: 0 BB: 0 P: 10	R: 0 E: 0 K: 1 S: 9	H: 0 LOB: 0 BB: 0 P: 12	R: 0 E: 0 K: 1 S: 12	H: 1 LOB: 1 BB: 0 P: 16	R: 0 E: 0 K: 2 S: 14	H: 2 LOB: 2 BB: 0 P: 18		R: 1 E: 0 K: 0 S: 10	H: 3 LOB: 1 BB: 0 P: 16	1B: 6 2B: 1 3B: 0 HR: 0	SF: 0 SAC: 0 DP: 1 HBP: 0	WP: 1 PB: 0 SB: 0 CS: 0	PA: 35				
<b>PITCHER</b>	IP	WLS	BF	H	R	ER	SO	BB	IBB	HBP	BLK	WP	HR	S	P	ERA	WHIP										
Johan Santana, L ERA: 2.75 Juan Rincon, R ERA: 2.97 Willie Eyre, R ERA: 5.6	6.1	W	23	2	0	0	11	2	0	0	0	1	0	69	109	0.00	0.632										

Batter	1	2	3	4	5	6	7	8	9	AB	R	H	RBI	BB	SO	LOB	BOTTOM										
Luis Castillo, S OBP: 0.349, SLG: 0.373 25 Alexi Casilla, S (1, 4) (8, 4) (9, 6)	K		F8			FC3-2 8 BB		G5-3		4	1	1	2	1	1	2	<b>Detroit Tigers @ Minnesota Twins</b> Hubert H. Humphrey Metrodome, Minneapolis, MN Sun Sep 10 2006, 2:10 PM EDT Att: 40,158 - Dome - 66 F  <b>AB 33</b> <b>R 12</b> <b>H 15</b> <b>RBI 11</b> <b>BB 3</b> <b>SO 7</b> <b>LOB 14</b> 										
8 Nick Punto, S OBP: 0.370, SLG: 0.396 (1, 5)	2B 7 E 1B					FC3-2				5	2	4	3	0	0	3											
7 Joe Mauer, L OBP: 0.451, SLG: 0.509 41 Chris Heintz, R (1, 2) (9, 2)	E7 2B					SF7		G5-3		3	0	2	2	1	0	1											
5 Michael Cuddyer, R OBP: 0.356, SLG: 0.504 Josh Rabe, R OBP: 0.327, SLG: 0.511 (1, 9) (8, PH) (9, 9)	K					L5		G4-3		4	0	0	0	0	2	6											
33 Justin Morneau, L OBP: 0.375, SLG: 0.578 Phil Nevin, R OBP: 0.322, SLG: 0.449 (1, 3) (8, PH) (9, 3)	P5					K				4	2	2	0	0	1	1											
Torii Hunter, R OBP: 0.336, SLG: 0.464 20 Lew Ford, R OBP: 0.281, SLG: 0.296 (1, 8) (8, 8)						F8		G4-3		4	3	3	0	0	0	0											
16 Jason Kubel, L OBP: 0.285, SLG: 0.395 (1, 10)						F8				3	1	1	0	0	1	1											
Jason Tyner, L OBP: 0.341, SLG: 0.360 (1, 7)										1	1	1	2	1	0	0											
Jason Bartlett, R OBP: 0.389, SLG: 0.425 38 Luis Antonio Rodriguez, S OBP: 0.303, SLG: 0.302 (1, 6) (8, 4) (9, 2)										2	2	1	2	0	1	0											
<b>Inning Stats</b>	R: 1 E: 1 K: 2 S: 18	H: 2 LOB: 1 BB: 0 P: 27	R: 1 E: 0 K: 2 S: 11	H: 1 LOB: 0 BB: 0 P: 12	R: 0 E: 0 K: 1 S: 9	H: 1 LOB: 2 BB: 1 P: 20	R: 0 E: 0 K: 1 S: 9	H: 0 LOB: 0 BB: 0 P: 13	R: 1 E: 0 K: 0 S: 10	H: 1 LOB: 2 BB: 1 P: 19	R: 5 E: 0 K: 0 S: 17	H: 5 LOB: 1 BB: 1 P: 26	R: 4 E: 0 K: 0 S: 13	H: 5 LOB: 1 BB: 0 P: 24	R: 0 E: 0 K: 1 S: 9	H: 0 LOB: 0 BB: 0 P: 13		1B: 10 2B: 3 3B: 3 HR: 0	SF: 4 SAC: 1 DP: 1 HBP: 1	WP: 0 PB: 0 SB: 2 CS: 1	PA: 42						
<b>PITCHER</b>	IP	WLS	BF	H	R	ER	SO	BB	IBB	HBP	BLK	WP	HR	S	P	ERA	WHIP										
38 Jeremy Bonderman, R ERA: 4.18 Jamie Walker, L ERA: 2.03 53 Jordan Tata, R ERA: 0.14 31 Zach Miner, R ERA: 4.55	5.2	L	28	8	7	6	6	1	2	1	0	0	0	68	110	9.53	1.588										



Batter	1	2	3	4	5	6	7	8	9	AB	R	H	RBI	BB	SO	LOB	TOP				
Jason Kendall, R OBP: 0.364, SLG: 0.344	1-1 G5-3		1-2 F9		2-1 G5-3			2-1 1B 3 SF9 1B	4-1 BB	4	1	1	0	1	0	1	<b>Oakland Athletics @ Minnesota Twins</b> Hubert H. Humphrey Metrodome, Minneapolis, MN Mon Sep 11 2006, 8:10 PM EDT Att: 15,728 - Dome - 70 F  <b>AB 33</b> <b>R 4</b> <b>H 7</b> <b>RBI 4</b> <b>BB 6</b> <b>SO 4</b> <b>LOB 21</b>  				
Nick Swisher, S OBP: 0.371, SLG: 0.493	1-0 F7		2-0 P5			0-2 F8		1-3 K	4-2 BB	4	0	0	0	1	1	2					
22 Milton Bradley, S OBP: 0.367, SLG: 0.432	0-0 G4-3			2-1 G6-3		2-1 G6-3		4-1 E 29 BB 1B	1-1 SF7	3	1	0	1	1	0	0					
Frank Thomas, R OBP: 0.396, SLG: 0.566		3-3 K		0-0 HR		3-2 L8		3-2 29 BB E 1B	3-H K	5	1	2	1	0	2	2					
3 Eric Chavez, L OBP: 0.354, SLG: 0.424	2-1 G5-3		0-0 G6-3	2B			4-1 29 FC4-6 1B	0-1 SF9	3-3 K	3	0	1	1	1	1	2					
Jay Payton, R OBP: 0.331, SLG: 0.427	0-1 2B		2-1 G6-3			1-2 29 FC4-6 1B		0-0 E3 29 BB		4	0	2	0	0	0	3					
29 Dan Johnson, L Hiram Bocachica, R	2-1 G4-3		0-0 G6-3			3-2 FC4-6		4-0 1-2 2-3 3-H BB		3	0	0	1	1	0	4					
Marco Scutaro, R OBP: 0.324, SLG: 0.382			1-1 L3		1-2 G3		2-0 F8	0-0 P5		4	0	0	0	0	0	5					
14 Mark Ellis, R OBP: 0.325, SLG: 0.388	1-0 1B		1-1 G5-3			0-1 G5-3		4-1 BB 22 SF7 BB		3	1	1	0	1	0	2					
<b>Inning Stats</b>	R: 0 E: 0 K: 0 S: 4	H: 0 LOB: 0 BB: 0 P: 6	R: 0 E: 0 K: 1 S: 9	H: 1 LOB: 1 BB: 0 P: 16	R: 0 E: 0 K: 0 S: 7	H: 1 LOB: 1 BB: 0 P: 12	R: 1 E: 0 K: 0 S: 7	H: 2 LOB: 1 BB: 0 P: 11	R: 0 E: 0 K: 0 S: 10	H: 0 LOB: 0 BB: 0 P: 15	R: 0 E: 0 K: 0 S: 12	H: 1 LOB: 2 BB: 1 P: 22	R: 2 E: 1 K: 1 S: 14	H: 2 LOB: 2 BB: 3 P: 28	R: 1 E: 0 K: 2 S: 17	H: 0 LOB: 2 BB: 3 P: 35		1B: 4 2B: 2 3B: 0 HR: 1	SF: 2 SAC: 0 DP: 0 HBP: 0	WP: 0 PB: 0 SB: 0 CS: 0	PA: 41
<b>PITCHER</b>	IP WLS BF H R ER SO	IP WLS BF H R ER SO	IP WLS BF H R ER SO	IP WLS BF H R ER SO	IP WLS BF H R ER SO	IP WLS BF H R ER SO	IP WLS BF H R ER SO	IP WLS BF H R ER SO	IP WLS BF H R ER SO	IP WLS BF H R ER SO	IP WLS BF H R ER SO	IP WLS BF H R ER SO	IP WLS BF H R ER SO	IP WLS BF H R ER SO	IP WLS BF H R ER SO	IP WLS BF H R ER SO	ERA WHIP	ERA WHIP			
Carlos Silva, R ERA: 6.08	(1, 1)	7.0	W	27	5	1	1	1	1	1	1	1	1	1	1	1	1	1.29	0.857		
37 Denny Reyes, L ERA: 1.04	(8, 1)	0.1		3	1	2	1	1	1	1	0	0	0	0	0	0	0	6	13	27.00	6.000
2B Jesse Crain, R ERA: 3.84	(8, 1)	0.1		4	1	0	0	0	1	0	0	0	0	0	0	0	0	7	14	0.00	6.000
36 Joe Nathan, R ERA: 1.82	(8, 1)	1.1	S	7	0	1	1	2	3	0	0	0	0	0	0	0	0	18	36	6.75	2.250

Batter	1	2	3	4	5	6	7	8	9	AB	R	H	RBI	BB	SO	LOB	BOTTOM			
Luis Castillo, S OBP: 0.348, SLG: 0.370	4-0 7 S BB		1-1 G5-3	3-2 G6-3		2-0 F9		1 SAFE 0-1 F7		4	0	0	0	1	0	5	<b>Oakland Athletics @ Minnesota Twins</b> Hubert H. Humphrey Metrodome, Minneapolis, MN Mon Sep 11 2006, 8:10 PM EDT Att: 15,728 - Dome - 70 F  <b>AB 38</b> <b>R 9</b> <b>H 14</b> <b>RBI 8</b> <b>BB 4</b> <b>SO 2</b> <b>LOB 25</b>  			
8 Nick Punto, S OBP: 0.370, SLG: 0.396	3-1 P6		1-2 G3-1		2-2 E3 G6-4-3 1B	1-1 7 S 1B		0-0 E8 5 2B		5	1	2	2	0	0	2				
7 Joe Mauer, L OBP: 0.433, SLG: 0.508	0-3 K			3-2 5 HR 1B	4-1 5 G6-4-3 BB	0-1 F7		4-0 5 2B G6-3 HBP		3	2	1	0	1	1	2				
5 Michael Cuddyer, R OBP: 0.356, SLG: 0.511	2-1 G5-3			1-2 HR 1B	3-1 G6-4-3		0-1 G6-3	1-1 G6-3 2B		5	1	2	4	0	0	3				
33 Justin Morneau, L OBP: 0.377, SLG: 0.578		1-1 G3		1-0 G4-3 24 1B E 1B	2-1 G6-3		1-2 20 1B 1B	4-0 G6-3 IBB		4	1	2	0	1	0	1				
Torii Hunter, R OBP: 0.336, SLG: 0.470	1-0 24 S 1B			1-1 F7		2-2 HR	2-1 P4	1-1 G6-3		5	1	2	2	0	0	4				
24 Rondell White, R OBP: 0.333	1 SAFE 3-1 1B			0-2 E G4-3 1B		0-1 P4	2-1 1B	1-2 2-3 3-H K		3	0	2	0	0	0	0				
20 Lew Ford, R OBP: 0.283, SLG: 0.298	1-H 1B			1-2 E G4-3 1B		1-2 1B		3-3 K		2	0	1	0	0	1	2				
Jason Tyner, L OBP: 0.339, SLG: 0.354	1-0 G3			0-0 G4-3		4-2 1B 8 1B BB		1-2 F7		3	1	0	0	1	0	5				
Jason Bartlett, R OBP: 0.391, SLG: 0.426		1-1 G5-3		2-2 E5		1 SAFE 1 SAFE 1 SAFE 1-3 8 1B F9 1B		2-1 8 E 5 2B 1B		4	2	2	0	0	0	1				
<b>Inning Stats</b>	R: 0 E: 0 K: 1 S: 7	H: 0 LOB: 1 BB: 1 P: 16	R: 0 E: 0 K: 0 S: 6	H: 2 LOB: 1 BB: 0 P: 12	R: 0 E: 0 K: 0 S: 7	H: 0 LOB: 0 BB: 0 P: 10	R: 3 E: 1 K: 0 S: 21	H: 4 LOB: 2 BB: 0 P: 32	R: 0 E: 0 K: 0 S: 8	H: 1 LOB: 1 BB: 1 P: 19	R: 3 E: 0 K: 0 S: 17	H: 3 LOB: 1 BB: 1 P: 27	R: 0 E: 0 K: 0 S: 14	H: 2 LOB: 2 BB: 0 P: 20	R: 3 E: 1 K: 1 S: 12	H: 2 LOB: 2 BB: 1 P: 27	1B: 11 2B: 1 3B: 0 HR: 2	SF: 0 SAC: 0 DP: 1 HBP: 1	WP: 0 PB: 0 SB: 3 CS: 0	PA: 43
<b>PITCHER</b>	IP WLS BF H R ER SO	IP WLS BF H R ER SO	IP WLS BF H R ER SO	IP WLS BF H R ER SO	IP WLS BF H R ER SO	IP WLS BF H R ER SO	IP WLS BF H R ER SO	IP WLS BF H R ER SO	IP WLS BF H R ER SO	IP WLS BF H R ER SO	IP WLS BF H R ER SO	IP WLS BF H R ER SO	IP WLS BF H R ER SO	IP WLS BF H R ER SO	IP WLS BF H R ER SO	IP WLS BF H R ER SO	ERA WHIP	ERA WHIP		
Joe Blanton, R ERA: 4.78	(1, 1)	5.1	L	27	9	6	5	1	3	0	0	0	0	0	0	0	8.44	2.250		
51 Brad Halsey, L ERA: 4.48	(6, 1)	0.2		3	1	0	0	0	0	0	0	0	0	0	0	0	5	8	0.00	1.500
57 Chad Gaudin, R ERA: 2.73	(7, 1)	1.0		6	3	1	1	0	0	0	0	0	0	0	0	0	16	24	9.00	3.000
Scott Sauerbeck, L ERA: 5.11	(8, 1)	0.1		3	0	0	0	0	0	0	1	0	0	0	0	0	3	7	0.00	0.000
Jay Witasick, R ERA: 8.04	(8, 1)	0.2		4	1	2	0	1	0	1	0	0	0	0	0	0	7	16	0.00	1.500











Batter	1	2	3	4	5	6	7	8	9	AB	R	H	RBI	BB	SO	LOB	TOP																				
Luis Castillo, S (1,4) OBP: 0.348, SLG: 0.371										5	1	2	0	1	1	5	<b>Minnesota Twins @ Cleveland Indians</b> Jacobs Field, Cleveland, OH Thu Sep 14 2006, 7:05 PM EDT Att: 21,424 - Overcast - 66 F																				
8 Nick Punto, S (1,5) OBP: 0.365, SLG: 0.393										5	1	2	1	0	0	6																					
7 Joe Mauer, L (1,2) OBP: 0.433, SLG: 0.502										4	1	1	0	2	1	2																					
5 Michael Cuddyer, R (1,9) OBP: 0.355, SLG: 0.506										4	1	0	1	1	2	3																					
33 Justin Morneau, L (1,3) OBP: 0.380, SLG: 0.582										6	2	2	1	0	2	6																					
Tori Hunter, R (1,8)										6	1	3	4	0	0	4																					
24 Rondell White, R (1,7) 20 Lew Ford, R (8,7) OBP: 0.282, SLG: 0.297										5	1	3	2	0	1	4																					
Phil Nevin, R (1,10) 25 Alexi Casilla, S (8, PR)										3	0	0	0	2	1	3																					
Jason Bartlett, R (1,6) OBP: 0.392, SLG: 0.421										4	1	2	0	0	0	0																					
<b>Inning Stats</b>	R: 0 E: 0 K: 1 S: 16	H: 1 LOB: 2 BB: 1 P: 28	R: 0 E: 0 K: 0 S: 20	H: 1 LOB: 3 BB: 1 P: 31	R: 1 E: 1 K: 1 S: 15	H: 2 LOB: 2 BB: 0 P: 22	R: 0 E: 0 K: 1 S: 15	H: 1 LOB: 1 BB: 0 P: 21	R: 1 E: 0 K: 1 S: 21	H: 2 LOB: 1 BB: 0 P: 27	R: 2 E: 1 K: 1 S: 19	H: 1 LOB: 3 BB: 3 P: 39	R: 1 E: 0 K: 1 S: 11	H: 2 LOB: 1 BB: 0 P: 14	R: 3 E: 0 K: 2 S: 12	H: 3 LOB: 2 BB: 1 P: 19		R: 1 E: 0 K: 0 S: 13	H: 2 LOB: 1 BB: 0 P: 17	1B: 7 2B: 8 3B: 0 HR: 2	SF: 1 SAC: 0 DP: 0 HBP: 2	WP: 2 PB: 0 SB: 1 CS: 0	PA: 52														
<b>PITCHER</b>	IP WLS BF H R ER SO BB IBB HBP BLK WP HR S P ERA WHIP																																				
31 Cliff Lee, L (1,1) ERA: 4.47	4.0	21	5	1	1	3	2	0	1	0	1	0	66	102	2.25	1.750																					
Brian Sikorski, R (5,1) ERA: 5.46	1.0	5	2	1	1	1	0	0	0	0	0	0	21	27	9.00	2.000																					
Andrew Brown, R (6,1) ERA: 5.14	0.1	5	1	2	2	0	2	1	0	0	0	0	8	24	54.00	9.000																					
53 Rafael Perez, L (6,1) ERA: 4.15	0.0	1	0	0	0	0	0	0	0	0	0	0	2	2	∞	∞																					
Jason Davis, R (6,1) ERA: 4.17	1.1	L	6	2	1	1	2	0	0	0	0	1	0	16	23	6.75	1.500																				
58 Juan Lara, L (7,1) ERA: 5.04	0.1	1	0	0	0	0	0	0	0	0	0	0	0	0	0	0	0	0	4	4	0.00	0.000															
Fernando Cabrera, R (8,1) ERA: 3.91	0.1	5	2	3	3	1	1	0	0	1	0	0	2	6	13	81.00	9.000																				
49 Edward Mujica, R (8,1) ERA: 3.14	0.2	3	1	0	0	1	0	0	0	0	0	0	0	6	6	0.00	1.500																				
40 Tom Mastny, R (9,1)	1.0	5	2	1	1	0	0	0	0	0	0	0	0	13	17	9.00	2.000																				
<b>Batter</b>	<b>1</b>	<b>2</b>	<b>3</b>	<b>4</b>	<b>5</b>	<b>6</b>	<b>7</b>	<b>8</b>	<b>9</b>	<b>AB</b>	<b>R</b>	<b>H</b>	<b>RBI</b>	<b>BB</b>	<b>SO</b>	<b>LOB</b>	<b>BOTTOM</b>																				
24 Grady Sizemore, L (1,8) OBP: 0.376, SLG: 0.536										3	1	0	0	2	1	0	<b>Minnesota Twins @ Cleveland Indians</b> Jacobs Field, Cleveland, OH Thu Sep 14 2006, 7:05 PM EDT Att: 21,424 - Overcast - 66 F																				
Jason Michaels, R (1,10) OBP: 0.327, SLG: 0.396										5	0	0	0	0	2	3																					
41 Victor Martinez, S (1,2) OBP: 0.379, SLG: 0.461										4	0	2	1	0	0	2																					
25 Ryan Garko, R (1,3) OBP: 0.386, SLG: 0.496										4	0	0	0	0	1	5																					
17 Shin-Soo Choo, L (1,7) OBP: 0.355, SLG: 0.444										4	0	0	0	0	3	3																					
Casey Blake, R (1,9) OBP: 0.372, SLG: 0.485										3	1	1	0	1	0	0																					
2 Jhonny Perally, R (1,6) OBP: 0.321, SLG: 0.394										3	0	0	0	1	2	2																					
7 Joe Inglett, L (1,4) OBP: 0.325, SLG: 0.383										4	1	1	0	0	0	2																					
30 Andy Marte, R (1,5) OBP: 0.293, SLG: 0.431										4	1	2	3	0	2	1																					
<b>Inning Stats</b>	R: 1 E: 0 K: 1 S: 13	H: 1 LOB: 1 BB: 1 P: 22	R: 0 E: 0 K: 1 S: 8	H: 0 LOB: 1 BB: 1 P: 13	R: 0 E: 1 K: 1 S: 17	H: 1 LOB: 2 BB: 0 P: 24	R: 0 E: 0 K: 0 S: 6	H: 0 LOB: 0 BB: 0 P: 8	R: 0 E: 0 K: 3 S: 15	H: 1 LOB: 2 BB: 1 P: 20	R: 3 E: 0 K: 3 S: 15	H: 3 LOB: 0 BB: 0 P: 25	R: 0 E: 0 K: 1 S: 9	H: 0 LOB: 0 BB: 0 P: 10	R: 0 E: 0 K: 1 S: 7	H: 0 LOB: 1 BB: 1 P: 12		R: 0 E: 0 K: 2 S: 7	H: 0 LOB: 0 BB: 0 P: 8	1B: 5 2B: 0 3B: 0 HR: 1	SF: 0 SAC: 0 DP: 0 HBP: 0	WP: 0 PB: 0 SB: 0 CS: 0	PA: 38														
<b>PITCHER</b>	IP WLS BF H R ER SO BB IBB HBP BLK WP HR S P ERA WHIP																																				
26 Boof Bonser, R (1,1) ERA: 4.52	5.2	26	5	3	3	6	3	0	0	0	0	0	68	105	4.76	1.412																					
28 Jesse Crain, R (6,1) ERA: 3.82	1.1	W	5	1	1	1	2	0	0	0	0	1	13	17	6.75	0.750																					
Juan Rincon, R (8,1) ERA: 2.91	1.0	4	0	0	0	1	1	0	0	0	0	0	7	12	0.00	1.000																					
17 Pat Neshek, R (9,1) ERA: 2.27	1.0	3	0	0	0	2	0	0	0	0	0	0	7	8	0.00	0.000																					



Batter	1	2	3	4	5	6	7	8	9	10	AB	R	H	RBI	BB	SO	LOB	TOP				
Luis Castillo, S OBP: 0.349, SLG: 0.369 (1.4)	G4-3		K		G6-3				G3		3	1	0	0	2	1	2	<b>Minnesota Twins @ Cleveland Indians</b> Jacobs Field, Cleveland, OH Fri Sep 15 2006, 7:05 PM EDT Att: 32,473 - Cloudy - 68 F				
8 Nick Punto, S OBP: 0.366, SLG: 0.392 (1.5)	P6		G6-3		G6-3		F7		BB		4	0	1	0	1	0	3					
7 Joe Mauer, L OBP: 0.431, SLG: 0.498 (1.2)	L1-3				K		G4-3		G3		4	1	0	1	1	1	6					
5 Michael Cuddyer, R OBP: 0.357, SLG: 0.506 (1.9)		G5-3			F7				IBB		4	1	2	0	1	0	2					
33 Justin Morneau, L OBP: 0.389, SLG: 0.580 (1.3)							L4		SF7		3	0	1	2	1	0	1					
Tori Hunter, R OBP: 0.335, SLG: 0.470 (1.8)	FC5-4				1B		L9		F8		4	0	0	0	1	0	4					
24 Rondell White, R OBP: 0.261, SLG: 0.356 20 Lew Ford, R OBP: 0.280, SLG: 0.295 (8.7)	FC5-4				1B				F8		4	0	1	0	0	1	3					
Jason Tyner, L OBP: 0.343, SLG: 0.354 (1.10)					G6-4-3		K		1B		1	0	0	0	0	0	0					
Jason Bartlett, R OBP: 0.389, SLG: 0.417 (1.6)					G3				F9		4	0	1	0	1	0	3					
	G6-3				E4				F9		5	1	1	0	0	1	2					
<b>Inning Stats</b>	R: 0 E: 0 K: 1 S: 9	H: 0 LOB: 0 BB: 0 P: 13	R: 0 E: 0 K: 0 S: 7	H: 0 LOB: 1 BB: 1 P: 11	R: 0 E: 0 K: 1 S: 11	H: 0 LOB: 1 BB: 1 P: 21	R: 2 E: 0 K: 1 S: 10	H: 2 LOB: 1 BB: 2 P: 23	R: 0 E: 1 K: 1 S: 7	H: 0 LOB: 2 BB: 1 P: 23	R: 0 E: 0 K: 0 S: 14	H: 1 LOB: 2 BB: 1 P: 26	R: 0 E: 0 K: 0 S: 14	H: 2 LOB: 2 BB: 0 P: 15	R: 2 E: 0 K: 0 S: 15	H: 2 LOB: 2 BB: 2 P: 27	R: 0 E: 0 K: 1 S: 9	H: 0 LOB: 0 BB: 0 P: 15	1B: 7 2B: 0 3B: 0 HR: 0	SF: 1 SAC: 0 DP: 1 HBP: 0	WP: 1 PB: 0 SB: 4 CS: 0	PA: 45
<b>PITCHER</b>	IP WLS BF H R ER SO BB IBB HBP BLK WP HR S P ERA WHIP	5.0 0.0 22 2 2 2 2 5 0 0 0 0 0 0 7 10 3.60 1.400	6.1 1.0 3 0 0 0 1 0 0 0 0 0 0 0 7 10 0.00 0.000	7.1 1.2 9 3 0 0 0 1 0 0 0 0 0 0 26 38 0.00 2.400	8.1 1.1 8 2 2 2 0 1 1 0 0 0 0 0 17 30 13.50 2.250	10.1 1.0 3 0 0 0 1 0 0 0 0 0 0 0 9 15 0.00 0.000	<b>PITCHER</b>										IP WLS BF H R ER SO BB IBB HBP BLK WP HR S P ERA WHIP	5.0 0.0 22 2 2 2 2 5 0 0 0 0 0 0 7 10 3.60 1.400				

AB	36
R	4
H	7
RBI	3
BB	8
SO	4
LOB	26



Batter	1	2	3	4	5	6	7	8	9	10	AB	R	H	RBI	BB	SO	LOB	BOTTOM		
24 Grady Sizemore, L OBP: 0.374, SLG: 0.531 (1.8)	F7				F8				G4-3		5	0	0	0	0	1	3	<b>Minnesota Twins @ Cleveland Indians</b> Jacobs Field, Cleveland, OH Fri Sep 15 2006, 7:05 PM EDT Att: 32,473 - Cloudy - 68 F		
Casey Blake, R OBP: 0.370, SLG: 0.480 (1.9)	F8				K				P3		4	0	0	0	1	2	0			
41 Victor Martinez, S OBP: 0.360, SLG: 0.459 (1.2)					K				G5-3		4	1	1	0	1	2	0			
25 Ryan Garko, R OBP: 0.366, SLG: 0.516 (1.3)	HR				1B				K		5	1	2	3	0	1	2			
Kevin Kouzmanoff, R OBP: 0.222, SLG: 0.023 17 Shin-Soo Choo, L OBP: 0.352, SLG: 0.441 (10.10)	K				FC6-4				K2-3		3	0	0	0	0	2	1			
27 Hector Luna, R OBP: 0.339, SLG: 0.401 (1.6)									F8		4	1	2	0	0	1	0			
7 Joe Inglett, L OBP: 0.325, SLG: 0.377 (1.4)					SH5-3				G4-3		2	1	0	0	1	0	1			
30 Andy Marte, R OBP: 0.292, SLG: 0.421 (1.5)					F7				BB		3	0	0	0	1	0	4			
38 Franklin Gutierrez, R OBP: 0.315, SLG: 0.390 (1.7)					1B				G6-4-3		4	1	3	2	0	0	1			
					2B						4	1	3	2	0	0	1			
<b>Inning Stats</b>	R: 2 E: 0 K: 1 S: 11	H: 2 LOB: 0 BB: 0 P: 18	R: 1 E: 0 K: 0 S: 9	H: 2 LOB: 1 BB: 0 P: 12	R: 0 E: 0 K: 2 S: 12	H: 1 LOB: 1 BB: 0 P: 13	R: 1 E: 1 K: 0 S: 9	H: 2 LOB: 1 BB: 0 P: 12	R: 0 E: 0 K: 2 S: 9	H: 0 LOB: 0 BB: 0 P: 13	R: 0 E: 0 K: 1 S: 6	H: 0 LOB: 0 BB: 0 P: 7	R: 0 E: 0 K: 2 S: 13	H: 0 LOB: 1 BB: 2 P: 19	R: 1 E: 0 K: 1 S: 7	H: 1 LOB: 3 BB: 2 P: 18	1B: 4 2B: 3 3B: 0 HR: 1	SF: 0 SAC: 1 DP: 1 HBP: 0	WP: 1 PB: 0 SB: 0 CS: 0	PA: 40
<b>PITCHER</b>	IP WLS BF H R ER SO BB IBB HBP BLK WP HR S P ERA WHIP	8.0 2.77 31 7 4 3 7 1 0 0 0 0 0 0 14 21 3.38 1.000	9.1 1.0 5 1 1 1 2 1 0 0 0 0 0 0 3 12 9.00 2.000	10.1 0.1 3 0 0 0 1 0 2 0 0 1 0 3 12 0.00 0.000	10.1 0.1 1 0 0 0 0 0 0 0 0 0 0 3 4 0.00 0.000	<b>PITCHER</b>										IP WLS BF H R ER SO BB IBB HBP BLK WP HR S P ERA WHIP	8.0 2.77 31 7 4 3 7 1 0 0 0 0 0 14 21 3.38 1.000			





Batter	1	2	3	4	5	6	7	8	9	AB	R	H	RBI	BB	SO	LOB	TOP					
Luis Castillo, S OBP: 0.351, SLG: 0.371										5	1	3	0	0	0	2	<b>Minnesota Twins @ Cleveland Indians</b> Jacobs Field, Cleveland, OH Sat Sep 16 2006, 7:05 PM EDT Att: 26,757 - Partly Cloudy - 70 F					
8 Nick Punto, S OBP: 0.396, SLG: 0.392										3	1	1	0	0	0	1						
55 Mike Redmond, R OBP: 0.368, SLG: 0.416										4	0	3	3	1	0	1						
5 Michael Cuddyer, R OBP: 0.360, SLG: 0.507										5	0	3	0	0	0	2						
33 Justin Morneau, L OBP: 0.377, SLG: 0.575										5	0	0	0	0	0	7						
Tori Hunter, R OBP: 0.334, SLG: 0.474										4	1	1	1	0	2	1						
24 Rondell White, R OBP: 0.321, SLG: 0.354										4	0	1	0	0	1	0						
20 Lew Ford, R OBP: 0.280, SLG: 0.295										4	0	1	0	0	1	1						
Phil Nevin, R OBP: 0.322, SLG: 0.443										4	1	1	0	0	1	3						
Jason Bartlett, R OBP: 0.387, SLG: 0.415										4	1	1	0	0	1	3						
<b>Inning Stats</b>	R: 0 E: 0 K: 0 S: 13	H: 3 LOB: 2 BB: 0 P: 17	R: 0 E: 0 K: 0 S: 7	H: 0 LOB: 0 BB: 0 P: 12	R: 1 E: 0 K: 0 S: 7	H: 2 LOB: 1 BB: 0 P: 11	R: 1 E: 1 K: 1 S: 14	H: 2 LOB: 2 BB: 0 P: 21	R: 1 E: 0 K: 1 S: 10	H: 2 LOB: 1 BB: 0 P: 13	R: 0 E: 0 K: 0 S: 9	H: 0 LOB: 0 BB: 0 P: 14	R: 0 E: 0 K: 0 S: 19	H: 1 LOB: 2 BB: 1 P: 27	R: 0 E: 0 K: 2 S: 10	H: 1 LOB: 1 BB: 0 P: 13	R: 1 E: 0 K: 0 S: 9	H: 3 LOB: 1 BB: 0 P: 11	1B: 12 2B: 1 3B: 0 HR: 1	SF: 0 SAC: 2 DP: 2 HBP: 0	WP: 0 PB: 0 SB: 0 CS: 0	PA: 41
<b>PITCHER</b>	IP WLS BF H R ER SO BB IBB HBP BLK WP HR S P ERA WHIP	7.0 L 32 10 3 3 3 1 0 0 0 0 1 79 115 3.86 1.571	1.1 8 4 1 1 2 0 0 0 0 0 0 0 18 23 6.75 3.000	0.2 1 0 0 0 0 0 0 0 0 0 0 0 1 1 0.00 0.000	<b>PITCHER</b>										IP WLS BF H R ER SO BB IBB HBP BLK WP HR S P ERA WHIP							

AB	38
R	4
H	14
RBI	4
BB	1
SO	5
LOB	18



Batter	1	2	3	4	5	6	7	8	9	AB	R	H	RBI	BB	SO	LOB	BOTTOM					
24 Grady Sizemore, L OBP: 0.374, SLG: 0.531										4	1	2	0	0	0	0	<b>Minnesota Twins @ Cleveland Indians</b> Jacobs Field, Cleveland, OH Sat Sep 16 2006, 7:05 PM EDT Att: 26,757 - Partly Cloudy - 70 F					
Jason Michaels, R OBP: 0.326, SLG: 0.395										4	0	1	0	0	2	1						
41 Victor Martinez, S OBP: 0.380, SLG: 0.458										3	0	1	1	1	0	1						
25 Ryan Garko, R OBP: 0.383, SLG: 0.504										3	0	0	0	0	0	2						
Casey Blake, R OBP: 0.369, SLG: 0.477										4	0	1	0	0	0	4						
Aaron Boone, R OBP: 0.313, SLG: 0.370										4	0	1	0	0	1	1						
7 Joe Inglett, L OBP: 0.318, SLG: 0.368										4	0	0	0	0	1	1						
38 Franklin Gutierrez, R OBP: 0.306, SLG: 0.380										3	0	0	0	0	0	0						
2 Johnny Peralta, R OBP: 0.320, SLG: 0.382										3	0	0	0	0	0	0						
<b>Inning Stats</b>	R: 1 E: 0 K: 0 S: 12	H: 2 LOB: 1 BB: 0 P: 20	R: 0 E: 0 K: 1 S: 9	H: 0 LOB: 0 BB: 0 P: 12	R: 0 E: 0 K: 0 S: 16	H: 1 LOB: 3 BB: 1 P: 26	R: 0 E: 0 K: 0 S: 4	H: 1 LOB: 0 BB: 0 P: 6	R: 0 E: 0 K: 1 S: 7	H: 0 LOB: 0 BB: 0 P: 10	R: 0 E: 0 K: 0 S: 5	H: 1 LOB: 1 BB: 0 P: 10	R: 0 E: 0 K: 0 S: 8	H: 0 LOB: 0 BB: 0 P: 6	R: 0 E: 0 K: 1 S: 8	H: 1 LOB: 1 BB: 0 P: 11		R: 0 E: 0 K: 1 S: 8	H: 0 LOB: 0 BB: 0 P: 12	1B: 6 2B: 1 3B: 0 HR: 0	SF: 0 SAC: 0 DP: 1 HBP: 1	WP: 0 PB: 0 SB: 0 CS: 0
<b>PITCHER</b>	IP WLS BF H R ER SO BB IBB HBP BLK WP HR S P ERA WHIP	7.0 W 27 5 1 1 2 1 0 1 0 0 0 7 10 0.00 1.500	0.2 H 3 1 0 0 1 0 0 0 0 0 0 1 1 0.00 0.000	0.1 H 1 0 0 0 0 0 0 0 0 0 0 1 1 0.00 0.000	1.0 S 3 0 0 0 1 0 0 0 0 0 0 8 12 0.00 0.000	<b>PITCHER</b>										IP WLS BF H R ER SO BB IBB HBP BLK WP HR S P ERA WHIP						

AB	32
R	1
H	6
RBI	1
BB	1
SO	4
LOB	10









Batter	1	2	3	4	5	6	7	8	9	AB	R	H	RBI	BB	SO	LOB	TOP					
Luis Castillo, S OBP: 0.355, SLG: 0.371	P2	G6-3						G6-3									5 0 3 0 0 0 0					
8 Nick Punto, S OBP: 0.362, SLG: 0.386	G5-3	G6-3						L8									4 0 0 0 1 0 2					
7 Joe Mauer, L OBP: 0.429, SLG: 0.494		L7															5 0 1 0 0 1 4					
5 Michael Cuddyer, R OBP: 0.357, SLG: 0.503																	5 1 1 0 0 2 1					
33 Justin Morneau, L OBP: 0.381, SLG: 0.578																	5 2 5 1 0 0 0					
Tori Hunter, R OBP: 0.336, SLG: 0.478																	3 1 2 2 1 0 1					
20 Lew Ford, R OBP: 0.279, SLG: 0.294																	1 0 0 0 0 1 1					
24 Rondell White, R OBP: 0.354, SLG: 0.368																	4 1 1 1 0 1 4					
Jason Tyner, L OBP: 0.354, SLG: 0.368																	1 0 0 0 0 0 1					
Phil Nevin, R OBP: 0.323, SLG: 0.439																	3 1 0 0 1 1 4					
Jason Bartlett, R OBP: 0.383, SLG: 0.421																	4 1 1 3 0 0 0					
<b>Inning Stats</b>	R: 0 E: 0 K: 1 S: 11	H: 1 LOB: 1 BB: 0 P: 13	R: 4 E: 0 K: 0 S: 23	H: 4 LOB: 1 BB: 1 P: 36	R: 2 E: 0 K: 2 S: 13	H: 2 LOB: 0 BB: 1 P: 17	R: 0 E: 0 K: 0 S: 7	H: 1 LOB: 1 BB: 1 P: 11	R: 0 E: 0 K: 1 S: 13	H: 2 LOB: 2 BB: 0 P: 20	R: 0 E: 0 K: 0 S: 9	H: 1 LOB: 1 BB: 0 P: 16	R: 0 E: 0 K: 0 S: 14	H: 1 LOB: 2 BB: 1 P: 23	R: 0 E: 0 K: 0 S: 7	H: 0 LOB: 0 BB: 0 P: 8	R: 1 E: 0 K: 2 S: 14	H: 2 LOB: 1 BB: 0 P: 18	1B: 9 2B: 3 3B: 0 HR: 2	SF: 0 SAC: 0 DP: 1 HBP: 0	WP: 1 PB: 0 SB: 2 CS: 0	PA: 43
<b>PITCHER</b>	IP WLS BF H R ER SO BB IBB HBP BLK WP HR S P ERA WHIP	<b>PITCHER</b>																				
49 Tim Wakefield, R ERA: 4.5	3.1 L 20 8 6 6 3 2 0 0 0 0 1 2 52 75 16.20 3.000																					
Lenny DiNardo, L ERA: 7.17	3.2 15 4 0 0 1 1 0 0 0 0 0 38 61 0.00 1.364																					
Bryan Corey, R ERA: 2.55	1.1 5 1 1 1 1 0 0 0 0 0 0 11 13 6.75 0.750																					
48 Javier López, L ERA: 3.21	0.2 3 1 0 0 1 0 0 0 0 0 0 10 13 0.00 1.500																					
<b>Batter</b>	<b>1</b>	<b>2</b>	<b>3</b>	<b>4</b>	<b>5</b>	<b>6</b>	<b>7</b>	<b>8</b>	<b>9</b>	<b>AB</b>	<b>R</b>	<b>H</b>	<b>RBI</b>	<b>BB</b>	<b>SO</b>	<b>LOB</b>	<b>BOTTOM</b>					
Coco Crisp, S OBP: 0.317, SLG: 0.388	L6																4 0 0 0 1 0 1					
Mark Loretta, R OBP: 0.354, SLG: 0.365	F8																4 0 0 0 0 0 2					
34 David Ortiz, L OBP: 0.402, SLG: 0.619	G6-3																5 0 0 0 0 3 1					
20 Kevin Youkilis, R OBP: 0.385, SLG: 0.435																	1 0 1 0 0 0 0					
60 David Murphy, L OBP: 0.316, SLG: 0.471																	1 1 0 0 1 0 0					
Gabe Kapler, R OBP: 0.328, SLG: 0.352																	1 0 0 0 0 1 1					
Trot Nixon, L OBP: 0.387, SLG: 0.410																	3 0 0 0 1 2 2					
25 Mike Lowell, R OBP: 0.340, SLG: 0.464																	4 1 1 0 0 1 3					
12 Eric Hinske, L OBP: 0.298, SLG: 0.471																	3 1 2 1 0 0 1					
15 Dustin Pedroia, R OBP: 0.238, SLG: 0.276																	1 0 1 0 0 0 0					
28 Doug Mirabello, R OBP: 0.272, SLG: 0.337																	3 0 2 1 1 0 0					
Alex Gonzalez, R OBP: 0.298, SLG: 0.392																	2 0 0 1 0 0 2					
Jason Varitek, S OBP: 0.338, SLG: 0.414																	1 0 0 0 0 0 2					
13 Alex Cora, L OBP: 0.322, SLG: 0.300																	0 0 0 0 0 0 0					
<b>Inning Stats</b>	R: 0 E: 0 K: 0 S: 12	H: 0 LOB: 0 BB: 0 P: 18	R: 0 E: 0 K: 1 S: 9	H: 1 LOB: 1 BB: 0 P: 12	R: 0 E: 0 K: 0 S: 6	H: 0 LOB: 1 BB: 1 P: 11	R: 0 E: 0 K: 1 S: 7	H: 0 LOB: 1 BB: 1 P: 13	R: 0 E: 0 K: 2 S: 15	H: 3 LOB: 2 BB: 1 P: 26	R: 0 E: 0 K: 1 S: 9	H: 0 LOB: 1 BB: 0 P: 11	R: 0 E: 0 K: 1 S: 10	H: 1 LOB: 2 BB: 1 P: 18	R: 0 E: 0 K: 1 S: 8	H: 0 LOB: 0 BB: 0 P: 10	1B: 6 2B: 1 3B: 0 HR: 0	SF: 1 SAC: 0 DP: 1 HBP: 1	WP: 1 PB: 0 SB: 0 CS: 0	PA: 39		
<b>PITCHER</b>	IP WLS BF H R ER SO BB IBB HBP BLK WP HR S P ERA WHIP	<b>PITCHER</b>																				
21 Matt Garza, R ERA: 5.4	5.2 W 25 5 3 3 4 3 0 0 0 0 0 8 11 4.76 1.412																					
28 Jesse Crain, R ERA: 3.77	0.2 H 4 1 0 0 0 0 0 1 0 0 0 8 11 0.00 1.500																					
37 Denny Reyes, L ERA: 0.94	1.1 H 5 1 0 0 2 0 0 0 0 1 0 12 14 0.00 0.750																					
Juan Rincon, R ERA: 2.88	0.1 H 2 0 0 0 0 1 0 0 0 0 0 2 8 0.00 3.000																					
36 Joe Nathan, R ERA: 1.73	1.0 3 0 0 0 1 0 0 0 0 0 0 8 10 0.00 0.000																					

Minnesota Twins @ Boston Red Sox  
Fenway Park, Boston, MA  
Tue Sep 19 2006, 7:05 PM EDT  
Att: 36,242 - Partly Cloudy - 74 F

AB 40  
R 7  
H 14  
RBI 7  
BB 3  
SO 6  
LOB 18



Minnesota Twins @ Boston Red Sox  
Fenway Park, Boston, MA  
Tue Sep 19 2006, 7:05 PM EDT  
Att: 36,242 - Partly Cloudy - 74 F

AB 33  
R 3  
H 7  
RBI 3  
BB 4  
SO 7  
LOB 15





Batter	1	2	3	4	5	6	7	8	9	AB	R	H	RBI	BB	SO	LOB	TOP					
Luis Castillo, S (1.4) OBP: 0.355, SLG: 0.372	G5-3		G5-3	K						5	0	2	0	0	1	2	<b>Minnesota Twins @ Boston Red Sox</b> Fenway Park, Boston, MA Wed Sep 20 2006, 7:05 PM EDT Att: 36,484 - Clear - 71 F <a href="http://livebaseballscorecards.com">livebaseballscorecards.com</a>					
8 Nick Punto, S (1.5) OBP: 0.360, SLG: 0.384	G1-3		1B		G4-3					5	0	1	0	0	1	4						
7 Joe Mauer, L (1.2) OBP: 0.429, SLG: 0.495	2B		F8							5	2	2	0	0	1	2						
5 Michael Cuddyer, R (1.9) OBP: 0.361, SLG: 0.507	1B		1B							4	2	3	1	0	1	0						
33 Justin Morneau, L (1.3) OBP: 0.381, SLG: 0.576	P5		G4-3							4	2	1	1	1	0	3						
Tori Hunter, R (1.8) OBP: 0.336, SLG: 0.483		G4-3								5	1	2	4	0	0	1						
24 Rondell White, R (1.7) OBP: 0.287, SLG: 0.359										3	0	2	0	1	0	1						
20 Lew Ford, R (8. PR) OBP: 0.282, SLG: 0.297										1	1	1	1	0	0	0						
Jason Tyner, L (1.10) OBP: 0.355, SLG: 0.369										5	0	2	0	0	0	3						
Jason Bartlett, R (1.6) OBP: 0.378, SLG: 0.414										5	0	0	1	0	1	6						
<b>Inning Stats</b>	R: 1 E: 0 K: 0 S: 20	H: 2 LOB: 1 BB: 0 P: 28	R: 0 E: 0 K: 0 S: 14	H: 1 LOB: 1 BB: 0 P: 19	R: 0 E: 0 K: 0 S: 16	H: 2 LOB: 2 BB: 0 P: 25	R: 0 E: 0 K: 1 S: 11	H: 2 LOB: 0 BB: 0 P: 15	R: 0 E: 0 K: 2 S: 11	H: 0 LOB: 0 BB: 0 P: 17	R: 0 E: 1 K: 1 S: 12	H: 1 LOB: 1 BB: 0 P: 16	R: 4 E: 0 K: 0 S: 15	H: 5 LOB: 1 BB: 1 P: 28	R: 3 E: 0 K: 1 S: 11	H: 3 LOB: 1 BB: 0 P: 14	1B: 12 2B: 4 3B: 0 HR: 1	SF: 0 SAC: 0 DP: 1 HBP: 1	WP: 1 PB: 0 SB: 1 CS: 0	PA: 45		
<b>PITCHER</b>	IP WLS BF H R ER SO BB IBB HBP BLK WP HR S P ERA WHIP	IP WLS BF H R ER SO BB IBB HBP BLK WP HR S P ERA WHIP	IP WLS BF H R ER SO BB IBB HBP BLK WP HR S P ERA WHIP	IP WLS BF H R ER SO BB IBB HBP BLK WP HR S P ERA WHIP	IP WLS BF H R ER SO BB IBB HBP BLK WP HR S P ERA WHIP	IP WLS BF H R ER SO BB IBB HBP BLK WP HR S P ERA WHIP	IP WLS BF H R ER SO BB IBB HBP BLK WP HR S P ERA WHIP	IP WLS BF H R ER SO BB IBB HBP BLK WP HR S P ERA WHIP	IP WLS BF H R ER SO BB IBB HBP BLK WP HR S P ERA WHIP	IP WLS BF H R ER SO BB IBB HBP BLK WP HR S P ERA WHIP	IP WLS BF H R ER SO BB IBB HBP BLK WP HR S P ERA WHIP	IP WLS BF H R ER SO BB IBB HBP BLK WP HR S P ERA WHIP	IP WLS BF H R ER SO BB IBB HBP BLK WP HR S P ERA WHIP	IP WLS BF H R ER SO BB IBB HBP BLK WP HR S P ERA WHIP	IP WLS BF H R ER SO BB IBB HBP BLK WP HR S P ERA WHIP	IP WLS BF H R ER SO BB IBB HBP BLK WP HR S P ERA WHIP	IP WLS BF H R ER SO BB IBB HBP BLK WP HR S P ERA WHIP	IP WLS BF H R ER SO BB IBB HBP BLK WP HR S P ERA WHIP	IP WLS BF H R ER SO BB IBB HBP BLK WP HR S P ERA WHIP	IP WLS BF H R ER SO BB IBB HBP BLK WP HR S P ERA WHIP	IP WLS BF H R ER SO BB IBB HBP BLK WP HR S P ERA WHIP	IP WLS BF H R ER SO BB IBB HBP BLK WP HR S P ERA WHIP

AB	42
R	8
H	16
RBI	8
BB	2
SO	5
LOB	22



Batter	1	2	3	4	5	6	7	8	9	AB	R	H	RBI	BB	SO	LOB	BOTTOM					
Coco Crisp, S (1.8) OBP: 0.317, SLG: 0.385	F7		G4-3							3	0	0	0	1	0	0	<b>Minnesota Twins @ Boston Red Sox</b> Fenway Park, Boston, MA Wed Sep 20 2006, 7:05 PM EDT Att: 36,484 - Clear - 71 F <a href="http://livebaseballscorecards.com">livebaseballscorecards.com</a>					
Mark Loretta, R (1.3) OBP: 0.351, SLG: 0.363	G5-3		P4							4	0	0	0	0	0	1						
34 David Ortiz, L (1.10) OBP: 0.404, SLG: 0.625	1B		F8							3	1	2	1	1	0	0						
25 Mike Lowell, R (1.5) OBP: 0.338, SLG: 0.460	FC6-4									4	0	0	0	0	1	3						
Trot Nixon, L (1.9) OBP: 0.385, SLG: 0.408										4	0	1	0	0	1	0						
Jason Varitek, S (1.2) OBP: 0.337, SLG: 0.418										4	1	1	0	0	2	1						
12 Eric Hinske, L (1.7) OBP: 0.342, SLG: 0.473										3	0	1	0	0	2	1						
Gabe Kapler, R (7. PR) OBP: 0.325, SLG: 0.349										1	0	0	0	0	0	0						
15 Dustin Pedroia, R (1.4) OBP: 0.258, SLG: 0.295										3	0	2	1	0	0	1						
13 Alex Cora, L (1.6) OBP: 0.318, SLG: 0.295										3	0	0	0	0	1	2						
<b>Inning Stats</b>	R: 0 E: 0 K: 0 S: 8	H: 1 LOB: 1 BB: 0 P: 11	R: 1 E: 0 K: 2 S: 11	H: 2 LOB: 0 BB: 0 P: 14	R: 0 E: 0 K: 0 S: 6	H: 0 LOB: 0 BB: 0 P: 7	R: 0 E: 0 K: 0 S: 8	H: 0 LOB: 0 BB: 0 P: 10	R: 0 E: 0 K: 2 S: 8	H: 1 LOB: 0 BB: 0 P: 13	R: 1 E: 0 K: 0 S: 8	H: 1 LOB: 1 BB: 0 P: 11	R: 0 E: 0 K: 1 S: 11	H: 2 LOB: 2 BB: 2 P: 24	R: 0 E: 0 K: 1 S: 7	H: 0 LOB: 0 BB: 0 P: 9	1B: 4 2B: 1 3B: 1 HR: 1	SF: 0 SAC: 0 DP: 0 HBP: 0	WP: 0 PB: 0 SB: 0 CS: 2	PA: 34		
<b>PITCHER</b>	IP WLS BF H R ER SO BB IBB HBP BLK WP HR S P ERA WHIP	IP WLS BF H R ER SO BB IBB HBP BLK WP HR S P ERA WHIP	IP WLS BF H R ER SO BB IBB HBP BLK WP HR S P ERA WHIP	IP WLS BF H R ER SO BB IBB HBP BLK WP HR S P ERA WHIP	IP WLS BF H R ER SO BB IBB HBP BLK WP HR S P ERA WHIP	IP WLS BF H R ER SO BB IBB HBP BLK WP HR S P ERA WHIP	IP WLS BF H R ER SO BB IBB HBP BLK WP HR S P ERA WHIP	IP WLS BF H R ER SO BB IBB HBP BLK WP HR S P ERA WHIP	IP WLS BF H R ER SO BB IBB HBP BLK WP HR S P ERA WHIP	IP WLS BF H R ER SO BB IBB HBP BLK WP HR S P ERA WHIP	IP WLS BF H R ER SO BB IBB HBP BLK WP HR S P ERA WHIP	IP WLS BF H R ER SO BB IBB HBP BLK WP HR S P ERA WHIP	IP WLS BF H R ER SO BB IBB HBP BLK WP HR S P ERA WHIP	IP WLS BF H R ER SO BB IBB HBP BLK WP HR S P ERA WHIP	IP WLS BF H R ER SO BB IBB HBP BLK WP HR S P ERA WHIP	IP WLS BF H R ER SO BB IBB HBP BLK WP HR S P ERA WHIP	IP WLS BF H R ER SO BB IBB HBP BLK WP HR S P ERA WHIP	IP WLS BF H R ER SO BB IBB HBP BLK WP HR S P ERA WHIP	IP WLS BF H R ER SO BB IBB HBP BLK WP HR S P ERA WHIP	IP WLS BF H R ER SO BB IBB HBP BLK WP HR S P ERA WHIP	IP WLS BF H R ER SO BB IBB HBP BLK WP HR S P ERA WHIP	IP WLS BF H R ER SO BB IBB HBP BLK WP HR S P ERA WHIP

AB	32
R	2
H	7
RBI	2
BB	2
SO	7
LOB	9









Batter	1	2	3	4	5	6	7	8	9	AB	R	H	RBI	BB	SO	LOB	TOP					
Luis Castillo, S OBP: 0.354, SLG: 0.370										4	0	2	1	0	0	0	<b>Minnesota Twins @ Baltimore Orioles</b> Oriole Park at Camden Yards, Baltimore, MD Fri Sep 22 2006, 7:05 PM EDT Att: 21,051 - Cloudy - 72 F					
8 Nick Punto, S OBP: 0.357, SLG: 0.380										4	0	0	0	0	1	3						
7 Joe Mauer, L OBP: 0.428, SLG: 0.495										4	0	1	0	0	1	1						
5 Michael Cuddyer, R OBP: 0.357, SLG: 0.500										3	0	0	0	1	1	1						
33 Justin Morneau, L OBP: 0.379, SLG: 0.570										3	0	0	0	1	2	2						
Tori Hunter, R OBP: 0.337, SLG: 0.482										4	2	1	0	0	0	1						
24 Rondell White, R OBP: 0.284, SLG: 0.354										3	0	1	1	0	1	1						
20 Lew Ford, R OBP: 0.281, SLG: 0.296										1	1	0	0	0	0	0						
Jason Tyner, L OBP: 0.344, SLG: 0.356										4	0	0	0	0	2	2						
Jason Bartlett, R OBP: 0.383, SLG: 0.417										2	0	1	1	1	1	0						
<b>Inning Stats</b>	R: 0 E: 1 K: 1 S: 12	H: 1 LOB: 2 BB: 1 P: 19	R: 1 E: 0 K: 1 S: 13	H: 2 LOB: 2 BB: 0 P: 19	R: 0 E: 0 K: 2 S: 11	H: 1 LOB: 1 BB: 0 P: 22	R: 0 E: 0 K: 2 S: 9	H: 0 LOB: 0 BB: 0 P: 15	R: 0 E: 0 K: 1 S: 7	H: 0 LOB: 0 BB: 0 P: 9	R: 0 E: 0 K: 0 S: 7	H: 0 LOB: 0 BB: 0 P: 11	R: 2 E: 0 K: 1 S: 18	H: 2 LOB: 3 BB: 2 P: 33	R: 0 E: 0 K: 1 S: 12	H: 0 LOB: 0 BB: 0 P: 15	R: 0 E: 0 K: 0 S: 6	H: 0 LOB: 0 BB: 0 P: 9	1B: 6 2B: 0 3B: 0 HR: 0	SF: 0 SAC: 1 DP: 0 HBP: 0	WP: 2 PB: 0 SB: 4 CS: 1	PA: 36
<b>PITCHER</b>	IP WLS BF H R ER SO BB IBB HBP BLK WP HR S P ERA WHIP	6.2 W 27 5 3 3 8 3 0 0 0 2 0 70 118 4.05 1.200	1.1 H 5 1 0 0 1 0 0 0 0 0 0 19 25 0.00 0.750	1.0 3 0 0 0 0 0 0 0 0 0 0 0 6 9 0.00 0.000	<b>PITCHER</b>										IP WLS BF H R ER SO BB IBB HBP BLK WP HR S P ERA WHIP							

Batter	1	2	3	4	5	6	7	8	9	AB	R	H	RBI	BB	SO	LOB	BOTTOM			
1 Brian Roberts, S OBP: 0.356, SLG: 0.422										5	3	3	3	0	1	2	<b>Minnesota Twins @ Baltimore Orioles</b> Oriole Park at Camden Yards, Baltimore, MD Fri Sep 22 2006, 7:05 PM EDT Att: 21,051 - Cloudy - 72 F			
6 Melvin Mora, R OBP: 0.342, SLG: 0.395										5	1	2	1	0	0	3				
21 Nick Markakis, L OBP: 0.357, SLG: 0.460										4	0	2	2	1	0	2				
10 Miguel Tejada, R OBP: 0.380, SLG: 0.497										5	0	3	0	0	0	3				
31 Jay Gibbons, L OBP: 0.340, SLG: 0.465										5	0	2	1	0	0	4				
55 Ramon Hernandez, R OBP: 0.343, SLG: 0.472										4	0	1	0	0	0	3				
17 Corey Patterson, L OBP: 0.307, SLG: 0.422										4	0	0	0	0	1	2				
Kevin Millar, R OBP: 0.362, SLG: 0.424										4	0	1	0	0	1	1				
12 Brandon Fahey, L OBP: 0.305, SLG: 0.308										0	1	0	0	0	0	0				
Chris Gomez, R OBP: 0.384, SLG: 0.435										0	0	0	0	0	0	0				
39 Jeff Fiorentino, L OBP: 0.423, SLG: 0.333										2	2	1	0	1	0	0				
<b>Inning Stats</b>	R: 1 E: 0 K: 0 S: 10	H: 3 LOB: 2 BB: 0 P: 13	R: 3 E: 0 K: 0 S: 16	H: 4 LOB: 2 BB: 1 P: 28	R: 0 E: 0 K: 2 S: 10	H: 0 LOB: 0 BB: 0 P: 13	R: 0 E: 1 K: 0 S: 6	H: 0 LOB: 2 BB: 1 P: 14	R: 0 E: 0 K: 0 S: 10	H: 1 LOB: 1 BB: 0 P: 17	R: 1 E: 0 K: 1 S: 11	H: 2 LOB: 1 BB: 0 P: 18	R: 0 E: 0 K: 0 S: 5	H: 1 LOB: 0 BB: 0 P: 11	R: 2 E: 0 K: 0 S: 15	H: 4 LOB: 2 BB: 0 P: 20	1B: 10 2B: 4 3B: 0 HR: 1	SF: 0 SAC: 1 DP: 0 HBP: 0	WP: 0 PB: 0 SB: 1 CS: 1	PA: 42
<b>PITCHER</b>	IP WLS BF H R ER SO BB IBB HBP BLK WP HR S P ERA WHIP	5.2 L 30 10 1 0 0 2 0 0 0 0 0 6 13 0.00 1.500	0.2 3 1 0 0 0 0 0 0 0 0 0 0 1 3 0.00 0.000	1.0 7 4 2 2 0 0 0 0 0 0 0 0 15 20 18.00 4.000	<b>PITCHER</b>										IP WLS BF H R ER SO BB IBB HBP BLK WP HR S P ERA WHIP					











Batter	1	2	3	4	5	6	7	8	9	AB	R	H	RBI	BB	SO	LOB	TOP										
2 <b>Joey Gathright, L</b> OBP: 0.316, SLG: 0.286	2-1 G6-3			4-2 G6-4-3 BB		2-2 G6-3			1-2 G6-3	3	0	0	0	1	0	0	<b>Kansas City Royals @ Minnesota Twins</b> Hubert H. Humphrey Metrodome, Minneapolis, MN Mon Sep 25 2006, 8:10 PM EDT Att: 18,108 - Dome - 68 F <a href="http://livebaseballscorecards.com">livebaseballscorecards.com</a>										
Esteban German, R OBP: 0.420, SLG: 0.465	1-0 G1-3			0-2 G6-4-3 1-2		2-2 L6			3-3 K2-3	4	0	0	0	0	1	1											
9 <b>David DeJesus, L</b> OBP: 0.364, SLG: 0.431	3-2 G5-3			0-3 K			2-1 F7		0-0 1B	4	0	1	0	0	1	0											
Emil Brown, R OBP: 0.358, SLG: 0.456		2-2 F9			2-2 2B		4-2 BB		1-1 G1-3	3	0	1	0	1	0	1											
43 <b>Ryan Shealy, R</b> OBP: 0.333, SLG: 0.450		0-1 F8			0-3 K		2-3 K			3	0	0	0	0	2	2											
32 <b>Shane Costa, L</b> OBP: 0.292, SLG: 0.397		1-3 K			2-2 F8		0-1 P2			3	0	0	0	0	1	2											
14 <b>John Buck, R</b> OBP: 0.304, SLG: 0.395			2-0 G6-3		0-1 F9			0-0 F7		3	0	0	0	0	0	1											
Jeff Keppinger, R OBP: 0.262, SLG: 0.308			0-1 G6-3			1-0 G6-3		2-3 K		3	0	0	0	0	1	0											
4 <b>Angel Berroa, R</b> OBP: 0.261, SLG: 0.338			2-3 K			2-2 HR		2-2 F9		3	1	1	1	0	1	0											
<b>Inning Stats</b>	R: 0 E: 0 K: 0 S: 8	H: 0 LOB: 0 BB: 0 P: 14	R: 0 E: 0 K: 1 S: 10	H: 0 LOB: 0 BB: 0 P: 13	R: 0 E: 0 K: 1 S: 10	H: 0 LOB: 0 BB: 0 P: 14	R: 0 E: 0 K: 1 S: 10	H: 1 LOB: 1 BB: 0 P: 16	R: 1 E: 0 K: 0 S: 10	H: 1 LOB: 0 BB: 0 P: 17	R: 0 E: 0 K: 1 S: 10	H: 0 LOB: 1 BB: 1 P: 18	R: 0 E: 0 K: 1 S: 9	H: 0 LOB: 0 BB: 0 P: 13	R: 0 E: 0 K: 1 S: 10	H: 1 LOB: 1 BB: 0 P: 15	1B: 1 2B: 1 3B: 0 HR: 1	SF: 0 SAC: 0 DP: 1 HBP: 0	WP: 0 PB: 0 SB: 0 CS: 0	PA: 31							
<b>PITCHER</b>	IP	WLS	BF	H	R	ER	SO	BB	IBB	HBP	BLK	WP	HR	S	P	ERA	WHIP										
26 <b>Boof Bonser, R</b> ERA: 4.15	6.2	W	23	2	1	1	5	2	0	0	0	0	1	68	104	1.35	0.600										
37 <b>Dennys Reyes, L</b> ERA: 0.91	0.1	H	1	0	0	0	0	0	0	0	0	0	0	2	2	0.00	0.000										
17 <b>Pat Neshek, R</b> ERA: 2.31	1.0		3	0	0	0	1	0	0	0	0	0	0	9	13	0.00	0.000										
36 <b>Joe Nathan, R</b> ERA: 1.65	1.0		4	1	0	0	1	0	0	0	0	0	0	10	15	0.00	1.000										

Batter	1	2	3	4	5	6	7	8	9	AB	R	H	RBI	BB	SO	LOB	BOTTOM										
Luis Castillo, S OBP: 0.358, SLG: 0.372	4-1 7 1B 8 1B BB		0-0 F8	4-2 1-2 2-3 BB		3-1 F7		3-2 G5-3		3	1	0	0	2	0	1	<b>Kansas City Royals @ Minnesota Twins</b> Hubert H. Humphrey Metrodome, Minneapolis, MN Mon Sep 25 2006, 8:10 PM EDT Att: 18,108 - Dome - 68 F <a href="http://livebaseballscorecards.com">livebaseballscorecards.com</a>										
8 <b>Nick Punto, S</b> OBP: 0.361, SLG: 0.384	1-2 5 1B 6 1B 7 1B		3-1 7 BB	0-0 G6-3		0-1 2H 1B		1-2 G1-3		5	0	3	1	0	0	3											
7 <b>Joe Mauer, L</b> OBP: 0.432, SLG: 0.503	0-1 5 1B 6 1B		4-1 1-2 BB		2-3 K		4-0 1B		0-0 5 1B 33 HR	3	1	2	1	2	1	0											
5 <b>Michael Cuddyer, R</b> OBP: 0.358, SLG: 0.494	3-2 G4-6-3		0-3 K		0-0 F7		2-3 K		3-2 E8 33 HR	5	1	1	0	0	2	6											
33 <b>Justin Morneau, L</b> OBP: 0.380, SLG: 0.570	0-2 G6-3		0-0 F8		4-0 BB		0-0 HR		3-2 2H 3H HR	4	2	2	3	1	0	1											
Torii Hunter, R OBP: 0.340, SLG: 0.495		0-3 K		1-2 1B 2B		4-2 1-2 BB		2-0 1H HR		4	2	2	2	1	1	0											
Phil Nevin, R OBP: 0.323, SLG: 0.443		2-1 L6		4-0 BB 1B BB		0-3 K		0-0 F8		3	0	0	0	1	1	2											
Jason Tyner, L OBP: 0.347, SLG: 0.359		1-3 K2-3		0-0 BB 1B		1-0 8 1B 1B		2-1 G6-3		4	1	2	1	0	1	0											
20 <b>Lew Ford, R</b> OBP: 0.293, SLG: 0.298				1-2 3H 1B		1-0 8 1B 1B		1-1 G5-3		0	0	0	0	0	0	0											
Jason Bartlett, R OBP: 0.377, SLG: 0.407			2-3 K		0-0 F7		1-0 G1-3			4	0	0	0	0	1	3											
<b>Inning Stats</b>	R: 1 E: 0 K: 0 S: 13	H: 2 LOB: 1 BB: 1 P: 21	R: 0 E: 0 K: 2 S: 8	H: 0 LOB: 0 BB: 0 P: 11	R: 0 E: 0 K: 2 S: 12	H: 1 LOB: 2 BB: 1 P: 21	R: 1 E: 0 K: 0 S: 11	H: 2 LOB: 3 BB: 2 P: 20	R: 0 E: 0 K: 2 S: 10	H: 0 LOB: 2 BB: 2 P: 20	R: 1 E: 0 K: 0 S: 10	H: 2 LOB: 2 BB: 1 P: 21	R: 2 E: 0 K: 0 S: 7	H: 2 LOB: 0 BB: 0 P: 12	R: 3 E: 1 K: 0 S: 19	H: 3 LOB: 0 BB: 0 P: 29	1B: 9 2B: 1 3B: 0 HR: 2	SF: 0 SAC: 0 DP: 1 HBP: 0	WP: 0 PB: 0 SB: 1 CS: 0	PA: 42							
<b>PITCHER</b>	IP	WLS	BF	H	R	ER	SO	BB	IBB	HBP	BLK	WP	HR	S	P	ERA	WHIP										
36 <b>Jorge De La Rosa, L</b> ERA: 6.49	4.2	L	24	5	2	2	5	6	0	0	0	0	1	51	90	3.86	2.357										
23 <b>Zack Greinke, R</b> ERA: 8.1	2.1		12	4	3	3	2	0	1	0	0	0	1	20	36	11.57	1.714										
41 <b>Jimmy Gobble, L</b> ERA: 5.28	1.0		6	3	3	3	0	0	0	0	0	0	1	19	29	27.00	3.000										

AB 29  
R 1  
H 3  
RBI 1  
BB 2  
SO 7  
LOB 7



AB 35  
R 8  
H 12  
RBI 8  
BB 7  
SO 7  
LOB 16









Batter	1	2	3	4	5	6	7	8	9	AB	R	H	RBI	BB	SO	LOB	TOP			
9 David DeJesus, L (1, 8) OBP: 0.363, SLG: 0.437	1-1 P6		2-1 HR	0-0 L7		2-2 G1-3		1-0 G4-3		5	1	1	1	0	0	3				
Esteban German, R (1, 5) OBP: 0.421, SLG: 0.460	1-1 G1-3		1-0 G6-3		4-2 BB 32 1B 14 1B		0-0 CS 1B		3-2 BB HBP	3	1	1	0	1	0	0				
29 Mike Sweeney, R (1, 10) OBP: 0.336, SLG: 0.410	0-0 P3			0-2 HR	0-0 F9		0-2 F8		0-0 P4	5	1	1	1	0	0	3				
Emil Brown, R (1, 7) OBP: 0.359, SLG: 0.458		1-2 G6-3		1-0 G6-3	0-0 F8		1-1 1B		4-2 32 L1-3 BB	4	0	1	0	1	0	1				
32 Shane Costa, L (1, 9) OBP: 0.301, SLG: 0.403		2-2 HBP		2-2 14 2B	1-1 1B		0-0 F8		0-0 L1-3	4	1	2	0	0	0	3				
14 John Buck, R (1, 2) OBP: 0.306, SLG: 0.399	2-2 P4			0-0 1B 4 1B	1-1 1B				0-0 G5-3	4	1	2	2	0	0	1				
Paul Phillips, R (1, 3) OBP: 0.283, SLG: 0.311	3-1 G5-3			0-1 1B 1 SF8	1-1 F7				0-0 B5	4	1	1	0	0	0	3				
4 Angel Berroa, R (1, 6) OBP: 0.260, SLG: 0.337			0-2 G4-3	0-0 1B	0-3 K			2-2 1B		4	0	2	1	0	1	0				
1 Angel Sanchez, R (1, 4) OBP: 0.231, SLG: 0.250			0-0 G6-3	1-2 SF8	1-1 G5-3			1-2 1B		3	0	1	1	0	0	0				
<b>Inning Stats</b>	R: 0 E: 0 K: 0 S: 5	H: 0 LOB: 0 BB: 0 P: 7	R: 0 E: 0 K: 0 S: 10	H: 0 LOB: 1 BB: 0 P: 18	R: 1 E: 0 K: 0 S: 7	H: 1 LOB: 0 BB: 0 P: 10	R: 4 E: 0 K: 0 S: 15	H: 5 LOB: 1 BB: 0 P: 19	R: 1 E: 0 K: 1 S: 12	H: 2 LOB: 2 BB: 1 P: 19	R: 0 E: 0 K: 0 S: 7	H: 2 LOB: 1 BB: 0 P: 8	R: 0 E: 0 K: 0 S: 9	H: 2 LOB: 2 BB: 0 P: 13	R: 0 E: 0 K: 0 S: 6	H: 0 LOB: 1 BB: 1 P: 13	1B: 8 2B: 3 3B: 0 HR: 2	SF: 1 SAC: 0 DP: 1 HBP: 2	WP: 0 PB: 0 CS: 1	PA: 41
<b>PITCHER</b>	IP WLS BF H R ER SO BB IBB HBP BLK WP HR S P ERA WHIP																			
Carlos Silva, R (1, 1) ERA: 6.07	4.0 L 19 6 5 5 0 0 0 0 0 0 0 2 37 54 11.25 1.500																			
54 Matt Guerrier, R (5, 1) ERA: 3.31	2.0 9 2 1 1 1 1 0 0 0 0 0 0 20 30 4.50 1.500																			
Willie Eyre, R (7, 1) ERA: 5.49	1.2 8 4 0 0 0 0 0 0 0 0 0 0 15 19 0.00 2.400																			
Juan Rincon, R (8, 1) ERA: 2.99	1.1 5 0 0 0 0 1 0 0 0 0 0 0 7 15 0.00 0.750																			

Kansas City Royals @ Minnesota Twins  
Hubert H. Humphrey Metrodome, Minneapolis, MN

Wed Sep 27 2006, 8:10 PM EDT  
Att: 28,540 - Dome - 70 F

AB 36  
R 6  
H 12  
RBI 6  
BB 2  
SO 1  
LOB 14



Batter	1	2	3	4	5	6	7	8	9	AB	R	H	RBI	BB	SO	LOB	BOTTOM					
8 Nick Punto, S (1, 5) OBP: 0.361, SLG: 0.384	2-2 E9 20 G6-3 7 2B		0-0 20 BLK L6-4			0-0 B1-3		1-3 K		4	1	2	0	0	1	0						
20 Lew Ford, R (1, 9) OBP: 0.286, SLG: 0.313	0-2 G6-3		1 SAFE 2-2 L6-4			3-3 K		1-0 1B		4	0	1	0	0	1	2						
7 Joe Mauer, L (1, 2) OBP: 0.433, SLG: 0.505	3-2 2B		1-2		0-0 G4-1		0-0 33 F7 24 1B 5 1B	2-2 F7		4	1	2	1	0	0	1						
5 Michael Cuddyer, R (1, 10) OBP: 0.359, SLG: 0.498	0-3 K				2-2 G5-3		0-0 24 WP 24 1B		2-2 HR	4	2	2	1	0	1	1						
33 Justin Morneau, L (1, 3) OBP: 0.378, SLG: 0.566	2-1 G5-3				2-2 G6-3		0-2 F7		2-3 K	4	0	0	0	0	1	3						
Torii Hunter, R (1, 8) OBP: 0.338, SLG: 0.492			0-0 G4-3		1-0 P3		0-3 K		3-2 E9	3	0	0	0	0	1	2						
Jason Tyner, L (8, 9) OBP: 0.345, SLG: 0.357									1-2 G5-3	1	0	0	0	0	0	0						
24 Rondell White, R (1, 7) OBP: 0.363, SLG: 0.306			0-1 G4-3		2-2 G4-3		1-2 FC5-4 1B		1-2 G5-3	3	0	2	2	0	0	0						
Josh Rabe, R (7, PR) OBP: 0.314, SLG: 0.490			38 G5-4-3 1B				1-H 3-H 1B			1	0	0	0	0	0	0						
16 Jason Kubel, L (9, PH) OBP: 0.284, SLG: 0.394					1-2 G5-4-3		1-0 FC5-4		0-3 K	2	0	1	0	0	0	1						
38 Luis Antonio Rodriguez, R (7, PH) OBP: 0.324, SLG: 0.441							1-2 2-4 1B			1	0	0	0	0	0	1						
25 Alexi Casilla, S (8, 4) OBP: 0.376, SLG: 0.427			1-2				1-2			1	0	0	0	0	1	1						
55 Mike Redmond, R (9, PH) OBP: 0.376, SLG: 0.427										3	0	0	0	0	0	0						
Jason Bartlett, R (1, 6) OBP: 0.373, SLG: 0.401			0-1 F8		1-0 2-4		1-2 G4-3		0-0 G4-3	3	0	0	0	0	0	0						
<b>Inning Stats</b>	R: 1 E: 1 K: 1 S: 14	H: 2 LOB: 1 BB: 0 P: 21	R: 0 E: 0 K: 0 S: 6	H: 1 LOB: 0 BB: 0 P: 7	R: 0 E: 0 K: 0 S: 7	H: 1 LOB: 0 BB: 0 P: 9	R: 0 E: 0 K: 0 S: 7	H: 0 LOB: 0 BB: 0 P: 11	R: 0 E: 0 K: 1 S: 7	H: 1 LOB: 1 BB: 0 P: 12	R: 0 E: 0 K: 1 S: 7	H: 0 LOB: 0 BB: 0 P: 11	R: 2 E: 0 K: 1 S: 13	H: 3 LOB: 1 BB: 0 P: 15	R: 0 E: 0 K: 1 S: 9	H: 1 LOB: 1 BB: 0 P: 13	R: 1 E: 1 K: 2 S: 21	H: 1 LOB: 1 BB: 0 P: 29	1B: 8 2B: 2 3B: 0 HR: 1	SF: 0 SAC: 0 DP: 2 HBP: 0	WP: 1 PB: 0 CS: 0	PA: 35
<b>PITCHER</b>	IP WLS BF H R ER SO BB IBB HBP BLK WP HR S P ERA WHIP																					
Mark Redman, L (1, 1) ERA: 5.71	8.0 W 31 9 3 3 4 0 0 0 0 0 1 0 70 99 3.38 1.125																					
77 Joe Nelson, R (9, 1) ERA: 4.2	1.0 S 5 1 1 1 2 0 0 0 0 0 0 1 21 29 9.00 1.000																					

Kansas City Royals @ Minnesota Twins  
Hubert H. Humphrey Metrodome, Minneapolis, MN

Wed Sep 27 2006, 8:10 PM EDT  
Att: 28,540 - Dome - 70 F

AB 35  
R 4  
H 10  
RBI 4  
BB 0  
SO 6  
LOB 13





Batter	1	2	3	4	5	6	7	8	9	10	AB	R	H	RBI	BB	SO	LOB	TOP							
9 David DeJesus, L OBP: 0.362, SLG: 0.433	F7		G3			K		K				4	0	0	0	1	2	1							
Esteban German, R OBP: 0.420, SLG: 0.455			G6-3			K				IBB	3	0	0	0	2	2	2								
29 Mike Sweeney, R OBP: 0.339, SLG: 0.409	G6-4-3										3	0	1	0	1	0	1								
Emil Brown, R OBP: 0.358, SLG: 0.455		G6-3		G6-4-3			G6-3				3	0	0	0	1	0	1								
22 Mitch Maier, L OBP: 0.286, SLG: 0.286		E8		K							4	1	2	0	0	1	3								
14 John Buck, R OBP: 0.306, SLG: 0.397		G5-3									4	0	1	0	0	1	5								
Paul Phillips, R OBP: 0.280, SLG: 0.327											4	0	1	1	0	0	1								
Jeff Keppinger, R OBP: 0.285, SLG: 0.304		G6-3									4	0	2	0	0	0	2								
1 Angel Sanchez, R OBP: 0.176, SLG: 0.188			G4-3			B2					4	0	0	0	0	0	2								
<b>Inning Stats</b>	R: 0 E: 0 K: 0 S: 7	H: 0 LOB: 0 BB: 1 P: 12	R: 1 E: 1 K: 0 S: 8	H: 2 LOB: 1 BB: 0 P: 11	R: 0 E: 0 K: 0 S: 11	H: 0 LOB: 0 BB: 0 P: 14	R: 0 E: 0 K: 1 S: 8	H: 0 LOB: 0 BB: 1 P: 13	R: 0 E: 0 K: 0 S: 4	H: 1 LOB: 0 BB: 0 P: 7	R: 0 E: 0 K: 2 S: 8	H: 0 LOB: 0 BB: 0 P: 10	R: 0 E: 0 K: 1 S: 12	H: 1 LOB: 1 BB: 0 P: 13	R: 0 E: 0 K: 1 S: 11	H: 1 LOB: 1 BB: 0 P: 18	R: 0 E: 0 K: 0 S: 16	H: 1 LOB: 2 BB: 2 P: 25	R: 0 E: 0 K: 1 S: 10	H: 1 LOB: 2 BB: 1 P: 16	1B: 6 2B: 1 3B: 0 HR: 0	SF: 0 SAC: 0 DP: 4 HBP: 0	WP: 0 PB: 0 SB: 0 CS: 0	PA: 38	
<b>PITCHER</b>	IP	WLS	BF	H	R	ER	SO	BB	IBB	HBP	BLK	WP	HR	S	P	ERA	WHIP								
Brad Radke, R ERA: 4.32	5.0		17	3	1	0	1	2	0	0	0	0	0	38	57	0.00	1.000								
17 Pat Neshek, R ERA: 2.19	2.0		7	1	0	0	3	0	0	0	0	0	0	20	23	0.00	0.500								
28 Jesse Crain, R ERA: 3.58	0.2		3	1	0	0	0	0	0	0	0	0	0	8	13	0.00	1.500								
37 Dennys Reyes, L ERA: 0.9	0.1		1	0	0	0	1	0	0	0	0	0	0	3	5	0.00	0.000								
Juan Rincon, R ERA: 2.95	1.0		5	1	0	0	0	2	0	0	0	0	0	16	25	0.00	3.000								
<b>PITCHER</b>	IP	WLS	BF	H	R	ER	SO	BB	IBB	HBP	BLK	WP	HR	S	P	ERA	WHIP								
36 Joe Nathan, R ERA: 1.6	1.0		5	1	0	0	1	0	0	0	0	0	0	16	16	0.00	1.000								

Kansas City Royals @ Minnesota Twins  
Hubert H. Humphrey Metrodome, Minneapolis, MN  
Thu Sep 28 2006, 8:10 PM EDT  
Att. 26,654 - Dome - 65 F

AB 33  
R 1  
H 7  
RBI 1  
BB 5  
SO 6  
LOB 18



Batter	1	2	3	4	5	6	7	8	9	10	AB	R	H	RBI	BB	SO	LOB	BOTTOM							
8 Nick Punto, S OBP: 0.359, SLG: 0.380	F7		G4-3			L1					4	0	0	0	0	0	1								
25 Alexi Casilla, S OBP: 0.250, SLG: 0.250	G6-3										3	0	1	0	0	1	0								
16 Jason Kubel, L OBP: 0.283, SLG: 0.392											1	0	0	0	0	0	0								
38 Luis Antonio Rodriguez, R OBP: 0.303, SLG: 0.396											0	0	0	0	0	0	0								
7 Joe Mauer, L OBP: 0.432, SLG: 0.509	G4-3										4	1	1	1	0	0	1								
5 Michael Cuddyer, R OBP: 0.360, SLG: 0.488		G4-3									4	0	2	0	0	0	0								
33 Justin Morneau, L OBP: 0.378, SLG: 0.564		G5-3									4	1	1	0	0	0	2								
Torii Hunter, R OBP: 0.336, SLG: 0.488											4	0	0	0	0	0	2								
24 Rondell White, R OBP: 0.276, SLG: 0.364			G4-3								4	0	1	0	0	1	0								
20 Lew Ford, R OBP: 0.286, SLG: 0.313											0	0	0	0	0	0	0								
Jason Tyner, L OBP: 0.348, SLG: 0.357											3	0	1	0	1	0	0								
Jason Bartlett, R OBP: 0.371, SLG: 0.399			G3								4	0	1	1	0	0	1								
<b>Inning Stats</b>	R: 0 E: 0 K: 0 S: 8	H: 0 LOB: 0 BB: 0 P: 12	R: 0 E: 0 K: 0 S: 6	H: 0 LOB: 0 BB: 0 P: 9	R: 0 E: 0 K: 0 S: 8	H: 1 LOB: 1 BB: 0 P: 11	R: 0 E: 0 K: 0 S: 13	H: 2 LOB: 1 BB: 0 P: 20	R: 0 E: 0 K: 0 S: 7	H: 0 LOB: 0 BB: 0 P: 10	R: 0 E: 0 K: 1 S: 9	H: 0 LOB: 0 BB: 0 P: 12	R: 0 E: 0 K: 0 S: 11	H: 1 LOB: 1 BB: 0 P: 17	R: 0 E: 0 K: 1 S: 8	H: 0 LOB: 0 BB: 0 P: 12	R: 1 E: 0 K: 0 S: 9	H: 1 LOB: 0 BB: 0 P: 14	R: 1 E: 0 K: 0 S: 10	H: 3 LOB: 3 BB: 1 P: 15	1B: 7 2B: 0 3B: 0 HR: 1	SF: 0 SAC: 0 DP: 1 HBP: 0	WP: 0 PB: 0 SB: 0 CS: 0	PA: 36	
<b>PITCHER</b>	IP	WLS	BF	H	R	ER	SO	BB	IBB	HBP	BLK	WP	HR	S	P	ERA	WHIP								
34 Luke Hudson, R ERA: 5.12	7.0		24	4	0	0	1	0	0	0	0	0	0	62	91	0.00	0.571								
57 Joel Peralta, R ERA: 4.48	1.0		3	0	0	0	1	0	0	0	0	0	0	8	12	0.00	0.000								
77 Joe Nelson, R ERA: 4.32	1.0		4	1	1	1	0	0	0	0	0	0	1	9	14	9.00	1.000								
Scott Dohmann, R ERA: 6.99	0.1		5	3	1	1	0	0	1	0	0	0	0	10	15	27.00	9.000								

Kansas City Royals @ Minnesota Twins  
Hubert H. Humphrey Metrodome, Minneapolis, MN  
Thu Sep 28 2006, 8:10 PM EDT  
Att. 26,654 - Dome - 65 F

AB 35  
R 2  
H 8  
RBI 2  
BB 1  
SO 2  
LOB 7





Batter	1	2	3	4	5	6	7	8	9	AB	R	H	RBI	BB	SO	LOB	TOP										
22 Scott Podsednik, L (1, 7) OBP: 0.332, SLG: 0.355	2-1 1B 23 HR		2-1 G6-3 1-2		3-1 1B			1-2 G6-3		4	0	2	0	0	0	1	Chicago White Sox @ Minnesota Twins Hubert H. Humphrey Metrodome, Minneapolis, MN Fri Sep 29 2006, 8:10 PM EDT Att: 45,439 - Dome - 70 F										
7 Jerry Owens, L (1, 8) OBP: 0.333, SLG: 0.444	1-1 P6			2-2 25 1B 2B	1-1 P4			1-3 K		2	1	1	0	0	0	1											
31 Ryan Sweeney, L (4, 8) OBP: 0.192, SLG: 0.192										2	0	0	0	0	1												
23 Jermaine Dye, R (1, 9) OBP: 0.385, SLG: 0.622	1-1 HR			3-2 F9		3-2 F8			2-0 F7	4	1	1	1	0	0	1											
25 Jim Thome, L (1, 10) OBP: 0.417, SLG: 0.602	0-3 K			0-0 1B		2-3 K			2-3 K	4	0	1	1	0	3	0											
14 Paul Konerko, R (1, 3) OBP: 0.381, SLG: 0.551			0-1 F9		1-3 K		0-2 P2		0-1 12 1B 2B	4	0	1	0	0	1	1											
Ross Gload, L (9, PR) OBP: 0.348, SLG: 0.442										0	1	0	0	0	0	0											
12 A.J. Pierzynski, L (1, 2) OBP: 0.333, SLG: 0.438			2-3 K		0-0 F8				1-1 24 S 1B	4	0	1	1	0	2	1											
24 Joe Crede, R (1, 5) OBP: 0.323, SLG: 0.506			3-2 F7		0-0 G5-3		1-0 F9		2-2 F8	4	0	0	0	0	0	2											
8 Alex Cintron, S (1, 4) OBP: 0.312, SLG: 0.393				1-0 G4-3		0-1 HR			1-2 F8	3	1	1	1	0	0	0											
5 Juan Uribe, R (1, 6) OBP: 0.257, SLG: 0.441			0-0 22 G6-3 1B		3-2 G4-3			2-3 K		3	0	1	0	0	1	0											
<b>Inning Stats</b>	R: 1 E: 0 K: 1 S: 10	H: 2 LOB: 0 BB: 0 P: 13	R: 0 E: 0 K: 1 S: 9	H: 0 LOB: 0 BB: 0 P: 14	R: 0 E: 0 K: 0 S: 4	H: 1 LOB: 0 BB: 0 P: 7	R: 1 E: 0 K: 1 S: 13	H: 2 LOB: 1 BB: 0 P: 19	R: 1 E: 0 K: 0 S: 10	H: 2 LOB: 0 BB: 0 P: 17	R: 0 E: 0 K: 1 S: 11	H: 0 LOB: 0 BB: 0 P: 16	R: 0 E: 0 K: 1 S: 6	H: 0 LOB: 0 BB: 0 P: 8	R: 0 E: 0 K: 2 S: 10	H: 0 LOB: 0 BB: 0 P: 14	R: 1 E: 0 K: 1 S: 12	H: 2 LOB: 1 BB: 0 P: 19	1B: 5 2B: 2 3B: 0 HR: 2	SF: 0 SAC: 0 DP: 1 HBP: 0	WP: 0 PB: 0 SB: 1 CS: 0	PA: 34					
<b>PITCHER</b>	IP	WLS	BF	H	R	ER	SO	BB	IBB	HBP	BLK	WP	HR	S	P	ERA	WHIP										
26 Boof Bonser, R (1, 1) ERA: 4.22	5.0	L	20	7	3	3	3	0	0	0	0	0	2	46	70	5.40	1.400										
60 Glen Perkins, L (6, 1) ERA: 1.59	3.2		12	1	1	1	5	0	0	0	0	0	0	33	48	2.46	0.273										
37 Denny Reyes, L (9, 1) ERA: 0.9	0.0		1	1	0	0	0	0	0	0	0	0	0	2	3	∞	∞										
28 Jesse Crain, R (9, 1) ERA: 3.57	0.1		1	0	0	0	0	0	0	0	0	0	0	4	6	0.00	0.000										

Batter	1	2	3	4	5	6	7	8	9	AB	R	H	RBI	BB	SO	LOB	BOTTOM										
8 Nick Punto, S (1, 5) OBP: 0.358, SLG: 0.379	1-2 L9		1-1 P6			0-3 K			2-1 38 S 5 2B 1B	4	1	1	0	0	1	0	Chicago White Sox @ Minnesota Twins Hubert H. Humphrey Metrodome, Minneapolis, MN Fri Sep 29 2006, 8:10 PM EDT Att: 45,439 - Dome - 70 F										
38 Luis Antonio Rodriguez, R (4, 4) OBP: 0.317, SLG: 0.534				0-2 7 G5-6-3 1B			0-2 5 1B 2B	4-2 5 2B BB	3	1	2	0	1	1	0												
25 Alexi Casilla, S (9, PR) OBP: 0.500, SLG: 0.250									1-2 5 2B BB	0	1	0	0	0	0	0											
7 Joe Mauer, L (1, 2) OBP: 0.429, SLG: 0.505	1-1 F8			2-2 G5-6-3 1B		3-1 F7			0-3 K	4	0	0	0	0	1	4											
5 Michael Cuddyer, R (1, 9) OBP: 0.360, SLG: 0.500			1-1 F8		1-0 L7		0-1 1B		0-0 1B 2B	4	0	2	3	0	0	0											
33 Justin Morneau, L (1, 3) OBP: 0.375, SLG: 0.560			1-0 G4-3			0-1 F7		1-3 K	2-3 K2-3	4	0	0	0	0	2	2											
Torii Hunter, R (1, 8) OBP: 0.337, SLG: 0.488			0-0 24 FC6-4 1B		0-1 L7			3-2 G5-3	1-0 20 BB 1B	4	0	2	0	0	0	0											
24 Rondell White, R (1, 7) OBP: 0.276, SLG: 0.366			0-1 FC6-4		0-2 G4-3			0-1 G4-3 2B	4-1 1B	3	0	1	0	0	0	1											
20 Lew Ford, R (6, PR) OBP: 0.289, SLG: 0.313									1-2 BB	0	0	0	0	1	0	0											
Jason Tyner, L (1, 10) OBP: 0.345, SLG: 0.353			2-1 L9			0-1 G4-3		1-1 G4-3	0-3 K	2	0	0	0	0	0	0											
Phil Nevin, R (8, PH) OBP: 0.323, SLG: 0.438										2	0	0	0	0	1	4											
Jason Bartlett, R (1, 6) OBP: 0.368, SLG: 0.396			1-1 G1-3			3-2 F8		2-1 G6-3		3	0	0	0	0	0	2											
<b>Inning Stats</b>	R: 0 E: 0 K: 1 S: 9	H: 0 LOB: 0 BB: 0 P: 12	R: 0 E: 0 K: 0 S: 6	H: 1 LOB: 1 BB: 0 P: 8	R: 0 E: 0 K: 0 S: 6	H: 0 LOB: 0 BB: 0 P: 10	R: 0 E: 0 K: 0 S: 7	H: 1 LOB: 0 BB: 0 P: 10	R: 0 E: 0 K: 1 S: 9	H: 0 LOB: 0 BB: 0 P: 12	R: 1 E: 0 K: 1 S: 10	H: 2 LOB: 0 BB: 0 P: 14	R: 0 E: 0 K: 0 S: 10	H: 1 LOB: 2 BB: 0 P: 16	R: 2 E: 0 K: 3 S: 19	H: 3 LOB: 3 BB: 2 P: 32	1B: 5 2B: 3 3B: 0 HR: 0	SF: 0 SAC: 0 DP: 1 HBP: 0	WP: 0 PB: 0 SB: 1 CS: 0	PA: 35							
<b>PITCHER</b>	IP	WLS	BF	H	R	ER	SO	BB	IBB	HBP	BLK	WP	HR	S	P	ERA	WHIP										
Freddy Garcia, R (1, 1) ERA: 4.53	7.1	W	25	5	1	1	3	0	0	0	0	0	0	59	81	1.23	0.682										
37 Matt Thornton, L (8, 1) ERA: 3.39	0.1	H	1	0	0	0	0	0	0	0	0	0	0	2	3	0.00	0.000										
47 Mike MacDougal, R (8, 1) ERA: 1.55	0.1	H	1	0	0	0	0	0	0	0	0	0	0	2	4	0.00	0.000										
45 Bobby Jenks, R (9, 1) ERA: 4.0	1.0	S	8	3	2	2	3	2	0	0	0	0	0	19	32	18.00	5.000										

AB	34
R	4
H	9
RBI	4
BB	0
SO	8
LOB	8

AB	33
R	3
H	8
RBI	3
BB	2
SO	6
LOB	13





Batter	1	2	3	4	5	6	7	8	9	AB R H RBI BB SO LOB	TOP											
22 Scott Podsednik, L (1, 7) OBP: 0.330, SLG: 0.353	1-2 F7	1-2 G4-3	2-1 F8			0-0 F7		3-1 1B		5 0 1 0 0 0 4	<b>Chicago White Sox @ Minnesota Twins</b> Hubert H. Humphrey Metrodome, Minneapolis, MN Sat Sep 30 2006, 12:10 PM EDT Att: 46,219 - Dome - 68 F <a href="http://livebaseballscorecards.com">livebaseballscorecards.com</a>											
32 Brian Anderson, R (1, 8) OBP: 0.293, SLG: 0.363	2-3 K		0-3 K		0-0 F7	1-1 E6 CS		1-0 G4-3		5 0 0 0 0 2 1												
Ross Gload, L (1, 3) OBP: 0.356, SLG: 0.467	0-1 2B		2-2 2B		3-2 F7	1-1 G3		1-0 3B		5 1 3 0 0 0 1												
27 Josh Fields, R (1, 5) OBP: 0.333, SLG: 0.375	1-1 2B		4-2 2B		1-0 G5-3			2-3 K		4 1 1 0 1 2 1												
Rob Mackowiak, L (1, 10) OBP: 0.359, SLG: 0.397	3-3 K		1-0 1B		0-1 1B	3-3 K		1-3 K		5 2 2 1 0 3 3												
Tadahito Iguchi, R (1, 4) OBP: 0.352, SLG: 0.422		1-0 F9	2-1 1B		1-1 2B	2-2 HR		0-0 F9		5 2 3 3 0 0 1												
8 Alex Cintron, S (1, 6) OBP: 0.311, SLG: 0.391		2-0 G3	1-1 1B		1-0 F9	1-0 F7				4 0 1 0 0 0 2												
31 Ryan Sweeney, L (1, 9) OBP: 0.233, SLG: 0.233		1-0 1B	2-0 G4-3		1-2 WP			3-2 F7		4 0 2 2 0 0 1												
Sandy Alomar Jr., R (1, 2) OBP: 0.292, SLG: 0.380	1-3 1B	1-2 E9	4-0 BB		2-1 P6			1-3 K		3 0 1 0 1 1 1												
<b>Inning Stats</b>	R: 0 E: 0 K: 2 S: 13	H: 2 LOB: 2 BB: 0 P: 20	R: 0 E: 1 K: 0 S: 9	H: 2 LOB: 2 BB: 0 P: 15	R: 4 E: 0 K: 1 S: 18	H: 4 LOB: 2 BB: 2 P: 36	R: 0 E: 0 K: 0 S: 5	H: 0 LOB: 0 BB: 0 P: 9	R: 1 E: 0 K: 0 S: 11	H: 3 LOB: 1 BB: 0 P: 16		R: 0 E: 1 K: 0 S: 5	H: 0 LOB: 0 BB: 0 P: 7	R: 1 E: 0 K: 2 S: 13	H: 1 LOB: 0 BB: 0 P: 22	R: 0 E: 0 K: 1 S: 12	H: 1 LOB: 1 BB: 0 P: 20	R: 0 E: 0 K: 2 S: 8	H: 1 LOB: 1 BB: 0 P: 12	1B: 8 2B: 4 3B: 1 HR: 1	SF: 0 SAC: 0 DP: 0 HBP: 0	WP: 1 PB: 0 SB: 1 CS: 2
<b>PITCHER</b>	IP WLS BF H R ER SO BB IBB HBP BLK WP HR S P ERA WHIP											IP WLS BF H R ER SO BB IBB HBP BLK WP HR S P ERA WHIP										
21 Matt Garza, R (1, 1) ERA: 5.76	2.2 L 18 8 4 4 3 2 0 0 0 0 0 0 38 67 13.50 3.750																					
54 Matt Guerrier, R (3, 1) ERA: 3.36	4.1 16 4 2 2 2 0 0 0 0 1 1 36 58 4.15 0.923																					
Willie Eyre, R (8, 1) ERA: 5.31	2.0 8 2 0 0 3 0 0 0 0 0 0 20 32 0.00 1.000																					

Batter	1	2	3	4	5	6	7	8	9	AB R H RBI BB SO LOB	BOTTOM											
8 Nick Punto, S (1, 5) OBP: 0.355, SLG: 0.376	0-0 F7			0-1 G6-3		0-1 B5-3			0-0 E6	4 1 0 0 0 0 1	<b>Chicago White Sox @ Minnesota Twins</b> Hubert H. Humphrey Metrodome, Minneapolis, MN Sat Sep 30 2006, 12:10 PM EDT Att: 46,219 - Dome - 68 F <a href="http://livebaseballscorecards.com">livebaseballscorecards.com</a>											
38 Luis Antonio Rodriguez, S (4, 4) OBP: 0.316, SLG: 0.322	3-1 F9			1-0 1B		2-3 K		2-3 K		4 0 1 0 0 2 2												
55 Mike Redmond, R (1, 2) OBP: 0.373, SLG: 0.423	1-0 F9			1-0 G6-4-3				0-1 1B		4 1 1 0 0 0 1												
5 Michael Cuddyer, R (1, 9) OBP: 0.360, SLG: 0.504		2-1 P6			1-3 K		1-1 F9	3-2 HR		4 1 1 3 0 1 0												
33 Justin Morneau, L (1, 3) OBP: 0.376, SLG: 0.560		1-2 L5			1-2 G5-3		0-0 1B	0-0 G5-3		4 0 2 0 0 0 0												
Torii Hunter, R (1, 8) OBP: 0.336, SLG: 0.486		1-2 G1-3			1-0 G5-3		1-0 P5	0-1 1B		4 0 1 0 0 0 2												
16 Jason Kubel, L (1, 10) OBP: 0.279, SLG: 0.386			2-2 L4		0-2 G6-3			2-2 G5-3		3 0 0 0 0 0 1												
24 Rondell White, R (9, PH) OBP: 0.276, SLG: 0.365								1-0 G3		1 0 0 0 0 0 1												
Jason Tyner, L (1, 7) OBP: 0.345, SLG: 0.353			1-1 G5-3			1-1 1B		2-1 F8		3 0 1 0 0 0 0												
Jason Bartlett, R (1, 6) OBP: 0.365, SLG: 0.392			2-3 K			0-0 B5-3		0-0 F9		3 0 0 0 0 1 1												
<b>Inning Stats</b>	R: 0 E: 0 K: 0 S: 4	H: 0 LOB: 0 BB: 0 P: 8	R: 0 E: 0 K: 0 S: 10	H: 0 LOB: 0 BB: 0 P: 14	R: 0 E: 0 K: 1 S: 8	H: 0 LOB: 0 BB: 0 P: 13	R: 0 E: 0 K: 0 S: 4	H: 1 LOB: 0 BB: 0 P: 6	R: 0 E: 0 K: 1 S: 15	H: 1 LOB: 1 BB: 0 P: 18	R: 0 E: 0 K: 1 S: 8	H: 1 LOB: 1 BB: 0 P: 11	R: 0 E: 0 K: 0 S: 5	H: 1 LOB: 1 BB: 0 P: 7	R: 0 E: 0 K: 0 S: 6	H: 0 LOB: 0 BB: 0 P: 10	R: 3 E: 1 K: 1 S: 13	H: 3 LOB: 1 BB: 0 P: 19	1B: 6 2B: 0 3B: 0 HR: 1	SF: 0 SAC: 0 DP: 1 HBP: 0	WP: 0 PB: 0 SB: 0 CS: 0	PA: 34
<b>PITCHER</b>	IP WLS BF H R ER SO BB IBB HBP BLK WP HR S P ERA WHIP											IP WLS BF H R ER SO BB IBB HBP BLK WP HR S P ERA WHIP										
Jon Garland, R (1, 1) ERA: 4.51	8.1 W 31 6 3 2 4 0 0 0 0 0 0 69 101 2.16 0.720																					
37 Matt Thornton, L (9, 1) ERA: 3.53	0.2 3 1 0 0 0 0 0 0 0 0 0 4 5 0.00 1.500																					





Batter	1	2	3	4	5	6	7	8	9	AB	R	H	RBI	BB	SO	LOB	TOP										
31 Ryan Sweeney, L (1,9) OBP: 0.229, SLG: 0.229										5	1	1	0	0	1	2	<b>Chicago White Sox @ Minnesota Twins</b> Hubert H. Humphrey Metrodome, Minneapolis, MN Sun Oct 01 2006, 2:10 PM EDT Att: 45,182 - Dome - 69 F <a href="http://livebaseballscores.com">livebaseballscores.com</a>										
38 Pablo Ozuna, R (1,4) OBP: 0.365, SLG: 0.444										4	0	2	0	0	0	1											
Ross Gload, L (1,3) OBP: 0.354, SLG: 0.462										4	0	1	1	0	1	2											
25 Jim Thome, L (1,10) OBP: 0.416, SLG: 0.598										3	0	0	0	1	2	2											
27 Josh Fields, R (1,5) OBP: 0.320, SLG: 0.400										4	0	1	0	0	2	4											
12 J. Pierzynski, L (1,2) OBP: 0.333, SLG: 0.436										2	0	0	0	1	0	0											
39 Chris Stewart, R (7,2)										1	0	0	0	0	0	1											
8 Alex Cintron, S (1,6) OBP: 0.310, SLG: 0.392										4	0	1	0	0	0	2											
Rob Mackowiak, L (1,7) OBP: 0.365, SLG: 0.404										3	0	2	0	1	1												
32 Brian Anderson, R (1,8) OBP: 0.290, SLG: 0.359										4	0	0	0	0	1	4											
<b>Inning Stats</b>	R: 1 E: 0 K: 2 S: 12	H: 2 LOB: 1 BB: 0 P: 18	R: 0 E: 0 K: 0 S: 9	H: 1 LOB: 1 BB: 0 P: 11	R: 0 E: 0 K: 0 S: 11	H: 1 LOB: 2 BB: 1 P: 20	R: 0 E: 0 K: 0 S: 11	H: 0 LOB: 1 BB: 1 P: 20	R: 0 E: 0 K: 1 S: 9	H: 1 LOB: 1 BB: 0 P: 13	R: 0 E: 0 K: 1 S: 11	H: 1 LOB: 1 BB: 0 P: 17	R: 0 E: 0 K: 2 S: 9	H: 1 LOB: 1 BB: 0 P: 12	R: 0 E: 0 K: 2 S: 13	H: 1 LOB: 1 BB: 0 P: 16	1B: 5 2B: 3 3B: 0 HR: 0	SF: 0 SAC: 0 DP: 1 HBP: 0	WP: 0 PB: 0 SB: 1 CS: 0	PA: 37							
<b>PITCHER</b>	IP	WLS	BF	H	R	ER	SO	BB	IBB	HBP	BLK	WP	HR	S	P	ERA	WHIP										
Carlos Silva, R (1,1) ERA: 5.94	5.1	W	23	5	1	1	3	1	1	0	0	0	0	57	91	1.69	1.125										
37 Denrys Reyes, L (6,1) ERA: 0.89	0.2	H	3	1	0	0	0	1	0	0	0	0	0	6	14	0.00	3.000										
Juan Rincon, R (7,1) ERA: 2.91	1.0		3	0	0	0	1	0	0	0	0	0	0	8	12	0.00	0.000										
28 Jesse Crain, R (8,1) ERA: 3.52	1.0		4	1	0	0	2	0	0	0	0	0	0	9	12	0.00	1.000										
36 Joe Nathan, R (9,1) ERA: 1.58	1.0		4	1	0	0	2	0	0	0	0	0	0	13	16	0.00	1.000										

Batter	1	2	3	4	5	6	7	8	9	AB	R	H	RBI	BB	SO	LOB	BOTTOM										
Luis Castillo, S (1,4) OBP: 0.358, SLG: 0.370										4	0	2	0	1	0	1	<b>Chicago White Sox @ Minnesota Twins</b> Hubert H. Humphrey Metrodome, Minneapolis, MN Sun Oct 01 2006, 2:10 PM EDT Att: 45,182 - Dome - 69 F <a href="http://livebaseballscores.com">livebaseballscores.com</a>										
8 Nick Punto, S (1,5) OBP: 0.352, SLG: 0.373										4	1	0	0	0	5												
7 Joe Mauer, L (1,10) OBP: 0.429, SLG: 0.507										4	1	2	0	0	1												
5 Michael Cuddyer, R (1,9) OBP: 0.362, SLG: 0.504										3	0	2	1	1	1												
33 Justin Morneau, L (1,3) OBP: 0.375, SLG: 0.559										4	1	1	1	0	5												
Torii Hunter, R (1,8) OBP: 0.336, SLG: 0.490										4	1	1	2	0	3	1											
24 Rondell White, R (1,7) ERA: 4.84										3	0	1	0	0	2	0											
20 Lew Ford, R (6, PR) OBP: 0.287, SLG: 0.312										1	1	0	0	0	0	0											
55 Mike Redmond, R (1,2) OBP: 0.365, SLG: 0.413										4	0	2	1	0	1	0											
Jason Bartlett, R (1,6) OBP: 0.367, SLG: 0.393										4	0	2	1	0	1	0											
<b>Inning Stats</b>	R: 0 E: 0 K: 1 S: 10	H: 2 LOB: 2 BB: 0 P: 16	R: 0 E: 0 K: 3 S: 11	H: 0 LOB: 0 BB: 0 P: 12	R: 0 E: 0 K: 0 S: 13	H: 0 LOB: 0 BB: 0 P: 19	R: 3 E: 0 K: 2 S: 18	H: 3 LOB: 0 BB: 0 P: 28	R: 1 E: 0 K: 1 S: 13	H: 3 LOB: 2 BB: 0 P: 19	R: 1 E: 1 K: 1 S: 14	H: 2 LOB: 3 BB: 1 P: 26	R: 0 E: 0 K: 1 S: 13	H: 0 LOB: 1 BB: 1 P: 19	R: 0 E: 0 K: 0 S: 9	H: 1 LOB: 1 BB: 0 P: 11	1B: 8 2B: 2 3B: 0 HR: 1	SF: 0 SAC: 0 DP: 1 HBP: 0	WP: 1 PB: 0 SB: 0 CS: 0	PA: 37							
<b>PITCHER</b>	IP	WLS	BF	H	R	ER	SO	BB	IBB	HBP	BLK	WP	HR	S	P	ERA	WHIP										
Javier Vazquez, R (1,1) ERA: 4.84	4.2	L	22	8	4	4	7	0	0	0	0	0	1	64	93	7.71	1.714										
Neal Cotts, L (5,1) ERA: 5.17	0.1		1	0	0	0	0	0	0	0	0	0	0	1	1	0.00	0.000										
40 Charlie Haeger, R (6,1) ERA: 3.44	3.0		14	3	1	1	2	2	0	0	0	0	0	36	56	3.00	1.667										





Batter	1	2	3	4	5	6	7	8	9	AB	R	H	RBI	BB	SO	LOB	TOP								
Jason Kendall, R (1,2)										4	0	0	0	0	2	0	<b>Oakland Athletics @ Minnesota Twins</b> Hubert H. Humphrey Metrodome, Minneapolis, MN Tue Oct 03 2006, 1:00 PM EDT Att: 55,542 - Dome - 69 F <a href="http://livebaseballscorecards.com">livebaseballscorecards.com</a>								
21 Mark Kotsay, L (1,8) OBP: 0.250, SLG: 0.250										4	0	1	0	0	2	0									
22 Milton Bradley, S (1,9)										4	0	0	0	0	1	1									
Frank Thomas, R (1,10) OBP: 0.750, SLG: 2.250										4	2	3	2	0	0	0									
3 Eric Chavez, L (1,5)										4	0	0	0	0	2	1									
Jay Payton, R (1,7) OBP: 0.250, SLG: 0.250										4	1	1	0	0	0	2									
Nick Swisher, S (1,3)										3	0	1	0	1	0	1									
Marco Scutaro, R (1,6) OBP: 0.250, SLG: 0.500										4	0	1	1	0	1	4									
14 Mark Ellis, R (1,4)										3	0	0	0	0	1	4									
<b>Inning Stats</b>	R: 0 E: 0 K: 2 S: 9	H: 0 LOB: 0 BB: 0 P: 13	R: 2 E: 0 K: 2 S: 16	H: 3 LOB: 1 BB: 0 P: 25	R: 0 E: 0 K: 2 S: 10	H: 0 LOB: 0 BB: 0 P: 13	R: 0 E: 0 K: 1 S: 6	H: 0 LOB: 0 BB: 0 P: 7	R: 0 E: 0 K: 0 S: 5	H: 0 LOB: 0 BB: 0 P: 5	R: 0 E: 0 K: 0 S: 5	H: 1 LOB: 0 BB: 0 P: 6	R: 0 E: 1 K: 0 S: 11	H: 1 LOB: 3 BB: 1 P: 22	R: 0 E: 0 K: 1 S: 10	H: 0 LOB: 0 BB: 0 P: 16	R: 1 E: 1 K: 1 S: 11	H: 2 LOB: 1 BB: 0 P: 18	1B: 4 2B: 1 3B: 0 HR: 2	SF: 0 SAC: 0 DP: 1 HBP: 0	WP: 0 PB: 0 SB: 0 CS: 0	PA: 35			
<b>PITCHER</b>	IP	WLS	BF	H	R	ER	SO	BB	IBB	HBP	BLK	WP	HR	S	P	ERA	WHIP								
Johan Santana, L (1,1) ERA: 2.25	8.0	L	30	5	2	2	8	1	0	0	0	0	1	72	107	2.25	0.750								
26 Jesse Crain, R (9,1) ERA: 13.5	0.2		4	2	1	1	0	0	0	0	0	0	1	8	14	13.50	3.000								
17 Pat Neshek, R (9,1) ERA:	0.1		1	0	0	0	1	0	0	0	0	0	0	3	4	0.00	0.000								

Batter	1	2	3	4	5	6	7	8	9	AB	R	H	RBI	BB	SO	LOB	BOTTOM								
Luis Castillo, S (1,4) OBP: 0.750, SLG: 0.500										2	0	1	0	2	0	1	<b>Oakland Athletics @ Minnesota Twins</b> Hubert H. Humphrey Metrodome, Minneapolis, MN Tue Oct 03 2006, 1:00 PM EDT Att: 55,542 - Dome - 69 F <a href="http://livebaseballscorecards.com">livebaseballscorecards.com</a>								
8 Nick Punto, S (1,5)										3	0	0	0	0	3										
7 Joe Mauer, L (1,2)										3	0	0	0	1	0	2									
5 Michael Cuddyer, R (1,9) OBP: 0.250, SLG: 0.750										4	1	1	0	0	1	3									
33 Justin Morneau, L (1,3)										4	0	0	0	0	0	1									
Torii Hunter, R (1,8)										4	0	0	1	0	0	0									
24 Rondell White, R (1,7) OBP: 0.500, SLG: 1.500										4	1	2	1	0	0	0									
Phil Nevin, R (1,10)										3	0	0	0	0	0	1									
Jason Bartlett, R (1,6) OBP: 0.333, SLG: 0.667										3	0	1	0	0	0	0									
<b>Inning Stats</b>	R: 0 E: 0 K: 0 S: 6	H: 0 LOB: 0 BB: 1 P: 14	R: 0 E: 0 K: 1 S: 5	H: 0 LOB: 0 BB: 0 P: 8	R: 0 E: 0 K: 0 S: 7	H: 0 LOB: 0 BB: 0 P: 11	R: 0 E: 0 K: 0 S: 5	H: 0 LOB: 1 BB: 1 P: 13	R: 0 E: 0 K: 0 S: 8	H: 1 LOB: 1 BB: 0 P: 13	R: 0 E: 0 K: 0 S: 8	H: 1 LOB: 2 BB: 1 P: 14	R: 1 E: 0 K: 0 S: 5	H: 1 LOB: 0 BB: 0 P: 8	R: 0 E: 0 K: 0 S: 8	H: 1 LOB: 1 BB: 0 P: 11	R: 1 E: 0 K: 0 S: 5	H: 1 LOB: 0 BB: 0 P: 7	1B: 1 2B: 2 3B: 1 HR: 1	SF: 0 SAC: 1 DP: 0 HBP: 0	WP: 0 PB: 0 SB: 0 CS: 1	PA: 34			
<b>PITCHER</b>	IP	WLS	BF	H	R	ER	SO	BB	IBB	HBP	BLK	WP	HR	S	P	ERA	WHIP								
Barry Zito, L (1,1) ERA: 1.13	8.0	W	30	4	1	1	1	3	0	0	0	0	0	52	92	1.12	0.875								
20 Huston Street, R (9,1) ERA: 9.0	1.0	S	4	1	1	1	0	0	0	0	0	0	0	5	7	9.00	1.000								







