

Minnesota Twins - 2007

| Batter | 1 | 2 | 3 | 4 | 5 | 6 | 7 | 8 | 9 | 10 | AB | R | H | RBI | BB | SO | LOB | | | | | | | |
|---|------------------------------|---------------------------------|------------------------------|---------------------------------|------------------------------|---------------------------------|------------------------------|---------------------------------|------------------------------|---------------------------------|------------------------------|---------------------------------|------------------------------|---------------------------------|------------------------------|---------------------------------|------------------------------|---------------------------------|------------------------------|---------------------------------|----------------------------------|------------------------------------|----------------------------------|--------|
| Luis Castillo, S OBP: 0.333, SLG: 0.333 25 Alexi Casilla, S (5.4) | G6-3 | | F7 | | 7 HR | G4-3 | | F9-2 | | | 3 | 0 | 1 | 0 | 0 | 0 | 1 | | | | | | | |
| Jason Tyner, L OBP: 0.333, SLG: 0.333 61 Tommy Watkins, R (6.7) | P2 | | G4-3 | | 7 HR | | E5 | | G6-3 | | 3 | 1 | 1 | 0 | 0 | 0 | 1 | | | | | | | |
| 7 Joe Mauer, L OBP: 0.333, SLG: 1.333 41 Chris Heintz, R (5.2) | G3-1 | | E6 | | 24 1B | | L9 | | F9 | | 3 | 1 | 1 | 3 | 0 | 0 | 1 | | | | | | | |
| 24 Rondell White, R OBP: 0.667, SLG: 0.667 50 Garrett Jones, L (5.9) | | | | | | | G4-3 | | | | 3 | 0 | 2 | 1 | 0 | 0 | 1 | | | | | | | |
| Torri Hunter, R OBP: 0.333, SLG: 0.333 2 Denard Span, L (5.8) | | | | | | | | | | | 3 | 0 | 1 | 0 | 0 | 0 | 3 | | | | | | | |
| 23 Matthew LeCroy, R OBP: 0.250, SLG: 0.250 | | | | | | | | | | | 4 | 0 | 1 | 0 | 0 | 2 | 1 | | | | | | | |
| 32 Ken Harvey, R OBP: 0.500, SLG: 0.500 58 Glenn Williams, S (5.3) | | | | | | | | | | | 2 | 0 | 1 | 0 | 0 | 0 | 0 | | | | | | | |
| 38 Luis Antonio Rodriguez, B OBP: 0.250, SLG: 0.500 | | | | | | | | | | | 4 | 0 | 1 | 0 | 0 | 0 | 3 | | | | | | | |
| Jason Bartlett, R OBP: 0.500, SLG: 0.500 64 Gil Velazquez, R (5.6) | | | | | | | | | | | 2 | 1 | 1 | 0 | 0 | 0 | 0 | | | | | | | |
| | | | | | | | | | | | 2 | 0 | 0 | 0 | 0 | 1 | 2 | | | | | | | |
| Inning Stats | R: 0 E: 0 K: 0 S: 3 | H: 0 LOB: 0 BB: 0 P: 3 | R: 0 E: 0 K: 0 S: 5 | H: 2 LOB: 2 BB: 0 P: 3 | R: 1 E: 1 K: 0 S: 6 | H: 2 LOB: 2 BB: 0 P: 6 | R: 0 E: 0 K: 1 S: 5 | H: 0 LOB: 0 BB: 0 P: 5 | R: 3 E: 0 K: 0 S: 6 | H: 4 LOB: 1 BB: 0 P: 6 | R: 0 E: 1 K: 0 S: 5 | H: 1 LOB: 2 BB: 0 P: 5 | R: 0 E: 1 K: 1 S: 5 | H: 0 LOB: 0 BB: 0 P: 7 | R: 0 E: 0 K: 2 S: 7 | H: 0 LOB: 0 BB: 0 P: 7 | R: 0 E: 0 K: 1 S: 5 | H: 1 LOB: 0 BB: 0 P: 5 | R: 0 E: 0 K: 1 S: 5 | H: 0 LOB: 0 BB: 0 P: 5 | 1B: 8 2B: 2 3B: 0 HR: 1 | SF: 0 SAC: 0 DP: 1 HBP: 0 | WP: 1 PB: 0 SB: 0 CS: 1 | PA: 41 |

| PITCHER | IP | WLS | BF | H | R | ER | SO | BB | IBB | HBP | BLK | WP | HR | S | P | ERA | WHIP |
|--------------------------------------|-----|-----|----|---|---|----|----|----|-----|-----|-----|----|----|---|---|-------|-------|
| 38 Curt Schilling, R ERA: 0.000 | 2.0 | | 8 | 2 | 0 | 0 | 0 | 0 | 0 | 0 | 0 | 0 | 0 | 8 | 8 | 0.00 | 1.000 |
| 36 Joel Pineiro, R ERA: 0.000 | 1.0 | | 6 | 2 | 1 | 0 | 0 | 0 | 0 | 0 | 0 | 0 | 0 | 6 | 6 | 0.00 | 2.000 |
| 53 Brendan Donnelly, R ERA: 0.000 | 1.0 | H | 3 | 0 | 0 | 0 | 1 | 0 | 0 | 0 | 0 | 0 | 0 | 5 | 5 | 0.00 | 0.000 |
| 51 Julian Tavarez, R ERA: 27.0 | 1.0 | B | 6 | 4 | 3 | 3 | 0 | 0 | 0 | 0 | 0 | 0 | 1 | 6 | 6 | 27.00 | 4.000 |
| 17 Manny Delcarmen, R ERA: 0.000 | 1.0 | | 5 | 1 | 0 | 0 | 0 | 0 | 0 | 0 | 0 | 0 | 0 | 5 | 5 | 0.00 | 1.000 |

| Batter | 1 | 2 | 3 | 4 | 5 | 6 | 7 | 8 | 9 | 10 | AB | R | H | RBI | BB | SO | LOB | | | | | | | |
|---|------------------------------|---------------------------------|------------------------------|---------------------------------|-------------------------------|----------------------------------|-------------------------------|----------------------------------|------------------------------|---------------------------------|------------------------------|---------------------------------|------------------------------|---------------------------------|------------------------------|---------------------------------|------------------------------|---------------------------------|------------------------------|---------------------------------|----------------------------------|------------------------------------|----------------------------------|--------|
| 23 Julio Lugo, R OBP: 0.333, SLG: 0.333 77 Ed Rogers, R (5.6) | G5-3 | | | | | | | | | | 3 | 0 | 1 | 1 | 0 | 1 | 2 | | | | | | | |
| 20 Kevin Youkilis, R 71 Jeff Bailey, R (5.3) | G6-3 | | | | | | | | | | 3 | 0 | 0 | 0 | 0 | 1 | 4 | | | | | | | |
| 34 David Ortiz, L OBP: 0.500, SLG: 0.500 70 Luis Jimenez, L OBP: 0.333, SLG: 0.333 (6.10) | | | | | | | | | | | 2 | 0 | 1 | 1 | 0 | 1 | 0 | | | | | | | |
| 75 Brandon Moss, L (10, PR) | | | | | | | | | | | 3 | 0 | 1 | 0 | 0 | 0 | 0 | | | | | | | |
| Jason Varitek, S Alberto Castillo, R OBP: 0.333, SLG: 0.667 (4.2) | | | | | | | | | | | 2 | 0 | 0 | 0 | 0 | 1 | 2 | | | | | | | |
| 25 Mike Lowell, R 81 Chad Spann, R (5.5) | | | | | | | | | | | 3 | 0 | 1 | 0 | 0 | 1 | 1 | | | | | | | |
| Wily Mo Peña, R OBP: 0.500, SLG: 0.500 3 Alex Ochoa, R (5.9) | | | | | | | | | | | 2 | 1 | 1 | 0 | 0 | 0 | 0 | | | | | | | |
| 15 Dustin Pedroia, R OBP: 0.667, SLG: 0.500 11 Joe Mauer, R (7.4) | | | | | | | | | | | 2 | 2 | 1 | 0 | 1 | 0 | 0 | | | | | | | |
| 60 David Murphy, L OBP: 0.667, SLG: 0.667 76 Bobby Scales, S (7.7) | | | | | | | | | | | 3 | 1 | 2 | 0 | 0 | 0 | 0 | | | | | | | |
| 82 Jacoby Ellsbury, L OBP: 0.333, SLG: 0.333 44 Kerry Robinson, L (8.8) | | | | | | | | | | | 3 | 0 | 1 | 2 | 0 | 1 | 2 | | | | | | | |
| Inning Stats | R: 0 E: 0 K: 1 S: 5 | H: 0 LOB: 0 BB: 0 P: 5 | R: 0 E: 0 K: 0 S: 3 | H: 0 LOB: 0 BB: 0 P: 3 | R: 2 E: 0 K: 3 S: 13 | H: 4 LOB: 2 BB: 0 P: 13 | R: 2 E: 0 K: 2 S: 10 | H: 3 LOB: 2 BB: 1 P: 14 | R: 0 E: 0 K: 0 S: 3 | H: 0 LOB: 0 BB: 0 P: 3 | R: 0 E: 0 K: 1 S: 5 | H: 0 LOB: 0 BB: 0 P: 5 | R: 0 E: 0 K: 0 S: 3 | H: 0 LOB: 0 BB: 0 P: 3 | R: 0 E: 0 K: 1 S: 6 | H: 1 LOB: 1 BB: 0 P: 6 | R: 0 E: 0 K: 2 S: 8 | H: 0 LOB: 1 BB: 0 P: 9 | R: 0 E: 0 K: 2 S: 8 | H: 1 LOB: 2 BB: 0 P: 8 | 1B: 8 2B: 1 3B: 0 HR: 0 | SF: 0 SAC: 0 DP: 0 HBP: 0 | WP: 1 PB: 0 SB: 1 CS: 0 | PA: 41 |


| PITCHER | IP | WLS | BF | H | R | ER | SO | BB | IBB | HBP | BLK | WP | HR | S | P | ERA | WHIP |
|-----------------------------------|-----|-----|----|---|---|----|----|----|-----|-----|-----|----|----|----|----|-------|-------|
| 21 Matt Garza, R ERA: 0.000 | 2.0 | | 10 | 0 | 0 | 0 | 1 | 0 | 0 | 0 | 0 | 0 | 0 | 8 | 8 | 0.00 | 0.000 |
| 30 Scott Baker, R ERA: 27.0 | 1.1 | | 12 | 7 | 4 | 4 | 4 | 1 | 0 | 0 | 0 | 0 | 0 | 19 | 23 | 27.00 | 6.000 |
| 87 Jason Miller, L ERA: 0.000 | 0.2 | | 2 | 0 | 0 | 0 | 1 | 0 | 0 | 0 | 0 | 0 | 0 | 4 | 4 | 0.00 | 0.000 |
| 85 Julio DePaula, R ERA: 0.000 | 2.0 | | 6 | 0 | 0 | 0 | 1 | 0 | 0 | 0 | 0 | 0 | 0 | 8 | 8 | 0.00 | 0.000 |
| Brad Voyles, R ERA: 0.000 | 1.0 | | 3 | 0 | 0 | 0 | 0 | 0 | 0 | 0 | 0 | 0 | 0 | 3 | 3 | 0.00 | 0.000 |

TOP

Minnesota Twins @ Boston Red Sox
City of Palms Park, Ft. Myers, FL
Wed Feb 28 2007, 7:05 PM EST
Overcast - 70 F

livebaseballscorecards.com

AB 40
R 4
H 10
RBI 4
BB 0
SO 6
LOB 19



BOTTOM

Minnesota Twins @ Boston Red Sox
City of Palms Park, Ft. Myers, FL
Wed Feb 28 2007, 7:05 PM EST
Overcast - 70 F

livebaseballscorecards.com

AB 39
R 4
H 9
RBI 4
BB 2
SO 11
LOB 17



| Batter | 1 | 2 | 3 | 4 | 5 | 6 | 7 | 8 | 9 | AB | R | H | RBI | BB | SO | LOB | TOP | | | | | | |
|--|---|---|---|---|---|---|---|---|---|---|---|---|---|---|---|---|--|---|---|---|---|---|----------------------------------|
| 2 Denard Span, L (1,8) | | | | | | | | | | 4 | 0 | 0 | 0 | 0 | 0 | 4 | Minnesota Twins @ New York Yankees Legends Field, Tampa, FL Thu Mar 01 2007, 1:15 PM EST Att: 10,231 - Overcast - 75 F | | | | | | |
| 8 Nick Punto, S (1,5) 41 Chris Heintz, R (6,5) | | | | | | | | | | 3 | 0 | 0 | 0 | 0 | 0 | 3 | | | | | | | |
| 5 Michael Cuddyer, R (1,9) 50 Garrett Jones, L (6,9) | | | | | | | | | | | 3 | 1 | 1 | 0 | 0 | 0 | | | | | | | |
| 33 Justin Morneau, L (1,3) 58 Glenn Williams, S (6, PR) (6,3) | | | | | | | | | | | 3 | 0 | 1 | 0 | 0 | 1 | | | | | | | |
| 23 Matthew LeCroy, R (1,10) Brad King, R (9, PH) | | | | | | | | | | | 2 | 0 | 0 | 0 | 1 | 0 | | | | | | | |
| 16 Jason Kubel, L (1,7) 61 Tommy Watkins, R (6,7) | | | | | | | | | | | 3 | 0 | 1 | 1 | 0 | 0 | | | | | | | |
| 55 Mike Redmond, R (1,2) 84 Jose Morales, S (5,2) | | | | | | | | | | | 2 | 0 | 0 | 0 | 0 | 2 | | | | | | | |
| 38 Luis Antonio Rodriguez, R (5,4) 64 Gil Velazquez, R (5,6) | | | | | | | | | | | 1 | 0 | 0 | 0 | 1 | 0 | | | | | | | |
| 25 Alexi Casilla, S (1,6) (5,4) | | | | | | | | | | | 2 | 0 | 1 | 0 | 1 | 0 | | | | | | | |
| Inning Stats | R: 0 E: 0 K: 0 S: 3 | H: 0 LOB: 0 BB: 0 P: 3 | R: 0 E: 0 K: 0 S: 3 | H: 0 LOB: 0 BB: 0 P: 3 | R: 0 E: 0 K: 0 S: 3 | H: 0 LOB: 2 BB: 2 P: 11 | R: 1 E: 0 K: 1 S: 6 | H: 2 LOB: 1 BB: 1 P: 11 | R: 0 E: 0 K: 0 S: 4 | H: 1 LOB: 1 BB: 0 P: 4 | R: 0 E: 0 K: 1 S: 8 | H: 1 LOB: 1 BB: 0 P: 8 | R: 0 E: 0 K: 1 S: 5 | H: 0 LOB: 0 BB: 0 P: 5 | R: 0 E: 0 K: 0 S: 3 | H: 0 LOB: 0 BB: 0 P: 3 | | 1B: 4 2B: 2 3B: 0 HR: 0 | SF: 0 SAC: 0 DP: 1 HBP: 0 | WP: 1 PB: 0 SB: 0 CS: 0 | PA: 34 | | |
| PITCHER | IP WLS BF H R ER SO BB IBB HBP BLK WP HR S P ERA WHIP | IP WLS BF H R ER SO BB IBB HBP BLK WP HR S P ERA WHIP | IP WLS BF H R ER SO BB IBB HBP BLK WP HR S P ERA WHIP | IP WLS BF H R ER SO BB IBB HBP BLK WP HR S P ERA WHIP | IP WLS BF H R ER SO BB IBB HBP BLK WP HR S P ERA WHIP | IP WLS BF H R ER SO BB IBB HBP BLK WP HR S P ERA WHIP | IP WLS BF H R ER SO BB IBB HBP BLK WP HR S P ERA WHIP | IP WLS BF H R ER SO BB IBB HBP BLK WP HR S P ERA WHIP | IP WLS BF H R ER SO BB IBB HBP BLK WP HR S P ERA WHIP | IP WLS BF H R ER SO BB IBB HBP BLK WP HR S P ERA WHIP | IP WLS BF H R ER SO BB IBB HBP BLK WP HR S P ERA WHIP | IP WLS BF H R ER SO BB IBB HBP BLK WP HR S P ERA WHIP | IP WLS BF H R ER SO BB IBB HBP BLK WP HR S P ERA WHIP | IP WLS BF H R ER SO BB IBB HBP BLK WP HR S P ERA WHIP | IP WLS BF H R ER SO BB IBB HBP BLK WP HR S P ERA WHIP | IP WLS BF H R ER SO BB IBB HBP BLK WP HR S P ERA WHIP | IP WLS BF H R ER SO BB IBB HBP BLK WP HR S P ERA WHIP | IP WLS BF H R ER SO BB IBB HBP BLK WP HR S P ERA WHIP | IP WLS BF H R ER SO BB IBB HBP BLK WP HR S P ERA WHIP | IP WLS BF H R ER SO BB IBB HBP BLK WP HR S P ERA WHIP | IP WLS BF H R ER SO BB IBB HBP BLK WP HR S P ERA WHIP | IP WLS BF H R ER SO BB IBB HBP BLK WP HR S P ERA WHIP | |
| 40 Chien-Ming Wang, R (1,1) ERA: 0.00 | 65 Phil Hughes, R (3,1) ERA: 6.75 | 38 T.J. Beam, R (4,1) ERA: 0.00 | 83 Ross Ohlendorf, R (5,1) ERA: 0.00 | Luis Vizcaino, R (7,1) ERA: 0.00 | 40 Chien-Ming Wang, R (1,1) ERA: 0.00 | 65 Phil Hughes, R (3,1) ERA: 6.75 | 38 T.J. Beam, R (4,1) ERA: 0.00 | 83 Ross Ohlendorf, R (5,1) ERA: 0.00 | Luis Vizcaino, R (7,1) ERA: 0.00 | 56 Mike Myers, L (8,1) ERA: 0.00 | 60 Jose Veras, R (9,1) ERA: 0.00 | 56 Mike Myers, L (8,1) ERA: 0.00 | 60 Jose Veras, R (9,1) ERA: 0.00 | 56 Mike Myers, L (8,1) ERA: 0.00 | 60 Jose Veras, R (9,1) ERA: 0.00 | 56 Mike Myers, L (8,1) ERA: 0.00 | 60 Jose Veras, R (9,1) ERA: 0.00 | 56 Mike Myers, L (8,1) ERA: 0.00 | 60 Jose Veras, R (9,1) ERA: 0.00 | 56 Mike Myers, L (8,1) ERA: 0.00 | 60 Jose Veras, R (9,1) ERA: 0.00 | 56 Mike Myers, L (8,1) ERA: 0.00 | 60 Jose Veras, R (9,1) ERA: 0.00 |

Minnesota Twins @ New York Yankees
Legends Field, Tampa, FL
Thu Mar 01 2007, 1:15 PM EST
Att: 10,231 - Overcast - 75 F

AB 31
R 1
H 5
RBI 1
BB 3
SO 3
LOB 14



| Batter | 1 | 2 | 3 | 4 | 5 | 6 | 7 | 8 | 9 | AB | R | H | RBI | BB | SO | LOB | BOTTOM | | | | | |
|---|---|---|---|---|---|---|---|---|---|---|---|---|---|---|---|---|--|---|---|---|---|---|
| 18 Johnny Damon, L (1,8) 91 Brett Gardner, L (5,8) | | | | | | | | | | 3 | 1 | 1 | 1 | 0 | 1 | 0 | Minnesota Twins @ New York Yankees Legends Field, Tampa, FL Thu Mar 01 2007, 1:15 PM EST Att: 10,231 - Overcast - 75 F | | | | | |
| 2 Derek Jeter, R (1,6) 73 Alberto Gonzalez, R (5,6) | | | | | | | | | | 3 | 1 | 1 | 0 | 0 | 0 | 0 | | | | | | |
| 25 Jason Giambi, L (1,10) 92 Jose Tabata, R (4, PR) (5,10) | | | | | | | | | | 1 | 2 | 1 | 2 | 2 | 0 | 0 | | | | | | |
| 13 Alex Rodriguez, R (1,5) 68 Marcos Vechionacci, S (5,5) | | | | | | | | | | 2 | 1 | 1 | 0 | 0 | 1 | 0 | | | | | | |
| 55 Hideki Matsui, L (1,7) 64 Kevin Reese, L (6,7) | | | | | | | | | | 2 | 0 | 1 | 0 | 1 | 0 | 0 | | | | | | |
| 20 Jorge Posada, S (1,2) 59 Raul Chavez, R (5,2) | | | | | | | | | | 1 | 0 | 1 | 1 | 1 | 0 | 0 | | | | | | |
| 24 Robinson Cano, L (1,4) Miguel Cairo, R (6,4) | | | | | | | | | | 3 | 0 | 1 | 1 | 0 | 0 | 4 | | | | | | |
| 28 Melky Cabrera, S (1,9) 27 Kevin Thompson, R (6,9) | | | | | | | | | | 3 | 0 | 0 | 0 | 0 | 1 | 6 | | | | | | |
| 11 Doug Mientkiewicz, L (1,3) Josh Phelps, R (6,3) | | | | | | | | | | 2 | 0 | 0 | 0 | 1 | 0 | 2 | | | | | | |
| Inning Stats | R: 3 E: 0 K: 0 S: 5 | H: 2 LOB: 2 BB: 2 P: 14 | R: 2 E: 1 K: 1 S: 7 | H: 2 LOB: 0 BB: 0 P: 7 | R: 0 E: 0 K: 0 S: 4 | H: 1 LOB: 2 BB: 1 P: 8 | R: 0 E: 0 K: 1 S: 5 | H: 1 LOB: 2 BB: 1 P: 9 | R: 0 E: 0 K: 2 S: 9 | H: 2 LOB: 3 BB: 1 P: 13 | R: 0 E: 0 K: 0 S: 4 | H: 0 LOB: 1 BB: 0 P: 4 | R: 0 E: 0 K: 2 S: 7 | H: 0 LOB: 2 BB: 2 P: 15 | R: 1 E: 0 K: 0 S: 5 | H: 3 LOB: 1 BB: 0 P: 5 | | 1B: 9 2B: 0 3B: 0 HR: 2 | SF: 0 SAC: 0 DP: 2 HBP: 1 | WP: 0 PB: 0 SB: 1 CS: 0 | PA: 42 | |
| PITCHER | IP WLS BF H R ER SO BB IBB HBP BLK WP HR S P ERA WHIP | IP WLS BF H R ER SO BB IBB HBP BLK WP HR S P ERA WHIP | IP WLS BF H R ER SO BB IBB HBP BLK WP HR S P ERA WHIP | IP WLS BF H R ER SO BB IBB HBP BLK WP HR S P ERA WHIP | IP WLS BF H R ER SO BB IBB HBP BLK WP HR S P ERA WHIP | IP WLS BF H R ER SO BB IBB HBP BLK WP HR S P ERA WHIP | IP WLS BF H R ER SO BB IBB HBP BLK WP HR S P ERA WHIP | IP WLS BF H R ER SO BB IBB HBP BLK WP HR S P ERA WHIP | IP WLS BF H R ER SO BB IBB HBP BLK WP HR S P ERA WHIP | IP WLS BF H R ER SO BB IBB HBP BLK WP HR S P ERA WHIP | IP WLS BF H R ER SO BB IBB HBP BLK WP HR S P ERA WHIP | IP WLS BF H R ER SO BB IBB HBP BLK WP HR S P ERA WHIP | IP WLS BF H R ER SO BB IBB HBP BLK WP HR S P ERA WHIP | IP WLS BF H R ER SO BB IBB HBP BLK WP HR S P ERA WHIP | IP WLS BF H R ER SO BB IBB HBP BLK WP HR S P ERA WHIP | IP WLS BF H R ER SO BB IBB HBP BLK WP HR S P ERA WHIP | IP WLS BF H R ER SO BB IBB HBP BLK WP HR S P ERA WHIP | IP WLS BF H R ER SO BB IBB HBP BLK WP HR S P ERA WHIP | IP WLS BF H R ER SO BB IBB HBP BLK WP HR S P ERA WHIP | IP WLS BF H R ER SO BB IBB HBP BLK WP HR S P ERA WHIP | IP WLS BF H R ER SO BB IBB HBP BLK WP HR S P ERA WHIP | IP WLS BF H R ER SO BB IBB HBP BLK WP HR S P ERA WHIP |
| Carlos Silva, R (1,1) ERA: 22.5 | 59 Kevin Slowey, R (3,1) ERA: 0.00 | 72 Jeremy Cummings, R (5,1) ERA: 0.00 | Randy Choate, L (6,1) ERA: 0.00 | 49 Mike Venafro, L (7,1) ERA: 0.00 | 56 Carmen Cali, L (8,1) ERA: 9.00 | 56 Carmen Cali, L (8,1) ERA: 9.00 | 56 Carmen Cali, L (8,1) ERA: 9.00 | 56 Carmen Cali, L (8,1) ERA: 9.00 | 56 Carmen Cali, L (8,1) ERA: 9.00 | 56 Carmen Cali, L (8,1) ERA: 9.00 | 56 Carmen Cali, L (8,1) ERA: 9.00 | 56 Carmen Cali, L (8,1) ERA: 9.00 | 56 Carmen Cali, L (8,1) ERA: 9.00 | 56 Carmen Cali, L (8,1) ERA: 9.00 | 56 Carmen Cali, L (8,1) ERA: 9.00 | 56 Carmen Cali, L (8,1) ERA: 9.00 | 56 Carmen Cali, L (8,1) ERA: 9.00 | 56 Carmen Cali, L (8,1) ERA: 9.00 | 56 Carmen Cali, L (8,1) ERA: 9.00 | 56 Carmen Cali, L (8,1) ERA: 9.00 | 56 Carmen Cali, L (8,1) ERA: 9.00 | 56 Carmen Cali, L (8,1) ERA: 9.00 |

Minnesota Twins @ New York Yankees
Legends Field, Tampa, FL
Thu Mar 01 2007, 1:15 PM EST
Att: 10,231 - Overcast - 75 F

AB 34
R 6
H 11
RBI 5
BB 7
SO 6
LOB 24



| Batter | 1 | 2 | 3 | 4 | 5 | 6 | 7 | 8 | 9 | AB | R | H | RBI | BB | SO | LOB | TOP | | | | | | | | | | | |
|---|------------------------------|---------------------------------|-------------------------------|----------------------------------|------------------------------|---------------------------------|------------------------------|---------------------------------|------------------------------|---------------------------------|------------------------------|---------------------------------|------------------------------|---------------------------------|------------------------------|---------------------------------|--|----------------------------------|------------------------------------|----------------------------------|--------|--|--|--|--|--|--|--|
| 38 Luis Antonio Rodríguez, R (6, 4) OBP: 0.333, SLG: 0.375 25 Alexi Casilla, S (6, 4) OBP: 0.429, SLG: 0.333 | | | | | | | | | | 3 | 0 | 1 | 0 | 0 | 0 | 3 | Minnesota Twins @ Cincinnati Reds Ed Smith Stadium, Sarasota, FL Sat Mar 03 2007, 1:05 PM EST Att: 4,889 - Cloudy - 65 F livebaseballscorecards.com | | | | | | | | | | | |
| Jason Tyner, L (1, 8) OBP: 0.100, SLG: 0.100 | | | | | | | | | | 4 | 0 | 0 | 0 | 0 | 2 | | | | | | | | | | | | | |
| 16 Jason Kubel, L (1, 9) OBP: 0.333, SLG: 0.333 2 Denard Span, L (6, 8) | | | | | | | | | | 3 | 0 | 1 | 0 | 0 | 1 | 0 | | | | | | | | | | | | |
| 23 Matthew LeCroy, R (1, 10) OBP: 0.200, SLG: 0.111 Brad King, R (9, PH) | | | | | | | | | | 3 | 0 | 0 | 0 | 0 | 2 | 1 | | | | | | | | | | | | |
| 50 Garrett Jones, L (1, 3) OBP: 0.111, SLG: 0.222 | | | | | | | | | | 4 | 1 | 1 | 0 | 0 | 0 | 1 | | | | | | | | | | | | |
| 58 Glenn Williams, S (1, 5) OBP: 0.250, SLG: 0.375 | | | | | | | | | | 4 | 0 | 2 | 1 | 0 | 1 | 1 | | | | | | | | | | | | |
| 11 Josh Rabe, R (1, 7) | | | | | | | | | | 3 | 0 | 0 | 0 | 0 | 1 | 2 | | | | | | | | | | | | |
| 41 Chris Heintz, R (1, 2) OBP: 0.400, SLG: 0.400 84 Jose Morales, S (5, 2) OBP: 0.333, SLG: 0.333 | | | | | | | | | | 2 | 0 | 2 | 0 | 0 | 0 | 0 | | | | | | | | | | | | |
| Jason Bartlett, R (1, 6) OBP: 0.333, SLG: 0.333 64 Gil Velazquez, R (5, PR) (5, 6) | | | | | | | | | | 2 | 0 | 0 | 0 | 0 | 1 | 3 | | | | | | | | | | | | |
| Inning Stats | R: 0 E: 0 K: 0 S: 5 | H: 2 LOB: 1 BB: 0 P: 5 | R: 1 E: 0 K: 2 S: 10 | H: 3 LOB: 2 BB: 0 P: 10 | R: 0 E: 0 K: 2 S: 7 | H: 0 LOB: 0 BB: 0 P: 7 | R: 0 E: 0 K: 0 S: 3 | H: 1 LOB: 0 BB: 0 P: 3 | R: 0 E: 0 K: 1 S: 5 | H: 0 LOB: 0 BB: 0 P: 5 | R: 0 E: 0 K: 1 S: 5 | H: 0 LOB: 0 BB: 0 P: 5 | R: 0 E: 1 K: 0 S: 4 | H: 0 LOB: 1 BB: 1 P: 4 | R: 0 E: 0 K: 0 S: 3 | H: 0 LOB: 1 BB: 1 P: 7 | | 1B: 5 2B: 2 3B: 0 HR: 0 | SF: 0 SAC: 0 DP: 2 HBP: 0 | WP: 1 PB: 0 SB: 0 CS: 0 | PA: 33 | | | | | | | |
| PITCHER | IP | WLS | BF | H | R | ER | SO | BB | IBB | HBP | BLK | WP | HR | S | P | ERA | WHIP | | | | | | | | | | | |
| 39 Aaron Harang, R (1, 1) ERA: 4.5 | 2.0 | W | 10 | 5 | 1 | 1 | 2 | 0 | 0 | 0 | 0 | 0 | 1 | 0 | 15 | 15 | 4.50 | 2.500 | | | | | | | | | | |
| 75 Bobby Livingston, L (3, 1) ERA: | 2.0 | H | 6 | 1 | 0 | 0 | 2 | 0 | 0 | 0 | 0 | 0 | 0 | 0 | 10 | 10 | 0.00 | 0.500 | | | | | | | | | | |
| 57 Victor Santos, R (5, 1) ERA: | 2.0 | | 6 | 1 | 0 | 0 | 1 | 0 | 0 | 0 | 0 | 0 | 0 | 8 | 8 | 0.00 | 0.500 | | | | | | | | | | | |
| Kerry Ligtenberg, R (7, 1) ERA: | 2.0 | | 7 | 0 | 0 | 0 | 1 | 0 | 0 | 0 | 0 | 0 | 0 | 9 | 9 | 0.00 | 0.000 | | | | | | | | | | | |
| 37 Brian Shackelford, L (9, 1) ERA: | 1.0 | | 4 | 0 | 0 | 0 | 0 | 1 | 0 | 0 | 0 | 0 | 0 | 3 | 7 | 0.00 | 1.000 | | | | | | | | | | | |

| Batter | 1 | 2 | 3 | 4 | 5 | 6 | 7 | 8 | 9 | AB | R | H | RBI | BB | SO | LOB | BOTTOM | | | | | | | | | | |
|--|-------------------------------|----------------------------------|------------------------------|---------------------------------|------------------------------|---------------------------------|------------------------------|---------------------------------|------------------------------|---------------------------------|------------------------------|----------------------------------|------------------------------|---------------------------------|------------------------------|----------------------------------|--|------------------------------------|----------------------------------|--------|--|--|--|--|--|--|--|
| 6 Ryan Freel, R (1, 8) OBP: 0.833, SLG: 1.200 30 Norris Hopper, R (5, PH) OBP: 0.143, SLG: 0.143 | | | | | | | | | | 3 | 1 | 2 | 0 | 0 | 1 | 2 | Minnesota Twins @ Cincinnati Reds Ed Smith Stadium, Sarasota, FL Sat Mar 03 2007, 1:05 PM EST Att: 4,889 - Cloudy - 65 F livebaseballscorecards.com | | | | | | | | | | |
| Scott Hatteberg, L (1, 10) OBP: 0.600, SLG: 1.400 16 Bubba Crosby, L (2, PR) OBP: 0.500, SLG: 0.625 | | | | | | | | | | 2 | 1 | 2 | 2 | 0 | 0 | 0 | | | | | | | | | | | |
| 69 Dan Conway, R (8, PH) OBP: 1.000, SLG: 1.000 | | | | | | | | | | 1 | 0 | 0 | 0 | 0 | 0 | 0 | | | | | | | | | | | |
| 12 Edwin Encarnación, R (1, 5) OBP: 0.333, SLG: 0.833 9 Juan Castro, R (3, 5) 68 Anderson Machado, S (6, 4) | | | | | | | | | | 1 | 0 | 0 | 0 | 0 | 0 | 0 | | | | | | | | | | | |
| Adam Dunn, L (1, 7) OBP: 0.750, SLG: 2.000 27 Chris Denorfia, R (3, 7) | | | | | | | | | | 2 | 1 | 1 | 0 | 0 | 1 | 3 | | | | | | | | | | | |
| 4 Brandon Phillips, R (1, 4) OBP: 0.500, SLG: 1.500 76 Jeff Keppinger, R (5, 4) OBP: 0.750, SLG: 1.125 | | | | | | | | | | 3 | 1 | 2 | 2 | 0 | 0 | 3 | | | | | | | | | | | |
| 33 Josh Hamilton, L (1, 9) OBP: 0.538, SLG: 0.917 | | | | | | | | | | 4 | 1 | 3 | 0 | 1 | 0 | 2 | | | | | | | | | | | |
| 15 Dewayne Wise, L (7, 8) OBP: 0.250, SLG: 0.250 | | | | | | | | | | 1 | 0 | 1 | 1 | 0 | 0 | 0 | | | | | | | | | | | |
| 2 Alex Gonzalez, R (1, 6) OBP: 0.500, SLG: 0.500 71 Paul Janish, R (3, PR) OBP: 0.571, SLG: 0.833 | | | | | | | | | | 2 | 0 | 1 | 0 | 0 | 0 | 2 | | | | | | | | | | | |
| 46 Mark Bellhorn, S (1, 3) OBP: 0.429, SLG: 0.857 60 Joey Votto, L (3, PR) OBP: 0.687, SLG: 0.667 | | | | | | | | | | 3 | 1 | 1 | 1 | 1 | 1 | 3 | | | | | | | | | | | |
| 26 David Ross, R (1, 2) OBP: 0.167, SLG: 0.333 23 Chad Moeller, R (5, 2) OBP: 0.250, SLG: 0.250 67 Ryan Jorgensen, R (6, PH) (9, 2) | | | | | | | | | | 3 | 0 | 1 | 2 | 0 | 1 | 2 | | | | | | | | | | | |
| Inning Stats | R: 3 E: 0 K: 1 S: 10 | H: 5 LOB: 2 BB: 0 P: 10 | R: 0 E: 1 K: 2 S: 9 | H: 2 LOB: 3 BB: 0 P: 9 | R: 3 E: 0 K: 1 S: 9 | H: 4 LOB: 2 BB: 0 P: 9 | R: 1 E: 0 K: 0 S: 6 | H: 2 LOB: 3 BB: 1 P: 6 | R: 0 E: 0 K: 1 S: 6 | H: 1 LOB: 1 BB: 0 P: 6 | R: 3 E: 0 K: 1 S: 9 | H: 4 LOB: 3 BB: 2 P: 17 | R: 0 E: 0 K: 1 S: 6 | H: 1 LOB: 1 BB: 0 P: 6 | R: 3 E: 0 K: 1 S: 9 | H: 4 LOB: 3 BB: 2 P: 17 | 1B: 17 2B: 6 3B: 0 HR: 2 | SF: 2 SAC: 0 DP: 0 HBP: 0 | WP: 0 PB: 0 SB: 0 CS: 0 | PA: 55 | | | | | | | |
| PITCHER | IP | WLS | BF | H | R | ER | SO | BB | IBB | HBP | BLK | WP | HR | S | P | ERA | WHIP | | | | | | | | | | |
| 26 Boof Bonser, R (1, 1) ERA: 27.0 | 1.0 | L | 8 | 5 | 3 | 3 | 1 | 0 | 0 | 0 | 0 | 0 | 0 | 10 | 10 | 27.00 | 5.000 | | | | | | | | | | |
| Randy Choate, L (2, 1) | 1.0 | | 6 | 2 | 0 | 0 | 2 | 0 | 0 | 0 | 0 | 0 | 0 | 9 | 9 | 0.00 | 2.000 | | | | | | | | | | |
| 85 Julio DePaula, R (3, 1) ERA: 9.0 | 1.0 | | 7 | 4 | 3 | 3 | 1 | 0 | 0 | 0 | 0 | 0 | 0 | 9 | 9 | 27.00 | 4.000 | | | | | | | | | | |
| 87 Jason Miller, L (4, 1) ERA: 5.4 | 1.0 | | 6 | 3 | 1 | 1 | 0 | 0 | 0 | 0 | 0 | 0 | 1 | 6 | 6 | 9.00 | 3.000 | | | | | | | | | | |
| 78 Ricky Barrett, L (5, 1) ERA: 16.2 | 0.2 | | 8 | 4 | 3 | 3 | 1 | 2 | 0 | 0 | 0 | 0 | 0 | 8 | 16 | 40.50 | 9.000 | | | | | | | | | | |
| PITCHER | IP | WLS | BF | H | R | ER | SO | BB | IBB | HBP | BLK | WP | HR | S | P | ERA | WHIP | | | | | | | | | | |
| 77 Alexander Smit, L (5, 1) ERA: 6.75 | 1.1 | | 7 | 2 | 1 | 1 | 0 | 1 | 0 | 0 | 0 | 0 | 0 | 6 | 10 | 6.75 | 2.250 | | | | | | | | | | |
| 76 Errol Simonitsch, L (7, 1) ERA: | 1.0 | | 4 | 1 | 0 | 0 | 1 | 0 | 0 | 0 | 0 | 0 | 0 | 6 | 6 | 0.00 | 1.000 | | | | | | | | | | |
| 56 Carmen Cali, L (8, 1) ERA: 21.6 | 0.2 | | 8 | 4 | 3 | 3 | 0 | 2 | 0 | 0 | 0 | 0 | 0 | 6 | 14 | 40.50 | 9.000 | | | | | | | | | | |
| 73 Oswaldo Sosa, R (8, 1) ERA: | 0.1 | | 1 | 0 | 0 | 0 | 1 | 0 | 0 | 0 | 0 | 0 | 0 | 3 | 3 | 0.00 | 0.000 | | | | | | | | | | |

| Batter | 1 | 2 | 3 | 4 | 5 | 6 | 7 | 8 | 9 | AB | R | H | RBI | BB | SO | LOB | TOP | | | | | |
|--|------------------------------|---------------------------------|------------------------------|----------------------------------|------------------------------|---------------------------------|------------------------------|---------------------------------|------------------------------|---------------------------------|------------------------------|---------------------------------|------------------------------|---------------------------------|------------------------------|---------------------------------|------------------------------|---------------------------------|----------------------------------|------------------------------------|----------------------------------|--------|
| 23 Julio Lugo, R OBP: 0.368, SLG: 0.294 77 Ed Rogers, R OBP: 0.429, SLG: 0.583 | G6-3 | | F8 | | K | | | G3 | | 3 | 0 | 0 | 0 | 0 | 1 | 2 | | | | | | |
| 20 Kevin Youkilis, R OBP: 0.474, SLG: 0.588 70 Luis Jimenez, L OBP: 0.308, SLG: 0.333 | K | | 1B | | | | | L6 | | 3 | 0 | 2 | 0 | 0 | 1 | 0 | | | | | | |
| Jason Varitek, S OBP: 0.333, SLG: 0.200 80 Dusty Brown, R OBP: 0.500, SLG: 0.250 | K2-3 | | G1-3 | | | | | | K | 3 | 0 | 0 | 0 | 0 | 2 | 3 | | | | | | |
| 25 Mike Lowell, R OBP: 0.176, SLG: 0.313 Andrew Pinckney, L | | F8 | | L5 | | | | G1-3 | | 3 | 0 | 0 | 0 | 0 | 0 | 1 | | | | | | |
| Wily Mo Peña, R OBP: 0.353, SLG: 0.313 76 Bobby Scases, S OBP: 0.364, SLG: 0.333 | | BB | | K | | | | F8 | | 2 | 0 | 0 | 0 | 1 | 1 | 1 | | | | | | |
| 15 Dustin Pedroia, R OBP: 0.283, SLG: 0.235 Iggly Suarez, R | | K | | G5-3 | | | | G5-3 | | 3 | 0 | 0 | 0 | 0 | 1 | 1 | | | | | | |
| 28 Doug Mirabeli, R OBP: 0.182, SLG: 0.100 | | F9 | | | | | | G6-3 | | 3 | 0 | 0 | 0 | 0 | 1 | 1 | | | | | | |
| 60 David Murphy, L OBP: 0.438, SLG: 0.357 | | | | FC6-4 BB | | | | G3 | | 2 | 0 | 1 | 0 | 1 | 0 | 0 | | | | | | |
| 3 Alex Ochoa, R OBP: 0.250, SLG: 0.273 | | | | FC7-4 1B | | | | G5-3 | | 3 | 0 | 0 | 0 | 0 | 2 | 2 | | | | | | |
| Inning Stats | R: 0 E: 0 K: 2 S: 7 | H: 0 LOB: 0 BB: 0 P: 7 | R: 0 E: 0 K: 1 S: 5 | H: 0 LOB: 1 BB: 1 P: 12 | R: 0 E: 0 K: 0 S: 4 | H: 1 LOB: 2 BB: 1 P: 8 | R: 0 E: 0 K: 1 S: 5 | H: 0 LOB: 0 BB: 0 P: 5 | R: 0 E: 0 K: 2 S: 8 | H: 1 LOB: 1 BB: 0 P: 9 | R: 0 E: 0 K: 0 S: 6 | H: 0 LOB: 0 BB: 0 P: 6 | R: 0 E: 0 K: 0 S: 3 | H: 0 LOB: 0 BB: 0 P: 3 | R: 0 E: 0 K: 0 S: 3 | H: 0 LOB: 0 BB: 0 P: 3 | R: 0 E: 0 K: 1 S: 5 | H: 0 LOB: 0 BB: 0 P: 5 | 1B: 2 2B: 1 3B: 0 HR: 0 | SF: 0 SAC: 0 DP: 0 HBP: 0 | WP: 0 PB: 1 SB: 0 CS: 0 | PA: 32 |
| PITCHER | IP | WLS | BF | H | R | ER | SO | BB | IBB | HBP | BLK | WP | HR | S | P | ERA | WHIP | | | | | |
| Johan Santana, L ERA: 1.8 | 3.0 | W | 12 | 1 | 0 | 0 | 3 | 2 | 0 | 0 | 0 | 0 | 0 | 16 | 27 | 0.00 | 1.000 | | | | | |
| 54 Matt Guerrier, R ERA: 9.0 | 1.0 | H | 3 | 0 | 0 | 0 | 1 | 0 | 0 | 0 | 0 | 0 | 0 | 5 | 5 | 0.00 | 0.000 | | | | | |
| 72 Jeremy Cummings, R ERA: 9.0 | 2.0 | H | 8 | 2 | 0 | 0 | 3 | 0 | 0 | 0 | 0 | 0 | 0 | 14 | 15 | 0.00 | 1.000 | | | | | |
| 49 Mike Venafo, L ERA: 9.0 | 1.0 | H | 3 | 0 | 0 | 0 | 0 | 0 | 0 | 0 | 0 | 0 | 0 | 3 | 3 | 0.00 | 0.000 | | | | | |
| Randy Choate, L ERA: 9.0 | 1.0 | H | 3 | 0 | 0 | 0 | 0 | 0 | 0 | 0 | 0 | 0 | 0 | 3 | 3 | 0.00 | 0.000 | | | | | |
| PITCHER | IP | WLS | BF | H | R | ER | SO | BB | IBB | HBP | BLK | WP | HR | S | P | ERA | WHIP | | | | | |
| 74 Jose Mijares, L ERA: | 1.0 | S | 3 | 0 | 0 | 0 | 1 | 0 | 0 | 0 | 0 | 0 | 0 | 5 | 5 | 0.00 | 0.000 | | | | | |

Boston Red Sox @ Minnesota Twins
Hammond Stadium, Fort Myers, FL
Thu Mar 08 2007, 1:05 PM EST
Att: 7,630 - Sunny - 78 F

| | |
|-----|----|
| AB | 30 |
| R | 0 |
| H | 3 |
| RBI | 0 |
| BB | 2 |
| SO | 8 |
| LOB | 11 |



| Batter | 1 | 2 | 3 | 4 | 5 | 6 | 7 | 8 | 9 | AB | R | H | RBI | BB | SO | LOB | BOTTOM | | | | | |
|--|------------------------------|---------------------------------|------------------------------|---------------------------------|------------------------------|---------------------------------|------------------------------|---------------------------------|------------------------------|---------------------------------|------------------------------|---------------------------------|------------------------------|---------------------------------|------------------------------|---------------------------------|------------------------------|---------------------------------|----------------------------------|------------------------------------|----------------------------------|--------|
| Luis Castillo, S OBP: 0.375, SLG: 0.286 41 Chris Heintz, R OBP: 0.375, SLG: 0.375 | F8 | | G6-3 | | 2-1 | | | FC6-4 | | 3 | 0 | 1 | 0 | 0 | 0 | 0 | | | | | | |
| Jason Tyner, L OBP: 0.156, SLG: 0.111 | G1-3 | | K | | | | | P6 | | 4 | 0 | 0 | 0 | 0 | 1 | 2 | | | | | | |
| 7 Joe Mauer, L OBP: 0.313, SLG: 0.467 88 Korey Feiner, R | | | | | G4-3 | | | | | 2 | 1 | 1 | 0 | 1 | 0 | 0 | | | | | | |
| Torii Hunter, R OBP: 0.545, SLG: 0.667 11 Josh Rabe, R OBP: 0.200, SLG: 0.111 | | | | | BB | | | | | 2 | 0 | 1 | 1 | 1 | 0 | 2 | | | | | | |
| 50 Garrett Jones, L OBP: 0.100, SLG: 0.150 | F9 | | | | G3 | | | G3 | | 3 | 0 | 0 | 0 | 0 | 2 | 2 | | | | | | |
| 24 Rondell White, R OBP: 0.200, SLG: 0.143 Garrett Guzman, L | | | | | P6 | | | F7 | | 3 | 0 | 0 | 0 | 0 | 1 | 1 | | | | | | |
| 23 Matthew LeCroy, R OBP: 0.294, SLG: 0.267 | | | | | | | | F8 | | 3 | 0 | 1 | 0 | 0 | 1 | 0 | | | | | | |
| 38 Luis Antonio Rodriguez, R OBP: 0.158, SLG: 0.167 | | | | | | | | G4-3 | | 3 | 0 | 0 | 0 | 0 | 1 | 1 | | | | | | |
| Jason Bartlett, R OBP: 0.412, SLG: 0.357 64 Gil Velazquez, R | | | | | P4 | | | FC6-4 BB | | 2 | 0 | 0 | 0 | 1 | 0 | 1 | | | | | | |
| Inning Stats | R: 1 E: 0 K: 0 S: 5 | H: 2 LOB: 1 BB: 0 P: 5 | R: 0 E: 0 K: 1 S: 5 | H: 0 LOB: 0 BB: 0 P: 5 | R: 0 E: 0 K: 1 S: 5 | H: 0 LOB: 0 BB: 0 P: 5 | R: 0 E: 0 K: 0 S: 3 | H: 0 LOB: 1 BB: 1 P: 7 | R: 0 E: 0 K: 0 S: 3 | H: 1 LOB: 1 BB: 1 P: 7 | R: 0 E: 0 K: 0 S: 3 | H: 0 LOB: 0 BB: 0 P: 3 | R: 0 E: 0 K: 0 S: 3 | H: 0 LOB: 1 BB: 1 P: 7 | R: 0 E: 0 K: 0 S: 3 | H: 0 LOB: 0 BB: 0 P: 3 | R: 0 E: 0 K: 1 S: 5 | H: 0 LOB: 0 BB: 0 P: 5 | 1B: 2 2B: 2 3B: 0 HR: 0 | SF: 0 SAC: 0 DP: 1 HBP: 0 | WP: 0 PB: 0 SB: 0 CS: 0 | PA: 29 |
| PITCHER | IP | WLS | BF | H | R | ER | SO | BB | IBB | HBP | BLK | WP | HR | S | P | ERA | WHIP | | | | | |
| 38 Curt Schilling, R ERA: 1.93 | 4.0 | L | 15 | 2 | 1 | 1 | 2 | 1 | 0 | 0 | 0 | 0 | 0 | 18 | 22 | 2.25 | 0.750 | | | | | |
| 68 Deyvern Hansack, R ERA: 4.91 | 2.0 | | 8 | 2 | 0 | 0 | 0 | 1 | 0 | 0 | 0 | 0 | 0 | 6 | 11 | 0.00 | 1.500 | | | | | |
| 41 Bryan Corey, R ERA: | 1.0 | | 3 | 0 | 0 | 0 | 0 | 0 | 0 | 0 | 0 | 0 | 0 | 3 | 3 | 0.00 | 0.000 | | | | | |
| 62 David Pauley, R ERA: | 1.0 | | 4 | 0 | 0 | 0 | 0 | 1 | 0 | 0 | 0 | 0 | 0 | 3 | 7 | 0.00 | 1.000 | | | | | |
| PITCHER | IP | WLS | BF | H | R | ER | SO | BB | IBB | HBP | BLK | WP | HR | S | P | ERA | WHIP | | | | | |

Boston Red Sox @ Minnesota Twins
Hammond Stadium, Fort Myers, FL
Thu Mar 08 2007, 1:05 PM EST
Att: 7,630 - Sunny - 78 F

| | |
|-----|----|
| AB | 26 |
| R | 1 |
| H | 4 |
| RBI | 1 |
| BB | 3 |
| SO | 2 |
| LOB | 10 |



| Batter | 1 | 2 | 3 | 4 | 5 | 6 | 7 | 8 | 9 | AB | R | H | RBI | BB | SO | LOB | TOP | | | | | |
|---|---|---------------------------------|------------------------------|---------------------------------|------------------------------|---------------------------------|------------------------------|---------------------------------|------------------------------|---------------------------------|------------------------------|---------------------------------|------------------------------|---------------------------------|------------------------------|---------------------------------|--|---|---------------------------------|----------------------------------|------------------------------------|-------------------------|
| 16 Jason Kubel, L OBP: 0.316, SLG: 0.333 Brandon Roberts, L (8, FR) (8, 7) | | | G4-3 | | | F7 | | | | 4 | 0 | 2 | 1 | 0 | 0 | 0 | Minnesota Twins @ St. Louis Cardinals Roger Dean Stadium, Jupiter, FL Thu Mar 08 2007, 1:05 PM EST Att: 6,254 - Sunny - 79 F | | | | | |
| 8 Nick Punto, S OBP: 0.143, SLG: 0.143 Trevor Plouffe, R (8, FR) OBP: 0.500, SLG: 1.000 (8, 5) | | | | | | P6 | | | | 4 | 0 | 2 | 0 | 0 | 1 | 1 | | | | | | |
| 55 Mike Redmond, R OBP: 0.222, SLG: 0.222 84 Jose Morales, S OBP: 0.200, SLG: 0.200 (7, 2) | | | | | | G4-3 | | | | 3 | 0 | 1 | 0 | 0 | 0 | 1 | | | | | | |
| 5 Michael Cuddyer, R OBP: 0.353, SLG: 0.688 Eli Tinton, R OBP: 0.500, SLG: 1.000 (1, 9) (7, 9) | | | | K | | G6-3 | | | K | 3 | 0 | 0 | 0 | 0 | 1 | 1 | | | | | | |
| 33 Justin Morneau, L OBP: 0.294, SLG: 0.200 Steve Tolleson, R OBP: 0.200, SLG: 0.400 (1, 3) (7, 4) | | | | K | | F8 | | | K | 3 | 0 | 1 | 0 | 0 | 1 | 0 | | | | | | |
| 58 Glenn Williams, S OBP: 0.222, SLG: 0.444 (1, 10) | | | | K | | G6-3 | | | F8 | 4 | 0 | 1 | 0 | 0 | 1 | 0 | | | | | | |
| 2 Denard Span, L OBP: 0.278, SLG: 0.278 (1, 8) | | | | | G4-3 | | | | G3 | 3 | 0 | 1 | 0 | 0 | 0 | 0 | | | | | | |
| 61 Tommy Watkins, R OBP: 0.235, SLG: 0.333 (1, 4) (7, 3) | | | | | F9 | | | | G6-3 | 3 | 0 | 0 | 0 | 0 | 0 | 3 | | | | | | |
| 25 Alexi Casilla, S OBP: 0.385, SLG: 0.417 (1, 6) | | | | | G4-3 | | | | | 3 | 1 | 1 | 0 | 0 | 1 | 2 | | | | | | |
| Inning Stats | R: 0 E: 0 K: 1 S: 6 | H: 2 LOB: 1 BB: 0 P: 6 | R: 0 E: 0 K: 1 S: 7 | H: 3 LOB: 2 BB: 0 P: 7 | R: 0 E: 0 K: 0 S: 4 | H: 1 LOB: 0 BB: 0 P: 4 | R: 0 E: 0 K: 3 S: 9 | H: 0 LOB: 0 BB: 0 P: 9 | R: 0 E: 0 K: 0 S: 3 | H: 0 LOB: 0 BB: 0 P: 3 | R: 0 E: 0 K: 0 S: 3 | H: 0 LOB: 0 BB: 0 P: 3 | R: 0 E: 0 K: 0 S: 3 | H: 0 LOB: 0 BB: 0 P: 3 | R: 1 E: 0 K: 0 S: 6 | H: 3 LOB: 2 BB: 0 P: 6 | | R: 0 E: 0 K: 2 S: 7 | H: 0 LOB: 0 BB: 0 P: 7 | 1B: 8 2B: 2 3B: 0 HR: 0 | SF: 0 SAC: 0 DP: 2 HBP: 0 | WP: 0 PB: 0 CS: 2 |
| PITCHER | IP WLS BF H R ER SO BB IBB HBP BLK WP HR S P ERA WHIP | | | | | | | | | | | | | | | | | | | | | |
| Kip Wells, R ERA: 3.0 54 Randy Keisler, L ERA: 4.1 Ricardo Rincon, L ERA: 7.1 Brian Falkenberg, R ERA: 4.5 78 Kelvin Jimenez, R ERA: 9.1 | 3.0 3.0 1.0 1.0 1.0 | WLS H W S | 12 9 3 6 3 | BF 0 3 6 3 | H 0 0 3 0 | R 0 0 1 0 | ER 0 0 1 0 | SO 2 3 0 2 | BB 0 0 0 0 | IBB 0 0 0 0 | HBP 0 0 0 0 | BLK 0 0 0 0 | WP 0 0 0 0 | HR 0 0 0 0 | S 17 15 3 6 7 | P 17 15 3 6 7 | ERA 0.00 0.00 0.00 9.00 0.00 | WHIP 2.000 0.000 0.000 3.000 0.000 | | | | |

| Batter | 1 | 2 | 3 | 4 | 5 | 6 | 7 | 8 | 9 | AB | R | H | RBI | BB | SO | LOB | BOTTOM | | | | | |
|--|---|---------------------------------|------------------------------|---------------------------------|------------------------------|---------------------------------|------------------------------|---------------------------------|------------------------------|---------------------------------|------------------------------|---------------------------------|------------------------------|---------------------------------|------------------------------|---------------------------------|--|---|---------------------------------|----------------------------------|------------------------------------|-------------------------|
| 55 Skip Schumaker, L OBP: 0.458, SLG: 0.739 (1, 8) (7, 9) | | | K | | | | G3 | | | 4 | 1 | 1 | 0 | 0 | 2 | 0 | Minnesota Twins @ St. Louis Cardinals Roger Dean Stadium, Jupiter, FL Thu Mar 08 2007, 1:05 PM EST Att: 6,254 - Sunny - 79 F | | | | | |
| 16 Chris Duncan, L OBP: 0.370, SLG: 0.542 63 Ryan Ludwick, R OBP: 0.375, SLG: 0.500 (1, 7) (8, PH) (9, 9) | | | G6-3 | | | 4-0 5 1B BB | | | | 2 | 0 | 0 | 0 | 1 | 0 | 1 | | | | | | |
| 5 Albert Pujols, R OBP: 0.353, SLG: 0.350 70 Tagg Bozied, R OBP: 0.428, SLG: 0.538 (1, 3) (6, 3) | | | | | | 5 1B BB | | | | 3 | 0 | 1 | 1 | 0 | 0 | 0 | | | | | | |
| 27 Scott Rolen, R OBP: 0.400, SLG: 0.313 Aaron Miles, S OBP: 0.350, SLG: 0.313 (1, 5) (7, 4) | | | | E3 53 1B | | | F8 | | SH3-4 2B | 3 | 0 | 0 | 0 | 0 | 1 | 0 | | | | | | |
| 26 Scott Spiezio, S OBP: 0.522, SLG: 0.588 (1, 4) (7, 5) | | | | K | | | K2-3 | | G3 | 4 | 0 | 1 | 0 | 0 | 2 | 2 | | | | | | |
| 3 Preston Wilson, R OBP: 0.125, SLG: 0.125 (1, 10) | | | | K | | | | | G3 | 4 | 0 | 1 | 0 | 0 | 2 | 3 | | | | | | |
| 53 John Rodriguez, L OBP: 0.600, SLG: 0.688 So Taguchi, R OBP: 0.059, SLG: 0.059 (1, 9) (6, PH) (7, 8) | | | | | | | | | | 2 | 0 | 2 | 0 | 0 | 0 | 0 | | | | | | |
| 4 Yadier Molina, R OBP: 0.400, SLG: 0.429 Miguel Negron, L OBP: 0.346, SLG: 0.118 (1, 2) (7, PH) (8, 9) (9, 7) | | | | | | | | | | 1 | 0 | 0 | 0 | 0 | 1 | 1 | | | | | | |
| 19 Jolbert Cabrera, R OBP: 0.200, SLG: 0.158 (1, 6) | | | | | | | | | | 2 | 0 | 0 | 0 | 0 | 1 | 4 | | | | | | |
| Inning Stats | R: 1 E: 0 K: 1 S: 6 | H: 1 LOB: 0 BB: 0 P: 6 | R: 0 E: 0 K: 2 S: 9 | H: 2 LOB: 2 BB: 0 P: 9 | R: 0 E: 0 K: 1 S: 5 | H: 0 LOB: 0 BB: 0 P: 5 | R: 0 E: 1 K: 2 S: 9 | H: 1 LOB: 2 BB: 0 P: 9 | R: 0 E: 0 K: 1 S: 5 | H: 1 LOB: 2 BB: 1 P: 9 | R: 0 E: 0 K: 2 S: 8 | H: 1 LOB: 1 BB: 0 P: 8 | R: 0 E: 0 K: 0 S: 3 | H: 0 LOB: 0 BB: 0 P: 3 | R: 1 E: 1 K: 0 S: 5 | H: 2 LOB: 1 BB: 0 P: 5 | | R: 0 E: 0 K: 0 S: 5 | H: 0 LOB: 0 BB: 0 P: 5 | 1B: 5 2B: 3 3B: 0 HR: 0 | SF: 0 SAC: 1 DP: 0 HBP: 0 | WP: 0 PB: 0 CS: 0 |
| PITCHER | IP WLS BF H R ER SO BB IBB HBP BLK WP HR S P ERA WHIP | | | | | | | | | | | | | | | | | | | | | |
| 30 Scott Baker, R ERA: 14.21 59 Kevin Slowey, R ERA: 4.1 37 Dennys Reyes, L ERA: 6.1 17 Pat Neshek, R ERA: 7.1 87 Jason Miller, L ERA: 4.91 | 3.0 2.0 1.0 1.0 1.0 | WLS H W L | 12 9 4 3 5 | BF 12 9 4 3 5 | H 3 2 0 2 | R 1 0 0 1 | ER 1 0 0 0 1 | SO 4 3 2 0 0 | BB 0 1 0 0 0 | IBB 0 0 0 0 0 | HBP 0 0 0 0 0 | BLK 0 0 0 0 0 | WP 0 0 0 0 0 | HR 0 0 0 0 0 | S 20 14 8 3 5 | P 20 18 8 3 5 | ERA 3.00 0.00 0.00 0.00 9.00 | WHIP 1.000 1.500 1.000 0.000 2.000 | | | | |

| | |
|-----|----|
| AB | 33 |
| R | 1 |
| H | 9 |
| RBI | 1 |
| BB | 0 |
| SO | 7 |
| LOB | 10 |



| | |
|-----|----|
| AB | 31 |
| R | 2 |
| H | 8 |
| RBI | 2 |
| BB | 1 |
| SO | 9 |
| LOB | 13 |



| Batter | 1 | 2 | 3 | 4 | 5 | 6 | 7 | 8 | 9 | 10 | 11 | AB | R | H | RBI | BB | SO | LOB | TOP | | |
|--|--|---------------------------------|--------------------------------|---------------------------------|-------------------------------------|----------------------------------|---------------------------------|---|--------------------------------|---------------------------------|-------------------------------------|---------------------------------|------------------------------|---|--------------------------------|---------------------------------|-------------------------------------|------------------------------------|----------------------------------|--------|--|
| 2 B.J. Upton, R OBP: 0.286, SLG: 0.350 (1, 4) | | | | | | | | | | | | 5 | 0 | 2 | 1 | 0 | 2 | 1 | | | |
| 35 Elijah Dukes, R 43 Elliot Johnson, S (1, 8) | | | | | | | | | | | | 3 | 0 | 2 | 1 | 1 | 0 | 0 | | | |
| Delmon Young, R 86 Francisco Leandro, L (1, 9) | | | | | | | | | | | | 4 | 0 | 1 | 0 | 0 | 0 | 5 | | | |
| 31 Jonny Gomes, R 86 Eroid Andrus, S (1, 7) | | | | | | | | | | | | 4 | 0 | 1 | 0 | 0 | 2 | 1 | | | |
| 58 Hee-Seop Choi, L OBP: 0.143, SLG: 0.083 (1, 10) | | | | | | | | | | | | 5 | 0 | 1 | 0 | 0 | 0 | 2 | | | |
| 32 Shawn Rigans, R 64 Raul Casanova, S (1, 2) | | | | | | | | | | | | 2 | 0 | 0 | 0 | 1 | 0 | 1 | | | |
| 23 Carlos Pena, L OBP: 0.214, SLG: 0.308 (1, 3) | | | | | | | | | | | | 5 | 1 | 1 | 0 | 0 | 0 | 3 | | | |
| 29 Joel Guzman, R OBP: 0.118, SLG: 0.375 (1, 5) | | | | | | | | | | | | 4 | 0 | 0 | 1 | 0 | 1 | 0 | | | |
| 18 Ben Zobrist, S 67 Reid Brignac, L (1, 6) | | | | | | | | | | | | 3 | 1 | 1 | 0 | 0 | 2 | 0 | | | |
| Inning Stats | R: 0 E: 0 K: 1 S: 5 | H: 1 LOB: 0 BB: 0 P: 6 | R: 0 E: 0 K: 1 S: 5 | H: 0 LOB: 0 BB: 0 P: 5 | R: 1 E: 2 K: 2 S: 10 | H: 2 LOB: 2 BB: 0 P: 10 | R: 0 E: 0 K: 0 S: 4 | H: 1 LOB: 1 BB: 1 P: 4 | R: 0 E: 0 K: 1 S: 5 | H: 0 LOB: 0 BB: 0 P: 7 | R: 0 E: 0 K: 0 S: 4 | H: 1 LOB: 1 BB: 0 P: 4 | R: 2 E: 0 K: 1 S: 7 | H: 2 LOB: 1 BB: 1 P: 11 | R: 0 E: 0 K: 2 S: 3 | H: 0 LOB: 0 BB: 0 P: 3 | 1B: 8 2B: 1 3B: 0 HR: 0 | SF: 1 SAC: 0 DP: 1 HBP: 0 | WP: 0 PB: 0 SB: 0 CS: 1 | PA: 45 | |
| PITCHER | IP: 3.0 WLS: 0 BF: 12 ERA: 1.13 | WLS: 4 BF: 1 ERA: 0.00 | H: 3 R: 1 ER: 0 SO: 4 | R: 0 ER: 0 SO: 0 | BB: 0 IBB: 0 HBP: 0 BLK: 0 | WP: 0 HR: 0 S: 20 P: 21 | ERA: 0.00 WHIP: 1.000 | IP: 1.0 WLS: B BF: 6 ERA: 13.5 | H: 1 R: 2 ER: 2 SO: 1 | R: 0 ER: 0 SO: 0 | BB: 0 IBB: 0 HBP: 0 BLK: 0 | WP: 0 HR: 0 S: 7 P: 11 | ERA: 12.27 WHIP: 3.000 | IP: 2.0 WLS: W BF: 6 ERA: 3.18 | H: 0 R: 0 ER: 0 SO: 2 | R: 0 ER: 0 SO: 0 | BB: 0 IBB: 0 HBP: 0 BLK: 0 | WP: 0 HR: 0 S: 10 P: 10 | ERA: 0.00 WHIP: 0.000 | | |
| Ramon Ortiz, R ERA: 1.13 | 36 Joe Nathan, R ERA: 0.00 | 28 Jesse Crain, R ERA: 0.00 | 17 Pat Neshek, R ERA: 2.000 | J.D. Durbin, R ERA: 13.5 | 56 Carmen Calli, L ERA: 12.27 | 73 Oswaldo Sosa, R ERA: 13.5 | 87 Jason Miller, L ERA: 3.18 | | | | | | | | | | | | | | |

Tampa Bay Devil Rays @ Minnesota Twins
Hammond Stadium, Fort Myers, FL
Sat Mar 10 2007, 1:05 PM EST
Alt: 6,729 - Sunny - 80 F

AB 40
R 3
H 9
RBI 3
BB 3
SO 10
LOB 15



| Batter | 1 | 2 | 3 | 4 | 5 | 6 | 7 | 8 | 9 | 10 | 11 | AB | R | H | RBI | BB | SO | LOB | BOTTOM | | |
|--|--|---------------------------------|--------------------------------|-------------------------------------|-------------------------------------|---------------------------------|------------------------------|--|--------------------------------|----------------------------------|-------------------------------------|----------------------------------|------------------------------|---|----------------------------------|---------------------------------|-------------------------------------|------------------------------------|----------------------------------|--------|--|
| Luis Castillo, S OBP: 0.450, SLG: 0.333 (1, 4) | | | | | | | | | | | | 2 | 0 | 1 | 0 | 1 | 0 | 0 | | | |
| 25 Alexi Castila, S OBP: 0.316, SLG: 0.333 (6, PR) | | | | | | | | | | | | 2 | 1 | 0 | 0 | 0 | 0 | 4 | | | |
| 8 Nick Punto, S OBP: 0.290, SLG: 0.130 (1, 5) | | | | | | | | | | | | 2 | 0 | 0 | 0 | 2 | 0 | 1 | | | |
| 58 Glenn Williams, S OBP: 0.250, SLG: 0.391 (8, PR) | | | | | | | | | | | | 1 | 1 | 0 | 0 | 0 | 0 | 0 | | | |
| 55 Mike Redmond, R OBP: 0.333, SLG: 0.333 (1, 2) | | | | | | | | | | | | 3 | 1 | 2 | 1 | 0 | 0 | 2 | | | |
| 84 Jose Morales, S OBP: 0.143, SLG: 0.143 (7, 2) | | | | | | | | | | | | 2 | 0 | 0 | 0 | 0 | 1 | 1 | | | |
| 5 Michael Cuddyer, R OBP: 0.400, SLG: 0.737 (1, 9) | | | | | | | | | | | | 3 | 0 | 2 | 1 | 0 | 0 | 2 | | | |
| Jason Tyner, L OBP: 0.192, SLG: 0.125 (7, 9) | | | | | | | | | | | | 2 | 0 | 0 | 0 | 0 | 0 | 1 | | | |
| 33 Justin Morneau, L OBP: 0.250, SLG: 0.167 (1, 3) | | | | | | | | | | | | 3 | 0 | 0 | 0 | 0 | 1 | 4 | | | |
| 50 Garrett Jones, L OBP: 0.080, SLG: 0.120 (7, 3) | | | | | | | | | | | | 2 | 0 | 0 | 0 | 0 | 0 | 1 | | | |
| Torii Hunter, R OBP: 0.412, SLG: 0.667 (1, 8) | | | | | | | | | | | | 3 | 0 | 0 | 0 | 0 | 0 | 4 | | | |
| 2 Denard Span, L OBP: 0.273, SLG: 0.238 (7, 8) | | | | | | | | | | | | 2 | 0 | 0 | 0 | 0 | 0 | 1 | | | |
| 24 Rondell White, R OBP: 0.286, SLG: 0.400 (1, 7) | | | | | | | | | | | | 3 | 0 | 1 | 0 | 0 | 0 | 0 | | | |
| 11 Josh Rabe, R OBP: 0.214, SLG: 0.231 (7, PR) | | | | | | | | | | | | 2 | 1 | 1 | 0 | 0 | 0 | 0 | | | |
| 27 Jeff Cirillo, R OBP: 0.100, SLG: 0.000 (7, PR) | | | | | | | | | | | | 3 | 0 | 1 | 0 | 0 | 0 | 0 | | | |
| 86 Jeff Christy, R ERA: 3.0 (8, 10) | | | | | | | | | | | | 0 | 0 | 0 | 0 | 0 | 0 | 0 | | | |
| 16 Jason Kubel, L OBP: 0.300, SLG: 0.368 (8, PR) | | | | | | | | | | | | 1 | 0 | 1 | 0 | 0 | 0 | 0 | | | |
| Brad King, R ERA: 3.0 (10, 10) | | | | | | | | | | | | 0 | 0 | 0 | 0 | 0 | 0 | 0 | | | |
| 23 Matthew LeCroy, R OBP: 0.260, SLG: 0.317 (11, PR) | | | | | | | | | | | | 0 | 0 | 0 | 0 | 1 | 0 | 0 | | | |
| 61 Tommy Watkins, R OBP: 0.260, SLG: 0.317 (11, PR) | | | | | | | | | | | | 0 | 0 | 0 | 0 | 0 | 0 | 0 | | | |
| Jason Bartlett, R OBP: 0.333, SLG: 0.286 (8, 6) | | | | | | | | | | | | 3 | 0 | 0 | 0 | 0 | 0 | 3 | | | |
| 64 Gil Velazquez, R OBP: 0.280, SLG: 0.522 (10, 4) | | | | | | | | | | | | 2 | 0 | 1 | 1 | 0 | 0 | 1 | | | |
| Inning Stats | R: 0 E: 0 K: 0 S: 3 | H: 1 LOB: 1 BB: 1 P: 7 | R: 0 E: 0 K: 0 S: 3 | H: 0 LOB: 0 BB: 0 P: 3 | R: 0 E: 0 K: 0 S: 3 | H: 0 LOB: 0 BB: 0 P: 3 | R: 0 E: 0 K: 0 S: 5 | H: 2 LOB: 2 BB: 0 P: 5 | R: 0 E: 0 K: 1 S: 7 | H: 2 LOB: 3 BB: 1 P: 11 | R: 0 E: 0 K: 1 S: 6 | H: 0 LOB: 1 BB: 1 P: 10 | R: 0 E: 0 K: 0 S: 3 | H: 0 LOB: 0 BB: 0 P: 3 | R: 1 E: 0 K: 0 S: 4 | H: 2 LOB: 2 BB: 1 P: 8 | 1B: 7 2B: 4 3B: 0 HR: 0 | SF: 0 SAC: 0 DP: 2 HBP: 0 | WP: 0 PB: 0 SB: 0 CS: 0 | PA: 45 | |
| PITCHER | IP: 3.0 WLS: 0 BF: 10 ERA: 0.00 | WLS: H BF: 8 ERA: 0.00 | H: 2 R: 0 ER: 0 SO: 0 | R: 0 ER: 0 SO: 0 | BB: 0 IBB: 0 HBP: 0 BLK: 0 | WP: 0 HR: 0 S: 9 P: 13 | ERA: 0.00 WHIP: 0.667 | IP: 0.2 WLS: L BF: 5 ERA: 10.13 | H: 2 R: 1 ER: 1 SO: 0 | R: 0 ER: 0 SO: 0 | BB: 1 IBB: 0 HBP: 0 BLK: 0 | WP: 0 HR: 0 S: 4 P: 8 | ERA: 13.50 WHIP: 4.500 | IP: 11.0 WLS: 0 BF: 40 ERA: 13.5 | H: 10 R: 4 ER: 4 SO: 14 | R: 0 ER: 0 SO: 7 | BB: 0 IBB: 0 HBP: 0 BLK: 0 | WP: 0 HR: 0 S: 7 P: 14 | ERA: 0.00 WHIP: 0.500 | | |
| Brian Stokes, R ERA: 0.00 | 49 Jason Hammel, R ERA: 3.0 | 52 Jon Switzer, L ERA: 13.5 | 57 Chris Seaton, L ERA: 6.0 | 68 Andy Sonnanstine, R ERA: 0.00 | 75 Tony Peguero, R ERA: 10.13 | | | | | | | | | | | | | | | | |

Tampa Bay Devil Rays @ Minnesota Twins
Hammond Stadium, Fort Myers, FL
Sat Mar 10 2007, 1:05 PM EST
Alt: 6,729 - Sunny - 80 F

AB 41
R 4
H 10
RBI 3
BB 4
SO 2
LOB 25



| Batter | 1 | 2 | 3 | 4 | 5 | 6 | 7 | 8 | 9 | AB | R | H | RBI | BB | SO | LOB | TOP | | | | | | | | |
|--|------------------------------|---------------------------------|------------------------------|---------------------------------|------------------------------|---------------------------------|------------------------------|---------------------------------|------------------------------|---------------------------------|------------------------------|---------------------------------|------------------------------|----------------------------------|------------------------------|---------------------------------|------------------------------|---------------------------------|----------------------------------|------------------------------------|----------------------------------|--------|--|--|--|
| 2 Hanley Ramirez, R (1, 6) 92 Josh Labandeira, R (6, 6) | G5-3 | | | G5-3 | | F9 | | G4-3 | | 3 | 0 | 0 | 0 | 0 | 0 | 1 | | | | | | | | | |
| 6 Dan Uggla, R (1, 4) OBP: 0.260, SLG: 0.280 | K | | | F7 | | G6-3 | | | 1B | 4 | 0 | 1 | 0 | 0 | 1 | 1 | | | | | | | | | |
| 21 Joe Borchard, S (1, 7) OBP: 0.444, SLG: 0.500 | K | | | G6-3 | | | BB | | K | 3 | 0 | 0 | 0 | 1 | 2 | 1 | | | | | | | | | |
| 17 Mike Jacobs, L (1, 3) 9 Joe Dillon, R (7, PR) (7, 3) | | | K | | HR | | BB | | K | 2 | 1 | 1 | 1 | 1 | 1 | 0 | | | | | | | | | |
| 12 Cody Ross, R (1, 9) OBP: 0.120, SLG: 0.125 | G6-3 | | | G5-3 | | | P6 | | F8 | 4 | 0 | 0 | 0 | 0 | 3 | | | | | | | | | | |
| 61 Reggie Abernombie, R (1, 10) OBP: 0.187, SLG: 0.187 | E9 | | | K | | | G4-3 | | | 3 | 0 | 0 | 0 | 0 | 1 | 2 | | | | | | | | | |
| 29 Scott Seabolt, R (1, 5) OBP: 0.130, SLG: 0.091 | PO | | F8 | | F7 | | F9 | | | 3 | 0 | 0 | 0 | 0 | 3 | | | | | | | | | | |
| Alex Sanchez, L (1, 8) OBP: 0.182, SLG: 0.364 | | | | F9 | | | | F8 | | 3 | 0 | 1 | 0 | 0 | 0 | 0 | | | | | | | | | |
| 20 Matt Treanor, R (1, 2) OBP: 0.214, SLG: 0.083 | | | | F9 | | FC1-5-2 | | F8 | | 3 | 0 | 0 | 0 | 0 | 1 | | | | | | | | | | |
| Inning Stats | R: 0 E: 0 K: 2 S: 7 | H: 0 LOB: 0 BB: 0 P: 7 | R: 0 E: 1 K: 1 S: 6 | H: 0 LOB: 0 BB: 0 P: 6 | R: 0 E: 0 K: 0 S: 3 | H: 0 LOB: 0 BB: 0 P: 3 | R: 0 E: 0 K: 0 S: 3 | H: 0 LOB: 0 BB: 0 P: 3 | R: 1 E: 0 K: 1 S: 6 | H: 1 LOB: 0 BB: 0 P: 6 | R: 0 E: 0 K: 0 S: 4 | H: 1 LOB: 1 BB: 0 P: 4 | R: 0 E: 0 K: 0 S: 3 | H: 0 LOB: 0 BB: 2 P: 11 | R: 0 E: 0 K: 0 S: 3 | H: 0 LOB: 0 BB: 0 P: 3 | R: 0 E: 0 K: 2 S: 8 | H: 1 LOB: 1 BB: 0 P: 8 | 1B: 1 2B: 0 3B: 1 HR: 1 | SF: 0 SAC: 0 DP: 0 HBP: 0 | WP: 0 PB: 0 SB: 1 CS: 0 | PA: 33 | | | |
| PITCHER | IP | WLS | BF | H | R | ER | SO | BB | IBB | HBP | BLK | WP | HR | S | P | ERA | WHIP | | | | | | | | |
| 26 Boof Bonser, R (1, 1) ERA: 3.38 | 4.0 | W | 12 | 0 | 0 | 0 | 3 | 0 | 0 | 0 | 0 | 0 | 0 | 19 | 19 | 0.00 | 0.000 | | | | | | | | |
| 28 Jesse Crain, R (5, 1) ERA: 1.5 | 1.0 | | 4 | 1 | 1 | 1 | 1 | 0 | 0 | 0 | 0 | 0 | 1 | 6 | 6 | 9.00 | 1.000 | | | | | | | | |
| 21 Matt Garza, R (6, 1) ERA: 2.25 | 2.0 | | 9 | 1 | 0 | 0 | 0 | 2 | 0 | 0 | 0 | 0 | 0 | 7 | 15 | 0.00 | 1.500 | | | | | | | | |
| 36 Joe Nathan, R (8, 1) ERA: | 1.0 | | 3 | 0 | 0 | 0 | 0 | 0 | 0 | 0 | 0 | 0 | 0 | 3 | 3 | 0.00 | 0.000 | | | | | | | | |
| Juan Rincon, R (9, 1) ERA: | 1.0 | | 4 | 1 | 0 | 0 | 2 | 0 | 0 | 0 | 0 | 0 | 0 | 8 | 8 | 0.00 | 1.000 | | | | | | | | |

Florida Marlins @ Minnesota Twins
Hammond Stadium, Fort Myers, FL
Mon Mar 12 2007, 1:05 PM EDT
Att. 7,101 - Partly Cloudy - 80 F

AB 30
R 1
H 3
RBI 1
BB 2
SO 6
LOB 13



| Batter | 1 | 2 | 3 | 4 | 5 | 6 | 7 | 8 | 9 | AB | R | H | RBI | BB | SO | LOB | BOTTOM | | | | | | | | |
|--|------------------------------|---------------------------------|------------------------------|---------------------------------|------------------------------|---------------------------------|------------------------------|---------------------------------|------------------------------|---------------------------------|------------------------------|---------------------------------|------------------------------|---------------------------------|------------------------------|---------------------------------|-----------------------------------|------------------------------------|----------------------------------|--------|--|--|--|--|--|
| Luis Castillo, S (1, 4) 38 Luis Antonio Rodriguez, S (6, 4) | F9 | G4-3 | | 8 1B 5 1B | 55 FC6-4 1B | | F7 | | | 4 | 1 | 2 | 1 | 0 | 0 | 1 | | | | | | | | | |
| 8 Nick Punto, S (1, 5) 58 Glenn Williams, S (6, 5) | 5 1B 33 1B | 55 HBP G6-4-3 1B | | 5 1B 2B | K | | G4-6-3 | | | 4 | 2 | 3 | 1 | 0 | 1 | 1 | | | | | | | | | |
| 55 Mike Redmond, R (1, 2) 41 Chris Heintz, R (6, 2) | 5 1B 33 1B | G6-4-3 | | G5-3 | FC6-4 | | | G6-3 | | 3 | 1 | 0 | 0 | 0 | 0 | 4 | | | | | | | | | |
| 5 Michael Cuddyer, R (1, 9) 50 Garrett Jones, L (7, 3) | 33 1B 1B | | K | 2B 1B | | | K | P6 | | 3 | 1 | 2 | 1 | 0 | 1 | 0 | | | | | | | | | |
| 33 Justin Morneau, L (1, 3) 16 Jason Kubel, L (7, 9) | 24 G5-3 1B | | G4-3 | K | | | G4-3 | | | 4 | 0 | 1 | 2 | 0 | 1 | 2 | | | | | | | | | |
| Torii Hunter, R (1, 8) 2 Denard Span, L (6, 8) | 24 G5-3 1B | | 24 1B 32 2B | 1-3 2B | | | E6 | | | 3 | 1 | 3 | 2 | 0 | 0 | 0 | | | | | | | | | |
| 24 Rondell White, R (1, 7) Jason Tyner, L (6, 7) | G5-3 | | 32 2B 1B | G4-3 | | | G3 | | | 3 | 1 | 1 | 0 | 0 | 0 | 4 | | | | | | | | | |
| 32 Ken Harvey, R (1, 10) 23 Matthew LeCroy, R (6, 10) | G6-3 | | 1-2 2B | | G3 1B | | | | | 2 | 0 | 1 | 2 | 0 | 0 | 2 | | | | | | | | | |
| Jason Bartlett, R (1, 6) 25 Alexi Casilla, S (6, 6) | | G4-3 8 1B | | G5-3 | | | | | | 3 | 1 | 1 | 0 | 0 | 0 | 2 | | | | | | | | | |
| Inning Stats | R: 3 E: 0 K: 0 S: 7 | H: 4 LOB: 2 BB: 0 P: 8 | R: 1 E: 0 K: 0 S: 4 | H: 2 LOB: 0 BB: 0 P: 4 | R: 2 E: 0 K: 1 S: 8 | H: 3 LOB: 1 BB: 0 P: 8 | R: 2 E: 0 K: 1 S: 9 | H: 4 LOB: 2 BB: 0 P: 9 | R: 1 E: 0 K: 1 S: 7 | H: 2 LOB: 1 BB: 0 P: 7 | R: 0 E: 1 K: 1 S: 6 | H: 0 LOB: 1 BB: 0 P: 6 | R: 0 E: 0 K: 0 S: 4 | H: 2 LOB: 1 BB: 0 P: 4 | R: 0 E: 0 K: 0 S: 4 | H: 1 LOB: 1 BB: 0 P: 4 | 1B: 14 2B: 4 3B: 0 HR: 0 | SF: 0 SAC: 0 DP: 2 HBP: 1 | WP: 0 PB: 0 SB: 0 CS: 0 | PA: 42 | | | | | |
| PITCHER | IP | WLS | BF | H | R | ER | SO | BB | IBB | HBP | BLK | WP | HR | S | P | ERA | WHIP | | | | | | | | |
| Dontrelle Willis, L (1, 1) 74 Gaby Hernandez, R (4, 1) | 3.0 | L | 18 | 9 | 6 | 6 | 1 | 0 | 0 | 1 | 0 | 0 | 0 | 19 | 20 | 18.00 | 3.000 | | | | | | | | |
| 22 Matt Lindstrom, R (6, 1) 48 Lee Gardner, R (8, 1) | 2.0 | | 8 | 2 | 0 | 0 | 1 | 0 | 0 | 0 | 0 | 0 | 0 | 10 | 10 | 0.00 | 1.000 | | | | | | | | |
| | 1.0 | | 4 | 1 | 0 | 0 | 0 | 0 | 0 | 0 | 0 | 0 | 0 | 4 | 4 | 0.00 | 1.000 | | | | | | | | |

Florida Marlins @ Minnesota Twins
Hammond Stadium, Fort Myers, FL
Mon Mar 12 2007, 1:05 PM EDT
Att. 7,101 - Partly Cloudy - 80 F

AB 41
R 9
H 18
RBI 9
BB 0
SO 4
LOB 22



| Batter | 1 | 2 | 3 | 4 | 5 | 6 | 7 | 8 | 9 | AB | R | H | RBI | BB | SO | LOB | TOP | | | | | |
|---|------------------------------|-------------------------|------------------------------|--------------------------|------------------------------|-------------------------|-------------------------------|--------------------------|-------------------------------|-------------------------|------------------------------|-------------------------|------------------------------|-------------------------|-------------------------------|--------------------------|------------------------------|-------------------------|----------------------------------|------------------------------------|-------------------------|--------|
| Jason Bartlett, R (1, 6) 25 Alexi Casilla, S (7, 6) OBP: 0.300, SLG: 0.296 OBP: 0.345, SLG: 0.346 | G6-3 | | | K | K | | | BB | | 3 | 0 | 0 | 0 | 0 | 2 | 3 | | | | | | |
| 38 Luis Antonio Rodriguez, S (6, 4) 61 Tommy Watkins, R (6, 4) OBP: 0.273, SLG: 0.497 OBP: 0.285, SLG: 0.294 | F7 | | | G4-3 | 1B | | L6 | F9 | | 3 | 0 | 1 | 0 | 0 | 0 | 0 | | | | | | |
| 7 Joe Mauer, L (1, 2) 41 Chris Heintz, R (6, PR) OBP: 0.417, SLG: 0.417 | G4-3 | | | G4-3 | | | G6-4-3 | BB | | 2 | 0 | 0 | 0 | 1 | 0 | 1 | | | | | | |
| Tori Hunter, R (1, 8) 2 Denard Span, L (6, 8) OBP: 0.400, SLG: 0.609 OBP: 0.313, SLG: 0.310 | | K | | K | | | G6-4-3 | BB | | 3 | 0 | 0 | 0 | 0 | 2 | 2 | | | | | | |
| 16 Jason Kubel, L (1, 9) Jason Tyner, L (7, 9) OBP: 0.370, SLG: 0.423 OBP: 0.200, SLG: 0.179 | G4-3 | | | | | | F8 | | | 3 | 0 | 0 | 0 | 0 | 0 | 0 | | | | | | |
| 24 Rondell White, R (1, 7) 11 Josh Rabe, R (5, PR) OBP: 0.310, SLG: 0.407 OBP: 0.235, SLG: 0.313 | L5 | | | | | | HBP | 2B | | 1 | 0 | 0 | 0 | 0 | 0 | 0 | | | | | | |
| 23 Matthew LeCroy, R (1, 10) OBP: 0.345, SLG: 0.346 | | | | L8 | | | FC5 | | | 4 | 0 | 0 | 0 | 0 | 2 | 3 | | | | | | |
| 50 Garrett Jones, L (1, 3) OBP: 0.061, SLG: 0.091 | | | | K | | | E1 | | | 4 | 0 | 0 | 0 | 0 | 1 | 4 | | | | | | |
| 58 Glenn Williams, S (1, 5) OBP: 0.258, SLG: 0.367 | G6-3 | | | | | | K | | | 3 | 0 | 0 | 0 | 0 | 2 | 3 | | | | | | |
| Inning Stats | R: 0 E: 0 K: 0 S: 5 | H: 0 LOB: 0 BB: 9 | R: 0 E: 0 K: 1 S: 9 | H: 0 LOB: 0 BB: 11 | R: 0 E: 0 K: 1 S: 6 | H: 0 LOB: 0 BB: 7 | R: 0 E: 0 K: 2 S: 10 | H: 1 LOB: 1 BB: 14 | R: 0 E: 0 K: 2 S: 13 | H: 0 LOB: 3 BB: 0 | R: 0 E: 0 K: 1 S: 3 | H: 1 LOB: 1 BB: 1 | R: 0 E: 0 K: 1 S: 6 | H: 1 LOB: 1 BB: 0 | R: 1 E: 1 K: 1 S: 15 | H: 1 LOB: 1 BB: 24 | R: 0 E: 1 K: 1 S: 6 | H: 0 LOB: 1 BB: 6 | 1B: 2 2B: 1 3B: 0 HR: 0 | SF: 0 SAC: 0 DP: 1 HBP: 1 | WP: 0 PB: 1 CS: 0 | PA: 35 |
| PITCHER | IP | WLS | BF | H | R | ER | SO | BB | IBB | HBP | BLK | WP | HR | S | P | ERA | WHIP | | | | | |
| 58 Jeff Karstens, R (1, 1) ERA: 1.35 | 4.0 | W | 13 | 1 | 0 | 0 | 4 | 0 | 0 | 0 | 0 | 0 | 0 | 30 | 41 | 0.00 | 0.250 | | | | | |
| 78 Chase Wright, L (5, 1) ERA: 1.35 | 2.0 | H | 9 | 0 | 0 | 0 | 2 | 1 | 0 | 1 | 0 | 0 | 0 | 16 | 26 | 0.00 | 0.500 | | | | | |
| Scott Proctor, R (7, 1) ERA: 1.35 | 1.0 | H | 4 | 1 | 0 | 0 | 1 | 0 | 0 | 0 | 0 | 0 | 0 | 6 | 6 | 0.00 | 1.000 | | | | | |
| 47 Ron Villone, L (8, 1) ERA: 1.35 | 0.1 | H | 2 | 0 | 1 | 0 | 1 | 1 | 0 | 0 | 0 | 0 | 0 | 6 | 13 | 0.00 | 3.000 | | | | | |
| 56 Chris Britton, R (8, 1) ERA: 2.45 | 0.2 | H | 3 | 1 | 0 | 0 | 0 | 0 | 0 | 0 | 0 | 0 | 0 | 9 | 11 | 0.00 | 1.500 | | | | | |

Minnesota Twins @ New York Yankees
Legends Field, Tampa, FL
Wed Mar 14 2007, 7:15 PM EDT
Att: 10,330 - Clear - 75 F

| | |
|-----|----|
| AB | 32 |
| R | 1 |
| H | 3 |
| RBI | 1 |
| BB | 2 |
| SO | 9 |
| LOB | 18 |



| Batter | 1 | 2 | 3 | 4 | 5 | 6 | 7 | 8 | 9 | AB | R | H | RBI | BB | SO | LOB | BOTTOM | | | | | |
|---|------------------------------|----------------------------------|-------------------------------|----------------------------------|------------------------------|----------------------------------|------------------------------|----------------------------------|-------------------------------|----------------------------------|------------------------------|---------------------------------|------------------------------|---------------------------------|-------------------------------|----------------------------------|------------------------------|---------------------------------|----------------------------------|------------------------------------|-------------------------|--------|
| 18 Johnny Damon, L (1, 8) 64 Kevin Reese, L (5, PR) OBP: 0.355, SLG: 0.346 OBP: 0.429, SLG: 0.632 | G4-3 | | BB | | FC4-6 | | B1-3 | | | 2 | 1 | 0 | 0 | 1 | 0 | 1 | | | | | | |
| 2 Derek Jeter, R (1, 6) Miguel Cairo, R (5, PR) OBP: 0.344, SLG: 0.355 OBP: 0.409, SLG: 0.294 | G3-1 | | G6-3 | | 1B | | K | | | 3 | 0 | 2 | 0 | 0 | 0 | 1 | | | | | | |
| 25 Jason Giambi, L (1, 10) 17 Ben Davis, S (6, PH) OBP: 0.310, SLG: 0.458 OBP: 0.286, SLG: 0.714 | G3-1 | | | | K | | | BB | | 3 | 1 | 1 | 1 | 0 | 1 | 3 | | | | | | |
| 13 Alex Rodriguez, R (1, 5) 93 Chris Basak, R (6, 5) OBP: 0.438, SLG: 0.346 OBP: 0.429, SLG: 0.714 | L6 | | P6 | | F8 | | | G5-3 | | 3 | 0 | 0 | 0 | 0 | 0 | 4 | | | | | | |
| 55 Hideki Matsui, L (1, 7) 27 Kevin Thompson, R (7, 7) OBP: 0.406, SLG: 0.533 OBP: 0.381, SLG: 0.556 | G4-3 | | BB | | BB | | K | | | 3 | 1 | 2 | 1 | 0 | 1 | 0 | | | | | | |
| 20 Jorge Posada, S (1, 2) Todd Pratt, R (6, 2) OBP: 0.500, SLG: 0.867 OBP: 0.286, SLG: 0.286 | G4-3 | | | | BB | | K | | | 1 | 0 | 0 | 0 | 1 | 0 | 1 | | | | | | |
| 24 Robinson Cano, L (1, 4) 90 Angel Chavez, R (6, PR) OBP: 0.194, SLG: 0.200 OBP: 0.133, SLG: 0.071 | G6-3 | | G4-6-3 | | BB | | | FC6 | | 3 | 0 | 2 | 1 | 0 | 0 | 1 | | | | | | |
| 28 Melky Cabrera, S (1, 9) 75 Bronson Sardinha, L (7, 9) OBP: 0.194, SLG: 0.200 OBP: 0.417, SLG: 0.583 | G6-3 | | | | G6-3 | | L7 | | | 3 | 0 | 0 | 0 | 0 | 0 | 2 | | | | | | |
| 11 Doug Mientkiewicz, L (1, 3) 12 Andy Phillips, R (7, PH) OBP: 0.289, SLG: 0.053 | P4 | | | | BB | | G5-3 | | | 1 | 0 | 0 | 0 | 1 | 0 | 1 | | | | | | |
| Inning Stats | R: 0 E: 0 K: 0 S: 7 | H: 1 LOB: 1 BB: 0 P: 12 | R: 1 E: 0 K: 0 S: 10 | H: 2 LOB: 1 BB: 0 P: 16 | R: 2 E: 0 K: 0 S: 9 | H: 2 LOB: 1 BB: 1 P: 15 | R: 0 E: 0 K: 0 S: 5 | H: 0 LOB: 0 BB: 1 P: 12 | R: 0 E: 0 K: 1 S: 10 | H: 1 LOB: 2 BB: 1 P: 17 | R: 0 E: 0 K: 2 S: 8 | H: 1 LOB: 1 BB: 0 P: 8 | R: 0 E: 0 K: 1 S: 5 | H: 0 LOB: 0 BB: 0 P: 5 | R: 1 E: 0 K: 0 S: 13 | H: 2 LOB: 1 BB: 0 P: 17 | R: 0 E: 0 K: 1 S: 6 | H: 0 LOB: 1 BB: 0 P: 6 | 1B: 3 2B: 5 3B: 1 HR: 0 | SF: 0 SAC: 0 DP: 1 HBP: 0 | WP: 0 PB: 0 CS: 0 | PA: 34 |
| PITCHER | IP | WLS | BF | H | R | ER | SO | BB | IBB | HBP | BLK | WP | HR | S | P | ERA | WHIP | | | | | |
| Carlos Silva, R (1, 1) ERA: 7.62 | 4.0 | L | 17 | 5 | 3 | 3 | 0 | 2 | 0 | 0 | 0 | 0 | 0 | 31 | 55 | 6.75 | 1.750 | | | | | |
| 54 Matt Guerrier, R (5, 1) ERA: 5.4 | 1.0 | | 5 | 1 | 0 | 0 | 1 | 1 | 0 | 0 | 0 | 0 | 0 | 10 | 17 | 0.00 | 2.000 | | | | | |
| 59 Kevin Slowey, R (6, 1) ERA: 11.57 | 2.0 | | 7 | 1 | 0 | 0 | 3 | 0 | 0 | 0 | 0 | 0 | 0 | 13 | 13 | 0.00 | 0.500 | | | | | |
| 56 Carmen Cali, L (8, 1) ERA: 11.57 | 1.0 | | 5 | 2 | 1 | 1 | 0 | 0 | 0 | 0 | 0 | 0 | 0 | 13 | 17 | 9.00 | 2.000 | | | | | |

Minnesota Twins @ New York Yankees
Legends Field, Tampa, FL
Wed Mar 14 2007, 7:15 PM EDT
Att: 10,330 - Clear - 75 F

| | |
|-----|----|
| AB | 31 |
| R | 4 |
| H | 9 |
| RBI | 4 |
| BB | 3 |
| SO | 4 |
| LOB | 17 |



| Batter | 1 | 2 | 3 | 4 | 5 | 6 | 7 | 8 | 9 | AB | R | H | RBI | BB | SO | LOB | TOP | | | |
|---|---|----------------------------------|------------------------------|---------------------------------|------------------------------|---------------------------------|------------------------------|---------------------------------|------------------------------|---------------------------------|------------------------------|---------------------------------|------------------------------|---------------------------------|------------------------------|---------------------------------|--|------------------------------------|----------------------------------|--------|
| 40 Adam Stern, L OBP: 0.300, SLG: 0.300 | | | | | | | | | | 4 | 0 | 1 | 0 | 0 | 1 | 0 | <p>Baltimore Orioles @ Minnesota Twins Hammond Stadium, Fort Myers, FL Thu Mar 15 2007, 1:05 PM EDT Att: 8,122 - Partly Cloudy - 78 F</p> | | | |
| Chris Gomez, R OBP: 0.308, SLG: 0.364 12 Brandon Fahey, L OBP: 0.111, SLG: 0.059 | | | | | | | | | | 3 | 1 | 0 | 0 | 0 | 0 | 1 | | | | |
| 21 Nick Markakis, L OBP: 0.429, SLG: 0.485 Roger Cedeno, S OBP: 0.100, SLG: 0.100 | | | | | | | | | | 3 | 0 | 0 | 0 | 0 | 2 | 1 | | | | |
| 17 Aubrey Huff, L OBP: 0.400, SLG: 0.556 73 Mike Cervenak, R OBP: 0.308, SLG: 0.615 | | | | | | | | | | 2 | 1 | 0 | 0 | 1 | 1 | 0 | | | | |
| 16 Jay Payton, R OBP: 0.423, SLG: 0.560 71 Ruddy Yan, S OBP: 0.389, SLG: 0.353 | | | | | | | | | | 3 | 0 | 1 | 1 | 0 | 0 | 0 | | | | |
| 38 Terry Tiffes, S OBP: 0.217, SLG: 0.182 60 J.R. House, R OBP: 0.188, SLG: 0.250 | | | | | | | | | | 3 | 0 | 1 | 0 | 0 | 0 | 0 | | | | |
| 70 Jason Dubois, R OBP: 0.522, SLG: 0.687 39 Jeff Fiorentino, L OBP: 0.333, SLG: 0.273 | | | | | | | | | | 3 | 0 | 1 | 0 | 0 | 1 | 2 | | | | |
| 68 Jon Knott, R OBP: 0.217, SLG: 0.286 | | | | | | | | | | 1 | 0 | 0 | 0 | 0 | 0 | 3 | | | | |
| 3 Freddie Bynum, L OBP: 0.250, SLG: 0.238 | | | | | | | | | | 3 | 0 | 0 | 0 | 0 | 3 | 1 | | | | |
| Adam Donachie, R OBP: 0.313, SLG: 0.467 72 Ryan Hubele, R OBP: 0.188, SLG: 0.250 | | | | | | | | | | 3 | 0 | 0 | 0 | 0 | 1 | 0 | | | | |
| | | | | | | | | | | 0 | 0 | 0 | 0 | 0 | 0 | 0 | | | | |
| Inning Stats | R: 2 E: 2 K: 0 S: 6 | H: 3 LOB: 2 BB: 1 P: 10 | R: 0 E: 0 K: 2 S: 7 | H: 0 LOB: 0 BB: 0 P: 7 | R: 0 E: 0 K: 1 S: 5 | H: 0 LOB: 0 BB: 0 P: 5 | R: 0 E: 0 K: 1 S: 7 | H: 0 LOB: 0 BB: 0 P: 7 | R: 0 E: 0 K: 1 S: 5 | H: 0 LOB: 0 BB: 0 P: 5 | R: 0 E: 0 K: 1 S: 6 | H: 1 LOB: 1 BB: 0 P: 6 | R: 0 E: 0 K: 2 S: 7 | H: 0 LOB: 0 BB: 0 P: 7 | R: 0 E: 1 K: 0 S: 5 | H: 2 LOB: 2 BB: 0 P: 5 | 1B: 5 2B: 1 3B: 0 HR: 0 | SF: 0 SAC: 0 DP: 1 HBP: 0 | WP: 0 PB: 0 SB: 0 CS: 0 | PA: 34 |
| PITCHER | IP WLS BF H R ER SO BB IBB HBP BLK WP HR S P ERA WHIP | | | | | | | | | | | | | | | | | | | |
| Ramon Ortiz, R ERA: 0.75 | 4.0 | 16 | 3 | 2 | 0 | 4 | 1 | 0 | 0 | 0 | 0 | 0 | 0 | 0 | 25 | 12 | 29 | 0.00 | 1.000 | |
| 60 Glen Perkins, L ERA: 2.0 | 2.0 | 6 | 0 | 0 | 0 | 3 | 0 | 0 | 0 | 0 | 0 | 0 | 0 | 0 | 12 | 2 | 2 | 0.00 | 0.000 | |
| Juan Rincon, R ERA: | 1.0 | 4 | 1 | 0 | 0 | 1 | 0 | 0 | 0 | 0 | 0 | 0 | 0 | 6 | 6 | 6 | 0.00 | 1.000 | | |
| 17 Pat Neshek, R ERA: | 1.0 | W 3 | 0 | 0 | 0 | 2 | 0 | 0 | 0 | 0 | 0 | 0 | 0 | 7 | 7 | 7 | 0.00 | 0.000 | | |
| Randy Choate, L ERA: 11.12 | 1.0 | S 5 | 2 | 0 | 0 | 0 | 0 | 0 | 0 | 0 | 0 | 0 | 0 | 5 | 5 | 5 | 0.00 | 2.000 | | |

| Batter | 1 | 2 | 3 | 4 | 5 | 6 | 7 | 8 | 9 | AB | R | H | RBI | BB | SO | LOB | BOTTOM | |
|---|---|---------------------------------|------------------------------|----------------------------------|------------------------------|---------------------------------|------------------------------|---------------------------------|------------------------------|----------------------------------|------------------------------------|----------------------------------|----------------------------------|------------------------------------|----------------------------------|--------|--|-------|
| 27 Jeff Cirillo, R OBP: 0.375, SLG: 0.308 Felix Molina, S OBP: 0.111, SLG: 0.059 | | | | | | | | | | 3 | 0 | 0 | 0 | 1 | 2 | 2 | <p>Baltimore Orioles @ Minnesota Twins Hammond Stadium, Fort Myers, FL Thu Mar 15 2007, 1:05 PM EDT Att: 8,122 - Partly Cloudy - 78 F</p> | |
| 8 Nick Punto, S OBP: 0.276, SLG: 0.212 58 Glenn Williams, S OBP: 0.250, SLG: 0.355 | | | | | | | | | | 3 | 0 | 1 | 0 | 0 | 0 | 2 | | |
| 55 Mike Redmond, R OBP: 0.263, SLG: 0.222 Brad King, R OBP: 0.111, SLG: 0.059 | | | | | | | | | | 3 | 0 | 0 | 0 | 0 | 0 | 1 | | |
| 5 Michael Cuddyer, R OBP: 0.412, SLG: 0.727 Jason Tyner, L OBP: 0.226, SLG: 0.207 | | | | | | | | | | 3 | 1 | 1 | 1 | 0 | 2 | 1 | | |
| 33 Justin Morneau, L OBP: 0.290, SLG: 0.241 50 Garrett Jones, L OBP: 0.088, SLG: 0.147 | | | | | | | | | | 3 | 0 | 1 | 0 | 0 | 0 | 0 | | |
| Torii Hunter, R OBP: 0.357, SLG: 0.538 2 Denard Span, L OBP: 0.303, SLG: 0.300 | | | | | | | | | | 3 | 0 | 0 | 0 | 0 | 0 | 1 | | |
| 11 Josh Rabe, R OBP: 0.350, SLG: 0.421 | | | | | | | | | | 3 | 0 | 3 | 0 | 0 | 0 | 0 | | |
| 61 Tommy Watkins, R OBP: 0.292, SLG: 0.278 | | | | | | | | | | 1 | 0 | 0 | 1 | 1 | 0 | 1 | | |
| 25 Alexi Casilla, S OBP: 0.313, SLG: 0.310 | | | | | | | | | | 3 | 0 | 0 | 0 | 0 | 1 | 3 | | |
| | | | | | | | | | | 1B: 6 2B: 1 3B: 0 HR: 1 | SF: 1 SAC: 0 DP: 1 HBP: 0 | WP: 1 PB: 0 SB: 2 CS: 0 | PA: 33 | | | | | |
| Inning Stats | R: 0 E: 0 K: 1 S: 5 | H: 0 LOB: 0 BB: 0 P: 5 | R: 0 E: 0 K: 1 S: 8 | H: 1 LOB: 2 BB: 1 P: 12 | R: 1 E: 0 K: 0 S: 4 | H: 1 LOB: 0 BB: 0 P: 4 | R: 0 E: 0 K: 1 S: 6 | H: 1 LOB: 1 BB: 0 P: 7 | R: 1 E: 0 K: 0 S: 5 | H: 2 LOB: 1 BB: 0 P: 5 | R: 2 E: 0 K: 0 S: 4 | H: 2 LOB: 2 BB: 2 P: 13 | 1B: 6 2B: 1 3B: 0 HR: 1 | SF: 1 SAC: 0 DP: 1 HBP: 0 | WP: 1 PB: 0 SB: 2 CS: 0 | PA: 33 | | |
| PITCHER | IP WLS BF H R ER SO BB IBB HBP BLK WP HR S P ERA WHIP | | | | | | | | | | | | | | | | | |
| 29 Adam Loewen, L ERA: 2.25 | 4.0 | 15 | 2 | 1 | 1 | 4 | 1 | 0 | 0 | 0 | 0 | 0 | 0 | 1 | 22 | 26 | 2.25 | 0.750 |
| 56 Brian Burres, L ERA: 2.57 | 1.0 | H 3 | 1 | 0 | 0 | 0 | 0 | 0 | 0 | 0 | 0 | 0 | 0 | 3 | 3 | 3 | 0.00 | 1.000 |
| 78 Rob Bell, R ERA: | 1.0 | H 4 | 1 | 0 | 0 | 1 | 0 | 0 | 0 | 0 | 0 | 0 | 0 | 6 | 7 | 7 | 0.00 | 1.000 |
| 79 Francis Beltran, R ERA: 9.0 | 1.0 | B 5 | 2 | 1 | 1 | 0 | 0 | 0 | 0 | 0 | 0 | 0 | 0 | 5 | 5 | 5 | 9.00 | 2.000 |
| 47 Jim Hoeny, R ERA: 7.35 | 1.0 | L 6 | 2 | 2 | 2 | 0 | 2 | 0 | 0 | 0 | 1 | 0 | 0 | 4 | 13 | 18.00 | 4.000 | |

| Batter | 1 | 2 | 3 | 4 | 5 | 6 | 7 | 8 | 9 | AB | R | H | RBI | BB | SO | LOB | TOP | | | |
|--|---|--|--|--|--|---|--|---------------------------------|------------------------------|---------------------------------|------------------------------|---------------------------------|-------------------------------|----------------------------------|------------------------------|---------------------------------|--|-----------------------------------|------------------------------------|----------------------------------|
| Luis Castillo, S (1,4) OBP: 0.435, SLG: 0.381 25 Alexi Casilla, S (7,PH) OBP: 0.353, SLG: 0.333 (7,4) | | | | | | | | | | 4 | 0 | 2 | 1 | 0 | 0 | 2 | Minnesota Twins @ Baltimore Orioles Fort Lauderdale Stadium, Ft. Lauderdale, FL Fri Mar 16 2007, 1:05 PM EDT Att: 6,683 - Sunny - 74 F livebaseballscorecards.com | | | |
| Jason Tyner, L (1,7) OBP: 0.229, SLG: 0.212 11 Josh Rabe, R (7,PH) OBP: 0.318, SLG: 0.381 (7,7) | | | | | | | | | | 4 | 0 | 1 | 1 | 0 | 0 | 2 | | | | |
| 7 Joe Mauer, L (1,2) OBP: 0.364, SLG: 0.370 Brad King, R (7,PH) (7,2) | | | | | | | | | | 2 | 0 | 0 | 1 | 1 | 0 | 0 | | | | |
| 23 Matthew LeCroy, R (1,10) OBP: 0.353, SLG: 0.310 61 Tommy Watkins, R (7,PR) OBP: 0.292, SLG: 0.276 (7,10) | | | | | | | | | | 3 | 0 | 0 | 1 | 1 | 1 | 4 | | | | |
| 16 Jason Kubel, L (1,9) OBP: 0.355, SLG: 0.433 Trent Oeltjen, L (7,PR) OBP: 1.000, SLG: 1.000 (7,9) | | | | | | | | | | 4 | 1 | 1 | 0 | 0 | 0 | 4 | | | | |
| 50 Garrett Jones, L (1,3) OBP: 0.179, SLG: 0.333 | | | | | | | | | | 5 | 4 | 4 | 4 | 0 | 0 | 3 | | | | |
| 2 Denard Span, L (1,8) OBP: 0.368, SLG: 0.400 | | | | | | | | | | 5 | 3 | 4 | 2 | 0 | 0 | 1 | | | | |
| 38 Luis Antonio Rodriguez, S (7,PH) OBP: 0.270, SLG: 0.441 56 Glenn Williams, S (7,PH) OBP: 0.242, SLG: 0.344 (7,5) | | | | | | | | | | 4 | 1 | 1 | 0 | 0 | 0 | 3 | | | | |
| Jason Bartlett, R (1,6) OBP: 0.364, SLG: 0.367 Matt Tolbert, S (7,PH) OBP: 1.000, SLG: 1.000 (7,6) | | | | | | | | | | 3 | 1 | 3 | 3 | 0 | 0 | 0 | | | | |
| Inning Stats | R: 0 E: 0 K: 1 S: 7 | H: 2 LOB: 3 BB: 1 P: 11 | R: 1 E: 1 K: 0 S: 4 | H: 2 LOB: 0 BB: 0 P: 4 | R: 0 E: 0 K: 0 S: 3 | H: 0 LOB: 1 BB: 1 P: 7 | R: 4 E: 0 K: 0 S: 8 | H: 5 LOB: 1 BB: 0 P: 8 | R: 2 E: 1 K: 0 S: 6 | H: 2 LOB: 1 BB: 0 P: 6 | R: 0 E: 0 K: 0 S: 3 | H: 0 LOB: 0 BB: 0 P: 3 | R: 9 E: 0 K: 1 S: 12 | H: 7 LOB: 2 BB: 0 P: 15 | R: 0 E: 0 K: 0 S: 3 | H: 2 LOB: 2 BB: 0 P: 3 | | 1B: 16 2B: 3 3B: 0 HR: 1 | SF: 1 SAC: 0 DP: 1 HBP: 3 | WP: 0 PB: 0 SB: 0 CS: 0 |
| PITCHER | IP WLS BF H R ER SO BB IBB HBP BLK WP HR S P ERA WHIP | 4.0 L 22 9 5 4 1 2 0 0 0 0 0 0 6 30 9.00 2.750 | 1.0 6 2 2 0 0 0 0 0 0 0 0 0 3 6 0.00 2.000 | 1.0 3 0 0 0 0 0 0 0 0 0 0 0 3 3 0.00 0.000 | 0.2 9 4 7 7 1 0 0 3 0 0 1 8 11 94.50 6.000 | 0.1 4 3 2 2 0 0 0 0 0 0 0 0 4 4 54.00 9.000 | 0.1 0.1 3 2 0 0 0 0 0 0 0 0 0 3 3 0.00 6.000 | | | | | | | | | | | | | |

| Batter | 1 | 2 | 3 | 4 | 5 | 6 | 7 | 8 | 9 | AB | R | H | RBI | BB | SO | LOB | BOTTOM | | | |
|---|---|---|--|--|------------------------------|---------------------------------|------------------------------|---------------------------------|------------------------------|---------------------------------|------------------------------|---------------------------------|------------------------------|---------------------------------|------------------------------|---------------------------------|--|----------------------------------|------------------------------------|----------------------------------|
| 1 Brian Roberts, S (1,4) OBP: 0.375, SLG: 0.357 Cesar Crespo, S (6,4) OBP: 1.000, SLG: 2.000 | | | | | | | | | | 3 | 0 | 1 | 0 | 0 | 1 | 0 | Minnesota Twins @ Baltimore Orioles Fort Lauderdale Stadium, Ft. Lauderdale, FL Fri Mar 16 2007, 1:05 PM EDT Att: 6,683 - Sunny - 74 F livebaseballscorecards.com | | | |
| 17 Corey Patterson, L (1,8) OBP: 0.214, SLG: 0.200 71 Ruddy Yan, S (6,8) OBP: 0.368, SLG: 0.333 | | | | | | | | | | 3 | 1 | 0 | 0 | 0 | 0 | 2 | | | | |
| 6 Melvin Mora, R (1,5) OBP: 0.344, SLG: 0.429 38 Terry Tiffee, S (7,5) OBP: 0.217, SLG: 0.182 | | | | | | | | | | 3 | 0 | 2 | 1 | 0 | 0 | 0 | | | | |
| 10 Miguel Tejada, R (1,6) OBP: 0.241, SLG: 0.250 12 Brandon Fahey, L (6,PR) OBP: 0.111, SLG: 0.059 (7,6) | | | | | | | | | | 3 | 0 | 1 | 0 | 0 | 1 | 2 | | | | |
| 31 Jay Gibbons, L (1,7) OBP: 0.261, SLG: 0.200 40 Adam Stern, L (7,7) OBP: 0.300, SLG: 0.300 | | | | | | | | | | 2 | 0 | 0 | 0 | 1 | 0 | 3 | | | | |
| 55 Ramon Hernandez, R (1,3) OBP: 0.320, SLG: 0.375 73 Mike Cervenak, R (7,3) OBP: 0.308, SLG: 0.615 | | | | | | | | | | 3 | 0 | 1 | 0 | 0 | 0 | 2 | | | | |
| Paul Bako, L (1,2) OBP: 0.143, SLG: 0.143 60 J.R. House, R (6,2) OBP: 0.235, SLG: 0.294 | | | | | | | | | | 2 | 0 | 0 | 0 | 0 | 0 | 1 | | | | |
| 70 Jason Dubois, R (1,10) OBP: 0.462, SLG: 0.583 | | | | | | | | | | 3 | 0 | 0 | 0 | 0 | 2 | 2 | | | | |
| 39 Jeff Fiorentino, L (1,9) OBP: 0.267, SLG: 0.214 | | | | | | | | | | 3 | 0 | 0 | 0 | 0 | 0 | 1 | | | | |
| Inning Stats | R: 0 E: 1 K: 1 S: 7 | H: 1 LOB: 2 BB: 0 P: 7 | R: 0 E: 0 K: 0 S: 3 | H: 1 LOB: 0 BB: 0 P: 3 | R: 1 E: 1 K: 1 S: 7 | H: 1 LOB: 1 BB: 0 P: 8 | R: 0 E: 0 K: 0 S: 2 | H: 0 LOB: 0 BB: 1 P: 6 | R: 0 E: 0 K: 0 S: 6 | H: 1 LOB: 1 BB: 0 P: 6 | R: 0 E: 0 K: 0 S: 4 | H: 1 LOB: 1 BB: 0 P: 4 | R: 1 E: 0 K: 1 S: 7 | H: 2 LOB: 1 BB: 0 P: 7 | R: 0 E: 0 K: 0 S: 3 | H: 0 LOB: 0 BB: 0 P: 3 | | 1B: 4 2B: 3 3B: 0 HR: 0 | SF: 0 SAC: 0 DP: 2 HBP: 0 | WP: 0 PB: 0 SB: 1 CS: 0 |
| PITCHER | IP WLS BF H R ER SO BB IBB HBP BLK WP HR S P ERA WHIP | 4.0 W 16 3 1 0 2 1 0 0 0 0 0 0 10 10 0.00 1.000 | 2.0 8 2 0 0 1 0 0 0 0 0 0 0 10 10 0.00 1.000 | 1.0 5 2 1 1 1 0 0 0 0 0 0 0 7 7 9.00 2.000 | | | | | | | | | | | | | | | | |

Minnesota Twins @ Baltimore Orioles
 Fort Lauderdale Stadium, Ft. Lauderdale, FL
 Fri Mar 16 2007, 1:05 PM EDT
 Att: 6,683 - Sunny - 74 F

AB 41
 R 16
 H 20
 RBI 16
 BB 2
 SO 2
 LOB 25

Minnesota Twins @ Baltimore Orioles
 Fort Lauderdale Stadium, Ft. Lauderdale, FL
 Fri Mar 16 2007, 1:05 PM EDT
 Att: 6,683 - Sunny - 74 F

AB 28
 R 2
 H 7
 RBI 2
 BB 1
 SO 4
 LOB 14

| Batter | 1 | 2 | 3 | 4 | 5 | 6 | 7 | 8 | 9 | AB | R | H | RBI | BB | SO | LOB | TOP | | | | | | | | | | |
|--|------------------------------|---------------------------------|------------------------------|---------------------------------|------------------------------|---------------------------------|------------------------------|---------------------------------|------------------------------|----------------------------------|------------------------------|---------------------------------|------------------------------|---------------------------------|------------------------------|---------------------------------|--|------------------------------------|----------------------------------|--------|--|--|--|--|--|--|--|
| Luis Castillo, S OBP: 0.482, SLG: 0.417 30 Scott Baker, R | G4-3 | | | | | | G4-3 | | G5-3 | 3 | 0 | 2 | 0 | 0 | 0 | 0 | Minnesota Twins @ Pittsburgh Pirates McKechnie Field, Bradenton, FL Sat Mar 17 2007, 1:05 PM EDT Att: 5,770 - Sunny - 62 F | | | | | | | | | | |
| Jason Tyner, L OBP: 0.222, SLG: 0.206 41 Chris Heintz, R OBP: 0.385, SLG: 0.385 | | | G4-6-3 | | | | | | | 0 | 0 | 0 | 0 | 0 | 0 | 0 | | | | | | | | | | | |
| 8 Nick Punto, S OBP: 0.325, SLG: 0.229 61 Tommy Watkins, R OBP: 0.280, SLG: 0.263 | | | | G4-6-3 | | | | | | 2 | 0 | 1 | 0 | 2 | 0 | 1 | | | | | | | | | | | |
| 55 Mike Redmond, R OBP: 0.261, SLG: 0.190 72 Jeremy Cummings, R 77 Jason Miller, L | G5-4-3 | | | | | | | | | 3 | 0 | 0 | 0 | 1 | 1 | 2 | | | | | | | | | | | |
| 11 Josh Rabe, R OBP: 0.348, SLG: 0.409 | | | | | | | | | | 0 | 0 | 0 | 0 | 0 | 0 | 0 | | | | | | | | | | | |
| 5 Michael Cuddyer, R OBP: 0.395, SLG: 0.676 50 Garrett Jones, L OBP: 0.179, SLG: 0.333 | | G6-3 | | | | | | | | 4 | 1 | 1 | 0 | 0 | 1 | 3 | | | | | | | | | | | |
| 33 Justin Morneau, L OBP: 0.353, SLG: 0.406 58 Glenn Williams, S OBP: 0.235, SLG: 0.333 | | | | | | | | | | 3 | 2 | 3 | 2 | 0 | 0 | 0 | | | | | | | | | | | |
| Torii Hunter, R OBP: 0.387, SLG: 0.643 2 Denard Span, L OBP: 0.359, SLG: 0.389 | | | | | | | | | | 2 | 1 | 1 | 2 | 1 | 0 | 0 | | | | | | | | | | | |
| 16 Jason Kubel, L OBP: 0.343, SLG: 0.412 56 Carmen Cali, L | | | | | | | | | | 4 | 1 | 1 | 0 | 0 | 0 | 2 | | | | | | | | | | | |
| 25 Alexi Casilla, S OBP: 0.342, SLG: 0.324 | | | | | | | | | | 4 | 1 | 1 | 0 | 0 | 1 | 3 | | | | | | | | | | | |
| 26 Boof Bonser, R 38 Luis Antonio Rodriguez, R OBP: 0.275, SLG: 0.452 | | | | | | | | | | 3 | 1 | 1 | 1 | 0 | 1 | 0 | | | | | | | | | | | |
| Inning Stats | R: 0 E: 0 K: 0 S: 3 | H: 1 LOB: 0 BB: 0 P: 3 | R: 2 E: 0 K: 1 S: 7 | H: 2 LOB: 0 BB: 0 P: 7 | R: 0 E: 0 K: 0 S: 3 | H: 1 LOB: 0 BB: 0 P: 3 | R: 2 E: 0 K: 1 S: 7 | H: 2 LOB: 0 BB: 0 P: 7 | R: 0 E: 1 K: 2 S: 8 | H: 1 LOB: 3 BB: 2 P: 16 | R: 0 E: 0 K: 0 S: 3 | H: 0 LOB: 0 BB: 1 P: 7 | R: 0 E: 0 K: 1 S: 7 | H: 0 LOB: 0 BB: 0 P: 7 | R: 3 E: 0 K: 1 S: 8 | H: 4 LOB: 1 BB: 0 P: 8 | 1B: 10 2B: 1 3B: 0 HR: 2 | SF: 0 SAC: 0 DP: 3 HBP: 0 | WP: 1 PB: 0 SB: 0 CS: 0 | PA: 39 | | | | | | | |
| PITCHER | IP | WLS | BF | H | R | ER | SO | BB | IBB | HBP | BLK | WP | HR | S | P | ERA | WHIP | | | | | | | | | | |
| Tony Armas, R ERA: 3.95 | 4.2 | L | 20 | 7 | 4 | 4 | 3 | 1 | 0 | 0 | 0 | 0 | 2 | 25 | 29 | 7.71 | 1.714 | | | | | | | | | | |
| 59 Brian Rogers, R ERA: 4.91 | 0.1 | | 2 | 0 | 0 | 0 | 1 | 1 | 0 | 0 | 0 | 0 | 0 | 3 | 7 | 0.00 | 3.000 | | | | | | | | | | |
| 52 Masumi Kuwata, R ERA: 6.75 | 1.0 | | 4 | 1 | 0 | 0 | 1 | 1 | 0 | 0 | 0 | 1 | 0 | 3 | 7 | 0.00 | 2.000 | | | | | | | | | | |
| 44 Josh Sharpless, R ERA: 1.5 | 1.0 | | 4 | 0 | 0 | 0 | 0 | 1 | 0 | 0 | 0 | 0 | 0 | 3 | 7 | 0.00 | 1.000 | | | | | | | | | | |
| 16 Salomon Torres, R ERA: 10.8 | 1.0 | | 3 | 0 | 0 | 0 | 1 | 0 | 0 | 0 | 0 | 0 | 0 | 7 | 7 | 0.00 | 0.000 | | | | | | | | | | |
| PITCHER | IP | WLS | BF | H | R | ER | SO | BB | IBB | HBP | BLK | WP | HR | S | P | ERA | WHIP | | | | | | | | | | |
| 55 Matt Capps, R ERA: 11.81 | 1.0 | | 6 | 4 | 3 | 3 | 1 | 0 | 0 | 0 | 0 | 0 | 0 | 8 | 8 | 27.00 | 4.000 | | | | | | | | | | |

AB 35
R 7
H 12
RBI 7
BB 4
SO 6
LOB 15



| Batter | 1 | 2 | 3 | 4 | 5 | 6 | 7 | 8 | 9 | AB | R | H | RBI | BB | SO | LOB | BOTTOM | | | | | | | | | | |
|---|------------------------------|---------------------------------|------------------------------|---------------------------------|------------------------------|---------------------------------|------------------------------|---------------------------------|------------------------------|---------------------------------|------------------------------|---------------------------------|------------------------------|---------------------------------|-------------------------------|----------------------------------|--|------------------------------------|----------------------------------|--------|--|--|--|--|--|--|--|
| 6 Chris Duffy, L OBP: 0.200, SLG: 0.233 51 Luis Matos, R OBP: 0.387, SLG: 0.571 | K | | | | | | | | | 3 | 0 | 0 | 0 | 0 | 1 | 3 | Minnesota Twins @ Pittsburgh Pirates McKechnie Field, Bradenton, FL Sat Mar 17 2007, 1:05 PM EDT Att: 5,770 - Sunny - 62 F | | | | | | | | | | |
| 2 Jack Wilson, R OBP: 0.393, SLG: 0.333 77 Brian Bixler, R OBP: 0.444, SLG: 0.594 | | | | | | | | | | 2 | 0 | 2 | 0 | 1 | 0 | 0 | | | | | | | | | | | |
| Jason Bay, R OBP: 0.319, SLG: 0.381 68 Michael Ryan, L OBP: 0.432, SLG: 0.649 | | | | | | | | | | 2 | 0 | 0 | 0 | 0 | 1 | 2 | | | | | | | | | | | |
| 25 Adam LaRoche, L OBP: 0.414, SLG: 0.292 52 Masumi Kuwata, R 35 Brad Eldred, R OBP: 0.487, SLG: 0.848 | | | | | | | | | | 3 | 0 | 0 | 0 | 0 | 2 | 3 | | | | | | | | | | | |
| 26 Ronny Paulino, R OBP: 0.500, SLG: 0.821 11 Humberto Cota, R OBP: 0.286, SLG: 0.571 | | | | | | | | | | 0 | 0 | 0 | 0 | 0 | 0 | 0 | | | | | | | | | | | |
| Xavier Nady, R OBP: 0.333, SLG: 0.333 53 Mike Edwards, R OBP: 0.381, SLG: 0.235 | | | | | | | | | | 2 | 0 | 2 | 1 | 0 | 0 | 0 | | | | | | | | | | | |
| 29 Don Kelly, L OBP: 0.415, SLG: 0.444 5 Yurendell Decaster, R OBP: 0.500, SLG: 0.571 | | | | | | | | | | 3 | 0 | 3 | 0 | 0 | 0 | 0 | | | | | | | | | | | |
| Jose Castillo, R OBP: 0.336, SLG: 0.346 44 Josh Sharpless, R 16 Salomon Torres, R 62 Chris Aguilera, R OBP: 0.243, SLG: 0.192 55 Matt Capps, R 75 Neil Walker, S OBP: 0.144, SLG: 0.750 | | | | | | | | | | 3 | 0 | 1 | 0 | 0 | 0 | 3 | | | | | | | | | | | |
| 29 Don Kelly, L OBP: 0.415, SLG: 0.444 5 Yurendell Decaster, R OBP: 0.500, SLG: 0.571 | | | | | | | | | | 2 | 0 | 1 | 0 | 0 | 1 | 3 | | | | | | | | | | | |
| Tony Armas, R OBP: 0.333, SLG: 0.333 59 Brian Rogers, R | | | | | | | | | | 2 | 0 | 0 | 0 | 0 | 2 | 3 | | | | | | | | | | | |
| 41 Ryan Doumit, S OBP: 0.524, SLG: 0.500 | | | | | | | | | | 2 | 0 | 0 | 0 | 0 | 1 | 3 | | | | | | | | | | | |
| Inning Stats | R: 0 E: 0 K: 2 S: 8 | H: 1 LOB: 1 BB: 0 P: 8 | R: 0 E: 0 K: 1 S: 8 | H: 3 LOB: 3 BB: 0 P: 8 | R: 0 E: 0 K: 1 S: 5 | H: 2 LOB: 2 BB: 0 P: 5 | R: 0 E: 0 K: 1 S: 5 | H: 1 LOB: 0 BB: 1 P: 9 | R: 0 E: 0 K: 0 S: 5 | H: 2 LOB: 2 BB: 0 P: 5 | R: 1 E: 0 K: 0 S: 4 | H: 1 LOB: 1 BB: 0 P: 7 | R: 0 E: 0 K: 1 S: 6 | H: 1 LOB: 0 BB: 0 P: 6 | R: 2 E: 1 K: 2 S: 11 | H: 3 LOB: 3 BB: 0 P: 13 | 1B: 12 2B: 2 3B: 0 HR: 0 | SF: 0 SAC: 0 DP: 1 HBP: 2 | WP: 0 PB: 0 SB: 1 CS: 0 | PA: 44 | | | | | | | |
| PITCHER | IP | WLS | BF | H | R | ER | SO | BB | IBB | HBP | BLK | WP | HR | S | P | ERA | WHIP | | | | | | | | | | |
| 26 Boof Bonser, R ERA: 2.25 | 4.0 | W | 18 | 7 | 0 | 0 | 5 | 1 | 0 | 0 | 0 | 0 | 0 | 10 | 14 | 0.00 | 1.500 | | | | | | | | | | |
| 30 Scott Baker, R ERA: 9.64 | 2.0 | | 9 | 2 | 0 | 0 | 1 | 1 | 0 | 0 | 0 | 0 | 0 | 10 | 14 | 0.00 | 1.500 | | | | | | | | | | |
| 72 Jeremy Cummings, R ERA: 1.5 | 1.0 | | 5 | 1 | 1 | 1 | 0 | 0 | 0 | 1 | 0 | 0 | 0 | 4 | 7 | 9.00 | 1.000 | | | | | | | | | | |
| 87 Jason Miller, L ERA: 2.7 | 1.0 | H | 4 | 1 | 0 | 0 | 1 | 0 | 0 | 0 | 0 | 0 | 0 | 6 | 6 | 0.00 | 1.000 | | | | | | | | | | |
| 56 Carmen Cali, L ERA: 12.71 | 1.0 | | 8 | 3 | 2 | 2 | 2 | 0 | 0 | 1 | 0 | 0 | 0 | 11 | 13 | 18.00 | 3.000 | | | | | | | | | | |


AB 41
R 3
H 14
RBI 3
BB 1
SO 9
LOB 35



| Batter | 1 | 2 | 3 | 4 | 5 | 6 | 7 | 8 | 9 | AB | R | H | RBI | BB | SO | LOB | TOP | | | | | | | | |
|---|------------------------------|---------------------------------|------------------------------|---------------------------------|------------------------------|---------------------------------|------------------------------|---------------------------------|------------------------------|---------------------------------|------------------------------|---------------------------------|-------------------------------|----------------------------------|------------------------------|---------------------------------|---|---------------------------------|----------------------------------|------------------------------------|----------------------------------|--------|--|--|--|
| 8 Shane Victorino, S OBP: 0.479, SLG: 0.568 60 Ronald Colloway, L OBP: 0.389, SLG: 0.765 | F8 | | | E1 | | G5-3 | 1B | | | 3 | 0 | 1 | 0 | 0 | 0 | 0 | Philadelphia Phillies @ Minnesota Twins Hammond Stadium, Fort Myers, FL Sun Mar 18 2007, 1:05 PM EDT Att: 8,129 - Sunny - 68 F | | | | | | | | |
| 9 Michael Bourn, L OBP: 0.357, SLG: 0.500 | G4-3 | | | P5 | | G1-3 | P6 | | | 4 | 0 | 0 | 0 | 0 | 0 | 3 | | | | | | | | | |
| Wes Helms, R OBP: 0.359, SLG: 0.526 Gary Burnham, L OBP: 0.359, SLG: 0.526 | K | | | BB | | G1-3 | | P4 | | 2 | 0 | 0 | 0 | 1 | 1 | 0 | | | | | | | | | |
| 28 Jayson Werth, R OBP: 0.382, SLG: 0.379 Greg Jacobs, L OBP: 0.382, SLG: 0.379 | | G4-3 | | F9 | | | BB | K | | 3 | 1 | 1 | 0 | 0 | 0 | 2 | | | | | | | | | |
| 62 Dusty Wathan, R OBP: 0.375, SLG: 0.375 | | G4-3 | | F7 | | | BB | K | | 4 | 0 | 1 | 0 | 0 | 1 | 3 | | | | | | | | | |
| 51 Carlos Ruiz, R OBP: 0.276, SLG: 0.333 | | G4-3 | | | K | | | K | | 4 | 0 | 0 | 0 | 0 | 2 | 2 | | | | | | | | | |
| Abraham Nunez, S OBP: 0.366, SLG: 0.281 Joey Hammond, R OBP: 0.366, SLG: 0.281 | | | G6-4-3 | BB | G5-3 | | | G6-3 | | 1 | 1 | 0 | 0 | 2 | 0 | 0 | | | | | | | | | |
| 4 Danny Sandoval, S OBP: 0.269, SLG: 0.304 | | | G6-4-3 | BB | | | | G6-3 | | 3 | 1 | 1 | 1 | 1 | 0 | 1 | | | | | | | | | |
| 73 Brent Abernathy, R OBP: 0.345, SLG: 0.346 | | | G5-3 | | F7 | | | G4-3 | | 4 | 0 | 1 | 1 | 0 | 0 | 1 | | | | | | | | | |
| | | | | | | | | | | | | | | | | | | | | | | | | | |
| Inning Stats | R: 0 E: 0 K: 1 S: 5 | H: 0 LOB: 0 BB: 0 P: 5 | R: 0 E: 0 K: 0 S: 3 | H: 0 LOB: 0 BB: 0 P: 3 | R: 0 E: 0 K: 0 S: 2 | H: 0 LOB: 0 BB: 1 P: 6 | R: 0 E: 1 K: 0 S: 4 | H: 1 LOB: 2 BB: 1 P: 8 | R: 0 E: 0 K: 1 S: 5 | H: 0 LOB: 1 BB: 1 P: 9 | R: 0 E: 0 K: 0 S: 3 | H: 0 LOB: 0 BB: 0 P: 3 | R: 3 E: 0 K: 2 S: 11 | H: 4 LOB: 2 BB: 1 P: 15 | R: 0 E: 0 K: 1 S: 6 | H: 1 LOB: 1 BB: 0 P: 6 | R: 0 E: 0 K: 0 S: 3 | H: 0 LOB: 0 BB: 0 P: 3 | 1B: 6 2B: 0 3B: 0 HR: 0 | SF: 0 SAC: 0 DP: 1 HBP: 0 | WP: 0 PB: 0 SB: 0 CS: 0 | PA: 36 | | | |
| PITCHER | IP | WLS | BF | H | R | ER | SO | BB | IBB | HBP | BLK | WP | HR | S | P | ERA | WHIP | | | | | | | | |
| Johan Santana, L ERA: 0.64 | 5.0 | W | 18 | 1 | 0 | 0 | 2 | 3 | 0 | 0 | 0 | 0 | 0 | 19 | 31 | 0.00 | 0.800 | | | | | | | | |
| 37 Denrys Reyes, L ERA: 4.5 | 1.0 | H | 3 | 0 | 0 | 0 | 0 | 0 | 0 | 0 | 0 | 0 | 0 | 3 | 3 | 0.00 | 0.000 | | | | | | | | |
| 59 Kevin Slowey, R ERA: 3.38 | 1.0 | | 8 | 4 | 3 | 3 | 2 | 1 | 0 | 0 | 0 | 0 | 0 | 11 | 15 | 27.00 | 5.000 | | | | | | | | |
| 49 Mike Venafo, L ERA: 9.45 | 1.0 | H | 4 | 1 | 0 | 0 | 1 | 0 | 0 | 0 | 0 | 0 | 0 | 6 | 6 | 0.00 | 1.000 | | | | | | | | |
| Randy Choate, L ERA: 9.45 | 1.0 | S | 3 | 0 | 0 | 0 | 0 | 0 | 0 | 0 | 0 | 0 | 0 | 3 | 3 | 0.00 | 0.000 | | | | | | | | |

| Batter | 1 | 2 | 3 | 4 | 5 | 6 | 7 | 8 | 9 | AB | R | H | RBI | BB | SO | LOB | BOTTOM | | | | | | | | |
|--|------------------------------|---------------------------------|------------------------------|---------------------------------|------------------------------|----------------------------------|------------------------------|----------------------------------|------------------------------|---------------------------------|------------------------------|----------------------------------|------------------------------|---------------------------------|------------------------------|---------------------------------|---|------------------------------------|----------------------------------|--------|--|--|--|--|--|
| Luis Castillo, S OBP: 0.517, SLG: 0.481 38 Luis Antonio Rodriguez, R OBP: 0.299, SLG: 0.421 | G4-6-3 | | | E | | | | G6-3 | | 3 | 0 | 3 | 1 | 0 | 0 | 0 | Philadelphia Phillies @ Minnesota Twins Hammond Stadium, Fort Myers, FL Sun Mar 18 2007, 1:05 PM EDT Att: 8,129 - Sunny - 68 F | | | | | | | | |
| 8 Nick Punto, S OBP: 0.341, SLG: 0.216 58 Glenn Williams, S OBP: 0.229, SLG: 0.324 | G4-6-3 | | | BB | | | | K | | 2 | 0 | 0 | 0 | 2 | 1 | 4 | | | | | | | | | |
| 7 Joe Mauer, L OBP: 0.324, SLG: 0.323 41 Chris Heintz, R OBP: 0.357, SLG: 0.357 | G4-6-3 | | | BB | | | | K | | 4 | 0 | 0 | 0 | 0 | 1 | 9 | | | | | | | | | |
| 5 Michael Cuddyer, R OBP: 0.357, SLG: 0.625 50 Garrett Jones, L OBP: 0.179, SLG: 0.333 | G3 | | | FC5-4 | | | | F8 | | 3 | 0 | 0 | 1 | 0 | 1 | 3 | | | | | | | | | |
| 33 Justin Morneau, L OBP: 0.378, SLG: 0.514 23 Matthew LeCroy, R OBP: 0.343, SLG: 0.300 | | K | | HR | | | | K | | 1 | 0 | 0 | 0 | 0 | 1 | 2 | | | | | | | | | |
| Torii Hunter, R OBP: 0.394, SLG: 0.633 Jason Tyner, L OBP: 0.211, SLG: 0.194 | F7 | | | FC3-6 | | | | P5 | | 2 | 1 | 1 | 0 | 0 | 0 | 0 | | | | | | | | | |
| 24 Rondell White, R OBP: 0.344, SLG: 0.433 11 Josh Rabe, R OBP: 0.333, SLG: 0.391 | F8 | | | FC3-6 | | | | E6 | | 3 | 0 | 2 | 0 | 0 | 0 | 0 | | | | | | | | | |
| 27 Jeff Cirillo, R OBP: 0.350, SLG: 0.250 | | | | FC3-6 | | | | F9 | | 1 | 0 | 0 | 0 | 0 | 0 | 0 | | | | | | | | | |
| Jason Bartlett, R OBP: 0.361, SLG: 0.364 25 Alexi Casilla, S OBP: 0.333, SLG: 0.314 | | | | L4 | | | | K | | 3 | 0 | 1 | 0 | 0 | 0 | 3 | | | | | | | | | |
| | | | | | | | | | | | | | | | | | | | | | | | | | |
| Inning Stats | R: 0 E: 0 K: 0 S: 3 | H: 1 LOB: 1 BB: 1 P: 7 | R: 0 E: 0 K: 1 S: 5 | H: 0 LOB: 0 BB: 0 P: 5 | R: 1 E: 1 K: 1 S: 7 | H: 1 LOB: 2 BB: 1 P: 12 | R: 2 E: 0 K: 0 S: 8 | H: 4 LOB: 3 BB: 1 P: 12 | R: 0 E: 0 K: 1 S: 7 | H: 2 LOB: 2 BB: 0 P: 7 | R: 1 E: 1 K: 2 S: 9 | H: 1 LOB: 2 BB: 1 P: 13 | R: 0 E: 1 K: 1 S: 6 | H: 0 LOB: 1 BB: 0 P: 6 | R: 0 E: 0 K: 1 S: 5 | H: 0 LOB: 0 BB: 0 P: 5 | 1B: 8 2B: 0 3B: 0 HR: 1 | SF: 1 SAC: 0 DP: 1 HBP: 0 | WP: 1 PB: 0 SB: 2 CS: 0 | PA: 39 | | | | | |
| PITCHER | IP | WLS | BF | H | R | ER | SO | BB | IBB | HBP | BLK | WP | HR | S | P | ERA | WHIP | | | | | | | | |
| 66 J.A. Happ, L ERA: 7.15 | 3.2 | L | 19 | 6 | 3 | 2 | 2 | 2 | 0 | 0 | 0 | 0 | 1 | 21 | 30 | 4.91 | 2.182 | | | | | | | | |
| 52 Fabio Castro, L ERA: 9.35 | 1.1 | | 7 | 2 | 0 | 0 | 1 | 1 | 0 | 0 | 0 | 0 | 0 | 9 | 13 | 0.00 | 2.250 | | | | | | | | |
| 55 Clay Condrey, R ERA: 6.14 | 2.0 | | 10 | 1 | 1 | 0 | 3 | 1 | 0 | 0 | 0 | 0 | 0 | 15 | 19 | 0.00 | 1.000 | | | | | | | | |
| 48 Brian Sanches, R ERA: 6.75 | 1.0 | | 3 | 0 | 0 | 0 | 1 | 0 | 0 | 0 | 0 | 0 | 0 | 5 | 5 | 0.00 | 0.000 | | | | | | | | |

AB 32
 R 3
 H 6
 RBI 3
 BB 4
 SO 5
 LOB 12



AB 34
 R 4
 H 9
 RBI 3
 BB 4
 SO 7
 LOB 28



| Batter | 1 | 2 | 3 | 4 | 5 | 6 | 7 | 8 | 9 | AB | R | H | RBI | BB | SO | LOB | TOP | | | | | | | | | | |
|---|------------------------------|---------------------------------|------------------------------|---------------------------------|------------------------------|---------------------------------|-------------------------------|----------------------------------|------------------------------|---------------------------------|------------------------------|---------------------------------|------------------------------|----------------------------------|------------------------------|---------------------------------|--|----------------------------------|------------------------------------|----------------------------------|--------|--|--|--|--|--|--|
| Luis Castillo, S (1,4) OBP: 0.531, SLG: 0.500 25 Alexi Casilla, S (5, PR) OBP: 0.341, SLG: 0.324 (5,4) | P6 | | | | 1B | | | | G4-3 | 3 | 0 | 2 | 1 | 0 | 0 | 0 | Minnesota Twins @ Boston Red Sox City of Palms Park, Ft. Myers, FL Tue Mar 20 2007, 7:05 PM EDT Att: 7,949 - Cloudy - 72 F livebaseballscorecards.com | | | | | | | | | | |
| 27 Jeff Cirillo, R (1,5) OBP: 0.348, SLG: 0.263 61 Tommy Watkins, R (5, PR) OBP: 0.259, SLG: 0.238 (5,5) | G6-3 | | | FC4-6 | 1B | | FC5-4 | | F7 | 3 | 0 | 1 | 1 | 0 | 0 | 1 | | | | | | | | | | | |
| 7 Joe Mauer, L (1,2) OBP: 0.300, SLG: 0.294 Brad King, R (6,2) | F7 | | | FC3-6 | | | | | F7 | 3 | 0 | 0 | 0 | 0 | 1 | 3 | | | | | | | | | | | |
| 5 Michael Cuddyer, R (1,9) OBP: 0.341, SLG: 0.595 50 Garrett Jones, L (5,9) | | K | | K | | | | | F8 | 2 | 0 | 0 | 0 | 0 | 2 | 1 | | | | | | | | | | | |
| 33 Justin Morneau, L (1,3) OBP: 0.359, SLG: 0.486 58 Glenn Williams, S (5,3) | | K | | | | | | | 1B | 2 | 0 | 0 | 0 | 0 | 2 | 0 | | | | | | | | | | | |
| Torii Hunter, R (1,8) OBP: 0.371, SLG: 0.594 Jason Tyner, L (5,8) | P4 | | | | | | | | BB | 2 | 0 | 0 | 0 | 0 | 1 | 0 | | | | | | | | | | | |
| 24 Rondell White, R (1,7) OBP: 0.353, SLG: 0.469 11 Josh Rabe, R (5, PR) OBP: 0.308, SLG: 0.360 (5,7) | | | | K | | | | | 1B | 2 | 0 | 1 | 0 | 0 | 1 | 0 | | | | | | | | | | | |
| 16 Jason Kubel, L (1,10) OBP: 0.351, SLG: 0.444 23 Matthew LeCroy, R (7, PH) OBP: 0.324, SLG: 0.291 (7,10) | | | | K | | | | | BB | 2 | 0 | 0 | 0 | 0 | 2 | 2 | | | | | | | | | | | |
| Jason Bartlett, R (1,6) OBP: 0.388, SLG: 0.371 38 Luis Antonio Rodriguez, S (5,6) | G4-3 | | | | | | | | 1B | 2 | 0 | 1 | 1 | 0 | 0 | 0 | | | | | | | | | | | |
| | | | | | | | | | 1B | 2 | 1 | 1 | 0 | 0 | 0 | 0 | | | | | | | | | | | |
| Inning Stats | R: 0 E: 0 K: 0 S: 3 | H: 0 LOB: 0 BB: 0 P: 3 | R: 0 E: 0 K: 2 S: 7 | H: 0 LOB: 0 BB: 0 P: 7 | R: 0 E: 0 K: 2 S: 7 | H: 1 LOB: 1 BB: 0 P: 6 | R: 4 E: 0 K: 3 S: 15 | H: 5 LOB: 2 BB: 0 P: 16 | R: 0 E: 0 K: 1 S: 5 | H: 0 LOB: 1 BB: 0 P: 6 | R: 0 E: 0 K: 1 S: 6 | H: 1 LOB: 1 BB: 0 P: 6 | R: 1 E: 0 K: 1 S: 6 | H: 1 LOB: 2 BB: 0 P: 14 | R: 0 E: 0 K: 0 S: 4 | H: 1 LOB: 1 BB: 0 P: 4 | | 1B: 7 2B: 2 3B: 0 HR: 0 | SF: 0 SAC: 0 DP: 0 HBP: 1 | WP: 1 PB: 0 SB: 1 CS: 0 | PA: 39 | | | | | | |
| PITCHER | IP | WLS | BF | H | R | ER | SO | BB | IBB | HBP | BLK | WP | HR | S | P | ERA | | WHIP | | | | | | | | | |
| 19 Josh Beckett, R (1,1) ERA: 4.33 | 5.0 | W | 21 | 6 | 4 | 4 | 8 | 0 | 0 | 0 | 0 | 1 | 0 | 38 | 39 | 7.20 | 1.200 | | | | | | | | | | |
| 41 Bryan Corey, R (6,1) ERA: 1.8 | 1.0 | H | 4 | 0 | 0 | 0 | 1 | 0 | 0 | 1 | 0 | 0 | 0 | 5 | 6 | 0.00 | 0.000 | | | | | | | | | | |
| J.C. Romero, L (7,1) ERA: 1.17 | 1.0 | H | 4 | 1 | 0 | 0 | 1 | 0 | 0 | 0 | 0 | 0 | 0 | 6 | 6 | 0.00 | 1.000 | | | | | | | | | | |
| 53 Brendan Donnelly, R (8,1) ERA: 7.04 | 1.0 | H | 6 | 1 | 1 | 1 | 1 | 2 | 0 | 0 | 0 | 0 | 0 | 6 | 14 | 9.00 | 3.000 | | | | | | | | | | |
| 36 Joel Pineiro, R (9,1) ERA: 3.72 | 1.0 | S | 4 | 1 | 0 | 0 | 0 | 0 | 0 | 0 | 0 | 0 | 0 | 4 | 4 | 0.00 | 1.000 | | | | | | | | | | |

| Batter | 1 | 2 | 3 | 4 | 5 | 6 | 7 | 8 | 9 | AB | R | H | RBI | BB | SO | LOB | BOTTOM | | | | | | | | | | |
|---|------------------------------|----------------------------------|------------------------------|----------------------------------|------------------------------|---------------------------------|------------------------------|----------------------------------|------------------------------|----------------------------------|------------------------------|---------------------------------|------------------------------|---------------------------------|------------------------------|---------------------------------|--|----------------------------------|------------------------------------|----------------------------------|--------|--|--|--|--|--|--|
| 23 Julio Lugo, R (1,6) OBP: 0.341, SLG: 0.325 Igy Suarez, R (7,6) | G6-4-3 | | | | | | | | | 3 | 1 | 2 | 0 | 1 | 1 | 1 | Minnesota Twins @ Boston Red Sox City of Palms Park, Ft. Myers, FL Tue Mar 20 2007, 7:05 PM EDT Att: 7,949 - Cloudy - 72 F livebaseballscorecards.com | | | | | | | | | | |
| 20 Kevin Youkilis, R (1,3) OBP: 0.500, SLG: 0.500 71 Jeff Bailey, R (7,3) | G6-4-3 | | | | | | | | | 2 | 2 | 1 | 0 | 2 | 0 | 1 | | | | | | | | | | | |
| 34 David Ortiz, L (1,10) OBP: 0.244, SLG: 0.306 Jay Johnson, R (6, PH) OBP: 0.667, SLG: 0.500 (9,10) | G6-4-3 | | | | | | | | | 2 | 0 | 1 | 3 | 1 | 1 | 1 | | | | | | | | | | | |
| Manny Ramirez, R (1,7) OBP: 0.439, SLG: 0.276 60 David Murphy, L (5,7) OBP: 0.296, SLG: 0.242 (6,8) | G6-4-3 | | | | | | | | | 3 | 0 | 1 | 0 | 0 | 0 | 4 | | | | | | | | | | | |
| 7 J.D. Drew, L (1,9) OBP: 0.481, SLG: 0.720 3 Alex Ochoa, R (5, PR) OBP: 0.231, SLG: 0.292 (6,9) | FC6-4 | | | | | | | | | 3 | 0 | 2 | 1 | 0 | 0 | 0 | | | | | | | | | | | |
| Jason Varitek, S (1,2) OBP: 0.200, SLG: 0.091 28 Doug Mirabeli, R (6,2) OBP: 0.304, SLG: 0.300 | FC6-4 | | | | | | | | | 3 | 0 | 0 | 0 | 0 | 0 | 2 | | | | | | | | | | | |
| 25 Mike Lowell, R (1,5) OBP: 0.310, SLG: 0.459 11 Joe Mauer, L (5, PR) OBP: 0.371, SLG: 0.355 (6,5) | | | | | | | | | | 2 | 1 | 1 | 1 | 1 | 0 | 0 | | | | | | | | | | | |
| Wily Mo Peña, R (1,8) OBP: 0.278, SLG: 0.242 76 Bobby Scales, S (6,7) OBP: 0.381, SLG: 0.474 | G6-3 | | | | | | | | | 1 | 0 | 1 | 0 | 0 | 0 | 0 | | | | | | | | | | | |
| 15 Dustin Pedroia, R (1,4) OBP: 0.333, SLG: 0.235 Alex Prieto, R (8, PR) OBP: 0.400, SLG: 0.400 | | | | | | | | | | 2 | 2 | 0 | 0 | 1 | 1 | 3 | | | | | | | | | | | |
| | | | | | | | | | | 0 | 0 | 0 | 0 | 0 | 0 | 0 | | | | | | | | | | | |
| Inning Stats | R: 2 E: 0 K: 0 S: 4 | H: 2 LOB: 1 BB: 2 P: 12 | R: 2 E: 0 K: 0 S: 5 | H: 2 LOB: 2 BB: 2 P: 13 | R: 0 E: 0 K: 0 S: 3 | H: 0 LOB: 0 BB: 0 P: 3 | R: 2 E: 0 K: 1 S: 6 | H: 2 LOB: 2 BB: 1 P: 11 | R: 0 E: 0 K: 2 S: 8 | H: 1 LOB: 2 BB: 1 P: 12 | R: 0 E: 0 K: 1 S: 6 | H: 1 LOB: 1 BB: 0 P: 6 | R: 0 E: 0 K: 0 S: 3 | H: 0 LOB: 0 BB: 0 P: 3 | R: 0 E: 0 K: 0 S: 4 | H: 2 LOB: 2 BB: 1 P: 8 | | 1B: 9 2B: 0 3B: 0 HR: 1 | SF: 1 SAC: 0 DP: 2 HBP: 1 | WP: 0 PB: 0 SB: 0 CS: 0 | PA: 39 | | | | | | |
| PITCHER | IP | WLS | BF | H | R | ER | SO | BB | IBB | HBP | BLK | WP | HR | S | P | ERA | | WHIP | | | | | | | | | |
| 60 Glen Perkins, L (1,1) ERA: 4.91 | 2.0 | L | 13 | 4 | 4 | 4 | 0 | 4 | 0 | 0 | 0 | 0 | 0 | 9 | 14 | 9.00 | 1.500 | | | | | | | | | | |
| 54 Matt Guerrier, R (3,1) ERA: 6.43 | 2.0 | | 9 | 2 | 2 | 2 | 1 | 1 | 0 | 1 | 0 | 0 | 0 | 9 | 14 | 9.00 | 1.500 | | | | | | | | | | |
| 36 Joe Nathan, R (5,1) ERA: | 1.0 | | 5 | 1 | 0 | 0 | 2 | 1 | 0 | 0 | 0 | 0 | 0 | 8 | 12 | 0.00 | 2.000 | | | | | | | | | | |
| Juan Rincon, R (6,1) ERA: | 1.0 | | 4 | 1 | 0 | 0 | 1 | 0 | 0 | 0 | 0 | 0 | 0 | 6 | 6 | 0.00 | 1.000 | | | | | | | | | | |
| J.D. Durbin, R (7,1) ERA: 7.2 | 1.0 | | 3 | 0 | 0 | 0 | 0 | 0 | 0 | 0 | 0 | 0 | 0 | 3 | 3 | 0.00 | 0.000 | | | | | | | | | | |
| PITCHER | IP | WLS | BF | H | R | ER | SO | BB | IBB | HBP | BLK | WP | HR | S | P | ERA | WHIP | | | | | | | | | | |
| Randy Choate, L (8,1) ERA: 8.22 | 1.0 | | 5 | 2 | 0 | 0 | 0 | 1 | 0 | 0 | 0 | 0 | 0 | 4 | 8 | 0.00 | 3.000 | | | | | | | | | | |

Minnesota Twins @ Boston Red Sox
 City of Palms Park, Ft. Myers, FL
 Tue Mar 20 2007, 7:05 PM EDT
 Att: 7,949 - Cloudy - 72 F

AB 36
 R 5
 H 9
 RBI 5
 BB 2
 SO 11
 LOB 16



Minnesota Twins @ Boston Red Sox
 City of Palms Park, Ft. Myers, FL
 Tue Mar 20 2007, 7:05 PM EDT
 Att: 7,949 - Cloudy - 72 F

AB 30
 R 6
 H 10
 RBI 5
 BB 7
 SO 4
 LOB 18



| Batter | 1 | 2 | 3 | 4 | 5 | 6 | 7 | 8 | 9 | 10 | AB | R | H | RBI | BB | SO | LOB | | | | |
|---|------------------------------|----------------------------------|------------------------------|---------------------------------|-------------------------------------|---------------------------------|------------------------------|---------------------------------|--|---------------------------------|------------------------------|---------------------------------|------------------------------|---------------------------------|------------------------------|---------------------------------|------------------------------|----------------------------------|-----------------------------------|------------------------------------|-----------------|
| Jason Tyner, L OBP: 0.273, SLG: 0.250 Trent Oeltgen, L OBP: 0.250, SLG: 0.500 | 4-0 G1-3 BB | | 0-0 2B | | 0-0 G3 | | 0-0 FC4-6 41 2B | | 0-0 SH1-4 1B | 0-3 FC5-4 | 2 | 0 | 1 | 0 | 1 | 0 | 0 | | | | |
| 27 Jeff Cirillo, R OBP: 0.367, SLG: 0.280 61 Tommy Watkins, R OBP: 0.241, SLG: 0.217 | 4-0 G1-3 BB | | 0-0 1B | | 0-0 1B | | 0-3 K | | 0-0 SH1-4 | 0-0 FC5-4 | 2 | 0 | 2 | 0 | 1 | 0 | 0 | | | | |
| 55 Mike Redmond, R OBP: 0.231, SLG: 0.167 41 Chris Heintz, R OBP: 0.375, SLG: 0.438 | 0-0 F7 | | 0-3 K | | 0-0 F9 | | 0-0 2B | | 0-0 F8 | | 3 | 0 | 0 | 0 | 0 | 1 | 4 | | | | |
| 5 Michael Cuddyer, R OBP: 0.390, SLG: 0.729 Doug Deeds, L | 0-0 G1-3 | | | | 0-3 K | | 0-0 HR | | 0-0 G4-3 | | 3 | 1 | 1 | 1 | 0 | 1 | 2 | | | | |
| 50 Garrett Jones, L OBP: 0.205, SLG: 0.341 58 Glenn Williams, S OBP: 0.250, SLG: 0.297 | 0-0 G3-1 | | | | 0-0 23 2B 11 K2-3 1B | | 0-0 11 G6-4-3 1B | | 0-0 P4 | 0-0 G3-1 | 3 | 1 | 2 | 0 | 0 | 0 | 2 | | | | |
| 23 Matthew LeCroy, R OBP: 0.349, SLG: 0.324 Brad King, R | | 0-0 G5-3 | | | 0-0 11 K2-3 2B | | 0-0 F8 | | 1-0 25 1B 11 1B G1-2-3 HBP | 0-0 25 PB 11 1B | 4 | 0 | 2 | 0 | 0 | 0 | 1 | | | | |
| 11 Josh Rabe, R OBP: 0.313, SLG: 0.355 | | 0-0 P4 | | | 0-3 K2-3 | | 0-0 G6-4-3 | | 0-0 25 1B | 0-0 1B | 5 | 0 | 2 | 0 | 0 | 1 | 2 | | | | |
| 38 Luis Antonio Rodriguez, B OBP: 0.298, SLG: 0.442 25 Alexi Casilla, S OBP: 0.370, SLG: 0.341 | | 0-0 G5-3 | | | 0-0 F8 | | | | 0-0 1B | 1-2 2-3 1B | 3 | 0 | 1 | 0 | 0 | 0 | 1 | | | | |
| Jason Bartlett, R OBP: 0.366, SLG: 0.388 Matt Tolbert, S OBP: 0.750, SLG: 0.750 | | | | | 0-0 F7 | | 0-0 B2 | | 0-0 1B | 0-0 G1-2-3 | 3 | 0 | 1 | 1 | 0 | 0 | 0 | | | | |
| Inning Stats | R: 0 E: 0 K: 1 S: 3 | H: 0 LOB: 2 BB: 2 P: 11 | R: 0 E: 0 K: 0 S: 3 | H: 0 LOB: 0 BB: 0 P: 3 | R: 0 E: 0 K: 1 S: 6 | H: 2 LOB: 1 BB: 0 P: 6 | R: 1 E: 0 K: 2 S: 9 | H: 2 LOB: 1 BB: 0 P: 9 | R: 0 E: 0 K: 0 S: 4 | H: 1 LOB: 1 BB: 0 P: 4 | R: 1 E: 0 K: 0 S: 4 | H: 2 LOB: 0 BB: 0 P: 4 | R: 2 E: 0 K: 1 S: 8 | H: 3 LOB: 2 BB: 0 P: 8 | R: 0 E: 0 K: 0 S: 4 | H: 1 LOB: 1 BB: 0 P: 4 | R: 1 E: 0 K: 1 S: 8 | H: 3 LOB: 3 BB: 1 P: 12 | 1B: 11 2B: 4 3B: 0 HR: 1 | SF: 0 SAC: 1 DP: 2 HBP: 1 | WP: 0 PA: 47 |
| PITCHER | IP 4.0 | WLS 0 | BF 17 | H 4 | R 1 | ER 1 | SO 3 | BB 2 | IBB 0 | HBP 0 | BLK 0 | WP 0 | HR 0 | S 21 | P 29 | ERA 2.25 | WHIP 1.500 | | | | |
| Casey Fossum, L ERA: 1.17 | | | | | | | | | | | | | | | | | | | | | |
| 28 Al Reyes, R ERA: 2.25 | | | | | | | | | | | | | | | | | | | | | |
| 11 Jae Kuk Ryu, R ERA: 3.38 | | | | | | | | | | | | | | | | | | | | | |
| 56 Tim Corcoran, R ERA: 5.73 | | | | | | | | | | | | | | | | | | | | | |

TOP

Minnesota Twins @ Tampa Bay Devil Rays

Progress Energy Park, Home of Al Lang Field, St. Petersburg, FL

Thu Mar 22 2007, 7:05 PM EDT
Att: 4,588 - Partly Cloudy - 75 F

livebaseballrecards.com

AB 42
R 5
H 16
RBI 4
BB 3
SO 5
LOB 29



WP: 0 PA: 47
PB: 1
SB: 0
CS: 0

| Batter | 1 | 2 | 3 | 4 | 5 | 6 | 7 | 8 | 9 | 10 | AB | R | H | RBI | BB | SO | LOB | | | | |
|---|------------------------------|---------------------------------|------------------------------|----------------------------------|--------------------------------------|---------------------------------|------------------------------|---------------------------------|----------------------------------|---------------------------------|------------------------------|----------------------------------|------------------------------|---------------------------------|------------------------------|---------------------------------|------------------------------|---------------------------------|-----------------------------------|------------------------------------|--|
| 13 Carl Crawford, L OBP: 0.327, SLG: 0.435 35 Elijah Dukes, R OBP: 0.351, SLG: 0.342 | 0-2 K | | 0-0 2 G4-3 3B | | 0-0 FC6 CS 2 1B FC5-2 | | 0-2 K | | 0-0 E4 61 1B | 0-0 1B | 3 | 1 | 1 | 1 | 0 | 1 | 1 | | | | |
| 2 B.J. Upton, R OBP: 0.348, SLG: 0.383 61 Dustin Mohr, R OBP: 0.194, SLG: 0.214 | 0-0 G6-4-3 1B | | 0-0 G4-3 | | 0-0 CS 1B | | 0-3 K | | 0-0 L3 | | 4 | 0 | 2 | 2 | 0 | 1 | 0 | | | | |
| Ty Wigginton, R OBP: 0.362, SLG: 0.578 3 Jorge Velazquez, R OBP: 0.389, SLG: 0.429 | 0-0 G6-4-3 | | 0-3 K | | 0-1 FC5-2 14 1B | | 0-3 K | | 0-0 F9 | | 3 | 0 | 0 | 0 | 0 | 1 | 3 | | | | |
| 14 Greg Norton, S OBP: 0.319, SLG: 0.286 | | 4-0 BB BB | 0-0 E4 3 WP | | 0-0 3 FC5-4 1B | | 4-0 BB | | 0-0 G4-3 | | 3 | 0 | 1 | 0 | 2 | 0 | 0 | | | | |
| 3 Jorge Cantu, R OBP: 0.233, SLG: 0.286 | | 0-3 K | 1-0 G5-3 | | 0-0 FC5-4 | | 0-0 F9 | | 0-0 P4 | | 5 | 0 | 0 | 0 | 0 | 1 | 5 | | | | |
| Delmon Young, R OBP: 0.333, SLG: 0.370 31 Jonny Gomes, R OBP: 0.279, SLG: 0.405 | | 4-0 BB | 0-0 E4 | | 0-0 3 FC5-4 1B | | 0-0 K | | 4-0 64 1B 23 1B E | 0-0 23 2B HBP | 2 | 0 | 1 | 0 | 1 | 1 | 0 | | | | |
| 23 Carlos Pena, L OBP: 0.294, SLG: 0.375 | | 0-3 K | 0-1 G4-3 | | 0-1 1-2 1B | | 0-0 G4-3 | | 0-0 E 64 1B | 0-0 HBP 35 1B 2B | 5 | 1 | 3 | 0 | 0 | 1 | 2 | | | | |
| 30 Dioner Navarro, S OBP: 0.300, SLG: 0.300 64 Raul Casanova, S OBP: 0.400, SLG: 0.250 | | 0-0 P4 | 0-3 K | | 0-3 K | | 0-0 BB | | 0-0 E | 4-0 35 1B HBP | 1 | 0 | 0 | 0 | 0 | 0 | 2 | | | | |
| Brendan Harris, R OBP: 0.304, SLG: 0.286 | | | 0-0 13 3B 1B | | 0-0 2 1B | | 4-0 BB | | 0-0 L3 | 1-0 35 1B HBP | 3 | 2 | 2 | 1 | 1 | 0 | 2 | | | | |
| Inning Stats | R: 0 E: 0 K: 1 S: 5 | H: 1 LOB: 0 BB: 5 P: 5 | R: 0 E: 0 K: 2 S: 7 | H: 0 LOB: 2 BB: 2 P: 15 | R: 2 E: 1 K: 1 S: 8 | H: 2 LOB: 1 BB: 0 P: 9 | R: 0 E: 0 K: 1 S: 6 | H: 2 LOB: 0 BB: 0 P: 6 | R: 1 E: 0 K: 0 S: 7 | H: 3 LOB: 2 BB: 0 P: 7 | R: 0 E: 0 K: 2 S: 7 | H: 1 LOB: 1 BB: 1 P: 12 | R: 0 E: 0 K: 0 S: 5 | H: 0 LOB: 2 BB: 1 P: 9 | R: 0 E: 0 K: 0 S: 3 | H: 0 LOB: 0 BB: 0 P: 3 | R: 2 E: 0 K: 0 S: 3 | H: 3 LOB: 3 BB: 1 P: 8 | 1B: 12 2B: 2 3B: 1 HR: 0 | SF: 0 SAC: 0 DP: 2 HBP: 1 | WP: 1 PA: 46 PB: 0 SB: 0 CS: 3 |
| PITCHER | IP 4.0 | WLS 0 | BF 17 | H 5 | R 2 | ER 2 | SO 5 | BB 2 | IBB 0 | HBP 0 | BLK 0 | WP 1 | HR 0 | S 26 | P 35 | ERA 4.50 | WHIP 1.750 | | | | |
| 26 Boof Bonser, R ERA: 2.81 | | | | | | | | | | | | | | | | | | | | | |
| 36 Joe Nathan, R ERA: 8.71 | | | | | | | | | | | | | | | | | | | | | |
| 30 Scott Baker, R ERA: 8.71 | | | | | | | | | | | | | | | | | | | | | |
| 17 Pat Neshek, R ERA: 8.71 | | | | | | | | | | | | | | | | | | | | | |
| 49 Mike Venafro, L ERA: 8.71 | | | | | | | | | | | | | | | | | | | | | |

BOTTOM


Minnesota Twins @ Tampa Bay Devil Rays

Progress Energy Park, Home of Al Lang Field, St. Petersburg, FL

Thu Mar 22 2007, 7:05 PM EDT
Att: 4,588 - Partly Cloudy - 75 F

livebaseballrecards.com

AB 39
R 6
H 14
RBI 5
BB 6
SO 9
LOB 22



WP: 1 PA: 46
PB: 0
SB: 0
CS: 3

| Batter | 1 | 2 | 3 | 4 | 5 | 6 | 7 | 8 | 9 | AB | R | H | RBI | BB | SO | LOB | TOP | | |
|---|--|---------------------------------|------------------------------|---------------------------------|------------------------------|---------------------------------|------------------------------|---------------------------------|------------------------------|----------------------------------|------------------------------|---------------------------------|------------------------------|----------------------------------|----------------------------------|------------------------------------|-------------------------|--------|--|
| 6 John McDonald, R OBP: 0.342, SLG: 0.250 | (1,6) (5,5) F7 | (0,0) FC5-4 | | | | | | (0,0) G4-3 | | 4 | 0 | 0 | 0 | 1 | 1 | 3 | | | |
| 2 Aaron Hill, R OBP: 0.351, SLG: 0.457 Manny Mayerson, R | (1,4) (6,4) (7,6) 17 1B 24 SF9 | | (0,0) F8 | | | | | | (4,0) G4-3 63 SF8 | 3 | 1 | 1 | 0 | 0 | 1 | 1 | | | |
| 17 Lyle Overbay, L OBP: 0.310, SLG: 0.351 Chip Cannon, L | (1,3) (6,3) 1B | | (0,0) F8 | | | | | | (4,0) G4-3 | 3 | 0 | 1 | 0 | 0 | 0 | 1 | | | |
| 24 Matt Stairs, L OBP: 0.500, SLG: 0.545 Brad Hassey, R | (1,10) (6,PR) (6,10) SF9 | | (4,0) BB | | | | | | (0,0) G4-3 | 1 | 0 | 1 | 1 | 1 | 0 | 0 | | | |
| Jason Phillips, R OBP: 0.243, SLG: 0.182 63 John Schneider, R | (1,2) (8,2) K | | (0,0) K | | | | | | (0,0) SF8 | 3 | 0 | 0 | 0 | 1 | 3 | 3 | | | |
| Jason Smith, L OBP: 0.419, SLG: 0.757 | (1,5) (5,6) (7,4) | | (0,0) 1B SF7 | | | | | | (0,0) K | 4 | 2 | 2 | 1 | 0 | 1 | 1 | | | |
| 57 Jeff Duncan, L OBP: 0.323, SLG: 0.467 | (1,8) | | (0,0) G5-3 | | | | | | | 4 | 0 | 0 | 1 | 0 | 1 | 4 | | | |
| Aaron Mathews, R OBP: 0.429, SLG: 0.333 | (1,9) | | (0,0) 1B FC5-4 | | | | | | | 4 | 0 | 2 | 1 | 0 | 1 | 0 | | | |
| Eric Nielsen, R OBP: 0.429, SLG: 0.400 64 David Smith, R | (1,7) (6,7) SF7 | | (0,0) G3-1 | | | | | | | 2 | 0 | 1 | 1 | 0 | 0 | 0 | | | |
| Inning Stats | R: 1 E: 0 K: 1 S: 7 | H: 2 LOB: 1 BB: 0 P: 7 | R: 0 E: 0 K: 0 S: 5 | H: 0 LOB: 1 BB: 0 P: 9 | R: 0 E: 0 K: 2 S: 7 | H: 0 LOB: 0 BB: 0 P: 7 | R: 0 E: 0 K: 1 S: 5 | H: 0 LOB: 1 BB: 1 P: 9 | R: 0 E: 0 K: 1 S: 6 | H: 1 LOB: 2 BB: 2 P: 15 | R: 0 E: 0 K: 0 S: 3 | H: 0 LOB: 0 BB: 0 P: 3 | R: 1 E: 0 K: 1 S: 5 | H: 0 LOB: 1 BB: 2 P: 13 | 1B: 8 2B: 1 3B: 0 HR: 0 | SF: 4 SAC: 0 DP: 0 HBP: 0 | WP: 0 PB: 1 CS: 2 | PA: 42 | |
| PITCHER | IP | WLS | BF | H | R | ER | SO | BB | IBB | HBP | BLK | WP | HR | S | P | ERA | WHIP | | |
| Johan Santana, L ERA: 1.42 | (1,1) | 5.0 | 21 | 4 | 2 | 2 | 5 | 2 | 0 | 0 | 0 | 0 | 0 | 29 | 37 | 3.60 | 1.200 | | |
| J.D. Durbin, R ERA: 9.0 | (6,1) | 2.0 | B | 13 | 5 | 3 | 3 | 2 | 0 | 0 | 0 | 0 | 0 | 17 | 26 | 13.50 | 3.500 | | |
| Juan Rincon, R ERA: 1.13 | (8,1) | 2.0 | L | 8 | 0 | 1 | 1 | 2 | 0 | 0 | 0 | 0 | 0 | 8 | 16 | 4.50 | 1.000 | | |

Toronto Blue Jays @ Minnesota Twins
Hammond Stadium, Fort Myers, FL
Fri Mar 23 2007, 1:05 PM EDT
Att: 7,638 - Partly Cloudy - 80 F

| | |
|-----|----|
| AB | 32 |
| R | 6 |
| H | 9 |
| RBI | 6 |
| BB | 6 |
| SO | 9 |
| LOB | 17 |



| Batter | 1 | 2 | 3 | 4 | 5 | 6 | 7 | 8 | 9 | AB | R | H | RBI | BB | SO | LOB | BOTTOM | | |
|--|---|----------------------------------|------------------------------|----------------------------------|------------------------------|---------------------------------|------------------------------|---------------------------------|------------------------------|---------------------------------|------------------------------|----------------------------------|------------------------------|----------------------------------|----------------------------------|------------------------------------|----------------------------------|--------|--|
| Luis Castillo, S OBP: 0.525, SLG: 0.541 61 Tommy Watkins, R OBP: 0.267, SLG: 0.217 | (1,4) (8,4) F9 | (4,0) 55 G4-3 27 BB | | (0,0) G4-6-3 | | | | | (4,0) WP BB | 3 | 0 | 0 | 0 | 1 | 0 | 1 | | | |
| 27 Jeff Cirillo, R OBP: 0.394, SLG: 0.296 Matt Moses, L | (1,6) (5,5) 5 BB 33 1B | (4,0) 55 1B G4-3 | | (0,0) G5-3 | | | | | (4,0) FC5-4 BB | 2 | 1 | 1 | 0 | 1 | 0 | 0 | | | |
| 55 Mike Redmond, R OBP: 0.241, SLG: 0.185 Brad King, R | (1,2) (6,2) 5 BB 33 1B | (0,0) G4-3 | | | | | | | (0,0) FC5-4 | 3 | 1 | 1 | 0 | 0 | 0 | 2 | | | |
| 5 Michael Cuddyer, R OBP: 0.377, SLG: 0.700 23 Matthew LeCroy, R OBP: 0.341, SLG: 0.316 | (1,10) (8,PH) (9,10) 33 1B G4-3 | (4,0) F9 | | | | | | | (0,0) F7 | 2 | 1 | 0 | 0 | 1 | 0 | 1 | | | |
| 33 Justin Morneau, L OBP: 0.370, SLG: 0.465 58 Glenn Williams, S OBP: 0.268, SLG: 0.297 | (1,3) (6,3) G4-3 24 1B | | (0,0) F9 | | | | | | (4,0) BB BB | 3 | 1 | 1 | 2 | 0 | 0 | 0 | | | |
| Torii Hunter, R OBP: 0.341, SLG: 0.605 Jason Tyner, L OBP: 0.289, SLG: 0.250 | (1,8) (7,8) G4-3 | | (0,0) HR | | | | | | (4,0) BB BB | 3 | 1 | 1 | 2 | 0 | 0 | 1 | | | |
| 24 Rondell White, R OBP: 0.325, SLG: 0.421 11 Josh Rabe, R OBP: 0.303, SLG: 0.344 | (1,7) (7,7) 16 1B | | (0,0) F9 | | | | | | (0,0) P3 | 3 | 0 | 1 | 1 | 0 | 0 | 0 | | | |
| 16 Jason Kubel, L OBP: 0.333, SLG: 0.395 | (1,9) 3H 1B | | (0,0) G3-1 | | | | | | (0,0) K2-3 | 4 | 0 | 1 | 0 | 0 | 0 | 0 | | | |
| 38 Luis Antonio Rodriguez, S OBP: 0.294, SLG: 0.426 | (5,6) K | | (0,0) G4-6-3 | | | | | | (0,0) F8 | 4 | 0 | 1 | 0 | 0 | 2 | 2 | | | |
| Inning Stats | R: 4 E: 0 K: 1 S: 10 | H: 5 LOB: 2 BB: 1 P: 14 | R: 0 E: 0 K: 0 S: 2 | H: 0 LOB: 2 BB: 2 P: 10 | R: 1 E: 0 K: 0 S: 4 | H: 1 LOB: 0 BB: 0 P: 4 | R: 0 E: 0 K: 0 S: 3 | H: 1 LOB: 0 BB: 0 P: 3 | R: 0 E: 0 K: 0 S: 3 | H: 0 LOB: 0 BB: 0 P: 3 | R: 0 E: 0 K: 1 S: 5 | H: 0 LOB: 2 BB: 2 P: 13 | R: 0 E: 0 K: 1 S: 5 | H: 0 LOB: 2 BB: 2 P: 13 | 1B: 6 2B: 0 3B: 0 HR: 1 | SF: 0 SAC: 0 DP: 2 HBP: 0 | WP: 1 PB: 0 SB: 0 CS: 0 | PA: 39 | |
| PITCHER | IP | WLS | BF | H | R | ER | SO | BB | IBB | HBP | BLK | WP | HR | S | P | ERA | WHIP | | |
| 39 Gustavo Chacin, L ERA: 5.93 | (1,1) | 5.0 | 23 | 7 | 5 | 5 | 1 | 3 | 0 | 0 | 0 | 0 | 0 | 3 | 3 | 0.00 | 0.000 | | |
| 60 Brian Wolfe, R ERA: 3.86 | (6,1) | 1.0 | H | 3 | 0 | 0 | 0 | 0 | 0 | 0 | 0 | 0 | 0 | 3 | 3 | 0.00 | 0.000 | | |
| 64 Beau Kemp, R ERA: 10.38 | (8,1) | 2.0 | W | 10 | 0 | 0 | 2 | 4 | 0 | 0 | 0 | 1 | 0 | 10 | 26 | 0.00 | 2.000 | | |

Toronto Blue Jays @ Minnesota Twins
Hammond Stadium, Fort Myers, FL
Fri Mar 23 2007, 1:05 PM EDT
Att: 7,638 - Partly Cloudy - 80 F

| | |
|-----|----|
| AB | 32 |
| R | 5 |
| H | 7 |
| RBI | 5 |
| BB | 7 |
| SO | 3 |
| LOB | 11 |



| Batter | 1 | 2 | 3 | 4 | 5 | 6 | 7 | 8 | 9 | AB | R | H | RBI | BB | SO | LOB | TOP | | | | | | | | | | | | | | | | |
|---|---|---------------------------------|------------------------------|---------------------------------|------------------------------|---------------------------------|------------------------------|---------------------------------|------------------------------|------------------------------------|------------------------------|---------------------------------|------------------------------|----------------------------------|------------------------------|--------------------------------------|--|------------------------------|---------------------------------|----------------------------------|------------------------------------|----------------------------------|--------|--|--|--|--|--|--|--|--|--|--|
| 16 Jay Payton, R OBP: 0.367, SLG: 0.500 3 Freddie Bynum, L OBP: 0.205, SLG: 0.220 | | | | | | | | | | 1 0 1 0 0 0 0 4 0 1 1 0 0 0 1 | | | | | | | Baltimore Orioles @ Minnesota Twins Hammond Stadium, Fort Myers, FL Mon Mar 26 2007, 1:05 PM EDT Att: 7,248 - Partly Cloudy - 81 F | | | | | | | | | | | | | | | | |
| Chris Gomez, R OBP: 0.282, SLG: 0.286 71 Ruddy Yan, S OBP: 0.300, SLG: 0.276 | | | | | | | | | | 4 0 1 0 0 0 1 4 1 0 0 0 0 0 0 1 | | | | | | | | | | | | | | | | | | | | | | | |
| 21 Nick Markakis, L OBP: 0.403, SLG: 0.633 70 Jason Dubois, R OBP: 0.406, SLG: 0.533 | | | | | | | | | | 4 1 1 1 0 0 0 2 0 0 0 0 0 0 0 0 | | | | | | | | | | | | | | | | | | | | | | | |
| 17 Aubrey Huff, L OBP: 0.396, SLG: 0.520 Paul Bako, L OBP: 0.300, SLG: 0.300 | | | | | | | | | | 3 1 2 0 0 0 0 0 1 0 0 0 0 0 0 0 | | | | | | | | | | | | | | | | | | | | | | | |
| 31 Jay Gibbons, L OBP: 0.295, SLG: 0.359 73 Mike Cervenak, R OBP: 0.273, SLG: 0.455 | | | | | | | | | | 2 1 1 0 1 0 1 1 1 0 1 0 0 0 0 0 | | | | | | | | | | | | | | | | | | | | | | | |
| 55 Ramon Hernandez, R OBP: 0.318, SLG: 0.395 38 Terry Tiffee, S OBP: 0.250, SLG: 0.257 | | | | | | | | | | 3 0 1 2 0 0 0 1 1 0 0 0 0 0 0 1 | | | | | | | | | | | | | | | | | | | | | | | |
| Kevin Millar, R OBP: 0.152, SLG: 0.152 60 J.R. House, R OBP: 0.190, SLG: 0.238 | | | | | | | | | | 3 0 0 0 0 0 1 2 1 1 0 0 0 0 0 1 | | | | | | | | | | | | | | | | | | | | | | | |
| 68 Jon Knott, R OBP: 0.306, SLG: 0.529 | | | | | | | | | | 4 1 3 0 0 0 0 0 | | | | | | | | | | | | | | | | | | | | | | | |
| Cesar Crespo, S OBP: 0.429, SLG: 0.571 | | | | | | | | | | 4 0 1 1 0 1 0 1 2 | | | | | | | | | | | | | | | | | | | | | | | |
| Inning Stats | R: 0 E: 0 K: 0 S: 3 | H: 1 LOB: 1 BB: 0 P: 5 | R: 0 E: 0 K: 1 S: 6 | H: 1 LOB: 1 BB: 0 P: 6 | R: 0 E: 0 K: 1 S: 5 | H: 0 LOB: 0 BB: 0 P: 5 | R: 0 E: 0 K: 0 S: 4 | H: 2 LOB: 1 BB: 0 P: 4 | R: 0 E: 0 K: 0 S: 4 | H: 1 LOB: 1 BB: 0 P: 4 | R: 0 E: 0 K: 1 S: 5 | H: 0 LOB: 0 BB: 0 P: 5 | R: 4 E: 1 K: 0 S: 7 | H: 5 LOB: 2 BB: 1 P: 11 | R: 1 E: 0 K: 0 S: 5 | H: 2 LOB: 1 BB: 0 P: 5 | | R: 0 E: 0 K: 0 S: 4 | H: 1 LOB: 1 BB: 0 P: 4 | 1B: 5 2B: 7 3B: 0 HR: 1 | SF: 0 SAC: 0 DP: 2 HBP: 0 | WP: 0 PB: 0 SB: 0 CS: 0 | PA: 38 | | | | | | | | | | |
| PITCHER | IP WLS BF H R ER SO BB IBB HBP BLK WP HR S P ERA WHIP | | | | | | | | | | | | | | | | | | | | | | | | | | | | | | | | |
| 19 Sidney Ponson, R ERA: 3.94 J.D. Durbin, R ERA: 12.38 54 Matt Guerrier, R ERA: 6.75 49 Mike Venafo, L ERA: | 6.0 1.0 1.0 1.0 | WLS L L S | BF 21 8 5 4 | H 5 5 2 1 | R 0 4 1 0 | ER 0 4 1 0 | SO 3 0 1 0 | BB 0 0 0 0 | IBB 0 0 0 0 | HBP 0 0 0 0 | BLK 0 0 0 0 | WP 0 0 0 0 | HR 0 7 5 4 | S 27 11 5 4 | P 29 11 9 4 | ERA 0.00 36.00 9.00 0.00 | WHIP 0.833 6.000 2.000 1.000 | | | | | | | | | | | | | | | | |

| Batter | 1 | 2 | 3 | 4 | 5 | 6 | 7 | 8 | 9 | AB | R | H | RBI | BB | SO | LOB | BOTTOM | | | | | | | | | | | | | | | | |
|--|---|---------------------------------|------------------------------|---------------------------------|------------------------------|---------------------------------|------------------------------|---------------------------------|------------------------------|------------------------------------|------------------------------|---------------------------------|------------------------------|---------------------------------|------------------------------|--------------------------------------|--|------------------------------|---------------------------------|----------------------------------|------------------------------------|----------------------------------|--------|--|--|--|--|--|--|--|--|--|--|
| Luis Castillo, S OBP: 0.490, SLG: 0.556 38 Luis Antonio Rodriguez, R OBP: 0.399, SLG: 0.431 | | | | | | | | | | 3 0 1 0 0 1 0 0 1 0 1 0 0 0 0 0 | | | | | | | Baltimore Orioles @ Minnesota Twins Hammond Stadium, Fort Myers, FL Mon Mar 26 2007, 1:05 PM EDT Att: 7,248 - Partly Cloudy - 81 F | | | | | | | | | | | | | | | | |
| 27 Jeff Cirillo, R OBP: 0.381, SLG: 0.267 David Winfree, R | | | | | | | | | | 3 0 0 0 0 0 0 1 0 0 0 1 0 0 0 0 | | | | | | | | | | | | | | | | | | | | | | | |
| 55 Mike Redmond, R OBP: 0.265, SLG: 0.194 41 Chris Heintz, R OBP: 0.304, SLG: 0.348 | | | | | | | | | | 2 0 0 0 0 1 1 0 1 0 0 0 0 0 0 2 | | | | | | | | | | | | | | | | | | | | | | | |
| 5 Michael Cuddyer, R OBP: 0.390, SLG: 0.714 Doug Deeds, L OBP: 0.200, SLG: 0.200 | | | | | | | | | | 3 1 1 0 0 1 1 1 1 0 1 1 0 0 0 0 | | | | | | | | | | | | | | | | | | | | | | | |
| 33 Justin Morneau, L OBP: 0.382, SLG: 0.481 58 Glenn Williams, S OBP: 0.255, SLG: 0.262 | | | | | | | | | | 3 0 2 1 0 0 0 0 1 0 0 0 0 0 0 2 | | | | | | | | | | | | | | | | | | | | | | | |
| Torii Hunter, R OBP: 0.320, SLG: 0.553 16 Jason Kubel, L OBP: 0.327, SLG: 0.383 | | | | | | | | | | 3 0 0 0 0 0 0 2 1 0 0 0 0 0 0 0 | | | | | | | | | | | | | | | | | | | | | | | |
| 11 Josh Rabe, R OBP: 0.286, SLG: 0.317 | | | | | | | | | | 4 0 0 0 0 0 0 1 | | | | | | | | | | | | | | | | | | | | | | | |
| Jason Tyner, L OBP: 0.308, SLG: 0.277 | | | | | | | | | | 4 1 1 0 0 0 0 0 | | | | | | | | | | | | | | | | | | | | | | | |
| Jason Bartlett, R OBP: 0.348, SLG: 0.333 61 Tommy Watkins, R OBP: 0.257, SLG: 0.214 | | | | | | | | | | 2 0 0 0 0 1 0 0 0 1 0 0 0 0 0 0 | | | | | | | | | | | | | | | | | | | | | | | |
| Inning Stats | R: 0 E: 0 K: 0 S: 3 | H: 0 LOB: 1 BB: 1 P: 7 | R: 0 E: 0 K: 0 S: 3 | H: 0 LOB: 0 BB: 0 P: 3 | R: 0 E: 0 K: 1 S: 4 | H: 1 LOB: 1 BB: 0 P: 4 | R: 1 E: 0 K: 1 S: 6 | H: 2 LOB: 0 BB: 0 P: 6 | R: 0 E: 0 K: 0 S: 3 | H: 0 LOB: 0 BB: 0 P: 3 | R: 0 E: 0 K: 1 S: 5 | H: 0 LOB: 0 BB: 0 P: 5 | R: 0 E: 0 K: 1 S: 6 | H: 1 LOB: 1 BB: 0 P: 6 | R: 2 E: 0 K: 0 S: 6 | H: 3 LOB: 2 BB: 1 P: 10 | | R: 0 E: 0 K: 0 S: 3 | H: 0 LOB: 0 BB: 0 P: 3 | 1B: 6 2B: 1 3B: 0 HR: 0 | SF: 1 SAC: 0 DP: 0 HBP: 0 | WP: 0 PB: 0 SB: 0 CS: 1 | PA: 36 | | | | | | | | | | |
| PITCHER | IP WLS BF H R ER SO BB IBB HBP BLK WP HR S P ERA WHIP | | | | | | | | | | | | | | | | | | | | | | | | | | | | | | | | |
| 29 Adam Loewen, L ERA: 1.42 28 Danyls Baez, R ERA: 2.89 37 Chris Ray, R ERA: 4.7 51 Scott Williamson, R ERA: 1.23 | 6.0 1.0 1.0 1.0 | WLS W H S | BF 21 4 7 3 | H 1 1 3 0 | R 1 0 2 0 | ER 1 0 2 0 | SO 1 0 3 0 | BB 1 0 0 0 | IBB 0 0 0 0 | HBP 0 0 0 0 | BLK 0 0 0 0 | WP 0 0 0 0 | HR 0 6 6 3 | S 24 6 10 3 | P 28 6 10 3 | ERA 1.50 0.00 18.00 0.00 | WHIP 0.667 1.000 4.000 0.000 | | | | | | | | | | | | | | | | |



| Batter | 1 | 2 | 3 | 4 | 5 | 6 | 7 | 8 | 9 | AB | R | H | RBI | BB | SO | LOB | TOP | | |
|--|---|---------------------------------|------------------------------|---------------------------------|------------------------------|---------------------------------|------------------------------|---------------------------------|-------------------------------|---------------------------------|-------------------------------|----------------------------------|------------------------------|---------------------------------|----------------------------------|------------------------------------|--|-------------------------|--------|
| 28 Melky Cabrera, S OBP: 0.246, SLG: 0.238 91 Brett Gardner, L OBP: 0.273, SLG: 0.111 | G4-3 | | F7 | | | L3 | | K | FC6-4 | 5 | 0 | 1 | 0 | 0 | 1 | 0 | New York Yankees @ Minnesota Twins Hammond Stadium, Fort Myers, FL Tue Mar 27 2007, 1:05 PM EDT Att. 8,232 - Overcast - 81 F | | |
| 24 Robinson Cano, L OBP: 0.368, SLG: 0.485 71 Ramiro Pena, S OBP: 0.333, SLG: 0.333 | K | | G1-3 | | | 1B | | 1B | FC6-4 | 5 | 1 | 2 | 0 | 0 | 1 | 2 | | | |
| Bobby Abreu, L OBP: 0.444, SLG: 0.938 Todd Pratt, R OBP: 0.182, SLG: 0.190 | HR | | | G6-3 | | 1B | | K | | 2 | 1 | 2 | 1 | 1 | 0 | 0 | | | |
| 20 Jorge Posada, S OBP: 0.368, SLG: 0.485 27 Kevin Thompson, R OBP: 0.392, SLG: 0.533 | F7 | | | P6 | | K | | 1B | BB | 3 | 0 | 0 | 0 | 0 | 1 | 3 | | | |
| Josh Phelps, R OBP: 0.472, SLG: 0.750 | HR | | G6-3 | | | K | | 1B | | 4 | 1 | 2 | 2 | 0 | 1 | 3 | | | |
| 12 Andy Phillips, R OBP: 0.190, SLG: 0.190 | K | | | | | K | | K | | 4 | 0 | 0 | 0 | 0 | 4 | 2 | | | |
| 93 Chris Basak, R OBP: 0.357, SLG: 0.525 | K | | | | | G1-3 | | 1B | F9 | 4 | 0 | 1 | 0 | 0 | 1 | 0 | | | |
| 64 Kevin Reese, L OBP: 0.333, SLG: 0.400 | F9 | | | | | FC5-4 | | F7 | G1-3 | 3 | 0 | 0 | 0 | 1 | 0 | 1 | | | |
| Miguel Cairo, R OBP: 0.375, SLG: 0.317 | | | K | | | FC5-4 | | K | 28 1B | 4 | 0 | 1 | 0 | 0 | 2 | 2 | | | |
| Inning Stats | R: 1 E: 0 K: 1 S: 6 | H: 1 LOB: 0 BB: 0 P: 6 | R: 0 E: 0 K: 2 S: 8 | H: 0 LOB: 0 BB: 0 P: 8 | R: 0 E: 0 K: 1 S: 5 | H: 0 LOB: 0 BB: 1 P: 6 | R: 0 E: 0 K: 2 S: 9 | H: 2 LOB: 2 BB: 0 P: 9 | R: 0 E: 0 K: 2 S: 11 | H: 1 LOB: 1 BB: 0 P: 8 | R: 1 E: 0 K: 3 S: 11 | H: 2 LOB: 2 BB: 0 P: 15 | R: 0 E: 0 K: 0 S: 5 | H: 2 LOB: 2 BB: 0 P: 5 | 1B: 6 2B: 1 3B: 0 HR: 2 | SF: 0 SAC: 0 DP: 1 HBP: 0 | | WP: 0 PB: 0 CS: 0 | PA: 38 |
| PITCHER | IP WLS BF H R ER SO BB IBB HBP BLK WP HR S P ERA WHIP | | | | | | | | | | | | | | | | | | |
| 26 Boof Bonser, R ERA: 2.86 | 6.0 | 23 | 4 | 2 | 2 | 7 | 2 | 0 | 0 | 0 | 0 | 0 | 0 | 0 | 0 | 8 | 8 | 3.00 | 1.000 |
| 37 Denrys Reyes, L ERA: 3.0 | 1.0 | 4 | 1 | 0 | 0 | 2 | 0 | 0 | 0 | 0 | 0 | 0 | 0 | 0 | 0 | 11 | 15 | 9.00 | 3.000 |
| 17 Pat Neshek, R ERA: 4.15 | 1.0 | W | 5 | 2 | 0 | 0 | 0 | 0 | 0 | 0 | 0 | 0 | 0 | 5 | 5 | 0.00 | 2.000 | | |
| Juan Rincon, R ERA: 1.0 | | | | | | | | | | | | | | | | | | | |

| Batter | 1 | 2 | 3 | 4 | 5 | 6 | 7 | 8 | 9 | AB | R | H | RBI | BB | SO | LOB | BOTTOM | |
|--|---|---------------------------------|------------------------------|---------------------------------|------------------------------|---------------------------------|------------------------------|---------------------------------|------------------------------|----------------------------------|------------------------------|---------------------------------|------------------------------|---------------------------------|----------------------------------|------------------------------------|--|--------|
| Luis Castillo, S OBP: 0.481, SLG: 0.542 Toby Gardenhire, R | E6 | 16 S | | | G4-3 | | K | | E4 | 3 | 0 | 1 | 2 | 0 | 0 | 0 | New York Yankees @ Minnesota Twins Hammond Stadium, Fort Myers, FL Tue Mar 27 2007, 1:05 PM EDT Att. 8,232 - Overcast - 81 F | |
| 16 Jason Kubel, L OBP: 0.302, SLG: 0.353 | F7 | G4-3 | | | G4-3 | | | G4-3 | | 4 | 0 | 0 | 0 | 0 | 3 | | | |
| 55 Mike Redmond, R OBP: 0.297, SLG: 0.188 84 Jose Morales, S OBP: 0.250, SLG: 0.250 | G5-4-3 | 5 BB | G6-3 | | | G5-4-3 | 5 HBP | FC6-4 | 1B | 1 | 0 | 0 | 0 | 1 | 0 | 0 | | |
| 5 Michael Cuddyer, R OBP: 0.387, SLG: 0.695 Trent Oeltjen, L OBP: 0.429, SLG: 0.429 | G5-4-3 | | | | G5-4-3 | | 33 G1-6-3 | L7 | | 3 | 0 | 1 | 0 | 0 | 0 | 3 | | |
| 33 Justin Morneau, L OBP: 0.362, SLG: 0.455 David Winfree, R | F9 | | G1-6-3 | | G3 | | | FC6-4 | | 3 | 0 | 0 | 0 | 0 | 2 | | | |
| Torii Hunter, R OBP: 0.321, SLG: 0.531 Brandon Roberts, L | F7 | | | G6-3 | | 11 G5-3 | 27 BB | G4-3 | | 2 | 0 | 0 | 0 | 1 | 0 | 0 | | |
| 27 Jeff Cirillo, R OBP: 0.410, SLG: 0.313 38 Luis Antonio Rodriguez, S | 1B | 11 1B | | | G6-3 | | 11 G5-3 | S | 1B | 2 | 1 | 2 | 0 | 1 | 0 | 0 | | |
| Jason Tyner, L OBP: 0.308, SLG: 0.277 | 1B | 1B | | | | | | BB | | 0 | 0 | 0 | 0 | 1 | 0 | 0 | | |
| 11 Josh Rabe, R OBP: 0.283, SLG: 0.311 | 1B | 1B | | G6-3 | | G5-3 | | F8 | | 4 | 1 | 1 | 0 | 0 | 4 | | | |
| Jason Bartlett, R OBP: 0.354, SLG: 0.341 Matt Tolbert, S OBP: 0.571, SLG: 0.571 | 1B | 1B | | | F8 | | G3 | | E | 2 | 1 | 1 | 1 | 0 | 0 | 3 | | |
| Inning Stats | R: 0 E: 1 K: 0 S: 3 | H: 0 LOB: 1 BB: 1 P: 7 | R: 2 E: 0 K: 0 S: 8 | H: 4 LOB: 2 BB: 0 P: 8 | R: 0 E: 0 K: 0 S: 3 | H: 1 LOB: 0 BB: 0 P: 3 | R: 0 E: 0 K: 0 S: 3 | H: 0 LOB: 1 BB: 0 P: 3 | R: 0 E: 0 K: 1 S: 5 | H: 0 LOB: 3 BB: 2 P: 13 | R: 0 E: 0 K: 0 S: 4 | H: 1 LOB: 1 BB: 0 P: 4 | R: 2 E: 1 K: 0 S: 5 | H: 1 LOB: 1 BB: 1 P: 9 | 1B: 8 2B: 0 3B: 0 HR: 0 | SF: 0 SAC: 0 DP: 4 HBP: 1 | WP: 0 PB: 0 CS: 0 | PA: 37 |
| PITCHER | IP WLS BF H R ER SO BB IBB HBP BLK WP HR S P ERA WHIP | | | | | | | | | | | | | | | | | |
| 45 Carl Pavano, R ERA: 4.91 | 6.0 | 23 | 6 | 2 | 2 | 0 | 1 | 0 | 0 | 0 | 0 | 5 | 13 | 0.00 | 2.000 | | | |
| Colter Bean, R ERA: 1.8 | 1.0 | H | 1 | 0 | 0 | 0 | 0 | 0 | 0 | 0 | 0 | 1 | 1 | 0.00 | 0.000 | | | |
| Mike Myers, L ERA: 1.42 | 0.1 | H | 3 | 1 | 0 | 0 | 0 | 0 | 0 | 0 | 0 | 3 | 3 | 0.00 | 1.500 | | | |
| Scott Proctor, R ERA | 0.2 | L | 5 | 1 | 2 | 1 | 0 | 0 | 0 | 0 | 0 | 5 | 9 | 13.50 | 3.000 | | | |
| 56 Chris Britton, R ERA: 11.12 | | | | | | | | | | | | | | | | | | |

| | |
|-----|----|
| AB | 35 |
| R | 3 |
| H | 9 |
| RBI | 3 |
| BB | 3 |
| SO | 12 |
| LOB | 14 |



| Batter | 1 | 2 | 3 | 4 | 5 | 6 | 7 | 8 | 9 | AB | R | H | RBI | BB | SO | LOB | TOP | | | | | |
|--|---|-------------------------|------------------------------|------------------------|------------------------------|------------------------|-------------------------------|-------------------------|------------------------------|------------------------|------------------------------|------------------------|------------------------------|------------------------|--------------------------------------|---|---|------------------------------|------------------------|----------------------------------|------------------------------------|----------------------------------|
| 23 Julio Lugo, R OBP: 0.361, SLG: 0.339 13 Alex Cora, L OBP: 0.308, SLG: 0.286 | | | | | | | | | | 3 | 1 | 2 | 1 | 0 | 1 | 0 | Boston Red Sox @ Minnesota Twins Hammond Stadium, Fort Myers, FL Wed Mar 28 2007, 7:05 PM EDT Att: 8,102 - Partly Cloudy - 83 F | | | | | |
| 20 Kevin Youkilis, R OBP: 0.598, SLG: 0.569 12 Eric Hinske, L OBP: 0.311, SLG: 0.385 | | | | | | | | | | 3 | 0 | 2 | 1 | 0 | 1 | 1 | | | | | | |
| 34 David Ortiz, L OBP: 0.286, SLG: 0.333 28 Doug Mirabeli, R OBP: 0.228, SLG: 0.194 | | | | | | | | | | 2 | 1 | 1 | 0 | 1 | 1 | 2 | | | | | | |
| Manny Ramirez, R OBP: 0.446, SLG: 0.333 76 Bobby Scales, S OBP: 0.353, SLG: 0.419 | | | | | | | | | | 3 | 0 | 1 | 2 | 0 | 1 | 4 | | | | | | |
| 7 J.D. Drew, L OBP: 0.378, SLG: 0.512 Wily Mo Peña, R OBP: 0.275, SLG: 0.298 | | | | | | | | | | 3 | 0 | 0 | 0 | 0 | 1 | 3 | | | | | | |
| 25 Mike Lowell, R OBP: 0.233, SLG: 0.327 11 Joe Mauer, R OBP: 0.319, SLG: 0.333 | | | | | | | | | | 3 | 0 | 0 | 0 | 0 | 1 | 0 | | | | | | |
| Jason Varitek, S OBP: 0.205, SLG: 0.179 78 Kevin Cash, R OBP: 0.412, SLG: 0.357 | | | | | | | | | | 2 | 1 | 0 | 0 | 1 | 1 | 0 | | | | | | |
| Coco Crisp, S OBP: 0.283, SLG: 0.317 3 Alex Ochoa, R OBP: 0.275, SLG: 0.324 | | | | | | | | | | 3 | 1 | 2 | 0 | 0 | 0 | 0 | | | | | | |
| 15 Dustin Pedroia, R OBP: 0.323, SLG: 0.259 92 Scott White, R OBP: 0.143, SLG: 0.286 | | | | | | | | | | 3 | 0 | 1 | 0 | 0 | 0 | 3 | | | | | | |
| Inning Stats | R: 0 E: 0 K: 2 S: 8 | H: 1 LOB: 2 P: 12 | R: 0 E: 0 K: 1 S: 6 | H: 1 LOB: 1 P: 6 | R: 2 E: 0 K: 1 S: 8 | H: 3 LOB: 1 P: 8 | R: 2 E: 0 K: 2 S: 10 | H: 3 LOB: 2 P: 14 | R: 0 E: 0 K: 0 S: 3 | H: 0 LOB: 0 P: 3 | R: 0 E: 0 K: 0 S: 4 | H: 1 LOB: 1 P: 4 | R: 0 E: 0 K: 3 S: 9 | H: 0 LOB: 0 P: 9 | R: 1 E: 1 K: 0 S: 4 | H: 1 LOB: 0 P: 4 | | R: 0 E: 0 K: 0 S: 3 | H: 0 LOB: 0 P: 3 | 1B: 5 2B: 6 3B: 0 HR: 0 | SF: 0 SAC: 0 DP: 1 HBP: 0 | WP: 0 PB: 0 SB: 0 CS: 0 |
| PITCHER | IP WLS BF H R ER SO BB IBB HBP BLK WP HR S P ERA WHIP | | | | | | | | | | | | | | | | | | | | | |
| Johan Santana, L ERA: 2.63 54 Matt Guerrier, R ERA: 6.0 37 Denny Reyes, L ERA: 2.57 Zach Ward, R ERA: 36 Joe Nathan, R ERA: | 5.0 1.0 1.0 1.0 1.0 | L 4 3 4 3 | 25 1 0 1 0 | 8 1 0 1 0 | 4 0 0 1 0 | 4 0 0 0 0 | 6 0 3 0 0 | 2 0 0 0 0 | 0 0 0 0 0 | 0 0 0 0 0 | 0 0 0 0 0 | 0 4 9 4 3 | 35 4 9 4 3 | 43 0 0 4 3 | 7.20 0.00 0.00 0.00 0.00 | 2.000 1.000 0.000 1.000 0.000 | | | | | | |

| Batter | 1 | 2 | 3 | 4 | 5 | 6 | 7 | 8 | 9 | AB | R | H | RBI | BB | SO | LOB | BOTTOM | | | |
|--|---|------------------------|------------------------------|------------------------|------------------------------|------------------------|------------------------------|------------------------|------------------------------|------------------------|------------------------------|------------------------|------------------------------|------------------------|--|---|---|----------------------------------|------------------------------------|----------------------------------|
| Luis Castillo, S OBP: 0.473, SLG: 0.529 Felix Molina, S OBP: 0.304, SLG: 0.275 | | | | | | | | | | 3 | 0 | 1 | 0 | 0 | 0 | 0 | Boston Red Sox @ Minnesota Twins Hammond Stadium, Fort Myers, FL Wed Mar 28 2007, 7:05 PM EDT Att: 8,102 - Partly Cloudy - 83 F | | | |
| Jason Tyner, L OBP: 0.304, SLG: 0.275 | | | | | | | | | | 4 | 0 | 1 | 0 | 0 | 1 | 1 | | | | |
| 55 Mike Redmond, R OBP: 0.275, SLG: 0.171 41 Chris Heintz, R OBP: 0.333, SLG: 0.375 | | | | | | | | | | 3 | 0 | 0 | 0 | 0 | 2 | 0 | | | | |
| 5 Michael Cuddyer, R OBP: 0.375, SLG: 0.672 Doug Deeds, L OBP: 0.286, SLG: 0.167 | | | | | | | | | | 2 | 0 | 0 | 0 | 0 | 0 | 0 | | | | |
| 33 Justin Morneau, L OBP: 0.350, SLG: 0.439 90 Brock Peterson, R OBP: 1.000, SLG: 2.000 | | | | | | | | | | 2 | 0 | 0 | 0 | 0 | 0 | 0 | | | | |
| 24 Rondell White, R OBP: 0.319, SLG: 0.467 Garrett Guzman, L OBP: 0.333, SLG: 0.333 | | | | | | | | | | 2 | 0 | 1 | 0 | 0 | 0 | 1 | | | | |
| 16 Jason Kubel, L OBP: 0.309, SLG: 0.346 11 Josh Rabe, R OBP: 0.271, SLG: 0.298 | | | | | | | | | | 1 | 0 | 0 | 0 | 1 | 0 | 0 | | | | |
| 27 Jeff Cirillo, R OBP: 0.390, SLG: 0.294 38 Luis Antonio Rodriguez, S OBP: 0.328, SLG: 0.453 | | | | | | | | | | 2 | 0 | 0 | 0 | 0 | 2 | 0 | | | | |
| Jason Bartlett, R OBP: 0.340, SLG: 0.326 Trevor Plouffe, R OBP: 0.429, SLG: 0.500 | | | | | | | | | | 2 | 0 | 1 | 0 | 0 | 0 | 1 | | | | |
| Inning Stats | R: 0 E: 0 K: 0 S: 3 | H: 0 LOB: 0 P: 3 | R: 0 E: 0 K: 0 S: 3 | H: 0 LOB: 0 P: 3 | R: 0 E: 0 K: 1 S: 5 | H: 1 LOB: 0 P: 5 | R: 0 E: 0 K: 0 S: 4 | H: 1 LOB: 2 P: 8 | R: 0 E: 0 K: 1 S: 6 | H: 1 LOB: 1 P: 6 | R: 2 E: 0 K: 0 S: 6 | H: 3 LOB: 1 P: 6 | R: 2 E: 0 K: 0 S: 5 | H: 2 LOB: 1 P: 9 | R: 0 E: 0 K: 1 S: 6 | H: 1 LOB: 1 P: 6 | | 1B: 7 2B: 1 3B: 1 HR: 0 | SF: 0 SAC: 0 DP: 1 HBP: 0 | WP: 0 PB: 0 SB: 0 CS: 0 |
| PITCHER | IP WLS BF H R ER SO BB IBB HBP BLK WP HR S P ERA WHIP | | | | | | | | | | | | | | | | | | | |
| 38 Curt Schilling, R ERA: 1.71 53 Brendan Donnelly, R ERA: 5.4 J.C. Romero, L ERA: 5.06 37 Hideki Okajima, L ERA: 3.09 36 Joel Pineiro, R ERA: 4.38 | 1.1 0.1 1.0 1.0 0.2 | W 2 4 6 H | 15 0 1 3 4 | 2 0 1 2 1 | 0 0 0 2 2 | 0 0 0 0 0 | 0 0 0 0 0 | 0 0 0 0 0 | 0 0 0 0 0 | 0 0 0 0 0 | 0 0 0 0 0 | 0 6 6 6 3 | 17 5 6 6 7 | 17 1 6 6 7 | 0.00 0.00 0.00 18.00 27.00 | 0.429 3.000 1.000 3.000 3.000 | | | | |



| Batter | 1 | 2 | 3 | 4 | 5 | 6 | 7 | 8 | 9 | AB | R | H | RBI | BB | SO | LOB | TOP | | | |
|---|---|---------------------------------|------------------------------|---------------------------------|------------------------------|---------------------------------|------------------------------|---------------------------------|------------------------------|---------------------------------|------------------------------|---------------------------------|------------------------------|---------------------------------|------------------------------|----------------------------------|---|-----------------------------------|------------------------------------|----------------------------------|
| Luis Castillo, S OBP: 0.475, SLG: 0.556 Matt Tolbert, S OBP: 0.625, SLG: 0.571 | | | | | | | | | | 3 | 0 | 2 | 1 | 0 | 0 | 1 | Minnesota Twins @ Cincinnati Reds Ed Smith Stadium, Sarasota, FL Thu Mar 29 2007, 7:05 PM EDT Att. 6,164 - Clear - 82 F | | | |
| 27 Jeff Cirillo, R OBP: 0.400, SLG: 0.351 Matthew Betsill, S | | | | | | | | | | 3 | 0 | 2 | 2 | 0 | 0 | 1 | | | | |
| 55 Mike Redmond, R OBP: 0.289, SLG: 0.179 | | | | | | | | | | 4 | 1 | 1 | 0 | 0 | 0 | 2 | | | | |
| 5 Michael Cuddyer, R OBP: 0.377, SLG: 0.652 | | | | | | | | | | 5 | 1 | 2 | 0 | 0 | 1 | 3 | | | | |
| 33 Justin Morneau, L OBP: 0.340, SLG: 0.417 38 Luis Antonio Rodriguez, S OBP: 0.339, SLG: 0.481 | | | | | | | | | | 3 | 0 | 0 | 0 | 1 | 1 | 3 | | | | |
| Tori Hunter, R OBP: 0.304, SLG: 0.500 Jason Tyner, L OBP: 0.310, SLG: 0.308 | | | | | | | | | | 3 | 0 | 0 | 0 | 0 | 0 | 4 | | | | |
| 24 Rondell White, R Eli Tintor, R OBP: 0.333, SLG: 0.600 | | | | | | | | | | 3 | 1 | 2 | 0 | 0 | 0 | 0 | | | | |
| Jason Bartlett, R OBP: 0.340, SLG: 0.327 Luke Hughes, R | | | | | | | | | | 3 | 1 | 1 | 1 | 0 | 0 | 1 | | | | |
| Carlos Silva, R OBP: 1.000, SLG: 1.000 28 Jesse Crain, R OBP: 0.286, SLG: 0.313 11 Josh Rabe, R OBP: 0.286, SLG: 0.313 Jeff Manship, R Erik Lis, L OBP: 1.000, SLG: 1.000 17 Pat Neshek, S 36 Joe Nathan, R | | | | | | | | | | 1 | 1 | 1 | 0 | 0 | 0 | 0 | | | | |
| Inning Stats | R: 0 E: 0 K: 1 S: 7 | H: 2 LOB: 3 BB: 0 P: 8 | R: 2 E: 1 K: 0 S: 8 | H: 3 LOB: 2 BB: 0 P: 8 | R: 0 E: 0 K: 0 S: 2 | H: 0 LOB: 0 BB: 1 P: 6 | R: 1 E: 0 K: 0 S: 4 | H: 2 LOB: 1 BB: 0 P: 4 | R: 0 E: 0 K: 0 S: 3 | H: 1 LOB: 0 BB: 0 P: 3 | R: 2 E: 1 K: 1 S: 7 | H: 2 LOB: 1 BB: 0 P: 7 | R: 2 E: 1 K: 1 S: 7 | H: 2 LOB: 1 BB: 0 P: 7 | R: 3 E: 0 K: 1 S: 8 | H: 3 LOB: 1 BB: 1 P: 12 | | 1B: 10 2B: 6 3B: 0 HR: 0 | SF: 3 SAC: 1 DP: 2 HBP: 1 | WP: 0 PB: 0 SB: 1 CS: 0 |
| PITCHER | IP WLS BF H R ER SO BB IBB HBP BLK WP HR S P ERA WHIP | | | | | | | | | | | | | | | | | | | |
| 61 Bronson Arroyo, R ERA: 2.38 | 5.0 L 23 7 3 3 1 1 0 1 0 0 0 0 24 29 5.40 1.600 | | | | | | | | | | | | | | | | | | | |
| 40 Jon Coutlangus, L ERA: 3.12 | 1.0 0 5 2 2 0 0 0 0 0 0 0 0 7 7 9.00 2.000 | | | | | | | | | | | | | | | | | | | |
| 56 Todd Coffey, R ERA: 0.9 | 1.0 5 2 2 1 0 0 0 0 0 0 0 0 7 7 9.00 2.000 | | | | | | | | | | | | | | | | | | | |
| 50 Dustin Hermanson, R ERA: 2.57 | 1.0 5 2 2 0 1 0 0 0 0 0 0 0 7 7 0.00 2.000 | | | | | | | | | | | | | | | | | | | |
| 80 Derrick Lutz, R ERA: 27.0 | 1.0 7 3 3 3 1 1 0 0 0 0 0 0 8 12 27.00 4.000 | | | | | | | | | | | | | | | | | | | |

| | |
|-----|----|
| AB | 36 |
| R | 10 |
| H | 15 |
| RBI | 9 |
| BB | 2 |
| SO | 4 |
| LOB | 23 |



| Batter | 1 | 2 | 3 | 4 | 5 | 6 | 7 | 8 | 9 | AB | R | H | RBI | BB | SO | LOB | BOTTOM | | | | | |
|--|---|---------------------------------|------------------------------|---------------------------------|------------------------------|---------------------------------|------------------------------|---------------------------------|------------------------------|---------------------------------|------------------------------|---------------------------------|------------------------------|---------------------------------|------------------------------|---------------------------------|---|---------------------------------|----------------------------------|------------------------------------|----------------------------------|--------|
| 33 Josh Hamilton, L OBP: 0.455, SLG: 0.544 15 Dewayne Wise, L OBP: 0.270, SLG: 0.286 | | | | | | | | | | 3 | 0 | 1 | 0 | 0 | 0 | 1 | Minnesota Twins @ Cincinnati Reds Ed Smith Stadium, Sarasota, FL Thu Mar 29 2007, 7:05 PM EDT Att. 6,164 - Clear - 82 F | | | | | |
| 4 Brandon Phillips, R OBP: 0.369, SLG: 0.714 Caonabo Cosme, R | | | | | | | | | | 3 | 1 | 1 | 2 | 0 | 1 | 0 | | | | | | |
| Scott Hatteberg, L OBP: 0.347, SLG: 0.429 71 Paul Janish, R OBP: 0.293, SLG: 0.270 | | | | | | | | | | 3 | 0 | 1 | 0 | 0 | 1 | 1 | | | | | | |
| 12 Edwin Encarnación, R OBP: 0.351, SLG: 0.478 56 Todd Coffey, R | | | | | | | | | | 3 | 0 | 0 | 0 | 0 | 1 | 2 | | | | | | |
| 50 Dustin Hermanson, R 80 Derrick Lutz, R Luis Bolivar, R | | | | | | | | | | 0 | 0 | 0 | 0 | 0 | 0 | 0 | | | | | | |
| Ken Griffey Jr., L OBP: 0.313, SLG: 0.333 83 Jay Bruce, L OBP: 0.222, SLG: 0.333 | | | | | | | | | | 3 | 0 | 0 | 0 | 0 | 0 | 1 | | | | | | |
| Jeff Conine, R OBP: 0.375, SLG: 0.379 16 Bubba Crosby, L OBP: 0.343, SLG: 0.452 | | | | | | | | | | 1 | 0 | 0 | 0 | 0 | 0 | 0 | | | | | | |
| 2 Alex Gonzalez, R OBP: 0.309, SLG: 0.320 40 Jon Coutlangus, L Javier Valentin, S OBP: 0.304, SLG: 0.238 | | | | | | | | | | 2 | 0 | 1 | 0 | 0 | 0 | 1 | | | | | | |
| 26 David Ross, R OBP: 0.278, SLG: 0.260 80 Enrique Cruz, R OBP: 0.429, SLG: 0.833 | | | | | | | | | | 2 | 0 | 0 | 0 | 1 | 0 | 1 | | | | | | |
| 61 Bronson Arroyo, R 9 Juan Castro, R 69 Dan Conway, R OBP: 1.000, SLG: 1.000 | | | | | | | | | | 0 | 0 | 0 | 0 | 0 | 0 | 0 | | | | | | |
| Inning Stats | R: 0 E: 0 K: 1 S: 5 | H: 0 LOB: 0 BB: 0 P: 5 | R: 0 E: 0 K: 0 S: 3 | H: 0 LOB: 0 BB: 0 P: 3 | R: 0 E: 0 K: 0 S: 4 | H: 1 LOB: 1 BB: 0 P: 4 | R: 0 E: 0 K: 1 S: 6 | H: 1 LOB: 0 BB: 0 P: 6 | R: 0 E: 0 K: 0 S: 2 | H: 0 LOB: 0 BB: 0 P: 3 | R: 2 E: 0 K: 2 S: 9 | H: 2 LOB: 1 BB: 0 P: 9 | R: 0 E: 0 K: 0 S: 3 | H: 0 LOB: 0 BB: 0 P: 3 | R: 0 E: 0 K: 1 S: 5 | H: 1 LOB: 1 BB: 1 P: 9 | R: 0 E: 0 K: 1 S: 6 | H: 1 LOB: 1 BB: 0 P: 6 | 1B: 2 2B: 2 3B: 0 HR: 1 | SF: 0 SAC: 1 DP: 1 HBP: 1 | WP: 0 PB: 0 SB: 0 CS: 0 | PA: 33 |
| PITCHER | IP WLS BF H R ER SO BB IBB HBP BLK WP HR S P ERA WHIP | | | | | | | | | | | | | | | | | | | | | |
| Carlos Silva, R ERA: 8.44 | 5.0 W 17 7 3 3 2 0 0 0 0 0 0 1 9 9 18.00 2.000 | | | | | | | | | | | | | | | | | | | | | |
| 28 Jesse Crain, R ERA: 5.0 | 1.0 H 5 2 2 2 2 0 0 0 0 0 0 0 3 3 0.00 0.000 | | | | | | | | | | | | | | | | | | | | | |
| Jeff Manship, R ERA: | 1.0 H 3 0 0 0 0 0 0 0 0 0 0 0 3 3 0.00 0.000 | | | | | | | | | | | | | | | | | | | | | |
| 17 Pat Neshek, R ERA: 3.72 | 1.0 4 0 0 0 0 1 1 0 0 0 0 0 5 9 0.00 1.000 | | | | | | | | | | | | | | | | | | | | | |
| 36 Joe Nathan, R ERA: | 1.0 4 1 0 0 0 1 0 0 0 0 0 0 6 6 0.00 1.000 | | | | | | | | | | | | | | | | | | | | | |

| | |
|-----|----|
| AB | 30 |
| R | 2 |
| H | 5 |
| RBI | 2 |
| BB | 1 |
| SO | 6 |
| LOB | 11 |



| Batter | 1 | 2 | 3 | 4 | 5 | 6 | 7 | 8 | 9 | AB | R | H | RBI | BB | SO | LOB | TOP | | | | | | | | |
|---|---|----------------------------------|------------------------------|---------------------------------|------------------------------|---------------------------------|------------------------------|---------------------------------|------------------------------|---------------------------------|------------------------------|---------------------------------|------------------------------|---------------------------------|------------------------------|----------------------------------|---|------------------------------|---------------------------------|----------------------------------|------------------------------------|----------------------------------|--------|--|--|
| Jason Tyner, L (1,8) OBP: 0.295, SLG: 0.291 Brandon Roberts, L (7,8) | | | | | | | | | | 3 | 0 | 0 | 0 | 0 | 2 | 1 | Minnesota Twins @ Pittsburgh Pirates McKechnie Field, Bradenton, FL Fri Mar 30 2007, 1:05 PM EDT Att.: 4,419 - Sunny - 79 F | | | | | | | | |
| Jason Bartlett, R (1,6) OBP: 0.339, SLG: 0.314 54 Matt Guerrier, R (5,1) Felix Molina, S (7,4) | | | | | | | | | | 2 | 1 | 0 | 0 | 1 | 0 | 1 | | | | | | | | | |
| 16 Jason Kubel, L (1,7) OBP: 0.288, SLG: 0.321 | | | | | | | | | | 4 | 0 | 0 | 0 | 0 | 1 | 2 | | | | | | | | | |
| David Winfree, R (1,3) OBP: 0.333, SLG: 0.600 | | | | | | | | | | 4 | 0 | 2 | 1 | 0 | 2 | 0 | | | | | | | | | |
| Matt Moses, L (1,5) OBP: 0.333, SLG: 0.200 | | | | | | | | | | 4 | 0 | 1 | 1 | 0 | 2 | 2 | | | | | | | | | |
| 11 Josh Rabe, R (1,9) OBP: 0.284, SLG: 0.288 | | | | | | | | | | 4 | 0 | 0 | 0 | 0 | 1 | 2 | | | | | | | | | |
| 41 Chris Heintz, R (1,2) 84 Jose Morales, S (7,2) OBP: 0.333, SLG: 0.250 | | | | | | | | | | 3 | 1 | 1 | 1 | 0 | 1 | 0 | | | | | | | | | |
| 38 Luis Antonio Rodriguez, R (7,4) OBP: 0.339, SLG: 0.474 Juan Rincon, R (7,1) David Shinskie, R (8,1) Kyle Waldrop, R (8,1) Trent Oeltgen, L (8,PH) OBP: 0.375, SLG: 0.375 | | | | | | | | | | 3 | 0 | 1 | 0 | 0 | 0 | 0 | | | | | | | | | |
| Ramon Ortiz, R (1,1) Doug Deeds, L (5,PH) OBP: 0.250, SLG: 0.143 Trevor Plouffe, R (5,6) OBP: 0.333, SLG: 0.375 | | | | | | | | | | 1 | 0 | 0 | 0 | 0 | 0 | 0 | | | | | | | | | |
| Inning Stats | R: 1 E: 0 K: 3 S: 11 | H: 2 LOB: 2 BB: 1 P: 15 | R: 1 E: 0 K: 1 S: 7 | H: 1 LOB: 0 BB: 0 P: 7 | R: 0 E: 0 K: 1 S: 5 | H: 0 LOB: 0 BB: 0 P: 5 | R: 0 E: 0 K: 2 S: 7 | H: 0 LOB: 0 BB: 0 P: 7 | R: 0 E: 0 K: 0 S: 4 | H: 1 LOB: 1 BB: 0 P: 4 | R: 0 E: 0 K: 1 S: 5 | H: 0 LOB: 0 BB: 0 P: 5 | R: 0 E: 0 K: 0 S: 3 | H: 0 LOB: 0 BB: 0 P: 3 | R: 1 E: 1 K: 2 S: 9 | H: 1 LOB: 2 BB: 1 P: 13 | | R: 0 E: 0 K: 0 S: 3 | H: 0 LOB: 1 BB: 1 P: 7 | 1B: 3 2B: 1 3B: 0 HR: 1 | SF: 0 SAC: 0 DP: 0 HBP: 0 | WP: 0 PB: 0 SB: 0 CS: 0 | PA: 36 | | |
| PITCHER | IP WLS BF H R ER SO BB IBB HBP BLK WP HR S P ERA WHIP | | | | | | | | | | | | | | | | | | | | | | | | |
| 24 Tom Gorzelanny, L (1,1) ERA: 7.96 | 6.0 | 23 | 4 | 2 | 2 | 8 | 1 | 0 | 0 | 0 | 0 | 0 | 0 | 0 | 1 | 39 | 43 | 3.00 | 0.833 | | | | | | |
| 37 John Wasdin, R (7,1) ERA: 0.79 | 1.0 | 3 | 0 | 0 | 0 | 0 | 0 | 0 | 0 | 0 | 0 | 0 | 0 | 0 | 0 | 3 | 3 | 0.00 | 0.000 | | | | | | |
| Damaso Marte, L (8,1) ERA: 3.86 | 1.0 | W | 6 | 1 | 1 | 0 | 2 | 1 | 0 | 0 | 0 | 0 | 0 | 0 | 9 | 13 | 0.00 | 2.000 | | | | | | | |
| 16 Salomon Torres, R (9,1) ERA: 10.8 | 1.0 | S | 4 | 0 | 0 | 0 | 0 | 1 | 0 | 0 | 0 | 0 | 0 | 0 | 3 | 7 | 0.00 | 1.000 | | | | | | | |

| | |
|-----|----|
| AB | 33 |
| R | 3 |
| H | 5 |
| RBI | 3 |
| BB | 3 |
| SO | 10 |
| LOB | 11 |



| Batter | 1 | 2 | 3 | 4 | 5 | 6 | 7 | 8 | 9 | AB | R | H | RBI | BB | SO | LOB | BOTTOM | | | | | | | |
|--|---|---------------------------------|------------------------------|---------------------------------|------------------------------|---------------------------------|------------------------------|---------------------------------|------------------------------|---------------------------------|------------------------------|---------------------------------|-------------------------------|----------------------------------|------------------------------|---------------------------------|---|----------------------------------|------------------------------------|----------------------------------|--------|--|--|--|
| 6 Chris Duffy, L (1,8) OBP: 0.217, SLG: 0.259 37 John Wasdin, R (7,1) Damaso Marte, L (8,1) 75 Neil Walker, S (8,PH) OBP: 0.441, SLG: 0.667 | | | | | | | | | | 3 | 0 | 0 | 0 | 0 | 1 | 1 | Minnesota Twins @ Pittsburgh Pirates McKechnie Field, Bradenton, FL Fri Mar 30 2007, 1:05 PM EDT Att.: 4,419 - Sunny - 79 F | | | | | | | |
| 2 Jack Wilson, R (1,6) OBP: 0.393, SLG: 0.380 77 Brian Bixler, R (8,6) OBP: 0.442, SLG: 0.553 | | | | | | | | | | 3 | 0 | 0 | 0 | 0 | 0 | 0 | | | | | | | | |
| 26 Ronny Paulino, R (1,2) OBP: 0.471, SLG: 0.694 41 Ryan Doumit, S (7,2) OBP: 0.450, SLG: 0.433 | | | | | | | | | | 2 | 0 | 0 | 0 | 0 | 0 | 0 | | | | | | | | |
| 25 Adam LaRoche, L (1,3) OBP: 0.362, SLG: 0.431 Steve Pearce, R (8,3) | | | | | | | | | | 3 | 0 | 0 | 0 | 0 | 1 | 1 | | | | | | | | |
| Jason Bay, R (1,7) OBP: 0.292, SLG: 0.391 13 Nate McLouth, L (6,7) OBP: 0.316, SLG: 0.294 | | | | | | | | | | 2 | 0 | 0 | 0 | 0 | 0 | 0 | | | | | | | | |
| 35 Brad Eldred, R (1,9) OBP: 0.413, SLG: 0.688 | | | | | | | | | | 3 | 1 | 1 | 0 | 0 | 0 | 0 | | | | | | | | |
| José Bautista, R (1,5) OBP: 0.224, SLG: 0.238 16 Salomon Torres, R (9,1) | | | | | | | | | | 3 | 0 | 0 | 1 | 0 | 0 | 1 | | | | | | | | |
| Jose Castillo, R (1,4) OBP: 0.333, SLG: 0.397 Dan Schwartzbauer, R (7,4) OBP: 0.250, SLG: 0.250 | | | | | | | | | | 2 | 0 | 1 | 0 | 0 | 0 | 0 | | | | | | | | |
| 24 Tom Gorzelanny, R (1,1) 29 Don Kelly, L (6,PH) OBP: 0.316, SLG: 0.386 | | | | | | | | | | 1 | 0 | 0 | 0 | 0 | 0 | 1 | | | | | | | | |
| Inning Stats | R: 0 E: 0 K: 0 S: 3 | H: 0 LOB: 0 BB: 0 P: 3 | R: 0 E: 0 K: 1 S: 5 | H: 0 LOB: 0 BB: 0 P: 5 | R: 0 E: 0 K: 0 S: 4 | H: 1 LOB: 1 BB: 0 P: 4 | R: 0 E: 0 K: 0 S: 3 | H: 0 LOB: 0 BB: 0 P: 3 | R: 0 E: 0 K: 1 S: 5 | H: 0 LOB: 0 BB: 0 P: 5 | R: 0 E: 0 K: 0 S: 3 | H: 0 LOB: 0 BB: 0 P: 3 | R: 5 E: 1 K: 1 S: 12 | H: 5 LOB: 2 BB: 0 P: 13 | R: 0 E: 0 K: 0 S: 3 | H: 0 LOB: 1 BB: 1 P: 7 | | 1B: 5 2B: 1 3B: 0 HR: 0 | SF: 0 SAC: 0 DP: 1 HBP: 1 | WP: 0 PB: 0 SB: 0 CS: 0 | PA: 32 | | | |
| PITCHER | IP WLS BF H R ER SO BB IBB HBP BLK WP HR S P ERA WHIP | | | | | | | | | | | | | | | | | | | | | | | |
| Ramon Ortiz, R (1,1) ERA: 3.1 | 4.0 | 13 | 1 | 0 | 0 | 1 | 0 | 0 | 0 | 0 | 0 | 0 | 0 | 0 | 15 | 15 | 0.00 | 0.250 | | | | | | |
| 54 Matt Guerrier, R (5,1) ERA: 4.91 | 2.0 | H | 6 | 0 | 0 | 0 | 1 | 0 | 0 | 0 | 0 | 0 | 0 | 0 | 8 | 8 | 0.00 | 0.000 | | | | | | |
| Juan Rincon, R (7,1) ERA: 0.9 | 1.0 | H | 3 | 0 | 0 | 0 | 0 | 0 | 0 | 0 | 0 | 0 | 0 | 0 | 3 | 3 | 0.00 | 0.000 | | | | | | |
| David Shinskie, R (8,1) ERA: 81.0 | 0.1 | L | 7 | 5 | 5 | 3 | 0 | 0 | 0 | 0 | 0 | 0 | 0 | 7 | 7 | 81.00 | 15.000 | | | | | | | |
| Kyle Waldrop, R (8,1) ERA: | 0.2 | 3 | 0 | 0 | 0 | 0 | 1 | 0 | 0 | 0 | 0 | 0 | 0 | 5 | 6 | 0.00 | 0.000 | | | | | | | |

| | |
|-----|----|
| AB | 31 |
| R | 5 |
| H | 6 |
| RBI | 5 |
| BB | 0 |
| SO | 3 |
| LOB | 9 |




| Batter | 1 | 2 | 3 | 4 | 5 | 6 | 7 | 8 | 9 | AB | R | H | RBI | BB | SO | LOB | TOP | | | | | | | | | | |
|--|-------------------------------|----------------------------------|------------------------------|---------------------------------|------------------------------|---------------------------------|------------------------------|---------------------------------|------------------------------|---------------------------------|------------------------------|---------------------------------|------------------------------|---------------------------------|------------------------------|---------------------------------|---|----------------------------------|----------------------------------|------------------------------------|----------------------------------|--------|--|--|--|--|--|
| 6 Chris Duffy, L OBP: 0.222, SLG: 0.262 13 Nate McLouth, L OBP: 0.322, SLG: 0.321 | G1-3 | 1B | | E5 2B | | K | | | 2B | 3 | 1 | 1 | 0 | 0 | 0 | 0 | Pittsburgh Pirates @ Minnesota Twins Hammond Stadium, Fort Myers, FL Sat Mar 31 2007, 1:05 PM EDT Att: 8,029 - Partly Cloudy - 81 F | | | | | | | | | | |
| 2 Jack Wilson, R OBP: 0.390, SLG: 0.377 29 Don Kelly, L OBP: 0.321, SLG: 0.389 | K | G6-3 | | 1B | | | | | K | 3 | 0 | 1 | 1 | 0 | 1 | 1 | | | | | | | | | | | |
| Jason Bay, R OBP: 0.214, SLG: 0.388 35 Brad Eldred, R OBP: 0.403, SLG: 0.667 | 1B | | F8 | K | | | | | K | 3 | 1 | 1 | 0 | 0 | 1 | 1 | | | | | | | | | | | |
| 25 Adam LaRoche, L OBP: 0.377, SLG: 0.481 Miles Durham, R | 2B | | 2B | | | | | | | 3 | 2 | 2 | 1 | 0 | 0 | 0 | | | | | | | | | | | |
| 26 Ronny Paulino, R OBP: 0.481, SLG: 0.833 41 Ryan Doumit, S OBP: 0.452, SLG: 0.419 | 2B | | 2B | | | | | | BB | 3 | 0 | 2 | 2 | 0 | 0 | 0 | | | | | | | | | | | |
| Xavier Nady, R OBP: 0.342, SLG: 0.306 76 Andrew McCutchen, R OBP: 0.367, SLG: 0.482 | BB | | G6-3 | 1B | | | | | | 2 | 0 | 1 | 0 | 1 | 0 | 1 | | | | | | | | | | | |
| José Bautista, R OBP: 0.227, SLG: 0.227 75 Neil Walker, S OBP: 0.429, SLG: 0.645 | K | | G6-3 | | | | | | F7 | 3 | 0 | 0 | 0 | 0 | 1 | 4 | | | | | | | | | | | |
| Jose Castillo, R OBP: 0.349, SLG: 0.410 77 Brian Bixler, R OBP: 0.332, SLG: 0.538 | | | | 1B | | K | | | G1-3 | 3 | 0 | 2 | 0 | 0 | 1 | 0 | | | | | | | | | | | |
| 11 Humberto Cota, R OBP: 0.357, SLG: 0.519 72 Einar Diaz, R OBP: 0.476, SLG: 0.444 | | G4-6-3 | | G3-6-1 | | G6-3 | | | G6-3 | 3 | 0 | 0 | 0 | 0 | 0 | 2 | | | | | | | | | | | |
| | | | | | | | | | | | | | | | | | | | | | | | | | | | |
| Inning Stats | R: 2 E: 0 K: 2 S: 10 | H: 3 LOB: 2 BB: 1 P: 14 | R: 0 E: 0 K: 0 S: 4 | H: 2 LOB: 1 BB: 0 P: 4 | R: 1 E: 0 K: 0 S: 5 | H: 2 LOB: 1 BB: 0 P: 5 | R: 1 E: 1 K: 1 S: 7 | H: 2 LOB: 1 BB: 0 P: 8 | R: 0 E: 0 K: 2 S: 4 | H: 1 LOB: 0 BB: 0 P: 4 | R: 0 E: 0 K: 0 S: 7 | H: 0 LOB: 0 BB: 0 P: 7 | R: 0 E: 1 K: 0 S: 4 | H: 1 LOB: 2 BB: 1 P: 8 | R: 0 E: 0 K: 0 S: 3 | H: 0 LOB: 0 BB: 0 P: 3 | R: 0 E: 0 K: 2 S: 8 | H: 1 LOB: 2 BB: 1 P: 12 | 1B: 7 2B: 5 3B: 0 HR: 0 | SF: 0 SAC: 0 DP: 2 HBP: 0 | WP: 1 PB: 0 SB: 1 CS: 0 | PA: 41 | | | | | |
| PITCHER | IP | WLS | BF | H | R | ER | SO | BB | IBB | HBP | BLK | WP | HR | S | P | ERA | WHIP | | | | | | | | | | |
| Sidney Ponson, R ERA: 4.29 | (1, 1) | 5.0 | 25 | 10 | 4 | 3 | 3 | 1 | 0 | 0 | 0 | 0 | 0 | 30 | 35 | 5.40 | 2.200 | | | | | | | | | | |
| Juan Rincon, R ERA: 0.82 | (6, 1) | 1.0 | W | 3 | 0 | 0 | 2 | 0 | 0 | 0 | 0 | 0 | 0 | 7 | 7 | 0.00 | 0.000 | | | | | | | | | | |
| Dave Gassner, L ERA: | (7, 1) | 1.0 | H | 5 | 1 | 0 | 0 | 1 | 0 | 0 | 0 | 0 | 0 | 4 | 8 | 0.00 | 2.000 | | | | | | | | | | |
| Tim Lahey, R ERA: | (8, 1) | 1.0 | H | 3 | 0 | 0 | 0 | 0 | 0 | 0 | 0 | 0 | 0 | 3 | 3 | 0.00 | 0.000 | | | | | | | | | | |
| Eddie Morlan, R ERA: | (9, 1) | 1.0 | S | 5 | 1 | 0 | 2 | 1 | 0 | 0 | 0 | 1 | 0 | 8 | 12 | 0.00 | 2.000 | | | | | | | | | | |


| Batter | 1 | 2 | 3 | 4 | 5 | 6 | 7 | 8 | 9 | AB | R | H | RBI | BB | SO | LOB | BOTTOM | | | | | | | | | | | |
|---|------------------------------|---------------------------------|------------------------------|---------------------------------|------------------------------|----------------------------------|------------------------------|---------------------------------|------------------------------|---------------------------------|------------------------------|----------------------------------|------------------------------|---------------------------------|------------------------------|---------------------------------|---|------------------------------------|----------------------------------|--------|--|--|--|--|--|--|--|--|
| Luis Castillo, S OBP: 0.475, SLG: 0.545 Luke Hughes, R (4, PH) | K | | BB | G6-3 | | K | | | | 1 | 1 | 0 | 0 | 1 | 1 | 0 | Pittsburgh Pirates @ Minnesota Twins Hammond Stadium, Fort Myers, FL Sat Mar 31 2007, 1:05 PM EDT Att: 8,029 - Partly Cloudy - 81 F | | | | | | | | | | | |
| 8 Nick Punto, S OBP: 0.340, SLG: 0.205 38 Luis Antonio Rodriguez, S OBP: 0.333, SLG: 0.486 | G1-3 | | BB | | | | | | G3-1 | 2 | 1 | 0 | 0 | 1 | 0 | 0 | | | | | | | | | | | | |
| 7 Joe Mauer, L OBP: 0.298, SLG: 0.341 41 Chris Heintz, R OBP: 0.321, SLG: 0.464 | G4-3 | | BB | | | | | | | 3 | 0 | 1 | 3 | 0 | 0 | 0 | | | | | | | | | | | | |
| 5 Michael Cuddyer, R OBP: 0.361, SLG: 0.623 Erik Lis, L OBP: 0.500, SLG: 0.500 | G1-3 | | G5-3 | | | | | | L8 | 3 | 0 | 0 | 0 | 0 | 1 | 1 | | | | | | | | | | | | |
| 33 Justin Morneau, L OBP: 0.333, SLG: 0.403 90 Brock Peterson, R OBP: 1.000, SLG: 2.250 | F7 | | | | | | | | | 2 | 0 | 0 | 0 | 0 | 0 | 0 | | | | | | | | | | | | |
| Torii Hunter, R OBP: 0.310, SLG: 0.500 Jason Tyner, L OBP: 0.286, SLG: 0.281 | K | | | 1B | | | | | | 2 | 0 | 1 | 0 | 0 | 1 | 0 | | | | | | | | | | | | |
| 24 Rondell White, R OBP: 0.365, SLG: 0.520 11 Josh Rabe, R OBP: 0.273, SLG: 0.296 | | | | 1B | | | | | | 2 | 0 | 2 | 0 | 0 | 0 | 0 | | | | | | | | | | | | |
| 27 Jeff Cirillo, R OBP: 0.383, SLG: 0.333 16 Jason Kubel, L OBP: 0.295, SLG: 0.328 | | | G4-6-3 | 1B | | | | | | 2 | 0 | 1 | 1 | 0 | 0 | 0 | | | | | | | | | | | | |
| Jason Bartlett, R OBP: 0.362, SLG: 0.340 Matt Tolbert, S OBP: 0.667, SLG: 0.571 | | | BB | 1B | | | | | | 2 | 1 | 2 | 1 | 0 | 0 | 0 | | | | | | | | | | | | |
| | | | | | | | | | | | | | | | | | | | | | | | | | | | | |
| Inning Stats | R: 0 E: 0 K: 1 S: 5 | H: 0 LOB: 0 BB: 0 P: 5 | R: 0 E: 0 K: 1 S: 5 | H: 0 LOB: 0 BB: 0 P: 5 | R: 3 E: 0 K: 0 S: 5 | H: 3 LOB: 2 BB: 2 P: 13 | R: 1 E: 0 K: 0 S: 6 | H: 3 LOB: 2 BB: 0 P: 6 | R: 0 E: 0 K: 1 S: 5 | H: 0 LOB: 0 BB: 0 P: 5 | R: 1 E: 0 K: 0 S: 5 | H: 2 LOB: 2 BB: 1 P: 11 | R: 0 E: 0 K: 1 S: 5 | H: 0 LOB: 0 BB: 0 P: 5 | R: 1 E: 0 K: 0 S: 5 | H: 2 LOB: 0 BB: 0 P: 6 | 1B: 8 2B: 1 3B: 0 HR: 1 | SF: 0 SAC: 0 DP: 1 HBP: 0 | WP: 0 PB: 0 SB: 3 CS: 1 | PA: 35 | | | | | | | | |
| PITCHER | IP | WLS | BF | H | R | ER | SO | BB | IBB | HBP | BLK | WP | HR | S | P | ERA | WHIP | | | | | | | | | | | |
| 28 Paul Maholm, L Justin Vlacavik, R ERA: 9.0 | (1, 1) | 5.0 | L | 6 | 2 | 1 | 1 | 1 | 1 | 0 | 0 | 0 | 0 | 1 | 7 | 11 | 9.00 | 3.000 | | | | | | | | | | |
| 55 Matt Capps, R ERA: 0.64 | (7, 1) | 1.0 | | 3 | 0 | 0 | 1 | 0 | 0 | 0 | 0 | 0 | 0 | 5 | 5 | 0.00 | 0.000 | | | | | | | | | | | |
| 36 Juan Pablo Perez, L ERA: 0.96 | (8, 1) | 1.0 | | 4 | 2 | 1 | 1 | 0 | 0 | 0 | 0 | 0 | 0 | 5 | 6 | 9.00 | 2.000 | | | | | | | | | | | |



| Batter | 1 | 2 | 3 | 4 | 5 | 6 | 7 | 8 | 9 | AB | R | H | RBI | BB | SO | LOB | TOP | | | | | | | | |
|--|------------------------------|---------------------------------|------------------------------|---------------------------------|-------------------------------|----------------------------------|-------------------------------|----------------------------------|------------------------------|---------------------------------|-------------------------------|----------------------------------|------------------------------|----------------------------------|-------------------------------|----------------------------------|---|----------------------------------|----------------------------------|------------------------------------|----------------------------------|--------|--|--|--|
| 1 Brian Roberts, S (1,4) OBP: 0.600, SLG: 0.333 | | | | | | | | | | 3 | 0 | 1 | 0 | 2 | 2 | 0 | <p>Baltimore Orioles @ Minnesota Twins Hubert H. Humphrey Metrodome, Minneapolis, MN Mon Apr 02 2007, 7:05 PM EDT Att: 48,711 - Dome - 68 F</p> <p>livebaseballscorecards.com</p> <p>AB 34 R 4 H 8 RBI 4 BB 4 SO 8 LOB 14</p> | | | | | | | | |
| 6 Melvin Mora, R (1,5) | | | | | | | | | | 5 | 0 | 0 | 0 | 0 | 2 | 4 | | | | | | | | | |
| 21 Nick Markakis, L (1,9) | | | | | | | | | | 3 | 1 | 0 | 0 | 1 | 0 | 1 | | | | | | | | | |
| 10 Miguel Tejada, R (1,6) | | | | | | | | | | 4 | 1 | 2 | 1 | 0 | 0 | 1 | | | | | | | | | |
| 17 Aubrey Huff, L (1,3) | | | | | | | | | | 4 | 1 | 2 | 1 | 0 | 1 | 1 | | | | | | | | | |
| 31 Jay Gibbons, L (1,7) | | | | | | | | | | 4 | 1 | 2 | 1 | 0 | 1 | 2 | | | | | | | | | |
| Kevin Millar, R (1,10) | | | | | | | | | | 4 | 0 | 0 | 0 | 0 | 1 | 3 | | | | | | | | | |
| 17 Corey Patterson, L (1,8) | | | | | | | | | | 4 | 0 | 1 | 1 | 0 | 0 | 1 | | | | | | | | | |
| Paul Bako, L (1,2) | | | | | | | | | | 2 | 0 | 0 | 0 | 1 | 1 | 1 | | | | | | | | | |
| 3 Freddie Bynum, L (9,PH) | | | | | | | | | | 1 | 0 | 0 | 0 | 0 | 0 | 0 | | | | | | | | | |
| Inning Stats | R: 0 E: 0 K: 1 S: 8 | H: 0 LOB: 0 BB: 0 P: 9 | R: 0 E: 0 K: 1 S: 6 | H: 1 LOB: 0 BB: 0 P: 8 | R: 0 E: 0 K: 1 S: 11 | H: 1 LOB: 2 BB: 1 P: 18 | R: 3 E: 0 K: 0 S: 12 | H: 3 LOB: 1 BB: 1 P: 20 | R: 0 E: 0 K: 1 S: 6 | H: 0 LOB: 0 BB: 0 P: 7 | R: 1 E: 0 K: 2 S: 15 | H: 2 LOB: 1 BB: 0 P: 21 | R: 0 E: 0 K: 2 S: 8 | H: 0 LOB: 1 BB: 1 P: 19 | R: 0 E: 0 K: 0 S: 10 | H: 1 LOB: 1 BB: 1 P: 14 | R: 0 E: 0 K: 0 S: 10 | H: 0 LOB: 1 BB: 1 P: 17 | 1B: 3 2B: 4 3B: 0 HR: 1 | SF: 0 SAC: 0 DP: 0 HBP: 0 | WP: 0 PB: 0 SB: 0 CS: 0 | PA: 38 | | | |
| PITCHER | IP | WLS | BF | H | R | ER | SO | BB | IBB | HBP | BLK | WP | HR | S | P | ERA | WHIP | | | | | | | | |
| Johan Santana, L (1,1) ERA: 6.0 | 6.0 | W | 26 | 7 | 4 | 4 | 6 | 2 | 0 | 0 | 0 | 0 | 1 | 58 | 83 | 6.00 | 1.500 | | | | | | | | |
| 37 Denny Reyes, L (7,1) ERA: | 0.1 | H | 2 | 0 | 0 | 0 | 1 | 1 | 0 | 0 | 0 | 0 | 0 | 4 | 11 | 0.00 | 3.000 | | | | | | | | |
| 2B Jesse Crain, R (7,1) ERA: | 0.2 | H | 2 | 0 | 0 | 0 | 1 | 0 | 0 | 0 | 1 | 0 | 0 | 4 | 8 | 0.00 | 0.000 | | | | | | | | |
| Juan Rincon, R (8,1) ERA: | 1.0 | H | 4 | 1 | 0 | 0 | 0 | 0 | 0 | 0 | 0 | 0 | 0 | 10 | 14 | 0.00 | 1.000 | | | | | | | | |
| 36 Joe Nathan, R (9,1) ERA: | 1.0 | S | 4 | 0 | 0 | 0 | 0 | 1 | 0 | 0 | 0 | 0 | 0 | 10 | 17 | 0.00 | 1.000 | | | | | | | | |

| Batter | 1 | 2 | 3 | 4 | 5 | 6 | 7 | 8 | 9 | AB | R | H | RBI | BB | SO | LOB | BOTTOM | | | | | | | | |
|--|-------------------------------|----------------------------------|------------------------------|---------------------------------|------------------------------|----------------------------------|-------------------------------|----------------------------------|-------------------------------|----------------------------------|-------------------------------|----------------------------------|------------------------------|----------------------------------|------------------------------|----------------------------------|--|------------------------------------|----------------------------------|--------|--|--|--|--|--|
| Luis Castillo, S (1,4) OBP: 0.600, SLG: 0.800 | | | | | | | | | | 5 | 1 | 3 | 0 | 0 | 0 | 0 | <p>Baltimore Orioles @ Minnesota Twins Hubert H. Humphrey Metrodome, Minneapolis, MN Mon Apr 02 2007, 7:05 PM EDT Att: 48,711 - Dome - 68 F</p> <p>livebaseballscorecards.com</p> <p>AB 35 R 7 H 13 RBI 6 BB 3 SO 6 LOB 17</p> | | | | | | | | |
| 8 Nick Punto, S (1,5) | | | | | | | | | | 5 | 1 | 2 | 1 | 0 | 1 | 1 | | | | | | | | | |
| 7 Joe Mauer, L (1,2) | | | | | | | | | | 3 | 1 | 1 | 0 | 1 | 0 | 3 | | | | | | | | | |
| 5 Michael Cuddyer, R (1,9) | | | | | | | | | | 4 | 1 | 1 | 0 | 0 | 3 | 7 | | | | | | | | | |
| 33 Justin Morneau, L (1,3) OBP: 0.750, SLG: 1.500 | | | | | | | | | | 4 | 1 | 3 | 2 | 0 | 0 | 0 | | | | | | | | | |
| Torii Hunter, R (1,8) OBP: 0.500, SLG: 1.500 | | | | | | | | | | 4 | 1 | 2 | 2 | 0 | 1 | 2 | | | | | | | | | |
| 24 Rondell White, R (1,7) | | | | | | | | | | 3 | 0 | 0 | 0 | 1 | 0 | 1 | | | | | | | | | |
| 27 Jeff Cirillo, R (1,10) OBP: 0.667, SLG: 0.500 | | | | | | | | | | 2 | 0 | 1 | 1 | 1 | 0 | 0 | | | | | | | | | |
| Jason Tyner, L (6,PR) ERA: | | | | | | | | | | 1 | 1 | 0 | 0 | 0 | 0 | 0 | | | | | | | | | |
| Jason Bartlett, R (1,6) | | | | | | | | | | 4 | 0 | 0 | 0 | 0 | 1 | 3 | | | | | | | | | |
| Inning Stats | R: 0 E: 0 K: 2 S: 13 | H: 1 LOB: 1 BB: 0 P: 17 | R: 2 E: 0 K: 0 S: 7 | H: 2 LOB: 0 BB: 0 P: 9 | R: 0 E: 0 K: 0 S: 7 | H: 0 LOB: 0 BB: 0 P: 12 | R: 1 E: 0 K: 0 S: 13 | H: 3 LOB: 2 BB: 1 P: 22 | R: 3 E: 0 K: 1 S: 12 | H: 4 LOB: 1 BB: 1 P: 21 | R: 1 E: 0 K: 2 S: 15 | H: 2 LOB: 3 BB: 1 P: 23 | R: 0 E: 0 K: 1 S: 9 | H: 0 LOB: 0 BB: 0 P: 14 | R: 0 E: 0 K: 0 S: 7 | H: 1 LOB: 1 BB: 0 P: 13 | 1B: 7 2B: 4 3B: 0 HR: 2 | SF: 0 SAC: 0 DP: 0 HBP: 0 | WP: 0 PB: 1 SB: 1 CS: 0 | PA: 38 | | | | | |
| PITCHER | IP | WLS | BF | H | R | ER | SO | BB | IBB | HBP | BLK | WP | HR | S | P | ERA | WHIP | | | | | | | | |
| 45 Erik Bedard, L (1,1) ERA: 11.37 | 4.2 | L | 24 | 10 | 6 | 6 | 3 | 2 | 0 | 0 | 0 | 0 | 2 | 51 | 80 | 11.57 | 2.571 | | | | | | | | |
| 51 Scott Williamson, R (5,1) ERA: 13.5 | 0.2 | | 4 | 1 | 1 | 1 | 1 | 1 | 0 | 0 | 0 | 0 | 0 | 7 | 13 | 13.50 | 3.000 | | | | | | | | |
| John Parrish, L (6,1) ERA: | 1.2 | | 6 | 1 | 0 | 0 | 2 | 0 | 0 | 0 | 0 | 0 | 0 | 18 | 25 | 0.00 | 0.600 | | | | | | | | |
| 28 Danys Baez, R (8,1) ERA: | 1.0 | | 4 | 1 | 0 | 0 | 0 | 0 | 0 | 0 | 0 | 0 | 0 | 7 | 13 | 0.00 | 1.000 | | | | | | | | |

| Batter | 1 | 2 | 3 | 4 | 5 | 6 | 7 | 8 | 9 | AB | R | H | RBI | BB | SO | LOB | TOP | | | | | | | | |
|---|------------------------------|----------------------------------|------------------------------|----------------------------------|------------------------------|----------------------------------|------------------------------|----------------------------------|------------------------------|---------------------------------|------------------------------|----------------------------------|------------------------------|----------------------------------|-------------------------------|----------------------------------|--|------------------------------|----------------------------------|----------------------------------|------------------------------------|----------------------------------|--------|--|--|
| 1 Brian Roberts, S (1,4) OBP: 0.397, SLG: 0.364 | P6 | | F7 | | | 6 2B 3B | L9 | | | 4 | 1 | 1 | 0 | 0 | 0 | 3 | <p>Baltimore Orioles @ Minnesota Twins Hubert H. Humphrey Metrodome, Minneapolis, MN Wed Apr 04 2007, 8:10 PM EDT Att: 27,539 - Dome - 70 F</p> <p>livebaseballscores.com</p> <p>AB 33 R 2 H 6 RBI 2 BB 1 SO 6 LOB 11</p>  | | | | | | | | |
| 6 Melvin Mora, R (1,5) OBP: 0.143, SLG: 0.429 | P6 | | L8 | | | 21 F7 10 G5-3 3-H 2B | | G6-3 | | 4 | 1 | 1 | 1 | 0 | 0 | 1 | | | | | | | | | |
| 21 Nick Markakis, L (1,9) OBP: 0.250, SLG: 0.200 | | | | | | | | | F7 | 3 | 0 | 0 | 0 | 1 | 1 | | | | | | | | | | |
| 10 Miguel Tejada, R (1,6) OBP: 0.417, SLG: 0.636 | P5 | | | | | | | | F7 | 4 | 0 | 1 | 1 | 0 | 0 | 1 | | | | | | | | | |
| 17 Aubrey Huff, L (1,10) OBP: 0.500, SLG: 0.545 | | | | | | | | | 1B | 4 | 0 | 1 | 0 | 0 | 2 | 1 | | | | | | | | | |
| 31 Jay Gibbons, L (1,7) OBP: 0.167, SLG: 0.333 | | | | | | | | | 1B | 4 | 0 | 0 | 0 | 0 | 1 | 1 | | | | | | | | | |
| Chris Gomez, R (1,3) OBP: 0.250, SLG: 0.250 | | | | | | | | | 1B | 4 | 0 | 1 | 0 | 0 | 1 | 0 | | | | | | | | | |
| 17 Corey Patterson, L (1,8) OBP: 0.250, SLG: 0.200 | | | | | | | | | K | 4 | 0 | 0 | 0 | 0 | 1 | 2 | | | | | | | | | |
| Paul Bako, L (1,2) OBP: 0.500, SLG: 0.250 | | | | | | | | | 1B | 2 | 0 | 1 | 0 | 0 | 0 | 1 | | | | | | | | | |
| Inning Stats | R: 0 E: 0 K: 0 S: 9 | H: 0 LOB: 1 BB: 1 P: 19 | R: 0 E: 0 K: 1 S: 7 | H: 1 LOB: 0 BB: 0 P: 10 | R: 0 E: 0 K: 0 S: 9 | H: 1 LOB: 1 BB: 0 P: 14 | R: 0 E: 0 K: 2 S: 7 | H: 0 LOB: 0 BB: 0 P: 12 | R: 0 E: 0 K: 0 S: 6 | H: 1 LOB: 1 BB: 0 P: 7 | R: 2 E: 0 K: 0 S: 9 | H: 2 LOB: 0 BB: 0 P: 18 | R: 0 E: 1 K: 1 S: 9 | H: 0 LOB: 0 BB: 0 P: 18 | R: 0 E: 0 K: 1 S: 10 | H: 1 LOB: 1 BB: 0 P: 15 | | R: 0 E: 0 K: 1 S: 7 | H: 0 LOB: 0 BB: 0 P: 10 | 1B: 4 2B: 1 3B: 1 HR: 0 | SF: 0 SAC: 0 DP: 1 HBP: 1 | WP: 0 PB: 0 SB: 0 CS: 0 | PA: 35 | | |
| PITCHER | IP | WLS | BF | H | R | ER | SO | BB | IBB | HBP | BLK | WP | HR | S | P | ERA | WHIP | | | | | | | | |
| Ramon Ortiz, R (1,1) ERA: 2.57 | 7.0 | W | 28 | 5 | 2 | 2 | 4 | 1 | 0 | 1 | 0 | 0 | 0 | 56 | 98 | 2.57 | 0.857 | | | | | | | | |
| 54 Matt Guerrier, R (8,1) ERA: | 2.0 | | 7 | 1 | 0 | 0 | 2 | 0 | 0 | 0 | 0 | 0 | 0 | 17 | 25 | 0.00 | 0.500 | | | | | | | | |

| Batter | 1 | 2 | 3 | 4 | 5 | 6 | 7 | 8 | 9 | AB | R | H | RBI | BB | SO | LOB | BOTTOM | | | | | | | | |
|--|-------------------------------|----------------------------------|------------------------------|----------------------------------|-------------------------------|----------------------------------|------------------------------|----------------------------------|-------------------------------|----------------------------------|-------------------------------|----------------------------------|-------------------------------|----------------------------------|------------------------------|----------------------------------|---|------------------------------------|----------------------------------|--------|--|--|--|--|--|
| Luis Castillo, S (1,4) OBP: 0.500, SLG: 0.571 | G4-3 | G4-3 | | | | | P6 | | | 5 | 0 | 2 | 2 | 0 | 0 | 2 | <p>Baltimore Orioles @ Minnesota Twins Hubert H. Humphrey Metrodome, Minneapolis, MN Wed Apr 04 2007, 8:10 PM EDT Att: 27,539 - Dome - 70 F</p> <p>livebaseballscores.com</p> <p>AB 35 R 7 H 11 RBI 7 BB 6 SO 4 LOB 26</p>  | | | | | | | | |
| 8 Nick Punto, S (1,5) OBP: 0.357, SLG: 0.417 | | | | | | F8 | F9 | | | 3 | 2 | 0 | 0 | 2 | 0 | 5 | | | | | | | | | |
| 7 Joe Mauer, L (1,2) OBP: 0.538, SLG: 0.545 | | | | | | | | | | 4 | 1 | 2 | 0 | 1 | 0 | 0 | | | | | | | | | |
| 5 Michael Cuddyer, R (1,9) OBP: 0.364, SLG: 0.364 | | | | | | | | | | 3 | 1 | 3 | 2 | 0 | 0 | 0 | | | | | | | | | |
| Jason Tyner, L (5,9) OBP: 0.333, SLG: 0.333 | | | | | | | | | | 2 | 0 | 1 | 0 | 0 | 0 | 0 | | | | | | | | | |
| 33 Justin Morneau, L (1,3) OBP: 0.462, SLG: 0.636 | | | | | | | | | | 4 | 1 | 0 | 0 | 1 | 2 | 5 | | | | | | | | | |
| Torii Hunter, R (1,8) OBP: 0.333, SLG: 0.727 | | | | | | | | | | 4 | 1 | 1 | 0 | 0 | 0 | 7 | | | | | | | | | |
| 24 Rondell White, R (1,7) OBP: 0.273, SLG: 0.111 | | | | | | | | | | 4 | 1 | 1 | 2 | 0 | 1 | 3 | | | | | | | | | |
| 16 Jason Kubel, L (1,10) OBP: 0.286, SLG: 0.333 | | | | | | | | | | 4 | 0 | 1 | 1 | 0 | 1 | 2 | | | | | | | | | |
| Jason Bartlett, R (1,6) OBP: 0.273, SLG: 0.111 | | | | | | | | | | 2 | 0 | 0 | 0 | 2 | 0 | 2 | | | | | | | | | |
| Inning Stats | R: 1 E: 0 K: 1 S: 18 | H: 2 LOB: 2 BB: 1 P: 28 | R: 0 E: 0 K: 0 S: 7 | H: 0 LOB: 1 BB: 1 P: 12 | R: 5 E: 1 K: 1 S: 23 | H: 3 LOB: 2 BB: 4 P: 48 | R: 0 E: 0 K: 0 S: 9 | H: 1 LOB: 0 BB: 0 P: 12 | R: 1 E: 0 K: 2 S: 12 | H: 3 LOB: 2 BB: 0 P: 18 | R: 0 E: 0 K: 2 S: 11 | H: 2 LOB: 0 BB: 0 P: 17 | R: 0 E: 1 K: 0 S: 11 | H: 0 LOB: 1 BB: 0 P: 14 | R: 0 E: 0 K: 0 S: 8 | H: 0 LOB: 0 BB: 0 P: 12 | 1B: 8 2B: 3 3B: 0 HR: 0 | SF: 0 SAC: 0 DP: 1 HBP: 0 | WP: 0 PB: 0 SB: 0 CS: 0 | PA: 41 | | | | | |
| PITCHER | IP | WLS | BF | H | R | ER | SO | BB | IBB | HBP | BLK | WP | HR | S | P | ERA | WHIP | | | | | | | | |
| 27 Jaret Wright, R (1,1) ERA: 15.43 | 2.1 | L | 16 | 4 | 6 | 4 | 1 | 5 | 0 | 0 | 0 | 0 | 0 | 36 | 66 | 15.43 | 3.857 | | | | | | | | |
| 46 Jeremy Guthrie, R (3,1) ERA: 3.59 | 2.2 | | 13 | 5 | 1 | 1 | 1 | 1 | 0 | 0 | 0 | 0 | 0 | 33 | 52 | 3.38 | 2.250 | | | | | | | | |
| John Parrish, L (6,1) ERA: | 1.0 | | 5 | 2 | 0 | 0 | 2 | 0 | 0 | 0 | 0 | 0 | 0 | 11 | 17 | 0.00 | 2.000 | | | | | | | | |
| 32 Jamie Walker, L (7,1) ERA: | 1.0 | | 4 | 0 | 0 | 0 | 0 | 0 | 0 | 0 | 0 | 0 | 0 | 11 | 14 | 0.00 | 0.000 | | | | | | | | |
| 37 Chris Ray, R (8,1) ERA: | 1.0 | | 3 | 0 | 0 | 0 | 0 | 0 | 0 | 0 | 0 | 0 | 0 | 8 | 12 | 0.00 | 0.000 | | | | | | | | |

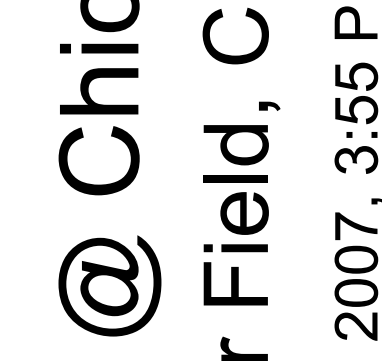
| Batter | 1 | 2 | 3 | 4 | 5 | 6 | 7 | 8 | 9 | AB | R | H | RBI | BB | SO | LOB | TOP | | | | | | | | | | |
|---|------------------------------|----------------------------------|-------------------------------|----------------------------------|-------------------------------|----------------------------------|------------------------------|----------------------------------|-------------------------------|----------------------------------|------------------------------|----------------------------------|------------------------------|----------------------------------|-------------------------------|----------------------------------|---|-------------------------------|----------------------------------|----------------------------------|------------------------------------|----------------------------------|--------|--|--|--|--|
| Luis Castillo, S (1.4) OBP: 0.500, SLG: 0.529 | L7 | | G4-3 BB | | | G1-3 | | 1B | | 3 | 0 | 1 | 0 | 1 | 0 | 0 | Minnesota Twins @ Chicago White Sox U.S. Cellular Field, Chicago, IL Sat Apr 07 2007, 3:55 PM EDT Att: 33,278 - Cloudy - 31 F | | | | | | | | | | |
| 8 Nick Punto, S (1.5) OBP: 0.276, SLG: 0.313 | F8 | | G4-3 | | | G6-3 | | K | | 4 | 0 | 0 | 0 | 0 | 1 | 2 | | | | | | | | | | | |
| 7 Joe Mauer, L (1.2) OBP: 0.412, SLG: 0.400 | L7 | | K | | | G6-3 | | K | | 4 | 0 | 0 | 0 | 0 | 2 | 1 | | | | | | | | | | | |
| 5 Michael Cuddyer, R (1.9) OBP: 0.467, SLG: 0.500 | | 1B | | | | | | | | 3 | 0 | 2 | 0 | 0 | 1 | 0 | | | | | | | | | | | |
| 33 Justin Morneau, L (1.3) OBP: 0.471, SLG: 0.538 | | BB | | | | | | | | 2 | 0 | 0 | 0 | 2 | 1 | 1 | | | | | | | | | | | |
| Torii Hunter, R (1.8) OBP: 0.250, SLG: 0.533 | F7 | | G6-3 | | | G5-4-3 | | G5-3 | | 4 | 0 | 0 | 0 | 0 | 0 | 5 | | | | | | | | | | | |
| 16 Jason Kubel, L (1.10) 27 Jeff Cirillo, R (7.10) OBP: 0.500, SLG: 0.333 | | | | | | | | | | 1 | 0 | 0 | 0 | 1 | 1 | 0 | | | | | | | | | | | |
| Jason Tyner, L (1.7) OBP: 0.167, SLG: 0.167 | | BB | | | | | | | | 3 | 0 | 0 | 0 | 0 | 1 | 3 | | | | | | | | | | | |
| Jason Bartlett, R (1.6) OBP: 0.214, SLG: 0.083 | | | L9 | | | | | P3 | | 3 | 0 | 0 | 0 | 0 | 1 | 0 | | | | | | | | | | | |
| Inning Stats | R: 0 E: 0 K: 0 S: 9 | H: 0 LOB: 0 BB: 0 P: 13 | R: 0 E: 0 K: 0 S: 10 | H: 1 LOB: 2 BB: 2 P: 20 | R: 0 E: 0 K: 1 S: 15 | H: 0 LOB: 1 BB: 1 P: 20 | R: 0 E: 0 K: 1 S: 6 | H: 0 LOB: 0 BB: 0 P: 10 | R: 0 E: 0 K: 3 S: 12 | H: 0 LOB: 0 BB: 0 P: 15 | R: 0 E: 0 K: 0 S: 9 | H: 0 LOB: 1 BB: 1 P: 14 | R: 0 E: 0 K: 1 S: 7 | H: 0 LOB: 1 BB: 1 P: 14 | R: 0 E: 0 K: 1 S: 13 | H: 1 LOB: 1 BB: 0 P: 22 | | R: 0 E: 0 K: 2 S: 18 | H: 1 LOB: 1 BB: 0 P: 24 | 1B: 2 2B: 2 3B: 0 HR: 0 | SF: 0 SAC: 0 DP: 2 HBP: 1 | WP: 0 PB: 0 SB: 0 CS: 0 | PA: 33 | | | | |
| PITCHER | IP | WLS | BF | H | R | ER | SO | BB | IBB | HBP | BLK | WP | HR | S | P | ERA | WHIP | | | | | | | | | | |
| Javier Vazquez, R (1.1) ERA: 3.0 | 6.2 | W | 24 | 1 | 0 | 0 | 5 | 4 | 0 | 1 | 0 | 0 | 0 | 65 | 102 | 0.00 | 0.750 | | | | | | | | | | |
| 51 Andrew Sisco, L (7.1) ERA: 3.0 | 0.2 | H | 2 | 0 | 0 | 0 | 1 | 0 | 0 | 0 | 0 | 0 | 0 | 6 | 9 | 0.00 | 0.000 | | | | | | | | | | |
| 47 Mike MacDougal, R (8.1) ERA: 3.86 | 0.1 | H | 2 | 1 | 0 | 0 | 0 | 0 | 0 | 0 | 0 | 0 | 0 | 5 | 9 | 0.00 | 3.000 | | | | | | | | | | |
| 37 Matt Thornton, L (8.1) ERA: 13.5 | 0.1 | H | 1 | 0 | 0 | 0 | 1 | 0 | 0 | 0 | 0 | 0 | 0 | 5 | 8 | 0.00 | 0.000 | | | | | | | | | | |
| 45 Bobby Jenks, R (9.1) ERA: | 1.0 | S | 4 | 1 | 0 | 0 | 2 | 0 | 0 | 0 | 0 | 0 | 0 | 18 | 24 | 0.00 | 1.000 | | | | | | | | | | |

| Batter | 1 | 2 | 3 | 4 | 5 | 6 | 7 | 8 | 9 | AB | R | H | RBI | BB | SO | LOB | BOTTOM | | | | | | | | | | |
|--|-------------------------------|----------------------------------|------------------------------|----------------------------------|-------------------------------|----------------------------------|------------------------------|---------------------------------|-------------------------------|----------------------------------|------------------------------|---------------------------------|------------------------------|---------------------------------|-------------------------------|----------------------------------|---|-------------------------------|----------------------------------|----------------------------------|------------------------------------|----------------------------------|--------|--|--|--|--|
| 22 Scott Podsednik, L (1.7) OBP: 0.462, SLG: 0.364 | F8 | | K | | | | | 1B | | 4 | 1 | 2 | 0 | 0 | 1 | 1 | Minnesota Twins @ Chicago White Sox U.S. Cellular Field, Chicago, IL Sat Apr 07 2007, 3:55 PM EDT Att: 33,278 - Cloudy - 31 F | | | | | | | | | | |
| 17 Darin Erstad, L (1.8) OBP: 0.500, SLG: 0.615 | BB | | 1B | | | | | SH5-3 | | 3 | 1 | 2 | 0 | 0 | 0 | 1 | | | | | | | | | | | |
| 25 Jim Thome, L (1.10) 38 Pablo Ozuna, R (6.10) OBP: 0.333, SLG: 0.667 | BB | | L9 | | | | | BB | | 2 | 0 | 0 | 0 | 2 | 0 | 2 | | | | | | | | | | | |
| 14 Paul Konerko, R (1.3) OBP: 0.412, SLG: 0.571 | BB | | F9 | | | | | 2B | | 4 | 0 | 2 | 1 | 0 | 0 | 2 | | | | | | | | | | | |
| 23 Jermaine Dye, R (1.9) OBP: 0.353, SLG: 0.154 | G6-4-3 | | | | | | | IBB | | 2 | 0 | 0 | 0 | 1 | 0 | 2 | | | | | | | | | | | |
| 24 Joe Crede, R (1.5) OBP: 0.313, SLG: 0.214 | L4 | | F9 | | | | | P3 | | 4 | 0 | 0 | 0 | 0 | 0 | 4 | | | | | | | | | | | |
| 12 A.J. Pierzynski, L (1.2) OBP: 0.200, SLG: 0.214 | F7 | | G4-6-3 | | | | | F9 | | 4 | 0 | 0 | 0 | 0 | 0 | 4 | | | | | | | | | | | |
| Tadahito Iguchi, R (1.4) OBP: 0.214, SLG: 0.500 | G5-3 | | | | | | | F9 | | 3 | 0 | 0 | 0 | 0 | 0 | 0 | | | | | | | | | | | |
| 5 Juan Uribe, R (1.6) OBP: 0.385, SLG: 0.583 | | | 1B | | | | | HR | | 3 | 1 | 2 | 1 | 0 | 0 | 0 | | | | | | | | | | | |
| Inning Stats | R: 1 E: 0 K: 0 S: 18 | H: 2 LOB: 1 BB: 1 P: 32 | R: 0 E: 0 K: 0 S: 7 | H: 0 LOB: 0 BB: 0 P: 12 | R: 0 E: 0 K: 1 S: 14 | H: 2 LOB: 2 BB: 0 P: 20 | R: 0 E: 0 K: 0 S: 3 | H: 0 LOB: 0 BB: 0 P: 7 | R: 0 E: 0 K: 0 S: 10 | H: 1 LOB: 1 BB: 0 P: 16 | R: 0 E: 0 K: 0 S: 4 | H: 0 LOB: 0 BB: 0 P: 7 | R: 0 E: 0 K: 0 S: 6 | H: 0 LOB: 0 BB: 0 P: 9 | R: 2 E: 1 K: 0 S: 11 | H: 3 LOB: 3 BB: 2 P: 25 | | R: 2 E: 1 K: 0 S: 11 | H: 3 LOB: 3 BB: 2 P: 25 | 1B: 6 2B: 1 3B: 0 HR: 1 | SF: 0 SAC: 1 DP: 2 HBP: 1 | WP: 0 PB: 0 SB: 0 CS: 0 | PA: 34 | | | | |
| PITCHER | IP | WLS | BF | H | R | ER | SO | BB | IBB | HBP | BLK | WP | HR | S | P | ERA | WHIP | | | | | | | | | | |
| Carlos Silva, R (1.1) ERA: 1.8 | 5.0 | L | 20 | 5 | 1 | 1 | 1 | 1 | 0 | 1 | 0 | 0 | 0 | 52 | 87 | 1.80 | 1.200 | | | | | | | | | | |
| 54 Matt Guerrier, R (6.1) ERA: | 2.0 | | 6 | 0 | 0 | 0 | 0 | 0 | 0 | 0 | 0 | 0 | 0 | 10 | 16 | 0.00 | 0.000 | | | | | | | | | | |
| 37 Denny Reyes, L (8.1) ERA: 18.0 | 0.1 | | 4 | 2 | 2 | 2 | 0 | 1 | 0 | 0 | 0 | 0 | 1 | 6 | 11 | 54.00 | 9.000 | | | | | | | | | | |
| 17 Pat Neshek, R (8.1) ERA: | 0.2 | | 4 | 1 | 0 | 0 | 0 | 0 | 1 | 0 | 0 | 0 | 0 | 5 | 14 | 0.00 | 1.500 | | | | | | | | | | |

AB 28
R 0
H 3
RBI 0
BB 4
SO 9
LOB 13



AB 29
R 3
H 8
RBI 2
BB 3
SO 1
LOB 16



AB 29
R 3
H 8
RBI 2
BB 3
SO 1
LOB 16



| Batter | 1 | 2 | 3 | 4 | 5 | 6 | 7 | 8 | 9 | AB | R | H | RBI | BB | SO | LOB | TOP | | | |
|---|-------------------------------|----------------------------------|-------------------------------|----------------------------------|------------------------------|----------------------------------|-------------------------------|----------------------------------|------------------------------|----------------------------------|------------------------------|----------------------------------|-------------------------------|----------------------------------|------------------------------|----------------------------------|----------------------------------|------------------------------------|----------------------------------|--------|
| Luis Castillo, S OBP: 0.409, SLG: 0.429 | F7 | | G5-3 | | G5-3 | | | K | | 4 | 0 | 0 | 0 | 0 | 1 | 0 | | | | |
| 8 Nick Punto, S OBP: 0.227, SLG: 0.250 | P3 | | G4-3 | | F8 | | | F7 | | 4 | 0 | 0 | 0 | 0 | 0 | 0 | | | | |
| 7 Joe Mauer, L OBP: 0.429, SLG: 0.421 | G5-3 | | | | K | | | E5 | | 4 | 1 | 2 | 0 | 0 | 1 | 0 | | | | |
| 5 Michael Cuddyer, R OBP: 0.474, SLG: 0.471 | | BB | | | | | | G6-3 | | 3 | 1 | 1 | 0 | 1 | 0 | 1 | | | | |
| 33 Justin Morneau, L OBP: 0.476, SLG: 0.706 | L7 | | | | HR | | | 1B | | 4 | 1 | 2 | 3 | 0 | 1 | 1 | | | | |
| Torii Hunter, R OBP: 0.200, SLG: 0.421 | K | | | | K | | | F8 | | 4 | 0 | 0 | 0 | 0 | 2 | 2 | | | | |
| 55 Mike Redmond, R (1, 10) | | | | | F7 | | | F9 | | 3 | 0 | 0 | 0 | 1 | 1 | 1 | | | | |
| Jason Tyner, L OBP: 0.200, SLG: 0.200 | G1-3 | | | | | | | G3 | | 4 | 0 | 1 | 0 | 0 | 0 | 3 | | | | |
| Jason Bartlett, R OBP: 0.176, SLG: 0.067 | | | | | K | | | F9 | | 3 | 0 | 0 | 0 | 0 | 2 | 1 | | | | |
| Inning Stats | R: 0 E: 0 K: 0 S: 10 | H: 0 LOB: 0 BB: 0 P: 18 | R: 0 E: 0 K: 1 S: 15 | H: 0 LOB: 2 BB: 2 P: 28 | R: 0 E: 0 K: 1 S: 8 | H: 0 LOB: 0 BB: 0 P: 10 | R: 3 E: 0 K: 2 S: 16 | H: 4 LOB: 1 BB: 0 P: 19 | R: 0 E: 0 K: 1 S: 9 | H: 0 LOB: 0 BB: 0 P: 11 | R: 0 E: 0 K: 1 S: 9 | H: 0 LOB: 0 BB: 0 P: 17 | R: 0 E: 1 K: 1 S: 15 | H: 1 LOB: 1 BB: 2 P: 21 | R: 0 E: 0 K: 0 S: 8 | H: 1 LOB: 1 BB: 0 P: 11 | 1B: 5 2B: 0 3B: 0 HR: 1 | SF: 0 SAC: 0 DP: 0 HBP: 0 | WP: 0 PB: 0 SB: 0 CS: 0 | PA: 35 |
| PITCHER | IP | WLS | BF | H | R | ER | SO | BB | IBB | HBP | BLK | WP | HR | S | P | ERA | WHIP | | | |
| 50 John Danks, L (1, 1) ERA: 4.5 | 6.0 | L | 24 | 4 | 3 | 3 | 6 | 2 | 0 | 0 | 0 | 0 | 1 | 65 | 97 | 4.50 | 1.000 | | | |
| 54 David Aardsma, R (7, 1) ERA: 1.5 | 2.0 | | 7 | 1 | 0 | 0 | 2 | 0 | 0 | 0 | 0 | 0 | 0 | 24 | 38 | 0.00 | 0.500 | | | |
| 51 Andrew Sisco, L (9, 1) ERA: 2.25 | 1.0 | | 4 | 1 | 0 | 0 | 0 | 0 | 0 | 0 | 0 | 0 | 0 | 8 | 11 | 0.00 | 1.000 | | | |

Minnesota Twins @ Chicago White Sox
U.S. Cellular Field, Chicago, IL
Sun Apr 08 2007, 2:05 PM EDT
Att: 27,653 - Sunny - 36 F

AB 33
R 3
H 6
RBI 3
BB 2
SO 8
LOB 9



| Batter | 1 | 2 | 3 | 4 | 5 | 6 | 7 | 8 | 9 | AB | R | H | RBI | BB | SO | LOB | BOTTOM | | | | | |
|--|-------------------------------|----------------------------------|-------------------------------|----------------------------------|------------------------------|----------------------------------|------------------------------|---------------------------------|------------------------------|----------------------------------|------------------------------|----------------------------------|------------------------------|----------------------------------|-------------------------------|----------------------------------|-------------------------------|----------------------------------|----------------------------------|------------------------------------|----------------------------------|--------|
| 38 Pablo Ozuna, R OBP: 0.167, SLG: 0.333 | K | | | | F7 | | | G4-3 | | 3 | 0 | 0 | 0 | 0 | 1 | 2 | | | | | | |
| Rob Mackowiak, L (8, FH) | | FC6-4 | | | | | | | | 1 | 0 | 0 | 0 | 0 | 0 | 0 | | | | | | |
| 17 Darin Erstad, L OBP: 0.400, SLG: 0.471 | P4 | | | | G3 | | | G4-3 | | 4 | 0 | 0 | 0 | 0 | 0 | 0 | | | | | | |
| 14 Paul Konerko, R OBP: 0.429, SLG: 0.529 | BB | | | | F9 | | | 1B | | 3 | 0 | 1 | 0 | 1 | 0 | 0 | | | | | | |
| 25 Jim Thome, L OBP: 0.286, SLG: 0.353 | BB | | | | K | | | K | | 3 | 0 | 0 | 0 | 1 | 3 | 1 | | | | | | |
| 23 Jermaine Dye, R OBP: 0.286, SLG: 0.118 | K | | | | K | | | F7 | | 4 | 0 | 0 | 0 | 0 | 2 | 3 | | | | | | |
| 24 Joe Crede, R OBP: 0.350, SLG: 0.278 | BB | | | | F8 | | | K | | 4 | 0 | 2 | 0 | 0 | 1 | 0 | | | | | | |
| 22 Scott Podsednik, L (8, FR) | 1B | | | | P5 | | | 1B | | 0 | 0 | 0 | 0 | 0 | 0 | 0 | | | | | | |
| 12 A.J. Pierzynski, L OBP: 0.158, SLG: 0.167 | P5 | | | | P5 | | | G3 | | 4 | 0 | 0 | 0 | 0 | 1 | 3 | | | | | | |
| Tadahito Iguchi, R OBP: 0.235, SLG: 0.429 | | BB | | | G1-3 | | | F8 | | 2 | 0 | 0 | 0 | 1 | 0 | 0 | | | | | | |
| 5 Juan Uribe, R OBP: 0.375, SLG: 0.733 | K | | | | K | | | HR | | 3 | 1 | 1 | 1 | 0 | 2 | 2 | | | | | | |
| Inning Stats | R: 0 E: 0 K: 2 S: 14 | H: 1 LOB: 2 BB: 2 P: 25 | R: 0 E: 0 K: 1 S: 11 | H: 1 LOB: 1 BB: 1 P: 18 | R: 0 E: 0 K: 1 S: 8 | H: 0 LOB: 0 BB: 0 P: 12 | R: 0 E: 0 K: 1 S: 6 | H: 0 LOB: 0 BB: 0 P: 9 | R: 0 E: 0 K: 1 S: 9 | H: 0 LOB: 0 BB: 0 P: 12 | R: 0 E: 0 K: 1 S: 7 | H: 0 LOB: 0 BB: 0 P: 10 | R: 0 E: 0 K: 2 S: 8 | H: 0 LOB: 0 BB: 0 P: 11 | R: 1 E: 0 K: 0 S: 13 | H: 1 LOB: 0 BB: 0 P: 19 | R: 0 E: 0 K: 1 S: 15 | H: 2 LOB: 2 BB: 0 P: 20 | 1B: 3 2B: 0 3B: 0 HR: 1 | SF: 0 SAC: 0 DP: 0 HBP: 0 | WP: 0 PB: 0 SB: 0 CS: 0 | PA: 34 |
| PITCHER | IP | WLS | BF | H | R | ER | SO | BB | IBB | HBP | BLK | WP | HR | S | P | ERA | WHIP | | | | | |
| Johan Santana, L (1, 1) ERA: 2.77 | 7.0 | | 25 | 1 | 0 | 0 | 9 | 3 | 0 | 0 | 0 | 0 | 0 | 63 | 97 | 0.00 | 0.571 | | | | | |
| 28 Jesse Crain, R (8, 1) ERA: 4.5 | 1.0 | H | 4 | 1 | 1 | 1 | 0 | 0 | 0 | 0 | 0 | 0 | 1 | 13 | 19 | 9.00 | 1.000 | | | | | |
| 36 Joe Nathan, R (9, 1) ERA: | 1.0 | S | 5 | 2 | 0 | 0 | 1 | 0 | 0 | 0 | 0 | 0 | 0 | 15 | 20 | 0.00 | 2.000 | | | | | |

Minnesota Twins @ Chicago White Sox
U.S. Cellular Field, Chicago, IL
Sun Apr 08 2007, 2:05 PM EDT
Att: 27,653 - Sunny - 36 F

AB 31
R 1
H 4
RBI 1
BB 3
SO 10
LOB 11



| Batter | 1 | 2 | 3 | 4 | 5 | 6 | 7 | 8 | 9 | AB | R | H | RBI | BB | SO | LOB | TOP | | | |
|--|---|---|---|---|---|---|---|---|---|---|---|---|---|---|---|---|---|----------------------------------|------------------------------------|-------------------------|
| 18 Johnny Damon, L (1, 8) OBP: 0.636, SLG: 0.889 | 1-1 2B 1B | 0-0 HR | | 1-1 G6-3 | | 4-2 2B BB | | 2-1 G4-3 | | 4 | 2 | 2 | 0 | 1 | 0 | 0 | New York Yankees @ Minnesota Twins Hubert H. Humphrey Metrodome, Minneapolis, MN Mon Apr 09 2007, 7:05 PM EDT Att: 26,047 - Dome - 70 F | | | |
| 2 Derek Jeter, R (1, 6) OBP: 0.414, SLG: 0.385 | 1-1 13 F9 20 2B 1B | 0-1 F9 | | 2-0 HBP | | 0-2 1B 1B | | 1-1 1B | | 4 | 2 | 3 | 0 | 0 | 0 | 1 | | | | |
| Bobby Abreu, L (1, 9) OBP: 0.448, SLG: 0.478 | 1-1 25 BB 20 2B 1B | 3-2 HR | | 0-3 K | | 1-1 13 HR 1B | | 3-3 K2-3 | | 5 | 3 | 3 | 4 | 0 | 2 | 2 | | | | |
| 13 Alex Rodriguez, R (1, 5) OBP: 0.448, SLG: 1.080 | 0-1 F9 | 2-0 G5-3 | | | 0-1 E6 24 F9 25 1B | 1-0 HR | | | 4-1 BB | 4 | 1 | 1 | 2 | 1 | 0 | 2 | | | | |
| 25 Jason Giambi, L (1, 10) OBP: 0.296, SLG: 0.304 | 4-1 20 2B BB | | 1-3 K | | 2-0 11 FC6-4 1B | 1-2 G3-1 | | | 2-2 P5 | 4 | 0 | 1 | 0 | 1 | 1 | 1 | | | | |
| 20 Jorge Posada, S (1, 2) OBP: 0.417, SLG: 0.545 | 0-1 1-3 2H 2H 3H 2B | | 4-1 24 FC4-6 BB | | 0-1 F7 | | 3-2 F8 | | 1-1 F8 | 4 | 0 | 1 | 2 | 1 | 0 | 3 | | | | |
| 24 Robinson Cano, L (1, 4) OBP: 0.296, SLG: 0.333 | 0-0 F7 | | 0-1 FC4-6 1-2 | | 0-1 F8 | | 2-1 G4-3 | | 1-2 G4-3 | 5 | 0 | 0 | 0 | 0 | 0 | 6 | | | | |
| 11 Doug Mientkiewicz, L (1, 3) OBP: 0.286, SLG: 0.231 | 1-1 G6-3 | | 1-0 L9 | | 1-1 FC6-4 1-2 | | 0-2 G3-1 | | | 4 | 0 | 0 | 0 | 0 | 0 | 5 | | | | |
| 28 Melky Cabrera, S (1, 7) OBP: 0.174, SLG: 0.095 | | 1-1 G6-3 | | 3-2 G3 | | 1-0 G6-3 | | 0-0 G5-3 | | 4 | 0 | 0 | 0 | 0 | 0 | 0 | | | | |
| Inning Stats | R: 3 E: 0 K: 0 S: 14 | H: 4 LOB: 2 BB: 1 P: 22 | R: 2 E: 0 K: 0 S: 12 | H: 2 LOB: 0 BB: 0 P: 18 | R: 0 E: 0 K: 1 S: 8 | H: 0 LOB: 1 BB: 1 P: 14 | R: 0 E: 0 K: 1 S: 9 | H: 1 LOB: 2 BB: 0 P: 15 | R: 0 E: 1 K: 0 S: 9 | H: 3 LOB: 0 BB: 1 P: 20 | R: 0 E: 0 K: 0 S: 8 | H: 0 LOB: 0 BB: 0 P: 13 | R: 0 E: 0 K: 1 S: 8 | H: 1 LOB: 1 BB: 1 P: 14 | R: 0 E: 0 K: 0 S: 13 | H: 0 LOB: 1 BB: 1 P: 21 | | 1B: 7 2B: 2 3B: 0 HR: 2 | SF: 0 SAC: 0 DP: 0 HBP: 1 | WP: 0 PB: 0 CS: 0 |
| PITCHER | IP WLS BF H R ER SO BB IBB HBP BLK WP HR S P ERA WHIP | IP WLS BF H R ER SO BB IBB HBP BLK WP HR S P ERA WHIP | IP WLS BF H R ER SO BB IBB HBP BLK WP HR S P ERA WHIP | IP WLS BF H R ER SO BB IBB HBP BLK WP HR S P ERA WHIP | IP WLS BF H R ER SO BB IBB HBP BLK WP HR S P ERA WHIP | IP WLS BF H R ER SO BB IBB HBP BLK WP HR S P ERA WHIP | IP WLS BF H R ER SO BB IBB HBP BLK WP HR S P ERA WHIP | IP WLS BF H R ER SO BB IBB HBP BLK WP HR S P ERA WHIP | IP WLS BF H R ER SO BB IBB HBP BLK WP HR S P ERA WHIP | IP WLS BF H R ER SO BB IBB HBP BLK WP HR S P ERA WHIP | IP WLS BF H R ER SO BB IBB HBP BLK WP HR S P ERA WHIP | IP WLS BF H R ER SO BB IBB HBP BLK WP HR S P ERA WHIP | IP WLS BF H R ER SO BB IBB HBP BLK WP HR S P ERA WHIP | IP WLS BF H R ER SO BB IBB HBP BLK WP HR S P ERA WHIP | IP WLS BF H R ER SO BB IBB HBP BLK WP HR S P ERA WHIP | IP WLS BF H R ER SO BB IBB HBP BLK WP HR S P ERA WHIP | IP WLS BF H R ER SO BB IBB HBP BLK WP HR S P ERA WHIP | | | |
| Sidney Ponson, R (1, 1) ERA: 12.71 | 5.2 L | 31 10 | 8 8 | 2 2 | 3 0 | 0 0 | 1 0 | 0 0 | 0 0 | 0 0 | 2 61 | 97 | 12.71 | 2.294 | | | | | | |
| 54 Matt Guerrier, R (6, 1) ERA: 9.0 | 1.1 | 4 0 | 0 0 | 0 0 | 0 0 | 0 0 | 0 0 | 0 0 | 0 0 | 0 0 | 11 17 | 14 | 0.00 | 0.000 | | | | | | |
| 37 Denny Reyes, L (8, 1) ERA: 9.0 | 1.0 | 4 1 | 0 0 | 1 1 | 0 0 | 0 0 | 0 0 | 0 0 | 0 0 | 0 0 | 8 14 | 17 | 0.00 | 1.000 | | | | | | |
| 17 Pat Neshek, R (9, 1) ERA: | 1.0 | 4 0 | 0 0 | 0 0 | 1 0 | 0 0 | 0 0 | 0 0 | 0 0 | 0 0 | 13 21 | 21 | 0.00 | 1.000 | | | | | | |

| | |
|-----|----|
| AB | 38 |
| R | 8 |
| H | 11 |
| RBI | 8 |
| BB | 4 |
| SO | 3 |
| LOB | 20 |



| Batter | 1 | 2 | 3 | 4 | 5 | 6 | 7 | 8 | 9 | AB | R | H | RBI | BB | SO | LOB | BOTTOM | | | | | |
|---|---|---|---|---|---|---|---|---|---|---|---|---|---|---|---|---|---|------------------------------|----------------------------------|----------------------------------|------------------------------------|-------------------------|
| Luis Castillo, S (1, 4) OBP: 0.385, SLG: 0.400 | 3-2 7 G1-6-3 1B | | 0-0 G5-3 | | | 0-1 G6-3 | | 0-1 G4-3 | | 4 | 0 | 1 | 0 | 0 | 0 | 0 | New York Yankees @ Minnesota Twins Hubert H. Humphrey Metrodome, Minneapolis, MN Mon Apr 09 2007, 7:05 PM EDT Att: 26,047 - Dome - 70 F | | | | | |
| 8 Nick Punto, S (1, 5) OBP: 0.231, SLG: 0.217 | 1-1 F7 | | | 1-2 F7 | | 1-0 G3 | | | 4-0 5 G3-1 7 G4-3 BB | 3 | 0 | 0 | 0 | 1 | 0 | 1 | | | | | | |
| 7 Joe Mauer, L (1, 2) OBP: 0.400, SLG: 0.435 | 1-1 G1-6-3 | | | 2-1 P6 | | | 3-1 2B | | 2-1 G4-3 | 4 | 1 | 1 | 0 | 0 | 0 | 2 | | | | | | |
| 5 Michael Cuddyer, R (1, 9) OBP: 0.435, SLG: 0.476 | | 0-1 FC6 2B | | 2-1 G3-1 | | | 0-3 K | | 2-2 G3-1 | 4 | 0 | 1 | 0 | 0 | 1 | 2 | | | | | | |
| 33 Justin Morneau, L (1, 3) OBP: 0.400, SLG: 0.571 | | 3-1 F9 | | | 1-0 P6 | | 0-1 P3 | | 1-0 G3 | 4 | 0 | 0 | 0 | 0 | 0 | 3 | | | | | | |
| Torii Hunter, R (1, 8) OBP: 0.261, SLG: 0.500 | | 2-1 FC6 | | | 1-1 16 S 1B | | 0-0 2B | | | 3 | 1 | 2 | 1 | 0 | 0 | 1 | | | | | | |
| 16 Jason Kubel, L (1, 7) OBP: 0.333, SLG: 0.300 | | 0-0 F7 | | | 3-1 55 G6-3 1B | | 3-1 L8 | | | 3 | 0 | 1 | 1 | 0 | 0 | 2 | | | | | | |
| 55 Mike Redmond, R (1, 10) OBP: 0.150, SLG: 0.056 | | | 1-1 G6-3 | | 0-0 G6-3 | | | 2-3 K | | 3 | 0 | 0 | 0 | 0 | 1 | 1 | | | | | | |
| Jason Bartlett, R (1, 6) OBP: 0.150, SLG: 0.056 | | | 2-3 K | | | 1-1 F8 | | 2-1 G4-3 | | 3 | 0 | 0 | 0 | 0 | 1 | 0 | | | | | | |
| Inning Stats | R: 0 E: 0 K: 0 S: 7 | H: 1 LOB: 0 BB: 0 P: 12 | R: 0 E: 0 K: 0 S: 7 | H: 1 LOB: 0 BB: 0 P: 12 | R: 0 E: 0 K: 1 S: 6 | H: 0 LOB: 0 BB: 0 P: 9 | R: 0 E: 0 K: 0 S: 7 | H: 0 LOB: 0 BB: 0 P: 12 | R: 1 E: 0 K: 0 S: 6 | H: 2 LOB: 0 BB: 0 P: 11 | R: 0 E: 0 K: 0 S: 5 | H: 0 LOB: 0 BB: 0 P: 7 | R: 1 E: 0 K: 1 S: 10 | H: 2 LOB: 1 BB: 0 P: 16 | R: 0 E: 0 K: 1 S: 8 | H: 0 LOB: 0 BB: 0 P: 12 | | R: 0 E: 0 K: 0 S: 8 | H: 0 LOB: 1 BB: 1 P: 17 | 1B: 3 2B: 3 3B: 0 HR: 0 | SF: 0 SAC: 0 DP: 2 HBP: 0 | WP: 0 PB: 0 CS: 0 |
| PITCHER | IP WLS BF H R ER SO BB IBB HBP BLK WP HR S P ERA WHIP | IP WLS BF H R ER SO BB IBB HBP BLK WP HR S P ERA WHIP | IP WLS BF H R ER SO BB IBB HBP BLK WP HR S P ERA WHIP | IP WLS BF H R ER SO BB IBB HBP BLK WP HR S P ERA WHIP | IP WLS BF H R ER SO BB IBB HBP BLK WP HR S P ERA WHIP | IP WLS BF H R ER SO BB IBB HBP BLK WP HR S P ERA WHIP | IP WLS BF H R ER SO BB IBB HBP BLK WP HR S P ERA WHIP | IP WLS BF H R ER SO BB IBB HBP BLK WP HR S P ERA WHIP | IP WLS BF H R ER SO BB IBB HBP BLK WP HR S P ERA WHIP | IP WLS BF H R ER SO BB IBB HBP BLK WP HR S P ERA WHIP | IP WLS BF H R ER SO BB IBB HBP BLK WP HR S P ERA WHIP | IP WLS BF H R ER SO BB IBB HBP BLK WP HR S P ERA WHIP | IP WLS BF H R ER SO BB IBB HBP BLK WP HR S P ERA WHIP | IP WLS BF H R ER SO BB IBB HBP BLK WP HR S P ERA WHIP | IP WLS BF H R ER SO BB IBB HBP BLK WP HR S P ERA WHIP | IP WLS BF H R ER SO BB IBB HBP BLK WP HR S P ERA WHIP | IP WLS BF H R ER SO BB IBB HBP BLK WP HR S P ERA WHIP | | | | | |
| 45 Carl Pavano, R (1, 1) ERA: 4.76 | 7.0 W | 25 10 | 2 2 | 2 2 | 2 2 | 0 0 | 0 0 | 0 0 | 0 0 | 0 0 | 48 79 | 2.57 | 0.857 | | | | | | | | | |
| 33 Brian Bruney, R (8, 1) ERA: | 1.0 | 3 0 | 0 0 | 0 0 | 1 1 | 0 0 | 0 0 | 0 0 | 0 0 | 0 0 | 8 12 | 0.00 | 0.000 | | | | | | | | | |
| Kyle Farnsworth, R (9, 1) ERA: | 1.0 | 4 0 | 0 0 | 0 0 | 0 0 | 1 0 | 0 0 | 0 0 | 0 0 | 0 0 | 8 17 | 0.00 | 1.000 | | | | | | | | | |

| | |
|-----|----|
| AB | 31 |
| R | 2 |
| H | 6 |
| RBI | 2 |
| BB | 1 |
| SO | 3 |
| LOB | 12 |



| Batter | 1 | 2 | 3 | 4 | 5 | 6 | 7 | 8 | 9 | AB | R | H | RBI | BB | SO | LOB | TOP | | | |
|--|---|----------------------------------|------------------------------|----------------------------------|------------------------------|---------------------------------|------------------------------|---------------------------------|-------------------------------|----------------------------------|------------------------------|----------------------------------|-------------------------------|----------------------------------|-------------------------------|----------------------------------|----------------------------------|------------------------------------|-------------------------|--------|
| 18 Johnny Damon, L (1, 8) OBP: 0.500, SLG: 0.857 42 Mariano Rivera, R (9, 1) | 1-1 F8 | 3-2 G3-1 | | | 1-0 HR | | 1-3 K | | 0-0 FC4-6 2 1B | 5 | 2 | 1 | 3 | 0 | 1 | 2 | | | | |
| 2 Derek Jeter, R (1, 6) OBP: 0.412, SLG: 0.387 | 0-2 13 HR | | 0-0 G6-3 | | 2-2 E6 F8 25 1B S | | 2-3 K | | 1-1 13 BB 19 1B 2 2B | 5 | 3 | 2 | 0 | 0 | 1 | 0 | | | | |
| Bobby Abreu, L (1, 9) OBP: 0.412, SLG: 0.429 | 0-0 F7 | | 2-1 F7 | | 2-1 F8 | | 0-2 F8 | | 2-0 19 BB 19 2B | 5 | 1 | 1 | 1 | 0 | 0 | 2 | | | | |
| 13 Alex Rodriguez, R (1, 5) OBP: 0.471, SLG: 1.107 | 3-2 HR | | 1-1 F9 | | 4-0 25 1B IBB | | | 2-3 K | 4-1 19 2B 1-2 23 BB | 3 | 1 | 1 | 2 | 2 | 1 | 0 | | | | |
| 25 Jason Giambi, L (1, 10) OBP: 0.323, SLG: 0.308 19 Kevin Thompson, R (8, PR) OBP: 1.000, SLG: 2.000 | 3-2 G4-3 | | 1-1 G4-3 | | 1-2 20 G4-6-3 1B | | | 4-2 20 1B BB | 1-1 1-3 2H 3H 2B | 3 | 0 | 1 | 1 | 1 | 0 | 0 | | | | |
| 20 Jorge Posada, S (1, 2) OBP: 0.379, SLG: 0.481 | | 0-1 F8 | | 0-0 G3-1 | 0-0 G4-6-3 | | | 1-1 1B | 3-3 K | 5 | 0 | 1 | 0 | 0 | 1 | 4 | | | | |
| 24 Robinson Canó, L (1, 4) OBP: 0.313, SLG: 0.375 | | 0-0 11 G4-3 28 1B | | | | | | 1-0 11 G3-6-3 1B | 1-2 K | 5 | 1 | 2 | 0 | 0 | 3 | 4 | | | | |
| 11 Doug Mientkiewicz, L (1, 3) OBP: 0.278, SLG: 0.188 | | 0-0 G4-3 | | | 4-0 28 1B HR BB | | | 1-0 G3-6-1 | 2-1 G1-3 | 3 | 1 | 0 | 0 | 1 | 0 | 4 | | | | |
| 28 Melky Cabrera, S (1, 7) OBP: 0.259, SLG: 0.200 | | 3-1 3H 1B | | | 2-1 18 HR 1B | | | 0-2 G6-3 | 2-1 18 FC4-6 1B | 4 | 1 | 3 | 1 | 0 | 0 | 0 | | | | |
| Inning Stats | R: 2 E: 0 K: 0 S: 13 | H: 2 LOB: 0 BB: 0 P: 20 | R: 1 E: 0 K: 0 S: 9 | H: 2 LOB: 1 BB: 0 P: 15 | R: 0 E: 0 K: 1 S: 5 | H: 0 LOB: 0 BB: 0 P: 8 | R: 0 E: 0 K: 1 S: 6 | H: 0 LOB: 0 BB: 0 P: 9 | R: 4 E: 1 K: 0 S: 12 | H: 3 LOB: 1 BB: 2 P: 29 | R: 0 E: 0 K: 2 S: 9 | H: 0 LOB: 0 BB: 0 P: 12 | R: 0 E: 0 K: 2 S: 13 | H: 1 LOB: 2 BB: 1 P: 22 | R: 3 E: 0 K: 2 S: 15 | H: 4 LOB: 2 BB: 1 P: 29 | 1B: 9 2B: 2 3B: 0 HR: 2 | SF: 0 SAC: 0 DP: 2 HBP: 0 | WP: 0 PB: 0 CS: 1 | PA: 43 |
| PITCHER | IP WLS BF H R ER SO BB IBB HBP BLK WP HR S P ERA WHIP | | | | | | | | | | | | | | | | | | | |
| 26 Boof Bonser, R (1, 1) ERA: 6.97 | 4.1 L 22 6 7 6 1 1 1 0 0 0 0 2 41 75 12.46 1.615 | | | | | | | | | | | | | | | | | | | |
| 28 Jesse Crain, R (5, 1) ERA: 2.45 | 1.2 5 2 0 0 0 0 0 0 0 0 0 0 10 14 0.00 1.200 | | | | | | | | | | | | | | | | | | | |
| 17 Pat Neshek, R (7, 1) ERA: 2.45 | 1.0 3 0 0 0 2 0 0 0 0 0 0 0 9 12 0.00 0.000 | | | | | | | | | | | | | | | | | | | |
| Juan Rincon, R (8, 1) ERA: 15.0 | 1.0 5 1 0 0 2 1 0 0 0 0 0 0 13 22 0.00 2.000 | | | | | | | | | | | | | | | | | | | |
| 37 Denys Reyes, L (9, 1) ERA: 15.0 | 1.0 8 4 3 3 2 1 0 0 0 0 0 0 15 29 27.00 5.000 | | | | | | | | | | | | | | | | | | | |

New York Yankees @ Minnesota Twins
Hubert H. Humphrey Metrodome, Minneapolis, MN
Tue Apr 10 2007, 8:10 PM EDT
Att: 24,552 - Dome - 70 F

AB 39
R 10
H 13
RBI 10
BB 4
SO 7
LOB 16





| Batter | 1 | 2 | 3 | 4 | 5 | 6 | 7 | 8 | 9 | AB | R | H | RBI | BB | SO | LOB | BOTTOM | | | | | |
|--|---|----------------------------------|-------------------------------|----------------------------------|------------------------------|---------------------------------|------------------------------|----------------------------------|-------------------------------|----------------------------------|-------------------------------|----------------------------------|-------------------------------|----------------------------------|------------------------------|----------------------------------|------------------------------|----------------------------------|----------------------------------|------------------------------------|-------------------------|--------|
| Luis Castillo, S (1, 4) OBP: 0.333, SLG: 0.345 | 2-3 K | | 1-0 F8 | | | 1-1 G6-3 | 2-2 F9 | | | 4 | 0 | 0 | 0 | 0 | 1 | 2 | | | | | | |
| 8 Nick Punto, S (1, 5) OBP: 0.233, SLG: 0.222 | 2-2 G3 | | | 2-1 5 G4-6-3 7 1B | | 2-1 G4-3 | | 2-2 K | | 4 | 0 | 1 | 0 | 0 | 1 | 0 | | | | | | |
| 7 Joe Mauer, L (1, 2) OBP: 0.414, SLG: 0.423 41 Chris Heintz, R (9, 2) | 2-1 G4-3 | | | 1-0 5 G4-6-3 1B | | 4-2 5 C6-4 BB | | 1-1 F9 | | 3 | 0 | 1 | 0 | 1 | 0 | 0 | | | | | | |
| 5 Michael Cuddyer, R (1, 9) OBP: 0.407, SLG: 0.480 | | 2-1 33 G4-3 2B | | 0-1 G4-6-3 | | 1-2 FC6-4 | | 2-2 L7 | | 4 | 0 | 1 | 0 | 0 | 0 | 3 | | | | | | |
| 33 Justin Morneau, L (1, 3) OBP: 0.379, SLG: 0.500 | | 2-2 G4-3 | | 2-2 G3 | | | 4-2 16 BB 1B BB | | 0-0 L4 | 3 | 1 | 0 | 0 | 1 | 0 | 2 | | | | | | |
| Torii Hunter, R (1, 8) OBP: 0.269, SLG: 0.458 Jason Tyner, L (9, PH) OBP: 0.182, SLG: 0.182 | | 2-3 K | | | 1-2 G6-3 | | 4-0 16 BB 1B BB | | 1-0 G4-3 | 2 | 0 | 0 | 0 | 1 | 1 | 1 | | | | | | |
| 11 Josh Rabe, R (1, 7) 38 Luis Antonio Rodriguez (SPH) | | 2-3 K2-3 | | | 1-1 G3 | | 1-0 F9 | | 3-2 F7 | 3 | 0 | 0 | 0 | 0 | 1 | 3 | | | | | | |
| 55 Mike Redmond, R (1, 10) OBP: 0.200, SLG: 0.111 | | | 1-0 G5-3 | | 2-2 1B | | 1-1 F9 | | | 3 | 0 | 1 | 0 | 0 | 0 | 2 | | | | | | |
| Jason Bartlett, R (1, 6) OBP: 0.136, SLG: 0.050 16 Jason Kubel, L (7, PH) OBP: 0.385, SLG: 0.364 25 Alexi Casilla, S (7, PR) (8, 6) | | | 2-1 G6-3 | | 1-0 F9 | | 1-0 F9 | | 1-3 2H 1B | 2 | 0 | 0 | 0 | 0 | 0 | 1 | | | | | | |
| Inning Stats | R: 0 E: 0 K: 1 S: 11 | H: 0 LOB: 0 BB: 0 P: 17 | R: 0 E: 0 K: 2 S: 14 | H: 1 LOB: 1 BB: 0 P: 22 | R: 0 E: 0 K: 0 S: 4 | H: 0 LOB: 0 BB: 0 P: 8 | R: 0 E: 0 K: 0 S: 9 | H: 2 LOB: 1 BB: 0 P: 14 | R: 0 E: 0 K: 0 S: 12 | H: 1 LOB: 1 BB: 0 P: 17 | R: 0 E: 0 K: 0 S: 10 | H: 0 LOB: 1 BB: 1 P: 18 | R: 1 E: 0 K: 0 S: 10 | H: 1 LOB: 2 BB: 2 P: 23 | R: 0 E: 0 K: 1 S: 8 | H: 0 LOB: 0 BB: 0 P: 13 | R: 0 E: 0 K: 0 S: 6 | H: 0 LOB: 0 BB: 0 P: 10 | 1B: 4 2B: 1 3B: 0 HR: 0 | SF: 0 SAC: 0 DP: 1 HBP: 0 | WP: 0 PB: 0 CS: 0 | PA: 34 |
| PITCHER | IP WLS BF H R ER SO BB IBB HBP BLK WP HR S P ERA WHIP | | | | | | | | | | | | | | | | | | | | | |
| 46 Andy Pettitte, L (1, 1) ERA: 1.64 | 6.0 W 22 4 0 0 3 1 0 0 0 0 0 0 6 17 0.00 0.833 | | | | | | | | | | | | | | | | | | | | | |
| Scott Proctor, R (7, 1) ERA: 6.23 | 0.2 5 1 1 1 0 2 0 0 0 0 0 0 6 17 13.50 4.500 | | | | | | | | | | | | | | | | | | | | | |
| Luis Vizcaino, R (7, 1) ERA: 1.93 | 1.1 4 0 0 0 1 0 0 0 0 0 0 0 12 19 0.00 0.000 | | | | | | | | | | | | | | | | | | | | | |
| 42 Mariano Rivera, R (9, 1) ERA: 1.93 | 1.0 3 0 0 0 0 0 0 0 0 0 0 0 6 10 0.00 0.000 | | | | | | | | | | | | | | | | | | | | | |
| 42 Mariano Rivera, R (9, 1) ERA: 1.93 | 1.0 3 0 0 0 0 0 0 0 0 0 0 0 6 10 0.00 0.000 | | | | | | | | | | | | | | | | | | | | | |

New York Yankees @ Minnesota Twins
Hubert H. Humphrey Metrodome, Minneapolis, MN
Tue Apr 10 2007, 8:10 PM EDT
Att: 24,552 - Dome - 70 F

AB 31
R 1
H 5
RBI 1
BB 3
SO 4
LOB 14



| Batter | 1 | 2 | 3 | 4 | 5 | 6 | 7 | 8 | 9 | AB | R | H | RBI | BB | SO | LOB | TOP | | | | | | | | | | |
|--|-------------------------------|----------------------------------|------------------------------|----------------------------------|------------------------------|----------------------------------|-------------------------------|----------------------------------|-------------------------------|----------------------------------|------------------------------|----------------------------------|-------------------------------|----------------------------------|-------------------------------|----------------------------------|---|----------------------------------|----------------------------------|------------------------------------|-------------------------|--------|--|--|--|--|--|
| 5 Rocco Baldelli, R OBP: 0.250, SLG: 0.371 | P4 | | P4 | | 1B | | 2B | K | | 5 | 0 | 2 | 0 | 0 | 1 | 2 | <p>Tampa Bay Devil Rays @ Minnesota Twins</p> <p>Hubert H. Humphrey Metrodome, Minneapolis, MN</p> <p>Thu Apr 12 2007, 8:10 PM EDT Att: 15,869 - Dome - 70 F</p> <p>livebaseballscorecards.com</p> <p>AB 37 R 2 H 12 RBI 2 BB 3 SO 8 LOB 19</p>  | | | | | | | | | | |
| 18 Ben Zobrist, S OBP: 0.222, SLG: 0.333 | K | | 1B | | FC3-6 | | K | | 5 | 0 | 2 | 0 | 0 | 2 | 2 | | | | | | | | | | | | |
| 13 Carl Crawford, L OBP: 0.317, SLG: 0.500 | 2B | | F8 | | K | | K | | 5 | 0 | 2 | 0 | 0 | 2 | 3 | | | | | | | | | | | | |
| Ty Wigginton, R OBP: 0.375, SLG: 0.676 | K | | | 1B | | G5-3 | | HR | 5 | 1 | 2 | 1 | 0 | 1 | 1 | | | | | | | | | | | | |
| Delmon Young, R OBP: 0.368, SLG: 0.583 | | G6-3 | | F9 | | G5-3 | | 1B | 4 | 1 | 1 | 0 | 0 | 0 | 1 | | | | | | | | | | | | |
| 1 Akinori Iwamura, L OBP: 0.553, SLG: 0.567 | | G1-3 | | FC6-4 | 1B | | | BB | 3 | 0 | 1 | 0 | 1 | 0 | 1 | | | | | | | | | | | | |
| 30 Dioner Navarro, S OBP: 0.259, SLG: 0.208 | | 1B | | BB | | | | K | 2 | 0 | 1 | 0 | 2 | 1 | 2 | | | | | | | | | | | | |
| 23 Carlos Pena, L OBP: 0.200, SLG: 0.400 | F7 | | | G3-1 | | P5 | | 1B | 4 | 0 | 1 | 1 | 0 | 0 | 5 | | | | | | | | | | | | |
| 35 Elijah Dukes, R OBP: 0.290, SLG: 0.444 | | | F7 | | G5-3 | | G6-3 | K | 4 | 0 | 0 | 0 | 0 | 1 | 2 | | | | | | | | | | | | |
| Inning Stats | R: 0 E: 0 K: 2 S: 12 | H: 1 LOB: 1 BB: 0 P: 16 | R: 0 E: 0 K: 0 S: 8 | H: 1 LOB: 1 BB: 0 P: 15 | R: 0 E: 0 K: 0 S: 9 | H: 1 LOB: 1 BB: 0 P: 12 | R: 0 E: 0 K: 0 S: 10 | H: 1 LOB: 2 BB: 1 P: 18 | R: 0 E: 0 K: 1 S: 10 | H: 1 LOB: 1 BB: 0 P: 12 | R: 0 E: 0 K: 0 S: 7 | H: 1 LOB: 2 BB: 1 P: 16 | R: 0 E: 0 K: 2 S: 11 | H: 3 LOB: 1 BB: 0 P: 15 | R: 2 E: 0 K: 3 S: 17 | H: 3 LOB: 2 BB: 1 P: 26 | R: 0 E: 0 K: 0 S: 8 | H: 2 LOB: 0 BB: 0 P: 12 | 1B: 8 2B: 3 3B: 0 HR: 1 | SF: 0 SAC: 0 DP: 0 HBP: 0 | WP: 0 PB: 0 CS: 0 | PA: 40 | | | | | |
| PITCHER | IP | WLS | BF | H | R | ER | SO | BB | IBB | HBP | BLK | WP | HR | S | P | ERA | WHIP | | | | | | | | | | |
| Carlos Silva, R ERA: 0.77 | 6.2 | | 29 | 7 | 0 | 0 | 4 | 2 | 0 | 0 | 0 | 0 | 0 | 63 | 99 | 0.00 | 1.350 | | | | | | | | | | |
| 37 Denny Reyes, L ERA: 13.5 | 0.1 | H | 1 | 0 | 0 | 0 | 1 | 0 | 0 | 0 | 0 | 0 | 0 | 4 | 5 | 0.00 | 0.000 | | | | | | | | | | |
| Juan Rincon, R ERA: 6.75 | 0.1 | B | 5 | 3 | 2 | 2 | 1 | 1 | 0 | 0 | 0 | 0 | 1 | 11 | 18 | 54.00 | 12.000 | | | | | | | | | | |
| 17 Pat Neshek, R ERA | 0.2 | | 2 | 0 | 0 | 0 | 2 | 0 | 0 | 0 | 0 | 0 | 0 | 6 | 8 | 0.00 | 0.000 | | | | | | | | | | |
| 36 Joe Nathan, R ERA | 1.0 | W | 3 | 2 | 0 | 0 | 0 | 0 | 0 | 0 | 0 | 0 | 0 | 8 | 12 | 0.00 | 2.000 | | | | | | | | | | |

| Batter | 1 | 2 | 3 | 4 | 5 | 6 | 7 | 8 | 9 | AB | R | H | RBI | BB | SO | LOB | BOTTOM | | | | | | | | | | | |
|--|------------------------------|----------------------------------|-------------------------------|----------------------------------|------------------------------|----------------------------------|------------------------------|----------------------------------|-------------------------------|----------------------------------|------------------------------|---------------------------------|-------------------------------|----------------------------------|-------------------------------|----------------------------------|---|---------------------------------|----------------------------------|------------------------------------|-------------------------|--------|--|--|--|--|--|--|
| Luis Castillo, S OBP: 0.289, SLG: 0.278 | G4-3 | | F7 | | G5-3 | | | G6-3 | | 4 | 0 | 0 | 0 | 0 | 0 | 2 | <p>Tampa Bay Devil Rays @ Minnesota Twins</p> <p>Hubert H. Humphrey Metrodome, Minneapolis, MN</p> <p>Thu Apr 12 2007, 8:10 PM EDT Att: 15,869 - Dome - 70 F</p> <p>livebaseballscorecards.com</p> <p>AB 31 R 3 H 8 RBI 3 BB 0 SO 3 LOB 8</p>  | | | | | | | | | | | |
| 8 Nick Punto, S OBP: 0.237, SLG: 0.235 | F9 | | | G6-3 | K | | | K | | 4 | 0 | 0 | 0 | 0 | 2 | 2 | | | | | | | | | | | | |
| 7 Joe Mauer, L OBP: 0.417, SLG: 0.424 | G1-3 | | | HR | | F9 | | 1B | | 4 | 1 | 2 | 0 | 0 | 0 | 0 | | | | | | | | | | | | |
| 5 Michael Cuddyer, R OBP: 0.400, SLG: 0.545 | | L8 | | HR | | G5-3 | | P3 | | 4 | 1 | 1 | 2 | 0 | 0 | 1 | | | | | | | | | | | | |
| 33 Justin Morneau, L OBP: 0.351, SLG: 0.563 | | F7 | | G3 | | G3-1 | | | | 4 | 1 | 1 | 1 | 0 | 0 | 0 | | | | | | | | | | | | |
| Torii Hunter, R OBP: 0.303, SLG: 0.548 | | 2B | | G4-3 | | G5-3 | | | | 3 | 0 | 1 | 0 | 0 | 0 | 0 | | | | | | | | | | | | |
| 16 Jason Kubel, L OBP: 0.400, SLG: 0.389 | | K | | | 1B | | | 1B | | 3 | 0 | 2 | 0 | 0 | 1 | 1 | | | | | | | | | | | | |
| Jason Tyner, L OBP: 0.182, SLG: 0.182 | | | | | 1B | | | 1B | | 0 | 0 | 0 | 0 | 0 | 0 | 0 | | | | | | | | | | | | |
| 11 Josh Rabe, R OBP: 0.167, SLG: 0.167 | | | F8 | | 1B | | FC5-4 | | | 3 | 0 | 1 | 0 | 0 | 0 | 1 | | | | | | | | | | | | |
| 25 Alexi Casilla, S OBP: 0.200, SLG: 0.200 | | G6-3 | | | SH5-4 | | FC5-4 | | | 2 | 0 | 0 | 0 | 0 | 0 | 1 | | | | | | | | | | | | |
| Inning Stats | R: 0 E: 0 K: 0 S: 8 | H: 0 LOB: 0 BB: 0 P: 11 | R: 0 E: 0 K: 1 S: 10 | H: 1 LOB: 1 BB: 0 P: 16 | R: 0 E: 0 K: 0 S: 7 | H: 0 LOB: 0 BB: 0 P: 12 | R: 2 E: 0 K: 0 S: 6 | H: 2 LOB: 0 BB: 0 P: 11 | R: 0 E: 0 K: 0 S: 11 | H: 2 LOB: 2 BB: 0 P: 19 | R: 0 E: 0 K: 0 S: 6 | H: 0 LOB: 0 BB: 0 P: 7 | R: 0 E: 0 K: 0 S: 11 | H: 1 LOB: 1 BB: 0 P: 16 | R: 0 E: 0 K: 1 S: 10 | H: 1 LOB: 0 BB: 0 P: 16 | R: 1 E: 0 K: 0 S: 3 | H: 1 LOB: 0 BB: 0 P: 4 | 1B: 5 2B: 1 3B: 0 HR: 2 | SF: 0 SAC: 1 DP: 0 HBP: 0 | WP: 0 PB: 0 CS: 0 | PA: 32 | | | | | | |
| PITCHER | IP | WLS | BF | H | R | ER | SO | BB | IBB | HBP | BLK | WP | HR | S | P | ERA | WHIP | | | | | | | | | | | |
| Casey Fossum, L ERA: 7.59 | 1.1 | | | 6 | 2 | 2 | 2 | 0 | 0 | 0 | 0 | 0 | 0 | 1 | 13 | 20 | 9.00 | 2.000 | | | | | | | | | | |
| Brian Stokes, R ERA: 6.0 | 1.0 | L | 5 | 2 | 1 | 1 | 1 | 0 | 0 | 0 | 0 | 0 | 0 | 1 | 13 | 20 | 9.00 | 2.000 | | | | | | | | | | |

| Batter | 1 | 2 | 3 | 4 | 5 | 6 | 7 | 8 | 9 | AB | R | H | RBI | BB | SO | LOB | TOP | | | | | | | | | |
|--|------------------------------|---------------------------------|------------------------------|----------------------------------|-------------------------------|----------------------------------|------------------------------|----------------------------------|-------------------------------|----------------------------------|-------------------------------|----------------------------------|------------------------------|----------------------------------|-------------------------------|----------------------------------|---|----------------------------------|----------------------------------|------------------------------------|----------------------------------|--------|--|--|--|--|
| 5 Rocco Baldelli, R OBP: 0.250, SLG: 0.359 | F7 | | K | | FC5-4 | | | G5-3 | | 4 | 0 | 1 | 1 | 0 | 1 | 1 | Tampa Bay Devil Rays @ Minnesota Twins Hubert H. Humphrey Metrodome, Minneapolis, MN Fri Apr 13 2007, 8:10 PM EDT Att: 27,783 - Dome - 70 F | | | | | | | | | |
| 18 Ben Zobrist, S OBP: 0.200, SLG: 0.300 | L7 | | | L7 | K | | | F8 | | 4 | 0 | 0 | 0 | 0 | 1 | 2 | | | | | | | | | | |
| 13 Carl Crawford, L OBP: 0.311, SLG: 0.548 | G4-3 | | | G3-1 | | | | G5-3 | | 4 | 1 | 1 | 1 | 0 | 0 | 1 | | | | | | | | | | |
| Ty Wigginton, R OBP: 0.386, SLG: 0.683 | | L9 | | | | | | K | | 4 | 0 | 2 | 0 | 0 | 2 | 1 | | | | | | | | | | |
| Delmon Young, R OBP: 0.357, SLG: 0.550 | | L9 | | CS | | | | G4-3 | | 4 | 1 | 1 | 0 | 0 | 0 | 1 | | | | | | | | | | |
| 1 Akinori Iwamura, L OBP: 0.548, SLG: 0.531 | | G4-3 | | | | | | | | 2 | 1 | 0 | 0 | 2 | 1 | 1 | | | | | | | | | | |
| 23 Carlos Pena, L OBP: 0.158, SLG: 0.316 | | G3 | | | | | | | | 4 | 0 | 0 | 0 | 0 | 2 | 4 | | | | | | | | | | |
| 8 Josh Paul, R OBP: 0.364, SLG: 0.300 | | | K | | | | | | | 4 | 1 | 1 | 1 | 0 | 3 | 1 | | | | | | | | | | |
| 2 B.J. Upton, R OBP: 0.419, SLG: 0.586 | | | K | | | | | | | 3 | 0 | 1 | 1 | 0 | 2 | 0 | | | | | | | | | | |
| Inning Stats | R: 0 E: 0 K: 0 S: 3 | H: 0 LOB: 0 BB: 0 P: 4 | R: 0 E: 0 K: 0 S: 9 | H: 1 LOB: 1 BB: 0 P: 14 | R: 0 E: 0 K: 3 S: 11 | H: 0 LOB: 0 BB: 0 P: 16 | R: 0 E: 0 K: 0 S: 8 | H: 1 LOB: 0 BB: 0 P: 11 | R: 3 E: 0 K: 2 S: 20 | H: 3 LOB: 1 BB: 1 P: 30 | R: 1 E: 0 K: 2 S: 10 | H: 1 LOB: 0 BB: 0 P: 12 | R: 0 E: 0 K: 3 S: 9 | H: 0 LOB: 0 BB: 0 P: 11 | R: 0 E: 0 K: 1 S: 12 | H: 1 LOB: 1 BB: 1 P: 15 | R: 0 E: 0 K: 1 S: 12 | H: 0 LOB: 1 BB: 1 P: 19 | 1B: 5 2B: 1 3B: 0 HR: 1 | SF: 0 SAC: 0 DP: 0 HBP: 0 | WP: 1 PB: 0 SB: 0 CS: 0 | PA: 36 | | | | |
| PITCHER | IP | WLS | BF | H | R | ER | SO | BB | IBB | HBP | BLK | WP | HR | S | P | ERA | WHIP | | | | | | | | | |
| Johan Santana, L ERA: 3.6 | (1, 1) | 7.0 | L | 27 | 6 | 4 | 4 | 10 | 1 | 0 | 0 | 0 | 1 | 0 | 70 | 98 | 5.14 | 1.000 | | | | | | | | |
| 54 Matt Guerrier, R ERA: | (8, 1) | 1.1 | | 5 | 1 | 0 | 0 | 1 | 0 | 0 | 0 | 0 | 0 | 0 | 15 | 19 | 0.00 | 0.750 | | | | | | | | |
| 60 Glen Perkins, L ERA: | (9, 1) | 0.2 | | 3 | 0 | 0 | 0 | 1 | 1 | 0 | 0 | 0 | 0 | 0 | 9 | 15 | 0.00 | 1.500 | | | | | | | | |

| Batter | 1 | 2 | 3 | 4 | 5 | 6 | 7 | 8 | 9 | AB | R | H | RBI | BB | SO | LOB | BOTTOM | | | | | | | | | |
|--|-------------------------------|----------------------------------|-------------------------------|----------------------------------|------------------------------|----------------------------------|------------------------------|----------------------------------|------------------------------|----------------------------------|-------------------------------|----------------------------------|------------------------------|----------------------------------|------------------------------|----------------------------------|---|----------------------------------|----------------------------------|------------------------------------|----------------------------------|--------|--|--|--|--|
| Luis Castillo, S OBP: 0.310, SLG: 0.300 | E4 | | G5-3 | | P4 | | | G4-6-3 | | 4 | 0 | 2 | 0 | 0 | 0 | 1 | Tampa Bay Devil Rays @ Minnesota Twins Hubert H. Humphrey Metrodome, Minneapolis, MN Fri Apr 13 2007, 8:10 PM EDT Att: 27,783 - Dome - 70 F | | | | | | | | | |
| 8 Nick Punto, S OBP: 0.214, SLG: 0.211 | F9 | | B3 | | G1-3 | | | F9 | | 4 | 0 | 0 | 0 | 0 | 0 | 4 | | | | | | | | | | |
| 7 Joe Mauer, L OBP: 0.375, SLG: 0.378 | K | | G5-3 | | | | | G4-6-3 | | 4 | 0 | 0 | 0 | 0 | 2 | 3 | | | | | | | | | | |
| 5 Michael Cuddyer, R OBP: 0.359, SLG: 0.486 | F9 | | K | | F9 | | | | | 4 | 0 | 0 | 0 | 0 | 2 | 2 | | | | | | | | | | |
| 33 Justin Morneau, L OBP: 0.366, SLG: 0.667 | | L5 | | | P5 | | | | | 4 | 1 | 2 | 1 | 0 | 0 | 0 | | | | | | | | | | |
| Torii Hunter, R OBP: 0.297, SLG: 0.514 | | | | | F9 | | | | | 4 | 1 | 1 | 0 | 0 | 1 | 1 | | | | | | | | | | |
| 11 Josh Rabe, R OBP: 0.311, SLG: 0.111 | | | | | P4 | | | | | 3 | 0 | 0 | 0 | 0 | 1 | 1 | | | | | | | | | | |
| 16 Jason Kubel, L OBP: 0.381, SLG: 0.368 | | | | | | | | | | 1 | 0 | 0 | 0 | 0 | 0 | 1 | | | | | | | | | | |
| 38 Luis Antonio Rodriguez, L OBP: 0.375, SLG: 0.375 | | | | | | | | | | 3 | 0 | 1 | 1 | 0 | 1 | 0 | | | | | | | | | | |
| Jason Bartlett, R OBP: 0.160, SLG: 0.087 | | | | | | | | | | 3 | 0 | 1 | 0 | 0 | 0 | 1 | | | | | | | | | | |
| Inning Stats | R: 0 E: 1 K: 1 S: 13 | H: 0 LOB: 1 BB: 0 P: 19 | R: 1 E: 0 K: 1 S: 11 | H: 2 LOB: 1 BB: 0 P: 15 | R: 0 E: 0 K: 1 S: 7 | H: 1 LOB: 1 BB: 0 P: 11 | R: 0 E: 0 K: 0 S: 9 | H: 0 LOB: 0 BB: 0 P: 14 | R: 0 E: 0 K: 1 S: 9 | H: 1 LOB: 1 BB: 0 P: 13 | R: 1 E: 0 K: 2 S: 10 | H: 1 LOB: 0 BB: 0 P: 16 | R: 0 E: 0 K: 0 S: 9 | H: 0 LOB: 0 BB: 0 P: 13 | R: 0 E: 0 K: 0 S: 8 | H: 1 LOB: 0 BB: 0 P: 12 | R: 0 E: 0 K: 1 S: 10 | H: 1 LOB: 1 BB: 0 P: 14 | 1B: 5 2B: 1 3B: 0 HR: 1 | SF: 0 SAC: 0 DP: 1 HBP: 0 | WP: 0 PB: 0 SB: 1 CS: 0 | PA: 34 | | | | |
| PITCHER | IP | WLS | BF | H | R | ER | SO | BB | IBB | HBP | BLK | WP | HR | S | P | ERA | WHIP | | | | | | | | | |
| 19 Scott Kazmir, L ERA: 4.95 | (1, 1) | 8.0 | W | 30 | 6 | 2 | 2 | 6 | 0 | 0 | 0 | 0 | 0 | 1 | 76 | 113 | 2.25 | 0.750 | | | | | | | | |
| 28 Al Reyes, R ERA: | (9, 1) | 1.0 | S | 4 | 1 | 0 | 0 | 1 | 0 | 0 | 0 | 0 | 0 | 10 | 14 | 0.00 | 1.000 | | | | | | | | | |

AB 33
R 4
H 7
RBI 4
BB 2
SO 12
LOB 12



AB 34
R 2
H 7
RBI 2
BB 0
SO 7
LOB 14



| Batter | 1 | 2 | 3 | 4 | 5 | 6 | 7 | 8 | 9 | AB | R | H | RBI | BB | SO | LOB | TOP | | | | | |
|---|-------------------------------|----------------------------------|-------------------------------|----------------------------------|-------------------------------|----------------------------------|------------------------------|---------------------------------|-------------------------------|----------------------------------|------------------------------|---------------------------------|------------------------------|----------------------------------|-------------------------------|----------------------------------|------------------------------|----------------------------------|----------------------------------|------------------------------------|-------------------------|--------|
| Luis Castillo, S OBP: 0.314, SLG: 0.277 | | | | | | | | | | 4 | 2 | 1 | 0 | 1 | 1 | 0 | | | | | | |
| Jason Tyner, L OBP: 0.360, SLG: 0.520 | | | | | | | | | | 5 | 2 | 3 | 1 | 0 | 0 | 3 | | | | | | |
| 7 Joe Mauer, L OBP: 0.429, SLG: 0.477 | | | | | | | | | | 4 | 2 | 3 | 3 | 0 | 0 | 1 | | | | | | |
| 5 Michael Cuddyer, R OBP: 0.396, SLG: 0.540 | | | | | | | | | | 5 | 0 | 2 | 3 | 0 | 2 | 4 | | | | | | |
| 33 Justin Morneau, L OBP: 0.364, SLG: 0.583 | | | | | | | | | | 3 | 1 | 0 | 0 | 2 | 0 | 2 | | | | | | |
| Torii Hunter, R OBP: 0.320, SLG: 0.604 | | | | | | | | | | 4 | 1 | 2 | 4 | 0 | 0 | 2 | | | | | | |
| 11 Josh Rabe, R OBP: 0.100, SLG: 0.100 | | | | | | | | | | 1 | 0 | 0 | 0 | 0 | 2 | | | | | | | |
| 16 Jason Kubel, L OBP: 0.314, SLG: 0.375 | | | | | | | | | | 5 | 0 | 1 | 0 | 0 | 0 | 1 | | | | | | |
| 38 Luis Antonio Rodriguez, B OBP: 0.238, SLG: 0.381 | | | | | | | | | | 5 | 1 | 1 | 0 | 0 | 0 | 2 | | | | | | |
| Jason Bartlett, R OBP: 0.324, SLG: 0.273 | | | | | | | | | | 5 | 2 | 2 | 0 | 0 | 0 | 0 | | | | | | |
| Inning Stats | R: 2 E: 0 K: 1 S: 14 | H: 3 LOB: 1 BB: 0 P: 22 | R: 0 E: 0 K: 0 S: 10 | H: 0 LOB: 0 BB: 0 P: 16 | R: 0 E: 0 K: 1 S: 11 | H: 1 LOB: 1 BB: 0 P: 15 | R: 0 E: 0 K: 0 S: 6 | H: 1 LOB: 0 BB: 0 P: 8 | R: 5 E: 0 K: 1 S: 17 | H: 5 LOB: 1 BB: 1 P: 28 | R: 0 E: 0 K: 0 S: 6 | H: 0 LOB: 0 BB: 0 P: 7 | R: 0 E: 1 K: 0 S: 7 | H: 1 LOB: 1 BB: 0 P: 12 | R: 4 E: 0 K: 0 S: 17 | H: 4 LOB: 2 BB: 2 P: 31 | R: 0 E: 0 K: 0 S: 6 | H: 0 LOB: 0 BB: 0 P: 13 | 1B: 5 2B: 8 3B: 1 HR: 1 | SF: 0 SAC: 1 DP: 0 HBP: 0 | WP: 0 PB: 0 CS: 0 | PA: 45 |
| PITCHER | IP | WLS | BF | H | R | ER | SO | BB | IBB | HBP | BLK | WP | HR | S | P | ERA | WHIP | | | | | |
| 36 Jeff Weaver, R ERA: 15.75 | 6.0 | L | 29 | 10 | 7 | 7 | 3 | 0 | 1 | 0 | 0 | 0 | 1 | 64 | 96 | 10.50 | 1.667 | | | | | |
| 46 Sean White, R ERA: 8.44 | 2.0 | | 13 | 5 | 4 | 4 | 0 | 2 | 0 | 0 | 0 | 0 | 0 | 24 | 43 | 18.00 | 3.500 | | | | | |
| 33 Chris Reitsma, R ERA: 2.25 | 1.0 | | 3 | 0 | 0 | 0 | 0 | 0 | 0 | 0 | 0 | 0 | 0 | 6 | 13 | 0.00 | 0.000 | | | | | |

Minnesota Twins @ Seattle Mariners
Safeco Field, Seattle, WA
Tue Apr 17 2007, 7:05 PM PDT
Att: 19,017 - Partly Cloudy - 54 F

| | |
|-----|----|
| AB | 41 |
| R | 11 |
| H | 15 |
| RBI | 11 |
| BB | 3 |
| SO | 3 |
| LOB | 17 |



| Batter | 1 | 2 | 3 | 4 | 5 | 6 | 7 | 8 | 9 | AB | R | H | RBI | BB | SO | LOB | BOTTOM | | | | | |
|---|------------------------------|---------------------------------|------------------------------|----------------------------------|------------------------------|----------------------------------|------------------------------|---------------------------------|-------------------------------|----------------------------------|-------------------------------|----------------------------------|------------------------------|---------------------------------|------------------------------|---------------------------------|-------------------------------|----------------------------------|----------------------------------|------------------------------------|-------------------------|--------|
| 51 Ichiro Suzuki, L OBP: 0.342, SLG: 0.514 | | | | | | | | | | 4 | 1 | 1 | 1 | 0 | 0 | 2 | | | | | | |
| 29 Adrian Beltré, R OBP: 0.308, SLG: 0.471 | | | | | | | | | | 4 | 0 | 1 | 0 | 0 | 0 | 0 | | | | | | |
| Jose Vidro, S OBP: 0.282, SLG: 0.405 | | | | | | | | | | 4 | 0 | 2 | 0 | 0 | 0 | 1 | | | | | | |
| Raul Ibanez, L OBP: 0.237, SLG: 0.257 | | | | | | | | | | 4 | 0 | 1 | 0 | 0 | 0 | 2 | | | | | | |
| Richie Sexson, R OBP: 0.303, SLG: 0.552 | | | | | | | | | | 3 | 0 | 1 | 0 | 1 | 0 | 2 | | | | | | |
| Jose Guillen, R OBP: 0.273, SLG: 0.333 | | | | | | | | | | 3 | 0 | 1 | 0 | 0 | 0 | 1 | | | | | | |
| 2 Kenji Johjima, R OBP: 0.464, SLG: 0.600 | | | | | | | | | | 4 | 0 | 0 | 0 | 0 | 1 | 4 | | | | | | |
| 7 Yuniesky Betancourt, R OBP: 0.143, SLG: 0.296 | | | | | | | | | | 3 | 0 | 1 | 0 | 0 | 0 | 1 | | | | | | |
| Ben Broussard, L OBP: 0.200, SLG: 0.200 | | | | | | | | | | 1 | 0 | 0 | 0 | 0 | 0 | 2 | | | | | | |
| 4 Jose Lopez, R OBP: 0.290, SLG: 0.367 | | | | | | | | | | 4 | 1 | 2 | 1 | 0 | 1 | 2 | | | | | | |
| Inning Stats | R: 1 E: 0 K: 0 S: 7 | H: 2 LOB: 0 BB: 0 P: 8 | R: 0 E: 0 K: 0 S: 5 | H: 0 LOB: 0 BB: 0 P: 10 | R: 0 E: 0 K: 0 S: 7 | H: 0 LOB: 0 BB: 0 P: 13 | R: 0 E: 0 K: 0 S: 7 | H: 0 LOB: 0 BB: 0 P: 8 | R: 0 E: 0 K: 0 S: 14 | H: 1 LOB: 1 BB: 0 P: 23 | R: 1 E: 0 K: 0 S: 12 | H: 3 LOB: 2 BB: 0 P: 21 | R: 0 E: 0 K: 0 S: 6 | H: 2 LOB: 2 BB: 0 P: 9 | R: 0 E: 0 K: 0 S: 3 | H: 1 LOB: 0 BB: 0 P: 5 | R: 0 E: 0 K: 2 S: 17 | H: 1 LOB: 2 BB: 1 P: 24 | 1B: 7 2B: 1 3B: 0 HR: 2 | SF: 0 SAC: 0 DP: 3 HBP: 1 | WP: 0 PB: 0 CS: 0 | PA: 36 |
| PITCHER | IP | WLS | BF | H | R | ER | SO | BB | IBB | HBP | BLK | WP | HR | S | P | ERA | WHIP | | | | | |
| Ramon Ortiz, R ERA: 2.05 | 7.0 | W | 28 | 8 | 2 | 2 | 0 | 0 | 0 | 0 | 0 | 0 | 0 | 3 | 92 | 2.57 | 1.143 | | | | | |
| 37 Denny Reyes, L ERA: 9.0 | 1.0 | | 3 | 1 | 0 | 0 | 0 | 0 | 0 | 0 | 0 | 0 | 0 | 3 | 5 | 0.00 | 1.000 | | | | | |
| 17 Pat Neshek, R ERA: | 1.0 | | 5 | 1 | 0 | 0 | 2 | 1 | 0 | 0 | 0 | 0 | 0 | 17 | 24 | 0.00 | 2.000 | | | | | |

Minnesota Twins @ Seattle Mariners
Safeco Field, Seattle, WA
Tue Apr 17 2007, 7:05 PM PDT
Att: 19,017 - Partly Cloudy - 54 F

| | |
|-----|----|
| AB | 34 |
| R | 2 |
| H | 10 |
| RBI | 2 |
| BB | 1 |
| SO | 2 |
| LOB | 17 |



| Batter | 1 | 2 | 3 | 4 | 5 | 6 | 7 | 8 | 9 | AB | R | H | RBI | BB | SO | LOB | TOP | | | |
|---|---|---|---|---|---|---|---|---|---|---|---|---|---|---|---|---|----------------------------------|------------------------------------|----------------------------------|--------|
| Luis Castillo, S OBP: 0.321, SLG: 0.288 | | | | | | | | | | 5 | 1 | 2 | 0 | 0 | 0 | 0 | | | | |
| Jason Tyner, L OBP: 0.379, SLG: 0.500 | | | | | | | | | | 3 | 1 | 1 | 0 | 0 | 0 | 1 | | | | |
| Joe Mauer, L OBP: 0.434, SLG: 0.457 | | | | | | | | | | 2 | 2 | 0 | 0 | 2 | 1 | 0 | | | | |
| 5 Michael Cuddyer, R OBP: 0.386, SLG: 0.537 | | | | | | | | | | 4 | 1 | 1 | 1 | 0 | 0 | 3 | | | | |
| 33 Justin Morneau, L OBP: 0.373, SLG: 0.569 | | | | | | | | | | 3 | 0 | 1 | 2 | 1 | 0 | 1 | | | | |
| 55 Mike Redmond, R OBP: 0.167, SLG: 0.118 | | | | | | | | | | 4 | 0 | 1 | 1 | 0 | 0 | 2 | | | | |
| 16 Jason Kubel, L OBP: 0.282, SLG: 0.333 | | | | | | | | | 4 | 0 | 0 | 0 | 0 | 1 | 3 | | | | | |
| 38 Luis Antonio Rodriguez, B OBP: 0.240, SLG: 0.333 | | | | | | | | | 3 | 0 | 0 | 0 | 1 | 0 | 0 | | | | | |
| Jason Bartlett, R OBP: 0.293, SLG: 0.243 | | | | | | | | | 4 | 0 | 0 | 0 | 0 | 0 | 3 | | | | | |
| Inning Stats | R: 3 H: 3 E: 0 K: 0 S: 20 | H: 3 LOB: 3 BB: 3 P: 42 | R: 2 H: 1 E: 0 K: 0 S: 11 | H: 1 LOB: 1 BB: 1 P: 18 | R: 0 H: 0 E: 0 K: 0 S: 4 | H: 0 LOB: 0 BB: 0 P: 7 | R: 0 H: 1 E: 0 K: 1 S: 7 | H: 1 LOB: 1 BB: 0 P: 10 | R: 0 H: 0 E: 0 K: 0 S: 8 | H: 0 LOB: 0 BB: 0 P: 13 | R: 0 H: 0 E: 0 K: 0 S: 7 | H: 0 LOB: 0 BB: 0 P: 11 | R: 0 H: 0 E: 0 K: 1 S: 8 | H: 0 LOB: 0 BB: 0 P: 10 | R: 0 H: 0 E: 0 K: 0 S: 8 | H: 0 LOB: 0 BB: 0 P: 9 | 1B: 5 2B: 1 3B: 0 HR: 0 | SF: 0 SAC: 0 DP: 1 HBP: 1 | WP: 1 PB: 0 SB: 2 CS: 0 | PA: 37 |
| PITCHER | IP WLS BF H R ER SO BB IBB HBP BLK WP HR S P ERA WHIP | IP WLS BF H R ER SO BB IBB HBP BLK WP HR S P ERA WHIP | IP WLS BF H R ER SO BB IBB HBP BLK WP HR S P ERA WHIP | IP WLS BF H R ER SO BB IBB HBP BLK WP HR S P ERA WHIP | IP WLS BF H R ER SO BB IBB HBP BLK WP HR S P ERA WHIP | IP WLS BF H R ER SO BB IBB HBP BLK WP HR S P ERA WHIP | IP WLS BF H R ER SO BB IBB HBP BLK WP HR S P ERA WHIP | IP WLS BF H R ER SO BB IBB HBP BLK WP HR S P ERA WHIP | IP WLS BF H R ER SO BB IBB HBP BLK WP HR S P ERA WHIP | IP WLS BF H R ER SO BB IBB HBP BLK WP HR S P ERA WHIP | IP WLS BF H R ER SO BB IBB HBP BLK WP HR S P ERA WHIP | IP WLS BF H R ER SO BB IBB HBP BLK WP HR S P ERA WHIP | IP WLS BF H R ER SO BB IBB HBP BLK WP HR S P ERA WHIP | IP WLS BF H R ER SO BB IBB HBP BLK WP HR S P ERA WHIP | IP WLS BF H R ER SO BB IBB HBP BLK WP HR S P ERA WHIP | IP WLS BF H R ER SO BB IBB HBP BLK WP HR S P ERA WHIP | | | | |
| 34 Félix Hernández, R ERA: 1.56 | 0.1 | L | 4 | 2 | 3 | 3 | 0 | 1 | 0 | 0 | 0 | 0 | 0 | 0 | 0 | 0 | 81.00 | 9.000 | | |
| 49 Jake Woods, L ERA: 5.87 | 5.2 | | 24 | 4 | 2 | 2 | 1 | 3 | 0 | 1 | 0 | 0 | 0 | 0 | 50 | 83 | 3.18 | 1.235 | | |
| George Sherrill, L ERA: 2.7 | 2.0 | | 6 | 0 | 0 | 0 | 1 | 0 | 0 | 0 | 0 | 0 | 0 | 15 | 21 | 0.00 | 0.000 | | | |
| 40 Julio Mateo, R ERA: 2.7 | 1.0 | | 3 | 0 | 0 | 0 | 0 | 0 | 0 | 0 | 0 | 0 | 0 | 8 | 9 | 0.00 | 0.000 | | | |

Minnesota Twins @ Seattle Mariners
Safeco Field, Seattle, WA
Wed Apr 18 2007, 7:05 PM PDT
Att: 20,881 - Cloudy - 50 F

AB 32
R 5
H 6
RBI 4
BB 4
SO 2
LOB 13

| Batter | 1 | 2 | 3 | 4 | 5 | 6 | 7 | 8 | 9 | AB | R | H | RBI | BB | SO | LOB | BOTTOM | | | | | |
|---|---|---|---|---|---|---|---|---|---|---|---|---|---|---|---|---|---------------------------------------|----------------------------------|-----------------------------------|------------------------------------|----------------------------------|--------|
| 51 Ichiro Suzuki, L OBP: 0.349, SLG: 0.500 | | | | | | | | | | 5 | 1 | 2 | 0 | 0 | 0 | 2 | | | | | | |
| 29 Adrian Beltré, R OBP: 0.341, SLG: 0.474 | | | | | | | | | | 4 | 1 | 2 | 0 | 1 | 2 | 3 | | | | | | |
| Jose Vidro, S OBP: 0.295, SLG: 0.405 | | | | | | | | | | 5 | 0 | 2 | 1 | 0 | 0 | 6 | | | | | | |
| Raul Ibanez, L OBP: 0.214, SLG: 0.231 | | | | | | | | | | 4 | 0 | 0 | 0 | 0 | 0 | 3 | | | | | | |
| Richie Sexson, R OBP: 0.324, SLG: 0.625 | | | | | | | | | | 3 | 1 | 1 | 3 | 1 | 2 | 1 | | | | | | |
| Ben Broussard, L OBP: 0.222, SLG: 0.222 | | | | | | | | | | 4 | 0 | 1 | 0 | 0 | 1 | 1 | | | | | | |
| 2 Kenji Johjima, R OBP: 0.469, SLG: 0.586 | | | | | | | | | | 4 | 0 | 2 | 0 | 0 | 0 | 2 | | | | | | |
| 7 Yuniesky Betancourt, R OBP: 0.156, SLG: 0.290 | | | | | | | | | | 4 | 0 | 1 | 0 | 0 | 0 | 3 | | | | | | |
| 4 Jose Lopez, R OBP: 0.286, SLG: 0.353 | | | | | | | | | | 4 | 1 | 1 | 0 | 0 | 0 | 3 | | | | | | |
| Inning Stats | R: 0 H: 0 E: 0 K: 0 S: 7 | H: 0 LOB: 1 BB: 1 P: 13 | R: 0 H: 0 E: 0 K: 2 S: 9 | H: 0 LOB: 0 BB: 0 P: 15 | R: 0 H: 1 E: 0 K: 0 S: 10 | H: 1 LOB: 1 BB: 0 P: 13 | R: 0 H: 1 E: 0 K: 2 S: 10 | H: 1 LOB: 1 BB: 0 P: 16 | R: 0 H: 1 E: 0 K: 0 S: 6 | H: 1 LOB: 1 BB: 0 P: 6 | R: 3 H: 3 E: 0 K: 0 S: 9 | H: 3 LOB: 3 BB: 0 P: 17 | R: 0 H: 3 E: 0 K: 1 S: 11 | H: 3 LOB: 3 BB: 0 P: 16 | R: 0 H: 0 E: 0 K: 0 S: 11 | H: 0 LOB: 1 BB: 1 P: 17 | R: 1 H: 3 E: 0 K: 0 S: 15 | H: 3 LOB: 2 BB: 0 P: 24 | 1B: 11 2B: 0 3B: 0 HR: 1 | SF: 0 SAC: 0 DP: 1 HBP: 0 | WP: 0 PB: 0 SB: 0 CS: 0 | PA: 39 |
| PITCHER | IP WLS BF H R ER SO BB IBB HBP BLK WP HR S P ERA WHIP | IP WLS BF H R ER SO BB IBB HBP BLK WP HR S P ERA WHIP | IP WLS BF H R ER SO BB IBB HBP BLK WP HR S P ERA WHIP | IP WLS BF H R ER SO BB IBB HBP BLK WP HR S P ERA WHIP | IP WLS BF H R ER SO BB IBB HBP BLK WP HR S P ERA WHIP | IP WLS BF H R ER SO BB IBB HBP BLK WP HR S P ERA WHIP | IP WLS BF H R ER SO BB IBB HBP BLK WP HR S P ERA WHIP | IP WLS BF H R ER SO BB IBB HBP BLK WP HR S P ERA WHIP | IP WLS BF H R ER SO BB IBB HBP BLK WP HR S P ERA WHIP | IP WLS BF H R ER SO BB IBB HBP BLK WP HR S P ERA WHIP | IP WLS BF H R ER SO BB IBB HBP BLK WP HR S P ERA WHIP | IP WLS BF H R ER SO BB IBB HBP BLK WP HR S P ERA WHIP | IP WLS BF H R ER SO BB IBB HBP BLK WP HR S P ERA WHIP | IP WLS BF H R ER SO BB IBB HBP BLK WP HR S P ERA WHIP | IP WLS BF H R ER SO BB IBB HBP BLK WP HR S P ERA WHIP | IP WLS BF H R ER SO BB IBB HBP BLK WP HR S P ERA WHIP | | | | | | |
| Carlos Silva, R ERA: 2.0 | 6.1 | W | 27 | 8 | 3 | 3 | 4 | 1 | 0 | 0 | 0 | 0 | 0 | 0 | 0 | 0 | 4.26 | 1.421 | | | | |
| 37 Denny Reyes, L ERA: 9.0 | 0.0 | | 1 | 1 | 0 | 0 | 0 | 0 | 0 | 0 | 0 | 0 | 0 | 2 | 2 | ∞ | ∞ | | | | | |
| 54 Matt Guerrier, R ERA: 3.38 | 0.2 | H | 2 | 0 | 0 | 0 | 1 | 0 | 0 | 0 | 0 | 0 | 0 | 4 | 7 | 0.00 | 0.000 | | | | | |
| Juan Rincon, R ERA: 3.38 | 1.0 | H | 4 | 0 | 0 | 0 | 0 | 1 | 0 | 0 | 0 | 0 | 0 | 11 | 17 | 0.00 | 1.000 | | | | | |
| 36 Joe Nathan, R ERA: 3.86 | 1.0 | S | 5 | 3 | 1 | 1 | 0 | 0 | 0 | 0 | 0 | 0 | 0 | 15 | 24 | 9.00 | 3.000 | | | | | |

Minnesota Twins @ Seattle Mariners
Safeco Field, Seattle, WA
Wed Apr 18 2007, 7:05 PM PDT
Att: 20,881 - Cloudy - 50 F

AB 37
R 4
H 12
RBI 4
BB 2
SO 5
LOB 24

| Batter | 1 | 2 | 3 | 4 | 5 | 6 | 7 | 8 | 9 | AB | R | H | RBI | BB | SO | LOB | TOP | | | | | | | | | | |
|---|-------------------------------|----------------------------------|------------------------------|----------------------------------|------------------------------|----------------------------------|------------------------------|----------------------------------|-------------------------------|----------------------------------|-------------------------------|----------------------------------|-------------------------------|----------------------------------|------------------------------|---------------------------------|--|------------------------------------|-------------------------|--------|--|--|--|--|--|--|--|
| Luis Castillo, S (1,4) OBP: 0.322, SLG: 0.309 25 Alexi Casilla, S (5, PR) OBP: 0.250, SLG: 0.250 | G5-3 | | G5-3 | | | | | | | 3 | 0 | 1 | 0 | 0 | 0 | 0 | Minnesota Twins @ Seattle Mariners Safeco Field, Seattle, WA Thu Apr 19 2007, 3:35 PM PDT Att: 19,377 - Partly Cloudy - 55 F | | | | | | | | | | |
| 8 Nick Punto, S (1,5) OBP: 0.217, SLG: 0.214 | K | | | | | | | | | 4 | 0 | 1 | 0 | 0 | 1 | 2 | | | | | | | | | | | |
| 7 Joe Mauer, L (1,2) OBP: 0.466, SLG: 0.458 | G4-3 | | | | | | | | | 2 | 1 | 1 | 0 | 2 | 0 | 0 | | | | | | | | | | | |
| 5 Michael Cuddyer, R (1,9) OBP: 0.371, SLG: 0.525 | | L9 | P3 | | | | | | | 5 | 1 | 1 | 2 | 0 | 1 | 6 | | | | | | | | | | | |
| 33 Justin Morneau, L (1,3) OBP: 0.391, SLG: 0.564 | | | G1-3 | | | | | | | 4 | 2 | 2 | 0 | 1 | 1 | 4 | | | | | | | | | | | |
| 55 Mike Redmond, R (1,10) OBP: 0.217, SLG: 0.227 | | | | | | | | | | 5 | 0 | 2 | 2 | 0 | 1 | 2 | | | | | | | | | | | |
| 11 Josh Rabe, R (1,7) OBP: 0.133, SLG: 0.133 | | | | | | | | | | 5 | 0 | 1 | 1 | 0 | 2 | 2 | | | | | | | | | | | |
| Jason Tyner, L (1,8) OBP: 0.364, SLG: 0.469 | | | | | | | | | | 4 | 0 | 1 | 1 | 0 | 0 | 2 | | | | | | | | | | | |
| Jason Bartlett, R (1,6) OBP: 0.289, SLG: 0.244 | | | | | | | | | | 4 | 1 | 1 | 0 | 0 | 0 | 3 | | | | | | | | | | | |
| Inning Stats | R: 0 E: 0 K: 1 S: 12 | H: 0 LOB: 0 BB: 0 P: 18 | R: 1 E: 0 K: 1 S: 9 | H: 3 LOB: 2 BB: 0 P: 16 | R: 0 E: 0 K: 0 S: 7 | H: 1 LOB: 2 BB: 1 P: 14 | R: 0 E: 0 K: 0 S: 7 | H: 1 LOB: 1 BB: 0 P: 13 | R: 0 E: 0 K: 2 S: 13 | H: 0 LOB: 0 BB: 0 P: 11 | R: 5 E: 1 K: 0 S: 12 | H: 4 LOB: 1 BB: 2 P: 25 | R: 0 E: 0 K: 0 S: 11 | H: 2 LOB: 2 BB: 0 P: 17 | R: 0 E: 0 K: 1 S: 6 | H: 1 LOB: 0 BB: 0 P: 7 | 1B: 10 2B: 3 3B: 0 HR: 0 | SF: 0 SAC: 1 DP: 1 HBP: 1 | WP: 0 PB: 0 CS: 0 | PA: 43 | | | | | | | |
| PITCHER | IP | WLS | BF | H | R | ER | SO | BB | IBB | HBP | BLK | WP | HR | S | P | ERA | WHIP | | | | | | | | | | |
| 56 Jarrod Washburn, L (1,1) ERA: 4.42 | 6.1 | L | 30 | 8 | 4 | 4 | 5 | 1 | 1 | 1 | 1 | 0 | 0 | 59 | 99 | 5.68 | 1.421 | | | | | | | | | | |
| 40 Julio Mateo, R (7,1) ERA: 5.14 | 0.1 | B | 4 | 2 | 2 | 2 | 0 | 0 | 1 | 0 | 0 | 0 | 0 | 6 | 12 | 54.00 | 6.000 | | | | | | | | | | |
| George Sherrill, L (7,1) ERA: | 0.1 | | 1 | 0 | 0 | 0 | 0 | 0 | 0 | 0 | 0 | 0 | 0 | 3 | 6 | 0.00 | 0.000 | | | | | | | | | | |
| 33 Chris Reitsma, R (8,1) ERA: 1.8 | 1.0 | | 5 | 2 | 0 | 0 | 0 | 0 | 0 | 0 | 0 | 0 | 0 | 11 | 17 | 0.00 | 2.000 | | | | | | | | | | |
| 20 J.J. Putz, R (9,1) ERA: 3.6 | 1.0 | | 3 | 1 | 0 | 0 | 1 | 0 | 0 | 0 | 0 | 0 | 0 | 6 | 7 | 0.00 | 1.000 | | | | | | | | | | |

| | |
|-----|----|
| AB | 38 |
| R | 6 |
| H | 13 |
| RBI | 6 |
| BB | 3 |
| SO | 6 |
| LOB | 21 |



| Batter | 1 | 2 | 3 | 4 | 5 | 6 | 7 | 8 | 9 | AB | R | H | RBI | BB | SO | LOB | BOTTOM | | | | | | | | | | |
|---|-------------------------------|----------------------------------|------------------------------|----------------------------------|-------------------------------|----------------------------------|------------------------------|---------------------------------|------------------------------|---------------------------------|-------------------------------|----------------------------------|------------------------------|----------------------------------|------------------------------|----------------------------------|--|----------------------------------|----------------------------------|------------------------------------|-------------------------|--------|--|--|--|--|--|
| 51 Ichiro Suzuki, L (1,8) OBP: 0.362, SLG: 0.500 | E6 | | F9 | | | | | | | 4 | 1 | 2 | 0 | 0 | 1 | 0 | Minnesota Twins @ Seattle Mariners Safeco Field, Seattle, WA Thu Apr 19 2007, 3:35 PM PDT Att: 19,377 - Partly Cloudy - 55 F | | | | | | | | | | |
| 29 Adrian Beltré, R (1,5) OBP: 0.333, SLG: 0.439 | F8 | | K | | | | | | | 3 | 0 | 0 | 0 | 1 | 1 | 2 | | | | | | | | | | | |
| Jose Vidro, S (1,10) OBP: 0.313, SLG: 0.400 | FC1-5-2-6 | | | | | | | | | 3 | 2 | 1 | 0 | 1 | 0 | 1 | | | | | | | | | | | |
| Raul Ibanez, L (1,7) OBP: 0.239, SLG: 0.326 | | | | | | | | | | 4 | 1 | 2 | 4 | 0 | 0 | 1 | | | | | | | | | | | |
| Richie Sexson, R (1,3) OBP: 0.317, SLG: 0.611 16 Willie Bloomquist, R (9, PR) ERA: | | | | | | | | | | 4 | 0 | 1 | 0 | 0 | 2 | 0 | | | | | | | | | | | |
| Jose Guillen, R (1,9) OBP: 0.243, SLG: 0.294 | | | | | | | | | | 4 | 0 | 0 | 0 | 0 | 2 | 1 | | | | | | | | | | | |
| 2 Kenji Johjima, R (1,2) OBP: 0.429, SLG: 0.531 | | | | | | | | | | 3 | 0 | 0 | 0 | 0 | 0 | 0 | | | | | | | | | | | |
| 7 Yuniesky Betancourt, R (1,6) OBP: 0.171, SLG: 0.382 | | | | | | | | | | 3 | 1 | 1 | 1 | 0 | 1 | 0 | | | | | | | | | | | |
| 4 Jose Lopez, R (1,4) OBP: 0.270, SLG: 0.333 Ben Broussard, L (9, PH) OBP: 0.200, SLG: 0.200 | | | | | | | | | | 2 | 0 | 0 | 0 | 0 | 1 | 0 | | | | | | | | | | | |
| Inning Stats | R: 1 E: 1 K: 0 S: 14 | H: 2 LOB: 1 BB: 0 P: 22 | R: 0 E: 0 K: 1 S: 8 | H: 0 LOB: 0 BB: 0 P: 13 | R: 1 E: 0 K: 2 S: 12 | H: 1 LOB: 0 BB: 0 P: 16 | R: 0 E: 0 K: 0 S: 5 | H: 1 LOB: 0 BB: 0 P: 6 | R: 0 E: 0 K: 2 S: 7 | H: 0 LOB: 0 BB: 0 P: 8 | R: 0 E: 0 K: 1 S: 11 | H: 0 LOB: 0 BB: 1 P: 18 | R: 0 E: 0 K: 0 S: 8 | H: 0 LOB: 0 BB: 0 P: 13 | R: 0 E: 0 K: 0 S: 8 | H: 0 LOB: 0 BB: 0 P: 12 | R: 3 E: 0 K: 1 S: 24 | H: 3 LOB: 1 BB: 1 P: 37 | 1B: 4 2B: 1 3B: 0 HR: 2 | SF: 0 SAC: 0 DP: 1 HBP: 0 | WP: 0 PB: 0 CS: 1 | PA: 34 | | | | | |
| PITCHER | IP | WLS | BF | H | R | ER | SO | BB | IBB | HBP | BLK | WP | HR | S | P | ERA | WHIP | | | | | | | | | | |
| Johan Santana, L (1,1) ERA: 3.0 | 7.0 | W | 23 | 4 | 2 | 1 | 7 | 1 | 0 | 0 | 0 | 0 | 0 | 8 | 12 | 0.00 | 0.714 | | | | | | | | | | |
| 28 Jesse Crain, R (8,1) ERA: 1.93 | 1.0 | | 3 | 0 | 0 | 0 | 0 | 0 | 0 | 0 | 0 | 0 | 0 | 8 | 12 | 0.00 | 0.000 | | | | | | | | | | |
| 17 Pat Neshek, R (9,1) ERA: 4.5 | 0.2 | | 5 | 2 | 3 | 3 | 0 | 1 | 0 | 0 | 0 | 0 | 1 | 18 | 28 | 40.50 | 4.500 | | | | | | | | | | |
| 36 Joe Nathan, R (9,1) ERA: 3.88 | 0.1 | S | 2 | 1 | 0 | 0 | 1 | 0 | 0 | 0 | 0 | 0 | 0 | 6 | 9 | 0.00 | 3.000 | | | | | | | | | | |

| | |
|-----|----|
| AB | 31 |
| R | 5 |
| H | 7 |
| RBI | 5 |
| BB | 2 |
| SO | 8 |
| LOB | 5 |



| Batter | 1 | 2 | 3 | 4 | 5 | 6 | 7 | 8 | 9 | AB | R | H | RBI | BB | SO | LOB | TOP | | | | | | | | |
|--|------------------------------|----------------------------------|-------------------------------|----------------------------------|-------------------------------|----------------------------------|------------------------------|---------------------------------|-------------------------------|----------------------------------|-------------------------------|----------------------------------|-------------------------------|----------------------------------|------------------------------|----------------------------------|--|---------------------------------|----------------------------------|------------------------------------|----------------------------------|--------|--|--|--|
| 25 Alexi Casilla, S OBP: 0.235, SLG: 0.235 | F7 | B3 | | | G5-3 | F5 | | 1B | | 5 | 0 | 1 | 0 | 0 | 0 | 4 | Minnesota Twins @ Kansas City Royals Kauffman Stadium, Kansas City, MO Fri Apr 20 2007, 7:10 PM CDT Att: 31,813 - Clear - 74 F livebaseballscorecards.com | | | | | | | | |
| 8 Nick Punto, S OBP: 0.255, SLG: 0.261 | F7 | | 2B | | 7 1B | 1B | | G6-3 | | 4 | 2 | 2 | 2 | 1 | 0 | 1 | | | | | | | | | |
| 7 Joe Mauer, L OBP: 0.476, SLG: 0.491 | 1B | | 2B | | 1B | K | | | K | 5 | 0 | 3 | 2 | 0 | 2 | 2 | | | | | | | | | |
| 5 Michael Cuddyer, R OBP: 0.373, SLG: 0.556 | F9 | | G6-3 | | F8 | | | | HR | 4 | 1 | 1 | 1 | 1 | 0 | 3 | | | | | | | | | |
| 33 Justin Morneau, L OBP: 0.391, SLG: 0.550 | | 1B | F9 | | F9 | | | | P6 | 5 | 1 | 2 | 0 | 0 | 0 | 2 | | | | | | | | | |
| Tori Hunter, R OBP: 0.305, SLG: 0.585 | K | | K | | | G4-3 | | | L5 | 5 | 0 | 1 | 0 | 0 | 2 | 4 | | | | | | | | | |
| 55 Mike Redmond, R OBP: 0.222, SLG: 0.269 | | G5-3 | | | G6-3 | FC1-5 | | | | 4 | 2 | 1 | 1 | 0 | 0 | 2 | | | | | | | | | |
| Jason Tyner, L OBP: 0.378, SLG: 0.457 | G5-3 | | | | G1-3 | 1B | | | | 3 | 1 | 1 | 0 | 1 | 0 | 1 | | | | | | | | | |
| Jason Bartlett, R OBP: 0.306, SLG: 0.250 | | | | | G5-3 | 1B | | | G6-4-3 | 3 | 0 | 1 | 1 | 1 | 0 | 1 | | | | | | | | | |
| Inning Stats | R: 0 E: 0 K: 0 S: 9 | H: 1 LOB: 1 BB: 0 P: 13 | R: 2 E: 0 K: 1 S: 13 | H: 3 LOB: 1 BB: 0 P: 14 | R: 1 E: 0 K: 1 S: 10 | H: 2 LOB: 1 BB: 0 P: 14 | R: 0 E: 0 K: 0 S: 6 | H: 0 LOB: 0 BB: 0 P: 7 | R: 1 E: 0 K: 0 S: 11 | H: 1 LOB: 1 BB: 1 P: 23 | R: 2 E: 0 K: 1 S: 14 | H: 2 LOB: 1 BB: 2 P: 27 | R: 0 E: 0 K: 0 S: 11 | H: 1 LOB: 1 BB: 1 P: 21 | R: 0 E: 0 K: 0 S: 8 | H: 2 LOB: 1 BB: 0 P: 11 | R: 1 E: 0 K: 1 S: 6 | H: 1 LOB: 0 BB: 0 P: 8 | 1B: 8 2B: 4 3B: 0 HR: 1 | SF: 0 SAC: 0 DP: 2 HBP: 0 | WP: 0 PB: 0 SB: 2 CS: 0 | PA: 42 | | | |
| PITCHER | IP | WLS | BF | H | R | ER | SO | BB | IBB | HBP | BLK | WP | HR | S | P | ERA | WHIP | | | | | | | | |
| 45 Odalis Perez, L ERA: 8.64 | 5.0 | W | 23 | 7 | 4 | 4 | 2 | 1 | 0 | 0 | 0 | 0 | 0 | 49 | 71 | 7.20 | 1.600 | | | | | | | | |
| 47 Ryan Braun, R ERA: 3.24 | 0.1 | H | 4 | 1 | 2 | 2 | 0 | 2 | 0 | 0 | 0 | 0 | 0 | 7 | 19 | 54.00 | 9.000 | | | | | | | | |
| 41 Jimmy Gobble, L ERA: 1.59 | 0.2 | H | 3 | 1 | 0 | 0 | 1 | 0 | 0 | 0 | 0 | 0 | 0 | 7 | 8 | 0.00 | 1.500 | | | | | | | | |
| Todd Wellemeyer, R ERA: 12.71 | 1.0 | H | 4 | 1 | 0 | 0 | 0 | 1 | 0 | 0 | 0 | 0 | 0 | 11 | 21 | 0.00 | 2.000 | | | | | | | | |
| David Riske, R ERA: 5.4 | 2.0 | S | 8 | 3 | 1 | 1 | 1 | 0 | 0 | 0 | 0 | 0 | 1 | 14 | 19 | 4.50 | 1.500 | | | | | | | | |


| Batter | 1 | 2 | 3 | 4 | 5 | 6 | 7 | 8 | 9 | AB | R | H | RBI | BB | SO | LOB | BOTTOM | | | | | | | | |
|---|------------------------------|----------------------------------|-------------------------------|----------------------------------|-------------------------------|----------------------------------|------------------------------|----------------------------------|-------------------------------|----------------------------------|------------------------------|----------------------------------|------------------------------|---------------------------------|-------------------------------|----------------------------------|--|------------------------------------|----------------------------------|--------|--|--|--|--|--|
| 9 David DeJesus, L OBP: 0.419, SLG: 0.582 | G5-4-3 | | G4-3 | | | | | 1B | | 5 | 2 | 3 | 0 | 0 | 0 | 3 | Minnesota Twins @ Kansas City Royals Kauffman Stadium, Kansas City, MO Fri Apr 20 2007, 7:10 PM CDT Att: 31,813 - Clear - 74 F livebaseballscorecards.com | | | | | | | | |
| 15 Mark Grudzielanek, R OBP: 0.283, SLG: 0.372 | G5-4-3 | | F9 | | HR | | | HBP | | 4 | 1 | 1 | 2 | 0 | 0 | 2 | | | | | | | | | |
| 24 Mark Teahen, L OBP: 0.362, SLG: 0.347 | G3 | | 1B | | 1B | | | HBP | | 4 | 2 | 3 | 1 | 0 | 0 | 0 | | | | | | | | | |
| 29 Mike Sweeney, R OBP: 0.294, SLG: 0.289 | | HR | G5-3 | | 1B | | | HBP | | 4 | 2 | 2 | 2 | 1 | 0 | 2 | | | | | | | | | |
| 11 Ross Gload, L OBP: 0.294, SLG: 0.281 | L8 | | | | FC6-4 | | | BB | | 5 | 1 | 0 | 1 | 0 | 1 | 5 | | | | | | | | | |
| 16 Reggie Sanders, R OBP: 0.448, SLG: 0.778 | K | | | | F9 | | | SF9 | | 4 | 1 | 2 | 1 | 0 | 1 | 1 | | | | | | | | | |
| Emil Brown, R OBP: 0.182, SLG: 0.214 | K | | | | 1B | | | | | 0 | 0 | 0 | 1 | 0 | 0 | 0 | | | | | | | | | |
| 4 Alex Gordon, L OBP: 0.241, SLG: 0.255 | | BB | | | F7 | | | HR | | 3 | 1 | 1 | 1 | 2 | 0 | 1 | | | | | | | | | |
| 14 John Buck, R OBP: 0.529, SLG: 0.893 | | G6-3 | | | 1B | | | | | 3 | 0 | 1 | 0 | 2 | 1 | 3 | | | | | | | | | |
| 1 Tony Pena Jr., R OBP: 0.250, SLG: 0.351 | | | G4-3 | | G1-3 | | | G4-6-3 | | 4 | 1 | 2 | 0 | 0 | 0 | 3 | | | | | | | | | |
| Inning Stats | R: 0 E: 0 K: 0 S: 6 | H: 1 LOB: 0 BB: 0 P: 10 | R: 1 E: 0 K: 1 S: 10 | H: 1 LOB: 1 BB: 1 P: 16 | R: 1 E: 0 K: 0 S: 10 | H: 2 LOB: 1 BB: 0 P: 15 | R: 0 E: 0 K: 1 S: 9 | H: 2 LOB: 2 BB: 0 P: 16 | R: 5 E: 0 K: 0 S: 21 | H: 6 LOB: 2 BB: 1 P: 35 | R: 0 E: 0 K: 0 S: 9 | H: 1 LOB: 1 BB: 0 P: 16 | R: 1 E: 0 K: 0 S: 5 | H: 1 LOB: 0 BB: 1 P: 9 | R: 3 E: 0 K: 1 S: 16 | H: 1 LOB: 2 BB: 2 P: 35 | 1B: 11 2B: 1 3B: 0 HR: 3 | SF: 1 SAC: 0 DP: 2 HBP: 2 | WP: 4 PB: 0 SB: 1 CS: 0 | PA: 44 | | | | | |
| PITCHER | IP | WLS | BF | H | R | ER | SO | BB | IBB | HBP | BLK | WP | HR | S | P | ERA | WHIP | | | | | | | | |
| Sidney Ponson, R ERA: 9.39 | 4.1 | L | 23 | 10 | 6 | 6 | 2 | 1 | 0 | 0 | 0 | 1 | 0 | 23 | 39 | 5.40 | 2.538 | | | | | | | | |
| 60 Glen Perkins, L ERA: 8.31 | 1.2 | | 9 | 3 | 1 | 1 | 0 | 1 | 0 | 0 | 0 | 1 | 0 | 23 | 39 | 5.40 | 2.400 | | | | | | | | |
| 54 Matt Guerrier, R ERA: 2.61 | 1.0 | | 6 | 2 | 3 | 3 | 0 | 1 | 0 | 1 | 0 | 1 | 1 | 10 | 18 | 27.00 | 3.000 | | | | | | | | |
| 37 Denny Reyes, L ERA: 10.8 | 0.0 | | 1 | 0 | 0 | 0 | 0 | 0 | 0 | 1 | 0 | 0 | 0 | 1 | 2 | ∞ | ∞ | | | | | | | | |
| Juan Rincon, R ERA: 2.94 | 1.0 | | 5 | 0 | 1 | 1 | 1 | 2 | 0 | 0 | 0 | 1 | 0 | 10 | 24 | 9.00 | 2.000 | | | | | | | | |

| Batter | 1 | 2 | 3 | 4 | 5 | 6 | 7 | 8 | 9 | AB | R | H | RBI | BB | SO | LOB | TOP | | | | |
|--|-------------------------------|----------------------------------|-------------------------------|----------------------------------|------------------------------|----------------------------------|-------------------------------|----------------------------------|-------------------------------|----------------------------------|-------------------------------|----------------------------------|------------------------------|----------------------------------|-------------------------------|----------------------------------|--|------------------------------------|----------------------------------|--------|--|
| 25 Alexi Casilla, S OBP: 0.273, SLG: 0.273 | G6-3 | | K | | G4-3 | | P5 | | | 5 | 2 | 2 | 0 | 0 | 1 | 2 | Minnesota Twins @ Kansas City Royals Kauffman Stadium, Kansas City, MO Sat Apr 21 2007, 1:10 PM CDT Att: 20,566 - Sunny - 75 F | | | | |
| 8 Nick Punto, S OBP: 0.286, SLG: 0.320 | 1B | | BB | | G4-3 | | 3B | | G4-3 | 4 | 1 | 2 | 1 | 1 | 0 | 1 | | | | | |
| 7 Joe Mauer, L OBP: 0.471, SLG: 0.526 | P5 | | L9-3 | | 2B | | SF7 | | 2B | 4 | 0 | 2 | 2 | 0 | 0 | 2 | | | | | |
| 5 Michael Cuddyer, R OBP: 0.361, SLG: 0.529 | F9 | | | | P3-5 | | F8 | | K | 5 | 1 | 1 | 0 | 0 | 1 | 3 | | | | | |
| 33 Justin Morneau, L OBP: 0.405, SLG: 0.578 | | | | | 1B | | L7 | | | 4 | 1 | 2 | 0 | 1 | 0 | 0 | | | | | |
| Tori Hunter, R OBP: 0.333, SLG: 0.596 | G6-3 | | | | 2B | | E8 | | K | 4 | 2 | 2 | 1 | 0 | 1 | 3 | | | | | |
| 16 Jason Kubel, L OBP: 0.279, SLG: 0.325 | K | | | | G3-2 | | 1B | | L8 | 4 | 0 | 1 | 0 | 0 | 1 | 4 | | | | | |
| 55 Mike Redmond, R OBP: 0.290, SLG: 0.333 | | | | | 1B | | 1B | | E6 | 4 | 0 | 3 | 3 | 0 | 0 | 1 | | | | | |
| 38 Luis Antonio Rodriguez, L OBP: 0.241, SLG: 0.321 | F8 | | | | F8 | | G3-6-3 | | 1B | 4 | 0 | 1 | 0 | 0 | 0 | 4 | | | | | |
| Jason Bartlett, R OBP: 0.306, SLG: 0.250 | | | | | | | | | | 0 | 0 | 0 | 0 | 0 | 0 | 0 | | | | | |
| Inning Stats | R: 0 E: 0 K: 0 S: 12 | H: 1 LOB: 1 BB: 0 P: 18 | R: 1 E: 0 K: 1 S: 14 | H: 2 LOB: 1 BB: 0 P: 22 | R: 0 E: 0 K: 1 S: 7 | H: 0 LOB: 0 BB: 1 P: 16 | R: 2 E: 0 K: 0 S: 16 | H: 4 LOB: 1 BB: 0 P: 22 | R: 1 E: 1 K: 0 S: 13 | H: 3 LOB: 1 BB: 0 P: 16 | R: 2 E: 0 K: 0 S: 13 | H: 2 LOB: 0 BB: 0 P: 17 | R: 0 E: 1 K: 0 S: 9 | H: 1 LOB: 3 BB: 0 P: 14 | R: 0 E: 0 K: 2 S: 10 | H: 1 LOB: 2 BB: 1 P: 21 | 1B: 10 2B: 8 3B: 1 HR: 0 | SF: 1 SAC: 0 DP: 4 HBP: 1 | WP: 1 PB: 0 SB: 1 CS: 1 | PA: 42 | |
| PITCHER | IP | WLS | BF | H | R | ER | SO | BB | IBB | HBP | BLK | WP | HR | S | P | ERA | WHIP | | | | |
| 23 Zack Greinke, R ERA: 4.82 | 5.0 | 0.1 | 22 | 9 | 4 | 4 | 2 | 1 | 0 | 0 | 0 | 0 | 0 | 57 | 89 | 7.20 | 2.000 | | | | |
| 58 Neal Musser, L ERA: | 0.1 | H | 3 | 2 | 1 | 0 | 0 | 0 | 0 | 0 | 0 | 0 | 0 | 6 | 7 | 0.00 | 6.000 | | | | |
| 57 Joel Peralta, R ERA: 8.31 | 0.2 | L | 4 | 3 | 2 | 2 | 0 | 0 | 0 | 0 | 0 | 0 | 0 | 13 | 18 | 27.00 | 4.500 | | | | |
| 41 Jimmy Gobble, L ERA: 1.35 | 1.0 | | 3 | 0 | 0 | 0 | 0 | 0 | 0 | 0 | 0 | 0 | 0 | 7 | 8 | 0.00 | 0.000 | | | | |
| Todd Weltmeyer, R ERA: 9.39 | 2.0 | | 10 | 2 | 0 | 0 | 2 | 0 | 1 | 1 | 0 | 1 | 0 | 19 | 35 | 0.00 | 1.000 | | | | |

| Batter | 1 | 2 | 3 | 4 | 5 | 6 | 7 | 8 | 9 | AB | R | H | RBI | BB | SO | LOB | BOTTOM | | | | | |
|---|-------------------------------|----------------------------------|-------------------------------|----------------------------------|-------------------------------|----------------------------------|------------------------------|----------------------------------|-------------------------------|----------------------------------|-------------------------------|----------------------------------|------------------------------|----------------------------------|------------------------------|---------------------------------|--|----------------------------------|----------------------------------|------------------------------------|----------------------------------|--------|
| 9 David DeJesus, L OBP: 0.405, SLG: 0.556 | F9 | | | | K | | G6-3 | | K | 5 | 1 | 1 | 0 | 0 | 2 | 0 | Minnesota Twins @ Kansas City Royals Kauffman Stadium, Kansas City, MO Sat Apr 21 2007, 1:10 PM CDT Att: 20,566 - Sunny - 75 F | | | | | |
| 15 Mark Grudzielanek, R OBP: 0.300, SLG: 0.464 | 1B | | G6-3 | | 2B | | G4-3 | | | 4 | 2 | 2 | 0 | 0 | 0 | 0 | | | | | | |
| 24 Mark Teahen, L OBP: 0.371, SLG: 0.404 | 1B | | HR | | F8 | | BB | | 3 | 1 | 1 | 1 | 1 | 1 | 3 | | | | | | | |
| 29 Mike Sweeney, R OBP: 0.309, SLG: 0.292 | 1B | | F8 | | 1B | | FC5-4 | | 3 | 0 | 1 | 0 | 1 | 0 | 1 | | | | | | | |
| 11 Ross Gload, L OBP: 0.289, SLG: 0.278 | K | | G5-3 | | 1B | | G6-3 | | 4 | 0 | 1 | 1 | 0 | 1 | 3 | | | | | | | |
| Emil Brown, R OBP: 0.167, SLG: 0.196 | E4 | | | | FC6-4 | | G5-3 | | 4 | 0 | 0 | 0 | 0 | 0 | 3 | | | | | | | |
| 4 Alex Gordon, L OBP: 0.242, SLG: 0.309 | K | | | | HR | | L9 | | 4 | 1 | 1 | 1 | 0 | 2 | 2 | | | | | | | |
| 6 Jason LaRue, R OBP: 0.212, SLG: 0.241 | K | | | | K | | K | | 3 | 0 | 0 | 0 | 0 | 3 | 0 | | | | | | | |
| Esteban German, R OBP: 0.359, SLG: 0.324 | | | | | K | | | | 1 | 0 | 0 | 0 | 0 | 1 | 0 | | | | | | | |
| 1 Tony Pena Jr., R OBP: 0.234, SLG: 0.328 | K | | | | F8 | | K | | 4 | 0 | 0 | 0 | 0 | 3 | 0 | | | | | | | |
| Inning Stats | R: 2 E: 1 K: 3 S: 18 | H: 3 LOB: 2 BB: 0 P: 22 | R: 0 E: 0 K: 2 S: 11 | H: 0 LOB: 0 BB: 0 P: 17 | R: 1 E: 0 K: 0 S: 10 | H: 1 LOB: 0 BB: 0 P: 16 | R: 1 E: 0 K: 1 S: 7 | H: 1 LOB: 0 BB: 0 P: 12 | R: 1 E: 0 K: 1 S: 10 | H: 2 LOB: 2 BB: 1 P: 20 | R: 0 E: 0 K: 3 S: 11 | H: 0 LOB: 0 BB: 0 P: 14 | R: 0 E: 0 K: 0 S: 9 | H: 0 LOB: 1 BB: 1 P: 17 | R: 0 E: 0 K: 0 S: 6 | H: 0 LOB: 0 BB: 0 P: 9 | R: 0 E: 0 K: 3 S: 10 | H: 0 LOB: 0 BB: 0 P: 16 | 1B: 4 2B: 1 3B: 0 HR: 2 | SF: 0 SAC: 0 DP: 0 HBP: 0 | WP: 0 PB: 0 SB: 0 CS: 0 | PA: 37 |
| PITCHER | IP | WLS | BF | H | R | ER | SO | BB | IBB | HBP | BLK | WP | HR | S | P | ERA | WHIP | | | | | |
| 26 Boof Bonser, R ERA: 6.53 | 5.0 | W | 24 | 7 | 5 | 3 | 7 | 0 | 0 | 0 | 0 | 0 | 0 | 11 | 14 | 0.00 | 0.000 | | | | | |
| 17 Pat Neshek, R ERA: 3.96 | 1.0 | | 3 | 0 | 0 | 0 | 3 | 0 | 0 | 0 | 0 | 0 | 0 | 7 | 14 | 0.00 | 1.500 | | | | | |
| 37 Denny Reyes, L ERA: 9.53 | 0.2 | H | 3 | 0 | 0 | 0 | 0 | 1 | 0 | 0 | 0 | 0 | 0 | 7 | 14 | 0.00 | 1.500 | | | | | |
| 28 Jesse Crain, R ERA: 1.5 | 1.1 | H | 4 | 0 | 0 | 0 | 0 | 0 | 0 | 0 | 0 | 0 | 0 | 8 | 12 | 0.00 | 0.000 | | | | | |
| 36 Joe Nathan, R ERA: 3.24 | 1.0 | S | 3 | 0 | 0 | 0 | 3 | 0 | 0 | 0 | 0 | 0 | 0 | 10 | 16 | 0.00 | 0.000 | | | | | |

livebaseballscores.com

AB 38
R 7
H 16
RBI 7
BB 2
SO 4
LOB 20



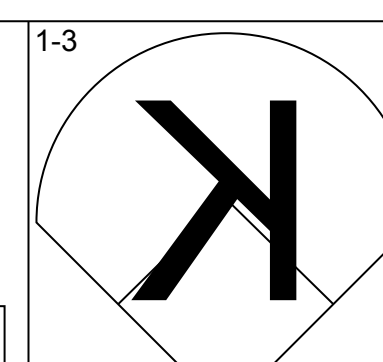
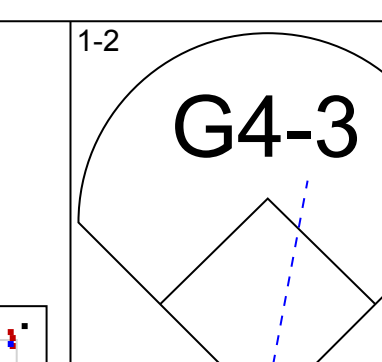
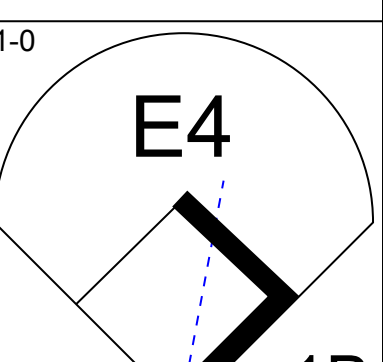
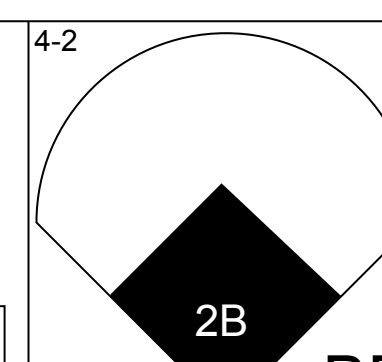
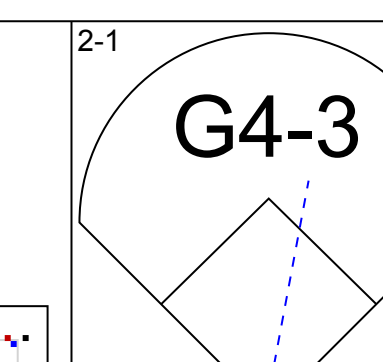
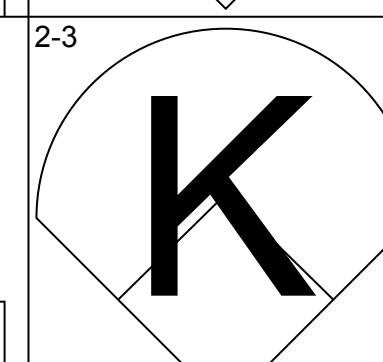
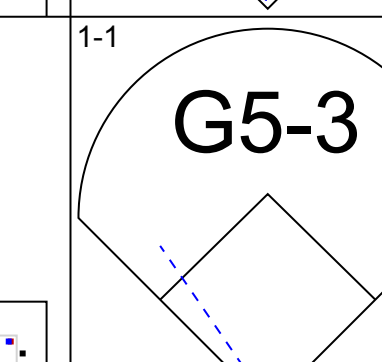
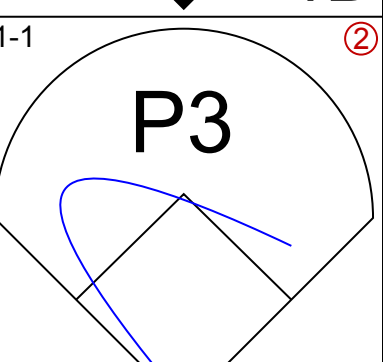
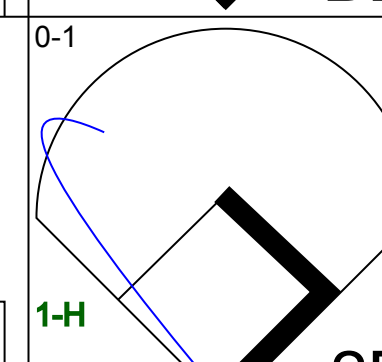
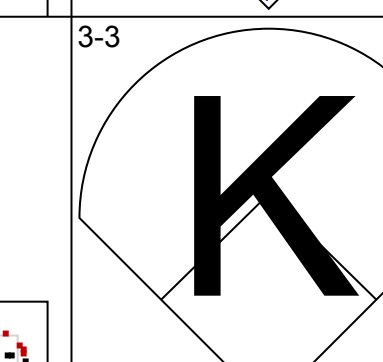
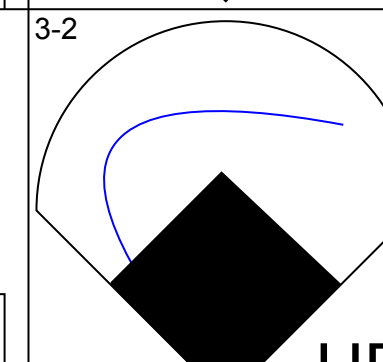
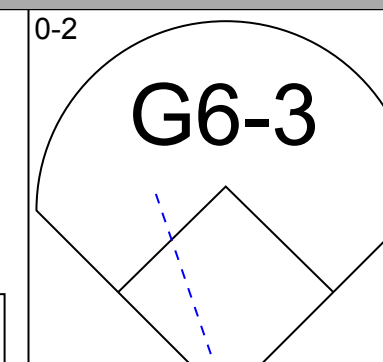
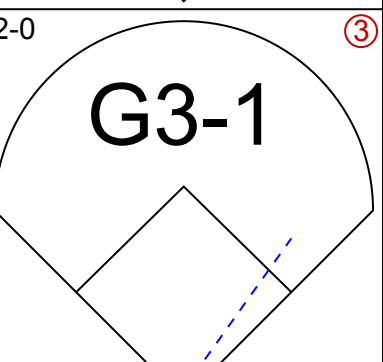
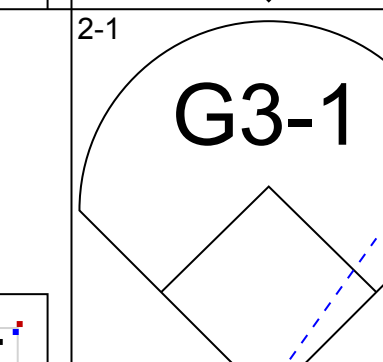
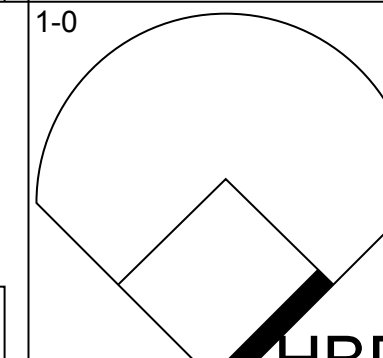
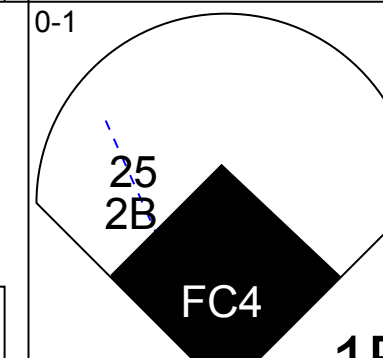
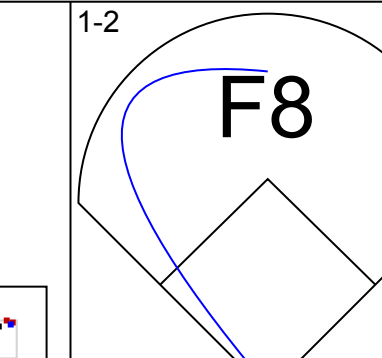
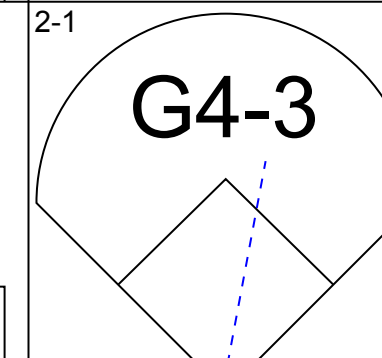
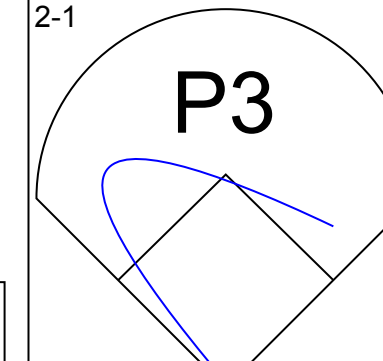
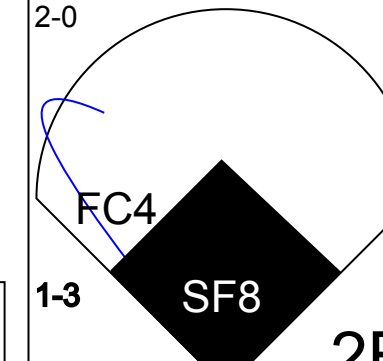
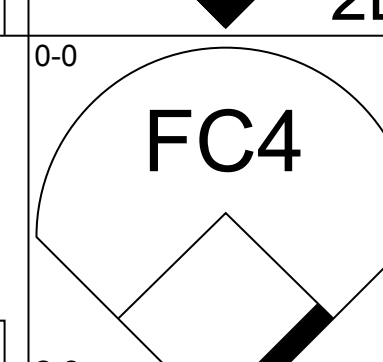
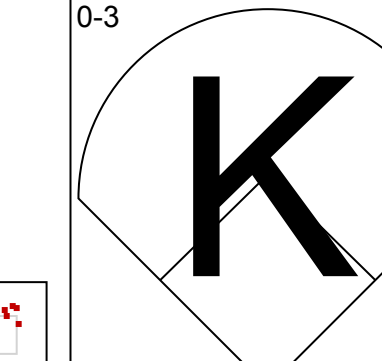
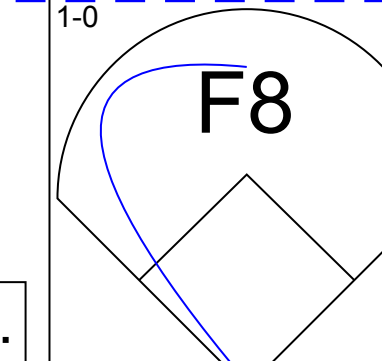
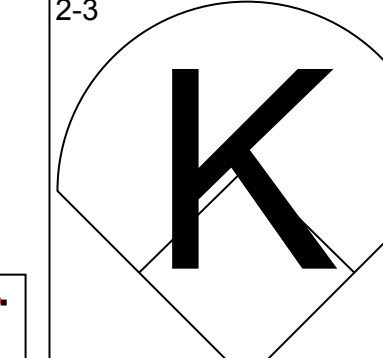
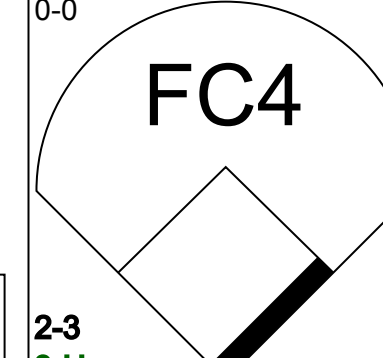
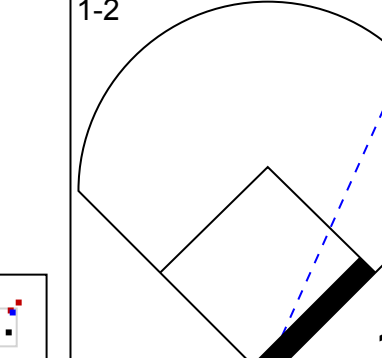
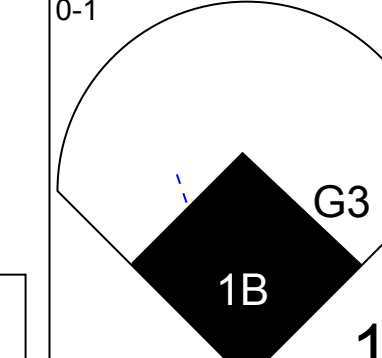

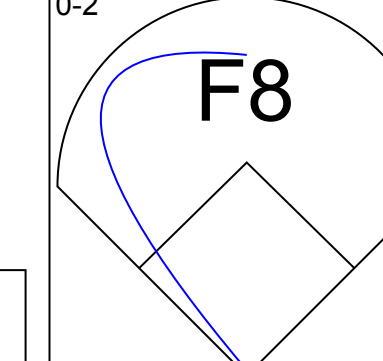
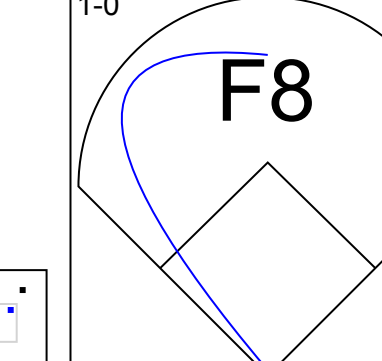
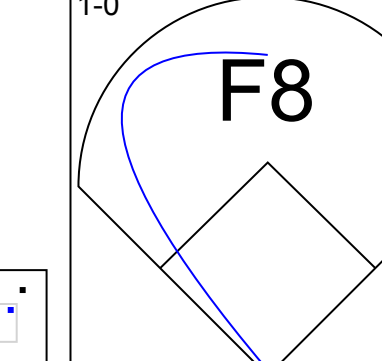
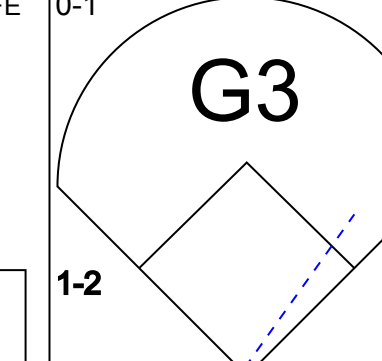
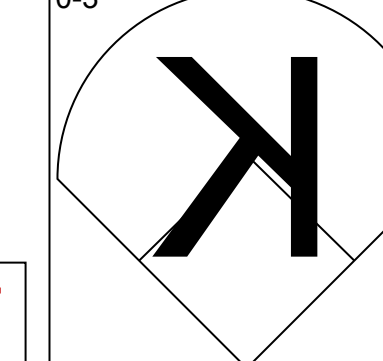
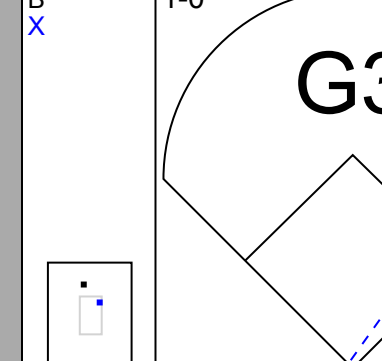
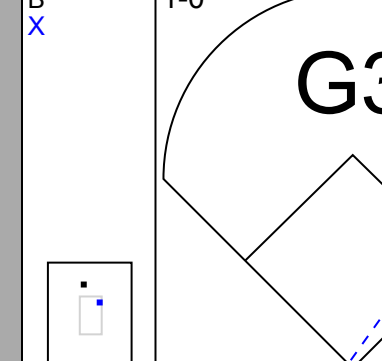
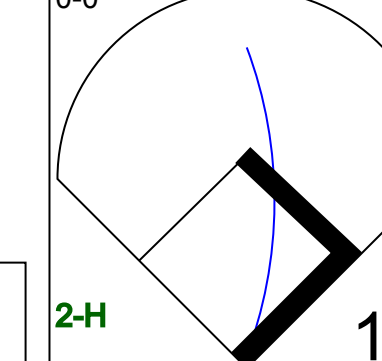
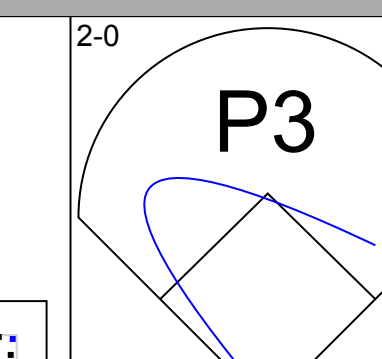
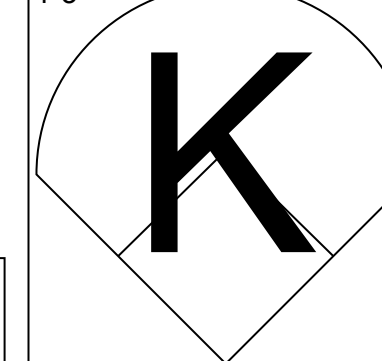
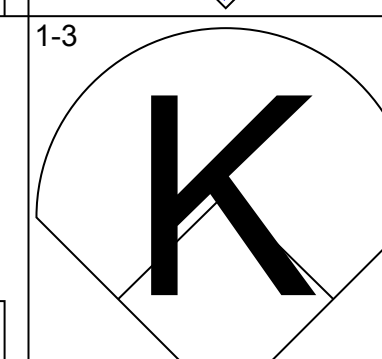
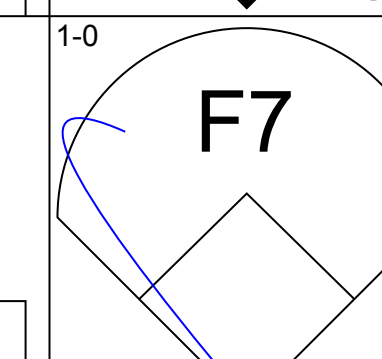
livebaseballscores.com

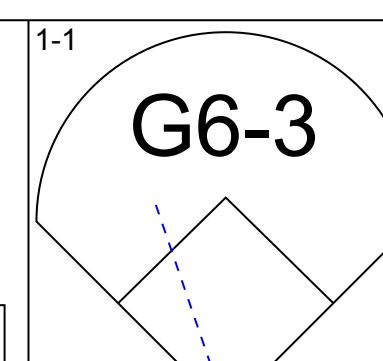
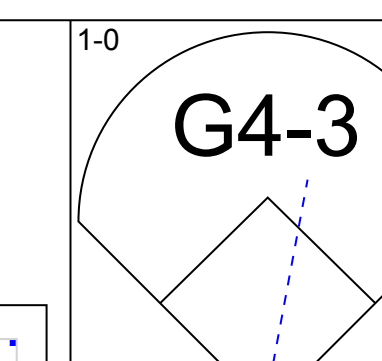
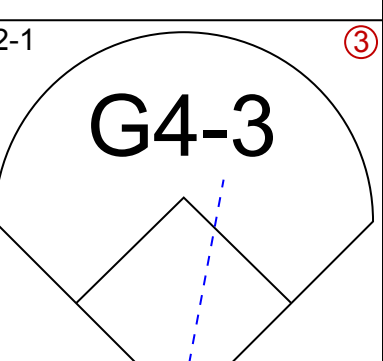
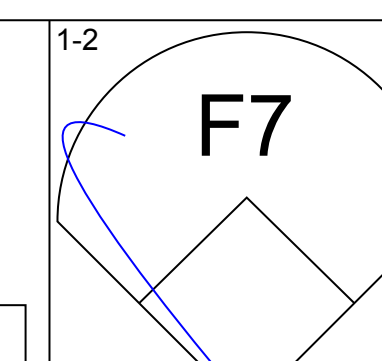
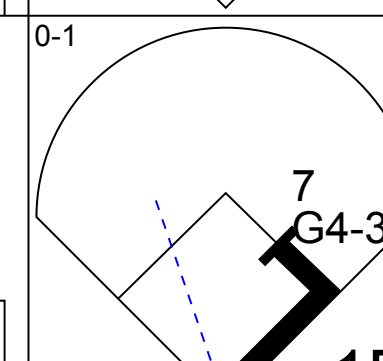
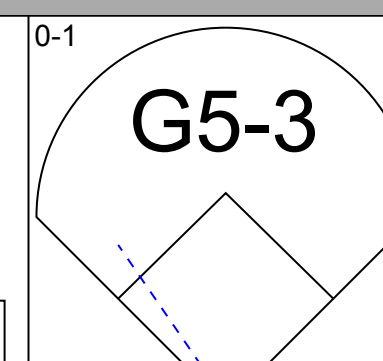
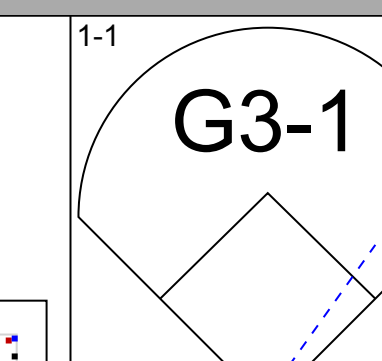
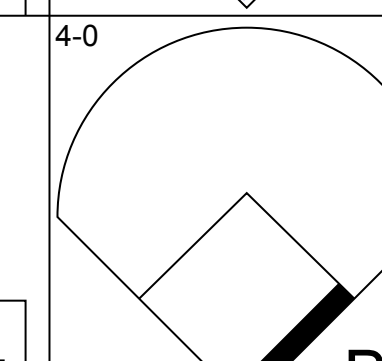
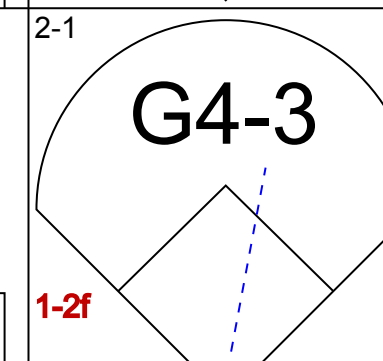
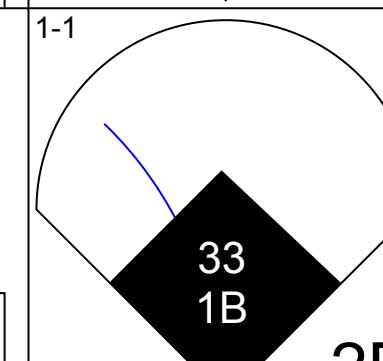
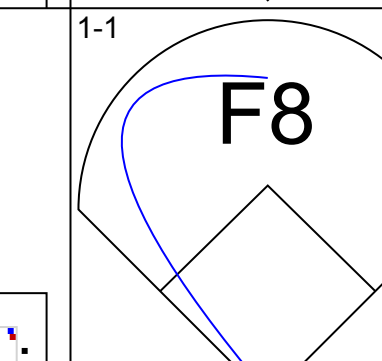
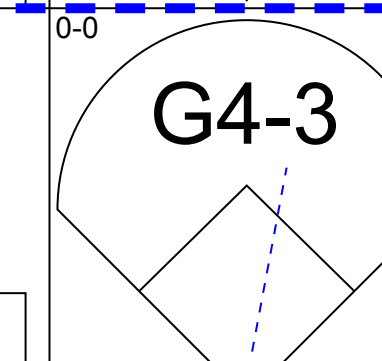
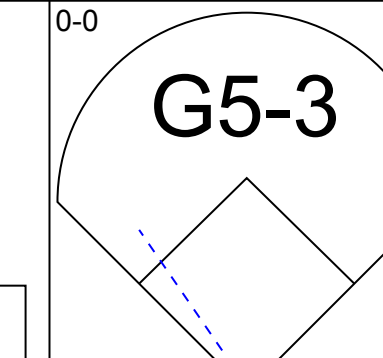
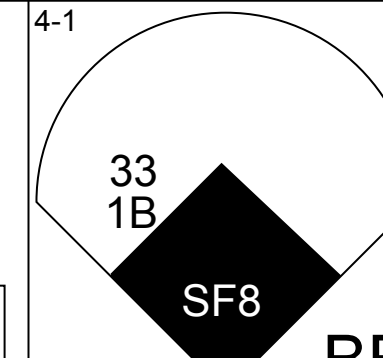
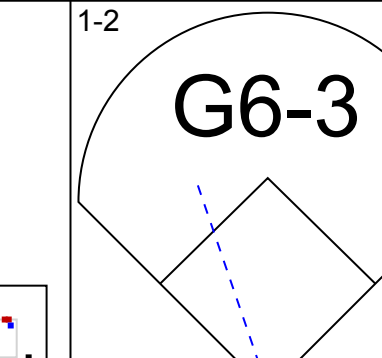
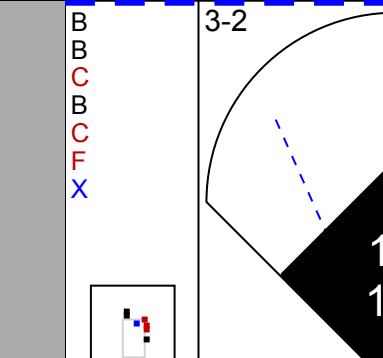
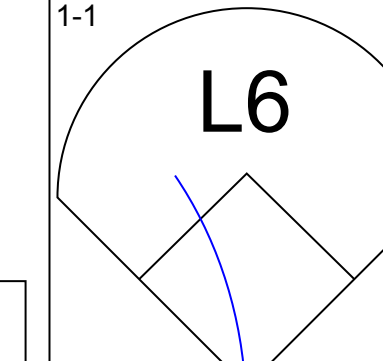
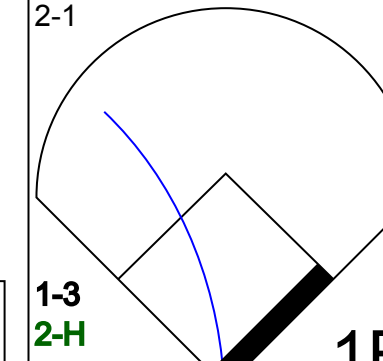
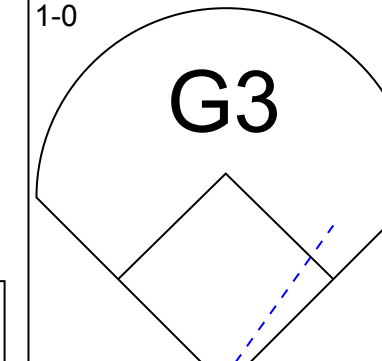
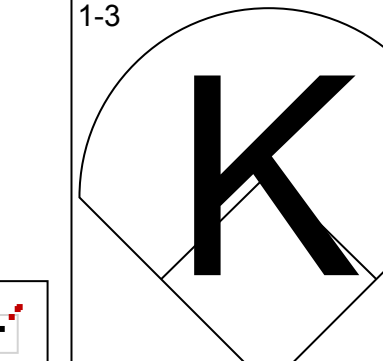
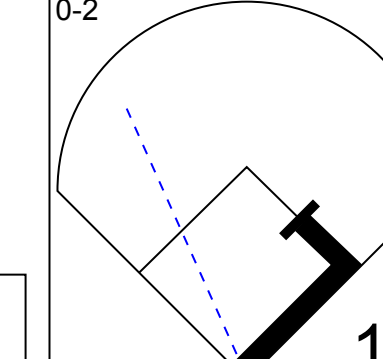
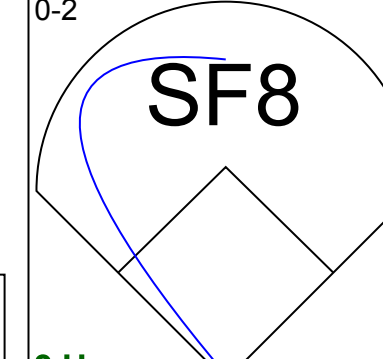
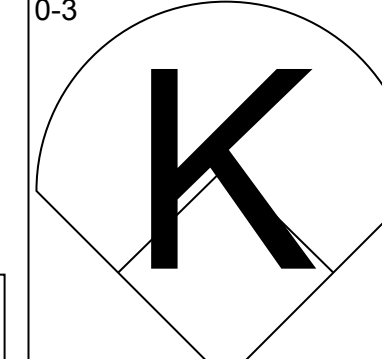
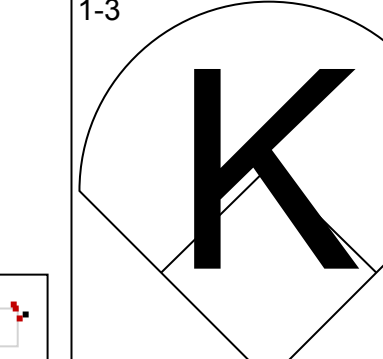
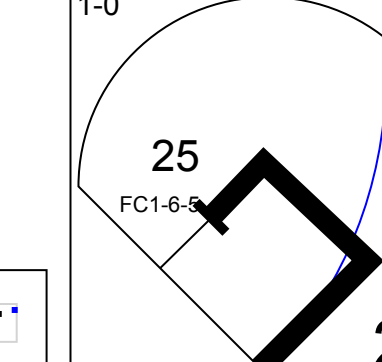
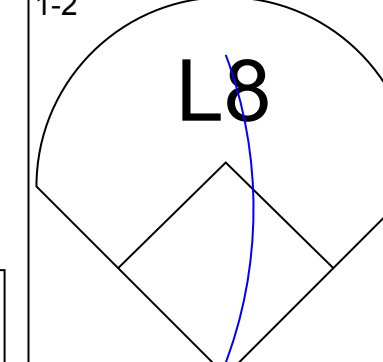
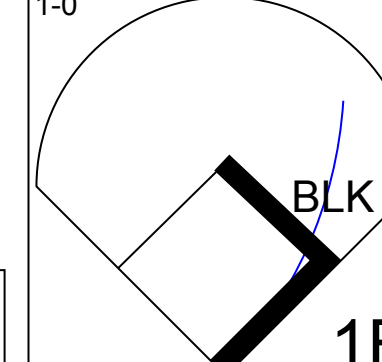
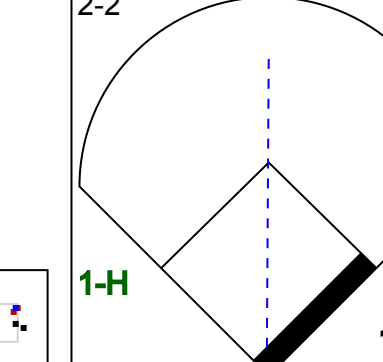
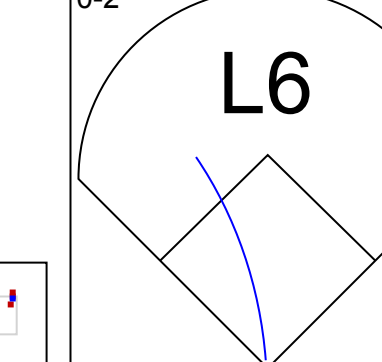
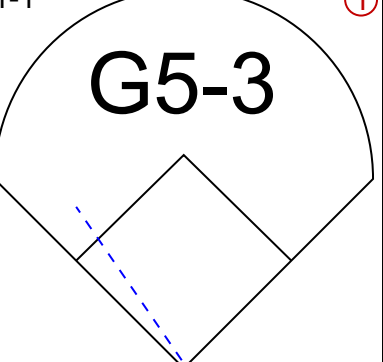
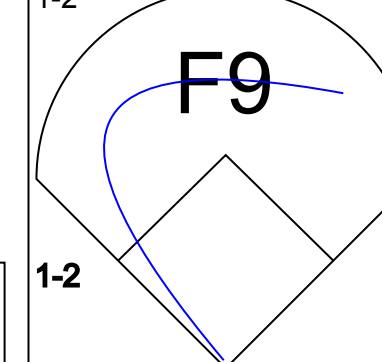
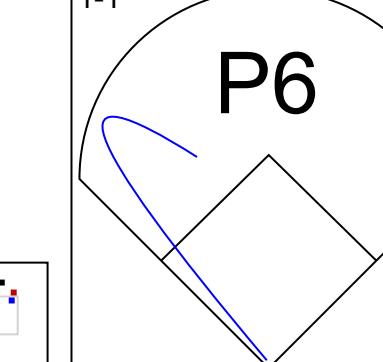
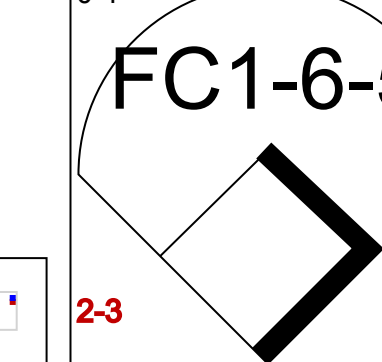
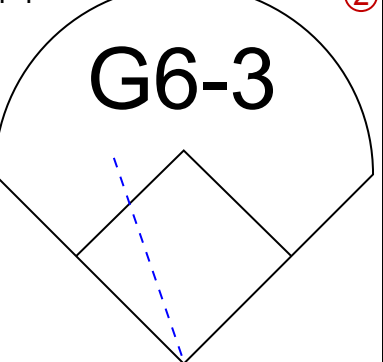
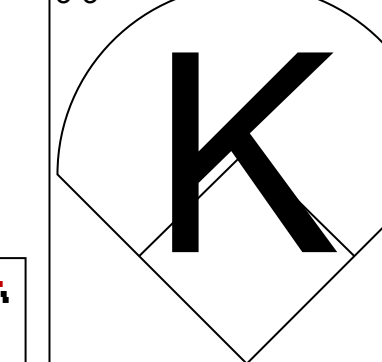
AB 35
R 5
H 7
RBI 3
BB 2
SO 13
LOB 12



| Batter | 1 | 2 | 3 | 4 | 5 | 6 | 7 | 8 | 9 | AB | R | H | RBI | BB | SO | LOB | TOP | | | | | |
|--|---|----------------------------------|------------------------------|----------------------------------|------------------------------|---------------------------------|------------------------------|----------------------------------|------------------------------|---------------------------------|-------------------------------|----------------------------------|------------------------------|---------------------------------|------------------------------|---------------------------------|---|-------------------------------|----------------------------------|----------------------------------|------------------------------------|----------------------------------|
| 25 Alexi Casilla, S (1,4) OBP: 0.231, SLG: 0.231 | L6 | | K | | | G6-3 | | P6 | | 4 | 0 | 0 | 0 | 0 | 1 | 0 | Minnesota Twins @ Kansas City Royals Kauffman Stadium, Kansas City, MO Sun Apr 22 2007, 1:10 PM CDT Att: 14,801 - Overcast - 67 F livebaseballscores.com | | | | | |
| 8 Nick Punto, S (1,5) OBP: 0.283, SLG: 0.315 | 5 BB 7 1B | | G4-3 | | | G4-3 | | F9 | | 4 | 0 | 1 | 0 | 0 | 0 | 0 | | | | | | |
| 7 Joe Mauer, L (1,2) OBP: 0.472, SLG: 0.525 | 5 BB 1B | | G6-3 | | | 5 PB 2B 1B | | G6-3 | | 4 | 1 | 2 | 0 | 0 | 0 | 0 | | | | | | |
| 5 Michael Cuddyer, R (1,9) OBP: 0.368, SLG: 0.535 | 1B | | | | | 1B | | | | 3 | 0 | 1 | 1 | 1 | 1 | 0 | | | | | | |
| 33 Justin Morneau, L (1,3) OBP: 0.385, SLG: 0.544 | BB | | | | | 2B | | | | 4 | 0 | 0 | 0 | 0 | 2 | 4 | | | | | | |
| Torii Hunter, R (1,8) OBP: 0.328, SLG: 0.574 | F8 | | | | | G3 | | | | 4 | 0 | 1 | 0 | 0 | 0 | 3 | | | | | | |
| 55 Mike Redmond, R (1,10) OBP: 0.286, SLG: 0.324 | | | | | | | | 55 DI 1B | | 4 | 0 | 1 | 0 | 0 | 1 | 1 | | | | | | |
| 11 Josh Rabe, R (1,7) OBP: 0.111, SLG: 0.111 | | | | | | | | | | 3 | 0 | 0 | 0 | 0 | 1 | 1 | | | | | | |
| Jason Bartlett, R (1,6) OBP: 0.288, SLG: 0.234 | | | | | | | | | | 3 | 0 | 0 | 0 | 0 | 0 | 1 | | | | | | |
| Inning Stats | R: 0 E: 0 K: 1 S: 12 | H: 2 LOB: 3 BB: 1 P: 21 | R: 0 E: 0 K: 1 S: 9 | H: 0 LOB: 0 BB: 0 P: 13 | R: 0 E: 0 K: 1 S: 7 | H: 0 LOB: 0 BB: 0 P: 9 | R: 0 E: 0 K: 1 S: 7 | H: 0 LOB: 0 BB: 0 P: 11 | R: 0 E: 0 K: 0 S: 4 | H: 0 LOB: 0 BB: 0 P: 6 | R: 1 E: 0 K: 0 S: 12 | H: 2 LOB: 1 BB: 0 P: 18 | R: 0 E: 0 K: 0 S: 8 | H: 1 LOB: 1 BB: 0 P: 9 | R: 0 E: 0 K: 0 S: 5 | H: 0 LOB: 0 BB: 0 P: 7 | | R: 0 E: 0 K: 2 S: 11 | H: 1 LOB: 1 BB: 0 P: 14 | 1B: 5 2B: 1 3B: 0 HR: 0 | SF: 0 SAC: 0 DP: 0 HBP: 0 | WP: 0 PB: 1 SB: 0 CS: 0 |
| PITCHER | IP WLS BF H R ER SO BB IBB HBP BLK WP HR S P ERA WHIP | | | | | | | | | | | | | | | | | | | | | |
| 36 Jorge De La Rosa, L (1,1) ERA: 3.04 | 8.0 W 30 5 1 0 4 1 0 0 0 0 0 0 64 94 0.00 0.750 | | | | | | | | | | | | | | | | | | | | | |
| 48 Joakim Soria, R (9,1) ERA: 2.89 | 1.0 S 4 1 0 0 2 0 0 0 0 0 0 0 0 11 14 0.00 1.000 | | | | | | | | | | | | | | | | | | | | | |

| Batter | 1 | 2 | 3 | 4 | 5 | 6 | 7 | 8 | 9 | AB | R | H | RBI | BB | SO | LOB | BOTTOM | | | |
|--|---|----------------------------------|------------------------------|----------------------------------|-------------------------------|----------------------------------|-------------------------------|----------------------------------|------------------------------|----------------------------------|------------------------------|----------------------------------|------------------------------|---------------------------------|-------------------------------|----------------------------------|---|----------------------------------|------------------------------------|----------------------------------|
| Eteban German, R (1,4) OBP: 0.349, SLG: 0.342 | G4-3 | | F8 | | | 29 1B 2B | | F7 | | 4 | 1 | 1 | 0 | 0 | 0 | 1 | Minnesota Twins @ Kansas City Royals Kauffman Stadium, Kansas City, MO Sun Apr 22 2007, 1:10 PM CDT Att: 14,801 - Overcast - 67 F livebaseballscores.com | | | |
| 11 Ross Cload, L (1,7) OBP: 0.286, SLG: 0.350 | G4-3 | | HR | | | G4-3 | | G4-3 | | 4 | 1 | 1 | 2 | 0 | 0 | 1 | | | | |
| 24 Mark Teahen, L (1,8) OBP: 0.379, SLG: 0.429 | K | | 29 2B 1B | | | K | | 29 CS 2B | | 4 | 0 | 2 | 0 | 0 | 2 | 1 | | | | |
| 29 Mike Sweeney, R (1,10) OBP: 0.339, SLG: 0.346 | | | | | | | | 16 WP 1B | | 4 | 0 | 3 | 1 | 0 | 0 | 0 | | | | |
| 4 Alex Gordon, L (1,5) OBP: 0.227, SLG: 0.288 | G4-3 | | 2B | | | G4-3 | | K | | 4 | 0 | 0 | 0 | 0 | 2 | 4 | | | | |
| 16 Reggie Sanders, R (1,9) OBP: 0.455, SLG: 0.733 | E6 | | | | | | | 14 CS 1B | | 3 | 0 | 1 | 0 | 1 | 0 | 0 | | | | |
| 14 John Buck, R (1,2) OBP: 0.474, SLG: 0.781 | K | | | | | | | BB | | 4 | 0 | 0 | 0 | 0 | 1 | 4 | | | | |
| 43 Ryan Shealy, R (1,3) OBP: 0.188, SLG: 0.209 | | | | | | | | | | 2 | 0 | 1 | 0 | 0 | 0 | 0 | | | | |
| 1 Tony Pena Jr., R (1,6) OBP: 0.224, SLG: 0.313 | | | 11 HR | | | | | F9 | | 3 | 1 | 0 | 0 | 0 | 0 | 2 | | | | |
| Inning Stats | R: 0 E: 0 K: 1 S: 7 | H: 0 LOB: 0 BB: 0 P: 11 | R: 0 E: 1 K: 1 S: 8 | H: 0 LOB: 1 BB: 0 P: 14 | R: 2 E: 0 K: 1 S: 19 | H: 4 LOB: 2 BB: 0 P: 26 | R: 0 E: 0 K: 0 S: 12 | H: 0 LOB: 1 BB: 0 P: 15 | R: 1 E: 0 K: 1 S: 7 | H: 2 LOB: 1 BB: 0 P: 12 | R: 0 E: 0 K: 0 S: 6 | H: 1 LOB: 0 BB: 0 P: 10 | R: 0 E: 0 K: 0 S: 5 | H: 0 LOB: 0 BB: 0 P: 5 | R: 0 E: 0 K: 1 S: 11 | H: 2 LOB: 2 BB: 1 P: 18 | | 1B: 5 2B: 3 3B: 0 HR: 1 | SF: 0 SAC: 0 DP: 0 HBP: 1 | WP: 1 PB: 0 SB: 0 CS: 2 |
| PITCHER | IP WLS BF H R ER SO BB IBB HBP BLK WP HR S P ERA WHIP | | | | | | | | | | | | | | | | | | | |
| Ramon Ortiz, R (1,1) ERA: 2.48 | 7.0 L 29 7 3 3 4 0 0 0 1 0 0 0 64 93 3.86 1.000 | | | | | | | | | | | | | | | | | | | |
| 37 Denny Reyes, L (8,1) ERA: 8.53 | 0.2 3 2 0 0 1 0 0 0 0 0 0 0 7 10 0.00 3.000 | | | | | | | | | | | | | | | | | | | |
| 54 Matt Guerrier, R (8,1) ERA: 2.53 | 0.1 2 0 0 0 0 1 0 0 0 0 1 0 4 8 0.00 3.000 | | | | | | | | | | | | | | | | | | | |

| Batter | 1 | 2 | 3 | 4 | 5 | 6 | 7 | 8 | 9 | AB R H RBI BB SO LOB | TOP | | | | | | | | | |
|--|--|----------------------------------|---|--|--|---|---|---|---|---------------------------------|---|---|----------------------------------|------------------------------|---------------------------------|------------------------------|----------------------------------|----------------------------------|------------------------------------|----------------------------------|
| 24 Grady Sizemore, L OBP: 0.438, SLG: 0.517 |  | |  | |  | |  | |  | 4 1 1 0 1 1 0 | <p>Cleveland Indians @ Minnesota Twins Hubert H. Humphrey Metrodome, Minneapolis, MN</p> <p>Tue Apr 24 2007, 8:10 PM EDT Att: 20,849 - Dome - 70 F</p> <p>livebaseballscores.com</p> | | | | | | | | | |
| Casey Blake, R OBP: 0.282, SLG: 0.333 |  | |  | |  | |  | |  | 5 0 1 1 0 2 1 | | | | | | | | | | |
| 48 Travis Hafner, L OBP: 0.494, SLG: 0.651 |  | | |  |  | | | |  | 4 1 1 1 0 0 1 | | | | | | | | | | |
| 41 Victor Martinez, S OBP: 0.438, SLG: 0.537 |  | | |  | |  |  | | | 3 1 1 0 0 0 2 | | | | | | | | | | |
| 25 Ryan Garko, R OBP: 0.347, SLG: 0.444 10 Kelly Shoppach, R OBP: 0.346, SLG: 0.455 |  | | |  |  | |  | |  | 4 1 1 0 0 1 1 0 0 0 0 0 0 0 | | | | | | | | | | |
| Trot Nixon, L OBP: 0.333, SLG: 0.366 17 Shin-Soo Choo, L OBP: 0.333, SLG: 0.200 |  | | |  | |  | |  |  | 4 0 2 1 0 1 1 0 1 0 0 0 0 0 | | | | | | | | | | |
| Jason Michaels, R OBP: 0.333, SLG: 0.486 |  | | |  | |  | |  | | 3 0 0 1 0 0 2 | | | | | | | | | | |
| Mike Rouse, L OBP: 0.211, SLG: 0.063 |  | | |  | | |  |  | | 4 0 1 1 0 2 1 | | | | | | | | | | |
| 29 Josh Barfield, R OBP: 0.153, SLG: 0.211 | | |  | |  | |  |  | | 4 0 0 0 0 1 2 | | | | | | | | | | |
| Inning Stats | R: 1 E: 0 K: 2 S: 16 | H: 1 LOB: 1 BB: 0 P: 25 | R: 0 E: 0 K: 2 S: 9 | H: 0 LOB: 0 BB: 0 P: 11 | R: 0 E: 0 K: 0 S: 7 | H: 0 LOB: 0 BB: 0 P: 11 | R: 2 E: 0 K: 1 S: 13 | H: 2 LOB: 1 BB: 0 P: 17 | R: 0 E: 1 K: 0 S: 5 | H: 1 LOB: 1 BB: 0 P: 9 | | R: 0 E: 0 K: 1 S: 12 | H: 1 LOB: 2 BB: 1 P: 21 | R: 1 E: 0 K: 0 S: 7 | H: 2 LOB: 2 BB: 0 P: 9 | R: 0 E: 0 K: 1 S: 8 | H: 0 LOB: 0 BB: 0 P: 15 | 1B: 5 2B: 2 3B: 0 HR: 1 | SF: 1 SAC: 0 DP: 0 HBP: 2 | WP: 0 PB: 0 SB: 0 CS: 0 |
| PITCHER | IP WLS BF H R ER SO BB IBB HBP BLK WP HR S P ERA WHIP | | | | | | | | | | | IP WLS BF H R ER SO BB IBB HBP BLK WP HR S P ERA WHIP | | | | | | | | |
| Johan Santana, L ERA: 3.44 | (1, 1) 7.0 L 31 6 4 4 7 1 0 2 0 0 1 74 109 5.14 1.000 | | | | | | | | | | | | | | | | | | | |
| 54 Matt Guerrier, R ERA: 2.64 | (8, 1) 2.0 8 2 1 1 1 0 0 0 0 0 0 15 24 4.50 1.000 | | | | | | | | | | | | | | | | | | | |

| Batter | 1 | 2 | 3 | 4 | 5 | 6 | 7 | 8 | 9 | AB R H RBI BB SO LOB | BOTTOM | | | | | | | | | |
|---|---|---|---|---|--|---|---|---|---|----------------------------------|---|---|----------------------------------|------------------------------|----------------------------------|-------------------------------|----------------------------------|----------------------------------|------------------------------------|----------------------------------|
| Jason Tyner, L OBP: 0.341, SLG: 0.410 |  | |  | |  | | |  | | 4 0 0 0 0 0 1 | <p>Cleveland Indians @ Minnesota Twins Hubert H. Humphrey Metrodome, Minneapolis, MN</p> <p>Tue Apr 24 2007, 8:10 PM EDT Att: 20,849 - Dome - 70 F</p> <p>livebaseballscores.com</p> | | | | | | | | | |
| 8 Nick Punto, S OBP: 0.275, SLG: 0.290 |  | | |  | |  | |  | | 3 0 1 0 1 0 0 | | | | | | | | | | |
| 7 Joe Mauer, L OBP: 0.469, SLG: 0.522 |  | | |  | |  | |  | | 4 1 1 0 0 0 2 | | | | | | | | | | |
| 5 Michael Cuddyer, R OBP: 0.365, SLG: 0.506 | |  | |  | |  | | |  | 3 2 1 0 1 0 0 | | | | | | | | | | |
| 33 Justin Morneau, L OBP: 0.356, SLG: 0.494 |  | | |  | | |  | |  | 4 0 1 1 0 1 1 | | | | | | | | | | |
| Torii Hunter, R OBP: 0.325, SLG: 0.609 |  | | |  | | |  | |  | 3 0 1 1 0 2 1 | | | | | | | | | | |
| 16 Jason Kubel, L OBP: 0.308, SLG: 0.354 | | |  |  | | |  | |  | 4 0 3 1 0 0 1 | | | | | | | | | | |
| Jason Bartlett, R OBP: 0.288, SLG: 0.259 38 Luis Antonio Rodriguez, S OBP: 0.233, SLG: 0.310 | | |  | |  | |  | |  | 3 0 0 0 0 0 2 1 0 0 0 0 0 1 | | | | | | | | | | |
| 25 Alexi Casilla, S OBP: 0.235, SLG: 0.265 | | |  | |  | | |  | | 3 0 0 0 0 1 1 | | | | | | | | | | |
| Inning Stats | R: 0 E: 0 K: 0 S: 6 | H: 1 LOB: 0 BB: 0 P: 9 | R: 0 E: 0 K: 0 S: 6 | H: 1 LOB: 1 BB: 0 P: 7 | R: 0 E: 0 K: 0 S: 8 | H: 1 LOB: 1 BB: 0 P: 10 | R: 2 E: 0 K: 0 S: 14 | H: 2 LOB: 1 BB: 1 P: 22 | R: 0 E: 0 K: 0 S: 6 | H: 0 LOB: 0 BB: 0 P: 10 | | R: 0 E: 0 K: 1 S: 10 | H: 1 LOB: 1 BB: 0 P: 13 | R: 0 E: 0 K: 1 S: 8 | H: 0 LOB: 1 BB: 1 P: 16 | R: 1 E: 0 K: 2 S: 15 | H: 2 LOB: 1 BB: 0 P: 23 | 1B: 6 2B: 2 3B: 0 HR: 0 | SF: 1 SAC: 0 DP: 1 HBP: 0 | WP: 0 PB: 0 SB: 0 CS: 0 |
| PITCHER | IP WLS BF H R ER SO BB IBB HBP BLK WP HR S P ERA WHIP | | | | | | | | | | | IP WLS BF H R ER SO BB IBB HBP BLK WP HR S P ERA WHIP | | | | | | | | |
| 55 Roberto Hernandez, R ERA: 5.0 | (1, 1) 7.2 W 29 6 2 2 2 2 0 0 0 0 0 0 1 1 0.00 0.000 | | | | | | | | | | | | | | | | | | | |
| 46 Aaron Fultz, L ERA: 1.29 | (8, 1) 0.1 H 1 0 0 0 0 0 0 0 0 0 0 0 1 1 0.00 0.000 | | | | | | | | | | | | | | | | | | | |
| 47 Joe Borowski, R ERA: 10.0 | (9, 1) 1.0 S 5 2 1 1 2 0 0 0 0 0 0 0 15 23 9.00 2.000 | | | | | | | | | | | | | | | | | | | |

| Batter | 1 | 2 | 3 | 4 | 5 | 6 | 7 | 8 | 9 | AB | R | H | RBI | BB | SO | LOB | TOP | | | | | | | | | | |
|--|-------------------------------|----------------------------------|-------------------------------|---------------------------------|-------------------------------|----------------------------------|-------------------------------|----------------------------------|-------------------------------|----------------------------------|------------------------------|----------------------------------|-------------------------------|----------------------------------|------------------------------|----------------------------------|---|----------------------------------|----------------------------------|------------------------------------|----------------------------------|--------|--|--|--|--|--|
| 9 David DeJesus, L (1, 8) OBP: 0.415, SLG: 0.554 | 3-2 1B 29 HR | | 3-1 1-2 1B G6-4-3 | | 3-2 1-H HR | | 4-0 BB | | 2-2 L7 | 4 | 2 | 3 | 2 | 1 | 0 | 1 | Kansas City Royals @ Minnesota Twins Hubert H. Humphrey Metrodome, Minneapolis, MN Wed Apr 25 2007, 8:10 PM EDT Att: 21,496 - Dome - 70 F livebaseballscorecards.com | | | | | | | | | | |
| Esteban German, R (1, 4) OBP: 0.340, SLG: 0.396 | 2-2 1B 1-3 | | 0-2 G6-4-3 | | 1-1 G4-3 | | 0-3 K | | 2-1 G6-3 | 5 | 0 | 1 | 0 | 0 | 1 | 4 | | | | | | | | | | | |
| 24 Mark Teahen, L (1, 9) OBP: 0.367, SLG: 0.397 | 1-0 G4-3 | | 0-0 G3 | | 1-1 F8 | | | | 0-1 F7 | 4 | 0 | 0 | 0 | 0 | 0 | 2 | | | | | | | | | | | |
| 29 Mike Sweeney, R (1, 10) OBP: 0.343, SLG: 0.397 | 2-2 HR | | | | 0-2 11 FC1-6 1B | | | | 4-1 BB | 3 | 1 | 2 | 2 | 1 | 1 | 0 | | | | | | | | | | | |
| 16 Reggie Sanders, R (8, PR) OBP: 0.436, SLG: 0.694 | | | | | | | | | | 0 | 0 | 0 | 0 | 0 | 0 | 0 | | | | | | | | | | | |
| 11 Ross Gload, L (1, 3) OBP: 0.286, SLG: 0.383 | 1-2 F7 | | | | 0-0 FC1-6 BB | | | | 1-1 BB | 4 | 0 | 1 | 0 | 0 | 0 | 1 | | | | | | | | | | | |
| Emil Brown, R (1, 7) OBP: 0.193, SLG: 0.222 | | 1-0 G6-3 | | | 4-1 6 FC6-4 BB | | | | 1-1 F8 | 3 | 0 | 0 | 0 | 1 | 0 | 2 | | | | | | | | | | | |
| 4 Alex Gordon, L (1, 5) OBP: 0.237, SLG: 0.269 | | 0-0 G6-3 | | | 2-2 F7 | | | | 2-0 F7 | 4 | 0 | 0 | 0 | 0 | 1 | 4 | | | | | | | | | | | |
| 6 Jason LaRue, R (1, 2) OBP: 0.189, SLG: 0.212 | | 1-1 G5-3 | | | 1-0 FC6-4 | | | | 0-0 G5-3 | 4 | 0 | 0 | 0 | 0 | 1 | 2 | | | | | | | | | | | |
| 1 Tony Pena Jr., R (1, 6) OBP: 0.266, SLG: 0.338 | | | 4-2 6-4-3 9 1B BB | | 0-1 9 HR 1B | | | | 2-2 1B | 3 | 1 | 2 | 0 | 1 | 0 | 0 | | | | | | | | | | | |
| Inning Stats | R: 2 E: 0 K: 0 S: 15 | H: 3 LOB: 0 BB: 0 P: 24 | R: 0 E: 0 K: 0 S: 4 | H: 0 LOB: 0 BB: 0 P: 6 | R: 0 E: 0 K: 0 S: 11 | H: 1 LOB: 1 BB: 1 P: 18 | R: 0 E: 0 K: 0 S: 12 | H: 1 LOB: 2 BB: 1 P: 19 | R: 2 E: 0 K: 1 S: 13 | H: 2 LOB: 0 BB: 0 P: 19 | R: 0 E: 0 K: 1 S: 9 | H: 0 LOB: 0 BB: 0 P: 14 | R: 0 E: 0 K: 2 S: 11 | H: 0 LOB: 1 BB: 1 P: 16 | R: 0 E: 0 K: 0 S: 8 | H: 1 LOB: 2 BB: 0 P: 16 | R: 0 E: 0 K: 0 S: 10 | H: 1 LOB: 1 BB: 0 P: 16 | 1B: 7 2B: 0 3B: 0 HR: 2 | SF: 0 SAC: 0 DP: 1 HBP: 0 | WP: 1 PB: 0 SB: 0 CS: 0 | PA: 38 | | | | | |
| PITCHER | IP | WLS | BF | H | R | ER | SO | BB | IBB | HBP | BLK | WP | HR | S | P | ERA | WHIP | | | | | | | | | | |
| Sidney Ponson, R (1, 1) ERA: 8.44 | 6.0 | L | 25 | 7 | 4 | 4 | 2 | 2 | 0 | 0 | 0 | 0 | 2 | 64 | 100 | 6.00 | 1.500 | | | | | | | | | | |
| 28 Jesse Crain, L (7, 1) ERA: 5.63 | 1.0 | | 4 | 0 | 0 | 0 | 2 | 1 | 0 | 0 | 0 | 0 | 0 | 11 | 16 | 0.00 | 1.000 | | | | | | | | | | |
| 37 Denny Reyes, L (8, 1) ERA: 8.1 | 0.1 | | 3 | 1 | 0 | 0 | 2 | 1 | 0 | 0 | 0 | 1 | 0 | 5 | 10 | 0.00 | 6.000 | | | | | | | | | | |
| 17 Pat Neshek, R (8, 1) ERA: 2.7 | 1.2 | | 6 | 1 | 0 | 0 | 0 | 0 | 0 | 0 | 0 | 0 | 0 | 13 | 22 | 0.00 | 0.600 | | | | | | | | | | |

| Batter | 1 | 2 | 3 | 4 | 5 | 6 | 7 | 8 | 9 | AB | R | H | RBI | BB | SO | LOB | BOTTOM | | | | | | | | | | |
|---|------------------------------|----------------------------------|------------------------------|----------------------------------|-------------------------------|----------------------------------|---------------------------------------|-------------------------------------|------------------------------|----------------------------------|------------------------------|----------------------------------|------------------------------|----------------------------------|------------------------------|----------------------------------|---|----------------------------------|----------------------------------|------------------------------------|----------------------------------|--------|--|--|--|--|--|
| 25 Alexi Casilla, S (1, 4) OBP: 0.263, SLG: 0.289 | 2-1 G4-3 | | 0-2 FC3-6 8 S | | | 0-0 8 1B 5 G5-4-3 | | 0-0 33 PO 8 SH1-3 1B | | 4 | 1 | 2 | 0 | 0 | 0 | 1 | Kansas City Royals @ Minnesota Twins Hubert H. Humphrey Metrodome, Minneapolis, MN Wed Apr 25 2007, 8:10 PM EDT Att: 21,496 - Dome - 70 F livebaseballscorecards.com | | | | | | | | | | |
| 8 Nick Punto, S (1, 5) OBP: 0.276, SLG: 0.292 | 2-3 K | | 1-1 G6-3 | | 1-0 5 1B 7 BB | | 0-0 SH1-3 | | 1-2 1B | 3 | 0 | 1 | 0 | 0 | 1 | 1 | | | | | | | | | | | |
| 7 Joe Mauer, L (1, 2) OBP: 0.471, SLG: 0.507 | 1-1 G3-1 | | | | 0-0 G3 | | 4-1 5 G5-4-3 BB | | 4-2 BB | 2 | 0 | 0 | 0 | 2 | 0 | 0 | | | | | | | | | | | |
| 5 Michael Cuddyer, R (1, 9) OBP: 0.348, SLG: 0.482 | | | | | 0-1 F7 | | 0-1 5 G5-4-3 | | 1-3 K | 4 | 0 | 0 | 0 | 0 | 2 | 4 | | | | | | | | | | | |
| 33 Justin Morneau, L (1, 3) OBP: 0.341, SLG: 0.469 | | | | | 2-2 G3 | | 1-2 2-3 3-H | | 2-3 K | 4 | 0 | 0 | 0 | 0 | 0 | 1 | | | | | | | | | | | |
| Torii Hunter, R (1, 8) OBP: 0.338, SLG: 0.658 | | | | | 1-1 G5-3 | | 1-1 55 G3-1 16 G4-3 2B | | 1-0 P3 | 4 | 2 | 2 | 1 | 0 | 0 | 0 | | | | | | | | | | | |
| 55 Mike Redmond, R (1, 10) OBP: 0.273, SLG: 0.268 | | | | | 4-0 BB | | 2-3 G3-1 | | 4-1 BB | 2 | 0 | 0 | 0 | 2 | 0 | 1 | | | | | | | | | | | |
| Jason Tyner, L (9, PR) OBP: 0.341, SLG: 0.410 | | | | | | | | | | 0 | 0 | 0 | 0 | 0 | 0 | 0 | | | | | | | | | | | |
| 16 Jason Kubel, L (1, 7) OBP: 0.286, SLG: 0.327 | | | | | 0-1 L8 | | 2-1 L9 | | 2-2 F8 | 4 | 0 | 0 | 1 | 0 | 0 | 2 | | | | | | | | | | | |
| Jason Bartlett, R (1, 6) OBP: 0.290, SLG: 0.263 | | | | | 1-2 25 FC3-6 1B | | 3-2 G6-3 | | 3-H 2-0 F8 | 3 | 0 | 1 | 0 | 0 | 0 | 1 | | | | | | | | | | | |
| Inning Stats | R: 0 E: 0 K: 1 S: 7 | H: 0 LOB: 0 BB: 0 P: 12 | R: 1 E: 0 K: 1 S: 7 | H: 1 LOB: 0 BB: 0 P: 14 | R: 0 E: 0 K: 0 S: 11 | H: 1 LOB: 1 BB: 0 P: 13 | R: 0 E: 0 K: 0 S: 6 | H: 0 LOB: 0 BB: 0 P: 8 | R: 0 E: 0 K: 0 S: 7 | H: 0 LOB: 1 BB: 1 P: 17 | R: 1 E: 0 K: 0 S: 6 | H: 2 LOB: 1 BB: 1 P: 12 | R: 1 E: 0 K: 0 S: 6 | H: 1 LOB: 0 BB: 0 P: 10 | R: 0 E: 0 K: 1 S: 7 | H: 1 LOB: 1 BB: 1 P: 12 | R: 0 E: 0 K: 0 S: 6 | H: 0 LOB: 1 BB: 1 P: 14 | 1B: 4 2B: 1 3B: 0 HR: 1 | SF: 0 SAC: 1 DP: 1 HBP: 0 | WP: 0 PB: 0 SB: 1 CS: 0 | PA: 36 | | | | | |
| PITCHER | IP | WLS | BF | H | R | ER | SO | BB | IBB | HBP | BLK | WP | HR | S | P | ERA | WHIP | | | | | | | | | | |
| 45 Odalis Perez, L (1, 1) ERA: 7.54 | 6.0 | W | 24 | 5 | 3 | 3 | 2 | 2 | 0 | 0 | 0 | 0 | 1 | 46 | 79 | 4.50 | 1.167 | | | | | | | | | | |
| 31 Brandon Duckworth, R (7, 1) ERA: 1.88 | 1.0 | H | 3 | 0 | 0 | 0 | 0 | 0 | 0 | 0 | 0 | 0 | 0 | 4 | 7 | 0.00 | 0.000 | | | | | | | | | | |
| David Riske, R (8, 1) ERA: 5.75 | 0.1 | H | 2 | 1 | 0 | 0 | 0 | 0 | 0 | 0 | 0 | 0 | 0 | 2 | 2 | 0.00 | 3.000 | | | | | | | | | | |
| 41 Jimmy Gobble, L (8, 1) ERA: 2.7 | 0.0 | | 1 | 0 | 0 | 0 | 0 | 1 | 0 | 0 | 0 | 0 | 0 | 2 | 6 | = | = | | | | | | | | | | |
| 48 Joakim Soria, R (8, 1) ERA: 3.0 | 1.2 | S | 5 | 0 | 0 | 0 | 1 | 1 | 0 | 0 | 0 | 0 | 0 | 9 | 18 | 0.00 | 0.600 | | | | | | | | | | |

AB 34
R 4
H 9
RBI 4
BB 4
SO 4
LOB 16



AB 30
R 3
H 6
RBI 2
BB 4
SO 3
LOB 11



| Batter | 1 | 2 | 3 | 4 | 5 | 6 | 7 | 8 | 9 | 10 | 11 | AB | R | H | RBI | BB | SO | LOB | TOP | | | | | |
|--|---|---------------------------------------|--|--|--------------------------------------|-------------------------------------|-------------------------------|---|---------------------------------------|--|--|--------------------------------------|-------------------------------------|----------------------------------|------------------------------|----------------------------------|-------------------------------|----------------------------------|------------------------------|---------------------------------|----------------------------------|------------------------------------|----------------------------------|--------|
| 9 David DeJesus, L (1, 8) OBP: 0.390, SLG: 0.517 | G3 | | G6-3 | F7 | | K | | | G6-3 | | G4-3 | 6 | 0 | 0 | 0 | 0 | 1 | 5 | | | | | | |
| 15 Mark Grudzielanek, R (1, 4) OBP: 0.388, SLG: 0.410 | 2B | | K | | | G5-3 | | | G6-3 | | G6-3 | 6 | 0 | 2 | 0 | 0 | 1 | 2 | | | | | | |
| 24 Mark Teahen, L (1, 9) OBP: 0.389, SLG: 0.389 | G4-6-3 | | G6-3 | | | K | | | G6-3 | | | 4 | 0 | 1 | 0 | 1 | 2 | 1 | | | | | | |
| 16 Reggie Sanders, R (1, 10) OBP: 0.432, SLG: 0.641 | G4-6-3 | | FC6 | | | BB | | | K | | | 3 | 0 | 0 | 0 | 1 | 1 | 3 | | | | | | |
| 11 Ross Gload, L (1, 3) OBP: 0.290, SLG: 0.360 | | | BB | | | K | | | FC4 | | K | 3 | 0 | 0 | 0 | 2 | 2 | 3 | | | | | | |
| Emil Brown, R (1, 7) OBP: 0.194, SLG: 0.207 | | | K | | | K | | | FC4 | | BB | 4 | 0 | 0 | 0 | 1 | 3 | 6 | | | | | | |
| 4 Alex Gordon, L (1, 5) OBP: 0.284, SLG: 0.290 | | | | | | FC1-2 | | | SH5-4 | | BB | 2 | 0 | 2 | 0 | 3 | 0 | 0 | | | | | | |
| 14 John Buck, R (1, 2) OBP: 0.451, SLG: 0.767 | | | K | | | FC1-2 | | | SH5-4 | | BB | 3 | 0 | 0 | 0 | 2 | 2 | 5 | | | | | | |
| 1 Tony Pena Jr., R (1, 6) OBP: 0.253, SLG: 0.321 | | | K | | | FC1-2 | | | F7 | | G6-3 | 4 | 0 | 0 | 0 | 0 | 1 | 5 | | | | | | |
| Inning Stats | R: 0 E: 0 K: 0 S: 9 | H: 1 LOB: 1 BB: 1 P: 17 | R: 0 E: 0 K: 3 S: 10 | H: 0 LOB: 2 BB: 2 P: 21 | R: 0 E: 0 K: 1 S: 10 | H: 1 LOB: 1 BB: 0 P: 14 | R: 0 E: 0 K: 1 S: 12 | H: 0 LOB: 3 BB: 3 P: 28 | R: 0 E: 0 K: 3 S: 17 | H: 1 LOB: 2 BB: 1 P: 27 | R: 0 E: 1 K: 1 S: 10 | H: 0 LOB: 1 BB: 0 P: 15 | R: 0 E: 0 K: 1 S: 8 | H: 0 LOB: 0 BB: 1 P: 13 | R: 0 E: 0 K: 0 S: 6 | H: 0 LOB: 0 BB: 0 P: 12 | R: 0 E: 0 K: 2 S: 11 | H: 1 LOB: 2 BB: 1 P: 23 | R: 0 E: 0 K: 0 S: 6 | H: 0 LOB: 0 BB: 0 P: 8 | 1B: 4 2B: 2 3B: 0 HR: 0 | SF: 0 SAC: 1 DP: 2 HBP: 1 | WP: 0 PB: 0 SB: 2 CS: 1 | PA: 47 |
| PITCHER | IP WLS BF H R ER SO BB IBB HBP BLK WP HR S P ERA WHIP | 26 Boof Bonser, R (1, 1) ERA: 5.26 | 60 Glen Perkins, L (6, 1) ERA: 4.91 | 54 Matt Guerrier, R (6, 1) ERA: 2.4 | 36 Joe Nathan, R (9, 1) ERA: 2.38 | Juan Rincon, R (11, 1) ERA: 2.08 | PITCHER | IP WLS BF H R ER SO BB IBB HBP BLK WP HR S P ERA WHIP | 26 Boof Bonser, R (1, 1) ERA: 5.26 | 60 Glen Perkins, L (6, 1) ERA: 4.91 | 54 Matt Guerrier, R (6, 1) ERA: 2.4 | 36 Joe Nathan, R (9, 1) ERA: 2.38 | Juan Rincon, R (11, 1) ERA: 2.08 | | | | | | | | | | | |

Kansas City Royals @ Minnesota Twins
Hubert H. Humphrey Metrodome, Minneapolis, MN

Thu Apr 26 2007, 1:10 PM EDT
Att. 18,520 - Dome - 66 F

livebaseballscorecards.com



AB 35
R 0
H 5
RBI 0
BB 10
SO 13
LOB 30

| Batter | 1 | 2 | 3 | 4 | 5 | 6 | 7 | 8 | 9 | 10 | 11 | AB | R | H | RBI | BB | SO | LOB | BOTTOM | | | |
|---|---|--|--|--|--|----------------------------------|---|--|--|--|--|----------------------------------|-------------------------------|----------------------------------|------------------------------|----------------------------------|------------------------------|---------------------------------|----------------------------------|------------------------------------|----------------------------------|--------|
| 25 Alexi Casilla, S (1, 4) OBP: 0.256, SLG: 0.262 | F8 | G4-6-3 | | | FC1-5 | | | | | K | | 4 | 0 | 0 | 0 | 1 | 1 | 5 | | | | |
| 8 Nick Punto, S (1, 5) OBP: 0.273, SLG: 0.275 | BB | | G6-3 | | G3-1 | | F7 | | | G4-3 | | 4 | 0 | 0 | 0 | 1 | 0 | 3 | | | | |
| 7 Joe Mauer, L (1, 10) OBP: 0.467, SLG: 0.486 | BB | | F7 | | | | | K | | G4-3 | | 3 | 0 | 0 | 0 | 2 | 1 | 0 | | | | |
| 5 Michael Cuddyer, R (1, 9) OBP: 0.340, SLG: 0.466 | BB | | K | | F8 | | | G6-3 | | | G6-3 | 5 | 0 | 1 | 0 | 0 | 1 | 3 | | | | |
| 33 Justin Morneau, L (1, 3) OBP: 0.333, SLG: 0.453 | G4-3 | | | F7 | | F9 | | K | | | BB | 5 | 1 | 1 | 0 | 0 | 1 | 2 | | | | |
| Torii Hunter, R (1, 8) OBP: 0.346, SLG: 0.658 | | | | F7 | | G4-3 | | | | K | | 0 | 0 | 0 | 0 | 0 | 0 | 0 | | | | |
| Jason Tyner, L (2, PR) OBP: 0.333, SLG: 0.395 | | | | | | | | | | | BB | 4 | 0 | 1 | 0 | 0 | 1 | 0 | | | | |
| 55 Mike Redmond, R (1, 2) OBP: 0.286, SLG: 0.283 | | | | F8 | | F9 | | | G6-3 | | | 5 | 0 | 2 | 1 | 0 | 0 | 0 | | | | |
| 16 Jason Kubel, L (1, 7) OBP: 0.300, SLG: 0.357 | | | G3-1 | | | | | | | | BB | 4 | 0 | 2 | 0 | 0 | 0 | 2 | | | | |
| Jason Bartlett, R (1, 6) OBP: 0.303, SLG: 0.267 | | | | | | | F7 | | | | | 3 | 0 | 1 | 0 | 0 | 1 | 1 | | | | |
| Inning Stats | R: 0 E: 0 K: 0 S: 14 | H: 1 LOB: 2 BB: 2 P: 28 | R: 0 E: 0 K: 0 S: 10 | H: 1 LOB: 3 BB: 0 P: 16 | R: 0 E: 0 K: 1 S: 9 | H: 0 LOB: 0 BB: 0 P: 14 | R: 0 E: 0 K: 0 S: 7 | H: 0 LOB: 0 BB: 0 P: 10 | R: 0 E: 0 K: 0 S: 6 | H: 2 LOB: 3 BB: 1 P: 13 | R: 0 E: 0 K: 2 S: 11 | H: 0 LOB: 0 BB: 0 P: 16 | R: 0 E: 0 K: 1 S: 13 | H: 1 LOB: 1 BB: 0 P: 17 | R: 0 E: 0 K: 1 S: 8 | H: 0 LOB: 0 BB: 0 P: 12 | R: 1 E: 0 K: 0 S: 5 | H: 3 LOB: 2 BB: 0 P: 8 | 1B: 7 2B: 1 3B: 0 HR: 0 | SF: 0 SAC: 0 DP: 1 HBP: 2 | WP: 0 PB: 0 SB: 0 CS: 1 | PA: 43 |
| PITCHER | IP WLS BF H R ER SO BB IBB HBP BLK WP HR S P ERA WHIP | 23 Zack Greinke, R (1, 1) ERA: 3.51 | 41 Jimmy Gobble, L (8, 1) ERA: 2.16 | 57 Joel Peralta, R (9, 1) ERA: 7.11 | Todd Wellemeyer, R (11, 1) ERA: 10.13 | PITCHER | IP WLS BF H R ER SO BB IBB HBP BLK WP HR S P ERA WHIP | 23 Zack Greinke, R (1, 1) ERA: 3.51 | 41 Jimmy Gobble, L (8, 1) ERA: 2.16 | 57 Joel Peralta, R (9, 1) ERA: 7.11 | Todd Wellemeyer, R (11, 1) ERA: 10.13 | | | | | | | | | | | |

Kansas City Royals @ Minnesota Twins
Hubert H. Humphrey Metrodome, Minneapolis, MN

Thu Apr 26 2007, 1:10 PM EDT
Att. 18,520 - Dome - 66 F

livebaseballscorecards.com



AB 37
R 1
H 8
RBI 1
BB 4
SO 6
LOB 16

| Batter | 1 | 2 | 3 | 4 | 5 | 6 | 7 | 8 | 9 | AB R H RBI BB SO LOB | TOP | | | | | | | | | | | | |
|---|---|----------------------------------|------------------------------|----------------------------------|------------------------------|----------------------------------|------------------------------|---|------------------------------|----------------------------------|--|---|----------------------------------|-------------------------------|----------------------------------|------------------------------|----------------------------------|----------------------------------|------------------------------------|----------------------------------|--------|--|--|
| 8 Nick Punto, S OBP: 0.280, SLG: 0.274 | 4-2 BB | | G1-3 | | G5-3 | | | 0-1 1B 38 SH5-4 55 1B | L9 | 4 1 1 0 1 0 1 | Minnesota Twins @ Detroit Tigers Comerica Park, Detroit, MI Fri Apr 27 2007, 7:05 PM EDT Att: 31,147 - Cloudy - 53 F | | | | | | | | | | | | |
| 38 Luis Antonio Rodriguez, R OBP: 0.266, SLG: 0.275 | 1-1 P5 | | K | | | G2-3 | | 2-0 SH5-4 1B 1-2 2-3 | G5-3 | 4 0 0 0 0 1 1 | | | | | | | | | | | | | |
| 55 Mike Redmond, R OBP: 0.283, SLG: 0.280 | 1-2 F8 | | | | G6-3 | | | 3-2 1B 5 2B 7 1B 2-H 3-H 1-0 | | 4 1 1 2 0 1 1 | | | | | | | | | | | | | |
| 5 Michael Cuddyer, R OBP: 0.347, SLG: 0.478 | 0-2 F8 | | | | 0-1 1B 33 G5-3 | | | 1-3 1B 7 1B | | 4 1 2 0 0 1 1 | | | | | | | | | | | | | |
| 33 Justin Morneau, L OBP: 0.340, SLG: 0.483 | | 1-2 G4-3 | | | G5-3 | | | 4-0 1B 7 1B IBB | | 3 1 1 1 1 0 1 | | | | | | | | | | | | | |
| Tori Hunter, R OBP: 0.341, SLG: 0.636 | | 2-0 1B | | | F8 | | | 1-1 G5-3 K | | 4 0 1 0 0 1 4 | | | | | | | | | | | | | |
| 11 Josh Rabe, R OBP: 0.143, SLG: 0.143 7 Joe Mauer, L OBP: 0.473, SLG: 0.493 | | 0-0 F8 | | | 3-2 1B 16 FC3-6 | | | 1-2 1B 1-2 2-H 3-H 1-3 | | 3 0 1 0 0 0 1 1 0 1 2 0 0 0 | | | | | | | | | | | | | |
| 16 Jason Kubel, L OBP: 0.281, SLG: 0.333 | | 1-1 G4-3 | | | 1-2 FC3-6 FC4-6 | | | 0-0 F9 K | | 4 0 0 0 0 1 4 | | | | | | | | | | | | | |
| Jason Bartlett, R OBP: 0.300, SLG: 0.254 | | | 0-1 F8 | | 1-2 FC4-6 8 S | | | 4-1 1B 38 SH5-4 55 1B BB | G6-3 | 3 1 0 0 1 0 1 | | | | | | | | | | | | | |
| Inning Stats | R: 0 E: 0 K: 0 S: 8 | H: 0 LOB: 1 BB: 1 P: 13 | R: 0 E: 0 K: 0 S: 7 | H: 1 LOB: 1 BB: 0 P: 11 | R: 0 E: 0 K: 1 S: 8 | H: 0 LOB: 0 BB: 0 P: 12 | R: 0 E: 0 K: 0 S: 7 | H: 1 LOB: 1 BB: 0 P: 11 | R: 0 E: 0 K: 2 S: 9 | H: 0 LOB: 0 BB: 0 P: 15 | | R: 1 E: 0 K: 0 S: 7 | H: 1 LOB: 0 BB: 0 P: 11 | R: 4 E: 0 K: 2 S: 18 | H: 4 LOB: 2 BB: 2 P: 35 | R: 0 E: 0 K: 0 S: 8 | H: 0 LOB: 0 BB: 0 P: 15 | 1B: 6 2B: 1 3B: 0 HR: 1 | SF: 0 SAC: 1 DP: 0 HBP: 0 | WP: 0 PB: 0 SB: 1 CS: 0 | PA: 38 | | |
| PITCHER | IP WLS BF H R ER SO BB IBB HBP BLK WP HR S P ERA WHIP | | | | | | | | | | | IP WLS BF H R ER SO BB IBB HBP BLK WP HR S P ERA WHIP | | | | | | | | | | | |
| 29 Nate Robertson, L ERA: 2.43 | 7.0 | | | | | | | | | | | | | | | | | | | | | | |
| 54 Joel Zumaya, R ERA: 4.5 | 0.2 | L | 6 | 3 | 2 | 2 | 1 | 0 | 1 | 0 | 0 | 0 | 0 | 12 | 24 | 27.00 | 4.500 | | | | | | |
| 44 Bobby Seay, L ERA: 1.93 | 1.1 | | 4 | 0 | 0 | 0 | 1 | 0 | 0 | 0 | 0 | 0 | 0 | 11 | 19 | 0.00 | 0.000 | | | | | | |

| Batter | 1 | 2 | 3 | 4 | 5 | 6 | 7 | 8 | 9 | AB R H RBI BB SO LOB | BOTTOM | | | | | | | | | | | | |
|---|---|----------------------------------|-------------------------------|----------------------------------|-------------------------------|----------------------------------|------------------------------|----------------------------------|------------------------------|---------------------------------|--|---|----------------------------------|-------------------------------|----------------------------------|-------------------------------|----------------------------------|------------------------------|----------------------------------|----------------------------------|------------------------------------|----------------------------------|--------|
| 28 Curtis Granderson, L OBP: 0.323, SLG: 0.584 | 2-2 G6-3 14 2B | | P6 | | CS | | | 0-1 2B 14 2B | K | 5 1 2 0 0 1 0 | Minnesota Twins @ Detroit Tigers Comerica Park, Detroit, MI Fri Apr 27 2007, 7:05 PM EDT Att: 31,147 - Cloudy - 53 F | | | | | | | | | | | | |
| 14 Placido Polanco, R OBP: 0.394, SLG: 0.440 | 2-1 G6-3 | | L8 | | G5-3 | | | 0-2 2B | G1-3 | 5 0 1 1 0 0 1 | | | | | | | | | | | | | |
| 3 Gary Sheffield, R OBP: 0.337, SLG: 0.240 | 4-0 BB | | 4-2 1B 9 1B 30 CS | | F9 | | | 3-2 F7 | P6 | 3 1 0 0 2 0 1 | | | | | | | | | | | | | |
| 30 Magglio Ordonez, R OBP: 0.404, SLG: 0.556 | 0-3 K | | 4-2 1B 9 1B | | 1-2 BB | | | 2-1 P3 1B 1-0 F9 | | 3 0 0 0 1 1 3 | | | | | | | | | | | | | |
| 9 Carlos Guillen, S OBP: 0.394, SLG: 0.450 | 1-2 L9 | | 2-2 1B 1-2 2-H | | G5-3 | | | 1-1 L6 | | 4 0 1 1 0 0 2 | | | | | | | | | | | | | |
| Sean Casey, L OBP: 0.272, SLG: 0.257 | | 0-1 L7 | | | G4-3 | | | 2-2 G4-3 1B 1B | | 4 1 2 0 0 0 2 | | | | | | | | | | | | | |
| Craig Monroe, R OBP: 0.244, SLG: 0.347 | | 2-2 2B | | | F8 | | | 0-1 G4-3 1B 1-2 1B | | 4 0 3 1 0 0 0 | | | | | | | | | | | | | |
| Mike Rabelo, S | | 2-2 G1-3 | | | K | | | 1-2 F7 | G4-3 | 4 0 0 0 0 1 4 | | | | | | | | | | | | | |
| 15 Brandon Inge, R OBP: 0.215, SLG: 0.271 | | 3-2 F7 | | | 4-2 1B 28 CS | | | 2-3 K | K | 3 0 0 0 1 2 3 | | | | | | | | | | | | | |
| Inning Stats | R: 0 E: 0 K: 1 S: 11 | H: 1 LOB: 2 BB: 1 P: 20 | R: 0 E: 0 K: 0 S: 12 | H: 1 LOB: 0 BB: 0 P: 19 | R: 1 E: 0 K: 0 S: 18 | H: 1 LOB: 2 BB: 2 P: 31 | R: 0 E: 0 K: 1 S: 9 | H: 0 LOB: 0 BB: 1 P: 15 | R: 0 E: 0 K: 0 S: 6 | H: 2 LOB: 1 BB: 0 P: 7 | | R: 1 E: 0 K: 0 S: 11 | H: 2 LOB: 1 BB: 0 P: 15 | R: 1 E: 0 K: 1 S: 12 | H: 2 LOB: 1 BB: 0 P: 18 | R: 0 E: 0 K: 1 S: 12 | H: 2 LOB: 2 BB: 0 P: 19 | R: 0 E: 0 K: 1 S: 9 | H: 0 LOB: 0 BB: 0 P: 12 | 1B: 3 2B: 6 3B: 0 HR: 0 | SF: 0 SAC: 0 DP: 0 HBP: 0 | WP: 0 PB: 0 SB: 1 CS: 1 | PA: 40 |
| PITCHER | IP WLS BF H R ER SO BB IBB HBP BLK WP HR S P ERA WHIP | | | | | | | | | | | IP WLS BF H R ER SO BB IBB HBP BLK WP HR S P ERA WHIP | | | | | | | | | | | |
| Ramon Ortiz, R ERA: 2.57 | 6.0 | | | | | | | | | | | | | | | | | | | | | | |
| 26 Jesse Crain, R ERA: 6.0 | 1.0 | W | 5 | 2 | 1 | 1 | 1 | 0 | 0 | 0 | 0 | 0 | 0 | 12 | 18 | 9.00 | 2.000 | | | | | | |
| Juan Rincon, R ERA: 1.86 | 1.0 | H | 5 | 2 | 0 | 0 | 1 | 0 | 0 | 0 | 0 | 0 | 0 | 12 | 19 | 0.00 | 2.000 | | | | | | |
| 36 Joe Nathan, R ERA: 2.19 | 1.0 | S | 3 | 0 | 0 | 0 | 1 | 0 | 0 | 0 | 0 | 0 | 0 | 9 | 12 | 0.00 | 0.000 | | | | | | |

AB 34
R 5
H 8
RBI 5
BB 3
SO 5
LOB 15



AB 35
R 3
H 9
RBI 3
BB 4
SO 5
LOB 16



| Batter | 1 | 2 | 3 | 4 | 5 | 6 | 7 | 8 | 9 | AB | R | H | RBI | BB | SO | LOB | TOP | | | | | |
|---|-------------------------------|----------------------------------|------------------------------|---------------------------------|------------------------------|---------------------------------|-------------------------------|----------------------------------|-------------------------------|----------------------------------|------------------------------|----------------------------------|-------------------------------|----------------------------------|-------------------------------|----------------------------------|---|----------------------------------|----------------------------------|------------------------------------|----------------------------------|--------|
| 8 Nick Punto, S (1, 5) OBP: 0.304, SLG: 0.317 | G5-3 | | S 1B | | F9 | | 3B | | G4-3 | 5 | 0 | 2 | 0 | 0 | 0 | 0 | Minnesota Twins @ Detroit Tigers Comerica Park, Detroit, MI Sun Apr 29 2007, 1:05 PM EDT Att: 36,483 - Sunny - 74 F livebaseballscorecards.com | | | | | |
| Jason Bartlett, R (1, 6) OBP: 0.316, SLG: 0.296 | G6-3 7 2B | | L5 | | 2B | | BB | | | 3 | 0 | 2 | 0 | 1 | 0 | 1 | | | | | | |
| 7 Joe Mauer, L (1, 2) OBP: 0.465, SLG: 0.512 | G6-3 2-3 | | G3 | | G4-3 | | G4-3 | | | 4 | 0 | 0 | 0 | 0 | 5 | | | | | | | |
| 5 Michael Cuddyer, R (1, 9) OBP: 0.333, SLG: 0.450 | BB | | | | P6 | | G6-3 | | F9 | 3 | 0 | 0 | 0 | 1 | 0 | 0 | | | | | | |
| 33 Justin Morneau, L (1, 3) OBP: 0.358, SLG: 0.521 | K | | | | K | | F9 | | BB | 3 | 0 | 0 | 0 | 1 | 2 | 2 | | | | | | |
| Torii Hunter, R (1, 8) OBP: 0.352, SLG: 0.651 | | | F8 | | 55 1B 16 2B | | HR | | F8 | 4 | 2 | 2 | 1 | 0 | 0 | 1 | | | | | | |
| 55 Mike Redmond, R (1, 10) OBP: 0.298, SLG: 0.315 | F7-5 16 2B | | 1B | | 16 2B | | L6 | | F9 | 4 | 1 | 2 | 0 | 0 | 0 | 1 | | | | | | |
| 16 Jason Kubel, L (1, 7) OBP: 0.288, SLG: 0.348 | F7-5 2-3 | | 1B | | 38 PO 1-H 3-H | | K | | L4 | 4 | 0 | 1 | 2 | 0 | 1 | 1 | | | | | | |
| 38 Luis Antonio Rodriguez, S (1, 4) OBP: 0.296, SLG: 0.282 | | | G6-3 | | PO | | F9 | | G4-3 | 4 | 0 | 0 | 0 | 0 | 0 | 0 | | | | | | |
| Inning Stats | R: 0 E: 0 K: 1 S: 12 | H: 1 LOB: 2 BB: 1 P: 23 | R: 0 E: 0 K: 0 S: 6 | H: 1 LOB: 0 BB: 0 P: 9 | R: 0 E: 0 K: 0 S: 8 | H: 1 LOB: 1 BB: 0 P: 8 | R: 2 E: 0 K: 1 S: 14 | H: 3 LOB: 0 BB: 0 P: 23 | R: 0 E: 0 K: 0 S: 10 | H: 1 LOB: 1 BB: 0 P: 16 | R: 1 E: 0 K: 0 S: 8 | H: 1 LOB: 0 BB: 0 P: 12 | R: 0 E: 0 K: 1 S: 15 | H: 1 LOB: 2 BB: 1 P: 25 | R: 0 E: 0 K: 0 S: 13 | H: 0 LOB: 1 BB: 1 P: 20 | R: 0 E: 0 K: 0 S: 7 | H: 0 LOB: 0 BB: 0 P: 10 | 1B: 3 2B: 5 3B: 1 HR: 1 | SF: 0 SAC: 0 DP: 1 HBP: 0 | WP: 0 PB: 0 SB: 1 CS: 0 | PA: 38 |
| PITCHER | IP | WLS | BF | H | R | ER | SO | BB | IBB | HBP | BLK | WP | HR | S | P | ERA | WHIP | | | | | |
| Mike Maroth, L (1, 1) ERA: 4.82 | 6.2 | | 28 | 9 | 3 | 3 | 3 | 1 | 0 | 0 | 0 | 0 | 1 | 66 | 103 | 4.05 | 1.500 | | | | | |
| 54 Joel Zumaya, R (7, 1) ERA: 4.11 | 1.1 | | 6 | 0 | 0 | 0 | 0 | 2 | 0 | 0 | 0 | 0 | 0 | 20 | 33 | 0.00 | 1.500 | | | | | |
| 59 Todd Jones, R (9, 1) ERA: 3.0 | 1.0 | W | 3 | 0 | 0 | 0 | 0 | 0 | 0 | 0 | 0 | 0 | 0 | 7 | 10 | 0.00 | 0.000 | | | | | |

| Batter | 1 | 2 | 3 | 4 | 5 | 6 | 7 | 8 | 9 | AB | R | H | RBI | BB | SO | LOB | BOTTOM | | | | | |
|--|-------------------------------|----------------------------------|-------------------------------|----------------------------------|-------------------------------|----------------------------------|-------------------------------|----------------------------------|------------------------------|----------------------------------|------------------------------|----------------------------------|------------------------------|----------------------------------|------------------------------|---------------------------------|---|------------------------------------|----------------------------------|--------|--|--|
| Ivan Rodriguez, R (1, 2) OBP: 0.295, SLG: 0.448 | K | G6-3 | | K | | K | | | | 4 | 0 | 0 | 0 | 0 | 3 | 4 | Minnesota Twins @ Detroit Tigers Comerica Park, Detroit, MI Sun Apr 29 2007, 1:05 PM EDT Att: 36,483 - Sunny - 74 F livebaseballscorecards.com | | | | | |
| 14 Placido Polanco, R (1, 4) OBP: 0.402, SLG: 0.444 | 30 BB 1B | | G6-3 | G6-3 | | | G4-3 | | | 4 | 0 | 1 | 0 | 0 | 0 | 1 | | | | | | |
| 3 Gary Sheffield, R (1, 10) OBP: 0.349, SLG: 0.265 | F8 | | 30 HR 1B | | P6 | | G1-3 | | | 4 | 1 | 1 | 0 | 0 | 0 | 1 | | | | | | |
| 30 Magglio Ordonez, R (1, 9) OBP: 0.412, SLG: 0.602 | BB | | HR | | 2B | | F8 | | | 3 | 1 | 2 | 2 | 1 | 0 | 0 | | | | | | |
| 9 Carlos Guillen, S (1, 6) OBP: 0.402, SLG: 0.483 | F9 | | BB | | P1 | | G3-1 | | | 3 | 0 | 0 | 0 | 1 | 0 | 3 | | | | | | |
| Craig Monroe, R (1, 7) OBP: 0.244, SLG: 0.338 | 15 1B | | G6-4-3 | | K | | 33 CS 1B | | | 4 | 0 | 2 | 0 | 0 | 1 | 2 | | | | | | |
| 33 Marcus Thames, R (1, 3) OBP: 0.250, SLG: 0.517 | | | | | HR | | F8 | | | 4 | 1 | 1 | 1 | 0 | 2 | 2 | | | | | | |
| 8 Neifi Perez, S (9, 6) OBP: 0.100, SLG: 0.100 | K | | | | HR | | K | | | 0 | 0 | 0 | 0 | 0 | 0 | 0 | | | | | | |
| 15 Brandon Inge, R (1, 5) OBP: 0.241, SLG: 0.325 | 1B | | | | 28 SH3-4 BB | | 1B | | | 3 | 1 | 3 | 1 | 1 | 0 | 0 | | | | | | |
| 28 Curtis Granderson, L (1, 8) OBP: 0.310, SLG: 0.547 | K | | | | SH3-4 | | F7 | | | 2 | 0 | 0 | 0 | 0 | 1 | 3 | | | | | | |
| Inning Stats | R: 0 E: 0 K: 1 S: 18 | H: 2 LOB: 2 BB: 0 P: 23 | R: 2 E: 0 K: 0 S: 10 | H: 2 LOB: 0 BB: 1 P: 19 | R: 1 E: 0 K: 1 S: 11 | H: 1 LOB: 1 BB: 1 P: 16 | R: 0 E: 0 K: 1 S: 10 | H: 1 LOB: 1 BB: 0 P: 13 | R: 0 E: 0 K: 1 S: 9 | H: 1 LOB: 1 BB: 0 P: 17 | R: 0 E: 0 K: 0 S: 7 | H: 0 LOB: 0 BB: 0 P: 12 | R: 0 E: 0 K: 1 S: 7 | H: 1 LOB: 1 BB: 0 P: 11 | R: 1 E: 0 K: 0 S: 2 | H: 1 LOB: 0 BB: 0 P: 5 | 1B: 6 2B: 2 3B: 0 HR: 3 | SF: 0 SAC: 1 DP: 2 HBP: 0 | WP: 0 PB: 0 SB: 0 CS: 1 | PA: 35 | | |
| PITCHER | IP | WLS | BF | H | R | ER | SO | BB | IBB | HBP | BLK | WP | HR | S | P | ERA | WHIP | | | | | |
| Johan Santana, L (1, 1) ERA: 3.6 | 6.0 | | 28 | 8 | 3 | 3 | 6 | 3 | 0 | 0 | 0 | 0 | 0 | 9 | 114 | 4.50 | 1.833 | | | | | |
| 17 Pat Neshek, R (7, 1) ERA: 2.25 | 1.0 | | 3 | 0 | 0 | 0 | 0 | 0 | 0 | 0 | 0 | 0 | 0 | 9 | 12 | 0.00 | 0.000 | | | | | |
| 28 Jesse Crain, R (8, 1) ERA: 6.3 | 1.0 | L | 4 | 2 | 1 | 1 | 1 | 0 | 0 | 0 | 0 | 0 | 1 | 9 | 16 | 9.00 | 2.000 | | | | | |

| Batter | 1 | 2 | 3 | 4 | 5 | 6 | 7 | 8 | 9 | AB | R | H | RBI | BB | SO | LOB | TOP | | | | | | | | | | |
|--|-------------------------------|-------------------------------------|-------------------------------|----------------------------------|------------------------------|----------------------------------|-------------------------------|----------------------------------|------------------------------|----------------------------------|------------------------------|----------------------------------|-------------------------------|----------------------------------|-------------------------------|----------------------------------|--|-------------------------------|----------------------------------|-----------------------------------|------------------------------------|-------------------------|--------|--|--|--|--|
| Luis Castillo, S OBP: 0.338, SLG: 0.328 38 Luis Antonio Rodriguez, R OBP: 0.256, SLG: 0.262 | 3-2 8 2B 7 G4-3 1B | 0-0 7 1B 5 E 8 FC6-4 1B | 0-1 G1 | | 1-2 G4-3 | | 1-1 G4-3 | | 1-2 11 1B 7 1B 1B | 6 | 2 | 3 | 0 | 0 | 0 | 6 | Minnesota Twins @ Tampa Bay Devil Rays Tropicana Field, St. Petersburg, FL Tue May 01 2007, 7:10 PM EDT Att: 8,773 - Dome - 72 F livebaseballscorecards.com | | | | | | | | | | |
| 8 Nick Punto, S OBP: 0.296, SLG: 0.330 | 2-1 7 G4-3 5 SF8 2B | 3-2 E4 5 FC6-4 7 1B | | 2-2 7 1B | | 0-0 G4-3 | 2-2 P6 | | 3-3 1B | 6 | 1 | 2 | 0 | 0 | 1 | 5 | | | | | | | | | | | |
| 7 Joe Mauer, L OBP: 0.467, SLG: 0.511 | 1-1 G4-3 | 2-1 5 FC6-4 1B | | 2-2 33 G6-4-3 1B | | 2-2 P4 | | 1-2 G4-3 | 0-0 11 1B 1B | 6 | 0 | 3 | 1 | 0 | 0 | 1 | | | | | | | | | | | |
| 5 Michael Cuddyer, R OBP: 0.330, SLG: 0.441 11 Josh Rabe, R OBP: 0.217, SLG: 0.217 | 0-1 SF8 | 3-2 FC6-4 | | 2-3 K | | 4-1 33 1B HBP | | 1-0 33 2B 1B | 2-2 1B | 2 | 0 | 0 | 2 | 0 | 1 | 4 | | | | | | | | | | | |
| 33 Justin Morneau, L OBP: 0.357, SLG: 0.520 | 1-3 K | 2-1 G3 | | 1-0 G6-4-3 1B | | 2-1 1B | | 0-0 1B | 1-2 2B 1B | 6 | 0 | 2 | 1 | 0 | 2 | 7 | | | | | | | | | | | |
| Tori Hunter, R OBP: 0.354, SLG: 0.644 | | 4-2 1B 16 S E BB | 3-2 F8 | | 0-0 F7 | | 1-2 16 F9 1B 2B | | 1-0 L8 | 4 | 2 | 1 | 0 | 1 | 0 | 1 | | | | | | | | | | | |
| 16 Jason Kubel, L OBP: 0.295, SLG: 0.333 | 1 SAFE E BB | 4-1 E BB | 0-2 G4-3 | | 1-0 2B HBP | | 1-2 F9 | | 3-3 K | 3 | 1 | 0 | 0 | 1 | 1 | 2 | | | | | | | | | | | |
| Jason Tyner, L OBP: 0.382, SLG: 0.442 | | 0-0 E1 G6-3 1B | 4-0 BB BB | | 1-0 2B | | 1-2 G4-3 BB 1B | | 0-1 P5 | 4 | 1 | 3 | 1 | 1 | 0 | 0 | | | | | | | | | | | |
| Jason Bartlett, R OBP: 0.333, SLG: 0.297 | 0-2 G6-3 | 1 SAFE G6-3 | 4-1 BB | | 1-0 G4-3 | | 1-2 BB | | 2-2 7 1B 11 1B 1B | 3 | 1 | 1 | 1 | 2 | 0 | 2 | | | | | | | | | | | |
| Inning Stats | R: 2 E: 0 K: 1 S: 13 | H: 2 LOB: 0 BB: 0 P: 20 | R: 4 E: 2 K: 0 S: 21 | H: 3 LOB: 2 BB: 2 P: 39 | R: 0 E: 0 K: 0 S: 9 | H: 0 LOB: 2 BB: 2 P: 20 | R: 0 E: 0 K: 1 S: 11 | H: 2 LOB: 1 BB: 0 P: 18 | R: 0 E: 0 K: 0 S: 6 | H: 1 LOB: 2 BB: 0 P: 10 | R: 0 E: 0 K: 0 S: 7 | H: 1 LOB: 2 BB: 0 P: 15 | R: 1 E: 0 K: 0 S: 15 | H: 2 LOB: 2 BB: 1 P: 25 | R: 1 E: 0 K: 1 S: 12 | H: 2 LOB: 1 BB: 0 P: 18 | | R: 1 E: 0 K: 2 S: 20 | H: 4 LOB: 3 BB: 0 P: 29 | 1B: 13 2B: 4 3B: 0 HR: 0 | SF: 1 SAC: 0 DP: 1 HBP: 2 | WP: 0 PB: 0 CS: 1 | PA: 50 | | | | |
| PITCHER | IP | WLS | BF | H | R | ER | SO | BB | IBB | HBP | BLK | WP | HR | S | P | ERA | WHIP | | | | | | | | | | |
| 36 Edwin Jackson, R ERA: 7.36 | 1.1 | L | 12 | 5 | 6 | 4 | 1 | 2 | 0 | 0 | 0 | 0 | 0 | 29 | 49 | 27.00 | 5.250 | | | | | | | | | | |
| 45 Ruddy Lugo, R ERA: 11.98 | 1.2 | | 7 | 0 | 0 | 0 | 0 | 2 | 0 | 0 | 0 | 0 | 0 | 14 | 30 | 0.00 | 1.200 | | | | | | | | | | |
| 11 Jae Kuk Ryu, R ERA: 3.38 | 3.0 | | 13 | 4 | 0 | 0 | 1 | 0 | 0 | 2 | 0 | 0 | 0 | 24 | 43 | 0.00 | 1.333 | | | | | | | | | | |
| 53 Juan Salas, R ERA: 4.38 | 1.0 | | 6 | 2 | 1 | 1 | 0 | 1 | 0 | 0 | 0 | 0 | 0 | 15 | 25 | 9.00 | 3.000 | | | | | | | | | | |
| 22 Shawn Camp, R ERA: 6.48 | 1.0 | | 5 | 2 | 1 | 1 | 1 | 0 | 0 | 0 | 0 | 0 | 0 | 12 | 18 | 9.00 | 2.000 | | | | | | | | | | |
| PITCHER | IP | WLS | BF | H | R | ER | SO | BB | IBB | HBP | BLK | WP | HR | S | P | ERA | WHIP | | | | | | | | | | |
| Brian Stokes, R ERA: 7.71 | 0.2 | | 6 | 4 | 1 | 1 | 1 | 0 | 0 | 0 | 0 | 0 | 0 | 4 | 16 | 13.50 | 6.000 | | | | | | | | | | |
| 47 Gary Glover, R ERA: 7.3 | 0.1 | | 1 | 0 | 0 | 0 | 1 | 0 | 0 | 0 | 0 | 0 | 0 | 4 | 5 | 0.00 | 0.000 | | | | | | | | | | |

| Batter | 1 | 2 | 3 | 4 | 5 | 6 | 7 | 8 | 9 | AB | R | H | RBI | BB | SO | LOB | BOTTOM | | | | | | | | | | |
|--|------------------------------|----------------------------------|------------------------------|---------------------------------|------------------------------|----------------------------------|-------------------------------|----------------------------------|------------------------------|----------------------------------|------------------------------|----------------------------------|------------------------------|---------------------------------|------------------------------|----------------------------------|--|-------------------------------|----------------------------------|----------------------------------|------------------------------------|-------------------------|--------|--|--|--|--|
| 5 Rocco Baldelli, R OBP: 0.343, SLG: 0.484 | 0-3 K | | 3-1 13 F7 35 BB 1B | | 0-0 L6 | | | 0-3 K | | 4 | 0 | 1 | 0 | 0 | 2 | 1 | Minnesota Twins @ Tampa Bay Devil Rays Tropicana Field, St. Petersburg, FL Tue May 01 2007, 7:10 PM EDT Att: 8,773 - Dome - 72 F livebaseballscorecards.com | | | | | | | | | | |
| 35 Elijah Dukes, R OBP: 0.372, SLG: 0.422 | 3-0 13 CS HBP | | 4-1 BB | | 0-2 F8 | | | 4-1 13 G4-3 BB | | 1 | 0 | 0 | 0 | 2 | 0 | 1 | | | | | | | | | | | |
| 13 Carl Crawford, L OBP: 0.345, SLG: 0.466 | 4-1 1-2 BB | | 2-0 F7 | | 3-3 K | | | 0-0 G4-3 | | 3 | 0 | 0 | 0 | 1 | 1 | 4 | | | | | | | | | | | |
| Ty Wigginton, R OBP: 0.282, SLG: 0.417 | 1-3 K | | 0-1 F8 | | | | | 3-2 P4 | | 4 | 0 | 0 | 0 | 0 | 1 | 4 | | | | | | | | | | | |
| Delmon Young, R OBP: 0.284, SLG: 0.423 | | 0-1 HR | | 1-2 P3 | | | | 1-0 F8 | | 3 | 1 | 1 | 1 | 1 | 0 | 0 | | | | | | | | | | | |
| 2 B.J. Upton, R OBP: 0.429, SLG: 0.688 | | 0-0 23 G4-6-3 1B | | 0-1 23 G4-3 1B | | | | 1-3 K | | 3 | 0 | 2 | 0 | 1 | 1 | 0 | | | | | | | | | | | |
| 23 Carlos Pena, L OBP: 0.222, SLG: 0.431 | | 0-0 G4-6-3 | | 3-2 G4-3 | | | | 1-1 G4-3 | | 4 | 0 | 0 | 0 | 0 | 1 | 4 | | | | | | | | | | | |
| 30 Dioner Navarro, S OBP: 0.304, SLG: 0.323 | | 1-1 F9 | | 2-2 G4-3 | | | | 1-3 K | | 4 | 0 | 0 | 0 | 0 | 1 | 3 | | | | | | | | | | | |
| Brendan Harris, R OBP: 0.351, SLG: 0.453 | | | 0-1 G4-3 | | | | | 1-0 G5-3 | | 4 | 0 | 1 | 0 | 0 | 1 | 2 | | | | | | | | | | | |
| Inning Stats | R: 0 E: 0 K: 2 S: 9 | H: 0 LOB: 1 BB: 1 P: 17 | R: 1 E: 0 K: 0 S: 6 | H: 2 LOB: 0 BB: 0 P: 7 | R: 0 E: 0 K: 0 S: 8 | H: 1 LOB: 1 BB: 1 P: 17 | R: 0 E: 0 K: 0 S: 12 | H: 1 LOB: 1 BB: 0 P: 18 | R: 0 E: 0 K: 1 S: 9 | H: 1 LOB: 1 BB: 0 P: 12 | R: 0 E: 0 K: 1 S: 6 | H: 0 LOB: 0 BB: 0 P: 10 | R: 0 E: 0 K: 1 S: 6 | H: 0 LOB: 0 BB: 0 P: 9 | R: 0 E: 0 K: 1 S: 9 | H: 0 LOB: 1 BB: 1 P: 16 | | R: 0 E: 0 K: 2 S: 14 | H: 0 LOB: 2 BB: 2 P: 25 | 1B: 4 2B: 0 3B: 0 HR: 1 | SF: 0 SAC: 0 DP: 1 HBP: 1 | WP: 0 PB: 0 CS: 1 | PA: 36 | | | | |
| PITCHER | IP | WLS | BF | H | R | ER | SO | BB | IBB | HBP | BLK | WP | HR | S | P | ERA | WHIP | | | | | | | | | | |
| Sidney Ponson, R ERA: 6.67 | 7.0 | W | 27 | 5 | 1 | 1 | 5 | 2 | 0 | 1 | 0 | 0 | 0 | 9 | 16 | 0.00 | 1.000 | | | | | | | | | | |
| 54 Matt Guerrier, R ERA: 2.25 | 1.0 | | 4 | 0 | 0 | 0 | 1 | 1 | 0 | 0 | 0 | 0 | 0 | 9 | 16 | 0.00 | 1.000 | | | | | | | | | | |
| Juan Rincon, R ERA: 1.69 | 1.0 | | 5 | 0 | 0 | 0 | 2 | 2 | 0 | 0 | 0 | 0 | 0 | 14 | 25 | 0.00 | 2.000 | | | | | | | | | | |



| Batter | 1 | 2 | 3 | 4 | 5 | 6 | 7 | 8 | 9 | 10 | AB | R | H | RBI | BB | SO | LOB |
|--|----|--------------------|----|------------|---|---|-------------------------|---|----|----|----|---|---|-----|----|----|-----|
| Luis Castillo, S OBP: 0.343, SLG: 0.323 | F7 | G4-3 | | | | | E4 7 1B FC1-2-5-1 | | F7 | | 4 | 1 | 1 | 0 | 1 | 0 | 2 |
| 8 Nick Punto, S OBP: 0.301, SLG: 0.315 | G3 | | K | | | | FC1-2-5-1 7 1B | | K | | 4 | 0 | 0 | 0 | 1 | 2 | 4 |
| 7 Joe Mauer, L OBP: 0.455, SLG: 0.495 | F7 | | F8 | | | | | | K | | 5 | 0 | 1 | 1 | 0 | 2 | 3 |
| 33 Justin Morneau, L OBP: 0.358, SLG: 0.514 | | HR 1B | F8 | | | | | | K | | 5 | 1 | 2 | 0 | 0 | 1 | 3 |
| Toni Hunter, R OBP: 0.366, SLG: 0.674 | | HR 1B | | G6-3 | | | | | K | | 5 | 1 | 3 | 2 | 0 | 1 | 0 |
| 16 Jason Kubel, L OBP: 0.289, SLG: 0.325 | | G1-3 | | F9-3 1B | | | | | K | | 5 | 0 | 1 | 0 | 0 | 2 | 2 |
| Jeff Cirillo, R OBP: 0.500, SLG: 0.429 | | | | F9-3 1B | | | | | K | | 4 | 0 | 2 | 0 | 0 | 0 | 2 |
| 11 Josh Rabe, R OBP: 0.208, SLG: 0.208 | | FC6-4 HBP 1B | | | | | | | K | | 1 | 0 | 0 | 0 | 0 | 1 | 1 |
| Jason Tyner, L OBP: 0.383, SLG: 0.429 | | | | G4-3 | | | | | L8 | | 4 | 0 | 1 | 0 | 0 | 0 | 1 |
| Jason Bartlett, R OBP: 0.341, SLG: 0.308 | | FC6-4 | | | | | | | | | 4 | 0 | 2 | 0 | 0 | 0 | 4 |

| Inning Stats | R: 0 | H: 0 | E: 0 | K: 0 | S: 8 | R: 2 | H: 3 | E: 0 | K: 0 | S: 14 | R: 0 | H: 0 | E: 0 | K: 1 | S: 11 | R: 0 | H: 1 | E: 0 | K: 0 | S: 7 | R: 0 | H: 1 | E: 0 | K: 2 | S: 13 | R: 1 | H: 3 | E: 1 | K: 0 | S: 17 | R: 0 | H: 2 | E: 0 | K: 2 | S: 8 | R: 0 | H: 2 | E: 0 | K: 2 | S: 14 | R: 0 | H: 0 | E: 0 | K: 2 | S: 9 | R: 0 | H: 1 | E: 0 | K: 2 | S: 13 | R: 0 | H: 1 | E: 0 | K: 2 | S: 13 | 1B: 12 | SF: 0 | 2B: 1 | 3B: 0 | HR: 1 | SAC: 0 | DP: 1 | HBP: 1 | WP: 0 | PA: 44 |
|--------------|------|------|------|------|------|------|------|------|------|-------|------|------|------|------|-------|------|------|------|------|------|------|------|------|------|-------|------|------|------|------|-------|------|------|------|------|------|------|------|------|------|-------|------|------|------|------|------|------|------|------|------|-------|------|------|------|------|-------|--------|-------|-------|-------|-------|--------|-------|--------|-------|--------|
|--------------|------|------|------|------|------|------|------|------|------|-------|------|------|------|------|-------|------|------|------|------|------|------|------|------|------|-------|------|------|------|------|-------|------|------|------|------|------|------|------|------|------|-------|------|------|------|------|------|------|------|------|------|-------|------|------|------|------|-------|--------|-------|-------|-------|-------|--------|-------|--------|-------|--------|

| Batter | 1 | 2 | 3 | 4 | 5 | 6 | 7 | 8 | 9 | 10 | AB | R | H | RBI | BB | SO | LOB |
|--|------|----------------------|--------------|----|--------------------------------|---|----|---|------|----|----|---|---|-----|----|----|-----|
| 5 Rocco Baldelli, R OBP: 0.337, SLG: 0.463 | G4-3 | F8 | | | FC5-4 13 HBP 35 1B BB | | L4 | | K | | 4 | 1 | 0 | 0 | 1 | 1 | 3 |
| 35 Elijah Dukes, R OBP: 0.373, SLG: 0.420 | K | | G1-3 | | FC5-4 13 HBP 1B | | K | | K | | 5 | 1 | 2 | 1 | 0 | 2 | 0 |
| 13 Carl Crawford, L OBP: 0.364, SLG: 0.477 | 1B | | F7-6-3 1B | | FC5-4 HBP | | K | | K | | 4 | 0 | 3 | 0 | 0 | 1 | 0 |
| Ty Wigginton, R OBP: 0.296, SLG: 0.426 | 1B | | F7-6-3 | | FC5-4 | | | | 1B | | 5 | 0 | 3 | 2 | 0 | 0 | 3 |
| Delmon Young, R OBP: 0.272, SLG: 0.404 | F9 | | | F9 | G5-3 | | | | K | | 5 | 0 | 0 | 0 | 0 | 2 | 7 |
| 2 B.J. Upton, R OBP: 0.427, SLG: 0.667 | | FC4-6 23 BB | | | FC5-4 23 BLK 1B | | K | | F9 | | 4 | 0 | 1 | 0 | 1 | 1 | 1 |
| 23 Carlos Pena, L OBP: 0.237, SLG: 0.418 | | FC4-6 FC6-4 1B | | | G6-4-3 BB | | L9 | | G4-3 | | 4 | 0 | 1 | 0 | 1 | 0 | 2 |
| 18 Ben Zobrist, S OBP: 0.145, SLG: 0.213 | | | | | | | | | | | 0 | 1 | 0 | 0 | 0 | 0 | 0 |
| Brendan Harris, R OBP: 0.387, SLG: 0.482 | | FC6-4 8 1B | | | G6-4-3 | | | | | | 3 | 1 | 2 | 0 | 2 | 0 | 2 |
| 8 Josh Paul, R OBP: 0.314, SLG: 0.273 | | | | | | | | | | | 4 | 0 | 0 | 0 | 0 | 1 | 4 |
| 30 Dioner Navarro, S OBP: 0.300, SLG: 0.317 | | FC6-4 | | | F7 | | P6 | | K | | 1 | 0 | 0 | 1 | 0 | 0 | 2 |

| Inning Stats | R: 0 | H: 2 | E: 0 | K: 1 | S: 7 | R: 0 | H: 1 | E: 0 | K: 0 | S: 8 | R: 0 | H: 1 | E: 0 | K: 0 | S: 7 | R: 0 | H: 1 | E: 0 | K: 0 | S: 9 | R: 0 | H: 1 | E: 0 | K: 1 | S: 16 | R: 0 | H: 0 | E: 0 | K: 2 | S: 9 | R: 0 | H: 1 | E: 0 | K: 1 | S: 12 | R: 2 | H: 3 | E: 0 | K: 3 | S: 18 | R: 1 | H: 2 | E: 0 | K: 0 | S: 6 | 1B: 11 | SF: 0 | 2B: 2 | 3B: 0 | HR: 0 | SAC: 0 | DP: 2 | HBP: 1 | WP: 1 | PA: 45 |
|--------------|------|------|------|------|------|------|------|------|------|------|------|------|------|------|------|------|------|------|------|------|------|------|------|------|-------|------|------|------|------|------|------|------|------|------|-------|------|------|------|------|-------|------|------|------|------|------|--------|-------|-------|-------|-------|--------|-------|--------|-------|--------|
|--------------|------|------|------|------|------|------|------|------|------|------|------|------|------|------|------|------|------|------|------|------|------|------|------|------|-------|------|------|------|------|------|------|------|------|------|-------|------|------|------|------|-------|------|------|------|------|------|--------|-------|-------|-------|-------|--------|-------|--------|-------|--------|


| PITCHER | IP | WLS | BF | H | R | ER | SO | BB | IBB | HBP | BLK | WP | HR | S | P | ERA | WHIP | |
|----------------------------------|-----|-----|----|---|---|----|----|----|-----|-----|-----|----|----|----|----|-------|-------|-------|
| 26 Boof Bonser, R ERA: 4.55 | 6.0 | | 27 | 6 | 1 | 1 | 2 | 4 | 0 | 0 | 1 | 0 | 0 | 0 | 19 | 23 | 0.00 | 0.600 |
| 17 Pat Neshek, R ERA: 1.98 | 1.2 | H | 6 | 1 | 0 | 0 | 3 | 0 | 0 | 0 | 0 | 0 | 0 | 2 | 2 | 0.00 | 0.000 | |
| 28 Jesse Crain, R ERA: 6.1 | 0.1 | H | 1 | 0 | 0 | 0 | 0 | 0 | 0 | 0 | 0 | 0 | 0 | 2 | 2 | 0.00 | 0.000 | |
| 36 Joe Nathan, R ERA: 3.38 | 1.0 | B | 7 | 3 | 2 | 2 | 3 | 1 | 0 | 0 | 0 | 1 | 0 | 18 | 28 | 18.00 | 4.000 | |
| 54 Matt Guerrier, R ERA: 2.76 | 0.1 | L | 4 | 2 | 1 | 1 | 0 | 0 | 0 | 0 | 0 | 0 | 0 | 6 | 9 | 27.00 | 6.000 | |

TOP

Minnesota Twins @ Tampa Bay Devil Rays
Tropicana Field, St. Petersburg, FL
Wed May 02 2007, 7:10 PM EDT
Att: 9,101 - Dome - 72 F

livebaseballscorecards.com

AB 41
R 3
H 13
RBI 3
BB 2
SO 9
LOB 22




BOTTOM

Minnesota Twins @ Tampa Bay Devil Rays
Tropicana Field, St. Petersburg, FL
Wed May 02 2007, 7:10 PM EDT
Att: 9,101 - Dome - 72 F

livebaseballscorecards.com

AB 39
R 4
H 12
RBI 4
BB 5
SO 8
LOB 24



| Batter | 1 | 2 | 3 | 4 | 5 | 6 | 7 | 8 | 9 | AB | R | H | RBI | BB | SO | LOB | TOP | | | | | | | | | | |
|--|---------------------------------------|----------------------------------|------------------------------|----------------------------------|------------------------------|----------------------------------|------------------------------|------------------------------------|-------------------------------|----------------------------------|-------------------------------|----------------------------------|------------------------------|----------------------------------|-----------------------------------|------------------------------------|--|--------|--|--|--|--|--|--|--|--|--|
| Luis Castillo, S (1.4) OBP: 0.360, SLG: 0.343 | 1-1 FC3-6 33 SF8 BB 1B | | 1-1 F8 | | 1 SAFE 0-0 1B | | 1-1 G4-3 | 0-0 1B | | 5 | 1 | 3 | 0 | 0 | 0 | 0 | Minnesota Twins @ Tampa Bay Devil Rays Tropicana Field, St. Petersburg, FL Thu May 03 2007, 7:10 PM EDT Att: 8,793 - Dome - 72 F | | | | | | | | | | |
| 8 Nick Punto, S (1.5) OBP: 0.333, SLG: 0.344 | 4-2 FC3-6 BB | | 0-1 BB | | 0-0 1B | | 2-2 1B | 0-0 1B | | 4 | 0 | 4 | 1 | 1 | 0 | 0 | | | | | | | | | | | |
| 7 Joe Mauer, L (1.2) OBP: 0.444, SLG: 0.475 | 2-1 FC3-6 1-2 2-3 | | 4-0 BB | | 2-3 K | | 2-3 K | 1-1 G6-3 | | 4 | 0 | 0 | 0 | 1 | 2 | 9 | | | | | | | | | | | |
| 33 Justin Morneau, L (1.3) OBP: 0.344, SLG: 0.495 | 0-2 SF8 | | 1-0 G4-3 | | 1-2 G6-3 | | | 2-3 K | 2-2 P5 | 4 | 0 | 0 | 1 | 0 | 1 | 5 | | | | | | | | | | | |
| Tori Hunter, R (1.8) OBP: 0.358, SLG: 0.650 | 1-3 K | | 1-3 K2-3 | | | | 1-1 F7 | 0-0 BB 16 1B SF8 1B | 1-2 F9 | 5 | 1 | 1 | 0 | 0 | 2 | 1 | | | | | | | | | | | |
| 16 Jason Kubel, L (1.7) OBP: 0.307, SLG: 0.341 | | 0-1 G4-3 | | 1-1 1B | | | 0-0 1B | 1-0 BB 1B | 3-2 F8 | 5 | 1 | 3 | 0 | 0 | 0 | 0 | | | | | | | | | | | |
| Jeff Cirillo, R (1, 10) 11 Josh Rabe, R (8, PR) OBP: 0.208, SLG: 0.208 | | 2-1 F8 | | 2-0 P4 | | | 1-1 F7 | 4-1 1B 8 1B BB | | 3 | 0 | 0 | 0 | 1 | 0 | 2 | | | | | | | | | | | |
| Jason Tyner, L (1.9) OBP: 0.359, SLG: 0.407 | | 1-3 K | | 2-0 G6-3 | | | 1-3 K | 0-2 SF8 | | 3 | 0 | 0 | 1 | 0 | 2 | 2 | | | | | | | | | | | |
| Jason Bartlett, R (1.6) OBP: 0.348, SLG: 0.309 | | | 1-1 G4-3 | | 2-2 8 1B 1B HBP | | 0-3 K | 1-2 8 1B 1B | | 3 | 0 | 1 | 1 | 0 | 1 | 0 | | | | | | | | | | | |
| Inning Stats | R: 1 E: 0 K: 1 S: 12 | H: 1 LOB: 1 BB: 1 P: 20 | R: 0 E: 0 K: 1 S: 7 | H: 0 LOB: 0 BB: 0 P: 10 | R: 0 E: 0 K: 0 S: 7 | H: 1 LOB: 2 BB: 1 P: 14 | R: 0 E: 0 K: 1 S: 8 | H: 1 LOB: 1 BB: 0 P: 11 | R: 0 E: 0 K: 2 S: 11 | H: 1 LOB: 1 BB: 0 P: 16 | R: 0 E: 0 K: 1 S: 11 | H: 5 LOB: 3 BB: 1 P: 25 | R: 0 E: 0 K: 0 S: 9 | H: 0 LOB: 0 BB: 0 P: 15 | 1B: 12 2B: 0 3B: 0 HR: 0 | SF: 2 SAC: 0 DP: 1 HBP: 1 | WP: 0 SB: 0 CS: 0 | PA: 42 | | | | | | | | | |
| PITCHER | IP | WLS | BF | H | R | ER | SO | BB | IBB | HBP | BLK | WP | HR | S | P | ERA | WHIP | | | | | | | | | | |
| 33 James Shields, R (1, 1) ERA: 3.74 | 7.1 | W | 33 | 9 | 3 | 3 | 8 | 2 | 0 | 1 | 0 | 0 | 0 | 69 | 109 | 3.68 | 1.500 | | | | | | | | | | |
| 22 Shawn Camp, R (8, 1) ERA: 7.71 | 0.1 | H | 5 | 3 | 1 | 1 | 0 | 1 | 0 | 0 | 0 | 0 | 0 | 9 | 14 | 27.00 | 12.000 | | | | | | | | | | |
| 53 Juan Salas, R (8, 1) ERA: 3.95 | 0.1 | H | 1 | 0 | 0 | 0 | 0 | 0 | 0 | 0 | 0 | 0 | 0 | 2 | 3 | 0.00 | 0.000 | | | | | | | | | | |
| 28 Al Reyes, R (9, 1) ERA: 1.29 | 1.0 | S | 3 | 0 | 0 | 0 | 0 | 0 | 0 | 0 | 0 | 0 | 0 | 9 | 15 | 0.00 | 0.000 | | | | | | | | | | |

| Batter | 1 | 2 | 3 | 4 | 5 | 6 | 7 | 8 | 9 | AB | R | H | RBI | BB | SO | LOB | BOTTOM | | | | | | | | | | |
|--|------------------------------|----------------------------------|-------------------------------|----------------------------------|-------------------------------|----------------------------------|-------------------------------|----------------------------------|-------------------------------|----------------------------------|------------------------------|---------------------------------|-------------------------------|----------------------------------|-------------------------------|----------------------------------|--|------------------------------------|-------------------------|--------|--|--|--|--|--|--|--|
| 5 Rocco Baldelli, R (1, 10) OBP: 0.333, SLG: 0.485 | 0-1 P5 | | 2-1 HR | 1-2 FC6-4 13 2B | | 1-2 F7 | | | | 4 | 2 | 1 | 2 | 0 | 0 | 2 | Minnesota Twins @ Tampa Bay Devil Rays Tropicana Field, St. Petersburg, FL Thu May 03 2007, 7:10 PM EDT Att: 8,793 - Dome - 72 F | | | | | | | | | | |
| 35 Elijah Dukes, R (1, 8) OBP: 0.368, SLG: 0.411 | 3-1 F7 | | 2-0 13 1B | 1-2 P2 | | 1-1 G4-6-3 | | | | 4 | 1 | 1 | 0 | 0 | 0 | 2 | | | | | | | | | | | |
| 13 Carl Crawford, L (1, 7) OBP: 0.368, SLG: 0.486 | 1-2 G5-3 | | 0-1 2 1B 23 SF7 | 2-0 2B | | | 2-2 G4-3 | | | 4 | 1 | 2 | 1 | 0 | 0 | 0 | | | | | | | | | | | |
| Ty Wigginton, R (1, 5) OBP: 0.286, SLG: 0.411 | | 0-3 K | 0-0 FC1 2 1B | 2-1 G5-3 | | | 2-1 F7 | | | 4 | 0 | 0 | 0 | 0 | 1 | 3 | | | | | | | | | | | |
| 2 B.J. Upton, R (1, 4) OBP: 0.441, SLG: 0.679 | | 2-1 31 WP HBP | 3-2 1-2 2-3 3-H | 1-2 E9 2B | | | 3-3 K | | | 3 | 0 | 2 | 1 | 0 | 1 | 0 | | | | | | | | | | | |
| 23 Carlos Pena, L (1, 3) OBP: 0.238, SLG: 0.466 | | 1-1 FC3 31 WP | 0-0 SF7 | 1-0 G1-3 | | | 2-2 HR | | | 3 | 1 | 1 | 2 | 0 | 0 | 2 | | | | | | | | | | | |
| 31 Jonny Gomes, R (1, 9) Delmon Young, R (7, 9) OBP: 0.270, SLG: 0.400 | | 2-3 K | 3-2 3-H K | 1-3 K | | | 1-3 K | | | 3 | 0 | 0 | 0 | 0 | 3 | 5 | | | | | | | | | | | |
| 30 Dioner Navarro, S (1, 2) OBP: 0.284, SLG: 0.299 | | 0-1 G1-3 | 1-1 F7 | 0-2 F7 | | | 2-0 G6-3 | | | 4 | 0 | 0 | 0 | 0 | 0 | 5 | | | | | | | | | | | |
| Brendan Harris, R (1, 6) OBP: 0.409, SLG: 0.500 | | | 0-1 5 HR 1B | 1-1 5 FC6-4 1B | | | 0-0 35 G4-6-3 1B | | | 4 | 1 | 3 | 0 | 0 | 0 | 0 | | | | | | | | | | | |
| Inning Stats | R: 0 E: 0 K: 0 S: 7 | H: 0 LOB: 0 BB: 0 P: 11 | R: 0 E: 1 K: 2 S: 11 | H: 0 LOB: 2 BB: 0 P: 16 | R: 4 E: 1 K: 1 S: 18 | H: 5 LOB: 2 BB: 0 P: 29 | R: 1 E: 0 K: 0 S: 12 | H: 2 LOB: 1 BB: 0 P: 19 | R: 0 E: 0 K: 1 S: 10 | H: 1 LOB: 0 BB: 0 P: 13 | R: 0 E: 0 K: 0 S: 6 | H: 1 LOB: 0 BB: 0 P: 8 | R: 0 E: 0 K: 1 S: 10 | H: 0 LOB: 0 BB: 0 P: 17 | R: 1 E: 0 K: 1 S: 12 | H: 1 LOB: 0 BB: 0 P: 19 | 1B: 6 2B: 2 3B: 0 HR: 2 | SF: 1 SAC: 0 DP: 1 HBP: 1 | WP: 1 SB: 0 CS: 0 | PA: 36 | | | | | | | |
| PITCHER | IP | WLS | BF | H | R | ER | SO | BB | IBB | HBP | BLK | WP | HR | S | P | ERA | WHIP | | | | | | | | | | |
| Ramon Ortiz, R (1, 1) ERA: 3.23 | 4.0 | L | 22 | 7 | 5 | 4 | 3 | 0 | 0 | 1 | 0 | 0 | 0 | 48 | 75 | 9.00 | 1.750 | | | | | | | | | | |
| 60 Glen Perkins, L (5, 1) ERA: 3.18 | 3.0 | | 10 | 2 | 0 | 0 | 2 | 0 | 0 | 0 | 0 | 0 | 0 | 26 | 38 | 0.00 | 0.667 | | | | | | | | | | |
| 28 Jesse Crain, R (8, 1) ERA: 6.35 | 1.0 | | 4 | 1 | 1 | 1 | 1 | 0 | 0 | 0 | 0 | 0 | 1 | 12 | 19 | 9.00 | 1.000 | | | | | | | | | | |

| | |
|-----|----|
| AB | 36 |
| R | 4 |
| H | 12 |
| RBI | 4 |
| BB | 3 |
| SO | 8 |
| LOB | 19 |



| | |
|-----|----|
| AB | 34 |
| R | 6 |
| H | 10 |
| RBI | 6 |
| BB | 0 |
| SO | 6 |
| LOB | 19 |



| Batter | 1 | 2 | 3 | 4 | 5 | 6 | 7 | 8 | 9 | AB | R | H | RBI | BB | SO | LOB | TOP | | | | | | | | | |
|--|------------------------------|----------------------------------|------------------------------|---------------------------------|------------------------------|----------------------------------|------------------------------|----------------------------------|------------------------------|----------------------------------|-------------------------------|----------------------------------|------------------------------|----------------------------------|-------------------------------|----------------------------------|---|----------------------------------|----------------------------------|------------------------------------|----------------------------------|--------|--|--|--|--|
| 23 Julio Lugo, R OBP: 0.315, SLG: 0.315 | F9 | | FC6-2 | | F9 | | FC6-4 | | P3 | 5 | 0 | 0 | 0 | 0 | 0 | 5 | Boston Red Sox @ Minnesota Twins Hubert H. Humphrey Metrodome, Minneapolis, MN Fri May 04 2007, 8:10 PM EDT Att: 34,951 - Dome - 69 F | | | | | | | | | |
| 20 Kevin Youkilis, R OBP: 0.397, SLG: 0.380 | F7 | | G5-3 | | | | G5-3 | | K | 4 | 0 | 0 | 0 | 0 | 1 | | | | | | | | | | | |
| 34 David Ortiz, L OBP: 0.421, SLG: 0.636 | | | | | F7 | | HR | | K | 3 | 1 | 1 | 1 | 1 | 1 | 0 | | | | | | | | | | |
| Manny Ramirez, R OBP: 0.331, SLG: 0.396 | F7 | | | | G6-3 | | 2B | | P3 | 4 | 0 | 1 | 0 | 0 | 0 | 1 | | | | | | | | | | |
| 7 J.D. Drew, L OBP: 0.373, SLG: 0.402 | | | | | | | G3 | | 1B | 3 | 1 | 1 | 0 | 1 | 0 | 1 | | | | | | | | | | |
| 25 Mike Lowell, R OBP: 0.388, SLG: 0.510 | | | | | | | F7 | | G6-3 | 4 | 0 | 0 | 0 | 0 | 0 | 3 | | | | | | | | | | |
| Coco Crisp, S OBP: 0.286, SLG: 0.333 | | | | | | | | | G4-3 | 4 | 0 | 1 | 1 | 0 | 1 | 0 | | | | | | | | | | |
| 28 Doug Mirabeli, R OBP: 0.391, SLG: 0.667 | | | | | | | F8 | | G6-3 | 4 | 0 | 1 | 0 | 0 | 1 | 1 | | | | | | | | | | |
| 13 Alex Cora, L OBP: 0.457, SLG: 0.813 | | | | | | | | | | 3 | 0 | 3 | 0 | 0 | 0 | 0 | | | | | | | | | | |
| | | | | | | | | | | | | | | | | | | | | | | | | | | |
| Inning Stats | R: 0 E: 0 K: 0 S: 8 | H: 0 LOB: 1 BB: 1 P: 14 | R: 0 E: 0 K: 0 S: 6 | H: 0 LOB: 0 BB: 0 P: 9 | R: 0 E: 0 K: 0 S: 9 | H: 1 LOB: 1 BB: 0 P: 12 | R: 0 E: 0 K: 0 S: 7 | H: 0 LOB: 1 BB: 1 P: 16 | R: 0 E: 0 K: 1 S: 9 | H: 1 LOB: 1 BB: 0 P: 14 | R: 1 E: 0 K: 0 S: 12 | H: 2 LOB: 1 BB: 0 P: 20 | R: 0 E: 0 K: 0 S: 7 | H: 1 LOB: 1 BB: 0 P: 11 | R: 0 E: 0 K: 2 S: 10 | H: 0 LOB: 0 BB: 0 P: 15 | R: 1 E: 0 K: 1 S: 12 | H: 3 LOB: 2 BB: 0 P: 20 | 1B: 3 2B: 2 3B: 2 HR: 1 | SF: 0 SAC: 1 DP: 0 HBP: 0 | WP: 0 PB: 0 SB: 0 CS: 0 | PA: 37 | | | | |
| PITCHER | IP | WLS | BF | H | R | ER | SO | BB | IBB | HBP | BLK | WP | HR | S | P | ERA | WHIP | | | | | | | | | |
| Carlos Silva, R ERA: 2.75 | 7.0 | L | 28 | 5 | 1 | 1 | 1 | 2 | 0 | 0 | 0 | 0 | 0 | 1 | 58 | 96 | 1.29 | 1.000 | | | | | | | | |
| 17 Pat Neshek, R ERA: 1.94 | 1.0 | | 3 | 0 | 0 | 0 | 2 | 0 | 0 | 0 | 0 | 0 | 0 | 0 | 10 | 15 | 0.00 | 0.000 | | | | | | | | |
| Juan Rincon, R ERA: 2.31 | 1.0 | | 6 | 3 | 1 | 1 | 1 | 0 | 0 | 0 | 0 | 0 | 0 | 0 | 12 | 20 | 9.00 | 3.000 | | | | | | | | |

| Batter | 1 | 2 | 3 | 4 | 5 | 6 | 7 | 8 | 9 | AB | R | H | RBI | BB | SO | LOB | BOTTOM | | | | | | | | |
|--|-------------------------------|----------------------------------|-------------------------------|----------------------------------|-------------------------------|----------------------------------|------------------------------|----------------------------------|------------------------------|----------------------------------|------------------------------|----------------------------------|------------------------------|----------------------------------|-------------------------------|----------------------------------|---|----------------------------------|----------------------------------|------------------------------------|----------------------------------|--------|--|--|--|
| Luis Castillo, S OBP: 0.342, SLG: 0.324 | G5-3 | | | | | | | G4-3 | | 4 | 0 | 0 | 0 | 0 | 0 | 2 | Boston Red Sox @ Minnesota Twins Hubert H. Humphrey Metrodome, Minneapolis, MN Fri May 04 2007, 8:10 PM EDT Att: 34,951 - Dome - 69 F | | | | | | | | |
| 8 Nick Punto, S OBP: 0.321, SLG: 0.330 | G6-3 | | | | | | F9 | | K | 4 | 0 | 0 | 0 | 0 | 1 | 0 | | | | | | | | | |
| 7 Joe Mauer, L OBP: 0.446, SLG: 0.480 | | | | | | | G4-3 | | 1B | 3 | 0 | 1 | 0 | 0 | 0 | 0 | | | | | | | | | |
| Torii Hunter, R OBP: 0.373, SLG: 0.650 | | | | | | | | | 3B | 3 | 0 | 2 | 0 | 1 | 0 | 1 | | | | | | | | | |
| 33 Justin Morneau, L OBP: 0.341, SLG: 0.482 | F7 | | | | | | | | P3 | 3 | 0 | 0 | 0 | 1 | 1 | 3 | | | | | | | | | |
| 55 Mike Redmond, R OBP: 0.279, SLG: 0.293 | | | | | | | | | F8 | 4 | 0 | 0 | 0 | 0 | 0 | 1 | | | | | | | | | |
| 16 Jason Kubel, L OBP: 0.304, SLG: 0.329 | | | | | | | | | F8 | 3 | 0 | 0 | 0 | 1 | 0 | 0 | | | | | | | | | |
| 11 Josh Rabe, R OBP: 0.185, SLG: 0.185 | | | | | | | | | F8 | 3 | 0 | 0 | 0 | 0 | 1 | 1 | | | | | | | | | |
| Jason Bartlett, R OBP: 0.347, SLG: 0.321 | | | | | | | | | G5-3 | 3 | 0 | 1 | 0 | 0 | 0 | 0 | | | | | | | | | |
| | | | | | | | | | | | | | | | | | | | | | | | | | |
| Inning Stats | R: 0 E: 0 K: 0 S: 10 | H: 1 LOB: 2 BB: 0 P: 16 | R: 0 E: 0 K: 0 S: 11 | H: 1 LOB: 2 BB: 1 P: 21 | R: 0 E: 0 K: 1 S: 10 | H: 1 LOB: 1 BB: 0 P: 16 | R: 0 E: 0 K: 1 S: 9 | H: 0 LOB: 0 BB: 0 P: 10 | R: 0 E: 0 K: 0 S: 8 | H: 0 LOB: 0 BB: 0 P: 15 | R: 0 E: 0 K: 0 S: 6 | H: 0 LOB: 1 BB: 2 P: 16 | R: 0 E: 0 K: 0 S: 6 | H: 0 LOB: 0 BB: 0 P: 10 | R: 0 E: 0 K: 1 S: 11 | H: 1 LOB: 1 BB: 0 P: 17 | R: 0 E: 0 K: 0 S: 11 | H: 0 LOB: 0 BB: 0 P: 16 | 1B: 2 2B: 2 3B: 0 HR: 0 | SF: 0 SAC: 0 DP: 0 HBP: 1 | WP: 0 PB: 0 SB: 1 CS: 1 | PA: 34 | | | |
| PITCHER | IP | WLS | BF | H | R | ER | SO | BB | IBB | HBP | BLK | WP | HR | S | P | ERA | WHIP | | | | | | | | |
| 49 Tim Wakefield, R ERA: 2.11 | 7.0 | W | 27 | 3 | 0 | 0 | 2 | 3 | 0 | 1 | 0 | 0 | 0 | 10 | 16 | 0.00 | 0.857 | | | | | | | | |
| J.C. Romero, L ERA: 4.0 | 0.2 | H | 3 | 1 | 0 | 0 | 1 | 0 | 0 | 0 | 0 | 0 | 0 | 1 | 1 | 0.00 | 0.000 | | | | | | | | |
| 53 Brendan Donnelly, R ERA: 1.04 | 0.1 | H | 1 | 0 | 0 | 0 | 0 | 0 | 0 | 0 | 0 | 0 | 0 | 1 | 1 | 0.00 | 0.000 | | | | | | | | |
| 58 Jonathan Papelbon, R ERA: 1.59 | 1.0 | S | 3 | 0 | 0 | 0 | 0 | 0 | 0 | 0 | 0 | 0 | 0 | 11 | 16 | 0.00 | 0.000 | | | | | | | | |



| Batter | 1 | 2 | 3 | 4 | 5 | 6 | 7 | 8 | 9 | AB | R | H | RBI | BB | SO | LOB | TOP | | | | | | | | | | |
|--|-------------------------------|----------------------------------|-------------------------------|----------------------------------|-------------------------------|----------------------------------|-------------------------------|----------------------------------|-------------------------------|----------------------------------|------------------------------|----------------------------------|------------------------------|----------------------------------|-------------------------------|----------------------------------|---|------------------------------------|----------------------------------|--------|--|--|--|--|--|--|--|
| 23 Julio Lugo, R OBP: 0.302, SLG: 0.301 | G5-3 | L3 | | K | | K | | | P4 | 5 | 0 | 0 | 0 | 0 | 2 | 5 | Boston Red Sox @ Minnesota Twins Hubert H. Humphrey Metrodome, Minneapolis, MN Sat May 05 2007, 7:10 PM EDT Att: 40,088 - Dome - 69 F livebaseballscorecards.com | | | | | | | | | | |
| 20 Kevin Youkilis, R OBP: 0.397, SLG: 0.381 | 7 BB 1B | | F8 | | G5-3 | | L4 | 1B | 5 | 0 | 2 | 0 | 0 | 0 | 0 | | | | | | | | | | | | |
| 34 David Ortiz, L OBP: 0.405, SLG: 0.607 | K | | G5-3 | | F8 | | K | F8 | 5 | 0 | 0 | 0 | 0 | 2 | 2 | | | | | | | | | | | | |
| Manny Ramirez, R OBP: 0.341, SLG: 0.409 | 7 BB 1-2 BB | | | | | | G4-3 | K | 4 | 0 | 2 | 0 | 1 | 1 | 1 | | | | | | | | | | | | |
| 7 J.D. Drew, L OBP: 0.368, SLG: 0.389 | | | K | | | | | G1-3 | 3 | 0 | 0 | 0 | 1 | 2 | 2 | | | | | | | | | | | | |
| 25 Mike Lowell, R OBP: 0.356, SLG: 0.491 | G5-3 | | | | | | | | 4 | 0 | 0 | 0 | 0 | 0 | 3 | | | | | | | | | | | | |
| Jason Varitek, S OBP: 0.333, SLG: 0.346 | | | G5-3 | | | | | | 2 | 0 | 1 | 0 | 2 | 0 | 0 | | | | | | | | | | | | |
| Wily Mo Peña, R OBP: 0.350, SLG: 0.500 | | | K | | | | | | 3 | 1 | 1 | 0 | 0 | 2 | 2 | | | | | | | | | | | | |
| 12 Eric Hinske, L OBP: 0.407, SLG: 0.476 | | | 15 WP 15 2B 1B | | | | | | 0 | 0 | 0 | 0 | 1 | 0 | 0 | | | | | | | | | | | | |
| Coco Crisp, S OBP: 0.286, SLG: 0.333 | | | | | | | | | 0 | 0 | 0 | 0 | 0 | 0 | 0 | | | | | | | | | | | | |
| 15 Dustin Pedroia, R OBP: 0.333, SLG: 0.270 | | | | | | | | | 2 | 0 | 2 | 1 | 1 | 0 | 0 | | | | | | | | | | | | |
| 13 Alex Cora, L OBP: 0.444, SLG: 0.768 | 23 L3 1B | | | | | | | | 1 | 0 | 0 | 0 | 0 | 0 | 2 | | | | | | | | | | | | |
| Inning Stats | R: 0 E: 0 K: 1 S: 17 | H: 1 LOB: 3 BB: 2 P: 30 | R: 0 E: 0 K: 1 S: 10 | H: 2 LOB: 1 BB: 0 P: 11 | R: 0 E: 0 K: 1 S: 10 | H: 1 LOB: 1 BB: 0 P: 13 | R: 1 E: 0 K: 1 S: 20 | H: 2 LOB: 1 BB: 0 P: 30 | R: 0 E: 0 K: 2 S: 11 | H: 0 LOB: 2 BB: 2 P: 23 | R: 0 E: 0 K: 1 S: 9 | H: 0 LOB: 0 BB: 0 P: 14 | R: 0 E: 0 K: 0 S: 9 | H: 0 LOB: 2 BB: 2 P: 20 | R: 0 E: 0 K: 1 S: 10 | H: 1 LOB: 1 BB: 0 P: 17 | 1B: 6 2B: 3 3B: 0 HR: 0 | SF: 0 SAC: 0 DP: 1 HBP: 0 | WP: 2 PB: 0 SB: 1 CS: 0 | PA: 40 | | | | | | | |
| PITCHER | IP | WLS | BF | H | R | ER | SO | BB | IBB | HBP | BLK | WP | HR | S | P | ERA | WHIP | | | | | | | | | | |
| Johan Santana, L ERA: 3.4 | 5.0 | W | 23 | 7 | 1 | 1 | 5 | 2 | 0 | 0 | 0 | 1 | 0 | 67 | 98 | 1.80 | 1.800 | | | | | | | | | | |
| 54 Matt Guerrier, R ERA: 2.5 | 1.0 | H | 5 | 0 | 0 | 0 | 2 | 2 | 0 | 0 | 0 | 0 | 0 | 11 | 23 | 0.00 | 2.000 | | | | | | | | | | |
| 28 Jesse Crain, R ERA: 5.84 | 1.0 | H | 3 | 0 | 0 | 0 | 1 | 0 | 0 | 0 | 0 | 0 | 0 | 9 | 14 | 0.00 | 0.000 | | | | | | | | | | |
| 17 Pat Neshek, R ERA: 1.76 | 0.2 | H | 4 | 0 | 0 | 0 | 0 | 2 | 0 | 0 | 0 | 0 | 0 | 7 | 16 | 0.00 | 3.000 | | | | | | | | | | |
| 36 Joe Nathan, R ERA: 3.07 | 1.1 | S | 5 | 1 | 0 | 0 | 1 | 0 | 0 | 0 | 0 | 0 | 0 | 12 | 21 | 0.00 | 0.750 | | | | | | | | | | |

| Batter | 1 | 2 | 3 | 4 | 5 | 6 | 7 | 8 | 9 | AB | R | H | RBI | BB | SO | LOB | BOTTOM | | | | | | | | | | |
|--|------------------------------|----------------------------------|-------------------------------|----------------------------------|-------------------------------|----------------------------------|-------------------------------|----------------------------------|------------------------------|----------------------------------|------------------------------|----------------------------------|------------------------------|---------------------------------|------------------------------|----------------------------------|---|----------------------------------|------------------------------------|----------------------------------|--------|--|--|--|--|--|--|
| Luis Castillo, S OBP: 0.325, SLG: 0.308 | G3 | FC6-4 | | | | | | F7 | | 4 | 0 | 0 | 0 | 0 | 1 | 2 | Boston Red Sox @ Minnesota Twins Hubert H. Humphrey Metrodome, Minneapolis, MN Sat May 05 2007, 7:10 PM EDT Att: 40,088 - Dome - 69 F livebaseballscorecards.com | | | | | | | | | | |
| 8 Nick Punto, S OBP: 0.310, SLG: 0.317 | K | | K | | G4-3 | | | F8 | 4 | 0 | 0 | 0 | 0 | 2 | 0 | | | | | | | | | | | | |
| 55 Mike Redmond, R OBP: 0.262, SLG: 0.274 | G4-3 | | G4-3 | | | | K | G4-3 | 4 | 0 | 0 | 0 | 0 | 1 | 0 | | | | | | | | | | | | |
| Torii Hunter, R OBP: 0.372, SLG: 0.651 | | G4-3 | K | | | | 2B | | 3 | 0 | 1 | 0 | 0 | 1 | 0 | | | | | | | | | | | | |
| 33 Justin Morneau, L OBP: 0.348, SLG: 0.483 | | E8 BB FC4-6 1B | | K | | | 16 G4-6-3 IBB | | 2 | 1 | 1 | 0 | 1 | 1 | 0 | | | | | | | | | | | | |
| 16 Jason Kubel, L OBP: 0.305, SLG: 0.322 | | FC4-6 BB 1B BB | | K | | | G4-6-3 | | 2 | 1 | 0 | 0 | 1 | 1 | 2 | | | | | | | | | | | | |
| Jeff Cirillo, R OBP: 0.467, SLG: 0.333 | | FC4-6 BB 1-2 2-3 | | | | | | F8 | 2 | 0 | 1 | 0 | 1 | 0 | 0 | | | | | | | | | | | | |
| Jason Tyner, L OBP: 0.343, SLG: 0.387 | | FC4-6 1B | | | G4-3 | | | G4-3 | 3 | 0 | 0 | 1 | 0 | 0 | 3 | | | | | | | | | | | | |
| Jason Bartlett, R OBP: 0.347, SLG: 0.322 | | FC4-6 1B | | | G5-3 | | | F7 | 3 | 0 | 1 | 1 | 0 | 0 | 0 | | | | | | | | | | | | |
| Inning Stats | R: 0 E: 0 K: 1 S: 7 | H: 0 LOB: 0 BB: 0 P: 11 | R: 2 E: 1 K: 0 S: 19 | H: 2 LOB: 2 BB: 2 P: 32 | R: 0 E: 0 K: 2 S: 11 | H: 0 LOB: 0 BB: 0 P: 13 | R: 0 E: 0 K: 2 S: 11 | H: 1 LOB: 1 BB: 0 P: 14 | R: 0 E: 0 K: 1 S: 9 | H: 0 LOB: 0 BB: 0 P: 12 | R: 0 E: 0 K: 1 S: 7 | H: 1 LOB: 1 BB: 1 P: 16 | R: 0 E: 0 K: 0 S: 5 | H: 0 LOB: 0 BB: 0 P: 6 | R: 0 E: 0 K: 0 S: 8 | H: 0 LOB: 0 BB: 0 P: 11 | | 1B: 3 2B: 1 3B: 0 HR: 0 | SF: 0 SAC: 0 DP: 1 HBP: 0 | WP: 0 PB: 0 SB: 0 CS: 0 | PA: 30 | | | | | | |
| PITCHER | IP | WLS | BF | H | R | ER | SO | BB | IBB | HBP | BLK | WP | HR | S | P | ERA | WHIP | | | | | | | | | | |
| 51 Julian Tavares, R ERA: 6.48 | 6.0 | L | 24 | 4 | 2 | 2 | 7 | 2 | 0 | 0 | 0 | 0 | 0 | 64 | 98 | 3.00 | 1.000 | | | | | | | | | | |
| 36 Joel Pineiro, R ERA: 2.31 | 2.0 | | 6 | 0 | 0 | 0 | 0 | 0 | 0 | 0 | 0 | 0 | 0 | 13 | 17 | 0.00 | 0.000 | | | | | | | | | | |



| Batter | 1 | 2 | 3 | 4 | 5 | 6 | 7 | 8 | 9 | AB R H RBI BB SO LOB | TOP | | | | | | | | | | | | | |
|---|---|----------------------------------|------------------------------|----------------------------------|------------------------------|----------------------------------|------------------------------|----------------------------------|-------------------------------|----------------------------------|---|----------------------------------|---|----------------------------------|------------------------------|----------------------------------|------------------------------|----------------------------------|------------------------------|----------------------------------|----------------------------------|------------------------------------|----------------------------------|--------|
| Coco Crisp, S (1, 8) OBP: 0.281, SLG: 0.326 | | | | | | | | | | 5 0 1 0 0 1 4 | Boston Red Sox @ Minnesota Twins Hubert H. Humphrey Metrodome, Minneapolis, MN Sun May 06 2007, 2:10 PM EDT Att: 27,807 - Dome - 70 F livebaseballscorecards.com | | | | | | | | | | | | | |
| 13 Alex Cora, L (1, 6) OBP: 0.463, SLG: 0.757 | | | | | | | | | | 4 2 2 0 0 0 1 | | | | | | | | | | | | | | |
| 34 David Ortiz, L (1, 10) OBP: 0.412, SLG: 0.596 | | | | | | | | | | 2 0 0 0 3 0 2 | | | | | | | | | | | | | | |
| 20 Kevin Youkilis, R (1, 3) Wily Mo Peña, R (8, 7) OBP: 0.341, SLG: 0.486 | | | | | | | | | | 3 1 1 1 0 1 4 1 0 0 0 0 0 0 | | | | | | | | | | | | | | |
| 7 J.D. Drew, L (1, 9) OBP: 0.364, SLG: 0.394 | | | | | | | | | | 4 0 1 2 0 0 4 | | | | | | | | | | | | | | |
| 25 Mike Lowell, R (1, 5) OBP: 0.352, SLG: 0.477 | | | | | | | | | | 3 0 0 0 1 1 2 | | | | | | | | | | | | | | |
| Jason Varitek, S (1, 2) OBP: 0.340, SLG: 0.345 | | | | | | | | | | 3 0 1 1 1 1 2 | | | | | | | | | | | | | | |
| 12 Eric Hinske, L (1, 7) (8, 3) | | | | | | | | | | 4 0 0 0 0 2 3 | | | | | | | | | | | | | | |
| 15 Dustin Pedroia, R (1, 4) OBP: 0.354, SLG: 0.328 | | | | | | | | | | 4 1 3 0 0 0 0 | | | | | | | | | | | | | | |
| Inning Stats | R: 1 E: 0 K: 1 S: 13 | H: 2 LOB: 2 BB: 1 P: 21 | R: 0 E: 0 K: 3 S: 9 | H: 0 LOB: 0 BB: 0 P: 11 | R: 1 E: 0 K: 0 S: 9 | H: 2 LOB: 2 BB: 1 P: 16 | R: 0 E: 0 K: 0 S: 8 | H: 1 LOB: 2 BB: 1 P: 13 | R: 2 E: 1 K: 0 S: 17 | H: 2 LOB: 1 BB: 0 P: 30 | R: 0 E: 0 K: 1 S: 9 | H: 2 LOB: 1 BB: 0 P: 14 | R: 0 E: 0 K: 1 S: 5 | H: 0 LOB: 1 BB: 1 P: 13 | R: 0 E: 0 K: 1 S: 8 | H: 0 LOB: 0 BB: 0 P: 13 | R: 0 E: 0 K: 0 S: 8 | H: 0 LOB: 0 BB: 0 P: 14 | R: 0 E: 0 K: 0 S: 8 | H: 0 LOB: 0 BB: 0 P: 14 | 1B: 6 2B: 4 3B: 0 HR: 0 | SF: 0 SAC: 0 DP: 2 HBP: 2 | WP: 0 PB: 0 SB: 0 CS: 1 | PA: 40 |
| PITCHER | IP WLS BF H R ER SO BB IBB HBP BLK WP HR S P ERA WHIP | | | | | | | | | | | PITCHER | IP WLS BF H R ER SO BB IBB HBP BLK WP HR S P ERA WHIP | | | | | | | | | | | |
| Sidney Ponson, R (1, 1) ERA: 6.42 | 5.1 L 28 8 4 3 5 3 1 1 0 0 0 0 61 99 5.06 2.062 | | | | | | | | | | | | | | | | | | | | | | | |
| 60 Glen Perkins, L (6, 1) ERA: 2.7 | 2.0 7 1 0 0 1 1 0 0 0 0 0 0 13 24 0.00 1.000 | | | | | | | | | | | | | | | | | | | | | | | |
| Juan Rincon, R (8, 1) ERA: 2.19 | 0.2 2 0 0 0 0 0 0 0 0 0 0 0 4 8 0.00 0.000 | | | | | | | | | | | | | | | | | | | | | | | |
| 37 Dennyys Reyes, L (9, 1) ERA: 6.48 | 0.2 2 0 0 0 0 0 0 0 0 0 0 0 5 8 0.00 0.000 | | | | | | | | | | | | | | | | | | | | | | | |
| 28 Jesse Crain, R (9, 1) ERA: 5.69 | 0.1 1 0 0 0 0 0 0 0 0 0 0 0 3 6 0.00 0.000 | | | | | | | | | | | | | | | | | | | | | | | |

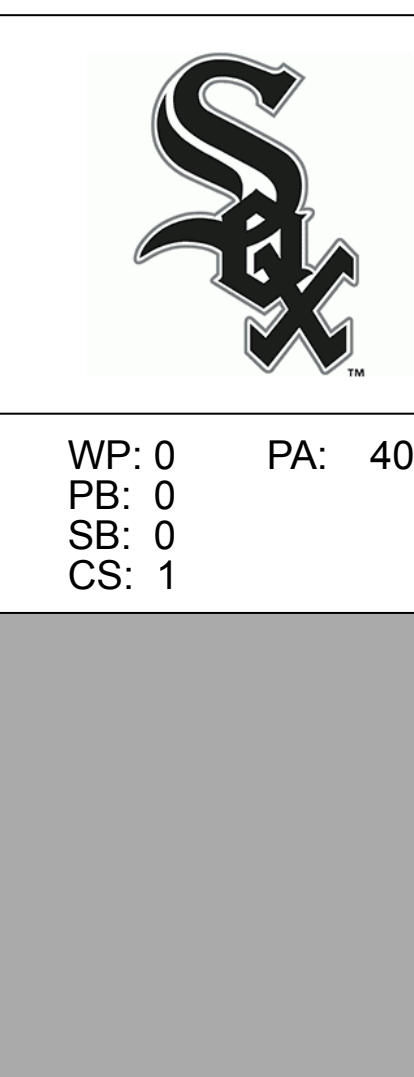
| Batter | 1 | 2 | 3 | 4 | 5 | 6 | 7 | 8 | 9 | AB R H RBI BB SO LOB | BOTTOM | | | | | | | | | | | |
|---|---|----------------------------------|-------------------------------|----------------------------------|------------------------------|----------------------------------|-------------------------------|----------------------------------|------------------------------|---------------------------------|-------------------------------|---|---|----------------------------------|-------------------------------|----------------------------------|-------------------------------|----------------------------------|-----------------------------------|------------------------------------|----------------------------------|--------|
| Luis Castillo, S (1, 4) OBP: 0.330, SLG: 0.313 | | | | | | | | | | | 5 1 2 0 0 0 1 | Boston Red Sox @ Minnesota Twins Hubert H. Humphrey Metrodome, Minneapolis, MN Sun May 06 2007, 2:10 PM EDT Att: 27,807 - Dome - 70 F livebaseballscorecards.com | | | | | | | | | | |
| Jason Tyner, L (1, 9) OBP: 0.333, SLG: 0.373 | | | | | | | | | | | 5 0 1 2 0 1 2 | | | | | | | | | | | |
| Tori Hunter, R (1, 8) OBP: 0.376, SLG: 0.645 | | | | | | | | | | 4 0 2 1 0 1 2 | | | | | | | | | | | | |
| 33 Justin Morneau, L (1, 3) OBP: 0.346, SLG: 0.475 | | | | | | | | | | 4 0 1 0 0 2 4 | | | | | | | | | | | | |
| Jeff Cirillo, R (1, 10) OBP: 0.368, SLG: 0.250 | | | | | | | | | | 4 0 0 0 0 0 2 | | | | | | | | | | | | |
| 16 Jason Kubel, L (1, 7) 11 Josh Rabe, R (8, FH) OBP: 0.214, SLG: 0.214 | | | | | | | | | | 3 0 0 0 0 2 1 1 0 1 0 0 0 0 | | | | | | | | | | | | |
| 55 Mike Redmond, R (1, 2) OBP: 0.290, SLG: 0.292 | | | | | | | | | | 3 1 2 0 1 0 1 | | | | | | | | | | | | |
| 38 Luis Antonio Rodriguez, B (5) 8 Nick Punto, S (8, PH) OBP: 0.308, SLG: 0.314 | | | | | | | | | | 2 1 0 0 1 1 3 1 0 0 0 0 0 1 | | | | | | | | | | | | |
| Jason Bartlett, R (1, 6) OBP: 0.343, SLG: 0.319 | | | | | | | | | | | 4 0 1 0 0 1 2 | | | | | | | | | | | |
| Inning Stats | R: 0 E: 0 K: 2 S: 10 | H: 1 LOB: 1 BB: 0 P: 13 | R: 0 E: 0 K: 2 S: 10 | H: 0 LOB: 1 BB: 1 P: 14 | R: 0 E: 0 K: 1 S: 9 | H: 1 LOB: 0 BB: 0 P: 10 | R: 0 E: 0 K: 0 S: 11 | H: 2 LOB: 2 BB: 0 P: 13 | R: 0 E: 0 K: 1 S: 7 | H: 1 LOB: 0 BB: 0 P: 9 | R: 3 E: 0 K: 1 S: 22 | H: 4 LOB: 2 BB: 1 P: 37 | R: 0 E: 0 K: 0 S: 8 | H: 1 LOB: 1 BB: 0 P: 13 | R: 0 E: 0 K: 1 S: 10 | H: 0 LOB: 0 BB: 0 P: 14 | R: 0 E: 0 K: 1 S: 10 | H: 0 LOB: 0 BB: 0 P: 14 | 1B: 10 2B: 1 3B: 0 HR: 0 | SF: 0 SAC: 0 DP: 1 HBP: 0 | WP: 0 PB: 0 SB: 1 CS: 0 | PA: 38 |
| PITCHER | IP WLS BF H R ER SO BB IBB HBP BLK WP HR S P ERA WHIP | | | | | | | | | | | PITCHER | IP WLS BF H R ER SO BB IBB HBP BLK WP HR S P ERA WHIP | | | | | | | | | |
| 38 Curt Schilling, R (1, 1) ERA: 3.28 | 6.2 W 29 6 2 3 7 2 0 0 0 0 0 0 13 99 4.05 1.500 | | | | | | | | | | | | | | | | | | | | | |
| 37 Hideki Okajima, L (7, 1) ERA: 0.56 | 1.1 H 6 2 0 0 0 0 0 0 0 0 0 0 13 20 0.00 1.500 | | | | | | | | | | | | | | | | | | | | | |
| 58 Jonathan Papelbon, R (9, 1) ERA: 1.46 | 1.0 S 3 0 0 0 0 1 0 0 0 0 0 0 10 14 0.00 0.000 | | | | | | | | | | | | | | | | | | | | | |



| Batter | 1 | 2 | 3 | 4 | 5 | 6 | 7 | 8 | 9 | 10 | AB | R | H | RBI | BB | SO | LOB | TOP | | | | | | | |
|---|-------------------------------|----------------------------------|------------------------------|----------------------------------|------------------------------|----------------------------------|-------------------------------|----------------------------------|-------------------------------|----------------------------------|-------------------------------|----------------------------------|------------------------------|----------------------------------|-------------------------------|----------------------------------|-------------------------------|----------------------------------|----------------------------------|------------------------------------|----------------------------------|--------|--|--|--|
| 17 Darin Erstad, L OBP: 0.317, SLG: 0.364 | L8 | | G6-4-3 | | CS | 38 E 2B | P6 | | | G1-3 | 5 | 1 | 1 | 0 | 0 | 0 | 1 | | | | | | | | |
| 38 Pablo Ozuna, R OBP: 0.220, SLG: 0.260 Rob Mackowiak, L OBP: 0.250, SLG: 0.278 | G6-3 | | | 14 1B | | FC1 12 1B | F7 | | | FC6-4 23 | 4 | 1 | 1 | 0 | 0 | 0 | 0 | | | | | | | | |
| 23 Jermaine Dye, R OBP: 0.304, SLG: 0.426 | K | | | P3 | | K | | | | FC6-4 12 1B | 5 | 0 | 1 | 0 | 0 | 2 | 3 | | | | | | | | |
| 14 Paul Konerko, R OBP: 0.278, SLG: 0.351 | | F8 | | | | G6-3 | | | | | 4 | 0 | 1 | 0 | 0 | 0 | 2 | | | | | | | | |
| 12 A.J. Pierzynski, L OBP: 0.294, SLG: 0.426 | | F9 | | | | 1B | | | | | 4 | 1 | 1 | 1 | 0 | 1 | 3 | | | | | | | | |
| Tadahito Iguchi, R OBP: 0.233, SLG: 0.356 | | F9 | | | | 1B | | | | | 4 | 0 | 1 | 0 | 0 | 1 | 2 | | | | | | | | |
| 24 Joe Crede, R OBP: 0.267, SLG: 0.321 | | | | | | HR | | | | | 4 | 1 | 2 | 2 | 0 | 2 | 0 | | | | | | | | |
| 8 Alex Cintron, S OBP: 0.171, SLG: 0.154 | | | | | | K | | | | | 4 | 0 | 0 | 0 | 0 | 2 | 2 | | | | | | | | |
| 31 Ryan Sweeney, L OBP: 0.333, SLG: 0.421 | | | | | | 17 G6-4-3 BB | | | | | 3 | 0 | 1 | 0 | 1 | 0 | 0 | | | | | | | | |
| Inning Stats | R: 0 E: 0 K: 1 S: 11 | H: 0 LOB: 0 BB: 0 P: 11 | R: 0 E: 0 K: 0 S: 9 | H: 0 LOB: 0 BB: 0 P: 12 | R: 1 E: 0 K: 1 S: 6 | H: 1 LOB: 0 BB: 1 P: 11 | R: 0 E: 0 K: 2 S: 11 | H: 2 LOB: 2 BB: 0 P: 15 | R: 0 E: 0 K: 2 S: 10 | H: 1 LOB: 0 BB: 0 P: 12 | R: 3 E: 1 K: 1 S: 18 | H: 4 LOB: 2 BB: 0 P: 27 | R: 0 E: 0 K: 0 S: 7 | H: 1 LOB: 0 BB: 0 P: 11 | R: 0 E: 0 K: 1 S: 17 | H: 0 LOB: 0 BB: 0 P: 24 | R: 0 E: 0 K: 0 S: 10 | H: 0 LOB: 1 BB: 1 P: 17 | 1B: 7 2B: 1 3B: 0 HR: 1 | SF: 0 SAC: 0 DP: 2 HBP: 0 | WP: 0 PB: 0 SB: 0 CS: 1 | PA: 40 | | | |
| PITCHER | IP 7.0 | WLS 29 | BF 8 | H 4 | R 1 | ER 7 | SO 7 | BB 1 | IBB 0 | HBP 0 | BLK 0 | WP 0 | HR 1 | S 70 | P 95 | ERA 1.29 | WHIP 1.286 | | | | | | | | |
| 26 Boof Bonser, R ERA: 3.98 | (1, 1) | 1.0 | 3 | 1 | 0 | 0 | 0 | 0 | 0 | 0 | 0 | 0 | 0 | 7 | 11 | 0.00 | 1.000 | | | | | | | | |
| 54 Matt Guerrier, R ERA: 2.46 | (8, 1) | 1.0 | 3 | 0 | 0 | 0 | 1 | 0 | 0 | 0 | 0 | 0 | 0 | 17 | 24 | 0.00 | 0.000 | | | | | | | | |
| 36 Joe Nathan, R ERA: 2.87 | (9, 1) | 1.0 | W | 4 | 0 | 0 | 0 | 1 | 0 | 0 | 0 | 0 | 0 | 10 | 17 | 0.00 | 1.000 | | | | | | | | |
| Juan Rincon, R ERA: 2.03 | (10, 1) | 1.0 | W | 4 | 0 | 0 | 0 | 1 | 0 | 0 | 0 | 0 | 0 | 10 | 17 | 0.00 | 1.000 | | | | | | | | |

Chicago White Sox @ Minnesota Twins
Hubert H. Humphrey Metrodome, Minneapolis, MN
Tue May 08 2007, 8:10 PM EDT
Att. 21,979 - Dome - 70 F

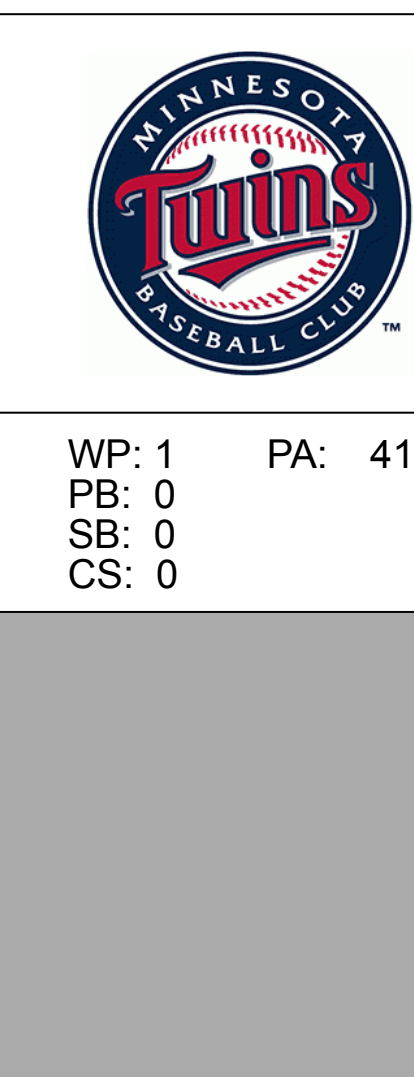
AB 37
R 4
H 9
RBI 3
BB 2
SO 8
LOB 13



| Batter | 1 | 2 | 3 | 4 | 5 | 6 | 7 | 8 | 9 | 10 | AB | R | H | RBI | BB | SO | LOB | BOTTOM | | | | | | |
|--|-------------------------------|----------------------------------|-------------------------------|----------------------------------|------------------------------|----------------------------------|------------------------------|----------------------------------|-------------------------------|----------------------------------|------------------------------|----------------------------------|------------------------------|----------------------------------|-------------------------------|----------------------------------|------------------------------|----------------------------------|-------------------------------|----------------------------------|----------------------------------|------------------------------------|----------------------------------|--------|
| Luis Castillo, S OBP: 0.344, SLG: 0.333 | FC6-4 1B | | G6-4-3 BB | | | L5 | | G5-3 | | 33 HR 2B | 4 | 1 | 2 | 1 | 1 | 0 | 1 | | | | | | | |
| Jason Tyner, L OBP: 0.320, SLG: 0.357 | FC6-4 | | G6-4-3 | | | F7 | | K | | K | 3 | 0 | 0 | 0 | 0 | 0 | 2 | | | | | | | |
| 11 Josh Rabe, R OBP: 0.214, SLG: 0.214 | G5-3 | | | | | K | | K | | K | 0 | 0 | 0 | 0 | 0 | 0 | 0 | | | | | | | |
| 16 Jason Kubel, L OBP: 0.290, SLG: 0.304 | G5-3 | | | | | K | | K | | K | 2 | 0 | 0 | 0 | 0 | 2 | 2 | | | | | | | |
| Toni Hunter, R OBP: 0.377, SLG: 0.632 | G5-3 | | | | | K | | K | | K | 4 | 1 | 1 | 1 | 1 | 2 | 1 | | | | | | | |
| 5 Michael Cuddyer, R OBP: 0.325, SLG: 0.430 | K | | | | | G6-3 | | G4-3 | | 33 HR IBB | 5 | 0 | 1 | 0 | 0 | 1 | 4 | | | | | | | |
| 33 Justin Morneau, L OBP: 0.335, SLG: 0.524 | | | | | | G3-1 | | FC4-6 G4-6-3 | | 8 WP SH1-4 BB | 4 | 2 | 2 | 4 | 1 | 0 | 1 | | | | | | | |
| Jeff Cirillo, R OBP: 0.318, SLG: 0.211 | | | | | | G5-3 | | G4-6-3 | | 1-H 2-H HR | 3 | 0 | 0 | 0 | 0 | 1 | 1 | | | | | | | |
| 55 Mike Redmond, R OBP: 0.301, SLG: 0.319 | | | | | | G5-3 | | G4-6-3 | | SH1-4 | 4 | 1 | 2 | 0 | 0 | 0 | 1 | | | | | | | |
| 8 Nick Punto, S OBP: 0.314, SLG: 0.315 | | | | | | L6 | | 8 2B 1B | | P4 | 4 | 1 | 2 | 0 | 0 | 0 | 1 | | | | | | | |
| Jason Bartlett, R OBP: 0.340, SLG: 0.326 | | | | | | K | | G5-3 1B | | DI IBB | 3 | 1 | 1 | 0 | 1 | 2 | 1 | | | | | | | |
| | | | | | | K | | F9 | | F9 | 4 | 1 | 1 | 1 | 0 | 1 | 3 | | | | | | | |
| Inning Stats | R: 0 E: 0 K: 1 S: 13 | H: 1 LOB: 1 BB: 0 P: 21 | R: 1 E: 0 K: 2 S: 14 | H: 1 LOB: 0 BB: 0 P: 20 | R: 0 E: 0 K: 1 S: 5 | H: 0 LOB: 0 BB: 1 P: 11 | R: 0 E: 0 K: 1 S: 8 | H: 0 LOB: 0 BB: 0 P: 14 | R: 0 E: 0 K: 1 S: 12 | H: 1 LOB: 1 BB: 0 P: 17 | R: 0 E: 0 K: 1 S: 9 | H: 0 LOB: 0 BB: 0 P: 13 | R: 0 E: 0 K: 0 S: 9 | H: 1 LOB: 0 BB: 0 P: 11 | R: 3 E: 0 K: 0 S: 15 | H: 4 LOB: 1 BB: 0 P: 24 | R: 0 E: 0 K: 0 S: 5 | H: 0 LOB: 2 BB: 2 P: 14 | R: 3 E: 0 K: 1 S: 13 | H: 2 LOB: 0 BB: 1 P: 23 | 1B: 5 2B: 3 3B: 0 HR: 2 | SF: 0 SAC: 1 DP: 2 HBP: 0 | WP: 1 PB: 0 SB: 0 CS: 0 | PA: 41 |
| PITCHER | IP 7.0 | WLS 24 | BF 4 | H 1 | R 1 | ER 7 | SO 7 | BB 1 | IBB 0 | HBP 0 | BLK 0 | WP 0 | HR 1 | S 90 | P 107 | ERA 1.29 | WHIP 0.714 | | | | | | | |
| Javier Vazquez, R ERA: 3.52 | (1, 1) | 0.0 | 3 | 3 | 3 | 3 | 0 | 0 | 0 | 0 | 0 | 0 | 0 | 7 | 13 | ∞ | ∞ | | | | | | | |
| 47 Mike MacDougal, R ERA: 5.63 | (8, 1) | 0.1 | H | 1 | 0 | 0 | 0 | 0 | 0 | 0 | 0 | 0 | 0 | 1 | 3 | 0.00 | 0.000 | | | | | | | |
| 37 Matt Thornton, L ERA: 5.63 | (8, 1) | 1.2 | B | 8 | 1 | 0 | 0 | 1 | 1 | 1 | 0 | 0 | 0 | 10 | 22 | 0.00 | 1.200 | | | | | | | |
| 54 David Aardsma, R ERA: 1.4 | (10, 1) | 0.1 | L | 2 | 1 | 1 | 1 | 0 | 0 | 0 | 0 | 0 | 0 | 8 | 12 | 27.00 | 3.000 | | | | | | | |
| 51 Andrew Sisco, L ERA: 4.15 | (10, 1) | 0.1 | L | 2 | 1 | 1 | 1 | 0 | 0 | 0 | 0 | 0 | 0 | 8 | 12 | 27.00 | 3.000 | | | | | | | |

Chicago White Sox @ Minnesota Twins
Hubert H. Humphrey Metrodome, Minneapolis, MN
Tue May 08 2007, 8:10 PM EDT
Att. 21,979 - Dome - 70 F

AB 36
R 7
H 10
RBI 7
BB 4
SO 9
LOB 17



| Batter | 1 | 2 | 3 | 4 | 5 | 6 | 7 | 8 | 9 | AB | R | H | RBI | BB | SO | LOB | TOP | | | | | |
|---|---|---|---|----------------------------------|------------------------------|----------------------------------|------------------------------|----------------------------------|-------------------------------|----------------------------------|------------------------------|---------------------------------|-------------------------------|----------------------------------|-------------------------------|----------------------------------|------------------------------|----------------------------------|----------------------------------|------------------------------------|----------------------------------|--------|
| 17 Darin Erstad, L (1, 8) OBP: 0.320, SLG: 0.374 | 1-2 38 1B | 2-2 L7 | | | 2-0 1B | 1-0 G4-3 | | 0-2 P5 | | 5 | 2 | 2 | 0 | 0 | 0 | 1 | | | | | | |
| 38 Pablo Ozuna, R (1, 4) OBP: 0.217, SLG: 0.244 | 1-0 14 2B | 1-0 G4-3 | | | 0-0 G1-3 | | 0-3 K | 0-0 G4-3 | | 5 | 1 | 1 | 0 | 0 | 1 | 2 | | | | | | |
| 23 Jermaine Dye, R (1, 9) OBP: 0.292, SLG: 0.406 | 1-0 P4 | 1-1 L9 | | | 1-2 F8 | | 1-0 F7 | | 1-2 G3-1 | 5 | 0 | 0 | 0 | 0 | 0 | 3 | | | | | | |
| 14 Paul Konerko, R (1, 3) OBP: 0.290, SLG: 0.365 | 0-0 5 BB | | 2-1 P6 | | 4-1 24 E | | 0-0 24 1B | | 1-3 K | 4 | 2 | 2 | 1 | 1 | 1 | 0 | | | | | | |
| Rob Mackowiak, L (1, 10) OBP: 0.277, SLG: 0.293 | 4-1 5 BB | | 3-2 P5 | | 0-0 24 E | | 2-0 24 1B | | 1-3 K | 4 | 1 | 2 | 1 | 1 | 1 | 0 | | | | | | |
| 24 Joe Crede, R (1, 5) OBP: 0.297, SLG: 0.319 | 2-2 P4 | | 0-2 F8 | | 0-0 FC6 | | 1-1 1-3 2-H | | | 4 | 0 | 1 | 1 | 0 | 0 | 5 | | | | | | |
| 5 Juan Uribe, R (1, 6) OBP: 0.297, SLG: 0.392 | 4-2 31 1B | | | 1-2 G4-3 | 3-2 F8 | | 1-2 F7 | | | 3 | 0 | 0 | 1 | 1 | 0 | 5 | | | | | | |
| 31 Ryan Sweeney, L (1, 7) OBP: 0.320, SLG: 0.391 | 0-1 1-3 2-H 3-H | | | 3-2 G6-3 | | 1-0 G5-3 | | 2-2 G4-3 | | 4 | 0 | 1 | 2 | 0 | 0 | 0 | | | | | | |
| 55 Gustavo Molina, R (1, 2) OBP: 0.297, SLG: 0.319 | 0-0 G4-3 | | | 0-2 K | | 0-2 L1 | | 4-1 BB | | 3 | 0 | 0 | 0 | 1 | 1 | 2 | | | | | | |
| Inning Stats | R: 4 E: 0 K: 0 S: 15 | H: 4 LOB: 2 BB: 2 P: 28 | R: 0 E: 0 K: 0 S: 8 | H: 0 LOB: 0 BB: 0 P: 12 | R: 0 E: 0 K: 0 S: 8 | H: 0 LOB: 0 BB: 0 P: 13 | R: 0 E: 0 K: 1 S: 9 | H: 0 LOB: 0 BB: 0 P: 13 | R: 1 E: 1 K: 0 S: 12 | H: 2 LOB: 3 BB: 1 P: 22 | R: 0 E: 0 K: 0 S: 6 | H: 0 LOB: 0 BB: 0 P: 8 | R: 1 E: 0 K: 1 S: 11 | H: 3 LOB: 2 BB: 0 P: 16 | R: 0 E: 0 K: 0 S: 11 | H: 0 LOB: 1 BB: 1 P: 17 | R: 0 E: 0 K: 2 S: 9 | H: 0 LOB: 0 BB: 0 P: 12 | 1B: 7 2B: 2 3B: 0 HR: 0 | SF: 0 SAC: 0 DP: 0 HBP: 0 | WP: 0 PB: 0 SB: 0 CS: 0 | PA: 41 |
| PITCHER | IP WLS BF H R ER SO BB IBB HBP BLK WP HR S P ERA WHIP | IP WLS BF H R ER SO BB IBB HBP BLK WP HR S P ERA WHIP | | | | | | | | | | | | | | | | | | | | |
| Ramon Ortiz, R (1, 1) ERA: 3.8 | 6.0 L 28 6 5 5 1 3 0 0 0 0 0 58 96 7.50 1.500 | 2.0 10 3 1 1 1 1 0 0 0 0 0 0 22 33 4.50 2.000 | 1.0 3 0 0 0 0 2 0 0 0 0 0 0 9 12 0.00 0.000 | | | | | | | | | | | | | | | | | | | |
| 60 Glen Perkins, L (7, 1) ERA: 2.53 | | | | | | | | | | | | | | | | | | | | | | |
| 2B Jesse Crain, R (9, 1) ERA: 5.27 | | | | | | | | | | | | | | | | | | | | | | |

Chicago White Sox @ Minnesota Twins
Hubert H. Humphrey Metrodome, Minneapolis, MN

Wed May 09, 2007, 8:10 PM EDT
Att: 24,367 - Dome - 70 F



AB 37
R 6
H 9
RBI 6
BB 4
SO 4
LOB 18

| Batter | 1 | 2 | 3 | 4 | 5 | 6 | 7 | 8 | 9 | AB | R | H | RBI | BB | SO | LOB | BOTTOM | | | | | |
|---|---|---|--|--|------------------------------|----------------------------------|------------------------------|----------------------------------|------------------------------|----------------------------------|------------------------------|---------------------------------|-------------------------------|----------------------------------|-------------------------------|----------------------------------|-------------------------------|----------------------------------|----------------------------------|------------------------------------|----------------------------------|--------|
| Luis Castillo, S (1, 4) OBP: 0.337, SLG: 0.326 | 0-1 F9 | | | 3-2 L7 | | 1-1 FC5-4 | | 2-2 1B | 0-3 K | 5 | 1 | 1 | 0 | 0 | 1 | 3 | | | | | | |
| 8 Nick Punto, S (1, 5) OBP: 0.320, SLG: 0.315 | 0-1 P6 | | | 2-2 G5-3 | | | 4-2 33 BB | 0-1 E | | 3 | 2 | 1 | 0 | 1 | 0 | 0 | | | | | | |
| Tori Hunter, R (1, 8) OBP: 0.373, SLG: 0.619 | 1-1 P4 | | | 0-0 G5-3 | | | 1-2 P4 | 2-2 E6 | | 4 | 0 | 1 | 0 | 0 | 0 | 1 | | | | | | |
| 5 Michael Cuddyer, R (1, 9) OBP: 0.331, SLG: 0.427 | | 1-3 K | | | 1-2 G5-4-3 | | | 0-2 K | 4-1 BB | 3 | 0 | 1 | 0 | 1 | 2 | 1 | | | | | | |
| 33 Justin Morneau, L (1, 3) OBP: 0.359, SLG: 0.516 | | 4-0 G5-4-3 | | | 1-3 K | | 4-2 1B | 0-3 K | | 2 | 0 | 0 | 0 | 2 | 2 | 3 | | | | | | |
| Jeff Cirillo, R (1, 10) OBP: 0.346, SLG: 0.227 | | 2-1 G5-4-3 | | | 0-0 G5-4-3 | | 1-2 1B | | 4-2 55 BB | 3 | 0 | 1 | 1 | 1 | 0 | 2 | | | | | | |
| 55 Mike Redmond, R (1, 2) OBP: 0.312, SLG: 0.319 | | | 3-2 L8 | | | 0-1 FC5-4 | | 1-0 G6-3 | | 3 | 0 | 1 | 0 | 1 | 0 | 2 | | | | | | |
| 11 Josh Rabe, R (1, 7) OBP: 0.194, SLG: 0.194 | | | 1-0 P3 | | | 0-0 F8 | | 2-2 G4-3 | 0-3 K | 3 | 0 | 0 | 0 | 0 | 0 | 1 | | | | | | |
| 16 Jason Kubel, L (9, PH) OBP: 0.297, SLG: 0.301 | | | | | | | | | | 1 | 0 | 0 | 0 | 0 | 1 | 2 | | | | | | |
| Jason Bartlett, R (1, 6) OBP: 0.327, SLG: 0.313 | | | 2-3 K | | | 1-0 F9 | | 1-1 G5-3 | 0-1 L9 | 4 | 0 | 0 | 0 | 0 | 1 | 3 | | | | | | |
| Inning Stats | R: 0 E: 0 K: 0 S: 6 | H: 0 LOB: 0 BB: 0 P: 7 | R: 0 E: 0 K: 1 S: 5 | H: 0 LOB: 1 BB: 1 P: 12 | R: 0 E: 0 K: 1 S: 9 | H: 0 LOB: 0 BB: 0 P: 15 | R: 0 E: 0 K: 0 S: 7 | H: 0 LOB: 0 BB: 0 P: 12 | R: 0 E: 0 K: 0 S: 8 | H: 1 LOB: 0 BB: 0 P: 10 | R: 0 E: 0 K: 0 S: 6 | H: 1 LOB: 1 BB: 0 P: 8 | R: 1 E: 0 K: 1 S: 14 | H: 1 LOB: 2 BB: 2 P: 24 | R: 2 E: 1 K: 1 S: 20 | H: 3 LOB: 2 BB: 1 P: 31 | R: 0 E: 0 K: 2 S: 10 | H: 0 LOB: 2 BB: 2 P: 18 | 1B: 6 2B: 0 3B: 0 HR: 0 | SF: 0 SAC: 0 DP: 2 HBP: 0 | WP: 0 PB: 0 SB: 0 CS: 0 | PA: 37 |
| PITCHER | IP WLS BF H R ER SO BB IBB HBP BLK WP HR S P ERA WHIP | IP WLS BF H R ER SO BB IBB HBP BLK WP HR S P ERA WHIP | | | | | | | | | | | | | | | | | | | | |
| 50 John Danks, L (1, 1) ERA: 4.33 | 6.2 W 24 3 1 1 1 4 3 0 0 0 0 0 18 30 9.00 4.000 | 1.0 7 3 2 1 0 1 0 0 0 0 0 0 3 3 0.00 0.000 | 0.1 H 1 0 0 0 1 0 0 0 0 0 0 3 3 0.00 0.000 | 1.0 S 5 0 0 0 2 2 0 0 0 0 0 10 18 0.00 2.000 | | | | | | | | | | | | | | | | | | |
| 47 Mike MacDougal, R (7, 1) ERA: 5.68 | | | | | | | | | | | | | | | | | | | | | | |
| 57 Boone Logan, L (8, 1) ERA: 3.52 | | | | | | | | | | | | | | | | | | | | | | |
| 45 Bobby Jenks, R (9, 1) ERA: 3.45 | | | | | | | | | | | | | | | | | | | | | | |

Chicago White Sox @ Minnesota Twins
Hubert H. Humphrey Metrodome, Minneapolis, MN

Wed May 09, 2007, 8:10 PM EDT
Att: 24,367 - Dome - 70 F

AB 31
R 3
H 6
RBI 1
BB 6
SO 7
LOB 18



| Batter | 1 | 2 | 3 | 4 | 5 | 6 | 7 | 8 | 9 | AB | R | H | RBI | BB | SO | LOB | TOP | | | | | | | | |
|--|-------------------------------|----------------------------------|------------------------------|---------------------------------|------------------------------|----------------------------------|-------------------------------|----------------------------------|-------------------------------|----------------------------------|-------------------------------|----------------------------------|------------------------------|----------------------------------|-------------------------------|----------------------------------|------------------------------|----------------------------------|----------------------------------|------------------------------------|----------------------------------|--------|--|--|--|
| 17 Darin Erstad, L (1, 10) OBP: 0.310, SLG: 0.361 | F8 | | F8 | | F7 | | G4-3 | | | 4 | 0 | 0 | 0 | 0 | 0 | 2 | | | | | | | | | |
| 38 Pablo Ozuna, R (1, 5) OBP: 0.240, SLG: 0.285 | 12 1B | | | G4-3 | | | | K | | 4 | 1 | 2 | 1 | 0 | 1 | 0 | | | | | | | | | |
| 12 A.J. Pierzynski, L (1, 2) OBP: 0.292, SLG: 0.429 | 14 G6-4-3 1B | | | G5-3 | | F8 | | | | 4 | 0 | 2 | 1 | 0 | 0 | 2 | | | | | | | | | |
| 14 Paul Konerko, R (1, 3) OBP: 0.289, SLG: 0.361 | G6-4-3 | | | | | | | K | | 4 | 0 | 1 | 0 | 0 | 1 | 2 | | | | | | | | | |
| 23 Jermaine Dye, R (1, 9) | | | | | | | | | | 4 | 0 | 0 | 0 | 0 | 0 | 2 | | | | | | | | | |
| Rob Mackowiak, L (1, 7) OBP: 0.290, SLG: 0.283 | | | | | | | | | | 2 | 1 | 0 | 0 | 1 | 1 | 0 | | | | | | | | | |
| Tadahito Iguchi, R (1, 4) OBP: 0.321, SLG: 0.341 | | | | | | | | | | 4 | 0 | 0 | 0 | 0 | 1 | 2 | | | | | | | | | |
| 31 Ryan Sweeney, L (1, 8) OBP: 0.310, SLG: 0.370 | | | | | | | | | | 4 | 1 | 1 | 1 | 0 | 0 | 0 | | | | | | | | | |
| 5 Juan Uribe, R (1, 6) OBP: 0.298, SLG: 0.390 | | | | | | | | | | 3 | 0 | 1 | 0 | 0 | 1 | 0 | | | | | | | | | |
| Inning Stats | R: 1 E: 0 K: 0 S: 10 | H: 2 LOB: 0 BB: 0 P: 15 | R: 0 E: 0 K: 0 S: 4 | H: 0 LOB: 0 BB: 0 P: 9 | R: 0 E: 0 K: 0 S: 8 | H: 0 LOB: 0 BB: 0 P: 12 | R: 0 E: 0 K: 0 S: 11 | H: 1 LOB: 1 BB: 0 P: 18 | R: 2 E: 0 K: 0 S: 16 | H: 3 LOB: 2 BB: 0 P: 22 | R: 0 E: 0 K: 1 S: 12 | H: 0 LOB: 1 BB: 0 P: 21 | R: 0 E: 0 K: 1 S: 7 | H: 0 LOB: 0 BB: 0 P: 12 | R: 0 E: 0 K: 2 S: 11 | H: 1 LOB: 1 BB: 0 P: 14 | R: 0 E: 0 K: 2 S: 8 | H: 0 LOB: 0 BB: 0 P: 12 | 1B: 7 2B: 0 3B: 0 HR: 0 | SF: 0 SAC: 0 DP: 1 HBP: 1 | WP: 0 PB: 0 SB: 2 CS: 0 | PA: 35 | | | |
| PITCHER | IP | WLS | BF | H | R | ER | SO | BB | IBB | HBP | BLK | WP | HR | S | P | ERA | WHIP | | | | | | | | |
| Carlos Silva, R (1, 1) ERA: 3.0 | 6.0 | L | 25 | 6 | 3 | 3 | 0 | 1 | 0 | 1 | 0 | 0 | 0 | 61 | 97 | 4.50 | 1.167 | | | | | | | | |
| 37 Dennys Reyes, L (7, 1) ERA: 5.99 | 1.1 | | 5 | 1 | 0 | 0 | 2 | 0 | 0 | 0 | 0 | 0 | 0 | 13 | 19 | 0.00 | 0.750 | | | | | | | | |
| 17 Pat Neshek, R (8, 1) ERA: 1.59 | 1.2 | | 5 | 0 | 0 | 0 | 3 | 0 | 0 | 0 | 0 | 0 | 0 | 13 | 19 | 0.00 | 0.000 | | | | | | | | |

Chicago White Sox @ Minnesota Twins
Hubert H. Humphrey Metrodome, Minneapolis, MN
Thu May 10 2007, 1:10 PM EDT
Att: 23,663 - Dome - 70 F

AB 33
R 3
H 7
RBI 3
BB 1
SO 5
LOB 10



| Batter | 1 | 2 | 3 | 4 | 5 | 6 | 7 | 8 | 9 | AB | R | H | RBI | BB | SO | LOB | BOTTOM | | | | | | | | |
|--|------------------------------|----------------------------------|------------------------------|---------------------------------|-------------------------------|----------------------------------|------------------------------|---------------------------------|------------------------------|---------------------------------|------------------------------|---------------------------------|------------------------------|----------------------------------|-------------------------------|----------------------------------|------------------------------|---------------------------------|----------------------------------|------------------------------------|----------------------------------|--------|--|--|--|
| 8 Nick Punto, S (1, 5) OBP: 0.318, SLG: 0.307 | L4-3 BB | | G4-3 | | | | | | | 3 | 0 | 0 | 0 | 1 | 0 | 3 | | | | | | | | | |
| Jason Tyner, L (1, 10) OBP: 0.304, SLG: 0.338 | | | | | | | | | | 4 | 0 | 0 | 0 | 0 | 1 | 3 | | | | | | | | | |
| Torii Hunter, R (1, 8) OBP: 0.362, SLG: 0.598 | L4-3 | | | | | | | | | 4 | 0 | 0 | 0 | 0 | 1 | 1 | | | | | | | | | |
| 5 Michael Cuddyer, R (1, 9) OBP: 0.328, SLG: 0.421 | | | | | | | | | | 4 | 0 | 1 | 0 | 0 | 0 | 0 | | | | | | | | | |
| 33 Justin Morneau, L (1, 3) OBP: 0.349, SLG: 0.500 | | | | | | | | | | 4 | 0 | 0 | 0 | 0 | 0 | 1 | | | | | | | | | |
| 55 Mike Redmond, R (1, 2) OBP: 0.313, SLG: 0.320 | | | | | | | | | | 3 | 0 | 1 | 0 | 0 | 1 | 1 | | | | | | | | | |
| 16 Jason Kubel, L (1, 7) OBP: 0.298, SLG: 0.323 | | | | | | | | | | 3 | 0 | 2 | 0 | 0 | 0 | 1 | | | | | | | | | |
| 38 Luis Antonio Rodriguez, B (4) OBP: 0.265, SLG: 0.273 | | | | | | | | | | 3 | 0 | 1 | 0 | 0 | 0 | 2 | | | | | | | | | |
| Jason Bartlett, R (1, 6) OBP: 0.319, SLG: 0.304 | | | | | | | | | | 3 | 0 | 0 | 0 | 0 | 1 | 3 | | | | | | | | | |
| Inning Stats | R: 0 E: 0 K: 1 S: 5 | H: 0 LOB: 0 BB: 1 P: 11 | R: 0 E: 0 K: 0 S: 7 | H: 0 LOB: 0 BB: 0 P: 9 | R: 0 E: 0 K: 0 S: 12 | H: 1 LOB: 1 BB: 0 P: 18 | R: 0 E: 0 K: 1 S: 6 | H: 0 LOB: 0 BB: 0 P: 8 | R: 0 E: 0 K: 0 S: 5 | H: 0 LOB: 0 BB: 0 P: 9 | R: 0 E: 0 K: 1 S: 5 | H: 0 LOB: 1 BB: 0 P: 8 | R: 0 E: 0 K: 1 S: 9 | H: 1 LOB: 1 BB: 0 P: 12 | R: 0 E: 0 K: 0 S: 13 | H: 2 LOB: 2 BB: 0 P: 17 | R: 0 E: 0 K: 0 S: 5 | H: 0 LOB: 0 BB: 0 P: 6 | 1B: 4 2B: 2 3B: 0 HR: 0 | SF: 0 SAC: 0 DP: 1 HBP: 0 | WP: 0 PB: 0 SB: 0 CS: 0 | PA: 32 | | | |
| PITCHER | IP | WLS | BF | H | R | ER | SO | BB | IBB | HBP | BLK | WP | HR | S | P | ERA | WHIP | | | | | | | | |
| 52 Jose Contreras, R (1, 1) ERA: 3.79 | 9.0 | W | 32 | 5 | 0 | 0 | 4 | 1 | 0 | 0 | 0 | 0 | 0 | 67 | 98 | 0.00 | 0.667 | | | | | | | | |

Chicago White Sox @ Minnesota Twins
Hubert H. Humphrey Metrodome, Minneapolis, MN
Thu May 10 2007, 1:10 PM EDT
Att: 23,663 - Dome - 70 F

AB 31
R 0
H 5
RBI 0
BB 1
SO 4
LOB 15



| Batter | 1 | 2 | 3 | 4 | 5 | 6 | 7 | 8 | 9 | AB | R | H | RBI | BB | SO | LOB | TOP | | | | | | | | |
|--|-------------------------------|----------------------------------|-------------------------------|----------------------------------|------------------------------|---------------------------------|-------------------------------|----------------------------------|------------------------------|----------------------------------|-------------------------------|----------------------------------|------------------------------|----------------------------------|-------------------------------|----------------------------------|-------------------------------|----------------------------------|----------------------------------|------------------------------------|----------------------------------|--------|--|--|--|
| Ivan Rodriguez, R (1, 2) OBP: 0.250, SLG: 0.362 | K | FC5 | | | L5 | | G5-3 | K | | 5 | 0 | 0 | 0 | 0 | 2 | 3 | | | | | | | | | |
| 14 Placido Polanco, R (1, 4) OBP: 0.387, SLG: 0.414 | F7 | | F7 | | | | 30 BB 9 1B | F7 | | 5 | 1 | 2 | 0 | 0 | 0 | 1 | | | | | | | | | |
| 3 Gary Sheffield, R (1, 10) OBP: 0.367, SLG: 0.432 | HR | | F8 | | | | 30 BB 9 1B | | | 5 | 3 | 3 | 1 | 0 | 1 | 1 | | | | | | | | | |
| 30 Magglio Ordonez, R (1, 9) OBP: 0.420, SLG: 0.626 | P2 | | P6 | | | | 33 1B BB | F9 | | 3 | 0 | 0 | 0 | 2 | 0 | 1 | | | | | | | | | |
| 9 Carlos Guillen, S (1, 6) OBP: 0.431, SLG: 0.543 | | G6-3 | | | | | BB | K | | 5 | 1 | 3 | 4 | 0 | 1 | 1 | | | | | | | | | |
| Craig Monroe, R (1, 7) OBP: 0.290, SLG: 0.452 | | 15 1B 2B | | | K | | BB | K | | 4 | 1 | 1 | 0 | 1 | 2 | 4 | | | | | | | | | |
| 33 Marcus Thames, R (1, 3) Sean Casey, L (6, 3) OBP: 0.301, SLG: 0.304 | | F9 | | | K | | 1 SAFE 1-2 1B | G3-1 | | 3 | 0 | 1 | 0 | 0 | 1 | 2 | | | | | | | | | |
| 15 Brandon Inge, R (1, 5) OBP: 0.291, SLG: 0.381 | | FC5 28 BB 2H 1B | | | F7 | | P4 | | | 4 | 1 | 1 | 1 | 1 | 0 | 5 | | | | | | | | | |
| 28 Curtis Granderson, L (1, 8) OBP: 0.336, SLG: 0.576 | | 4-2 B 1-2 BB | | | G1-3 | | | F8 | | 3 | 0 | 1 | 1 | 1 | 0 | 0 | | | | | | | | | |
| Inning Stats | R: 1 E: 0 K: 1 S: 11 | H: 1 LOB: 0 BB: 0 P: 18 | R: 1 E: 0 K: 0 S: 20 | H: 2 LOB: 2 BB: 1 P: 32 | R: 0 E: 0 K: 0 S: 4 | H: 0 LOB: 0 BB: 0 P: 5 | R: 0 E: 0 K: 2 S: 11 | H: 1 LOB: 1 BB: 0 P: 16 | R: 0 E: 0 K: 1 S: 7 | H: 1 LOB: 2 BB: 1 P: 11 | R: 0 E: 0 K: 2 S: 10 | H: 1 LOB: 2 BB: 1 P: 17 | R: 2 E: 0 K: 0 S: 7 | H: 3 LOB: 2 BB: 1 P: 17 | R: 1 E: 0 K: 1 S: 12 | H: 1 LOB: 1 BB: 0 P: 20 | R: 2 E: 0 K: 0 S: 10 | H: 3 LOB: 1 BB: 1 P: 19 | 1B: 8 2B: 1 3B: 2 HR: 2 | SF: 0 SAC: 0 DP: 1 HBP: 0 | WP: 0 PB: 0 SB: 0 CS: 0 | PA: 44 | | | |
| PITCHER | IP | WLS | BF | H | R | ER | SO | BB | IBB | HBP | BLK | WP | HR | S | P | ERA | WHIP | | | | | | | | |
| Johan Santana, L (1, 1) ERA: 3.35 | 6.0 | L | 26 | 6 | 2 | 2 | 6 | 2 | 0 | 0 | 0 | 0 | 1 | 63 | 99 | 3.00 | 1.333 | | | | | | | | |
| 26 Jesse Crain, R (7, 1) ERA: 8.14 | 1.0 | | 7 | 3 | 2 | 2 | 0 | 1 | 0 | 0 | 0 | 0 | 0 | 7 | 17 | 18.00 | 4.000 | | | | | | | | |
| 54 Matt Guerrier, R (8, 1) ERA: 2.79 | 1.0 | | 5 | 1 | 1 | 1 | 1 | 1 | 0 | 0 | 0 | 0 | 0 | 12 | 20 | 9.00 | 2.000 | | | | | | | | |
| Juan Rincon, R (9, 1) ERA: 3.29 | 0.1 | | 4 | 2 | 2 | 2 | 0 | 1 | 0 | 0 | 0 | 0 | 1 | 7 | 16 | 54.00 | 9.000 | | | | | | | | |
| 37 Denrys Reyes, L (9, 1) ERA: 5.23 | 0.2 | | 2 | 1 | 0 | 0 | 0 | 0 | 0 | 0 | 0 | 0 | 0 | 3 | 3 | 0.00 | 1.500 | | | | | | | | |

Detroit Tigers @ Minnesota Twins
Hubert H. Humphrey Metrodome, Minneapolis, MN

AB 39
R 7
H 13
RBI 7
BB 5
SO 7
LOB 18



WP: 0 PA: 44
PB: 0
SB: 0
CS: 0

| Batter | 1 | 2 | 3 | 4 | 5 | 6 | 7 | 8 | 9 | AB | R | H | RBI | BB | SO | LOB | BOTTOM | | | | | | | | |
|---|-------------------------------|----------------------------------|-------------------------------|----------------------------------|------------------------------|---------------------------------|------------------------------|----------------------------------|------------------------------|----------------------------------|-------------------------------|----------------------------------|-------------------------------|----------------------------------|-------------------------------|----------------------------------|-------------------------------|----------------------------------|----------------------------------|------------------------------------|----------------------------------|--------|--|--|--|
| Luis Castillo, S (1, 4) OBP: 0.359, SLG: 0.344 | G6-4-3 5 1B 1B | G6-3 | | | G1-4-3 1B | | BB | | 1-3 1B | 4 | 1 | 3 | 0 | 1 | 0 | 2 | | | | | | | | | |
| Jeff Cirillo, R (1, 10) Jason Tyner, L (9, PH) OBP: 0.300, SLG: 0.333 | G6-4-3 1B | | F8 | | G1-4-3 1-2 | | | | F7 | 4 | 0 | 1 | 0 | 0 | 0 | 3 | | | | | | | | | |
| Tori Hunter, R (1, 8) OBP: 0.348, SLG: 0.575 | G6-4-3 1-2 2-3 | | F8 | | | | F9 | | G3 | 5 | 0 | 0 | 0 | 0 | 0 | 4 | | | | | | | | | |
| 5 Michael Cuddyer, R (1, 9) OBP: 0.326, SLG: 0.415 | 1-1 1B | | P2 | | | | L5 | | E1 33 HR | 4 | 1 | 1 | 1 | 0 | 0 | 0 | | | | | | | | | |
| 33 Justin Morneau, L (1, 3) OBP: 0.353, SLG: 0.537 | L9 | | | | K | | 3B | | HR | 4 | 1 | 2 | 2 | 0 | 1 | 1 | | | | | | | | | |
| 55 Mike Redmond, R (1, 2) OBP: 0.321, SLG: 0.342 | | | FC6-4 8 1B | | | | F9 | | L4 | 4 | 0 | 2 | 0 | 0 | 0 | 1 | | | | | | | | | |
| 16 Jason Kubel, L (1, 7) OBP: 0.287, SLG: 0.310 | | F8 | | | K | | | | L3 | 4 | 0 | 0 | 0 | 0 | 2 | 2 | | | | | | | | | |
| 8 Nick Punto, S (1, 5) OBP: 0.308, SLG: 0.297 | | FC6-4 1B | | | G6-3 | | | | F8 | 4 | 0 | 0 | 0 | 0 | 1 | 2 | | | | | | | | | |
| Jason Bartlett, R (1, 6) OBP: 0.333, SLG: 0.314 | | | | | | | F8 | | 1B BB | 3 | 0 | 2 | 0 | 1 | 0 | 0 | | | | | | | | | |
| Inning Stats | R: 1 E: 0 K: 0 S: 10 | H: 3 LOB: 1 BB: 0 P: 16 | R: 0 E: 0 K: 0 S: 13 | H: 2 LOB: 2 BB: 0 P: 22 | R: 0 E: 0 K: 0 S: 5 | H: 0 LOB: 0 BB: 0 P: 9 | R: 0 E: 0 K: 2 S: 8 | H: 1 LOB: 1 BB: 0 P: 12 | R: 0 E: 0 K: 0 S: 9 | H: 1 LOB: 0 BB: 0 P: 12 | R: 0 E: 0 K: 0 S: 11 | H: 1 LOB: 1 BB: 0 P: 20 | R: 0 E: 1 K: 1 S: 14 | H: 1 LOB: 2 BB: 1 P: 25 | R: 2 E: 1 K: 1 S: 15 | H: 1 LOB: 0 BB: 0 P: 25 | R: 0 E: 0 K: 0 S: 13 | H: 1 LOB: 2 BB: 1 P: 22 | 1B: 8 2B: 1 3B: 1 HR: 1 | SF: 0 SAC: 0 DP: 2 HBP: 0 | WP: 0 PB: 0 SB: 0 CS: 0 | PA: 39 | | | |
| PITCHER | IP | WLS | BF | H | R | ER | SO | BB | IBB | HBP | BLK | WP | HR | S | P | ERA | WHIP | | | | | | | | |
| Mike Maroth, L (1, 1) ERA: 4.69 | 6.2 | W | 27 | 9 | 1 | 1 | 3 | 0 | 0 | 0 | 0 | 0 | 0 | 64 | 105 | 1.35 | 1.350 | | | | | | | | |
| Jose Mesa, R (7, 1) ERA: 11.57 | 0.1 | H | 2 | 0 | 0 | 0 | 0 | 1 | 0 | 0 | 0 | 0 | 0 | 6 | 11 | 0.00 | 3.000 | | | | | | | | |
| 56 Fernando Rodney, R (8, 1) ERA: 5.09 | 1.0 | | 5 | 1 | 2 | 1 | 1 | 0 | 0 | 0 | 0 | 0 | 1 | 15 | 25 | 9.00 | 1.000 | | | | | | | | |
| 59 Todd Jones, R (9, 1) ERA: 2.5 | 1.0 | | 5 | 1 | 0 | 0 | 0 | 1 | 0 | 0 | 0 | 0 | 0 | 13 | 22 | 0.00 | 2.000 | | | | | | | | |

Detroit Tigers @ Minnesota Twins
Hubert H. Humphrey Metrodome, Minneapolis, MN

AB 37
R 3
H 11
RBI 3
BB 2
SO 4
LOB 17



WP: 0 PA: 39
PB: 0
SB: 0
CS: 0

| Batter | 1 | 2 | 3 | 4 | 5 | 6 | 7 | 8 | 9 | AB R H RBI BB SO LOB | TOP | | | | | | | | | | | |
|--|---|----------------------------------|------------------------------|---------------------------------|-------------------------------|----------------------------------|-------------------------------|----------------------------------|-------------------------------|----------------------------------|---|---------------------------------|---|----------------------------------|------------------------------|----------------------------------|-------------------------------|----------------------------------|----------------------------------|------------------------------------|----------------------------------|--------|
| 28 Curtis Granderson, L (1, 8) OBP: 0.331, SLG: 0.558 | 4-1 14 1B 3 1B 14 S BB | | 3-2 G4-3 | 0-1 FC4 14 FC6-4 | | 2-3 K2-3 | | | 0-3 K | 4 1 0 1 1 2 1 | Detroit Tigers @ Minnesota Twins Hubert H. Humphrey Metrodome, Minneapolis, MN Sat May 12 2007, 3:45 PM EDT Att: 32,176 - Dome - 70 F livebaseballscorecards.com | | | | | | | | | | | |
| 14 Placido Polanco, R (1, 4) OBP: 0.381, SLG: 0.407 | 3-2 3 1B 30 1B 1B | | 0-0 L6 | 2-0 FC6-4 | | 0-1 G5-3 | | | 0-1 G3-1 | 5 1 1 1 0 0 1 | | | | | | | | | | | | |
| 3 Gary Sheffield, R (1, 10) OBP: 0.368, SLG: 0.431 | 0-1 9 G6-4-3 30 1B 1-3 1B | | 1-1 E6 30 1B | | | 0-1 G5-3 | | | 2-1 30 BB 1B | 5 1 2 1 0 0 1 | | | | | | | | | | | | |
| 30 Magglio Ordonez, R (1, 9) OBP: 0.432, SLG: 0.627 | 1-0 9 G6-4-3 1-2 1B | | 1-2 2H 1B | | | 0-1 G6-3 | | | 4-2 1-2 BB | 3 0 2 2 2 0 0 | | | | | | | | | | | | |
| 9 Carlos Guillen, S (1, 6) OBP: 0.423, SLG: 0.537 | 1-1 G6-4-3 | | 0-0 F7 | | | 0-0 HR 2B | | | 3-2 F9 | 5 1 1 0 0 0 6 | | | | | | | | | | | | |
| Sean Casey, L (1, 3) OBP: 0.291, SLG: 0.292 | 0-1 F7 | | | 1-3 K | | 0-2 L6 | | | 0-2 G4-6-3 | 4 0 0 0 0 1 3 | | | | | | | | | | | | |
| Craig Monroe, R (1, 7) OBP: 0.305, SLG: 0.487 | | 0-0 G6-3 | | 1-0 15 BB 2B 1B | | 2-0 2H HR 1B | | | 2-2 G1-6-3 1B | 4 2 3 2 0 0 0 | | | | | | | | | | | | |
| 15 Brandon Inge, R (1, 5) OBP: 0.298, SLG: 0.374 | | 1-0 F7 | | 4-1 2B 28 FC4 BB | | 4-0 HBP | | | 3-1 L5 | 2 1 0 0 1 0 1 | | | | | | | | | | | | |
| Mike Rabelo, S (1, 2) OBP: 0.219, SLG: 0.290 | | 1-0 G3-1 | | 0-0 28 FC4 14 FC6-4 2B | | 1-1 F8 | | | 0-0 G1-6-3 | 4 1 1 1 0 0 2 | | | | | | | | | | | | |
| Inning Stats | R: 2 E: 0 K: 0 S: 13 | H: 3 LOB: 1 BB: 1 P: 22 | R: 0 E: 0 K: 0 S: 3 | H: 0 LOB: 0 BB: 0 P: 5 | R: 1 E: 1 K: 0 S: 16 | H: 1 LOB: 1 BB: 0 P: 21 | R: 3 E: 0 K: 1 S: 11 | H: 2 LOB: 1 BB: 1 P: 21 | R: 2 E: 0 K: 1 S: 10 | H: 2 LOB: 1 BB: 0 P: 17 | R: 0 E: 0 K: 1 S: 7 | H: 0 LOB: 0 BB: 0 P: 9 | R: 0 E: 0 K: 0 S: 6 | H: 0 LOB: 0 BB: 1 P: 10 | R: 0 E: 0 K: 0 S: 6 | H: 1 LOB: 0 BB: 0 P: 11 | R: 0 E: 0 K: 1 S: 15 | H: 1 LOB: 2 BB: 1 P: 24 | 1B: 7 2B: 2 3B: 0 HR: 1 | SF: 0 SAC: 0 DP: 3 HBP: 1 | WP: 0 PB: 0 SB: 1 CS: 0 | PA: 41 |
| PITCHER | IP WLS BF H R ER SO BB IBB HBP BLK WP HR S P ERA WHIP | | | | | | | | | | | PITCHER | IP WLS BF H R ER SO BB IBB HBP BLK WP HR S P ERA WHIP | | | | | | | | | |
| Sidney Ponson, R (1, 1) ERA: 6.93 | 4.0 L 21 6 6 5 1 2 0 0 0 0 0 43 69 11.25 2.000 | | | | | | | | | | | | | | | | | | | | | |
| 60 Glen Perkins, L (5, 1) ERA: 3.25 | 4.0 15 3 2 2 1 1 0 1 0 0 1 29 47 4.50 1.000 | | | | | | | | | | | | | | | | | | | | | |
| 2B Jesse Crain, R (9, 1) ERA: 5.74 | 1.0 5 1 0 0 1 1 0 0 0 0 0 15 24 0.00 2.000 | | | | | | | | | | | | | | | | | | | | | |

| Batter | 1 | 2 | 3 | 4 | 5 | 6 | 7 | 8 | 9 | AB R H RBI BB SO LOB | BOTTOM | | | | | | | | | | | |
|---|---|----------------------------------|------------------------------|----------------------------------|------------------------------|----------------------------------|------------------------------|----------------------------------|-------------------------------|----------------------------------|-------------------------------|----------------------------------|---|----------------------------------|------------------------------|----------------------------------|------------------------------|----------------------------------|----------------------------------|------------------------------------|----------------------------------|--------|
| Luis Castillo, S (1, 4) OBP: 0.361, SLG: 0.340 | 4-1 20 G4-6-3 BB | | 3-2 G1-3 | | | | 1-2 1B | | 2-1 G4-3 | | 2-1 G3 | 4 0 1 0 1 0 0 | Detroit Tigers @ Minnesota Twins Hubert H. Humphrey Metrodome, Minneapolis, MN Sat May 12 2007, 3:45 PM EDT Att: 32,176 - Dome - 70 F livebaseballscorecards.com | | | | | | | | | |
| 20 Lew Ford, R (1, 7) OBP: 0.500, SLG: 0.500 | 2-2 G4-6-3 | | 2-1 FC6-4 1B | | | | 0-0 F7 | | 0-2 1B | | | 4 0 2 0 0 0 3 | | | | | | | | | | |
| Tori Hunter, R (1, 8) OBP: 0.345, SLG: 0.565 | 1-1 G6-3 | | 0-1 FC6-4 | | | | 1-1 33 G3 55 2B 1B | | 1-0 G5-3 | | | 4 1 1 0 0 0 2 | | | | | | | | | | |
| 5 Michael Cuddyer, R (1, 9) OBP: 0.316, SLG: 0.402 | | 2-1 G1-3 | | 2-1 P6 | | | 1-2 P3 | | 1-1 F7 | | | 4 0 0 0 0 0 1 | | | | | | | | | | |
| 33 Justin Morneau, L (1, 3) OBP: 0.353, SLG: 0.529 | | 4-1 55 1B BB | | 2-2 G4-3 | | | 3-2 G3 | | 0-0 55 1B 1B | | | 2 0 0 0 1 0 1 | | | | | | | | | | |
| 38 Luis Antonio Rodriguez, S (3, 3) OBP: 0.250, SLG: 0.259 | | | | | | | 1-2 1B | | | | | 1 0 1 0 0 0 0 | | | | | | | | | | |
| 55 Mike Redmond, R (1, 2) OBP: 0.341, SLG: 0.373 | | 1-0 16 BB 1B | | 1-0 F9 | | | 0-0 16 2B 2B | | 0-2 16 G4-6-3 1B | | | 4 1 3 1 0 0 0 | | | | | | | | | | |
| 16 Jason Kubel, L (1, 10) OBP: 0.295, SLG: 0.320 | | 4-1 8 G4-6-3 BB | | | | | 0-0 F8 | | 0-0 2H 2B | | | 3 0 1 1 1 0 2 | | | | | | | | | | |
| 8 Nick Punto, S (1, 5) OBP: 0.301, SLG: 0.289 | | 1-2 G4-6-3 | | | | | 2-3 K | | 0-1 G1-4-3 | | | 3 0 0 0 0 1 4 | | | | | | | | | | |
| 41 Chris Heintz, R (9, PH) | | | | | | | | | | | | 1 0 0 0 0 1 0 | | | | | | | | | | |
| Jason Bartlett, R (1, 6) OBP: 0.331, SLG: 0.312 | | | 2-1 L6 | | | | 3-1 1B 1B | | 2-1 F9 | | | 2-0 F9 | 4 0 1 0 0 0 0 | | | | | | | | | |
| Inning Stats | R: 0 E: 0 K: 0 S: 6 | H: 0 LOB: 0 BB: 1 P: 13 | R: 0 E: 0 K: 0 S: 8 | H: 1 LOB: 2 BB: 2 P: 20 | R: 0 E: 0 K: 0 S: 9 | H: 1 LOB: 1 BB: 0 P: 16 | R: 0 E: 0 K: 0 S: 6 | H: 0 LOB: 0 BB: 0 P: 11 | R: 0 E: 0 K: 1 S: 10 | H: 2 LOB: 2 BB: 0 P: 16 | R: 2 E: 0 K: 0 S: 15 | H: 3 LOB: 1 BB: 0 P: 20 | R: 0 E: 0 K: 0 S: 8 | H: 1 LOB: 1 BB: 0 P: 13 | R: 0 E: 0 K: 0 S: 9 | H: 2 LOB: 1 BB: 0 P: 11 | R: 0 E: 0 K: 1 S: 7 | H: 0 LOB: 0 BB: 0 P: 11 | 1B: 8 2B: 2 3B: 0 HR: 0 | SF: 0 SAC: 0 DP: 3 HBP: 0 | WP: 0 PB: 0 SB: 0 CS: 0 | PA: 37 |
| PITCHER | IP WLS BF H R ER SO BB IBB HBP BLK WP HR S P ERA WHIP | | | | | | | | | | | PITCHER | IP WLS BF H R ER SO BB IBB HBP BLK WP HR S P ERA WHIP | | | | | | | | | |
| Chad Durbin, R (1, 1) ERA: 5.08 | 6.0 W 26 7 2 2 2 3 0 0 0 0 0 24 35 0.00 1.000 | | | | | | | | | | | | | | | | | | | | | |
| 45 Aquilino Lopez, R (7, 1) ERA: 5.06 | 3.0 S 11 3 0 0 1 0 0 0 0 0 0 24 35 0.00 1.000 | | | | | | | | | | | | | | | | | | | | | |



| Batter | 1 | 2 | 3 | 4 | 5 | 6 | 7 | 8 | 9 | AB | R | H | RBI | BB | SO | LOB | TOP | | | | | |
|--|---|----------------------------------|-------------------------------|----------------------------------|-------------------------------|----------------------------------|------------------------------|----------------------------------|-------------------------------|----------------------------------|-------------------------------|----------------------------------|------------------------------|----------------------------------|-------------------------------|----------------------------------|--|----------------------------------|----------------------------------|------------------------------------|----------------------------------|--------|
| 28 Curtis Granderson, L (1, 8) OBP: 0.333, SLG: 0.567 | F7 | 2B | | | | | | | K | 5 | 0 | 2 | 1 | 0 | 2 | 0 | Detroit Tigers @ Minnesota Twins Hubert H. Humphrey Metrodome, Minneapolis, MN Sun May 13 2007, 8:05 PM EDT Att: 25,037 - Dome - 70 F livebaseballscorecards.com | | | | | |
| 14 Placido Polanco, R (1, 4) OBP: 0.371, SLG: 0.399 | F8 | | G6-3 | | G5-3 | | G5-3 | | | 4 | 0 | 0 | 1 | 0 | 0 | 1 | | | | | | |
| 3 Gary Sheffield, R (1, 10) OBP: 0.372, SLG: 0.424 | 30 HR | BB | 30 HR | BB | K | | G6-3 | | | 2 | 1 | 0 | 0 | 2 | 1 | 1 | | | | | | |
| 30 Magglio Ordonez, R (1, 9) OBP: 0.437, SLG: 0.648 | 1-H | HR | | | | | | | K | 2 | 1 | 2 | 1 | 1 | 1 | | | | | | | |
| 20 Omar Infante, R (7, 9) OBP: 0.324, SLG: 0.412 | 1-H | HR | | | | | | | | 1 | 0 | 0 | 0 | 0 | 1 | 0 | | | | | | |
| 9 Carlos Guillen, S (1, 6) OBP: 0.414, SLG: 0.524 | K | | | | | | | | | 3 | 0 | 0 | 0 | 0 | 3 | 3 | | | | | | |
| 8 Neifi Perez, S (7, 6) OBP: 0.250, SLG: 0.450 | K | | | | | | | | | 1 | 0 | 1 | 0 | 0 | 0 | 0 | | | | | | |
| Ivan Rodriguez, R (1, 2) OBP: 0.244, SLG: 0.354 | | | | | | | | | | 3 | 0 | 0 | 0 | 0 | 1 | 0 | | | | | | |
| Mike Rabelo, S (8, PH) OBP: 0.212, SLG: 0.281 | | | | | | | | | | 1 | 0 | 0 | 0 | 0 | 1 | 1 | | | | | | |
| Sean Casey, L (1, 3) OBP: 0.298, SLG: 0.300 | | | | | | | | | | 4 | 0 | 2 | 0 | 0 | 0 | 1 | | | | | | |
| Craig Monroe, R (1, 7) OBP: 0.298, SLG: 0.475 | | | | | | | | | | 3 | 1 | 0 | 0 | 0 | 1 | 2 | | | | | | |
| 33 Marcus Thames, R (6, 7) OBP: 0.286, SLG: 0.468 | FC5-4 15 1B 28 2B | | | | | | | | | 1 | 0 | 0 | 0 | 0 | 0 | 0 | | | | | | |
| 15 Brandon Inge, R (1, 5) OBP: 0.304, SLG: 0.378 | 1-2 28 2B 1B | | | | | | | | | 4 | 1 | 2 | 0 | 0 | 1 | 1 | | | | | | |
| Inning Stats | R: 2 E: 0 K: 1 S: 12 | H: 1 LOB: 0 BB: 1 P: 20 | R: 1 E: 0 K: 1 S: 10 | H: 3 LOB: 2 BB: 0 P: 15 | R: 0 E: 1 K: 2 S: 13 | H: 0 LOB: 1 BB: 1 P: 22 | R: 0 E: 0 K: 0 S: 7 | H: 0 LOB: 0 BB: 0 P: 11 | R: 1 E: 0 K: 2 S: 14 | H: 2 LOB: 2 BB: 1 P: 22 | R: 0 E: 0 K: 1 S: 15 | H: 1 LOB: 1 BB: 0 P: 24 | R: 0 E: 0 K: 1 S: 6 | H: 0 LOB: 0 BB: 0 P: 10 | R: 0 E: 0 K: 2 S: 10 | H: 1 LOB: 1 BB: 0 P: 11 | R: 0 E: 0 K: 2 S: 9 | H: 0 LOB: 0 BB: 0 P: 11 | 1B: 5 2B: 2 3B: 0 HR: 1 | SF: 0 SAC: 0 DP: 0 HBP: 0 | WP: 0 PB: 0 SB: 0 CS: 0 | PA: 37 |
| PITCHER | IP WLS BF H R ER SO BB IBB HBP BLK WP HR S P ERA WHIP | | | | | | | | | | | | | | | | | | | | | |
| 26 Boof Bonser, R (1, 1) ERA: 4.33 | 5.0 W 23 6 4 4 6 3 0 0 0 0 0 1 56 90 7.20 1.800 | | | | | | | | | | | | | | | | | | | | | |
| 54 Matt Guerrier, R (6, 1) ERA: 2.53 | 2.0 7 1 0 0 2 0 0 0 0 0 0 0 21 34 0.00 0.500 | | | | | | | | | | | | | | | | | | | | | |
| 17 Pat Neshek, R (8, 1) ERA: 1.5 | 1.0 4 1 0 0 2 0 0 0 0 0 0 0 10 11 0.00 1.000 | | | | | | | | | | | | | | | | | | | | | |
| 36 Joe Nathan, R (9, 1) ERA: 2.7 | 1.0 3 0 0 0 2 0 0 0 0 0 0 0 9 11 0.00 0.000 | | | | | | | | | | | | | | | | | | | | | |

| Batter | 1 | 2 | 3 | 4 | 5 | 6 | 7 | 8 | 9 | AB | R | H | RBI | BB | SO | LOB | BOTTOM | | | |
|---|---|----------------------------------|------------------------------|----------------------------------|-------------------------------|----------------------------------|-------------------------------|----------------------------------|-------------------------------|----------------------------------|-------------------------------|----------------------------------|-------------------------------|----------------------------------|-------------------------------|----------------------------------|--|------------------------------------|----------------------------------|--------|
| Luis Castillo, S (1, 4) OBP: 0.372, SLG: 0.375 | 1B | | | | | | | | | 4 | 2 | 3 | 2 | 0 | 0 | 0 | Detroit Tigers @ Minnesota Twins Hubert H. Humphrey Metrodome, Minneapolis, MN Sun May 13 2007, 8:05 PM EDT Att: 25,037 - Dome - 70 F livebaseballscorecards.com | | | |
| 38 Luis Antonio Rodriguez, R (8, 4) OBP: 0.294, SLG: 0.394 | 3B | G1-3 | 1B | | | | | | | 1 | 1 | 1 | 0 | 0 | 0 | 0 | | | | |
| Jason Bartlett, R (1, 6) OBP: 0.346, SLG: 0.313 | HR | | F9 | | | | | | | 3 | 2 | 1 | 1 | 2 | 1 | 3 | | | | |
| 5 Michael Cuddyer, R (1, 9) OBP: 0.324, SLG: 0.438 | P4 | E5 | | | | | | | | 6 | 2 | 3 | 4 | 0 | 0 | 5 | | | | |
| 33 Justin Morneau, L (1, 3) OBP: 0.364, SLG: 0.532 | HR | G4-6-3 | | | | | | | | 5 | 3 | 3 | 0 | 1 | 0 | 2 | | | | |
| Tori Hunter, R (1, 8) OBP: 0.354, SLG: 0.618 | HR | | | | | | | | | 5 | 2 | 3 | 7 | 0 | 1 | 2 | | | | |
| Jason Tyner, L (8, PH) OBP: 0.309, SLG: 0.342 | HR | | | | | | | | | 1 | 0 | 1 | 0 | 0 | 0 | 0 | | | | |
| 16 Jason Kubel, L (1, 10) OBP: 0.305, SLG: 0.339 | 20 BB 8 1B 1B | | | | | | | | | 6 | 2 | 3 | 0 | 0 | 1 | 2 | | | | |
| 55 Mike Redmond, R (1, 2) OBP: 0.351, SLG: 0.409 | P3 | | | | | | | | | 5 | 1 | 2 | 1 | 1 | 0 | 3 | | | | |
| 20 Lew Ford, R (1, 7) OBP: 0.400, SLG: 0.333 | 8 1B 1B | | | | | | | | | 5 | 1 | 1 | 1 | 1 | 1 | 5 | | | | |
| 8 Nick Punto, S (1, 5) OBP: 0.312, SLG: 0.290 | 1B | | | | | | | | | 3 | 0 | 1 | 0 | 2 | 1 | 0 | | | | |
| Inning Stats | R: 4 E: 0 K: 0 S: 21 | H: 6 LOB: 2 BB: 1 P: 35 | R: 0 E: 1 K: 0 S: 8 | H: 0 LOB: 0 BB: 0 P: 12 | R: 2 E: 0 K: 1 S: 17 | H: 3 LOB: 2 BB: 1 P: 29 | R: 2 E: 0 K: 1 S: 23 | H: 3 LOB: 1 BB: 0 P: 32 | R: 1 E: 0 K: 2 S: 15 | H: 2 LOB: 3 BB: 1 P: 21 | R: 1 E: 0 K: 0 S: 14 | H: 1 LOB: 3 BB: 3 P: 33 | R: 3 E: 0 K: 1 S: 11 | H: 3 LOB: 0 BB: 0 P: 20 | R: 3 E: 0 K: 0 S: 15 | H: 4 LOB: 2 BB: 1 P: 25 | 1B: 14 2B: 3 3B: 1 HR: 4 | SF: 1 SAC: 0 DP: 1 HBP: 1 | WP: 0 PB: 0 SB: 0 CS: 0 | PA: 53 |
| PITCHER | IP WLS BF H R ER SO BB IBB HBP BLK WP HR S P ERA WHIP | | | | | | | | | | | | | | | | | | | |
| 32 Virgil Vasquez, R (1, 1) ERA: 20.25 | 2.2 L 19 9 6 6 1 2 0 1 0 0 0 0 43 73 20.25 4.125 | | | | | | | | | | | | | | | | | | | |
| Jason Grilli, R (3, 1) ERA: 7.16 | 2.1 13 5 3 3 3 1 0 0 0 0 0 0 41 56 11.57 2.571 | | | | | | | | | | | | | | | | | | | |
| Wilfredo Ledezma, L (6, 1) ERA: 4.66 | 1.1 11 4 4 4 1 3 0 0 0 0 0 2 22 47 27.00 5.250 | | | | | | | | | | | | | | | | | | | |
| Jose Mesa, R (7, 1) ERA: 12.79 | 1.2 10 4 3 3 0 1 0 0 0 0 0 1 18 31 16.20 3.000 | | | | | | | | | | | | | | | | | | | |



| Batter | 1 | 2 | 3 | 4 | 5 | 6 | 7 | 8 | 9 | AB | R | H | RBI | BB | SO | LOB | TOP | | | | | |
|--|---|---|---|---|---|---|---|---|---|---|---|---|---|---|---|---|---|---|---|---|---|---|
| Luis Castillo, S OBP: 0.371, SLG: 0.374 38 Luis Antonio Rodriguez, R OBP: 0.263, SLG: 0.292 | 1-2 FC1-6 1B | | 0-0 G5-3 | | 0-1 G1-3 | | 1-2 G6-3 | | 3-2 G3 | 3 | 0 | 1 | 0 | 0 | 0 | 1 | | | | | | |
| Jason Bartlett, R OBP: 0.341, SLG: 0.308 | 0-1 FC1-6 5 HR | | 1-2 K | | 0-3 K | | 0-0 1B | | 0-0 F8 | 5 | 1 | 1 | 1 | 0 | 2 | 2 | | | | | | |
| 5 Michael Cuddyer, R OBP: 0.326, SLG: 0.459 | 1-2 SAFE 1B | | | 2-0 F8 | | 1-3 K | | 0-0 FC4 | | 0-2 1B | 5 | 1 | 2 | 2 | 0 | 1 | | | | | | |
| 33 Justin Morneau, L OBP: 0.365, SLG: 0.568 | 1-3 K | | | 0-1 E6 16 1B | | 2-1 HR | | 3-1 HR | | 1-3 K | 5 | 2 | 2 | 2 | 0 | 2 | | | | | | |
| Tori Hunter, R OBP: 0.347, SLG: 0.604 Jason Tyner, L OBP: 0.305, SLG: 0.338 | 1-3 K | | | 0-1 F8 | | 0-3 K | | 1-0 G4-3 | | | 3 | 0 | 0 | 0 | 0 | 2 | | | | | | |
| 16 Jason Kubel, L OBP: 0.311, SLG: 0.372 | | 1-2 G3 | | 0-1 1B | | 0-0 G6-3 | | 3-2 HR | | | 4 | 1 | 2 | 1 | 0 | 0 | | | | | | |
| 55 Mike Redmond, R OBP: 0.357, SLG: 0.407 | | 1-2 F8 | | 0-0 P3 | | | 2-0 G3 50 1B 38 G6-3 HBP | | 0-2 1B | 3 | 1 | 1 | 0 | 0 | 0 | 2 | | | | | | |
| 50 Garrett Jones, L OBP: 0.500, SLG: 0.333 | | 2-0 F8 | | | 0-0 P5 | | 0-1 38 G6-3 1B G3 | | 4-1 G5-4-3 BB | 3 | 1 | 1 | 0 | 1 | 0 | 0 | | | | | | |
| 8 Nick Punto, S OBP: 0.315, SLG: 0.294 Jeff Cirillo, R OBP: 0.313, SLG: 0.214 | | | 1-3 K | | 2-2 G1-3 1B | | 0-0 G3 | | 1-0 G5-4-3 | 2 | 0 | 1 | 0 | 0 | 1 | 0 | | | | | | |
| | | | | | | | 1-2 2-3 | | 1-2 2-3 | 2 | 0 | 0 | 0 | 0 | 0 | 4 | | | | | | |
| Inning Stats | R: 2 E: 0 K: 2 S: 16 | H: 2 LOB: 0 BB: 0 P: 20 | R: 0 E: 0 K: 0 S: 11 | H: 0 LOB: 0 BB: 0 P: 15 | R: 0 E: 0 K: 2 S: 9 | H: 0 LOB: 0 BB: 0 P: 11 | R: 0 E: 1 K: 0 S: 8 | H: 1 LOB: 2 BB: 0 P: 10 | R: 0 E: 0 K: 1 S: 10 | H: 1 LOB: 1 BB: 0 P: 12 | R: 1 E: 0 K: 2 S: 9 | H: 1 LOB: 0 BB: 0 P: 12 | R: 2 E: 0 K: 0 S: 8 | H: 2 LOB: 1 BB: 0 P: 11 | R: 2 E: 0 K: 0 S: 11 | H: 3 LOB: 1 BB: 0 P: 23 | R: 0 E: 0 K: 1 S: 11 | H: 1 LOB: 1 BB: 0 P: 15 | 1B: 7 2B: 0 3B: 0 HR: 4 | SF: 0 SAC: 0 DP: 1 HBP: 1 | WP: 0 PA: 40 | |
| PITCHER | IP WLS BF H R ER SO BB IBB HBP BLK WP HR S P ERA WHIP | IP WLS BF H R ER SO BB IBB HBP BLK WP HR S P ERA WHIP | IP WLS BF H R ER SO BB IBB HBP BLK WP HR S P ERA WHIP | IP WLS BF H R ER SO BB IBB HBP BLK WP HR S P ERA WHIP | IP WLS BF H R ER SO BB IBB HBP BLK WP HR S P ERA WHIP | IP WLS BF H R ER SO BB IBB HBP BLK WP HR S P ERA WHIP | IP WLS BF H R ER SO BB IBB HBP BLK WP HR S P ERA WHIP | IP WLS BF H R ER SO BB IBB HBP BLK WP HR S P ERA WHIP | IP WLS BF H R ER SO BB IBB HBP BLK WP HR S P ERA WHIP | IP WLS BF H R ER SO BB IBB HBP BLK WP HR S P ERA WHIP | IP WLS BF H R ER SO BB IBB HBP BLK WP HR S P ERA WHIP | IP WLS BF H R ER SO BB IBB HBP BLK WP HR S P ERA WHIP | IP WLS BF H R ER SO BB IBB HBP BLK WP HR S P ERA WHIP | IP WLS BF H R ER SO BB IBB HBP BLK WP HR S P ERA WHIP | IP WLS BF H R ER SO BB IBB HBP BLK WP HR S P ERA WHIP | IP WLS BF H R ER SO BB IBB HBP BLK WP HR S P ERA WHIP | IP WLS BF H R ER SO BB IBB HBP BLK WP HR S P ERA WHIP | IP WLS BF H R ER SO BB IBB HBP BLK WP HR S P ERA WHIP | IP WLS BF H R ER SO BB IBB HBP BLK WP HR S P ERA WHIP | IP WLS BF H R ER SO BB IBB HBP BLK WP HR S P ERA WHIP | IP WLS BF H R ER SO BB IBB HBP BLK WP HR S P ERA WHIP | IP WLS BF H R ER SO BB IBB HBP BLK WP HR S P ERA WHIP |

Minnesota Twins @ Cleveland Indians
Jacobs Field, Cleveland, OH
Tue May 15 2007, 7:05 PM EDT
Att: 23,325 - Cloudy - 84 F

AB 38
R 7
H 11
RBI 7
BB 1
SO 8
LOB 13



| Batter | 1 | 2 | 3 | 4 | 5 | 6 | 7 | 8 | 9 | AB | R | H | RBI | BB | SO | LOB | BOTTOM | | | | | |
|--|---|---|---|---|---|---|---|---|---|---|---|---|---|---|---|---|---|---|---|---|---|---|
| 24 Grady Sizemore, L OBP: 0.394, SLG: 0.439 38 Franklin Gutierrez, R OBP: 0.290, SLG: 0.290 | 1-2 2B | | 0-1 F7 | | 1-1 1B | | 2-2 HR | | | 5 | 2 | 4 | 2 | 0 | 0 | 0 | | | | | | |
| Casey Blake, R OBP: 0.345, SLG: 0.412 Mike Rouse, L OBP: 0.257, SLG: 0.194 | 1-2 1B | | 4-1 BB | | 3-3 K | | 2-2 F7 | | | 4 | 1 | 1 | 0 | 1 | 1 | 3 | | | | | | |
| 48 Travis Hafner, L OBP: 0.435, SLG: 0.468 | 4-0 2 HR BB | 4-1 41 1B 2 1B BB | 3-2 F7 | | 0-1 E5 2 G1-3 41 HBP 20 SF7 | | 4-2 G5-4-3 25 1B BB | | | 2 | 3 | 0 | 0 | 3 | 0 | 1 | | | | | | |
| 41 Victor Martinez, S OBP: 0.412, SLG: 0.487 25 Ryan Garko, R OBP: 0.396, SLG: 0.480 | 2-1 SF9 | 3-2 2 1B 1B | 1-1 F7 | | 1-1 1B 29 2B HBP | | 0-2 2 G5-4-3 1B | | | 2 | 2 | 1 | 1 | 0 | 0 | 1 | | | | | | |
| 2 Johnny Peralta, R OBP: 0.338, SLG: 0.488 | 1-0 HR | 1-1 1B 29 1B 1B | | 2-2 F9 | | 3-1 G1-3 | | 2-2 G5-4-3 | | 5 | 2 | 2 | 4 | 0 | 0 | 4 | | | | | | |
| 20 David Dellucci, L OBP: 0.298, SLG: 0.375 | 1-1 G3 | 0-3 K | | 2-2 G4-3 | | 2-2 SF7 | | 0-0 G1-3 | | 4 | 0 | 0 | 1 | 0 | 1 | 3 | | | | | | |
| Jason Michaels, R OBP: 0.307, SLG: 0.408 | 2-0 29 1B 10 2B 2B | 1-1 29 1B 1-3 2H 1B | | 1-0 F8 | | 3-1 29 2B 1B | | 0-2 G5-3 | | 5 | 2 | 3 | 1 | 0 | 0 | 0 | | | | | | |
| 29 Josh Barfield, R OBP: 0.258, SLG: 0.317 | 1-1 10 2B 1B | 0-1 1-3 2H 1B | | | 1-0 G6-3 | | 0-0 10 1B 2B | | 0-3 K | 5 | 2 | 3 | 3 | 0 | 1 | 0 | | | | | | |
| 10 Kelly Shoppach, R OBP: 0.370, SLG: 0.450 | 1-0 24 1B 2B | 1-3 3H K | | | 1-3 K | | 2-3 24 HR 1B | | 0-0 G6-3 | 5 | 1 | 2 | 3 | 0 | 2 | 1 | | | | | | |
| Inning Stats | R: 6 E: 0 K: 0 S: 15 | H: 7 LOB: 2 BB: 1 P: 34 | R: 3 E: 0 K: 2 S: 20 | H: 4 LOB: 1 BB: 1 P: 31 | R: 0 E: 0 K: 0 S: 9 | H: 0 LOB: 0 BB: 1 P: 17 | R: 0 E: 0 K: 0 S: 7 | H: 0 LOB: 0 BB: 0 P: 12 | R: 0 E: 0 K: 0 S: 11 | H: 1 LOB: 1 BB: 0 P: 17 | R: 6 E: 1 K: 0 S: 18 | H: 4 LOB: 0 BB: 0 P: 30 | R: 0 E: 0 K: 0 S: 10 | H: 1 LOB: 1 BB: 1 P: 16 | R: 0 E: 0 K: 1 S: 7 | H: 0 LOB: 0 BB: 0 P: 7 | R: 0 E: 0 K: 1 S: 11 | H: 1 LOB: 1 BB: 0 P: 15 | 1B: 11 2B: 4 3B: 0 HR: 2 | SF: 2 SAC: 0 DP: 1 HBP: 1 | WP: 0 PA: 45 | |
| PITCHER | IP WLS BF H R ER SO BB IBB HBP BLK WP HR S P ERA WHIP | IP WLS BF H R ER SO BB IBB HBP BLK WP HR S P ERA WHIP | IP WLS BF H R ER SO BB IBB HBP BLK WP HR S P ERA WHIP | IP WLS BF H R ER SO BB IBB HBP BLK WP HR S P ERA WHIP | IP WLS BF H R ER SO BB IBB HBP BLK WP HR S P ERA WHIP | IP WLS BF H R ER SO BB IBB HBP BLK WP HR S P ERA WHIP | IP WLS BF H R ER SO BB IBB HBP BLK WP HR S P ERA WHIP | IP WLS BF H R ER SO BB IBB HBP BLK WP HR S P ERA WHIP | IP WLS BF H R ER SO BB IBB HBP BLK WP HR S P ERA WHIP | IP WLS BF H R ER SO BB IBB HBP BLK WP HR S P ERA WHIP | IP WLS BF H R ER SO BB IBB HBP BLK WP HR S P ERA WHIP | IP WLS BF H R ER SO BB IBB HBP BLK WP HR S P ERA WHIP | IP WLS BF H R ER SO BB IBB HBP BLK WP HR S P ERA WHIP | IP WLS BF H R ER SO BB IBB HBP BLK WP HR S P ERA WHIP | IP WLS BF H R ER SO BB IBB HBP BLK WP HR S P ERA WHIP | IP WLS BF H R ER SO BB IBB HBP BLK WP HR S P ERA WHIP | IP WLS BF H R ER SO BB IBB HBP BLK WP HR S P ERA WHIP | IP WLS BF H R ER SO BB IBB HBP BLK WP HR S P ERA WHIP | IP WLS BF H R ER SO BB IBB HBP BLK WP HR S P ERA WHIP | IP WLS BF H R ER SO BB IBB HBP BLK WP HR S P ERA WHIP | IP WLS BF H R ER SO BB IBB HBP BLK WP HR S P ERA WHIP | IP WLS BF H R ER SO BB IBB HBP BLK WP HR S P ERA WHIP |

Minnesota Twins @ Cleveland Indians
Jacobs Field, Cleveland, OH
Tue May 15 2007, 7:05 PM EDT
Att: 23,325 - Cloudy - 84 F

AB 38
R 15
H 17
RBI 15
BB 4
SO 5
LOB 13



| Batter | 1 | 2 | 3 | 4 | 5 | 6 | 7 | 8 | 9 | AB | R | H | RBI | BB | SO | LOB | TOP | | | | | |
|---|---|----------------------------------|---------------------------------------|--------------------------|--------------------------------------|--------------------------|--------------------------------------|----------------------------------|--------------------------------------|--------------------------|---------------------------------------|----------------------------------|--------------------------------------|---------------------------------|--------------------------------------|----------------------------------|---------------------------------------|----------------------------------|----------------------------------|------------------------------------|----------------------------------|--------|
| Luis Castillo, S (1,4) OBP: 0.355, SLG: 0.357 | G4-3 | | B1-3 1B | | G6-3 | | | G1-3 | | 4 | 0 | 1 | 0 | 0 | 0 | 1 | | | | | | |
| Jason Bartlett, R (1,6) OBP: 0.331, SLG: 0.306 38 Luis Antonio Rodriguez, R (1,9) OBP: 0.279, SLG: 0.286 | G5-3 | | B1-3 | | G6-3 | | | L5 | | 3 | 0 | 0 | 0 | 0 | 0 | 1 | | | | | | |
| 5 Michael Cuddyer, R (1,9) OBP: 0.322, SLG: 0.443 | K | | | | K | | | K | | 3 | 0 | 1 | 0 | 1 | 2 | 0 | | | | | | |
| 33 Justin Morneau, L (1,3) OBP: 0.360, SLG: 0.556 | | | | | G6-3 | | | F7 | | 4 | 0 | 1 | 0 | 0 | 0 | 2 | | | | | | |
| Tori Hunter, R (1,8) OBP: 0.342, SLG: 0.585 | K | | | | F8 | | | K | | 4 | 0 | 0 | 0 | 0 | 2 | 3 | | | | | | |
| 16 Jason Kubel, L (1,7) OBP: 0.302, SLG: 0.359 | G4-3 | | | | G4-3 | | | G4-3 | | 3 | 0 | 0 | 0 | 0 | 0 | 2 | | | | | | |
| 55 Mike Redmond, R (1,2) OBP: 0.356, SLG: 0.398 | | | | | G6-3 | | | G4-3 | | 2 | 0 | 0 | 0 | 1 | 0 | 0 | | | | | | |
| 50 Garrett Jones, L (1,10) OBP: 0.250, SLG: 0.143 | G5-3 | | | | F8 | | | G4-3 | | 3 | 0 | 0 | 0 | 0 | 0 | 2 | | | | | | |
| 8 Nick Punto, S (1,5) OBP: 0.322, SLG: 0.303 | | | G4-3 | | | | | G3 | | 3 | 0 | 1 | 0 | 0 | 0 | 0 | | | | | | |
| Inning Stats | R: 0 H: 0 E: 0 K: 1 S: 7 | H: 0 LOB: 0 BB: 0 P: 10 | R: 0 H: 1 E: 0 K: 1 S: 10 | LOB: 2 BB: 1 P: 17 | R: 0 H: 1 E: 0 K: 0 S: 8 | LOB: 0 BB: 0 P: 12 | R: 0 H: 0 E: 0 K: 0 S: 7 | H: 0 LOB: 1 BB: 1 P: 14 | R: 0 H: 1 E: 0 K: 1 S: 8 | LOB: 1 BB: 0 P: 13 | R: 0 H: 0 E: 0 K: 1 S: 10 | H: 0 LOB: 0 BB: 0 P: 12 | R: 0 H: 0 E: 0 K: 1 S: 6 | H: 0 LOB: 0 BB: 0 P: 9 | R: 0 H: 0 E: 0 K: 0 S: 9 | H: 0 LOB: 0 BB: 0 P: 15 | R: 0 H: 1 E: 0 K: 0 S: 11 | H: 1 LOB: 1 BB: 0 P: 19 | 1B: 3 2B: 2 3B: 0 HR: 0 | SF: 0 SAC: 0 DP: 1 HBP: 0 | WP: 0 PB: 0 SB: 1 CS: 0 | PA: 32 |
| PITCHER 55 Roberto Hernandez, R (1,1) ERA: 2.55 | IP: 9.0 WLS: W BF: 32 H: 4 R: 0 ER: 0 SO: 4 BB: 2 IBB: 0 HBP: 0 BLK: 0 WP: 0 HR: 0 S: 76 P: 121 ERA: 0.00 WHIP: 0.667 | | | | | | | | | | | | | | | | | | | | | |

Minnesota Twins @ Cleveland Indians
Jacobs Field, Cleveland, OH
Thu May 17 2007, 12:05 PM EDT
Att: 28,609 - Cloudy - 51 F

AB 30
R 0
H 4
RBI 0
BB 2
SO 4
LOB 11



| Batter | 1 | 2 | 3 | 4 | 5 | 6 | 7 | 8 | 9 | AB | R | H | RBI | BB | SO | LOB | BOTTOM | | | | | |
|--|--|----------------------------------|--------------------------------------|----------------------------------|--------------------------------------|----------------------------------|--------------------------------------|----------------------------------|---------------------------------------|----------------------------------|---------------------------------------|----------------------------------|---------------------------------------|----------------------------------|---------------------------------------|----------------------------------|---------------------------------------|----------------------------------|----------------------------------|------------------------------------|----------------------------------|--------|
| 24 Grady Sizemore, L (1,8) OBP: 0.391, SLG: 0.429 | K | | K | | | F7 | | G1-3 | | 4 | 0 | 0 | 0 | 0 | 2 | 0 | | | | | | |
| Casey Blake, R (1,5) OBP: 0.354, SLG: 0.421 | K | | | | FC6-4 1B | G6-3 | | G6-3 | | 4 | 0 | 1 | 0 | 0 | 1 | 0 | | | | | | |
| 48 Travis Hafner, L (1,10) OBP: 0.432, SLG: 0.457 | | | | | L6 | | | K | | 3 | 0 | 1 | 0 | 0 | 1 | 1 | | | | | | |
| 41 Victor Martinez, S (1,2) OBP: 0.420, SLG: 0.517 | G5-3 | | | | FC6-4 | | | HR | | 3 | 1 | 1 | 1 | 0 | 0 | 2 | | | | | | |
| 25 Ryan Garko, R (1,3) OBP: 0.361, SLG: 0.495 | | | | | K | | | HR | | 3 | 1 | 1 | 1 | 0 | 1 | 1 | | | | | | |
| Trot Nixon, L (1,9) OBP: 0.363, SLG: 0.393 | K | | | | F9 | | | K | | 3 | 0 | 0 | 0 | 0 | 2 | 0 | | | | | | |
| Jason Michaels, R (1,7) OBP: 0.308, SLG: 0.397 | P3 | | | | WP BLK BB | G6-3 | | G6-3 | | 2 | 0 | 0 | 0 | 1 | 0 | 0 | | | | | | |
| 29 Josh Barfield, R (1,4) OBP: 0.244, SLG: 0.300 | | | | | F7 | | | K | | 3 | 0 | 0 | 0 | 0 | 2 | 1 | | | | | | |
| Mike Rouse, L (1,6) OBP: 0.237, SLG: 0.176 | | | | | K | | | K | | 3 | 0 | 0 | 0 | 0 | 3 | 1 | | | | | | |
| Inning Stats | R: 0 H: 1 E: 0 K: 2 S: 11 | H: 0 LOB: 0 BB: 0 P: 17 | R: 0 H: 0 E: 0 K: 1 S: 7 | H: 0 LOB: 0 BB: 0 P: 11 | R: 0 H: 0 E: 0 K: 2 S: 8 | H: 0 LOB: 0 BB: 0 P: 12 | R: 0 H: 1 E: 0 K: 1 S: 7 | H: 1 LOB: 1 BB: 0 P: 11 | R: 0 H: 0 E: 0 K: 2 S: 11 | H: 0 LOB: 1 BB: 1 P: 20 | R: 0 H: 0 E: 0 K: 1 S: 10 | H: 0 LOB: 0 BB: 0 P: 14 | R: 2 H: 2 E: 0 K: 2 S: 13 | H: 2 LOB: 0 BB: 0 P: 18 | R: 0 H: 0 E: 0 K: 1 S: 10 | H: 0 LOB: 0 BB: 0 P: 14 | R: 0 H: 1 E: 0 K: 1 S: 11 | H: 1 LOB: 1 BB: 0 P: 19 | 1B: 2 2B: 0 3B: 0 HR: 2 | SF: 0 SAC: 0 DP: 0 HBP: 0 | WP: 1 PB: 0 SB: 0 CS: 0 | PA: 29 |
| PITCHER Johan Santana, L (1,1) ERA: 3.26 Juan Rincon, R (8,1) ERA: 2.61 | IP: 7.0 WLS: L BF: 26 H: 4 R: 2 ER: 2 SO: 11 BB: 1 IBB: 0 HBP: 0 BLK: 0 WP: 1 HR: 2 S: 67 P: 103 ERA: 2.57 WHIP: 0.714 | | | | | | | | | | | | | | | | | | | | | |

Minnesota Twins @ Cleveland Indians
Jacobs Field, Cleveland, OH
Thu May 17 2007, 12:05 PM EDT
Att: 28,609 - Cloudy - 51 F

AB 28
R 2
H 4
RBI 2
BB 1
SO 12
LOB 6



| Batter | 1 | 2 | 3 | 4 | 5 | 6 | 7 | 8 | 9 | AB | R | H | RBI | BB | SO | LOB | TOP | | | | | | | | |
|--|------------------------------|----------------------------------|------------------------------|----------------------------------|-------------------------------|----------------------------------|------------------------------|----------------------------------|------------------------------|---------------------------------|------------------------------|----------------------------------|-------------------------------|----------------------------------|------------------------------|----------------------------------|--|----------------------------------|----------------------------------|------------------------------------|----------------------------------|--------|--|--|--|
| Luis Castillo, S (1.4) OBP: 0.364, SLG: 0.361 | | | | | | | | | | 4 | 2 | 2 | 0 | 1 | 1 | 1 | Minnesota Twins @ Milwaukee Brewers Miller Park, Milwaukee, WI Fri May 18 2007, 7:05 PM CDT Att: 44,759 - Partly Cloudy - 74 F | | | | | | | | |
| Jeff Cirillo, R (1.5) OBP: 0.341, SLG: 0.417 | | | | | | | | | | 5 | 2 | 2 | 3 | 0 | 1 | 1 | | | | | | | | | |
| 5 Michael Cuddyer, R (1.9) OBP: 0.325, SLG: 0.434 | | | | | | | | | | 3 | 1 | 0 | 0 | 2 | 0 | 1 | | | | | | | | | |
| 33 Justin Morneau, L (1.3) OBP: 0.363, SLG: 0.551 | | | | | | | | | | 3 | 1 | 1 | 0 | 1 | 0 | 1 | | | | | | | | | |
| Tori Hunter, R (1.8) OBP: 0.346, SLG: 0.603 | | | | | | | | | | 4 | 2 | 2 | 4 | 0 | 1 | 1 | | | | | | | | | |
| 55 Mike Redmond, R (1.2) OBP: 0.352, SLG: 0.392 | | | | | | | | | | 4 | 0 | 1 | 0 | 0 | 0 | 1 | | | | | | | | | |
| 20 Lew Ford, R (1.7) OBP: 0.294, SLG: 0.313 | | | | | | | | | | 4 | 0 | 1 | 1 | 0 | 0 | 2 | | | | | | | | | |
| 8 Nick Punto, S (1.6) OBP: 0.320, SLG: 0.301 | | | | | | | | | | 4 | 0 | 1 | 0 | 0 | 2 | 1 | | | | | | | | | |
| 26 Boof Bonser, R (1.1) | | | | | | | | | | 2 | 0 | 0 | 0 | 0 | 0 | 1 | | | | | | | | | |
| 54 Matt Guerrier, R (8.1) | | | | | | | | | | 0 | 0 | 0 | 0 | 0 | 0 | 0 | | | | | | | | | |
| Garrett Jones, L (9. PH) OBP: 0.222, SLG: 0.125 | | | | | | | | | | 1 | 0 | 0 | 0 | 0 | 0 | 0 | | | | | | | | | |
| 36 Joe Nathan, R (9.1) | | | | | | | | | | 0 | 0 | 0 | 0 | 0 | 0 | 0 | | | | | | | | | |
| Inning Stats | R: 0 E: 0 K: 1 S: 8 | H: 0 LOB: 0 BB: 0 P: 14 | R: 0 E: 0 K: 1 S: 9 | H: 2 LOB: 1 BB: 0 P: 15 | R: 5 E: 0 K: 0 S: 17 | H: 2 LOB: 0 BB: 3 P: 33 | R: 0 E: 0 K: 0 S: 8 | H: 1 LOB: 1 BB: 0 P: 10 | R: 0 E: 0 K: 0 S: 5 | H: 0 LOB: 0 BB: 1 P: 9 | R: 1 E: 0 K: 1 S: 8 | H: 2 LOB: 1 BB: 0 P: 15 | R: 2 E: 0 K: 0 S: 17 | H: 2 LOB: 0 BB: 0 P: 23 | R: 0 E: 0 K: 1 S: 7 | H: 0 LOB: 0 BB: 0 P: 13 | R: 0 E: 0 K: 1 S: 10 | H: 1 LOB: 1 BB: 0 P: 17 | 1B: 6 2B: 1 3B: 1 HR: 2 | SF: 0 SAC: 1 DP: 2 HBP: 0 | WP: 0 PB: 0 SB: 1 CS: 0 | PA: 39 | | | |
| PITCHER | IP | WLS | BF | H | R | ER | SO | BB | IBB | HBP | BLK | WP | HR | S | P | ERA | WHIP | | | | | | | | |
| 39 Chris Capuano, L (1.1) ERA: 3.72 | 5.1 | L | 25 | 7 | 6 | 6 | 2 | 4 | 0 | 0 | 0 | 0 | 1 | 51 | 89 | 10.12 | 2.062 | | | | | | | | |
| 12 Carlos Villanueva, R (6.1) ERA: 3.0 | 1.2 | | 7 | 2 | 2 | 2 | 1 | 0 | 0 | 0 | 0 | 0 | 1 | 21 | 30 | 10.80 | 1.200 | | | | | | | | |
| 45 Elmer Dessens, R (8.1) ERA: 6.6 | 2.0 | | 7 | 1 | 0 | 0 | 2 | 0 | 0 | 0 | 0 | 0 | 0 | 17 | 30 | 0.00 | 0.500 | | | | | | | | |

| | |
|-----|----|
| AB | 34 |
| R | 8 |
| H | 10 |
| RBI | 8 |
| BB | 4 |
| SO | 5 |
| LOB | 10 |



| Batter | 1 | 2 | 3 | 4 | 5 | 6 | 7 | 8 | 9 | AB | R | H | RBI | BB | SO | LOB | BOTTOM | | | | | | | | |
|--|-------------------------------|----------------------------------|------------------------------|----------------------------------|------------------------------|----------------------------------|------------------------------|----------------------------------|------------------------------|----------------------------------|------------------------------|---------------------------------|------------------------------|----------------------------------|------------------------------|----------------------------------|--|----------------------------------|----------------------------------|------------------------------------|----------------------------------|--------|--|--|--|
| 18 Gabe Gross, L (1.9) OBP: 0.370, SLG: 0.476 | | | | | | | | | | 4 | 1 | 1 | 0 | 0 | 2 | 0 | Minnesota Twins @ Milwaukee Brewers Miller Park, Milwaukee, WI Fri May 18 2007, 7:05 PM CDT Att: 44,759 - Partly Cloudy - 74 F | | | | | | | | |
| 7 J.J. Hardy, R (1.6) OBP: 0.335, SLG: 0.601 | | | | | | | | | | 4 | 0 | 0 | 0 | 0 | 2 | 1 | | | | | | | | | |
| 28 Prince Fielder, L (1.3) OBP: 0.374, SLG: 0.574 | | | | | | | | | | 4 | 0 | 1 | 0 | 0 | 1 | 0 | | | | | | | | | |
| 2 Bill Hall, R (1.8) OBP: 0.329, SLG: 0.441 | | | | | | | | | | 3 | 0 | 0 | 1 | 0 | 2 | 1 | | | | | | | | | |
| Johnny Estrada, S (1.2) OBP: 0.311, SLG: 0.481 | | | | | | | | | | 3 | 0 | 0 | 0 | 0 | 0 | 1 | | | | | | | | | |
| Geoff Jenkins, L (1.7) OBP: 0.347, SLG: 0.560 | | | | | | | | | | 2 | 0 | 0 | 0 | 1 | 2 | 0 | | | | | | | | | |
| 45 Elmer Dessens, R (8.1) | | | | | | | | | | 0 | 0 | 0 | 0 | 0 | 0 | 0 | | | | | | | | | |
| 9 Tony Graffanino, R (1.4) OBP: 0.279, SLG: 0.258 | | | | | | | | | | 3 | 0 | 0 | 0 | 0 | 1 | 1 | | | | | | | | | |
| Craig Counsell, L (1.5) OBP: 0.365, SLG: 0.321 | | | | | | | | | | 3 | 0 | 1 | 0 | 0 | 0 | 0 | | | | | | | | | |
| 39 Chris Capuano, L (1.1) OBP: 0.222, SLG: 0.176 | | | | | | | | | | 2 | 0 | 0 | 0 | 0 | 2 | 1 | | | | | | | | | |
| 12 Carlos Villanueva, R (6.1) | | | | | | | | | | 0 | 0 | 0 | 0 | 0 | 0 | 0 | | | | | | | | | |
| 22 Tony Gwynn Jr., L (8.7) OBP: 0.459, SLG: 0.452 | | | | | | | | | | 1 | 0 | 0 | 0 | 0 | 0 | 0 | | | | | | | | | |
| Inning Stats | R: 1 E: 0 K: 1 S: 15 | H: 2 LOB: 1 BB: 0 P: 20 | R: 0 E: 0 K: 2 S: 8 | H: 0 LOB: 0 BB: 0 P: 13 | R: 0 E: 0 K: 3 S: 9 | H: 0 LOB: 0 BB: 0 P: 12 | R: 0 E: 0 K: 1 S: 6 | H: 0 LOB: 0 BB: 0 P: 11 | R: 0 E: 0 K: 1 S: 9 | H: 1 LOB: 1 BB: 1 P: 16 | R: 0 E: 0 K: 1 S: 6 | H: 0 LOB: 0 BB: 0 P: 8 | R: 0 E: 0 K: 2 S: 9 | H: 0 LOB: 0 BB: 0 P: 12 | R: 0 E: 0 K: 0 S: 9 | H: 0 LOB: 0 BB: 0 P: 13 | R: 0 E: 0 K: 1 S: 10 | H: 0 LOB: 0 BB: 0 P: 11 | 1B: 3 2B: 0 3B: 0 HR: 0 | SF: 0 SAC: 0 DP: 1 HBP: 0 | WP: 0 PB: 0 SB: 0 CS: 0 | PA: 30 | | | |
| PITCHER | IP | WLS | BF | H | R | ER | SO | BB | IBB | HBP | BLK | WP | HR | S | P | ERA | WHIP | | | | | | | | |
| 26 Boof Bonser, R (1.1) ERA: 3.91 | 7.0 | W | 24 | 3 | 0 | 0 | 0 | 0 | 0 | 0 | 0 | 0 | 0 | 9 | 13 | 0.00 | 0.000 | | | | | | | | |
| 54 Matt Guerrier, R (8.1) ERA: 2.22 | 1.0 | | 3 | 0 | 0 | 0 | 0 | 0 | 0 | 0 | 0 | 0 | 0 | 10 | 11 | 0.00 | 0.000 | | | | | | | | |
| 36 Joe Nathan, R (9.1) ERA: 2.55 | 1.0 | | 3 | 0 | 0 | 0 | 1 | 0 | 0 | 0 | 0 | 0 | 0 | 10 | 11 | 0.00 | 0.000 | | | | | | | | |

| | |
|-----|----|
| AB | 29 |
| R | 1 |
| H | 3 |
| RBI | 1 |
| BB | 1 |
| SO | 12 |
| LOB | 5 |



| Batter | 1 | 2 | 3 | 4 | 5 | 6 | 7 | 8 | 9 | AB | R | H | RBI | BB | SO | LOB | TOP | | | | | | | | |
|--|------------------------------|----------------------------------|-------------------------------|----------------------------------|------------------------------|---------------------------------|-------------------------------|----------------------------------|------------------------------|----------------------------------|------------------------------|----------------------------------|------------------------------|----------------------------------|-------------------------------|----------------------------------|------------------------------|---------------------------------|----------------------------------|------------------------------------|-------------------------|--------|--|--|--|
| Luis Castillo, S (1.4) OBP: 0.368, SLG: 0.366 | 1-1 B5-3 | | 1-1 G5-4-3 1B | | 1-1 G5-3 | | | 2-1 SH1-3 1B | | 4 | 1 | 2 | 0 | 0 | 0 | 0 | | | | | | | | | |
| Jeff Cirillo, R (1.5) OBP: 0.318, SLG: 0.385 | 1-1 L9 | | 0-1 G5-4-3 | | 1-1 F7 | | | 0-0 SH1-3 | | 3 | 0 | 0 | 0 | 0 | 0 | 1 | | | | | | | | | |
| 8 Nick Punto, S (8.5) OBP: 0.320, SLG: 0.301 | | | 1-2 | | | | | 1-2 | | 0 | 0 | 0 | 0 | 0 | 0 | 0 | | | | | | | | | |
| 5 Michael Cuddyer, R (1.9) OBP: 0.323, SLG: 0.429 | 1-3 K | | 0-2 P3 | | 3-1 P2 | | | 2-0 3B 3B 2-H 1B | | 4 | 1 | 1 | 1 | 0 | 1 | 0 | | | | | | | | | |
| 33 Justin Morneau, L (1.3) OBP: 0.361, SLG: 0.544 | | 2-2 HR 1B | | 0-1 E3 G6-4-3 | | 3-1 G5-3 | | 3-2 F8 | | 4 | 1 | 1 | 0 | 0 | 0 | 1 | | | | | | | | | |
| Tori Hunter, R (1.8) OBP: 0.350, SLG: 0.619 | | 0-0 1-H HR | | 0-0 G6-4-3 | | 1-1 G5-3 | | 1-2 55 CS 1B | | 4 | 1 | 2 | 3 | 0 | 0 | 1 | | | | | | | | | |
| 55 Mike Redmond, R (1.2) OBP: 0.358, SLG: 0.406 | | 0-1 G6-3 2B | | 1-2 20 2B 1B | | 1-3 K | | 3-H K | | 4 | 1 | 2 | 0 | 0 | 2 | 1 | | | | | | | | | |
| 20 Lew Ford, R (1.7) OBP: 0.286, SLG: 0.350 | | 0-1 F8 | | 1-0 1-H 2B | | | 1-0 G5-3 | | 0-2 G1-3 | 4 | 0 | 1 | 1 | 0 | 0 | 1 | | | | | | | | | |
| Jason Bartlett, R (1.6) OBP: 0.329, SLG: 0.299 | | 1-1 G6-3 | | 4-0 IBB | | 0-3 K | | 0-1 G3-1 | | 3 | 0 | 0 | 0 | 1 | 1 | 1 | | | | | | | | | |
| 30 Scott Baker, R (1.1) | | 1-2 G5-3 | | 1-3 K | | 3-2 G4-3 | | 1-3 F9 | | 4 | 0 | 0 | 0 | 0 | 1 | 3 | | | | | | | | | |
| 36 Joe Nathan, R (9.1) | | | | | | | | | | 0 | 0 | 0 | 0 | 0 | 0 | 0 | | | | | | | | | |
| Inning Stats | R: 0 E: 0 K: 1 S: 7 | H: 0 LOB: 0 BB: 0 P: 10 | R: 2 E: 0 K: 0 S: 13 | H: 3 LOB: 1 BB: 0 P: 17 | R: 0 E: 0 K: 0 S: 8 | H: 1 LOB: 0 BB: 0 P: 9 | R: 1 E: 1 K: 1 S: 10 | H: 2 LOB: 2 BB: 1 P: 17 | R: 0 E: 0 K: 0 S: 6 | H: 0 LOB: 0 BB: 0 P: 11 | R: 0 E: 0 K: 1 S: 7 | H: 0 LOB: 0 BB: 0 P: 12 | R: 0 E: 0 K: 1 S: 8 | H: 0 LOB: 0 BB: 0 P: 12 | R: 2 E: 0 K: 1 S: 13 | H: 3 LOB: 1 BB: 0 P: 22 | R: 0 E: 0 K: 0 S: 6 | H: 0 LOB: 0 BB: 0 P: 7 | 1B: 6 2B: 2 3B: 0 HR: 1 | SF: 0 SAC: 1 DP: 2 HBP: 0 | WP: 0 PB: 0 CS: 1 | PA: 36 | | | |
| PITCHER | IP | WLS | BF | H | R | ER | SO | BB | IBB | HBP | BLK | WP | HR | S | P | ERA | WHIP | | | | | | | | |
| 31 Dave Bush, R (1.1) ERA: 5.56 | 7.1 | L | 30 | 8 | 5 | 5 | 4 | 0 | 1 | 0 | 0 | 0 | 1 | 63 | 96 | 6.14 | 1.091 | | | | | | | | |
| Brian Shouse, L (8.1) ERA: 4.5 | 0.1 | 1 | 0 | 0 | 0 | 0 | 0 | 0 | 0 | 0 | 0 | 0 | 0 | 3 | 6 | 0.00 | 0.000 | | | | | | | | |
| Derrick Turnbow, R (8.1) ERA: 4.15 | 0.1 | 2 | 1 | 0 | 0 | 1 | 0 | 0 | 0 | 0 | 0 | 0 | 0 | 6 | 8 | 0.00 | 3.000 | | | | | | | | |
| 50 Chris Spurling, R (9.1) ERA: 2.45 | 1.0 | 3 | 0 | 0 | 0 | 0 | 0 | 0 | 0 | 0 | 0 | 0 | 0 | 6 | 7 | 0.00 | 0.000 | | | | | | | | |

Minnesota Twins @ Milwaukee Brewers
Miller Park, Milwaukee, WI
Sat May 19 2007, 6:05 PM CDT
Att. 44,427 - Roof Closed - 75 F

AB 34
R 5
H 9
RBI 5
BB 1
SO 5
LOB 9





| Batter | 1 | 2 | 3 | 4 | 5 | 6 | 7 | 8 | 9 | AB | R | H | RBI | BB | SO | LOB | BOTTOM | | | | | | | | |
|--|------------------------------|----------------------------------|------------------------------|----------------------------------|-------------------------------|----------------------------------|------------------------------|---------------------------------|------------------------------|---------------------------------|------------------------------|----------------------------------|-------------------------------|----------------------------------|------------------------------|---------------------------------|-------------------------------|----------------------------------|----------------------------------|------------------------------------|-------------------------|--------|--|--|--|
| 22 Tony Gwynn Jr., L (1.9) OBP: 0.442, SLG: 0.435 | 2-1 G3 | | 0-1 7 1B | | 0-0 L7 | | | 0-0 B2 | | 4 | 0 | 1 | 0 | 0 | 0 | 0 | | | | | | | | | |
| 7 J.J. Hardy, R (1.6) OBP: 0.351, SLG: 0.616 | 1-0 HR | | 2-2 1B | | 1-2 1B | | 1-2 G6-3 | | 1-2 G4-3 | 4 | 1 | 2 | 1 | 0 | 0 | 0 | | | | | | | | | |
| 28 Prince Fielder, L (1.3) OBP: 0.372, SLG: 0.572 | 0-1 G4-3 | | 2-1 L3 | | | | 2-0 2B | | 2-3 K | 4 | 0 | 1 | 0 | 0 | 1 | 2 | | | | | | | | | |
| 2 Bill Hall, R (1.8) OBP: 0.327, SLG: 0.456 | 1-3 K | | | | 1-2 G6-3 | | 0-0 F9 | | 2-1 HR | 4 | 1 | 1 | 1 | 0 | 1 | 1 | | | | | | | | | |
| Johnny Estrada, S (1.2) OBP: 0.302, SLG: 0.467 | | 1-2 G4-3 | | 0-0 L9 | | 2-1 F8 | | 1-2 G3-1 | | 4 | 0 | 0 | 0 | 0 | 0 | 1 | | | | | | | | | |
| Geoff Jenkins, L (1.7) OBP: 0.347, SLG: 0.563 | | 1-3 K | | 0-0 2B | | 0-3 K | | 1-1 1B | | 3 | 0 | 1 | 0 | 0 | 2 | 0 | | | | | | | | | |
| Derrick Turnbow, R (8.1) | | | | | | | | | | 0 | 0 | 0 | 0 | 0 | 0 | 0 | | | | | | | | | |
| 50 Chris Spurling, R (9.1) | | | | | | | | | | 0 | 0 | 0 | 0 | 0 | 0 | 0 | | | | | | | | | |
| Kevin Mench, R (9. PH) OBP: 0.273, SLG: 0.398 | | | | | | | | | | 1 | 0 | 1 | 0 | 0 | 0 | 0 | | | | | | | | | |
| 9 Tony Graffanino, R (1.4) OBP: 0.269, SLG: 0.247 | | 1-0 G5-3 | | 0-0 L5 | | 1-3 K | | 0-2 F9 | | 4 | 0 | 0 | 0 | 0 | 1 | 2 | | | | | | | | | |
| Craig Counsell, L (1.5) OBP: 0.354, SLG: 0.309 | | | 0-0 B1-3 | | 1-2 P4 | | 1-2 G4-3 | | | 3 | 0 | 0 | 0 | 0 | 0 | 0 | | | | | | | | | |
| 31 Dave Bush, R (1.1) OBP: 0.222, SLG: 0.294 | | | 0-1 F7 | | 0-0 G5-3 | | | 0-2 F7 | | 2 | 0 | 0 | 0 | 0 | 0 | 0 | | | | | | | | | |
| Brian Shouse, L (8.1) | | | | | | | | | | 0 | 0 | 0 | 0 | 0 | 0 | 0 | | | | | | | | | |
| 18 Gabe Gross, L (8.7) OBP: 0.364, SLG: 0.465 | | | | | | | | | | 1 | 0 | 0 | 0 | 0 | 0 | 0 | | | | | | | | | |
| Inning Stats | R: 1 E: 0 K: 1 S: 8 | H: 1 LOB: 0 BB: 0 P: 12 | R: 0 E: 0 K: 1 S: 7 | H: 0 LOB: 0 BB: 0 P: 10 | R: 0 E: 0 K: 0 S: 10 | H: 2 LOB: 2 BB: 0 P: 14 | R: 0 E: 0 K: 0 S: 8 | H: 1 LOB: 1 BB: 0 P: 9 | R: 0 E: 0 K: 0 S: 5 | H: 0 LOB: 0 BB: 0 P: 6 | R: 0 E: 0 K: 0 S: 7 | H: 1 LOB: 1 BB: 0 P: 12 | R: 0 E: 0 K: 2 S: 11 | H: 0 LOB: 0 BB: 0 P: 13 | R: 0 E: 0 K: 0 S: 7 | H: 0 LOB: 0 BB: 0 P: 8 | R: 1 E: 0 K: 1 S: 17 | H: 2 LOB: 1 BB: 0 P: 23 | 1B: 3 2B: 2 3B: 0 HR: 2 | SF: 0 SAC: 0 DP: 0 HBP: 0 | WP: 0 PB: 0 CS: 0 | PA: 34 | | | |
| PITCHER | IP | WLS | BF | H | R | ER | SO | BB | IBB | HBP | BLK | WP | HR | S | P | ERA | WHIP | | | | | | | | |
| 30 Scott Baker, R (1.1) ERA: 2.16 | 8.1 | W | 31 | 6 | 2 | 2 | 5 | 0 | 2 | 0 | 0 | 0 | 0 | 9 | 11 | 0.00 | 1.500 | | | | | | | | |
| 36 Joe Nathan, R (9.1) ERA: 2.45 | 0.2 | 3 | 1 | 0 | 0 | 0 | 0 | 0 | 0 | 0 | 0 | 0 | 0 | 9 | 11 | 0.00 | 1.500 | | | | | | | | |

Minnesota Twins @ Milwaukee Brewers
Miller Park, Milwaukee, WI
Sat May 19 2007, 6:05 PM CDT
Att. 44,427 - Roof Closed - 75 F

AB 34
R 2
H 7
RBI 2
BB 0
SO 5
LOB 6



| Batter | 1 | 2 | 3 | 4 | 5 | 6 | 7 | 8 | 9 | AB | R | H | RBI | BB | SO | LOB | TOP | | | | | | | | | | | |
|--|-------------------------------|----------------------------------|-------------------------------|----------------------------------|-------------------------------|----------------------------------|-------------------------------|----------------------------------|------------------------------|---------------------------------|-------------------------------|----------------------------------|-------------------------------|----------------------------------|------------------------------|----------------------------------|--|------------------------------|----------------------------------|----------------------------------|------------------------------------|----------------------------------|--------|--|--|--|--|--|
| Luis Castillo, S OBP: 0.365, SLG: 0.362 (1, 4) | F9 | | G6-3 | WP 33 SF7 1B | | SH5-4 | | F7 | | 4 | 1 | 1 | 0 | 0 | 0 | 1 | Minnesota Twins @ Milwaukee Brewers Miller Park, Milwaukee, WI Sun May 20 2007, 1:05 PM CDT Att: 39,119 - Roof Closed - 65 F AB 31 R 5 H 7 RBI 5 BB 7 SO 7 LOB 14  | | | | | | | | | | | |
| 8 Nick Punto, S OBP: 0.323, SLG: 0.305 (5, 6) | CS 1B | | HR | 1B | | F7 | | | K | 5 | 1 | 2 | 0 | 0 | 1 | 2 | | | | | | | | | | | | |
| 5 Michael Cuddyer, R OBP: 0.325, SLG: 0.444 (1, 9) | G5-3 | | HR | BB | | G4-3 | | | K | 4 | 1 | 1 | 2 | 1 | 1 | 2 | | | | | | | | | | | | |
| 33 Justin Morneau, L OBP: 0.356, SLG: 0.537 (1, 3) | | K | 20 BB 41 BB 1B | SF7 | | | | | K | 4 | 1 | 1 | 1 | 0 | 2 | 0 | | | | | | | | | | | | |
| Tori Hunter, R OBP: 0.353, SLG: 0.611 (1, 8) | 20 FC6-4 BB | | 20 BB 41 BB | F9 | | | | | K | 2 | 1 | 0 | 0 | 2 | 1 | 1 | | | | | | | | | | | | |
| 20 Lew Ford, R OBP: 0.280, SLG: 0.304 17 Pat Neshek, S (7, 1) | FC6-4 41 BB | | 41 BB | | | | | | F9 | 3 | 0 | 0 | 0 | 1 | 1 | 1 | | | | | | | | | | | | |
| 41 Chris Heintz, R OBP: 0.500, SLG: 0.333 (1, 2) | | | | | | | | | F9 | 2 | 0 | 1 | 2 | 2 | 0 | 0 | | | | | | | | | | | | |
| Jason Bartlett, R OBP: 0.329, SLG: 0.295 54 Matt Guerrier, R (5, 1) | | | | | | | | | | | 2 | 0 | 0 | 0 | 1 | 0 | | 2 | | | | | | | | | | |
| 37 Denny Reyes, R OBP: 0.301, SLG: 0.333 (7, 7) | G4-3 | | FC5-4 IBB | | | | | | K | 0 | 0 | 0 | 0 | 0 | 0 | 0 | | 0 | | | | | | | | | | |
| Ramon Ortiz, R (1, 1) | | | P6 | | | | | | | | 2 | 0 | 0 | 0 | 0 | 0 | | 3 | | | | | | | | | | |
| 38 Luis Antonio Rodriguez, S OBP: 0.288, SLG: 0.314 (8, 5) | | | FC5-4 | | | SH5-4 2B | | | P5 | 2 | 0 | 1 | 0 | 0 | 0 | 1 | | | | | | | | | | | | |
| Inning Stats | R: 0 E: 0 K: 0 S: 10 | H: 1 LOB: 0 BB: 0 P: 12 | R: 0 E: 0 K: 1 S: 11 | H: 0 LOB: 2 BB: 2 P: 20 | R: 4 E: 0 K: 0 S: 19 | H: 4 LOB: 3 BB: 3 P: 37 | R: 1 E: 0 K: 0 S: 10 | H: 1 LOB: 1 BB: 1 P: 21 | R: 0 E: 0 K: 1 S: 9 | H: 0 LOB: 0 BB: 0 P: 9 | R: 0 E: 0 K: 0 S: 10 | H: 1 LOB: 1 BB: 0 P: 15 | R: 0 E: 0 K: 1 S: 10 | H: 0 LOB: 0 BB: 0 P: 12 | R: 0 E: 0 K: 3 S: 5 | H: 0 LOB: 1 BB: 1 P: 11 | | R: 0 E: 0 K: 3 S: 9 | H: 0 LOB: 0 BB: 0 P: 13 | 1B: 5 2B: 1 3B: 0 HR: 1 | SF: 1 SAC: 1 DP: 0 HBP: 0 | WP: 1 PB: 1 SB: 0 CS: 0 | PA: 40 | | | | | |
| PITCHER | IP | WLS | BF | H | R | ER | SO | BB | IBB | HBP | BLK | WP | HR | S | P | ERA | | WHIP | | | | | | | | | | |
| 46 Claudio Vargas, R ERA: 3.68 (1, 1) | 4.0 | | 23 | 6 | 5 | 5 | 1 | 5 | 1 | 0 | 0 | 1 | 1 | 50 | 90 | 11.25 | | 2.750 | | | | | | | | | | |
| 12 Carlos Villanueva, R ERA: 2.79 (5, 1) | 2.0 | | 7 | 1 | 0 | 0 | 1 | 0 | 0 | 0 | 0 | 0 | 0 | 19 | 24 | 0.00 | | 0.500 | | | | | | | | | | |
| Matt Wise, R ERA: 3.06 (7, 1) | 1.0 | W | 3 | 0 | 0 | 0 | 1 | 0 | 0 | 0 | 0 | 0 | 0 | 10 | 12 | 0.00 | 0.000 | | | | | | | | | | | |
| Derrick Turnbow, R ERA: 3.93 (8, 1) | 1.0 | H | 4 | 0 | 0 | 0 | 1 | 1 | 0 | 0 | 0 | 0 | 0 | 5 | 11 | 0.00 | 1.000 | | | | | | | | | | | |
| Francisco Cordero, R ERA: 0.47 (9, 1) | 1.0 | S | 3 | 0 | 0 | 0 | 3 | 0 | 0 | 0 | 0 | 0 | 0 | 9 | 13 | 0.00 | 0.000 | | | | | | | | | | | |

| Batter | 1 | 2 | 3 | 4 | 5 | 6 | 7 | 8 | 9 | AB | R | H | RBI | BB | SO | LOB | BOTTOM | | | | | | | | | | |
|--|------------------------------|----------------------------------|-------------------------------|----------------------------------|-------------------------------|----------------------------------|------------------------------|----------------------------------|-------------------------------|----------------------------------|------------------------------|---------------------------------|------------------------------|----------------------------------|------------------------------|----------------------------------|---|------------------------------------|----------------------------------|--------|--|--|--|--|--|--|--|
| 22 Tony Gwynn Jr., L OBP: 0.429, SLG: 0.420 (1, 9) | B1-3 | | 7 S 2B | F9 | | G3 | | | | 4 | 1 | 1 | 0 | 0 | 0 | 1 | Minnesota Twins @ Milwaukee Brewers Miller Park, Milwaukee, WI Sun May 20 2007, 1:05 PM CDT Att: 39,119 - Roof Closed - 65 F AB 35 R 6 H 12 RBI 6 BB 0 SO 5 LOB 12  | | | | | | | | | | |
| 7 J.J. Hardy, R OBP: 0.394, SLG: 0.619 (1, 6) | F8 | | 28 G3-1 1B | | | G6-3 | | | | 4 | 2 | 2 | 1 | 0 | 0 | 0 | | | | | | | | | | | |
| 28 Prince Fielder, L OBP: 0.374, SLG: 0.574 (1, 3) | HBP | | G3-1 | | | F7 | | | | 3 | 1 | 1 | 0 | 0 | 0 | 2 | | | | | | | | | | | |
| 2 Bill Hall, R OBP: 0.325, SLG: 0.451 (1, 8) | G4-3 | | K | | | HR | | | | 4 | 1 | 1 | 0 | 0 | 1 | 3 | | | | | | | | | | | |
| Geoff Jenkins, L OBP: 0.360, SLG: 0.595 (1, 7) | | | G4-3 | | | HR | | | | 4 | 1 | 3 | 5 | 0 | 0 | 0 | | | | | | | | | | | |
| Damian Miller, R OBP: 0.280, SLG: 0.289 (1, 2) | G6-3 | | G1-3 | | | 1B | | | | 4 | 0 | 1 | 0 | 0 | 0 | 2 | | | | | | | | | | | |
| 9 Tony Graffanino, R OBP: 0.268, SLG: 0.248 (1, 4) | | | | | | | | | | 4 | 0 | 1 | 0 | 0 | 1 | 1 | | | | | | | | | | | |
| Craig Counsell, L OBP: 0.350, SLG: 0.306 (1, 5) | | | | | | | | | | 4 | 0 | 1 | 0 | 0 | 2 | 1 | | | | | | | | | | | |
| 46 Claudio Vargas, R OBP: 0.187, SLG: 0.250 (1, 1) | | | | | | | | | | 1 | 0 | 0 | 0 | 0 | 0 | 2 | | | | | | | | | | | |
| 1 Corey Hart, R OBP: 0.370, SLG: 0.390 (4, PH) | | | | | | | | | | 1 | 0 | 1 | 0 | 0 | 0 | 0 | | | | | | | | | | | |
| 12 Carlos Villanueva, R OBP: 0.307, SLG: 0.390 (5, 1) | | | | | | | | | | 0 | 0 | 0 | 0 | 0 | 0 | 0 | | | | | | | | | | | |
| 18 Gabe Gross, L OBP: 0.345, SLG: 0.455 (6, PH) | | | | | | | | | | 1 | 0 | 0 | 0 | 0 | 0 | 0 | | | | | | | | | | | |
| Matt Wise, R OBP: 0.301, SLG: 0.333 (7, 1) | | | | | | | | | | 0 | 0 | 0 | 0 | 0 | 0 | 0 | | | | | | | | | | | |
| Derrick Turnbow, R OBP: 0.270, SLG: 0.394 (8, PH) | | | | | | | | | | 0 | 0 | 0 | 0 | 0 | 0 | 0 | | | | | | | | | | | |
| Kevin Mench, R OBP: 0.288, SLG: 0.314 (8, PH) | | | | | | | | | | 1 | 0 | 0 | 0 | 0 | 1 | 0 | | | | | | | | | | | |
| Francisco Cordero, R ERA: 0.47 (9, 1) | | | | | | | | | | 0 | 0 | 0 | 0 | 0 | 0 | 0 | | | | | | | | | | | |
| Inning Stats | R: 0 E: 0 K: 0 S: 8 | H: 0 LOB: 1 BB: 0 P: 10 | R: 0 E: 0 K: 0 S: 14 | H: 2 LOB: 2 BB: 0 P: 19 | R: 2 E: 0 K: 1 S: 16 | H: 3 LOB: 1 BB: 0 P: 29 | R: 0 E: 0 K: 1 S: 9 | H: 1 LOB: 1 BB: 0 P: 11 | R: 3 E: 0 K: 1 S: 14 | H: 4 LOB: 1 BB: 0 P: 23 | R: 0 E: 0 K: 0 S: 5 | H: 0 LOB: 0 BB: 0 P: 9 | R: 1 E: 0 K: 0 S: 6 | H: 2 LOB: 0 BB: 0 P: 11 | R: 0 E: 0 K: 2 S: 8 | H: 0 LOB: 0 BB: 0 P: 12 | 1B: 9 2B: 2 3B: 0 HR: 1 | SF: 0 SAC: 0 DP: 1 HBP: 1 | WP: 1 PB: 0 SB: 2 CS: 0 | PA: 36 | | | | | | | |
| PITCHER | IP | WLS | BF | H | R | ER | SO | BB | IBB | HBP | BLK | WP | HR | S | P | ERA | WHIP | | | | | | | | | | |
| Ramon Ortiz, R ERA: 5.36 (1, 1) | 4.1 | | 24 | 10 | 5 | 5 | 2 | 0 | 0 | 1 | 0 | 0 | 0 | 9 | 15 | 0.00 | 0.000 | | | | | | | | | | |
| 54 Matt Guerrier, R ERA: 2.09 (5, 1) | 1.2 | | 5 | 0 | 0 | 0 | 1 | 0 | 0 | 0 | 0 | 0 | 0 | 9 | 15 | 0.00 | 0.000 | | | | | | | | | | |
| 37 Denny Reyes, L ERA: 6.57 (7, 1) | 0.1 | L | 3 | 2 | 1 | 1 | 0 | 0 | 0 | 0 | 0 | 1 | 0 | 5 | 9 | 27.00 | 6.000 | | | | | | | | | | |
| 17 Pat Neshek, R ERA: 1.35 (7, 1) | 1.2 | | 4 | 0 | 0 | 0 | 2 | 0 | 0 | 0 | 0 | 0 | 0 | 9 | 14 | 0.00 | 0.000 | | | | | | | | | | |

| Batter | 1 | 2 | 3 | 4 | 5 | 6 | 7 | 8 | 9 | AB | R | H | RBI | BB | SO | LOB | TOP | | | | | | | | | | | | |
|---|-------------------------------|----------------------------------|-------------------------------|----------------------------------|-------------------------------|----------------------------------|-------------------------------|----------------------------------|-------------------------------|----------------------------------|-------------------------------|----------------------------------|------------------------------|----------------------------------|-------------------------------|----------------------------------|---|---|------------------------------------|----------------------------------|--------|--|--|--|--|--|--|--|--|
| Luis Castillo, S OBP: 0.362, SLG: 0.359 | | | | | | | | | | 4 | 1 | 1 | 0 | 0 | 0 | 2 | Minnesota Twins @ Texas Rangers Rangers Ballpark in Arlington, Arlington, TX Mon May 21 2007, 8:05 PM EDT Att: 24,814 - Overcast - 75 F | | | | | | | | | | | | |
| 8 Nick Punto, S OBP: 0.321, SLG: 0.299 | | | | | | | | | | 3 | 0 | 0 | 1 | 1 | 1 | 0 | | | | | | | | | | | | | |
| 5 Michael Cuddyer, R OBP: 0.324, SLG: 0.439 | | | | | | | | | | 4 | 1 | 1 | 0 | 0 | 1 | 2 | | | | | | | | | | | | | |
| 33 Justin Morneau, L OBP: 0.354, SLG: 0.530 | | | | | | | | | | 4 | 0 | 1 | 1 | 0 | 1 | 2 | | | | | | | | | | | | | |
| Tori Hunter, R OBP: 0.353, SLG: 0.606 | | | | | | | | | | 3 | 0 | 1 | 1 | 0 | 0 | 1 | | | | | | | | | | | | | |
| Jason Tyner, L OBP: 0.298, SLG: 0.329 | | | | | | | | | | 1 | 0 | 0 | 0 | 0 | 0 | 0 | | | | | | | | | | | | | |
| 55 Mike Redmond, R OBP: 0.353, SLG: 0.404 | | | | | | | | | | 3 | 0 | 1 | 0 | 0 | 0 | 2 | | | | | | | | | | | | | |
| 41 Chris Heintz, R OBP: 0.444, SLG: 0.286 | | | | | | | | | | 1 | 0 | 0 | 0 | 0 | 0 | 0 | | | | | | | | | | | | | |
| 16 Jason Kubel, L OBP: 0.300, SLG: 0.350 | | | | | | | | | | | | | | | | | | AB 33 R 4 H 5 RBI 3 BB 2 SO 5 LOB 12 | | | | | | | | | | | |
| 20 Lew Ford, R OBP: 0.241, SLG: 0.259 | | | | | | | | | | 4 | 1 | 0 | 0 | 0 | 1 | 1 | | | | | | | | | | | | | |
| 38 Luis Antonio Rodriguez, S OBP: 0.283, SLG: 0.296 | | | | | | | | | | 3 | 1 | 0 | 0 | 0 | 0 | 1 | | | | | | | | | | | | | |
| Inning Stats | R: 1 E: 0 K: 2 S: 19 | H: 2 LOB: 2 BB: 1 P: 31 | R: 0 E: 0 K: 0 S: 9 | H: 0 LOB: 0 BB: 0 P: 12 | R: 1 E: 0 K: 0 S: 11 | H: 2 LOB: 1 BB: 0 P: 19 | R: 0 E: 0 K: 1 S: 8 | H: 0 LOB: 1 BB: 0 P: 12 | R: 0 E: 0 K: 0 S: 10 | H: 1 LOB: 1 BB: 0 P: 14 | R: 2 E: 1 K: 0 S: 10 | H: 0 LOB: 0 BB: 0 P: 18 | R: 0 E: 0 K: 0 S: 6 | H: 0 LOB: 0 BB: 0 P: 8 | R: 0 E: 0 K: 1 S: 10 | H: 0 LOB: 0 BB: 0 P: 14 | 1B: 5 2B: 0 3B: 0 HR: 0 | | SF: 0 SAC: 0 DP: 0 HBP: 1 | WP: 2 PB: 0 SB: 0 CS: 0 | PA: 36 | | | | | | | | |
| PITCHER | IP | WLS | BF | H | R | ER | SO | BB | IBB | HBP | BLK | WP | HR | S | P | ERA | WHIP | | | | | | | | | | | | |
| 44 Vicente Padilla, R ERA: 5.52 | (1, 1) | 5.2 | W | 24 | 5 | 2 | 2 | 4 | 2 | 0 | 0 | 0 | 1 | 0 | 64 | 99 | 3.18 | | 1.235 | | | | | | | | | | |
| 51 Willie Eyre, R ERA: 4.32 | (6, 1) | 1.1 | | 6 | 0 | 2 | 0 | 0 | 0 | 0 | 1 | 0 | 1 | 0 | 11 | 19 | 0.00 | | 0.000 | | | | | | | | | | |
| 50 Frank Francisco, R ERA: 1.88 | (8, 1) | 1.0 | | 3 | 0 | 0 | 0 | 0 | 0 | 0 | 0 | 0 | 0 | 6 | 8 | 0.00 | 0.000 | | | | | | | | | | | | |
| 40 Akinori Otsuka, R ERA: 1.08 | (9, 1) | 1.0 | | 3 | 0 | 0 | 0 | 1 | 0 | 0 | 0 | 0 | 0 | 10 | 14 | 0.00 | 0.000 | | | | | | | | | | | | |
| Batter | 1 | 2 | 3 | 4 | 5 | 6 | 7 | 8 | 9 | AB | R | H | RBI | BB | SO | LOB | BOTTOM | | | | | | | | | | | | |
| Kenny Lofton, L OBP: 0.333, SLG: 0.390 | | | | | | | | | | 3 | 3 | 2 | 0 | 1 | 0 | 0 | Minnesota Twins @ Texas Rangers Rangers Ballpark in Arlington, Arlington, TX Mon May 21 2007, 8:05 PM EDT Att: 24,814 - Overcast - 75 F | | | | | | | | | | | | |
| 14 Victor Diaz, R OBP: 0.317, SLG: 0.725 | | | | | | | | | | 5 | 0 | 2 | 0 | 0 | 0 | 1 | | | | | | | | | | | | | |
| 10 Michael Young, R OBP: 0.272, SLG: 0.373 | | | | | | | | | | 3 | 2 | 2 | 1 | 1 | 0 | 1 | | | | | | | | | | | | | |
| 23 Mark Teixeira, S OBP: 0.393, SLG: 0.529 | | | | | | | | | | 1 | 0 | 0 | 0 | 0 | 0 | 0 | | | | | | | | | | | | | |
| Matt Kata, S OBP: 0.304, SLG: 0.404 | | | | | | | | | | 4 | 1 | 2 | 3 | 0 | 0 | 0 | | | | | | | | | | | | | |
| Sammy Sosa, R OBP: 0.319, SLG: 0.510 | | | | | | | | | | 1 | 0 | 0 | 0 | 0 | 0 | 0 | | | | | | | | | | | | | |
| 57 Kevin Mahar, R OBP: 0.200, SLG: 0.267 | | | | | | | | | | 5 | 2 | 2 | 1 | 0 | 0 | 2 | | | | | | | | | | | | | |
| 17 Nelson Cruz, R OBP: 0.269, SLG: 0.347 | | | | | | | | | | 3 | 3 | 1 | 1 | 1 | 1 | 1 | | | | | | | | | | | | | |
| Frank Catalanotto, L OBP: 0.281, SLG: 0.363 | | | | | | | | | | 4 | 1 | 1 | 0 | 1 | 1 | 1 | | | | | | | | | | | | | |
| 5 Ian Kinsler, R OBP: 0.319, SLG: 0.479 | | | | | | | | | | 4 | 1 | 1 | 0 | 1 | 1 | 1 | | | | | | | | | | | | | |
| 15 Gerald Laird, R OBP: 0.329, SLG: 0.344 | | | | | | | | | | 3 | 1 | 2 | 5 | 1 | 0 | 0 | | | | | | | | | | | | | |
| Ramón Vázquez, L OBP: 0.643, SLG: 1.273 | | | | | | | | | | 3 | 1 | 1 | 1 | 0 | 1 | 1 | | | | | | | | | | | | | |
| Inning Stats | R: 1 E: 0 K: 0 S: 11 | H: 2 LOB: 1 BB: 0 P: 15 | R: 1 E: 0 K: 1 S: 13 | H: 1 LOB: 0 BB: 0 P: 17 | R: 1 E: 0 K: 0 S: 11 | H: 2 LOB: 0 BB: 0 P: 20 | R: 1 E: 0 K: 1 S: 14 | H: 2 LOB: 1 BB: 0 P: 24 | R: 3 E: 1 K: 0 S: 20 | H: 6 LOB: 2 BB: 4 P: 45 | R: 2 E: 0 K: 1 S: 17 | H: 2 LOB: 2 BB: 1 P: 29 | R: 0 E: 0 K: 0 S: 9 | H: 0 LOB: 0 BB: 0 P: 13 | R: 0 E: 0 K: 1 S: 7 | H: 0 LOB: 0 BB: 0 P: 10 | 1B: 7 2B: 5 3B: 0 HR: 3 | SF: 1 SAC: 0 DP: 1 HBP: 1 | WP: 0 PB: 0 SB: 0 CS: 0 | PA: 43 | | | | | | | | | |
| PITCHER | IP | WLS | BF | H | R | ER | SO | BB | IBB | HBP | BLK | WP | HR | S | P | ERA | WHIP | | | | | | | | | | | | |
| Carlos Silva, R ERA: 4.47 | (1, 1) | 4.1 | L | 22 | 6 | 7 | 7 | 2 | 0 | 1 | 0 | 0 | 2 | 21 | 47 | 54.00 | 9.000 | | | | | | | | | | | | |
| 51 Julio DePaula, R ERA: 27.0 | (5, 1) | 1.0 | | 12 | 6 | 7 | 6 | 0 | 3 | 0 | 1 | 0 | 0 | 0 | 23 | 34 | 0.00 | 0.429 | | | | | | | | | | | |
| 60 Glen Perkins, L ERA: 3.8 | (6, 1) | 2.1 | | 8 | 0 | 0 | 0 | 2 | 1 | 0 | 0 | 0 | 0 | 3 | 4 | 0.00 | 0.000 | | | | | | | | | | | | |
| Juan Rincon, R ERA: 2.76 | (8, 1) | 0.1 | | 1 | 0 | 0 | 0 | 0 | 0 | 0 | 0 | 0 | 0 | 3 | 4 | 0.00 | 0.000 | | | | | | | | | | | | |

| Batter | 1 | 2 | 3 | 4 | 5 | 6 | 7 | 8 | 9 | AB | R | H | RBI | BB | SO | LOB | TOP | | | | | | | | | | |
|--|-------------------------------|----------------------------------|-------------------------------|----------------------------------|-------------------------------|----------------------------------|-------------------------------|----------------------------------|-------------------------------|----------------------------------|------------------------------|---------------------------------|------------------------------|---------------------------------|-------------------------------|----------------------------------|-------------------------------|----------------------------------|----------------------------------|------------------------------------|----------------------------------|--------|--|--|--|--|--|
| Luis Castillo, S (1, 4) OBP: 0.371, SLG: 0.364 | | | | | | | | | | 5 | 1 | 3 | 1 | 0 | 0 | 2 | | | | | | | | | | | |
| Jason Tyner, L (1, 10) OBP: 0.292, SLG: 0.313 | | | | | | | | | | 4 | 1 | 0 | 1 | 0 | 0 | 5 | | | | | | | | | | | |
| 5 Michael Cuddyer, R (1, 9) OBP: 0.335, SLG: 0.431 | | | | | | | | | | 3 | 0 | 0 | 0 | 2 | 2 | 4 | | | | | | | | | | | |
| 33 Justin Morneau, L (1, 3) OBP: 0.358, SLG: 0.576 | | | | | | | | | | 5 | 1 | 1 | 1 | 0 | 1 | 6 | | | | | | | | | | | |
| Tori Hunter, R (1, 8) OBP: 0.352, SLG: 0.607 | | | | | | | | | | 4 | 0 | 1 | 1 | 1 | 1 | 0 | | | | | | | | | | | |
| 16 Jason Kubel, L (1, 7) OBP: 0.304, SLG: 0.354 | | | | | | | | | | 3 | 0 | 1 | 0 | 1 | 0 | 2 | | | | | | | | | | | |
| 20 Lew Ford, R (7, 7) OBP: 0.267, SLG: 0.286 | | | | | | | | | | 1 | 0 | 1 | 0 | 0 | 0 | | | | | | | | | | | | |
| 38 Luis Antonio Rodriguez, R (8, 5) OBP: 0.275, SLG: 0.274 | | | | | | | | | | 4 | 1 | 0 | 0 | 1 | 0 | 5 | | | | | | | | | | | |
| 41 Chris Heintz, R (1, 2) OBP: 0.357, SLG: 0.250 | | | | | | | | | | 5 | 0 | 1 | 0 | 0 | 0 | 2 | | | | | | | | | | | |
| 8 Nick Punto, S (1, 6) OBP: 0.329, SLG: 0.291 | | | | | | | | | | 1 | 1 | 0 | 0 | 3 | 0 | 2 | | | | | | | | | | | |
| Inning Stats | R: 1 E: 0 K: 1 S: 18 | H: 2 LOB: 2 BB: 1 P: 30 | R: 1 E: 1 K: 1 S: 18 | H: 2 LOB: 2 BB: 1 P: 27 | R: 1 E: 0 K: 1 S: 12 | H: 2 LOB: 1 BB: 0 P: 19 | R: 2 E: 0 K: 0 S: 14 | H: 1 LOB: 3 BB: 4 P: 33 | R: 0 E: 0 K: 0 S: 10 | H: 0 LOB: 1 BB: 1 P: 17 | R: 0 E: 0 K: 0 S: 5 | H: 0 LOB: 0 BB: 0 P: 9 | R: 0 E: 0 K: 0 S: 5 | H: 0 LOB: 0 BB: 0 P: 7 | R: 0 E: 0 K: 1 S: 12 | H: 0 LOB: 2 BB: 2 P: 22 | R: 0 E: 0 K: 0 S: 10 | H: 1 LOB: 1 BB: 0 P: 15 | 1B: 7 2B: 0 3B: 0 HR: 1 | SF: 0 SAC: 0 DP: 0 HBP: 1 | WP: 2 PB: 1 SB: 2 CS: 0 | PA: 44 | | | | | |
| PITCHER | IP | WLS | BF | H | R | ER | SO | BB | IBB | HBP | BLK | WP | HR | S | P | ERA | WHIP | | | | | | | | | | |
| 55 Robinson Tejeda, R (1, 1) ERA: 5.18 | 3.0 | L | 19 | 7 | 5 | 5 | 3 | 3 | 0 | 0 | 0 | 0 | 1 | 52 | 86 | 15.00 | 3.333 | | | | | | | | | | |
| 36 C.J. Wilson, L (4, 1) ERA: 2.35 | 2.0 | | 10 | 0 | 0 | 0 | 0 | 3 | 1 | 0 | 0 | 2 | 0 | 20 | 40 | 0.00 | 1.500 | | | | | | | | | | |
| 51 Willie Eyre, R (6, 1) ERA: 3.86 | 2.0 | | 6 | 0 | 0 | 0 | 0 | 0 | 0 | 0 | 0 | 0 | 0 | 16 | 16 | 0.00 | 0.000 | | | | | | | | | | |
| 50 Frank Francisco, R (8, 1) ERA: 1.76 | 1.0 | | 5 | 0 | 0 | 0 | 1 | 1 | 0 | 1 | 0 | 0 | 0 | 12 | 22 | 0.00 | 1.000 | | | | | | | | | | |
| 53 Joaquin Benoit, R (9, 1) ERA: 3.57 | 1.0 | | 4 | 1 | 0 | 0 | 0 | 0 | 0 | 0 | 0 | 0 | 0 | 10 | 15 | 0.00 | 1.000 | | | | | | | | | | |

Minnesota Twins @ Texas Rangers
Rangers Ballpark in Arlington, Arlington, TX
Wed May 23, 2007, 2:05 PM EDT
Att: 24,370 - Cloudy - 81 F

AB 35
R 5
H 8
RBI 4
BB 8
SO 4
LOB 28



| Batter | 1 | 2 | 3 | 4 | 5 | 6 | 7 | 8 | 9 | AB | R | H | RBI | BB | SO | LOB | BOTTOM | | | | | | | | | | |
|---|-------------------------------|----------------------------------|-------------------------------|----------------------------------|-------------------------------|----------------------------------|------------------------------|----------------------------------|-------------------------------|----------------------------------|------------------------------|----------------------------------|-------------------------------|----------------------------------|-------------------------------|----------------------------------|-------------------------------|----------------------------------|-----------------------------------|------------------------------------|----------------------------------|--------|--|--|--|--|--|
| Kenny Lofton, L (1, 8) OBP: 0.341, SLG: 0.404 | | | | | | | | | | 5 | 2 | 3 | 0 | 0 | 0 | 1 | | | | | | | | | | | |
| 10 Michael Young, R (1, 6) OBP: 0.284, SLG: 0.385 | | | | | | | | | | 4 | 0 | 1 | 0 | 1 | 0 | 4 | | | | | | | | | | | |
| 23 Mark Teixeira, S (1, 10) OBP: 0.390, SLG: 0.525 | | | | | | | | | | 5 | 0 | 3 | 2 | 0 | 1 | 1 | | | | | | | | | | | |
| 14 Victor Diaz, R (1, 9) OBP: 0.280, SLG: 0.612 | | | | | | | | | | 5 | 0 | 1 | 0 | 0 | 1 | 4 | | | | | | | | | | | |
| 17 Nelson Cruz, R (1, 7) OBP: 0.273, SLG: 0.344 | | | | | | | | | | 3 | 0 | 1 | 0 | 1 | 1 | 3 | | | | | | | | | | | |
| 5 Ian Kinsler, R (1, 4) OBP: 0.320, SLG: 0.474 | | | | | | | | | | 4 | 0 | 0 | 0 | 1 | 2 | 4 | | | | | | | | | | | |
| Ramón Vázquez, L (1, 5) OBP: 0.611, SLG: 1.067 | | | | | | | | | | 4 | 1 | 2 | 0 | 0 | 0 | 3 | | | | | | | | | | | |
| Sammy Sosa, R (9, PH) OBP: 0.327, SLG: 0.526 | | | | | | | | | | 1 | 0 | 0 | 0 | 0 | 1 | 2 | | | | | | | | | | | |
| Matt Kata, S (1, 3) OBP: 0.270, SLG: 0.356 | | | | | | | | | | 4 | 0 | 0 | 0 | 0 | 4 | 2 | | | | | | | | | | | |
| 35 Chris Stewart, R (1, 2) OBP: 0.300, SLG: 0.321 | | | | | | | | | | 3 | 0 | 1 | 0 | 0 | 1 | 1 | | | | | | | | | | | |
| Frank Catalanotto, L (8, PH) OBP: 0.271, SLG: 0.393 | | | | | | | | | | 1 | 0 | 1 | 1 | 0 | 0 | 0 | | | | | | | | | | | |
| 15 Gerald Laird, R (9, 2) OBP: 0.320, SLG: 0.333 | | | | | | | | | | 0 | 0 | 0 | 0 | 0 | 0 | 0 | | | | | | | | | | | |
| Inning Stats | R: 1 E: 0 K: 1 S: 11 | H: 2 LOB: 1 BB: 0 P: 16 | R: 0 E: 0 K: 2 S: 13 | H: 1 LOB: 0 BB: 0 P: 20 | R: 1 E: 0 K: 1 S: 18 | H: 2 LOB: 3 BB: 1 P: 32 | R: 0 E: 0 K: 1 S: 8 | H: 1 LOB: 1 BB: 0 P: 13 | R: 0 E: 0 K: 1 S: 13 | H: 0 LOB: 0 BB: 1 P: 20 | R: 0 E: 0 K: 1 S: 7 | H: 0 LOB: 0 BB: 0 P: 13 | R: 0 E: 0 K: 1 S: 11 | H: 2 LOB: 2 BB: 0 P: 16 | R: 1 E: 0 K: 2 S: 18 | H: 3 LOB: 2 BB: 0 P: 28 | R: 0 E: 0 K: 1 S: 11 | H: 2 LOB: 2 BB: 1 P: 20 | 1B: 10 2B: 3 3B: 0 HR: 0 | SF: 0 SAC: 0 DP: 1 HBP: 1 | WP: 1 PB: 0 SB: 1 CS: 0 | PA: 43 | | | | | |
| PITCHER | IP | WLS | BF | H | R | ER | SO | BB | IBB | HBP | BLK | WP | HR | S | P | ERA | WHIP | | | | | | | | | | |
| 26 Boof Bonser, R (1, 1) ERA: 3.88 | 5.0 | W | 24 | 6 | 2 | 2 | 6 | 2 | 0 | 1 | 0 | 0 | 0 | 63 | 101 | 3.60 | 1.600 | | | | | | | | | | |
| 54 Matt Guerrier, R (6, 1) ERA: 1.93 | 2.0 | H | 8 | 2 | 0 | 0 | 2 | 0 | 0 | 0 | 0 | 0 | 0 | 18 | 29 | 0.00 | 1.000 | | | | | | | | | | |
| Juan Rincon, R (8, 1) ERA: 3.18 | 0.2 | H | 5 | 3 | 1 | 1 | 2 | 0 | 0 | 0 | 0 | 1 | 0 | 16 | 24 | 13.50 | 4.500 | | | | | | | | | | |
| 17 Pat Neshek, R (8, 1) ERA: 1.27 | 0.1 | H | 1 | 0 | 0 | 0 | 0 | 0 | 0 | 0 | 0 | 0 | 0 | 2 | 4 | 0.00 | 0.000 | | | | | | | | | | |
| 36 Joe Nathan, R (9, 1) ERA: 2.21 | 1.0 | S | 5 | 2 | 0 | 0 | 1 | 1 | 0 | 0 | 0 | 0 | 0 | 11 | 20 | 0.00 | 3.000 | | | | | | | | | | |

Minnesota Twins @ Texas Rangers
Rangers Ballpark in Arlington, Arlington, TX
Wed May 23, 2007, 2:05 PM EDT
Att: 24,370 - Cloudy - 81 F

AB 39
R 3
H 13
RBI 3
BB 3
SO 11
LOB 25



| Batter | 1 | 2 | 3 | 4 | 5 | 6 | 7 | 8 | 9 | AB | R | H | RBI | BB | SO | LOB | TOP | | | | | |
|---|---|---|---|--|-------------------------------|----------------------------------|------------------------------|----------------------------------|-------------------------------|----------------------------------|-------------------------------|----------------------------------|------------------------------|----------------------------------|------------------------------|----------------------------------|--|----------------------------------|----------------------------------|------------------------------------|----------------------------------|--------|
| 15 Alex Rios, R OBP: 0.358, SLG: 0.538 (1, 9) | 4-2 FC5-4 1B | 2-2 G4-3 | | | 0-1 BB | | 1-1 1B | | 3-2 1B | 4 | 1 | 3 | 0 | 1 | 0 | 0 | Toronto Blue Jays @ Minnesota Twins Hubert H. Humphrey Metrodome, Minneapolis, MN Fri May 25 2007, 8:10 PM EDT Att: 26,781 - Dome - 69 F livebaseballscorecards.com | | | | | |
| 17 Lyle Overbay, L OBP: 0.342, SLG: 0.467 (1, 3) | 1-2 1B | | 2-1 P6 | | 4-1 BB | | 0-2 F9 | | 2-3 K | 4 | 0 | 1 | 0 | 1 | 1 | 3 | | | | | | |
| 10 Vernon Wells, R OBP: 0.330, SLG: 0.439 (1, 8) | 0-1 FC5-6-4 1B | | 0-2 G6-3 | | 2-0 F9 | | | | 4-2 BB | 3 | 1 | 0 | 0 | 1 | 0 | 4 | | | | | | |
| 25 Troy Glaus, R OBP: 0.385, SLG: 0.549 (1, 5) | 1-3 K | | 0-2 F7 | | | 0-2 G4-3 | | | 2-0 P4 | 4 | 0 | 0 | 0 | 0 | 1 | 3 | | | | | | |
| Frank Thomas, R OBP: 0.349, SLG: 0.399 (1, 10) | 4-2 1B | | | 2-2 P3 | | 0-2 HR | | | 2-3 K | 3 | 1 | 1 | 1 | 1 | 1 | 1 | | | | | | |
| Matt Stairs, L OBP: 0.393, SLG: 0.541 (1, 7) | 0-0 1B | | 0-1 F7 | | 4-1 CS BB | | | | 2-1 P6 | 3 | 0 | 1 | 2 | 1 | 0 | 1 | | | | | | |
| 2 Aaron Hill, R OBP: 0.337, SLG: 0.469 (1, 4) | 0-2 F9 | | 1-3 K | | | 2-0 F7 | | | 2-2 P3 | 4 | 0 | 0 | 0 | 0 | 1 | 3 | | | | | | |
| Jason Phillips, R OBP: 0.323, SLG: 0.353 (1, 2) | | | | | 1-0 G6-3 | | 0-3 K | | 1-1 1B | 3 | 0 | 1 | 0 | 0 | 1 | 0 | | | | | | |
| 26 Adam Lind, L OBP: 0.273, SLG: 0.361 (9, PH) | | | | | | | | | 15 1B | 1 | 0 | 1 | 0 | 0 | 0 | 0 | | | | | | |
| Royce Clayton, R OBP: 0.292, SLG: 0.330 (1, 6) | 0-1 G6-4-3 | | | | 2-2 G6-3 | | 0-0 G5-3 | | 1-3 K | 4 | 0 | 0 | 0 | 0 | 1 | 2 | | | | | | |
| Inning Stats | R: 2 E: 0 K: 1 S: 19 | H: 2 LOB: 2 BB: 2 P: 29 | R: 0 E: 0 K: 0 S: 8 | H: 1 LOB: 0 BB: 0 P: 11 | R: 0 E: 0 K: 0 S: 10 | H: 0 LOB: 0 BB: 0 P: 12 | R: 0 E: 0 K: 1 S: 8 | H: 0 LOB: 0 BB: 0 P: 11 | R: 0 E: 0 K: 0 S: 10 | H: 1 LOB: 2 BB: 1 P: 17 | R: 1 E: 0 K: 0 S: 10 | H: 1 LOB: 0 BB: 1 P: 15 | R: 0 E: 0 K: 1 S: 9 | H: 1 LOB: 1 BB: 0 P: 10 | R: 0 E: 0 K: 1 S: 8 | H: 0 LOB: 1 BB: 1 P: 18 | R: 0 E: 0 K: 2 S: 15 | H: 2 LOB: 2 BB: 0 P: 24 | 1B: 7 2B: 0 3B: 0 HR: 1 | SF: 0 SAC: 0 DP: 1 HBP: 0 | WP: 0 PB: 0 SB: 0 CS: 1 | PA: 38 |
| PITCHER | IP WLS BF H R ER SO BB IBB HBP BLK WP HR S P ERA WHIP | IP WLS BF H R ER SO BB IBB HBP BLK WP HR S P ERA WHIP | | | | | | | | | | | | | | | IP WLS BF H R ER SO BB IBB HBP BLK WP HR S P ERA WHIP | | | | | |
| 30 Scott Baker, R ERA: 3.29 (1, 1) | 5.1 W 5 1 0 0 1 0 0 0 0 0 1 61 92 5.06 1.688 | 1.2 W 5 1 0 0 1 0 0 0 0 0 0 11 13 0.00 0.600 | 1.0 H 4 0 0 0 1 1 0 0 0 0 0 8 18 0.00 1.000 | 1.0 S 5 2 0 0 2 0 0 0 0 0 0 15 24 0.00 2.000 | | | | | | | | | | | | | | | | | | |

| Batter | 1 | 2 | 3 | 4 | 5 | 6 | 7 | 8 | 9 | AB | R | H | RBI | BB | SO | LOB | BOTTOM | | | |
|---|---|---|---|--|-------------------------------|----------------------------------|-------------------------------------|----------------------------------|-------------------------------|----------------------------------|-------------------------------|----------------------------------|-------------------------------|----------------------------------|-------------------------------|----------------------------------|--|----------------------------------|------------------------------------|----------------------------------|
| Luis Castillo, S OBP: 0.381, SLG: 0.371 (1, 4) | 1-0 5 F8 33 1B | | 3-2 F8 | | 2-2 5 HR G6-3 1B | | 4-1 33 E SH1-3 1B BB | | | 3 | 3 | 2 | 0 | 1 | 0 | 0 | Toronto Blue Jays @ Minnesota Twins Hubert H. Humphrey Metrodome, Minneapolis, MN Fri May 25 2007, 8:10 PM EDT Att: 26,781 - Dome - 69 F livebaseballscorecards.com | | | |
| Jeff Cirillo, R OBP: 0.275, SLG: 0.326 (1, 5) | 3-2 G4-3 | | 1-1 G1-3 | | 1-0 G6-3 | | 0-0 SH1-3 | | 1-2 1B | 3 | 0 | 0 | 0 | 0 | 0 | 2 | | | | |
| 5 Michael Cuddyer, R OBP: 0.339, SLG: 0.451 (1, 9) | 1-0 F8 | | 1-2 1B | | 0-1 HR | | 3-3 K | | 2-3 1B | 4 | 1 | 2 | 2 | 0 | 1 | 2 | | | | |
| 33 Justin Morneau, L OBP: 0.356, SLG: 0.569 (1, 3) | 0-2 1B | | 2-2 G4-3 | | 2-3 K2-3 | | 2-1 E1 1B | | 2-3 1B | 4 | 0 | 1 | 1 | 0 | 1 | 2 | | | | |
| Tori Hunter, R OBP: 0.350, SLG: 0.599 (1, 8) | 3-2 F8 | | | 0-2 F8 | 1-2 F8 | | 0-0 1B | | 1-2 3H 1B | 4 | 0 | 1 | 1 | 0 | 0 | 1 | | | | |
| 55 Mike Redmond, R OBP: 0.358, SLG: 0.411 (1, 2) | | 0-2 20 HBP 1B | | 1-1 20 1B 2B | | 2-3 K | | 2-2 G3 | | 4 | 0 | 2 | 0 | 0 | 1 | 2 | | | | |
| 16 Jason Kubel, L OBP: 0.310, SLG: 0.354 (1, 10) | 2-0 F8 | | | 4-0 20 1B BB | | 1-2 1B | | 0-2 F7 | | 3 | 0 | 1 | 0 | 1 | 0 | 1 | | | | |
| 20 Lew Ford, R OBP: 0.294, SLG: 0.290 (1, 7) | 1-2 HBP | | | 1-2 8 G4-6-3 1B | | 1-2 F7 | | 2-2 F8 | | 3 | 0 | 1 | 0 | 0 | 0 | 1 | | | | |
| 8 Nick Punto, S OBP: 0.322, SLG: 0.283 (1, 6) | | 3-2 G4-3 | | 3-2 G4-6-3 | | 0-0 G5-3 | | 2-2 F7 | | 4 | 0 | 0 | 0 | 0 | 0 | 5 | | | | |
| Inning Stats | R: 1 E: 0 K: 0 S: 13 | H: 2 LOB: 1 BB: 0 P: 21 | R: 0 E: 0 K: 0 S: 10 | H: 1 LOB: 0 BB: 0 P: 16 | R: 0 E: 0 K: 0 S: 14 | H: 1 LOB: 1 BB: 0 P: 21 | R: 0 E: 0 K: 0 S: 13 | H: 2 LOB: 2 BB: 1 P: 22 | R: 2 E: 0 K: 1 S: 12 | H: 2 LOB: 0 BB: 0 P: 18 | R: 0 E: 0 K: 1 S: 11 | H: 1 LOB: 0 BB: 0 P: 15 | R: 1 E: 1 K: 1 S: 13 | H: 1 LOB: 2 BB: 1 P: 24 | R: 0 E: 0 K: 0 S: 11 | H: 0 LOB: 0 BB: 0 P: 15 | | 1B: 8 2B: 1 3B: 0 HR: 1 | SF: 0 SAC: 1 DP: 1 HBP: 1 | WP: 0 PB: 0 SB: 0 CS: 0 |
| PITCHER | IP WLS BF H R ER SO BB IBB HBP BLK WP HR S P ERA WHIP | IP WLS BF H R ER SO BB IBB HBP BLK WP HR S P ERA WHIP | | | | | | | | | | | | | | | IP WLS BF H R ER SO BB IBB HBP BLK WP HR S P ERA WHIP | | | |
| 51 Jesse Litsch, R ERA: 4.24 (1, 1) | 4.1 W 6 1 0 0 2 0 0 0 0 0 0 17 24 0.00 0.600 | 1.2 L 5 1 1 0 1 1 0 0 0 0 0 8 17 0.00 3.000 | 0.2 L 5 1 1 0 1 1 0 0 0 0 0 8 17 0.00 3.000 | 1.1 W 4 0 0 0 0 0 0 0 0 0 0 16 22 0.00 0.000 | | | | | | | | | | | | | | | | |

| Batter | 1 | 2 | 3 | 4 | 5 | 6 | 7 | 8 | 9 | AB | R | H | RBI | BB | SO | LOB | TOP | | | | | | | | | | |
|---|------------------------------|---------------------------------|-------------------------------|----------------------------------|------------------------------|----------------------------------|-------------------------------|----------------------------------|------------------------------|---------------------------------|------------------------------|----------------------------------|------------------------------|---------------------------------|-------------------------------|----------------------------------|------------------------------|----------------------------------|----------------------------------|------------------------------------|----------------------------------|--------|--|--|--|--|--|
| 15 Alex Rios, R OBP: 0.358, SLG: 0.544 | L7 | | F8 | | P4 | | | F9 | | 4 | 0 | 0 | 0 | 0 | 0 | 0 | | | | | | | | | | | |
| 17 Lyle Overbay, L OBP: 0.343, SLG: 0.478 | G4-3 | | G3 | | G3-1 | | | 10 WP 1B | | 4 | 0 | 1 | 0 | 0 | 0 | 0 | | | | | | | | | | | |
| 10 Vernon Wells, R OBP: 0.327, SLG: 0.429 | F8 | | 1B | | G5-3 | | | P2 | | 4 | 0 | 1 | 0 | 0 | 0 | 1 | | | | | | | | | | | |
| Matt Stairs, L OBP: 0.394, SLG: 0.561 Royce Clayton, R OBP: 0.294, SLG: 0.367 | | K | G1-3 | | G3 | | | F7 | | 4 | 0 | 0 | 0 | 0 | 1 | 2 | | | | | | | | | | | |
| Frank Thomas, R OBP: 0.354, SLG: 0.396 | | 2B 1B BB | | | FC1-6 2B | | | F9 | | 3 | 1 | 1 | 0 | 1 | 0 | 0 | | | | | | | | | | | |
| 2 Aaron Hill, R OBP: 0.330, SLG: 0.459 | | 1B | | | FC1-6 | | | F7 | | 4 | 0 | 1 | 0 | 0 | 0 | 1 | | | | | | | | | | | |
| Jason Phillips, R OBP: 0.316, SLG: 0.344 | | 1B | | | F8 | | | G6-3 | | 4 | 0 | 1 | 0 | 0 | 0 | 1 | | | | | | | | | | | |
| Ryan Roberts, R OBP: 0.250, SLG: 0.077 | | 1B | | | F8 | | | G5-3 | | 4 | 0 | 1 | 1 | 0 | 0 | 1 | | | | | | | | | | | |
| 6 John McDonald, R OBP: 0.268, SLG: 0.333 26 Adam Lind, L OBP: 0.276, SLG: 0.387 | | K | | | F7 | | | G6-3 | | 3 | 0 | 0 | 0 | 0 | 2 | 3 | | | | | | | | | | | |
| | | G4-3 | | | K | | | F7 | | 2 | 0 | 0 | 0 | 0 | 0 | 2 | | | | | | | | | | | |
| | | | | | G6-3 | | | HR | | 1 | 1 | 1 | 1 | 0 | 0 | 0 | | | | | | | | | | | |
| Inning Stats | R: 0 E: 0 K: 0 S: 6 | H: 0 LOB: 0 BB: 0 P: 9 | R: 1 E: 0 K: 2 S: 14 | H: 2 LOB: 2 BB: 1 P: 24 | R: 0 E: 0 K: 1 S: 9 | H: 1 LOB: 1 BB: 0 P: 12 | R: 0 E: 0 K: 1 S: 10 | H: 1 LOB: 1 BB: 0 P: 13 | R: 0 E: 0 K: 0 S: 5 | H: 0 LOB: 0 BB: 0 P: 8 | R: 0 E: 0 K: 0 S: 7 | H: 0 LOB: 0 BB: 0 P: 12 | R: 0 E: 0 K: 0 S: 5 | H: 0 LOB: 0 BB: 0 P: 8 | R: 1 E: 0 K: 0 S: 14 | H: 2 LOB: 1 BB: 0 P: 21 | R: 0 E: 0 K: 0 S: 6 | H: 0 LOB: 0 BB: 0 P: 10 | 1B: 4 2B: 1 3B: 0 HR: 1 | SF: 0 SAC: 0 DP: 0 HBP: 0 | WP: 1 PB: 0 SB: 0 CS: 0 | PA: 34 | | | | | |
| PITCHER | IP | WLS | BF | H | R | ER | SO | BB | IBB | HBP | BLK | WP | HR | S | P | ERA | WHIP | | | | | | | | | | |
| Carlos Silva, R ERA: 4.22 | 7.1 | W | 29 | 6 | 2 | 2 | 3 | 1 | 0 | 0 | 0 | 0 | 1 | 64 | 97 | 2.46 | 0.955 | | | | | | | | | | |
| Juan Rincon, R ERA: 2.99 | 0.2 | H | 2 | 0 | 0 | 0 | 0 | 0 | 0 | 0 | 0 | 1 | 0 | 6 | 10 | 0.00 | 0.000 | | | | | | | | | | |
| 36 Joe Nathan, R ERA: 1.93 | 1.0 | S | 3 | 0 | 0 | 0 | 0 | 0 | 0 | 0 | 0 | 0 | 0 | 6 | 10 | 0.00 | 0.000 | | | | | | | | | | |

Toronto Blue Jays @ Minnesota Twins
Hubert H. Humphrey Metrodome, Minneapolis, MN
Sun May 27 2007, 2:10 PM EDT
Att: 25,781 - Dome - 70 F

AB 33
R 2
H 6
RBI 2
BB 1
SO 3
LOB 10



| Batter | 1 | 2 | 3 | 4 | 5 | 6 | 7 | 8 | 9 | AB | R | H | RBI | BB | SO | LOB | BOTTOM | | | | | | | | | | |
|---|------------------------------|----------------------------------|-------------------------------|----------------------------------|-------------------------------|----------------------------------|------------------------------|----------------------------------|-------------------------------|----------------------------------|-------------------------------|----------------------------------|------------------------------|---------------------------------|-------------------------------|----------------------------------|----------------------------------|------------------------------------|----------------------------------|--------|--|--|--|--|--|--|--|
| Luis Castillo, S OBP: 0.367, SLG: 0.357 | K | | G6-3 | | G6-3 | | | G5-3 | | 4 | 0 | 0 | 0 | 0 | 1 | 1 | | | | | | | | | | | |
| Jeff Cirillo, R OBP: 0.300, SLG: 0.340 | G3 | | 33 1B 5 S E BB | | G4-3 | | | G4-3 | | 3 | 1 | 0 | 0 | 1 | 0 | 0 | | | | | | | | | | | |
| 5 Michael Cuddyer, R OBP: 0.358, SLG: 0.474 | G1-3 | | 33 1B BB | | G4-3 | | | K | | 2 | 1 | 0 | 0 | 2 | 1 | 0 | | | | | | | | | | | |
| 33 Justin Morneau, L OBP: 0.367, SLG: 0.587 | | 16 G1-3 HBP | E1 1B | | 33 HR BB | | | F7 | | 3 | 1 | 2 | 3 | 0 | 0 | 0 | | | | | | | | | | | |
| Tori Hunter, R OBP: 0.344, SLG: 0.580 | | K | K | | K | | | K | | 3 | 0 | 0 | 0 | 0 | 3 | 3 | | | | | | | | | | | |
| 16 Jason Kubel, L OBP: 0.291, SLG: 0.331 20 Lew Ford, R OBP: 0.250, SLG: 0.243 | | G1-3 | | | F7 | | | G4-3 | | 3 | 0 | 0 | 0 | 0 | 0 | 1 | | | | | | | | | | | |
| 41 Chris Heintz, R OBP: 0.294, SLG: 0.200 | | K | | | F8 | | | F9 | | 3 | 0 | 0 | 0 | 0 | 1 | 1 | | | | | | | | | | | |
| 8 Nick Punto, S OBP: 0.322, SLG: 0.292 | | | 33 1B G6-3 1B | | K | | | L8 | | 3 | 1 | 1 | 0 | 0 | 1 | 0 | | | | | | | | | | | |
| Jason Bartlett, R OBP: 0.325, SLG: 0.291 | | | F9 | | K | | | F9 | | 3 | 0 | 0 | 0 | 0 | 1 | 1 | | | | | | | | | | | |
| Inning Stats | R: 0 E: 0 K: 1 S: 9 | H: 0 LOB: 0 BB: 0 P: 13 | R: 0 E: 0 K: 2 S: 7 | H: 0 LOB: 1 BB: 0 P: 11 | R: 2 E: 1 K: 1 S: 20 | H: 2 LOB: 2 BB: 2 P: 35 | R: 0 E: 0 K: 1 S: 6 | H: 0 LOB: 0 BB: 0 P: 10 | R: 0 E: 0 K: 1 S: 10 | H: 0 LOB: 0 BB: 0 P: 16 | R: 2 E: 0 K: 1 S: 12 | H: 1 LOB: 1 BB: 1 P: 19 | R: 0 E: 0 K: 0 S: 6 | H: 0 LOB: 0 BB: 0 P: 8 | R: 0 E: 0 K: 1 S: 10 | H: 0 LOB: 0 BB: 0 P: 13 | 1B: 2 2B: 0 3B: 0 HR: 1 | SF: 0 SAC: 0 DP: 0 HBP: 1 | WP: 0 PB: 0 SB: 0 CS: 0 | PA: 31 | | | | | | | |
| PITCHER | IP | WLS | BF | H | R | ER | SO | BB | IBB | HBP | BLK | WP | HR | S | P | ERA | WHIP | | | | | | | | | | |
| 34 A.J. Burnett, R ERA: 4.06 | 8.0 | L | 31 | 3 | 4 | 3 | 8 | 3 | 0 | 1 | 0 | 0 | 1 | 80 | 125 | 3.38 | 0.750 | | | | | | | | | | |

Toronto Blue Jays @ Minnesota Twins
Hubert H. Humphrey Metrodome, Minneapolis, MN
Sun May 27 2007, 2:10 PM EDT
Att: 25,781 - Dome - 70 F

AB 27
R 4
H 3
RBI 3
BB 3
SO 8
LOB 7



| Batter | 1 | 2 | 3 | 4 | 5 | 6 | 7 | 8 | 9 | AB | R | H | RBI | BB | SO | LOB | TOP | | | | | | | | | | |
|--|-------------------------------|----------------------------------|------------------------------|---------------------------------|-------------------------------|------------------------------------|-------------------------------|----------------------------------|------------------------------|----------------------------------|-------------------------------|----------------------------------|-------------------------------|----------------------------------|------------------------------|----------------------------------|---|------------------------------|---------------------------------|----------------------------------|------------------------------------|----------------------------------|--------|--|--|--|--|
| 17 Darin Erstad, L (1, 8) OBP: 0.324, SLG: 0.357 | 0-1 23 1B | | 1-2 G6-3 | | 1-2 G3-1 | | 0-3 K | | | 4 | 0 | 1 | 0 | 0 | 1 | 1 | Chicago White Sox @ Minnesota Twins Hubert H. Humphrey Metrodome, Minneapolis, MN Mon May 28 2007, 2:10 PM EDT Att: 27,090 - Dome - 69 F | | | | | | | | | | |
| Tadahito Iguchi, R (1, 4) OBP: 0.317, SLG: 0.326 | 1-0 F9 | | 0-2 F8 | | | 0-3 K | | 2-0 G6-3 | | 4 | 0 | 0 | 0 | 0 | 1 | | | | | | | | | | | | |
| 25 Jim Thome, L (1, 10) OBP: 0.519, SLG: 0.620 | 2-3 K | | 1-3 K | | | 4-2 23 2B 14 1B BB | | 3-2 F8 | | 3 | 1 | 0 | 0 | 1 | 2 | | | | | | | | | | | | |
| 23 Jermaine Dye, R (1, 9) OBP: 0.294, SLG: 0.468 | 0-1 1-2 1B | | | 1-3 K | | 1-1 1-3 14 1B 2B | | 0-2 F8 | | 4 | 1 | 2 | 0 | 0 | 1 | | | | | | | | | | | | |
| 14 Paul Konerko, R (1, 3) OBP: 0.314, SLG: 0.396 | 1-3 K | | | 3-2 HR | | 0-0 12 G6-4-3 1B | | 1-2 F8 | | 4 | 1 | 2 | 3 | 0 | 1 | | | | | | | | | | | | |
| 12 J. Pierzynski, L (1, 2) OBP: 0.300, SLG: 0.456 Toby Hall, R (9, PH) OBP: 0.250, SLG: 0.375 | | 1-2 G5-3 | | 0-0 G4-3 | | 1-0 2-H 3-H G6-4-3 1-2 | | 2-1 L7 | | 3 | 0 | 0 | 0 | 0 | 1 | | | | | | | | | | | | |
| 24 Joe Crede, R (1, 5) 26 Andy González, R (9, PH) | | 0-3 K | | 2-2 G5-3 | | | 0-0 F9 | | 0-0 F9 | 3 | 0 | 0 | 0 | 0 | 1 | | | | | | | | | | | | |
| 5 Juan Uribe, R (1, 6) OBP: 0.267, SLG: 0.344 | | 0-0 F8 | | | 1-0 F8 | | 0-2 F7 | | | 3 | 0 | 0 | 0 | 0 | 0 | | | | | | | | | | | | |
| 30 Luis Terrero, R (1, 7) OBP: 0.423, SLG: 0.714 | | | 1-2 HR | | 1-1 G5-3 | | 3-2 1B | | | 3 | 1 | 2 | 1 | 0 | 0 | | | | | | | | | | | | |
| Inning Stats | R: 0 E: 0 K: 2 S: 11 | H: 2 LOB: 2 BB: 0 P: 15 | R: 0 E: 0 K: 1 S: 7 | H: 0 LOB: 0 BB: 0 P: 8 | R: 1 E: 0 K: 1 S: 12 | H: 1 LOB: 0 BB: 0 P: 15 | R: 1 E: 0 K: 1 S: 10 | H: 1 LOB: 0 BB: 0 P: 16 | R: 0 E: 0 K: 0 S: 7 | H: 0 LOB: 0 BB: 0 P: 10 | R: 2 E: 0 K: 1 S: 10 | H: 2 LOB: 0 BB: 1 P: 16 | R: 0 E: 0 K: 1 S: 11 | H: 1 LOB: 1 BB: 0 P: 14 | R: 0 E: 0 K: 0 S: 7 | H: 0 LOB: 0 BB: 0 P: 12 | | R: 0 E: 0 K: 0 S: 6 | H: 0 LOB: 0 BB: 0 P: 9 | 1B: 4 2B: 1 3B: 0 HR: 2 | SF: 0 SAC: 0 DP: 1 HBP: 0 | WP: 0 PB: 0 SB: 0 CS: 0 | PA: 34 | | | | |
| PITCHER | IP | WLS | BF | H | R | ER | SO | BB | IBB | HBP | BLK | WP | HR | S | P | ERA | WHIP | | | | | | | | | | |
| Johan Santana, L (1, 1) ERA: 3.21 | 8.0 | W | 31 | 7 | 4 | 4 | 7 | 1 | 0 | 0 | 0 | 0 | 2 | 75 | 106 | 4.50 | 1.000 | | | | | | | | | | |
| 49 Jason Miller, L (9, 1) ERA: | 1.0 | | 3 | 0 | 0 | 0 | 0 | 0 | 0 | 0 | 0 | 0 | 0 | 6 | 9 | 0.00 | 0.000 | | | | | | | | | | |

| Batter | 1 | 2 | 3 | 4 | 5 | 6 | 7 | 8 | 9 | AB | R | H | RBI | BB | SO | LOB | BOTTOM | | | | | | | | | | |
|--|-------------------------------|----------------------------------|-------------------------------|----------------------------------|------------------------------|--|------------------------------|---------------------------------------|-------------------------------|----------------------------------|-------------------------------|----------------------------------|-------------------------------|----------------------------------|-------------------------------|----------------------------------|---|-----------------------------------|------------------------------------|----------------------------------|--------|--|--|--|--|--|--|
| Luis Castillo, S (1, 4) OBP: 0.376, SLG: 0.359 38 Luis Antonio Rodriguez (3PH) OBP: 0.271, SLG: 0.270 | 2-1 8 1B | 4-1 5 1B BB | | 2-1 FC4-6 FC3-6 | | 0-0 SH5-4 | 4-2 5 BB 8 BB | 0-1 G4-6-3 | | 2 | 1 | 1 | 0 | 2 | 0 | 1 | Chicago White Sox @ Minnesota Twins Hubert H. Humphrey Metrodome, Minneapolis, MN Mon May 28 2007, 2:10 PM EDT Att: 27,090 - Dome - 69 F | | | | | | | | | | |
| 8 Nick Punto, S (1, 5) OBP: 0.335, SLG: 0.303 | 0-1 1B | 2-1 5 1B | | 1-0 FC3-6 5 S | | 1-2 FC3-2 1B | 4-2 5 BB | | 4 | 1 | 3 | 2 | 1 | 0 | 1 | | | | | | | | | | | | |
| 5 Michael Cuddyer, R (1, 9) OBP: 0.364, SLG: 0.471 | 0-3 K | 0-2 1B | | 2-2 F8 | | 4-2 1B 55 2B 33 FC3-2 BB | 4-2 1B | | 3 | 1 | 1 | 1 | 2 | 1 | 3 | | | | | | | | | | | | |
| 33 Justin Morneau, L (1, 3) OBP: 0.359, SLG: 0.572 | 0-0 F5 | 1-2 P4 | | 1-1 F8 | | 2-0 FC3-2 55 2B 1B | 3-3 K | | 5 | 1 | 0 | 0 | 0 | 1 | 10 | | | | | | | | | | | | |
| Tori Hunter, R (1, 8) OBP: 0.350, SLG: 0.581 | 0-3 K | | 1-3 K | | 1-1 55 CS 1B | 1-2 55 2B 1B | | 0-2 16 S 16 E 55 1B | | 5 | 2 | 3 | 1 | 0 | 2 | | | | | | | | | | | | |
| 55 Mike Redmond, R (1, 2) OBP: 0.386, SLG: 0.418 | | 1-1 G5-3 | 0-2 G5-3 | | 1-2 HBP | 0-1 2B | | 2-2 16 E 16 2B 1B | | 4 | 1 | 2 | 3 | 0 | 0 | | | | | | | | | | | | |
| 16 Jason Kubel, L (1, 7) OBP: 0.295, SLG: 0.347 | | 1-3 K | 3-1 2B | | 0-2 G4-3 | 0-3 K | | 0-2 1B 2B | | 5 | 0 | 2 | 1 | 0 | 2 | | | | | | | | | | | | |
| Jason Bartlett, R (1, 6) OBP: 0.327, SLG: 0.290 | | 3-2 S 1B HBP | 2-0 G6-3 | | | 1-0 SH5-4 8 1B 1B | | 2-1 P3 | | 4 | 2 | 1 | 0 | 0 | 2 | | | | | | | | | | | | |
| Jason Tyner, L (1, 10) OBP: 0.319, SLG: 0.333 | | 2-1 E 8 1B | | 4-2 FC4-6 BB | | 1-2 8 1B 33 FC3-2 1B | | 1-0 G1-6-3 | 1-0 38 G4-6-3 1B | 4 | 1 | 3 | 1 | 1 | 0 | | | | | | | | | | | | |
| Inning Stats | R: 0 E: 0 K: 2 S: 11 | H: 2 LOB: 2 BB: 0 P: 13 | R: 3 E: 1 K: 1 S: 23 | H: 3 LOB: 2 BB: 1 P: 37 | R: 0 E: 0 K: 1 S: 9 | H: 1 LOB: 1 BB: 0 P: 15 | R: 0 E: 0 K: 0 S: 9 | H: 0 LOB: 1 BB: 1 P: 18 | R: 0 E: 0 K: 1 S: 10 | H: 1 LOB: 1 BB: 0 P: 14 | R: 5 E: 0 K: 1 S: 20 | H: 5 LOB: 1 BB: 1 P: 30 | R: 0 E: 0 K: 1 S: 16 | H: 0 LOB: 3 BB: 3 P: 32 | R: 2 E: 0 K: 0 S: 15 | H: 4 LOB: 1 BB: 0 P: 20 | | 1B: 13 2B: 3 3B: 0 HR: 0 | SF: 0 SAC: 1 DP: 1 HBP: 2 | WP: 0 PB: 0 SB: 4 CS: 1 | PA: 46 | | | | | | |
| PITCHER | IP | WLS | BF | H | R | ER | SO | BB | IBB | HBP | BLK | WP | HR | S | P | ERA | WHIP | | | | | | | | | | |
| 52 Jose Contreras, R (1, 1) ERA: 4.45 | 0.1 | L | 30 | 10 | 7 | 7 | 4 | 3 | 0 | 2 | 0 | 0 | 0 | 1 | 3 | 0.00 | 0.000 | | | | | | | | | | |
| 57 Boone Logan, L (6, 1) ERA: 4.05 | 1.1 | | 9 | 2 | 1 | 1 | 2 | 3 | 0 | 0 | 0 | 0 | 0 | 24 | 42 | 6.75 | 3.750 | | | | | | | | | | |
| 60 Devon Day, R (8, 1) ERA: 18.0 | 1.0 | | 6 | 4 | 2 | 2 | 0 | 0 | 0 | 0 | 0 | 0 | 0 | 15 | 20 | 18.00 | 4.000 | | | | | | | | | | |

| | |
|-----|----|
| AB | 33 |
| R | 4 |
| H | 7 |
| RBI | 4 |
| BB | 1 |
| SO | 7 |
| LOB | 6 |

| | |
|-----|----|
| AB | 37 |
| R | 10 |
| H | 16 |
| RBI | 9 |
| BB | 6 |
| SO | 6 |
| LOB | 23 |



| Batter | 1 | 2 | 3 | 4 | 5 | 6 | 7 | 8 | 9 | AB | R | H | RBI | BB | SO | LOB | TOP | | | | | |
|---|---|---|------------------------------|---------------------------------|------------------------------|----------------------------------|-------------------------------|----------------------------------|-------------------------------|----------------------------------|------------------------------|----------------------------------|-------------------------------|----------------------------------|------------------------------|---------------------------------|------------------------------|---------------------------------|----------------------------------|------------------------------------|-------------------------|--------|
| 17 Darin Erstad, L (1, 8) OBP: 0.324, SLG: 0.356 26 Andy González, R (6, 5) | 2-1 23 BB 14 SF8 1B | | 1-1 F9 | | 1-1 G3 | | 1-2 FC6 23 BB 8 1B | | 1-1 G4-3 | 3 | 1 | 1 | 0 | 0 | 0 | 0 | | | | | | |
| 8 Alex Cintron, S (1, 4) OBP: 0.246, SLG: 0.241 | 1 SAFE K | 2-3 K | 1-0 F9 | | 1-1 1B | | 2-2 23 BB 1B | | 0-0 F9 | 5 | 0 | 2 | 0 | 0 | 1 | 1 | | | | | | |
| 25 Jim Thome, L (1, 10) OBP: 0.519, SLG: 0.608 | 0-0 14 SF8 23 BB 1B | | 4-0 BB | | 2-3 K | | 1-3 K | | | 3 | 0 | 1 | 0 | 1 | 2 | 4 | | | | | | |
| 23 Jermaine Dye, R (1, 9) OBP: 0.298, SLG: 0.462 | 4-0 1B | | 0-3 K | | 0-1 F8 | | 4-2 BB | | | 2 | 0 | 0 | 1 | 2 | 1 | 1 | | | | | | |
| 14 Paul Konerko, R (1, 3) OBP: 0.313, SLG: 0.401 | 1-1 SF8 | | 2-2 L9 | | 2-2 12 G6-3 2B | | 0-0 G1 | | | 3 | 0 | 1 | 1 | 0 | 0 | 3 | | | | | | |
| 12 A.J. Pierzynski, L (1, 2) OBP: 0.295, SLG: 0.451 | 0-2 G3 | | 2-1 1B | | 0-0 G6-3 | | 1-1 G4-3 | | | 4 | 0 | 1 | 0 | 0 | 0 | 3 | | | | | | |
| 24 Joe Crede, R (1, 5) 30 Luis Terrero, R (6, 8) OBP: 0.407, SLG: 0.682 | | 1-0 G6-3 | | 3-2 F9 | | 0-0 P3 | | 1-1 F7 | | 3 | 0 | 0 | 0 | 0 | 0 | 2 | AB 34 | | | | | |
| Rob Mackowiak, L (1, 7) OBP: 0.325, SLG: 0.294 | | 1-1 G3 | | 0-3 K | | 0-0 L7 | | 0-1 G3-1 | | 4 | 0 | 0 | 0 | 0 | 1 | 1 | R 2 | | | | | |
| 5 Juan Uribe, R (1, 6) OBP: 0.267, SLG: 0.341 | | 1-0 G6-3 | | | 1-3 K | | 0-2 8 1B 23 BB 1B | | 0-2 G6-3 | 4 | 1 | 1 | 0 | 0 | 1 | 0 | H 7 | | | | | |
| Inning Stats | R: 1 E: 0 K: 1 S: 14 | H: 2 LOB: 2 BB: 1 P: 22 | R: 0 E: 0 K: 0 S: 4 | H: 0 LOB: 0 BB: 0 P: 7 | R: 0 E: 0 K: 1 S: 6 | H: 1 LOB: 1 BB: 1 P: 12 | R: 0 E: 0 K: 1 S: 13 | H: 1 LOB: 1 BB: 0 P: 20 | R: 0 E: 0 K: 2 S: 10 | H: 1 LOB: 1 BB: 0 P: 15 | R: 0 E: 0 K: 0 S: 8 | H: 1 LOB: 3 BB: 0 P: 10 | R: 1 E: 1 K: 1 S: 16 | H: 2 LOB: 3 BB: 1 P: 24 | R: 0 E: 0 K: 0 S: 6 | H: 0 LOB: 0 BB: 0 P: 8 | R: 0 E: 0 K: 0 S: 6 | H: 0 LOB: 0 BB: 0 P: 7 | 1B: 6 2B: 1 3B: 0 HR: 0 | SF: 1 SAC: 0 DP: 0 HBP: 0 | WP: 0 PB: 0 CS: 0 | PA: 38 |
| PITCHER | IP WLS BF H R ER SO BB IBB HBP BLK WP HR S P ERA WHIP | IP WLS BF H R ER SO BB IBB HBP BLK WP HR S P ERA WHIP | | | | | | | | | | | | | | | | | | | | |
| 26 Boof Bonser, R (1, 1) ERA: 3.61 | 6.2 W 31 7 2 1 6 3 0 0 0 0 0 0 70 109 1.35 1.500 | | | | | | | | | | | | | | | | | | | | | |
| 17 Pat Neshek, R (7, 1) ERA: 1.46 | 0.1 1 0 0 0 0 0 0 0 0 0 0 0 0 1 1 0.00 0.000 | | | | | | | | | | | | | | | | | | | | | |
| 56 Carmen Cali, L (8, 1) ERA: | 1.0 3 0 0 0 0 0 0 0 0 0 0 0 0 6 8 0.00 0.000 | | | | | | | | | | | | | | | | | | | | | |
| Ramon Ortiz, R (9, 1) ERA: 5.65 | 1.0 3 0 0 0 0 0 0 0 0 0 0 0 0 6 7 0.00 0.000 | | | | | | | | | | | | | | | | | | | | | |

Chicago White Sox @ Minnesota Twins
Hubert H. Humphrey Metrodome, Minneapolis, MN
Tue May 29 2007, 8:10 PM EDT
Att: 23,771 - Dome - 70 F

AB 34
R 2
H 7
RBI 2
BB 3
SO 6
LOB 16



| Batter | 1 | 2 | 3 | 4 | 5 | 6 | 7 | 8 | 9 | AB | R | H | RBI | BB | SO | LOB | BOTTOM | | | |
|---|---|---|-------------------------------|----------------------------------|------------------------------------|----------------------------------|------------------------------|----------------------------------|-------------------------------|----------------------------------|------------------------------|---------------------------------|------------------------------|----------------------------------|------------------------------|----------------------------------|-----------------------------------|------------------------------------|----------------------------------|--------|
| Luis Castillo, S (1, 4) OBP: 0.386, SLG: 0.366 | 2-2 G4-3 | 0-1 1B | 0-1 FC6-4 | | 1-1 5 S 8 1B 33 WP 1B | 1-0 8 G4-6-3 1B | | 4-1 BB | | 5 | 1 | 3 | 1 | 1 | 0 | 1 | | | | |
| 8 Nick Punto, S (1, 5) OBP: 0.330, SLG: 0.298 | 1-0 F8 | 2-1 F7 | | 2-1 F7 | 1-1 33 WP 5 S 33 2B 1B | 0-0 G4-6-3 | | 0-2 G3-1 | | 6 | 1 | 1 | 0 | 0 | 0 | 7 | | | | |
| 5 Michael Cuddyer, R (1, 9) OBP: 0.374, SLG: 0.483 | 2-2 33 BB 1B | | 3-2 33 HR 2B | 0-0 33 2B 55 SF9 1B | 4-2 33 WP 1B | 1-2 33 2B BB | | 3-1 G6-3 | | 4 | 3 | 3 | 0 | 1 | 0 | 0 | | | | |
| 33 Justin Morneau, L (1, 3) OBP: 0.369, SLG: 0.601 | 4-0 BB | | 0-1 HR | 1-0 55 SF9 2B | 1-0 55 1B 2B | 1-0 55 1B 2B | | 1-1 L3 | | 4 | 1 | 3 | 4 | 1 | 0 | 0 | | | | |
| Tori Hunter, R (1, 8) OBP: 0.353, SLG: 0.574 20 Lew Ford, R (7, PH) OBP: 0.244, SLG: 0.237 | 1-2 L7 | | 1-1 F8 | 4-0 55 SF9 IBB | 4-0 55 1B IBB | | 2-2 F9 | | | 2 | 0 | 0 | 0 | 2 | 0 | 2 | | | | |
| 55 Mike Redmond, R (1, 2) OBP: 0.388, SLG: 0.416 41 Chris Heintz, R (8, FR) OBP: 0.294, SLG: 0.200 | | 1-1 F8 | 2-1 G4-3 | 1-0 SF9 | 2-2 1B | | 2-1 G6-3 1B | | 2-1 G6-3 1B HBP | 3 | 0 | 1 | 1 | 0 | 0 | 0 | | | | |
| Jeff Cirillo, R (1, 10) OBP: 0.308, SLG: 0.362 | | 0-0 F8 | 1-2 16 HR 2B | 2-1 G5-3 | 2-1 G6-3 | | 2-1 G6-3 | | 1-0 G6-3 1B | 5 | 1 | 2 | 0 | 0 | 0 | 5 | | | | |
| 16 Jason Kubel, L (1, 7) OBP: 0.298, SLG: 0.365 | | 4-1 1B BB | 2-2 HR | | 3-1 P2 | 1-3 K | | 0-0 F7 | | 4 | 2 | 1 | 2 | 1 | 1 | 2 | | | | |
| Jason Bartlett, R (1, 6) OBP: 0.335, SLG: 0.296 | | 2-2 1B | 4-1 FC6-4 BB | | 0-2 F8 | 0-0 1B | | 0-0 G6-3 | | 4 | 0 | 2 | 0 | 1 | 0 | 2 | | | | |
| Inning Stats | R: 0 E: 0 K: 0 S: 11 | H: 1 LOB: 2 BB: 1 P: 21 | R: 1 E: 0 K: 0 S: 11 | H: 2 LOB: 2 BB: 1 P: 20 | R: 4 E: 0 K: 0 S: 18 | H: 4 LOB: 1 BB: 1 P: 31 | R: 1 E: 0 K: 0 S: 7 | H: 2 LOB: 2 BB: 1 P: 17 | R: 3 E: 0 K: 1 S: 20 | H: 4 LOB: 3 BB: 2 P: 38 | R: 0 E: 0 K: 1 S: 7 | H: 2 LOB: 1 BB: 0 P: 9 | R: 0 E: 0 K: 0 S: 7 | H: 0 LOB: 0 BB: 0 P: 13 | R: 0 E: 0 K: 0 S: 8 | H: 1 LOB: 3 BB: 1 P: 15 | 1B: 10 2B: 4 3B: 0 HR: 2 | SF: 1 SAC: 0 DP: 1 HBP: 1 | WP: 1 PB: 0 SB: 2 CS: 0 | PA: 47 |
| PITCHER | IP WLS BF H R ER SO BB IBB HBP BLK WP HR S P ERA WHIP | IP WLS BF H R ER SO BB IBB HBP BLK WP HR S P ERA WHIP | | | | | | | | | | | | | | | | | | |
| 50 John Danks, L (1, 1) ERA: 4.59 | 3.1 L 23 6 3 3 1 1 1 0 0 0 1 0 29 52 13.50 3.600 | | | | | | | | | | | | | | | | | | | |
| 46 Nick Masset, R (4, 1) ERA: 6.29 | 2.0 14 6 3 3 1 1 1 0 0 0 1 0 29 52 13.50 3.600 | | | | | | | | | | | | | | | | | | | |
| 57 Boone Logan, L (6, 1) ERA: 3.6 | 1.2 4 0 0 0 0 0 0 0 0 0 0 0 8 14 0.00 0.000 | | | | | | | | | | | | | | | | | | | |
| 60 Devon Day, R (8, 1) ERA: 9.0 | 1.0 6 1 0 0 0 1 0 1 0 0 0 0 8 15 0.00 2.000 | | | | | | | | | | | | | | | | | | | |

Chicago White Sox @ Minnesota Twins
Hubert H. Humphrey Metrodome, Minneapolis, MN
Tue May 29 2007, 8:10 PM EDT
Att: 23,771 - Dome - 70 F

AB 38
R 9
H 16
RBI 8
BB 7
SO 1
LOB 19



| Batter | 1 | 2 | 3 | 4 | 5 | 6 | 7 | 8 | 9 | AB | R | H | RBI | BB | SO | LOB | TOP | | | | | |
|---|---|---|---|---|---|---|---|---|---|---|---|---|---|---|---|---|--|---|---|---|---|---|
| 17 Darin Erstad, L (1, 8) OBP: 0.316, SLG: 0.346 | 1-1 G6-3 | 0-2 K | | 0-1 G3 | | 1-1 G1-3 | | | 0-0 G4-3 | 5 | 0 | 0 | 0 | 0 | 1 | 2 | <p>Chicago White Sox @ Minnesota Twins</p> <p>Hubert H. Humphrey Metrodome, Minneapolis, MN</p> <p>Wed May 30 2007, 1:10 PM EDT</p> <p>Att: 29,042 - Dome - 69 F</p> <p>livebaseballscorecards.com</p> | | | | | |
| Tadahito Iguchi, R (1, 4) OBP: 0.320, SLG: 0.324 | 4-0 25 1B 23 1B BB | 0-2 2-H 3-H 1B | | 2-2 F7 | | | 0-0 G5-3 | | 1-0 F7 | 4 | 1 | 1 | 2 | 1 | 0 | 0 | | | | | | |
| 25 Jim Thome, L (1, 10) OBP: 0.518, SLG: 0.597 | 1-0 14 G5-3 23 1B 1B | | 2-3 K | 0-1 G4-3 | | | 4-0 BB | | | 3 | 0 | 1 | 0 | 1 | 1 | 0 | | | | | | |
| 23 Jermaine Dye, R (1, 9) OBP: 0.303, SLG: 0.460 | 3-2 1B | | 3-3 K | | 4-2 S BB | | 2-3 K | | | 3 | 0 | 1 | 1 | 1 | 2 | 1 | | | | | | |
| 14 Paul Konerko, R (1, 3) OBP: 0.312, SLG: 0.398 | 1-2 3-H 1B | | 0-1 HR | | 1-2 F7 | | 2-3 K | | | 4 | 1 | 1 | 0 | 0 | 1 | 4 | | | | | | |
| Rob Mackowiak, L (1, 7) OBP: 0.331, SLG: 0.330 | | 1-1 24 2B 1B | 1-1 HR | | 3-3 K | | 3-2 F8 | | | 4 | 2 | 2 | 2 | 0 | 1 | 1 | | | | | | |
| 24 Joe Crede, R (1, 5) OBP: 0.278, SLG: 0.338 | 2-2 1B 2B | 2-2 1B 1B | 0-0 1B | | 0-1 P3 | | 0-1 G4-3 | | | 4 | 1 | 2 | 1 | 0 | 0 | 1 | | | | | | |
| 8 Alex Cintron, S (1, 6) OBP: 0.262, SLG: 0.259 | | 0-0 1B G2-3 | 0-0 1B | | 1-1 G4-3 | | 0-0 B1-3 | | | 4 | 1 | 2 | 0 | 0 | 0 | 0 | | | | | | |
| Toby Hall, R (1, 2) OBP: 0.182, SLG: 0.273 | | 2-3 1B 1B | 1-2 1B | | 2-2 G5-3 | | | 1-0 G3 | | 3 | 0 | 0 | 0 | 0 | 0 | 4 | | | | | | |
| 12 A.J. Pierzynski, L (9, PH) OBP: 0.297, SLG: 0.448 | 1-2 1B | | 0-0 P5 | | | | | | | 1 | 0 | 0 | 0 | 0 | 0 | 0 | | | | | | |
| Inning Stats | R: 1 E: 0 K: 0 S: 11 | H: 2 LOB: 1 BB: 1 P: 22 | R: 3 E: 0 K: 1 S: 16 | H: 4 LOB: 1 BB: 0 P: 19 | R: 2 E: 0 K: 2 S: 15 | H: 4 LOB: 2 BB: 0 P: 22 | R: 0 E: 0 K: 0 S: 7 | H: 0 LOB: 0 BB: 0 P: 9 | R: 0 E: 0 K: 1 S: 11 | H: 0 LOB: 1 BB: 1 P: 19 | R: 0 E: 0 K: 2 S: 8 | H: 0 LOB: 1 BB: 1 P: 16 | R: 0 E: 0 K: 0 S: 6 | H: 0 LOB: 0 BB: 0 P: 9 | R: 0 E: 0 K: 0 S: 3 | H: 0 LOB: 0 BB: 0 P: 5 | 1B: 8 2B: 1 3B: 0 HR: 1 | SF: 0 SAC: 0 DP: 1 HBP: 0 | WP: 0 PB: 0 SB: 1 CS: 0 | PA: 38 | | |
| PITCHER | IP WLS BF H R ER SO BB IBB HBP BLK WP HR S P ERA WHIP | IP WLS BF H R ER SO BB IBB HBP BLK WP HR S P ERA WHIP | IP WLS BF H R ER SO BB IBB HBP BLK WP HR S P ERA WHIP | IP WLS BF H R ER SO BB IBB HBP BLK WP HR S P ERA WHIP | IP WLS BF H R ER SO BB IBB HBP BLK WP HR S P ERA WHIP | IP WLS BF H R ER SO BB IBB HBP BLK WP HR S P ERA WHIP | IP WLS BF H R ER SO BB IBB HBP BLK WP HR S P ERA WHIP | IP WLS BF H R ER SO BB IBB HBP BLK WP HR S P ERA WHIP | IP WLS BF H R ER SO BB IBB HBP BLK WP HR S P ERA WHIP | IP WLS BF H R ER SO BB IBB HBP BLK WP HR S P ERA WHIP | IP WLS BF H R ER SO BB IBB HBP BLK WP HR S P ERA WHIP | IP WLS BF H R ER SO BB IBB HBP BLK WP HR S P ERA WHIP | IP WLS BF H R ER SO BB IBB HBP BLK WP HR S P ERA WHIP | IP WLS BF H R ER SO BB IBB HBP BLK WP HR S P ERA WHIP | IP WLS BF H R ER SO BB IBB HBP BLK WP HR S P ERA WHIP | IP WLS BF H R ER SO BB IBB HBP BLK WP HR S P ERA WHIP | IP WLS BF H R ER SO BB IBB HBP BLK WP HR S P ERA WHIP | IP WLS BF H R ER SO BB IBB HBP BLK WP HR S P ERA WHIP | IP WLS BF H R ER SO BB IBB HBP BLK WP HR S P ERA WHIP | IP WLS BF H R ER SO BB IBB HBP BLK WP HR S P ERA WHIP | IP WLS BF H R ER SO BB IBB HBP BLK WP HR S P ERA WHIP | IP WLS BF H R ER SO BB IBB HBP BLK WP HR S P ERA WHIP |
| 30 Scott Baker, R (1, 1) ERA: 5.94 | 3.0 | 18 | 10 | 6 | 6 | 3 | 1 | 0 | 0 | 0 | 0 | 0 | 0 | 0 | 0 | 0 | 18.00 | 3.667 | | | | |
| 49 Jason Miller, L (4, 1) ERA: | 1.2 | 6 | 0 | 0 | 0 | 1 | 1 | 0 | 0 | 0 | 0 | 0 | 0 | 0 | 0 | 16 | 26 | 0.00 | 0.600 | | | |
| 54 Matt Guerrier, R (5, 1) ERA: 1.91 | 2.1 | 8 | 0 | 0 | 0 | 2 | 1 | 0 | 0 | 0 | 0 | 0 | 0 | 0 | 0 | 17 | 29 | 0.00 | 0.429 | | | |
| 17 Pat Neshek, R (8, 1) ERA: 1.4 | 1.0 | 3 | 0 | 0 | 0 | 0 | 0 | 0 | 0 | 0 | 0 | 0 | 0 | 0 | 6 | 9 | 0.00 | 0.000 | | | | |
| 36 Joe Nathan, R (9, 1) ERA: 1.85 | 1.0 | W | 3 | 0 | 0 | 0 | 0 | 0 | 0 | 0 | 0 | 0 | 0 | 0 | 3 | 5 | 0.00 | 0.000 | | | | |

| Batter | 1 | 2 | 3 | 4 | 5 | 6 | 7 | 8 | 9 | AB | R | H | RBI | BB | SO | LOB | BOTTOM | | | | | |
|---|---|---|---|---|---|---|---|---|---|---|---|---|---|---|---|---|--|---|---|---|---|---|
| Jason Tyner, L (1, 10) OBP: 0.313, SLG: 0.319 | 0-2 F8 | | 0-0 B1-3 | | 0-1 G4-3 | | 2-1 G5-3 | | 4-2 5 1B 8 E BB | 4 | 1 | 0 | 0 | 1 | 0 | 1 | <p>Chicago White Sox @ Minnesota Twins</p> <p>Hubert H. Humphrey Metrodome, Minneapolis, MN</p> <p>Wed May 30 2007, 1:10 PM EDT</p> <p>Att: 29,042 - Dome - 69 F</p> <p>livebaseballscorecards.com</p> | | | | | |
| 8 Nick Punto, S (1, 4) OBP: 0.337, SLG: 0.295 | 4-2 5 G6-4-3 BB | | 4-0 5 BB 2B | | 1-3 K | | 4-1 33 FC4-6 5 1B BB | | 0-2 BB 5 1B FC3 | 2 | 1 | 0 | 0 | 3 | 1 | 1 | | | | | | |
| 5 Michael Cuddyer, R (1, 9) OBP: 0.380, SLG: 0.484 | 0-0 G6-4-3 | | 4-2 2B BB | | 0-2 L4 | | 2-0 33 FC4-6 1B | | 1-0 BB 1B | 4 | 1 | 2 | 0 | 1 | 0 | 1 | | | | | | |
| 33 Justin Morneau, L (1, 3) OBP: 0.370, SLG: 0.597 | | 1-2 1B G6-3 | 1-2 SF7 | | 4-1 16 SH2-3 1B BB | | 0-1 FC4-6 | | 0-0 P2 | 3 | 2 | 1 | 1 | 1 | 0 | 5 | | | | | | |
| Tori Hunter, R (1, 8) OBP: 0.359, SLG: 0.578 | | 2-0 G6-3 | 0-0 3-H 2B | | 0-1 G4-3 41 1B SH2-3 | | 0-3 K | | 4-0 BB | 4 | 1 | 2 | 3 | 1 | 1 | 3 | | | | | | |
| 16 Jason Kubel, L (1, 7) OBP: 0.293, SLG: 0.358 | | 1-2 K | 1-2 G3-1 | | 0-0 SH2-3 | | 0-3 K | | 1-2 2-3 3-H BB | 3 | 0 | 0 | 0 | 0 | 2 | 2 | | | | | | |
| Jeff Cirillo, R (1, 5) OBP: 0.304, SLG: 0.355 | | 2-1 2-H 1B | | 2-1 G5-3 | | 1-1 G4-3 | | 1-0 F8 | | 4 | 0 | 1 | 2 | 0 | 0 | 1 | | | | | | |
| 41 Chris Heintz, R (1, 2) OBP: 0.286, SLG: 0.211 | | 2-2 F9 | | 0-0 G6-3 | | 2-3 3-H 1B | | 1-2 G3 | | 4 | 0 | 1 | 1 | 0 | 0 | 1 | | | | | | |
| Jason Bartlett, R (1, 6) OBP: 0.333, SLG: 0.290 | | | 4-1 5 BB 33 SF7 B1-3 BB | | 1-2 G3-1 | | 3-H 2-2 F7 | | 3-3 K | 3 | 1 | 0 | 0 | 1 | 1 | 1 | | | | | | |
| Inning Stats | R: 0 E: 0 K: 0 S: 10 | H: 0 LOB: 0 BB: 1 P: 14 | R: 1 E: 0 K: 1 S: 13 | H: 2 LOB: 1 BB: 0 P: 21 | R: 3 E: 0 K: 0 S: 13 | H: 1 LOB: 3 BB: 3 P: 27 | R: 0 E: 0 K: 0 S: 6 | H: 0 LOB: 0 BB: 0 P: 9 | R: 0 E: 0 K: 1 S: 9 | H: 1 LOB: 2 BB: 1 P: 17 | R: 0 E: 0 K: 1 S: 7 | H: 0 LOB: 0 BB: 0 P: 9 | R: 0 E: 1 K: 1 S: 12 | H: 0 LOB: 3 BB: 2 P: 24 | R: 1 E: 1 K: 1 S: 12 | H: 1 LOB: 3 BB: 2 P: 24 | | 1B: 6 2B: 1 3B: 0 HR: 0 | SF: 1 SAC: 1 DP: 1 HBP: 0 | WP: 0 PB: 0 SB: 0 CS: 0 | PA: 41 | |
| PITCHER | IP WLS BF H R ER SO BB IBB HBP BLK WP HR S P ERA WHIP | IP WLS BF H R ER SO BB IBB HBP BLK WP HR S P ERA WHIP | IP WLS BF H R ER SO BB IBB HBP BLK WP HR S P ERA WHIP | IP WLS BF H R ER SO BB IBB HBP BLK WP HR S P ERA WHIP | IP WLS BF H R ER SO BB IBB HBP BLK WP HR S P ERA WHIP | IP WLS BF H R ER SO BB IBB HBP BLK WP HR S P ERA WHIP | IP WLS BF H R ER SO BB IBB HBP BLK WP HR S P ERA WHIP | IP WLS BF H R ER SO BB IBB HBP BLK WP HR S P ERA WHIP | IP WLS BF H R ER SO BB IBB HBP BLK WP HR S P ERA WHIP | IP WLS BF H R ER SO BB IBB HBP BLK WP HR S P ERA WHIP | IP WLS BF H R ER SO BB IBB HBP BLK WP HR S P ERA WHIP | IP WLS BF H R ER SO BB IBB HBP BLK WP HR S P ERA WHIP | IP WLS BF H R ER SO BB IBB HBP BLK WP HR S P ERA WHIP | IP WLS BF H R ER SO BB IBB HBP BLK WP HR S P ERA WHIP | IP WLS BF H R ER SO BB IBB HBP BLK WP HR S P ERA WHIP | IP WLS BF H R ER SO BB IBB HBP BLK WP HR S P ERA WHIP | IP WLS BF H R ER SO BB IBB HBP BLK WP HR S P ERA WHIP | IP WLS BF H R ER SO BB IBB HBP BLK WP HR S P ERA WHIP | IP WLS BF H R ER SO BB IBB HBP BLK WP HR S P ERA WHIP | IP WLS BF H R ER SO BB IBB HBP BLK WP HR S P ERA WHIP | IP WLS BF H R ER SO BB IBB HBP BLK WP HR S P ERA WHIP | IP WLS BF H R ER SO BB IBB HBP BLK WP HR S P ERA WHIP |
| Jon Garland, R (1, 1) ERA: 3.91 | 6.0 | 27 | 5 | 6 | 6 | 2 | 5 | 0 | 0 | 0 | 0 | 0 | 0 | 0 | 0 | 64 | 103 | 9.00 | 1.667 | | | |
| 37 Matt Thornton, L (7, 1) ERA: 3.39 | 2.0 | 8 | 1 | 0 | 0 | 2 | 1 | 0 | 0 | 0 | 0 | 0 | 0 | 0 | 0 | 16 | 26 | 0.00 | 1.000 | | | |
| 47 Mike MacDougal, R (9, 1) ERA: 6.75 | 0.1 | L | 4 | 1 | 1 | 0 | 1 | 0 | 0 | 0 | 0 | 0 | 0 | 0 | 11 | 19 | 0.00 | 6.000 | | | | |
| 57 Boone Logan, L (9, 1) ERA: 3.52 | 0.1 | 1 | 0 | 0 | 0 | 0 | 0 | 0 | 0 | 0 | 0 | 0 | 0 | 0 | 1 | 1 | 0.00 | 0.000 | | | | |
| 54 David Aardsma, R (9, 1) ERA: 4.73 | 0.0 | 1 | 0 | 0 | 0 | 0 | 1 | 0 | 0 | 0 | 0 | 0 | 0 | 0 | 4 | ∞ | ∞ | ∞ | | | | |



| Batter | 1 | 2 | 3 | 4 | 5 | 6 | 7 | 8 | 9 | 10 | AB | R | H | RBI | BB | SO | LOB | TOP | | | | | | |
|--|-------------------------------|----------------------------------|------------------------------|----------------------------------|-------------------------------|----------------------------------|------------------------------|----------------------------------|-------------------------------|----------------------------------|------------------------------|----------------------------------|------------------------------|----------------------------------|-------------------------------|----------------------------------|----------------------------------|---|----------------------------------|-------------------------------|----------------------------------|----------------------------------|------------------------------------|----------------------------------|
| Luis Castillo, S OBP: 0.383, SLG: 0.370 | G6-3 | | SH2-4 | | G3 | | K | | | 1B | 4 | 1 | 1 | 0 | 0 | 1 | 1 | Minnesota Twins @ Oakland Athletics McAfee Coliseum, Oakland, CA Fri Jun 01 2007, 10:05 PM EDT Att: 20,219 - Partly Cloudy - 59 F | | | | | | |
| Jeff Cirillo, R OBP: 0.311, SLG: 0.354 | | | SF8 | | G4-3 | | P3 | | | 2B | 3 | 0 | 1 | 2 | 1 | 0 | 1 | | | | | | | |
| Jason Tyler, L OBP: 0.313, SLG: 0.319 | | | BB | | | | | | | 1B | 0 | 1 | 0 | 0 | 0 | 0 | 0 | | | | | | | |
| 5 Michael Cuddyer, R OBP: 0.385, SLG: 0.481 | G5-4-3 | | | | | | | | | BB | 3 | 0 | 1 | 0 | 2 | 0 | 1 | | | | | | | |
| 33 Justin Morneau, L OBP: 0.366, SLG: 0.565 | | | 1B | | BB | | | | | BB | 4 | 0 | 0 | 0 | 1 | 0 | 6 | | | | | | | |
| Toni Hunter, R OBP: 0.360, SLG: 0.571 | | | P2 | | G1-3 | | | | | G6-3 | 4 | 0 | 1 | 0 | 1 | 0 | 1 | | | | | | | |
| 55 Mike Redmond, R OBP: 0.369, SLG: 0.415 | | | BB | | F9 | | G6-3 | | | 1B | 5 | 0 | 2 | 1 | 0 | 0 | 2 | | | | | | | |
| 20 Lew Ford, R OBP: 0.239, SLG: 0.233 | | | F9 | | F8 | | G5-3 | | | F8 | 5 | 0 | 2 | 1 | 0 | 0 | 2 | | | | | | | |
| 8 Nick Punto, S OBP: 0.335, SLG: 0.294 | | | F8 | | 1B | | F8 | | | 1B | 5 | 0 | 1 | 0 | 0 | 0 | 5 | | | | | | | |
| Jason Bartlett, R OBP: 0.337, SLG: 0.291 | | | F8 | | 1B | | FC6-4 | | | L6 | 4 | 1 | 1 | 0 | 0 | 0 | 2 | | | | | | | |
| Inning Stats | R: 0 E: 0 K: 0 S: 7 | H: 0 LOB: 0 BB: 1 P: 14 | R: 0 E: 0 K: 0 S: 3 | H: 0 LOB: 1 BB: 10 | R: 1 E: 1 K: 0 S: 10 | H: 2 LOB: 2 BB: 1 P: 17 | R: 0 E: 0 K: 0 S: 8 | H: 1 LOB: 1 BB: 0 P: 12 | R: 0 E: 0 K: 1 S: 15 | H: 0 LOB: 0 BB: 0 P: 9 | R: 0 E: 0 K: 0 S: 8 | H: 1 LOB: 1 BB: 0 P: 12 | R: 0 E: 0 K: 0 S: 7 | H: 0 LOB: 0 BB: 0 P: 13 | R: 2 E: 0 K: 0 S: 21 | H: 3 LOB: 2 BB: 2 P: 33 | 1B: 8 2B: 1 3B: 0 HR: 0 | SF: 1 SAC: 1 DP: 2 HBP: 0 | WP: 0 PB: 0 SB: 0 CS: 0 | PA: 43 | | | | |
| PITCHER | IP | WLS | BF | H | R | ER | SO | BB | IBB | HBP | BLK | WP | HR | S | P | ERA | WHIP | | | | | | | |
| Joe Kennedy, L ERA: 3.3 | 8.0 | | 33 | 6 | 1 | 1 | 1 | 4 | 0 | 0 | 0 | 0 | 0 | 64 | 110 | 1.12 | 1.250 | | | | | | | |
| Alan Embree, L ERA: 3.16 | 1.0 | | 3 | 0 | 0 | 0 | 0 | 0 | 0 | 0 | 0 | 0 | 0 | 7 | 13 | 0.00 | 0.000 | | | | | | | |
| 50 Kiko Calero, R ERA: 6.75 | 0.0 | L | 3 | 2 | 2 | 2 | 0 | 1 | 0 | 0 | 0 | 0 | 0 | 14 | 20 | ∞ | ∞ | | | | | | | |
| Jay Marshall, L ERA: 5.48 | 0.1 | | 2 | 0 | 0 | 0 | 0 | 0 | 1 | 0 | 0 | 0 | 0 | 2 | 6 | 0.00 | 0.000 | | | | | | | |
| Colby Lewis, R ERA: 13.5 | 0.2 | | 2 | 1 | 0 | 0 | 0 | 0 | 0 | 0 | 0 | 0 | 0 | 5 | 7 | 0.00 | 1.500 | | | | | | | |
| Batter | 1 | 2 | 3 | 4 | 5 | 6 | 7 | 8 | 9 | 10 | AB | R | H | RBI | BB | SO | LOB | BOTTOM | | | | | | |
| 6 Travis Buck, L OBP: 0.366, SLG: 0.521 | K | F8 | | | L6 | | P5 | | | 22 1B | 4 | 1 | 0 | 0 | 1 | 1 | 2 | Minnesota Twins @ Oakland Athletics McAfee Coliseum, Oakland, CA Fri Jun 01 2007, 10:05 PM EDT Att: 20,219 - Partly Cloudy - 59 F | | | | | | |
| Nick Swisher, S OBP: 0.433, SLG: 0.530 | 22 1B | | K | | BB | | F9 | | | G4-3 | 4 | 0 | 1 | 0 | 1 | 1 | 2 | | | | | | | |
| 22 Milton Bradley, S OBP: 0.391, SLG: 0.483 | | | | | G3 | | | | | 1B | 5 | 0 | 3 | 0 | 0 | 0 | 1 | | | | | | | |
| 29 Dan Johnson, L OBP: 0.414, SLG: 0.513 | | | G1-3 | | | | F7 | | | SF9 | 3 | 0 | 0 | 1 | 1 | 0 | 1 | | | | | | | |
| 3 Eric Chavez, L OBP: 0.295, SLG: 0.413 | P2 | | P5 | | HR | | | | | 1B | 4 | 1 | 2 | 1 | 1 | 0 | 4 | | | | | | | |
| 7 Bobby Crosby, R OBP: 0.293, SLG: 0.385 | FC6-4 | | | | G6-3 | | F9 | | | K | 5 | 0 | 0 | 0 | 0 | 2 | 6 | | | | | | | |
| 21 Mark Kotsay, L OBP: 0.250, SLG: 0.250 | | | G4-3 | | G6-3 | | P5 | | | K | 4 | 0 | 1 | 0 | 0 | 1 | 0 | | | | | | | |
| Marco Scutaro, R OBP: 0.278, SLG: 0.329 | | | K | | F8 | | SH1-4 | | | P5 | 3 | 0 | 0 | 0 | 1 | 1 | 1 | | | | | | | |
| Jason Kendall, R OBP: 0.230, SLG: 0.198 | | | G4-3 | | G5-3 | | SH1-4 | | | G1-3 | 3 | 0 | 0 | 0 | 0 | 0 | 1 | | | | | | | |
| Inning Stats | R: 0 E: 0 K: 1 S: 17 | H: 2 LOB: 3 BB: 1 P: 25 | R: 0 E: 0 K: 1 S: 9 | H: 1 LOB: 1 BB: 0 P: 13 | R: 0 E: 0 K: 1 S: 19 | H: 1 LOB: 1 BB: 0 P: 27 | R: 0 E: 0 K: 0 S: 8 | H: 0 LOB: 0 BB: 0 P: 10 | R: 0 E: 0 K: 0 S: 5 | H: 1 LOB: 1 BB: 0 P: 13 | R: 1 E: 0 K: 0 S: 8 | H: 1 LOB: 0 BB: 0 P: 11 | R: 0 E: 0 K: 0 S: 7 | H: 0 LOB: 1 BB: 0 P: 16 | R: 0 E: 0 K: 1 S: 12 | H: 1 LOB: 1 BB: 0 P: 19 | R: 0 E: 0 K: 1 S: 8 | | H: 0 LOB: 0 BB: 0 P: 12 | R: 1 E: 0 K: 1 S: 15 | H: 1 LOB: 2 BB: 2 P: 27 | 1B: 5 2B: 1 3B: 0 HR: 1 | SF: 1 SAC: 1 DP: 0 HBP: 0 | WP: 0 PB: 0 SB: 1 CS: 0 |
| PITCHER | IP | WLS | BF | H | R | ER | SO | BB | IBB | HBP | BLK | WP | HR | S | P | ERA | WHIP | | | | | | | |
| 59 Kevin Slowey, R ERA: 1.5 | 6.0 | | 25 | 5 | 1 | 1 | 3 | 2 | 0 | 0 | 0 | 0 | 0 | 66 | 99 | 1.50 | 1.167 | | | | | | | |
| Juan Rincon, R ERA: 2.7 | 1.1 | | 5 | 0 | 0 | 0 | 0 | 1 | 0 | 0 | 0 | 0 | 0 | 10 | 22 | 0.00 | 0.750 | | | | | | | |
| 56 Carmen Cali, L ERA: 2.7 | 0.1 | | 2 | 1 | 0 | 0 | 0 | 0 | 0 | 0 | 0 | 0 | 0 | 5 | 7 | 0.00 | 3.000 | | | | | | | |
| 17 Pat Neshek, R ERA: 1.33 | 1.1 | W | 4 | 0 | 0 | 0 | 2 | 0 | 0 | 0 | 0 | 0 | 0 | 12 | 18 | 0.00 | 0.000 | | | | | | | |
| 36 Joe Nathan, R ERA: 2.13 | 1.0 | S | 6 | 1 | 1 | 1 | 1 | 2 | 0 | 0 | 0 | 0 | 0 | 15 | 27 | 9.00 | 3.000 | | | | | | | |

| Batter | 1 | 2 | 3 | 4 | 5 | 6 | 7 | 8 | 9 | AB | R | H | RBI | BB | SO | LOB | TOP | | | | | |
|--|---|----------------------------------|------------------------------|----------------------------------|-------------------------------|----------------------------------|------------------------------|---------------------------------|------------------------------|----------------------------------|------------------------------|---------------------------------|-------------------------------|----------------------------------|-------------------------------|----------------------------------|---|----------------------------------|----------------------------------|------------------------------------|----------------------------------|--------|
| Luis Castillo, S (1,4) OBP: 0.386, SLG: 0.373 | 2-2 1B | | 1-1 FC5-4 1B | | | 0-0 G6-3 | | | 2-2 G5-3 | 4 | 0 | 2 | 0 | 0 | 0 | 0 | Minnesota Twins @ Oakland Athletics McAfee Coliseum, Oakland, CA Sat Jun 02 2007, 9:05 PM EDT Att: 30,576 - Cloudy - 57 F livebaseballscores.com | | | | | |
| Jeff Cirillo, R (1,10) OBP: 0.295, SLG: 0.333 | 0-1 SAFE F9 | | 1-0 FC5-4 1-2 | | | 0-2 F9 | | | 2-3 K | 4 | 0 | 0 | 0 | 0 | 1 | 2 | | | | | | |
| 5 Michael Cuddyer, R (1,9) OBP: 0.378, SLG: 0.471 | 3-1 F9 | | | 1-1 G6-3 | | | | | 0-0 F9 | 4 | 0 | 0 | 0 | 0 | 1 | 1 | | | | | | |
| 33 Justin Morneau, L (1,3) OBP: 0.366, SLG: 0.582 | 2-2 SAFE SAFE G3 | | | 1-0 G4-3 | | | | | 1-1 1B | 3 | 0 | 1 | 0 | 0 | 0 | 1 | | | | | | |
| Tori Hunter, R (1,8) OBP: 0.355, SLG: 0.563 | | 3-2 G5-3 | | 1-1 L7 | | | | | 1-3 K | 3 | 0 | 0 | 0 | 0 | 1 | 1 | | | | | | |
| 55 Mike Redmond, R (1,2) OBP: 0.381, SLG: 0.406 | | 0-1 G3 | | | 0-1 G3 | | | | 2-3 K | 3 | 0 | 0 | 0 | 0 | 1 | 1 | | | | | | |
| 16 Jason Kubel, L (1,7) OBP: 0.287, SLG: 0.351 | | 1-0 G4-3 | | | 1-1 F7 | | | | 0-0 G3-1 | 3 | 0 | 0 | 0 | 0 | 0 | 0 | | | | | | |
| 8 Nick Punto, S (1,5) OBP: 0.330, SLG: 0.289 | | | 0-1 F7 | | | 2-2 G5-3 | | | 3-3 K | 3 | 0 | 0 | 0 | 0 | 1 | 0 | | | | | | |
| Jason Bartlett, R (1,6) OBP: 0.331, SLG: 0.285 | | | 1-2 G6-3 | | | | 1-3 K | | 0-2 L6 | 3 | 0 | 0 | 0 | 0 | 1 | 0 | | | | | | |
| Inning Stats | R: 0 E: 0 K: 0 S: 10 | H: 1 LOB: 1 BB: 0 P: 17 | R: 0 E: 0 K: 0 S: 8 | H: 0 LOB: 0 BB: 0 P: 12 | R: 0 E: 0 K: 0 S: 10 | H: 1 LOB: 1 BB: 0 P: 13 | R: 0 E: 0 K: 0 S: 5 | H: 0 LOB: 0 BB: 0 P: 8 | R: 0 E: 0 K: 0 S: 7 | H: 0 LOB: 0 BB: 0 P: 10 | R: 0 E: 0 K: 1 S: 7 | H: 0 LOB: 0 BB: 0 P: 8 | R: 0 E: 0 K: 3 S: 11 | H: 1 LOB: 1 BB: 0 P: 15 | R: 0 E: 0 K: 1 S: 10 | H: 0 LOB: 0 BB: 0 P: 13 | R: 0 E: 0 K: 1 S: 8 | H: 0 LOB: 0 BB: 0 P: 12 | 1B: 3 2B: 0 3B: 0 HR: 0 | SF: 0 SAC: 0 DP: 0 HBP: 0 | WP: 0 PB: 0 SB: 0 CS: 0 | PA: 30 |
| PITCHER Joe Blanton, R (1,1) ERA: 3.81 | IP: 9.0 WLS: W BF: 30 H: 3 R: 0 ER: 0 SO: 6 BB: 0 IBB: 0 HBP: 0 BLK: 0 WP: 0 HR: 0 S: 76 P: 108 ERA: 0.00 WHIP: 0.333 | | | | | | | | | | | | | | | | | | | | | |

| Batter | 1 | 2 | 3 | 4 | 5 | 6 | 7 | 8 | 9 | AB | R | H | RBI | BB | SO | LOB | BOTTOM | | | | | |
|--|---|----------------------------------|------------------------------|----------------------------------|-------------------------------|----------------------------------|-------------------------------|----------------------------------|------------------------------|---------------------------------|-------------------------------|----------------------------------|------------------------------|---------------------------------|-------------------------------|----------------------------------|---|----------------------------------|----------------------------------|------------------------------------|----------------------------------|--------|
| 6 Travis Buck, L (1,7) OBP: 0.363, SLG: 0.516 | 1-1 G6-3 | | 1-3 K | | | 3-2 G6-3 | | | | 1 | 0 | 0 | 0 | 0 | 0 | 0 | Minnesota Twins @ Oakland Athletics McAfee Coliseum, Oakland, CA Sat Jun 02 2007, 9:05 PM EDT Att: 30,576 - Cloudy - 57 F livebaseballscores.com | | | | | |
| Shannon Stewart, R (2,7) OBP: 0.354, SLG: 0.343 | | | | | | 1-2 3H G4-3 | | | | 2 | 0 | 0 | 0 | 0 | 1 | 2 | | | | | | |
| Nick Swisher, S (1,3) OBP: 0.431, SLG: 0.524 | 4-1 22 CS BB | | | 0-1 G3 | | | | | | 2 | 0 | 0 | 0 | 1 | 0 | 0 | | | | | | |
| 22 Milton Bradley, S (1,9) OBP: 0.380, SLG: 0.468 | 3-3 K | | | 3-2 F8 | | | | | 0-0 29 G4-3 1B | 2 | 0 | 0 | 0 | 0 | 1 | 1 | | | | | | |
| 32 Jack Cust, L (5,9) OBP: 0.417, SLG: 0.616 | | | | | | | | | | 1 | 0 | 1 | 0 | 0 | 0 | 0 | | | | | | |
| Marco Scutaro, R (9,9) OBP: 0.278, SLG: 0.329 | | | | | | | | | | 0 | 0 | 0 | 0 | 0 | 0 | 0 | | | | | | |
| 29 Dan Johnson, L (1,10) OBP: 0.405, SLG: 0.500 | | 0-0 G3-1 | | 1-2 G3 | | | | | 1-2 G4-3 | 3 | 0 | 0 | 0 | 0 | 0 | 1 | | | | | | |
| 3 Eric Chavez, L (1,5) OBP: 0.291, SLG: 0.407 | | 2-2 G6-3 | | | 0-0 F8 | | | | 2-0 F8 | 3 | 0 | 0 | 0 | 0 | 0 | 0 | | | | | | |
| 7 Bobby Crosby, R (1,6) OBP: 0.288, SLG: 0.379 | | 2-1 G6-3 | | | 1-1 G6-3 | | | | 2-1 G2-3 | 3 | 0 | 0 | 0 | 0 | 0 | 0 | | | | | | |
| 21 Mark Kotsay, L (1,8) OBP: 0.143, SLG: 0.143 | | | 0-2 F8 | | 1-0 P5 | | | | 1-2 G6-3 | 3 | 0 | 0 | 0 | 0 | 0 | 0 | | | | | | |
| 14 Mark Ellis, R (1,4) OBP: 0.332, SLG: 0.345 | | | 2-2 G6-3 | | | 3-2 1B G6-3 2B | | | 1-1 1B | 3 | 1 | 2 | 0 | 0 | 0 | 0 | | | | | | |
| Jason Kendall, R (1,2) OBP: 0.237, SLG: 0.206 | | | 1-1 1B | | | 0-0 G6-3 1B | | | 1-2 G4-3 | 3 | 0 | 2 | 0 | 0 | 0 | 1 | | | | | | |
| Inning Stats | R: 0 E: 0 K: 1 S: 6 | H: 0 LOB: 1 BB: 1 P: 14 | R: 0 E: 0 K: 0 S: 6 | H: 0 LOB: 0 BB: 0 P: 10 | R: 0 E: 0 K: 1 S: 12 | H: 1 LOB: 1 BB: 0 P: 16 | R: 0 E: 0 K: 0 S: 11 | H: 0 LOB: 0 BB: 0 P: 15 | R: 0 E: 0 K: 0 S: 4 | H: 0 LOB: 0 BB: 0 P: 6 | R: 1 E: 0 K: 0 S: 10 | H: 2 LOB: 0 BB: 0 P: 17 | R: 0 E: 0 K: 0 S: 5 | H: 1 LOB: 0 BB: 0 P: 8 | R: 0 E: 0 K: 0 S: 10 | H: 1 LOB: 1 BB: 0 P: 15 | R: 0 E: 0 K: 0 S: 6 | H: 0 LOB: 0 BB: 0 P: 10 | 1B: 4 2B: 2 3B: 0 HR: 0 | SF: 0 SAC: 0 DP: 3 HBP: 0 | WP: 0 PB: 0 SB: 0 CS: 1 | PA: 27 |
| PITCHER Carlos Silva, R (1,1) ERA: 3.86 | IP: 8.0 WLS: L BF: 27 H: 5 R: 1 ER: 1 SO: 2 BB: 1 IBB: 0 HBP: 0 BLK: 0 WP: 0 HR: 0 S: 64 P: 101 ERA: 1.12 WHIP: 0.750 | | | | | | | | | | | | | | | | | | | | | |

| Batter | 1 | 2 | 3 | 4 | 5 | 6 | 7 | 8 | 9 | AB | R | H | RBI | BB | SO | LOB | TOP | | | | | | | | |
|---|------------------------------|----------------------------------|-------------------------------|----------------------------------|-------------------------------|----------------------------------|------------------------------|---------------------------------|-------------------------------|----------------------------------|-------------------------------|----------------------------------|------------------------------|---------------------------------|-------------------------------|----------------------------------|--|----------------------------------|----------------------------------|------------------------------------|----------------------------------|--------|--|--|--|
| Luis Castillo, S OBP: 0.383, SLG: 0.371 | G6-3 | | 1B | | G1-3 | | | G6-3 | | 4 | 0 | 1 | 0 | 0 | 0 | 0 | Minnesota Twins @ Los Angeles Angels Angel Stadium of Anaheim, Anaheim, CA Mon Jun 04 2007, 7:05 PM PDT Att: 37,380 - Partly Cloudy - 75 F | | | | | | | | |
| 8 Nick Punto, S OBP: 0.330, SLG: 0.280 | F8 | | K | | G4-3 | | | G4-3 | | 4 | 0 | 0 | 0 | 0 | 1 | | | | | | | | | | |
| 5 Michael Cuddyer, R OBP: 0.376, SLG: 0.462 | K | | F7 | | G3-1 | | | 1B | | 4 | 1 | 1 | 0 | 0 | 1 | | | | | | | | | | |
| 33 Justin Morneau, L OBP: 0.360, SLG: 0.565 | K | | 1B | | K | | | F8 | | 4 | 0 | 1 | 0 | 0 | 2 | | | | | | | | | | |
| Tori Hunter, R OBP: 0.348, SLG: 0.563 | | | 1B | | G1-3 | | | 1B | | 3 | 1 | 1 | 1 | 0 | 0 | | | | | | | | | | |
| 20 Lew Ford, R OBP: 0.255, SLG: 0.250 | HR | | G5-3 | | G1-3 | | | 1B | | 1 | 1 | 1 | 0 | 0 | 0 | | | | | | | | | | |
| 55 Mike Redmond, R OBP: 0.351, SLG: 0.388 | BB | | | | F8 | | | 1B | | 2 | 0 | 0 | 0 | 1 | 0 | | | | | | | | | | |
| 41 Chris Heintz, R OBP: 0.318, SLG: 0.250 | BB | | | | G4-3 | | | 1B | | 1 | 0 | 1 | 1 | 0 | 0 | | | | | | | | | | |
| 16 Jason Kubel, L OBP: 0.297, SLG: 0.377 | 1B | | | | F7 | | | 1B | | 4 | 0 | 1 | 0 | 0 | 0 | | | | | | | | | | |
| 38 Luis Antonio Rodriguez, B OBP: 0.284, SLG: 0.284 | F8 | | | | G3 | | | 1B | | 4 | 0 | 2 | 1 | 0 | 0 | | | | | | | | | | |
| Jason Tyner, L OBP: 0.302, SLG: 0.316 | F7 | | | | G4-3 | | | G4-3 | | 4 | 0 | 0 | 0 | 0 | 5 | | | | | | | | | | |
| Inning Stats | R: 0 E: 0 K: 1 S: 9 | H: 0 LOB: 0 BB: 0 P: 14 | R: 1 E: 0 K: 1 S: 12 | H: 2 LOB: 2 BB: 1 P: 21 | R: 0 E: 0 K: 1 S: 11 | H: 2 LOB: 2 BB: 0 P: 11 | R: 0 E: 0 K: 0 S: 6 | H: 1 LOB: 1 BB: 0 P: 9 | R: 0 E: 0 K: 0 S: 10 | H: 0 LOB: 0 BB: 0 P: 12 | R: 0 E: 0 K: 1 S: 11 | H: 0 LOB: 0 BB: 0 P: 16 | R: 0 E: 0 K: 0 S: 6 | H: 0 LOB: 0 BB: 0 P: 8 | R: 0 E: 0 K: 0 S: 11 | H: 0 LOB: 0 BB: 0 P: 13 | R: 2 E: 1 K: 0 S: 15 | H: 4 LOB: 2 BB: 0 P: 21 | 1B: 8 2B: 0 3B: 0 HR: 1 | SF: 0 SAC: 0 DP: 1 HBP: 0 | WP: 0 PB: 0 SB: 0 CS: 0 | PA: 36 | | | |
| PITCHER | IP | WLS | BF | H | R | ER | SO | BB | IBB | HBP | BLK | WP | HR | S | P | ERA | WHIP | | | | | | | | |
| 36 Jered Weaver, R ERA: 3.88 | 7.0 | W | 26 | 5 | 1 | 1 | 4 | 1 | 0 | 0 | 0 | 0 | 1 | 65 | 91 | 1.29 | 0.857 | | | | | | | | |
| 49 Chris Bootcheck, R ERA: 3.8 | 2.0 | | 10 | 4 | 2 | 2 | 0 | 0 | 0 | 0 | 0 | 0 | 0 | 26 | 34 | 9.00 | 2.000 | | | | | | | | |
| 49 Chris Bootcheck, R ERA: 3.8 | 2.0 | | 10 | 4 | 2 | 2 | 0 | 0 | 0 | 0 | 0 | 0 | 0 | 26 | 34 | 9.00 | 2.000 | | | | | | | | |

| Batter | 1 | 2 | 3 | 4 | 5 | 6 | 7 | 8 | 9 | AB | R | H | RBI | BB | SO | LOB | BOTTOM | | | | | | | | |
|--|-------------------------------|----------------------------------|------------------------------|---------------------------------|------------------------------|---------------------------------|------------------------------|----------------------------------|-------------------------------|----------------------------------|-------------------------------|----------------------------------|------------------------------|----------------------------------|-------------------------------|----------------------------------|--|------------------------------------|----------------------------------|--------|--|--|--|--|--|
| 77 Reggie Williams, S OBP: 0.419, SLG: 0.379 | G4-3 | | F7 | | 1B | | | 1B | | 6 | 2 | 3 | 2 | 0 | 1 | 1 | Minnesota Twins @ Los Angeles Angels Angel Stadium of Anaheim, Anaheim, CA Mon Jun 04 2007, 7:05 PM PDT Att: 37,380 - Partly Cloudy - 75 F | | | | | | | | |
| Orlando Cabrera, R OBP: 0.379, SLG: 0.453 | 27 WP | | F8 | | 2B | | | 2B | | 5 | 4 | 4 | 2 | 0 | 0 | | | | | | | | | | |
| 32 Erick Aybar, S OBP: 0.290, SLG: 0.269 | 27 1B | | | | 2B | | | 1B | | 1 | 0 | 0 | 0 | 0 | 2 | | | | | | | | | | |
| 27 Vladimir Guerrero, R OBP: 0.490, SLG: 0.658 | 24 1B | | | | 1B | | | 1B | | 3 | 0 | 3 | 2 | 2 | 0 | | | | | | | | | | |
| Nathan Haynes, L OBP: 0.333, SLG: 0.333 | 1H | | | | 2B | | | 1B | | 1 | 1 | 0 | 0 | 0 | 2 | | | | | | | | | | |
| 24 Gary Matthews, S OBP: 0.353, SLG: 0.466 | 1B | | | | F7 | | | 1B | | 5 | 1 | 4 | 5 | 0 | 0 | | | | | | | | | | |
| 16 Garret Anderson, L OBP: 0.255, SLG: 0.388 | F7 | | | | F8 | | | HR | | 5 | 1 | 1 | 1 | 0 | 0 | | | | | | | | | | |
| 49 Chris Bootcheck, R ERA: 3.8 | | | | | G3 | | | HR | | 0 | 0 | 0 | 0 | 0 | 0 | | | | | | | | | | |
| Casey Kotchman, L OBP: 0.381, SLG: 0.514 | G3 | | | | 1B | | | L4 | | 4 | 1 | 2 | 1 | 0 | 0 | | | | | | | | | | |
| 39 Robb Quinlan, R OBP: 0.288, SLG: 0.452 | G6-3 | | | | G6-3 | | | 1B | | 1 | 0 | 0 | 0 | 0 | 1 | | | | | | | | | | |
| 47 Howie Kendrick, R OBP: 0.283, SLG: 0.355 | G6-3 | | | | HR | | | 1B | | 4 | 2 | 1 | 0 | 1 | 0 | | | | | | | | | | |
| Mike Napoli, R OBP: 0.342, SLG: 0.496 | K | | | | F8 | | | 1B | | 5 | 2 | 3 | 2 | 0 | 1 | | | | | | | | | | |
| 9 Chone Figgins, S OBP: 0.269, SLG: 0.291 | G6-3 | | | | G4-3 | | | 1B | | 5 | 2 | 2 | 1 | 0 | 0 | | | | | | | | | | |
| Inning Stats | R: 1 E: 0 K: 0 S: 10 | H: 3 LOB: 1 BB: 0 P: 14 | R: 0 E: 0 K: 1 S: 9 | H: 0 LOB: 0 BB: 0 P: 9 | R: 0 E: 0 K: 0 S: 6 | H: 0 LOB: 0 BB: 0 P: 8 | R: 0 E: 0 K: 0 S: 9 | H: 3 LOB: 2 BB: 0 P: 15 | R: 2 E: 0 K: 1 S: 12 | H: 3 LOB: 1 BB: 0 P: 20 | R: 5 E: 0 K: 1 S: 19 | H: 6 LOB: 2 BB: 1 P: 37 | R: 0 E: 0 K: 0 S: 8 | H: 1 LOB: 1 BB: 0 P: 14 | R: 8 E: 0 K: 0 S: 28 | H: 7 LOB: 2 BB: 2 P: 50 | 1B: 14 2B: 5 3B: 0 HR: 4 | SF: 0 SAC: 0 DP: 0 HBP: 0 | WP: 1 PB: 0 SB: 1 CS: 0 | PA: 48 | | | | | |
| PITCHER | IP | WLS | BF | H | R | ER | SO | BB | IBB | HBP | BLK | WP | HR | S | P | ERA | WHIP | | | | | | | | |
| 26 Boof Bonser, R ERA: 4.12 | 5.1 | L | 26 | 12 | 6 | 6 | 1 | 0 | 0 | 0 | 0 | 0 | 2 | 52 | 79 | 10.12 | 2.250 | | | | | | | | |
| Ramon Ortiz, R ERA: 5.6 | 1.2 | | 10 | 4 | 2 | 2 | 1 | 0 | 1 | 0 | 0 | 0 | 0 | 21 | 38 | 10.80 | 2.400 | | | | | | | | |
| 49 Jason Miller, L ERA: 18.0 | 0.1 | | 10 | 7 | 8 | 8 | 0 | 1 | 1 | 0 | 0 | 0 | 2 | 24 | 43 | 216.00 | 24.000 | | | | | | | | |
| 17 Pat Neshek, R ERA: 1.3 | 0.2 | | 2 | 0 | 0 | 0 | 0 | 0 | 0 | 0 | 0 | 0 | 0 | 4 | 7 | 0.00 | 0.000 | | | | | | | | |

AB 35
R 3
H 9
RBI 3
BB 1
SO 4
LOB 14



AB 45
R 16
H 23
RBI 16
BB 3
SO 2
LOB 15



| Batter | 1 | 2 | 3 | 4 | 5 | 6 | 7 | 8 | 9 | AB | R | H | RBI | BB | SO | LOB | TOP | | | | | |
|---|-------------------------------|----------------------------------|-------------------------------------|-----------------------------------|------------------------------|---------------------------------|------------------------------|---------------------------------|-------------------------------|----------------------------------|------------------------------|---------------------------------|-------------------------------|----------------------------------|------------------------------|---------------------------------|------------------------------|---------------------------------|----------------------------------|------------------------------------|----------------------------------|--------|
| Luis Castillo, S OBP: 0.381, SLG: 0.365 | | | | | | | | | | 3 | 0 | 0 | 0 | 1 | 0 | 2 | | | | | | |
| Jason Tyner, L OBP: 0.300, SLG: 0.314 | | | | | | | | | | 4 | 0 | 1 | 0 | 0 | 0 | 1 | | | | | | |
| 5 Michael Cuddyer, R OBP: 0.370, SLG: 0.453 | | | | | | | | | | 4 | 0 | 0 | 0 | 0 | 0 | 2 | | | | | | |
| 33 Justin Morneau, L OBP: 0.355, SLG: 0.555 | | | | | | | | | | 4 | 0 | 0 | 0 | 0 | 0 | 2 | | | | | | |
| Tori Hunter, R OBP: 0.353, SLG: 0.577 | | | | | | | | | | 2 | 1 | 1 | 1 | 1 | 0 | 0 | | | | | | |
| 16 Jason Kubel, L OBP: 0.298, SLG: 0.376 | | | | | | | | | | 3 | 0 | 1 | 0 | 0 | 1 | 1 | | | | | | |
| 41 Chris Heintz, R OBP: 0.280, SLG: 0.217 | | | | | | | | | | 3 | 0 | 0 | 0 | 0 | 1 | 1 | | | | | | |
| 38 Luis Antonio Rodriguez, B OBP: 0.286, SLG: 0.275 | | | | | | | | | | 2 | 0 | 0 | 0 | 1 | 1 | 0 | | | | | | |
| Jason Bartlett, R OBP: 0.335, SLG: 0.282 | | | | | | | | | | 3 | 0 | 0 | 0 | 0 | 1 | 2 | | | | | | |
| Inning Stats | R: 0 E: 0 K: 0 S: 13 | H: 0 LOB: 1 BB: 1 P: 22 | R: 0 E: 0 K: 1 S: 6 | H: 0 LOB: 0 BB: 1 P: 10 | R: 0 E: 0 K: 1 S: 8 | H: 0 LOB: 0 BB: 0 P: 9 | R: 0 E: 0 K: 0 S: 7 | H: 0 LOB: 0 BB: 0 P: 8 | R: 1 E: 0 K: 1 S: 13 | H: 2 LOB: 2 BB: 1 P: 22 | R: 0 E: 0 K: 0 S: 8 | H: 1 LOB: 0 BB: 0 P: 9 | R: 0 E: 0 K: 1 S: 10 | H: 0 LOB: 0 BB: 0 P: 12 | R: 0 E: 0 K: 0 S: 7 | H: 0 LOB: 0 BB: 0 P: 9 | R: 0 E: 0 K: 0 S: 5 | H: 0 LOB: 0 BB: 0 P: 6 | 1B: 2 2B: 0 3B: 0 HR: 1 | SF: 0 SAC: 0 DP: 2 HBP: 0 | WP: 1 PB: 0 SB: 0 CS: 0 | PA: 31 |
| PITCHER 45 Kelvin Escobar, R ERA: 2.76 | IP: 9.0 WLS: W BF: 31 | H: 3 R: 1 ER: 1 SO: 4 | BB: 3 IBB: 0 HBP: 0 BLK: 0 | WP: 1 HR: 1 S: 77 P: 107 | ERA: 1.00 WHIP: 0.667 | PITCHER | | | | | | | | | | | | | | | | |

Minnesota Twins @ Los Angeles Angels
Angel Stadium of Anaheim, Anaheim, CA
Tue Jun 05 2007, 7:05 PM PDT
Att: 42,001 - Partly Cloudy - 70 F

livebaseballscorecards.com

AB 28
R 1
H 3
RBI 1
BB 3
SO 4
LOB 11

| Batter | 1 | 2 | 3 | 4 | 5 | 6 | 7 | 8 | 9 | AB | R | H | RBI | BB | SO | LOB | BOTTOM | | | |
|--|------------------------------|----------------------------------|-------------------------------------|----------------------------------|------------------------------|---------------------------------|------------------------------|----------------------------------|-------------------------------|----------------------------------|-------------------------------|----------------------------------|------------------------------|---------------------------------|-------------------------------|----------------------------------|----------------------------------|------------------------------------|----------------------------------|--------|
| 77 Reggie Willits, S OBP: 0.420, SLG: 0.378 | | | | | | | | | | 3 | 2 | 1 | 0 | 1 | 0 | 3 | | | | |
| Orlando Cabrera, R OBP: 0.381, SLG: 0.454 | | | | | | | | | | 4 | 0 | 2 | 1 | 0 | 0 | 1 | | | | |
| 27 Vladimir Guerrero, R OBP: 0.456, SLG: 0.620 | | | | | | | | | | 4 | 0 | 1 | 1 | 0 | 0 | 2 | | | | |
| 24 Gary Matthews, S OBP: 0.352, SLG: 0.460 | | | | | | | | | | 3 | 0 | 0 | 0 | 1 | 1 | | | | | |
| 16 Garret Anderson, L OBP: 0.245, SLG: 0.383 | | | | | | | | | | 4 | 0 | 0 | 0 | 0 | 2 | 1 | | | | |
| Casey Kotchman, L OBP: 0.383, SLG: 0.528 | | | | | | | | | | 3 | 1 | 1 | 1 | 1 | 0 | 0 | | | | |
| 47 Howie Kendrick, R OBP: 0.291, SLG: 0.361 | | | | | | | | | | 4 | 1 | 2 | 0 | 0 | 0 | 1 | | | | |
| José Molina, R OBP: 0.243, SLG: 0.274 | | | | | | | | | | 4 | 0 | 1 | 0 | 0 | 3 | 1 | | | | |
| 9 Chone Figgins, S OBP: 0.278, SLG: 0.301 | | | | | | | | | | 3 | 1 | 2 | 1 | 0 | 0 | 0 | | | | |
| Inning Stats | R: 1 E: 0 K: 0 S: 7 | H: 1 LOB: 1 BB: 2 P: 15 | R: 0 E: 0 K: 1 S: 6 | H: 0 LOB: 0 BB: 1 P: 12 | R: 1 E: 0 K: 0 S: 5 | H: 2 LOB: 1 BB: 0 P: 8 | R: 0 E: 0 K: 0 S: 7 | H: 0 LOB: 0 BB: 0 P: 10 | R: 1 E: 0 K: 1 S: 10 | H: 2 LOB: 1 BB: 0 P: 17 | R: 2 E: 0 K: 2 S: 18 | H: 4 LOB: 2 BB: 0 P: 26 | R: 0 E: 0 K: 0 S: 5 | H: 0 LOB: 0 BB: 0 P: 6 | R: 0 E: 0 K: 2 S: 10 | H: 1 LOB: 1 BB: 0 P: 13 | 1B: 9 2B: 0 3B: 0 HR: 1 | SF: 0 SAC: 0 DP: 2 HBP: 0 | WP: 0 PB: 0 SB: 0 CS: 0 | PA: 35 |
| PITCHER 30 Scott Baker, R ERA: 6.45 | IP: 5.2 WLS: L | H: 8 R: 5 ER: 5 SO: 4 | BB: 3 IBB: 0 HBP: 0 BLK: 0 | WP: 0 HR: 1 S: 51 P: 84 | ERA: 7.94 WHIP: 1.941 | PITCHER | | | | | | | | | | | | | | |
| 54 Matt Guerrier, R ERA: 1.8 | IP: 1.1 | H: 1 R: 0 ER: 0 SO: 0 | BB: 0 IBB: 0 HBP: 0 BLK: 0 | WP: 0 HR: 0 S: 7 P: 10 | ERA: 0.00 WHIP: 0.750 | | | | | | | | | | | | | | | |
| 56 Carmen Cali, L ERA: 1.8 | IP: 0.2 | H: 0 R: 0 ER: 0 SO: 1 | BB: 0 IBB: 0 HBP: 0 BLK: 0 | WP: 0 HR: 0 S: 5 P: 6 | ERA: 0.00 WHIP: 0.000 | | | | | | | | | | | | | | | |
| Juan Rincon, R ERA: 2.66 | IP: 0.1 | H: 1 R: 0 ER: 0 SO: 1 | BB: 0 IBB: 0 HBP: 0 BLK: 0 | WP: 0 HR: 0 S: 5 P: 7 | ERA: 0.00 WHIP: 3.000 | | | | | | | | | | | | | | | |

Minnesota Twins @ Los Angeles Angels
Angel Stadium of Anaheim, Anaheim, CA
Tue Jun 05 2007, 7:05 PM PDT
Att: 42,001 - Partly Cloudy - 70 F

livebaseballscorecards.com

AB 32
R 5
H 10
RBI 4
BB 3
SO 6
LOB 10

| Batter | 1 | 2 | 3 | 4 | 5 | 6 | 7 | 8 | 9 | AB | R | H | RBI | BB | SO | LOB | TOP | | | | | |
|---|------------------------------|----------------------------------|-------------------------------|----------------------------------|------------------------------|----------------------------------|-------------------------------|----------------------------------|-------------------------------|----------------------------------|------------------------------|----------------------------------|-------------------------------|----------------------------------|------------------------------|----------------------------------|-------------------------------|----------------------------------|----------------------------------|------------------------------------|----------------------------------|--------|
| Luis Castillo, S OBP: 0.386, SLG: 0.371 | F7 | | | G4-3 | G5-3 | | | | | | | | | | | | 5 2 3 0 0 0 0 | | | | | |
| Jeff Cirillo, R OBP: 0.298, SLG: 0.324 | G5-3 | | | | | | F8 | | | | | | | | | | 4 1 1 0 1 0 2 | | | | | |
| 5 Michael Cuddyer, R OBP: 0.379, SLG: 0.478 | G4-3 | | | | | | | CS | | | | | | | | | 4 1 3 3 1 0 0 | | | | | |
| 33 Justin Morneau, L OBP: 0.352, SLG: 0.547 | | | | | | | | | | | | | | | | | 5 0 1 1 0 1 3 | | | | | |
| Tori Hunter, R OBP: 0.346, SLG: 0.566 | | | | | | | | | | | | | | | | | 4 0 0 0 0 2 3 | | | | | |
| 55 Mike Redmond, R OBP: 0.348, SLG: 0.385 | | | | | | | | | | | | | | | | | 4 1 1 0 0 0 1 | | | | | |
| 16 Jason Kubel, L OBP: 0.291, SLG: 0.367 | | | | | | | | | | | | | | | | | 4 1 0 0 0 0 1 | | | | | |
| 8 Nick Punto, S OBP: 0.329, SLG: 0.295 | | | | | | | | | | | | | | | | | 4 1 1 3 0 0 0 | | | | | |
| Jason Bartlett, R OBP: 0.333, SLG: 0.300 | | | | | | | | | | | | | | | | | 4 1 1 1 0 0 0 | | | | | |
| Inning Stats | R: 0 E: 0 K: 0 S: 8 | H: 0 LOB: 0 BB: 0 P: 14 | R: 0 E: 0 K: 1 S: 10 | H: 0 LOB: 0 BB: 0 P: 14 | R: 0 E: 0 K: 0 S: 8 | H: 0 LOB: 0 BB: 0 P: 11 | R: 2 E: 0 K: 1 S: 15 | H: 2 LOB: 0 BB: 0 P: 21 | R: 4 E: 1 K: 0 S: 13 | H: 4 LOB: 2 BB: 1 P: 25 | R: 0 E: 0 K: 0 S: 6 | H: 0 LOB: 0 BB: 0 P: 10 | R: 0 E: 0 K: 0 S: 15 | H: 1 LOB: 0 BB: 0 P: 18 | R: 0 E: 0 K: 1 S: 8 | H: 1 LOB: 1 BB: 0 P: 12 | R: 2 E: 0 K: 0 S: 15 | H: 3 LOB: 2 BB: 1 P: 20 | 1B: 7 2B: 1 3B: 0 HR: 3 | SF: 0 SAC: 0 DP: 0 HBP: 0 | WP: 0 PB: 1 SB: 1 CS: 1 | PA: 41 |
| PITCHER | IP | WLS | BF | H | R | ER | SO | BB | IBB | HBP | BLK | WP | HR | S | P | ERA | WHIP | | | | | |
| 41 John Lackey, R ERA: 2.6 | 7.0 | L | 29 | 7 | 6 | 4 | 2 | 1 | 0 | 0 | 0 | 0 | 2 | 75 | 113 | 5.14 | 1.143 | | | | | |
| 58 Dustin Moseley, R ERA: 1.53 | 1.2 | | 10 | 4 | 2 | 2 | 1 | 1 | 0 | 0 | 0 | 0 | 1 | 20 | 28 | 10.80 | 3.000 | | | | | |
| Darren Oliver, L ERA: 7.31 | 0.1 | | 1 | 0 | 0 | 0 | 0 | 0 | 0 | 0 | 0 | 0 | 0 | 3 | 4 | 0.00 | 0.000 | | | | | |

Minnesota Twins @ Los Angeles Angels
Angel Stadium of Anaheim, Anaheim, CA
Wed Jun 06 2007, 12:35 PM PDT
Att: 36,453 - Partly Cloudy - 67 F

livebaseballscorecards.com

AB 38
R 8
H 11
RBI 8
BB 2
SO 3
LOB 10



| Batter | 1 | 2 | 3 | 4 | 5 | 6 | 7 | 8 | 9 | AB | R | H | RBI | BB | SO | LOB | BOTTOM | | | | | |
|--|-------------------------------|----------------------------------|-------------------------------|----------------------------------|-------------------------------|----------------------------------|------------------------------|----------------------------------|------------------------------|----------------------------------|-------------------------------|----------------------------------|------------------------------|----------------------------------|------------------------------|----------------------------------|-------------------------------|----------------------------------|----------------------------------|------------------------------------|----------------------------------|--------|
| 77 Reggie Willits, S OBP: 0.414, SLG: 0.379 | F8 | | | G4-3 | | | | | | | | | | | | | 5 0 1 1 0 1 0 | | | | | |
| 9 Chone Figgins, S OBP: 0.276, SLG: 0.297 | | | | | | | | | | | | | | | | | 5 0 1 0 0 0 1 | | | | | |
| Orlando Cabrera, R OBP: 0.381, SLG: 0.453 | | | | | | | | | | | | | | | | | 5 1 2 0 0 0 1 | | | | | |
| 27 Vladimir Guerrero, R OBP: 0.449, SLG: 0.608 | | | | | | | | | | | | | | | | | 4 0 0 0 0 2 3 | | | | | |
| Casey Kotchman, L OBP: 0.390, SLG: 0.536 | | | | | | | | | | | | | | | | | 3 1 2 1 1 1 2 | | | | | |
| 16 Garret Anderson, L OBP: 0.246, SLG: 0.387 | | | | | | | | | | | | | | | | | 4 1 1 0 0 0 4 | | | | | |
| Mike Napoli, R OBP: 0.346, SLG: 0.496 | | | | | | | | | | | | | | | | | 4 0 2 2 0 1 2 | | | | | |
| 47 Howie Kendrick, R OBP: 0.290, SLG: 0.386 | | | | | | | | | | | | | | | | | 4 2 1 1 0 1 2 | | | | | |
| Nathan Haynes, L OBP: 0.143, SLG: 0.143 | | | | | | | | | | | | | | | | | 4 0 0 0 0 0 1 | | | | | |
| Inning Stats | R: 0 E: 1 K: 1 S: 12 | H: 1 LOB: 2 BB: 0 P: 13 | R: 2 E: 0 K: 0 S: 16 | H: 3 LOB: 1 BB: 0 P: 25 | R: 2 E: 0 K: 1 S: 14 | H: 3 LOB: 1 BB: 0 P: 20 | R: 0 E: 0 K: 0 S: 8 | H: 0 LOB: 0 BB: 0 P: 13 | R: 0 E: 0 K: 1 S: 9 | H: 2 LOB: 2 BB: 0 P: 11 | R: 1 E: 0 K: 1 S: 10 | H: 1 LOB: 0 BB: 0 P: 17 | R: 0 E: 0 K: 1 S: 8 | H: 0 LOB: 1 BB: 1 P: 15 | R: 0 E: 0 K: 2 S: 9 | H: 0 LOB: 0 BB: 0 P: 15 | R: 0 E: 0 K: 0 S: 11 | H: 0 LOB: 0 BB: 0 P: 19 | 1B: 6 2B: 3 3B: 0 HR: 1 | SF: 0 SAC: 0 DP: 0 HBP: 0 | WP: 0 PB: 0 SB: 0 CS: 0 | PA: 39 |
| PITCHER | IP | WLS | BF | H | R | ER | SO | BB | IBB | HBP | BLK | WP | HR | S | P | ERA | WHIP | | | | | |
| 59 Kevin Slowey, R ERA: 4.09 | 5.0 | W | 26 | 10 | 5 | 4 | 2 | 0 | 0 | 0 | 0 | 0 | 0 | 15 | 24 | 0.00 | 0.000 | | | | | |
| 54 Matt Guerrier, R ERA: 1.72 | 1.2 | H | 5 | 0 | 0 | 0 | 2 | 0 | 0 | 0 | 0 | 0 | 0 | 2 | 6 | 0.00 | 3.000 | | | | | |
| 56 Carmen Cali, L ERA: | 0.1 | H | 2 | 0 | 0 | 0 | 0 | 1 | 0 | 0 | 0 | 0 | 0 | 9 | 15 | 0.00 | 0.000 | | | | | |
| 17 Pat Neshek, R ERA: 1.26 | 1.0 | H | 3 | 0 | 0 | 0 | 2 | 0 | 0 | 0 | 0 | 0 | 0 | 11 | 19 | 0.00 | 0.000 | | | | | |
| 36 Joe Nathan, R ERA: 2.05 | 1.0 | S | 3 | 0 | 0 | 0 | 0 | 0 | 0 | 0 | 0 | 0 | 0 | 11 | 19 | 0.00 | 0.000 | | | | | |

Minnesota Twins @ Los Angeles Angels
Angel Stadium of Anaheim, Anaheim, CA
Wed Jun 06 2007, 12:35 PM PDT
Att: 36,453 - Partly Cloudy - 67 F

livebaseballscorecards.com

AB 38
R 5
H 10
RBI 5
BB 1
SO 6
LOB 16



| Batter | 1 | 2 | 3 | 4 | 5 | 6 | 7 | 8 | 9 | AB | R | H | RBI | BB | SO | LOB | TOP | | | | |
|--|-------------------------------|----------------------------------|-------------------------------|----------------------------------|-------------------------------|----------------------------------|------------------------------|----------------------------------|------------------------------|---------------------------------|------------------------------|----------------------------------|------------------------------|---------------------------------|------------------------------|----------------------------------|----------------------------------|------------------------------------|-------------------------|--------|--|
| Felipe Lopez, S (1, 4) OBP: 0.283, SLG: 0.336 | 1-3 | | 2-3 | | 0-0 | | | 1-0 | | 4 | 0 | 0 | 0 | 0 | 2 | 1 | | | | | |
| 15 Cristian Guzman, S (1, 6) OBP: 0.383, SLG: 0.488 | 0-2 | | 0-1 | | 0-0 | | | 1-1 | | 4 | 1 | 3 | 0 | 0 | 0 | 0 | | | | | |
| 11 Ryan Zimmerman, R (1, 5) OBP: 0.306, SLG: 0.421 | 2-3 | | 1-2 | | 2-1 | | | 0-2 | | 4 | 1 | 1 | 3 | 0 | 1 | 2 | | | | | |
| 21 Dmitri Young, S (1, 10) OBP: 0.405, SLG: 0.511 | 3-2 | | 0-3 | | 0-0 | | | 0-0 | | 4 | 0 | 1 | 0 | 0 | 1 | 1 | | | | | |
| 10 Ronnie Belliard, R (9, PR) OBP: 0.322, SLG: 0.384 | | | | | | | | | | 0 | 0 | 0 | 0 | 0 | 0 | 0 | | | | | |
| 25 Austin Kearns, R (1, 9) OBP: 0.311, SLG: 0.386 | | 1-2 | 3-1 | | 0-1 | | | 1-1 | | 4 | 0 | 1 | 0 | 0 | 0 | 1 | | | | | |
| Ryan Church, L (1, 7) OBP: 0.383, SLG: 0.452 | | 0-0 | | 1-3 | | | | 0-0 | | 4 | 0 | 0 | 0 | 0 | 1 | 3 | | | | | |
| Ryan Langerhans, L (9, 7) OBP: 0.256, SLG: 0.208 | | | | | | | | | | 0 | 0 | 0 | 0 | 0 | 0 | 0 | | | | | |
| Tony Batista, R (1, 3) OBP: 0.333, SLG: 0.304 | | 1-1 | | 0-1 | | | | 1-1 | | 3 | 0 | 1 | 0 | 0 | 0 | 1 | | | | | |
| 13 Robert Fick, L (7, 3) OBP: 0.289, SLG: 0.227 | | | | | | | | | | 1 | 0 | 0 | 0 | 0 | 1 | 2 | | | | | |
| 3 Jesus Flores, R (1, 2) OBP: 0.345, SLG: 0.306 | | 2-2 | | 2-2 | | | | 1-2 | | 3 | 0 | 1 | 0 | 0 | 0 | 1 | | | | | |
| Nook Logan, S (1, 8) OBP: 0.260, SLG: 0.311 | | | | | 0-0 | | | 1-2 | | 3 | 1 | 0 | 0 | 0 | 0 | 1 | | | | | |
| Inning Stats | R: 0 E: 0 K: 2 S: 18 | H: 1 LOB: 1 BB: 0 P: 24 | R: 0 E: 0 K: 0 S: 13 | H: 1 LOB: 1 BB: 0 P: 17 | R: 3 E: 1 K: 2 S: 15 | H: 2 LOB: 0 BB: 0 P: 21 | R: 0 E: 0 K: 1 S: 9 | H: 1 LOB: 0 BB: 0 P: 12 | R: 0 E: 0 K: 0 S: 8 | H: 0 LOB: 0 BB: 0 P: 4 | R: 0 E: 0 K: 0 S: 4 | H: 1 LOB: 0 BB: 0 P: 11 | R: 0 E: 0 K: 0 S: 6 | H: 0 LOB: 2 BB: 0 P: 8 | R: 0 E: 0 K: 1 S: 8 | H: 1 LOB: 2 BB: 0 P: 14 | 1B: 5 2B: 2 3B: 0 HR: 1 | SF: 0 SAC: 0 DP: 0 HBP: 0 | WP: 0 PB: 0 CS: 1 | PA: 34 | |
| PITCHER | IP | WLS | BF | H | R | ER | SO | BB | IBB | HBP | BLK | WP | HR | S | P | ERA | WHIP | | | | |
| Johan Santana, L (1, 1) ERA: 3.24 | 7.0 | L | 27 | 7 | 3 | 2 | 5 | 0 | 0 | 0 | 0 | 0 | 1 | 75 | 100 | 2.57 | 1.000 | | | | |
| Juan Rincon, R (8, 1) ERA: 2.49 | 1.1 | | 5 | 1 | 0 | 0 | 0 | 0 | 0 | 0 | 0 | 0 | 0 | 9 | 12 | 0.00 | 0.750 | | | | |
| 56 Carmen Cali, L (9, 1) ERA: | 0.2 | | 2 | 0 | 0 | 0 | 1 | 0 | 0 | 0 | 0 | 0 | 0 | 5 | 10 | 0.00 | 0.000 | | | | |

Washington Nationals @ Minnesota Twins
Hubert H. Humphrey Metrodome, Minneapolis, MN

AB 34
R 3
H 8
RBI 3
BB 0
SO 6
LOB 13



WP: 0
PB: 0
CS: 1
PA: 34

Sat Jun 09 2007, 7:10 PM EDT
Att: 39,742 - Dome - 69 F

livebaseballscorecards.com

| Batter | 1 | 2 | 3 | 4 | 5 | 6 | 7 | 8 | 9 | AB | R | H | RBI | BB | SO | LOB | BOTTOM | | | | |
|--|------------------------------|----------------------------------|-------------------------------|----------------------------------|-------------------------------|----------------------------------|------------------------------|---------------------------------|-------------------------------|----------------------------------|-------------------------------|----------------------------------|-------------------------------|----------------------------------|-------------------------------|----------------------------------|----------------------------------|------------------------------------|-------------------------|--------|--|
| Luis Castillo, S (1, 4) OBP: 0.374, SLG: 0.359 | 2-2 | | 2-2 | | 0-1 | | | 2-3 | | 4 | 0 | 0 | 0 | 0 | 2 | 1 | | | | | |
| 7 Joe Mauer, L (1, 2) OBP: 0.423, SLG: 0.468 | 2-3 | | 2-1 | | 3-2 | | | 1-1 | | 4 | 0 | 0 | 0 | 0 | 1 | 1 | | | | | |
| 5 Michael Cuddyer, R (1, 9) OBP: 0.374, SLG: 0.467 | 2-2 | | | | 0-0 | | | 2-3 | | 4 | 0 | 1 | 0 | 0 | 1 | 0 | | | | | |
| 33 Justin Morneau, L (1, 3) OBP: 0.352, SLG: 0.554 | | 2-2 | | | 1-0 | | | 1-3 | | 4 | 1 | 1 | 1 | 0 | 2 | 1 | | | | | |
| Tori Hunter, R (1, 8) OBP: 0.343, SLG: 0.555 | | 2-2 | | | 0-0 | | | 2-3 | | 4 | 0 | 0 | 0 | 0 | 2 | 1 | | | | | |
| 16 Jason Kubel, L (1, 7) OBP: 0.288, SLG: 0.379 | | 1-0 | | | 1-2 | | | 0-0 | | 1 | 0 | 0 | 0 | 0 | 0 | 0 | | | | | |
| 20 Lew Ford, R (4, 7) OBP: 0.280, SLG: 0.277 | | | | | | | | | | 3 | 0 | 2 | 0 | 0 | 0 | 0 | | | | | |
| Jason Tyner, L (1, 10) OBP: 0.313, SLG: 0.321 | | 1-0 | | | 3-2 | | | 4-1 | | 3 | 0 | 1 | 0 | 1 | 0 | 2 | | | | | |
| 8 Nick Punto, S (1, 5) OBP: 0.327, SLG: 0.291 | | | | | 0-0 | | | 3-2 | | 2 | 0 | 0 | 0 | 1 | 0 | 3 | | | | | |
| Jason Bartlett, R (1, 6) OBP: 0.323, SLG: 0.289 | | | | | 1-1 | | | 3-3 | | 3 | 0 | 0 | 0 | 0 | 1 | 2 | | | | | |
| Inning Stats | R: 0 E: 0 K: 2 S: 9 | H: 0 LOB: 0 BB: 0 P: 15 | R: 1 E: 0 K: 0 S: 11 | H: 1 LOB: 0 BB: 0 P: 17 | R: 0 E: 0 K: 0 S: 13 | H: 0 LOB: 1 BB: 1 P: 21 | R: 0 E: 0 K: 0 S: 3 | H: 0 LOB: 0 BB: 0 P: 4 | R: 0 E: 0 K: 1 S: 10 | H: 0 LOB: 0 BB: 0 P: 15 | R: 0 E: 0 K: 2 S: 13 | H: 1 LOB: 2 BB: 1 P: 23 | R: 0 E: 0 K: 2 S: 12 | H: 0 LOB: 0 BB: 0 P: 18 | R: 0 E: 0 K: 2 S: 16 | H: 2 LOB: 2 BB: 0 P: 21 | 1B: 4 2B: 0 3B: 0 HR: 1 | SF: 0 SAC: 0 DP: 0 HBP: 0 | WP: 0 PB: 0 CS: 0 | PA: 34 | |
| PITCHER | IP | WLS | BF | H | R | ER | SO | BB | IBB | HBP | BLK | WP | HR | S | P | ERA | WHIP | | | | |
| Levane Speigner, R (1, 1) ERA: 7.79 | 6.0 | | 21 | 2 | 1 | 1 | 3 | 1 | 0 | 0 | 0 | 0 | 0 | 3 | 4 | 0.00 | 0.500 | | | | |
| 34 Ray King, L (7, 1) ERA: 6.46 | 0.1 | H | 1 | 0 | 0 | 0 | 1 | 0 | 0 | 0 | 0 | 0 | 0 | 3 | 4 | 0.00 | 0.000 | | | | |
| 43 Jesus Colome, R (7, 1) ERA: 2.21 | 0.2 | H | 4 | 1 | 0 | 0 | 1 | 1 | 0 | 0 | 0 | 0 | 0 | 10 | 19 | 0.00 | 3.000 | | | | |
| Jon Rauch, R (8, 1) ERA: 5.58 | 1.0 | H | 3 | 0 | 0 | 0 | 2 | 0 | 0 | 0 | 0 | 0 | 0 | 12 | 18 | 0.00 | 0.000 | | | | |
| 32 Chad Cordero, R (9, 1) ERA: 2.75 | 1.0 | S | 5 | 2 | 0 | 0 | 2 | 0 | 0 | 0 | 0 | 0 | 0 | 16 | 21 | 0.00 | 2.000 | | | | |

Washington Nationals @ Minnesota Twins
Hubert H. Humphrey Metrodome, Minneapolis, MN

AB 32
R 1
H 5
RBI 1
BB 2
SO 9
LOB 11



WP: 0
PB: 0
CS: 0
PA: 34

Sat Jun 09 2007, 7:10 PM EDT
Att: 39,742 - Dome - 69 F

livebaseballscorecards.com

| Batter | 1 | 2 | 3 | 4 | 5 | 6 | 7 | 8 | 9 | AB | R | H | RBI | BB | SO | LOB | TOP | | | | | | | | |
|---|-------------------------------|----------------------------------|-------------------------------|----------------------------------|-------------------------------|----------------------------------|-------------------------------|----------------------------------|------------------------------|----------------------------------|------------------------------|----------------------------------|-------------------------------|----------------------------------|-------------------------------|----------------------------------|---|----------------------------------|-----------------------------------|------------------------------------|-------------------------|--------|--|--|--|
| Felipe Lopez, S (1, 4) OBP: 0.277, SLG: 0.329 | 0-3 K | 1-2 G3-1 | | 0-1 G3 | | 3-2 G3 | | 2-3 K | | 5 | 0 | 0 | 1 | 0 | 2 | 5 | Washington Nationals @ Minnesota Twins Hubert H. Humphrey Metrodome, Minneapolis, MN Sun Jun 10 2007, 2:10 PM EDT Att: 31,035 - Dome - 70 F livebaseballscorecards.com | | | | | | | | |
| 15 Cristian Guzman, S (1, 6) OBP: 0.386, SLG: 0.485 | 3-1 2B | | 2-2 G6-3 | 1-3 K | | 1-1 B1-3 | | 1-2 L6 | | 5 | 0 | 1 | 0 | 0 | 1 | 3 | | | | | | | | | |
| 11 Ryan Zimmerman, R (1, 10) OBP: 0.300, SLG: 0.413 | 2-1 G5-3 | | 1-2 G5-3 | | 0-1 F8 | | 0-0 P5 | | 1-3 K | 5 | 0 | 0 | 0 | 0 | 1 | 1 | | | | | | | | | |
| 21 Dmitri Young, S (1, 3) OBP: 0.410, SLG: 0.513 | 3-2 L3 | | 1-1 1B | | 0-0 25 BB 10 1B | | 1-1 25 1B | | 2-2 G4-3 | 5 | 1 | 3 | 0 | 0 | 0 | 1 | | | | | | | | | |
| 25 Austin Kearns, R (1, 9) OBP: 0.313, SLG: 0.384 | | 3-2 L9 | 2-3 K | | 4-1 10 1B | | 3-1 1B | | 2-2 L9 | 4 | 0 | 1 | 0 | 1 | 1 | 1 | | | | | | | | | |
| Ryan Church, L (1, 7) OBP: 0.365, SLG: 0.453 | 0-1 10 1B | | | 2-1 G3-1 | 0-3 K | | 1-3 K | | | 4 | 2 | 2 | 0 | 0 | 2 | 4 | | | | | | | | | |
| 10 Ronnie Belliard, R (1, 5) OBP: 0.331, SLG: 0.373 | 3-1 1B | | 0-2 G3 | 1-2 G3-1 | 0-0 1-3 2-H | | 1-3 K | | | 4 | 0 | 3 | 1 | 0 | 1 | 2 | | | | | | | | | |
| Brian Schneider, L (1, 2) OBP: 0.316, SLG: 0.324 | 0-0 1-2 3-H | | 1-1 G3-1 | 1-0 F8 | | | 1-1 G4-3 | | | 4 | 0 | 1 | 1 | 0 | 0 | 4 | | | | | | | | | |
| Ryan Langerhans, L (1, 8) OBP: 0.264, SLG: 0.204 | 1-3 K | | 4-2 G3 | | | 1-3 K | | 4-2 BB | | 2 | 0 | 0 | 0 | 2 | 2 | 2 | | | | | | | | | |
| Inning Stats | R: 0 E: 0 K: 1 S: 11 | H: 1 LOB: 1 BB: 0 P: 19 | R: 1 E: 0 K: 1 S: 15 | H: 3 LOB: 2 BB: 0 P: 23 | R: 0 E: 0 K: 1 S: 11 | H: 1 LOB: 1 BB: 0 P: 17 | R: 1 E: 0 K: 1 S: 14 | H: 2 LOB: 2 BB: 1 P: 22 | R: 1 E: 0 K: 1 S: 9 | H: 2 LOB: 2 BB: 1 P: 14 | R: 0 E: 0 K: 2 S: 8 | H: 0 LOB: 0 BB: 0 P: 13 | R: 0 E: 0 K: 2 S: 12 | H: 2 LOB: 2 BB: 0 P: 18 | R: 0 E: 0 K: 1 S: 10 | H: 0 LOB: 1 BB: 1 P: 18 | R: 0 E: 0 K: 1 S: 16 | H: 0 LOB: 0 BB: 0 P: 21 | 1B: 10 2B: 1 3B: 0 HR: 0 | SF: 0 SAC: 0 DP: 0 HBP: 0 | WP: 0 PB: 0 CS: 0 | PA: 41 | | | |
| PITCHER | IP | WLS | BF | H | R | ER | SO | BB | IBB | HBP | BLK | WP | HR | S | P | ERA | WHIP | | | | | | | | |
| 26 Boof Bonser, R (1, 1) ERA: 4.21 | 5.0 | W | 26 | 9 | 3 | 3 | 5 | 2 | 0 | 0 | 0 | 0 | 0 | 60 | 95 | 5.40 | 2.200 | | | | | | | | |
| 54 Matt Guerrier, R (6, 1) ERA: 1.94 | 1.2 | H | 7 | 2 | 0 | 0 | 2 | 0 | 0 | 0 | 0 | 0 | 0 | 17 | 27 | 0.00 | 1.200 | | | | | | | | |
| 17 Pat Neshek, R (7, 1) ERA: 1.2 | 1.1 | H | 5 | 0 | 0 | 0 | 2 | 1 | 0 | 0 | 0 | 0 | 0 | 13 | 22 | 0.00 | 0.750 | | | | | | | | |
| 36 Joe Nathan, R (9, 1) ERA: 1.98 | 1.0 | S | 3 | 0 | 0 | 0 | 1 | 0 | 0 | 0 | 0 | 0 | 0 | 16 | 21 | 0.00 | 0.000 | | | | | | | | |

| Batter | 1 | 2 | 3 | 4 | 5 | 6 | 7 | 8 | 9 | AB | R | H | RBI | BB | SO | LOB | BOTTOM | | | | | | | | |
|---|-------------------------------|----------------------------------|-------------------------------|----------------------------------|-------------------------------|----------------------------------|------------------------------|---------------------------------|------------------------------|----------------------------------|-------------------------------|----------------------------------|-------------------------------|----------------------------------|-------------------------------|----------------------------------|---|------------------------------------|-------------------------|--------|--|--|--|--|--|
| Luis Castillo, S (1, 4) OBP: 0.375, SLG: 0.365 | 2-1 1B | 2-2 1B | | 1-0 F8 | | 2-1 G4-3 | 2-3 K | | | 5 | 1 | 2 | 0 | 0 | 1 | 3 | Washington Nationals @ Minnesota Twins Hubert H. Humphrey Metrodome, Minneapolis, MN Sun Jun 10 2007, 2:10 PM EDT Att: 31,035 - Dome - 70 F livebaseballscorecards.com | | | | | | | | |
| Jason Bartlett, R (1, 6) OBP: 0.330, SLG: 0.298 | 2-2 5 G5-3 | 0-2 P2 | | 2-1 F9 | | 3-1 5 1B | | 3-2 5 1B | | 5 | 1 | 3 | 2 | 0 | 0 | 2 | | | | | | | | | |
| 5 Michael Cuddyer, R (1, 9) OBP: 0.371, SLG: 0.461 | 1-2 G5-3 | 1-0 F9 | | 0-0 F9 | | 2-2 3-H | | 0-2 L6 | | 5 | 0 | 1 | 0 | 0 | 0 | 4 | | | | | | | | | |
| 33 Justin Morneau, L (1, 3) OBP: 0.346, SLG: 0.542 | 0-1 F7 | | 0-1 F7 | | 0-0 G3-1 | 1-2 G2-3 | | 2-2 G3-1 | | 5 | 0 | 0 | 0 | 0 | 0 | 3 | | | | | | | | | |
| Tori Hunter, R (1, 8) OBP: 0.350, SLG: 0.558 | 2-2 55 1B | | 2-2 55 1B | | 0-1 P4 | | 0-1 55 G5-3 | | | 4 | 3 | 3 | 1 | 0 | 0 | 0 | | | | | | | | | |
| 55 Mike Redmond, R (1, 2) OBP: 0.356, SLG: 0.387 | 1-1 E8 | | 0-2 1B | 4-2 BB | | 0-2 G5-3 | | 1-2 1B | | 3 | 0 | 2 | 0 | 1 | 0 | 1 | | | | | | | | | |
| Jeff Cirillo, R (1, 10) Jason Tyner, L (7, PR) OBP: 0.313, SLG: 0.321 | 3-2 F8 | | 2-0 1B | 0-1 G5-3 | | 1-0 E3 | | | | 4 | 0 | 1 | 1 | 0 | 0 | 2 | | | | | | | | | |
| 20 Lew Ford, R (1, 7) OBP: 0.278, SLG: 0.275 | | 0-2 G4-3 | | 1-2 3-H | | 3-1 P5 | | 1-2 8 FC6 | | 4 | 0 | 1 | 0 | 0 | 0 | 2 | | | | | | | | | |
| 8 Nick Punto, S (1, 5) OBP: 0.330, SLG: 0.300 | | 2-2 2B | | 2-1 P3 | | 2-2 G4-3 | | 1-2 FC6 | | 4 | 1 | 2 | 0 | 0 | 0 | 4 | | | | | | | | | |
| Inning Stats | R: 3 E: 1 K: 0 S: 22 | H: 4 LOB: 1 BB: 0 P: 33 | R: 0 E: 0 K: 0 S: 13 | H: 2 LOB: 0 BB: 0 P: 18 | R: 1 E: 0 K: 0 S: 17 | H: 3 LOB: 0 BB: 0 P: 25 | R: 0 E: 0 K: 0 S: 4 | H: 0 LOB: 0 BB: 0 P: 7 | R: 0 E: 0 K: 0 S: 7 | H: 0 LOB: 1 BB: 1 P: 11 | R: 1 E: 0 K: 1 S: 18 | H: 3 LOB: 2 BB: 0 P: 29 | R: 1 E: 1 K: 1 S: 16 | H: 2 LOB: 2 BB: 0 P: 21 | R: 0 E: 0 K: 0 S: 10 | H: 1 LOB: 0 BB: 0 P: 15 | 1B: 13 2B: 3 3B: 0 HR: 0 | SF: 0 SAC: 0 DP: 1 HBP: 0 | WP: 0 PB: 0 CS: 0 | PA: 40 | | | | | |
| PITCHER | IP | WLS | BF | H | R | ER | SO | BB | IBB | HBP | BLK | WP | HR | S | P | ERA | WHIP | | | | | | | | |
| Mike Bacsik, L (1, 1) ERA: 4.34 | 5.0 | L | 25 | 9 | 4 | 3 | 0 | 1 | 0 | 0 | 0 | 0 | 0 | 15 | 25 | 13.50 | 4.500 | | | | | | | | |
| Winston Abreu, R (6, 1) ERA: 5.69 | 0.2 | | 5 | 3 | 1 | 1 | 0 | 0 | 0 | 0 | 0 | 0 | 0 | 3 | 4 | 0.00 | 0.000 | | | | | | | | |
| 34 Ray King, L (6, 1) ERA: 6.32 | 0.1 | | 1 | 0 | 0 | 0 | 0 | 0 | 0 | 0 | 0 | 0 | 0 | 3 | 4 | 0.00 | 0.000 | | | | | | | | |
| 52 Saul Rivera, R (7, 1) ERA: 3.67 | 1.0 | | 6 | 2 | 1 | 1 | 1 | 0 | 0 | 0 | 0 | 0 | 0 | 16 | 21 | 9.00 | 2.000 | | | | | | | | |
| 40 Billy Traber, L (8, 1) ERA: 1.38 | 1.0 | | 3 | 1 | 0 | 0 | 0 | 0 | 0 | 0 | 0 | 0 | 0 | 10 | 15 | 0.00 | 1.000 | | | | | | | | |

| Batter | 1 | 2 | 3 | 4 | 5 | 6 | 7 | 8 | 9 | AB | R | H | RBI | BB | SO | LOB | TOP | | | | | |
|---|------------------------------|----------------------------------|-------------------------------|----------------------------------|-------------------------------|----------------------------------|------------------------------|---------------------------------|------------------------------|----------------------------------|-------------------------------|----------------------------------|------------------------------|----------------------------------|-------------------------------|----------------------------------|-------------------------------|----------------------------------|----------------------------------|------------------------------------|-------------------------|--------|
| 2 Kelly Johnson, L (1,4) OBP: 0.389, SLG: 0.485 | F8 | | 2B 1B | | F7 | | 1B BB | | K | 4 | 0 | 1 | 0 | 1 | 1 | 2 | | | | | | |
| Willie Harris, L (1,7) OBP: 0.477, SLG: 0.546 | F8 | | 2B | | | 16 G6-4-3 1B | 1B | | | 4 | 0 | 3 | 0 | 0 | 0 | 0 | | | | | | |
| 16 Brian McCann, L (1,2) OBP: 0.333, SLG: 0.498 | G4-3 | | F7 | | | G6-4-3 1-2 | | G5-3 | | 4 | 0 | 0 | 0 | 0 | 0 | 3 | | | | | | |
| Andrew Jones, R (1,8) OBP: 0.322, SLG: 0.426 | | F8 | | F8 | | E6 7 1B | | K | | 4 | 1 | 0 | 0 | 0 | 1 | 0 | | | | | | |
| 7 Jeff Francoeur, R (1,9) OBP: 0.335, SLG: 0.449 | | HR | | P3 | | 1B | 1B | G5-3 | | 4 | 1 | 2 | 1 | 0 | 0 | 0 | | | | | | |
| Jarrod Saltalamacchia, S (1,10) OBP: 0.379, SLG: 0.475 | | F7 | | F8 | | 1B | | | 4 1B | 4 | 0 | 2 | 1 | 0 | 0 | 0 | | | | | | |
| Scott Thorman, L (1,3) OBP: 0.299, SLG: 0.402 | | P6 | | | HR | G4-3 | | | F8 | 4 | 1 | 1 | 1 | 0 | 0 | 3 | | | | | | |
| 19 Yunel Escobar, R (1,6) OBP: 0.348, SLG: 0.442 | | | G5-3 | | G4-3 | | K | | F8 | 4 | 0 | 0 | 0 | 0 | 1 | 1 | | | | | | |
| 4 Pete Orr, L (1,5) OBP: 0.231, SLG: 0.220 | | | K | | L4 | | G3-1 | | 1-2 1B | 4 | 0 | 1 | 0 | 0 | 1 | 0 | | | | | | |
| Inning Stats | R: 0 E: 0 K: 0 S: 6 | H: 0 LOB: 0 BB: 0 P: 11 | R: 1 E: 0 K: 0 S: 11 | H: 1 LOB: 0 BB: 0 P: 15 | R: 0 E: 0 K: 1 S: 10 | H: 2 LOB: 2 BB: 0 P: 15 | R: 0 E: 0 K: 0 S: 5 | H: 0 LOB: 0 BB: 0 P: 8 | R: 1 E: 0 K: 0 S: 8 | H: 1 LOB: 0 BB: 0 P: 10 | R: 1 E: 1 K: 0 S: 12 | H: 3 LOB: 2 BB: 0 P: 20 | R: 0 E: 0 K: 1 S: 9 | H: 1 LOB: 2 BB: 1 P: 14 | R: 0 E: 0 K: 1 S: 10 | H: 0 LOB: 0 BB: 0 P: 14 | R: 0 E: 0 K: 1 S: 14 | H: 2 LOB: 0 BB: 0 P: 20 | 1B: 7 2B: 1 3B: 0 HR: 2 | SF: 0 SAC: 0 DP: 1 HBP: 0 | WP: 0 PB: 0 CS: 0 | PA: 37 |
| PITCHER | IP | WLS | BF | H | R | ER | SO | BB | IBB | HBP | BLK | WP | HR | S | P | ERA | WHIP | | | | | |
| 59 Kevin Slowey, R (1,1) ERA: 3.71 | 6.0 | W | 25 | 7 | 3 | 2 | 1 | 0 | 0 | 0 | 0 | 0 | 2 | 52 | 79 | 3.00 | 1.167 | | | | | |
| 54 Matt Guerrier, R (7,1) ERA: 1.5 | 1.0 | H | 4 | 1 | 0 | 0 | 1 | 1 | 0 | 0 | 0 | 0 | 0 | 9 | 14 | 0.00 | 2.000 | | | | | |
| 17 Pat Neshek, R (8,1) ERA: 1.16 | 1.0 | H | 3 | 0 | 0 | 0 | 1 | 0 | 0 | 0 | 0 | 0 | 0 | 10 | 14 | 0.00 | 0.000 | | | | | |
| 36 Joe Nathan, R (9,1) ERA: 1.91 | 1.0 | | 5 | 2 | 0 | 0 | 1 | 0 | 0 | 0 | 0 | 0 | 0 | 14 | 20 | 0.00 | 2.000 | | | | | |

Atlanta Braves @ Minnesota Twins
Hubert H. Humphrey Metrodome, Minneapolis, MN

AB 36
R 3
H 10
RBI 3
BB 1
SO 4
LOB 9



WP: 0 PA: 37
PB: 0
CS: 0

Tue Jun 12 2007, 8:10 PM EDT
Att: 25,868 - Dome - 70 F

| Batter | 1 | 2 | 3 | 4 | 5 | 6 | 7 | 8 | 9 | AB | R | H | RBI | BB | SO | LOB | BOTTOM | | | | | |
|--|-------------------------------|----------------------------------|------------------------------|---------------------------------|------------------------------|----------------------------------|-------------------------------|----------------------------------|------------------------------|---------------------------------|------------------------------|----------------------------------|-------------------------------|----------------------------------|-------------------------------|----------------------------------|-----------------------------------|------------------------------------|-------------------------|--------|--|--|
| Luis Castillo, S (1,4) OBP: 0.380, SLG: 0.371 | 7 S 1B | | G6-3 | 1-2 2-H 3-H 1B | | | G6-3 | 1-3 2-H 1B | | 5 | 0 | 3 | 2 | 0 | 0 | 0 | | | | | | |
| 7 Joe Mauer, L (1,2) OBP: 0.422, SLG: 0.466 | F7 | | | G3-1 | | | 5 1B 33 1B | 5 FC5-4 1B | | 5 | 1 | 2 | 1 | 0 | 0 | 3 | | | | | | |
| 5 Michael Cuddyer, R (1,9) OBP: 0.372, SLG: 0.457 | P2 | | | 33 BB 2B | G6-3 | | 33 1B | FC5-4 | | 4 | 1 | 1 | 0 | 1 | 0 | 3 | | | | | | |
| 33 Justin Morneau, L (1,3) OBP: 0.348, SLG: 0.539 | G3-1 | | | 2B | F7 | | 1B | | | 3 | 1 | 1 | 1 | 1 | 0 | 1 | | | | | | |
| Tori Hunter, R (1,8) OBP: 0.352, SLG: 0.559 | | P4 | | 55 S 55 E 2B | G5-3 | | | IBB | | 3 | 1 | 1 | 2 | 1 | 0 | 0 | | | | | | |
| 55 Mike Redmond, R (1,10) OBP: 0.353, SLG: 0.383 | K | | | 1B 8 1B 1B | | G6-3 | G4-3 | | | 4 | 1 | 1 | 0 | 0 | 1 | 3 | | | | | | |
| 20 Lew Ford, R (1,7) OBP: 0.259, SLG: 0.255 | F8 | | | 1B 2-H 1B | F8 | | | P4 | | 4 | 0 | 0 | 0 | 0 | 0 | 1 | | | | | | |
| 8 Nick Punto, S (1,5) OBP: 0.333, SLG: 0.304 | | | K | 1B 1B | | | K | 1B 1B | | 4 | 1 | 2 | 0 | 0 | 2 | 0 | | | | | | |
| Jason Bartlett, R (1,6) OBP: 0.333, SLG: 0.303 | | | G4-3 | 1-2 2-3 1B | | | G6-3 | 1B 7 1B | | 4 | 1 | 2 | 0 | 0 | 0 | 0 | | | | | | |
| Inning Stats | R: 0 E: 0 K: 0 S: 15 | H: 1 LOB: 1 BB: 0 P: 23 | R: 0 E: 0 K: 1 S: 5 | H: 0 LOB: 0 BB: 0 P: 8 | R: 0 E: 0 K: 1 S: 7 | H: 0 LOB: 0 BB: 0 P: 14 | R: 5 E: 0 K: 0 S: 23 | H: 5 LOB: 2 BB: 2 P: 43 | R: 0 E: 0 K: 0 S: 5 | H: 0 LOB: 0 BB: 0 P: 7 | R: 0 E: 0 K: 1 S: 8 | H: 0 LOB: 0 BB: 0 P: 13 | R: 1 E: 0 K: 0 S: 13 | H: 3 LOB: 3 BB: 1 P: 26 | R: 1 E: 0 K: 0 S: 16 | H: 4 LOB: 2 BB: 0 P: 24 | 1B: 12 2B: 1 3B: 0 HR: 0 | SF: 0 SAC: 0 DP: 0 HBP: 0 | WP: 0 PB: 0 CS: 0 | PA: 39 | | |
| PITCHER | IP | WLS | BF | H | R | ER | SO | BB | IBB | HBP | BLK | WP | HR | S | P | ERA | WHIP | | | | | |
| 26 Kyle Davies, R (1,1) ERA: 5.7 | 3.2 | L | 19 | 6 | 5 | 5 | 2 | 2 | 0 | 0 | 0 | 0 | 0 | 24 | 39 | 3.00 | 0.667 | | | | | |
| Oscar Villarreal, R (4,1) ERA: 4.09 | 3.0 | | 11 | 2 | 1 | 1 | 1 | 0 | 0 | 0 | 0 | 0 | 0 | 2 | 3 | ∞ | ∞ | | | | | |
| Macey McBride, L (7,1) ERA: 3.97 | 0.0 | | 1 | 1 | 0 | 0 | 0 | 0 | 0 | 0 | 0 | 0 | 0 | 18 | 31 | 6.75 | 3.000 | | | | | |
| 48 Blaine Boyer, R (7,1) ERA: 3.38 | 1.1 | | 8 | 4 | 1 | 1 | 0 | 0 | 1 | 0 | 0 | 0 | 0 | 18 | 31 | 6.75 | 3.000 | | | | | |


Atlanta Braves @ Minnesota Twins
Hubert H. Humphrey Metrodome, Minneapolis, MN


AB 36
R 7
H 13
RBI 6
BB 3
SO 3
LOB 11



WP: 0 PA: 39
PB: 0
CS: 0

Tue Jun 12 2007, 8:10 PM EDT
Att: 25,868 - Dome - 70 F

| Batter | 1 | 2 | 3 | 4 | 5 | 6 | 7 | 8 | 9 | AB | R | H | RBI | BB | SO | LOB | TOP | | | | | |
|--|------------------------------|----------------------------------|--------------------------------|-------------------------------------|-----------------------------------|----------------------------------|------------------------------|---------------------------------|------------------------------|----------------------------------|------------------------------|----------------------------------|-------------------------------|----------------------------------|------------------------------|----------------------------------|---|----------------------------------|-------------------------------------|------------------------------------|----------------------------------|--------|
| 2 Kelly Johnson, L OBP: 0.391, SLG: 0.485 | 3-2 11 CS G6-3 1B | | 0-0 G4-6-3 1B | | | 3-1 F7 | | 3-3 K | | 4 | 0 | 2 | 0 | 0 | 1 | 0 | Atlanta Braves @ Minnesota Twins Hubert H. Humphrey Metrodome, Minneapolis, MN Wed Jun 13 2007, 8:10 PM EDT Att: 27,903 - Dome - 70 F livebaseballscores.com AB 31 R 0 H 8 RBI 0 BB 0 SO 2 LOB 16  | | | | | |
| Willie Harris, L OBP: 0.460, SLG: 0.525 | 0-1 G6-3 | | 2-2 G4-6-3 | | | 0-1 G3 | | | 0-2 G3 | 4 | 0 | 0 | 0 | 0 | 3 | | | | | | | |
| 11 Edgar Renteria, R OBP: 0.361, SLG: 0.508 | 1-1 G6-3 | | 1-2 G6-3 | | | 2-1 G6-3 | | | 1-2 F8 | 4 | 0 | 0 | 0 | 0 | 2 | | | | | | | |
| 10 Chipper Jones, S OBP: 0.400, SLG: 0.628 | | 2-1 1B | | 1-2 16 G4-6-3 1B | | | | | 1-1 F8 | 4 | 0 | 3 | 0 | 0 | 0 | | | | | | | |
| Andrew Jones, R OBP: 0.323, SLG: 0.424 | | 1-0 1B | | 0-1 F7 | | | | | 2-2 F8 | 3 | 0 | 1 | 0 | 0 | 2 | | | | | | | |
| 16 Brian McCann, L OBP: 0.333, SLG: 0.406 | | 0-0 L9 | | 0-0 G4-6-3 | | | | | 1-0 1B | 3 | 0 | 1 | 0 | 0 | 3 | | | | | | | |
| 7 Jeff Francoeur, R OBP: 0.331, SLG: 0.444 | | 0-0 P3 | | | | | | | 1-2 1B | 3 | 0 | 0 | 0 | 0 | 4 | | | | | | | |
| Scott Thorman, L OBP: 0.255, SLG: 0.396 | | 1-1 F7 | | | | | | | 3-3 K | 3 | 0 | 0 | 0 | 1 | 2 | | | | | | | |
| 19 Yunel Escobar, R OBP: 0.347, SLG: 0.435 | | | 1-1 G4-6-3 2B | | | | | | 2-2 G3 | 3 | 0 | 1 | 0 | 0 | 0 | | | | | | | |
| Inning Stats | R: 0 E: 0 K: 0 S: 8 | H: 1 LOB: 0 BB: 0 P: 12 | R: 0 E: 0 K: 0 S: 7 | H: 2 LOB: 2 BB: 0 P: 11 | R: 0 E: 0 K: 0 S: 9 | H: 2 LOB: 1 BB: 0 P: 13 | R: 0 E: 0 K: 0 S: 6 | H: 1 LOB: 0 BB: 0 P: 7 | R: 0 E: 0 K: 0 S: 5 | H: 0 LOB: 0 BB: 0 P: 10 | R: 0 E: 0 K: 0 S: 6 | H: 0 LOB: 0 BB: 0 P: 11 | R: 0 E: 0 K: 0 S: 10 | H: 2 LOB: 1 BB: 0 P: 17 | R: 0 E: 0 K: 2 S: 9 | H: 0 LOB: 0 BB: 0 P: 17 | R: 0 E: 0 K: 0 S: 8 | H: 0 LOB: 0 BB: 0 P: 10 | 1B: 8 2B: 0 3B: 0 HR: 0 | SF: 0 SAC: 0 DP: 3 HBP: 0 | WP: 0 PB: 0 SB: 0 CS: 1 | PA: 31 |
| PITCHER Carlos Silva, R ERA: 4.07 | (1, 1) | IP: 9.0 WLS: W BF: 31 | H: 8 R: 0 ER: 0 SO: 2 | BB: 0 IBB: 0 HBP: 0 BLK: 0 | WP: 0 HR: 0 S: 68 P: 108 | ERA: 0.00 WHIP: 0.889 | PITCHER | | | | | | | | | | IP: 9.0 WLS: W BF: 31 | H: 8 R: 0 ER: 0 SO: 2 | BB: 0 IBB: 0 HBP: 0 BLK: 0 | WP: 0 HR: 0 S: 68 P: 108 | ERA: 0.00 WHIP: 0.889 | |

| Batter | 1 | 2 | 3 | 4 | 5 | 6 | 7 | 8 | 9 | AB | R | H | RBI | BB | SO | LOB | BOTTOM | | | | | | | | | | | | | | |
|---|-------------------------------|----------------------------------|--------------------------------|-------------------------------------|----------------------------------|----------------------------------|------------------------------|---------------------------------|-------------------------------|----------------------------------|-------------------------------|----------------------------------|------------------------------|----------------------------------|-------------------------------|---|------------------------------|----------------------------------|-------------------------------------|------------------------------------|----------------------------------|----------------------------|--------------------------------|-------------------------------------|---------------------------------|--------------------------|----------------------------|--------------------------------|-------------------------------------|----------------------------------|--------------------------|
| Luis Castillo, S OBP: 0.373, SLG: 0.364 | 1-2 F7 | | | 0-0 F7 | | 1-1 G4-3 | | | | 4 | 0 | 0 | 0 | 0 | 2 | Atlanta Braves @ Minnesota Twins Hubert H. Humphrey Metrodome, Minneapolis, MN Wed Jun 13 2007, 8:10 PM EDT Att: 27,903 - Dome - 70 F livebaseballscores.com AB 33 R 6 H 9 RBI 6 BB 2 SO 4 LOB 10  | | | | | | | | | | | | | | | |
| 7 Joe Mauer, L OBP: 0.417, SLG: 0.458 | 0-1 5 2B 33 G6-3 1B | | 3-1 F8 | | 1-1 F8 | | | | 3-2 G6-3 | 4 | 1 | 1 | 0 | 0 | 1 | | | | | | | | | | | | | | | | |
| 5 Michael Cuddyer, R OBP: 0.377, SLG: 0.471 | 0-0 33 G6-3 1B | | 1-0 33 HR 2B | | 0-0 G3 1B | | | | 2-2 G5-3 | 4 | 2 | 3 | 0 | 0 | 0 | | | | | | | | | | | | | | | | |
| 33 Justin Morneau, L OBP: 0.347, SLG: 0.547 | 0-2 G6-3 | | 0-1 2H HR | | 3-1 SAFE F7 | | | | 0-3 K | 4 | 1 | 1 | 3 | 0 | 1 | | | | | | | | | | | | | | | | |
| Tori Hunter, R OBP: 0.355, SLG: 0.571 | 0-1 FC6-4 1B | | 0-2 2H HR | | 1-2 SAFE G3 | | | | 3-2 G5-3 | 4 | 1 | 2 | 2 | 0 | 1 | | | | | | | | | | | | | | | | |
| Jeff Cirillo, R OBP: 0.293, SLG: 0.309 | 1-0 SAFE FC6-4 | | 2-2 F7 | | 3-3 K | | | | 4-2 20 FC1-4 BB | 3 | 0 | 0 | 0 | 1 | 2 | | | | | | | | | | | | | | | | |
| 20 Lew Ford, R OBP: 0.258, SLG: 0.305 | | 1-2 HR | 2-1 P3 | | 2-3 K | | | | 0-2 1-2 FC1-4 | 4 | 1 | 1 | 1 | 0 | 1 | | | | | | | | | | | | | | | | |
| 8 Nick Punto, S OBP: 0.328, SLG: 0.298 | | 1-2 G5-3 | 2-3 K | | 0-1 F7 | | | | 1-0 G5-3 | 4 | 0 | 0 | 0 | 0 | 1 | | | | | | | | | | | | | | | | |
| Jason Bartlett, R OBP: 0.338, SLG: 0.311 | | 1-2 2B | | 1-1 F8 | | 4-2 BB | | | | 2 | 0 | 1 | 0 | 1 | 0 | | | | | | | | | | | | | | | | |
| Inning Stats | R: 2 E: 0 K: 0 S: 12 | H: 3 LOB: 1 BB: 0 P: 14 | R: 1 E: 0 K: 0 S: 17 | H: 2 LOB: 1 BB: 0 P: 25 | R: 3 E: 0 K: 1 S: 14 | H: 3 LOB: 0 BB: 0 P: 21 | R: 0 E: 0 K: 0 S: 5 | H: 0 LOB: 0 BB: 0 P: 7 | R: 0 E: 0 K: 1 S: 10 | H: 1 LOB: 1 BB: 0 P: 17 | R: 0 E: 0 K: 1 S: 12 | H: 0 LOB: 1 BB: 1 P: 19 | R: 0 E: 0 K: 1 S: 9 | H: 0 LOB: 0 BB: 0 P: 14 | R: 0 E: 0 K: 0 S: 12 | H: 0 LOB: 1 BB: 1 P: 20 | R: 0 E: 0 K: 0 S: 8 | H: 0 LOB: 0 BB: 0 P: 10 | 1B: 3 2B: 3 3B: 0 HR: 3 | SF: 0 SAC: 0 DP: 0 HBP: 0 | WP: 0 PB: 0 SB: 1 CS: 0 | PA: 35 | | | | | | | | | |
| PITCHER 36 Chuck James, L ERA: 4.16 58 Peter Moylan, R ERA: 2.31 Macay McBride, L ERA: 3.65 54 Chad Paronto, R ERA: 6.14 | (1, 1) | IP: 4.1 WLS: L BF: 22 | H: 9 R: 6 ER: 6 SO: 1 | BB: 0 IBB: 0 HBP: 0 BLK: 0 | WP: 0 HR: 3 S: 51 P: 73 | ERA: 12.46 WHIP: 2.077 | PITCHER | | | | | | | | | | IP: 1.2 WLS: 6 BF: 6 | H: 0 R: 0 ER: 0 SO: 2 | BB: 1 IBB: 0 HBP: 0 BLK: 0 | WP: 0 HR: 0 S: 19 P: 30 | ERA: 0.00 WHIP: 0.600 | IP: 1.0 WLS: 3 BF: 3 | H: 0 R: 0 ER: 0 SO: 1 | BB: 0 IBB: 0 HBP: 0 BLK: 0 | WP: 0 HR: 0 S: 9 P: 14 | ERA: 0.00 WHIP: 0.000 | IP: 1.0 WLS: 4 BF: 4 | H: 0 R: 0 ER: 0 SO: 0 | BB: 0 IBB: 0 HBP: 0 BLK: 0 | WP: 0 HR: 0 S: 12 P: 20 | ERA: 0.00 WHIP: 1.000 |

| Batter | 1 | 2 | 3 | 4 | 5 | 6 | 7 | 8 | 9 | AB | R | H | RBI | BB | SO | LOB | TOP | | | |
|--|---|----------------------------------|------------------------------|----------------------------------|-------------------------------|----------------------------------|-------------------------------|----------------------------------|------------------------------|----------------------------------|-------------------------------|----------------------------------|------------------------------|----------------------------------|------------------------------|---------------------------------|---|------------------------------------|----------------------------------|--------|
| 2 Kelly Johnson, L (1,4) OBP: 0.384, SLG: 0.475 | 2-2 G3 | | 2-2 L3 | | 3-1 L7 | | 0-3 K | | 1-1 F7 | 5 | 0 | 0 | 0 | 0 | 1 | 2 | Atlanta Braves @ Minnesota Twins Hubert H. Humphrey Metrodome, Minneapolis, MN Thu Jun 14 2007, 8:10 PM EDT Att: 26,714 - Dome - 70 F livebaseballscorecards.com | | | |
| 11 Edgar Renteria, R (1,6) OBP: 0.382, SLG: 0.506 | 0-0 10 BB 1B | | 4-2 BB | | 3-3 K | | 0-1 F8 | | | 3 | 0 | 1 | 0 | 1 | 1 | | | | | |
| 10 Chipper Jones, S (1,10) OBP: 0.407, SLG: 0.627 | 4-0 BB 1-2 BB | | 0-1 F8 | | | 4-0 23 SC 2B BB | | 1-0 7 1B 1B | | 2 | 1 | 1 | 0 | 2 | 0 | 1 | | | | |
| Andruw Jones, R (1,8) OBP: 0.318, SLG: 0.417 | 1-0 F9 | | | 2-3 K | | 1-0 P5 | | 1-3 K | | 4 | 0 | 0 | 0 | 0 | 2 | 4 | | | | |
| 7 Jeff Francoeur, R (1,9) OBP: 0.330, SLG: 0.441 | 0-3 K | | | 0-3 K | | 1-0 L6 | | 3-1 23 L1-3 1B | | 4 | 0 | 1 | 0 | 0 | 2 | 3 | | | | |
| 23 Matt Diaz, R (1,7) OBP: 0.351, SLG: 0.458 | | 2-1 G5-3 | | 1-0 1B | | 1 SAFE 3-2 1-H 2B | | 3-1 L1-3 | | 4 | 0 | 2 | 1 | 0 | 0 | 2 | | | | |
| Jarrod Saltalamacchia, S (1,3) OBP: 0.353, SLG: 0.444 | | 1-3 K | | 0-3 K | | 2-1 F9 | | | 1-3 K | 4 | 0 | 0 | 0 | 0 | 3 | 2 | | | | |
| 16 Brian McCann, L (1,2) OBP: 0.332, SLG: 0.419 | | 1-3 K | | | 0-0 HR | | 0-3 K | | 0-0 G3 | 4 | 1 | 1 | 1 | 0 | 2 | 0 | | | | |
| 19 Yunel Escobar, R (1,5) OBP: 0.358, SLG: 0.440 | | | 1-1 G1-3 | | 1-0 G3-1 | | 3-1 1B | | 0-0 1B | 4 | 0 | 2 | 0 | 0 | 0 | 0 | | | | |
| Inning Stats | R: 0 E: 0 K: 1 S: 10 | H: 1 LOB: 2 BB: 1 P: 17 | R: 0 E: 0 K: 2 S: 8 | H: 0 LOB: 0 BB: 0 P: 12 | R: 0 E: 0 K: 0 S: 10 | H: 0 LOB: 1 BB: 1 P: 17 | R: 0 E: 0 K: 3 S: 13 | H: 1 LOB: 1 BB: 0 P: 16 | R: 1 E: 0 K: 0 S: 9 | H: 1 LOB: 1 BB: 1 P: 20 | R: 0 E: 0 K: 1 S: 10 | H: 1 LOB: 1 BB: 0 P: 13 | R: 0 E: 0 K: 1 S: 8 | H: 2 LOB: 1 BB: 0 P: 16 | R: 0 E: 0 K: 1 S: 7 | H: 1 LOB: 1 BB: 0 P: 9 | 1B: 6 2B: 2 3B: 0 HR: 1 | SF: 0 SAC: 0 DP: 1 HBP: 0 | WP: 0 PB: 0 SB: 1 CS: 0 | PA: 37 |
| PITCHER | IP WLS BF H R ER SO BB IBB HBP BLK WP HR S P ERA WHIP | | | | | | | | | | | | | | | | | | | |
| Johan Santana, L (1,1) ERA: 3.19 | 7.0 29 5 2 2 9 3 0 0 0 0 1 67 109 2.57 1.143 | | | | | | | | | | | | | | | | | | | |
| Juan Rincon, R (8,1) ERA: 2.39 | 1.0 4 2 0 0 1 0 0 0 0 0 0 8 16 0.00 2.000 | | | | | | | | | | | | | | | | | | | |
| 37 Denny Reyes, L (9,1) ERA: 6.08 | 1.0 W 4 1 0 0 1 0 0 0 0 0 0 7 9 0.00 1.000 | | | | | | | | | | | | | | | | | | | |

| Batter | 1 | 2 | 3 | 4 | 5 | 6 | 7 | 8 | 9 | AB | R | H | RBI | BB | SO | LOB | BOTTOM | | | | | |
|--|---|----------------------------------|-------------------------------|----------------------------------|-------------------------------|----------------------------------|------------------------------|----------------------------------|------------------------------|---------------------------------|-------------------------------|----------------------------------|------------------------------|----------------------------------|------------------------------|----------------------------------|---|----------------------------------|----------------------------------|------------------------------------|----------------------------------|--------|
| Luis Castillo, S (1,4) OBP: 0.376, SLG: 0.366 | 1-1 G6-3 | | 0-0 1B | | | 0-2 G1-3 | | | 1-1 7 G6-3 5 3B 1B | 4 | 1 | 2 | 0 | 0 | 0 | 0 | Atlanta Braves @ Minnesota Twins Hubert H. Humphrey Metrodome, Minneapolis, MN Thu Jun 14 2007, 8:10 PM EDT Att: 26,714 - Dome - 70 F livebaseballscorecards.com | | | | | |
| 7 Joe Mauer, L (1,2) OBP: 0.406, SLG: 0.444 | 0-3 K | | 2-2 F7 | | | 1-2 F7 | | | 0-2 G6-3 | 4 | 0 | 0 | 0 | 0 | 1 | 2 | | | | | | |
| 5 Michael Cuddyer, R (1,9) OBP: 0.379, SLG: 0.478 | 3-0 L7 | | | 1-0 G6-3 | | 4-1 33 FC6-4 BB | | | 1-2 FC5 3B | 3 | 1 | 1 | 1 | 1 | 0 | 0 | | | | | | |
| 33 Justin Morneau, L (1,3) OBP: 0.345, SLG: 0.542 | | 0-2 G3-1 | | 1-2 G1-6-3 | | 0-1 FC6-4 G4-3 1-2 | | | 2-2 E 55 FC5 1B | 4 | 1 | 1 | 0 | 0 | 0 | 1 | | | | | | |
| Tori Hunter, R (1,8) OBP: 0.353, SLG: 0.570 | | 0-0 55 FC1-6 2B | | 1-2 G6-3 | | 0-2 G4-3 | | | 3-2 FC5 55 1B | 4 | 0 | 1 | 1 | 0 | 0 | 2 | | | | | | |
| 55 Mike Redmond, R (1,10) OBP: 0.351, SLG: 0.380 | | 0-1 FC1-6 | | | 0-2 G6-3 | | 2-3 P3 | | 1-3 55 1B 3-H 2-2 | 4 | 0 | 1 | 1 | 0 | 0 | 2 | | | | | | |
| 16 Jason Kubel, L (1,7) OBP: 0.284, SLG: 0.373 | | 1-2 G4-3 | | | 0-0 G4-3 | | | | 2-3 3-H 1B | 3 | 0 | 0 | 0 | 0 | 0 | 1 | | | | | | |
| 8 Nick Punto, S (1,5) OBP: 0.324, SLG: 0.294 | | | 2-2 L7 | | 1-1 F8 | | | | 3-2 F8 | 3 | 0 | 0 | 0 | 0 | 0 | 0 | | | | | | |
| Jason Bartlett, R (1,6) OBP: 0.335, SLG: 0.307 | | | 1-3 K | | | 0-1 G6-3 | | | 2-2 P5 | 2 | 0 | 0 | 0 | 0 | 1 | 0 | | | | | | |
| Jason Tyner, L (8, PH) OBP: 0.310, SLG: 0.318 | | | | | | | | | | 1 | 0 | 0 | 0 | 0 | 0 | 0 | | | | | | |
| 38 Luis Antonio Rodriguez, S (5) OBP: 0.286, SLG: 0.275 | | | | | | | | | | 0 | 0 | 0 | 0 | 0 | 0 | 0 | | | | | | |
| Inning Stats | R: 0 E: 0 K: 1 S: 6 | H: 0 LOB: 0 BB: 0 P: 10 | R: 0 E: 0 K: 0 S: 10 | H: 1 LOB: 1 BB: 0 P: 11 | R: 0 E: 0 K: 1 S: 12 | H: 1 LOB: 0 BB: 0 P: 17 | R: 0 E: 0 K: 0 S: 8 | H: 0 LOB: 0 BB: 0 P: 11 | R: 0 E: 0 K: 0 S: 6 | H: 0 LOB: 0 BB: 0 P: 7 | R: 0 E: 0 K: 0 S: 10 | H: 0 LOB: 0 BB: 0 P: 11 | R: 0 E: 1 K: 0 S: 8 | H: 0 LOB: 1 BB: 1 P: 12 | R: 0 E: 0 K: 0 S: 8 | H: 0 LOB: 0 BB: 0 P: 15 | R: 3 E: 1 K: 0 S: 18 | H: 4 LOB: 2 BB: 0 P: 27 | 1B: 4 2B: 1 3B: 1 HR: 0 | SF: 0 SAC: 0 DP: 0 HBP: 0 | WP: 0 PB: 0 SB: 0 CS: 0 | PA: 33 |
| PITCHER | IP WLS BF H R ER SO BB IBB HBP BLK WP HR S P ERA WHIP | | | | | | | | | | | | | | | | | | | | | |
| 15 Tim Hudson, R (1,1) ERA: 3.25 | 7.1 25 2 0 0 2 1 0 0 0 0 0 62 83 0.00 0.409 | | | | | | | | | | | | | | | | | | | | | |
| 39 Rafael Soriano, R (8,1) ERA: 2.2 | 0.2 H 2 0 0 0 0 0 0 0 0 0 6 11 0.00 0.000 | | | | | | | | | | | | | | | | | | | | | |
| Bob Wickman, R (9,1) ERA: 3.74 | 0.1 L 6 4 3 3 0 0 0 0 0 0 0 0 18 27 81.00 12.000 | | | | | | | | | | | | | | | | | | | | | |



| Batter | 1 | 2 | 3 | 4 | 5 | 6 | 7 | 8 | 9 | AB | R | H | RBI | BB | SO | LOB | TOP | | | |
|--|---|----------------------------------|-------------------------------|----------------------------------|-------------------------------|----------------------------------|-------------------------------|----------------------------------|------------------------------|----------------------------------|-------------------------------|----------------------------------|-------------------------------|----------------------------------|------------------------------|---------------------------------|--|-----------------------------------|------------------------------------|----------------------------------|
| 1 Corey Hart, R OBP: 0.374, SLG: 0.471 | P4 | | K | | F8 | | G5-3 | FC6-4 | | 5 | 1 | 1 | 1 | 0 | 1 | 1 | Milwaukee Brewers @ Minnesota Twins Hubert H. Humphrey Metrodome, Minneapolis, MN Fri Jun 15 2007, 8:10 PM EDT Att: 27,977 - Dome - 70 F | | | |
| 7 J.J. Hardy, R OBP: 0.332, SLG: 0.506 | P3 | | G5-3 | | F8 | | | F9 | | 5 | 1 | 1 | 0 | 0 | 0 | 2 | | | | |
| 8 Ryan Braun, R OBP: 0.354, SLG: 0.587 | K | | | | P3 | | | | | 5 | 2 | 2 | 0 | 0 | 1 | 2 | | | | |
| 28 Prince Fielder, L OBP: 0.377, SLG: 0.636 | | K | | | HBP | | | | | 4 | 3 | 2 | 2 | 1 | 1 | 1 | | | | |
| 2 Bill Hall, R OBP: 0.329, SLG: 0.431 22 Tony Gwynn Jr., L (9, PH) OBP: 0.363, SLG: 0.349 | G1-3 | | | | HBP | | | | | 4 | 0 | 1 | 2 | 0 | 1 | 2 | | | | |
| Johnny Estrada, S OBP: 0.317, SLG: 0.445 | | | | | K | | | | | 1 | 0 | 0 | 0 | 0 | 1 | 1 | | | | |
| Geoff Jenkins, L OBP: 0.342, SLG: 0.528 | | | | | HBP | | | | | 4 | 2 | 3 | 1 | 0 | 0 | 1 | | | | |
| 9 Tony Graffanino, R OBP: 0.298, SLG: 0.313 | | | | | K | | | | | 4 | 1 | 1 | 0 | 0 | 2 | 4 | | | | |
| Craig Counsell, L OBP: 0.346, SLG: 0.319 | | | | | L9 | | | | | 4 | 0 | 1 | 1 | 0 | 0 | 1 | | | | |
| Inning Stats | R: 0 E: 0 K: 1 S: 9 | H: 0 LOB: 0 BB: 0 P: 16 | R: 0 E: 0 K: 2 S: 15 | H: 2 LOB: 2 BB: 0 P: 20 | R: 0 E: 0 K: 1 S: 10 | H: 0 LOB: 0 BB: 0 P: 12 | R: 4 E: 0 K: 2 S: 16 | H: 3 LOB: 1 BB: 1 P: 27 | R: 2 E: 0 K: 0 S: 7 | H: 2 LOB: 1 BB: 1 P: 16 | R: 2 E: 0 K: 0 S: 10 | H: 2 LOB: 0 BB: 0 P: 14 | R: 2 E: 0 K: 0 S: 10 | H: 3 LOB: 1 BB: 0 P: 17 | R: 1 E: 1 K: 1 S: 7 | H: 2 LOB: 1 BB: 0 P: 8 | | 1B: 11 2B: 2 3B: 0 HR: 2 | SF: 0 SAC: 0 DP: 1 HBP: 1 | WP: 0 PB: 0 SB: 1 CS: 1 |
| PITCHER | IP WLS BF H R ER SO BB IBB HBP BLK WP HR S P ERA WHIP | | | | | | | | | | | | | | | | | | | |
| 30 Scott Baker, R ERA: 7.33 Ramon Ortiz, R ERA: 5.71 | 4.2 L 23 7 6 6 6 0 0 1 1 0 0 1 56 90 11.57 1.500 | | | | | | | | | | | | | | | | | | | |
| (5, 1) 4.1 20 8 5 5 1 0 0 0 0 0 1 34 52 10.38 1.846 | | | | | | | | | | | | | | | | | | | | |

| Batter | 1 | 2 | 3 | 4 | 5 | 6 | 7 | 8 | 9 | AB | R | H | RBI | BB | SO | LOB | BOTTOM | | | | | |
|--|---|----------------------------------|-------------------------------|----------------------------------|------------------------------|----------------------------------|-------------------------------|----------------------------------|------------------------------|----------------------------------|-------------------------------|----------------------------------|------------------------------|----------------------------------|------------------------------|----------------------------------|--|------------------------------|----------------------------------|----------------------------------|------------------------------------|----------------------------------|
| Luis Castillo, S OBP: 0.373, SLG: 0.364 | F8 | | | | K | | | G1-3 | | 4 | 0 | 1 | 0 | 0 | 1 | 0 | Milwaukee Brewers @ Minnesota Twins Hubert H. Humphrey Metrodome, Minneapolis, MN Fri Jun 15 2007, 8:10 PM EDT Att: 27,977 - Dome - 70 F | | | | | |
| 7 Joe Mauer, L OBP: 0.395, SLG: 0.430 | K | | | | F7 | | | G1-3 | | 4 | 0 | 0 | 0 | 0 | 1 | 1 | | | | | | |
| 5 Michael Cuddyer, R OBP: 0.377, SLG: 0.474 | K | | | | F7 | | | G1-4-3 | | 4 | 0 | 1 | 0 | 0 | 1 | 0 | | | | | | |
| 33 Justin Morneau, L OBP: 0.349, SLG: 0.554 Jeff Cirillo, R (9, PH) OBP: 0.290, SLG: 0.305 | E55 G5-3 BB | | | | P3 | | | G4-3 | | 2 | 2 | 1 | 1 | 1 | 0 | 1 | | | | | | |
| Tori Hunter, R OBP: 0.357, SLG: 0.570 20 Lew Ford, R (9, PH) OBP: 0.254, SLG: 0.300 | E5 | | | | F7 | | | G1-3 | | 2 | 0 | 1 | 0 | 1 | 0 | 1 | | | | | | |
| 55 Mike Redmond, R OBP: 0.345, SLG: 0.373 41 Chris Heintz, R (9, PH) OBP: 0.269, SLG: 0.208 | G5-3 | | | | F9 | | | L4 | | 3 | 0 | 0 | 1 | 0 | 1 | 3 | | | | | | |
| 16 Jason Kubel, L OBP: 0.285, SLG: 0.389 | F7 | | | | K | | | | | 3 | 1 | 1 | 1 | 0 | 1 | 0 | | | | | | |
| 38 Luis Antonio Rodriguez, B. OBP: 0.275, SLG: 0.264 | | | | | G3 | | | G4-3 | | 3 | 0 | 0 | 0 | 0 | 0 | 0 | | | | | | |
| 8 Nick Punto, S OBP: 0.320, SLG: 0.290 | | | | | K | | | G5-3 | | 3 | 0 | 0 | 0 | 0 | 1 | 0 | | | | | | |
| Inning Stats | R: 0 E: 0 K: 2 S: 8 | H: 1 LOB: 0 BB: 0 P: 15 | R: 1 E: 1 K: 0 S: 13 | H: 0 LOB: 1 BB: 1 P: 22 | R: 0 E: 0 K: 1 S: 9 | H: 0 LOB: 0 BB: 0 P: 15 | R: 0 E: 0 K: 0 S: 15 | H: 2 LOB: 2 BB: 0 P: 25 | R: 1 E: 0 K: 1 S: 8 | H: 1 LOB: 0 BB: 0 P: 10 | R: 1 E: 0 K: 1 S: 13 | H: 1 LOB: 1 BB: 1 P: 20 | R: 0 E: 0 K: 1 S: 6 | H: 0 LOB: 0 BB: 0 P: 11 | R: 0 E: 0 K: 0 S: 8 | H: 0 LOB: 0 BB: 0 P: 12 | | R: 0 E: 0 K: 0 S: 7 | H: 0 LOB: 0 BB: 0 P: 10 | 1B: 3 2B: 0 3B: 0 HR: 2 | SF: 0 SAC: 0 DP: 0 HBP: 0 | WP: 0 PB: 0 SB: 0 CS: 1 |
| PITCHER | IP WLS BF H R ER SO BB IBB HBP BLK WP HR S P ERA WHIP | | | | | | | | | | | | | | | | | | | | | |
| 46 Claudio Vargas, R ERA: 3.86 Brian Shouse, L ERA: 3.86 | 6.0 W 24 5 3 2 5 0 0 0 0 0 0 0 21 33 3.00 1.167 | | | | | | | | | | | | | | | | | | | | | |
| (7, 1) 3.0 S 9 0 0 0 1 0 0 0 0 0 0 0 21 33 0.00 0.000 | | | | | | | | | | | | | | | | | | | | | | |

| Batter | 1 | 2 | 3 | 4 | 5 | 6 | 7 | 8 | 9 | AB | R | H | RBI | BB | SO | LOB | TOP | | | | | | | | | | |
|--|--------------------------------------|----------------------------------|---------------------------------------|----------------------------------|---------------------------------------|----------------------------------|---------------------------------------|----------------------------------|--------------------------------------|----------------------------------|--------------------------------------|----------------------------------|---------------------------------------|----------------------------------|---------------------------------------|----------------------------------|--|----------------------------------|-------------------------|------------------------------------|--|--|--|--|--|--|--|
| 1 Corey Hart, R OBP: 0.374, SLG: 0.465 | G6-3 | | FC5-4 BB | | F8 | | FC5 1B | | K | 4 | 0 | 1 | 2 | 1 | 1 | 0 | Milwaukee Brewers @ Minnesota Twins Hubert H. Humphrey Metrodome, Minneapolis, MN Sat Jun 16 2007, 7:10 PM EDT Att: 37,117 - Dome - 70 F livebaseballscorecards.com | | | | | | | | | | |
| 7 J.J. Hardy, R OBP: 0.330, SLG: 0.500 | K | | FC5-4 | | | P6 | FC5 1B | | F8 | 5 | 0 | 1 | 1 | 0 | 1 | 2 | | | | | | | | | | | |
| 8 Ryan Braun, R OBP: 0.345, SLG: 0.563 | K | | K | | | G6-3 | FC5 | | 1B | 5 | 0 | 1 | 0 | 0 | 2 | 4 | | | | | | | | | | | |
| 28 Prince Fielder, L OBP: 0.374, SLG: 0.632 | | K | | L3 | | 2B | G4-3 | | F9 | 5 | 1 | 1 | 0 | 0 | 1 | 3 | | | | | | | | | | | |
| 2 Bill Hall, R OBP: 0.336, SLG: 0.436 | | F7 | | S BB | | 2B | | 1B WP FC4-2 BB | | 2 | 0 | 1 | 1 | 2 | 0 | 0 | | | | | | | | | | | |
| Johnny Estrada, S OBP: 0.315, SLG: 0.442 | | G3 | | K | | F7 | | FC4-2 1B | | 4 | 1 | 1 | 0 | 0 | 1 | 2 | | | | | | | | | | | |
| Geoff Jenkins, L OBP: 0.335, SLG: 0.516 | | | K | G3-1 | | | | K FC4-2 FC5-4 | | 4 | 0 | 0 | 0 | 0 | 2 | 3 | | | | | | | | | | | |
| Damian Miller, R OBP: 0.267, SLG: 0.261 | | | BB FC5-4 1B | | G6-3 | | 2B 1B HBP | FC5-4 | | 3 | 2 | 1 | 0 | 0 | 0 | 1 | | | | | | | | | | | |
| Craig Counsell, L OBP: 0.350, SLG: 0.331 | | | FC5-4 1B | | G4-3 | | 1B 2B | G3-1 | | 4 | 1 | 2 | 0 | 0 | 0 | 1 | | | | | | | | | | | |
| Inning Stats | R: 0 H: 0 E: 0 K: 2 S: 9 | H: 0 LOB: 0 BB: 0 P: 12 | R: 0 H: 0 E: 0 K: 1 S: 11 | H: 0 LOB: 0 BB: 0 P: 18 | R: 1 H: 2 E: 0 K: 2 S: 12 | H: 2 LOB: 2 BB: 1 P: 17 | R: 0 H: 0 E: 0 K: 1 S: 14 | H: 0 LOB: 1 BB: 1 P: 20 | R: 0 H: 0 E: 0 K: 0 S: 8 | H: 0 LOB: 0 BB: 0 P: 13 | R: 1 H: 2 E: 0 K: 0 S: 9 | H: 2 LOB: 1 BB: 0 P: 13 | R: 2 H: 3 E: 0 K: 1 S: 15 | H: 3 LOB: 2 BB: 0 P: 24 | R: 1 H: 1 E: 1 K: 0 S: 15 | H: 1 LOB: 1 BB: 1 P: 26 | R: 0 H: 1 E: 0 K: 1 S: 11 | H: 1 LOB: 0 BB: 0 P: 17 | 1B: 6 2B: 3 HR: 0 | SF: 0 SAC: 0 DP: 0 HBP: 1 | WP: 1 PA: 40 PB: 0 SB: 1 CS: 0 | | | | | | |
| PITCHER | IP | WLS | BF | H | R | ER | SO | BB | IBB | HBP | BLK | WP | HR | S | P | ERA | WHIP | | | | | | | | | | |
| 26 Boof Bonser, R ERA: 4.33 | 6.1 | L | 27 | 5 | 4 | 4 | 7 | 2 | 0 | 1 | 0 | 0 | 0 | 72 | 109 | 5.68 | 1.105 | | | | | | | | | | |
| 54 Matt Guerrier, R ERA: 1.59 | 0.1 | | 3 | 2 | 0 | 0 | 0 | 0 | 0 | 0 | 0 | 0 | 0 | 4 | 6 | 0.00 | 6.000 | | | | | | | | | | |
| 37 Denny Reyes, L ERA: 5.79 | 0.2 | | 4 | 1 | 1 | 0 | 0 | 1 | 0 | 0 | 0 | 1 | 0 | 12 | 20 | 0.00 | 3.000 | | | | | | | | | | |
| 17 Pat Neshek, R ERA: 1.1 | 1.2 | | 6 | 1 | 0 | 0 | 1 | 0 | 0 | 0 | 0 | 0 | 0 | 16 | 25 | 0.00 | 0.600 | | | | | | | | | | |

| Batter | 1 | 2 | 3 | 4 | 5 | 6 | 7 | 8 | 9 | AB | R | H | RBI | BB | SO | LOB | BOTTOM | | | | | | | | | | |
|---|--------------------------------------|----------------------------------|--------------------------------------|----------------------------------|--------------------------------------|----------------------------------|--------------------------------------|---------------------------------|---------------------------------------|----------------------------------|---------------------------------------|----------------------------------|---------------------------------------|----------------------------------|---------------------------------------|----------------------------------|--|----------------------------------|-------------------------|------------------------------------|--|--|--|--|--|--|--|
| Luis Castillo, S OBP: 0.366, SLG: 0.356 | G6-3 | | K | | G3 | | G4-3 | | F7 | 5 | 0 | 0 | 0 | 0 | 1 | 4 | Milwaukee Brewers @ Minnesota Twins Hubert H. Humphrey Metrodome, Minneapolis, MN Sat Jun 16 2007, 7:10 PM EDT Att: 37,117 - Dome - 70 F livebaseballscorecards.com | | | | | | | | | | |
| 7 Joe Mauer, L OBP: 0.395, SLG: 0.439 | F7 | | BB | | L4 | | 3B | | G3-1 | 4 | 0 | 1 | 1 | 1 | 0 | 3 | | | | | | | | | | | |
| 5 Michael Cuddyer, R OBP: 0.375, SLG: 0.470 | F8 | | K | | | 16 FB 3B 1B | G5-3 | | | 4 | 0 | 1 | 0 | 0 | 1 | 2 | | | | | | | | | | | |
| 33 Justin Morneau, L OBP: 0.347, SLG: 0.549 | | G3-1 | | F9 | | 1B | | G4-3 | | 4 | 0 | 1 | 0 | 0 | 0 | 0 | | | | | | | | | | | |
| Tori Hunter, R OBP: 0.351, SLG: 0.560 | | P3 | | G6-3 | | K | | K | | 4 | 0 | 0 | 0 | 0 | 2 | 2 | | | | | | | | | | | |
| 16 Jason Kubel, L OBP: 0.294, SLG: 0.383 | | 20 1B BB | | G4-3 | | F8 | | G4-3 | | 3 | 0 | 0 | 0 | 1 | 0 | 2 | | | | | | | | | | | |
| 20 Lew Ford, R ERA: 5.48 | | | | | | 2-3 | K2-3 | | | 2 | 1 | 1 | 0 | 0 | 1 | 2 | | | | | | | | | | | |
| Jason Tyner, L OBP: 0.316, SLG: 0.324 | | | | | 8 2B G6-3 HBP | | | | 8 1B | 1 | 0 | 1 | 0 | 0 | 0 | 0 | | | | | | | | | | | |
| 8 Nick Punto, S OBP: 0.323, SLG: 0.298 | | | | | G6-3 2B | | | | G4-3 1B | 4 | 0 | 2 | 0 | 0 | 0 | 2 | | | | | | | | | | | |
| Jason Bartlett, R OBP: 0.335, SLG: 0.308 | | | | | | | | | | 3 | 1 | 1 | 1 | 0 | 0 | 1 | | | | | | | | | | | |
| 38 Luis Antonio Rodriguez OBP: 0.272, SLG: 0.290 | | | | | G5-3 | | G6-3 | | K | 1 | 0 | 0 | 0 | 0 | 1 | 2 | | | | | | | | | | | |
| Inning Stats | R: 0 H: 0 E: 0 K: 0 S: 7 | H: 1 LOB: 2 BB: 1 P: 11 | R: 0 H: 0 E: 0 K: 0 S: 8 | H: 1 LOB: 1 BB: 1 P: 17 | R: 0 H: 0 E: 0 K: 2 S: 8 | H: 0 LOB: 1 BB: 1 P: 15 | R: 0 H: 0 E: 0 K: 0 S: 6 | H: 0 LOB: 0 BB: 0 P: 9 | R: 0 H: 0 E: 0 K: 0 S: 10 | H: 1 LOB: 1 BB: 0 P: 15 | R: 0 H: 2 E: 0 K: 2 S: 16 | H: 2 LOB: 2 BB: 0 P: 23 | R: 1 H: 2 E: 0 K: 0 S: 14 | H: 2 LOB: 1 BB: 0 P: 26 | R: 0 H: 0 E: 0 K: 1 S: 10 | H: 0 LOB: 0 BB: 0 P: 16 | R: 0 H: 2 E: 0 K: 1 S: 14 | H: 2 LOB: 2 BB: 0 P: 20 | 1B: 6 2B: 1 HR: 0 | SF: 0 SAC: 0 DP: 0 HBP: 1 | WP: 0 PA: 38 PB: 0 SB: 1 CS: 0 | | | | | | |
| PITCHER | IP | WLS | BF | H | R | ER | SO | BB | IBB | HBP | BLK | WP | HR | S | P | ERA | WHIP | | | | | | | | | | |
| 31 Dave Bush, R ERA: 5.48 | 6.1 | W | 27 | 5 | 2 | 2 | 4 | 2 | 0 | 1 | 0 | 0 | 0 | 63 | 104 | 2.84 | 1.105 | | | | | | | | | | |
| Matt Wise, R ERA: 3.34 | 0.2 | H | 3 | 1 | 0 | 0 | 0 | 0 | 0 | 0 | 0 | 0 | 0 | 6 | 12 | 0.00 | 1.500 | | | | | | | | | | |
| Derrick Turnbow, R ERA: 0.98 | 1.0 | H | 3 | 0 | 0 | 0 | 1 | 0 | 0 | 0 | 0 | 0 | 0 | 10 | 16 | 0.00 | 0.000 | | | | | | | | | | |
| Francisco Cordero, R ERA: 2.45 | 1.0 | S | 5 | 2 | 0 | 0 | 1 | 0 | 0 | 0 | 0 | 0 | 0 | 14 | 20 | 0.00 | 2.000 | | | | | | | | | | |

| Batter | 1 | 2 | 3 | 4 | 5 | 6 | 7 | 8 | 9 | AB | R | H | RBI | BB | SO | LOB | TOP | | | |
|--|---|---|--|--|--|----------------------------------|------------------------------|---------------------------------|-------------------------------|----------------------------------|-------------------------------|----------------------------------|-------------------------------|----------------------------------|-------------------------------|----------------------------------|--|------------------------------------|--|--|
| 1 Corey Hart, R OBP: 0.378, SLG: 0.503 | 0-3 K | 2-2 G1-3 | | | | 1-2 HR | | 1-2 HR | 2-3 K | 6 | 2 | 3 | 3 | 0 | 2 | 5 | Milwaukee Brewers @ Minnesota Twins Hubert H. Humphrey Metrodome, Minneapolis, MN Sun Jun 17 2007, 2:10 PM EDT Att: 31,624 - Dome - 71 F | | | |
| 7 J.J. Hardy, R OBP: 0.331, SLG: 0.509 | 2-1 1B | 1-0 G6-3 | | | | 1-1 HR | | 1-3 K | | 5 | 1 | 2 | 1 | 0 | 1 | 3 | | | | |
| 8 Ryan Braun, R OBP: 0.326, SLG: 0.529 | 1-0 FC4-6 | | 0-1 G5-3 | | | 2-3 K | | 1-1 G4-3 | | 5 | 0 | 0 | 0 | 0 | 2 | 2 | | | | |
| 28 Prince Fielder, L OBP: 0.374, SLG: 0.637 | 4-1 BB | | 0-0 G4-3 | | | 0-1 F9 | | 1-1 IHR | | 4 | 1 | 1 | 1 | 1 | 1 | 0 | | | | |
| 2 Bill Hall, R OBP: 0.345, SLG: 0.446 | 4-1 BB | | 3-2 2B | | | 1-2 1B | | 3-3 K | | 4 | 1 | 3 | 0 | 1 | 1 | 0 | | | | |
| Johnny Estrada, S OBP: 0.313, SLG: 0.436 | 1-0 G4-3 | | 0-0 F7 | | | 1-2 G4-3 | | 0-2 F9 | | 5 | 0 | 1 | 0 | 0 | 0 | 5 | | | | |
| 22 Tony Gwynn Jr., L (9, PR) OBP: 0.363, SLG: 0.349 | | | | | | | | 0-1 SF8 | | 0 | 0 | 0 | 0 | 0 | 0 | 0 | | | | |
| Damian Miller, R OBP: 0.297, SLG: 0.261 | | | | | | | | 1-2 1B | | 0 | 0 | 0 | 0 | 0 | 0 | 0 | | | | |
| Geoff Jenkins, L OBP: 0.346, SLG: 0.527 | | 1-1 G1-3 | | 0-0 F7 | | 4-2 9 HR | | 0-0 9 HR | | 4 | 2 | 3 | 0 | 1 | 0 | 0 | | | | |
| 9 Tony Graffanino, R OBP: 0.295, SLG: 0.329 | | 1-2 K | | 0-2 G6-3 | | 1-0 HR | | 2-0 F8 | | 5 | 1 | 1 | 2 | 0 | 2 | 5 | | | | |
| Craig Counsell, L OBP: 0.351, SLG: 0.331 | | 4-0 G1-3 | | 1-0 P5 | | 0-3 K | | 0-0 1 HR | | 3 | 1 | 1 | 2 | 1 | 1 | 0 | | | | |
| Inning Stats | R: 0 E: 0 K: 1 S: 9 | H: 1 LOB: 3 BB: 2 P: 21 | R: 0 E: 0 K: 1 S: 9 | H: 1 LOB: 2 BB: 1 P: 18 | R: 0 E: 0 K: 0 S: 8 | H: 0 LOB: 0 BB: 0 P: 11 | R: 0 E: 0 K: 0 S: 5 | H: 0 LOB: 0 BB: 0 P: 6 | R: 2 E: 0 K: 1 S: 19 | H: 3 LOB: 1 BB: 0 P: 25 | R: 0 E: 0 K: 2 S: 12 | H: 0 LOB: 0 BB: 0 P: 18 | R: 3 E: 0 K: 1 S: 11 | H: 3 LOB: 0 BB: 0 P: 16 | R: 2 E: 0 K: 2 S: 17 | H: 4 LOB: 3 BB: 0 P: 26 | 1B: 8 2B: 2 3B: 0 HR: 5 | SF: 1 SAC: 0 DP: 0 HBP: 0 | WP: 0 PA: 46 PB: 0 SB: 1 CS: 0 | |
| PITCHER | IP WLS BF H R ER SO BB IBB HBP BLK WP HR S P ERA WHIP | 5.1 28 8 4 4 4 4 0 0 0 0 0 3 60 97 6.75 2.250 | 1.2 5 0 0 0 3 0 0 0 0 0 0 1 18 29 0.00 0.000 | 1.0 6 3 3 3 1 0 0 0 0 0 1 11 16 27.00 3.000 | 1.0 7 4 2 2 2 0 0 0 0 0 0 17 26 18.00 4.000 | | | | | | | | | | | | | | | |

| Batter | 1 | 2 | 3 | 4 | 5 | 6 | 7 | 8 | 9 | AB | R | H | RBI | BB | SO | LOB | BOTTOM | | | | |
|--|---|--|--|----------------------------------|-------------------------------|----------------------------------|------------------------------|----------------------------------|-------------------------------|----------------------------------|-------------------------------|----------------------------------|------------------------------|----------------------------------|------------------------------|----------------------------------|--|---------------------------------|----------------------------------|------------------------------------|--|
| Luis Castillo, S OBP: 0.362, SLG: 0.350 | 1-1 G5-3 | 2-1 G3-6-3 | | 2-1 G4-3 | | 4-0 G6-3 | | 1-1 G6-3 | | 4 | 0 | 0 | 0 | 1 | 0 | 1 | Milwaukee Brewers @ Minnesota Twins Hubert H. Humphrey Metrodome, Minneapolis, MN Sun Jun 17 2007, 2:10 PM EDT Att: 31,624 - Dome - 71 F | | | | |
| 7 Joe Mauer, L OBP: 0.401, SLG: 0.441 | 1-2 2B | | 1-1 3B | | 4-1 3B | 3-2 G6-3 | | 1-1 L6 | | 4 | 3 | 2 | 0 | 1 | 0 | 1 | | | | | |
| 5 Michael Cuddyer, R OBP: 0.376, SLG: 0.471 | 2-2 3B | | 4-1 3B | | 0-3 K | 1-3 K | | 3-2 G6-3 | | 4 | 2 | 1 | 0 | 1 | 2 | 2 | | | | | |
| 33 Justin Morneau, L OBP: 0.355, SLG: 0.568 | 0-0 SF7 | | 3-0 2B | | 4-1 2B | 4-0 FC6-4 | | 1-0 HR | | 2 | 3 | 2 | 3 | 2 | 0 | 0 | | | | | |
| Tori Hunter, R OBP: 0.354, SLG: 0.560 | 4-2 HBP | | 0-1 2B | | 0-0 5B | 2-2 FC6-4 | | | | 0 | 0 | 0 | 0 | 0 | 0 | 0 | | | | | |
| 20 Lew Ford, R OBP: 0.290, SLG: 0.338 | | | 1-3 2B | | 1-2 2B | 1-2 1B | | | | 3 | 1 | 2 | 4 | 0 | 0 | 2 | | | | | |
| 55 Mike Redmond, R OBP: 0.343, SLG: 0.370 | 2-2 1B | | 0-0 G1-6-3 | | 1-0 F8 | | | | | 4 | 0 | 1 | 1 | 0 | 0 | 2 | | | | | |
| Jason Tyner, L OBP: 0.314, SLG: 0.321 | 1-2 F9 | | 2-2 L4 | | 0-0 1B | | | | | 4 | 1 | 1 | 1 | 0 | 0 | 2 | | | | | |
| Jeff Cirillo, R OBP: 0.309, SLG: 0.326 | | 2-1 1B | | 1-2 G4-3 | | 3-2 1B | | | | 4 | 0 | 3 | 1 | 0 | 0 | 0 | | | | | |
| 8 Nick Punto, S OBP: 0.323, SLG: 0.298 | | | | | | | | | | 0 | 0 | 0 | 0 | 0 | 0 | 0 | | | | | |
| Jason Bartlett, R OBP: 0.329, SLG: 0.301 | | 1-0 F8 | | 0-3 K | | 2-2 F9 | | 2-2 FC5-4 | | 4 | 0 | 0 | 0 | 0 | 1 | 3 | | | | | |
| Inning Stats | R: 2 E: 0 K: 0 S: 19 | H: 3 LOB: 2 BB: 0 P: 30 | R: 0 E: 0 K: 0 S: 5 | H: 1 LOB: 0 BB: 0 P: 10 | R: 3 E: 0 K: 0 S: 10 | H: 3 LOB: 0 BB: 1 P: 20 | R: 0 E: 0 K: 1 S: 8 | H: 0 LOB: 0 BB: 0 P: 11 | R: 4 E: 0 K: 1 S: 15 | H: 3 LOB: 1 BB: 2 P: 29 | R: 0 E: 0 K: 1 S: 12 | H: 0 LOB: 2 BB: 2 P: 26 | R: 0 E: 0 K: 0 S: 7 | H: 1 LOB: 1 BB: 0 P: 20 | R: 0 E: 0 K: 0 S: 7 | H: 0 LOB: 0 BB: 0 P: 12 | R: 1 E: 0 K: 0 S: 1 | H: 1 LOB: 0 BB: 0 P: 2 | 1B: 8 2B: 3 3B: 0 HR: 1 | SF: 1 SAC: 0 DP: 2 HBP: 1 | WP: 0 PA: 40 PB: 0 SB: 2 CS: 0 |
| PITCHER | IP WLS BF H R ER SO BB IBB HBP BLK WP HR S P ERA WHIP | 4.2 26 10 9 9 2 1 1 0 0 0 0 0 27 52 0.00 0.857 | 2.1 10 1 0 0 1 1 1 0 0 0 0 1 8 14 9.00 1.000 | | | | | | | | | | | | | | | | | | |



| Batter | 1 | 2 | 3 | 4 | 5 | 6 | 7 | 8 | 9 | AB | R | H | RBI | BB | SO | LOB | TOP | | | |
|--|---|----------------------------------|------------------------------|---------------------------------|-------------------------------|----------------------------------|-------------------------------|----------------------------------|------------------------------|----------------------------------|-------------------------------|----------------------------------|-------------------------------|----------------------------------|------------------------------|----------------------------------|--|----------------------------------|------------------------------------|----------------------------------|
| Luis Castillo, S (1,4) OBP: 0.356, SLG: 0.343 | G6-3 | | G6-3 | | G4-3 | | | G4-3 | | 4 | 0 | 0 | 0 | 0 | 0 | 2 | Minnesota Twins @ New York Mets Shea Stadium, Flushing, NY Mon Jun 18 2007, 7:10 PM EDT Att: 37,319 - Clear - 73 F | | | |
| 7 Joe Mauer, L (1,2) OBP: 0.398, SLG: 0.432 | F8 | | | BB | | F7 | | K | | 3 | 0 | 0 | 0 | 1 | 1 | | | | | |
| 5 Michael Cuddyer, R (1,9) OBP: 0.378, SLG: 0.475 | | | G5-3 | | | G5-3 | | | | 4 | 0 | 2 | 1 | 0 | 2 | | | | | |
| 33 Justin Morneau, L (1,3) OBP: 0.354, SLG: 0.562 | L8 | | | BB | | F7 | | G5-3 | | 3 | 0 | 0 | 0 | 1 | 2 | | | | | |
| Tori Hunter, R (1,8) OBP: 0.348, SLG: 0.551 | | G5-3 | | P2 | | | G5-3 | | | 4 | 0 | 0 | 0 | 0 | 1 | | | | | |
| 16 Jason Kubel, L (1,7) OBP: 0.284, SLG: 0.380 | K | | | K | | | | G1-3 | | 4 | 0 | 1 | 0 | 0 | 2 | | | | | |
| 8 Nick Punto, S (1,5) OBP: 0.317, SLG: 0.293 | G2-3 | | | P5 | | | | L3 | | 4 | 0 | 0 | 0 | 0 | 1 | | | | | |
| Jason Bartlett, R (1,6) OBP: 0.329, SLG: 0.302 | | | SH1-4 | | K | | | | | 3 | 0 | 1 | 0 | 0 | 1 | | | | | |
| Carlos Silva, R (1,1) 37 Denny Reyes, R (7,1) Jason Tyner, L (8, PH) Juan Rincon, R (8,1) 17 Pat Neshek, S (8,1) | | SH1-4 | | G1 | | | | G4-3 | | 1 | 0 | 0 | 0 | 0 | 0 | | | | | |
| Inning Stats | R: 0 E: 0 K: 0 S: 16 | H: 1 LOB: 1 BB: 0 P: 21 | R: 0 E: 0 K: 1 S: 6 | H: 0 LOB: 0 BB: 0 P: 9 | R: 0 E: 0 K: 0 S: 11 | H: 1 LOB: 2 BB: 1 P: 18 | R: 0 E: 0 K: 1 S: 12 | H: 0 LOB: 1 BB: 1 P: 21 | R: 0 E: 0 K: 1 S: 7 | H: 0 LOB: 0 BB: 0 P: 10 | R: 0 E: 0 K: 1 S: 13 | H: 1 LOB: 1 BB: 0 P: 17 | R: 1 E: 0 K: 1 S: 13 | H: 2 LOB: 1 BB: 0 P: 19 | R: 0 E: 0 K: 0 S: 7 | H: 0 LOB: 0 BB: 0 P: 10 | | 1B: 4 2B: 1 3B: 0 HR: 0 | SF: 0 SAC: 1 DP: 0 HBP: 0 | WP: 0 PB: 0 SB: 0 CS: 0 |
| PITCHER | IP WLS BF H R ER SO BB IBB HBP BLK WP HR S P ERA WHIP | | | | | | | | | | | | | | | | | | | |
| 33 John Maine, R (1,1) ERA: 2.9 | 7.1 W 28 4 1 1 4 2 0 0 0 0 0 0 77 115 1.23 0.818 | | | | | | | | | | | | | | | | | | | |
| 25 Pedro Feliciano, L (8,1) ERA: 1.8 | 0.2 3 1 0 0 1 0 0 0 0 0 0 0 8 11 0.00 1.500 | | | | | | | | | | | | | | | | | | | |
| Aaron Heilman, R (9,1) ERA: 4.18 | 1.0 3 0 0 0 0 0 0 0 0 0 0 0 7 10 0.00 0.000 | | | | | | | | | | | | | | | | | | | |

| Batter | 1 | 2 | 3 | 4 | 5 | 6 | 7 | 8 | 9 | AB | R | H | RBI | BB | SO | LOB | BOTTOM | | | |
|---|---|----------------------------------|------------------------------|----------------------------------|------------------------------|----------------------------------|-------------------------------|----------------------------------|-------------------------------|----------------------------------|-------------------------------|----------------------------------|------------------------------|----------------------------------|-------------------------------|----------------------------------|--|----------------------------------|------------------------------------|----------------------------------|
| 7 José Reyes, S (1,6) OBP: 0.404, SLG: 0.460 | G3 | | | | F9 | | | | | 4 | 1 | 2 | 0 | 1 | 0 | 0 | Minnesota Twins @ New York Mets Shea Stadium, Flushing, NY Mon Jun 18 2007, 7:10 PM EDT Att: 37,319 - Clear - 73 F | | | |
| 16 Paul Lo Duca, R (1,2) OBP: 0.350, SLG: 0.374 | G6-3 | | G6-3 | | | | | E6 | | 5 | 1 | 2 | 2 | 0 | 2 | | | | | |
| 15 Carlos Beltrán, S (1,8) OBP: 0.345, SLG: 0.447 | L6 | | G3 | | FC4-6 | | | | | 5 | 1 | 1 | 1 | 0 | 4 | | | | | |
| 5 David Wright, R (1,5) OBP: 0.373, SLG: 0.500 | | G6-3 | | L8 | | | | | | 5 | 0 | 3 | 1 | 0 | 0 | | | | | |
| 21 Carlos Delgado, L (1,3) OBP: 0.296, SLG: 0.412 | | | | | F7 | | | | | 4 | 1 | 2 | 1 | 1 | 3 | | | | | |
| Shawn Green, L (1,9) OBP: 0.357, SLG: 0.456 27 Carlos Gómez, R (8,9) OBP: 0.289, SLG: 0.338 | | HR | | | | | | | | 4 | 1 | 2 | 0 | 0 | 1 | | | | | |
| 22 Jose Valentin, S (1,4) OBP: 0.319, SLG: 0.427 | | | | | | | | | | 0 | 0 | 0 | 1 | 0 | 0 | | | | | |
| Ricky Ledee, L (1,7) OBP: 0.333, SLG: 0.643 | | | | | | | | | | 5 | 1 | 1 | 0 | 0 | 6 | | | | | |
| 33 John Maine, R (1,1) OBP: 0.222, SLG: 0.125 25 Pedro Feliciano, L (8,1) Ruben Gotay, S (8, PH) OBP: 0.375, SLG: 0.529 Aaron Heilman, R (9,1) | | | | | | | | | | 3 | 2 | 2 | 2 | 1 | 0 | | | | | |
| Inning Stats | R: 0 E: 0 K: 0 S: 6 | H: 0 LOB: 0 BB: 0 P: 11 | R: 1 E: 0 K: 0 S: 9 | H: 2 LOB: 1 BB: 0 P: 13 | R: 0 E: 0 K: 0 S: 8 | H: 1 LOB: 1 BB: 0 P: 10 | R: 1 E: 0 K: 0 S: 12 | H: 3 LOB: 2 BB: 0 P: 20 | R: 0 E: 0 K: 1 S: 10 | H: 2 LOB: 2 BB: 0 P: 14 | R: 2 E: 0 K: 1 S: 18 | H: 2 LOB: 2 BB: 2 P: 31 | R: 0 E: 0 K: 0 S: 9 | H: 1 LOB: 1 BB: 0 P: 13 | R: 4 E: 1 K: 1 S: 19 | H: 4 LOB: 2 BB: 1 P: 33 | | 1B: 9 2B: 4 3B: 0 HR: 2 | SF: 1 SAC: 1 DP: 0 HBP: 0 | WP: 1 PB: 0 SB: 1 CS: 0 |
| PITCHER | IP WLS BF H R ER SO BB IBB HBP BLK WP HR S P ERA WHIP | | | | | | | | | | | | | | | | | | | |
| Carlos Silva, R (1,1) ERA: 4.2 | 6.0 L 30 10 4 4 4 1 1 0 0 0 0 0 9 63 6.00 1.833 | | | | | | | | | | | | | | | | | | | |
| 37 Denny Reyes, L (7,1) ERA: 5.4 | 1.0 4 1 0 0 0 0 0 0 0 0 0 0 9 13 0.00 1.000 | | | | | | | | | | | | | | | | | | | |
| Juan Rincon, R (8,1) ERA: 4.5 | 0.1 7 4 4 3 1 0 1 0 0 0 1 15 29 81.00 12.000 | | | | | | | | | | | | | | | | | | | |
| 17 Pat Neshek, R (8,1) ERA: 1.08 | 0.2 2 0 0 0 0 0 0 0 0 0 0 0 4 4 0.00 0.000 | | | | | | | | | | | | | | | | | | | |

| | |
|-----|----|
| AB | 31 |
| R | 1 |
| H | 5 |
| RBI | 1 |
| BB | 2 |
| SO | 5 |
| LOB | 12 |



| | |
|-----|----|
| AB | 38 |
| R | 8 |
| H | 15 |
| RBI | 8 |
| BB | 3 |
| SO | 2 |
| LOB | 19 |



| Batter | 1 | 2 | 3 | 4 | 5 | 6 | 7 | 8 | 9 | AB | R | H | RBI | BB | SO | LOB | TOP | | | | | | | | | | |
|---|-------------------------------|----------------------------------|-------------------------------|----------------------------------|------------------------------|----------------------------------|-------------------------------|----------------------------------|-------------------------------|----------------------------------|------------------------------|----------------------------------|------------------------------|----------------------------------|-------------------------------|----------------------------------|--|------------------------------------|----------------------------------|--------|--|--|--|--|--|--|--|
| Luis Castillo, S (1,4) OBP: 0.349, SLG: 0.336 | E3 | FC4-6 7 2B 5 SF9 | | G4-3 | G4-3 | | L6 | | | 5 | 1 | 0 | 1 | 0 | 0 | 3 | Minnesota Twins @ New York Mets Shea Stadium, Flushing, NY Tue Jun 19 2007, 7:10 PM EDT Att: 40,935 - Partly Cloudy - 76 F livebaseballscores.com | | | | | | | | | | |
| 7 Joe Mauer, L (1,2) OBP: 0.404, SLG: 0.441 | F8 | | | | | | F7 | | | 4 | 2 | 2 | 1 | 1 | 0 | 1 | | | | | | | | | | | |
| 5 Michael Cuddyer, R (1,9) OBP: 0.375, SLG: 0.472 | K | SF9 | | E5 33 1B | E5 33 1B | | | K | | 4 | 1 | 1 | 2 | 0 | 2 | 2 | | | | | | | | | | | |
| 33 Justin Morneau, L (1,3) OBP: 0.354, SLG: 0.558 | L7 | F8 | | | | | | G4-3 | | 5 | 0 | 2 | 1 | 0 | 0 | 2 | | | | | | | | | | | |
| Tori Hunter, R (1,8) | | | | G6-3 | F7 | | | G6-3 | | 5 | 1 | 1 | 0 | 0 | 0 | 4 | | | | | | | | | | | |
| Jeff Cirillo, R (1,5) OBP: 0.324, SLG: 0.352 | | E8 1B | | G1-4-3 | | | F9 | | G4-3 2B | 5 | 1 | 3 | 1 | 0 | 0 | 0 | | | | | | | | | | | |
| Jason Tyner, L (1,7) OBP: 0.323, SLG: 0.325 | | | | | | | F8 | | G4-3 | 4 | 1 | 1 | 1 | 1 | 0 | 3 | | | | | | | | | | | |
| Jason Bartlett, R (1,6) OBP: 0.330, SLG: 0.304 | | | | | | | | | P3 | 5 | 1 | 2 | 0 | 0 | 0 | 1 | | | | | | | | | | | |
| Johan Santana, L (1,1) OBP: 0.400, SLG: 0.500 | | | | | | | | | G6-3 | 4 | 1 | 1 | 0 | 1 | 0 | 3 | | | | | | | | | | | |
| Inning Stats | R: 0 E: 1 K: 1 S: 10 | H: 0 LOB: 1 BB: 0 P: 15 | R: 5 E: 1 K: 0 S: 14 | H: 5 LOB: 1 BB: 1 P: 25 | R: 0 E: 0 K: 0 S: 8 | H: 1 LOB: 2 BB: 1 P: 17 | R: 2 E: 1 K: 0 S: 17 | H: 3 LOB: 2 BB: 0 P: 29 | R: 2 E: 1 K: 0 S: 18 | H: 3 LOB: 2 BB: 1 P: 27 | R: 0 E: 0 K: 0 S: 8 | H: 0 LOB: 0 BB: 0 P: 11 | R: 0 E: 0 K: 0 S: 8 | H: 0 LOB: 0 BB: 0 P: 10 | R: 0 E: 0 K: 1 S: 14 | H: 1 LOB: 1 BB: 0 P: 17 | 1B: 10 2B: 3 3B: 0 HR: 0 | SF: 1 SAC: 0 DP: 0 HBP: 0 | WP: 0 PB: 0 SB: 0 CS: 0 | PA: 45 | | | | | | | |
| PITCHER | IP | WLS | BF | H | R | ER | SO | BB | IBB | HBP | BLK | WP | HR | S | P | ERA | WHIP | | | | | | | | | | |
| 29 Jorge Sosa, R (1,1) ERA: 4.05 | 3.1 | L | 22 | 8 | 7 | 5 | 1 | 2 | 0 | 0 | 0 | 0 | 0 | 43 | 76 | 13.50 | 3.000 | | | | | | | | | | |
| Aaron Sele, R (4,1) ERA: 5.26 | 1.2 | | 10 | 4 | 2 | 1 | 0 | 1 | 0 | 0 | 0 | 0 | 0 | 24 | 37 | 5.40 | 3.000 | | | | | | | | | | |
| 59 Guillermo Mota, R (6,1) ERA: 6.0 | 2.0 | | 6 | 0 | 0 | 0 | 0 | 0 | 0 | 0 | 0 | 0 | 0 | 16 | 21 | 0.00 | 0.000 | | | | | | | | | | |
| 35 Joe Smith, R (8,1) ERA: 2.4 | 1.0 | | 3 | 0 | 0 | 0 | 1 | 0 | 0 | 0 | 0 | 0 | 0 | 8 | 14 | 0.00 | 0.000 | | | | | | | | | | |
| Scott Schoeneweis, L (9,1) ERA: 6.94 | 1.0 | | 4 | 1 | 0 | 0 | 0 | 0 | 0 | 0 | 0 | 0 | 0 | 14 | 17 | 0.00 | 1.000 | | | | | | | | | | |

| Batter | 1 | 2 | 3 | 4 | 5 | 6 | 7 | 8 | 9 | AB | R | H | RBI | BB | SO | LOB | BOTTOM | | | | | | | | | | |
|--|------------------------------|----------------------------------|------------------------------|---------------------------------|------------------------------|----------------------------------|------------------------------|---------------------------------|------------------------------|----------------------------------|------------------------------|---------------------------------|------------------------------|---------------------------------|------------------------------|----------------------------------|--|------------------------------------|----------------------------------|--------|--|--|--|--|--|--|--|
| 7 José Reyes, S (1,6) OBP: 0.402, SLG: 0.457 | F8 | | G3-1 | | | | | | | 4 | 0 | 1 | 0 | 0 | 0 | 1 | Minnesota Twins @ New York Mets Shea Stadium, Flushing, NY Tue Jun 19 2007, 7:10 PM EDT Att: 40,935 - Partly Cloudy - 76 F livebaseballscores.com | | | | | | | | | | |
| 16 Paul Lo Duca, R (1,2) OBP: 0.344, SLG: 0.368 | G6-3 | | | | | | | | | 4 | 0 | 0 | 0 | 0 | 1 | 1 | | | | | | | | | | | |
| 15 Carlos Beltrán, S (1,8) OBP: 0.340, SLG: 0.440 | F8 | | | | | | | | | 4 | 0 | 0 | 0 | 0 | 0 | 1 | | | | | | | | | | | |
| 5 David Wright, R (1,5) OBP: 0.371, SLG: 0.496 | | L3 | | | | | | | | 4 | 0 | 1 | 0 | 0 | 0 | 1 | | | | | | | | | | | |
| 21 Carlos Delgado, L (1,3) OBP: 0.293, SLG: 0.408 | | | | | | | | | | 3 | 0 | 0 | 0 | 0 | 0 | 1 | | | | | | | | | | | |
| 3 Damon Easley, R (1,4) OBP: 0.338, SLG: 0.460 | | | | | | | | | | 3 | 0 | 1 | 0 | 0 | 0 | 0 | | | | | | | | | | | |
| Shawn Green, L (1,9) OBP: 0.352, SLG: 0.449 | | | | | | | | | | 3 | 0 | 0 | 0 | 0 | 0 | 1 | | | | | | | | | | | |
| 27 Carlos Gómez, R (1,7) OBP: 0.291, SLG: 0.338 | | | | | | | | | | 3 | 0 | 1 | 0 | 0 | 0 | 1 | | | | | | | | | | | |
| 29 Jorge Sosa, R (1,1) OBP: 0.299, SLG: 0.143 | | | | | | | | | | 0 | 0 | 0 | 0 | 0 | 0 | 0 | | | | | | | | | | | |
| Aaron Sele, R (4,1) ERA: 5.26 | | | | | | | | | | 0 | 0 | 0 | 0 | 0 | 0 | 0 | | | | | | | | | | | |
| 22 Jose Valentin, S (5, PH) OBP: 0.116, SLG: 0.029 | | | | | | | | | | 0 | 0 | 0 | 0 | 0 | 0 | 1 | | | | | | | | | | | |
| 59 Guillermo Mota, R (6,1) ERA: 6.0 | | | | | | | | | | 0 | 0 | 0 | 0 | 0 | 0 | 0 | | | | | | | | | | | |
| 35 Joe Smith, R (8,1) ERA: 2.4 | | | | | | | | | | 0 | 0 | 0 | 0 | 0 | 0 | 0 | | | | | | | | | | | |
| Julio Franco, R (8, PH) OBP: 0.301, SLG: 0.261 | | | | | | | | | | 1 | 0 | 0 | 0 | 0 | 0 | 0 | | | | | | | | | | | |
| Scott Schoeneweis, L (9,1) ERA: 6.94 | | | | | | | | | | 0 | 0 | 0 | 0 | 0 | 0 | 0 | | | | | | | | | | | |
| Inning Stats | R: 0 E: 0 K: 0 S: 5 | H: 0 LOB: 0 BB: 0 P: 10 | R: 0 E: 0 K: 0 S: 5 | H: 0 LOB: 0 BB: 0 P: 7 | R: 0 E: 0 K: 0 S: 6 | H: 1 LOB: 1 BB: 0 P: 10 | R: 0 E: 0 K: 0 S: 5 | H: 1 LOB: 1 BB: 0 P: 9 | R: 0 E: 0 K: 0 S: 9 | H: 1 LOB: 1 BB: 0 P: 14 | R: 0 E: 0 K: 0 S: 4 | H: 0 LOB: 0 BB: 0 P: 9 | R: 0 E: 0 K: 0 S: 5 | H: 0 LOB: 0 BB: 0 P: 8 | R: 0 E: 0 K: 1 S: 9 | H: 1 LOB: 1 BB: 0 P: 11 | 1B: 4 2B: 0 3B: 0 HR: 0 | SF: 0 SAC: 1 DP: 0 HBP: 0 | WP: 0 PB: 0 SB: 0 CS: 0 | PA: 31 | | | | | | | |
| PITCHER | IP | WLS | BF | H | R | ER | SO | BB | IBB | HBP | BLK | WP | HR | S | P | ERA | WHIP | | | | | | | | | | |
| Johan Santana, L (1,1) ERA: 2.91 | 9.0 | W | 31 | 4 | 0 | 0 | 1 | 0 | 0 | 0 | 0 | 0 | 0 | 57 | 92 | 0.00 | 0.444 | | | | | | | | | | |



| Batter | 1 | 2 | 3 | 4 | 5 | 6 | 7 | 8 | 9 | AB | R | H | RBI | BB | SO | LOB | TOP | | | | | | | | |
|--|---|---|---|---|---|---|---|---|---|---|---|---|---|---|---|---|---|---|---|---|---|---|---|---|---|
| Luis Castillo, S OBP: 0.353, SLG: 0.337 38 Luis Antonio Rodriguez, R OBP: 0.274, SLG: 0.253 | 1-2 CS 1B | 3-2 G4-3 | 3-2 G4-3 | | | 3-2 7 BB 2B | 4-1 5 BB | 0-0 F6 | | 4 | 1 | 2 | 0 | 0 | 0 | 2 | 4 1 2 0 0 0 2 1 0 0 0 1 0 2 | | | | | | | | |
| 8 Nick Punto, S OBP: 0.213, SLG: 0.283 | 2-3 SAFE K | | 4-1 7 BB 2B | 3-1 F7 | | 4-2 7 BB 2B | 0-2 L6 | 0-2 K | | 4 | 2 | 0 | 0 | 2 | 2 | 4 | 4 2 0 0 2 2 4 | | | | | | | | |
| 7 Joe Mauer, L OBP: 0.403, SLG: 0.449 Ramon Ortiz, R OBP: 0.213, SLG: 0.253 | 4-1 BB | | 2-0 2B 2B | 2-2 G4-3 | | 1-1 WP 16 BB 1B | 2-3 K | | 0-3 K | 4 | 2 | 2 | 3 | 1 | 1 | 1 | 4 2 2 3 1 1 1 1 0 0 0 0 1 0 | | | | | | | | |
| 5 Michael Cuddyer, R OBP: 0.369, SLG: 0.454 | 1-3 K | | 0-0 G6-3 | 1-2 F7 | | 4-1 16 BB 1B | 2-2 FC6-4 1B | | 0-0 G4-3 | 5 | 0 | 1 | 0 | 1 | 1 | 2 | 5 0 1 0 1 1 2 | | | | | | | | |
| Tori Hunter, R OBP: 0.353, SLG: 0.564 20 Lew Ford, R OBP: 0.312, SLG: 0.352 | | 1-0 16 BB 1B | 1-0 2B | | 0-0 16 FC3-6 1B | 1-3 K | 3-1 FC6-4 1B | | 1-2 F9 | 6 | 2 | 3 | 0 | 0 | 1 | 4 | 6 2 3 0 0 1 4 0 0 0 0 0 0 0 | | | | | | | | |
| 16 Jason Kubel, L OBP: 0.300, SLG: 0.396 | | 0-0 1B FC5-4 | 2-3 2B | 4-0 1B | 1-1 FC3-6 2B | 0-1 BB 1B | | 2-0 F9 41 BB 1B | | 4 | 3 | 3 | 2 | 1 | 0 | 1 | 4 3 3 2 1 0 1 | | | | | | | | |
| Jeff Cirillo, R OBP: 0.351, SLG: 0.392 | | 2-2 SAFE 1 SAFE 1B | 0-1 1B | 0-1 1B | 0-1 F8 | 2-3 3-H 1B | | 0-1 41 BB 1B | | 5 | 1 | 4 | 2 | 0 | 0 | 2 | 5 1 4 2 0 0 2 | | | | | | | | |
| Jason Bartlett, R OBP: 0.335, SLG: 0.303 | | 0-2 FC5-4 SH1 | 0-1 1B | 0-1 1B | 4-0 G5-4-3 IBB | 4-0 BB | | 0-1 F9 | | 3 | 0 | 1 | 3 | 2 | 0 | 3 | 3 0 1 3 2 0 3 | | | | | | | | |
| Carlos Silva, R OBP: 0.296, SLG: 0.240 41 Chris Heintz, R OBP: 0.296, SLG: 0.240 | 1-2 SAFE 1 SAFE SH1 | 0-0 SH1 | 0-3 K | | 2-2 G5-4-3 | 2-2 G5-3 | | 1-1 1B | | 3 | 0 | 0 | 0 | 0 | 1 | 7 | 3 0 0 0 0 1 7 1 0 1 1 0 0 0 | | | | | | | | |
| Inning Stats | R: 0 E: 0 K: 2 S: 11 | H: 1 LOB: 1 BB: 1 P: 19 | R: 2 E: 0 K: 0 S: 16 | H: 3 LOB: 1 BB: 0 P: 22 | R: 5 E: 0 K: 1 S: 14 | H: 4 LOB: 1 BB: 2 P: 28 | R: 0 E: 0 K: 0 S: 8 | H: 0 LOB: 0 BB: 0 P: 14 | R: 0 E: 0 K: 0 S: 8 | H: 2 LOB: 2 BB: 1 P: 15 | R: 3 E: 0 K: 1 S: 19 | H: 3 LOB: 3 BB: 3 P: 39 | R: 0 E: 0 K: 1 S: 13 | H: 1 LOB: 2 BB: 1 P: 24 | R: 1 E: 0 K: 1 S: 11 | H: 3 LOB: 2 BB: 0 P: 14 | R: 0 E: 0 K: 1 S: 7 | H: 0 LOB: 0 BB: 0 P: 8 | 1B: 11 2B: 6 3B: 1 HR: 0 | SF: 0 SAC: 1 DP: 2 HBP: 0 | WP: 1 PB: 0 SB: 0 CS: 1 | PA: 50 | | | |
| PITCHER | IP WLS BF H R ER SO BB IBB HBP BLK WP HR S P ERA WHIP | IP WLS BF H R ER SO BB IBB HBP BLK WP HR S P ERA WHIP | IP WLS BF H R ER SO BB IBB HBP BLK WP HR S P ERA WHIP | IP WLS BF H R ER SO BB IBB HBP BLK WP HR S P ERA WHIP | IP WLS BF H R ER SO BB IBB HBP BLK WP HR S P ERA WHIP | IP WLS BF H R ER SO BB IBB HBP BLK WP HR S P ERA WHIP | IP WLS BF H R ER SO BB IBB HBP BLK WP HR S P ERA WHIP | IP WLS BF H R ER SO BB IBB HBP BLK WP HR S P ERA WHIP | IP WLS BF H R ER SO BB IBB HBP BLK WP HR S P ERA WHIP | IP WLS BF H R ER SO BB IBB HBP BLK WP HR S P ERA WHIP | IP WLS BF H R ER SO BB IBB HBP BLK WP HR S P ERA WHIP | IP WLS BF H R ER SO BB IBB HBP BLK WP HR S P ERA WHIP | IP WLS BF H R ER SO BB IBB HBP BLK WP HR S P ERA WHIP | IP WLS BF H R ER SO BB IBB HBP BLK WP HR S P ERA WHIP | IP WLS BF H R ER SO BB IBB HBP BLK WP HR S P ERA WHIP | IP WLS BF H R ER SO BB IBB HBP BLK WP HR S P ERA WHIP | IP WLS BF H R ER SO BB IBB HBP BLK WP HR S P ERA WHIP | IP WLS BF H R ER SO BB IBB HBP BLK WP HR S P ERA WHIP | IP WLS BF H R ER SO BB IBB HBP BLK WP HR S P ERA WHIP | IP WLS BF H R ER SO BB IBB HBP BLK WP HR S P ERA WHIP | IP WLS BF H R ER SO BB IBB HBP BLK WP HR S P ERA WHIP | IP WLS BF H R ER SO BB IBB HBP BLK WP HR S P ERA WHIP | IP WLS BF H R ER SO BB IBB HBP BLK WP HR S P ERA WHIP | IP WLS BF H R ER SO BB IBB HBP BLK WP HR S P ERA WHIP | IP WLS BF H R ER SO BB IBB HBP BLK WP HR S P ERA WHIP |

Minnesota Twins @ Florida Marlins
Dolphin Stadium, Miami, FL
Sat Jun 23 2007, 7:05 PM EDT
Att: 21,368 - Clear - 82 F

| | |
|-----|----|
| AB | 41 |
| R | 11 |
| H | 17 |
| RBI | 11 |
| BB | 8 |
| SO | 7 |
| LOB | 28 |

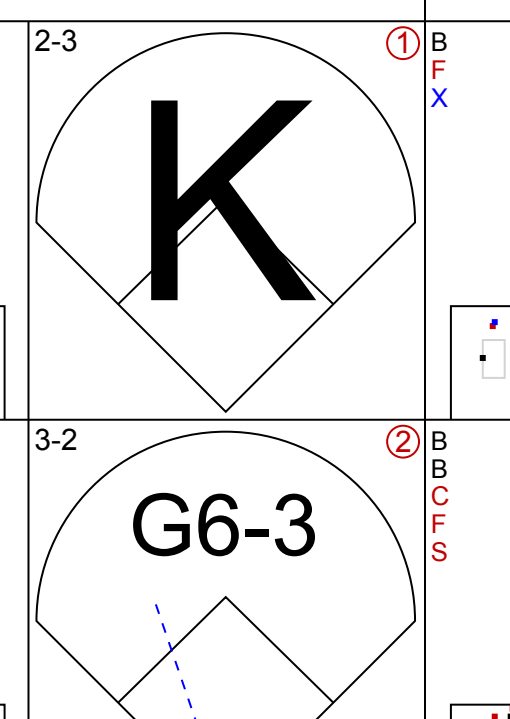
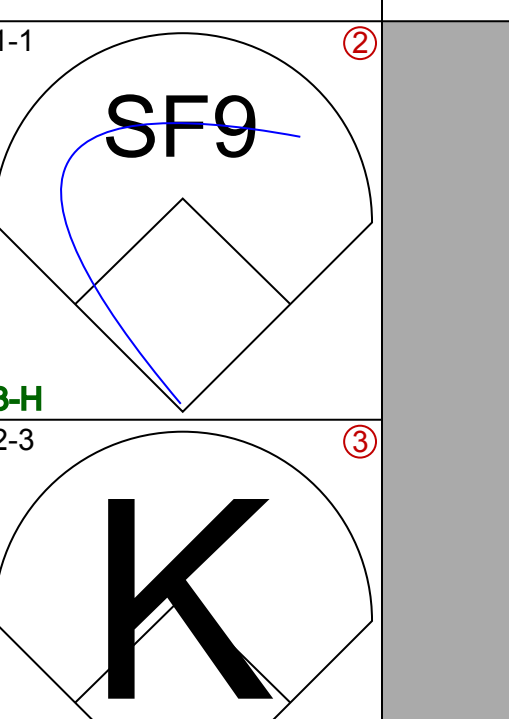
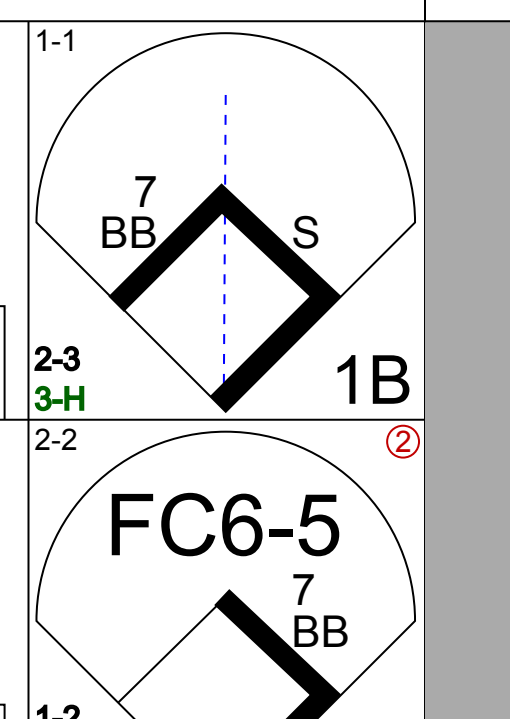
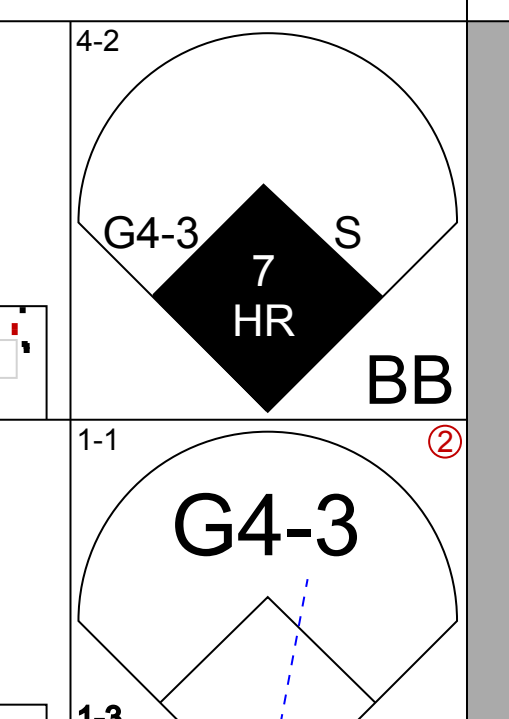
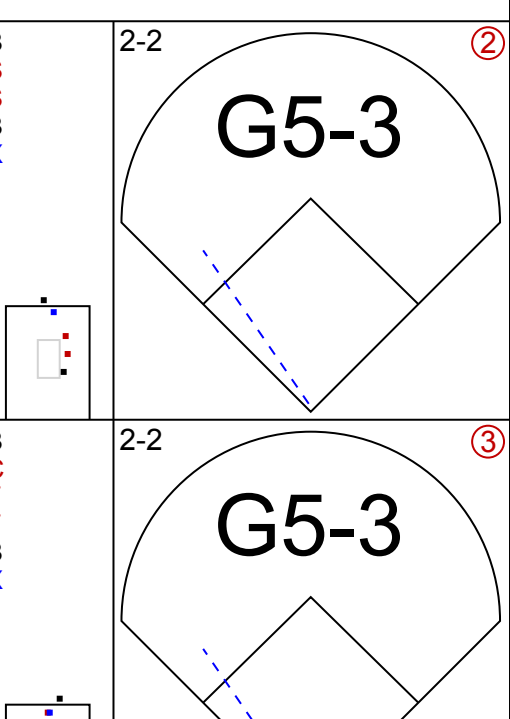
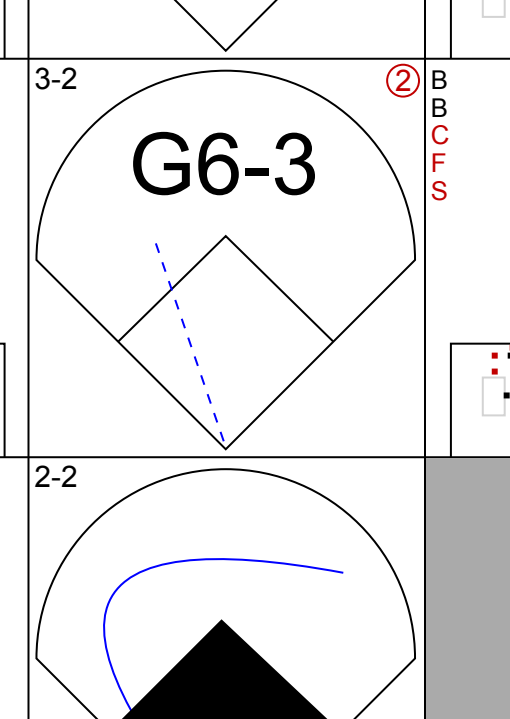
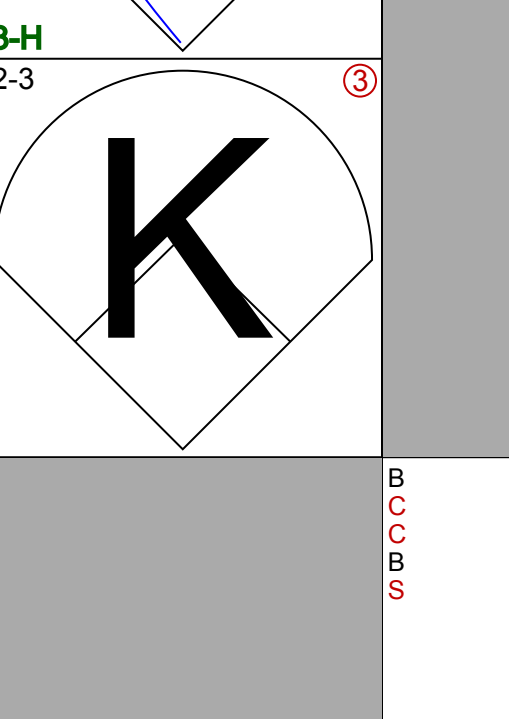
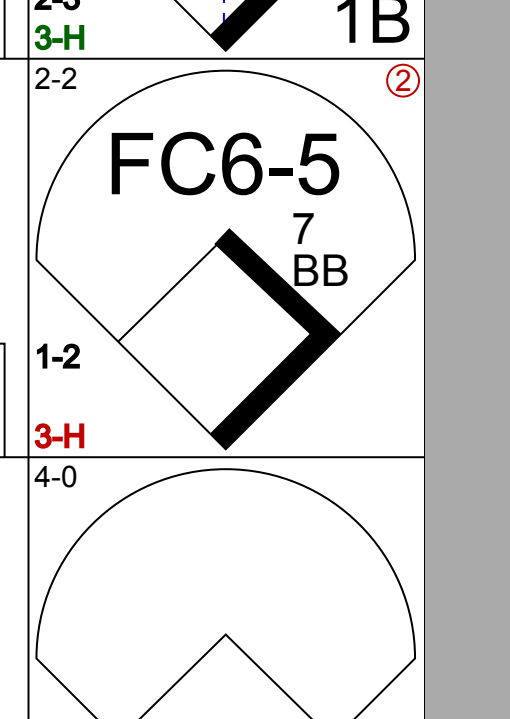
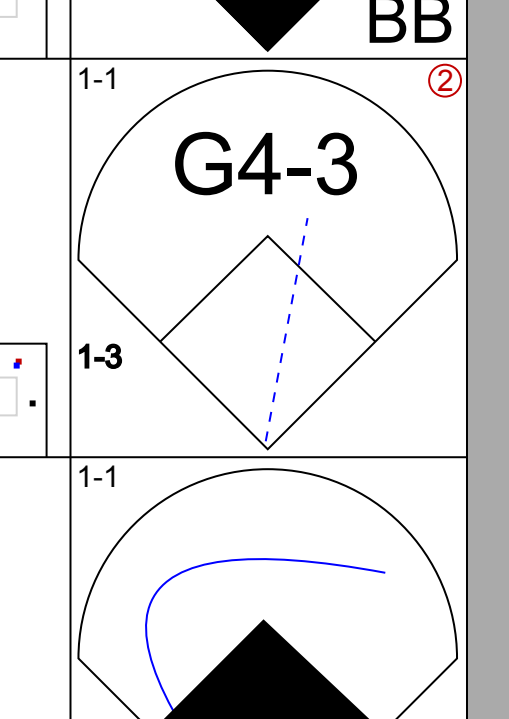
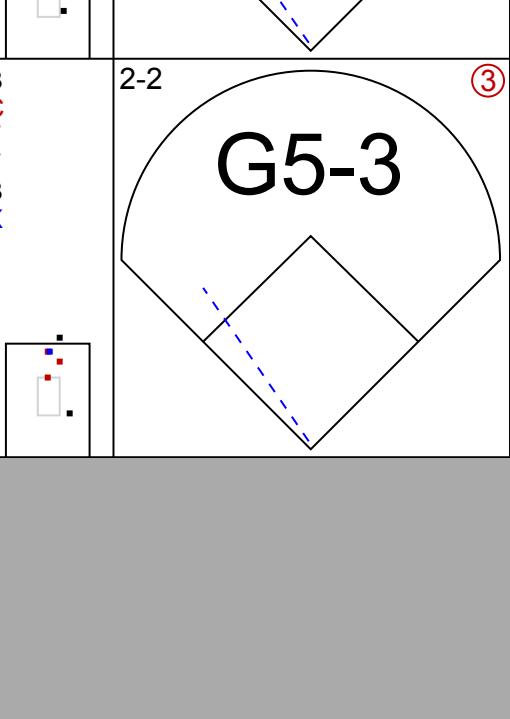
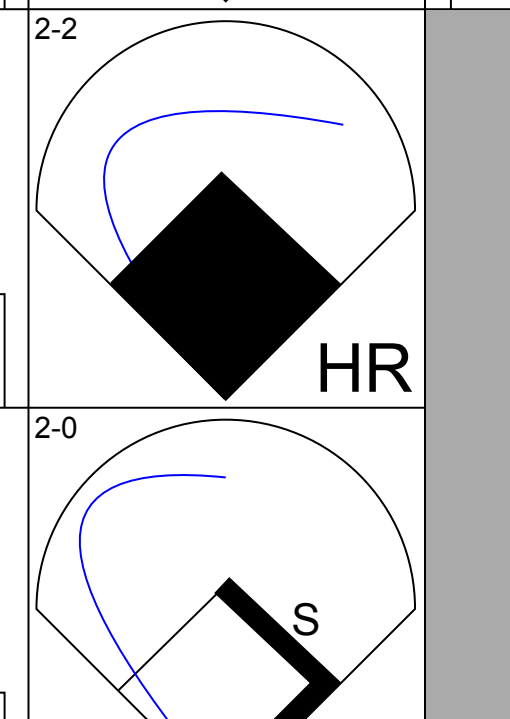
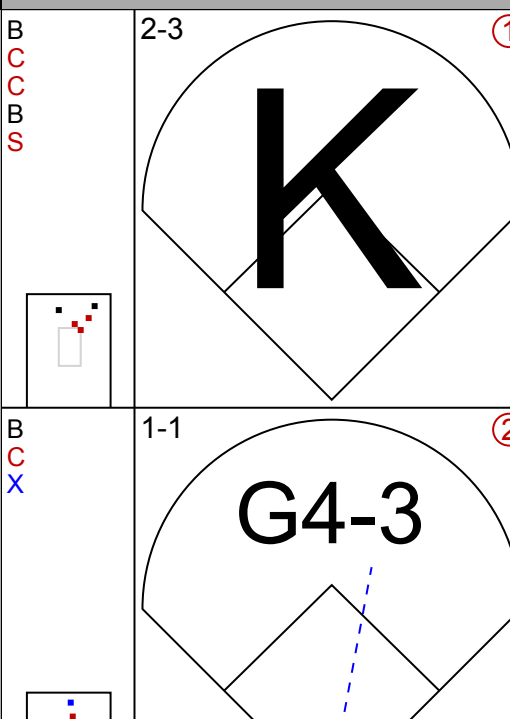
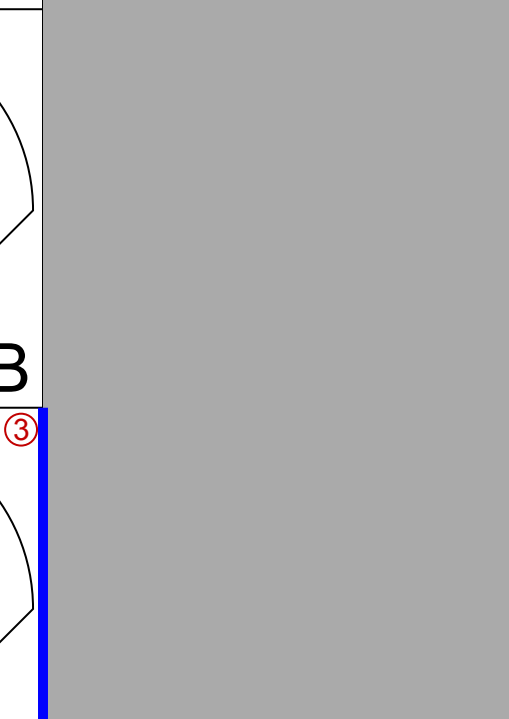

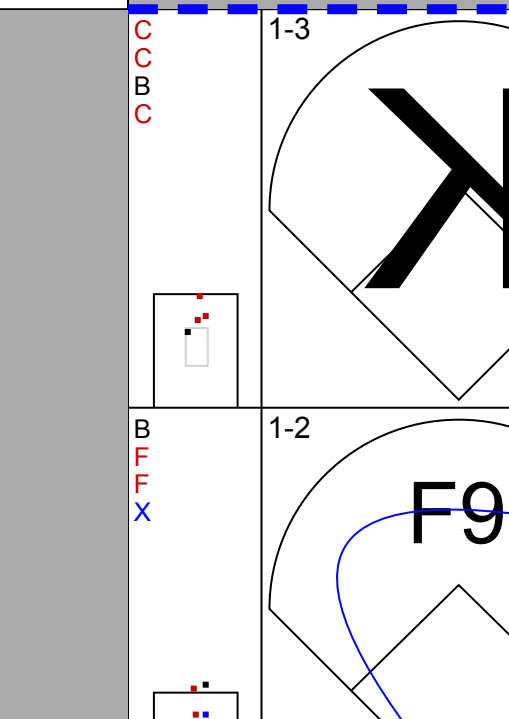
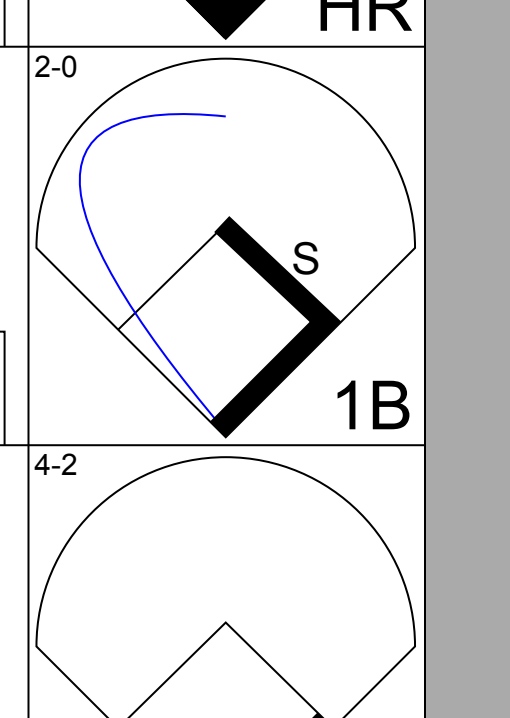
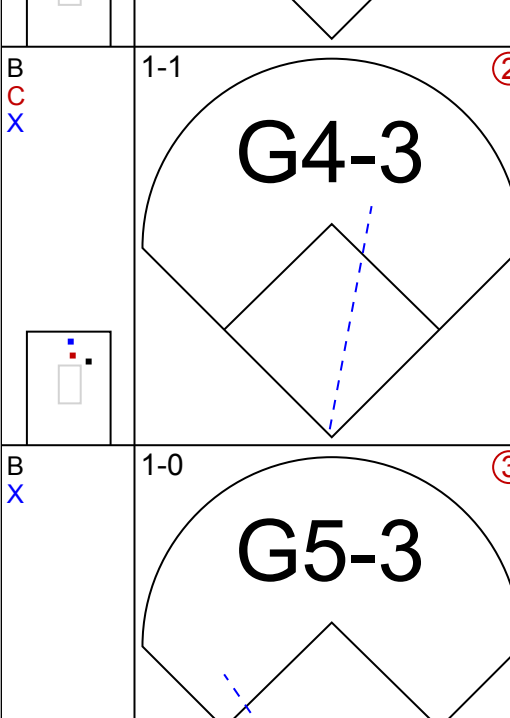
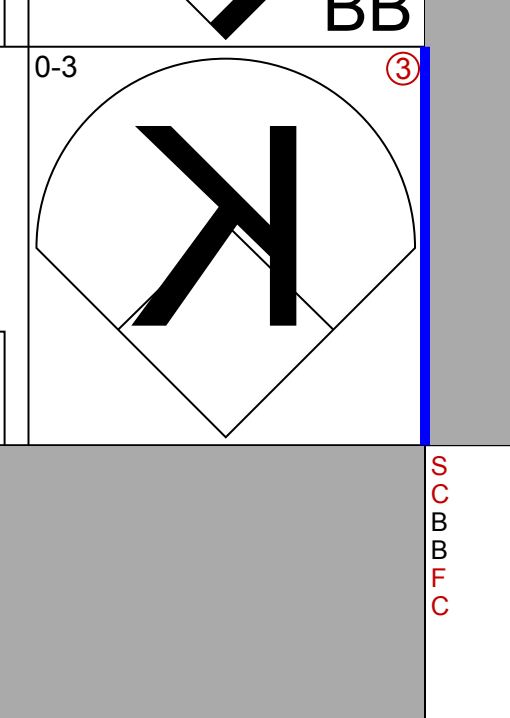
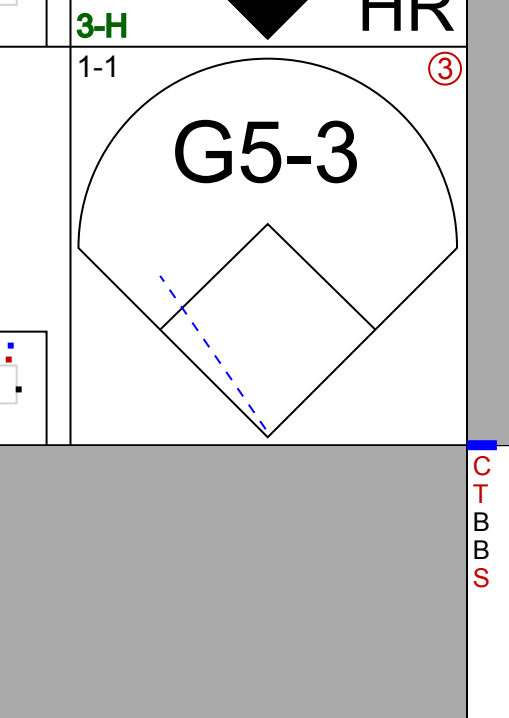

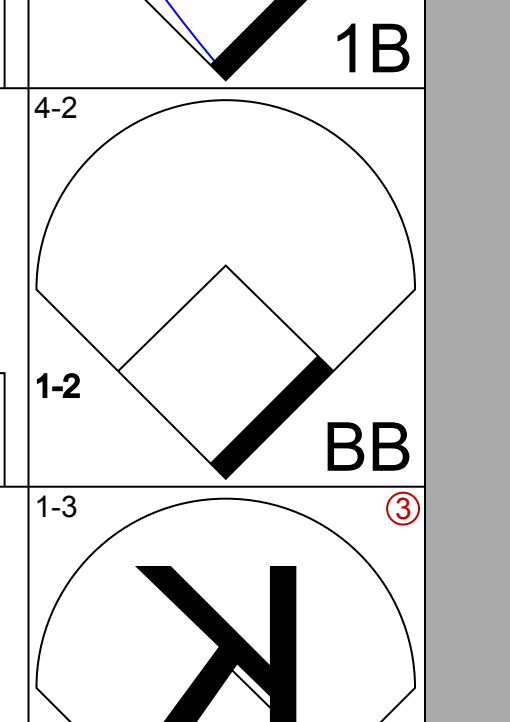
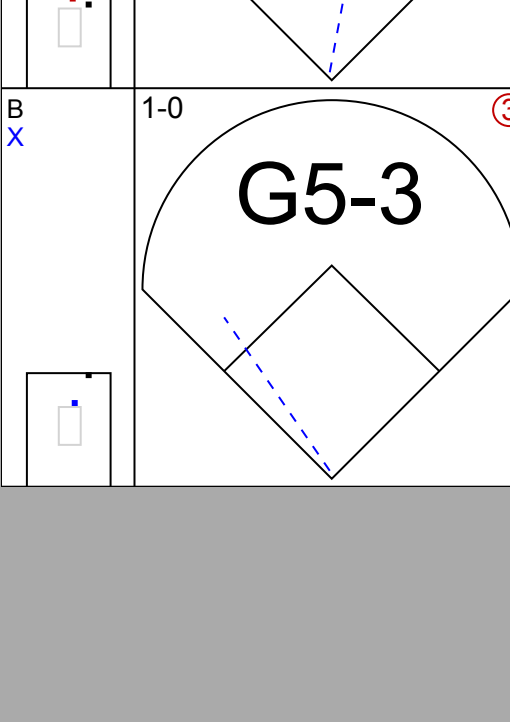
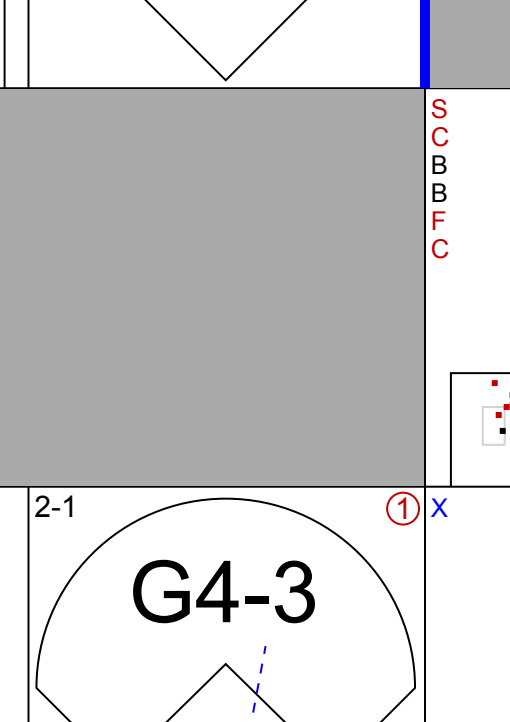


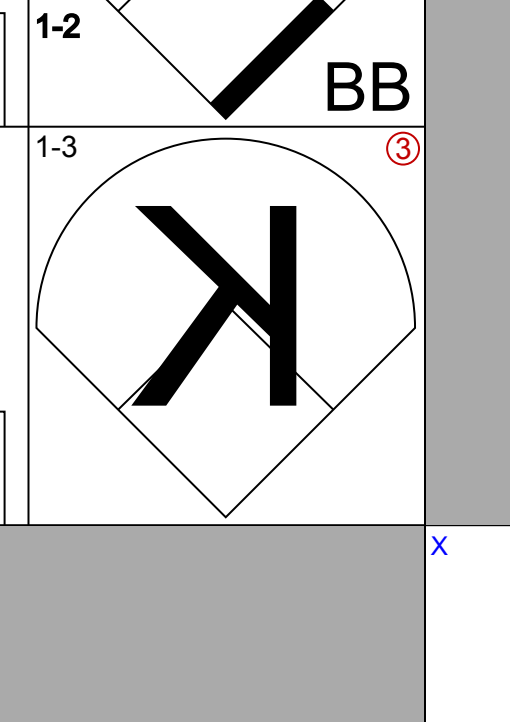

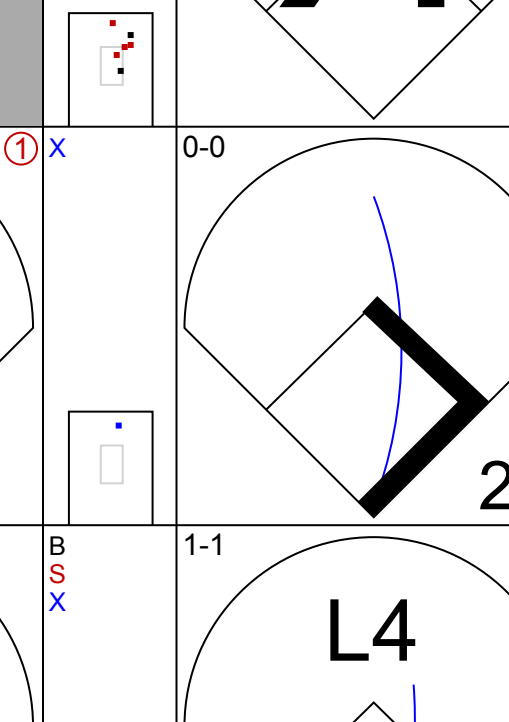
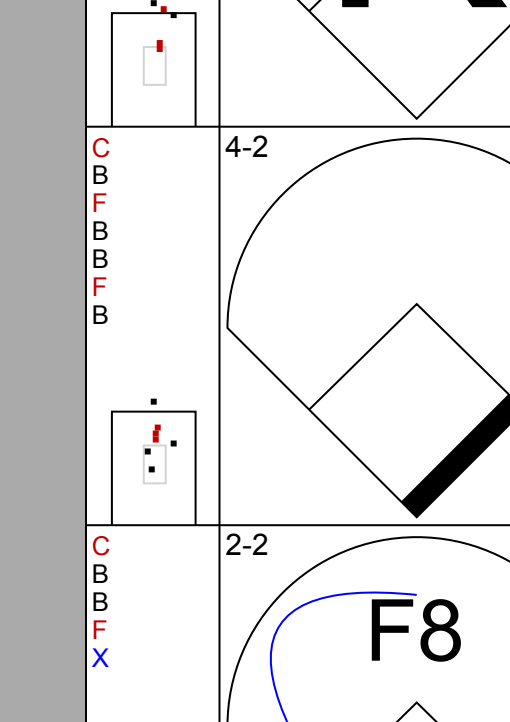
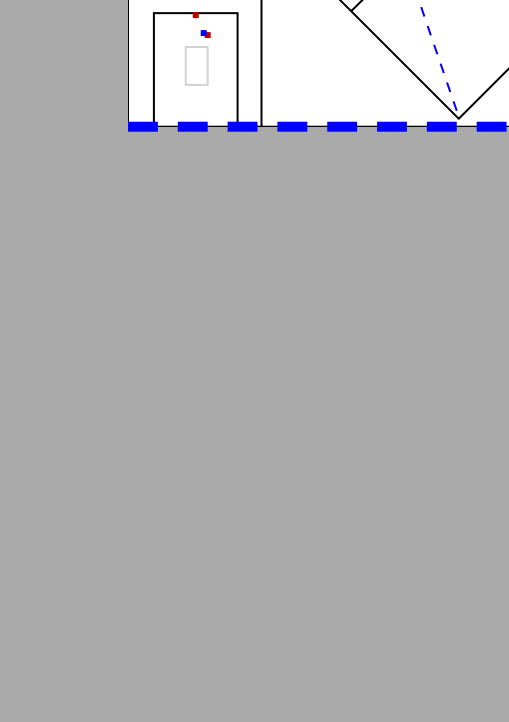
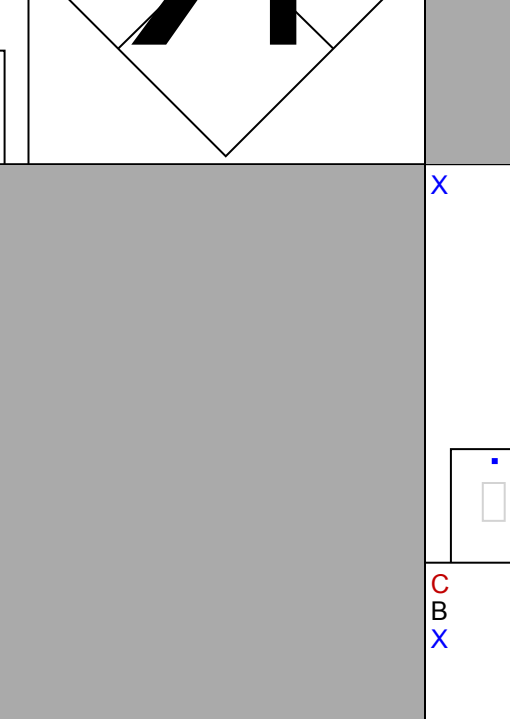

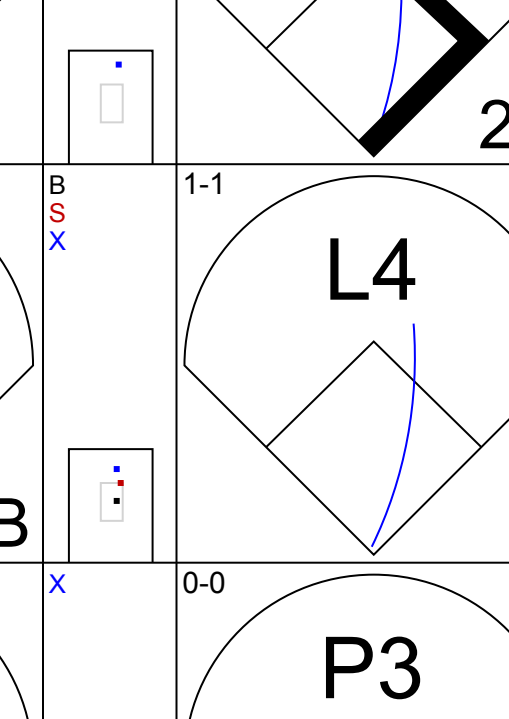
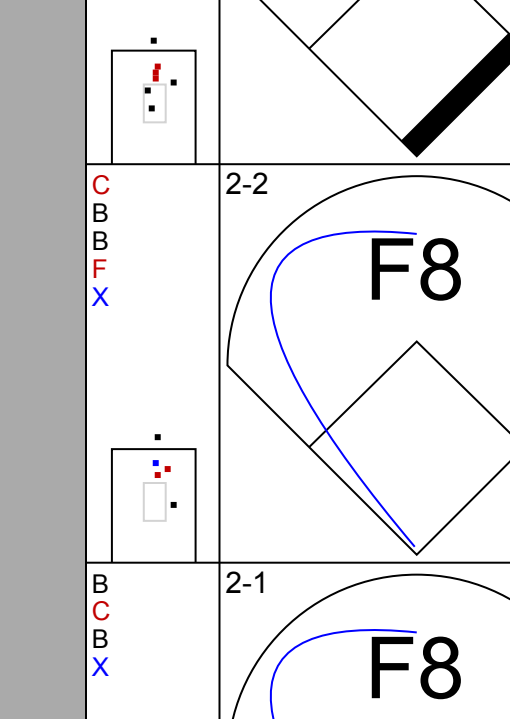
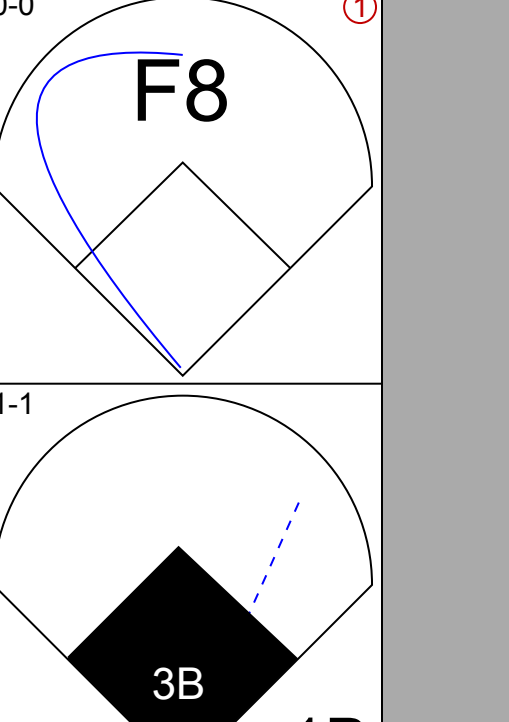
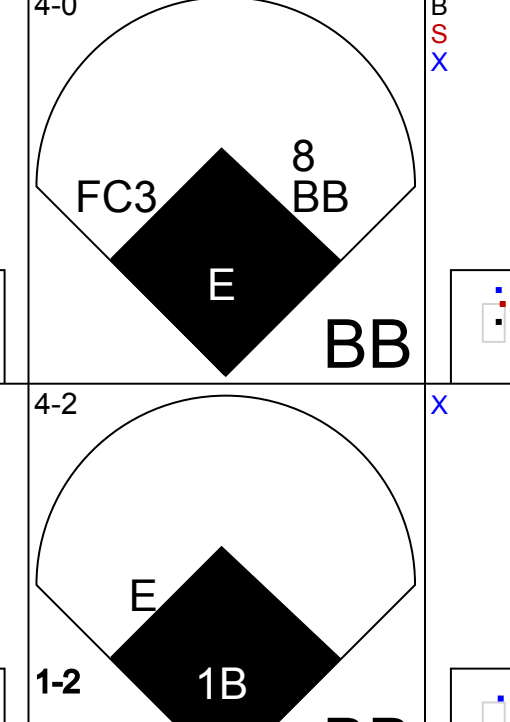
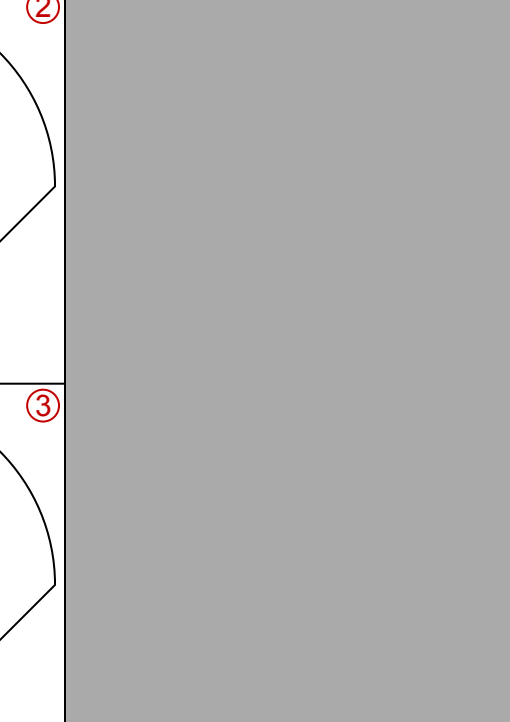
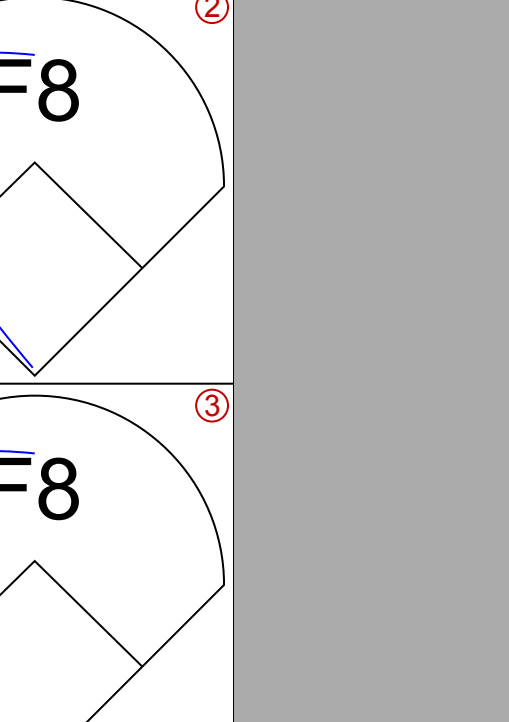
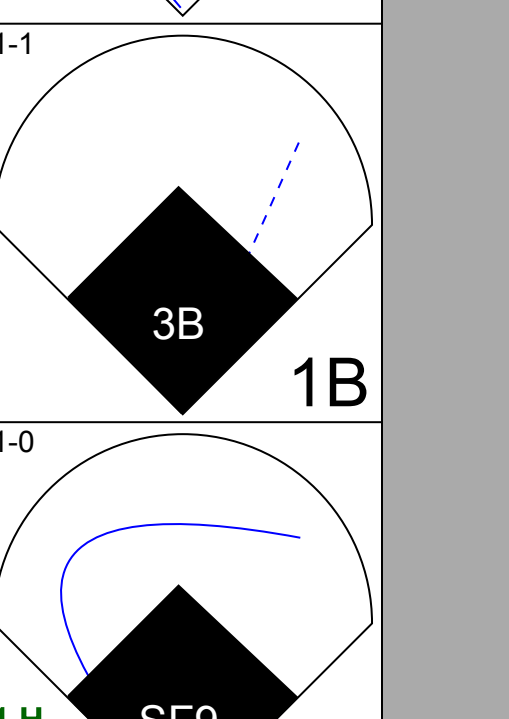
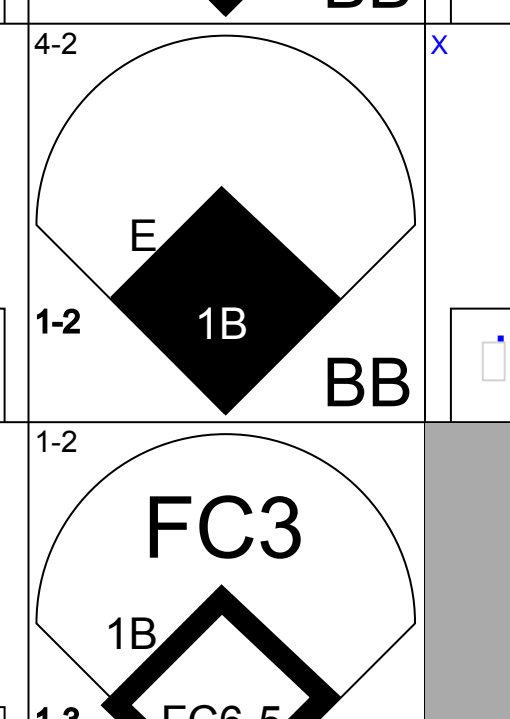
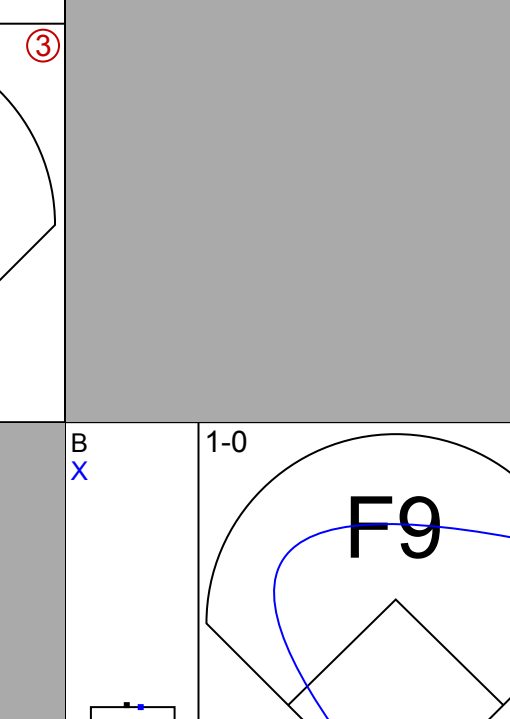
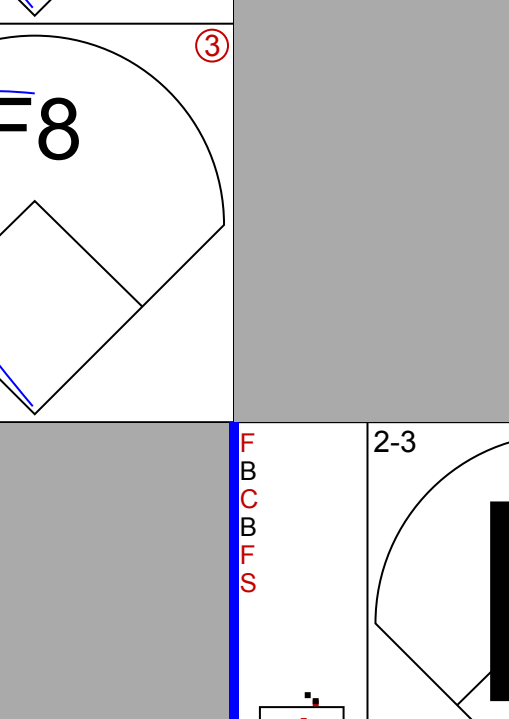
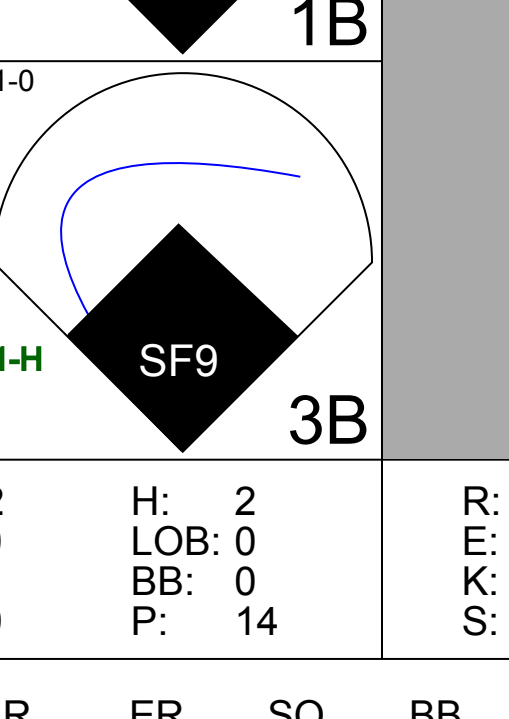
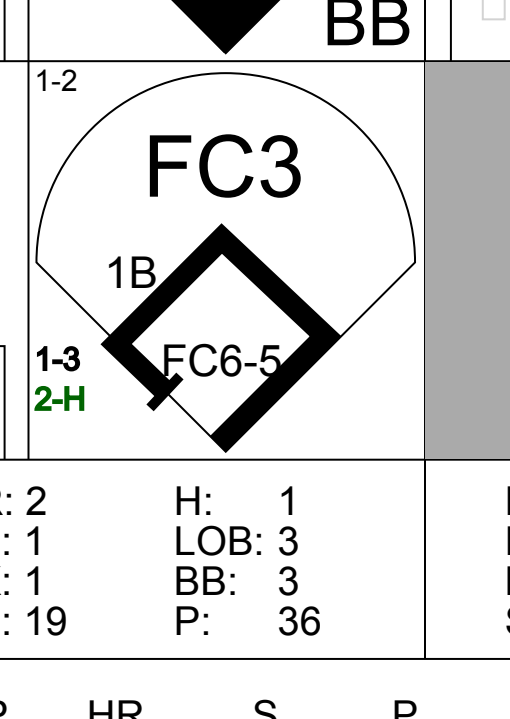
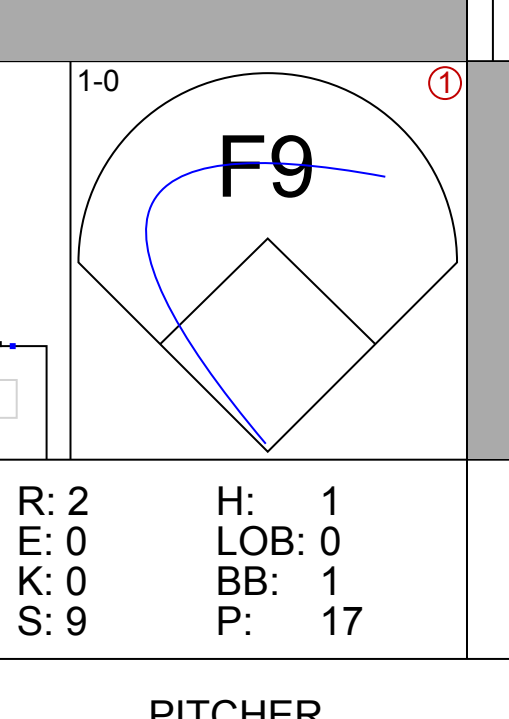
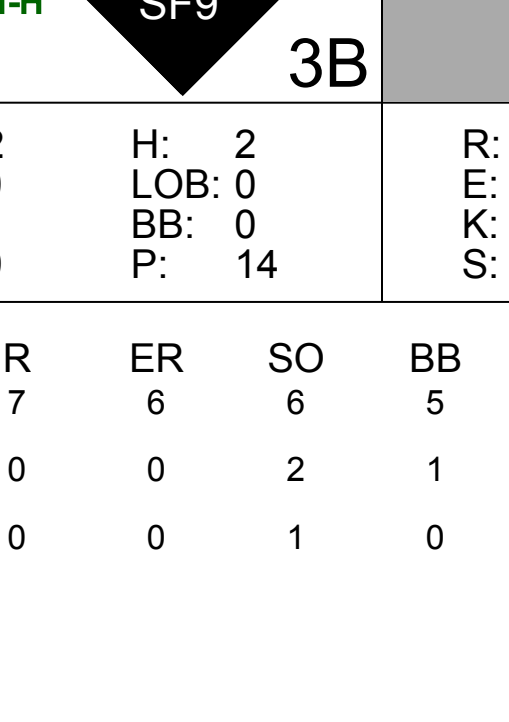
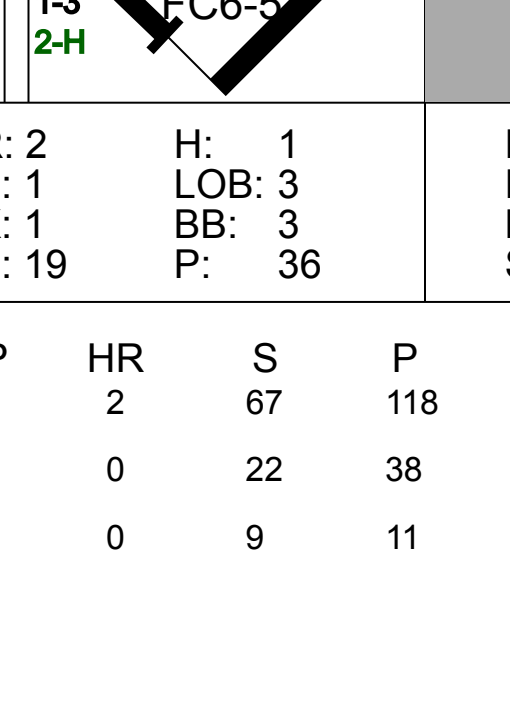
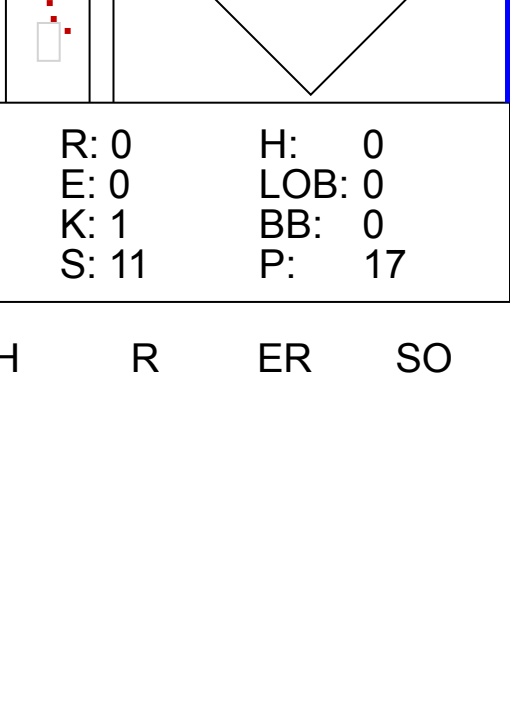


| Batter | 1 | 2 | 3 | 4 | 5 | 6 | 7 | 8 | 9 | AB | R | H | RBI | BB | SO | LOB | BOTTOM | | | | | | | | |
|--|---|---|---|---|---|---|---|---|---|---|---|---|---|---|---|---|---|---|---|---|---|---|---|---|---|
| 4 Alfredo Amezaga, S OBP: 0.311, SLG: 0.341 | 2-2 F7 | | 3-2 G3 | | 2-0 G6-3 | | | 1-0 2 BB 1B | | 4 | 0 | 1 | 1 | 0 | 0 | 1 | 4 0 1 1 0 0 1 | | | | | | | | |
| 6 Dan Uggla, R OBP: 0.329, SLG: 0.505 | 1-1 G5-3 | | 3-H F7 | | | 2-2 F8 | | 1-1 P6 | | 4 | 0 | 0 | 0 | 0 | 0 | 1 | 4 0 0 0 0 0 1 | | | | | | | | |
| 2 Hanley Ramirez, R OBP: 0.391, SLG: 0.593 57 Taylor Tankersley, L ERA: 4.55 | 2-2 G6-3 | | | 3-2 G4-3 1B | | 0-0 F9 | | 1-2 1B | | 4 | 0 | 2 | 0 | 0 | 0 | 0 | 4 0 2 0 0 0 0 0 0 0 0 0 0 0 | | | | | | | | |
| Miguel Cabrera, R OBP: 0.395, SLG: 0.592 37 Renyel Pinto, L ERA: 4.55 | | 3-3 K | | 0-3 K | | 2-2 P4 | | 1-2 G4-3 | | 3 | 0 | 0 | 0 | 0 | 2 | 1 | 3 0 0 0 0 2 1 0 0 0 0 0 0 0 1 0 0 0 0 0 2 | | | | | | | | |
| Joe Borchard, S OBP: 0.292, SLG: 0.321 | | | | | | | | | | 4 | 0 | 2 | 0 | 0 | 0 | 1 | 4 0 2 0 0 0 1 | | | | | | | | |
| Mike Jacobs, L OBP: 0.360, SLG: 0.490 | | 0-0 1B | | 1-0 G4-3 | | | | | 1-1 27 BB G4-6-3 1B | 4 | 0 | 2 | 0 | 0 | 0 | 1 | 4 0 2 0 0 0 1 | | | | | | | | |
| 14 Josh Willingham, R OBP: 0.396, SLG: 0.458 25 Brett Carroll, R OBP: 0.250, SLG: 0.200 | | | | 1-2 K | | | | | 1-2 F9 | 2 | 0 | 0 | 0 | 0 | 1 | 2 | 2 0 0 0 0 1 2 1 0 0 0 0 0 1 | | | | | | | | |
| 27 Jeremy Hermida, L OBP: 0.318, SLG: 0.415 | | | | | 0-2 G1-3 | | | | 0-1 G4-6-3 | 4 | 0 | 0 | 0 | 0 | 1 | 3 | 4 0 0 0 0 1 3 | | | | | | | | |
| Miguel Olivo, R OBP: 0.264, SLG: 0.386 | | | 1-1 4 BB G3 3B | | 1-0 SH1-3 1B | | | | | 3 | 1 | 2 | 0 | 0 | 1 | 1 | 3 1 2 0 0 1 1 | | | | | | | | |
| 55 Josh Johnson, L OBP: 0.071, SLG: 0.143 Jason Wood, R OBP: 0.290, SLG: 0.431 | | | 0-1 G4-3 | | 0-0 SH1-3 | | | | | 0 | 0 | 0 | 0 | 0 | 0 | 0 | 0 0 0 0 0 0 0 1 0 0 0 0 0 1 1 0 0 0 0 1 0 | | | | | | | | |
| Inning Stats | R: 0 E: 0 K: 0 S: 9 | H: 0 LOB: 0 BB: 0 P: 14 | R: 0 E: 0 K: 1 S: 7 | H: 1 LOB: 1 BB: 0 P: 11 | R: 1 E: 0 K: 0 S: 10 | H: 1 LOB: 0 BB: 0 P: 15 | R: 0 E: 0 K: 2 S: 10 | H: 1 LOB: 1 BB: 0 P: 16 | R: 0 E: 0 K: 0 S: 7 | H: 1 LOB: 1 BB: 0 P: 10 | R: 0 E: 0 K: 0 S: 7 | H: 0 LOB: 0 BB: 0 P: 11 | R: 0 E: 0 K: 2 S: 8 | H: 0 LOB: 1 BB: 0 P: 13 | R: 0 E: 0 K: 1 S: 15 | H: 2 LOB: 2 BB: 0 P: 20 | R: 0 E: 0 K: 0 S: 8 | H: 1 LOB: 0 BB: 0 P: 10 | 1B: 6 2B: 0 3B: 1 HR: 0 | SF: 0 SAC: 1 DP: 1 HBP: 1 | WP: 0 PB: 0 SB: 0 CS: 0 | PA: 34 | | | |
| PITCHER | IP WLS BF H R ER SO BB IBB HBP BLK WP HR S P ERA WHIP | IP WLS BF H R ER SO BB IBB HBP BLK WP HR S P ERA WHIP | IP WLS BF H R ER SO BB IBB HBP BLK WP HR S P ERA WHIP | IP WLS BF H R ER SO BB IBB HBP BLK WP HR S P ERA WHIP | IP WLS BF H R ER SO BB IBB HBP BLK WP HR S P ERA WHIP | IP WLS BF H R ER SO BB IBB HBP BLK WP HR S P ERA WHIP | IP WLS BF H R ER SO BB IBB HBP BLK WP HR S P ERA WHIP | IP WLS BF H R ER SO BB IBB HBP BLK WP HR S P ERA WHIP | IP WLS BF H R ER SO BB IBB HBP BLK WP HR S P ERA WHIP | IP WLS BF H R ER SO BB IBB HBP BLK WP HR S P ERA WHIP | IP WLS BF H R ER SO BB IBB HBP BLK WP HR S P ERA WHIP | IP WLS BF H R ER SO BB IBB HBP BLK WP HR S P ERA WHIP | IP WLS BF H R ER SO BB IBB HBP BLK WP HR S P ERA WHIP | IP WLS BF H R ER SO BB IBB HBP BLK WP HR S P ERA WHIP | IP WLS BF H R ER SO BB IBB HBP BLK WP HR S P ERA WHIP | IP WLS BF H R ER SO BB IBB HBP BLK WP HR S P ERA WHIP | IP WLS BF H R ER SO BB IBB HBP BLK WP HR S P ERA WHIP | IP WLS BF H R ER SO BB IBB HBP BLK WP HR S P ERA WHIP | IP WLS BF H R ER SO BB IBB HBP BLK WP HR S P ERA WHIP | IP WLS BF H R ER SO BB IBB HBP BLK WP HR S P ERA WHIP | IP WLS BF H R ER SO BB IBB HBP BLK WP HR S P ERA WHIP | IP WLS BF H R ER SO BB IBB HBP BLK WP HR S P ERA WHIP | IP WLS BF H R ER SO BB IBB HBP BLK WP HR S P ERA WHIP | IP WLS BF H R ER SO BB IBB HBP BLK WP HR S P ERA WHIP | IP WLS BF H R ER SO BB IBB HBP BLK WP HR S P ERA WHIP |

Minnesota Twins @ Florida Marlins
Dolphin Stadium, Miami, FL
Sat Jun 23 2007, 7:05 PM EDT
Att: 21,368 - Clear - 82 F

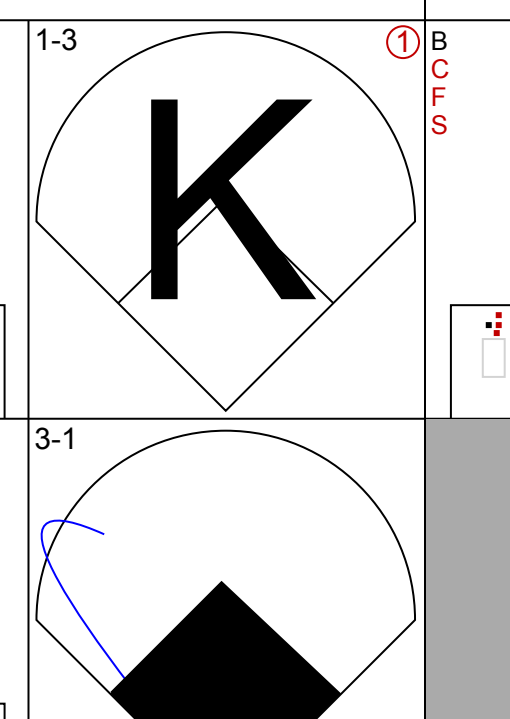

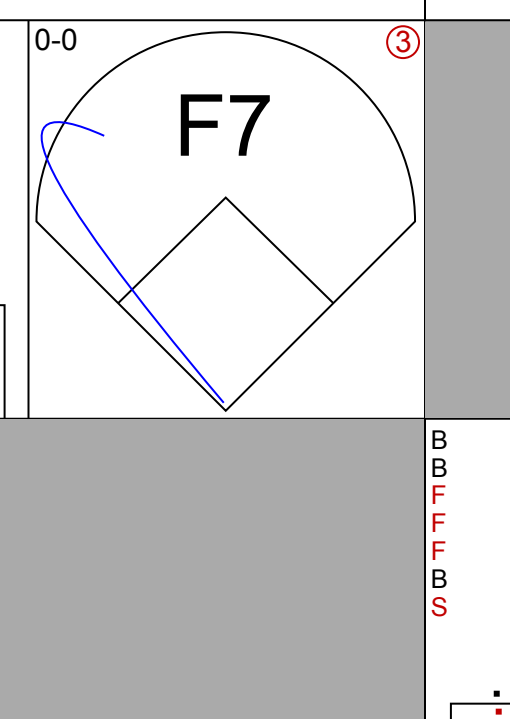
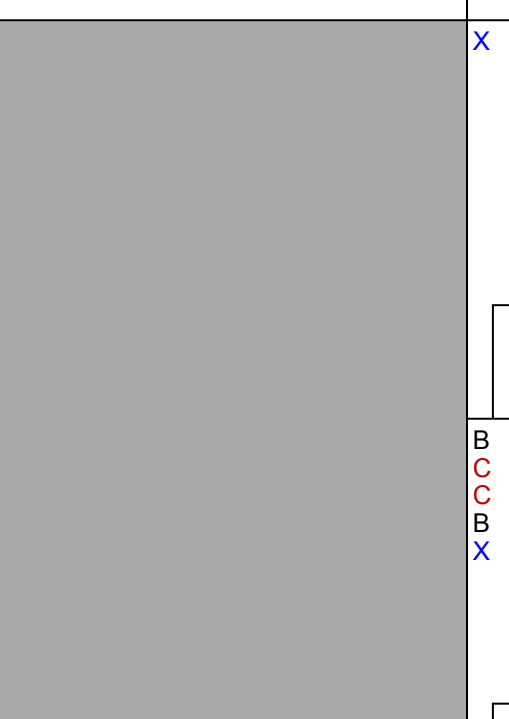

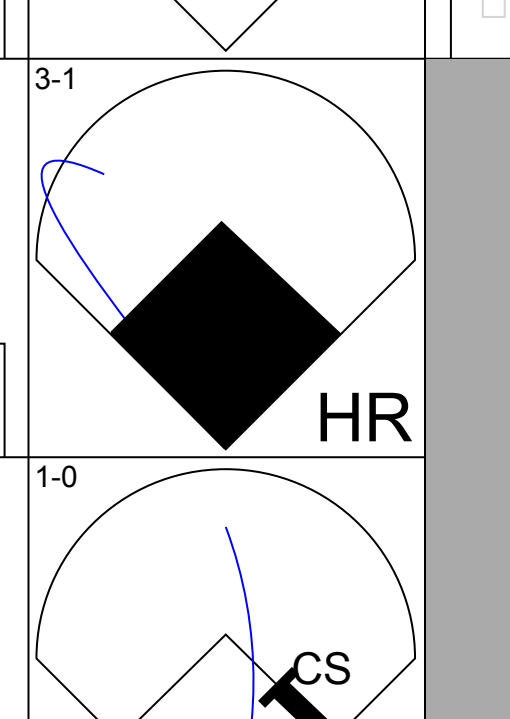
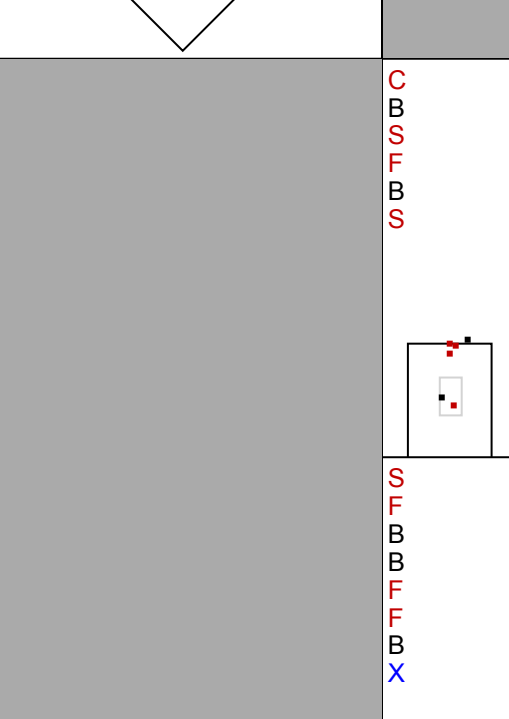
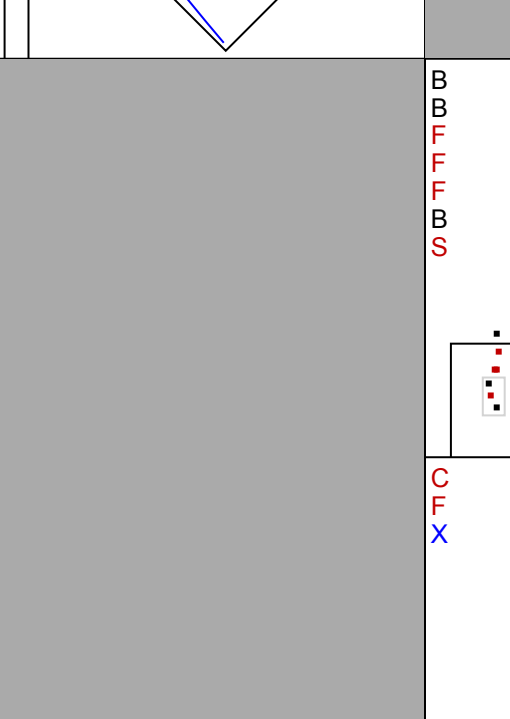

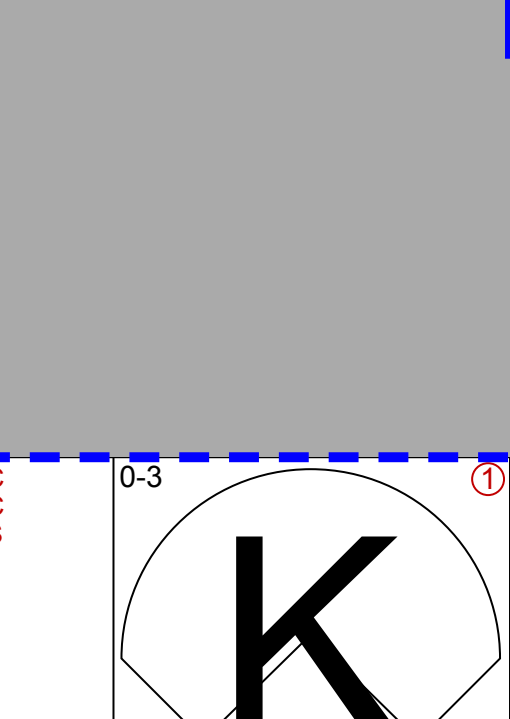
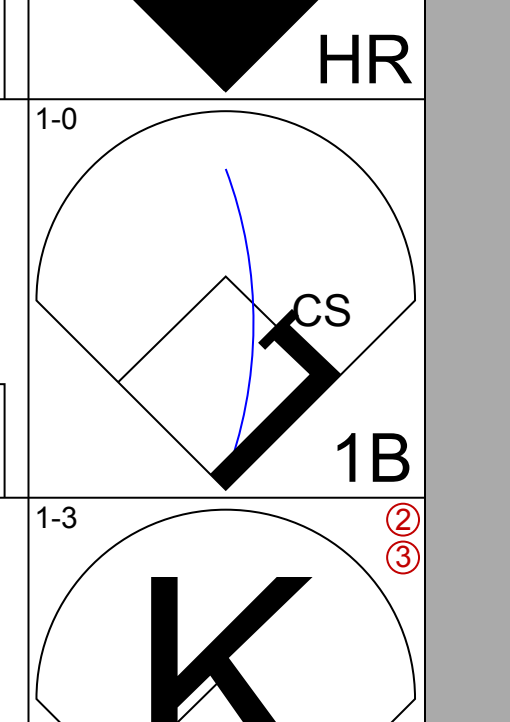
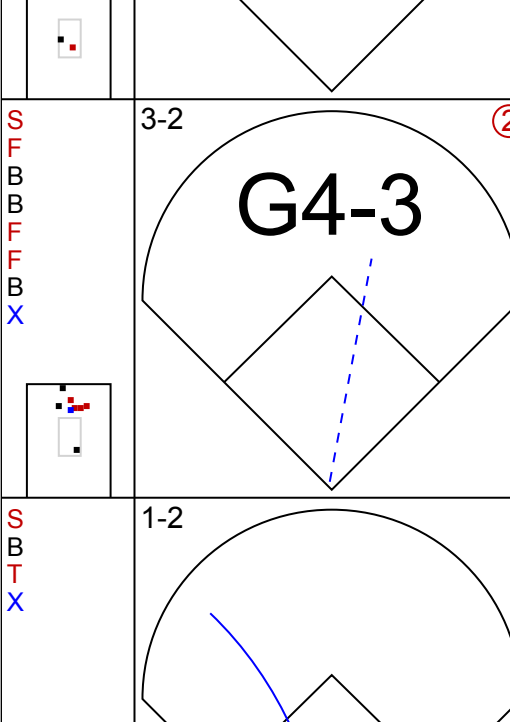
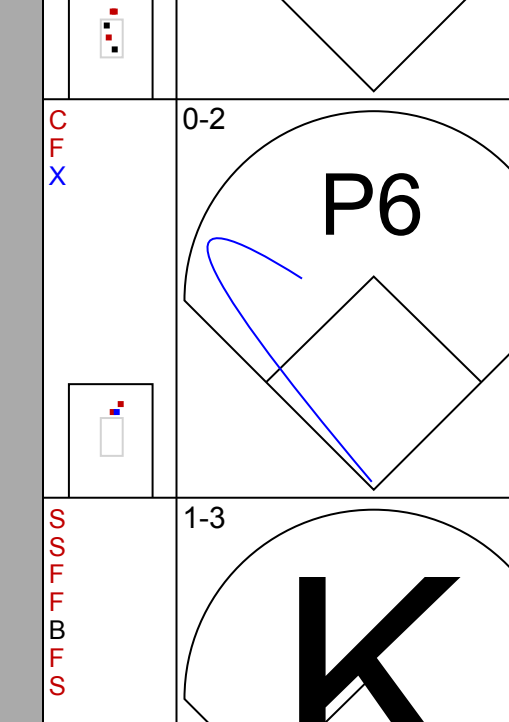

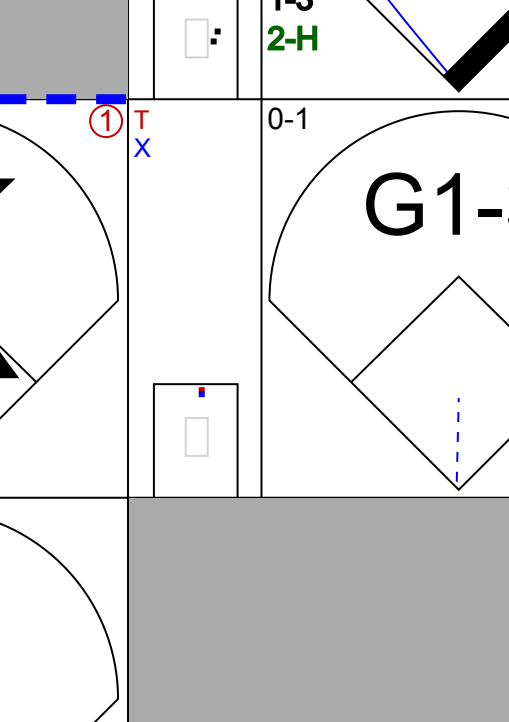
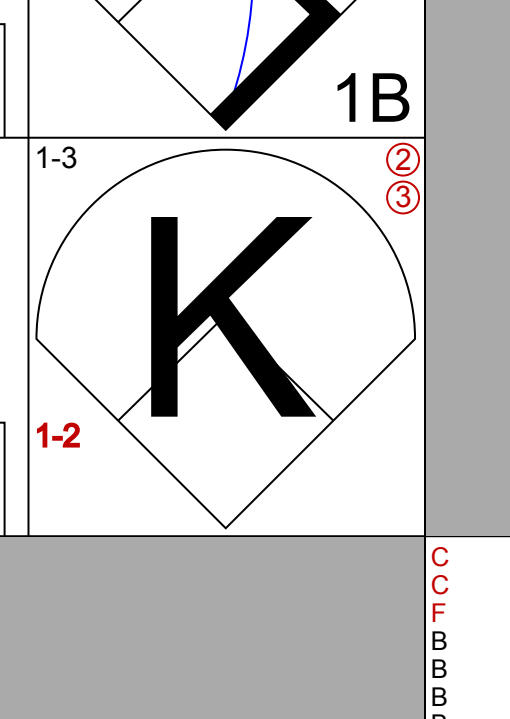
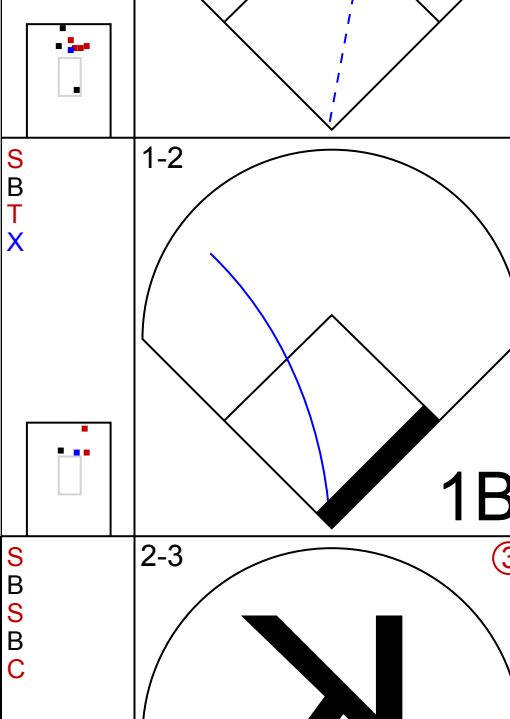
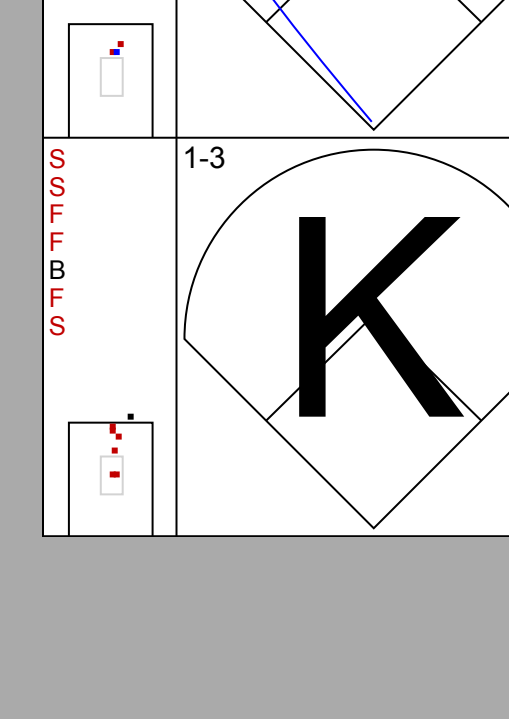

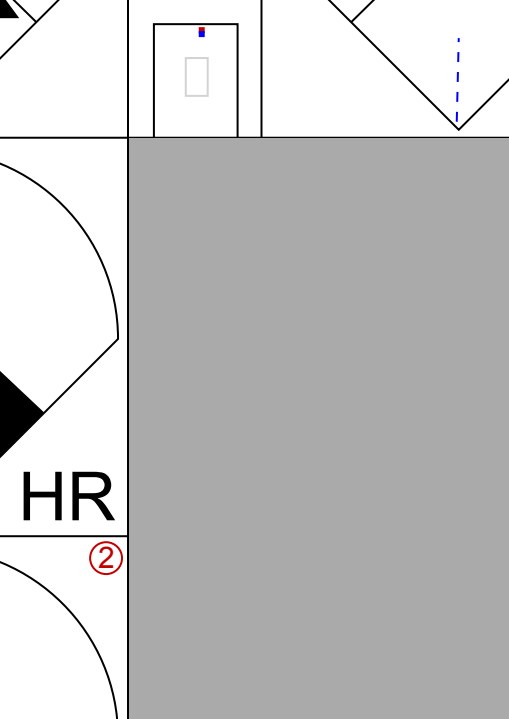
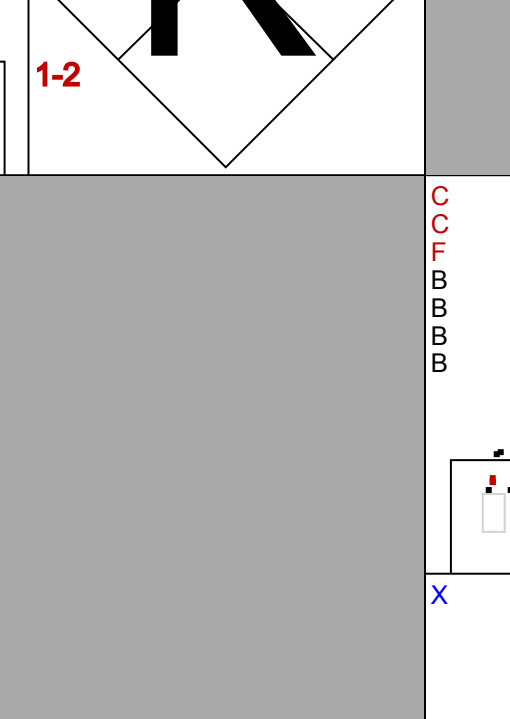
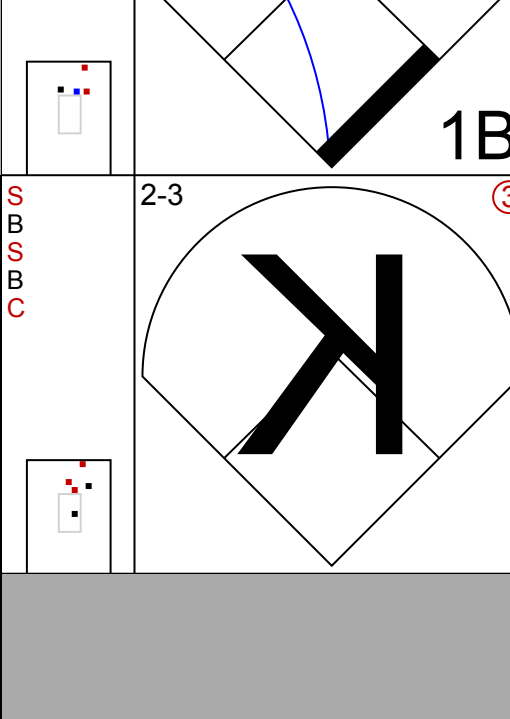
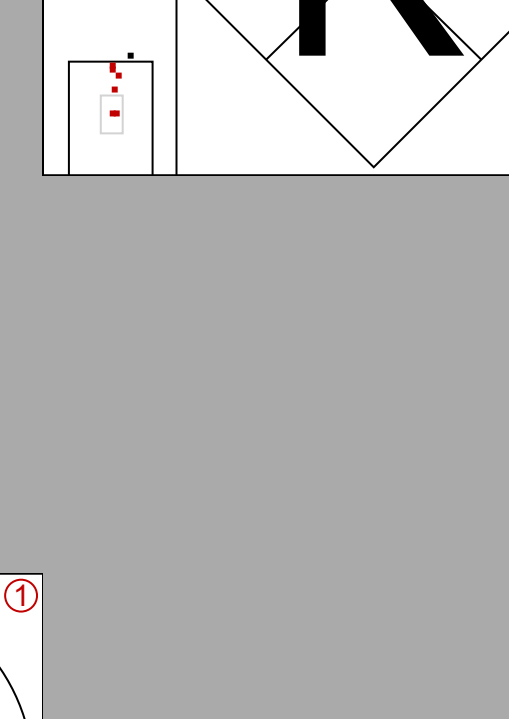
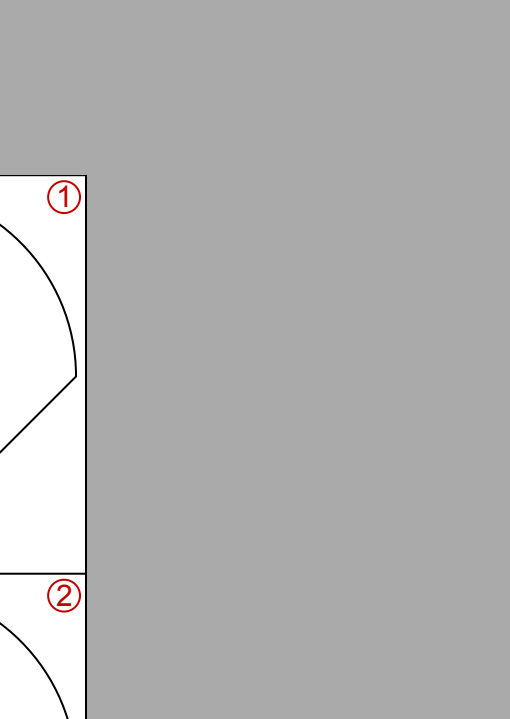
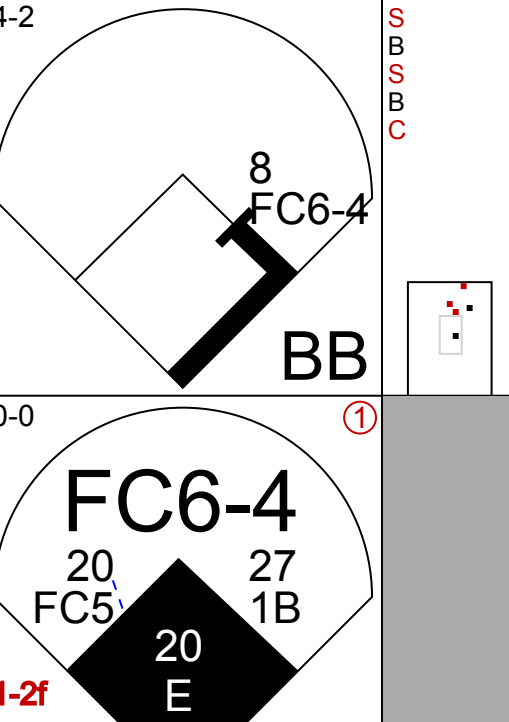
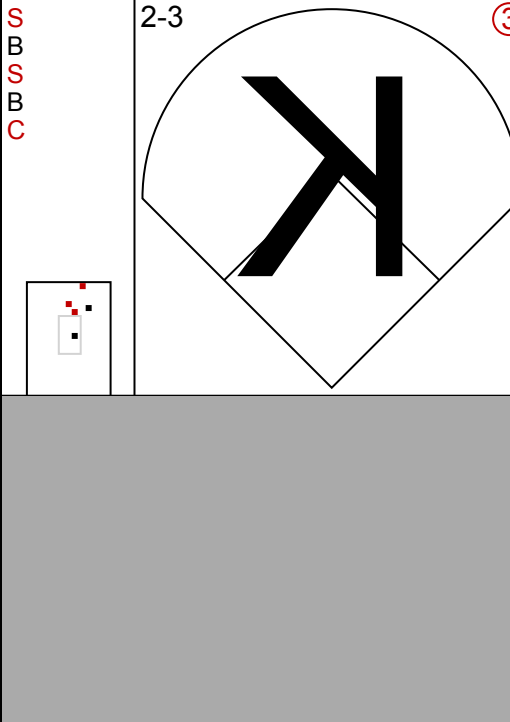
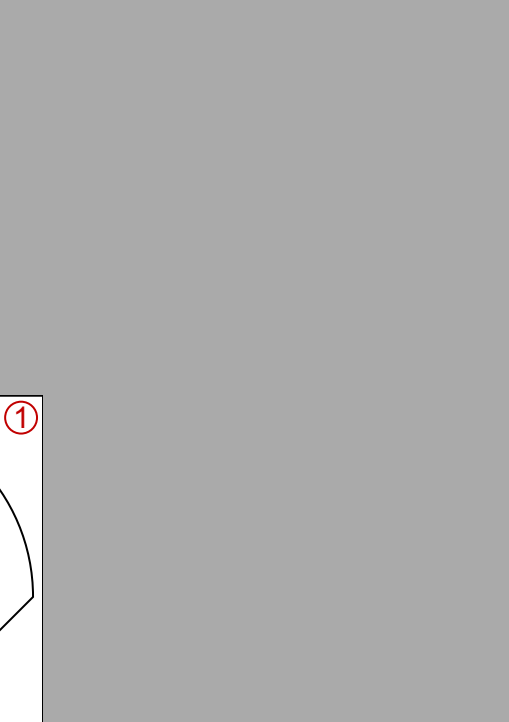
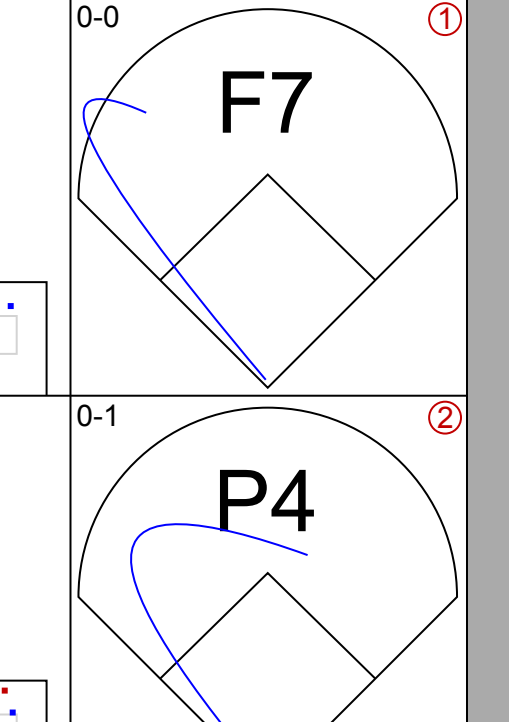
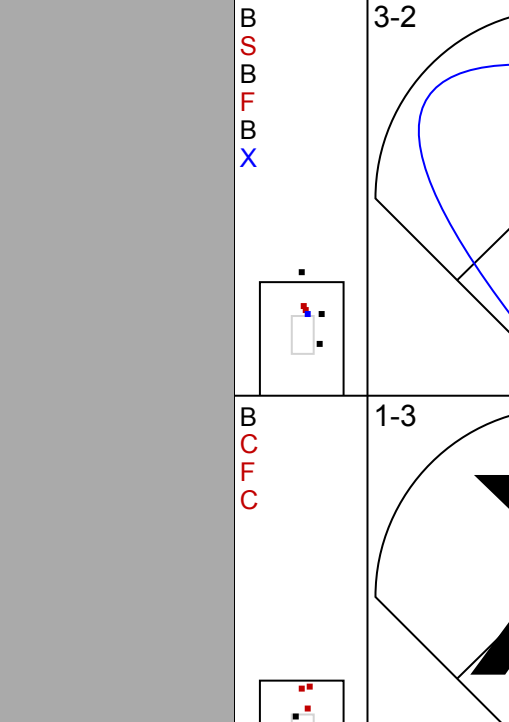
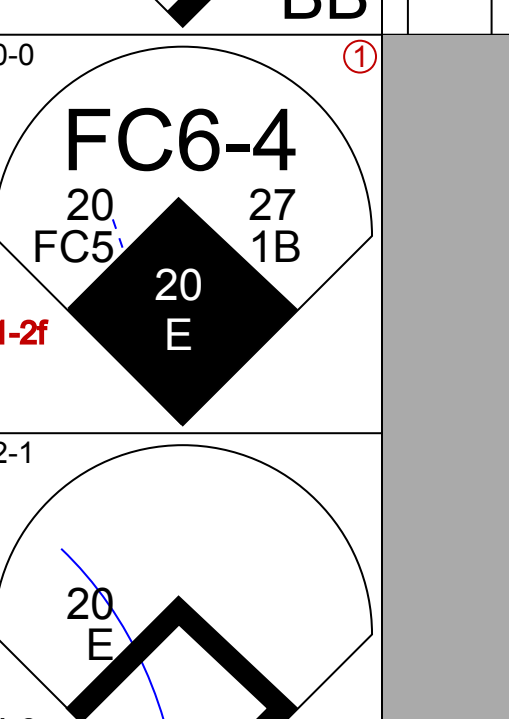
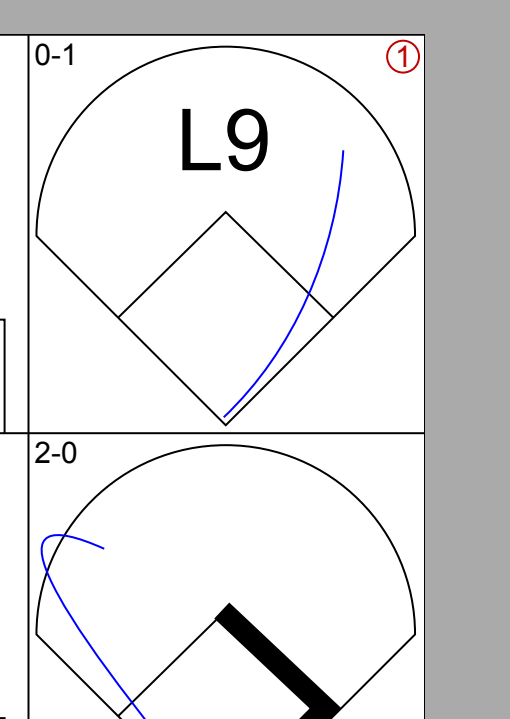
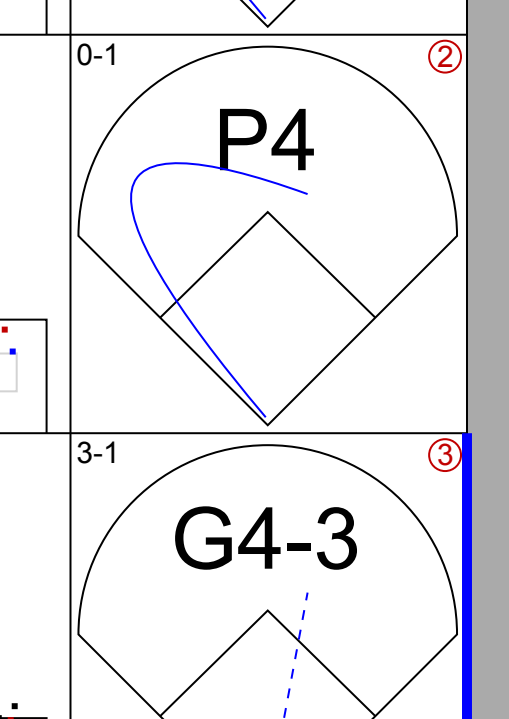
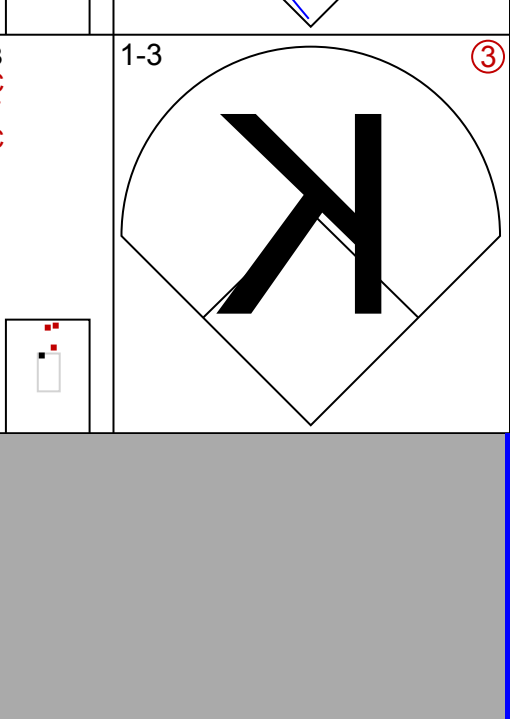
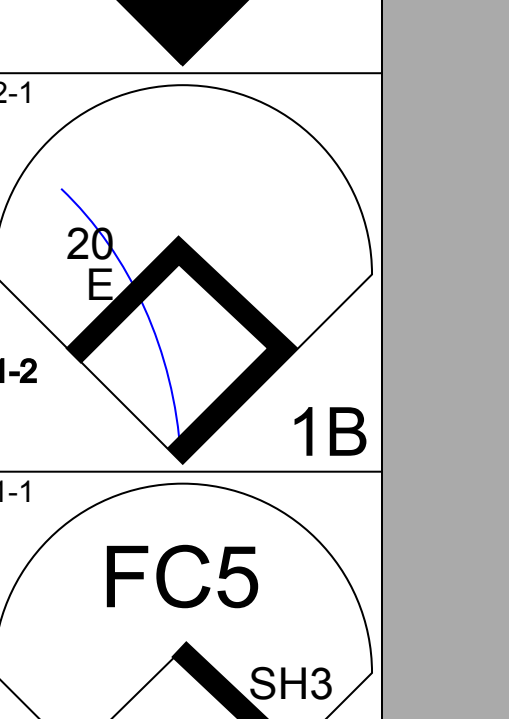
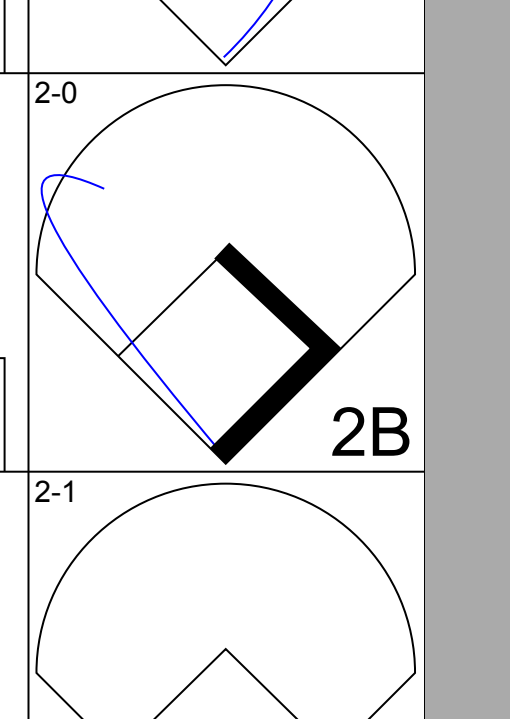
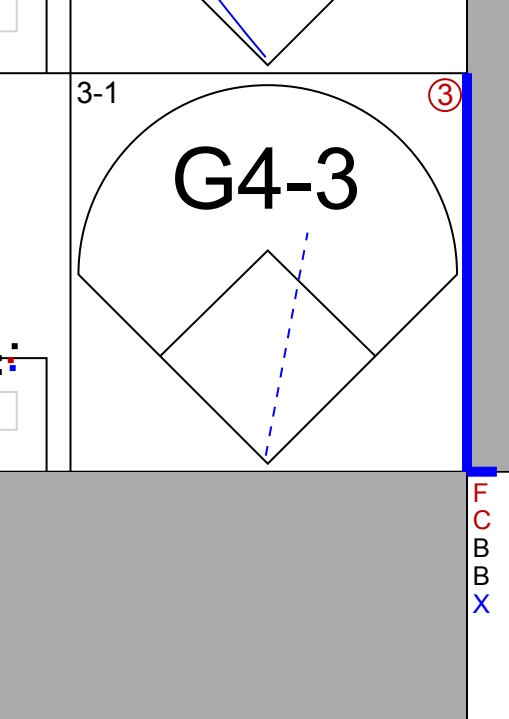

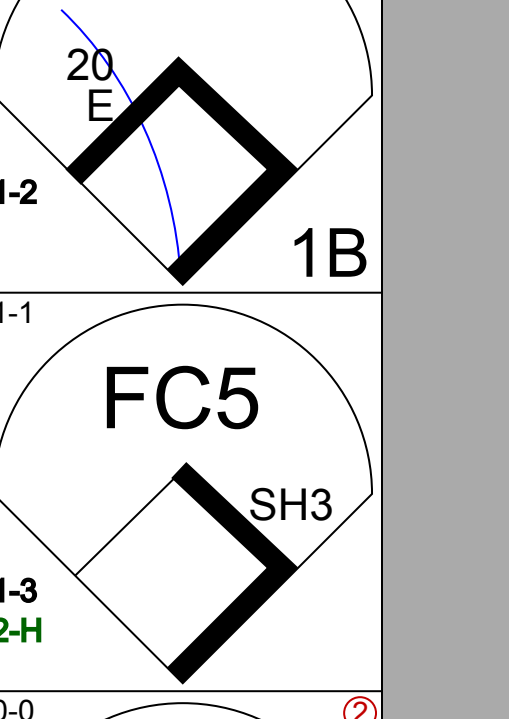

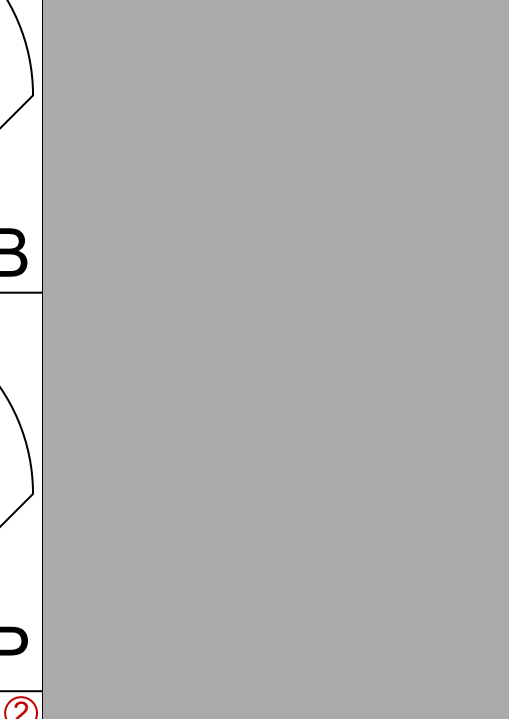
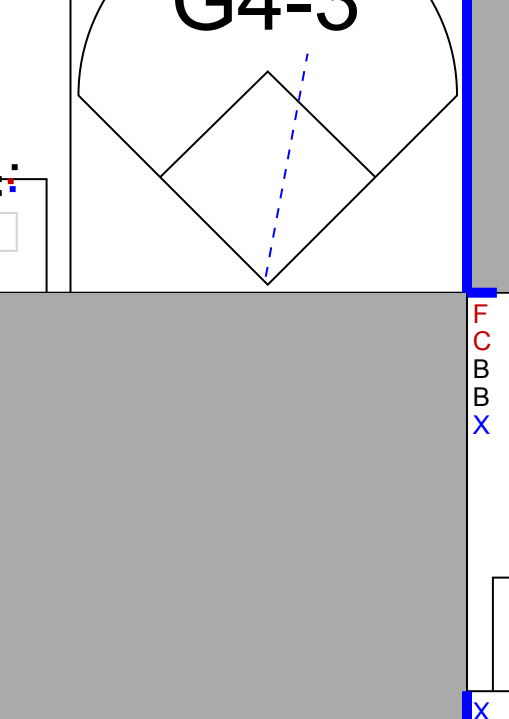

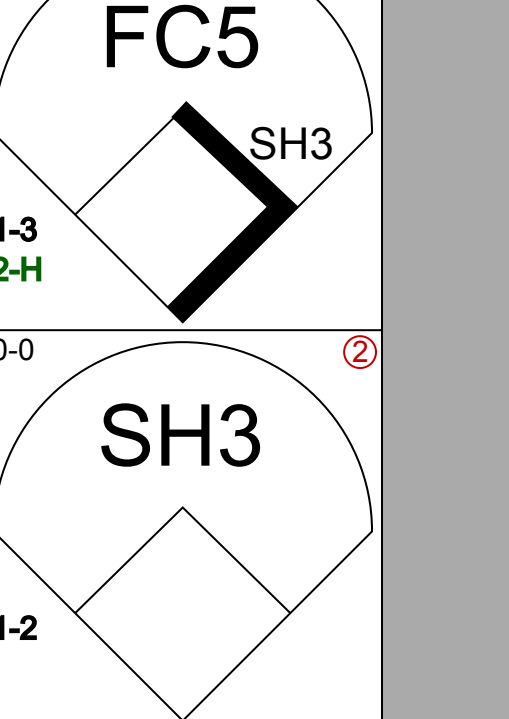

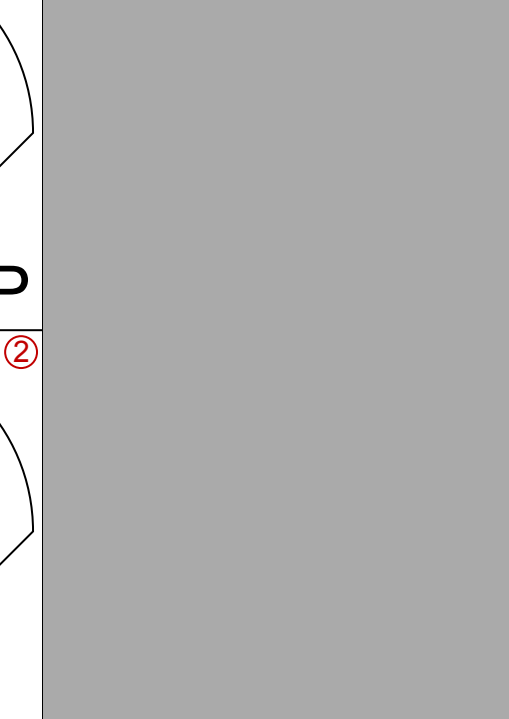
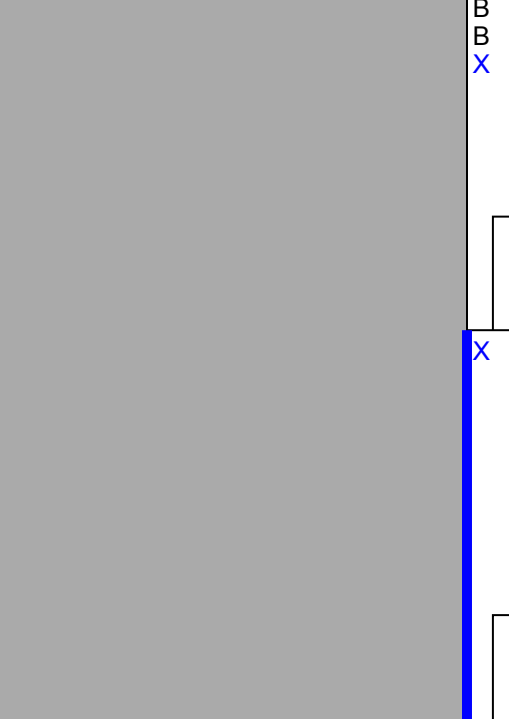

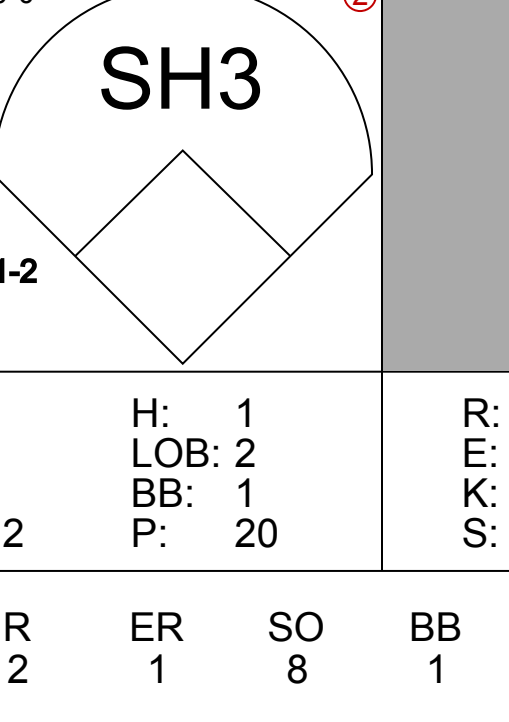
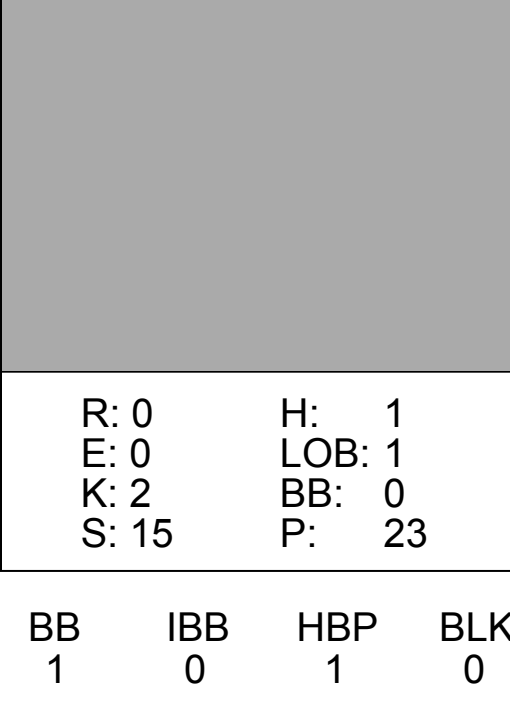
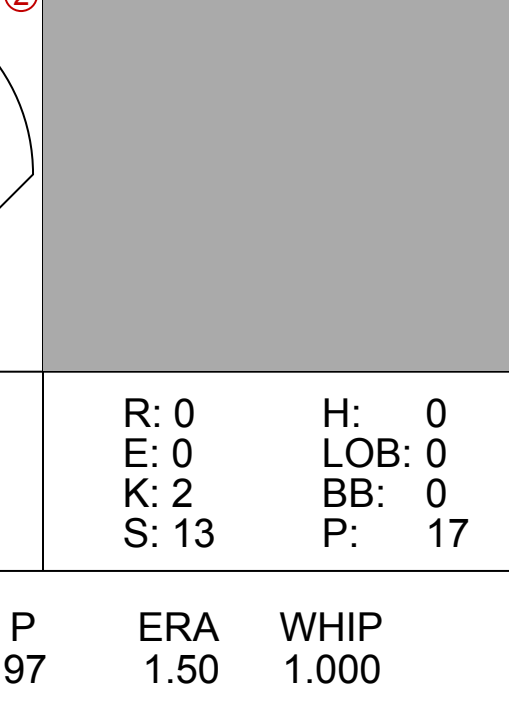
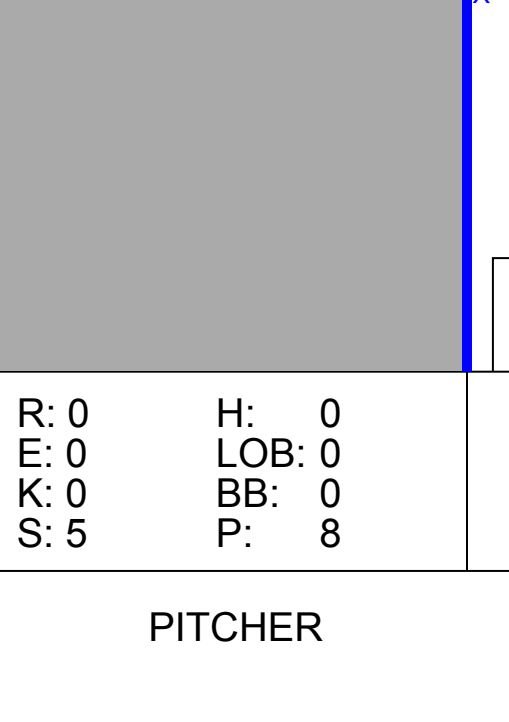
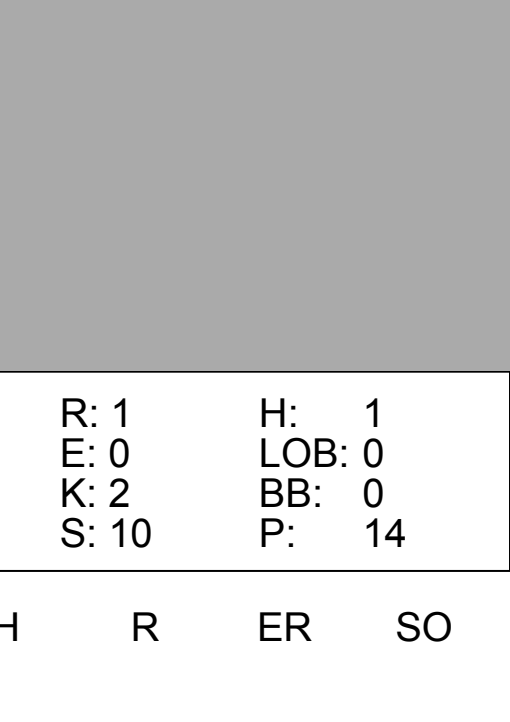
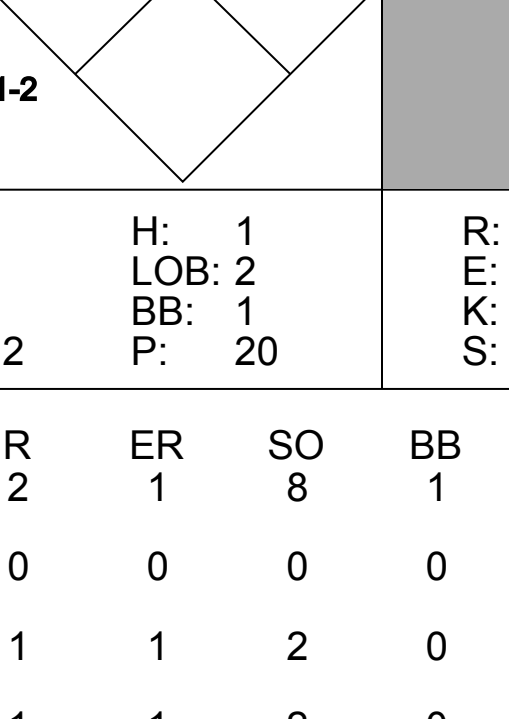
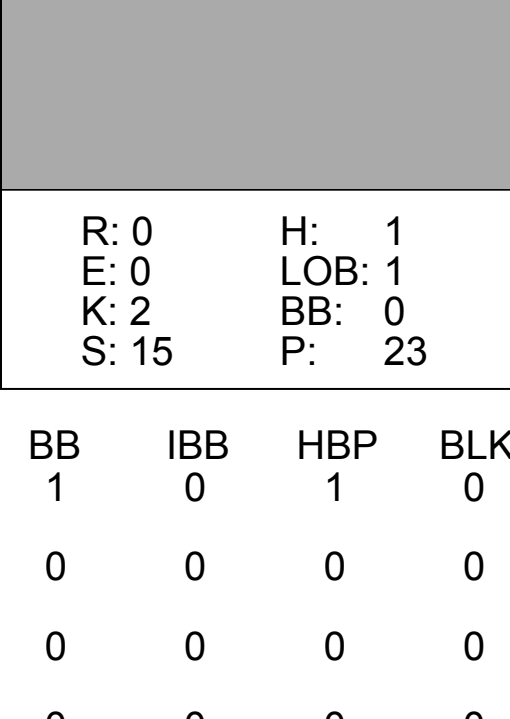
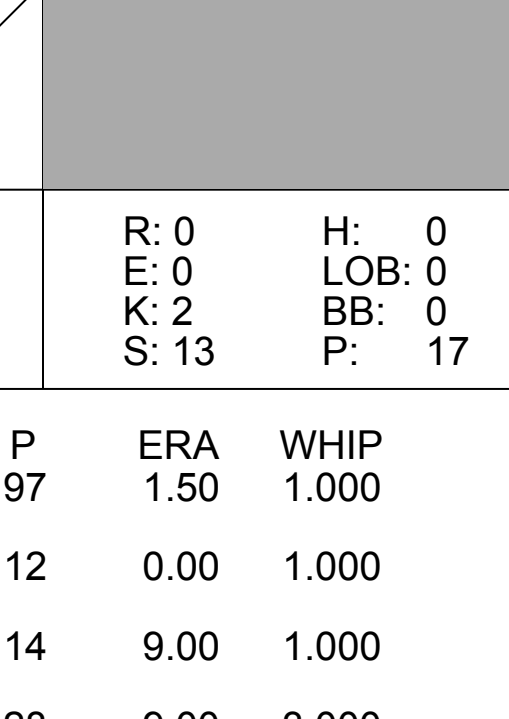
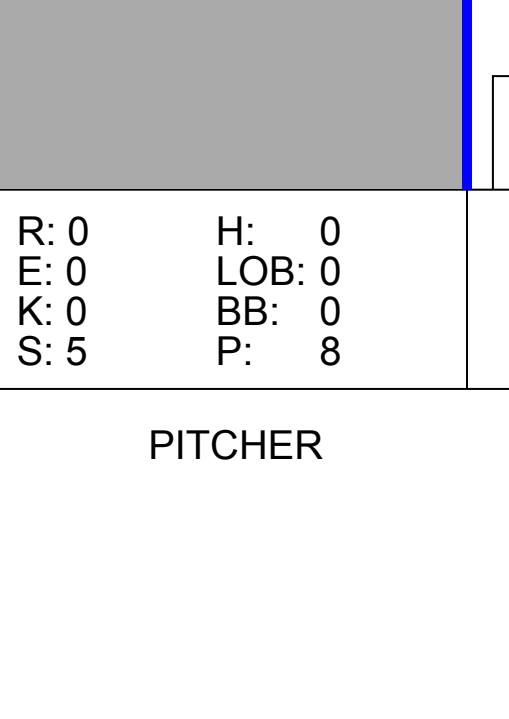
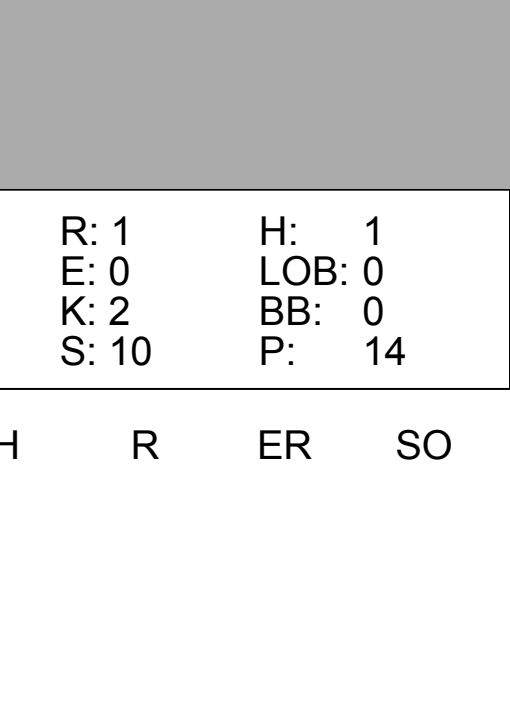
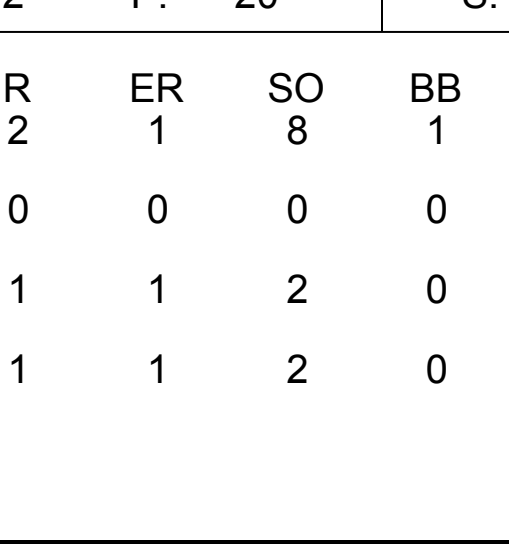
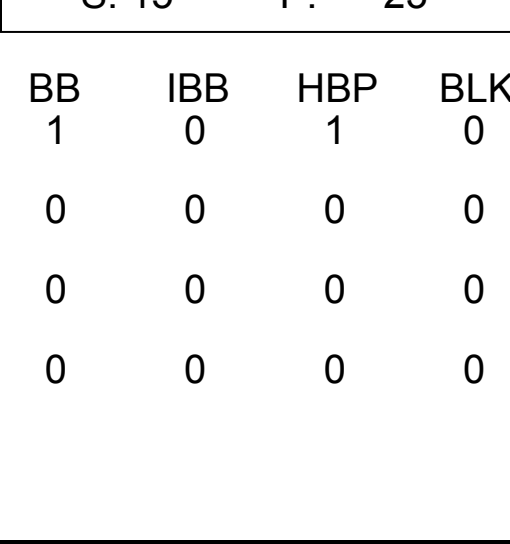
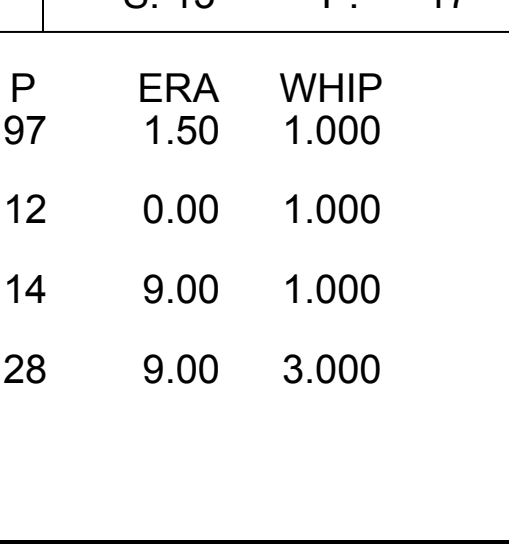
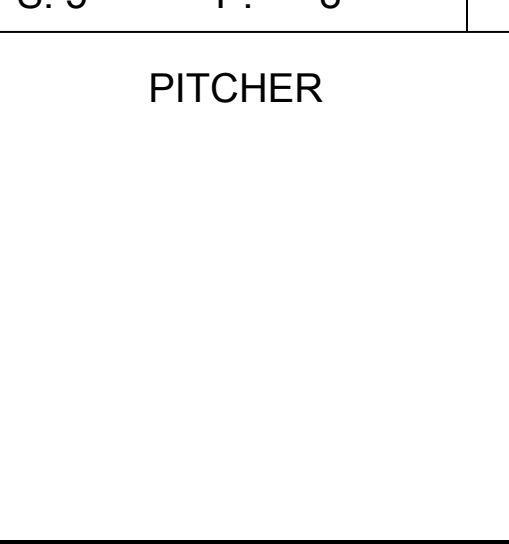






| | |
|-----|----|
| AB | 32 |
| R | 1 |
| H | 7 |
| RBI | 1 |
| BB | 0 |
| SO | 6 |
| LOB | 14 |



| Batter | 1 | 2 | 3 | 4 | 5 | 6 | 7 | 8 | 9 | AB | R | H | RBI | BB | SO | LOB | TOP | | | | | | | |
|---|---|---|---|---|---|---|---|---|---|---|---|---|---|---|---|---|--|---|---|---|---|---|---|---|
| Jason Bartlett, R (1, 6) OBP: 0.336, SLG: 0.304 |  |  | |  | |  | |  | | 3 | 1 | 2 | 1 | 1 | 0 | | Minnesota Twins @ Florida Marlins Dolphin Stadium, Miami, FL Sun Jun 24 2007, 1:05 PM EDT Att: 15,035 - Partly Cloudy - 90 F | | | | | | | |
| Jeff Cirillo, R (1, 3) OBP: 0.336, SLG: 0.374 |  |  | |  | |  | |  | | 5 | 0 | 0 | 0 | 0 | 1 | 3 | | | | | | | | |
| 7 Joe Mauer, L (1, 2) OBP: 0.409, SLG: 0.488 |  | |  | |  | |  | |  | 4 | 2 | 3 | 1 | 2 | 0 | | | | | | | | | |
| 5 Michael Cuddyer, R (1, 9) OBP: 0.369, SLG: 0.452 |  | |  | |  | |  | |  | 3 | 0 | 1 | 0 | 0 | 1 | 3 | | | | | | | | |
| 20 Lew Ford, R (4, 9) OBP: 0.304, SLG: 0.342 |  | |  | |  | |  | |  | 2 | 0 | 0 | 0 | 0 | 0 | 0 | | | | | | | | |
| Tori Hunter, R (1, 8) OBP: 0.351, SLG: 0.556 |  | |  | |  | |  | |  | 4 | 0 | 0 | 0 | 1 | 2 | 0 | | | | | | | | |
| 16 Jason Kubel, L (1, 7) OBP: 0.303, SLG: 0.400 |  | |  | |  | |  | | | 3 | 0 | 1 | 0 | 1 | 1 | 2 | | | | | | | | |
| 38 Luis Antonio Rodriguez, R (8, 5) OBP: 0.273, SLG: 0.244 | |  | |  | |  | |  | | 3 | 1 | 0 | 0 | 1 | 0 | 2 | | | | | | | | |
| 8 Nick Punto, S (1, 4) OBP: 0.316, SLG: 0.283 | |  | |  | |  | |  | | 3 | 2 | 1 | 0 | 1 | 0 | 2 | | | | | | | | |
| Johan Santana, L (1, 1) OBP: 0.375, SLG: 0.714 | |  | |  | | | |  | | 3 | 1 | 1 | 1 | 0 | 0 | 1 | | | | | | | | |
| 54 Matt Guerrier, R (7, 1) OBP: 0.343, SLG: 0.369 | |  | |  | | | |  | | 0 | 0 | 0 | 0 | 0 | 0 | 0 | | | | | | | | |
| 55 Mike Redmond, R (6, PH) OBP: 0.343, SLG: 0.369 | | | | | | | | | | 1 | 0 | 0 | 0 | 0 | 1 | 0 | | | | | | | | |
| 17 Pat Neshek, S (8, 1) | | | | | | | | | | 0 | 0 | 0 | 0 | 0 | 0 | 0 | | | | | | | | |
| 36 Joe Nathan, R (9, 1) | | | | | | | | | | 0 | 0 | 0 | 0 | 0 | 0 | 0 | | | | | | | | |
| Inning Stats | R: 1 E: 0 K: 2 S: 16 | H: 2 LOB: 2 BB: 1 P: 30 | R: 2 E: 0 K: 1 S: 9 | H: 2 LOB: 0 BB: 0 P: 14 | R: 0 E: 0 K: 1 S: 6 | H: 0 LOB: 0 BB: 0 P: 10 | R: 2 E: 1 K: 1 S: 19 | H: 1 LOB: 3 BB: 3 P: 36 | R: 0 E: 0 K: 1 S: 8 | H: 1 LOB: 1 BB: 0 P: 11 | R: 2 E: 0 K: 0 S: 9 | H: 1 LOB: 0 BB: 1 P: 17 | R: 0 E: 0 K: 1 S: 11 | H: 0 LOB: 1 BB: 1 P: 21 | R: 0 E: 0 K: 1 S: 11 | H: 0 LOB: 0 BB: 0 P: 17 | R: 0 E: 0 K: 1 S: 9 | H: 0 LOB: 0 BB: 0 P: 11 | 1B: 3 2B: 1 3B: 1 HR: 2 | SF: 1 SAC: 0 DP: 0 HBP: 0 | WP: 0 PB: 0 CS: 0 | PA: 41 | | |
| PITCHER | IP WLS BF H R ER SO BB IBB HBP BLK WP HR S P ERA WHIP | IP WLS BF H R ER SO BB IBB HBP BLK WP HR S P ERA WHIP | IP WLS BF H R ER SO BB IBB HBP BLK WP HR S P ERA WHIP | IP WLS BF H R ER SO BB IBB HBP BLK WP HR S P ERA WHIP | IP WLS BF H R ER SO BB IBB HBP BLK WP HR S P ERA WHIP | IP WLS BF H R ER SO BB IBB HBP BLK WP HR S P ERA WHIP | IP WLS BF H R ER SO BB IBB HBP BLK WP HR S P ERA WHIP | IP WLS BF H R ER SO BB IBB HBP BLK WP HR S P ERA WHIP | IP WLS BF H R ER SO BB IBB HBP BLK WP HR S P ERA WHIP | IP WLS BF H R ER SO BB IBB HBP BLK WP HR S P ERA WHIP | IP WLS BF H R ER SO BB IBB HBP BLK WP HR S P ERA WHIP | IP WLS BF H R ER SO BB IBB HBP BLK WP HR S P ERA WHIP | IP WLS BF H R ER SO BB IBB HBP BLK WP HR S P ERA WHIP | IP WLS BF H R ER SO BB IBB HBP BLK WP HR S P ERA WHIP | IP WLS BF H R ER SO BB IBB HBP BLK WP HR S P ERA WHIP | IP WLS BF H R ER SO BB IBB HBP BLK WP HR S P ERA WHIP | IP WLS BF H R ER SO BB IBB HBP BLK WP HR S P ERA WHIP | IP WLS BF H R ER SO BB IBB HBP BLK WP HR S P ERA WHIP | IP WLS BF H R ER SO BB IBB HBP BLK WP HR S P ERA WHIP | IP WLS BF H R ER SO BB IBB HBP BLK WP HR S P ERA WHIP | IP WLS BF H R ER SO BB IBB HBP BLK WP HR S P ERA WHIP | IP WLS BF H R ER SO BB IBB HBP BLK WP HR S P ERA WHIP | IP WLS BF H R ER SO BB IBB HBP BLK WP HR S P ERA WHIP | IP WLS BF H R ER SO BB IBB HBP BLK WP HR S P ERA WHIP |

| | |
|-----|----|
| AB | 34 |
| R | 7 |
| H | 7 |
| RBI | 6 |
| BB | 6 |
| SO | 9 |
| LOB | 13 |



| Batter | 1 | 2 | 3 | 4 | 5 | 6 | 7 | 8 | 9 | AB | R | H | RBI | BB | SO | LOB | BOTTOM | | | | | | | |
|---|---|---|---|---|---|---|---|---|---|---|---|---|---|---|---|---|--|---|---|---|---|---|---|---|
| 25 Brett Carroll, R (1, 8) OBP: 0.200, SLG: 0.158 |  |  | |  | | |  | |  | 4 | 0 | 0 | 0 | 0 | 2 | 5 | Minnesota Twins @ Florida Marlins Dolphin Stadium, Miami, FL Sun Jun 24 2007, 1:05 PM EDT Att: 15,035 - Partly Cloudy - 90 F | | | | | | | |
| Jason Wood, R (9, PH) OBP: 0.286, SLG: 0.424 |  |  | |  | | |  | |  | 1 | 0 | 0 | 0 | 0 | 1 | 2 | | | | | | | | |
| 6 Dan Uggla, R (1, 4) OBP: 0.330, SLG: 0.516 |  | |  | |  | |  | |  | 5 | 1 | 2 | 2 | 0 | 2 | 1 | | | | | | | | |
| 2 Hanley Ramirez, R (1, 6) OBP: 0.378, SLG: 0.498 |  | |  | |  | | |  |  | 5 | 0 | 1 | 0 | 0 | 1 | 2 | | | | | | | | |
| Miguel Cabrera, R (1, 5) OBP: 0.397, SLG: 0.601 |  | |  | |  | | |  | | 4 | 1 | 2 | 1 | 0 | 2 | 1 | | | | | | | | |
| 14 Josh Willingham, R (1, 7) OBP: 0.364, SLG: 0.453 | |  |  | |  | |  |  | | 3 | 0 | 0 | 0 | 1 | 1 | 1 | | | | | | | | |
| 8 Aaron Boone, R (1, 3) OBP: 0.388, SLG: 0.423 | |  | |  | |  | |  | | 1 | 1 | 0 | 0 | 0 | 0 | 1 | | | | | | | | |
| Mike Jacobs, L (4, 3) OBP: 0.351, SLG: 0.476 | |  | |  | |  | |  | | 3 | 0 | 0 | 0 | 0 | 1 | 0 | | | | | | | | |
| 27 Jeremy Hermida, L (1, 9) OBP: 0.355, SLG: 0.429 | |  |  | |  | |  | |  | 3 | 0 | 2 | 0 | 0 | 0 | 0 | | | | | | | | |
| 32 Justin Miller, R (7, 1) OBP: 0.296, SLG: 0.325 | |  |  | |  | |  | |  | 0 | 0 | 0 | 0 | 0 | 0 | 0 | | | | | | | | |
| 57 Taylor Tankersley, L (9, PH) OBP: 0.296, SLG: 0.325 | |  |  | |  | |  | |  | 1 | 1 | 1 | 0 | 0 | 0 | 0 | | | | | | | | |
| 20 Matt Treanor, R (1, 2) OBP: 0.345, SLG: 0.333 | |  |  | |  | |  | |  | 3 | 0 | 2 | 0 | 0 | 0 | 1 | | | | | | | | |
| Byung-Hyun Kim, R (1, 1) | |  |  | |  | |  | |  | 1 | 0 | 0 | 0 | 0 | 1 | 2 | | | | | | | | |
| 4 Alfredo Amezaga, S (7, 8) OBP: 0.308, SLG: 0.338 | |  |  | |  | |  | |  | 2 | 0 | 0 | 0 | 0 | 1 | 3 | | | | | | | | |
| Inning Stats | R: 1 E: 0 K: 2 S: 9 | H: 2 LOB: 0 BB: 0 P: 15 | R: 1 E: 1 K: 1 S: 12 | H: 1 LOB: 2 BB: 1 P: 20 | R: 0 E: 0 K: 2 S: 15 | H: 1 LOB: 0 BB: 0 P: 23 | R: 0 E: 0 K: 1 S: 8 | H: 1 LOB: 2 BB: 0 P: 14 | R: 0 E: 0 K: 0 S: 5 | H: 0 LOB: 0 BB: 0 P: 8 | R: 0 E: 0 K: 0 S: 8 | H: 1 LOB: 1 BB: 0 P: 12 | R: 1 E: 0 K: 2 S: 10 | H: 1 LOB: 0 BB: 0 P: 14 | R: 1 E: 0 K: 2 S: 18 | H: 3 LOB: 2 BB: 0 P: 28 | R: 0 E: 0 K: 1 S: 9 | H: 0 LOB: 0 BB: 0 P: 11 | 1B: 5 2B: 3 3B: 0 HR: 2 | SF: 0 SAC: 1 DP: 0 HBP: 1 | WP: 0 PB: 0 CS: 1 | PA: 39 | | |
| PITCHER | IP WLS BF H R ER SO BB IBB HBP BLK WP HR S P ERA WHIP | IP WLS BF H R ER SO BB IBB HBP BLK WP HR S P ERA WHIP | IP WLS BF H R ER SO BB IBB HBP BLK WP HR S P ERA WHIP | IP WLS BF H R ER SO BB IBB HBP BLK WP HR S P ERA WHIP | IP WLS BF H R ER SO BB IBB HBP BLK WP HR S P ERA WHIP | IP WLS BF H R ER SO BB IBB HBP BLK WP HR S P ERA WHIP | IP WLS BF H R ER SO BB IBB HBP BLK WP HR S P ERA WHIP | IP WLS BF H R ER SO BB IBB HBP BLK WP HR S P ERA WHIP | IP WLS BF H R ER SO BB IBB HBP BLK WP HR S P ERA WHIP | IP WLS BF H R ER SO BB IBB HBP BLK WP HR S P ERA WHIP | IP WLS BF H R ER SO BB IBB HBP BLK WP HR S P ERA WHIP | IP WLS BF H R ER SO BB IBB HBP BLK WP HR S P ERA WHIP | IP WLS BF H R ER SO BB IBB HBP BLK WP HR S P ERA WHIP | IP WLS BF H R ER SO BB IBB HBP BLK WP HR S P ERA WHIP | IP WLS BF H R ER SO BB IBB HBP BLK WP HR S P ERA WHIP | IP WLS BF H R ER SO BB IBB HBP BLK WP HR S P ERA WHIP | IP WLS BF H R ER SO BB IBB HBP BLK WP HR S P ERA WHIP | IP WLS BF H R ER SO BB IBB HBP BLK WP HR S P ERA WHIP | IP WLS BF H R ER SO BB IBB HBP BLK WP HR S P ERA WHIP | IP WLS BF H R ER SO BB IBB HBP BLK WP HR S P ERA WHIP | IP WLS BF H R ER SO BB IBB HBP BLK WP HR S P ERA WHIP | IP WLS BF H R ER SO BB IBB HBP BLK WP HR S P ERA WHIP | IP WLS BF H R ER SO BB IBB HBP BLK WP HR S P ERA WHIP | IP WLS BF H R ER SO BB IBB HBP BLK WP HR S P ERA WHIP |



| Batter | 1 | 2 | 3 | 4 | 5 | 6 | 7 | 8 | 9 | 10 | 11 | 12 | AB | R | H | RBI | BB | SO | LOB | | | |
|--|---|----------------------------------|-------------------------------|----------------------------------|------------------------------|----------------------------------|------------------------------|---------------------------------|------------------------------|---------------------------------|-------------------------------|----------------------------------|------------------------------|---|-------------------------------|----------------------------------|------------------------------|---------------------------------|----------------------------------|------------------------------------|----------------------------------|--------|
| 10 Vernon Wells, R OBP: 0.305, SLG: 0.420 | F9 | | | | | | | F8 | | | | | | 5 | 0 | 1 | 0 | 0 | 1 | 2 | | |
| 15 Alex Rios, R OBP: 0.337, SLG: 0.524 | G6-3 | | | P6 | | G5-3 | | | | K | | G4-3 | 5 | 0 | 0 | 0 | 0 | 1 | 2 | | | |
| Matt Stairs, L OBP: 0.361, SLG: 0.564 | K | | | K | | | F8 | | K | | | P6 | 5 | 0 | 0 | 0 | 0 | 3 | 1 | | | |
| 25 Troy Glaus, R OBP: 0.393, SLG: 0.532 | | K | | K | | | | G4-6-3 1B | | K | | G5-3 | 5 | 0 | 1 | 0 | 0 | 3 | 1 | | | |
| Frank Thomas, R OBP: 0.373, SLG: 0.424 | | K | | | G5-3 | | | G4-6-3 | | | | | 4 | 0 | 0 | 0 | 0 | 2 | 1 | | | |
| 9 Gregg Zaun, S OBP: 0.321, SLG: 0.376 | | | K | | | | | | | | | | 3 | 1 | 0 | 0 | 1 | 3 | 0 | | | |
| 2 Aaron Hill, R OBP: 0.338, SLG: 0.457 | | | | L9 | | | | | | | | | 4 | 0 | 1 | 0 | 0 | 1 | 0 | | | |
| 26 Adam Lind, L OBP: 0.272, SLG: 0.388 | | K | | | | | | | | | | | 3 | 0 | 1 | 0 | 0 | 1 | 0 | | | |
| 6 John McDonald, R OBP: 0.312, SLG: 0.381 Howie Clark, L (8, PH) Royce Clayton, R (8, 6F) OBP: 0.289, SLG: 0.324 | | | G6-3 | | | | | | | | | | 1 | 0 | 0 | 0 | 0 | 0 | 0 | | | |
| | | | | | | | | | | | | | 0 | 0 | 0 | 1 | 0 | 0 | 0 | | | |
| | | | | | | | | | | | | | 1 | 0 | 0 | 0 | 0 | 0 | 0 | | | |
| Inning Stats | R: 0 E: 0 K: 1 S: 10 | H: 0 LOB: 0 BB: 0 P: 14 | R: 0 E: 0 K: 3 S: 11 | H: 0 LOB: 0 BB: 0 P: 15 | R: 0 E: 0 K: 1 S: 7 | H: 1 LOB: 1 BB: 0 P: 12 | R: 0 E: 0 K: 2 S: 9 | H: 1 LOB: 1 BB: 0 P: 9 | R: 0 E: 0 K: 0 S: 6 | H: 1 LOB: 0 BB: 0 P: 8 | R: 1 E: 0 K: 3 S: 12 | H: 1 LOB: 1 BB: 0 P: 17 | R: 0 E: 0 K: 3 S: 9 | H: 0 LOB: 0 BB: 0 P: 12 | R: 0 E: 0 K: 1 S: 15 | H: 0 LOB: 0 BB: 0 P: 19 | R: 0 E: 0 K: 0 S: 4 | H: 0 LOB: 0 BB: 0 P: 6 | 1B: 3 2B: 1 3B: 0 HR: 0 | SF: 1 SAC: 2 DP: 1 HBP: 0 | WP: 0 PB: 0 SB: 0 CS: 0 | PA: 40 |
| PITCHER | IP WLS BF H R ER SO BB IBB HBP BLK WP HR S P ERA WHIP | | | | | | | | | | | | | IP WLS BF H R ER SO BB IBB HBP BLK WP HR S P ERA WHIP | | | | | | | | |
| 30 Scott Baker, R ERA: 3.77 | 7.0 | 0 | 25 | 4 | 1 | 0 | 9 | 0 | 0 | 0 | 0 | 0 | 0 | 0 | 0 | 1 | 1 | 0.00 | 0.000 | | | |
| 37 Dennys Reyes, L ERA: 4.86 | 0.1 | H | 1 | 0 | 0 | 0 | 0 | 0 | 0 | 0 | 0 | 0 | 0 | 0 | 0 | 1 | 1 | 0.00 | 0.000 | | | |
| 17 Pat Neshek, R ERA: 1.21 | 1.2 | B | 5 | 0 | 0 | 0 | 3 | 0 | 0 | 0 | 0 | 0 | 0 | 0 | 0 | 12 | 15 | 0.00 | 0.000 | | | |
| 36 Joe Nathan, R ERA: 2.43 | 2.0 | | 6 | 0 | 0 | 0 | 3 | 0 | 0 | 0 | 0 | 0 | 0 | 0 | 0 | 24 | 33 | 0.00 | 0.000 | | | |
| Juan Rincon, R ERA: 4.23 | 1.0 | W | 3 | 0 | 0 | 0 | 0 | 0 | 0 | 0 | 0 | 0 | 0 | 0 | 0 | 4 | 6 | 0.00 | 0.000 | | | |


TOP

Toronto Blue Jays @ Minnesota Twins
Hubert H. Humphrey Metrodome, Minneapolis, MN

Tue Jun 26 2007, 8:10 PM EDT
Att. 27,000 - Dome - 70 F

livebaseballscorecards.com

AB 36
R 1
H 4
RBI 1
BB 1
SO 15
LOB 7



| Batter | 1 | 2 | 3 | 4 | 5 | 6 | 7 | 8 | 9 | 10 | 11 | 12 | AB | R | H | RBI | BB | SO | LOB | | | | | |
|--|---|----------------------------------|------------------------------|----------------------------------|-------------------------------|----------------------------------|------------------------------|---------------------------------|-------------------------------|----------------------------------|------------------------------|----------------------------------|------------------------------|---|------------------------------|----------------------------------|------------------------------|----------------------------------|-------------------------------|----------------------------------|----------------------------------|------------------------------------|----------------------------------|--------|
| Luis Castillo, S OBP: 0.349, SLG: 0.333 | B1-3 | | G4-3 | | | | | | | | | | 5 | 0 | 1 | 0 | 0 | 1 | 1 | | | | | |
| Jason Bartlett, R OBP: 0.332, SLG: 0.300 | B1-3 | | | G6-3 | | G1-4-3 1B | | | | | | | 5 | 0 | 1 | 0 | 0 | 0 | 1 | | | | | |
| 7 Joe Mauer, L OBP: 0.400, SLG: 0.473 | F7 | | | E4 1B | | | G3-1 | | | | | | 5 | 0 | 1 | 0 | 0 | 0 | 1 | | | | | |
| 5 Michael Cuddyer, R OBP: 0.371, SLG: 0.446 | | F8 | | F9 | | | | 16 2B BB | | | | | 4 | 2 | 1 | 0 | 1 | 0 | 2 | | | | | |
| Torii Hunter, R OBP: 0.350, SLG: 0.551 | | L8 | | L5 | | | | 16 2B 55 F9-2 1B | | | | | 5 | 0 | 1 | 0 | 0 | 0 | 2 | | | | | |
| 16 Jason Kubel, L OBP: 0.301, SLG: 0.396 20 Lew Ford, R (10, PR) OBP: 0.313, SLG: 0.351 | | | P6 | | | | | | | | | | 3 | 0 | 1 | 1 | 1 | 0 | 0 | | | | | |
| | | | | | | | | | | | | | 1 | 0 | 1 | 0 | 0 | 0 | 0 | | | | | |
| 55 Mike Redmond, R OBP: 0.342, SLG: 0.364 | | | F8 | | | | | | | | | | 4 | 0 | 0 | 0 | 1 | 0 | 3 | | | | | |
| | | | | | | | | | | | | | | | | | | | | | | | | |
| | | | | | | | | | | | | | | | | | | | | | | | | |
| Jason Tyner, L OBP: 0.323, SLG: 0.333 Jeff Cirillo, R (12, PH) OBP: 0.353, SLG: 0.369 | | | | | | | | | | | | | 4 | 0 | 1 | 0 | 0 | 2 | 2 | | | | | |
| | | | | | | | | | | | | | 1 | 0 | 1 | 1 | 0 | 0 | 0 | | | | | |
| 8 Nick Punto, S OBP: 0.314, SLG: 0.279 | | | G6-3 | | | | | | | | | | 4 | 0 | 0 | 0 | 0 | 0 | 1 | | | | | |
| | | | | | | | | | | | | | | | | | | | | | | | | |
| Inning Stats | R: 0 E: 0 K: 0 S: 8 | H: 0 LOB: 0 BB: 0 P: 10 | R: 0 E: 0 K: 0 S: 8 | H: 1 LOB: 1 BB: 0 P: 15 | R: 0 E: 1 K: 0 S: 11 | H: 1 LOB: 1 BB: 0 P: 17 | R: 0 E: 0 K: 0 S: 6 | H: 1 LOB: 0 BB: 0 P: 7 | R: 1 E: 0 K: 1 S: 10 | H: 2 LOB: 1 BB: 1 P: 16 | R: 0 E: 0 K: 1 S: 8 | H: 0 LOB: 0 BB: 0 P: 11 | R: 0 E: 0 K: 0 S: 6 | H: 1 LOB: 0 BB: 0 P: 8 | R: 0 E: 0 K: 1 S: 9 | H: 0 LOB: 2 BB: 1 P: 19 | R: 0 E: 0 K: 0 S: 9 | H: 0 LOB: 0 BB: 0 P: 11 | R: 1 E: 0 K: 0 S: 14 | H: 3 LOB: 3 BB: 1 P: 25 | 1B: 7 2B: 3 3B: 0 HR: 0 | SF: 0 SAC: 0 DP: 3 HBP: 0 | WP: 0 PB: 0 SB: 0 CS: 0 | PA: 44 |
| PITCHER | IP WLS BF H R ER SO BB IBB HBP BLK WP HR S P ERA WHIP | | | | | | | | | | | | | IP WLS BF H R ER SO BB IBB HBP BLK WP HR S P ERA WHIP | | | | | | | | | | |
| 28 Shaun Marcum, R ERA: 3.13 | 8.0 | | 29 | 6 | 1 | 1 | 2 | 1 | 0 | 0 | 0 | 0 | 0 | 0 | 0 | 65 | 93 | 1.12 | 0.875 | | | | | |
| 37 Scott Downs, L ERA: 2.61 | 0.1 | | 1 | 0 | 0 | 0 | 0 | 0 | 0 | 0 | 0 | 0 | 0 | 0 | 0 | 2 | 2 | 0.00 | 0.000 | | | | | |
| 44 Casey Janssen, R ERA: 2.21 | 0.2 | | 1 | 0 | 0 | 0 | 0 | 0 | 0 | 0 | 0 | 0 | 0 | 0 | 3 | 5 | 0.00 | 0.000 | | | | | | |
| 54 Jason Frasor, R ERA: 2.91 | 2.0 | | 7 | 0 | 0 | 0 | 1 | 1 | 0 | 0 | 0 | 0 | 0 | 0 | 20 | 30 | 0.00 | 0.500 | | | | | | |
| 56 Brian Tallet, L ERA: 2.76 | 0.2 | L | 6 | 3 | 1 | 1 | 0 | 0 | 1 | 0 | 0 | 0 | 0 | 0 | 14 | 25 | 13.50 | 4.500 | | | | | | |

BOTTOM

Toronto Blue Jays @ Minnesota Twins
Hubert H. Humphrey Metrodome, Minneapolis, MN

Tue Jun 26 2007, 8:10 PM EDT
Att. 27,000 - Dome - 70 F

livebaseballscorecards.com

AB 41
R 2
H 9
RBI 2
BB 3
SO 3
LOB 13



| Batter | 1 | 2 | 3 | 4 | 5 | 6 | 7 | 8 | 9 | AB | R | H | RBI | BB | SO | LOB | TOP | | | | | | | | |
|--|------------------------------|----------------------------------|------------------------------|----------------------------------|------------------------------|----------------------------------|------------------------------|----------------------------------|-------------------------------|----------------------------------|------------------------------|----------------------------------|-------------------------------|----------------------------------|------------------------------|---------------------------------|--|----------------------------------|----------------------------------|------------------------------------|----------------------------------|--------|--|--|--|
| 10 Vernon Wells, R OBP: 0.304, SLG: 0.418 | G6-3 | | G6-3 | | G5-3 | | G1-6-3 | | | 4 | 0 | 1 | 1 | 0 | 0 | 1 | Toronto Blue Jays @ Minnesota Twins Hubert H. Humphrey Metrodome, Minneapolis, MN Wed Jun 27 2007, 8:10 PM EDT Att: 30,959 - Dome - 70 F livebaseballscorecards.com | | | | | | | | |
| 15 Alex Rios, R OBP: 0.336, SLG: 0.526 | G5-3 | | F8 | | | | SF9 | | | 3 | 0 | 1 | 1 | 0 | 0 | 1 | | | | | | | | | |
| Matt Stairs, L OBP: 0.353, SLG: 0.551 | G4-3 | | | | G3-1 | | F7 | | | 4 | 0 | 0 | 0 | 0 | 0 | 2 | | | | | | | | | |
| 25 Troy Glaus, R OBP: 0.390, SLG: 0.524 | | G6-3 | | | G4-3 | | F8 | | | 3 | 0 | 0 | 0 | 1 | 0 | 0 | | | | | | | | | |
| Frank Thomas, R OBP: 0.378, SLG: 0.425 | | | | | | | | | | 2 | 1 | 1 | 0 | 2 | 0 | 1 | | | | | | | | | |
| 9 Greg Zaun, S OBP: 0.319, SLG: 0.402 | | | | | | | | | | 4 | 1 | 1 | 2 | 0 | 1 | 2 | | | | | | | | | |
| 26 Adam Lind, L OBP: 0.272, SLG: 0.390 | | | | | | | | | | 4 | 1 | 1 | 0 | 0 | 0 | 1 | | | | | | | | | |
| Howie Clark, L OBP: 0.464, SLG: 0.455 | | | | | | | | | | 3 | 1 | 2 | 1 | 0 | 1 | 0 | | | | | | | | | |
| 2 Aaron Hill, R OBP: 0.337, SLG: 0.456 | | | | | | | | | | 1 | 0 | 0 | 0 | 0 | 1 | 0 | | | | | | | | | |
| Royce Clayton, R OBP: 0.290, SLG: 0.331 | | | | | | | | | | 3 | 1 | 1 | 0 | 0 | 1 | 1 | | | | | | | | | |
| Inning Stats | R: 0 E: 0 K: 0 S: 8 | H: 0 LOB: 0 BB: 0 P: 13 | R: 0 E: 0 K: 1 S: 9 | H: 0 LOB: 1 BB: 1 P: 18 | R: 0 E: 0 K: 0 S: 6 | H: 1 LOB: 1 BB: 0 P: 10 | R: 0 E: 0 K: 0 S: 8 | H: 1 LOB: 1 BB: 0 P: 16 | R: 2 E: 0 K: 0 S: 12 | H: 3 LOB: 1 BB: 0 P: 19 | R: 2 E: 0 K: 1 S: 9 | H: 1 LOB: 0 BB: 1 P: 16 | R: 1 E: 0 K: 0 S: 10 | H: 2 LOB: 0 BB: 0 P: 13 | R: 0 E: 0 K: 0 S: 2 | H: 0 LOB: 0 BB: 1 P: 7 | R: 0 E: 0 K: 2 S: 10 | H: 0 LOB: 0 BB: 0 P: 16 | 1B: 3 2B: 4 3B: 0 HR: 1 | SF: 1 SAC: 1 DP: 2 HBP: 0 | WP: 0 PB: 0 SB: 0 CS: 0 | PA: 36 | | | |
| PITCHER | IP | WLS | BF | H | R | ER | SO | BB | IBB | HBP | BLK | WP | HR | S | P | ERA | WHIP | | | | | | | | |
| 26 Boof Bonser, R ERA: 4.65 | 6.0 | L | 27 | 7 | 5 | 5 | 2 | 2 | 0 | 0 | 0 | 0 | 1 | 54 | 94 | 7.50 | 1.500 | | | | | | | | |
| 54 Matt Guerrier, R ERA: 1.93 | 1.2 | | 5 | 1 | 0 | 0 | 0 | 1 | 0 | 0 | 0 | 0 | 0 | 9 | 17 | 0.00 | 1.200 | | | | | | | | |
| 37 Denny Reyes, L ERA: 4.67 | 0.2 | | 2 | 0 | 0 | 0 | 0 | 0 | 0 | 0 | 0 | 0 | 0 | 2 | 3 | 0.00 | 0.000 | | | | | | | | |
| 17 Pat Neshek, R ERA: 1.18 | 0.2 | | 2 | 0 | 0 | 0 | 2 | 0 | 0 | 0 | 0 | 0 | 0 | 9 | 14 | 0.00 | 0.000 | | | | | | | | |

| Batter | 1 | 2 | 3 | 4 | 5 | 6 | 7 | 8 | 9 | AB | R | H | RBI | BB | SO | LOB | BOTTOM | | | | | | | | |
|--|------------------------------|----------------------------------|-------------------------------|----------------------------------|-------------------------------|----------------------------------|------------------------------|---------------------------------|------------------------------|---------------------------------|-------------------------------|----------------------------------|-------------------------------|----------------------------------|-------------------------------|----------------------------------|--|------------------------------|---------------------------------|-----------------------------------|------------------------------------|----------------------------------|--------|--|--|
| Luis Castillo, S OBP: 0.350, SLG: 0.335 | G5-3 | F7 | | G4-3 | | | | | | 5 | 1 | 2 | 0 | 0 | 0 | 0 | Toronto Blue Jays @ Minnesota Twins Hubert H. Humphrey Metrodome, Minneapolis, MN Wed Jun 27 2007, 8:10 PM EDT Att: 30,959 - Dome - 70 F livebaseballscorecards.com | | | | | | | | |
| Jason Bartlett, R OBP: 0.333, SLG: 0.303 | | | | | | | | | | 5 | 1 | 2 | 0 | 0 | 2 | 3 | | | | | | | | | |
| 7 Joe Mauer, L OBP: 0.395, SLG: 0.466 | | | | | | | | | | 5 | 0 | 1 | 0 | 0 | 0 | 2 | | | | | | | | | |
| 5 Michael Cuddyer, R OBP: 0.375, SLG: 0.447 | | | | | | | | | | 4 | 0 | 2 | 0 | 1 | 0 | 2 | | | | | | | | | |
| Tori Hunter, R OBP: 0.348, SLG: 0.546 | | | | | | | | | | 4 | 0 | 1 | 2 | 0 | 0 | 3 | | | | | | | | | |
| 16 Jason Kubel, L OBP: 0.305, SLG: 0.398 | | | | | | | | | | 4 | 1 | 2 | 0 | 0 | 1 | 2 | | | | | | | | | |
| 55 Mike Redmond, R OBP: 0.335, SLG: 0.356 | | | | | | | | | | 4 | 0 | 0 | 0 | 0 | 0 | 3 | | | | | | | | | |
| 20 Lew Ford, R OBP: 0.310, SLG: 0.338 | | | | | | | | | | 3 | 0 | 0 | 0 | 1 | 0 | 2 | | | | | | | | | |
| 8 Nick Punto, S OBP: 0.313, SLG: 0.279 | | | | | | | | | | 4 | 1 | 1 | 1 | 0 | 1 | 2 | | | | | | | | | |
| Inning Stats | R: 0 E: 1 K: 0 S: 8 | H: 1 LOB: 2 BB: 0 P: 11 | R: 2 E: 1 K: 0 S: 10 | H: 2 LOB: 0 BB: 0 P: 16 | R: 1 E: 0 K: 0 S: 18 | H: 4 LOB: 2 BB: 0 P: 21 | R: 0 E: 0 K: 0 S: 7 | H: 0 LOB: 0 BB: 0 P: 9 | R: 0 E: 0 K: 0 S: 4 | H: 1 LOB: 1 BB: 0 P: 5 | R: 0 E: 1 K: 1 S: 12 | H: 0 LOB: 1 BB: 0 P: 18 | R: 1 E: 0 K: 2 S: 10 | H: 2 LOB: 2 BB: 1 P: 15 | R: 0 E: 0 K: 1 S: 10 | H: 1 LOB: 2 BB: 1 P: 18 | | R: 0 E: 0 K: 0 S: 6 | H: 0 LOB: 0 BB: 0 P: 7 | 1B: 11 2B: 0 3B: 0 HR: 0 | SF: 1 SAC: 0 DP: 0 HBP: 0 | WP: 0 PB: 1 SB: 2 CS: 0 | PA: 41 | | |
| PITCHER | IP | WLS | BF | H | R | ER | SO | BB | IBB | HBP | BLK | WP | HR | S | P | ERA | WHIP | | | | | | | | |
| Josh Towers, R ERA: 5.59 | 6.1 | W | 29 | 9 | 4 | 3 | 2 | 1 | 0 | 0 | 0 | 0 | 0 | 2 | 6 | ∞ | ∞ | | | | | | | | |
| 37 Scott Downs, L ERA: 2.61 | 0.0 | | 2 | 1 | 0 | 0 | 0 | 1 | 0 | 0 | 0 | 0 | 0 | 2 | 6 | ∞ | ∞ | | | | | | | | |
| 40 Brian Wolfe, R ERA: 3.18 | 1.0 | H | 4 | 0 | 0 | 0 | 1 | 1 | 0 | 0 | 0 | 0 | 0 | 7 | 11 | 0.00 | 1.000 | | | | | | | | |
| 56 Brian Tallet, L ERA: 2.73 | 0.1 | H | 2 | 1 | 0 | 0 | 0 | 0 | 0 | 0 | 0 | 0 | 0 | 3 | 6 | 0.00 | 3.000 | | | | | | | | |
| 49 Jeremy Accardo, R ERA: 2.45 | 1.1 | S | 4 | 0 | 0 | 0 | 1 | 0 | 0 | 0 | 0 | 0 | 0 | 10 | 12 | 0.00 | 0.000 | | | | | | | | |

| Batter | 1 | 2 | 3 | 4 | 5 | 6 | 7 | 8 | 9 | AB | R | H | RBI | BB | SO | LOB | TOP | | | |
|--|---|----------------------------------|------------------------------|----------------------------------|-------------------------------|----------------------------------|------------------------------|----------------------------------|------------------------------|----------------------------------|-------------------------------|----------------------------------|------------------------------|----------------------------------|------------------------------|----------------------------------|--|------------------------------------|----------------------------------|--------|
| 15 Alex Rios, R OBP: 0.335, SLG: 0.522 | | | | | | | | | | 4 | 1 | 1 | 0 | 0 | 2 | 1 | <p>Toronto Blue Jays @ Minnesota Twins Hubert H. Humphrey Metrodome, Minneapolis, MN Thu Jun 28 2007, 1:10 PM EDT Att: 31,038 - Dome - 68 F</p> <p>livebaseballscorecards.com</p> <p>AB 32 R 5 H 6 RBI 5 BB 2 SO 8 LOB 8</p> | | | |
| Howie Clark, L OBP: 0.406, SLG: 0.385 | | | | | | | | | | 4 | 0 | 0 | 0 | 0 | 0 | 1 | | | | |
| 10 Vernon Wells, R OBP: 0.307, SLG: 0.417 | | | | | | | | | | 3 | 2 | 1 | 0 | 1 | 1 | 0 | | | | |
| Matt Stairs, L OBP: 0.356, SLG: 0.550 | | | | | | | | | | 4 | 1 | 2 | 1 | 0 | 1 | 1 | | | | |
| Frank Thomas, R OBP: 0.380, SLG: 0.443 | | | | | | | | | | 4 | 1 | 2 | 4 | 0 | 2 | 1 | | | | |
| 2 Aaron Hill, R OBP: 0.332, SLG: 0.449 | | | | | | | | | | 4 | 0 | 0 | 0 | 0 | 1 | 2 | | | | |
| 26 Adam Lind, L OBP: 0.272, SLG: 0.384 | | | | | | | | | | 3 | 0 | 0 | 0 | 1 | 1 | 0 | | | | |
| Jason Phillips, R OBP: 0.278, SLG: 0.280 | | | | | | | | | | 3 | 0 | 0 | 0 | 0 | 0 | 1 | | | | |
| 6 John McDonald, R OBP: 0.305, SLG: 0.372 | | | | | | | | | | 3 | 0 | 0 | 0 | 0 | 0 | 1 | | | | |
| Inning Stats | R: 4 E: 0 K: 0 S: 15 | H: 3 LOB: 0 BB: 1 P: 27 | R: 0 E: 0 K: 0 S: 8 | H: 0 LOB: 0 BB: 0 P: 14 | R: 1 E: 0 K: 2 S: 10 | H: 2 LOB: 1 BB: 0 P: 14 | R: 0 E: 0 K: 0 S: 8 | H: 0 LOB: 0 BB: 0 P: 12 | R: 0 E: 0 K: 1 S: 7 | H: 1 LOB: 0 BB: 0 P: 11 | R: 0 E: 0 K: 1 S: 10 | H: 0 LOB: 1 BB: 1 P: 16 | R: 0 E: 0 K: 1 S: 8 | H: 0 LOB: 0 BB: 0 P: 14 | R: 0 E: 0 K: 2 S: 9 | H: 0 LOB: 0 BB: 0 P: 14 | 1B: 4 2B: 1 3B: 0 HR: 1 | SF: 0 SAC: 0 DP: 1 HBP: 0 | WP: 0 PB: 0 SB: 0 CS: 0 | PA: 34 |
| PITCHER | IP WLS BF H R ER SO BB IBB HBP BLK WP HR S P ERA WHIP | | | | | | | | | | | | | | | | | | | |
| Carlos Silva, R ERA: 4.15 | (1, 1) 7.0 W 28 6 5 5 5 2 0 0 0 0 0 1 65 104 6.43 1.143 | | | | | | | | | | | | | | | | | | | |
| Juan Rincon, R ERA: 4.09 | (8, 1) 1.0 H 3 0 0 0 1 0 0 0 0 0 0 0 8 14 0.00 0.000 | | | | | | | | | | | | | | | | | | | |
| 36 Joe Nathan, R ERA: 2.36 | (9, 1) 1.0 S 3 0 0 0 2 0 0 0 0 0 0 0 9 14 0.00 0.000 | | | | | | | | | | | | | | | | | | | |

| Batter | 1 | 2 | 3 | 4 | 5 | 6 | 7 | 8 | 9 | AB | R | H | RBI | BB | SO | LOB | BOTTOM | | | |
|---|--|----------------------------------|-------------------------------|----------------------------------|-------------------------------|----------------------------------|------------------------------|----------------------------------|-------------------------------|----------------------------------|-------------------------------|----------------------------------|------------------------------|----------------------------------|------------------------------|----------------------------------|---|------------------------------------|----------------------------------|--------|
| Jason Tyner, L OBP: 0.336, SLG: 0.346 | | | | | | | | | | 4 | 2 | 3 | 1 | 0 | 0 | 1 | <p>Toronto Blue Jays @ Minnesota Twins Hubert H. Humphrey Metrodome, Minneapolis, MN Thu Jun 28 2007, 1:10 PM EDT Att: 31,038 - Dome - 68 F</p> <p>livebaseballscorecards.com</p> <p>AB 32 R 8 H 8 RBI 8 BB 3 SO 7 LOB 14</p> | | | |
| Jason Bartlett, R OBP: 0.340, SLG: 0.321 | | | | | | | | | | 3 | 2 | 2 | 1 | 0 | 0 | 2 | | | | |
| 7 Joe Mauer, L OBP: 0.387, SLG: 0.455 | | | | | | | | | | 4 | 0 | 0 | 1 | 0 | 1 | 4 | | | | |
| 5 Michael Cuddyer, R OBP: 0.376, SLG: 0.446 | | | | | | | | | | 3 | 1 | 1 | 1 | 1 | 2 | 0 | | | | |
| 33 Justin Morneau, L OBP: 0.352, SLG: 0.554 | | | | | | | | | | 3 | 0 | 0 | 1 | 1 | 2 | 3 | | | | |
| Torii Hunter, R OBP: 0.350, SLG: 0.567 | | | | | | | | | | 4 | 2 | 2 | 3 | 0 | 0 | 3 | | | | |
| 16 Jason Kubel, L OBP: 0.300, SLG: 0.390 | | | | | | | | | | 4 | 0 | 0 | 0 | 0 | 1 | 0 | | | | |
| 38 Luis Antonio Rodriguez, B. OBP: 0.258, SLG: 0.229 | | | | | | | | | | 4 | 1 | 0 | 0 | 0 | 0 | 0 | | | | |
| 8 Nick Punto, S OBP: 0.312, SLG: 0.275 | | | | | | | | | | 3 | 0 | 0 | 0 | 1 | 1 | 1 | | | | |
| Inning Stats | R: 1 E: 0 K: 2 S: 14 | H: 2 LOB: 2 BB: 0 P: 18 | R: 0 E: 1 K: 2 S: 10 | H: 0 LOB: 1 BB: 0 P: 14 | R: 1 E: 0 K: 2 S: 12 | H: 1 LOB: 0 BB: 0 P: 22 | R: 1 E: 0 K: 0 S: 8 | H: 1 LOB: 0 BB: 0 P: 13 | R: 4 E: 0 K: 0 S: 13 | H: 3 LOB: 0 BB: 1 P: 28 | R: 1 E: 1 K: 0 S: 11 | H: 1 LOB: 1 BB: 1 P: 20 | R: 0 E: 0 K: 1 S: 6 | H: 0 LOB: 0 BB: 1 P: 12 | R: 0 E: 0 K: 0 S: 9 | H: 0 LOB: 0 BB: 0 P: 13 | 1B: 5 2B: 0 3B: 0 HR: 3 | SF: 0 SAC: 0 DP: 2 HBP: 1 | WP: 0 PB: 1 SB: 3 CS: 0 | PA: 36 |
| PITCHER | IP WLS BF H R ER SO BB IBB HBP BLK WP HR S P ERA WHIP | | | | | | | | | | | | | | | | | | | |
| 34 A.J. Burnett, R ERA: 4.31 | (1, 1) 4.0 L 20 6 5 5 0 1 0 0 0 0 0 1 9 20 18.00 2.000 | | | | | | | | | | | | | | | | | | | |
| 54 Jason Frasor, R ERA: 3.34 | (5, 1) 1.0 L 5 1 2 2 0 1 0 0 0 0 0 1 9 20 18.00 2.000 | | | | | | | | | | | | | | | | | | | |
| 57 Jordan De Jong, R ERA: 6.14 | (6, 1) 3.0 11 1 1 0 1 2 0 0 0 0 0 0 26 45 0.00 1.000 | | | | | | | | | | | | | | | | | | | |

| Batter | 1 | 2 | 3 | 4 | 5 | 6 | 7 | 8 | 9 | AB | R | H | RBI | BB | SO | LOB | TOP | | | | | |
|---|------------------------------|----------------------------------|-------------------------------|----------------------------------|-------------------------------|----------------------------------|-------------------------------|----------------------------------|-------------------------------|----------------------------------|-------------------------------|----------------------------------|-------------------------------|----------------------------------|------------------------------|----------------------------------|------------------------------|----------------------------------|----------------------------------|------------------------------------|----------------------------------|--------|
| Luis Castillo, S (1.4) OBP: 0.348, SLG: 0.335 | G4-3 | | 2B | | G6-3 | FC4-6 | | G1-3 | | 5 | 1 | 1 | 0 | 0 | 0 | 1 | | | | | | |
| Jason Bartlett, R (1.6) OBP: 0.346, SLG: 0.332 | G5-3 | | 2B | | E5 5 HR | K | | 1B | | 5 | 1 | 2 | 1 | 0 | 1 | 1 | | | | | | |
| 7 Joe Mauer, L (1.2) OBP: 0.388, SLG: 0.459 | G6-3 | | K | | 5 HR | F7 | | F7 | | 4 | 1 | 0 | 0 | 1 | 1 | 3 | | | | | | |
| 5 Michael Cuddyer, R (1.9) OBP: 0.374, SLG: 0.456 | | 3B | K | | HR | | | | F8 | 4 | 2 | 2 | 3 | 1 | 1 | 1 | | | | | | |
| 33 Justin Morneau, L (1.10) OBP: 0.339, SLG: 0.549 | FC6-4 1B | | | K | F9 | | | G4-3 | | 5 | 0 | 1 | 1 | 0 | 2 | 1 | | | | | | |
| Torii Hunter, R (1.8) OBP: 0.345, SLG: 0.554 | P3 | | | F8 | F7 | | | G6-3 | | 5 | 0 | 0 | 0 | 0 | 0 | 2 | | | | | | |
| Jeff Cirillo, R (1.3) OBP: 0.339, SLG: 0.368 | FC6-4 20 S | | | 20 2B | | 20 HR | | F9 | | 3 | 2 | 1 | 0 | 1 | 0 | 3 | | | | | | |
| 20 Lew Ford, R (1.7) OBP: 0.318, SLG: 0.395 | K | | | | | | | | | 4 | 1 | 2 | 3 | 0 | 2 | 3 | | | | | | |
| 8 Nick Punto, S (1.5) OBP: 0.310, SLG: 0.269 | | | G4-3 | | F9 | | | K | | 3 | 0 | 0 | 0 | 1 | 1 | 1 | | | | | | |
| Inning Stats | R: 0 E: 0 K: 0 S: 8 | H: 0 LOB: 0 BB: 0 P: 13 | R: 1 E: 0 K: 1 S: 11 | H: 2 LOB: 1 BB: 0 P: 15 | R: 1 E: 0 K: 2 S: 16 | H: 2 LOB: 1 BB: 0 P: 23 | R: 1 E: 0 K: 1 S: 17 | H: 1 LOB: 1 BB: 1 P: 26 | R: 3 E: 1 K: 0 S: 13 | H: 1 LOB: 0 BB: 1 P: 21 | R: 2 E: 0 K: 1 S: 16 | H: 2 LOB: 1 BB: 1 P: 27 | R: 0 E: 1 K: 2 S: 12 | H: 0 LOB: 2 BB: 1 P: 18 | R: 0 E: 0 K: 1 S: 9 | H: 1 LOB: 1 BB: 0 P: 15 | R: 0 E: 0 K: 0 S: 8 | H: 0 LOB: 0 BB: 0 P: 12 | 1B: 3 2B: 3 3B: 1 HR: 2 | SF: 0 SAC: 0 DP: 0 HBP: 0 | WP: 0 PB: 0 SB: 2 CS: 0 | PA: 42 |
| PITCHER | IP | WLS | BF | H | R | ER | SO | BB | IBB | HBP | BLK | WP | HR | S | P | ERA | WHIP | | | | | |
| 48 Andrew Miller, L (1.1) ERA: 3.81 | 5.0 | L | 24 | 6 | 6 | 5 | 4 | 2 | 0 | 0 | 0 | 0 | 1 | 65 | 98 | 9.00 | 1.600 | | | | | |
| Jason Grilli, R (6.1) ERA: 5.97 | 2.2 | | 14 | 3 | 2 | 2 | 4 | 2 | 0 | 0 | 0 | 0 | 1 | 36 | 57 | 6.75 | 1.875 | | | | | |
| 44 Bobby Seay, L (8.1) ERA: 3.8 | 1.1 | | 4 | 0 | 0 | 0 | 0 | 0 | 0 | 0 | 0 | 0 | 0 | 9 | 15 | 0.00 | 0.000 | | | | | |

Minnesota Twins @ Detroit Tigers
Comerica Park, Detroit, MI
Sat Jun 30 2007, 3:55 PM EDT
Att: 41,588 - Partly Cloudy - 78 F

AB 38
R 8
H 9
RBI 8
BB 4
SO 8
LOB 16



| Batter | 1 | 2 | 3 | 4 | 5 | 6 | 7 | 8 | 9 | AB | R | H | RBI | BB | SO | LOB | BOTTOM | | | | | |
|---|-------------------------------|----------------------------------|-------------------------------|----------------------------------|------------------------------|---------------------------------|------------------------------|----------------------------------|-------------------------------|----------------------------------|-------------------------------|----------------------------------|-------------------------------|----------------------------------|------------------------------|----------------------------------|------------------------------|----------------------------------|----------------------------------|------------------------------------|----------------------------------|--------|
| 28 Curtis Granderson, L (1.8) OBP: 0.343, SLG: 0.558 | L6 | | 14 G6-4-3 1B | | HR | | K | | P5 | 5 | 1 | 2 | 1 | 0 | 1 | 0 | | | | | | |
| 14 Placido Polanco, R (1.4) OBP: 0.381, SLG: 0.425 | 30 F9 9 1B | | G6-4-3 | | G6-3 | | CS 1B | | G6-3 | 5 | 1 | 2 | 0 | 0 | 0 | 1 | | | | | | |
| Sean Casey, L (1.3) OBP: 0.367, SLG: 0.392 | 9 1B BB | | 2B | | L8 | | F8 | | | 3 | 0 | 1 | 0 | 1 | 0 | 1 | | | | | | |
| 30 Magglio Ordonez, R (1.9) OBP: 0.445, SLG: 0.620 | F9 | | F8 | | G5-3 | | P3 | | | 4 | 0 | 0 | 0 | 0 | 0 | 4 | | | | | | |
| 9 Carlos Guillen, S (1.6) OBP: 0.390, SLG: 0.564 | FC5-4 1B | | | 1B | | F8 | | K | | 4 | 0 | 2 | 1 | 0 | 1 | 0 | | | | | | |
| Ivan Rodriguez, R (1.2) OBP: 0.286, SLG: 0.449 | FC5-4 | | | F8 | | 33 HR 1B | | HR | | 4 | 2 | 2 | 1 | 0 | 0 | 3 | | | | | | |
| Craig Monroe, R (1.7) OBP: 0.273, SLG: 0.399 | | G5-3 | | 1B | | K | | P5 | | 4 | 0 | 1 | 0 | 0 | 1 | 1 | | | | | | |
| 33 Marcus Thames, R (1.10) OBP: 0.277, SLG: 0.464 | | P5 | | F8 | | HR | | K | | 4 | 1 | 1 | 2 | 0 | 1 | 2 | | | | | | |
| 20 Omar Infante, R (1.5) OBP: 0.330, SLG: 0.353 | | F7 | | F9 | | K | | K | | 4 | 0 | 0 | 0 | 0 | 2 | 2 | | | | | | |
| Inning Stats | R: 1 E: 0 K: 0 S: 13 | H: 2 LOB: 2 BB: 1 P: 25 | R: 0 E: 0 K: 0 S: 11 | H: 0 LOB: 0 BB: 0 P: 14 | R: 0 E: 0 K: 0 S: 7 | H: 2 LOB: 1 BB: 0 P: 8 | R: 0 E: 0 K: 0 S: 7 | H: 2 LOB: 2 BB: 0 P: 11 | R: 1 E: 0 K: 0 S: 10 | H: 1 LOB: 0 BB: 0 P: 14 | R: 2 E: 0 K: 2 S: 14 | H: 2 LOB: 0 BB: 0 P: 19 | R: 0 E: 0 K: 1 S: 13 | H: 1 LOB: 1 BB: 0 P: 19 | R: 1 E: 0 K: 2 S: 8 | H: 1 LOB: 0 BB: 0 P: 11 | R: 0 E: 0 K: 1 S: 7 | H: 0 LOB: 0 BB: 0 P: 10 | 1B: 7 2B: 1 3B: 0 HR: 3 | SF: 0 SAC: 0 DP: 1 HBP: 0 | WP: 0 PB: 0 SB: 0 CS: 1 | PA: 38 |
| PITCHER | IP | WLS | BF | H | R | ER | SO | BB | IBB | HBP | BLK | WP | HR | S | P | ERA | WHIP | | | | | |
| 59 Kevin Slowey, R (1.1) ERA: 5.13 | 6.0 | W | 27 | 9 | 4 | 4 | 2 | 1 | 0 | 0 | 0 | 0 | 0 | 9 | 13 | 6.00 | 1.667 | | | | | |
| 37 Denys Reyes, L (7.1) ERA: 4.5 | 0.2 | | 3 | 1 | 0 | 0 | 1 | 0 | 0 | 0 | 0 | 0 | 0 | 9 | 13 | 0.00 | 1.500 | | | | | |
| 17 Pat Neshek, R (7.1) ERA: 1.37 | 1.1 | S | 5 | 1 | 1 | 1 | 2 | 0 | 0 | 0 | 0 | 0 | 1 | 12 | 17 | 6.75 | 0.750 | | | | | |
| 36 Joe Nathan, R (9.1) ERA: 2.29 | 1.0 | | 3 | 0 | 0 | 0 | 1 | 0 | 0 | 0 | 0 | 0 | 0 | 7 | 10 | 0.00 | 0.000 | | | | | |

Minnesota Twins @ Detroit Tigers
Comerica Park, Detroit, MI
Sat Jun 30 2007, 3:55 PM EDT
Att: 41,588 - Partly Cloudy - 78 F

AB 37
R 5
H 11
RBI 5
BB 1
SO 6
LOB 14



| Batter | 1 | 2 | 3 | 4 | 5 | 6 | 7 | 8 | 9 | AB | R | H | RBI | BB | SO | LOB | TOP | | | | | | | | | | | | | | | | | | | | | | | | |
|--|-------------------------------|----------------------------------|-------------------------------|----------------------------------|-------------------------------|----------------------------------|------------------------------|----------------------------------|------------------------------|----------------------------------|------------------------------|----------------------------------|------------------------------|---------------------------------|------------------------------|---------------------------------|------------------------------|---------------------------------|----------------------------------|------------------------------------|----------------------------------|--------|-----|----|---|---|----|----|----|-----|-----|-----|----|----|---|---|-----|------|---|---|---|
| Luis Castillo, S (1,4) OBP: 0.347, SLG: 0.333 | 1-3 K | | 0-2 G6-4-3 1B | | 1-0 G6-3 | | | 1-1 G5-3 | | 4 | 0 | 1 | 0 | 0 | 1 | 0 | | | | | | | | | | | | | | | | | | | | | | | | | |
| Jason Bartlett, R (1,6) OBP: 0.341, SLG: 0.326 | 2-3 K | | 0-1 G6-4-3 1-2 | | 1-3 K | | | 0-0 F7 | | 4 | 0 | 0 | 0 | 0 | 2 | 1 | | | | | | | | | | | | | | | | | | | | | | | | | |
| 7 Joe Mauer, L (1,2) OBP: 0.390, SLG: 0.457 | 0-0 1B | | 4-1 5 1B BB | | 1-0 G3 | | | 3-1 F8 | | 3 | 0 | 1 | 0 | 1 | 0 | 0 | | | | | | | | | | | | | | | | | | | | | | | | | |
| 5 Michael Cuddyer, R (1,9) OBP: 0.372, SLG: 0.453 | 2-3 K | | 0-2 1-2 1B | | 3-1 L8 | | | 0-1 G1-3 | | 4 | 0 | 1 | 0 | 0 | 1 | 1 | | | | | | | | | | | | | | | | | | | | | | | | | |
| 33 Justin Morneau, L (1,3) | | 1-2 F8 | 3-3 K | | 2-1 2B | | | 0-0 L4 | | 4 | 0 | 1 | 0 | 0 | 1 | 2 | | | | | | | | | | | | | | | | | | | | | | | | | |
| Torii Hunter, R (1,8) OBP: 0.344, SLG: 0.550 | | 0-0 1B 1B | | 2-0 G6-3 | | | | 0-1 G6-3 | | 4 | 0 | 1 | 0 | 0 | 0 | 1 | | | | | | | | | | | | | | | | | | | | | | | | | |
| 16 Jason Kubel, L (1,7) OBP: 0.344, SLG: 0.385 | | 0-0 F7 | | 2-3 K | | | | 1-0 G4-3 | | 3 | 0 | 0 | 0 | 0 | 1 | 1 | | | | | | | | | | | | | | | | | | | | | | | | | |
| Jason Tyner, L (1,10) OBP: 0.333, SLG: 0.338 | | 1-2 SAFE 1B | | 3-3 K | | | | 1-0 F8 | | 3 | 0 | 1 | 0 | 0 | 1 | 0 | | | | | | | | | | | | | | | | | | | | | | | | | |
| 8 Nick Punto, S (1,5) OBP: 0.307, SLG: 0.266 | | 2-0 G4-3 | | | 2-2 G6-3 | | | 1-2 G3-1 | | 3 | 0 | 0 | 0 | 0 | 0 | 2 | | | | | | | | | | | | | | | | | | | | | | | | | |
| Inning Stats | R: 0 E: 0 K: 3 S: 13 | H: 1 LOB: 1 BB: 0 P: 18 | R: 0 E: 0 K: 0 S: 12 | H: 2 LOB: 2 BB: 0 P: 16 | R: 0 E: 0 K: 1 S: 13 | H: 2 LOB: 2 BB: 1 P: 20 | R: 0 E: 0 K: 2 S: 8 | H: 0 LOB: 0 BB: 0 P: 15 | R: 0 E: 0 K: 1 S: 7 | H: 0 LOB: 0 BB: 0 P: 11 | R: 0 E: 0 K: 0 S: 7 | H: 1 LOB: 1 BB: 0 P: 13 | R: 0 E: 0 K: 0 S: 5 | H: 0 LOB: 0 BB: 0 P: 8 | R: 0 E: 0 K: 0 S: 5 | H: 0 LOB: 0 BB: 0 P: 9 | R: 0 E: 0 K: 0 S: 5 | H: 0 LOB: 0 BB: 0 P: 7 | 1B: 5 2B: 1 3B: 0 HR: 0 | SF: 0 SAC: 0 DP: 1 HBP: 0 | WP: 0 PB: 0 SB: 0 CS: 0 | PA: 33 | | | | | | | | | | | | | | | | | | | |
| PITCHER | IP | WLS | BF | H | R | ER | SO | BB | IBB | HBP | BLK | WP | HR | S | P | ERA | WHIP | PITCHER | | | | IP | WLS | BF | H | R | ER | SO | BB | IBB | HBP | BLK | WP | HR | S | P | ERA | WHIP | | | |
| 38 Jeremy Bonderman, R (1,1) ERA: 3.58 | 8.0 | W | 30 | 6 | 0 | 0 | 7 | 1 | 0 | 0 | 0 | 0 | 0 | 70 | 110 | 0.00 | 0.875 | | | | | 8.0 | L | 27 | 3 | 1 | 1 | 3 | 1 | 0 | 0 | 0 | 0 | 0 | 0 | 0 | 0 | 0 | 0 | 0 | |
| 59 Todd Jones, R (9,1) ERA: 5.85 | 1.0 | S | 3 | 0 | 0 | 0 | 0 | 0 | 0 | 0 | 0 | 0 | 0 | 5 | 7 | 0.00 | 0.000 | | | | | 1.0 | S | 3 | 0 | 0 | 0 | 0 | 0 | 0 | 0 | 0 | 0 | 0 | 0 | 0 | 0 | 0 | 0 | 0 | 0 |

Minnesota Twins @ Detroit Tigers
Comerica Park, Detroit, MI
Sun Jul 01 2007, 8:05 PM EDT
Att: 41,078 - Clear - 70 F

AB 32
R 0
H 6
RBI 0
BB 1
SO 7
LOB 8



| Batter | 1 | 2 | 3 | 4 | 5 | 6 | 7 | 8 | 9 | AB | R | H | RBI | BB | SO | LOB | BOTTOM | | | | | | | | | | | | | | | | | | | | | | |
|---|------------------------------|---------------------------------|------------------------------|---------------------------------|-----------------------------------|---------------------------------|------------------------------|----------------------------------|------------------------------|----------------------------------|------------------------------|---------------------------------|-------------------------------|----------------------------------|------------------------------|---------------------------------|----------------------------------|------------------------------------|----------------------------------|--------|--|-----|-----|----|---|---|----|----|----|-----|-----|-----|----|----|---|---|-----|------|---|
| 28 Curtis Granderson, L (1,8) OBP: 0.343, SLG: 0.563 | 0-0 F8 | | | 2-1 3B | | 0-1 L3 | | | | 3 | 0 | 1 | 0 | 0 | 0 | 0 | | | | | | | | | | | | | | | | | | | | | | | |
| 14 Placido Polanco, R (1,4) OBP: 0.376, SLG: 0.421 | 1-1 G3-1 | | | 2-3 K | | | 1-2 E6 30 1B | | | 3 | 0 | 0 | 0 | 0 | 1 | 1 | | | | | | | | | | | | | | | | | | | | | | | |
| Sean Casey, L (1,3) OBP: 0.363, SLG: 0.388 | 1-2 G6-3 | | | 0-0 P5 | | | 0-3 K | | | 3 | 0 | 0 | 0 | 0 | 1 | 2 | | | | | | | | | | | | | | | | | | | | | | | |
| 30 Magglio Ordonez, R (1,9) OBP: 0.444, SLG: 0.617 | | 1-1 G6-3 | | 1-2 G4-3 | | | 1-1 9 G6-3 1B | | | 3 | 0 | 1 | 0 | 0 | 0 | 1 | | | | | | | | | | | | | | | | | | | | | | | |
| 9 Carlos Guillen, S (1,6) OBP: 0.389, SLG: 0.560 | | 1-1 G6-3 | | | 4-1 G6-4-3 BB | | 1-2 G6-3 | | | 2 | 0 | 0 | 0 | 1 | 0 | 2 | | | | | | | | | | | | | | | | | | | | | | | |
| Ivan Rodriguez, R (1,2) OBP: 0.283, SLG: 0.444 | | 0-1 L9 | | | 1-1 SAFE SAFE SAFE L7 | | 1-2 G6-3 | | | 3 | 0 | 0 | 0 | 0 | 0 | 1 | | | | | | | | | | | | | | | | | | | | | | | |
| Craig Monroe, R (1,7) OBP: 0.270, SLG: 0.395 | | | 0-0 G6-3 | | 0-1 G6-4-3 1-2 | | | 0-0 L7 | | 3 | 0 | 0 | 0 | 0 | 0 | 1 | | | | | | | | | | | | | | | | | | | | | | | |
| 33 Marcus Thames, R (1,10) OBP: 0.279, SLG: 0.487 | | | 0-1 G6-3 | | | 0-1 F7 | | 0-0 HR | | 3 | 1 | 1 | 1 | 0 | 0 | 0 | | | | | | | | | | | | | | | | | | | | | | | |
| 15 Brandon Inge, R (1,5) OBP: 0.349, SLG: 0.438 | | | 3-3 K | | | 1-1 F8 | | 0-1 F8 | | 3 | 0 | 0 | 0 | 0 | 1 | 0 | | | | | | | | | | | | | | | | | | | | | | | |
| Inning Stats | R: 0 E: 0 K: 0 S: 6 | H: 0 LOB: 0 BB: 0 P: 8 | R: 0 E: 0 K: 0 S: 6 | H: 0 LOB: 0 BB: 0 P: 8 | R: 0 E: 0 K: 1 S: 6 | H: 0 LOB: 0 BB: 0 P: 9 | R: 0 E: 0 K: 1 S: 9 | H: 1 LOB: 1 BB: 0 P: 14 | R: 0 E: 0 K: 0 S: 5 | H: 0 LOB: 0 BB: 1 P: 10 | R: 0 E: 0 K: 0 S: 6 | H: 0 LOB: 0 BB: 0 P: 7 | R: 0 E: 1 K: 1 S: 14 | H: 1 LOB: 1 BB: 0 P: 17 | R: 1 E: 0 K: 0 S: 5 | H: 1 LOB: 0 BB: 0 P: 6 | 1B: 1 2B: 0 3B: 1 HR: 1 | SF: 0 SAC: 0 DP: 2 HBP: 0 | WP: 0 PB: 0 SB: 0 CS: 0 | PA: 27 | | | | | | | | | | | | | | | | | | | |
| PITCHER | IP | WLS | BF | H | R | ER | SO | BB | IBB | HBP | BLK | WP | HR | S | P | ERA | WHIP | PITCHER | | | | IP | WLS | BF | H | R | ER | SO | BB | IBB | HBP | BLK | WP | HR | S | P | ERA | WHIP | |
| 30 Scott Baker, R (1,1) ERA: 4.98 | 8.0 | L | 27 | 3 | 1 | 1 | 3 | 1 | 0 | 0 | 0 | 0 | 1 | 57 | 79 | 1.12 | 0.500 | | | | | 8.0 | L | 27 | 3 | 1 | 1 | 3 | 1 | 0 | 0 | 0 | 0 | 0 | 0 | 0 | 0 | 0 | 0 |

Minnesota Twins @ Detroit Tigers
Comerica Park, Detroit, MI
Sun Jul 01 2007, 8:05 PM EDT
Att: 41,078 - Clear - 70 F

AB 26
R 1
H 3
RBI 1
BB 1
SO 3
LOB 8



| Batter | 1 | 2 | 3 | 4 | 5 | 6 | 7 | 8 | 9 | AB | R | H | RBI | BB | SO | LOB | TOP | | | | | |
|--|---|----------------------------------|------------------------------|---------------------------------|------------------------------|----------------------------------|-------------------------------|----------------------------------|-------------------------------|----------------------------------|------------------------------|----------------------------------|-------------------------------|----------------------------------|------------------------------|----------------------------------|---|----------------------------------|----------------------------------|------------------------------------|----------------------------------|--------|
| Jason Bartlett, R (1, 6) OBP: 0.337, SLG: 0.320 | E6 33 2B | | F9 | | | G4-3 7 7 G3 S | B2 | | | 4 | 2 | 1 | 0 | 0 | 0 | 1 | Minnesota Twins @ New York Yankees Yankee Stadium, Bronx, NY Wed Jul 04 2007, 1:05 PM EDT Att: 52,040 - Cloudy - 74 F | | | | | |
| 7 Joe Mauer, L (1, 10) OBP: 0.391, SLG: 0.455 | G6-3 | | K | | | G3 | | L4-3 5 1B | | 4 | 0 | 1 | 0 | 0 | 1 | 2 | | | | | | |
| 5 Michael Cuddyer, R (1, 9) OBP: 0.365, SLG: 0.440 | F9 | | | K | | G4-3 | | L4-3 | | 4 | 0 | 0 | 1 | 0 | 1 | 2 | | | | | | |
| 33 Justin Morneau, L (1, 3) OBP: 0.356, SLG: 0.550 | 2H 2B | | | 1B | | G4-3 | | K | | 4 | 0 | 2 | 1 | 0 | 1 | 0 | | | | | | |
| Tori Hunter, R (1, 8) OBP: 0.339, SLG: 0.545 | K | | | F8 | | 16 HR 2B | | 55 HR 38 HR 2B | | 4 | 2 | 2 | 0 | 0 | 1 | 2 | | | | | | |
| 16 Jason Kubel, L (1, 7) OBP: 0.294, SLG: 0.392 | | F8 | | F8 | | 2H HR | | 55 HR G4-6-3 BB | | 3 | 1 | 1 | 2 | 1 | 0 | 1 | | | | | | |
| 55 Mike Redmond, R (1, 2) OBP: 0.328, SLG: 0.348 | | G1-3 | | | G1-3 | | G5-3 | G4-6-3 | | 4 | 0 | 0 | 0 | 0 | 0 | 2 | | | | | | |
| 38 Luis Antonio Rodriguez, B (5) OBP: 0.265, SLG: 0.273 | | F8 | | | K | | K | HR | | 4 | 1 | 1 | 2 | 0 | 2 | 0 | | | | | | |
| 8 Nick Punto, S (1, 4) OBP: 0.303, SLG: 0.260 | | | K | | P6 | | BB | P5 | | 3 | 0 | 0 | 0 | 1 | 1 | 0 | | | | | | |
| Inning Stats | R: 1 E: 1 K: 1 S: 11 | H: 1 LOB: 1 BB: 0 P: 16 | R: 0 E: 0 K: 0 S: 4 | H: 0 LOB: 0 BB: 0 P: 5 | R: 0 E: 0 K: 2 S: 9 | H: 0 LOB: 0 BB: 0 P: 17 | R: 0 E: 0 K: 1 S: 13 | H: 1 LOB: 1 BB: 0 P: 19 | R: 0 E: 0 K: 1 S: 11 | H: 0 LOB: 0 BB: 0 P: 14 | R: 1 E: 0 K: 0 S: 9 | H: 1 LOB: 0 BB: 0 P: 17 | R: 2 E: 0 K: 1 S: 14 | H: 2 LOB: 1 BB: 1 P: 22 | R: 0 E: 0 K: 1 S: 9 | H: 1 LOB: 0 BB: 0 P: 14 | R: 2 E: 0 K: 0 S: 10 | H: 2 LOB: 0 BB: 1 P: 19 | 1B: 3 2B: 4 3B: 0 HR: 2 | SF: 0 SAC: 0 DP: 2 HBP: 0 | WP: 0 PB: 0 SB: 1 CS: 0 | PA: 36 |
| PITCHER | IP WLS BF H R ER SO BB IBB HBP BLK WP HR S P ERA WHIP | | | | | | | | | | | | | | | | | | | | | |
| 35 Mike Mussina, R (1, 1) ERA: 4.62 | 6.0 L 24 5 4 3 5 0 0 0 0 0 0 1 60 93 4.50 0.833 | | | | | | | | | | | | | | | | | | | | | |
| Luis Vizcaino, R (7, 1) ERA: 5.4 | 1.0 4 0 0 0 1 1 0 0 0 0 0 0 11 17 0.00 1.000 | | | | | | | | | | | | | | | | | | | | | |
| Kyle Farnsworth, R (8, 1) ERA: 4.73 | 1.0 3 1 0 0 1 0 0 0 0 0 0 0 9 14 0.00 1.000 | | | | | | | | | | | | | | | | | | | | | |
| 33 Brian Bruney, R (9, 1) ERA: 2.57 | 1.0 5 2 2 2 0 1 0 0 0 0 0 1 10 19 18.00 3.000 | | | | | | | | | | | | | | | | | | | | | |

| Batter | 1 | 2 | 3 | 4 | 5 | 6 | 7 | 8 | 9 | AB | R | H | RBI | BB | SO | LOB | BOTTOM | | | | | |
|--|---|----------------------------------|-------------------------------|----------------------------------|------------------------------|----------------------------------|-------------------------------|----------------------------------|------------------------------|---------------------------------|------------------------------|----------------------------------|------------------------------|----------------------------------|-------------------------------|----------------------------------|---|---------------------------------|----------------------------------|------------------------------------|----------------------------------|--------|
| 28 Melky Cabrera, S (1, 8) OBP: 0.326, SLG: 0.371 | G4-3 2 SH1-3 1B | | G5-3 | | B4-3 | | | K | | 4 | 0 | 1 | 0 | 0 | 1 | 0 | Minnesota Twins @ New York Yankees Yankee Stadium, Bronx, NY Wed Jul 04 2007, 1:05 PM EDT Att: 52,040 - Cloudy - 74 F | | | | | |
| Miguel Cairo, R (1, 5) OBP: 0.298, SLG: 0.291 | SH1-3 | | K | | G4-3 | | | G6-3 | | 2 | 0 | 0 | 0 | 0 | 1 | 0 | | | | | | |
| 18 Johnny Damon, L (8, PH) OBP: 0.336, SLG: 0.354 | 1-2 | | | | | | | | | 1 | 0 | 0 | 0 | 0 | 0 | 0 | | | | | | |
| 2 Derek Jeter, R (1, 6) OBP: 0.411, SLG: 0.474 | G4-3 | | | 13 HR 12 1B 2B | K | | | K | | 4 | 1 | 1 | 0 | 0 | 2 | 1 | | | | | | |
| 13 Alex Rodriguez, R (1, 10) OBP: 0.410, SLG: 0.651 | F8 | | | G4-3 | | F8 | | K | | 4 | 0 | 0 | 0 | 0 | 1 | 2 | | | | | | |
| 55 Hideki Matsui, L (1, 7) OBP: 0.347, SLG: 0.442 | | HR | | 14 BB 12 1B BB | K | | | G4-3 | | 3 | 1 | 1 | 1 | 1 | 1 | 0 | | | | | | |
| 12 Andy Phillips, R (1, 3) OBP: 0.294, SLG: 0.375 | F9 | | | 1-2 14 BB 1B | | G5-3 | | F9 | | 4 | 0 | 1 | 1 | 0 | 0 | 0 | | | | | | |
| 24 Robinson Cano, L (1, 4) OBP: 0.309, SLG: 0.405 | | | K | | P5 | | | P4 | | 3 | 0 | 0 | 0 | 0 | 1 | 2 | | | | | | |
| 14 Kevin Thompson, R (1, 9) OBP: 0.333, SLG: 0.385 | F9 | | | 1-2 2-3 BB | | | | F7 | | 2 | 0 | 0 | 0 | 1 | 0 | 0 | | | | | | |
| Wil Nieves, R (1, 2) OBP: 0.154, SLG: 0.120 | | | | | | | | G1-3 | | 2 | 0 | 0 | 0 | 0 | 1 | 3 | | | | | | |
| 20 Jorge Posada, S (7, PH) OBP: 0.401, SLG: 0.511 | | | K | | F9 | | | | | 1 | 0 | 0 | 0 | 0 | 0 | 0 | | | | | | |
| Inning Stats | R: 0 E: 0 K: 0 S: 11 | H: 1 LOB: 1 BB: 0 P: 17 | R: 1 E: 0 K: 1 S: 10 | H: 1 LOB: 0 BB: 0 P: 16 | R: 0 E: 0 K: 2 S: 9 | H: 0 LOB: 0 BB: 0 P: 14 | R: 1 E: 0 K: 0 S: 14 | H: 2 LOB: 2 BB: 2 P: 27 | R: 0 E: 0 K: 1 S: 6 | H: 0 LOB: 0 BB: 0 P: 9 | R: 0 E: 0 K: 1 S: 8 | H: 0 LOB: 0 BB: 0 P: 13 | R: 0 E: 0 K: 0 S: 8 | H: 0 LOB: 0 BB: 0 P: 11 | R: 0 E: 0 K: 2 S: 10 | H: 0 LOB: 0 BB: 0 P: 14 | R: 0 E: 0 K: 1 S: 6 | H: 0 LOB: 0 BB: 0 P: 6 | 1B: 2 2B: 1 3B: 0 HR: 1 | SF: 0 SAC: 1 DP: 0 HBP: 0 | WP: 0 PB: 0 SB: 0 CS: 0 | PA: 33 |
| PITCHER | IP WLS BF H R ER SO BB IBB HBP BLK WP HR S P ERA WHIP | | | | | | | | | | | | | | | | | | | | | |
| Johan Santana, L (1, 1) ERA: 2.75 | 7.0 W 27 4 2 2 5 2 0 0 0 0 0 0 66 107 2.57 0.857 | | | | | | | | | | | | | | | | | | | | | |
| 17 Pat Neshek, R (8, 1) ERA: 1.34 | 1.0 H 3 0 0 0 2 0 0 0 0 0 0 0 10 14 0.00 0.000 | | | | | | | | | | | | | | | | | | | | | |
| 36 Joe Nathan, R (9, 1) ERA: 2.23 | 1.0 3 0 0 0 1 0 0 0 0 0 0 0 6 6 0.00 0.000 | | | | | | | | | | | | | | | | | | | | | |

| Batter | 1 | 2 | 3 | 4 | 5 | 6 | 7 | 8 | 9 | AB | R | H | RBI | BB | SO | LOB | TOP | | | | | | | | | | | | | | | | | | | |
|--|---|----------------------------------|------------------------------|----------------------------------|------------------------------|----------------------------------|-------------------------------|----------------------------------|-------------------------------|----------------------------------|-------------------------------|----------------------------------|------------------------------|----------------------------------|-------------------------------|----------------------------------|-------------------------------|----------------------------------|----------------------------------|------------------------------------|----------------------------------|--------|--|--|--|--|--|--|--|--|--|--|--|--|--|--|
| Jason Bartlett, R (1, 6) OBP: 0.338, SLG: 0.323 | | | | | | | | | | 4 | 2 | 1 | 2 | 1 | 2 | 3 | | | | | | | | | | | | | | | | | | | | |
| 7 Joe Mauer, L (1, 2) OBP: 0.396, SLG: 0.455 | | | | | | | | | | 4 | 1 | 2 | 2 | 1 | 0 | 2 | | | | | | | | | | | | | | | | | | | | |
| 5 Michael Cuddyer, R (1, 9) OBP: 0.366, SLG: 0.438 | | | | | | | | | | 4 | 0 | 1 | 1 | 1 | 1 | 4 | | | | | | | | | | | | | | | | | | | | |
| 33 Justin Morneau, L (1, 3) OBP: 0.355, SLG: 0.546 | | | | | | | | | | 4 | 0 | 1 | 1 | 0 | 0 | 2 | | | | | | | | | | | | | | | | | | | | |
| Tori Hunter, R (1, 8) OBP: 0.335, SLG: 0.538 | | | | | | | | | | 4 | 0 | 0 | 0 | 0 | 2 | 2 | | | | | | | | | | | | | | | | | | | | |
| Jeff Cirillo, R (1, 10) OBP: 0.336, SLG: 0.372 | | | | | | | | | | 4 | 1 | 2 | 0 | 0 | 0 | 0 | | | | | | | | | | | | | | | | | | | | |
| 20 Lew Ford, R (1, 7) OBP: 0.292, SLG: 0.360 | | | | | | | | | | 4 | 0 | 0 | 0 | 0 | 3 | 3 | | | | | | | | | | | | | | | | | | | | |
| 38 Luis Antonio Rodriguez, B (5) OBP: 0.265, SLG: 0.272 | | | | | | | | | | 4 | 1 | 1 | 0 | 0 | 0 | 1 | | | | | | | | | | | | | | | | | | | | |
| 8 Nick Punto, S (1, 4) OBP: 0.307, SLG: 0.261 | | | | | | | | | | 2 | 1 | 1 | 0 | 1 | 0 | 0 | | | | | | | | | | | | | | | | | | | | |
| 16 Jason Kubel, L (9, PH) OBP: 0.297, SLG: 0.395 | | | | | | | | | | 1 | 0 | 1 | 0 | 0 | 0 | 0 | | | | | | | | | | | | | | | | | | | | |
| Jason Tyler, L (9, PR) OBP: 0.327, SLG: 0.331 | | | | | | | | | | 0 | 0 | 0 | 0 | 0 | 0 | 0 | | | | | | | | | | | | | | | | | | | | |
| Inning Stats | R: 2 E: 0 K: 2 S: 20 | H: 4 LOB: 2 BB: 1 P: 29 | R: 0 E: 0 K: 0 S: 7 | H: 0 LOB: 0 BB: 0 P: 10 | R: 0 E: 0 K: 1 S: 9 | H: 0 LOB: 1 BB: 1 P: 18 | R: 3 E: 0 K: 0 S: 16 | H: 3 LOB: 1 BB: 1 P: 25 | R: 0 E: 0 K: 0 S: 10 | H: 0 LOB: 0 BB: 0 P: 15 | R: 0 E: 0 K: 2 S: 10 | H: 1 LOB: 1 BB: 0 P: 14 | R: 0 E: 0 K: 0 S: 9 | H: 0 LOB: 0 BB: 1 P: 14 | R: 0 E: 0 K: 1 S: 12 | H: 0 LOB: 0 BB: 0 P: 17 | R: 1 E: 0 K: 2 S: 17 | H: 2 LOB: 2 BB: 0 P: 24 | 1B: 8 2B: 2 3B: 0 HR: 0 | SF: 0 SAC: 0 DP: 1 HBP: 0 | WP: 1 PB: 0 SB: 1 CS: 0 | PA: 39 | | | | | | | | | | | | | | |
| PITCHER | IP WLS BF H R ER SO BB IBB HBP BLK WP HR S P ERA WHIP | | | | | | | | | | | | | | | | | | | | | | | | | | | | | | | | | | | |
| 29 Kei Igawa, L (1, 1) ERA: 7.14 | 5.0 | 24 | 7 | 5 | 5 | 3 | 3 | 0 | 0 | 0 | 0 | 1 | 0 | 62 | 97 | 9.00 | 2.000 | | | | | | | | | | | | | | | | | | | |
| Luis Vizcaino, R (6, 1) ERA: 5.27 | 1.0 | 4 | 1 | 0 | 0 | 2 | 0 | 0 | 0 | 0 | 0 | 0 | 0 | 10 | 14 | 0.00 | 1.000 | | | | | | | | | | | | | | | | | | | |
| Scott Proctor, R (7, 1) ERA: 3.8 | 1.0 | 3 | 0 | 0 | 0 | 0 | 1 | 0 | 0 | 0 | 0 | 0 | 0 | 9 | 14 | 0.00 | 1.000 | | | | | | | | | | | | | | | | | | | |
| Kyle Farnsworth, R (8, 1) ERA: 4.59 | 1.0 | W 3 | 0 | 0 | 0 | 1 | 0 | 0 | 0 | 0 | 0 | 0 | 0 | 12 | 17 | 0.00 | 0.000 | | | | | | | | | | | | | | | | | | | |
| 42 Mariano Rivera, R (9, 1) ERA: 4.01 | 1.0 | S 5 | 2 | 1 | 1 | 2 | 0 | 0 | 0 | 0 | 0 | 0 | 0 | 17 | 24 | 9.00 | 2.000 | | | | | | | | | | | | | | | | | | | |

Minnesota Twins @ New York Yankees
Yankee Stadium, Bronx, NY
Thu Jul 05 2007, 1:05 PM EDT
Att: 52,471 - Cloudy - 81 F

| | |
|-----|----|
| AB | 35 |
| R | 6 |
| H | 10 |
| RBI | 6 |
| BB | 4 |
| SO | 8 |
| LOB | 17 |



| Batter | 1 | 2 | 3 | 4 | 5 | 6 | 7 | 8 | 9 | AB | R | H | RBI | BB | SO | LOB | BOTTOM | | | | | | | | | | | | | | | | | | | |
|---|---|----------------------------------|-------------------------------|----------------------------------|------------------------------|----------------------------------|-------------------------------|----------------------------------|-------------------------------|----------------------------------|-------------------------------|----------------------------------|-------------------------------|----------------------------------|----------------------------------|------------------------------------|----------------------------------|--------|--|--|--|--|--|--|--|--|--|--|--|--|--|--|--|--|--|--|
| 18 Johnny Damon, L (1, 8) OBP: 0.337, SLG: 0.352 | | | | | | | | | | 4 | 1 | 1 | 0 | 1 | 1 | 0 | | | | | | | | | | | | | | | | | | | | |
| 42 Mariano Rivera, R (9, 1) OBP: 0.312, SLG: 0.416 | | | | | | | | | | 5 | 1 | 3 | 3 | 0 | 1 | 1 | | | | | | | | | | | | | | | | | | | | |
| 28 Melky Cabrera, S (1, 7) OBP: 0.331, SLG: 0.388 | | | | | | | | | | 3 | 1 | 1 | 0 | 2 | 0 | 2 | | | | | | | | | | | | | | | | | | | | |
| 2 Derek Jeter, R (1, 6) OBP: 0.414, SLG: 0.473 | | | | | | | | | | 5 | 1 | 2 | 2 | 0 | 1 | 4 | | | | | | | | | | | | | | | | | | | | |
| 55 Hideki Matsui, L (1, 10) OBP: 0.348, SLG: 0.453 | | | | | | | | | | 5 | 0 | 0 | 0 | 0 | 1 | 2 | | | | | | | | | | | | | | | | | | | | |
| 20 Jorge Posada, S (1, 2) OBP: 0.394, SLG: 0.502 | | | | | | | | | | 4 | 0 | 1 | 0 | 0 | 1 | 0 | | | | | | | | | | | | | | | | | | | | |
| Bobby Abreu, L (1, 9) OBP: 0.352, SLG: 0.369 | | | | | | | | | | 4 | 1 | 2 | 1 | 0 | 0 | 1 | | | | | | | | | | | | | | | | | | | | |
| 24 Robinson Cano, L (1, 4) OBP: 0.312, SLG: 0.416 | | | | | | | | | | 3 | 1 | 2 | 0 | 1 | 0 | 1 | | | | | | | | | | | | | | | | | | | | |
| 12 Andy Phillips, R (1, 3) OBP: 0.342, SLG: 0.429 | | | | | | | | | | 4 | 1 | 1 | 1 | 0 | 2 | 3 | | | | | | | | | | | | | | | | | | | | |
| Miguel Cairo, R (1, 5) OBP: 0.296, SLG: 0.300 | | | | | | | | | | | | | | | | | | | | | | | | | | | | | | | | | | | | |
| Inning Stats | R: 0 E: 0 K: 0 S: 13 | H: 1 LOB: 1 BB: 0 P: 18 | R: 5 E: 0 K: 1 S: 28 | H: 5 LOB: 1 BB: 1 P: 40 | R: 0 E: 0 K: 0 S: 9 | H: 1 LOB: 1 BB: 0 P: 14 | R: 0 E: 0 K: 1 S: 13 | H: 1 LOB: 2 BB: 1 P: 23 | R: 0 E: 0 K: 0 S: 10 | H: 2 LOB: 2 BB: 0 P: 16 | R: 0 E: 0 K: 1 S: 10 | H: 1 LOB: 1 BB: 0 P: 19 | R: 2 E: 0 K: 2 S: 11 | H: 1 LOB: 0 BB: 1 P: 21 | 1B: 7 2B: 3 3B: 0 HR: 3 | SF: 0 SAC: 0 DP: 0 HBP: 0 | WP: 2 PB: 0 SB: 0 CS: 0 | PA: 41 | | | | | | | | | | | | | | | | | | |
| PITCHER | IP WLS BF H R ER SO BB IBB HBP BLK WP HR S P ERA WHIP | | | | | | | | | | | | | | | | | | | | | | | | | | | | | | | | | | | |
| Kevin Slowey, R (1, 1) ERA: 5.84 | 3.2 | 21 | 8 | 5 | 2 | 2 | 2 | 0 | 0 | 0 | 0 | 1 | 0 | 20 | 30 | 0.00 | 1.800 | | | | | | | | | | | | | | | | | | | |
| 37 Denny Reyes, L (4, 1) ERA: 4.12 | 1.2 | 8 | 2 | 0 | 0 | 2 | 1 | 0 | 0 | 0 | 0 | 0 | 0 | 15 | 28 | 0.00 | 1.200 | | | | | | | | | | | | | | | | | | | |
| 54 Matt Guerrier, R (6, 1) ERA: 1.76 | 1.2 | 7 | 2 | 0 | 0 | 1 | 0 | 0 | 0 | 0 | 0 | 0 | 0 | 11 | 21 | 18.00 | 2.000 | | | | | | | | | | | | | | | | | | | |
| 17 Pat Neshek, R (8, 1) ERA: 1.74 | 1.0 | L 5 | 1 | 2 | 2 | 2 | 1 | 0 | 0 | 0 | 0 | 0 | 1 | 11 | 21 | 18.00 | 2.000 | | | | | | | | | | | | | | | | | | | |

Minnesota Twins @ New York Yankees
Yankee Stadium, Bronx, NY
Thu Jul 05 2007, 1:05 PM EDT
Att: 52,471 - Cloudy - 81 F

| | |
|-----|----|
| AB | 37 |
| R | 7 |
| H | 13 |
| RBI | 7 |
| BB | 4 |
| SO | 7 |
| LOB | 14 |



| Batter | 1 | 2 | 3 | 4 | 5 | 6 | 7 | 8 | 9 | AB | R | H | RBI | BB | SO | LOB | TOP | | | |
|--|---|--|---|----------------------------------|------------------------------|----------------------------------|-------------------------------|----------------------------------|------------------------------|---------------------------------|------------------------------|----------------------------------|------------------------------|----------------------------------|------------------------------|----------------------------------|--|----------------------------------|------------------------------------|----------------------------------|
| Luis Castillo, S OBP: 0.356, SLG: 0.342 | | | | | | | | | | 4 | 0 | 2 | 0 | 0 | 1 | 1 | Minnesota Twins @ Chicago White Sox U.S. Cellular Field, Chicago, IL Sat Jul 07 2007, 3:55 PM EDT Att: 36,791 - Sunny - 85 F | | | |
| Jason Bartlett, R OBP: 0.336, SLG: 0.322 | | | | | | | | | | 4 | 0 | 0 | 0 | 0 | 0 | 3 | | | | |
| 55 Mike Redmond, R OBP: 0.332, SLG: 0.351 | | | | | | | | | | 4 | 0 | 2 | 0 | 0 | 1 | 2 | | | | |
| 5 Michael Cuddyer, R OBP: 0.362, SLG: 0.435 | | | | | | | | | | 3 | 1 | 0 | 0 | 1 | 0 | 3 | | | | |
| 33 Justin Morneau, L OBP: 0.362, SLG: 0.572 | | | | | | | | | | 4 | 0 | 1 | 0 | 0 | 0 | 1 | | | | |
| Torii Hunter, R OBP: 0.346, SLG: 0.565 | | | | | | | | | | 3 | 0 | 1 | 1 | 0 | 0 | 1 | | | | |
| Jeff Cirillo, R OBP: 0.338, SLG: 0.392 | | | | | | | | | | 2 | 0 | 0 | 0 | 1 | 0 | 1 | | | | |
| 16 Jason Kubel, L OBP: 0.306, SLG: 0.411 | | | | | | | | | | 2 | 0 | 1 | 0 | 1 | 0 | 1 | | | | |
| 20 Lew Ford, R OBP: 0.317, SLG: 0.370 | | | | | | | | | | 3 | 0 | 0 | 0 | 0 | 0 | 2 | | | | |
| 8 Nick Punto, S OBP: 0.309, SLG: 0.264 | | | | | | | | | | 1 | 0 | 0 | 0 | 0 | 0 | 0 | AB 30 R 1 H 7 RBI 1 BB 3 SO 2 LOB 16 | | | |
| Inning Stats | R: 0 E: 1 K: 0 S: 10 | H: 1 LOB: 1 BB: 0 P: 15 | R: 0 E: 0 K: 0 S: 13 | H: 0 LOB: 1 BB: 1 P: 22 | R: 0 E: 0 K: 1 S: 7 | H: 0 LOB: 0 BB: 0 P: 10 | R: 0 E: 0 K: 0 S: 12 | H: 1 LOB: 1 BB: 0 P: 19 | R: 0 E: 0 K: 0 S: 5 | H: 0 LOB: 0 BB: 0 P: 9 | R: 0 E: 0 K: 0 S: 8 | H: 2 LOB: 1 BB: 0 P: 12 | R: 0 E: 0 K: 0 S: 8 | H: 1 LOB: 1 BB: 0 P: 12 | R: 1 E: 0 K: 1 S: 7 | H: 1 LOB: 1 BB: 1 P: 16 | | 1B: 7 2B: 1 3B: 0 HR: 0 | SF: 1 SAC: 0 DP: 4 HBP: 0 | WP: 0 PB: 0 SB: 0 CS: 0 |
| PITCHER | IP WLS BF H R ER SO BB IBB HBP BLK WP HR S P ERA WHIP | 8.0 W 29 6 0 0 1 2 0 0 0 0 0 7 11 0.00 1.000 | 1.0 S 5 1 1 1 1 1 0 0 0 0 0 7 16 9.00 2.000 | | | | | | | | | | | | | | | | | |

| Batter | 1 | 2 | 3 | 4 | 5 | 6 | 7 | 8 | 9 | AB | R | H | RBI | BB | SO | LOB | BOTTOM | | | |
|---|---|---|--|--|-------------------------------|----------------------------------|-------------------------------|----------------------------------|------------------------------|----------------------------------|------------------------------|----------------------------------|------------------------------|---------------------------------|----------------------------------|------------------------------------|--|--------|--|--|
| 7 Jerry Owens, L OBP: 0.267, SLG: 0.254 | | | | | | | | | | 4 | 1 | 2 | 0 | 0 | 0 | 2 | Minnesota Twins @ Chicago White Sox U.S. Cellular Field, Chicago, IL Sat Jul 07 2007, 3:55 PM EDT Att: 36,791 - Sunny - 85 F | | | |
| Tadahito Iguchi, R OBP: 0.333, SLG: 0.385 | | | | | | | | | | 4 | 0 | 1 | 0 | 0 | 0 | 3 | | | | |
| 25 Jim Thome, L OBP: 0.430, SLG: 0.522 | | | | | | | | | | 3 | 1 | 0 | 1 | 0 | 0 | 1 | | | | |
| 14 Paul Konerko, R OBP: 0.360, SLG: 0.495 | | | | | | | | | | 2 | 1 | 1 | 2 | 1 | 0 | 0 | | | | |
| 12 A.J. Pierzynski, L OBP: 0.287, SLG: 0.376 | | | | | | | | | | 3 | 0 | 0 | 0 | 0 | 2 | 1 | | | | |
| 22 Josh Fields, R OBP: 0.310, SLG: 0.449 | | | | | | | | | | 3 | 0 | 0 | 0 | 0 | 0 | 1 | | | | |
| Rob Mackowiak, L OBP: 0.344, SLG: 0.361 | | | | | | | | | | 3 | 0 | 1 | 0 | 0 | 1 | 0 | | | | |
| 30 Luis Terrero, R OBP: 0.360, SLG: 0.389 | | | | | | | | | | 2 | 0 | 0 | 0 | 1 | 1 | 0 | | | | |
| 5 Juan Uribe, R OBP: 0.288, SLG: 0.360 | | | | | | | | | | 2 | 0 | 0 | 0 | 0 | 0 | 0 | | | | |
| Inning Stats | R: 0 E: 0 K: 0 S: 8 | H: 0 LOB: 0 BB: 0 P: 9 | R: 0 E: 0 K: 1 S: 5 | H: 0 LOB: 0 BB: 1 P: 11 | R: 0 E: 0 K: 2 S: 14 | H: 0 LOB: 0 BB: 0 P: 21 | R: 3 E: 0 K: 0 S: 16 | H: 3 LOB: 0 BB: 0 P: 20 | R: 0 E: 0 K: 1 S: 9 | H: 0 LOB: 0 BB: 0 P: 15 | R: 0 E: 0 K: 0 S: 6 | H: 0 LOB: 0 BB: 0 P: 10 | R: 0 E: 0 K: 0 S: 7 | H: 1 LOB: 0 BB: 0 P: 9 | 1B: 4 2B: 0 3B: 0 HR: 1 | SF: 0 SAC: 1 DP: 1 HBP: 0 | WP: 0 PB: 0 SB: 1 CS: 1 | PA: 30 | | |
| PITCHER | IP WLS BF H R ER SO BB IBB HBP BLK WP HR S P ERA WHIP | 7.0 L 26 4 3 3 0 2 0 0 0 0 0 6 105 3.86 0.857 | 0.2 3 1 0 0 0 0 0 0 0 0 0 6 7 0.00 1.500 | 0.1 0 0 0 0 0 0 0 0 0 0 0 1 2 0.00 0.000 | | | | | | | | | | | | | | | | |

| Batter | 1 | 2 | 3 | 4 | 5 | 6 | 7 | 8 | 9 | AB | R | H | RBI | BB | SO | LOB | TOP | | | | | | | | | | |
|---|-------------------------------|----------------------------------|------------------------------|---------------------------------|-------------------------------|----------------------------------|------------------------------|----------------------------------|-------------------------------|----------------------------------|-------------------------------|----------------------------------|------------------------------|---------------------------------|-------------------------------|----------------------------------|--|------------------------------|---------------------------------|-------------------------|---------------------------|----------------------------------|--------|--|--|--|--|
| Shannon Stewart, R (1, 7) OBP: 0.373, SLG: 0.416 | | | | | | | | | | 4 | 1 | 2 | 1 | 0 | 1 | 0 | Oakland Athletics @ Minnesota Twins Hubert H. Humphrey Metrodome, Minneapolis, MN Thu Jul 12 2007, 8:10 PM EDT Att: 25,207 - Dome - 70 F livebaseballscorecards.com | | | | | | | | | | |
| 21 Mark Kotsay, L (1, 8) OBP: 0.273, SLG: 0.308 | | | | | | | | | | 4 | 0 | 1 | 1 | 0 | 0 | 1 | | | | | | | | | | | |
| Nick Swisher, S (1, 9) OBP: 0.396, SLG: 0.449 | | | | | | | | | | 3 | 0 | 1 | 0 | 1 | 0 | 1 | | | | | | | | | | | |
| 32 Jack Cust, L (1, 10) OBP: 0.390, SLG: 0.563 | | | | | | | | | | 3 | 0 | 0 | 0 | 1 | 3 | 2 | | | | | | | | | | | |
| 3 Eric Chavez, L (1, 5) OBP: 0.307, SLG: 0.444 | | | | | | | | | | 4 | 0 | 0 | 0 | 0 | 1 | 1 | | | | | | | | | | | |
| 29 Dan Johnson, L (1, 3) OBP: 0.364, SLG: 0.448 | | | | | | | | | | 4 | 0 | 0 | 0 | 0 | 1 | 1 | | | | | | | | | | | |
| 14 Mark Ellis, R (1, 4) OBP: 0.333, SLG: 0.400 | | | | | | | | | | 4 | 0 | 0 | 0 | 0 | 0 | 0 | | | | | | | | | | | |
| 7 Bobby Crosby, R (1, 6) OBP: 0.271, SLG: 0.345 | | | | | | | | | | 3 | 1 | 1 | 0 | 0 | 0 | 0 | | | | | | | | | | | |
| Jason Kendall, R (1, 2) OBP: 0.261, SLG: 0.277 | | | | | | | | | | 3 | 0 | 0 | 0 | 0 | 0 | 1 | | | | | | | | | | | |
| Inning Stats | R: 0 E: 0 K: 2 S: 13 | H: 1 LOB: 1 BB: 0 P: 20 | R: 0 E: 0 K: 0 S: 5 | H: 0 LOB: 0 BB: 0 P: 8 | R: 0 E: 0 K: 0 S: 16 | H: 1 LOB: 1 BB: 0 P: 19 | R: 0 E: 0 K: 0 S: 9 | H: 0 LOB: 1 BB: 1 P: 17 | R: 2 E: 1 K: 0 S: 14 | H: 3 LOB: 1 BB: 0 P: 17 | R: 0 E: 0 K: 1 S: 12 | H: 0 LOB: 0 BB: 0 P: 19 | R: 0 E: 0 K: 0 S: 6 | H: 0 LOB: 0 BB: 0 P: 8 | R: 0 E: 0 K: 1 S: 11 | H: 0 LOB: 1 BB: 1 P: 20 | | R: 0 E: 0 K: 2 S: 8 | H: 0 LOB: 0 BB: 0 P: 9 | 1B: 2 2B: 3 HR: 0 | SF: 0 SAC: 0 HBP: 0 | WP: 0 PB: 0 SB: 0 CS: 0 | PA: 34 | | | | |
| PITCHER | IP | WLS | BF | H | R | ER | SO | BB | IBB | HBP | BLK | WP | HR | S | P | ERA | WHIP | | | | | | | | | | |
| 30 Scott Baker, R (1, 1) ERA: 5.43 | 6.0 | W | 24 | 5 | 2 | 2 | 3 | 1 | 0 | 0 | 0 | 0 | 0 | 69 | 100 | 3.00 | 1.000 | | | | | | | | | | |
| 54 Matt Guerrier, R (7, 1) ERA: 1.99 | 1.1 | H | 4 | 0 | 0 | 0 | 0 | 0 | 0 | 0 | 0 | 0 | 0 | 9 | 14 | 0.00 | 0.000 | | | | | | | | | | |
| 37 Denny Reyes, L (8, 1) ERA: 3.74 | 0.2 | | 3 | 0 | 0 | 0 | 1 | 1 | 0 | 0 | 0 | 0 | 0 | 8 | 14 | 0.00 | 1.500 | | | | | | | | | | |
| 36 Joe Nathan, R (9, 1) ERA: 2.11 | 1.0 | | 3 | 0 | 0 | 0 | 2 | 0 | 0 | 0 | 0 | 0 | 0 | 8 | 9 | 0.00 | 0.000 | | | | | | | | | | |

| Batter | 1 | 2 | 3 | 4 | 5 | 6 | 7 | 8 | 9 | AB | R | H | RBI | BB | SO | LOB | BOTTOM | | | | | | | | | | |
|---|-------------------------------|----------------------------------|-------------------------------|----------------------------------|------------------------------|----------------------------------|------------------------------|----------------------------------|-------------------------------|----------------------------------|------------------------------|---------------------------------|------------------------------|----------------------------------|-------------------------------|----------------------------------|--|---------------------------------|----------------------------------|------------------------------------|----------------------------------|--------|--|--|--|--|--|
| Luis Castillo, S (1, 4) OBP: 0.350, SLG: 0.334 | | | | | | | | | | 4 | 0 | 0 | 1 | 1 | 0 | 2 | Oakland Athletics @ Minnesota Twins Hubert H. Humphrey Metrodome, Minneapolis, MN Thu Jul 12 2007, 8:10 PM EDT Att: 25,207 - Dome - 70 F livebaseballscorecards.com | | | | | | | | | | |
| Jason Bartlett, R (1, 6) OBP: 0.333, SLG: 0.320 | | | | | | | | | | 4 | 1 | 1 | 1 | 0 | 0 | 1 | | | | | | | | | | | |
| 7 Joe Mauer, L (1, 2) OBP: 0.402, SLG: 0.452 | | | | | | | | | | 2 | 2 | 0 | 0 | 2 | 1 | 1 | | | | | | | | | | | |
| 5 Michael Cuddyer, R (1, 9) OBP: 0.367, SLG: 0.449 | | | | | | | | | | 4 | 1 | 4 | 1 | 0 | 0 | 0 | | | | | | | | | | | |
| 33 Justin Morneau, L (1, 3) OBP: 0.368, SLG: 0.580 | | | | | | | | | | 2 | 0 | 1 | 1 | 1 | 0 | 2 | | | | | | | | | | | |
| Torii Hunter, R (1, 8) OBP: 0.344, SLG: 0.556 | | | | | | | | | | 3 | 0 | 1 | 2 | 1 | 2 | 2 | | | | | | | | | | | |
| 16 Jason Kubel, L (1, 7) OBP: 0.298, SLG: 0.399 | | | | | | | | | | 3 | 0 | 0 | 0 | 0 | 1 | 5 | | | | | | | | | | | |
| 20 Lew Ford, R (6, PH) OBP: 0.314, SLG: 0.366 | | | | | | | | | | 1 | 0 | 0 | 0 | 0 | 1 | 0 | | | | | | | | | | | |
| 50 Garrett Jones, L (1, 10) OBP: 0.308, SLG: 0.333 | | | | | | | | | | 4 | 1 | 2 | 0 | 0 | 0 | 2 | | | | | | | | | | | |
| 8 Nick Punto, S (1, 5) OBP: 0.312, SLG: 0.276 | | | | | | | | | | 4 | 1 | 1 | 0 | 0 | 1 | 1 | | | | | | | | | | | |
| Inning Stats | R: 2 E: 0 K: 0 S: 12 | H: 1 LOB: 2 BB: 4 P: 31 | R: 2 E: 0 K: 1 S: 24 | H: 4 LOB: 2 BB: 0 P: 35 | R: 0 E: 0 K: 1 S: 6 | H: 0 LOB: 0 BB: 0 P: 11 | R: 0 E: 0 K: 0 S: 6 | H: 0 LOB: 0 BB: 0 P: 12 | R: 1 E: 0 K: 2 S: 16 | H: 2 LOB: 2 BB: 1 P: 24 | R: 0 E: 0 K: 0 S: 5 | H: 0 LOB: 0 BB: 0 P: 7 | R: 1 E: 0 K: 0 S: 6 | H: 2 LOB: 2 BB: 0 P: 10 | R: 0 E: 0 K: 2 S: 10 | H: 1 LOB: 1 BB: 0 P: 15 | R: 0 E: 0 K: 2 S: 8 | H: 0 LOB: 0 BB: 0 P: 9 | 1B: 6 2B: 3 3B: 1 HR: 0 | SF: 0 SAC: 0 DP: 1 HBP: 1 | WP: 1 PB: 1 SB: 0 CS: 0 | PA: 37 | | | | | |
| PITCHER | IP | WLS | BF | H | R | ER | SO | BB | IBB | HBP | BLK | WP | HR | S | P | ERA | WHIP | | | | | | | | | | |
| 57 Chad Gaudin, R (1, 1) ERA: 3.18 | 4.0 | L | 22 | 6 | 5 | 5 | 2 | 4 | 0 | 0 | 0 | 0 | 0 | 52 | 97 | 11.25 | 2.500 | | | | | | | | | | |
| Joe Kennedy, L (5, 1) ERA: 4.44 | 2.1 | | 10 | 2 | 1 | 1 | 2 | 0 | 0 | 1 | 0 | 1 | 0 | 22 | 32 | 3.86 | 0.857 | | | | | | | | | | |
| 50 Kiko Calero, R (7, 1) ERA: 6.23 | 0.2 | | 1 | 0 | 0 | 0 | 0 | 0 | 0 | 0 | 0 | 0 | 0 | 1 | 1 | 0.00 | 1.500 | | | | | | | | | | |
| Jay Marshall, L (8, 1) ERA: 5.78 | 0.1 | | 2 | 1 | 0 | 0 | 1 | 0 | 0 | 0 | 0 | 0 | 0 | 5 | 8 | 0.00 | 3.000 | | | | | | | | | | |
| 59 Andrew Brown, R (8, 1) ERA: | 0.2 | | 2 | 0 | 0 | 0 | 1 | 0 | 0 | 0 | 0 | 0 | 0 | 5 | 7 | 0.00 | 0.000 | | | | | | | | | | |

| Batter | 1 | 2 | 3 | 4 | 5 | 6 | 7 | 8 | 9 | AB | R | H | RBI | BB | SO | LOB | TOP | | | | | | | | | | |
|--|-------------------------------|----------------------------------|------------------------------|----------------------------------|-------------------------------|----------------------------------|-------------------------------|----------------------------------|------------------------------|----------------------------------|------------------------------|---------------------------------|------------------------------|----------------------------------|-------------------------------|----------------------------------|----------------------------------|------------------------------------|----------------------------------|--------|--|--|--|--|--|--|--|
| Shannon Stewart, R OBP: 0.368, SLG: 0.410 | | | | | | | | | | 5 | 0 | 0 | 0 | 0 | 1 | 2 | | | | | | | | | | | |
| Bobby Kielty, S OBP: 0.286, SLG: 0.233 | | | | | | | | | | 4 | 0 | 2 | 0 | 0 | 1 | 1 | | | | | | | | | | | |
| 32 Jack Cust, L OBP: 0.388, SLG: 0.556 | | | | | | | | | | 4 | 0 | 1 | 0 | 0 | 2 | 3 | | | | | | | | | | | |
| Nick Swisher, S OBP: 0.395, SLG: 0.444 | | | | | | | | | | 3 | 1 | 0 | 0 | 0 | 2 | 2 | | | | | | | | | | | |
| 3 Eric Chavez, L OBP: 0.306, SLG: 0.451 | | | | | | | | | | 4 | 1 | 1 | 2 | 0 | 1 | 1 | | | | | | | | | | | |
| 29 Dan Johnson, L OBP: 0.366, SLG: 0.446 | | | | | | | | | | 3 | 0 | 1 | 0 | 1 | 0 | 0 | | | | | | | | | | | |
| 14 Mark Ellis, R OBP: 0.332, SLG: 0.398 | | | | | | | | | | 4 | 0 | 1 | 0 | 0 | 1 | 2 | | | | | | | | | | | |
| 7 Bobby Crosby, R OBP: 0.268, SLG: 0.341 | | | | | | | | | | 4 | 1 | 0 | 0 | 0 | 0 | 2 | | | | | | | | | | | |
| Jason Kendall, R OBP: 0.264, SLG: 0.284 | | | | | | | | | | 4 | 0 | 2 | 1 | 0 | 0 | 0 | | | | | | | | | | | |
| Inning Stats | R: 0 E: 0 K: 3 S: 13 | H: 1 LOB: 1 BB: 0 P: 16 | R: 0 E: 0 K: 1 S: 9 | H: 1 LOB: 1 BB: 0 P: 12 | R: 0 E: 0 K: 1 S: 11 | H: 1 LOB: 1 BB: 0 P: 16 | R: 0 E: 0 K: 2 S: 11 | H: 0 LOB: 1 BB: 1 P: 17 | R: 0 E: 0 K: 0 S: 7 | H: 0 LOB: 0 BB: 0 P: 11 | R: 0 E: 0 K: 0 S: 4 | H: 0 LOB: 0 BB: 0 P: 7 | R: 0 E: 1 K: 0 S: 6 | H: 1 LOB: 1 BB: 0 P: 10 | R: 3 E: 0 K: 0 S: 19 | H: 3 LOB: 1 BB: 0 P: 28 | 1B: 6 2B: 1 3B: 0 HR: 1 | SF: 0 SAC: 0 DP: 0 HBP: 1 | WP: 0 PB: 0 SB: 0 CS: 0 | PA: 37 | | | | | | | |
| PITCHER | IP | WLS | BF | H | R | ER | SO | BB | IBB | HBP | BLK | WP | HR | S | P | ERA | WHIP | | | | | | | | | | |
| Johan Santana, L ERA: 2.6 | (1, 1) | 7.0 | W | 26 | 4 | 0 | 0 | 8 | 1 | 0 | 0 | 0 | 0 | 64 | 91 | 0.00 | 0.714 | | | | | | | | | | |
| 17 Pat Neshek, R ERA: 1.96 | (8, 1) | 1.0 | | 4 | 1 | 0 | 0 | 0 | 0 | 0 | 0 | 0 | 0 | 6 | 10 | 0.00 | 1.000 | | | | | | | | | | |
| Juan Rincon, R ERA: 4.78 | (9, 1) | 0.1 | | 4 | 2 | 3 | 0 | 0 | 0 | 0 | 1 | 0 | 1 | 12 | 18 | 81.00 | 6.000 | | | | | | | | | | |
| 36 Joe Nathan, R ERA: 2.08 | (9, 1) | 0.2 | S | 3 | 1 | 0 | 0 | 0 | 0 | 0 | 0 | 0 | 0 | 7 | 10 | 0.00 | 1.500 | | | | | | | | | | |

Oakland Athletics @ Minnesota Twins
Hubert H. Humphrey Metrodome, Minneapolis, MN

AB 35
R 3
H 8
RBI 3
BB 1
SO 8
LOB 13



WP: 0 PA: 37
PB: 0
SB: 0
CS: 0

| Batter | 1 | 2 | 3 | 4 | 5 | 6 | 7 | 8 | 9 | AB | R | H | RBI | BB | SO | LOB | BOTTOM | | | | | | | | | | |
|--|-------------------------------|----------------------------------|-------------------------------|----------------------------------|-------------------------------|----------------------------------|-------------------------------|----------------------------------|------------------------------|---------------------------------|-------------------------------|----------------------------------|------------------------------|---------------------------------|-------------------------------|----------------------------------|----------------------------------|------------------------------------|----------------------------------|--------|--|--|--|--|--|--|--|
| Luis Castillo, S OBP: 0.357, SLG: 0.343 | | | | | | | | | | 4 | 1 | 3 | 2 | 1 | 0 | 0 | | | | | | | | | | | |
| Jason Bartlett, R OBP: 0.334, SLG: 0.321 | | | | | | | | | | 5 | 0 | 2 | 0 | 0 | 1 | 4 | | | | | | | | | | | |
| 7 Joe Mauer, L OBP: 0.396, SLG: 0.444 | | | | | | | | | | 4 | 0 | 0 | 1 | 0 | 0 | 3 | | | | | | | | | | | |
| 5 Michael Cuddyer, R OBP: 0.371, SLG: 0.454 | | | | | | | | | | 3 | 0 | 2 | 0 | 1 | 0 | 1 | | | | | | | | | | | |
| 33 Justin Morneau, L OBP: 0.367, SLG: 0.575 | | | | | | | | | | 3 | 0 | 0 | 0 | 1 | 0 | 3 | | | | | | | | | | | |
| Torii Hunter, R OBP: 0.345, SLG: 0.554 | | | | | | | | | | 3 | 1 | 1 | 0 | 1 | 1 | 3 | | | | | | | | | | | |
| 16 Jason Kubel, L OBP: 0.297, SLG: 0.394 | | | | | | | | | | 3 | 1 | 0 | 0 | 1 | 0 | 2 | | | | | | | | | | | |
| Jeff Cirillo, R ERA: 2.78 | (1, 10) | 5.0 | L | 23 | 3 | 2 | 0 | 2 | 0 | 0 | 0 | 0 | 0 | 55 | 83 | 3.60 | 2.000 | | | | | | | | | | |
| 50 Kiko Casero, R ERA: 6.67 | (6, 1) | 1.0 | | 5 | 1 | 2 | 2 | 1 | 1 | 0 | 0 | 0 | 0 | 1 | 20 | 18.00 | 2.000 | | | | | | | | | | |
| 44 Santiago Casilla, R ERA: 0.43 | (7, 1) | 1.0 | | 4 | 1 | 0 | 0 | 0 | 0 | 0 | 0 | 0 | 0 | 7 | 9 | 0.00 | 1.000 | | | | | | | | | | |
| Colby Lewis, R ERA: 8.06 | (8, 1) | 1.0 | | 6 | 0 | 0 | 0 | 2 | 2 | 0 | 1 | 0 | 0 | 11 | 21 | 0.00 | 2.000 | | | | | | | | | | |
| Inning Stats | R: 0 E: 0 K: 0 S: 15 | H: 2 LOB: 3 BB: 2 P: 27 | R: 0 E: 0 K: 0 S: 10 | H: 0 LOB: 0 BB: 0 P: 14 | R: 1 E: 0 K: 0 S: 12 | H: 2 LOB: 1 BB: 0 P: 17 | R: 2 E: 1 K: 0 S: 14 | H: 3 LOB: 1 BB: 0 P: 18 | R: 0 E: 0 K: 0 S: 4 | H: 1 LOB: 0 BB: 0 P: 7 | R: 2 E: 0 K: 1 S: 12 | H: 1 LOB: 1 BB: 1 P: 20 | R: 0 E: 0 K: 0 S: 7 | H: 1 LOB: 1 BB: 0 P: 9 | R: 0 E: 0 K: 2 S: 11 | H: 0 LOB: 3 BB: 2 P: 21 | 1B: 7 2B: 4 3B: 1 HR: 0 | SF: 1 SAC: 0 DP: 2 HBP: 1 | WP: 1 PB: 0 SB: 0 CS: 0 | PA: 38 | | | | | | | |
| PITCHER | IP | WLS | BF | H | R | ER | SO | BB | IBB | HBP | BLK | WP | HR | S | P | ERA | WHIP | | | | | | | | | | |
| 25 Lenny DiNardo, L ERA: 2.78 | (1, 1) | 5.0 | L | 23 | 3 | 2 | 0 | 2 | 0 | 0 | 0 | 0 | 0 | 55 | 83 | 3.60 | 2.000 | | | | | | | | | | |
| 50 Kiko Casero, R ERA: 6.67 | (6, 1) | 1.0 | | 5 | 1 | 2 | 2 | 1 | 1 | 0 | 0 | 0 | 0 | 1 | 20 | 18.00 | 2.000 | | | | | | | | | | |
| 44 Santiago Casilla, R ERA: 0.43 | (7, 1) | 1.0 | | 4 | 1 | 0 | 0 | 0 | 0 | 0 | 0 | 0 | 0 | 7 | 9 | 0.00 | 1.000 | | | | | | | | | | |
| Colby Lewis, R ERA: 8.06 | (8, 1) | 1.0 | | 6 | 0 | 0 | 0 | 2 | 2 | 0 | 1 | 0 | 0 | 11 | 21 | 0.00 | 2.000 | | | | | | | | | | |

Oakland Athletics @ Minnesota Twins
Hubert H. Humphrey Metrodome, Minneapolis, MN

AB 31
R 5
H 10
RBI 5
BB 5
SO 3
LOB 19



WP: 1 PA: 38
PB: 0
SB: 0
CS: 0

| Batter | 1 | 2 | 3 | 4 | 5 | 6 | 7 | 8 | 9 | AB | R | H | RBI | BB | SO | LOB | TOP | | | | | |
|---|---|----------------------------------|-------------------------------|----------------------------------|------------------------------|---------------------------------|------------------------------|----------------------------------|------------------------------|---------------------------------|------------------------------|----------------------------------|-------------------------------|----------------------------------|------------------------------|---------------------------------|---|----------------------------------|----------------------------------|------------------------------------|----------------------------------|--------|
| 6 Travis Buck, L (1, 7) OBP: 0.378, SLG: 0.478 | | | | | | | | | | 4 | 0 | 0 | 0 | 0 | 1 | 0 | <p>Oakland Athletics @ Minnesota Twins Hubert H. Humphrey Metrodome, Minneapolis, MN</p> <p>Sat Jul 14 2007, 7:10 PM EDT Att: 36,066 - Dome - 70 F</p> <p>livebaseballscores.com</p> <p>AB 29 R 3 H 3 RBI 3 BB 2 SO 5 LOB 6</p> | | | | | |
| Nick Swisher, S (1, 9) OBP: 0.390, SLG: 0.438 | | | | | | | | | | 4 | 0 | 0 | 0 | 0 | 0 | 0 | | | | | | |
| 32 Jack Cust, L (1, 10) OBP: 0.385, SLG: 0.547 | | | | | | | | | | 3 | 1 | 0 | 0 | 1 | 2 | 0 | | | | | | |
| 3 Eric Chavez, L (1, 5) | | | | | | | | | | 3 | 1 | 0 | 0 | 1 | 0 | 1 | | | | | | |
| 29 Dan Johnson, L (1, 3) | | | | | | | | | | 4 | 1 | 2 | 0 | 0 | 1 | 0 | | | | | | |
| 14 Mark Ellis, R (1, 4) OBP: 0.330, SLG: 0.395 | | | | | | | | | | 2 | 0 | 0 | 0 | 0 | 1 | 2 | | | | | | |
| 21 Mark Kotsay, L (1, 8) | | | | | | | | | | 3 | 0 | 1 | 3 | 0 | 0 | 1 | | | | | | |
| 7 Bobby Crosby, R (1, 6) | | | | | | | | | | 3 | 0 | 0 | 0 | 0 | 0 | 2 | | | | | | |
| 8 Kurt Suzuki, R (1, 2) OBP: 0.321, SLG: 0.538 | | | | | | | | | | 3 | 0 | 0 | 0 | 0 | 0 | 0 | | | | | | |
| Inning Stats | R: 0 E: 0 K: 2 S: 8 | H: 0 LOB: 0 BB: 0 P: 15 | R: 1 E: 0 K: 0 S: 10 | H: 1 LOB: 1 BB: 1 P: 18 | R: 0 E: 0 K: 0 S: 3 | H: 0 LOB: 0 BB: 0 P: 6 | R: 0 E: 0 K: 1 S: 9 | H: 0 LOB: 0 BB: 0 P: 15 | R: 0 E: 0 K: 0 S: 5 | H: 0 LOB: 0 BB: 0 P: 6 | R: 0 E: 0 K: 0 S: 9 | H: 0 LOB: 0 BB: 0 P: 14 | R: 2 E: 0 K: 1 S: 12 | H: 2 LOB: 1 BB: 1 P: 19 | R: 0 E: 0 K: 0 S: 5 | H: 0 LOB: 0 BB: 0 P: 5 | R: 0 E: 0 K: 1 S: 12 | H: 0 LOB: 0 BB: 0 P: 15 | 1B: 1 2B: 2 3B: 0 HR: 0 | SF: 0 SAC: 1 DP: 0 HBP: 0 | WP: 0 PB: 0 SB: 0 CS: 0 | PA: 32 |
| PITCHER | IP WLS BF H R ER SO BB IBB HBP BLK WP HR S P ERA WHIP | | | | | | | | | | | | | | | | | | | | | |
| Carlos Silva, R (1, 1) ERA: 4.55 | 6.2 W 24 | H 2 R 3 ER 3 SO 4 | BB 2 IBB 0 HBP 0 BLK 0 | WP 0 HR 0 S 53 P 90 | ERA 4.05 WHIP 0.600 | | | | | | | | | | | | | | | | | |
| 37 Dennys Reyes, L (7, 1) ERA: 3.74 | 0.0 | 1 1 0 0 0 0 | 0 0 0 0 0 0 | 0 0 1 1 | ∞ ∞ | | | | | | | | | | | | | | | | | |
| 54 Matt Guerrier, R (7, 1) ERA: 1.65 | 0.1 H 1 | 0 0 0 0 0 0 | 0 0 0 0 0 0 | 0 0 2 2 | 0.00 0.000 | | | | | | | | | | | | | | | | | |
| 17 Pat Neshek, R (8, 1) ERA: 1.62 | 1.0 H 3 | 0 0 0 0 0 0 | 0 0 0 0 0 0 | 0 0 5 5 | 0.00 0.000 | | | | | | | | | | | | | | | | | |
| 36 Joe Nathan, R (9, 1) ERA: 2.03 | 1.0 S 3 | 0 0 0 1 0 0 | 0 0 0 0 0 0 | 0 0 12 15 | 0.00 0.000 | | | | | | | | | | | | | | | | | |

| Batter | 1 | 2 | 3 | 4 | 5 | 6 | 7 | 8 | 9 | AB | R | H | RBI | BB | SO | LOB | BOTTOM | | | | | |
|--|---|----------------------------------|------------------------------|---------------------------------|-------------------------------|----------------------------------|------------------------------|----------------------------------|------------------------------|----------------------------------|------------------------------|----------------------------------|------------------------------|----------------------------------|-------------------------------|----------------------------------|---|----------------------------------|----------------------------------|------------------------------------|----------------------------------|--------|
| Luis Castillo, S (1, 4) OBP: 0.358, SLG: 0.352 | | | | | | | | | | 4 | 1 | 2 | 0 | 0 | 0 | 0 | <p>Oakland Athletics @ Minnesota Twins Hubert H. Humphrey Metrodome, Minneapolis, MN</p> <p>Sat Jul 14 2007, 7:10 PM EDT Att: 36,066 - Dome - 70 F</p> <p>livebaseballscores.com</p> <p>AB 34 R 4 H 11 RBI 4 BB 1 SO 2 LOB 15</p> | | | | | |
| Jason Bartlett, R (1, 6) OBP: 0.333, SLG: 0.320 | | | | | | | | | | 4 | 1 | 1 | 0 | 0 | 1 | 3 | | | | | | |
| 7 Joe Mauer, L (1, 2) OBP: 0.398, SLG: 0.449 | | | | | | | | | | 4 | 1 | 2 | 1 | 0 | 0 | 1 | | | | | | |
| 5 Michael Cuddyer, R (1, 9) OBP: 0.370, SLG: 0.453 | | | | | | | | | | 3 | 0 | 1 | 2 | 0 | 0 | 1 | | | | | | |
| 33 Justin Morneau, L (1, 10) OBP: 0.365, SLG: 0.571 | | | | | | | | | | 4 | 1 | 1 | 0 | 0 | 0 | 2 | | | | | | |
| Torii Hunter, R (1, 8) OBP: 0.344, SLG: 0.551 | | | | | | | | | | 4 | 0 | 1 | 0 | 0 | 0 | 2 | | | | | | |
| 50 Garrett Jones, L (1, 3) OBP: 0.294, SLG: 0.267 | | | | | | | | | | 3 | 0 | 0 | 0 | 1 | 1 | 1 | | | | | | |
| Jason Tyner, L (1, 7) OBP: 0.325, SLG: 0.331 | | | | | | | | | | 3 | 0 | 2 | 1 | 0 | 0 | 0 | | | | | | |
| Jeff Cirillo, R (8, PH) OBP: 0.347, SLG: 0.409 | | | | | | | | | | 1 | 0 | 1 | 0 | 0 | 0 | 0 | | | | | | |
| 20 Lew Ford, R (9, 7) OBP: 0.314, SLG: 0.366 | | | | | | | | | | 0 | 0 | 0 | 0 | 0 | 0 | 0 | | | | | | |
| 8 Nick Punto, S (1, 5) OBP: 0.307, SLG: 0.272 | | | | | | | | | | 4 | 0 | 0 | 0 | 0 | 0 | 5 | | | | | | |
| Inning Stats | R: 0 E: 1 K: 0 S: 10 | H: 0 LOB: 1 BB: 0 P: 15 | R: 1 E: 0 K: 0 S: 7 | H: 2 LOB: 1 BB: 0 P: 9 | R: 1 E: 0 K: 0 S: 11 | H: 2 LOB: 1 BB: 0 P: 16 | R: 0 E: 0 K: 0 S: 9 | H: 1 LOB: 1 BB: 0 P: 12 | R: 2 E: 0 K: 0 S: 9 | H: 3 LOB: 1 BB: 0 P: 16 | R: 0 E: 0 K: 1 S: 9 | H: 0 LOB: 0 BB: 0 P: 12 | R: 0 E: 0 K: 1 S: 8 | H: 1 LOB: 0 BB: 0 P: 13 | R: 0 E: 0 K: 0 S: 12 | H: 2 LOB: 3 BB: 1 P: 17 | R: 0 E: 0 K: 1 S: 12 | H: 0 LOB: 0 BB: 1 P: 15 | 1B: 8 2B: 2 3B: 1 HR: 0 | SF: 1 SAC: 0 DP: 0 HBP: 0 | WP: 0 PB: 0 SB: 2 CS: 1 | PA: 36 |
| PITCHER | IP WLS BF H R ER SO BB IBB HBP BLK WP HR S P ERA WHIP | | | | | | | | | | | | | | | | | | | | | |
| Joe Blanton, R (1, 1) ERA: 3.36 | 7.2 L 34 | H 10 R 4 ER 4 SO 10 | BB 1 IBB 0 HBP 0 BLK 0 | WP 0 HR 0 S 71 P 106 | ERA 4.70 WHIP 1.435 | | | | | | | | | | | | | | | | | |
| Alan Embree, L (8, 1) ERA: 4.12 | 0.1 | 2 1 0 0 0 0 | 0 0 0 0 0 0 | 0 0 4 4 | 0.00 3.000 | | | | | | | | | | | | | | | | | |

| Batter | 1 | 2 | 3 | 4 | 5 | 6 | 7 | 8 | 9 | AB | R | H | RBI | BB | SO | LOB | TOP | | | | | | | | |
|---|---|----------------------------------|------------------------------|----------------------------------|-------------------------------|----------------------------------|-------------------------------|----------------------------------|-------------------------------|----------------------------------|------------------------------|----------------------------------|-------------------------------|----------------------------------|------------------------------|----------------------------------|--|----------------------------------|----------------------------------|------------------------------------|----------------------------------|------------------|------------------|---------------------------------|----------------------------------|
| 6 Travis Buck, L (1, 9) OBP: 0.374, SLG: 0.471 | 0-3 K | | 1-3 K | | 2-3 K | | 0-1 FC6-4 1B | | 0-0 G5-3 | 5 | 0 | 1 | 2 | 0 | 3 | 2 | Oakland Athletics @ Minnesota Twins Hubert H. Humphrey Metrodome, Minneapolis, MN Sun Jul 15 2007, 2:10 PM EDT Att: 36,737 - Dome - 70 F livebaseballscorecards.com | | | | | | | | |
| Shannon Stewart, R (1, 7) OBP: 0.396, SLG: 0.408 | 2-2 G5-3 | | 0-0 1B | | 1-2 F9 | | FC6-4 1-2 | | | 4 | 0 | 1 | 0 | 0 | 0 | 1 | | | | | | | | | |
| Nick Swisher, S (1, 3) OBP: 0.391, SLG: 0.435 | 4-2 BB | | 0-3 K | | | 2-0 P4 | | 4-2 BB | | 2 | 0 | 0 | 0 | 2 | 1 | 1 | | | | | | | | | |
| 3 Eric Chavez, L (1, 5) OBP: 0.308, SLG: 0.456 | 2-1 P5 | | | 3-1 HR | | 1-2 1B | | 1-0 BB | | 4 | 1 | 2 | 1 | 0 | 0 | 2 | | | | | | | | | |
| 29 Dan Johnson, L (1, 10) OBP: 0.366, SLG: 0.446 | | 2-1 F7 | | 4-2 BB | | 2-1 G4-6-3 | | 1-3 K | | 3 | 0 | 0 | 0 | 1 | 1 | 1 | | | | | | | | | |
| 21 Mark Kotsay, L (1, 8) OBP: 0.288, SLG: 0.326 | | 0-0 2B | | 2-2 FC4-6 | | | 4-1 BB | | 4-1 BB | 2 | 1 | 1 | 0 | 2 | 0 | 1 | | | | | | | | | |
| 14 Mark Ellis, R (1, 4) OBP: 0.327, SLG: 0.390 | | 1-3 K | | 0-1 P4 | | | 0-3 K | | 0-3 K | 4 | 0 | 0 | 0 | 0 | 3 | 4 | | | | | | | | | |
| 7 Bobby Crosby, R (1, 6) OBP: 0.265, SLG: 0.336 | | 1-1 P4 | | 0-1 F9 | | | 0-1 1B | | 0-3 K | 4 | 1 | 1 | 0 | 0 | 1 | 3 | | | | | | | | | |
| Jason Kendall, R (1, 2) OBP: 0.261, SLG: 0.281 | | | 1-2 G4-3 | | 0-2 L4 | | 1-3 K | | 4-2 BB | 3 | 0 | 0 | 0 | 0 | 1 | 2 | | | | | | | | | |
| 32 Jack Cust, L (9, PH) OBP: 0.368, SLG: 0.547 | | | | | | | | | | 0 | 0 | 0 | 0 | 1 | 0 | 0 | | | | | | | | | |
| 8 Kurt Suzuki, R (9, PR) OBP: 0.321, SLG: 0.538 | | | | | | | | | | 0 | 0 | 0 | 0 | 0 | 0 | 0 | | | | | | | | | |
| Inning Stats | R: 0 E: 0 K: 1 S: 12 | H: 0 LOB: 1 BB: 1 P: 20 | R: 0 E: 0 K: 1 S: 8 | H: 1 LOB: 1 BB: 0 P: 12 | R: 0 E: 0 K: 2 S: 12 | H: 1 LOB: 1 BB: 0 P: 14 | R: 1 E: 0 K: 0 S: 12 | H: 1 LOB: 1 BB: 1 P: 21 | R: 0 E: 0 K: 1 S: 10 | H: 0 LOB: 0 BB: 0 P: 13 | R: 0 E: 0 K: 0 S: 6 | H: 1 LOB: 0 BB: 0 P: 11 | R: 2 E: 0 K: 2 S: 15 | H: 2 LOB: 1 BB: 1 P: 23 | R: 0 E: 0 K: 1 S: 7 | H: 0 LOB: 0 BB: 1 P: 13 | R: 0 E: 0 K: 2 S: 10 | H: 0 LOB: 0 BB: 2 P: 18 | 1B: 4 2B: 1 3B: 0 HR: 1 | SF: 0 SAC: 0 DP: 2 HBP: 0 | WP: 1 PB: 0 SB: 2 CS: 0 | PA: 37 | | | |
| PITCHER | IP WLS BF H R ER SO BB IBB HBP BLK WP HR S P ERA WHIP | 6.1 0.2 1.0 1.0 | 26 B 3 4 | 5 1 0 0 | 3 0 0 1 | 6 0 0 2 | 3 0 0 1 | 0 0 0 0 | 0 0 0 0 | 0 0 0 1 | 0 0 0 0 | 0 0 0 0 | 0 0 0 0 | 0 0 0 0 | 0 0 0 0 | 0 0 0 0 | 0 0 0 0 | 0 0 0 0 | 0 0 0 0 | 0 0 0 0 | 0 0 0 0 | 0 0 0 0 | 0 0 0 0 | 4.26 1.500 2.000 1.000 | 1.263 1.500 2.000 1.000 |

| Batter | 1 | 2 | 3 | 4 | 5 | 6 | 7 | 8 | 9 | AB | R | H | RBI | BB | SO | LOB | BOTTOM | | | | | | | | |
|---|---|----------------------------------|------------------------------|----------------------------------|-------------------------------|----------------------------------|-------------------------------|----------------------------------|------------------------------|----------------------------------|------------------------------|----------------------------------|------------------------------|----------------------------------|-------------------------------|----------------------------------|--|----------------------------------|----------------------------------|------------------------------------|----------------------------------|------------------|------------------|--------------------------|----------------------------------|
| Luis Castillo, S (1, 4) OBP: 0.359, SLG: 0.357 | 4-2 BB | | 0-0 F7 | | 0-1 G3 | | 3-2 CS | | 2-2 BB | 4 | 1 | 1 | 0 | 1 | 0 | 1 | Oakland Athletics @ Minnesota Twins Hubert H. Humphrey Metrodome, Minneapolis, MN Sun Jul 15 2007, 2:10 PM EDT Att: 36,737 - Dome - 70 F livebaseballscorecards.com | | | | | | | | |
| Jason Bartlett, R (1, 6) OBP: 0.334, SLG: 0.319 | 0-0 F8 | | 0-2 1B | | 1-0 G5-3 | | 1-1 G3 | | 4-0 BB | 4 | 0 | 1 | 0 | 1 | 0 | 2 | | | | | | | | | |
| 7 Joe Mauer, L (1, 10) OBP: 0.405, SLG: 0.455 | 2-1 1B | | 2-1 1B | | 4-1 BB | | 3-2 G3 | | 2-2 1B | 4 | 0 | 3 | 1 | 1 | 0 | 0 | | | | | | | | | |
| 5 Michael Cuddyer, R (1, 9) OBP: 0.369, SLG: 0.449 | 2-3 K2-3 | | 4-2 BB | | 2-3 K | | 0-0 F8 | | | 3 | 0 | 0 | 0 | 1 | 2 | 3 | | | | | | | | | |
| 33 Justin Morneau, L (1, 3) OBP: 0.364, SLG: 0.576 | 0-0 G3-1 | | 1-1 G3 | | 1-0 G3 | | 3-2 HR | | | 4 | 1 | 1 | 1 | 0 | 0 | 6 | | | | | | | | | |
| 55 Mike Redmond, R (1, 2) OBP: 0.335, SLG: 0.359 | | 1-2 L7 | | 1-1 1B | | 1-1 F9 | | 1-0 2B | | 4 | 1 | 2 | 0 | 0 | 0 | 1 | | | | | | | | | |
| 16 Jason Kubel, L (1, 7) OBP: 0.294, SLG: 0.390 | | 3-1 F7 | | 2-1 F7 | | 1-0 G4-3 | | 1-3 K | | 3 | 0 | 0 | 0 | 0 | 0 | 1 | | | | | | | | | |
| Jeff Cirillo, R (8, PH) OBP: 0.345, SLG: 0.406 | | | | | | | | | | 1 | 0 | 0 | 0 | 0 | 1 | 1 | | | | | | | | | |
| Jason Tyner, L (1, 8) OBP: 0.335, SLG: 0.338 | | 3-1 G3-1 | | 1-2 1B | | 2-1 CS | | 4-2 BB | | 3 | 1 | 2 | 0 | 1 | 0 | 0 | | | | | | | | | |
| 8 Nick Punto, S (1, 5) OBP: 0.307, SLG: 0.280 | | | 2-3 K | | 1-1 1B | | 0-0 F7 | | 0-3 K | 3 | 0 | 1 | 2 | 0 | 1 | 1 | | | | | | | | | |
| Torii Hunter, R (8, PH) OBP: 0.343, SLG: 0.549 | | | | | | | | | | 1 | 0 | 0 | 0 | 0 | 1 | 2 | | | | | | | | | |
| 20 Lew Ford, R (9, 7) OBP: 0.314, SLG: 0.366 | | | | | | | | | | 0 | 0 | 0 | 0 | 0 | 0 | 0 | | | | | | | | | |
| Inning Stats | R: 0 E: 0 K: 1 S: 12 | H: 1 LOB: 2 BB: 1 P: 20 | R: 0 E: 0 K: 0 S: 7 | H: 0 LOB: 0 BB: 0 P: 14 | R: 0 E: 0 K: 1 S: 18 | H: 2 LOB: 3 BB: 1 P: 27 | R: 2 E: 0 K: 0 S: 12 | H: 3 LOB: 1 BB: 0 P: 18 | R: 0 E: 0 K: 1 S: 8 | H: 0 LOB: 0 BB: 1 P: 16 | R: 0 E: 0 K: 0 S: 8 | H: 1 LOB: 0 BB: 0 P: 13 | R: 0 E: 0 K: 0 S: 9 | H: 0 LOB: 0 BB: 0 P: 14 | R: 1 E: 0 K: 2 S: 21 | H: 2 LOB: 2 BB: 1 P: 30 | R: 1 E: 0 K: 0 S: 6 | H: 2 LOB: 2 BB: 1 P: 14 | 1B: 7 2B: 1 3B: 2 HR: 1 | SF: 0 SAC: 0 DP: 0 HBP: 0 | WP: 1 PB: 0 SB: 1 CS: 1 | PA: 40 | | | |
| PITCHER | IP WLS BF H R ER SO BB IBB HBP BLK WP HR S P ERA WHIP | 6.0 1.1 0.2 0.0 | 27 B 3 0 | 7 2 1 1 | 2 1 0 2 | 3 0 0 0 | 0 0 0 0 | 0 0 0 0 | 0 0 0 0 | 0 0 0 0 | 0 0 0 0 | 0 0 0 0 | 0 0 0 0 | 0 0 0 0 | 0 0 0 0 | 0 0 0 0 | 0 0 0 0 | 0 0 0 0 | 0 0 0 0 | 0 0 0 0 | 0 0 0 0 | 0 0 0 0 | 0 0 0 0 | 6.0 1.1 0.2 0.0 | 1.667 1.500 1.500 1.500 |

| Batter | 1 | 2 | 3 | 4 | 5 | 6 | 7 | 8 | 9 | AB | R | H | RBI | BB | SO | LOB | TOP | | | | | | | | | |
|--|------------------------------|---------------------------------|------------------------------|----------------------------------|-------------------------------|----------------------------------|-------------------------------|----------------------------------|------------------------------|----------------------------------|-------------------------------|----------------------------------|------------------------------|---------------------------------|------------------------------|----------------------------------|---|-------------------------------|----------------------------------|----------------------------------|------------------------------------|----------------------------------|--------|--|--|--|
| 25 Ryan Raburn, R (1, 8) OBP: 0.600, SLG: 0.571 28 Curtis Granderson, L (8, 8) OBP: 0.351, SLG: 0.573 | F9 | | | 14 1B 30 2B | K | | | BB | | 3 | 1 | 1 | 0 | 1 | 1 | 1 | <p>Detroit Tigers @ Minnesota Twins</p> <p>Hubert H. Humphrey Metrodome, Minneapolis, MN</p> <p>Wed Jul 18 2007, 8:10 PM EDT</p> <p>Att: 38,070 - Dome - 70 F</p> <p>livebaseballscores.com</p> | | | | | | | | | |
| 14 Placido Polanco, R (1, 4) OBP: 0.376, SLG: 0.427 | P4 | | | 30 2B | 1B | G1-3 | | K | | 4 | 1 | 1 | 0 | 0 | 1 | 1 | | | | | | | | | | |
| 3 Gary Sheffield, R (1, 10) OBP: 0.410, SLG: 0.555 | G6-3 | | | P4 | | P6 | | G5-3 | | 4 | 0 | 0 | 0 | 0 | 0 | 3 | | | | | | | | | | |
| 30 Magglio Ordonez, R (1, 9) OBP: 0.436, SLG: 0.600 | | K | | 2-2 | 2B | HR | | K | | 4 | 1 | 2 | 3 | 0 | 2 | 0 | | | | | | | | | | |
| 9 Carlos Guillen, S (1, 6) OBP: 0.382, SLG: 0.544 | F9 | | | K | | K | | 1B | | 4 | 0 | 1 | 0 | 0 | 2 | 1 | | | | | | | | | | |
| Ivan Rodriguez, R (1, 2) OBP: 0.302, SLG: 0.441 | G5-3 | | | F8 | | | | K | | 4 | 0 | 0 | 0 | 0 | 1 | 2 | | | | | | | | | | |
| 33 Marcus Thames, R (1, 3) OBP: 0.291, SLG: 0.516 | | | | K | | F9 | | | | 3 | 0 | 0 | 0 | 0 | 1 | 0 | | | | | | | | | | |
| 20 Omar Infante, R (9, PH) OBP: 0.291, SLG: 0.333 | | | | | | G6-3 | | K | | 1 | 0 | 0 | 0 | 0 | 1 | 1 | | | | | | | | | | |
| Craig Monroe, R (1, 7) OBP: 0.267, SLG: 0.380 Sean Casey, L (5, 3) OBP: 0.365, SLG: 0.398 | | | | G5-3 | | G4-3 | | | | 2 | 0 | 0 | 0 | 0 | 0 | 0 | | | | | | | | | | |
| | | | | | | G1-3 | | | | 1 | 0 | 0 | 0 | 0 | 0 | 0 | | | | | | | | | | |
| 15 Brandon Inge, R (1, 5) OBP: 0.336, SLG: 0.404 | | | | K | | | | G1-3 | | 3 | 0 | 1 | 0 | 0 | 1 | 0 | | | | | | | | | | |
| Inning Stats | R: 0 E: 0 K: 0 S: 7 | H: 0 LOB: 0 BB: 0 P: 8 | R: 0 E: 0 K: 1 S: 7 | H: 0 LOB: 0 BB: 1 P: 10 | R: 0 E: 0 K: 2 S: 12 | H: 0 LOB: 0 BB: 0 P: 17 | R: 2 E: 0 K: 1 S: 27 | H: 3 LOB: 1 BB: 0 P: 35 | R: 0 E: 0 K: 1 S: 9 | H: 1 LOB: 1 BB: 0 P: 10 | R: 1 E: 0 K: 0 S: 11 | H: 1 LOB: 0 BB: 0 P: 14 | R: 0 E: 0 K: 0 S: 7 | H: 0 LOB: 0 BB: 0 P: 9 | R: 0 E: 0 K: 1 S: 9 | H: 0 LOB: 1 BB: 1 P: 15 | | R: 0 E: 0 K: 3 S: 11 | H: 1 LOB: 1 BB: 0 P: 13 | 1B: 3 2B: 2 3B: 0 HR: 1 | SF: 0 SAC: 0 DP: 0 HBP: 0 | WP: 0 PB: 0 SB: 0 CS: 0 | PA: 34 | | | |
| PITCHER | IP | WLS | BF | H | R | ER | SO | BB | IBB | HBP | BLK | WP | HR | S | P | ERA | | WHIP | | | | | | | | |
| Johan Santana, L (1, 1) ERA: 2.65 17 Pat Neshek, R (9, 1) ERA: 1.52 | 8.0 | L | 30 | 5 | 3 | 3 | 7 | 1 | 0 | 0 | 0 | 0 | 1 | 89 | 118 | 3.38 | | 0.750 | | | | | | | | |
| | 1.0 | | 4 | 1 | 0 | 0 | 3 | 0 | 0 | 0 | 0 | 0 | 0 | 11 | 13 | 0.00 | | 1.000 | | | | | | | | |

| Batter | 1 | 2 | 3 | 4 | 5 | 6 | 7 | 8 | 9 | AB | R | H | RBI | BB | SO | LOB | BOTTOM | | | | | | | | |
|---|-------------------------------|----------------------------------|------------------------------|----------------------------------|-------------------------------|----------------------------------|-------------------------------|----------------------------------|-------------------------------|----------------------------------|-------------------------------|----------------------------------|-------------------------------|----------------------------------|------------------------------|----------------------------------|---|-------------------------------|----------------------------------|----------------------------------|------------------------------------|----------------------------------|--------|--|--|
| Luis Castillo, S (1, 4) OBP: 0.361, SLG: 0.357 | G6-3 | | | BB | | G5-3 | | G6-3 | | 4 | 0 | 1 | 1 | 1 | 0 | 2 | <p>Detroit Tigers @ Minnesota Twins</p> <p>Hubert H. Humphrey Metrodome, Minneapolis, MN</p> <p>Wed Jul 18 2007, 8:10 PM EDT</p> <p>Att: 38,070 - Dome - 70 F</p> <p>livebaseballscores.com</p> | | | | | | | | |
| Jason Bartlett, R (1, 6) OBP: 0.334, SLG: 0.317 | 5 1B 7 S | | | K | | F7 | | F8 | | 5 | 0 | 2 | 0 | 0 | 1 | 3 | | | | | | | | | |
| 7 Joe Mauer, L (1, 2) OBP: 0.399, SLG: 0.446 | G5-3 | | | G3-1 | | K | | F7 | | 5 | 0 | 1 | 0 | 0 | 1 | 5 | | | | | | | | | |
| 5 Michael Cuddyer, R (1, 9) OBP: 0.373, SLG: 0.450 | | | | | | FC6-4 1B | | 33 HBP BB | | 4 | 0 | 4 | 0 | 1 | 0 | 0 | | | | | | | | | |
| 33 Justin Morneau, L (1, 3) OBP: 0.359, SLG: 0.564 | K | | | | | | | 55 HBP 1B | | 4 | 0 | 0 | 1 | 0 | 3 | 6 | | | | | | | | | |
| Tori Hunter, R (1, 8) OBP: 0.541, SLG: 0.543 16 Jason Kubel, L (8, 7) OBP: 0.283, SLG: 0.388 | | | | | | | | | | 2 | 0 | 0 | 0 | 0 | 0 | 1 | | | | | | | | | |
| 55 Mike Redmond, R (7, PH) OBP: 0.338, SLG: 0.560 Jason Tyner, L (8, 7) OBP: 0.329, SLG: 0.331 | G5-3 | | | FC6-4 E | | K | | | | 1 | 0 | 0 | 0 | 0 | 0 | 1 | | | | | | | | | |
| Jeff Cirillo, R (1, 10) OBP: 0.342, SLG: 0.396 50 Garrett Jones, L (9, PH) OBP: 0.278, SLG: 0.250 | | | | E5 | | | | 8 2B G6-3 1B | | 3 | 1 | 1 | 0 | 1 | 0 | 4 | | | | | | | | | |
| | | | | | | | | | | 1 | 0 | 0 | 0 | 0 | 0 | 1 | | | | | | | | | |
| 20 Lew Ford, R (1, 7) OBP: 0.308, SLG: 0.351 | G1-4-3 | | | F7 | | | | | | 4 | 0 | 0 | 0 | 0 | 1 | 7 | | | | | | | | | |
| | | | | | | | | | | | | | | | | | | | | | | | | | |
| 8 Nick Punto, S (1, 5) OBP: 0.307, SLG: 0.281 | | | | G5-3 | | 1B 33 HBP BB | | G6-3 2B | | 3 | 1 | 1 | 0 | 1 | 0 | 0 | | | | | | | | | |
| | | | | | | | | | | | | | | | | | | | | | | | | | |
| Inning Stats | R: 0 E: 0 K: 1 S: 11 | H: 2 LOB: 2 BB: 0 P: 16 | R: 0 E: 0 K: 0 S: 7 | H: 0 LOB: 0 BB: 1 P: 14 | R: 0 E: 0 K: 1 S: 12 | H: 0 LOB: 1 BB: 1 P: 18 | R: 0 E: 1 K: 1 S: 15 | H: 1 LOB: 2 BB: 0 P: 19 | R: 1 E: 0 K: 2 S: 17 | H: 1 LOB: 3 BB: 2 P: 30 | R: 1 E: 0 K: 1 S: 19 | H: 2 LOB: 1 BB: 0 P: 25 | R: 0 E: 0 K: 0 S: 17 | H: 2 LOB: 3 BB: 0 P: 24 | R: 0 E: 0 K: 0 S: 9 | H: 1 LOB: 1 BB: 0 P: 11 | | R: 0 E: 0 K: 1 S: 16 | H: 1 LOB: 1 BB: 0 P: 22 | 1B: 9 2B: 1 3B: 0 HR: 0 | SF: 0 SAC: 0 DP: 1 HBP: 2 | WP: 0 PB: 0 SB: 2 CS: 0 | PA: 43 | | |
| PITCHER | IP | WLS | BF | H | R | ER | SO | BB | IBB | HBP | BLK | WP | HR | S | P | ERA | | WHIP | | | | | | | |
| 48 Andrew Miller, L (1, 1) ERA: 3.18 Jason Grilli, R (6, 1) ERA: 5.88 44 Bobby Seay, L (7, 1) ERA: 3.38 Chad Durbin, R (7, 1) ERA: 4.05 43 Macey McBride, L (8, 1) ERA: 3.18 | 5.0 | W | 24 | 4 | 1 | 1 | 5 | 4 | 0 | 0 | 0 | 0 | 0 | 19 | 25 | 9.00 | 2.000 | | | | | | | | |
| | 1.0 | H | 5 | 2 | 1 | 1 | 1 | 0 | 0 | 0 | 0 | 0 | 0 | 7 | 11 | 0.00 | 6.000 | | | | | | | | |
| | 0.1 | H | 3 | 2 | 0 | 0 | 0 | 0 | 0 | 0 | 0 | 0 | 0 | 16 | 21 | 0.00 | 0.750 | | | | | | | | |
| | 1.1 | H | 6 | 1 | 0 | 0 | 0 | 0 | 0 | 1 | 0 | 0 | 0 | 3 | 3 | 0.00 | 0.000 | | | | | | | | |
| | 0.1 | H | 1 | 0 | 0 | 0 | 0 | 0 | 0 | 0 | 0 | 0 | 0 | 3 | 3 | 0.00 | 0.000 | | | | | | | | |
| PITCHER | IP | WLS | BF | H | R | ER | SO | BB | IBB | HBP | BLK | WP | HR | S | P | ERA | WHIP | | | | | | | | |
| 59 Todd Jones, R (9, 1) ERA: 4.81 | 1.0 | S | 4 | 1 | 0 | 0 | 1 | 0 | 0 | 0 | 0 | 0 | 0 | 16 | 22 | 0.00 | 1.000 | | | | | | | | |

| Batter | 1 | 2 | 3 | 4 | 5 | 6 | 7 | 8 | 9 | AB | R | H | RBI | BB | SO | LOB | TOP | | | | | | | | | | |
|---|------------------------------|----------------------------------|------------------------------|----------------------------------|------------------------------|----------------------------------|------------------------------|----------------------------------|-------------------------------|----------------------------------|------------------------------|----------------------------------|-------------------------------|----------------------------------|------------------------------|----------------------------------|---|------------------------------------|----------------------------------|--------|--|--|--|--|--|--|--|
| 9 Chone Figgins, S OBP: 0.370, SLG: 0.409 | F8 | | G6-3 | | | G5-3 1B | | 1B 3B | | 4 | 1 | 2 | 1 | 0 | 0 | 1 | Los Angeles Angels @ Minnesota Twins Hubert H. Humphrey Metrodome, Minneapolis, MN Sat Jul 21 2007, 7:10 PM EDT Att: 33,868 - Dome - 69 F livebaseballscorecards.com | | | | | | | | | | |
| Orlando Cabrera, R OBP: 0.350, SLG: 0.420 | G5-3 | | | G5-3 | | G5-3 | | 27 CS 1B | | 4 | 0 | 1 | 1 | 0 | 0 | 1 | | | | | | | | | | | |
| 27 Vladimir Guerrero, R OBP: 0.499, SLG: 0.529 | G6-3 | | | G1-3 | | F9 | | CS | G6-3 | 4 | 0 | 0 | 0 | 0 | 0 | 1 | | | | | | | | | | | |
| Garret Anderson, L OBP: 0.304, SLG: 0.436 | | G4-3 | | | 2B | | P5 | | 1B | 4 | 0 | 2 | 0 | 0 | 0 | 0 | | | | | | | | | | | |
| 24 Gary Matthews, S OBP: 0.342, SLG: 0.430 | | P4 | | | F7 | | G4-3 | | F7 | 4 | 0 | 0 | 0 | 0 | 0 | 2 | | | | | | | | | | | |
| Casey Kotchman, L OBP: 0.357, SLG: 0.467 | | G3 | | | | G4-3 | | G1-3 | | P6 | 4 | 0 | 0 | 0 | 0 | 1 | | | | | | | | | | | |
| 6 Maicer Izturis, S OBP: 0.297, SLG: 0.346 | | | G6-3 2B | | G4-3 | | | 39 FC5-4 1B | | 3 | 0 | 2 | 0 | 0 | 0 | 0 | | | | | | | | | | | |
| José Molina, R OBP: 0.242, SLG: 0.288 | | | G6-3 | | L3 | | | P6 | | 2 | 0 | 0 | 0 | 0 | 0 | 1 | | | | | | | | | | | |
| 22 Kendrys Morales, S (8, PH) | | | | | | | | | | 1 | 0 | 0 | 0 | 0 | 0 | 1 | | | | | | | | | | | |
| 44 Mike Napoli, R OBP: 0.347, SLG: 0.453 | | | | | | | | | | 0 | 0 | 0 | 0 | 0 | 0 | 0 | | | | | | | | | | | |
| 77 Reggie Willits, S OBP: 0.398, SLG: 0.359 | | | | | | | | | | 2 | 0 | 0 | 0 | 0 | 1 | 1 | | | | | | | | | | | |
| 39 Robb Quinlan, R (8, PH) | | | | | | | K | FC5-4 9 3B | | 1 | 1 | 0 | 0 | 0 | 0 | 1 | | | | | | | | | | | |
| Inning Stats | R: 0 E: 0 K: 0 S: 7 | H: 0 LOB: 0 BB: 0 P: 12 | R: 0 E: 0 K: 0 S: 8 | H: 0 LOB: 0 BB: 0 P: 12 | R: 0 E: 0 K: 0 S: 9 | H: 1 LOB: 1 BB: 0 P: 12 | R: 0 E: 0 K: 0 S: 6 | H: 1 LOB: 1 BB: 0 P: 14 | R: 0 E: 0 K: 1 S: 11 | H: 1 LOB: 1 BB: 0 P: 15 | R: 0 E: 0 K: 0 S: 7 | H: 0 LOB: 0 BB: 0 P: 11 | R: 2 E: 0 K: 0 S: 13 | H: 3 LOB: 0 BB: 0 P: 20 | R: 0 E: 0 K: 0 S: 8 | H: 1 LOB: 1 BB: 0 P: 11 | 1B: 4 2B: 2 3B: 1 HR: 0 | SF: 0 SAC: 0 DP: 0 HBP: 0 | WP: 0 PB: 0 SB: 0 CS: 1 | PA: 34 | | | | | | | |
| PITCHER | IP | WLS | BF | H | R | ER | SO | BB | IBB | HBP | BLK | WP | HR | S | P | ERA | WHIP | | | | | | | | | | |
| 26 Boof Bonser, R ERA: 4.53 | 7.2 | | 28 | 5 | 2 | 2 | 1 | 0 | 0 | 0 | 0 | 0 | 0 | 63 | 99 | 2.35 | 0.652 | | | | | | | | | | |
| 17 Pat Neshek, R ERA: 1.48 | 0.1 | W | 1 | 1 | 0 | 0 | 0 | 0 | 0 | 0 | 0 | 0 | 0 | 5 | 8 | 0.00 | 3.000 | | | | | | | | | | |
| 36 Joe Nathan, R ERA: 2.05 | 1.0 | S | 4 | 1 | 0 | 0 | 0 | 0 | 0 | 0 | 0 | 0 | 0 | 8 | 11 | 0.00 | 1.000 | | | | | | | | | | |

| Batter | 1 | 2 | 3 | 4 | 5 | 6 | 7 | 8 | 9 | AB | R | H | RBI | BB | SO | LOB | BOTTOM | | | | | | | | | | |
|--|------------------------------|----------------------------------|-------------------------------|----------------------------------|------------------------------|---------------------------------|-------------------------------|----------------------------------|-------------------------------|----------------------------------|------------------------------|---------------------------------|-------------------------------|----------------------------------|------------------------------|----------------------------------|---|----------------------------------|------------------------------------|----------------------------------|--------|--|--|--|--|--|--|
| Luis Castillo, S OBP: 0.356, SLG: 0.349 | G3 | | F8 | | | G6-3 | | 1B 7 IHR BB | | 3 | 1 | 0 | 0 | 1 | 0 | 0 | Los Angeles Angels @ Minnesota Twins Hubert H. Humphrey Metrodome, Minneapolis, MN Sat Jul 21 2007, 7:10 PM EDT Att: 33,868 - Dome - 69 F livebaseballscorecards.com | | | | | | | | | | |
| Jason Bartlett, R OBP: 0.338, SLG: 0.339 | F8 | | G2-3 | | | HR | | 7 IHR 1B | | 4 | 2 | 2 | 1 | 0 | 0 | 0 | | | | | | | | | | | |
| 7 Joe Mauer, L OBP: 0.395, SLG: 0.448 | G3-1 | | | | F8 | | F8 | | IHR | 4 | 1 | 1 | 3 | 0 | 0 | 0 | | | | | | | | | | | |
| 33 Justin Morneau, L OBP: 0.363, SLG: 0.573 | | 1B 2B | | | F7 | | G3-1 | | K | 4 | 0 | 1 | 0 | 0 | 1 | 0 | | | | | | | | | | | |
| Tori Hunter, R OBP: 0.344, SLG: 0.549 | | 16 G1-3 1B | | | F9 | | | K | | 4 | 1 | 2 | 1 | 0 | 1 | 0 | | | | | | | | | | | |
| 16 Jason Kubel, L OBP: 0.310, SLG: 0.421 | | G1-3 | | | | G4-3 | | 50 G4-6-3 BB | | 2 | 0 | 0 | 0 | 1 | 0 | 2 | | | | | | | | | | | |
| 50 Garrett Jones, L OBP: 0.250, SLG: 0.280 | | | | | | | | G4-6-3 | | 3 | 0 | 1 | 0 | 0 | 1 | 3 | | | | | | | | | | | |
| 31 Darrell McDonald, R OBP: 0.310, SLG: 0.280 | | | | | | | | F8 | | 3 | 0 | 0 | 0 | 0 | 1 | 3 | | | | | | | | | | | |
| 8 Nick Punto, S OBP: 0.306, SLG: 0.281 | | | F7 | | | G4-3 | | 1B BB 1B | | 3 | 0 | 1 | 0 | 0 | 0 | 1 | | | | | | | | | | | |
| Inning Stats | R: 0 E: 0 K: 0 S: 7 | H: 2 LOB: 2 BB: 0 P: 16 | R: 0 E: 0 K: 0 S: 16 | H: 0 LOB: 0 BB: 0 P: 22 | R: 0 E: 0 K: 0 S: 4 | H: 0 LOB: 0 BB: 0 P: 8 | R: 0 E: 0 K: 1 S: 15 | H: 1 LOB: 1 BB: 0 P: 19 | R: 1 E: 0 K: 0 S: 10 | H: 1 LOB: 0 BB: 0 P: 16 | R: 1 E: 0 K: 0 S: 4 | H: 1 LOB: 0 BB: 1 P: 8 | R: 3 E: 0 K: 2 S: 21 | H: 3 LOB: 0 BB: 1 P: 35 | R: 0 E: 0 K: 0 S: 8 | H: 1 LOB: 1 BB: 0 P: 11 | | 1B: 3 2B: 1 3B: 1 HR: 3 | SF: 0 SAC: 0 DP: 1 HBP: 0 | WP: 0 PB: 0 SB: 0 CS: 0 | PA: 32 | | | | | | |
| PITCHER | IP | WLS | BF | H | R | ER | SO | BB | IBB | HBP | BLK | WP | HR | S | P | ERA | WHIP | | | | | | | | | | |
| 36 Jered Weaver, R ERA: 3.3 | 7.0 | | 26 | 5 | 2 | 2 | 2 | 1 | 0 | 0 | 0 | 0 | 0 | 65 | 101 | 2.57 | 0.857 | | | | | | | | | | |
| 62 Scott Shields, R ERA: 2.5 | 0.1 | L | 4 | 3 | 3 | 3 | 0 | 1 | 0 | 0 | 0 | 0 | 0 | 15 | 26 | 81.00 | 12.000 | | | | | | | | | | |
| 58 Dustin Moseley, R ERA: 3.42 | 0.2 | | 2 | 0 | 0 | 0 | 2 | 0 | 0 | 0 | 0 | 0 | 0 | 6 | 9 | 0.00 | 0.000 | | | | | | | | | | |

| Batter | 1 | 2 | 3 | 4 | 5 | 6 | 7 | 8 | 9 | AB | R | H | RBI | BB | SO | LOB | TOP | | | | | |
|--|---|----------------------------------|-------------------------------|----------------------------------|-------------------------------|----------------------------------|------------------------------|----------------------------------|-------------------------------|----------------------------------|-------------------------------|----------------------------------|-------------------------------|----------------------------------|-------------------------------|----------------------------------|----------------------------------|------------------------------------|----------------------------------|------------------------------------|----------------------------------|--------|
| 9 Chone Figgins, S OBP: 0.370, SLG: 0.409 | F8 | F9-6-5 2H 1B | | CS | F8 | | 1B SF8 1B | G3-1 | | 5 | 1 | 2 | 1 | 0 | 0 | 1 | | | | | | |
| Orlando Cabrera, R OBP: 0.351, SLG: 0.419 | BB 6 BB 1B | F9-6-5 2-3 | | | G1-3 | | S 1B | K | | 5 | 1 | 2 | 0 | 0 | 1 | 3 | | | | | | |
| 27 Vladimir Guerrero, R OBP: 0.465, SLG: 0.527 | P4 | | | | G1-4-3 | | K | | F8 2B | 5 | 1 | 1 | 0 | 0 | 2 | 3 | | | | | | |
| Garret Anderson, L OBP: 0.312, SLG: 0.454 | BB 6 BB 1B | | | | HR | | K | | F8 | 4 | 1 | 2 | 1 | 1 | 1 | 1 | | | | | | |
| Casey Kotchman, L OBP: 0.361, SLG: 0.473 | BB 6 BB | | | | G4-3 | | 44 BB 39 BB 1B | SF8 | 2B | 3 | 1 | 2 | 2 | 1 | 0 | 0 | | | | | | |
| 6 Maicer Izturis, S OBP: 0.300, SLG: 0.343 | BB | | | | F8 | | 39 BB 44 BB 1B | G4-3 | F7 | 4 | 0 | 1 | 1 | 1 | 0 | 3 | | | | | | |
| 44 Mike Napoli, R OBP: 0.349, SLG: 0.454 | L5 | | | | | | L4-6 39 BB 2B | | K | 4 | 1 | 1 | 0 | 1 | 2 | 4 | | | | | | |
| 39 Robb Quinlan, R OBP: 0.328, SLG: 0.414 | | F7 | | | P3 | | | | | 3 | 0 | 1 | 2 | 1 | 0 | 0 | | | | | | |
| 77 Reggie Williams, S OBP: 0.398, SLG: 0.359 | | | | | | | | | | 0 | 0 | 0 | 0 | 0 | 0 | 0 | | | | | | |
| Nathan Haynes, L OBP: 0.276, SLG: 0.321 | | E6 9 1B | | | | | L4-6 2-2 | | K | 4 | 1 | 1 | 0 | 0 | 1 | 4 | | | | | | |
| Inning Stats | R: 1 E: 0 K: 0 S: 20 | H: 2 LOB: 3 BB: 2 P: 33 | R: 1 E: 1 K: 0 S: 12 | H: 1 LOB: 0 BB: 0 P: 18 | R: 1 E: 0 K: 0 S: 10 | H: 1 LOB: 0 BB: 0 P: 14 | R: 0 E: 0 K: 1 S: 9 | H: 1 LOB: 0 BB: 0 P: 15 | R: 0 E: 0 K: 1 S: 14 | H: 2 LOB: 2 BB: 2 P: 26 | R: 1 E: 0 K: 1 S: 12 | H: 2 LOB: 2 BB: 1 P: 21 | R: 1 E: 0 K: 2 S: 13 | H: 2 LOB: 1 BB: 0 P: 23 | R: 1 E: 0 K: 1 S: 10 | H: 2 LOB: 1 BB: 0 P: 13 | 1B: 8 2B: 6 3B: 0 HR: 1 | SF: 1 SAC: 0 DP: 2 HBP: 0 | WP: 0 PB: 0 SB: 1 CS: 1 | PA: 44 | | |
| PITCHER | IP WLS BF H R ER SO BB IBB HBP BLK WP HR S P ERA WHIP | | | | | | | | | | | | | | | | | | | | | |
| 21 Matt Garza, R ERA: 1.33 | 5.1 L 25 7 4 3 3 3 0 0 0 0 0 1 68 106 5.06 1.875 | | | | | | | | | | | | | | | | | | | | | |
| Juan Rincon, R ERA: 4.51 | 1.0 5 2 1 1 1 1 0 0 0 0 0 0 10 18 9.00 3.000 | | | | | | | | | | | | | | | | | | | | | |
| 37 Denys Reyes, L ERA: 3.38 | 0.1 2 0 0 0 0 0 0 0 0 0 0 0 3 8 0.00 0.000 | | | | | | | | | | | | | | | | | | | | | |
| 54 Matt Guerrier, R ERA: 1.71 | 1.1 6 2 1 1 2 0 0 0 0 0 0 0 15 25 6.75 1.500 | | | | | | | | | | | | | | | | | | | | | |
| Ramon Ortiz, R ERA: 5.4 | 1.0 5 2 1 1 1 0 0 0 0 0 0 0 10 13 9.00 2.000 | | | | | | | | | | | | | | | | | | | | | |
| Batter | 1 | 2 | 3 | 4 | 5 | 6 | 7 | 8 | 9 | AB | R | H | RBI | BB | SO | LOB | BOTTOM | | | | | |
| Jason Bartlett, R OBP: 0.337, SLG: 0.338 | G4-3 | | 7 G4-6-3 1B | | | F7 | | F7 | | 4 | 0 | 1 | 0 | 0 | 0 | 0 | | | | | | |
| Jeff Cirillo, R OBP: 0.340, SLG: 0.401 | P4 | | SF9 | | | 33 1B 2B | | L7 | | 3 | 1 | 1 | 1 | 0 | 0 | 0 | | | | | | |
| 7 Joe Mauer, L OBP: 0.393, SLG: 0.445 | F7 | | G4-6-3 1-2 | | | K | | 1B | | 4 | 0 | 1 | 0 | 0 | 1 | 3 | | | | | | |
| 33 Justin Morneau, L OBP: 0.361, SLG: 0.570 | | | | | | G3 | | F9 | | 4 | 0 | 1 | 1 | 0 | 1 | 1 | | | | | | |
| Tori Hunter, R OBP: 0.343, SLG: 0.545 | | 31 FC5-4 1B | | | | K | | G1-3 | | 4 | 0 | 1 | 0 | 0 | 1 | 1 | | | | | | |
| 16 Jason Kubel, L OBP: 0.306, SLG: 0.414 | | | | | | G6-3 | | G5-3 | | 4 | 0 | 0 | 0 | 0 | 1 | 1 | | | | | | |
| 31 Danell McDonald, R OBP: 0.306, SLG: 0.414 | | | | | | | | G4-3 | | 4 | 0 | 0 | 0 | 0 | 1 | 1 | | | | | | |
| 38 Luis Antonio Rodriguez, B OBP: 0.271, SLG: 0.271 | | | | | | | | | | 2 | 1 | 1 | 0 | 1 | 0 | 0 | | | | | | |
| 8 Nick Punto, S OBP: 0.306, SLG: 0.281 | | | | | | | | | | 3 | 0 | 1 | 0 | 0 | 1 | 1 | | | | | | |
| Inning Stats | R: 0 E: 0 K: 0 S: 9 | H: 0 LOB: 0 BB: 0 P: 11 | R: 0 E: 0 K: 2 S: 9 | H: 1 LOB: 1 BB: 0 P: 14 | R: 1 E: 0 K: 0 S: 14 | H: 3 LOB: 1 BB: 0 P: 19 | R: 0 E: 0 K: 1 S: 8 | H: 0 LOB: 0 BB: 0 P: 13 | R: 0 E: 0 K: 1 S: 14 | H: 0 LOB: 1 BB: 0 P: 19 | R: 1 E: 0 K: 1 S: 12 | H: 2 LOB: 1 BB: 0 P: 15 | R: 0 E: 0 K: 0 S: 8 | H: 0 LOB: 1 BB: 1 P: 12 | R: 0 E: 0 K: 0 S: 8 | H: 1 LOB: 0 BB: 0 P: 10 | R: 0 E: 0 K: 1 S: 9 | H: 0 LOB: 0 BB: 0 P: 16 | 1B: 6 2B: 1 3B: 0 HR: 0 | SF: 1 SAC: 0 DP: 1 HBP: 0 | WP: 0 PB: 0 SB: 0 CS: 0 | PA: 34 |
| PITCHER | IP WLS BF H R ER SO BB IBB HBP BLK WP HR S P ERA WHIP | | | | | | | | | | | | | | | | | | | | | |
| 51 Joe Saunders, L ERA: 2.89 | 7.0 W 27 6 2 2 5 1 0 0 0 0 0 0 8 103 2.57 1.000 | | | | | | | | | | | | | | | | | | | | | |
| 33 Justin Speier, R ERA: 1.77 | 1.0 4 1 0 0 0 0 0 0 0 0 0 0 8 10 0.00 1.000 | | | | | | | | | | | | | | | | | | | | | |
| 58 Dustin Moseley, R ERA: 3.35 | 1.0 3 0 0 0 0 1 0 0 0 0 0 0 9 16 0.00 0.000 | | | | | | | | | | | | | | | | | | | | | |

Los Angeles Angels @ Minnesota Twins
Hubert H. Humphrey Metrodome, Minneapolis, MN

AB 37
R 7
H 13
RBI 7
BB 5
SO 7
LOB 19



Los Angeles Angels @ Minnesota Twins
Hubert H. Humphrey Metrodome, Minneapolis, MN

AB 32
R 2
H 7
RBI 2
BB 1
SO 6
LOB 8



Sun Jul 22 2007, 2:10 PM EDT
Att: 33,217 - Dome - 70 F

Sun Jul 22 2007, 2:10 PM EDT
Att: 33,217 - Dome - 70 F

| Batter | 1 | 2 | 3 | 4 | 5 | 6 | 7 | 8 | 9 | AB | R | H | RBI | BB | SO | LOB | TOP | | | | | | | | | | |
|---|------------------------------|----------------------------------|-------------------------------|----------------------------------|-------------------------------|----------------------------------|------------------------------|----------------------------------|------------------------------|----------------------------------|------------------------------|----------------------------------|-------------------------------|----------------------------------|-------------------------|---------------------------|---|--------|--|--|--|--|--|--|--|--|--|
| Luis Castillo, S OBP: 0.354, SLG: 0.348 | 0-1 | | 3-2 | | 2-1 | | | 2-2 | | 4 | 0 | 1 | 0 | 0 | 0 | 2 | Minnesota Twins @ Toronto Blue Jays Rogers Centre, Toronto, ON Mon Jul 23 2007, 7:07 PM EDT Att: 26,091 - Overcast - 77 F | | | | | | | | | | |
| Jason Bartlett, R OBP: 0.333, SLG: 0.333 | 1-1 | | 1-2 | | 3-2 | | | 0-1 | | 4 | 0 | 0 | 0 | 0 | 0 | 2 | | | | | | | | | | | |
| 7 Joe Mauer, L OBP: 0.395, SLG: 0.454 | 3-2 | | | 3-1 | | 0-0 | | 3-1 | | 4 | 1 | 2 | 0 | 0 | 0 | 0 | | | | | | | | | | | |
| 33 Justin Morneau, L OBP: 0.363, SLG: 0.586 | | 2-1 | | 1-0 | | 2-3 | | 0-1 | | 4 | 2 | 2 | 3 | 0 | 1 | 1 | | | | | | | | | | | |
| Tori Hunter, R OBP: 0.345, SLG: 0.556 | | 1-3 | | 2-3 | | 1-1 | | 1-1 | | 4 | 1 | 2 | 1 | 0 | 2 | 0 | | | | | | | | | | | |
| 16 Jason Kubel, L OBP: 0.301, SLG: 0.408 | 1-2 | | 0-0 | | 1-2 | | | 2-1 | | 4 | 0 | 0 | 0 | 0 | 0 | 1 | | | | | | | | | | | |
| Rondell White, R OBP: 0.200, SLG: 0.077 | 1-1 | | 1-1 | | 1-1 | | | 1-3 | | 4 | 0 | 0 | 0 | 0 | 1 | 1 | | | | | | | | | | | |
| Jason Tyner, L OBP: 0.324, SLG: 0.325 | | | 0-1 | | 1-0 | | 1-1 | 1-2 | | 4 | 0 | 1 | 0 | 0 | 0 | 1 | | | | | | | | | | | |
| 8 Nick Punto, S OBP: 0.309, SLG: 0.285 | | | 0-1 | | 1-0 | | 0-1 | | | 3 | 0 | 2 | 0 | 0 | 0 | 0 | | | | | | | | | | | |
| Inning Stats | R: 0 E: 0 K: 0 S: 8 | H: 0 LOB: 0 BB: 0 P: 12 | R: 1 E: 0 K: 1 S: 10 | H: 1 LOB: 0 BB: 0 P: 15 | R: 0 E: 0 K: 0 S: 11 | H: 2 LOB: 1 BB: 0 P: 15 | R: 2 E: 0 K: 1 S: 9 | H: 2 LOB: 0 BB: 0 P: 16 | R: 0 E: 0 K: 0 S: 9 | H: 0 LOB: 0 BB: 0 P: 13 | R: 0 E: 0 K: 0 S: 6 | H: 1 LOB: 1 BB: 0 P: 14 | R: 0 E: 0 K: 1 S: 10 | H: 1 LOB: 1 BB: 0 P: 15 | 1B: 5 2B: 2 HR: 3 | SF: 0 SAC: 0 HBP: 0 | WP: 0 PB: 0 SB: 0 CS: 1 | PA: 35 | | | | | | | | | |
| PITCHER | IP | WLS | BF | H | R | ER | SO | BB | IBB | HBP | BLK | WP | HR | S | P | ERA | WHIP | | | | | | | | | | |
| 28 Shaun Marcum, R ERA: 3.87 | 6.0 | W | 24 | 8 | 4 | 4 | 3 | 0 | 0 | 0 | 0 | 0 | 3 | 56 | 87 | 6.00 | 1.333 | | | | | | | | | | |
| 44 Casey Janssen, R ERA: 2.29 | 1.2 | H | 5 | 0 | 0 | 0 | 0 | 0 | 0 | 0 | 0 | 0 | 0 | 11 | 15 | 0.00 | 0.000 | | | | | | | | | | |
| 37 Scott Downs, L ERA: 2.33 | 0.1 | H | 2 | 1 | 0 | 0 | 0 | 0 | 0 | 0 | 0 | 0 | 0 | 4 | 7 | 0.00 | 3.000 | | | | | | | | | | |
| 49 Jeremy Accardo, R ERA: 2.61 | 1.0 | S | 4 | 1 | 0 | 0 | 1 | 0 | 0 | 0 | 0 | 0 | 0 | 10 | 15 | 0.00 | 1.000 | | | | | | | | | | |

| Batter | 1 | 2 | 3 | 4 | 5 | 6 | 7 | 8 | 9 | AB | R | H | RBI | BB | SO | LOB | BOTTOM | | | | | | | | | | |
|--|-------------------------------|----------------------------------|------------------------------|---------------------------------|-------------------------------|----------------------------------|------------------------------|----------------------------------|-------------------------------|----------------------------------|------------------------------|----------------------------------|------------------------------|----------------------------------|-------------------------------|----------------------------------|---|------------------------------------|----------------------------------|--------|--|--|--|--|--|--|--|
| Reed Johnson, R OBP: 0.301, SLG: 0.365 | 1-0 | 0-0 | | 2-2 | | | 0-2 | | | 4 | 1 | 1 | 1 | 0 | 0 | 1 | Minnesota Twins @ Toronto Blue Jays Rogers Centre, Toronto, ON Mon Jul 23 2007, 7:07 PM EDT Att: 26,091 - Overcast - 77 F | | | | | | | | | | |
| 15 Alex Rios, R OBP: 0.361, SLG: 0.549 | 0-3 | | 1-0 | | 1-2 | | 2-3 | | | 4 | 2 | 2 | 1 | 0 | 2 | 0 | | | | | | | | | | | |
| 25 Troy Glaus, R OBP: 0.377, SLG: 0.520 | 2-0 | | 3-3 | | 1-3 | | 0-1 | | | 4 | 0 | 0 | 0 | 0 | 2 | 1 | | | | | | | | | | | |
| 10 Vernon Wells, R OBP: 0.313, SLG: 0.428 | 2-2 | | 1-1 | | 1-2 | | 1-3 | | | 4 | 1 | 1 | 0 | 0 | 1 | 1 | | | | | | | | | | | |
| Frank Thomas, R OBP: 0.372, SLG: 0.448 | 1-1 | | 4-2 | | 1-1 | | 1-1 | | | 3 | 2 | 2 | 4 | 1 | 0 | 0 | | | | | | | | | | | |
| 2 Aaron Hill, R OBP: 0.333, SLG: 0.456 | 2-1 | | 0-2 | | 0-1 | | 1-2 | | | 4 | 0 | 0 | 0 | 0 | 0 | 1 | | | | | | | | | | | |
| Matt Stairs, L OBP: 0.340, SLG: 0.528 | 2-3 | | | 1-2 | | 1-2 | | | | 3 | 0 | 1 | 0 | 0 | 1 | 1 | | | | | | | | | | | |
| 9 Gregg Zaun, S OBP: 0.315, SLG: 0.376 | | | | 4-1 | | | 1-0 | | | 0 | 0 | 0 | 0 | 0 | 0 | 0 | | | | | | | | | | | |
| 7 Curtis Thigpen, R OBP: 0.317, SLG: 0.289 | 2-1 | | | 4-1 | | | | | | 1 | 0 | 0 | 0 | 1 | 0 | 0 | | | | | | | | | | | |
| 35 Lyle Overbay, L OBP: 0.339, SLG: 0.441 | | | | 1-2 | | | | | | 1 | 0 | 0 | 0 | 0 | 0 | 0 | | | | | | | | | | | |
| Royce Clayton, R OBP: 0.305, SLG: 0.346 | 0-2 | | 2-1 | | 2-1 | | 0-3 | | | 3 | 0 | 0 | 0 | 0 | 1 | 2 | | | | | | | | | | | |
| Inning Stats | R: 3 E: 1 K: 2 S: 16 | H: 3 LOB: 1 BB: 0 P: 26 | R: 0 E: 0 K: 0 S: 6 | H: 0 LOB: 0 BB: 0 P: 8 | R: 1 E: 0 K: 1 S: 12 | H: 1 LOB: 1 BB: 1 P: 21 | R: 0 E: 0 K: 0 S: 9 | H: 0 LOB: 0 BB: 1 P: 18 | R: 2 E: 0 K: 1 S: 15 | H: 2 LOB: 0 BB: 0 P: 19 | R: 0 E: 0 K: 1 S: 8 | H: 0 LOB: 0 BB: 0 P: 10 | R: 0 E: 0 K: 1 S: 9 | H: 0 LOB: 0 BB: 0 P: 11 | R: 0 E: 0 K: 1 S: 10 | H: 0 LOB: 0 BB: 0 P: 13 | 1B: 2 2B: 1 3B: 0 HR: 4 | SF: 0 SAC: 0 DP: 1 HBP: 0 | WP: 0 PB: 0 SB: 0 CS: 0 | PA: 33 | | | | | | | |
| PITCHER | IP | WLS | BF | H | R | ER | SO | BB | IBB | HBP | BLK | WP | HR | S | P | ERA | WHIP | | | | | | | | | | |
| Johan Santana, L ERA: 2.94 | 5.0 | L | 24 | 7 | 6 | 6 | 4 | 2 | 0 | 0 | 0 | 0 | 4 | 58 | 92 | 10.80 | 1.800 | | | | | | | | | | |
| Ramon Ortiz, R ERA: 5.27 | 2.0 | | 6 | 0 | 0 | 0 | 2 | 0 | 0 | 0 | 0 | 0 | 0 | 17 | 21 | 0.00 | 0.000 | | | | | | | | | | |
| Juan Rincon, R ERA: 4.67 | 1.0 | | 3 | 0 | 0 | 0 | 1 | 0 | 0 | 0 | 0 | 0 | 0 | 10 | 13 | 0.00 | 0.000 | | | | | | | | | | |

| | |
|-----|----|
| AB | 35 |
| R | 4 |
| H | 10 |
| RBI | 4 |
| BB | 0 |
| SO | 4 |
| LOB | 8 |



| | |
|-----|----|
| AB | 31 |
| R | 6 |
| H | 7 |
| RBI | 6 |
| BB | 2 |
| SO | 7 |
| LOB | 7 |



| Batter | 1 | 2 | 3 | 4 | 5 | 6 | 7 | 8 | 9 | AB | R | H | RBI | BB | SO | LOB | TOP | | | | | | | | | | |
|---|-------------------------------|----------------------------------|------------------------------|----------------------------------|------------------------------|----------------------------------|-------------------------------|----------------------------------|------------------------------|----------------------------------|------------------------------|----------------------------------|------------------------------|----------------------------------|-------------------------------|----------------------------------|---|----------------------------------|----------------------------------|------------------------------------|----------------------------------|--------|--|--|--|--|--|
| Luis Castillo, S OBP: 0.353, SLG: 0.347 | | | | | | | | | | 4 | 0 | 1 | 0 | 0 | 1 | 1 | Minnesota Twins @ Toronto Blue Jays Rogers Centre, Toronto, ON Tue Jul 24 2007, 7:07 PM EDT Att: 30,669 - Cloudy - 75 F | | | | | | | | | | |
| Jason Bartlett, R OBP: 0.330, SLG: 0.329 | | | | | | | | | | 4 | 0 | 0 | 0 | 0 | 1 | 2 | | | | | | | | | | | |
| 7 Joe Mauer, L OBP: 0.399, SLG: 0.460 | | | | | | | | | | 3 | 0 | 2 | 0 | 1 | 0 | 1 | | | | | | | | | | | |
| 33 Justin Morneau, L OBP: 0.359, SLG: 0.579 | | | | | | | | | | 4 | 0 | 0 | 0 | 0 | 1 | 3 | | | | | | | | | | | |
| Tori Hunter, R OBP: 0.344, SLG: 0.551 | | | | | | | | | | 3 | 0 | 0 | 0 | 1 | 1 | 1 | | | | | | | | | | | |
| 16 Jason Kubel, L OBP: 0.301, SLG: 0.406 | | | | | | | | | | 4 | 0 | 1 | 0 | 0 | 0 | 1 | | | | | | | | | | | |
| Rondell White, R OBP: 0.283, SLG: 0.235 | | | | | | | | | | 4 | 0 | 2 | 0 | 0 | 1 | 2 | | | | | | | | | | | |
| 20 Lew Ford, R OBP: 0.300, SLG: 0.340 | | | | | | | | | | 3 | 0 | 0 | 0 | 0 | 1 | 1 | | | | | | | | | | | |
| 8 Nick Punto, S OBP: 0.309, SLG: 0.283 | | | | | | | | | | 2 | 0 | 0 | 0 | 1 | 0 | 0 | | | | | | | | | | | |
| Inning Stats | R: 0 E: 0 K: 1 S: 11 | H: 0 LOB: 1 BB: 1 P: 18 | R: 0 E: 0 K: 0 S: 8 | H: 1 LOB: 1 BB: 0 P: 15 | R: 0 E: 0 K: 0 S: 7 | H: 1 LOB: 1 BB: 0 P: 11 | R: 0 E: 0 K: 1 S: 10 | H: 1 LOB: 2 BB: 1 P: 17 | R: 0 E: 0 K: 1 S: 7 | H: 0 LOB: 0 BB: 0 P: 17 | R: 0 E: 0 K: 1 S: 7 | H: 1 LOB: 0 BB: 0 P: 10 | R: 0 E: 0 K: 1 S: 9 | H: 0 LOB: 0 BB: 0 P: 12 | R: 0 E: 0 K: 1 S: 11 | H: 0 LOB: 1 BB: 1 P: 20 | R: 0 E: 0 K: 1 S: 12 | H: 2 LOB: 2 BB: 0 P: 19 | 1B: 4 2B: 2 3B: 0 HR: 0 | SF: 0 SAC: 0 DP: 1 HBP: 0 | WP: 0 PB: 0 SB: 0 CS: 0 | PA: 34 | | | | | |
| PITCHER | IP | WLS | BF | H | R | ER | SO | BB | IBB | HBP | BLK | WP | HR | S | P | ERA | WHIP | | | | | | | | | | |
| 29 Dustin McGowan, R ERA: 4.45 | 7.1 | W | 27 | 4 | 0 | 0 | 5 | 3 | 0 | 0 | 0 | 0 | 0 | 68 | 111 | 0.00 | 0.955 | | | | | | | | | | |
| 44 Casey Janssen, R ERA: 2.25 | 0.2 | | 2 | 0 | 0 | 0 | 0 | 0 | 0 | 0 | 0 | 0 | 0 | 5 | 9 | 0.00 | 0.000 | | | | | | | | | | |
| 22 Brandon League, R ERA: 4.15 | 1.0 | | 5 | 2 | 0 | 0 | 1 | 0 | 0 | 0 | 0 | 0 | 0 | 12 | 19 | 0.00 | 2.000 | | | | | | | | | | |

| Batter | 1 | 2 | 3 | 4 | 5 | 6 | 7 | 8 | 9 | AB | R | H | RBI | BB | SO | LOB | BOTTOM | | | | | | | | | | |
|---|-------------------------------|----------------------------------|------------------------------|----------------------------------|------------------------------|----------------------------------|------------------------------|----------------------------------|------------------------------|----------------------------------|-------------------------------|----------------------------------|-------------------------------|----------------------------------|-------------------------------|----------------------------------|---|------------------------------------|----------------------------------|--------|--|--|--|--|--|--|--|
| Reed Johnson, R OBP: 0.299, SLG: 0.352 | | | | | | | | | | 3 | 0 | 0 | 0 | 1 | 0 | 1 | Minnesota Twins @ Toronto Blue Jays Rogers Centre, Toronto, ON Tue Jul 24 2007, 7:07 PM EDT Att: 30,669 - Cloudy - 75 F | | | | | | | | | | |
| 35 Lyle Overbay, L OBP: 0.338, SLG: 0.435 | | | | | | | | | | 3 | 1 | 0 | 0 | 1 | 1 | 2 | | | | | | | | | | | |
| 15 Alex Rios, R OBP: 0.360, SLG: 0.545 | | | | | | | | | | 3 | 1 | 0 | 0 | 1 | 0 | 2 | | | | | | | | | | | |
| 25 Troy Glaus, R OBP: 0.375, SLG: 0.516 | | | | | | | | | | 4 | 1 | 1 | 0 | 0 | 1 | 2 | | | | | | | | | | | |
| 10 Vernon Wells, R OBP: 0.314, SLG: 0.439 | | | | | | | | | | 4 | 2 | 2 | 4 | 0 | 1 | 0 | | | | | | | | | | | |
| Frank Thomas, R OBP: 0.371, SLG: 0.446 | | | | | | | | | | 4 | 0 | 1 | 1 | 0 | 1 | 0 | | | | | | | | | | | |
| Howie Clark, L OBP: 0.315, SLG: 0.261 | | | | | | | | | | 0 | 0 | 0 | 0 | 0 | 0 | 0 | | | | | | | | | | | |
| 2 Aaron Hill, R OBP: 0.335, SLG: 0.462 | | | | | | | | | | 4 | 2 | 2 | 0 | 0 | 0 | 1 | | | | | | | | | | | |
| 9 Gregg Zaun, S OBP: 0.314, SLG: 0.373 | | | | | | | | | | 4 | 0 | 1 | 0 | 0 | 1 | 2 | | | | | | | | | | | |
| 6 John McDonald, R OBP: 0.276, SLG: 0.335 | | | | | | | | | | 2 | 0 | 1 | 2 | 0 | 0 | 0 | | | | | | | | | | | |
| Inning Stats | R: 0 E: 0 K: 0 S: 11 | H: 0 LOB: 0 BB: 0 P: 20 | R: 0 E: 0 K: 0 S: 7 | H: 0 LOB: 0 BB: 0 P: 10 | R: 1 E: 0 K: 0 S: 7 | H: 2 LOB: 2 BB: 1 P: 13 | R: 2 E: 0 K: 0 S: 6 | H: 2 LOB: 0 BB: 0 P: 10 | R: 0 E: 0 K: 2 S: 8 | H: 0 LOB: 0 BB: 0 P: 10 | R: 1 E: 0 K: 2 S: 15 | H: 2 LOB: 1 BB: 0 P: 20 | R: 3 E: 0 K: 0 S: 11 | H: 2 LOB: 1 BB: 2 P: 25 | R: 3 E: 0 K: 0 S: 11 | H: 2 LOB: 1 BB: 2 P: 25 | 1B: 3 2B: 4 3B: 0 HR: 1 | SF: 0 SAC: 1 DP: 0 HBP: 0 | WP: 0 PB: 0 SB: 0 CS: 0 | PA: 35 | | | | | | | |
| PITCHER | IP | WLS | BF | H | R | ER | SO | BB | IBB | HBP | BLK | WP | HR | S | P | ERA | WHIP | | | | | | | | | | |
| 30 Scott Baker, R ERA: 5.3 | 7.0 | L | 28 | 6 | 4 | 4 | 5 | 1 | 0 | 0 | 0 | 0 | 1 | 61 | 94 | 5.14 | 1.000 | | | | | | | | | | |
| 17 Pat Neshek, R ERA: 2.02 | 0.1 | | 5 | 2 | 3 | 3 | 0 | 2 | 0 | 0 | 0 | 0 | 0 | 7 | 17 | 81.00 | 12.000 | | | | | | | | | | |
| 54 Matt Guerrier, R ERA: 1.69 | 0.2 | | 2 | 0 | 0 | 0 | 0 | 0 | 0 | 0 | 0 | 0 | 0 | 4 | 8 | 0.00 | 0.000 | | | | | | | | | | |

| | |
|-----|----|
| AB | 31 |
| R | 0 |
| H | 6 |
| RBI | 0 |
| BB | 3 |
| SO | 6 |
| LOB | 12 |



| | |
|-----|----|
| AB | 31 |
| R | 7 |
| H | 8 |
| RBI | 7 |
| BB | 3 |
| SO | 5 |
| LOB | 10 |



| Batter | 1 | 2 | 3 | 4 | 5 | 6 | 7 | 8 | 9 | AB | R | H | RBI | BB | SO | LOB | TOP | | | | | | | | | | |
|--|------------------------------|---------------------------------|------------------------------|---------------------------------|------------------------------|----------------------------------|------------------------------|----------------------------------|-------------------------------|----------------------------------|------------------------------|----------------------------------|-------------------------------|----------------------------------|-------------------------------|----------------------------------|--|----------------------------------|----------------------------------|------------------------------------|----------------------------------|--------|--|--|--|--|--|
| Luis Castillo, S OBP: 0.357, SLG: 0.355 38 Luis Antonio Rodriguez, R OBP: 0.270, SLG: 0.270 | G6-3 | | K | | | G4-6-3 1B | | 2B 33 SF9 1B | | 3 | 0 | 1 | 0 | 0 | 1 | 1 | Minnesota Twins @ Cleveland Indians Jacobs Field, Cleveland, OH Fri Jul 27 2007, 7:05 PM EDT Att: 37,292 - Partly Cloudy - 79 F | | | | | | | | | | |
| Jason Tyner, L OBP: 0.320, SLG: 0.327 | G6-3 | | | | G3-6-3 1B | L6 | | 33 SF9 16 PB 2B | | 4 | 1 | 2 | 0 | 0 | 0 | 1 | | | | | | | | | | | |
| 7 Joe Mauer, L OBP: 0.397, SLG: 0.455 | F7 | | | | L6 | | | 16 PB BB | | 3 | 0 | 0 | 0 | 1 | 0 | 2 | | | | | | | | | | | |
| 33 Justin Morneau, L OBP: 0.363, SLG: 0.581 | | G4-6-3 1B | | | G3-6-3 1-2 | | | SF9 | | 3 | 1 | 2 | 1 | 0 | 0 | 1 | | | | | | | | | | | |
| Tori Hunter, R OBP: 0.338, SLG: 0.542 | G4-6-3 | | | | F8 | | | K | | 4 | 0 | 0 | 0 | 0 | 1 | 4 | | | | | | | | | | | |
| 16 Jason Kubel, L OBP: 0.299, SLG: 0.412 | F8 | | | | G4-3 | | | P4 | | 4 | 1 | 1 | 2 | 0 | 0 | 1 | | | | | | | | | | | |
| Rondell White, R OBP: 0.286, SLG: 0.263 Jeff Cirillo, R OBP: 0.335, SLG: 0.390 | G6-3 | | | | 1B | | | BB | | 2 | 0 | 1 | 0 | 0 | 0 | 0 | | | | | | | | | | | |
| Brian Buscher, L OBP: 0.500, SLG: 0.500 | | | | | 8 B3 1B | | | F9 | | 4 | 0 | 2 | 0 | 0 | 0 | 1 | | | | | | | | | | | |
| 8 Nick Punto, S OBP: 0.306, SLG: 0.280 | B3 | | | | G4-3 | | | F7 | | 4 | 0 | 0 | 0 | 0 | 1 | 4 | | | | | | | | | | | |
| | | | | | | | | | | | | | | | | | | | | | | | | | | | |
| Inning Stats | R: 0 E: 0 K: 0 S: 8 | H: 0 LOB: 0 BB: 0 P: 8 | R: 0 E: 0 K: 0 S: 4 | H: 1 LOB: 0 BB: 0 P: 5 | R: 0 E: 0 K: 1 S: 8 | H: 1 LOB: 1 BB: 0 P: 12 | R: 0 E: 0 K: 0 S: 7 | H: 1 LOB: 0 BB: 0 P: 11 | R: 0 E: 0 K: 0 S: 14 | H: 2 LOB: 2 BB: 0 P: 18 | R: 0 E: 0 K: 0 S: 9 | H: 1 LOB: 0 BB: 0 P: 10 | R: 2 E: 0 K: 0 S: 16 | H: 2 LOB: 1 BB: 1 P: 25 | R: 2 E: 0 K: 1 S: 15 | H: 2 LOB: 1 BB: 1 P: 22 | R: 0 E: 0 K: 2 S: 18 | H: 0 LOB: 0 BB: 0 P: 21 | 1B: 8 2B: 1 3B: 0 HR: 1 | SF: 1 SAC: 0 DP: 3 HBP: 0 | WP: 0 PB: 1 SB: 0 CS: 0 | PA: 36 | | | | | |
| PITCHER | IP | WLS | BF | H | R | ER | SO | BB | IBB | HBP | BLK | WP | HR | S | P | ERA | WHIP | | | | | | | | | | |
| Paul Byrd, R ERA: 4.4 | 7.0 | W | 30 | 10 | 4 | 3 | 1 | 2 | 0 | 0 | 0 | 0 | 1 | 73 | 101 | 3.86 | 1.714 | | | | | | | | | | |
| 53 Rafael Perez, L ERA: 2.03 | 1.0 | | 3 | 0 | 0 | 0 | 1 | 0 | 0 | 0 | 0 | 0 | 0 | 8 | 10 | 0.00 | 0.000 | | | | | | | | | | |
| 50 Jensen Lewis, R ERA: 2.45 | 1.0 | | 3 | 0 | 0 | 0 | 2 | 0 | 0 | 0 | 0 | 0 | 0 | 18 | 21 | 0.00 | 0.000 | | | | | | | | | | |

| Batter | 1 | 2 | 3 | 4 | 5 | 6 | 7 | 8 | 9 | AB | R | H | RBI | BB | SO | LOB | BOTTOM | | | | | | | | | | |
|---|------------------------------|----------------------------------|-------------------------------|----------------------------------|-------------------------------|----------------------------------|-------------------------------|----------------------------------|-------------------------------|----------------------------------|-------------------------------|----------------------------------|-------------------------------|----------------------------------|------------------------------|----------------------------------|--|------------------------------------|----------------------------------|--------|--|--|--|--|--|--|--|
| 24 Grady Sizemore, L OBP: 0.386, SLG: 0.467 Franklin Gutierrez, R OBP: 0.349, SLG: 0.549 | CS 1B | | | | | | | | | 2 | 1 | 1 | 0 | 2 | 1 | 1 | Minnesota Twins @ Cleveland Indians Jacobs Field, Cleveland, OH Fri Jul 27 2007, 7:05 PM EDT Att: 37,292 - Partly Cloudy - 79 F | | | | | | | | | | |
| Kenny Lofton, L OBP: 0.383, SLG: 0.441 | K | | | | | | | | | 5 | 0 | 3 | 1 | 0 | 1 | 4 | | | | | | | | | | | |
| 41 Victor Martinez, S OBP: 0.381, SLG: 0.532 | F9 | | | | | | | | | 4 | 1 | 0 | 1 | 1 | 0 | 4 | | | | | | | | | | | |
| 48 Travis Hafner, L OBP: 0.388, SLG: 0.438 | F9 | | | | | | | | | 4 | 2 | 2 | 0 | 1 | 1 | 2 | | | | | | | | | | | |
| 2 Johnny Peralta, R OBP: 0.352, SLG: 0.457 | K | | | | | | | | | 5 | 2 | 2 | 5 | 0 | 1 | 2 | | | | | | | | | | | |
| Casey Blake, R OBP: 0.349, SLG: 0.462 Mike Rouse, L OBP: 0.200, SLG: 0.134 | 1B | | | | | | | | | 4 | 1 | 2 | 0 | 0 | 0 | 1 | | | | | | | | | | | |
| Trot Nixon, L OBP: 0.343, SLG: 0.344 | 1B | | | | | | | | | 4 | 1 | 3 | 0 | 1 | 1 | 0 | | | | | | | | | | | |
| 10 Kelly Shoppach, R OBP: 0.360, SLG: 0.500 | K | | | | | | | | | 5 | 0 | 0 | 0 | 0 | 3 | 6 | | | | | | | | | | | |
| 29 Josh Barfield, R OBP: 0.282, SLG: 0.332 | | | | | | | | | | 4 | 2 | 2 | 2 | 0 | 0 | 0 | | | | | | | | | | | |
| | | | | | | | | | | | | | | | | | | | | | | | | | | | |
| Inning Stats | R: 0 E: 0 K: 1 S: 8 | H: 1 LOB: 0 BB: 0 P: 16 | R: 0 E: 0 K: 2 S: 15 | H: 2 LOB: 2 BB: 0 P: 20 | R: 6 E: 2 K: 0 S: 20 | H: 6 LOB: 3 BB: 2 P: 36 | R: 0 E: 0 K: 0 S: 11 | H: 1 LOB: 1 BB: 1 P: 19 | R: 2 E: 0 K: 2 S: 18 | H: 3 LOB: 1 BB: 0 P: 24 | R: 2 E: 0 K: 2 S: 12 | H: 1 LOB: 2 BB: 0 P: 22 | R: 0 E: 0 K: 1 S: 10 | H: 2 LOB: 2 BB: 0 P: 12 | R: 0 E: 0 K: 1 S: 6 | H: 0 LOB: 1 BB: 1 P: 11 | 1B: 12 2B: 2 3B: 0 HR: 2 | SF: 0 SAC: 0 DP: 1 HBP: 0 | WP: 2 PB: 0 SB: 0 CS: 1 | PA: 44 | | | | | | | |
| PITCHER | IP | WLS | BF | H | R | ER | SO | BB | IBB | HBP | BLK | WP | HR | S | P | ERA | WHIP | | | | | | | | | | |
| 26 Boof Bonser, R ERA: 4.73 | 2.2 | L | 19 | 9 | 6 | 4 | 3 | 2 | 0 | 0 | 0 | 0 | 0 | 42 | 71 | 13.50 | 4.125 | | | | | | | | | | |
| Ramon Ortiz, R ERA: 5.27 | 2.1 | | 11 | 4 | 2 | 2 | 2 | 1 | 0 | 0 | 0 | 1 | 0 | 30 | 44 | 7.71 | 2.143 | | | | | | | | | | |
| Juan Rincon, R ERA: 5.89 | 2.0 | | 10 | 3 | 2 | 2 | 3 | 1 | 0 | 0 | 0 | 0 | 1 | 22 | 34 | 9.00 | 2.000 | | | | | | | | | | |
| 54 Matt Guerrier, R ERA: 1.79 | 1.0 | | 4 | 0 | 0 | 0 | 1 | 1 | 0 | 0 | 0 | 0 | 0 | 6 | 11 | 0.00 | 1.000 | | | | | | | | | | |

| | |
|-----|----|
| AB | 33 |
| R | 4 |
| H | 10 |
| RBI | 3 |
| BB | 2 |
| SO | 4 |
| LOB | 15 |



| | |
|-----|----|
| AB | 39 |
| R | 10 |
| H | 16 |
| RBI | 9 |
| BB | 5 |
| SO | 9 |
| LOB | 20 |



| Batter | 1 | 2 | 3 | 4 | 5 | 6 | 7 | 8 | 9 | AB | R | H | RBI | BB | SO | LOB | TOP | | | | | | | | |
|---|------------------------------|----------------------------------|-------------------------------|----------------------------------|-------------------------------|----------------------------------|------------------------------|----------------------------------|------------------------------|----------------------------------|------------------------------|----------------------------------|------------------------------|---------------------------------|------------------------------|----------------------------------|-------------------------------|----------------------------------|----------------------------------|------------------------------------|----------------------------------|--------|--|--|--|
| Luis Castillo, S OBP: 0.356, SLG: 0.352 | | | | | | | | | | 3 | 1 | 0 | 0 | 1 | 2 | 2 | | | | | | | | | |
| Jason Bartlett, R OBP: 0.326, SLG: 0.328 | | | | | | | | | | 4 | 0 | 1 | 0 | 0 | 0 | 2 | | | | | | | | | |
| 7 Joe Mauer, L OBP: 0.395, SLG: 0.450 | | | | | | | | | | 3 | 0 | 0 | 0 | 1 | 1 | 2 | | | | | | | | | |
| 33 Justin Morneau, L OBP: 0.362, SLG: 0.577 | | | | | | | | | | 4 | 0 | 1 | 1 | 0 | 1 | 3 | | | | | | | | | |
| Torii Hunter, R OBP: 0.338, SLG: 0.542 | | | | | | | | | | 4 | 1 | 1 | 0 | 0 | 2 | | | | | | | | | | |
| 16 Jason Kubel, L OBP: 0.296, SLG: 0.408 | | | | | | | | | | 3 | 0 | 0 | 0 | 1 | 1 | | | | | | | | | | |
| Rondell White, R OBP: 0.280, SLG: 0.227 | | | | | | | | | | 3 | 0 | 0 | 0 | 0 | 0 | 1 | | | | | | | | | |
| 20 Lew Ford, R OBP: 0.295, SLG: 0.333 | | | | | | | | | | 0 | 0 | 0 | 0 | 0 | 0 | 0 | | | | | | | | | |
| Brian Buscher, L OBP: 0.250, SLG: 0.250 | | | | | | | | | | 4 | 0 | 0 | 1 | 0 | 0 | 1 | | | | | | | | | |
| 8 Nick Punto, S OBP: 0.306, SLG: 0.280 | | | | | | | | | | 0 | 0 | 0 | 0 | 0 | 0 | 0 | | | | | | | | | |
| Jason Tyner, L OBP: 0.324, SLG: 0.349 | | | | | | | | | | 4 | 1 | 2 | 1 | 0 | 1 | 2 | | | | | | | | | |
| Inning Stats | R: 0 E: 0 K: 1 S: 7 | H: 0 LOB: 0 BB: 0 P: 10 | R: 0 E: 0 K: 1 S: 10 | H: 0 LOB: 1 BB: 1 P: 17 | R: 2 E: 0 K: 0 S: 19 | H: 3 LOB: 2 BB: 1 P: 28 | R: 0 E: 0 K: 0 S: 8 | H: 0 LOB: 0 BB: 0 P: 12 | R: 0 E: 1 K: 0 S: 8 | H: 1 LOB: 2 BB: 1 P: 14 | R: 0 E: 0 K: 1 S: 6 | H: 0 LOB: 0 BB: 0 P: 10 | R: 0 E: 0 K: 0 S: 6 | H: 0 LOB: 0 BB: 0 P: 9 | R: 0 E: 0 K: 1 S: 8 | H: 0 LOB: 0 BB: 0 P: 12 | R: 1 E: 0 K: 2 S: 17 | H: 1 LOB: 2 BB: 0 P: 25 | 1B: 3 2B: 2 3B: 0 HR: 1 | SF: 0 SAC: 1 DP: 1 HBP: 1 | WP: 0 PB: 0 SB: 0 CS: 0 | PA: 37 | | | |
| PITCHER | IP | WLS | BF | H | R | ER | SO | BB | IBB | HBP | BLK | WP | HR | S | P | ERA | WHIP | | | | | | | | |
| 37 Jake Westbrook, R ERA: 5.85 | 7.0 | | 28 | 4 | 2 | 2 | 3 | 3 | 0 | 0 | 0 | 0 | 1 | 64 | 100 | 2.57 | 1.000 | | | | | | | | |
| 53 Rafael Perez, L ERA: 1.97 | 1.0 | | 3 | 0 | 0 | 0 | 1 | 0 | 0 | 0 | 0 | 0 | 0 | 8 | 12 | 0.00 | 0.000 | | | | | | | | |
| 47 Joe Borowski, R ERA: 5.09 | 1.0 | L | 6 | 1 | 1 | 1 | 2 | 0 | 0 | 1 | 0 | 0 | 0 | 17 | 25 | 9.00 | 1.000 | | | | | | | | |

Minnesota Twins @ Cleveland Indians
Jacobs Field, Cleveland, OH
Sat Jul 28 2007, 7:05 PM EDT
Att: 41,203 - Partly Cloudy - 76 F

AB 32
R 3
H 5
RBI 3
BB 3
SO 6
LOB 16



| Batter | 1 | 2 | 3 | 4 | 5 | 6 | 7 | 8 | 9 | AB | R | H | RBI | BB | SO | LOB | BOTTOM | | | | | | | | |
|--|------------------------------|----------------------------------|-------------------------------|----------------------------------|------------------------------|----------------------------------|-------------------------------|----------------------------------|-------------------------------|----------------------------------|-------------------------------|----------------------------------|------------------------------|---------------------------------|------------------------------|----------------------------------|----------------------------------|------------------------------------|----------------------------------|--------|--|--|--|--|--|
| 24 Grady Sizemore, L OBP: 0.385, SLG: 0.467 | | | | | | | | | | 4 | 0 | 1 | 0 | 0 | 2 | 0 | | | | | | | | | |
| Casey Blake, R OBP: 0.348, SLG: 0.458 | | | | | | | | | | 3 | 0 | 0 | 0 | 1 | 1 | 2 | | | | | | | | | |
| 41 Victor Martinez, S OBP: 0.380, SLG: 0.529 | | | | | | | | | | 4 | 1 | 1 | 0 | 0 | 0 | 1 | | | | | | | | | |
| 48 Travis Hafner, L OBP: 0.387, SLG: 0.444 | | | | | | | | | | 4 | 1 | 1 | 2 | 0 | 1 | 0 | | | | | | | | | |
| 25 Ryan Garko, R OBP: 0.382, SLG: 0.517 | | | | | | | | | | 4 | 0 | 0 | 0 | 0 | 2 | 0 | | | | | | | | | |
| 2 Jhonny Peralta, R OBP: 0.352, SLG: 0.456 | | | | | | | | | | 3 | 0 | 1 | 0 | 0 | 2 | 0 | | | | | | | | | |
| Franklin Gutierrez, R OBP: 0.339, SLG: 0.533 | | | | | | | | | | 3 | 0 | 0 | 0 | 0 | 1 | 1 | | | | | | | | | |
| Jason Michaels, R OBP: 0.324, SLG: 0.415 | | | | | | | | | | 3 | 0 | 0 | 0 | 0 | 3 | 2 | | | | | | | | | |
| 29 Josh Barfield, R OBP: 0.280, SLG: 0.331 | | | | | | | | | | 2 | 0 | 0 | 0 | 0 | 0 | 1 | | | | | | | | | |
| Kenny Lofton, L OBP: 0.381, SLG: 0.440 | | | | | | | | | | 1 | 0 | 0 | 0 | 0 | 0 | 0 | | | | | | | | | |
| Mike Rouse, L OBP: 0.200, SLG: 0.134 | | | | | | | | | | 0 | 0 | 0 | 0 | 0 | 0 | 0 | | | | | | | | | |
| Inning Stats | R: 0 E: 0 K: 1 S: 7 | H: 0 LOB: 0 BB: 1 P: 14 | R: 0 E: 0 K: 2 S: 13 | H: 0 LOB: 0 BB: 0 P: 18 | R: 0 E: 0 K: 2 S: 9 | H: 0 LOB: 0 BB: 0 P: 13 | R: 0 E: 0 K: 2 S: 15 | H: 0 LOB: 0 BB: 0 P: 22 | R: 0 E: 1 K: 1 S: 11 | H: 1 LOB: 2 BB: 0 P: 17 | R: 2 E: 0 K: 1 S: 13 | H: 3 LOB: 1 BB: 0 P: 19 | R: 0 E: 0 K: 0 S: 7 | H: 0 LOB: 0 BB: 0 P: 9 | R: 0 E: 0 K: 0 S: 9 | H: 0 LOB: 0 BB: 0 P: 13 | 1B: 2 2B: 1 3B: 0 HR: 1 | SF: 0 SAC: 0 DP: 1 HBP: 0 | WP: 0 PB: 0 SB: 0 CS: 0 | PA: 32 | | | | | |
| PITCHER | IP | WLS | BF | H | R | ER | SO | BB | IBB | HBP | BLK | WP | HR | S | P | ERA | WHIP | | | | | | | | |
| Johan Santana, L ERA: 2.92 | 7.0 | | 26 | 4 | 2 | 2 | 12 | 1 | 0 | 0 | 0 | 0 | 0 | 77 | 114 | 2.57 | 0.714 | | | | | | | | |
| 17 Pat Neshek, R ERA: 1.98 | 1.0 | W | 3 | 0 | 0 | 0 | 0 | 0 | 0 | 0 | 0 | 0 | 0 | 7 | 9 | 0.00 | 0.000 | | | | | | | | |
| 36 Joe Nathan, R ERA: 1.96 | 1.0 | S | 3 | 0 | 0 | 0 | 0 | 0 | 0 | 0 | 0 | 0 | 0 | 9 | 13 | 0.00 | 0.000 | | | | | | | | |

Minnesota Twins @ Cleveland Indians
Jacobs Field, Cleveland, OH
Sat Jul 28 2007, 7:05 PM EDT
Att: 41,203 - Partly Cloudy - 76 F

AB 31
R 2
H 4
RBI 2
BB 1
SO 12
LOB 7



| Batter | 1 | 2 | 3 | 4 | 5 | 6 | 7 | 8 | 9 | AB | R | H | RBI | BB | SO | LOB | TOP | | | | | | | | | | |
|---|------------------------------|----------------------------------|------------------------------|----------------------------------|------------------------------|----------------------------------|-------------------------------|----------------------------------|-------------------------------|----------------------------------|------------------------------|----------------------------------|-------------------------------|----------------------------------|-------------------------------|----------------------------------|---|----------------------------------|------------------------------------|----------------------------------|--------|--|--|--|--|--|--|
| Jason Bartlett, R OBP: 0.328, SLG: 0.330 | F9 | | G6-3 | | | 2B | | K | | 4 | 0 | 1 | 0 | 0 | 1 | 2 | Minnesota Twins @ Cleveland Indians Jacobs Field, Cleveland, OH Sun Jul 29 2007, 1:05 PM EDT Att: 37,102 - Sunny - 76 F | | | | | | | | | | |
| 8 Nick Punto, S OBP: 0.304, SLG: 0.277 55 Mike Redmond, R OBP: 0.337, SLG: 0.351 38 Luis Antonio Rodriguez, S OBP: 0.270, SLG: 0.270 | G3 | | | K | | K | | K | 7 E | 3 | 0 | 0 | 0 | 0 | 2 | 1 | | | | | | | | | | | |
| 7 Joe Mauer, L OBP: 0.390, SLG: 0.443 | K | | | K | | K | | E4 | 33 2B | 1 | 0 | 1 | 1 | 0 | 0 | 0 | | | | | | | | | | | |
| 33 Justin Morneau, L OBP: 0.363, SLG: 0.579 | G6-3 | | | FC6-4 1B | | K | | K | 2H | 4 | 0 | 2 | 1 | 0 | 1 | 1 | | | | | | | | | | | |
| Torii Hunter, R OBP: 0.334, SLG: 0.536 | K | | | FC6-4 1-2 | | | | P4 | P4 | 4 | 0 | 0 | 0 | 0 | 1 | 2 | | | | | | | | | | | |
| Rondell White, R OBP: 0.241, SLG: 0.192 | P3 | | | | | K | | F9 | | 4 | 0 | 0 | 0 | 0 | 2 | 0 | | | | | | | | | | | |
| Jeff Cirillo, R OBP: 0.333, SLG: 0.393 | | | P6 | | | 2B | | G4-3 | | 4 | 0 | 1 | 0 | 0 | 0 | 0 | | | | | | | | | | | |
| 20 Lew Ford, R OBP: 0.293, SLG: 0.358 | | | K | | | K | | G6-3 | HR | 4 | 1 | 1 | 1 | 0 | 2 | 1 | | | | | | | | | | | |
| Jason Tyner, L OBP: 0.328, SLG: 0.349 | | | E9 1B | | | F9 | | 55 2B HBP | K | 3 | 1 | 1 | 0 | 0 | 1 | 1 | | | | | | | | | | | |
| Inning Stats | R: 0 E: 0 K: 1 S: 8 | H: 0 LOB: 0 BB: 0 P: 11 | R: 0 E: 0 K: 1 S: 8 | H: 0 LOB: 0 BB: 0 P: 11 | R: 0 E: 1 K: 1 S: 9 | H: 1 LOB: 1 BB: 0 P: 14 | R: 0 E: 0 K: 2 S: 10 | H: 1 LOB: 1 BB: 0 P: 14 | R: 0 E: 0 K: 3 S: 14 | H: 1 LOB: 1 BB: 0 P: 23 | R: 0 E: 0 K: 0 S: 9 | H: 0 LOB: 0 BB: 0 P: 14 | R: 3 E: 1 K: 1 S: 19 | H: 2 LOB: 1 BB: 0 P: 28 | R: 1 E: 0 K: 2 S: 17 | H: 1 LOB: 0 BB: 0 P: 23 | | 1B: 2 2B: 4 3B: 0 HR: 1 | SF: 0 SAC: 0 DP: 0 HBP: 1 | WP: 0 PB: 0 SB: 1 CS: 0 | PA: 36 | | | | | | |
| PITCHER | IP | WLS | BF | H | R | ER | SO | BB | IBB | HBP | BLK | WP | HR | S | P | ERA | WHIP | | | | | | | | | | |
| CC Sabathia, L ERA: 3.88 | 7.2 | L | 31 | 6 | 3 | 1 | 11 | 0 | 0 | 1 | 0 | 0 | 0 | 82 | 119 | 1.17 | 0.783 | | | | | | | | | | |
| 63 Rafael Betancourt, R ERA: 1.3 | 1.1 | | 5 | 1 | 1 | 1 | 2 | 0 | 0 | 0 | 0 | 0 | 1 | 20 | 27 | 6.75 | 0.750 | | | | | | | | | | |

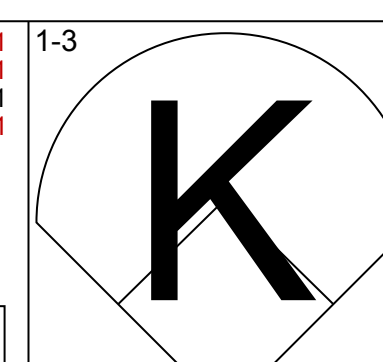
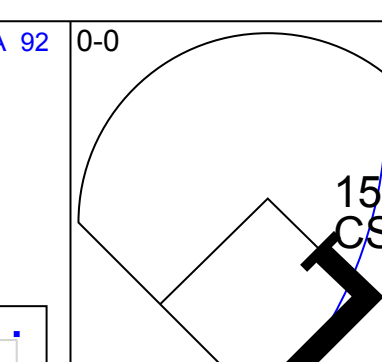
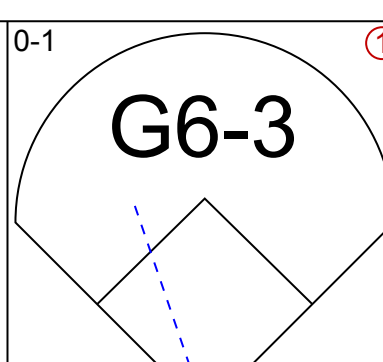
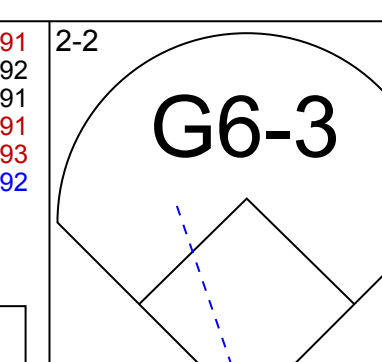
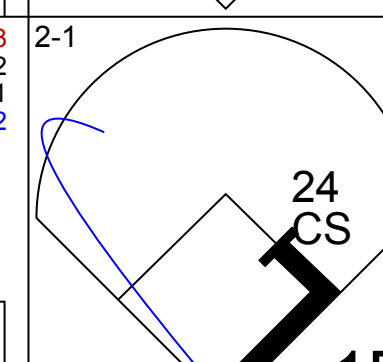
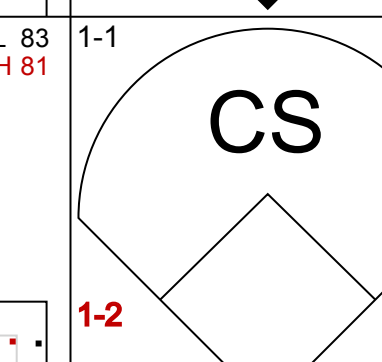
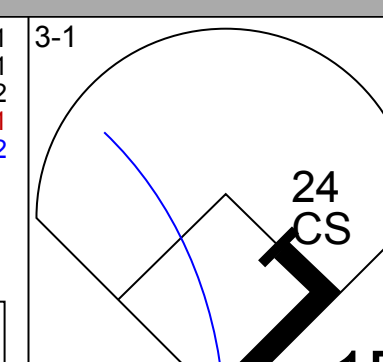
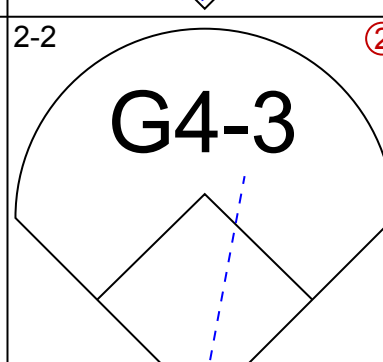
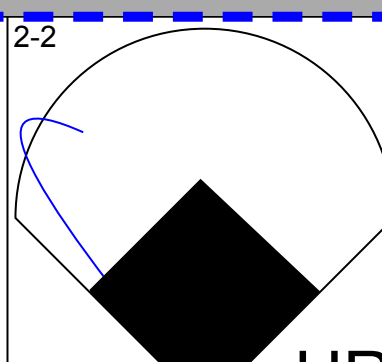
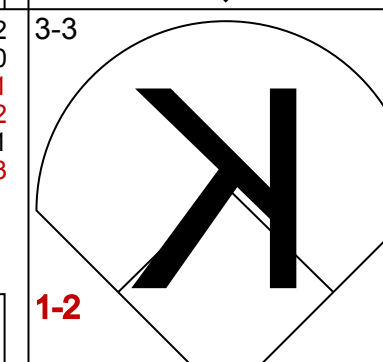
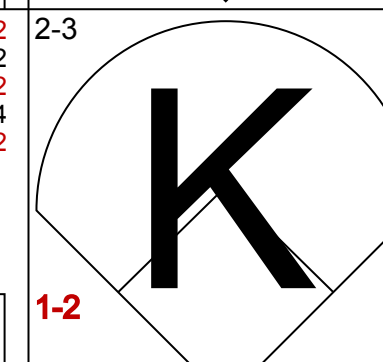
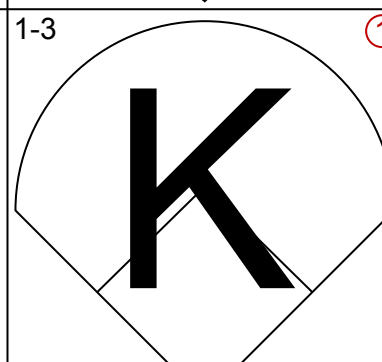
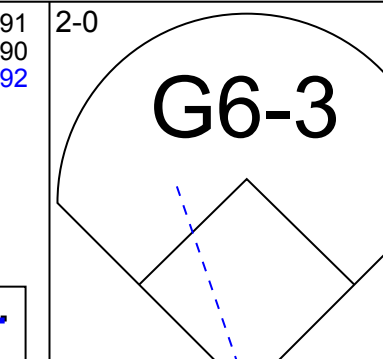
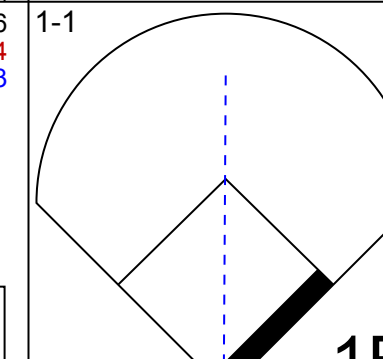
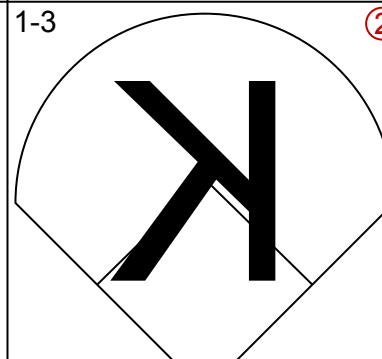
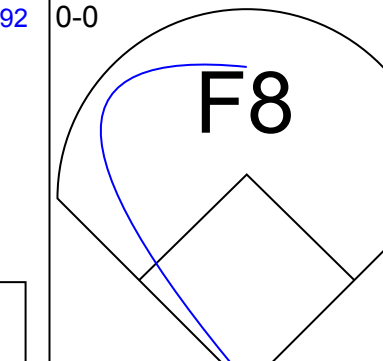
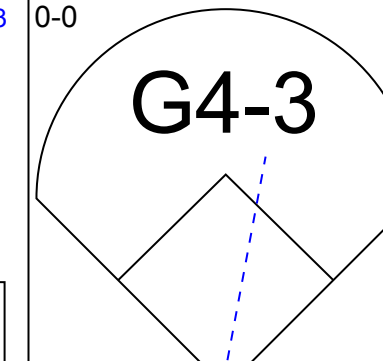
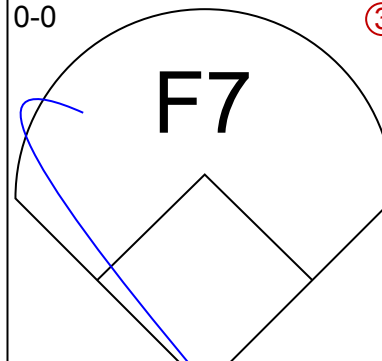
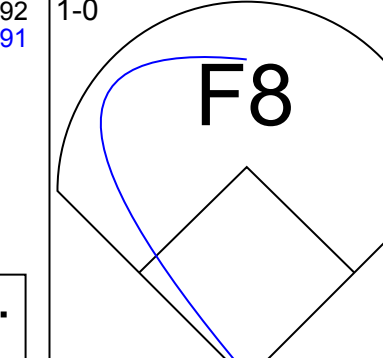
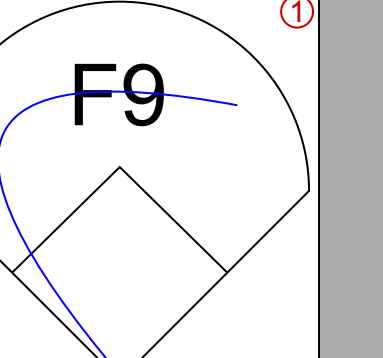
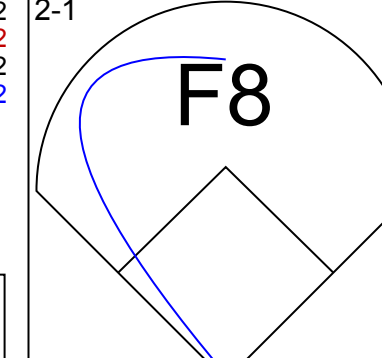
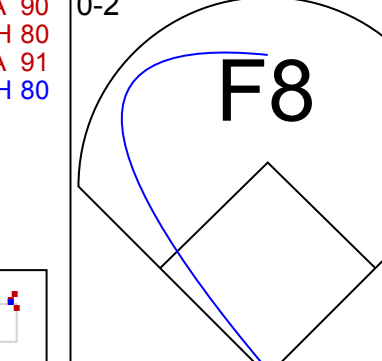
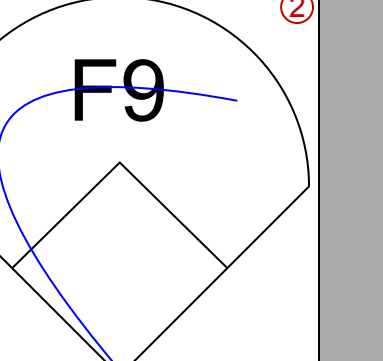
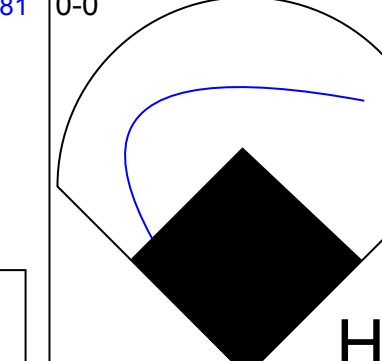
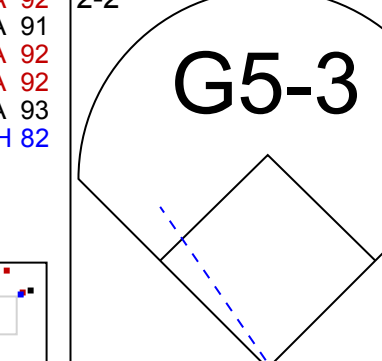
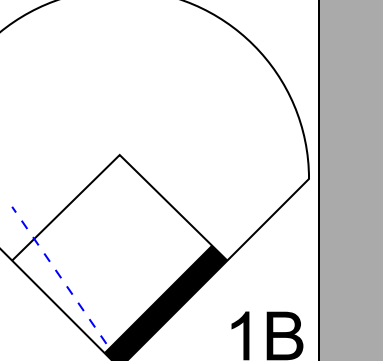
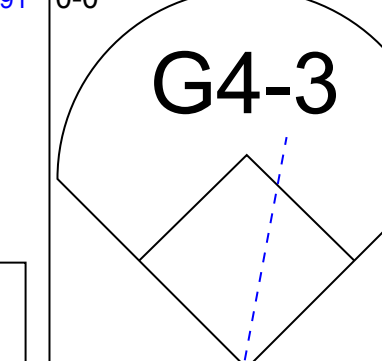
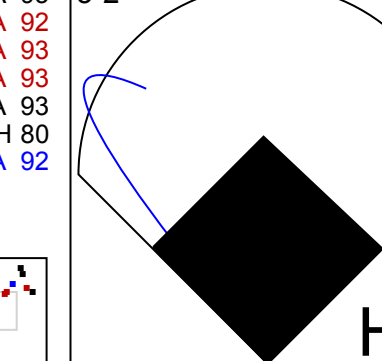
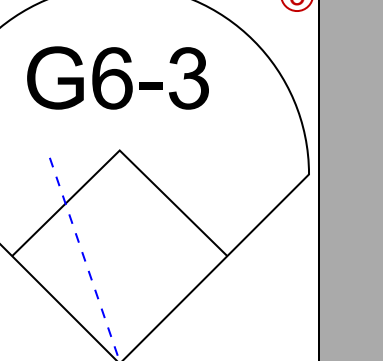
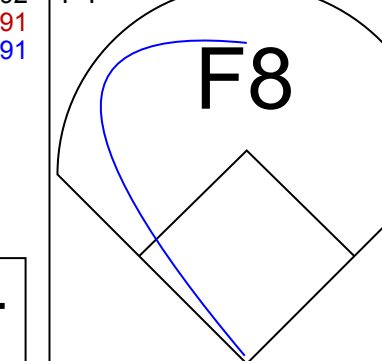
| | |
|-----|----|
| AB | 35 |
| R | 4 |
| H | 7 |
| RBI | 3 |
| BB | 0 |
| SO | 13 |
| LOB | 9 |

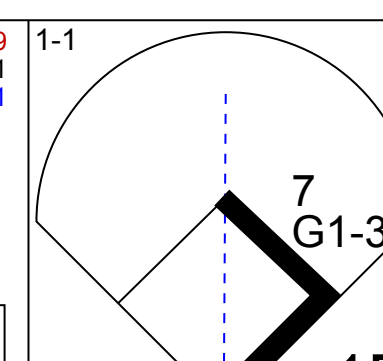
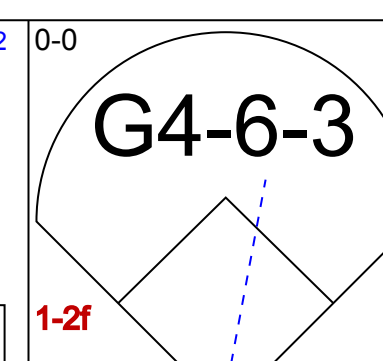
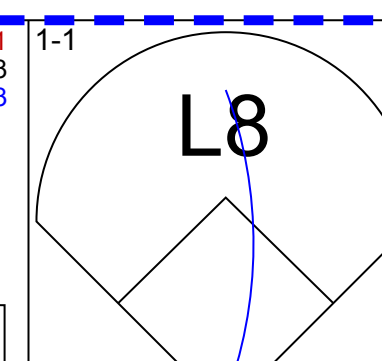
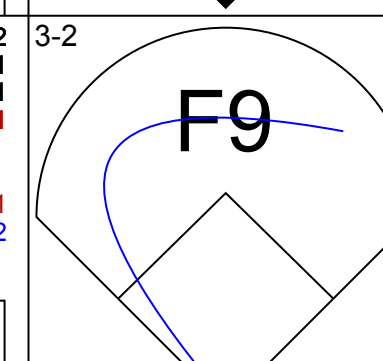
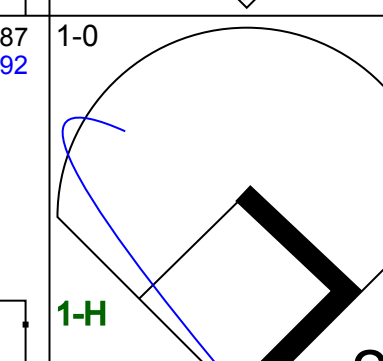
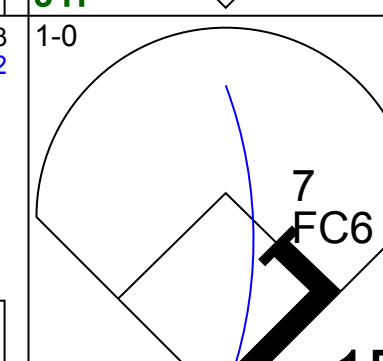
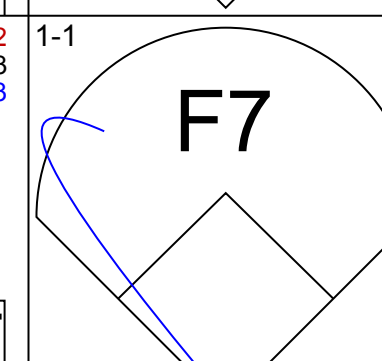
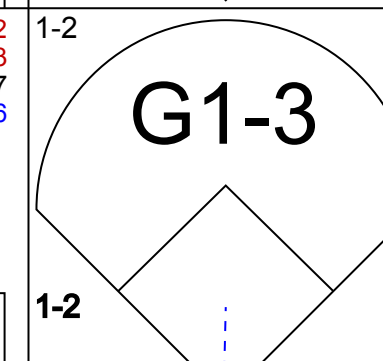

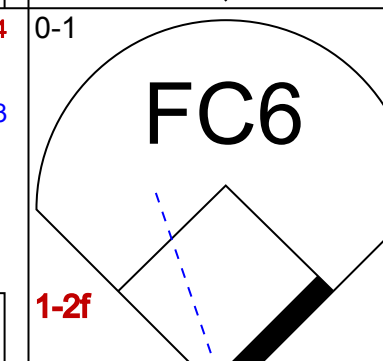
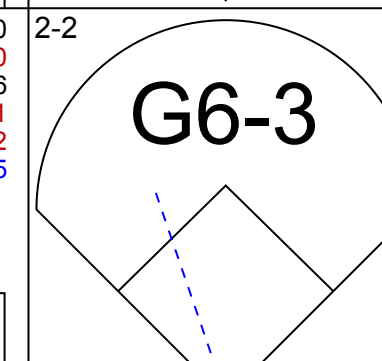
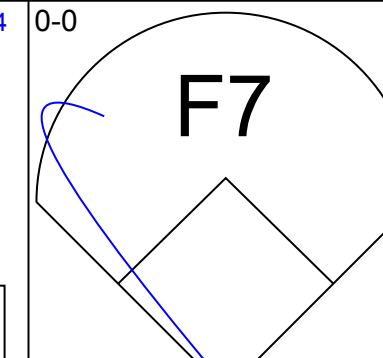
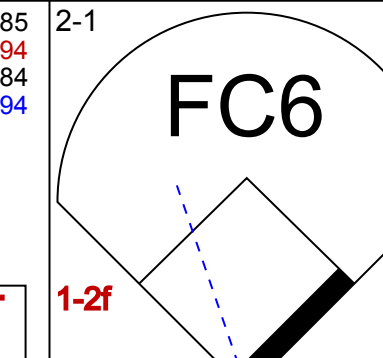
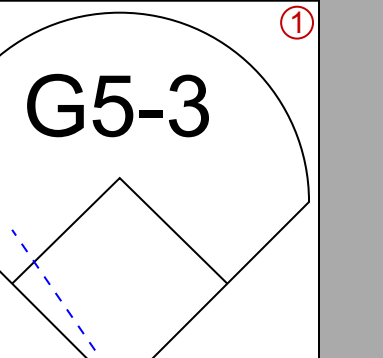
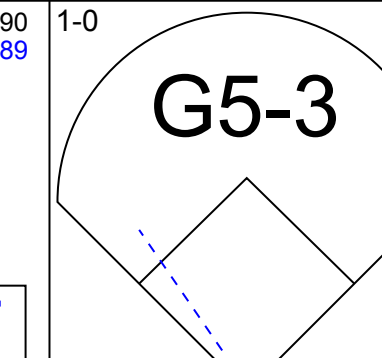
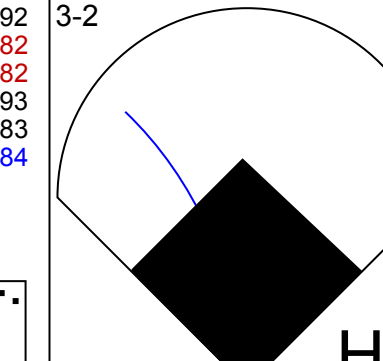
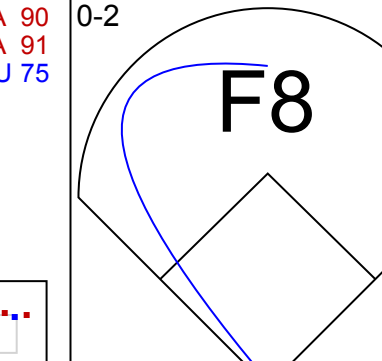
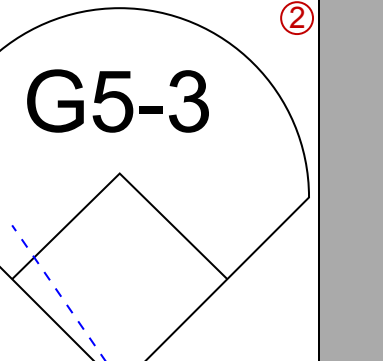
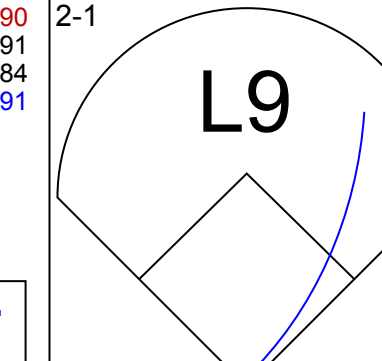
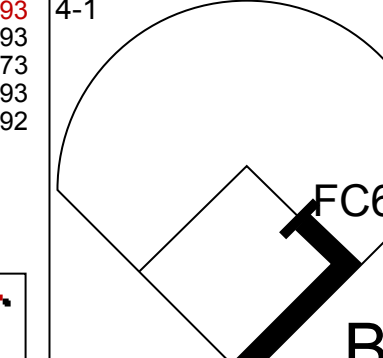
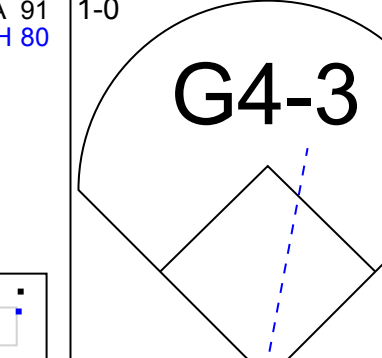
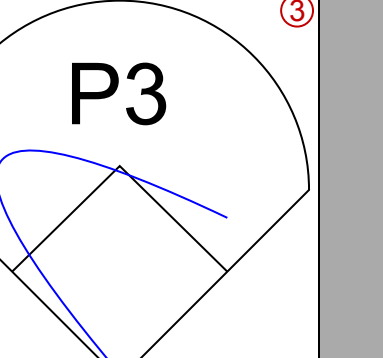
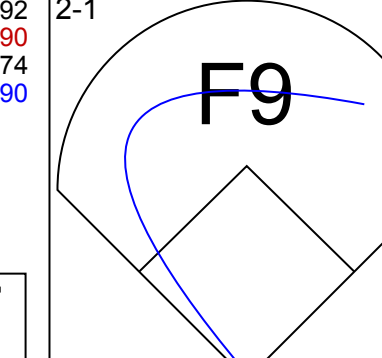
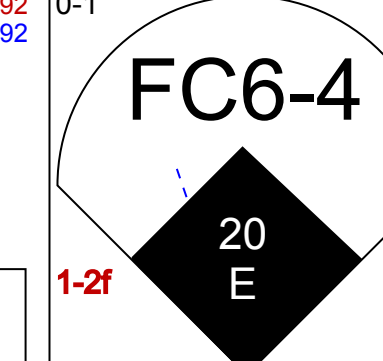
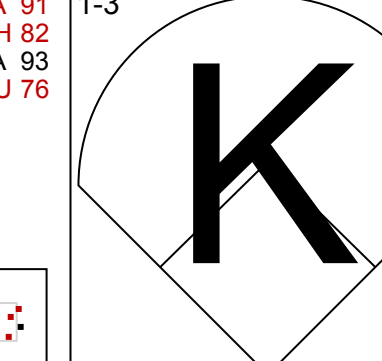
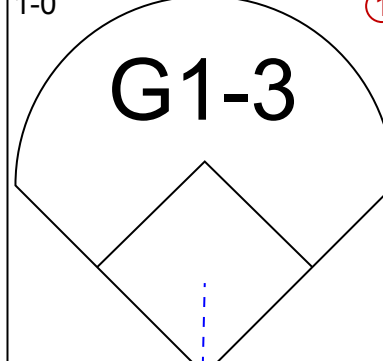
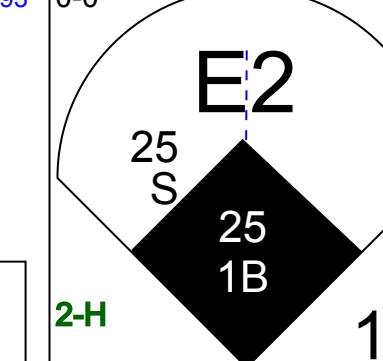
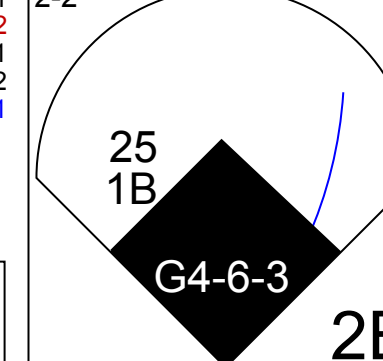
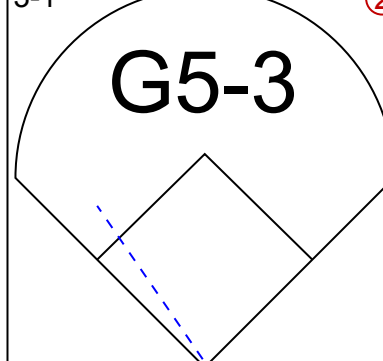
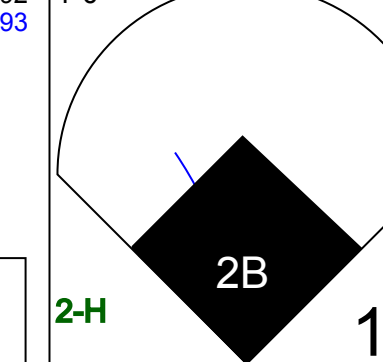
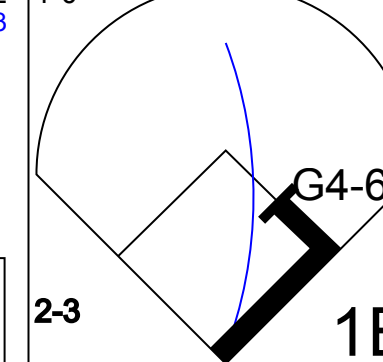
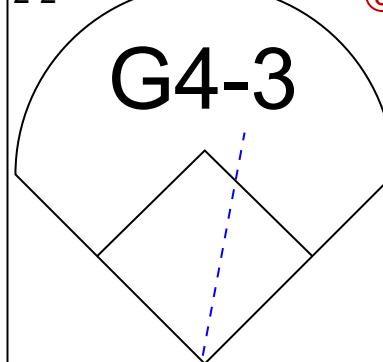
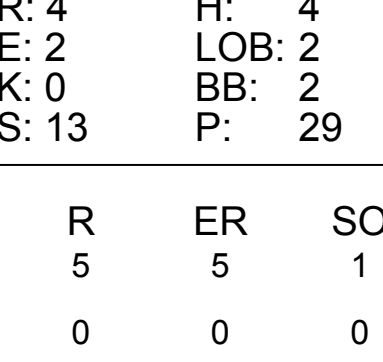


| Batter | 1 | 2 | 3 | 4 | 5 | 6 | 7 | 8 | 9 | AB | R | H | RBI | BB | SO | LOB | BOTTOM | | | | | | | | | | |
|--|-------------------------------|----------------------------------|-------------------------------|----------------------------------|------------------------------|----------------------------------|------------------------------|----------------------------------|-------------------------------|----------------------------------|-------------------------------|----------------------------------|-------------------------------|----------------------------------|------------------------------|----------------------------------|---|-------------------------------|----------------------------------|----------------------------------|------------------------------------|----------------------------------|--------|--|--|--|--|
| 24 Grady Sizemore, L OBP: 0.386, SLG: 0.469 | 25 WP 1B | | K | | | 2B | | K | | 3 | 0 | 1 | 0 | 1 | 2 | 1 | Minnesota Twins @ Cleveland Indians Jacobs Field, Cleveland, OH Sun Jul 29 2007, 1:05 PM EDT Att: 37,102 - Sunny - 76 F | | | | | | | | | | |
| Kenny Lofton, L OBP: 0.380, SLG: 0.437 | 25 WP 1B | | G1-3 | | | K | | G6-3 | | 4 | 0 | 1 | 0 | 0 | 1 | 1 | | | | | | | | | | | |
| 41 Victor Martinez, S OBP: 0.379, SLG: 0.525 | K | | | | G5-3 | | | G6-3 | | 3 | 0 | 0 | 0 | 0 | 1 | 3 | | | | | | | | | | | |
| 48 Travis Hafner, L OBP: 0.386, SLG: 0.442 | K | | G6-3 | | | K | | G6-3 | 25 G6-4-3 1B | 4 | 0 | 1 | 0 | 0 | 2 | 3 | | | | | | | | | | | |
| 25 Ryan Garko, R OBP: 0.380, SLG: 0.514 | K | | | | G5-3 | | | G6-4-3 | 1-2 2-3 | 4 | 0 | 1 | 0 | 0 | 1 | 3 | | | | | | | | | | | |
| 2 Jhonny Peralta, R OBP: 0.353, SLG: 0.459 | 2B 1B | | | | K | | | K | 1B 2B | 4 | 1 | 2 | 0 | 0 | 2 | 1 | | | | | | | | | | | |
| Trot Nixon, L OBP: 0.349, SLG: 0.349 | G3 1H | | | | | | | G6-3 | | 2 | 0 | 1 | 1 | 2 | 0 | 1 | | | | | | | | | | | |
| Casey Blake, R OBP: 0.347, SLG: 0.456 | G3 | | | | L5 | | | K | G6-3 1B | 4 | 0 | 1 | 0 | 0 | 1 | 4 | | | | | | | | | | | |
| 29 Josh Barfield, R OBP: 0.278, SLG: 0.328 Franklin Gutierrez, R OBP: 0.336, SLG: 0.559 | K | | | | K2-3 | | | G6-3 | 1-2 2-3 | 3 | 0 | 0 | 0 | 0 | 2 | 1 | | | | | | | | | | | |
| Inning Stats | R: 0 E: 0 K: 3 S: 16 | H: 1 LOB: 2 BB: 1 P: 27 | R: 1 E: 0 K: 2 S: 12 | H: 2 LOB: 1 BB: 0 P: 18 | R: 0 E: 0 K: 0 S: 5 | H: 0 LOB: 0 BB: 0 P: 10 | R: 0 E: 0 K: 1 S: 9 | H: 0 LOB: 1 BB: 1 P: 15 | R: 0 E: 0 K: 2 S: 14 | H: 1 LOB: 1 BB: 0 P: 21 | R: 0 E: 0 K: 3 S: 12 | H: 1 LOB: 2 BB: 1 P: 18 | R: 0 E: 0 K: 1 S: 11 | H: 0 LOB: 0 BB: 0 P: 13 | R: 0 E: 0 K: 0 S: 9 | H: 1 LOB: 0 BB: 0 P: 12 | | R: 0 E: 0 K: 0 S: 13 | H: 2 LOB: 1 BB: 0 P: 18 | 1B: 5 2B: 3 3B: 0 HR: 0 | SF: 0 SAC: 0 DP: 3 HBP: 1 | WP: 1 PB: 0 SB: 0 CS: 0 | PA: 36 | | | | |
| PITCHER | IP | WLS | BF | H | R | ER | SO | BB | IBB | HBP | BLK | WP | HR | S | P | ERA | WHIP | | | | | | | | | | |
| 21 Matt Garza, R ERA: 1.37 | 6.0 | | 26 | 5 | 1 | 1 | 11 | 3 | 0 | 1 | 0 | 0 | 0 | 68 | 109 | 1.50 | 1.333 | | | | | | | | | | |
| 37 Dennys Reyes, L ERA: 3.91 | 1.1 | W | 5 | 1 | 0 | 0 | 1 | 0 | 0 | 0 | 0 | 0 | 0 | 17 | 20 | 0.00 | 0.750 | | | | | | | | | | |
| 17 Pat Neshek, R ERA: 1.95 | 0.2 | H | 1 | 0 | 0 | 0 | 0 | 0 | 0 | 0 | 0 | 0 | 0 | 3 | 5 | 0.00 | 0.000 | | | | | | | | | | |
| 36 Joe Nathan, R ERA: 1.91 | 1.0 | S | 4 | 2 | 0 | 0 | 0 | 0 | 0 | 0 | 0 | 0 | 0 | 13 | 18 | 0.00 | 2.000 | | | | | | | | | | |

| | |
|-----|----|
| AB | 32 |
| R | 1 |
| H | 8 |
| RBI | 1 |
| BB | 3 |
| SO | 12 |
| LOB | 20 |



| Batter | 1 | 2 | 3 | 4 | 5 | 6 | 7 | 8 | 9 | AB | R | H | RBI | BB | SO | LOB | TOP | |
|--|---|---|---|---------------------------------|---|--|------------------------------|---|-------------------------------|----------------------------------|------------------------------|---------------------------------|-------------------------------|----------------------------------|----------------------------------|------------------------------------|---|----------------------------------|
| 9 David DeJesus, L (1, 8) OBP: 0.365, SLG: 0.401 |  | |  | | |  | |  | | 4 | 0 | 1 | 0 | 0 | 1 | 0 | Kansas City Royals @ Minnesota Twins Hubert H. Humphrey Metrodome, Minneapolis, MN Tue Jul 31 2007, 8:10 PM EDT Att: 22,890 - Dome - 70 F livebaseballscorecards.com | |
| 15 Mark Grudzielanek, R (1, 4) OBP: 0.351, SLG: 0.459 |  | |  | |  |  | |  | | 4 | 1 | 3 | 1 | 0 | 0 | 0 | | |
| 24 Mark Teahen, L (1, 9) OBP: 0.352, SLG: 0.399 |  | | | |  | | |  | | 4 | 0 | 0 | 0 | 0 | 3 | 2 | | |
| Emil Brown, R (1, 10) OBP: 0.287, SLG: 0.323 | |  | | |  | | |  | | 4 | 0 | 1 | 0 | 0 | 1 | 0 | | |
| Ross Gload, L (1, 7) OBP: 0.309, SLG: 0.437 | |  | | |  | | |  | | 4 | 0 | 0 | 0 | 0 | 0 | 1 | | |
| 4 Alex Gordon, L (1, 5) OBP: 0.318, SLG: 0.378 |  | | | | |  | |  | | 3 | 0 | 0 | 0 | 0 | 0 | 0 | | |
| Jason Smith, L (1, 3) OBP: 0.253, SLG: 0.338 | | |  | | |  | |  | | 3 | 1 | 1 | 1 | 0 | 0 | 0 | | |
| 1 Tony Pena Jr., R (1, 6) OBP: 0.301, SLG: 0.378 | | |  | | |  | |  | | 3 | 0 | 1 | 0 | 0 | 0 | 0 | | |
| Jason LaRue, R (1, 2) OBP: 0.252, SLG: 0.317 | | |  | | |  | |  | | 3 | 1 | 1 | 1 | 0 | 0 | 1 | | |
| Inning Stats | R: 0 E: 0 K: 2 S: 8 | H: 1 LOB: 1 BB: 0 P: 14 | R: 0 E: 0 K: 0 S: 3 | H: 0 LOB: 0 BB: 0 P: 6 | R: 1 E: 0 K: 0 S: 14 | H: 2 LOB: 0 BB: 0 P: 20 | R: 0 E: 0 K: 1 S: 8 | H: 2 LOB: 1 BB: 0 P: 14 | R: 0 E: 0 K: 0 S: 12 | H: 0 LOB: 0 BB: 0 P: 14 | R: 0 E: 0 K: 0 S: 6 | H: 0 LOB: 0 BB: 0 P: 8 | R: 1 E: 0 K: 2 S: 11 | H: 1 LOB: 0 BB: 0 P: 15 | 1B: 5 2B: 1 3B: 0 HR: 3 | SF: 0 SAC: 0 DP: 1 HBP: 0 | | WP: 0 PB: 0 SB: 0 CS: 3 |
| PITCHER | IP WLS BF H R ER SO BB IBB HBP BLK WP HR S P ERA WHIP | | | | | | | | | | | | | | | | | |
| Carlos Silva, R (1, 1) ERA: 4.61 | 8.0 W 28 7 2 2 3 0 0 0 0 0 2 66 101 2.25 0.875 | | | | | | | | | | | | | | | | | |
| 36 Joe Nathan, R (9, 1) ERA: 2.02 | 1.0 S 4 1 1 1 2 0 0 0 0 0 1 11 15 9.00 1.000 | | | | | | | | | | | | | | | | | |

| Batter | 1 | 2 | 3 | 4 | 5 | 6 | 7 | 8 | 9 | AB | R | H | RBI | BB | SO | LOB | BOTTOM | |
|---|---|---|---|--|------------------------------|---|---|----------------------------------|------------------------------|----------------------------------|------------------------------|----------------------------------|------------------------------|----------------------------------|----------------------------------|------------------------------------|---|--------|
| Jason Tyner, L (1, 9) OBP: 0.335, SLG: 0.372 |  | | |  | | |  | | | 4 | 0 | 1 | 0 | 0 | 0 | 2 | Kansas City Royals @ Minnesota Twins Hubert H. Humphrey Metrodome, Minneapolis, MN Tue Jul 31 2007, 8:10 PM EDT Att: 22,890 - Dome - 70 F livebaseballscorecards.com | |
| Jason Bartlett, R (1, 6) OBP: 0.325, SLG: 0.334 |  |  | |  | | |  | | | 4 | 0 | 2 | 1 | 0 | 0 | 1 | | |
| 7 Joe Mauer, L (1, 10) OBP: 0.390, SLG: 0.443 |  | |  |  | | |  | | | 3 | 0 | 0 | 0 | 1 | 0 | 2 | | |
| 33 Justin Morneau, L (1, 3) OBP: 0.363, SLG: 0.574 |  |  | |  | | |  | | | 4 | 0 | 0 | 0 | 0 | 0 | 3 | | |
| Tori Hunter, R (1, 8) OBP: 0.333, SLG: 0.537 | |  |  |  | | |  | | | 4 | 1 | 1 | 1 | 0 | 0 | 0 | | |
| 55 Mike Redmond, R (1, 2) OBP: 0.326, SLG: 0.346 | |  |  |  | | |  | | | 3 | 0 | 0 | 0 | 1 | 0 | 0 | | |
| Jeff Cirillo, R (1, 5) ERA: 5.45 | |  |  | | |  | | | | 3 | 1 | 0 | 0 | 0 | 1 | 1 | | |
| 8 Nick Punto, S (8, 5) OBP: 0.301, SLG: 0.275 | |  | |  | | |  | | | 3 | 2 | 2 | 1 | 0 | 0 | 0 | | |
| 20 Lew Ford, R (1, 7) OBP: 0.303, SLG: 0.376 | |  | |  | | |  | | | 3 | 1 | 2 | 1 | 0 | 0 | 0 | | |
| 25 Alexi Casilla, S (1, 4) OBP: 0.277, SLG: 0.283 | |  | | | | | | | | 3 | 1 | 2 | 1 | 0 | 0 | 0 | | |
| Inning Stats | R: 0 E: 0 K: 0 S: 9 | H: 1 LOB: 1 BB: 0 P: 14 | R: 4 E: 2 K: 0 S: 13 | H: 4 LOB: 2 BB: 2 P: 29 | R: 0 E: 0 K: 1 S: 7 | H: 0 LOB: 0 BB: 0 P: 9 | R: 1 E: 0 K: 0 S: 8 | H: 3 LOB: 1 BB: 0 P: 12 | R: 0 E: 0 K: 0 S: 8 | H: 0 LOB: 0 BB: 0 P: 14 | R: 0 E: 0 K: 0 S: 6 | H: 0 LOB: 0 BB: 0 P: 12 | R: 0 E: 0 K: 0 S: 5 | H: 0 LOB: 0 BB: 0 P: 10 | 1B: 5 2B: 2 3B: 0 HR: 1 | SF: 0 SAC: 0 DP: 1 HBP: 0 | WP: 0 PB: 0 SB: 1 CS: 0 | PA: 33 |
| PITCHER | IP WLS BF H R ER SO BB IBB HBP BLK WP HR S P ERA WHIP | | | | | | | | | | | | | | | | | |
| 36 Jorge De La Rosa, L (1, 1) ERA: 5.45 | 6.0 L 27 8 0 0 5 1 2 0 0 0 0 51 90 7.50 1.667 | | | | | | | | | | | | | | | | | |
| 49 John Bale, L (7, 1) ERA: 1.42 | 2.0 6 0 0 0 0 0 0 0 0 0 0 13 22 0.00 0.000 | | | | | | | | | | | | | | | | | |

| Batter | 1 | 2 | 3 | 4 | 5 | 6 | 7 | 8 | 9 | 10 | AB | R | H | RBI | BB | SO | LOB | TOP | | | | |
|---|---|----------------------------------|--------------------------------|----------------------------------|----------------------------------|----------------------------------|--------------------------------|---|------------------------------|----------------------------------|------------------------------|---------------------------------|--------------------------------|----------------------------------|------------------------------|----------------------------------|-------------------------------|----------------------------------|-----------------------------------|------------------------------------|----------------------------------|--------|
| 9 David DeJesus, L OBP: 0.368, SLG: 0.404 | L1 | | G3 | 1B | | | 1B | | G4-6-3 | | 5 | 0 | 3 | 1 | 0 | 0 | 0 | | | | | |
| 15 Mark Grudzielanek, R OBP: 0.345, SLG: 0.448 | E5 | | F9 | G3 | | | F7 | | G4-6-3 | | 5 | 0 | 0 | 0 | 0 | 0 | 4 | | | | | |
| Ross Gload, L OBP: 0.306, SLG: 0.430 | F7 | | | | | | G1-3 | | | K | 5 | 0 | 1 | 0 | 0 | 2 | 2 | | | | | |
| 16 Billy Butler, R Emil Brown, R OBP: 0.289, SLG: 0.325 | K | | K | | | | G4-3 | | | K | 4 | 0 | 1 | 0 | 0 | 2 | 2 | | | | | |
| 24 Mark Teahen, L OBP: 0.319, SLG: 0.398 | | P5 | | | | | G3 | | | K | 4 | 1 | 1 | 0 | 0 | 1 | 1 | | | | | |
| 4 Alex Gordon, L OBP: 0.319, SLG: 0.387 | | | | | | | F7 | | | | 5 | 1 | 2 | 2 | 0 | 0 | 3 | | | | | |
| Jason Smith, L Esteban German, R OBP: 0.374, SLG: 0.397 | | | | | | | F7 | | | | 3 | 0 | 2 | 0 | 0 | 0 | 0 | | | | | |
| 1 Tony Pena Jr., R OBP: 0.300, SLG: 0.377 | | | | | | | | | | | 1 | 0 | 0 | 0 | 0 | 0 | 0 | | | | | |
| 14 John Buck, R OBP: 0.323, SLG: 0.504 | | | | | | | | | | | 4 | 1 | 0 | 1 | 0 | 1 | 4 | | | | | |
| 2 Joey Gathright, L OBP: 0.384, SLG: 0.384 | | | | | | | | | | | 4 | 0 | 1 | 0 | 0 | 0 | 2 | | | | | |
| Inning Stats | R: 0 E: 1 K: 1 S: 10 | H: 0 LOB: 1 BB: 0 P: 15 | R: 0 E: 0 K: 10 S: 10 | H: 2 LOB: 2 BB: 0 P: 16 | R: 0 E: 0 K: 1 S: 7 | H: 1 LOB: 1 BB: 0 P: 12 | R: 2 E: 0 K: 15 S: 15 | H: 4 LOB: 2 BB: 0 P: 22 | R: 0 E: 0 K: 1 S: 7 | H: 0 LOB: 0 BB: 0 P: 10 | R: 0 E: 0 K: 0 S: 5 | H: 1 LOB: 1 BB: 0 P: 8 | R: 1 E: 1 K: 10 S: 10 | H: 2 LOB: 1 BB: 0 P: 13 | R: 0 E: 0 K: 0 S: 8 | H: 1 LOB: 0 BB: 0 P: 13 | R: 2 E: 0 K: 2 S: 12 | H: 2 LOB: 0 BB: 0 P: 17 | 1B: 12 2B: 0 3B: 0 HR: 1 | SF: 0 SAC: 1 DP: 1 HBP: 0 | WP: 1 PB: 0 SB: 0 CS: 0 | PA: 43 |
| PITCHER | IP WLS BF H R ER SO BB IBB HBP BLK WP HR S P ERA WHIP | 26 Boof Bonser, R ERA: 4.61 | 17 Pat Neshek, R ERA: 2.12 | 37 Dennis Reyes, L ERA: 3.86 | 54 Matt Guerrier, R ERA: 1.75 | Juan Rincon, R ERA: 6.21 | PITCHER | IP WLS BF H R ER SO BB IBB HBP BLK WP HR S P ERA WHIP | | | | | | | | | | | | | | |

Kansas City Royals @ Minnesota Twins
Hubert H. Humphrey Metrodome, Minneapolis, MN
Wed Aug 01 2007, 8:10 PM EDT
Alt. 24,880 - Dome - 70 F

AB 42
R 5
H 13
RBI 4
BB 0
SO 6
LOB 18



| Batter | 1 | 2 | 3 | 4 | 5 | 6 | 7 | 8 | 9 | 10 | AB | R | H | RBI | BB | SO | LOB | BOTTOM | | | | | | |
|---|---|------------------------------------|---------------------------------|----------------------------------|--------------------------------|---|-------------------------------|----------------------------------|------------------------------|----------------------------------|------------------------------|---------------------------------|--------------------------------|----------------------------------|-------------------------------|----------------------------------|--------------------------------|----------------------------------|------------------------------|----------------------------------|----------------------------------|------------------------------------|----------------------------------|--------|
| Jason Tyner, L OBP: 0.327, SLG: 0.362 | G3 | | G3 | | | | G6-3 | | | | 5 | 0 | 0 | 0 | 0 | 0 | 2 | | | | | | | |
| Jason Bartlett, R OBP: 0.328, SLG: 0.333 | F9 | | | | | | F9 | | | | 4 | 0 | 1 | 1 | 0 | 1 | 0 | | | | | | | |
| 7 Joe Mauer, L OBP: 0.388, SLG: 0.444 | G4-3 | | PO | | | | G5-3 | | | | 4 | 1 | 1 | 0 | 0 | 0 | 0 | | | | | | | |
| 33 Justin Morneau, L OBP: 0.362, SLG: 0.573 | | | | | | | | | | | 4 | 0 | 1 | 0 | 0 | 0 | 1 | | | | | | | |
| Torii Hunter, R OBP: 0.332, SLG: 0.536 | | | | | | | | | | | 4 | 1 | 1 | 0 | 0 | 0 | 2 | | | | | | | |
| 16 Jason Kubel, L OBP: 0.297, SLG: 0.403 | | | | | | | | | | | 4 | 0 | 2 | 2 | 0 | 0 | 1 | | | | | | | |
| 20 Lew Ford, R OBP: 0.301, SLG: 0.366 | | | | | | | | | | | 3 | 0 | 0 | 0 | 1 | 1 | 3 | | | | | | | |
| Brian Buscher, L 8 Nick Punto, S OBP: 0.301, SLG: 0.274 | | | | | | | | | | | 2 | 1 | 1 | 0 | 1 | 0 | 1 | | | | | | | |
| 25 Alexi Casilla, S | | | | | | | | | | | 4 | 0 | 1 | 0 | 0 | 1 | 3 | | | | | | | |
| Inning Stats | R: 0 E: 0 K: 0 S: 11 | H: 0 LOB: 0 BB: 0 P: 16 | R: 0 E: 0 K: 9 S: 9 | H: 1 LOB: 1 BB: 0 P: 12 | R: 1 E: 0 K: 10 S: 10 | H: 3 LOB: 0 BB: 0 P: 17 | R: 1 E: 0 K: 1 S: 10 | H: 3 LOB: 1 BB: 0 P: 14 | R: 0 E: 0 K: 0 S: 8 | H: 0 LOB: 0 BB: 0 P: 14 | R: 0 E: 0 K: 0 S: 6 | H: 0 LOB: 0 BB: 0 P: 7 | R: 1 E: 1 K: 16 S: 16 | H: 2 LOB: 1 BB: 0 P: 21 | R: 0 E: 0 K: 1 S: 10 | H: 0 LOB: 0 BB: 0 P: 14 | R: 0 E: 0 K: 10 S: 10 | H: 0 LOB: 0 BB: 0 P: 14 | R: 0 E: 0 K: 2 S: 9 | H: 0 LOB: 1 BB: 1 P: 16 | 1B: 5 2B: 4 3B: 0 HR: 0 | SF: 0 SAC: 0 DP: 1 HBP: 0 | WP: 0 PB: 0 SB: 0 CS: 0 | PA: 38 |
| PITCHER | IP WLS BF H R ER SO BB IBB HBP BLK WP HR S P ERA WHIP | 19 Brian Bannister, R ERA: 3.45 | 23 Zack Greinke, R ERA: 4.22 | 48 Joakim Soria, R ERA: 2.38 | PITCHER | IP WLS BF H R ER SO BB IBB HBP BLK WP HR S P ERA WHIP | | | | | | | | | | | | | | | | | | |

Kansas City Royals @ Minnesota Twins
Hubert H. Humphrey Metrodome, Minneapolis, MN
Wed Aug 01 2007, 8:10 PM EDT
Alt. 24,880 - Dome - 70 F

AB 35
R 3
H 8
RBI 3
BB 2
SO 4
LOB 14



| Batter | 1 | 2 | 3 | 4 | 5 | 6 | 7 | 8 | 9 | AB | R | H | RBI | BB | SO | LOB | TOP | | | | | | | | | | |
|--|------------------------------|----------------------------------|-------------------------------|----------------------------------|-------------------------------|----------------------------------|------------------------------|----------------------------------|-------------------------------|----------------------------------|-------------------------------|----------------------------------|-------------------------------|----------------------------------|-------------------------------|----------------------------------|--|------------------------------|----------------------------------|----------------------------------|------------------------------------|----------------------------------|--------|--|--|--|--|
| 24 Grady Sizemore, L (1, 8) OBP: 0.390, SLG: 0.479 | F7 | | HR | | L4-6 | | FC6-4 | | F7 | 5 | 1 | 3 | 4 | 0 | 0 | 0 | Cleveland Indians @ Minnesota Twins Hubert H. Humphrey Metrodome, Minneapolis, MN Fri Aug 03 2007, 8:10 PM EDT Att: 31,664 - Dome - 70 F livebaseballscorecards.com | | | | | | | | | | |
| Casey Blake, R (1, 5) OBP: 0.346, SLG: 0.460 | K | | 2B | | | | FC6-4 | | | 3 | 0 | 1 | 0 | 1 | 1 | | | | | | | | | | | | |
| 41 Victor Martinez, S (1, 2) OBP: 0.376, SLG: 0.523 | F7 | | K | | L4-6 | | | | | 4 | 0 | 1 | 0 | 0 | 1 | 3 | | | | | | | | | | | |
| 25 Ryan Garko, R (1, 3) OBP: 0.379, SLG: 0.516 | K | | F9 | | | | | | | 4 | 0 | 0 | 0 | 0 | 1 | 2 | | | | | | | | | | | |
| 48 Travis Hafner, L (1, 10) OBP: 0.381, SLG: 0.435 | | | | | F7 | | F7 | | | 2 | 0 | 0 | 0 | 2 | 0 | 0 | | | | | | | | | | | |
| 2 Johnny Peralta, R (1, 6) OBP: 0.348, SLG: 0.447 | K | | K | | K | | K | | | 4 | 0 | 0 | 0 | 0 | 3 | 3 | | | | | | | | | | | |
| Kenny Lofton, L (1, 7) OBP: 0.372, SLG: 0.426 | K | | F9 | | | | | | | 4 | 1 | 0 | 0 | 0 | 2 | 3 | | | | | | | | | | | |
| Franklin Gutierrez, R (1, 9) OBP: 0.341, SLG: 0.525 | | | F8 | | | | | | | 4 | 2 | 2 | 0 | 0 | 1 | 0 | | | | | | | | | | | |
| 29 Josh Barfield, R (1, 4) OBP: 0.280, SLG: 0.329 | | | HR | | K | | F9 | | | 4 | 1 | 1 | 0 | 0 | 2 | 3 | | | | | | | | | | | |
| Inning Stats | R: 0 E: 0 K: 1 S: 9 | H: 0 LOB: 0 BB: 0 P: 12 | R: 0 E: 0 K: 3 S: 11 | H: 0 LOB: 1 BB: 1 P: 17 | R: 2 E: 0 K: 1 S: 15 | H: 3 LOB: 1 BB: 0 P: 24 | R: 0 E: 0 K: 1 S: 8 | H: 0 LOB: 0 BB: 0 P: 10 | R: 1 E: 0 K: 1 S: 14 | H: 2 LOB: 1 BB: 1 P: 24 | R: 0 E: 0 K: 1 S: 11 | H: 0 LOB: 0 BB: 0 P: 15 | R: 2 E: 2 K: 0 S: 14 | H: 2 LOB: 2 BB: 0 P: 18 | R: 0 E: 0 K: 1 S: 15 | H: 1 LOB: 2 BB: 1 P: 26 | | R: 0 E: 0 K: 2 S: 9 | H: 0 LOB: 0 BB: 0 P: 15 | 1B: 5 2B: 2 3B: 1 HR: 1 | SF: 0 SAC: 0 DP: 1 HBP: 0 | WP: 1 PB: 0 SB: 1 CS: 0 | PA: 37 | | | | |
| PITCHER | IP | WLS | BF | H | R | ER | SO | BB | IBB | HBP | BLK | WP | HR | S | P | ERA | WHIP | | | | | | | | | | |
| Johan Santana, L (1, 1) ERA: 2.98 | 6.0 | L | 26 | 6 | 5 | 3 | 8 | 2 | 0 | 0 | 0 | 1 | 1 | 77 | 113 | 4.50 | 1.333 | | | | | | | | | | |
| 54 Matt Guerrier, R (7, 1) ERA: 1.74 | 0.1 | | 1 | 0 | 0 | 0 | 0 | 0 | 0 | 0 | 0 | 0 | 0 | 1 | 2 | 0.00 | 0.000 | | | | | | | | | | |
| 37 Denny Reyes, L (7, 1) ERA: 3.86 | 0.0 | | 1 | 1 | 0 | 0 | 0 | 0 | 0 | 0 | 0 | 0 | 0 | 1 | 2 | ∞ | ∞ | | | | | | | | | | |
| 17 Pat Neshek, R (7, 1) ERA: 2.05 | 1.2 | | 6 | 1 | 0 | 0 | 1 | 1 | 0 | 0 | 0 | 0 | 0 | 18 | 30 | 0.00 | 1.200 | | | | | | | | | | |
| Ramon Ortiz, R (9, 1) ERA: 5.21 | 1.0 | | 3 | 0 | 0 | 0 | 2 | 0 | 0 | 0 | 0 | 0 | 0 | 9 | 15 | 0.00 | 0.000 | | | | | | | | | | |

| Batter | 1 | 2 | 3 | 4 | 5 | 6 | 7 | 8 | 9 | AB | R | H | RBI | BB | SO | LOB | BOTTOM | | | | | | | | | | |
|---|-------------------------------|----------------------------------|------------------------------|----------------------------------|-------------------------------|----------------------------------|-------------------------------|----------------------------------|-------------------------------|----------------------------------|------------------------------|----------------------------------|-------------------------------|----------------------------------|-------------------------------|----------------------------------|--|------------------------------------|----------------------------------|--------|--|--|--|--|--|--|--|
| Jason Tyner, L (1, 7) OBP: 0.324, SLG: 0.354 | K | | G6-3 | | G5-3 | | | | G4-3 | 4 | 0 | 0 | 0 | 1 | 1 | 2 | Cleveland Indians @ Minnesota Twins Hubert H. Humphrey Metrodome, Minneapolis, MN Fri Aug 03 2007, 8:10 PM EDT Att: 31,664 - Dome - 70 F livebaseballscorecards.com | | | | | | | | | | |
| Jason Bartlett, R (1, 6) OBP: 0.327, SLG: 0.332 | G5-3 | | G5-3 | | 1B | | K | | | 4 | 0 | 1 | 0 | 0 | 1 | 2 | | | | | | | | | | | |
| 7 Joe Mauer, L (1, 2) OBP: 0.387, SLG: 0.441 | K | | | | F7 | | L6 | | | 4 | 0 | 1 | 0 | 0 | 1 | 1 | | | | | | | | | | | |
| 5 Michael Cuddyer, R (1, 9) OBP: 0.374, SLG: 0.454 | | | HR | | 2B | | K2-3 | | | 4 | 1 | 2 | 0 | 0 | 2 | 2 | | | | | | | | | | | |
| 33 Justin Morneau, L (1, 3) OBP: 0.359, SLG: 0.567 | G6-3 | | | | P3 | | G4-3 | | | 4 | 0 | 0 | 0 | 0 | 0 | 2 | | | | | | | | | | | |
| Torii Hunter, R (1, 8) OBP: 0.336, SLG: 0.540 | | | | | | | | | | 3 | 0 | 2 | 1 | 1 | 0 | 0 | | | | | | | | | | | |
| 55 Mike Redmond, R (1, 10) OBP: 0.329, SLG: 0.346 | CS | | G4-3 | | IBB | | G6-3 | | E5 | 3 | 1 | 1 | 0 | 1 | 0 | 1 | | | | | | | | | | | |
| 8 Nick Punto, S (1, 5) OBP: 0.298, SLG: 0.272 | | | G4-3 | | | | F9 | | F9 | 3 | 0 | 0 | 0 | 0 | 0 | 4 | | | | | | | | | | | |
| Brian Buscher, L (9, PH) OBP: 0.333, SLG: 0.286 | | | | | P3 | | | | | 1 | 0 | 0 | 0 | 0 | 0 | 1 | | | | | | | | | | | |
| 25 Alexi Casilla, S (1, 4) OBP: 0.278, SLG: 0.283 | | | G6-3 | | | | | | F7 | 3 | 0 | 1 | 1 | 0 | 1 | 0 | | | | | | | | | | | |
| 16 Jason Kubel, L (9, PH) OBP: 0.297, SLG: 0.402 | | | | | | | K | | | 1 | 0 | 0 | 0 | 0 | 0 | 1 | | | | | | | | | | | |
| Inning Stats | R: 0 E: 0 K: 2 S: 10 | H: 2 LOB: 0 BB: 0 P: 12 | R: 0 E: 0 K: 0 S: 6 | H: 2 LOB: 0 BB: 0 P: 10 | R: 1 E: 0 K: 0 S: 15 | H: 2 LOB: 1 BB: 0 P: 23 | R: 1 E: 0 K: 0 S: 11 | H: 2 LOB: 2 BB: 1 P: 20 | R: 0 E: 0 K: 1 S: 13 | H: 2 LOB: 1 BB: 0 P: 20 | R: 0 E: 0 K: 0 S: 9 | H: 0 LOB: 1 BB: 1 P: 15 | R: 0 E: 0 K: 2 S: 12 | H: 0 LOB: 0 BB: 0 P: 17 | R: 0 E: 0 K: 1 S: 14 | H: 0 LOB: 1 BB: 0 P: 19 | 1B: 6 2B: 2 3B: 0 HR: 0 | SF: 0 SAC: 0 DP: 1 HBP: 0 | WP: 1 PB: 0 SB: 0 CS: 1 | PA: 38 | | | | | | | |
| PITCHER | IP | WLS | BF | H | R | ER | SO | BB | IBB | HBP | BLK | WP | HR | S | P | ERA | WHIP | | | | | | | | | | |
| CC Sabathia, L (1, 1) ERA: 3.58 | 6.0 | W | 26 | 8 | 2 | 2 | 3 | 1 | 1 | 0 | 0 | 0 | 0 | 68 | 107 | 3.00 | 1.500 | | | | | | | | | | |
| Aaron Fultz, L (7, 1) ERA: 1.69 | 0.1 | H | 2 | 0 | 0 | 0 | 1 | 1 | 0 | 0 | 0 | 0 | 0 | 4 | 10 | 0.00 | 3.000 | | | | | | | | | | |
| 63 Rafael Betancourt, R (7, 1) ERA: 1.39 | 1.2 | H | 5 | 0 | 0 | 0 | 2 | 0 | 0 | 0 | 0 | 0 | 0 | 17 | 22 | 0.00 | 0.000 | | | | | | | | | | |
| 47 Joe Borowski, R (9, 1) ERA: 4.85 | 1.0 | S | 4 | 0 | 0 | 0 | 0 | 0 | 0 | 0 | 0 | 0 | 0 | 14 | 19 | 0.00 | 0.000 | | | | | | | | | | |



| Batter | 1 | 2 | 3 | 4 | 5 | 6 | 7 | 8 | 9 | AB | R | H | RBI | BB | SO | LOB | TOP | | | |
|---|--|----------------------------------|-------------------------------|----------------------------------|------------------------------|----------------------------------|-------------------------------|----------------------------------|------------------------------|---------------------------------|-------------------------------|----------------------------------|-------------------------------|----------------------------------|-------------------------------|----------------------------------|--|------------------------------------|-------------------------|--------|
| 24 Grady Sizemore, L OBP: 0.385, SLG: 0.470 | G3 | | K | | | G3 | | G3 | K | 5 | 0 | 1 | 0 | 0 | 2 | 0 | Cleveland Indians @ Minnesota Twins Hubert H. Humphrey Metrodome, Minneapolis, MN Mon Aug 06 2007, 8:10 PM EDT Att: 28,314 - Dome - 70 F livebaseballscorecards.com | | | |
| Kenny Lofton, L OBP: 0.375, SLG: 0.423 | K | | | | | F9 | | FC4-2 | K | 4 | 1 | 2 | 0 | 0 | 1 | 0 | | | | |
| 41 Victor Martinez, S OBP: 0.375, SLG: 0.517 | G3 | | | | | K | | FC4-6 | K | 2 | 2 | 0 | 0 | 2 | 1 | 0 | | | | |
| 48 Travis Hafner, L OBP: 0.381, SLG: 0.438 | K | | | | | G5-3 | | FC4-2 | K | 4 | 1 | 1 | 1 | 0 | 1 | 5 | | | | |
| Casey Blake, R OBP: 0.343, SLG: 0.454 | F8 | | | | | K | | FC4-6 | K | 4 | 0 | 1 | 2 | 0 | 1 | 2 | | | | |
| 2 Jhonny Peralta, R OBP: 0.350, SLG: 0.447 | 1B | | | | | F9 | | 1B | 1B | 4 | 0 | 3 | 1 | 0 | 0 | 1 | | | | |
| Franklin Gutierrez, R OBP: 0.336, SLG: 0.512 | K | | | | | G6-3 | | 1B | K | 4 | 0 | 1 | 0 | 0 | 2 | 3 | | | | |
| 10 Kelly Shoppach, R OBP: 0.336, SLG: 0.464 | G5-3 | | | | | G3 | | F7 | L9 | 4 | 0 | 0 | 0 | 0 | 0 | 2 | | | | |
| 29 Josh Barfield, R OBP: 0.273, SLG: 0.320 | G6-3 | | | | | G5-3 | | G5-3 | F9 | 4 | 0 | 0 | 0 | 0 | 0 | 2 | | | | |
| Inning Stats | R: 0 E: 0 K: 1 S: 8 | H: 0 LOB: 0 BB: 0 P: 12 | R: 0 E: 0 K: 2 S: 12 | H: 1 LOB: 1 BB: 0 P: 18 | R: 0 E: 0 K: 1 S: 9 | H: 0 LOB: 0 BB: 0 P: 12 | R: 1 E: 0 K: 0 S: 12 | H: 2 LOB: 1 BB: 1 P: 18 | R: 0 E: 0 K: 1 S: 5 | H: 0 LOB: 0 BB: 0 P: 6 | R: 1 E: 0 K: 1 S: 15 | H: 3 LOB: 2 BB: 0 P: 19 | R: 2 E: 0 K: 1 S: 16 | H: 3 LOB: 2 BB: 1 P: 30 | R: 0 E: 0 K: 1 S: 11 | H: 0 LOB: 0 BB: 0 P: 15 | 1B: 8 2B: 0 3B: 0 HR: 1 | SF: 0 SAC: 0 DP: 1 HBP: 0 | WP: 0 PB: 0 CS: 0 | PA: 37 |
| PITCHER | IP WLS BF H R ER SO BB IBB HBP BLK WP HR S P ERA WHIP | | | | | | | | | | | | | | | | | | | |
| Carlos Silva, R ERA: 4.51 | (1, 1) 7.0 L 27 6 2 2 6 1 0 0 0 0 0 1 69 97 2.57 1.000 | | | | | | | | | | | | | | | | | | | |
| 37 Denrys Reyes, L ERA: 4.44 | (8, 1) 0.0 3 2 2 2 0 1 0 0 0 0 0 0 5 11 ∞ ∞ | | | | | | | | | | | | | | | | | | | |
| 17 Pat Neshek, R ERA: 2.01 | (8, 1) 1.0 4 1 0 0 1 0 0 0 0 0 0 0 11 19 0.00 1.000 | | | | | | | | | | | | | | | | | | | |
| Juan Rincon, R ERA: 6.05 | (9, 1) 1.0 3 0 0 0 1 0 0 0 0 0 0 0 11 15 0.00 0.000 | | | | | | | | | | | | | | | | | | | |

| Batter | 1 | 2 | 3 | 4 | 5 | 6 | 7 | 8 | 9 | AB | R | H | RBI | BB | SO | LOB | BOTTOM | | | |
|--|--|---------------------------------|------------------------------|----------------------------------|------------------------------|----------------------------------|------------------------------|---------------------------------|------------------------------|---------------------------------|------------------------------|----------------------------------|-------------------------------|----------------------------------|------------------------------|----------------------------------|--|------------------------------------|-------------------------|--------|
| Jason Tyner, L OBP: 0.324, SLG: 0.347 | G4-3 | | G3 | | | F9 | | G4-3 | | 4 | 0 | 0 | 0 | 0 | 0 | 2 | Cleveland Indians @ Minnesota Twins Hubert H. Humphrey Metrodome, Minneapolis, MN Mon Aug 06 2007, 8:10 PM EDT Att: 28,314 - Dome - 70 F livebaseballscorecards.com | | | |
| 25 Alexi Casilla, S OBP: 0.250, SLG: 0.270 | F7 | | | | | F8 | | G3 | | 4 | 0 | 0 | 0 | 0 | 0 | 0 | | | | |
| 7 Joe Mauer, L OBP: 0.394, SLG: 0.441 | G4-3 | | | | | G4-3 | | BB | | 3 | 0 | 1 | 0 | 1 | 0 | 0 | | | | |
| 5 Michael Cuddyer, R OBP: 0.367, SLG: 0.445 | P3 | | | | | F8 | | P6 | G3-6-3 | 4 | 0 | 0 | 0 | 0 | 0 | 2 | | | | |
| 33 Justin Morneau, L OBP: 0.351, SLG: 0.553 | F8 | | | | | G4-3 | | P6 | | 3 | 0 | 0 | 0 | 0 | 0 | 1 | | | | |
| Torii Hunter, R OBP: 0.333, SLG: 0.534 | K | | | | | 1B | | P4 | | 3 | 0 | 1 | 0 | 0 | 1 | 1 | | | | |
| 16 Jason Kubel, L OBP: 0.306, SLG: 0.409 | F8 | | | | | L9 | | F9 | | 3 | 0 | 1 | 0 | 0 | 0 | 1 | | | | |
| Brian Buscher, L OBP: 0.292, SLG: 0.227 | F8 | | | | | G4-3 | | G4-3 | | 3 | 0 | 0 | 0 | 0 | 0 | 2 | | | | |
| 8 Nick Punto, S OBP: 0.298, SLG: 0.271 | G4-3 | | | | | G1-3 | | 1B | | 3 | 0 | 1 | 0 | 0 | 0 | 1 | | | | |
| Inning Stats | R: 0 E: 0 K: 0 S: 5 | H: 0 LOB: 0 BB: 0 P: 7 | R: 0 E: 0 K: 1 S: 7 | H: 0 LOB: 0 BB: 0 P: 11 | R: 0 E: 0 K: 0 S: 8 | H: 1 LOB: 1 BB: 0 P: 13 | R: 0 E: 0 K: 0 S: 6 | H: 0 LOB: 0 BB: 0 P: 8 | R: 0 E: 0 K: 0 S: 4 | H: 0 LOB: 0 BB: 0 P: 6 | R: 0 E: 0 K: 0 S: 4 | H: 0 LOB: 1 BB: 1 P: 10 | R: 0 E: 0 K: 0 S: 14 | H: 1 LOB: 1 BB: 0 P: 19 | R: 0 E: 0 K: 0 S: 9 | H: 1 LOB: 0 BB: 0 P: 13 | 1B: 3 2B: 1 3B: 0 HR: 0 | SF: 0 SAC: 0 DP: 1 HBP: 0 | WP: 0 PB: 0 CS: 0 | PA: 31 |
| PITCHER | IP WLS BF H R ER SO BB IBB HBP BLK WP HR S P ERA WHIP | | | | | | | | | | | | | | | | | | | |
| Paul Byrd, R ERA: 4.13 | (1, 1) 9.0 W 31 4 0 0 1 1 0 0 0 0 0 0 65 99 0.00 0.556 | | | | | | | | | | | | | | | | | | | |



| Batter | 1 | 2 | 3 | 4 | 5 | 6 | 7 | 8 | 9 | AB | R | H | RBI | BB | SO | LOB | TOP | | | | |
|--|------------------------------|----------------------------------|-------------------------------|----------------------------------|------------------------------|---------------------------------|------------------------------|----------------------------------|------------------------------|----------------------------------|------------------------------|----------------------------------|-------------------------------|----------------------------------|-------------------------------|---------------------------------|--|------------------------------------|----------------------------------|--------|--|
| Jason Bartlett, R OBP: 0.327, SLG: 0.333 | G6-3 | | G6-3 | | G6-3 | | | G6-3 | | 4 | 0 | 1 | 0 | 0 | 0 | 2 | Minnesota Twins @ Kansas City Royals Kauffman Stadium, Kansas City, MO Tue Aug 07 2007, 7:10 PM CDT Att: 15,648 - Partly Cloudy - 94 F | | | | |
| 7 Joe Mauer, L OBP: 0.389, SLG: 0.435 | G6-3 | | F7 | | | G3 | | G3 | | 4 | 0 | 0 | 0 | 0 | 0 | 1 | | | | | |
| 5 Michael Cuddyer, R OBP: 0.363, SLG: 0.440 | L7 | | | F7 | | F7 | | K | | 4 | 0 | 0 | 0 | 0 | 1 | 1 | | | | | |
| 33 Justin Morneau, L OBP: 0.352, SLG: 0.557 | | 2B | | | | | | | | 4 | 1 | 2 | 0 | 0 | 0 | 1 | | | | | |
| 8 Nick Punto, S OBP: 0.296, SLG: 0.271 | | | | | | | | P6 | | 0 | 0 | 0 | 0 | 0 | 0 | 0 | | | | | |
| Torii Hunter, R OBP: 0.334, SLG: 0.536 | | 1B | G6-3 | | | | G6-3 | | | 4 | 0 | 2 | 1 | 0 | 0 | 1 | | | | | |
| 16 Jason Kubel, L OBP: 0.302, SLG: 0.403 | L7 | | | | | | F8 | | | 4 | 0 | 0 | 0 | 0 | 1 | 3 | | | | | |
| Rondell White, R OBP: 0.250, SLG: 0.188 | | | | | | | | | | 3 | 0 | 1 | 0 | 0 | 1 | 0 | | | | | |
| 38 Luis Antonio Rodriguez, B OBP: 0.281, SLG: 0.291 | | | G1-6-3 | | | | | | | 3 | 0 | 2 | 0 | 0 | 0 | 2 | | | | | |
| 25 Alexi Casilla, S OBP: 0.254, SLG: 0.262 | | | | | | | | | | 2 | 0 | 0 | 0 | 1 | 0 | 3 | | | | | |
| Inning Stats | R: 0 E: 0 K: 0 S: 7 | H: 0 LOB: 0 BB: 0 P: 11 | R: 1 E: 0 K: 0 S: 12 | H: 3 LOB: 1 BB: 0 P: 19 | R: 0 E: 0 K: 0 S: 4 | H: 0 LOB: 0 BB: 1 P: 9 | R: 0 E: 0 K: 1 S: 6 | H: 1 LOB: 1 BB: 0 P: 10 | R: 0 E: 0 K: 0 S: 7 | H: 1 LOB: 2 BB: 0 P: 12 | R: 0 E: 0 K: 0 S: 8 | H: 0 LOB: 0 BB: 0 P: 14 | R: 0 E: 0 K: 0 S: 15 | H: 1 LOB: 1 BB: 0 P: 23 | R: 0 E: 0 K: 1 S: 15 | H: 1 LOB: 0 BB: 0 P: 9 | 1B: 4 2B: 5 3B: 0 HR: 0 | SF: 0 SAC: 0 DP: 3 HBP: 1 | WP: 0 PB: 0 SB: 0 CS: 0 | PA: 34 | |
| PITCHER | IP | WLS | BF | H | R | ER | SO | BB | IBB | HBP | BLK | WP | HR | S | P | ERA | WHIP | | | | |
| 19 Brian Bannister, R ERA: 3.32 | 7.0 | W | 27 | 6 | 1 | 1 | 1 | 1 | 0 | 1 | 0 | 0 | 0 | 59 | 98 | 1.29 | 1.000 | | | | |
| 23 Zack Greinke, R ERA: 4.72 | 1.0 | H | 4 | 1 | 0 | 0 | 1 | 0 | 0 | 0 | 0 | 0 | 0 | 15 | 23 | 0.00 | 1.000 | | | | |
| 48 Joakim Soria, R ERA: 2.28 | 1.0 | | 3 | 1 | 0 | 0 | 1 | 0 | 0 | 0 | 0 | 0 | 0 | 6 | 9 | 0.00 | 1.000 | | | | |

| Batter | 1 | 2 | 3 | 4 | 5 | 6 | 7 | 8 | 9 | AB | R | H | RBI | BB | SO | LOB | BOTTOM | | | | |
|---|-------------------------------|----------------------------------|-------------------------------|----------------------------------|------------------------------|----------------------------------|------------------------------|---------------------------------|-------------------------------|----------------------------------|------------------------------|---------------------------------|------------------------------|---------------------------------|-------------------------------|----------------------------------|--|----------------------------------|------------------------------------|----------------------------------|--------|
| 9 David DeJesus, L OBP: 0.367, SLG: 0.412 | G6-3 | | E9 | | | | | P3 | | 4 | 2 | 2 | 1 | 0 | 0 | 0 | Minnesota Twins @ Kansas City Royals Kauffman Stadium, Kansas City, MO Tue Aug 07 2007, 7:10 PM CDT Att: 15,648 - Partly Cloudy - 94 F | | | | |
| 15 Mark Grudzielanek, R OBP: 0.346, SLG: 0.446 | G4-3 | | SF8 | | | | | G6-3 | | 3 | 0 | 0 | 1 | 0 | 0 | 1 | | | | | |
| 24 Mark Teahen, L OBP: 0.361, SLG: 0.412 | 1B | | | | | | | | | 4 | 2 | 4 | 1 | 0 | 0 | 0 | | | | | |
| 16 Billy Butler, R OBP: 0.346, SLG: 0.452 | 1B | | | | | | | | | 3 | 0 | 1 | 0 | 1 | 0 | 2 | | | | | |
| Ross Gload, L OBP: 0.322, SLG: 0.471 | 2B | | | | | | | | | 4 | 0 | 2 | 1 | 0 | 1 | 2 | | | | | |
| 4 Alex Gordon, L OBP: 0.314, SLG: 0.378 | G3-1 | | | | | | | | | 3 | 0 | 0 | 0 | 1 | 0 | 3 | | | | | |
| 14 John Buck, R OBP: 0.318, SLG: 0.485 | | P2 | | | | | | | | 3 | 0 | 0 | 1 | 1 | 1 | 0 | | | | | |
| 2 Joey Gathright, L OBP: 0.412, SLG: 0.413 | | G3 | | | | | | | | 4 | 1 | 1 | 0 | 0 | 1 | 3 | | | | | |
| 1 Tony Pena Jr., R OBP: 0.291, SLG: 0.365 | | | K2-3 | | | | | | | 3 | 0 | 0 | 0 | 0 | 1 | 1 | | | | | |
| Inning Stats | R: 1 E: 0 K: 0 S: 12 | H: 3 LOB: 2 BB: 0 P: 19 | R: 0 E: 0 K: 1 S: 15 | H: 0 LOB: 0 BB: 0 P: 18 | R: 1 E: 1 K: 0 S: 8 | H: 2 LOB: 0 BB: 0 P: 10 | R: 0 E: 0 K: 1 S: 7 | H: 0 LOB: 0 BB: 0 P: 9 | R: 2 E: 0 K: 0 S: 15 | H: 3 LOB: 1 BB: 0 P: 23 | R: 0 E: 0 K: 0 S: 5 | H: 1 LOB: 0 BB: 0 P: 5 | R: 0 E: 0 K: 1 S: 6 | H: 0 LOB: 0 BB: 0 P: 9 | R: 1 E: 0 K: 0 S: 16 | H: 1 LOB: 3 BB: 3 P: 30 | | 1B: 5 2B: 5 3B: 0 HR: 0 | SF: 1 SAC: 0 DP: 1 HBP: 0 | WP: 0 PB: 0 SB: 0 CS: 1 | PA: 35 |
| PITCHER | IP | WLS | BF | H | R | ER | SO | BB | IBB | HBP | BLK | WP | HR | S | P | ERA | WHIP | | | | |
| 26 Boof Bonser, R ERA: 4.63 | 7.0 | L | 28 | 9 | 4 | 4 | 3 | 0 | 0 | 0 | 0 | 0 | 0 | 4 | 5 | 27.00 | 3.000 | | | | |
| Juan Rincon, R ERA: 6.23 | 0.1 | | 2 | 1 | 1 | 1 | 0 | 0 | 0 | 0 | 0 | 0 | 0 | 4 | 5 | 27.00 | 3.000 | | | | |
| Carmen Cali, L ERA: 4.91 | 0.2 | | 5 | 0 | 0 | 0 | 1 | 2 | 1 | 0 | 0 | 0 | 0 | 12 | 25 | 0.00 | 3.000 | | | | |

| | |
|-----|----|
| AB | 32 |
| R | 1 |
| H | 8 |
| RBI | 1 |
| BB | 1 |
| SO | 3 |
| LOB | 14 |



| | |
|-----|----|
| AB | 31 |
| R | 5 |
| H | 10 |
| RBI | 5 |
| BB | 3 |
| SO | 4 |
| LOB | 12 |



| Batter | 1 | 2 | 3 | 4 | 5 | 6 | 7 | 8 | 9 | AB | R | H | RBI | BB | SO | LOB | TOP | | | | | | | | |
|--|---|---|---|---|---|---|---|---|---|---|---|---|---|---|---|---|---|---|---|---|---|---|---|---|---|
| Jason Bartlett, R OBP: 0.330, SLG: 0.334 | | | | | | | | | | 5 | 3 | 2 | 0 | 1 | 2 | 2 | | | | | | | | | |
| 8 Nick Punto, S OBP: 0.299, SLG: 0.274 | | | | | | | | | | 4 | 1 | 1 | 0 | 1 | 2 | 3 | | | | | | | | | |
| 7 Joe Mauer, L OBP: 0.388, SLG: 0.435 | | | | | | | | | | 5 | 1 | 2 | 2 | 0 | 0 | 2 | | | | | | | | | |
| 5 Michael Cuddyer, R OBP: 0.366, SLG: 0.451 | | | | | | | | | | 5 | 1 | 3 | 3 | 0 | 0 | 4 | | | | | | | | | |
| 33 Justin Morneau, L OBP: 0.353, SLG: 0.560 | | | | | | | | | 5 | 2 | 2 | 0 | 0 | 0 | 2 | | | | | | | | | | |
| Torii Hunter, R OBP: 0.337, SLG: 0.547 | | | | | | | | | 5 | 2 | 3 | 3 | 0 | 0 | 1 | | | | | | | | | | |
| 16 Jason Kubel, L OBP: 0.302, SLG: 0.403 | | | | | | | | | 5 | 0 | 4 | 1 | 0 | 0 | 0 | | | | | | | | | | |
| 55 Mike Redmond, R OBP: 0.335, SLG: 0.352 | | | | | | | | | 5 | 0 | 1 | 0 | 0 | 0 | 4 | | | | | | | | | | |
| Jason Tyner, L OBP: 0.321, SLG: 0.343 | | | | | | | | | 4 | 1 | 1 | 0 | 1 | 1 | 3 | | | | | | | | | | |
| 25 Alexi Casilla, S OBP: 0.264, SLG: 0.261 | | | | | | | | | | | | | | | | | | | | | | | | | |
| Inning Stats | R: 1 E: 0 K: 0 S: 12 | H: 1 LOB: 1 BB: 1 P: 21 | R: 0 E: 0 K: 0 S: 7 | H: 0 LOB: 0 BB: 0 P: 13 | R: 5 E: 1 K: 0 S: 16 | H: 6 LOB: 2 BB: 0 P: 23 | R: 0 E: 0 K: 1 S: 11 | H: 1 LOB: 1 BB: 0 P: 15 | R: 2 E: 0 K: 1 S: 16 | H: 3 LOB: 2 BB: 1 P: 26 | R: 1 E: 0 K: 0 S: 17 | H: 4 LOB: 2 BB: 0 P: 28 | R: 1 E: 0 K: 1 S: 15 | H: 2 LOB: 1 BB: 1 P: 22 | R: 1 E: 1 K: 0 S: 12 | H: 2 LOB: 1 BB: 0 P: 15 | R: 0 E: 0 K: 2 S: 7 | H: 0 LOB: 0 BB: 0 P: 12 | 1B: 13 2B: 4 3B: 0 HR: 2 | SF: 1 SAC: 1 DP: 2 HBP: 0 | WP: 0 PB: 1 CS: 0 | PA: 48 | | | |
| PITCHER | IP WLS BF H R ER SO BB IBB HBP BLK WP HR S P ERA WHIP | IP WLS BF H R ER SO BB IBB HBP BLK WP HR S P ERA WHIP | IP WLS BF H R ER SO BB IBB HBP BLK WP HR S P ERA WHIP | IP WLS BF H R ER SO BB IBB HBP BLK WP HR S P ERA WHIP | IP WLS BF H R ER SO BB IBB HBP BLK WP HR S P ERA WHIP | IP WLS BF H R ER SO BB IBB HBP BLK WP HR S P ERA WHIP | IP WLS BF H R ER SO BB IBB HBP BLK WP HR S P ERA WHIP | IP WLS BF H R ER SO BB IBB HBP BLK WP HR S P ERA WHIP | IP WLS BF H R ER SO BB IBB HBP BLK WP HR S P ERA WHIP | IP WLS BF H R ER SO BB IBB HBP BLK WP HR S P ERA WHIP | IP WLS BF H R ER SO BB IBB HBP BLK WP HR S P ERA WHIP | IP WLS BF H R ER SO BB IBB HBP BLK WP HR S P ERA WHIP | IP WLS BF H R ER SO BB IBB HBP BLK WP HR S P ERA WHIP | IP WLS BF H R ER SO BB IBB HBP BLK WP HR S P ERA WHIP | IP WLS BF H R ER SO BB IBB HBP BLK WP HR S P ERA WHIP | IP WLS BF H R ER SO BB IBB HBP BLK WP HR S P ERA WHIP | IP WLS BF H R ER SO BB IBB HBP BLK WP HR S P ERA WHIP | IP WLS BF H R ER SO BB IBB HBP BLK WP HR S P ERA WHIP | IP WLS BF H R ER SO BB IBB HBP BLK WP HR S P ERA WHIP | IP WLS BF H R ER SO BB IBB HBP BLK WP HR S P ERA WHIP | IP WLS BF H R ER SO BB IBB HBP BLK WP HR S P ERA WHIP | IP WLS BF H R ER SO BB IBB HBP BLK WP HR S P ERA WHIP | IP WLS BF H R ER SO BB IBB HBP BLK WP HR S P ERA WHIP | IP WLS BF H R ER SO BB IBB HBP BLK WP HR S P ERA WHIP | IP WLS BF H R ER SO BB IBB HBP BLK WP HR S P ERA WHIP |

Minnesota Twins @ Kansas City Royals
Kauffman Stadium, Kansas City, MO
Wed Aug 08 2007, 7:10 PM CDT
Att: 21,503 - Clear - 91 F

AB 43
R 11
H 19
RBI 9
BB 3
SO 5
LOB 21



| Batter | 1 | 2 | 3 | 4 | 5 | 6 | 7 | 8 | 9 | AB | R | H | RBI | BB | SO | LOB | BOTTOM | | | | | | | | |
|---|---|---|---|---|---|---|---|---|---|---|---|---|---|---|---|---|---|---|---|---|---|---|---|---|---|
| 9 David DeJesus, L OBP: 0.367, SLG: 0.410 | | | | | | | | | | 2 | 0 | 0 | 0 | 1 | 0 | 3 | | | | | | | | | |
| 2 Joey Gathright, L OBP: 0.423, SLG: 0.426 | | | | | | | | | | 3 | 0 | 1 | 0 | 0 | 1 | 2 | | | | | | | | | |
| 15 Mark Grudzielanek, R OBP: 0.346, SLG: 0.445 | | | | | | | | | | 2 | 0 | 0 | 0 | 0 | 0 | 2 | | | | | | | | | |
| Jason Smith, L OBP: 0.253, SLG: 0.329 | | | | | | | | | | 5 | 0 | 1 | 1 | 0 | 1 | 4 | | | | | | | | | |
| 24 Mark Teahen, L OBP: 0.360, SLG: 0.409 | | | | | | | | | | 5 | 0 | 1 | 1 | 0 | 1 | 4 | | | | | | | | | |
| 16 Billy Butler, R OBP: 0.342, SLG: 0.441 | | | | | | | | | | 4 | 1 | 0 | 0 | 1 | 1 | 2 | | | | | | | | | |
| Ross Gload, L OBP: 0.324, SLG: 0.469 | | | | | | | | | | 5 | 1 | 2 | 0 | 0 | 1 | 1 | | | | | | | | | |
| Esteban German, R OBP: 0.373, SLG: 0.403 | | | | | | | | | | 4 | 0 | 1 | 0 | 0 | 1 | 3 | | | | | | | | | |
| Emil Brown, R OBP: 0.292, SLG: 0.332 | | | | | | | | | | 4 | 1 | 2 | 1 | 0 | 2 | 2 | | | | | | | | | |
| 14 John Buck, R OBP: 0.324, SLG: 0.494 | | | | | | | | | | 4 | 0 | 3 | 2 | 0 | 0 | 0 | | | | | | | | | |
| 1 Tony Pena Jr., R OBP: 0.290, SLG: 0.364 | | | | | | | | | | 4 | 0 | 1 | 0 | 0 | 0 | 4 | | | | | | | | | |
| Inning Stats | R: 0 E: 0 K: 1 S: 6 | H: 0 LOB: 0 BB: 1 P: 11 | R: 0 E: 0 K: 2 S: 11 | H: 1 LOB: 1 BB: 0 P: 17 | R: 0 E: 1 K: 1 S: 14 | H: 1 LOB: 2 BB: 0 P: 17 | R: 0 E: 0 K: 1 S: 9 | H: 1 LOB: 1 BB: 0 P: 14 | R: 0 E: 0 K: 1 S: 9 | H: 2 LOB: 1 BB: 0 P: 13 | R: 2 E: 0 K: 1 S: 15 | H: 3 LOB: 2 BB: 1 P: 21 | R: 0 E: 0 K: 1 S: 11 | H: 1 LOB: 1 BB: 0 P: 15 | R: 1 E: 0 K: 0 S: 9 | H: 2 LOB: 1 BB: 0 P: 18 | R: 1 E: 0 K: 0 S: 13 | H: 2 LOB: 1 BB: 0 P: 18 | 1B: 9 2B: 3 3B: 1 HR: 0 | SF: 0 SAC: 0 DP: 2 HBP: 0 | WP: 0 PB: 0 CS: 0 | PA: 41 | | | |
| PITCHER | IP WLS BF H R ER SO BB IBB HBP BLK WP HR S P ERA WHIP | IP WLS BF H R ER SO BB IBB HBP BLK WP HR S P ERA WHIP | IP WLS BF H R ER SO BB IBB HBP BLK WP HR S P ERA WHIP | IP WLS BF H R ER SO BB IBB HBP BLK WP HR S P ERA WHIP | IP WLS BF H R ER SO BB IBB HBP BLK WP HR S P ERA WHIP | IP WLS BF H R ER SO BB IBB HBP BLK WP HR S P ERA WHIP | IP WLS BF H R ER SO BB IBB HBP BLK WP HR S P ERA WHIP | IP WLS BF H R ER SO BB IBB HBP BLK WP HR S P ERA WHIP | IP WLS BF H R ER SO BB IBB HBP BLK WP HR S P ERA WHIP | IP WLS BF H R ER SO BB IBB HBP BLK WP HR S P ERA WHIP | IP WLS BF H R ER SO BB IBB HBP BLK WP HR S P ERA WHIP | IP WLS BF H R ER SO BB IBB HBP BLK WP HR S P ERA WHIP | IP WLS BF H R ER SO BB IBB HBP BLK WP HR S P ERA WHIP | IP WLS BF H R ER SO BB IBB HBP BLK WP HR S P ERA WHIP | IP WLS BF H R ER SO BB IBB HBP BLK WP HR S P ERA WHIP | IP WLS BF H R ER SO BB IBB HBP BLK WP HR S P ERA WHIP | IP WLS BF H R ER SO BB IBB HBP BLK WP HR S P ERA WHIP | IP WLS BF H R ER SO BB IBB HBP BLK WP HR S P ERA WHIP | IP WLS BF H R ER SO BB IBB HBP BLK WP HR S P ERA WHIP | IP WLS BF H R ER SO BB IBB HBP BLK WP HR S P ERA WHIP | IP WLS BF H R ER SO BB IBB HBP BLK WP HR S P ERA WHIP | IP WLS BF H R ER SO BB IBB HBP BLK WP HR S P ERA WHIP | IP WLS BF H R ER SO BB IBB HBP BLK WP HR S P ERA WHIP | IP WLS BF H R ER SO BB IBB HBP BLK WP HR S P ERA WHIP | IP WLS BF H R ER SO BB IBB HBP BLK WP HR S P ERA WHIP |

Minnesota Twins @ Kansas City Royals
Kauffman Stadium, Kansas City, MO
Wed Aug 08 2007, 7:10 PM CDT
Att: 21,503 - Clear - 91 F

AB 39
R 4
H 13
RBI 4
BB 2
SO 7
LOB 23



| Batter | 1 | 2 | 3 | 4 | 5 | 6 | 7 | 8 | 9 | AB | R | H | RBI | BB | SO | LOB | TOP | | | |
|--|---|---|---------------------------------------|----------------------------------|---------------------------------------|----------------------------------|--------------------------------------|----------------------------------|---------------------------------------|----------------------------------|---------------------------------------|----------------------------------|---------------------------------------|----------------------------------|--------------------------------------|----------------------------------|--|----------------------------------|------------------------------------|----------------------------------|
| 25 Alexi Casilla, S OBP: 0.289, SLG: 0.278 | 1-2 WP BB | | 1-1 G6-3 | | | 0-2 S 1B | | 1-2 BB 1B | | 3 | 0 | 2 | 0 | 1 | 0 | 0 | Minnesota Twins @ Kansas City Royals Kauffman Stadium, Kansas City, MO Thu Aug 09 2007, 1:10 PM CDT Att: 14,569 - Partly Cloudy - 91 F | | | |
| Jason Bartlett, R OBP: 0.326, SLG: 0.331 | 2-2 L4 | | 1-1 G5-3 | | | 3-2 F8 | | 4-2 BB | | 3 | 0 | 0 | 0 | 1 | 0 | 2 | | | | |
| 7 Joe Mauer, L OBP: 0.384, SLG: 0.429 | 1-0 F7 | | 1-2 G4-3 | | | 2-2 G6-3 | | 1-2 F6 | | 4 | 0 | 0 | 0 | 0 | 0 | 4 | | | | |
| 5 Michael Cuddyer, R OBP: 0.363, SLG: 0.446 | 0-3 K | | 3-3 K | | | | | K | | 4 | 0 | 0 | 0 | 0 | 4 | 3 | | | | |
| 33 Justin Morneau, L OBP: 0.350, SLG: 0.555 | 1-3 K | | | | | 0-1 P5 | | F8 | | 4 | 0 | 0 | 0 | 0 | 1 | 0 | | | | |
| Torii Hunter, R OBP: 0.336, SLG: 0.544 | 2-3 K | | | | | 0-0 P3 | | G2-3 | | 4 | 0 | 1 | 0 | 0 | 1 | 0 | | | | |
| 16 Jason Kubel, L OBP: 0.304, SLG: 0.406 | 2-0 L8 | | | | | 3-2 2B | | F7 | | 3 | 0 | 1 | 0 | 1 | 0 | 0 | | | | |
| Rondell White, R OBP: 0.231, SLG: 0.171 | | | 1-0 F8 | | | 1-1 G5-3 | | K | | 3 | 0 | 0 | 0 | 0 | 1 | 3 | | | | |
| 38 Luis Antonio Rodriguez, S OBP: 0.274, SLG: 0.283 | | | 2-2 G6-3 | | | 0-1 G3 | | F7 | | 3 | 0 | 0 | 0 | 0 | 0 | 0 | | | | |
| Inning Stats | R: 0 H: 0 E: 0 K: 1 S: 11 | H: 0 LOB: 1 BB: 1 P: 18 | R: 0 H: 0 E: 0 K: 2 S: 7 | H: 0 LOB: 0 BB: 0 P: 12 | R: 0 H: 0 E: 0 K: 0 S: 6 | H: 0 LOB: 0 BB: 0 P: 10 | R: 0 H: 0 E: 0 K: 1 S: 9 | H: 0 LOB: 0 BB: 0 P: 14 | R: 0 H: 1 E: 0 K: 0 S: 8 | H: 1 LOB: 1 BB: 0 P: 12 | R: 0 H: 1 E: 0 K: 0 S: 14 | H: 1 LOB: 2 BB: 1 P: 25 | R: 0 H: 1 E: 0 K: 1 S: 14 | H: 1 LOB: 2 BB: 0 P: 21 | R: 0 H: 0 E: 0 K: 0 S: 8 | H: 0 LOB: 0 BB: 0 P: 11 | | 1B: 3 2B: 1 3B: 0 HR: 0 | SF: 0 SAC: 0 DP: 0 HBP: 0 | WP: 1 PB: 0 SB: 1 CS: 0 |
| PITCHER | IP WLS BF H R ER SO BB IBB HBP BLK WP HR S P ERA WHIP | IP WLS BF H R ER SO BB IBB HBP BLK WP HR S P ERA WHIP | PITCHER | | | | | | | | | | | | | | | | | |
| 28 Kyle Davies, R ERA: 5.64 | (1, 1) 6.2 W 25 3 0 0 5 2 0 0 0 0 1 0 65 104 0.00 0.750 | | | | | | | | | | | | | | | | | | | |
| 23 Zack Greinke, R ERA: 4.89 | (7, 1) 0.2 H 4 1 0 0 1 1 0 0 0 0 0 0 11 19 0.00 3.000 | | | | | | | | | | | | | | | | | | | |
| 41 Jimmy Gobble, L ERA: 3.13 | (8, 1) 0.1 H 1 0 0 0 0 0 0 0 0 0 0 0 3 4 0.00 0.000 | | | | | | | | | | | | | | | | | | | |
| 48 Joaquin Soria, R ERA: 2.22 | (8, 1) 1.1 S 4 0 0 0 1 0 0 0 0 0 0 0 11 15 0.00 0.000 | | | | | | | | | | | | | | | | | | | |
| Batter | 1 | 2 | 3 | 4 | 5 | 6 | 7 | 8 | 9 | AB | R | H | RBI | BB | SO | LOB | BOTTOM | | | |
| 9 David DeJesus, L OBP: 0.365, SLG: 0.407 | 1-3 K | | 2-1 F7 | | | 0-3 K | | | | 3 | 0 | 0 | 0 | 0 | 2 | 0 | Minnesota Twins @ Kansas City Royals Kauffman Stadium, Kansas City, MO Thu Aug 09 2007, 1:10 PM CDT Att: 14,569 - Partly Cloudy - 91 F | | | |
| Esteban German, R OBP: 0.373, SLG: 0.402 | 3-2 G4-6-3 1B | | 0-0 G5-3 | | | 3-1 F9 | | | | 3 | 0 | 1 | 0 | 0 | 0 | 0 | | | | |
| 24 Mark Teahen, L OBP: 0.380, SLG: 0.409 | 0-1 G4-6-3 | | 0-0 F8 | | | 2-2 1B | | | | 3 | 0 | 1 | 0 | 0 | 0 | 1 | | | | |
| 16 Billy Butler, R OBP: 0.342, SLG: 0.439 | 1-2 F9 | | 1-2 G6-3 | | | 3-1 1B | | | | 3 | 0 | 1 | 0 | 0 | 0 | 0 | | | | |
| Ross Gload, L OBP: 0.324, SLG: 0.467 | 1-3 K | | 2-2 G1-3 | | | 1-0 1B | | | | 3 | 0 | 1 | 0 | 0 | 1 | 0 | | | | |
| 4 Alex Gordon, L OBP: 0.311, SLG: 0.375 | 0-3 K | | 3-2 K | | | 2-1 G3 | | | | 3 | 0 | 0 | 0 | 0 | 2 | 2 | | | | |
| 1 Tony Pena Jr., R OBP: 0.291, SLG: 0.366 | 2-2 SH3-4 SF8 2B | | 1-2 F9 | | | 0-0 G6-3 | | | | 3 | 1 | 1 | 0 | 0 | 0 | 0 | | | | |
| 2 Joey Gathright, L OBP: 0.415, SLG: 0.417 | 0-0 SH3-4 | | 0-0 K | | | 1-3 P6 | | | | 2 | 0 | 0 | 0 | 0 | 1 | 0 | | | | |
| Jason LaRue, R OBP: 0.240, SLG: 0.302 | 2-2 SF8 | | 2-2 G6-3 | | | 3-3 K | | | | 2 | 0 | 0 | 1 | 0 | 1 | 0 | | | | |
| Inning Stats | R: 0 H: 1 E: 0 K: 1 S: 12 | H: 1 LOB: 0 BB: 0 P: 16 | R: 0 H: 0 E: 0 K: 2 S: 13 | H: 0 LOB: 0 BB: 0 P: 15 | R: 1 H: 1 E: 0 K: 0 S: 11 | H: 1 LOB: 0 BB: 0 P: 17 | R: 0 H: 0 E: 0 K: 0 S: 5 | H: 0 LOB: 0 BB: 0 P: 6 | R: 0 H: 0 E: 0 K: 1 S: 11 | H: 0 LOB: 0 BB: 0 P: 17 | R: 0 H: 0 E: 0 K: 2 S: 12 | H: 0 LOB: 0 BB: 0 P: 16 | R: 0 H: 3 E: 0 K: 0 S: 11 | H: 3 LOB: 2 BB: 0 P: 22 | R: 0 H: 0 E: 0 K: 1 S: 7 | H: 0 LOB: 0 BB: 0 P: 11 | | 1B: 4 2B: 1 3B: 0 HR: 0 | SF: 1 SAC: 1 DP: 1 HBP: 0 | WP: 0 PB: 0 SB: 0 CS: 0 |
| PITCHER | IP WLS BF H R ER SO BB IBB HBP BLK WP HR S P ERA WHIP | IP WLS BF H R ER SO BB IBB HBP BLK WP HR S P ERA WHIP | PITCHER | | | | | | | | | | | | | | | | | |
| 21 Matt Garza, R ERA: 1.7 | (1, 1) 6.2 L 22 4 1 1 1 6 4 1 1 0 0 0 0 72 103 1.35 0.600 | | | | | | | | | | | | | | | | | | | |
| 37 Denny Reyes, L ERA: 4.39 | (7, 1) 0.1 2 1 0 0 0 0 0 0 0 0 0 0 3 6 0.00 3.000 | | | | | | | | | | | | | | | | | | | |
| 17 Pat Neshek, R ERA: 1.98 | (8, 1) 1.0 3 0 0 0 0 1 0 0 0 0 0 0 0 7 11 0.00 0.000 | | | | | | | | | | | | | | | | | | | |

| Batter | 1 | 2 | 3 | 4 | 5 | 6 | 7 | 8 | 9 | AB | R | H | RBI | BB | SO | LOB | TOP | | | | | | | | | | |
|--|------------------------------|----------------------------------|-------------------------------|----------------------------------|-------------------------------|----------------------------------|------------------------------|----------------------------------|-------------------------------|----------------------------------|-------------------------------|----------------------------------|------------------------------|----------------------------------|------------------------------|---------------------------------|----------------------------------|------------------------------------|----------------------------------|--------|--|--|--|--|--|--|--|
| 25 Alexi Casilla, S OBP: 0.296, SLG: 0.276 | G1-3 | | 7 WP 1B BB | | | E9 1B | | | G4-3 | 4 | 0 | 1 | 0 | 1 | 1 | 3 | | | | | | | | | | | |
| Jason Bartlett, R OBP: 0.326, SLG: 0.331 | F9 | | 7 WP 1B | | | E9 | | | G4-3 | 4 | 0 | 1 | 0 | 0 | 0 | 1 | | | | | | | | | | | |
| 7 Joe Mauer, L OBP: 0.385, SLG: 0.426 | | | | | | G3-1 | | | G3-1 | 2 | 0 | 0 | 0 | 2 | 0 | 1 | | | | | | | | | | | |
| 5 Michael Cuddyer, R OBP: 0.359, SLG: 0.441 | G3 | | F8 | | | | | | K | 4 | 0 | 0 | 0 | 0 | 1 | 4 | | | | | | | | | | | |
| 33 Justin Morneau, L OBP: 0.347, SLG: 0.550 | | | | | | G3 | | | G3-1 | 4 | 0 | 0 | 0 | 0 | 1 | 0 | | | | | | | | | | | |
| Torii Hunter, R OBP: 0.326, SLG: 0.541 | F9 | | | | | F9 | | | K | 4 | 1 | 1 | 0 | 0 | 1 | 0 | | | | | | | | | | | |
| 16 Jason Kubel, L OBP: 0.307, SLG: 0.407 | G6-3 | | | | | | | | G4-3 | 2 | 0 | 1 | 0 | 1 | 0 | 0 | | | | | | | | | | | |
| 61 Tommy Watkins, R (8, PH) | | | | | | | | | | 1 | 0 | 0 | 0 | 0 | 0 | 0 | | | | | | | | | | | |
| Rondell White, R OBP: 0.233, SLG: 0.179 | | | G6-3 | | | K | | | G6-3 | 4 | 0 | 1 | 1 | 0 | 1 | 1 | | | | | | | | | | | |
| 8 Nick Punto, S OBP: 0.298, SLG: 0.272 | P5 | | | | | G4-3 | | | P4 | 3 | 0 | 0 | 0 | 1 | 0 | 0 | | | | | | | | | | | |
| Inning Stats | R: 0 E: 0 K: 0 S: 7 | H: 0 LOB: 1 BB: 1 P: 12 | R: 0 E: 0 K: 1 S: 11 | H: 0 LOB: 0 BB: 0 P: 15 | R: 0 E: 0 K: 1 S: 10 | H: 1 LOB: 3 BB: 2 P: 19 | R: 0 E: 0 K: 1 S: 9 | H: 1 LOB: 1 BB: 0 P: 13 | R: 0 E: 1 K: 0 S: 10 | H: 1 LOB: 1 BB: 0 P: 15 | R: 1 E: 0 K: 2 S: 17 | H: 2 LOB: 2 BB: 2 P: 30 | R: 0 E: 0 K: 1 S: 9 | H: 0 LOB: 0 BB: 0 P: 13 | R: 0 E: 0 K: 0 S: 6 | H: 0 LOB: 0 BB: 0 P: 7 | 1B: 5 2B: 0 3B: 0 HR: 0 | SF: 0 SAC: 0 DP: 0 HBP: 0 | WP: 1 PB: 0 SB: 0 CS: 0 | PA: 37 | | | | | | | |
| PITCHER | IP | WLS | BF | H | R | ER | SO | BB | IBB | HBP | BLK | WP | HR | S | P | ERA | WHIP | | | | | | | | | | |
| 45 Kelvim Escobar, R ERA: 2.74 | 6.0 | W | 28 | 5 | 1 | 1 | 4 | 4 | 1 | 0 | 0 | 1 | 0 | 64 | 104 | 1.50 | 1.500 | | | | | | | | | | |
| 33 Justin Speier, R ERA: 2.09 | 1.0 | | 3 | 0 | 0 | 0 | 0 | 0 | 0 | 0 | 0 | 0 | 0 | 7 | 10 | 0.00 | 0.000 | | | | | | | | | | |
| Darren Oliver, L ERA: 4.39 | 1.0 | | 3 | 0 | 0 | 0 | 1 | 0 | 0 | 0 | 0 | 0 | 0 | 9 | 13 | 0.00 | 0.000 | | | | | | | | | | |
| 37 Greg Jones, R ERA: 7.11 | 1.0 | | 3 | 0 | 0 | 0 | 0 | 0 | 0 | 0 | 0 | 0 | 0 | 6 | 7 | 0.00 | 0.000 | | | | | | | | | | |

Minnesota Twins @ Los Angeles Angels
Angel Stadium of Anaheim, Anaheim, CA

AB 32
R 1
H 5
RBI 1
BB 5
SO 5
LOB 10



WP: 1 PA: 37
PB: 0
SB: 0
CS: 0

Fri Aug 10 2007, 7:05 PM PDT
Att: 43,810 - Clear - 76 F

| Batter | 1 | 2 | 3 | 4 | 5 | 6 | 7 | 8 | 9 | AB | R | H | RBI | BB | SO | LOB | BOTTOM | | | | | | | | | | |
|---|------------------------------|----------------------------------|-------------------------------|----------------------------------|-------------------------------|----------------------------------|------------------------------|----------------------------------|-------------------------------|----------------------------------|-------------------------------|----------------------------------|-------------------------------|----------------------------------|------------------------------|----------------------------------|-----------------------------------|------------------------------------|----------------------------------|--------|--|--|--|--|--|--|--|
| 9 Chone Figgins, S OBP: 0.395, SLG: 0.434 | K | | 1B 27 G6-4-3 | | | CS 1B | | | SF9 | 4 | 1 | 2 | 1 | 0 | 2 | 2 | | | | | | | | | | | |
| Nathan Haynes, L OBP: 0.267, SLG: 0.310 | | | | | | | | | | 0 | 0 | 0 | 0 | 0 | 0 | 0 | | | | | | | | | | | |
| Orlando Cabrera, R OBP: 0.343, SLG: 0.412 | P6 | | 27 G6-4-3 | | | | | | F9 | 4 | 0 | 1 | 1 | 0 | 1 | 4 | | | | | | | | | | | |
| 32 Erick Aybar, S OBP: 0.299, SLG: 0.284 | | | | | | | | | | 1 | 0 | 0 | 0 | 0 | 0 | 2 | | | | | | | | | | | |
| 27 Vladimir Guerrero, R OBP: 0.413, SLG: 0.567 | F9 | | G6-4-3 | | | | | | F9 | 3 | 1 | 0 | 0 | 1 | 0 | 1 | | | | | | | | | | | |
| 43 Matthew Brown, R | | | | | | | | | | 1 | 0 | 0 | 0 | 0 | 0 | 0 | | | | | | | | | | | |
| Garret Anderson, L OBP: 0.311, SLG: 0.440 | G6-3 | | F9 | | | | | | F9 | 4 | 1 | 1 | 0 | 0 | 1 | 1 | | | | | | | | | | | |
| 39 Robb Quinlan, R OBP: 0.313, SLG: 0.381 | | | | | | | | | | 1 | 0 | 0 | 0 | 0 | 0 | 0 | | | | | | | | | | | |
| 24 Gary Matthews, S OBP: 0.340, SLG: 0.451 | | | | | | | | | | 3 | 2 | 2 | 0 | 1 | 1 | 0 | | | | | | | | | | | |
| 48 Ryan Budde, R (8, PH) | | | | | | | | | | 1 | 0 | 0 | 0 | 0 | 1 | 0 | | | | | | | | | | | |
| Casey Kotchman, L OBP: 0.372, SLG: 0.486 | P2 | | | | | | | | | 3 | 2 | 2 | 1 | 1 | 0 | 1 | | | | | | | | | | | |
| 6 Maicer Izturis, S OBP: 0.324, SLG: 0.407 | | | | | | | | | | 2 | 2 | 1 | 4 | 2 | 0 | 1 | | | | | | | | | | | |
| 5 Jeff Mathis, R OBP: 0.264, SLG: 0.290 | K | | | | | | | | | 3 | 0 | 1 | 1 | 1 | 1 | 2 | | | | | | | | | | | |
| 77 Reggie Willis, S OBP: 0.407, SLG: 0.360 | | | | | | | | | | 2 | 1 | 2 | 1 | 2 | 0 | 0 | | | | | | | | | | | |
| Inning Stats | R: 0 E: 0 K: 1 S: 8 | H: 0 LOB: 0 BB: 0 P: 11 | R: 0 E: 0 K: 1 S: 11 | H: 1 LOB: 2 BB: 1 P: 17 | R: 2 E: 0 K: 0 S: 10 | H: 2 LOB: 0 BB: 1 P: 16 | R: 0 E: 0 K: 1 S: 9 | H: 1 LOB: 0 BB: 0 P: 11 | R: 0 E: 0 K: 1 S: 11 | H: 2 LOB: 1 BB: 0 P: 13 | R: 4 E: 0 K: 1 S: 17 | H: 3 LOB: 2 BB: 3 P: 31 | R: 4 E: 0 K: 1 S: 12 | H: 3 LOB: 2 BB: 3 P: 30 | R: 0 E: 0 K: 1 S: 9 | H: 0 LOB: 0 BB: 0 P: 12 | 1B: 11 2B: 0 3B: 0 HR: 1 | SF: 1 SAC: 0 DP: 2 HBP: 0 | WP: 1 PB: 0 SB: 0 CS: 2 | PA: 41 | | | | | | | |
| PITCHER | IP | WLS | BF | H | R | ER | SO | BB | IBB | HBP | BLK | WP | HR | S | P | ERA | WHIP | | | | | | | | | | |
| 30 Scott Baker, R ERA: 4.76 | 5.1 | L | 25 | 9 | 6 | 6 | 4 | 3 | 0 | 0 | 0 | 0 | 0 | 9 | 21 | 13.50 | 4.500 | | | | | | | | | | |
| Juan Rincon, R ERA: 6.35 | 0.2 | | 5 | 0 | 1 | 1 | 1 | 3 | 0 | 0 | 0 | 0 | 0 | 9 | 21 | 13.50 | 4.500 | | | | | | | | | | |
| Carmen Cali, L ERA: 8.22 | 0.1 | | 4 | 1 | 0 | 0 | 1 | 1 | 1 | 0 | 0 | 1 | 0 | 6 | 17 | 0.00 | 6.000 | | | | | | | | | | |
| Ramon Ortiz, R ERA: 5.08 | 1.2 | | 7 | 2 | 3 | 3 | 1 | 0 | 0 | 0 | 0 | 0 | 0 | 14 | 20 | 16.20 | 1.200 | | | | | | | | | | |

Minnesota Twins @ Los Angeles Angels
Angel Stadium of Anaheim, Anaheim, CA

AB 32
R 10
H 12
RBI 9
BB 8
SO 7
LOB 14



WP: 1 PA: 41
PB: 0
SB: 0
CS: 2

Fri Aug 10 2007, 7:05 PM PDT
Att: 43,810 - Clear - 76 F

| Batter | 1 | 2 | 3 | 4 | 5 | 6 | 7 | 8 | 9 | AB | R | H | RBI | BB | SO | LOB | TOP | | | | | | | | |
|---|---------------------------------------|----------------------------------|---------------------------------------|----------------------------------|--------------------------------------|---------------------------------|--------------------------------------|----------------------------------|--------------------------------------|---------------------------------|---------------------------------------|----------------------------------|--------------------------------------|---------------------------------|---------------------------------------|----------------------------------|---|---------------------------------|----------------------------------|------------------------------------|----------------------------------|--------|--|--|--|
| Jason Tyner, L (1, 7) OBP: 0.320, SLG: 0.341 | | | G4-3 | | | P6 | | K | | 4 | 0 | 1 | 0 | 0 | 1 | 3 | Minnesota Twins @ Los Angeles Angels Angel Stadium of Anaheim, Anaheim, CA Sun Aug 12 2007, 12:35 PM PDT Att: 43,911 - Partly Cloudy - 86 F livebaseballscorecards.com | | | | | | | | |
| Jason Bartlett, R (1, 6) OBP: 0.326, SLG: 0.343 | F9 | | P3 | | | SF8 | | | | 3 | 0 | 1 | 2 | 0 | 0 | 2 | | | | | | | | | |
| 7 Joe Mauer, L (1, 10) OBP: 0.390, SLG: 0.434 | F8 | | | | | | | K | | 4 | 0 | 2 | 0 | 0 | 1 | 2 | | | | | | | | | |
| 33 Justin Morneau, L (1, 3) OBP: 0.343, SLG: 0.542 | K | | G6-3 | | | G6-3 | | | | 4 | 0 | 0 | 0 | 0 | 1 | 3 | | | | | | | | | |
| Tori Hunter, R (1, 8) OBP: 0.334, SLG: 0.537 | | K | | | | P4 | | | | 4 | 0 | 0 | 0 | 0 | 1 | 0 | | | | | | | | | |
| 5 Michael Cuddyer, R (1, 9) OBP: 0.355, SLG: 0.435 | F7 | | | | | | | | | 4 | 0 | 0 | 0 | 0 | 0 | 0 | | | | | | | | | |
| 55 Mike Redmond, R (1, 2) OBP: 0.335, SLG: 0.351 | K | | | | | | | | | 3 | 0 | 0 | 0 | 0 | 1 | 0 | | | | | | | | | |
| 61 Tommy Watkins, R (1, 5) OBP: 0.335, SLG: 0.435 | | | E1 G4-3 SH1-3 | | | | | F7 | | 3 | 0 | 0 | 0 | 0 | 1 | 0 | | | | | | | | | |
| 25 Alexi Casilla, S (1, 4) OBP: 0.299, SLG: 0.280 | | | SH1-3 | | | | | | | 2 | 2 | 2 | 0 | 0 | 0 | 0 | | | | | | | | | |
| Inning Stats | R: 0 H: 1 E: 0 K: 1 S: 10 | H: 1 LOB: 1 BB: 0 P: 15 | R: 0 H: 0 E: 0 K: 2 S: 10 | H: 0 LOB: 0 BB: 0 P: 16 | R: 0 H: 0 E: 1 K: 0 S: 6 | H: 0 LOB: 1 BB: 0 P: 6 | R: 0 H: 1 E: 0 K: 0 S: 7 | H: 1 LOB: 0 BB: 0 P: 11 | R: 0 H: 0 E: 0 K: 1 S: 6 | H: 0 LOB: 3 BB: 0 P: 6 | R: 1 H: 2 E: 0 K: 0 S: 17 | H: 2 LOB: 1 BB: 0 P: 22 | R: 0 H: 0 E: 0 K: 0 S: 7 | H: 0 LOB: 0 BB: 0 P: 9 | R: 1 H: 2 E: 0 K: 2 S: 13 | H: 2 LOB: 1 BB: 0 P: 18 | R: 0 H: 0 E: 0 K: 0 S: 6 | H: 0 LOB: 0 BB: 0 P: 8 | 1B: 4 2B: 1 3B: 1 HR: 0 | SF: 1 SAC: 1 DP: 1 HBP: 0 | WP: 0 PB: 0 SB: 2 CS: 0 | PA: 33 | | | |
| PITCHER | IP | WLS | BF | H | R | ER | SO | BB | IBB | HBP | BLK | WP | HR | S | P | ERA | WHIP | | | | | | | | |
| 36 Jered Weaver, R (1, 1) ERA: 3.85 | 7.1 | W | 27 | 5 | 2 | 2 | 4 | 0 | 0 | 0 | 0 | 0 | 0 | 68 | 93 | 2.46 | 0.682 | | | | | | | | |
| 33 Justin Speier, R (8, 1) ERA: 1.97 | 1.2 | | 6 | 1 | 0 | 0 | 2 | 0 | 0 | 0 | 0 | 0 | 0 | 14 | 18 | 0.00 | 0.600 | | | | | | | | |

| Batter | 1 | 2 | 3 | 4 | 5 | 6 | 7 | 8 | 9 | AB | R | H | RBI | BB | SO | LOB | BOTTOM | | | | | | | | |
|--|--------------------------------------|----------------------------------|---------------------------------------|----------------------------------|--------------------------------------|----------------------------------|---------------------------------------|----------------------------------|---------------------------------------|----------------------------------|---------------------------------------|----------------------------------|--------------------------------------|----------------------------------|---------------------------------------|----------------------------------|---|---------------------------------|----------------------------------|------------------------------------|----------------------------------|--------|--|--|--|
| 9 Chone Figgins, S (1, 5) OBP: 0.394, SLG: 0.438 | K | | G3-1 | | | | | K | | 5 | 2 | 2 | 2 | 0 | 2 | 1 | Minnesota Twins @ Los Angeles Angels Angel Stadium of Anaheim, Anaheim, CA Sun Aug 12 2007, 12:35 PM PDT Att: 43,911 - Partly Cloudy - 86 F livebaseballscorecards.com | | | | | | | | |
| Orlando Cabrera, R (1, 6) OBP: 0.347, SLG: 0.417 | | | G5-3 | | | | | FC4 | | 5 | 0 | 3 | 1 | 0 | 0 | 1 | | | | | | | | | |
| 27 Vladimir Guerrero, R (1, 9) OBP: 0.409, SLG: 0.542 | G6-4-3 | | | | | | | K | | 4 | 0 | 1 | 0 | 1 | 2 | 4 | | | | | | | | | |
| Garret Anderson, L (1, 7) OBP: 0.305, SLG: 0.434 | | | | | | K | | FC3-6 BB | | 5 | 1 | 1 | 1 | 0 | 2 | 5 | | | | | | | | | |
| Casey Kotchman, L (1, 3) OBP: 0.373, SLG: 0.487 | | | | | | F9 | | G1-3 | | 3 | 0 | 1 | 1 | 1 | 0 | 1 | | | | | | | | | |
| 6 Meicer Izturis, S (1, 10) OBP: 0.327, SLG: 0.417 | F8 | | | | | | | F8 | | 2 | 0 | 0 | 0 | 2 | 0 | 3 | | | | | | | | | |
| 32 Erick Aybar, S (1, 4) OBP: 0.298, SLG: 0.295 | | | | | | B1-3 | | F7 | | 4 | 0 | 1 | 0 | 0 | 1 | 3 | | | | | | | | | |
| 5 Jeff Mathis, R (1, 2) OBP: 0.243, SLG: 0.319 | P4 | | | | | G6-3 | | G6-3 | | 4 | 1 | 1 | 1 | 0 | 0 | 1 | | | | | | | | | |
| 77 Reggie Willis, S (1, 8) OBP: 0.410, SLG: 0.359 | K | | | | | | | | | 2 | 2 | 1 | 0 | 2 | 1 | 0 | | | | | | | | | |
| Inning Stats | R: 0 H: 1 E: 0 K: 1 S: 7 | H: 3 LOB: 1 BB: 0 P: 10 | R: 1 H: 3 E: 0 K: 0 S: 11 | H: 3 LOB: 1 BB: 0 P: 14 | R: 0 H: 0 E: 0 K: 1 S: 8 | H: 0 LOB: 0 BB: 0 P: 12 | R: 0 H: 1 E: 0 K: 1 S: 11 | H: 1 LOB: 2 BB: 1 P: 16 | R: 2 H: 3 E: 0 K: 0 S: 13 | H: 3 LOB: 3 BB: 2 P: 26 | R: 2 H: 2 E: 0 K: 1 S: 20 | H: 2 LOB: 1 BB: 1 P: 33 | R: 0 H: 0 E: 0 K: 1 S: 7 | H: 0 LOB: 1 BB: 1 P: 13 | R: 1 H: 1 E: 1 K: 3 S: 13 | H: 1 LOB: 2 BB: 1 P: 24 | R: 0 H: 0 E: 0 K: 0 S: 6 | H: 0 LOB: 0 BB: 0 P: 8 | 1B: 5 2B: 3 3B: 1 HR: 2 | SF: 0 SAC: 0 DP: 1 HBP: 0 | WP: 0 PB: 0 SB: 1 CS: 0 | PA: 40 | | | |
| PITCHER | IP | WLS | BF | H | R | ER | SO | BB | IBB | HBP | BLK | WP | HR | S | P | ERA | WHIP | | | | | | | | |
| 26 Boof Bonser, R (1, 1) ERA: 4.77 | 5.2 | L | 28 | 9 | 5 | 5 | 3 | 3 | 1 | 0 | 0 | 0 | 0 | 65 | 103 | 7.94 | 2.118 | | | | | | | | |
| Juan Rincon, R (6, 1) ERA: 6.3 | 0.1 | | 2 | 1 | 0 | 0 | 1 | 0 | 0 | 0 | 0 | 0 | 0 | 5 | 8 | 0.00 | 3.000 | | | | | | | | |
| 37 Denny Reyes, L (7, 1) ERA: 4.23 | 1.0 | | 4 | 0 | 0 | 0 | 1 | 1 | 0 | 0 | 0 | 0 | 0 | 7 | 13 | 0.00 | 1.000 | | | | | | | | |
| Ramon Ortiz, R (8, 1) ERA: 5.14 | 0.2 | | 5 | 1 | 1 | 1 | 2 | 1 | 0 | 0 | 0 | 0 | 1 | 10 | 18 | 13.50 | 3.000 | | | | | | | | |
| Carmen Call, L (8, 1) ERA: 7.89 | 0.1 | | 1 | 0 | 0 | 0 | 1 | 0 | 0 | 0 | 0 | 0 | 0 | 3 | 6 | 0.00 | 0.000 | | | | | | | | |

| Batter | 1 | 2 | 3 | 4 | 5 | 6 | 7 | 8 | 9 | AB | R | H | RBI | BB | SO | LOB | TOP | | | | | |
|---|---------------------------------------|----------------------------------|---------------------------------------|----------------------------------|---------------------------------------|----------------------------------|--------------------------------------|----------------------------------|---------------------------------------|----------------------------------|--------------------------------------|---------------------------------|--------------------------------------|----------------------------------|---------------------------------------|----------------------------------|--------------------------------------|----------------------------------|----------------------------------|------------------------------------|----------------------------------|--------|
| 25 Alexi Casilla, S OBP: 0.289, SLG: 0.271 38 Luis Antonio Rodriguez, R OBP: 0.269, SLG: 0.275 | G5-3 | K | | | K | | SH1-4 | | L7 | 3 | 0 | 0 | 0 | 0 | 2 | 3 | | | | | | |
| Jason Bartlett, R OBP: 0.325, SLG: 0.339 | K | | G6-3 | | K | | G4-3 | | P2 | 5 | 0 | 0 | 1 | 0 | 2 | 3 | | | | | | |
| 7 Joe Mauer, L OBP: 0.394, SLG: 0.441 | E4 | | FC5-4 | | S | | | | | 4 | 0 | 3 | 2 | 0 | 0 | 0 | | | | | | |
| Torii Hunter, R OBP: 0.333, SLG: 0.534 | | | FC5-4 | | G4-3 | | | | | 4 | 0 | 1 | 0 | 0 | 0 | 2 | | | | | | |
| 33 Justin Morneau, L OBP: 0.342, SLG: 0.539 | K | | F7 | | | | G5-3 | | | 4 | 0 | 1 | 0 | 0 | 1 | 3 | | | | | | |
| 5 Michael Cuddyer, R OBP: 0.352, SLG: 0.430 | | F9 | | | G5-3 | | P4 | | | 4 | 0 | 0 | 0 | 0 | 1 | 1 | | | | | | |
| Rondell White, R OBP: 0.216, SLG: 0.170 | | G5-3 | | | G3-1 | | G5-3 | | | 4 | 0 | 0 | 0 | 0 | 0 | 1 | | | | | | |
| Jason Tyner, L OBP: 0.328, SLG: 0.346 | | | | | K | | | | | 3 | 1 | 2 | 0 | 1 | 1 | 0 | | | | | | |
| 8 Nick Punto, S OBP: 0.301, SLG: 0.271 | | | | | | | | | | 2 | 2 | 1 | 0 | 2 | 1 | 1 | | | | | | |
| Inning Stats | R: 0 H: 1 E: 1 K: 2 S: 21 | H: 1 LOB: 2 BB: 0 P: 31 | R: 0 H: 1 E: 0 K: 1 S: 14 | H: 1 LOB: 2 BB: 1 P: 24 | R: 0 H: 1 E: 0 K: 0 S: 10 | H: 1 LOB: 1 BB: 0 P: 13 | R: 0 H: 0 E: 0 K: 1 S: 8 | H: 0 LOB: 0 BB: 0 P: 11 | R: 1 H: 1 E: 0 K: 2 S: 13 | H: 1 LOB: 1 BB: 1 P: 22 | R: 0 H: 0 E: 0 K: 0 S: 7 | H: 0 LOB: 0 BB: 0 P: 9 | R: 2 H: 2 E: 0 K: 0 S: 6 | H: 2 LOB: 1 BB: 1 P: 13 | R: 0 H: 1 E: 0 K: 1 S: 10 | H: 1 LOB: 1 BB: 0 P: 14 | R: 0 H: 1 E: 0 K: 1 S: 9 | H: 1 LOB: 1 BB: 0 P: 12 | 1B: 7 2B: 1 3B: 0 HR: 0 | SF: 0 SAC: 1 DP: 0 HBP: 0 | WP: 0 PB: 0 SB: 2 CS: 0 | PA: 38 |
| PITCHER | IP | WLS | BF | H | R | ER | SO | BB | IBB | HBP | BLK | WP | HR | S | P | ERA | WHIP | | | | | |
| 34 Félix Hernández, R ERA: 3.86 | 6.0 | | 25 | 4 | 1 | 1 | 6 | 2 | 0 | 0 | 1 | 0 | 0 | 73 | 110 | 1.50 | 1.000 | | | | | |
| 48 John Parrish, L ERA: 5.65 | 0.1 | H | 3 | 1 | 2 | 2 | 0 | 1 | 0 | 0 | 0 | 0 | 0 | 3 | 8 | 54.00 | 6.000 | | | | | |
| Sean Green, R ERA: 2.74 | 1.2 | B | 6 | 2 | 0 | 0 | 1 | 0 | 0 | 0 | 0 | 0 | 0 | 13 | 19 | 0.00 | 1.200 | | | | | |
| 20 J.J. Putz, R ERA: 1.46 | 1.0 | W | 4 | 1 | 0 | 0 | 1 | 0 | 0 | 0 | 0 | 0 | 0 | 9 | 12 | 0.00 | 1.000 | | | | | |

Minnesota Twins @ Seattle Mariners
Safeco Field, Seattle, WA
Mon Aug 13 2007, 7:05 PM PDT
Att: 37,929 - Partly Cloudy - 70 F

AB 34
R 3
H 8
RBI 3
BB 3
SO 8
LOB 15



| Batter | 1 | 2 | 3 | 4 | 5 | 6 | 7 | 8 | 9 | AB | R | H | RBI | BB | SO | LOB | BOTTOM | | | | | |
|--|---------------------------------------|----------------------------------|---------------------------------------|----------------------------------|--------------------------------------|----------------------------------|--------------------------------------|----------------------------------|---------------------------------------|----------------------------------|--------------------------------------|---------------------------------|--------------------------------------|----------------------------------|--------------------------------------|----------------------------------|--------------------------------------|---------------------------------|----------------------------------|------------------------------------|----------------------------------|--------|
| 51 Ichiro Suzuki, L OBP: 0.396, SLG: 0.430 | G6-3 | | G1-3 | | | | G6-3 | | | 4 | 0 | 1 | 0 | 0 | 0 | 0 | | | | | | |
| Jose Vidro, S OBP: 0.379, SLG: 0.385 | | FC5-4 | | | WP | | | | F8 | 4 | 0 | 3 | 1 | 0 | 0 | 0 | | | | | | |
| Jose Guillen, R OBP: 0.359, SLG: 0.452 | | FC5-4 | | | | | | | G6-3 | 4 | 1 | 0 | 0 | 0 | 1 | 4 | | | | | | |
| Raul Ibanez, L OBP: 0.327, SLG: 0.435 | | | | | G4-3 | | | | G4-3 | 3 | 1 | 1 | 0 | 0 | 0 | 2 | | | | | | |
| Richie Sexson, R OBP: 0.302, SLG: 0.411 | | | | | K | | | | | 4 | 1 | 2 | 3 | 0 | 2 | 1 | | | | | | |
| 2 Kenji Johjima, R OBP: 0.313, SLG: 0.449 | | | | | F7 | | | | | 3 | 0 | 0 | 0 | 0 | 1 | 2 | | | | | | |
| Adam Jones, R OBP: 0.300, SLG: 0.316 | | | | | FC6-4 | | | | L9 | 3 | 0 | 0 | 0 | 0 | 0 | 1 | | | | | | |
| 7 Yuniesky Betancourt, R OBP: 0.316, SLG: 0.411 | | G1-3 | | | | | | | F8 | 3 | 1 | 1 | 0 | 0 | 0 | 0 | | | | | | |
| 16 Willie Bloomquist, R OBP: 0.336, SLG: 0.367 | | G4-3 | | | | | | | F9 | 3 | 0 | 0 | 0 | 0 | 0 | 1 | | | | | | |
| Inning Stats | R: 2 H: 3 E: 0 K: 1 S: 14 | H: 0 LOB: 1 BB: 0 P: 19 | R: 0 H: 0 E: 0 K: 0 S: 10 | H: 0 LOB: 0 BB: 0 P: 17 | R: 0 H: 1 E: 0 K: 0 S: 5 | H: 1 LOB: 0 BB: 0 P: 10 | R: 0 H: 0 E: 0 K: 1 S: 9 | H: 0 LOB: 1 BB: 0 P: 16 | R: 1 H: 3 E: 0 K: 1 S: 18 | H: 3 LOB: 2 BB: 0 P: 25 | R: 0 H: 0 E: 0 K: 1 S: 8 | H: 0 LOB: 0 BB: 0 P: 9 | R: 0 H: 0 E: 0 K: 0 S: 6 | H: 0 LOB: 0 BB: 0 P: 11 | R: 0 H: 0 E: 0 K: 0 S: 8 | H: 0 LOB: 0 BB: 0 P: 13 | R: 1 H: 1 E: 0 K: 0 S: 1 | H: 1 LOB: 0 BB: 0 P: 2 | 1B: 5 2B: 2 3B: 0 HR: 1 | SF: 0 SAC: 0 DP: 1 HBP: 1 | WP: 1 PB: 0 SB: 0 CS: 0 | PA: 32 |
| PITCHER | IP | WLS | BF | H | R | ER | SO | BB | IBB | HBP | BLK | WP | HR | S | P | ERA | WHIP | | | | | |
| Johan Santana, L ERA: 3.02 | 7.0 | | 28 | 7 | 3 | 3 | 4 | 0 | 0 | 1 | 0 | 0 | 1 | 70 | 107 | 3.86 | 1.000 | | | | | |
| 54 Matt Guerrier, R ERA: 1.77 | 1.0 | L | 4 | 1 | 1 | 1 | 0 | 0 | 0 | 0 | 0 | 0 | 1 | 9 | 15 | 9.00 | 1.000 | | | | | |

Minnesota Twins @ Seattle Mariners
Safeco Field, Seattle, WA
Mon Aug 13 2007, 7:05 PM PDT
Att: 37,929 - Partly Cloudy - 70 F

AB 31
R 4
H 8
RBI 4
BB 0
SO 4
LOB 11



| Batter | 1 | 2 | 3 | 4 | 5 | 6 | 7 | 8 | 9 | 10 | AB | R | H | RBI | BB | SO | LOB | TOP | | | | | | | | | | |
|--|------------------------------|--------------------------|------------------------------|--------------------------|-------------------------------|--------------------------|------------------------------|-------------------------|-------------------------------|-------------------------|-------------------------------|-------------------------|-------------------------------|-------------------------|-------------------------------|-------------------------|----------------------------------|--|------------------------------------|--|--|--|--|--|--|--|--|--|
| Frank Catalanotto, L OBP: 0.332, SLG: 0.453 | | | | | | | | | | | 4 | 0 | 3 | 0 | 0 | 1 | 0 | Texas Rangers @ Minnesota Twins Hubert H. Humphrey Metrodome, Minneapolis, MN Fri Aug 17 2007, 8:10 PM EDT Att. 30,924 - Dome - 70 F livebaseballscorecards.com AB 34 R 1 H 7 RBI 1 BB 2 SO 8 LOB 17 | | | | | | | | | | |
| 5 Ian Kinsler, R OBP: 0.337, SLG: 0.438 | | | | | | | | | | | 5 | 0 | 0 | 0 | 0 | 1 | 5 | | | | | | | | | | | |
| 10 Michael Young, R OBP: 0.358, SLG: 0.416 | | | | | | | | | | | 4 | 0 | 1 | 0 | 1 | 0 | 3 | | | | | | | | | | | |
| 22 Marlon Byrd, R OBP: 0.363, SLG: 0.462 | | | | | | | | | | | 5 | 0 | 0 | 0 | 0 | 1 | 4 | | | | | | | | | | | |
| Jason Botts, S OBP: 0.353, SLG: 0.353 | | | | | | | | | | | 2 | 0 | 0 | 0 | 1 | 1 | 0 | | | | | | | | | | | |
| Nelson Cruz, R OBP: 0.277, SLG: 0.347 | | | | | | | | | | | 3 | 0 | 0 | 0 | 0 | 1 | 1 | | | | | | | | | | | |
| Brad Wilkerson, L OBP: 0.305, SLG: 0.473 | | | | | | | | | | | 4 | 0 | 1 | 0 | 0 | 1 | 1 | | | | | | | | | | | |
| 25 Jarrod Saltalamacchia, 3r, 2r OBP: 0.305, SLG: 0.379 | | | | | | | | | | | 4 | 1 | 1 | 1 | 0 | 2 | 3 | | | | | | | | | | | |
| Ramón Vázquez, L OBP: 0.307, SLG: 0.370 | | | | | | | | | | | 3 | 0 | 1 | 0 | 0 | 0 | 0 | | | | | | | | | | | |
| Inning Stats | R: 0 E: 0 K: 1 S: 7 | H: 1 LOB: 0 BB: 11 | R: 0 E: 0 K: 1 S: 9 | H: 0 LOB: 0 BB: 13 | R: 1 E: 0 K: 1 S: 17 | H: 3 LOB: 2 BB: 25 | R: 0 E: 0 K: 1 S: 9 | H: 0 LOB: 0 BB: 0 | R: 0 E: 0 K: 1 S: 10 | H: 1 LOB: 2 BB: 1 | R: 0 E: 0 K: 1 S: 10 | H: 0 LOB: 1 BB: 0 | R: 0 E: 0 K: 1 S: 10 | H: 2 LOB: 2 BB: 0 | R: 0 E: 0 K: 1 S: 10 | H: 2 LOB: 2 BB: 0 | 1B: 6 2B: 0 3B: 0 HR: 1 | | SF: 0 SAC: 2 DP: 1 HBP: 2 | WP: 1 PA: 40 PB: 0 SB: 0 CS: 0 | | | | | | | | |
| PITCHER | IP 7.0 | WLS 26 | BF 5 | H 1 | R 1 | ER 1 | SO 6 | BB 1 | IBB 0 | HBP 0 | BLK 0 | WP 0 | HR 1 | S 65 | P 94 | ERA 1.29 | WHIP 0.857 | | | | | | | | | | | |
| 37 Dennis Reyes, L ERA: 4.17 | (8, 1) | 0.1 | 2 | 0 | 0 | 0 | 0 | 0 | 0 | 1 | 0 | 0 | 0 | 0 | 4 | 8 | 0.00 | 0.000 | | | | | | | | | | |
| 17 Pat Neshek, R ERA: 2.17 | (8, 1) | 0.2 | 3 | 0 | 0 | 0 | 0 | 0 | 1 | 0 | 0 | 0 | 0 | 6 | 14 | 0.00 | 0.000 | | | | | | | | | | | |
| 36 Joe Nathan, R ERA: 1.83 | (9, 1) | 1.0 | 4 | 0 | 0 | 0 | 1 | 0 | 0 | 1 | 0 | 0 | 1 | 0 | 8 | 13 | 0.00 | 0.000 | | | | | | | | | | |
| 54 Matt Guerrier, R ERA: 1.75 | (10, 1) | 1.0 | W | 5 | 2 | 0 | 1 | 0 | 0 | 0 | 0 | 0 | 0 | 10 | 14 | 0.00 | 2.000 | | | | | | | | | | | |

| Batter | 1 | 2 | 3 | 4 | 5 | 6 | 7 | 8 | 9 | 10 | AB | R | H | RBI | BB | SO | LOB | BOTTOM | | | | | | | | | |
|--|------------------------------|-------------------------|-------------------------------|--------------------------|------------------------------|--------------------------|------------------------------|--------------------------|-------------------------------|--------------------------|------------------------------|--------------------------|-------------------------------|--------------------------|------------------------------|--------------------------|------------------------------|--|------------------------------|-------------------------|----------------------------------|------------------------------------|--|--|--|--|--|
| 25 Alexi Casilla, S OBP: 0.292, SLG: 0.270 | | | | | | | | | | | 4 | 0 | 0 | 0 | 1 | 0 | 3 | Texas Rangers @ Minnesota Twins Hubert H. Humphrey Metrodome, Minneapolis, MN Fri Aug 17 2007, 8:10 PM EDT Att. 30,924 - Dome - 70 F livebaseballscorecards.com AB 34 R 2 H 8 RBI 1 BB 4 SO 4 LOB 15 | | | | | | | | | |
| 8 Nick Punto, S OBP: 0.295, SLG: 0.265 | | | | | | | | | | | 5 | 1 | 1 | 0 | 0 | 2 | 4 | | | | | | | | | | |
| 7 Joe Mauer, L OBP: 0.392, SLG: 0.430 | | | | | | | | | | | 5 | 0 | 0 | 0 | 0 | 0 | 0 | | | | | | | | | | |
| Torii Hunter, R OBP: 0.340, SLG: 0.543 | | | | | | | | | | | 4 | 0 | 2 | 0 | 0 | 1 | 0 | | | | | | | | | | |
| 33 Justin Morneau, L OBP: 0.343, SLG: 0.532 | | | | | | | | | | | 3 | 1 | 1 | 0 | 1 | 0 | 2 | | | | | | | | | | |
| 5 Michael Cuddyer, R OBP: 0.355, SLG: 0.433 | | | | | | | | | | | 4 | 0 | 1 | 0 | 0 | 0 | 2 | | | | | | | | | | |
| Rondell White, R OBP: 0.206, SLG: 0.237 | | | | | | | | | | | 4 | 0 | 0 | 1 | 0 | 0 | 2 | | | | | | | | | | |
| 55 Mike Redmond, R OBP: 0.341, SLG: 0.349 | | | | | | | | | | | 2 | 0 | 1 | 0 | 1 | 0 | 0 | | | | | | | | | | |
| Jason Tyner, L OBP: 0.330, SLG: 0.349 | | | | | | | | | | | 0 | 0 | 0 | 0 | 0 | 0 | 0 | | | | | | | | | | |
| 61 Tommy Watkins, R OBP: 0.417, SLG: 0.364 | | | | | | | | | | | 3 | 0 | 2 | 0 | 1 | 1 | 2 | | | | | | | | | | |
| Inning Stats | R: 0 E: 0 K: 0 S: 5 | H: 0 LOB: 0 BB: 7 | R: 1 E: 0 K: 2 S: 12 | H: 2 LOB: 2 BB: 21 | R: 0 E: 0 K: 0 S: 7 | H: 0 LOB: 0 BB: 10 | R: 0 E: 0 K: 0 S: 9 | H: 1 LOB: 1 BB: 15 | R: 0 E: 0 K: 1 S: 11 | H: 0 LOB: 1 BB: 17 | R: 0 E: 0 K: 0 S: 6 | H: 1 LOB: 0 BB: 11 | R: 0 E: 0 K: 1 S: 11 | H: 0 LOB: 3 BB: 27 | R: 0 E: 0 K: 0 S: 8 | H: 0 LOB: 1 BB: 16 | R: 0 E: 0 K: 0 S: 9 | H: 2 LOB: 2 BB: 15 | R: 1 E: 1 K: 0 S: 3 | H: 1 LOB: 0 BB: 6 | 1B: 7 2B: 1 3B: 0 HR: 0 | SF: 0 SAC: 0 DP: 1 HBP: 1 | WP: 2 PA: 39 PB: 0 SB: 1 CS: 1 | | | | |
| PITCHER | IP 6.2 | WLS 28 | BF 5 | H 1 | R 1 | ER 1 | SO 3 | BB 3 | IBB 0 | HBP 1 | BLK 0 | WP 1 | HR 0 | S 58 | P 102 | ERA 1.35 | WHIP 1.200 | | | | | | | | | | |
| 13 Kason Gabbard, L ERA: 3.56 | (1, 1) | 2.1 | L | 11 | 3 | 1 | 0 | 1 | 0 | 0 | 0 | 1 | 0 | 23 | 43 | 0.00 | 1.714 | | | | | | | | | | |
| Jamey Wright, R ERA: 4.11 | (7, 1) | | | | | | | | | | | | | | | | | | | | | | | | | | |



| Batter | 1 | 2 | 3 | 4 | 5 | 6 | 7 | 8 | 9 | AB | R | H | RBI | BB | SO | LOB | TOP | | | | | |
|---|---|----------------------------------|------------------------------|----------------------------------|------------------------------|---------------------------------|------------------------------|----------------------------------|-------------------------------|----------------------------------|------------------------------|---------------------------------|------------------------------|----------------------------------|------------------------------|----------------------------------|---|-------------------------------|----------------------------------|----------------------------------|------------------------------------|-------------------------|
| Frank Catalanotto, L (1,7) OBP: 0.335, SLG: 0.458 Sammy Sosa, R (9,PH) OBP: 0.305, SLG: 0.446 7 David Murphy, L (9,7) OBP: 0.462, SLG: 0.923 | | | | | | | | | | 4 | 1 | 2 | 0 | 0 | 0 | 0 | <p>Texas Rangers @ Minnesota Twins Hubert H. Humphrey Metrodome, Minneapolis, MN</p> <p>Sat Aug 18 2007, 7:10 PM EDT Att: 41,037 - Dome - 70 F</p> <p>livebaseballscorecards.com</p> | | | | | |
| 5 Ian Kinsler, R (1,4) OBP: 0.335, SLG: 0.433 | | | | | | | | | | 4 | 0 | 0 | 0 | 1 | 1 | 4 | | | | | | |
| 10 Michael Young, R (1,6) OBP: 0.361, SLG: 0.420 | | | | | | | | | | 3 | 2 | 0 | 1 | 0 | 1 | | | | | | | |
| 22 Marlon Byrd, R (1,8) OBP: 0.365, SLG: 0.473 | | | | | | | | | | 4 | 1 | 2 | 4 | 0 | 0 | 1 | | | | | | |
| Jason Botts, S (1,10) OBP: 0.290, SLG: 0.333 | | | | | | | | | | 3 | 0 | 0 | 0 | 1 | 2 | 0 | | | | | | |
| 15 Gerald Laird, R (1,2) OBP: 0.287, SLG: 0.348 | | | | | | | | | | 4 | 0 | 0 | 0 | 0 | 1 | 2 | | | | | | |
| Nelson Cruz, R (1,9) OBP: 0.281, SLG: 0.346 | | | | | | | | | | 3 | 0 | 1 | 0 | 1 | 0 | 0 | | | | | | |
| 25 Jarrod Saltalamacchia, R (1,3) OBP: 0.304, SLG: 0.391 Brad Wilkerson, L (9,3) OBP: 0.305, SLG: 0.473 | | | | | | | | | | 4 | 1 | 1 | 1 | 0 | 1 | 2 | | | | | | |
| Ramón Vázquez, L (1,5) OBP: 0.302, SLG: 0.363 | | | | | | | | | | 4 | 0 | 0 | 0 | 0 | 1 | 1 | | | | | | |
| Inning Stats | R: 0 E: 0 K: 1 S: 9 | H: 2 LOB: 1 BB: 0 P: 12 | R: 0 E: 0 K: 1 S: 9 | H: 0 LOB: 1 BB: 1 P: 19 | R: 0 E: 0 K: 0 S: 5 | H: 0 LOB: 0 BB: 0 P: 8 | R: 2 E: 0 K: 0 S: 7 | H: 1 LOB: 0 BB: 1 P: 13 | R: 3 E: 0 K: 1 S: 14 | H: 4 LOB: 2 BB: 1 P: 25 | R: 0 E: 0 K: 0 S: 5 | H: 0 LOB: 0 BB: 0 P: 9 | R: 0 E: 0 K: 0 S: 6 | H: 0 LOB: 0 BB: 1 P: 12 | R: 0 E: 0 K: 1 S: 5 | H: 0 LOB: 0 BB: 0 P: 11 | | R: 0 E: 0 K: 2 S: 13 | H: 1 LOB: 2 BB: 1 P: 20 | 1B: 4 2B: 2 3B: 0 HR: 2 | SF: 0 SAC: 0 DP: 1 HBP: 0 | WP: 1 PB: 0 CS: 0 |
| PITCHER | IP WLS BF H R ER SO BB IBB HBP BLK WP HR S P ERA WHIP | | | | | | | | | | | | | | | | | | | | | |
| 26 Boof Bonser, R (1,1) ERA: 4.93 | 4.2 L 23 7 5 5 2 3 0 0 0 0 0 2 41 72 9.64 2.143 | | | | | | | | | | | | | | | | | | | | | |
| Juan Rincon, R (5,1) ERA: 5.82 | 3.1 10 0 0 0 2 1 0 0 0 0 0 0 19 37 0.00 0.300 | | | | | | | | | | | | | | | | | | | | | |
| Carmen Cali, L (9,1) ERA: 7.0 | 1.0 5 1 0 0 2 1 0 0 0 0 1 0 13 20 0.00 2.000 | | | | | | | | | | | | | | | | | | | | | |

| Batter | 1 | 2 | 3 | 4 | 5 | 6 | 7 | 8 | 9 | AB | R | H | RBI | BB | SO | LOB | BOTTOM | | | | | |
|--|---|----------------------------------|-------------------------------|----------------------------------|------------------------------|----------------------------------|------------------------------|----------------------------------|-------------------------------|----------------------------------|------------------------------|----------------------------------|------------------------------|----------------------------------|-------------------------------|----------------------------------|---|-------------------------------|----------------------------------|----------------------------------|------------------------------------|-------------------------|
| Jason Tyner, L (1,7) OBP: 0.332, SLG: 0.347 | | | | | | | | | | 4 | 0 | 1 | 0 | 1 | 0 | 3 | <p>Texas Rangers @ Minnesota Twins Hubert H. Humphrey Metrodome, Minneapolis, MN</p> <p>Sat Aug 18 2007, 7:10 PM EDT Att: 41,037 - Dome - 70 F</p> <p>livebaseballscorecards.com</p> | | | | | |
| 8 Nick Punto, S (1,6) OBP: 0.293, SLG: 0.263 Garrett Jones, L (7,PH) OBP: 0.241, SLG: 0.269 38 Luis Antonio Rodriguez, S (5,5) OBP: 0.289, SLG: 0.278 | | | | | | | | | | 3 | 0 | 0 | 0 | 0 | 1 | 2 | | | | | | |
| 7 Joe Mauer, L (1,2) OBP: 0.390, SLG: 0.426 | | | | | | | | | | 3 | 0 | 0 | 0 | 1 | 0 | 2 | | | | | | |
| Torii Hunter, R (1,8) OBP: 0.342, SLG: 0.542 | | | | | | | | | | 3 | 0 | 1 | 0 | 1 | 1 | 2 | | | | | | |
| 33 Justin Morneau, L (1,3) OBP: 0.344, SLG: 0.532 | | | | | | | | | | 4 | 0 | 2 | 0 | 0 | 0 | 2 | | | | | | |
| 5 Michael Cuddyer, R (1,9) OBP: 0.354, SLG: 0.430 | | | | | | | | | | 3 | 0 | 0 | 0 | 1 | 0 | 2 | | | | | | |
| 16 Jason Kubel, L (1,10) OBP: 0.309, SLG: 0.406 | | | | | | | | | | 4 | 0 | 2 | 0 | 0 | 0 | 0 | | | | | | |
| 61 Tommy Watkins, R (1,5) OBP: 0.438, SLG: 0.357 | | | | | | | | | | 3 | 0 | 1 | 0 | 1 | 1 | 3 | | | | | | |
| 25 Alexi Casilla, S (1,4) OBP: 0.300, SLG: 0.272 | | | | | | | | | | 3 | 0 | 1 | 0 | 1 | 0 | 1 | | | | | | |
| Inning Stats | R: 0 E: 0 K: 0 S: 10 | H: 1 LOB: 2 BB: 1 P: 18 | R: 0 E: 0 K: 0 S: 10 | H: 0 LOB: 2 BB: 2 P: 21 | R: 0 E: 0 K: 0 S: 7 | H: 0 LOB: 0 BB: 0 P: 12 | R: 0 E: 0 K: 2 S: 6 | H: 1 LOB: 1 BB: 1 P: 11 | R: 0 E: 0 K: 2 S: 11 | H: 1 LOB: 2 BB: 1 P: 18 | R: 0 E: 0 K: 1 S: 9 | H: 2 LOB: 1 BB: 0 P: 12 | R: 0 E: 0 K: 0 S: 7 | H: 1 LOB: 0 BB: 0 P: 11 | R: 0 E: 0 K: 0 S: 12 | H: 1 LOB: 1 BB: 1 P: 20 | | R: 0 E: 0 K: 0 S: 11 | H: 1 LOB: 0 BB: 0 P: 20 | 1B: 8 2B: 0 3B: 0 HR: 0 | SF: 0 SAC: 0 DP: 3 HBP: 0 | WP: 1 PB: 0 CS: 0 |
| PITCHER | IP WLS BF H R ER SO BB IBB HBP BLK WP HR S P ERA WHIP | | | | | | | | | | | | | | | | | | | | | |
| 43 Kameron Loe, R (1,1) ERA: 5.56 | 5.0 W 22 7 3 0 0 1 0 0 0 0 0 0 16 23 0.00 1.500 | | | | | | | | | | | | | | | | | | | | | |
| Mike Wood, R (6,1) ERA: 4.06 | 2.0 7 3 0 0 1 0 0 0 0 0 0 0 12 20 0.00 2.000 | | | | | | | | | | | | | | | | | | | | | |
| 50 Frank Francisco, R (8,1) ERA: 4.59 | 1.0 4 1 0 0 0 0 1 0 0 0 0 0 11 20 0.00 1.000 | | | | | | | | | | | | | | | | | | | | | |
| 53 Joaquin Benoit, R (9,1) ERA: 2.63 | 1.0 4 1 0 0 0 0 0 0 0 0 0 1 0 11 20 0.00 1.000 | | | | | | | | | | | | | | | | | | | | | |

| | |
|-----|----|
| AB | 33 |
| R | 5 |
| H | 8 |
| RBI | 5 |
| BB | 5 |
| SO | 6 |
| LOB | 11 |



| Batter | 1 | 2 | 3 | 4 | 5 | 6 | 7 | 8 | 9 | AB | R | H | RBI | BB | SO | LOB | TOP | | | | | | | | | | |
|--|-------------------------------|----------------------------------|------------------------------|----------------------------------|-------------------------------|----------------------------------|------------------------------|---------------------------------|------------------------------|----------------------------------|------------------------------|---------------------------------|-------------------------------|----------------------------------|-------------------------------|----------------------------------|--|-------------------------------|----------------------------------|----------------------------------|------------------------------------|----------------------------------|--------|--|--|--|--|
| 5 Ian Kinsler, R OBP: 0.332, SLG: 0.428 | G6-3 | | | K | | F9 | | | E1 | 4 | 0 | 0 | 0 | 0 | 1 | 0 | Texas Rangers @ Minnesota Twins Hubert H. Humphrey Metrodome, Minneapolis, MN Sun Aug 19 2007, 2:10 PM EDT Att: 36,353 - Dome - 68 F livebaseballscorecards.com | | | | | | | | | | |
| Brad Wilkerson, L OBP: 0.301, SLG: 0.466 | K | | | P5 | | | K | | K | 4 | 0 | 0 | 0 | 0 | 3 | 1 | | | | | | | | | | | |
| 10 Michael Young, R OBP: 0.358, SLG: 0.417 | K | | | K | | | K | | K | 4 | 0 | 0 | 0 | 0 | 4 | 1 | | | | | | | | | | | |
| Sammy Sosa, R OBP: 0.308, SLG: 0.450 | | K | | | 1B | | | | | 3 | 0 | 2 | 0 | 0 | 1 | 0 | | | | | | | | | | | |
| 22 Marlon Byrd, R OBP: 0.361, SLG: 0.468 | | K | | | K | | | | K | 3 | 0 | 0 | 0 | 0 | 3 | 2 | | | | | | | | | | | |
| 15 Gerald Laird, R OBP: 0.284, SLG: 0.345 | | K | | | K | | | | K | 3 | 0 | 0 | 0 | 0 | 3 | 1 | | | | | | | | | | | |
| Nelson Cruz, R OBP: 0.278, SLG: 0.341 | | | G6-3 | | F8 | | | | K | 3 | 0 | 0 | 0 | 0 | 1 | 1 | | | | | | | | | | | |
| 25 Jarrod Saltalamacchia, R OBP: 0.300, SLG: 0.385 | | | K | | | F9 | | | K | 3 | 0 | 0 | 0 | 0 | 2 | 0 | | | | | | | | | | | |
| Ramón Vázquez, L OBP: 0.299, SLG: 0.358 | | | K | | | L3 | | | F8 | 3 | 0 | 0 | 0 | 0 | 1 | 0 | | | | | | | | | | | |
| Inning Stats | R: 0 E: 0 K: 2 S: 10 | H: 0 LOB: 0 BB: 0 P: 14 | R: 0 E: 0 K: 3 S: 9 | H: 0 LOB: 0 BB: 0 P: 14 | R: 0 E: 0 K: 2 S: 12 | H: 0 LOB: 0 BB: 0 P: 16 | R: 0 E: 0 K: 2 S: 8 | H: 0 LOB: 0 BB: 0 P: 8 | R: 0 E: 0 K: 0 S: 7 | H: 1 LOB: 1 BB: 0 P: 17 | R: 0 E: 0 K: 0 S: 7 | H: 0 LOB: 0 BB: 0 P: 8 | R: 0 E: 0 K: 3 S: 16 | H: 1 LOB: 1 BB: 0 P: 21 | R: 0 E: 0 K: 3 S: 10 | H: 0 LOB: 0 BB: 0 P: 14 | | R: 0 E: 1 K: 2 S: 10 | H: 0 LOB: 1 BB: 0 P: 14 | 1B: 1 2B: 1 3B: 0 HR: 0 | SF: 0 SAC: 0 DP: 0 HBP: 0 | WP: 0 PB: 0 SB: 1 CS: 0 | PA: 30 | | | | |
| PITCHER | IP | WLS | BF | H | R | ER | SO | BB | IBB | HBP | BLK | WP | HR | S | P | ERA | WHIP | | | | | | | | | | |
| Johan Santana, L ERA: 2.88 | (1, 1) | 8.0 | W | 26 | 2 | 0 | 0 | 17 | 0 | 0 | 0 | 0 | 0 | 83 | 112 | 0.00 | 0.250 | | | | | | | | | | |
| 36 Joe Nathan, R ERA: 1.6 | (9, 1) | 1.0 | S | 4 | 0 | 0 | 0 | 2 | 0 | 0 | 0 | 0 | 0 | 10 | 14 | 0.00 | 0.000 | | | | | | | | | | |

| Batter | 1 | 2 | 3 | 4 | 5 | 6 | 7 | 8 | 9 | AB | R | H | RBI | BB | SO | LOB | BOTTOM | | | | | | | | | | |
|---|------------------------------|----------------------------------|------------------------------|----------------------------------|------------------------------|---------------------------------|-------------------------------|----------------------------------|-------------------------------|----------------------------------|------------------------------|----------------------------------|-------------------------------|----------------------------------|------------------------------|----------------------------------|--|------------------------------------|----------------------------------|--------|--|--|--|--|--|--|--|
| 25 Alexi Casilla, S OBP: 0.289, SLG: 0.262 | G6-3 | | L6 | | G3 | | K | | | 4 | 0 | 0 | 0 | 0 | 1 | 4 | Texas Rangers @ Minnesota Twins Hubert H. Humphrey Metrodome, Minneapolis, MN Sun Aug 19 2007, 2:10 PM EDT Att: 36,353 - Dome - 68 F livebaseballscorecards.com | | | | | | | | | | |
| 7 Joe Mauer, L OBP: 0.386, SLG: 0.421 | F7 | | F7 | | G4-3 | | | | K | 4 | 0 | 0 | 0 | 0 | 1 | 2 | | | | | | | | | | | |
| Tori Hunter, R OBP: 0.341, SLG: 0.539 | 1B | | F8 | | K | | | | F9 | 4 | 0 | 1 | 0 | 0 | 1 | 0 | | | | | | | | | | | |
| 33 Justin Morneau, L OBP: 0.347, SLG: 0.531 | F8 | | 5 BB | | 5 BB | | G6-3 | | BB | 1 | 0 | 0 | 0 | 3 | 0 | 1 | | | | | | | | | | | |
| 5 Michael Cuddyer, R OBP: 0.355, SLG: 0.437 | | HR | | | 55 G6-4-3 | | G6-3 | | F9 | 3 | 1 | 1 | 1 | 1 | 0 | 2 | | | | | | | | | | | |
| 55 Mike Redmond, R OBP: 0.337, SLG: 0.345 | F9 | | G6-4-3 | | G6-4-3 | | G4-3 | | | 3 | 0 | 0 | 0 | 0 | 0 | 2 | | | | | | | | | | | |
| Rondell White, R OBP: 0.197, SLG: 0.226 | F9 | | | | F8 | | | | K | 3 | 0 | 0 | 0 | 0 | 1 | 0 | | | | | | | | | | | |
| Jason Tyner, L OBP: 0.332, SLG: 0.347 | | | | | | | | | K | 0 | 0 | 0 | 0 | 0 | 0 | 0 | | | | | | | | | | | |
| 61 Tommy Watkins, R OBP: 0.474, SLG: 0.375 | G5-3 | | | | 25 G3 | | 8 BB | | 1B | 2 | 0 | 1 | 0 | 1 | 0 | 0 | | | | | | | | | | | |
| 8 Nick Punto, S OBP: 0.296, SLG: 0.264 | | | G4-3 | | 25 G3 | | BB | | 1B | 2 | 0 | 1 | 0 | 1 | 0 | 0 | | | | | | | | | | | |
| Inning Stats | R: 0 E: 0 K: 0 S: 7 | H: 1 LOB: 1 BB: 0 P: 11 | R: 1 E: 0 K: 0 S: 8 | H: 1 LOB: 0 BB: 0 P: 15 | R: 0 E: 0 K: 0 S: 6 | H: 0 LOB: 0 BB: 0 P: 8 | R: 0 E: 0 K: 0 S: 11 | H: 0 LOB: 1 BB: 2 P: 21 | R: 0 E: 0 K: 0 S: 10 | H: 0 LOB: 2 BB: 2 P: 19 | R: 0 E: 0 K: 1 S: 6 | H: 0 LOB: 1 BB: 1 P: 10 | R: 0 E: 0 K: 2 S: 10 | H: 2 LOB: 2 BB: 0 P: 14 | R: 0 E: 0 K: 1 S: 8 | H: 0 LOB: 1 BB: 1 P: 14 | 1B: 3 2B: 0 3B: 0 HR: 1 | SF: 0 SAC: 0 DP: 2 HBP: 0 | WP: 0 PB: 0 SB: 1 CS: 0 | PA: 32 | | | | | | | |
| PITCHER | IP | WLS | BF | H | R | ER | SO | BB | IBB | HBP | BLK | WP | HR | S | P | ERA | WHIP | | | | | | | | | | |
| 33 Kevin Millwood, R ERA: 5.39 | (1, 1) | 7.0 | L | 28 | 4 | 1 | 1 | 3 | 5 | 0 | 0 | 0 | 0 | 98 | 1.29 | 1.286 | | | | | | | | | | | |
| 36 C.J. Wilson, L ERA: 2.25 | (8, 1) | 1.0 | | 4 | 0 | 0 | 0 | 1 | 1 | 0 | 0 | 0 | 0 | 8 | 14 | 0.00 | 1.000 | | | | | | | | | | |

| Batter | 1 | 2 | 3 | 4 | 5 | 6 | 7 | 8 | 9 | AB | R | H | RBI | BB | SO | LOB | TOP | | | | | |
|---|---|----------------------------------|------------------------------|----------------------------------|-------------------------------|----------------------------------|------------------------------|----------------------------------|-------------------------------|----------------------------------|------------------------------|----------------------------------|-------------------------------|----------------------------------|------------------------------|----------------------------------|---|-------------------------------|----------------------------------|----------------------------------|------------------------------------|----------------------------------|
| 51 Ichiro Suzuki, L (1, 8) OBP: 0.395, SLG: 0.432 | | | | | | | | | | 5 | 0 | 1 | 0 | 0 | 1 | 3 | Seattle Mariners @ Minnesota Twins Hubert H. Humphrey Metrodome, Minneapolis, MN Mon Aug 20 2007, 8:10 PM EDT Att: 31,755 - Dome - 69 F livebaseballscorecards.com | | | | | |
| Jose Vidro, S (1, 10) OBP: 0.383, SLG: 0.386 | | | | | | | | | | 4 | 0 | 0 | 0 | 1 | 0 | 3 | | | | | | |
| Jose Guillen, R (1, 9) OBP: 0.358, SLG: 0.453 | | | | | | | | | | 5 | 1 | 1 | 0 | 0 | 2 | 4 | | | | | | |
| Raul Ibanez, L (1, 7) Adam Jones, R (9, 7) OBP: 0.338, SLG: 0.468 OBP: 0.292, SLG: 0.304 | | | | | | | | | | 5 | 3 | 3 | 3 | 0 | 0 | 1 | | | | | | |
| 29 Adrian Beltré, R (1, 5) OBP: 0.326, SLG: 0.480 | | | | | | | | | | 5 | 2 | 2 | 0 | 0 | 1 | 2 | | | | | | |
| Richie Sexson, R (1, 3) OBP: 0.300, SLG: 0.411 | | | | | | | | | | 4 | 1 | 1 | 2 | 1 | 1 | 2 | | | | | | |
| 2 Kenji Johjima, R (1, 2) OBP: 0.312, SLG: 0.456 | | | | | | | | | | 5 | 2 | 3 | 3 | 0 | 1 | 0 | | | | | | |
| 4 Jose Lopez, R (1, 4) OBP: 0.293, SLG: 0.362 | | | | | | | | | | 5 | 0 | 2 | 1 | 0 | 0 | 2 | | | | | | |
| 7 Yuniesky Betancourt, R (1, 6) OBP: 0.320, SLG: 0.425 | | | | | | | | | | 4 | 0 | 2 | 0 | 0 | 0 | 1 | | | | | | |
| Inning Stats | R: 4 E: 0 K: 1 S: 12 | H: 4 LOB: 0 BB: 0 P: 17 | R: 0 E: 0 K: 0 S: 7 | H: 2 LOB: 2 BB: 0 P: 10 | R: 3 E: 0 K: 1 S: 20 | H: 4 LOB: 1 BB: 0 P: 31 | R: 0 E: 0 K: 1 S: 8 | H: 0 LOB: 1 BB: 1 P: 15 | R: 0 E: 0 K: 1 S: 10 | H: 0 LOB: 0 BB: 0 P: 13 | R: 0 E: 0 K: 0 S: 7 | H: 1 LOB: 1 BB: 0 P: 12 | R: 2 E: 0 K: 1 S: 11 | H: 3 LOB: 1 BB: 0 P: 18 | R: 0 E: 0 K: 1 S: 7 | H: 0 LOB: 0 BB: 0 P: 11 | | R: 0 E: 0 K: 0 S: 12 | H: 1 LOB: 2 BB: 1 P: 19 | 1B: 8 2B: 3 3B: 0 HR: 4 | SF: 0 SAC: 0 DP: 0 HBP: 0 | WP: 1 PB: 0 SB: 0 CS: 0 |
| PITCHER | IP WLS BF H R ER SO BB IBB HBP BLK WP HR S P ERA WHIP | | | | | | | | | | | | | | | | | | | | | |
| 21 Matt Garza, R (1, 1) ERA: 3.3 | 2.1 L 16 9 7 7 2 0 0 0 0 0 1 4 30 47 27.00 3.857 | | | | | | | | | | | | | | | | | | | | | |
| Carman Calli, L (3, 1) ERA: 4.97 | 3.2 14 2 0 0 2 1 0 0 0 0 0 34 51 0.00 0.818 | | | | | | | | | | | | | | | | | | | | | |
| 54 Matt Guerrier, R (7, 1) ERA: 1.96 | 2.0 9 3 2 2 2 0 0 0 0 0 0 18 29 9.00 1.500 | | | | | | | | | | | | | | | | | | | | | |
| 37 Denny Reyes, L (9, 1) ERA: 4.03 | 1.0 5 1 0 0 0 1 0 0 0 0 0 12 19 0.00 2.000 | | | | | | | | | | | | | | | | | | | | | |

| Batter | 1 | 2 | 3 | 4 | 5 | 6 | 7 | 8 | 9 | AB | R | H | RBI | BB | SO | LOB | BOTTOM | | | | | |
|--|---|----------------------------------|-------------------------------|----------------------------------|------------------------------|---------------------------------|------------------------------|---------------------------------|------------------------------|----------------------------------|-------------------------------|----------------------------------|------------------------------|----------------------------------|-------------------------------|----------------------------------|---|------------------------------|----------------------------------|----------------------------------|------------------------------------|----------------------------------|
| 25 Alexi Casilla, S (1, 4) OBP: 0.280, SLG: 0.252 | | | | | | | | | | 4 | 0 | 0 | 0 | 0 | 0 | 0 | Seattle Mariners @ Minnesota Twins Hubert H. Humphrey Metrodome, Minneapolis, MN Mon Aug 20 2007, 8:10 PM EDT Att: 31,755 - Dome - 69 F livebaseballscorecards.com | | | | | |
| 7 Joe Mauer, L (1, 2) OBP: 0.388, SLG: 0.425 | | | | | | | | | | 4 | 2 | 2 | 0 | 0 | 0 | 0 | | | | | | |
| Tori Hunter, R (1, 8) OBP: 0.340, SLG: 0.537 | | | | | | | | | | 4 | 1 | 1 | 0 | 0 | 0 | 2 | | | | | | |
| 33 Justin Morneau, L (1, 3) OBP: 0.350, SLG: 0.537 | | | | | | | | | | 4 | 0 | 3 | 1 | 0 | 0 | 1 | | | | | | |
| 5 Michael Cuddyer, R (1, 9) OBP: 0.354, SLG: 0.436 | | | | | | | | | | 3 | 1 | 1 | 2 | 0 | 0 | 2 | | | | | | |
| 55 Mike Redmond, R (1, 10) OBP: 0.336, SLG: 0.347 | | | | | | | | | | 4 | 0 | 1 | 1 | 0 | 0 | 3 | | | | | | |
| Rondell White, R (1, 7) Garrett Jones, L (8, 7) OBP: 0.188, SLG: 0.215 OBP: 0.233, SLG: 0.259 | | | | | | | | | | | 3 | 0 | 0 | 0 | 0 | 2 | | | | | | |
| 61 Tommy Watkins, R (1, 5) OBP: 0.435, SLG: 0.350 | | | | | | | | | | | 4 | 0 | 1 | 0 | 0 | 1 | | | | | | |
| 8 Nick Punto, S (1, 6) OBP: 0.293, SLG: 0.261 | | | | | | | | | | | 4 | 0 | 0 | 0 | 1 | 2 | | | | | | |
| Inning Stats | R: 0 E: 0 K: 0 S: 11 | H: 1 LOB: 1 BB: 0 P: 15 | R: 1 E: 0 K: 0 S: 10 | H: 2 LOB: 0 BB: 0 P: 15 | R: 0 E: 0 K: 0 S: 7 | H: 0 LOB: 0 BB: 0 P: 9 | R: 0 E: 0 K: 0 S: 6 | H: 1 LOB: 1 BB: 0 P: 8 | R: 0 E: 0 K: 0 S: 8 | H: 1 LOB: 0 BB: 0 P: 13 | R: 1 E: 0 K: 0 S: 10 | H: 2 LOB: 1 BB: 0 P: 18 | R: 0 E: 0 K: 1 S: 7 | H: 0 LOB: 0 BB: 0 P: 10 | R: 2 E: 0 K: 0 S: 13 | H: 2 LOB: 1 BB: 0 P: 19 | | R: 0 E: 0 K: 0 S: 9 | H: 0 LOB: 0 BB: 0 P: 15 | 1B: 5 2B: 4 3B: 0 HR: 0 | SF: 1 SAC: 0 DP: 1 HBP: 0 | WP: 0 PB: 0 SB: 0 CS: 0 |
| PITCHER | IP WLS BF H R ER SO BB IBB HBP BLK WP HR S P ERA WHIP | | | | | | | | | | | | | | | | | | | | | |
| Horacio Ramirez, L (1, 1) ERA: 7.15 | 7.1 W 31 9 4 4 4 0 0 0 0 0 0 67 101 4.91 1.227 | | | | | | | | | | | | | | | | | | | | | |
| Sean Green, R (8, 1) ERA: 3.23 | 1.2 5 0 0 0 0 0 0 0 0 0 0 14 21 0.00 0.000 | | | | | | | | | | | | | | | | | | | | | |

| Batter | 1 | 2 | 3 | 4 | 5 | 6 | 7 | 8 | 9 | AB | R | H | RBI | BB | SO | LOB | TOP | | | | | |
|---|---|---|-------------------------------|----------------------------------|------------------------------|---------------------------------|------------------------------|----------------------------------|------------------------------|----------------------------------|-------------------------------|----------------------------------|-------------------------------|----------------------------------|-------------------------------|----------------------------------|---|----------------------------------|-----------------------------------|------------------------------------|----------------------------------|--------|
| 51 Ichiro Suzuki, L OBP: 0.396, SLG: 0.432 | F9 | G3 | | 1B | | FC4-6 2B | | FC4-6 1B | G6-3 1B | 6 | 2 | 3 | 0 | 0 | 0 | 2 | Seattle Mariners @ Minnesota Twins Hubert H. Humphrey Metrodome, Minneapolis, MN Tue Aug 21 2007, 8:10 PM EDT Att: 42,373 - Dome - 70 F AB 43 R 7 H 18 RBI 6 BB 3 SO 2 LOB 26 | | | | | |
| Jose Vidro, S OBP: 0.396, SLG: 0.391 | 1B | | FC4-6 1B | G3 | | 2B | | HBP BB | G6-3 1B | 5 | 1 | 3 | 1 | 1 | 0 | 3 | | | | | | |
| Jose Guillen, R OBP: 0.360, SLG: 0.456 | K | | FC4-6 1B | | | P4 | | FC4-6 HBP | | 4 | 0 | 2 | 0 | 0 | 1 | 2 | | | | | | |
| Raul Ibanez, L Adam Jones, R OBP: 0.337, SLG: 0.465 OBP: 0.292, SLG: 0.304 | K | | FC4-6 | | | BB FC5-2 1B | | FC4-6 2B | | 5 | 0 | 1 | 1 | 0 | 1 | 4 | | | | | | |
| 29 Adrián Beltré, R OBP: 0.327, SLG: 0.488 | | HR | F9 | | | FC5-2 BB | | G4-3 | 2 1B 2B | 5 | 2 | 2 | 2 | 0 | 0 | 4 | | | | | | |
| Richie Sexson, R OBP: 0.368, SLG: 0.421 | HR | | F7 | | | G6-4-3 BB | | 2 1B BB | 2 1B BB | 3 | 1 | 2 | 1 | 2 | 0 | 2 | | | | | | |
| 2 Kenji Johjima, R OBP: 0.313, SLG: 0.455 | G5-3 | | G5-3 | | | G6-4-3 BB | | FC6-4 1B | 1B | 5 | 0 | 2 | 1 | 0 | 0 | 3 | | | | | | |
| 4 Jose Lopez, R OBP: 0.294, SLG: 0.365 | G6-3 2B | | G5-3 | | | F7 51 1B | | FC6-4 1B | F8 | 5 | 0 | 2 | 0 | 0 | 0 | 4 | | | | | | |
| 7 Yuniesky Betancourt, R OBP: 0.319, SLG: 0.423 | G6-3 | | F9 | | | FC4-6 1B | | G4-3 | G6-3 | 5 | 0 | 1 | 0 | 0 | 0 | 2 | | | | | | |
| Inning Stats | R: 0 E: 0 K: 2 S: 13 | H: 1 LOB: 1 BB: 0 P: 17 | R: 2 E: 0 K: 0 S: 14 | H: 3 LOB: 1 BB: 0 P: 20 | R: 0 E: 0 K: 0 S: 7 | H: 2 LOB: 2 BB: 0 P: 8 | R: 0 E: 0 K: 0 S: 7 | H: 2 LOB: 2 BB: 0 P: 12 | R: 0 E: 0 K: 0 S: 8 | H: 2 LOB: 2 BB: 1 P: 14 | R: 1 E: 0 K: 0 S: 10 | H: 2 LOB: 1 BB: 0 P: 12 | R: 0 E: 0 K: 0 S: 16 | H: 2 LOB: 2 BB: 0 P: 21 | R: 4 E: 0 K: 0 S: 20 | H: 3 LOB: 2 BB: 2 P: 36 | R: 0 E: 0 K: 0 S: 8 | H: 1 LOB: 0 BB: 0 P: 13 | 1B: 12 2B: 4 3B: 0 HR: 2 | SF: 0 SAC: 0 DP: 2 HBP: 1 | WP: 0 PB: 1 SB: 1 CS: 0 | PA: 47 |
| PITCHER | IP WLS BF H R ER SO BB IBB HBP BLK WP HR S P ERA WHIP | IP WLS BF H R ER SO BB IBB HBP BLK WP HR S P ERA WHIP | | | | | | | | | | | | | | | | | | | | |
| 30 Scott Baker, R ERA: 4.5 | 6.2 | L | 34 | 14 | 3 | 3 | 2 | 1 | 0 | 0 | 0 | 0 | 0 | 0 | 0 | 0 | 0 | 2 | 73 | 101 | 4.05 | 2.250 |
| Juan Rincon, R ERA: 5.34 | 0.2 | | 5 | 1 | 3 | 3 | 0 | 1 | 0 | 1 | 0 | 0 | 0 | 0 | 0 | 0 | 0 | 0 | 8 | 16 | 40.50 | 3.000 |
| 37 Denny Reyes, L ERA: 3.99 | 0.1 | | 1 | 0 | 0 | 0 | 0 | 0 | 0 | 0 | 0 | 0 | 0 | 0 | 0 | 0 | 0 | 0 | 1 | 1 | 0.00 | 0.000 |
| 17 Pat Neshek, R ERA: 2.31 | 0.1 | | 4 | 2 | 1 | 1 | 0 | 1 | 0 | 0 | 0 | 0 | 0 | 0 | 0 | 0 | 0 | 0 | 13 | 22 | 27.00 | 9.000 |
| 54 Matt Guerrier, R ERA: 1.93 | 1.0 | | 3 | 1 | 0 | 0 | 0 | 0 | 0 | 0 | 0 | 0 | 0 | 0 | 0 | 0 | 0 | 0 | 8 | 13 | 0.00 | 1.000 |

| Batter | 1 | 2 | 3 | 4 | 5 | 6 | 7 | 8 | 9 | AB | R | H | RBI | BB | SO | LOB | BOTTOM | | | | | |
|--|---|---|-------------------------------|----------------------------------|------------------------------|----------------------------------|------------------------------|----------------------------------|-------------------------------|----------------------------------|-------------------------------|----------------------------------|------------------------------|---------------------------------|------------------------------|----------------------------------|--|----------------------------------|----------------------------------|------------------------------------|----------------------------------|--------|
| 25 Alexi Casilla, S OBP: 0.287, SLG: 0.270 | G4-3 | | CS | CS 2B | | 1B 7 BB 1B | | F7 | | 4 | 1 | 2 | 0 | 0 | 0 | 0 | Seattle Mariners @ Minnesota Twins Hubert H. Humphrey Metrodome, Minneapolis, MN Tue Aug 21 2007, 8:10 PM EDT Att: 42,373 - Dome - 70 F AB 31 R 2 H 6 RBI 2 BB 3 SO 6 LOB 14 | | | | | |
| 7 Joe Mauer, L OBP: 0.386, SLG: 0.421 | K | | F7 | | | 1B BB | | F7 | | 3 | 1 | 0 | 0 | 1 | 1 | 1 | | | | | | |
| Tori Hunter, R OBP: 0.342, SLG: 0.535 | L7 | | K | | | 1B | | 3B 1B BB | | 3 | 0 | 1 | 0 | 1 | 1 | 1 | | | | | | |
| 33 Justin Morneau, L OBP: 0.350, SLG: 0.535 | L8 | | G5-3 | | | P5 | | 1B | | 4 | 0 | 1 | 0 | 0 | 0 | 3 | | | | | | |
| 5 Michael Cuddyer, R OBP: 0.355, SLG: 0.435 | K | | G5-3 | | | HBP 1B | | F8 | | 3 | 0 | 1 | 2 | 0 | 1 | 2 | | | | | | |
| 16 Jason Kubel, L OBP: 0.305, SLG: 0.401 | P5 | | K | | | G4-3 | | K | | 4 | 0 | 0 | 0 | 0 | 2 | 3 | | | | | | |
| 61 Tommy Watkins, R OBP: 0.344, SLG: 0.348 | FC5-4 BB | | G5-3 | | | 1B | | G6-3 | | 3 | 0 | 1 | 0 | 1 | 0 | 0 | | | | | | |
| Garrett Jones, L OBP: 0.206, SLG: 0.226 | P2 | | P6 | | | F9 | | K | | 4 | 0 | 0 | 0 | 0 | 1 | 3 | | | | | | |
| 8 Nick Punto, S OBP: 0.291, SLG: 0.259 | FC5-4 CS | | G6-3 | | | L8 | | | | 3 | 0 | 0 | 0 | 0 | 0 | 1 | | | | | | |
| Inning Stats | R: 0 E: 0 K: 1 S: 7 | H: 0 LOB: 0 BB: 0 P: 11 | R: 0 E: 0 K: 1 S: 10 | H: 0 LOB: 0 BB: 0 P: 14 | R: 0 E: 0 K: 0 S: 5 | H: 0 LOB: 1 BB: 1 P: 12 | R: 0 E: 0 K: 1 S: 9 | H: 1 LOB: 1 BB: 0 P: 15 | R: 0 E: 0 K: 1 S: 12 | H: 1 LOB: 2 BB: 0 P: 21 | R: 2 E: 0 K: 0 S: 16 | H: 3 LOB: 2 BB: 1 P: 30 | R: 0 E: 0 K: 0 S: 5 | H: 0 LOB: 0 BB: 0 P: 9 | R: 0 E: 0 K: 0 S: 9 | H: 1 LOB: 2 BB: 1 P: 19 | R: 0 E: 0 K: 2 S: 9 | H: 0 LOB: 0 BB: 0 P: 15 | 1B: 5 2B: 2 3B: 0 HR: 0 | SF: 0 SAC: 0 DP: 1 HBP: 1 | WP: 0 PB: 0 SB: 0 CS: 2 | PA: 36 |
| PITCHER | IP WLS BF H R ER SO BB IBB HBP BLK WP HR S P ERA WHIP | IP WLS BF H R ER SO BB IBB HBP BLK WP HR S P ERA WHIP | | | | | | | | | | | | | | | | | | | | |
| 56 Jarrod Washburn, L ERA: 4.11 | 6.0 | W | 24 | 5 | 2 | 2 | 4 | 2 | 0 | 1 | 0 | 0 | 0 | 0 | 0 | 0 | 0 | 0 | 59 | 103 | 3.00 | 1.167 |
| 35 Brandon Morrow, R ERA: 2.08 | 2.0 | H | 8 | 1 | 0 | 0 | 0 | 1 | 0 | 0 | 0 | 0 | 0 | 0 | 0 | 0 | 0 | 0 | 14 | 28 | 0.00 | 1.000 |
| George Sherrill, L ERA: 1.95 | 1.0 | | 3 | 0 | 0 | 0 | 2 | 0 | 0 | 0 | 0 | 0 | 0 | 0 | 0 | 0 | 0 | 0 | 9 | 15 | 0.00 | 0.000 |



| Batter | 1 | 2 | 3 | 4 | 5 | 6 | 7 | 8 | 9 | AB | R | H | RBI | BB | SO | LOB | TOP | | | |
|--|---|----------------------------------|------------------------------|---------------------------------|------------------------------|----------------------------------|-------------------------------|----------------------------------|-------------------------------|----------------------------------|-------------------------------|----------------------------------|------------------------------|---------------------------------|------------------------------|---------------------------------|----------------------------------|------------------------------------|----------------------------------|--------|
| 51 Ichiro Suzuki, L (1, 8) OBP: 0.397, SLG: 0.434 Adam Jones, R (6, 8) OBP: 0.280, SLG: 0.292 | | | | | | | | | | 3 | 0 | 2 | 0 | 0 | 0 | 0 | 1 | | | |
| 29 Adrián Beltré, R (1, 5) OBP: 0.328, SLG: 0.491 | | | | | | | | | | 4 | 1 | 2 | 0 | 0 | 0 | 2 | | | | |
| Jose Guillen, R (1, 9) OBP: 0.361, SLG: 0.461 | | | | | | | | | | 4 | 1 | 2 | 1 | 0 | 1 | 1 | | | | |
| Raul Ibanez, L (1, 7) OBP: 0.334, SLG: 0.462 | | | | | | | | | | 3 | 0 | 0 | 1 | 0 | 0 | 3 | | | | |
| Richie Sexson, R (1, 3) OBP: 0.303, SLG: 0.417 | | | | | | | | | | 4 | 0 | 0 | 0 | 0 | 2 | 2 | | | | |
| Ben Broussard, L (1, 10) OBP: 0.343, SLG: 0.455 | | | | | | | | | | 4 | 1 | 1 | 1 | 0 | 1 | 0 | | | | |
| 2 Kenji Johjima, R (1, 2) OBP: 0.313, SLG: 0.451 | | | | | | | | | | 3 | 0 | 0 | 0 | 0 | 0 | 0 | | | | |
| 16 Willie Bloomquist, R (1, 4) OBP: 0.341, SLG: 0.371 | | | | | | | | | | 4 | 1 | 2 | 0 | 0 | 0 | 1 | | | | |
| 7 Yuniesky Betancourt, R (1, 6) OBP: 0.318, SLG: 0.426 | | | | | | | | | | 4 | 0 | 1 | 1 | 0 | 0 | 1 | | | | |
| Inning Stats | R: 0 E: 0 K: 0 S: 8 | H: 1 LOB: 0 BB: 0 P: 12 | R: 0 E: 0 K: 0 S: 5 | H: 0 LOB: 0 BB: 0 P: 7 | R: 0 E: 0 K: 0 S: 7 | H: 0 LOB: 0 BB: 0 P: 10 | R: 0 E: 0 K: 0 S: 13 | H: 2 LOB: 2 BB: 0 P: 17 | R: 0 E: 0 K: 1 S: 12 | H: 1 LOB: 1 BB: 0 P: 15 | R: 2 E: 0 K: 1 S: 19 | H: 3 LOB: 1 BB: 0 P: 25 | R: 2 E: 0 K: 1 S: 8 | H: 2 LOB: 0 BB: 0 P: 9 | R: 0 E: 0 K: 0 S: 7 | H: 0 LOB: 0 BB: 0 P: 8 | 1B: 6 2B: 1 3B: 2 HR: 1 | SF: 1 SAC: 0 DP: 2 HBP: 1 | WP: 0 PB: 0 SB: 1 CS: 0 | PA: 36 |
| PITCHER | IP WLS BF H R ER SO BB IBB HBP BLK WP HR S P ERA WHIP | | | | | | | | | | | | | | | | | | | |
| Carlos Silva, R (1, 1) ERA: 4.1 | 7.0 W 28 8 2 2 3 0 0 1 0 0 1 72 96 2.57 1.143 | | | | | | | | | | | | | | | | | | | |
| 17 Pat Neshek, R (8, 1) ERA: 2.58 | 1.0 5 2 2 2 1 0 0 0 0 0 0 8 9 18.00 2.000 | | | | | | | | | | | | | | | | | | | |
| 36 Joe Nathan, R (9, 1) ERA: 1.77 | 1.0 3 0 0 0 0 0 0 0 0 0 0 7 8 0.00 0.000 | | | | | | | | | | | | | | | | | | | |

Seattle Mariners @ Minnesota Twins
Hubert H. Humphrey Metrodome, Minneapolis, MN
Wed Aug 22 2007, 1:10 PM EDT
Att: 29,881 - Dome - 69 F

AB 34
R 4
H 10
RBI 4
BB 0
SO 4
LOB 11



| Batter | 1 | 2 | 3 | 4 | 5 | 6 | 7 | 8 | 9 | AB | R | H | RBI | BB | SO | LOB | BOTTOM | | | |
|--|---|----------------------------------|------------------------------|----------------------------------|------------------------------|----------------------------------|------------------------------|---------------------------------|-------------------------------|----------------------------------|------------------------------|----------------------------------|-------------------------------|----------------------------------|-------------------------------|----------------------------------|-----------------------------------|------------------------------------|----------------------------------|--------|
| 25 Alexi Casilla, S (1, 4) OBP: 0.283, SLG: 0.283 | | | | | | | | | | 5 | 0 | 1 | 1 | 0 | 1 | 1 | | | | |
| 61 Tommy Watkins, R (1, 5) OBP: 0.438, SLG: 0.357 Jason Bartlett, R (9, 6) OBP: 0.330, SLG: 0.357 | | | | | | | | | | 5 | 1 | 2 | 0 | 0 | 0 | 1 | | | | |
| Tori Hunter, R (1, 8) OBP: 0.343, SLG: 0.537 Jason Tyner, L (8, 8) OBP: 0.335, SLG: 0.355 | | | | | | | | | | 4 | 2 | 2 | 0 | 0 | 0 | 0 | | | | |
| 33 Justin Morneau, L (1, 3) OBP: 0.351, SLG: 0.533 | | | | | | | | | | 3 | 1 | 1 | 0 | 1 | 1 | | | | | |
| 5 Michael Cuddyer, R (1, 9) OBP: 0.355, SLG: 0.441 | | | | | | | | | | 4 | 1 | 1 | 4 | 0 | 1 | 2 | | | | |
| 16 Jason Kubel, L (1, 7) OBP: 0.310, SLG: 0.406 | | | | | | | | | | 4 | 1 | 3 | 1 | 0 | 1 | 0 | | | | |
| 55 Mike Redmond, R (1, 2) OBP: 0.342, SLG: 0.351 | | | | | | | | | | 3 | 1 | 2 | 0 | 1 | 0 | 1 | | | | |
| Garrett Jones, L (1, 10) OBP: 0.211, SLG: 0.229 | | | | | | | | | | 4 | 1 | 1 | 1 | 0 | 2 | 4 | | | | |
| 8 Nick Punto, S (1, 6) OBP: 0.290, SLG: 0.258 | | | | | | | | | | 2 | 0 | 0 | 1 | 1 | 0 | 0 | | | | |
| Inning Stats | R: 7 E: 0 K: 1 S: 22 | H: 7 LOB: 1 BB: 1 P: 37 | R: 1 E: 0 K: 0 S: 8 | H: 2 LOB: 0 BB: 0 P: 10 | R: 0 E: 0 K: 2 S: 9 | H: 0 LOB: 0 BB: 0 P: 13 | R: 0 E: 0 K: 1 S: 6 | H: 0 LOB: 0 BB: 0 P: 9 | R: 0 E: 0 K: 3 S: 13 | H: 0 LOB: 1 BB: 1 P: 21 | R: 0 E: 0 K: 0 S: 7 | H: 3 LOB: 3 BB: 0 P: 14 | R: 0 E: 0 K: 0 S: 13 | H: 3 LOB: 3 BB: 0 P: 22 | R: 0 E: 0 K: 0 S: 10 | H: 2 LOB: 2 BB: 0 P: 16 | 1B: 10 2B: 2 3B: 1 HR: 1 | SF: 1 SAC: 0 DP: 1 HBP: 0 | WP: 0 PB: 0 SB: 0 CS: 0 | PA: 39 |
| PITCHER | IP WLS BF H R ER SO BB IBB HBP BLK WP HR S P ERA WHIP | | | | | | | | | | | | | | | | | | | |
| 43 Miguel Batista, R (1, 1) ERA: 4.97 | 2.0 L 16 9 8 8 1 1 0 0 0 0 0 1 30 47 36.00 5.000 | | | | | | | | | | | | | | | | | | | |
| 18 Ryan Rowland-Smith, L (3, 1) ERA: 3.47 | 4.0 13 0 0 0 6 2 0 0 0 0 0 35 57 0.00 0.500 | | | | | | | | | | | | | | | | | | | |
| 48 John Parrish, L (7, 1) ERA: 6.74 | 2.0 5 0 0 0 0 0 0 0 0 0 0 23 38 0.00 2.500 | | | | | | | | | | | | | | | | | | | |

Seattle Mariners @ Minnesota Twins
Hubert H. Humphrey Metrodome, Minneapolis, MN
Wed Aug 22 2007, 1:10 PM EDT
Att: 29,881 - Dome - 69 F

AB 35
R 8
H 14
RBI 8
BB 3
SO 7
LOB 10



| Batter | 1 | 2 | 3 | 4 | 5 | 6 | 7 | 8 | 9 | AB | R | H | RBI | BB | SO | LOB | TOP | | | | | | | | | | |
|--|------------------------------|---------------------------------|------------------------------|----------------------------------|------------------------------|----------------------------------|------------------------------|----------------------------------|------------------------------|----------------------------------|------------------------------|----------------------------------|------------------------------|----------------------------------|-------------------------------|----------------------------------|---|----------------------------------|----------------------------------|------------------------------------|----------------------------------|--------|--|--|--|--|--|
| 25 Alexi Casilla, S OBP: 0.275, SLG: 0.274 | G1-3 | | P5 | | | G6-3 | | G1-4 | SH5-4 | 4 | 0 | 0 | 0 | 0 | 0 | 1 | Minnesota Twins @ Baltimore Orioles Oriole Park at Camden Yards, Baltimore, MD Thu Aug 23 2007, 7:05 PM EDT Att: 19,389 - Cloudy - 80 F | | | | | | | | | | |
| Jason Bartlett, R OBP: 0.333, SLG: 0.363 | F8 | | | | FC4-6 1B | G6-3 | | 33 F 5 E 7 G4-3 BB | 3B | 4 | 1 | 2 | 1 | 1 | 0 | 0 | | | | | | | | | | | |
| 7 Joe Mauer, L OBP: 0.384, SLG: 0.416 | F9 | | | | FC4-6 1-2 | G5-3 | | G4-3 | G1-3 IBB | 4 | 0 | 0 | 1 | 1 | 0 | 2 | | | | | | | | | | | |
| Tori Hunter, R OBP: 0.343, SLG: 0.537 | | | | | F9 | | | G6-3 | 5 F 16 2B 33 E IBB | 4 | 1 | 1 | 0 | 1 | 0 | 3 | | | | | | | | | | | |
| 33 Justin Morneau, L OBP: 0.353, SLG: 0.532 | | | | | G3-1 | | | | | 3 | 1 | 1 | 0 | 2 | 0 | 2 | | | | | | | | | | | |
| 5 Michael Cuddyer, R OBP: 0.353, SLG: 0.436 | | | | | | | | | | 4 | 0 | 0 | 0 | 1 | 0 | 6 | | | | | | | | | | | |
| 16 Jason Kubel, L OBP: 0.310, SLG: 0.407 | | | | | | | | | | 4 | 0 | 1 | 2 | 0 | 0 | 3 | | | | | | | | | | | |
| Garrett Jones, L OBP: 0.190, SLG: 0.205 | | | | | | | | | | 4 | 0 | 0 | 0 | 0 | 0 | 4 | | | | | | | | | | | |
| 8 Nick Punto, S OBP: 0.292, SLG: 0.263 | | | | | | | | | | 4 | 2 | 2 | 0 | 0 | 0 | 1 | | | | | | | | | | | |
| Inning Stats | R: 0 E: 0 K: 0 S: 7 | H: 0 LOB: 0 BB: 0 P: 9 | R: 0 E: 0 K: 0 S: 8 | H: 1 LOB: 1 BB: 0 P: 14 | R: 0 E: 0 K: 0 S: 8 | H: 0 LOB: 0 BB: 0 P: 12 | R: 0 E: 0 K: 0 S: 7 | H: 1 LOB: 1 BB: 0 P: 11 | R: 0 E: 1 K: 0 S: 9 | H: 0 LOB: 1 BB: 0 P: 14 | R: 0 E: 0 K: 0 S: 9 | H: 0 LOB: 1 BB: 0 P: 12 | R: 0 E: 0 K: 0 S: 8 | H: 1 LOB: 2 BB: 1 P: 17 | R: 4 E: 2 K: 0 S: 18 | H: 2 LOB: 2 BB: 3 P: 38 | R: 1 E: 0 K: 0 S: 11 | H: 2 LOB: 3 BB: 2 P: 26 | 1B: 3 2B: 3 3B: 1 HR: 0 | SF: 0 SAC: 1 DP: 0 HBP: 0 | WP: 1 PB: 0 SB: 0 CS: 0 | PA: 42 | | | | | |
| PITCHER | IP | WLS | BF | H | R | ER | SO | BB | IBB | HBP | BLK | WP | HR | S | P | ERA | WHIP | | | | | | | | | | |
| Steve Trachsel, R ERA: 4.61 | 7.1 | L | 29 | 4 | 2 | 1 | 0 | 2 | 0 | 0 | 0 | 1 | 0 | 62 | 101 | 1.23 | 0.818 | | | | | | | | | | |
| 32 Jamie Walker, L ERA: 3.04 | 0.1 | B | 3 | 0 | 0 | 0 | 0 | 1 | 1 | 0 | 0 | 0 | 0 | 6 | 16 | 0.00 | 3.000 | | | | | | | | | | |
| Chad Bradford, R ERA: 3.31 | 0.1 | | 3 | 1 | 2 | 0 | 0 | 0 | 0 | 0 | 0 | 0 | 0 | 6 | 10 | 0.00 | 3.000 | | | | | | | | | | |
| 28 Danys Baez, R ERA: 5.82 | 1.0 | | 7 | 2 | 1 | 1 | 0 | 0 | 2 | 0 | 0 | 0 | 0 | 11 | 26 | 9.00 | 2.000 | | | | | | | | | | |

| Batter | 1 | 2 | 3 | 4 | 5 | 6 | 7 | 8 | 9 | AB | R | H | RBI | BB | SO | LOB | BOTTOM | | | | | | | | | | |
|---|------------------------------|---------------------------------|-------------------------------|----------------------------------|------------------------------|----------------------------------|------------------------------|----------------------------------|------------------------------|----------------------------------|-------------------------------|----------------------------------|------------------------------|----------------------------------|------------------------------|---------------------------------|---|----------------------------------|----------------------------------|------------------------------------|----------------------------------|--------|--|--|--|--|--|
| 1 Brian Roberts, S OBP: 0.394, SLG: 0.462 | L3 | | F7 | | | G5-3 | | G3 | | 4 | 0 | 0 | 0 | 0 | 0 | 0 | Minnesota Twins @ Baltimore Orioles Oriole Park at Camden Yards, Baltimore, MD Thu Aug 23 2007, 7:05 PM EDT Att: 19,389 - Cloudy - 80 F | | | | | | | | | | |
| Corey Patterson, L OBP: 0.307, SLG: 0.376 | G1-4-3 | | | | G1-3 | | | | | 4 | 0 | 1 | 0 | 0 | 0 | 0 | | | | | | | | | | | |
| 21 Nick Markakis, L OBP: 0.359, SLG: 0.449 | G4-3 | | | | F9 | | | | | 3 | 0 | 0 | 0 | 1 | 0 | 0 | | | | | | | | | | | |
| Miguel Tejada, R OBP: 0.353, SLG: 0.436 | | | | | G6-3 | | | | | 4 | 1 | 1 | 1 | 0 | 0 | 0 | | | | | | | | | | | |
| Kevin Millar, R OBP: 0.379, SLG: 0.429 | | | | | | | | | | 2 | 0 | 0 | 0 | 2 | 0 | 0 | | | | | | | | | | | |
| 17 Aubrey Huff, L OBP: 0.312, SLG: 0.426 | | | | | | | | | | 3 | 1 | 2 | 1 | 0 | 0 | 1 | | | | | | | | | | | |
| 6 Melvin Mora, R OBP: 0.337, SLG: 0.437 | | | | | | | | | | 3 | 0 | 0 | 0 | 0 | 0 | 3 | | | | | | | | | | | |
| Ramon Hernandez, R OBP: 0.329, SLG: 0.341 | | | | | | | | | | 3 | 0 | 0 | 0 | 0 | 1 | 1 | | | | | | | | | | | |
| 3 Freddie Bynum, L OBP: 0.302, SLG: 0.500 | | | | | | | | | | 2 | 0 | 0 | 0 | 0 | 1 | 0 | | | | | | | | | | | |
| Jay Payton, R OBP: 0.299, SLG: 0.365 | | | | | | | | | | 1 | 0 | 0 | 0 | 0 | 0 | 0 | | | | | | | | | | | |
| Inning Stats | R: 0 E: 0 K: 0 S: 7 | H: 0 LOB: 0 BB: 0 P: 9 | R: 1 E: 0 K: 0 S: 10 | H: 1 LOB: 0 BB: 0 P: 17 | R: 0 E: 0 K: 1 S: 9 | H: 0 LOB: 0 BB: 0 P: 12 | R: 0 E: 0 K: 0 S: 6 | H: 0 LOB: 0 BB: 0 P: 10 | R: 0 E: 0 K: 0 S: 8 | H: 0 LOB: 1 BB: 0 P: 16 | R: 0 E: 0 K: 1 S: 11 | H: 1 LOB: 1 BB: 1 P: 18 | R: 0 E: 0 K: 0 S: 8 | H: 1 LOB: 1 BB: 1 P: 14 | R: 0 E: 0 K: 0 S: 4 | H: 0 LOB: 0 BB: 0 P: 6 | R: 1 E: 0 K: 0 S: 7 | H: 1 LOB: 0 BB: 0 P: 10 | 1B: 2 2B: 0 3B: 0 HR: 2 | SF: 0 SAC: 0 DP: 1 HBP: 0 | WP: 0 PB: 0 SB: 1 CS: 1 | PA: 33 | | | | | |
| PITCHER | IP | WLS | BF | H | R | ER | SO | BB | IBB | HBP | BLK | WP | HR | S | P | ERA | WHIP | | | | | | | | | | |
| 26 Boof Bonser, R ERA: 4.76 | 7.0 | W | 25 | 3 | 1 | 1 | 2 | 3 | 0 | 0 | 0 | 0 | 1 | 59 | 96 | 1.29 | 0.857 | | | | | | | | | | |
| 54 Matt Guerrier, R ERA: 2.0 | 2.0 | S | 7 | 1 | 1 | 1 | 0 | 0 | 0 | 0 | 0 | 0 | 1 | 11 | 16 | 4.50 | 0.500 | | | | | | | | | | |

AB 35
R 5
H 7
RBI 4
BB 6
SO 0
LOB 22



AB 29
R 2
H 4
RBI 2
BB 3
SO 2
LOB 5



| Batter | 1 | 2 | 3 | 4 | 5 | 6 | 7 | 8 | 9 | AB | R | H | RBI | BB | SO | LOB | TOP |
|---|----------|--------|----------|----------|-------------|----------|--------------|--------------------|-----|----|---|---|-----|----|----|-----|--|
| 25 Alexi Casilla, S (1,4) OBP: 0.272, SLG: 0.273 | 1-1 P6 | | 1-1 G5-3 | | | 0-1 G4-3 | 0-1 7 BB 1B | 1-1 SF7 | | 4 | 0 | 1 | 1 | 0 | 0 | 0 | Minnesota Twins @ Baltimore Orioles Oriole Park at Camden Yards, Baltimore, MD Fri Aug 24 2007, 7:05 PM EDT Att: 29,742 - Clear - 90 F |
| Jason Bartlett, R (1,6) OBP: 0.332, SLG: 0.361 | 1-2 G5-3 | | | 0-1 L3 | | 1-1 G5-3 | 2-2 7 BB 1B | 0-0 FC6-4 | | 5 | 0 | 1 | 0 | 0 | 2 | | |
| 7 Joe Mauer, L (1,2) OBP: 0.389, SLG: 0.421 | 4-1 | | | 3-2 G5-3 | | 1-2 | 4-0 | | 1-2 | 3 | 1 | 2 | 0 | 2 | 0 | | |
| Torii Hunter, R (1,8) OBP: 0.344, SLG: 0.542 | 1-0 F7 | | | 2-1 | | 0-0 G5-3 | 1-1 F8 | | 3-1 | 5 | 1 | 2 | 2 | 0 | 5 | | |
| 33 Justin Morneau, L (1,3) OBP: 0.354, SLG: 0.539 | | 3-2 F9 | | 1-2 F7 | | | 0-1 HR | 3-2 5 1B 16 SF8 2B | 2-2 | 5 | 2 | 2 | 1 | 0 | 1 | | |
| 5 Michael Cuddyer, R (1,9) OBP: 0.353, SLG: 0.436 | | 0-1 F9 | | | 0-0 P5 | | 0-1 16 HR 1B | 1-2 2B 25 SF7 1B | 1-1 | 5 | 2 | 2 | 0 | 0 | 0 | | |
| 16 Jason Kubel, L (1,10) OBP: 0.314, SLG: 0.422 | | 1-0 F7 | | | 2-1 | | 0-0 1B | 0-1 SF8 | 4-1 | 3 | 1 | 2 | 3 | 1 | 0 | | |
| Jason Tyner, L (1,7) OBP: 0.336, SLG: 0.360 | | | 2-2 F7 | | 1-0 8 WP 1B | | 0-1 G3 | 0-0 FC4-6 | 1-0 | 5 | 0 | 2 | 0 | 0 | 1 | | |
| 8 Nick Punto, S (1,5) OBP: 0.290, SLG: 0.261 | | | 0-1 L7 | | 2-3 K2-3 | | 3-1 L7 | 4-0 | | 3 | 0 | 0 | 0 | 0 | 1 | | |
| 55 Mike Redmond, R (8, PH) OBP: 0.345, SLG: 0.351 | | | | | | | | | | 0 | 0 | 0 | 0 | 1 | 0 | | |
| 32 Brian Buscher, L (8, PR) OBP: 0.292, SLG: 0.227 | | | | | | | | | | 0 | 0 | 0 | 0 | 0 | 0 | | |
| 8 Nick Punto, S (1,5) OBP: 0.290, SLG: 0.261 | | | | | | | | | | 0 | 0 | 0 | 0 | 1 | 1 | | |
| 55 Mike Redmond, R (8, PH) OBP: 0.345, SLG: 0.351 | | | | | | | | | | 0 | 0 | 0 | 0 | 1 | 0 | | |
| 32 Brian Buscher, L (8, PR) OBP: 0.292, SLG: 0.227 | | | | | | | | | | 0 | 0 | 0 | 0 | 0 | 0 | | |
| 8 Nick Punto, S (1,5) OBP: 0.290, SLG: 0.261 | | | | | | | | | | 0 | 0 | 0 | 0 | 0 | 0 | | |
| 55 Mike Redmond, R (8, PH) OBP: 0.345, SLG: 0.351 | | | | | | | | | | 0 | 0 | 0 | 0 | 0 | 0 | | |
| 32 Brian Buscher, L (8, PR) OBP: 0.292, SLG: 0.227 | | | | | | | | | | 0 | 0 | 0 | 0 | 0 | 0 | | |
| 8 Nick Punto, S (1,5) OBP: 0.290, SLG: 0.261 | | | | | | | | | | 0 | 0 | 0 | 0 | 0 | 0 | | |
| 55 Mike Redmond, R (8, PH) OBP: 0.345, SLG: 0.351 | | | | | | | | | | 0 | 0 | 0 | 0 | 0 | 0 | | |
| 32 Brian Buscher, L (8, PR) OBP: 0.292, SLG: 0.227 | | | | | | | | | | 0 | 0 | 0 | 0 | 0 | 0 | | |
| 8 Nick Punto, S (1,5) OBP: 0.290, SLG: 0.261 | | | | | | | | | | 0 | 0 | 0 | 0 | 0 | 0 | | |
| 55 Mike Redmond, R (8, PH) OBP: 0.345, SLG: 0.351 | | | | | | | | | | 0 | 0 | 0 | 0 | 0 | 0 | | |
| 32 Brian Buscher, L (8, PR) OBP: 0.292, SLG: 0.227 | | | | | | | | | | 0 | 0 | 0 | 0 | 0 | 0 | | |
| 8 Nick Punto, S (1,5) OBP: 0.290, SLG: 0.261 | | | | | | | | | | 0 | 0 | 0 | 0 | 0 | 0 | | |
| 55 Mike Redmond, R (8, PH) OBP: 0.345, SLG: 0.351 | | | | | | | | | | 0 | 0 | 0 | 0 | 0 | 0 | | |
| 32 Brian Buscher, L (8, PR) OBP: 0.292, SLG: 0.227 | | | | | | | | | | 0 | 0 | 0 | 0 | 0 | 0 | | |
| 8 Nick Punto, S (1,5) OBP: 0.290, SLG: 0.261 | | | | | | | | | | 0 | 0 | 0 | 0 | 0 | 0 | | |
| 55 Mike Redmond, R (8, PH) OBP: 0.345, SLG: 0.351 | | | | | | | | | | 0 | 0 | 0 | 0 | 0 | 0 | | |
| 32 Brian Buscher, L (8, PR) OBP: 0.292, SLG: 0.227 | | | | | | | | | | 0 | 0 | 0 | 0 | 0 | 0 | | |
| 8 Nick Punto, S (1,5) OBP: 0.290, SLG: 0.261 | | | | | | | | | | 0 | 0 | 0 | 0 | 0 | 0 | | |
| 55 Mike Redmond, R (8, PH) OBP: 0.345, SLG: 0.351 | | | | | | | | | | 0 | 0 | 0 | 0 | 0 | 0 | | |
| 32 Brian Buscher, L (8, PR) OBP: 0.292, SLG: 0.227 | | | | | | | | | | 0 | 0 | 0 | 0 | 0 | 0 | | |
| 8 Nick Punto, S (1,5) OBP: 0.290, SLG: 0.261 | | | | | | | | | | 0 | 0 | 0 | 0 | 0 | 0 | | |
| 55 Mike Redmond, R (8, PH) OBP: 0.345, SLG: 0.351 | | | | | | | | | | 0 | 0 | 0 | 0 | 0 | 0 | | |
| 32 Brian Buscher, L (8, PR) OBP: 0.292, SLG: 0.227 | | | | | | | | | | 0 | 0 | 0 | 0 | 0 | 0 | | |
| 8 Nick Punto, S (1,5) OBP: 0.290, SLG: 0.261 | | | | | | | | | | 0 | 0 | 0 | 0 | 0 | 0 | | |
| 55 Mike Redmond, R (8, PH) OBP: 0.345, SLG: 0.351 | | | | | | | | | | 0 | 0 | 0 | 0 | 0 | 0 | | |
| 32 Brian Buscher, L (8, PR) OBP: 0.292, SLG: 0.227 | | | | | | | | | | 0 | 0 | 0 | 0 | 0 | 0 | | |
| 8 Nick Punto, S (1,5) OBP: 0.290, SLG: 0.261 | | | | | | | | | | 0 | 0 | 0 | 0 | 0 | 0 | | |
| 55 Mike Redmond, R (8, PH) OBP: 0.345, SLG: 0.351 | | | | | | | | | | 0 | 0 | 0 | 0 | 0 | 0 | | |
| 32 Brian Buscher, L (8, PR) OBP: 0.292, SLG: 0.227 | | | | | | | | | | 0 | 0 | 0 | 0 | 0 | 0 | | |
| 8 Nick Punto, S (1,5) OBP: 0.290, SLG: 0.261 | | | | | | | | | | 0 | 0 | 0 | 0 | 0 | 0 | | |
| 55 Mike Redmond, R (8, PH) OBP: 0.345, SLG: 0.351 | | | | | | | | | | 0 | 0 | 0 | 0 | 0 | 0 | | |
| 32 Brian Buscher, L (8, PR) OBP: 0.292, SLG: 0.227 | | | | | | | | | | 0 | 0 | 0 | 0 | 0 | 0 | | |
| 8 Nick Punto, S (1,5) OBP: 0.290, SLG: 0.261 | | | | | | | | | | 0 | 0 | 0 | 0 | 0 | 0 | | |
| 55 Mike Redmond, R (8, PH) OBP: 0.345, SLG: 0.351 | | | | | | | | | | 0 | 0 | 0 | 0 | 0 | 0 | | |
| 32 Brian Buscher, L (8, PR) OBP: 0.292, SLG: 0.227 | | | | | | | | | | 0 | 0 | 0 | 0 | 0 | 0 | | |
| 8 Nick Punto, S (1,5) OBP: 0.290, SLG: 0.261 | | | | | | | | | | 0 | 0 | 0 | 0 | 0 | 0 | | |
| 55 Mike Redmond, R (8, PH) OBP: 0.345, SLG: 0.351 | | | | | | | | | | 0 | 0 | 0 | 0 | 0 | 0 | | |
| 32 Brian Buscher, L (8, PR) OBP: 0.292, SLG: 0.227 | | | | | | | | | | 0 | 0 | 0 | 0 | 0 | 0 | | |
| 8 Nick Punto, S (1,5) OBP: 0.290, SLG: 0.261 | | | | | | | | | | 0 | 0 | 0 | 0 | 0 | 0 | | |
| 55 Mike Redmond, R (8, PH) OBP: 0.345, SLG: 0.351 | | | | | | | | | | 0 | 0 | 0 | 0 | 0 | 0 | | |
| 32 Brian Buscher, L (8, PR) OBP: 0.292, SLG: 0.227 | | | | | | | | | | 0 | 0 | 0 | 0 | 0 | 0 | | |
| 8 Nick Punto, S (1,5) OBP: 0.290, SLG: 0.261 | | | | | | | | | | 0 | 0 | 0 | 0 | 0 | 0 | | |
| 55 Mike Redmond, R (8, PH) OBP: 0.345, SLG: 0.351 | | | | | | | | | | 0 | 0 | 0 | 0 | 0 | 0 | | |
| 32 Brian Buscher, L (8, PR) OBP: 0.292, SLG: 0.227 | | | | | | | | | | 0 | 0 | 0 | 0 | 0 | 0 | | |
| 8 Nick Punto, S (1,5) OBP: 0.290, SLG: 0.261 | | | | | | | | | | 0 | 0 | 0 | 0 | 0 | 0 | | |
| 55 Mike Redmond, R (8, PH) OBP: 0.345, SLG: 0.351 | | | | | | | | | | 0 | 0 | 0 | 0 | 0 | 0 | | |
| 32 Brian Buscher, L (8, PR) OBP: 0.292, SLG: 0.227 | | | | | | | | | | 0 | 0 | 0 | 0 | 0 | 0 | | |
| 8 Nick Punto, S (1,5) OBP: 0.290, SLG: 0.261 | | | | | | | | | | 0 | 0 | 0 | 0 | 0 | 0 | | |
| 55 Mike Redmond, R (8, PH) OBP: 0.345, SLG: 0.351 | | | | | | | | | | 0 | 0 | 0 | 0 | 0 | 0 | | |
| 32 Brian Buscher, L (8, PR) OBP: 0.292, SLG: 0.227 | | | | | | | | | | 0 | 0 | 0 | 0 | 0 | 0 | | |
| 8 Nick Punto, S (1,5) OBP: 0.290, SLG: 0.261 | | | | | | | | | | 0 | 0 | 0 | 0 | 0 | 0 | | |
| 55 Mike Redmond, R (8, PH) OBP: 0.345, SLG: 0.351 | | | | | | | | | | 0 | 0 | 0 | 0 | 0 | 0 | | |
| 32 Brian Buscher, L (8, PR) OBP: 0.292, SLG: 0.227 | | | | | | | | | | 0 | 0 | 0 | 0 | 0 | 0 | | |
| 8 Nick Punto, S (1,5) OBP: 0.290, SLG: 0.261 | | | | | | | | | | 0 | 0 | 0 | 0 | 0 | 0 | | |
| 55 Mike Redmond, R (8, PH) OBP: 0.345, SLG: 0.351 | | | | | | | | | | 0 | 0 | 0 | 0 | 0 | 0 | | |
| 32 Brian Buscher, L (8, PR) OBP: 0.292, SLG: 0.227 | | | | | | | | | | 0 | 0 | 0 | 0 | 0 | 0 | | |
| 8 Nick Punto, S (1,5) OBP: 0.290, SLG: 0.261 | | | | | | | | | | 0 | 0 | 0 | 0 | 0 | 0 | | |
| 55 Mike Redmond, R (8, PH) OBP: 0.345, SLG: 0.351 | | | | | | | | | | 0 | 0 | 0 | 0 | 0 | 0 | | |
| 32 Brian Buscher, L (8, PR) OBP: 0.292, SLG: 0.227 | | | | | | | | | | 0 | 0 | 0 | 0 | 0 | 0 | | |
| 8 Nick Punto, S (1,5) OBP: 0.290, SLG: 0.261 | | | | | | | | | | 0 | 0 | 0 | 0 | 0 | 0 | | |
| 55 Mike Redmond, R (8, PH) OBP: 0.345, SLG: 0.351 | | | | | | | | | | 0 | 0 | 0 | 0 | 0 | 0 | | |
| 32 Brian Buscher, L (8, PR) OBP: 0.292, SLG: 0.227 | | | | | | | | | | 0 | 0 | 0 | 0 | 0 | 0 | | |
| 8 Nick Punto, S (1,5) OBP: 0.290, SLG: 0.261 | | | | | | | | | | 0 | 0 | 0 | 0 | 0 | 0 | | |
| 55 Mike Redmond, R (8, PH) OBP: 0.345, SLG: 0.351 | | | | | | | | | | 0 | 0 | 0 | 0 | 0 | 0 | | |
| 32 Brian Buscher, L (8, PR) OBP: 0.292, SLG: 0.227 | | | | | | | | | | 0 | 0 | 0 | 0 | 0 | 0 | | |
| 8 Nick Punto, S (1,5) OBP: 0.290, SLG: 0.261 | | | | | | | | | | 0 | 0 | 0 | 0 | 0 | 0 | | |
| 55 Mike Redmond, R (8, PH) OBP: 0.345, SLG: 0.351 | | | | | | | | | | 0 | 0 | 0 | 0 | 0 | 0 | | |
| 32 Brian Buscher, L (8, PR) OBP: 0.292, SLG: 0.227 | | | | | | | | | | 0 | 0 | 0 | 0 | 0 | 0 | | |
| 8 Nick Punto, S (1,5) OBP: 0.290, SLG: 0.261 | | | | | | | | | | 0 | 0 | 0 | 0 | 0 | 0 | | |
| 55 Mike Redmond, R (8, PH) OBP: 0.345, SLG: 0.351 | | | | | | | | | | 0 | 0 | 0 | 0 | 0 | 0 | | |
| 32 Brian Buscher, L (8, PR) OBP: 0.292, SLG: 0.227 | | | | | | | | | | 0 | 0 | 0 | 0 | 0 | 0 | | |
| 8 Nick Punto, S (1,5) OBP: 0.290, SLG: 0.261 | | | | | | | | | | 0 | 0 | 0 | 0 | 0 | 0 | | |
| 55 Mike Redmond, R (8, PH) OBP: 0.345, SLG: 0.351 | | | | | | | | | | 0 | 0 | 0 | 0 | 0 | 0 | | |
| 32 Brian Buscher, L (8, PR) OBP: 0.292, SLG: 0.227 | | | | | | | | | | 0 | 0 | 0 | 0 | 0 | 0 | | |
| 8 Nick Punto, S (1,5) OBP: 0.290, SLG: 0.261 | | | | | | | | | | 0 | 0 | 0 | 0 | 0 | 0 | | |
| 55 Mike Redmond, R (8, PH) OBP: 0.345, SLG: 0.351 | | | | | | | | | | 0 | 0 | 0 | 0 | 0 | 0 | | |
| 32 Brian Buscher, L (8, PR) OBP: 0.292, SLG: 0.227 | | | | | | | | | | 0 | 0 | 0 | 0 | 0 | 0 | | |
| 8 Nick Punto, S (1,5) OBP: 0.290, SLG: 0.261 | | | | | | | | | | | | | | | | | |

| Batter | 1 | 2 | 3 | 4 | 5 | 6 | 7 | 8 | 9 | AB | R | H | RBI | BB | SO | LOB | TOP | | | | | |
|---|---|---|---|--|-------------------------------|----------------------------------|------------------------------|----------------------------------|------------------------------|---------------------------------|-------------------------------|----------------------------------|------------------------------|---------------------------------|---|----------------------------------|---|----------------------------------|----------------------------------|------------------------------------|----------------------------------|--------|
| Jason Tyner, L (1, 7) OBP: 0.333, SLG: 0.357 | | | | | | | | | | 5 | 2 | 1 | 0 | 0 | 1 | 3 | Minnesota Twins @ Baltimore Orioles Oriole Park at Camden Yards, Baltimore, MD Sat Aug 25 2007, 7:05 PM EDT Att: 28,700 - Cloudy - 84 F | | | | | |
| Jason Bartlett, R (1, 6) OBP: 0.336, SLG: 0.370 | | | | | | | | | | 4 | 2 | 4 | 2 | 1 | 0 | 0 | | | | | | |
| 7 Joe Mauer, L (1, 2) OBP: 0.388, SLG: 0.419 55 Mike Redmond, R (8, PR) OBP: 0.343, SLG: 0.350 | | | | | | | | | | 4 | 0 | 1 | 0 | 0 | 0 | 4 | | | | | | |
| Torii Hunter, R (1, 8) OBP: 0.344, SLG: 0.549 | | | | | | | | | | 5 | 1 | 2 | 4 | 0 | 1 | 1 | | | | | | |
| 33 Justin Morneau, L (1, 3) OBP: 0.353, SLG: 0.536 | | | | | | | | | | 3 | 0 | 0 | 0 | 1 | 1 | 0 | | | | | | |
| 5 Michael Cuddyer, R (1, 9) OBP: 0.353, SLG: 0.434 | | | | | | | | | | 4 | 0 | 1 | 1 | 0 | 2 | 0 | | | | | | |
| 16 Jason Kubel, L (1, 10) OBP: 0.313, SLG: 0.418 | | | | | | | | | | 3 | 1 | 0 | 0 | 1 | 1 | 3 | | | | | | |
| 32 Brian Buscher, L (1, 5) OBP: 0.286, SLG: 0.290 | | | | | | | | | | 3 | 1 | 0 | 0 | 1 | 1 | 3 | | | | | | |
| 8 Nick Punto, S (1, 4) OBP: 0.291, SLG: 0.260 | | | | | | | | | | 2 | 0 | 0 | 0 | 1 | 0 | 0 | | | | | | |
| Inning Stats | R: 0 E: 0 K: 1 S: 13 | H: 1 LOB: 0 BB: 0 P: 19 | R: 0 E: 0 K: 1 S: 7 | H: 0 LOB: 0 BB: 0 P: 8 | R: 2 E: 0 K: 0 S: 12 | H: 1 LOB: 1 BB: 2 P: 21 | R: 0 E: 0 K: 1 S: 8 | H: 0 LOB: 0 BB: 0 P: 11 | R: 0 E: 0 K: 0 S: 4 | H: 0 LOB: 0 BB: 0 P: 5 | R: 3 E: 0 K: 2 S: 15 | H: 2 LOB: 0 BB: 1 P: 28 | R: 0 E: 0 K: 0 S: 3 | H: 0 LOB: 0 BB: 0 P: 6 | R: 2 E: 0 K: 2 S: 20 | H: 4 LOB: 3 BB: 1 P: 32 | R: 1 E: 0 K: 0 S: 9 | H: 1 LOB: 1 BB: 1 P: 16 | 1B: 6 2B: 2 3B: 0 HR: 1 | SF: 0 SAC: 1 DP: 0 HBP: 0 | WP: 0 PB: 0 SB: 0 CS: 1 | PA: 40 |
| PITCHER | IP WLS BF H R ER SO BB IBB HBP BLK WP HR S P ERA WHIP | 6.0 L 24 4 5 5 5 3 0 0 0 0 1 59 92 7.50 1.167 | 1.1 9 4 2 2 0 0 1 0 0 0 0 0 16 28 13.50 3.000 | 1.2 7 1 1 1 2 1 0 0 0 0 0 0 16 26 5.40 1.200 | PITCHER | | | | | | | | | | IP WLS BF H R ER SO BB IBB HBP BLK WP HR S P ERA WHIP | | | | | | | |

| Batter | 1 | 2 | 3 | 4 | 5 | 6 | 7 | 8 | 9 | AB | R | H | RBI | BB | SO | LOB | BOTTOM | | | | | |
|--|---|--|--|--|--|----------------------------------|------------------------------|---------------------------------|-------------------------------|----------------------------------|------------------------------|----------------------------------|------------------------------|----------------------------------|-------------------------------|---|---|---------------------------------|----------------------------------|------------------------------------|----------------------------------|--------|
| 1 Brian Roberts, S (1, 4) OBP: 0.391, SLG: 0.457 3 Freddie Bynum, L (9, 4) OBP: 0.302, SLG: 0.500 | | | | | | | | | | 5 | 1 | 1 | 0 | 0 | 1 | 4 | Minnesota Twins @ Baltimore Orioles Oriole Park at Camden Yards, Baltimore, MD Sat Aug 25 2007, 7:05 PM EDT Att: 28,700 - Cloudy - 84 F | | | | | |
| Corey Patterson, L (1, 8) OBP: 0.314, SLG: 0.390 | | | | | | | | | | 5 | 0 | 4 | 0 | 0 | 0 | 0 | | | | | | |
| 21 Nick Markakis, L (1, 9) OBP: 0.357, SLG: 0.450 | | | | | | | | | | 4 | 0 | 0 | 1 | 1 | 1 | 3 | | | | | | |
| Miguel Tejada, R (1, 6) OBP: 0.355, SLG: 0.445 | | | | | | | | | | 4 | 0 | 1 | 0 | 1 | 0 | 2 | | | | | | |
| Kevin Millar, R (1, 3) OBP: 0.379, SLG: 0.426 | | | | | | | | | | 3 | 0 | 1 | 0 | 1 | 0 | 3 | | | | | | |
| 17 Aubrey Huff, L (1, 10) OBP: 0.314, SLG: 0.422 | | | | | | | | | | 2 | 0 | 0 | 0 | 2 | 0 | 3 | | | | | | |
| 6 Melvin Mora, R (1, 5) OBP: 0.333, SLG: 0.430 | | | | | | | | | | 4 | 0 | 1 | 0 | 0 | 1 | 3 | | | | | | |
| Ramon Hernandez, R (1, 2) OBP: 0.323, SLG: 0.333 J.R. House, R (8, PH) OBP: 0.308, SLG: 0.500 | | | | | | | | | | 3 | 0 | 0 | 0 | 0 | 0 | 3 | | | | | | |
| Jay Payton, R (1, 7) OBP: 0.299, SLG: 0.368 Tike Redman, L (8, PH) OBP: 0.375, SLG: 0.478 | | | | | | | | | | 3 | 0 | 1 | 0 | 0 | 0 | 0 | | | | | | |
| Inning Stats | R: 0 E: 0 K: 1 S: 8 | H: 1 LOB: 1 BB: 0 P: 12 | R: 0 E: 0 K: 0 S: 16 | H: 1 LOB: 1 BB: 1 P: 27 | R: 1 E: 0 K: 0 S: 12 | H: 2 LOB: 3 BB: 2 P: 24 | R: 0 E: 0 K: 0 S: 3 | H: 0 LOB: 0 BB: 0 P: 6 | R: 0 E: 0 K: 1 S: 12 | H: 1 LOB: 2 BB: 1 P: 22 | R: 0 E: 0 K: 1 S: 9 | H: 1 LOB: 1 BB: 1 P: 23 | R: 0 E: 0 K: 0 S: 9 | H: 2 LOB: 1 BB: 0 P: 12 | R: 0 E: 0 K: 0 S: 10 | H: 1 LOB: 2 BB: 0 P: 14 | R: 0 E: 0 K: 0 S: 5 | H: 0 LOB: 0 BB: 0 P: 7 | 1B: 9 2B: 1 3B: 0 HR: 0 | SF: 0 SAC: 0 DP: 2 HBP: 1 | WP: 1 PB: 0 SB: 0 CS: 1 | PA: 40 |
| PITCHER | IP WLS BF H R ER SO BB IBB HBP BLK WP HR S P ERA WHIP | 5.0 W 23 5 1 0 0 1 1 0 0 0 0 9 23 0.00 2.000 | 1.0 5 1 0 0 1 1 0 0 0 0 0 0 4 5 0.00 1.500 | 0.2 2 1 0 0 0 0 0 0 0 0 0 0 15 21 0.00 1.500 | 1.1 7 2 0 0 0 0 0 0 1 0 0 0 5 7 0.00 0.000 | PITCHER | | | | | | | | | | IP WLS BF H R ER SO BB IBB HBP BLK WP HR S P ERA WHIP | | | | | | |



| Batter | 1 | 2 | 3 | 4 | 5 | 6 | 7 | 8 | 9 | AB | R | H | RBI | BB | SO | LOB | TOP | | | | | |
|--|---|---|--|---|------------------------------|--------------------------------------|-------------------------------|----------------------------------|------------------------------|----------------------------------|-------------------------------|----------------------------------|-------------------------------|----------------------------------|---|----------------------------------|---|----------------------------------|----------------------------------|------------------------------------|----------------------------------|--------|
| 25 Alexi Casilla, S OBP: 0.270, SLG: 0.265 | 4-1 1B 33 E BB | 2-2 FC4-6 3B | | 1-2 G4-3 | | 1-2 G4-3 | | 0-0 F7 | | 4 | 2 | 0 | 0 | 1 | 0 | 5 | Minnesota Twins @ Baltimore Orioles Oriole Park at Camden Yards, Baltimore, MD Sun Aug 26 2007, 1:35 PM EDT Att: 30,876 - Cloudy - 90 F | | | | | |
| Jason Bartlett, R OBP: 0.340, SLG: 0.380 | 1-3 K | 2-2 3B | | | 0-3 K | | 3-1 2B 3B | 3-1 F9 | | 5 | 1 | 2 | 2 | 0 | 2 | | | | | | | |
| Tori Hunter, R Garrett Jones, L OBP: 0.549, SLG: 0.205 | 1-2 33 SF7 1B | 1-1 P6 | | | 2-2 G5-3 | | 0-1 33 G4-3 55 1B | | 1-1 F7 | 5 | 2 | 2 | 1 | 0 | 0 | 1 | | | | | | |
| 33 Justin Morneau, L OBP: 0.351, SLG: 0.536 | 2-2 SF7 | | 1-3 K | | 0-1 G4-3 | | 1-0 3H 2B | | 0-0 5 2B 55 SF7 | 4 | 1 | 1 | 1 | 0 | 1 | | | | | | | |
| 5 Michael Cuddyer, R OBP: 0.357, SLG: 0.438 | 1-2 55 FC6-4 1B | | 4-1 55 L3 BB | | | 4-2 1B 55 BB FC6-4 | 2-2 G5-3 | | 0-1 HR | 3 | 2 | 0 | 2 | 0 | 1 | | | | | | | |
| 55 Mike Redmond, R OBP: 0.344, SLG: 0.350 | 2-1 FC6-4 | | 2-2 L3 | | | 4-2 FC6-4 1B 8 SF8 BB | 1-2 1B | | 2-1 SF7 | 3 | 1 | 1 | 2 | 1 | 0 | 2 | | | | | | |
| Rondell White, R OBP: 0.203, SLG: 0.271 | | | | 0-1 P3 | | 0-2 FC6-4 1B | 1-2 F7 | | 1-1 HR | 5 | 1 | 2 | 2 | 0 | 0 | 1 | | | | | | |
| Jason Tyner, L OBP: 0.339, SLG: 0.362 | | | | 1-0 25 FC4-6 3B 1B | | 1-2 G6-3 | | 0-1 1B | 1-1 1B | 5 | 1 | 3 | 1 | 0 | 0 | 2 | | | | | | |
| 8 Nick Punto, S OBP: 0.292, SLG: 0.260 | | | | 0-2 1B | | 4-2 BB | | | 0-0 P5 | 3 | 0 | 1 | 1 | 1 | 0 | 2 | | | | | | |
| 32 Brian Buscher, L OBP: 0.286, SLG: 0.200 | | | | 1-2 1B | | | 2-0 SF8 | | | 0 | 0 | 0 | 0 | 0 | 0 | 0 | | | | | | |
| Inning Stats | R: 2 E: 0 K: 1 S: 16 | H: 2 LOB: 1 BB: 1 P: 27 | R: 2 E: 0 K: 0 S: 15 | H: 3 LOB: 1 BB: 0 P: 21 | R: 0 E: 0 K: 1 S: 7 | H: 0 LOB: 0 BB: 1 P: 14 | R: 0 E: 0 K: 0 S: 11 | H: 0 LOB: 1 BB: 1 P: 17 | R: 0 E: 0 K: 1 S: 8 | H: 0 LOB: 0 BB: 0 P: 10 | R: 2 E: 0 K: 0 S: 17 | H: 1 LOB: 1 BB: 2 P: 28 | R: 2 E: 0 K: 0 S: 20 | H: 3 LOB: 1 BB: 0 P: 28 | R: 0 E: 0 K: 0 S: 8 | H: 1 LOB: 1 BB: 0 P: 14 | R: 3 E: 0 K: 0 S: 12 | H: 4 LOB: 1 BB: 0 P: 17 | 1B: 8 2B: 4 3B: 2 HR: 1 | SF: 3 SAC: 0 DP: 1 HBP: 0 | WP: 0 PB: 0 SB: 2 CS: 0 | PA: 45 |
| PITCHER | IP WLS BF H R ER SO BB IBB HBP BLK WP HR S P ERA WHIP | 6.0 L 28 6 6 6 3 5 0 0 0 0 0 0 74 117 9.00 1.833 | 1.0 6 3 2 2 0 0 0 0 0 0 0 0 0 20 28 18.00 3.000 | 2.0 11 5 3 3 0 0 0 0 0 0 0 0 1 20 31 13.50 2.500 | PITCHER | | | | | | | | | | IP WLS BF H R ER SO BB IBB HBP BLK WP HR S P ERA WHIP | | | | | | | |

| | |
|-----|----|
| AB | 37 |
| R | 11 |
| H | 14 |
| RBI | 10 |
| BB | 5 |
| SO | 3 |
| LOB | 17 |



| Batter | 1 | 2 | 3 | 4 | 5 | 6 | 7 | 8 | 9 | AB | R | H | RBI | BB | SO | LOB | BOTTOM | | | | | |
|---|---|--|--|---|-------------------------------|----------------------------------|-------------------------------|----------------------------------|------------------------------|----------------------------------|------------------------------|----------------------------------|------------------------------|----------------------------------|---|----------------------------------|---|------------------------------|----------------------------------|----------------------------------|------------------------------------|----------------------------------|
| 1 Brian Roberts, S OBP: 0.393, SLG: 0.457 | 2-1 G4-3 | | 2-0 E9 1B | 4-1 BB | | | 4-0 L5-3 BB | | 1-3 K | 3 | 1 | 1 | 0 | 2 | 1 | 0 | Minnesota Twins @ Baltimore Orioles Oriole Park at Camden Yards, Baltimore, MD Sun Aug 26 2007, 1:35 PM EDT Att: 30,876 - Cloudy - 90 F | | | | | |
| Corey Patterson, L OBP: 0.311, SLG: 0.386 | 1-1 G4-3 | | 0-0 E4 1B | 0-1 L8 | | | 0-2 P6 | | | 4 | 0 | 0 | 1 | 0 | 0 | 3 | | | | | | |
| Miguel Tejada, R OBP: 0.354, SLG: 0.443 | 2-0 1B | | 2H 3H 0-2 F8 | | 1-0 G4-3 | | 3-2 L5-3 | | | 4 | 0 | 1 | 0 | 0 | 0 | 2 | | | | | | |
| 21 Nick Markakis, L OBP: 0.356, SLG: 0.448 | 0-0 F7 | | 1-1 F8 | | 3-2 G4-3 | | | | | 4 | 0 | 1 | 0 | 0 | 0 | 2 | | | | | | |
| Kevin Millar, R OBP: 0.375, SLG: 0.421 | | 2-1 G6-3 | 3-2 F7 | | 0-0 F8 | | | 0-2 G5-4-3 1B | | 4 | 0 | 0 | 0 | 0 | 0 | 2 | | | | | | |
| 17 Aubrey Huff, L OBP: 0.315, SLG: 0.423 | 1-1 F7 | | | 3-2 3 1B SF7 1B | | | 1-2 F7 | | 0-2 1B | 4 | 1 | 2 | 0 | 0 | 0 | 0 | | | | | | |
| 3 Freddie Bynum, L OBP: 0.333, SLG: 0.537 | 2-2 2B | | | 0-1 S 1B | | | 1-1 B1-3 1B | | 0-1 F7 | 4 | 0 | 3 | 0 | 0 | 0 | 1 | | | | | | |
| Paul Bako, L OBP: 0.282, SLG: 0.260 | 0-0 F7 | | | 0-0 SF7 | | | 0-0 B1-3 | | 2-2 G4-3 | 3 | 0 | 0 | 1 | 0 | 0 | 2 | | | | | | |
| Tike Redman, L OBP: 0.357, SLG: 0.444 | | | 0-1 E 1 S 1B | | 1-0 F7 | | | | 0-1 G4-3 | 4 | 1 | 1 | 0 | 0 | 0 | 2 | | | | | | |
| Inning Stats | R: 0 E: 0 K: 0 S: 6 | H: 1 LOB: 1 BB: 0 P: 11 | R: 0 E: 0 K: 0 S: 14 | H: 1 LOB: 0 BB: 0 P: 19 | R: 2 E: 2 K: 0 S: 16 | H: 2 LOB: 1 BB: 0 P: 22 | R: 1 E: 0 K: 0 S: 12 | H: 2 LOB: 2 BB: 1 P: 20 | R: 0 E: 0 K: 0 S: 7 | H: 0 LOB: 0 BB: 0 P: 11 | R: 0 E: 0 K: 0 S: 8 | H: 1 LOB: 1 BB: 0 P: 10 | R: 0 E: 0 K: 0 S: 7 | H: 0 LOB: 0 BB: 1 P: 14 | R: 0 E: 0 K: 0 S: 13 | H: 2 LOB: 1 BB: 0 P: 14 | | R: 0 E: 0 K: 1 S: 8 | H: 0 LOB: 0 BB: 0 P: 11 | 1B: 8 2B: 2 3B: 0 HR: 0 | SF: 1 SAC: 0 DP: 2 HBP: 0 | WP: 0 PB: 0 SB: 2 CS: 0 |
| PITCHER | IP WLS BF H R ER SO BB IBB HBP BLK WP HR S P ERA WHIP | 6.0 W 27 7 3 2 0 1 0 0 0 0 0 7 14 0.00 1.000 | 1.0 3 0 0 0 0 0 0 0 0 0 0 0 13 14 0.00 2.000 | 1.0 3 0 0 0 0 0 0 0 0 0 0 0 8 11 0.00 0.000 | PITCHER | | | | | | | | | | IP WLS BF H R ER SO BB IBB HBP BLK WP HR S P ERA WHIP | | | | | | | |

| | |
|-----|----|
| AB | 34 |
| R | 3 |
| H | 9 |
| RBI | 2 |
| BB | 2 |
| SO | 1 |
| LOB | 14 |



| Batter | 1 | 2 | 3 | 4 | 5 | 6 | 7 | 8 | 9 | AB | R | H | RBI | BB | SO | LOB | TOP | | | | | | | | | | |
|--|------------------------------|----------------------------------|------------------------------|----------------------------------|------------------------------|---------------------------------|------------------------------|----------------------------------|-------------------------------|----------------------------------|------------------------------|----------------------------------|------------------------------|----------------------------------|-------------------------------|----------------------------------|---|---------------------------------|----------------------------------|------------------------------------|----------------------------------|--------|--|--|--|--|--|
| 25 Alexi Casilla, S OBP: 0.269, SLG: 0.265 | G5-3 | | | B1-3 | | G6-3 | | 1B | | 4 | 0 | 1 | 0 | 0 | 0 | 0 | Minnesota Twins @ Cleveland Indians Jacobs Field, Cleveland, OH Mon Aug 27 2007, 7:05 PM EDT Att: 23,178 - Clear - 74 F | | | | | | | | | | |
| Jason Bartlett, R OBP: 0.341, SLG: 0.389 | F8 | | | G5-3 | | HR | | 1B | | 4 | 1 | 2 | 1 | 0 | 0 | | | | | | | | | | | | |
| Tori Hunter, R OBP: 0.342, SLG: 0.545 | G5-3 | | | L8 | | F8 | | FC6-4 | | 4 | 0 | 0 | 0 | 0 | 2 | | | | | | | | | | | | |
| 33 Justin Morneau, L OBP: 0.351, SLG: 0.533 | | G6-3 | | | | F7 | | P5 | | 4 | 1 | 1 | 0 | 0 | 0 | | | | | | | | | | | | |
| 5 Michael Cuddyer, R OBP: 0.356, SLG: 0.439 | | G6-3 | | | | F7 | | G5-3 | | 4 | 0 | 1 | 0 | 0 | 1 | | | | | | | | | | | | |
| 16 Jason Kubel, L OBP: 0.315, SLG: 0.417 | | G3 | | | | WP | | G4-3 | | 3 | 1 | 1 | 0 | 1 | 0 | | | | | | | | | | | | |
| 55 Mike Redmond, R OBP: 0.344, SLG: 0.349 | | | | | | 1B | | G5-4-3 | | 3 | 0 | 1 | 1 | 0 | 2 | | | | | | | | | | | | |
| Jason Tyner, L OBP: 0.339, SLG: 0.361 | | | | | | 1B | | G4-3 | | 3 | 0 | 1 | 0 | 0 | 1 | | | | | | | | | | | | |
| 8 Nick Punto, S OBP: 0.290, SLG: 0.258 | | | | | | F9 | | K | | 3 | 0 | 0 | 0 | 0 | 1 | | | | | | | | | | | | |
| Inning Stats | R: 0 E: 0 K: 0 S: 7 | H: 0 LOB: 0 BB: 0 P: 12 | R: 0 E: 0 K: 0 S: 9 | H: 0 LOB: 0 BB: 0 P: 13 | R: 0 E: 0 K: 0 S: 7 | H: 1 LOB: 0 BB: 0 P: 9 | R: 0 E: 0 K: 0 S: 7 | H: 0 LOB: 0 BB: 0 P: 12 | R: 2 E: 0 K: 0 S: 15 | H: 3 LOB: 1 BB: 0 P: 23 | R: 1 E: 0 K: 0 S: 9 | H: 1 LOB: 0 BB: 0 P: 13 | R: 0 E: 0 K: 0 S: 9 | H: 1 LOB: 0 BB: 1 P: 13 | R: 0 E: 0 K: 1 S: 11 | H: 2 LOB: 2 BB: 0 P: 16 | R: 0 E: 0 K: 0 S: 5 | H: 0 LOB: 0 BB: 0 P: 7 | 1B: 6 2B: 1 3B: 1 HR: 1 | SF: 0 SAC: 0 DP: 1 HBP: 0 | WP: 2 PB: 2 SB: 0 CS: 0 | PA: 33 | | | | | |
| PITCHER | IP | WLS | BF | H | R | ER | SO | BB | IBB | HBP | BLK | WP | HR | S | P | ERA | WHIP | | | | | | | | | | |
| Paul Byrd, R ERA: 4.43 | 6.0 | W | 24 | 6 | 3 | 3 | 0 | 1 | 0 | 0 | 0 | 2 | 1 | 60 | 92 | 4.50 | 1.167 | | | | | | | | | | |
| 53 Rafael Perez, L ERA: 1.71 | 1.0 | H | 1 | 0 | 0 | 0 | 0 | 0 | 0 | 0 | 0 | 0 | 0 | 3 | 3 | 0.00 | 0.000 | | | | | | | | | | |
| Aaron Fultz, L ERA: 2.89 | 0.2 | | 4 | 2 | 0 | 0 | 1 | 0 | 0 | 0 | 0 | 0 | 0 | 10 | 15 | 0.00 | 3.000 | | | | | | | | | | |
| 50 Jensen Lewis, R ERA: 3.52 | 1.1 | | 4 | 0 | 0 | 0 | 0 | 0 | 0 | 0 | 0 | 0 | 0 | 6 | 8 | 0.00 | 0.000 | | | | | | | | | | |

| Batter | 1 | 2 | 3 | 4 | 5 | 6 | 7 | 8 | 9 | AB | R | H | RBI | BB | SO | LOB | BOTTOM | | | | | | | | | | |
|---|-------------------------------|----------------------------------|------------------------------|----------------------------------|-------------------------------|----------------------------------|-------------------------------|----------------------------------|------------------------------|---------------------------------|-------------------------------|----------------------------------|------------------------------|----------------------------------|------------------------------|---|----------------------------------|------------------------------------|----------------------------------|--------|--|--|--|--|--|--|--|
| 24 Grady Sizemore, L OBP: 0.384, SLG: 0.472 | 41 1B 2 SF9 13 E BB | | P6 | 48 1B 13 G4-3 BB | | 48 1B G6-3 1B | | G5-3 | | 3 | 2 | 1 | 0 | 2 | 0 | Minnesota Twins @ Cleveland Indians Jacobs Field, Cleveland, OH Mon Aug 27 2007, 7:05 PM EDT Att: 23,178 - Clear - 74 F | | | | | | | | | | | |
| 13 Adrián Cabrera, S OBP: 0.306, SLG: 0.463 | FC4 41 1B | | F8 | G4-3 | | K | | K | | 5 | 0 | 0 | 0 | 0 | 2 | | | | | | | | | | | | |
| 48 Travis Hafner, L OBP: 0.380, SLG: 0.430 | F8 | | 41 HR 1B | 2H 3H 1B | | G6-3 | | | | 4 | 1 | 2 | 2 | 0 | 4 | | | | | | | | | | | | |
| 41 Victor Martinez, S OBP: 0.373, SLG: 0.510 | 1-2 2-3 1B | | 1-1 HR | G4-3 | | K | | K | | 4 | 1 | 2 | 2 | 0 | 1 | | | | | | | | | | | | |
| 2 Johnny Peralta, R OBP: 0.341, SLG: 0.438 | SF9 | | G6-3 | | | F8 | | WP 1B SF7 BB | | 2 | 1 | 0 | 1 | 1 | 0 | | | | | | | | | | | | |
| Casey Blake, R OBP: 0.341, SLG: 0.433 | G4-3 | | | SH1-4 10 2B 1B | | FC4-6 HBP | | WP 1B | | 3 | 1 | 2 | 0 | 0 | 2 | | | | | | | | | | | | |
| Kenny Lofton, L OBP: 0.373, SLG: 0.418 | | F8 | | 10 2B SH1-4 1B | | FC4-6 FC6-4 | | SF7 | | 3 | 1 | 1 | 1 | 0 | 1 | | | | | | | | | | | | |
| Franklin Gutierrez, R OBP: 0.314, SLG: 0.483 | | G6-3 | | SH1-4 1B | | FC6-4 | | G6-3 | | 3 | 0 | 0 | 0 | 0 | 2 | | | | | | | | | | | | |
| 10 Kelly Shoppach, R OBP: 0.322, SLG: 0.466 | | F8 | | 13 G4-3 48 1B 2B | | | | F7 | | 4 | 1 | 2 | 2 | 0 | 0 | | | | | | | | | | | | |
| Inning Stats | R: 1 E: 1 K: 0 S: 15 | H: 1 LOB: 2 BB: 1 P: 23 | R: 0 E: 0 K: 0 S: 8 | H: 0 LOB: 0 BB: 0 P: 13 | R: 2 E: 0 K: 0 S: 10 | H: 2 LOB: 0 BB: 0 P: 17 | R: 4 E: 0 K: 0 S: 20 | H: 4 LOB: 1 BB: 1 P: 28 | R: 0 E: 0 K: 1 S: 6 | H: 2 LOB: 1 BB: 0 P: 8 | R: 1 E: 0 K: 1 S: 13 | H: 1 LOB: 1 BB: 1 P: 25 | R: 0 E: 0 K: 1 S: 9 | H: 0 LOB: 0 BB: 0 P: 13 | R: 0 E: 0 K: 1 S: 9 | H: 0 LOB: 0 BB: 0 P: 13 | 1B: 8 2B: 1 3B: 0 HR: 1 | SF: 2 SAC: 1 DP: 1 HBP: 1 | WP: 1 PB: 0 SB: 0 CS: 0 | PA: 38 | | | | | | | |
| PITCHER | IP | WLS | BF | H | R | ER | SO | BB | IBB | HBP | BLK | WP | HR | S | P | ERA | WHIP | | | | | | | | | | |
| Carlos Silva, R ERA: 4.33 | 3.2 | L | 21 | 7 | 6 | 6 | 0 | 2 | 0 | 0 | 0 | 0 | 1 | 50 | 77 | 14.73 | 2.455 | | | | | | | | | | |
| 51 Julio DePaula, R ERA: 9.95 | 2.1 | | 9 | 2 | 0 | 0 | 1 | 0 | 0 | 1 | 0 | 0 | 0 | 19 | 31 | 0.00 | 0.857 | | | | | | | | | | |
| 54 Matt Guerrier, R ERA: 2.06 | 1.0 | | 5 | 1 | 1 | 1 | 1 | 1 | 0 | 0 | 0 | 1 | 0 | 13 | 25 | 9.00 | 2.000 | | | | | | | | | | |
| 17 Pat Neshek, R ERA: 2.52 | 1.0 | | 3 | 0 | 0 | 0 | 1 | 0 | 0 | 0 | 0 | 0 | 0 | 9 | 13 | 0.00 | 0.000 | | | | | | | | | | |

| | |
|-----|----|
| AB | 32 |
| R | 3 |
| H | 8 |
| RBI | 2 |
| BB | 1 |
| SO | 1 |
| LOB | 8 |



| | |
|-----|----|
| AB | 31 |
| R | 8 |
| H | 10 |
| RBI | 8 |
| BB | 3 |
| SO | 3 |
| LOB | 15 |



| Batter | 1 | 2 | 3 | 4 | 5 | 6 | 7 | 8 | 9 | AB R H RBI BB SO LOB | TOP | | | | | | | | | | | |
|--|---|---------------------------------|------------------------------|----------------------------------|-------------------------------|----------------------------------|------------------------------|----------------------------------|-------------------------------|----------------------------------|---|---|-------------------------------|----------------------------------|-------------------------------|----------------------------------|-------------------------------|----------------------------------|-----------------------------------|------------------------------------|----------------------------------|--------|
| Jason Tyner, L (1,7) OBP: 0.347, SLG: 0.370 | | | | | | | | | | 5 2 4 0 0 1 1 | Minnesota Twins @ Cleveland Indians Jacobs Field, Cleveland, OH Tue Aug 28 2007, 7:05 PM EDT Att: 24,784 - Clear - 80 F | | | | | | | | | | | |
| Jason Bartlett, R (1,6) OBP: 0.344, SLG: 0.392 | | | | | | | | | | 4 1 2 1 1 1 2 | | | | | | | | | | | | |
| Tori Hunter, R (1,8) OBP: 0.343, SLG: 0.543 | | | | | | | | | | 3 0 1 2 1 0 3 | | | | | | | | | | | | |
| 33 Justin Morneau, L (1,3) OBP: 0.349, SLG: 0.530 | | | | | | | | | | 5 0 1 1 0 1 3 | | | | | | | | | | | | |
| 5 Michael Cuddyer, R (1,9) OBP: 0.355, SLG: 0.439 | | | | | | | | | | 4 0 1 0 0 0 1 | | | | | | | | | | | | |
| 16 Jason Kubel, L (1,10) OBP: 0.314, SLG: 0.415 | | | | | | | | | | 4 0 1 0 0 0 1 | | | | | | | | | | | | |
| 55 Mike Redmond, R (1,2) OBP: 0.339, SLG: 0.344 | | | | | | | | | | 4 0 0 0 0 0 2 | | | | | | | | | | | | |
| 32 Brian Buscher, L (1,5) OBP: 0.344, SLG: 0.379 | | | | | | | | | | 4 2 3 1 0 0 0 | | | | | | | | | | | | |
| 8 Nick Punto, S (1,4) OBP: 0.288, SLG: 0.256 | | | | | | | | | | 3 0 0 0 0 2 2 | | | | | | | | | | | | |
| Rondell White, R (9,PH) OBP: 0.200, SLG: 0.268 | | | | | | | | | | 1 0 0 0 0 0 0 | | | | | | | | | | | | |
| Inning Stats | R: 0 E: 0 K: 1 S: 5 | H: 1 LOB: 0 BB: 0 P: 9 | R: 0 E: 0 K: 0 S: 8 | H: 1 LOB: 1 BB: 0 P: 12 | R: 0 E: 0 K: 2 S: 15 | H: 1 LOB: 2 BB: 1 P: 22 | R: 0 E: 0 K: 0 S: 9 | H: 1 LOB: 1 BB: 0 P: 14 | R: 3 E: 0 K: 0 S: 17 | H: 5 LOB: 1 BB: 0 P: 26 | R: 0 E: 0 K: 0 S: 5 | H: 0 LOB: 0 BB: 0 P: 6 | R: 0 E: 0 K: 1 S: 11 | H: 1 LOB: 2 BB: 1 P: 17 | R: 0 E: 0 K: 0 S: 10 | H: 0 LOB: 0 BB: 0 P: 16 | R: 2 E: 0 K: 1 S: 13 | H: 3 LOB: 1 BB: 0 P: 18 | 1B: 10 2B: 3 3B: 0 HR: 1 | SF: 1 SAC: 0 DP: 1 HBP: 0 | WP: 0 PB: 0 SB: 1 CS: 0 | PA: 40 |
| PITCHER | IP WLS BF H R ER SO BB IBB HBP BLK WP HR S P ERA WHIP | | | | | | | | | | | IP WLS BF H R ER SO BB IBB HBP BLK WP HR S P ERA WHIP | | | | | | | | | | |
| 37 Jake Westbrook, R (1,1) ERA: 4.38 | 6.2 W 30 10 3 3 4 2 0 0 0 0 0 68 104 4.05 1.800 | | | | | | | | | | | | | | | | | | | | | |
| 53 Rafael Perez, L (7,1) ERA: 1.7 | 0.1 H 1 0 0 0 0 0 0 0 0 0 0 2 2 0.00 0.000 | | | | | | | | | | | | | | | | | | | | | |
| 63 Rafael Betancourt, R (8,1) ERA: 14.3 | 1.0 H 3 0 0 0 0 0 0 0 0 0 0 10 16 0.00 0.000 | | | | | | | | | | | | | | | | | | | | | |
| 47 Joe Borowski, R (9,1) ERA: 5.64 | 1.0 S 6 3 2 2 1 0 0 0 0 0 0 1 13 18 18.00 3.000 | | | | | | | | | | | | | | | | | | | | | |

| | |
|-----|----|
| AB | 37 |
| R | 5 |
| H | 13 |
| RBI | 5 |
| BB | 2 |
| SO | 5 |
| LOB | 15 |



| Batter | 1 | 2 | 3 | 4 | 5 | 6 | 7 | 8 | 9 | AB R H RBI BB SO LOB | BOTTOM | | | | | | | | | |
|---|---|----------------------------------|------------------------------|----------------------------------|------------------------------|----------------------------------|------------------------------|----------------------------------|-------------------------------|----------------------------------|---|---|------------------------------|----------------------------------|-------------------------------|----------------------------------|----------------------------------|------------------------------------|----------------------------------|--------|
| 24 Grady Sizemore, L (1,8) OBP: 0.385, SLG: 0.477 | | | | | | | | | | 3 1 1 1 1 0 0 | Minnesota Twins @ Cleveland Indians Jacobs Field, Cleveland, OH Tue Aug 28 2007, 7:05 PM EDT Att: 24,784 - Clear - 80 F | | | | | | | | | |
| 13 Adrián Cabrera, S (1,4) OBP: 0.321, SLG: 0.434 | | | | | | | | | | 4 2 2 1 0 0 1 | | | | | | | | | | |
| 48 Travis Hafner, L (1,10) OBP: 0.381, SLG: 0.436 | | | | | | | | | | 3 2 1 2 1 1 2 | | | | | | | | | | |
| 41 Victor Martinez, S (1,2) OBP: 0.374, SLG: 0.509 | | | | | | | | | | 3 0 1 0 0 1 0 | | | | | | | | | | |
| 25 Ryan Garko, R (1,3) OBP: 0.370, SLG: 0.483 | | | | | | | | | | 4 0 1 1 0 0 1 | | | | | | | | | | |
| 2 Johnny Peralta, R (1,6) OBP: 0.339, SLG: 0.436 | | | | | | | | | | 3 0 0 1 0 2 0 | | | | | | | | | | |
| Kenny Lofton, L (1,7) OBP: 0.372, SLG: 0.417 | | | | | | | | | | 4 1 1 0 0 0 2 | | | | | | | | | | |
| Trot Nixon, L (1,9) OBP: 0.344, SLG: 0.345 | | | | | | | | | | 3 0 0 0 0 1 1 | | | | | | | | | | |
| Franklin Gutierrez, R (8,9) OBP: 0.314, SLG: 0.483 | | | | | | | | | | 0 0 0 0 0 0 0 | | | | | | | | | | |
| Casey Blake, R (1,5) OBP: 0.339, SLG: 0.430 | | | | | | | | | | 3 0 0 0 0 1 1 | | | | | | | | | | |
| Inning Stats | R: 2 E: 1 K: 1 S: 12 | H: 1 LOB: 0 BB: 0 P: 16 | R: 0 E: 0 K: 0 S: 6 | H: 0 LOB: 0 BB: 0 P: 11 | R: 1 E: 0 K: 1 S: 9 | H: 1 LOB: 0 BB: 0 P: 11 | R: 0 E: 0 K: 1 S: 7 | H: 1 LOB: 0 BB: 0 P: 11 | R: 1 E: 0 K: 1 S: 13 | H: 2 LOB: 2 BB: 1 P: 25 | R: 0 E: 0 K: 1 S: 10 | H: 0 LOB: 0 BB: 0 P: 14 | R: 0 E: 0 K: 1 S: 8 | H: 0 LOB: 0 BB: 0 P: 11 | R: 2 E: 0 K: 0 S: 13 | H: 2 LOB: 2 BB: 1 P: 21 | 1B: 5 2B: 0 3B: 0 HR: 2 | SF: 1 SAC: 0 DP: 1 HBP: 1 | WP: 0 PB: 0 SB: 0 CS: 0 | PA: 34 |
| PITCHER | IP WLS BF H R ER SO BB IBB HBP BLK WP HR S P ERA WHIP | | | | | | | | | | | IP WLS BF H R ER SO BB IBB HBP BLK WP HR S P ERA WHIP | | | | | | | | |
| 26 Boof Bonser, R (1,1) ERA: 4.72 | 7.0 L 27 5 4 3 6 0 0 0 0 0 0 2 65 3.86 0.714 | | | | | | | | | | | | | | | | | | | |
| Carmen Gall, L (8,1) ERA: 5.29 | 0.1 4 1 2 2 0 1 0 1 0 0 0 8 14 54.00 6.000 | | | | | | | | | | | | | | | | | | | |
| 17 Pat Neshek, R (8,1) ERA: 2.49 | 0.2 3 1 0 0 0 0 0 0 0 0 0 5 7 0.00 1.500 | | | | | | | | | | | | | | | | | | | |

| | |
|-----|----|
| AB | 30 |
| R | 6 |
| H | 7 |
| RBI | 6 |
| BB | 2 |
| SO | 6 |
| LOB | 8 |



| Batter | 1 | 2 | 3 | 4 | 5 | 6 | 7 | 8 | 9 | AB | R | H | RBI | BB | SO | LOB | TOP | | | |
|--|---|----------------------------------|-------------------------------|----------------------------------|------------------------------|---------------------------------|------------------------------|----------------------------------|------------------------------|----------------------------------|------------------------------|----------------------------------|------------------------------|---------------------------------|------------------------------|----------------------------------|---|------------------------------------|----------------------------------|--------|
| 9 David DeJesus, L (1, 8) OBP: 0.354, SLG: 0.381 | F8 | | | P5 | | | P5 | | F8 | 4 | 0 | 0 | 0 | 0 | 0 | 2 | Kansas City Royals @ Minnesota Twins Hubert H. Humphrey Metrodome, Minneapolis, MN Fri Aug 31 2007, 8:10 PM EDT Att: 24,986 - Dome - 70 F livebaseballscorecards.com | | | |
| 15 Mark Grudzielanek, R (1, 4) OBP: 0.351, SLG: 0.443 | K | | | G3-1 | | | G5-3 | | L6 | 4 | 0 | 0 | 0 | 0 | 1 | 2 | | | | |
| Ross Gload, L (1, 3) OBP: 0.317, SLG: 0.462 | K | | | L8 | | | P5 | | | 3 | 0 | 0 | 0 | 0 | 1 | 0 | | | | |
| 16 Billy Butler, R (1, 10) OBP: 0.352, SLG: 0.455 | | K | | | F7 | | | P4 | | 3 | 0 | 0 | 0 | 0 | 1 | 0 | | | | |
| 4 Alex Gordon, L (1, 5) OBP: 0.319, SLG: 0.402 | K | | | | K | | | K | | 3 | 0 | 0 | 0 | 0 | 3 | 0 | | | | |
| 32 Shane Costa, L (1, 9) OBP: 0.213, SLG: 0.247 | K | | | | F7 | | | G3 | | 3 | 0 | 0 | 0 | 0 | 1 | 0 | | | | |
| 14 John Buck, R (1, 2) OBP: 0.316, SLG: 0.451 | | | L8 | | | | | | FC4-6 BB | 2 | 0 | 0 | 0 | 1 | 1 | 0 | | | | |
| 2 Joey Gathright, L (1, 7) OBP: 0.387, SLG: 0.367 | | | K | | | | | | FC4-6 1B | 1 | 0 | 0 | 0 | 0 | 1 | 0 | | | | |
| Esteban German, R (6, PH) OBP: 0.357, SLG: 0.370 | | | | | | | | | FC4-6 1B | 2 | 0 | 0 | 0 | 0 | 0 | 1 | | | | |
| 1 Tony Pena Jr., R (1, 6) OBP: 0.276, SLG: 0.336 | | | L5 | | | | | | | 2 | 0 | 0 | 0 | 0 | 0 | 0 | | | | |
| Mike Sweeney, R (9, PH) OBP: 0.310, SLG: 0.410 | | | | | | | | | | 1 | 0 | 1 | 0 | 0 | 0 | 0 | | | | |
| Inning Stats | R: 0 E: 0 K: 2 S: 11 | H: 0 LOB: 0 BB: 0 P: 16 | R: 0 E: 0 K: 3 S: 12 | H: 0 LOB: 0 BB: 0 P: 16 | R: 0 E: 0 K: 1 S: 7 | H: 0 LOB: 0 BB: 0 P: 9 | R: 0 E: 0 K: 0 S: 9 | H: 0 LOB: 0 BB: 0 P: 11 | R: 0 E: 0 K: 1 S: 9 | H: 0 LOB: 0 BB: 0 P: 12 | R: 0 E: 0 K: 1 S: 9 | H: 0 LOB: 0 BB: 0 P: 10 | R: 0 E: 0 K: 0 S: 6 | H: 0 LOB: 0 BB: 0 P: 8 | R: 0 E: 0 K: 1 S: 5 | H: 1 LOB: 2 BB: 1 P: 21 | 1B: 1 2B: 0 3B: 0 HR: 0 | SF: 0 SAC: 0 DP: 0 HBP: 0 | WP: 0 PB: 0 SB: 0 CS: 0 | PA: 29 |
| PITCHER 30 Scott Baker, R (1, 1) ERA: 4.09 | IP: 9.0 WLS: W BF: 29 H: 1 R: 0 ER: 0 SO: 9 BB: 1 IBB: 0 HBP: 0 BLK: 0 WP: 0 HR: 0 S: 81 P: 111 ERA: 0.00 WHIP: 0.222 | | | | | | | | | | | | | | | PITCHER | | | | |

| Batter | 1 | 2 | 3 | 4 | 5 | 6 | 7 | 8 | 9 | AB | R | H | RBI | BB | SO | LOB | BOTTOM | | | |
|---|---|----------------------------------|-------------------------------|----------------------------------|-------------------------------|----------------------------------|-------------------------------|----------------------------------|-------------------------------|----------------------------------|------------------------------|----------------------------------|------------------------------|----------------------------------|-------------------------------|----------------------------------|---|----------------------------------|------------------------------------|----------------------------------|
| 25 Alexi Casilla, S (1, 4) OBP: 0.268, SLG: 0.270 | K | | G4-3 | | F7 | | P2 | G4-3 | | 5 | 0 | 0 | 0 | 0 | 1 | 3 | Kansas City Royals @ Minnesota Twins Hubert H. Humphrey Metrodome, Minneapolis, MN Fri Aug 31 2007, 8:10 PM EDT Att: 24,986 - Dome - 70 F livebaseballscorecards.com | | | |
| Jason Bartlett, R (1, 6) OBP: 0.346, SLG: 0.387 | L4 | | | | 1B 33 SF7 BB | | | | | 2 | 1 | 1 | 2 | 2 | 0 | 0 | | | | |
| Tori Hunter, R (1, 8) OBP: 0.339, SLG: 0.540 | G6-3 | | F8 | | 1B 5 1B | | P4 | | | 4 | 0 | 1 | 0 | 0 | 0 | 2 | | | | |
| 33 Justin Morneau, L (1, 3) OBP: 0.346, SLG: 0.521 | G1-3 | | G5-3 | | SF7 | | F8 | | | 3 | 0 | 0 | 1 | 0 | 0 | 1 | | | | |
| 5 Michael Cuddyer, R (1, 9) OBP: 0.358, SLG: 0.443 | G4-3 | | FC6-5 1B 55 16 1B | | 1B | | | 1B 16 2B 55 1B | | 4 | 1 | 3 | 0 | 0 | 0 | 0 | | | | |
| 16 Jason Kubel, L (1, 10) OBP: 0.319, SLG: 0.419 | K | | BB FC6-5 55 1B | | G4-3 | | | SF9 2B 55 1B | | 4 | 1 | 2 | 0 | 0 | 1 | 2 | | | | |
| 55 Mike Redmond, R (1, 2) OBP: 0.343, SLG: 0.349 | | | 25 G4-3 1B 8 1B | | FC6-5 BB | | L9 | | | 4 | 1 | 2 | 1 | 0 | 0 | 2 | | | | |
| Rondell White, R (1, 7) OBP: 0.224, SLG: 0.273 | | | P3 | | | | F7 | | | 2 | 0 | 0 | 1 | 1 | 0 | 1 | | | | |
| 8 Nick Punto, S (1, 5) OBP: 0.285, SLG: 0.254 | | | 25 G4-3 1B | | K | | F8 | | | 4 | 1 | 1 | 0 | 0 | 2 | 4 | | | | |
| Inning Stats | R: 0 E: 0 K: 1 S: 10 | H: 0 LOB: 0 BB: 0 P: 12 | R: 0 E: 0 K: 1 S: 8 | H: 0 LOB: 0 BB: 0 P: 12 | R: 2 E: 0 K: 0 S: 15 | H: 3 LOB: 1 BB: 0 P: 22 | R: 0 E: 0 K: 1 S: 12 | H: 2 LOB: 3 BB: 1 P: 19 | R: 1 E: 0 K: 0 S: 12 | H: 2 LOB: 2 BB: 1 P: 21 | R: 0 E: 0 K: 0 S: 8 | H: 0 LOB: 0 BB: 0 P: 14 | R: 0 E: 0 K: 0 S: 8 | H: 0 LOB: 1 BB: 1 P: 15 | R: 2 E: 0 K: 1 S: 11 | H: 3 LOB: 1 BB: 0 P: 14 | | 1B: 9 2B: 1 3B: 0 HR: 0 | SF: 2 SAC: 0 DP: 0 HBP: 0 | WP: 0 PB: 0 SB: 0 CS: 0 |
| PITCHER 55 Gil Meche, R (1, 1) ERA: 3.85 | IP: 7.0 WLS: L BF: 31 H: 7 R: 3 ER: 3 SO: 3 BB: 3 IBB: 0 HBP: 0 BLK: 0 WP: 0 HR: 0 S: 73 P: 115 ERA: 3.86 WHIP: 1.429 | | | | | | | | | | | | | | | PITCHER | | | | |
| 47 Ryan Braun, R (8, 1) ERA: 6.47 | IP: 1.0 WLS: L BF: 6 H: 3 R: 2 ER: 2 SO: 1 BB: 0 IBB: 0 HBP: 0 BLK: 0 WP: 0 HR: 0 S: 11 P: 14 ERA: 18.00 WHIP: 3.000 | | | | | | | | | | | | | | | PITCHER | | | | |

| Batter | 1 | 2 | 3 | 4 | 5 | 6 | 7 | 8 | 9 | 10 | 11 | AB | R | H | RBI | BB | SO | LOB | TOP | | |
|--|--|----------------------------------|--------------------------------|----------------------------------|-------------------------------------|----------------------------------|------------------------------|--------------------------------------|-------------------------------|----------------------------------|-------------------------------------|----------------------------------|------------------------------|--|-------------------------------|----------------------------------|-------------------------------------|------------------------------------|----------------------------------|--------|--|
| 24 Grady Sizemore, L (1, 8) C FA 90 B FA 89 F CH 81 X CH 91 | 1-3 SAFE CH 81 FA 89 1 SAFE X CH 81 | 2-1 L3 | | | 0-2 F9 | | 0-0 F9-6 | | 0-0 L9 | | 4-0 IBB 48 SF8 13 2B | 5 | 1 | 0 | 0 | 1 | 1 | 3 | | | |
| 13 Adrubal Cabrera, S (1, 4) B FA 90 F FA 89 S FA 90 B FA 89 X FA 90 | 3-2 F7 | | 2-2 G6-3 | | 2-1 P5 | | 1-2 41 HBP 48 BB 1B | | 1-1 48 HR 2B | | 2-1 41 2B 1B | 6 | 1 | 3 | 0 | 0 | 0 | 1 | | | |
| 48 Travis Hafner, L (1, 10) C FA 90 B CU 76 B FA 90 B CU 76 X FA 90 | 3-2 HR | | 2-2 P5 | | 1-3 K | | 4-1 41 HBP BB | | 2-0 HR | | 0-0 SF8 | 4 | 2 | 2 | 4 | 1 | 1 | 1 | | | |
| 41 Victor Martinez, S (1, 2) C FA 91 B CH 82 X CH 82 | 1-1 1B | | 1-1 P5 | | 2-1 G3-1 | | 1-2 HBP | | 1-3 K | | 1-2 2B | 5 | 0 | 2 | 1 | 0 | 1 | 0 | | | |
| 25 Ryan Garko, R (1, 3) B SL 82 B FA 90 X FA 90 | 2-0 G5-3 | | | | 2-2 FC5-4 1B | | 0-1 F9 | | 0-3 K | | 1-0 G4-3 | 6 | 0 | 1 | 0 | 0 | 1 | 6 | | | |
| 2 Johnny Peralta, R (1, 6) F FA 90 S SL 84 B SL 85 B SL 91 | 2-3 K | | | | 0-2 L5 | | 4-2 2B BB | | 1-3 K | | 0-0 L6 | 4 | 1 | 0 | 0 | 1 | 2 | 1 | | | |
| Kenny Lofton, L (1, 7) B FA 90 F FA 91 B FA 90 F FA 91 B FA 90 X FA 92 | 3-2 E 3B | | | | 1-1 F7 | | 0-0 1H 2B | | 1-1 G3 | | 2-2 G6-3 | 5 | 1 | 2 | 1 | 0 | 0 | 1 | | | |
| Franklin Gutierrez, R (1, 9) C SL 82 X FA 90 | 0-1 E5 | | | | 2-0 FC5-4 | | 3-2 F8 | | 1-1 F8 | | 4-2 13 1B 48 SF8 SH3 BB | 4 | 1 | 0 | 0 | 1 | 0 | 2 | | | |
| Casey Blake, R (1, 5) C FA 90 X SL 81 | 0-1 F9 | | | | 1-1 1B | | 0-0 24 F9-6 1B | | 2-0 F9 | | 0-0 SH3 | 4 | 0 | 2 | 0 | 0 | 0 | 1 | | | |
| Inning Stats | R: 1 E: 0 K: 1 S: 12 | H: 2 LOB: 1 BB: 0 P: 22 | R: 1 E: 1 K: 1 S: 14 | H: 1 LOB: 1 BB: 0 P: 21 | R: 0 E: 0 K: 0 S: 11 | H: 0 LOB: 0 BB: 0 P: 16 | R: 0 E: 0 K: 0 S: 9 | H: 1 LOB: 1 BB: 0 P: 14 | R: 0 E: 0 K: 1 S: 12 | H: 0 LOB: 0 BB: 0 P: 16 | R: 2 E: 0 K: 1 S: 8 | H: 2 LOB: 0 BB: 0 P: 14 | R: 0 E: 0 K: 1 S: 7 | H: 0 LOB: 0 BB: 0 P: 9 | R: 2 E: 0 K: 0 S: 11 | H: 2 LOB: 2 BB: 2 P: 23 | 1B: 6 2B: 4 3B: 1 HR: 2 | SF: 1 SAC: 1 DP: 1 HBP: 1 | WP: 0 PB: 0 SB: 0 CS: 0 | PA: 50 | |
| PITCHER | 59 Kevin Slowey, R (1, 1) ERA: 5.36 | IP: 5.0 WLS: 2 BF: 21 | H: 5 R: 2 ER: 1 SO: 3 | H: 5 R: 1 ER: 1 SO: 3 | BB: 0 IBB: 0 HBP: 0 BLK: 0 | WP: 0 HR: 0 S: 58 P: 89 | ERA: 1.80 WHIP: 1.000 | 36 Joe Nathan, R (9, 1) ERA: 1.94 | IP: 2.0 WLS: 1 BF: 8 | H: 2 R: 2 ER: 2 SO: 2 | BB: 0 IBB: 0 HBP: 0 BLK: 0 | WP: 0 HR: 0 S: 15 P: 23 | ERA: 9.00 WHIP: 1.000 | 51 Julio DePaula, R (11, 1) ERA: 7.11 | IP: 1.0 WLS: 0 BF: 7 | H: 2 R: 2 ER: 2 SO: 0 | BB: 1 IBB: 1 HBP: 0 BLK: 0 | WP: 0 HR: 0 S: 11 P: 23 | ERA: 18.00 WHIP: 3.000 | | |
| 54 Matt Guerrier, R (6, 1) ERA: 2.34 | 1.0 H: 5 R: 1 ER: 1 SO: 0 | 1 1 1 0 | 1 0 0 0 | 1 0 0 0 | 0 0 0 0 | 0 0 13 24 | 9.00 2.000 | | | | | | | | | | | | | | |
| Juan Rincon, R (7, 1) ERA: 5.51 | 0.2 H: 3 R: 2 ER: 0 SO: 0 | 2 0 0 0 | 2 0 0 0 | 2 0 0 0 | 0 0 0 0 | 0 0 5 6 | 0.00 3.000 | | | | | | | | | | | | | | |
| Carmen Calhoun, L (7, 1) ERA: 4.34 | 0.0 H: 2 R: 0 ER: 0 SO: 0 | 2 0 0 0 | 2 0 0 0 | 2 0 0 0 | 0 0 0 0 | 0 0 3 8 | ∞ ∞ | | | | | | | | | | | | | | |
| 17 Pat Neshek, R (7, 1) ERA: 2.77 | 1.1 H: 4 R: 0 ER: 0 SO: 1 | 4 0 0 0 | 4 0 0 0 | 4 0 0 0 | 0 0 0 0 | 0 0 11 14 | 0.00 0.000 | | | | | | | | | | | | | | |

Cleveland Indians @ Minnesota Twins
Hubert H. Humphrey Metrodome, Minneapolis, MN
Tue Sep 04 2007, 8:10 PM EDT
Att. 16,128 - Dome - 70 F

livebaseballscores.com

AB 43
R 7
H 12
RBI 6
BB 4
SO 6
LOB 16



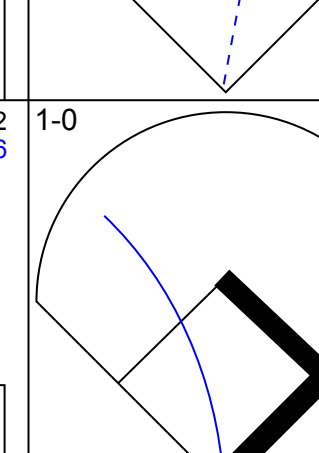
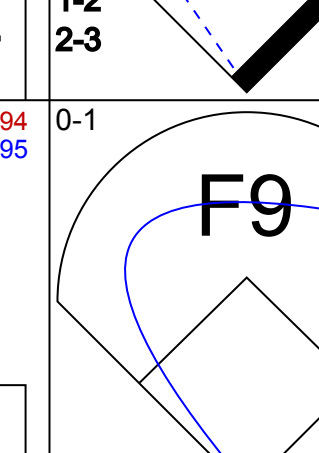
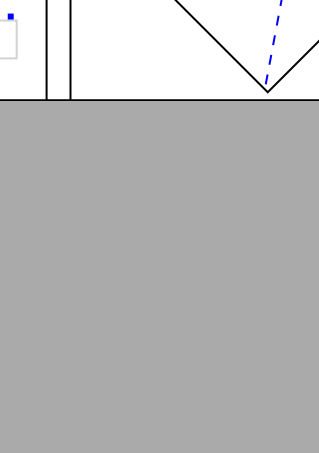
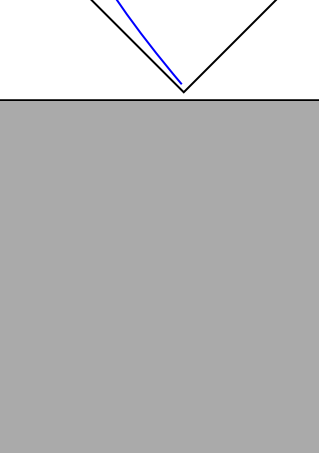

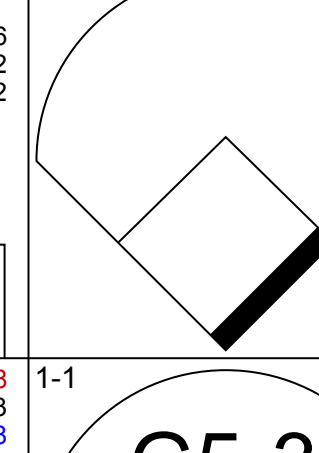

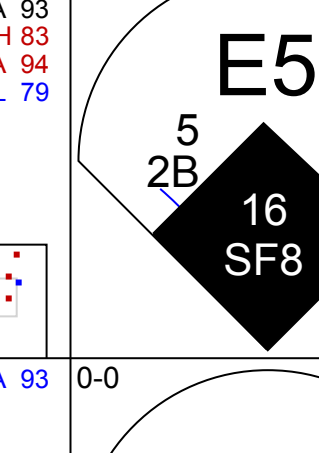


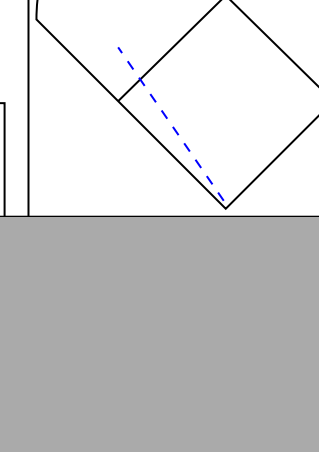
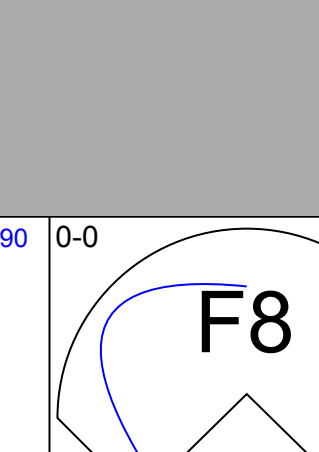
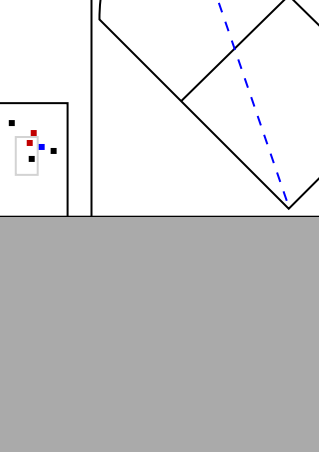
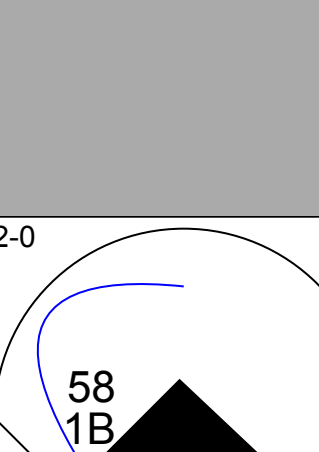


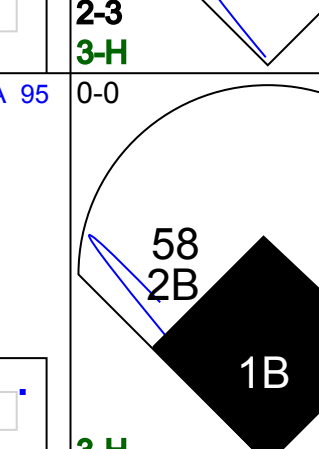

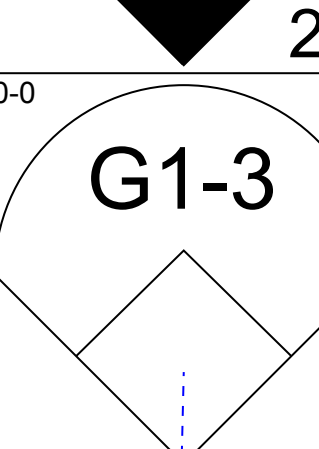


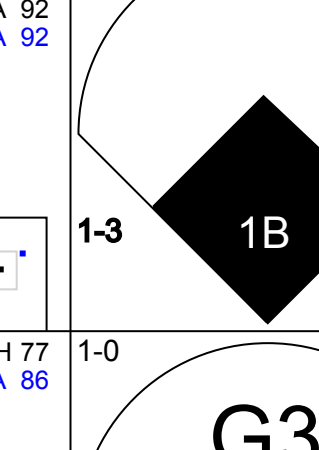

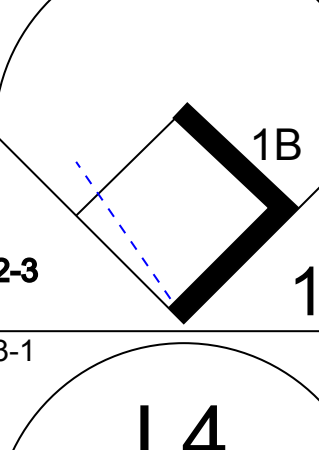
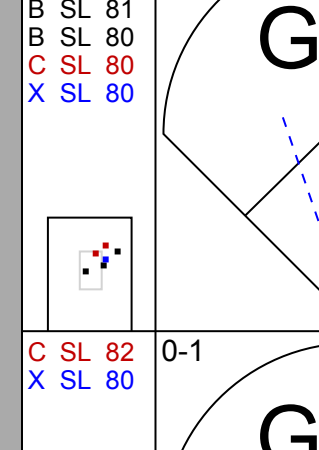
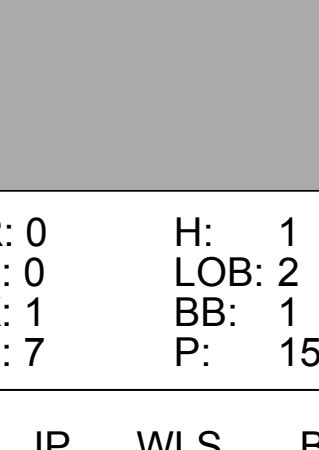
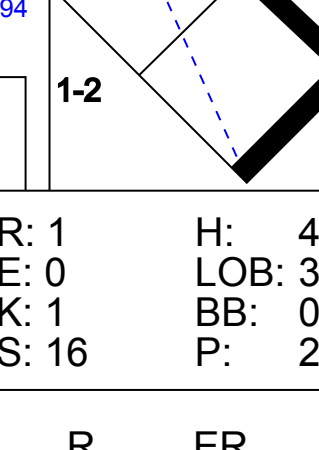
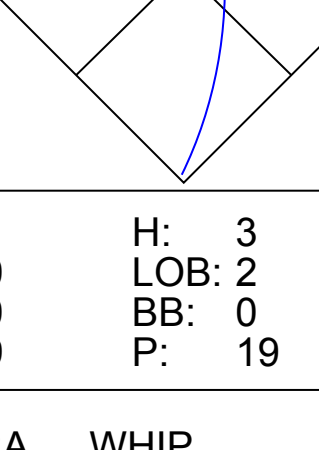
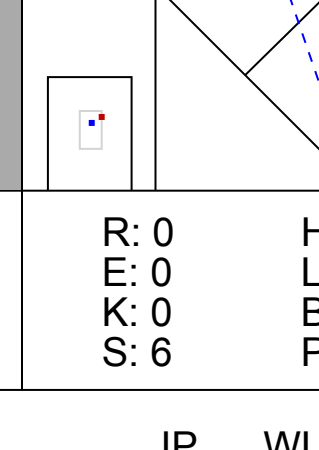
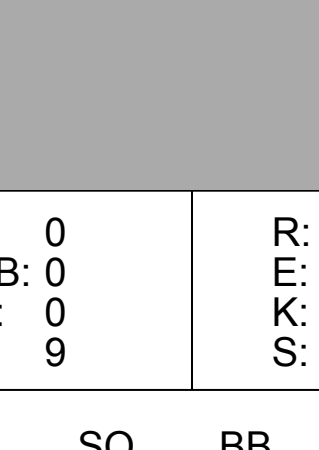





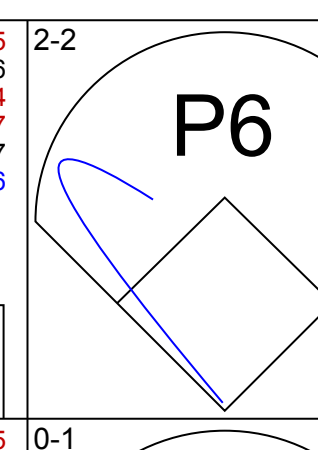
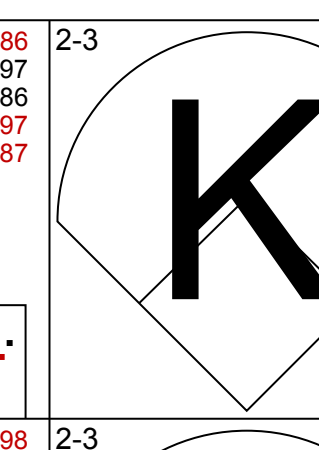

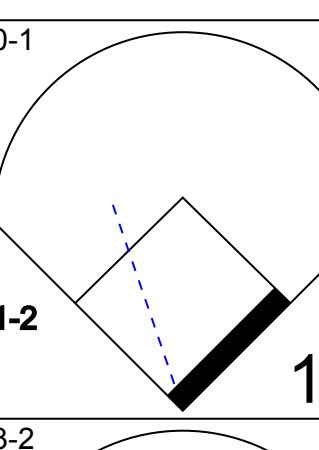
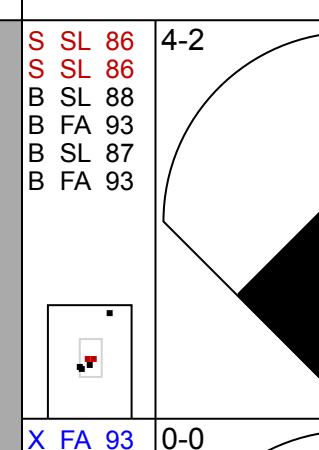
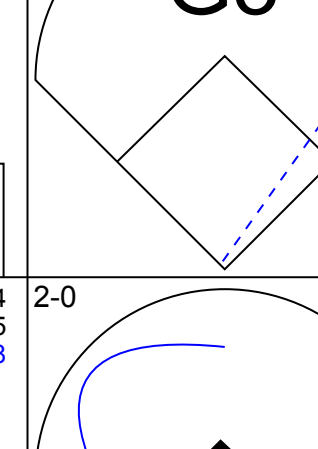
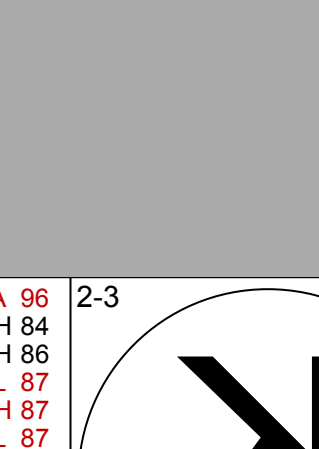
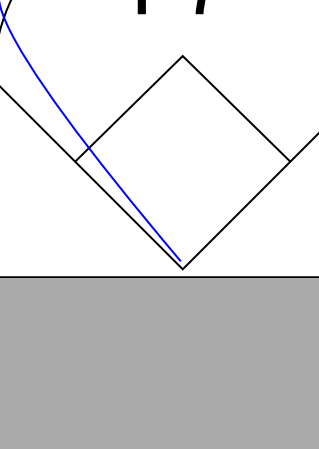
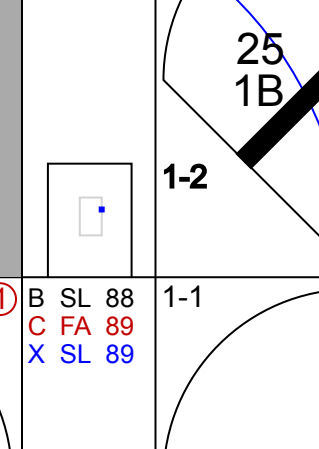
| Batter | 1 | 2 | 3 | 4 | 5 | 6 | 7 | 8 | 9 | 10 | 11 | AB | R | H | RBI | BB | SO | LOB | BOTTOM | |
|--|--|----------------------------------|--------------------------------|----------------------------------|-------------------------------------|----------------------------------|-------------------------------|----------------------------------|-------------------------------|----------------------------------|-------------------------------|----------------------------------|-------------------------------|----------------------------------|-------------------------------|----------------------------------|----------------------------------|------------------------------------|----------------------------------|--------|
| 25 Alexi Casilla, S (1, 4) C FA 86 B CH 84 B CU 84 C FA 87 S SL 76 | 2-3 K | | 0-0 SH5-3 | | 1-1 G1-3 | | 3-2 F9 | | 0-0 G4-3 | | 3-2 F9 | 4 | 0 | 0 | 0 | 0 | 1 | 3 | | |
| Jason Bartlett, R (1, 6) C FA 87 B FA 86 B FA 88 B FA 88 X FA 84 | 3-1 G5-3 | | 1-1 33 BB 2B HBP | | 4-1 G1-6-3 BB | | 0-1 F9 | | 1-0 F7 | | 2-1 1B | 4 | 1 | 1 | 0 | 1 | 0 | 2 | | |
| Torii Hunter, R (1, 8) C FA 89 B CH 86 B CH 82 B CU 78 F CU 78 X FA 90 | 2-2 G1-3 | | 4-2 33 BB 2B | | 0-1 G1-6-3 | | 1-1 F7 | | 1-1 F9 | | 0-1 G6-3 | 5 | 1 | 0 | 0 | 1 | 0 | 2 | | |
| 33 Justin Morneau, L (1, 3) B FA 86 B CH 84 X FA 87 | 2-0 FC6-4 1B | | 0-1 2B | | 1-2 FC5 5 1B | | 2-2 G5-3 | | 2-2 G6-3 | | | 5 | 0 | 3 | 3 | 0 | 0 | 0 | | |
| 5 Michael Cuddyer, R (1, 9) B CH 84 X FA 90 | 1-0 F8 | | 1-0 P6 | | 0-1 FC5 1B | | 1-2 P6 | | 1-1 1B | | 2-1 1B | 5 | 0 | 2 | 0 | 0 | 0 | 1 | | |
| Rondell White, R (1, 7) C FA 88 B FA 85 X FA 88 | 1-1 FC6-4 16 2B | | 2-1 G1-3 | | 2-2 FC5 | | 4-2 BB | | 0-1 2B | | 0-1 2B | 3 | 1 | 0 | 0 | 1 | 0 | 3 | | |
| Jason Tyner, L (8, PR) C FA 88 B FA 85 X FA 88 | 0-0 16 2B | | 2-1 G1-3 | | 2-2 FC5 | | 2-0 G3-1 | | 0-0 K | | 0-1 2B | 4 | 1 | 2 | 1 | 1 | 1 | 1 | | |
| 16 Jason Kubel, L (1, 10) C FA 88 B FA 86 B FA 90 X FA 90 | 2-2 1H 2B | | 2-1 F9 1B 2B | | 2-1 G3-1 | | 2-0 G3-1 | | 0-0 K | | 4-0 IBB | 4 | 1 | 2 | 1 | 1 | 1 | 1 | | |
| Chris Heintz, R (1, 2) C FA 88 B CU 77 X FA 88 | 0-0 G6-3 | | 1-2 F9 | | 0-1 1B | | 0-1 1B | | 0-0 F9 | | 3-2 K | 4 | 0 | 1 | 0 | 0 | 0 | 3 | | |
| 55 Mike Redmond, R (10, PH) ERA: 4.47 | | | | | | | | | | | | 0 | 0 | 0 | 0 | 0 | 0 | 0 | | |
| 7 Joe Mauer, L (10, PH) C FA 88 B CH 82 X FA 88 | | | | | | | | | | | | 1 | 0 | 0 | 0 | 0 | 1 | 2 | | |
| Luis Antonio Rodriguez, S (1, 5) C FA 88 B CH 82 B SL 79 B CH 87 X FA 88 | 2-2 E5 SH5-3 33 2B 1B | | | | | | | | | | | 4 | 1 | 3 | 1 | 0 | 0 | 1 | | |
| 8 Nick Punto, S (9, 5) C FA 88 B CH 87 X FA 88 | | | | | | | | | | | | 1 | 0 | 0 | 0 | 0 | 1 | 0 | | |
| Inning Stats | R: 0 E: 0 K: 1 S: 9 | H: 0 LOB: 0 BB: 0 P: 16 | R: 1 E: 0 K: 0 S: 9 | H: 2 LOB: 1 BB: 0 P: 15 | R: 3 E: 1 K: 0 S: 12 | H: 2 LOB: 0 BB: 0 P: 20 | R: 1 E: 0 K: 0 S: 10 | H: 2 LOB: 2 BB: 0 P: 16 | R: 0 E: 0 K: 0 S: 10 | H: 0 LOB: 0 BB: 0 P: 12 | R: 0 E: 0 K: 1 S: 10 | H: 0 LOB: 1 BB: 0 P: 15 | R: 0 E: 0 K: 1 S: 16 | H: 2 LOB: 2 BB: 0 P: 27 | R: 0 E: 0 K: 1 S: 10 | H: 1 LOB: 1 BB: 0 P: 16 | 1B: 9 2B: 4 3B: 0 HR: 0 | SF: 0 SAC: 1 DP: 1 HBP: 1 | WP: 0 PB: 0 SB: 0 CS: 0 | PA: 48 |
| PITCHER | 32 Aaron Laffey, L (1, 1) ERA: 5.93 | IP: 4.0 WLS: 1 BF: 19 | H: 6 R: 5 ER: 5 SO: 1 | H: 6 R: 0 ER: 0 SO: 0 | BB: 1 IBB: 0 HBP: 0 BLK: 0 | WP: 0 HR: 0 S: 40 P: 67 | ERA: 11.25 WHIP: 1.750 | | | | | | | | | | | | | |
| 40 Tom Mastny, R (5, 1) ERA: 4.47 | 1.1 8 4 0 0 0 | 8 4 0 0 0 | 8 0 0 0 0 | 8 0 0 0 0 | 0 0 0 0 0 | 0 0 17 26 | 0.00 3.750 | | | | | | | | | | | | | |
| 50 Jensen Lewis, R (6, 1) ERA: 2.84 | 2.2 9 0 0 0 1 | 9 0 0 0 0 | 9 0 0 0 0 | 9 0 0 0 0 | 0 0 0 0 0 | 0 0 24 36 | 0.00 0.375 | | | | | | | | | | | | | |
| 63 Rafael Betancourt, R (9, 1) ERA: 1.48 | 2.0 W: 8 S: 4 | 2 0 0 0 1 | 2 0 0 0 1 | 2 0 0 0 1 | 0 0 0 0 0 | 0 0 20 33 | 0.00 1.000 | | | | | | | | | | | | | |
| 47 Joe Borowski, R (11, 1) ERA: 5.5 | 1.0 S: 4 | 1 0 0 0 1 | 1 0 0 0 1 | 1 0 0 0 1 | 0 0 0 0 0 | 0 0 10 16 | 0.00 1.000 | | | | | | | | | | | | | |

Cleveland Indians @ Minnesota Twins
Hubert H. Humphrey Metrodome, Minneapolis, MN
Tue Sep 04 2007, 8:10 PM EDT
Att. 16,128 - Dome - 70 F

livebaseballscores.com

AB 42
R 5
H 13
RBI 5
BB 4
SO 4
LOB 18




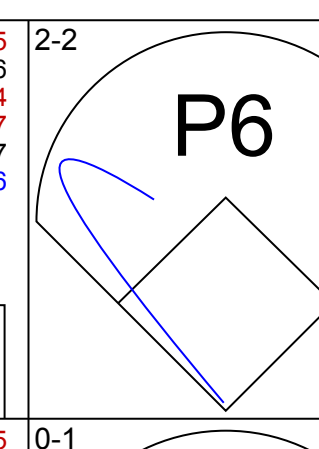
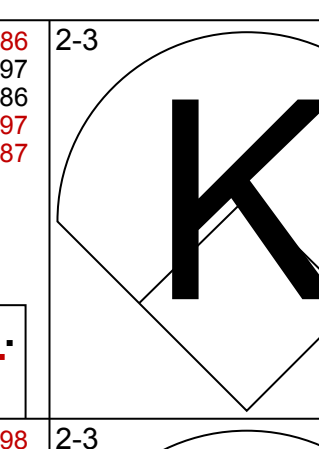
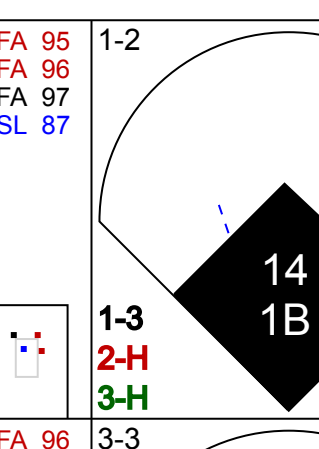
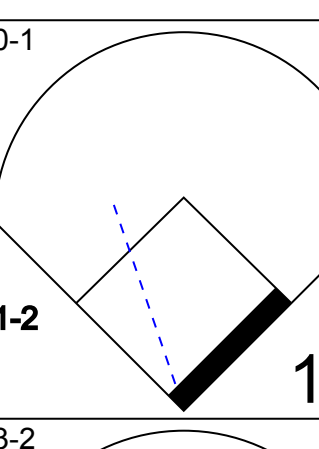
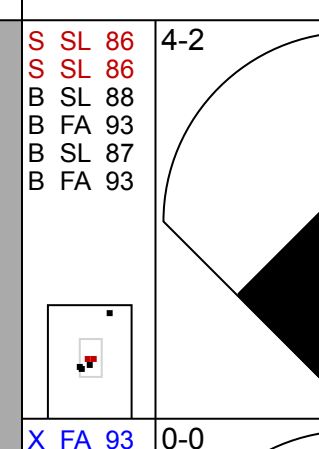
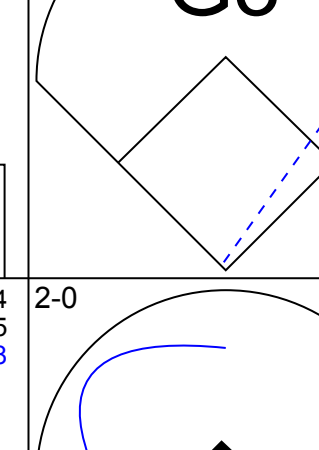

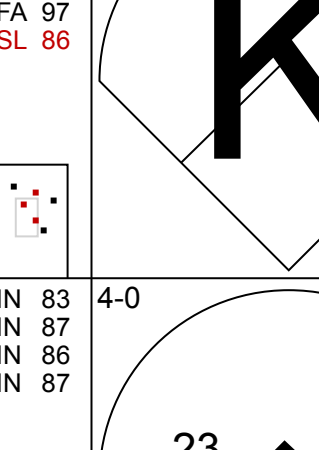
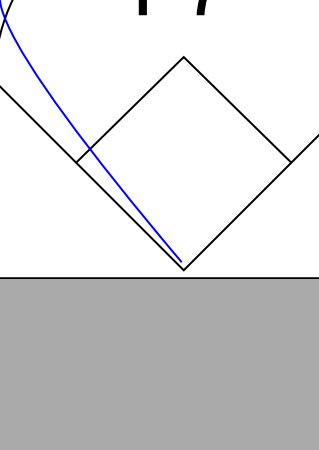
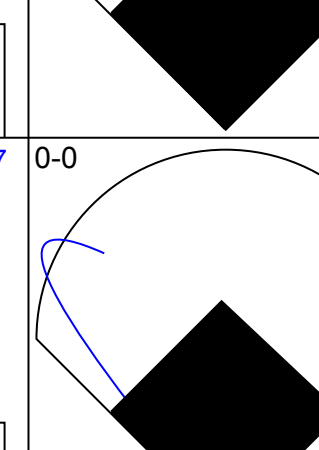
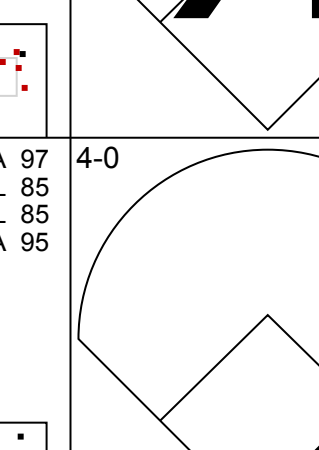
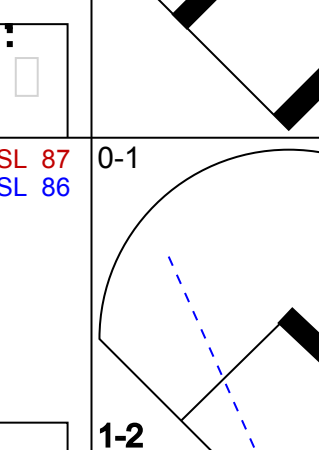

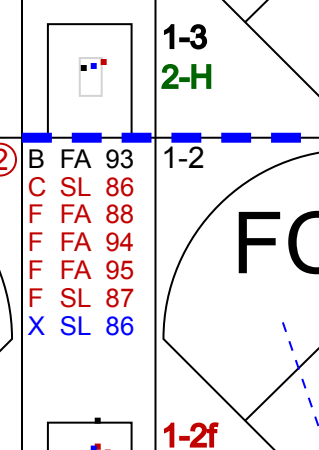
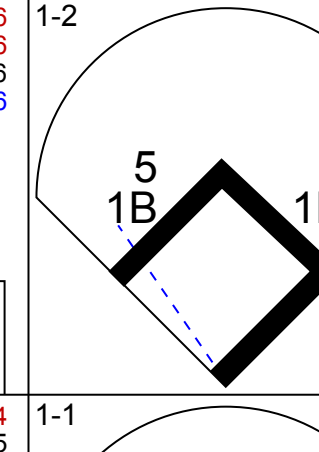
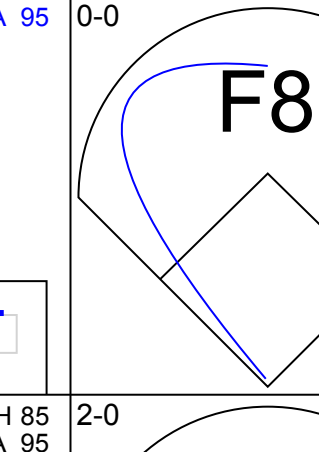
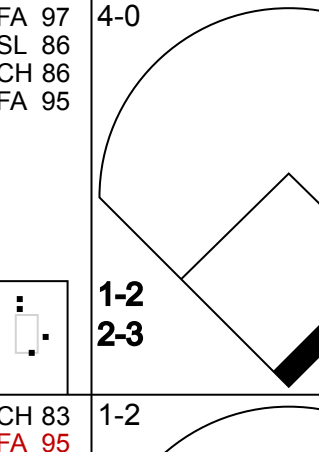


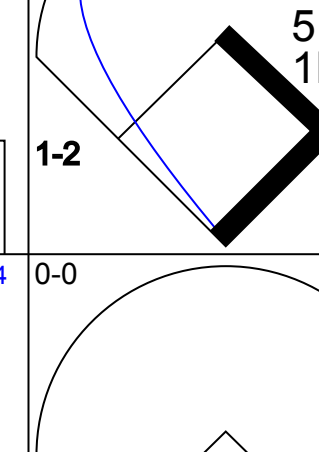
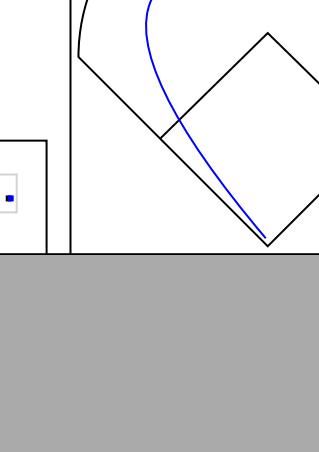
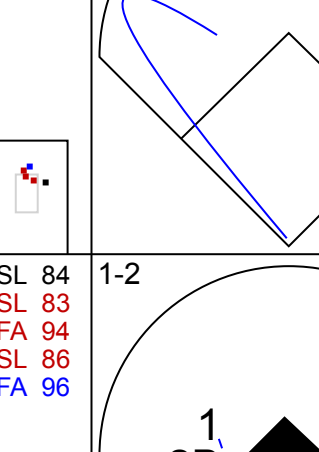
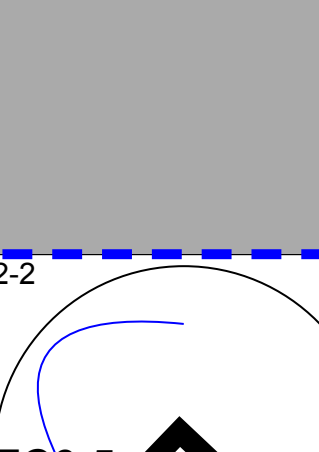
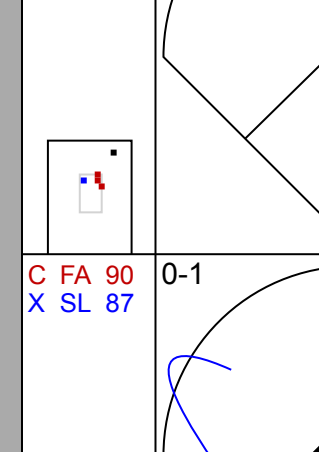
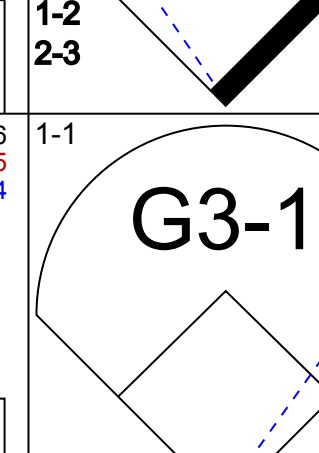

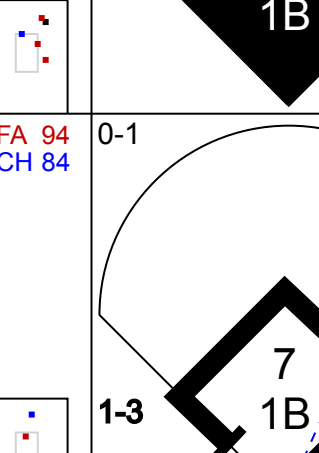
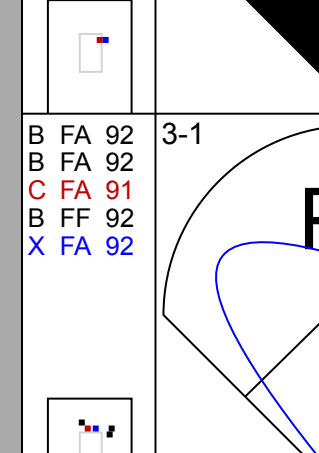
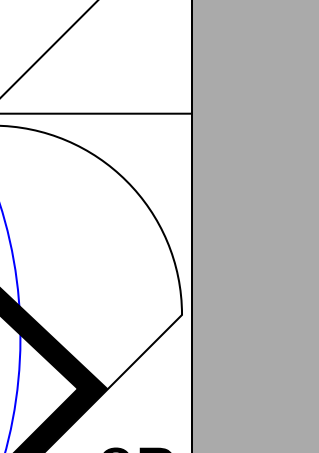

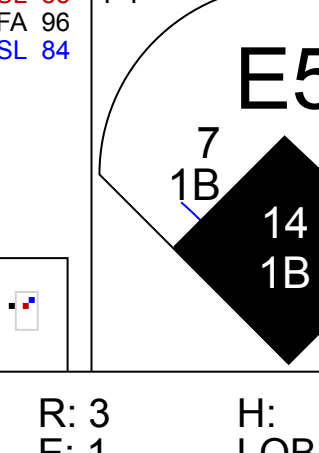
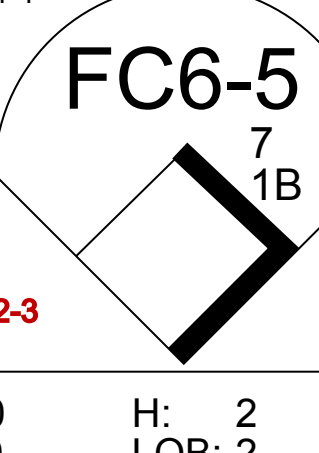
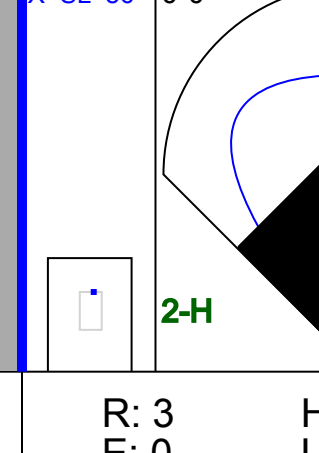

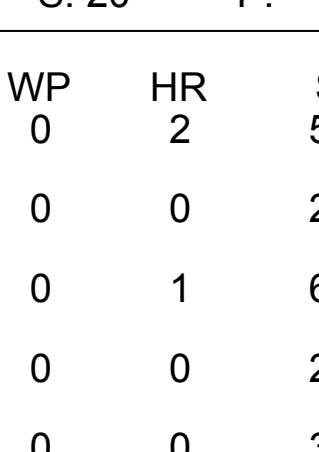
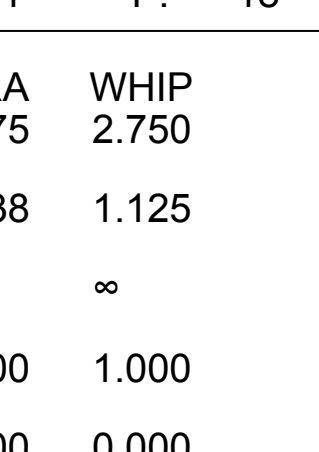

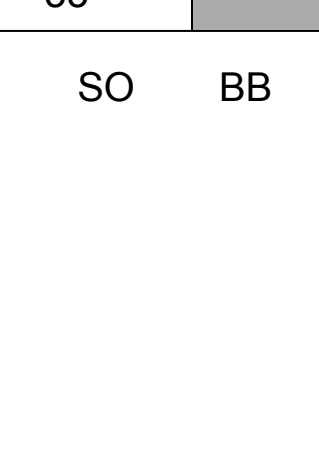




| Batter | 1 | 2 | 3 | 4 | 5 | 6 | 7 | 8 | 9 | AB | R | H | RBI | BB | SO | LOB | TOP | | | | | | | | | | |
|---|---|---|---|---|--|--|---|---|---|----------------------------------|-------------------------------|----------------------------------|------------------------------|----------------------------------|------------------------------|---------------------------------|-------------------------------|----------------------------------|----------------------------------|------------------------------------|----------------------------------|--------|--|--|--|--|--|
| Jason Tyner, L (1, 7) OBP: 0.344, SLG: 0.363 |  |  |  | |  | |  | | | 5 | 0 | 2 | 3 | 0 | 2 | 2 | | | | | | | | | | | |
| Luis Antonio Rodriguez, S (1, 4) OBP: 0.281, SLG: 0.302 |  |  |  | | |  | |  | | 5 | 0 | 1 | 0 | 0 | 0 | 3 | | | | | | | | | | | |
| Tori Hunter, R (1, 8) OBP: 0.336, SLG: 0.531 |  |  | |  | |  | |  | | 5 | 1 | 2 | 1 | 0 | 0 | 3 | | | | | | | | | | | |
| 33 Justin Morneau, L (1, 3) OBP: 0.347, SLG: 0.509 |  | |  |  | |  | |  | | 4 | 1 | 0 | 0 | 1 | 1 | 0 | | | | | | | | | | | |
| 5 Michael Cuddyer, R (1, 9) OBP: 0.357, SLG: 0.435 |  | |  |  | |  | |  | | 5 | 1 | 2 | 0 | 0 | 1 | 2 | | | | | | | | | | | |
| 16 Jason Kubel, L (1, 10) OBP: 0.321, SLG: 0.424 Rondell White, R (9, PH) OBP: 0.214, SLG: 0.281 |  |  | | |  | |  | |  | 3 | 1 | 1 | 1 | 0 | 0 | 1 | | | | | | | | | | | |
| 32 Brian Buscher, L (1, 5) OBP: 0.346, SLG: 0.404 Jason Bartlett, R (9, PH) OBP: 0.346, SLG: 0.379 |  |  |  | | |  | |  | | 4 | 2 | 2 | 2 | 0 | 1 | 2 | | | | | | | | | | | |
| 58 Jose Morales, S (1, 2) OBP: 1.000, SLG: 1.333 Chris Heintz, R (5, FPR) OBP: 0.273, SLG: 0.220 |  |  |  | | |  | |  | | 3 | 1 | 3 | 0 | 0 | 0 | 0 | | | | | | | | | | | |
| 8 Nick Punto, S (1, 6) OBP: 0.286, SLG: 0.257 |  | |  | | |  | |  | | 4 | 0 | 1 | 0 | 0 | 0 | 4 | | | | | | | | | | | |
| Inning Stats | R: 0 E: 0 K: 1 S: 7 | H: 1 LOB: 2 BB: 1 P: 15 | R: 1 E: 0 K: 1 S: 16 | H: 4 LOB: 3 BB: 0 P: 25 | R: 4 E: 1 K: 0 S: 13 | H: 4 LOB: 1 BB: 0 P: 21 | R: 0 E: 0 K: 0 S: 8 | H: 0 LOB: 0 BB: 0 P: 13 | R: 1 E: 0 K: 1 S: 9 | H: 3 LOB: 2 BB: 0 P: 19 | R: 1 E: 0 K: 1 S: 13 | H: 2 LOB: 1 BB: 0 P: 21 | R: 0 E: 0 K: 0 S: 6 | H: 0 LOB: 0 BB: 0 P: 10 | R: 0 E: 0 K: 1 S: 7 | H: 0 LOB: 0 BB: 0 P: 9 | R: 0 E: 0 K: 2 S: 11 | H: 0 LOB: 0 BB: 0 P: 14 | 1B: 8 2B: 4 3B: 0 HR: 2 | SF: 1 SAC: 0 DP: 0 HBP: 0 | WP: 0 PB: 1 SB: 0 CS: 0 | PA: 43 | | | | | |
| PITCHER | IP | WLS | BF | H | R | ER | SO | BB | IBB | HBP | BLK | WP | HR | S | P | ERA | WHIP | | | | | | | | | | |
| 52 Jose Contreras, R (1, 1) ERA: 5.91 | 5.0 | | 30 | 13 | 7 | 4 | 2 | 1 | 0 | 0 | 0 | 0 | 2 | 55 | 97 | 7.20 | 2.800 | | | | | | | | | | |
| Mike Myers, L (6, 1) ERA: 3.83 | 2.0 | W | 7 | 1 | 0 | 0 | 1 | 0 | 0 | 0 | 0 | 0 | 0 | 17 | 27 | 0.00 | 0.500 | | | | | | | | | | |
| 47 Mike MacDougal, R (8, 1) ERA: 6.56 | 0.2 | H | 2 | 0 | 0 | 0 | 0 | 0 | 0 | 0 | 0 | 0 | 0 | 4 | 5 | 0.00 | 0.000 | | | | | | | | | | |
| 37 Matt Thornton, L (8, 1) ERA: 4.76 | 1.1 | S | 4 | 0 | 0 | 0 | 3 | 0 | 0 | 0 | 0 | 0 | 0 | 14 | 18 | 0.00 | 0.000 | | | | | | | | | | |

Minnesota Twins @ Chicago White Sox
U.S. Cellular Field, Chicago, IL
Sat Sep 08 2007, 3:55 PM EDT
Att: 31,747 - Partly Cloudy - 76 F

livebaseballscorecards.com

AB 41
R 7
H 14
RBI 7
BB 1
SO 6
LOB 17




| Batter | 1 | 2 | 3 | 4 | 5 | 6 | 7 | 8 | 9 | AB | R | H | RBI | BB | SO | LOB | BOTTOM | | | | | | | | | | |
|--|---|---|---|---|--|--|---|---|-------------------------------|----------------------------------|------------------------------|----------------------------------|-------------------------------|----------------------------------|-------------------------------|----------------------------------|----------------------------------|------------------------------------|----------------------------------|--------|--|--|--|--|--|--|--|
| 7 Jerry Owens, L (1, 8) OBP: 0.308, SLG: 0.296 |  |  | |  |  | |  | | | 5 | 2 | 2 | 1 | 1 | 2 | 3 | | | | | | | | | | | |
| Scott Podsednik, L (1, 7) OBP: 0.321, SLG: 0.379 |  |  | |  |  | | | | | 5 | 0 | 1 | 0 | 0 | 2 | 4 | | | | | | | | | | | |
| 25 Jim Thome, L (1, 10) OBP: 0.408, SLG: 0.516 |  | |  |  | |  |  | | | 4 | 1 | 2 | 2 | 1 | 2 | 0 | | | | | | | | | | | |
| 14 Paul Konerko, R (1, 3) OBP: 0.355, SLG: 0.493 |  | |  |  | |  |  | | | 4 | 1 | 2 | 3 | 1 | 0 | 2 | | | | | | | | | | | |
| 23 Jermaine Dye, R (1, 9) OBP: 0.312, SLG: 0.485 |  | |  |  | |  | |  | | 4 | 0 | 1 | 0 | 1 | 1 | 1 | | | | | | | | | | | |
| Alex Cintron, S (1, 5) OBP: 0.275, SLG: 0.315 |  | |  |  | | |  |  | | 4 | 0 | 1 | 0 | 0 | 0 | 4 | | | | | | | | | | | |
| 5 Juan Uribe, R (1, 6) OBP: 0.279, SLG: 0.376 |  | | |  |  | |  | | | 5 | 2 | 4 | 0 | 0 | 1 | 1 | | | | | | | | | | | |
| 1 Danny Richar, L (1, 4) OBP: 0.287, SLG: 0.376 |  | | |  |  | |  |  | | 5 | 0 | 2 | 0 | 0 | 0 | 5 | | | | | | | | | | | |
| Toby Hall, R (1, 2) OBP: 0.210, SLG: 0.235 12 A.J. Pierzynski, L (7, PH) OBP: 0.319, SLG: 0.416 |  | | |  |  | |  | | | 3 | 1 | 0 | 0 | 0 | 1 | 3 | | | | | | | | | | | |
| Inning Stats | R: 2 E: 0 K: 0 S: 16 | H: 5 LOB: 3 BB: 0 P: 23 | R: 0 E: 0 K: 3 S: 11 | H: 0 LOB: 0 BB: 0 P: 16 | R: 0 E: 0 K: 1 S: 6 | H: 0 LOB: 1 BB: 1 P: 14 | R: 3 E: 1 K: 1 S: 20 | H: 4 LOB: 3 BB: 2 P: 35 | R: 0 E: 0 K: 0 S: 11 | H: 2 LOB: 2 BB: 0 P: 18 | R: 0 E: 0 K: 2 S: 8 | H: 0 LOB: 0 BB: 0 P: 14 | R: 3 E: 0 K: 0 S: 20 | H: 4 LOB: 2 BB: 1 P: 30 | R: 0 E: 0 K: 2 S: 19 | H: 1 LOB: 3 BB: 1 P: 33 | 1B: 9 2B: 4 3B: 0 HR: 3 | SF: 0 SAC: 0 DP: 0 HBP: 1 | WP: 0 PB: 0 SB: 0 CS: 0 | PA: 46 | | | | | | | |
| PITCHER | IP | WLS | BF | H | R | ER | SO | BB | IBB | HBP | BLK | WP | HR | S | P | ERA | WHIP | | | | | | | | | | |
| 21 Matt Garza, R (1, 1) ERA: 3.71 | 4.0 | | 24 | 9 | 5 | 3 | 5 | 2 | 1 | 0 | 0 | 0 | 0 | 27 | 44 | 3.38 | 1.125 | | | | | | | | | | |
| 59 Kevin Slowey, R (5, 1) ERA: 5.24 | 2.2 | L | 11 | 3 | 1 | 1 | 2 | 0 | 0 | 0 | 0 | 0 | 1 | 6 | 11 | ∞ | ∞ | | | | | | | | | | |
| Carmen Cali, L (7, 1) ERA: 5.03 | 0.0 | L | 4 | 3 | 2 | 2 | 0 | 1 | 0 | 0 | 0 | 0 | 0 | 22 | 34 | 0.00 | 1.000 | | | | | | | | | | |
| 17 Pat Neshek, R (7, 1) ERA: 2.78 | 1.0 | | 6 | 1 | 0 | 0 | 1 | 0 | 1 | 1 | 0 | 0 | 0 | 3 | 6 | 0.00 | 0.000 | | | | | | | | | | |
| 54 Matt Guerrier, R (8, 1) ERA: 2.38 | 0.1 | | 1 | 0 | 0 | 0 | 1 | 0 | 0 | 0 | 0 | 0 | 0 | 3 | 6 | 0.00 | 0.000 | | | | | | | | | | |

Minnesota Twins @ Chicago White Sox
U.S. Cellular Field, Chicago, IL
Sat Sep 08 2007, 3:55 PM EDT
Att: 31,747 - Partly Cloudy - 76 F

livebaseballscorecards.com

AB 40
R 8
H 16
RBI 8
BB 5
SO 9
LOB 23



| Batter | 1 | 2 | 3 | 4 | 5 | 6 | 7 | 8 | 9 | AB | R | H | RBI | BB | SO | LOB | TOP | | | | | | | | |
|---|------------------------------|---------------------------------|------------------------------|----------------------------------|-------------------------------|----------------------------------|------------------------------|----------------------------------|-------------------------------|----------------------------------|------------------------------|---------------------------------|------------------------------|----------------------------------|-------------------------------|----------------------------------|------------------------------|---------------------------------|----------------------------------|------------------------------------|----------------------------------|--------|--|--|--|
| Jason Bartlett, R (1,6) OBP: 0.343, SLG: 0.376 | F8 | | E5 16 1B | | FC5 16 HR | | F7 | | | 4 | 1 | 0 | 0 | 0 | 0 | 2 | | | | | | | | | |
| 16 Jason Kubel, L (1,7) OBP: 0.323, SLG: 0.433 | G4-3 | | | | | | | G3 | | 4 | 1 | 2 | 4 | 0 | 0 | 0 | | | | | | | | | |
| 7 Joe Mauer, L (1,2) OBP: 0.389, SLG: 0.419 | G6-3 | | G4-3 | | | | | | | 3 | 1 | 1 | 0 | 1 | 0 | 2 | | | | | | | | | |
| Torii Hunter, R (1,8) OBP: 0.334, SLG: 0.527 | | | | | F9 | | G4-3 | | | 4 | 0 | 0 | 0 | 0 | 1 | 2 | | | | | | | | | |
| 33 Justin Morneau, L (1,3) OBP: 0.347, SLG: 0.510 | F8 | | | | G4-3 | | | G5-3 | | 4 | 0 | 1 | 1 | 0 | 0 | 0 | | | | | | | | | |
| 5 Michael Cuddyer, R (1,9) OBP: 0.355, SLG: 0.432 | P1 | | | | K | | | K | | 4 | 0 | 0 | 0 | 0 | 3 | 1 | | | | | | | | | |
| Garrett Jones, L (1,10) OBP: 0.231, SLG: 0.245 | | | | | | | | | | 3 | 0 | 0 | 0 | 0 | 1 | 0 | | | | | | | | | |
| Rondell White, R (9, PH) OBP: 0.222, SLG: 0.289 | | | | | | | | | | 1 | 0 | 1 | 0 | 0 | 0 | 0 | | | | | | | | | |
| Jason Tyner, L (9, PR) OBP: 0.344, SLG: 0.363 | | | | | | | | | | 0 | 0 | 0 | 0 | 0 | 0 | 0 | | | | | | | | | |
| Luis Antonio Rodriguez, S (1,4) OBP: 0.280, SLG: 0.300 | | | | | | | | | | 4 | 0 | 1 | 0 | 0 | 0 | 1 | | | | | | | | | |
| 8 Nick Punto, S (1,5) OBP: 0.286, SLG: 0.255 | | | | | | | | | | 3 | 2 | 0 | 0 | 1 | 0 | 2 | | | | | | | | | |
| Inning Stats | R: 0 E: 0 K: 0 S: 4 | H: 0 LOB: 0 BB: 0 P: 5 | R: 0 E: 0 K: 1 S: 8 | H: 0 LOB: 0 BB: 0 P: 11 | R: 1 E: 1 K: 0 S: 14 | H: 1 LOB: 2 BB: 1 P: 25 | R: 0 E: 0 K: 1 S: 6 | H: 0 LOB: 0 BB: 0 P: 13 | R: 3 E: 1 K: 1 S: 17 | H: 3 LOB: 1 BB: 0 P: 25 | R: 0 E: 0 K: 1 S: 5 | H: 0 LOB: 0 BB: 0 P: 8 | R: 0 E: 0 K: 0 S: 8 | H: 0 LOB: 0 BB: 0 P: 12 | R: 1 E: 0 K: 1 S: 12 | H: 1 LOB: 1 BB: 1 P: 23 | R: 0 E: 0 K: 0 S: 5 | H: 1 LOB: 1 BB: 0 P: 7 | 1B: 4 2B: 0 3B: 1 HR: 1 | SF: 0 SAC: 0 DP: 1 HBP: 0 | WP: 0 PB: 0 SB: 0 CS: 0 | PA: 36 | | | |
| PITCHER | IP | WLS | BF | H | R | ER | SO | BB | IBB | HBP | BLK | WP | HR | S | P | ERA | WHIP | | | | | | | | |
| Jon Garland, R (1,1) ERA: 4.59 | 8.0 | L | 33 | 5 | 5 | 1 | 5 | 2 | 0 | 0 | 0 | 0 | 1 | 74 | 122 | 1.12 | 0.875 | | | | | | | | |
| 43 Heath Phillips, L (9,1) ERA: 3.39 | 1.0 | | 3 | 1 | 0 | 0 | 0 | 0 | 0 | 0 | 0 | 0 | 0 | 5 | 7 | 0.00 | 1.000 | | | | | | | | |

Minnesota Twins @ Chicago White Sox
U.S. Cellular Field, Chicago, IL
Sun Sep 09 2007, 2:05 PM EDT
Att: 32,250 - Sunny - 77 F

| | |
|-----|----|
| AB | 34 |
| R | 5 |
| H | 6 |
| RBI | 5 |
| BB | 2 |
| SO | 5 |
| LOB | 10 |



| Batter | 1 | 2 | 3 | 4 | 5 | 6 | 7 | 8 | 9 | AB | R | H | RBI | BB | SO | LOB | BOTTOM | | | | | | | | |
|---|-------------------------------|----------------------------------|-------------------------------|----------------------------------|-------------------------------|----------------------------------|-------------------------------|----------------------------------|-------------------------------|----------------------------------|------------------------------|---------------------------------|-------------------------------|----------------------------------|-------------------------------|----------------------------------|------------------------------|----------------------------------|----------------------------------|------------------------------------|----------------------------------|--------|--|--|--|
| 7 Jerry Owens, L (1,8) OBP: 0.307, SLG: 0.296 | F8 | | G5-3 | | E5 25 BB 7 1B | | K | | | 4 | 0 | 1 | 0 | 0 | 1 | 0 | | | | | | | | | |
| 22 Josh Fields, R (1,7) OBP: 0.288, SLG: 0.446 | G5-3 | | | | | | | | | 4 | 0 | 0 | 0 | 0 | 3 | 2 | | | | | | | | | |
| 25 Jim Thome, L (1,10) OBP: 0.411, SLG: 0.524 | | | | | | | | | | 2 | 1 | 1 | 1 | 2 | 0 | 0 | | | | | | | | | |
| 14 Paul Konerko, R (1,3) OBP: 0.353, SLG: 0.489 | F7 | | | | P5 | | | | | 4 | 0 | 0 | 0 | 0 | 1 | 4 | | | | | | | | | |
| 12 A.J. Pierzynski, L (1,2) OBP: 0.318, SLG: 0.415 | | | | | | | | | | 4 | 0 | 1 | 0 | 0 | 1 | 0 | | | | | | | | | |
| 23 Jermaine Dye, R (1,9) OBP: 0.316, SLG: 0.490 | | | | | | | | | | 4 | 1 | 3 | 0 | 0 | 1 | 0 | | | | | | | | | |
| Alex Cintron, S (1,5) OBP: 0.275, SLG: 0.314 | | | | | | | | | | 4 | 0 | 1 | 1 | 0 | 2 | 3 | | | | | | | | | |
| 1 Danny Richar, L (1,4) OBP: 0.278, SLG: 0.364 | | | | | | | | | | 4 | 0 | 0 | 0 | 0 | 3 | 2 | | | | | | | | | |
| 5 Juan Uribe, R (1,6) OBP: 0.277, SLG: 0.374 | | | | | | | | | | 4 | 0 | 0 | 0 | 0 | 1 | 1 | | | | | | | | | |
| Inning Stats | R: 0 E: 0 K: 0 S: 12 | H: 0 LOB: 1 BB: 1 P: 18 | R: 1 E: 0 K: 1 S: 20 | H: 2 LOB: 1 BB: 0 P: 25 | R: 0 E: 0 K: 2 S: 11 | H: 0 LOB: 0 BB: 0 P: 14 | R: 0 E: 0 K: 2 S: 12 | H: 2 LOB: 2 BB: 0 P: 17 | R: 0 E: 0 K: 2 S: 13 | H: 1 LOB: 3 BB: 1 P: 21 | R: 0 E: 0 K: 1 S: 7 | H: 0 LOB: 0 BB: 0 P: 8 | R: 0 E: 0 K: 2 S: 10 | H: 0 LOB: 0 BB: 0 P: 13 | R: 1 E: 0 K: 2 S: 11 | H: 1 LOB: 0 BB: 0 P: 17 | R: 0 E: 0 K: 1 S: 8 | H: 1 LOB: 0 BB: 0 P: 10 | 1B: 5 2B: 1 3B: 0 HR: 1 | SF: 0 SAC: 0 DP: 1 HBP: 0 | WP: 0 PB: 0 SB: 1 CS: 0 | PA: 36 | | | |
| PITCHER | IP | WLS | BF | H | R | ER | SO | BB | IBB | HBP | BLK | WP | HR | S | P | ERA | WHIP | | | | | | | | |
| Johan Santana, L (1,1) ERA: 3.09 | 7.0 | W | 29 | 5 | 1 | 1 | 10 | 2 | 0 | 0 | 0 | 0 | 0 | 85 | 116 | 1.29 | 1.000 | | | | | | | | |
| Juan Rincon, R (8,1) ERA: 5.6 | 1.0 | | 4 | 1 | 1 | 1 | 2 | 0 | 0 | 0 | 0 | 0 | 1 | 11 | 17 | 9.00 | 1.000 | | | | | | | | |
| 36 Joe Nathan, R (9,1) ERA: 2.02 | 1.0 | S | 3 | 1 | 0 | 0 | 1 | 0 | 0 | 0 | 0 | 0 | 0 | 8 | 10 | 0.00 | 1.000 | | | | | | | | |

Minnesota Twins @ Chicago White Sox
U.S. Cellular Field, Chicago, IL
Sun Sep 09 2007, 2:05 PM EDT
Att: 32,250 - Sunny - 77 F

| | |
|-----|----|
| AB | 34 |
| R | 2 |
| H | 7 |
| RBI | 2 |
| BB | 2 |
| SO | 13 |
| LOB | 12 |



| Batter | 1 | 2 | 3 | 4 | 5 | 6 | 7 | 8 | 9 | AB | R | H | RBI | BB | SO | LOB | TOP | | | | | | | | | | |
|---|------------------------------|----------------------------------|------------------------------|----------------------------------|-------------------------------|----------------------------------|-------------------------------|----------------------------------|------------------------------|----------------------------------|-------------------------------|----------------------------------|-------------------------------|----------------------------------|-------------------------------|----------------------------------|---|----------------------------------|----------------------------------|------------------------------------|----------------------------------|--------|--|--|--|--|--|
| Jason Bartlett, R (1,6) OBP: 0.344, SLG: 0.374 | P6 | | 16 2B | | P3 | | 1B | | G6-3 | 4 | 2 | 1 | 0 | 1 | 0 | 0 | Minnesota Twins @ Kansas City Royals Kauffman Stadium, Kansas City, MO Mon Sep 10 2007, 7:10 PM CDT Att: 10,525 - Cloudy - 60 F | | | | | | | | | | |
| 16 Jason Kubel, L (1,7) OBP: 0.327, SLG: 0.439 | | | | | | | | | | 4 | 0 | 2 | 2 | 1 | 1 | | | | | | | | | | | | |
| Jason Tyner, L (9,7) OBP: 0.344, SLG: 0.363 | 7 G4-3 | | | | | | | | | 0 | 0 | 0 | 0 | 0 | 0 | | | | | | | | | | | | |
| 7 Joe Mauer, L (1,2) OBP: 0.386, SLG: 0.414 | | | | | | | | | | 4 | 0 | 0 | 0 | 1 | 1 | | | | | | | | | | | | |
| Tori Hunter, R (1,8) OBP: 0.334, SLG: 0.525 | | | | | | | | | | 4 | 1 | 1 | 0 | 1 | 1 | | | | | | | | | | | | |
| 33 Justin Morneau, L (1,10) OBP: 0.349, SLG: 0.513 | | | | | | | | | | 3 | 0 | 2 | 2 | 1 | 0 | | | | | | | | | | | | |
| 5 Michael Cuddyer, R (1,9) OBP: 0.354, SLG: 0.429 | | | | | | | | | | 3 | 0 | 0 | 0 | 1 | 1 | | | | | | | | | | | | |
| Garrett Jones, L (1,3) OBP: 0.232, SLG: 0.231 | | | | | | | | | | 3 | 0 | 0 | 0 | 1 | 2 | | | | | | | | | | | | |
| 32 Brian Buscher, L (1,5) OBP: 0.345, SLG: 0.400 | | | | | | | | | | 3 | 0 | 1 | 0 | 0 | 1 | | | | | | | | | | | | |
| Rondell White, R (8,PH) OBP: 0.220, SLG: 0.286 | | | | | | | | | | 1 | 0 | 0 | 0 | 0 | 1 | | | | | | | | | | | | |
| 8 Nick Punto, S (8,5) OBP: 0.286, SLG: 0.255 | | | | | | | | | | 0 | 0 | 0 | 0 | 0 | 0 | | | | | | | | | | | | |
| 25 Alexi Casilla, S (1,4) OBP: 0.278, SLG: 0.288 | | | | | | | | | | 4 | 1 | 1 | 0 | 0 | 0 | | | | | | | | | | | | |
| Inning Stats | R: 0 E: 0 K: 1 S: 8 | H: 1 LOB: 1 BB: 0 P: 12 | R: 0 E: 0 K: 0 S: 5 | H: 0 LOB: 0 BB: 1 P: 11 | R: 2 E: 0 K: 1 S: 14 | H: 2 LOB: 1 BB: 2 P: 29 | R: 0 E: 0 K: 1 S: 11 | H: 0 LOB: 1 BB: 2 P: 21 | R: 0 E: 0 K: 1 S: 8 | H: 0 LOB: 0 BB: 0 P: 14 | R: 1 E: 0 K: 1 S: 16 | H: 2 LOB: 3 BB: 2 P: 35 | R: 1 E: 0 K: 0 S: 14 | H: 3 LOB: 2 BB: 0 P: 23 | R: 0 E: 0 K: 2 S: 10 | H: 0 LOB: 0 BB: 0 P: 16 | R: 0 E: 0 K: 1 S: 11 | H: 0 LOB: 1 BB: 1 P: 18 | 1B: 5 2B: 3 3B: 0 HR: 0 | SF: 0 SAC: 0 DP: 1 HBP: 0 | WP: 0 PB: 0 SB: 2 CS: 0 | PA: 40 | | | | | |
| PITCHER | IP | WLS | BF | H | R | ER | SO | BB | IBB | HBP | BLK | WP | HR | S | P | ERA | WHIP | | | | | | | | | | |
| Billy Buckner, R (1,1) ERA: 5.29 | 5.1 | L | 22 | 3 | 3 | 3 | 4 | 5 | 0 | 0 | 0 | 0 | 0 | 50 | 95 | 5.06 | 1.500 | | | | | | | | | | |
| 58 Neal Musser, L (6,1) ERA: 4.39 | 0.1 | | 4 | 2 | 0 | 0 | 1 | 0 | 1 | 0 | 0 | 0 | 0 | 9 | 21 | 0.00 | 6.000 | | | | | | | | | | |
| 57 Joel Peralta, R (6,1) ERA: 3.76 | 1.1 | | 7 | 3 | 1 | 1 | 0 | 0 | 0 | 0 | 0 | 0 | 0 | 17 | 29 | 6.75 | 2.250 | | | | | | | | | | |
| 41 Jimmy Gobble, L (8,1) ERA: 3.23 | 1.2 | | 6 | 0 | 0 | 0 | 3 | 1 | 0 | 0 | 0 | 0 | 0 | 20 | 33 | 0.00 | 0.600 | | | | | | | | | | |
| David Risko, R (9,1) ERA: 2.23 | 0.1 | | 1 | 0 | 0 | 0 | 0 | 0 | 0 | 0 | 0 | 0 | 0 | 1 | 1 | 0.00 | 0.000 | | | | | | | | | | |

| Batter | 1 | 2 | 3 | 4 | 5 | 6 | 7 | 8 | 9 | AB | R | H | RBI | BB | SO | LOB | BOTTOM | | | | | | | | | | |
|--|------------------------------|----------------------------------|-------------------------------|----------------------------------|------------------------------|----------------------------------|-------------------------------|----------------------------------|-------------------------------|----------------------------------|-------------------------------|----------------------------------|------------------------------|----------------------------------|-------------------------------|----------------------------------|---|----------------------------------|----------------------------------|------------------------------------|----------------------------------|--------|--|--|--|--|--|
| 9 David DeJesus, L (1,8) OBP: 0.357, SLG: 0.374 | K | | | | | | | | F7 | 3 | 1 | 1 | 0 | 1 | 1 | 0 | Minnesota Twins @ Kansas City Royals Kauffman Stadium, Kansas City, MO Mon Sep 10 2007, 7:10 PM CDT Att: 10,525 - Cloudy - 60 F | | | | | | | | | | |
| 15 Mark Grudzielanski, R (1,4) OBP: 0.346, SLG: 0.425 | | | | | | | | | | 5 | 0 | 0 | 0 | 0 | 1 | 4 | | | | | | | | | | | |
| Ross Gload, L (1,3) OBP: 0.319, SLG: 0.455 | | | | | | | | | | 5 | 0 | 1 | 0 | 0 | 0 | 4 | | | | | | | | | | | |
| Mike Sweeney, R (1,10) OBP: 0.323, SLG: 0.424 | | | | | | | | | | 4 | 0 | 1 | 2 | 0 | 0 | 2 | | | | | | | | | | | |
| 24 Mark Teahen, L (1,9) OBP: 0.359, SLG: 0.405 | | | | | | | | | | 1 | 0 | 1 | 0 | 3 | 0 | 0 | | | | | | | | | | | |
| 4 Alex Gordon, L (1,5) OBP: 0.318, SLG: 0.418 | | | | | | | | | | 4 | 0 | 1 | 0 | 0 | 1 | 4 | | | | | | | | | | | |
| 14 John Buck, R (1,2) OBP: 0.323, SLG: 0.464 | | | | | | | | | | 2 | 0 | 1 | 0 | 1 | 1 | 0 | | | | | | | | | | | |
| 32 Shane Costa, L (8,PH) OBP: 0.255, SLG: 0.312 | | | | | | | | | | 1 | 0 | 0 | 0 | 0 | 0 | 2 | | | | | | | | | | | |
| Jason LaRue, R (9,2) OBP: 0.236, SLG: 0.269 | | | | | | | | | | 0 | 0 | 0 | 0 | 0 | 0 | 0 | | | | | | | | | | | |
| 2 Joey Gathright, L (1,7) OBP: 0.383, SLG: 0.358 | | | | | | | | | | 4 | 0 | 2 | 0 | 0 | 2 | 3 | | | | | | | | | | | |
| 1 Tony Pena Jr., R (1,6) OBP: 0.276, SLG: 0.336 | | | | | | | | | | 3 | 1 | 1 | 0 | 0 | 1 | 3 | | | | | | | | | | | |
| Esteban German, R (8,PH) OBP: 0.361, SLG: 0.376 | | | | | | | | | | 1 | 0 | 0 | 0 | 0 | 1 | 3 | | | | | | | | | | | |
| Inning Stats | R: 0 E: 0 K: 1 S: 8 | H: 1 LOB: 1 BB: 0 P: 11 | R: 0 E: 0 K: 2 S: 12 | H: 1 LOB: 2 BB: 1 P: 17 | R: 0 E: 0 K: 0 S: 7 | H: 1 LOB: 1 BB: 0 P: 12 | R: 0 E: 0 K: 2 S: 14 | H: 0 LOB: 2 BB: 2 P: 28 | R: 2 E: 0 K: 1 S: 12 | H: 2 LOB: 2 BB: 1 P: 20 | R: 0 E: 0 K: 1 S: 10 | H: 1 LOB: 0 BB: 0 P: 13 | R: 0 E: 0 K: 0 S: 6 | H: 0 LOB: 0 BB: 1 P: 10 | R: 0 E: 0 K: 1 S: 13 | H: 3 LOB: 3 BB: 0 P: 18 | R: 0 E: 0 K: 0 S: 7 | H: 0 LOB: 0 BB: 0 P: 12 | 1B: 7 2B: 3 3B: 0 HR: 0 | SF: 0 SAC: 0 DP: 2 HBP: 1 | WP: 1 PB: 0 SB: 0 CS: 2 | PA: 40 | | | | | |
| PITCHER | IP | WLS | BF | H | R | ER | SO | BB | IBB | HBP | BLK | WP | HR | S | P | ERA | WHIP | | | | | | | | | | |
| 26 Boof Bonser, R (1,1) ERA: 4.91 | 5.0 | W | 24 | 5 | 2 | 2 | 6 | 4 | 0 | 1 | 0 | 0 | 0 | 53 | 88 | 3.60 | 1.800 | | | | | | | | | | |
| 53 Nick Blackburn, R (6,1) ERA: 2.7 | 2.2 | H | 11 | 4 | 0 | 0 | 1 | 1 | 0 | 0 | 0 | 0 | 0 | 26 | 38 | 0.00 | 1.875 | | | | | | | | | | |
| 54 Matt Guerrier, R (8,1) ERA: 2.37 | 0.1 | H | 1 | 0 | 0 | 0 | 1 | 0 | 0 | 0 | 0 | 0 | 0 | 3 | 3 | 0.00 | 0.000 | | | | | | | | | | |
| 36 Joe Nathan, R (9,1) ERA: 1.99 | 1.0 | S | 3 | 0 | 0 | 0 | 0 | 0 | 0 | 0 | 0 | 0 | 0 | 7 | 12 | 0.00 | 0.000 | | | | | | | | | | |

| | |
|-----|----|
| AB | 33 |
| R | 4 |
| H | 8 |
| RBI | 4 |
| BB | 7 |
| SO | 8 |
| LOB | 16 |



| | |
|-----|----|
| AB | 33 |
| R | 2 |
| H | 9 |
| RBI | 2 |
| BB | 5 |
| SO | 8 |
| LOB | 25 |



| Batter | 1 | 2 | 3 | 4 | 5 | 6 | 7 | 8 | 9 | AB | R | H | RBI | BB | SO | LOB | TOP | | | |
|---|--|----------------------------------|-------------------------------|----------------------------------|-------------------------------|----------------------------------|-------------------------------|----------------------------------|-------------------------------|----------------------------------|-------------------------------|----------------------------------|------------------------------|----------------------------------|-------------------------------|----------------------------------|--|------------------------------------|----------------------------------|--------|
| Jason Bartlett, R OBP: 0.346, SLG: 0.376 | | | | | | | | | | 4 | 1 | 2 | 1 | 1 | 1 | 0 | Minnesota Twins @ Kansas City Royals Kauffman Stadium, Kansas City, MO Tue Sep 11 2007, 7:10 PM CDT Att. 12,891 - Clear - 75 F livebaseballscorecards.com | | | |
| 16 Jason Kubel, L OBP: 0.330, SLG: 0.438 | | | | | | | | | | 3 | 1 | 1 | 0 | 2 | 1 | 2 | | | | |
| 7 Joe Mauer, L OBP: 0.387, SLG: 0.420 | | | | | | | | | | 4 | 1 | 2 | 1 | 0 | 0 | 1 | | | | |
| Tori Hunter, R OBP: 0.337, SLG: 0.525 | | | | | | | | | | 4 | 1 | 2 | 1 | 1 | 0 | 3 | | | | |
| 33 Justin Morneau, L OBP: 0.348, SLG: 0.513 | | | | | | | | | | 4 | 0 | 1 | 1 | 0 | 0 | 4 | | | | |
| 5 Michael Cuddyer, R OBP: 0.353, SLG: 0.426 | | | | | | | | | | 3 | 0 | 0 | 0 | 1 | 1 | 2 | | | | |
| Jason Tyner, L OBP: 0.272, SLG: 0.358 | | | | | | | | | | 4 | 0 | 0 | 0 | 0 | 0 | 3 | | | | |
| Luis Antonio Rodriguez, S OBP: 0.272, SLG: 0.291 | | | | | | | | | | 4 | 0 | 0 | 0 | 0 | 2 | 1 | | | | |
| 8 Nick Punto, S OBP: 0.286, SLG: 0.255 | | | | | | | | | | 0 | 0 | 0 | 0 | 0 | 0 | 0 | | | | |
| 25 Alexi Casilla, S OBP: 0.283, SLG: 0.293 | | | | | | | | | | 4 | 2 | 2 | 0 | 0 | 1 | 0 | | | | |
| Inning Stats | R: 1 E: 1 K: 1 S: 9 | H: 0 LOB: 1 BB: 1 P: 16 | R: 0 E: 0 K: 1 S: 10 | H: 0 LOB: 0 BB: 1 P: 18 | R: 0 E: 0 K: 2 S: 14 | H: 1 LOB: 1 BB: 0 P: 19 | R: 0 E: 0 K: 0 S: 15 | H: 0 LOB: 0 BB: 0 P: 10 | R: 3 E: 1 K: 1 S: 15 | H: 2 LOB: 0 BB: 1 P: 25 | R: 1 E: 0 K: 1 S: 14 | H: 2 LOB: 2 BB: 1 P: 21 | R: 0 E: 0 K: 0 S: 5 | H: 1 LOB: 1 BB: 0 P: 10 | R: 1 E: 0 K: 0 S: 13 | H: 3 LOB: 2 BB: 1 P: 24 | 1B: 7 2B: 3 3B: 0 HR: 0 | SF: 2 SAC: 0 DP: 2 HBP: 0 | WP: 0 PB: 0 SB: 1 CS: 0 | PA: 41 |
| PITCHER | IP WLS BF H R ER SO BB IBB HBP BLK WP HR S P ERA WHIP | | | | | | | | | | | | | | | | | | | |
| 28 Kyle Davies, R ERA: 5.72 | (1, 1) 5.0 L 22 4 4 2 4 3 0 0 0 0 0 0 0 61 98 3.60 1.400 | | | | | | | | | | | | | | | | | | | |
| 49 John Bale, L ERA: 4.19 | (6, 1) 1.2 2 2 1 1 2 1 0 0 0 0 0 0 21 31 5.40 1.800 | | | | | | | | | | | | | | | | | | | |
| 46 Juan Carlos Oviedo, R ERA: 4.63 | (7, 1) 1.1 7 3 1 1 0 0 0 0 0 0 0 0 12 20 6.75 2.250 | | | | | | | | | | | | | | | | | | | |
| 41 Jimmy Gobble, L ERA: 3.19 | (9, 1) 0.2 2 1 0 0 0 0 0 0 0 0 0 0 4 6 0.00 1.500 | | | | | | | | | | | | | | | | | | | |
| 47 Ryan Braun, R ERA: 7.08 | (9, 1) 0.1 2 0 0 0 0 1 0 0 0 0 0 0 3 9 0.00 3.000 | | | | | | | | | | | | | | | | | | | |

| Batter | 1 | 2 | 3 | 4 | 5 | 6 | 7 | 8 | 9 | AB | R | H | RBI | BB | SO | LOB | BOTTOM | | | | | |
|---|---|----------------------------------|-------------------------------|----------------------------------|-------------------------------|----------------------------------|------------------------------|----------------------------------|-------------------------------|----------------------------------|-------------------------------|----------------------------------|-------------------------------|----------------------------------|------------------------------|---------------------------------|--|----------------------------------|----------------------------------|------------------------------------|----------------------------------|--------|
| 9 David DeJesus, L OBP: 0.357, SLG: 0.374 | | | | | | | | | | 5 | 0 | 2 | 0 | 0 | 0 | 3 | Minnesota Twins @ Kansas City Royals Kauffman Stadium, Kansas City, MO Tue Sep 11 2007, 7:10 PM CDT Att. 12,891 - Clear - 75 F livebaseballscorecards.com | | | | | |
| 15 Mark Grudzielanek, R OBP: 0.346, SLG: 0.467 | | | | | | | | | | 5 | 1 | 2 | 0 | 0 | 1 | 4 | | | | | | |
| 24 Mark Teahen, L OBP: 0.358, SLG: 0.405 | | | | | | | | | | 5 | 0 | 1 | 1 | 0 | 1 | 3 | | | | | | |
| Mike Sweeney, R OBP: 0.320, SLG: 0.419 | | | | | | | | | | 5 | 1 | 1 | 0 | 0 | 1 | 1 | | | | | | |
| 4 Alex Gordon, L OBP: 0.325, SLG: 0.427 | | | | | | | | | | 4 | 1 | 4 | 0 | 1 | 0 | 0 | | | | | | |
| 16 Billy Butler, R OBP: 0.354, SLG: 0.453 | | | | | | | | | | 3 | 0 | 0 | 1 | 1 | 0 | 4 | | | | | | |
| Esteban German, R OBP: 0.361, SLG: 0.376 | (7, FR) | | | | | | | | | 0 | 0 | 0 | 0 | 0 | 0 | 0 | | | | | | |
| 14 John Buck, R OBP: 0.323, SLG: 0.464 | (8, 2) | | | | | | | | | 0 | 0 | 0 | 0 | 0 | 0 | 0 | | | | | | |
| 32 Shane Costa, L OBP: 0.253, SLG: 0.309 | (9, PH) | | | | | | | | | 1 | 0 | 0 | 0 | 0 | 0 | 1 | | | | | | |
| 2 Joey Gathright, L OBP: 0.383, SLG: 0.356 | (1, 7) | | | | | | | | | 4 | 0 | 1 | 0 | 1 | 1 | 4 | | | | | | |
| Jason LaRue, R OBP: 0.239, SLG: 0.272 | (1, 2) | | | | | | | | | 2 | 0 | 1 | 1 | 0 | 0 | 0 | | | | | | |
| Ross Gload, L OBP: 0.318, SLG: 0.454 | (7, PH) (8, 3) | | | | | | | | | 1 | 0 | 0 | 0 | 0 | 0 | 3 | | | | | | |
| 1 Tony Pena Jr., R OBP: 0.276, SLG: 0.335 | (1, 6) | | | | | | | | | 4 | 0 | 1 | 0 | 0 | 0 | 1 | | | | | | |
| Inning Stats | R: 0 E: 0 K: 1 S: 8 | H: 0 LOB: 0 BB: 0 P: 11 | R: 2 E: 1 K: 1 S: 15 | H: 4 LOB: 3 BB: 0 P: 21 | R: 0 E: 0 K: 1 S: 10 | H: 1 LOB: 1 BB: 0 P: 14 | R: 0 E: 0 K: 0 S: 6 | H: 1 LOB: 1 BB: 0 P: 10 | R: 1 E: 0 K: 1 S: 10 | H: 2 LOB: 2 BB: 1 P: 18 | R: 0 E: 0 K: 0 S: 10 | H: 2 LOB: 2 BB: 0 P: 18 | R: 0 E: 0 K: 0 S: 11 | H: 1 LOB: 3 BB: 2 P: 25 | R: 0 E: 0 K: 0 S: 4 | H: 1 LOB: 1 BB: 0 P: 9 | R: 0 E: 0 K: 0 S: 9 | H: 1 LOB: 1 BB: 0 P: 15 | 1B: 9 2B: 4 3B: 0 HR: 0 | SF: 0 SAC: 1 DP: 1 HBP: 0 | WP: 0 PB: 0 SB: 0 CS: 0 | PA: 43 |
| PITCHER | IP WLS BF H R ER SO BB IBB HBP BLK WP HR S P ERA WHIP | | | | | | | | | | | | | | | | | | | | | |
| 30 Scott Baker, R ERA: 4.17 | (1, 1) 5.2 W 29 10 3 3 4 0 0 0 0 0 0 0 55 85 4.76 1.765 | | | | | | | | | | | | | | | | | | | | | |
| Juan Rincon, R ERA: 5.53 | (6, 1) 0.2 H 4 1 0 0 0 1 0 0 0 0 0 0 10 20 0.00 3.000 | | | | | | | | | | | | | | | | | | | | | |
| 17 Pat Neshek, R ERA: 2.75 | (7, 1) 0.2 H 2 0 0 0 0 1 0 0 0 0 0 0 5 12 0.00 1.500 | | | | | | | | | | | | | | | | | | | | | |
| 54 Matt Guerrier, R ERA: 2.34 | (8, 1) 1.0 H 4 1 0 0 0 0 0 0 0 0 0 0 4 9 0.00 1.000 | | | | | | | | | | | | | | | | | | | | | |
| 36 Joe Nathan, R ERA: 1.86 | (9, 1) 1.0 S 4 1 0 0 0 0 0 0 0 0 0 0 9 15 0.00 1.000 | | | | | | | | | | | | | | | | | | | | | |

| Batter | 1 | 2 | 3 | 4 | 5 | 6 | 7 | 8 | 9 | AB | R | H | RBI | BB | SO | LOB | TOP | | | |
|--|---|---|---|---|---|---|---|---|---|---|---|---|---|---|---|---|--|------------------------------------|----------------------------------|--------|
| Jason Tyner, L (1, 8) OBP: 0.339, SLG: 0.360 | G6-3 | | | G1-3 | | G1-3 | | G4-3 | | 4 | 0 | 1 | 0 | 0 | 0 | 0 | Minnesota Twins @ Kansas City Royals Kauffman Stadium, Kansas City, MO Wed Sep 12 2007, 1:10 PM CDT Att: 10,102 - Sunny - 73 F | | | |
| Jason Bartlett, R (1, 6) OBP: 0.344, SLG: 0.372 | F8 | | | G6-3 | | F9 | | K | | 4 | 0 | 0 | 0 | 0 | 1 | | | | | |
| 16 Jason Kubel, L (1, 7) OBP: 0.329, SLG: 0.439 | K | | | K | | | | G4-3 | | 4 | 1 | 1 | 0 | 0 | 2 | | | | | |
| Tori Hunter, R (1, 10) OBP: 0.336, SLG: 0.525 | K | | | F9 | | | | | | 4 | 1 | 1 | 1 | 0 | 2 | | | | | |
| 33 Justin Morneau, L (1, 3) OBP: 0.347, SLG: 0.511 Matthew LeCroy, R (7, PH) OBP: 0.500, SLG: 0.500 | G3 | | | | | P6 | | G5-3 | | 2 | 0 | 0 | 0 | 0 | 0 | | | | | |
| 5 Michael Cuddyer, R (1, 9) OBP: 0.352, SLG: 0.425 | P3 | | | | | | | | | 2 | 1 | 1 | 0 | 0 | 0 | | | | | |
| Chris Heintz, R (1, 2) OBP: 0.277, SLG: 0.227 32 Brian Buscher, L (9, PH) OBP: 0.357, SLG: 0.412 | F8 | | | K | | | | | | 3 | 0 | 1 | 1 | 0 | 1 | | | | | |
| 8 Nick Punto, S (1, 5) OBP: 0.286, SLG: 0.254 | | | | K | | | | | | 1 | 0 | 1 | 1 | 0 | 0 | | | | | |
| Rondell White, R (9, PH) OBP: 0.218, SLG: 0.283 | | | | G1-4-3 | | | | | | 2 | 0 | 0 | 0 | 1 | 1 | | | | | |
| 25 Alexi Casilla, S (1, 4) OBP: 0.280, SLG: 0.289 Garrett Jones, L (7, PH) OBP: 0.223, SLG: 0.226 Luis Antonio Rodriguez, S (7, 5) OBP: 0.272, SLG: 0.291 | K | | | K | | | | G4-3 | | 2 | 0 | 0 | 0 | 0 | 2 | | | | | |
| Inning Stats | R: 0 E: 0 K: 1 S: 9 | H: 0 LOB: 0 BB: 0 P: 13 | R: 0 E: 0 K: 1 S: 6 | H: 0 LOB: 0 BB: 0 P: 8 | R: 0 E: 0 K: 2 S: 16 | H: 0 LOB: 0 BB: 0 P: 19 | R: 0 E: 0 K: 1 S: 11 | H: 1 LOB: 1 BB: 0 P: 19 | R: 0 E: 0 K: 1 S: 12 | H: 0 LOB: 0 BB: 0 P: 16 | R: 2 E: 0 K: 0 S: 12 | H: 3 LOB: 2 BB: 1 P: 19 | R: 0 E: 0 K: 1 S: 8 | H: 0 LOB: 0 BB: 0 P: 11 | R: 1 E: 0 K: 1 S: 13 | H: 2 LOB: 1 BB: 0 P: 17 | 1B: 4 2B: 3 3B: 0 HR: 0 | SF: 0 SAC: 0 DP: 0 HBP: 0 | WP: 0 PB: 0 SB: 0 CS: 0 | PA: 35 |
| PITCHER | IP WLS BF H R ER SO BB IBB HBP BLK WP HR S P ERA WHIP | IP WLS BF H R ER SO BB IBB HBP BLK WP HR S P ERA WHIP | IP WLS BF H R ER SO BB IBB HBP BLK WP HR S P ERA WHIP | IP WLS BF H R ER SO BB IBB HBP BLK WP HR S P ERA WHIP | IP WLS BF H R ER SO BB IBB HBP BLK WP HR S P ERA WHIP | IP WLS BF H R ER SO BB IBB HBP BLK WP HR S P ERA WHIP | IP WLS BF H R ER SO BB IBB HBP BLK WP HR S P ERA WHIP | IP WLS BF H R ER SO BB IBB HBP BLK WP HR S P ERA WHIP | IP WLS BF H R ER SO BB IBB HBP BLK WP HR S P ERA WHIP | IP WLS BF H R ER SO BB IBB HBP BLK WP HR S P ERA WHIP | IP WLS BF H R ER SO BB IBB HBP BLK WP HR S P ERA WHIP | IP WLS BF H R ER SO BB IBB HBP BLK WP HR S P ERA WHIP | IP WLS BF H R ER SO BB IBB HBP BLK WP HR S P ERA WHIP | IP WLS BF H R ER SO BB IBB HBP BLK WP HR S P ERA WHIP | IP WLS BF H R ER SO BB IBB HBP BLK WP HR S P ERA WHIP | IP WLS BF H R ER SO BB IBB HBP BLK WP HR S P ERA WHIP | IP WLS BF H R ER SO BB IBB HBP BLK WP HR S P ERA WHIP | | | |
| 55 Gil Meche, R (1, 1) ERA: 3.78 | 6.2 W 26 5 2 2 7 1 0 0 0 0 0 71 102 2.70 0.900 | | | | | | | | | | | | | | | | | | | |
| David Riske, R (7, 1) ERA: 2.18 | 1.1 H 4 0 0 0 1 0 0 0 0 0 0 14 18 0.00 0.000 | | | | | | | | | | | | | | | | | | | |
| 48 Joaquin Soria, R (9, 1) ERA: 2.63 | 1.0 5 2 1 1 1 1 0 0 0 0 0 0 13 17 9.00 2.000 | | | | | | | | | | | | | | | | | | | |

AB 34
R 3
H 7
RBI 3
BB 1
SO 9
LOB 11



| Batter | 1 | 2 | 3 | 4 | 5 | 6 | 7 | 8 | 9 | AB | R | H | RBI | BB | SO | LOB | BOTTOM | | | |
|---|---|---|---|---|---|---|---|---|---|---|---|---|---|---|---|---|--|----------------------------------|------------------------------------|----------------------------------|
| 9 David DeJesus, L (1, 8) OBP: 0.358, SLG: 0.383 | G4-3 | | | G4-3 | | | | G6-3 | | 5 | 1 | 2 | 3 | 0 | 0 | | Minnesota Twins @ Kansas City Royals Kauffman Stadium, Kansas City, MO Wed Sep 12 2007, 1:10 PM CDT Att: 10,102 - Sunny - 73 F | | | |
| 15 Mark Grudzielanek, R (1, 4) OBP: 0.346, SLG: 0.464 | 24 2B 16 E | G4-3 | | L3 | | | | G4-3 | | 5 | 1 | 1 | 0 | 0 | 1 | | | | | |
| 24 Mark Teahen, L (1, 9) OBP: 0.362, SLG: 0.416 | 16 E SF8 | | | | | | | K2-3 | | 4 | 2 | 3 | 1 | 1 | 1 | 0 | | | | |
| 16 Billy Butler, R (1, 10) OBP: 0.353, SLG: 0.450 | E7 SF8 | | | P5 | | | | F8 | | 4 | 0 | 1 | 1 | 0 | 1 | 2 | | | | |
| Ross Gload, L (1, 3) OBP: 0.317, SLG: 0.452 | SF8 | | | 1B | | | | F8 | | 3 | 0 | 1 | 1 | 0 | 0 | 1 | | | | |
| 4 Alex Gordon, L (1, 5) OBP: 0.324, SLG: 0.427 | K | | | K | | | | F8 | | 4 | 0 | 1 | 0 | 0 | 2 | 3 | | | | |
| Emil Brown, R (1, 7) OBP: 0.296, SLG: 0.346 | | | | WP 1B | | | | F8 | | 4 | 1 | 2 | 0 | 0 | 0 | 2 | | | | |
| Jason Smith, L (1, 6) OBP: 0.242, SLG: 0.353 Esteban German, R (7, PH) OBP: 0.360, SLG: 0.375 1 Tony Pena Jr., R (8, 6) OBP: 0.276, SLG: 0.335 | K | | | K | | | | | | 2 | 0 | 0 | 0 | 1 | 2 | 2 | | | | |
| 14 John Buck, R (1, 2) OBP: 0.322, SLG: 0.462 | F8 | | | | | | | K | | 4 | 1 | 1 | 0 | 0 | 2 | 5 | | | | |
| Inning Stats | R: 2 E: 1 K: 1 S: 13 | H: 3 LOB: 1 BB: 0 P: 19 | R: 1 E: 0 K: 1 S: 17 | H: 2 LOB: 1 BB: 0 P: 26 | R: 1 E: 0 K: 2 S: 17 | H: 3 LOB: 3 BB: 1 P: 27 | R: 0 E: 0 K: 1 S: 9 | H: 1 LOB: 1 BB: 0 P: 14 | R: 0 E: 0 K: 1 S: 11 | H: 0 LOB: 1 BB: 0 P: 14 | R: 2 E: 0 K: 0 S: 8 | H: 2 LOB: 1 BB: 1 P: 16 | R: 0 E: 0 K: 2 S: 11 | H: 1 LOB: 0 BB: 0 P: 17 | R: 0 E: 0 K: 1 S: 7 | H: 0 LOB: 0 BB: 0 P: 11 | | 1B: 7 2B: 2 3B: 1 HR: 2 | SF: 1 SAC: 0 DP: 0 HBP: 0 | WP: 1 PB: 0 SB: 0 CS: 0 |
| PITCHER | IP WLS BF H R ER SO BB IBB HBP BLK WP HR S P ERA WHIP | IP WLS BF H R ER SO BB IBB HBP BLK WP HR S P ERA WHIP | IP WLS BF H R ER SO BB IBB HBP BLK WP HR S P ERA WHIP | IP WLS BF H R ER SO BB IBB HBP BLK WP HR S P ERA WHIP | IP WLS BF H R ER SO BB IBB HBP BLK WP HR S P ERA WHIP | IP WLS BF H R ER SO BB IBB HBP BLK WP HR S P ERA WHIP | IP WLS BF H R ER SO BB IBB HBP BLK WP HR S P ERA WHIP | IP WLS BF H R ER SO BB IBB HBP BLK WP HR S P ERA WHIP | IP WLS BF H R ER SO BB IBB HBP BLK WP HR S P ERA WHIP | IP WLS BF H R ER SO BB IBB HBP BLK WP HR S P ERA WHIP | IP WLS BF H R ER SO BB IBB HBP BLK WP HR S P ERA WHIP | IP WLS BF H R ER SO BB IBB HBP BLK WP HR S P ERA WHIP | IP WLS BF H R ER SO BB IBB HBP BLK WP HR S P ERA WHIP | IP WLS BF H R ER SO BB IBB HBP BLK WP HR S P ERA WHIP | IP WLS BF H R ER SO BB IBB HBP BLK WP HR S P ERA WHIP | IP WLS BF H R ER SO BB IBB HBP BLK WP HR S P ERA WHIP | | | | |
| Carlos Silva, R (1, 1) ERA: 4.44 | 2.0 L 11 6 3 3 4 2 0 0 0 0 1 2 41 65 8.10 2.400 | | | | | | | | | | | | | | | | | | | |
| 59 Kevin Slowey, R (3, 1) ERA: 5.44 | 3.1 6 3 3 4 2 0 0 0 0 1 2 41 65 8.10 2.400 | | | | | | | | | | | | | | | | | | | |
| 51 Julio DePaula, R (6, 1) ERA: 10.13 | 0.2 2 0 0 0 0 0 0 0 0 0 0 4 6 0.00 0.000 | | | | | | | | | | | | | | | | | | | |
| 15 Glen Perkins, L (7, 1) ERA: 3.65 | 1.0 4 1 0 0 2 0 0 0 0 0 0 11 17 0.00 1.000 | | | | | | | | | | | | | | | | | | | |
| Carman Call, L (8, 1) ERA: 4.79 | 1.0 3 0 0 0 1 0 0 0 0 0 0 7 11 0.00 0.000 | | | | | | | | | | | | | | | | | | | |

AB 36
R 6
H 12
RBI 6
BB 2
SO 9
LOB 17



| Batter | 1 | 2 | 3 | 4 | 5 | 6 | 7 | 8 | 9 | AB | R | H | RBI | BB | SO | LOB | TOP | | | | | | | | | | |
|--|------------------------------|----------------------------------|-------------------------------|----------------------------------|------------------------------|----------------------------------|-------------------------------|----------------------------------|------------------------------|----------------------------------|-------------------------------|----------------------------------|-------------------------------|----------------------------------|-------------------------------|----------------------------------|---|------------------------------------|----------------------------------|--------|--|--|--|--|--|--|--|
| 28 Curtis Granderson, L (1, 8) OBP: 0.359, SLG: 0.552 | G4-3 | | G4-3 | | | BB | K | | | 4 | 1 | 1 | 0 | 0 | 1 | 0 | Detroit Tigers @ Minnesota Twins Hubert H. Humphrey Metrodome, Minneapolis, MN Fri Sep 14 2007, 8:10 PM EDT Att: 22,282 - Dome - G5 F livebaseballscorecards.com | | | | | | | | | | |
| 14 Placido Polanco, R (1, 4) OBP: 0.391, SLG: 0.460 | K | | F8 | | | P5 | G5-3 | | | 4 | 0 | 0 | 0 | 0 | 1 | 1 | | | | | | | | | | | |
| 3 Gary Sheffield, R (1, 10) OBP: 0.384, SLG: 0.482 | F8 | | | | G6-3 | BB | | | | 2 | 1 | 0 | 0 | 2 | 0 | 0 | | | | | | | | | | | |
| 30 Magglio Ordonez, R (1, 9) OBP: 0.429, SLG: 0.592 | | F9 | | | 1B | F9 | G4-6-3 | | | 4 | 0 | 1 | 0 | 0 | 0 | 3 | | | | | | | | | | | |
| 9 Carlos Guillen, S (1, 6) (6, 3) | 1B | BB | | | F7 | BB | | | | 2 | 2 | 0 | 0 | 2 | 0 | 1 | | | | | | | | | | | |
| Ivan Rodriguez, R (1, 2) OBP: 0.299, SLG: 0.430 | 1B | | | | F8 | BB | | | | 3 | 0 | 1 | 1 | 1 | 1 | 1 | | | | | | | | | | | |
| 19 Timo Perez, L (1, 7) OBP: 0.471, SLG: 0.587 | | | | | | | | | | 4 | 0 | 3 | 3 | 0 | 0 | 0 | | | | | | | | | | | |
| Sean Casey, L (1, 3) OBP: 0.345, SLG: 0.379 | | | | | | | | | | 3 | 0 | 0 | 0 | 0 | 2 | 4 | | | | | | | | | | | |
| 39 Ramon Santiago, S (6, 6) OBP: 0.277, SLG: 0.241 | G6-4-3 | | | | | K | K | | | 1 | 0 | 0 | 0 | 0 | 1 | 1 | | | | | | | | | | | |
| 15 Brandon Inge, R (1, 5) OBP: 0.321, SLG: 0.389 | | | | | F8 | G6-3 | G1-3 | | | 4 | 0 | 0 | 0 | 0 | 1 | 1 | | | | | | | | | | | |
| Inning Stats | R: 0 E: 0 K: 1 S: 9 | H: 0 LOB: 0 BB: 0 P: 15 | R: 1 E: 0 K: 0 S: 14 | H: 2 LOB: 1 BB: 1 P: 21 | R: 0 E: 0 K: 0 S: 9 | H: 0 LOB: 0 BB: 0 P: 12 | R: 0 E: 0 K: 0 S: 11 | H: 1 LOB: 1 BB: 0 P: 15 | R: 0 E: 0 K: 1 S: 8 | H: 0 LOB: 0 BB: 0 P: 10 | R: 3 E: 0 K: 1 S: 18 | H: 2 LOB: 2 BB: 3 P: 34 | R: 0 E: 0 K: 1 S: 11 | H: 0 LOB: 0 BB: 0 P: 15 | R: 0 E: 0 K: 3 S: 10 | H: 1 LOB: 1 BB: 0 P: 14 | 1B: 6 2B: 0 3B: 0 HR: 0 | SF: 0 SAC: 0 DP: 2 HBP: 0 | WP: 0 PB: 0 SB: 0 CS: 0 | PA: 36 | | | | | | | |
| PITCHER | IP | WLS | BF | H | R | ER | SO | BB | IBB | HBP | BLK | WP | HR | S | P | ERA | WHIP | | | | | | | | | | |
| 21 Matt Garza, R (1, 1) ERA: 3.93 | 5.2 | L | 24 | 4 | 4 | 4 | 2 | 4 | 0 | 0 | 0 | 0 | 0 | 63 | 98 | 6.35 | 1.412 | | | | | | | | | | |
| Juan Rincon, R (6, 1) ERA: 5.4 | 1.1 | | 5 | 1 | 0 | 0 | 2 | 0 | 0 | 0 | 0 | 0 | 0 | 17 | 24 | 0.00 | 0.750 | | | | | | | | | | |
| 17 Pat Neshek, R (8, 1) ERA: 2.71 | 1.0 | | 3 | 0 | 0 | 0 | 0 | 1 | 0 | 0 | 0 | 0 | 0 | 4 | 8 | 0.00 | 1.000 | | | | | | | | | | |
| 54 Matt Guerrier, R (9, 1) ERA: 2.31 | 1.0 | | 4 | 1 | 0 | 0 | 3 | 0 | 0 | 0 | 0 | 0 | 0 | 10 | 14 | 0.00 | 1.000 | | | | | | | | | | |

| Batter | 1 | 2 | 3 | 4 | 5 | 6 | 7 | 8 | 9 | AB | R | H | RBI | BB | SO | LOB | BOTTOM | | | | | | | | | | |
|---|------------------------------|----------------------------------|-------------------------------|----------------------------------|------------------------------|----------------------------------|-------------------------------|----------------------------------|-------------------------------|----------------------------------|------------------------------|---------------------------------|-------------------------------|----------------------------------|------------------------------|----------------------------------|---|------------------------------------|----------------------------------|--------|--|--|--|--|--|--|--|
| 25 Alexi Casilla, S (1, 4) OBP: 0.274, SLG: 0.282 | G5-3 | | F7 | | | G5-3 | | | | 4 | 0 | 0 | 0 | 0 | 0 | 1 | Detroit Tigers @ Minnesota Twins Hubert H. Humphrey Metrodome, Minneapolis, MN Fri Sep 14 2007, 8:10 PM EDT Att: 22,282 - Dome - G5 F livebaseballscorecards.com | | | | | | | | | | |
| Jason Bartlett, R (1, 6) OBP: 0.343, SLG: 0.370 | F9 | | F9 | | | BB | F9 | | | 3 | 0 | 0 | 0 | 1 | 0 | 1 | | | | | | | | | | | |
| 7 Joe Mauer, L (1, 2) OBP: 0.388, SLG: 0.420 | G4-3 | | F7 | | | | | | | 3 | 0 | 1 | 0 | 0 | 0 | 0 | | | | | | | | | | | |
| 20 Lew Ford, R (6, PR) OBP: 0.301, SLG: 0.366 | | | | | | | | | | 0 | 0 | 0 | 0 | 0 | 0 | 0 | | | | | | | | | | | |
| Tori Hunter, R (1, 8) OBP: 0.337, SLG: 0.527 | | BB | | | | | | | | 4 | 1 | 2 | 0 | 0 | 2 | 3 | | | | | | | | | | | |
| Chris Heintz, R (9, 2) OBP: 0.277, SLG: 0.227 | | | | | | | | | | 0 | 0 | 0 | 0 | 0 | 0 | 0 | | | | | | | | | | | |
| 33 Justin Morneau, L (1, 3) OBP: 0.346, SLG: 0.515 | P6 | | | | | | | | | 4 | 1 | 1 | 2 | 0 | 2 | 2 | | | | | | | | | | | |
| 5 Michael Cuddyer, R (1, 9) OBP: 0.350, SLG: 0.421 | K | | | | | | | | | 4 | 0 | 0 | 0 | 0 | 2 | 1 | | | | | | | | | | | |
| 16 Jason Kubel, L (1, 10) OBP: 0.329, SLG: 0.435 | | BB | | | | | | | | 3 | 0 | 0 | 0 | 1 | 0 | 0 | | | | | | | | | | | |
| Rondell White, R (1, 7) OBP: 0.221, SLG: 0.277 | | | | | | | | | | 2 | 0 | 0 | 0 | 1 | 1 | 0 | | | | | | | | | | | |
| Jason Tyner, L (9, PH) OBP: 0.336, SLG: 0.359 | | BB | | | | | | | | 1 | 0 | 0 | 0 | 0 | 0 | 0 | | | | | | | | | | | |
| 8 Nick Punto, S (1, 5) OBP: 0.286, SLG: 0.255 | F7 | | | | | | | | | 3 | 0 | 1 | 0 | 0 | 0 | 3 | | | | | | | | | | | |
| Inning Stats | R: 0 E: 0 K: 0 S: 8 | H: 0 LOB: 0 BB: 0 P: 13 | R: 0 E: 0 K: 1 S: 11 | H: 1 LOB: 3 BB: 2 P: 23 | R: 0 E: 0 K: 0 S: 8 | H: 0 LOB: 0 BB: 0 P: 13 | R: 2 E: 0 K: 1 S: 12 | H: 2 LOB: 0 BB: 0 P: 15 | R: 0 E: 0 K: 1 S: 10 | H: 1 LOB: 2 BB: 1 P: 21 | R: 0 E: 0 K: 1 S: 8 | H: 0 LOB: 0 BB: 0 P: 8 | R: 0 E: 0 K: 2 S: 12 | H: 1 LOB: 1 BB: 0 P: 17 | R: 0 E: 0 K: 0 S: 8 | H: 0 LOB: 0 BB: 0 P: 10 | 1B: 3 2B: 1 3B: 0 HR: 1 | SF: 0 SAC: 0 DP: 0 HBP: 1 | WP: 0 PB: 0 SB: 0 CS: 1 | PA: 35 | | | | | | | |
| PITCHER | IP | WLS | BF | H | R | ER | SO | BB | IBB | HBP | BLK | WP | HR | S | P | ERA | WHIP | | | | | | | | | | |
| 29 Nate Robertson, L (1, 1) ERA: 4.93 | 7.0 | W | 29 | 5 | 2 | 2 | 5 | 3 | 0 | 0 | 0 | 0 | 0 | 65 | 106 | 2.57 | 1.143 | | | | | | | | | | |
| Tim Byrdak, L (8, 1) ERA: 3.62 | 0.0 | | 1 | 0 | 0 | 0 | 0 | 0 | 0 | 1 | 0 | 0 | 0 | 3 | 5 | ∞ | ∞ | | | | | | | | | | |
| 56 Fernando Rodney, R (8, 1) ERA: 4.3 | 1.0 | H | 2 | 0 | 0 | 0 | 2 | 0 | 0 | 0 | 0 | 0 | 0 | 9 | 12 | 0.00 | 0.000 | | | | | | | | | | |
| 59 Todd Jones, R (9, 1) ERA: 4.32 | 1.0 | S | 3 | 0 | 0 | 0 | 0 | 0 | 0 | 0 | 0 | 0 | 0 | 8 | 10 | 0.00 | 0.000 | | | | | | | | | | |



| Batter | 1 | 2 | 3 | 4 | 5 | 6 | 7 | 8 | 9 | AB | R | H | RBI | BB | SO | LOB | TOP | | | |
|--|---------------------------------------|---------------------------------------|---------------------------------------|---------------------------------------|---------------------------------------|---------------------------------------|---------------------------------------|---------------------------------------|---------------------------------------|---------------------------------------|---------------------------------------|---------------------------------------|---------------------------------------|---------------------------------------|---------------------------------------|---------------------------------------|--|------------------------------------|--|--|
| 25 Ryan Raburn, R (1, 7) OBP: 0.341, SLG: 0.475 | 3-2 30 BB 9 1B | SAFE | 2-3 K | | 1-0 F8 | | 0-2 P4 | | | 4 | 1 | 1 | 0 | 0 | 1 | 2 | Detroit Tigers @ Minnesota Twins Hubert H. Humphrey Metrodome, Minneapolis, MN Sat Sep 15 2007, 7:10 PM EDT Att: 35,230 - Dome - 69 F | | | |
| 39 Ramon Santiago, S (7, 6) OBP: 0.277, SLG: 0.341 | | 1B | | | | | | | | 0 | 0 | 0 | 0 | 0 | 0 | | | | | |
| 14 Placido Polanco, R (1, 4) OBP: 0.390, SLG: 0.459 | 1-0 9 1B 30 BB | 1-2 2B | 1-2 F8 | | 0-1 F9 | | | 0-1 F8 | | 4 | 1 | 1 | 0 | 0 | 0 | 1 | | | | |
| 3 Gary Sheffield, R (1, 10) OBP: 0.381, SLG: 0.478 | 0-3 K | SAFE | 1-2 FC6-4 | | 0-2 G6-3 | | | 1-1 G5-3 | | 4 | 0 | 0 | 0 | 0 | 1 | 3 | | | | |
| 30 Magglio Ordonez, R (1, 9) OBP: 0.429, SLG: 0.590 | 4-0 9 1B 2B | | 1-0 G4-3 | | 4-2 G4-6-3 BB | | | 1-2 G3 | | 2 | 1 | 0 | 0 | 2 | 0 | | | | | |
| 9 Carlos Guillen, S (1, 6) OBP: 0.358, SLG: 0.498 | 0-2 2B | 1B | 0-0 P4 | | 0-3 K | | | 1-1 G6-3 HBP | | 3 | 1 | 1 | 1 | 0 | 1 | 1 | | | | |
| Ivan Rodriguez, R (1, 2) OBP: 0.286, SLG: 0.430 | 0-1 2B | | 1-2 G5-3 | | 3-2 G4-6-3 | | | 0-1 G6-3 | | 4 | 0 | 1 | 3 | 0 | 0 | 2 | | | | |
| 33 Marcus Thames, R (1, 3) OBP: 0.276, SLG: 0.416 | 0-2 G5-3 | | 0-0 F7 | | 0-3 K | | | 4-0 IBB | | 3 | 0 | 0 | 0 | 0 | 1 | 1 | | | | |
| 28 Curtis Granderson, L (7, 8) OBP: 0.359, SLG: 0.552 | | | | | | | | | | 0 | 0 | 0 | 0 | 1 | 0 | 0 | | | | |
| 15 Brandon Inge, R (1, 5) OBP: 0.321, SLG: 0.390 | 1-3 K | | 2-2 G5-3 | | 0-2 2B | | | 3-3 K | | 4 | 0 | 1 | 0 | 0 | 2 | 3 | | | | |
| 27 Brent Clevlen, R (1, 8) OBP: 0.125, SLG: 0.125 | | 0-0 FC6-4 1B | | 2-3 K | | | 1-3 K | | 1-3 K | 4 | 0 | 1 | 0 | 0 | 3 | 3 | | | | |
| Inning Stats | R: 4 H: 4 E: 0 K: 2 S: 19 | H: 4 LOB: 1 BB: 1 P: 28 | R: 0 H: 1 E: 0 K: 1 S: 13 | H: 1 LOB: 1 BB: 0 P: 17 | R: 0 H: 0 E: 0 K: 0 S: 5 | H: 0 LOB: 0 BB: 0 P: 7 | R: 0 H: 0 E: 0 K: 1 S: 7 | H: 0 LOB: 0 BB: 0 P: 11 | R: 0 H: 0 E: 0 K: 0 S: 6 | H: 0 LOB: 0 BB: 0 P: 7 | R: 0 H: 1 E: 0 K: 2 S: 12 | H: 1 LOB: 1 BB: 0 P: 13 | R: 0 H: 0 E: 0 K: 0 S: 7 | H: 0 LOB: 0 BB: 0 P: 9 | R: 0 H: 0 E: 0 K: 2 S: 11 | H: 0 LOB: 2 BB: 1 P: 20 | 1B: 4 2B: 2 3B: 0 HR: 0 | SF: 0 SAC: 0 DP: 1 HBP: 1 | WP: 0 PA: 36 PB: 0 SB: 0 CS: 0 | |
| PITCHER | IP WLS BF H R ER SO | IP WLS BF H R ER SO | IP WLS BF H R ER SO | IP WLS BF H R ER SO | IP WLS BF H R ER SO | IP WLS BF H R ER SO | IP WLS BF H R ER SO | IP WLS BF H R ER SO | IP WLS BF H R ER SO | IP WLS BF H R ER SO | IP WLS BF H R ER SO | IP WLS BF H R ER SO | IP WLS BF H R ER SO | IP WLS BF H R ER SO | IP WLS BF H R ER SO | IP WLS BF H R ER SO | ERA WHIP | ERA WHIP | ERA WHIP | |
| Johan Santana, L (1, 1) ERA: 3.14 | 8.0 L | 31 6 4 4 7 | 2 0 0 0 | 0 0 0 0 | 0 0 0 0 | 0 0 0 0 | 0 0 0 0 | 0 0 0 0 | 0 0 0 0 | 0 0 0 0 | 0 0 0 0 | 0 0 0 0 | 0 0 0 0 | 0 0 0 0 | 0 0 0 0 | 0 0 0 0 | 4.50 | 1.000 | | |
| 54 Matt Guerrier, R (9, 1) ERA: 2.29 | 1.0 5 | 0 0 0 0 | 0 0 0 0 | 2 0 1 1 | 0 0 0 0 | 0 0 0 0 | 0 0 0 0 | 0 0 0 0 | 0 0 0 0 | 0 0 0 0 | 0 0 0 0 | 0 0 0 0 | 0 0 0 0 | 0 0 0 0 | 0 0 0 0 | 0 0 0 0 | 0.00 | 0.000 | | |

| Batter | 1 | 2 | 3 | 4 | 5 | 6 | 7 | 8 | 9 | AB | R | H | RBI | BB | SO | LOB | BOTTOM | | | |
|--|---------------------------------------|---------------------------------------|---------------------------------------|---------------------------------------|---------------------------------------|---------------------------------------|---------------------------------------|---------------------------------------|---------------------------------------|---------------------------------------|---------------------------------------|---------------------------------------|---------------------------------------|---------------------------------------|---------------------------------------|---------------------------------------|--|------------------------------------|--|--|
| Jason Bartlett, R (1, 6) OBP: 0.344, SLG: 0.369 | 3-2 L5 | | 3-1 16 WP 1B | | 0-1 G4-3 | | 4-2 16 E BB | | 0-1 G6-3 | 4 | 0 | 1 | 1 | 1 | 0 | 1 | Detroit Tigers @ Minnesota Twins Hubert H. Humphrey Metrodome, Minneapolis, MN Sat Sep 15 2007, 7:10 PM EDT Att: 35,230 - Dome - 69 F | | | |
| 16 Jason Kubel, L (1, 7) OBP: 0.330, SLG: 0.435 | 1-0 7 G1-6-3 1B | | 3-1 L3 | | 3-H 4-2 7 FC4-6 BB | | 2-2 7 G4-6-3 BB | | | 3 | 0 | 1 | 0 | 1 | 0 | 2 | | | | |
| 7 Joe Mauer, L (1, 2) OBP: 0.384, SLG: 0.415 | 0-2 G1-6-3 | | 3-H 0-0 G3-1 | | 1-2 0-0 FC4-6 | | 1-2 2-H G4-6-3 | | | 4 | 0 | 0 | 0 | 0 | 0 | 5 | | | | |
| Torii Hunter, R (1, 8) OBP: 0.335, SLG: 0.523 | | 0-1 G6-3 | | 2-0 G5-3 | | 0-3 K | | 0-0 G5-3 | | 4 | 0 | 0 | 0 | 0 | 1 | 0 | | | | |
| 33 Justin Morneau, L (1, 3) OBP: 0.344, SLG: 0.511 | | 3-2 G6-3 | | 0-2 F7 | | 2-3 K | | 1-2 F7 | | 4 | 0 | 0 | 0 | 0 | 1 | 0 | | | | |
| 5 Michael Cuddyer, R (1, 9) OBP: 0.353, SLG: 0.424 | | 4-1 BB | | 3-2 HBP | | 2-2 2B | | 2-3 K | | 2 | 0 | 1 | 0 | 1 | 1 | 0 | | | | |
| Garrett Jones, L (1, 10) OBP: 0.220, SLG: 0.218 | | SAFE | | 2-3 K | | SAFE | | | | 2 | 0 | 0 | 0 | 0 | 2 | 2 | | | | |
| Matthew LeCroy, R (6, PH) OBP: 0.333, SLG: 0.333 | | | | | | | | | | 1 | 0 | 0 | 0 | 0 | 0 | 1 | | | | |
| Jason Tyner, L (9, PH) OBP: 0.337, SLG: 0.358 | | | | | | | | | | 1 | 0 | 0 | 0 | 0 | 0 | 0 | | | | |
| Luis Antonio Rodriguez, S (1, 4) OBP: 0.272, SLG: 0.297 | | | 2-2 G4-3 | | 0-2 8 F7 G4-3 2B | | 1-1 G4-3 | | 2-2 F9 | 4 | 1 | 1 | 0 | 0 | 0 | 0 | | | | |
| 8 Nick Punto, S (1, 5) OBP: 0.289, SLG: 0.257 | | | 2-2 1B 16 WP 1B | | 2-0 F7 | | 2-1 16 FC1 16 E 1B | | | 3 | 2 | 2 | 0 | 0 | 0 | 1 | | | | |
| 32 Brian Buscher, L (9, PH) OBP: 0.368, SLG: 0.412 | | | | | | | | | | 0 | 0 | 0 | 0 | 1 | 0 | 0 | | | | |
| 25 Alexi Casilla, S (9, PR) OBP: 0.274, SLG: 0.282 | | | | | | | | | | 0 | 0 | 0 | 0 | 0 | 0 | 0 | | | | |
| Inning Stats | R: 0 H: 1 E: 0 K: 0 S: 8 | H: 0 LOB: 1 BB: 1 P: 20 | R: 1 H: 2 E: 0 K: 0 S: 12 | H: 2 LOB: 1 BB: 0 P: 22 | R: 0 H: 0 E: 0 K: 1 S: 10 | H: 0 LOB: 1 BB: 0 P: 17 | R: 1 H: 1 E: 0 K: 0 S: 13 | H: 1 LOB: 1 BB: 1 P: 20 | R: 0 H: 1 E: 0 K: 2 S: 12 | H: 1 LOB: 1 BB: 0 P: 18 | R: 1 H: 1 E: 1 K: 0 S: 12 | H: 1 LOB: 1 BB: 1 P: 21 | R: 0 H: 0 E: 0 K: 1 S: 10 | H: 0 LOB: 0 BB: 0 P: 13 | R: 0 H: 0 E: 0 K: 0 S: 11 | H: 0 LOB: 1 BB: 1 P: 17 | 1B: 4 2B: 2 3B: 0 HR: 0 | SF: 0 SAC: 0 DP: 2 HBP: 1 | WP: 1 PA: 37 PB: 0 SB: 1 CS: 0 | |
| PITCHER | IP WLS BF H R ER SO | IP WLS BF H R ER SO | IP WLS BF H R ER SO | IP WLS BF H R ER SO | IP WLS BF H R ER SO | IP WLS BF H R ER SO | IP WLS BF H R ER SO | IP WLS BF H R ER SO | IP WLS BF H R ER SO | IP WLS BF H R ER SO | IP WLS BF H R ER SO | IP WLS BF H R ER SO | IP WLS BF H R ER SO | IP WLS BF H R ER SO | IP WLS BF H R ER SO | IP WLS BF H R ER SO | ERA WHIP | ERA WHIP | ERA WHIP | |
| Yorman Bazardo, R (1, 1) ERA: 3.24 | 4.2 4 | 20 1 0 0 | 2 0 0 0 | 2 0 0 0 | 2 0 0 0 | 2 0 0 0 | 2 0 0 0 | 2 0 0 0 | 2 0 0 0 | 2 0 0 0 | 2 0 0 0 | 2 0 0 0 | 2 0 0 0 | 2 0 0 0 | 2 0 0 0 | 2 0 0 0 | 3.86 | 1.286 | | |
| 44 Bobby Seay, L (5, 1) ERA: 2.53 | 1.0 4 | 1 0 0 0 | 0 0 0 0 | 0 0 0 0 | 0 0 0 0 | 0 0 0 0 | 0 0 0 0 | 0 0 0 0 | 0 0 0 0 | 0 0 0 0 | 0 0 0 0 | 0 0 0 0 | 0 0 0 0 | 0 0 0 0 | 0 0 0 0 | 0 0 0 0 | 0.00 | 1.000 | | |
| 31 Zach Miner, R (6, 1) ERA: 2.94 | 0.2 H | 5 1 1 0 | 0 0 0 0 | 0 0 0 0 | 0 0 0 0 | 0 0 0 0 | 0 0 0 0 | 0 0 0 0 | 0 0 0 0 | 0 0 0 0 | 0 0 0 0 | 0 0 0 0 | 0 0 0 0 | 0 0 0 0 | 0 0 0 0 | 0 0 0 0 | 0.00 | 3.000 | | |
| 54 Joel Zumaya, R (7, 1) ERA: 3.94 | 1.2 W | 4 0 0 0 | 0 0 0 0 | 0 0 0 0 | 0 0 0 0 | 0 0 0 0 | 0 0 0 0 | 0 0 0 0 | 0 0 0 0 | 0 0 0 0 | 0 0 0 0 | 0 0 0 0 | 0 0 0 0 | 0 0 0 0 | 0 0 0 0 | 0 0 0 0 | 0.00 | 0.000 | | |
| 59 Todd Jones, R (9, 1) ERA: 4.25 | 1.0 S | 4 0 0 0 | 0 0 0 0 | 0 0 0 0 | 1 0 0 0 | 0 0 0 0 | 0 0 0 0 | 0 0 0 0 | 0 0 0 0 | 0 0 0 0 | 0 0 0 0 | 0 0 0 0 | 0 0 0 0 | 0 0 0 0 | 0 0 0 0 | 0 0 0 0 | 0.00 | 1.000 | | |



| Batter | 1 | 2 | 3 | 4 | 5 | 6 | 7 | 8 | 9 | AB | R | H | RBI | BB | SO | LOB | TOP | | | | | | | | | |
|--|---|----------------------------------|-------------------------------|----------------------------------|-------------------------------|----------------------------------|------------------------------|----------------------------------|------------------------------|----------------------------------|-------------------------------|----------------------------------|-------------------------------|----------------------------------|-------------------------------|----------------------------------|--|----------------------------------|----------------------------------|------------------------------------|----------------------------------|--------|--|--|--|--|
| Frank Catalanotto, L (1, 10) OBP: 0.348, SLG: 0.454 | | | | | | | | | | 5 | 0 | 0 | 0 | 0 | 1 | 2 | Texas Rangers @ Minnesota Twins Hubert H. Humphrey Metrodome, Minneapolis, MN Mon Sep 17 2007, 8:10 PM EDT Att: 14,197 - Dome - 69 F livebaseballscorecards.com | | | | | | | | | |
| 7 David Murphy, L (1, 8) OBP: 0.402, SLG: 0.610 | | | | | | | | | | 5 | 0 | 0 | 0 | 0 | 2 | 2 | | | | | | | | | | |
| 10 Michael Young, R (1, 6) OBP: 0.365, SLG: 0.417 | | | | | | | | | | 4 | 0 | 1 | 1 | 0 | 2 | 0 | | | | | | | | | | |
| 22 Marion Byrd, R (1, 9) OBP: 0.353, SLG: 0.454 | | | | | | | | | | 4 | 0 | 1 | 0 | 0 | 2 | 2 | | | | | | | | | | |
| Jason Botts, S (1, 7) OBP: 0.336, SLG: 0.352 | | | | | | | | | | 3 | 0 | 0 | 0 | 1 | 1 | 1 | | | | | | | | | | |
| Nelson Cruz, R (8, PR) OBP: 0.274, SLG: 0.351 | | | | | | | | | | 0 | 0 | 0 | 0 | 0 | 0 | 0 | | | | | | | | | | |
| Brad Wilkerson, L (1, 3) OBP: 0.231, SLG: 0.480 | | | | | | | | | | 3 | 1 | 1 | 0 | 1 | 1 | 0 | | | | | | | | | | |
| Guillermo Quiroz, R (1, 2) OBP: 0.571, SLG: 0.867 | | | | | | | | | | 4 | 1 | 2 | 1 | 0 | 2 | 2 | | | | | | | | | | |
| Ramón Vázquez, L (1, 4) OBP: 0.309, SLG: 0.384 | | | | | | | | | | 3 | 0 | 0 | 0 | 0 | 0 | 1 | | | | | | | | | | |
| 5 Ian Kinsler, R (9, PH) OBP: 0.353, SLG: 0.453 | | | | | | | | | | 1 | 0 | 0 | 0 | 0 | 1 | 0 | | | | | | | | | | |
| 30 Travis Metcalf, R (1, 5) OBP: 0.291, SLG: 0.423 | | | | | | | | | | 4 | 2 | 2 | 1 | 0 | 0 | 1 | | | | | | | | | | |
| Inning Stats | R: 0 E: 1 K: 2 S: 17 | H: 0 LOB: 1 BB: 0 P: 26 | R: 0 E: 0 K: 1 S: 13 | H: 1 LOB: 1 BB: 0 P: 18 | R: 1 E: 0 K: 1 S: 17 | H: 2 LOB: 1 BB: 0 P: 21 | R: 0 E: 0 K: 1 S: 8 | H: 0 LOB: 0 BB: 0 P: 13 | R: 0 E: 0 K: 0 S: 8 | H: 0 LOB: 0 BB: 0 P: 11 | R: 0 E: 0 K: 2 S: 11 | H: 1 LOB: 1 BB: 0 P: 16 | R: 2 E: 1 K: 0 S: 15 | H: 2 LOB: 1 BB: 0 P: 22 | R: 0 E: 0 K: 3 S: 13 | H: 0 LOB: 2 BB: 2 P: 26 | R: 1 E: 0 K: 2 S: 12 | H: 1 LOB: 0 BB: 0 P: 19 | 1B: 5 2B: 1 3B: 0 HR: 1 | SF: 0 SAC: 0 DP: 0 HBP: 0 | WP: 0 PB: 0 SB: 1 CS: 0 | PA: 38 | | | | |
| PITCHER | IP WLS BF H R ER SO BB IBB HBP BLK WP HR S P ERA WHIP | | | | | | | | | | | | | | | | | | | | | | | | | |
| 59 Kevin Slowey, R (1, 1) ERA: 5.0 | 6.0 | 23 | 4 | 1 | 1 | 7 | 0 | 0 | 0 | 0 | 0 | 0 | 0 | 0 | 74 | 105 | 1.50 | 0.667 | | | | | | | | |
| Juan Rincon, R (7, 1) ERA: 5.43 | 1.0 | 6 | 2 | 2 | 1 | 0 | 0 | 0 | 0 | 0 | 0 | 0 | 0 | 15 | 22 | 9.00 | 2.000 | | | | | | | | | |
| 54 Matt Guerrier, R (8, 1) ERA: 2.26 | 1.0 | 5 | 0 | 0 | 0 | 3 | 2 | 0 | 0 | 0 | 0 | 0 | 0 | 13 | 26 | 0.00 | 2.000 | | | | | | | | | |
| 36 Joe Nathan, R (9, 1) ERA: 2.07 | 1.0 | 4 | 1 | 1 | 1 | 2 | 0 | 0 | 0 | 0 | 0 | 1 | 12 | 19 | 9.00 | 1.000 | | | | | | | | | | |

| Batter | 1 | 2 | 3 | 4 | 5 | 6 | 7 | 8 | 9 | AB | R | H | RBI | BB | SO | LOB | BOTTOM | | | | | | | | |
|---|---|----------------------------------|------------------------------|----------------------------------|-------------------------------|----------------------------------|------------------------------|----------------------------------|-------------------------------|----------------------------------|-------------------------------|----------------------------------|------------------------------|----------------------------------|-------------------------------|----------------------------------|--|----------------------------------|----------------------------------|------------------------------------|----------------------------------|--------|--|--|--|
| Jason Bartlett, R (1, 6) OBP: 0.344, SLG: 0.369 | | | | | | | | | | 5 | 1 | 2 | 0 | 0 | 0 | 0 | Texas Rangers @ Minnesota Twins Hubert H. Humphrey Metrodome, Minneapolis, MN Mon Sep 17 2007, 8:10 PM EDT Att: 14,197 - Dome - 69 F livebaseballscorecards.com | | | | | | | | |
| 16 Jason Kubel, L (1, 10) OBP: 0.330, SLG: 0.428 | | | | | | | | | | 3 | 0 | 1 | 0 | 0 | 0 | 2 | | | | | | | | | |
| Luis Antonio Rodriguez, S (8, PH) OBP: 0.277, SLG: 0.317 | | | | | | | | | | 0 | 0 | 0 | 0 | 0 | 0 | 0 | | | | | | | | | |
| 7 Joe Mauer, L (1, 2) OBP: 0.382, SLG: 0.420 | | | | | | | | | | 4 | 1 | 1 | 1 | 0 | 1 | 2 | | | | | | | | | |
| Torii Hunter, R (1, 8) OBP: 0.335, SLG: 0.519 | | | | | | | | | | 3 | 1 | 1 | 1 | 0 | 1 | 0 | | | | | | | | | |
| 33 Justin Morneau, L (1, 3) OBP: 0.342, SLG: 0.505 | | | | | | | | | | 4 | 0 | 0 | 0 | 0 | 2 | 2 | | | | | | | | | |
| 5 Michael Cuddyer, R (1, 9) OBP: 0.354, SLG: 0.428 | | | | | | | | | | 3 | 1 | 2 | 1 | 1 | 0 | 0 | | | | | | | | | |
| Garrett Jones, L (1, 7) OBP: 0.213, SLG: 0.211 | | | | | | | | | | 2 | 0 | 0 | 0 | 0 | 0 | 2 | | | | | | | | | |
| 20 Lew Ford, R (7, PH) OBP: 0.312, SLG: 0.366 | | | | | | | | | | 0 | 1 | 0 | 0 | 2 | 0 | 0 | | | | | | | | | |
| 32 Brian Buscher, L (1, 5) OBP: 0.359, SLG: 0.382 | | | | | | | | | | 3 | 0 | 0 | 0 | 0 | 3 | 2 | | | | | | | | | |
| 8 Nick Punto, S (1, 4) OBP: 0.290, SLG: 0.262 | | | | | | | | | | 4 | 0 | 1 | 0 | 0 | 2 | 2 | | | | | | | | | |
| Inning Stats | R: 0 E: 0 K: 1 S: 7 | H: 0 LOB: 0 BB: 0 P: 12 | R: 1 E: 0 K: 2 S: 9 | H: 0 LOB: 1 BB: 1 P: 22 | R: 0 E: 0 K: 1 S: 14 | H: 1 LOB: 1 BB: 0 P: 23 | R: 0 E: 0 K: 0 S: 8 | H: 1 LOB: 1 BB: 0 P: 15 | R: 0 E: 0 K: 1 S: 10 | H: 2 LOB: 1 BB: 0 P: 17 | R: 1 E: 0 K: 1 S: 11 | H: 1 LOB: 0 BB: 0 P: 16 | R: 0 E: 0 K: 1 S: 8 | H: 0 LOB: 0 BB: 1 P: 15 | R: 1 E: 0 K: 1 S: 10 | H: 2 LOB: 1 BB: 0 P: 15 | R: 2 E: 1 K: 1 S: 14 | H: 1 LOB: 1 BB: 1 P: 22 | 1B: 6 2B: 1 3B: 0 HR: 2 | SF: 0 SAC: 2 DP: 2 HBP: 1 | WP: 0 PB: 0 SB: 4 CS: 0 | PA: 37 | | | |
| PITCHER | IP WLS BF H R ER SO BB IBB HBP BLK WP HR S P ERA WHIP | | | | | | | | | | | | | | | | | | | | | | | | |
| Edinson Volquez, R (1, 1) ERA: 3.52 | 6.0 | 24 | 5 | 2 | 1 | 6 | 1 | 0 | 1 | 0 | 0 | 0 | 0 | 59 | 105 | 1.50 | 1.000 | | | | | | | | |
| Bill White, L (7, 1) ERA: 5.06 | 1.0 | 3 | 0 | 0 | 0 | 1 | 1 | 0 | 0 | 0 | 0 | 8 | 15 | 0.00 | 1.000 | | | | | | | | | | |
| 36 C.J. Wilson, L (8, 1) ERA: 3.14 | 1.0 | 5 | 2 | 1 | 1 | 1 | 0 | 0 | 0 | 0 | 0 | 10 | 15 | 9.00 | 2.000 | | | | | | | | | | |
| 53 Joaquin Benoit, R (9, 1) ERA: 2.85 | 0.2 | 5 | 1 | 2 | 1 | 1 | 1 | 0 | 0 | 0 | 0 | 1 | 14 | 22 | 13.50 | 3.000 | | | | | | | | | |

| Batter | 1 | 2 | 3 | 4 | 5 | 6 | 7 | 8 | 9 | AB | R | H | RBI | BB | SO | LOB | TOP | | | |
|--|---|----------------------------------|-------------------------------|----------------------------------|-------------------------------|----------------------------------|-------------------------------|----------------------------------|------------------------------|----------------------------------|-------------------------------|----------------------------------|-------------------------------|----------------------------------|------------------------------|----------------------------------|----------------------------------|------------------------------------|----------------------------------|--------|
| Frank Catalanotto, L (1,3) OBP: 0.346, SLG: 0.462 22 Marlon Byrd, R (8,PH) OBP: 0.351, SLG: 0.454 | | | | | | | | | | 3 | 1 | 1 | 1 | 0 | 0 | 1 | | | | |
| 5 Ian Kinsler, R (1,4) OBP: 0.351, SLG: 0.447 | | | | | | | | | | 4 | 0 | 1 | 0 | 0 | 0 | 2 | | | | |
| 10 Michael Young, R (1,10) OBP: 0.366, SLG: 0.417 | | | | | | | | | | 4 | 0 | 0 | 0 | 0 | 0 | 3 | | | | |
| Jason Botts, S (1,7) OBP: 0.338, SLG: 0.353 | | | | | | | | | | 4 | 1 | 1 | 0 | 0 | 1 | 0 | | | | |
| Brad Wilkerson, L (1,9) OBP: 0.316, SLG: 0.473 | | | | | | | | | | 4 | 0 | 0 | 0 | 0 | 4 | 1 | | | | |
| 7 David Murphy, L (1,8) OBP: 0.422, SLG: 0.614 | | | | | | | | | | 4 | 0 | 2 | 0 | 0 | 1 | 0 | | | | |
| 25 Jarrod Saltalamacchia, R (1,2) OBP: 0.359, SLG: 0.420 Sammy Sosa, R (7,PH) OBP: 0.308, SLG: 0.467 Guillermo Quiroz, R (7,2) OBP: 0.571, SLG: 0.667 | | | | | | | | | | 2 | 0 | 0 | 0 | 0 | 1 | 1 | | | | |
| 30 Travis Metcalf, R (1,5) OBP: 0.284, SLG: 0.409 | | | | | | | | | | 3 | 0 | 0 | 0 | 0 | 1 | 2 | | | | |
| Ramón Vázquez, L (1,6) OBP: 0.310, SLG: 0.385 Jerry Hairston, R (8,PH) OBP: 0.249, SLG: 0.289 | | | | | | | | | | 2 | 0 | 1 | 0 | 0 | 0 | 0 | | | | |
| Inning Stats | R: 1 E: 0 K: 0 S: 13 | H: 2 LOB: 0 BB: 0 P: 20 | R: 0 E: 0 K: 1 S: 10 | H: 1 LOB: 1 BB: 0 P: 15 | R: 0 E: 0 K: 2 S: 11 | H: 0 LOB: 0 BB: 0 P: 18 | R: 0 E: 0 K: 1 S: 10 | H: 0 LOB: 0 BB: 0 P: 16 | R: 0 E: 0 K: 0 S: 8 | H: 0 LOB: 0 BB: 0 P: 10 | R: 1 E: 1 K: 3 S: 16 | H: 2 LOB: 1 BB: 0 P: 25 | R: 0 E: 0 K: 0 S: 11 | H: 1 LOB: 1 BB: 0 P: 17 | R: 0 E: 0 K: 2 S: 7 | H: 0 LOB: 0 BB: 0 P: 12 | 1B: 4 2B: 2 3B: 0 HR: 1 | SF: 0 SAC: 0 DP: 1 HBP: 0 | WP: 0 PB: 0 SB: 0 CS: 0 | PA: 33 |
| PITCHER | IP WLS BF H R ER SO BB IBB HBP BLK WP HR S P ERA WHIP | | | | | | | | | | | | | | | | | | | |
| 21 Matt Garza, R (1,1) ERA: 3.72 | 6.1 W 24 6 2 1 5 0 0 0 0 0 0 1 69 109 1.42 0.947 | | | | | | | | | | | | | | | | | | | |
| 15 Glen Perkins, L (7,1) ERA: 3.45 | 1.0 H 3 0 0 0 2 0 0 0 0 0 0 0 9 12 0.00 0.000 | | | | | | | | | | | | | | | | | | | |
| Juan Rincon, R (8,1) ERA: 5.4 | 0.2 H 3 1 0 0 0 0 0 0 0 0 0 0 9 15 0.00 1.500 | | | | | | | | | | | | | | | | | | | |
| 36 Joe Nathan, R (9,1) ERA: 2.0 | 1.0 S 3 0 0 0 2 0 0 0 0 0 0 0 7 12 0.00 0.000 | | | | | | | | | | | | | | | | | | | |

Texas Rangers @ Minnesota Twins
Hubert H. Humphrey Metrodome, Minneapolis, MN
Wed Sep 19 2007, 8:10 PM EDT
Att: 17,842 - Dome - 70 F

AB 33
R 2
H 7
RBI 1
BB 0
SO 9
LOB 11



| Batter | 1 | 2 | 3 | 4 | 5 | 6 | 7 | 8 | 9 | AB | R | H | RBI | BB | SO | LOB | BOTTOM | | | |
|--|---|----------------------------------|-------------------------------|----------------------------------|------------------------------|----------------------------------|------------------------------|----------------------------------|-------------------------------|----------------------------------|-------------------------------|----------------------------------|------------------------------|----------------------------------|------------------------------|----------------------------------|----------------------------------|------------------------------------|----------------------------------|--------|
| Jason Bartlett, R (1,6) OBP: 0.340, SLG: 0.363 | | | | | | | | | | 4 | 1 | 0 | 1 | 1 | 0 | 6 | | | | |
| 16 Jason Kubel, L (1,10) OBP: 0.329, SLG: 0.442 | | | | | | | | | | 4 | 1 | 1 | 1 | 0 | 0 | 3 | | | | |
| 7 Joe Mauer, L (1,2) OBP: 0.380, SLG: 0.418 | | | | | | | | | | 4 | 0 | 0 | 0 | 0 | 1 | 3 | | | | |
| Torii Hunter, R (1,8) OBP: 0.339, SLG: 0.520 | | | | | | | | | | 1 | 0 | 0 | 0 | 3 | 0 | 0 | | | | |
| 33 Justin Morneau, L (1,3) OBP: 0.343, SLG: 0.501 | | | | | | | | | | 3 | 0 | 1 | 1 | 1 | 0 | 2 | | | | |
| 5 Michael Cuddyer, R (1,9) OBP: 0.354, SLG: 0.433 | | | | | | | | | | 4 | 1 | 2 | 1 | 0 | 1 | 3 | | | | |
| Garrett Jones, L (1,7) ERA: 5.76 Jason Tyner, L (8,7) OBP: 0.335, SLG: 0.361 | | | | | | | | | | 2 | 1 | 1 | 0 | 1 | 0 | 0 | | | | |
| 32 Brian Buscher, L (1,5) OBP: 0.358, SLG: 0.368 Luis Antonio Rodriguez, S (8,5) OBP: 0.289, SLG: 0.306 | | | | | | | | | | 2 | 0 | 0 | 0 | 1 | 1 | 3 | | | | |
| 8 Nick Punto, S (1,4) OBP: 0.294, SLG: 0.269 | | | | | | | | | | 4 | 0 | 2 | 0 | 0 | 0 | 3 | | | | |
| Inning Stats | R: 1 E: 0 K: 2 S: 19 | H: 1 LOB: 2 BB: 2 P: 34 | R: 1 E: 0 K: 0 S: 13 | H: 1 LOB: 2 BB: 2 P: 27 | R: 1 E: 0 K: 0 S: 8 | H: 1 LOB: 0 BB: 1 P: 14 | R: 0 E: 0 K: 0 S: 7 | H: 0 LOB: 0 BB: 0 P: 11 | R: 0 E: 0 K: 1 S: 12 | H: 2 LOB: 3 BB: 1 P: 17 | R: 1 E: 0 K: 0 S: 10 | H: 1 LOB: 1 BB: 1 P: 18 | R: 0 E: 0 K: 1 S: 8 | H: 1 LOB: 1 BB: 0 P: 15 | R: 0 E: 0 K: 2 S: 7 | H: 0 LOB: 0 BB: 0 P: 12 | 1B: 5 2B: 0 3B: 0 HR: 2 | SF: 0 SAC: 0 DP: 0 HBP: 0 | WP: 0 PB: 0 SB: 1 CS: 1 | PA: 37 |
| PITCHER | IP WLS BF H R ER SO BB IBB HBP BLK WP HR S P ERA WHIP | | | | | | | | | | | | | | | | | | | |
| 44 Vicente Padilla, R (1,1) ERA: 2.25 | 5.0 L 22 3 3 3 2 5 0 0 0 0 0 1 54 97 5.40 1.600 | | | | | | | | | | | | | | | | | | | |
| Armando Galarraga, R (8,1) ERA: 2.25 | 3.0 4 1 1 2 2 0 0 0 0 0 0 1 30 50 3.00 2.000 | | | | | | | | | | | | | | | | | | | |

Texas Rangers @ Minnesota Twins
Hubert H. Humphrey Metrodome, Minneapolis, MN
Wed Sep 19 2007, 8:10 PM EDT
Att: 17,842 - Dome - 70 F

AB 30
R 4
H 7
RBI 4
BB 7
SO 4
LOB 23



| Batter | 1 | 2 | 3 | 4 | 5 | 6 | 7 | 8 | 9 | AB | R | H | RBI | BB | SO | LOB | TOP | | | | | | | | | | |
|--|-------------------------------|----------------------------------|------------------------------|---------------------------------|------------------------------|----------------------------------|-------------------------------|----------------------------------|-------------------------------|----------------------------------|-------------------------------|----------------------------------|------------------------------|----------------------------------|------------------------------|---------------------------------|--|-------------------------------|----------------------------------|----------------------------------|------------------------------------|----------------------------------|--------|--|--|--|--|
| 7 Jerry Owens, L (1, 8) OBP: 0.319, SLG: 0.306 | G4-3 | | 2B | | | | B1 | | G4-3 | 5 | 1 | 2 | 0 | 0 | 0 | 1 | Chicago White Sox @ Minnesota Twins Hubert H. Humphrey Metrodome, Minneapolis, MN Fri Sep 21 2007, 8:10 PM EDT Att: 27,982 - Dome - 70 F livebaseballscorecards.com | | | | | | | | | | |
| 22 Josh Fields, R (1, 7) OBP: 0.301, SLG: 0.484 Darin Erstad, L (9, 7) OBP: 0.307, SLG: 0.329 | HR | | K | | | | 1B | | | 3 | 3 | 2 | 2 | 1 | 1 | 1 | | | | | | | | | | | |
| 25 Jim Thome, L (1, 10) OBP: 0.404, SLG: 0.543 | K | | | | | | HR | | | 4 | 2 | 3 | 0 | 1 | 0 | | | | | | | | | | | | |
| 14 Paul Konerko, R (1, 3) OBP: 0.352, SLG: 0.489 | G5-3 | | | | | | HR | | | 4 | 0 | 0 | 0 | 0 | 2 | 1 | | | | | | | | | | | |
| 23 Jermaine Dye, R (1, 9) OBP: 0.315, SLG: 0.483 | F9 | | | | | | | | | 4 | 0 | 1 | 1 | 0 | 0 | 0 | | | | | | | | | | | |
| 5 Juan Uribe, R (1, 6) OBP: 0.282, SLG: 0.397 | G1-3 | | | | | | | | | 4 | 0 | 1 | 0 | 0 | 1 | 1 | | | | | | | | | | | |
| 1 Danny Richar, L (1, 4) OBP: 0.293, SLG: 0.425 | K | | | | | | | | | 4 | 0 | 0 | 0 | 0 | 3 | 2 | | | | | | | | | | | |
| 26 Andy González, R (1, 5) OBP: 0.282, SLG: 0.254 | | | F8 | | | | | | | 4 | 0 | 1 | 0 | 0 | 2 | 1 | | | | | | | | | | | |
| Toby Hall, R (1, 2) OBP: 0.211, SLG: 0.226 | K | | | | | | | | | 4 | 0 | 0 | 0 | 0 | 2 | 1 | | | | | | | | | | | |
| Inning Stats | R: 1 E: 0 K: 1 S: 11 | H: 1 LOB: 0 BB: 0 P: 17 | R: 0 E: 0 K: 1 S: 7 | H: 0 LOB: 0 BB: 0 P: 9 | R: 0 E: 0 K: 2 S: 8 | H: 1 LOB: 1 BB: 0 P: 13 | R: 1 E: 0 K: 2 S: 11 | H: 2 LOB: 1 BB: 0 P: 14 | R: 3 E: 0 K: 2 S: 15 | H: 2 LOB: 0 BB: 1 P: 24 | R: 0 E: 0 K: 2 S: 11 | H: 1 LOB: 0 BB: 0 P: 15 | R: 1 E: 0 K: 1 S: 9 | H: 1 LOB: 0 BB: 0 P: 14 | R: 0 E: 0 K: 1 S: 8 | H: 0 LOB: 0 BB: 0 P: 9 | | R: 0 E: 0 K: 0 S: 12 | H: 1 LOB: 1 BB: 0 P: 16 | 1B: 2 2B: 4 3B: 0 HR: 3 | SF: 0 SAC: 0 DP: 0 HBP: 0 | WP: 0 PB: 1 SB: 0 CS: 0 | PA: 37 | | | | |
| PITCHER | IP | WLS | BF | H | R | ER | SO | BB | IBB | HBP | BLK | WP | HR | S | P | ERA | WHIP | | | | | | | | | | |
| Johan Santana, L (1, 1) ERA: 3.29 | 7.0 | L | 30 | 8 | 6 | 6 | 11 | 1 | 0 | 0 | 0 | 0 | 3 | 72 | 106 | 7.71 | 1.286 | | | | | | | | | | |
| 53 Nick Blackburn, R (8, 1) ERA: 2.09 | 2.0 | | 7 | 1 | 0 | 0 | 1 | 0 | 0 | 0 | 0 | 0 | 0 | 20 | 25 | 0.00 | 0.500 | | | | | | | | | | |

| Batter | 1 | 2 | 3 | 4 | 5 | 6 | 7 | 8 | 9 | AB | R | H | RBI | BB | SO | LOB | BOTTOM | | | | | | | | | | |
|---|------------------------------|----------------------------------|-------------------------------|----------------------------------|-------------------------------|----------------------------------|------------------------------|---------------------------------|-------------------------------|----------------------------------|-------------------------------|----------------------------------|-------------------------------|----------------------------------|------------------------------|----------------------------------|--|------------------------------|---------------------------------|----------------------------------|------------------------------------|----------------------------------|--------|--|--|--|--|
| Jason Bartlett, R (1, 6) OBP: 0.341, SLG: 0.361 | F7 | | 25 G5-3 1B | G5-4-3 | | | | | P3 | 3 | 1 | 0 | 0 | 2 | 0 | 2 | Chicago White Sox @ Minnesota Twins Hubert H. Humphrey Metrodome, Minneapolis, MN Fri Sep 21 2007, 8:10 PM EDT Att: 27,982 - Dome - 70 F livebaseballscorecards.com | | | | | | | | | | |
| 25 Alexi Casilla, S (1, 4) OBP: 0.288, SLG: 0.276 16 Jason Kubel, L (9, PH) OBP: 0.329, SLG: 0.441 | B5-3 | | G5-3 | | | | | | G5-3 | 4 | 0 | 0 | 0 | 0 | 3 | 0 | | | | | | | | | | | |
| 7 Joe Mauer, L (1, 2) OBP: 0.382, SLG: 0.420 | 1B | | 2B 33 SF7 | | | | | | L6 | 5 | 1 | 3 | 1 | 0 | 0 | 0 | | | | | | | | | | | |
| Torii Hunter, R (1, 8) OBP: 0.338, SLG: 0.518 | F9 | | 33 SF7 5 2B | | | | | | G5-3 | 5 | 1 | 1 | 0 | 0 | 2 | 2 | | | | | | | | | | | |
| 33 Justin Morneau, L (1, 3) OBP: 0.342, SLG: 0.499 | | | 20 1B | SF7 | | | | | | 2 | 0 | 0 | 1 | 1 | 0 | 2 | | | | | | | | | | | |
| 5 Michael Cuddyer, R (1, 9) OBP: 0.354, SLG: 0.433 | F7 | | F7 | | | | | | G4-3 | 4 | 0 | 1 | 1 | 0 | 1 | 2 | | | | | | | | | | | |
| Matthew LeCroy, R (1, 10) OBP: 0.333, SLG: 0.333 Jason Tyner, L (9, PH) OBP: 0.334, SLG: 0.359 | K | | F9 | | | | | | G4-3 | 3 | 0 | 1 | 0 | 0 | 1 | 2 | | | | | | | | | | | |
| 20 Lew Ford, R (1, 7) OBP: 0.318, SLG: 0.365 | 1B | | | | | | | | | 3 | 1 | 1 | 0 | 0 | 1 | 1 | | | | | | | | | | | |
| 8 Nick Punto, S (1, 5) OBP: 0.295, SLG: 0.275 | F7 | | | | | | | | | 4 | 0 | 2 | 1 | 0 | 1 | 3 | | | | | | | | | | | |
| Inning Stats | R: 0 E: 0 K: 0 S: 6 | H: 1 LOB: 1 BB: 0 P: 10 | R: 0 E: 0 K: 1 S: 11 | H: 1 LOB: 2 BB: 1 P: 19 | R: 3 E: 0 K: 0 S: 11 | H: 3 LOB: 1 BB: 1 P: 22 | R: 0 E: 0 K: 1 S: 8 | H: 1 LOB: 0 BB: 0 P: 9 | R: 0 E: 0 K: 0 S: 11 | H: 1 LOB: 0 BB: 0 P: 14 | R: 1 E: 0 K: 1 S: 12 | H: 2 LOB: 2 BB: 1 P: 23 | R: 0 E: 1 K: 0 S: 11 | H: 0 LOB: 1 BB: 0 P: 16 | R: 0 E: 0 K: 1 S: 9 | H: 0 LOB: 1 BB: 0 P: 16 | | R: 0 E: 0 K: 0 S: 6 | H: 0 LOB: 0 BB: 0 P: 6 | 1B: 6 2B: 2 3B: 1 HR: 0 | SF: 1 SAC: 0 DP: 1 HBP: 1 | WP: 1 PB: 0 SB: 1 CS: 0 | PA: 40 | | | | |
| PITCHER | IP | WLS | BF | H | R | ER | SO | BB | IBB | HBP | BLK | WP | HR | S | P | ERA | WHIP | | | | | | | | | | |
| 56 Mark Buehrle, L (1, 1) ERA: 3.63 | 6.0 | W | 29 | 9 | 4 | 4 | 3 | 3 | 0 | 0 | 0 | 0 | 0 | 59 | 97 | 6.00 | 2.000 | | | | | | | | | | |
| Mike Myers, L (7, 1) ERA: 3.74 | 0.2 | H | 3 | 0 | 0 | 0 | 0 | 0 | 0 | 0 | 0 | 0 | 0 | 8 | 11 | 0.00 | 0.000 | | | | | | | | | | |
| 47 Mike MacDougal, R (7, 1) ERA: 6.15 | 1.1 | H | 5 | 0 | 0 | 0 | 1 | 0 | 0 | 1 | 0 | 1 | 0 | 12 | 21 | 0.00 | 0.000 | | | | | | | | | | |
| 45 Bobby Jenks, R (9, 1) ERA: 2.86 | 1.0 | S | 3 | 0 | 0 | 0 | 0 | 0 | 0 | 0 | 0 | 0 | 0 | 6 | 6 | 0.00 | 0.000 | | | | | | | | | | |



| Batter | 1 | 2 | 3 | 4 | 5 | 6 | 7 | 8 | 9 | AB | R | H | RBI | BB | SO | LOB | TOP | | | |
|---|---|----------------------------------|-------------------------------|----------------------------------|-------------------------------|--------------------------------------|-------------------------------|----------------------------------|------------------------------|----------------------------------|-------------------------------|---|-------------------------------|----------------------------------|-------------------------------|----------------------------------|-----------------------------------|------------------------------------|----------------------------------|--------|
| 7 Jerry Owens, L OBP: 0.328, SLG: 0.315 | 1-1 22 SH1-3 1B | 2-2 22 G6-4-3 1B | | 3-2 22 BB 1B | | 0-1 25 BB 1B | 1-1 22 BB 1B | | 0-1 F8 2 | 6 | 1 | 5 | 3 | 0 | 0 | 0 | | | | |
| 22 Josh Fields, R OBP: 0.305, SLG: 0.484 | 1-1 SH1-3 | 0-1 G6-4-3 | | 4-2 SAFE 1B | | 4-2 14 BB 25 BB FC6-5 BB | 1-2 25 BB 1B | | 2-3 K 3 | 2 | 1 | 1 | 0 | 2 | 0 | 2 | | | | |
| Luis Terrero, R OBP: 0.353, SLG: 0.375 | 1-3 | 1-2 | | 1-2 | | 1-2 | 1-3 | | | 1 | 0 | 0 | 0 | 0 | 1 | 0 | | | | |
| 25 Jim Thome, L OBP: 0.406, SLG: 0.550 | 3-3 K | | | 2-0 HR | | 0-3 K | | | | 4 | 1 | 2 | 2 | 1 | 2 | 3 | | | | |
| 14 Paul Konerko, R OBP: 0.351, SLG: 0.485 | 1-0 P3 | | | 1-3 K | | 0-1 G4-3 | | | | 4 | 0 | 0 | 0 | 1 | 1 | 6 | | | | |
| Darin Erstad, L OBP: 0.312, SLG: 0.343 | | 1-0 12 BB 5 SF9 1B | | 1-2 1B | | 2-1 HR | | | 2-1 G6-3 | 5 | 2 | 3 | 2 | 0 | 0 | 2 | | | | |
| 12 A.J. Pierzynski, L OBP: 0.303, SLG: 0.401 | 1-2 SAFE 1B | 1-2 26 BB 7 BB 1B | | 0-1 P6 | | 1-0 G6-3 2B | | | 0-1 P6 | 5 | 1 | 2 | 0 | 0 | 0 | 3 | | | | |
| 5 Juan Uribe, R OBP: 0.395 | 1-2 SAFE 1B | 1-2 7 BB 1B | | 2-2 F7 | | 1-0 G6-3 | | | 1-1 1B | 4 | 0 | 1 | 1 | 0 | 1 | 4 | | | | |
| 1 Danny Richar, L OBP: 0.296, SLG: 0.436 | 1-2 SAFE 1B | 1-2 26 BB 7 BB 1B | | 2-2 7 BB 3B | | 2-3 K | | | 0-0 G4-3 | 5 | 2 | 2 | 0 | 0 | 1 | 2 | | | | |
| 26 Andy González, R OBP: 0.282, SLG: 0.250 | 4-0 7 BB 1B | | | 2-1 G6-3 | | 0-0 G5-3 | | | 2-3 K | 3 | 0 | 0 | 0 | 1 | 0 | 2 | | | | |
| Alex Cintron, S OBP: 0.281, SLG: 0.324 | 1-2 2-3 BB | | | | | | | | 0-1 G1-3 | 1 | 0 | 0 | 0 | 0 | 1 | 0 | | | | |
| Inning Stats | R: 0 E: 0 K: 1 S: 9 | H: 1 LOB: 1 BB: 0 P: 15 | R: 3 E: 0 K: 0 S: 15 | H: 4 LOB: 1 BB: 1 P: 25 | R: 1 E: 0 K: 1 S: 12 | H: 2 LOB: 1 BB: 0 P: 18 | R: 1 E: 0 K: 1 S: 20 | H: 2 LOB: 2 BB: 1 P: 31 | R: 1 E: 0 K: 1 S: 8 | H: 2 LOB: 1 BB: 0 P: 14 | R: 2 E: 0 K: 1 S: 15 | H: 2 LOB: 3 BB: 2 P: 27 | R: 0 E: 0 K: 0 S: 14 | H: 1 LOB: 1 BB: 0 P: 10 | R: 0 E: 0 K: 2 S: 10 | H: 0 LOB: 0 BB: 0 P: 14 | 1B: 12 2B: 1 3B: 1 HR: 2 | SF: 1 SAC: 1 DP: 1 HBP: 0 | WP: 0 PB: 0 SB: 1 CS: 0 | PA: 47 |
| PITCHER | IP WLS BF H R ER SO BB IBB HBP BLK WP HR S P ERA WHIP | | | | | | | | | | | IP WLS BF H R ER SO BB IBB HBP BLK WP HR S P ERA WHIP | | | | | | | | |
| 30 Scott Baker, R ERA: 4.29 | 2.0 L 11 5 3 3 1 | | | | | | | | | | | 2.0 L 11 5 3 3 1 | | | | | | | | |
| 26 Boof Bonser, R ERA: 5.09 | 3.0 19 8 2 0 0 1 | | | | | | | | | | | 3.0 19 8 2 0 0 1 | | | | | | | | |
| 51 Julio DePaula, R ERA: 7.94 | 2.0 10 2 0 0 0 2 | | | | | | | | | | | 2.0 10 2 0 0 0 2 | | | | | | | | |
| 15 Glen Perkins, L ERA: 3.33 | 1.0 4 1 0 0 0 0 | | | | | | | | | | | 1.0 4 1 0 0 0 0 | | | | | | | | |
| Juan Rincon, R ERA: 5.31 | 1.0 3 0 0 0 0 2 | | | | | | | | | | | 1.0 3 0 0 0 0 2 | | | | | | | | |

Chicago White Sox @ Minnesota Twins
Hubert H. Humphrey Metrodome, Minneapolis, MN

AB 40
R 8
H 16
RBI 8
BB 5
SO 7
LOB 24



Sat Sep 22 2007, 12:10 PM EDT
Att: 31,737 - Dome - 68 F

| Batter | 1 | 2 | 3 | 4 | 5 | 6 | 7 | 8 | 9 | AB | R | H | RBI | BB | SO | LOB | BOTTOM | | | |
|---|---|----------------------------------|-------------------------------|----------------------------------|------------------------------|----------------------------------|------------------------------|----------------------------------|-------------------------------|----------------------------------|-------------------------------|---|-------------------------------|----------------------------------|-------------------------------|----------------------------------|----------------------------------|------------------------------------|----------------------------------|--------|
| Jason Tyner, L OBP: 0.333, SLG: 0.358 | 0-1 G3 | | 2-1 G4-3 | | | 1-1 16 HR 1B | | 0-2 G6-3 | | 4 | 1 | 1 | 0 | 0 | 0 | 0 | | | | |
| 16 Jason Kubel, L OBP: 0.328, SLG: 0.447 | 2-3 K | | 2-3 K | | | 1-2 HR | | 1-3 K | | 4 | 1 | 1 | 2 | 0 | 3 | 0 | | | | |
| Tori Hunter, R OBP: 0.337, SLG: 0.517 | 0-2 33 BB 1B | | 0-3 K2-3 | | | 1-3 K | | 2-2 G5-3 | | 4 | 0 | 1 | 0 | 0 | 2 | 0 | | | | |
| 20 Lew Ford, R OBP: 0.318, SLG: 0.365 | | | | | | | | | | 0 | 0 | 0 | 0 | 0 | 0 | 0 | | | | |
| 33 Justin Morneau, L OBP: 0.343, SLG: 0.498 | 4-0 5 FC6-4 BB | | 2-1 G3 | | | 1-3 K | | | 1-2 5 FC3-6 1B | 3 | 0 | 1 | 0 | 1 | 1 | 0 | | | | |
| 5 Michael Cuddyer, R OBP: 0.351, SLG: 0.430 | 2-2 FC6-4 | | 3-2 G6-3 | | | 1-3 K | | | 1-2 1B FC3-6 | 4 | 1 | 0 | 0 | 0 | 1 | 3 | | | | |
| 32 Brian Buscher, L OBP: 0.352, SLG: 0.377 | 2-2 F8 | | 2-3 K | | | 2-1 1B 2B | | | 1-3 K | 4 | 0 | 1 | 0 | 0 | 2 | 1 | | | | |
| Chris Heintz, R OBP: 0.278, SLG: 0.235 | 1-3 K | | 1-1 F8 | | | 0-1 F7 | | | 0-0 1B | 4 | 0 | 1 | 0 | 0 | 1 | 1 | | | | |
| Luis Antonio Rodriguez, S OBP: 0.280, SLG: 0.313 | 4-2 BB | | 3-3 K | | | 3-2 1B | | | 1-0 1B | 3 | 0 | 2 | 1 | 1 | 1 | 0 | | | | |
| 8 Nick Punto, S OBP: 0.293, SLG: 0.273 | 2-2 K | | 1-2 F8 | | | 1-3 K | | | 3-3 1B | 4 | 0 | 0 | 0 | 0 | 3 | 4 | | | | |
| Inning Stats | R: 0 E: 0 K: 1 S: 12 | H: 1 LOB: 2 BB: 1 P: 20 | R: 0 E: 0 K: 2 S: 12 | H: 0 LOB: 1 BB: 1 P: 21 | R: 0 E: 0 K: 2 S: 8 | H: 0 LOB: 0 BB: 0 P: 12 | R: 0 E: 0 K: 1 S: 8 | H: 0 LOB: 0 BB: 0 P: 15 | R: 0 E: 0 K: 3 S: 16 | H: 2 LOB: 0 BB: 0 P: 21 | R: 0 E: 0 K: 1 S: 11 | H: 2 LOB: 1 BB: 0 P: 17 | R: 0 E: 0 K: 1 S: 10 | H: 0 LOB: 0 BB: 0 P: 13 | R: 1 E: 0 K: 2 S: 16 | H: 3 LOB: 2 BB: 0 P: 20 | 1B: 6 2B: 1 3B: 0 HR: 1 | SF: 0 SAC: 0 DP: 0 HBP: 0 | WP: 0 PB: 0 SB: 0 CS: 0 | PA: 36 |
| PITCHER | IP WLS BF H R ER SO BB IBB HBP BLK WP HR S P ERA WHIP | | | | | | | | | | | IP WLS BF H R ER SO BB IBB HBP BLK WP HR S P ERA WHIP | | | | | | | | |
| Javier Vazquez, R ERA: 3.79 | 7.0 W 27 5 2 2 11 | | | | | | | | | | | 7.0 W 27 5 2 2 11 | | | | | | | | |
| 57 Boone Logan, L ERA: 4.84 | 2.0 9 3 1 1 3 | | | | | | | | | | | 2.0 9 3 1 1 3 | | | | | | | | |

Chicago White Sox @ Minnesota Twins
Hubert H. Humphrey Metrodome, Minneapolis, MN

AB 34
R 3
H 8
RBI 3
BB 2
SO 14
LOB 9



Sat Sep 22 2007, 12:10 PM EDT
Att: 31,737 - Dome - 68 F

| Batter | 1 | 2 | 3 | 4 | 5 | 6 | 7 | 8 | 9 | AB | R | H | RBI | BB | SO | LOB | TOP | | | | | | | | | | | | | | | | | | | | | | |
|---|------------------------------|---------------------------------|-------------------------------|----------------------------------|-------------------------------|----------------------------------|-------------------------------|----------------------------------|-------------------------------|----------------------------------|------------------------------|----------------------------------|------------------------------|----------------------------------|-------------------------------|----------------------------------|---|----------------------------------|----------------------------------|------------------------------------|----------------------------------|--------|-----|----|---|---|----|----|----|-----|-----|-----|----|----|------|-------|-------|------|-------|
| 7 Jerry Owens, L OBP: 0.327, SLG: 0.314 | G3-1 | | K | | | G5-3 | | 22 1B | | 4 | 0 | 1 | 0 | 0 | 1 | 0 | Chicago White Sox @ Minnesota Twins Hubert H. Humphrey Metrodome, Minneapolis, MN Sun Sep 23 2007, 2:10 PM EDT Att: 29,382 - Dome - 68 F | | | | | | | | | | | | | | | | | | | | | | |
| 22 Josh Fields, R OBP: 0.307, SLG: 0.490 | P6 | | 3B | | | K | | 1B | | 4 | 0 | 2 | 0 | 0 | 1 | 0 | | | | | | | | | | | | | | | | | | | | | | | |
| Darin Erstad, L OBP: 0.308, SLG: 0.339 | K | | F7 | | | F8 | | G6-3 | | 4 | 0 | 0 | 0 | 0 | 1 | 3 | | | | | | | | | | | | | | | | | | | | | | | |
| 14 Paul Konerko, R Luis Tterero, R OBP: 0.350, SLG: 0.482 OBP: 0.351, SLG: 0.372 | P2 | | K | | | K | | P6 | | 3 | 0 | 0 | 0 | 0 | 1 | 0 | | | | | | | | | | | | | | | | | | | | | | | |
| 23 Jermaine Dye, R OBP: 0.315, SLG: 0.484 | 5 1B | | K | | | K | | G3-1 | | 4 | 1 | 1 | 0 | 0 | 1 | 0 | | | | | | | | | | | | | | | | | | | | | | | |
| Scott Podsednik, L OBP: 0.301, SLG: 0.352 | K | | K | | | K | | 2B | | 4 | 0 | 1 | 0 | 0 | 3 | 1 | | | | | | | | | | | | | | | | | | | | | | | |
| 5 Juan Uribe, R OBP: 0.281, SLG: 0.395 | 2H | | 1B | | | F9 | | F9 | | 3 | 0 | 1 | 1 | 0 | 1 | 1 | | | | | | | | | | | | | | | | | | | | | | | |
| 1 Danny Richar, L OBP: 0.291, SLG: 0.429 | F7 | | F9 | | | F9 | | G4-3 | | 3 | 0 | 0 | 0 | 0 | 0 | 1 | | | | | | | | | | | | | | | | | | | | | | | |
| 55 Donny Lucy, R OBP: 0.200, SLG: 0.200 | G4-3 | | G4-3 | | | K | | K | | 3 | 0 | 0 | 0 | 0 | 2 | 0 | | | | | | | | | | | | | | | | | | | | | | | |
| Inning Stats | R: 0 E: 0 K: 1 S: 7 | H: 0 LOB: 0 BB: 0 P: 9 | R: 1 E: 0 K: 1 S: 18 | H: 2 LOB: 1 BB: 0 P: 24 | R: 0 E: 0 K: 1 S: 12 | H: 1 LOB: 1 BB: 0 P: 13 | R: 0 E: 0 K: 3 S: 10 | H: 0 LOB: 0 BB: 0 P: 12 | R: 0 E: 0 K: 2 S: 11 | H: 0 LOB: 0 BB: 0 P: 18 | R: 0 E: 0 K: 1 S: 9 | H: 0 LOB: 0 BB: 0 P: 13 | R: 0 E: 0 K: 0 S: 8 | H: 1 LOB: 1 BB: 0 P: 10 | R: 0 E: 0 K: 1 S: 17 | H: 2 LOB: 2 BB: 0 P: 26 | R: 0 E: 0 K: 1 S: 9 | H: 0 LOB: 0 BB: 0 P: 11 | 1B: 3 2B: 2 3B: 1 HR: 0 | SF: 0 SAC: 0 DP: 0 HBP: 0 | WP: 0 PB: 0 SB: 0 CS: 0 | PA: 33 | | | | | | | | | | | | | | | | | |
| PITCHER | IP | WLS | BF | H | R | ER | SO | BB | IBB | HBP | BLK | WP | HR | S | P | ERA | WHIP | PITCHER | | | | IP | WLS | BF | H | R | ER | SO | BB | IBB | HBP | BLK | WP | HR | S | P | ERA | WHIP | |
| 59 Kevin Slowey, R ERA: 4.57 | 7.0 | W | 25 | 4 | 1 | 1 | 9 | 0 | 0 | 0 | 0 | 0 | 0 | 75 | 99 | 1.29 | 0.571 | | | | | 7.0 | W | 25 | 4 | 1 | 1 | 9 | 0 | 0 | 0 | 0 | 0 | 0 | 0 | 75 | 99 | 1.29 | 0.571 |
| 54 Matt Guerrier, R ERA: 2.21 | 1.0 | | 5 | 2 | 0 | 0 | 1 | 0 | 0 | 0 | 0 | 0 | 0 | 17 | 26 | 0.00 | 2.000 | | | | | 1.0 | | 5 | 2 | 0 | 0 | 1 | 0 | 0 | 0 | 0 | 0 | 17 | 26 | 0.00 | 2.000 | | |
| 36 Joe Nathan, R ERA: 1.98 | 1.0 | | 3 | 0 | 0 | 0 | 1 | 0 | 0 | 0 | 0 | 0 | 0 | 9 | 11 | 0.00 | 0.000 | | | | | 1.0 | | 3 | 0 | 0 | 0 | 1 | 0 | 0 | 0 | 0 | 9 | 11 | 0.00 | 0.000 | | | |

| Batter | 1 | 2 | 3 | 4 | 5 | 6 | 7 | 8 | 9 | AB | R | H | RBI | BB | SO | LOB | BOTTOM | | | | | | | | | | | | | | | | | | | | | |
|--|-------------------------------|----------------------------------|------------------------------|----------------------------------|-------------------------------|----------------------------------|------------------------------|---------------------------------|------------------------------|----------------------------------|-------------------------------|----------------------------------|-------------------------------|----------------------------------|-------------------------------|----------------------------------|---|------------------------------------|----------------------------------|--------|--|-----|-----|----|---|---|----|----|----|-----|-----|-----|----|----|------|-------|-------|------|
| Jason Bartlett, R OBP: 0.343, SLG: 0.366 | BB | | G6-3 | | | G5-3 | | 16 1B | | 4 | 1 | 2 | 0 | 1 | 0 | 1 | Chicago White Sox @ Minnesota Twins Hubert H. Humphrey Metrodome, Minneapolis, MN Sun Sep 23 2007, 2:10 PM EDT Att: 29,382 - Dome - 68 F | | | | | | | | | | | | | | | | | | | | | |
| 16 Jason Kubel, L OBP: 0.331, SLG: 0.448 | K | | BB | | | 1B | | 3B | | 4 | 2 | 2 | 0 | 1 | 2 | 2 | | | | | | | | | | | | | | | | | | | | | | |
| 7 Joe Mauer, L OBP: 0.378, SLG: 0.415 | F7 | | F8 | | | K | | G4-3 | | 5 | 0 | 0 | 1 | 0 | 1 | 5 | | | | | | | | | | | | | | | | | | | | | | |
| Torii Hunter, R OBP: 0.338, SLG: 0.516 | K | | G4-3 | | | 33 BB | | 33 BB | | 3 | 2 | 1 | 0 | 1 | 1 | 1 | | | | | | | | | | | | | | | | | | | | | | |
| Jason Tyner, L OBP: 0.333, SLG: 0.358 | K | | G4-3 | | | 5 1B | | 5 1B | | 0 | 0 | 0 | 0 | 0 | 0 | 0 | | | | | | | | | | | | | | | | | | | | | | |
| 33 Justin Morneau, L OBP: 0.346, SLG: 0.498 | K | | G5-4-3 | | | 5 1B | | 5 1B | | 2 | 1 | 1 | 0 | 2 | 1 | 0 | | | | | | | | | | | | | | | | | | | | | | |
| 5 Michael Cuddyer, R OBP: 0.352, SLG: 0.430 | F8 | | G5-4-3 | | | 32 1B | | 32 1B | | 4 | 0 | 2 | 4 | 0 | 0 | 1 | | | | | | | | | | | | | | | | | | | | | | |
| Garrett Jones, L OBP: 0.235, SLG: 0.270 | HR | | K | | | F8 | | K | | 4 | 1 | 1 | 1 | 0 | 2 | 4 | | | | | | | | | | | | | | | | | | | | | | |
| 32 Brian Buscher, L OBP: 0.347, SLG: 0.369 | K | | G5-3 | | | 1B | | G3 | | 4 | 0 | 1 | 1 | 0 | 1 | 2 | | | | | | | | | | | | | | | | | | | | | | |
| 25 Alexi Casilla, S OBP: 0.267, SLG: 0.275 | K | | K | | | F7 | | K | | 4 | 0 | 1 | 0 | 0 | 2 | 2 | | | | | | | | | | | | | | | | | | | | | | |
| Inning Stats | R: 0 E: 0 K: 2 S: 11 | H: 0 LOB: 1 BB: 1 P: 19 | R: 1 E: 0 K: 2 S: 9 | H: 1 LOB: 0 BB: 0 P: 14 | R: 0 E: 0 K: 1 S: 11 | H: 0 LOB: 1 BB: 1 P: 21 | R: 0 E: 0 K: 0 S: 5 | H: 1 LOB: 0 BB: 0 P: 5 | R: 0 E: 0 K: 1 S: 9 | H: 1 LOB: 1 BB: 0 P: 16 | R: 3 E: 0 K: 1 S: 13 | H: 4 LOB: 2 BB: 1 P: 27 | R: 3 E: 0 K: 1 S: 20 | H: 3 LOB: 2 BB: 2 P: 38 | R: 0 E: 0 K: 2 S: 10 | H: 1 LOB: 1 BB: 0 P: 14 | 1B: 9 2B: 0 3B: 1 HR: 1 | SF: 0 SAC: 0 DP: 1 HBP: 0 | WP: 0 PB: 0 SB: 1 CS: 0 | PA: 39 | | | | | | | | | | | | | | | | | | |
| PITCHER | IP | WLS | BF | H | R | ER | SO | BB | IBB | HBP | BLK | WP | HR | S | P | ERA | WHIP | PITCHER | | | | IP | WLS | BF | H | R | ER | SO | BB | IBB | HBP | BLK | WP | HR | S | P | ERA | WHIP |
| 34 Gavin Floyd, R ERA: 5.71 | 5.2 | L | 26 | 7 | 4 | 4 | 7 | 3 | 0 | 0 | 0 | 0 | 0 | 12 | 25 | 40.50 | 4.500 | | | | | 5.2 | L | 26 | 7 | 4 | 4 | 7 | 3 | 0 | 0 | 0 | 0 | 12 | 25 | 40.50 | 4.500 | |
| Mike Myers, L ERA: 4.19 | 0.2 | | 6 | 2 | 3 | 3 | 0 | 1 | 1 | 0 | 0 | 0 | 0 | 2 | 3 | | | | | | | 0.2 | | 6 | 2 | 3 | 3 | 0 | 1 | 1 | 0 | 0 | 0 | 2 | 3 | | | |
| 43 Ehren Wassermann, R ERA: 2.45 | 0.0 | | 1 | 1 | 0 | 0 | 0 | 0 | 0 | 0 | 0 | 0 | 0 | 2 | 3 | | | | | | | 0.0 | | 1 | 1 | 0 | 0 | 0 | 0 | 0 | 0 | 2 | 3 | | | | | |
| 37 Matt Thornton, L ERA: 4.89 | 1.2 | | 6 | 1 | 0 | 0 | 3 | 0 | 0 | 0 | 0 | 0 | 0 | 17 | 25 | 0.00 | 0.600 | | | | | 1.2 | | 6 | 1 | 0 | 0 | 3 | 0 | 0 | 0 | 0 | 17 | 25 | 0.00 | 0.600 | | |



| Batter | 1 | 2 | 3 | 4 | 5 | 6 | 7 | 8 | 9 | AB | R | H | RBI | BB | SO | LOB | TOP | | | | | |
|--|---|---|-------------------------------|----------------------------------|-------------------------------|----------------------------------|------------------------------|----------------------------------|------------------------------|---------------------------------|-------------------------------|----------------------------------|-------------------------------|----------------------------------|------------------------------|----------------------------------|---|----------------------------------|----------------------------------|------------------------------------|----------------------------------|--------|
| Jason Bartlett, R (1, 6) OBP: 0.344, SLG: 0.365 | G6-3 | | P2 | | K | | | | | 4 | 0 | 1 | 0 | 1 | 1 | 0 | | | | | | |
| 16 Jason Kubel, L (1, 7) OBP: 0.332, SLG: 0.446 | | | | K | | P6 | | | | 4 | 0 | 1 | 1 | 1 | 2 | 1 | | | | | | |
| Tori Hunter, R (1, 8) OBP: 0.337, SLG: 0.513 | F8 | | | | G5-3 | | | | | 5 | 0 | 1 | 0 | 0 | 1 | 3 | | | | | | |
| 33 Justin Morneau, L (1, 3) OBP: 0.347, SLG: 0.497 | | | | | | | | | | 3 | 0 | 1 | 0 | 1 | 1 | 1 | | | | | | |
| 5 Michael Cuddyer, R (1, 9) OBP: 0.353, SLG: 0.429 | | | | | | | | | | 2 | 1 | 0 | 0 | 2 | 0 | 1 | | | | | | |
| Matthew LeCroy, R (1, 2) OBP: 0.200, SLG: 0.200 | | | | | | | | | | 4 | 0 | 0 | 0 | 0 | 0 | 5 | | | | | | |
| Rondell White, R (1, 10) OBP: 0.225, SLG: 0.277 | | | | | | | | | | 4 | 0 | 1 | 0 | 0 | 0 | 2 | | | | | | |
| Jason Tyner, L (9, PR) OBP: 0.333, SLG: 0.358 | | | | | | | | | | 0 | 1 | 0 | 0 | 0 | 0 | 0 | | | | | | |
| 8 Nick Punto, S (1, 5) OBP: 0.293, SLG: 0.273 | | | | | | | | | | 3 | 0 | 1 | 1 | 0 | 1 | 0 | | | | | | |
| 25 Alexi Casilla, S (1, 4) OBP: 0.263, SLG: 0.271 | | | | | | | | | | 3 | 0 | 0 | 0 | 0 | 1 | 1 | | | | | | |
| 32 Brian Buscher, L (9, PH) OBP: 0.342, SLG: 0.354 | | | | | | | | | | 1 | 0 | 0 | 0 | 0 | 1 | 2 | | | | | | |
| Luis Antonio Rodriguez, S (9, 5) OBP: 0.280, SLG: 0.313 | | | | | | | | | | 0 | 0 | 0 | 0 | 0 | 0 | 0 | | | | | | |
| Inning Stats | R: 0 E: 0 K: 1 S: 9 | H: 0 LOB: 1 BB: 1 P: 18 | R: 1 E: 0 K: 0 S: 10 | H: 1 LOB: 1 BB: 1 P: 19 | R: 0 E: 0 K: 1 S: 16 | H: 2 LOB: 3 BB: 1 P: 26 | R: 0 E: 0 K: 2 S: 7 | H: 0 LOB: 0 BB: 0 P: 10 | R: 0 E: 0 K: 1 S: 6 | H: 0 LOB: 0 BB: 0 P: 7 | R: 0 E: 0 K: 0 S: 11 | H: 0 LOB: 1 BB: 0 P: 15 | R: 0 E: 0 K: 1 S: 10 | H: 0 LOB: 1 BB: 1 P: 16 | R: 0 E: 0 K: 0 S: 6 | H: 0 LOB: 1 BB: 1 P: 14 | R: 1 E: 0 K: 2 S: 13 | H: 3 LOB: 2 BB: 0 P: 21 | 1B: 6 2B: 0 3B: 0 HR: 0 | SF: 0 SAC: 1 DP: 0 HBP: 0 | WP: 0 PB: 0 SB: 0 CS: 0 | PA: 39 |
| PITCHER | IP WLS BF H R ER SO BB IBB HBP BLK WP HR S P ERA WHIP | IP WLS BF H R ER SO BB IBB HBP BLK WP HR S P ERA WHIP | | | | | | | | | | | | | | | IP WLS BF H R ER SO BB IBB HBP BLK WP HR S P ERA WHIP | | | | | |
| 29 Nate Robertson, L (1, 1) ERA: 4.79 | 7.0 | L | 29 | 3 | 1 | 1 | 6 | 4 | 0 | 0 | 0 | 0 | 0 | 0 | 69 | 111 | 1.29 | 1.000 | | | | |
| 56 Fernando Rodney, R (8, 1) ERA: 4.11 | 2.0 | | 10 | 3 | 1 | 1 | 2 | 1 | 0 | 0 | 0 | 0 | 0 | 0 | 19 | 35 | 4.50 | 2.000 | | | | |

Minnesota Twins @ Detroit Tigers
Comerica Park, Detroit, MI
Mon Sep 24 2007, 7:05 PM EDT
Att: 32,716 - Clear - 79 F

AB 33
R 2
H 6
RBI 2
BB 5
SO 8
LOB 16



| Batter | 1 | 2 | 3 | 4 | 5 | 6 | 7 | 8 | 9 | AB | R | H | RBI | BB | SO | LOB | BOTTOM | | | | | |
|--|---|---|------------------------------|----------------------------------|------------------------------|----------------------------------|------------------------------|----------------------------------|-------------------------------|----------------------------------|-------------------------------|----------------------------------|------------------------------|---------------------------------|-------------------------------|----------------------------------|---|----------------------------------|----------------------------------|------------------------------------|----------------------------------|--------|
| 28 Curtis Granderson, L (1, 8) OBP: 0.359, SLG: 0.554 | P5 | | G4-3 | | | | | | | 3 | 0 | 1 | 0 | 0 | 0 | 0 | | | | | | |
| 25 Ryan Raburn, R (8, PH) OBP: 0.341, SLG: 0.496 | | | | | | | | | | 1 | 0 | 0 | 0 | 0 | 0 | 2 | | | | | | |
| 14 Placido Polanco, R (1, 4) OBP: 0.387, SLG: 0.459 | G6-3 | | | | | | | | | 4 | 0 | 0 | 0 | 0 | 1 | 2 | | | | | | |
| 3 Gary Sheffield, R (1, 10) OBP: 0.378, SLG: 0.465 | | | | | | | | | | 4 | 0 | 0 | 0 | 0 | 1 | 1 | | | | | | |
| 30 Magglio Ordonez, R (1, 9) OBP: 0.429, SLG: 0.585 | | | | | | | | | | 3 | 0 | 1 | 0 | 1 | 0 | 0 | | | | | | |
| 9 Carlos Guillen, S (1, 6) OBP: 0.354, SLG: 0.493 | | | | | | | | | | 4 | 0 | 1 | 0 | 0 | 0 | 1 | | | | | | |
| Ivan Rodriguez, R (1, 2) OBP: 0.283, SLG: 0.420 | | | | | | | | | | 4 | 0 | 1 | 0 | 0 | 0 | 2 | | | | | | |
| 19 Timo Perez, L (1, 7) OBP: 0.452, SLG: 0.564 | | | | | | | | | | 3 | 0 | 0 | 0 | 0 | 0 | 1 | | | | | | |
| Sean Casey, L (1, 3) OBP: 0.353, SLG: 0.396 | | | | | | | | | | 3 | 0 | 2 | 0 | 0 | 0 | 0 | | | | | | |
| Cameron Maybin, R (8, PR) OBP: 0.220, SLG: 0.283 | | | | | | | | | | 0 | 0 | 0 | 0 | 0 | 0 | 0 | | | | | | |
| 39 Ramon Santiago, S (9, 6) OBP: 0.333, SLG: 0.390 | | | | | | | | | | 0 | 0 | 0 | 0 | 0 | 0 | 0 | | | | | | |
| 15 Brandon Inge, R (1, 5) OBP: 0.316, SLG: 0.380 | | | | | | | | | | 3 | 0 | 1 | 0 | 0 | 0 | 2 | | | | | | |
| Inning Stats | R: 0 E: 0 K: 0 S: 7 | H: 0 LOB: 0 BB: 0 P: 13 | R: 0 E: 0 K: 0 S: 9 | H: 1 LOB: 1 BB: 0 P: 15 | R: 0 E: 0 K: 0 S: 7 | H: 1 LOB: 0 BB: 0 P: 12 | R: 0 E: 0 K: 1 S: 9 | H: 1 LOB: 0 BB: 0 P: 16 | R: 0 E: 0 K: 0 S: 13 | H: 0 LOB: 0 BB: 0 P: 17 | R: 0 E: 0 K: 0 S: 11 | H: 2 LOB: 1 BB: 0 P: 17 | R: 0 E: 0 K: 0 S: 7 | H: 0 LOB: 0 BB: 0 P: 9 | R: 0 E: 0 K: 0 S: 10 | H: 1 LOB: 2 BB: 0 P: 14 | R: 0 E: 0 K: 1 S: 14 | H: 1 LOB: 2 BB: 1 P: 23 | 1B: 6 2B: 1 3B: 0 HR: 0 | SF: 0 SAC: 0 DP: 2 HBP: 0 | WP: 0 PB: 0 SB: 3 CS: 0 | PA: 33 |
| PITCHER | IP WLS BF H R ER SO BB IBB HBP BLK WP HR S P ERA WHIP | IP WLS BF H R ER SO BB IBB HBP BLK WP HR S P ERA WHIP | | | | | | | | | | | | | | | IP WLS BF H R ER SO BB IBB HBP BLK WP HR S P ERA WHIP | | | | | |
| Carlos Silva, R (1, 1) ERA: 4.22 | 7.2 | W | 27 | 6 | 0 | 0 | 0 | 0 | 0 | 0 | 0 | 0 | 0 | 0 | 72 | 112 | 0.00 | 0.783 | | | | |
| 15 Glen Perkins, L (8, 1) ERA: 3.29 | 0.1 | H | 1 | 0 | 0 | 0 | 0 | 0 | 0 | 0 | 0 | 1 | 1 | 0.00 | 0.000 | | | | | | | |
| 36 Joe Nathan, R (9, 1) ERA: 1.95 | 1.0 | S | 5 | 1 | 0 | 0 | 1 | 1 | 0 | 0 | 0 | 14 | 23 | 0.00 | 2.000 | | | | | | | |

Minnesota Twins @ Detroit Tigers
Comerica Park, Detroit, MI
Mon Sep 24 2007, 7:05 PM EDT
Att: 32,716 - Clear - 79 F

AB 32
R 0
H 7
RBI 0
BB 1
SO 2
LOB 11



| Batter | 1 | 2 | 3 | 4 | 5 | 6 | 7 | 8 | 9 | AB | R | H | RBI | BB | SO | LOB | TOP | | | | | |
|--|---|---|---|---|---|---|---|---|---|---|---|---|---|---|---|---|---|---|---|---|---|---|
| Jason Bartlett, R (1,6) OBP: 0.341, SLG: 0.362 | L9 | | G4-3 | | L4 | | | F7 | | 4 | 0 | 0 | 0 | 0 | 0 | 0 | | | | | | |
| 16 Jason Kubel, L (1,7) OBP: 0.331, SLG: 0.444 | G5-4-3 1B | | G3 | | | G4-3 | | G3-1 | | 4 | 0 | 1 | 0 | 0 | 0 | 0 | | | | | | |
| Tori Hunter, R (1,8) OBP: 0.337, SLG: 0.512 | G5-4-3 | | | | | | | G3-1 | | 3 | 0 | 1 | 0 | 0 | 1 | 1 | | | | | | |
| Jason Tyner, L (6,PH) OBP: 0.332, SLG: 0.357 | | | | | | | | | | 1 | 0 | 0 | 0 | 0 | 0 | 0 | | | | | | |
| 33 Justin Morneau, L (1,3) OBP: 0.346, SLG: 0.495 | | G5-3 | | G4-6-3 | | | | | | 3 | 0 | 0 | 0 | 1 | 0 | 1 | | | | | | |
| 5 Michael Cuddyer, R (1,9) OBP: 0.358, SLG: 0.431 | | 1B | | 2B | | 1B | | 1B | | 2 | 0 | 2 | 0 | 2 | 0 | 0 | | | | | | |
| Garrett Jones, L (1,10) OBP: 0.250, SLG: 0.299 | | BB | | 1B | | | | | | 4 | 0 | 2 | 0 | 0 | 1 | 3 | | | | | | |
| Chris Heintz, R (1,2) OBP: 0.276, SLG: 0.236 | | 1B | | 2B | | | | | | 4 | 0 | 1 | 0 | 0 | 2 | 4 | | | | | | |
| 32 Brian Buscher, L (1,5) OBP: 0.336, SLG: 0.348 | | | | | | G3 | | G4-3 | | 3 | 0 | 0 | 0 | 1 | 1 | 4 | | | | | | |
| 25 Alexi Casilla, S (1,4) OBP: 0.259, SLG: 0.266 | | | | | | G1-3 | | G4-6-3 | | 3 | 0 | 0 | 0 | 0 | 0 | 1 | | | | | | |
| Inning Stats | R: 0 E: 0 K: 0 S: 8 | H: 1 LOB: 0 BB: 0 P: 12 | R: 0 E: 0 K: 2 S: 13 | H: 1 LOB: 2 BB: 1 P: 18 | R: 0 E: 0 K: 0 S: 6 | H: 0 LOB: 0 BB: 0 P: 8 | R: 0 E: 0 K: 0 S: 12 | H: 3 LOB: 2 BB: 0 P: 19 | R: 0 E: 0 K: 2 S: 12 | H: 1 LOB: 0 BB: 1 P: 18 | R: 0 E: 0 K: 1 S: 7 | H: 0 LOB: 0 BB: 1 P: 14 | R: 0 E: 0 K: 0 S: 7 | H: 0 LOB: 2 BB: 0 P: 11 | R: 0 E: 0 K: 0 S: 8 | H: 1 LOB: 2 BB: 1 P: 17 | 1B: 6 2B: 1 3B: 0 HR: 0 | SF: 0 SAC: 0 DP: 3 HBP: 0 | WP: 0 PB: 0 SB: 1 CS: 0 | PA: 35 | | |
| PITCHER | IP WLS BF H R ER SO BB IBB HBP BLK WP HR S P ERA WHIP | IP WLS BF H R ER SO BB IBB HBP BLK WP HR S P ERA WHIP | IP WLS BF H R ER SO BB IBB HBP BLK WP HR S P ERA WHIP | IP WLS BF H R ER SO BB IBB HBP BLK WP HR S P ERA WHIP | IP WLS BF H R ER SO BB IBB HBP BLK WP HR S P ERA WHIP | IP WLS BF H R ER SO BB IBB HBP BLK WP HR S P ERA WHIP | IP WLS BF H R ER SO BB IBB HBP BLK WP HR S P ERA WHIP | IP WLS BF H R ER SO BB IBB HBP BLK WP HR S P ERA WHIP | IP WLS BF H R ER SO BB IBB HBP BLK WP HR S P ERA WHIP | IP WLS BF H R ER SO BB IBB HBP BLK WP HR S P ERA WHIP | IP WLS BF H R ER SO BB IBB HBP BLK WP HR S P ERA WHIP | IP WLS BF H R ER SO BB IBB HBP BLK WP HR S P ERA WHIP | IP WLS BF H R ER SO BB IBB HBP BLK WP HR S P ERA WHIP | IP WLS BF H R ER SO BB IBB HBP BLK WP HR S P ERA WHIP | IP WLS BF H R ER SO BB IBB HBP BLK WP HR S P ERA WHIP | IP WLS BF H R ER SO BB IBB HBP BLK WP HR S P ERA WHIP | IP WLS BF H R ER SO BB IBB HBP BLK WP HR S P ERA WHIP | IP WLS BF H R ER SO BB IBB HBP BLK WP HR S P ERA WHIP | IP WLS BF H R ER SO BB IBB HBP BLK WP HR S P ERA WHIP | IP WLS BF H R ER SO BB IBB HBP BLK WP HR S P ERA WHIP | IP WLS BF H R ER SO BB IBB HBP BLK WP HR S P ERA WHIP | IP WLS BF H R ER SO BB IBB HBP BLK WP HR S P ERA WHIP |
| Yorman Bazardo, R (1,1) ERA: 2.28 | 7.0 | W | 27 | 6 | 0 | 0 | 5 | 3 | 0 | 0 | 0 | 0 | 0 | 0 | 0 | 0 | 0.00 | 1.286 | | | | |
| 54 Joel Zumaya, R (8,1) ERA: 4.23 | 1.0 | | 3 | 0 | 0 | 0 | 0 | 0 | 0 | 0 | 0 | 0 | 0 | 0 | 0 | 0 | 0.00 | 0.000 | | | | |
| Chad Durbin, R (9,1) ERA: 4.72 | 1.0 | | 5 | 1 | 0 | 0 | 0 | 1 | 0 | 0 | 0 | 0 | 0 | 0 | 0 | 0 | 0.00 | 2.000 | | | | |

Minnesota Twins @ Detroit Tigers
Comerica Park, Detroit, MI
Tue Sep 25 2007, 7:05 PM EDT
Att: 31,394 - Cloudy - 77 F

AB 31
R 0
H 7
RBI 0
BB 4
SO 5
LOB 14



| Batter | 1 | 2 | 3 | 4 | 5 | 6 | 7 | 8 | 9 | AB | R | H | RBI | BB | SO | LOB | BOTTOM | | | | | |
|---|---|---|---|---|---|---|---|---|---|---|---|---|---|---|---|---|---|---|---|---|---|---|
| 28 Curtis Granderson, L (1,8) OBP: 0.358, SLG: 0.554 | G6-3 | | | | G4-6-3 | | | G6-3 | | 5 | 1 | 1 | 1 | 0 | 1 | 3 | | | | | | |
| 14 Placido Polanco, R (1,4) OBP: 0.388, SLG: 0.459 | | K | | | | | | | | 4 | 1 | 2 | 1 | 0 | 0 | 0 | | | | | | |
| Omar Infante, R (9,4) OBP: 0.301, SLG: 0.348 | F9 | | | | | | | | | 0 | 0 | 0 | 0 | 0 | 0 | 0 | | | | | | |
| 3 Gary Sheffield, R (1,10) OBP: 0.429, SLG: 0.465 | | | | | | | | | | 4 | 1 | 2 | 0 | 0 | 0 | 2 | | | | | | |
| Cameron Maybin, R (6,PH) OBP: 0.216, SLG: 0.277 | | | | | | | | | | 1 | 0 | 0 | 0 | 0 | 1 | 1 | | | | | | |
| 30 Magglio Ordonez, R (1,9) OBP: 0.429, SLG: 0.591 | | | | | | | | | | 4 | 2 | 2 | 3 | 0 | 0 | 2 | | | | | | |
| 27 Brent Clevlen, R (8,9) OBP: 0.125, SLG: 0.125 | L8 | | | | | | | | | 0 | 0 | 0 | 0 | 0 | 0 | 0 | | | | | | |
| 9 Carlos Guillen, S (1,6) OBP: 0.357, SLG: 0.494 | | | | | | | | | | 3 | 1 | 2 | 0 | 1 | 0 | 0 | | | | | | |
| Ivan Rodriguez, R (1,2) OBP: 0.282, SLG: 0.419 | | | | | | | | | | 4 | 0 | 1 | 0 | 0 | 1 | 2 | | | | | | |
| 19 Timo Perez, L (1,7) OBP: 0.355, SLG: 0.573 | | | | | | | | | | 4 | 1 | 2 | 1 | 0 | 1 | 0 | | | | | | |
| 25 Ryan Raburn, R (9,7) OBP: 0.341, SLG: 0.496 | | | | | | | | | | 0 | 0 | 0 | 0 | 0 | 0 | 0 | | | | | | |
| Sean Casey, L (1,3) OBP: 0.355, SLG: 0.397 | | | | | | | | | | 2 | 0 | 1 | 1 | 1 | 0 | 2 | | | | | | |
| 39 Ramon Santiago, S (6,PR) OBP: 0.344, SLG: 0.417 | | | | | | | | | | 1 | 1 | 1 | 0 | 0 | 0 | 0 | | | | | | |
| 15 Brandon Inge, R (1,5) OBP: 0.315, SLG: 0.381 | | | | | | | | | | 4 | 0 | 1 | 1 | 0 | 2 | 4 | | | | | | |
| Inning Stats | R: 0 E: 0 K: 0 S: 7 | H: 1 LOB: 1 BB: 0 P: 8 | R: 1 E: 0 K: 2 S: 13 | H: 2 LOB: 2 BB: 1 P: 24 | R: 0 E: 0 K: 0 S: 9 | H: 1 LOB: 0 BB: 0 P: 10 | R: 0 E: 0 K: 1 S: 8 | H: 1 LOB: 0 BB: 0 P: 8 | R: 0 E: 0 K: 1 S: 10 | H: 1 LOB: 0 BB: 0 P: 14 | R: 3 E: 1 K: 1 S: 16 | H: 3 LOB: 2 BB: 1 P: 28 | R: 2 E: 0 K: 0 S: 12 | H: 3 LOB: 1 BB: 0 P: 21 | R: 2 E: 0 K: 2 S: 15 | H: 3 LOB: 1 BB: 0 P: 25 | 1B: 9 2B: 4 3B: 1 HR: 1 | SF: 0 SAC: 0 DP: 3 HBP: 1 | WP: 0 PB: 0 SB: 0 CS: 0 | PA: 39 | | |
| PITCHER | IP WLS BF H R ER SO BB IBB HBP BLK WP HR S P ERA WHIP | IP WLS BF H R ER SO BB IBB HBP BLK WP HR S P ERA WHIP | IP WLS BF H R ER SO BB IBB HBP BLK WP HR S P ERA WHIP | IP WLS BF H R ER SO BB IBB HBP BLK WP HR S P ERA WHIP | IP WLS BF H R ER SO BB IBB HBP BLK WP HR S P ERA WHIP | IP WLS BF H R ER SO BB IBB HBP BLK WP HR S P ERA WHIP | IP WLS BF H R ER SO BB IBB HBP BLK WP HR S P ERA WHIP | IP WLS BF H R ER SO BB IBB HBP BLK WP HR S P ERA WHIP | IP WLS BF H R ER SO BB IBB HBP BLK WP HR S P ERA WHIP | IP WLS BF H R ER SO BB IBB HBP BLK WP HR S P ERA WHIP | IP WLS BF H R ER SO BB IBB HBP BLK WP HR S P ERA WHIP | IP WLS BF H R ER SO BB IBB HBP BLK WP HR S P ERA WHIP | IP WLS BF H R ER SO BB IBB HBP BLK WP HR S P ERA WHIP | IP WLS BF H R ER SO BB IBB HBP BLK WP HR S P ERA WHIP | IP WLS BF H R ER SO BB IBB HBP BLK WP HR S P ERA WHIP | IP WLS BF H R ER SO BB IBB HBP BLK WP HR S P ERA WHIP | IP WLS BF H R ER SO BB IBB HBP BLK WP HR S P ERA WHIP | IP WLS BF H R ER SO BB IBB HBP BLK WP HR S P ERA WHIP | IP WLS BF H R ER SO BB IBB HBP BLK WP HR S P ERA WHIP | IP WLS BF H R ER SO BB IBB HBP BLK WP HR S P ERA WHIP | IP WLS BF H R ER SO BB IBB HBP BLK WP HR S P ERA WHIP | IP WLS BF H R ER SO BB IBB HBP BLK WP HR S P ERA WHIP |
| 21 Matt Garza, R (1,1) ERA: 3.92 | 5.1 | L | 25 | 9 | 4 | 4 | 3 | 1 | 0 | 0 | 0 | 0 | 0 | 0 | 0 | 0 | 6.75 | 1.875 | | | | |
| Juan Rincon, R (6,1) ERA: 5.25 | 0.2 | | 2 | 0 | 0 | 0 | 1 | 0 | 0 | 0 | 0 | 0 | 0 | 0 | 0 | 0 | 0.00 | 0.000 | | | | |
| 51 Julio DePaula, R (7,1) ERA: 9.0 | 2.0 | | 12 | 6 | 4 | 4 | 2 | 0 | 0 | 0 | 0 | 0 | 0 | 0 | 0 | 0 | 18.00 | 3.000 | | | | |

Minnesota Twins @ Detroit Tigers
Comerica Park, Detroit, MI
Tue Sep 25 2007, 7:05 PM EDT
Att: 31,394 - Cloudy - 77 F


AB 36
R 8
H 15
RBI 8
BB 2
SO 6
LOB 16



| Batter | 1 | 2 | 3 | 4 | 5 | 6 | 7 | 8 | 9 | AB | R | H | RBI | BB | SO | LOB | TOP |
|--|---|----------------------------------|-------------------------------|----------------------------------|-------------------------------|----------------------------------|-------------------------------|----------------------------------|------------------------------|----------------------------------|------------------------------|---------------------------------|-----|----|----|-------|--------------------------------|
| 25 Alexi Casilla, S OBP: 0.260, SLG: 0.263 | G4-3 | G5-3 | | | | | | | | | | | | | | | 2 0 0 0 1 0 0 |
| 16 Jason Kubel, L OBP: 0.331, SLG: 0.441 | WP 33 1B | L8 | | | | | | | | | | | | | | | 2 1 0 0 1 0 2 |
| 7 Joe Mauer, L OBP: 0.378, SLG: 0.415 Chris Heintz, R OBP: 0.288, SLG: 0.250 | 33 1B 2B | G4-3 | | | | | | | | | | | | | | | 2 1 1 0 0 0 0 1 0 1 0 0 0 0 |
| Tori Hunter, R OBP: 0.337, SLG: 0.510 Jason Tyner, L OBP: 0.332, SLG: 0.357 | 33 1B 2B | | G4-3 | | | | | | | | | | | | | | 2 1 0 0 1 0 1 0 0 0 0 0 0 0 |
| 33 Justin Morneau, L OBP: 0.348, SLG: 0.496 Garrett Jones, L OBP: 0.250, SLG: 0.299 | 2B | 1B | 5 1B | | | | | | | | | | | | | | 3 1 2 1 0 0 1 0 0 0 0 0 0 0 |
| 5 Michael Cuddyer, R OBP: 0.357, SLG: 0.430 | F8 | | | | | | | | | | | | | | | | 3 0 1 0 0 0 3 |
| Rondell White, R OBP: 0.230, SLG: 0.291 | 2B | | L5 | | | | | | | | | | | | | | 3 0 1 3 0 0 1 |
| Luis Antonio Rodriguez, S OBP: 0.289, SLG: 0.313 | | | | | | | | | | | | | | | | | 0 0 0 0 2 0 0 |
| 8 Nick Punto, S OBP: 0.292, SLG: 0.272 | G4-3 | | | | | | | | | | | | | | | | 2 0 0 0 0 0 3 |
| Inning Stats | R: 4 E: 0 K: 0 S: 25 | H: 3 LOB: 2 BB: 3 P: 40 | R: 0 E: 0 K: 0 S: 6 | H: 0 LOB: 0 BB: 0 P: 9 | R: 0 E: 0 K: 0 S: 10 | H: 2 LOB: 1 BB: 0 P: 15 | R: 0 E: 0 K: 0 S: 5 | H: 0 LOB: 1 BB: 2 P: 15 | R: 0 E: 0 K: 0 S: 4 | H: 1 LOB: 0 BB: 0 P: 5 | R: 0 E: 0 K: 0 S: 5 | H: 0 LOB: 0 BB: 0 P: 7 | | | | | |
| PITCHER | IP WLS BF H R ER SO BB IBB HBP BLK WP HR S P ERA WHIP | | | | | | | | | | | | | | | | |
| Jair Jurrjens, R ERA: 4.7 | (1, 1) 3.0 | 16 | 5 | 4 | 4 | 0 | 3 | 0 | 0 | 0 | 0 | 1 | 0 | 41 | 64 | 12.00 | 2.667 |
| Tim Lincecum, L ERA: 3.2 | (4, 1) 2.0 | W 7 | 1 | 0 | 0 | 0 | 2 | 0 | 0 | 0 | 0 | 0 | 0 | 9 | 20 | 0.00 | 1.500 |
| Jason Grilli, R ERA: 4.89 | (6, 1) 0.1 | 2 | 0 | 0 | 0 | 0 | 0 | 0 | 0 | 0 | 0 | 0 | 0 | 5 | 7 | 0.00 | 0.000 |
| Batter | 1 | 2 | 3 | 4 | 5 | 6 | 7 | 8 | 9 | AB | R | H | RBI | BB | SO | LOB | BOTTOM |
| 14 Placido Polanco, R OBP: 0.388, SLG: 0.458 | G6-3 | L4 | | | | | | | | | | | | | | | 4 1 1 0 0 0 2 |
| 25 Ryan Raburn, R OBP: 0.338, SLG: 0.504 | G6-3 | K | | | | | | | | | | | | | | | 4 1 1 2 0 2 2 |
| 3 Gary Sheffield, R OBP: 0.379, SLG: 0.464 | K | | | | | | | | | | | | | | | | 3 1 1 1 0 1 0 |
| 30 Magglio Ordonez, R OBP: 0.430, SLG: 0.591 27 Brent Clevlen, R OBP: 0.125, SLG: 0.125 | 33 BB 15 BB 9 E | F8 | | | | | | | | | | | | | | | 2 1 1 0 1 0 0 0 1 0 0 0 0 0 |
| 9 Carlos Guillen, S OBP: 0.357, SLG: 0.493 | FC5 15 BB 33 BB 2B | | | | | | | | | | | | | | | | 3 1 1 0 0 0 2 |
| 33 Marcus Thames, R OBP: 0.276, SLG: 0.485 | 15 BB 2B | | | | | | | | | | | | | | | | 2 1 0 0 1 2 3 |
| Mike Hessman, R OBP: 0.304, SLG: 0.480 | K | | | | | | | | | | | | | | | | 3 1 2 2 0 1 3 |
| 15 Brandon Inge, R OBP: 0.315, SLG: 0.379 | 2B | | | | | | | | | | | | | | | | 2 0 0 1 1 0 2 |
| Mike Rabelo, S OBP: 0.291, SLG: 0.335 | | | | | | | | | | | | | | | | | 3 1 2 2 0 0 0 |
| Inning Stats | R: 0 E: 0 K: 1 S: 7 | H: 0 LOB: 0 BB: 0 P: 9 | R: 3 E: 1 K: 2 S: 18 | H: 1 LOB: 2 BB: 3 P: 32 | R: 0 E: 0 K: 1 S: 11 | H: 1 LOB: 1 BB: 0 P: 17 | R: 6 E: 1 K: 1 S: 24 | H: 7 LOB: 2 BB: 0 P: 33 | R: 0 E: 0 K: 1 S: 8 | H: 0 LOB: 0 BB: 0 P: 10 | | | | | | | |
| PITCHER | IP WLS BF H R ER SO BB IBB HBP BLK WP HR S P ERA WHIP | | | | | | | | | | | | | | | | |
| Johan Santana, L ERA: 3.33 | (1, 1) 3.0 | 15 | 2 | 3 | 2 | 4 | 3 | 0 | 0 | 0 | 0 | 0 | 0 | 36 | 58 | 6.00 | 1.667 |
| 53 Nick Blackburn, R ERA: 5.06 | (4, 1) 2.0 | L 14 | 7 | 6 | 4 | 2 | 0 | 0 | 0 | 0 | 0 | 0 | 1 | 32 | 43 | 18.00 | 3.500 |
| AB | 20 | 4 | 6 | 4 | 5 | 0 | 3 | 0 | 0 | 0 | 0 | 0 | 0 | 0 | 0 | 0 | 26 |
| R | 4 | 1 | 1 | 1 | 1 | 0 | 1 | 0 | 0 | 0 | 0 | 0 | 0 | 0 | 0 | 0 | 9 |
| H | 6 | 1 | 1 | 1 | 1 | 0 | 1 | 0 | 0 | 0 | 0 | 0 | 0 | 0 | 0 | 0 | 9 |
| RBI | 4 | 2 | 2 | 2 | 2 | 0 | 2 | 0 | 0 | 0 | 0 | 0 | 0 | 0 | 0 | 0 | 8 |
| BB | 5 | 3 | 0 | 0 | 0 | 0 | 0 | 0 | 0 | 0 | 0 | 0 | 0 | 0 | 0 | 0 | 3 |
| SO | 0 | 6 | 0 | 0 | 0 | 0 | 0 | 0 | 0 | 0 | 0 | 0 | 0 | 0 | 0 | 0 | 6 |
| LOB | 11 | 14 | 0 | 0 | 0 | 0 | 0 | 0 | 0 | 0 | 0 | 0 | 0 | 0 | 0 | 0 | 14 |


Minnesota Twins @ Detroit Tigers
Comerica Park, Detroit, MI
Wed Sep 26 2007, 7:05 PM EDT
Att: 35,375 - Overcast - 64 F

livebaseballscorecards.com



Minnesota Twins @ Detroit Tigers
Comerica Park, Detroit, MI
Wed Sep 26 2007, 7:05 PM EDT
Att: 35,375 - Overcast - 64 F

livebaseballscorecards.com



| Batter | 1 | 2 | 3 | 4 | 5 | 6 | 7 | 8 | 9 | AB | R | H | RBI | BB | SO | LOB | TOP | |
|--|---|------------------|---------------------------------|---------------------------------|--------------------------------------|----------------------------------|---------------------------------------|----------------------------------|--------------------------------------|----------------------------------|--------------------------------------|----------------------------------|----------------------------------|------------------------------------|----------------------------------|--------|-----|--|
| Jason Bartlett, R (1, 6) OBP: 0.343, SLG: 0.367 | | | | | | | | | | 5 | 2 | 3 | 0 | 0 | 1 | 1 | | |
| 16 Jason Kubel, L (1, 7) OBP: 0.330, SLG: 0.444 | | | | | | | | | | 4 | 0 | 1 | 1 | 1 | 0 | 3 | | |
| Tori Hunter, R (1, 8) OBP: 0.336, SLG: 0.509 | | | | | | | | | | 3 | 0 | 1 | 2 | 0 | 0 | 2 | | |
| 33 Justin Morneau, L (1, 10) OBP: 0.347, SLG: 0.494 | | | | | | | | | | 4 | 0 | 1 | 0 | 0 | 1 | 2 | | |
| 5 Michael Cuddyer, R (1, 9) OBP: 0.358, SLG: 0.437 | | | | | | | | | | 4 | 1 | 2 | 1 | 0 | 1 | 1 | | |
| Garrett Jones, L (1, 3) OBP: 0.283, SLG: 0.352 | | | | | | | | | | 4 | 1 | 2 | 1 | 0 | 2 | 1 | | |
| Matthew LeCroy, R (1, 2) OBP: 0.143, SLG: 0.143 | | | | | | | | | | 4 | 0 | 0 | 0 | 0 | 3 | 2 | | |
| 32 Brian Buscher, L (1, 5) OBP: 0.337, SLG: 0.347 | | | | | | | | | | 3 | 0 | 1 | 0 | 0 | 0 | 0 | | |
| Luis Antonio Rodriguez, S (8, 5) OBP: 0.287, SLG: 0.311 | | | | | | | | | | 1 | 0 | 0 | 0 | 0 | 0 | 0 | | |
| 8 Nick Punto, S (1, 4) OBP: 0.292, SLG: 0.274 | | | | | | | | | | 4 | 1 | 1 | 0 | 0 | 2 | 1 | | |
| Inning Stats | R: 1 H: 2 E: 0 K: 1 S: 9 | WLS: 2 BF: 14 | H: 10 R: 5 ER: 5 SO: 6 | H: 10 R: 5 ER: 5 SO: 6 | R: 0 H: 1 E: 0 K: 0 S: 6 | H: 1 LOB: 1 BB: 0 P: 10 | R: 1 H: 2 E: 1 K: 1 S: 12 | H: 2 LOB: 1 BB: 0 P: 14 | R: 0 H: 1 E: 0 K: 2 S: 9 | H: 1 LOB: 1 BB: 0 P: 14 | R: 0 H: 0 E: 0 K: 1 S: 8 | H: 0 LOB: 0 BB: 0 P: 13 | 1B: 7 2B: 3 3B: 1 HR: 2 | SF: 1 SAC: 0 DP: 2 HBP: 0 | WP: 0 PB: 0 SB: 3 CS: 1 | PA: 37 | | |
| PITCHER | IP: 6.0 WLS: L BF: 26 H: 10 R: 5 ER: 5 SO: 6 BB: 0 IBB: 0 HBP: 0 BLK: 0 WP: 0 HR: 2 S: 65 P: 99 ERA: 7.50 WHIP: 1.667 | | | | | | | | | | | | | | | | | |
| 19 Josh Beckett, R (1, 1) ERA: 3.27 | | | | | | | | | | | | | | | | | | |
| 41 Bryan Corey, R (7, 1) ERA: 1.93 | | | | | | | | | | | | | | | | | | |
| 37 Hideki Okajima, L (8, 1) ERA: 2.25 | | | | | | | | | | | | | | | | | | |
| 17 Manny Delcarmen, R (9, 1) ERA: 2.09 | | | | | | | | | | | | | | | | | | |

Minnesota Twins @ Boston Red Sox
Fenway Park, Boston, MA
Thu Sep 27 2007, 7:05 PM EDT
Att: 36,743 - Cloudy - 78 F

livebaseballscorecards.com

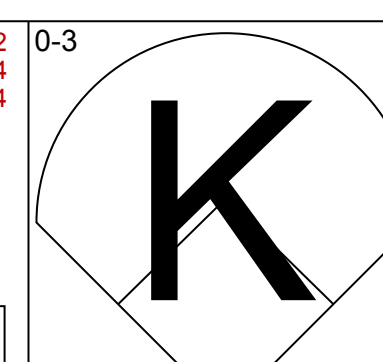
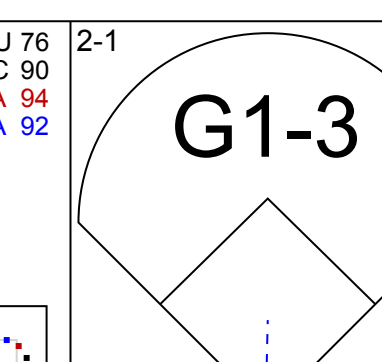
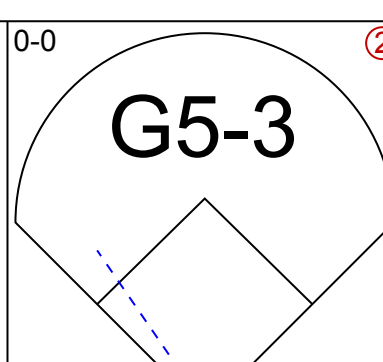
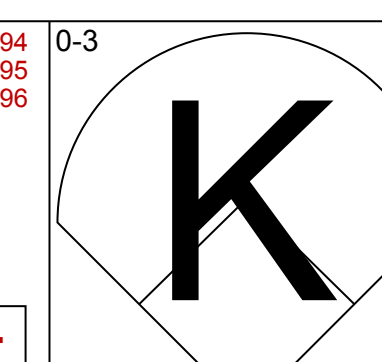
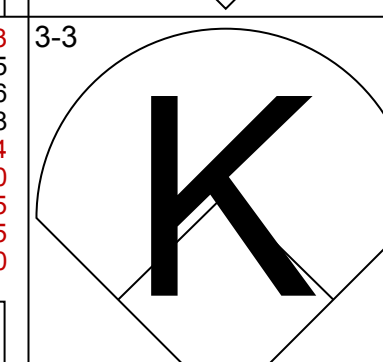
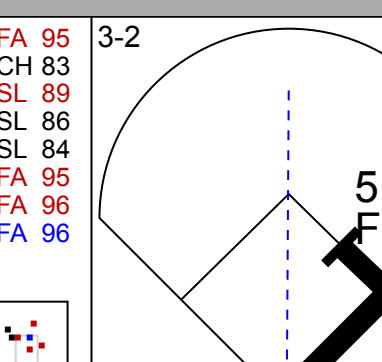
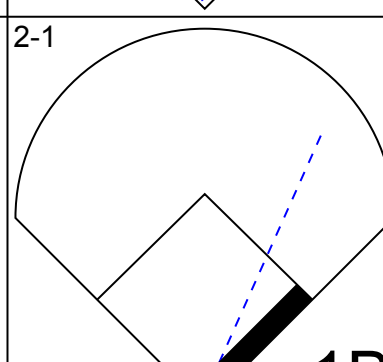
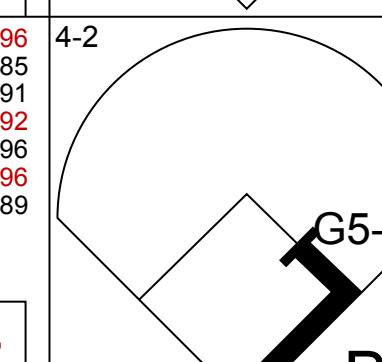
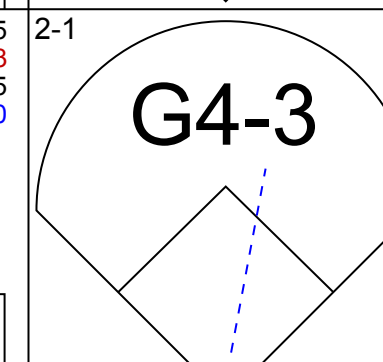
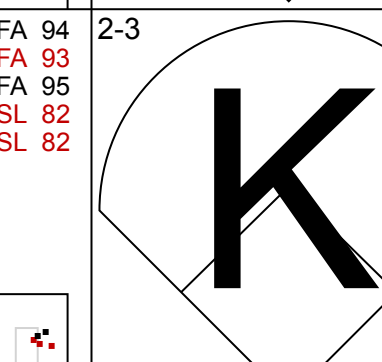
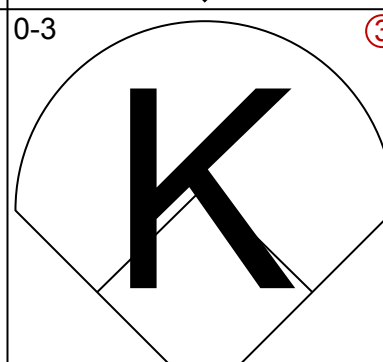
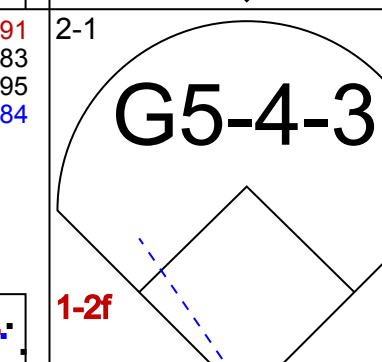
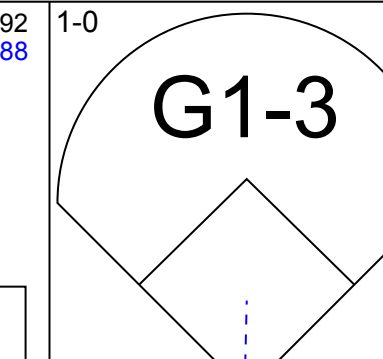
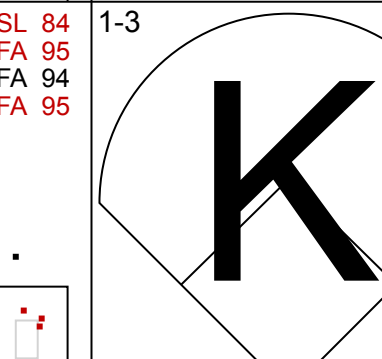
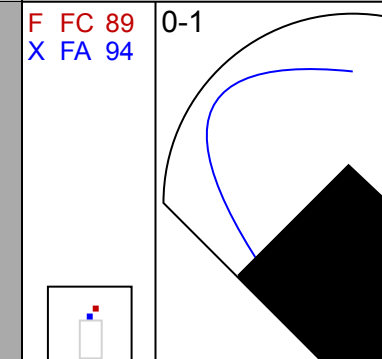
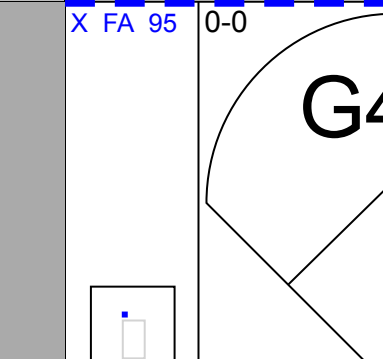
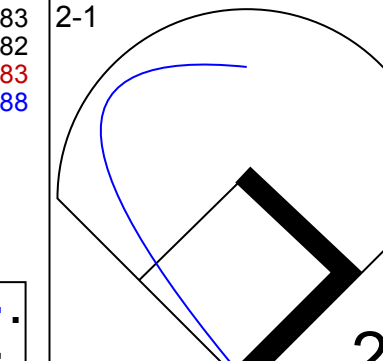
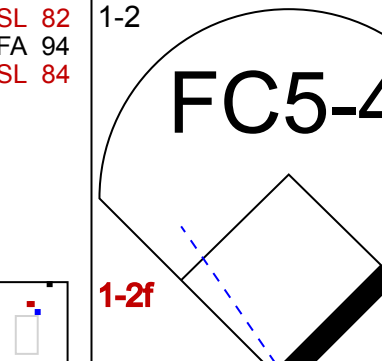
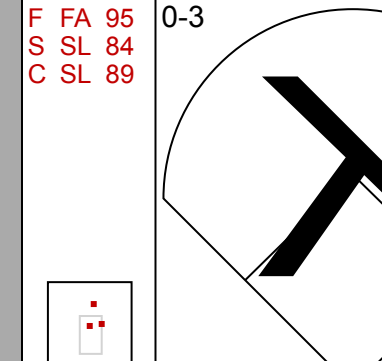
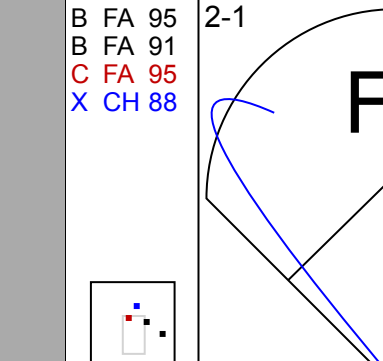
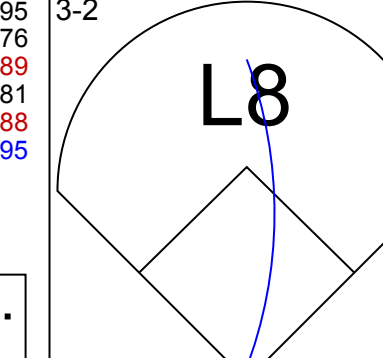
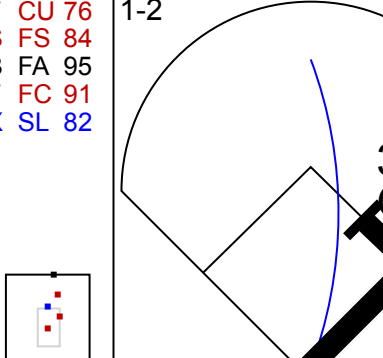
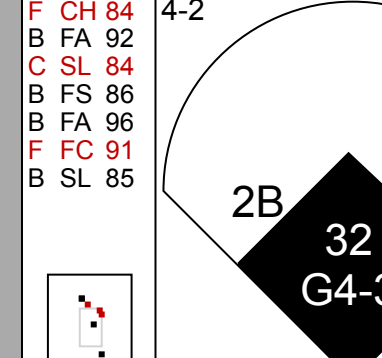
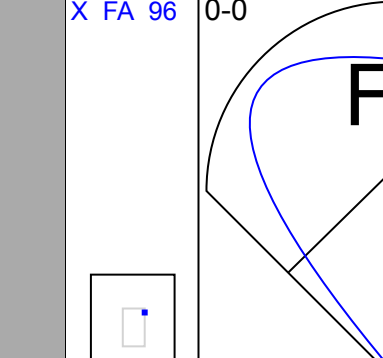
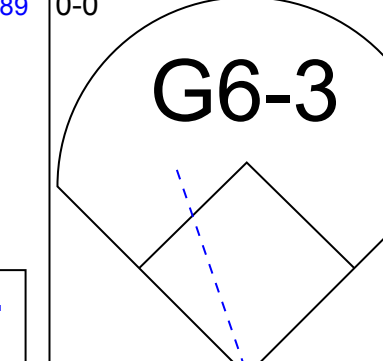
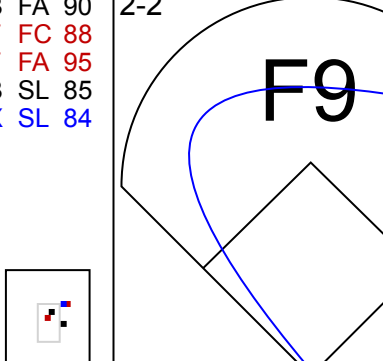
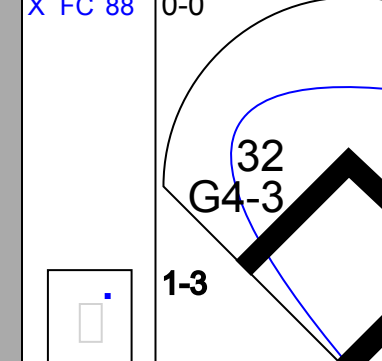
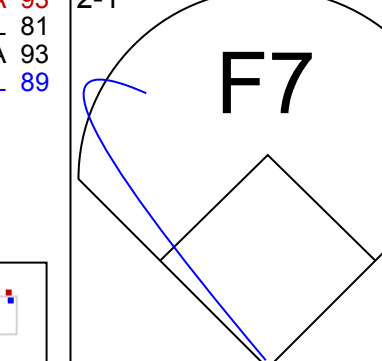
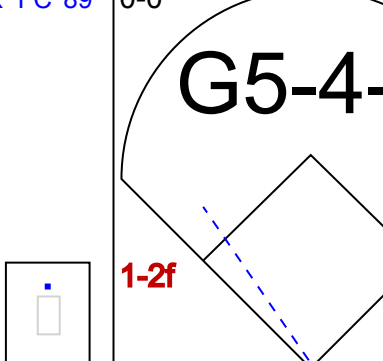
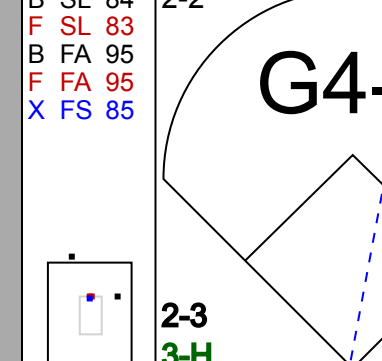
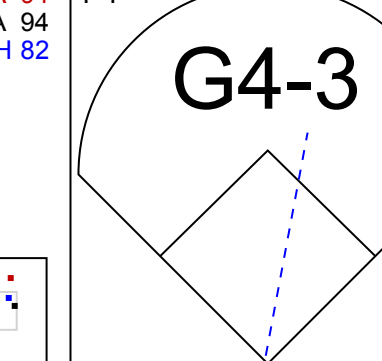
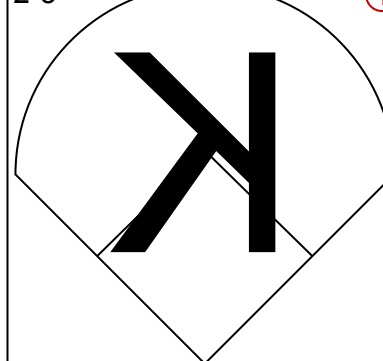

AB 36
R 5
H 12
RBI 5
BB 0
SO 10
LOB 13

| Batter | 1 | 2 | 3 | 4 | 5 | 6 | 7 | 8 | 9 | AB | R | H | RBI | BB | SO | LOB | BOTTOM | | | | |
|--|--|----------------------------------|--------------------------------------|---------------------------------|--------------------------------------|----------------------------------|---------------------------------------|----------------------------------|--------------------------------------|----------------------------------|--------------------------------------|----------------------------------|---------------------------------------|----------------------------------|---------------------------------------|----------------------------------|----------------------------------|------------------------------------|----------------------------------|--------|--|
| 15 Dustin Pedroia, R (1, 4) OBP: 0.381, SLG: 0.442 | | | | | | | | | | 5 | 0 | 2 | 0 | 0 | 0 | 2 | | | | | |
| Manny Ramirez, R (1, 7) OBP: 0.390, SLG: 0.496 | | | | | | | | | | 4 | 1 | 1 | 0 | 0 | 0 | 2 | | | | | |
| 44 Brandon Moss, L (7, PR) OBP: 0.357, SLG: 0.440 | | | | | | | | | | 1 | 0 | 1 | 0 | 0 | 0 | 0 | | | | | |
| 34 David Ortiz, L (1, 10) OBP: 0.444, SLG: 0.615 | | | | | | | | | | 4 | 2 | 4 | 2 | 1 | 0 | 0 | | | | | |
| 11 Royce Clayton, R (9, PR) OBP: 0.303, SLG: 0.342 | | | | | | | | | | 0 | 0 | 0 | 0 | 0 | 0 | 0 | | | | | |
| 25 Mike Lowell, R (1, 5) OBP: 0.379, SLG: 0.497 | | | | | | | | | | 5 | 0 | 0 | 0 | 0 | 0 | 6 | | | | | |
| 7 J.D. Drew, L (1, 9) OBP: 0.371, SLG: 0.408 | | | | | | | | | | 3 | 0 | 1 | 1 | 2 | 1 | 0 | | | | | |
| Jason Varitek, S (1, 2) OBP: 0.367, SLG: 0.416 | | | | | | | | | | 3 | 1 | 1 | 1 | 1 | 1 | 3 | | | | | |
| 2 Jacoby Ellsbury, L (1, 8) OBP: 0.397, SLG: 0.514 | | | | | | | | | | 2 | 0 | 0 | 0 | 0 | 1 | 4 | | | | | |
| Bobby Kielty, S (5, 9) OBP: 0.296, SLG: 0.298 | | | | | | | | | | 2 | 0 | 0 | 0 | 0 | 1 | 0 | | | | | |
| 20 Kevin Youkilis, R (9, PH) OBP: 0.391, SLG: 0.453 | | | | | | | | | | 1 | 0 | 0 | 0 | 0 | 1 | 3 | | | | | |
| Eric Hinske, L (1, 3) OBP: 0.318, SLG: 0.400 | | | | | | | | | | 4 | 0 | 1 | 0 | 0 | 1 | 3 | | | | | |
| 23 Julio Lugo, R (1, 6) OBP: 0.294, SLG: 0.351 | | | | | | | | | | 4 | 0 | 1 | 0 | 0 | 0 | 0 | | | | | |
| Inning Stats | R: 2 H: 3 E: 1 K: 1 S: 22 | H: 3 LOB: 3 BB: 1 P: 39 | R: 0 H: 0 E: 0 K: 0 S: 7 | H: 0 LOB: 0 BB: 0 P: 8 | R: 0 H: 1 E: 0 K: 0 S: 8 | H: 1 LOB: 1 BB: 1 P: 14 | R: 0 H: 1 E: 0 K: 1 S: 15 | H: 1 LOB: 0 BB: 0 P: 15 | R: 0 H: 0 E: 0 K: 0 S: 7 | H: 0 LOB: 0 BB: 0 P: 12 | R: 0 H: 2 E: 0 K: 0 S: 8 | H: 2 LOB: 2 BB: 0 P: 11 | R: 1 H: 3 E: 0 K: 2 S: 14 | H: 3 LOB: 3 BB: 0 P: 23 | R: 0 H: 1 E: 0 K: 2 S: 13 | H: 1 LOB: 2 BB: 2 P: 23 | 1B: 8 2B: 2 3B: 0 HR: 2 | SF: 0 SAC: 0 DP: 2 HBP: 1 | WP: 0 PB: 0 SB: 3 CS: 0 | PA: 43 | |
| PITCHER | IP: 5.0 WLS: H BF: 24 H: 6 R: 3 ER: 3 SO: 2 BB: 2 IBB: 0 HBP: 0 BLK: 0 WP: 0 HR: 1 S: 62 P: 97 ERA: 5.40 WHIP: 1.600 | | | | | | | | | | | | | | | | | | | | |
| 26 Boof Bonser, R (1, 1) ERA: 5.1 | | | | | | | | | | | | | | | | | | | | | |
| Juan Rincon, R (6, 1) ERA: 5.13 | | | | | | | | | | | | | | | | | | | | | |
| 15 Glen Perkins, L (7, 1) ERA: 3.29 | | | | | | | | | | | | | | | | | | | | | |
| 54 Matt Guerrier, R (7, 1) ERA: 2.28 | | | | | | | | | | | | | | | | | | | | | |
| 36 Joe Nathan, R (8, 1) ERA: 1.91 | | | | | | | | | | | | | | | | | | | | | |

Minnesota Twins @ Boston Red Sox
Fenway Park, Boston, MA
Thu Sep 27 2007, 7:05 PM EDT
Att: 36,743 - Cloudy - 78 F

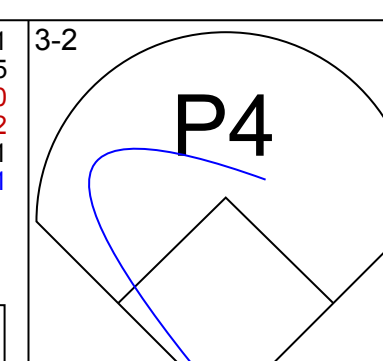
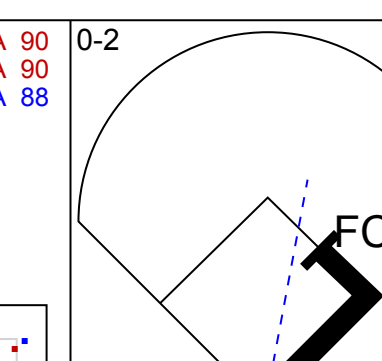
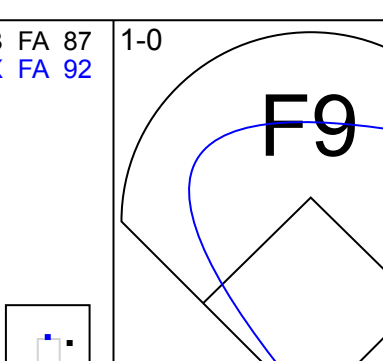
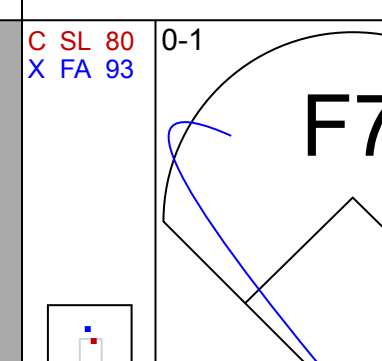
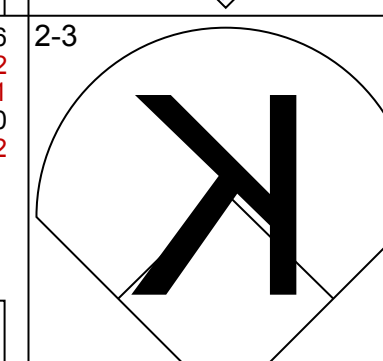
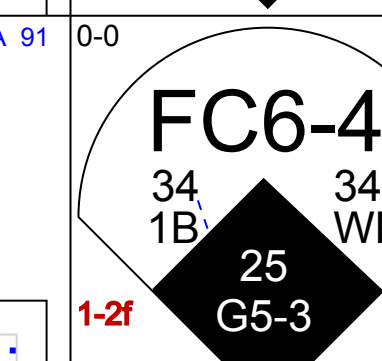
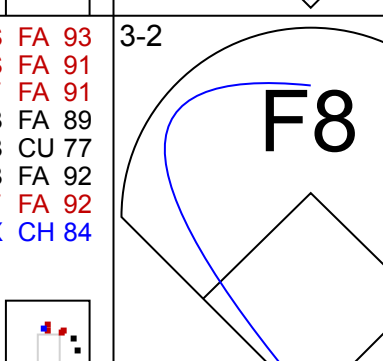
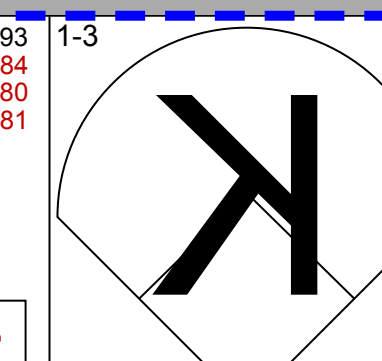
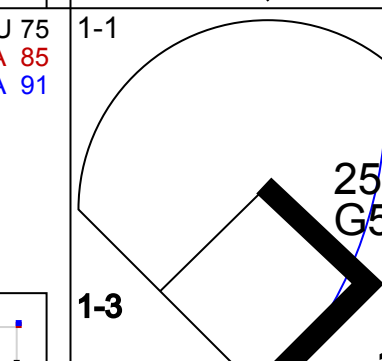

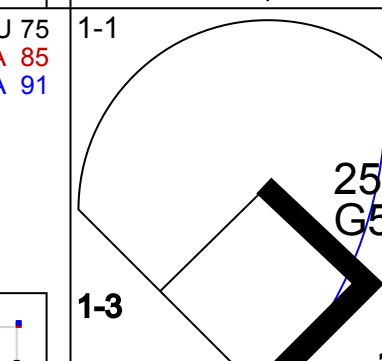
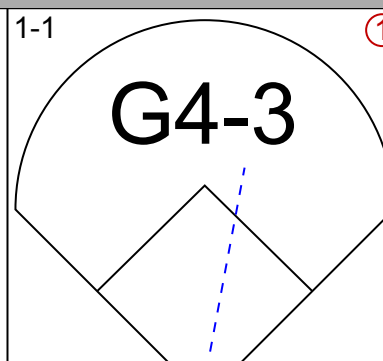
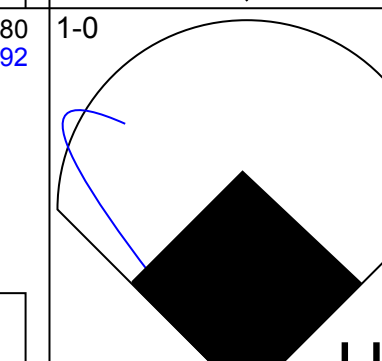

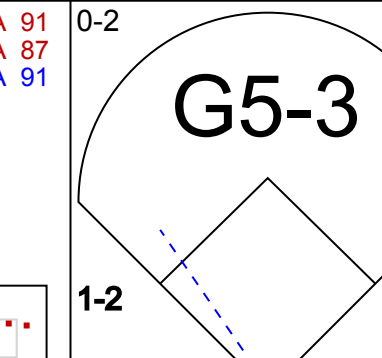
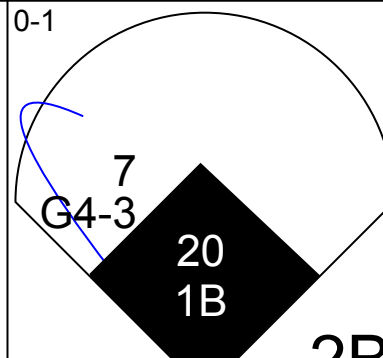
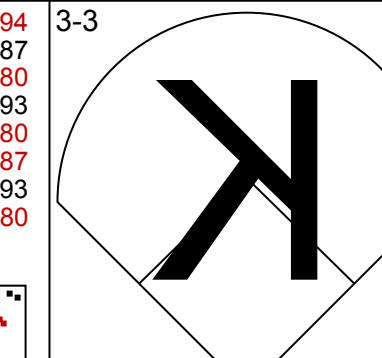

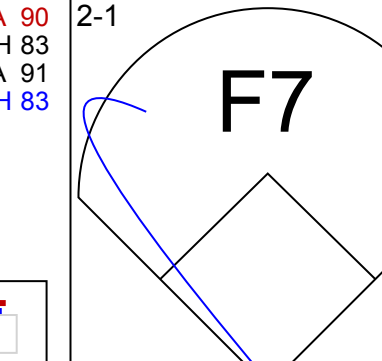
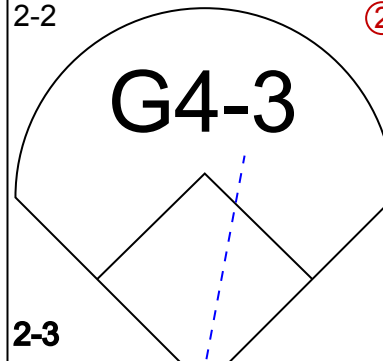
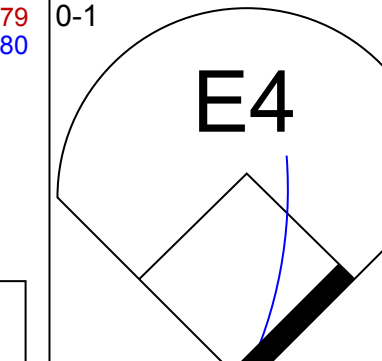
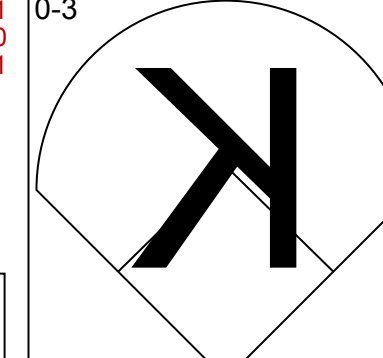
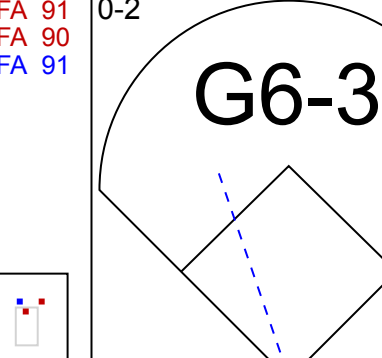
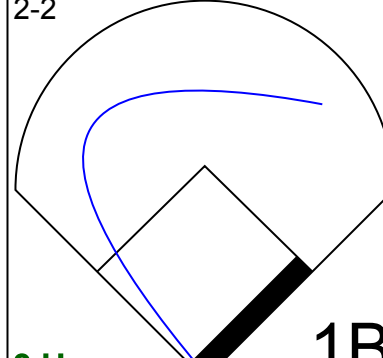
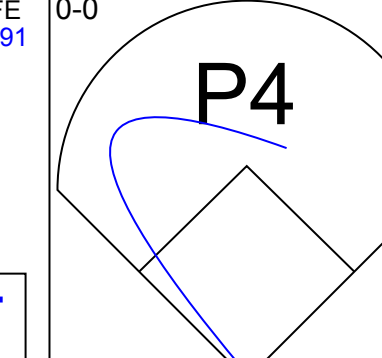
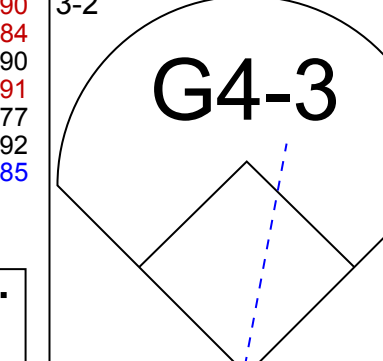
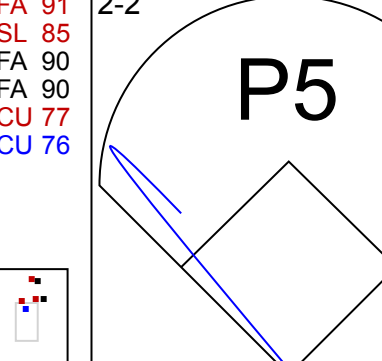
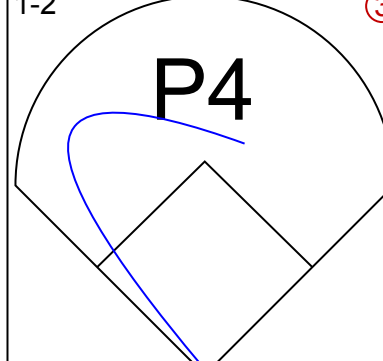
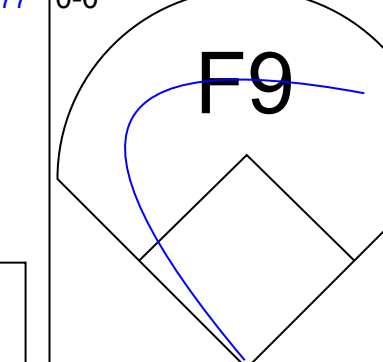
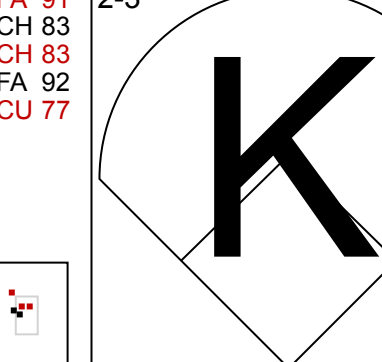

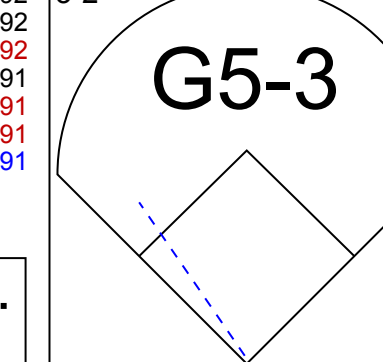
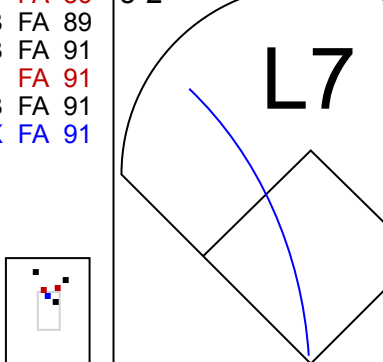
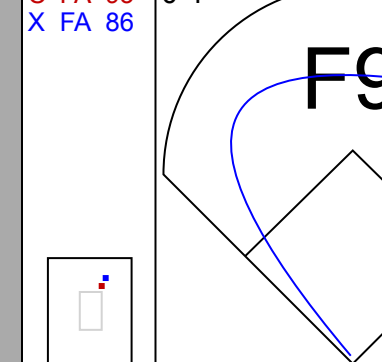
livebaseballscorecards.com

AB 38
R 4
H 12
RBI 4
BB 4
SO 6
LOB 23

| Batter | 1 | 2 | 3 | 4 | 5 | 6 | 7 | 8 | 9 | AB | R | H | RBI | BB | SO | LOB | TOP | | | | | | | | | | | | | | | | | | | | | |
|--|---|---|--|---|---|---|--|---|---|----------------------------------|------------------------------|----------------------------------|-------------------------------|----------------------------------|------------------------------|----------------------------------|--|---------------------------------|----------------------------------|------------------------------------|----------------------------------|--------|-----|----|---|---|----|----|----|-----|-----|-----|----|----|---|---|-----|------|
| Jason Bartlett, R OBP: 0.341, SLG: 0.364 |  | |  | | |  | |  | | 4 | 0 | 0 | 0 | 0 | 2 | 0 | Minnesota Twins @ Boston Red Sox Fenway Park, Boston, MA Fri Sep 28 2007, 7:05 PM EDT Att: 36,843 - Partly Cloudy - 72 F | | | | | | | | | | | | | | | | | | | | | |
| 16 Jason Kubel, L OBP: 0.334, SLG: 0.446 |  | | |  | |  | |  | | 3 | 0 | 2 | 0 | 1 | 1 | 0 | | | | | | | | | | | | | | | | | | | | | | |
| Tori Hunter, R OBP: 0.334, SLG: 0.506 |  | |  | | |  | |  | | 4 | 0 | 0 | 0 | 0 | 2 | 3 | | | | | | | | | | | | | | | | | | | | | | |
| 33 Justin Morneau, L OBP: 0.346, SLG: 0.497 | |  | |  | | |  | |  | 4 | 1 | 1 | 1 | 0 | 1 | 1 | | | | | | | | | | | | | | | | | | | | | | |
| 5 Michael Cuddyer, R OBP: 0.358, SLG: 0.437 | |  | |  | | |  | |  | 4 | 0 | 1 | 0 | 0 | 1 | 1 | | | | | | | | | | | | | | | | | | | | | | |
| Garrett Jones, L OBP: 0.275, SLG: 0.351 | |  | | |  | |  | |  | 3 | 1 | 1 | 0 | 1 | 0 | 1 | | | | | | | | | | | | | | | | | | | | | | |
| Matthew LeCroy, R OBP: 0.176, SLG: 0.235 | |  | | |  | |  | | | 3 | 0 | 1 | 0 | 0 | 0 | 2 | | | | | | | | | | | | | | | | | | | | | | |
| 32 Brian Buscher, L OBP: 0.326, SLG: 0.333 | | |  | |  | |  | | | 3 | 0 | 0 | 1 | 0 | 0 | 2 | | | | | | | | | | | | | | | | | | | | | | |
| 8 Nick Punto, S OBP: 0.290, SLG: 0.272 | |  | | | |  | |  | | 3 | 0 | 0 | 0 | 0 | 1 | 1 | | | | | | | | | | | | | | | | | | | | | | |
| Inning Stats | R: 0 E: 0 K: 2 S: 11 | H: 0 LOB: 0 BB: 0 P: 16 | R: 0 E: 0 K: 0 S: 7 | H: 1 LOB: 1 BB: 0 P: 13 | R: 0 E: 0 K: 0 S: 6 | H: 0 LOB: 0 BB: 0 P: 11 | R: 0 E: 0 K: 2 S: 14 | H: 1 LOB: 1 BB: 0 P: 21 | R: 0 E: 0 K: 0 S: 8 | H: 1 LOB: 0 BB: 0 P: 11 | R: 0 E: 0 K: 2 S: 9 | H: 1 LOB: 1 BB: 0 P: 13 | R: 2 E: 0 K: 1 S: 14 | H: 2 LOB: 1 BB: 1 P: 20 | R: 0 E: 0 K: 1 S: 8 | H: 0 LOB: 0 BB: 1 P: 14 | R: 0 E: 0 K: 0 S: 4 | H: 0 LOB: 0 BB: 0 P: 6 | 1B: 3 2B: 2 3B: 0 HR: 1 | SF: 0 SAC: 0 DP: 2 HBP: 0 | WP: 0 PB: 0 SB: 0 CS: 0 | PA: 33 | | | | | | | | | | | | | | | | |
| PITCHER | IP | WLS | BF | H | R | ER | SO | BB | IBB | HBP | BLK | WP | HR | S | P | ERA | WHIP | PITCHER | | | | IP | WLS | BF | H | R | ER | SO | BB | IBB | HBP | BLK | WP | HR | S | P | ERA | WHIP |
| 18 Daisuke Matsuzaka, R ERA: 4.4 | 8.0 | W | 30 | 6 | 2 | 2 | 8 | 2 | 0 | 0 | 0 | 0 | 1 | 77 | 119 | 2.25 | 1.000 | | | | | | | | | | | | | | | | | | | | | |
| 58 Jonathan Papelbon, R ERA: 1.88 | 1.0 | S | 3 | 0 | 0 | 0 | 0 | 0 | 0 | 0 | 0 | 0 | 0 | 4 | 6 | 0.00 | 0.000 | | | | | | | | | | | | | | | | | | | | | |

| | |
|-----|----|
| AB | 31 |
| R | 2 |
| H | 6 |
| RBI | 2 |
| BB | 2 |
| SO | 8 |
| LOB | 11 |



| Batter | 1 | 2 | 3 | 4 | 5 | 6 | 7 | 8 | 9 | AB | R | H | RBI | BB | SO | LOB | BOTTOM | | | | | | | | | | | | | | | | | | | | | |
|--|---|---|---|---|--|---|---|---|---|----------------------------------|-------------------------------|----------------------------------|------------------------------|---------------------------------|-------------------------------|----------------------------------|--|---------------------------------|----------------------------------|------------------------------------|----------------------------------|--------|-----|----|---|---|----|----|----|-----|-----|-----|----|----|---|---|-----|------|
| 15 Dustin Pedroia, R OBP: 0.380, SLG: 0.441 |  | |  | |  | |  | | | 4 | 0 | 1 | 0 | 0 | 0 | 0 | Minnesota Twins @ Boston Red Sox Fenway Park, Boston, MA Fri Sep 28 2007, 7:05 PM EDT Att: 36,843 - Partly Cloudy - 72 F | | | | | | | | | | | | | | | | | | | | | |
| Manny Ramirez, R OBP: 0.388, SLG: 0.493 |  | |  | |  | | |  | | 3 | 1 | 0 | 0 | 0 | 1 | 1 | | | | | | | | | | | | | | | | | | | | | | |
| Bobby Kielty, S OBP: 0.293, SLG: 0.294 | | |  | | | | | | | 1 | 0 | 0 | 0 | 0 | 1 | 0 | | | | | | | | | | | | | | | | | | | | | | |
| 34 David Ortiz, L OBP: 0.446, SLG: 0.623 |  | |  | | |  | |  | | 4 | 2 | 3 | 1 | 0 | 0 | 0 | | | | | | | | | | | | | | | | | | | | | | |
| 25 Mike Lowell, R OBP: 0.379, SLG: 0.498 |  | |  | | |  | |  | | 4 | 2 | 2 | 2 | 0 | 1 | 1 | | | | | | | | | | | | | | | | | | | | | | |
| 7 J.D. Drew, L OBP: 0.370, SLG: 0.409 |  | |  | | |  | |  | | 4 | 0 | 1 | 1 | 0 | 0 | 2 | | | | | | | | | | | | | | | | | | | | | | |
| 20 Kevin Youkilis, R OBP: 0.390, SLG: 0.451 |  | | |  | | |  | |  | 4 | 0 | 1 | 1 | 0 | 1 | 2 | | | | | | | | | | | | | | | | | | | | | | |
| Jason Varitek, S OBP: 0.365, SLG: 0.413 |  | |  | | |  | | | | 3 | 0 | 0 | 0 | 0 | 0 | 1 | | | | | | | | | | | | | | | | | | | | | | |
| 2 Jacoby Ellsbury, L OBP: 0.387, SLG: 0.500 | |  | |  | | |  | | | 3 | 0 | 0 | 0 | 0 | 1 | 0 | | | | | | | | | | | | | | | | | | | | | | |
| 23 Julio Lugo, R OBP: 0.293, SLG: 0.349 | |  | | |  | |  | | | 3 | 0 | 0 | 0 | 0 | 0 | 0 | | | | | | | | | | | | | | | | | | | | | | |
| Inning Stats | R: 2 E: 0 K: 2 S: 18 | H: 3 LOB: 1 BB: 0 P: 29 | R: 0 E: 0 K: 0 S: 9 | H: 0 LOB: 0 BB: 0 P: 15 | R: 1 E: 0 K: 0 S: 11 | H: 2 LOB: 1 BB: 0 P: 14 | R: 0 E: 0 K: 1 S: 10 | H: 0 LOB: 0 BB: 0 P: 14 | R: 0 E: 0 K: 0 S: 9 | H: 0 LOB: 0 BB: 0 P: 16 | R: 1 E: 0 K: 0 S: 14 | H: 2 LOB: 1 BB: 0 P: 20 | R: 0 E: 0 K: 0 S: 8 | H: 0 LOB: 0 BB: 0 P: 8 | R: 1 E: 1 K: 2 S: 12 | H: 1 LOB: 1 BB: 0 P: 17 | R: 0 E: 0 K: 0 S: 4 | H: 0 LOB: 0 BB: 0 P: 6 | 1B: 4 2B: 3 3B: 0 HR: 1 | SF: 0 SAC: 0 DP: 0 HBP: 0 | WP: 1 PB: 0 SB: 0 CS: 0 | PA: 33 | | | | | | | | | | | | | | | | |
| PITCHER | IP | WLS | BF | H | R | ER | SO | BB | IBB | HBP | BLK | WP | HR | S | P | ERA | WHIP | PITCHER | | | | IP | WLS | BF | H | R | ER | SO | BB | IBB | HBP | BLK | WP | HR | S | P | ERA | WHIP |
| 59 Kevin Slowey, R ERA: 4.73 | 5.2 | L | 24 | 7 | 4 | 4 | 3 | 0 | 0 | 0 | 0 | 0 | 0 | 11 | 12 | 0.00 | 0.000 | | | | | | | | | | | | | | | | | | | | | |
| 15 Glen Perkins, L ERA: 3.14 | 1.1 | | 4 | 0 | 0 | 0 | 0 | 0 | 0 | 0 | 0 | 0 | 0 | 11 | 12 | 0.00 | 0.000 | | | | | | | | | | | | | | | | | | | | | |
| 54 Matt Guerrier, R ERA: 2.35 | 1.0 | | 5 | 1 | 1 | 1 | 2 | 0 | 0 | 0 | 0 | 0 | 1 | 12 | 17 | 9.00 | 1.000 | | | | | | | | | | | | | | | | | | | | | |


| | |
|-----|----|
| AB | 33 |
| R | 5 |
| H | 8 |
| RBI | 5 |
| BB | 0 |
| SO | 5 |
| LOB | 7 |




| Batter | 1 | 2 | 3 | 4 | 5 | 6 | 7 | 8 | 9 | AB | R | H | RBI | BB | SO | LOB | TOP | | | | | | | | | | | |
|--|------------------------------|----------------------------------|------------------------------|---------------------------------|------------------------------|----------------------------------|------------------------------|----------------------------------|-------------------------------|----------------------------------|------------------------------|----------------------------------|------------------------------|----------------------------------|------------------------------|---------------------------------|--|------------------------------|----------------------------------|----------------------------------|------------------------------------|----------------------------------|--------|--|--|--|--|--|
| Jason Bartlett, R (1,6) OBP: 0.339, SLG: 0.361 | | | | | | | | | | 4 | 0 | 0 | 0 | 0 | 0 | 1 | Minnesota Twins @ Boston Red Sox Fenway Park, Boston, MA Sat Sep 29 2007, 7:05 PM EDT Att: 36,619 - Clear - 70 F | | | | | | | | | | | |
| Jason Tyner, L (1,7) OBP: 0.331, SLG: 0.355 | | | | | | | | | | 4 | 1 | 1 | 0 | 0 | 0 | 0 | | | | | | | | | | | | |
| 7 Joe Mauer, L (1,2) OBP: 0.392, SLG: 0.426 20 Lew Ford, R (9, PR) OBP: 0.318, SLG: 0.365 | | | | | | | | | | 4 | 1 | 3 | 2 | 0 | 0 | 0 | | | | | | | | | | | | |
| Tori Hunter, R (1,8) OBP: 0.334, SLG: 0.504 | | | | | | | | | | 4 | 0 | 1 | 0 | 0 | 0 | 1 | | | | | | | | | | | | |
| 33 Justin Morneau, L (1,3) OBP: 0.344, SLG: 0.494 | | | | | | | | | | 4 | 0 | 0 | 0 | 0 | 1 | 2 | | | | | | | | | | | | |
| 5 Michael Cuddyer, R (1,9) OBP: 0.357, SLG: 0.436 | | | | | | | | | | 4 | 1 | 1 | 0 | 0 | 0 | 2 | | | | | | | | | | | | |
| Rondell White, R (1,10) OBP: 0.233, SLG: 0.321 | | | | | | | | | | 3 | 1 | 1 | 1 | 0 | 1 | 1 | | | | | | | | | | | | |
| 32 Brian Buscher, L (1,5) OBP: 0.326, SLG: 0.333 | | | | | | | | | | 3 | 0 | 1 | 1 | 0 | 0 | 0 | | | | | | | | | | | | |
| Luis Antonio Rodriguez, S (1,4) OBP: 0.282, SLG: 0.305 | | | | | | | | | | 3 | 0 | 0 | 0 | 0 | 0 | 2 | | | | | | | | | | | | |
| Inning Stats | R: 0 E: 0 K: 0 S: 9 | H: 0 LOB: 0 BB: 0 P: 13 | R: 0 E: 0 K: 0 S: 4 | H: 0 LOB: 0 BB: 0 P: 6 | R: 1 E: 0 K: 0 S: 9 | H: 1 LOB: 0 BB: 0 P: 16 | R: 1 E: 0 K: 0 S: 8 | H: 1 LOB: 0 BB: 0 P: 10 | R: 1 E: 1 K: 0 S: 14 | H: 2 LOB: 1 BB: 0 P: 22 | R: 1 E: 0 K: 0 S: 8 | H: 2 LOB: 0 BB: 0 P: 14 | R: 0 E: 0 K: 1 S: 8 | H: 0 LOB: 0 BB: 0 P: 11 | R: 0 E: 0 K: 0 S: 6 | H: 0 LOB: 0 BB: 0 P: 9 | | R: 0 E: 0 K: 1 S: 9 | H: 2 LOB: 2 BB: 0 P: 13 | 1B: 6 2B: 0 3B: 0 HR: 2 | SF: 0 SAC: 0 DP: 3 HBP: 0 | WP: 1 PB: 0 SB: 0 CS: 0 | PA: 33 | | | | | |
| PITCHER | IP | WLS | BF | H | R | ER | SO | BB | IBB | HBP | BLK | WP | HR | S | P | ERA | WHIP | | | | | | | | | | | |
| 49 Tim Wakefield, R (1,1) ERA: 4.76 | 7.0 | W | 26 | 6 | 4 | 3 | 1 | 0 | 0 | 0 | 0 | 0 | 1 | 2 | 60 | 92 | 3.86 | 0.857 | | | | | | | | | | |
| 48 Javier López, L (8,1) ERA: 3.1 | 1.0 | H | 3 | 0 | 0 | 0 | 0 | 0 | 0 | 0 | 0 | 0 | 0 | 6 | 9 | 0.00 | 0.000 | | | | | | | | | | | |
| 37 Hideki Okajima, L (9,1) ERA: 2.22 | 1.0 | S | 4 | 2 | 0 | 0 | 1 | 0 | 0 | 0 | 0 | 0 | 0 | 9 | 13 | 0.00 | 2.000 | | | | | | | | | | | |

| Batter | 1 | 2 | 3 | 4 | 5 | 6 | 7 | 8 | 9 | AB | R | H | RBI | BB | SO | LOB | BOTTOM | | | | | | | | | | |
|---|-------------------------------|----------------------------------|-------------------------------|----------------------------------|------------------------------|----------------------------------|-------------------------------|----------------------------------|-------------------------------|----------------------------------|-------------------------------|----------------------------------|-------------------------------|----------------------------------|------------------------------|---------------------------------|--|----------------------------------|----------------------------------|------------------------------------|----------------------------------|--------|--|--|--|--|--|
| Coco Crisp, S (1,8) OBP: 0.332, SLG: 0.384 | | | | | | | | | | 4 | 1 | 2 | 0 | 0 | 0 | 0 | Minnesota Twins @ Boston Red Sox Fenway Park, Boston, MA Sat Sep 29 2007, 7:05 PM EDT Att: 36,619 - Clear - 70 F | | | | | | | | | | |
| 13 Alex Cora, L (1,4) OBP: 0.291, SLG: 0.383 | | | | | | | | | | 4 | 1 | 1 | 0 | 0 | 0 | 1 | | | | | | | | | | | |
| Manny Ramirez, R (1,10) OBP: 0.387, SLG: 0.493 | | | | | | | | | | 4 | 0 | 1 | 0 | 0 | 2 | 3 | | | | | | | | | | | |
| 25 Mike Lowell, R (1,5) OBP: 0.380, SLG: 0.503 | | | | | | | | | | 4 | 2 | 2 | 2 | 0 | 0 | 2 | | | | | | | | | | | |
| 7 J.D. Drew, L (1,9) OBP: 0.373, SLG: 0.423 | | | | | | | | | | 4 | 2 | 3 | 3 | 0 | 0 | 0 | | | | | | | | | | | |
| 20 Kevin Youkilis, R (1,3) OBP: 0.392, SLG: 0.455 | | | | | | | | | | 4 | 0 | 3 | 1 | 0 | 0 | 0 | | | | | | | | | | | |
| 2 Jacoby Ellsbury, L (1,7) OBP: 0.382, SLG: 0.491 | | | | | | | | | | 4 | 0 | 1 | 0 | 0 | 0 | 3 | | | | | | | | | | | |
| Doug Mirabeli, R (1,2) OBP: 0.282, SLG: 0.366 | | | | | | | | | | 4 | 0 | 0 | 0 | 0 | 0 | 3 | | | | | | | | | | | |
| 11 Royce Clayton, R (1,6) OBP: 0.297, SLG: 0.335 15 Dustin Pedroia, R (9,4) OBP: 0.380, SLG: 0.441 | | | | | | | | | | 4 | 0 | 0 | 0 | 0 | 1 | 5 | | | | | | | | | | | |
| | | | | | | | | | | 4 | 0 | 0 | 0 | 0 | 2 | 4 | | | | | | | | | | | |
| Inning Stats | R: 0 E: 0 K: 0 S: 15 | H: 1 LOB: 1 BB: 0 P: 20 | R: 0 E: 0 K: 1 S: 10 | H: 2 LOB: 2 BB: 0 P: 15 | R: 0 E: 0 K: 1 S: 8 | H: 1 LOB: 1 BB: 0 P: 13 | R: 1 E: 0 K: 0 S: 10 | H: 3 LOB: 1 BB: 0 P: 14 | R: 0 E: 0 K: 0 S: 11 | H: 0 LOB: 0 BB: 0 P: 16 | R: 1 E: 0 K: 1 S: 12 | H: 2 LOB: 1 BB: 0 P: 19 | R: 4 E: 0 K: 1 S: 16 | H: 4 LOB: 0 BB: 0 P: 24 | R: 0 E: 0 K: 1 S: 7 | H: 0 LOB: 0 BB: 0 P: 7 | R: 0 E: 0 K: 1 S: 9 | H: 0 LOB: 2 BB: 0 P: 13 | 1B: 7 2B: 3 3B: 1 HR: 2 | SF: 0 SAC: 0 DP: 1 HBP: 0 | WP: 0 PB: 0 SB: 1 CS: 0 | PA: 36 | | | | | |
| PITCHER | IP | WLS | BF | H | R | ER | SO | BB | IBB | HBP | BLK | WP | HR | S | P | ERA | WHIP | | | | | | | | | | |
| Carlos Silva, R (1,1) ERA: 4.19 | 6.0 | L | 26 | 9 | 2 | 2 | 3 | 0 | 0 | 0 | 0 | 0 | 1 | 66 | 97 | 3.00 | 1.500 | | | | | | | | | | |
| 53 Nick Blackburn, R (7,1) ERA: 7.71 | 1.0 | L | 7 | 4 | 4 | 4 | 1 | 0 | 0 | 0 | 0 | 0 | 1 | 16 | 24 | 36.00 | 4.000 | | | | | | | | | | |
| 51 Julio DePaula, R (8,1) ERA: 8.55 | 1.0 | | 3 | 0 | 0 | 0 | 1 | 0 | 0 | 0 | 0 | 0 | 0 | 7 | 7 | 0.00 | 0.000 | | | | | | | | | | |

AB 33
R 4
H 8
RBI 4
BB 0
SO 2
LOB 9




AB 36
R 6
H 13
RBI 6
BB 0
SO 5
LOB 18



| Batter | 1 | 2 | 3 | 4 | 5 | 6 | 7 | 8 | 9 | AB | R | H | RBI | BB | SO | LOB | TOP | | | | | | | |
|--|--|----------------------------------|---------------------------------|----------------------------------|---------------------------------|----------------------------------|---------------------------------|----------------------------------|-----------------------------------|--|--------------------------------|----------------------------------|--------------------------------|----------------------------------|--------------------------------|----------------------------------|--------------------------------------|---|---|------------------------------------|----------------------------------|---------------------------------|---------------------------------|--------------------------|
| 8 Nick Punto, S OBP: 0.291, SLG: 0.271 Luis Antonio Rodriguez, S OBP: 0.291, SLG: 0.353 | | | | | | | | | | 2 | 1 | 0 | 0 | 1 | 1 | 0 | | | | | | | | |
| 32 Brian Buscher, L OBP: 0.323, SLG: 0.329 | | | | | | | | | | 4 | 1 | 1 | 0 | 0 | 0 | 0 | | | | | | | | |
| Tori Hunter, R OBP: 0.334, SLG: 0.505 20 Lew Ford, R OBP: 0.315, SLG: 0.362 | | | | | | | | | | 3 | 1 | 1 | 1 | 0 | 0 | 0 | | | | | | | | |
| 33 Justin Morneau, L OBP: 0.343, SLG: 0.492 16 Jason Kubel, L OBP: 0.335, SLG: 0.450 | | | | | | | | | | 3 | 0 | 0 | 0 | 0 | 1 | 2 | | | | | | | | |
| 5 Michael Cuddyer, R OBP: 0.356, SLG: 0.433 | | | | | | | | | | 3 | 0 | 0 | 0 | 1 | 1 | 1 | | | | | | | | |
| Garrett Jones, L OBP: 0.282, SLG: 0.338 | | | | | | | | | | 3 | 0 | 0 | 1 | 0 | 0 | 1 | | | | | | | | |
| Rondell White, R OBP: 0.235, SLG: 0.321 Jason Tyner, L OBP: 0.331, SLG: 0.355 | | | | | | | | | | 3 | 0 | 1 | 1 | 0 | 1 | 0 | | | | | | | | |
| Matthew LeCroy, R OBP: 0.150, SLG: 0.200 | | | | | | | | | | 3 | 0 | 0 | 0 | 0 | 0 | 2 | | | | | | | | |
| 25 Alexi Casilla, S OBP: 0.256, SLG: 0.259 | | | | | | | | | | 3 | 0 | 0 | 0 | 0 | 1 | 0 | | | | | | | | |
| Inning Stats | R: 3 E: 0 K: 0 S: 13 | H: 3 LOB: 2 BB: 2 P: 27 | R: 0 E: 0 K: 0 S: 7 | H: 0 LOB: 0 BB: 0 P: 8 | R: 0 E: 0 K: 0 S: 9 | H: 0 LOB: 0 BB: 0 P: 15 | R: 0 E: 0 K: 1 S: 7 | H: 0 LOB: 0 BB: 0 P: 11 | R: 0 E: 0 K: 1 S: 8 | H: 0 LOB: 0 BB: 0 P: 9 | R: 0 E: 0 K: 1 S: 6 | H: 0 LOB: 0 BB: 0 P: 6 | R: 0 E: 0 K: 1 S: 6 | H: 0 LOB: 0 BB: 0 P: 7 | R: 0 E: 0 K: 1 S: 7 | H: 1 LOB: 1 BB: 0 P: 15 | 1B: 2 2B: 2 3B: 0 HR: 0 | SF: 1 SAC: 0 DP: 0 HBP: 0 | WP: 0 PB: 0 SB: 0 CS: 0 | PA: 33 | | | | |
| PITCHER | IP: 3.0 WLS: L BF: 14 ERA: 5.15 | H: 3 R: 0 ER: 0 SO: 3 | R: 0 H: 0 ER: 0 SO: 0 | R: 0 H: 0 ER: 0 SO: 2 | R: 0 H: 0 ER: 0 SO: 0 | R: 0 H: 0 ER: 0 SO: 6 | R: 0 H: 0 ER: 0 SO: 7 | R: 0 H: 0 ER: 0 SO: 12 | 51 Julian Tavaraz, R ERA: 5.15 | IP: 3.0 WLS: L BF: 14 ERA: 5.15 | H: 3 R: 0 ER: 0 SO: 3 | R: 0 H: 0 ER: 0 SO: 2 | R: 0 H: 0 ER: 0 SO: 0 | R: 0 H: 0 ER: 0 SO: 6 | R: 0 H: 0 ER: 0 SO: 7 | R: 0 H: 0 ER: 0 SO: 12 | 58 Jonathan Papelbon, R ERA: 1.85 | IP: 1.0 WLS: 4 BF: 4 ERA: 1.85 | H: 1 R: 0 ER: 0 SO: 1 | R: 0 H: 1 ER: 0 SO: 0 | R: 0 H: 0 ER: 0 SO: 0 | R: 0 H: 0 ER: 0 SO: 15 | ERA: 0.00 WHIP: 1.000 | |
| 15 Dustin Pedroia, R OBP: 0.380, SLG: 0.442 13 Alex Cora, L OBP: 0.298, SLG: 0.386 | | | | | | | | | | 3 | 0 | 1 | 0 | 0 | 0 | 1 | | | | | | | | |
| Manny Ramirez, R OBP: 0.388, SLG: 0.493 Bobby Kielty, S OBP: 0.287, SLG: 0.287 | | | | | | | | | | 2 | 0 | 1 | 1 | 1 | 0 | 1 | | | | | | | | |
| 34 David Ortiz, L OBP: 0.445, SLG: 0.621 Doug Mirabeli, R OBP: 0.278, SLG: 0.360 | | | | | | | | | | 2 | 0 | 0 | 0 | 1 | 2 | 2 | | | | | | | | |
| 25 Mike Lowell, R OBP: 0.378, SLG: 0.501 11 Royce Clayton, R OBP: 0.296, SLG: 0.333 | | | | | | | | | | 3 | 0 | 0 | 0 | 0 | 1 | 4 | | | | | | | | |
| 20 Kevin Youklis, R OBP: 0.390, SLG: 0.453 Eric Hinske, L OBP: 0.317, SLG: 0.398 | | | | | | | | | | 3 | 0 | 0 | 0 | 0 | 1 | 2 | | | | | | | | |
| Jason Varitek, S OBP: 0.367, SLG: 0.421 36 Kevin Cash, R OBP: 0.242, SLG: 0.148 | | | | | | | | | | 2 | 1 | 1 | 1 | 1 | 0 | 0 | | | | | | | | |
| Coco Crisp, S OBP: 0.330, SLG: 0.382 44 Brandon Moss, L OBP: 0.379, SLG: 0.440 | | | | | | | | | | 3 | 0 | 0 | 0 | 0 | 0 | 1 | | | | | | | | |
| 2 Jacoby Ellsbury, L OBP: 0.394, SLG: 0.509 | | | | | | | | | | 4 | 0 | 3 | 0 | 0 | 0 | 0 | | | | | | | | |
| 23 Julio Lugo, R OBP: 0.294, SLG: 0.349 | | | | | | | | | | 3 | 1 | 1 | 0 | 1 | 1 | 3 | | | | | | | | |
| Inning Stats | R: 0 E: 0 K: 1 S: 9 | H: 0 LOB: 1 BB: 1 P: 16 | R: 0 H: 1 ER: 0 SO: 13 | H: 1 LOB: 2 BB: 1 P: 23 | R: 0 H: 1 ER: 0 SO: 14 | H: 1 LOB: 2 BB: 1 P: 28 | R: 0 H: 0 ER: 0 SO: 6 | H: 0 LOB: 0 BB: 0 P: 11 | R: 1 H: 2 ER: 0 SO: 20 | H: 2 LOB: 1 BB: 0 P: 31 | R: 1 H: 0 ER: 0 SO: 8 | H: 2 LOB: 0 BB: 0 P: 14 | R: 0 H: 1 ER: 0 SO: 5 | H: 1 LOB: 0 BB: 0 P: 10 | R: 0 H: 0 ER: 0 SO: 8 | H: 0 LOB: 0 BB: 0 P: 12 | R: 0 H: 1 ER: 0 SO: 12 | H: 1 LOB: 3 BB: 3 P: 26 | 1B: 5 2B: 2 3B: 0 HR: 1 | SF: 0 SAC: 0 DP: 1 HBP: 0 | WP: 0 PB: 1 SB: 2 CS: 0 | PA: 39 | | |
| PITCHER | IP: 5.0 WLS: W BF: 22 ERA: 3.69 | H: 1 R: 1 ER: 1 SO: 3 | R: 0 H: 1 ER: 1 SO: 0 | R: 0 H: 1 ER: 1 SO: 3 | R: 0 H: 0 ER: 0 SO: 0 | R: 0 H: 0 ER: 0 SO: 1 | R: 0 H: 0 ER: 0 SO: 21 | R: 0 H: 0 ER: 0 SO: 36 | 21 Matt Garza, R ERA: 3.69 | IP: 3.0 WLS: H BF: 11 ERA: 4.29 | H: 3 R: 1 ER: 1 SO: 3 | R: 0 H: 0 ER: 0 SO: 0 | R: 0 H: 0 ER: 0 SO: 0 | R: 0 H: 0 ER: 0 SO: 2 | R: 0 H: 0 ER: 0 SO: 2 | R: 0 H: 0 ER: 0 SO: 12 | R: 0 H: 0 ER: 0 SO: 26 | 30 Scott Baker, R ERA: 4.29 | IP: 1.0 WLS: S BF: 6 ERA: 1.88 | H: 1 R: 0 ER: 0 SO: 2 | R: 0 H: 0 ER: 0 SO: 0 | R: 0 H: 0 ER: 0 SO: 0 | R: 0 H: 0 ER: 0 SO: 12 | ERA: 0.00 WHIP: 3.000 |


Minnesota Twins @ Boston Red Sox
Fenway Park, Boston, MA
Sun Sep 30 2007, 2:05 PM EDT
Att: 36,364 - Cloudy - 61 F

AB 30
R 3
H 4
RBI 3
BB 2
SO 5
LOB 6



Minnesota Twins @ Boston Red Sox
Fenway Park, Boston, MA
Sun Sep 30 2007, 2:05 PM EDT
Att: 36,364 - Cloudy - 61 F

AB 33
R 2
H 8
RBI 2
BB 6
SO 10
LOB 21



WP: 0
PB: 1
SB: 2
CS: 0