

Minnesota Twins - 2008

Batter	1	2	3	4	5	6	7	8	9	AB	R	H	RBI	BB	SO	LOB	TOP			
23 Julio Lugo, R 82 Jed Lowrie, S	G6-3		F8	P3		BB		K		3	0	0	0	0	0	3				
15 Dustin Pedroia, R 11 Keith Ginter, R	G4-3		P5			BB		L7		2	0	0	0	1	0	1				
34 David Ortiz, L 77 Chris Carter, L	1B			K	G4-3			K	K	3	0	1	0	0	1	1				
Manny Ramirez, R 64 Joe Thurston, L	F8			K				G3-1		2	0	0	0	0	1	1				
25 Mike Lowell, R 70 Gil Velazquez, R		F7		K				G4-6-3		2	1	1	0	0	0	0				
20 Kevin Youkilis, R 44 Brandon Moss, L	P3			HR	FC5-4			K		3	1	1	2	0	0	1				
Jason Varitek, S 72 George Kottaras, L	K			HR				BB	HR	2	2	2	3	1	0	0				
Coco Crisp, S 78 Jonathan Van Every, L									P5	2	0	2	1	1	0	0				
32 Bobby Kielty, S 71 Jeff Bailey, R										2	0	0	0	0	1	2				
Inning Stats	R: 0 E: 0 K: 0 S: 4	H: 1 LOB: 1 BB: 0 P: 4	R: 0 E: 0 K: 1 S: 5	H: 0 LOB: 0 BB: 0 P: 5	R: 0 E: 0 K: 0 S: 4	H: 1 LOB: 1 BB: 0 P: 4	R: 3 E: 0 K: 2 S: 14	H: 3 LOB: 2 BB: 2 P: 28	R: 1 E: 0 K: 0 S: 4	H: 2 LOB: 1 BB: 1 P: 8	R: 0 E: 0 K: 1 S: 5	H: 1 LOB: 0 BB: 0 P: 5	R: 0 E: 0 K: 2 S: 7	H: 0 LOB: 2 BB: 2 P: 15	R: 3 E: 0 K: 1 S: 7	H: 2 LOB: 1 BB: 1 P: 14	1B: 8 2B: 1 3B: 0 HR: 3	SF: 0 SAC: 0 DP: 1 HBP: 0	WP: 0 PB: 0 SB: 2 CS: 0	PA: 44
PITCHER	IP: 2.0 WLS: 0 BF: 7 ERA: 0.00	WLS: 1 BF: 11 ERA: 16.2	WLS: 0 BF: 3 ERA: 9.0	WLS: 0 BF: 0 ERA: 0.00	WLS: 0 BF: 9 ERA: 0.00	WLS: 2 BF: 31 ERA: 16.20	WLS: 1 BF: 9 ERA: 6.75	WLS: 15 BF: 15 ERA: 9.00	WLS: 1.0 BF: 5 ERA: 0.00	WLS: 0 BF: 2 ERA: 27.0	WLS: 1.0 BF: 6 ERA: 27.00	WLS: 0 BF: 3 ERA: 0.00	WLS: 0 BF: 3 ERA: 0.00	WLS: 1 BF: 14 ERA: 27.00	WLS: 0 BF: 7 ERA: 0.00	WLS: 14 BF: 14 ERA: 27.00	WHIP: 0.500 3.600 2.250 3.000 1.000	WHIP: 2.000 3.000		

Boston Red Sox @ Minnesota Twins
Hammond Stadium, Fort Myers, FL
Fri Feb 29 2008, 7:05 PM EST
Att: 7,889 - Partly Cloudy - 71 F

AB 37
R 8
H 12
RBI 8
BB 7
SO 10
LOB 20



Batter	1	2	3	4	5	6	7	8	9	AB	R	H	RBI	BB	SO	LOB	BOTTOM			
2 Denard Span, L 22 Carlos Gómez, R	G1-6-3			G4-3		FC5-4		FC5-4		2	0	1	0	0	0	0				
16 Jason Kubel, L 50 Garrett Jones, L	F8			G4-3		K			P3	2	0	0	0	0	0	1				
5 Michael Cuddyer, R 11 Jason Pridie, L	G1-6-3			K				F7	K	2	0	0	0	0	1	1				
33 Justin Morneau, L 73 Randy Ruiz, R	F8							K		2	0	1	0	0	0	0				
21 Delmon Young, R 44 Jon Knott, R	G6-4-3								44 2B 41 1B	2	1	1	0	0	0	1				
55 Mike Redmond, R 79 Eli Whiteside, R 41 Jeff Christy, R	G6-4-3								41 1B	2	1	1	0	0	0	0				
32 Brian Buscher, L Tommy Watkins, R	K									2	1	1	1	0	1	0				
8 Nick Punto, S 68 Alejandro Machado, S	F7									2	0	0	0	0	0	0				
12 Adam Everett, R 77 Chris Basak, R	F8									0	0	0	0	0	1	0				
Inning Stats	R: 0 E: 0 K: 0 S: 3	H: 1 LOB: 0 BB: 0 P: 3	R: 0 E: 0 K: 0 S: 3	H: 1 LOB: 0 BB: 0 P: 3	R: 0 E: 0 K: 1 S: 5	H: 0 LOB: 0 BB: 0 P: 5	R: 0 E: 0 K: 1 S: 5	H: 0 LOB: 0 BB: 0 P: 5	R: 0 E: 0 K: 1 S: 8	H: 1 LOB: 1 BB: 0 P: 9	R: 0 E: 0 K: 1 S: 5	H: 0 LOB: 0 BB: 0 P: 5	R: 0 E: 0 K: 2 S: 4	H: 1 LOB: 1 BB: 1 P: 8	R: 2 E: 0 K: 2 S: 10	H: 3 LOB: 1 BB: 0 P: 10	1B: 6 2B: 1 3B: 0 HR: 1	SF: 0 SAC: 0 DP: 3 HBP: 0	WP: 0 PB: 0 SB: 0 CS: 0	PA: 34
PITCHER	IP: 2.0 WLS: 0 BF: 6 ERA: 0.00	WLS: 3 BF: 3 ERA: 0.00	WLS: 0 BF: 0 ERA: 0.00	WLS: 0 BF: 0 ERA: 0.00	WLS: 0 BF: 5 ERA: 0.00	WLS: 5 BF: 11 ERA: 4.50	WLS: 5 BF: 5 ERA: 0.00	WLS: 1.0 BF: 6 ERA: 18.00	WLS: 1.0 BF: 3 ERA: 0.00	WLS: 0 BF: 2 ERA: 0.00	WLS: 1.0 BF: 6 ERA: 18.00	WLS: 0 BF: 2 ERA: 0.00	WLS: 0 BF: 2 ERA: 0.00	WLS: 10 BF: 10 ERA: 18.00	WLS: 0 BF: 8 ERA: 0.00	WLS: 10 BF: 10 ERA: 18.00	WHIP: 0.000 0.000 0.000 4.500 0.000	WHIP: 2.000 3.000		

Boston Red Sox @ Minnesota Twins
Hammond Stadium, Fort Myers, FL
Fri Feb 29 2008, 7:05 PM EST
Att: 7,889 - Partly Cloudy - 71 F

AB 33
R 3
H 8
RBI 3
BB 1
SO 6
LOB 13



Batter	1	2	3	4	5	6	7	8	9	AB	R	H	RBI	BB	SO	LOB	TOP																			
2 Jacoby Ellsbury, L (1,8) 81 Tony Granadillo, R (6,5)	P6	FC4-2 13 1B			F8	76 FC5-2 BB		E5 78 1B 44 1B	K	3	0	1	1	0	4	2	1 0 0 0 1 3																			
13 Alex Cora, L (1,4) 76 Argenis Diaz, R (5,FR) (5,6)	G3	1B			BB	FC5-2		K		2	0	1	2	1	0	0	2 0 1 2 1 0 0 2 0 0 0 0 1 4																			
7 J.D. Drew, L (1,9) 78 Jonathan Van Every, L (5,9) (6,8)	1B		F7		K	K		44 1B 1B		3	0	1	0	0	1	2	3 0 1 0 0 1 2 2 0 1 0 0 0 1 3																			
22 Sean Casey, L (1,3) 44 Brandon Moss, L (5,3) OBP: 0.750, SLG: 0.750	G3		L9		G3-1			82 G4-1 71 S 1B	1B	3	0	0	0	0	0	3	3 0 0 0 0 0 3 2 0 2 1 0 0 0																			
71 Jeff Bailey, R (1,7) OBP: 0.167, SLG: 0.167		K	G5-3					36 1B 77 BB 64 BB 1B	G5-3	3	0	0	0	1	3	5	5 1 1 0 0 1 3																			
82 Jed Lowrie, S (1,6) OBP: 0.423, SLG: 0.200		77 2B BB		F7		F8	G4-1		77 FC6-4 1B	2	4	1	1	0	1	2	4 1 1 0 1 0 2																			
77 Chris Carter, L (1,10) OBP: 0.286, SLG: 0.333		64 BB 2 FC4-2 2B		K		F8			FC6-4 80 1B	1	4	1	1	1	1	2	4 1 1 1 1 1 2																			
36 Kevin Cash, R (1,2) 80 Dusty Brown, R (6,2) OBP: 1.000, SLG: 2.500		2 FC4-2 13 1B BB		F9		2 BB 76 FC5-2 1B			HR	2	2	1	1	0	1	0	2 1 1 0 1 0 0 2 1 2 1 0 0 0																			
64 Joe Thurston, L (1,5) (6,9)		2 FC4-2 13 1B BB			13 BB 1B	76 FC5-2 2 BB BB			81 CS 1B	2	3	1	2	1	2	0	3 1 2 1 2 0 2																			
Inning Stats	R: 0 E: 0 K: 0 S: 4	H: 1 LOB: 1 BB: 0 P: 4	R: 3 E: 0 K: 1 S: 6	H: 2 LOB: 3 BB: 3 P: 18	R: 0 E: 0 K: 0 S: 3	H: 0 LOB: 0 BB: 1 P: 3	R: 0 E: 0 K: 1 S: 5	H: 0 LOB: 0 BB: 1 P: 5	R: 0 E: 0 K: 1 S: 6	H: 1 LOB: 2 BB: 1 P: 10	R: 2 E: 0 K: 1 S: 7	H: 2 LOB: 3 BB: 3 P: 19	R: 0 E: 0 K: 0 S: 4	H: 1 LOB: 1 BB: 0 P: 5	R: 2 E: 1 K: 1 S: 11	H: 4 LOB: 2 BB: 0 P: 12	R: 0 E: 0 K: 1 S: 7	H: 2 LOB: 2 BB: 0 P: 7	1B: 11 2B: 1 3B: 0 HR: 1	SF: 0 SAC: 0 DP: 0 HBP: 0	WP: 0 PB: 0 SB: 1 CS: 1	PA: 46														
PITCHER	IP	WLS	BF	H	R	ER	SO	BB	IBB	HBP	BLK	WP	HR	S	P	ERA	WHIP	PITCHER	IP	WLS	BF	H	R	ER	SO	BB	IBB	HBP	BLK	WP	HR	S	P	ERA	WHIP	
19 Randy Keisler, L (1,1) ERA: 20.25	1.1		9	2	3	3	1	3	0	0	0	0	0	8	20	20.25	3.750	88 Kevin Mulvey, R (7,1) ERA: 4.5	2.0	L	11	5	2	1	1	0	0	0	0	0	1	15	17	4.50	2.500	
53 Nick Blackburn, R (2,1) ERA:	1.2	H	5	1	0	0	0	0	0	0	0	0	0	5	5	0.00	0.600	89 Deolis Guerra, R (9,1) ERA:	1.0		5	2	0	0	1	0	0	0	0	0	0	7	7	0.00	2.000	
Juan Rincon, R (4,1) ERA:	1.0	H	3	0	0	0	1	0	0	0	0	0	0	5	5	0.00	0.000																			
52 Brian Duensing, L (5,1) ERA: 13.5	1.1	H	9	3	2	2	1	2	0	0	0	0	0	9	17	13.50	3.750																			
56 Carmen Cali, L (6,1) ERA:	0.2	H	4	0	0	0	1	2	0	0	0	0	0	4	12	0.00	3.000																			

Boston Red Sox @ Minnesota Twins
Hammond Stadium, Fort Myers, FL
Sat Mar 01 2008, 1:05 PM EST
Att: 7,950 - Partly Cloudy - 78 F

AB 39
R 7
H 13
RBI 7
BB 7
SO 6
LOB 28



Batter	1	2	3	4	5	6	7	8	9	AB	R	H	RBI	BB	SO	LOB	BOTTOM																		
22 Carlos Gómez, R (1,8) OBP: 0.143, SLG: 0.167 11 Jason Pridle, L (5,8) OBP: 0.167, SLG: 0.167	21 WP 33 G6-4-3 7 S 1B	SF7	FC5-4			G1-3		1B		2	1	1	1	0	0	2	2 1 1 1 0 0 2 2 0 1 0 0 0 0																		
7 Joe Mauer, L (1,2) OBP: 0.800, SLG: 0.667 85 Drew Butera, R (4,FR) (5,2)	33 G6-4-3 21 WP BB	33 BB 21 1B BB		33 G4-6-3 1B		G4-3		FC5		1	0	1	0	2	0	0	1 0 1 0 2 0 0 2 0 0 0 0 0 2																		
21 Delmon Young, R (1,7) OBP: 0.600, SLG: 0.500 77 Chris Basak, R (5,7)	33 G6-4-3 BB	33 BB 1B		K		F7			F8	1	2	0	1	1	1	1	2 0 1 1 1 1 1 2 0 0 0 0 0 0																		
33 Justin Morneau, L (1,3) OBP: 0.400, SLG: 0.250 44 Jon Knott, R (6,3) OBP: 0.167, SLG: 0.333	G6-4-3	23 G5-4-3 BB		G4-6-3		G6-3			L5	2	2	0	0	1	1	0	2 0 0 1 1 0 3 2 0 0 0 0 0 0																		
23 Brendan Harris, R (1,6) 20 Matt Tolbert, S (5,FR) OBP: 0.250, SLG: 0.250 (6,6)	G6-3	G5-4-3			18 S 50 1B BB		71 G6-4-3 1B		K	3	2	0	0	1	0	4	2 0 0 0 1 0 4 2 1 1 0 0 1 0																		
Mike Lamb, L (1,5) OBP: 0.600, SLG: 0.750 71 Howie Clark, L (6,5)		50 F 25 BB 2B		25 1B BB		K		G6-4-3		2	2	1	1	0	1	1	2 1 1 0 1 1 1 1 0 0 0 0 0 1																		
18 Matt Macri, R (1,10) 73 Randy Ruiz, R (6,PH) OBP: 0.333, SLG: 0.333 (9,10)		25 BB 22 SF7 BB		L7		K		G5-3		1	2	1	0	0	1	2	2 1 0 0 1 1 2 1 0 0 0 0 0 0																		
50 Garrett Jones, L (1,9) OBP: 0.143, SLG: 0.143 Tommy Watkins, R (5,FR) (6,9)		7 BB 21 1B BB		F8		K			87 CS BB	3	3	1	1	1	0	3	3 1 1 1 0 0 3 0 0 0 0 1 0 0																		
25 Alexi Casilla, S (1,4) OBP: 0.333, SLG: 0.200 87 Felix Molina, S (6,4)		21 1B 33 BB BB		22 FC5-4 1B		G3		FC 85 FC5-2 11 1B		2	2	1	1	1	1	0	2 1 1 1 1 0 1 1 0 0 0 0 0 1																		
Inning Stats	R: 1 E: 0 K: 0 S: 4	H: 1 LOB: 2 BB: 2 P: 12	R: 4 E: 1 K: 0 S: 5	H: 2 LOB: 4 BB: 4 P: 21	R: 0 E: 0 K: 0 S: 4	H: 1 LOB: 2 BB: 1 P: 8	R: 0 E: 0 K: 1 S: 5	H: 1 LOB: 0 BB: 0 P: 5	R: 1 E: 0 K: 2 S: 8	H: 1 LOB: 1 BB: 1 P: 12	R: 0 E: 0 K: 0 S: 3	H: 0 LOB: 0 BB: 0 P: 3	R: 0 E: 0 K: 0 S: 3	H: 1 LOB: 0 BB: 0 P: 3	R: 0 E: 0 K: 0 S: 6	H: 1 LOB: 2 BB: 1 P: 10	R: 0 E: 0 K: 1 S: 5	H: 0 LOB: 0 BB: 0 P: 5	1B: 7 2B: 1 3B: 0 HR: 0	SF: 1 SAC: 0 DP: 4 HBP: 0	WP: 2 PB: 0 SB: 2 CS: 1	PA: 41													
PITCHER	IP	WLS	BF	H	R	ER	SO	BB	IBB	HBP	BLK	WP	HR	S	P	ERA	WHIP	PITCHER	IP	WLS	BF	H	R	ER	SO	BB	IBB	HBP	BLK	WP	HR	S	P	ERA	WHIP
31 Jon Lester, L (1,1) ERA: 36.0	1.0		9	2	5	4	0	4	0	0	0	0	0	6	22	36.00	6.000	59 Jon Switzer, L (9,1) ERA:	1.0	S	3	0	0	0	1	0	0	0	0	5	5	0.00	0.000		
44 Michael Tejera, L (2,1) ERA:	2.0		10	2	0	0	0	3	0	0	0	0	0	7	19	0.00	2.500																		
58 Jonathan Papelbon, R (4,1) ERA:	1.0		3	1	0	0	1	0	0	0	0	0	0	5	5	0.00	1.000																		
43 Devern Hansack, R (5,1) ERA: 4.5	2.0		8	1	1	1	2	1	0	0	0	0	0	11	15	4.50	1.000																		
62 David Pauley, R (7,1) ERA:	2.0	W	8	2	0	0	1	1	0	0	0	1	0	9	13	0.00	1.500																		

Boston Red Sox @ Minnesota Twins
Hammond Stadium, Fort Myers, FL
Sat Mar 01 2008, 1:05 PM EST
Att: 7,950 - Partly Cloudy - 78 F

AB 31
R 6
H 8
RBI 5
BB 9
SO 4
LOB 21



Batter	1	2	3	4	5	6	7	8	9	AB	R	H	RBI	BB	SO	LOB	TOP			
2 Denard Span, L OBP: 0.286, SLG: 0.286	F7		G4-3				G6-3		FC1-2	5	2	1	0	0	0	2	Minnesota Twins @ Boston Red Sox City of Palms Park, Ft. Myers, FL Sun Mar 02 2008, 1:05 PM EST Att: 7,827 - Partly Cloudy - 71 F			
8 Nick Punto, S OBP: 0.167, SLG: 0.167	G6-3					F7				4	1	1	1	0	0	0				
25 Alexi Casilla, S OBP: 0.429, SLG: 0.200							G6-3			0	1	0	0	1	0	0				
5 Michael Cuddyer, R OBP: 0.266, SLG: 0.429										3	0	1	2	0	0	0				
11 Jason Pridie, L OBP: 0.375, SLG: 0.375	F8									2	1	2	2	0	0	0				
33 Justin Morneau, L OBP: 0.250, SLG: 0.143										3	0	0	0	0	0	1				
73 Randy Ruiz, R OBP: 0.400, SLG: 0.250		G4-3	F6							1	0	0	0	0	0	1				
16 Jason Kubel, L OBP: 0.250, SLG: 0.250										3	0	1	0	0	0	1				
71 Howie Clark, L OBP: 0.250, SLG: 0.250										2	0	1	2	0	0	1				
55 Mike Redmond, R OBP: 0.400, SLG: 0.250										2	0	1	0	1	0	1				
58 Jose Morales, S										2	0	0	0	0	0	3				
32 Brian Buscher, L OBP: 0.400, SLG: 1.000										3	0	1	0	0	1	3				
77 Chris Basak, R										0	0	0	0	1	0	0				
44 Jon Knott, R OBP: 0.222, SLG: 0.667										3	1	1	1	0	0	2				
87 Felix Molina, S										1	0	0	0	0	0	1				
12 Adam Everett, R OBP: 0.200, SLG: 0.400										3	1	1	0	0	0	0				
20 Matt Tolbert, S OBP: 0.400, SLG: 0.250										0	1	0	0	1	0	0				
Inning Stats	R: 0 E: 0 K: 0 S: 3	H: 0 LOB: 0 BB: 0 P: 3	R: 0 E: 0 K: 0 S: 4	H: 1 LOB: 1 BB: 0 P: 4	R: 4 E: 0 K: 1 S: 13	H: 5 LOB: 2 BB: 1 P: 19	R: 0 E: 0 K: 0 S: 3	H: 0 LOB: 0 BB: 0 P: 3	R: 0 E: 0 K: 0 S: 4	H: 2 LOB: 1 BB: 0 P: 4	R: 0 E: 0 K: 0 S: 3	H: 0 LOB: 0 BB: 0 P: 3	R: 0 E: 0 K: 0 S: 4	H: 1 LOB: 1 BB: 0 P: 5	R: 4 E: 0 K: 0 S: 5	H: 2 LOB: 2 BB: 3 P: 19	1B: 8 2B: 3 3B: 0 HR: 1	SF: 0 SAC: 0 DP: 1 HBP: 1	WP: 0 PB: 1 SB: 3 CS: 0	PA: 42
PITCHER	IP WLS BF H R ER SO BB IBB HBP BLK WP HR S P ERA WHIP	49 Tim Wakefield, R (1, 1) 2.0 7 1 0 0 0 0 0 0 0 0 0 7 7 0.00 0.500 61 Clay Buchholz, R (3, 1) 2.0 L 12 5 4 4 1 1 0 0 0 0 0 1 16 22 18.00 3.000 Bryan Corey, R (5, 1) 1.0 3 0 0 0 0 0 0 0 0 0 0 0 3 3 0.00 0.000 37 Hideki Okajima, L (6, 1) 1.0 4 2 0 0 0 0 0 0 0 0 0 0 4 4 0.00 2.000 48 Javier López, L (7, 1) 1.0 3 0 0 0 0 0 0 0 0 0 0 0 3 3 0.00 0.000															ERA WHIP			
PITCHER	IP WLS BF H R ER SO BB IBB HBP BLK WP HR S P ERA WHIP	17 Manny Delcarmen, R (8, 1) 1.0 4 1 0 0 0 0 0 0 0 0 0 4 5 0.00 1.000 56 Craig Hansen, R (9, 1) 1.0 9 2 4 4 0 3 0 1 0 0 0 0 5 19 36.00 5.000															ERA WHIP			

Batter	1	2	3	4	5	6	7	8	9	AB	R	H	RBI	BB	SO	LOB	BOTTOM				
Coco Crisp, S OBP: 0.600, SLG: 0.500	K		G4-3							2	0	0	0	0	1	1	Minnesota Twins @ Boston Red Sox City of Palms Park, Ft. Myers, FL Sun Mar 02 2008, 1:05 PM EST Att: 7,827 - Partly Cloudy - 71 F				
78 Jonathan Van Every, L OBP: 0.500, SLG: 0.400										2	0	1	0	0	0	1					
15 Dustin Pedroia, R OBP: 0.333, SLG: 0.200	P4									3	0	1	1	0	0	1					
70 Gil Velazquez, R OBP: 0.500, SLG: 0.333										1	0	0	0	0	1	1					
34 David Ortiz, L OBP: 0.500, SLG: 0.600										2	0	1	0	1	0	1					
77 Chris Carter, L OBP: 0.250, SLG: 0.286										1	0	0	0	0	0	1					
Manny Ramirez, R										2	0	0	0	1	1	1					
64 Joe Thurston, L OBP: 0.667, SLG: 0.571										1	0	0	0	0	0	1					
25 Mike Lowell, R OBP: 0.400, SLG: 1.000										3	1	1	1	0	0	2					
11 Keith Ginter, R										1	0	0	0	0	0	0					
7 J.D. Drew, L OBP: 0.167, SLG: 0.167										3	0	0	0	0	0	2					
71 Jeff Bailey, R OBP: 0.143, SLG: 0.143										1	0	0	0	1	0	0					
20 Kevin Youkilis, R OBP: 0.200, SLG: 0.800										2	0	0	0	0	1	0					
44 Brandon Moss, L OBP: 0.500, SLG: 0.500										2	0	0	0	0	0	0					
23 Julio Lugo, R OBP: 0.167, SLG: 0.167										3	1	1	0	0	0	0					
76 Argenis Diaz, R										0	0	0	0	0	0	0					
Doug Mirabeli, R										1	0	0	0	1	0	1					
72 George Kottaras, L OBP: 0.750, SLG: 2.000										1	0	0	0	0	0	0					
Inning Stats	R: 0 E: 0 K: 1 S: 6	H: 1 LOB: 1 BB: 0 P: 6	R: 1 E: 0 K: 0 S: 6	H: 1 LOB: 0 BB: 0 P: 9	R: 0 E: 0 K: 0 S: 3	H: 0 LOB: 1 BB: 1 P: 7	R: 0 E: 0 K: 1 S: 5	H: 0 LOB: 0 BB: 0 P: 5	R: 1 E: 1 K: 1 S: 7	H: 2 LOB: 1 BB: 0 P: 7	R: 0 E: 0 K: 0 S: 2	H: 0 LOB: 2 BB: 2 P: 10	R: 0 E: 0 K: 0 S: 3	R: 0 E: 0 K: 1 S: 6	H: 1 LOB: 1 BB: 0 P: 6	R: 0 E: 0 K: 1 S: 5	H: 0 LOB: 0 BB: 0 P: 5	1B: 3 2B: 1 3B: 0 HR: 1	SF: 0 SAC: 0 DP: 1 HBP: 0	WP: 0 PB: 0 SB: 0 CS: 0	PA: 34
PITCHER	IP WLS BF H R ER SO BB IBB HBP BLK WP HR S P ERA WHIP	Livan Hernandez, R (1, 1) 2.0 W 8 2 1 1 1 1 0 0 0 0 0 0 3 7 4.50 1.000 54 Matt Guerrier, R (3, 1) 1.0 H 4 0 0 0 0 0 1 0 0 0 0 0 3 7 0.00 1.000 17 Pat Neshek, R (4, 1) 1.0 H 3 0 0 0 0 1 0 0 0 0 0 0 0 5 5 0.00 0.000 Dennys Reyes, L (5, 1) 1.0 H 5 2 1 0 1 0 0 0 0 0 0 0 7 7 0.00 2.000 51 Julio DePaula, R (6, 1) 2.0 H 7 0 0 0 0 0 2 0 0 0 0 0 0 5 13 0.00 1.000															ERA WHIP				
PITCHER	IP WLS BF H R ER SO BB IBB HBP BLK WP HR S P ERA WHIP	76 Bobby Korecky, R (8, 1) 1.0 H 4 1 0 0 0 1 0 0 0 0 0 0 5 6 0.00 1.000 78 Ricky Barrett, L (9, 1) 1.0 3 0 0 0 0 1 0 0 0 0 0 0 5 6 0.00 0.000															ERA WHIP				



Batter	1	2	3	4	5	6	7	8	9	10	AB	R	H	RBI	BB	SO	LOB	TOP
63 Chris Dickerson, L OBP: 0.375, SLG: 0.714 54 Jolbert Cabrera, R OBP: 0.545, SLG: 0.700	L6		K		G3			SH1-3 60 S 30 SH1-3 1B		G6-3	3	0	0	0	0	1	1	Cincinnati Reds @ Minnesota Twins Hammond Stadium, Fort Myers, FL Mon Mar 03 2008, 1:05 PM EST Att: 7,802 - Partly Cloudy - 82 F
30 Norris Hopper, R OBP: 0.167, SLG: 0.100 65 Ryan Hanigan, R OBP: 0.125, SLG: 0.125	BB 1B		G4-3 1B		G1-3			SH1-3 1-2		G6-3	2	2	1	0	1	0	0	
Ken Griffey Jr., L OBP: 0.500, SLG: 1.000 93 Drew Anderson, S OBP: 0.250, SLG: 0.250	BB 1B		G4-3 1B		G4-3			K		BB 1B	1	0	0	1	1	0	1	
Adam Dunn, L OBP: 0.167, SLG: 1.167 93 Drew Anderson, S OBP: 0.250, SLG: 0.250	G6-4-3 1B		G4-3 1B		G4-3 1B			BB 60 HR		BB 1B	2	0	2	2	0	0	0	
27 Jeff Keppinger, R OBP: 0.214, SLG: 0.214 60 Andy Green, R OBP: 0.083, SLG: 0.364	G6-4-3 1-2f		P6		G4-6-3 1B			HR 1-H 2-H		F8	3	0	1	0	0	0	3	
Scott Hatteberg, L OBP: 0.571, SLG: 0.400 19 Joey Votto, L OBP: 0.273, SLG: 0.300		F8		G4-6-3 BB		G4-6-3 1-2f		G1-3		G1-3	1	0	0	0	1	0	0	
Javier Valentin, S OBP: 0.250, SLG: 0.250 76 Alvin Colina, R		G6-4-3 1B		G4-6-3 1-2f		G6-3		G6-3		P6	2	0	1	0	0	0	1	
Juan Castro, R OBP: 0.333, SLG: 0.333 66 Paul Janish, R OBP: 0.143, SLG: 0.286		G6-4-3 1-2f		F8		G6-3		G6-3		G1-3	2	0	0	0	0	0	0	
46 Andy Phillips, R OBP: 0.364, SLG: 0.400 82 Adam Rosales, R OBP: 0.417, SLG: 0.750			G4-3 30 1B		G5-3			G1-5-3		F8	2	1	1	0	0	0	0	
											2	0	0	0	0	0	0	
Inning Stats	R: 1 E: 0 K: 0 S: 3	H: 1 LOB: 1 BB: 2 P: 11	R: 0 E: 0 K: 0 S: 3	H: 1 LOB: 0 BB: 0 P: 9	R: 2 E: 0 K: 1 S: 8	H: 3 LOB: 1 BB: 0 P: 8	R: 0 E: 0 K: 0 S: 2	H: 2 LOB: 2 BB: 0 P: 4	R: 0 E: 0 K: 0 S: 3	H: 0 LOB: 0 BB: 0 P: 3	R: 3 E: 0 K: 1 S: 9	H: 2 LOB: 1 BB: 1 P: 13	R: 0 E: 0 K: 0 S: 5	H: 2 LOB: 2 BB: 0 P: 5	1B: 9 2B: 1 3B: 0 HR: 1	SF: 0 SAC: 1 DP: 4 HBP: 0	WP: 0 PB: 0 SB: 1 CS: 0	PA: 41
PITCHER	IP WLS BF H R ER SO BB IBB HBP BLK WP HR S P ERA WHIP	2.0 0 9 2 1 1 0 2 0 0 0 0 0 6 14 4.50 2.000	2.0 0 7 2 0 0 0 0 0 0 0 0 0 3 7 0.00 1.000	1.0 H 3 0 0 0 0 0 0 0 0 0 0 1 9 27.00 3.000	1.0 B 6 2 3 3 1 1 0 0 0 0 0 1 9 13 27.00 3.000	2.0 W 8 2 0 0 0 0 0 0 0 0 0 8 8 0.00 1.000	2.0 W 8 2 0 0 0 0 0 0 0 0 0 8 8 0.00 1.000	2.0 W 8 2 0 0 0 0 0 0 0 0 0 8 8 0.00 1.000	2.0 W 8 2 0 0 0 0 0 0 0 0 0 8 8 0.00 1.000	2.0 W 8 2 0 0 0 0 0 0 0 0 0 8 8 0.00 1.000	2.0 W 8 2 0 0 0 0 0 0 0 0 0 8 8 0.00 1.000	2.0 W 8 2 0 0 0 0 0 0 0 0 0 8 8 0.00 1.000	2.0 W 8 2 0 0 0 0 0 0 0 0 0 8 8 0.00 1.000	2.0 W 8 2 0 0 0 0 0 0 0 0 0 8 8 0.00 1.000	2.0 W 8 2 0 0 0 0 0 0 0 0 0 8 8 0.00 1.000	2.0 W 8 2 0 0 0 0 0 0 0 0 0 8 8 0.00 1.000	2.0 W 8 2 0 0 0 0 0 0 0 0 0 8 8 0.00 1.000	2.0 W 8 2 0 0 0 0 0 0 0 0 0 8 8 0.00 1.000

AB	34
R	5
H	9
RBI	6
BB	3
SO	2
LOB	12



Batter	1	2	3	4	5	6	7	8	9	10	AB	R	H	RBI	BB	SO	LOB	BOTTOM
22 Carlos Gómez, R OBP: 0.273, SLG: 0.375 11 Jason Pridle, L OBP: 0.333, SLG: 0.333	S SAFE				G5-3 7 2B			G5-3		G4-3	3	1	1	1	1	0	1	Cincinnati Reds @ Minnesota Twins Hammond Stadium, Fort Myers, FL Mon Mar 03 2008, 1:05 PM EST Att: 7,802 - Partly Cloudy - 82 F
7 Joe Mauer, L OBP: 0.625, SLG: 0.667 79 Eli Whiteside, R OBP: 0.667, SLG: 0.500	G4-3		F8		SF8			G4-3		K	3	0	1	1	0	0	1	
5 Michael Cuddyer, R OBP: 0.300, SLG: 0.333 50 Garrett Jones, L OBP: 0.111, SLG: 0.111	E4 FC6-4		G4-3		G4-3			P6		P6	2	0	0	1	1	0	0	
33 Justin Morneau, L OBP: 0.273, SLG: 0.300 32 Brian Buscher, L OBP: 0.429, SLG: 0.833	G4-3 1B		G2		G4-6-3 BB			K		F8	3	0	1	0	0	0	2	
21 Delmon Young, R OBP: 0.500, SLG: 0.429 77 Chris Basak, R OBP: 0.500, SLG: 1.000	FC6-4 1-2f 2-3		G4-3		G4-6-3			F8		BB 77 HR	3	0	1	0	0	0	2	
Mike Lamb, L OBP: 0.375, SLG: 0.429 18 Matt Macri, R OBP: 0.400, SLG: 0.500	G4-3		G4-3		G5-3			P6		HR	3	0	0	0	0	0	3	
73 Randy Ruiz, R OBP: 0.444, SLG: 0.750		K		G3-6-1		F7		G6-3		73 HR 2B	4	2	2	2	0	1	0	
23 Brendan Harris, R 20 Matt Tolbert, S OBP: 0.333, SLG: 0.200		G4-3		G4-3		G6-3		G6-3		HR	2	1	0	0	1	1	0	
25 Alexi Casilla, S OBP: 0.455, SLG: 0.250		BB		G4-3		G6-3		G6-3		G6-3	3	1	1	1	1	0	0	
											3	1	1	1	1	0	0	
Inning Stats	R: 1 E: 1 K: 0 S: 6	H: 1 LOB: 2 BB: 1 P: 10	R: 0 E: 1 K: 1 S: 5	H: 0 LOB: 1 BB: 1 P: 9	R: 0 E: 0 K: 0 S: 3	H: 0 LOB: 0 BB: 0 P: 3	R: 0 E: 0 K: 0 S: 3	H: 1 LOB: 0 BB: 0 P: 3	R: 3 E: 0 K: 0 S: 6	H: 3 LOB: 2 BB: 2 P: 14	R: 0 E: 0 K: 1 S: 5	H: 0 LOB: 1 BB: 1 P: 9	R: 0 E: 0 K: 1 S: 8	H: 2 LOB: 0 BB: 0 P: 9	1B: 4 2B: 3 3B: 0 HR: 2	SF: 1 SAC: 0 DP: 2 HBP: 0	WP: 0 PB: 0 SB: 2 CS: 0	PA: 42
PITCHER	IP WLS BF H R ER SO BB IBB HBP BLK WP HR S P ERA WHIP	3.0 0 13 1 1 1 1 2 0 0 0 0 0 3 22 3.00 1.000	1.0 H 3 1 0 0 0 0 0 0 0 0 0 3 3 0.00 1.000	1.0 B 7 3 3 3 0 2 0 0 0 0 0 6 14 27.00 5.000	1.0 3 0 0 0 0 0 0 0 0 0 0 0 3 3 0.00 0.000	1.0 3 1 0 0 1 0 0 0 0 0 0 5 5 0.00 1.000	1.0 B 5 2 2 2 1 0 0 0 0 0 1 8 9 18.00 2.000	0.2 L 4 1 2 2 0 1 0 0 0 0 0 1 5 11 27.00 3.000	1.0 H 4 0 0 0 0 0 0 0 0 0 0 4 4 0.00 1.000	1.0 B 5 2 2 2 1 0 0 0 0 0 1 8 9 18.00 2.000	0.2 L 4 1 2 2 0 1 0 0 0 0 1 5 11 27.00 3.000	1.0 H 4 0 0 0 0 0 0 0 0 0 4 4 0.00 1.000	1.0 B 5 2 2 2 1 0 0 0 0 0 1 8 9 18.00 2.000	0.2 L 4 1 2 2 0 1 0 0 0 0 1 5 11 27.00 3.000	1.0 H 4 0 0 0 0 0 0 0 0 0 4 4 0.00 1.000	1.0 B 5 2 2 2 1 0 0 0 0 0 1 8 9 18.00 2.000	0.2 L 4 1 2 2 0 1 0 0 0 0 1 5 11 27.00 3.000	1.0 H 4 0 0 0 0 0 0 0 0 0 4 4 0.00 1.000

AB	35
R	8
H	9
RBI	8
BB	6
SO	4
LOB	12



Batter	1	2	3	4	5	6	7	8	9	AB	R	H	RBI	BB	SO	LOB	TOP																		
																														Minnesota Twins @ Tampa Bay Rays Progress Energy Park, Home of Al Lang Field, St. Petersburg, FL Tue Mar 04 2008, 1:05 PM EST livebaseballstats.com					
Inning Stats																1B: 0 SF: 0 2B: 0 SAC: 0 3B: 0 DP: 0 HR: 0 HBP: 0	WP: 0 PA: 0 FB: 0 SB: 0 CS: 0																		
PITCHER	IP	WLS	BF	H	R	ER	SO	BB	IBB	HBP	BLK	WP	HR	S	P	ERA	WHIP	PITCHER	IP	WLS	BF	H	R	ER	SO	BB	IBB	HBP	BLK	WP	HR	S	P	ERA	WHIP

Batter	1	2	3	4	5	6	7	8	9	AB	R	H	RBI	BB	SO	LOB	BOTTOM																		
																															Minnesota Twins @ Tampa Bay Rays Progress Energy Park, Home of Al Lang Field, St. Petersburg, FL Tue Mar 04 2008, 1:05 PM EST livebaseballstats.com				
Inning Stats																1B: 0 SF: 0 2B: 0 SAC: 0 3B: 0 DP: 0 HR: 0 HBP: 0	WP: 0 PA: 0 FB: 0 SB: 0 CS: 0																		
PITCHER	IP	WLS	BF	H	R	ER	SO	BB	IBB	HBP	BLK	WP	HR	S	P	ERA	WHIP	PITCHER	IP	WLS	BF	H	R	ER	SO	BB	IBB	HBP	BLK	WP	HR	S	P	ERA	WHIP


Batter	1	2	3	4	5	6	7	8	9	AB	R	H	RBI	BB	SO	LOB	TOP																				
22 Carlos Gómez, R OBP: 0.188, SLG: 0.231	B5-3		G6-3		F8		K		F8	5	0	0	0	0	1	2	Minnesota Twins @ New York Yankees Legends Field, Tampa, FL Wed Mar 05 2008, 1:15 PM EST Att: 10,449 - Sunny - 67 F																				
23 Brandon Harris, R OBP: 0.273, SLG: 0.111 87 Felix Molina, S	G4-3			G4-3	FC4-6		K		K	3	0	1	0	0	0	1																					
7 Joe Mauer, L OBP: 0.545, SLG: 0.667 58 Jose Morales, S OBP: 0.333, SLG: 0.200	G4-6-3			G3		F8-5				3	0	1	0	0	0	1																					
33 Justin Morneau, L OBP: 0.286, SLG: 0.167 73 Randy Ruiz, R OBP: 0.394, SLG: 0.600		F8				F8-5				2	0	0	0	1	0	1																					
21 Delmon Young, R OBP: 0.545, SLG: 0.800 77 Chris Basak, R OBP: 0.571, SLG: 1.000										2	1	0	0	0	0	1																					
32 Brian Buscher, L OBP: 0.444, SLG: 0.750 18 Matt Macri, R OBP: 0.429, SLG: 0.500										2	1	1	0	0	0	0																					
44 Jon Knott, R OBP: 0.182, SLG: 0.545 68 Alejandro Machado, S OBP: 0.333, SLG: 0.667										2	0	0	0	0	1	1																					
50 Garrett Jones, L OBP: 0.182, SLG: 0.455 11 Jason Pridle, L OBP: 0.394, SLG: 0.400										2	1	1	2	0	0	0																					
20 Matt Tolbert, S OBP: 0.375, SLG: 0.167 25 Alexi Casilla, S OBP: 0.462, SLG: 0.300										2	0	1	1	0	0	1																					
Inning Stats	R: 0 E: 0 K: 0 S: 7	H: 1 LOB: 0 BB: 0 P: 11	R: 1 E: 0 K: 0 S: 11	H: 1 LOB: 0 BB: 0 P: 22	R: 0 E: 0 K: 1 S: 6	H: 0 LOB: 0 BB: 0 P: 8	R: 0 E: 0 K: 0 S: 8	H: 0 LOB: 1 BB: 1 P: 18	R: 2 E: 0 K: 1 S: 12	H: 2 LOB: 1 BB: 0 P: 18	R: 0 E: 0 K: 1 S: 6	H: 2 LOB: 2 BB: 0 P: 6	R: 1 E: 0 K: 2 S: 9	H: 2 LOB: 1 BB: 0 P: 11	R: 3 E: 0 K: 0 S: 19	H: 2 LOB: 1 BB: 1 P: 33		R: 0 E: 0 K: 2 S: 8	H: 1 LOB: 1 BB: 0 P: 8	1B: 7 2B: 3 3B: 0 HR: 2	SF: 1 SAC: 0 DP: 2 HBP: 2	WP: 1 PB: 0 SB: 3 CS: 0	PA: 40														
PITCHER	IP	WLS	BF	H	R	ER	SO	BB	IBB	HBP	BLK	WP	HR	S	P	ERA	WHIP	PITCHER		IP	WLS	BF	H	R	ER	SO	BB	IBB	HBP	BLK	WP	HR	S	P	ERA	WHIP	
31 Ian Kennedy, R ERA: 4.5	2.0		7	2	1	1	0	0	0	0	0	0	1	18	33	4.50	1.000	38 Chris Britton, R ERA: 0.00		0.2		2	0	0	0	0	0	0	0	0	5	8	0.00	0.000			
79 Heath Phillips, L ERA: 9.0	1.0	H	3	0	0	0	1	0	0	0	0	0	0	6	8	0.00	0.000	39 Ross Ohlendorf, R ERA: 0.00		0.2		3	1	0	0	2	0	0	0	0	7	7	0.00	1.500			
62 Joba Chamberlain, R	2.0	H	10	2	2	2	1	1	0	1	0	0	1	20	36	9.00	1.500																				
63 Jonathan Albaladejo, R ERA: 3.38	1.2	B	8	4	1	1	2	0	0	0	0	0	0	12	13	5.40	2.400																				
36 Edgar Ramirez, R ERA: 13.5	1.0	L	7	2	3	3	1	1	0	1	0	1	0	18	30	27.00	3.000																				

AB	35
R	7
H	11
RBI	7
BB	2
SO	7
LOB	13



Batter	1	2	3	4	5	6	7	8	9	AB	R	H	RBI	BB	SO	LOB	BOTTOM																			
18 Johnny Damon, L OBP: 0.250, SLG: 0.333 17 Shelley Duncan, R OBP: 0.636, SLG: 1.455	F7			G4-3		K				3	1	1	1	0	0	0	Minnesota Twins @ New York Yankees Legends Field, Tampa, FL Wed Mar 05 2008, 1:15 PM EST Att: 10,449 - Sunny - 67 F																			
2 Derek Jeter, R OBP: 0.500, SLG: 0.500 11 Chris Woodward, R OBP: 0.556, SLG: 0.556										2	0	2	0	1	0	0																				
Bobby Abreu, L OBP: 0.600, SLG: 0.600 19 Jason Lane, R OBP: 0.273, SLG: 0.727										2	0	1	0	0	0	0																				
13 Alex Rodriguez, R OBP: 0.556, SLG: 0.833 96 Gregory Porter, L OBP: 0.182, SLG: 0.182										2	0	0	0	1	1	2																				
Jason Giambi, L OBP: 0.429, SLG: 1.000 93 Colin Curtis, L OBP: 0.333, SLG: 0.333										3	1	1	0	0	1	2																				
20 Jorge Posada, S OBP: 0.750, SLG: 0.900										3	0	0	0	0	0	1																				
85 Francisco Cervelli, R OBP: 0.750, SLG: 0.900										1	0	0	0	0	0	0																				
24 Robinson Cano, L OBP: 0.700, SLG: 0.800 66 Bernie Castro, S OBP: 0.500, SLG: 0.333 12 Nick Green, R										3	1	3	1	0	0	0																				
14 Wilson Betemit, S OBP: 0.333, SLG: 0.600 21 Morgan Ensberg, R OBP: 0.333, SLG: 0.556										1	0	0	0	0	0	0																				
28 Melky Cabrera, S OBP: 0.455, SLG: 0.500 91 Brett Gardner, L OBP: 0.333, SLG: 0.333										3	0	0	0	0	2	3																				
Inning Stats	R: 0 E: 0 K: 1 S: 12	H: 1 LOB: 2 BB: 1 P: 17	R: 3 E: 1 K: 2 S: 15	H: 4 LOB: 2 BB: 1 P: 25	R: 1 E: 0 K: 0 S: 10	H: 2 LOB: 0 BB: 0 P: 15	R: 0 E: 0 K: 1 S: 9	H: 1 LOB: 1 BB: 0 P: 16	R: 0 E: 1 K: 1 S: 9	H: 1 LOB: 2 BB: 0 P: 11	R: 0 E: 0 K: 1 S: 5	H: 0 LOB: 0 BB: 0 P: 5	R: 0 E: 0 K: 0 S: 7	H: 0 LOB: 0 BB: 0 P: 10	R: 1 E: 0 K: 1 S: 8	H: 2 LOB: 1 BB: 0 P: 8	1B: 8 2B: 2 3B: 0 HR: 1	SF: 0 SAC: 0 DP: 1 HBP: 0	WP: 2 PB: 0 SB: 1 CS: 0	PA: 39																
PITCHER	IP	WLS	BF	H	R	ER	SO	BB	IBB	HBP	BLK	WP	HR	S	P	ERA	WHIP	PITCHER		IP	WLS	BF	H	R	ER	SO	BB	IBB	HBP	BLK	WP	HR	S	P	ERA	WHIP
59 Kevin Slowey, R ERA: 14.73	2.0		13	5	3	3	3	2	0	0	0	0	0	27	42	13.50	3.500	78 Ricky Barrett, L ERA: 6.0		0.2		3	0	0	0	0	0	0	0	0	7	10	0.00	0.000		
51 Julio DePaula, R ERA: 2.25	1.0		4	2	1	1	1	0	0	0	0	0	0	10	15	9.00	2.000	86 Oswaldo Sosa, R ERA: 9.0		1.0	S	5	2	1	1	1	0	0	0	0	1	8	8	9.00	2.000	
19 Randy Keister, L ERA: 8.1	2.0		7	1	0	0	1	0	0	0	0	1	0	15	22	0.00	0.500																			
Dennys Reyes, L ERA: 1.00	1.0		4	1	0	0	1	0	0	0	0	0	0	9	11	0.00	1.000																			
17 Pat Neshek, R ERA: 1.00	1.0	W	3	0	0	0	1	0	0	0	0	0	0	5	5	0.00	0.000																			

AB	37
R	5
H	11
RBI	5
BB	2
SO	8
LOB	14



Batter	1	2	3	4	5	6	7	8	9	AB	R	H	RBI	BB	SO	LOB	TOP			
10 Adam Jones, R OBP: 0.571, SLG: 0.750 25 Luis Terrero, R OBP: 0.316, SLG: 0.235										2	1	1	0	0	0	1	<p>Baltimore Orioles @ Minnesota Twins Hammond Stadium, Fort Myers, FL Thu Mar 06 2008, 1:05 PM EST Att: 7,779 - Cloudy - 81 F</p> <p>livebaseballscorecards.com</p> <p>AB 39 R 7 H 14 RBI 6 BB 3 SO 5 LOB 21</p>			
70 Eider Torres, S OBP: 0.200, SLG: 0.158 Jonny Tucker, R										3	0	0	0	0	0	4				
30 Luke Scott, L OBP: 0.471, SLG: 0.800 Blake Davis, L										4	2	2	1	0	1	1				
66 Mike Costanzo, L OBP: 0.474, SLG: 0.947 19 Ben Davis, S OBP: 0.091, SLG: 0.182										4	1	4	3	0	0	0				
69 Oscar Salazar, R OBP: 0.357, SLG: 0.714										5	1	1	0	0	0	4				
24 Guillermo Quiroz, R OBP: 0.593, SLG: 0.945 65 Omir Santos, R										3	2	2	0	1	1	1				
13 Tke Redman, L OBP: 0.286, SLG: 0.571 Sebastien Boucher, L										4	0	1	1	0	0	4				
73 Chris Heintz, R OBP: 0.231, SLG: 0.308 58 Matt Wieters, S OBP: 0.111, SLG: 0.111										3	0	3	0	0	0	0				
12 Brandon Fahey, L OBP: 0.333, SLG: 0.357										3	0	0	1	0	1	4				
Inning Stats	R: 1 E: 0 K: 1 S: 7	H: 2 LOB: 1 BB: 0 P: 7	R: 1 E: 1 K: 0 S: 5	H: 2 LOB: 1 BB: 0 P: 5	R: 4 E: 0 K: 0 S: 9	H: 6 LOB: 3 BB: 1 P: 14	R: 0 E: 0 K: 0 S: 4	H: 1 LOB: 2 BB: 1 P: 8	R: 0 E: 0 K: 1 S: 9	H: 2 LOB: 1 BB: 0 P: 10	R: 0 E: 0 K: 3 S: 9	H: 0 LOB: 0 BB: 0 P: 9	R: 0 E: 0 K: 0 S: 3	H: 0 LOB: 1 BB: 1 P: 7	R: 0 E: 0 K: 0 S: 3	H: 0 LOB: 0 BB: 0 P: 3		1B: 9 2B: 3 3B: 0 HR: 2	SF: 0 SAC: 2 DP: 1 HBP: 0	WP: 0 PB: 0 SB: 0 CS: 0
PITCHER	IP WLS BF H R ER SO BB IBB HBP BLK WP HR S P ERA WHIP	<p>Livan Hernandez, R (1.1) ERA: 10.8 Juan Rincon, R (4.1) ERA: 4.5 36 Joe Nathan, R (5.1) ERA: 4.5 60 Brian Bass, R (6.1) ERA: 3.38 56 Carmen Cali, L (8.1) ERA:</p> <p>76 Bobby Korecky, R (9.1) ERA:</p>																		

Batter	1	2	3	4	5	6	7	8	9	AB	R	H	RBI	BB	SO	LOB	BOTTOM			
11 Jason Pridie, L OBP: 0.286, SLG: 0.308 2 Denard Span, L OBP: 0.250, SLG: 0.250										3	0	0	0	0	0	0	<p>Baltimore Orioles @ Minnesota Twins Hammond Stadium, Fort Myers, FL Thu Mar 06 2008, 1:05 PM EST Att: 7,779 - Cloudy - 81 F</p> <p>livebaseballscorecards.com</p> <p>AB 35 R 8 H 12 RBI 7 BB 5 SO 4 LOB 23</p>			
25 Alexi Casilla, S OBP: 0.500, SLG: 0.333 Tommy Watkins, R										2	1	1	0	1	0	0				
5 Michael Cuddyer, R OBP: 0.231, SLG: 0.250 44 Jon Knott, R OBP: 0.231, SLG: 0.538										3	1	0	0	0	1	3				
33 Justin Morneau, L OBP: 0.353, SLG: 0.214 18 Matt Macri, R OBP: 0.444, SLG: 0.500										2	1	1	0	1	0	1				
21 Delmon Young, R OBP: 0.643, SLG: 0.846 16 Jason Kubel, L OBP: 0.300, SLG: 0.222										3	1	3	2	0	0	0				
Mike Lamb, L OBP: 0.455, SLG: 0.600 71 Howie Clark, L OBP: 0.400, SLG: 0.600										3	1	2	1	0	0	2				
55 Mike Redmond, R OBP: 0.286, SLG: 0.167 85 Drew Butera, R 84 Allan de San Miguel, R										2	0	0	0	0	0	4				
Craig Monroe, R OBP: 0.400, SLG: 0.400 8 Nick Punto, S OBP: 0.250, SLG: 0.143										2	0	1	2	0	0	2				
12 Adam Everett, R OBP: 0.125, SLG: 0.250 77 Chris Basak, R OBP: 0.625, SLG: 1.000										3	0	0	0	0	1	5				
Inning Stats	R: 5 E: 1 K: 1 S: 9	H: 3 LOB: 2 BB: 2 P: 17	R: 0 E: 0 K: 1 S: 6	H: 1 LOB: 1 BB: 0 P: 6	R: 0 E: 0 K: 0 S: 5	H: 2 LOB: 2 BB: 0 P: 5	R: 0 E: 0 K: 0 S: 3	H: 0 LOB: 0 BB: 0 P: 3	R: 1 E: 0 K: 0 S: 4	H: 2 LOB: 2 BB: 2 P: 12	R: 0 E: 0 K: 1 S: 6	H: 0 LOB: 2 BB: 1 P: 10	R: 0 E: 1 K: 1 S: 8	H: 3 LOB: 1 BB: 0 P: 8	R: 2 E: 1 K: 1 S: 8	H: 3 LOB: 1 BB: 0 P: 8		1B: 10 2B: 2 3B: 0 HR: 0	SF: 0 SAC: 1 DP: 1 HBP: 0	WP: 2 PB: 0 SB: 1 CS: 0
PITCHER	IP WLS BF H R ER SO BB IBB HBP BLK WP HR S P ERA WHIP	<p>40 Daniel Cabrera, R (1.1) ERA: 3.86 51 Randal Bieri, R (2.1) ERA: 5.4 57 Garrett Olson, L (4.1) ERA: 2.25 45 Dennis Sarfate, R (6.1) ERA: 81 Ryan Keefe, R (7.1) ERA:</p> <p>76 Chris Tillman, R (8.1) ERA: 4.5</p>																		

Batter	1	2	3	4	5	6	7	8	9	AB	R	H	RBI	BB	SO	LOB	TOP					
2 Denard Span, L OBP: 0.231, SLG: 0.167										4	1	0	0	0	0	4						
23 Brendan Harris, R OBP: 0.250, SLG: 0.143										5	0	1	0	0	2	1						
5 Michael Cuddyer, R OBP: 0.168, SLG: 0.200										3	0	0	0	0	1	1						
71 Howie Clark, L OBP: 0.286, SLG: 0.429										2	1	0	0	0	0	1						
33 Justin Morneau, L OBP: 0.350, SLG: 0.412										3	1	1	2	0	0	0						
Tommy Watkins, R										2	0	0	0	0	2							
Craig Monroe, R OBP: 0.500, SLG: 0.857										2	1	1	1	1	0	0						
68 Alejandro Machado, S OBP: 0.400, SLG: 0.600										2	1	1	1	0	0	1						
Mike Lamb, L OBP: 0.500, SLG: 0.615										3	1	2	0	0	0	1						
87 Felix Molina, S										1	0	0	0	0	0	1						
55 Mike Redmond, R OBP: 0.300, SLG: 0.222										3	0	1	0	0	0	3						
79 Eli Whiteside, R OBP: 0.750, SLG: 0.500										0	0	0	0	1	0	0						
16 Jason Kubel, L OBP: 0.286, SLG: 0.231										4	1	1	2	0	0	2						
77 Chris Basak, R OBP: 0.500, SLG: 0.667										4	0	1	1	0	1	2						
Inning Stats	R: 3 E: 0 K: 1 S: 9	H: 3 LOB: 1 BB: 0 P: 13	R: 0 E: 0 K: 1 S: 5	H: 0 LOB: 0 BB: 0 P: 5	R: 0 E: 0 K: 1 S: 5	H: 0 LOB: 0 BB: 0 P: 5	R: 2 E: 0 K: 0 S: 6	H: 3 LOB: 1 BB: 0 P: 8	R: 0 E: 0 K: 1 S: 5	H: 0 LOB: 0 BB: 0 P: 5	R: 1 E: 1 K: 0 S: 5	H: 1 LOB: 3 BB: 1 P: 11	R: 1 E: 1 K: 0 S: 5	H: 1 LOB: 1 BB: 0 P: 5	R: 0 E: 0 K: 0 S: 3	H: 0 LOB: 1 BB: 0 P: 7	R: 0 E: 0 K: 0 S: 4	H: 1 LOB: 1 BB: 0 P: 4	1B: 7 2B: 0 3B: 0 HR: 2	SF: 0 SAC: 0 DP: 0 HBP: 1	WP: 1 PB: 0 SB: 4 CS: 0	PA: 41
PITCHER	IP WLS BF H R ER SO BB IBB HBP BLK WP HR S P ERA WHIP																PITCHER	IP WLS BF H R ER SO BB IBB HBP BLK WP HR S P ERA WHIP				
61 Clay Buchholz, R ERA: 12.6	(1, 1) 3.0 L 13 3 3 3 3 0 0 0 1 0 0 2 19 23 9.00 1.000																					
58 Jonathan Papelbon, R ERA: 4.5	(4, 1) 2.0 9 3 2 2 1 0 0 0 0 0 0 0 11 13 9.00 1.500																					
48 Javier López, L ERA: 3.0	(6, 1) 1.0 6 1 1 1 0 1 0 0 0 0 1 0 5 11 9.00 2.000																					
37 Hideki Okajima, L ERA:	(7, 1) 1.0 5 1 1 0 0 0 0 0 0 0 0 0 5 5 0.00 1.000																					
73 Justin Masterson, R ERA: 2.25	(8, 1) 2.0 8 1 0 0 0 1 0 0 0 0 0 0 7 11 0.00 1.000																					
Batter	1	2	3	4	5	6	7	8	9	AB	R	H	RBI	BB	SO	LOB	BOTTOM					
76 Argenis Diaz, R OBP: 0.333, SLG: 0.333										5	0	1	0	0	1	4						
15 Dustin Pedroia, R OBP: 0.500, SLG: 0.263										3	0	1	0	0	0	0						
Ryan Khoury, R										2	0	0	0	0	2							
34 David Ortiz, L OBP: 0.500, SLG: 0.333										0	0	0	0	2	0	0						
Doug Mirabeli, R										3	0	0	0	0	3	4						
Manny Ramirez, R OBP: 0.333, SLG: 0.308										2	0	0	0	0	1	2						
71 Jeff Bailey, R OBP: 0.412, SLG: 0.462										2	1	1	1	1	0	3						
7 J.D. Drew, L OBP: 0.308, SLG: 0.250											2	0	0	0	0	0						
Rich Thompson, L										3	0	0	0	0	2							
Jason Varitek, S OBP: 0.273, SLG: 0.636										3	0	1	0	0	0	0						
36 Kevin Cash, R OBP: 0.500, SLG: 0.500										2	1	0	0	0	2							
22 Sean Casey, L OBP: 0.455, SLG: 0.500										2	0	1	0	0	0	0						
Junior Spivey, R										2	0	1	0	0	0	0						
11 Keith Ginter, R OBP: 0.538, SLG: 0.545										3	0	3	1	0	0	0						
78 Jonathan Van Every, L OBP: 0.278, SLG: 0.294										4	0	0	0	0	3	7						
Inning Stats	R: 0 E: 0 K: 1 S: 5	H: 0 LOB: 1 BB: 1 P: 9	R: 0 E: 0 K: 0 S: 5	H: 2 LOB: 2 BB: 0 P: 5	R: 0 E: 0 K: 0 S: 3	H: 0 LOB: 0 BB: 1 P: 7	R: 0 E: 0 K: 0 S: 3	H: 0 LOB: 0 BB: 0 P: 3	R: 0 E: 0 K: 2 S: 10	H: 3 LOB: 3 BB: 0 P: 10	R: 1 E: 0 K: 2 S: 10	H: 3 LOB: 2 BB: 0 P: 10	R: 0 E: 1 K: 1 S: 6	H: 0 LOB: 2 BB: 1 P: 10	R: 0 E: 1 K: 1 S: 6	H: 0 LOB: 2 BB: 0 P: 7	R: 1 E: 0 K: 1 S: 8	H: 1 LOB: 0 BB: 0 P: 11	1B: 8 2B: 0 3B: 0 HR: 1	SF: 0 SAC: 0 DP: 0 HBP: 1	WP: 0 PB: 0 SB: 0 CS: 0	PA: 42
PITCHER	IP WLS BF H R ER SO BB IBB HBP BLK WP HR S P ERA WHIP																PITCHER	IP WLS BF H R ER SO BB IBB HBP BLK WP HR S P ERA WHIP				
47 Francisco Liriano, L ERA:	(1, 1) 1.2 W 8 2 0 0 1 1 0 0 0 0 0 0 7 13 0.00 1.800																					
53 Nick Blackburn, R ERA:	(2, 1) 2.1 H 8 0 0 0 0 1 0 0 0 0 0 0 7 11 0.00 0.429																					
54 Matt Guerrier, R ERA:	(5, 1) 1.0 6 3 0 0 2 0 0 0 0 0 0 0 10 10 0.00 3.000																					
Dennys Reyes, L ERA: 3.0	(6, 1) 1.0 6 3 1 1 2 0 0 0 0 0 0 0 10 10 9.00 3.000																					
28 Jesse Crain, R ERA:	(7, 1) 1.0 5 0 0 0 1 1 0 0 0 0 0 0 6 10 0.00 1.000																					
17 Pat Neshek, R ERA:	(8, 1) 1.0 5 0 0 0 0 0 0 0 0 0 0 0 6 7 0.00 0.000																					
72 Mariano Gomez, L ERA: 9.0	(9, 1) 1.0 4 1 1 1 1 0 0 0 0 0 0 0 1 8 11 9.00 1.000																					

Minnesota Twins @ Boston Red Sox
City of Palms Park, Ft. Myers, FL
Fri Mar 07 2008, 1:05 PM EST
Att: 7,827 - Partly Cloudy - 82 F

AB	38
R	7
H	9
RBI	7
BB	2
SO	4
LOB	19



Minnesota Twins @ Boston Red Sox
City of Palms Park, Ft. Myers, FL
Fri Mar 07 2008, 1:05 PM EST
Att: 7,827 - Partly Cloudy - 82 F

AB	38
R	2
H	9
RBI	2
BB	3
SO	8
LOB	26



Batter	1	2	3	4	5	6	7	8	9	AB	R	H	RBI	BB	SO	LOB	TOP						
22 Carlos Gómez, R OBP: 0.238, SLG: 0.389										5	2	2	1	0	0	1	Minnesota Twins @ Toronto Blue Jays Knology Park, Dunedin, FL Fri Mar 07 2008, 1:05 PM EST Att. 2,814 - Overcast - 72 F						
8 Nick Punto, S OBP: 0.200, SLG: 0.111										2	0	0	1	0	1	1							
25 Alexi Casilla, S OBP: 0.444, SLG: 0.286										3	0	1	1	0	0	1							
21 Delmon Young, R OBP: 0.388, SLG: 0.750										1	0	0	0	0	0	0							
11 Jason Pridie, L OBP: 0.267, SLG: 0.286										3	0	1	0	0	0	1							
50 Garrett Jones, L OBP: 0.214, SLG: 0.429										1	0	0	0	0	1	0							
44 Jon Knott, R OBP: 0.214, SLG: 0.500										4	1	3	1	0	0	2							
73 Randy Ruiz, R OBP: 0.467, SLG: 0.857										4	0	1	0	0	1	1							
32 Brian Buscher, L OBP: 0.385, SLG: 0.583										4	0	1	0	0	1	1							
18 Matt Macri, R OBP: 0.308, SLG: 0.333										4	0	0	0	0	1	2							
58 Jose Morales, S OBP: 0.333, SLG: 0.250										3	0	1	0	0	0	2							
85 Drew Butera, R OBP: 0.333, SLG: 0.250										1	0	0	0	0	1	0							
12 Adam Everett, R OBP: 0.200, SLG: 0.400										2	0	1	0	0	0	1							
20 Matt Tolbert, S OBP: 0.400, SLG: 0.250										2	1	1	0	0	0	0							
Inning Stats	R: 1 E: 0 K: 0 S: 6	H: 3 LOB: 1 BB: 0 P: 6	R: 0 E: 0 K: 0 S: 4	H: 1 LOB: 1 BB: 0 P: 4	R: 0 E: 0 K: 1 S: 5	H: 0 LOB: 0 BB: 0 P: 5	R: 0 E: 0 K: 1 S: 7	H: 2 LOB: 2 BB: 0 P: 7	R: 2 E: 0 K: 1 S: 7	H: 2 LOB: 1 BB: 0 P: 7	R: 1 E: 0 K: 0 S: 6	H: 1 LOB: 0 BB: 0 P: 7	R: 0 E: 0 K: 0 S: 3	H: 0 LOB: 0 BB: 0 P: 3	R: 0 E: 0 K: 2 S: 8	H: 1 LOB: 1 BB: 0 P: 8	R: 0 E: 1 K: 1 S: 7	H: 1 LOB: 2 BB: 0 P: 7	1B: 8 2B: 1 3B: 1 HR: 1	SF: 0 SAC: 1 DP: 1 HBP: 0	WP: 0 PB: 0 SB: 1 CS: 0	PA: 38	
PITCHER	IP WLS BF H R ER SO BB IBB HBP BLK WP HR S P ERA WHIP											PITCHER	IP WLS BF H R ER SO BB IBB HBP BLK WP HR S P ERA WHIP										
A.J. Burnett, R ERA: 5.4	3.0 L 12 4 1 1 1 0 0 0 0 0 0 0 15 15 3.00 1.333											Randy Wells, R ERA: 2.25	1.0 4 1 0 0 2 0 0 0 0 0 0 0 7 7 0.00 2.000										
37 Scott Downs, L ERA: 3.0	1.0 5 2 0 0 1 0 0 0 0 0 0 0 7 7 0.00 2.000											57 Shawn Camp, R ERA: 2.25	1.0 5 1 0 0 1 0 0 0 0 0 0 0 7 7 0.00 2.000										
56 Brian Tallet, L ERA: 5.4	1.0 5 2 2 2 1 0 0 0 0 0 0 0 7 7 18.00 2.000																						
49 Jeremy Accardo, R ERA: 3.0	1.0 4 1 1 1 0 0 0 0 0 0 0 1 6 7 9.00 1.000																						
22 Brandon League, R ERA:	1.0 3 0 0 0 0 0 0 0 0 0 0 0 3 3 0.00 0.000																						

AB	37
R	4
H	11
RBI	4
BB	0
SO	6
LOB	14



Batter	1	2	3	4	5	6	7	8	9	AB	R	H	RBI	BB	SO	LOB	BOTTOM						
15 Alex Rios, R OBP: 0.214, SLG: 0.231										2	0	0	0	1	1	0	Minnesota Twins @ Toronto Blue Jays Knology Park, Dunedin, FL Fri Mar 07 2008, 1:05 PM EST Att. 2,814 - Overcast - 72 F						
21 Buck Coats, L OBP: 0.571, SLG: 0.750										1	0	1	0	0	0	0							
9 Gregg Zaun, S OBP: 0.100, SLG: 0.100										3	0	1	0	0	0	0							
7 Curtis Thigpen, R										1	0	0	0	0	0	2							
Matt Stairs, L OBP: 0.375, SLG: 0.750										3	0	0	0	0	2	2							
66 Matt Watson, L OBP: 0.750, SLG: 0.750										1	0	0	0	0	0	3							
Frank Thomas, R OBP: 0.071, SLG: 0.143										3	0	0	0	0	1	2							
16 Travis Snider, L OBP: 0.727, SLG: 0.500										0	0	0	0	1	0	0							
35 Lyle Overbay, L OBP: 0.333, SLG: 0.385										3	0	0	0	0	0	2							
62 Chip Cannon, L										1	0	0	0	0	0	1							
26 Adam Lind, L OBP: 0.394, SLG: 0.636										4	0	3	0	0	0	0							
6 John McDonald, R OBP: 0.250, SLG: 0.250										4	0	3	0	0	0	0							
60 Pedro Lopez, R OBP: 0.200, SLG: 0.111										3	0	0	0	0	2	2							
1 Joe Inglett, L OBP: 0.353, SLG: 0.500										1	0	0	0	0	0	2							
20 Sergio Santos, R OBP: 0.250, SLG: 0.182										2	0	0	0	0	0	0							
8 Russ Adams, L OBP: 0.200, SLG: 0.111										3	0	0	0	0	1	2							
Inning Stats	R: 0 E: 0 K: 1 S: 6	H: 1 LOB: 2 BB: 1 P: 10	R: 0 E: 0 K: 1 S: 6	H: 1 LOB: 1 BB: 0 P: 6	R: 0 E: 0 K: 1 S: 5	H: 0 LOB: 0 BB: 0 P: 5	R: 0 E: 0 K: 1 S: 6	H: 1 LOB: 1 BB: 0 P: 6	R: 0 E: 0 K: 2 S: 7	H: 0 LOB: 0 BB: 0 P: 7	R: 0 E: 0 K: 1 S: 5	H: 0 LOB: 0 BB: 0 P: 5	R: 0 E: 0 K: 1 S: 5	H: 0 LOB: 0 BB: 0 P: 5	R: 0 E: 2 K: 0 S: 5	H: 1 LOB: 2 BB: 0 P: 5	R: 0 E: 0 K: 0 S: 3	H: 1 LOB: 1 BB: 1 P: 7	1B: 4 2B: 1 3B: 0 HR: 0	SF: 0 SAC: 0 DP: 2 HBP: 0	WP: 0 PB: 0 SB: 0 CS: 0	PA: 34	
PITCHER	IP WLS BF H R ER SO BB IBB HBP BLK WP HR S P ERA WHIP											PITCHER	IP WLS BF H R ER SO BB IBB HBP BLK WP HR S P ERA WHIP										
15 Glen Perkins, L ERA: 6.0	3.0 W 12 2 0 0 3 1 0 0 0 0 0 0 17 21 0.00 1.000																						
38 Philip Humber, R ERA:	2.0 H 7 1 0 0 3 0 0 0 0 0 0 0 13 13 0.00 0.500																						
88 Kevin Mulvey, R ERA: 2.25	2.0 6 0 0 0 2 0 0 0 0 0 0 0 10 10 0.00 0.000																						
51 Julio DePaula, R ERA: 1.8	1.0 5 1 0 0 0 0 0 0 0 0 0 0 5 5 0.00 1.000																						
78 Ricky Barrett, L ERA: 4.5	1.0 4 1 0 0 0 1 0 0 0 0 0 0 3 7 0.00 2.000																						

AB	32
R	0
H	5
RBI	0
BB	2
SO	8
LOB	19



Batter	1	2	3	4	5	6	7	8	9	AB	R	H	RBI	BB	SO	LOB	TOP											
11 Jason Pridie, L OBP: 0.250, SLG: 0.263	G4-3		F7	5 1B 33 2B		G4-3		K		5	1	1	0	0	1	0	Minnesota Twins @ Pittsburgh Pirates McKechnie Field, Bradenton, FL Sat Mar 08 2008, 1:05 PM EST Att. 4,407 - Partly Cloudy - 63 F											
7 Jose Mauer, L OBP: 0.457, SLG: 0.500 84 Allan de San Miguel, R (7, 2)	G3-1		5 2B	F8		L4		K		3	1	0	0	1	0	1												
5 Michael Cuddyer, R OBP: 0.316, SLG: 0.389 44 Jon Knott, R OBP: 0.250, SLG: 0.688			33 WP 33 SF8	2B	1-2 33 2B		HR		F8	3	2	3	1	0	0	0												
33 Justin Morneau, L OBP: 0.348, SLG: 0.474 73 Randy Ruiz, R OBP: 0.471, SLG: 0.875	K		SF8	2B	1-2 2B		71 G4-3 2 2B		G5-3	2	0	1	3	0	1	1												
Craig Monroe, R OBP: 0.455, SLG: 1.000 71 Howie Clark, L OBP: 0.222, SLG: 0.333		L5	HR	F7		G4-3		G4-3		3	1	1	1	0	0	1												
16 Jason Kubel, L OBP: 0.294, SLG: 0.438 2 Denard Span, L OBP: 0.286, SLG: 0.308		G4-3	HR		G3-1		2-3 2B		G4-3	3	1	1	1	0	0	0												
23 Brendan Harris, R OBP: 0.316, SLG: 0.235 87 Felix Molina, S (5, 4)			32 BB 1B	1B	F8		F8		F8	3	0	2	0	0	0	0												
32 Brian Buscher, L OBP: 0.375, SLG: 0.500 Tommy Watkins, R (5, 5)		4-0 1-2 BB	F9		G4-3		G5-3		G5-3	2	0	0	0	1	0	1												
20 Matt Tolbert, S OBP: 0.308, SLG: 0.182 77 Chris Basak, R OBP: 0.462, SLG: 0.600		P5		G2-3		G5-3		F9		3	0	0	0	0	0	2												
										1	0	0	0	0	0	0												
Inning Stats	R: 0 E: 0 K: 1 S: 6	H: 1 LOB: 1 BB: 0 P: 6	R: 0 E: 0 K: 0 S: 4	H: 1 LOB: 2 BB: 1 P: 8	R: 4 E: 0 K: 0 S: 8	H: 4 LOB: 1 BB: 1 P: 14	R: 2 E: 0 K: 0 S: 6	H: 3 LOB: 0 BB: 0 P: 6	R: 0 E: 0 K: 0 S: 3	H: 0 LOB: 0 BB: 0 P: 3	R: 2 E: 0 K: 0 S: 6	H: 3 LOB: 1 BB: 0 P: 6	R: 0 E: 0 K: 2 S: 7	H: 0 LOB: 0 BB: 0 P: 7	R: 0 E: 0 K: 0 S: 3	H: 0 LOB: 0 BB: 0 P: 3	1B: 5 2B: 4 3B: 0 HR: 3	SF: 1 SAC: 0 DP: 0 HBP: 0	WP: 1 PB: 0 SB: 0 CS: 0	PA: 41								
PITCHER	IP	WLS	BF	H	R	ER	SO	BB	IBB	HBP	BLK	WP	HR	S	P	ERA	WHIP											
Matt Morris, R ERA: 7.2	3.0	L	17	6	4	4	1	7	2	0	0	0	1	2	18	28	12.00	2.667										
28 Paul Maholm, L ERA: 9.0	3.0		12	3	2	2	0	0	0	0	0	0	0	1	12	12	6.00	1.000										
37 Jaret Wright, R ERA: 6.0	1.0		6	3	2	2	0	0	0	0	0	0	0	1	6	6	18.00	3.000										
61 Sean Burnett, L ERA: 2.25	1.0		3	0	0	0	2	0	0	0	0	0	0	7	7	0.00	0.000											
55 Matt Capps, R ERA: 4.5	1.0		3	0	0	0	0	0	0	0	0	0	0	3	3	0.00	0.000											

Batter	1	2	3	4	5	6	7	8	9	AB	R	H	RBI	BB	SO	LOB	BOTTOM										
3 Nyjer Morgan, L OBP: 0.308, SLG: 0.227 74 Andrew McCutchen, R OBP: 0.240, SLG: 0.217	G4-3		F8	K		E3 2B		L4		4	0	0	0	0	1	3	Minnesota Twins @ Pittsburgh Pirates McKechnie Field, Bradenton, FL Sat Mar 08 2008, 1:05 PM EST Att. 4,407 - Partly Cloudy - 63 F										
2 Jack Wilson, R OBP: 0.400, SLG: 0.526 10 Brian Bixler, R OBP: 0.154, SLG: 0.273	K		B1-3	K		13 FC6 1B		P3		4	0	1	0	0	2	3											
13 Nate McLouth, L OBP: 0.353, SLG: 0.429 51 Steve Pearce, R OBP: 0.346, SLG: 0.750			K	F9		FC6		G1-3		4	0	1	0	0	1	5											
Jason Bay, R OBP: 0.263, SLG: 0.294 15 Kevin Thompson, R OBP: 0.409, SLG: 0.450	G5-3			25 HR BB		F7		G5-3		2	1	0	0	1	0	1											
25 Adam LaRoche, L OBP: 0.444, SLG: 0.800 16 Doug Mientkiewicz, L OBP: 0.376, SLG: 0.167		K		HR		K		G6-3		3	1	1	2	0	2	0											
41 Ryan Doumit, S OBP: 0.389, SLG: 0.429 67 Michel Hernandez, R OBP: 0.500, SLG: 0.950				HR		F9		FC6-4 1B		3	1	2	1	0	0	0											
Xavier Nady, R OBP: 0.364, SLG: 0.313				HR		19 HBP BB		FC6-4 1-2		2	0	0	0	2	1	1											
19 José Bautista, R OBP: 0.368, SLG: 0.214 65 Jorge Velandia, R OBP: 0.429, SLG: 0.300				BB		BB		F8		2	1	0	0	0	1	2											
Chris Gomez, R OBP: 0.615, SLG: 0.444 80 Luis Alfonso Cruz, R OBP: 0.256, SLG: 0.429				1-2 HBP		BB		F8		1	0	0	0	0	0	0											
				1-2 2-3 BB		F9		F8		2	0	0	0	1	0	3											
										1	0	0	0	0	0	0											
Inning Stats	R: 0 E: 0 K: 1 S: 6	H: 1 LOB: 1 BB: 0 P: 7	R: 0 E: 0 K: 2 S: 8	H: 1 LOB: 2 BB: 1 P: 12	R: 0 E: 0 K: 1 S: 5	H: 0 LOB: 0 BB: 0 P: 5	R: 3 E: 0 K: 2 S: 10	H: 2 LOB: 3 BB: 3 P: 27	R: 0 E: 0 K: 1 S: 5	H: 0 LOB: 0 BB: 0 P: 5	R: 1 E: 2 K: 1 S: 8	H: 1 LOB: 2 BB: 0 P: 8	R: 0 E: 0 K: 0 S: 4	H: 1 LOB: 1 BB: 0 P: 4	R: 0 E: 0 K: 0 S: 3	H: 0 LOB: 0 BB: 0 P: 3	R: 0 E: 0 K: 0 S: 3	H: 0 LOB: 0 BB: 0 P: 3	1B: 4 2B: 0 3B: 0 HR: 2	SF: 0 SAC: 0 DP: 0 HBP: 1	WP: 0 PB: 0 SB: 1 CS: 0	PA: 40					
PITCHER	IP	WLS	BF	H	R	ER	SO	BB	IBB	HBP	BLK	WP	HR	S	P	ERA	WHIP										
30 Scott Baker, R ERA: 19.28	2.0	W	9	2	0	0	3	1	0	0	0	0	0	14	19	0.00	1.500										
52 Brian Duensing, L ERA: 19.28	1.0		9	2	3	3	1	3	0	1	0	0	2	8	25	27.00	5.000										
Juan Rincon, R ERA: 3.6	1.0	H	3	0	0	0	2	0	0	0	0	0	0	7	7	0.00	0.000										
63 Casey Daigle, R ERA: 3.6	2.0	H	9	1	1	0	2	0	0	0	0	0	0	13	13	0.00	0.500										
49 Zach Day, R ERA: 9.0	1.0		4	1	0	0	0	0	0	0	0	0	0	4	4	0.00	1.000										
PITCHER	IP	WLS	BF	H	R	ER	SO	BB	IBB	HBP	BLK	WP	HR	S	P	ERA	WHIP										
89 Deolis Guerra, R ERA: 19.28	1.0		3	0	0	0	0	0	0	0	0	0	0	3	3	0.00	0.000										
76 Bobby Korecky, R ERA: 19.28	1.0		3	0	0	0	0	0	0	0	0	0	0	3	3	0.00	0.000										



Batter	1	2	3	4	5	6	7	8	9	AB	R	H	RBI	BB	SO	LOB	TOP										
22 Carlos Gómez, R OBP: 0.185, SLG: 0.292 2 Denard Span, L OBP: 0.450, SLG: 0.333	G1-3		F8		G6-3			G1-3 85 G1-3 11 1B S		3	0	0	0	0	0	1	Minnesota Twins @ Florida Marlins Roger Dean Stadium, Jupiter, FL Mon Mar 10 2008, 1:05 PM EDT Att: 2,727 - Cloudy - 74 F										
7 Joe Mauer, L OBP: 0.500, SLG: 0.500 85 Drew Butera, R	1B		73 2B 5 1B BB		G3-1			G1-3 1-3		2	1	1	0	1	0	0											
5 Michael Cuddyer, R OBP: 0.316, SLG: 0.381 11 Jason Pridie, L OBP: 0.261, SLG: 0.273	F9		73 2B 1-2 2-3		L7			18 G6-3 1B		3	1	1	0	0	0	1											
73 Randy Ruiz, R OBP: 0.500, SLG: 0.850 18 Matt Macri, R OBP: 0.296, SLG: 0.308	K		16 CS 1-H 2-H 3-H		G5-3			G6-3 1-2		3	0	1	3	0	1	1											
16 Jason Kubel, L OBP: 0.300, SLG: 0.389 50 Garrett Jones, L OBP: 0.294, SLG: 0.438	23 G6-3 BB		L7 2-3		F8			G6-3		2	0	0	0	1	0	1											
23 Brendan Harris, R OBP: 0.273, SLG: 0.200 20 Matt Tolbert, S OBP: 0.286, SLG: 0.167	G6-3 1-2				G5-3			F9		3	0	0	0	0	1	1											
71 Howie Clark, L OBP: 0.267, SLG: 0.357	K				K			F9		4	0	1	0	0	2	1											
Tommy Watkins, R OBP: 0.133, SLG: 0.071 77 Chris Basak, R OBP: 0.429, SLG: 0.545	P5				G6-3			F7		3	0	0	0	0	2	0											
25 Alexi Casilla, S OBP: 0.391, SLG: 0.263			5 1B 73 2B 7 BB 1B		G4-3			F7		3	1	1	0	0	0	1											
Inning Stats	R: 0 E: 0 K: 1 S: 6	H: 1 LOB: 1 BB: 0 P: 6	R: 0 E: 0 K: 1 S: 5	H: 0 LOB: 1 BB: 1 P: 9	R: 3 E: 0 K: 0 S: 5	H: 3 LOB: 0 BB: 1 P: 10	R: 0 E: 0 K: 1 S: 6	H: 1 LOB: 1 BB: 0 P: 6	R: 0 E: 0 K: 0 S: 3	H: 0 LOB: 0 BB: 0 P: 3	R: 0 E: 0 K: 0 S: 3	H: 0 LOB: 0 BB: 0 P: 3	R: 0 E: 0 K: 1 S: 5	H: 2 LOB: 1 BB: 0 P: 6	R: 0 E: 0 K: 0 S: 3	H: 0 LOB: 0 BB: 0 P: 3		1B: 5 2B: 2 3B: 0 HR: 0	SF: 0 SAC: 0 DP: 0 HBP: 0	WP: 0 PB: 0 SB: 1 CS: 1	PA: 35						
PITCHER	IP	WLS	BF	H	R	ER	SO	BB	IBB	HBP	BLK	WP	HR	S	P	ERA	WHIP										
56 Rick Van Den Hurk, R ERA: 4.5	3.0	L	14	4	3	3	2	2	0	0	0	0	0	16	25	9.00	2.000										
19 Logan Kensing, R ERA: 1.5	2.0		7	1	0	0	1	0	0	0	0	0	0	9	9	0.00	0.500										
66 Burke Badenhop, R ERA:	2.0		6	0	0	0	1	0	0	0	0	0	0	8	8	0.00	0.000										
51 Marcus Gwyn, R ERA: 4.5	1.0		5	2	1	1	0	0	0	0	0	0	0	5	6	9.00	2.000										
32 Justin Miller, R ERA: 1.69	1.0		3	0	0	0	0	0	0	0	0	0	0	3	3	0.00	0.000										

AB	33
R	4
H	7
RBI	4
BB	2
SO	4
LOB	12



Batter	1	2	3	4	5	6	7	8	9	AB	R	H	RBI	BB	SO	LOB	BOTTOM										
7 Alejandro De Aza, L OBP: 0.536, SLG: 0.957	K		14 L6-4 1B 1-2		11 CS BB			24 E 1B 2-3		4	0	3	1	1	1	0	Minnesota Twins @ Florida Marlins Roger Dean Stadium, Jupiter, FL Mon Mar 10 2008, 1:05 PM EDT Att: 2,727 - Cloudy - 74 F										
11 Robert Andino, R OBP: 0.229, SLG: 0.219	P6-3 1B		K		K			SF8		4	0	2	1	0	2	3											
Luis Gonzalez, L OBP: 0.520, SLG: 0.333 24 Cameron Maybin, R OBP: 0.278, SLG: 0.389	P6-3 1-1		1-2 2-3		G4-3			E4 1 G1-3		3	0	1	0	1	0	1											
14 Josh Willingham, R OBP: 0.348, SLG: 0.350 1 Alexis Gomez, L OBP: 0.476, SLG: 0.375	K		L6-4 2-2		G4-3			G1-3		3	0	0	0	1	3	2											
3 Jorge Cantu, R OBP: 0.485, SLG: 0.621 21 Jason Wood, R OBP: 0.188, SLG: 0.071	25 1B		F7		G4-3 BB			P5		2	0	1	0	1	0	0											
25 Brett Carroll, R OBP: 0.498, SLG: 0.667 31 John Gall, R OBP: 0.286, SLG: 0.231	1B		1B		L5			G5-3		3	0	2	0	0	0	1											
Jose Castillo, R OBP: 0.212, SLG: 0.323	F8		L3		F9			K		4	0	0	0	0	1	4											
20 Matt Treanor, R OBP: 0.300, SLG: 0.500 53 John Baker, L OBP: 0.333, SLG: 0.200	F9		F8		G6-3			F7		2	0	0	0	0	0	3											
4 Alfredo Amezaga, S OBP: 0.381, SLG: 0.368 39 Chris Barnwell, R OBP: 0.200, SLG: 0.300	F9		7 1B 1B		F9			7 1B 11 SF8 2B		3	1	2	0	0	0	0											
Inning Stats	R: 0 E: 0 K: 1 S: 5	H: 1 LOB: 0 BB: 0 P: 5	R: 0 E: 0 K: 1 S: 7	H: 2 LOB: 0 BB: 0 P: 7	R: 0 E: 0 K: 0 S: 4	H: 1 LOB: 1 BB: 0 P: 4	R: 0 E: 0 K: 0 S: 3	H: 0 LOB: 0 BB: 1 P: 7	R: 1 E: 0 K: 1 S: 8	H: 3 LOB: 3 BB: 1 P: 12	R: 0 E: 0 K: 1 S: 6	H: 1 LOB: 1 BB: 0 P: 6	R: 1 E: 1 K: 0 S: 6	H: 2 LOB: 2 BB: 0 P: 6	1B: 11 2B: 4 3B: 0 HR: 0	SF: 1 SAC: 0 DP: 2 HBP: 0		WP: 0 PB: 0 SB: 1 CS: 1	PA: 41								
PITCHER	IP	WLS	BF	H	R	ER	SO	BB	IBB	HBP	BLK	WP	HR	S	P	ERA	WHIP										
59 Kevin Slowey, R ERA: 8.1	3.0	W	13	6	0	0	3	0	0	0	0	0	0	19	19	0.00	2.000										
36 Philip Humber, R ERA:	2.0	H	7	1	0	0	1	1	0	0	0	0	0	8	12	0.00	1.000										
Dennys Reyes, L ERA: 2.25	1.0	H	4	0	0	0	0	1	0	0	0	0	0	3	7	0.00	1.000										
28 Jesse Crain, R ERA: 4.5	1.0	H	7	3	1	1	1	1	0	0	0	0	0	8	12	9.00	4.000										
17 Pat Neshek, R ERA:	1.0	H	4	1	0	0	1	0	0	0	0	0	0	6	6	0.00	1.000										

AB	37
R	2
H	13
RBI	2
BB	3
SO	6
LOB	24



Batter	1	2	3	4	5	6	7	8	9	AB	R	H	RBI	BB	SO	LOB	TOP								
2 Denard Span, L OBP: 0.393, SLG: 0.318										4	0	0	0	1	2	3	Minnesota Twins @ Baltimore Orioles Fort Lauderdale Stadium, Ft. Lauderdale, FL Thu Mar 13 2008, 1:05 PM EDT Att: 4,768 - Sunny - 74 F								
8 Nick Punto, S OBP: 0.211, SLG: 0.118										4	0	1	0	0	0	3									
25 Alexi Casilla, S OBP: 0.423, SLG: 0.250										0	0	0	0	1	0	0									
21 Delmon Young, R OBP: 0.400, SLG: 0.500										4	0	1	0	0	0	1									
77 Chris Basak, R OBP: 0.412, SLG: 0.500										1	0	0	0	0	1	3									
50 Garrett Jones, L OBP: 0.250, SLG: 0.391										4	0	0	0	0	2	1									
Craig Monroe, R OBP: 0.450, SLG: 0.789										3	1	2	0	0	0	0									
44 Jon Knott, R OBP: 0.200, SLG: 0.550										1	0	0	0	0	1	1									
16 Jason Kubel, L OBP: 0.287, SLG: 0.296										3	0	1	1	0	0	1									
11 Jason Pridie, L OBP: 0.296, SLG: 0.280										1	0	0	0	0	0	1									
55 Mike Redmond, R OBP: 0.222, SLG: 0.176										3	0	1	0	0	0	1									
79 Eli Whiteside, R OBP: 0.625, SLG: 0.600										0	0	0	0	0	0	0									
Tommy Watkins, R OBP: 0.211, SLG: 0.176										2	0	1	0	1	1	2									
71 Howie Clark, L OBP: 0.235, SLG: 0.313										1	0	0	0	0	0	1									
12 Adam Everett, R OBP: 0.250, SLG: 0.316										3	0	0	0	0	0	2									
20 Matt Tolbert, S OBP: 0.375, SLG: 0.357										1	0	1	0	0	0	0									
Inning Stats	R: 0 E: 0 K: 1 S: 5	H: 0 LOB: 0 BB: 0 P: 5	R: 0 E: 0 K: 0 S: 3	H: 0 LOB: 0 BB: 0 P: 3	R: 0 E: 0 K: 0 S: 3	H: 0 LOB: 2 BB: 2 P: 11	R: 1 E: 0 K: 2 S: 10	H: 3 LOB: 2 BB: 0 P: 10	R: 0 E: 0 K: 1 S: 6	H: 1 LOB: 1 BB: 0 P: 6	R: 0 E: 0 K: 0 S: 4	H: 1 LOB: 1 BB: 0 P: 4	R: 0 E: 0 K: 0 S: 4	H: 1 LOB: 1 BB: 0 P: 4	R: 0 E: 0 K: 2 S: 8	H: 1 LOB: 1 BB: 0 P: 8	R: 0 E: 0 K: 1 S: 6	H: 1 LOB: 3 BB: 1 P: 11	1B: 5 2B: 3 3B: 0 HR: 0	SF: 0 SAC: 0 DP: 0 HBP: 1	WP: 0 PB: 0 SB: 0 CS: 0	PA: 39			
PITCHER	IP	WLS	BF	H	R	ER	SO	BB	IBB	HBP	BLK	WP	HR	S	P	ERA	WHIP								
57 Garrett Olson, L ERA: 1.29	3.0	W	11	0	0	0	1	2	0	0	0	0	0	11	10	0.00	0.667								
52 George Sherrill, L ERA: 3.0	1.0	H	6	3	1	1	2	0	0	0	0	0	0	10	10	9.00	3.000								
Chad Bradford, R ERA: 4.5	1.0	H	4	1	0	0	1	0	0	0	0	0	0	6	6	0.00	1.000								
32 Jamie Walker, L ERA: 6.75	2.0	H	8	2	0	0	0	0	0	0	0	0	0	8	8	0.00	1.000								
51 Randor Bierd, R ERA: 2.94	2.0	S	10	2	0	0	3	1	0	1	0	0	0	14	19	0.00	1.500								

Batter	1	2	3	4	5	6	7	8	9	AB	R	H	RBI	BB	SO	LOB	BOTTOM								
1 Brian Roberts, S OBP: 0.414, SLG: 0.375										2	1	0	0	1	0	1	Minnesota Twins @ Baltimore Orioles Fort Lauderdale Stadium, Ft. Lauderdale, FL Thu Mar 13 2008, 1:05 PM EDT Att: 4,768 - Sunny - 74 F								
Jonny Tucker, R OBP: 0.222, SLG: 0.333										1	0	0	0	0	0	0									
Blake Davis, L OBP: 0.444, SLG: 0.500										0	0	0	0	0	0	0									
6 Melvin Mora, R OBP: 0.548, SLG: 0.731										2	0	1	1	1	0	0									
69 Oscar Salazar, R OBP: 0.385, SLG: 0.583										1	0	0	0	0	0	0									
21 Nick Markakis, L OBP: 0.484, SLG: 0.630										3	0	0	0	0	0	2									
25 Luis Terrero, R OBP: 0.321, SLG: 0.269										0	0	0	0	0	0	0									
Kevin Millar, R OBP: 0.367, SLG: 0.346										3	0	0	0	0	0	2									
66 Mike Costanzo, L OBP: 0.333, SLG: 0.594										0	0	0	0	0	0	0									
Jay Gibbons, L OBP: 0.280, SLG: 0.304										2	0	0	0	1	1	1									
65 Omar Santos, R OBP: 0.200, SLG: 0.111										0	0	0	0	0	0	0									
Ramon Hernandez, R OBP: 0.240, SLG: 0.182										2	1	0	0	0	0	1									
73 Chris Heintz, R OBP: 0.286, SLG: 0.333										0	0	0	0	0	0	0									
Jay Payton, R OBP: 0.444, SLG: 0.556										2	1	1	1	0	0	0									
Sebastien Boucher, L OBP: 0.500, SLG: 0.250										1	0	0	0	0	0	1									
10 Adam Jones, R OBP: 0.440, SLG: 0.609										3	0	0	0	0	0	2									
13 Tike Redman, L OBP: 0.300, SLG: 0.500										0	0	0	0	0	0	0									
12 Brandon Fahey, L OBP: 0.346, SLG: 0.360										2	0	1	1	0	0	0									
70 Eider Torres, S OBP: 0.233, SLG: 0.207										1	0	0	0	0	0	0									
Inning Stats	R: 1 E: 0 K: 1 S: 6	H: 1 LOB: 1 BB: 1 P: 10	R: 2 E: 0 K: 0 S: 4	H: 1 LOB: 0 BB: 0 P: 5	R: 0 E: 0 K: 0 S: 2	H: 0 LOB: 0 BB: 1 P: 6	R: 0 E: 0 K: 0 S: 3	H: 0 LOB: 0 BB: 0 P: 3	R: 0 E: 0 K: 0 S: 3	H: 1 LOB: 0 BB: 0 P: 3	R: 0 E: 1 K: 0 S: 3	H: 0 LOB: 0 BB: 0 P: 3	R: 0 E: 0 K: 0 S: 3	H: 0 LOB: 1 BB: 1 P: 7	R: 0 E: 0 K: 0 S: 3	H: 0 LOB: 0 BB: 0 P: 3	1B: 1 2B: 2 3B: 0 HR: 0	SF: 0 SAC: 0 DP: 2 HBP: 1	WP: 0 PB: 0 SB: 0 CS: 1	PA: 29					
PITCHER	IP	WLS	BF	H	R	ER	SO	BB	IBB	HBP	BLK	WP	HR	S	P	ERA	WHIP								
53 Nick Blackburn, R ERA: 3.86	3.0	L	13	2	3	3	1	2	0	0	0	0	0	6	6	0.00	0.500								
60 Brian Bass, R ERA: 2.16	2.0		6	1	0	0	0	0	0	0	0	0	0	6	6	0.00	0.000								
19 Randy Keister, L ERA: 7.11	1.0		3	0	0	0	0	0	0	0	0	0	0	3	3	0.00	0.000								
Juan Rincon, R ERA: 1.8	1.0		4	0	0	0	0	1	0	0	0	0	0	3	7	0.00	1.000								
56 Carmen Cali, L ERA:	1.0		3	0	0	0	0	0	0	0	0	0	0	3	3	0.00	0.000								



Batter	1	2	3	4	5	6	7	8	9	AB	R	H	RBI	BB	SO	LOB	TOP					
13 Nate McLouth, L (1, 8) 74 Andrew McCutchen, R (7, 8) OBP: 0.452, SLG: 0.667 OBP: 0.303, SLG: 0.300	G4-3		G3				F7			4	1	1	0	0	0	1	Pittsburgh Pirates @ Minnesota Twins Hammond Stadium, Fort Myers, FL Fri Mar 14 2008, 1:05 PM EDT Att: 7,012 - Partly Cloudy - 74 F					
31 Luis Rivas, R (1, 6) OBP: 0.500, SLG: 0.600	P5		FC5					G4-3		4	0	2	1	0	0	0						
Jason Bay, R (1, 7) Jorge Cortes, L (8, 7) OBP: 0.242, SLG: 0.300	G5-3		FC5				F8	G6-3		4	0	0	0	0	0	2						
Xavier Nady, R (1, 9) 75 James Boone, S (8, 9) OBP: 0.324, SLG: 0.231 OBP: 1.000, SLG: 1.333						F8		G6-3		3	0	0	0	1	0	0						
16 Doug Mientkiewicz, L (1, 3) OBP: 0.414, SLG: 0.400										4	0	2	0	0	1	0						
26 Ronny Paulino, R (1, 2) 63 Raul Chavez, R (7, 2) OBP: 0.287, SLG: 0.192 OBP: 0.444, SLG: 1.111										3	0	0	0	0	2	3						
77 Neil Walker, S (1, 5) OBP: 0.333, SLG: 0.400										4	0	0	0	0	0	3						
Chris Gomez, R (1, 4) 39 Brian Friday, R (7, 4) OBP: 0.456, SLG: 0.350										3	0	0	0	0	1	2						
10 Brian Bixler, R (1, 10) OBP: 0.158, SLG: 0.188										2	0	0	0	1	1	0						
Inning Stats	R: 0 E: 0 K: 0 S: 3	H: 0 LOB: 0 BB: 0 P: 3	R: 0 E: 0 K: 1 S: 6	H: 1 LOB: 2 BB: 1 P: 10	R: 0 E: 0 K: 1 S: 6	H: 1 LOB: 1 BB: 0 P: 6	R: 0 E: 0 K: 1 S: 6	H: 1 LOB: 1 BB: 0 P: 6	R: 1 E: 0 K: 0 S: 5	H: 2 LOB: 1 BB: 0 P: 5	R: 0 E: 0 K: 2 S: 7	H: 0 LOB: 0 BB: 0 P: 7	R: 0 E: 0 K: 0 S: 3	H: 0 LOB: 1 BB: 1 P: 7	R: 0 E: 0 K: 0 S: 3	H: 0 LOB: 0 BB: 0 P: 3		R: 0 E: 0 K: 0 S: 3	H: 0 LOB: 0 BB: 0 P: 3	1B: 3 2B: 2 3B: 0 HR: 0	SF: 0 SAC: 0 DP: 0 HBP: 0	WP: 0 PB: 0 SB: 1 CS: 0
PITCHER	IP WLS BF H R ER SO BB IBB HBP BLK WP HR S P ERA WHIP																					
26 Boof Bonser, R (1, 1) ERA: 3.0	4.0 W 16 3 0 0 3 1 0 0 0 0 0 0 21 25 0.00 1.000																					
54 Matt Guerrier, R (5, 1) ERA: 7.5	1.0 5 2 1 1 0 0 0 0 0 0 0 0 5 5 9.00 2.000																					
36 Joe Nathan, R (6, 1) ERA: 1.8	1.0 H 3 0 0 0 2 0 0 0 0 0 0 0 7 7 0.00 0.000																					
38 Philip Humber, R (7, 1) ERA:	3.0 S 10 0 0 0 0 1 0 0 0 0 0 0 9 13 0.00 0.333																					

Batter	1	2	3	4	5	6	7	8	9	AB	R	H	RBI	BB	SO	LOB	BOTTOM					
22 Carlos Gómez, R (1, 8) OBP: 0.200, SLG: 0.375	FC6-5					G4-3		F8		5	1	2	1	0	0	1	Pittsburgh Pirates @ Minnesota Twins Hammond Stadium, Fort Myers, FL Fri Mar 14 2008, 1:05 PM EDT Att: 7,012 - Partly Cloudy - 74 F					
7 Joe Mauer, L (1, 2) 85 Drew Butera, R (7, 2) OBP: 0.480, SLG: 0.684	FC6-5					L6		P2		2	2	0	1	1	0	1						
5 Michael Cuddyer, R (1, 9) 44 Jon Knott, R (6, PR) OBP: 0.379, SLG: 0.536 OBP: 0.200, SLG: 0.550	FC6-5									4	0	3	0	0	0	1						
33 Justin Morneau, L (1, 3) 73 Randy Ruiz, R (7, 3) OBP: 0.361, SLG: 0.379 OBP: 0.500, SLG: 0.818										3	0	1	1	1	0	2						
Craig Monroe, R (1, 10) OBP: 0.417, SLG: 0.714										2	0	0	1	1	1	0						
Mike Lamb, L (1, 5) Tommy Watkins, R (5, PR) OBP: 0.412, SLG: 0.500 OBP: 0.250, SLG: 0.176										3	0	0	0	0	0	4						
23 Brendan Harris, R (1, 4) OBP: 0.276, SLG: 0.333										4	0	0	0	0	0	4						
11 Jason Pridie, L (1, 7) OBP: 0.323, SLG: 0.310										4	1	2	0	0	0	1						
20 Matt Tolbert, S (1, 6) OBP: 0.350, SLG: 0.333										4	0	1	0	0	0	3						
Inning Stats	R: 1 E: 0 K: 0 S: 5	H: 2 LOB: 2 BB: 1 P: 9	R: 0 E: 0 K: 0 S: 4	H: 1 LOB: 0 BB: 0 P: 4	R: 1 E: 0 K: 0 S: 4	H: 1 LOB: 2 BB: 2 P: 13	R: 2 E: 0 K: 0 S: 6	H: 3 LOB: 1 BB: 0 P: 6	R: 0 E: 0 K: 1 S: 7	H: 1 LOB: 0 BB: 0 P: 7	R: 0 E: 0 K: 0 S: 4	H: 1 LOB: 1 BB: 0 P: 4	R: 0 E: 0 K: 0 S: 3	H: 0 LOB: 1 BB: 1 P: 7	R: 0 E: 0 K: 0 S: 3	H: 0 LOB: 0 BB: 0 P: 3		R: 0 E: 0 K: 0 S: 3	H: 0 LOB: 0 BB: 0 P: 3	1B: 5 2B: 3 3B: 1 HR: 0	SF: 2 SAC: 0 DP: 0 HBP: 0	WP: 1 PB: 0 SB: 0 CS: 0
PITCHER	IP WLS BF H R ER SO BB IBB HBP BLK WP HR S P ERA WHIP																					
27 Ty Taubenheim, R (1, 1) ERA: 4.5	3.0 L 16 4 2 2 0 0 3 0 0 0 0 0 13 26 6.00 2.333																					
49 Bryan Bullington, R (4, 1) ERA: 9.0	3.0 15 5 2 2 1 0 0 0 0 0 0 0 17 17 6.00 1.667																					
61 Sean Burnett, L (7, 1) ERA: 1.5	1.0 4 0 0 0 0 0 1 0 0 0 0 0 3 7 0.00 1.000																					
54 Jonah Bayliss, R (8, 1) ERA: 3.86	1.0 3 0 0 0 0 0 0 0 0 0 0 0 3 3 0.00 0.000																					

AB 32
R 1
H 5
RBI 1
BB 2
SO 5
LOB 11



AB 32
R 4
H 9
RBI 4
BB 4
SO 1
LOB 17



Batter	1	2	3	4	5	6	7	8	9	AB	R	H	RBI	BB	SO	LOB	TOP							
2 Denard Span, L OBP: 0.394, SLG: 0.370										5	1	2	1	0	0	2	Minnesota Twins @ Philadelphia Phillies Bright House Networks Field, Clearwater, FL Sat Mar 15 2008, 1:05 PM EDT Att: 10,178 - Partly Cloudy - 79 F livebaseballscores.com							
22 Carlos Gómez, R OBP: 0.275, SLG: 0.500									4	3	3	2	1	0	1									
21 Delmon Young, R OBP: 0.412, SLG: 0.531 11 Jason Pridie, L OBP: 0.344, SLG: 0.333									4	0	2	1	0	0	1									
33 Justin Morneau, L OBP: 0.325, SLG: 0.333 50 Garrett Jones, L OBP: 0.240, SLG: 0.375									4	0	0	0	0	0	3									
16 Jason Kubel, L OBP: 0.324, SLG: 0.433 44 Jon Knott, R OBP: 0.238, SLG: 0.571									3	1	2	1	1	1	1									
55 Mike Redmond, R OBP: 0.238, SLG: 0.200 79 Eli Whiteside, R OBP: 0.600, SLG: 1.000									3	0	1	0	0	1	1									
Mike Lamb, L OBP: 0.400, SLG: 0.526 Tommy Watkins, R OBP: 0.273, SLG: 0.211									3	1	1	0	0	1	2									
8 Nick Punto, S OBP: 0.292, SLG: 0.286										4	1	2	2	1	0	3								
12 Adam Everett, R OBP: 0.261, SLG: 0.318 20 Matt Tolbert, S OBP: 0.318, SLG: 0.300										3	0	1	1	0	0	3								
Inning Stats	R: 0 E: 0 K: 1 S: 4	H: 2 LOB: 1 BB: 0 P: 4	R: 0 E: 0 K: 1 S: 7	H: 2 LOB: 2 BB: 0 P: 7	R: 0 E: 0 K: 1 S: 6	H: 1 LOB: 1 BB: 0 P: 7	R: 0 E: 0 K: 0 S: 2	H: 0 LOB: 0 BB: 1 P: 6	R: 3 E: 0 K: 1 S: 8	H: 2 LOB: 1 BB: 0 P: 10	R: 2 E: 0 K: 1 S: 8	H: 3 LOB: 1 BB: 0 P: 8	R: 1 E: 0 K: 1 S: 6	H: 2 LOB: 1 BB: 0 P: 7	R: 1 E: 0 K: 0 S: 5	H: 2 LOB: 1 BB: 0 P: 5		R: 4 E: 0 K: 1 S: 9	H: 4 LOB: 1 BB: 1 P: 13	1B: 11 2B: 3 3B: 1 HR: 3	SF: 0 SAC: 0 DP: 2 HBP: 0	WP: 1 PB: 0 SB: 3 CS: 1	PA: 45	
PITCHER	IP WLS BF H R ER SO BB IBB HBP BLK WP HR S P ERA WHIP																							
21 Adam Eaton, R ERA: 9.0	3.0	L	13	5	0	0	2	0	0	0	0	0	0	0	17	18	0.00	1.667						
58 J.D. Durbin, R ERA: 10.95	3.0	L	15	5	5	5	1	2	0	0	0	0	1	2	16	24	15.00	2.333						
52 Fabio Castro, L ERA: 6.0	2.0		9	4	2	2	1	0	0	0	0	0	0	1	11	12	9.00	2.000						
82 Gary Knotts, R ERA: 9.0	1.0		8	4	4	4	1	1	0	0	0	0	0	0	9	13	36.00	5.000						

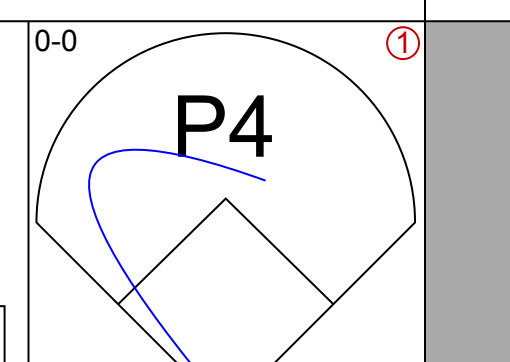
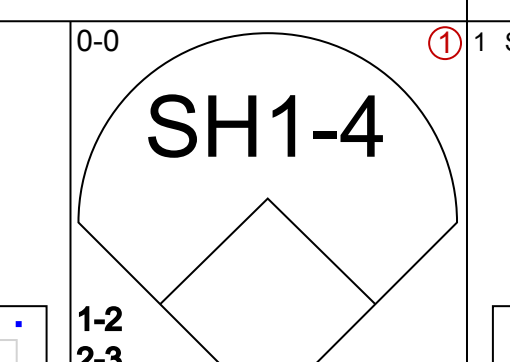
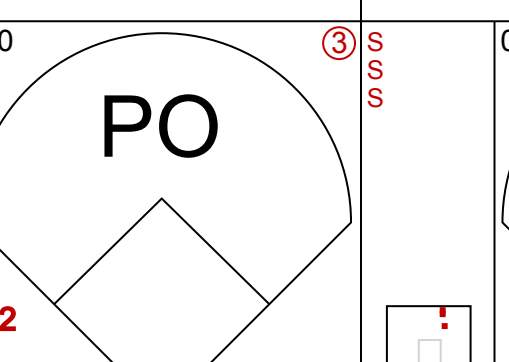
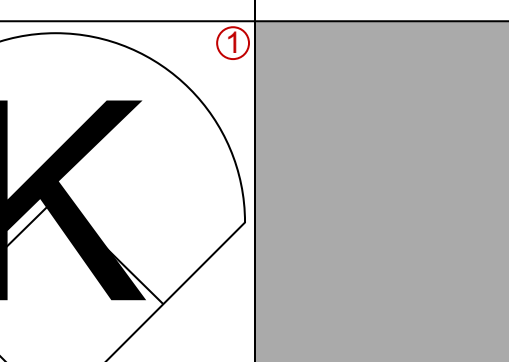
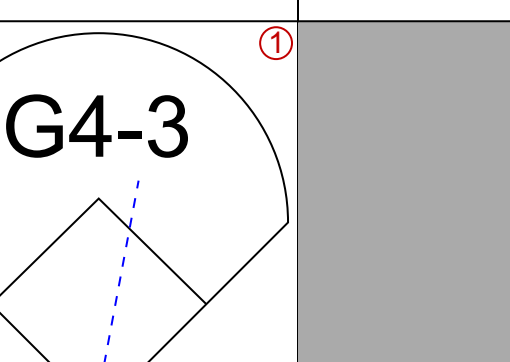
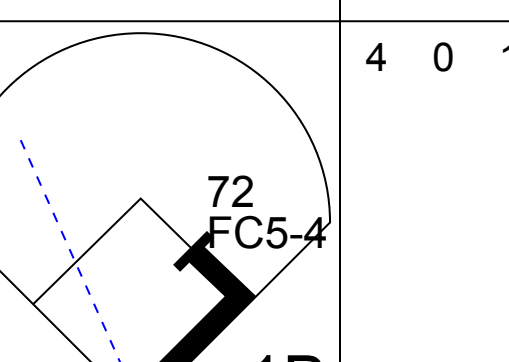
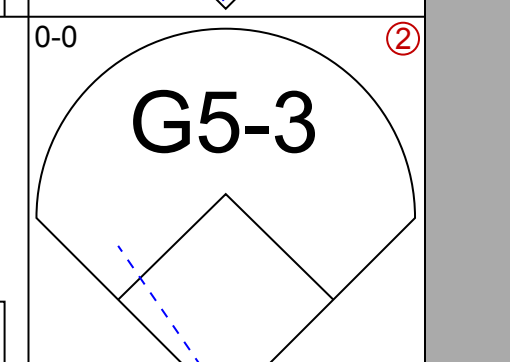
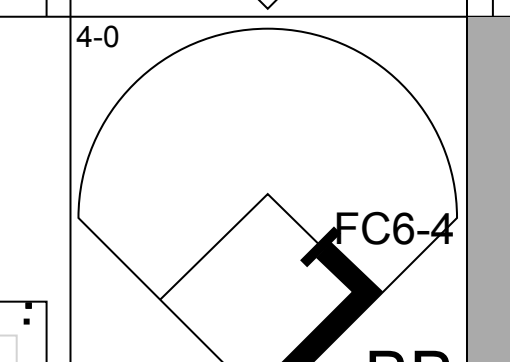
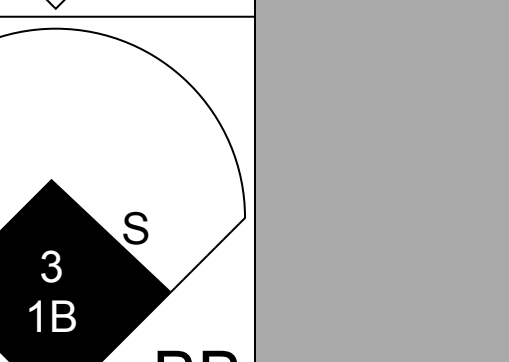
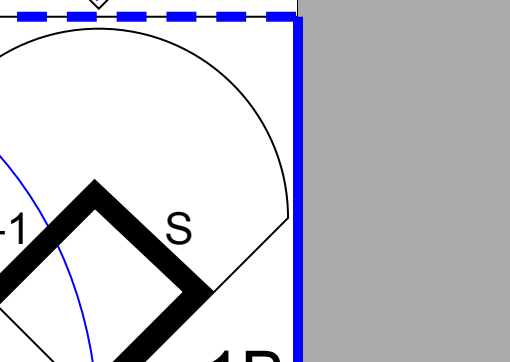
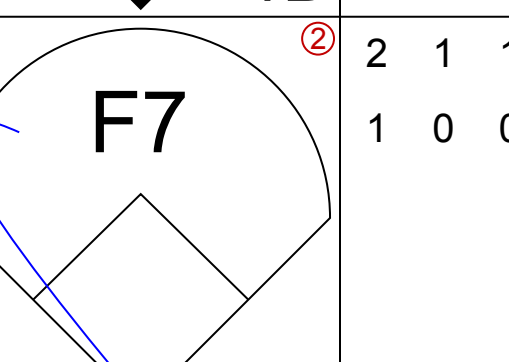
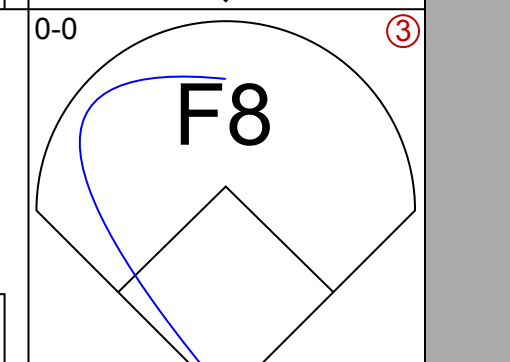
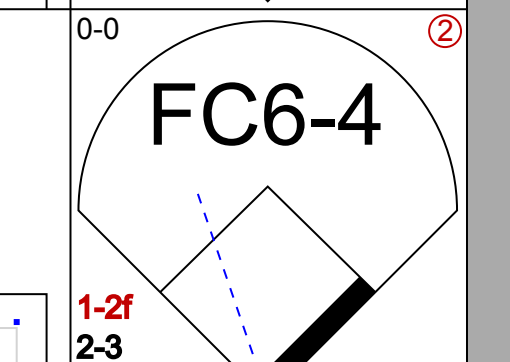
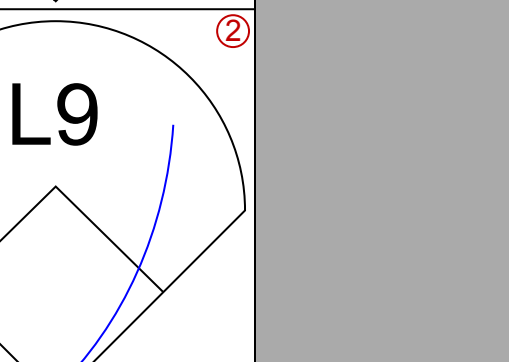
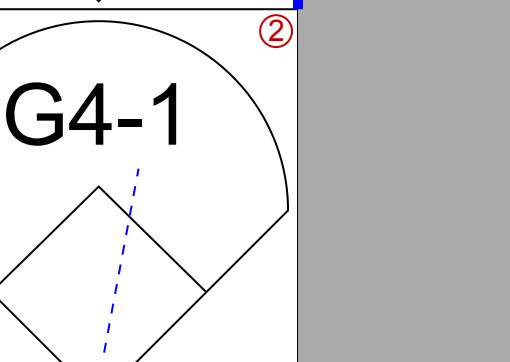
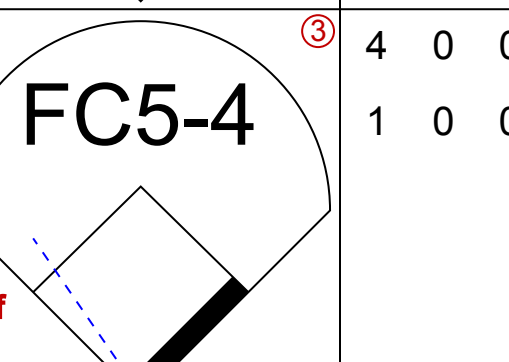

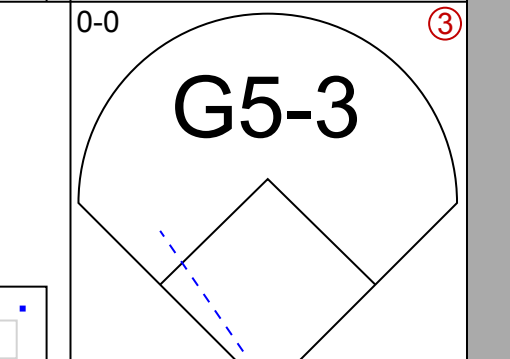
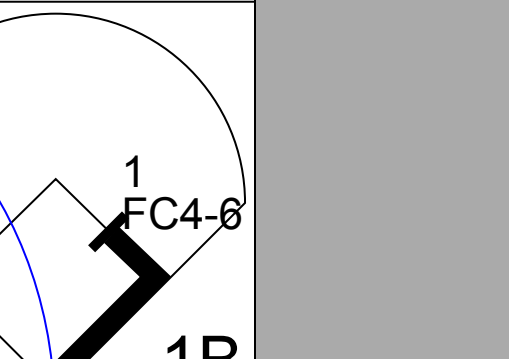
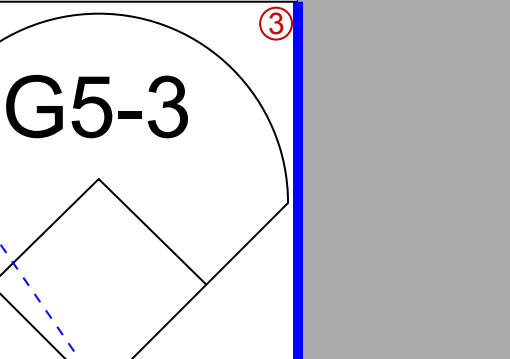



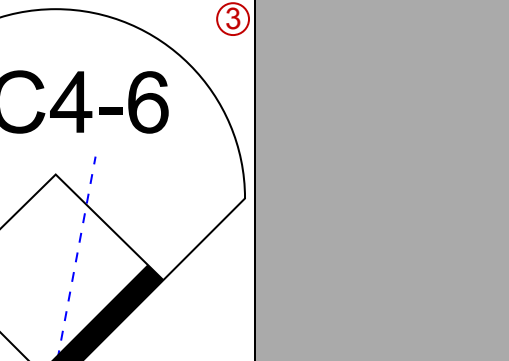
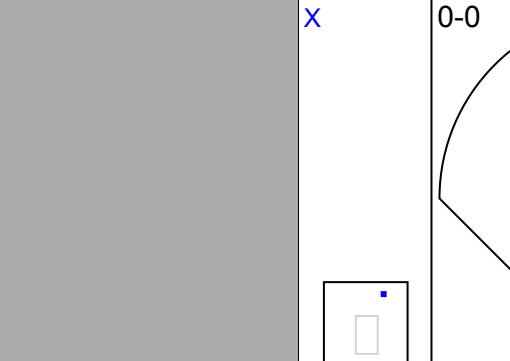

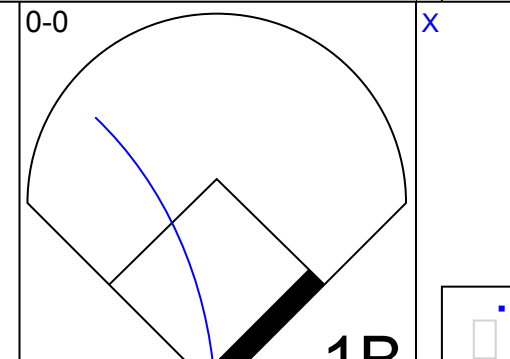
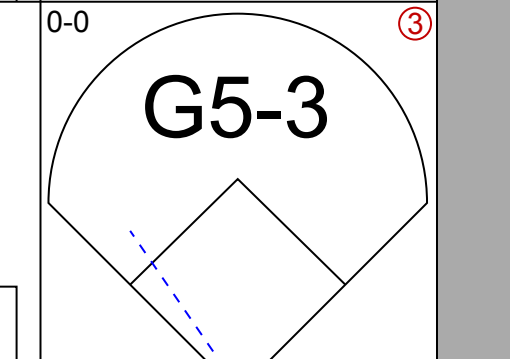
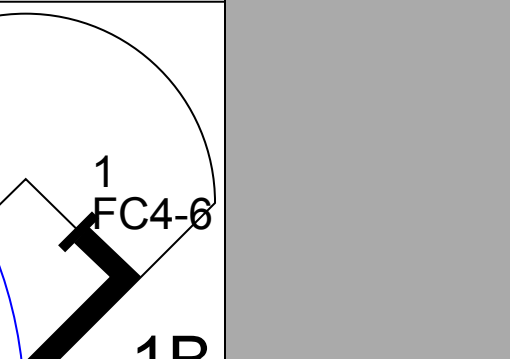
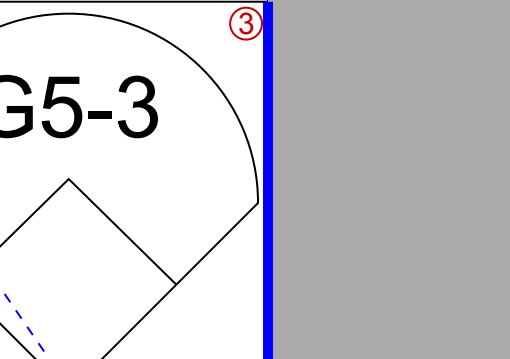
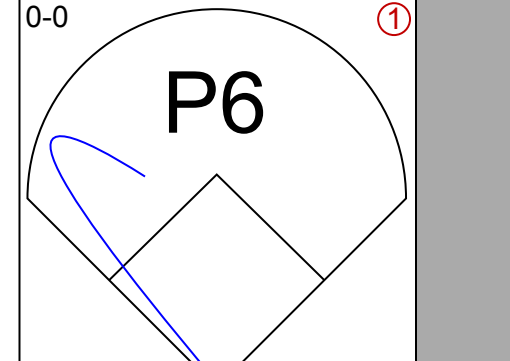

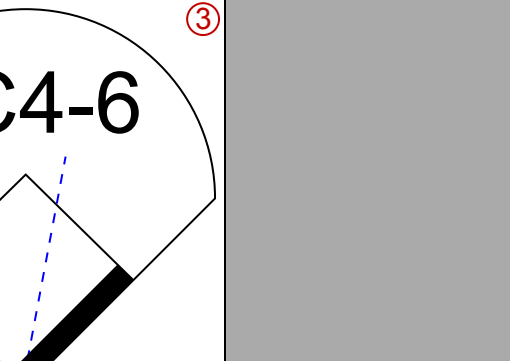
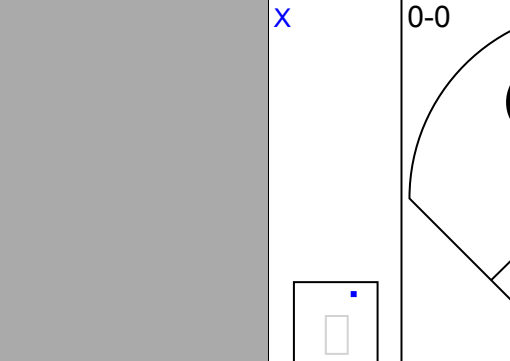

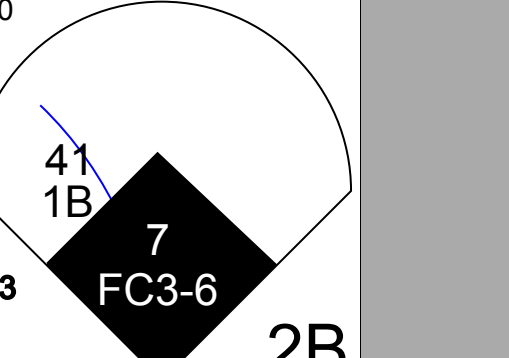
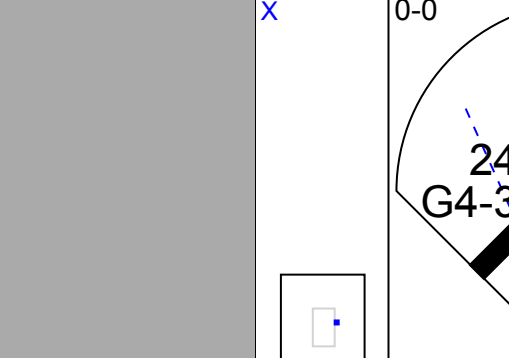
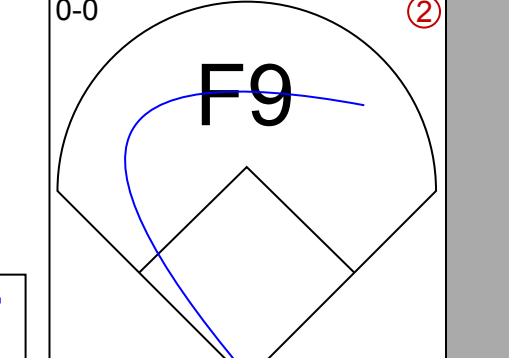

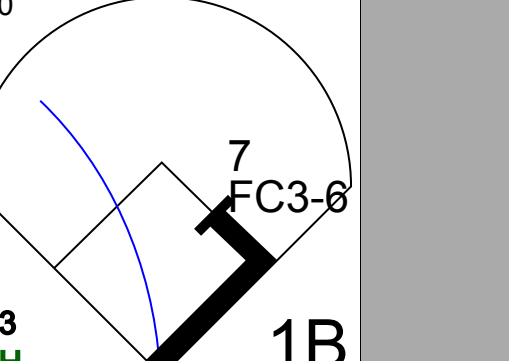
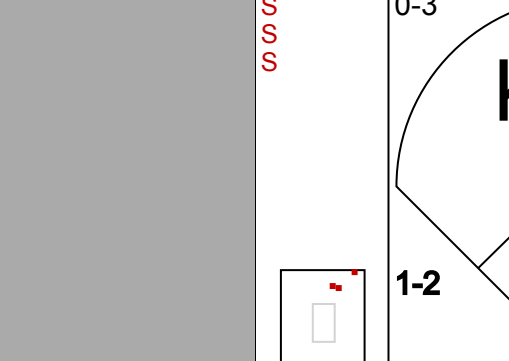
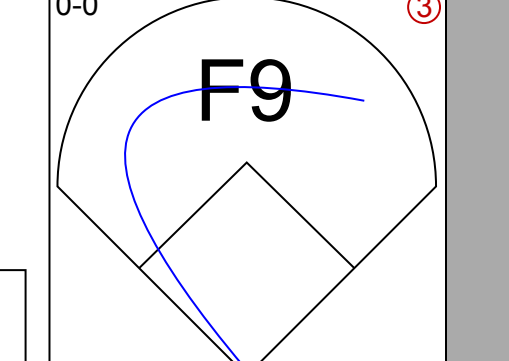

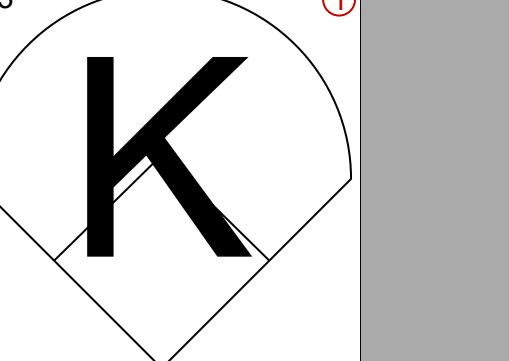
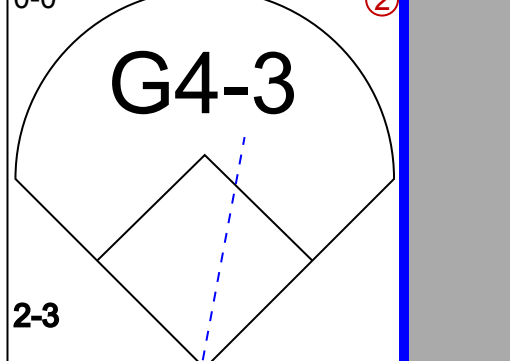

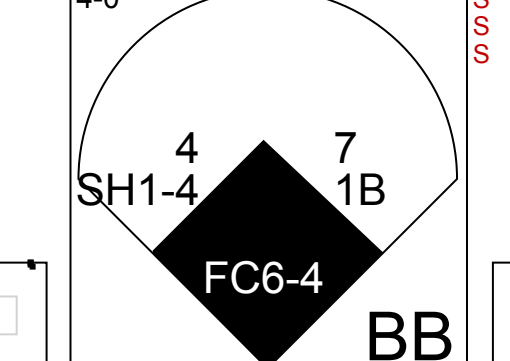
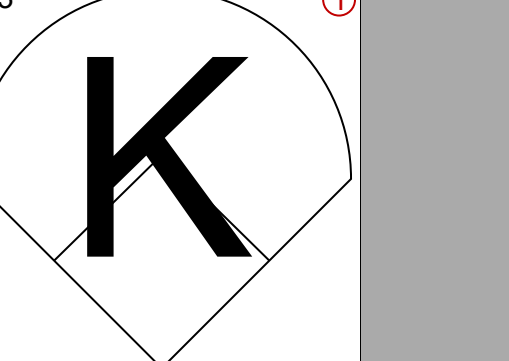
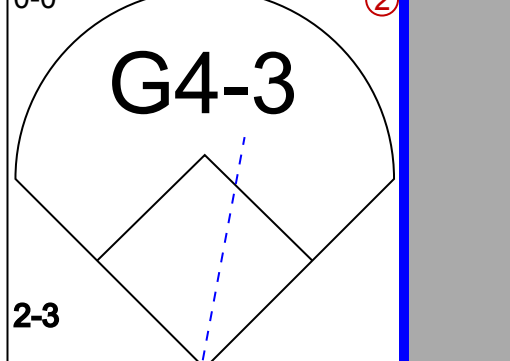

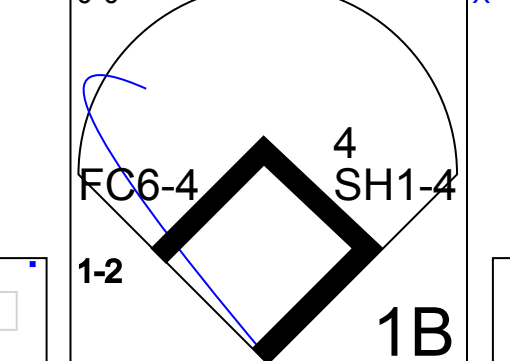
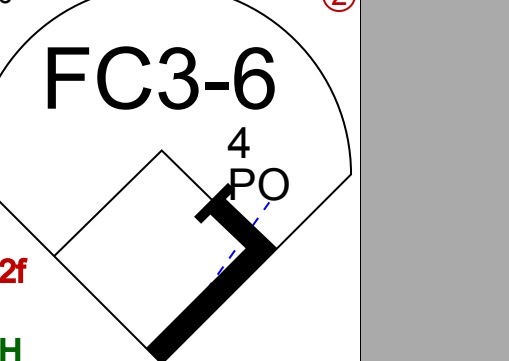
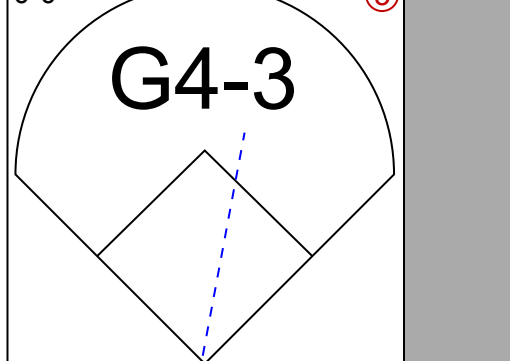

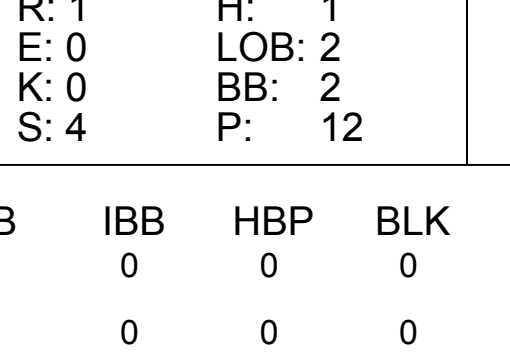
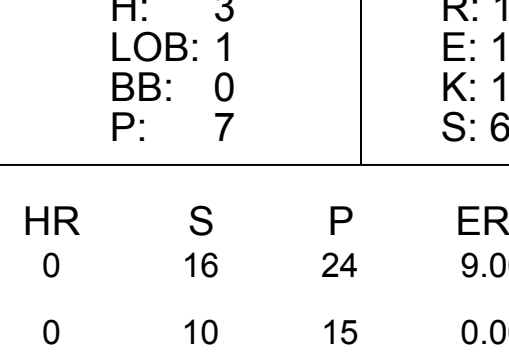
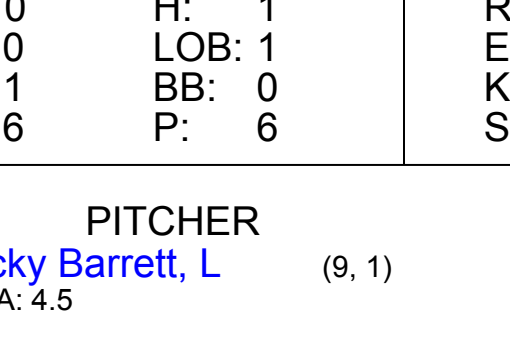
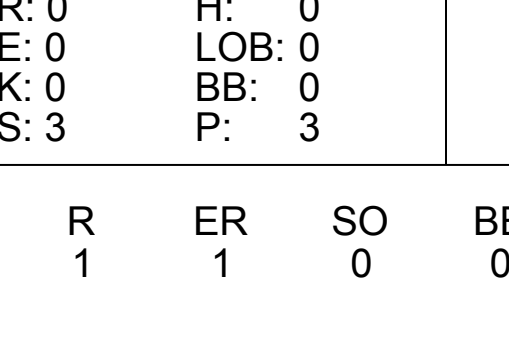




Batter	1	2	3	4	5	6	7	8	9	AB	R	H	RBI	BB	SO	LOB	BOTTOM							
11 Jimmy Rollins, S OBP: 0.256, SLG: 0.257 4 Eric Bruntlett, R OBP: 0.344, SLG: 0.433										3	0	1	0	0	1	0	Minnesota Twins @ Philadelphia Phillies Bright House Networks Field, Clearwater, FL Sat Mar 15 2008, 1:05 PM EDT Att: 10,178 - Partly Cloudy - 79 F livebaseballscores.com							
8 Shane Victorino, S OBP: 0.243, SLG: 0.333										4	0	0	0	0	1	1								
26 Chase Utley, L OBP: 0.278, SLG: 0.455 29 Ray Olmedo, S OBP: 0.200, SLG: 0.200										3	0	1	0	0	0	1								
6 Ryan Howard, L OBP: 0.439, SLG: 0.811 Wes Helms, R OBP: 0.375, SLG: 0.393										1	1	1	1	2	0	0								
Pat Burrell, R OBP: 0.325, SLG: 0.471 So Taguchi, R OBP: 0.481, SLG: 0.455										3	0	2	1	0	0	1								
10 Geoff Jenkins, L OBP: 0.146, SLG: 0.220										4	0	0	0	0	4									
7 Pedro Feliz, R OBP: 0.283, SLG: 0.474 78 Brennan King, R OBP: 0.308, SLG: 0.462										3	0	0	0	0	2	4								
28 Jayson Werth, R OBP: 0.290, SLG: 0.192 9 Chris Snelling, L OBP: 0.346, SLG: 0.391										3	0	0	0	0	2	4								
51 Carlos Ruiz, R OBP: 0.462, SLG: 0.550 23 Jason Jaramillo, S OBP: 0.133, SLG: 0.071										2	0	0	0	0	0	0								
Inning Stats	R: 0 E: 0 K: 1 S: 5	H: 0 LOB: 0 BB: 0 P: 5	R: 1 E: 0 K: 2 S: 9	H: 2 LOB: 1 BB: 0 P: 9	R: 0 E: 1 K: 1 S: 6	H: 0 LOB: 1 BB: 0 P: 6	R: 0 E: 0 K: 1 S: 5	H: 0 LOB: 1 BB: 1 P: 9	R: 0 E: 0 K: 0 S: 3	H: 0 LOB: 0 BB: 0 P: 3	R: 0 E: 0 K: 1 S: 5	H: 0 LOB: 0 BB: 0 P: 5	R: 0 E: 0 K: 0 S: 3	H: 0 LOB: 0 BB: 0 P: 3	R: 0 E: 0 K: 0 S: 3	H: 0 LOB: 0 BB: 0 P: 3		1B: 1 2B: 3 3B: 0 HR: 1	SF: 0 SAC: 0 DP: 0 HBP: 0	WP: 0 PB: 0 SB: 0 CS: 0	PA: 35			
PITCHER	IP WLS BF H R ER SO BB IBB HBP BLK WP HR S P ERA WHIP																							
59 Kevin Slowey, R ERA: 5.91	4.0	W	16	3	1	1	1	1	0	0	0	0	0	0	11	15	4.50	2.000						
15 Glen Perkins, L ERA: 6.3	2.0	H	10	3	1	1	1	1	0	0	0	0	0	3	3	0.00	0.000							
Dennys Reyes, L ERA: 1.5	1.0		3	0	0	0	0	0	0	0	0	0	0	0	5	5	0.00	0.000						
17 Pat Neshek, R ERA	1.0		3	0	0	0	1	0	0	0	0	0	0	0	3	3	0.00	0.000						
63 Casey Daigle, R ERA: 3.88	1.0		3	0	0	0	0	0	0	0	0	0	0	3	3	0.00	0.000							

Batter	1	2	3	4	5	6	7	8	9	AB	R	H	RBI	BB	SO	LOB	TOP					
Reed Johnson, R (1,8) David Smith, R (7,PH) (7,9)										3	1	1	0	0	0	1	Toronto Blue Jays @ Minnesota Twins Hammond Stadium, Fort Myers, FL Sun Mar 16 2008, 1:05 PM EDT Att: 7,909 - Cloudy - 82 F					
6 John McDonald, R (1,6) Justin Jackson, R (7,PH) (7,6)										3	1	3	1	1	0	0						
19 Marco Scutaro, R (1,4) Anthony Hatch, L (7,5)										4	1	1	2	0	1	4						
20 Rod Barajas, R (1,3) Kyle Phillips, L (7,3)										4	1	1	0	0	0	4						
66 Matt Watson, L (1,7) Eric Nielsen, R (8,PR) (8,7)										4	0	2	1	0	0	1						
18 Hector Luna, R (1,5) John Tollisano, S (5,4)										3	1	1	0	0	1	2						
68 Brian Jeroloman, L (1,2)										4	1	3	2	1	1	0						
43 Ryan Patterson, R (1,9) Sean Shoffit, L (1,10)										3	0	0	1	1	1	3						
Jacob Butler, R (6,PH) C.J. Ebarb, L (9,PH)										1	1	0	0	1	0	1						
										1	0	0	0	0	0	0						
Inning Stats	R: 0 E: 0 K: 0 S: 3	H: 1 LOB: 0 BB: 0 P: 3	R: 1 E: 0 K: 2 S: 9	H: 2 LOB: 1 BB: 0 P: 9	R: 1 E: 0 K: 1 S: 7	H: 1 LOB: 1 BB: 1 P: 11	R: 1 E: 0 K: 0 S: 6	H: 2 LOB: 2 BB: 1 P: 6	R: 3 E: 0 K: 0 S: 7	H: 4 LOB: 2 BB: 1 P: 11	R: 0 E: 0 K: 0 S: 4	H: 1 LOB: 2 BB: 1 P: 8	R: 2 E: 0 K: 0 S: 4	H: 2 LOB: 2 BB: 3 P: 16	R: 0 E: 0 K: 2 S: 8	H: 1 LOB: 1 BB: 0 P: 8	R: 0 E: 0 K: 1 S: 5	H: 0 LOB: 0 BB: 0 P: 5	1B: 9 2B: 4 3B: 1 HR: 0	SF: 2 SAC: 1 DP: 1 HBP: 0	WP: 0 PB: 0 SB: 3 CS: 1	PA: 45
PITCHER	IP WLS BF H R ER SO BB IBB HBP BLK WP HR S P ERA WHIP																					
Livan Hernandez, R (1,1) ERA: 9.69	4.0 L 21 9 6 6 3 1 0 0 0 0 0 0 0 28 32 13.50 2.500																					
19 Randy Keisler, L (5,1) ERA: 5.4	2.0 10 2 0 0 0 2 0 0 0 0 0 0 0 8 16 0.00 2.000																					
Juan Rincon, R (7,1) ERA: 4.5	1.0 7 2 2 2 0 0 3 0 0 0 0 0 0 4 16 18.00 5.000																					
36 Joe Nathan, R (8,1) ERA: 1.5	1.0 4 1 0 0 2 0 0 0 0 0 0 0 0 8 8 0.00 1.000																					
28 Jesse Crain, R (9,1) ERA: 3.0	1.0 3 0 0 0 1 0 0 0 0 0 0 0 0 5 5 0.00 0.000																					

Batter	1	2	3	4	5	6	7	8	9	AB	R	H	RBI	BB	SO	LOB	BOTTOM			
12 Adam Everett, R (1,6) 20 Matt Tolbert, S (8,6)										4	0	0	0	0	0	2	Toronto Blue Jays @ Minnesota Twins Hammond Stadium, Fort Myers, FL Sun Mar 16 2008, 1:05 PM EDT Att: 7,909 - Cloudy - 82 F			
7 Joe Mauer, L (1,2) 85 Drew Butera, R (7,2)										3	2	2	1	0	0	1				
5 Michael Cuddyer, R (1,9) 44 Jon Knott, R (9,9)										4	0	0	0	0	2	2				
33 Justin Morneau, L (1,3) 50 Garrett Jones, L (6,3)										3	0	2	1	0	0	0				
Craig Monroe, R (1,7) 2 Denard Span, L (6,8)										3	0	1	1	0	1	1				
32 Brian Buscher, L (1,5) 77 Chris Basak, R (7,5)										2	0	0	0	0	0	0				
23 Brendan Harris, R (1,4)										4	0	0	0	0	2	6				
8 Nick Punto, S (1,10)										4	0	1	0	0	0	3				
22 Carlos Gómez, R (1,8) 11 Jason Pridie, L (5,8)										2	1	1	0	0	1	1				
										2	0	0	0	0	1	0				
Inning Stats	R: 1 E: 0 K: 2 S: 9	H: 2 LOB: 1 BB: 0 P: 9	R: 0 E: 0 K: 0 S: 3	H: 0 LOB: 0 BB: 0 P: 3	R: 2 E: 0 K: 0 S: 8	H: 4 LOB: 3 BB: 0 P: 9	R: 0 E: 1 K: 1 S: 6	H: 1 LOB: 1 BB: 0 P: 6	R: 0 E: 0 K: 1 S: 5	H: 0 LOB: 0 BB: 0 P: 5	R: 0 E: 0 K: 1 S: 5	H: 0 LOB: 0 BB: 0 P: 5	R: 0 E: 0 K: 1 S: 6	H: 1 LOB: 3 BB: 2 P: 14	R: 0 E: 0 K: 0 S: 3	H: 0 LOB: 0 BB: 0 P: 3	1B: 7 2B: 1 3B: 0 HR: 0	SF: 0 SAC: 0 DP: 0 HBP: 1	WP: 0 PB: 0 SB: 0 CS: 0	PA: 38
PITCHER	IP WLS BF H R ER SO BB IBB HBP BLK WP HR S P ERA WHIP																			
29 Dustin McGowan, R (1,1) ERA: 6.0	5.0 W 23 7 3 3 4 0 0 0 0 0 0 0 10 10 5.40 1.400																			
59 Jesse Carlson, L (6,1) ERA:	2.0 H 6 0 0 0 2 0 0 0 0 0 0 0 10 10 0.00 0.000																			
Randy Wells, R (8,1) ERA:	1.0 6 1 0 0 1 2 0 0 0 0 0 0 6 14 0.00 3.000																			
Bubba Nelson, R (9,1) ERA:	1.0 3 0 0 0 0 0 0 0 0 0 0 0 3 3 0.00 0.000																			

livebaseballscores.com

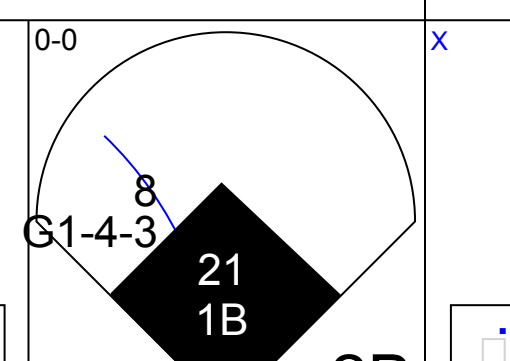
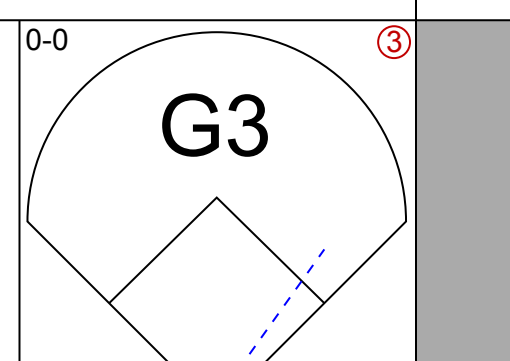
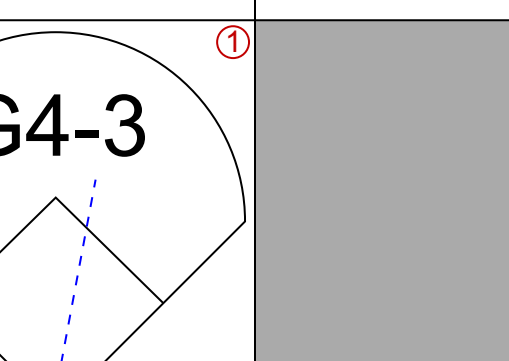
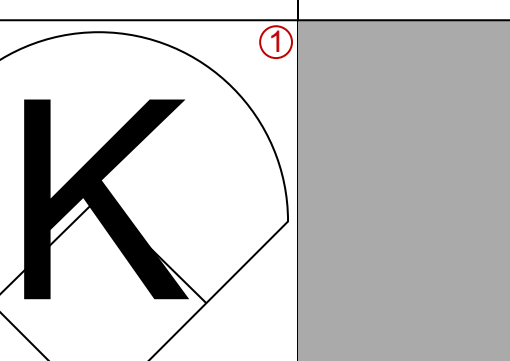
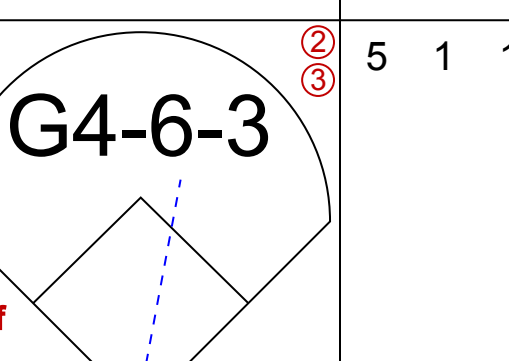
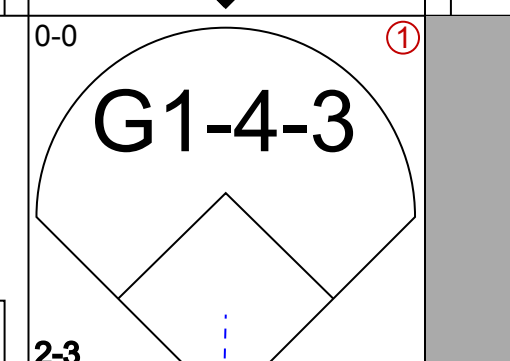
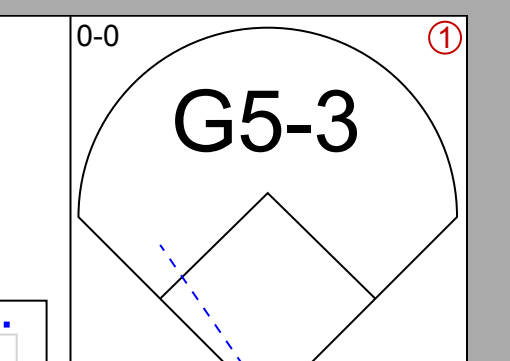
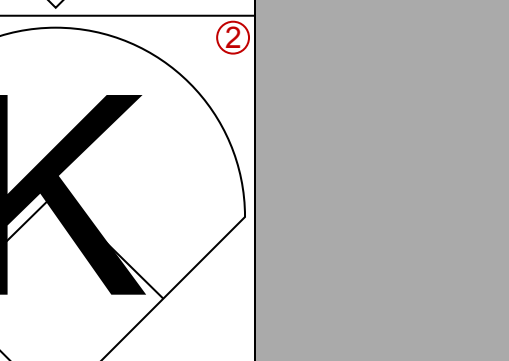
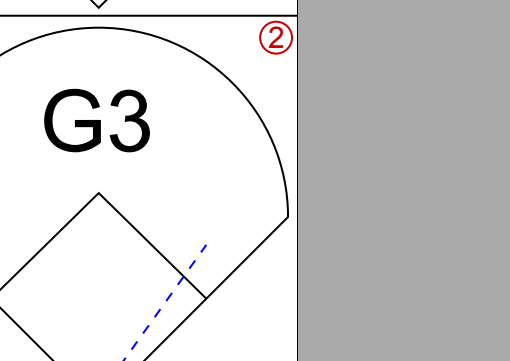
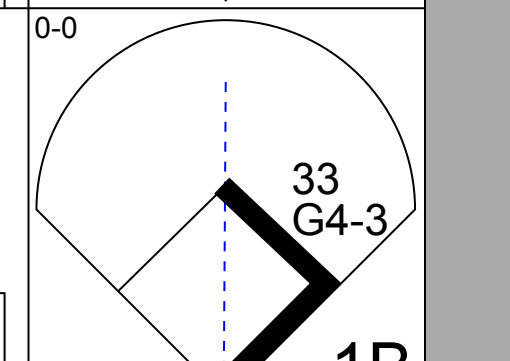
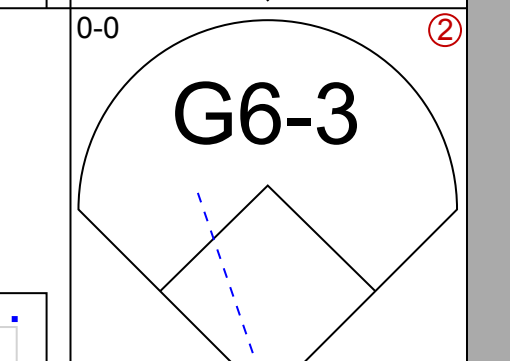
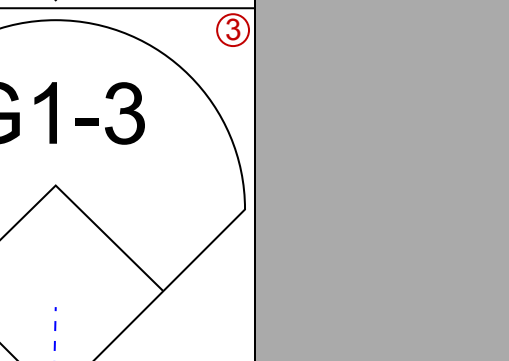
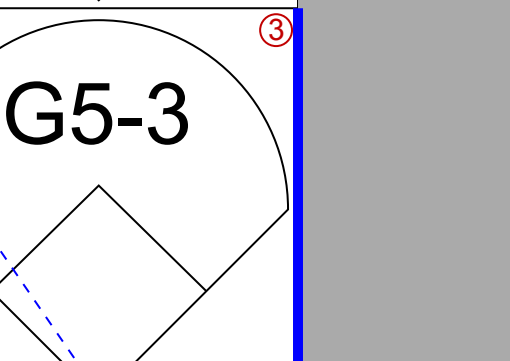
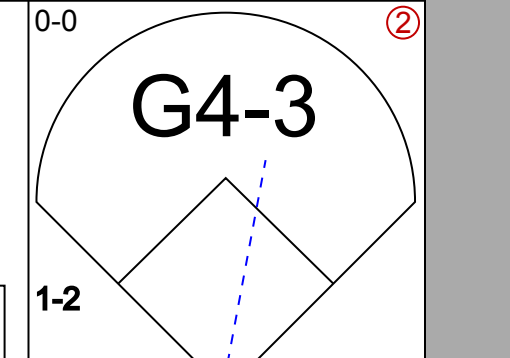
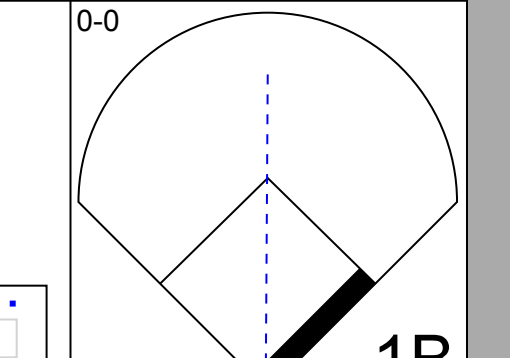
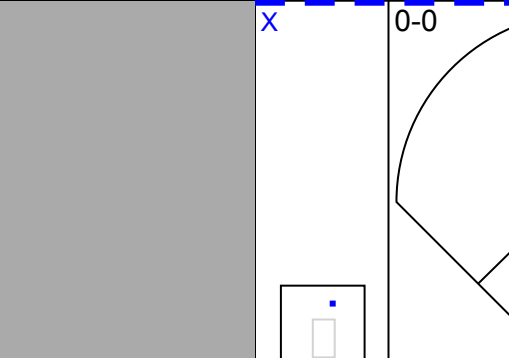
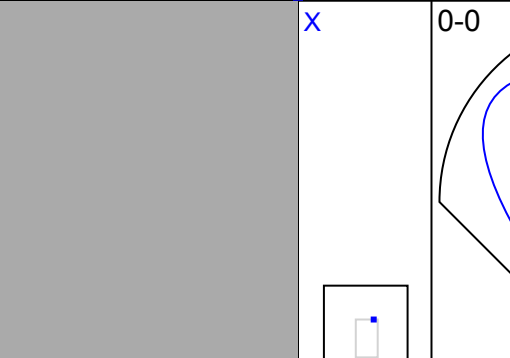
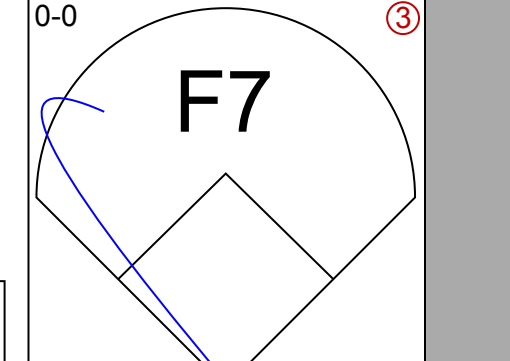
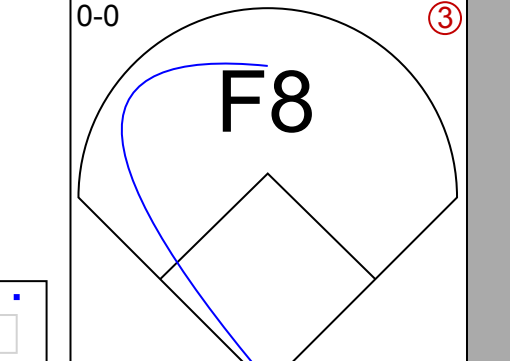
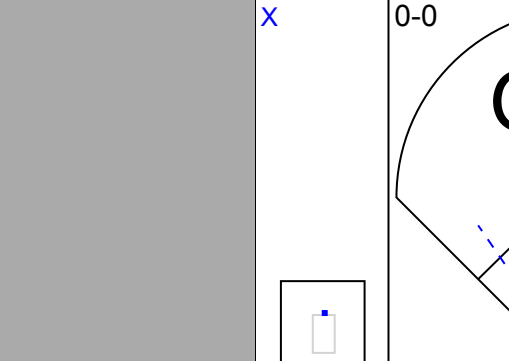
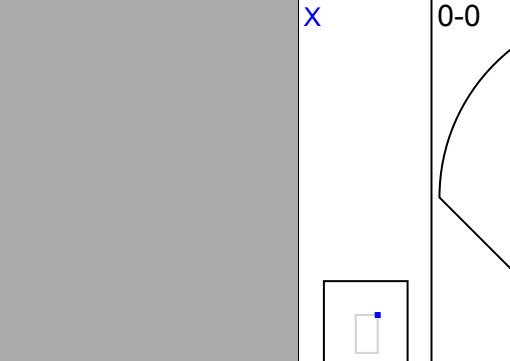



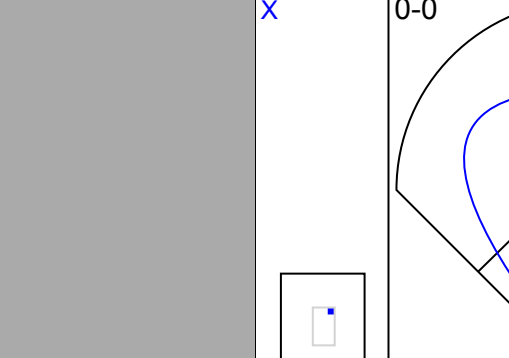
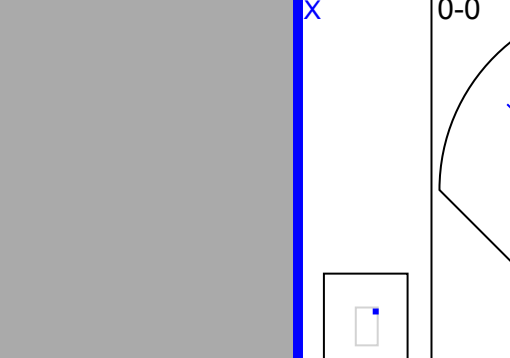




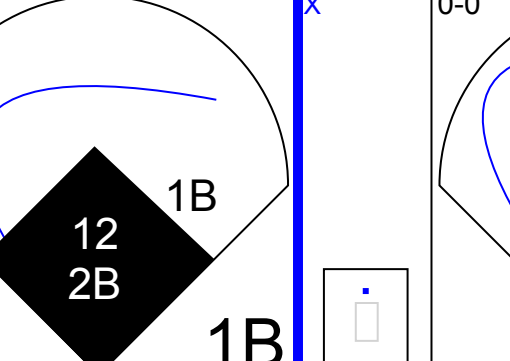




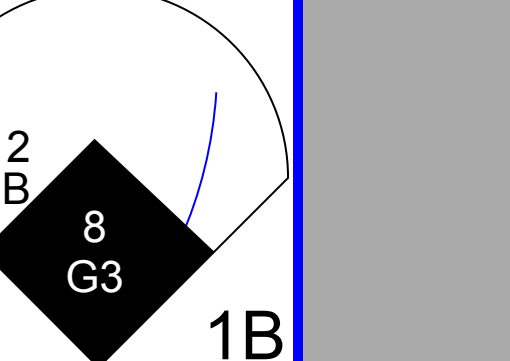
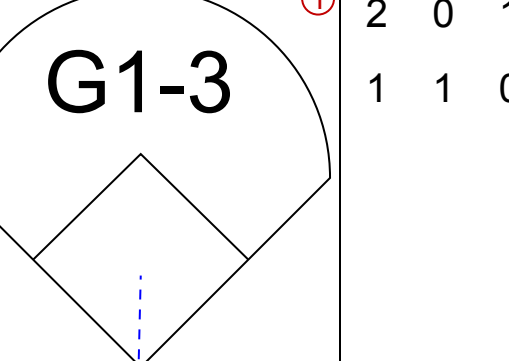
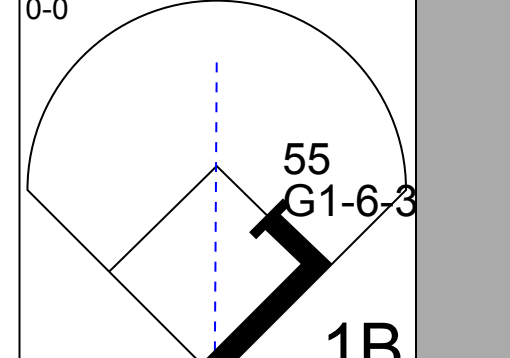
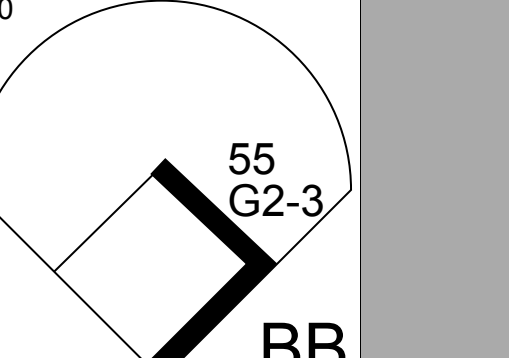
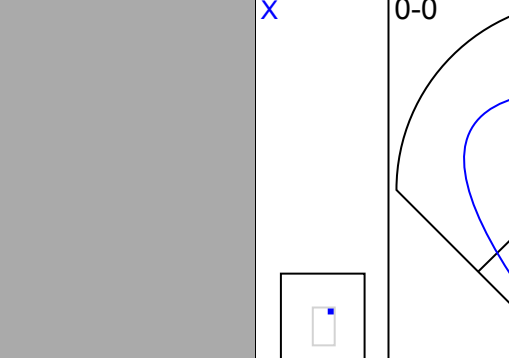
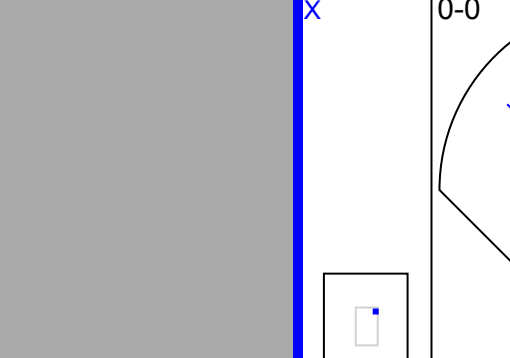

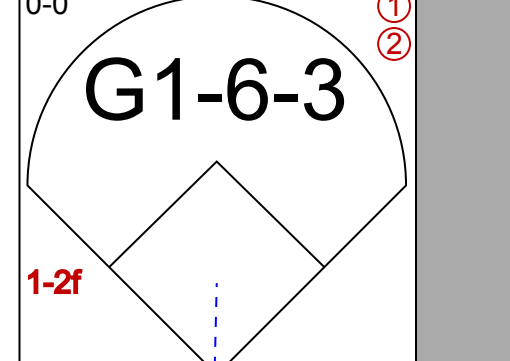
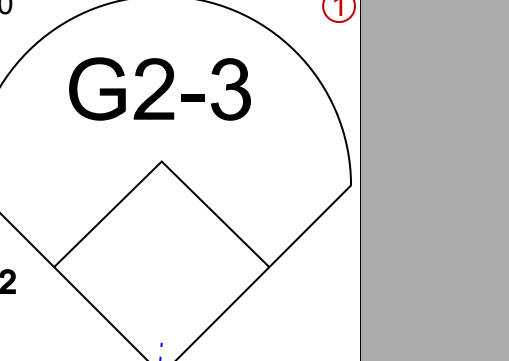

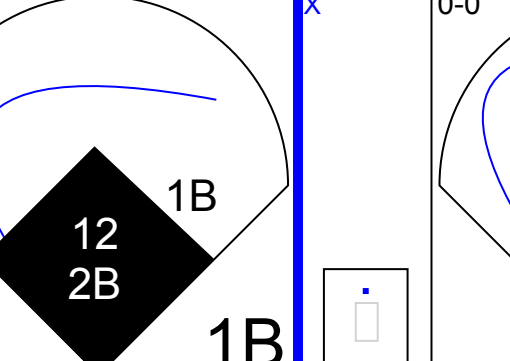

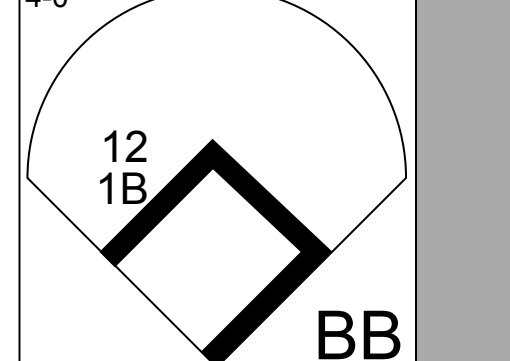
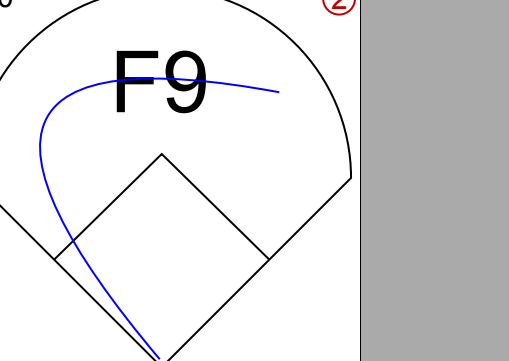

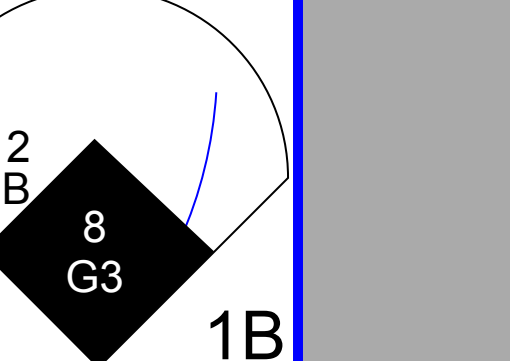
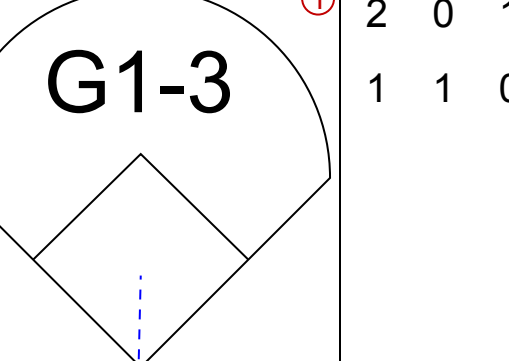
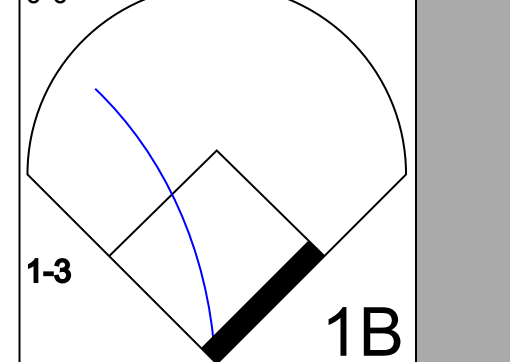
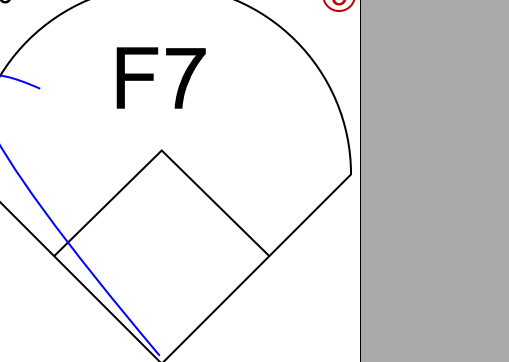

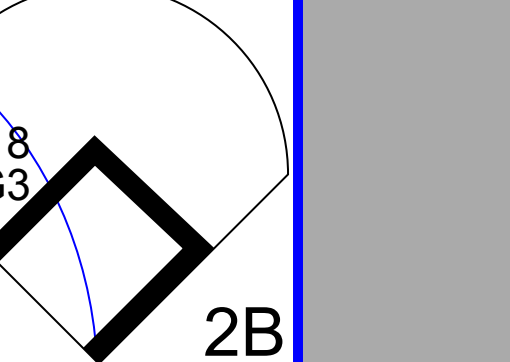
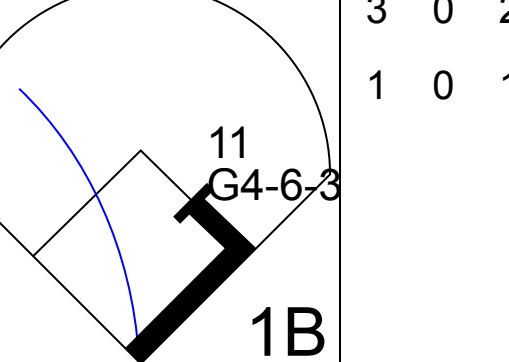
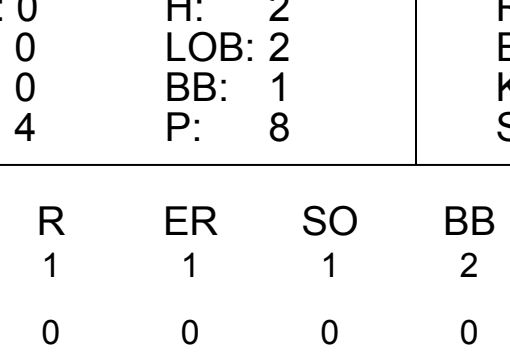
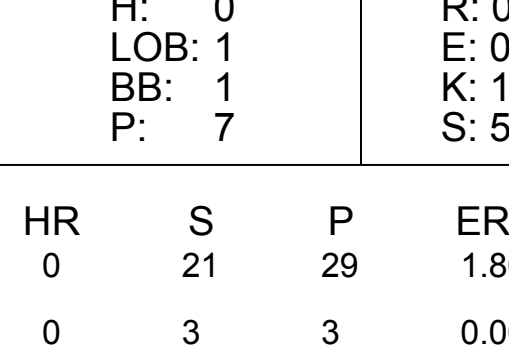
AB 36
R 8
H 14
RBI 8
BB 6
SO 6
LOB 20

Batter	1	2	3	4	5	6	7	8	9	AB	R	H	RBI	BB	SO	LOB	TOP							
4 Alfredo Amezaga, S OBP: 0.300, SLG: 0.286 (1, 6)										4	0	1	1	0	1	0								
11 Robert Andino, R OBP: 0.271, SLG: 0.233 (1, 4)										2	1	1	0	2	0	0								
39 Chris Barnwell, R OBP: 0.250, SLG: 0.333 (7, PR) (7, 4)										1	0	0	0	0	0	1								
Mike Jacobs, L OBP: 0.326, SLG: 0.306 (1, 10)										4	0	0	1	0	0	4								
72 Brett Hayes, R OBP: 0.125, SLG: 0.125 (9, PH) (9, 10)										1	0	0	0	0	0	1								
3 Jorge Cantu, R OBP: 0.510, SLG: 0.739 (7, 3)										4	0	2	1	0	0	4								
73 Tagg Bozied, R OBP: 0.409, SLG: 0.333 (7, 3)										0	0	0	0	0	0	0								
12 Cody Ross, R OBP: 0.324, SLG: 0.394 (1, 9)										2	0	1	0	0	0	1								
1 Alexis Gomez, L OBP: 0.379, SLG: 0.261 (4, PR) (4, 9)										2	1	0	0	0	0	1								
21 Jason Wood, R OBP: 0.333, SLG: 0.318 (1, 3) (7, 5)										4	1	2	0	0	0	1								
41 Paul Hoover, R OBP: 0.286, SLG: 0.400 (1, 2)										4	0	1	1	0	2	2								
24 Cameron Maybin, R OBP: 0.257, SLG: 0.559 (1, 8)										2	1	0	0	1	1	3								
25 Brett Carroll, R OBP: 0.405, SLG: 0.516 (6, 7)										1	0	0	0	0	0	0								
7 Alejandro De Aza, L OBP: 0.450, SLG: 0.800 (1, 7) (6, 8)										4	1	2	1	0	0	2								
Inning Stats	R: 0 E: 0 K: 0 S: 3	H: 0 LOB: 0 BB: 0 P: 3	R: 0 E: 0 K: 1 S: 6	H: 1 LOB: 1 BB: 0 P: 6	R: 1 E: 0 K: 0 S: 4	H: 1 LOB: 2 BB: 2 P: 12	R: 2 E: 0 K: 1 S: 7	H: 3 LOB: 1 BB: 0 P: 7	R: 1 E: 1 K: 1 S: 6	H: 1 LOB: 1 BB: 1 P: 11	R: 0 E: 0 K: 0 S: 6	H: 1 LOB: 1 BB: 0 P: 6	R: 0 E: 0 K: 0 S: 4	H: 1 LOB: 2 BB: 5	R: 0 E: 0 K: 0 S: 3	H: 0 LOB: 0 BB: 3	R: 1 E: 0 K: 0 S: 5	H: 2 LOB: 1 BB: 0 P: 5	1B: 8 2B: 2 3B: 0 HR: 0	SF: 0 SAC: 1 DP: 0 HBP: 0	WP: 1 PB: 0 SB: 2 CS: 0	PA: 40		
PITCHER	IP WLS BF H R ER SO BB IBB HBP BLK WP HR S P ERA WHIP	IP WLS BF H R ER SO BB IBB HBP BLK WP HR S P ERA WHIP	IP WLS BF H R ER SO BB IBB HBP BLK WP HR S P ERA WHIP	IP WLS BF H R ER SO BB IBB HBP BLK WP HR S P ERA WHIP	IP WLS BF H R ER SO BB IBB HBP BLK WP HR S P ERA WHIP	IP WLS BF H R ER SO BB IBB HBP BLK WP HR S P ERA WHIP	IP WLS BF H R ER SO BB IBB HBP BLK WP HR S P ERA WHIP	IP WLS BF H R ER SO BB IBB HBP BLK WP HR S P ERA WHIP	IP WLS BF H R ER SO BB IBB HBP BLK WP HR S P ERA WHIP	IP WLS BF H R ER SO BB IBB HBP BLK WP HR S P ERA WHIP	IP WLS BF H R ER SO BB IBB HBP BLK WP HR S P ERA WHIP	IP WLS BF H R ER SO BB IBB HBP BLK WP HR S P ERA WHIP	IP WLS BF H R ER SO BB IBB HBP BLK WP HR S P ERA WHIP	IP WLS BF H R ER SO BB IBB HBP BLK WP HR S P ERA WHIP	IP WLS BF H R ER SO BB IBB HBP BLK WP HR S P ERA WHIP	IP WLS BF H R ER SO BB IBB HBP BLK WP HR S P ERA WHIP	IP WLS BF H R ER SO BB IBB HBP BLK WP HR S P ERA WHIP	IP WLS BF H R ER SO BB IBB HBP BLK WP HR S P ERA WHIP	IP WLS BF H R ER SO BB IBB HBP BLK WP HR S P ERA WHIP	IP WLS BF H R ER SO BB IBB HBP BLK WP HR S P ERA WHIP	IP WLS BF H R ER SO BB IBB HBP BLK WP HR S P ERA WHIP	IP WLS BF H R ER SO BB IBB HBP BLK WP HR S P ERA WHIP	IP WLS BF H R ER SO BB IBB HBP BLK WP HR S P ERA WHIP	IP WLS BF H R ER SO BB IBB HBP BLK WP HR S P ERA WHIP

Florida Marlins @ Minnesota Twins
Hammond Stadium, Fort Myers, FL
Mon Mar 17 2008, 1:05 PM EDT
Att: 7,841 - Partly Cloudy - 81 F

AB 35
R 5
H 10
RBI 5
BB 3
SO 4
LOB 20



Batter	1	2	3	4	5	6	7	8	9	AB	R	H	RBI	BB	SO	LOB	BOTTOM
11 Jason Pridie, L OBP: 0.308, SLG: 0.324 (1, 9)										5	1	1	0	0	1	6	
8 Nick Punto, S OBP: 0.250, SLG: 0.241 (1, 4)										4	0	0	1	0	1	3	
21 Delmon Young, R OBP: 0.395, SLG: 0.500 (1, 7)										4	0	1	1	0	0	3	
50 Garrett Jones, L OBP: 0.269, SLG: 0.375 (8, 7)										0	0	0	0	0	0	0	
33 Justin Morneau, L OBP: 0.348, SLG: 0.359 (1, 3)										3	0	1	0	0	0	1	
73 Randy Ruiz, R OBP: 0.490, SLG: 0.783 (7, 3)										1	0	0	0	0	0	0	
Craig Monroe, R OBP: 0.367, SLG: 0.630 (1, 8)										3	0	0	0	0	0	2	
2 Denard Span, L OBP: 0.400, SLG: 0.379 (7, 8)										1	0	0	0	0	0	0	
16 Jason Kubel, L OBP: 0.351, SLG: 0.438 (1, 10)										2	0	1	0	1	0	0	
44 Jon Knott, R OBP: 0.273, SLG: 0.591 (8, PH) (9, 10)										1	0	1	0	0	0	0	
55 Mike Redmond, R OBP: 0.435, SLG: 0.524 (1, 2)										3	0	1	0	0	0	2	
79 Eli Whiteside, R OBP: 0.545, SLG: 0.875 (7, PR) (8, 2)										1	1	0	0	0	0	1	
Mike Lamb, L OBP: 0.435, SLG: 0.524 (1, 5)																	

Batter	1	2	3	4	5	6	7	8	9	AB	R	H	RBI	BB	SO	LOB	TOP					
2 Denard Span, L (1, 8) OBP: 0.421, SLG: 0.419			SH1-3						FC4	2	1	0	1	1	1	1	Minnesota Twins @ Baltimore Orioles Fort Lauderdale Stadium, Ft. Lauderdale, FL Tue Mar 18 2008, 1:05 PM EDT Att. 4,848 - Overcast - 78 F					
11 Jason Pridle, L (7, 8) OBP: 0.300, SLG: 0.316										1	0	0	0	0	1							
22 Carlos Gómez, R (1, 7) OBP: 0.287, SLG: 0.463	FC6-4		K		F8		K			3	1	0	0	0	1	3						
50 Garrett Jones, L (7, PH) OBP: 0.286, SLG: 0.360										1	0	0	0	1	1							
7 Joe Mauer, L (1, 2) OBP: 0.548, SLG: 0.833										2	1	2	3	1	0	0						
85 Drew Butera, R (6, 2) OBP: 0.231, SLG: 0.091										1	0	1	0	1	0	0						
5 Michael Cuddyer, R (1, 9) OBP: 0.306, SLG: 0.429	G6-3		G6-3		P3		FC5-4			3	0	0	1	0	0	2						
44 Jon Knott, R (7, PH) OBP: 0.250, SLG: 0.542										2	0	0	0	0	0	4						
16 Jason Kubel, L (1, 10) OBP: 0.341, SLG: 0.417	G1-3				E4					4	0	1	0	0	0	2						
73 Randy Ruiz, R (1, 3) OBP: 0.448, SLG: 0.704		G6-3					G3-1			4	0	1	0	0	0	1						
32 Brian Buscher, L (1, 5) OBP: 0.258, SLG: 0.259										4	0	0	0	0	2	4						
23 Brendan Harris, R (1, 4) OBP: 0.222, SLG: 0.265					G5-3		F8		G6-3	3	0	0	0	0	1	2						
91 Toby Gardenhire, R (6, 5)										1	0	0	0	0	0	1						
20 Matt Tolbert, S (1, 6) OBP: 0.357, SLG: 0.346										4	1	3	0	0	0	2						
Inning Stats	R: 1 E: 0 K: 0 S: 3	H: 0 LOB: 1 BB: 2 P: 12	R: 0 E: 0 K: 2 S: 7	H: 0 LOB: 0 BB: 0 P: 7	R: 2 E: 0 K: 1 S: 7	H: 2 LOB: 0 BB: 0 P: 10	R: 0 E: 2 K: 1 S: 7	H: 1 LOB: 2 BB: 0 P: 7	R: 1 E: 0 K: 0 S: 5	H: 2 LOB: 1 BB: 0 P: 5	R: 0 E: 0 K: 0 S: 3	H: 0 LOB: 0 BB: 0 P: 3	R: 0 E: 0 K: 2 S: 8	H: 1 LOB: 2 BB: 1 P: 13	R: 0 E: 0 K: 0 S: 4	H: 1 LOB: 1 BB: 0 P: 4	R: 0 E: 0 K: 0 S: 5	H: 2 LOB: 2 BB: 1 P: 10	1B: 7 2B: 1 3B: 0 HR: 1	SF: 0 SAC: 1 DP: 1 HBP: 0	WP: 0 PB: 2 SB: 4 CS: 1	PA: 40
PITCHER	IP WLS BF H R ER SO BB IBB HBP BLK WP HR S P ERA WHIP																					
34 Matt Albers, R (1, 1) ERA: 5.4	3.1 L 16 3 3 3 4 2 0 0 0 0 0 1 22 34 8.10 1.500																					
51 Randal Bieri, R (4, 1) ERA: 2.35	0.2 2 0 0 0 0 0 0 0 0 0 0 0 2 2 0.00 0.000																					
56 Brian Burres, L (5, 1) ERA: 4.7	3.0 13 3 1 1 2 1 0 0 0 0 0 0 16 21 3.00 1.333																					
60 Ryan Bukvich, R (8, 1) ERA: 3.0	1.0 4 1 0 0 0 0 0 0 0 0 0 0 4 4 0.00 1.000																					
23 Rocky Cherry, R (9, 1) ERA:	1.0 5 2 0 0 0 0 1 0 0 0 0 0 5 10 0.00 3.000																					

Batter	1	2	3	4	5	6	7	8	9	AB	R	H	RBI	BB	SO	LOB	BOTTOM			
1 Brian Roberts, S (1, 4) OBP: 0.425, SLG: 0.412	G4-3									3	0	2	0	0	0	0	Minnesota Twins @ Baltimore Orioles Fort Lauderdale Stadium, Ft. Lauderdale, FL Tue Mar 18 2008, 1:05 PM EDT Att. 4,848 - Overcast - 78 F			
70 Eider Torres, S (7, 4) OBP: 0.200, SLG: 0.176										1	0	0	0	0	3					
6 Melvin Mora, R (1, 5) OBP: 0.488, SLG: 0.694	F9		K		G5-4-3		F9			3	0	0	0	0	1	4				
69 Oscar Salazar, R (7, 5) OBP: 0.367, SLG: 0.519										1	0	0	0	0	3					
21 Nick Markakis, L (1, 9) OBP: 0.439, SLG: 0.568										3	0	2	2	0	0	0				
26 Chris Roberson, S (7, 9) OBP: 0.308, SLG: 0.360										1	0	1	0	0	0	0				
Kevin Millar, R (1, 3) OBP: 0.359, SLG: 0.412	F9		G5-3				G1-3		L5-3	3	0	0	0	0	0	3				
66 Mike Costanzo, L (7, 3) OBP: 0.333, SLG: 0.571										1	0	0	0	0	1					
17 Aubrey Huff, L (1, 10) OBP: 0.261, SLG: 0.391		G6-3			G3-1		G6-3			3	0	0	0	0	0	2				
25 Luis Terrero, R (8, PH) OBP: 0.364, SLG: 0.355									K	1	0	0	0	1	0					
10 Adam Jones, R (1, 8) OBP: 0.400, SLG: 0.563		G4-3					G6-3			3	0	0	0	0	1	0				
13 Tike Redman, L (7, 8) OBP: 0.333, SLG: 0.500									G3	1	0	0	0	0	0	0				
Jay Payton, R (1, 7) OBP: 0.267, SLG: 0.259										2	0	1	0	0	1	0				
Jay Gibbons, L (7, 7) OBP: 0.267, SLG: 0.259										1	0	0	0	1	0	0				
Ramon Hernandez, R (1, 2) OBP: 0.353, SLG: 0.333										2	1	1	0	0	0	1				
65 Omar Santos, R (7, PR) OBP: 0.154, SLG: 0.083										1	0	0	0	0	0	0				
2 Luis Hernandez, S (1, 6) OBP: 0.300, SLG: 0.231										2	1	1	0	0	0	2				
12 Brandon Fahey, L (7, 6) OBP: 0.323, SLG: 0.333										0	0	0	0	0	0	0				
Inning Stats	R: 0 E: 0 K: 0 S: 4	H: 1 LOB: 1 BB: 0 P: 4	R: 0 E: 0 K: 1 S: 5	H: 0 LOB: 0 BB: 0 P: 5	R: 2 E: 0 K: 1 S: 9	H: 4 LOB: 2 BB: 0 P: 9	R: 0 E: 1 K: 1 S: 6	H: 1 LOB: 1 BB: 0 P: 7	R: 0 E: 0 K: 0 S: 3	H: 0 LOB: 0 BB: 0 P: 3	R: 0 E: 0 K: 0 S: 3	H: 0 LOB: 3 BB: 1 P: 9	R: 0 E: 0 K: 1 S: 5	H: 1 LOB: 0 BB: 0 P: 5	R: 0 E: 0 K: 0 S: 3	H: 0 LOB: 0 BB: 0 P: 3	1B: 8 2B: 1 3B: 0 HR: 0	SF: 0 SAC: 1 DP: 2 HBP: 1	WP: 0 PB: 0 SB: 0 CS: 1	PA: 35
PITCHER	IP WLS BF H R ER SO BB IBB HBP BLK WP HR S P ERA WHIP																			
38 Philip Humber, R (1, 1) ERA: 1.5	3.0 W 14 5 2 2 2 2 0 0 0 0 0 0 9 18 6.00 1.667																			
53 Nick Blackburn, R (4, 1) ERA: 3.0	2.0 H 7 2 0 0 1 0 0 0 0 0 0 0 9 10 0.00 1.000																			
15 Glen Perkins, L (6, 1) ERA: 5.73	1.0 H 3 0 0 0 0 0 0 0 0 0 0 0 3 3 0.00 0.000																			
63 Casey Daigle, R (7, 1) ERA: 3.0	2.0 H 8 1 0 0 1 1 0 0 1 0 0 0 8 14 0.00 1.000																			
19 Randy Keisler, L (9, 1) ERA: 4.2	1.0 S 3 0 0 0 0 0 0 0 0 0 0 0 3 3 0.00 0.000																			

AB	35
R	4
H	9
RBI	4
BB	4
SO	6
LOB	24



AB	32
R	2
H	8
RBI	2
BB	1
SO	4
LOB	19



Batter	1	2	3	4	5	6	7	8	9	AB	R	H	RBI	BB	SO	LOB	TOP	
6 Ryan Freel, R OBP: 0.364, SLG: 0.333 54 Jolbert Cabrera, R OBP: 0.333, SLG: 0.439	G6-3		K		G5-3			62 2-4 1B		3	0	0	0	0	1	0	Cincinnati Reds @ Minnesota Twins Hammond Stadium, Fort Myers, FL Thu Mar 20 2008, 7:05 PM EDT Att: 8,084 - Partly Cloudy - 73 F	
23 Corey Patterson, L OBP: 0.440, SLG: 0.520 62 Jerry Gil, R OBP: 0.417, SLG: 1.000	P2		1B		E6		G4-3	2-4 1-2	15 BB 1B	3	0	1	0	0	0	0		
4 Brandon Phillips, R OBP: 0.290, SLG: 0.439 15 Jerry Hairston, R OBP: 0.556, SLG: 0.692	1B		F8		F7				BB BB 1-2 BB	3	0	1	0	0	0	2		
Adam Dunn, L OBP: 0.316, SLG: 0.375	K		K		G4-3				BB BB 1-2 BB	4	0	0	0	0	2	5		
28 Edwin Encarnación, R OBP: 0.267, SLG: 0.275 60 Andy Green, R OBP: 0.469, SLG: 0.733		G5-3		F9			K		BB BB 1-2 BB	2	0	0	0	0	0	0		
Scott Hatteberg, L OBP: 0.500, SLG: 0.556 19 Joey Votto, L OBP: 0.261, SLG: 0.250	27 E 27 FC5 1B		F7		G6-3				BB BB 1-2 BB	2	0	1	0	0	0	0		
27 Jeff Keppinger, R OBP: 0.368, SLG: 0.368 Juan Castro, R OBP: 0.367, SLG: 0.269	FC5		G1-3		K				BB BB 1-2 BB	2	0	0	0	0	0	1		
30 Norris Hopper, R OBP: 0.279, SLG: 0.275 46 Andy Phillips, R OBP: 0.266, SLG: 0.368	K		G4-3		G4-3				BB BB 1-2 BB	2	0	0	0	0	1	2		
9 Paul Bako, L OBP: 0.379, SLG: 0.400 Javier Valentin, S OBP: 0.269, SLG: 0.261	K		G4-3		G4-3				BB BB 1-2 BB	1	0	0	0	0	0	0		
Inning Stats	R: 0 E: 0 K: 1 S: 6	H: 1 LOB: 1 BB: 0 P: 6	R: 0 E: 1 K: 2 S: 9	H: 1 LOB: 2 BB: 0 P: 9	R: 0 E: 0 K: 2 S: 8	H: 0 LOB: 0 BB: 0 P: 3	R: 0 E: 0 K: 0 S: 3	H: 0 LOB: 0 BB: 0 P: 3	R: 0 E: 1 K: 0 S: 7	H: 0 LOB: 1 BB: 0 P: 7	R: 0 E: 0 K: 1 S: 5	H: 1 LOB: 1 BB: 0 P: 6	R: 0 E: 0 K: 2 S: 8	H: 1 LOB: 2 BB: 1 P: 12	1B: 5 2B: 0 3B: 0 HR: 0	SF: 0 SAC: 0 DP: 1 HBP: 0		WP: 0 PB: 0 CS: 0
PITCHER	IP WLS BF H R ER SO BB IBB HBP BLK WP HR S P ERA WHIP	5.0 W 19 3 0 0 5 0 0 0 0 0 0 29 29 0.00 0.600	1.0 H 3 0 0 0 0 0 0 0 0 0 3 3 0.00 0.000	7.1 H 7 1 0 0 3 0 0 0 0 0 12 13 0.00 0.500	1.0 5 1 0 0 2 1 0 0 0 0 0 8 12 0.00 2.000	PITCHER										IP WLS BF H R ER SO BB IBB HBP BLK WP HR S P ERA WHIP		

AB 32
R 0
H 5
RBI 0
BB 1
SO 10
LOB 16



Batter	1	2	3	4	5	6	7	8	9	AB	R	H	RBI	BB	SO	LOB	BOTTOM	
22 Carlos Gómez, R OBP: 0.286, SLG: 0.489	G6-3		SF9 1-3 2B		K		85 S 1B			4	1	2	0	0	1	1	Cincinnati Reds @ Minnesota Twins Hammond Stadium, Fort Myers, FL Thu Mar 20 2008, 7:05 PM EDT Att: 8,084 - Partly Cloudy - 73 F	
7 Joe Mauer, L OBP: 0.529, SLG: 0.769 85 Drew Butera, R OBP: 0.286, SLG: 0.167	33 BB BB BB		P5		G4-3		44 1B 73 E 1B			2	0	0	0	1	0	3		
5 Michael Cuddyer, R OBP: 0.368, SLG: 0.432 44 Jon Knott, R OBP: 0.280, SLG: 0.560	F9		SF9				73 WP 1-3 1B			2	0	1	1	0	0	1		
33 Justin Morneau, L OBP: 0.347, SLG: 0.341 73 Randy Ruiz, R OBP: 0.433, SLG: 0.679	BB BB 1-2 BB		G3		P5		K			1	0	0	0	1	0	2		
21 Delmon Young, R OBP: 0.390, SLG: 0.487 11 Jason Pridle, L OBP: 0.293, SLG: 0.308	G6-3		G4-6-3 1B		F8		G1-3			3	0	1	0	0	0	3		
Craig Monroe, R OBP: 0.333, SLG: 0.567 16 Jason Kubel, L OBP: 0.357, SLG: 0.417	F7		F7		K		2B HBP			3	0	0	0	0	1	2		
Mike Lamb, L OBP: 0.407, SLG: 0.520	L4		G4-6-3 1-2		G4-6-3		K			4	0	1	0	0	1	1		
23 Brendan Harris, R OBP: 0.225, SLG: 0.263	L4		F7		F7		23 F8-5 2B			4	1	1	0	0	0	2		
12 Adam Everett, R OBP: 0.313, SLG: 0.387 20 Matt Tolbert, S OBP: 0.345, SLG: 0.333			22 2B 5 SF9 1B				K			2	1	2	0	0	0	0		
Inning Stats	R: 0 E: 0 K: 0 S: 3	H: 0 LOB: 2 BB: 2 P: 11	R: 0 E: 0 K: 0 S: 3	H: 0 LOB: 0 BB: 0 P: 3	R: 1 E: 0 K: 0 S: 5	H: 2 LOB: 1 BB: 0 P: 5	R: 0 E: 0 K: 0 S: 3	H: 1 LOB: 0 BB: 0 P: 3	R: 0 E: 0 K: 1 S: 6	H: 1 LOB: 1 BB: 0 P: 6	R: 3 E: 0 K: 3 S: 13	H: 4 LOB: 1 BB: 0 P: 15	R: 0 E: 0 K: 0 S: 3	H: 1 LOB: 1 BB: 0 P: 4	1B: 8 2B: 3 3B: 0 HR: 0	SF: 1 SAC: 0 DP: 2 HBP: 1		WP: 2 PB: 0 CS: 0
PITCHER	IP WLS BF H R ER SO BB IBB HBP BLK WP HR S P ERA WHIP	4.0 L 16 3 1 1 0 2 0 0 0 0 0 14 14 0.00 1.250	2.0 8 2 0 0 2 0 0 0 0 0 0 12 12 0.00 1.000	1.0 7 4 3 2 3 0 0 0 0 1 0 13 15 18.00 4.000	1.0 4 1 0 0 0 0 0 1 0 0 0 3 4 0.00 1.000	PITCHER										IP WLS BF H R ER SO BB IBB HBP BLK WP HR S P ERA WHIP		

AB 31
R 4
H 10
RBI 3
BB 2
SO 5
LOB 17



Batter	1	2	3	4	5	6	7	8	9	AB	R	H	RBI	BB	SO	LOB	TOP										
8 Shane Victorino, S OBP: 0.245, SLG: 0.360	G4-3		K					G4-3		4	0	1	1	0	1	0	Philadelphia Phillies @ Minnesota Twins Hammond Stadium, Fort Myers, FL Fri Mar 21 2008, 1:05 PM EDT Att: 8,207 - Sunny - 75 F										
4 Eric Bruntlett, R OBP: 0.283, SLG: 0.310	K		F9					K		4	0	0	0	0	2	1											
19 Greg Dobbs, L OBP: 0.279, SLG: 0.512 92 Freddy Galvis, S	F7							F8		3	1	1	0	0	0	0											
Pat Burrell, R OBP: 0.320, SLG: 0.419 74 Casey Smith, R OBP: 0.360, SLG: 0.667		K						G5-3		3	0	0	0	0	1	1											
9 Chris Snelling, L OBP: 0.429, SLG: 0.344		P4						F9		2	0	0	0	1	0	1											
Wes Helms, R OBP: 0.366, SLG: 0.389		K						L5		4	0	1	0	0	1	3											
So Taguchi, R OBP: 0.459, SLG: 0.419			K					G6-4-3		3	0	2	1	1	1	0											
51 Carlos Ruiz, R OBP: 0.432, SLG: 0.500			K					G6-4-3		3	0	0	1	0	1	3											
29 Ray Olmedo, S OBP: 0.219, SLG: 0.167								G1-3		3	1	0	0	1	0	2											
Inning Stats	R: 0 E: 0 K: 1 S: 5	H: 0 LOB: 0 BB: 0 P: 5	R: 0 E: 0 K: 2 S: 7	H: 0 LOB: 0 BB: 0 P: 7	R: 1 E: 0 K: 2 S: 8	H: 1 LOB: 1 BB: 1 P: 12	R: 1 E: 0 K: 0 S: 5	H: 2 LOB: 2 BB: 0 P: 6	R: 0 E: 0 K: 1 S: 3	H: 0 LOB: 0 BB: 0 P: 7	R: 0 E: 0 K: 0 S: 3	H: 1 LOB: 0 BB: 0 P: 3	R: 0 E: 0 K: 1 S: 5	H: 0 LOB: 0 BB: 0 P: 5	R: 1 E: 0 K: 0 S: 5	H: 2 LOB: 2 BB: 1 P: 9	1B: 3 2B: 2 3B: 1 HR: 0	SF: 1 SAC: 0 DP: 1 HBP: 1	WP: 0 PB: 0 SB: 0 CS: 0	PA: 36							
PITCHER	IP	WLS	BF	H	R	ER	SO	BB	IBB	HBP	BLK	WP	HR	S	P	ERA	WHIP										
Livan Hernandez, R ERA: 8.0	5.0		20	3	2	2	6	1	0	1	0	0	0	30	35	3.60	0.800										
60 Brian Bass, R ERA: 1.59	1.0		4	0	0	0	0	1	0	0	0	0	0	3	7	0.00	1.000										
Dennys Reyes, L ERA: 1.13	1.0		3	1	0	0	0	0	0	0	0	0	0	3	3	0.00	1.000										
17 Pat Neshek, R ERA: 3.6	1.0	L	6	2	1	1	0	1	0	0	0	0	0	5	9	9.00	3.000										

Batter	1	2	3	4	5	6	7	8	9	AB	R	H	RBI	BB	SO	LOB	BOTTOM										
2 Denard Span, L OBP: 0.415, SLG: 0.412 11 Jason Pridle, L OBP: 0.286, SLG: 0.300			K					L5		3	0	1	0	0	2	1	Philadelphia Phillies @ Minnesota Twins Hammond Stadium, Fort Myers, FL Fri Mar 21 2008, 1:05 PM EDT Att: 8,207 - Sunny - 75 F										
7 Joe Mauer, L OBP: 0.500, SLG: 0.714 79 Eli Whiteside, R OBP: 0.538, SLG: 0.800								F9		2	0	0	0	0	0	1											
5 Michael Cuddyer, R OBP: 0.357, SLG: 0.500 92 Dustin Martin, L								L6		3	0	3	2	0	0	0											
33 Justin Morneau, L OBP: 0.333, SLG: 0.326 32 Brian Buscher, L OBP: 0.242, SLG: 0.241								L6		2	0	0	0	0	0	2											
21 Delmon Young, R OBP: 0.364, SLG: 0.452 44 Jon Knott, R OBP: 0.269, SLG: 0.538		K						G3		3	0	0	0	0	2	0											
16 Jason Kubel, L OBP: 0.348, SLG: 0.400		G4-3						F8		4	0	1	0	0	0	0											
Mike Lamb, L OBP: 0.379, SLG: 0.481 20 Matt Tolbert, S OBP: 0.323, SLG: 0.310								F7		2	0	0	0	0	0	0											
8 Nick Punto, S OBP: 0.229, SLG: 0.219								F7		3	0	0	0	0	1	1											
12 Adam Everett, R OBP: 0.324, SLG: 0.394 91 Trevor Plouffe, R OBP: 1.000, SLG: 1.000								F7		2	0	1	0	0	0	0											
Inning Stats	R: 0 E: 0 K: 0 S: 4	H: 2 LOB: 1 BB: 0 P: 5	R: 0 E: 0 K: 1 S: 5	H: 0 LOB: 0 BB: 0 P: 5	R: 0 E: 0 K: 2 S: 7	H: 0 LOB: 0 BB: 0 P: 7	R: 0 E: 0 K: 0 S: 3	H: 1 LOB: 0 BB: 0 P: 3	R: 0 E: 0 K: 1 S: 5	H: 0 LOB: 0 BB: 0 P: 5	R: 2 E: 0 K: 1 S: 8	H: 3 LOB: 2 BB: 0 P: 9	R: 0 E: 1 K: 0 S: 4	H: 0 LOB: 1 BB: 0 P: 4	R: 0 E: 0 K: 0 S: 4	H: 1 LOB: 1 BB: 0 P: 4	R: 0 E: 0 K: 0 S: 4	H: 1 LOB: 1 BB: 0 P: 4	1B: 7 2B: 1 3B: 0 HR: 0	SF: 0 SAC: 0 DP: 1 HBP: 0	WP: 1 PB: 0 SB: 0 CS: 1	PA: 34					
PITCHER	IP	WLS	BF	H	R	ER	SO	BB	IBB	HBP	BLK	WP	HR	S	P	ERA	WHIP										
21 Adam Eaton, R ERA: 5.84	5.1		18	4	1	1	4	0	0	0	0	1	0	10	11	5.40	1.200										
16 J.C. Romero, L ERA: 3.0	1.2	B	8	2	1	1	1	0	0	0	0	0	0	4	4	0.00	1.000										
46 Ryan Madson, R ERA: 1.8	1.0	W	4	1	0	0	0	0	0	0	0	0	0	4	4	0.00	1.000										
56 Vic Darenbourg, L ERA: 2.57	1.0	S	4	1	0	0	0	0	0	0	0	0	0	4	4	0.00	1.000										

Batter	1	2	3	4	5	6	7	8	9	AB	R	H	RBI	BB	SO	LOB	TOP																
22 Carlos Gómez, R (1,8) 2 Denard Span, L (7,8) OBP: 0.302, SLG: 0.510 OBP: 0.429, SLG: 0.429										4	1	2	0	0	2	2	Minnesota Twins @ St. Louis Cardinals Roger Dean Stadium, Jupiter, FL Sat Mar 22 2008, 1:05 PM EDT Att: 7,383 - Cloudy - 77 F																
20 Matt Tolbert, S (1,6) 91 Brian Dinkelman, L (7,6)										3	0	0	0	1	0	3																	
21 Delmon Young, R (1,7) OBP: 0.327, SLG: 0.422										3	0	0	2	0	1	3																	
33 Justin Morneau, L (1,3) 11 Jason Pridie, L (8, PR) (8,9)										3	0	1	0	1	0	1																	
16 Jason Kubel, L (1,9) 79 Eji Whiteside, R (8,2) OBP: 0.320, SLG: 0.364 OBP: 0.538, SLG: 0.800										4	0	0	0	0	2	2																	
23 Brendan Harris, R (1,4) OBP: 0.273, SLG: 0.310										4	0	3	0	0	0	0																	
32 Brian Buscher, L (1,5) 53 Nick Blackburn, R (6,1) 44 Jon Knott, R (8, PH) (8,3) OBP: 0.259, SLG: 0.538										3	0	1	0	0	1	2																	
85 Drew Butera, R (1,2) 15 Glen Perkins, L (8,1)										4	0	1	0	0	1	3																	
26 Boof Bonser, R (1,1) 77 Chris Basak, R (6,5) OBP: 0.500, SLG: 1.000 OBP: 0.400, SLG: 0.438										2	1	1	0	0	0	2																	
										2	0	0	0	0	1	0																	
Inning Stats	R: 1 E: 0 K: 0 S: 4	H: 1 LOB: 1 BB: 1 P: 8	R: 0 E: 0 K: 2 S: 9	H: 2 LOB: 2 BB: 0 P: 9	R: 0 E: 0 K: 1 S: 5	H: 0 LOB: 0 BB: 0 P: 5	R: 0 E: 0 K: 0 S: 4	H: 1 LOB: 1 BB: 0 P: 4	R: 1 E: 0 K: 0 S: 5	H: 2 LOB: 1 BB: 0 P: 6	R: 0 E: 0 K: 1 S: 6	H: 1 LOB: 1 BB: 0 P: 7	R: 0 E: 0 K: 1 S: 5	H: 0 LOB: 1 BB: 1 P: 9	R: 1 E: 0 K: 2 S: 9	H: 2 LOB: 1 BB: 0 P: 10		R: 0 E: 0 K: 1 S: 5	H: 1 LOB: 1 BB: 0 P: 6	1B: 8 2B: 2 3B: 0 HR: 0	SF: 3 SAC: 0 DP: 1 HBP: 1	WP: 0 PB: 1 CS: 2	PA: 39										
PITCHER	IP WLS BF H R ER SO BB IBB HBP BLK WP HR S P ERA WHIP																																
26 Kyle Lohse, R (1,1) ERA: 3.6	5.0	22	6	2	2	3	1	0	0	0	0	0	0	27	32	3.60		1.400															
34 Randy Flores, L (6,1) ERA: 2.08	1.0	H	4	1	0	0	1	0	0	0	0	0	0	6	7	0.00	1.000																
44 Jason Istringhausen, R (7,1) ERA: 3.68	1.0	H	4	0	0	0	1	1	0	0	0	0	0	5	9	0.00	1.000																
78 Chris Perez, R (8,1) ERA: 2.7	1.0	W	5	2	1	1	2	0	0	0	0	0	0	9	10	9.00	2.000																
40 Cliff Peitte, R (9,1) ERA: 9.0	1.0	S	4	1	0	0	1	0	0	1	0	0	0	5	6	0.00	1.000																

Batter	1	2	3	4	5	6	7	8	9	AB	R	H	RBI	BB	SO	LOB	BOTTOM																	
84 Colby Rasmus, L (1,8) OBP: 0.462, SLG: 0.550										5	0	2	2	0	0	0	Minnesota Twins @ St. Louis Cardinals Roger Dean Stadium, Jupiter, FL Sat Mar 22 2008, 1:05 PM EDT Att: 7,383 - Cloudy - 77 F																	
47 Ryan Ludwick, R (1,9) (8,7) (9,9) OBP: 0.328, SLG: 0.455										5	0	0	0	0	0	3																		
5 Albert Pujols, R (1,3) OBP: 0.492, SLG: 0.840										4	0	3	0	0	0	0																		
16 Chris Duncan, L (1,7) 78 Chris Perez, R (8,1) 55 Skip Schumaker, L (9,7) OBP: 0.292, SLG: 0.295 OBP: 0.386, SLG: 0.509										4	0	1	0	0	2	2																		
8 Troy Glaus, R (1,5) 28 D'Angelo Jimenez, S (8, PR) (9,5) OBP: 0.492, SLG: 0.542 OBP: 0.241, SLG: 0.349										4	1	2	0	0	0	2																		
4 Yadier Molina, R (1,2) 21 Jason LaRue, R (9,2) OBP: 0.220, SLG: 0.280 OBP: 0.306, SLG: 0.250										3	1	1	0	0	1	1																		
Adam Kennedy, L (1,4) Aaron Miles, S (7,4) OBP: 0.354, SLG: 0.413 OBP: 0.354, SLG: 0.357										3	0	0	1	0	0	1																		
26 Kyle Lohse, R (1,1) 34 Randy Flores, L (6,1) 24 Rick Ankiel, L (8, PH) (7,1) 44 Jason Istringhausen, R (8,9) 91 Amaury Casazza, R (8,9) 40 Cliff Peitte, R (9,1)										0	0	0	0	0	0	0																		
3 Cesar Izturis, S (1,6) OBP: 0.240, SLG: 0.261										3	2	1	1	1	0	2																		
Inning Stats	R: 0 E: 0 K: 1 S: 6	H: 1 LOB: 1 BB: 0 P: 6	R: 1 E: 0 K: 0 S: 5	H: 1 LOB: 1 BB: 0 P: 5	R: 0 E: 0 K: 0 S: 5	H: 2 LOB: 2 BB: 0 P: 5	R: 2 E: 0 K: 0 S: 5	H: 2 LOB: 1 BB: 1 P: 9	R: 0 E: 0 K: 0 S: 3	H: 0 LOB: 0 BB: 0 P: 3	R: 0 E: 0 K: 1 S: 6	H: 1 LOB: 1 BB: 0 P: 6	R: 0 E: 0 K: 1 S: 6	H: 1 LOB: 1 BB: 0 P: 6	R: 3 E: 0 K: 0 S: 7	H: 4 LOB: 1 BB: 0 P: 8		1B: 5 2B: 6 3B: 1 HR: 0	SF: 0 SAC: 3 DP: 0 HBP: 0	WP: 1 PB: 0 CS: 0	PA: 38													
PITCHER	IP WLS BF H R ER SO BB IBB HBP BLK WP HR S P ERA WHIP																																	
26 Boof Bonser, R (1,1) ERA: 3.86	5.0	23	6	3	3	1	1	0	0	0	0	0	0	12	12	0.00		1.000																
53 Nick Blackburn, R (6,1) ERA: 2.45	2.0	8	2	0	0	2	0	0	0	0	0	0	0	12	12	0.00		1.000																
15 Glen Perkins, L (8,1) ERA: 7.5	1.0	L	7	4	3	3	0	0	0	0	0	0	1	0	7	8	27.00	4.000																

Batter	1	2	3	4	5	6	7	8	9	AB	R	H	RBI	BB	SO	LOB	TOP					
8 Nick Punto, S OBP: 0.205, SLG: 0.175										4	0	0	0	1	3	3	Minnesota Twins @ Pittsburgh Pirates McKechnie Field, Bradenton, FL Tue Mar 25 2008, 1:05 PM EDT Att: 6,020 - Sunny - 61 F					
7 Joe Mauer, L OBP: 0.455, SLG: 0.629 79 Eli Whiteside, R OBP: 0.538, SLG: 0.800										4	1	1	0	0	1	2						
5 Michael Cuddyer, R OBP: 0.346, SLG: 0.500 David Winfree, R										3	0	1	1	0	0	1						
44 Jon Knott, R OBP: 0.303, SLG: 0.613										4	1	2	1	0	0	1						
Craig Monroe, R OBP: 0.311, SLG: 0.500 Juan Portes, R OBP: 1.000, SLG: 1.000										3	0	1	0	0	1	0						
16 Jason Kubel, L OBP: 0.321, SLG: 0.383 20 Matt Tolbert, S OBP: 0.325, SLG: 0.278										3	1	1	0	0	0	1						
Mike Lamb, L OBP: 0.450, SLG: 0.514										3	0	1	0	1	0	0						
23 Brendan Harris, R OBP: 0.275, SLG: 0.306										4	0	1	0	0	2	3						
59 Kevin Slowey, R Juan Rincon, R Matt Moses, L 54 Matt Guerrier, R Cole De Vries, R Danny Valencia, R OBP: 1.000, SLG: 2.000										2	0	0	0	0	0	1						
Inning Stats	R: 0 E: 0 K: 1 S: 4	H: 0 LOB: 0 BB: 1 P: 8	R: 1 E: 0 K: 1 S: 7	H: 3 LOB: 1 BB: 0 P: 7	R: 1 E: 0 K: 1 S: 7	H: 2 LOB: 1 BB: 0 P: 8	R: 0 E: 0 K: 1 S: 5	H: 0 LOB: 0 BB: 0 P: 5	R: 0 E: 0 K: 0 S: 4	H: 1 LOB: 1 BB: 0 P: 5	R: 0 E: 0 K: 0 S: 3	H: 0 LOB: 0 BB: 0 P: 3	R: 1 E: 0 K: 1 S: 6	H: 1 LOB: 1 BB: 1 P: 10	R: 0 E: 0 K: 0 S: 5	H: 2 LOB: 2 BB: 0 P: 5		R: 0 E: 0 K: 2 S: 8	H: 1 LOB: 1 BB: 0 P: 8	1B: 5 2B: 5 HR: 1	SF: 0 SAC: 0 HBP: 0	WP: 1 PB: 0 SB: 1 CS: 0
PITCHER	IP WLS BF H R ER SO BB IBB HBP BLK WP HR S P ERA WHIP																					
45 Ian Snell, R ERA: 4.01	6.0 W 23 6 2 2 4 1 0 0 0 0 1 1 30 36 3.00 1.167																					
70 Marino Salas, R ERA: 7.71	1.0 H 5 1 1 1 1 1 0 0 0 0 0 0 6 10 9.00 2.000																					
Damaso Marte, L ERA:	1.0 H 5 2 0 0 0 0 0 0 0 0 0 0 5 5 0.00 2.000																					
55 Matt Capps, R ERA: 2.25	1.0 4 1 0 0 2 0 0 0 0 0 0 0 8 8 0.00 1.000																					

AB 35
R 3
H 10
RBI 3
BB 2
SO 7
LOB 15



Batter	1	2	3	4	5	6	7	8	9	AB	R	H	RBI	BB	SO	LOB	BOTTOM			
13 Nate McLouth, L OBP: 0.392, SLG: 0.622 3 Nyjer Morgan, L OBP: 0.316, SLG: 0.263										3	0	0	0	0	2	2	Minnesota Twins @ Pittsburgh Pirates McKechnie Field, Bradenton, FL Tue Mar 25 2008, 1:05 PM EDT Att: 6,020 - Sunny - 61 F			
2 Jack Wilson, R OBP: 0.377, SLG: 0.438 83 Josh Wilson, R OBP: 0.262, SLG: 0.216										2	0	0	1	0	0	0				
Jason Bay, R OBP: 0.316, SLG: 0.314 Edward Garcia, S										3	1	2	0	0	0	0				
25 Adam LaRoche, L OBP: 0.365, SLG: 0.533 Chris Gomez, R OBP: 0.405, SLG: 0.421										3	1	1	1	0	0	2				
41 Ryan Doumit, S OBP: 0.354, SLG: 0.500 26 Ronny Paulino, R OBP: 0.295, SLG: 0.275										2	1	1	1	0	0	0				
Xavier Nady, R OBP: 0.356, SLG: 0.333 Austin McCutane, R OBP: 0.500, SLG: 0.500										3	0	1	1	0	2	1				
19 José Bautista, R OBP: 0.333, SLG: 0.348 65 Jorge Velandria, R OBP: 0.433, SLG: 0.333										2	0	0	0	0	1	1				
Luis Rivas, R OBP: 0.407, SLG: 0.510 70 Marino Salas, R Damaso Marte, L 16 Doug Mientkiewicz, L OBP: 0.354, SLG: 0.341 55 Matt Capps, R										3	1	1	0	0	1	1				
45 Ian Snell, R										1	0	0	0	0	0	0				
41 Matt Cavagnaro, S OBP: 0.500, SLG: 0.500										2	0	1	1	0	0	0				
Inning Stats	R: 0 E: 0 K: 1 S: 5	H: 0 LOB: 0 BB: 0 P: 5	R: 0 E: 0 K: 1 S: 5	H: 0 LOB: 0 BB: 0 P: 5	R: 0 E: 0 K: 1 S: 5	H: 0 LOB: 0 BB: 0 P: 5	R: 3 E: 0 K: 0 S: 7	H: 4 LOB: 1 BB: 0 P: 7	R: 1 E: 0 K: 1 S: 8	H: 2 LOB: 2 BB: 0 P: 8	R: 0 E: 0 K: 1 S: 6	H: 1 LOB: 1 BB: 0 P: 6	R: 0 E: 0 K: 0 S: 2	H: 0 LOB: 0 BB: 1 P: 6	R: 3 E: 1 K: 0 S: 8	H: 4 LOB: 2 BB: 0 P: 8	1B: 8 2B: 3 3B: 0 HR: 0	SF: 0 SAC: 2 DP: 1 HBP: 0	WP: 0 PB: 0 SB: 0 CS: 0	PA: 37
PITCHER	IP WLS BF H R ER SO BB IBB HBP BLK WP HR S P ERA WHIP																			
59 Kevin Slowey, R ERA: 4.79	5.0 L 22 6 4 4 4 4 0 0 0 0 0 0 0 6 7.20 1.200																			
Juan Rincon, R ERA: 4.0	1.0 4 1 0 0 1 0 0 0 0 0 0 0 6 6 0.00 1.000																			
54 Matt Guerrier, R ERA: 5.63	1.0 3 0 0 0 0 1 0 0 0 0 0 0 2 6 0.00 1.000																			
Cole De Vries, R ERA: 9.0	1.0 8 4 3 1 0 0 0 0 0 0 0 0 8 8 9.00 4.000																			



Batter	1	2	3	4	5	6	7	8	9	AB	R	H	RBI	BB	SO	LOB	TOP				
1 Akinori Iwamura, L (1,4) 64 Andy Cannizaro, R (8,4) OBP: 0.417, SLG: 0.548 OBP: 0.435, SLG: 0.550	G4-3		8 1B 3B			K		2H 1B		4	1	2	1	0	1	0	<p>Tampa Bay Rays @ Minnesota Twins</p> <p>Hammond Stadium, Fort Myers, FL</p> <p>Wed Mar 26 2008, 1:05 PM EDT</p> <p>Att: 7,968 - Partly Cloudy - 72 F</p> <p>livebaseballscores.com</p>				
8 Jason Bartlett, R (1,6) 1 Jairo De La Rosa, R (8,6)	62 S 2B		31 CS 1B			32 G3-6-3 1B		G4-3		4	0	3	1	0	0	1					
32 Eric Hinske, L (1,9) 26 John Rodriguez, L (6,9) OBP: 0.396, SLG: 0.551 OBP: 0.319, SLG: 0.184	P6		F7			G3-6-3 1-2		F8		3	0	0	0	0	0	3					
31 Jonny Gomes, R (1,10) 30 Dioner Navarro, S (7,PH) OBP: 0.321, SLG: 0.510 OBP: 0.425, SLG: 0.571	BB		CS			K		G4-3		1	0	0	0	1	1	0					
62 Chris Richard, L (1,3)	K		G3			G1-3		G4-3		2	0	0	0	0	0	0					
29 Joel Guzman, R (1,5) OBP: 0.276, SLG: 0.325			F9			P3		G4-3		4	0	0	0	0	1	2					
63 Jon Weber, L (1,7) OBP: 0.294, SLG: 0.356			F8			P3		G1-3		3	0	0	0	0	0	0					
9 Shawn Riggans, R (1,2) 88 Josh Paul, R (7,2) OBP: 0.269, SLG: 0.261 OBP: 0.365, SLG: 0.333	P6					K		G3		2	0	0	0	0	1	0					
43 Elliot Johnson, S (1,8) OBP: 0.482, SLG: 0.600			G1-3			L5		1B 2B		1	0	0	0	0	0	0					
Inning Stats	R: 0 E: 0 K: 1 S: 6	H: 1 LOB: 2 BB: 1 P: 10	R: 0 E: 0 K: 1 S: 5	H: 0 LOB: 0 BB: 0 P: 5	R: 1 E: 0 K: 0 S: 5	H: 2 LOB: 0 BB: 0 P: 5	R: 0 E: 0 K: 1 S: 5	H: 0 LOB: 0 BB: 0 P: 5	R: 0 E: 0 K: 1 S: 5	H: 1 LOB: 0 BB: 0 P: 5	R: 0 E: 0 K: 0 S: 3	H: 0 LOB: 0 BB: 0 P: 3	R: 1 E: 0 K: 0 S: 5	H: 2 LOB: 1 BB: 0 P: 5	R: 0 E: 0 K: 0 S: 3	H: 0 LOB: 0 BB: 0 P: 3		1B: 3 2B: 2 3B: 1 HR: 0	SF: 0 SAC: 0 DP: 1 HBP: 0	WP: 0 PB: 0 SB: 1 CS: 1	PA: 33
PITCHER	IP	WLS	BF	H	R	ER	SO	BB	IBB	HBP	BLK	WP	HR	S	P	ERA	WHIP				
Livan Hernandez, R (1,1) ERA: 6.38	6.0	W	21	4	1	1	5	1	0	0	0	0	0	31	35	1.50	0.833				
17 Pat Neshek, R (7,1) ERA:	1.0	H	3	0	0	0	0	0	0	0	0	0	0	3	3	0.00	0.000				
36 Joe Nathan, R (8,1) ERA: 1.8	1.0	H	5	2	1	1	0	0	0	0	0	0	0	5	5	9.00	2.000				
92 Jeff Manship, R (9,1) ERA:	1.0	S	3	0	0	0	0	0	0	0	0	0	0	3	3	0.00	0.000				

Batter	1	2	3	4	5	6	7	8	9	AB	R	H	RBI	BB	SO	LOB	BOTTOM				
22 Carlos Gómez, R (1,8) 8 Nick Punto, S (5,8) OBP: 0.311, SLG: 0.500 OBP: 0.200, SLG: 0.171	K	HBP		7 2B 2B		G4-6-3 1-2 2-3		G4-3		2	1	1	0	0	1	0	<p>Tampa Bay Rays @ Minnesota Twins</p> <p>Hammond Stadium, Fort Myers, FL</p> <p>Wed Mar 26 2008, 1:05 PM EDT</p> <p>Att: 7,968 - Partly Cloudy - 72 F</p> <p>livebaseballscores.com</p>				
7 Joe Mauer, L (1,2) 79 Eli Whiteside, R (9,2) OBP: 0.458, SLG: 0.641 OBP: 0.538, SLG: 0.800	21 1B 1B	K		2H 2B		G4-3		G4-3		4	1	2	1	0	1	3					
5 Michael Cuddyer, R (1,9) OBP: 0.339, SLG: 0.481	21 1B 1B		G5-3	F7		G4-3		G4-3		4	1	1	0	0	0	1					
33 Justin Morneau, L (1,3) 44 Jon Knott, R (8,3) OBP: 0.344, SLG: 0.321 OBP: 0.303, SLG: 0.613	F7		1B E HBP	21 G5-3 2B		F7		F7		3	1	1	0	0	0	2					
21 Delmon Young, R (1,7) OBP: 0.310, SLG: 0.389	E3 1H 2H 1B		F9	G5-3		F8		F8		4	0	1	1	0	0	2					
Craig Monroe, R (1,10) OBP: 0.306, SLG: 0.478	P6		E8 1H 1B	P6		F7		F7		4	0	1	0	0	0	2					
Mike Lamb, L (1,5) OBP: 0.409, SLG: 0.462	F7		F7	K		G3-1		G3-1		4	0	0	0	0	1	2					
23 Brendan Harris, R (1,4) 91 Trevor Plouffe, R (8,6) OBP: 0.278, SLG: 0.308 OBP: 0.500, SLG: 0.500	G5-3		K	K		8 G4-6-3 20 1B 1B		F8		3	0	1	0	0	1	0					
20 Matt Tolbert, S (1,6) OBP: 0.349, SLG: 0.333	2B		P3	P3		8 G4-6-3 1B		1B		3	0	2	0	0	0	0					
Inning Stats	R: 2 E: 1 K: 1 S: 8	H: 3 LOB: 1 BB: 0 P: 8	R: 0 E: 0 K: 1 S: 6	H: 1 LOB: 2 BB: 0 P: 7	R: 1 E: 1 K: 0 S: 4	H: 1 LOB: 1 BB: 0 P: 5	R: 1 E: 0 K: 1 S: 7	H: 2 LOB: 1 BB: 0 P: 7	R: 0 E: 0 K: 1 S: 6	H: 1 LOB: 1 BB: 0 P: 6	R: 0 E: 0 K: 0 S: 4	H: 2 LOB: 1 BB: 0 P: 4	R: 0 E: 0 K: 0 S: 3	H: 0 LOB: 0 BB: 0 P: 3	R: 0 E: 0 K: 0 S: 3	H: 0 LOB: 0 BB: 0 P: 3		1B: 6 2B: 4 3B: 0 HR: 0	SF: 0 SAC: 0 DP: 1 HBP: 2	WP: 0 PB: 0 SB: 0 CS: 0	PA: 35
PITCHER	IP	WLS	BF	H	R	ER	SO	BB	IBB	HBP	BLK	WP	HR	S	P	ERA	WHIP				
33 James Shields, R (1,1) ERA: 2.41	4.0	L	21	7	4	2	3	0	0	0	0	0	0	10	10	0.00	1.750				
75 Scott Munter, R (5,1) ERA: 2.39	2.0		8	3	0	0	1	0	0	0	0	0	0	10	10	0.00	1.500				
39 J.P. Howell, L (7,1) ERA: 0.82	2.0		6	0	0	0	0	0	0	0	0	0	0	6	6	0.00	0.000				

Batter	1	2	3	4	5	6	7	8	9	AB	R	H	RBI	BB	SO	LOB	TOP					
20 Matt Tolbert, S OBP: 0.362, SLG: 0.372										4	0	2	1	0	1	0	Minnesota Twins @ Cincinnati Reds Ed Smith Stadium, Sarasota, FL Thu Mar 27 2008, 1:05 PM EDT Att: 6,521 - Sunny - 73 F					
8 Nick Punto, S OBP: 0.204, SLG: 0.178										4	0	1	0	0	0	2						
21 Delmon Young, R OBP: 0.290, SLG: 0.362										4	0	0	0	0	2	2						
33 Justin Morneau, L OBP: 0.328, SLG: 0.304										3	0	0	0	0	1	1						
44 Jon Knott, R OBP: 0.294, SLG: 0.594										1	0	0	0	0	0	0						
16 Jason Kubel, L OBP: 0.321, SLG: 0.420										3	0	1	0	0	0	0						
92 Dustin Martin, L										1	0	0	0	0	0	0						
55 Mike Redmond, R OBP: 0.226, SLG: 0.200										3	0	0	0	0	1	1						
79 Eli Whiteside, R OBP: 0.538, SLG: 0.800										0	0	0	0	0	0	0						
23 Brendan Harris, R OBP: 0.263, SLG: 0.291										3	0	0	0	0	1	1						
Brandon Roberts, L OBP: 0.333, SLG: 0.667										3	1	1	0	0	1	1						
98 Anthony Swarzak, R ERA: 9.92										0	0	0	0	0	0	0						
53 Nick Blackburn, R ERA: 1.89										1	0	0	0	0	0	0						
Erik Lis, L										1	0	0	0	0	0	0						
28 Jesse Crain, R										0	0	0	0	0	0	0						
36 Joe Nathan, R										0	0	0	0	0	0	0						
97 Delbinson Romero, R										1	0	0	0	0	0	1						
Inning Stats	R: 0 E: 0 K: 2 S: 11	H: 1 LOB: 1 BB: 0 P: 15	R: 0 E: 0 K: 2 S: 9	H: 0 LOB: 0 BB: 0 P: 10	R: 0 E: 0 K: 0 S: 8	H: 0 LOB: 0 BB: 0 P: 14	R: 0 E: 0 K: 1 S: 10	H: 0 LOB: 0 BB: 0 P: 15	R: 0 E: 0 K: 1 S: 7	H: 1 LOB: 1 BB: 0 P: 8	R: 0 E: 0 K: 0 S: 5	H: 1 LOB: 1 BB: 0 P: 6	R: 0 E: 0 K: 0 S: 4	H: 0 LOB: 0 BB: 0 P: 5	R: 1 E: 0 K: 0 S: 7	H: 2 LOB: 1 BB: 0 P: 8	R: 0 E: 0 K: 1 S: 5	H: 0 LOB: 0 BB: 0 P: 5	1B: 2 2B: 2 3B: 1 HR: 0	SF: 0 SAC: 0 DP: 0 HBP: 0	WP: 0 PB: 0 SB: 0 CS: 0	PA: 32
PITCHER	IP	WLS	BF	H	R	ER	SO	BB	IBB	HBP	BLK	WP	HR	S	P	ERA	WHIP					
61 Bronson Arroyo, R	7.0	W	24	3	0	0	6	0	0	0	0	0	0	54	73	0.00	0.429					
52 Jim Brower, R	1.0	H	5	2	1	1	0	0	0	0	0	0	0	7	8	9.00	2.000					
56 Todd Coffey, R	1.0		3	0	0	0	1	0	0	0	0	0	0	5	5	0.00	0.000					

AB	32
R	1
H	5
RBI	1
BB	0
SO	7
LOB	9



Batter	1	2	3	4	5	6	7	8	9	AB	R	H	RBI	BB	SO	LOB	BOTTOM				
23 Corey Patterson, L OBP: 0.333, SLG: 0.375										3	0	0	0	0	0	0	Minnesota Twins @ Cincinnati Reds Ed Smith Stadium, Sarasota, FL Thu Mar 27 2008, 1:05 PM EDT Att: 6,521 - Sunny - 73 F				
84 Sean Henry, R OBP: 1.000, SLG: 1.000										1	1	1	0	0	0	0					
27 Jeff Kapojimer, R OBP: 0.418, SLG: 0.442										3	1	2	0	0	0	0					
15 Jerry Hairston, R OBP: 0.500, SLG: 0.522										0	1	0	0	1	0	0					
Ken Griffey Jr., L OBP: 0.491, SLG: 0.610										2	1	1	2	1	0	1					
93 Chris Heisey, R OBP: 1.000, SLG: 1.000										1	0	1	0	0	0	0					
4 Brandon Phillips, R OBP: 0.368, SLG: 0.443										3	1	1	0	0	0	1					
46 Andy Phillips, R OBP: 0.294, SLG: 0.447										1	0	1	1	0	0	0					
Adam Dunn, L OBP: 0.339, SLG: 0.375										2	0	1	0	1	0	0					
54 Jolbert Cabrera, R OBP: 0.327, SLG: 0.449										0	0	0	1	0	0	0					
28 Edwin Encarnación, R OBP: 0.227, SLG: 0.230										3	0	0	0	0	1	2					
Juan Castro, R OBP: 0.368, SLG: 0.324										1	0	0	0	0	0	2					
19 Joey Volto, L OBP: 0.324, SLG: 0.394										3	0	0	0	0	1	1					
Javier Valentin, S										1	0	0	0	0	0	2					
26 David Ross, R										2	0	0	0	1	1	1					
52 Jim Brower, R										0	0	0	0	0	0	0					
56 Todd Coffey, R										0	0	0	0	0	0	0					
61 Bronson Arroyo, R										2	0	0	0	0	2	0					
Scott Hatteberg, L OBP: 0.448, SLG: 0.500										1	0	0	0	0	0	1					
Inning Stats	R: 0 E: 0 K: 0 S: 7	H: 0 LOB: 1 BB: 1 P: 15	R: 0 E: 0 K: 2 S: 9	H: 0 LOB: 1 BB: 1 P: 15	R: 0 E: 0 K: 1 S: 12	H: 1 LOB: 0 BB: 0 P: 18	R: 1 E: 0 K: 0 S: 6	H: 2 LOB: 0 BB: 0 P: 9	R: 0 E: 0 K: 1 S: 5	H: 0 LOB: 0 BB: 0 P: 6	R: 2 E: 0 K: 0 S: 7	H: 2 LOB: 0 BB: 0 P: 11	R: 0 E: 0 K: 1 S: 9	H: 0 LOB: 1 BB: 1 P: 15	R: 2 E: 0 K: 0 S: 6	H: 3 LOB: 2 BB: 1 P: 10	1B: 7 2B: 0 3B: 0 HR: 1	SF: 1 SAC: 0 DP: 2 HBP: 0	WP: 0 PB: 0 SB: 0 CS: 0	PA: 34	
PITCHER	IP	WLS	BF	H	R	ER	SO	BB	IBB	HBP	BLK	WP	HR	S	P	ERA	WHIP				
53 Nick Blackburn, R	5.0	L	19	3	1	1	4	2	0	0	0	0	0	39	63	1.80	1.000				
28 Jesse Crain, R	1.0		5	2	2	2	0	0	0	0	0	0	1	7	11	18.00	2.000				
36 Joe Nathan, R	1.0		3	0	0	0	1	1	0	0	0	0	0	9	15	0.00	1.000				
98 Anthony Swarzak, R	1.0		7	3	2	2	0	1	0	0	0	0	0	6	10	18.00	4.000				

AB	29
R	5
H	8
RBI	4
BB	4
SO	5
LOB	11



Batter	1	2	3	4	5	6	7	8	9	AB	R	H	RBI	BB	SO	LOB	TOP										
3 Nyer Morgan, L OBP: 0.303, SLG: 0.254 Ciro Rosero, R OBP: 0.500, SLG: 0.500	0-3 K		0-0 F7		0-0 F8			0-0 1B	0-0 P4	3	0	0	0	0	1	1											
Luis Rivas, R OBP: 0.438, SLG: 0.491 Greg Picart, S (7.6)	4-0 BB		0-0 E1		0-0 G1-3			0-3 K		2	0	1	0	1	0	0											
13 Nate McLouth, L OBP: 0.355, SLG: 0.536 Joe Munoz, R (7.8)	0-0 G4-3		0-3 K		0-0 G3-1			0-0 F9		3	0	0	0	0	1	2											
41 Ryan Doumit, S OBP: 0.339, SLG: 0.469	0-3 K			0-3 K				0-0 F7		4	0	0	0	0	2	2											
19 José Bautista, R OBP: 0.373, SLG: 0.463 94 Victor Alvarez, S (7.5)		3-2 HR		0-3 K				0-0 26 1B	0-0 G4-3	3	2	2	1	0	1	0											
26 Ronny Paulino, R OBP: 0.383, SLG: 0.295 Ronald Pena, R (7.2)		4-0 BB		0-0 P6				0-0 G6-4-3	0-0 F9	2	0	1	0	1	0	0											
16 Doug Mientkiewicz, L OBP: 0.345, SLG: 0.304 Miles Durham, R OBP: 1.000, SLG: 2.000 (7.3)		0-3 K		0-0 G4-3				4-0 BB	0-0 41 2B	2	0	0	0	1	1	1											
Chris Gomez, R OBP: 0.404, SLG: 0.419 41 Matt Cavagnaro, S OBP: 0.697, SLG: 1.000		0-0 F8		0-0 F8				0-0 G6-4-3	0-0 2B	3	0	1	0	0	0	3											
Jonel Pacheco, R OBP: 0.375, SLG: 0.286	0-3 K			0-0 F7				0-0 G6-3	4-0 BB	3	0	0	0	1	1	4											
Inning Stats	R: 0 E: 0 K: 2 S: 7	H: 0 LOB: 1 BB: 1 P: 11	R: 1 E: 0 K: 2 S: 10	H: 1 LOB: 1 BB: 1 P: 17	R: 0 E: 1 K: 1 S: 5	H: 1 LOB: 1 BB: 0 P: 5	R: 0 E: 0 K: 2 S: 7	H: 0 LOB: 0 BB: 0 P: 7	R: 0 E: 0 K: 0 S: 4	H: 1 LOB: 1 BB: 0 P: 4	R: 0 E: 0 K: 0 S: 3	H: 0 LOB: 0 BB: 0 P: 3	R: 1 E: 0 K: 0 S: 4	H: 2 LOB: 2 BB: 1 P: 8	R: 0 E: 0 K: 1 S: 6	H: 1 LOB: 1 BB: 1 P: 6	R: 1 E: 0 K: 0 S: 5	H: 2 LOB: 2 BB: 1 P: 9	1B: 4 2B: 3 3B: 0 HR: 1	SF: 0 SAC: 0 DP: 1 HBP: 0	WP: 0 PB: 0 SB: 0 CS: 0	PA: 37					
PITCHER	IP	WLS	BF	H	R	ER	SO	BB	IBB	HBP	BLK	WP	HR	S	P	ERA	WHIP										
47 Francisco Liriano, L ERA: 4.02	(1.1)	5.0	19	3	1	1	7	2	0	0	0	0	1	33	44	1.80	1.000										
60 Brian Bass, R ERA: 2.76	(6.1)	2.0	L	8	2	1	1	0	0	0	0	0	0	7	11	4.50	1.500										
Dennys Reyes, L ERA: 1.8	(8.1)	1.0		4	1	0	0	1	0	0	0	0	0	6	6	0.00	1.000										
94 Zach Ward, R ERA: 9.0	(9.1)	1.0		6	2	1	1	0	1	0	0	0	0	5	9	9.00	3.000										

Pittsburgh Pirates @ Minnesota Twins
Hammond Stadium, Fort Myers, FL
Fri Mar 28 2008, 1:05 PM EDT
Att: 7,832 - Sunny - 80 F

AB 33
R 3
H 8
RBI 2
BB 4
SO 8
LOB 17



Batter	1	2	3	4	5	6	7	8	9	AB	R	H	RBI	BB	SO	LOB	BOTTOM										
22 Carlos Gómez, R OBP: 0.313, SLG: 0.483 8 Nick Punto, S OBP: 0.200, SLG: 0.174	0-3 K		4-0 BB		0-0 P2			0-0 G4-3		2	0	0	0	1	1	2											
7 Joe Mauer, L OBP: 0.451, SLG: 0.610 79 Eli Whiteside, R OBP: 0.500, SLG: 0.727	4-0 BB		0-3 K		0-0 G4-3			0-0 G1-3		2	0	0	0	1	1	4											
5 Michael Cuddyer, R OBP: 0.339, SLG: 0.474 David Winfree, R OBP: 0.500, SLG: 0.500	0-0 G6-4-3			0-0 G3				0-0 21 G4-6-3	0-0 44 1B	3	0	1	0	0	0	1											
33 Justin Morneau, L OBP: 0.329, SLG: 0.293 44 Jon Knott, R OBP: 0.314, SLG: 0.606		0-0 G4-3		4-0 BB				0-3 K	0-0 16 G3-6-3	2	0	0	0	1	1	0											
21 Delmon Young, R OBP: 0.277, SLG: 0.344 Matt Moses, L (7.7)		0-3 K		0-0 G1-4-6-3				0-0 G4-6-3	0-0 F4	3	0	0	0	0	1	2											
Craig Monroe, R OBP: 0.288, SLG: 0.449 16 Jason Kubel, L OBP: 0.316, SLG: 0.412		0-0 G5-3			0-0 F9			0-0 G1-3	0-0 G3-6-3	3	0	0	0	0	0	2											
Mike Lamb, L OBP: 0.447, SLG: 0.500 91 Toby Gardenhire, R(7, PR)			0-0 12 L9		0-0 23 G1-3			0-0 92 F9		3	1	3	0	0	0	0											
23 Brendan Harris, R OBP: 0.271, SLG: 0.286 92 Luke Hughes, R (6.4)			0-0 G1-3		4-0 12 1B			0-0 F9		1	0	0	0	1	0	1											
12 Adam Everett, R OBP: 0.317, SLG: 0.359 20 Matt Tolbert, S OBP: 0.362, SLG: 0.372			0-0 L9		0-0 1-2 2B			0-0 G5-3		3	0	1	1	0	0	1											
Inning Stats	R: 0 E: 0 K: 1 S: 4	H: 0 LOB: 0 BB: 1 P: 8	R: 0 E: 0 K: 1 S: 5	H: 0 LOB: 0 BB: 0 P: 5	R: 0 E: 0 K: 1 S: 6	H: 1 LOB: 2 BB: 1 P: 10	R: 0 E: 0 K: 0 S: 2	H: 0 LOB: 0 BB: 1 P: 6	R: 1 E: 0 K: 0 S: 5	H: 2 LOB: 2 BB: 1 P: 9	R: 0 E: 0 K: 1 S: 5	H: 1 LOB: 1 BB: 0 P: 5	R: 0 E: 0 K: 0 S: 3	H: 1 LOB: 1 BB: 0 P: 3	R: 0 E: 0 K: 0 S: 3	H: 0 LOB: 0 BB: 0 P: 3	R: 0 E: 0 K: 0 S: 4	H: 2 LOB: 1 BB: 0 P: 4	1B: 7 2B: 0 3B: 0 HR: 0	SF: 0 SAC: 0 DP: 4 HBP: 0	WP: 0 PB: 0 SB: 0 CS: 0	PA: 33					
PITCHER	IP	WLS	BF	H	R	ER	SO	BB	IBB	HBP	BLK	WP	HR	S	P	ERA	WHIP										
32 Phil Dumatrai, L ERA: 2.57	(1.1)	3.0	11	1	0	0	3	2	0	0	0	0	0	15	23	0.00	1.000										
30 Tyler Yates, R ERA: 8.0	(4.1)	1.0	H	3	0	0	0	1	0	0	0	0	0	2	6	0.00	1.000										
34 John Grabow, L ERA: 4.32	(5.1)	1.0	B	6	2	1	1	0	1	0	0	0	0	5	9	9.00	3.000										
Chris Hernandez, R ERA:	(6.1)	1.0	W	3	1	0	0	1	0	0	0	0	0	5	5	0.00	1.000										
63 Raul Chavez, R ERA:	(7.1)	1.0	H	3	1	0	0	0	0	0	0	0	0	3	3	0.00	1.000										

Pittsburgh Pirates @ Minnesota Twins
Hammond Stadium, Fort Myers, FL
Fri Mar 28 2008, 1:05 PM EDT
Att: 7,832 - Sunny - 80 F

AB 29
R 1
H 7
RBI 1
BB 4
SO 4
LOB 17



Batter	1	2	3	4	5	6	7	8	9	AB	R	H	RBI	BB	SO	LOB	TOP										
22 Carlos Gómez, R OBP: 0.303, SLG: 0.467 Brandon Roberts, L OBP: 0.333, SLG: 0.500	P6		K				G4-3		K	2	0	0	0	0	1	0	Minnesota Twins @ Pittsburgh Pirates Sat Mar 29 2008, 1:05 PM EDT Att: 5,336 - Cloudy - 72 F McKechnie Field, Bradenton, FL livebaseballscores.com										
7 Joe Mauer, L OBP: 0.453, SLG: 0.628 55 Mike Redmond, R OBP: 0.273, SLG: 0.281 79 Eli Whiteside, R OBP: 0.467, SLG: 0.667	G3								P6	2	1	1	0	0	0	0											
5 Michael Cuddyer, R OBP: 0.344, SLG: 0.475 44 Jon Knott, R OBP: 0.342, SLG: 0.600	G5-3									2	0	1	1	0	0	0											
33 Justin Morneau, L OBP: 0.319, SLG: 0.283 Brock Peterson, R		G6-3	F8							2	0	0	0	0	0	1											
21 Delmon Young, R OBP: 0.299, SLG: 0.413 Juan Portes, R OBP: 0.667, SLG: 0.667										2	1	2	1	0	0	0											
16 Jason Kubel, L OBP: 0.322, SLG: 0.404 8 Nick Punto, S OBP: 0.192, SLG: 0.167										1	0	0	0	1	0	0											
Mike Lamb, L OBP: 0.449, SLG: 0.488 Garrett Olson, R										2	0	0	0	0	1	0											
23 Brendan Harris, R OBP: 0.262, SLG: 0.276 Steve Tolleson, R OBP: 0.500, SLG: 0.500										2	0	0	0	0	0	3											
12 Adam Everett, R OBP: 0.302, SLG: 0.341 20 Matt Tolbert, S OBP: 0.347, SLG: 0.356										2	0	0	0	0	0	0											
										2	0	0	0	0	0	0											
Inning Stats	R: 0 E: 0 K: 0 S: 3	H: 0 LOB: 0 BB: 0 P: 3	R: 0 E: 0 K: 0 S: 4	H: 1 LOB: 2 BB: 1 P: 8	R: 1 E: 0 K: 1 S: 7	H: 2 LOB: 1 BB: 0 P: 7	R: 1 E: 0 K: 0 S: 3	H: 1 LOB: 1 BB: 1 P: 7	R: 0 E: 0 K: 1 S: 5	H: 0 LOB: 0 BB: 0 P: 5	R: 3 E: 1 K: 0 S: 7	H: 3 LOB: 1 BB: 0 P: 7	R: 0 E: 0 K: 1 S: 5	H: 0 LOB: 0 BB: 0 P: 5	R: 0 E: 0 K: 1 S: 5	H: 0 LOB: 1 BB: 1 P: 9		1B: 6 2B: 2 3B: 0 HR: 1	SF: 0 SAC: 0 DP: 1 HBP: 0	WP: 0 PB: 0 SB: 0 CS: 0	PA: 40						
PITCHER	IP	WLS	BF	H	R	ER	SO	BB	IBB	HBP	BLK	WP	HR	S	P	ERA		WHIP									
Matt Morris, R ERA: 8.03	6.0		26	6	2	2	3	3	0	0	0	0	1	29	41	3.00	1.500										
55 Matt Capps, R ERA: 2.09	0.2	L	5	2	3	0	0	0	0	0	0	0	0	5	5	0.00	3.000										
Kyle Pearson, R ERA:	0.1		2	1	0	0	0	0	0	0	0	0	0	2	2	0.00	3.000										
44 Evan Meek, R ERA: 3.6	1.0		3	0	0	0	1	0	0	0	0	0	0	5	5	0.00	0.000										
Rodolfo Aguirre, R ERA:	1.0		4	0	0	0	1	1	0	0	0	0	0	5	9	0.00	1.000										

Batter	1	2	3	4	5	6	7	8	9	AB	R	H	RBI	BB	SO	LOB	BOTTOM										
13 Nate McLouth, L OBP: 0.354, SLG: 0.542 Edward Garcia, S OBP: 0.333, SLG: 0.333										3	1	1	0	0	1	2	Minnesota Twins @ Pittsburgh Pirates Sat Mar 29 2008, 1:05 PM EDT Att: 5,336 - Cloudy - 72 F McKechnie Field, Bradenton, FL livebaseballscores.com										
2 Jack Wilson, R OBP: 0.385, SLG: 0.414 Jose De Los Santos, R Josue Peley, R										2	0	1	1	0	0	0											
Jason Bay, R OBP: 0.349, SLG: 0.339 Marcus Davis, R										3	0	2	0	0	0	0											
25 Adam LaRoche, L OBP: 0.371, SLG: 0.545 Tom Hagan, L OBP: 0.667, SLG: 0.667										2	0	1	0	0	1	2											
41 Ryan Doumit, S OBP: 0.345, SLG: 0.490 Kris Watts, L OBP: 0.333, SLG: 0.333										2	0	1	1	0	0	2											
Xavier Nady, R OBP: 0.305, SLG: 0.281 Anthony Webster, L OBP: 0.750, SLG: 1.333										2	0	2	0	1	0	0											
19 José Bautista, R OBP: 0.362, SLG: 0.446 Eddie Prasch, L										2	0	0	0	1	0	0											
3 Nyjer Morgan, L OBP: 0.295, SLG: 0.246 Butch Bleia, R										2	0	0	0	0	1	0											
Luis Rivas, R OBP: 0.455, SLG: 0.544 Danny Bomback, S										2	0	2	0	0	0	0											
										2	0	0	0	0	0	1											
Inning Stats	R: 1 E: 0 K: 2 S: 10	H: 3 LOB: 2 BB: 0 P: 10	R: 0 E: 0 K: 1 S: 6	H: 1 LOB: 0 BB: 0 P: 6	R: 1 E: 0 K: 0 S: 5	H: 2 LOB: 1 BB: 0 P: 5	R: 0 E: 0 K: 2 S: 8	H: 1 LOB: 1 BB: 0 P: 8	R: 0 E: 0 K: 1 S: 6	H: 2 LOB: 2 BB: 0 P: 6	R: 0 E: 0 K: 1 S: 6	H: 1 LOB: 1 BB: 0 P: 6	R: 0 E: 0 K: 2 S: 7	H: 0 LOB: 0 BB: 0 P: 7	R: 0 E: 0 K: 2 S: 8	H: 1 LOB: 2 BB: 1 P: 12		R: 2 E: 1 K: 0 S: 7	H: 3 LOB: 3 BB: 1 P: 11	1B: 8 2B: 5 3B: 1 HR: 0	SF: 0 SAC: 0 DP: 1 HBP: 0	WP: 0 PB: 0 SB: 0 CS: 0	PA: 43				
PITCHER	IP	WLS	BF	H	R	ER	SO	BB	IBB	HBP	BLK	WP	HR	S	P	ERA		WHIP									
59 Kevin Slowey, R ERA: 4.94	3.0		15	6	2	2	3	0	0	0	0	0	0	8	8	6.00	2.000										
54 Matt Guerrier, R ERA: 5.0	1.0		4	1	0	0	2	0	0	0	0	0	0	8	8	0.00	1.000										
2B Jesse Crain, R ERA: 3.86	1.0		4	2	0	0	1	0	0	0	0	0	0	6	6	0.00	2.000										
Juan Rincon, R ERA: 3.6	1.0	W	4	1	0	0	1	0	0	0	0	0	0	6	6	0.00	1.000										
36 Joe Nathan, R ERA: 1.5	1.0	H	3	0	0	0	2	0	0	0	0	0	0	7	7	0.00	0.000										

Batter	1	2	3	4	5	6	7	8	9	AB	R	H	RBI	BB	SO	LOB	TOP										
9 Chone Figgins, S OBP: 0.500, SLG: 0.750	G4-3		2B		1B			K		4	0	2	1	0	1	0	Los Angeles Angels @ Minnesota Twins Hubert H. Humphrey Metrodome, Minneapolis, MN Mon Mar 31 2008, 7:10 PM EDT Att: 49,596 - Dome - 72 F livebaseballscorecards.com										
24 Gary Matthews, S OBP: 0.250, SLG: 0.500	G3		G1-3		F8			2B		4	0	1	0	0	0	2											
27 Vladimir Guerrero, R OBP: 0.250, SLG: 0.250	G6-3				1B			K		4	0	1	0	0	1	1											
Garret Anderson, L	G4-3				F8			F7		4	0	0	0	0	0	1											
48 Torii Hunter, R	F9				L4-3			F8		4	0	0	0	0	1	1											
Casey Kotchman, L 77 Reggie Willits, S	FC6-4				1B			G6-3		4	1	3	0	0	0	0											
47 Howie Kendrick, R	FC6-4				1B			G1-3		4	1	1	0	0	0	2											
44 Mike Napoli, R					K			F8		3	0	1	0	0	1	0											
6 Maicer Izturis, S	F7				G4-6-3			K		3	0	0	0	0	1	2											
Inning Stats	R: 0 E: 0 K: 0 S: 6	H: 0 LOB: 0 BB: 0 P: 9	R: 0 E: 0 K: 0 S: 6	H: 1 LOB: 1 BB: 0 P: 11	R: 0 E: 0 K: 1 S: 12	H: 1 LOB: 1 BB: 0 P: 19	R: 0 E: 0 K: 0 S: 4	H: 1 LOB: 0 BB: 0 P: 5	R: 2 E: 0 K: 0 S: 10	H: 4 LOB: 1 BB: 0 P: 21	R: 0 E: 0 K: 0 S: 9	H: 0 LOB: 0 BB: 0 P: 12	R: 0 E: 0 K: 0 S: 4	H: 0 LOB: 0 BB: 0 P: 7	R: 0 E: 0 K: 3 S: 14	H: 1 LOB: 1 BB: 0 P: 21		R: 0 E: 0 K: 1 S: 13	H: 1 LOB: 1 BB: 0 P: 16	1B: 7 2B: 3 3B: 0 HR: 0	SF: 0 SAC: 0 DP: 2 HBP: 0	WP: 0 PB: 0 SB: 0 CS: 0	PA: 34				
PITCHER	IP	WLS	BF	H	R	ER	SO	BB	IBB	HBP	BLK	WP	HR	S	P	ERA	WHIP										
Livan Hernandez, R ERA: 2.57	7.0	W	26	7	2	2	1	0	0	0	0	0	0	51	84	2.57	1.000										
17 Pat Neshek, R ERA:	1.0	H	4	1	0	0	3	0	0	0	0	0	0	14	21	0.00	1.000										
36 Joe Nathan, R ERA:	1.0	S	4	1	0	0	1	0	0	0	0	0	0	13	16	0.00	1.000										
Batter	1	2	3	4	5	6	7	8	9	AB	R	H	RBI	BB	SO	LOB	BOTTOM										
22 Carlos Gómez, R OBP: 0.750, SLG: 1.000	7 1B		7 1B		7 1B			K		3	2	2	0	1	1	0	Los Angeles Angels @ Minnesota Twins Hubert H. Humphrey Metrodome, Minneapolis, MN Mon Mar 31 2008, 7:10 PM EDT Att: 49,596 - Dome - 72 F livebaseballscorecards.com										
7 Joe Mauer, L	33 BB		G4-3		G4-3			G6-3		4	0	1	1	0	0	2											
5 Michael Cuddyer, R	F8		K		K			G6-3		4	0	1	1	0	1	2											
33 Justin Morneau, L	BB		G4-3		K			G4-3		3	0	0	0	1	1	2											
21 Delmon Young, R	F9				1B			F9		4	1	2	0	0	0	3											
Craig Monroe, R	F8				K			G4-3		3	0	0	0	0	1	3											
16 Jason Kubel, L					K			G4-3		1	0	1	0	0	0	0											
Mike Lamb, L 8 Nick Punto, S	G4-3				23 1B			G6-3		3	0	1	1	1	0	0											
23 Brendan Harris, R	K				12 1B			K		4	0	2	0	0	2	3											
12 Adam Everett, R	G5-3				L4-3			F7		4	0	0	0	0	0	6											
Inning Stats	R: 1 E: 0 K: 0 S: 12	H: 2 LOB: 2 BB: 1 P: 19	R: 0 E: 0 K: 1 S: 6	H: 0 LOB: 0 BB: 0 P: 11	R: 0 E: 0 K: 1 S: 10	H: 1 LOB: 1 BB: 0 P: 13	R: 1 E: 0 K: 1 S: 14	H: 3 LOB: 1 BB: 0 P: 19	R: 1 E: 0 K: 1 S: 12	H: 1 LOB: 1 BB: 1 P: 23	R: 0 E: 0 K: 0 S: 9	H: 1 LOB: 0 BB: 0 P: 15	R: 0 E: 0 K: 1 S: 6	H: 0 LOB: 0 BB: 0 P: 10	R: 0 E: 0 K: 1 S: 14	H: 2 LOB: 3 BB: 1 P: 21	R: 0 E: 0 K: 1 S: 14	H: 2 LOB: 3 BB: 1 P: 21	1B: 7 2B: 4 3B: 0 HR: 0	SF: 0 SAC: 0 DP: 1 HBP: 0	WP: 0 PB: 0 SB: 4 CS: 0	PA: 36					
PITCHER	IP	WLS	BF	H	R	ER	SO	BB	IBB	HBP	BLK	WP	HR	S	P	ERA	WHIP										
36 Jared Weaver, R ERA: 4.26	6.1	L	28	8	3	3	0	2	0	0	0	0	0	66	106	4.26	1.579										
Darren Oliver, L ERA:	0.2		2	0	0	0	0	0	0	0	0	0	0	3	4	0.00	0.000										
53 Darren O'Day, R ERA:	1.0		6	2	0	0	1	0	1	0	0	0	0	14	21	0.00	2.000										

Batter	1	2	3	4	5	6	7	8	9	AB	R	H	RBI	BB	SO	LOB	TOP			
9 Chone Figgins, S OBP: 0.428, SLG: 0.500										3	0	1	0	1	0	0	Los Angeles Angels @ Minnesota Twins Hubert H. Humphrey Metrodome, Minneapolis, MN Wed Apr 02 2008, 8:10 PM EDT Att: 21,932 - Dome - 70 F livebaseballscorecards.com			
24 Gary Matthews, S OBP: 0.385, SLG: 0.385										4	0	2	0	0	1	1				
27 Vladimir Guerrero, R OBP: 0.385, SLG: 0.417										4	0	0	0	0	3	4				
Garret Anderson, L OBP: 0.308, SLG: 0.333										3	0	0	0	1	1	3				
48 Tori Hunter, R OBP: 0.231, SLG: 0.167										4	0	2	0	0	0	2				
Casey Kotchman, L OBP: 0.385, SLG: 0.615										4	0	0	0	0	0	4				
47 Howie Kendrick, R OBP: 0.462, SLG: 0.500										3	1	1	0	0	0	0		AB 32 R 1 H 7 RBI 0 BB 2 SO 7 LOB 17		
5 Jeff Mathis, R OBP: 0.333, SLG: 0.333										3	0	1	0	0	1	0				
2 Erick Aybar, S OBP: 0.385, SLG: 0.500										4	0	0	0	0	1	3				
Inning Stats	R: 0 E: 0 K: 2 S: 13	H: 1 LOB: 1 BB: 0 P: 15	R: 0 E: 0 K: 0 S: 9	H: 1 LOB: 2 BB: 0 P: 11	R: 0 E: 0 K: 1 S: 9	H: 1 LOB: 2 BB: 1 P: 17	R: 0 E: 0 K: 1 S: 6	H: 0 LOB: 0 BB: 0 P: 7	R: 0 E: 0 K: 1 S: 5	H: 1 LOB: 1 BB: 0 P: 17	R: 1 E: 0 K: 0 S: 7	H: 1 LOB: 0 BB: 0 P: 12	R: 0 E: 0 K: 1 S: 9	H: 2 LOB: 2 BB: 1 P: 16	R: 0 E: 0 K: 0 S: 6	H: 0 LOB: 0 BB: 0 P: 8		1B: 7 2B: 0 3B: 0 HR: 0	SF: 0 SAC: 1 DP: 1 HBP: 1	WP: 1 PB: 0 SB: 1 CS: 0
PITCHER	IP WLS BF H R ER SO BB IBB HBP BLK WP HR S P ERA WHIP	7.0 L 28 5 1 1 6 1 0 1 0 1 0 0 63 86 1.29 0.857	8.1 0.1 4 2 0 0 1 0 1 0 0 0 0 8 15 0.00 6.000	8.1 0.2 1 0 0 0 0 0 0 0 0 0 1 1 0.00 0.000	9.1 1.0 3 0 0 0 0 0 0 0 0 0 6 8 0.00 0.000	PITCHER										IP WLS BF H R ER SO BB IBB HBP BLK WP HR S P ERA WHIP				

Batter	1	2	3	4	5	6	7	8	9	AB	R	H	RBI	BB	SO	LOB	BOTTOM			
22 Carlos Gómez, R OBP: 0.417, SLG: 0.455										4	0	1	0	0	2	2	Los Angeles Angels @ Minnesota Twins Hubert H. Humphrey Metrodome, Minneapolis, MN Wed Apr 02 2008, 8:10 PM EDT Att: 21,932 - Dome - 70 F livebaseballscorecards.com			
23 Brendan Harris, R OBP: 0.300, SLG: 0.333										3	0	0	0	0	0	2				
7 Joe Mauer, L OBP: 0.222, SLG: 0.222										1	0	0	0	0	0	1				
5 Michael Cuddyer, R OBP: 0.273, SLG: 0.273										3	0	1	0	0	1	0				
33 Justin Morneau, L OBP: 0.273, SLG: 0.273										3	0	0	0	0	0	2				
21 Delmon Young, R OBP: 0.455, SLG: 0.545										3	0	0	0	0	1	0				
Craig Monroe, R OBP: 0.273, SLG: 0.273										2	0	0	0	1	1	0				
55 Mike Redmond, R OBP: 0.273, SLG: 0.273										3	0	0	0	0	0	1		AB 27 R 0 H 4 RBI 0 BB 2 SO 5 LOB 9		
8 Nick Punto, S OBP: 0.333, SLG: 0.333										3	0	1	0	0	0	0				
20 Matt Tolbert, S OBP: 0.500, SLG: 0.333										2	0	1	0	1	0	1				
Inning Stats	R: 0 E: 0 K: 2 S: 9	H: 0 LOB: 0 BB: 0 P: 10	R: 0 E: 0 K: 0 S: 8	H: 0 LOB: 0 BB: 0 P: 14	R: 0 E: 0 K: 0 S: 5	H: 1 LOB: 1 BB: 0 P: 6	R: 0 E: 0 K: 1 S: 4	H: 0 LOB: 0 BB: 0 P: 8	R: 0 E: 0 K: 0 S: 8	H: 1 LOB: 1 BB: 0 P: 12	R: 0 E: 0 K: 1 S: 5	H: 1 LOB: 0 BB: 0 P: 9	R: 0 E: 0 K: 0 S: 6	H: 0 LOB: 1 BB: 1 P: 13	R: 0 E: 0 K: 1 S: 5	H: 0 LOB: 0 BB: 1 P: 10		1B: 4 2B: 0 3B: 0 HR: 0	SF: 0 SAC: 0 DP: 4 HBP: 0	WP: 0 PB: 0 SB: 1 CS: 1
PITCHER	IP WLS BF H R ER SO BB IBB HBP BLK WP HR S P ERA WHIP	8.0 W 26 4 0 0 4 1 0 0 0 0 0 5 10 0.00 0.625	9.1 S 3 0 0 0 1 1 0 0 0 0 0 5 10 0.00 1.000	PITCHER										IP WLS BF H R ER SO BB IBB HBP BLK WP HR S P ERA WHIP						

Batter	1	2	3	4	5	6	7	8	9	AB	R	H	RBI	BB	SO	LOB	TOP										
2 Joey Gathright, L OBP: 0.227, SLG: 0.250	G1-3		SF7			B2		G6-3		3	0	0	1	0	0	0	Kansas City Royals @ Minnesota Twins Hubert H. Humphrey Metrodome, Minneapolis, MN Sat Apr 05 2008, 2:10 PM EDT Att: 21,262 - Dome - 69 F livebaseballscorecards.com										
15 Mark Grudzielanek, R OBP: 0.456, SLG: 0.450	F8		G6-3			G6-3		F8		4	0	0	0	0	0	0											
24 Mark Teahen, L OBP: 0.381, SLG: 0.632	F8		G4-3			P6		1B		4	0	1	0	0	0	0											
11 Jose Guillen, R OBP: 0.281, SLG: 0.200		G4-3			P2			E6		4	1	1	0	0	0	1											
16 Billy Butler, R OBP: 0.333, SLG: 0.381		K			1B			G6-3		4	0	1	0	0	2	3											
4 Alex Gordon, L OBP: 0.227, SLG: 0.500		1B			F8			G3		4	1	2	0	0	0	0											
21 Miguel Olivo, R OBP: 0.250, SLG: 0.500		FC6-4			F8			K		4	0	1	2	0	1	1											
Ross Gload, L OBP: 0.421, SLG: 0.389					G4-3			1B		4	1	2	0	0	0	1											
13 Alberto Callaspo, S OBP: 0.200, SLG: 0.600					G6-3			F8		4	1	1	1	0	0	2											
Inning Stats	R: 0 E: 0 K: 0 S: 7	H: 0 LOB: 0 BB: 0 P: 12	R: 0 E: 0 K: 1 S: 10	H: 1 LOB: 1 BB: 0 P: 15	R: 2 E: 0 K: 0 S: 6	H: 2 LOB: 0 BB: 0 P: 11	R: 0 E: 0 K: 0 S: 4	H: 1 LOB: 0 BB: 0 P: 7	R: 0 E: 0 K: 0 S: 5	H: 0 LOB: 0 BB: 0 P: 6	R: 0 E: 0 K: 0 S: 5	H: 0 LOB: 0 BB: 0 P: 7	R: 2 E: 0 K: 1 S: 12	H: 3 LOB: 1 BB: 0 P: 16	R: 0 E: 0 K: 0 S: 12	H: 1 LOB: 2 BB: 0 P: 23	R: 0 E: 0 K: 1 S: 12	H: 1 LOB: 1 BB: 0 P: 15	1B: 7 2B: 1 3B: 1 HR: 0	SF: 1 SAC: 0 DP: 0 HBP: 0	WP: 0 PB: 0 SB: 0 CS: 0	PA: 36					
PITCHER	IP	WLS	BF	H	R	ER	SO	BB	IBB	HBP	BLK	WP	HR	S	P	ERA	WHIP										
Livan Hernandez, R ERA: 3.86	7.0	W	27	7	4	4	2	0	0	0	1	0	0	49	74	5.14	1.000										
54 Matt Guerrier, R ERA:	1.0	H	5	1	0	0	0	0	0	0	0	0	0	12	23	0.00	1.000										
36 Joe Nathan, R ERA:	1.0	S	4	1	0	0	1	0	0	0	0	0	0	12	15	0.00	1.000										

Batter	1	2	3	4	5	6	7	8	9	AB	R	H	RBI	BB	SO	LOB	BOTTOM										
22 Carlos Gómez, R OBP: 0.400, SLG: 0.458	K		P2			K		K2-3		4	0	0	0	0	3	1	Kansas City Royals @ Minnesota Twins Hubert H. Humphrey Metrodome, Minneapolis, MN Sat Apr 05 2008, 2:10 PM EDT Att: 21,262 - Dome - 69 F livebaseballscorecards.com										
20 Matt Tolbert, S OBP: 0.345, SLG: 0.444	G6-3					1B		E1		4	2	2	0	0	0	0											
7 Joe Mauer, L OBP: 0.381, SLG: 0.444	K2-3					BB		P5		2	1	0	0	1	1	1											
33 Justin Morneau, L OBP: 0.217, SLG: 0.350	G6-3					HR		G3		4	2	2	4	0	0	0											
21 Delmon Young, R OBP: 0.304, SLG: 0.348	G4-3					G4-3		1B		4	0	1	0	0	0	1											
16 Jason Kubel, L OBP: 0.333, SLG: 0.571	K					P5		G4-6-3		4	1	1	1	0	1	1											
Craig Monroe, R OBP: 0.231, SLG: 0.182						G6-3		2B		2	0	1	1	1	0	0											
Mike Lamb, L OBP: 0.167, SLG: 0.176						F8		G1-3		3	0	0	0	0	0	2											
8 Nick Punto, S OBP: 0.333, SLG: 0.333						G4-3		G1-3		0	0	0	0	0	0	0											
12 Adam Everett, R OBP: 0.214, SLG: 0.154						P4		G6-3		3	0	0	0	0	1	1											
Inning Stats	R: 0 E: 0 K: 2 S: 10	H: 0 LOB: 0 BB: 0 P: 13	R: 0 E: 0 K: 1 S: 9	H: 0 LOB: 0 BB: 0 P: 12	R: 0 E: 0 K: 1 S: 11	H: 0 LOB: 1 BB: 1 P: 19	R: 3 E: 0 K: 0 S: 11	H: 2 LOB: 0 BB: 1 P: 20	R: 0 E: 0 K: 1 S: 5	H: 0 LOB: 0 BB: 0 P: 8	R: 3 E: 0 K: 0 S: 14	H: 4 LOB: 1 BB: 0 P: 20	R: 0 E: 1 K: 1 S: 8	H: 0 LOB: 1 BB: 0 P: 9	R: 0 E: 0 K: 0 S: 9	H: 1 LOB: 0 BB: 0 P: 15	1B: 4 2B: 2 3B: 0 HR: 1	SF: 0 SAC: 1 DP: 1 HBP: 0	WP: 0 PB: 0 SB: 0 CS: 0	PA: 33							
PITCHER	IP	WLS	BF	H	R	ER	SO	BB	IBB	HBP	BLK	WP	HR	S	P	ERA	WHIP										
55 Gil Meche, R ERA: 6.94	5.2	L	25	6	6	6	6	2	0	0	0	0	0	11	14	9.53	1.412										
32 Ron Mahay, L ERA:	1.1		5	0	0	0	1	0	0	0	0	0	0	11	14	0.00	0.000										
27 Yasuhiro Yabuta, R ERA:	1.0		3	1	0	0	0	0	0	0	0	0	0	9	15	0.00	1.000										



Batter	1	2	3	4	5	6	7	8	9	AB	R	H	RBI	BB	SO	LOB	TOP										
2 Joev Gathright, L OBP: 0.192, SLG: 0.208	G5-3		B1-3		F7		K			4	0	0	0	0	1	1	Kansas City Royals @ Minnesota Twins Hubert H. Humphrey Metrodome, Minneapolis, MN Sun Apr 06 2008, 2:10 PM EDT Att: 21,765 - Dome - 69 F										
13 Alberto Callaspo, S OBP: 0.333, SLG: 0.697	F7		1B			11 FC6-5 2B		G6-3		4	0	2	0	0	0	0											
24 Mark Teahen, L OBP: 0.320, SLG: 0.522	F7		G4-3		F7			G4-3		4	0	0	0	0	0	2											
11 Jose Guillen, R OBP: 0.231, SLG: 0.208		16 2B 4 1B		F8		FC6-5		F8		4	1	1	0	0	0	1											
16 Billy Butler, R OBP: 0.400, SLG: 0.520		4 1B								4	1	3	0	0	1	1											
Esteban German, R (9, PR)		4 1B								0	0	0	0	0	0	0											
Esteban German, R (9, PR)										0	0	0	0	0	0	0											
4 Alex Gordon, L OBP: 0.269, SLG: 0.538				P5						4	1	2	2	0	0	2											
Ross Gload, L OBP: 0.348, SLG: 0.318				F8						4	0	0	0	0	2	3											
14 John Buck, R OBP: 0.263, SLG: 0.222					P3					3	0	1	1	0	0	0											
1 Tony Pena Jr, R OBP: 0.056, SLG: 0.056				K2-3						3	0	0	0	0	1	1											
Inning Stats	R: 0 E: 0 K: 0 S: 5	H: 0 LOB: 0 BB: 0 P: 9	R: 2 E: 0 K: 1 S: 12	H: 3 LOB: 0 BB: 0 P: 15	R: 0 E: 0 K: 1 S: 12	H: 1 LOB: 1 BB: 0 P: 18	R: 0 E: 0 K: 0 S: 8	H: 1 LOB: 1 BB: 0 P: 14	R: 0 E: 0 K: 0 S: 5	H: 0 LOB: 0 BB: 0 P: 9	R: 0 E: 0 K: 1 S: 8	H: 1 LOB: 1 BB: 0 P: 8	R: 1 E: 0 K: 1 S: 13	H: 2 LOB: 1 BB: 0 P: 18	R: 0 E: 0 K: 0 S: 14	H: 0 LOB: 0 BB: 0 P: 20	R: 0 E: 0 K: 1 S: 7	H: 1 LOB: 1 BB: 0 P: 12	1B: 5 2B: 4 3B: 0 HR: 0	SF: 0 SAC: 0 DP: 0 HBP: 0	WP: 0 PB: 0 SB: 0 CS: 1	PA: 34					
PITCHER	IP	WLS	BF	H	R	ER	SO	BB	IBB	HBP	BLK	WP	HR	S	P	ERA	WHIP										
26 Boof Bonser, R ERA: 4.15	7.0	L	28	8	3	3	4	0	0	0	1	0	0	63	91	3.86	1.143										
26 Jesse Crain, R ERA: 5.4	1.0		4	1	0	0	0	0	0	0	0	0	0	16	23	0.00	1.000										
Dennys Reyes, L ERA:	1.0		2	0	0	0	1	0	0	0	0	0	0	5	9	0.00	0.000										

Batter	1	2	3	4	5	6	7	8	9	AB	R	H	RBI	BB	SO	LOB	BOTTOM										
22 Carlos Gómez, R OBP: 0.379, SLG: 0.429	B1-3				G4-6-3					4	0	1	0	0	0	1	Kansas City Royals @ Minnesota Twins Hubert H. Humphrey Metrodome, Minneapolis, MN Sun Apr 06 2008, 2:10 PM EDT Att: 21,765 - Dome - 69 F										
20 Matt Tolbert, S OBP: 0.533, SLG: 0.538										4	0	2	0	0	1	0											
7 Joe Mauer, L OBP: 0.360, SLG: 0.409										4	0	1	0	0	0	2											
33 Justin Morneau, L OBP: 0.259, SLG: 0.500										4	1	2	1	0	2	1											
21 Delmon Young, R OBP: 0.296, SLG: 0.333										4	0	1	0	0	2	2											
16 Jason Kubel, L OBP: 0.263, SLG: 0.444										4	0	0	0	0	2	1											
23 Brendan Harris, R OBP: 0.294, SLG: 0.375										3	0	1	0	0	1	1											
Mike Lamb, L OBP: 0.143, SLG: 0.150										3	0	0	0	0	0	1											
2 Denard Span, L (1, 9)										2	0	0	0	1	0	1											
Inning Stats	R: 0 E: 0 K: 1 S: 20	H: 2 LOB: 2 BB: 0 P: 27	R: 0 E: 0 K: 0 S: 13	H: 1 LOB: 1 BB: 0 P: 22	R: 0 E: 0 K: 1 S: 10	H: 2 LOB: 1 BB: 0 P: 20	R: 0 E: 0 K: 1 S: 8	H: 1 LOB: 0 BB: 0 P: 11	R: 0 E: 0 K: 0 S: 7	H: 0 LOB: 0 BB: 1 P: 12	R: 1 E: 0 K: 1 S: 9	H: 1 LOB: 0 BB: 0 P: 13	R: 0 E: 0 K: 1 S: 5	H: 0 LOB: 0 BB: 0 P: 8	R: 0 E: 0 K: 0 S: 9	H: 1 LOB: 1 BB: 0 P: 14		R: 0 E: 0 K: 3 S: 10	H: 0 LOB: 0 BB: 0 P: 12	1B: 5 2B: 2 3B: 0 HR: 1	SF: 0 SAC: 0 DP: 2 HBP: 0	WP: 0 PB: 0 SB: 0 CS: 0	PA: 33				
PITCHER	IP	WLS	BF	H	R	ER	SO	BB	IBB	HBP	BLK	WP	HR	S	P	ERA	WHIP										
Brett Tomko, R ERA: 1.29	5.0	W	19	6	0	0	0	1	0	0	0	0	0	58	92	0.00	1.400										
32 Ron Mahay, L ERA: 2.7	2.0	H	7	1	1	1	2	0	0	0	0	0	1	14	21	4.50	0.500										
46 Juan Carlos Oviedo, R ERA:	0.2	H	3	1	0	0	0	0	0	0	0	0	0	8	12	0.00	1.500										
41 Jimmy Gobble, L ERA:	0.1	H	1	0	0	0	0	0	0	0	0	0	0	1	2	0.00	0.000										
48 Joakim Soria, R ERA:	1.0	S	3	0	0	0	3	0	0	0	0	0	0	10	12	0.00	0.000										

AB	34
R	3
H	9
RBI	3
BB	0
SO	5
LOB	11



AB	32
R	1
H	8
RBI	1
BB	1
SO	8
LOB	10



Batter	1	2	3	4	5	6	7	8	9	AB	R	H	RBI	BB	SO	LOB	TOP								
22 Carlos Gómez, R OBP: 0.353, SLG: 0.394										5	1	1	0	0	2	3									
2 Denard Span, L OBP: 0.425, SLG: 0.200										3	1	1	0	1	0	1									
7 Joe Mauer, L OBP: 0.345, SLG: 0.385										4	0	1	1	0	1	2									
33 Justin Morneau, L OBP: 0.281, SLG: 0.481										3	0	1	0	1	0	1									
21 Delmon Young, R OBP: 0.290, SLG: 0.323										4	0	1	1	0	1	3									
16 Jason Kubel, L OBP: 0.281, SLG: 0.409										4	1	1	0	0	1	2									
23 Brendan Harris, R OBP: 0.300, SLG: 0.421										3	1	1	0	0	1	2									
Mike Lamb, L OBP: 0.200, SLG: 0.292										4	0	2	2	0	0	0									
12 Adam Everett, R OBP: 0.176, SLG: 0.125										3	0	0	0	0	2	2									
20 Matt Tolbert, S OBP: 0.563, SLG: 0.571										1	0	1	0	0	0	0									
Inning Stats	R: 1 E: 0 K: 0 S: 6	H: 2 LOB: 1 BB: 1 P: 15	R: 1 E: 0 K: 1 S: 12	H: 2 LOB: 1 BB: 0 P: 19	R: 0 E: 0 K: 2 S: 14	H: 1 LOB: 1 BB: 0 P: 19	R: 1 E: 0 K: 2 S: 13	H: 2 LOB: 1 BB: 0 P: 19	R: 0 E: 0 K: 1 S: 9	H: 0 LOB: 0 BB: 0 P: 11	R: 0 E: 0 K: 1 S: 5	H: 0 LOB: 0 BB: 0 P: 6	R: 0 E: 0 K: 2 S: 8	H: 0 LOB: 0 BB: 0 P: 9	R: 1 E: 0 K: 0 S: 18	H: 2 LOB: 2 BB: 1 P: 25	R: 0 E: 0 K: 0 S: 8	H: 1 LOB: 0 BB: 0 P: 9	1B: 7 2B: 3 3B: 0 HR: 0	SF: 0 SAC: 1 DP: 2 HBP: 0	WP: 0 PB: 0 SB: 2 CS: 0	PA: 37			
PITCHER	IP	WLS	BF	H	R	ER	SO	BB	IBB	HBP	BLK	WP	HR	S	P	ERA	WHIP								
Javier Vazquez, R ERA: 5.25	7.0	W	28	7	3	3	8	1	0	0	0	0	0	67	98	3.86	1.143								
71 Scott Linebrink, R ERA: 2.25	1.0		6	2	1	1	0	1	0	0	0	0	0	18	25	9.00	3.000								
45 Bobby Jenks, R ERA:	1.0	S	3	1	0	0	0	0	0	0	0	0	0	8	9	0.00	1.000								

Minnesota Twins @ Chicago White Sox
U.S. Cellular Field, Chicago, IL
Mon Apr 07 2008, 4:05 PM EDT
Att: 38,082 - Partly Cloudy - 53 F

livebaseballscorecards.com

AB 34
R 4
H 10
RBI 4
BB 2
SO 8
LOB 16

Batter	1	2	3	4	5	6	7	8	9	AB	R	H	RBI	BB	SO	LOB	BOTTOM									
Nick Swisher, S OBP: 0.469, SLG: 0.435										4	1	1	1	1	1	2										
Orlando Cabrera, R OBP: 0.303, SLG: 0.214										5	0	1	0	0	0	3										
25 Jim Thome, L OBP: 0.258, SLG: 0.464										4	1	1	1	1	2	1										
14 Paul Konerko, R OBP: 0.387, SLG: 0.292										4	1	1	0	0	2	2										
23 Jermaine Dye, R OBP: 0.484, SLG: 0.786										4	1	2	1	0	1	2										
12 A.J. Pierzynski, L OBP: 0.519, SLG: 0.875										4	0	1	0	0	1	4										
20 Carlos Quentin, R OBP: 0.409, SLG: 0.579										3	1	1	0	1	1	2										
24 Joe Crede, R OBP: 0.419, SLG: 0.679										4	2	2	4	0	0	1										
5 Juan Uribe, R OBP: 0.280, SLG: 0.435										3	0	1	0	1	0	1										
Inning Stats	R: 1 E: 0 K: 2 S: 15	H: 3 LOB: 2 BB: 0 P: 19	R: 0 E: 0 K: 0 S: 12	H: 0 LOB: 2 BB: 2 P: 24	R: 0 E: 0 K: 2 S: 13	H: 2 LOB: 2 BB: 0 P: 18	R: 1 E: 0 K: 1 S: 13	H: 2 LOB: 1 BB: 0 P: 19	R: 0 E: 0 K: 0 S: 9	H: 0 LOB: 0 BB: 0 P: 10	R: 0 E: 0 K: 1 S: 10	H: 0 LOB: 1 BB: 1 P: 18	R: 5 E: 0 K: 1 S: 17	H: 4 LOB: 0 BB: 1 P: 29	R: 0 E: 0 K: 1 S: 7	H: 0 LOB: 0 BB: 0 P: 9	1B: 8 2B: 2 3B: 0 HR: 1	SF: 0 SAC: 0 DP: 0 HBP: 0	WP: 0 PB: 0 SB: 0 CS: 0	PA: 39						
PITCHER	IP	WLS	BF	H	R	ER	SO	BB	IBB	HBP	BLK	WP	HR	S	P	ERA	WHIP									
53 Nick Blackburn, R ERA: 2.25	5.0		24	7	2	2	1	2	0	0	0	0	0	16	31	13.50	2.250									
54 Matt Guerrier, R ERA: 5.4	1.1	L	7	1	2	2	1	2	0	0	0	0	0	1	11	16	40.50	4.500								
17 Pat Neshek, R ERA: 6.75	0.2	B	5	3	3	3	1	0	0	0	0	0	1	11	16	40.50	4.500									
Juan Rincon, R ERA: 6.0	1.0		3	0	0	0	1	0	0	0	0	0	0	7	9	0.00	0.000									

Minnesota Twins @ Chicago White Sox
U.S. Cellular Field, Chicago, IL
Mon Apr 07 2008, 4:05 PM EDT
Att: 38,082 - Partly Cloudy - 53 F

livebaseballscorecards.com

AB 35
R 7
H 11
RBI 7
BB 4
SO 8
LOB 18

Batter	1	2	3	4	5	6	7	8	9	AB	R	H	RBI	BB	SO	LOB	TOP								
22 Carlos Gómez, R OBP: 0.320, SLG: 0.417										5	0	0	0	0	1	7									
20 Matt Tolbert, S OBP: 0.520, SLG: 0.500										4	0	0	0	0	0	4									
7 Joe Mauer, L OBP: 0.279, SLG: 0.300										4	0	0	0	0	1	3									
33 Justin Morneau, L OBP: 0.341, SLG: 0.500										4	0	0	0	0	1	0									
21 Delmon Young, R OBP: 0.295, SLG: 0.286										4	0	1	0	0	0	1									
16 Jason Kubel, L OBP: 0.276, SLG: 0.559										4	2	2	1	0	1	1									
23 Brendan Harris, R OBP: 0.424, SLG: 0.500										4	0	2	0	0	0	0									
2 Denard Span, L OBP: 0.400, SLG: 0.308										4	0	2	1	0	1	1									
8 Nick Punto, S OBP: 0.571, SLG: 0.500										3	0	2	0	1	1	1									
Inning Stats	R: 0 E: 0 K: 0 S: 9	H: 0 LOB: 0 BB: 0 P: 16	R: 1 E: 0 K: 0 S: 12	H: 1 LOB: 0 BB: 0 P: 18	R: 0 E: 0 K: 0 S: 7	H: 1 LOB: 1 BB: 0 P: 9	R: 0 E: 0 K: 0 S: 14	H: 0 LOB: 0 BB: 0 P: 15	R: 0 E: 0 K: 1 S: 10	H: 1 LOB: 2 BB: 1 P: 14	R: 0 E: 1 K: 0 S: 9	H: 0 LOB: 1 BB: 0 P: 13	R: 1 E: 0 K: 2 S: 16	H: 4 LOB: 3 BB: 0 P: 18	R: 0 E: 0 K: 2 S: 11	H: 1 LOB: 0 BB: 0 P: 15	R: 0 E: 0 K: 1 S: 10	H: 1 LOB: 1 BB: 0 P: 14	1B: 8 2B: 0 3B: 0 HR: 1	SF: 0 SAC: 0 DP: 0 HBP: 0	WP: 0 PB: 0 SB: 0 CS: 1	PA: 37			
PITCHER	IP	WLS	BF	H	R	ER	SO	BB	IBB	HBP	BLK	WP	HR	S	P	ERA	WHIP								
Brett Tomko, R ERA: 2.08	(1, 1)	6.0	L	26	6	2	2	1	0	0	0	0	1	67	92	3.00	1.167								
Ramon E Ramirez, R ERA: 1.42	(7, 1)	0.1		2	1	0	0	0	0	0	0	0	0	4	4	0.00	3.000								
32 Ron Mahay, L ERA: 1.42	(7, 1)	1.2		5	1	0	0	3	0	0	0	0	0	17	22	0.00	0.600								
46 Juan Carlos Oviedo, R ERA:	(9, 1)	1.0		4	1	0	0	1	0	0	0	0	0	10	14	0.00	1.000								

Minnesota Twins @ Kansas City Royals
Kauffman Stadium, Kansas City, MO

AB 36
R 2
H 9
RBI 2
BB 1
SO 6
LOB 18



WP: 0 PA: 37
PB: 0
SB: 0
CS: 1

Sat Apr 12 2008, 6:10 PM CDT
Att: 36,300 - Overcast - 42 F

livebaseballscorecards.com

Batter	1	2	3	4	5	6	7	8	9	AB	R	H	RBI	BB	SO	LOB	BOTTOM								
13 Alberto Callaspo, S OBP: 0.333, SLG: 0.500										4	0	1	0	0	0	2									
15 Mark Grudzielanek, R OBP: 0.410, SLG: 0.371										4	0	0	0	0	1	3									
24 Mark Teahen, L OBP: 0.435, SLG: 0.526										3	0	0	0	1	1	2									
16 Billy Butler, R OBP: 0.400, SLG: 0.465										4	0	1	0	0	1	1									
11 Jose Guillen, R OBP: 0.170, SLG: 0.178										4	0	0	0	0	0	1									
4 Alex Gordon, L OBP: 0.326, SLG: 0.511										4	0	1	0	0	1	1									
21 Miguel Olivo, R OBP: 0.111, SLG: 0.222										4	0	0	0	0	2	1									
Ross Gload, L OBP: 0.381, SLG: 0.359										2	0	1	0	1	0	0									
2 Joey Gathright, L OBP: 0.244, SLG: 0.238										2	0	1	0	0	1	1									
Inning Stats	R: 0 E: 0 K: 0 S: 9	H: 0 LOB: 1 BB: 1 P: 17	R: 0 E: 0 K: 0 S: 5	H: 0 LOB: 0 BB: 0 P: 7	R: 0 E: 1 K: 1 S: 14	H: 0 LOB: 2 BB: 1 P: 23	R: 0 E: 0 K: 1 S: 12	H: 0 LOB: 0 BB: 0 P: 18	R: 0 E: 0 K: 2 S: 10	H: 2 LOB: 2 BB: 0 P: 13	R: 0 E: 0 K: 0 S: 8	H: 1 LOB: 1 BB: 0 P: 11	R: 0 E: 0 K: 1 S: 11	H: 1 LOB: 1 BB: 0 P: 14	R: 0 E: 0 K: 2 S: 9	H: 0 LOB: 0 BB: 0 P: 14	R: 0 E: 0 K: 0 S: 7	H: 1 LOB: 0 BB: 0 P: 11	1B: 5 2B: 0 3B: 0 HR: 0	SF: 0 SAC: 1 DP: 1 HBP: 0	WP: 0 PB: 0 SB: 0 CS: 0	PA: 34			
PITCHER	IP	WLS	BF	H	R	ER	SO	BB	IBB	HBP	BLK	WP	HR	S	P	ERA	WHIP								
26 Boof Bonser, R ERA: 2.84	(1, 1)	6.0	W	24	3	0	0	4	0	0	0	0	0	11	14	0.00	1.000								
54 Matt Guerrier, R ERA: 4.15	(7, 1)	1.0	H	4	1	0	0	1	0	0	0	0	0	9	14	0.00	0.000								
17 Pat Neshek, R ERA: 5.4	(8, 1)	1.0	H	3	0	0	0	2	0	0	0	0	0	7	11	0.00	1.000								
36 Joe Nathan, R ERA:	(9, 1)	1.0	S	3	1	0	0	0	0	0	0	0	0	7	11	0.00	1.000								

Minnesota Twins @ Kansas City Royals
Kauffman Stadium, Kansas City, MO

AB 31
R 0
H 5
RBI 0
BB 2
SO 7
LOB 12



WP: 0 PA: 34
PB: 0
SB: 0
CS: 0


Sat Apr 12 2008, 6:10 PM CDT
Att: 36,300 - Overcast - 42 F

livebaseballscorecards.com


Batter	1	2	3	4	5	6	7	8	9	AB	R	H	RBI	BB	SO	LOB	TOP					
22 Carlos Gómez, R OBP: 0.296, SLG: 0.385	B2		B1-3			L7		F7		4	0	0	0	0	0	1	Minnesota Twins @ Kansas City Royals Kauffman Stadium, Kansas City, MO Sun Apr 13 2008, 1:10 PM CDT Att: 13,886 - Cloudy - 37 F					
23 Brendan Harris, R OBP: 0.405, SLG: 0.455	E9		G1-3			HBP		G6-3		3	1	0	0	0	0	0						
16 Jason Kubel, L OBP: 0.275, SLG: 0.526	F8					G3		F7		4	0	1	0	0	0	3						
33 Justin Morneau, L OBP: 0.333, SLG: 0.475						F7				4	0	1	1	0	0	3						
21 Delmon Young, R OBP: 0.277, SLG: 0.267						G6-3				3	0	0	0	0	1	2						
Mike Lamb, L OBP: 0.243, SLG: 0.294						G4-3				2	0	0	0	1	1	0						
55 Mike Redmond, R						F7				3	0	0	0	0	0	1						
2 Denard Span, L OBP: 0.333, SLG: 0.250						G6-3				3	0	0	0	0	0	0						
12 Adam Everett, R OBP: 0.167, SLG: 0.130						G5-3				2	0	1	0	0	0	0						
20 Matt Tolbert, S OBP: 0.500, SLG: 0.478										1	0	0	0	0	1	0						
Inning Stats	R: 1 E: 1 K: 1 S: 11	H: 1 LOB: 1 BB: 0 P: 17	R: 0 E: 0 K: 1 S: 8	H: 0 LOB: 0 BB: 0 P: 11	R: 0 E: 0 K: 0 S: 6	H: 0 LOB: 0 BB: 0 P: 8	R: 0 E: 0 K: 0 S: 7	H: 1 LOB: 0 BB: 0 P: 13	R: 0 E: 0 K: 0 S: 6	H: 0 LOB: 0 BB: 0 P: 10	R: 0 E: 0 K: 0 S: 7	H: 1 LOB: 2 BB: 0 P: 10	R: 0 E: 0 K: 0 S: 8	H: 0 LOB: 0 BB: 1 P: 14	R: 0 E: 0 K: 1 S: 10	H: 0 LOB: 0 BB: 0 P: 14	R: 0 E: 0 K: 0 S: 9	H: 0 LOB: 0 BB: 0 P: 14	1B: 3 2B: 0 3B: 0 HR: 0	SF: 0 SAC: 0 DP: 2 HBP: 1	WP: 0 PB: 0 SB: 0 CS: 0	PA: 31
PITCHER 19 Brian Bannister, R ERA: 0.86	IP: 9.0 WLS: W BF: 31 H: 3 R: 1 ER: 0 SO: 3 BB: 1 IBB: 0 HBP: 1 BLK: 0 WP: 0 HR: 0 S: 72 P: 111 ERA: 0.00 WHIP: 0.444															PITCHER IP: 9.0 WLS: W BF: 31 H: 3 R: 1 ER: 0 SO: 3 BB: 1 IBB: 0 HBP: 1 BLK: 0 WP: 0 HR: 0 S: 72 P: 111 ERA: 0.00 WHIP: 0.444						

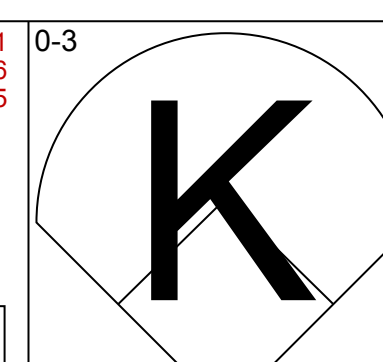
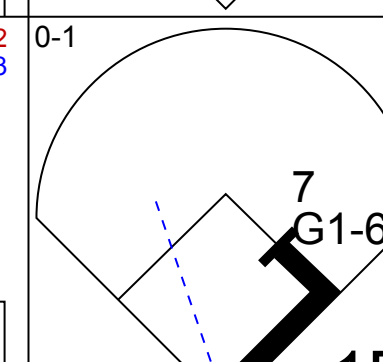
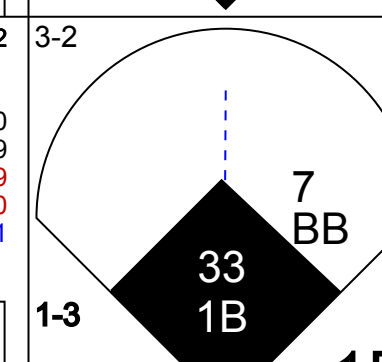
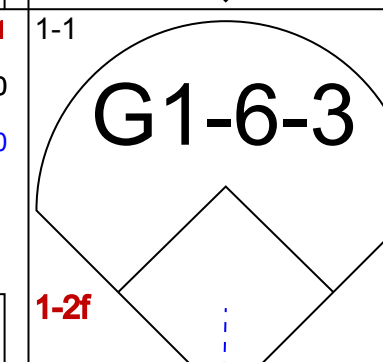
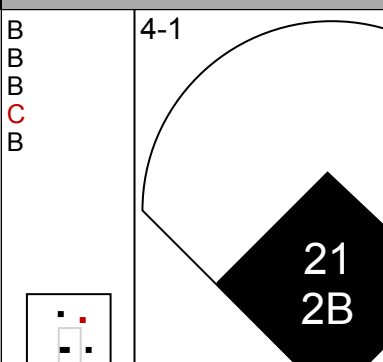
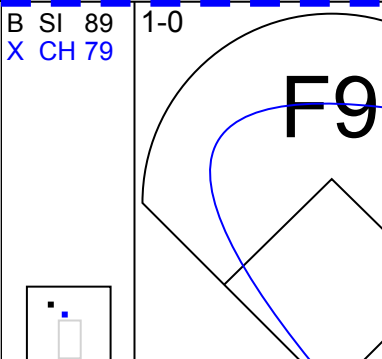

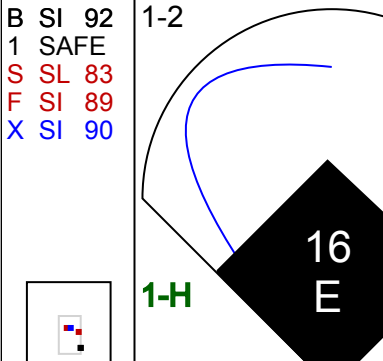
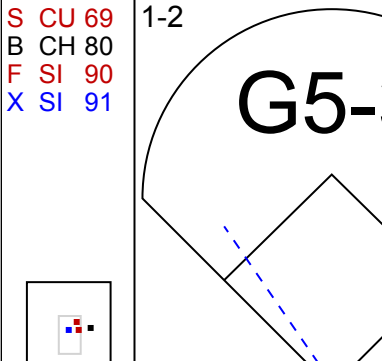

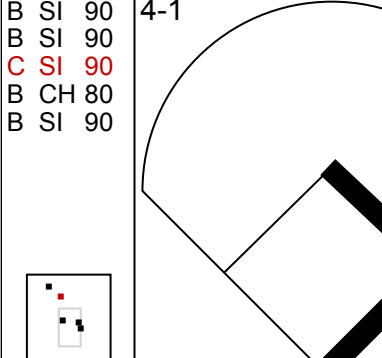

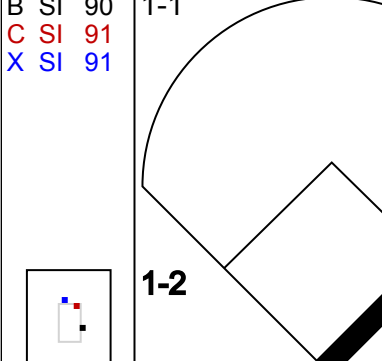

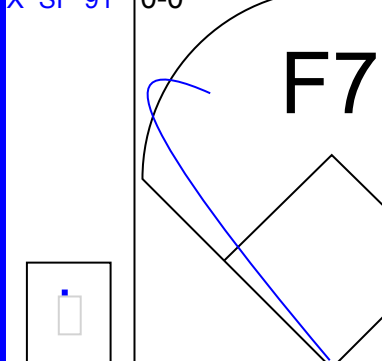


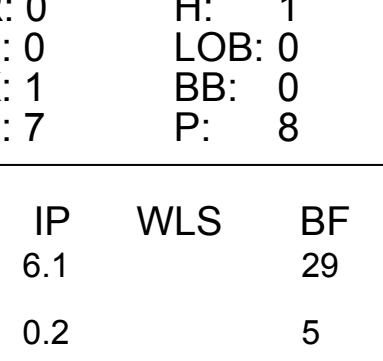
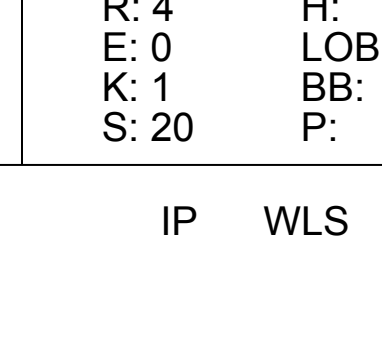
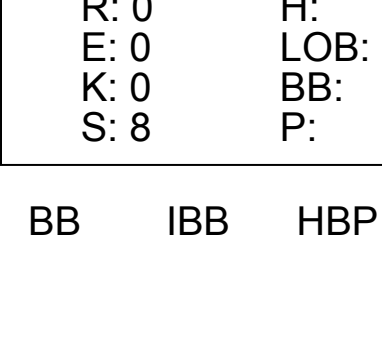
Batter	1	2	3	4	5	6	7	8	9	AB	R	H	RBI	BB	SO	LOB	BOTTOM					
2 Joey Gathright, L OBP: 0.265, SLG: 0.261		G6-3				G4-3				4	1	2	0	0	0	1	Minnesota Twins @ Kansas City Royals Kauffman Stadium, Kansas City, MO Sun Apr 13 2008, 1:10 PM CDT Att: 13,886 - Cloudy - 37 F					
Esteban German, R OBP: 0.250, SLG: 0.143	SH2-3		G6-3			G1-3				3	0	1	1	0	0	0						
24 Mark Teahen, L OBP: 0.400, SLG: 0.476			G3			L5				4	0	0	0	0	1	3						
16 Billy Butler, R OBP: 0.449, SLG: 0.477										1	0	1	1	3	0	0						
Ross Gload, L OBP: 0.391, SLG: 0.359										0	0	0	0	0	0	0						
11 Jose Guillen, R OBP: 0.157, SLG: 0.163			G5-3			K				4	0	0	0	0	2	4						
4 Alex Gordon, L OBP: 0.360, SLG: 0.604						P5				3	3	2	1	1	0	1						
21 Miguel Olivo, R OBP: 0.231, SLG: 0.333										3	0	1	1	1	1	1						
14 John Buck, R OBP: 0.263, SLG: 0.324										3	1	0	0	1	0	3						
1 Tony Pena Jr., R OBP: 0.063, SLG: 0.033										3	0	0	1	0	0	1						
Inning Stats	R: 1 E: 0 K: 2 S: 10	H: 2 LOB: 1 BB: 0 P: 15	R: 1 E: 0 K: 0 S: 7	H: 1 LOB: 1 BB: 1 P: 13	R: 0 E: 0 K: 0 S: 9	H: 0 LOB: 1 BB: 1 P: 17	R: 2 E: 0 K: 1 S: 17	H: 3 LOB: 2 BB: 1 P: 28	R: 0 E: 0 K: 1 S: 9	H: 0 LOB: 2 BB: 2 P: 18	R: 0 E: 0 K: 0 S: 6	H: 0 LOB: 0 BB: 0 P: 8	R: 0 E: 0 K: 0 S: 3	H: 0 LOB: 1 BB: 1 P: 8	R: 1 E: 0 K: 0 S: 6	H: 1 LOB: 0 BB: 0 P: 8	R: 1 E: 0 K: 0 S: 6	H: 1 LOB: 0 BB: 0 P: 8	1B: 4 2B: 2 3B: 0 HR: 1	SF: 1 SAC: 1 DP: 1 HBP: 0	WP: 0 PB: 0 SB: 1 CS: 0	PA: 36
PITCHER 47 Francisco Liriano, L ERA: 7.71 Brian Bass, R ERA: 3.27 Juan Rincon, R ERA: 6.76	IP: 4.2 WLS: L BF: 25 H: 7 R: 4 ER: 0 SO: 4 BB: 4 IBB: 0 HBP: 0 BLK: 0 WP: 0 HR: 0 S: 51 P: 90 ERA: 7.71 WHIP: 2.357															PITCHER IP: 2.1 WLS: L BF: 7 H: 0 R: 0 ER: 0 SO: 0 BB: 0 IBB: 0 HBP: 0 BLK: 0 WP: 0 HR: 0 S: 10 P: 17 ERA: 0.00 WHIP: 0.429						

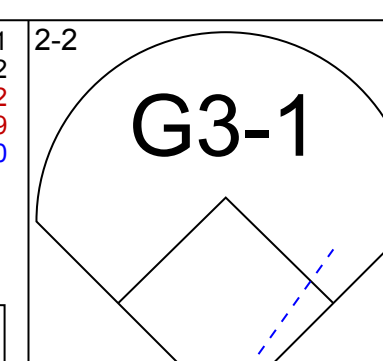
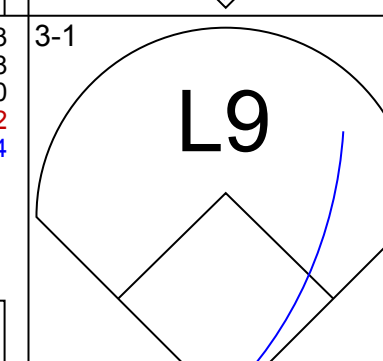
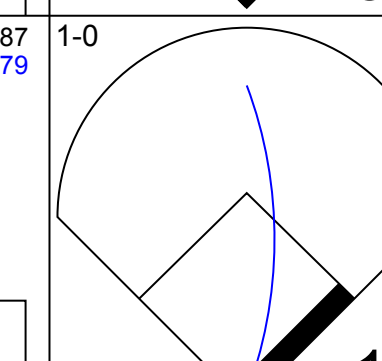
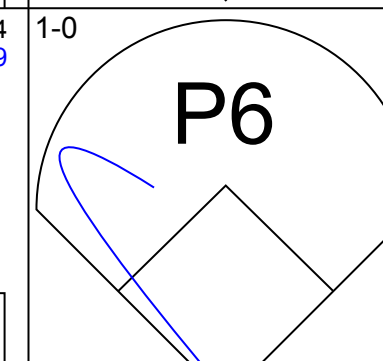
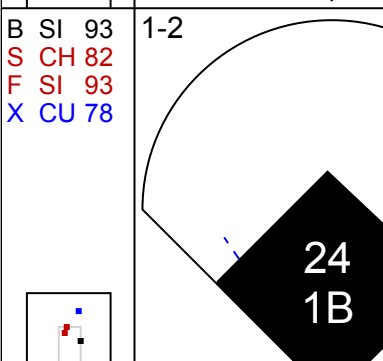
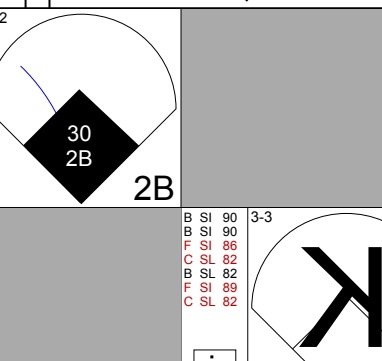
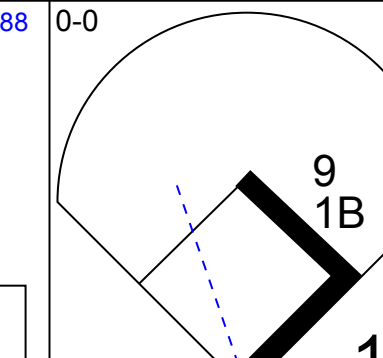
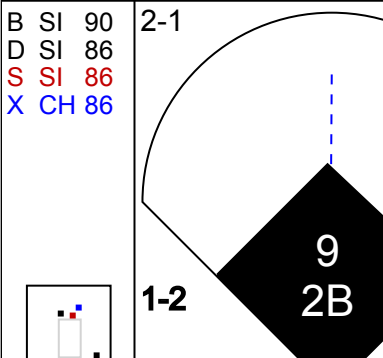
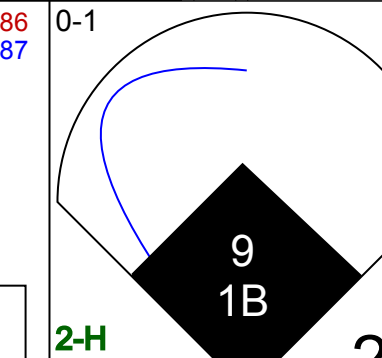
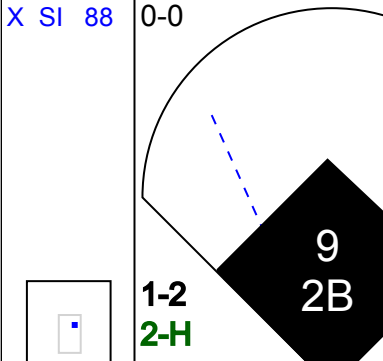
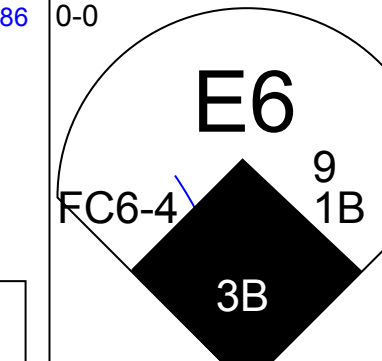
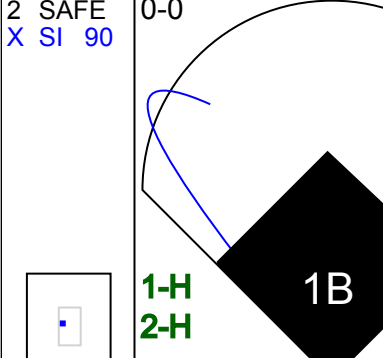
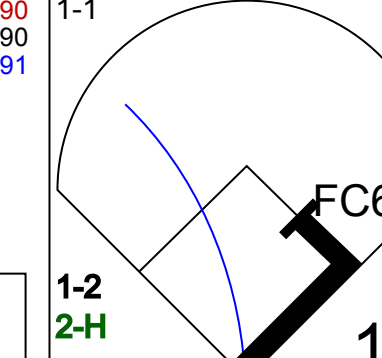
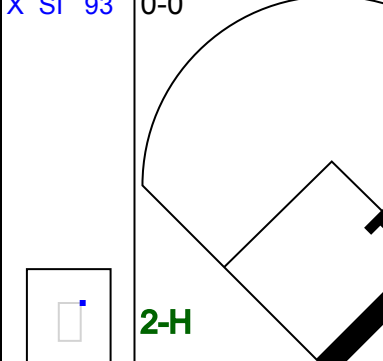
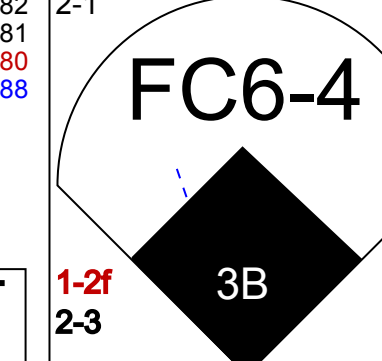
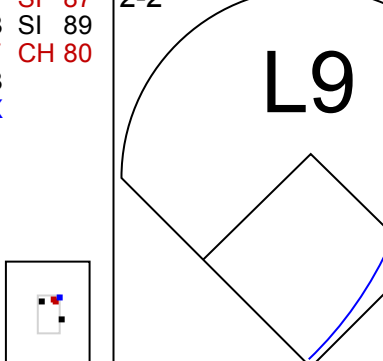
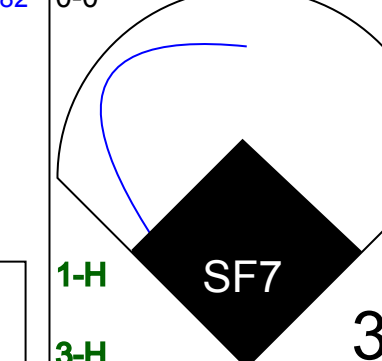
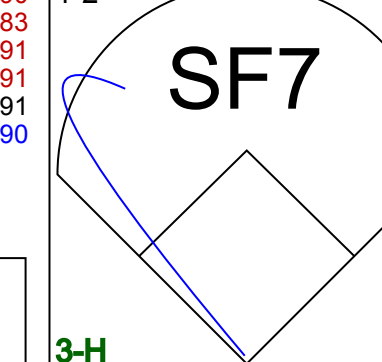
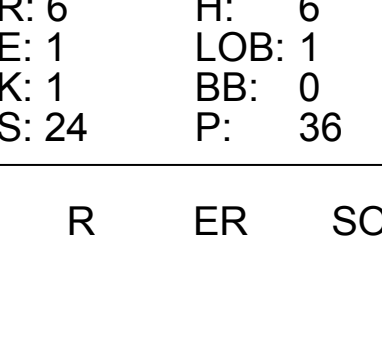
AB 29
R 1
H 3
RBI 1
BB 1
SO 3
LOB 10



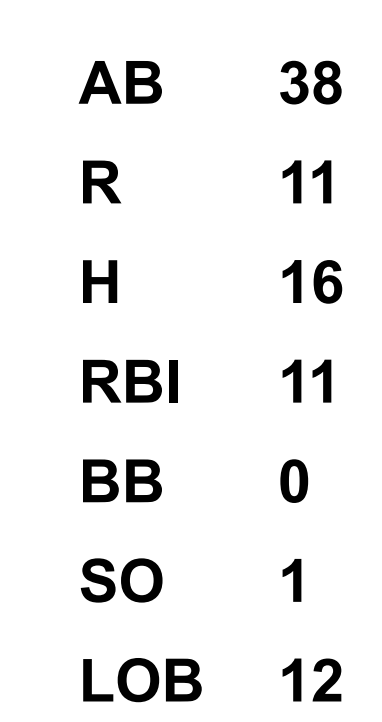
AB 28
R 5
H 7
RBI 5
BB 6
SO 4
LOB 14





Batter	1	2	3	4	5	6	7	8	9	AB	R	H	RBI	BB	SO	LOB	TOP								
22 Carlos Gómez, R OBP: 0.271, SLG: 0.351			G5-3			FC5-4	FC5-4	K		5	1	0	0	0	2	3	Minnesota Twins @ Detroit Tigers Comerica Park, Detroit, MI Mon Apr 14 2008, 7:05 PM EDT Att: 32,002 - Clear - 48 F								
2 Denard Span, L OBP: 0.391, SLG: 0.300			F8			G6-3				4	1	2	0	1	0	1									
7 Joe Mauer, L OBP: 0.313, SLG: 0.286								G3		2	2	0	0	3	0	3									
33 Justin Morneau, L OBP: 0.321, SLG: 0.444		P5	F7							5	0	1	2	0	1	2									
21 Delmon Young, R OBP: 0.308, SLG: 0.320					G1-3					5	3	3	2	0	0	0									
16 Jason Kubel, L OBP: 0.311, SLG: 0.524					G4-3		E8			4	1	2	2	1	1	1									
23 Brendan Harris, R OBP: 0.405, SLG: 0.459					K		SF8			4	1	2	2	0	2	1									
Mike Lamb, L OBP: 0.244, SLG: 0.289										4	0	1	1	0	0	0									
8 Nick Punto, S OBP: 0.500, SLG: 0.429					E5		G4-3			1	0	0	0	0	0	2									
12 Adam Everett, R OBP: 0.214, SLG: 0.222					F8					4	0	2	0	0	1	2									
Inning Stats	R: 0 E: 0 K: 1 S: 7	H: 1 LOB: 0 BB: 0 P: 8	R: 2 E: 0 K: 2 S: 18	H: 3 LOB: 1 BB: 0 P: 26	R: 0 E: 0 K: 0 S: 8	H: 0 LOB: 1 BB: 1 P: 14	R: 0 E: 0 K: 1 S: 5	H: 0 LOB: 0 BB: 0 P: 6	R: 0 E: 1 K: 0 S: 10	H: 0 LOB: 1 BB: 0 P: 13	R: 3 E: 1 K: 1 S: 14	H: 2 LOB: 0 BB: 1 P: 23	R: 4 E: 0 K: 1 S: 20	H: 5 LOB: 1 BB: 1 P: 33	R: 0 E: 0 K: 1 S: 12	H: 1 LOB: 2 BB: 1 P: 21	R: 0 E: 0 K: 0 S: 8	H: 1 LOB: 2 BB: 1 P: 15	1B: 11 2B: 2 3B: 0 HR: 0	SF: 1 SAC: 0 DP: 1 HBP: 0	WP: 0 PB: 0 SB: 2 CS: 0	PA: 44			
PITCHER	IP	WLS	BF	H	R	ER	SO	BB	IBB	HBP	BLK	WP	HR	S	P	ERA	WHIP								
38 Jeremy Bonderman, R ERA: 4.58	(1, 1)	6.1	29	8	7	4	5	2	0	0	0	0	0	70	104	5.68	1.579								
44 Bobby Seay, L ERA: 4.91	(7, 1)	0.2	5	3	2	2	1	1	0	0	0	0	0	12	19	27.00	6.000								
Francis Beltran, R ERA: 5.79	(8, 1)	1.0	W	5	1	0	0	1	0	0	0	0	0	12	21	0.00	2.000								
59 Todd Jones, R ERA:	(9, 1)	1.0	S	5	1	0	0	0	1	0	0	0	0	8	15	0.00	2.000								

Batter	1	2	3	4	5	6	7	8	9	AB	R	H	RBI	BB	SO	LOB	BOTTOM								
36 Clete Thomas, L OBP: 0.382, SLG: 0.469			G4-3			G1-3				5	1	1	0	0	0	0	Minnesota Twins @ Detroit Tigers Comerica Park, Detroit, MI Mon Apr 14 2008, 7:05 PM EDT Att: 32,002 - Clear - 48 F								
14 Placido Polanco, R OBP: 0.260, SLG: 0.159			F9			G4-3	G4-3			5	0	1	1	0	0	0									
3 Gary Sheffield, R OBP: 0.395, SLG: 0.273					G5-3					5	2	2	0	0	1	1									
30 Magglio Ordonez, R OBP: 0.302, SLG: 0.392					F9					4	2	3	1	0	0	0									
24 Miguel Cabrera, R OBP: 0.300, SLG: 0.318		F9								4	2	2	1	0	0	2									
9 Carlos Guillen, S OBP: 0.476, SLG: 0.641										4	1	3	3	0	0	1									
15 Brandon Inge, R OBP: 0.370, SLG: 0.513					G4-3					0	0	0	0	0	0	0									
Edgar Renteria, R OBP: 0.304, SLG: 0.321		P3								4	1	2	1	0	0	4									
Ivan Rodriguez, R OBP: 0.271, SLG: 0.378		G3-1					L9			4	2	2	3	0	0	3									
Jacque Jones, L OBP: 0.235, SLG: 0.194										3	0	0	1	0	0	1									
25 Ryan Raburn, R OBP: 1.000, SLG: 1.000		G3					G1-6-3	SF7		0	0	0	0	0	0	0									
Inning Stats	R: 0 E: 0 K: 0 S: 6	H: 0 LOB: 0 BB: 0 P: 12	R: 0 E: 0 K: 0 S: 12	H: 2 LOB: 2 BB: 0 P: 17	R: 0 E: 0 K: 0 S: 8	H: 0 LOB: 0 BB: 0 P: 13	R: 0 E: 0 K: 0 S: 8	H: 1 LOB: 1 BB: 0 P: 15	R: 0 E: 0 K: 0 S: 9	H: 1 LOB: 0 BB: 0 P: 14	R: 4 E: 0 K: 0 S: 13	H: 5 LOB: 1 BB: 0 P: 19	R: 1 E: 0 K: 0 S: 11	H: 1 LOB: 0 BB: 0 P: 16	R: 6 E: 1 K: 1 S: 24	H: 6 LOB: 1 BB: 0 P: 36	1B: 9 2B: 4 3B: 2 HR: 1	SF: 1 SAC: 0 DP: 1 HBP: 0	WP: 0 PB: 0 SB: 0 CS: 0	PA: 39					
PITCHER	IP	WLS	BF	H	R	ER	SO	BB	IBB	HBP	BLK	WP	HR	S	P	ERA	WHIP								
53 Nick Blackburn, R ERA: 3.57	(1, 1)	5.2	24	8	4	4	0	0	0	0	0	0	0	55	89	6.35	1.412								
54 Matt Guerrier, R ERA: 9.53	(6, 1)	1.1	H	9	5	5	0	0	0	0	0	0	1	20	28	33.75	3.750								
17 Pat Neshek, R ERA: 7.5	(8, 1)	1.0	L	6	3	2	1	1	0	0	0	0	0	16	25	9.00	3.000								

AB 38
R 9
H 13
RBI 9
BB 5
SO 7
LOB 15



Batter	1	2	3	4	5	6	7	8	9	AB	R	H	RBI	BB	SO	LOB	TOP			
1 Akinori Iwamura, L OBP: 0.318, SLG: 0.232	F7		G5-3		G1-3		G3		F8	5	0	0	0	0	0	1	<p>Tampa Bay Rays @ Minnesota Twins</p> <p>Hubert H. Humphrey Metrodome, Minneapolis, MN</p> <p>Wed Apr 16 2008, 8:10 PM EDT</p> <p>Att: 20,209 - Dome - 70 F</p> <p>livebaseballscorecards.com</p> <p>AB 35 R 5 H 10 RBI 5 BB 3 SO 5 LOB 10</p> 			
13 Carl Crawford, L OBP: 0.297, SLG: 0.343	G6-3		HR		2B		F7		K	5	2	2	1	0	1	1				
2 B.J. Upton, R OBP: 0.400, SLG: 0.464	1B		K		1B		K			4	0	2	1	0	2	0				
23 Carlos Pena, L OBP: 0.353, SLG: 0.519	1B		G3		G4-3				F8	3	0	0	0	1	0	1				
3 Evan Longoria, R OBP: 0.400, SLG: 0.500	FC6-4				F8		L9		K	4	0	0	0	0	1	2				
32 Eric Hinske, L OBP: 0.400, SLG: 0.694	G6-3		HR		HR		E4		1B	4	2	2	1	0	0	0				
31 Jonny Gomes, R OBP: 0.421, SLG: 0.533	BB		1B		1B		K		F9	3	0	1	0	1	1	2				
9 Shawn Riggans, R OBP: 0.286, SLG: 0.455	BB		1B		1B		HR		G1-3	3	1	2	2	1	0	0				
8 Jason Bartlett, R OBP: 0.226, SLG: 0.235	F9		G6-3		F9		F9		1B	4	0	1	0	0	0	3				
Inning Stats	R: 0 E: 0 K: 0 S: 10	H: 1 LOB: 2 BB: 1 P: 20	R: 0 E: 0 K: 0 S: 12	H: 0 LOB: 1 BB: 2 P: 23	R: 1 E: 0 K: 1 S: 8	H: 1 LOB: 0 BB: 0 P: 11	R: 1 E: 0 K: 0 S: 11	H: 3 LOB: 1 BB: 0 P: 19	R: 1 E: 0 K: 0 S: 6	H: 2 LOB: 0 BB: 0 P: 10	R: 2 E: 1 K: 1 S: 13	H: 1 LOB: 0 BB: 0 P: 20	R: 0 E: 0 K: 1 S: 7	H: 1 LOB: 1 BB: 0 P: 11	R: 0 E: 0 K: 1 S: 11	H: 1 LOB: 1 BB: 0 P: 15	1B: 6 2B: 1 3B: 0 HR: 3	SF: 0 SAC: 0 DP: 1 HBP: 0	WP: 0 PB: 0 SB: 1 CS: 2	PA: 38
PITCHER	IP WLS BF H R ER SO BB IBB HBP BLK WP HR S P ERA WHIP	IP WLS BF H R ER SO BB IBB HBP BLK WP HR S P ERA WHIP	IP WLS BF H R ER SO BB IBB HBP BLK WP HR S P ERA WHIP	IP WLS BF H R ER SO BB IBB HBP BLK WP HR S P ERA WHIP	IP WLS BF H R ER SO BB IBB HBP BLK WP HR S P ERA WHIP	IP WLS BF H R ER SO BB IBB HBP BLK WP HR S P ERA WHIP	IP WLS BF H R ER SO BB IBB HBP BLK WP HR S P ERA WHIP	IP WLS BF H R ER SO BB IBB HBP BLK WP HR S P ERA WHIP	IP WLS BF H R ER SO BB IBB HBP BLK WP HR S P ERA WHIP	IP WLS BF H R ER SO BB IBB HBP BLK WP HR S P ERA WHIP	IP WLS BF H R ER SO BB IBB HBP BLK WP HR S P ERA WHIP	IP WLS BF H R ER SO BB IBB HBP BLK WP HR S P ERA WHIP	IP WLS BF H R ER SO BB IBB HBP BLK WP HR S P ERA WHIP	IP WLS BF H R ER SO BB IBB HBP BLK WP HR S P ERA WHIP	IP WLS BF H R ER SO BB IBB HBP BLK WP HR S P ERA WHIP	IP WLS BF H R ER SO BB IBB HBP BLK WP HR S P ERA WHIP				
Livan Hernandez, R ERA: 3.0	6.0		8	5	3	2	3	0	0	0	0	0	0	0	0	0	4.50	1.833		
Dennys Reyes, L ERA:	7.1	1.1	4	0	0	1	0	0	0	0	0	0	0	0	9	14	0.00	0.000		
Juan Rincon, R ERA: 5.79	8.1	0.2	W	3	1	0	0	0	0	0	0	0	0	5	8	0.00	1.500			
36 Joe Nathan, R ERA:	9.1	1.0	S	4	1	0	0	1	0	0	0	0	0	0	11	15	0.00	1.000		

Batter	1	2	3	4	5	6	7	8	9	AB	R	H	RBI	BB	SO	LOB	BOTTOM			
22 Carlos Gómez, R OBP: 0.284, SLG: 0.369	G4-3		1B		1B		F7			4	1	2	0	0	0	0	<p>Tampa Bay Rays @ Minnesota Twins</p> <p>Hubert H. Humphrey Metrodome, Minneapolis, MN</p> <p>Wed Apr 16 2008, 8:10 PM EDT</p> <p>Att: 20,209 - Dome - 70 F</p> <p>livebaseballscorecards.com</p> <p>AB 34 R 6 H 11 RBI 4 BB 1 SO 6 LOB 13</p> 			
2 Denard Span, L OBP: 0.333, SLG: 0.250	L3		G4-3		K		K			4	0	0	0	0	2	2				
7 Joe Mauer, L OBP: 0.357, SLG: 0.360	F9				1B		1B		1B	4	2	3	1	0	0	0				
33 Justin Morneau, L OBP: 0.328, SLG: 0.500	2B		K		BB		G6-3			3	1	1	0	1	1	2				
21 Delmon Young, R OBP: 0.300, SLG: 0.345	K		P4		E6		1B		1B	4	1	1	0	0	1	2				
16 Jason Kubel, L OBP: 0.302, SLG: 0.500	G4-3		1B		1B		F9			4	1	2	1	0	0	2				
23 Brendan Harris, R OBP: 0.400, SLG: 0.432	K		1B		FC6-4		1B			4	0	2	1	0	1	3				
Mike Lamb, L OBP: 0.204, SLG: 0.244	G1-3		F7		F8		SF7			3	0	0	1	0	0	1				
8 Nick Punto, S OBP: 0.333, SLG: 0.273	K		G1-3		B1-3		F8			4	0	0	0	0	1	1				
Inning Stats	R: 0 E: 0 K: 0 S: 6	H: 0 LOB: 0 BB: 0 P: 12	R: 0 E: 0 K: 2 S: 13	H: 1 LOB: 1 BB: 0 P: 20	R: 0 E: 0 K: 1 S: 12	H: 1 LOB: 0 BB: 0 P: 18	R: 2 E: 0 K: 1 S: 12	H: 3 LOB: 1 BB: 0 P: 17	R: 3 E: 1 K: 1 S: 16	H: 3 LOB: 2 BB: 1 P: 29	R: 0 E: 0 K: 0 S: 3	H: 0 LOB: 0 BB: 0 P: 5	R: 0 E: 0 K: 1 S: 9	H: 1 LOB: 0 BB: 0 P: 12	R: 1 E: 0 K: 0 S: 11	H: 2 LOB: 1 BB: 0 P: 17	1B: 9 2B: 2 3B: 0 HR: 0	SF: 1 SAC: 0 DP: 1 HBP: 0	WP: 1 PB: 0 SB: 3 CS: 0	PA: 36
PITCHER	IP WLS BF H R ER SO BB IBB HBP BLK WP HR S P ERA WHIP	IP WLS BF H R ER SO BB IBB HBP BLK WP HR S P ERA WHIP	IP WLS BF H R ER SO BB IBB HBP BLK WP HR S P ERA WHIP	IP WLS BF H R ER SO BB IBB HBP BLK WP HR S P ERA WHIP	IP WLS BF H R ER SO BB IBB HBP BLK WP HR S P ERA WHIP	IP WLS BF H R ER SO BB IBB HBP BLK WP HR S P ERA WHIP	IP WLS BF H R ER SO BB IBB HBP BLK WP HR S P ERA WHIP	IP WLS BF H R ER SO BB IBB HBP BLK WP HR S P ERA WHIP	IP WLS BF H R ER SO BB IBB HBP BLK WP HR S P ERA WHIP	IP WLS BF H R ER SO BB IBB HBP BLK WP HR S P ERA WHIP	IP WLS BF H R ER SO BB IBB HBP BLK WP HR S P ERA WHIP	IP WLS BF H R ER SO BB IBB HBP BLK WP HR S P ERA WHIP	IP WLS BF H R ER SO BB IBB HBP BLK WP HR S P ERA WHIP	IP WLS BF H R ER SO BB IBB HBP BLK WP HR S P ERA WHIP	IP WLS BF H R ER SO BB IBB HBP BLK WP HR S P ERA WHIP	IP WLS BF H R ER SO BB IBB HBP BLK WP HR S P ERA WHIP				
33 James Shields, R ERA: 3.52	5.0		8	5	3	3	1	0	0	0	0	0	0	0	0	0	5.40	1.800		
24 Kurt Birkins, L ERA:	6.1	1.1	4	0	0	0	0	0	0	0	0	6	9	0.00	0.000					
35 Dan Wheeler, R ERA: 2.25	7.1	1.2	L	7	3	1	1	0	0	0	0	17	25	5.40	1.800					

Batter	1	2	3	4	5	6	7	8	9	AB	R	H	RBI	BB	SO	LOB	TOP								
1 Akinori Iwamura, L (1.4) OBP: 0.310, SLG: 0.230	E9 13 G4-3 2 G6-3		G3-1		E 2 BB 13 1B	K		CS	P3	5	2	1	0	0	1	0									
13 Carl Crawford, L (1.7) OBP: 0.297, SLG: 0.347	G4-3		F8		E 2 BB 1B				F7	5	1	2	1	0	0	1									
2 B.J. Upton, R (1.8) OBP: 0.400, SLG: 0.450	G6-3			G5-3 23 G5-3 3 1B	E 31 G4-3 BB	PO			K	4	2	1	1	1	2	0									
23 Carlos Pena, L (1.3) Nathan Haynes, L (4.9) OBP: 0.250, SLG: 0.250	F7			G5-3	E9 31 G4-3 1B	G4-3				2	0	0	0	0	0	1									
3 Evan Longoria, R (1.5) OBP: 0.417, SLG: 0.500		F8			K					2	0	1	2	0	1	2									
32 Eric Hinske, L (1.9) (4.3) OBP: 0.343, SLG: 0.763		HR				G5-3				2	1	1	1	2	0	1									
31 Jonny Gomes, R (1.10) OBP: 0.405, SLG: 0.529		L3-4 2B			F8	G4-3				4	0	1	1	0	0	4									
Mike DiFelice, R (1.2) OBP: 0.333, SLG: 0.389		L3-4			P3					4	0	0	0	0	1	5									
8 Jason Bartlett, R (1.6) OBP: 0.246, SLG: 0.255					F9	G4-3				4	1	2	0	0	0	0									
Inning Stats	R: 1 E: 1 K: 0 S: 9	H: 0 LOB: 0 BB: 0 P: 12	R: 1 E: 0 K: 0 S: 10	H: 2 LOB: 0 BB: 0 P: 14	R: 0 E: 0 K: 0 S: 7	H: 0 LOB: 0 BB: 0 P: 10	R: 1 E: 0 K: 0 S: 11	H: 2 LOB: 2 BB: 1 P: 20	R: 4 E: 0 K: 2 S: 22	H: 4 LOB: 2 BB: 2 P: 38	R: 0 E: 0 K: 1 S: 8	H: 1 LOB: 0 BB: 0 P: 11	R: 0 E: 0 K: 1 S: 10	H: 1 LOB: 1 BB: 0 P: 13	R: 0 E: 0 K: 0 S: 9	H: 1 LOB: 0 BB: 0 P: 12	R: 0 E: 0 K: 1 S: 7	H: 0 LOB: 0 BB: 0 P: 9	1B: 9 2B: 2 3B: 0 HR: 1	SF: 0 SAC: 0 DP: 1 HBP: 0	WP: 0 PB: 0 SB: 0 CS: 1	PA: 41			
PITCHER	IP	WLS	BF	H	R	ER	SO	BB	IBB	HBP	BLK	WP	HR	S	P	ERA	WHIP								
26 Boof Bonser, R (1.1) ERA: 4.7	4.0	L	21	7	7	6	0	2	0	0	0	0	1	46	72	13.50	2.250								
Brian Bass, R (5.1) ERA: 3.18	0.1		3	1	0	0	1	0	1	0	0	0	0	7	14	0.00	3.000								
54 Matt Guerrier, R (5.1) ERA: 5.79	3.2		12	3	0	0	3	0	0	0	0	0	0	33	44	0.00	0.818								
17 Pat Neshek, R (9.1) ERA: 6.43	1.0		3	0	0	0	1	0	0	0	0	0	0	7	9	0.00	0.000								

Tampa Bay Rays @ Minnesota Twins
Hubert H. Humphrey Metrodome, Minneapolis, MN

AB 36
R 7
H 11
RBI 7
BB 3
SO 5
LOB 14



Thu Apr 17 2008, 8:10 PM EDT
Att: 14,781 - Dome - 68 F

Batter	1	2	3	4	5	6	7	8	9	AB	R	H	RBI	BB	SO	LOB	BOTTOM								
22 Carlos Gómez, R (1.8) OBP: 0.296, SLG: 0.377	G5-3				K					4	0	2	0	0	1	0									
20 Matt Tolbert, S (1.6) OBP: 0.471, SLG: 0.484	G4-3									4	1	2	1	0	0	1									
7 Joe Mauer, L (1.2) OBP: 0.350, SLG: 0.352	F7									4	0	1	1	0	0	2									
33 Justin Morneau, L (1.3) OBP: 0.354, SLG: 0.527		F7								3	1	2	0	1	0	0									
21 Delmon Young, R (1.7) OBP: 0.297, SLG: 0.339		K								4	0	1	1	0	1	3									
16 Jason Kubel, L (1.10) OBP: 0.281, SLG: 0.463		K								4	0	0	0	0	1	1									
23 Brendan Harris, R (1.4) OBP: 0.389, SLG: 0.404										3	0	0	0	1	2	1									
Mike Lamb, L (1.5) OBP: 0.189, SLG: 0.224										4	0	0	0	0	0	2									
2 Denard Span, L (1.9) OBP: 0.300, SLG: 0.222										3	1	0	0	0	1	1									
Inning Stats	R: 0 E: 0 K: 0 S: 7	H: 0 LOB: 0 BB: 0 P: 9	R: 0 E: 0 K: 2 S: 10	H: 0 LOB: 0 BB: 0 P: 14	R: 1 E: 0 K: 0 S: 13	H: 2 LOB: 1 BB: 1 P: 26	R: 1 E: 0 K: 1 S: 8	H: 2 LOB: 1 BB: 0 P: 12	R: 1 E: 0 K: 2 S: 19	H: 2 LOB: 2 BB: 1 P: 30	R: 0 E: 0 K: 0 S: 7	H: 0 LOB: 0 BB: 0 P: 10	R: 0 E: 0 K: 0 S: 6	H: 1 LOB: 0 BB: 0 P: 10	R: 0 E: 0 K: 0 S: 6	H: 1 LOB: 0 BB: 0 P: 8	R: 0 E: 0 K: 1 S: 10	H: 0 LOB: 0 BB: 0 P: 15	1B: 6 2B: 2 3B: 0 HR: 0	SF: 0 SAC: 0 DP: 2 HBP: 0	WP: 1 PB: 0 SB: 1 CS: 0	PA: 35			
PITCHER	IP	WLS	BF	H	R	ER	SO	BB	IBB	HBP	BLK	WP	HR	S	P	ERA	WHIP								
49 Jason Hammel, R (1.1) ERA: 4.26	6.0	W	26	6	3	3	5	2	0	0	0	1	0	64	101	4.50	1.333								
39 J.P. Howell, L (7.1) ERA: 2.53	3.0	S	9	2	0	0	1	0	0	0	0	0	0	22	33	0.00	0.667								

Tampa Bay Rays @ Minnesota Twins
Hubert H. Humphrey Metrodome, Minneapolis, MN

AB 33
R 3
H 8
RBI 3
BB 2
SO 6
LOB 11



Thu Apr 17 2008, 8:10 PM EDT
Att: 14,781 - Dome - 68 F

Batter	1	2	3	4	5	6	7	8	9	AB	R	H	RBI	BB	SO	LOB	TOP											
24 Grady Sizemore, L OBP: 0.385, SLG: 0.359										4	0	0	0	0	2	3	Cleveland Indians @ Minnesota Twins Hubert H. Humphrey Metrodome, Minneapolis, MN Fri Apr 18 2008, 8:10 PM EDT Att: 22,366 - Dome - 70 F livebaseballscorecards.com											
11 Jamey Carroll, R OBP: 0.322, SLG: 0.400										2	0	0	0	2	0	0												
41 Victor Martinez, S OBP: 0.372, SLG: 0.495										4	0	1	1	0	1	1												
25 Ryan Garko, R OBP: 0.437, SLG: 0.474										3	1	0	0	1	0	2												
2 Jhonny Peralta, R OBP: 0.294, SLG: 0.429										4	1	1	0	0	1	0												
Franklin Gutierrez, R OBP: 0.263, SLG: 0.308										4	0	0	0	0	0	2												
Jason Michaels, R OBP: 0.222, SLG: 0.158										2	0	0	0	2	1	0												
Casey Blake, R OBP: 0.268, SLG: 0.300										4	1	2	3	0	1	0												
10 Kelly Shoppach, R OBP: 0.357, SLG: 0.440										3	1	1	0	0	1	2												
Inning Stats	R: 0 E: 0 K: 2 S: 8	H: 0 LOB: 0 BB: 0 P: 10	R: 2 E: 0 K: 0 S: 11	H: 2 LOB: 2 BB: 2 P: 24	R: 0 E: 0 K: 0 S: 6	H: 0 LOB: 0 BB: 1 P: 13	R: 0 E: 0 K: 1 S: 6	H: 0 LOB: 0 BB: 1 P: 14	R: 1 E: 0 K: 0 S: 16	H: 2 LOB: 2 BB: 1 P: 27	R: 0 E: 0 K: 0 S: 6	H: 0 LOB: 0 BB: 0 P: 8	R: 1 E: 0 K: 2 S: 10	H: 1 LOB: 0 BB: 0 P: 14	R: 0 E: 0 K: 0 S: 6	H: 0 LOB: 0 BB: 0 P: 8		R: 0 E: 0 K: 2 S: 7	H: 0 LOB: 0 BB: 0 P: 11	1B: 4 2B: 0 3B: 0 HR: 1	SF: 0 SAC: 0 DP: 1 HBP: 0	WP: 0 PB: 0 SB: 0 CS: 1	PA: 36					
PITCHER	IP	WLS	BF	H	R	ER	SO	BB	IBB	HBP	BLK	WP	HR	S	P	ERA	WHIP											
47 Francisco Liriano, L ERA: 6.52	(1, 1)	5.0	L	22	4	3	3	3	5	0	0	0	0	0	47	88	5.40	1.800										
Juan Rincon, R ERA: 5.4	(6, 1)	2.0		7	1	1	2	0	0	0	0	0	1	16	22	4.50	0.500											
28 Jesse Crain, R ERA: 6.35	(8, 1)	2.0		6	0	0	2	0	0	0	0	0	0	13	19	0.00	0.000											

Batter	1	2	3	4	5	6	7	8	9	AB	R	H	RBI	BB	SO	LOB	BOTTOM										
22 Carlos Gómez, R OBP: 0.280, SLG: 0.356										4	0	0	0	0	2	1	Cleveland Indians @ Minnesota Twins Hubert H. Humphrey Metrodome, Minneapolis, MN Fri Apr 18 2008, 8:10 PM EDT Att: 22,366 - Dome - 70 F livebaseballscorecards.com										
20 Matt Tolbert, S OBP: 0.447, SLG: 0.457										4	0	1	0	0	2	1											
7 Joe Mauer, L OBP: 0.349, SLG: 0.351										3	0	1	0	0	1	1											
33 Justin Morneau, L OBP: 0.338, SLG: 0.500										3	0	0	0	0	0	1											
21 Delmon Young, R OBP: 0.299, SLG: 0.328										2	0	0	0	1	0	0											
16 Jason Kubel, L OBP: 0.297, SLG: 0.439										3	0	0	0	0	2	1											
Craig Monroe, R OBP: 0.280, SLG: 0.273										3	0	0	0	0	1	1											
23 Brendan Harris, R OBP: 0.368, SLG: 0.380										3	0	0	0	0	2	0											
8 Nick Punto, S OBP: 0.333, SLG: 0.286										3	0	1	0	0	0	0											
Inning Stats	R: 0 E: 0 K: 2 S: 9	H: 0 LOB: 0 BB: 0 P: 14	R: 0 E: 0 K: 1 S: 13	H: 0 LOB: 1 BB: 1 P: 21	R: 0 E: 0 K: 1 S: 9	H: 0 LOB: 0 BB: 0 P: 14	R: 0 E: 0 K: 0 S: 8	H: 1 LOB: 0 BB: 0 P: 12	R: 0 E: 0 K: 1 S: 12	H: 0 LOB: 0 BB: 0 P: 19	R: 0 E: 0 K: 1 S: 6	H: 0 LOB: 0 BB: 0 P: 6	R: 0 E: 0 K: 1 S: 8	H: 1 LOB: 0 BB: 0 P: 11	R: 0 E: 0 K: 1 S: 9	H: 0 LOB: 0 BB: 0 P: 12		R: 0 E: 0 K: 2 S: 12	H: 1 LOB: 1 BB: 0 P: 19	1B: 3 2B: 0 3B: 0 HR: 0	SF: 0 SAC: 0 DP: 2 HBP: 0	WP: 1 PB: 0 SB: 0 CS: 0	PA: 29				
PITCHER	IP	WLS	BF	H	R	ER	SO	BB	IBB	HBP	BLK	WP	HR	S	P	ERA	WHIP										
31 Cliff Lee, L ERA: 0.4	(1, 1)	8.0	W	25	2	0	0	8	1	0	0	0	0	74	109	0.00	0.375										
53 Rafael Perez, L ERA: 5.4	(9, 1)	1.0		4	1	0	2	0	0	0	0	0	0	12	19	0.00	1.000										



Batter	1	2	3	4	5	6	7	8	9	AB	R	H	RBI	BB	SO	LOB	TOP										
24 Grady Sizemore, L OBP: 0.378, SLG: 0.368	F8		G4-3					F9		4	0	1	0	0	0	2	Cleveland Indians @ Minnesota Twins Hubert H. Humphrey Metrodome, Minneapolis, MN Sat Apr 19 2008, 3:55 PM EDT Att: 34,210 - Dome - 69 F livebaseballscorecards.com										
11 Jamey Carroll, R OBP: 0.481, SLG: 0.333	HBP			G4-3		F7		F7		3	0	0	0	0	0	1											
48 Travis Hafner, L OBP: 0.329, SLG: 0.394	G4-6-3			K		G4-3		F8		4	0	0	0	0	1	2											
41 Victor Martinez, S OBP: 0.362, SLG: 0.391		G6-3					F9		G5-3		4	0	1	0	0	0											
25 Ryan Garko, R OBP: 0.446, SLG: 0.483				F8						3	0	2	0	0	0	1											
20 David Dellucci, L OBP: 0.400, SLG: 0.438					G4-3		G3-6-3			3	0	0	0	0	0	2											
Franklin Gutierrez, R OBP: 0.287, SLG: 0.309			F8					F9		3	0	1	0	0	0	0											
13 Asdrubal Cabrera, S OBP: 0.241, SLG: 0.273						G1-6-3		G6-3		3	0	2	0	0	0	1											
Casey Blake, R OBP: 0.271, SLG: 0.302							F7		G6-3		3	0	1	0	0	0											
Inning Stats	R: 0 E: 0 K: 0 S: 6	H: 0 LOB: 0 BB: 0 P: 10	R: 0 E: 0 K: 0 S: 9	H: 1 LOB: 0 BB: 0 P: 12	R: 0 E: 0 K: 0 S: 11	H: 2 LOB: 1 BB: 0 P: 13	R: 0 E: 0 K: 1 S: 11	H: 1 LOB: 1 BB: 0 P: 19	R: 0 E: 0 K: 0 S: 11	H: 1 LOB: 0 BB: 0 P: 16	R: 0 E: 0 K: 0 S: 11	H: 1 LOB: 1 BB: 0 P: 17	R: 0 E: 0 K: 0 S: 11	H: 0 LOB: 0 BB: 0 P: 15	1B: 5 2B: 3 3B: 0 HR: 0	SF: 0 SAC: 0 DP: 4 HBP: 1		WP: 0 PB: 0 SB: 0 CS: 0	PA: 31								
PITCHER	IP	WLS	BF	H	R	ER	SO	BB	IBB	HBP	BLK	WP	HR	S	P	ERA	WHIP										
53 Nick Blackburn, R ERA: 2.49	7.2	W	27	8	0	0	1	0	0	1	0	0	0	69	102	0.00	1.043										
Dennys Reyes, L	0.1	H	1	0	0	0	0	0	0	0	0	0	0	1	2	0.00	0.000										
36 Joe Nathan, R ERA:	1.0	S	3	0	0	0	0	0	0	0	0	0	0	11	15	0.00	0.000										

Batter	1	2	3	4	5	6	7	8	9	AB	R	H	RBI	BB	SO	LOB	BOTTOM										
22 Carlos Gómez, R OBP: 0.278, SLG: 0.351	G6-3						G4-3			4	0	1	1	0	1	2	Cleveland Indians @ Minnesota Twins Hubert H. Humphrey Metrodome, Minneapolis, MN Sat Apr 19 2008, 3:55 PM EDT Att: 34,210 - Dome - 69 F livebaseballscorecards.com										
23 Brendan Harris, R OBP: 0.361, SLG: 0.370		G1-3								4	0	1	0	0	2	2											
7 Joe Mauer, L OBP: 0.343, SLG: 0.361	FC1-4				F7			G4-3		4	1	1	0	0	0	1											
33 Justin Morneau, L OBP: 0.347, SLG: 0.548	HR				F7		G4-3			4	1	2	2	0	0	1											
21 Delmon Young, R OBP: 0.282, SLG: 0.309	G4-3				G1			G6-3		4	0	0	0	0	0	2											
16 Jason Kubel, L OBP: 0.270, SLG: 0.433					G3-1			G4-3		3	0	1	0	0	0	0											
Craig Monroe, R OBP: 0.321, SLG: 0.360										3	0	2	0	0	1	1											
20 Matt Tolbert, S OBP: 0.447, SLG: 0.457										0	0	0	0	0	0	0											
Mike Lamb, L OBP: 0.196, SLG: 0.231					F7			F7		3	1	1	0	0	0	2											
8 Nick Punto, S OBP: 0.333, SLG: 0.250								G4-3		2	0	0	0	1	1	2											
Inning Stats	R: 2 E: 0 K: 0 S: 11	H: 2 LOB: 0 BB: 0 P: 17	R: 1 E: 0 K: 1 S: 9	H: 3 LOB: 2 BB: 1 P: 17	R: 0 E: 0 K: 0 S: 6	H: 1 LOB: 0 BB: 0 P: 9	R: 0 E: 0 K: 1 S: 11	H: 1 LOB: 1 BB: 0 P: 18	R: 0 E: 0 K: 2 S: 9	H: 0 LOB: 0 BB: 0 P: 14	R: 0 E: 0 K: 0 S: 11	H: 0 LOB: 0 BB: 0 P: 13	R: 0 E: 0 K: 0 S: 9	H: 1 LOB: 2 BB: 0 P: 18	R: 0 E: 0 K: 1 S: 10	H: 1 LOB: 1 BB: 0 P: 17	1B: 6 2B: 2 3B: 0 HR: 1	SF: 0 SAC: 0 DP: 0 HBP: 0	WP: 1 PB: 0 SB: 0 CS: 2	PA: 32							
PITCHER	IP	WLS	BF	H	R	ER	SO	BB	IBB	HBP	BLK	WP	HR	S	P	ERA	WHIP										
37 Jake Westbrook, R ERA: 2.73	7.0	L	28	8	3	3	4	0	0	0	0	0	0	66	106	3.86	1.286										
Jorge Julio, R ERA: 5.0	1.0		4	1	0	0	1	0	0	0	0	1	0	10	17	0.00	1.000										



Batter	1	2	3	4	5	6	7	8	9	AB	R	H	RBI	BB	SO	LOB	TOP							
22 Carlos Gómez, R OBP: 0.247, SLG: 0.310										5	0	0	0	0	4	4								
23 Brendan Harris, R OBP: 0.352, SLG: 0.406										5	0	0	0	0	2	3								
7 Joe Mauer, L OBP: 0.333, SLG: 0.348										5	1	1	0	0	0	3								
33 Justin Morneau, L OBP: 0.346, SLG: 0.521										4	0	1	0	0	1	1								
21 Delmon Young, R OBP: 0.278, SLG: 0.316										4	1	2	0	0	0	1								
16 Jason Kubel, L OBP: 0.292, SLG: 0.426										4	1	1	1	0	1	1								
2 Denard Span, L OBP: 0.300, SLG: 0.222										0	0	0	0	0	0	0								
Craig Monroe, R OBP: 0.364, SLG: 0.533										4	2	3	3	0	1	2								
Mike Lamb, L OBP: 0.222, SLG: 0.271										4	0	3	1	0	0	0								
20 Matt Tolbert, S OBP: 0.447, SLG: 0.457										0	0	0	0	0	0	0								
8 Nick Punto, S OBP: 0.346, SLG: 0.292										4	0	1	0	0	1	2								
Inning Stats	R: 0 H: 0 E: 0 K: 1 S: 8	H: 0 LOB: 0 BB: 0 P: 10	R: 1 H: 2 E: 0 K: 0 S: 8	H: 2 LOB: 1 BB: 0 P: 13	R: 0 H: 0 E: 0 K: 1 S: 8	H: 0 LOB: 0 BB: 0 P: 13	R: 0 H: 0 E: 0 K: 0 S: 4	H: 0 LOB: 0 BB: 0 P: 6	R: 2 H: 2 E: 1 K: 0 S: 14	H: 2 LOB: 1 BB: 0 P: 18	R: 0 H: 1 E: 0 K: 1 S: 9	H: 1 LOB: 1 BB: 0 P: 12	R: 1 H: 2 E: 0 K: 3 S: 14	H: 2 LOB: 1 BB: 0 P: 19	R: 1 H: 3 E: 0 K: 2 S: 18	H: 3 LOB: 3 BB: 0 P: 26	R: 0 H: 2 E: 0 K: 2 S: 14	H: 2 LOB: 3 BB: 0 P: 21	1B: 8 2B: 3 3B: 0 HR: 1	SF: 0 SAC: 0 DP: 0 HBP: 0	WP: 0 PB: 0 SB: 2 CS: 0	PA: 39		
PITCHER	IP WLS BF H R ER SO BB IBB HBP BLK WP HR S P ERA WHIP	IP WLS BF H R ER SO BB IBB HBP BLK WP HR S P ERA WHIP	IP WLS BF H R ER SO BB IBB HBP BLK WP HR S P ERA WHIP	IP WLS BF H R ER SO BB IBB HBP BLK WP HR S P ERA WHIP	IP WLS BF H R ER SO BB IBB HBP BLK WP HR S P ERA WHIP	IP WLS BF H R ER SO BB IBB HBP BLK WP HR S P ERA WHIP	IP WLS BF H R ER SO BB IBB HBP BLK WP HR S P ERA WHIP	IP WLS BF H R ER SO BB IBB HBP BLK WP HR S P ERA WHIP	IP WLS BF H R ER SO BB IBB HBP BLK WP HR S P ERA WHIP	IP WLS BF H R ER SO BB IBB HBP BLK WP HR S P ERA WHIP	IP WLS BF H R ER SO BB IBB HBP BLK WP HR S P ERA WHIP	IP WLS BF H R ER SO BB IBB HBP BLK WP HR S P ERA WHIP	IP WLS BF H R ER SO BB IBB HBP BLK WP HR S P ERA WHIP	IP WLS BF H R ER SO BB IBB HBP BLK WP HR S P ERA WHIP	IP WLS BF H R ER SO BB IBB HBP BLK WP HR S P ERA WHIP	IP WLS BF H R ER SO BB IBB HBP BLK WP HR S P ERA WHIP	IP WLS BF H R ER SO BB IBB HBP BLK WP HR S P ERA WHIP	IP WLS BF H R ER SO BB IBB HBP BLK WP HR S P ERA WHIP	IP WLS BF H R ER SO BB IBB HBP BLK WP HR S P ERA WHIP	IP WLS BF H R ER SO BB IBB HBP BLK WP HR S P ERA WHIP	IP WLS BF H R ER SO BB IBB HBP BLK WP HR S P ERA WHIP	IP WLS BF H R ER SO BB IBB HBP BLK WP HR S P ERA WHIP	IP WLS BF H R ER SO BB IBB HBP BLK WP HR S P ERA WHIP	IP WLS BF H R ER SO BB IBB HBP BLK WP HR S P ERA WHIP

Minnesota Twins @ Oakland Athletics
McAfee Coliseum, Oakland, CA
Tue Apr 22 2008, 10:05 PM EDT
Att: 10,267 - Overcast - 55 F

AB	39
R	5
H	12
RBI	5
BB	0
SO	10
LOB	17



Batter	1	2	3	4	5	6	7	8	9	AB	R	H	RBI	BB	SO	LOB	BOTTOM						
8 Kurt Suzuki, R OBP: 0.382, SLG: 0.362										5	0	1	2	0	1	1							
10 Daric Barton, L OBP: 0.385, SLG: 0.388										5	0	2	0	0	2	1							
14 Mark Ellis, R OBP: 0.330, SLG: 0.405										2	0	0	0	2	0	3							
32 Jack Cust, L OBP: 0.361, SLG: 0.241										3	1	0	0	1	2	3							
Emil Brown, R OBP: 0.306, SLG: 0.449										4	1	1	2	0	0	2							
15 Ryan Sweeney, L OBP: 0.320, SLG: 0.375										4	0	0	0	0	0	0							
7 Bobby Crosby, R OBP: 0.363, SLG: 0.464										4	1	1	0	0	1	0							
19 Chris Denorria, R OBP: 0.350, SLG: 0.351										4	1	2	0	0	1	0							
22 Jack Hannahan, L OBP: 0.328, SLG: 0.278										3	0	0	0	0	1	3							
5 Mike Sweeney, R OBP: 0.367, SLG: 0.346										1	0	1	0	0	0	0							
12 Donnie Murphy, R OBP: 0.267, SLG: 0.154										0	0	0	0	0	0	0							
Inning Stats	R: 0 H: 1 E: 0 K: 1 S: 10	H: 0 LOB: 0 BB: 0 P: 15	R: 0 H: 0 E: 0 K: 0 S: 14	H: 0 LOB: 0 BB: 0 P: 21	R: 0 H: 0 E: 0 K: 0 S: 11	H: 0 LOB: 1 BB: 1 P: 19	R: 0 H: 0 E: 1 K: 0 S: 13	H: 0 LOB: 1 BB: 1 P: 23	R: 0 H: 0 E: 0 K: 0 S: 6	H: 0 LOB: 0 BB: 0 P: 7	R: 0 H: 1 E: 0 K: 3 S: 10	H: 1 LOB: 1 BB: 0 P: 16	1B: 6 2B: 1 3B: 0 HR: 1	SF: 0 SAC: 0 DP: 1 HBP: 0	WP: 0 PB: 0 SB: 0 CS: 0	PA: 38							
PITCHER	IP WLS BF H R ER SO BB IBB HBP BLK WP HR S P ERA WHIP	IP WLS BF H R ER SO BB IBB HBP BLK WP HR S P ERA WHIP	IP WLS BF H R ER SO BB IBB HBP BLK WP HR S P ERA WHIP	IP WLS BF H R ER SO BB IBB HBP BLK WP HR S P ERA WHIP	IP WLS BF H R ER SO BB IBB HBP BLK WP HR S P ERA WHIP	IP WLS BF H R ER SO BB IBB HBP BLK WP HR S P ERA WHIP	IP WLS BF H R ER SO BB IBB HBP BLK WP HR S P ERA WHIP	IP WLS BF H R ER SO BB IBB HBP BLK WP HR S P ERA WHIP	IP WLS BF H R ER SO BB IBB HBP BLK WP HR S P ERA WHIP	IP WLS BF H R ER SO BB IBB HBP BLK WP HR S P ERA WHIP	IP WLS BF H R ER SO BB IBB HBP BLK WP HR S P ERA WHIP	IP WLS BF H R ER SO BB IBB HBP BLK WP HR S P ERA WHIP	IP WLS BF H R ER SO BB IBB HBP BLK WP HR S P ERA WHIP	IP WLS BF H R ER SO BB IBB HBP BLK WP HR S P ERA WHIP	IP WLS BF H R ER SO BB IBB HBP BLK WP HR S P ERA WHIP	IP WLS BF H R ER SO BB IBB HBP BLK WP HR S P ERA WHIP	IP WLS BF H R ER SO BB IBB HBP BLK WP HR S P ERA WHIP	IP WLS BF H R ER SO BB IBB HBP BLK WP HR S P ERA WHIP	IP WLS BF H R ER SO BB IBB HBP BLK WP HR S P ERA WHIP	IP WLS BF H R ER SO BB IBB HBP BLK WP HR S P ERA WHIP	IP WLS BF H R ER SO BB IBB HBP BLK WP HR S P ERA WHIP	IP WLS BF H R ER SO BB IBB HBP BLK WP HR S P ERA WHIP	IP WLS BF H R ER SO BB IBB HBP BLK WP HR S P ERA WHIP

Minnesota Twins @ Oakland Athletics
McAfee Coliseum, Oakland, CA
Tue Apr 22 2008, 10:05 PM EDT
Att: 10,267 - Overcast - 55 F

AB	35
R	4
H	8
RBI	4
BB	3
SO	8
LOB	13



Batter	1	2	3	4	5	6	7	8	9	AB	R	H	RBI	BB	SO	LOB	TOP										
2 Denard Span, L OBP: 0.303, SLG: 0.233 23 Brendan Harris, R OBP: 0.347, SLG: 0.400										3	0	1	0	0	0	0											
20 Matt Tolbert, S OBP: 0.405, SLG: 0.410										4	0	0	0	0	1	1											
7 Joe Mauer, L OBP: 0.329, SLG: 0.357											4	0	1	0	0	0											
33 Justin Morneau, L OBP: 0.341, SLG: 0.507											4	0	1	0	0	1											
21 Delmon Young, R OBP: 0.277, SLG: 0.313												4	0	1	0	0	1										
16 Jason Kubel, L OBP: 0.323, SLG: 0.431												4	0	2	0	0	2										
Craig Monroe, R OBP: 0.333, SLG: 0.485												3	0	0	0	2	3										
Mike Lamb, L OBP: 0.212, SLG: 0.258												3	0	0	0	0	1										
8 Nick Punto, S OBP: 0.310, SLG: 0.259												3	0	0	0	2	0										
Inning Stats	R: 0 H: 1 E: 0 K: 0 S: 9	H: 1 LOB: 1 BB: 0 P: 13	R: 0 H: 0 E: 0 K: 1 S: 6	H: 0 LOB: 0 BB: 0 P: 11	R: 0 H: 0 E: 0 K: 0 S: 6	H: 0 LOB: 0 BB: 0 P: 11	R: 0 H: 0 E: 0 K: 0 S: 4	H: 0 LOB: 0 BB: 0 P: 8	R: 0 H: 1 E: 0 K: 1 S: 7	H: 1 LOB: 1 BB: 0 P: 7	R: 0 H: 0 E: 0 K: 1 S: 6	H: 0 LOB: 0 BB: 0 P: 8	R: 0 H: 2 E: 0 K: 1 S: 14	H: 2 LOB: 2 BB: 0 P: 26	R: 0 H: 0 E: 0 K: 2 S: 7	H: 0 LOB: 0 BB: 0 P: 11	R: 0 H: 2 E: 0 K: 2 S: 12	H: 2 LOB: 2 BB: 0 P: 19	1B: 5 2B: 1 3B: 0 HR: 0	SF: 0 SAC: 0 DP: 1 HBP: 0	WP: 0 PB: 0 SB: 0 CS: 0	PA: 33					
PITCHER	IP	WLS	BF	H	R	ER	SO	BB	IBB	HBP	BLK	WP	HR	S	P	ERA	WHIP										
Chad Gaudin, R ERA: 3.38	7.0	W	25	4	0	0	4	0	0	0	0	0	0	52	84	0.00	0.571										
Alan Embree, L ERA: 4.22	1.0	H	3	0	0	0	2	0	0	0	0	0	0	7	11	0.00	0.000										
Huston Street, R ERA: 5.23	1.0	S	5	2	0	0	2	0	0	0	0	0	0	12	19	0.00	2.000										

Minnesota Twins @ Oakland Athletics
McAfee Coliseum, Oakland, CA
Wed Apr 23 2008, 10:05 PM EDT
Att: 15,242 - Partly Cloudy - 55 F

AB	33
R	0
H	6
RBI	0
BB	0
SO	8
LOB	10



Batter	1	2	3	4	5	6	7	8	9	AB	R	H	RBI	BB	SO	LOB	BOTTOM										
8 Kurt Suzuki, R OBP: 0.375, SLG: 0.347										3	0	0	0	1	0	1											
10 Daric Barton, L OBP: 0.380, SLG: 0.373										3	1	0	0	1	0	2											
14 Mark Ellis, R OBP: 0.327, SLG: 0.398										4	0	1	0	0	1	1											
5 Mike Sweeney, R OBP: 0.391, SLG: 0.418										3	2	2	2	1	0	0											
32 Jack Cust, L OBP: 0.373, SLG: 0.250										2	0	1	0	1	0	2											
19 Chris Denorfia, R OBP: 0.341, SLG: 0.342											3	0	0	1	0	1											
Emil Brown, R OBP: 0.286, SLG: 0.431										3	0	0	0	1	2												
7 Bobby Crosby, R OBP: 0.351, SLG: 0.448										3	0	0	0	0	1	2											
15 Ryan Sweeney, L OBP: 0.302, SLG: 0.353										3	0	0	0	0	1												
12 Donnie Murphy, R OBP: 0.278, SLG: 0.188										3	0	1	0	0	1	0											
22 Jack Hannahan, L OBP: 0.328, SLG: 0.278										0	0	0	0	0	0	0											
Inning Stats	R: 0 H: 0 E: 0 K: 0 S: 7	H: 0 LOB: 0 BB: 0 P: 12	R: 1 H: 1 E: 0 K: 1 S: 10	H: 1 LOB: 1 BB: 1 P: 20	R: 1 H: 2 E: 0 K: 1 S: 15	H: 2 LOB: 1 BB: 1 P: 28	R: 0 H: 0 E: 0 K: 0 S: 7	H: 0 LOB: 0 BB: 0 P: 10	R: 0 H: 0 E: 0 K: 0 S: 6	H: 0 LOB: 2 BB: 1 P: 10	R: 0 H: 0 E: 0 K: 0 S: 11	H: 0 LOB: 2 BB: 1 P: 20	R: 0 H: 1 E: 0 K: 0 S: 10	H: 1 LOB: 1 BB: 0 P: 15	R: 1 H: 1 E: 0 K: 1 S: 7	H: 1 LOB: 0 BB: 0 P: 8	1B: 4 2B: 0 3B: 0 HR: 1	SF: 1 SAC: 0 DP: 0 HBP: 0	WP: 1 PB: 0 SB: 1 CS: 0	PA: 33							
PITCHER	IP	WLS	BF	H	R	ER	SO	BB	IBB	HBP	BLK	WP	HR	S	P	ERA	WHIP										
26 Boof Bonser, R ERA: 4.34	6.0	L	25	3	2	2	2	4	0	0	0	1	0	56	100	3.00	1.167										
54 Matt Guerrier, R ERA: 5.11	2.0		8	2	1	1	1	0	0	0	0	0	1	17	23	4.50	1.000										

Minnesota Twins @ Oakland Athletics
McAfee Coliseum, Oakland, CA
Wed Apr 23 2008, 10:05 PM EDT
Att: 15,242 - Partly Cloudy - 55 F

AB	28
R	3
H	5
RBI	3
BB	4
SO	3
LOB	10



Batter	1	2	3	4	5	6	7	8	9	10	AB	R	H	RBI	BB	SO	LOB	TOP							
22 Carlos Gómez, R OBP: 0.271, SLG: 0.362 Craig Monroe, R OBP: 0.310, SLG: 0.436	(1,8) S FF 90 0-1 X FF 90		F FC 90 0-1 X FC 90	C SI 91 1-2 S SI 91 1-2 X FC 92		X FC 86 0-0			B SI 92 2-3 C FF 94 2-3 F FF 94 2-3 B SI 91 2-3 X FC 94		3	2	2	0	0	0	0								
23 Brendan Harris, R OBP: 0.321, SLG: 0.365	(1,4) 1 SAFE 3-3 P SI 89 F FC 89 D CU 72 1 SAFE B FF 89 S FC 86		C FF 89 2-2 F FF 89 1 SAFE B FC 85 X FC 86	B SI 91 1-3 B CU 73 X FC 92		B FC 87 2-3 1 SAFE B SI 91 2-3 X FC 92			B FF 94 3-2 F FF 94 3-2 B SI 91 3-2 B SI 81 3-2 F FF 92 3-2 F FF 92 3-2 X SI 92		5	1	1	0	0	3	2								
7 Joe Mauer, L OBP: 0.358, SLG: 0.384	(1,2) D FF 88 4-1 B FC 89 B FC 90 C FC 90 B FF 91		B FF 91 4-2 C FF 91 4-2 B FC 90 4-2 B FC 91 4-2 F SI 91 4-2 B SI 85		X SI 91 0-0			B SI 86 2-2 C SI 86 2-2 B SI 87 2-2 B SI 86 2-2 X CH 79		B CU 80 1-1 C FF 92 1-1 X FF 86		3	1	2	0	2	0	0							
33 Justin Morneau, L OBP: 0.355, SLG: 0.537	(1,3) C FF 86 0-2 F CH 84 X FC 71		X FC 86 0-0		B FS 83 4-0 B CH 82 B FS 82			B SI 86 3-2 C SI 87 3-2 B SI 85 3-2 F SI 87 3-2 X CH 77		X FF 93 0-0		4	1	3	5	1	0	1							
5 Michael Cuddeyer, R OBP: 0.261, SLG: 0.261	(1,9) C FC 87 0-1 X FF 89		C FF 90 1-2 B SI 90 1-2 F FF 91 1-2 X CU 74		C SI 89 0-2 C SI 90 0-2 X FC 90			X SI 86 0-0		B FF 90 1-0 X FF 92		5	0	1	0	0	0	6							
16 Jason Kubel, L OBP: 0.274, SLG: 0.388	(1,10) C FF 92 1-2 F FF 92 X FF 90		T FF 91 0-1 X FF 90		X FF 85 0-0			C SI 87 0-1 X SI 87		C FF 92 0-2 C FF 91 0-2 X FF 93		5	0	0	0	0	0	7							
21 Delmon Young, R OBP: 0.272, SLG: 0.303	(1,7) S FF 90 1-2 S FF 89 T FF 91		B FS 83 3-1 B FC 84 B SI 89 X FC 91		F FF 92 0-2 S FF 93 X FF 93			X SI 93 0-0		B SI 87 3-1 C SI 86 3-1 B FF 92 3-1 X FC 92		5	0	0	0	0	1	4							
Mike Lamb, L OBP: 0.214, SLG: 0.258	(1,5) C SI 91 1-3 C SI 91 1-3 X FC 90		B FF 84 2-1 B FF 91 2-1 X FC 90		B SI 89 1-1 F SI 89 1-1 X FC 91			B SI 92 1-1 C SI 91 1-1 X CU 76				4	0	1	0	0	1	1							
8 Nick Punto, S OBP: 0.278, SLG: 0.235	(1,6) C SI 91 0-1 X FF 91		C SI 91 0-3 S FF 90		C FF 90 0-1 X FF 91			F SI 92 0-1 1 SAFE X FC 90				4	0	0	0	0	1	2							
Inning Stats	R: 1 E: 0 K: 1 S: 16	H: 2 LOB: 2 BB: 1 P: 23	R: 0 E: 0 K: 2 S: 8	H: 0 LOB: 0 BB: 0 P: 10	R: 4 E: 0 K: 0 S: 19	H: 4 LOB: 1 BB: 1 P: 31	R: 0 E: 0 K: 2 S: 9	H: 0 LOB: 0 BB: 0 P: 11	R: 0 E: 0 K: 0 S: 8	H: 1 LOB: 2 BB: 1 P: 12	R: 0 E: 0 K: 1 S: 8	H: 1 LOB: 1 BB: 0 P: 11	R: 0 E: 0 K: 0 S: 9	H: 1 LOB: 1 BB: 0 P: 14	R: 0 E: 1 K: 0 S: 5	H: 0 LOB: 0 BB: 0 P: 6	R: 0 E: 0 K: 1 S: 11	H: 0 LOB: 0 BB: 0 P: 17	R: 0 E: 0 K: 0 S: 7	H: 1 LOB: 1 BB: 0 P: 11	1B: 8 2B: 2 3B: 0 HR: 1	SF: 0 SAC: 0 DP: 1 HBP: 0	WP: 0 PB: 0 SB: 1 CS: 0	PA: 43	
PITCHER	IP	WLS	BF	H	R	ER	SO	BB	IBB	HBP	BLK	WP	HR	S	P	ERA	WHIP								
33 Kevin Millwood, R ERA: 3.32	6.0		29	8	5	5	6	3	0	0	0	0	0	9	14	0.00	1.833								
Eddie Guardado, L ERA: 4.05	7.1	1.0	4	1	0	0	0	0	0	0	0	0	0	5	6	0.00	0.000								
Jamey Wright, R ERA: 4.05	8.1	1.0	3	0	0	0	0	0	0	0	0	0	0	11	17	0.00	0.000								
36 C.J. Wilson, L ERA: 1.8	9.1	1.0	3	0	0	0	1	0	0	0	0	0	0	11	17	0.00	0.000								
53 Joaquin Benoit, R ERA: 6.75	10.1	1.0	W	4	1	0	0	0	0	0	0	0	0	7	11	0.00	1.000								

Minnesota Twins @ Texas Rangers
Rangers Ballpark in Arlington, Arlington, TX
Fri Apr 25 2008, 8:05 PM EDT
Att: 19,016 - Partly Cloudy - 76 F

AB 40
R 5
H 10
RBI 5
BB 3
SO 7
LOB 24



Batter	1	2	3	4	5	6	7	8	9	10	AB	R	H	RBI	BB	SO	LOB	BOTTOM							
5 Ian Kinsler, R OBP: 0.355, SLG: 0.383	(1,4) C SI 93 3-1 B FC 88 B FC 87 B FC 88 X SI 93		X FC 88 0-0	F CU 76 0-1 X CH 82			C CH 81 0-1 X FC 94		B SI 82 4-1 B SI 83 4-1 B SI 89 4-1 B SI 82 4-1		4	1	2	1	1	0	1								
10 Michael Young, R OBP: 0.352, SLG: 0.438	(1,6) C SI 91 0-1 X SI 88		C CU 75 3-2 F CH 81 B FC 87 B FC 86 F SI 94 F SI 90 X CH 81		C FC 86 2-1 B FC 86 X SI 94		B FF 92 2-0 B SI 94 X FF 90		B SI 90 0-1 X SI 84		5	1	1	1	0	0	2								
32 Josh Hamilton, L OBP: 0.357, SLG: 0.526	(1,8) B SI 90 1-0 X SI 90		B SI 91 2-1 B FC 90 S FC 89 X FC 86		X CH 82 0-0		X SI 91 0-0				5	1	2	2	0	0	0								
9 Hank Blalock, L OBP: 0.365, SLG: 0.460	(1,5) B SI 90 1-0 X SI 91		X CH 82 0-0		B SI 90 2-1 B SI 90 X FC 87			B SI 86 2-1 D SI 85 X SI 86		X SI 84 0-0		5	0	2	1	0	0	1							
6 German Duran, R (10, PR) OBP: 0.200, SLG: 0.111												0	1	0	0	0	0	0							
Jason Botts, S OBP: 0.232, SLG: 0.333	(1,10) B SI 91 2-0 B FC 88 X SI 91		C SI 91 0-1 X CU 75		B SI 86 3-3 B SI 88 3-3 B FF 88 3-3 B SI 91 3-3 C FC 88			B SI 89 1-0 X SI 89		B SI 91 4-1		4	0	1	0	1	1	0							
Frank Catalanotto, L OBP: 0.338, SLG: 0.443	(1,7) B SI 92 1-0 X CH 81		B CH 83 3-3 B SI 91 3-3 C FC 82 3-3 B SI 92 3-3 F FC 89					X SI 90 0-0		C SI 90 0-3 C FF 92		4	0	1	0	1	2	3							
7 David Murphy, L OBP: 0.357, SLG: 0.455	(1,9) B SI 90 1-3 B SI 90 S FC 88		C SI 92 1-3		C SI 88 0-0 X SI 88			B CH 86 2-1 B SI 90 S SI 90 X SI 90		C FF 91 0-1 X FF 92		5	0	3	1	0	1	2							
15 Gerald Laird, R OBP: 0.325, SLG: 0.370	(1,2) C FC 87 1-2 B CU 78 X FC 86		X SI 90 0-0		C FC 87 0-1 X FC 87			B SI 86 2-2 C SI 83 2-2 B SI 82 2-2 X SI 84				4	1	1	0	0	0	3							
Ben Broussard, L OBP: 0.247, SLG: 0.303	(1,3) C FC 86 0-1 X SI 89		C SI 91 2-1 B SI 93 X SI 90		F FC 86 3-2 B SI 89 3-2 B SI 90 3-2 D FC 89 X FC 88			X SI 90 0-0				4	1	1	0	0	0	3							
Inning Stats	R: 0 E: 0 K: 0 S: 5	H: 1 LOB: 0 BB: 0 P: 9	R: 0 E: 0 K: 1 S: 6	H: 1 LOB: 1 BB: 0 P: 11	R: 5 E: 1 K: 1 S: 19	H: 7 LOB: 1 BB: 0 P: 28	R: 0 E: 0 K: 0 S: 8	H: 1 LOB: 1 BB: 0 P: 12	R: 0 E: 0 K: 0 S: 5	H: 0 LOB: 0 BB: 0 P: 9	R: 0 E: 0 K: 1 S: 11	H: 1 LOB: 2 BB: 1 P: 21	R: 0 E: 0 K: 0 S: 6	H: 1 LOB: 1 BB: 0 P: 10	R: 0 E: 1 K: 0 S: 4	H: 0 LOB: 0 BB: 0 P: 7	R: 0 E: 0 K: 0 S: 7	H: 0 LOB: 1 BB: 1 P: 13	R: 1 E: 0 K: 1 S: 8	H: 2 LOB: 2 BB: 1 P: 13	1B: 9 2B: 5 3B: 0 HR: 0	SF: 0 SAC: 0 DP: 2 HBP: 0	WP: 0 PB: 0 SB: 0 CS: 0	PA: 43	
PITCHER	IP	WLS	BF	H	R	ER	SO	BB	IBB	HBP	BLK	WP	HR	S	P	ERA	WHIP								
53 Nick Blackburn, R ERA: 3.45	6.0		27	11	5	5	3	1	0	0	0	0	0	54	90	7.50	2.000								
54 Matt Guerrier, R ERA: 4.85	7.1	0.2	3	1	0	0	0	0	0	0	0	0	0	4	6	0.00	1.500								
Dennys Reyes, L ERA: 4.85	7.1	1.1	4	0	0	0	0	0	0	0	0	0	0	6	11	0.00	0.000								
17 Pat Neshek, R ERA: 4.5	9.1	1.0	4	0	0	0	0	1	0	0	0	0	0	7	13	0.00	1.000								
Juan Rincon, R ERA: 4.82	10.1	0.2	L	5	2	1	1	1	0	0	0	0	0	8	13	13.50	4.500								

Minnesota Twins @ Texas Rangers
Rangers Ballpark in Arlington, Arlington, TX
Fri Apr 25 2008, 8:05 PM EDT
Att: 19,016 - Partly Cloudy - 76 F

AB 40
R 6
H 14
RBI 6
BB 3
SO 4
LOB 15



Batter	1	2	3	4	5	6	7	8	9	AB	R	H	RBI	BB	SO	LOB	TOP																			
20 Matt Tolbert, S OBP: 0.340, SLG: 0.360	F8		2B		G4-6-3			G3		4	0	1	0	0	0	1	Minnesota Twins @ Texas Rangers Rangers Ballpark in Arlington, Arlington, TX Sun Apr 27 2008, 2:05 PM EDT Att: 19,911 - Cloudy - 60 F																			
23 Brendan Harris, R OBP: 0.360, SLG: 0.407										2	0	2	0	1	0	0																				
32 Brian Buscher, L OBP: 0.333, SLG: 0.375	1B		BB					BB		0	0	0	0	0	1	0																				
7 Joe Mauer, L OBP: 0.356, SLG: 0.378	K		F8					G4-6-3		4	0	1	0	0	1	4																				
33 Justin Morneau, L OBP: 0.353, SLG: 0.506			F7							3	0	0	0	0	0	4																				
5 Michael Cuddyer, R OBP: 0.281, SLG: 0.355	G4-3				P4					4	0	1	0	0	0	4																				
16 Jason Kubel, L OBP: 0.269, SLG: 0.371		F8			F7					4	0	0	0	0	0	3																				
21 Delmon Young, R OBP: 0.287, SLG: 0.309		K			F7					4	0	1	0	0	1	1																				
Mike Lamb, L OBP: 0.244, SLG: 0.301		L3								3	0	1	0	0	0	1																				
Craig Monroe, R OBP: 0.300, SLG: 0.426			G6-3		F8			G6-4-3		3	0	0	0	0	0	2																				
Inning Stats	R: 0 H: 1 E: 0 K: 1 S: 12	LOB: 2 BB: 0 P: 23	R: 0 H: 0 E: 0 K: 1 S: 5	LOB: 0 BB: 0 P: 8	R: 0 H: 1 E: 0 K: 0 S: 13	LOB: 2 BB: 1 P: 21	R: 0 H: 0 E: 0 K: 0 S: 5	LOB: 0 BB: 0 P: 7	R: 0 H: 1 E: 0 K: 0 S: 6	LOB: 0 BB: 0 P: 10	R: 0 H: 2 E: 0 K: 0 S: 11	LOB: 2 BB: 0 P: 15	R: 0 H: 1 E: 0 K: 0 S: 7	LOB: 1 BB: 0 P: 8	R: 0 H: 0 E: 0 K: 0 S: 8	LOB: 0 BB: 1 P: 14	R: 0 H: 1 E: 0 K: 0 S: 12	LOB: 1 BB: 0 P: 15	1B: 6 2B: 1 3B: 0 HR: 0	SF: 0 SAC: 0 DP: 3 HBP: 1	WP: 0 PB: 0 CS: 0	PA: 34														
PITCHER	IP	WLS	BF	H	R	ER	SO	BB	IBB	HBP	BLK	WP	HR	S	P	ERA	WHIP	PITCHER	IP	WLS	BF	H	R	ER	SO	BB	IBB	HBP	BLK	WP	HR	S	P	ERA	WHIP	
44 Vicente Padilla, R ERA: 3.79	9.0	W	34	7	0	0	2	2	0	1	0	0	0	79	121	0.00	1.000																			

Batter	1	2	3	4	5	6	7	8	9	AB	R	H	RBI	BB	SO	LOB	BOTTOM																			
5 Ian Kinsler, R OBP: 0.359, SLG: 0.385	P4		K		G5-3					5	1	2	1	0	1	2	Minnesota Twins @ Texas Rangers Rangers Ballpark in Arlington, Arlington, TX Sun Apr 27 2008, 2:05 PM EDT Att: 19,911 - Cloudy - 60 F																			
10 Michael Young, R OBP: 0.376, SLG: 0.456										4	2	3	1	0	1	0																				
6 German Duran, R OBP: 0.182, SLG: 0.100	HR				K					1	0	0	0	0	0	2																				
32 Josh Hamilton, L OBP: 0.385, SLG: 0.581	HR		SF8		F7					4	2	3	2	0	0	1																				
Milton Bradley, S OBP: 0.409, SLG: 0.481	HR		K		L9					5	1	1	3	0	3	3																				
7 David Murphy, L OBP: 0.370, SLG: 0.469	G4-3		P6							3	1	1	1	2	0	0																				
Jason Botts, S OBP: 0.304, SLG: 0.395	K		HR		HR					4	1	1	1	1	3	3																				
15 Gerald Laird, R OBP: 0.329, SLG: 0.372			P3							5	1	2	1	0	0	3																				
Ben Broussard, L OBP: 0.244, SLG: 0.293		F8			G3					4	0	1	0	0	0	3																				
Ramón Vázquez, L OBP: 0.323, SLG: 0.308					K					2	1	1	0	2	1	0																				
Inning Stats	R: 3 H: 3 E: 0 K: 1 S: 20	LOB: 0 BB: 0 P: 34	R: 3 H: 4 E: 0 K: 1 S: 15	LOB: 1 BB: 0 P: 26	R: 1 H: 2 E: 0 K: 1 S: 10	LOB: 2 BB: 1 P: 20	R: 2 H: 3 E: 0 K: 0 S: 12	LOB: 1 BB: 1 P: 21	R: 0 H: 1 E: 0 K: 2 S: 10	LOB: 2 BB: 1 P: 18	R: 0 H: 1 E: 0 K: 0 S: 9	LOB: 1 BB: 1 P: 16	R: 1 H: 1 E: 0 K: 2 S: 11	LOB: 1 BB: 1 P: 20	R: 1 H: 1 E: 0 K: 2 S: 11	LOB: 1 BB: 1 P: 20	1B: 9 2B: 2 3B: 1 HR: 3	SF: 1 SAC: 0 DP: 1 HBP: 0	WP: 0 PB: 0 CS: 0	PA: 43																
PITCHER	IP	WLS	BF	H	R	ER	SO	BB	IBB	HBP	BLK	WP	HR	S	P	ERA	WHIP	PITCHER	IP	WLS	BF	H	R	ER	SO	BB	IBB	HBP	BLK	WP	HR	S	P	ERA	WHIP	
Livan Hernandez, R ERA: 5.05	2.2	L	18	9	7	7	2	1	0	0	0	0	0	40	74	23.62	3.750																			
Brian Bass, R ERA: 4.67	2.2		14	4	2	2	4	2	0	0	0	0	0	32	51	6.75	2.250																			
41 Bobby Korecky, R ERA: 3.38	1.2		6	1	0	0	1	1	0	0	0	0	0	14	23	0.00	1.200																			
36 Joe Nathan, R ERA: 1.0	1.0		5	1	1	1	2	1	0	0	0	0	1	11	20	9.00	2.000																			

AB 31
R 0
H 7
RBI 0
BB 2
SO 2
LOB 20



AB 37
R 10
H 15
RBI 10
SO 9
LOB 17



Batter	1	2	3	4	5	6	7	8	9	AB	R	H	RBI	BB	SO	LOB	TOP			
Nick Swisher, S OBP: 0.378, SLG: 0.340										3	1	1	1	2	1	3	Chicago White Sox @ Minnesota Twins Hubert H. Humphrey Metrodome, Minneapolis, MN Wed Apr 30 2008, 1:10 PM EDT Att: 19,137 - Dome - 69 F			
Orlando Cabrera, R OBP: 0.300, SLG: 0.262										4	0	0	0	0	0	4				
25 Jim Thome, L OBP: 0.363, SLG: 0.484										4	0	2	1	0	1	0				
23 Jermaine Dye, R OBP: 0.333, SLG: 0.459										4	0	0	0	0	0	2				
20 Carlos Quentin, R OBP: 0.434, SLG: 0.616										4	1	1	1	0	2	1				
24 Joe Crede, R OBP: 0.314, SLG: 0.516										4	0	0	0	0	1	1				
32 Brian Anderson, R OBP: 0.364, SLG: 0.367										4	0	3	0	0	1	0				
5 Juan Uribe, R OBP: 0.217, SLG: 0.308										2	1	1	0	0	0	1				
12 A.J. Pierzynski, L OBP: 0.356, SLG: 0.459										0	0	0	0	1	0	0				
Toby Hall, R OBP: 0.263, SLG: 0.263										3	0	1	0	0	0	2				
Pablo Ozuna, R OBP: 0.200, SLG: 0.200										1	0	0	0	0	0	2				
Inning Stats	R: 1 E: 0 K: 0 S: 7	H: 1 LOB: 0 BB: 1 P: 14	R: 0 E: 0 K: 1 S: 9	H: 1 LOB: 1 BB: 0 P: 11	R: 0 E: 0 K: 0 S: 3	H: 1 LOB: 0 BB: 0 P: 6	R: 1 E: 0 K: 1 S: 11	H: 2 LOB: 1 BB: 0 P: 15	R: 0 E: 0 K: 1 S: 14	H: 1 LOB: 1 BB: 0 P: 18	R: 0 E: 0 K: 0 S: 8	H: 0 LOB: 0 BB: 0 P: 14	R: 0 E: 0 K: 3 S: 9	H: 0 LOB: 0 BB: 0 P: 11	R: 0 E: 0 K: 1 S: 9	H: 1 LOB: 2 BB: 1 P: 16	1B: 6 2B: 2 3B: 0 HR: 1	SF: 0 SAC: 1 DP: 1 HBP: 0	WP: 0 PB: 0 CS: 0	PA: 37
PITCHER	IP WLS BF H R ER SO BB IBB HBP BLK WP HR S P ERA WHIP																			
53 Nick Blackburn, R ERA: 3.52	(1, 1)	7.0 W 29 8 3 3 4 2 0 0 0 0 0 1 59 88 3.86 1.429																		
Dennys Reyes, L ERA:	(8, 1)	0.1 H 1 0 0 0 1 0 0 0 0 0 0 0 3 4 0.00 0.000																		
17 Pat Neshek, R ERA: 3.75	(8, 1)	0.2 H 2 0 0 0 2 0 0 0 0 0 0 0 6 7 0.00 0.000																		
36 Joe Nathan, R ERA: 0.82	(9, 1)	1.0 S 5 1 0 0 1 1 0 0 0 0 0 0 9 16 0.00 2.000																		

Batter	1	2	3	4	5	6	7	8	9	AB	R	H	RBI	BB	SO	LOB	BOTTOM			
22 Carlos Gómez, R OBP: 0.279, SLG: 0.373										4	2	3	1	0	1	1	Chicago White Sox @ Minnesota Twins Hubert H. Humphrey Metrodome, Minneapolis, MN Wed Apr 30 2008, 1:10 PM EDT Att: 19,137 - Dome - 69 F			
23 Brendan Harris, R OBP: 0.317, SLG: 0.379										2	0	0	1	0	1	1				
7 Joe Mauer, L OBP: 0.357, SLG: 0.386										4	0	0	0	1	0	2				
33 Justin Morneau, L OBP: 0.345, SLG: 0.495										4	0	2	1	0	2	2				
5 Michael Cuddyer, R OBP: 0.350, SLG: 0.405										2	0	1	1	1	0	0				
16 Jason Kubel, L OBP: 0.297, SLG: 0.381										4	0	0	0	0	3	6				
21 Delmon Young, R OBP: 0.306, SLG: 0.314										3	1	0	0	1	2	0				
Mike Lamb, L OBP: 0.224, SLG: 0.278										4	0	0	0	0	2	1				
8 Nick Punto, S OBP: 0.326, SLG: 0.256										3	1	1	0	1	1	1				
Inning Stats	R: 1 E: 0 K: 2 S: 10	H: 2 LOB: 2 BB: 1 P: 17	R: 0 E: 0 K: 1 S: 6	H: 0 LOB: 1 BB: 1 P: 12	R: 0 E: 0 K: 2 S: 11	H: 1 LOB: 2 BB: 0 P: 20	R: 2 E: 0 K: 0 S: 10	H: 2 LOB: 1 BB: 1 P: 17	R: 0 E: 0 K: 1 S: 9	H: 0 LOB: 0 BB: 0 P: 13	R: 0 E: 0 K: 3 S: 11	H: 0 LOB: 0 BB: 0 P: 16	R: 1 E: 0 K: 1 S: 12	H: 2 LOB: 1 BB: 1 P: 25	R: 0 E: 0 K: 2 S: 9	H: 0 LOB: 0 BB: 0 P: 10		1B: 5 2B: 2 3B: 0 HR: 0	SF: 0 SAC: 2 DP: 0 HBP: 1	WP: 1 PB: 0 SB: 1 CS: 0
PITCHER	IP WLS BF H R ER SO BB IBB HBP BLK WP HR S P ERA WHIP																			
Nick Masset, R ERA: 4.5	(1, 1)	4.0 21 5 3 3 3 3 0 1 1 1 0 0 20 29 6.75 2.000																		
37 Matt Thornton, L ERA: 3.75	(5, 1)	2.0 7 0 0 0 4 0 0 0 0 0 1 0 20 29 0.00 0.000																		
43 Ehren Wassermann, R ERA: 9.0	(7, 1)	0.1 L 2 1 1 1 0 0 0 0 0 0 0 0 2 2 27.00 3.000																		
57 Boone Logan, L ERA: 3.97	(7, 1)	0.2 4 1 0 0 1 0 0 1 0 0 0 0 10 23 0.00 1.500																		
26 Octavio Dotel, R ERA: 5.18	(8, 1)	1.0 3 0 0 0 2 0 0 0 0 0 0 0 9 10 0.00 0.000																		

AB	33
R	3
H	9
RBI	3
BB	3
SO	8
LOB	15




Batter	1	2	3	4	5	6	7	8	9	AB	R	H	RBI	BB	SO	LOB	TOP					
28 Curtis Granderson, L (1, 8) OBP: 0.422, SLG: 0.757	G6-3		G4-3			G1-6-3 14 WP 1B		HR		4	1	2	1	0	0	1	Detroit Tigers @ Minnesota Twins Hubert H. Humphrey Metrodome, Minneapolis, MN Sat May 03 2008, 7:10 PM EDT Att: 28,985 - Dome - 72 F					
14 Placido Polanco, R (1, 4) OBP: 0.340, SLG: 0.359	F9			G3		G1-6-3		3 BB 1B		4	0	1	0	0	0	1						
3 Gary Sheffield, R (1, 10) OBP: 0.340, SLG: 0.309	K			G5-3 30 1B		G5-3		4-1 BB 1-2 BB		3	0	1	0	1	1							
30 Magglio Ordonez, R (1, 9) OBP: 0.394, SLG: 0.539		P4		G5-3 1-2		F9		F9		4	0	0	0	0	0	4						
24 Miguel Cabrera, R (1, 3) OBP: 0.354, SLG: 0.500	K			G6-3		F9		K		4	0	0	0	0	2	1						
9 Carlos Guillen, S (1, 5) OBP: 0.411, SLG: 0.505	G6-3			G4-3		G6-3		G6-3 DI BB		3	0	0	0	1	0	0						
Edgar Renteria, R (1, 6) OBP: 0.331, SLG: 0.419				F8 1B		F9		G6-3 1-3		4	0	1	0	0	0	1						
33 Marcus Thames, R (1, 7) OBP: 0.293, SLG: 0.378 Jacque Jones, L (8, PH) OBP: 0.256, SLG: 0.267				F7 1B				G5-3 1-2		2	0	1	0	0	0	1						
15 Brandon Inge, R (1, 2) OBP: 0.354, SLG: 0.407				F7 1 SAFE		P3		K		2	0	0	0	0	1	2						
Inning Stats	R: 0 E: 0 K: 1 S: 11	H: 0 LOB: 0 BB: 0 P: 16	R: 0 E: 0 K: 1 S: 7	H: 0 LOB: 0 BB: 0 P: 11	R: 0 E: 0 K: 0 S: 12	H: 1 LOB: 1 BB: 0 P: 16	R: 0 E: 0 K: 0 S: 9	H: 1 LOB: 1 BB: 0 P: 13	R: 0 E: 0 K: 0 S: 5	H: 1 LOB: 1 BB: 0 P: 8	R: 0 E: 0 K: 0 S: 7	H: 0 LOB: 0 BB: 0 P: 13	R: 1 E: 0 K: 1 S: 20	H: 2 LOB: 2 BB: 1 P: 32	R: 0 E: 0 K: 2 S: 12	H: 0 LOB: 1 BB: 1 P: 21		1B: 5 2B: 0 3B: 0 HR: 1	SF: 0 SAC: 0 DP: 0 HBP: 0	WP: 1 PB: 0 SB: 0 CS: 0	PA: 35	
PITCHER	IP WLS BF H R ER SO BB IBB HBP BLK WP HR S P ERA WHIP	3.0 W 15 3 0 0 2 0 0 0 0 0 30 43 0.00 0.333	4.0 W 15 3 0 0 0 0 0 0 0 1 28 44 0.00 0.750	0.2 H 1 0 0 0 0 0 0 0 0 0 17 28 13.50 4.500	0.1 H 1 0 0 0 0 0 0 0 0 0 3 4 0.00 0.000	1.0 S 4 0 0 0 2 1 0 0 0 0 0 12 21 0.00 1.000																
23 Brendan Harris, R (1, 4) OBP: 0.317, SLG: 0.385	K			P4		K		P4		4	0	0	0	0	2	1		Detroit Tigers @ Minnesota Twins Hubert H. Humphrey Metrodome, Minneapolis, MN Sat May 03 2008, 7:10 PM EDT Att: 28,985 - Dome - 72 F				
Mike Lamb, L (1, 5) OBP: 0.234, SLG: 0.284	F7			7 2B 5 G4-1 1B		G6-3 33 5 1B		G6-3		4	2	2	0	0	0	0						
7 Joe Mauer, L (1, 2) OBP: 0.393, SLG: 0.421	F9			5 G4-1 2B		33 G6-4-3 1B		5 WP 33 1B		4	0	3	0	0	0	0						
33 Justin Morneau, L (1, 3) OBP: 0.361, SLG: 0.505		G5-3		5 G4-1 IBB		G6-4-3		5 WP 1B		3	0	1	0	1	0	2						
5 Michael Cuddyer, R (1, 9) OBP: 0.347, SLG: 0.435		K2-3		G4-1				K		4	0	1	2	0	2	4						
16 Jason Kubel, L (1, 10) OBP: 0.284, SLG: 0.396		G5-3		F9		K		G1-3		4	0	0	0	0	1	5						
21 Delmon Young, R (1, 7) OBP: 0.308, SLG: 0.309				K		G6-3		HR BB		3	1	0	0	1	1	2						
Craig Monroe, R (1, 8) OBP: 0.321, SLG: 0.500				F7		12 PB 1B		HR		3	1	2	2	0	0	0						
12 Adam Everett, R (1, 6) OBP: 0.200, SLG: 0.235				F7		F7		L5		3	0	0	0	0	0	1						
Inning Stats	R: 0 E: 0 K: 1 S: 11	H: 0 LOB: 0 BB: 0 P: 13	R: 0 E: 0 K: 1 S: 6	H: 0 LOB: 0 BB: 0 P: 10	R: 0 E: 0 K: 1 S: 11	H: 0 LOB: 0 BB: 0 P: 15	R: 1 E: 0 K: 0 S: 11	H: 2 LOB: 2 BB: 1 P: 23	R: 0 E: 0 K: 1 S: 13	H: 1 LOB: 1 BB: 0 P: 17	R: 1 E: 0 K: 1 S: 12	H: 3 LOB: 1 BB: 0 P: 20	R: 2 E: 0 K: 0 S: 12	H: 1 LOB: 0 BB: 1 P: 19	R: 0 E: 0 K: 1 S: 14	H: 2 LOB: 2 BB: 0 P: 17	1B: 7 2B: 1 3B: 0 HR: 1		SF: 0 SAC: 0 DP: 1 HBP: 0	WP: 1 PB: 1 SB: 0 CS: 0	PA: 34	
PITCHER	IP WLS BF H R ER SO BB IBB HBP BLK WP HR S P ERA WHIP	7.0 L 29 7 4 4 5 1 1 0 0 0 1 0 14 17 0.00 2.000																				

AB	33
R	1
H	6
RBI	1
BB	2
SO	5
LOB	13



AB	32
R	4
H	9
RBI	4
BB	2
SO	6
LOB	15



Batter	1	2	3	4	5	6	7	8	9	AB	R	H	RBI	BB	SO	LOB	TOP										
28 Curtis Granderson, L OBP: 0.440, SLG: 0.805										4	1	2	1	1	2	1	<p>Detroit Tigers @ Minnesota Twins Hubert H. Humphrey Metrodome, Minneapolis, MN Sun May 04 2008, 2:10 PM EDT Att: 29,821 - Dome - 70 F</p>										
14 Placido Polanco, R OBP: 0.345, SLG: 0.375										4	1	2	0	0	0	1											
24 Miguel Cabrera, R OBP: 0.348, SLG: 0.487										5	1	1	0	0	1	3											
30 Magglio Ordonez, R OBP: 0.390, SLG: 0.529										4	1	1	1	0	0	1											
9 Carlos Guillen, S OBP: 0.405, SLG: 0.495										4	1	1	1	0	1	0											
33 Marcus Thames, R OBP: 0.289, SLG: 0.366										4	0	1	0	0	1	2											
Edgar Renteria, R OBP: 0.336, SLG: 0.421										4	1	2	1	0	0	1											
Ivan Rodriguez, R OBP: 0.292, SLG: 0.371										4	0	0	0	0	1	3											
Jacque Jones, L OBP: 0.244, SLG: 0.253										4	0	0	0	0	1	2											
Inning Stats	R: 6 H: 6 E: 0 K: 3 S: 29	H: 6 LOB: 1 BB: 0 P: 45	R: 0 H: 0 E: 0 K: 0 S: 4	H: 0 LOB: 0 BB: 0 P: 5	R: 0 H: 1 E: 0 K: 0 S: 11	LOB: 1 BB: 0 P: 14	R: 0 H: 1 E: 0 K: 1 S: 8	H: 1 LOB: 1 BB: 0 P: 10	R: 0 H: 0 E: 0 K: 1 S: 10	H: 0 LOB: 0 BB: 0 P: 14	R: 0 H: 0 E: 0 K: 0 S: 7	H: 0 LOB: 0 BB: 0 P: 11	R: 0 H: 0 E: 0 K: 0 S: 12	H: 0 LOB: 1 BB: 1 P: 20	R: 0 H: 1 E: 0 K: 1 S: 10	H: 1 LOB: 1 BB: 0 P: 15	R: 0 H: 1 E: 0 K: 1 S: 10	H: 1 LOB: 1 BB: 0 P: 11	1B: 8 2B: 1 3B: 0 HR: 1	SF: 0 SAC: 1 DP: 0 HBP: 0	WP: 1 PB: 0 SB: 2 CS: 0	PA: 39					
PITCHER	IP	WLS	BF	H	R	ER	SO	BB	IBB	HBP	BLK	WP	HR	S	P	ERA	WHIP										
26 Boof Bonser, R ERA: 4.29	6.0		27	8	6	5	5	0	0	0	0	1	1	69	99	7.50	1.333										
54 Matt Guerrier, R ERA: 3.63	2.0	W	8	1	0	0	1	1	0	0	0	0	0	22	35	0.00	1.000										
36 Joe Nathan, R ERA: 0.69	1.0	S	4	1	0	0	1	0	0	0	0	0	0	10	11	0.00	1.000										

Batter	1	2	3	4	5	6	7	8	9	AB	R	H	RBI	BB	SO	LOB	BOTTOM										
22 Carlos Gómez, R OBP: 0.297, SLG: 0.374										4	1	1	1	0	1	1	<p>Detroit Tigers @ Minnesota Twins Hubert H. Humphrey Metrodome, Minneapolis, MN Sun May 04 2008, 2:10 PM EDT Att: 29,821 - Dome - 70 F</p>										
23 Brendan Harris, R OBP: 0.315, SLG: 0.390										4	1	1	1	0	2	1											
7 Joe Mauer, L OBP: 0.396, SLG: 0.434										4	1	2	2	0	1	0											
33 Justin Morneau, L OBP: 0.358, SLG: 0.495										4	0	1	1	0	1	1											
5 Michael Cuddyer, R OBP: 0.321, SLG: 0.400										4	0	0	0	0	1	1											
Craig Monroe, R OBP: 0.316, SLG: 0.481										4	1	1	0	0	1	0											
21 Delmon Young, R OBP: 0.306, SLG: 0.307										4	1	1	0	0	0	0											
20 Matt Tolbert, S OBP: 0.339, SLG: 0.377										3	1	1	0	0	1	2											
8 Nick Punto, S OBP: 0.313, SLG: 0.273										3	1	1	2	0	0	1											
Inning Stats	R: 0 H: 0 E: 0 K: 2 S: 8	H: 0 LOB: 0 BB: 0 P: 13	R: 0 H: 0 E: 0 K: 0 S: 8	H: 0 LOB: 0 BB: 0 P: 10	R: 0 H: 0 E: 0 K: 1 S: 10	H: 0 LOB: 0 BB: 0 P: 14	R: 1 H: 2 E: 0 K: 2 S: 12	H: 2 LOB: 1 BB: 0 P: 16	R: 2 H: 3 E: 0 K: 0 S: 11	H: 3 LOB: 1 BB: 0 P: 16	R: 0 H: 0 E: 0 K: 1 S: 8	H: 0 LOB: 0 BB: 0 P: 12	R: 4 H: 4 E: 1 K: 1 S: 20	H: 4 LOB: 1 BB: 0 P: 30	R: 0 H: 0 E: 0 K: 1 S: 8	H: 0 LOB: 0 BB: 0 P: 10	1B: 5 2B: 4 3B: 0 HR: 0	SF: 0 SAC: 0 DP: 0 HBP: 0	WP: 0 PB: 0 SB: 0 CS: 0	PA: 34							
PITCHER	IP	WLS	BF	H	R	ER	SO	BB	IBB	HBP	BLK	WP	HR	S	P	ERA	WHIP										
Kenny Rogers, L ERA: 0.27	6.2		27	6	5	5	6	0	0	0	0	0	0	67	96	6.75	0.900										
31 Zach Miner, R ERA: 8.83	0.0	L	2	2	0	0	0	0	0	0	0	0	0	4	6	-	-										
44 Bobby Seay, L ERA: 2.88	0.1	B	2	1	2	0	1	0	0	0	0	0	0	6	9	0.00	3.000										
Francisco Cruzeta, R ERA:	1.0		3	0	0	0	1	0	0	0	0	0	0	8	10	0.00	0.000										



Batter	1	2	3	4	5	6	7	8	9	AB	R	H	RBI	BB	SO	LOB	TOP					
22 Carlos Gómez, R OBP: 0.287, SLG: 0.360	L4		K		G6-3			G6-3		4	0	0	0	0	1	0						
23 Brendan Harris, R OBP: 0.313, SLG: 0.379	BB		G6-3			P4			K	3	0	0	0	1	1	0						
7 Joe Mauer, L OBP: 0.409, SLG: 0.446	BB			SF8		F8			BB	2	1	1	0	2	0	0						
33 Justin Morneau, L OBP: 0.346, SLG: 0.478	FC3-6			E7		G4-3			G4-3	4	0	0	0	0	0	4						
5 Michael Cuddyer, R OBP: 0.298, SLG: 0.370	FC6-4			F9			P4		K	4	0	0	0	0	1	5						
16 Jason Kubel, L OBP: 0.297, SLG: 0.389	G6-3			SF8			K			2	0	0	1	0	1	0						
21 Delmon Young, R OBP: 0.298, SLG: 0.299	F9			FC6-4			K			3	0	0	0	0	1	1						
Mike Lamb, L OBP: 0.227, SLG: 0.275	P5				G3			F8		3	0	0	0	0	0	0						
12 Adam Everett, R OBP: 0.184, SLG: 0.216	G6-3				F7			F8		3	0	0	0	0	0	0						
Inning Stats	R: 0 H: 0 E: 0 K: 0 S: 10	H: 0 LOB: 2 BB: 2 P: 22	R: 0 H: 0 E: 0 K: 0 S: 8	H: 0 LOB: 0 BB: 0 P: 14	R: 0 H: 0 E: 0 K: 1 S: 6	H: 0 LOB: 1 BB: 0 P: 9	R: 1 H: 0 E: 1 K: 0 S: 7	H: 0 LOB: 1 BB: 1 P: 13	R: 0 H: 0 E: 0 K: 0 S: 5	H: 0 LOB: 0 BB: 0 P: 7	R: 0 H: 0 E: 0 K: 0 S: 7	H: 0 LOB: 0 BB: 0 P: 13	R: 0 H: 0 E: 0 K: 2 S: 7	H: 0 LOB: 0 BB: 0 P: 9	R: 0 H: 0 E: 0 K: 0 S: 8	H: 0 LOB: 0 BB: 0 P: 12	R: 0 H: 1 E: 0 K: 2 S: 9	H: 1 LOB: 1 BB: 0 P: 13	1B: 0 2B: 1 3B: 0 HR: 0	SF: 1 SAC: 0 DP: 0 HBP: 0	WP: 0 PB: 0 SB: 0 CS: 0	PA: 32
PITCHER	IP	WLS	BF	H	R	ER	SO	BB	IBB	HBP	BLK	WP	HR	S	P	ERA	WHIP					
34 Gavin Floyd, R ERA: 2.5	8.1	W	30	1	1	0	4	3	0	0	0	0	0	62	105	0.00	0.480					
45 Bobby Jenks, R ERA: 2.19	0.2		2	0	0	0	1	0	0	0	0	0	0	5	7	0.00	0.000					

Minnesota Twins @ Chicago White Sox
U.S. Cellular Field, Chicago, IL
Tue May 06 2008, 8:11 PM EDT
Att: 23,480 - Cloudy - 76 F

AB 28
R 1
H 1
RBI 1
BB 3
SO 5
LOB 10



Batter	1	2	3	4	5	6	7	8	9	AB	R	H	RBI	BB	SO	LOB	BOTTOM					
Orlando Cabrera, R OBP: 0.291, SLG: 0.260	BB		B5-3	F8			E5	F8		4	2	1	0	1	0	3						
20 Carlos Quentin, R OBP: 0.411, SLG: 0.578	BB		F8		F7		1B			4	1	2	2	0	0	0						
25 Jim Thome, L OBP: 0.338, SLG: 0.423	1B				F8		1B			3	0	0	0	1	0	3						
14 Paul Konerko, R OBP: 0.360, SLG: 0.410	F8			P6			F8			3	0	0	0	1	0	3						
23 Jermaine Dye, R OBP: 0.319, SLG: 0.466	E8			BB			G6-3			3	2	2	2	1	0	1						
12 A.J. Pierzynski, L OBP: 0.330, SLG: 0.442	K			1B		P6		G4-3		4	1	2	0	0	1	1						
Nick Swisher, S OBP: 0.338, SLG: 0.301	G4-3			FC3-6		F8		G4-3		4	0	0	0	0	0	3						
24 Joe Crede, R OBP: 0.314, SLG: 0.505	1B			F7		G1-3				4	0	2	1	0	0	2						
5 Juan Uribe, R OBP: 0.237, SLG: 0.318	G4-3			1B			1B			4	1	2	1	0	1	2						
Inning Stats	R: 2 H: 2 E: 1 K: 1 S: 10	H: 1 LOB: 1 BB: 1 P: 17	R: 0 H: 0 E: 0 K: 0 S: 6	H: 1 LOB: 0 BB: 0 P: 10	R: 0 H: 0 E: 0 K: 0 S: 8	H: 0 LOB: 1 BB: 1 P: 12	R: 1 H: 2 E: 0 K: 0 S: 11	H: 2 LOB: 2 BB: 1 P: 19	R: 0 H: 0 E: 0 K: 0 S: 10	H: 0 LOB: 0 BB: 0 P: 15	R: 1 H: 1 E: 0 K: 0 S: 14	H: 1 LOB: 0 BB: 0 P: 19	R: 2 H: 3 E: 1 K: 0 S: 17	H: 3 LOB: 1 BB: 1 P: 32	R: 1 H: 2 E: 0 K: 1 S: 13	H: 2 LOB: 1 BB: 0 P: 20	1B: 8 2B: 2 3B: 0 HR: 1	SF: 0 SAC: 0 DP: 0 HBP: 0	WP: 0 PB: 0 SB: 0 CS: 2	PA: 37		
PITCHER	IP	WLS	BF	H	R	ER	SO	BB	IBB	HBP	BLK	WP	HR	S	P	ERA	WHIP					
53 Nick Blackburn, R ERA: 3.65	6.0	L	26	6	4	3	3	3	0	0	0	0	0	59	92	4.50	1.500					
28 Jesse Crain, R ERA: 5.59	1.0		6	3	2	1	0	1	0	0	0	0	0	17	32	9.00	4.000					
41 Bobby Korecky, R ERA: 4.91	1.0		5	2	1	1	1	0	0	0	0	0	0	13	20	9.00	2.000					

Minnesota Twins @ Chicago White Sox
U.S. Cellular Field, Chicago, IL
Tue May 06 2008, 8:11 PM EDT
Att: 23,480 - Cloudy - 76 F

AB 33
R 7
H 11
RBI 6
BB 4
SO 2
LOB 18



Batter	1	2	3	4	5	6	7	8	9	AB R H RBI BB SO LOB	TOP									
22 Carlos Gómez, R OBP: 0.306, SLG: 0.427										6 2 4 3 0 2 1	Minnesota Twins @ Chicago White Sox U.S. Cellular Field, Chicago, IL Wed May 07 2008, 8:11 PM EDT Att: 21,086 - Clear - 56 F									
23 Brendan Harris, R OBP: 0.316, SLG: 0.368										3 1 0 0 2 2 2										
Craig Monroe, R OBP: 0.323, SLG: 0.475										5 2 2 0 0 2 1										
33 Justin Morneau, L OBP: 0.348, SLG: 0.475										5 1 2 0 0 1 3										
5 Michael Cuddyer, R OBP: 0.306, SLG: 0.390										5 1 2 1 0 1 3										
21 Delmon Young, R OBP: 0.282, SLG: 0.298										4 2 1 1 1 0 2										
55 Mike Redmond, R OBP: 0.283, SLG: 0.353										4 1 2 3 0 0 1										
20 Matt Tolbert, S OBP: 0.344, SLG: 0.368										4 2 1 0 1 2 3										
8 Nick Punto, S OBP: 0.321, SLG: 0.347										5 1 2 5 0 0 2										
Inning Stats	R: 1 E: 0 K: 2 S: 10	H: 1 LOB: 0 BB: 0 P: 14	R: 0 E: 0 K: 0 S: 10	H: 1 LOB: 1 BB: 0 P: 14	R: 0 E: 0 K: 1 S: 10	H: 0 LOB: 1 BB: 1 P: 15	R: 0 E: 0 K: 1 S: 7	H: 0 LOB: 0 BB: 0 P: 13	R: 1 E: 0 K: 0 S: 12	H: 3 LOB: 1 BB: 0 P: 16	R: 5 E: 1 K: 1 S: 13	H: 4 LOB: 1 BB: 2 P: 25	R: 0 E: 0 K: 1 S: 6	H: 0 LOB: 0 BB: 0 P: 11	R: 0 E: 0 K: 3 S: 19	H: 6 LOB: 1 BB: 1 P: 33	1B: 9 2B: 4 3B: 2 HR: 1	SF: 1 SAC: 0 DP: 1 HBP: 0	WP: 0 PB: 0 SB: 0 CS: 0	PA: 46
PITCHER	IP WLS BF H R ER SO BB IBB HBP BLK WP HR S P ERA WHIP											IP WLS BF H R ER SO BB IBB HBP BLK WP HR S P ERA WHIP								
56 Mark Buehrle, L ERA: 3.31	5.2 L 28 9 7 7 4 2 1 0 0 0 0 1 59 93 11.12 1.941																			
28 Octavio Dotel, R ERA: 4.09	1.1 5 1 0 0 2 0 0 0 0 0 0 0 6 23 0.00 0.750																			
57 Boone Logan, L ERA: 3.46	1.0 3 0 0 0 1 0 0 0 0 0 0 0 6 11 0.00 0.000																			
43 Ehren Wassermann, R ERA: 32.4	0.1 6 4 5 5 1 1 0 0 0 0 0 0 11 20 135.00 15.000																			
Nick Masset, R ERA: 4.96	0.2 4 2 1 1 2 0 0 0 0 0 0 0 8 13 13.50 3.000																			

Batter	1	2	3	4	5	6	7	8	9	AB R H RBI BB SO LOB	BOTTOM									
Orlando Cabrera, R OBP: 0.285, SLG: 0.254										3 0 0 0 0 0 0	Minnesota Twins @ Chicago White Sox U.S. Cellular Field, Chicago, IL Wed May 07 2008, 8:11 PM EDT Att: 21,086 - Clear - 56 F									
10 Alexei Ramirez, R OBP: 0.139, SLG: 0.171										2 0 0 0 0 0 3										
20 Carlos Quentin, R OBP: 0.398, SLG: 0.557										4 0 0 0 0 0 0										
25 Jim Thome, L OBP: 0.338, SLG: 0.421										3 0 1 0 0 0 0										
32 Brian Anderson, R OBP: 0.351, SLG: 0.333										1 0 0 0 0 1 0										
14 Paul Konerko, R OBP: 0.364, SLG: 0.417										3 0 1 0 1 1 0										
23 Jermaine Dye, R OBP: 0.316, SLG: 0.486										4 1 1 1 0 0 3										
12 A.J. Pierzynski, L OBP: 0.345, SLG: 0.463										4 0 3 0 0 0 0										
Nick Swisher, S OBP: 0.343, SLG: 0.308										4 0 2 0 0 1 2										
24 Joe Crede, R OBP: 0.306, SLG: 0.491										3 0 0 0 0 0 2										
Pablo Ozuna, R OBP: 0.200, SLG: 0.200										1 0 1 0 0 0 0										
5 Juan Uribe, R OBP: 0.227, SLG: 0.304										4 0 0 0 0 0 5										
Inning Stats	R: 0 E: 0 K: 0 S: 7	H: 0 LOB: 0 BB: 0 P: 10	R: 0 E: 0 K: 1 S: 6	H: 1 LOB: 1 BB: 0 P: 10	R: 0 E: 0 K: 0 S: 5	H: 0 LOB: 0 BB: 0 P: 8	R: 0 E: 0 K: 0 S: 7	H: 0 LOB: 1 BB: 1 P: 13	R: 0 E: 0 K: 0 S: 6	H: 1 LOB: 0 BB: 0 P: 8	R: 0 E: 0 K: 0 S: 10	H: 2 LOB: 2 BB: 0 P: 18	R: 0 E: 0 K: 1 S: 8	H: 1 LOB: 0 BB: 0 P: 11	R: 0 E: 0 K: 1 S: 16	H: 4 LOB: 3 BB: 0 P: 26	1B: 6 2B: 2 3B: 0 HR: 1	SF: 0 SAC: 0 DP: 0 HBP: 0	WP: 0 PB: 0 SB: 0 CS: 0	PA: 37
PITCHER	IP WLS BF H R ER SO BB IBB HBP BLK WP HR S P ERA WHIP											IP WLS BF H R ER SO BB IBB HBP BLK WP HR S P ERA WHIP								
Livan Hernandez, R ERA: 3.83	9.0 W 37 9 1 1 3 1 0 0 0 0 0 1 75 121 1.00 1.111																			

AB	41
R	13
H	16
RBI	13
BB	4
SO	10
LOB	18



AB	36
R	1
H	9
RBI	1
BB	1
SO	3
LOB	15



Batter	1	2	3	4	5	6	7	8	9	AB	R	H	RBI	BB	SO	LOB	TOP										
22 Carlos Gómez, R OBP: 0.302, SLG: 0.418										5	0	1	0	0	2	3	Minnesota Twins @ Chicago White Sox U.S. Cellular Field, Chicago, IL Thu May 08 2008, 2:05 PM EDT Att: 25,193 - Cloudy - 52 F										
20 Matt Tolbert, S OBP: 0.338, SLG: 0.361										4	0	1	1	0	0	1											
7 Joe Mauer, L OBP: 0.420, SLG: 0.452										3	0	2	1	1	0	0											
33 Justin Morneau, L OBP: 0.338, SLG: 0.459										4	0	0	0	0	1	4											
5 Michael Cuddyer, R OBP: 0.318, SLG: 0.387										3	0	1	0	1	1	2											
Craig Monroe, R OBP: 0.308, SLG: 0.452										3	0	0	0	0	2	3											
16 Jason Kubel, L OBP: 0.254, SLG: 0.385										1	0	0	0	0	0	1											
21 Delmon Young, R OBP: 0.308, SLG: 0.304										4	0	2	0	0	2	1											
23 Brendan Harris, R OBP: 0.314, SLG: 0.358										3	1	0	0	1	1	4											
12 Adam Everett, R OBP: 0.195, SLG: 0.225										3	1	1	0	0	1	0											
Mike Lamb, L OBP: 0.224, SLG: 0.272										1	0	0	0	0	1	1											
Inning Stats	R: 0 E: 0 K: 1 S: 7	H: 0 LOB: 0 BB: 0 P: 10	R: 0 E: 0 K: 2 S: 14	H: 1 LOB: 2 BB: 1 P: 25	R: 0 E: 0 K: 0 S: 5	H: 1 LOB: 0 BB: 0 P: 7	R: 0 E: 0 K: 1 S: 12	H: 1 LOB: 1 BB: 0 P: 17	R: 2 E: 0 K: 3 S: 19	H: 3 LOB: 2 BB: 1 P: 30	R: 0 E: 0 K: 3 S: 17	H: 1 LOB: 1 BB: 0 P: 22	R: 0 E: 0 K: 2 S: 11	H: 0 LOB: 0 BB: 0 P: 17	R: 0 E: 0 K: 0 S: 14	H: 0 LOB: 1 BB: 1 P: 23	R: 0 E: 0 K: 1 S: 8	H: 1 LOB: 1 BB: 0 P: 9	1B: 8 2B: 0 3B: 0 HR: 0	SF: 0 SAC: 0 DP: 0 HBP: 0	WP: 2 PB: 0 SB: 2 CS: 1	PA: 37					
PITCHER	IP	WLS	BF	H	R	ER	SO	BB	IBB	HBP	BLK	WP	HR	S	P	ERA	WHIP										
50 John Danks, L ERA: 3.18	5.0	W	22	6	2	2	5	2	0	0	0	0	0	57	89	3.60	1.600										
26 Octavio Dotel, R ERA: 3.46	2.0	H	7	1	0	0	5	0	0	0	0	0	0	28	39	0.00	0.500										
71 Scott Linebrink, R ERA: 2.08	1.0	H	4	0	0	0	0	1	0	0	0	2	0	14	23	0.00	1.000										
45 Bobby Jenks, R ERA: 2.03	1.0		4	1	0	0	1	0	0	0	0	0	0	8	9	0.00	1.000										
Batter	1	2	3	4	5	6	7	8	9	AB	R	H	RBI	BB	SO	LOB	BOTTOM										
10 Alexei Ramirez, R OBP: 0.146, SLG: 0.175										5	1	1	0	0	0	1	Minnesota Twins @ Chicago White Sox U.S. Cellular Field, Chicago, IL Thu May 08 2008, 2:05 PM EDT Att: 25,193 - Cloudy - 52 F										
20 Carlos Quentin, R OBP: 0.406, SLG: 0.564										4	0	2	1	1	1	2											
25 Jim Thome, L OBP: 0.343, SLG: 0.419										3	0	1	0	1	1	1											
14 Paul Konerko, R OBP: 0.353, SLG: 0.402										4	0	0	0	0	1	5											
23 Jermaine Dye, R OBP: 0.331, SLG: 0.518										3	2	2	1	1	0	0											
Nick Swisher, S OBP: 0.333, SLG: 0.298										4	0	0	0	0	3	4											
24 Joe Crede, R OBP: 0.312, SLG: 0.496										3	2	1	0	1	1	3											
5 Juan Uribe, R OBP: 0.238, SLG: 0.337										3	1	1	2	1	0	0											
Toby Hall, R OBP: 0.240, SLG: 0.280										4	0	0	1	0	0	2											
Inning Stats	R: 0 E: 0 K: 2 S: 15	H: 1 LOB: 1 BB: 0 P: 21	R: 0 E: 0 K: 1 S: 9	H: 0 LOB: 0 BB: 0 P: 15	R: 0 E: 0 K: 0 S: 5	H: 0 LOB: 0 BB: 0 P: 8	R: 0 E: 0 K: 0 S: 7	H: 0 LOB: 0 BB: 0 P: 10	R: 3 E: 0 K: 1 S: 18	H: 3 LOB: 0 BB: 0 P: 29	R: 0 E: 0 K: 1 S: 15	H: 1 LOB: 3 BB: 2 P: 29	R: 1 E: 0 K: 0 S: 16	H: 2 LOB: 2 BB: 1 P: 25	R: 2 E: 1 K: 2 S: 16	H: 1 LOB: 2 BB: 2 P: 30		R: 2 E: 1 K: 2 S: 16	H: 1 LOB: 2 BB: 2 P: 30	1B: 4 2B: 2 3B: 0 HR: 2	SF: 0 SAC: 0 DP: 0 HBP: 0	WP: 1 PB: 0 SB: 3 CS: 0	PA: 38				
PITCHER	IP	WLS	BF	H	R	ER	SO	BB	IBB	HBP	BLK	WP	HR	S	P	ERA	WHIP										
59 Kevin Slowey, R ERA: 6.48	5.0	L	19	4	3	3	4	1	1	0	0	0	0	15	29	0.00	2.000										
54 Matt Guerrier, R ERA: 3.44	1.0		6	1	0	0	1	1	1	0	0	0	0	13	18	13.50	3.000										
Juan Rincon, R ERA: 4.91	0.2		4	2	1	1	0	0	0	0	0	0	0	1	5	∞	∞										
Dennys Reyes, L ERA:	0.0		1	0	0	0	0	1	0	0	0	0	0	1	5	∞	∞										
17 Pat Neshek, R ERA: 4.73	0.2		3	1	1	1	1	0	0	0	0	0	0	9	11	13.50	1.500										
PITCHER	IP	WLS	BF	H	R	ER	SO	BB	IBB	HBP	BLK	WP	HR	S	P	ERA	WHIP										
Brian Bass, R ERA: 3.88	0.2		5	0	0	0	1	2	0	0	0	0	0	9	21	0.00	3.000										

Batter	1	2	3	4	5	6	7	8	9	AB	R	H	RBI	BB	SO	LOB	TOP					
2 Jacoby Ellsbury, L OBP: 0.397, SLG: 0.413	G6-3	BB	G1-3	FC5-4 15 S	FC5-4 15 S	FC5-4 15 S	FC5-4 15 S	1B		4	0	1	0	1	0	3	Boston Red Sox @ Minnesota Twins Hubert H. Humphrey Metrodome, Minneapolis, MN Fri May 09 2008, 8:10 PM EDT Att: 25,477 - Dome - 70 F					
15 Dustin Pedroia, R OBP: 0.341, SLG: 0.411	G5-3	K		F8	F8	F8	F8	1B		5	1	2	0	0	1	3						
34 David Ortiz, L OBP: 0.342, SLG: 0.445	2B		P4	1B	1B	1B	1B	G6-3		3	1	1	0	2	0	2						
Manny Ramirez, R Coco Crisp, S OBP: 0.391, SLG: 0.558 OBP: 0.338, SLG: 0.384	K		L6	1B	1B	K	K	K		5	1	1	0	0	3	3						
25 Mike Lowell, R OBP: 0.313, SLG: 0.436	G4-3		F8	1B	1B	F9	F9	1B		5	1	2	2	0	0	0						
20 Kevin Youkilis, R OBP: 0.400, SLG: 0.581	K		G4-3	1B	1B	F8	F8	1B		5	1	2	1	0	1	1						
7 J.D. Drew, L OBP: 0.392, SLG: 0.404	1B		1B	1B	1B	G3	G3	K		3	1	1	0	2	1	2						
Jason Varitek, S OBP: 0.318, SLG: 0.410	E8		F9	F8	F8	G3	G3	P6		5	0	1	1	0	0	5						
23 Julio Lugo, R OBP: 0.348, SLG: 0.341	G5-3		FC6-4	1B	1B	1B	1B	K		4	0	1	1	0	1	3						
Inning Stats	R: 0 H: 1 E: 0 K: 1 S: 12	H: 1 LOB: 1 BB: 0 P: 17	R: 2 H: 2 E: 1 K: 2 S: 18	H: 2 LOB: 1 BB: 1 P: 30	R: 0 H: 0 E: 0 K: 0 S: 9	H: 0 LOB: 0 BB: 0 P: 14	R: 0 H: 1 E: 0 K: 0 S: 11	H: 2 LOB: 2 BB: 1 P: 23	R: 4 H: 3 E: 0 K: 0 S: 10	H: 3 LOB: 0 BB: 2 P: 22	R: 0 H: 1 E: 0 K: 1 S: 12	H: 2 LOB: 2 BB: 0 P: 21	R: 0 H: 2 E: 0 K: 1 S: 11	H: 2 LOB: 2 BB: 0 P: 15	R: 0 H: 2 E: 0 K: 2 S: 13	H: 2 LOB: 2 BB: 0 P: 18		1B: 10 2B: 2 3B: 0 HR: 0	SF: 0 SAC: 0 DP: 0 HBP: 0	WP: 2 PB: 0 SB: 3 CS: 1	PA: 44	
PITCHER	IP WLS BF H R ER SO BB IBB HBP BLK WP HR S P ERA WHIP	IP WLS BF H R ER SO BB IBB HBP BLK WP HR S P ERA WHIP	IP WLS BF H R ER SO BB IBB HBP BLK WP HR S P ERA WHIP	IP WLS BF H R ER SO BB IBB HBP BLK WP HR S P ERA WHIP	IP WLS BF H R ER SO BB IBB HBP BLK WP HR S P ERA WHIP	IP WLS BF H R ER SO BB IBB HBP BLK WP HR S P ERA WHIP	IP WLS BF H R ER SO BB IBB HBP BLK WP HR S P ERA WHIP	IP WLS BF H R ER SO BB IBB HBP BLK WP HR S P ERA WHIP	IP WLS BF H R ER SO BB IBB HBP BLK WP HR S P ERA WHIP	IP WLS BF H R ER SO BB IBB HBP BLK WP HR S P ERA WHIP	IP WLS BF H R ER SO BB IBB HBP BLK WP HR S P ERA WHIP	IP WLS BF H R ER SO BB IBB HBP BLK WP HR S P ERA WHIP	IP WLS BF H R ER SO BB IBB HBP BLK WP HR S P ERA WHIP	IP WLS BF H R ER SO BB IBB HBP BLK WP HR S P ERA WHIP	IP WLS BF H R ER SO BB IBB HBP BLK WP HR S P ERA WHIP	IP WLS BF H R ER SO BB IBB HBP BLK WP HR S P ERA WHIP	IP WLS BF H R ER SO BB IBB HBP BLK WP HR S P ERA WHIP					
26 Boof Bonser, R ERA: 5.09	4.0	23	7	6	6	3	3	0	0	0	0	0	0	0	0	0	1	0	56	96	13.50	2.500
Juan Rincon, R ERA: 4.15	2.0	8	1	0	0	1	1	1	0	0	1	0	16	31	0.00	1.000						
54 Matt Guerrier, R ERA: 3.15	1.2	5	0	0	0	1	0	0	0	0	0	0	11	17	0.00	0.000						
Dennys Reyes, L ERA	0.1	3	2	0	0	0	0	0	0	0	0	0	5	7	0.00	6.000						
28 Jesse Crain, R ERA: 5.08	1.0	W 5	2	0	0	2	0	0	0	0	0	0	13	18	0.00	2.000						

Batter	1	2	3	4	5	6	7	8	9	AB	R	H	RBI	BB	SO	LOB	BOTTOM			
22 Carlos Gómez, R OBP: 0.305, SLG: 0.413	F7	E6 23 S		G6-4-3 1B	G6-4-3 1B	B3-4	B3-4		S 1B BB	4	2	1	1	1	0	1	Boston Red Sox @ Minnesota Twins Hubert H. Humphrey Metrodome, Minneapolis, MN Fri May 09 2008, 8:10 PM EDT Att: 25,477 - Dome - 70 F			
23 Brendan Harris, R OBP: 0.323, SLG: 0.366 Mike Lamb, L OBP: 0.230, SLG: 0.277	1B	1B		G6-4-3 1B	G6-4-3 1B	P5	P5		1B	3	1	2	2	0	0	2				
7 Joe Mauer, L OBP: 0.415, SLG: 0.444	1B	F8		P6	P6	G3	G3			4	1	1	0	0	0	1				
33 Justin Morneau, L OBP: 0.329, SLG: 0.444	G6-3		G3-1	K	K	K	K			4	0	0	1	0	2	1				
5 Michael Cuddyer, R OBP: 0.314, SLG: 0.379	1B	1B		G5-3	G6-3	G6-3	G6-3			4	0	1	1	0	0	0				
16 Jason Kubel, L OBP: 0.246, SLG: 0.372	G4-3		F8		G3	G3	P2			4	0	0	0	0	0	1				
21 Delmon Young, R OBP: 0.314, SLG: 0.310	G6-3		G4-3		G4-3	G4-3	1B			4	1	2	0	0	0	0				
20 Matt Tolbert, S OBP: 0.338, SLG: 0.375	K		K	12 WP 22 1B	K	K	K		SH5-3 1B	3	1	1	0	0	2	1				
12 Adam Everett, R OBP: 0.244, SLG: 0.302	2B		2B	22 1B	2B	2B	2B		P3	3	1	2	0	1	0	1				
Inning Stats	R: 2 H: 3 E: 0 K: 0 S: 17	H: 3 LOB: 1 BB: 0 P: 26	R: 2 H: 2 E: 1 K: 1 S: 20	H: 2 LOB: 1 BB: 0 P: 30	R: 0 H: 0 E: 0 K: 0 S: 4	H: 0 LOB: 0 BB: 0 P: 10	R: 1 H: 2 E: 0 K: 0 S: 7	H: 2 LOB: 1 BB: 1 P: 13	R: 0 H: 0 E: 0 K: 1 S: 6	H: 2 LOB: 2 BB: 0 P: 11	R: 0 H: 2 E: 0 K: 1 S: 9	H: 2 LOB: 0 BB: 0 P: 13	R: 0 H: 0 E: 0 K: 1 S: 6	H: 0 LOB: 0 BB: 0 P: 9	R: 2 H: 2 E: 0 K: 0 S: 11	H: 2 LOB: 1 BB: 1 P: 18		1B: 8 2B: 3 3B: 0 HR: 0	SF: 0 SAC: 1 DP: 1 HBP: 0	WP: 1 PB: 0 SB: 3 CS: 0
PITCHER	IP WLS BF H R ER SO BB IBB HBP BLK WP HR S P ERA WHIP	IP WLS BF H R ER SO BB IBB HBP BLK WP HR S P ERA WHIP	IP WLS BF H R ER SO BB IBB HBP BLK WP HR S P ERA WHIP	IP WLS BF H R ER SO BB IBB HBP BLK WP HR S P ERA WHIP	IP WLS BF H R ER SO BB IBB HBP BLK WP HR S P ERA WHIP	IP WLS BF H R ER SO BB IBB HBP BLK WP HR S P ERA WHIP	IP WLS BF H R ER SO BB IBB HBP BLK WP HR S P ERA WHIP	IP WLS BF H R ER SO BB IBB HBP BLK WP HR S P ERA WHIP	IP WLS BF H R ER SO BB IBB HBP BLK WP HR S P ERA WHIP	IP WLS BF H R ER SO BB IBB HBP BLK WP HR S P ERA WHIP	IP WLS BF H R ER SO BB IBB HBP BLK WP HR S P ERA WHIP	IP WLS BF H R ER SO BB IBB HBP BLK WP HR S P ERA WHIP	IP WLS BF H R ER SO BB IBB HBP BLK WP HR S P ERA WHIP	IP WLS BF H R ER SO BB IBB HBP BLK WP HR S P ERA WHIP	IP WLS BF H R ER SO BB IBB HBP BLK WP HR S P ERA WHIP	IP WLS BF H R ER SO BB IBB HBP BLK WP HR S P ERA WHIP	IP WLS BF H R ER SO BB IBB HBP BLK WP HR S P ERA WHIP			
31 Jon Lester, L ERA: 4.88	0.2	H 2	1	0	0	1	0	0	0	0	0	5	9	0.00	1.500					
53 David Aardsma, R ERA: 2.6	2.0	H 6	0	0	0	1	0	0	0	0	11	15	0.00	0.000						
37 Hideki Okajima, L ERA: 0.55	0.2	L 5	2	2	2	0	1	0	0	0	11	18	27.00	4.500						



Batter	1	2	3	4	5	6	7	8	9	AB	R	H	RBI	BB	SO	LOB	TOP				
2 Jacoby Ellsbury, L OBP: 0.385, SLG: 0.398	G6-3		G4-3		SH1-3		F7		G1-3	4	0	0	0	0	0	1					
15 Dustin Pedroia, R OBP: 0.343, SLG: 0.411	1B		P6		F7		E5		E8	5	0	2	1	0	0	1					
34 David Ortiz, L OBP: 0.337, SLG: 0.433	K		F8		G3		G4-6-3		G4-6-3	4	0	0	0	1	1	3					
Manny Ramirez, R OBP: 0.379, SLG: 0.538	K				G6-3				P3	5	0	0	0	0	1	3					
25 Mike Lowell, R OBP: 0.333, SLG: 0.476		G5-3			F8				HR	4	1	2	1	1	0	0					
20 Kevin Youkilis, R OBP: 0.400, SLG: 0.603		HR			L8				G5-3	5	1	2	1	0	1	4					
Jason Varitek, S OBP: 0.333, SLG: 0.427		1B			G6-3				BB	3	0	2	0	1	0	1					
Coco Crisp, S OBP: 0.333, SLG: 0.416		F8			P4				L8	4	1	1	1	0	0	4					
12 Jed Lowrie, S OBP: 0.340, SLG: 0.476		K			SH1-3				HR	4	2	3	1	0	1	1					
Inning Stats	R: 0 H: 1 E: 0 K: 2 S: 19	H: 1 R: 0 ER: 0 LOB: 1 BB: 0 P: 25	R: 1 H: 2 E: 0 K: 1 S: 14	H: 2 R: 0 ER: 0 LOB: 1 BB: 0 P: 22	R: 0 H: 0 E: 0 K: 0 S: 8	H: 0 R: 0 ER: 0 LOB: 2 BB: 0 P: 11	R: 0 H: 2 E: 0 K: 0 S: 10	H: 2 R: 0 ER: 0 LOB: 2 BB: 0 P: 14	R: 0 H: 1 E: 0 K: 0 S: 6	H: 1 R: 0 ER: 0 LOB: 1 BB: 0 P: 9	R: 2 H: 2 E: 1 K: 0 S: 11	H: 2 R: 0 ER: 0 LOB: 0 BB: 0 P: 17	R: 1 H: 1 E: 0 K: 0 S: 8	H: 1 R: 0 ER: 0 LOB: 1 BB: 2 P: 14	R: 1 H: 2 E: 1 K: 1 S: 15	H: 2 R: 0 ER: 0 LOB: 3 BB: 2 P: 26	1B: 5 2B: 3 HR: 4	SF: 0 SAC: 1 HBP: 0	WP: 0 PB: 0 SB: 0 CS: 0	PA: 42	
PITCHER	IP	WLS	BF	H	R	ER	SO	BB	IBB	HBP	BLK	WP	HR	S	P	ERA	WHIP				
15 Glen Perkins, L ERA: 4.5	6.0	L	27	9	3	3	3	0	0	0	0	0	3	69	98	4.50	1.500				
Dennys Reyes, L ERA:	1.0		3	0	0	0	0	0	0	0	0	0	0	6	8	0.00	0.000				
Brian Bass, R ERA: 4.18	1.2		11	3	2	2	0	2	1	0	0	0	1	20	37	10.80	3.000				
41 Bobby Korecky, R ERA: 4.5	0.1		1	0	0	0	1	0	0	0	0	0	0	3	3	0.00	0.000				

Boston Red Sox @ Minnesota Twins
Hubert H. Humphrey Metrodome, Minneapolis, MN

AB 38
R 5
H 12
RBI 5
BB 3
SO 4
LOB 18



WP: 0 PA: 42
PB: 0
SB: 0
CS: 0

Boston Red Sox @ Minnesota Twins
Hubert H. Humphrey Metrodome, Minneapolis, MN

AB 33
R 2
H 7
RBI 2
BB 3
SO 9
LOB 15



WP: 0 PA: 36
PB: 0
SB: 0
CS: 0

Batter	1	2	3	4	5	6	7	8	9	AB	R	H	RBI	BB	SO	LOB	BOTTOM					
22 Carlos Gómez, R OBP: 0.304, SLG: 0.403	K				L9					3	0	0	1	1	2	1						
20 Matt Tolbert, S OBP: 0.333, SLG: 0.382	K						G4-3			4	1	1	0	0	1	3						
7 Joe Mauer, L OBP: 0.409, SLG: 0.432	BB				K				F7	3	0	0	0	1	2	1						
33 Justin Morneau, L OBP: 0.333, SLG: 0.446	G4-3								G3-1	4	0	2	1	0	0	1						
5 Michael Cuddyer, R OBP: 0.311, SLG: 0.362		BB			L5				P3	3	1	0	0	1	0	2						
16 Jason Kubel, L OBP: 0.238, SLG: 0.359	F7				G4-3				K	4	0	0	0	0	1	2						
21 Delmon Young, R OBP: 0.312, SLG: 0.308		BB			P4				G4-3	4	0	1	0	0	0	0						
Mike Lamb, L OBP: 0.250, SLG: 0.296		BB							F9	4	0	3	0	0	0	0						
12 Adam Everett, R OBP: 0.229, SLG: 0.283		BB								3	0	0	0	0	2	4						
Craig Monroe, R OBP: 0.303, SLG: 0.444					F8				K	1	0	0	0	0	1	1						
Inning Stats	R: 0 H: 0 E: 0 K: 2 S: 9	H: 0 R: 1 ER: 0 LOB: 1 BB: 1 P: 14	R: 1 H: 2 E: 0 K: 1 S: 11	H: 2 R: 0 ER: 0 LOB: 2 BB: 2 P: 22	R: 0 H: 1 E: 0 K: 1 S: 7	H: 1 R: 0 ER: 0 LOB: 1 BB: 0 P: 9	R: 0 H: 1 E: 0 K: 0 S: 8	H: 1 R: 0 ER: 0 LOB: 1 BB: 0 P: 12	R: 1 H: 2 E: 0 K: 1 S: 12	H: 2 R: 0 ER: 0 LOB: 0 BB: 0 P: 17	R: 0 H: 0 E: 0 K: 0 S: 6	H: 0 R: 0 ER: 0 LOB: 0 BB: 0 P: 6	R: 0 H: 0 E: 0 K: 2 S: 10	H: 0 R: 0 ER: 0 LOB: 0 BB: 0 P: 16	R: 0 H: 0 E: 0 K: 0 S: 8	H: 0 R: 0 ER: 0 LOB: 0 BB: 0 P: 12	R: 0 H: 1 E: 0 K: 2 S: 14	H: 1 R: 0 ER: 0 LOB: 1 BB: 0 P: 20	1B: 6 2B: 1 HR: 0	SF: 0 SAC: 0 HBP: 0	WP: 0 PB: 0 SB: 0 CS: 0	PA: 36
PITCHER	IP	WLS	BF	H	R	ER	SO	BB	IBB	HBP	BLK	WP	HR	S	P	ERA	WHIP					
18 Daisuke Matsuzaka, R ERA: 2.45	7.0	W	29	6	2	2	7	3	0	0	0	0	0	63	96	2.57	1.286					
37 Hideki Okajima, L ERA: 0.5	1.0	H	3	0	0	0	0	0	0	0	0	0	0	8	12	0.00	0.000					
58 Jonathan Papelbon, R ERA: 2.41	1.0	S	4	1	0	0	2	0	0	0	0	0	0	14	20	0.00	1.000					

Sat May 10 2008, 7:10 PM EDT
Att: 33,839 - Dome - 70 F

Batter	1	2	3	4	5	6	7	8	9	AB	R	H	RBI	BB	SO	LOB	TOP								
2 Jacoby Ellsbury, L OBP: 0.378, SLG: 0.384	G4-3		HBP 34 1B 25 SF9 15 HBP	L7		G4-3		F7		4	1	0	0	0	0	4	Boston Red Sox @ Minnesota Twins Hubert H. Humphrey Metrodome, Minneapolis, MN Sun May 11 2008, 8:05 PM EDT Att: 26,511 - Dome - 72 F								
15 Dustin Pedroia, R OBP: 0.344, SLG: 0.407	1B		HBP 25 SF9 34 1B	FC6-4		G5-3		G6-4-3		4	1	1	0	0	0	3									
34 David Ortiz, L OBP: 0.345, SLG: 0.434	1B		1B	20 1B		K		G3-1		4	0	2	0	1	1	1									
20 Kevin Youkilis, R OBP: 0.400, SLG: 0.596	K		1B	BB		G6-3		1B		5	1	2	1	0	1	5									
25 Mike Lowell, R OBP: 0.323, SLG: 0.465	K		SF9	K		P3		1B		4	1	1	1	0	2	4									
7 J.D. Drew, L OBP: 0.392, SLG: 0.413		G4-3	L6			G3		HR		5	1	2	1	0	0	2									
Coco Crisp, S OBP: 0.337, SLG: 0.476	F8		1B	3B		F8		HR		5	2	2	3	0	0	1									
Kevin Cash, R OBP: 0.435, SLG: 0.475	1B		1B	1B		K		G6-3		4	1	2	1	0	1	0									
Manny Ramirez, R OBP: 0.377, SLG: 0.535	1B		1B	1B		G5-3		G6-3		1	0	0	0	0	0	1									
Alex Cora, L OBP: 0.889, SLG: 1.000	G1		1B	1B		G4-3		G6-4-3		4	0	3	0	0	0	1									
Inning Stats	R: 0 E: 0 K: 2 S: 14	H: 2 LOB: 0 P: 21	R: 0 E: 0 K: 0 S: 6	H: 1 LOB: 1 BB: 0 P: 8	R: 1 E: 0 K: 0 S: 7	H: 1 LOB: 2 BB: 0 P: 15	R: 3 E: 1 K: 1 S: 19	H: 4 LOB: 2 BB: 1 P: 29	R: 0 E: 0 K: 1 S: 9	H: 0 LOB: 0 BB: 0 P: 10	R: 0 E: 0 K: 1 S: 7	H: 1 LOB: 0 BB: 0 P: 10	R: 2 E: 0 K: 0 S: 11	H: 2 LOB: 0 BB: 0 P: 16	R: 0 E: 0 K: 0 S: 9	H: 1 LOB: 1 BB: 0 P: 10	R: 2 E: 0 K: 0 S: 19	H: 3 LOB: 1 BB: 0 P: 26	1B: 11 2B: 2 3B: 1 HR: 1	SF: 1 SAC: 0 DP: 1 HBP: 2	WP: 0 PB: 0 SB: 1 CS: 0	PA: 44			
PITCHER	IP WLS BF H R ER SO BB IBB HBP BLK WP HR S P ERA WHIP	IP WLS BF H R ER SO BB IBB HBP BLK WP HR S P ERA WHIP	IP WLS BF H R ER SO BB IBB HBP BLK WP HR S P ERA WHIP	IP WLS BF H R ER SO BB IBB HBP BLK WP HR S P ERA WHIP	IP WLS BF H R ER SO BB IBB HBP BLK WP HR S P ERA WHIP	IP WLS BF H R ER SO BB IBB HBP BLK WP HR S P ERA WHIP	IP WLS BF H R ER SO BB IBB HBP BLK WP HR S P ERA WHIP	IP WLS BF H R ER SO BB IBB HBP BLK WP HR S P ERA WHIP	IP WLS BF H R ER SO BB IBB HBP BLK WP HR S P ERA WHIP	IP WLS BF H R ER SO BB IBB HBP BLK WP HR S P ERA WHIP	IP WLS BF H R ER SO BB IBB HBP BLK WP HR S P ERA WHIP	IP WLS BF H R ER SO BB IBB HBP BLK WP HR S P ERA WHIP	IP WLS BF H R ER SO BB IBB HBP BLK WP HR S P ERA WHIP	IP WLS BF H R ER SO BB IBB HBP BLK WP HR S P ERA WHIP	IP WLS BF H R ER SO BB IBB HBP BLK WP HR S P ERA WHIP	IP WLS BF H R ER SO BB IBB HBP BLK WP HR S P ERA WHIP	IP WLS BF H R ER SO BB IBB HBP BLK WP HR S P ERA WHIP	IP WLS BF H R ER SO BB IBB HBP BLK WP HR S P ERA WHIP	IP WLS BF H R ER SO BB IBB HBP BLK WP HR S P ERA WHIP	IP WLS BF H R ER SO BB IBB HBP BLK WP HR S P ERA WHIP	IP WLS BF H R ER SO BB IBB HBP BLK WP HR S P ERA WHIP	IP WLS BF H R ER SO BB IBB HBP BLK WP HR S P ERA WHIP	IP WLS BF H R ER SO BB IBB HBP BLK WP HR S P ERA WHIP	IP WLS BF H R ER SO BB IBB HBP BLK WP HR S P ERA WHIP	IP WLS BF H R ER SO BB IBB HBP BLK WP HR S P ERA WHIP
53 Nick Blackburn, R ERA: 3.93	6.0	W	30	9	4	4	5	1	0	0	2	0	0	0	0	0	0	0	62	93	6.00	1.667			
54 Matt Guerrier, R ERA: 3.89	1.0		5	2	2	2	0	0	0	0	0	0	0	0	1	11	16	18.00	2.000						
Dennys Reyes, L ERA:	1.0	H	3	1	0	0	0	0	0	0	0	0	0	0	9	10	0.00	1.000							
36 Joe Nathan, R ERA: 1.93	1.0	S	6	3	2	2	0	0	0	0	0	0	0	0	19	26	18.00	3.000							
Batter	1	2	3	4	5	6	7	8	9	AB	R	H	RBI	BB	SO	LOB	BOTTOM								
22 Carlos Gómez, R OBP: 0.300, SLG: 0.396	G6-3		K	K		K		L9		5	0	1	0	0	2	0	Boston Red Sox @ Minnesota Twins Hubert H. Humphrey Metrodome, Minneapolis, MN Sun May 11 2008, 8:05 PM EDT Att: 26,511 - Dome - 72 F								
20 Matt Tolbert, S OBP: 0.312, SLG: 0.356	F8		K	G1-3		G4-3		P6		5	0	0	0	0	1	1									
7 Joe Mauer, L OBP: 0.409, SLG: 0.426	F8		F8	3B		1B		F7		4	1	1	0	1	0	1									
33 Justin Morneau, L OBP: 0.351, SLG: 0.459	HR		1B	1B		1B		1B		3	2	3	0	1	0	0									
5 Michael Cuddyer, R OBP: 0.321, SLG: 0.375	HR		K	E		G6-3		G6-3		3	1	1	0	1	1	3									
Craig Monroe, R OBP: 0.314, SLG: 0.537	HR		G5-3	E5		HR		HR		4	2	2	4	0	0	3									
21 Delmon Young, R OBP: 0.310, SLG: 0.301	G5-3		1B	G3-1		G6-3		G6-3		3	1	0	0	1	0	3									
Mike Lamb, L OBP: 0.259, SLG: 0.297	HR		1B	1B		F7		F9		3	1	1	2	1	0	0									
12 Adam Everett, R OBP: 0.231, SLG: 0.340	HR		F7	P4		G6-3		G6-3		4	1	1	2	0	0	1									
Inning Stats	R: 0 E: 0 K: 0 S: 10	H: 0 LOB: 0 BB: 0 P: 16	R: 5 E: 0 K: 1 S: 21	H: 5 LOB: 1 BB: 1 P: 35	R: 2 E: 0 K: 1 S: 13	H: 2 LOB: 1 BB: 1 P: 26	R: 1 E: 0 K: 1 S: 11	H: 1 LOB: 3 BB: 2 P: 27	R: 0 E: 0 K: 1 S: 10	H: 0 LOB: 0 BB: 0 P: 15	R: 0 E: 0 K: 0 S: 8	H: 1 LOB: 1 BB: 1 P: 12	R: 1 E: 0 K: 0 S: 9	H: 1 LOB: 0 BB: 0 P: 13	R: 0 E: 0 K: 0 S: 7	H: 0 LOB: 0 BB: 0 P: 11		1B: 6 2B: 1 3B: 0 HR: 3	SF: 0 SAC: 0 DP: 1 HBP: 0	WP: 1 PB: 2 SB: 1 CS: 0	PA: 39				
PITCHER	IP WLS BF H R ER SO BB IBB HBP BLK WP HR S P ERA WHIP	IP WLS BF H R ER SO BB IBB HBP BLK WP HR S P ERA WHIP	IP WLS BF H R ER SO BB IBB HBP BLK WP HR S P ERA WHIP	IP WLS BF H R ER SO BB IBB HBP BLK WP HR S P ERA WHIP	IP WLS BF H R ER SO BB IBB HBP BLK WP HR S P ERA WHIP	IP WLS BF H R ER SO BB IBB HBP BLK WP HR S P ERA WHIP	IP WLS BF H R ER SO BB IBB HBP BLK WP HR S P ERA WHIP	IP WLS BF H R ER SO BB IBB HBP BLK WP HR S P ERA WHIP	IP WLS BF H R ER SO BB IBB HBP BLK WP HR S P ERA WHIP	IP WLS BF H R ER SO BB IBB HBP BLK WP HR S P ERA WHIP	IP WLS BF H R ER SO BB IBB HBP BLK WP HR S P ERA WHIP	IP WLS BF H R ER SO BB IBB HBP BLK WP HR S P ERA WHIP	IP WLS BF H R ER SO BB IBB HBP BLK WP HR S P ERA WHIP	IP WLS BF H R ER SO BB IBB HBP BLK WP HR S P ERA WHIP	IP WLS BF H R ER SO BB IBB HBP BLK WP HR S P ERA WHIP	IP WLS BF H R ER SO BB IBB HBP BLK WP HR S P ERA WHIP	IP WLS BF H R ER SO BB IBB HBP BLK WP HR S P ERA WHIP	IP WLS BF H R ER SO BB IBB HBP BLK WP HR S P ERA WHIP	IP WLS BF H R ER SO BB IBB HBP BLK WP HR S P ERA WHIP	IP WLS BF H R ER SO BB IBB HBP BLK WP HR S P ERA WHIP	IP WLS BF H R ER SO BB IBB HBP BLK WP HR S P ERA WHIP	IP WLS BF H R ER SO BB IBB HBP BLK WP HR S P ERA WHIP	IP WLS BF H R ER SO BB IBB HBP BLK WP HR S P ERA WHIP	IP WLS BF H R ER SO BB IBB HBP BLK WP HR S P ERA WHIP	IP WLS BF H R ER SO BB IBB HBP BLK WP HR S P ERA WHIP
49 Tim Wakefield, R ERA: 4.25	2.2	L	17	7	7	6	2	2	0	0	0	0	0	0	0	0	0	0	12	30	0.00	2.250			
Julian Tavarez, R ERA: 6.39	1.1		8	1	1	0	1	2	0	0	0	0	0	0	1	12	17	5.40	0.600						
53 David Aardsma, R ERA: 2.33	2.0		7	1	0	0	1	1	0	0	0	0	0	0	4	7	0.00	0.000							
50 Mike Timlin, R ERA: 10.0	1.2		6	1	1	1	0	0	0	0	0	0	0	0	0	0	0	0	4	7	0.00	0.000			
48 Javier López, L ERA: 3.38	0.1		1	0	0	0	0	0	0	0	0	0	0	0	0	0	0	0	4	7	0.00	0.000			

Batter	1	2	3	4	5	6	7	8	9	AB	R	H	RBI	BB	SO	LOB	TOP										
Coco Crisp, S OBP: 0.341, SLG: 0.477 (1, 8)										4	1	1	0	1	1	4	Boston Red Sox @ Minnesota Twins Hubert H. Humphrey Metrodome, Minneapolis, MN Mon May 12, 2008, 7:05 PM EDT Att: 18,782 - Dome - 70 F livebaseballscorecards.com										
15 Dustin Pedroia, R OBP: 0.342, SLG: 0.404 (1, 4)										4	0	1	0	0	0	2											
34 David Ortiz, L OBP: 0.341, SLG: 0.427 (1, 10)										5	1	1	1	0	0	2											
Manny Ramirez, R OBP: 0.383, SLG: 0.554 (1, 7)										4	1	2	2	1	0	2											
25 Mike Lowell, R OBP: 0.320, SLG: 0.456 (1, 5)										4	0	1	0	0	0	2											
7 J.D. Drew, L OBP: 0.403, SLG: 0.434 (1, 9)										4	0	3	0	0	1	0											
Jason Varitek, S OBP: 0.322, SLG: 0.411 (1, 2)										4	0	0	0	0	1	4											
22 Sean Casey, L OBP: 0.413, SLG: 0.446 (1, 3)										4	0	1	0	0	0	1											
Alex Cora, L OBP: 0.269, SLG: 0.818 (1, 6)										4	0	2	0	0	0	1											
Inning Stats	R: 3 E: 1 K: 1 S: 16	H: 4 LOB: 1 BB: 0 P: 25	R: 0 E: 0 K: 0 S: 8	H: 0 LOB: 1 BB: 1 P: 15	R: 0 E: 0 K: 0 S: 8	H: 2 LOB: 2 BB: 0 P: 13	R: 0 E: 0 K: 0 S: 12	H: 1 LOB: 1 BB: 0 P: 16	R: 0 E: 0 K: 0 S: 6	H: 1 LOB: 0 BB: 0 P: 8	R: 0 E: 0 K: 0 S: 9	H: 2 LOB: 1 BB: 1 P: 15	R: 0 E: 0 K: 0 S: 8	H: 0 LOB: 1 BB: 1 P: 15	R: 0 E: 0 K: 1 S: 9	H: 0 LOB: 0 BB: 0 P: 15	R: 0 E: 0 K: 1 S: 9	H: 2 LOB: 2 BB: 0 P: 12	1B: 9 2B: 2 3B: 0 HR: 1	SF: 0 SAC: 1 DP: 1 HBP: 0	WP: 0 PB: 0 SB: 0 CS: 0	PA: 40					
PITCHER	IP	WLS	BF	H	R	ER	SO	BB	IBB	HBP	BLK	WP	HR	S	P	ERA	WHIP	PITCHER									
Livan Hernandez, R ERA: 3.9 (1, 1)	6.0	W	28	10	3	3	1	1	0	0	0	0	1	59	92	4.50	1.833										
Juan Rincon, R ERA: 3.5 (7, 1)	2.0		7	0	0	0	1	1	0	0	0	0	0	17	30	0.00	0.500										
2B Jesse Crain, R ERA: 4.63 (9, 1)	1.0		5	2	0	0	1	0	0	0	0	0	0	9	12	0.00	2.000										

Batter	1	2	3	4	5	6	7	8	9	AB	R	H	RBI	BB	SO	LOB	BOTTOM										
22 Carlos Gómez, R OBP: 0.299, SLG: 0.391 (1, 8)										4	0	1	0	0	2	1	Boston Red Sox @ Minnesota Twins Hubert H. Humphrey Metrodome, Minneapolis, MN Mon May 12, 2008, 7:05 PM EDT Att: 18,782 - Dome - 70 F livebaseballscorecards.com										
23 Brendan Harris, R OBP: 0.320, SLG: 0.362 (1, 4)										4	1	1	0	0	1	3											
20 Matt Tolbert, S OBP: 0.312, SLG: 0.356 (7, 4)										0	0	0	0	0	0	0											
7 Joe Mauer, L OBP: 0.315, SLG: 0.427 (1, 2)										2	3	1	0	2	0	1											
33 Justin Morneau, L OBP: 0.355, SLG: 0.460 (1, 3)										4	1	2	1	0	0	1											
5 Michael Cuddyer, R OBP: 0.329, SLG: 0.382 (1, 9)										4	1	2	1	0	0	1											
Craig Monroe, R OBP: 0.338, SLG: 0.551 (1, 10)										2	1	1	2	2	1	0											
21 Delmon Young, R OBP: 0.315, SLG: 0.307 (1, 7)										4	0	2	2	0	1	4											
16 Jason Kubel, L OBP: 0.238, SLG: 0.359 (9, 7)										0	0	0	0	0	0	0											
Mike Lamb, L OBP: 0.259, SLG: 0.288 (1, 5)										3	0	0	0	1	0	4											
12 Adam Everett, R OBP: 0.232, SLG: 0.333 (1, 6)										4	0	1	0	0	0	1											
Inning Stats	R: 2 E: 1 K: 2 S: 17	H: 3 LOB: 2 BB: 1 P: 29	R: 0 E: 0 K: 1 S: 8	H: 0 LOB: 1 BB: 1 P: 13	R: 2 E: 0 K: 0 S: 11	H: 2 LOB: 1 BB: 2 P: 22	R: 0 E: 0 K: 1 S: 8	H: 0 LOB: 0 BB: 0 P: 15	R: 3 E: 0 K: 0 S: 8	H: 3 LOB: 1 BB: 1 P: 16	R: 0 E: 0 K: 0 S: 7	H: 2 LOB: 1 BB: 0 P: 14	R: 0 E: 0 K: 1 S: 8	H: 0 LOB: 0 BB: 0 P: 13	R: 0 E: 0 K: 0 S: 6	H: 1 LOB: 0 BB: 0 P: 7	1B: 10 2B: 2 3B: 0 HR: 0	SF: 0 SAC: 0 DP: 3 HBP: 0	WP: 0 PB: 0 SB: 0 CS: 1	PA: 36							
PITCHER	IP	WLS	BF	H	R	ER	SO	BB	IBB	HBP	BLK	WP	HR	S	P	ERA	WHIP	PITCHER									
61 Clay Buchholz, R ERA: 5.53 (1, 1)	4.1	L	25	8	7	7	4	5	0	0	0	0	0	10	20	14.54	3.000										
48 Javier López, L ERA: 3.0 (5, 1)	1.2		5	2	0	0	0	0	0	0	0	0	0	8	13	0.00	1.200										
56 Craig Hansen, R ERA: 5.06 (7, 1)	1.0		3	0	0	0	1	0	0	0	0	0	0	8	13	0.00	0.000										
50 Mike Timlin, R ERA: 9.0 (8, 1)	1.0		3	1	0	0	0	0	0	0	0	0	0	6	7	0.00	1.000										

Batter	1	2	3	4	5	6	7	8	9	AB R H RBI BB SO LOB	TOP											
35 Brad Wilkerson, L (1,9) OBP: 0.330, SLG: 0.276										4 1 2 1 1 1 0	Toronto Blue Jays @ Minnesota Twins Hubert H. Humphrey Metrodome, Minneapolis, MN Wed May 14, 2008, 8:10 PM EDT Att: 21,026 - Dome - 70 F livebaseballscorecards.com											
2 Aaron Hill, R (1,4) OBP: 0.327, SLG: 0.385										4 1 1 0 0 0 3												
15 Alex Rios, R (1,8) OBP: 0.324, SLG: 0.388										4 0 0 0 0 1 2												
33 Scott Rolen, R (1,5) OBP: 0.365, SLG: 0.523										3 2 1 0 1 0 0												
Matt Stairs, L (1,10) OBP: 0.352, SLG: 0.491										4 1 1 4 0 1 0												
35 Lyle Overbay, L (1,3) OBP: 0.373, SLG: 0.361										3 0 0 0 1 0 0												
23 Shannon Stewart, R (1,7) OBP: 0.313, SLG: 0.289										3 1 0 0 1 0 1												
36 Kevin Mench, R (9,7) OBP: 0.333, SLG: 0.273										0 0 0 0 0 0 0												
9 Gregg Zaun, S (1,2) OBP: 0.342, SLG: 0.340										4 0 0 0 0 2 1												
19 Marco Scutaro, R (1,6) OBP: 0.357, SLG: 0.316										4 0 1 0 0 0 0												
Inning Stats	R: 4 E: 0 K: 1 S: 20	H: 3 LOB: 0 BB: 1 P: 29	R: 0 E: 0 K: 0 S: 6	H: 0 LOB: 1 BB: 1 P: 12	R: 0 E: 0 K: 0 S: 9	H: 0 LOB: 0 BB: 0 P: 15	R: 1 E: 0 K: 0 S: 12	H: 2 LOB: 2 BB: 1 P: 25	R: 0 E: 0 K: 1 S: 8	H: 0 LOB: 0 BB: 0 P: 14	R: 0 E: 0 K: 1 S: 6	H: 0 LOB: 0 BB: 0 P: 6	R: 0 E: 0 K: 0 S: 7	H: 0 LOB: 0 BB: 0 P: 11	R: 1 E: 0 K: 0 S: 9	H: 1 LOB: 1 BB: 1 P: 18	R: 0 E: 0 K: 2 S: 11	H: 0 LOB: 0 BB: 0 P: 17	1B: 4 2B: 1 HR: 1	SF: 0 SAC: 0 DP: 0 HBP: 0	WP: 0 PB: 0 SB: 1 CS: 0	PA: 37
PITCHER	IP WLS BF H R ER SO BB IBB HBP BLK WP HR S P ERA WHIP											PITCHER	IP WLS BF H R ER SO BB IBB HBP BLK WP HR S P ERA WHIP									
26 Boof Bonser, R (1,1) ERA: 5.37	6.0 L 26 5 5 5 3 3 0 0 0 0 0 1 61 101 7.50 1.333																					
Juan Rincon, R (7,1) ERA: 3.39	1.0 3 0 0 0 0 0 0 0 0 0 0 7 11 0.00 0.000																					
28 Jesse Crain, R (8,1) ERA: 4.26	1.0 5 1 1 0 0 1 0 0 0 0 0 9 18 0.00 2.000																					
36 Joe Nathan, R (9,1) ERA: 1.8	1.0 3 0 0 0 2 0 0 0 0 0 0 0 11 17 0.00 0.000																					

Batter	1	2	3	4	5	6	7	8	9	AB R H RBI BB SO LOB	BOTTOM									
22 Carlos Gómez, R (1,8) OBP: 0.301, SLG: 0.408										5 0 1 0 0 2 0	Toronto Blue Jays @ Minnesota Twins Hubert H. Humphrey Metrodome, Minneapolis, MN Wed May 14, 2008, 8:10 PM EDT Att: 21,026 - Dome - 70 F livebaseballscorecards.com									
20 Matt Tolbert, S (1,4) OBP: 0.317, SLG: 0.359										5 2 2 0 0 0 1										
7 Joe Mauer, L (1,2) OBP: 0.410, SLG: 0.416										4 0 1 0 0 0 2										
33 Justin Morneau, L (1,3) OBP: 0.356, SLG: 0.490										4 2 2 2 0 1 2										
5 Michael Cuddyer, R (1,9) OBP: 0.322, SLG: 0.369										4 1 1 1 0 1 2										
16 Jason Kubel, L (1,10) OBP: 0.252, SLG: 0.410										4 0 2 2 0 0 2										
21 Delmon Young, R (1,7) OBP: 0.312, SLG: 0.304										4 0 2 0 0 1 2										
Mike Lamb, L (1,5) OBP: 0.252, SLG: 0.279										3 0 0 0 0 2 2										
23 Brendan Harris, R (8,PH) OBP: 0.316, SLG: 0.350										1 0 0 0 0 1 1										
25 Alexi Casilla, S (1,6) OBP: 0.316, SLG: 0.514										3 0 0 0 0 2 0										
Inning Stats	R: 3 E: 0 K: 2 S: 19	H: 4 LOB: 1 BB: 0 P: 28	R: 0 E: 0 K: 3 S: 10	H: 0 LOB: 0 BB: 0 P: 15	R: 1 E: 0 K: 1 S: 12	H: 2 LOB: 1 BB: 0 P: 16	R: 0 E: 0 K: 2 S: 8	H: 1 LOB: 0 BB: 0 P: 13	R: 0 E: 0 K: 0 S: 8	H: 1 LOB: 2 BB: 0 P: 10	R: 0 E: 1 K: 0 S: 7	H: 1 LOB: 1 BB: 0 P: 13	R: 1 E: 0 K: 2 S: 18	H: 2 LOB: 1 BB: 0 P: 27	R: 0 E: 0 K: 0 S: 8	H: 0 LOB: 0 BB: 0 P: 12	1B: 8 2B: 2 HR: 1	SF: 0 SAC: 0 DP: 0 HBP: 0	WP: 0 PB: 0 SB: 0 CS: 0	PA: 38
PITCHER	IP WLS BF H R ER SO BB IBB HBP BLK WP HR S P ERA WHIP											PITCHER	IP WLS BF H R ER SO BB IBB HBP BLK WP HR S P ERA WHIP							
32 Roy Halladay, R (1,1) ERA: 3.49	6.2 H 2 1 1 1 0 0 0 0 0 0 0 7 11 27.00 3.000																			
39 Jesse Carlson, L (7,1) ERA: 2.12	0.1 H 2 1 1 1 0 0 0 0 0 0 0 7 10 0.00 1.500																			
57 Shawn Camp, R (8,1) ERA: 5.19	0.2 H 3 1 0 0 1 0 0 0 0 0 0 7 10 0.00 0.000																			
56 Brian Tallet, L (8,1) ERA: 1.85	0.1 H 1 0 0 0 1 0 0 0 0 0 0 5 8 0.00 0.000																			
37 Scott Downs, L (9,1) ERA: 2.6	1.0 S 3 0 0 0 0 0 0 0 0 0 0 8 12 0.00 0.000																			

Batter	1	2	3	4	5	6	7	8	9	AB	R	H	RBI	BB	SO	LOB	TOP							
23 Brendan Harris, R OBP: 0.322, SLG: 0.346										4	0	1	0	0	1	2								
21 Delmon Young, R OBP: 0.328, SLG: 0.348										4	1	2	0	0	0	1								
Craig Monroe, R OBP: 0.297, SLG: 0.471										4	0	0	0	0	2	3								
33 Justin Morneau, L OBP: 0.371, SLG: 0.506										4	1	1	2	0	1	2								
5 Michael Cuddyer, R OBP: 0.296, SLG: 0.340										4	0	1	0	0	3	0								
55 Mike Redmond, R OBP: 0.214, SLG: 0.240										4	0	0	0	0	1	1								
Howie Clark, L OBP: 0.250, SLG: 0.500										4	0	1	0	0	1	1								
12 Adam Everett, R OBP: 0.225, SLG: 0.308										2	0	0	0	1	0	1								
59 Kevin Slowey, R 64 Matt Guerrier, R 16 Jason Kubel, L 22 Carlos Gomez, R Juan Rincon, R Dennys Reyes, R 28 Jesse Crain, R 41 Bobby Korecky, R										2	0	0	0	0	0	2								
Inning Stats	R: 0 E: 0 K: 1 S: 8	H: 1 LOB: 1 BB: 0 P: 13	R: 0 E: 0 K: 0 S: 7	H: 1 LOB: 2 BB: 1 P: 15	R: 0 E: 0 K: 1 S: 12	H: 0 LOB: 0 BB: 0 P: 15	R: 0 E: 0 K: 2 S: 8	H: 0 LOB: 0 BB: 0 P: 10	R: 0 E: 0 K: 1 S: 7	H: 0 LOB: 0 BB: 0 P: 12	R: 2 E: 0 K: 2 S: 17	H: 2 LOB: 0 BB: 0 P: 22	R: 0 E: 0 K: 0 S: 9	H: 1 LOB: 2 BB: 1 P: 17	R: 0 E: 0 K: 1 S: 8	H: 0 LOB: 0 BB: 0 P: 12	R: 0 E: 0 K: 1 S: 8	H: 0 LOB: 0 BB: 0 P: 14	1B: 0 2B: 4 3B: 2 HR: 1	SF: 0 SAC: 0 DP: 1 HBP: 0	WP: 0 PB: 0 SB: 0 CS: 0	PA: 34		
PITCHER	IP WLS BF H R ER SO BB IBB HBP BLK WP HR S P ERA WHIP	6.1 W 27 6 2 2 7 1 1 0 0 0 1 67 102 2.84 1.105	1.2 H 4 0 0 0 1 0 0 0 0 0 9 14 0.00 0.000	1.0 3 0 0 0 1 0 0 0 0 0 8 14 0.00 0.000																				

Minnesota Twins @ Colorado Rockies
Coors Field, Denver, CO
Sun May 18 2008, 1:05 PM MDT
Att: 40,326 - Partly Cloudy - 81 F

AB 32
R 2
H 6
RBI 2
BB 2
SO 9
LOB 13



Batter	1	2	3	4	5	6	7	8	9	AB	R	H	RBI	BB	SO	LOB	BOTTOM							
Willy Taveras, R OBP: 0.305, SLG: 0.285										4	1	0	0	0	0	0								
12 Clint Barmes, R OBP: 0.393, SLG: 0.555										4	1	2	1	0	1	1								
5 Matt Holliday, R OBP: 0.402, SLG: 0.521										3	1	1	0	1	0	1								
17 Todd Helton, L OBP: 0.383, SLG: 0.402										4	1	2	3	0	1	3								
27 Garrett Atkins, R OBP: 0.360, SLG: 0.531										4	1	2	0	0	0	2								
11 Brad Hawpe, L OBP: 0.355, SLG: 0.364										2	0	0	0	2	0	1								
10 Jeff Baker, R OBP: 0.279, SLG: 0.321 35 Taylor Buchholz, R 60 Manny Corpas, R										3	0	1	1	0	1	1								
20 Chris Iannetta, R OBP: 0.359, SLG: 0.551										4	0	0	0	0	2	6								
26 Jeff Francis, L OBP: 0.071, SLG: 0.071 6 Omar Quintanilla, L OBP: 0.275, SLG: 0.385										2	0	0	0	0	1	0								
Inning Stats	R: 0 E: 0 K: 1 S: 11	H: 1 LOB: 2 BB: 0 P: 18	R: 0 E: 0 K: 2 S: 12	H: 1 LOB: 0 BB: 0 P: 17	R: 1 E: 0 K: 0 S: 16	H: 2 LOB: 1 BB: 0 P: 26	R: 0 E: 0 K: 0 S: 6	H: 0 LOB: 0 BB: 0 P: 8	R: 0 E: 0 K: 2 S: 10	H: 0 LOB: 0 BB: 0 P: 14	R: 2 E: 0 K: 0 S: 22	H: 3 LOB: 2 BB: 1 P: 31	R: 3 E: 1 K: 0 S: 16	H: 1 LOB: 3 BB: 4 P: 36	R: 0 E: 1 K: 1 S: 9	H: 0 LOB: 1 BB: 0 P: 16	1B: 5 2B: 2 3B: 0 HR: 2	SF: 0 SAC: 2 DP: 1 HBP: 1	WP: 0 PB: 0 SB: 2 CS: 1	PA: 39				
PITCHER	IP WLS BF H R ER SO BB IBB HBP BLK WP HR S P ERA WHIP	5.2 L 25 7 3 3 3 1 0 0 0 0 0 3 5 0.00 0.000	0.1 1 0 0 0 0 0 0 0 0 0 0 0 6 14 27.00 3.000	0.1 4 0 3 1 0 1 1 0 0 0 0 0 1 1 ∞ ∞	0.0 1 1 0 0 0 0 0 0 0 0 0 1 1 ∞ ∞	0.1 3 0 0 0 0 2 0 0 0 0 0 0 6 16 0.00 6.000																		

Minnesota Twins @ Colorado Rockies
Coors Field, Denver, CO
Sun May 18 2008, 1:05 PM MDT
Att: 40,326 - Partly Cloudy - 81 F

AB 31
R 6
H 8
RBI 6
BB 5
SO 6
LOB 15



Batter	1	2	3	4	5	6	7	8	9	AB	R	H	RBI	BB	SO	LOB	TOP				
5 Ian Kinsler, R OBP: 0.361, SLG: 0.437	G5-3		F9			P3			10 1B 32 1B	5	1	2	1	0	0	1	<p>Texas Rangers @ Minnesota Twins Hubert H. Humphrey Metrodome, Minneapolis, MN Tue May 20 2008, 8:10 PM EDT Att: 19,376 - Dome - 70 F</p>				
10 Michael Young, R OBP: 0.341, SLG: 0.403	K		F9			L4			32 1B	5	0	1	0	0	2	4					
32 Josh Hamilton, L OBP: 0.370, SLG: 0.599	F9					G4-3			1B	5	0	2	1	0	0	3					
Milton Bradley, S OBP: 0.428, SLG: 0.569						F9			G3-1	4	1	1	0	0	0	3					
7 David Murphy, L OBP: 0.328, SLG: 0.475						F7			G3-1	4	1	1	0	0	0	3					
22 Marlon Byrd, R OBP: 0.277, SLG: 0.357						F8			G5-3	4	1	1	0	0	0	3					
16 Chris Shelton, R OBP: 0.304, SLG: 0.385						K			K	4	0	0	0	0	3	5					
21 Jarrod Saltalamacchia, R OBP: 0.382, SLG: 0.302						F8			G4-3	4	0	1	1	0	0	0					
6 German Duran, R OBP: 0.259, SLG: 0.269						G6-3			F7	4	0	2	1	0	0	0					
Inning Stats	R: 0 H: 0 E: 0 K: 1 S: 8	H: 0 LOB: 0 BB: 0 P: 10	R: 0 H: 1 E: 0 K: 1 S: 10	H: 1 LOB: 1 BB: 0 P: 13	R: 0 H: 1 E: 0 K: 0 S: 10	H: 1 LOB: 1 BB: 0 P: 15	R: 0 H: 0 E: 0 K: 0 S: 6	H: 0 LOB: 0 BB: 0 P: 9	R: 0 H: 0 E: 0 K: 0 S: 11	H: 0 LOB: 0 BB: 0 P: 15	R: 3 H: 4 E: 1 K: 1 S: 20	H: 4 LOB: 3 BB: 0 P: 30	R: 0 H: 1 E: 0 K: 1 S: 8	H: 1 LOB: 1 BB: 0 P: 10	R: 1 H: 3 E: 0 K: 0 S: 13	H: 3 LOB: 2 BB: 0 P: 19	1B: 11 2B: 0 3B: 0 HR: 0	SF: 0 SAC: 0 DP: 0 HBP: 1	WP: 0 PB: 0 SB: 0 CS: 0	PA: 40	
PITCHER	IP	WLS	BF	H	R	ER	SO	BB	IBB	HBP	BLK	WP	HR	S	P	ERA	WHIP				
15 Glen Perkins, L ERA: 3.44	(1, 1)	6.1	W	27	6	3	2	3	0	0	1	0	0	69	96	2.84	0.947				
Brian Bass, R ERA: 3.72	(7, 1)	2.2		13	5	1	1	2	0	0	0	0	0	26	36	3.38	1.875				

AB	39
R	4
H	11
RBI	4
BB	0
SO	5
LOB	22



Batter	1	2	3	4	5	6	7	8	9	AB	R	H	RBI	BB	SO	LOB	BOTTOM					
22 Carlos Gómez, R OBP: 0.301, SLG: 0.409	25 1B	G4-6-3	25 BB			FC5-4			K	4	1	1	0	1	1	2	<p>Texas Rangers @ Minnesota Twins Hubert H. Humphrey Metrodome, Minneapolis, MN Tue May 20 2008, 8:10 PM EDT Att: 19,376 - Dome - 70 F</p>					
25 Alexi Casilla, S OBP: 0.333, SLG: 0.545	7 2B 5 FC5-2		1B			K			F7	4	1	2	2	1	1	1						
7 Joe Mauer, L OBP: 0.404, SLG: 0.414	5 1B		1B			F7			FC4-6	4	2	3	1	0	0	0						
33 Justin Morneau, L OBP: 0.372, SLG: 0.494	L6		1B			5 1B 6 4-3			FC4-6	4	1	2	1	0	0	4						
Howie Clark, L OBP: 0.296, SLG: 0.571			1B			1B			1B	1	0	0	0	0	0	1						
5 Michael Cuddyer, R OBP: 0.277, SLG: 0.324	FC5-2		21 E 1B			L6			G5-3	5	1	1	1	0	0	3						
16 Jason Kubel, L OBP: 0.289, SLG: 0.421	IBB		1B 12 FC6-4			P6			21 3B	2	2	1	0	2	0	0						
21 Delmon Young, R OBP: 0.326, SLG: 0.364	G3-1		12 E 12 BB 25 BB			G5-3			SF8	4	2	1	2	0	0	4						
Mike Lamb, L OBP: 0.259, SLG: 0.276			G6-3			22 FC6-4 1B			SF8	3	0	2	2	0	0	0						
12 Adam Everett, R OBP: 0.231, SLG: 0.296			22 G4-6-3 BB			FC6-4			G5-3	3	1	0	1	1	0	3						
Inning Stats	R: 2 H: 3 E: 1 K: 0 S: 10	H: 3 LOB: 2 BB: 1 P: 21	R: 0 H: 0 E: 0 K: 0 S: 7	H: 0 LOB: 1 BB: 1 P: 13	R: 7 H: 5 E: 1 K: 0 S: 25	H: 5 LOB: 2 BB: 3 P: 44	R: 0 H: 0 E: 0 K: 0 S: 8	H: 0 LOB: 0 BB: 0 P: 12	R: 0 H: 1 E: 0 K: 1 S: 9	H: 1 LOB: 1 BB: 0 P: 15	R: 0 H: 1 E: 0 K: 0 S: 5	H: 1 LOB: 0 BB: 0 P: 8	R: 2 H: 2 E: 0 K: 1 S: 10	H: 2 LOB: 0 BB: 0 P: 17	R: 0 H: 1 E: 0 K: 0 S: 10	H: 1 LOB: 1 BB: 0 P: 15	1B: 8 2B: 3 3B: 2 HR: 0	SF: 2 SAC: 0 DP: 2 HBP: 0	WP: 0 PB: 0 SB: 0 CS: 0	PA: 41		
PITCHER	IP	WLS	BF	H	R	ER	SO	BB	IBB	HBP	BLK	WP	HR	S	P	ERA	WHIP					
49 Doug Mathis, R ERA: 10.13	(1, 1)	2.1	L	19	8	9	6	0	3	1	0	0	0	0	38	70	23.14	4.714				
Franklyn German, R ERA: 2.09	(3, 1)	3.2		13	2	0	0	1	1	0	0	0	0	26	43	0.00	0.818					
59 Josh Rupe, R ERA: 4.23	(7, 1)	2.0		9	3	2	2	1	0	0	0	0	0	20	32	9.00	1.500					

AB	34
R	11
H	13
RBI	10
BB	5
SO	2
LOB	18



Batter	1	2	3	4	5	6	7	8	9	AB	R	H	RBI	BB	SO	LOB	TOP								
5 Ian Kinsler, R OBP: 0.357, SLG: 0.447										5	1	1	3	0	0	4									
10 Michael Young, R OBP: 0.338, SLG: 0.414										5	1	1	1	0	1	2									
32 Josh Hamilton, L OBP: 0.375, SLG: 0.599										5	2	3	0	0	1	0									
Milton Bradley, S OBP: 0.425, SLG: 0.566 22 Marlon Byrd, R OBP: 0.394, SLG: 0.370										1	0	0	0	0	1	0									
7 David Murphy, L OBP: 0.330, SLG: 0.484										5	0	2	2	0	0	4									
15 Gerald Laird, R OBP: 0.348, SLG: 0.423										4	2	2	2	0	1	0									
41 Brandon Boggs, S OBP: 0.307, SLG: 0.392										5	1	1	0	0	0	4									
16 Chris Shelton, R OBP: 0.340, SLG: 0.419										4	1	3	0	0	0	1									
Ramón Vázquez, L OBP: 0.411, SLG: 0.463										3	1	2	2	1	0	1									
Inning Stats	R: 0 E: 0 K: 1 S: 8	H: 0 LOB: 0 BB: 0 P: 13	R: 0 E: 0 K: 1 S: 8	H: 0 LOB: 0 BB: 0 P: 12	R: 0 E: 0 K: 0 S: 7	H: 1 LOB: 0 BB: 0 P: 9	R: 0 E: 0 K: 0 S: 11	H: 2 LOB: 2 BB: 0 P: 14	R: 0 E: 0 K: 1 S: 10	H: 1 LOB: 2 BB: 1 P: 16	R: 7 E: 0 K: 1 S: 20	H: 6 LOB: 0 BB: 0 P: 24	R: 1 E: 0 K: 1 S: 13	H: 2 LOB: 2 BB: 0 P: 21	R: 0 E: 0 K: 0 S: 7	H: 2 LOB: 1 BB: 0 P: 10	R: 2 E: 0 K: 0 S: 13	H: 3 LOB: 0 BB: 0 P: 20	1B: 12 2B: 2 3B: 0 HR: 3	SF: 0 SAC: 0 DP: 2 HBP: 1	WP: 0 PB: 0 SB: 1 CS: 0	PA: 43			
PITCHER	IP	WLS	BF	H	R	ER	SO	BB	IBB	HBP	BLK	WP	HR	S	P	ERA	WHIP								
53 Nick Blackburn, R ERA: 3.55	6.0	L	29	10	7	1	4	1	0	0	0	0	2	64	88	1.50	1.833								
Juan Rincon, R ERA: 3.72	2.0		10	4	1	1	1	0	0	1	0	0	0	20	31	4.50	2.000								
41 Bobby Korecky, R ERA: 4.5	1.0		5	3	2	2	0	0	0	0	0	0	1	13	20	18.00	3.000								

Texas Rangers @ Minnesota Twins
Hubert H. Humphrey Metrodome, Minneapolis, MN

Wed May 21, 2008, 8:10 PM EDT
Att: 22,032 - Dome - 70 F



AB 41
R 10
H 17
RBI 10
BB 1
SO 5
LOB 18

Batter	1	2	3	4	5	6	7	8	9	AB	R	H	RBI	BB	SO	LOB	BOTTOM								
22 Carlos Gómez, R OBP: 0.300, SLG: 0.411										4	0	1	0	0	1	1									
25 Alexi Casilla, S OBP: 0.250, SLG: 0.429										3	0	0	1	0	0	1									
7 Joe Mauer, L OBP: 0.406, SLG: 0.416										4	0	2	0	0	0	0									
33 Justin Morneau, L OBP: 0.370, SLG: 0.488										4	0	1	0	0	2	2									
5 Michael Cuddyer, R OBP: 0.268, SLG: 0.313										4	0	0	0	0	0	1									
16 Jason Kubel, L OBP: 0.281, SLG: 0.409										4	0	0	0	0	1	1									
21 Delmon Young, R OBP: 0.332, SLG: 0.366										2	0	1	0	1	0	0									
Mike Lamb, L OBP: 0.254, SLG: 0.269										3	0	0	0	0	1	2									
12 Adam Everett, R OBP: 0.235, SLG: 0.324										3	1	1	0	0	0	0									
Inning Stats	R: 0 E: 0 K: 0 S: 12	H: 1 LOB: 1 BB: 0 P: 17	R: 0 E: 0 K: 0 S: 7	H: 0 LOB: 0 BB: 0 P: 15	R: 0 E: 0 K: 1 S: 12	H: 1 LOB: 1 BB: 0 P: 17	R: 0 E: 0 K: 1 S: 6	H: 0 LOB: 0 BB: 0 P: 9	R: 0 E: 0 K: 0 S: 4	H: 1 LOB: 0 BB: 0 P: 6	R: 1 E: 0 K: 2 S: 12	H: 2 LOB: 1 BB: 0 P: 17	R: 0 E: 0 K: 1 S: 7	H: 0 LOB: 1 BB: 1 P: 14	R: 0 E: 0 K: 0 S: 5	H: 0 LOB: 0 BB: 0 P: 8	R: 0 E: 0 K: 0 S: 7	H: 1 LOB: 1 BB: 0 P: 7	1B: 4 2B: 1 3B: 1 HR: 0	SF: 1 SAC: 0 DP: 0 HBP: 0	WP: 0 PB: 0 SB: 0 CS: 1	PA: 33			
PITCHER	IP	WLS	BF	H	R	ER	SO	BB	IBB	HBP	BLK	WP	HR	S	P	ERA	WHIP								
Sidney Ponson, R ERA: 2.95	9.0	W	33	6	1	1	5	1	0	0	0	0	0	72	110	1.00	0.778								

Texas Rangers @ Minnesota Twins
Hubert H. Humphrey Metrodome, Minneapolis, MN

Wed May 21, 2008, 8:10 PM EDT
Att: 22,032 - Dome - 70 F



AB 31
R 1
H 6
RBI 1
BB 1
SO 5
LOB 8

Batter	1	2	3	4	5	6	7	8	9	AB	R	H	RBI	BB	SO	LOB	TOP								
22 Carlos Gómez, R OBP: 0.319, SLG: 0.437										6	0	2	1	0	0	1									
25 Alexi Casilla, S OBP: 0.370, SLG: 0.455										4	0	1	1	2	1	1									
7 Joe Mauer, L OBP: 0.412, SLG: 0.416										4	1	2	1	2	0	2									
33 Justin Morneau, L OBP: 0.376, SLG: 0.494										5	1	2	2	0	2	5									
5 Michael Cuddyer, R OBP: 0.299, SLG: 0.320										3	0	1	1	2	1	2									
16 Jason Kubel, L OBP: 0.283, SLG: 0.401										5	1	1	0	0	0	5									
21 Delmon Young, R OBP: 0.325, SLG: 0.353										4	1	1	0	1	0	3									
Mike Lamb, L OBP: 0.270, SLG: 0.312										3	4	2	1	2	0	1									
23 Brendan Harris, R OBP: 0.327, SLG: 0.340										5	1	1	2	0	1	3									
Inning Stats	R: 0 E: 0 K: 2 S: 10	H: 0 LOB: 2 BB: 2 P: 19	R: 3 E: 0 K: 1 S: 16	H: 4 LOB: 2 BB: 2 P: 29	R: 0 E: 0 K: 0 S: 7	H: 0 LOB: 1 BB: 1 P: 15	R: 0 E: 0 K: 1 S: 7	H: 0 LOB: 0 BB: 0 P: 8	R: 1 E: 0 K: 0 S: 10	H: 2 LOB: 1 BB: 0 P: 12	R: 1 E: 0 K: 1 S: 8	H: 1 LOB: 0 BB: 0 P: 13	R: 0 E: 0 K: 0 S: 12	H: 0 LOB: 2 BB: 2 P: 25	R: 3 E: 0 K: 0 S: 10	H: 4 LOB: 2 BB: 1 P: 20	R: 1 E: 0 K: 0 S: 20	H: 2 LOB: 2 BB: 1 P: 29	1B: 9 2B: 2 3B: 1 HR: 1	SF: 0 SAC: 0 DP: 0 HBP: 0	WP: 0 PB: 1 SB: 0 CS: 0	PA: 48			
PITCHER	IP	WLS	BF	H	R	ER	SO	BB	IBB	HBP	BLK	WP	HR	S	P	ERA	WHIP								
58 Armando Galarraga, R ERA: 3.7	6.0	L	29	7	5	5	5	0	0	0	0	0	1	58	96	7.50	2.000								
21 Dontrelle Willis, L ERA: 7.5	1.0		6	1	1	1	0	1	1	0	1	0	0	13	28	9.00	2.000								
45 Aquilino Lopez, R ERA: 2.57	0.2		3	1	0	0	0	0	0	0	0	0	0	5	8	0.00	1.500								
44 Bobby Seay, L ERA: 2.87	1.1		10	4	3	3	0	1	1	0	0	0	0	24	38	20.25	3.750								

Minnesota Twins @ Detroit Tigers
Comerica Park, Detroit, MI
Fri May 23 2008, 7:05 PM EDT
Att: 40,732 - Cloudy - 58 F

AB 39
R 9
H 13
RBI 9
BB 9
SO 5
LOB 23



Batter	1	2	3	4	5	6	7	8	9	AB	R	H	RBI	BB	SO	LOB	BOTTOM								
28 Curtis Granderson, L OBP: 0.313, SLG: 0.480										3	0	0	0	0	1	1									
33 Marcus Thames, R OBP: 0.313, SLG: 0.435										5	0	1	0	0	0	2									
14 Placido Polanco, R OBP: 0.345, SLG: 0.386										5	1	1	1	0	0	2									
3 Gary Sheffield, R OBP: 0.344, SLG: 0.331										5	1	1	1	0	0	2									
30 Magglio Ordonez, R OBP: 0.378, SLG: 0.505										4	0	2	0	0	0	1									
24 Miguel Cabrera, R OBP: 0.368, SLG: 0.480										3	0	1	0	1	1	1									
9 Carlos Guillen, S OBP: 0.363, SLG: 0.439										3	0	0	0	1	1	3									
20 Matt Joyce, L OBP: 0.341, SLG: 0.684										2	0	0	0	0	0	2									
25 Ryan Raburn, R OBP: 0.359, SLG: 0.471										2	1	1	0	0	0	1									
Edgar Renteria, R OBP: 0.320, SLG: 0.396										2	1	1	0	2	0	1									
Ivan Rodriguez, R OBP: 0.307, SLG: 0.392										4	1	1	2	0	0	2									
Inning Stats	R: 0 E: 0 K: 1 S: 11	H: 1 LOB: 1 BB: 0 P: 16	R: 0 E: 0 K: 1 S: 7	H: 0 LOB: 0 BB: 0 P: 12	R: 0 E: 0 K: 0 S: 11	H: 0 LOB: 1 BB: 1 P: 18	R: 0 E: 0 K: 0 S: 13	H: 1 LOB: 2 BB: 1 P: 23	R: 0 E: 0 K: 0 S: 7	H: 0 LOB: 0 BB: 1 P: 14	R: 0 E: 0 K: 0 S: 14	H: 2 LOB: 0 BB: 0 P: 21	R: 4 E: 0 K: 0 S: 21	H: 5 LOB: 0 BB: 0 P: 28	R: 0 E: 0 K: 1 S: 9	H: 0 LOB: 1 BB: 1 P: 16	R: 0 E: 0 K: 0 S: 11	H: 0 LOB: 1 BB: 1 P: 20	1B: 3 2B: 4 3B: 1 HR: 1	SF: 0 SAC: 0 DP: 1 HBP: 0	WP: 0 PB: 0 SB: 0 CS: 0	PA: 39			
PITCHER	IP	WLS	BF	H	R	ER	SO	BB	IBB	HBP	BLK	WP	HR	S	P	ERA	WHIP								
59 Kevin Slowey, R ERA: 4.21	6.0	W	24	4	0	0	2	3	0	0	0	0	0	11	15	0.00	1.167								
Dennys Reyes, L ERA: 3.55	0.0		3	3	3	3	0	0	0	0	0	0	0	11	15	0.00	1.167								
2B Jesse Crain, R ERA: 4.08	1.0	H	4	2	1	1	0	0	0	0	0	0	1	10	13	9.00	2.000								
54 Matt Guerrier, R ERA: 3.49	1.0		4	0	0	0	1	1	0	0	0	0	0	9	16	0.00	1.000								
41 Bobby Korecky, R ERA: 4.0	1.0		4	0	0	0	0	1	0	0	0	0	0	11	20	0.00	1.000								

Minnesota Twins @ Detroit Tigers
Comerica Park, Detroit, MI
Fri May 23 2008, 7:05 PM EDT
Att: 40,732 - Cloudy - 58 F

AB 34
R 4
H 9
RBI 4
BB 5
SO 3
LOB 16



Batter	1	2	3	4	5	6	7	8	9	AB	R	H	RBI	BB	SO	LOB	TOP			
22 Carlos Gómez, R OBP: 0.310, SLG: 0.425	B1		K		F9		K		K	5	0	0	0	0	3	4				
25 Alexi Casilla, S OBP: 0.355, SLG: 0.538	F8		HR		G4-3		FC6-4			4	1	1	2	0	0	2				
7 Joe Mauer, L OBP: 0.411, SLG: 0.414 55 Mike Redmond, R OBP: 0.285, SLG: 0.290	G3		1B		G3-1				1B	3	0	1	0	0	0	0				
33 Justin Morneau, L OBP: 0.380, SLG: 0.497 Howie Clark, L OBP: 0.250, SLG: 0.500		FC5-4 1B		1B		F9		K		3	0	2	0	0	0	0				
5 Michael Cuddyer, R OBP: 0.290, SLG: 0.310		F8		F9		G5-3		F8		4	0	0	0	0	0	4				
Craig Monroe, R OBP: 0.280, SLG: 0.430		FC5-4 1-2		G4-3		F8		K		4	0	0	0	0	1	2				
21 Delmon Young, R OBP: 0.328, SLG: 0.349			K		18 WP 18 BB				F8	2	1	0	0	2	1	1				
18 Matt Macri, R OBP: 0.750, SLG: 0.667			25 HR 1B		23 S 23 HR 1B		K			3	1	2	1	1	1	1				
23 Brendan Harris, R OBP: 0.326, SLG: 0.338			K		G4-6-3 1B				F7	4	0	1	0	0	1	3				
Inning Stats	R: 0 E: 0 K: 0 S: 8	H: 0 LOB: 0 BB: 0 P: 11	R: 0 E: 0 K: 1 S: 10	H: 1 LOB: 1 BB: 0 P: 12	R: 2 E: 0 K: 2 S: 18	H: 4 LOB: 2 BB: 0 P: 29	R: 1 E: 0 K: 0 S: 10	H: 1 LOB: 0 BB: 0 P: 19	R: 0 E: 0 K: 0 S: 7	H: 0 LOB: 0 BB: 0 P: 11	R: 0 E: 0 K: 2 S: 12	H: 1 LOB: 2 BB: 1 P: 19	R: 0 E: 0 K: 2 S: 9	H: 1 LOB: 1 BB: 0 P: 17	R: 0 E: 0 K: 1 S: 19	H: 0 LOB: 1 BB: 1 P: 28	1B: 7 2B: 0 3B: 0 HR: 1	SF: 0 SAC: 0 DP: 1 HBP: 0	WP: 1 PB: 0 SB: 1 CS: 0	PA: 37
PITCHER	IP WLS BF H R ER SO	IP WLS BF H R ER SO	IP WLS BF H R ER SO	IP WLS BF H R ER SO	IP WLS BF H R ER SO	IP WLS BF H R ER SO	IP WLS BF H R ER SO	IP WLS BF H R ER SO	IP WLS BF H R ER SO	IP WLS BF H R ER SO	IP WLS BF H R ER SO	IP WLS BF H R ER SO	IP WLS BF H R ER SO	IP WLS BF H R ER SO	IP WLS BF H R ER SO	IP WLS BF H R ER SO	ERA WHIP	ERA WHIP		
29 Nate Robertson, L ERA: 5.88	6.1	W	27	7	3	3	4	2	0	0	0	0	1	1	62	99	4.26	1.421		
45 Aquilino Lopez, R ERA: 2.35	2.2		10	1	0	0	4	1	0	0	0	0	0	0	34	52	0.00	0.750		

Minnesota Twins @ Detroit Tigers
Comerica Park, Detroit, MI
Sat May 24 2008, 7:05 PM EDT
Att: 41,137 - Clear - 60 F

AB 34
R 3
H 8
RBI 3
BB 3
SO 8
LOB 18



Batter	1	2	3	4	5	6	7	8	9	AB	R	H	RBI	BB	SO	LOB	BOTTOM				
28 Curtis Granderson, L OBP: 0.314, SLG: 0.472	P6		F7		14 E 1B			F9		6	2	2	1	0	0	4					
14 Placido Polanco, R OBP: 0.361, SLG: 0.405	30 HR 1B		30 BB 2B		3 BB 15 WP 1B		F9		FC6-4 1B	5	4	4	1	1	0	0					
3 Gary Sheffield, R OBP: 0.344, SLG: 0.331	F8		K		30 HR 1B		K		FC6-4	6	2	2	3	0	2	5					
30 Magglio Ordonez, R OBP: 0.390, SLG: 0.551 25 Ryan Raburn, R OBP: 0.350, SLG: 0.457	HR		24 BB 2B		24 HR 1B		HR		F9	3	4	3	6	1	0	0					
24 Miguel Cabrera, R OBP: 0.366, SLG: 0.475 33 Marcus Thames, R OBP: 0.309, SLG: 0.429	G5-3		9 BB 1B		G6-3		F9		K	4	1	1	1	0	0	3					
9 Carlos Guillen, S OBP: 0.393, SLG: 0.438 15 Brandon Inge, R OBP: 0.325, SLG: 0.419		F9		P5		K		F8		3	0	1	1	0	0	0					
20 Matt Joyce, L OBP: 0.327, SLG: 0.628	F8		K		G3		39 BB 1B		L8	5	1	1	2	0	1	1					
Ivan Rodriguez, R OBP: 0.315, SLG: 0.401	F8		K		G3		39 E 2B		G6-3	4	1	2	0	1	0	0					
39 Ramon Santiago, S OBP: 0.476, SLG: 0.618			30 BB 2B		SH		FC1-6 1B		14 BB 1B	2	3	1	2	2	0	1					
Inning Stats	R: 2 E: 0 K: 0 S: 12	H: 2 LOB: 0 BB: 0 P: 17	R: 0 E: 0 K: 0 S: 4	H: 0 LOB: 0 BB: 0 P: 4	R: 4 E: 0 K: 2 S: 11	H: 3 LOB: 1 BB: 2 P: 23	R: 6 E: 2 K: 0 S: 18	H: 5 LOB: 0 BB: 0 P: 31	R: 7 E: 0 K: 1 S: 27	H: 6 LOB: 2 BB: 2 P: 43	R: 0 E: 0 K: 1 S: 8	H: 0 LOB: 0 BB: 0 P: 12	R: 0 E: 0 K: 1 S: 5	H: 0 LOB: 0 BB: 0 P: 7	R: 0 E: 0 K: 0 S: 8	H: 1 LOB: 2 BB: 1 P: 16	1B: 12 2B: 3 3B: 0 HR: 2	SF: 0 SAC: 1 DP: 0 HBP: 0	WP: 1 PB: 0 SB: 0 CS: 0	PA: 48	
PITCHER	IP WLS BF H R ER SO	IP WLS BF H R ER SO	IP WLS BF H R ER SO	IP WLS BF H R ER SO	IP WLS BF H R ER SO	IP WLS BF H R ER SO	IP WLS BF H R ER SO	IP WLS BF H R ER SO	IP WLS BF H R ER SO	IP WLS BF H R ER SO	IP WLS BF H R ER SO	IP WLS BF H R ER SO	IP WLS BF H R ER SO	IP WLS BF H R ER SO	IP WLS BF H R ER SO	IP WLS BF H R ER SO	ERA WHIP	ERA WHIP			
26 Boof Bonser, R ERA: 6.16	3.0	L	19	7	9	8	2	2	0	0	0	0	0	0	0	0	1	27	47	47.25	5.250
Brian Bass, R ERA: 5.74	1.1		11	7	7	7	0	0	0	0	0	0	0	0	0	0	1	27	42	10.12	1.500
Juan Rincon, R ERA: 4.5	2.2		13	2	3	3	3	2	0	0	0	0	1	0	27	42	10.12	1.500			
Dennys Reyes, L ERA: 3.29	1.0		5	1	0	0	0	1	0	0	0	0	0	0	8	16	0.00	2.000			

Minnesota Twins @ Detroit Tigers
Comerica Park, Detroit, MI
Sat May 24 2008, 7:05 PM EDT
Att: 41,137 - Clear - 60 F

AB 42
R 19
H 17
RBI 17
BB 5
SO 5
LOB 16



Batter	1	2	3	4	5	6	7	8	9	AB	R	H	RBI	BB	SO	LOB	TOP			
22 Carlos Gómez, R OBP: 0.313, SLG: 0.421	G1-3		B1-3		G5-3			SH5-3	BB	4	2	1	0	1	0	0	Minnesota Twins @ Detroit Tigers Comerica Park, Detroit, MI Sun May 25 2008, 1:05 PM EDT Att: 42,413 - Sunny - 68 F			
25 Alexi Casilla, S OBP: 0.343, SLG: 0.500	K		B1-3		F7			SH5-3	1B	4	0	1	1	0	1	0				
7 Joe Mauer, L OBP: 0.316, SLG: 0.413			L7		F8			IBB	1B	3	1	1	0	2	0	0				
33 Justin Morneau, L OBP: 0.376, SLG: 0.487	G6-3				F8			BB	F7	4	1	0	0	1	1	3				
5 Michael Cuddyer, R OBP: 0.296, SLG: 0.310		16 21 G4-6-3 BB			16 BLK 1B			G4-3	K	3	1	1	0	1	1	3				
16 Jason Kubel, L OBP: 0.295, SLG: 0.428		21 G4-6-3 1B			21 G5-4-3 BB			F8	HR	3	1	2	4	1	0	0				
21 Delmon Young, R OBP: 0.327, SLG: 0.344		G4-6-3			G5-4-3			1B	K	3	0	0	0	1	1	3				
Mike Lamb, L OBP: 0.282, SLG: 0.331		2B						G4-3		4	0	3	0	0	0	0				
23 Brendan Harris, R OBP: 0.318, SLG: 0.329		G6-3						FC5-4	G4-3	4	0	0	0	0	1	4				
Inning Stats	R: 0 E: 0 K: 1 S: 12	H: 0 LOB: 1 BB: 1 P: 22	R: 1 E: 0 K: 0 S: 12	H: 2 LOB: 1 BB: 1 P: 22	R: 0 E: 0 K: 0 S: 5	H: 0 LOB: 0 BB: 0 P: 8	R: 0 E: 0 K: 0 S: 7	H: 1 LOB: 1 BB: 1 P: 15	R: 0 E: 0 K: 1 S: 10	H: 0 LOB: 0 BB: 0 P: 16	R: 0 E: 0 K: 0 S: 11	H: 1 LOB: 2 BB: 1 P: 21	R: 4 E: 0 K: 2 S: 13	H: 2 LOB: 2 BB: 2 P: 25	R: 1 E: 0 K: 0 S: 13	H: 2 LOB: 2 BB: 1 P: 25		1B: 7 2B: 2 3B: 0 HR: 1	SF: 0 SAC: 1 DP: 3 HBP: 0	WP: 0 PB: 0 SB: 1 CS: 1
PITCHER	IP WLS BF H R ER SO	IP WLS BF H R ER SO	IP WLS BF H R ER SO	IP WLS BF H R ER SO	IP WLS BF H R ER SO	IP WLS BF H R ER SO	IP WLS BF H R ER SO	IP WLS BF H R ER SO	IP WLS BF H R ER SO	IP WLS BF H R ER SO	IP WLS BF H R ER SO	IP WLS BF H R ER SO	IP WLS BF H R ER SO	IP WLS BF H R ER SO	IP WLS BF H R ER SO	IP WLS BF H R ER SO	ERA WHIP	ERA WHIP		
35 Justin Verlander, R ERA: 5.18	7.0	27	5	1	1	3	4	0	0	1	0	0	69	120	1.29	1.286				
Francisco Cordero, R ERA: 5.06	1.0	L 7	2	4	4	2	1	1	0	0	0	1	13	25	36.00	3.000				
59 Todd Jones, R ERA: 4.67	0.2	5	2	1	1	0	1	0	0	0	0	0	12	22	13.50	4.500				
31 Zach Miner, R ERA: 6.58	0.1	1	0	0	0	0	0	0	0	0	0	0	1	3	0.00	0.000				

AB	32
R	6
H	9
RBI	5
BB	7
SO	5
LOB	13



Batter	1	2	3	4	5	6	7	8	9	AB	R	H	RBI	BB	SO	LOB	BOTTOM			
25 Ryan Raburn, R OBP: 0.318, SLG: 0.410	K		P4		L9			P4		4	0	0	0	0	1	0	Minnesota Twins @ Detroit Tigers Comerica Park, Detroit, MI Sun May 25 2008, 1:05 PM EDT Att: 42,413 - Sunny - 68 F			
14 Placido Polanco, R OBP: 0.355, SLG: 0.401	F8		L4		1B			G1-3		4	0	1	0	0	0	0				
3 Gary Sheffield, R OBP: 0.348, SLG: 0.336	G4-3		1B		G4-3			30 2B 1B		4	0	2	0	0	0	1				
30 Magglio Ordonez, R OBP: 0.388, SLG: 0.550	G4-3		L7		P2			2B		4	0	1	0	0	0	1				
24 Miguel Cabrera, R OBP: 0.359, SLG: 0.464	K		F9		F9			K		4	0	0	0	0	2	2				
9 Carlos Guillen, S OBP: 0.371, SLG: 0.470	HR		2B		1B			L7		4	1	3	1	0	0	0				
33 Marcus Thames, R OBP: 0.310, SLG: 0.415	BB		K		K			1B		2	0	0	0	1	2	1				
28 Curtis Granderson, L OBP: 0.319, SLG: 0.477	BB		K		K			1B		1	0	1	0	0	0	0				
Edgar Renteria, R OBP: 0.319, SLG: 0.390	BB		G5-3		G5-3			P3		3	0	0	0	1	0	2				
15 Brandon Inge, R OBP: 0.315, SLG: 0.404	L4		G6-3		G6-3			F9		4	0	0	0	0	0	3				
Inning Stats	R: 0 E: 0 K: 1 S: 8	H: 0 LOB: 0 BB: 0 P: 9	R: 1 E: 0 K: 1 S: 10	H: 1 LOB: 2 BB: 2 P: 21	R: 0 E: 0 K: 0 S: 8	H: 1 LOB: 1 BB: 0 P: 13	R: 0 E: 0 K: 1 S: 8	H: 1 LOB: 1 BB: 0 P: 12	R: 0 E: 0 K: 0 S: 7	H: 1 LOB: 1 BB: 0 P: 12	R: 0 E: 0 K: 1 S: 7	H: 0 LOB: 0 BB: 0 P: 11	R: 0 E: 0 K: 1 S: 12	H: 2 LOB: 2 BB: 0 P: 18	R: 0 E: 0 K: 0 S: 7	H: 1 LOB: 1 BB: 0 P: 11	1B: 5 2B: 2 3B: 0 HR: 1	SF: 0 SAC: 0 DP: 0 HBP: 0	WP: 0 PB: 0 SB: 0 CS: 0	PA: 36
PITCHER	IP WLS BF H R ER SO	IP WLS BF H R ER SO	IP WLS BF H R ER SO	IP WLS BF H R ER SO	IP WLS BF H R ER SO	IP WLS BF H R ER SO	IP WLS BF H R ER SO	IP WLS BF H R ER SO	IP WLS BF H R ER SO	IP WLS BF H R ER SO	IP WLS BF H R ER SO	IP WLS BF H R ER SO	IP WLS BF H R ER SO	IP WLS BF H R ER SO	IP WLS BF H R ER SO	IP WLS BF H R ER SO	ERA WHIP	ERA WHIP		
15 Glen Perkins, L ERA: 2.77	7.2	31	7	1	1	4	2	0	0	0	0	0	69	104	1.17	1.174				
54 Matt Guerrier, R ERA: 3.45	0.1	H 1	0	0	0	1	0	0	0	0	0	3	6	0.00	0.000					
36 Joe Nathan, R ERA: 1.35	1.0	4	1	0	0	0	0	0	0	0	0	7	11	0.00	1.000					

AB	34
R	1
H	8
RBI	1
BB	2
SO	5
LOB	10



Batter	1	2	3	4	5	6	7	8	9	10	11	12	AB	R	H	RBI	BB	SO	LOB	TOP				
22 Carlos Gómez, R OBP: 0.313, SLG: 0.415	G5-3		F8		25 1B 33 FC3-2 1B		L3		BB		K		5	0	1	0	1	1	1					
25 Alexi Casilla, S OBP: 0.366, SLG: 0.500	G4-3			7 FC5-4 1B	33 FC3-2 1B				P4		F7		6	0	3	1	0	0	2					
7 Joe Mauer, L OBP: 0.414, SLG: 0.402	G4-3			FC5-4 5 1B	33 FC3-2 BB		P6			F7		33 1B 5 1B BB	4	2	0	0	0	2	0	2				
33 Justin Morneau, L OBP: 0.384, SLG: 0.490		16 5 33-6-1 1B		5 1B 16 G4-3 BB	FC3-2		F8					5 1B 1B	5	1	3	0	1	0	3					
5 Michael Cuddyer, R OBP: 0.304, SLG: 0.319							P3			K		16 3B 1B	6	0	3	2	0	2	4					
16 Jason Kubel, L OBP: 0.260, SLG: 0.413			G3-6-1				F8				F9		5	0	0	1	1	1	4					
21 Delmon Young, R OBP: 0.318, SLG: 0.333							G4-3					21 G4-3 BB	6	0	0	0	0	0	5					
Mike Lamb, L OBP: 0.273, SLG: 0.320			G6-3				P2				F7		5	0	0	0	0	1	0					
23 Brendan Harris, R OBP: 0.326, SLG: 0.340													4	1	2	0	0	1	0					
Inning Stats	R: 0 E: 0 K: 13	H: 0 LOB: 0 BB: 0 P: 18	R: 0 E: 0 K: 11	H: 2 LOB: 1 BB: 0 P: 16	R: 0 E: 0 K: 7	H: 0 LOB: 0 BB: 0 P: 10	R: 2 E: 0 K: 22	H: 2 LOB: 1 BB: 35 P: 35	R: 1 E: 0 K: 20	H: 3 LOB: 3 BB: 1 P: 32	R: 0 E: 0 K: 4	H: 0 LOB: 0 BB: 0 P: 6	R: 0 E: 0 K: 15	H: 1 LOB: 2 BB: 1 P: 23	R: 0 E: 0 K: 11	H: 1 LOB: 1 BB: 0 P: 16	R: 0 E: 0 K: 10	H: 0 LOB: 2 BB: 0 P: 15	R: 1 E: 0 K: 14	H: 2 LOB: 2 BB: 2 P: 23	1B: 11 2B: 1 3B: 0 HR: 0	SF: 0 SAC: 0 DP: 2 HBP: 1	WP: 0 PB: 0 SB: 1 CS: 0	PA: 52
PITCHER	IP WLS BF H R ER SO BB IBB HBP BLK WP HR S P ERA WHIP	19 Brian Bannister, R ERA: 4.97	32 Ron Mahay, L ERA: 2.74	41 Jimmy Cobble, L ERA: 4.8	48 Joakim Soria, R ERA: 0.86	46 Juan Carlos Oviedo, R ERA: 1.71	PITCHER	IP WLS BF H R ER SO BB IBB HBP BLK WP HR S P ERA WHIP	19 Brian Bannister, R ERA: 4.97	32 Ron Mahay, L ERA: 2.74	41 Jimmy Cobble, L ERA: 4.8	48 Joakim Soria, R ERA: 0.86	46 Juan Carlos Oviedo, R ERA: 1.71											

Minnesota Twins @ Kansas City Royals
Kauffman Stadium, Kansas City, MO

Tue May 27 2008, 7:10 PM CDT
Att: 17,191 - Overcast - 67 F

AB 46
R 4
H 12
RBI 4
BB 5
SO 6
LOB 21



Batter	1	2	3	4	5	6	7	8	9	10	11	12	AB	R	H	RBI	BB	SO	LOB	BOTTOM			
9 David DeJesus, L OBP: 0.335, SLG: 0.366	G6-3		G3										5	0	2	0	0	1	2				
2 Joey Gathright, L OBP: 0.300, SLG: 0.285							F7						5	0	1	0	0	1	5				
4 Alex Gordon, L OBP: 0.364, SLG: 0.422													4	1	0	0	0	2	3				
11 Jose Guillen, R OBP: 0.272, SLG: 0.428													5	0	0	0	0	0	2				
21 Miguel Olivo, R OBP: 0.330, SLG: 0.594													5	1	3	0	0	0	0				
24 Mark Tashen, L OBP: 0.342, SLG: 0.365													5	1	2	3	0	1	2				
14 John Buck, R OBP: 0.316, SLG: 0.347													5	0	0	0	0	2	3				
Esteban German, R OBP: 0.209, SLG: 0.132													2	0	0	0	0	0	0				
13 Alberto Callaspo, S OBP: 0.347, SLG: 0.313													3	0	1	0	0	0	0				
1 Tony Pena Jr., R ERA: 3.39, SLG: 0.205													4	0	1	0	0	1	1				
16 Billy Butler, R OBP: 0.333, SLG: 0.343													1	0	1	0	0	0	0				
Ross Gload, L OBP: 0.291, SLG: 0.282													0	0	0	0	0	0	0				
Inning Stats	R: 0 E: 0 K: 17	H: 1 LOB: 1 BB: 0 P: 20	R: 0 E: 0 K: 3	H: 1 LOB: 0 BB: 0 P: 3	R: 0 E: 0 K: 1	H: 1 LOB: 1 BB: 0 P: 12	R: 0 E: 0 K: 10	H: 0 LOB: 0 BB: 0 P: 11	R: 0 E: 0 K: 7	H: 0 LOB: 0 BB: 0 P: 12	R: 0 E: 0 K: 10	H: 1 LOB: 1 BB: 0 P: 9	R: 0 E: 0 K: 13	H: 1 LOB: 1 BB: 0 P: 15	1B: 9 2B: 2 3B: 0 HR: 1	SF: 0 SAC: 1 DP: 2 HBP: 2	WP: 0 PB: 0 SB: 0 CS: 0	PA: 47					
PITCHER	IP WLS BF H R ER SO BB IBB HBP BLK WP HR S P ERA WHIP	53 Nick Blackburn, R ERA: 1.74	36 Joe Nathan, R ERA: 1.74	Dennys Reyes, L ERA: 3.07	28 Jesse Crain, R ERA: 3.86	54 Matt Guerrier, R ERA: 3.34	PITCHER	IP WLS BF H R ER SO BB IBB HBP BLK WP HR S P ERA WHIP	53 Nick Blackburn, R ERA: 1.74	36 Joe Nathan, R ERA: 1.74	Dennys Reyes, L ERA: 3.07	28 Jesse Crain, R ERA: 3.86	54 Matt Guerrier, R ERA: 3.34										

Minnesota Twins @ Kansas City Royals
Kauffman Stadium, Kansas City, MO

Tue May 27 2008, 7:10 PM CDT
Att: 17,191 - Overcast - 67 F

AB 44
R 3
H 11
RBI 3
BB 0
SO 8
LOB 18



Batter	1	2	3	4	5	6	7	8	9	AB	R	H	RBI	BB	SO	LOB	TOP					
22 Carlos Gómez, R OBP: 0.327, SLG: 0.429										5	1	4	2	0	0	0	Minnesota Twins @ Kansas City Royals Kauffman Stadium, Kansas City, MO Thu May 29 2008, 7:10 PM CDT Att: 12,336 - Partly Cloudy - 82 F					
25 Alexi Casilla, S OBP: 0.380, SLG: 0.512										4	0	3	0	1	0	1						
7 Joe Mauer, L OBP: 0.408, SLG: 0.399										4	1	2	1	1	0	3						
33 Justin Morneau, L OBP: 0.381, SLG: 0.490										3	0	0	0	2	2	5						
5 Michael Cuddyer, R OBP: 0.291, SLG: 0.303										5	0	1	1	0	1	3						
16 Jason Kubel, L OBP: 0.291, SLG: 0.406										5	1	1	0	0	1	2						
Craig Monroe, R OBP: 0.295, SLG: 0.464										3	1	1	0	1	0	0						
Mike Lamb, L OBP: 0.284, SLG: 0.329										4	1	1	0	0	0	3						
23 Brendan Harris, R OBP: 0.324, SLG: 0.339										3	0	0	1	0	1	0						
Inning Stats	R: 0 E: 0 K: 1 S: 11	H: 1 LOB: 1 BB: 1 P: 18	R: 0 E: 0 K: 1 S: 9	H: 0 LOB: 0 BB: 0 P: 12	R: 0 E: 0 K: 0 S: 6	H: 0 LOB: 0 BB: 0 P: 9	R: 1 E: 0 K: 0 S: 14	H: 3 LOB: 3 BB: 1 P: 24	R: 1 E: 0 K: 1 S: 9	H: 2 LOB: 2 BB: 1 P: 17	R: 3 E: 0 K: 1 S: 12	H: 5 LOB: 2 BB: 1 P: 25	R: 0 E: 0 K: 0 S: 6	H: 0 LOB: 0 BB: 0 P: 9	R: 0 E: 0 K: 1 S: 16	H: 2 LOB: 2 BB: 0 P: 24	R: 0 E: 0 K: 0 S: 6	H: 0 LOB: 0 BB: 0 P: 13	1B: 10 2B: 3 3B: 0 HR: 0	SF: 1 SAC: 0 DP: 1 HBP: 0	WP: 0 PB: 0 SB: 0 CS: 2	PA: 42
PITCHER	IP WLS BF H R ER SO BB IBB HBP BLK WP HR S P ERA WHIP																PITCHER	IP WLS BF H R ER SO BB IBB HBP BLK WP HR S P ERA WHIP				
44 Luke Hochevar, R ERA: 4.98	5.1 L 27 9 5 5 3 2 1 0 0 0 0 0 0 7 15 8.44 2.062																					
32 Ron Mahay, L ERA: 2.95	0.2 4 2 0 0 1 1 0 0 0 0 0 0 7 15 0.00 4.500																					
27 Yasuhiko Yabuta, R ERA: 5.73	2.0 8 2 0 0 1 0 0 0 0 0 0 0 22 33 0.00 1.000																					
58 Neal Musser, L ERA:	1.0 3 0 0 0 0 1 0 0 0 0 0 0 6 13 0.00 1.000																					
Batter	1	2	3	4	5	6	7	8	9	AB	R	H	RBI	BB	SO	LOB	BOTTOM					
9 David DeJesus, L OBP: 0.337, SLG: 0.373										4	1	1	0	0	0	1	Minnesota Twins @ Kansas City Royals Kauffman Stadium, Kansas City, MO Thu May 29 2008, 7:10 PM CDT Att: 12,336 - Partly Cloudy - 82 F					
2 Joey Gathright, L OBP: 0.302, SLG: 0.290										4	0	0	0	0	2	1						
4 Alex Gordon, L OBP: 0.367, SLG: 0.433										4	0	1	1	0	0	0						
11 Jose Guillen, R OBP: 0.275, SLG: 0.424										4	0	1	0	0	0	1						
21 Miguel Olivo, R OBP: 0.325, SLG: 0.578										3	0	0	0	0	1	1						
24 Mark Teahen, L OBP: 0.338, SLG: 0.360										3	0	1	0	0	1	0						
13 Alberto Callaspo, S OBP: 0.349, SLG: 0.320										3	0	1	0	0	1	1						
Ross Gload, L OBP: 0.289, SLG: 0.281										3	0	1	0	0	0	1						
30 Mike Aviles, R OBP: 0.349, SLG: 0.320										3	0	0	0	0	1	1						
Inning Stats	R: 0 E: 0 K: 0 S: 6	H: 0 LOB: 0 BB: 0 P: 8	R: 0 E: 0 K: 1 S: 9	H: 1 LOB: 1 BB: 0 P: 11	R: 0 E: 0 K: 1 S: 6	H: 1 LOB: 0 BB: 0 P: 8	R: 0 E: 0 K: 1 S: 10	H: 1 LOB: 1 BB: 0 P: 13	R: 0 E: 0 K: 1 S: 8	H: 1 LOB: 0 BB: 0 P: 10	R: 0 E: 0 K: 1 S: 10	H: 0 LOB: 0 BB: 0 P: 14	R: 0 E: 0 K: 1 S: 8	H: 0 LOB: 0 BB: 0 P: 12	R: 0 E: 0 K: 0 S: 8	H: 0 LOB: 0 BB: 0 P: 11	R: 1 E: 0 K: 0 S: 9	H: 2 LOB: 1 BB: 0 P: 14	1B: 4 2B: 2 3B: 0 HR: 0	SF: 0 SAC: 0 DP: 2 HBP: 0	WP: 0 PB: 0 SB: 0 CS: 0	PA: 31
PITCHER	IP WLS BF H R ER SO BB IBB HBP BLK WP HR S P ERA WHIP																PITCHER	IP WLS BF H R ER SO BB IBB HBP BLK WP HR S P ERA WHIP				
59 Kevin Slowey, R ERA: 3.38	9.0 W 31 6 1 1 6 0 0 0 0 0 0 0 74 101 1.00 0.667																					

Batter	1	2	3	4	5	6	7	8	9	AB	R	H	RBI	BB	SO	LOB	TOP					
2 Derek Jeter, R OBP: 0.325, SLG: 0.372	G1-3	G5-3	F9	F9	K	F9		F9		5	0	0	0	0	1	4						
Bobby Abreu, L OBP: 0.359, SLG: 0.483	BB		3B	1B	1B	3B		G4-3		4	4	3	0	1	0	0						
13 Alex Rodriguez, R OBP: 0.366, SLG: 0.543	L6		1B	2B	HBP			2B		4	0	3	2	0	0	1						
55 Hideki Matsui, L OBP: 0.414, SLG: 0.495	1B		G4-6-3	1B	1B			1B		4	0	3	2	1	0	1						
18 Johnny Damon, L OBP: 0.360, SLG: 0.476	1B		G4-6-3	1B	1B			1B		0	0	0	0	0	0	0						
Jason Giambi, L OBP: 0.388, SLG: 0.543	F8		1B	FC1-5	1B			F8		5	0	1	0	0	1	7						
17 Shelley Duncan, R OBP: 0.250, SLG: 0.250	G5-3			K				F8		1	1	0	0	1	0	0						
Wilson Betemit, S OBP: 0.286, SLG: 0.412								F8		3	0	0	0	0	1	6						
24 Robinson Canó, L OBP: 0.270, SLG: 0.332	L7		1B	G3-1				F8		4	1	1	0	0	0	2						
26 José Molina, R OBP: 0.231, SLG: 0.314	1B		SH3-4	1B	1B			K		3	0	2	0	0	1	0						
28 Melky Cabrera, S OBP: 0.323, SLG: 0.407	1B		1B	L4-3				1B		4	0	3	2	0	0	1						
Inning Stats	R: 1 H: 1 E: 0 K: 0 S: 12	H: 1 LOB: 1 BB: 1 P: 20	R: 0 H: 2 E: 0 K: 0 S: 11	H: 2 LOB: 2 BB: 0 P: 14	R: 1 H: 3 E: 0 K: 0 S: 10	H: 3 LOB: 1 BB: 0 P: 13	R: 2 H: 2 E: 0 K: 0 S: 9	H: 2 LOB: 0 BB: 1 P: 17	R: 1 H: 3 E: 0 K: 1 S: 19	H: 3 LOB: 2 BB: 0 P: 25	R: 0 H: 1 E: 0 K: 1 S: 6	H: 1 LOB: 0 BB: 0 P: 9	R: 1 H: 2 E: 0 K: 1 S: 9	H: 2 LOB: 1 BB: 0 P: 12	R: 0 H: 1 E: 0 K: 1 S: 7	H: 1 LOB: 2 BB: 1 P: 14	R: 0 H: 1 E: 0 K: 0 S: 7	H: 1 LOB: 2 BB: 1 P: 16	1B: 12 2B: 4 3B: 2 HR: 0	SF: 0 SAC: 1 DP: 3 HBP: 1	WP: 0 PB: 0 CS: 1	PA: 42
PITCHER	IP	WLS	BF	H	R	ER	SO	BB	IBB	HBP	BLK	WP	HR	S	P	ERA	WHIP					
15 Glen Perkins, L ERA: 3.9	4.0	L	21	10	5	5	0	2	0	0	0	0	0	52	78	11.25	3.000					
Brian Bass, R ERA: 5.67	2.0		9	3	1	1	2	0	0	1	0	0	0	19	25	4.50	1.500					
Dennys Reyes, L ERA: 2.7	1.2		6	2	0	0	2	0	0	0	0	0	0	11	19	0.00	1.200					
54 Matt Guerrier, R ERA: 3.19	1.1		6	1	0	0	0	0	1	0	0	0	0	8	18	0.00	0.750					

New York Yankees @ Minnesota Twins
Hubert H. Humphrey Metrodome, Minneapolis, MN

AB 37
R 6
H 16
RBI 6
BB 3
SO 4
LOB 22



WP: 0
PB: 0
CS: 1
PA: 42

livebaseballscorecards.com

Batter	1	2	3	4	5	6	7	8	9	AB	R	H	RBI	BB	SO	LOB	BOTTOM					
22 Carlos Gómez, R OBP: 0.319, SLG: 0.419	K	F9		G4-3			G4-3		K	5	0	0	0	0	2	2						
25 Alexi Casilla, S OBP: 0.389, SLG: 0.532	1B	2B							K	4	1	2	0	0	0	1						
Craig Monroe, R OBP: 0.292, SLG: 0.459	1B	2B							K	1	0	0	0	0	1	1						
7 Joe Mauer, L OBP: 0.405, SLG: 0.392	BB	F7								3	1	0	0	1	0	2						
33 Justin Morneau, L OBP: 0.383, SLG: 0.505	FC3	F8						HR		4	2	2	1	0	0	3						
5 Michael Cuddyer, R OBP: 0.290, SLG: 0.302	1B			K			F8	G5-3		4	1	1	1	0	1	1						
16 Jason Kubel, L OBP: 0.290, SLG: 0.402	1B			K			K	G3-1		4	0	1	1	0	2	0						
21 Delmon Young, R OBP: 0.318, SLG: 0.327	1B			G5-3			F7	G5-3		4	0	1	1	0	0	0						
Mike Lamb, L OBP: 0.277, SLG: 0.321	FC6-4			P6			F9		G1-3	4	0	0	1	0	0	2						
23 Brendan Harris, R OBP: 0.328, SLG: 0.335	G1-3			L5				BB		2	0	0	0	2	0	2						
Inning Stats	R: 4 H: 4 E: 1 K: 1 S: 24	H: 4 LOB: 2 BB: 1 P: 36	R: 0 H: 1 E: 0 K: 0 S: 11	H: 1 LOB: 0 BB: 0 P: 16	R: 0 H: 0 E: 0 K: 2 S: 7	H: 0 LOB: 0 BB: 0 P: 8	R: 0 H: 0 E: 0 K: 0 S: 12	H: 0 LOB: 0 BB: 0 P: 20	R: 0 H: 1 E: 0 K: 0 S: 13	H: 1 LOB: 1 BB: 0 P: 21	R: 0 H: 0 E: 0 K: 1 S: 6	H: 0 LOB: 0 BB: 0 P: 8	R: 0 H: 0 E: 0 K: 0 S: 8	H: 0 LOB: 1 BB: 1 P: 14	R: 1 H: 1 E: 0 K: 0 S: 9	H: 1 LOB: 0 BB: 0 P: 11	R: 0 H: 0 E: 0 K: 2 S: 10	H: 0 LOB: 1 BB: 1 P: 15	1B: 5 2B: 1 3B: 0 HR: 1	SF: 0 SAC: 0 DP: 0 HBP: 0	WP: 0 PB: 0 CS: 0	PA: 38
PITCHER	IP	WLS	BF	H	R	ER	SO	BB	IBB	HBP	BLK	WP	HR	S	P	ERA	WHIP					
35 Mike Mussina, R ERA: 4.26	6.0	W	26	6	4	2	4	1	0	0	0	0	0	3	9	0.00	3.000					
41 Jose Veras, R ERA: 4.35	0.1	H	2	0	0	0	0	1	0	0	0	0	0	3	9	0.00	3.000					
36 Edwar Ramirez, R ERA:	0.2	H	2	0	0	0	0	0	0	0	0	0	0	5	5	0.00	0.000					
Kyle Farnsworth, R ERA: 4.44	1.0	H	4	1	1	1	0	0	0	0	0	0	1	9	11	9.00	1.000					
42 Mariano Rivera, R ERA: 0.38	1.0	S	4	0	0	0	2	1	0	0	0	0	0	10	15	0.00	1.000					

New York Yankees @ Minnesota Twins
Hubert H. Humphrey Metrodome, Minneapolis, MN

AB 35
R 5
H 7
RBI 5
SO 6
LOB 14



WP: 0
PB: 0
CS: 0
PA: 38

livebaseballscorecards.com

Fri May 30 2008, 8:10 PM EDT
Att: 30,188 - Dome - 68 F

Batter	1	2	3	4	5	6	7	8	9	10	11	12	AB	R	H	RBI	BB	SO	LOB	TOP
18 Johnny Damon, L OBP: 0.364, SLG: 0.474	P6		G5-3		G5-3	G6-3			G6-3			G6-3	5	2	2	1	1	0	1	
2 Derek Jeter, R OBP: 0.321, SLG: 0.365	F9		E6		L5	G4-3			K			G6-3	6	1	1	0	0	1	2	
Bobby Abreu, L OBP: 0.362, SLG: 0.486	K		G6-3		G5-3				K			G6-3	5	1	2	2	1	2	0	
13 Alex Rodriguez, R OBP: 0.365, SLG: 0.530	G6-3		G6-3		G5-3				K			F9	5	0	1	2	1	1	3	
55 Hideki Matsui, L OBP: 0.417, SLG: 0.495	G4-3		G4-3		G4-3				F8			P5	4	1	1	0	2	0	2	
Jason Giambi, L OBP: 0.380, SLG: 0.527	F8		L3		L3				K			G4-3	6	1	1	0	0	1	4	
Wilson Betemit, S OBP: 0.286, SLG: 0.412	F8		L3		L3				K			F7	0	0	0	0	0	0	0	
24 Robinson Cano, L OBP: 0.269, SLG: 0.328	F7		F7		F6				F9			G6-3	5	0	1	0	0	0	3	
26 José Molina, R OBP: 0.230, SLG: 0.318	G6-3		FC5-4		FC5-4				K			F9	5	1	1	1	0	1	1	
28 Melky Cabrera, S OBP: 0.320, SLG: 0.403	K		K		SF7				SF7			G6-3	4	0	1	1	0	1	1	
Inning Stats	R: 0 E: 0 K: 1 S: 8	H: 0 LOB: 0 BB: 0 P: 10	R: 0 E: 0 K: 13 S: 13	H: 1 LOB: 1 BB: 0 P: 19	R: 3 E: 1 K: 1 S: 16	H: 2 LOB: 1 BB: 1 P: 28	R: 0 E: 0 K: 0 S: 12	H: 1 LOB: 1 BB: 0 P: 14	R: 0 E: 0 K: 2 S: 14	H: 0 LOB: 0 BB: 0 P: 19	R: 0 E: 0 K: 2 S: 10	H: 0 LOB: 0 BB: 1 P: 8	R: 0 E: 0 K: 0 S: 13	H: 3 LOB: 3 BB: 1 P: 26	1B: 8 2B: 3 3B: 0 HR: 0	SF: 1 SAC: 0 DP: 1 HBP: 0	WP: 0 PB: 0 SB: 4 CS: 1	PA: 51		
PITCHER	26 Boof Bonser, R ERA: 5.97	28 Jesse Crain, R ERA: 4.05	49 Craig Breslow, L ERA: 3.7	54 Matt Guerrier, R ERA: 3.16	36 Joe Nathan, R ERA: 1.59	PITCHER	Dennys Reyes, L ERA: 2.55	Juan Rincon, R ERA: 4.38	Brian Bass, R ERA: 5.61	IP: 1.0 WLS: 3 BF: 6 H: 0 R: 0 ER: 0 SO: 0 BB: 1 IBB: 0 HBP: 0 BLK: 0 WP: 0 HR: 0 S: 10 P: 12 ERA: 0.00 WHIP: 1.000	IP: 1.2 WLS: 9 BF: 3 H: 3 R: 1 ER: 1 SO: 0 BB: 0 IBB: 0 HBP: 0 BLK: 0 WP: 0 HR: 0 S: 9 P: 31 ERA: 5.40 WHIP: 2.400	IP: 0.1 WLS: 1 BF: 0 H: 0 R: 0 ER: 0 SO: 0 BB: 0 IBB: 0 HBP: 0 BLK: 0 WP: 0 HR: 0 S: 2 P: 3 ERA: 0.00 WHIP: 0.000								

New York Yankees @ Minnesota Twins
Hubert H. Humphrey Metrodome, Minneapolis, MN
Sat May 31 2008, 7:10 PM EDT
Att. 36,441 - Dome - 68 F

AB 45
R 7
H 11
RBI 7
BB 5
SO 7
LOB 17



Batter	1	2	3	4	5	6	7	8	9	10	11	12	AB	R	H	RBI	BB	SO	LOB	BOTTOM
22 Carlos Gómez, R OBP: 0.315, SLG: 0.411	B2	FC6-4	G6-3		G6-3				K			K	6	0	1	1	0	2	4	
25 Alexi Casilla, S OBP: 0.417, SLG: 0.520	B2	FC6-4	G6-3		G6-3				K			K	3	2	1	1	3	0	1	
7 Joe Mauer, L OBP: 0.403, SLG: 0.387	F8		F8		L6				K			F8	5	0	1	0	1	1	4	
33 Justin Morneau, L OBP: 0.377, SLG: 0.495	F7		F7		K				F7			F8	6	0	1	1	0	1	4	
5 Michael Cuddyer, R OBP: 0.282, SLG: 0.323	FC5-4		FC5-4		P6				K			K	6	1	2	2	0	2	3	
16 Jason Kubel, L OBP: 0.280, SLG: 0.388	G4-3		K		K				F7			F7	6	0	0	0	0	3	4	
21 Delmon Young, R OBP: 0.323, SLG: 0.337	K		K		K				F7			K	6	2	3	0	0	3	2	
Mike Lamb, L OBP: 0.285, SLG: 0.345	F7		F7		P6				P6			G4-3	6	0	3	0	0	2		
8 Nick Punto, S OBP: 0.322, SLG: 0.340	SF9		SF9		G3				G4-3			L3	4	1	1	1	1	0	1	
Inning Stats	R: 1 E: 0 K: 0 S: 11	H: 1 LOB: 1 BB: 1 P: 20	R: 1 E: 0 K: 0 S: 7	H: 2 LOB: 1 BB: 0 P: 10	R: 1 E: 0 K: 2 S: 13	H: 2 LOB: 2 BB: 1 P: 20	R: 0 E: 0 K: 0 S: 8	H: 1 LOB: 2 BB: 1 P: 16	R: 0 E: 0 K: 2 S: 11	H: 0 LOB: 0 BB: 0 P: 15	R: 0 E: 0 K: 1 S: 10	H: 1 LOB: 2 BB: 1 P: 17	R: 0 E: 0 K: 1 S: 7	H: 0 LOB: 2 BB: 1 P: 28	1B: 9 2B: 2 3B: 1 HR: 1	SF: 1 SAC: 0 DP: 0 HBP: 0	WP: 0 PB: 0 SB: 3 CS: 0	PA: 54		
PITCHER	40 Chien-Ming Wang, R ERA: 4.14	36 Edwar Ramirez, R ERA: 0.56	41 Jose Veras, R ERA: 3.85	Kyle Farnsworth, R ERA: 4.26	39 Ross Ohlendorf, R ERA: 5.97	PITCHER	42 Mariano Rivera, R ERA: 0.36	IP: 1.0 WLS: 3 BF: 0 H: 0 R: 0 ER: 0 SO: 1 BB: 0 IBB: 0 HBP: 0 BLK: 0 WP: 0 HR: 0 S: 7 P: 10 ERA: 0.00 WHIP: 0.000												

New York Yankees @ Minnesota Twins
Hubert H. Humphrey Metrodome, Minneapolis, MN
Sat May 31 2008, 7:10 PM EDT
Att. 36,441 - Dome - 68 F

AB 48
R 6
H 13
RBI 6
BB 5
SO 12
LOB 25



Batter	1	2	3	4	5	6	7	8	9	AB	R	H	RBI	BB	SO	LOB	TOP			
18 Johnny Damon, L (1, 7) OBP: 0.362, SLG: 0.475	G5-3		BB		F9		G1-6-3			4	0	1	0	0	0	1	New York Yankees @ Minnesota Twins Hubert H. Humphrey Metrodome, Minneapolis, MN Sun Jun 01 2008, 2:10 PM EDT Att: 27,479 - Dome - 69 F livebaseballscorecards.com			
2 Derek Jeter, R (1, 6) OBP: 0.329, SLG: 0.382	BB		BB		HR		G6-3			2	1	1	1	2	0	0				
Bobby Abreu, L (1, 9) OBP: 0.365, SLG: 0.483	F8		BB		1B			K		3	0	1	0	1	1	1				
13 Alex Rodriguez, R (1, 5) OBP: 0.329, SLG: 0.522	1B		K		P4			P3		4	0	1	0	0	1	4				
55 Hideki Matsui, L (1, 10) OBP: 0.409, SLG: 0.485	F7		G4-3		G1-3			G4-3		4	0	0	0	0	0	6				
Wilson Betemit, S (1, 3) OBP: 0.296, SLG: 0.368		G3-1		K		G4-3			K	4	0	0	0	0	2	0				
24 Robinson Cano, L (1, 4) OBP: 0.268, SLG: 0.327		G4-3		G1-3		G6-4-3			K	4	0	1	0	0	1	0				
Chad Moeller, R (1, 2) OBP: 0.339, SLG: 0.364						G6-4-3				3	0	1	0	0	1	1				
Jason Giambi, L (9, PH) OBP: 0.394, SLG: 0.531										1	0	1	0	0	0	0				
28 Melky Cabrera, S (1, 8) OBP: 0.319, SLG: 0.400			P4		G3-1			G5-3		4	0	1	0	0	0	2				
Inning Stats	R: 0 E: 0 K: 0 S: 11	H: 1 LOB: 2 BB: 1 P: 18	R: 0 E: 0 K: 1 S: 6	H: 0 LOB: 0 BB: 0 P: 8	R: 0 E: 0 K: 1 S: 15	H: 1 LOB: 3 BB: 2 P: 26	R: 0 E: 0 K: 1 S: 8	H: 1 LOB: 1 BB: 0 P: 10	R: 1 E: 0 K: 0 S: 8	H: 2 LOB: 1 BB: 0 P: 16	R: 0 E: 0 K: 0 S: 4	H: 1 LOB: 0 BB: 0 P: 6	R: 0 E: 0 K: 1 S: 6	H: 0 LOB: 0 BB: 0 P: 11	R: 0 E: 0 K: 2 S: 11	H: 1 LOB: 1 BB: 0 P: 18	1B: 5 2B: 2 3B: 0 HR: 1	SF: 0 SAC: 0 DP: 2 HBP: 0	WP: 0 PB: 0 CS: 0	PA: 36
PITCHER	IP WLS BF H R ER SO BB IBB HBP BLK WP HR S P ERA WHIP																			
53 Nick Blackburn, R (1, 1) ERA: 3.32	4.1	21	5	1	1	3	3	0	0	0	0	0	0	0	0	0	2.08	1.846		
Brian Bass, R (5, 1) ERA: 5.35	1.2	5	1	0	0	0	0	0	0	0	0	0	0	7	13	0.00	0.600			
28 Jesse Crain, R (7, 1) ERA: 3.68	2.0	6	1	0	0	1	0	0	0	0	0	0	0	14	23	0.00	0.500			
36 Joe Nathan, R (9, 1) ERA: 1.52	1.0	4	1	0	0	2	0	0	0	0	0	0	0	11	18	0.00	1.000			

Batter	1	2	3	4	5	6	7	8	9	AB	R	H	RBI	BB	SO	LOB	BOTTOM			
22 Carlos Gómez, R (1, 8) OBP: 0.314, SLG: 0.408	BB		F8		F7		K			4	0	1	0	0	1	3	New York Yankees @ Minnesota Twins Hubert H. Humphrey Metrodome, Minneapolis, MN Sun Jun 01 2008, 2:10 PM EDT Att: 27,479 - Dome - 69 F livebaseballscorecards.com			
25 Alexi Casilla, S (1, 4) OBP: 0.406, SLG: 0.500	1B		K		G3		G4-3			4	1	1	0	0	1	0				
55 Mike Redmond, R (1, 2) OBP: 0.289, SLG: 0.324	1B		K		G6-3		L6			3	2	1	0	1	0	0				
33 Justin Morneau, L (1, 3) OBP: 0.379, SLG: 0.509	2B		G6-3		L6		BB			4	2	2	0	0	1	3				
5 Michael Cuddyer, R (1, 9) OBP: 0.302, SLG: 0.346	G1-3		G6-3		L6		BB			4	0	3	3	0	0	0				
16 Jason Kubel, L (1, 10) OBP: 0.285, SLG: 0.384	1B		G6-3		BB		F8			2	0	0	0	2	0	2				
21 Delmon Young, R (1, 7) OBP: 0.322, SLG: 0.335		G4-3		K						4	0	1	0	0	1	3				
Mike Lamb, L (1, 5) OBP: 0.279, SLG: 0.339			K		SF9		FC4-6			3	0	0	1	0	1	2				
23 Brendan Harris, R (1, 6) OBP: 0.327, SLG: 0.329			K		K					3	0	0	0	1	2	2				
Inning Stats	R: 2 E: 0 K: 0 S: 15	H: 4 LOB: 1 BB: 0 P: 23	R: 0 E: 0 K: 2 S: 10	H: 0 LOB: 0 BB: 0 P: 15	R: 0 E: 0 K: 1 S: 9	H: 0 LOB: 0 BB: 0 P: 12	R: 1 E: 0 K: 2 S: 19	H: 2 LOB: 2 BB: 1 P: 28	R: 0 E: 0 K: 0 S: 10	H: 0 LOB: 0 BB: 0 P: 14	R: 1 E: 1 K: 1 S: 17	H: 2 LOB: 3 BB: 2 P: 35	R: 1 E: 0 K: 1 S: 15	H: 1 LOB: 1 BB: 1 P: 28	R: 0 E: 0 K: 0 S: 7	H: 0 LOB: 0 BB: 0 P: 10		1B: 5 2B: 2 3B: 2 HR: 0	SF: 1 SAC: 0 DP: 0 HBP: 0	WP: 0 PB: 0 CS: 1
PITCHER	IP WLS BF H R ER SO BB IBB HBP BLK WP HR S P ERA WHIP																			
Darrell Rasner, R (1, 1) ERA: 2.67	5.1	25	8	4	4	5	2	0	0	0	0	0	0	0	21	40	6.75	2.250		
30 Scott Patterson, R (6, 1) ERA: 6.75	1.1	7	1	1	1	2	2	0	0	0	0	0	0	9	14	0.00	0.000			
47 Chris Britton, R (7, 1) ERA: 1.5	1.1	4	0	0	0	0	0	0	0	0	0	0	0	9	14	0.00	0.000			


Batter	1	2	3	4	5	6	7	8	9	AB	R	H	RBI	BB	SO	LOB	TOP											
18 Johnny Damon, L OBP: 0.362, SLG: 0.473										5	0	2	1	0	0	2	New York Yankees @ Minnesota Twins Hubert H. Humphrey Metrodome, Minneapolis, MN Mon Jun 02 2008, 7:05 PM EDT Att: 20,168 - Dome - 70 F livebaseballscorecards.com											
2 Derek Jeter, R OBP: 0.335, SLG: 0.392										5	1	3	0	0	0	3												
Bobby Abreu, L OBP: 0.357, SLG: 0.472										5	0	0	0	0	0	4												
13 Alex Rodriguez, R OBP: 0.376, SLG: 0.557										4	2	3	2	1	0	1												
55 Hideki Matsui, L OBP: 0.409, SLG: 0.480										4	0	1	0	1	0	3												
Jason Giambi, L OBP: 0.384, SLG: 0.526										5	0	2	1	0	0	2												
24 Robinson Cano, L OBP: 0.288, SLG: 0.325										4	1	1	0	0	0	5												
Chad Moeller, R OBP: 0.333, SLG: 0.373										4	1	1	0	0	2	3												
28 Melky Cabrera, S OBP: 0.322, SLG: 0.402										4	0	2	1	0	0	2												
Inning Stats	R: 2 H: 4 E: 0 K: 0 S: 11	H: 4 LOB: 2 BB: 0 P: 16	R: 0 H: 1 E: 0 K: 1 S: 10	H: 1 LOB: 1 BB: 0 P: 17	R: 0 H: 0 E: 0 K: 0 S: 12	H: 0 LOB: 1 BB: 0 P: 18	R: 0 H: 2 E: 0 K: 0 S: 4	H: 1 LOB: 1 BB: 0 P: 6	R: 0 H: 1 E: 0 K: 0 S: 10	H: 4 LOB: 2 BB: 0 P: 18	R: 1 H: 1 E: 0 K: 1 S: 15	H: 1 LOB: 2 BB: 1 P: 24	R: 0 H: 1 E: 0 K: 0 S: 7	H: 1 LOB: 0 BB: 0 P: 14	R: 0 H: 1 E: 0 K: 0 S: 8	H: 1 LOB: 0 BB: 0 P: 11	1B: 11 2B: 3 3B: 0 HR: 1	SF: 0 SAC: 0 DP: 2 HBP: 0	WP: 2 PB: 0 SB: 0 CS: 0	PA: 42								
PITCHER	IP	WLS	BF	H	R	ER	SO	BB	IBB	HBP	BLK	WP	HR	S	P	ERA	WHIP											
Livan Hernandez, R ERA: 4.81	(1, 1)	6.0		31	13	5	5	1	1	0	0	0	1	1	65	107	7.50	2.333										
Dennys Reyes, L ERA: 2.5	(7, 1)	0.1		3	0	0	0	0	1	0	0	0	1	0	6	12	0.00	3.000										
54 Matt Guerrier, R ERA: 3.0	(7, 1)	1.2	W	5	1	0	0	1	0	0	0	0	0	0	13	20	0.00	0.600										
36 Joe Nathan, R ERA: 1.46	(9, 1)	1.0	S	3	1	0	0	0	0	0	0	0	0	0	8	11	0.00	1.000										


Batter	1	2	3	4	5	6	7	8	9	AB	R	H	RBI	BB	SO	LOB	BOTTOM											
22 Carlos Gómez, R OBP: 0.311, SLG: 0.404										5	1	1	0	0	1	3	New York Yankees @ Minnesota Twins Hubert H. Humphrey Metrodome, Minneapolis, MN Mon Jun 02 2008, 7:05 PM EDT Att: 20,168 - Dome - 70 F livebaseballscorecards.com											
25 Alexei Casilla, S OBP: 0.397, SLG: 0.483										4	0	1	1	0	0	1												
7 Joe Mauer, L OBP: 0.405, SLG: 0.405										4	2	2	1	0	0	1												
33 Justin Morneau, L OBP: 0.373, SLG: 0.500										4	0	0	0	0	0	2												
5 Michael Cuddyer, R OBP: 0.313, SLG: 0.362										4	3	3	0	0	0	0												
Craig Monroe, R OBP: 0.294, SLG: 0.455										3	0	1	1	0	0	1												
8 Nick Punto, S OBP: 0.322, SLG: 0.340										0	0	0	0	0	0	0												
21 Delmon Young, R OBP: 0.329, SLG: 0.356										4	0	3	3	0	0	0												
23 Brendan Harris, R OBP: 0.325, SLG: 0.328										4	0	1	0	0	2	3												
18 Matt Macri, R OBP: 0.571, SLG: 0.667										3	0	1	0	0	0	2												
Mike Lamb, L OBP: 0.283, SLG: 0.339										0	0	0	0	1	0	0												
Inning Stats	R: 0 H: 0 E: 0 K: 0 S: 8	H: 2 LOB: 1 BB: 0 P: 13	R: 1 H: 2 E: 1 K: 0 S: 8	H: 2 LOB: 1 BB: 0 P: 12	R: 0 H: 0 E: 0 K: 0 S: 6	H: 0 LOB: 0 BB: 0 P: 6	R: 0 H: 1 E: 0 K: 1 S: 8	H: 1 LOB: 1 BB: 0 P: 11	R: 2 H: 4 E: 0 K: 1 S: 14	H: 4 LOB: 2 BB: 0 P: 22	R: 1 H: 1 E: 0 K: 0 S: 9	H: 1 LOB: 0 BB: 0 P: 12	R: 1 H: 3 E: 0 K: 1 S: 13	H: 3 LOB: 2 BB: 1 P: 21	1B: 7 2B: 5 3B: 0 HR: 1	SF: 0 SAC: 1 DP: 0 HBP: 0	WP: 0 PB: 0 SB: 0 CS: 1	PA: 37										
PITCHER	IP	WLS	BF	H	R	ER	SO	BB	IBB	HBP	BLK	WP	HR	S	P	ERA	WHIP											
Andy Pettitte, L ERA: 4.21	(1, 1)	7.0		31	10	5	4	2	0	0	0	0	1	64	94	5.14	1.429											
Kyle Farnsworth, R ERA: 4.44	(8, 1)	1.0	L	6	3	1	1	1	1	0	0	0	0	0	13	21	9.00	4.000										

Batter	1	2	3	4	5	6	7	8	9	AB	R	H	RBI	BB	SO	LOB	TOP										
1 Brian Roberts, S OBP: 0.355, SLG: 0.435	F7		P6		L7		F8		2B	5	0	2	1	0	0	2	Baltimore Orioles @ Minnesota Twins Hubert H. Humphrey Metrodome, Minneapolis, MN Tue Jun 03 2008, 8:10 PM EDT Att: 18,802 - Dome - 70 F										
21 Nick Markakis, L OBP: 0.372, SLG: 0.445	1B		P5				L8		G3	5	0	1	0	0	0	4											
6 Melvin Mora, R OBP: 0.304, SLG: 0.417	P3		G6-3						G6-3	4	1	1	1	0	0	1											
17 Aubrey Huff, L OBP: 0.312, SLG: 0.447	F8								K	4	0	0	0	0	2	1											
Kevin Millar, R OBP: 0.333, SLG: 0.396		HR							P5	4	1	2	1	0	1	0											
30 Luke Scott, L OBP: 0.361, SLG: 0.470									P4	4	1	2	1	0	1	0											
Jay Payton, R OBP: 0.284, SLG: 0.367									3B 1B	4	1	2	0	0	0	0											
Ramon Hernandez, R OBP: 0.260, SLG: 0.360									1B	0	0	0	0	0	0	0											
10 Adam Jones, R OBP: 0.299, SLG: 0.362									1B	4	1	2	0	0	0	2											
Freddie Bynum, L OBP: 0.257, SLG: 0.273									P3	3	1	2	2	0	0	0											
Inning Stats	R: 0 E: 0 K: 10 S: 10	H: 1 LOB: 1 BB: 0 P: 17	R: 2 E: 0 K: 12 S: 12	H: 3 LOB: 0 BB: 0 P: 15	R: 0 E: 0 K: 9 S: 9	H: 0 LOB: 0 BB: 0 P: 13	R: 0 E: 0 K: 2 S: 11	H: 0 LOB: 0 BB: 0 P: 16	R: 1 E: 0 K: 0 S: 16	H: 2 LOB: 1 BB: 0 P: 19	R: 1 E: 0 K: 0 S: 10	H: 1 LOB: 0 BB: 0 P: 14	R: 1 E: 0 K: 0 S: 8	H: 3 LOB: 1 BB: 0 P: 16	R: 0 E: 0 K: 1 S: 14	H: 2 LOB: 2 BB: 0 P: 26	R: 0 E: 0 K: 0 S: 8	H: 1 LOB: 1 BB: 0 P: 15	1B: 7 2B: 4 3B: 1 HR: 2	SF: 1 SAC: 0 DP: 1 HBP: 0	WP: 2 PB: 0 SB: 1 CS: 1	PA: 38					
PITCHER	IP	WLS	BF	H	R	ER	SO	BB	IBB	HBP	BLK	WP	HR	S	P	ERA	WHIP										
59 Kevin Slowey, R ERA: 3.76	(1, 1)	6.0	L	24	7	4	4	2	0	0	0	0	2	68	94	6.00	1.167										
Juan Rincon, R ERA: 4.74	(7, 1)	0.0		2	2	1	1	0	0	0	0	1	0	5	9	∞	∞										
49 Craig Breslow, L ERA: 2.31	(7, 1)	1.2		7	3	0	0	1	0	0	0	1	0	15	28	0.00	1.800										
28 Jesse Crain, R ERA: 3.47	(8, 1)	1.1		5	1	0	0	0	0	0	0	0	0	10	20	0.00	0.750										

Batter	1	2	3	4	5	6	7	8	9	AB	R	H	RBI	BB	SO	LOB	BOTTOM										
22 Carlos Gómez, R OBP: 0.309, SLG: 0.404	L9		K				F7		F9	5	1	1	0	0	1	2	Baltimore Orioles @ Minnesota Twins Hubert H. Humphrey Metrodome, Minneapolis, MN Tue Jun 03 2008, 8:10 PM EDT Att: 18,802 - Dome - 70 F										
25 Alexi Casilla, S OBP: 0.380, SLG: 0.484	F7						G3			4	1	1	1	0	1	2											
7 Joe Mauer, L OBP: 0.411, SLG: 0.415	BB						2B		1B	3	0	2	1	1	0	0											
33 Justin Morneau, L OBP: 0.371, SLG: 0.495	K						P6		K	4	0	1	0	0	2	3											
5 Michael Cuddyer, R OBP: 0.306, SLG: 0.353		G1-3					F8		L4	4	0	0	0	0	1	3											
16 Jason Kubel, L OBP: 0.289, SLG: 0.379	F7						G3-1		BB 1B	2	1	0	0	2	0	0											
21 Delmon Young, R OBP: 0.324, SLG: 0.350	F8						K		F8	4	0	0	0	0	2	3											
Mike Lamb, L OBP: 0.283, SLG: 0.335							P6		P3	2	0	0	0	1	0	0											
18 Matt Macon, R OBP: 0.500, SLG: 0.571							P6		BB	1	0	0	0	0	0	0											
23 Brendan Harris, R OBP: 0.324, SLG: 0.326	L3						F9		K	4	0	1	1	0	1	0											
Inning Stats	R: 0 E: 0 K: 1 S: 11	H: 0 LOB: 1 BB: 1 P: 17	R: 0 E: 0 K: 0 S: 9	H: 0 LOB: 0 BB: 0 P: 13	R: 0 E: 0 K: 1 S: 10	H: 0 LOB: 0 BB: 0 P: 15	R: 0 E: 0 K: 1 S: 15	H: 1 LOB: 1 BB: 0 P: 19	R: 0 E: 0 K: 1 S: 7	H: 0 LOB: 0 BB: 0 P: 11	R: 2 E: 0 K: 1 S: 14	H: 3 LOB: 1 BB: 0 P: 23	R: 1 E: 0 K: 0 S: 10	H: 1 LOB: 2 BB: 2 P: 21	R: 0 E: 0 K: 1 S: 11	H: 1 LOB: 2 BB: 1 P: 22	R: 0 E: 0 K: 1 S: 6	H: 0 LOB: 0 BB: 0 P: 7	1B: 3 2B: 3 3B: 0 HR: 0	SF: 0 SAC: 0 DP: 0 HBP: 0	WP: 0 PB: 0 SB: 0 CS: 0	PA: 37					
PITCHER	IP	WLS	BF	H	R	ER	SO	BB	IBB	HBP	BLK	WP	HR	S	P	ERA	WHIP										
62 Radhames Liz, R ERA: 3.38	(1, 1)	5.1	W	21	4	2	2	4	1	0	0	0	0	61	90	3.38	0.938										
34 Matt Albers, R ERA: 2.2	(6, 1)	1.2	H	8	1	1	1	2	2	0	0	0	0	15	29	5.40	1.800										
43 Jim Johnson, R ERA: 1.39	(8, 1)	1.0	H	5	1	0	0	1	1	0	0	0	0	11	22	0.00	2.000										
52 George Sherrill, L ERA: 3.16	(9, 1)	1.0	S	3	0	0	0	1	0	0	0	0	0	6	7	0.00	0.000										



Batter	1	2	3	4	5	6	7	8	9	AB	R	H	RBI	BB	SO	LOB	TOP					
1 Brian Roberts, S OBP: 0.356, SLG: 0.439	G1-3	6 S 21 BB 1B	E7 21 1B 2B	F9-3	F8	F8	F8	F8	F8	5	1	2	2	0	0	1	<p>Baltimore Orioles @ Minnesota Twins Hubert H. Humphrey Metrodome, Minneapolis, MN</p> <p>Wed Jun 04 2008, 8:10 PM EDT Att: 22,057 - Dome - 70 F</p> <p>livebaseballscorecards.com</p> <p>AB 34 R 5 H 10 RBI 5 BB 3 SO 8 LOB 11</p> 					
21 Nick Markakis, L OBP: 0.377, SLG: 0.447	6 CS 1B	6 S BB	1B	1B	G4-3	G4-3	G4-3	G4-3	G3	4	0	2	1	1	0	0						
6 Melvin Mora, R OBP: 0.303, SLG: 0.428	1-2 HR	L3	P6	P6	K	K	K	K	K	4	1	1	1	0	1	3						
Kevin Millar, R OBP: 0.336, SLG: 0.409	HR	G1-3	K	K	K	K	K	K	K	3	1	1	1	1	1	3						
17 Aubrey Huff, L OBP: 0.311, SLG: 0.443	1B	1B	F8	F8	K	K	K	K	K	4	0	1	0	0	2	1						
Ramon Hernandez, R OBP: 0.280, SLG: 0.358	1B	1B	F7	F7	G5-3	G5-3	G5-3	G5-3	G1-3	4	0	1	0	0	0	0						
10 Adam Jones, R OBP: 0.294, SLG: 0.355	F9	F9	K	K	K	K	K	K	G6-3	4	0	0	0	0	2	2						
Jay Payton, R OBP: 0.292, SLG: 0.375	SH1-3 13 1B 2B	SH1-3 13 1B 2B	E BB	E BB	K	K	K	K	F8	3	2	1	0	1	1	0						
13 Alex Cintron, S OBP: 0.417, SLG: 0.364	SH1-3	SH1-3	F9	F9	F9-3 1B	F9-3 1B	F9-3 1B	F9-3 1B	K	2	0	1	0	0	0	1						
30 Luke Scott, L OBP: 0.359, SLG: 0.467	SH1-3	SH1-3	F9	F9	F9-3 1B	F9-3 1B	F9-3 1B	F9-3 1B	K	1	0	0	0	0	1	0						
Inning Stats	R: 2 E: 0 K: 0 S: 18	H: 5 LOB: 2 BB: 0 P: 24	R: 1 E: 0 K: 0 S: 13	H: 2 LOB: 2 BB: 1 P: 23	R: 0 E: 0 K: 1 S: 7	H: 0 LOB: 0 BB: 0 P: 11	R: 2 E: 1 K: 1 S: 11	H: 2 LOB: 1 BB: 1 P: 19	R: 0 E: 0 K: 2 S: 10	H: 0 LOB: 0 BB: 0 P: 12	R: 0 E: 0 K: 1 S: 7	H: 1 LOB: 0 BB: 0 P: 9	R: 0 E: 0 K: 2 S: 10	H: 0 LOB: 0 BB: 1 P: 16	R: 0 E: 0 K: 0 S: 7	H: 0 LOB: 0 BB: 0 P: 10	R: 0 E: 0 K: 1 S: 10	H: 0 LOB: 0 BB: 0 P: 16	1B: 6 2B: 3 3B: 0 HR: 2	SF: 0 SAC: 1 DP: 1 HBP: 0	WP: 0 PB: 0 SB: 2 CS: 1	PA: 38
PITCHER	IP WLS BF ERA	WLS BF ERA	H R ER SO	R ER SO	BB IBB HBP BLK	WP HR S P	ERA WHIP	PITCHER	IP WLS BF ERA	WLS BF ERA	H R ER SO	R ER SO	BB IBB HBP BLK	WP HR S P	ERA WHIP							
15 Glen Perkins, L ERA: 4.5	4.0	22	9	5	4	2	2	0	0	0	0	0	0	0	0	0	0	24	33	9.00	2.750	
26 Boo Bonser, R ERA: 5.74	2.2	9	1	0	0	4	1	0	0	0	0	0	0	0	0	0	0	3	4	0.00	0.000	
Dennys Reyes, L ERA: 2.45	0.1	1	0	0	0	1	0	0	0	0	0	0	0	0	0	0	0	7	10	0.00	0.000	
54 Matt Guerrier, R ERA: 2.91	1.0	3	0	0	0	0	0	0	0	0	0	0	0	0	0	0	0	10	16	0.00	0.000	
36 Joe Nathan, R ERA: 1.4	1.0	3	0	0	0	1	0	0	0	0	0	0	0	0	0	0	0	10	16	0.00	0.000	


Batter	1	2	3	4	5	6	7	8	9	AB	R	H	RBI	BB	SO	LOB	BOTTOM				
22 Carlos Gómez, R OBP: 0.308, SLG: 0.401	B5-3	G6-3	G6-3	G6-3	25 SH1-3 7 SF8 1B	K	K	K	K	4	1	1	0	0	1	0	<p>Baltimore Orioles @ Minnesota Twins Hubert H. Humphrey Metrodome, Minneapolis, MN</p> <p>Wed Jun 04 2008, 8:10 PM EDT Att: 22,057 - Dome - 70 F</p> <p>livebaseballscorecards.com</p> <p>AB 29 R 7 H 9 RBI 6 BB 0 SO 6 LOB 5</p> 				
25 Alexi Casilla, S OBP: 0.387, SLG: 0.477	F7	F7	7B 1B	SH1-3	SH1-3	K	K	K	K	3	0	1	0	0	1	0					
7 Joe Mauer, L OBP: 0.413, SLG: 0.435	G6-3	G6-3	33 HBP 1B	SF8	SF8	K	K	K	K	3	1	2	3	0	0	0					
33 Justin Morneau, L OBP: 0.373, SLG: 0.493	5 HBP 16 BB 1B	5 HBP 16 BB 1B	HBP	F9	F9	K	K	K	K	3	1	1	0	0	1	0					
5 Michael Cuddyer, R OBP: 0.310, SLG: 0.353	16 BB WP HBP	16 BB WP HBP	L5	L5	L5	K	K	K	K	3	2	1	0	0	0	3					
16 Jason Kubel, L OBP: 0.294, SLG: 0.393	21 L4-6 1B	21 L4-6 1B	G3	G3	G3	16 BB 3B 1B	16 BB 3B 1B	16 BB 3B 1B	G5-3	4	1	2	2	0	0	0					
21 Delmon Young, R OBP: 0.318, SLG: 0.345	L4-6	L4-6	G4-3	G4-3	G4-3	21 SF9 3B	21 SF9 3B	21 SF9 3B	F7	3	0	0	1	0	0	2					
Mike Lamb, L OBP: 0.279, SLG: 0.329	K	K	G4-3	G4-3	G4-3	K	K	K	F9	3	0	0	0	0	2	0					
8 Nick Punto, S OBP: 0.323, SLG: 0.339	K	K	K	K	25 SH1-3 7 SF8 1B	F8	F8	F8	F8	3	1	1	0	0	1	0					
Inning Stats	R: 0 E: 0 K: 0 S: 6	H: 0 LOB: 0 BB: 0 P: 9	R: 2 E: 0 K: 1 S: 11	H: 2 LOB: 0 BB: 0 P: 16	R: 0 E: 0 K: 1 S: 16	H: 2 LOB: 3 BB: 0 P: 24	R: 0 E: 0 K: 0 S: 6	H: 0 LOB: 0 BB: 0 P: 10	R: 2 E: 0 K: 1 S: 11	H: 2 LOB: 0 BB: 0 P: 18	R: 1 E: 0 K: 3 S: 12	H: 1 LOB: 0 BB: 0 P: 17	R: 0 E: 0 K: 0 S: 5	H: 0 LOB: 0 BB: 0 P: 8	R: 0 E: 0 K: 0 S: 5	H: 0 LOB: 0 BB: 0 P: 8		1B: 7 2B: 1 3B: 1 HR: 1	SF: 2 SAC: 1 DP: 1 HBP: 2	WP: 1 PB: 0 SB: 0 CS: 0	PA: 34
PITCHER	IP WLS BF ERA	WLS BF ERA	H R ER SO	R ER SO	BB IBB HBP BLK	WP HR S P	ERA WHIP	PITCHER	IP WLS BF ERA	WLS BF ERA	H R ER SO	R ER SO	BB IBB HBP BLK	WP HR S P	ERA WHIP						
40 Daniel Cabrera, R ERA: 3.98	6.0	27	6	6	3	0	0	0	0	0	0	0	0	0	0	0	102	9.00	1.333		
45 Dennis Sarfate, R ERA: 3.29	0.2	2	0	0	0	2	0	0	0	0	0	0	0	0	0	0	6	8	0.00	0.000	
32 Jamie Walker, L ERA: 4.76	0.1	2	1	1	1	1	0	0	0	0	0	0	0	0	0	0	1	6	27.00	3.000	
Chad Bradford, R ERA: 2.95	1.0	3	0	0	0	0	0	0	0	0	0	0	0	0	0	0	0	5	8	0.00	0.000

Batter	1	2	3	4	5	6	7	8	9	AB	R	H	RBI	BB	SO	LOB	TOP										
22 Carlos Gómez, R OBP: 0.304, SLG: 0.405	G5-3		HR		G4-3	K		F9		5	1	1	1	0	1	4	Minnesota Twins @ Chicago White Sox U.S. Cellular Field, Chicago, IL Fri Jun 06 2008, 8:11 PM EDT Att: 26,459 - Partly Cloudy - 81 F livebaseballscorecards.com										
25 Alexei Casilla, S OBP: 0.400, SLG: 0.533	K		1B		G6-3	G4-3		HR		5	2	2	2	0	1	3											
7 Joe Mauer, L OBP: 0.415, SLG: 0.447	2B		2B		1B		G1-3	G3		5	1	3	1	0	0	0											
33 Justin Morneau, L OBP: 0.368, SLG: 0.487	G6-3		2B		K		F7	1B		5	0	2	1	0	1	2											
5 Michael Cuddyer, R OBP: 0.306, SLG: 0.363	K		G5-3		HR		K	F9		5	1	1	1	0	2	2											
16 Jason Kubel, L OBP: 0.296, SLG: 0.390	K		G4-3	BB	L1		K			3	0	0	0	1	2	0											
21 Delmon Young, R OBP: 0.321, SLG: 0.348	P3		1B		23 1B	BB	K			4	0	2	0	0	1	0											
Mike Lamb, L OBP: 0.273, SLG: 0.317			P6		G4-3		G6-3			3	0	0	0	1	0	2											
23 Brendan Harris, R OBP: 0.322, SLG: 0.324	L3		G6-3				1B		E5	4	1	1	0	0	0	1											
Inning Stats	R: 0 H: 1 E: 0 K: 1 S: 11	H: 1 LOB: 1 BB: 0 P: 18	R: 0 H: 0 E: 0 K: 2 S: 12	H: 0 LOB: 0 BB: 0 P: 17	R: 3 H: 4 E: 0 K: 0 S: 16	H: 4 LOB: 1 BB: 0 P: 23	R: 0 H: 1 E: 0 K: 0 S: 15	H: 1 LOB: 1 BB: 0 P: 20	R: 0 H: 1 E: 0 K: 1 S: 12	H: 3 LOB: 3 BB: 0 P: 24	R: 0 H: 0 E: 0 K: 1 S: 9	H: 0 LOB: 0 BB: 0 P: 15	R: 0 H: 0 E: 0 K: 2 S: 13	H: 0 LOB: 0 BB: 0 P: 20	R: 2 H: 2 E: 1 K: 0 S: 16	H: 2 LOB: 1 BB: 0 P: 20	1B: 6 2B: 3 3B: 0 HR: 3	SF: 0 SAC: 0 DP: 1 HBP: 0	WP: 0 PB: 0 SB: 0 CS: 0	PA: 41							
PITCHER	IP	WLS	BF	H	R	ER	SO	BB	IBB	HBP	BLK	WP	HR	S	P	ERA	WHIP										
Javier Vazquez, R ERA: 3.64	5.1	W	26	9	4	4	4	2	0	0	0	0	2	74	109	6.75	2.062										
26 Octavio Dotel, R ERA: 2.96	0.2	H	3	1	0	0	1	0	0	0	0	0	0	7	10	0.00	1.500										
37 Matt Thornton, L ERA: 3.04	1.0		3	0	0	0	1	0	0	0	0	0	0	9	15	0.00	0.000										
71 Scott Linebrink, R ERA: 1.38	1.0		3	0	0	0	2	0	0	0	0	0	0	13	20	0.00	0.000										
48 Esteban Loaiza, R ERA: 5.76	1.0		6	2	2	1	0	0	0	0	0	0	1	16	20	9.00	2.000										

Batter	1	2	3	4	5	6	7	8	9	AB	R	H	RBI	BB	SO	LOB	BOTTOM										
Orlando Cabrera, R OBP: 0.308, SLG: 0.324	G6-3		F8		12 2B	20 HR		1B		5	1	3	1	0	0	0	Minnesota Twins @ Chicago White Sox U.S. Cellular Field, Chicago, IL Fri Jun 06 2008, 8:11 PM EDT Att: 26,459 - Partly Cloudy - 81 F livebaseballscorecards.com										
12 A.J. Pierzynski, L OBP: 0.344, SLG: 0.445	HBP		G3-1		20 HR	20 HR		20 G6-4-3		4	1	2	2	0	0	2											
20 Carlos Quentin, R OBP: 0.398, SLG: 0.574	F9		14 1B	25 G4-6-3	1B	25 HR		G6-4-3		5	2	2	3	0	0	5											
14 Paul Konerko, R OBP: 0.326, SLG: 0.340	G6-3		25 G4-6-3	1B	G5-3		25 G4-6-3	1B		4	0	2	0	0	0	1											
25 Jim Thome, L OBP: 0.328, SLG: 0.437	P4		G4-6-3	BB	G4-6-3		G4-6-3			3	0	0	0	1	0	2											
23 Jermaine Dye, R OBP: 0.333, SLG: 0.488	P2		F9		F7		HR			4	1	1	1	0	0	1											
Nick Swisher, S OBP: 0.321, SLG: 0.316	L3		F8		F8		F8			4	1	1	0	0	0	1											
24 Joe Crede, R OBP: 0.356, SLG: 0.526	HR		10 1B	12 2B	1B	10 HR		10 FC6-4		4	3	4	2	0	0	0											
10 Alexei Ramirez, R OBP: 0.289, SLG: 0.400	G1-3		12 2B	1B	G4-3		FC6-4			4	1	1	0	0	0	1											
Inning Stats	R: 0 H: 0 E: 0 K: 0 S: 7	H: 0 LOB: 1 BB: 0 P: 13	R: 0 H: 0 E: 0 K: 0 S: 6	H: 0 LOB: 0 BB: 0 P: 9	R: 1 H: 1 E: 0 K: 0 S: 8	H: 1 LOB: 0 BB: 0 P: 12	R: 1 H: 2 E: 0 K: 0 S: 9	H: 2 LOB: 0 BB: 0 P: 15	R: 6 H: 6 E: 0 K: 0 S: 21	H: 3 LOB: 1 BB: 0 P: 17	R: 1 H: 2 E: 0 K: 0 S: 6	H: 2 LOB: 0 BB: 0 P: 9	R: 0 H: 2 E: 0 K: 0 S: 11	H: 2 LOB: 2 BB: 0 P: 20	R: 0 H: 2 E: 0 K: 0 S: 11	H: 2 LOB: 2 BB: 0 P: 20	1B: 11 2B: 1 3B: 0 HR: 4	SF: 0 SAC: 0 DP: 3 HBP: 1	WP: 0 PB: 0 SB: 0 CS: 0	PA: 39							
PITCHER	IP	WLS	BF	H	R	ER	SO	BB	IBB	HBP	BLK	WP	HR	S	P	ERA	WHIP										
53 Nick Blackburn, R ERA: 3.94	4.0	L	20	8	7	7	0	0	0	0	0	0	1	37	56	15.75	2.000										
Juan Rincon, R ERA: 5.19	1.1		8	3	2	2	0	1	0	0	0	0	2	21	36	13.50	3.000										
Brian Bass, R ERA: 5.26	2.0		9	5	1	1	0	0	0	0	0	0	1	18	31	4.50	2.500										
49 Craig Breslow, L ERA: 2.08	0.2		2	0	0	0	0	0	0	0	0	0	0	2	4	0.00	0.000										

Minnesota Twins @ Chicago White Sox
 U.S. Cellular Field, Chicago, IL
 Fri Jun 06 2008, 8:11 PM EDT
 Att: 26,459 - Partly Cloudy - 81 F

AB 39
 R 6
 H 12
 RBI 6
 BB 2
 SO 8
 LOB 14



Minnesota Twins @ Chicago White Sox
 U.S. Cellular Field, Chicago, IL
 Fri Jun 06 2008, 8:11 PM EDT
 Att: 26,459 - Partly Cloudy - 81 F

AB 37
 R 10
 H 16
 RBI 9
 BB 1
 SO 0
 LOB 13



Batter	1	2	3	4	5	6	7	8	9	AB	R	H	RBI	BB	SO	LOB	TOP										
22 Carlos Gómez, R OBP: 0.306, SLG: 0.405										5	0	2	0	0	0	3											
25 Alexi Casilla, S OBP: 0.393, SLG: 0.519										4	0	1	0	0	0	2											
55 Mike Redmond, R OBP: 0.348, SLG: 0.405										4	0	2	0	0	0	1											
33 Justin Morneau, L OBP: 0.362, SLG: 0.479										4	0	0	0	0	1	3											
5 Michael Cuddyer, R OBP: 0.299, SLG: 0.355										4	0	0	0	0	0	1											
Craig Monroe, R OBP: 0.293, SLG: 0.439										3	1	1	0	1	1												
21 Delmon Young, R OBP: 0.320, SLG: 0.359										4	1	1	1	0	1	2											
23 Brendan Harris, R OBP: 0.321, SLG: 0.323										4	0	1	1	0	0	0											
18 Matt Macri, R OBP: 0.500, SLG: 0.545										4	0	2	0	0	1	0											
Inning Stats	R: 0 E: 0 K: 0 S: 5	H: 1 LOB: 0 BB: 0 P: 7	R: 0 E: 0 K: 0 S: 6	H: 0 LOB: 1 BB: 1 P: 13	R: 0 E: 0 K: 1 S: 12	H: 1 LOB: 1 BB: 0 P: 18	R: 0 E: 0 K: 0 S: 8	H: 1 LOB: 1 BB: 0 P: 12	R: 0 E: 0 K: 1 S: 9	H: 0 LOB: 0 BB: 0 P: 13	R: 0 E: 0 K: 0 S: 5	H: 0 LOB: 0 BB: 0 P: 9	R: 1 E: 0 K: 1 S: 9	H: 1 LOB: 0 BB: 0 P: 14	R: 0 E: 0 K: 1 S: 14	H: 2 LOB: 2 BB: 0 P: 20	R: 1 E: 0 K: 0 S: 14	H: 3 LOB: 2 BB: 0 P: 25	1B: 9 2B: 0 3B: 0 HR: 1	SF: 0 SAC: 0 DP: 0 HBP: 0	WP: 0 PB: 0 SB: 0 CS: 1	PA: 37					
PITCHER	IP	WLS	BF	H	R	ER	SO	BB	IBB	HBP	BLK	WP	HR	S	P	ERA	WHIP										
56 Mark Buehrle, L ERA: 4.8	8.0	W	31	7	1	1	4	1	0	0	0	0	1	68	106	1.12	1.000										
Nick Masset, R ERA: 3.75	1.0		6	3	1	1	0	0	0	0	0	0	0	14	25	9.00	3.000										

Minnesota Twins @ Chicago White Sox
U.S. Cellular Field, Chicago, IL
Sat Jun 07 2008, 7:05 PM EDT
Att: 32,930 - Clear - 74 F

livebaseballscores.com

AB 36
R 2
H 10
RBI 2
BB 1
SO 4
LOB 13

Batter	1	2	3	4	5	6	7	8	9	AB	R	H	RBI	BB	SO	LOB	BOTTOM										
Orlando Cabrera, R OBP: 0.307, SLG: 0.327										4	0	1	2	0	0	2											
Pablo Ozuna, R OBP: 0.294, SLG: 0.300										1	0	0	0	0	0	1											
12 A.J. Pierzynski, L OBP: 0.341, SLG: 0.439										5	0	1	0	0	1	2											
20 Carlos Quentin, R OBP: 0.390, SLG: 0.561										5	0	0	0	0	0	1											
14 Paul Konerko, R OBP: 0.329, SLG: 0.353										4	1	2	0	0	1	0											
25 Jim Thome, L OBP: 0.326, SLG: 0.435										3	1	1	1	0	1	1											
23 Jermaine Dye, R OBP: 0.342, SLG: 0.493										2	2	2	0	1	0	0											
32 Brian Anderson, R OBP: 0.300, SLG: 0.387										1	1	1	0	0	0	0											
Nick Swisher, S OBP: 0.328, SLG: 0.329										4	3	3	1	0	0	2											
24 Joe Crede, R OBP: 0.359, SLG: 0.556										4	2	2	6	0	1	2											
10 Alexei Ramirez, R OBP: 0.312, SLG: 0.415										3	1	3	1	1	0	0											
Inning Stats	R: 0 E: 0 K: 0 S: 6	H: 0 LOB: 0 BB: 0 P: 10	R: 4 E: 0 K: 0 S: 13	H: 5 LOB: 0 BB: 0 P: 19	R: 0 E: 0 K: 1 S: 6	H: 0 LOB: 0 BB: 0 P: 9	R: 3 E: 0 K: 1 S: 12	H: 3 LOB: 1 BB: 1 P: 22	R: 0 E: 0 K: 0 S: 11	H: 2 LOB: 2 BB: 0 P: 21	R: 0 E: 0 K: 0 S: 3	H: 0 LOB: 0 BB: 1 P: 7	R: 0 E: 0 K: 0 S: 6	H: 1 LOB: 0 BB: 0 P: 8	R: 4 E: 1 K: 1 S: 18	H: 5 LOB: 1 BB: 0 P: 24	1B: 11 2B: 2 3B: 1 HR: 2	SF: 1 SAC: 0 DP: 2 HBP: 0	WP: 0 PB: 0 SB: 0 CS: 0	PA: 39							
PITCHER	IP	WLS	BF	H	R	ER	SO	BB	IBB	HBP	BLK	WP	HR	S	P	ERA	WHIP										
Livan Hernandez, R ERA: 5.32	4.0	L	20	8	7	7	2	1	0	0	0	0	1	37	60	15.75	2.250										
26 Boof Bonser, R ERA: 6.0	3.0		16	8	4	4	1	1	0	0	0	0	1	30	50	12.00	3.000										
54 Matt Guerrier, R ERA: 2.83	1.0		3	0	0	0	1	0	0	0	0	0	0	8	10	0.00	0.000										

Minnesota Twins @ Chicago White Sox
U.S. Cellular Field, Chicago, IL
Sat Jun 07 2008, 7:05 PM EDT
Att: 32,930 - Clear - 74 F

livebaseballscores.com

AB 36
R 11
H 16
RBI 11
BB 2
SO 4
LOB 11

Batter	1	2	3	4	5	6	7	8	9	AB	R	H	RBI	BB	SO	LOB	TOP					
22 Carlos Gómez, R OBP: 0.310, SLG: 0.406										2	1	1	0	1	0	1	Minnesota Twins @ Chicago White Sox U.S. Cellular Field, Chicago, IL Sun Jun 08 2008, 2:05 PM EDT Att: 30,565 - Overcast - 73 F					
23 Brendan Harris, R OBP: 0.319, SLG: 0.326										4	0	1	0	0	3	2						
7 Joe Mauer, L OBP: 0.408, SLG: 0.438										4	0	0	0	0	0	3						
33 Justin Morneau, L OBP: 0.361, SLG: 0.475										4	0	1	1	0	1	1						
5 Michael Cuddyer, R OBP: 0.299, SLG: 0.353										4	0	1	0	0	2	2						
16 Jason Kubel, L OBP: 0.296, SLG: 0.403										4	1	1	1	0	1	1						
21 Delmon Young, R OBP: 0.319, SLG: 0.361										4	0	1	0	0	1	1						
Mike Lamb, L OBP: 0.267, SLG: 0.310										4	0	0	0	0	0	1						
18 Matt Macri, R OBP: 0.467, SLG: 0.500										3	0	1	0	0	2	1						
Inning Stats	R: 1 E: 0 K: 1 S: 10	H: 2 LOB: 1 BB: 0 P: 12	R: 0 E: 0 K: 2 S: 7	H: 0 LOB: 0 BB: 0 P: 11	R: 0 E: 0 K: 1 S: 13	H: 1 LOB: 1 BB: 0 P: 17	R: 0 E: 0 K: 1 S: 9	H: 0 LOB: 0 BB: 1 P: 18	R: 0 E: 0 K: 1 S: 6	H: 0 LOB: 0 BB: 0 P: 7	R: 1 E: 0 K: 1 S: 14	H: 2 LOB: 1 BB: 0 P: 17	R: 0 E: 0 K: 1 S: 8	H: 1 LOB: 1 BB: 0 P: 10	R: 0 E: 0 K: 0 S: 8	H: 0 LOB: 0 BB: 0 P: 11	1B: 4 2B: 2 3B: 0 HR: 1	SF: 0 SAC: 1 DP: 0 HBP: 0	WP: 1 PB: 0 SB: 0 CS: 0	PA: 35		
PITCHER	IP WLS BF ERA WHIP	IP WLS BF ERA WHIP	IP WLS BF ERA WHIP	IP WLS BF ERA WHIP	IP WLS BF ERA WHIP	IP WLS BF ERA WHIP	IP WLS BF ERA WHIP	IP WLS BF ERA WHIP	IP WLS BF ERA WHIP	IP WLS BF ERA WHIP	IP WLS BF ERA WHIP	IP WLS BF ERA WHIP	IP WLS BF ERA WHIP	IP WLS BF ERA WHIP	IP WLS BF ERA WHIP	IP WLS BF ERA WHIP	IP WLS BF ERA WHIP	IP WLS BF ERA WHIP	IP WLS BF ERA WHIP	IP WLS BF ERA WHIP	IP WLS BF ERA WHIP	
34 Gavin Floyd, R ERA: 3.1	7.0	W	28	6	2	2	9	1	0	0	0	0	0	0	0	0	1	1	66	90	2.57	1.000
57 Boone Logan, L ERA: 1.95	1.0		4	1	0	0	1	0	0	0	0	0	0	0	0	0	0	0	8	10	0.00	1.000
48 Esteban Loaiza, R ERA: 5.54	1.0		3	0	0	0	0	0	0	0	0	0	0	0	0	0	0	0	8	11	0.00	0.000

Batter	1	2	3	4	5	6	7	8	9	AB	R	H	RBI	BB	SO	LOB	BOTTOM				
Orlando Cabrera, R OBP: 0.306, SLG: 0.326										4	0	1	0	0	1	1	Minnesota Twins @ Chicago White Sox U.S. Cellular Field, Chicago, IL Sun Jun 08 2008, 2:05 PM EDT Att: 30,565 - Overcast - 73 F				
Pablo Ozuna, R OBP: 0.288, SLG: 0.294										5	1	2	0	0	1	2					
12 A.J. Pierzynski, L OBP: 0.342, SLG: 0.438										4	1	1	0	0	0	1					
20 Carlos Quentin, R OBP: 0.368, SLG: 0.590										4	2	2	2	0	0	0					
32 Brian Anderson, R OBP: 0.296, SLG: 0.382										2	1	0	0	1	2	1					
14 Paul Konerko, R OBP: 0.332, SLG: 0.365										1	0	0	0	0	0	0					
25 Jim Thome, L OBP: 0.326, SLG: 0.431										4	1	1	0	0	0	1					
Toby Hall, R OBP: 0.388, SLG: 0.413										1	0	0	0	0	0	0					
23 Jermaine Dye, R OBP: 0.344, SLG: 0.498										4	2	2	1	0	1	2					
Nick Swisher, S OBP: 0.331, SLG: 0.350										4	2	2	4	0	1	1					
24 Joe Crede, R OBP: 0.361, SLG: 0.559										4	2	2	2	0	0	0					
10 Alexei Ramirez, R OBP: 0.326, SLG: 0.451										4	1	3	3	0	0	0					
Inning Stats	R: 0 E: 0 K: 1 S: 9	H: 0 LOB: 0 BB: 0 P: 13	R: 3 E: 0 K: 1 S: 16	H: 3 LOB: 1 BB: 1 P: 24	R: 5 E: 0 K: 2 S: 22	H: 7 LOB: 2 BB: 0 P: 31	R: 0 E: 0 K: 1 S: 9	H: 0 LOB: 0 BB: 0 P: 13	R: 4 E: 0 K: 1 S: 14	H: 5 LOB: 0 BB: 0 P: 20	R: 0 E: 0 K: 0 S: 5	H: 0 LOB: 0 BB: 0 P: 7	R: 0 E: 0 K: 0 S: 9	H: 0 LOB: 0 BB: 0 P: 14	R: 0 E: 0 K: 0 S: 8	H: 0 LOB: 0 BB: 0 P: 11	1B: 7 2B: 6 3B: 0 HR: 2	SF: 0 SAC: 0 DP: 1 HBP: 0	WP: 0 PB: 0 SB: 1 CS: 0	PA: 39	
PITCHER	IP WLS BF ERA WHIP	IP WLS BF ERA WHIP	IP WLS BF ERA WHIP	IP WLS BF ERA WHIP	IP WLS BF ERA WHIP	IP WLS BF ERA WHIP	IP WLS BF ERA WHIP	IP WLS BF ERA WHIP	IP WLS BF ERA WHIP	IP WLS BF ERA WHIP	IP WLS BF ERA WHIP	IP WLS BF ERA WHIP	IP WLS BF ERA WHIP	IP WLS BF ERA WHIP	IP WLS BF ERA WHIP	IP WLS BF ERA WHIP	IP WLS BF ERA WHIP	IP WLS BF ERA WHIP	IP WLS BF ERA WHIP	IP WLS BF ERA WHIP	IP WLS BF ERA WHIP
59 Kevin Slowey, R ERA: 5.15	3.0	L	20	10	8	8	4	1	0	0	0	0	0	0	0	0	1	23	33	18.00	2.500
Juan Rincon, R ERA: 6.11	4.1		10	5	4	4	2	0	0	0	0	0	0	0	0	0	0	5	7	0.00	0.000
49 Craig Breslow, L ERA: 1.93	1.0		3	0	0	0	0	0	0	0	0	0	0	0	0	0	0	9	14	0.00	0.000
28 Jesse Crain, R ERA: 3.16	1.0		3	0	0	0	0	0	0	0	0	0	0	0	0	0	0	8	11	0.00	0.000
Dennys Reyes, L ERA: 2.33	1.0		3	0	0	0	0	0	0	0	0	0	0	0	0	0	0	8	11	0.00	0.000

livebaseballscores.com

MINNESOTA
Twins
BASEBALL CLUB



Batter	1	2	3	4	5	6	7	8	9	AB	R	H	RBI	BB	SO	LOB	TOP			
22 Carlos Gómez, R OBP: 0.312, SLG: 0.407			L5		G6-3	K			2B	4	0	1	0	1	1	2				
25 Alexei Casilla, S OBP: 0.383, SLG: 0.500	P3		G5-3		G5-3		G1-3		1B	5	0	1	0	0	0	3				
7 Joe Mauer, L OBP: 0.408, SLG: 0.434	F8						G6-3		G1-6-3	4	2	1	0	1	0	3				
33 Justin Morneau, L OBP: 0.365, SLG: 0.482		F9							G6-3	5	2	3	0	0	0	1				
5 Michael Cuddyer, R OBP: 0.307, SLG: 0.363		G5-3								3	1	2	3	1	0	0				
16 Jason Kubel, L OBP: 0.300, SLG: 0.407		F9								3	0	1	2	1	0	2				
Craig Monroe, R OBP: 0.283, SLG: 0.423			G6-3		P4					4	0	0	0	0	2	3				
23 Brendan Harris, R OBP: 0.318, SLG: 0.325							G6-3			4	0	1	0	0	2	1				
18 Matt Macri, R OBP: 0.421, SLG: 0.444							F8		P4	4	0	1	0	0	1	1				
Inning Stats	R: 0 E: 0 K: 0 S: 10	H: 0 LOB: 0 BB: 1 P: 18	R: 0 E: 0 K: 0 S: 4	H: 0 LOB: 0 BB: 0 P: 7	R: 0 E: 0 K: 0 S: 9	H: 2 LOB: 2 BB: 0 P: 12	R: 3 E: 1 K: 2 S: 15	H: 3 LOB: 1 BB: 1 P: 24	R: 2 E: 0 K: 1 S: 17	H: 0 LOB: 0 BB: 0 P: 10	R: 0 E: 0 K: 0 S: 10	H: 1 LOB: 2 BB: 1 P: 16	R: 0 E: 0 K: 2 S: 13	H: 0 LOB: 0 BB: 0 P: 18	R: 0 E: 0 K: 0 S: 8	H: 2 LOB: 1 BB: 0 P: 10	1B: 7 2B: 4 3B: 0 HR: 0	SF: 0 SAC: 0 DP: 1 HBP: 0	WP: 1 PB: 0 SB: 0 CS: 1	PA: 40
PITCHER	IP WLS BF H R ER SO BB IBB HBP BLK WP HR S P ERA WHIP	IP WLS BF H R ER SO BB IBB HBP BLK WP HR S P ERA WHIP	IP WLS BF H R ER SO BB IBB HBP BLK WP HR S P ERA WHIP	IP WLS BF H R ER SO BB IBB HBP BLK WP HR S P ERA WHIP	IP WLS BF H R ER SO BB IBB HBP BLK WP HR S P ERA WHIP	IP WLS BF H R ER SO BB IBB HBP BLK WP HR S P ERA WHIP	IP WLS BF H R ER SO BB IBB HBP BLK WP HR S P ERA WHIP	IP WLS BF H R ER SO BB IBB HBP BLK WP HR S P ERA WHIP	IP WLS BF H R ER SO BB IBB HBP BLK WP HR S P ERA WHIP	IP WLS BF H R ER SO BB IBB HBP BLK WP HR S P ERA WHIP	IP WLS BF H R ER SO BB IBB HBP BLK WP HR S P ERA WHIP	IP WLS BF H R ER SO BB IBB HBP BLK WP HR S P ERA WHIP	IP WLS BF H R ER SO BB IBB HBP BLK WP HR S P ERA WHIP	IP WLS BF H R ER SO BB IBB HBP BLK WP HR S P ERA WHIP	IP WLS BF H R ER SO BB IBB HBP BLK WP HR S P ERA WHIP	IP WLS BF H R ER SO BB IBB HBP BLK WP HR S P ERA WHIP	IP WLS BF H R ER SO BB IBB HBP BLK WP HR S P ERA WHIP	IP WLS BF H R ER SO BB IBB HBP BLK WP HR S P ERA WHIP		
50 John Danks, L ERA: 3.13	6.0	W	5	1	0	0	0	1	0	0	0	0	0	0	10	16	0.00	2.000		
37 Matt Thornton, L ERA: 2.92	1.0	H	3	0	0	0	2	0	0	0	0	0	0	0	13	18	0.00	0.000		
71 Scott Linebrink, R ERA: 1.33	1.0	S	4	2	0	0	0	0	0	0	0	0	0	8	10	0.00	2.000			
45 Bobby Jenks, R ERA: 2.05																				

Minnesota Twins @ Chicago White Sox
U.S. Cellular Field, Chicago, IL
Mon Jun 09 2008, 2:05 PM EDT
Att: 21,126 - Cloudy - 73 F

AB 36
R 5
H 11
RBI 5
BB 4
SO 6
LOB 16



Batter	1	2	3	4	5	6	7	8	9	AB	R	H	RBI	BB	SO	LOB	BOTTOM			
Orlando Cabrera, R OBP: 0.315, SLG: 0.338	F8									5	1	4	0	0	0	0				
10 Alexei Ramirez, R OBP: 0.321, SLG: 0.441	G6-3		FC5		L4-3					5	0	1	0	0	0	3				
20 Carlos Quentin, R OBP: 0.384, SLG: 0.550	F9									4	1	0	1	1	0	2				
14 Paul Konerko, R OBP: 0.329, SLG: 0.376		G5-3								5	1	1	2	0	3	4				
32 Brian Anderson, R OBP: 0.296, SLG: 0.382										0	0	0	0	0	0	0				
25 Jim Thome, L OBP: 0.333, SLG: 0.436										2	2	1	0	2	1	3				
23 Jermaine Dye, R OBP: 0.347, SLG: 0.498										4	0	2	1	0	1	1				
Nick Swisher, S OBP: 0.341, SLG: 0.384										2	2	2	3	2	0	0				
24 Joe Crede, R OBP: 0.359, SLG: 0.551										3	0	0	0	1	1	5				
Toby Hall, R OBP: 0.358, SLG: 0.380										4	0	0	0	0	0	4				
Inning Stats	R: 0 E: 0 K: 0 S: 4	H: 2 LOB: 1 BB: 1 P: 8	R: 1 E: 0 K: 0 S: 13	H: 2 LOB: 1 BB: 1 P: 22	R: 0 E: 1 K: 2 S: 16	H: 1 LOB: 3 BB: 1 P: 27	R: 1 E: 0 K: 0 S: 13	H: 1 LOB: 0 BB: 0 P: 19	R: 0 E: 0 K: 0 S: 6	H: 1 LOB: 0 BB: 0 P: 7	R: 2 E: 0 K: 2 S: 12	H: 1 LOB: 2 BB: 2 P: 24	R: 3 E: 0 K: 1 S: 26	H: 4 LOB: 3 BB: 2 P: 41	R: 0 E: 0 K: 1 S: 8	H: 1 LOB: 1 BB: 0 P: 11	1B: 6 2B: 3 3B: 0 HR: 3	SF: 0 SAC: 0 DP: 2 HBP: 0	WP: 0 PB: 0 SB: 0 CS: 0	PA: 40
PITCHER	IP WLS BF H R ER SO BB IBB HBP BLK WP HR S P ERA WHIP	IP WLS BF H R ER SO BB IBB HBP BLK WP HR S P ERA WHIP	IP WLS BF H R ER SO BB IBB HBP BLK WP HR S P ERA WHIP	IP WLS BF H R ER SO BB IBB HBP BLK WP HR S P ERA WHIP	IP WLS BF H R ER SO BB IBB HBP BLK WP HR S P ERA WHIP	IP WLS BF H R ER SO BB IBB HBP BLK WP HR S P ERA WHIP	IP WLS BF H R ER SO BB IBB HBP BLK WP HR S P ERA WHIP	IP WLS BF H R ER SO BB IBB HBP BLK WP HR S P ERA WHIP	IP WLS BF H R ER SO BB IBB HBP BLK WP HR S P ERA WHIP	IP WLS BF H R ER SO BB IBB HBP BLK WP HR S P ERA WHIP	IP WLS BF H R ER SO BB IBB HBP BLK WP HR S P ERA WHIP	IP WLS BF H R ER SO BB IBB HBP BLK WP HR S P ERA WHIP	IP WLS BF H R ER SO BB IBB HBP BLK WP HR S P ERA WHIP	IP WLS BF H R ER SO BB IBB HBP BLK WP HR S P ERA WHIP	IP WLS BF H R ER SO BB IBB HBP BLK WP HR S P ERA WHIP	IP WLS BF H R ER SO BB IBB HBP BLK WP HR S P ERA WHIP	IP WLS BF H R ER SO BB IBB HBP BLK WP HR S P ERA WHIP	IP WLS BF H R ER SO BB IBB HBP BLK WP HR S P ERA WHIP		
15 Glen Perkins, L ERA: 4.98	0.2	H	4	1	1	1	1	1	0	0	0	0	0	0	1	8	13.50	3.000		
28 Jesse Crain, R ERA: 3.42	0.1	L	7	4	3	3	0	2	0	0	0	0	0	1	17	28	81.00	18.000		
54 Matt Guerrier, R ERA: 3.57	1.2		6	1	0	0	2	0	0	0	0	0	0	0	17	24	0.00	0.600		

Minnesota Twins @ Chicago White Sox
U.S. Cellular Field, Chicago, IL
Mon Jun 09 2008, 2:05 PM EDT
Att: 21,126 - Cloudy - 73 F

AB 34
R 7
H 11
RBI 7
BB 6
SO 6
LOB 22



Batter	1	2	3	4	5	6	7	8	9	AB	R	H	RBI	BB	SO	LOB	TOP					
22 Carlos Gómez, R OBP: 0.311, SLG: 0.405										4	0	1	0	0	0	1	Minnesota Twins @ Cleveland Indians Progressive Field, Cleveland, OH Tue Jun 10 2008, 7:05 PM EDT Att: 26,874 - Clear - 72 F					
25 Alexi Casilla, S OBP: 0.378, SLG: 0.489										4	0	1	0	0	1	0						
7 Joe Mauer, L OBP: 0.407, SLG: 0.433										3	0	1	0	0	1	2						
33 Justin Morneau, L OBP: 0.361, SLG: 0.476										3	0	0	0	0	0	3						
5 Michael Cuddyer, R OBP: 0.303, SLG: 0.358										3	0	0	0	0	0	0						
55 Mike Redmond, R OBP: 0.347, SLG: 0.400										3	0	1	0	0	1	0						
21 Delmon Young, R OBP: 0.315, SLG: 0.357										3	0	0	0	0	0	1						
23 Brendan Harris, R OBP: 0.314, SLG: 0.320										3	0	0	0	0	1	1						
18 Matt Macri, R OBP: 0.409, SLG: 0.429										3	0	1	0	0	1	0						
Inning Stats	R: 0 H: 2 E: 0 K: 0 S: 10	H: 2 LOB: 1 BB: 0 P: 13	R: 0 H: 1 E: 0 K: 0 S: 12	H: 1 LOB: 0 BB: 0 P: 17	R: 0 H: 1 E: 0 K: 1 S: 9	H: 1 LOB: 0 BB: 0 P: 11	R: 0 H: 0 E: 0 K: 0 S: 5	H: 0 LOB: 0 BB: 0 P: 7	R: 0 H: 0 E: 0 K: 1 S: 10	H: 0 LOB: 0 BB: 0 P: 15	R: 0 H: 0 E: 0 K: 0 S: 8	H: 0 LOB: 0 BB: 0 P: 12	R: 0 H: 0 E: 0 K: 1 S: 10	H: 0 LOB: 0 BB: 0 P: 12	R: 0 H: 0 E: 0 K: 1 S: 6	H: 0 LOB: 0 BB: 0 P: 8	R: 0 H: 0 E: 0 K: 1 S: 7	H: 0 LOB: 0 BB: 0 P: 11	1B: 5 2B: 2 3B: 0 HR: 0	SF: 0 SAC: 0 DP: 2 HBP: 0	WP: 0 PB: 0 SB: 0 CS: 1	PA: 29
PITCHER CC Sabathia, L ERA: 4.34	IP: 9.0 WLS: W BF: 29	H: 5 R: 0 ER: 0 SO: 5	BB: 0 IBB: 0 HBP: 0 BLK: 0	WP: 0 HR: 0 S: 77 P: 106	ERA: 0.00 WHIP: 0.556	PITCHER																

AB	29
R	0
H	5
RBI	0
BB	0
SO	5
LOB	8



Batter	1	2	3	4	5	6	7	8	9	AB	R	H	RBI	BB	SO	LOB	BOTTOM					
24 Grady Sizemore, L OBP: 0.376, SLG: 0.481										4	0	1	0	0	0	1	Minnesota Twins @ Cleveland Indians Progressive Field, Cleveland, OH Tue Jun 10 2008, 7:05 PM EDT Att: 26,874 - Clear - 72 F					
12 Ben Francisco, R OBP: 0.345, SLG: 0.477										4	1	1	0	0	0	1						
41 Victor Martinez, S OBP: 0.333, SLG: 0.335										4	0	1	0	0	0	2						
25 Ryan Garko, R OBP: 0.357, SLG: 0.406										4	0	2	1	0	0	1						
2 Johnny Peralta, R OBP: 0.277, SLG: 0.418										4	0	0	0	0	0	2						
20 David Dellucci, L OBP: 0.324, SLG: 0.430										3	0	2	0	0	0	0						
Casey Blake, R OBP: 0.330, SLG: 0.409										2	0	1	0	0	0	1						
17 Shin-Soo Choo, L OBP: 0.406, SLG: 0.577										2	0	0	0	1	1	1						
29 Josh Barfield, R OBP: 0.331, SLG: 0.275										2	0	0	0	0	0	3						
Inning Stats	R: 1 H: 2 E: 0 K: 0 S: 9	H: 2 LOB: 1 BB: 0 P: 13	R: 0 H: 0 E: 0 K: 1 S: 8	H: 0 LOB: 0 BB: 0 P: 12	R: 0 H: 1 E: 0 K: 0 S: 10	H: 1 LOB: 1 BB: 0 P: 17	R: 0 H: 2 E: 0 K: 0 S: 10	H: 2 LOB: 2 BB: 1 P: 17	R: 0 H: 1 E: 0 K: 0 S: 5	H: 1 LOB: 0 BB: 0 P: 9	R: 0 H: 1 E: 0 K: 0 S: 11	H: 1 LOB: 0 BB: 0 P: 17	R: 0 H: 1 E: 0 K: 0 S: 6	H: 1 LOB: 0 BB: 0 P: 10	R: 0 H: 1 E: 0 K: 0 S: 9	H: 1 LOB: 1 BB: 0 P: 12	R: 0 H: 1 E: 0 K: 0 S: 9	H: 1 LOB: 1 BB: 0 P: 12	1B: 8 2B: 1 3B: 0 HR: 0	SF: 0 SAC: 0 DP: 2 HBP: 1	WP: 0 PB: 0 SB: 0 CS: 1	PA: 32
PITCHER 30 Scott Baker, R ERA: 3.6 54 Matt Guerrier, R ERA: 3.47	IP: 7.0 WLS: L BF: 28	H: 8 R: 1 ER: 1 SO: 1	BB: 1 IBB: 0 HBP: 0 BLK: 0	WP: 0 HR: 0 S: 59 P: 95	ERA: 1.29 WHIP: 1.286	PITCHER																

AB	30
R	1
H	9
RBI	1
BB	1
SO	1
LOB	12



Batter	1	2	3	4	5	6	7	8	9	AB	R	H	RBI	BB	SO	LOB	TOP										
22 Carlos Gómez, R OBP: 0.312, SLG: 0.405	F7		B1-3			K			B1	5	2	2	0	0	1	0	Minnesota Twins @ Cleveland Indians Progressive Field, Cleveland, OH Wed Jun 11 2008, 7:05 PM EDT Att: 18,742 - Clear - 78 F										
25 Alexi Casilla, S OBP: 0.382, SLG: 0.484	G4-3		SH1-3						B1	3	1	1	1	1	1	0											
7 Joe Mauer, L OBP: 0.411, SLG: 0.429	L8								B1	2	1	0	0	3	0	1											
33 Justin Morneau, L OBP: 0.362, SLG: 0.482	G4-3								B2	5	1	2	3	0	0	3											
5 Michael Cuddyer, R OBP: 0.300, SLG: 0.359	E5								L9	5	2	1	1	0	1	1											
16 Jason Kubel, L OBP: 0.308, SLG: 0.430										4	1	3	2	0	0	0											
21 Delmon Young, R OBP: 0.314, SLG: 0.355										4	0	1	0	0	1	1											
Mike Lamb, L OBP: 0.262, SLG: 0.305	SF7									3	0	0	1	0	0	1											
23 Brendan Harris, R OBP: 0.308, SLG: 0.314	G1-3								P3	4	0	0	0	0	1	2											
Inning Stats	R: 0 H: 0 E: 0 K: 0 S: 9	H: 0 LOB: 0 BB: 0 P: 13	R: 1 H: 2 E: 1 K: 0 S: 7	H: 2 LOB: 2 BB: 0 P: 11	R: 5 H: 4 E: 0 K: 0 S: 12	H: 4 LOB: 0 BB: 1 P: 20	R: 0 H: 0 E: 0 K: 0 S: 7	H: 0 LOB: 2 BB: 2 P: 18	R: 0 H: 0 E: 0 K: 2 S: 11	H: 0 LOB: 0 BB: 0 P: 17	R: 0 H: 0 E: 0 K: 1 S: 8	H: 0 LOB: 0 BB: 1 P: 12	R: 0 H: 1 E: 0 K: 2 S: 13	H: 1 LOB: 1 BB: 0 P: 19	R: 2 H: 3 E: 0 K: 0 S: 15	H: 3 LOB: 1 BB: 0 P: 24	1B: 6 2B: 3 3B: 0 HR: 1	SF: 1 SAC: 1 DP: 1 HBP: 0	WP: 1 PB: 0 SB: 2 CS: 0	PA: 41							
PITCHER	IP	WLS	BF	H	R	ER	SO	BB	IBB	HBP	BLK	WP	HR	S	P	ERA	WHIP	PITCHER									
Paul Byrd, R ERA: 4.89	3.0	L	17	6	6	5	0	1	0	0	0	0	1	28	44	15.00	2.333										
39 Scott Elarton, R ERA: 2.45	3.0		11	0	0	0	2	2	0	0	0	1	0	24	46	0.00	0.667										
Rick Bauer, R ERA: 13.5	1.0		3	0	0	0	1	1	0	0	0	0	0	8	12	0.00	1.000										
63 Rafael Betancourt, R ERA: 6.75	1.0		4	1	0	0	2	0	0	0	0	0	0	13	19	0.00	1.000										
Joe Borowski, R ERA: 9.0	1.0		6	3	2	2	0	0	0	0	0	0	0	15	24	18.00	3.000										
Batter	1	2	3	4	5	6	7	8	9	AB	R	H	RBI	BB	SO	LOB	BOTTOM										
24 Grady Sizemore, L OBP: 0.377, SLG: 0.496	G6-3		F7		FC1-4-6				G4-3	5	1	2	3	0	0	2	Minnesota Twins @ Cleveland Indians Progressive Field, Cleveland, OH Wed Jun 11 2008, 7:05 PM EDT Att: 18,742 - Clear - 78 F										
12 Ben Francisco, R OBP: 0.336, SLG: 0.463	P4		P4							4	0	0	0	0	0	1											
41 Victor Martinez, S OBP: 0.332, SLG: 0.333	G6-3									1	0	0	0	0	0	1											
10 Kelly Shoppach, R OBP: 0.279, SLG: 0.388										3	1	1	1	0	2	0											
25 Ryan Garko, R OBP: 0.355, SLG: 0.400										3	0	0	0	1	2	1											
29 Josh Barfield, R OBP: 0.188, SLG: 0.174										0	0	0	0	0	0	0											
Andy Marte, R										0	0	0	0	0	0	0											
2 Jhonny Peralta, R OBP: 0.276, SLG: 0.412	G6-3									3	0	0	0	1	2	1											
20 David Dellucci, L OBP: 0.322, SLG: 0.422										3	1	0	0	1	2	2											
Casey Blake, R OBP: 0.338, SLG: 0.416										4	1	3	0	0	0	0											
Franklin Gutierrez, R OBP: 0.307, SLG: 0.373										3	1	1	0	0	0	3											
17 Shin-Soo Choo, L OBP: 0.394, SLG: 0.556										1	0	0	0	0	1	0											
11 Jamey Carroll, R OBP: 0.344, SLG: 0.302										4	0	3	1	0	1	2											
Inning Stats	R: 0 H: 1 E: 0 K: 1 S: 14	H: 3 LOB: 1 BB: 0 P: 18	R: 1 H: 3 E: 0 K: 1 S: 12	H: 3 LOB: 0 BB: 0 P: 19	R: 0 H: 0 E: 0 K: 1 S: 8	H: 0 LOB: 0 BB: 0 P: 11	R: 0 H: 0 E: 0 K: 0 S: 4	H: 0 LOB: 0 BB: 1 P: 9	R: 0 H: 2 E: 0 K: 0 S: 12	H: 2 LOB: 1 BB: 0 P: 15	R: 1 H: 1 E: 0 K: 2 S: 13	H: 1 LOB: 0 BB: 0 P: 22	R: 3 H: 2 E: 0 K: 1 S: 14	H: 2 LOB: 0 BB: 1 P: 23	R: 0 H: 0 E: 0 K: 3 S: 9	H: 0 LOB: 1 BB: 1 P: 18	R: 0 H: 1 E: 0 K: 1 S: 8	H: 1 LOB: 0 BB: 0 P: 13	1B: 6 2B: 2 3B: 0 HR: 2	SF: 0 SAC: 0 DP: 2 HBP: 0	WP: 0 PB: 0 SB: 0 CS: 0	PA: 37					
PITCHER	IP	WLS	BF	H	R	ER	SO	BB	IBB	HBP	BLK	WP	HR	S	P	ERA	WHIP	PITCHER									
53 Nick Blackburn, R ERA: 3.87	6.0	W	23	7	2	2	5	1	0	0	0	0	0	7	12	27.00	3.000										
26 Boof Bonser, R ERA: 6.19	0.2		4	1	2	2	1	1	0	0	0	0	0	7	12	27.00	3.000										
Dennys Reyes, L ERA: 2.79	0.0		1	1	1	1	0	0	0	0	0	0	1	4	6	∞	∞										
28 Jesse Crain, R ERA: 3.25	1.1	H	5	0	0	0	3	1	0	0	0	0	0	12	23	0.00	0.750										
36 Joe Nathan, R ERA: 1.35	1.0	S	4	1	0	0	1	0	0	0	0	0	0	8	13	0.00	1.000										

Batter	1	2	3	4	5	6	7	8	9	AB	R	H	RBI	BB	SO	LOB	TOP				
22 Carlos Gómez, R OBP: 0.308, SLG: 0.398	F7		P3		P4		K			4	0	0	0	0	1	1					
25 Alexi Casilla, S OBP: 0.377, SLG: 0.468	G6-3		G6-3		G5-3			7 2B SF9 HBP		3	1	0	0	0	0	0					
7 Joe Mauer, L OBP: 0.412, SLG: 0.435	5 BB 3B 1B		G1-3		K			2B		4	0	2	0	0	1	0					
33 Justin Morneau, L Mike Lamb, L OBP: 0.368, SLG: 0.488 OBP: 0.301, SLG: 0.305	5 BB 1B		FC5-4 1B		1B			SF9		3	0	3	0	0	0	0					
5 Michael Cuddyer, R OBP: 0.300, SLG: 0.353	1B		P4		K			L8		3	0	0	0	1	1	3					
16 Jason Kubel, L OBP: 0.302, SLG: 0.421	G3		K		G1-3			F8		4	0	0	0	0	1	6					
Craig Monroe, R OBP: 0.274, SLG: 0.409		P3	FC5-4 1-2				F8		F8	4	0	0	0	0	0	1	AB 33				
23 Brendan Harris, R OBP: 0.307, SLG: 0.313		F7			G6-3			F8		4	0	1	0	0	0	0	R 2				
18 Matt Macri, R OBP: 0.385, SLG: 0.520		K			HR		P6		F8	4	1	1	1	0	1	1	H 7				
	R: 0 E: 0 K: 0 S: 11	H: 2 LOB: 3 BB: 1 P: 19	R: 0 E: 0 K: 1 S: 10	H: 0 LOB: 0 BB: 0 P: 18	R: 0 E: 0 K: 0 S: 6	H: 0 LOB: 0 BB: 0 P: 14	R: 0 E: 0 K: 1 S: 11	H: 1 LOB: 1 BB: 0 P: 18	R: 1 E: 0 K: 2 S: 13	H: 1 LOB: 1 BB: 0 P: 11	R: 0 E: 0 K: 2 S: 13	H: 1 LOB: 1 BB: 0 P: 19	R: 1 E: 0 K: 0 S: 13	H: 1 LOB: 1 BB: 0 P: 17	R: 0 E: 0 K: 0 S: 6	H: 0 LOB: 0 BB: 0 P: 10	1B: 5 2B: 1 3B: 0 HR: 1	SF: 1 SAC: 0 DP: 0 HBP: 1	WP: 0 PB: 0 SB: 0 CS: 0	PA: 36	
PITCHER	IP	WLS	BF	H	R	ER	SO	BB	IBB	HBP	BLK	WP	HR	S	P	ERA	WHIP				
32 Aaron Laffey, L ERA: 2.83	6.0	W	24	5	1	1	4	1	0	0	0	0	1	57	101	1.50	1.000				
49 Edward Mujica, R ERA: 4.5	2.0		9	2	1	1	1	0	0	1	0	0	0	27	36	4.50	1.000				
30 Masa Kobayashi, R ERA: 2.97	1.0		3	0	0	0	0	0	0	0	0	0	0	6	10	0.00	0.000				

Minnesota Twins @ Cleveland Indians
Progressive Field, Cleveland, OH
Thu Jun 12 2008, 7:05 PM EDT
Att: 21,716 - Cloudy - 87 F



Batter	1	2	3	4	5	6	7	8	9	AB	R	H	RBI	BB	SO	LOB	BOTTOM				
24 Grady Sizemore, L OBP: 0.377, SLG: 0.506	F9	G4-3		HR	K		11 2B 1B			5	2	2	1	0	1	4					
11 Jamey Carroll, R OBP: 0.370, SLG: 0.327	1B		20 1B 12 1B 2 1B	25 G5-4-3 12 1B	12 1B 1-2 2-3 HBP		12 2B 1B			4	1	4	1	0	0	0					
12 Ben Francisco, R OBP: 0.351, SLG: 0.482	F8		20 1B 1B	25 G5-4-3 1B	1-3 2-H 3-H 1B		2B			5	1	4	3	0	0	1					
25 Ryan Garko, R Jorge Velandía, R OBP: 0.349, SLG: 0.392 OBP: 0.204, SLG: 0.174	F8		F8	G5-4-3 1B	K		K			4	0	0	0	0	1	7					
20 David Dellucci, L OBP: 0.319, SLG: 0.416	F8		2 E 17 HR 2 1B	F7	G1-3		K			5	1	1	0	0	1	3					
2 Jhonny Peralta, R Andy Marte, R OBP: 0.276, SLG: 0.409 OBP: 0.204, SLG: 0.174	G4-3		17 HR 1B		L6		K		17 HBP	4	1	1	2	0	1	0					
17 Shin-Soo Choo, L OBP: 0.421, SLG: 0.645	10 1B 1B		2-H 3-H HR		P2			F8-7-6-3		4	3	2	3	1	0	1	AB 40				
Casey Blake, R OBP: 0.344, SLG: 0.423	10 E 10 1B 1B		F8	11 HBP 12 1B BB			24 1B 11 1B 2B	G6-3		4	2	2	0	1	0	0	RBI 12				
10 Kelly Shoppach, R OBP: 0.289, SLG: 0.393	E8		K	11 HBP 12 1B 1B			K			4	1	2	2	0	2	1	H 18				
	R: 0 E: 0 K: 0 S: 12	H: 1 LOB: 1 BB: 0 P: 18	R: 1 E: 1 K: 0 S: 13	H: 3 LOB: 2 BB: 0 P: 19	R: 5 E: 1 K: 1 S: 19	H: 5 LOB: 0 BB: 0 P: 28	R: 1 E: 0 K: 0 S: 6	H: 3 LOB: 1 BB: 0 P: 7	R: 3 E: 0 K: 2 S: 17	H: 2 LOB: 2 BB: 2 P: 36	R: 0 E: 0 K: 1 S: 8	H: 0 LOB: 0 BB: 0 P: 12	R: 2 E: 0 K: 3 S: 20	H: 4 LOB: 2 BB: 0 P: 34	R: 0 E: 0 K: 0 S: 4	H: 0 LOB: 0 BB: 0 P: 8	1B: 14 2B: 3 3B: 0 HR: 2	SF: 0 SAC: 0 DP: 2 HBP: 2	WP: 0 PB: 0 SB: 0 CS: 0	PA: 44	
PITCHER	IP	WLS	BF	H	R	ER	SO	BB	IBB	HBP	BLK	WP	HR	S	P	ERA	WHIP				
Livan Hernandez, R ERA: 5.84	3.0	L	21	12	7	7	1	0	0	0	0	0	2	48	70	21.00	4.000				
Brian Bass, R ERA: 5.48	1.2		9	2	3	3	1	2	0	1	0	0	0	15	31	16.20	2.400				
49 Craig Breslow, L ERA: 1.76	1.1		4	0	0	0	2	0	0	0	0	0	0	12	19	0.00	0.000				
26 Boof Bonser, R ERA: 6.35	1.0		7	4	2	2	3	0	0	0	0	0	0	20	34	18.00	4.000				
Dennys Reyes, L ERA: 2.66	1.0		3	0	0	0	0	0	0	1	0	0	0	4	8	0.00	0.000				

Minnesota Twins @ Cleveland Indians
Progressive Field, Cleveland, OH
Thu Jun 12 2008, 7:05 PM EDT
Att: 21,716 - Cloudy - 87 F



Batter	1	2	3	4	5	6	7	8	9	AB	R	H	RBI	BB	SO	LOB	TOP							
22 Carlos Gómez, R OBP: 0.312, SLG: 0.398										5	2	2	0	1	2	1	Minnesota Twins @ Milwaukee Brewers Miller Park, Milwaukee, WI Fri Jun 13 2008, 7:05 PM CDT Att: 38,586 - Partly Cloudy - 72 F							
25 Alexi Casilla, S OBP: 0.378, SLG: 0.475										5	1	2	3	0	0	3								
7 Joe Mauer, L OBP: 0.412, SLG: 0.438										5	1	2	0	0	0	4								
33 Justin Morneau, L OBP: 0.366, SLG: 0.490										5	1	1	3	0	0	2								
5 Michael Cuddyer, R OBP: 0.303, SLG: 0.353										0	0	0	0	0	0	0								
21 Delmon Young, R OBP: 0.321, SLG: 0.381										4	1	3	1	0	1	0								
16 Jason Kubel, L OBP: 0.305, SLG: 0.436										5	2	2	1	0	1	4								
23 Brendan Harris, R OBP: 0.301, SLG: 0.305										5	0	0	0	0	1	4								
Mike Lamb, L OBP: 0.264, SLG: 0.304										4	1	1	0	1	1	2								
59 Kevin Slowey, R OBP: 0.333, SLG: 0.500										4	1	2	2	0	0	1								
Craig Monroe, R OBP: 0.272, SLG: 0.405										1	0	0	0	0	1	0								
54 Matt Guerrier, R										0	0	0	0	0	0	0								
Inning Stats	R: 1 E: 1 K: 1 S: 14	H: 1 LOB: 2 BB: 0 P: 19	R: 0 E: 0 K: 1 S: 9	H: 1 LOB: 2 BB: 1 P: 16	R: 0 E: 0 K: 0 S: 7	H: 2 LOB: 1 BB: 0 P: 13	R: 0 E: 0 K: 0 S: 5	H: 0 LOB: 0 BB: 0 P: 8	R: 3 E: 0 K: 1 S: 13	H: 5 LOB: 2 BB: 0 P: 19	R: 0 E: 0 K: 1 S: 9	H: 1 LOB: 1 BB: 0 P: 13	R: 5 E: 1 K: 0 S: 17	H: 4 LOB: 1 BB: 1 P: 32	R: 1 E: 0 K: 1 S: 11	H: 1 LOB: 0 BB: 0 P: 11	R: 0 E: 0 K: 3 S: 9	H: 0 LOB: 0 BB: 0 P: 11	1B: 10 2B: 3 3B: 1 HR: 1	SF: 0 SAC: 0 DP: 1 HBP: 1	WP: 0 PB: 0 CS: 0	PA: 46		
PITCHER	IP WLS BF H R ER SO BB IBB HBP BLK WP HR S P ERA WHIP	IP WLS BF H R ER SO BB IBB HBP BLK WP HR S P ERA WHIP	IP WLS BF H R ER SO BB IBB HBP BLK WP HR S P ERA WHIP	IP WLS BF H R ER SO BB IBB HBP BLK WP HR S P ERA WHIP	IP WLS BF H R ER SO BB IBB HBP BLK WP HR S P ERA WHIP	IP WLS BF H R ER SO BB IBB HBP BLK WP HR S P ERA WHIP	IP WLS BF H R ER SO BB IBB HBP BLK WP HR S P ERA WHIP	IP WLS BF H R ER SO BB IBB HBP BLK WP HR S P ERA WHIP	IP WLS BF H R ER SO BB IBB HBP BLK WP HR S P ERA WHIP	IP WLS BF H R ER SO BB IBB HBP BLK WP HR S P ERA WHIP	IP WLS BF H R ER SO BB IBB HBP BLK WP HR S P ERA WHIP	IP WLS BF H R ER SO BB IBB HBP BLK WP HR S P ERA WHIP	IP WLS BF H R ER SO BB IBB HBP BLK WP HR S P ERA WHIP	IP WLS BF H R ER SO BB IBB HBP BLK WP HR S P ERA WHIP	IP WLS BF H R ER SO BB IBB HBP BLK WP HR S P ERA WHIP	IP WLS BF H R ER SO BB IBB HBP BLK WP HR S P ERA WHIP	IP WLS BF H R ER SO BB IBB HBP BLK WP HR S P ERA WHIP	IP WLS BF H R ER SO BB IBB HBP BLK WP HR S P ERA WHIP	IP WLS BF H R ER SO BB IBB HBP BLK WP HR S P ERA WHIP	IP WLS BF H R ER SO BB IBB HBP BLK WP HR S P ERA WHIP	IP WLS BF H R ER SO BB IBB HBP BLK WP HR S P ERA WHIP	IP WLS BF H R ER SO BB IBB HBP BLK WP HR S P ERA WHIP	IP WLS BF H R ER SO BB IBB HBP BLK WP HR S P ERA WHIP	IP WLS BF H R ER SO BB IBB HBP BLK WP HR S P ERA WHIP

AB	43
R	10
H	15
RBI	10
BB	2
SO	7
LOB	21



Batter	1	2	3	4	5	6	7	8	9	AB	R	H	RBI	BB	SO	LOB	BOTTOM							
1 Corey Hart, R OBP: 0.338, SLG: 0.500										4	0	0	0	0	1	0	Minnesota Twins @ Milwaukee Brewers Miller Park, Milwaukee, WI Fri Jun 13 2008, 7:05 PM CDT Att: 38,586 - Partly Cloudy - 72 F							
Craig Counsell, L OBP: 0.320, SLG: 0.337										4	1	1	0	0	0	0								
8 Ryan Braun, R OBP: 0.323, SLG: 0.563										3	0	0	1	0	2	0								
28 Prince Fielder, L OBP: 0.376, SLG: 0.475										3	1	2	0	1	0	0								
14 Russell Branyan, L OBP: 0.397, SLG: 0.750										4	0	2	0	0	0	2								
25 Mike Cameron, R OBP: 0.292, SLG: 0.455										2	0	0	1	0	0	1								
2 Bill Hall, R OBP: 0.130, SLG: 0.174										3	0	0	0	0	1	2								
45 Mark DiFelice, R										0	0	0	0	0	0	0								
18 Jason Kendall, R OBP: 0.322, SLG: 0.347										3	0	0	0	0	0	0								
31 Dave Bush, R OBP: 0.130, SLG: 0.174										1	0	0	0	0	0	0								
26 Hernan Ibanez, L OBP: 0.222, SLG: 0.333										1	0	0	0	0	1	0								
48 Tim Lillard, R OBP: 1.000, SLG: 1.000										0	0	0	0	0	0	0								
27 Joe Dillon, R OBP: 0.412, SLG: 0.341										1	0	0	0	0	1	0								
Inning Stats	R: 0 E: 0 K: 0 S: 7	H: 0 LOB: 0 BB: 0 P: 10	R: 0 E: 0 K: 0 S: 9	H: 1 LOB: 0 BB: 0 P: 12	R: 0 E: 0 K: 0 S: 9	H: 0 LOB: 0 BB: 0 P: 11	R: 0 E: 0 K: 1 S: 8	H: 0 LOB: 0 BB: 0 P: 12	R: 0 E: 0 K: 1 S: 7	H: 0 LOB: 0 BB: 0 P: 9	R: 2 E: 0 K: 1 S: 15	H: 3 LOB: 1 BB: 0 P: 19	R: 0 E: 0 K: 2 S: 8	H: 0 LOB: 0 BB: 0 P: 12	R: 0 E: 0 K: 1 S: 5	H: 0 LOB: 1 BB: 1 P: 13	1B: 1 2B: 4 3B: 1 HR: 0	SF: 2 SAC: 0 DP: 1 HBP: 0	WP: 0 PB: 0 CS: 0	PA: 32				
PITCHER	IP WLS BF H R ER SO BB IBB HBP BLK WP HR S P ERA WHIP	IP WLS BF H R ER SO BB IBB HBP BLK WP HR S P ERA WHIP	IP WLS BF H R ER SO BB IBB HBP BLK WP HR S P ERA WHIP	IP WLS BF H R ER SO BB IBB HBP BLK WP HR S P ERA WHIP	IP WLS BF H R ER SO BB IBB HBP BLK WP HR S P ERA WHIP	IP WLS BF H R ER SO BB IBB HBP BLK WP HR S P ERA WHIP	IP WLS BF H R ER SO BB IBB HBP BLK WP HR S P ERA WHIP	IP WLS BF H R ER SO BB IBB HBP BLK WP HR S P ERA WHIP	IP WLS BF H R ER SO BB IBB HBP BLK WP HR S P ERA WHIP	IP WLS BF H R ER SO BB IBB HBP BLK WP HR S P ERA WHIP	IP WLS BF H R ER SO BB IBB HBP BLK WP HR S P ERA WHIP	IP WLS BF H R ER SO BB IBB HBP BLK WP HR S P ERA WHIP	IP WLS BF H R ER SO BB IBB HBP BLK WP HR S P ERA WHIP	IP WLS BF H R ER SO BB IBB HBP BLK WP HR S P ERA WHIP	IP WLS BF H R ER SO BB IBB HBP BLK WP HR S P ERA WHIP	IP WLS BF H R ER SO BB IBB HBP BLK WP HR S P ERA WHIP	IP WLS BF H R ER SO BB IBB HBP BLK WP HR S P ERA WHIP	IP WLS BF H R ER SO BB IBB HBP BLK WP HR S P ERA WHIP	IP WLS BF H R ER SO BB IBB HBP BLK WP HR S P ERA WHIP	IP WLS BF H R ER SO BB IBB HBP BLK WP HR S P ERA WHIP	IP WLS BF H R ER SO BB IBB HBP BLK WP HR S P ERA WHIP	IP WLS BF H R ER SO BB IBB HBP BLK WP HR S P ERA WHIP	IP WLS BF H R ER SO BB IBB HBP BLK WP HR S P ERA WHIP	IP WLS BF H R ER SO BB IBB HBP BLK WP HR S P ERA WHIP

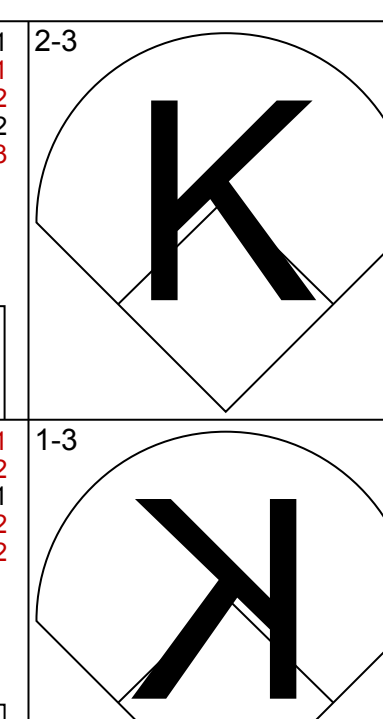
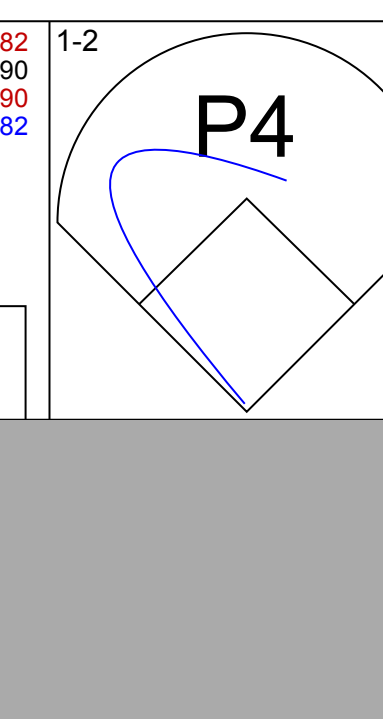
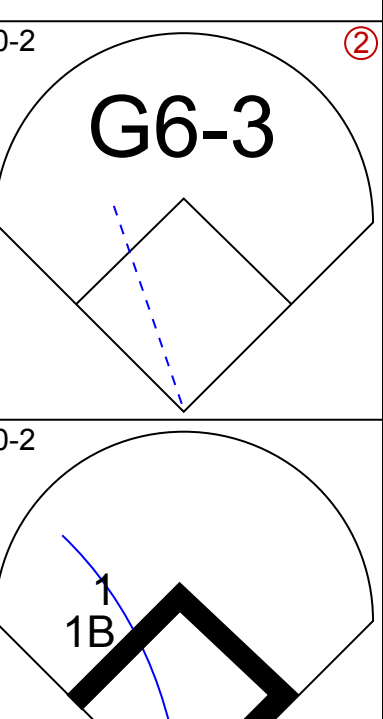
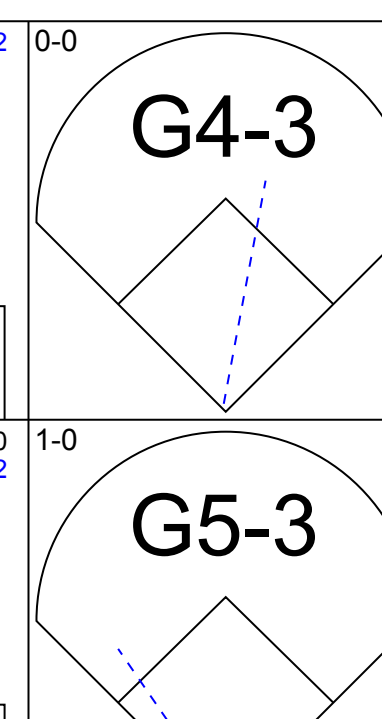
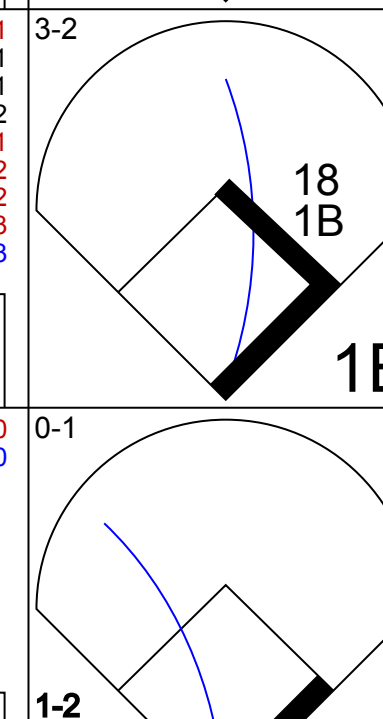
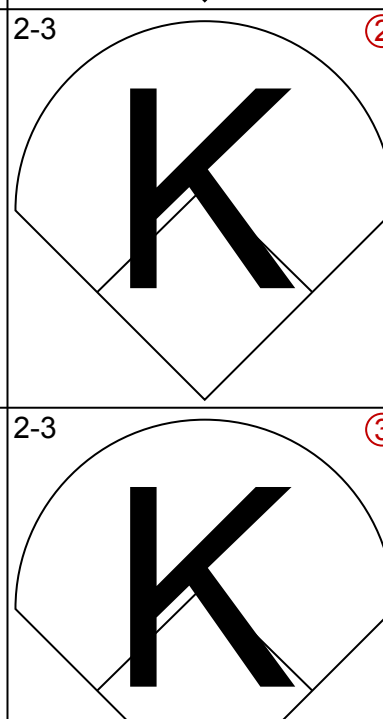
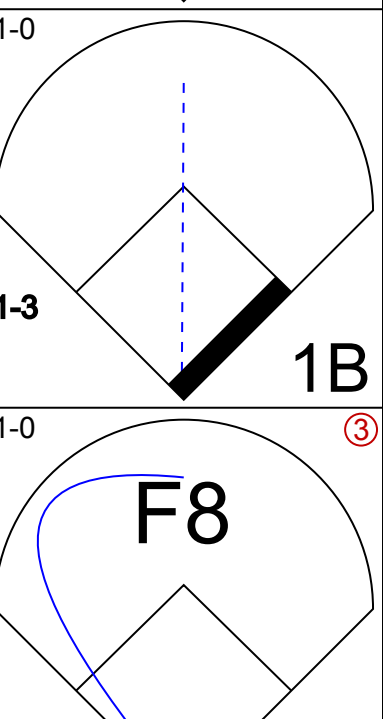

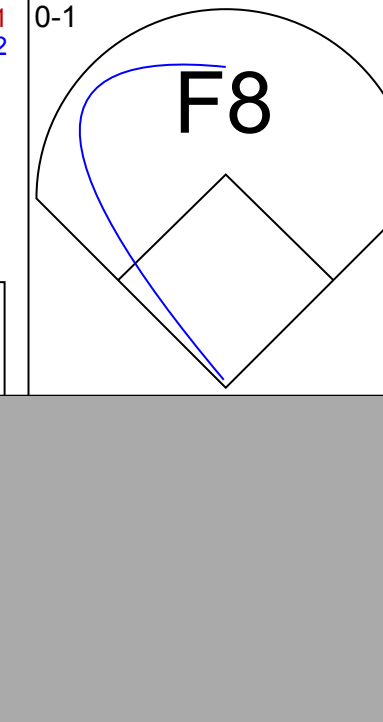


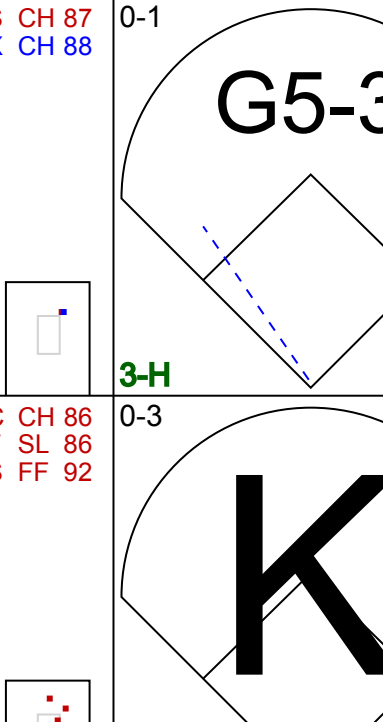




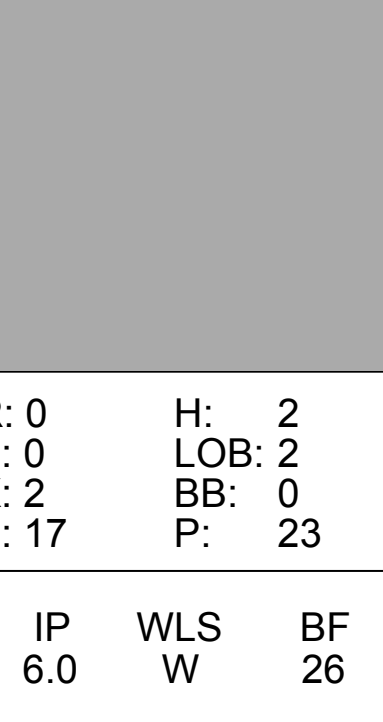
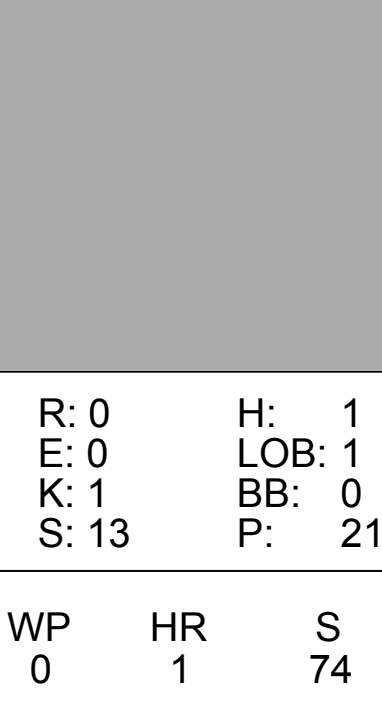
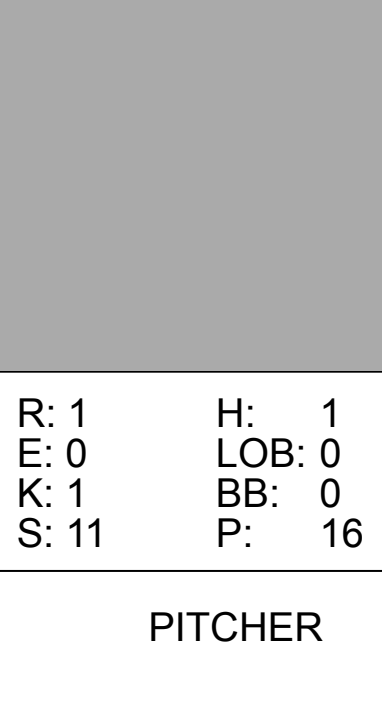
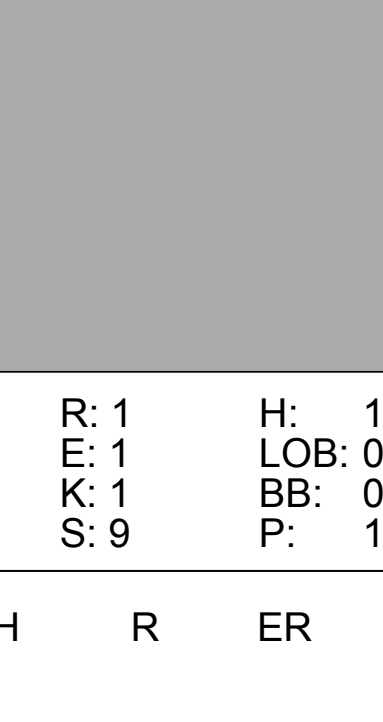
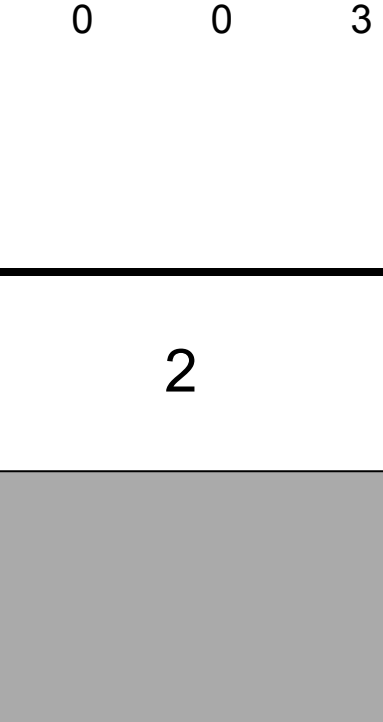
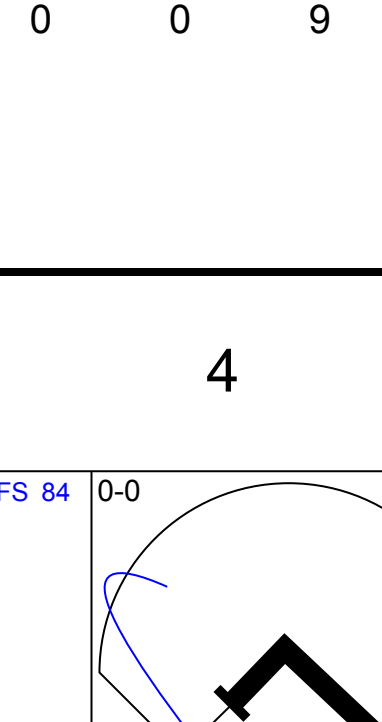
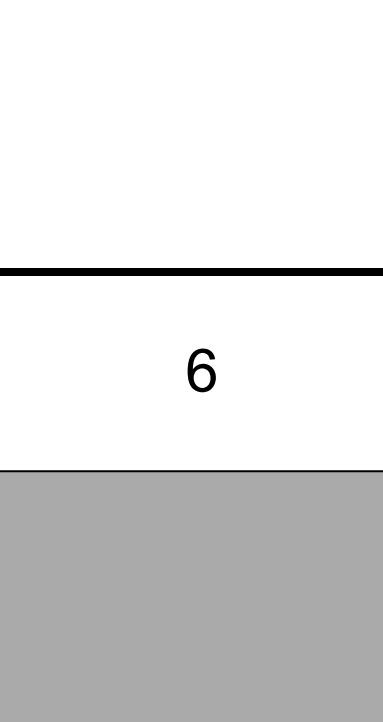
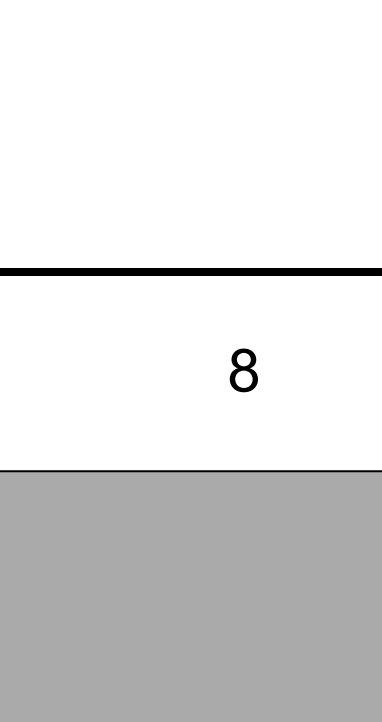




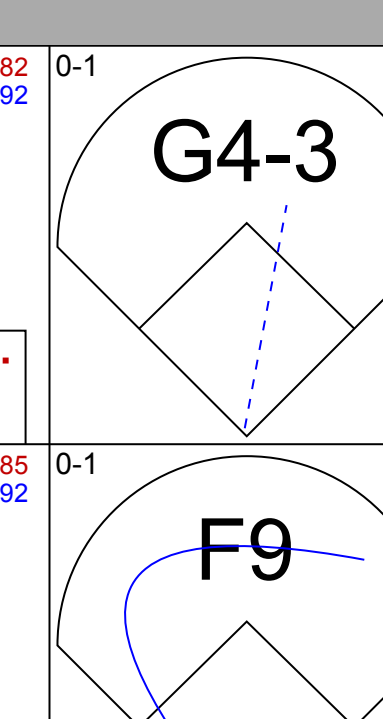

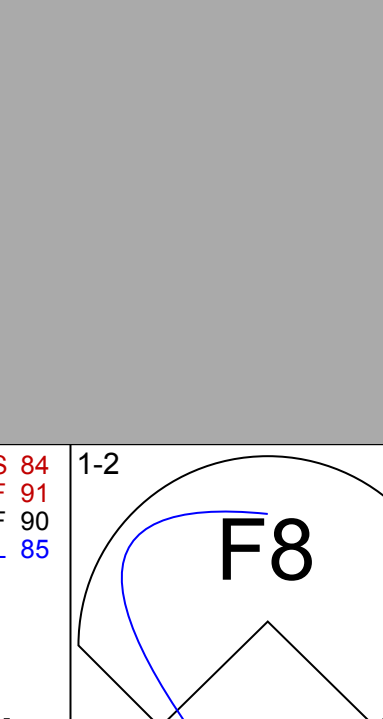
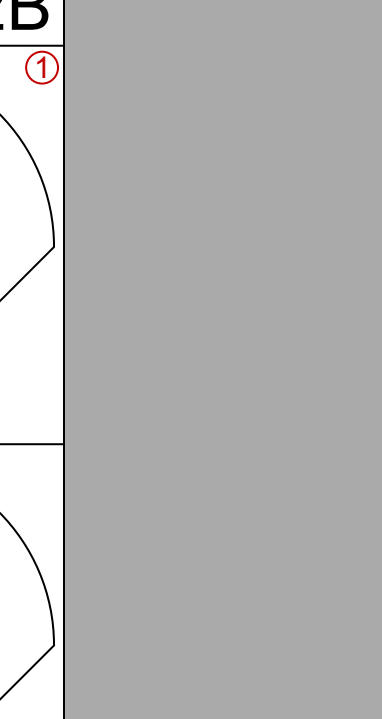
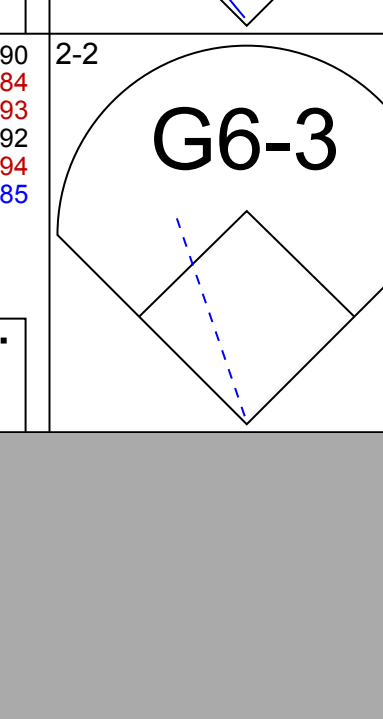


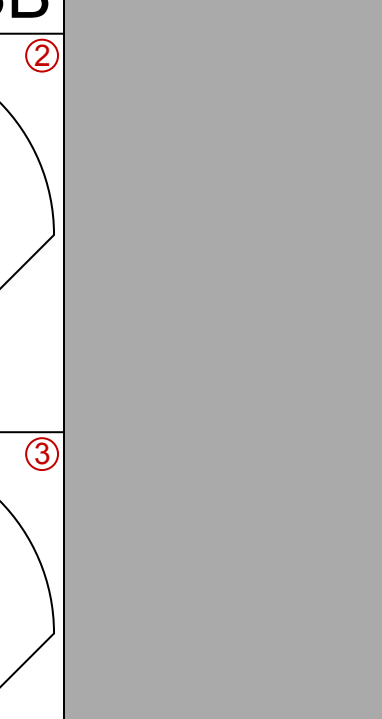


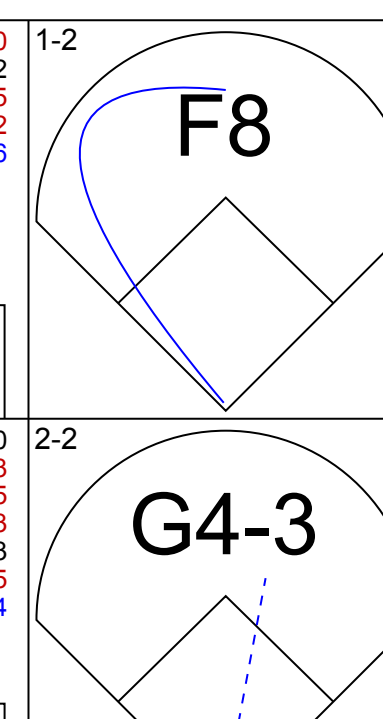
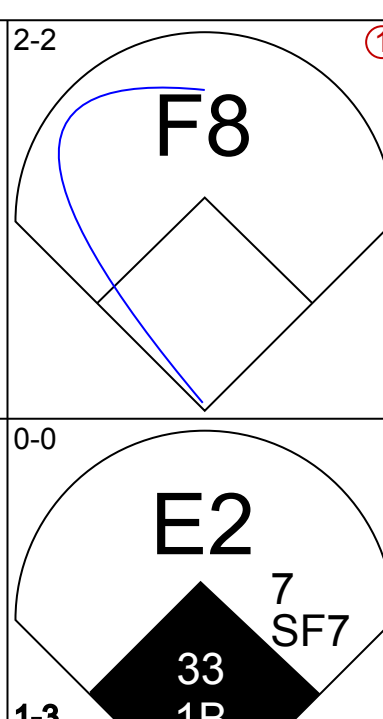
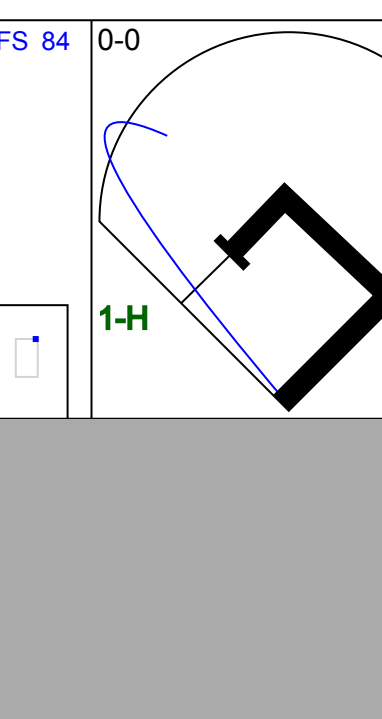
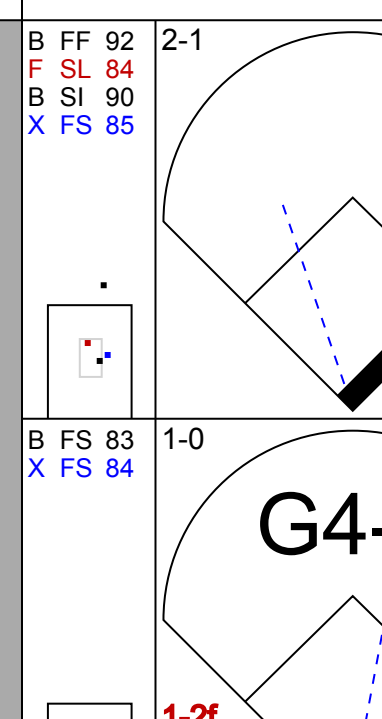
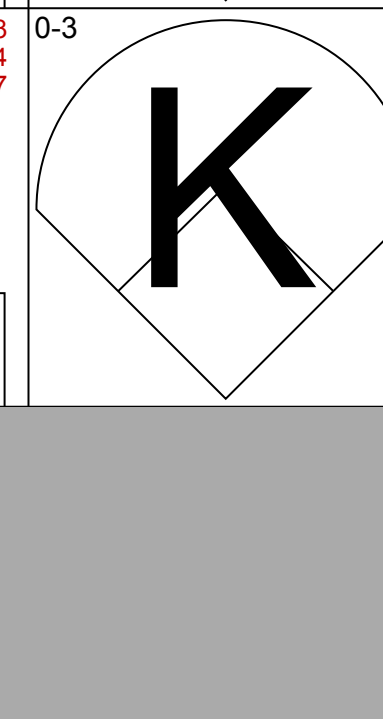
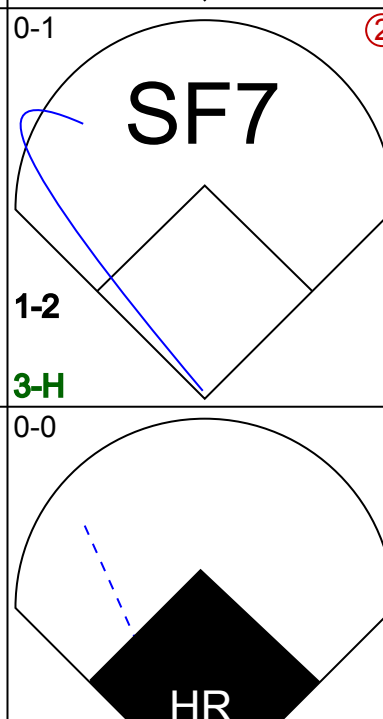
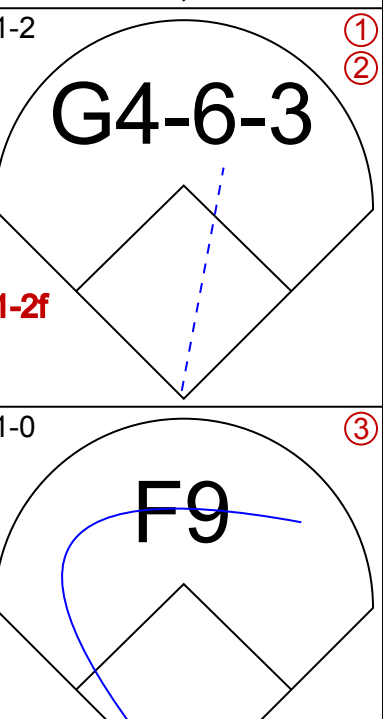


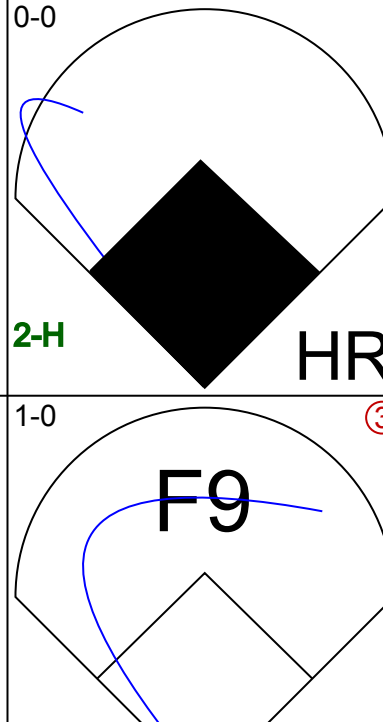

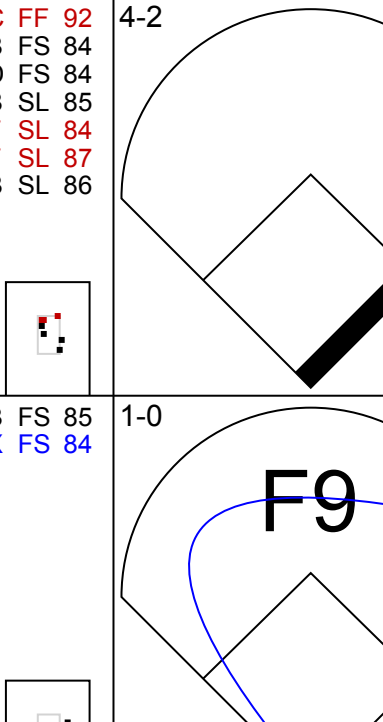
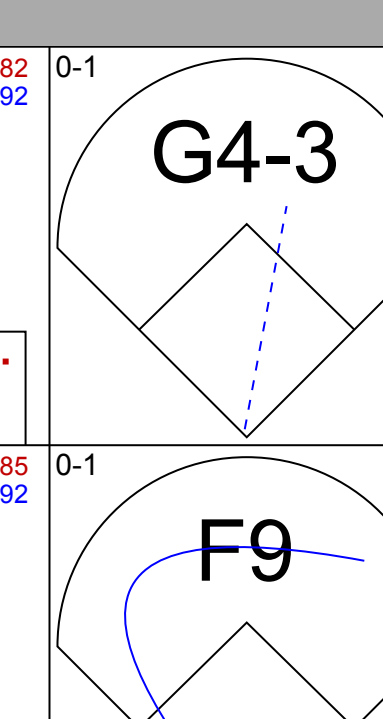
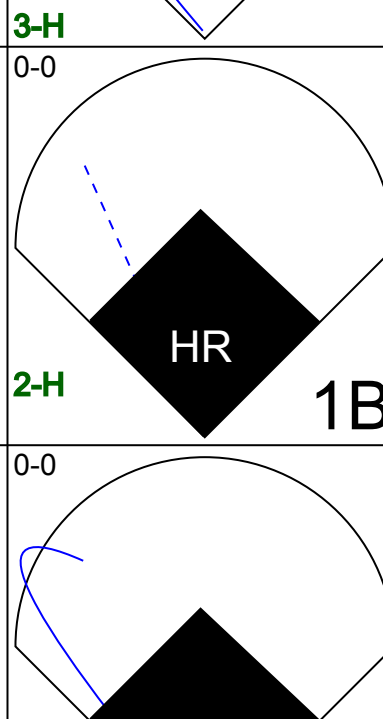
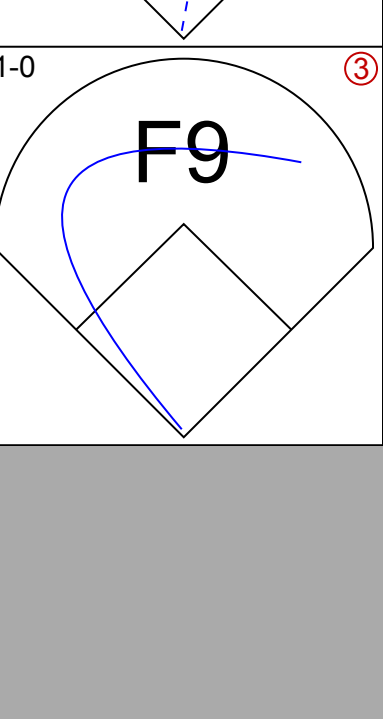
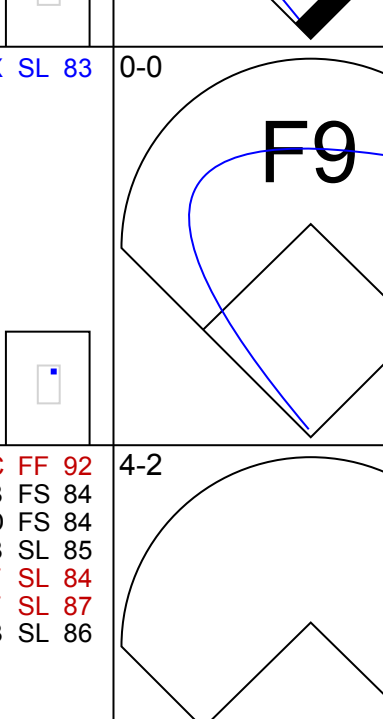
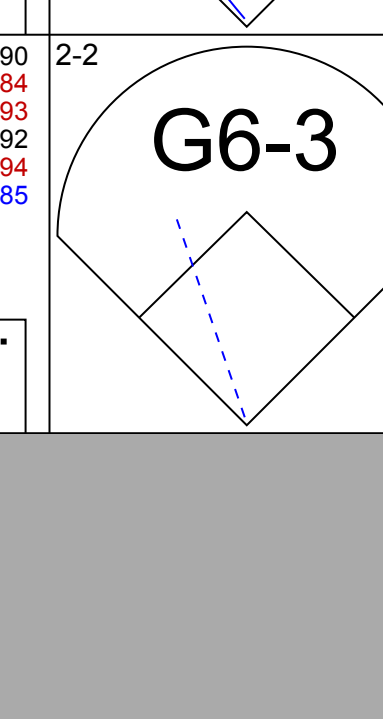
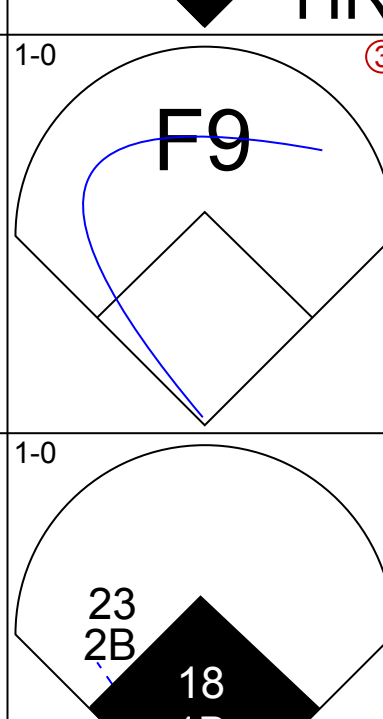
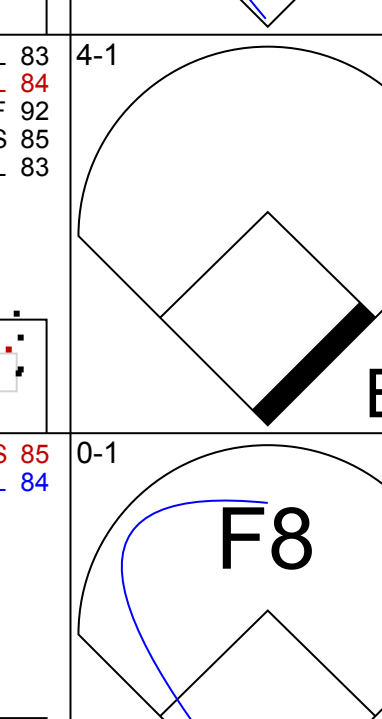
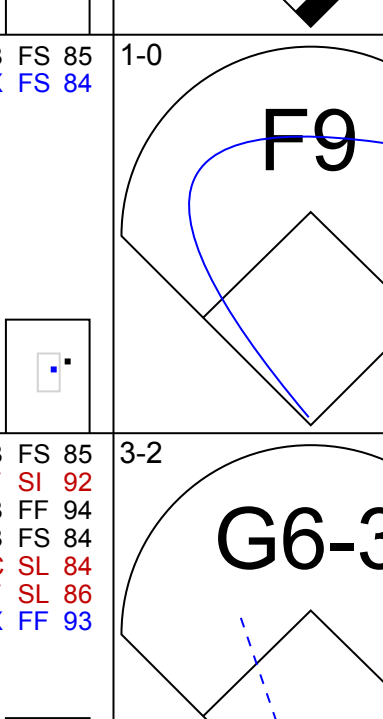

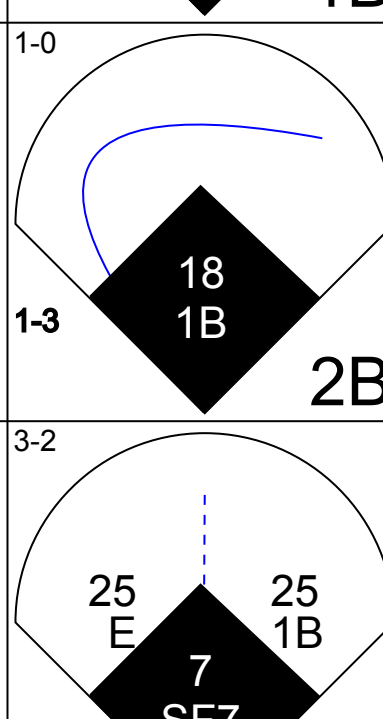
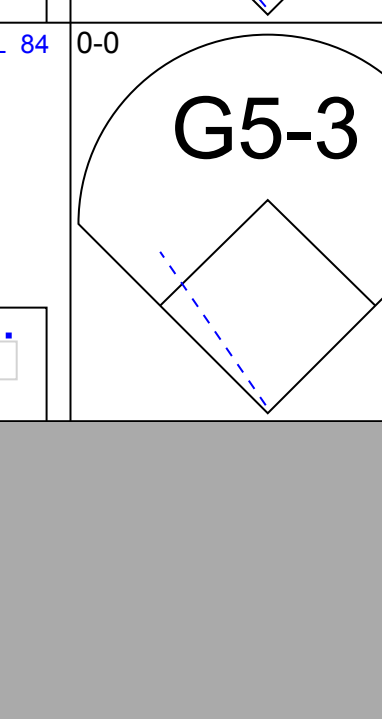

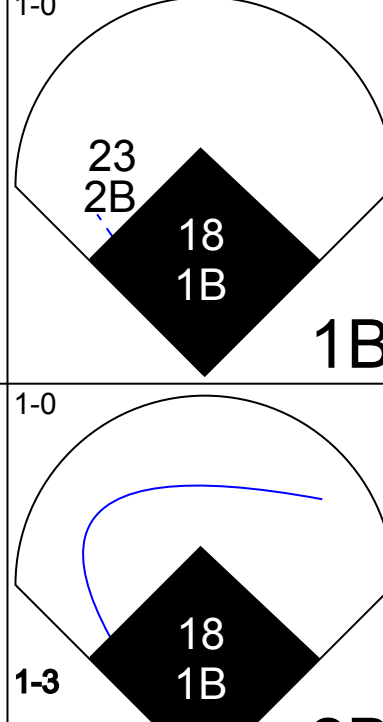
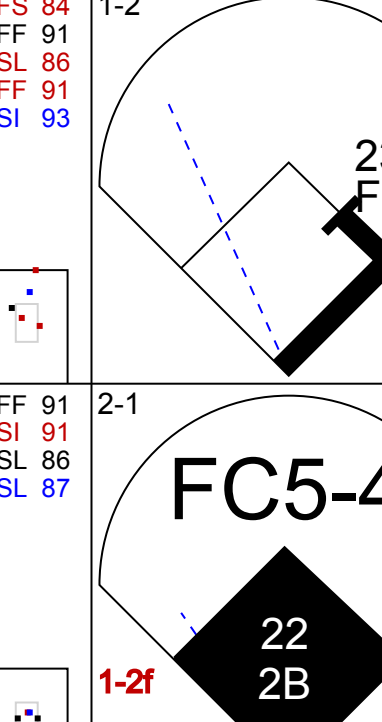
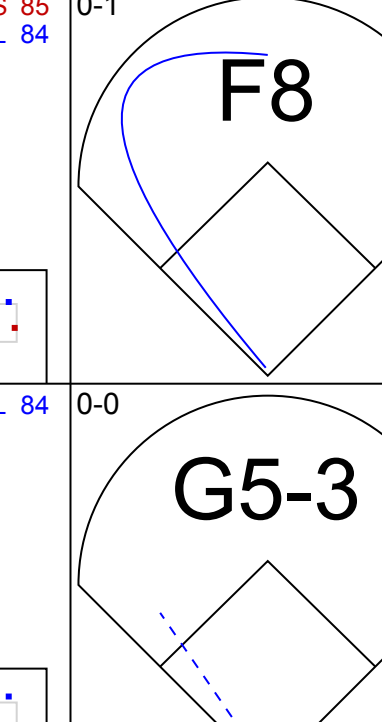
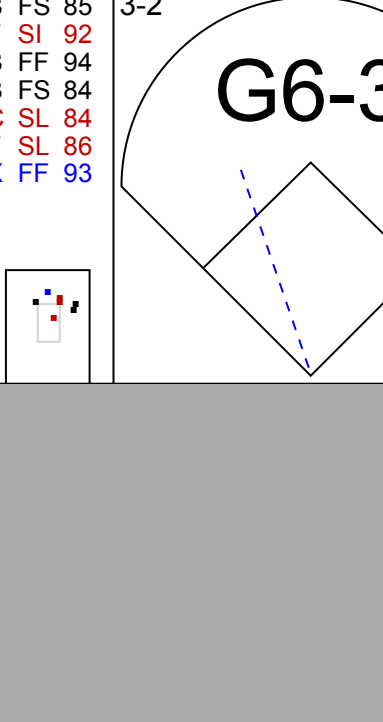
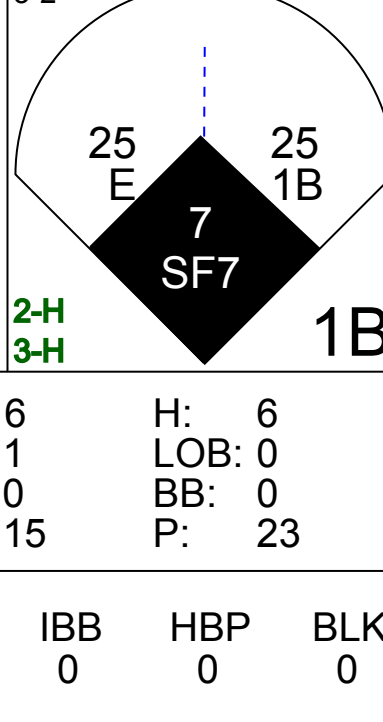
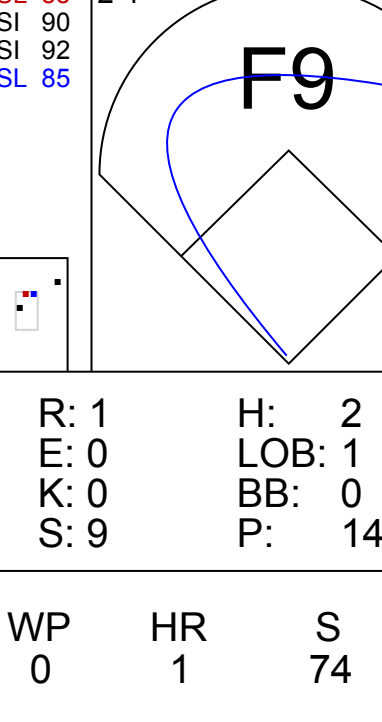
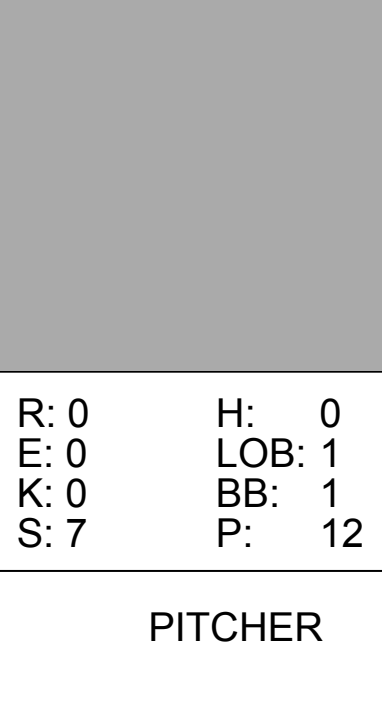



Batter	1	2	3	4	5	6	7	8	9	AB	R	H	RBI	BB	SO	LOB	TOP										
15 Cristian Guzman, S (1, 6) OBP: 0.329, SLG: 0.444										4	0	1	1	0	0	1	Washington Nationals @ Minnesota Twins Hubert H. Humphrey Metrodome, Minneapolis, MN Tue Jun 17 2008, 8:10 PM EDT Att: 20,920 - Dome - 70 F livebaseballscorecards.com										
34 Elijah Dukes, R (1, 9) OBP: 0.349, SLG: 0.340										4	0	0	0	0	2	2											
44 Lastings Milledge, R (1, 8) OBP: 0.322, SLG: 0.375										4	0	1	0	0	0	1											
21 Dmitri Young, S (1, 3) OBP: 0.367, SLG: 0.373										3	0	0	0	0	0	1											
3 Jesus Flores, R (1, 2) OBP: 0.382, SLG: 0.550										3	0	1	0	0	0	0											
10 Ronnie Belliard, R (1, 5) OBP: 0.336, SLG: 0.436										3	0	0	0	0	0	1											
Felipe Lopez, S (1, 4) OBP: 0.323, SLG: 0.326										3	0	1	0	0	1	0											
Paul Lo Duca, R (1, 10) OBP: 0.300, SLG: 0.283										3	1	1	0	0	0	1											
5 Kory Casto, L (1, 7) OBP: 0.371, SLG: 0.379										2	0	0	0	1	0	1											
Ryan Langerhans, L (9, PR) OBP: 0.313, SLG: 0.214										0	0	0	0	0	0	0											
Inning Stats	R: 0 E: 0 K: 0 S: 6	H: 0 LOB: 0 BB: 0 P: 10	R: 0 E: 0 K: 0 S: 9	H: 1 LOB: 0 BB: 0 P: 13	R: 1 E: 0 K: 1 S: 11	H: 2 LOB: 1 BB: 0 P: 19	R: 0 E: 0 K: 0 S: 9	H: 1 LOB: 0 BB: 0 P: 12	R: 0 E: 0 K: 0 S: 4	H: 0 LOB: 0 BB: 0 P: 5	R: 0 E: 0 K: 0 S: 6	H: 0 LOB: 0 BB: 0 P: 10	R: 0 E: 0 K: 0 S: 5	H: 0 LOB: 0 BB: 0 P: 8	R: 0 E: 0 K: 1 S: 10	H: 0 LOB: 0 BB: 0 P: 12	R: 0 E: 0 K: 1 S: 11	H: 0 LOB: 1 BB: 1 P: 16	1B: 4 2B: 1 3B: 0 HR: 0	SF: 0 SAC: 0 DP: 3 HBP: 0	WP: 0 PB: 0 CS: 0	PA: 30					
PITCHER	IP	WLS	BF	H	R	ER	SO	BB	IBB	HBP	BLK	WP	HR	S	P	ERA	WHIP										
Livan Hernandez, R (1, 1) ERA: 5.51	7.0	W	23	5	1	1	1	0	0	0	0	0	0	50	77	1.29	0.714										
54 Matt Guerrier, R (8, 1) ERA: 3.2	1.0	H	3	0	0	0	1	0	0	0	0	0	0	10	12	0.00	0.000										
36 Joe Nathan, R (9, 1) ERA: 1.57	1.0	S	4	0	0	0	1	1	0	0	0	0	0	11	16	0.00	1.000										

Batter	1	2	3	4	5	6	7	8	9	AB	R	H	RBI	BB	SO	LOB	BOTTOM										
22 Carlos Gómez, R (1, 8) OBP: 0.303, SLG: 0.382										4	0	0	0	0	1	1	Washington Nationals @ Minnesota Twins Hubert H. Humphrey Metrodome, Minneapolis, MN Tue Jun 17 2008, 8:10 PM EDT Att: 20,920 - Dome - 70 F livebaseballscorecards.com										
25 Alexi Casilla, S (1, 4) OBP: 0.355, SLG: 0.441										4	0	0	0	0	0	0											
7 Joe Mauer, L (1, 2) OBP: 0.414, SLG: 0.439										3	1	2	0	1	0	0											
33 Justin Morneau, L (1, 3) OBP: 0.368, SLG: 0.495										4	1	1	2	0	0	3											
5 Michael Cuddyer, R (1, 9) OBP: 0.311, SLG: 0.364										2	0	1	0	1	0	0											
Craig Monroe, R (1, 10) OBP: 0.284, SLG: 0.392										3	0	0	0	0	1	3											
21 Delmon Young, R (1, 7) OBP: 0.321, SLG: 0.364										3	0	0	0	0	1	0											
23 Brendan Harris, R (1, 6) OBP: 0.294, SLG: 0.299										3	0	0	0	0	0	0											
18 Matt Macri, R (1, 5) OBP: 0.387, SLG: 0.483										3	0	1	0	0	0	0											
Inning Stats	R: 0 E: 1 K: 0 S: 9	H: 0 LOB: 1 BB: 1 P: 15	R: 0 E: 0 K: 0 S: 6	H: 0 LOB: 0 BB: 0 P: 10	R: 0 E: 0 K: 1 S: 10	H: 0 LOB: 0 BB: 0 P: 14	R: 0 E: 0 K: 1 S: 14	H: 1 LOB: 2 BB: 1 P: 27	R: 0 E: 0 K: 0 S: 6	H: 0 LOB: 0 BB: 0 P: 7	R: 2 E: 0 K: 0 S: 12	H: 3 LOB: 1 BB: 0 P: 16	R: 0 E: 0 K: 1 S: 10	H: 1 LOB: 1 BB: 0 P: 15	R: 0 E: 0 K: 0 S: 6	H: 0 LOB: 0 BB: 0 P: 10		1B: 3 2B: 1 3B: 0 HR: 1	SF: 0 SAC: 0 DP: 1 HBP: 0	WP: 0 PB: 0 CS: 0	PA: 31						
PITCHER	IP	WLS	BF	H	R	ER	SO	BB	IBB	HBP	BLK	WP	HR	S	P	ERA	WHIP										
31 John Lannan, L (1, 1) ERA: 3.36	7.0	L	28	5	2	2	3	2	0	0	0	0	0	104	104	2.57	1.000										
Charlie Manning, L (8, 1) ERA: 2.25	1.0		3	0	0	0	0	0	0	0	0	0	0	6	10	0.00	0.000										

Batter	1	2	3	4	5	6	7	8	9	AB R H RBI BB SO LOB	TOP											
15 Cristian Guzman, S OBP: 0.336, SLG: 0.448										4 1 3 0 0 0 0	Washington Nationals @ Minnesota Twins Hubert H. Humphrey Metrodome, Minneapolis, MN Wed Jun 18 2008, 8:10 PM EDT Att: 23,841 - Dome - 70 F livebaseballscorecards.com											
34 Elijah Dukes, R OBP: 0.358, SLG: 0.351										5 0 3 0 0 1 3												
44 Lastings Milledge, R OBP: 0.320, SLG: 0.369										4 0 0 1 0 1 5												
21 Dmitri Young, S OBP: 0.379, SLG: 0.372										3 0 1 0 2 1 4												
3 Jesus Flores, R OBP: 0.367, SLG: 0.526										5 0 0 0 0 1 9												
8 Aaron Boone, R OBP: 0.325, SLG: 0.453										4 0 2 0 0 0 1												
Felipe Lopez, S OBP: 0.326, SLG: 0.342										4 1 2 1 0 1 2												
Paul Lo Duca, R OBP: 0.281, SLG: 0.263										4 0 0 0 0 1 4												
5 Kory Casto, L OBP: 0.359, SLG: 0.344										3 0 0 0 1 1 1												
Inning Stats	R: 0 E: 0 K: 0 S: 6	H: 1 LOB: 2 BB: 0 P: 9	R: 0 E: 0 K: 1 S: 12	H: 0 LOB: 0 BB: 0 P: 17	R: 0 E: 0 K: 1 S: 11	H: 1 LOB: 0 BB: 0 P: 15	R: 0 E: 0 K: 0 S: 7	H: 1 LOB: 1 BB: 0 P: 10	R: 1 E: 0 K: 1 S: 9	H: 3 LOB: 2 BB: 0 P: 15		R: 0 E: 0 K: 1 S: 10	H: 1 LOB: 2 BB: 1 P: 17	R: 0 E: 0 K: 2 S: 16	H: 0 LOB: 3 BB: 2 P: 31	R: 0 E: 0 K: 0 S: 11	H: 2 LOB: 1 BB: 0 P: 13	R: 1 E: 1 K: 1 S: 8	H: 2 LOB: 1 BB: 0 P: 11	1B: 10 2B: 2 3B: 0 HR: 1	SF: 0 SAC: 0 DP: 2 HBP: 2	WP: 0 PB: 0 CS: 0
PITCHER	IP WLS BF H R ER SO BB IBB HBP BLK WP HR S P ERA WHIP											IP WLS BF H R ER SO BB IBB HBP BLK WP HR S P ERA WHIP										
59 Kevin Slowey, R ERA: 4.37	(1, 1) 6.0 W 27 7 1 1 4 2 0 1 0 0 1 58 90 1.50 1.500																					
28 Jesse Crain, R ERA: 2.53	(7, 1) 1.0 H 5 0 0 0 2 1 0 1 0 0 0 13 24 0.00 1.000																					
Brian Bass, R ERA: 5.16	(8, 1) 1.0 4 2 0 0 2 0 0 0 0 0 0 11 13 0.00 2.000																					
26 Boof Bonser, R ERA: 6.48	(9, 1) 1.0 5 2 1 1 1 0 0 0 0 0 0 8 11 9.00 2.000																					

Batter	1	2	3	4	5	6	7	8	9	AB R H RBI BB SO LOB	BOTTOM									
22 Carlos Gómez, R OBP: 0.308, SLG: 0.386										5 2 3 1 0 2 2	Washington Nationals @ Minnesota Twins Hubert H. Humphrey Metrodome, Minneapolis, MN Wed Jun 18 2008, 8:10 PM EDT Att: 23,841 - Dome - 70 F livebaseballscorecards.com									
25 Alexi Casilla, S OBP: 0.352, SLG: 0.430										3 1 0 0 1 0 2										
7 Joe Mauer, L OBP: 0.417, SLG: 0.440										4 1 2 0 1 0 3										
33 Justin Morneau, L OBP: 0.369, SLG: 0.495										4 1 2 3 0 0 1										
18 Matt Macri, R OBP: 0.397, SLG: 0.483										0 0 0 0 0 0 0										
5 Michael Cuddyer, R OBP: 0.313, SLG: 0.359										3 1 0 0 2 0 2										
16 Jason Kubel, L OBP: 0.312, SLG: 0.446										3 2 1 1 1 0 0										
21 Delmon Young, R OBP: 0.326, SLG: 0.368										3 1 1 2 2 0 1										
32 Brian Buscher, L OBP: 0.348, SLG: 0.381										5 1 2 2 0 1 4										
23 Brendan Harris, R OBP: 0.296, SLG: 0.314										5 1 2 1 0 1 3										
Inning Stats	R: 1 E: 1 K: 0 S: 17	H: 1 LOB: 1 BB: 1 P: 26	R: 2 E: 1 K: 1 S: 12	H: 3 LOB: 2 BB: 1 P: 23	R: 0 E: 0 K: 0 S: 7	H: 0 LOB: 0 BB: 0 P: 12	R: 0 E: 0 K: 1 S: 9	H: 0 LOB: 1 BB: 0 P: 14	R: 0 E: 0 K: 0 S: 7	H: 1 LOB: 1 BB: 0 P: 14	R: 0 E: 0 K: 0 S: 9	H: 0 LOB: 3 BB: 1 P: 17	R: 2 E: 0 K: 1 S: 12	H: 3 LOB: 3 BB: 2 P: 28	R: 6 E: 0 K: 1 S: 19	H: 5 LOB: 1 BB: 2 P: 31	1B: 10 2B: 2 3B: 1 HR: 0	SF: 2 SAC: 1 DP: 0 HBP: 0	WP: 1 PB: 0 CS: 0	PA: 45
PITCHER	IP WLS BF H R ER SO BB IBB HBP BLK WP HR S P ERA WHIP											IP WLS BF H R ER SO BB IBB HBP BLK WP HR S P ERA WHIP								
57 Jason Bergmann, R ERA: 5.03	(1, 1) 6.0 L 27 7 3 1 2 3 0 0 0 0 0 0 61 106 1.50 1.333																			
52 Saul Rivera, R ERA: 4.07	(7, 1) 0.2 7 3 2 2 0 2 0 0 0 0 0 9 23 27.00 7.500																			
Jesus Colome, R ERA: 5.88	(7, 1) 1.0 8 3 5 5 1 2 0 0 0 0 1 0 13 24 45.00 5.000																			
22 Brian Sanches, R ERA: 5.4	(8, 1) 0.1 3 2 1 1 1 0 0 0 0 0 0 9 12 27.00 6.000																			

Batter	1	2	3	4	5	6	7	8	9	AB	R	H	RBI	BB	SO	LOB	TOP					
6 Stephen Drew, L (1, 6) OBP: 0.304, SLG: 0.471										4	0	0	0	0	1	2	Arizona Diamondbacks @ Minnesota Twins Hubert H. Humphrey Metrodome, Minneapolis, MN Fri Jun 20 2008, 8:10 PM EDT Att: 29,069 - Dome - 70 F livebaseballscorecards.com					
34 Conor Jackson, R (1, 3) OBP: 0.397, SLG: 0.491										4	0	1	0	0	1	0						
1 Orlando Hudson, S (1, 4) OBP: 0.366, SLG: 0.480										4	1	3	0	0	1	0						
18 Chad Tracy, L (1, 10) OBP: 0.300, SLG: 0.446										4	0	1	0	0	1	3						
27 Mark Reynolds, R (1, 5) OBP: 0.335, SLG: 0.502										4	1	1	2	0	1	2						
24 Chris Young, R (1, 8) OBP: 0.310, SLG: 0.440										4	0	1	0	0	1	0						
26 Miguel Montero, L (1, 2) OBP: 0.313, SLG: 0.338										4	0	1	0	0	2	1						
10 Justin Upton, R (1, 9) OBP: 0.360, SLG: 0.440										4	0	0	0	0	2	2						
Jeff Salazar, L (1, 7) OBP: 0.352, SLG: 0.375										3	0	0	0	1	1	0						
Inning Stats	R: 0 E: 0 K: 2 S: 17	H: 2 LOB: 2 BB: 0 P: 23	R: 0 E: 0 K: 1 S: 12	H: 1 LOB: 2 BB: 1 P: 23	R: 0 E: 0 K: 1 S: 10	H: 0 LOB: 0 BB: 0 P: 14	R: 0 E: 0 K: 1 S: 13	H: 1 LOB: 1 BB: 0 P: 21	R: 0 E: 0 K: 0 S: 11	H: 2 LOB: 2 BB: 0 P: 15	R: 1 E: 0 K: 1 S: 11	H: 1 LOB: 0 BB: 0 P: 16	R: 0 E: 0 K: 0 S: 4	H: 0 LOB: 0 BB: 0 P: 5	R: 1 E: 1 K: 1 S: 9	H: 1 LOB: 0 BB: 0 P: 11		R: 0 E: 0 K: 3 S: 9	H: 0 LOB: 0 BB: 0 P: 12	1B: 5 2B: 2 3B: 0 HR: 1	SF: 0 SAC: 0 DP: 0 HBP: 0	WP: 0 PB: 0 CS: 0
PITCHER	IP WLS BF H R ER SO BB IBB HBP BLK WP HR S P ERA WHIP	6.0 W 26 7 1 1 7 1 0 0 0 0 0 1 74 112 1.50 1.333	2.0 7 1 1 0 1 0 0 0 0 0 0 0 0 13 16 0.00 0.500	1.0 3 0 0 0 3 0 0 0 0 0 0 0 0 9 12 0.00 0.000	PITCHER										IP WLS BF H R ER SO BB IBB HBP BLK WP HR S P ERA WHIP	IP WLS BF H R ER SO BB IBB HBP BLK WP HR S P ERA WHIP						
30 Scott Baker, R (1, 1) ERA: 3.47																						
Brian Bass, R (7, 1) ERA: 4.94																						
36 Joe Nathan, R (9, 1) ERA: 1.52																						

Batter	1	2	3	4	5	6	7	8	9	AB	R	H	RBI	BB	SO	LOB	BOTTOM					
22 Carlos Gómez, R (1, 8) OBP: 0.308, SLG: 0.388										4	0	2	1	0	0	1	Arizona Diamondbacks @ Minnesota Twins Hubert H. Humphrey Metrodome, Minneapolis, MN Fri Jun 20 2008, 8:10 PM EDT Att: 29,069 - Dome - 70 F livebaseballscorecards.com					
25 Alexei Casilla, S (1, 4) OBP: 0.350, SLG: 0.421										4	1	2	0	0	0	1						
7 Joe Mauer, L (1, 2) OBP: 0.418, SLG: 0.444										3	0	1	1	0	1	1						
33 Justin Morneau, L (1, 3) OBP: 0.365, SLG: 0.486										4	1	1	1	0	0	1						
Craig Monroe, R (1, 9) OBP: 0.271, SLG: 0.415										3	1	1	2	1	0	0						
55 Mike Redmond, R (1, 10) OBP: 0.321, SLG: 0.353										3	0	0	0	1	0	2						
21 Delmon Young, R (1, 7) OBP: 0.324, SLG: 0.364										4	1	2	0	0	0	3						
23 Brendan Harris, R (1, 6) OBP: 0.304, SLG: 0.328										3	2	1	0	0	2							
18 Matt Macri, R (1, 5) OBP: 0.406, SLG: 0.500										1	1	1	2	0	0	0						
32 Brian Buscher, L (4, PH) OBP: 0.345, SLG: 0.385 (5, 5)										2	0	0	0	0	0	1						
Inning Stats	R: 0 E: 0 K: 1 S: 12	H: 0 LOB: 0 BB: 0 P: 15	R: 0 E: 0 K: 0 S: 8	H: 0 LOB: 0 BB: 0 P: 10	R: 6 E: 1 K: 0 S: 15	H: 6 LOB: 0 BB: 0 P: 23	R: 1 E: 0 K: 0 S: 9	H: 2 LOB: 1 BB: 0 P: 14	R: 0 E: 0 K: 0 S: 5	H: 0 LOB: 0 BB: 1 P: 7	R: 0 E: 0 K: 0 S: 7	H: 0 LOB: 1 BB: 1 P: 12	R: 0 E: 0 K: 0 S: 7	H: 1 LOB: 0 BB: 0 P: 11	R: 0 E: 0 K: 0 S: 11	H: 1 LOB: 2 BB: 1 P: 20	R: 0 E: 0 K: 3 S: 9	H: 0 LOB: 0 BB: 0 P: 12	1B: 7 2B: 3 3B: 0 HR: 1	SF: 1 SAC: 0 DP: 2 HBP: 0	WP: 0 PB: 0 CS: 0	PA: 34
PITCHER	IP WLS BF H R ER SO BB IBB HBP BLK WP HR S P ERA WHIP	8.0 L 34 11 7 7 1 2 0 0 0 0 1 74 112 7.88 1.625	PITCHER										IP WLS BF H R ER SO BB IBB HBP BLK WP HR S P ERA WHIP	IP WLS BF H R ER SO BB IBB HBP BLK WP HR S P ERA WHIP								
Randy Johnson, L (1, 1) ERA: 5.09																						



Batter	1	2	3	4	5	6	7	8	9	AB	R	H	RBI	BB	SO	LOB	TOP										
6 Stephen Drew, L (1,6) OBP: 0.306, SLG: 0.475										4	1	2	0	0	0	0	Arizona Diamondbacks @ Minnesota Twins Hubert H. Humphrey Metrodome, Minneapolis, MN Sat Jun 21 2008, 7:10 PM EDT Att: 25,505 - Dome - 70 F livebaseballscorecards.com										
34 Conor Jackson, R (1,3) OBP: 0.395, SLG: 0.487										4	0	1	0	0	0	2											
1 Orlando Hudson, S (1,4) OBP: 0.361, SLG: 0.472										4	0	0	0	0	1	2											
18 Chad Tracy, L (1,10) OBP: 0.302, SLG: 0.441										3	0	1	1	0	0	0											
27 Mark Reynolds, R (1,5) OBP: 0.331, SLG: 0.496										3	0	0	0	0	1	1											
11 Augie Ojeda, S (7,5) OBP: 0.396, SLG: 0.372										0	0	0	0	0	0	0											
24 Chris Young, R (1,8) OBP: 0.307, SLG: 0.435										3	0	0	0	0	1	0											
19 Chris Snyder, R (1,2) OBP: 0.332, SLG: 0.451										2	0	0	0	1	0	0											
10 Justin Upton, R (1,9) OBP: 0.356, SLG: 0.434										3	0	0	0	0	0	1											
28 Alex Romero, L (1,7) OBP: 0.222, SLG: 0.286										3	0	0	0	0	0	1											
Inning Stats	R: 0 E: 0 K: 0 S: 11	H: 1 LOB: 0 BB: 0 P: 18	R: 0 E: 0 K: 1 S: 8	H: 0 LOB: 0 BB: 0 P: 12	R: 0 E: 0 K: 0 S: 4	H: 0 LOB: 0 BB: 0 P: 5	R: 1 E: 0 K: 1 S: 13	H: 2 LOB: 1 BB: 0 P: 19	R: 0 E: 0 K: 1 S: 11	H: 0 LOB: 0 BB: 0 P: 16	R: 0 E: 0 K: 0 S: 8	H: 0 LOB: 0 BB: 0 P: 10	R: 0 E: 0 K: 0 S: 8	H: 0 LOB: 1 BB: 1 P: 9	R: 0 E: 0 K: 0 S: 8	H: 0 LOB: 1 BB: 1 P: 15	R: 0 E: 0 K: 0 S: 9	H: 1 LOB: 0 BB: 0 P: 16	1B: 3 2B: 1 3B: 0 HR: 0	SF: 0 SAC: 0 DP: 2 HBP: 0	WP: 0 PB: 0 CS: 0	PA: 30					
PITCHER	IP	WLS	BF	H	R	ER	SO	BB	IBB	HBP	BLK	WP	HR	S	P	ERA	WHIP										
53 Nick Blackburn, R (1,1) ERA: 3.68	7.0	W	23	3	1	1	3	0	0	0	0	0	0	63	89	1.29	0.429										
54 Matt Guerrier, R (8,1) ERA: 3.12	1.0		4	0	0	0	0	1	0	0	0	0	0	8	15	0.00	1.000										
Dennys Reyes, L (9,1) ERA: 2.38	1.0		3	1	0	0	0	0	0	0	0	0	0	9	16	0.00	1.000										

Batter	1	2	3	4	5	6	7	8	9	AB	R	H	RBI	BB	SO	LOB	BOTTOM										
22 Carlos Gómez, R (1,8) OBP: 0.304, SLG: 0.383										4	0	0	0	0	1	2	Arizona Diamondbacks @ Minnesota Twins Hubert H. Humphrey Metrodome, Minneapolis, MN Sat Jun 21 2008, 7:10 PM EDT Att: 25,505 - Dome - 70 F livebaseballscorecards.com										
25 Alexi Casilla, S (1,4) OBP: 0.348, SLG: 0.416										4	0	1	1	0	0	1											
7 Joe Mauer, L (1,2) OBP: 0.419, SLG: 0.442										3	1	1	0	1	2	0											
33 Justin Morneau, L (1,3) OBP: 0.363, SLG: 0.486										4	1	1	1	0	0	2											
5 Michael Cuddyer, R (1,9) OBP: 0.328, SLG: 0.386										4	0	2	0	0	0	1											
16 Jason Kubel, L (1,10) OBP: 0.318, SLG: 0.459										3	1	1	0	1	0	2											
21 Delmon Young, R (1,7) OBP: 0.323, SLG: 0.363										4	1	1	1	0	1	2											
32 Brian Buscher, L (1,5) OBP: 0.333, SLG: 0.400										4	1	1	2	0	0	1											
23 Brendan Harris, R (1,6) OBP: 0.308, SLG: 0.336										3	1	2	1	0	0	0											
Inning Stats	R: 0 E: 0 K: 1 S: 11	H: 0 LOB: 0 BB: 0 P: 15	R: 0 E: 0 K: 0 S: 11	H: 1 LOB: 0 BB: 0 P: 21	R: 0 E: 0 K: 0 S: 7	H: 0 LOB: 0 BB: 0 P: 10	R: 0 E: 0 K: 1 S: 7	H: 0 LOB: 0 BB: 0 P: 9	R: 0 E: 0 K: 1 S: 10	H: 1 LOB: 0 BB: 0 P: 14	R: 0 E: 0 K: 0 S: 11	H: 1 LOB: 1 BB: 0 P: 17	R: 6 E: 1 K: 1 S: 23	H: 6 LOB: 2 BB: 2 P: 39	R: 0 E: 0 K: 0 S: 13	H: 1 LOB: 1 BB: 0 P: 19	1B: 6 2B: 4 3B: 0 HR: 0	SF: 0 SAC: 0 DP: 1 HBP: 0	WP: 0 PB: 1 CS: 0	PA: 35							
PITCHER	IP	WLS	BF	H	R	ER	SO	BB	IBB	HBP	BLK	WP	HR	S	P	ERA	WHIP										
44 Micah Owings, R (1,1) ERA: 5.11	6.1	L	24	5	3	3	3	1	0	0	0	0	0	11	17	81.00	12.000										
50 Chad Qualls, R (7,1) ERA: 3.05	0.1		5	4	3	3	1	0	0	0	0	0	0	5	9	0.00	3.000										
37 Juan Cruz, R (7,1) ERA: 2.63	0.1		2	0	0	0	0	1	0	0	0	0	0	5	9	0.00	3.000										
47 Leo Rosales, R (8,1) ERA: 3.38	1.0		4	1	0	0	0	0	0	0	0	0	0	13	19	0.00	1.000										

AB 29
R 1
H 4
RBI 1
BB 1
SO 3
LOB 7



AB 33
R 6
H 10
RBI 6
BB 2
SO 4
LOB 11



Batter	1	2	3	4	5	6	7	8	9	AB	R	H	RBI	BB	SO	LOB	TOP				
6 Stephen Drew, L OBP: 0.306, SLG: 0.472	G4-3		E4	CS			K			4	0	1	0	0	1	1	Arizona Diamondbacks @ Minnesota Twins Hubert H. Humphrey Metrodome, Minneapolis, MN Sun Jun 22 2008, 2:10 PM EDT Att: 31,497 - Dome - 68 F livebaseballscorecards.com				
11 Augie Ojeda, S OBP: 0.385, SLG: 0.366	G4-3		G5-3					P6		4	0	1	0	0	0	1					
1 Orlando Hudson, S OBP: 0.356, SLG: 0.465	G4-3		K					P6		4	0	0	0	0	1	3					
34 Conor Jackson, R OBP: 0.400, SLG: 0.491								G6-3		4	1	3	0	0	0	0					
18 Chad Tracy, L OBP: 0.284, SLG: 0.413										4	0	0	0	0	0	3					
27 Mark Reynolds, R OBP: 0.333, SLG: 0.496										4	1	2	0	0	1	1					
24 Chris Young, R OBP: 0.304, SLG: 0.430										4	0	0	0	0	2	4					
19 Chris Snyder, R OBP: 0.337, SLG: 0.455										3	1	2	1	0	0	2					
10 Justin Upton, R OBP: 0.356, SLG: 0.430										2	0	0	0	1	1	1					
Inning Stats	R: 0 E: 0 K: 0 S: 9	H: 0 LOB: 0 BB: 0 P: 14	R: 0 E: 0 K: 1 S: 15	H: 2 LOB: 2 BB: 0 P: 22	R: 0 E: 1 K: 2 S: 11	H: 0 LOB: 1 BB: 0 P: 16	R: 3 E: 1 K: 1 S: 14	H: 3 LOB: 0 BB: 1 P: 22	R: 0 E: 0 K: 0 S: 5	H: 1 LOB: 0 BB: 0 P: 9	R: 0 E: 0 K: 1 S: 12	H: 1 LOB: 1 BB: 0 P: 16	R: 0 E: 0 K: 0 S: 10	H: 0 LOB: 0 BB: 0 P: 18	R: 0 E: 0 K: 1 S: 6	H: 0 LOB: 0 BB: 0 P: 8		1B: 9 2B: 0 3B: 0 HR: 0	SF: 0 SAC: 0 DP: 2 HBP: 0	WP: 1 PB: 0 CS: 1	PA: 35
PITCHER	IP	WLS	BF	H	R	ER	SO	BB	IBB	HBP	BLK	WP	HR	S	P	ERA	WHIP				
Livan Hernandez, R ERA: 5.23	7.0	W	28	9	3	1	5	1	0	0	0	1	0	72	104	1.29	1.429				
26 Jesse Crain, R ERA: 2.54	1.0	H	3	0	0	0	0	0	0	0	0	0	0	10	18	0.00	0.000				
36 Joe Nathan, R ERA: 1.47	1.0	S	3	0	0	0	1	0	0	0	0	0	0	6	8	0.00	0.000				

Batter	1	2	3	4	5	6	7	8	9	AB	R	H	RBI	BB	SO	LOB	BOTTOM				
22 Carlos Gómez, R OBP: 0.302, SLG: 0.379	B1		G3							3	0	0	0	0	1	1	Arizona Diamondbacks @ Minnesota Twins Hubert H. Humphrey Metrodome, Minneapolis, MN Sun Jun 22 2008, 2:10 PM EDT Att: 31,497 - Dome - 68 F livebaseballscorecards.com				
25 Alexi Casilla, S OBP: 0.352, SLG: 0.419										4	1	2	2	0	0	1					
7 Joe Mauer, L OBP: 0.417, SLG: 0.437										3	0	0	0	1	0	2					
33 Justin Morneau, L OBP: 0.362, SLG: 0.485										3	0	1	1	0	0	1					
5 Michael Cuddyer, R OBP: 0.326, SLG: 0.384										4	0	1	0	0	1	2					
16 Jason Kubel, L OBP: 0.321, SLG: 0.457										3	1	1	0	1	1	1					
21 Delmon Young, R OBP: 0.326, SLG: 0.366										3	1	1	0	1	1	1					
32 Brian Buscher, L OBP: 0.351, SLG: 0.412										4	1	2	2	0	0	3					
23 Brendan Harris, R OBP: 0.312, SLG: 0.338										2	1	1	0	0	1	1					
Inning Stats	R: 0 E: 0 K: 0 S: 9	H: 1 LOB: 0 BB: 0 P: 13	R: 0 E: 0 K: 0 S: 8	H: 1 LOB: 1 BB: 0 P: 12	R: 0 E: 0 K: 1 S: 8	H: 1 LOB: 0 BB: 0 P: 10	R: 0 E: 0 K: 0 S: 11	H: 0 LOB: 1 BB: 1 P: 20	R: 5 E: 1 K: 0 S: 12	H: 5 LOB: 0 BB: 0 P: 17	R: 0 E: 0 K: 2 S: 9	H: 0 LOB: 0 BB: 0 P: 11	R: 0 E: 0 K: 1 S: 11	H: 0 LOB: 1 BB: 0 P: 16	R: 0 E: 0 K: 1 S: 15	H: 1 LOB: 3 BB: 2 P: 25		1B: 8 2B: 2 3B: 0 HR: 0	SF: 1 SAC: 1 DP: 2 HBP: 1	WP: 1 PB: 0 CS: 1	PA: 35
PITCHER	IP	WLS	BF	H	R	ER	SO	BB	IBB	HBP	BLK	WP	HR	S	P	ERA	WHIP				
17 Brandon Webb, R ERA: 3.23	7.0	L	29	8	5	4	4	1	0	1	0	1	0	68	99	5.14	1.286				
45 Doug Slaten, L ERA: 4.24	0.2		4	1	0	0	1	1	0	0	0	0	0	12	18	0.00	3.000				
37 Juan Cruz, R ERA: 2.6	0.1		2	0	0	0	0	1	0	0	0	0	0	3	7	0.00	3.000				

Batter	1	2	3	4	5	6	7	8	9	AB	R	H	RBI	BB	SO	LOB	TOP						
22 Carlos Gómez, R OBP: 0.298, SLG: 0.374										4	0	0	0	0	2	1							
25 Alexi Casilla, S OBP: 0.349, SLG: 0.421										4	1	1	0	0	0	1							
7 Joe Mauer, L OBP: 0.411, SLG: 0.430										4	0	0	0	0	1	1							
33 Justin Morneau, L OBP: 0.367, SLG: 0.487										3	0	2	0	1	0	0							
5 Michael Cuddyer, R OBP: 0.329, SLG: 0.390										4	0	2	1	0	1	2							
16 Jason Kubel, L OBP: 0.316, SLG: 0.449										4	0	0	0	0	1	5							
23 Brendan Harris, R OBP: 0.311, SLG: 0.348										4	1	1	1	0	2	3	AB 35						
32 Brian Buscher, L OBP: 0.366, SLG: 0.500										4	1	2	1	0	0	0	R 3						
59 Kevin Slowey, R Mike Linnell, L 28 Jesse Crain, R 54 Matt Guerrier, R Dennys Reyes, R Craig Monroe, R 36 Joe Nathan, R										2	0	0	0	0	1	1	H 8						
Inning Stats	R: 1 E: 0 K: 2 S: 17	H: 2 LOB: 2 BB: 1 P: 30	R: 0 E: 0 K: 0 S: 8	H: 0 LOB: 0 BB: 0 P: 11	R: 0 E: 0 K: 0 S: 6	H: 0 LOB: 0 BB: 0 P: 8	R: 0 E: 0 K: 1 S: 14	H: 1 LOB: 1 BB: 0 P: 20	R: 0 E: 0 K: 1 S: 10	H: 1 LOB: 1 BB: 0 P: 12	R: 0 E: 0 K: 1 S: 17	H: 2 LOB: 2 BB: 0 P: 25	R: 0 E: 0 K: 0 S: 10	H: 0 LOB: 0 BB: 0 P: 14	R: 0 E: 0 K: 0 S: 9	H: 1 LOB: 0 BB: 0 P: 14	R: 2 E: 0 K: 2 S: 10	H: 2 LOB: 0 BB: 0 P: 14	1B: 4 2B: 2 3B: 0 HR: 2	SF: 0 SAC: 0 DP: 0 HBP: 0	WP: 0 PB: 0 SB: 1 CS: 1	PA: 37	
PITCHER	IP WLS BF H R ER SO BB IBB HBP BLK WP HR S P ERA WHIP																						
44 Jake Peavy, R ERA: 2.77	(1, 1)	6.0	25	5	1	1	6	1	0	0	0	0	0	0	0	0	0	0	0	72	106	1.50	1.000
40 Bryan Corey, R ERA: 4.73	(7, 1)	1.0	3	0	0	0	0	0	0	0	0	0	0	0	0	0	0	0	0	10	14	0.00	0.000
21 Heath Bell, R ERA: 2.27	(8, 1)	1.0	3	1	0	0	0	0	0	0	0	0	0	0	0	0	0	0	0	9	14	0.00	1.000
Trevor Hoffman, R ERA: 4.85	(9, 1)	1.0	L	5	2	2	2	0	0	0	0	0	0	0	0	0	0	0	0	2	10	18.00	2.000

Minnesota Twins @ San Diego Padres
PETCO Park, San Diego, CA
Tue Jun 24 2008, 10:05 PM EDT
Att: 36,948 - Clear - 70 F

AB	35
R	3
H	8
RBI	3
BB	1
SO	8
LOB	14



Batter	1	2	3	4	5	6	7	8	9	AB	R	H	RBI	BB	SO	LOB	BOTTOM						
33 Jody Gerut, L OBP: 0.366, SLG: 0.405										4	0	1	0	0	3	2							
2 Edgar González, R OBP: 0.356, SLG: 0.426										4	0	1	0	0	1	2							
24 Brian Giles, L OBP: 0.399, SLG: 0.436										4	0	1	0	0	1	3							
23 Adrián González, L OBP: 0.367, SLG: 0.557										4	1	2	0	0	1	0							
5 Kevin Koussmanoff, R OBP: 0.311, SLG: 0.419										4	0	1	0	0	0	2							
7 Chase Headley, S OBP: 0.250, SLG: 0.500										4	0	0	1	0	1	1							
3 Khalil Greene, R OBP: 0.280, SLG: 0.354										3	0	0	0	0	1	1	AB 32						
8 Michael Barrett, R OBP: 0.261, SLG: 0.286										2	0	0	0	1	1	0	R 1						
44 Jake Peavy, R Paul Muckenridge, L 40 Bryan Corey, R 21 Heath Bell, R 11 Craig Stansberry, R Trevor Hoffman, R										1	0	0	0	0	0	0	H 7						
Inning Stats	R: 0 E: 0 K: 1 S: 17	H: 2 LOB: 0 BB: 0 P: 24	R: 0 E: 0 K: 1 S: 15	H: 0 LOB: 0 BB: 0 P: 20	R: 0 E: 0 K: 2 S: 7	H: 0 LOB: 0 BB: 0 P: 12	R: 0 E: 0 K: 1 S: 8	H: 0 LOB: 0 BB: 0 P: 11	R: 0 E: 0 K: 2 S: 8	H: 0 LOB: 0 BB: 0 P: 12	R: 0 E: 0 K: 0 S: 9	H: 2 LOB: 1 BB: 0 P: 13	R: 1 E: 0 K: 0 S: 13	H: 2 LOB: 0 BB: 0 P: 17	R: 0 E: 0 K: 1 S: 14	H: 1 LOB: 2 BB: 1 P: 23	R: 0 E: 0 K: 1 S: 7	H: 0 LOB: 0 BB: 0 P: 11	1B: 7 2B: 0 3B: 0 HR: 0	SF: 0 SAC: 0 DP: 1 HBP: 0	WP: 0 PB: 1 SB: 0 CS: 1	PA: 33	
PITCHER	IP WLS BF H R ER SO BB IBB HBP BLK WP HR S P ERA WHIP																						
59 Kevin Slowey, R ERA: 3.96	(1, 1)	6.0	21	4	0	0	7	0	0	0	0	0	0	0	0	0	0	0	0	64	92	0.00	0.667
28 Jesse Crain, R ERA: 2.76	(7, 1)	1.0	B	4	2	1	0	0	0	0	0	0	0	0	0	0	0	0	0	13	17	0.00	2.000
54 Matt Guerrier, R ERA: 3.07	(8, 1)	0.2	4	1	0	0	1	1	0	0	0	0	0	0	0	0	0	0	0	13	22	0.00	3.000
Dennys Reyes, L ERA: 2.35	(8, 1)	0.1	W	1	0	0	0	0	0	0	0	0	0	0	0	0	0	0	0	1	1	0.00	0.000
36 Joe Nathan, R ERA: 1.42	(9, 1)	1.0	S	3	0	0	0	1	0	0	0	0	0	0	0	0	0	0	0	7	11	0.00	0.000

Minnesota Twins @ San Diego Padres
PETCO Park, San Diego, CA
Tue Jun 24 2008, 10:05 PM EDT
Att: 36,948 - Clear - 70 F

AB	32
R	1
H	7
RBI	1
BB	1
SO	9
LOB	11



Batter	1	2	3	4	5	6	7	8	9	AB	R	H	RBI	BB	SO	LOB	TOP											
22 Carlos Gómez, R OBP: 0.306, SLG: 0.379	G1-3		HBP		SH1-3	1B		FC4-6		4	1	3	2	0	0	0	Minnesota Twins @ San Diego Padres PETCO Park, San Diego, CA Wed Jun 25 2008, 10:05 PM EDT Att: 22,324 - Partly Cloudy - 68 F											
25 Alexi Casilla, S OBP: 0.353, SLG: 0.419	G3-1		1B		SH1-3	BB		FC4-6		3	1	1	1	1	0	1												
7 Joe Mauer, L OBP: 0.407, SLG: 0.429	F7		2B		L3	F7		L1-3		5	0	1	2	0	0	4												
33 Justin Morneau, L OBP: 0.364, SLG: 0.480	K		G1-3		BB			G1-3		4	0	0	0	1	1	1												
5 Michael Cuddyer, R OBP: 0.323, SLG: 0.382	P3				F8			F7		5	1	0	0	0	1	2												
16 Jason Kubel, L OBP: 0.318, SLG: 0.446	G4-3				G4-3			G3-1		4	1	1	0	1	0	1												
23 Brendan Harris, R OBP: 0.310, SLG: 0.359			K		HR			G5-3		4	1	1	2	0	1	2												
32 Brian Buscher, L OBP: 0.400, SLG: 0.500			G4-3		G4-3			G3-1		2	3	1	0	2	0	0												
15 Glen Perkins, L Mike Lamb, L Brian Bass, R Craig Monroe, R 49 Craig Breslow, R 26 Boof Bonser, R	SH3-4		SH3-4		K			G3-1		1	0	0	0	0	1	0												
Inning Stats	R: 0 E: 0 K: 0 S: 6	H: 0 LOB: 0 BB: 0 P: 8	R: 0 E: 0 K: 1 S: 6	H: 0 LOB: 0 BB: 0 P: 9	R: 3 E: 0 K: 1 S: 12	H: 3 LOB: 1 BB: 0 P: 19	R: 2 E: 1 K: 1 S: 9	H: 1 LOB: 0 BB: 0 P: 13	R: 0 E: 0 K: 0 S: 7	H: 1 LOB: 2 BB: 1 P: 16	R: 2 E: 0 K: 0 S: 16	H: 2 LOB: 2 BB: 2 P: 32	R: 0 E: 0 K: 0 S: 11	H: 0 LOB: 1 BB: 1 P: 19	R: 2 E: 0 K: 0 S: 15	H: 2 LOB: 0 BB: 1 P: 24		R: 0 E: 0 K: 1 S: 11	H: 0 LOB: 0 BB: 0 P: 18	1B: 6 2B: 2 3B: 0 HR: 2	SF: 0 SAC: 2 DP: 1 HBP: 1	WP: 0 PB: 0 CS: 2	PA: 42					
PITCHER	IP	WLS	BF	H	R	ER	SO	BB	IBB	HBP	BLK	WP	HR	S	P	ERA	WHIP											
Greg Maddux, R	(1, 1)	5.2	L	28	7	7	6	3	2	0	1	0	0	0	6	12	9.53	1.588										
Carlos Guevara, R	(6, 1)	0.2		3	0	0	0	0	1	0	0	0	0	0	9	16	0.00	1.500										
43 Cla Meredith, R	(7, 1)	0.2		3	0	0	0	0	1	0	0	0	0	0	6	16	0.00	1.500										
37 Mike Adams, R	(8, 1)	1.0		5	2	2	2	0	1	0	0	0	0	1	15	24	18.00	3.000										
45 Justin Hampson, L	(9, 1)	1.0		3	0	0	0	1	0	0	0	0	0	0	11	18	0.00	0.000										

AB	34
R	9
H	9
RBI	9
BB	5
SO	4
LOB	13



Batter	1	2	3	4	5	6	7	8	9	AB	R	H	RBI	BB	SO	LOB	BOTTOM											
12 Scott Hairston, R OBP: 0.284, SLG: 0.419	F9				G6-3					4	0	2	1	0	0	0	Minnesota Twins @ San Diego Padres PETCO Park, San Diego, CA Wed Jun 25 2008, 10:05 PM EDT Att: 22,324 - Partly Cloudy - 68 F											
37 Mike Adams, R										0	0	0	0	0	0	0												
Paul McNulty, L OBP: 0.350, SLG: 0.352										1	0	0	0	0	1	2												
2 Edgar González, R OBP: 0.354, SLG: 0.419										4	1	1	0	0	0	2												
24 Brian Giles, L OBP: 0.400, SLG: 0.435										3	0	1	0	1	0	0												
45 Justin Hampson, L										0	0	0	0	0	0	0												
23 Adrián González, L OBP: 0.366, SLG: 0.552										3	1	0	1	1	1	2												
5 Kevin Kouzmanoff, R OBP: 0.310, SLG: 0.423										4	0	1	1	0	1	1												
7 Chase Headley, S OBP: 0.250, SLG: 0.469										4	0	1	0	0	1	1												
3 Khalil Greene, R OBP: 0.277, SLG: 0.349										4	0	0	0	0	1	2												
8 Michael Barrett, R OBP: 0.261, SLG: 0.284										4	1	1	0	0	0	0												
Greg Maddux, R OBP: 0.074, SLG: 0.038	(1, 1)	5.0	W	22	6	3	3	2	2	0	0	0	0	0	0	0												
Carlos Guevara, R	(6, 1)	2.0		7	1	0	0	0	0	0	0	0	0	0	0	0												
43 Cla Meredith, R	(7, 1)	1.0		3	0	0	0	1	0	0	0	0	0	0	0	0												
33 Jody Gerut, L OBP: 0.368, SLG: 0.406	(7, PH)	1.0		5	1	0	0	3	0	0	0	0	0	0	0	0												
Inning Stats	R: 2 E: 0 K: 0 S: 15	H: 3 LOB: 1 BB: 0 P: 19	R: 1 E: 0 K: 0 S: 10	H: 2 LOB: 1 BB: 0 P: 17	R: 0 E: 0 K: 1 S: 15	H: 1 LOB: 2 BB: 1 P: 23	R: 0 E: 0 K: 1 S: 11	H: 0 LOB: 0 BB: 0 P: 17	R: 0 E: 0 K: 0 S: 7	H: 0 LOB: 0 BB: 1 P: 15	R: 0 E: 0 K: 0 S: 5	H: 0 LOB: 0 BB: 0 P: 9	R: 0 E: 0 K: 0 S: 8	H: 1 LOB: 1 BB: 0 P: 11	R: 0 E: 0 K: 1 S: 7	H: 0 LOB: 0 BB: 0 P: 9	R: 0 E: 1 K: 3 S: 14	H: 1 LOB: 2 BB: 0 P: 18	1B: 6 2B: 1 3B: 1 HR: 0	SF: 0 SAC: 1 DP: 1 HBP: 0	WP: 0 PB: 0 CS: 0	PA: 37						
PITCHER	IP	WLS	BF	H	R	ER	SO	BB	IBB	HBP	BLK	WP	HR	S	P	ERA	WHIP											
15 Glen Perkins, L	(1, 1)	5.0	W	22	6	3	3	2	2	0	0	0	0	0	0	0	5.40	1.600										
Brian Bass, R	(6, 1)	2.0		7	1	0	0	0	0	0	0	0	0	0	0	0	0.00	0.500										
49 Craig Breslow, L	(8, 1)	1.0		3	0	0	0	1	0	0	0	0	0	0	0	0	0.00	0.000										
26 Boof Bonser, R	(9, 1)	1.0		5	1	0	0	3	0	0	0	0	0	0	0	0	0.00	1.000										

AB	34
R	3
H	8
RBI	3
BB	2
SO	6
LOB	10



Batter	1	2	3	4	5	6	7	8	9	AB	R	H	RBI	BB	SO	LOB	TOP				
22 Carlos Gómez, R OBP: 0.301, SLG: 0.373	B2		F8		F8	F9			K	5	0	0	0	0	1	3	Minnesota Twins @ San Diego Padres PETCO Park, San Diego, CA Thu Jun 26 2008, 3:35 PM EDT Att: 28,789 - Sunny - 74 F				
25 Alexi Casilla, S OBP: 0.348, SLG: 0.411	F8		P6		P5		G5-3		1B	5	0	1	0	0	0	2					
55 Mike Redmond, R OBP: 0.328, SLG: 0.357	L3				33 HR	33 1B		F9	F8	5	1	2	0	0	0	1					
33 Justin Morneau, L OBP: 0.371, SLG: 0.493		BB			HR	5 FC6-4			K	4	1	3	3	1	1	1					
5 Michael Cuddyer, R OBP: 0.318, SLG: 0.375	F9				F9	FC6-4		G6-3		4	0	0	0	0	0	4					
16 Jason Kubel, L OBP: 0.317, SLG: 0.447	P6				F7			F9		4	1	1	0	0	0	1					
23 Brendan Harris, R OBP: 0.313, SLG: 0.359	K				BB			F8	1B	3	0	1	0	1	1	2					
32 Brian Buscher, L OBP: 0.408, SLG: 0.500					G3			P6		4	0	2	1	0	0	2					
30 Scott Baker, R OBP: 0.290, SLG: 0.500					SH1-4			G5-3		1	1	1	0	0	0	0					
28 Jesse Crain, R					SH1-4					0	0	0	0	0	0	0					
Dennys Reyes, R										0	0	0	0	0	0	0					
Craig Monroe, R										0	0	0	0	0	0	0					
49 Craig Breslow, L										0	0	0	0	0	0	0					
54 Matt Guerrier, R										0	0	0	0	0	0	0					
36 Joe Nathan, R										0	0	0	0	0	0	0					
Inning Stats	R: 0 E: 0 K: 0 S: 5	H: 0 LOB: 0 BB: 0 P: 7	R: 0 E: 0 K: 1 S: 10	H: 0 LOB: 1 BB: 1 P: 20	R: 0 E: 0 K: 0 S: 7	H: 1 LOB: 0 BB: 0 P: 12	R: 2 E: 0 K: 0 S: 11	H: 2 LOB: 1 BB: 1 P: 18	R: 1 E: 0 K: 0 S: 9	H: 3 LOB: 2 BB: 0 P: 15	R: 1 E: 0 K: 0 S: 13	H: 2 LOB: 1 BB: 0 P: 20	R: 0 E: 0 K: 0 S: 14	H: 1 LOB: 1 BB: 0 P: 18	R: 0 E: 0 K: 0 S: 13	H: 1 LOB: 1 BB: 0 P: 22	R: 0 E: 0 K: 2 S: 12	H: 1 LOB: 1 BB: 0 P: 17	1B: 9 2B: 1 3B: 0 HR: 1	SF: 0 SAC: 2 DP: 0 HBP: 0	WP: 0 PA: 40
PITCHER	IP WLS BF H R ER SO BB IBB HBP BLK WP HR S P ERA WHIP																				
38 Josh Banks, R ERA: 2.33	5.1 L 25 7 4 4 1 2 0 0 0 0 0 1 48 81 6.75 1.688																				
40 Bryan Corey, R ERA: 4.45	1.2 7 2 0 0 0 0 0 0 0 0 0 0 21 29 0.00 1.200																				
45 Justin Hampson, L ERA: 7.27	1.0 4 1 0 0 0 0 0 0 0 0 0 0 13 22 0.00 1.000																				
43 Cla Meredith, R ERA: 4.38	1.0 4 1 0 0 2 0 0 0 0 0 0 0 12 17 0.00 1.000																				

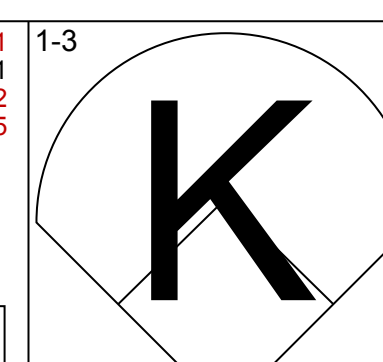
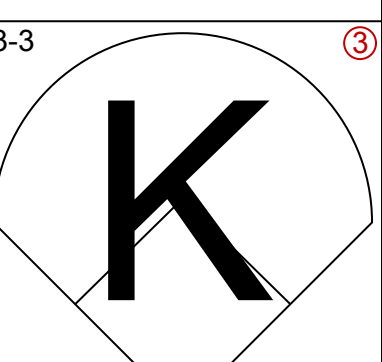
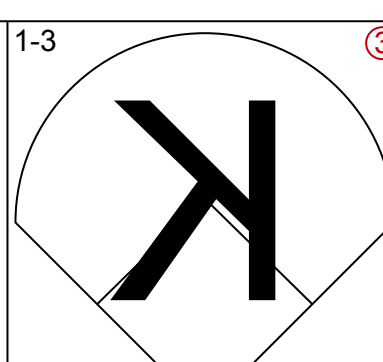
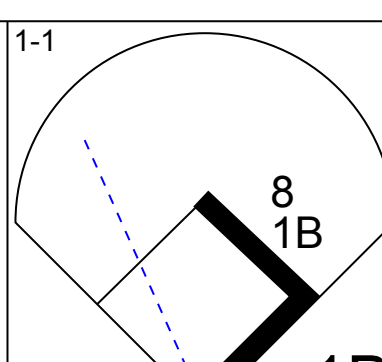
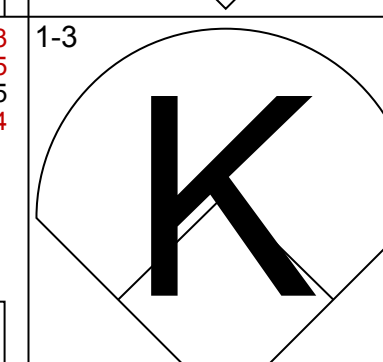
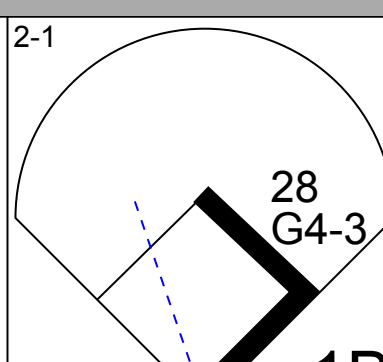
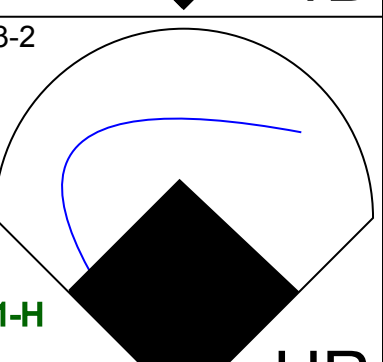
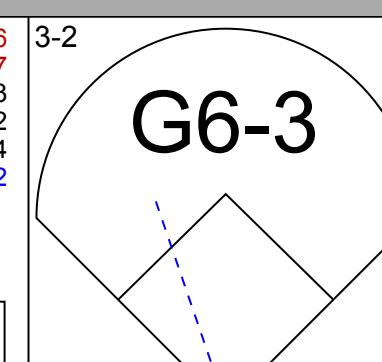
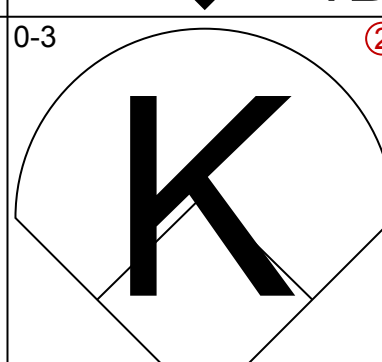
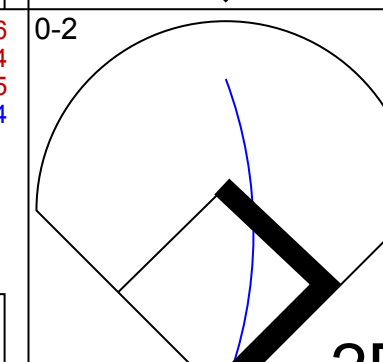
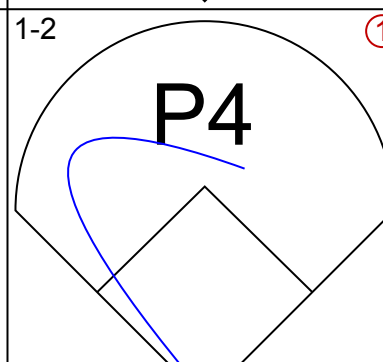
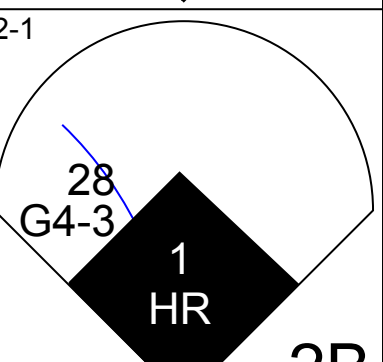
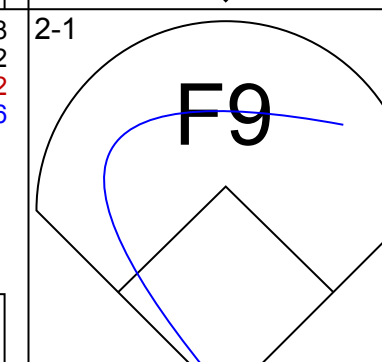
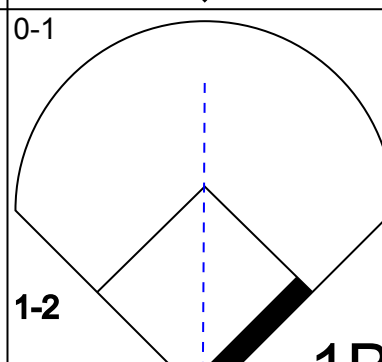
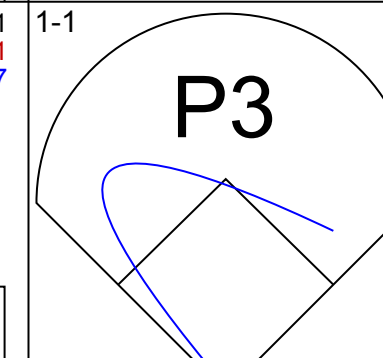
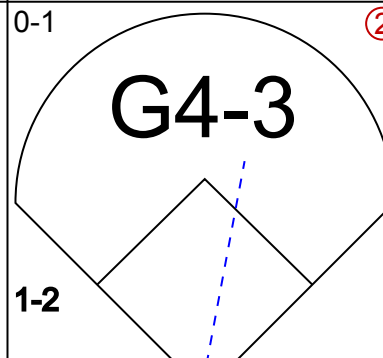
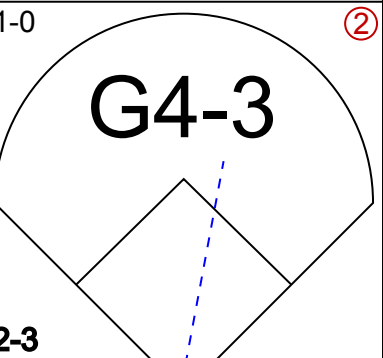
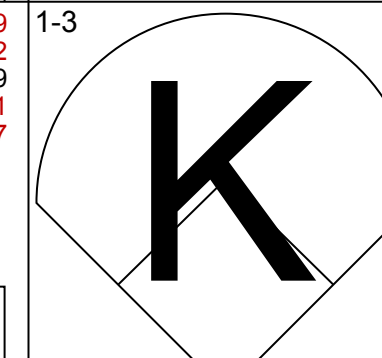
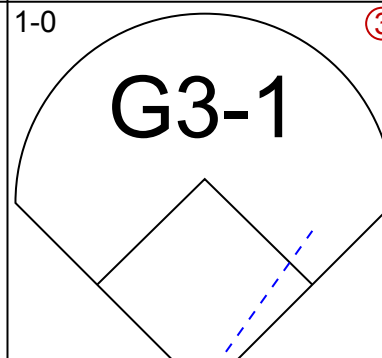
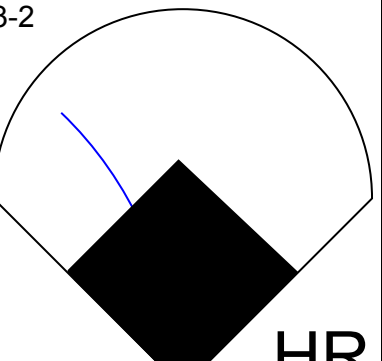
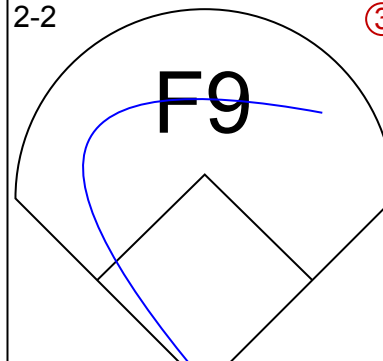
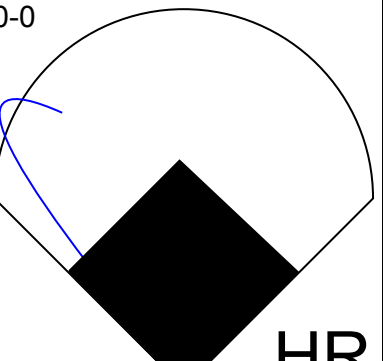

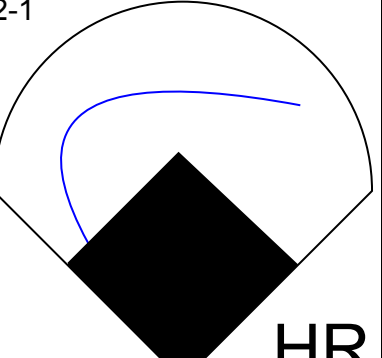
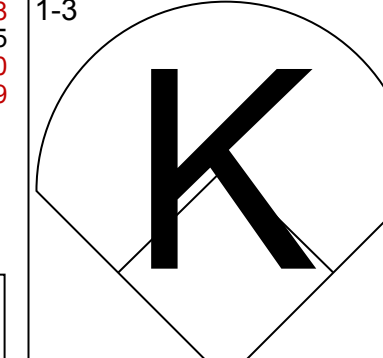
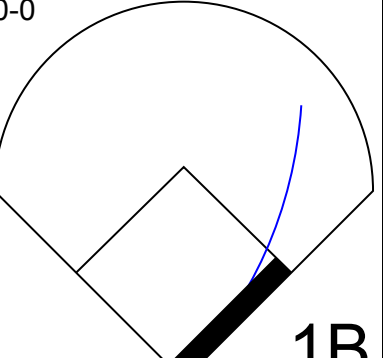

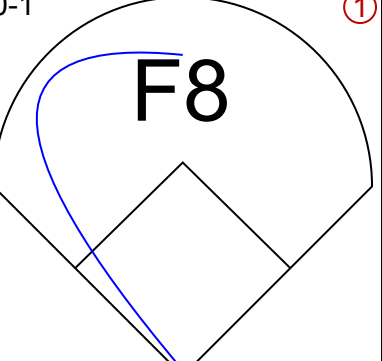
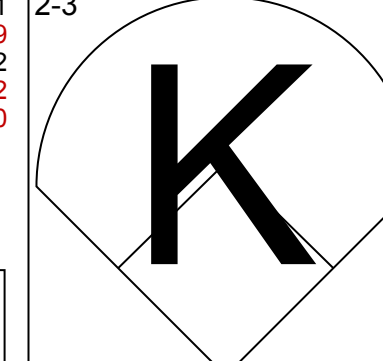
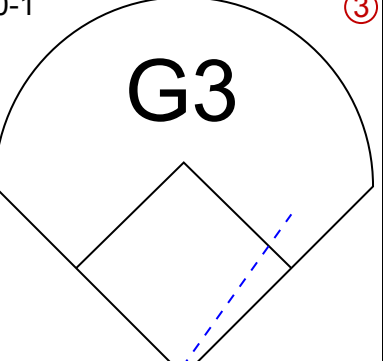

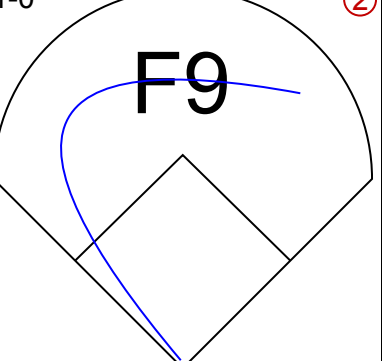
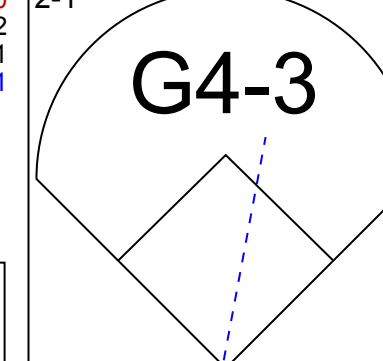


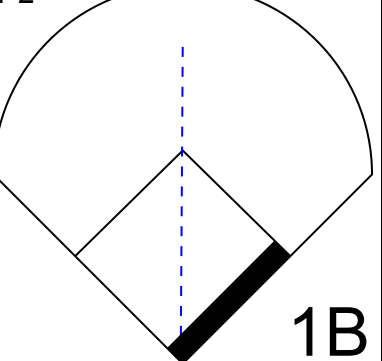

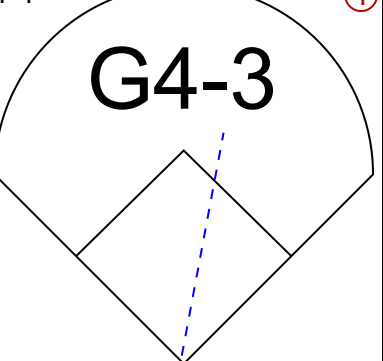

AB	36
R	4
H	11
RBI	4
BB	2
SO	3
LOB	17

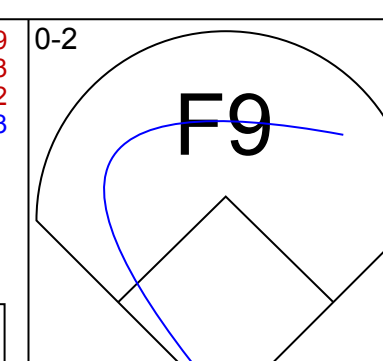
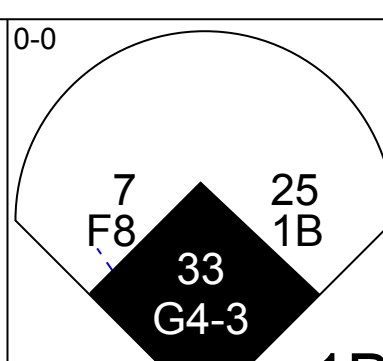
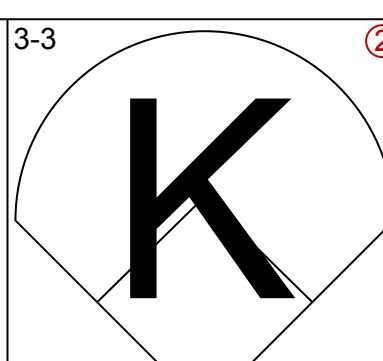

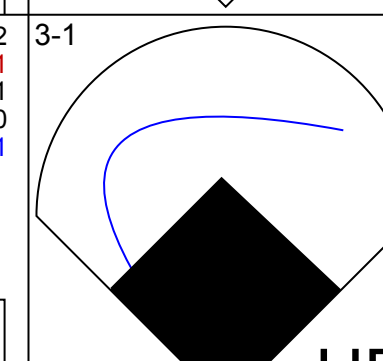
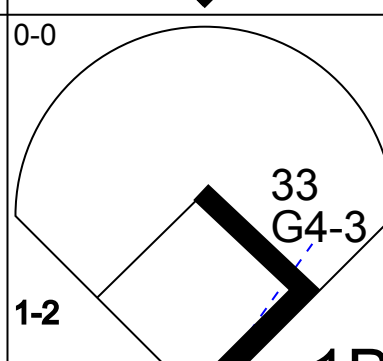
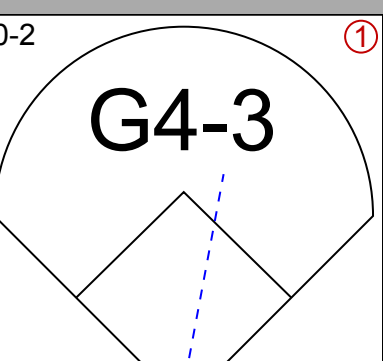

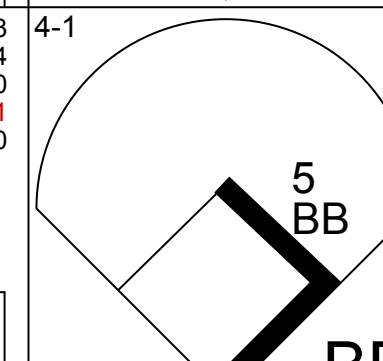
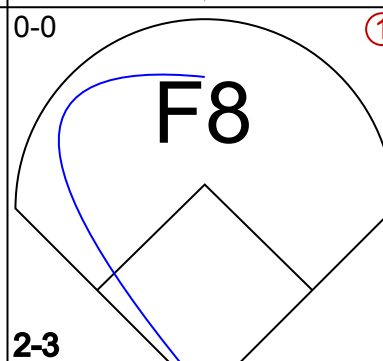
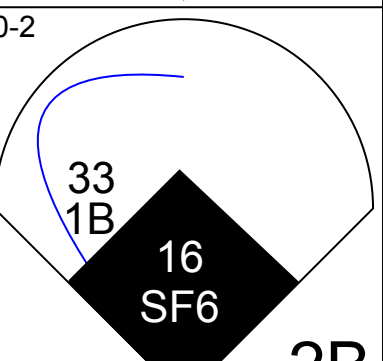

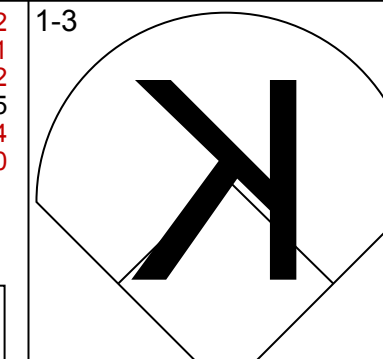
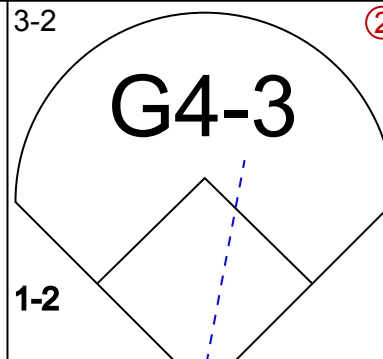
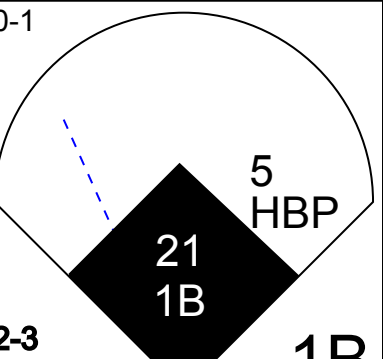

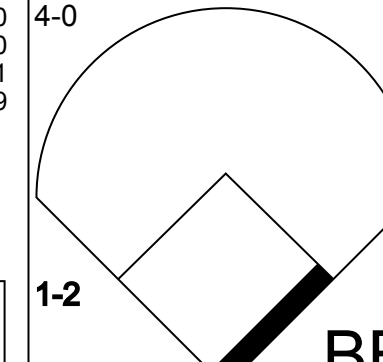
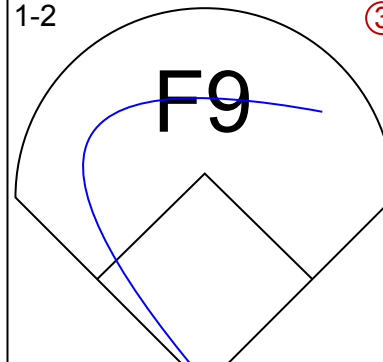
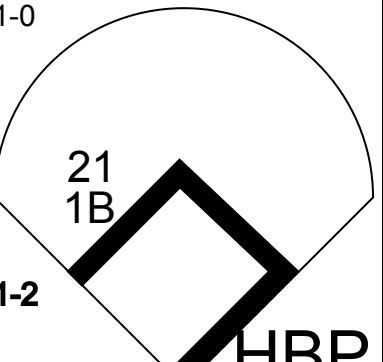

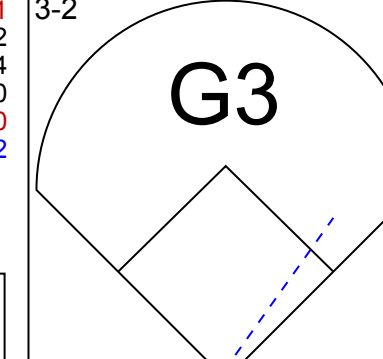

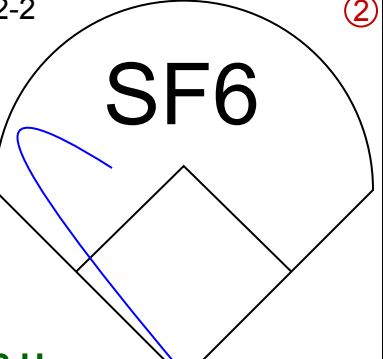


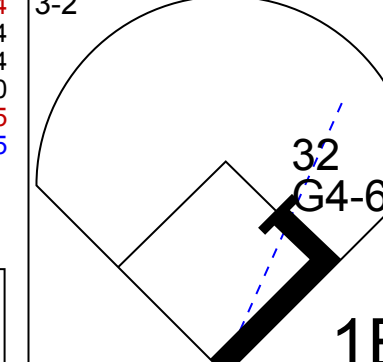
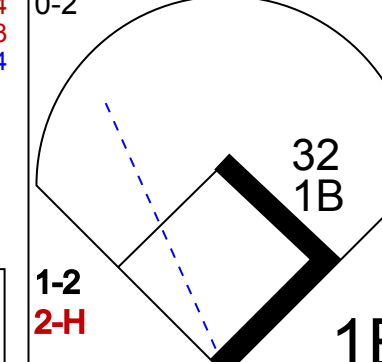


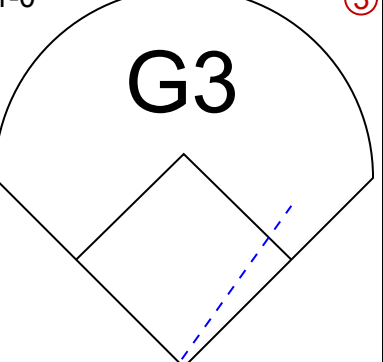





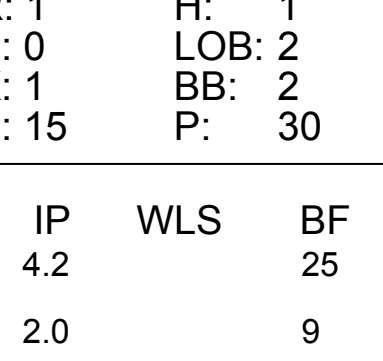

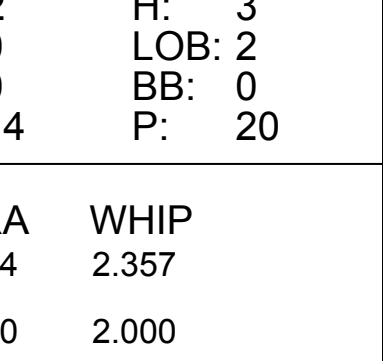



Batter	1	2	3	4	5	6	7	8	9	AB	R	H	RBI	BB	SO	LOB	BOTTOM				
33 Jody Gerut, L OBP: 0.365, SLG: 0.409	G6-3		23 E		P4		K			4	1	1	0	0	1	0	Minnesota Twins @ San Diego Padres PETCO Park, San Diego, CA Thu Jun 26 2008, 3:35 PM EDT Att: 28,789 - Sunny - 74 F				
11 Craig Stansberry, R OBP: 0.400, SLG: 0.429	P3		23 FC4-6		K		1B			3	0	1	0	1	1	0					
45 Justin Hampson, L										0	0	0	0	0	0	0					
43 Cla Meredith, R										0	0	0	0	0	0	0					
24 Brian Giles, L OBP: 0.398, SLG: 0.434	1B		SF8		F8		G1-3			3	0	1	1	0	0	1					
23 Adrián González, L OBP: 0.362, SLG: 0.545	F9		5 1B		FC4-6		F7		L8	4	0	0	0	0	0	2					
5 Kevin Kouzmanoff, R OBP: 0.313, SLG: 0.424	G5-3		1B		7 2B		F7		F7	4	0	2	0	0	0	0					
7 Chase Headley, S OBP: 0.250, SLG: 0.472	K		F7				G3-1			4	0	1	0	0	1	2					
3 Khalil Greene, R OBP: 0.276, SLG: 0.358	HR		P4		FC5-2		G6-3			4	1	1	1	0	0	2					
1 Luke Carlin, S OBP: 0.250, SLG: 0.246	F8				P6		K			3	0	0	0	0	1	2					
Tony Clark, S										1	0	0	0	0	1	0					
38 Josh Banks, R OBP: 0.200, SLG: 0.111					G3					1	1	0	0	1	0	0					
40 Bryan Corey, R										0	0	0	0	0	0	0					
2 Edgar González, R OBP: 0.348, SLG: 0.411			33 2B		24 SF8		K			2	0	0	0	0	2	0					
Inning Stats	R: 0 E: 0 K: 0 S: 13	H: 1 LOB: 1 BB: 0 P: 18	R: 1 E: 0 K: 1 S: 9	H: 1 LOB: 0 BB: 0 P: 15	R: 2 E: 1 K: 0 S: 11	H: 2 LOB: 2 BB: 2 P: 22	R: 0 E: 0 K: 0 S: 12	H: 0 LOB: 0 BB: 0 P: 13	R: 0 E: 0 K: 1 S: 7	H: 0 LOB: 0 BB: 0 P: 8	R: 0 E: 0 K: 1 S: 16	H: 2 LOB: 2 BB: 0 P: 25	R: 0 E: 0 K: 2 S: 11	H: 1 LOB: 1 BB: 0 P: 16	R: 0 E: 0 K: 0 S: 6	H: 0 LOB: 0 BB: 0 P: 13	R: 0 E: 0 K: 2 S: 12	H: 0 LOB: 0 BB: 0 P: 17	1B: 4 2B: 2 3B: 0 HR: 1	SF: 1 SAC: 0 DP: 0 HBP: 0	WP: 0 PA: 36
PITCHER	IP WLS BF H R ER SO BB IBB HBP BLK WP HR S P ERA WHIP																				
30 Scott Baker, R ERA: 3.57	6.0 W 26 6 3 3 3 2 0 0 0 0 0 0 9 14 0.00 1.500																				
28 Jesse Crain, R ERA: 2.7	0.2 H 3 1 0 0 2 0 0 0 0 0 0 0 9 14 0.00 1.500																				
Dennys Reyes, L ERA: 2.31	0.1 H 1 0 0 0 0 0 0 0 0 0 0 0 2 2 0.00 0.000																				
49 Craig Breslow, L ERA: 1.47	0.1 H 1 0 0 0 0 0 0 0 0 0 0 0 2 5 0.00 0.000																				
54 Matt Guerrier, R ERA: 3.02	0.2 H 2 0 0 0 0 0 0 0 0 0 0 0 4 8 0.00 0.000																				

AB	33
R	3
H	7
RBI	2
BB	2
SO	7
LOB	9



Batter	1	2	3	4	5	6	7	8	9	AB	R	H	RBI	BB	SO	LOB	TOP					
23 Rickie Weeks Jr. R OBP: 0.332, SLG: 0.373										5	1	2	0	0	3	1	Milwaukee Brewers @ Minnesota Twins Hubert H. Humphrey Metrodome, Minneapolis, MN Fri Jun 27 2008, 8:10 PM EDT Att: 30,104 - Dome - 70 F					
7 J.J. Hardy R OBP: 0.327, SLG: 0.391										5	1	2	2	0	2	1						
8 Ryan Braun, R OBP: 0.327, SLG: 0.564										5	1	3	0	0	0	1						
28 Prince Fielder, L OBP: 0.361, SLG: 0.497										5	0	0	0	0	1	5						
1 Corey Hart, R OBP: 0.335, SLG: 0.520										4	2	2	3	0	0	1						
14 Russell Branyan, L OBP: 0.387, SLG: 0.775										3	1	2	1	1	1	0						
27 Joe Dillon, R OBP: 0.341, SLG: 0.342										4	0	0	0	0	1	2						
25 Mike Cameron, R OBP: 0.286, SLG: 0.465										4	0	0	0	0	1	1						
18 Jason Kendall, R OBP: 0.347, SLG: 0.356										4	0	1	0	0	0	0						
Inning Stats	R: 0 E: 0 K: 2 S: 12	H: 1 LOB: 1 BB: 0 P: 15	R: 2 E: 0 K: 1 S: 15	H: 3 LOB: 1 BB: 0 P: 25	R: 0 E: 0 K: 0 S: 11	H: 1 LOB: 0 BB: 0 P: 16	R: 0 E: 0 K: 2 S: 8	H: 0 LOB: 0 BB: 0 P: 13	R: 4 E: 0 K: 1 S: 16	H: 5 LOB: 1 BB: 0 P: 24	R: 0 E: 0 K: 1 S: 7	H: 0 LOB: 0 BB: 0 P: 12	R: 0 E: 0 K: 1 S: 9	H: 0 LOB: 0 BB: 0 P: 15	R: 0 E: 0 K: 1 S: 9	H: 0 LOB: 1 BB: 0 P: 14		R: 0 E: 0 K: 1 S: 12	H: 2 LOB: 2 BB: 0 P: 16	1B: 6 2B: 2 3B: 0 HR: 4	SF: 0 SAC: 0 DP: 0 HBP: 0	WP: 0 PB: 0 SB: 0 CS: 0
PITCHER	IP WLS BF H R ER SO BB IBB HBP BLK WP HR S P ERA WHIP																					
53 Nick Blackburn, R ERA: 4.05	4.2	23	9	6	6	5	0	0	0	0	0	0	0	4	59	90	11.57	1.929				
Brian Bass, R ERA: 4.53	2.1	8	1	0	0	2	0	0	0	0	0	0	0	19	30	0.00	0.429					
54 Matt Guerrier, R ERA: 2.95	1.0	W	4	0	0	0	1	0	0	0	0	0	0	9	14	0.00	1.000					
36 Joe Nathan, R ERA: 1.34	1.0	S	5	2	0	0	1	0	0	0	0	0	0	12	16	0.00	2.000					

Batter	1	2	3	4	5	6	7	8	9	AB	R	H	RBI	BB	SO	LOB	BOTTOM					
22 Carlos Gómez, R OBP: 0.299, SLG: 0.370										5	1	1	0	0	1	1	Milwaukee Brewers @ Minnesota Twins Hubert H. Humphrey Metrodome, Minneapolis, MN Fri Jun 27 2008, 8:10 PM EDT Att: 30,104 - Dome - 70 F					
25 Alexei Casilla, S OBP: 0.356, SLG: 0.441										2	1	2	1	0	0	0						
Nick Punto, S OBP: 0.348, SLG: 0.377										2	0	0	0	1	0	0						
7 Joe Mauer, L OBP: 0.411, SLG: 0.446										4	2	2	1	1	0	3						
33 Justin Morneau, L OBP: 0.368, SLG: 0.489										5	1	1	1	0	1	2						
5 Michael Cuddyer, R OBP: 0.324, SLG: 0.376										2	0	1	0	1	0	1						
16 Jason Kubel, L OBP: 0.319, SLG: 0.462										3	2	2	2	0	0	2						
21 Delmon Young, R OBP: 0.331, SLG: 0.371										4	0	3	1	0	1	0						
32 Brian Buscher, L OBP: 0.396, SLG: 0.479										4	0	1	1	0	0	3						
23 Brendan Harris, R OBP: 0.312, SLG: 0.357										4	0	1	0	0	0	2						
Inning Stats	R: 1 E: 0 K: 1 S: 15	H: 1 LOB: 2 BB: 2 P: 30	R: 0 E: 0 K: 1 S: 9	H: 0 LOB: 0 BB: 0 P: 11	R: 1 E: 0 K: 0 S: 10	H: 2 LOB: 1 BB: 0 P: 14	R: 1 E: 0 K: 0 S: 10	H: 3 LOB: 1 BB: 0 P: 16	R: 2 E: 0 K: 0 S: 14	H: 3 LOB: 2 BB: 0 P: 20	R: 0 E: 0 K: 1 S: 8	H: 0 LOB: 1 BB: 1 P: 15	R: 1 E: 0 K: 0 S: 13	H: 4 LOB: 2 BB: 0 P: 18	R: 1 E: 0 K: 0 S: 14	H: 1 LOB: 0 BB: 0 P: 17	1B: 10 2B: 1 3B: 0 HR: 3	SF: 1 SAC: 0 DP: 1 HBP: 1	WP: 0 PB: 0 SB: 0 CS: 0	PA: 40		
PITCHER	IP WLS BF H R ER SO BB IBB HBP BLK WP HR S P ERA WHIP																					
73 Seth McClung, R ERA: 4.25	4.2	25	9	5	5	2	0	0	0	0	0	0	0	19	30	4.50	2.000					
12 Carlos Villanueva, R ERA: 5.43	2.0	9	3	1	1	1	1	0	0	0	0	0	0	3	5	0.00	3.000					
Brian Shouse, L ERA: 1.95	0.1	B	2	1	0	0	0	0	0	0	0	0	0	1	14	17	9.00	1.000				
Guillermo Mota, R ERA: 4.06	1.0	L	4	1	1	1	0	0	0	0	0	0	0	1	14	17	9.00	1.000				

Batter	1	2	3	4	5	6	7	8	9	AB	R	H	RBI	BB	SO	LOB	TOP					
23 Rickie Weeks Jr, R OBP: 0.323, SLG: 0.562										4	0	0	0	0	2	1	Milwaukee Brewers @ Minnesota Twins Hubert H. Humphrey Metrodome, Minneapolis, MN Sun Jun 29 2008, 2:10 PM EDT Att: 30,655 - Dome - 69 F					
7 J.J. Hardy, R OBP: 0.332, SLG: 0.390										4	0	1	0	0	1	1						
8 Ryan Braun, R OBP: 0.322, SLG: 0.552										4	0	0	0	0	1	1						
28 Prince Fielder, L OBP: 0.358, SLG: 0.488										3	0	0	0	0	2	1						
1 Corey Hart, R OBP: 0.334, SLG: 0.518										3	0	1	0	0	1	0						
14 Russell Branyan, L OBP: 0.370, SLG: 0.721										3	0	0	0	0	0	1						
2 Bill Hall, R OBP: 0.280, SLG: 0.392										3	0	0	0	0	1	0						
25 Mike Cameron, R OBP: 0.291, SLG: 0.466										3	0	1	0	0	0	0						
18 Jason Kendall, R OBP: 0.345, SLG: 0.354										3	0	0	0	0	0	1						
Inning Stats	R: 0 E: 0 K: 1 S: 9	H: 0 LOB: 0 BB: 0 P: 10	R: 0 E: 0 K: 1 S: 5	H: 0 LOB: 0 BB: 0 P: 7	R: 0 E: 0 K: 0 S: 8	H: 0 LOB: 0 BB: 0 P: 10	R: 0 E: 0 K: 1 S: 11	H: 1 LOB: 1 BB: 0 P: 16	R: 0 E: 0 K: 1 S: 9	H: 0 LOB: 0 BB: 0 P: 13	R: 0 E: 0 K: 1 S: 9	H: 1 LOB: 1 BB: 0 P: 14	R: 0 E: 0 K: 1 S: 10	H: 1 LOB: 1 BB: 0 P: 15	R: 0 E: 0 K: 0 S: 7	H: 0 LOB: 0 BB: 0 P: 11		R: 0 E: 0 K: 2 S: 12	H: 0 LOB: 0 BB: 0 P: 13	1B: 2 2B: 1 3B: 0 HR: 0	SF: 0 SAC: 0 DP: 0 HBP: 0	WP: 0 PB: 0 SB: 1 CS: 0
PITCHER 59 Kevin Slowey, R ERA: 3.47	IP: 9.0 WLS: W BF: 30	H: 3 R: 0 ER: 0 SO: 8	BB: 0 IBB: 0 HBP: 0 BLK: 0	WP: 0 HR: 0 S: 80 P: 109	ERA: 0.00 WHIP: 0.333	PITCHER	IP: 9.0 WLS: W BF: 30	H: 3 R: 0 ER: 0 SO: 8	BB: 0 IBB: 0 HBP: 0 BLK: 0	WP: 0 HR: 0 S: 80 P: 109	ERA: 0.00 WHIP: 0.333	PITCHER	IP: 9.0 WLS: W BF: 30	H: 3 R: 0 ER: 0 SO: 8	BB: 0 IBB: 0 HBP: 0 BLK: 0	WP: 0 HR: 0 S: 80 P: 109	ERA: 0.00 WHIP: 0.333					

Batter	1	2	3	4	5	6	7	8	9	AB	R	H	RBI	BB	SO	LOB	BOTTOM			
22 Carlos Gómez, R OBP: 0.295, SLG: 0.370										4	0	1	1	0	2	1	Milwaukee Brewers @ Minnesota Twins Hubert H. Humphrey Metrodome, Minneapolis, MN Sun Jun 29 2008, 2:10 PM EDT Att: 30,655 - Dome - 69 F			
25 Alexi Casilla, S OBP: 0.380, SLG: 0.449										4	0	2	1	0	1	1				
7 Joe Mauer, L OBP: 0.406, SLG: 0.442										4	1	1	0	0	0	2				
33 Justin Morneau, L OBP: 0.368, SLG: 0.483										3	0	1	0	1	0	0				
16 Jason Kubel, L OBP: 0.328, SLG: 0.473										3	1	1	1	1	1	1				
21 Delmon Young, R OBP: 0.329, SLG: 0.378										4	1	1	2	0	0	3				
32 Brian Buscher, L OBP: 0.373, SLG: 0.444										3	1	1	0	0	1	0				
23 Brendan Harris, R OBP: 0.309, SLG: 0.352										3	0	0	0	0	1	1				
Mike Lamb, L OBP: 0.261, SLG: 0.299										3	1	1	0	0	1	1				
Inning Stats	R: 0 E: 0 K: 0 S: 4	H: 1 LOB: 0 BB: 0 P: 6	R: 0 E: 0 K: 1 S: 7	H: 1 LOB: 0 BB: 0 P: 11	R: 0 E: 0 K: 2 S: 12	H: 0 LOB: 0 BB: 0 P: 16	R: 1 E: 0 K: 2 S: 19	H: 2 LOB: 2 BB: 1 P: 31	R: 1 E: 0 K: 1 S: 11	H: 2 LOB: 1 BB: 0 P: 15	R: 2 E: 0 K: 0 S: 7	H: 1 LOB: 0 BB: 0 P: 15	R: 1 E: 0 K: 1 S: 14	H: 2 LOB: 1 BB: 0 P: 21	R: 0 E: 0 K: 0 S: 6	H: 0 LOB: 0 BB: 0 P: 13		1B: 5 2B: 3 3B: 1 HR: 1	SF: 0 SAC: 0 DP: 2 HBP: 0	WP: 0 PB: 0 SB: 0 CS: 0
PITCHER 15 Ben Sheets, R ERA: 2.83 Brian Shouse, L ERA: 1.95	IP: 7.0 WLS: L BF: 30	H: 9 R: 5 ER: 5 SO: 7	BB: 2 IBB: 0 HBP: 0 BLK: 0	WP: 0 HR: 1 S: 74 P: 115	ERA: 6.43 WHIP: 1.571	PITCHER	IP: 8.1 WLS: L BF: 3	H: 0 R: 0 ER: 0 SO: 0	BB: 0 IBB: 0 HBP: 0 BLK: 0	WP: 0 HR: 0 S: 6 P: 13	ERA: 0.00 WHIP: 0.000	PITCHER	IP: 1.0 WLS: L BF: 3	H: 0 R: 0 ER: 0 SO: 0	BB: 0 IBB: 0 HBP: 0 BLK: 0	WP: 0 HR: 0 S: 6 P: 13	ERA: 0.00 WHIP: 0.000			

Batter	1	2	3	4	5	6	7	8	9	AB	R	H	RBI	BB	SO	LOB	TOP				
Edgar Renteria, R OBP: 0.321, SLG: 0.350	F9	F8	L5				14 1B 9 1B BB	G6-3		4	1	0	0	1	0	4	Detroit Tigers @ Minnesota Twins Hubert H. Humphrey Metrodome, Minneapolis, MN Mon Jun 30 2008, 8:10 PM EDT Att: 22,196 - Dome - 70 F livebaseballscorecards.com				
14 Placido Polanco, R OBP: 0.370, SLG: 0.420	G6-3		36 2B 1B		F8		36 FC4-6 9 1B 1B	F8		5	0	2	1	0	0	1					
9 Carlos Guillen, S OBP: 0.373, SLG: 0.448			F9		K		36 FC4-6 1B	G5-3		4	0	1	1	1	1	1					
24 Miguel Cabrera, R OBP: 0.350, SLG: 0.459			BB				36 FC4-6 1B			1	0	0	0	0	1	1					
36 Clete Thomas, L OBP: 0.394, SLG: 0.447	K		2B		G6-3		FC4-6	K		4	0	1	0	0	1	2					
33 Marcus Thames, R OBP: 0.340, SLG: 0.622			K				FC4-6	K		5	1	1	1	0	4	4					
Gary Sheffield, R OBP: 0.350, SLG: 0.366		HR								4	1	2	0	0	1	2					
Ivan Rodriguez, R OBP: 0.323, SLG: 0.403		28 1B 1B						G6-3 3B 1B		4	0	1	0	0	1	2					
25 Ryan Raburn, R OBP: 0.287, SLG: 0.405										3	0	0	0	0	0	2					
Matt Joyce, L OBP: 0.283, SLG: 0.556										1	1	1	1	0	0	0					
28 Curtis Granderson, L OBP: 0.351, SLG: 0.498										4	1	3	1	0	1	1					
Inning Stats	R: 0 E: 0 K: 1 S: 7	H: 0 LOB: 1 BB: 1 P: 12	R: 1 E: 0 K: 1 S: 16	H: 3 LOB: 2 BB: 0 P: 19	R: 0 E: 0 K: 1 S: 12	H: 2 LOB: 2 BB: 0 P: 17	R: 0 E: 0 K: 1 S: 10	H: 1 LOB: 1 BB: 0 P: 13	R: 0 E: 0 K: 2 S: 8	H: 0 LOB: 0 BB: 0 P: 11	R: 2 E: 0 K: 1 S: 13	H: 3 LOB: 2 BB: 1 P: 24	R: 2 E: 0 K: 0 S: 15	H: 3 LOB: 1 BB: 0 P: 25	R: 0 E: 0 K: 2 S: 8	H: 0 LOB: 0 BB: 0 P: 10	1B: 9 2B: 1 3B: 1 HR: 1	SF: 0 SAC: 0 DP: 0 HBP: 0	WP: 0 PB: 0 SB: 1 CS: 0	PA: 41	
PITCHER	IP	WLS	BF	H	R	ER	SO	BB	IBB	HBP	BLK	WP	HR	S	P	ERA	WHIP				
15 Glen Perkins, L ERA: 4.31	6.1		27	7	2	2	7	1	0	0	0	0	1	65	91	2.84	1.263				
26 Jesse Crain, L ERA: 2.97	0.0		2	1	0	0	0	1	0	0	0	0	0	2	6	∞	∞				
Dennys Reyes, L ERA: 2.28	0.1	H	2	1	1	0	0	0	0	0	0	0	0	3	5	27.00	3.000				
54 Matt Guerrier, R ERA: 3.27	1.1	L	7	3	2	2	1	0	0	0	0	0	0	18	30	13.50	2.250				
49 Craig Breslow, L ERA: 1.42	0.2		2	0	0	0	1	0	0	0	0	0	0	5	6	0.00	0.000				

Batter	1	2	3	4	5	6	7	8	9	AB	R	H	RBI	BB	SO	LOB	BOTTOM					
22 Carlos Gómez, R OBP: 0.297, SLG: 0.373	B5-3		L3							5	1	2	0	0	1	2	Detroit Tigers @ Minnesota Twins Hubert H. Humphrey Metrodome, Minneapolis, MN Mon Jun 30 2008, 8:10 PM EDT Att: 22,196 - Dome - 70 F livebaseballscorecards.com					
25 Alexi Casilla, S OBP: 0.381, SLG: 0.447	E4 7 2B 1B		F9		G6-3		7 G6-3 1B	F8		5	1	2	0	0	0	3						
7 Joe Mauer, L OBP: 0.410, SLG: 0.446	33 1B 2H 2B		33 1B E BB		2-3 1B		7 G6-3 1B	FC6-4		4	1	2	2	1	0	3						
33 Justin Morneau, L OBP: 0.370, SLG: 0.483	21 FC4 1B		E7 1H 1B		L4					4	0	2	0	0	1	1						
16 Jason Kubel, L OBP: 0.324, SLG: 0.466	K		K					G6-3		4	0	0	0	0	2	3						
21 Delmon Young, R OBP: 0.328, SLG: 0.377	FC4		G4-3							4	0	1	0	0	0	2						
32 Brian Buscher, L OBP: 0.365, SLG: 0.431			P4		G4-3		23 1B 2 2B 1B	L6		4	1	1	0	0	0	1						
23 Brendan Harris, R OBP: 0.308, SLG: 0.351			E3 2 G1-6-3		L4		2 2B 1B	G5-3		4	0	1	0	0	0	0						
2 Denard Span, L OBP: 0.342, SLG: 0.314			G1-6-3		F9		3H 2B			4	0	2	1	0	0	1						
Inning Stats	R: 1 E: 1 K: 1 S: 12	H: 3 LOB: 2 BB: 0 P: 18	R: 0 E: 0 K: 0 S: 4	H: 0 LOB: 0 BB: 0 P: 9	R: 1 E: 1 K: 1 S: 13	H: 1 LOB: 1 BB: 1 P: 24	R: 0 E: 0 K: 0 S: 6	H: 0 LOB: 0 BB: 0 P: 7	R: 1 E: 0 K: 0 S: 15	H: 2 LOB: 1 BB: 0 P: 26	R: 0 E: 0 K: 1 S: 14	H: 3 LOB: 2 BB: 0 P: 17	R: 0 E: 0 K: 0 S: 10	H: 1 LOB: 0 BB: 0 P: 15	R: 0 E: 0 K: 0 S: 10	H: 1 LOB: 0 BB: 0 P: 14		R: 0 E: 0 K: 0 S: 9	H: 2 LOB: 2 BB: 0 P: 14	1B: 10 2B: 4 3B: 0 HR: 0	SF: 0 SAC: 0 DP: 3 HBP: 0	WP: 0 PB: 0 SB: 1 CS: 0
PITCHER	IP	WLS	BF	H	R	ER	SO	BB	IBB	HBP	BLK	WP	HR	S	P	ERA	WHIP					
58 Armando Galarraga, R ERA: 3.4	6.0		28	9	4	3	3	1	0	0	0	0	0	64	101	4.50	1.667					
49 Casey Fossum, L ERA: 1.20	1.1	W	4	1	0	0	1	0	0	0	0	0	0	13	19	0.00	0.750					
54 Joel Zumaya, R ERA: 3.38	1.2	S	7	3	0	0	0	0	0	0	0	0	0	16	24	0.00	1.800					



Batter	1	2	3	4	5	6	7	8	9	AB	R	H	RBI	BB	SO	LOB	TOP										
28 Curtis Granderson, L (1.8) OBP: 0.341, SLG: 0.487										5	0	0	0	0	1	3											
14 Placido Polanco, R (1.4) OBP: 0.365, SLG: 0.414										4	0	0	0	0	0	1											
9 Carlos Guillen, S (1.5) OBP: 0.377, SLG: 0.453										4	3	3	0	0	1	0											
33 Marcus Thames, R (1.3) OBP: 0.343, SLG: 0.638										4	1	2	2	0	1	1											
Matt Joyce, L (1.9) OBP: 0.266, SLG: 0.517										4	0	0	0	0	2	2											
Gary Sheffield, R (1.10) OBP: 0.342, SLG: 0.375										4	0	2	1	0	1	1											
36 Clete Thomas, L (1.7) OBP: 0.381, SLG: 0.432										3	0	0	0	0	0	1											
24 Miguel Cabrera, R (8. PH) OBP: 0.349, SLG: 0.457										1	0	0	0	0	0	1											
25 Ryan Raburn, R (8.7) OBP: 0.287, SLG: 0.405										0	0	0	0	0	0	0											
Edgar Renteria, R (1.6) OBP: 0.320, SLG: 0.349										4	0	1	0	0	0	0											
Ivan Rodriguez, R (1.2) OBP: 0.326, SLG: 0.405										4	0	2	0	0	1	1											
Inning Stats	R: 0 H: 0 E: 0 K: 2 S: 12	H: 0 LOB: 0 BB: 0 P: 16	R: 0 H: 0 E: 0 K: 1 S: 10	H: 0 LOB: 0 BB: 0 P: 12	R: 0 H: 1 E: 0 K: 0 S: 13	H: 1 LOB: 1 BB: 0 P: 18	R: 1 H: 2 E: 0 K: 2 S: 17	H: 3 LOB: 1 BB: 0 P: 23	R: 0 H: 1 E: 0 K: 0 S: 9	H: 1 LOB: 1 BB: 0 P: 10	R: 2 H: 3 E: 0 K: 0 S: 16	H: 1 LOB: 1 BB: 0 P: 21	R: 1 H: 2 E: 0 K: 1 S: 14	H: 2 LOB: 1 BB: 0 P: 19	R: 0 H: 0 E: 0 K: 1 S: 7	H: 0 LOB: 0 BB: 0 P: 10	1B: 8 2B: 1 3B: 0 HR: 1	SF: 0 SAC: 0 DP: 0 HBP: 0	WP: 1 PB: 0 CS: 0	PA: 37							
PITCHER	IP	WLS	BF	H	R	ER	SO	BB	IBB	HBP	BLK	WP	HR	S	P	ERA	WHIP										
30 Scott Baker, R (1.1) ERA: 3.65	6.0	W	25	7	3	3	5	0	0	0	0	1	1	77	100	4.50	1.167										
Brian Bass, R (7.1) ERA: 4.53	1.2	H	8	3	1	1	1	0	0	0	0	0	0	20	27	5.40	1.800										
Dennys Reyes, L (8.1) ERA: 2.25	0.1	H	1	0	0	0	0	0	0	0	0	0	0	2	2	0.00	0.000										
36 Joe Nathan, R (9.1) ERA: 1.3	1.0	S	3	0	0	0	1	0	0	0	0	0	0	7	10	0.00	0.000										

Detroit Tigers @ Minnesota Twins
 Hubert H. Humphrey Metrodome, Minneapolis, MN
 Tue Jul 01 2008, 8:10 PM EDT
 Att: 23,754 - Dome - 70 F

AB 37
 R 4
 H 10
 RBI 3
 BB 0
 SO 7
 LOB 11



Batter	1	2	3	4	5	6	7	8	9	AB	R	H	RBI	BB	SO	LOB	BOTTOM										
22 Carlos Gómez, R (1.8) OBP: 0.304, SLG: 0.376										3	1	2	0	2	0	1											
25 Alexi Casilla, S (1.4) OBP: 0.374, SLG: 0.462										4	1	3	1	1	0	1											
55 Mike Redmond, R (1.2) OBP: 0.338, SLG: 0.367										4	1	2	2	0	0	5											
33 Justin Morneau, L (1.3) OBP: 0.374, SLG: 0.489										4	1	3	0	0	0	1											
Craig Monroe, R (1.10) OBP: 0.278, SLG: 0.451										3	1	2	3	1	0	2											
21 Delmon Young, R (1.7) OBP: 0.327, SLG: 0.373										3	0	0	0	1	0	4											
23 Brendan Harris, R (1.6) OBP: 0.304, SLG: 0.346										4	0	0	0	0	2	5											
Nick Punto, S (1.5) OBP: 0.325, SLG: 0.348										4	0	1	0	0	1	2											
2 Denard Span, L (1.9) OBP: 0.366, SLG: 0.351										2	1	1	0	1	0	0											
Inning Stats	R: 0 H: 1 E: 0 K: 0 S: 7	H: 1 LOB: 1 BB: 1 P: 13	R: 0 H: 1 E: 0 K: 1 S: 6	H: 1 LOB: 0 BB: 0 P: 11	R: 0 H: 1 E: 0 K: 0 S: 10	H: 1 LOB: 0 BB: 0 P: 12	R: 3 H: 3 E: 0 K: 2 S: 16	H: 3 LOB: 0 BB: 0 P: 23	R: 3 H: 5 E: 0 K: 0 S: 22	H: 2 LOB: 2 BB: 0 P: 32	R: 0 H: 0 E: 0 K: 0 S: 8	H: 1 LOB: 1 BB: 1 P: 16	R: 0 H: 2 E: 0 K: 0 S: 6	H: 2 LOB: 2 BB: 0 P: 6	R: 0 H: 0 E: 0 K: 1 S: 6	H: 0 LOB: 0 BB: 0 P: 10	1B: 10 2B: 4 3B: 0 HR: 1	SF: 0 SAC: 1 DP: 5 HBP: 0	WP: 1 PB: 0 CS: 0	PA: 38							
PITCHER	IP	WLS	BF	H	R	ER	SO	BB	IBB	HBP	BLK	WP	HR	S	P	ERA	WHIP										
29 Nate Robertson, L (1.1) ERA: 5.56	4.0	L	22	11	6	6	3	2	0	0	0	0	0	49	73	13.50	3.250										
31 Zach Miner, R (5.1) ERA: 4.23	2.0		10	1	0	0	0	4	0	0	0	0	0	24	49	0.00	2.500										
44 Bobby Seay, L (7.1) ERA: 3.16	2.0		6	2	0	0	0	0	0	0	0	0	0	10	13	0.00	1.000										

Detroit Tigers @ Minnesota Twins
 Hubert H. Humphrey Metrodome, Minneapolis, MN
 Tue Jul 01 2008, 8:10 PM EDT
 Att: 23,754 - Dome - 70 F

AB 31
 R 6
 H 14
 RBI 6
 BB 6
 SO 3
 LOB 21



Batter	1	2	3	4	5	6	7	8	9	AB	R	H	RBI	BB	SO	LOB	TOP										
28 Curtis Granderson, L (1.8) OBP: 0.346, SLG: 0.485										3	0	1	0	1	1	0	Detroit Tigers @ Minnesota Twins Hubert H. Humphrey Metrodome, Minneapolis, MN Wed Jul 02 2008, 1:10 PM EDT Att: 30,102 - Dome - 68 F										
14 Placido Polanco, R (1.4) 46 Michael Hollimon, S (8. PR) OBP: 0.297, SLG: 0.444										4	0	2	0	0	0	2											
9 Carlos Guillen, S (1.5) 25 Ryan Raburn, R (6.5) OBP: 0.295, SLG: 0.425										3	0	0	0	0	1	2											
33 Marcus Thames, R (1.3) OBP: 0.335, SLG: 0.622										4	0	0	0	0	1	5											
Matt Joyce, L (1.9) OBP: 0.250, SLG: 0.484											4	0	0	0	0	3											
Gary Sheffield, R (1.10) OBP: 0.335, SLG: 0.366											4	0	0	0	2	1											
36 Clete Thomas, L (1.7) OBP: 0.376, SLG: 0.424											4	0	1	0	0	1											
Edgar Renteria, R (1.6) OBP: 0.317, SLG: 0.345										3	0	0	0	0	0	1											
Dane Sardinha, R (1.2) OBP: 0.091, SLG: 0.273										3	0	0	0	0	0	1											
Inning Stats	R: 0 E: 0 K: 2 S: 10	H: 0 LOB: 0 BB: 0 P: 15	R: 0 E: 0 K: 0 S: 6	H: 0 LOB: 0 BB: 0 P: 11	R: 0 E: 0 K: 0 S: 18	H: 2 LOB: 2 BB: 0 P: 25	R: 0 E: 0 K: 1 S: 10	H: 0 LOB: 1 BB: 0 P: 14	R: 0 E: 0 K: 1 S: 8	H: 1 LOB: 2 BB: 1 P: 18	R: 0 E: 0 K: 0 S: 9	H: 0 LOB: 0 BB: 0 P: 9	R: 0 E: 0 K: 1 S: 12	H: 2 LOB: 3 BB: 0 P: 17	R: 0 E: 0 K: 1 S: 8	H: 0 LOB: 0 BB: 0 P: 11	1B: 4 2B: 1 3B: 0 HR: 0	SF: 0 SAC: 0 DP: 0 HBP: 0	WP: 0 PB: 0 SB: 0 CS: 0	PA: 34							
PITCHER	IP	WLS	BF	H	R	ER	SO	BB	IBB	HBP	BLK	WP	HR	S	P	ERA	WHIP										
53 Nick Blackburn, R (1.1) ERA: 3.78	7.0	W	26	3	0	0	4	1	0	0	0	0	0	69	104	0.00	0.571										
26 Jesse Crain, R (8.1) ERA: 2.99	1.0		5	2	0	0	1	0	0	0	0	0	0	12	17	0.00	2.000										
26 Boof Bonser, R (9.1) ERA: 6.15	1.0		3	0	0	0	1	0	0	0	0	0	0	8	11	0.00	0.000										

Batter	1	2	3	4	5	6	7	8	9	AB	R	H	RBI	BB	SO	LOB	BOTTOM										
22 Carlos Gómez, R (1.8) OBP: 0.308, SLG: 0.382											5	1	3	0	0	1	0										
25 Alexei Casilla, S (1.4) OBP: 0.371, SLG: 0.456											4	0	1	1	0	0	3										
7 Joe Mauer, L (1.2) OBP: 0.413, SLG: 0.447											4	1	2	2	1	0	2										
33 Justin Morneau, L (1.3) OBP: 0.370, SLG: 0.483										4	1	0	0	0	0	5											
16 Jason Kubel, L (1.10) OBP: 0.323, SLG: 0.462											4	1	1	1	0	1	0										
21 Delmon Young, R (1.7) OBP: 0.332, SLG: 0.385											4	1	3	1	0	0	0										
32 Brian Buscher, L (1.5) OBP: 0.358, SLG: 0.419											4	0	1	1	0	0	2										
Nick Punto, S (1.6) OBP: 0.346, SLG: 0.361											3	0	2	1	1	0	1										
2 Denard Span, L (1.9) OBP: 0.356, SLG: 0.366											4	2	1	0	0	0	4										
Inning Stats	R: 0 E: 0 K: 0 S: 5	H: 1 LOB: 1 BB: 1 P: 12	R: 0 E: 0 K: 1 S: 6	H: 0 LOB: 0 BB: 0 P: 9	R: 5 E: 1 K: 0 S: 21	H: 6 LOB: 3 BB: 1 P: 33	R: 0 E: 0 K: 0 S: 5	H: 1 LOB: 1 BB: 0 P: 9	R: 1 E: 0 K: 0 S: 11	H: 2 LOB: 1 BB: 0 P: 15	R: 1 E: 0 K: 0 S: 14	H: 2 LOB: 1 BB: 0 P: 19	R: 0 E: 0 K: 0 S: 7	H: 1 LOB: 1 BB: 0 P: 10	R: 0 E: 0 K: 1 S: 13	H: 1 LOB: 1 BB: 0 P: 19	1B: 10 2B: 4 3B: 0 HR: 0	SF: 0 SAC: 1 DP: 1 HBP: 0	WP: 2 PB: 0 SB: 0 CS: 0	PA: 39							
PITCHER	IP	WLS	BF	H	R	ER	SO	BB	IBB	HBP	BLK	WP	HR	S	P	ERA	WHIP										
43 Eddie Bonine, R (1.1) ERA: 4.3	2.2	L	17	7	5	2	1	2	0	0	0	0	0	31	52	6.75	3.375										
49 Casey Fossum, L (3.1) ERA: 8.71	4.1		18	6	2	2	0	0	0	0	0	0	0	38	55	4.15	1.385										
56 Fernando Rodney, R (8.1) ERA: 9.0	1.0		4	1	0	0	1	0	0	0	0	1	0	13	19	0.00	1.000										



Batter	1	2	3	4	5	6	7	8	9	AB	R	H	RBI	BB	SO	LOB	TOP										
24 Grady Sizemore, L OBP: 0.370, SLG: 0.529 Franklin Gutierrez, R OBP: 0.272, SLG: 0.327										3	0	0	0	1	2	1	Cleveland Indians @ Minnesota Twins Hubert H. Humphrey Metrodome, Minneapolis, MN Fri Jul 04 2008, 7:10 PM EDT Att: 22,634 - Dome - 69 F										
11 Jamey Carroll, R OBP: 0.356, SLG: 0.353										5	0	0	0	0	0	5											
12 Ben Francisco, R OBP: 0.333, SLG: 0.455										4	1	1	1	0	0	1											
2 Jhonny Peralta, R OBP: 0.302, SLG: 0.445										4	0	1	0	0	0	0											
17 Shin-Soo Choo, L OBP: 0.371, SLG: 0.419										3	0	0	0	1	1	0											
Casey Blake, R OBP: 0.357, SLG: 0.443										3	0	0	0	1	2	2											
20 David Dellucci, L OBP: 0.301, SLG: 0.381										4	0	1	0	0	0	3											
25 Ryan Garko, R OBP: 0.324, SLG: 0.342 Andy Marte, R OBP: 0.169, SLG: 0.143										3	1	1	0	0	1	2											
10 Kelly Shoppach, R OBP: 0.323, SLG: 0.486 Jorge Velandia, R OBP: 0.250, SLG: 0.267										3	1	3	2	0	0	0											
										1	0	1	0	0	0	0											
Inning Stats	R: 0 E: 0 K: 1 S: 8	H: 0 LOB: 0 BB: 0 P: 11	R: 0 E: 0 K: 0 S: 7	H: 0 LOB: 1 BB: 1 P: 15	R: 2 E: 0 K: 1 S: 14	H: 2 LOB: 0 BB: 0 P: 17	R: 0 E: 0 K: 0 S: 7	H: 0 LOB: 0 BB: 0 P: 12	R: 0 E: 0 K: 1 S: 10	H: 1 LOB: 2 BB: 1 P: 21	R: 1 E: 0 K: 1 S: 13	H: 2 LOB: 2 BB: 1 P: 26	R: 0 E: 0 K: 0 S: 11	H: 1 LOB: 0 BB: 0 P: 14	R: 0 E: 0 K: 2 S: 13	H: 0 LOB: 0 BB: 0 P: 19	R: 0 E: 0 K: 0 S: 16	H: 2 LOB: 2 BB: 0 P: 23	1B: 4 2B: 2 HR: 2	SF: 0 SAC: 0 DP: 0 HBP: 0	WP: 0 PB: 0 SB: 0 CS: 0	PA: 38					
PITCHER	IP	WLS	BF	H	R	ER	SO	BB	IBB	HBP	BLK	WP	HR	S	P	ERA	WHIP										
Livan Hernandez, R ERA: 5.18	6.0	W	26	5	3	3	4	3	0	0	0	0	2	59	102	4.50	1.333										
Brian Bass, R ERA: 4.45	1.0	H	4	1	0	0	0	0	0	0	0	0	0	11	14	0.00	1.000										
54 Matt Guerrier, R ERA: 3.2	1.0		3	0	0	0	2	0	0	0	0	0	0	13	19	0.00	0.000										
28 Jesse Crain, R ERA: 2.8	1.0		5	2	0	0	0	0	0	0	0	0	0	16	23	0.00	2.000										

Batter	1	2	3	4	5	6	7	8	9	AB	R	H	RBI	BB	SO	LOB	BOTTOM										
22 Carlos Gómez, R OBP: 0.307, SLG: 0.378										4	1	0	0	0	2	4	Cleveland Indians @ Minnesota Twins Hubert H. Humphrey Metrodome, Minneapolis, MN Fri Jul 04 2008, 7:10 PM EDT Att: 22,634 - Dome - 69 F										
Nick Punto, S OBP: 0.360, SLG: 0.421										4	3	2	4	1	1	0											
7 Joe Mauer, L OBP: 0.409, SLG: 0.442										5	0	1	0	0	1	1											
33 Justin Morneau, L OBP: 0.373, SLG: 0.491										3	2	2	2	1	0	0											
16 Jason Kubel, L OBP: 0.325, SLG: 0.467 Mike Lamb, L OBP: 0.265, SLG: 0.303										4	1	2	0	0	0	2											
										1	0	1	0	0	0	0											
21 Delmon Young, R OBP: 0.336, SLG: 0.398										5	3	3	4	0	1	3											
32 Brian Buscher, L OBP: 0.361, SLG: 0.424										4	0	1	1	1	1	3											
23 Brendan Harris, R OBP: 0.307, SLG: 0.348										4	1	2	1	0	0	1											
2 Denard Span, L OBP: 0.367, SLG: 0.364										3	1	1	0	1	2	3											
Inning Stats	R: 1 E: 0 K: 1 S: 13	H: 2 LOB: 1 BB: 0 P: 20	R: 1 E: 0 K: 1 S: 12	H: 2 LOB: 1 BB: 0 P: 15	R: 3 E: 0 K: 1 S: 14	H: 2 LOB: 0 BB: 1 P: 23	R: 0 E: 0 K: 0 S: 4	H: 0 LOB: 0 BB: 1 P: 10	R: 0 E: 0 K: 1 S: 6	H: 0 LOB: 0 BB: 0 P: 8	R: 1 E: 0 K: 2 S: 16	H: 2 LOB: 2 BB: 1 P: 24	R: 2 E: 0 K: 1 S: 15	H: 2 LOB: 1 BB: 1 P: 26	R: 4 E: 0 K: 1 S: 17	H: 5 LOB: 2 BB: 0 P: 25	1B: 8 2B: 5 3B: 0 HR: 2	SF: 1 SAC: 0 DP: 0 HBP: 1	WP: 0 PB: 0 SB: 0 CS: 1	PA: 44							
PITCHER	IP	WLS	BF	H	R	ER	SO	BB	IBB	HBP	BLK	WP	HR	S	P	ERA	WHIP										
Paul Byrd, R ERA: 5.53	5.1	L	26	8	6	6	4	3	0	0	0	0	2	57	90	10.12	2.062										
50 Jensen Lewis, R ERA: 4.22	1.1		7	2	2	2	3	1	0	0	0	0	0	22	33	13.50	2.250										
54 Brian Slocum, R ERA: 54.0	0.2		8	5	4	4	0	0	0	1	0	0	0	13	22	54.00	7.500										
49 Edward Mujica, R ERA: 6.39	0.2		2	0	0	0	1	0	0	0	0	0	0	5	6	0.00	0.000										



Batter	1	2	3	4	5	6	7	8	9	AB	R	H	RBI	BB	SO	LOB	TOP			
24 Grady Sizemore, L OBP: 0.371, SLG: 0.542										5	1	2	3	0	1	2				
11 Jamey Carroll, R OBP: 0.354, SLG: 0.356										4	0	1	1	0	1	1				
12 Ben Francisco, R OBP: 0.328, SLG: 0.446										4	0	0	0	0	1	2				
2 Jhonny Peralta, R OBP: 0.299, SLG: 0.439										4	0	0	0	0	1	1				
17 Shin-Soo Choo, L OBP: 0.367, SLG: 0.404										3	1	0	0	1	2	0				
Casey Blake, R OBP: 0.356, SLG: 0.440										4	0	1	0	0	1	1				
20 David Dellucci, L OBP: 0.300, SLG: 0.383										4	1	1	1	0	1	1				
10 Kelly Shoppach, R OBP: 0.327, SLG: 0.483										3	2	1	0	1	0	0				
Andy Marte, R OBP: 0.190, SLG: 0.183										4	1	2	1	0	1	1				
Inning Stats	R: 0 E: 0 K: 1 S: 8	H: 1 LOB: 1 BB: 0 P: 9	R: 5 E: 0 K: 0 S: 17	H: 3 LOB: 0 BB: 2 P: 28	R: 0 E: 0 K: 2 S: 10	H: 0 LOB: 0 BB: 0 P: 13	R: 0 E: 0 K: 1 S: 9	H: 0 LOB: 0 BB: 0 P: 15	R: 0 E: 0 K: 1 S: 10	H: 1 LOB: 1 BB: 0 P: 15	R: 1 E: 0 K: 2 S: 19	H: 2 LOB: 1 BB: 0 P: 26	R: 0 E: 0 K: 1 S: 10	H: 0 LOB: 0 BB: 0 P: 13	R: 0 E: 0 K: 0 S: 10	H: 1 LOB: 1 BB: 0 P: 17	1B: 3 2B: 3 HR: 1	SF: 0 SAC: 0 HBP: 0	WP: 0 PB: 0 SB: 0 CS: 0	PA: 37
PITCHER	IP WLS BF H R ER SO BB IBB HBP BLK WP HR S P ERA WHIP																			
59 Kevin Slowey, R ERA: 3.78	6.0 W 25 5 5 5 6 2 0 0 0 0 0 1 63 92 7.50 1.167																			
26 Boof Bonser, R ERA: 8.19	1.0 5 2 1 1 2 0 0 0 0 0 0 0 19 26 9.00 2.000																			
54 Matt Guerrier, R ERA: 3.13	1.0 H 3 0 0 0 1 0 0 0 0 0 0 0 10 13 0.00 0.000																			
36 Joe Nathan, R ERA: 1.26	1.0 S 4 1 0 0 0 0 0 0 0 0 0 0 10 17 0.00 1.000																			

Cleveland Indians @ Minnesota Twins
Hubert H. Humphrey Metrodome, Minneapolis, MN

Sat Jul 05 2008, 7:10 PM EDT
Att: 31,887 - Dome - 69 F

AB 35
R 6
H 8
RBI 6
BB 2
SO 9
LOB 9



Batter	1	2	3	4	5	6	7	8	9	AB	R	H	RBI	BB	SO	LOB	BOTTOM			
22 Carlos Gómez, R OBP: 0.305, SLG: 0.375										5	1	1	0	0	2	2				
25 Alexi Casilla, S OBP: 0.386, SLG: 0.455										5	1	1	2	0	0	1				
7 Joe Mauer, L OBP: 0.415, SLG: 0.454										2	3	1	1	3	0	0				
33 Justin Morneau, L OBP: 0.373, SLG: 0.487										3	2	0	0	1	1	1				
Craig Monroe, R OBP: 0.291, SLG: 0.459										2	0	1	2	2	0	0				
21 Delmon Young, R OBP: 0.335, SLG: 0.396										4	0	1	0	0	2	6				
23 Brendan Harris, R OBP: 0.306, SLG: 0.347										4	0	1	2	0	0	1				
Nick Punto, S OBP: 0.356, SLG: 0.425										4	1	1	0	0	0	0				
2 Denard Span, L OBP: 0.396, SLG: 0.370										2	1	1	1	2	1	0				
Inning Stats	R: 2 E: 0 K: 1 S: 12	H: 1 LOB: 1 BB: 1 P: 18	R: 0 E: 0 K: 0 S: 13	H: 0 LOB: 1 BB: 1 P: 23	R: 0 E: 0 K: 2 S: 14	H: 0 LOB: 2 BB: 2 P: 25	R: 1 E: 0 K: 1 S: 10	H: 2 LOB: 1 BB: 0 P: 16	R: 1 E: 0 K: 0 S: 8	H: 2 LOB: 1 BB: 0 P: 13	R: 5 E: 0 K: 0 S: 13	H: 3 LOB: 4 BB: 4 P: 32	R: 0 E: 0 K: 2 S: 10	H: 0 LOB: 0 BB: 0 P: 13	R: 0 E: 0 K: 0 S: 6	H: 0 LOB: 0 BB: 0 P: 10	1B: 4 2B: 3 3B: 0 HR: 1	SF: 0 SAC: 0 DP: 0 HBP: 1	WP: 2 PB: 0 SB: 0 CS: 0	PA: 40
PITCHER	IP WLS BF H R ER SO BB IBB HBP BLK WP HR S P ERA WHIP																			
32 Aaron Laffey, L ERA: 3.49	5.0 L 5 2 4 4 0 1 1 0 0 0 0 0 5 15 108.00 9.000																			
40 Tom Mastny, R ERA: 17.05	0.1 6 1 1 1 1 1 1 0 0 0 0 0 14 25 6.75 1.500																			
53 Rafael Perez, L ERA: 3.95	1.1 4 0 0 0 1 0 0 0 0 0 0 0 10 15 0.00 0.000																			
63 Rafael Betancourt, R ERA: 5.82																				

Cleveland Indians @ Minnesota Twins
Hubert H. Humphrey Metrodome, Minneapolis, MN

Sat Jul 05 2008, 7:10 PM EDT
Att: 31,887 - Dome - 69 F

AB 31
R 9
H 8
RBI 8
BB 8
SO 6
LOB 11



Batter	1	2	3	4	5	6	7	8	9	AB	R	H	RBI	BB	SO	LOB	TOP				
24 Grady Sizemore, L OBP: 0.372, SLG: 0.541										4	0	2	0	0	0	0	Cleveland Indians @ Minnesota Twins Hubert H. Humphrey Metrodome, Minneapolis, MN Sun Jul 06 2008, 2:10 PM EDT Att: 30,258 - Dome - 70 F livebaseballscorecards.com				
11 Jamey Carroll, R OBP: 0.353, SLG: 0.353										2	0	0	0	1	1	0					
12 Ben Francisco, R OBP: 0.326, SLG: 0.442										4	1	1	0	0	0	3					
2 Jhonny Peralta, R OBP: 0.298, SLG: 0.446										4	1	1	2	0	0	3					
Casey Blake, R OBP: 0.355, SLG: 0.437										4	0	1	0	0	1	0					
10 Kelly Shoppach, R OBP: 0.325, SLG: 0.483										4	1	1	0	0	1	1					
25 Ryan Garko, R OBP: 0.324, SLG: 0.342										3	0	1	1	0	0	1					
17 Shin-Soo Choo, L OBP: 0.364, SLG: 0.400										1	0	0	0	0	1	0					
Andy Marte, R OBP: 0.182, SLG: 0.175										3	0	0	0	0	1	1					
Franklin Gutierrez, R OBP: 0.289, SLG: 0.322										3	0	0	0	0	1	1					
Inning Stats	R: 0 H: 1 E: 0 K: 0 S: 6	H: 1 LOB: 1 BB: 0 P: 9	R: 1 H: 2 E: 0 K: 1 S: 16	H: 2 LOB: 1 BB: 0 P: 19	R: 0 H: 1 E: 0 K: 0 S: 10	H: 1 LOB: 1 BB: 1 P: 18	R: 0 H: 0 E: 0 K: 0 S: 5	H: 0 LOB: 0 BB: 0 P: 9	R: 2 H: 3 E: 0 K: 1 S: 17	H: 3 LOB: 1 BB: 0 P: 22	R: 0 H: 0 E: 0 K: 0 S: 8	H: 0 LOB: 0 BB: 0 P: 10	R: 0 H: 0 E: 0 K: 1 S: 7	H: 0 LOB: 0 BB: 0 P: 10	R: 0 H: 0 E: 0 K: 2 S: 9	H: 0 LOB: 0 BB: 0 P: 11	1B: 5 2B: 1 3B: 0 HR: 1	SF: 0 SAC: 1 DP: 1 HBP: 0	WP: 0 PB: 0 SB: 0 CS: 0	PA: 34	
PITCHER	IP WLS BF H R ER SO BB IBB HBP BLK WP HR S P ERA WHIP	7.0 W 28 7 3 3 3 1 0 0 0 0 1 69 97 3.86 1.143	1.0 H 3 0 0 0 1 0 0 0 0 0 7 10 0.00 0.000	1.0 S 3 0 0 0 2 0 0 0 0 0 9 11 0.00 0.000																	

Batter	1	2	3	4	5	6	7	8	9	AB	R	H	RBI	BB	SO	LOB	BOTTOM				
22 Carlos Gómez, R OBP: 0.305, SLG: 0.374										4	0	1	1	0	1	3	Cleveland Indians @ Minnesota Twins Hubert H. Humphrey Metrodome, Minneapolis, MN Sun Jul 06 2008, 2:10 PM EDT Att: 30,258 - Dome - 70 F livebaseballscorecards.com				
25 Alexi Casilla, S OBP: 0.394, SLG: 0.450										4	0	1	1	0	1	3					
55 Mike Redmond, R OBP: 0.333, SLG: 0.359										4	0	1	0	0	1	1					
33 Justin Morneau, L OBP: 0.369, SLG: 0.481										4	0	0	0	0	0	2					
Craig Monroe, R OBP: 0.291, SLG: 0.453										2	1	0	0	1	0	0					
16 Jason Kubel, L OBP: 0.324, SLG: 0.465										1	0	0	0	0	1	1					
21 Delmon Young, R OBP: 0.334, SLG: 0.394										4	1	1	0	0	2	1					
23 Brendan Harris, R OBP: 0.306, SLG: 0.346										3	1	1	0	0	0	0					
Nick Punto, S OBP: 0.355, SLG: 0.422										3	0	1	1	0	0	0					
2 Denard Span, L OBP: 0.411, SLG: 0.417										2	1	1	1	1	1	0					
Inning Stats	R: 0 H: 1 E: 0 K: 0 S: 8	H: 0 LOB: 0 BB: 0 P: 10	R: 0 H: 0 E: 0 K: 1 S: 7	H: 0 LOB: 0 BB: 0 P: 8	R: 0 H: 1 E: 0 K: 2 S: 11	H: 1 LOB: 1 BB: 0 P: 17	R: 0 H: 0 E: 0 K: 0 S: 7	H: 0 LOB: 0 BB: 0 P: 10	R: 0 H: 0 E: 0 K: 1 S: 9	H: 0 LOB: 0 BB: 0 P: 15	R: 1 H: 1 E: 0 K: 2 S: 9	H: 1 LOB: 0 BB: 0 P: 11	R: 3 H: 3 E: 0 K: 0 S: 20	H: 3 LOB: 2 BB: 2 P: 37	R: 0 H: 1 E: 0 K: 1 S: 10	H: 1 LOB: 1 BB: 0 P: 15	1B: 6 2B: 0 3B: 1 HR: 0	SF: 0 SAC: 0 DP: 0 HBP: 0	WP: 0 PB: 0 SB: 0 CS: 0	PA: 33	
PITCHER	IP WLS BF H R ER SO BB IBB HBP BLK WP HR S P ERA WHIP	7.0 L 29 4 4 4 6 2 0 0 0 0 0 10 15 0.00 1.000	1.0 L 4 1 0 0 1 0 0 0 0 0 10 15 0.00 1.000																		



Batter	1	2	3	4	5	6	7	8	9	AB	R	H	RBI	BB	SO	LOB	TOP										
22 Carlos Gómez, R OBP: 0.301, SLG: 0.370	P3		P6		G6-4-3			L7		4	0	0	0	0	0	1	Minnesota Twins @ Boston Red Sox Fenway Park, Boston, MA Mon Jul 07 2008, 7:05 PM EDT Att: 37,912 - Partly Cloudy - 82 F										
25 Alexi Casilla, S OBP: 0.381, SLG: 0.445	P6		K			P5		1B		4	0	1	0	0	1	0											
7 Joe Mauer, L OBP: 0.416, SLG: 0.452	BB		G6-3			K		1B		3	0	1	0	1	1	0											
33 Justin Morneau, L OBP: 0.373, SLG: 0.485	BB				F7			BB		3	0	2	0	1	0	0											
16 Jason Kubel, L OBP: 0.328, SLG: 0.465 Craig Monroe, R OBP: 0.289, SLG: 0.449	BB					F9		P3		2	0	1	0	1	0	1											
21 Delmon Young, R OBP: 0.333, SLG: 0.390	G1-3							FC4-6		3	0	0	0	0	1	7											
32 Brian Buscher, L OBP: 0.342, SLG: 0.400		K			G4-3					4	0	0	0	0	2	2											
Nick Punto, S OBP: 0.351, SLG: 0.437		F9				K		P5		4	0	1	0	0	1	0											
2 Denard Span, L OBP: 0.400, SLG: 0.392	G6-3							L5		3	0	0	0	1	0	1											
Inning Stats	R: 0 H: 1 E: 0 K: 0 S: 15	H: 1 LOB: 3 BB: 2 P: 25	R: 0 H: 0 E: 0 K: 1 S: 8	LOB: 0 BB: 0 P: 9	R: 0 H: 0 E: 0 K: 1 S: 6	LOB: 0 BB: 0 P: 10	R: 0 H: 1 E: 0 K: 1 S: 10	LOB: 1 BB: 0 P: 14	R: 0 H: 0 E: 0 K: 1 S: 7	LOB: 0 BB: 0 P: 12	R: 0 H: 1 E: 0 K: 1 S: 10	LOB: 1 BB: 0 P: 13	R: 0 H: 1 E: 0 K: 0 S: 14	LOB: 2 BB: 1 P: 24	R: 0 H: 0 E: 0 K: 1 S: 8	LOB: 0 BB: 0 P: 9	1B: 4 2B: 2 3B: 1 HR: 0	SF: 0 SAC: 0 DP: 2 HBP: 1	WP: 0 PB: 0 SB: 0 CS: 0	PA: 36							
PITCHER	IP	WLS	BF	H	R	ER	SO	BB	IBB	HBP	BLK	WP	HR	S	P	ERA	WHIP										
18 Daisuke Matsuzaka, R ERA: 2.84	7.1		30	6	0	0	5	3	0	1	0	0	0	71	108	0.00	1.227										
37 Hideki Okajima, L ERA: 2.87	0.2	W	3	0	0	0	0	1	0	0	0	0	0	6	12	0.00	1.500										
58 Jonathan Papelbon, R ERA: 2.33	1.0	S	3	0	0	0	1	0	0	0	0	0	0	8	9	0.00	0.000										

AB	31
R	0
H	6
RBI	0
BB	4
SO	6
LOB	15



Batter	1	2	3	4	5	6	7	8	9	AB	R	H	RBI	BB	SO	LOB	BOTTOM										
2 Jacoby Ellsbury, L OBP: 0.344, SLG: 0.378	F8				K			L9		4	0	1	0	0	1	1	Minnesota Twins @ Boston Red Sox Fenway Park, Boston, MA Mon Jul 07 2008, 7:05 PM EDT Att: 37,912 - Partly Cloudy - 82 F										
15 Dustin Pedroia, R OBP: 0.354, SLG: 0.458	K		F9		P4			BB		4	1	1	0	0	1	1											
7 J.D. Drew, L OBP: 0.407, SLG: 0.560	K				BB			G4-3		4	0	1	0	0	1	1											
Manny Ramirez, R OBP: 0.379, SLG: 0.494		G1-3			BB			BB		4	0	2	1	0	1	0											
25 Mike Lowell, R OBP: 0.362, SLG: 0.520					K			BB		2	0	1	0	2	1	2											
20 Kevin Youkilis, R OBP: 0.380, SLG: 0.529		F9						BB		3	0	0	0	1	0	4											
Coco Crisp, S OBP: 0.309, SLG: 0.410	F7				F5			G4-3		4	0	0	0	0	0	6											
Jason Varitek, S OBP: 0.297, SLG: 0.354			K		F8					3	0	0	0	0	1	3											
23 Julio Lugo, R OBP: 0.351, SLG: 0.328			K		G1-3					3	0	1	0	0	1	0											
Inning Stats	R: 0 H: 0 E: 0 K: 2 S: 8	H: 0 LOB: 1 BB: 1 P: 15	R: 0 H: 1 E: 0 K: 2 S: 10	LOB: 0 BB: 0 P: 13	R: 0 H: 2 E: 0 K: 1 S: 14	LOB: 3 BB: 1 P: 24	R: 0 H: 0 E: 0 K: 1 S: 6	LOB: 0 BB: 0 P: 10	R: 0 H: 1 E: 0 K: 1 S: 7	LOB: 1 BB: 0 P: 11	R: 0 H: 1 E: 0 K: 0 S: 7	LOB: 1 BB: 0 P: 11	R: 1 H: 2 E: 0 K: 0 S: 11	LOB: 2 BB: 1 P: 23	R: 0 H: 0 E: 0 K: 1 S: 11	LOB: 2 BB: 1 P: 23	1B: 5 2B: 2 3B: 0 HR: 0	SF: 0 SAC: 0 DP: 0 HBP: 0	WP: 0 PB: 0 SB: 0 CS: 0	PA: 34							
PITCHER	IP	WLS	BF	H	R	ER	SO	BB	IBB	HBP	BLK	WP	HR	S	P	ERA	WHIP										
30 Scott Baker, R ERA: 3.32	7.0		28	5	0	0	7	2	0	0	0	0	0	61	94	0.00	1.000										
Brian Bass, R ERA: 4.58	0.1	L	4	2	1	1	0	1	0	0	0	0	0	6	14	27.00	9.000										
28 Jesse Crain, R ERA: 2.75	0.2		2	0	0	0	0	0	0	0	0	0	0	5	9	0.00	0.000										



Batter	1	2	3	4	5	6	7	8	9	AB	R	H	RBI	BB	SO	LOB	TOP										
22 Carlos Gómez, R OBP: 0.291, SLG: 0.357	B1-3	K			K	F8		K		5	0	0	0	0	3	4	Minnesota Twins @ Detroit Tigers Comerica Park, Detroit, MI Fri Jul 11 2008, 7:05 PM EDT Att: 42,352 - Clear - 82 F livebaseballscorecards.com										
25 Alexi Casilla, S OBP: 0.358, SLG: 0.440	G4-3 1B		G3		FC4-6 1B		16 BB 21 SF8 2B	B1-3	5	1	3	0	0	0	0	0											
7 Joe Mauer, L OBP: 0.417, SLG: 0.449	G4-3		K		FC4-6		K		4	0	0	0	1	2	3												
33 Justin Morneau, L OBP: 0.390, SLG: 0.514	IBB		K		G4-3		16 BB IBB		3	0	1	0	2	1	1												
16 Jason Kubel, L OBP: 0.330, SLG: 0.466	P6			P5		32 BB 2B SF8		K	3	1	0	0	2	1	4												
21 Delmon Young, R OBP: 0.258, SLG: 0.386	K		G5-3		F9		SF8		4	0	0	1	0	2	3												
32 Brian Buscher, L OBP: 0.348, SLG: 0.413	L9								3	1	2	0	0	0	0												
23 Brendan Harris, R OBP: 0.310, SLG: 0.361			2B						1	0	0	0	0	1	2												
Nick Punto, S OBP: 0.383, SLG: 0.471		2B			SF8			G1-3	2	0	1	2	1	0	0												
2 Denard Span, L OBP: 0.468, SLG: 0.469			L8					B2	3	0	1	0	1	0	1												
Inning Stats	R: 0 H: 1 E: 0 K: 0 S: 10	H: 1 LOB: 2 BB: 1 P: 21	R: 0 H: 1 E: 0 K: 2 S: 16	H: 1 LOB: 2 BB: 1 P: 27	R: 0 H: 0 E: 0 K: 2 S: 9	H: 0 LOB: 0 BB: 0 P: 14	R: 1 H: 2 E: 0 K: 0 S: 11	H: 2 LOB: 1 BB: 0 P: 17	R: 0 H: 1 E: 0 K: 1 S: 11	H: 1 LOB: 2 BB: 2 P: 19	R: 1 H: 1 E: 0 K: 0 S: 7	H: 1 LOB: 2 BB: 2 P: 16	R: 1 H: 1 E: 0 K: 2 S: 13	H: 1 LOB: 2 BB: 2 P: 25	R: 0 H: 0 E: 0 K: 1 S: 13	H: 0 LOB: 0 BB: 0 P: 17	R: 0 H: 1 E: 0 K: 2 S: 13	H: 1 LOB: 2 BB: 1 P: 21	1B: 5 2B: 3 HR: 0	SF: 2 SAC: 0 HBP: 0	WP: 0 PB: 0 SB: 0 CS: 0	PA: 42					
PITCHER	IP	WLS	BF	H	R	ER	SO	BB	IBB	HBP	BLK	WP	HR	S	P	ERA	WHIP										
58 Armando Galarraga, R ERA: 3.27	5.2	L	27	6	2	2	5	2	2	0	0	0	0	63	113	3.18	1.412										
Aquilino Lopez, R ERA: 2.68	0.1		2	1	1	1	0	0	0	0	0	0	0	3	3	27.00	3.000										
44 Bobby Seay, L ERA: 2.83	2.0		8	0	0	0	3	1	1	0	0	0	0	24	40	0.00	0.500										
56 Fernando Rodney, R ERA: 7.71	1.0		5	1	0	0	2	1	0	0	0	0	0	13	21	0.00	2.000										

Batter	1	2	3	4	5	6	7	8	9	AB	R	H	RBI	BB	SO	LOB	BOTTOM										
28 Curtis Granderson, L OBP: 0.355, SLG: 0.481	G4-3		14 BB 9 1B G1-3		G4-3					2	1	0	0	1	0	0	Minnesota Twins @ Detroit Tigers Comerica Park, Detroit, MI Fri Jul 11 2008, 7:05 PM EDT Att: 42,352 - Clear - 82 F livebaseballscorecards.com										
14 Placido Polanco, R OBP: 0.323, SLG: 0.396		24 BB 1B	G1-3		G6-3		SF9		2	0	0	1	1	0	1												
9 Carlos Guillen, S OBP: 0.365, SLG: 0.435	F9						F8		4	0	1	1	0	0	3												
24 Miguel Cabrera, R OBP: 0.356, SLG: 0.500			2H 1B		F9				4	0	2	0	0	1	1												
33 Marcus Thames, R OBP: 0.337, SLG: 0.601	K		F8		F8				4	0	0	0	0	2	4												
Gary Sheffield, R OBP: 0.325, SLG: 0.345		F7		P4		G1-3		G6-3	4	0	0	0	0	0	1												
Matt Joyce, L OBP: 0.323, SLG: 0.609				G6-3					4	1	2	0	0	1	0												
Ivan Rodriguez, R OBP: 0.330, SLG: 0.410			K		G4-3		39 SH1-4 14 SF9 2B		4	0	1	0	0	1	1												
39 Ramon Santiago, S OBP: 0.464, SLG: 0.556									2	0	0	0	0	0	1												
19 Jeff Larish, L OBP: 0.300, SLG: 0.348		G6-3			G1-3		SH1-4		1	0	0	0	0	0	0												
Inning Stats	R: 0 H: 1 E: 0 K: 1 S: 12	H: 1 LOB: 1 BB: 0 P: 21	R: 0 H: 1 E: 0 K: 1 S: 9	H: 1 LOB: 0 BB: 0 P: 13	R: 1 H: 1 E: 0 K: 0 S: 7	H: 1 LOB: 1 BB: 1 P: 13	R: 0 H: 0 E: 0 K: 0 S: 5	H: 0 LOB: 0 BB: 0 P: 5	R: 0 H: 1 E: 0 K: 0 S: 9	H: 1 LOB: 2 BB: 0 P: 15	R: 1 H: 2 E: 0 K: 0 S: 12	H: 2 LOB: 2 BB: 0 P: 15	R: 0 H: 0 E: 0 K: 2 S: 8	H: 0 LOB: 0 BB: 0 P: 13	R: 0 H: 0 E: 0 K: 1 S: 6	H: 0 LOB: 0 BB: 0 P: 9	1B: 3 2B: 3 HR: 0	SF: 1 SAC: 1 HBP: 1	WP: 0 PB: 0 SB: 0 CS: 0	PA: 36							
PITCHER	IP	WLS	BF	H	R	ER	SO	BB	IBB	HBP	BLK	WP	HR	S	P	ERA	WHIP										
15 Glen Perkins, L ERA: 4.14	6.2	W	29	6	2	2	2	2	0	1	0	0	0	56	85	2.70	1.200										
26 Jesse Crain, R ERA: 2.59	0.1	H	1	0	0	0	0	0	0	0	0	0	0	3	4	0.00	0.000										
54 Matt Guerrier, R ERA: 3.35	1.0	H	3	0	0	0	2	0	0	0	0	0	0	8	13	0.00	0.000										
36 Joe Nathan, R ERA: 1.16	1.0	S	3	0	0	0	1	0	0	0	0	0	0	6	9	0.00	0.000										

AB 33
R 3
H 8
RBI 3
BB 7
SO 10
LOB 18



AB 31
R 2
H 6
RBI 2
SO 5
LOB 12



Batter	1	2	3	4	5	6	7	8	9	AB	R	H	RBI	BB	SO	LOB	TOP								
22 Carlos Gómez, R OBP: 0.290, SLG: 0.355	F7		B1-3		FC2-6 1B		G6-3		G4-3	5	0	1	0	0	0	0	Minnesota Twins @ Detroit Tigers Comerica Park, Detroit, MI Sat Jul 12 2008, 3:55 PM EDT Att: 41,301 - Cloudy - 79 F								
25 Alexi Casilla, S OBP: 0.359, SLG: 0.444	G6-3		F9		FC2-6 1B		7 HR		7 WP 2B	5	1	2	0	0	0	1									
7 Joe Mauer, L OBP: 0.417, SLG: 0.458	G1-3		1B		L6		HR		K	5	1	2	2	0	1	2									
33 Justin Morneau, L OBP: 0.390, SLG: 0.511		23 1B 1B	G4-3		G6-3		G6-3		16 WP IBB	4	1	1	0	1	0	2									
Craig Monroe, R OBP: 0.280, SLG: 0.419	K				K		G3-1		32 2B 23 SF8 BB	3	1	0	0	1	2	1									
16 Jason Kubel, L OBP: 0.332, SLG: 0.466										0	0	0	0	1	0	0									
21 Delmon Young, R OBP: 0.330, SLG: 0.386	23 1B 1B				23 1B 32 G4-3 1B		F9		F8	5	1	2	0	0	1	4									
32 Brian Buscher, L OBP: 0.341, SLG: 0.418	K				G4-3		P4		23 SF8 2B	4	0	1	0	0	1	3									
23 Brendan Harris, R OBP: 0.316, SLG: 0.378	1B				2H 1B		HR		SF8	3	1	3	4	0	0	0									
2 Denard Span, L OBP: 0.444, SLG: 0.441	K				G3		G3		K	4	0	0	0	0	2	4									
Inning Stats	R: 0 E: 0 K: 0 S: 6	H: 0 LOB: 0 BB: 0 P: 9	R: 1 E: 0 K: 3 S: 18	H: 3 LOB: 2 BB: 0 P: 26	R: 0 E: 0 K: 0 S: 8	H: 1 LOB: 1 BB: 0 P: 10	R: 1 E: 0 K: 1 S: 11	H: 2 LOB: 1 BB: 0 P: 16	R: 0 E: 0 K: 0 S: 6	H: 0 LOB: 0 BB: 0 P: 5	R: 3 E: 0 K: 0 S: 13	H: 3 LOB: 0 BB: 0 P: 21	R: 1 E: 0 K: 1 S: 13	H: 1 LOB: 1 BB: 1 P: 25	R: 0 E: 0 K: 2 S: 17	H: 1 LOB: 3 BB: 2 P: 31	1B: 8 2B: 2 3B: 0 HR: 2	SF: 1 SAC: 0 DP: 0 HBP: 0	WP: 2 PB: 0 SB: 1 CS: 0	PA: 42					
PITCHER	IP WLS BF	H R ER SO	BB IBB HBP BLK	WP HR S P	ERA WHIP	PITCHER										IP WLS BF	H R ER SO	BB IBB HBP BLK	WP HR S P	ERA WHIP					
29 Nate Robertson, L ERA: 5.26	7.0	10	5	5	4	0	0	0	0	0	2	65	95	6.43	1.429										
Aquilino Lopez, R ERA: 2.94	1.0	1	1	1	1	1	0	0	0	0	0	13	25	9.00	2.000										
54 Joel Zumaya, R ERA: 1.74	1.0	1	0	0	2	1	1	0	0	2	0	17	31	0.00	2.000										


Batter	1	2	3	4	5	6	7	8	9	AB	R	H	RBI	BB	SO	LOB	BOTTOM							
28 Curtis Granderson, L OBP: 0.352, SLG: 0.487	F7		K		P6				K	5	1	1	2	0	2	4	Minnesota Twins @ Detroit Tigers Comerica Park, Detroit, MI Sat Jul 12 2008, 3:55 PM EDT Att: 41,301 - Cloudy - 79 F							
14 Placido Polanco, R OBP: 0.352, SLG: 0.394	G6-3		FC5-4 1B		F8			HR	25 WP 9 BB 25 G5-3 1B	4	1	1	0	0	3									
9 Carlos Guillen, S OBP: 0.366, SLG: 0.434	F9				HR 1B			25 WP BB		3	1	1	0	1	0									
24 Miguel Cabrera, R OBP: 0.352, SLG: 0.494	G5-3				K			K		4	0	0	0	2	3									
Matt Joyce, L OBP: 0.323, SLG: 0.633	F8				HR			G5-3		3	1	1	2	0	0									
25 Ryan Raburn, R OBP: 0.306, SLG: 0.461					HR			G5-3		1	0	0	1	0	0									
33 Marcus Thames, R OBP: 0.330, SLG: 0.588	L5				K			G5-3		4	0	0	0	0	1									
Gary Sheffield, R OBP: 0.323, SLG: 0.338	K				P2			P5		4	0	0	0	2	0									
15 Brandon Inge, R OBP: 0.322, SLG: 0.422					39 HBP 1B			F8		3	0	2	0	1	0									
39 Ramon Santiago, S OBP: 0.483, SLG: 0.565					SH1-4 1B			28 HR 1B		1	1	1	0	0	0									
19 Jeff Larish, L OBP: 0.294, SLG: 0.340					14 FC5-4 HBP			E4 28 HR 1B		1	0	0	0	1	1									
Inning Stats	R: 0 E: 0 K: 0 S: 7	H: 0 LOB: 0 BB: 0 P: 12	R: 0 E: 0 K: 2 S: 21	H: 0 LOB: 0 BB: 0 P: 28	R: 2 E: 0 K: 2 S: 11	H: 2 LOB: 0 BB: 0 P: 17	R: 0 E: 0 K: 0 S: 4	H: 1 LOB: 1 BB: 0 P: 9	R: 0 E: 0 K: 0 S: 8	H: 0 LOB: 0 BB: 0 P: 13	R: 0 E: 0 K: 0 S: 6	H: 0 LOB: 0 BB: 0 P: 8	R: 3 E: 1 K: 1 S: 14	H: 3 LOB: 1 BB: 1 P: 26	R: 0 E: 0 K: 3 S: 12	H: 0 LOB: 1 BB: 1 P: 23	1B: 5 2B: 0 3B: 0 HR: 2	SF: 0 SAC: 1 DP: 0 HBP: 1	WP: 1 PB: 0 SB: 0 CS: 0	PA: 37				
PITCHER	IP WLS BF	H R ER SO	BB IBB HBP BLK	WP HR S P	ERA WHIP	PITCHER										IP WLS BF	H R ER SO	BB IBB HBP BLK	WP HR S P	ERA WHIP				
30 Scott Baker, R ERA: 3.47	7.0	4	4	4	1	0	0	0	0	0	7	12	0.00	6.000										
28 Jesse Crain, R ERA: 2.79	0.1	1	1	1	0	0	0	0	0	0	2	4	27.00	0.000										
Dennys Reyes, L ERA: 2.77	0.1	1	0	0	0	0	0	0	0	0	2	3	0.00	0.000										
Brian Bass, R ERA: 5.24	0.1	1	0	0	0	0	0	0	0	0	2	3	0.00	0.000										
36 Joe Nathan, R ERA: 1.13	1.0	4	0	0	0	3	1	0	0	0	12	23	0.00	1.000										



Batter	1	2	3	4	5	6	7	8	9	AB	R	H	RBI	BB	SO	LOB	TOP				
22 Carlos Gómez, R OBP: 0.287, SLG: 0.351	B1-3		L8		K			P3		4	0	0	0	0	1	0	Minnesota Twins @ Detroit Tigers Comerica Park, Detroit, MI Sun Jul 13 2008, 1:05 PM EDT Att: 41,453 - Sunny - 84 F				
25 Alexi Casilla, S OBP: 0.357, SLG: 0.440	K				G6-3			F9		4	0	1	0	0	1	0					
7 Joe Mauer, L OBP: 0.418, SLG: 0.455				FC4-6				BB		2	1	0	0	2	1	1					
33 Justin Morneau, L OBP: 0.391, SLG: 0.512	F7			FC4-6				BB		3	1	1	0	1	1	1					
16 Jason Kubel, L OBP: 0.331, SLG: 0.461		F7		FC4-6				BB		3	0	0	0	1	0	2					
23 Brendan Harris, R OBP: 0.315, SLG: 0.376				BB				F7		4	0	1	1	0	2	0					
32 Brian Buscher, L OBP: 0.337, SLG: 0.410	K			BB				G4-3		4	0	1	0	0	2	2					
Mike Lamb, L OBP: 0.257, SLG: 0.292			G4-3		G5-3			L9		4	0	0	0	0	0	3					
2 Denard Span, L OBP: 0.429, SLG: 0.423			K		G6-3			G4-3		3	0	0	0	0	1	1					
Inning Stats	R: 0 H: 0 E: 0 K: 1 S: 7	H: 0 LOB: 1 BB: 1 P: 13	R: 0 H: 0 E: 0 K: 2 S: 8	H: 0 LOB: 0 BB: 0 P: 10	R: 0 H: 0 E: 0 K: 1 S: 9	H: 0 LOB: 0 BB: 0 P: 14	R: 2 H: 3 E: 0 K: 1 S: 24	H: 3 LOB: 2 BB: 1 P: 37	R: 0 H: 0 E: 0 K: 1 S: 8	H: 0 LOB: 0 BB: 0 P: 12	R: 0 H: 1 E: 0 K: 0 S: 7	H: 1 LOB: 1 BB: 0 P: 10	R: 0 H: 0 E: 0 K: 0 S: 7	H: 0 LOB: 2 BB: 2 P: 21	R: 0 H: 0 E: 0 K: 1 S: 7	H: 0 LOB: 0 BB: 0 P: 8		1B: 3 2B: 1 3B: 0 HR: 0	SF: 0 SAC: 0 DP: 0 HBP: 0	WP: 2 PB: 0 SB: 0 CS: 0	PA: 35
PITCHER	IP	WLS	BF	H	R	ER	SO	BB	IBB	HBP	BLK	WP	HR	S	P	ERA	WHIP				
35 Justin Verlander, R ERA: 4.15	7.0	W	27	4	2	2	8	2	0	0	0	1	0	73	108	2.57	0.857				
54 Joel Zumaya, R ERA: 1.59	1.0	H	5	0	0	0	0	1	1	0	0	1	0	7	21	0.00	1.000				
59 Todd Jones, R ERA: 4.95	1.0	S	3	0	0	0	1	0	0	0	0	0	0	7	8	0.00	0.000				

Batter	1	2	3	4	5	6	7	8	9	AB	R	H	RBI	BB	SO	LOB	BOTTOM				
28 Curtis Granderson, L OBP: 0.354, SLG: 0.484	L9				FC4-6			E4		2	1	0	0	2	0	0	Minnesota Twins @ Detroit Tigers Comerica Park, Detroit, MI Sun Jul 13 2008, 1:05 PM EDT Att: 41,453 - Sunny - 84 F				
14 Placido Polanco, R OBP: 0.351, SLG: 0.392	G6-3				BB			P4		4	0	1	0	0	0	3					
9 Carlos Guillen, S OBP: 0.365, SLG: 0.432					FC4-6			BB		4	0	1	0	0	1	3					
24 Miguel Cabrera, R OBP: 0.349, SLG: 0.489	F8				G6-4-3			G3		4	0	0	1	0	0	2					
Matt Joyce, L OBP: 0.320, SLG: 0.649		P5			F7			HR		4	1	1	1	0	0	1					
33 Marcus Thames, R OBP: 0.328, SLG: 0.578					K			P5		3	1	0	0	1	1	0					
25 Ryan Raburn, R OBP: 0.306, SLG: 0.481		E5			K			BB		0	0	0	0	0	0	0					
36 Cleto Thomas, L OBP: 0.366, SLG: 0.405		HR			FC1-5			G6-4-3		4	1	2	2	0	0	1					
15 Brandon Inge, R OBP: 0.316, SLG: 0.413					FC1-5			G6-4-3		3	0	0	0	0	1	1					
39 Ramon Santiago, S OBP: 0.475, SLG: 0.551					K			F7		3	0	1	0	0	1	1					
Inning Stats	R: 0 H: 1 E: 0 K: 0 S: 11	H: 1 LOB: 1 BB: 0 P: 17	R: 2 H: 2 E: 1 K: 0 S: 13	H: 2 LOB: 2 BB: 1 P: 23	R: 0 H: 0 E: 0 K: 0 S: 7	H: 0 LOB: 0 BB: 0 P: 7	R: 0 H: 1 E: 0 K: 2 S: 11	H: 1 LOB: 1 BB: 0 P: 16	R: 1 H: 1 E: 0 K: 0 S: 15	H: 1 LOB: 1 BB: 1 P: 25	R: 0 H: 0 E: 0 K: 1 S: 5	H: 0 LOB: 0 BB: 0 P: 6	R: 0 H: 0 E: 1 K: 1 S: 8	H: 0 LOB: 1 BB: 0 P: 14	R: 1 H: 1 E: 0 K: 0 S: 9	H: 1 LOB: 1 BB: 1 P: 16	1B: 3 2B: 1 3B: 0 HR: 2	SF: 0 SAC: 0 DP: 1 HBP: 0	WP: 1 PB: 0 SB: 0 CS: 0	PA: 34	
PITCHER	IP	WLS	BF	H	R	ER	SO	BB	IBB	HBP	BLK	WP	HR	S	P	ERA	WHIP				
53 Nick Blackburn, R ERA: 3.65	7.0	L	30	5	3	2	4	2	0	0	0	0	1	70	108	2.57	1.000				
Brian Bass, R ERA: 5.31	1.0		4	1	1	1	0	1	0	0	0	0	1	9	16	9.00	2.000				

livebaseballscores.com



Batter	1	2	3	4	5	6	7	8	9	AB	R	H	RBI	BB	SO	LOB	TOP			
5 Ian Kinsler, R OBP: 0.393, SLG: 0.542										4	0	0	0	0	0	0	Texas Rangers @ Minnesota Twins Hubert H. Humphrey Metrodome, Minneapolis, MN Fri Jul 18 2008, 8:10 PM EDT Att: 30,134 - Dome - 70 F livebaseballscorecards.com			
10 Michael Young, R OBP: 0.351, SLG: 0.426										3	0	1	0	1	0	0				
32 Josh Hamilton, L OBP: 0.364, SLG: 0.546										4	0	0	0	0	1	2				
Milton Bradley, S OBP: 0.440, SLG: 0.607										3	0	1	0	1	1	1				
22 Marlon Byrd, R OBP: 0.327, SLG: 0.391										4	0	1	0	0	0	2				
9 Hank Blalock, L OBP: 0.394, SLG: 0.449										2	0	0	0	1	0	1				
41 Brandon Boggs, S OBP: 0.337, SLG: 0.408										3	0	0	0	0	0	1				
19 Chris Davis, L OBP: 0.313, SLG: 0.623										3	0	0	0	0	0	1				
2 Taylor Teagarden, R OBP: 0.313, SLG: 0.623										3	0	0	0	0	2	0				
Inning Stats	R: 0 E: 0 K: 0 S: 10	H: 1 LOB: 1 BB: 0 P: 15	R: 0 E: 0 K: 0 S: 12	H: 0 LOB: 1 BB: 1 P: 21	R: 0 E: 0 K: 0 S: 6	H: 2 LOB: 1 BB: 0 P: 11	R: 0 E: 0 K: 1 S: 8	H: 0 LOB: 2 BB: 0 P: 13	R: 0 E: 0 K: 0 S: 15	H: 0 LOB: 2 BB: 2 P: 27	R: 0 E: 0 K: 0 S: 8	H: 0 LOB: 0 BB: 0 P: 11	R: 0 E: 0 K: 1 S: 7	H: 0 LOB: 0 BB: 0 P: 11	R: 0 E: 0 K: 2 S: 9	H: 0 LOB: 0 BB: 0 P: 14	1B: 2 2B: 1 3B: 0 HR: 0	SF: 0 SAC: 0 DP: 0 HBP: 0	WP: 1 PB: 0 SB: 0 CS: 1	PA: 32
PITCHER	IP WLS BF H R ER SO BB IBB HBP BLK WP HR S P ERA WHIP																			
15 Glen Perkins, L ERA: 3.84	6.0 W 23 3 0 0 1 3 0 0 0 0 1 0 57 98 0.00 1.000																			
49 Craig Breslow, L ERA: 2.09	1.0 H 3 0 0 0 0 0 0 0 0 0 0 0 8 11 0.00 0.000																			
28 Jesse Crain, R ERA: 2.72	1.0 3 0 0 0 1 0 0 0 0 0 0 0 7 11 0.00 0.000																			
26 Boof Bonser, R ERA: 6.42	1.0 3 0 0 0 2 0 0 0 0 0 0 0 9 14 0.00 0.000																			

Batter	1	2	3	4	5	6	7	8	9	AB	R	H	RBI	BB	SO	LOB	BOTTOM			
22 Carlos Gómez, R OBP: 0.284, SLG: 0.346										5	0	0	0	0	1	1	Texas Rangers @ Minnesota Twins Hubert H. Humphrey Metrodome, Minneapolis, MN Fri Jul 18 2008, 8:10 PM EDT Att: 30,134 - Dome - 70 F livebaseballscorecards.com			
25 Alexi Casilla, S OBP: 0.383, SLG: 0.444										5	1	3	0	0	1	1				
7 Joe Mauer, L OBP: 0.415, SLG: 0.451										5	1	1	0	0	0	2				
33 Justin Morneau, L OBP: 0.392, SLG: 0.514										3	2	1	0	1	1	0				
16 Jason Kubel, L OBP: 0.333, SLG: 0.465										4	2	2	2	0	1	1				
21 Delmon Young, R OBP: 0.337, SLG: 0.394										4	0	4	1	0	0	0				
32 Brian Buscher, L OBP: 0.344, SLG: 0.414										4	0	2	2	0	1	3				
23 Brendan Harris, R OBP: 0.317, SLG: 0.377										4	0	2	1	0	0	4				
2 Denard Span, L OBP: 0.409, SLG: 0.400										4	0	0	0	0	2	3				
Inning Stats	R: 0 E: 0 K: 1 S: 7	H: 0 LOB: 0 BB: 0 P: 10	R: 0 E: 0 K: 2 S: 13	H: 1 LOB: 1 BB: 0 P: 23	R: 0 E: 0 K: 1 S: 10	H: 1 LOB: 1 BB: 0 P: 13	R: 1 E: 0 K: 0 S: 16	H: 3 LOB: 2 BB: 0 P: 24	R: 0 E: 0 K: 0 S: 7	H: 1 LOB: 1 BB: 0 P: 10	R: 1 E: 0 K: 2 S: 18	H: 3 LOB: 2 BB: 0 P: 21	R: 4 E: 0 K: 0 S: 18	H: 5 LOB: 1 BB: 1 P: 27	R: 0 E: 0 K: 1 S: 9	H: 1 LOB: 1 BB: 0 P: 11	1B: 13 2B: 2 3B: 0 HR: 0	SF: 0 SAC: 0 DP: 1 HBP: 0	WP: 0 PB: 0 SB: 1 CS: 0	PA: 39
PITCHER	IP WLS BF H R ER SO BB IBB HBP BLK WP HR S P ERA WHIP																			
33 Kevin Millwood, R ERA: 5.23	6.1 L 31 11 5 5 6 1 0 0 0 0 0 0 0 79 114 7.11 1.895																			
Jamey Wright, R ERA: 4.5	0.2 4 3 1 1 0 0 0 0 0 0 0 0 10 14 13.50 4.500																			
60 Warner Madrigal, R ERA: 7.88	1.0 4 1 0 0 1 0 0 0 0 0 0 0 9 11 0.00 1.000																			

Batter	1	2	3	4	5	6	7	8	9	AB	R	H	RBI	BB	SO	LOB	TOP					
5 Ian Kinsler, R OBP: 0.390, SLG: 0.537																						
6 German Duran, R OBP: 0.279, SLG: 0.363																						
10 Michael Young, R OBP: 0.348, SLG: 0.422																						
Ramón Vázquez, L OBP: 0.382, SLG: 0.472																						
32 Josh Hamilton, L OBP: 0.365, SLG: 0.545																						
41 Brandon Boggs, S OBP: 0.337, SLG: 0.408																						
Milton Bradley, S OBP: 0.435, SLG: 0.598																						
7 David Murphy, L OBP: 0.313, SLG: 0.461																						
9 Hank Blalock, L OBP: 0.395, SLG: 0.441																						
22 Marion Byrd, R OBP: 0.332, SLG: 0.392																						
19 Chris Davis, L OBP: 0.314, SLG: 0.656																						
51 Max Ramirez, R OBP: 0.319, SLG: 0.405																						
Inning Stats	R: 0 E: 0 K: 1 S: 11	H: 1 LOB: 1 BB: 0 P: 19	R: 2 E: 0 K: 0 S: 11	H: 1 LOB: 0 BB: 1 P: 19	R: 0 E: 0 K: 0 S: 8	H: 0 LOB: 0 BB: 0 P: 11	R: 0 E: 0 K: 0 S: 5	H: 0 LOB: 0 BB: 0 P: 6	R: 0 E: 0 K: 1 S: 7	H: 0 LOB: 0 BB: 0 P: 10	R: 0 E: 0 K: 0 S: 7	H: 1 LOB: 1 BB: 0 P: 11	R: 0 E: 0 K: 0 S: 10	H: 2 LOB: 2 BB: 0 P: 19	R: 0 E: 0 K: 1 S: 10	H: 0 LOB: 0 BB: 0 P: 15	R: 0 E: 0 K: 1 S: 8	H: 0 LOB: 0 BB: 0 P: 10	1B: 4 2B: 0 3B: 0 HR: 1	SF: 0 SAC: 0 DP: 0 HBP: 0	WP: 0 PB: 0 SB: 0 CS: 0	PA: 33
PITCHER	IP WLS BF H R ER SO BB IBB HBP BLK WP HR S P ERA WHIP																					
Livan Hernandez, R ERA: 5.29	(1, 1) 7.0 W 27 5 2 2 2 1 0 0 0 0 0 1 59 95 2.57 0.857																					
Brian Bass, R ERA: 5.22	(8, 1) 1.0 3 0 0 0 1 0 0 0 0 0 0 0 10 15 0.00 0.000																					
Dennys Reyes, L ERA: 2.67	(9, 1) 1.0 3 0 0 0 1 0 0 0 0 0 0 0 8 10 0.00 0.000																					

Texas Rangers @ Minnesota Twins
Hubert H. Humphrey Metrodome, Minneapolis, MN

Sat Jul 19 2008, 7:10 PM EDT
Att: 35,085 - Dome - 69 F

AB 32
R 2
H 5
RBI 2
BB 1
SO 4
LOB 6



Batter	1	2	3	4	5	6	7	8	9	AB	R	H	RBI	BB	SO	LOB	BOTTOM			
22 Carlos Gómez, R OBP: 0.287, SLG: 0.353																				
25 Alexi Casilla, S OBP: 0.359, SLG: 0.438																				
7 Joe Mauer, L OBP: 0.418, SLG: 0.466																				
55 Mike Redmond, R OBP: 0.324, SLG: 0.348																				
33 Justin Morneau, L OBP: 0.394, SLG: 0.524																				
Craig Monroe, R OBP: 0.280, SLG: 0.414																				
Mike Lamb, L OBP: 0.255, SLG: 0.290																				
21 Delmon Young, R OBP: 0.340, SLG: 0.405																				
32 Brian Buscher, L OBP: 0.351, SLG: 0.451																				
23 Brendan Harris, R OBP: 0.316, SLG: 0.374																				
2 Denard Span, L OBP: 0.413, SLG: 0.418																				
Inning Stats	R: 1 E: 0 K: 0 S: 10	H: 1 LOB: 0 BB: 1 P: 18	R: 0 E: 0 K: 0 S: 9	H: 0 LOB: 0 BB: 0 P: 13	R: 0 E: 0 K: 0 S: 7	H: 0 LOB: 0 BB: 0 P: 12	R: 2 E: 0 K: 0 S: 8	H: 3 LOB: 1 BB: 1 P: 15	R: 3 E: 0 K: 3 S: 11	H: 3 LOB: 1 BB: 1 P: 20	R: 6 E: 0 K: 3 S: 24	H: 6 LOB: 0 BB: 0 P: 35	R: 2 E: 0 K: 0 S: 10	H: 2 LOB: 1 BB: 1 P: 21	R: 0 E: 0 K: 1 S: 20	H: 1 LOB: 1 BB: 0 P: 26	1B: 7 2B: 5 3B: 0 HR: 4	SF: 0 SAC: 0 DP: 0 HBP: 0	WP: 2 PB: 0 SB: 0 CS: 1	PA: 42
PITCHER	IP WLS BF H R ER SO BB IBB HBP BLK WP HR S P ERA WHIP																			
54 Matt Harrison, L ERA: 9.2	(1, 1) 5.0 L 25 5 4 4 8 0 0 0 0 0 0 1 20 29 14.40 2.200																			
57 Dustin Nippert, R ERA: 10.24	(6, 1) 1.0 7 4 4 4 3 0 0 0 0 0 0 1 20 29 36.00 4.000																			
59 Josh Rupe, R ERA: 4.5	(7, 1) 1.0 6 2 2 2 0 1 0 0 0 0 1 1 10 21 18.00 3.000																			
50 Frank Francisco, R ERA: 3.49	(8, 1) 1.0 4 1 0 0 1 0 0 0 0 0 1 0 20 26 0.00 1.000																			

Texas Rangers @ Minnesota Twins
Hubert H. Humphrey Metrodome, Minneapolis, MN

Sat Jul 19 2008, 7:10 PM EDT
Att: 35,085 - Dome - 69 F

AB 38
R 14
H 16
RBI 14
BB 4
SO 4
LOB 15



Batter	1	2	3	4	5	6	7	8	9	AB	R	H	RBI	BB	SO	LOB	TOP					
5 Ian Kinsler, R OBP: 0.389, SLG: 0.533										3	0	0	0	1	0	0	Texas Rangers @ Minnesota Twins Hubert H. Humphrey Metrodome, Minneapolis, MN Sun Jul 20 2008, 2:10 PM EDT Att: 36,029 - Dome - 70 F livebaseballscorecards.com					
41 Brandon Boogs, S OBP: 0.335, SLG: 0.404										4	0	1	0	0	0	1						
10 Michael Young, R OBP: 0.345, SLG: 0.418										4	0	0	0	0	1	1						
Milton Bradley, S OBP: 0.436, SLG: 0.595										3	0	1	0	1	2	0						
7 David Murphy, L OBP: 0.310, SLG: 0.456										4	0	0	0	0	0	3						
9 Hank Blalock, L OBP: 0.349, SLG: 0.427										3	0	0	0	0	0	1						
22 Marion Byrd, R OBP: 0.327, SLG: 0.386										3	0	0	0	0	0	0						
19 Chris Davis, L OBP: 0.301, SLG: 0.627										3	0	0	0	0	3	0						
2 Taylor Teagarden, R OBP: 0.167, SLG: 0.667										3	1	1	1	0	2	0						
Inning Stats	R: 0 E: 0 K: 1 S: 11	H: 0 LOB: 0 BB: 0 P: 16	R: 0 E: 0 K: 1 S: 6	H: 0 LOB: 0 BB: 0 P: 8	R: 0 E: 0 K: 2 S: 12	H: 0 LOB: 0 BB: 0 P: 16	R: 0 E: 0 K: 0 S: 5	H: 0 LOB: 0 BB: 0 P: 7	R: 0 E: 0 K: 1 S: 7	H: 0 LOB: 0 BB: 0 P: 10	R: 1 E: 0 K: 1 S: 13	H: 1 LOB: 1 BB: 1 P: 25	R: 0 E: 0 K: 0 S: 8	H: 1 LOB: 1 BB: 0 P: 11	R: 0 E: 0 K: 2 S: 9	H: 0 LOB: 0 BB: 0 P: 13		R: 0 E: 0 K: 0 S: 10	H: 1 LOB: 2 BB: 1 P: 19	1B: 2 2B: 0 3B: 0 HR: 1	SF: 0 SAC: 0 DP: 0 HBP: 0	WP: 0 PB: 0 SB: 1 CS: 0
PITCHER	IP WLS BF H R ER SO BB IBB HBP BLK WP HR S P ERA WHIP																					
30 Scott Baker, R ERA: 3.26	(1, 1)	8.0 L 27 2 1 1 8																				
36 Joe Nathan, R ERA: 1.11	(9, 1)	1.0 5 1 0 0 0																				

Batter	1	2	3	4	5	6	7	8	9	AB	R	H	RBI	BB	SO	LOB	BOTTOM					
22 Carlos Gómez, R OBP: 0.285, SLG: 0.349										4	0	0	0	0	1	1	Texas Rangers @ Minnesota Twins Hubert H. Humphrey Metrodome, Minneapolis, MN Sun Jul 20 2008, 2:10 PM EDT Att: 36,029 - Dome - 70 F livebaseballscorecards.com					
25 Alexei Casilla, S OBP: 0.353, SLG: 0.430										4	0	0	0	0	1							
7 Joe Mauer, L OBP: 0.419, SLG: 0.465										3	0	1	0	1	0	0						
33 Justin Morneau, L OBP: 0.391, SLG: 0.519										4	0	0	0	0	2							
16 Jason Kubel, L OBP: 0.333, SLG: 0.462										2	0	0	0	1	0	0						
21 Delmon Young, R OBP: 0.340, SLG: 0.405										3	0	1	0	0	0	1						
32 Brian Buscher, L OBP: 0.360, SLG: 0.452										2	0	1	0	1	0	1						
23 Brendan Harris, R OBP: 0.314, SLG: 0.370										3	0	0	0	0	0	3						
2 Denard Span, L OBP: 0.411, SLG: 0.407										2	0	0	0	1	0	1						
Inning Stats	R: 0 E: 0 K: 0 S: 13	H: 1 LOB: 1 BB: 0 P: 17	R: 0 E: 0 K: 0 S: 7	H: 1 LOB: 1 BB: 1 P: 15	R: 0 E: 0 K: 0 S: 8	H: 0 LOB: 0 BB: 0 P: 12	R: 0 E: 0 K: 0 S: 4	H: 0 LOB: 0 BB: 0 P: 7	R: 0 E: 0 K: 0 S: 8	H: 1 LOB: 0 BB: 0 P: 13	R: 0 E: 0 K: 0 S: 4	H: 0 LOB: 0 BB: 1 P: 9	R: 0 E: 0 K: 0 S: 5	H: 0 LOB: 0 BB: 0 P: 7	R: 0 E: 0 K: 0 S: 11	H: 0 LOB: 1 BB: 1 P: 23		R: 0 E: 0 K: 1 S: 15	H: 0 LOB: 1 BB: 1 P: 23	1B: 3 2B: 0 3B: 0 HR: 0	SF: 0 SAC: 0 DP: 2 HBP: 0	WP: 2 PB: 0 SB: 0 CS: 1
PITCHER	IP WLS BF H R ER SO BB IBB HBP BLK WP HR S P ERA WHIP																					
44 Vicente Padilla, R ERA: 4.41	(1, 1)	7.0 W 23 3 0 0 0																				
Eddie Guardado, L ERA: 2.5	(8, 1)	1.0 H 4 0 0 0																				
36 C.J. Wilson, L ERA: 4.89	(9, 1)	1.0 S 4 0 0 0																				

Batter	1	2	3	4	5	6	7	8	9	AB	R	H	RBI	BB	SO	LOB	TOP										
22 Carlos Gómez, R OBP: 0.281, SLG: 0.345	G5-3	FC5 25 1B		G5-3		FC5-4			G6-3	5	0	0	1	0	0	6	Minnesota Twins @ New York Yankees Yankee Stadium, Bronx, NY Mon Jul 21 2008, 7:05 PM EDT Att: 53,484 - Partly Cloudy - 88 F livebaseballscorecards.com										
25 Alexi Casilla, S OBP: 0.358, SLG: 0.434	7 BB	1B			33 G6-3 16 1B	K			G4-3	5	1	3	2	0	1	2											
7 Joe Mauer, L OBP: 0.419, SLG: 0.462					33 G6-3 1B				G6-3	4	0	1	0	1	1	2											
33 Justin Morneau, L OBP: 0.387, SLG: 0.513 Mike Lamb, L OBP: 0.295, SLG: 0.290	F4			G4-3		G6-3			G4-3	4	0	0	0	0	0	4											
16 Jason Kubel, L OBP: 0.332, SLG: 0.459	F7			G4-3		21 FC6-4 1B			G6-3	4	0	1	1	0	0	2											
21 Delmon Young, R OBP: 0.340, SLG: 0.402 Craig Monroe, R OBP: 0.278, SLG: 0.412		23 1B 22 FC5 HBP		K		FC6-4 1B			K	2	1	0	0	0	1	1											
32 Brian Buscher, L OBP: 0.356, SLG: 0.443		22 FC5 23 1B 1B				F7			G6-3	4	0	1	0	0	0	0											
23 Brendan Harris, R OBP: 0.316, SLG: 0.370		22 FC5 25 1B 1B				L8			K	3	1	1	0	1	1	0											
2 Denard Span, L OBP: 0.424, SLG: 0.459									22 G6-3 25 G4-3 2B	4	1	3	0	0	1	3											
Inning Stats	R: 0 E: 0 K: 0 S: 11	H: 1 LOB: 2 BB: 1 P: 19	R: 2 H: 3 ER: 0 SO: 12	H: 3 LOB: 2 BB: 0 P: 21	R: 0 H: 0 ER: 0 SO: 8	H: 0 LOB: 0 BB: 0 P: 12	R: 0 H: 1 ER: 0 SO: 5	H: 1 LOB: 1 BB: 0 P: 13	R: 1 H: 3 ER: 0 SO: 13	H: 3 LOB: 1 BB: 0 P: 20	R: 0 H: 1 ER: 0 SO: 12	H: 1 LOB: 2 BB: 1 P: 20	R: 0 H: 0 ER: 0 SO: 9	H: 0 LOB: 0 BB: 0 P: 13	R: 0 H: 0 ER: 0 SO: 10	H: 0 LOB: 0 BB: 0 P: 15	R: 1 H: 1 ER: 0 SO: 6	H: 1 LOB: 0 BB: 0 P: 8	1B: 8 2B: 1 3B: 1 HR: 0	SF: 0 SAC: 0 DP: 1 HBP: 1	WP: 0 PB: 0 CS: 0	PA: 39					
PITCHER	IP	WLS	BF	H	R	ER	SO	BB	IBB	HBP	BLK	WP	HR	S	P	ERA	WHIP										
Sidney Ponson, R ERA: 4.02	5.2	W	28	9	3	3	2	2	0	1	0	0	0	57	100	4.76	1.941										
36 Edwar Ramirez, R ERA: 2.45	0.1		1	0	0	0	1	0	0	0	0	0	0	4	5	0.00	0.000										
30 David Robertson, R ERA: 1.64	1.0		3	0	0	0	1	0	0	0	0	0	0	9	13	0.00	0.000										
LaTroy Hawkins, R ERA: 5.58	2.0		7	1	1	1	2	0	0	0	0	0	0	16	23	4.50	0.500										

Batter	1	2	3	4	5	6	7	8	9	AB	R	H	RBI	BB	SO	LOB	BOTTOM										
18 Johnny Damon, L OBP: 0.385, SLG: 0.470 Chad Moeller, R OBP: 0.329, SLG: 0.358	F9	E4 13 1B 2B			F9		F9			4	1	1	1	0	0	3	Minnesota Twins @ New York Yankees Yankee Stadium, Bronx, NY Mon Jul 21 2008, 7:05 PM EDT Att: 53,484 - Partly Cloudy - 88 F livebaseballscorecards.com										
2 Derek Jeter, R OBP: 0.347, SLG: 0.400	G6-3	FC6-4 1B				HR			L9	5	1	2	2	0	1	2											
Bobby Abreu, L OBP: 0.340, SLG: 0.432 17 Justin Christian, R OBP: 0.333, SLG: 0.278	13 HR 1B	FC6-4 13 1B			L5		13 WP 13 BLK 1B		1B 24 G4-3-6 BB	4	2	2	1	0	0	2											
13 Alex Rodriguez, R OBP: 0.398, SLG: 0.592 Wilson Betemit, S OBP: 0.291, SLG: 0.417	HR			G5-3		24 WP 1B BB			24 G4-3-6 BB 1B	3	2	2	3	1	0	0											
Jason Giambi, L OBP: 0.395, SLG: 0.534 Richie Sexson, R OBP: 0.321, SLG: 0.379	K	K				K			24 G4-3-6 BB 1B	3	0	0	0	1	3	3											
24 Robinson Canó, L OBP: 0.296, SLG: 0.389		G4-3			P6				G4-3-6	5	1	2	2	0	0	3											
28 Melky Cabrera, S OBP: 0.306, SLG: 0.350		11 1B 18 E 1B			26 G3 18 2B 1B				G4-3	5	2	2	0	0	0	2											
26 José Molina, R OBP: 0.266, SLG: 0.307		18 E 2 1B 1B			G3					4	1	3	0	0	0	1											
11 Brett Gardner, L OBP: 0.237, SLG: 0.189		2 1B 18 E FC6-4 1B			F8				L7	4	1	1	0	0	1	3											
Inning Stats	R: 2 E: 0 K: 1 S: 9	H: 2 LOB: 0 BB: 0 P: 15	R: 4 H: 5 ER: 1 SO: 27	H: 5 LOB: 2 BB: 0 P: 38	R: 2 H: 3 ER: 1 SO: 12	H: 3 LOB: 1 BB: 0 P: 16	R: 0 H: 0 ER: 0 SO: 8	H: 0 LOB: 1 BB: 1 P: 14	R: 0 H: 1 ER: 0 SO: 15	H: 1 LOB: 1 BB: 0 P: 20	R: 3 H: 3 ER: 0 SO: 15	H: 3 LOB: 0 BB: 1 P: 26	R: 0 H: 1 ER: 0 SO: 11	H: 1 LOB: 1 BB: 0 P: 17	R: 1 H: 1 ER: 0 SO: 6	H: 1 LOB: 1 BB: 2 P: 14	1B: 12 2B: 2 3B: 0 HR: 3	SF: 0 SAC: 0 DP: 2 HBP: 0	WP: 2 PB: 0 CS: 0	PA: 43							
PITCHER	IP	WLS	BF	H	R	ER	SO	BB	IBB	HBP	BLK	WP	HR	S	P	ERA	WHIP										
53 Nick Blackburn, R ERA: 3.83	1.2	L	13	7	6	3	1	0	0	0	0	0	2	33	50	16.20	4.200										
26 Boof Bonser, R ERA: 6.59	3.1		17	6	4	4	3	1	0	0	0	0	2	43	61	10.80	2.100										
49 Craig Breslow, L ERA: 2.28	2.0		8	2	1	1	1	1	0	0	1	2	0	21	35	4.50	1.500										
54 Matt Guerrier, R ERA: 3.46	1.0		5	1	1	1	0	2	0	0	0	0	0	6	14	9.00	3.000										

Minnesota Twins @ New York Yankees
 Yankee Stadium, Bronx, NY
 Mon Jul 21 2008, 7:05 PM EDT
 Att: 53,484 - Partly Cloudy - 88 F

AB 36
 R 4
 H 10
 RBI 4
 BB 2
 SO 6
 LOB 20



Minnesota Twins @ New York Yankees
 Yankee Stadium, Bronx, NY
 Mon Jul 21 2008, 7:05 PM EDT
 Att: 53,484 - Partly Cloudy - 88 F

AB 39
 R 12
 H 16
 RBI 9
 BB 4
 SO 5
 LOB 20



Batter	1	2	3	4	5	6	7	8	9	AB	R	H	RBI	BB	SO	LOB	TOP					
2 Denard Span, L OBP: 0.437, SLG: 0.466										3	1	2	0	1	0	0	Minnesota Twins @ New York Yankees Yankee Stadium, Bronx, NY Tue Jul 22 2008, 7:05 PM EDT Att: 53,406 - Cloudy - 81 F					
25 Alexi Casilla, S OBP: 0.358, SLG: 0.432										3	0	1	0	0	1	1						
7 Joe Mauer, L OBP: 0.415, SLG: 0.456										4	0	0	0	0	2	4						
33 Justin Morneau, L OBP: 0.390, SLG: 0.512										1	0	0	0	3	1	1						
16 Jason Kubel, L OBP: 0.328, SLG: 0.453										4	0	0	1	0	1	5						
21 Delmon Young, R OBP: 0.339, SLG: 0.401										4	0	1	0	0	0	2						
32 Brian Buscher, L OBP: 0.352, SLG: 0.430											3	0	0	0	1	0						
Nick Punto, S OBP: 0.370, SLG: 0.453											4	0	0	0	2	2						
22 Carlos Gómez, R OBP: 0.282, SLG: 0.348										3	1	1	0	0	0	0						
Inning Stats	R: 0 H: 1 E: 1 K: 1 S: 7	H: 1 LOB: 2 BB: 1 P: 15	R: 0 H: 0 E: 0 K: 0 S: 7	H: 0 LOB: 0 BB: 1 P: 16	R: 0 H: 0 E: 0 K: 0 S: 9	H: 0 LOB: 0 BB: 0 P: 15	R: 0 H: 0 E: 0 K: 0 S: 6	H: 0 LOB: 0 BB: 1 P: 12	R: 0 H: 0 E: 0 K: 1 S: 10	H: 0 LOB: 0 BB: 0 P: 15	R: 2 H: 3 E: 1 K: 0 S: 14	H: 3 LOB: 2 BB: 1 P: 20	R: 0 H: 0 E: 0 K: 1 S: 7	H: 0 LOB: 1 BB: 0 P: 12	R: 0 H: 0 E: 0 K: 3 S: 11	H: 0 LOB: 1 BB: 0 P: 20	R: 0 H: 1 E: 0 K: 1 S: 7	H: 1 LOB: 1 BB: 0 P: 13	1B: 4 2B: 1 3B: 0 HR: 0	SF: 0 SAC: 1 DP: 2 HBP: 0	WP: 0 PB: 0 CS: 0	PA: 35
PITCHER	IP	WLS	BF	H	R	ER	SO	BB	IBB	HBP	BLK	WP	HR	S	P	ERA	WHIP					
Darrel Rasner, R ERA: 4.83	(1, 1)	5.2	23	4	2	2	2	4	0	0	0	0	0	52	92	3.18	1.412					
30 David Robertson, R ERA: 1.59	(6, 1)	0.1	W	1	0	0	0	0	0	0	0	0	0	1	1	0.00	0.000					
41 Jose Veras, R ERA: 2.97	(7, 1)	1.0	H	3	0	0	1	0	0	0	0	0	0	7	12	0.00	0.000					
Kyle Farnsworth, R ERA: 3.35	(8, 1)	1.0		4	0	0	3	1	0	0	0	0	0	11	20	0.00	1.000					
38 Dan Giese, R ERA: 2.59	(9, 1)	1.0		4	1	0	1	0	0	0	0	0	0	7	13	0.00	1.000					

Batter	1	2	3	4	5	6	7	8	9	AB	R	H	RBI	BB	SO	LOB	BOTTOM					
18 Johnny Damon, L OBP: 0.388, SLG: 0.469										3	2	1	0	2	0	1	Minnesota Twins @ New York Yankees Yankee Stadium, Bronx, NY Tue Jul 22 2008, 7:05 PM EDT Att: 53,406 - Cloudy - 81 F					
2 Derek Jeter, R OBP: 0.345, SLG: 0.400										5	1	1	2	0	1	3						
Bobby Abreu, L OBP: 0.349, SLG: 0.443										4	2	2	3	0	0	1						
13 Alex Rodriguez, R OBP: 0.399, SLG: 0.594											4	2	2	0	0	1						
Jason Giambi, L OBP: 0.399, SLG: 0.533											2	0	1	1	2	0		1				
Richie Sexson, R OBP: 0.321, SLG: 0.379											0	0	0	0	0	0		0				
24 Robinson Canó, L OBP: 0.298, SLG: 0.390											4	0	2	2	0	1		2				
28 Melky Cabrera, S OBP: 0.302, SLG: 0.346											4	0	0	0	0	0		5				
Chad Moeller, R OBP: 0.321, SLG: 0.348											2	0	0	0	0	0	1					
Wilson Betemit, S OBP: 0.278, SLG: 0.414	(6, PH)									1	0	0	0	0	0	2						
26 José Molina, R OBP: 0.265, SLG: 0.305	(7, 2)									1	0	0	0	0	1	0						
11 Brett Gardner, L OBP: 0.238, SLG: 0.179	(1, 7)									3	1	0	0	1	2	0						
Inning Stats	R: 0 H: 0 E: 0 K: 0 S: 8	H: 2 LOB: 1 BB: 0 P: 13	R: 1 H: 2 E: 0 K: 0 S: 12	H: 2 LOB: 0 BB: 0 P: 17	R: 0 H: 0 E: 0 K: 1 S: 10	H: 0 LOB: 1 BB: 1 P: 26	R: 0 H: 0 E: 0 K: 1 S: 16	H: 0 LOB: 1 BB: 1 P: 26	R: 3 H: 4 E: 0 K: 0 S: 16	H: 4 LOB: 2 BB: 1 P: 26	R: 4 H: 3 E: 2 K: 0 S: 16	H: 3 LOB: 1 BB: 1 P: 27	R: 0 H: 0 E: 0 K: 2 S: 10	H: 0 LOB: 1 BB: 1 P: 19	1B: 5 2B: 3 3B: 0 HR: 1	SF: 0 SAC: 0 DP: 2 HBP: 0	WP: 0 PB: 0 CS: 0	PA: 38				
PITCHER	IP	WLS	BF	H	R	ER	SO	BB	IBB	HBP	BLK	WP	HR	S	P	ERA	WHIP					
59 Kevin Slowey, R ERA: 4.41	(1, 1)	5.1	L	22	4	4	4	2	0	0	0	0	0	63	96	6.75	1.312					
Dennys Reyes, L ERA: 2.63	(6, 1)	0.1		3	1	0	0	1	0	0	0	0	0	7	13	0.00	6.000					
2B Jesse Crain, R ERA: 3.38	(6, 1)	0.1		5	2	4	3	1	0	0	0	0	0	10	17	81.00	9.000					
Brian Bass, R ERA: 5.04	(7, 1)	2.0		8	1	0	2	1	0	0	0	0	0	17	31	0.00	1.000					

Batter	1	2	3	4	5	6	7	8	9	AB	R	H	RBI	BB	SO	LOB	TOP							
2 Denard Span, L OBP: 0.432, SLG: 0.469										4	1	3	1	0	1	0	Minnesota Twins @ Cleveland Indians Progressive Field, Cleveland, OH Fri Jul 25 2008, 7:05 PM EDT Att: 33,512 - Partly Cloudy - 80 F							
25 Alexi Casilla, S OBP: 0.355, SLG: 0.430										4	0	0	0	0	0	3								
7 Joe Mauer, L OBP: 0.416, SLG: 0.460										4	1	2	1	0	1	0								
33 Justin Morneau, L OBP: 0.388, SLG: 0.514										4	1	1	2	0	0	1								
21 Delmon Young, R OBP: 0.335, SLG: 0.397										4	0	1	0	0	1	0								
Craig Monroe, R OBP: 0.273, SLG: 0.404											3	0	0	0	0	2		0						
Mike Lamb, L OBP: 0.264, SLG: 0.304										0	0	0	0	0	0	0								
55 Mike Redmond, R OBP: 0.316, SLG: 0.338										1	0	0	0	0	0	1								
23 Brendan Harris, R OBP: 0.315, SLG: 0.371											4	0	1	0	0	2		1						
Nick Punto, S OBP: 0.349, SLG: 0.425											4	0	0	0	0	1		2						
22 Carlos Gómez, R OBP: 0.282, SLG: 0.347										0	0	0	0	0	0	0								
16 Jason Kubel, L OBP: 0.327, SLG: 0.453										3	1	1	0	0	2	0								
Inning Stats	R: 0 E: 0 K: 1 S: 11	H: 1 LOB: 0 BB: 0 P: 17	R: 0 E: 0 K: 2 S: 10	H: 0 LOB: 0 BB: 0 P: 14	R: 1 E: 0 K: 1 S: 10	H: 2 LOB: 1 BB: 0 P: 15	R: 0 E: 0 K: 0 S: 6	H: 0 LOB: 0 BB: 0 P: 7	R: 0 E: 0 K: 1 S: 7	H: 0 LOB: 0 BB: 0 P: 7	R: 1 E: 0 K: 1 S: 15	H: 2 LOB: 1 BB: 0 P: 21	R: 0 E: 0 K: 2 S: 12	H: 1 LOB: 1 BB: 0 P: 16	R: 0 E: 0 K: 2 S: 9	H: 0 LOB: 0 BB: 0 P: 11	R: 2 E: 0 K: 0 S: 17	H: 3 LOB: 1 BB: 0 P: 23	1B: 3 2B: 6 3B: 0 HR: 1	SF: 0 SAC: 0 DP: 1 HBP: 0	WP: 0 PB: 0 SB: 1 CS: 0	PA: 35		
PITCHER	IP WLS BF H R ER SO BB IBB HBP BLK WP HR S P ERA WHIP	IP WLS BF H R ER SO BB IBB HBP BLK WP HR S P ERA WHIP	IP WLS BF H R ER SO BB IBB HBP BLK WP HR S P ERA WHIP	IP WLS BF H R ER SO BB IBB HBP BLK WP HR S P ERA WHIP	IP WLS BF H R ER SO BB IBB HBP BLK WP HR S P ERA WHIP	IP WLS BF H R ER SO BB IBB HBP BLK WP HR S P ERA WHIP	IP WLS BF H R ER SO BB IBB HBP BLK WP HR S P ERA WHIP	IP WLS BF H R ER SO BB IBB HBP BLK WP HR S P ERA WHIP	IP WLS BF H R ER SO BB IBB HBP BLK WP HR S P ERA WHIP	IP WLS BF H R ER SO BB IBB HBP BLK WP HR S P ERA WHIP	IP WLS BF H R ER SO BB IBB HBP BLK WP HR S P ERA WHIP	IP WLS BF H R ER SO BB IBB HBP BLK WP HR S P ERA WHIP	IP WLS BF H R ER SO BB IBB HBP BLK WP HR S P ERA WHIP	IP WLS BF H R ER SO BB IBB HBP BLK WP HR S P ERA WHIP	IP WLS BF H R ER SO BB IBB HBP BLK WP HR S P ERA WHIP	IP WLS BF H R ER SO BB IBB HBP BLK WP HR S P ERA WHIP	IP WLS BF H R ER SO BB IBB HBP BLK WP HR S P ERA WHIP	IP WLS BF H R ER SO BB IBB HBP BLK WP HR S P ERA WHIP	IP WLS BF H R ER SO BB IBB HBP BLK WP HR S P ERA WHIP	IP WLS BF H R ER SO BB IBB HBP BLK WP HR S P ERA WHIP	IP WLS BF H R ER SO BB IBB HBP BLK WP HR S P ERA WHIP	IP WLS BF H R ER SO BB IBB HBP BLK WP HR S P ERA WHIP	IP WLS BF H R ER SO BB IBB HBP BLK WP HR S P ERA WHIP	IP WLS BF H R ER SO BB IBB HBP BLK WP HR S P ERA WHIP

AB 35
R 4
H 9
RBI 4
BB 0
SO 10
LOB 8



Batter	1	2	3	4	5	6	7	8	9	AB	R	H	RBI	BB	SO	LOB	BOTTOM							
24 Grady Sizemore, L OBP: 0.380, SLG: 0.544										4	1	2	0	1	1	0	Minnesota Twins @ Cleveland Indians Progressive Field, Cleveland, OH Fri Jul 25 2008, 7:05 PM EDT Att: 33,512 - Partly Cloudy - 80 F							
11 Jamey Carroll, R OBP: 0.353, SLG: 0.348										4	1	2	0	0	0	2								
Asdrubal Cabrera, S OBP: 0.281, SLG: 0.247										3	0	0	1	0	0	4								
12 Ben Francisco, R OBP: 0.341, SLG: 0.454										4	1	2	0	0	1	0								
2 Jhonny Peralta, R OBP: 0.313, SLG: 0.490										4	1	2	0	0	1	0								
17 Shin-Soo Choo, L OBP: 0.353, SLG: 0.450										2	0	1	1	1	1	0								
Casey Blake, R OBP: 0.385, SLG: 0.465										4	1	2	0	0	1	2								
10 Kelly Shoppach, R OBP: 0.318, SLG: 0.456										4	0	1	2	0	1	4								
25 Ryan Garko, R OBP: 0.313, SLG: 0.354										4	0	0	0	0	0	3								
Franklin Gutierrez, R OBP: 0.270, SLG: 0.352										3	1	2	1	1	1	0								
Inning Stats	R: 4 E: 0 K: 0 S: 18	H: 5 LOB: 1 BB: 0 P: 26	R: 1 E: 0 K: 0 S: 9	H: 1 LOB: 0 BB: 0 P: 13	R: 0 E: 0 K: 0 S: 5	H: 2 LOB: 1 BB: 0 P: 8	R: 0 E: 1 K: 0 S: 7	H: 1 LOB: 2 BB: 1 P: 14	R: 0 E: 0 K: 2 S: 11	H: 1 LOB: 2 BB: 1 P: 17	R: 0 E: 0 K: 2 S: 13	H: 1 LOB: 0 BB: 0 P: 19	R: 0 E: 0 K: 2 S: 7	H: 0 LOB: 0 BB: 0 P: 9	R: 0 E: 0 K: 0 S: 7	H: 1 LOB: 2 BB: 1 P: 13	R: 0 E: 0 K: 0 S: 7	H: 1 LOB: 2 BB: 1 P: 13	1B: 8 2B: 3 3B: 0 HR: 1	SF: 2 SAC: 0 DP: 2 HBP: 0	WP: 0 PB: 0 SB: 0 CS: 0	PA: 38		
PITCHER	IP WLS BF H R ER SO BB IBB HBP BLK WP HR S P ERA WHIP	IP WLS BF H R ER SO BB IBB HBP BLK WP HR S P ERA WHIP	IP WLS BF H R ER SO BB IBB HBP BLK WP HR S P ERA WHIP	IP WLS BF H R ER SO BB IBB HBP BLK WP HR S P ERA WHIP	IP WLS BF H R ER SO BB IBB HBP BLK WP HR S P ERA WHIP	IP WLS BF H R ER SO BB IBB HBP BLK WP HR S P ERA WHIP	IP WLS BF H R ER SO BB IBB HBP BLK WP HR S P ERA WHIP	IP WLS BF H R ER SO BB IBB HBP BLK WP HR S P ERA WHIP	IP WLS BF H R ER SO BB IBB HBP BLK WP HR S P ERA WHIP	IP WLS BF H R ER SO BB IBB HBP BLK WP HR S P ERA WHIP	IP WLS BF H R ER SO BB IBB HBP BLK WP HR S P ERA WHIP	IP WLS BF H R ER SO BB IBB HBP BLK WP HR S P ERA WHIP	IP WLS BF H R ER SO BB IBB HBP BLK WP HR S P ERA WHIP	IP WLS BF H R ER SO BB IBB HBP BLK WP HR S P ERA WHIP	IP WLS BF H R ER SO BB IBB HBP BLK WP HR S P ERA WHIP	IP WLS BF H R ER SO BB IBB HBP BLK WP HR S P ERA WHIP	IP WLS BF H R ER SO BB IBB HBP BLK WP HR S P ERA WHIP	IP WLS BF H R ER SO BB IBB HBP BLK WP HR S P ERA WHIP	IP WLS BF H R ER SO BB IBB HBP BLK WP HR S P ERA WHIP	IP WLS BF H R ER SO BB IBB HBP BLK WP HR S P ERA WHIP	IP WLS BF H R ER SO BB IBB HBP BLK WP HR S P ERA WHIP	IP WLS BF H R ER SO BB IBB HBP BLK WP HR S P ERA WHIP	IP WLS BF H R ER SO BB IBB HBP BLK WP HR S P ERA WHIP	IP WLS BF H R ER SO BB IBB HBP BLK WP HR S P ERA WHIP

AB 33
R 5
H 12
RBI 5
BB 3
SO 6
LOB 17



Batter	1	2	3	4	5	6	7	8	9	AB	R	H	RBI	BB	SO	LOB	TOP								
2 Denard Span, L OBP: 0.413, SLG: 0.438										4	0	0	1	0	0	2	Minnesota Twins @ Cleveland Indians Progressive Field, Cleveland, OH Sun Jul 27 2008, 1:05 PM EDT Att: 31,562 - Sunny - 79 F								
25 Alexi Casilla, S OBP: 0.350, SLG: 0.427										4	1	1	1	0	0	1									
55 Mike Redmond, R OBP: 0.301, SLG: 0.321										4	0	0	0	0	1	2									
33 Justin Morneau, L OBP: 0.391, SLG: 0.518										4	1	1	1	0	1	0									
21 Delmon Young, R OBP: 0.338, SLG: 0.397										3	0	0	0	1	0	0									
16 Jason Kubel, L OBP: 0.327, SLG: 0.451										4	0	1	1	0	2	0									
Craig Monroe, R OBP: 0.278, SLG: 0.413										4	1	2	0	0	1	2									
23 Brendan Harris, R OBP: 0.315, SLG: 0.369										2	1	0	0	1	1	1									
Nick Punto, S OBP: 0.343, SLG: 0.413										3	0	1	0	0	0	0									
Inning Stats	R: 0 E: 0 K: 0 S: 7	H: 0 LOB: 0 BB: 0 P: 10	R: 0 E: 0 K: 2 S: 11	H: 0 LOB: 0 BB: 0 P: 15	R: 0 E: 0 K: 1 S: 9	H: 0 LOB: 0 BB: 0 P: 11	R: 0 E: 0 K: 0 S: 8	H: 0 LOB: 0 BB: 0 P: 13	R: 0 E: 0 K: 0 S: 10	H: 0 LOB: 0 BB: 0 P: 14	R: 2 E: 0 K: 0 S: 11	H: 2 LOB: 1 BB: 1 P: 19	R: 0 E: 0 K: 1 S: 7	H: 0 LOB: 0 BB: 0 P: 9	R: 0 E: 0 K: 1 S: 7	H: 1 LOB: 0 BB: 0 P: 10		R: 2 E: 0 K: 1 S: 14	H: 3 LOB: 2 BB: 1 P: 25	1B: 3 2B: 3 3B: 0 HR: 0	SF: 0 SAC: 0 DP: 0 HBP: 0	WP: 0 PB: 0 SB: 0 CS: 1	PA: 34		
PITCHER	IP WLS BF H R ER SO BB IBB HBP BLK WP HR S P ERA WHIP																								
45 Jeremy Sowers, L ERA: 5.86	8.0		27	3	2	2	5	1	0	0	0	0	0	0	0	70	101	2.25	0.500						
53 Rafael Perez, L ERA: 3.42	1.0	L	7	3	2	2	1	0	1	0	0	0	0	0	14	25	18.00	3.000							

Batter	1	2	3	4	5	6	7	8	9	AB	R	H	RBI	BB	SO	LOB	BOTTOM								
24 Grady Sizemore, L OBP: 0.381, SLG: 0.540										3	0	2	0	1	1	0	Minnesota Twins @ Cleveland Indians Progressive Field, Cleveland, OH Sun Jul 27 2008, 1:05 PM EDT Att: 31,562 - Sunny - 79 F								
Franklin Gutierrez, R OBP: 0.263, SLG: 0.342										3	0	0	0	0	0	2									
20 David Dellucci, L OBP: 0.290, SLG: 0.382										0	0	0	1	0	0	0									
12 Ben Francisco, R OBP: 0.337, SLG: 0.447										4	0	0	0	0	1	3									
2 Jhonny Peralta, R OBP: 0.312, SLG: 0.491										4	0	0	0	0	0	3									
17 Shin-Soo Choo, L OBP: 0.354, SLG: 0.449										4	1	1	0	0	0	0									
Andy Marte, R OBP: 0.243, SLG: 0.308										4	0	1	0	0	1	1									
25 Ryan Garko, R OBP: 0.309, SLG: 0.348										4	0	1	0	0	2	3									
Sal Fasano, R OBP: 0.346, SLG: 0.318										2	0	0	1	0	0	2									
Asdrubal Cabrera, S OBP: 0.282, SLG: 0.246										3	1	1	0	0	0	1									
Inning Stats	R: 0 E: 0 K: 0 S: 12	H: 0 LOB: 1 BB: 1 P: 17	R: 1 E: 0 K: 1 S: 16	H: 2 LOB: 1 BB: 0 P: 23	R: 0 E: 0 K: 0 S: 9	H: 1 LOB: 1 BB: 0 P: 12	R: 0 E: 0 K: 0 S: 9	H: 0 LOB: 0 BB: 0 P: 12	R: 0 E: 0 K: 0 S: 7	H: 0 LOB: 0 BB: 0 P: 13	R: 0 E: 0 K: 1 S: 7	H: 1 LOB: 0 BB: 0 P: 10	R: 1 E: 0 K: 1 S: 15	H: 2 LOB: 1 BB: 0 P: 19	R: 0 E: 0 K: 1 S: 7	H: 0 LOB: 0 BB: 0 P: 9	1B: 6 2B: 0 3B: 0 HR: 0	SF: 2 SAC: 0 DP: 1 HBP: 0	WP: 0 PB: 0 SB: 2 CS: 0	PA: 34					
PITCHER	IP WLS BF H R ER SO BB IBB HBP BLK WP HR S P ERA WHIP																								
53 Nick Blackburn, R ERA: 3.69	7.0		26	4	1	1	3	1	0	0	0	0	0	0	0	69	9	1.29	0.714						
Dennys Reyes, L ERA: 2.95	0.0		2	2	1	1	0	0	0	0	0	0	0	0	5	8									
54 Matt Guerrier, R ERA: 3.27	1.0	W	3	0	0	0	1	0	0	0	0	0	0	0	10	11	0.00	0.000							
36 Joe Nathan, R ERA: 1.05	1.0	S	3	0	0	0	1	0	0	0	0	0	0	0	7	9	0.00	0.000							



Batter	1	2	3	4	5	6	7	8	9	AB	R	H	RBI	BB	SO	LOB	TOP					
Orlando Cabrera, R OBP: 0.322, SLG: 0.351										4	0	1	0	0	0	2	Chicago White Sox @ Minnesota Twins Hubert H. Humphrey Metrodome, Minneapolis, MN Mon Jul 28 2008, 8:10 PM EDT Att: 30,126 - Dome - 72 F					
12 A.J. Pierzynski, L OBP: 0.325, SLG: 0.427										4	0	2	0	0	0	2						
20 Carlos Quentin, R OBP: 0.379, SLG: 0.544										4	0	0	0	0	0	4						
23 Jermaine Dye, R 31 Dewayne Wise, L OBP: 0.321, SLG: 0.590										3	0	1	0	0	1	2						
25 Jim Thome, L 32 Brian Anderson, R OBP: 0.266, SLG: 0.404										2	0	0	0	1	1	2						
14 Paul Konerko, R OBP: 0.313, SLG: 0.352										4	0	0	0	0	1	2						
Nick Swisher, S OBP: 0.346, SLG: 0.394										3	0	0	0	0	1	1						
22 Josh Fields, R OBP: 0.273, SLG: 0.290										3	0	1	0	0	0	1						
10 Alexei Ramirez, R OBP: 0.331, SLG: 0.464										3	0	1	0	0	0	1						
Inning Stats	R: 0 H: 1 E: 0 K: 0 S: 7	H: 1 LOB: 1 BB: 0 P: 10	R: 0 H: 0 E: 0 K: 0 S: 9	H: 0 LOB: 1 BB: 1 P: 16	R: 0 H: 1 E: 0 K: 0 S: 7	H: 1 LOB: 0 BB: 0 P: 9	R: 0 H: 1 E: 0 K: 0 S: 7	H: 1 LOB: 0 BB: 0 P: 10	R: 0 H: 1 E: 0 K: 1 S: 10	H: 1 LOB: 1 BB: 0 P: 14	R: 0 H: 0 E: 0 K: 2 S: 8	H: 0 LOB: 0 BB: 0 P: 12	R: 0 H: 0 E: 0 K: 1 S: 8	H: 0 LOB: 0 BB: 0 P: 10	R: 0 H: 1 E: 0 K: 0 S: 10	H: 1 LOB: 1 BB: 0 P: 14		R: 0 H: 0 E: 0 K: 1 S: 5	H: 0 LOB: 0 BB: 0 P: 7	1B: 6 2B: 0 3B: 0 HR: 0	SF: 0 SAC: 0 DP: 1 HBP: 0	WP: 0 PB: 0 SB: 0 CS: 0
PITCHER 59 Kevin Slowey, R ERA: 4.0	IP: 9.0 WLS: W BF: 33 H: 6 R: 0 ER: 0 SO: 5 BB: 1 IBB: 0 HBP: 0 BLK: 0 WP: 0 HR: 0 S: 71 P: 102 ERA: 0.00 WHIP: 0.778																					

Batter	1	2	3	4	5	6	7	8	9	AB	R	H	RBI	BB	SO	LOB	BOTTOM					
2 Denard Span, L OBP: 0.405, SLG: 0.455										5	1	1	2	0	1	1	Chicago White Sox @ Minnesota Twins Hubert H. Humphrey Metrodome, Minneapolis, MN Mon Jul 28 2008, 8:10 PM EDT Att: 30,126 - Dome - 72 F					
25 Alexi Casilla, S OBP: 0.351, SLG: 0.424										4	2	1	0	1	0	1						
7 Joe Mauer, L OBP: 0.411, SLG: 0.452										4	0	0	0	0	0	3						
33 Justin Morneau, L OBP: 0.394, SLG: 0.526										3	1	2	3	1	0	1						
21 Delmon Young, R OBP: 0.337, SLG: 0.395										4	0	1	0	0	0	3						
55 Mike Redmond, R OBP: 0.322, SLG: 0.333										3	1	2	0	0	0	0						
Craig Monroe, R ERA: 3.69										3	0	0	0	0	1	5						
22 Carlos Gómez, R OBP: 0.284, SLG: 0.349										1	1	1	0	0	0	0						
23 Brendan Harris, R OBP: 0.315, SLG: 0.370										4	0	1	2	0	1	0						
Nick Punto, S OBP: 0.341, SLG: 0.408										4	1	1	0	0	0	1						
Inning Stats	R: 0 H: 1 E: 0 K: 0 S: 11	H: 1 LOB: 1 BB: 0 P: 17	R: 0 H: 0 E: 0 K: 1 S: 6	H: 0 LOB: 0 BB: 0 P: 8	R: 4 H: 5 E: 0 K: 1 S: 21	H: 5 LOB: 2 BB: 1 P: 32	R: 0 H: 0 E: 0 K: 0 S: 8	H: 0 LOB: 0 BB: 0 P: 12	R: 1 H: 2 E: 2 K: 0 S: 17	H: 2 LOB: 2 BB: 0 P: 25	R: 0 H: 0 E: 0 K: 0 S: 6	H: 0 LOB: 0 BB: 0 P: 10	R: 0 H: 0 E: 0 K: 0 S: 13	H: 0 LOB: 1 BB: 1 P: 24	R: 2 H: 2 E: 0 K: 1 S: 13	H: 2 LOB: 1 BB: 0 P: 19	R: 2 H: 2 E: 0 K: 1 S: 13	H: 2 LOB: 1 BB: 0 P: 19	1B: 7 2B: 1 3B: 0 HR: 2	SF: 0 SAC: 0 DP: 1 HBP: 1	WP: 0 PB: 0 SB: 0 CS: 0	PA: 38
PITCHER 56 Mark Buehrle, L 43 Ehren Wassermann, R Nick Masset, R ERA: 4.63	IP: 5.0 WLS: L BF: 25 H: 5 R: 5 ER: 4 SO: 2 BB: 1 IBB: 0 HBP: 0 BLK: 0 WP: 0 HR: 2 S: 63 P: 94 ERA: 7.20 WHIP: 1.800	IP: 2.0 WLS: L BF: 7 H: 0 R: 0 ER: 0 SO: 0 BB: 1 IBB: 0 HBP: 0 BLK: 0 WP: 0 HR: 0 S: 19 P: 34 ERA: 0.00 WHIP: 0.500	IP: 1.0 WLS: L BF: 6 H: 2 R: 2 ER: 2 SO: 1 BB: 0 IBB: 0 HBP: 1 BLK: 0 WP: 0 HR: 0 S: 13 P: 19 ERA: 18.00 WHIP: 2.000																			



Batter	1	2	3	4	5	6	7	8	9	AB	R	H	RBI	BB	SO	LOB	TOP																																																																													
Orlando Cabrera, R OBP: 0.323, SLG: 0.351 (1, 6)										5	1	2	0	0	0	3	Chicago White Sox @ Minnesota Twins Hubert H. Humphrey Metrodome, Minneapolis, MN Tue Jul 29 2008, 8:10 PM EDT Att: 35,999 - Dome - 70 F livebaseballscorecards.com																																																																													
32 Brian Anderson, R OBP: 0.267, SLG: 0.424 Nick Swisher, S OBP: 0.347, SLG: 0.403 (7, PH)										3	1	1	1	0	0	1																																																																														
20 Carlos Quentin, R OBP: 0.377, SLG: 0.542 (1, 7)										5	0	1	1	0	0	1																																																																														
23 Jermaine Dye, R OBP: 0.368, SLG: 0.574 (1, 9)										4	0	0	0	0	1	2																																																																														
25 Jim Thome, L OBP: 0.380, SLG: 0.497 (1, 10)										3	1	0	0	1	2	1																																																																														
14 Paul Konerko, R OBP: 0.313, SLG: 0.351 (1, 3)										4	0	1	0	0	0	1																																																																														
10 Alexei Ramirez, R OBP: 0.333, SLG: 0.468 (1, 4)										4	1	2	0	0	1	1																																																																														
22 Josh Fields, R OBP: 0.333, SLG: 0.308 (1, 5)										3	0	1	2	1	2	2																																																																														
Toby Hall, R OBP: 0.337, SLG: 0.354 12 A.J. Pierzynski, L OBP: 0.324, SLG: 0.426 (9, PH)										3	0	1	0	0	0	2																																																																														
Inning Stats	R: 1 E: 0 K: 1 S: 13	H: 1 LOB: 0 BB: 0 P: 16	R: 2 E: 0 K: 0 S: 13	H: 2 LOB: 1 BB: 1 P: 22	R: 0 E: 0 K: 1 S: 11	H: 1 LOB: 1 BB: 0 P: 17	R: 0 E: 0 K: 1 S: 11	H: 2 LOB: 2 BB: 0 P: 16	R: 1 E: 0 K: 1 S: 8	H: 1 LOB: 0 BB: 0 P: 10	R: 0 E: 0 K: 0 S: 10	H: 0 LOB: 1 BB: 1 P: 17	R: 0 E: 0 K: 0 S: 17	H: 1 LOB: 1 BB: 0 P: 23	R: 0 E: 0 K: 2 S: 9	H: 1 LOB: 1 BB: 0 P: 13	R: 1 E: 0 K: 0 S: 8	H: 1 LOB: 0 BB: 0 P: 12	1B: 5 2B: 3 3B: 0 HR: 2	SF: 0 SAC: 0 DP: 0 HBP: 0	WP: 0 PB: 0 CS: 0	PA: 39																																																																								
PITCHER	IP WLS BF H R ER SO BB IBB HBP BLK WP HR S P ERA WHIP																																																																																													
15 Glen Perkins, L ERA: 4.2 28 Jesse Crain, L ERA: 3.43 Dennys Reyes, L ERA: 2.93 54 Matt Guerrier, R ERA: 3.23 36 Joe Nathan, R ERA: 1.24	(1, 1)	6.0	W	27	7	4	4	4	4	2	0	0	0	0	0	0	0	0	0	0	1	66	98	6.00	1.500	(7, 1)	1.0	H	4	1	0	0	0	0	0	0	0	0	0	17	23	0.00	1.000	(8, 1)	0.1	H	1	0	0	0	0	0	0	0	0	0	1	1	0.00	0.000	(8, 1)	0.2	H	3	1	0	0	2	0	0	0	0	0	8	12	0.00	1.500	(9, 1)	1.0	S	4	1	1	1	0	0	0	0	0	1	8	12	9.00	1.000

Batter	1	2	3	4	5	6	7	8	9	AB	R	H	RBI	BB	SO	LOB	BOTTOM	
2 Denard Span, L OBP: 0.403, SLG: 0.446 (1, 9)										2	1	0	0	1	0	1	Chicago White Sox @ Minnesota Twins Hubert H. Humphrey Metrodome, Minneapolis, MN Tue Jul 29 2008, 8:10 PM EDT Att: 35,999 - Dome - 70 F livebaseballscorecards.com	
Nick Punto, S OBP: 0.345, SLG: 0.411 (1, 4)										4	0	2	0	0	4			
7 Joe Mauer, L OBP: 0.412, SLG: 0.452 (1, 2)										4	1	2	2	0	1	2		
33 Justin Morneau, L OBP: 0.393, SLG: 0.526 (1, 3)										4	0	1	3	0	0	2		
21 Delmon Young, R OBP: 0.333, SLG: 0.391 (1, 7)										4	0	0	0	0	2	2		
55 Mike Redmond, R OBP: 0.319, SLG: 0.329 (1, 10)										4	1	1	0	0	1	0		
23 Brendan Harris, R OBP: 0.314, SLG: 0.367 (1, 6)										3	1	0	0	1	0	0		
32 Brian Buscher, L OBP: 0.353, SLG: 0.454 (1, 5)										3	0	0	0	0	1	2		
22 Carlos Gómez, R OBP: 0.289, SLG: 0.354 (1, 8)										3	2	3	1	0	0	0		
Inning Stats	R: 0 E: 0 K: 0 S: 10	H: 1 LOB: 0 BB: 0 P: 14	R: 0 E: 0 K: 1 S: 6	H: 0 LOB: 0 BB: 0 P: 9	R: 0 E: 0 K: 0 S: 7	H: 1 LOB: 1 BB: 0 P: 9	R: 0 E: 0 K: 2 S: 10	H: 1 LOB: 1 BB: 0 P: 14	R: 5 E: 0 K: 0 S: 20	H: 4 LOB: 1 BB: 2 P: 34	R: 0 E: 0 K: 1 S: 11	H: 0 LOB: 0 BB: 0 P: 14	R: 1 E: 0 K: 0 S: 10	H: 2 LOB: 1 BB: 0 P: 14	R: 0 E: 0 K: 1 S: 12	H: 0 LOB: 0 BB: 0 P: 17	1B: 8 2B: 1 3B: 0 HR: 0	SF: 0

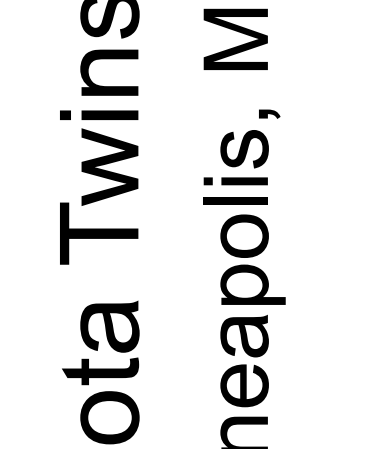
Batter	1	2	3	4	5	6	7	8	9	AB	R	H	RBI	BB	SO	LOB	TOP					
Orlando Cabrera, R OBP: 0.324, SLG: 0.350										4	2	1	0	1	1	1						
12 A.J. Pierzynski, L OBP: 0.326, SLG: 0.429										4	0	2	0	1	0	3						
20 Carlos Quentin, R OBP: 0.379, SLG: 0.553										5	1	3	4	0	0	3						
23 Jermaine Dye, R OBP: 0.366, SLG: 0.570										4	0	1	1	0	1	3						
32 Brian Anderson, R OBP: 0.287, SLG: 0.424										0	0	0	0	0	0	0						
25 Jim Thome, L OBP: 0.384, SLG: 0.498										3	0	2	0	1	0	0						
31 Dewayne Wise, L OBP: 0.315, SLG: 0.490										1	0	0	0	0	0	2						
14 Paul Konerko, R OBP: 0.314, SLG: 0.349										4	1	1	0	1	0	5						
Nick Swisher, S OBP: 0.347, SLG: 0.403										5	1	2	0	0	2	2	AB 40					
10 Alexei Ramirez, R OBP: 0.334, SLG: 0.478										5	2	2	3	0	1	3	R 8					
22 Josh Fields, R OBP: 0.316, SLG: 0.294																	H 15					
Juan Uribe, R OBP: 0.287, SLG: 0.373										4	1	1	0	0	1	1	RBI 8					
Inning Stats	R: 1 H: 3 E: 0 K: 0 S: 14	H: 3 LOB: 2 BB: 0 P: 22	R: 0 H: 1 E: 0 K: 0 S: 10	H: 1 LOB: 0 BB: 0 P: 17	R: 1 H: 2 E: 0 K: 0 S: 9	H: 2 LOB: 2 BB: 1 P: 19	R: 3 H: 3 E: 0 K: 1 S: 14	H: 3 LOB: 1 BB: 1 P: 22	R: 0 H: 1 E: 0 K: 1 S: 8	H: 0 LOB: 1 BB: 0 P: 13	R: 0 H: 0 E: 0 K: 1 S: 9	H: 0 LOB: 1 BB: 1 P: 13	R: 3 H: 2 E: 0 K: 1 S: 21	H: 2 LOB: 1 BB: 1 P: 31	R: 0 H: 2 E: 0 K: 1 S: 16	H: 2 LOB: 1 BB: 0 P: 20	R: 0 H: 1 E: 0 K: 1 S: 11	H: 1 LOB: 1 BB: 0 P: 16	1B: 11 2B: 2 3B: 0 HR: 2	SF: 1 SAC: 0 DP: 1 HBP: 0	WP: 1 PB: 0 SB: 0 CS: 1	PA: 45
PITCHER	IP	WLS	BF	H	R	ER	SO	BB	IBB	HBP	BLK	WP	HR	S	P	ERA	WHIP					
Livan Hernandez, R ERA: 5.48	4.0	L	22	9	5	5	1	1	1	0	0	0	1	47	80	11.25	2.500					
26 Boof Bonser, R ERA: 6.57	3.0		15	3	3	3	3	2	0	0	0	1	1	38	55	9.00	1.667					
Brian Bass, R ERA: 4.88	1.0		4	2	0	0	1	0	0	0	0	0	0	16	22	0.00	2.000					
49 Craig Breslow, L ERA: 2.1	1.0		4	1	0	0	1	0	0	0	0	0	0	11	16	0.00	1.000					
Batter	1	2	3	4	5	6	7	8	9	AB	R	H	RBI	BB	SO	LOB	BOTTOM					
2 Denard Span, L OBP: 0.406, SLG: 0.448										4	1	2	0	0	0	0						
Nick Punto, S OBP: 0.342, SLG: 0.402										3	0	0	0	1	0	2						
7 Joe Mauer, L OBP: 0.408, SLG: 0.447										4	0	0	0	0	0	2						
33 Justin Morneau, L OBP: 0.394, SLG: 0.527										3	1	1	1	1	0	0						
16 Jason Kubel, L OBP: 0.329, SLG: 0.452										4	1	2	0	0	1	1						
21 Delmon Young, R OBP: 0.333, SLG: 0.392										4	0	1	1	0	0	1						
32 Brian Buscher, L OBP: 0.342, SLG: 0.438										4	0	0	1	0	1	1	AB 33					
23 Brendan Harris, R OBP: 0.311, SLG: 0.364										3	0	0	0	0	1	0	R 3					
Mike Lamb, L OBP: 0.291, SLG: 0.305										1	0	0	0	0	0	1	H 7					
22 Carlos Gómez, R OBP: 0.289, SLG: 0.354										3	0	1	0	0	1	0	RBI 3					
Inning Stats	R: 0 H: 0 E: 0 K: 0 S: 10	H: 0 LOB: 0 BB: 0 P: 16	R: 0 H: 0 E: 0 K: 0 S: 11	H: 0 LOB: 0 BB: 0 P: 16	R: 0 H: 0 E: 0 K: 1 S: 7	H: 0 LOB: 0 BB: 0 P: 12	R: 1 H: 2 E: 0 K: 1 S: 12	H: 2 LOB: 1 BB: 1 P: 21	R: 0 H: 0 E: 0 K: 1 S: 8	H: 0 LOB: 0 BB: 0 P: 10	R: 0 H: 0 E: 0 K: 1 S: 7	H: 0 LOB: 0 BB: 0 P: 9	R: 0 H: 1 E: 0 K: 0 S: 9	H: 1 LOB: 0 BB: 0 P: 11	R: 0 H: 2 E: 1 K: 0 S: 6	H: 2 LOB: 2 BB: 0 P: 9	R: 2 H: 2 E: 0 K: 0 S: 10	H: 2 LOB: 1 BB: 1 P: 17	1B: 5 2B: 2 3B: 0 HR: 0	SF: 0 SAC: 0 DP: 1 HBP: 0	WP: 0 PB: 0 SB: 0 CS: 0	PA: 35
PITCHER	IP	WLS	BF	H	R	ER	SO	BB	IBB	HBP	BLK	WP	HR	S	P	ERA	WHIP					
34 Gavin Floyd, R ERA: 3.43	7.2	W	28	5	1	1	1	1	0	0	0	0	0	68	101	1.17	0.783					
37 Matt Thornton, L ERA: 2.39	0.1		1	0	0	0	0	0	0	0	0	0	0	2	3	0.00	0.000					
45 Bobby Jenks, R ERA: 2.17	1.0		6	2	2	2	0	1	0	0	0	0	0	10	17	18.00	3.000					

Chicago White Sox @ Minnesota Twins
Hubert H. Humphrey Metrodome, Minneapolis, MN

Wed Jul 30 2008, 8:10 PM EDT
Att: 42,705 - Dome - 70 F

livebaseballscorecards.com

AB 40
R 8
H 15
RBI 8
BB 4
SO 6
LOB 24



Chicago White Sox @ Minnesota Twins
Hubert H. Humphrey Metrodome, Minneapolis, MN

Wed Jul 30 2008, 8:10 PM EDT
Att: 42,705 - Dome - 70 F

livebaseballscorecards.com

AB 33
R 3
H 7
RBI 3
BB 2
SO 4
LOB 8



Batter	1	2	3	4	5	6	7	8	9	AB	R	H	RBI	BB	SO	LOB	TOP										
Orlando Cabrera, R OBP: 0.324, SLG: 0.351	F9		1B		12 1B		FC1-5		G6-3	5	1	2	0	0	0	1											
12 A.J. Pierzynski, L OBP: 0.327, SLG: 0.427	P6		F7		1B		G4-3			4	0	1	2	0	0	2											
20 Carlos Quentin, R OBP: 0.380, SLG: 0.555	K		1B		P4			23 WP	23 HR	4	1	2	0	0	1	0											
23 Jermaine Dye, R OBP: 0.367, SLG: 0.576		25 HR	K		G6-3			2H	HR	3	2	1	2	1	1	2											
25 Jim Thome, L OBP: 0.383, SLG: 0.505	1H	HR	K			F8		G4-3		4	1	1	2	0	1	2											
10 Alexei Ramirez, R OBP: 0.330, SLG: 0.471	F7			F8		K		G6-3		4	0	0	0	0	1	0											
Nick Swisher, S OBP: 0.347, SLG: 0.400			G3-1		K		K			3	0	0	0	1	2	0											
22 Josh Fields, R OBP: 0.273, SLG: 0.250		K		K			K			3	0	0	0	0	3	1											
Juan Uribe, R OBP: 0.295, SLG: 0.371				K						1	0	0	0	0	1	0											
31 Dewayne Wise, L OBP: 0.328, SLG: 0.481					1B		FC1-5		K	3	1	1	0	1	2	1											
Inning Stats	R: 0 E: 0 K: 1 S: 8	H: 0 LOB: 0 BB: 0 P: 10	R: 2 E: 0 K: 2 S: 22	H: 1 LOB: 1 BB: 2 P: 37	R: 0 E: 0 K: 2 S: 9	H: 2 LOB: 2 BB: 0 P: 14	R: 0 E: 0 K: 1 S: 8	H: 0 LOB: 0 BB: 0 P: 11	R: 2 E: 0 K: 0 S: 14	H: 2 LOB: 0 BB: 1 P: 20	R: 0 E: 0 K: 2 S: 8	H: 0 LOB: 0 BB: 0 P: 10	R: 0 E: 0 K: 1 S: 10	H: 1 LOB: 1 BB: 0 P: 13	R: 2 E: 0 K: 1 S: 12	H: 2 LOB: 0 BB: 0 P: 18	R: 0 E: 0 K: 2 S: 8	H: 0 LOB: 0 BB: 0 P: 11	1B: 5 2B: 1 3B: 0 HR: 2	SF: 0 SAC: 0 DP: 0 HBP: 0	WP: 1 PB: 0 SB: 3 CS: 0	PA: 37					
PITCHER	IP	WLS	BF	H	R	ER	SO	BB	IBB	HBP	BLK	WP	HR	S	P	ERA	WHIP										
30 Scott Baker, R ERA: 3.53	6.0		25	5	4	4	8	3	0	0	0	0	1	69	102	6.00	1.333										
28 Jesse Crain, R ERA: 3.55	1.0	W	4	1	0	0	1	0	0	0	0	0	0	10	13	0.00	1.000										
54 Matt Guerrier, R ERA: 3.49	1.0	H	5	2	2	2	1	0	0	0	0	1	1	12	18	18.00	2.000										
36 Joe Nathan, R ERA: 1.21	1.0		3	0	0	0	2	0	0	0	0	0	0	8	11	0.00	0.000										

Chicago White Sox @ Minnesota Twins
 Hubert H. Humphrey Metrodome, Minneapolis, MN
 Thu Jul 31 2008, 8:10 PM EDT
 Att: 31,493 - Dome - 70 F

AB 34
 R 6
 H 8
 RBI 6
 BB 3
 SO 12
 LOB 9



Batter	1	2	3	4	5	6	7	8	9	AB	R	H	RBI	BB	SO	LOB	BOTTOM										
2 Denard Span, L OBP: 0.401, SLG: 0.437	K		G4-3		FC3-6		7 WP	SH		3	3	0	0	1	1	1											
Nick Punto, S OBP: 0.341, SLG: 0.409	7 BB		P3		F7		F7	7 BB	21 BB	5	1	2	1	0	0	2											
7 Joe Mauer, L OBP: 0.413, SLG: 0.451							33 HR	G3		4	1	3	2	1	0	1											
33 Justin Morneau, L OBP: 0.394, SLG: 0.532	F8		K		HR		FC5-4	G3		4	2	1	3	1	1	4											
21 Delmon Young, R OBP: 0.336, SLG: 0.396	G5-3			P4			16 HR	G3		4	1	2	1	0	0	2											
16 Jason Kubel, L OBP: 0.327, SLG: 0.458		K		G2-3		F9		F8		5	1	1	3	0	1	3											
23 Brendan Harris, R OBP: 0.318, SLG: 0.372		2B			2B		G6-3		12 FC5-4	3	0	2	0	2	0	0											
12 Adam Everett, R OBP: 0.221, SLG: 0.304		G1-3			F7		G5-3		FC5-4	5	0	0	0	0	0	6											
22 Carlos Gómez, R OBP: 0.289, SLG: 0.353		K					P6		E5	4	1	1	0	0	1	1											
Inning Stats	R: 0 E: 0 K: 1 S: 14	H: 1 LOB: 2 BB: 1 P: 20	R: 0 E: 0 K: 2 S: 12	H: 1 LOB: 1 BB: 0 P: 18	R: 0 E: 0 K: 1 S: 11	H: 1 LOB: 1 BB: 0 P: 15	R: 3 E: 0 K: 0 S: 11	H: 4 LOB: 1 BB: 0 P: 14	R: 0 E: 0 K: 0 S: 5	H: 0 LOB: 0 BB: 0 P: 9	R: 4 E: 0 K: 0 S: 20	H: 2 LOB: 1 BB: 2 P: 40	R: 3 E: 2 K: 0 S: 23	H: 2 LOB: 3 BB: 2 P: 41	R: 0 E: 0 K: 2 S: 8	H: 0 LOB: 0 BB: 0 P: 11	1B: 6 2B: 4 3B: 0 HR: 2	SF: 0 SAC: 1 DP: 0 HBP: 1	WP: 1 PB: 0 SB: 0 CS: 0	PA: 44							
PITCHER	IP	WLS	BF	H	R	ER	SO	BB	IBB	HBP	BLK	WP	HR	S	P	ERA	WHIP										
50 John Danks, L ERA: 3.31	6.0		28	8	4	4	4	2	0	0	0	0	1	67	102	6.00	1.667										
37 Matt Thornton, L ERA: 2.53	0.2	L	3	1	0	0	0	0	0	0	0	0	0	8	14	0.00	1.500										
26 Octavio Dotel, R ERA: 3.25	0.0		3	1	3	3	0	1	0	1	0	0	1	5	14	∞	∞										
43 Ehren Waseremann, R ERA: 11.0	0.1		2	0	1	1	0	0	0	0	0	0	0	7	9	27.00	0.000										
57 Boone Logan, L ERA: 4.34	1.0		8	2	2	0	0	1	1	0	0	0	0	20	37	0.00	3.000										

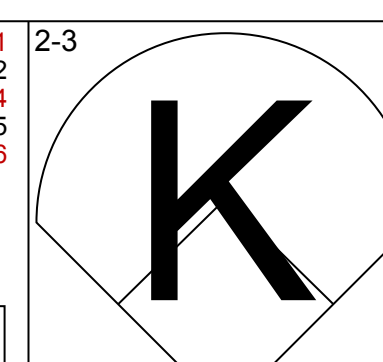
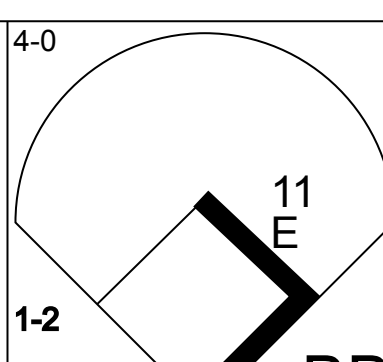
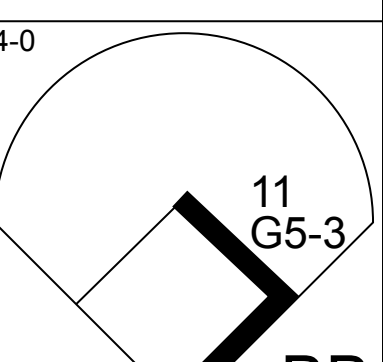
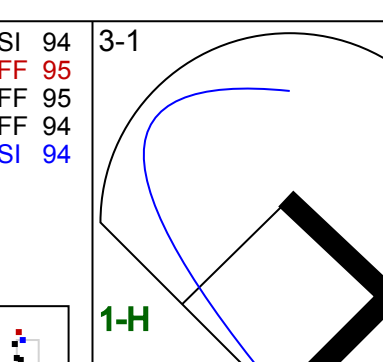
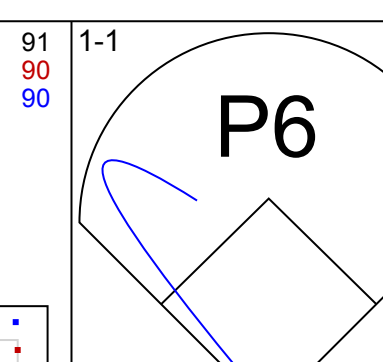
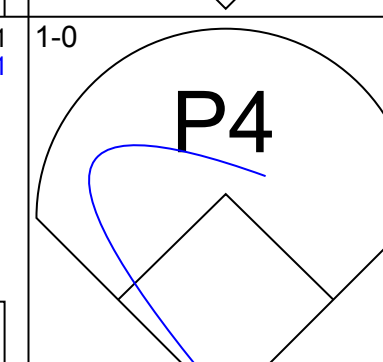
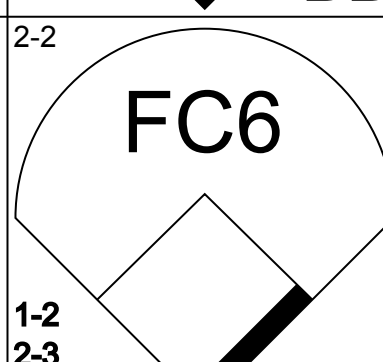
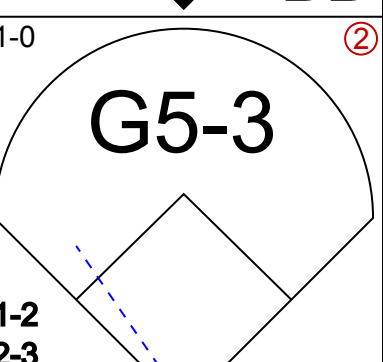
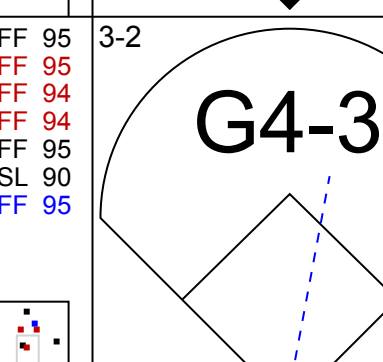
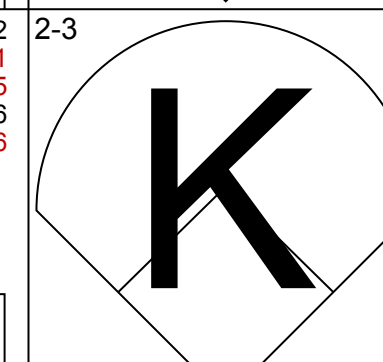
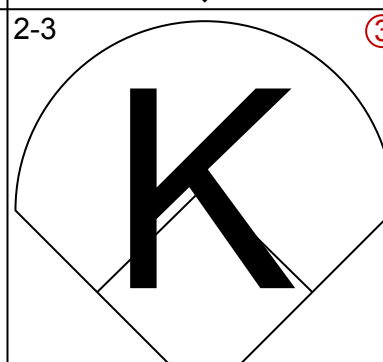
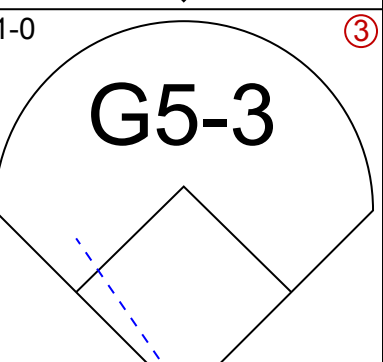
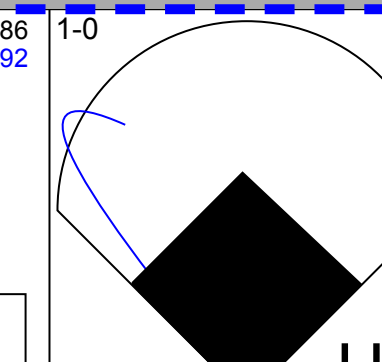
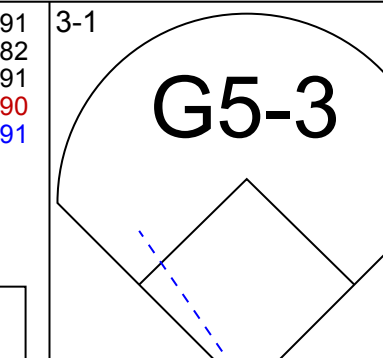
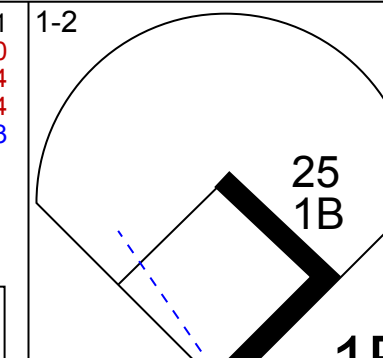
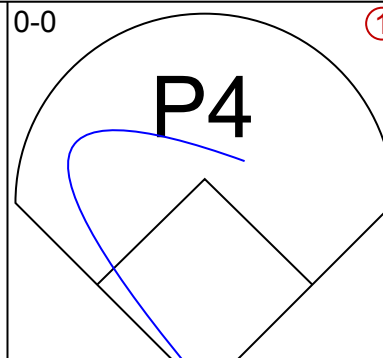
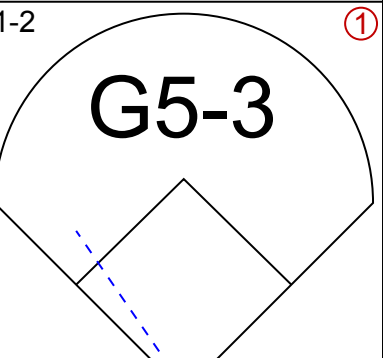
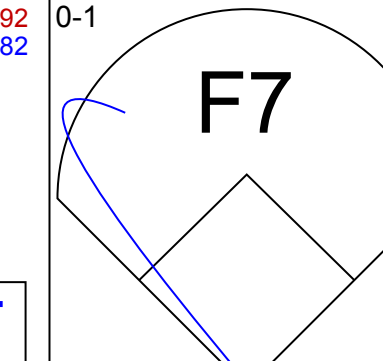
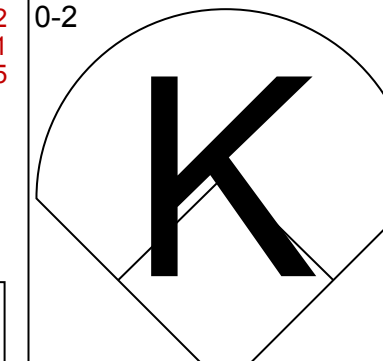
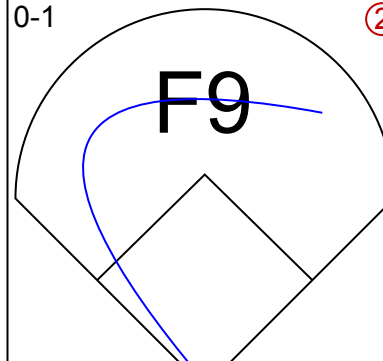
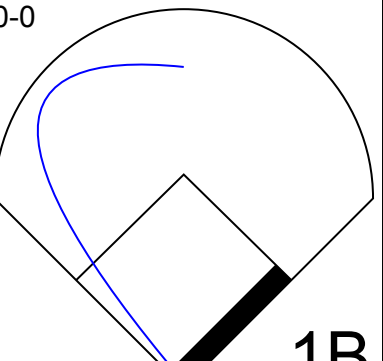
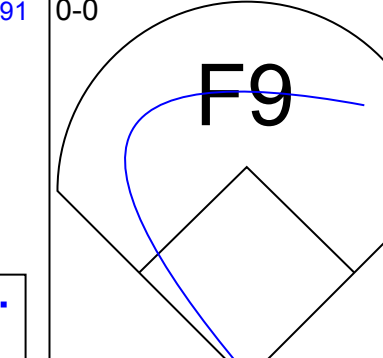
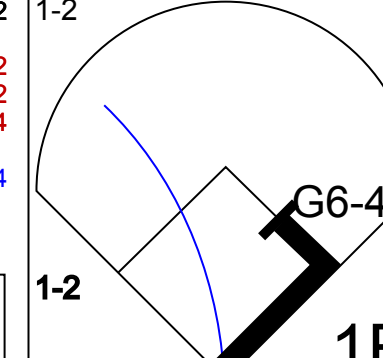
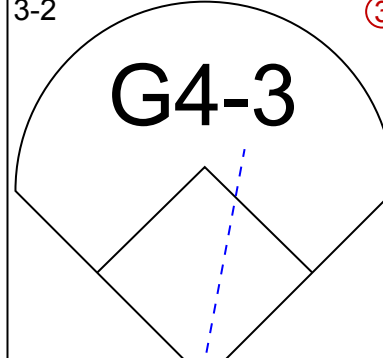
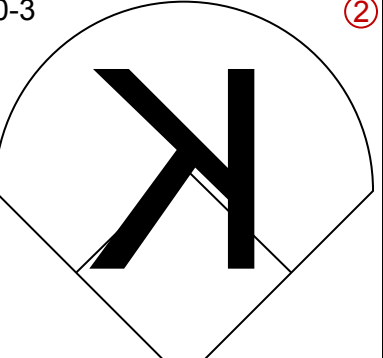
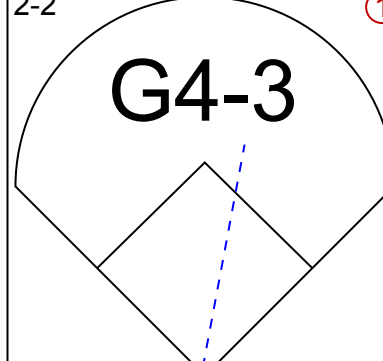
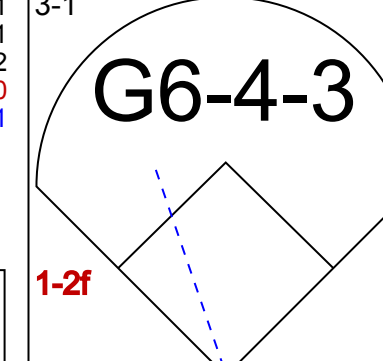
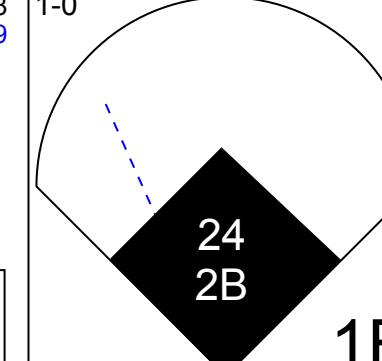
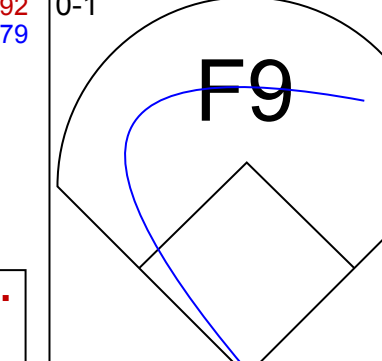
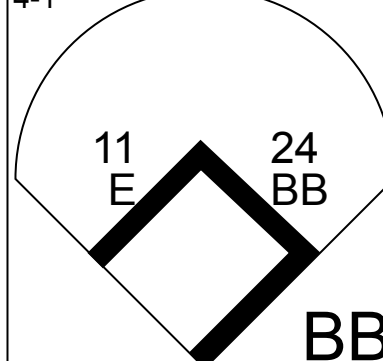
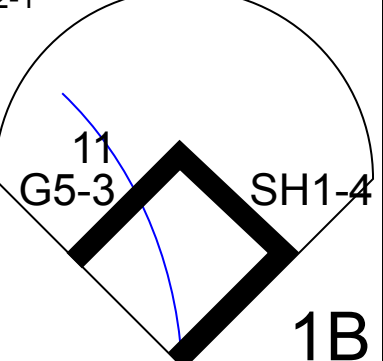
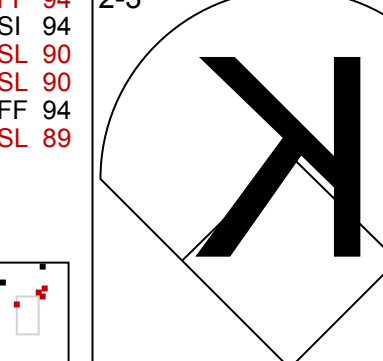
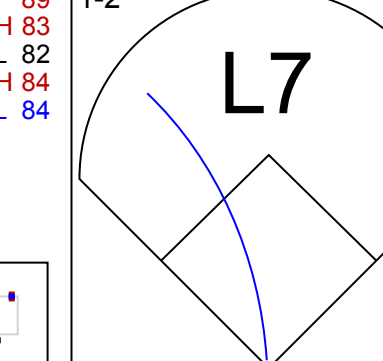

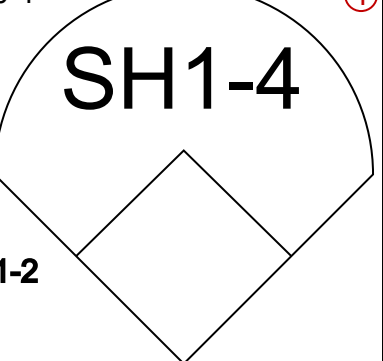
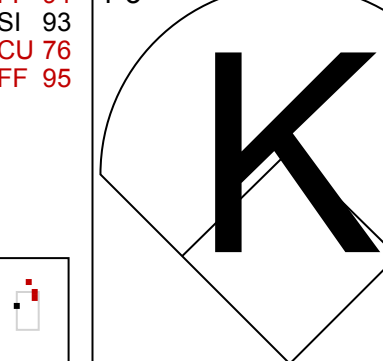
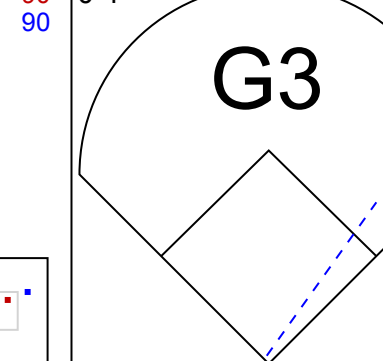
Chicago White Sox @ Minnesota Twins
 Hubert H. Humphrey Metrodome, Minneapolis, MN
 Thu Jul 31 2008, 8:10 PM EDT
 Att: 31,493 - Dome - 70 F

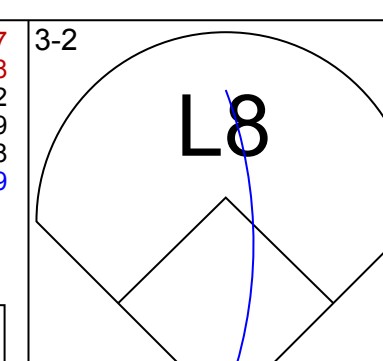
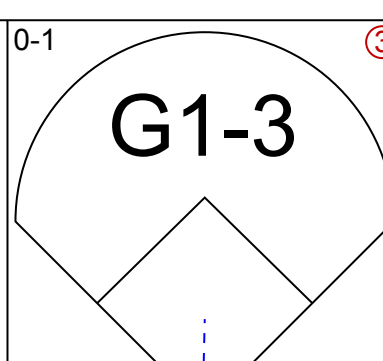
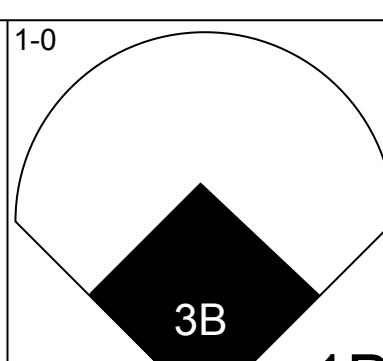
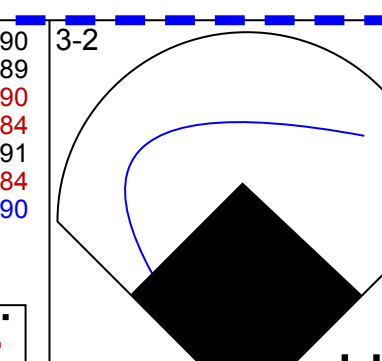
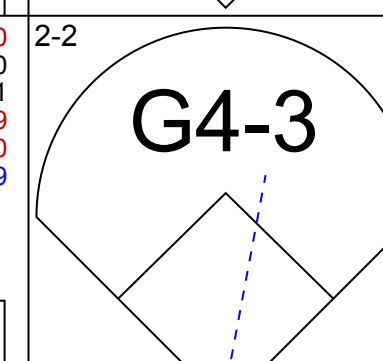
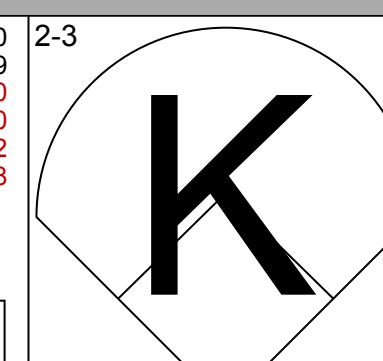
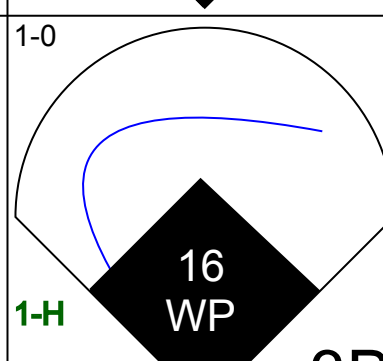
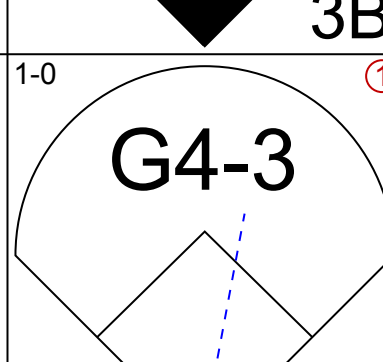
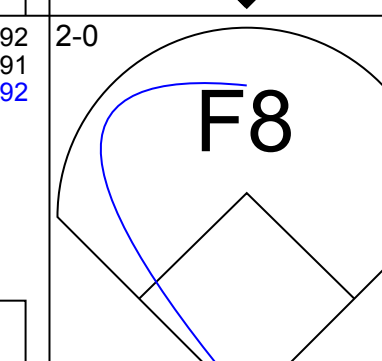
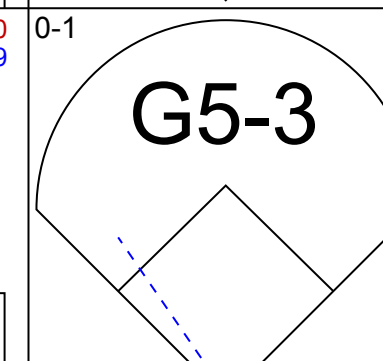
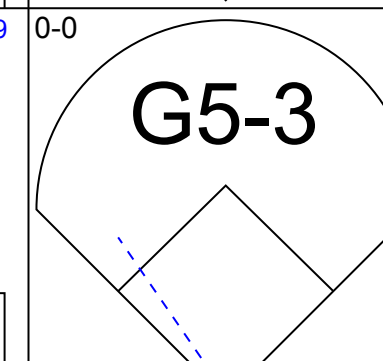
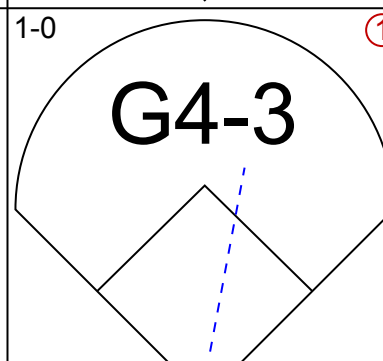
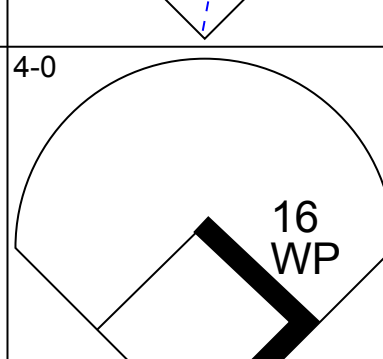
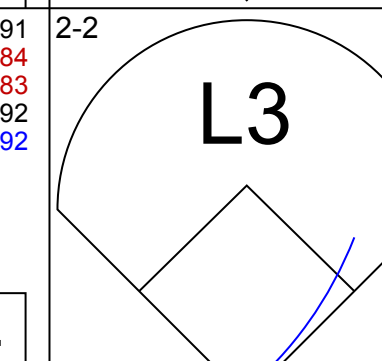
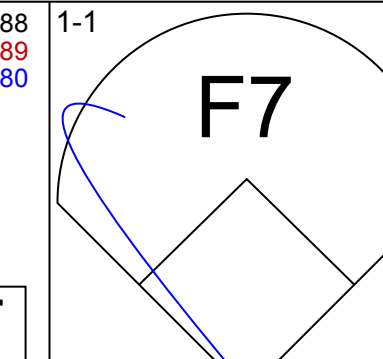
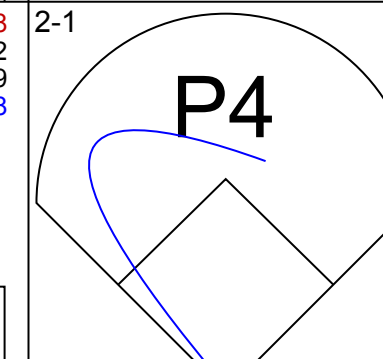
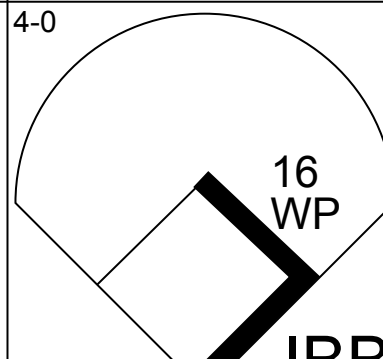
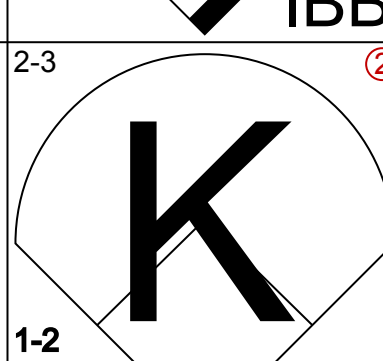
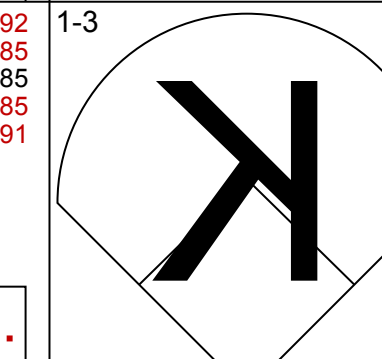
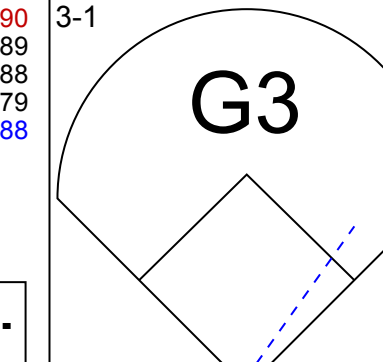

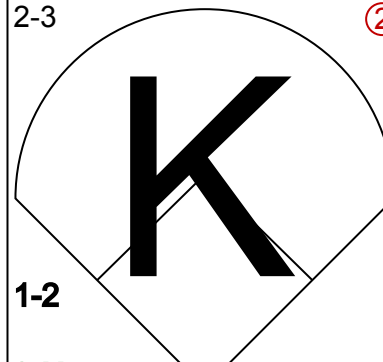
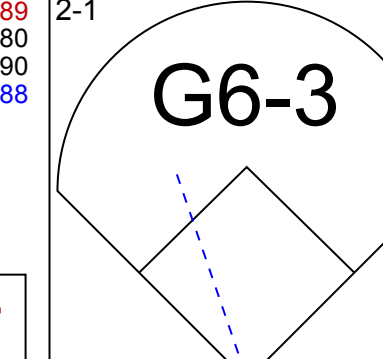

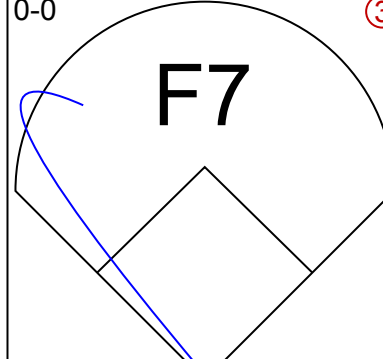



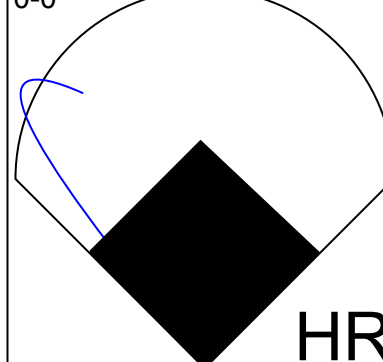
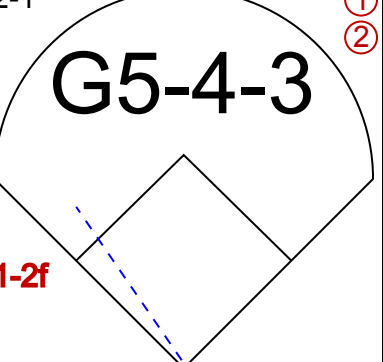
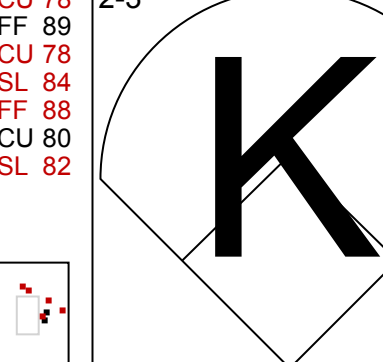
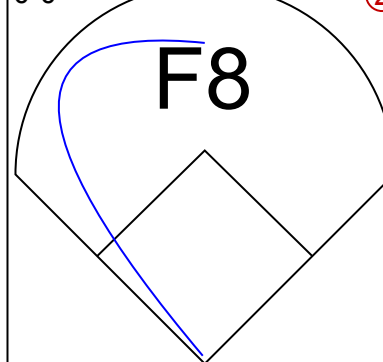
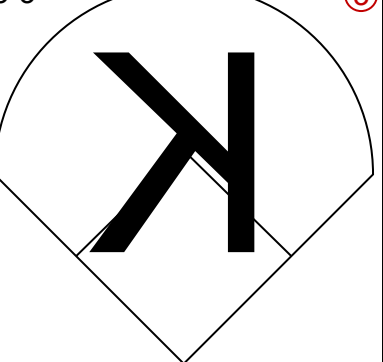
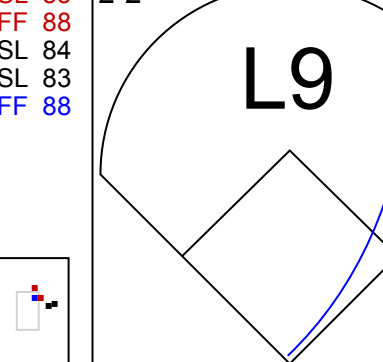

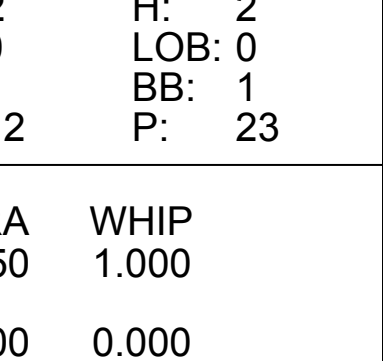
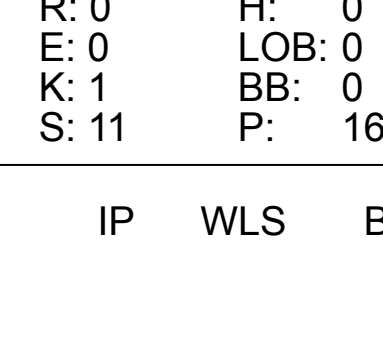
AB 37
 R 10
 H 12
 RBI 10
 BB 5
 SO 4
 LOB 20



Batter	1	2	3	4	5	6	7	8	9	AB	R	H	RBI	BB	SO	LOB	TOP										
24 Grady Sizemore, L OBP: 0.385, SLG: 0.548	G4-3		F9			F9				3	0	0	0	1	0	1	Cleveland Indians @ Minnesota Twins Hubert H. Humphrey Metrodome, Minneapolis, MN Fri Aug 01 2008, 8:10 PM EDT Att: 33,709 - Dome - 68 F										
11 Jamey Carroll, R OBP: 0.346, SLG: 0.341	L5			G6-3		E7				4	0	0	0	0	1	3											
12 Ben Francisco, R OBP: 0.339, SLG: 0.458	G6-3					G1-3				4	0	1	0	0	1	1											
17 Shin-Soo Choo, L OBP: 0.350, SLG: 0.424			K			F8				4	0	0	0	0	1	2											
10 Kelly Shoppach, R OBP: 0.339, SLG: 0.527	F9									4	1	2	0	0	0	0											
25 Ryan Garko, R OBP: 0.321, SLG: 0.361	F9									4	0	2	0	0	0	2											
Andy Marte, R OBP: 0.227, SLG: 0.282										2	0	0	0	0	0	0											
2 Jhonny Peralta, L OBP: 0.311, SLG: 0.489										2	0	1	1	0	0	1											
Franklin Gutierrez, R OBP: 0.257, SLG: 0.333										3	0	1	0	0	0	2											
20 David DeLuica, L OBP: 0.290, SLG: 0.383										1	0	0	0	0	0	1											
Asdrubal Cabrera, S OBP: 0.302, SLG: 0.274										4	0	0	0	0	0	4											
Inning Stats	R: 0 E: 0 K: 0 S: 10	H: 0 LOB: 0 BB: 0 P: 13	R: 0 E: 0 K: 1 S: 8	H: 0 LOB: 0 BB: 0 P: 9	R: 0 E: 0 K: 1 S: 7	H: 1 LOB: 1 BB: 0 P: 11	R: 0 E: 0 K: 0 S: 11	H: 2 LOB: 2 BB: 0 P: 15	R: 0 E: 0 K: 0 S: 8	H: 0 LOB: 0 BB: 0 P: 12	R: 0 E: 1 K: 0 S: 10	H: 0 LOB: 1 BB: 0 P: 13	R: 1 E: 0 K: 1 S: 12	H: 3 LOB: 3 BB: 1 P: 20	R: 0 E: 0 K: 1 S: 7	H: 0 LOB: 0 BB: 0 P: 9	R: 0 E: 0 K: 0 S: 8	H: 1 LOB: 1 BB: 0 P: 12	1B: 4 2B: 3 3B: 0 HR: 0	SF: 0 SAC: 0 DP: 0 HBP: 0	WP: 0 PB: 0 SB: 0 CS: 0	PA: 36					
PITCHER	IP	WLS	BF	H	R	ER	SO	BB	IBB	HBP	BLK	WP	HR	S	P	ERA	WHIP										
53 Nick Blackburn, R ERA: 3.56	7.0	W	29	6	1	1	2	0	1	0	0	0	0	66	93	1.29	0.857										
54 Matt Guerrier, R ERA: 3.43	1.0	H	3	0	0	0	1	0	0	0	0	0	0	7	9	0.00	0.000										
36 Joe Nathan, R ERA: 1.18	1.0	S	4	1	0	0	0	0	0	0	0	0	0	8	12	0.00	1.000										

Batter	1	2	3	4	5	6	7	8	9	AB	R	H	RBI	BB	SO	LOB	BOTTOM										
2 Denard Span, L OBP: 0.390, SLG: 0.423	G4-3									4	0	0	0	0	1	1	Cleveland Indians @ Minnesota Twins Hubert H. Humphrey Metrodome, Minneapolis, MN Fri Aug 01 2008, 8:10 PM EDT Att: 33,709 - Dome - 68 F										
Nick Punto, S OBP: 0.342, SLG: 0.404	F9									4	1	1	0	0	0	0											
7 Joe Mauer, L OBP: 0.411, SLG: 0.457	G4-3									4	1	1	2	0	0	0											
33 Justin Morneau, L OBP: 0.391, SLG: 0.528										3	0	0	0	0	0	0											
21 Delmon Young, R OBP: 0.333, SLG: 0.393										3	0	0	0	0	1	0											
Randy Ruiz, R OBP: 0.333, SLG: 0.333										3	1	1	0	0	1	0											
23 Brendan Harris, R OBP: 0.321, SLG: 0.381										3	1	2	1	0	0	0											
12 Adam Everett, R OBP: 0.227, SLG: 0.300										1	0	0	0	0	0	0											
22 Carlos Gómez, R OBP: 0.289, SLG: 0.353										3	0	1	1	0	1	2											
Inning Stats	R: 0 E: 0 K: 0 S: 9	H: 0 LOB: 0 BB: 0 P: 14	R: 0 E: 0 K: 0 S: 11	H: 0 LOB: 0 BB: 0 P: 16	R: 0 E: 0 K: 1 S: 6	H: 0 LOB: 0 BB: 0 P: 11	R: 0 E: 0 K: 0 S: 6	H: 0 LOB: 0 BB: 0 P: 8	R: 0 E: 0 K: 1 S: 7	H: 0 LOB: 0 BB: 0 P: 10	R: 0 E: 0 K: 0 S: 11	H: 2 LOB: 2 BB: 0 P: 18	R: 3 E: 0 K: 1 S: 16	H: 4 LOB: 2 BB: 0 P: 25	R: 0 E: 0 K: 0 S: 12	H: 0 LOB: 0 BB: 0 P: 17		1B: 3 2B: 2 3B: 0 HR: 1	SF: 0 SAC: 1 DP: 0 HBP: 1	WP: 0 PB: 0 SB: 0 CS: 1	PA: 30						
PITCHER	IP	WLS	BF	H	R	ER	SO	BB	IBB	HBP	BLK	WP	HR	S	P	ERA	WHIP										
45 Jeremy Sowers, L ERA: 5.82	6.2	L	25	6	4	4	4	0	0	0	0	0	0	15	23	0.00	0.900										
50 Jensen Lewis, R ERA: 4.46	1.1		5	0	0	0	0	0	0	1	0	0	0	0	0	0.00	0.000										

Batter	1	2	3	4	5	6	7	8	9	AB	R	H	RBI	BB	SO	LOB	TOP			
24 Grady Sizemore, L OBP: 0.384, SLG: 0.544										3	0	1	1	2	1	0	Cleveland Indians @ Minnesota Twins Hubert H. Humphrey Metrodome, Minneapolis, MN Sun Aug 03 2008, 2:10 PM EDT Att: 39,818 - Dome - 68 F			
11 Jamey Carroll, R OBP: 0.341, SLG: 0.335										4	0	0	0	0	0	5				
12 Ben Francisco, R OBP: 0.333, SLG: 0.459										4	1	1	1	0	2	5				
2 Jhonny Peralta, R OBP: 0.310, SLG: 0.486										4	0	1	0	0	0	0				
10 Kelly Shoppach, R OBP: 0.341, SLG: 0.533										4	0	1	0	0	1	1				
25 Ryan Garko, R OBP: 0.317, SLG: 0.355										4	0	1	0	0	1	1				
Franklin Gutierrez, R OBP: 0.297, SLG: 0.332										4	1	1	0	0	0	3				
26 Andy González, R OBP: 0.455, SLG: 0.333										3	0	1	0	1	1	1				
Asdrúbal Cabrera, S OBP: 0.303, SLG: 0.280										3	0	0	0	0	2	2				
Inning Stats	R: 0 E: 0 K: 2 S: 7	H: 0 LOB: 0 BB: 0 P: 12	R: 0 E: 0 K: 0 S: 5	H: 0 LOB: 0 BB: 0 P: 8	R: 0 E: 1 K: 2 S: 17	H: 2 LOB: 3 BB: 2 P: 33	R: 0 E: 0 K: 1 S: 13	H: 1 LOB: 1 BB: 1 P: 18	R: 0 E: 0 K: 0 S: 6	H: 0 LOB: 0 BB: 0 P: 11	R: 1 E: 0 K: 2 S: 14	H: 2 LOB: 1 BB: 0 P: 24	R: 1 E: 0 K: 1 S: 10	H: 2 LOB: 1 BB: 0 P: 12	R: 0 E: 0 K: 0 S: 8	H: 0 LOB: 0 BB: 0 P: 10		1B: 5 2B: 1 3B: 0 HR: 1	SF: 0 SAC: 1 DP: 1 HBP: 0	WP: 0 PB: 0 SB: 0 CS: 0
PITCHER	IP WLS BF H R ER SO	IP WLS BF H R ER SO	IP WLS BF H R ER SO	IP WLS BF H R ER SO	IP WLS BF H R ER SO	IP WLS BF H R ER SO	IP WLS BF H R ER SO	IP WLS BF H R ER SO	IP WLS BF H R ER SO	IP WLS BF H R ER SO	IP WLS BF H R ER SO	IP WLS BF H R ER SO	IP WLS BF H R ER SO	IP WLS BF H R ER SO	IP WLS BF H R ER SO	IP WLS BF H R ER SO	ERA WHIP	ERA WHIP	ERA WHIP	
47 Francisco Liriano, L ERA: 7.16	6.0	W	24	3	0	0	5	3	0	0	0	0	0	0	0	0	0.00	1.000		
28 Jesse Crain, R ERA: 3.48	1.0		5	2	1	1	2	0	0	0	0	0	0	0	0	0	14	24	9.00	2.000
54 Matt Guerrier, R ERA: 3.53	1.0		5	2	1	1	1	0	0	0	0	0	0	0	0	1	10	12	9.00	2.000
Dennys Reyes, L ERA: 2.73	1.0		3	0	0	0	0	0	0	0	0	0	0	0	0	0	8	10	0.00	0.000

Batter	1	2	3	4	5	6	7	8	9	AB	R	H	RBI	BB	SO	LOB	BOTTOM			
2 Denard Span, L OBP: 0.403, SLG: 0.462										4	2	2	1	0	0	0	Cleveland Indians @ Minnesota Twins Hubert H. Humphrey Metrodome, Minneapolis, MN Sun Aug 03 2008, 2:10 PM EDT Att: 39,818 - Dome - 68 F			
Nick Punto, S OBP: 0.333, SLG: 0.405										4	1	1	1	0	1	0				
55 Mike Redmond, R OBP: 0.305, SLG: 0.315										4	0	0	0	0	0	1				
33 Justin Morneau, L OBP: 0.387, SLG: 0.520										3	0	0	0	1	1	0				
16 Jason Kubel, L OBP: 0.324, SLG: 0.449										2	1	0	0	1	1	1				
21 Delmon Young, R OBP: 0.335, SLG: 0.394										0	0	0	0	0	0	0				
Mike Lamb, L OBP: 0.282, SLG: 0.314										3	1	1	1	0	0	1				
32 Brian Buscher, L OBP: 0.341, SLG: 0.432										3	0	1	1	0	0	0				
23 Brendan Harris, R OBP: 0.317, SLG: 0.385										3	1	1	1	0	1	1				
22 Carlos Gómez, R OBP: 0.287, SLG: 0.350										3	0	0	0	0	1	0				
Inning Stats	R: 0 E: 0 K: 0 S: 9	H: 0 LOB: 0 BB: 0 P: 14	R: 0 E: 0 K: 0 S: 6	H: 0 LOB: 0 BB: 0 P: 12	R: 1 E: 0 K: 0 S: 6	H: 1 LOB: 0 BB: 0 P: 9	R: 0 E: 0 K: 1 S: 7	H: 0 LOB: 0 BB: 0 P: 11	R: 2 E: 0 K: 1 S: 12	H: 2 LOB: 0 BB: 1 P: 23	R: 2 E: 0 K: 1 S: 9	H: 2 LOB: 1 BB: 1 P: 18	R: 0 E: 0 K: 1 S: 11	H: 0 LOB: 0 BB: 0 P: 16	R: 1 E: 0 K: 1 S: 12	H: 1 LOB: 0 BB: 0 P: 20	1B: 2 2B: 0 3B: 2 HR: 2	SF: 0 SAC: 0 DP: 1 HBP: 0	WP: 1 PB: 0 SB: 0 CS: 0	PA: 31
PITCHER	IP WLS BF H R ER SO	IP WLS BF H R ER SO	IP WLS BF H R ER SO	IP WLS BF H R ER SO	IP WLS BF H R ER SO	IP WLS BF H R ER SO	IP WLS BF H R ER SO	IP WLS BF H R ER SO	IP WLS BF H R ER SO	IP WLS BF H R ER SO	IP WLS BF H R ER SO	IP WLS BF H R ER SO	IP WLS BF H R ER SO	IP WLS BF H R ER SO	IP WLS BF H R ER SO	IP WLS BF H R ER SO	ERA WHIP	ERA WHIP	ERA WHIP	
56 Matt Ginter, R ERA: 5.14	6.0	L	24	5	5	5	3	1	1	0	0	0	0	0	0	0	7.50	1.000		
40 Tom Mastny, R ERA: 10.8	1.0		3	0	0	0	1	0	0	11	16	0.00	0.000							
Juan Rincon, R ERA: 6.45	1.0		4	1	1	1	1	0	0	1	12	9.00	1.000							



Batter	1	2	3	4	5	6	7	8	9	AB	R	H	RBI	BB	SO	LOB	TOP			
2 Denard Span, L (1,9) OBP: 0.403, SLG: 0.463	G6-3	F7		7 1B 33 2B			G3			4	1	1	0	1	0	1	Minnesota Twins @ Seattle Mariners Safeco Field, Seattle, WA Mon Aug 04 2008, 7:10 PM PDT Att: 27,761 - Clear - 76 F			
Nick Punto, S (1,4) OBP: 0.341, SLG: 0.424	7 S 2B	BB	HR	7 1B 33 2B	BB		F8			3	3	1	1	2	1	2				
7 Joe Mauer, L (1,2) OBP: 0.410, SLG: 0.452	K		1B 21 SF9 33 BB	33 2B	1B		G6-3			5	1	2	0	0	1	3				
33 Justin Morneau, L (1,3) OBP: 0.391, SLG: 0.524	2B	BB	21 SF9 32 SF8 1B	1-3 2-H 3-H	2B		E6 23 1B			3	1	2	2	2	0	0				
Mike Lamb, L (1,10) OBP: 0.265, SLG: 0.320	1-3 2-H	2B	23 1B 21 SF9	1B	K		K			5	0	2	1	0	2	3				
21 Delmon Young, R (1,7) OBP: 0.336, SLG: 0.392	G1-3		SF9	32 G3-6 IBB			23 1B IBB			2	0	0	1	2	0	2				
32 Brian Buscher, L (1,5) OBP: 0.328, SLG: 0.418	G3-1		SF8	G3-6-1			K			4	0	0	1	0	1	5				
23 Brendan Harris, R (1,6) OBP: 0.319, SLG: 0.385	K		3-H	1B			K			5	0	2	0	0	2	0				
22 Carlos Gómez, R (1,8) OBP: 0.289, SLG: 0.350	1B		F9		2 BB		G5-3			3	0	1	0	1	0	2				
Inning Stats	R: 1 E: 0 K: 1 S: 11	H: 1 LOB: 2 BB: 2 P: 24	R: 0 E: 0 K: 1 S: 9	H: 1 LOB: 1 BB: 0 P: 16	R: 3 E: 0 K: 0 S: 19	H: 4 LOB: 2 BB: 1 P: 33	R: 2 E: 0 K: 1 S: 11	H: 3 LOB: 2 BB: 2 P: 25	R: 0 E: 0 K: 1 S: 14	H: 2 LOB: 2 BB: 1 P: 26	R: 0 E: 0 K: 0 S: 9	H: 0 LOB: 0 BB: 0 P: 10	R: 0 E: 0 K: 0 S: 8	H: 0 LOB: 0 BB: 0 P: 10	R: 0 E: 0 K: 0 S: 8	H: 0 LOB: 0 BB: 0 P: 10	1B: 7 2B: 3 3B: 0 HR: 1	SF: 2 SAC: 0 DP: 1 HBP: 0	WP: 0 PB: 0 SB: 1 CS: 0	PA: 44
PITCHER	IP WLS BF H R ER SO BB IBB HBP BLK WP HR S P ERA WHIP	IP WLS BF H R ER SO BB IBB HBP BLK WP HR S P ERA WHIP	IP WLS BF H R ER SO BB IBB HBP BLK WP HR S P ERA WHIP	IP WLS BF H R ER SO BB IBB HBP BLK WP HR S P ERA WHIP	IP WLS BF H R ER SO BB IBB HBP BLK WP HR S P ERA WHIP	IP WLS BF H R ER SO BB IBB HBP BLK WP HR S P ERA WHIP	IP WLS BF H R ER SO BB IBB HBP BLK WP HR S P ERA WHIP	IP WLS BF H R ER SO BB IBB HBP BLK WP HR S P ERA WHIP	IP WLS BF H R ER SO BB IBB HBP BLK WP HR S P ERA WHIP	IP WLS BF H R ER SO BB IBB HBP BLK WP HR S P ERA WHIP	IP WLS BF H R ER SO BB IBB HBP BLK WP HR S P ERA WHIP	IP WLS BF H R ER SO BB IBB HBP BLK WP HR S P ERA WHIP	IP WLS BF H R ER SO BB IBB HBP BLK WP HR S P ERA WHIP	IP WLS BF H R ER SO BB IBB HBP BLK WP HR S P ERA WHIP	IP WLS BF H R ER SO BB IBB HBP BLK WP HR S P ERA WHIP	IP WLS BF H R ER SO BB IBB HBP BLK WP HR S P ERA WHIP	IP WLS BF H R ER SO BB IBB HBP BLK WP HR S P ERA WHIP			
43 Miguel Batista, R (1,1) ERA: 6.8	3.0	20	7	6	6	2	4	0	0	0	0	0	0	0	0	0	18.00	3.667		
Jake Woods, L (4,1) ERA	3.0	15	4	0	0	4	2	2	0	0	0	0	0	0	0	0	0.00	2.000		
48 Roy Corcoran, R (7,1) ERA: 3.8	1.0	W	3	0	0	1	0	0	0	0	0	0	0	0	0	0	0.00	0.000		
37 Cesar Jimenez, L (8,1) ERA: 1.02	1.0	3	0	0	0	0	0	0	0	0	0	0	0	0	0	0	0.00	0.000		
57 Mark Lowe, R (9,1) ERA: 4.41	1.0	3	0	0	0	0	0	0	0	0	0	0	0	0	0	0	0.00	0.000		
PITCHER	IP WLS BF H R ER SO BB IBB HBP BLK WP HR S P ERA WHIP	IP WLS BF H R ER SO BB IBB HBP BLK WP HR S P ERA WHIP	IP WLS BF H R ER SO BB IBB HBP BLK WP HR S P ERA WHIP	IP WLS BF H R ER SO BB IBB HBP BLK WP HR S P ERA WHIP	IP WLS BF H R ER SO BB IBB HBP BLK WP HR S P ERA WHIP	IP WLS BF H R ER SO BB IBB HBP BLK WP HR S P ERA WHIP	IP WLS BF H R ER SO BB IBB HBP BLK WP HR S P ERA WHIP	IP WLS BF H R ER SO BB IBB HBP BLK WP HR S P ERA WHIP	IP WLS BF H R ER SO BB IBB HBP BLK WP HR S P ERA WHIP	IP WLS BF H R ER SO BB IBB HBP BLK WP HR S P ERA WHIP	IP WLS BF H R ER SO BB IBB HBP BLK WP HR S P ERA WHIP	IP WLS BF H R ER SO BB IBB HBP BLK WP HR S P ERA WHIP	IP WLS BF H R ER SO BB IBB HBP BLK WP HR S P ERA WHIP	IP WLS BF H R ER SO BB IBB HBP BLK WP HR S P ERA WHIP	IP WLS BF H R ER SO BB IBB HBP BLK WP HR S P ERA WHIP	IP WLS BF H R ER SO BB IBB HBP BLK WP HR S P ERA WHIP				
51 Ichiro Suzuki, L (1,9) OBP: 0.364, SLG: 0.385	29 PB 1B		G5-3							3	2	2	0	2	0	0	Minnesota Twins @ Seattle Mariners Safeco Field, Seattle, WA Mon Aug 04 2008, 7:10 PM PDT Att: 27,761 - Clear - 76 F			
16 Willie Bloomquist, R (1,8) OBP: 0.392, SLG: 0.288	F8		G6-3				F9			4	1	1	0	1	0	3				
Raul Ibanez, L (1,7) OBP: 0.350, SLG: 0.472	K		F8				4 1B 29 1B			5	2	3	6	0	1	1				
29 Adrian Beltré, R (1,5) OBP: 0.325, SLG: 0.438	F8		4 1B				G6-3 4 1B			5	1	3	0	0	1	1				
4 Jose Lopez, R (1,4) OBP: 0.328, SLG: 0.433	G5-3		1B				G6-3 1B			5	1	3	1	0	0	0				
Jose Vidro, S (1,10) OBP: 0.274, SLG: 0.338	39 G3-6-3 1B		P4				G6-3 1B			5	0	2	0	0	0	5				
39 Bryan LaHair, L (1,3) OBP: 0.253, SLG: 0.439	G3-6-3		K				F8			3	0	0	0	0	1	2				
Miguel Cairo, R (7,PH) OBP: 0.326, SLG: 0.299 (8,3)	G3-6-3		51 1B 2B				F8			1	1	0	0	1	0	1				
2 Kenji Johjima, R (1,2) OBP: 0.253, SLG: 0.294	G5-3		G5-3				G5-3			3	0	1	0	0	0	0				
9 Jeff Clement, L (7,PH) OBP: 0.232, SLG: 0.338 (8,2)	G5-3		F7				F8			1	1	1	1	0	0	0				
7 Yuniesky Betancourt, R (1,6) OBP: 0.272, SLG: 0.358	F7		F8				F8			4	2	2	1	0	0	1				
Inning Stats	R: 0 E: 0 K: 1 S: 11	H: 1 LOB: 1 BB: 0 P: 14	R: 0 E: 0 K: 0 S: 7	H: 1 LOB: 0 BB: 0 P: 10	R: 0 E: 0 K: 0 S: 5	H: 0 LOB: 0 BB: 0 P: 7	R: 0 E: 0 K: 0 S: 10	H: 2 LOB: 0 BB: 0 P: 14	R: 0 E: 0 K: 1 S: 13	H: 2 LOB: 2 BB: 0 P: 16	R: 1 E: 0 K: 0 S: 9	H: 3 LOB: 1 BB: 0 P: 10	R: 10 E: 2 K: 0 S: 26	H: 8 LOB: 2 BB: 4 P: 54	R: 0 E: 0 K: 1 S: 13	H: 1 LOB: 1 BB: 0 P: 19	1B: 15 2B: 2 3B: 0 HR: 1	SF: 0 SAC: 0 DP: 2 HBP: 0	WP: 0 PB: 2 SB: 0 CS: 0	PA: 43
PITCHER	IP WLS BF H R ER SO BB IBB HBP BLK WP HR S P ERA WHIP	IP WLS BF H R ER SO BB IBB HBP BLK WP HR S P ERA WHIP	IP WLS BF H R ER SO BB IBB HBP BLK WP HR S P ERA WHIP	IP WLS BF H R ER SO BB IBB HBP BLK WP HR S P ERA WHIP	IP WLS BF H R ER SO BB IBB HBP BLK WP HR S P ERA WHIP	IP WLS BF H R ER SO BB IBB HBP BLK WP HR S P ERA WHIP	IP WLS BF H R ER SO BB IBB HBP BLK WP HR S P ERA WHIP	IP WLS BF H R ER SO BB IBB HBP BLK WP HR S P ERA WHIP	IP WLS BF H R ER SO BB IBB HBP BLK WP HR S P ERA WHIP	IP WLS BF H R ER SO BB IBB HBP BLK WP HR S P ERA WHIP	IP WLS BF H R ER SO BB IBB HBP BLK WP HR S P ERA WHIP	IP WLS BF H R ER SO BB IBB HBP BLK WP HR S P ERA WHIP	IP WLS BF H R ER SO BB IBB HBP BLK WP HR S P ERA WHIP	IP WLS BF H R ER SO BB IBB HBP BLK WP HR S P ERA WHIP	IP WLS BF H R ER SO BB IBB HBP BLK WP HR S P ERA WHIP	IP WLS BF H R ER SO BB IBB HBP BLK WP HR S P ERA WHIP				
15 Glen Perkins, L (1,1) ERA: 4.38	6.1	30	12	5	5	2	1	0	0	0	0	0	0	0	0	0	7.11	2.053		
Brian Bass, R (7,1) ERA: 5.01	0.0	L	2	2	1	1	0	0	0	0	0	0	0	0	0	0	∞	∞		
49 Craig Breslow, L (7,1) ERA: 2.42	0.1	2	0	0	0	0	1	0	0	0	0	0	0	0	0	0	0.00	3.000		
54 Matt Guerrier, R (7,1) ERA: 3.97	0.1	5	3	5	5	0	1	1	0	0	0	0	0	0	0	0	135.00	12.000		
26 Boof Bonser, R (8,1) ERA: 6.6	1.0	4	1	0	0	1	0	0	0	0	0	0	0	0	0	0	0.00	1.000		

Minnesota Twins @ Seattle Mariners
 Safeco Field, Seattle, WA
 Mon Aug 04 2008, 7:10 PM PDT
 Att: 27,761 - Clear - 76 F

AB	34
R	6
H	11
RBI	6
BB	8
SO	7
LOB	18



Minnesota Twins @ Seattle Mariners
 Safeco Field, Seattle, WA
 Mon Aug 04 2008, 7:10 PM PDT
 Att: 27,761 - Clear - 76 F

AB	39
R	11
H	18
RBI	9
BB	4
SO	3
LOB	14



Batter	1	2	3	4	5	6	7	8	9	AB	R	H	RBI	BB	SO	LOB	TOP								
2 Denard Span, L (1,9) OBP: 0.392, SLG: 0.449	G2-3	G4-3			SH3-4		F9	K		4	0	0	0	0	1	3									
Nick Punto, S (1,4) (8,8) OBP: 0.337, SLG: 0.417	G4-3		G4-6-3 1B		K		G5-3	K		5	0	1	0	0	2	2									
7 Joe Mauer, L (1,2) OBP: 0.409, SLG: 0.450		1B	G4-6-3					G4-3	K	4	0	1	0	1	1	1									
33 Justin Morneau, L (1,3) OBP: 0.391, SLG: 0.523	K		G5-3		P5			16 HR 2B	16 2B	4	1	1	0	1	1	4									
16 Jason Kubel, L (1,10) OBP: 0.331, SLG: 0.476				F9						5	3	4	3	0	0	0									
21 Delmon Young, R (1,7) OBP: 0.362, SLG: 0.391				P6				G5-3		4	1	1	0	1	0	0									
32 Brian Buscher, L (1,5) 12 Adam Everett, R (8,PR) (8,4) OBP: 0.227, SLG: 0.300				K						3	0	1	0	1	1	2									
55 Mike Redmond, R (8,PH) OBP: 0.302, SLG: 0.311								23 1B		1	0	0	0	0	0	3									
23 Brendan Harris, R (1,6) OBP: 0.320, SLG: 0.387		SF7								3	1	2	1	0	0	1									
22 Carlos Gómez, R (1,8) Mike Lamb, L (8,PH) (8,5) OBP: 0.288, SLG: 0.328										3	0	2	0	0	0	0									
Inning Stats	R: 0 E: 0 K: 1 S: 12	H: 1 LOB: 1 BB: 0 P: 19	R: 2 E: 0 K: 0 S: 14	H: 3 LOB: 1 BB: 0 P: 21	R: 0 E: 0 K: 0 S: 5	H: 1 LOB: 0 BB: 0 P: 10	R: 0 E: 0 K: 1 S: 9	H: 0 LOB: 0 BB: 0 P: 11	R: 0 E: 0 K: 1 S: 7	H: 2 LOB: 3 BB: 1 P: 13	R: 1 E: 0 K: 0 S: 10	H: 1 LOB: 0 BB: 0 P: 19	R: 0 E: 0 K: 0 S: 6	H: 0 LOB: 0 BB: 0 P: 11	R: 4 E: 0 K: 1 S: 18	H: 5 LOB: 2 BB: 0 P: 32	R: 0 E: 0 K: 2 S: 12	H: 1 LOB: 3 BB: 2 P: 25	1B: 9 2B: 3 3B: 0 HR: 2	SF: 1 SAC: 1 DP: 2 HBP: 0	WP: 1 PB: 0 SB: 0 CS: 0	PA: 43			
PITCHER	IP	WLS	BF	H	R	ER	SO	BB	IBB	HBP	BLK	WP	HR	S	P	ERA	WHIP								
R.A. Dickey, R (1,1) ERA: 4.36	7.0		29	8	3	3	3	2	0	0	0	1	1	63	104	3.86	1.429								
37 Cesar Jimenez, L (8,1) ERA: 2.0	0.1	H	3	2	2	2	0	0	0	0	0	0	1	6	12	54.00	6.000								
48 Roy Corcoran, R (8,1) ERA: 4.19	0.1	H	3	2	0	0	0	0	0	0	0	0	0	8	12	0.00	6.000								
J.J. Putz, R (8,1) ERA: 4.85	1.1	W	8	2	2	2	3	1	1	0	0	0	0	16	33	13.50	2.250								

Minnesota Twins @ Seattle Mariners
Safeco Field, Seattle, WA
Tue Aug 05 2008, 7:10 PM PDT
Att: 26,083 - Clear - 80 F

livebaseballscorecards.com

AB 37
R 7
H 14
RBI 6
BB 4
SO 6
LOB 16



Batter	1	2	3	4	5	6	7	8	9	AB	R	H	RBI	BB	SO	LOB	BOTTOM								
51 Ichiro Suzuki, L (1,9) OBP: 0.366, SLG: 0.386	G4-3		1B HR		F8			4 1B		4	3	2	0	1	0	0									
Jeremy Reed, L (1,8) OBP: 0.318, SLG: 0.377	G4-3		1B HR							5	1	3	0	0	0	4									
Raul Ibanez, L (1,7) OBP: 0.352, SLG: 0.481	G4-3				G4-3					5	2	3	5	0	0	2									
29 Adrian Beltré, R (1,5) OBP: 0.321, SLG: 0.433	G5-3		G6-3							5	0	0	0	0	0	5									
4 Jose Lopez, R (1,4) OBP: 0.331, SLG: 0.437										5	1	3	2	0	0	0									
9 Jeff Clement, L (1,2) OBP: 0.287, SLG: 0.336 Jamie Burke, R (9,2) OBP: 0.333, SLG: 0.361										4	0	1	0	1	1	1									
25 Wladimir Balentien, R (1,10) OBP: 0.264, SLG: 0.345										3	0	1	1	0	1	2									
39 Bryan LaHair, L (1,3) OBP: 0.360, SLG: 0.422 Miguel Cairo, R (7,PR) (8,3) OBP: 0.326, SLG: 0.299										4	0	1	0	0	3	3									
7 Yuniesky Betancourt, R (1,6) OBP: 0.271, SLG: 0.359										4	1	1	0	0	0	4									
Inning Stats	R: 0 E: 0 K: 0 S: 7	H: 1 LOB: 1 BB: 0 P: 13	R: 0 E: 0 K: 1 S: 13	H: 1 LOB: 1 BB: 1 P: 19	R: 4 E: 0 K: 1 S: 17	H: 5 LOB: 1 BB: 0 P: 21	R: 0 E: 0 K: 0 S: 11	H: 1 LOB: 0 BB: 0 P: 18	R: 0 E: 0 K: 2 S: 20	H: 2 LOB: 2 BB: 1 P: 31	R: 0 E: 0 K: 0 S: 12	H: 2 LOB: 0 BB: 0 P: 19	R: 2 E: 1 K: 1 S: 16	H: 3 LOB: 1 BB: 0 P: 23	1B: 11 2B: 3 3B: 0 HR: 1	SF: 1 SAC: 0 DP: 0 HBP: 0	WP: 1 PB: 0 SB: 0 CS: 0	PA: 42							
PITCHER	IP	WLS	BF	H	R	ER	SO	BB	IBB	HBP	BLK	WP	HR	S	P	ERA	WHIP								
30 Scott Baker, R (1,1) ERA: 3.86	5.1		28	9	6	6	4	1	1	0	0	0	0	67	100	10.12	1.875								
49 Craig Breslow, L (6,1) ERA: 2.99	0.1		2	1	0	0	0	0	0	0	0	0	0	6	9	0.00	3.000								
28 Jesse Crain, R (6,1) ERA: 3.45	0.1		1	0	0	0	0	0	0	0	0	0	0	3	5	0.00	0.000								
26 Boof Bonser, R (7,1) ERA: 6.53	1.0		5	2	0	0	0	0	0	0	0	0	0	12	19	0.00	2.000								
54 Matt Guerrier, R (8,1) ERA: 4.25	0.1	L	3	2	2	2	0	0	0	0	0	0	0	3	5	54.00	6.000								

Minnesota Twins @ Seattle Mariners
Safeco Field, Seattle, WA
Tue Aug 05 2008, 7:10 PM PDT
Att: 26,083 - Clear - 80 F

livebaseballscorecards.com

AB 39
R 8
H 15
RBI 8
BB 2
SO 5
LOB 21



Batter	1	2	3	4	5	6	7	8	9	AB	R	H	RBI	BB	SO	LOB	TOP					
2 Denard Span, L (1, 9) OBP: 0.399, SLG: 0.469										5	0	3	4	0	1	1	Minnesota Twins @ Seattle Mariners Safeco Field, Seattle, WA Wed Aug 06 2008, 1:40 PM PDT Att: 30,436 - Partly Cloudy - 76 F					
Nick Punto, S (1, 4) OBP: 0.333, SLG: 0.406										4	0	0	0	1	1	2						
55 Mike Redmond, R (1, 2) OBP: 0.307, SLG: 0.316										5	0	2	0	0	1	4						
33 Justin Morneau, L (1, 3) OBP: 0.387, SLG: 0.517										5	0	0	0	0	1	6						
16 Jason Kubel, L (1, 7) OBP: 0.330, SLG: 0.474										4	0	1	0	0	0	0						
21 Delmon Young, R (8, PR) OBP: 0.336, SLG: 0.390										1	1	0	0	0	1	0						
Randy Ruiz, R (1, 10) OBP: 0.333, SLG: 0.333										5	2	2	0	0	1	0						
23 Brendan Harris, R (1, 5) OBP: 0.324, SLG: 0.394										4	2	2	2	1	0	1						
12 Adam Everett, R (1, 6) OBP: 0.244, SLG: 0.309										1	1	1	1	1	0	0						
22 Carlos Gómez, R (1, 8) OBP: 0.291, SLG: 0.350										3	1	0	0	1	2	5						
Inning Stats	R: 0 E: 0 K: 3 S: 13	H: 1 LOB: 1 BB: 0 P: 18	R: 4 E: 1 K: 0 S: 18	H: 3 LOB: 1 BB: 1 P: 29	R: 0 E: 0 K: 1 S: 8	H: 0 LOB: 0 BB: 0 P: 14	R: 0 E: 0 K: 1 S: 6	H: 1 LOB: 1 BB: 0 P: 10	R: 0 E: 0 K: 1 S: 7	H: 0 LOB: 0 BB: 0 P: 13	R: 0 E: 0 K: 1 S: 8	H: 0 LOB: 2 BB: 2 P: 18	R: 0 E: 0 K: 1 S: 14	H: 2 LOB: 1 BB: 0 P: 18	R: 3 E: 1 K: 1 S: 22	H: 4 LOB: 3 BB: 1 P: 36	R: 0 E: 0 K: 1 S: 9	H: 0 LOB: 0 BB: 0 P: 15	1B: 8 2B: 2 3B: 1 HR: 0	SF: 0 SAC: 2 DP: 1 HBP: 0	WP: 0 PB: 0 SB: 1 CS: 0	PA: 43
PITCHER	IP	WLS	BF	H	R	ER	SO	BB	IBB	HBP	BLK	WP	HR	S	P	ERA	WHIP					
56 Jarrod Washburn, L (1, 1) ERA: 4.76	6.0	L	27	5	4	3	6	3	0	0	0	0	0	60	102	4.50	1.333					
57 Mark Lowe, R (7, 1) ERA: 4.95	1.0		7	5	3	3	0	0	0	0	0	0	0	21	29	27.00	5.000					
40 Jared Wells, R (8, 1) ERA: 3.6	2.0		9	1	0	0	2	1	0	0	0	0	0	24	40	0.00	1.000					

Batter	1	2	3	4	5	6	7	8	9	AB	R	H	RBI	BB	SO	LOB	BOTTOM					
51 Ichiro Suzuki, L (1, 9) OBP: 0.365, SLG: 0.384										5	1	1	0	0	0	0	Minnesota Twins @ Seattle Mariners Safeco Field, Seattle, WA Wed Aug 06 2008, 1:40 PM PDT Att: 30,436 - Partly Cloudy - 76 F					
Jeremy Reed, L (1, 10) OBP: 0.330, SLG: 0.384										2	1	2	1	1	0	0						
16 Willie Bloomquist, R (7, PH) OBP: 0.380, SLG: 0.286										1	0	0	0	0	0	0						
Raul Ibanez, L (1, 7) OBP: 0.354, SLG: 0.481										4	0	2	0	0	0	3						
29 Adrian Beltré, R (1, 5) OBP: 0.323, SLG: 0.434										4	0	2	2	0	0	2						
4 Jose Lopez, R (1, 4) OBP: 0.328, SLG: 0.433										4	0	0	0	0	0	5						
9 Jeff Clement, L (1, 2) OBP: 0.273, SLG: 0.341										4	0	2	0	0	0	0						
25 Wladimir Balentien, R (1, 8) OBP: 0.264, SLG: 0.342										4	0	1	0	0	1	2						
39 Bryan LaHair, L (1, 3) OBP: 0.352, SLG: 0.408										4	0	1	0	0	0	2						
7 Yuniesky Betancourt, R (1, 6) OBP: 0.271, SLG: 0.356										3	1	0	0	0	0	2						
Inning Stats	R: 0 E: 0 K: 0 S: 11	H: 2 LOB: 2 BB: 0 P: 18	R: 0 E: 0 K: 0 S: 7	H: 1 LOB: 0 BB: 0 P: 13	R: 1 E: 0 K: 0 S: 9	H: 2 LOB: 2 BB: 1 P: 19	R: 0 E: 0 K: 0 S: 9	H: 1 LOB: 0 BB: 0 P: 15	R: 2 E: 0 K: 0 S: 14	H: 2 LOB: 1 BB: 0 P: 24	R: 0 E: 0 K: 1 S: 8	H: 1 LOB: 1 BB: 0 P: 12	R: 0 E: 0 K: 0 S: 11	H: 1 LOB: 1 BB: 0 P: 13	R: 0 E: 0 K: 0 S: 8	H: 0 LOB: 0 BB: 0 P: 11	R: 0 E: 0 K: 0 S: 4	H: 1 LOB: 0 BB: 0 P: 6	1B: 11 2B: 0 3B: 0 HR: 0	SF: 0 SAC: 0 DP: 3 HBP: 1	WP: 0 PB: 0 SB: 0 CS: 0	PA: 37
PITCHER	IP	WLS	BF	H	R	ER	SO	BB	IBB	HBP	BLK	WP	HR	S	P	ERA	WHIP					
53 Nick Blackburn, R (1, 1) ERA: 3.6	6.0		27	5	3	3	1	1	0	0	0	0	0	58	101	4.50	1.667					
Dennys Reyes, L (7, 1) ERA: 2.67	0.2	H	3	1	0	0	0	0	0	0	0	0	0	7	9	0.00	1.500					
28 Jesse Crain, R (7, 1) ERA: 3.35	1.1	H	4	0	0	0	0	0	0	0	0	0	0	12	15	0.00	0.000					
36 Joe Nathan, R (9, 1) ERA: 1.14	1.0		3	1	0	0	0	0	0	0	0	0	0	4	6	0.00	1.000					

Minnesota Twins @ Seattle Mariners
 Safeco Field, Seattle, WA
 Wed Aug 06 2008, 1:40 PM PDT
 Att: 30,436 - Partly Cloudy - 76 F

AB	37
R	7
H	11
RBI	7
BB	4
SO	8
LOB	19



Minnesota Twins @ Seattle Mariners
 Safeco Field, Seattle, WA
 Wed Aug 06 2008, 1:40 PM PDT
 Att: 30,436 - Partly Cloudy - 76 F

AB	35
R	3
H	11
RBI	3
BB	1
SO	1
LOB	16



Batter	1	2	3	4	5	6	7	8	9	AB	R	H	RBI	BB	SO	LOB	TOP										
2 Denard Span, L OBP: 0.405, SLG: 0.469										4	2	2	0	1	1	0											
Nick Punto, S OBP: 0.331, SLG: 0.399										3	1	0	0	1	0	2											
7 Joe Mauer, L OBP: 0.407, SLG: 0.448										4	1	1	2	0	0	0											
33 Justin Morneau, L OBP: 0.390, SLG: 0.516										3	0	1	0	2	0	0											
16 Jason Kubel, L OBP: 0.328, SLG: 0.468										4	0	0	1	1	0	3											
21 Delmon Young, R OBP: 0.364, SLG: 0.387										3	0	0	0	1	0	2											
23 Brendan Harris, R OBP: 0.323, SLG: 0.391										3	0	0	0	1	2	2											
12 Adam Everett, R OBP: 0.255, SLG: 0.310										3	0	1	0	1	1	3											
22 Carlos Gómez, R OBP: 0.291, SLG: 0.349										4	0	1	0	0	2	7											
Inning Stats	R: 0 E: 0 K: 1 S: 9	H: 0 LOB: 0 BB: 0 P: 15	R: 0 E: 0 K: 1 S: 16	H: 0 LOB: 3 BB: 3 P: 31	R: 3 E: 1 K: 1 S: 17	H: 3 LOB: 3 BB: 3 P: 33	R: 0 E: 0 K: 0 S: 9	H: 0 LOB: 0 BB: 0 P: 14	R: 0 E: 0 K: 0 S: 8	H: 0 LOB: 0 BB: 0 P: 12	R: 0 E: 0 K: 2 S: 14	H: 1 LOB: 2 BB: 1 P: 25	R: 0 E: 0 K: 0 S: 8	H: 0 LOB: 0 BB: 0 P: 10	R: 0 E: 0 K: 1 S: 7	H: 1 LOB: 1 BB: 0 P: 9	R: 1 E: 1 K: 0 S: 8	H: 1 LOB: 1 BB: 1 P: 17	1B: 6 2B: 0 3B: 0 HR: 0	SF: 1 SAC: 1 DP: 1 HBP: 0	WP: 2 PA: 41 PB: 0 SB: 3 CS: 0						
PITCHER	IP	WLS	BF	H	R	ER	SO	BB	IBB	HBP	BLK	WP	HR	S	P	ERA	WHIP										
28 Kyle Davies, R ERA: 4.66	2.1	L	15	3	3	3	2	5	0	0	0	1	0	36	69	11.57	3.429										
Joel Peralta, R ERA: 4.7	3.1		13	1	0	0	3	2	0	0	0	0	0	34	55	0.00	0.900										
Horacio Ramirez, L ERA: 2.7	1.1		4	0	0	0	0	0	0	0	0	0	0	11	16	0.00	0.000										
Ramon E Ramirez, R ERA: 2.93	2.0		9	2	1	1	1	0	1	0	0	1	0	15	26	4.50	1.000										

Minnesota Twins @ Kansas City Royals
Kauffman Stadium, Kansas City, MO

AB 31
R 4
H 6
RBI 3
BB 8
SO 6
LOB 19



livebaseballscorecards.com

WP: 2 PA: 41
PB: 0
SB: 3
CS: 0

Minnesota Twins @ Kansas City Royals
Kauffman Stadium, Kansas City, MO

AB 38
R 1
H 11
RBI 1
BB 0
SO 4
LOB 17



livebaseballscorecards.com

Batter	1	2	3	4	5	6	7	8	9	AB	R	H	RBI	BB	SO	LOB	BOTTOM										
30 Mike Aviles, R OBP: 0.364, SLG: 0.535										5	1	4	0	0	0	0											
24 Mark Teahen, L OBP: 0.311, SLG: 0.380										5	0	1	0	0	1	5											
9 David DeJesus, L OBP: 0.359, SLG: 0.453										5	0	1	1	0	0	3											
11 Jose Guillen, R OBP: 0.290, SLG: 0.451										4	0	1	0	0	0	1											
16 Billy Butler, R OBP: 0.331, SLG: 0.392										4	0	2	0	0	0	1											
4 Alex Gordon, L OBP: 0.349, SLG: 0.415										4	0	0	0	0	1	4											
21 Miguel Olivo, R OBP: 0.292, SLG: 0.473										4	0	1	0	0	0	0											
Ross Gload, L OBP: 0.321, SLG: 0.341										3	0	1	0	0	0	1											
Esteban German, R OBP: 0.274, SLG: 0.304										4	0	0	0	0	2	2											
Inning Stats	R: 0 E: 0 K: 0 S: 8	H: 0 LOB: 0 BB: 0 P: 13	R: 0 E: 0 K: 1 S: 10	H: 0 LOB: 0 BB: 0 P: 17	R: 0 E: 0 K: 1 S: 12	H: 2 LOB: 0 BB: 0 P: 18	R: 0 E: 0 K: 0 S: 11	H: 1 LOB: 1 BB: 0 P: 17	R: 0 E: 0 K: 0 S: 8	H: 1 LOB: 0 BB: 0 P: 12	R: 1 E: 0 K: 0 S: 14	H: 3 LOB: 2 BB: 0 P: 24	R: 0 E: 0 K: 1 S: 16	H: 1 LOB: 2 BB: 0 P: 26	R: 0 E: 0 K: 0 S: 12	H: 1 LOB: 1 BB: 0 P: 20	R: 0 E: 0 K: 1 S: 12	H: 2 LOB: 3 BB: 0 P: 14	1B: 11 2B: 0 3B: 0 HR: 0	SF: 0 SAC: 0 DP: 1 HBP: 1	WP: 0 PA: 39 PB: 1 SB: 0 CS: 0						
PITCHER	IP	WLS	BF	H	R	ER	SO	BB	IBB	HBP	BLK	WP	HR	S	P	ERA	WHIP										
59 Kevin Slowey, R ERA: 4.07	5.2	W	23	7	1	1	2	0	0	0	0	0	0	62	98	1.59	1.235										
49 Craig Breslow, L ERA: 2.95	0.1	H	1	0	0	0	0	0	0	0	0	0	0	1	3	0.00	0.000										
28 Jesse Crain, R ERA: 3.3	0.2	H	4	1	0	0	0	0	0	0	0	0	0	11	18	0.00	1.500										
Dennys Reyes, L ERA: 2.61	0.2	H	2	0	0	0	1	0	0	0	0	0	0	7	11	0.00	0.000										
54 Matt Guerrier, R ERA: 4.2	0.2	H	3	1	0	0	0	0	0	0	0	0	0	10	17	0.00	1.500										

WP: 0 PA: 39
PB: 1
SB: 0
CS: 0

Batter	1	2	3	4	5	6	7	8	9	AB	R	H	RBI	BB	SO	LOB	TOP
2 Denard Span, L OBP: 0.405, SLG: 0.467										5	0	2	2	0	0	3	Minnesota Twins @ Kansas City Royals Kauffman Stadium, Kansas City, MO Sat Aug 09 2008, 6:10 PM CDT Att: 27,960 - Cloudy - 75 F
16 Jason Kubel, L OBP: 0.338, SLG: 0.474										4	2	2	0	1	0	2	
21 Delmon Young, R OBP: 0.338, SLG: 0.395										4	2	2	2	0	0	1	
32 Brian Buscher, L OBP: 0.338, SLG: 0.419										4	1	2	1	0	0	1	
12 Adam Everett, R OBP: 0.265, SLG: 0.310										3	1	1	0	1	1	0	
22 Carlos Gómez, R OBP: 0.293, SLG: 0.347										2	1	0	0	2	1	4	
Inning Stats	R: 0 H: 2 E: 0 K: 1 S: 13	H: 3 R: 2 ER: 0 LOB: 2 P: 20	R: 0 H: 1 E: 0 K: 1 S: 8	H: 0 R: 0 ER: 0 LOB: 0 P: 13	R: 0 H: 1 E: 0 K: 1 S: 10	H: 0 R: 0 ER: 0 LOB: 0 P: 19	R: 0 H: 1 E: 0 K: 0 S: 9	H: 3 R: 5 ER: 1 LOB: 2 P: 30	R: 0 H: 0 E: 0 K: 0 S: 5	H: 0 R: 0 ER: 0 LOB: 0 P: 9	R: 0 H: 0 E: 0 K: 0 S: 9	H: 0 R: 0 ER: 0 LOB: 0 P: 7	1B: 9 2B: 0 3B: 1 HR: 1	SF: 1 SAC: 0 DP: 1 HBP: 1	WP: 0 PB: 0 SB: 1 CS: 1	PA: 43	
PITCHER	IP WLS BF H R ER SO BB IBB HBP BLK WP HR S P ERA WHIP	5.0 L 26 9 6 5 6 3 0 1 0 0 1 60 100 9.00 2.400	2.0 9 2 1 0 0 0 1 0 0 0 0 12 23 0.00 1.000	2.0 7 0 0 0 0 1 0 0 0 0 0 14 23 0.00 0.500													

Batter	1	2	3	4	5	6	7	8	9	AB	R	H	RBI	BB	SO	LOB	BOTTOM
30 Mike Aviles, R OBP: 0.369, SLG: 0.535										4	0	2	0	1	0	0	Minnesota Twins @ Kansas City Royals Kauffman Stadium, Kansas City, MO Sat Aug 09 2008, 6:10 PM CDT Att: 27,960 - Cloudy - 75 F
9 David DeJesus, L OBP: 0.358, SLG: 0.450										3	0	0	0	1	1	2	
35 Mitch Maier, L OBP: 0.324, SLG: 0.306										1	0	1	0	0	0	0	
16 Billy Butler, R OBP: 0.326, SLG: 0.386										5	0	0	0	0	1	4	
11 Jose Guillen, R OBP: 0.289, SLG: 0.452										4	1	1	0	0	1	2	
21 Miquel Olivo, R OBP: 0.291, SLG: 0.482										4	1	1	1	0	0	3	
4 Alex Gordon, L OBP: 0.352, SLG: 0.418										2	1	1	0	2	0	0	
24 Mark Teahen, L OBP: 0.313, SLG: 0.384										4	0	2	2	0	1	1	
14 John Buck, R OBP: 0.310, SLG: 0.385										4	0	0	0	0	2	4	
Esteban German, R OBP: 0.270, SLG: 0.299										2	0	0	0	0	1	1	
Jason Smith, L (7, PH)										2	0	0	0	0	2	0	
Inning Stats	R: 0 H: 1 E: 0 K: 2 S: 14	H: 1 R: 0 ER: 0 LOB: 1 P: 15	R: 0 H: 0 E: 0 K: 0 S: 5	H: 0 R: 0 ER: 0 LOB: 0 P: 6	R: 1 H: 1 E: 0 K: 0 S: 8	H: 1 R: 0 ER: 0 LOB: 0 P: 12	R: 0 H: 1 E: 0 K: 2 S: 11	H: 1 R: 2 ER: 0 LOB: 1 P: 16	R: 0 H: 2 E: 0 K: 1 S: 20	R: 0 H: 0 E: 0 K: 2 S: 10	R: 0 H: 0 E: 0 K: 0 S: 14	R: 0 H: 1 E: 0 K: 0 S: 14	R: 0 H: 1 E: 0 K: 1 S: 11	1B: 4 2B: 3 3B: 0 HR: 1	SF: 0 SAC: 0 DP: 0 HBP: 0	WP: 0 PB: 0 SB: 2 CS: 0	PA: 39
PITCHER	IP WLS BF H R ER SO BB IBB HBP BLK WP HR S P ERA WHIP	5.2 W 25 1 0 0 3 2 0 0 0 0 0 27 41 0.00 1.286	2.1 10 1 0 0 3 2 0 0 0 0 0 0 11 17 0.00 1.000	1.0 4 1 0 0 1 0 0 0 0 0 0 11 17 0.00 1.000													

livebaseballscores.com

Batter	1	2	3	4	5	6	8	9	10	11	12	AB	R	H	RBI	BB	SO	LOB	TOP								
2 Denard Span, L OBP: 0.404, SLG: 0.458 (7, 9)	G1-3		SH3-4		G6-3			B3				3	0	0	0	2	0	0									
Nick Punto, S OBP: 0.323, SLG: 0.382 (1, 4)	K		K		K			K		P4		5	0	0	0	1	4	4									
7 Joe Mauer, L OBP: 0.408, SLG: 0.444 (1, 2)	F8											4	0	1	1	2	0	2									
33 Justin Morneau, L OBP: 0.389, SLG: 0.510 (1, 10)												3	0	1	1	3	2	1									
16 Jason Kubel, L OBP: 0.328, SLG: 0.468 22 Carlos Gomez, R OBP: 0.292, SLG: 0.345 (7, 8)	K		P5									4	0	0	0	0	3	9									
21 Delmon Young, R OBP: 0.334, SLG: 0.390 (1, 7)	G6-4-3											5	0	0	0	0	4										
Mike Lamb, L OBP: 0.271, SLG: 0.326 (1, 3)												4	1	1	0	1	0	0									
32 Brian Buscher, L OBP: 0.340, SLG: 0.425 (1, 5)												5	2	2	0	0	2	1									
12 Adam Everett, R OBP: 0.275, SLG: 0.319 23 Brendan Harris, R OBP: 0.322, SLG: 0.390 (11, PH) (11, 6)												4	1	2	2	0	1	0									
Inning Stats	R: 0 E: 0 K: 1 S: 10	H: 0 LOB: 0 BB: 0 P: 16	R: 0 E: 0 K: 1 S: 7	H: 0 LOB: 0 BB: 1 P: 12	R: 2 E: 0 K: 1 S: 15	H: 2 LOB: 3 BB: 3 P: 29	R: 0 E: 0 K: 1 S: 9	H: 0 LOB: 0 BB: 0 P: 13	R: 0 E: 0 K: 1 S: 10	H: 1 LOB: 1 BB: 1 P: 14	R: 2 E: 0 K: 1 S: 19	H: 2 LOB: 3 BB: 3 P: 32	R: 0 E: 0 K: 2 S: 7	H: 0 LOB: 0 BB: 0 P: 12	R: 0 E: 0 K: 2 S: 13	H: 1 LOB: 1 BB: 0 P: 18	R: 0 E: 0 K: 0 S: 8	H: 1 LOB: 2 BB: 1 P: 16	R: 0 E: 0 K: 0 S: 8	H: 0 LOB: 0 BB: 0 P: 11	1B: 6 2B: 1 3B: 0 HR: 0	SF: 0 SAC: 1 DP: 2 HBP: 0	WP: 1 PB: 0 SB: 0 CS: 0	PA: 50			
PITCHER	IP	WLS	BF	H	R	ER	SO	BB	IBB	HBP	BLK	WP	HR	S	P	ERA	WHIP										
55 Gil Meche, R ERA: 4.24 Ramon E Ramirez, R ERA: 2.84 48 Joskim Soria, R ERA: 1.51 Juan Carlos Oviedo, R ERA: 2.97 51 Robinson Tejeda, R ERA: 3.88	(1, 1)	6.1	29	4	4	6	6	0	0	0	0	0	0	13	22	0.00	0.000										
(7, 1)	1.2	6	0	0	0	2	0	1	0	0	0	0	0	20	27	0.00	0.500										
(8, 1)	2.0	7	1	0	0	4	0	1	0	0	0	0	0	8	16	0.00	1.000										
(11, 1)	1.0	5	1	0	0	0	0	1	0	0	0	0	0	8	11	0.00	0.000										
(12, 1)	1.0	W	3	0	0	0	1	0	0	0	0	0	0	8	11	0.00	0.000										

Minnesota Twins @ Kansas City Royals
Kauffman Stadium, Kansas City, MO

Sun Aug 10 2008, 1:10 PM CDT
Att. 23,163 - Sunny - 83 F

AB 40
R 4
H 7
RBI 4
BB 9
SO 13
LOB 23



Batter	1	2	3	4	5	6	7	8	9	10	11	12	AB	R	H	RBI	BB	SO	LOB	BOTTOM								
30 Mike Aviles, R OBP: 0.360, SLG: 0.521 (1, 6)	F9		G6-3			F9	G5-3		G4-3		F9		6	0	0	0	0	3										
35 Mitch Maier, L OBP: 0.326, SLG: 0.310 (1, 8)	K												6	1	2	0	0	3	1									
24 Mark Teahen, L OBP: 0.318, SLG: 0.389 (1, 9)	P5												5	3	3	0	1	0	1									
11 Jose Guillen, R OBP: 0.290, SLG: 0.449 (1, 7)													5	0	1	1	1	3										
16 Billy Butler, R OBP: 0.326, SLG: 0.384 1 Tony Pena Jr., R OBP: 0.176, SLG: 0.204 (8, PR) (9, 10)	K												4	0	1	0	0	1	2									
4 Alex Gordon, L OBP: 0.352, SLG: 0.416 (1, 5)	K												4	0	1	0	1	2	3									
Ross Gload, L OBP: 0.317, SLG: 0.335 (1, 3)													5	0	0	0	0	6										
14 John Buck, R OBP: 0.306, SLG: 0.379 21 Miguel Olivo, R OBP: 0.294, SLG: 0.485 (11, PH) (12, 2)													4	0	0	0	0	2	2									
Jason Smith, L OBP: 0.220, SLG: 0.500 (1, 4)													5	0	2	0	0	1	2									
Inning Stats	R: 0 E: 0 K: 1 S: 9	H: 0 LOB: 0 BB: 0 P: 12	R: 0 E: 0 K: 2 S: 12	H: 0 LOB: 0 BB: 0 P: 18	R: 0 E: 0 K: 0 S: 11	H: 1 LOB: 1 BB: 0 P: 15	R: 0 E: 0 K: 0 S: 9	H: 1 LOB: 1 BB: 0 P: 10	R: 0 E: 0 K: 2 S: 13	H: 0 LOB: 1 BB: 0 P: 21	R: 2 E: 1 K: 0 S: 11	H: 4 LOB: 2 BB: 1 P: 16	R: 0 E: 0 K: 2 S: 19	H: 1 LOB: 1 BB: 0 P: 20	R: 2 E: 1 K: 1 S: 14	H: 2 LOB: 1 BB: 0 P: 20	R: 0 E: 0 K: 1 S: 11	H: 0 LOB: 0 BB: 0 P: 12	R: 0 E: 0 K: 1 S: 7	H: 1 LOB: 2 BB: 1 P: 13	R: 0 E: 0 K: 0 S: 6	H: 1 LOB: 0 BB: 0 P: 8	R: 1 E: 0 K: 0 S: 6	H: 2 LOB: 2 BB: 1 P: 10	1B: 10 2B: 3 3B: 0 HR: 0	SF: 0 SAC: 0 DP: 0 HBP: 0	WP: 1 PB: 0 SB: 1 CS: 1	PA: 51
PITCHER	IP	WLS	BF	H	R	ER	SO	BB	IBB	HBP	BLK	WP	HR	S	P	ERA	WHIP											
30 Scott Baker, R ERA: 3.78 54 Matt Guerrier, R ERA: 4.33 Dennys Reyes, L ERA: 3.21 28 Jesse Crain, R ERA: 3.21 49 Craig Breslow, L ERA: 2.48	(1, 1)	7.0	29	7	2	2	7	1	0	0	0	0	0	8	11	27.00	6.000											
(8, 1)	0.1	H	3	2	2	1	1	0	0	0	0	1	0	5	8	0.00	0.000											
(8, 1)	0.1	B	2	0	0	0	0	0	0	0	0	0	0	12	13	0.00	0.000											
(10, 1)	2.1	L	12	4	1	1	1	1	1	0	0	0	0	19	31	3.86	2.143											

Minnesota Twins @ Kansas City Royals
Kauffman Stadium, Kansas City, MO

Sun Aug 10 2008, 1:10 PM CDT
Att. 23,163 - Sunny - 83 F

AB 47
R 5
H 13
RBI 2
BB 3
SO 10
LOB 23



Batter	1	2	3	4	5	6	7	8	9	10	11	12	AB	R	H	RBI	BB	SO	LOB	TOP						
18 Johnny Damon, L OBP: 0.394, SLG: 0.468														6	2	3	1	0	1	1						
2 Derek Jeter, R OBP: 0.346, SLG: 0.396														5	0	3	1	0	2	0						
28 Melky Cabrera, S OBP: 0.297, SLG: 0.338														0	0	0	0	0	0	0						
Richie Sexson, R OBP: 0.322, SLG: 0.384														1	0	0	0	0	0	1						
Bobby Abreu, L OBP: 0.361, SLG: 0.466														5	1	2	1	1	1	2						
13 Alex Rodriguez, R OBP: 0.400, SLG: 0.598														6	1	1	1	0	1	6						
Jason Giambi, L OBP: 0.399, SLG: 0.520														2	1	2	0	2	0	0						
17 Justin Christian, R OBP: 0.302, SLG: 0.325														0	1	0	0	0	0	0						
Ivan Rodriguez, R OBP: 0.350, SLG: 0.416														2	1	1	0	0	0	0						
22 Xavier Nady, R OBP: 0.389, SLG: 0.564														5	1	2	4	0	3	2						
24 Robinson Cano, L OBP: 0.303, SLG: 0.395														5	0	1	0	1	0	4						
Wilson Betemit, S OBP: 0.272, SLG: 0.401														6	0	1	1	0	3	3						
26 José Molina, R OBP: 0.277, SLG: 0.309														4	1	0	0	1	0	4						
Inning Stats	R: 1 E: 0 K: 2 S: 11	H: 2 LOB: 1 BB: 0 P: 18	R: 0 E: 0 K: 1 S: 9	H: 0 LOB: 0 BB: 1 P: 15	R: 0 E: 0 K: 1 S: 6	H: 0 LOB: 0 BB: 0 P: 10	R: 2 E: 1 K: 1 S: 18	H: 2 LOB: 1 BB: 1 P: 31	R: 1 E: 0 K: 0 S: 22	H: 2 LOB: 2 BB: 1 P: 31	R: 0 E: 0 K: 0 S: 10	H: 0 LOB: 0 BB: 0 P: 19	R: 1 E: 0 K: 1 S: 10	H: 1 LOB: 1 BB: 0 P: 17	R: 0 E: 0 K: 1 S: 12	H: 0 LOB: 0 BB: 0 P: 14	R: 0 E: 0 K: 1 S: 18	H: 1 LOB: 1 BB: 0 P: 26	R: 3 E: 0 K: 0 S: 10	H: 4 LOB: 0 BB: 0 P: 15	1B: 11 2B: 4 3B: 0 HR: 3	SF: 0 SAC: 0 DP: 5 HBP: 1	WP: 0 PB: 0 SB: 2 CS: 1	PA: 53		
PITCHER	IP	WLS	BF	H	R	ER	SO	BB	IBB	HBP	BLK	WP	HR	S	P	ERA	WHIP									
53 Nick Blackburn, R ERA: 3.73	4.2		21	6	4	4	5	0	0	0	0	0	0	16	27	6.75	2.250									
26 Boof Bonser, R ERA: 6.37	1.1		8	2	1	1	1	1	0	1	0	0	0	0	0	16	27	6.75	2.250							
49 Craig Breslow, L ERA: 2.45	0.1		1	0	0	0	0	0	0	0	0	0	0	1	0	0.00	0.000									
28 Jesse Crain, R ERA: 3.28	1.2		6	2	1	1	1	0	1	0	0	0	0	13	22	5.40	1.200									
Dennys Reyes, L ERA: 2.45	0.2		3	1	0	0	2	0	0	0	0	0	0	11	18	0.00	1.500									
PITCHER	IP	WLS	BF	H	R	ER	SO	BB	IBB	HBP	BLK	WP	HR	S	P	ERA	WHIP									
36 Joe Nathan, R ERA: 1.07	1.1	L	8	4	3	3	1	0	0	0	0	0	2	25	36	20.25	3.000									
54 Matt Guerrier, R ERA: 4.67	1.1	L	8	4	3	3	1	0	0	0	0	0	2	25	36	20.25	3.000									
Brian Bass, R ERA: 4.96	0.2		2	1	0	0	0	0	0	0	0	0	0	3	5	0.00	1.500									
Batter	1	2	3	4	5	6	7	8	9	10	11	12	AB	R	H	RBI	BB	SO	LOB	BOTTOM						
2 Denard Span, L OBP: 0.394, SLG: 0.448														6	0	1	0	0	2	1						
Nick Punto, S OBP: 0.318, SLG: 0.379														6	0	2	0	0	2	1						
55 Mike Redmond, R OBP: 0.308, SLG: 0.327														6	1	2	0	0	1	2						
33 Justin Morneau, L OBP: 0.386, SLG: 0.503														4	0	0	0	1	0	2						
16 Jason Kubel, L OBP: 0.327, SLG: 0.465														3	1	1	0	0	0	2						
Randy Ruiz, R OBP: 0.364, SLG: 0.364														2	1	1	0	0	0	0						
21 Delmon Young, R OBP: 0.333, SLG: 0.400														5	3	3	3	0	0	0						
32 Brian Buscher, L OBP: 0.336, SLG: 0.414														4	0	0	1	0	1	1						
12 Adam Everett, R OBP: 0.273, SLG: 0.347														4	0	1	2	0	0	0						
22 Carlos Gómez, R OBP: 0.291, SLG: 0.344														5	0	1	0	0	2	1						
Inning Stats	R: 0 E: 0 K: 1 S: 7	H: 2 LOB: 1 BB: 0 P: 9	R: 2 E: 0 K: 0 S: 16	H: 3 LOB: 1 BB: 0 P: 24	R: 0 E: 0 K: 1 S: 9	H: 0 LOB: 0 BB: 0 P: 10	R: 1 E: 0 K: 1 S: 16	H: 2 LOB: 1 BB: 0 P: 23	R: 0 E: 0 K: 0 S: 7	H: 0 LOB: 0 BB: 0 P: 11	R: 0 E: 0 K: 1 S: 8	H: 0 LOB: 0 BB: 0 P: 12	R: 3 E: 0 K: 0 S: 19	H: 3 LOB: 0 BB: 0 P: 29	R: 0 E: 0 K: 0 S: 13	H: 1 LOB: 1 BB: 0 P: 17	R: 0 E: 0 K: 0 S: 5	H: 0 LOB: 0 BB: 0 P: 8	R: 0 E: 0 K: 1 S: 10	H: 0 LOB: 0 BB: 0 P: 16	R: 0 E: 0 K: 1 S: 8	H: 0 LOB: 0 BB: 0 P: 13	1B: 8 2B: 3 3B: 0 HR: 1	SF: 2 SAC: 0 DP: 0 HBP: 0	WP: 0 PB: 0 SB: 2 CS: 1	PA: 48
PITCHER	IP	WLS	BF	H	R	ER	SO	BB	IBB	HBP	BLK	WP	HR	S	P	ERA	WHIP									
35 Mike Mussina, R ERA: 3.3	7.0		29	8	3	3	5	0	1	0	0	0	0	68	104	3.86	1.143									
43 Damaso Marte, L ERA: 4.5	1.0	H	3	2	2	2	0	0	0	0	0	0	0	12	19	54.00	6.000									
42 Maiano Rivera, R ERA: 1.56	1.2	B	7	2	1	1	0	0	0	0	0	0	1	20	27	5.40	1.200									
41 Jose Veras, R ERA: 2.79	2.0	W	6	0	0	0	2	0	0	0	0	0	0	15	24	0.00	0.000									
36 Edwar Ramirez, R ERA: 3.77	1.0	S	3	0	0	0	1	0	0	0	0	0	0	8	13	0.00	0.000									
PITCHER	IP	WLS	BF	H	R	ER	SO	BB	IBB	HBP	BLK	WP	HR	S	P	ERA	WHIP									
AB	R	H	RBI	BB	SO	LOB					AB	R	H	RBI	BB	SO	LOB									
47	9	16	9	5	11	23	47	9	16	9	5	11	23	47	9	16	9	5	11	23	47					

New York Yankees @ Minnesota Twins
Hubert H. Humphrey Metrodome, Minneapolis, MN

Tue Aug 12 2008, 8:10 PM EDT
Att. 33,036 - Dome - 69 F

AB 47
R 9
H 16
RBI 9
BB 5
SO 11
LOB 23



BOTTOM

New York Yankees @ Minnesota Twins
Hubert H. Humphrey Metrodome, Minneapolis, MN

Tue Aug 12 2008, 8:10 PM EDT
Att. 33,036 - Dome - 69 F


AB 45
R 6
H 12
RBI 6
BB 1
SO 8
LOB 10



Batter	1	2	3	4	5	6	7	8	9	AB	R	H	RBI	BB	SO	LOB	TOP			
18 Johnny Damon, L OBP: 0.390, SLG: 0.463										4	0	0	0	0	0	2	New York Yankees @ Minnesota Twins Hubert H. Humphrey Metrodome, Minneapolis, MN Wed Aug 13 2008, 1:10 PM EDT Att: 35,187 - Dome - 68 F livebaseballscorecards.com			
Bobby Abreu, L OBP: 0.360, SLG: 0.463										3	0	0	0	1	1					
13 Alex Rodriguez, R OBP: 0.399, SLG: 0.597										4	1	1	0	0	3					
Jason Giambi, L OBP: 0.398, SLG: 0.517										4	0	1	1	0	1	0				
22 Xavier Nady, R OBP: 0.384, SLG: 0.559										4	0	0	0	0	0	1				
24 Robinson Canó, L OBP: 0.302, SLG: 0.393										3	0	0	0	1	1	0				
Ivan Rodriguez, R OBP: 0.334, SLG: 0.416										4	1	1	0	0	1	1				
Wilson Betemit, S OBP: 0.280, SLG: 0.406										3	0	2	0	0	0	0				
28 Melky Cabrera, S OBP: 0.296, SLG: 0.337										2	0	0	0	0	0	1				
17 Justin Christian, R OBP: 0.302, SLG: 0.325										1	0	0	0	0	1	2				
										0	0	0	0	0	0	0				
Inning Stats	R: 1 E: 0 K: 0 S: 14	H: 2 LOB: 1 BB: 0 P: 20	R: 0 E: 0 K: 1 S: 7	H: 0 LOB: 0 BB: 0 P: 7	R: 0 E: 0 K: 0 S: 9	H: 0 LOB: 0 BB: 0 P: 14	R: 0 E: 0 K: 0 S: 9	H: 1 LOB: 1 BB: 0 P: 12	R: 0 E: 0 K: 0 S: 13	H: 0 LOB: 0 BB: 1 P: 22	R: 0 E: 0 K: 0 S: 7	H: 0 LOB: 0 BB: 0 P: 10	R: 1 E: 0 K: 2 S: 13	H: 2 LOB: 2 BB: 0 P: 22	R: 0 E: 0 K: 2 S: 8	H: 0 LOB: 1 BB: 1 P: 16	1B: 4 2B: 1 3B: 0 HR: 0	SF: 0 SAC: 0 DP: 0 HBP: 0	WP: 1 PB: 0 SB: 0 CS: 1	PA: 35
PITCHER	IP WLS BF H R ER SO BB IBB HBP BLK WP HR S P ERA WHIP																			
59 Kevin Slowey, R ERA: 3.94	6.0 W 21 3 1 1 1 1 1 0 0 0 0 0 0 0 0 61 91 1.50 0.667																			
49 Craig Breslow, L ERA: 2.67	1.0 H 5 2 1 1 0 0 0 0 0 0 0 0 0 0 9 13 9.00 2.000																			
Dennys Reyes, L ERA: 2.41	0.2 H 3 0 0 0 2 0 0 0 0 0 0 0 0 0 9 14 0.00 0.000																			
28 Jesse Crain, R ERA: 3.26	0.1 H 1 0 0 0 0 0 0 0 0 0 0 0 0 0 2 5 0.00 0.000																			
36 Joe Nathan, R ERA: 1.05	1.0 S 4 0 0 0 2 1 0 0 0 0 0 0 0 0 8 16 0.00 1.000																			

Batter	1	2	3	4	5	6	7	8	9	AB	R	H	RBI	BB	SO	LOB	BOTTOM			
2 Denard Span, L OBP: 0.391, SLG: 0.444										4	0	1	0	0	0	1	New York Yankees @ Minnesota Twins Hubert H. Humphrey Metrodome, Minneapolis, MN Wed Aug 13 2008, 1:10 PM EDT Att: 35,187 - Dome - 68 F livebaseballscorecards.com			
23 Brendan Harris, R OBP: 0.319, SLG: 0.386										4	0	0	0	0	0	1				
7 Joe Mauer, L OBP: 0.412, SLG: 0.446										3	2	2	0	1	1					
33 Justin Morneau, L OBP: 0.385, SLG: 0.500										3	1	0	0	1	1	3				
16 Jason Kubel, L OBP: 0.327, SLG: 0.462										2	0	0	0	1	0	2				
22 Carlos Gómez, R OBP: 0.290, SLG: 0.343										1	0	0	0	0	1	1				
21 Delmon Young, R OBP: 0.336, SLG: 0.407										4	1	2	3	0	1	4				
32 Brian Buscher, L OBP: 0.329, SLG: 0.408										2	0	0	1	0	1	1				
Randy Ruiz, R OBP: 0.357, SLG: 0.357										3	0	1	0	0	1	2				
Nick Punto, S OBP: 0.319, SLG: 0.378										3	0	1	0	0	0	1				
Inning Stats	R: 0 E: 1 K: 2 S: 12	H: 0 LOB: 1 BB: 0 P: 20	R: 0 E: 0 K: 0 S: 11	H: 1 LOB: 0 BB: 0 P: 15	R: 0 E: 0 K: 0 S: 11	H: 2 LOB: 1 BB: 0 P: 19	R: 3 E: 1 K: 2 S: 17	H: 1 LOB: 0 BB: 1 P: 28	R: 0 E: 0 K: 0 S: 6	H: 0 LOB: 0 BB: 0 P: 10	R: 1 E: 0 K: 1 S: 12	H: 1 LOB: 2 BB: 2 P: 25	R: 0 E: 0 K: 0 S: 6	H: 1 LOB: 0 BB: 0 P: 12	R: 0 E: 0 K: 1 S: 12	H: 1 LOB: 1 BB: 0 P: 22	1B: 6 2B: 1 3B: 0 HR: 1	SF: 1 SAC: 0 DP: 2 HBP: 0	WP: 0 PB: 1 SB: 1 CS: 1	PA: 33
PITCHER	IP WLS BF H R ER SO BB IBB HBP BLK WP HR S P ERA WHIP																			
Darrell Rasner, R ERA: 5.18	5.0 L 20 4 3 2 2 4 1 0 0 0 0 0 0 5 15 ** **																			
38 Dan Giese, R ERA: 2.58	0.0 3 1 1 1 0 2 0 0 0 0 0 0 0 13 22 0.00 0.500																			
30 David Robertson, R ERA: 6.05	2.0 6 1 0 0 1 0 0 0 0 0 0 0 0 6 11 0.00 3.000																			
61 Billy Traber, L ERA: 5.84	0.1 2 1 0 0 0 0 0 0 0 0 0 0 0 6 11 0.00 3.000																			
38 Brian Bruney, R ERA: 2.7	0.2 2 0 0 0 1 0 0 0 0 0 0 0 0 6 11 0.00 0.000																			

Batter	1	2	3	4	5	6	7	8	9	AB	R	H	RBI	BB	SO	LOB	TOP																
51 Ichiro Suzuki, L (1,9) OBP: 0.361, SLG: 0.384										5	0	2	2	0	0	1	Seattle Mariners @ Minnesota Twins Hubert H. Humphrey Metrodome, Minneapolis, MN Sat Aug 16 2008, 3:55 PM EDT Att: 36,316 - Dome - 70 F livebaseballscorecards.com																
Jeremy Reed, L (1,7) OBP: 0.326, SLG: 0.392										5	1	2	0	0	2	2																	
Raul Ibanez, L (1,10) OBP: 0.355, SLG: 0.493										3	1	0	0	1	0	2																	
29 Adrian Beltré, R (1,5) OBP: 0.318, SLG: 0.419										3	1	1	1	1	1	1																	
4 Jose Lopez, R (1,4) OBP: 0.326, SLG: 0.432										4	0	0	0	0	0	4																	
9 Jeff Clement, L (1,2) OBP: 0.283, SLG: 0.356										2	1	2	2	0	0	0																	
Miguel Cairo, R (8,PH) OBP: 0.333, SLG: 0.306										1	0	0	0	0	0	0																	
25 Wladimir Balentien, R (1,8) OBP: 0.263, SLG: 0.365										4	0	0	0	0	2	3																	
39 Bryan LaHair, L (1,3) OBP: 0.361, SLG: 0.408										3	1	2	0	1	0	0																	
Jamie Burke, R (8,2) OBP: 0.325, SLG: 0.351										0	0	0	0	0	0	0																	
7 Yuniesky Betancourt, R (1,6) OBP: 0.277, SLG: 0.362										4	1	1	1	0	0	2																	
Inning Stats	R: 0 E: 0 K: 1 S: 16	H: 1 LOB: 2 BB: 1 P: 23	R: 0 E: 0 K: 0 S: 10	H: 1 LOB: 1 BB: 0 P: 13	R: 0 E: 0 K: 0 S: 12	H: 1 LOB: 1 BB: 0 P: 16	R: 0 E: 0 K: 0 S: 6	H: 1 LOB: 0 BB: 0 P: 9	R: 0 E: 0 K: 1 S: 8	H: 1 LOB: 0 BB: 0 P: 10	R: 6 E: 0 K: 1 S: 14	H: 5 LOB: 1 BB: 2 P: 29	R: 0 E: 0 K: 1 S: 9	H: 0 LOB: 0 BB: 0 P: 10	R: 0 E: 0 K: 1 S: 7	H: 0 LOB: 0 BB: 0 P: 13	R: 0 E: 0 K: 1 S: 9	H: 0 LOB: 0 BB: 0 P: 12	1B: 7 2B: 3 3B: 0 HR: 0	SF: 0 SAC: 0 DP: 3 HBP: 1	WP: 1 PB: 0 SB: 1 CS: 0	PA: 38											
PITCHER	IP WLS BF H R ER SO BB IBB HBP BLK WP HR S P ERA WHIP																																
30 Scott Baker, R (1,1) ERA: 3.91	5.1	H: 3	BF: 24	H: 8	R: 4	ER: 4	SO: 1	BB: 2	IBB: 0	HBP: 1	BLK: 0	WP: 1	HR: 0	S: 57	P: 84	ERA: 6.75	WHIP: 1.875																
26 Jesse Crain, L (6,1) ERA: 3.5	0.1	H: 3	BF: 3	H: 1	R: 0	ER: 0	SO: 1	BB: 1	IBB: 0	HBP: 0	BLK: 0	WP: 0	HR: 0	S: 6	P: 12	ERA: 0.00	WHIP: 6.000																
49 Craig Breslow, L (6,1) ERA: 2.48	2.1	B: 8	BF: 8	H: 1	R: 2	ER: 2	SO: 2	BB: 0	IBB: 0	HBP: 0	BLK: 0	WP: 0	HR: 0	S: 19	P: 27	ERA: 7.71	WHIP: 0.429																
Dennys Reyes, L (9,1) ERA: 2.34	1.0	W: 3	BF: 3	H: 0	R: 0	ER: 0	SO: 1	BB: 0	IBB: 0	HBP: 0	BLK: 0	WP: 0	HR: 0	S: 9	P: 12	ERA: 0.00	WHIP: 0.000																




Batter	1	2	3	4	5	6	7	8	9	AB	R	H	RBI	BB	SO	LOB	BOTTOM																
2 Denard Span, L (1,9) OBP: 0.386, SLG: 0.441										5	1	1	0	0	0	1	Seattle Mariners @ Minnesota Twins Hubert H. Humphrey Metrodome, Minneapolis, MN Sat Aug 16 2008, 3:55 PM EDT Att: 36,316 - Dome - 70 F livebaseballscorecards.com																
Nick Punto, S (1,4) OBP: 0.322, SLG: 0.385										5	1	2	0	0	0	1																	
7 Joe Mauer, L (1,2) OBP: 0.414, SLG: 0.453										4	3	3	2	1	0	1																	
33 Justin Morneau, L (1,3) OBP: 0.386, SLG: 0.500										4	1	2	1	1	0	2																	
21 Delmon Young, R (1,7) OBP: 0.339, SLG: 0.409										4	0	2	1	0	0	1																	
Randy Ruiz, R (1,10) OBP: 0.333, SLG: 0.333										4	0	1	1	0	2	2																	
Mike Lamb, L (8,PH) OBP: 0.273, SLG: 0.326										0	0	0	0	0	1	0																	
23 Brendan Harris, R (1,5) ERA: 4.11										2	0	1	0	1	0	0																	
32 Brian Buscher, L (6,PH) OBP: 0.335, SLG: 0.407										0	1	0	1	1	0	0																	
12 Adam Everett, R (1,6) OBP: 0.265, SLG: 0.333										3	0	0	0	0	0	4																	
22 Carlos Gómez, R (1,8) OBP: 0.286, SLG: 0.338										3	0	0	0	0	0	0																	
16 Jason Kubel, L (8,PH) OBP: 0.333, SLG: 0.476										1	0	1	1	0	0	0																	
Inning Stats	R: 2 E: 0 K: 0 S: 17	H: 3 LOB: 3 BB: 2 P: 27	R: 3 E: 0 K: 0 S: 14	H: 5 LOB: 1 BB: 0 P: 25	R: 0 E: 0 K: 0 S: 6	H: 0 LOB: 0 BB: 0 P: 11	R: 0 E: 0 K: 0 S: 8	H: 1 LOB: 1 BB: 0 P: 15	R: 0 E: 0 K: 1 S: 8	H: 1 LOB: 1 BB: 0 P: 11	R: 0 E: 0 K: 0 S: 8	H: 0 LOB: 0 BB: 0 P: 11	R: 0 E: 0 K: 1 S: 9	H: 0 LOB: 1 BB: 1 P: 16	R: 1 E: 0 K: 0 S: 10	H: 1 LOB: 1 BB: 1 P: 19	R: 1 E: 0 K: 0 S: 7	H: 2 LOB: 2 BB: 1 P: 16	1B: 10 2B: 2 3B: 0 HR: 1	SF: 1 SAC: 2 DP: 0 HBP: 0	WP: 0 PB: 0 SB: 1 CS: 0	PA: 43											
PITCHER	IP WLS BF H R ER SO BB IBB HBP BLK WP HR S P ERA WHIP																																
18 Ryan Rowland-Smith, L (1,1) ERA: 3.6	5.0	H: 7	BF: 26	H: 10	R: 5	ER: 5	SO: 1	BB: 2	IBB: 0	HBP: 0	BLK: 0	WP: 0	HR: 1	S: 53	P: 89	ERA: 9.00	WHIP: 2.400																
48 Roy Corcoran, R (6,1) ERA: 3.6	2.0	H: 7	BF: 7	H: 0	R: 0	ER: 0	SO: 1	BB: 1	IBB: 0	HBP: 0	BLK: 0	WP: 0	HR: 0	S: 17	P: 27	ERA: 0.00	WHIP: 0.500																
Sean Green, R (8,1) ERA: 3.21	0.1	H: 2	BF: 2	H: 0	R: 1	ER: 1	SO: 1	BB: 1	IBB: 0	HBP: 0	BLK: 0	WP: 0	HR: 0	S: 2	P: 8	ERA: 27.00	WHIP: 3.000																
37 Cesar Jimenez, L (8,1) ERA: 4.19	0.2	L: 5	BF: 3	H: 1	R: 1	ER: 0	SO: 0	BB: 0	IBB: 0	HBP: 0	BLK: 0	WP: 0	HR: 0	S: 13	P: 20	ERA: 13.50	WHIP: 4.500																
43 Miguel Batista, R (9,1) ERA: 5.7	0.2		BF: 3	H: 0	R: 0	ER: 0	SO: 0	BB: 1	IBB: 0	HBP: 0	BLK: 0	WP: 0	HR: 0	S: 2	P: 7	ERA: 0.00	WHIP: 0.000																



Batter	1	2	3	4	5	6	7	8	9	AB	R	H	RBI	BB	SO	LOB	TOP										
51 Ichiro Suzuki, L (1,9) OBP: 0.360, SLG: 0.383	G4-3		G6-3		F7		FC4-6	E5	G3-1	6	0	2	0	0	0	4	Seattle Mariners @ Minnesota Twins Hubert H. Humphrey Metrodome, Minneapolis, MN Sun Aug 17 2008, 2:10 PM EDT Att: 35,478 - Dome - 70 F livebaseballscorecards.com										
Miguel Cairo, R (1,5) OBP: 0.295, SLG: 0.295	F8		L3		F8	FC4-6	K			5	1	0	0	0	1	4											
Raul Ibanez, L (1,7) OBP: 0.361, SLG: 0.502		2B		1B		29 HR				5	1	5	1	0	0	0											
29 Adrian Beltré, R (1,10) OBP: 0.317, SLG: 0.423	G6-3			P5			G6-3	K		5	1	1	3	0	1	6											
4 Jose Lopez, R (1,4) OBP: 0.322, SLG: 0.428		G6-3		P4		G6-3	K			5	0	0	0	0	1	2											
25 Vladimir Valentin, R (1,8) OBP: 0.262, SLG: 0.382	G6-3		G6-3					G5-3		5	1	2	1	0	0	1											
2 Kenji Johjima, R (1,2) OBP: 0.262, SLG: 0.315					F8					3	2	2	1	2	0	0											
39 Bryan LaHair, L (1,3) OBP: 0.352, SLG: 0.407			G3		G6-3					5	1	1	1	0	1	3											
7 Yuniesky Betancourt, R (1,6) OBP: 0.262, SLG: 0.364			G1-4-3							3	1	2	0	1	0	0											
9 Jeff Clement, L (9, PH) OBP: 0.297, SLG: 0.360										1	0	1	0	0	0	0											
Tug Hulett, L (9, PR) OBP: 0.375, SLG: 0.167										0	0	0	0	0	0	0											
Inning Stats	R: 0 E: 0 K: 0 S: 9	H: 1 LOB: 1 BB: 0 P: 13	R: 0 E: 0 K: 0 S: 8	H: 1 LOB: 1 BB: 0 P: 13	R: 0 E: 0 K: 0 S: 7	H: 0 LOB: 0 BB: 0 P: 10	R: 0 E: 0 K: 0 S: 11	H: 1 LOB: 1 BB: 0 P: 12	R: 0 E: 0 K: 0 S: 13	H: 1 LOB: 1 BB: 0 P: 19	R: 4 E: 0 K: 1 S: 23	H: 4 LOB: 0 BB: 0 P: 33	R: 2 E: 0 K: 1 S: 14	H: 3 LOB: 1 BB: 0 P: 18	R: 2 E: 1 K: 2 S: 15	H: 3 LOB: 2 BB: 2 P: 31	R: 0 E: 0 K: 0 S: 16	H: 2 LOB: 3 BB: 1 P: 24	1B: 8 2B: 5 3B: 0 HR: 3	SF: 0 SAC: 0 DP: 0 HBP: 0	WP: 0 PB: 0 SB: 0 CS: 0	PA: 46					
PITCHER	IP	WLS	BF	H	R	ER	SO	BB	IBB	HBP	BLK	WP	HR	S	P	ERA	WHIP										
15 Glen Perkins, L (1,1) ERA: 4.17	6.0	W	26	8	4	4	1	0	0	0	0	0	3	71	100	6.00	1.333										
26 Boof Bonser, R (7,1) ERA: 6.42	1.0		6	3	2	2	1	0	0	0	0	0	0	14	18	18.00	3.000										
54 Matt Guerrier, R (8,1) ERA: 4.94	0.1		4	1	2	2	0	2	0	0	0	0	0	7	18	54.00	9.000										
Dennys Reyes, L (8,1) ERA: 2.31	0.1	H	3	2	0	0	1	0	0	0	0	0	0	5	8	0.00	6.000										
36 Joe Nathan, R (8,1) ERA: 1.02	1.1	S	7	2	0	0	1	1	0	0	0	0	0	19	29	0.00	2.250										

Batter	1	2	3	4	5	6	7	8	9	AB	R	H	RBI	BB	SO	LOB	BOTTOM										
2 Denard Span, L (1,8) OBP: 0.394, SLG: 0.451	2B 33 1B			F7		F7				5	1	3	1	1	0	2	Seattle Mariners @ Minnesota Twins Hubert H. Humphrey Metrodome, Minneapolis, MN Sun Aug 17 2008, 2:10 PM EDT Att: 35,478 - Dome - 70 F livebaseballscorecards.com										
Nick Punto, S (1,4) OBP: 0.332, SLG: 0.397	33 1B 16 2B	G5-4-3		FC1-5		G4-6-3				4	1	2	0	2	1	3											
7 Joe Mauer, L (1,2) OBP: 0.414, SLG: 0.451	33 1B 16 2B			FC1-5		G4-6-3		G4-3		4	1	1	0	1	0	5											
33 Justin Morneau, L (1,3) OBP: 0.390, SLG: 0.508	16 2B 2B	G4-3								3	2	2	2	2	0	1											
21 Delmon Young, R (1,7) OBP: 0.335, SLG: 0.405	K		G1-6-3		F9		P4		G5-4-3	5	0	0	0	0	1	7											
16 Jason Kubel, L (1,9) OBP: 0.339, SLG: 0.486	2B									5	4	4	2	0	0	0											
22 Carlos Gómez, R (9,8) OBP: 0.286, SLG: 0.338	2B			23 1B	G4-3			F8		0	0	0	0	0	0	0											
Randy Ruiz, R (1,10) OBP: 0.391, SLG: 0.409	23 G4-3		G4-3							4	1	2	2	1	1	1											
23 Brendan Harris, R (1,5) OBP: 0.325, SLG: 0.393	G4-3			12 1B						4	1	2	1	1	1	3											
12 Adam Everett, R (1,6) OBP: 0.279, SLG: 0.336	G4-3									2	0	1	1	2	0	1											
Inning Stats	R: 5 E: 0 K: 1 S: 20	H: 5 LOB: 1 BB: 1 P: 29	R: 0 E: 0 K: 0 S: 8	H: 2 LOB: 1 BB: 0 P: 10	R: 1 E: 0 K: 0 S: 10	H: 3 LOB: 2 BB: 0 P: 15	R: 0 E: 0 K: 0 S: 9	H: 1 LOB: 2 BB: 1 P: 18	R: 2 E: 0 K: 1 S: 15	H: 2 LOB: 2 BB: 3 P: 32	R: 2 E: 0 K: 0 S: 19	H: 2 LOB: 1 BB: 2 P: 39	R: 0 E: 0 K: 0 S: 5	H: 0 LOB: 1 BB: 2 P: 16	R: 1 E: 0 K: 2 S: 14	H: 2 LOB: 2 BB: 1 P: 26	1B: 9 2B: 7 3B: 0 HR: 1	SF: 1 SAC: 0 DP: 3 HBP: 0	WP: 4 PB: 1 SB: 1 CS: 0	PA: 47							
PITCHER	IP	WLS	BF	H	R	ER	SO	BB	IBB	HBP	BLK	WP	HR	S	P	ERA	WHIP										
31 Ryan Feierabend, L (1,1) ERA: 18.0	3.0	L	18	10	6	6	1	1	0	0	0	0	0	38	54	18.00	3.667										
R.A. Dickey, R (4,1) ERA: 4.92	1.1		10	3	2	2	1	3	0	0	0	3	0	22	43	13.50	4.500										
57 Mark Lowe, R (5,1) ERA: 5.57	1.2		9	2	2	2	0	3	0	0	0	0	1	21	46	10.80	3.000										
43 Miguel Batista, R (7,1) ERA: 6.63	1.0		4	0	0	0	0	1	1	0	0	0	0	5	16	0.00	1.000										
J.J. Putz, R (8,1) ERA: 4.41	1.0		6	2	1	1	2	1	0	0	0	0	0	14	26	9.00	3.000										



Batter	1	2	3	4	5	6	7	8	9	AB	R	H	RBI	BB	SO	LOB	TOP										
14 Mark Ellis, R OBP: 0.320, SLG: 0.375										3	1	1	1	1	0	0	Oakland Athletics @ Minnesota Twins Hubert H. Humphrey Metrodome, Minneapolis, MN Mon Aug 18 2008, 8:10 PM EDT Att: 25,024 - Dome - 70 F										
4 Eric Patterson, L OBP: 0.306, SLG: 0.262										4	0	1	0	0	1	2											
7 Bobby Crosby, R OBP: 0.305, SLG: 0.372										4	0	0	0	0	1	3											
35 Frank Thomas, R OBP: 0.349, SLG: 0.392										3	1	0	0	1	0	1											
32 Jack Cust, L OBP: 0.377, SLG: 0.444										3	1	2	0	0	0	0											
11 Rajai Davis, R OBP: 0.248, SLG: 0.291										3	0	1	2	1	0	1											
8 Kurt Suzuki, R OBP: 0.357, SLG: 0.385										4	0	0	0	0	0	5											
28 Carlos González, L OBP: 0.291, SLG: 0.395										4	0	0	0	0	0	5											
22 Jack Hannahan, L OBP: 0.306, SLG: 0.328										4	0	1	0	0	0	3											
10 Daric Barton, L OBP: 0.305, SLG: 0.304										4	0	0	0	0	1	3											
Inning Stats	R: 1 H: 1 E: 0 K: 1 S: 8	H: 1 LOB: 0 BB: 0 P: 11	R: 0 H: 1 E: 1 K: 0 S: 7	H: 0 LOB: 1 BB: 0 P: 11	R: 0 H: 0 E: 0 K: 1 S: 11	H: 0 LOB: 0 BB: 0 P: 17	R: 2 H: 2 E: 0 K: 0 S: 12	H: 2 LOB: 0 BB: 1 P: 19	R: 0 H: 1 E: 0 K: 0 S: 7	H: 1 LOB: 2 BB: 1 P: 12	R: 0 H: 1 E: 0 K: 0 S: 8	H: 0 LOB: 0 BB: 0 P: 8	R: 0 H: 1 E: 0 K: 0 S: 6	H: 1 LOB: 0 BB: 0 P: 8	R: 0 H: 1 E: 0 K: 1 S: 15	H: 1 LOB: 2 BB: 1 P: 25	1B: 5 2B: 1 3B: 0 HR: 1	SF: 0 SAC: 0 DP: 2 HBP: 0	WP: 0 PB: 0 SB: 1 CS: 0	PA: 36							
PITCHER	IP	WLS	BF	H	R	ER	SO	BB	IBB	HBP	BLK	WP	HR	S	P	ERA	WHIP										
53 Nick Blackburn, R ERA: 3.71	8.0	L	31	6	3	3	2	2	0	0	0	0	1	66	99	3.38	1.000										
28 Jesse Crain, R ERA: 3.5	0.0		2	1	0	0	0	1	0	0	0	0	0	6	12	∞	∞										
49 Craig Breslow, L ERA: 2.41	1.0		3	0	0	0	1	0	0	0	0	0	0	9	13	0.00	0.000										

AB	33
R	3
H	7
RBI	3
BB	3
SO	3
LOB	18



Batter	1	2	3	4	5	6	7	8	9	AB	R	H	RBI	BB	SO	LOB	BOTTOM										
2 Denard Span, L OBP: 0.396, SLG: 0.452										4	1	2	0	0	0	0	Oakland Athletics @ Minnesota Twins Hubert H. Humphrey Metrodome, Minneapolis, MN Mon Aug 18 2008, 8:10 PM EDT Att: 25,024 - Dome - 70 F										
Nick Punto, S OBP: 0.330, SLG: 0.394										4	0	1	0	0	2	2											
7 Joe Mauer, L OBP: 0.417, SLG: 0.459										4	1	3	1	0	1	1											
33 Justin Morneau, L OBP: 0.389, SLG: 0.505										4	0	1	0	0	0	4											
16 Jason Kubel, L OBP: 0.338, SLG: 0.483										4	0	1	0	0	1	1											
21 Delmon Young, R OBP: 0.333, SLG: 0.401										4	0	0	0	0	2	1											
32 Brian Buscher, L OBP: 0.333, SLG: 0.403										4	0	1	0	0	1	1											
Randy Ruiz, R OBP: 0.385, SLG: 0.440										3	0	1	0	0	1	1											
Mike Lamb, L OBP: 0.276, SLG: 0.326										0	0	0	0	1	0	0											
22 Carlos Gómez, R OBP: 0.286, SLG: 0.338										0	0	0	0	0	0	0											
12 Adam Everett, R OBP: 0.274, SLG: 0.330										2	0	0	0	0	0	0											
23 Brendan Harris, R OBP: 0.324, SLG: 0.391										2	0	0	0	0	1	3											
Inning Stats	R: 0 H: 1 E: 0 K: 1 S: 9	H: 1 LOB: 1 BB: 0 P: 13	R: 0 H: 1 E: 0 K: 1 S: 8	H: 1 LOB: 1 BB: 0 P: 12	R: 0 H: 2 E: 0 K: 1 S: 10	H: 2 LOB: 0 BB: 0 P: 15	R: 0 H: 0 E: 0 K: 0 S: 5	H: 0 LOB: 0 BB: 0 P: 7	R: 0 H: 1 E: 0 K: 1 S: 8	H: 1 LOB: 0 BB: 0 P: 11	R: 0 H: 2 E: 0 K: 2 S: 18	H: 2 LOB: 2 BB: 0 P: 23	R: 2 H: 3 E: 1 K: 0 S: 12	H: 3 LOB: 0 BB: 0 P: 20	R: 0 H: 0 E: 0 K: 2 S: 9	H: 0 LOB: 1 BB: 1 P: 15	1B: 8 2B: 1 3B: 1 HR: 0	SF: 0 SAC: 0 DP: 2 HBP: 0	WP: 0 PB: 0 SB: 0 CS: 0	PA: 36							
PITCHER	IP	WLS	BF	H	R	ER	SO	BB	IBB	HBP	BLK	WP	HR	S	P	ERA	WHIP										
58 Justin Duchescher, R ERA: 2.54	2.2		11	3	0	0	3	0	0	0	0	0	0	23	33	0.00	1.125										
Kirk Saarloos, R ERA: 1.59	3.2	W	13	3	0	0	3	0	0	0	0	0	0	31	45	0.00	0.818										
Alan Embree, L ERA: 5.01	0.1	H	1	0	0	0	1	0	0	0	0	0	0	8	11	0.00	0.000										
Huston Street, R ERA: 4.53	0.1	H	3	2	1	1	0	0	0	0	0	0	0	6	8	27.00	6.000										
31 Brad Ziegler, R ERA: 0.43	2.0	S	8	2	1	1	2	1	0	0	0	0	0	18	31	4.50	1.500										

AB	35
R	2
H	10
RBI	1
BB	1
SO	9
LOB	14




Batter	1	2	3	4	5	6	7	8	9	AB	R	H	RBI	BB	SO	LOB	TOP					
14 Mark Ellis, R OBP: 0.322, SLG: 0.376										4	0	2	0	0	0	0	Oakland Athletics @ Minnesota Twins Hubert H. Humphrey Metrodome, Minneapolis, MN Tue Aug 19 2008, 8:10 PM EDT Att: 35,256 - Dome - 69 F livebaseballscorecards.com					
4 Eric Patterson, L OBP: 0.303, SLG: 0.262										4	0	1	0	0	1	2						
32 Jack Cust, L OBP: 0.374, SLG: 0.441										3	0	0	0	0	3	2						
11 Rajai Davis, R OBP: 0.246, SLG: 0.289										1	0	0	0	0	0	1						
35 Frank Thomas, R OBP: 0.348, SLG: 0.386										3	0	0	0	1	1	2						
8 Kurt Suzuki, R OBP: 0.357, SLG: 0.392										3	1	1	1	0	0	0						
Rob Bowen, S OBP: 0.224, SLG: 0.238										1	0	0	0	0	0	0						
7 Bobby Crosby, R OBP: 0.305, SLG: 0.371										3	1	1	0	0	1	0						
56 Cliff Pennington, S OBP: 0.200, SLG: 0.222										1	0	0	0	0	0	0						
28 Carlos González, L OBP: 0.287, SLG: 0.388										4	0	0	0	0	3	2						
22 Jack Hannahan, L OBP: 0.306, SLG: 0.330										4	0	1	1	0	2	1						
10 Daric Barton, L OBP: 0.302, SLG: 0.302										3	0	0	0	0	1	2						
Inning Stats	R: 0 E: 0 K: 2 S: 15	H: 1 LOB: 1 BB: 0 P: 18	R: 1 E: 0 K: 2 S: 14	H: 2 LOB: 1 BB: 0 P: 19	R: 0 E: 0 K: 2 S: 12	H: 1 LOB: 1 BB: 0 P: 16	R: 1 E: 1 K: 2 S: 14	H: 1 LOB: 0 BB: 0 P: 18	R: 0 E: 0 K: 1 S: 8	H: 0 LOB: 0 BB: 0 P: 13	R: 0 E: 0 K: 1 S: 7	H: 0 LOB: 0 BB: 0 P: 8	R: 0 E: 0 K: 2 S: 12	H: 0 LOB: 2 BB: 0 P: 18	R: 0 E: 0 K: 0 S: 10	H: 1 LOB: 2 BB: 1 P: 19	R: 0 E: 0 K: 0 S: 5	H: 0 LOB: 0 BB: 0 P: 6	1B: 4 2B: 1 3B: 0 HR: 1	SF: 0 SAC: 0 DP: 0 HBP: 0	WP: 1 PB: 0 SB: 0 CS: 0	PA: 35
PITCHER	IP WLS BF H R ER SO BB IBB HBP BLK WP HR S P ERA WHIP	7.0 W 27 5 2 1 12 0 0 0 0 0 1 82 110 1.29 0.714	2.0 8 1 0 0 0 1 0 0 0 1 0 15 25 0.00 1.000	PITCHER										IP WLS BF H R ER SO BB IBB HBP BLK WP HR S P ERA WHIP								
59 Kevin Slowey, R ERA: 3.78											8.1 2.0 8 1 0 0 0 1 0 0 0 1 0 15 25 0.00 1.000											
Brian Bass, R ERA: 4.87											8.1 2.0 8 1 0 0 0 1 0 0 0 1 0 15 25 0.00 1.000											

Batter	1	2	3	4	5	6	7	8	9	AB	R	H	RBI	BB	SO	LOB	BOTTOM				
2 Denard Span, L OBP: 0.396, SLG: 0.458										4	0	1	1	1	0	0	Oakland Athletics @ Minnesota Twins Hubert H. Humphrey Metrodome, Minneapolis, MN Tue Aug 19 2008, 8:10 PM EDT Att: 35,256 - Dome - 69 F livebaseballscorecards.com				
Nick Punto, S OBP: 0.336, SLG: 0.401										4	1	2	0	1	0	2					
7 Joe Mauer, L OBP: 0.416, SLG: 0.457										4	2	1	0	1	0	3					
33 Justin Morneau, L OBP: 0.392, SLG: 0.512										4	3	3	1	0	1	1					
Mike Lamb, L OBP: 0.279, SLG: 0.326										0	0	0	0	1	0	0					
16 Jason Kubel, L OBP: 0.337, SLG: 0.479										5	1	1	0	0	0	6					
Randy Ruiz, R OBP: 0.418, SLG: 0.448										4	2	2	2	1	0	1					
32 Brian Buscher, L OBP: 0.343, SLG: 0.431										4	2	3	5	0	0	1					
23 Brendan Harris, R OBP: 0.325, SLG: 0.396										3	1	2	2	0	0	2					
22 Carlos Gómez, R OBP: 0.286, SLG: 0.343										4	1	1	2	0	1	2					
Inning Stats	R: 0 E: 0 K: 1 S: 12	H: 0 LOB: 1 BB: 1 P: 25	R: 3 E: 0 K: 1 S: 18	H: 4 LOB: 1 BB: 0 P: 25	R: 3 E: 0 K: 0 S: 9	H: 4 LOB: 1 BB: 0 P: 17	R: 0 E: 0 K: 0 S: 5	H: 0 LOB: 0 BB: 1 P: 11	R: 4 E: 0 K: 0 S: 18	H: 3 LOB: 0 BB: 1 P: 26	R: 3 E: 0 K: 0 S: 16	H: 4 LOB: 1 BB: 1 P: 25	R: 0 E: 0 K: 0 S: 7	H: 1 LOB: 0 BB: 0 P: 14	R: 0 E: 0 K: 0 S: 7	H: 0 LOB: 0 BB: 1 P: 14	1B: 9 2B: 4 3B: 1 HR: 2	SF: 1 SAC: 0 DP: 3 HBP: 0	WP: 0 PB: 0 SB: 1 CS: 0	PA: 42	
PITCHER	IP WLS BF H R ER SO BB IBB HBP BLK WP HR S P ERA WHIP	5.0 L 28 11 10 10 2 3 0 0 0 0 2 62 104 18.00 2.800	2.0 11 5 3 3 0 1 0 0 0 0 0 23 39 13.50 3.000	1.0 3 0 0 0 0 1 0 0 0 0 0 7 14 0.00 1.000	PITCHER										IP WLS BF H R ER SO BB IBB HBP BLK WP HR S P ERA WHIP						
36 Sean Gallagher, R ERA: 5.23											8.1 2.0 8 1 0 0 0 1 0 0 0 1 0 15 25 0.00 1.000										
44 Santiago Casilla, R ERA: 3.8											8.1 2.0 8 1 0 0 0 1 0 0 0 1 0 15 25 0.00 1.000										
33 Joey Devine, R ERA: 0.91											8.1 2.0 8 1 0 0 0 1 0 0 0 1 0 15 25 0.00 1.000										



Batter	1	2	3	4	5	6	7	8	9	AB	R	H	RBI	BB	SO	LOB	TOP								
2 Denard Span, L OBP: 0.407, SLG: 0.478										5	1	3	4	0	0	1	Minnesota Twins @ Los Angeles Angels Angel Stadium of Anaheim, Anaheim, CA Fri Aug 22 2008, 7:05 PM PDT Att: 43,819 - Clear - 75 F								
25 Alexi Casilla, S OBP: 0.341, SLG: 0.409										5	0	0	0	0	0	2									
7 Joe Mauer, L OBP: 0.417, SLG: 0.453										4	1	1	0	0	0	2									
33 Justin Morneau, L OBP: 0.385, SLG: 0.503										5	0	1	0	0	0	3									
32 Brian Buscher, L OBP: 0.331, SLG: 0.433										0	0	0	0	0	0	0									
Randy Ruiz, R OBP: 0.385, SLG: 0.389										4	2	1	0	0	0	2									
Mike Lamb, L OBP: 0.278, SLG: 0.325										1	0	0	0	0	0	1									
21 Delmon Young, R OBP: 0.311, SLG: 0.405										4	2	2	3	0	0	2									
Nick Punto, S OBP: 0.339, SLG: 0.414										4	1	1	1	0	0	3									
12 Adam Everett, R OBP: 0.273, SLG: 0.327										4	2	1	1	0	0	4									
22 Carlos Gómez, R OBP: 0.289, SLG: 0.347										4	0	2	0	0	1	2									
Inning Stats	R: 0 H: 1 E: 0 K: 0 S: 8	H: 1 LOB: 1 BB: 0 P: 13	R: 0 H: 0 E: 1 K: 0 S: 8	H: 0 LOB: 1 BB: 0 P: 11	R: 0 H: 1 E: 0 K: 0 S: 12	H: 1 LOB: 0 BB: 0 P: 16	R: 2 H: 1 E: 0 K: 0 S: 11	H: 1 LOB: 0 BB: 0 P: 16	R: 1 H: 3 E: 0 K: 0 S: 11	H: 3 LOB: 1 BB: 0 P: 15	R: 5 H: 4 E: 0 K: 1 S: 21	H: 4 LOB: 0 BB: 0 P: 33	R: 1 H: 1 E: 1 K: 0 S: 11	H: 1 LOB: 2 BB: 0 P: 16	R: 0 H: 0 E: 0 K: 0 S: 5	H: 0 LOB: 0 BB: 0 P: 8	R: 0 H: 1 E: 0 K: 0 S: 10	H: 1 LOB: 1 BB: 0 P: 15	1B: 8 2B: 2 3B: 0 HR: 2	SF: 0 SAC: 0 DP: 0 HBP: 2	WP: 1 PB: 0 SB: 1 CS: 0	PA: 42			
PITCHER	IP	WLS	BF	H	R	ER	SO	BB	IBB	HBP	BLK	WP	HR	S	P	ERA	WHIP								
51 Joe Saunders, L ERA: 3.37	5.1	L	25	9	6	6	0	0	0	1	0	1	1	60	88	10.12	1.688								
68 Shane Loux, R ERA: 3.12	6.1		17	3	3	2	1	0	0	1	0	0	1	37	55	4.91	0.818								

Batter	1	2	3	4	5	6	7	8	9	AB	R	H	RBI	BB	SO	LOB	BOTTOM								
9 Chone Figgins, S OBP: 0.372, SLG: 0.317										3	0	1	0	1	0	0	Minnesota Twins @ Los Angeles Angels Angel Stadium of Anaheim, Anaheim, CA Fri Aug 22 2008, 7:05 PM PDT Att: 43,819 - Clear - 75 F								
2 Erick Aybar, S OBP: 0.318, SLG: 0.390										3	0	1	0	0	0	2									
19 Kendrys Morales, S OBP: 0.250, SLG: 0.250										1	0	1	0	0	0	0									
Mark Teixeira, S OBP: 0.401, SLG: 0.521										2	0	0	0	1	0	1									
39 Robb Quinlan, R OBP: 0.311, SLG: 0.318										1	0	0	0	0	0	1									
27 Vladimir Guerrero, R OBP: 0.351, SLG: 0.493										3	0	0	0	0	0	3									
18 Sean Rodriguez, R OBP: 0.275, SLG: 0.229										1	0	0	0	0	0	0									
48 Torii Hunter, R OBP: 0.337, SLG: 0.473										4	0	0	0	0	2	2									
Garet Anderson, L OBP: 0.319, SLG: 0.429										2	0	1	0	0	0	0									
Juan Rivera, R OBP: 0.292, SLG: 0.432										2	0	2	0	0	0	0									
47 Howie Kendrick, R OBP: 0.334, SLG: 0.433										4	0	0	0	0	0	3									
24 Gary Matthews, S OBP: 0.304, SLG: 0.327										3	0	0	0	0	0	2									
5 Jeff Mathis, R OBP: 0.293, SLG: 0.348										3	0	0	0	0	2	1									
Inning Stats	R: 0 H: 1 E: 0 K: 0 S: 16	H: 0 LOB: 2 BB: 1 P: 21	R: 0 H: 0 E: 0 K: 0 S: 7	H: 0 LOB: 0 BB: 0 P: 10	R: 0 H: 0 E: 0 K: 1 S: 7	H: 0 LOB: 0 BB: 1 P: 12	R: 0 H: 0 E: 0 K: 1 S: 5	H: 0 LOB: 0 BB: 0 P: 10	R: 0 H: 1 E: 0 K: 0 S: 9	H: 1 LOB: 1 BB: 0 P: 16	R: 0 H: 1 E: 0 K: 0 S: 9	H: 1 LOB: 1 BB: 0 P: 10	R: 0 H: 1 E: 0 K: 0 S: 8	H: 1 LOB: 1 BB: 0 P: 10	R: 0 H: 1 E: 0 K: 0 S: 11	H: 1 LOB: 1 BB: 0 P: 18	R: 0 H: 1 E: 0 K: 1 S: 10	H: 1 LOB: 1 BB: 0 P: 14	1B: 5 2B: 2 3B: 0 HR: 0	SF: 0 SAC: 0 DP: 1 HBP: 0	WP: 1 PB: 0 SB: 0 CS: 0	PA: 34			
PITCHER	IP	WLS	BF	H	R	ER	SO	BB	IBB	HBP	BLK	WP	HR	S	P	ERA	WHIP								
15 Glen Perkins, L ERA: 3.9	8.0	W	30	5	0	0	3	2	0	0	0	1	0	72	107	0.00	0.875								
Dennys Reyes, L ERA: 2.25	9.1		4	1	0	0	1	0	0	0	0	0	0	10	14	0.00	1.000								

Batter	1	2	3	4	5	6	7	8	9	AB	R	H	RBI	BB	SO	LOB	TOP										
2 Denard Span, L OBP: 0.398, SLG: 0.469	G4-3		L5		SF8		F8		K	4	0	0	1	0	1	3	Minnesota Twins @ Los Angeles Angels Angel Stadium of Anaheim, Anaheim, CA Sat Aug 23 2008, 6:05 PM PDT Att. 43,906 - Clear - 79 F										
25 Alexi Casilla, S OBP: 0.343, SLG: 0.420	G6-3			HR	BB		P3			3	2	1	1	1	0	1											
7 Joe Mauer, L OBP: 0.416, SLG: 0.451	G4-3		F8		BB		P6			4	0	1	2	0	0	1											
33 Justin Morneau, L OBP: 0.386, SLG: 0.499		F8		F7		G3		F8		4	0	0	1	0	0	1											
16 Jason Kubel, L OBP: 0.332, SLG: 0.470	G3			G4-1				F8		4	0	1	0	0	0	1											
21 Delmon Young, R OBP: 0.329, SLG: 0.401	F9		G6-3			P4		G5-3		4	0	0	0	0	0	1											
32 Brian Buscher, L OBP: 0.339, SLG: 0.429			K		BB				P6	4	1	1	0	0	2	0											
Nick Punto, S OBP: 0.341, SLG: 0.415	F8		F8		BB		G4-3		DI	4	1	2	0	0	0	0											
22 Carlos Gómez, R OBP: 0.293, SLG: 0.350										2	1	2	0	0	0	0											
Mike Lamb, L OBP: 0.277, SLG: 0.323										1	0	0	0	0	1	1											
Inning Stats	R: 0 H: 0 E: 0 K: 0 S: 7	H: 0 LOB: 0 BB: 0 P: 13	R: 0 H: 0 E: 0 K: 0 S: 6	H: 0 LOB: 0 BB: 0 P: 11	R: 0 H: 1 E: 0 K: 1 S: 14	H: 1 LOB: 1 BB: 0 P: 21	R: 1 H: 2 E: 0 K: 0 S: 11	H: 2 LOB: 1 BB: 0 P: 23	R: 4 H: 3 E: 0 K: 1 S: 13	H: 3 LOB: 1 BB: 1 P: 28	R: 0 H: 0 E: 0 K: 1 S: 8	H: 0 LOB: 0 BB: 0 P: 10	R: 0 H: 1 E: 0 K: 0 S: 6	H: 1 LOB: 1 BB: 0 P: 13	R: 0 H: 0 E: 0 K: 0 S: 6	H: 0 LOB: 0 BB: 0 P: 9	R: 0 H: 1 E: 0 K: 2 S: 10	H: 1 LOB: 1 BB: 0 P: 16	1B: 7 2B: 0 3B: 0 HR: 1	SF: 1 SAC: 0 DP: 0 HBP: 1	WP: 0 PA: 37 PB: 0 SB: 0 CS: 0						
PITCHER	IP	WLS	BF	H	R	ER	SO	BB	IBB	HBP	BLK	WP	HR	S	P	ERA	WHIP										
Jon Garland, R ERA: 4.49	(1, 1)	4.1	21	6	5	5	1	1	0	1	0	0	1	47	89	10.38	1.615										
Darren Oliver, L ERA: 2.81	(5, 1)	2.2	W	9	1	0	1	0	0	0	0	0	0	18	30	0.00	0.375										
62 Scot Shields, R ERA: 2.68	(8, 1)	1.0	H	3	0	0	0	0	0	0	0	0	0	6	9	0.00	0.000										
Francisco Rodríguez, R ERA: 2.65	(9, 1)	1.0	S	4	1	0	2	0	0	0	0	0	0	10	16	0.00	1.000										

Batter	1	2	3	4	5	6	7	8	9	AB	R	H	RBI	BB	SO	LOB	BOTTOM										
9 Chone Figgins, S OBP: 0.375, SLG: 0.320	1B		SH5-4	1B		K		K		5	2	3	0	0	2	1	Minnesota Twins @ Los Angeles Angels Angel Stadium of Anaheim, Anaheim, CA Sat Aug 23 2008, 6:05 PM PDT Att. 43,906 - Clear - 79 F										
2 Erick Aybar, S OBP: 0.318, SLG: 0.390	F8		SH5-4	1B		G6-3				3	0	1	1	0	0	1											
Mark Teixeira, S OBP: 0.405, SLG: 0.530	G5-4-3		IBB	1B						3	2	3	2	1	0	0											
27 Vladimir Guerrero, R OBP: 0.351, SLG: 0.493	G5-4-3		SF8	2B		P4				4	1	1	2	0	0	4											
48 Torii Hunter, R OBP: 0.337, SLG: 0.471		1B	E5			L7		G5-3		4	0	1	1	0	0	1											
Garret Anderson, L OBP: 0.319, SLG: 0.427	P6		SF8			F9		G5-4-3	BB	2	0	0	1	1	0	1											
Juan Rivera, R OBP: 0.291, SLG: 0.429	F9		F8					G5-4-3		4	0	1	0	0	0	3											
47 Howie Kendrick, R OBP: 0.336, SLG: 0.434	F9									4	0	2	0	0	0	1											
44 Mike Napoli, R OBP: 0.321, SLG: 0.484			E5			K		SH1-4		2	2	0	0	1	1	2											
Inning Stats	R: 0 H: 2 E: 0 K: 0 S: 10	H: 2 LOB: 1 BB: 0 P: 15	R: 0 H: 1 E: 0 K: 0 S: 7	H: 1 LOB: 0 BB: 0 P: 7	R: 4 H: 2 E: 2 K: 0 S: 14	H: 2 LOB: 1 BB: 1 P: 21	R: 2 H: 3 E: 0 K: 0 S: 14	H: 3 LOB: 1 BB: 1 P: 25	R: 0 H: 2 E: 0 K: 1 S: 12	H: 2 LOB: 2 BB: 0 P: 16	R: 1 H: 1 E: 0 K: 1 S: 10	H: 1 LOB: 0 BB: 0 P: 14	R: 0 H: 0 E: 0 K: 0 S: 3	H: 0 LOB: 0 BB: 1 P: 7	R: 0 H: 1 E: 0 K: 1 S: 8	H: 1 LOB: 0 BB: 0 P: 13	1B: 10 2B: 1 3B: 0 HR: 1	SF: 1 SAC: 2 DP: 3 HBP: 0	WP: 0 PA: 37 PB: 0 SB: 0 CS: 1								
PITCHER	IP	WLS	BF	H	R	ER	SO	BB	IBB	HBP	BLK	WP	HR	S	P	ERA	WHIP										
53 Nick Blackburn, R ERA: 3.78	(1, 1)	4.2	L	26	10	6	3	0	1	0	0	0	1	54	79	5.79	2.357										
26 Boof Bonser, R ERA: 6.22	(5, 1)	2.2		10	2	1	1	2	1	0	0	0	1	21	33	3.38	1.125										
49 Craig Breslow, L ERA: 2.36	(8, 1)	0.2		1	0	0	0	1	0	0	0	0	0	3	6	0.00	0.000										




Batter	1	2	3	4	5	6	7	8	9	AB	R	H	RBI	BB	SO	LOB	TOP									
2 Denard Span, L OBP: 0.394, SLG: 0.462										5	1	1	0	0	2	1	Minnesota Twins @ Los Angeles Angels Angel Stadium of Anaheim, Anaheim, CA Sun Aug 24 2008, 12:35 PM PDT Att: 40,011 - Sunny - 85 F									
25 Alexi Casilla, S OBP: 0.342, SLG: 0.418										4	0	1	0	0	1	0										
7 Joe Mauer, L OBP: 0.415, SLG: 0.449										4	1	1	0	0	1	1										
33 Justin Morneau, L OBP: 0.389, SLG: 0.509										4	1	3	3	0	0	0										
16 Jason Kubel, L OBP: 0.329, SLG: 0.465										4	0	0	0	0	3	2										
21 Delmon Young, R OBP: 0.329, SLG: 0.401										0	0	0	0	0	0	0										
Randy Ruiz, R OBP: 0.372, SLG: 0.375										4	0	1	0	0	3	0										
Nick Punto, S OBP: 0.348, SLG: 0.421										4	0	3	0	0	0	0										
12 Adam Everett, R OBP: 0.267, SLG: 0.319										3	0	0	0	0	1	3										
32 Brian Buscher, L OBP: 0.337, SLG: 0.426										1	0	0	0	0	0	1										
22 Carlos Gómez, R OBP: 0.291, SLG: 0.348										3	0	0	0	0	2	4										
Mike Lamb, L OBP: 0.276, SLG: 0.322										1	0	0	0	0	0	1										
Inning Stats	R: 1 E: 0 K: 2 S: 12	H: 3 LOB: 1 BB: 0 P: 17	R: 0 E: 1 K: 2 S: 11	H: 0 LOB: 1 BB: 0 P: 15	R: 1 E: 0 K: 1 S: 12	H: 2 LOB: 1 BB: 0 P: 18	R: 0 E: 0 K: 2 S: 13	H: 1 LOB: 1 BB: 0 P: 15	R: 0 E: 0 K: 1 S: 8	H: 0 LOB: 0 BB: 0 P: 11	R: 1 E: 0 K: 1 S: 13	H: 3 LOB: 2 BB: 0 P: 21	R: 0 E: 0 K: 1 S: 6	H: 0 LOB: 0 BB: 0 P: 8	R: 0 E: 0 K: 2 S: 7	H: 0 LOB: 0 BB: 0 P: 11	R: 0 E: 0 K: 2 S: 13	H: 1 LOB: 1 BB: 0 P: 17	1B: 8 2B: 1 3B: 0 HR: 1	SF: 0 SAC: 0 DP: 0 HBP: 0	WP: 0 PB: 0 SB: 0 CS: 0	PA: 37				
PITCHER	IP	WLS	BF	H	R	ER	SO	BB	IBB	HBP	BLK	WP	HR	S	P	ERA	WHIP									
54 Ervin Santana, R ERA: 3.41	(1, 1)	7.0		30	9	3	3	10	0	0	0	0	0	1	75	105	3.86	1.286								
66 Jose Arredondo, R ERA: 1.24	(8, 1)	1.0	W	3	0	0	0	2	0	0	0	0	0	0	7	11	0.00	0.000								
Francisco Rodriguez, R ERA: 2.6	(9, 1)	1.0	S	4	1	0	0	2	0	0	0	0	0	0	13	17	0.00	1.000								

Batter	1	2	3	4	5	6	7	8	9	AB	R	H	RBI	BB	SO	LOB	BOTTOM									
9 Chone Figgins, S OBP: 0.374, SLG: 0.320										4	0	1	1	0	1	1	Minnesota Twins @ Los Angeles Angels Angel Stadium of Anaheim, Anaheim, CA Sun Aug 24 2008, 12:35 PM PDT Att: 40,011 - Sunny - 85 F									
2 Erick Aybar, S OBP: 0.314, SLG: 0.385										4	0	0	0	0	0	2										
Mark Teixeira, S OBP: 0.408, SLG: 0.541										4	2	3	1	0	0	1										
27 Vladimir Guerrero, R OBP: 0.352, SLG: 0.500										4	1	2	1	0	1	0										
48 Torii Hunter, R OBP: 0.336, SLG: 0.469										4	0	1	0	0	2	3										
Garret Anderson, L OBP: 0.319, SLG: 0.427										0	0	0	0	0	0	0										
24 Gary Matthews, S OBP: 0.306, SLG: 0.335										4	1	2	1	0	0	0										
Juan Rivera, R OBP: 0.286, SLG: 0.422										3	0	0	1	0	1	2										
47 Howie Kendrick, R OBP: 0.335, SLG: 0.432										4	1	1	0	0	0	2										
5 Jeff Mathis, R OBP: 0.291, SLG: 0.346										2	0	0	0	0	1	0										
44 Mike Napoli, R OBP: 0.325, SLG: 0.488										1	0	1	0	0	0	0										
Inning Stats	R: 0 E: 0 K: 1 S: 10	H: 2 LOB: 2 BB: 0 P: 16	R: 0 E: 0 K: 0 S: 6	H: 0 LOB: 0 BB: 0 P: 7	R: 0 E: 0 K: 0 S: 11	H: 1 LOB: 1 BB: 0 P: 15	R: 0 E: 0 K: 1 S: 11	H: 2 LOB: 2 BB: 0 P: 15	R: 0 E: 0 K: 2 S: 8	H: 0 LOB: 0 BB: 0 P: 12	R: 1 E: 0 K: 0 S: 10	H: 1 LOB: 0 BB: 0 P: 14	R: 1 E: 1 K: 1 S: 14	H: 2 LOB: 1 BB: 0 P: 18	R: 3 E: 0 K: 1 S: 15	H: 3 LOB: 0 BB: 0 P: 20	R: 0 E: 0 K: 1 S: 15	H: 0 LOB: 0 BB: 0 P: 20	1B: 6 2B: 2 3B: 2 HR: 1	SF: 1 SAC: 0 DP: 0 HBP: 0	WP: 0 PB: 0 SB: 0 CS: 0	PA: 35				
PITCHER	IP	WLS	BF	H	R	ER	SO	BB	IBB	HBP	BLK	WP	HR	S	P	ERA	WHIP									
59 Kevin Slowey, R ERA: 3.74	(1, 1)	6.1		27	8	2	2	5	0	0	0	0	0	1	66	91	2.84	1.263								
Dennys Reyes, L ERA: 2.45	(7, 1)	0.2	H	3	1	1	1	0	0	0	0	0	0	6	8	13.50	1.500									
2B Jesse Crain, R ERA: 3.74	(8, 1)	1.0	L	5	2	2	2	1	0	0	0	0	0	13	18	18.00	2.000									

AB	37
R	3
H	10
RBI	3
BB	0
SO	14
LOB	13



AB	34
R	5
H	11
RBI	5
BB	0
SO	6
LOB	11



Batter	1	2	3	4	5	6	7	8	9	AB	R	H	RBI	BB	SO	LOB	TOP			
2 Denard Span, L OBP: 0.392, SLG: 0.450										2	0	0	0	2	0	0				
25 Alexi Casilla, S OBP: 0.341, SLG: 0.413										3	1	1	0	1	0	3				
7 Joe Mauer, L OBP: 0.411, SLG: 0.443										4	0	1	0	0	0	4				
33 Justin Morneau, L OBP: 0.388, SLG: 0.510										4	0	1	0	0	0	3				
Randy Ruiz, R OBP: 0.362, SLG: 0.432										4	1	1	1	0	1	1				
21 Delmon Young, R OBP: 0.318, SLG: 0.399										4	0	0	0	0	3	1				
23 Brendan Harris, R 16 Jason Kubel, L 12 Adam Everett, R										3	0	0	0	0	1	1				
Nick Punto, S OBP: 0.340, SLG: 0.409										4	0	1	0	0	0	1				
22 Carlos Gómez, R OBP: 0.291, SLG: 0.346										3	0	0	0	0	1	1				
Inning Stats	R: 0 E: 0 K: 0 S: 11	H: 0 LOB: 1 BB: 1 P: 17	R: 0 E: 0 K: 2 S: 13	H: 0 LOB: 0 BB: 0 P: 17	R: 0 E: 0 K: 0 S: 13	H: 1 LOB: 2 BB: 1 P: 24	R: 0 E: 0 K: 0 S: 7	H: 1 LOB: 1 BB: 0 P: 10	R: 0 E: 0 K: 0 S: 6	H: 0 LOB: 0 BB: 0 P: 9	R: 2 E: 1 K: 1 S: 13	H: 3 LOB: 0 BB: 0 P: 13	R: 0 E: 0 K: 0 S: 10	H: 0 LOB: 1 BB: 0 P: 20	R: 0 E: 0 K: 1 S: 7	H: 1 LOB: 1 BB: 0 P: 11	1B: 4 2B: 1 3B: 0 HR: 1	SF: 0 SAC: 0 DP: 1 HBP: 0	WP: 0 PB: 0 SB: 0 CS: 0	PA: 35
PITCHER	IP WLS BF H R ER SO BB IBB HBP BLK WP HR S P ERA WHIP																			
18 Ryan Rowland-Smith, L ERA: 3.73	7.0 W 27 5 2 2 5 2 0 0 0 0 1 72 107 2.57 1.000																			
48 Roy Corcoran, R ERA: 3.34	2.0 S 8 1 0 0 1 1 0 0 0 0 0 0 17 31 0.00 1.000																			

Minnesota Twins @ Seattle Mariners
Safeco Field, Seattle, WA
Tue Aug 26 2008, 7:10 PM PDT
Att: 26,302 - Roof Closed - 66 F

AB 32
R 2
H 6
RBI 1
BB 3
SO 6
LOB 15



Batter	1	2	3	4	5	6	7	8	9	AB	R	H	RBI	BB	SO	LOB	BOTTOM			
51 Ichiro Suzuki, L OBP: 0.363, SLG: 0.384										3	0	0	0	1	0	1				
Jeremy Reed, L OBP: 0.321, SLG: 0.377										3	0	0	0	1	0	2				
29 Adrian Beltré, R OBP: 0.319, SLG: 0.430										4	1	3	0	0	0	1				
Raul Ibanez, L OBP: 0.368, SLG: 0.505										3	1	2	0	1	0	3				
4 Jose Lopez, R OBP: 0.323, SLG: 0.428										4	1	2	1	0	0	2				
9 Jeff Clement, L OBP: 0.291, SLG: 0.368 Jamie Burke, R OBP: 0.307, SLG: 0.329										3	0	1	2	0	1	4				
7 Yuniesky Betancourt, R OBP: 0.294, SLG: 0.364										4	0	1	0	0	2	3				
39 Bryan LaHair, L OBP: 0.324, SLG: 0.361 Miguel Cairo, R OBP: 0.317, SLG: 0.329										3	0	1	0	0	1	3				
Tug Hulett, L OBP: 0.308, SLG: 0.273										2	0	0	0	0	0	0				
Inning Stats	R: 0 E: 0 K: 0 S: 11	H: 2 LOB: 0 BB: 1 P: 20	R: 2 E: 0 K: 2 S: 13	H: 2 LOB: 0 BB: 1 P: 20	R: 0 E: 1 K: 0 S: 4	H: 0 LOB: 0 BB: 0 P: 5	R: 0 E: 0 K: 1 S: 14	H: 3 LOB: 3 BB: 0 P: 15	R: 0 E: 0 K: 0 S: 11	H: 0 LOB: 0 BB: 0 P: 14	R: 1 E: 0 K: 0 S: 8	H: 3 LOB: 1 BB: 0 P: 12	R: 0 E: 0 K: 0 S: 18	H: 2 LOB: 3 BB: 1 P: 28	R: 0 E: 0 K: 1 S: 11	H: 0 LOB: 0 BB: 0 P: 14	1B: 8 2B: 2 3B: 0 HR: 0	SF: 0 SAC: 1 DP: 2 HBP: 0	WP: 0 PB: 0 SB: 0 CS: 2	PA: 34
PITCHER	IP WLS BF H R ER SO BB IBB HBP BLK WP HR S P ERA WHIP																			
30 Scott Baker, R ERA: 3.75	6.2 L 30 10 3 3 3 3 2 1 0 0 0 0 75 105 4.05 1.800																			
49 Craig Breslow, L ERA: 2.34	0.1 1 0 0 0 0 0 0 0 0 0 0 4 6 0.00 0.000																			
54 Matt Guerrier, R ERA: 4.64	1.0 3 0 0 0 1 0 0 0 0 0 0 0 11 14 0.00 0.000																			

Minnesota Twins @ Seattle Mariners
Safeco Field, Seattle, WA
Tue Aug 26 2008, 7:10 PM PDT
Att: 26,302 - Roof Closed - 66 F

AB 30
R 3
H 10
RBI 3
BB 3
SO 4
LOB 19



Batter	1	2	3	4	5	6	7	8	9	AB	R	H	RBI	BB	SO	LOB	TOP					
2 Denard Span, L OBP: 0.392, SLG: 0.453 (1, 8)										5	0	2	2	0	1	2						
25 Alexi Casilla, S OBP: 0.340, SLG: 0.410 (1, 4)										4	0	1	0	0	0	2						
55 Mike Redmond, R OBP: 0.310, SLG: 0.327 (1, 2)										5	0	1	0	0	0	2						
33 Justin Morneau, L OBP: 0.388, SLG: 0.511 (1, 3)										5	2	2	0	0	0	2						
Randy Ruiz, R OBP: 0.392, SLG: 0.447 12 Adam Everett, R OBP: 0.267, SLG: 0.319 (8, PR)										3	1	2	0	1	0	0						
7 Joe Mauer, L OBP: 0.410, SLG: 0.442 (8, PH)										1	0	0	0	0	0	1						
16 Jason Kubel, L OBP: 0.333, SLG: 0.467 22 Carlos Gómez, R OBP: 0.291, SLG: 0.346 (8, 8)										4	1	2	1	0	1	2						
21 Delmon Young, R OBP: 0.326, SLG: 0.396 (1, 7)										3	0	0	1	0	1	5						
23 Brendan Harris, R OBP: 0.319, SLG: 0.389 32 Brian Buscher, L OBP: 0.337, SLG: 0.423 (8, PH)										3	0	1	0	0	1	2						
Nick Punto, S OBP: 0.346, SLG: 0.413 (1, 6)										3	0	2	0	1	0	2						
Inning Stats	R: 0 E: 0 K: 0 S: 9	H: 0 LOB: 0 BB: 0 P: 12	R: 1 E: 0 K: 0 S: 18	H: 2 LOB: 2 BB: 1 P: 29	R: 0 E: 0 K: 1 S: 7	H: 1 LOB: 1 BB: 0 P: 10	R: 2 E: 0 K: 2 S: 20	H: 3 LOB: 2 BB: 1 P: 33	R: 0 E: 0 K: 1 S: 4	H: 0 LOB: 0 BB: 0 P: 6	R: 0 E: 0 K: 1 S: 8	H: 0 LOB: 0 BB: 0 P: 10	R: 0 E: 0 K: 0 S: 10	H: 2 LOB: 1 BB: 0 P: 14	R: 3 E: 0 K: 0 S: 14	H: 5 LOB: 2 BB: 0 P: 23	R: 0 E: 0 K: 0 S: 9	H: 1 LOB: 1 BB: 0 P: 11	1B: 10 2B: 4 3B: 0 HR: 0	SF: 1 DP: 1 HBP: 0	WP: 0 PB: 0 CS: 1	PA: 41
PITCHER	IP	WLS	BF	H	R	ER	SO	BB	IBB	HBP	BLK	WP	HR	S	P	ERA	WHIP					
31 Ryan Feierabend, L ERA: 6.0 Sean Green, R ERA: 4.05 37 Cesar Jimenez, L ERA: 3.86 Randy Messenger, R ERA: 3.96 J.J. Putz, R ERA: 3.96	7.0		30	8	3	3	4	2	0	0	0	0	0	9	114	3.86	1.429					

Minnesota Twins @ Seattle Mariners
Safeco Field, Seattle, WA
Wed Aug 27 2008, 1:40 PM PDT
Att: 23,581 - Cloudy - 65 F

AB	37
R	6
H	14
RBI	6
BB	2
SO	4
LOB	20



Batter	1	2	3	4	5	6	7	8	9	AB	R	H	RBI	BB	SO	LOB	BOTTOM					
51 Ichiro Suzuki, L OBP: 0.364, SLG: 0.384 (1, 9)										5	1	2	0	0	0	0						
7 Yuniesky Betancourt, R OBP: 0.260, SLG: 0.367 (1, 6)										4	0	2	1	0	0	0						
Raul Ibanez, L OBP: 0.367, SLG: 0.508 (1, 7)										5	1	1	1	0	1	4						
29 Adrian Beltré, R OBP: 0.318, SLG: 0.429 (1, 5)										4	1	1	0	0	0	3						
4 Jose Lopez, R OBP: 0.322, SLG: 0.432 (1, 4)										4	1	1	2	0	0	0						
25 Vladimir Valentin, R OBP: 0.253, SLG: 0.364 Jeremy Reed, L OBP: 0.320, SLG: 0.376 (8, PH)										3	0	0	0	0	2	0						
2 Kenji Johjima, R OBP: 0.261, SLG: 0.315 (1, 2)										3	1	1	0	1	0	0						
9 Jeff Clement, L OBP: 0.295, SLG: 0.372 Tug Hulet, L OBP: 0.205, SLG: 0.273 (8, PR)										3	0	1	1	1	0	0						
Miguel Cairo, R OBP: 0.321, SLG: 0.333 (1, 3)										4	0	2	0	0	0	2						
Inning Stats	R: 0 E: 0 K: 1 S: 8	H: 1 LOB: 1 BB: 0 P: 12	R: 0 E: 0 K: 1 S: 9	H: 0 LOB: 0 BB: 0 P: 14	R: 1 E: 0 K: 0 S: 11	H: 2 LOB: 1 BB: 0 P: 16	R: 2 E: 0 K: 1 S: 12	H: 2 LOB: 0 BB: 0 P: 16	R: 0 E: 0 K: 0 S: 5	H: 0 LOB: 2 BB: 2 P: 10	R: 0 E: 0 K: 0 S: 9	H: 0 LOB: 0 BB: 2 P: 21	R: 1 E: 0 K: 0 S: 10	H: 1 LOB: 0 BB: 0 P: 15	R: 1 E: 0 K: 1 S: 15	H: 3 LOB: 2 BB: 0 P: 20	R: 0 E: 0 K: 0 S: 4	H: 0 LOB: 0 BB: 0 P: 9	1B: 6 2B: 3 3B: 0 HR: 2	SF: 0 DP: 0 HBP: 0	WP: 0 PB: 0 CS: 0	PA: 39
PITCHER	IP	WLS	BF	H	R	ER	SO	BB	IBB	HBP	BLK	WP	HR	S	P	ERA	WHIP					
15 Glen Perkins, L ERA: 3.96 54 Matt Guerrier, R ERA: 4.61 Eddie Guardado, L ERA: 3.71 36 Joe Nathan, R ERA: 1.11	7.0		31	8	4	4	3	2	0	0	0	0	0	7	104	5.14	1.429					

Minnesota Twins @ Seattle Mariners
Safeco Field, Seattle, WA
Wed Aug 27 2008, 1:40 PM PDT
Att: 23,581 - Cloudy - 65 F

AB	36
R	5
H	11
RBI	5
BB	2
SO	4
LOB	9



Batter	1	2	3	4	5	6	7	8	9	AB	R	H	RBI	BB	SO	LOB	TOP										
2 Denard Span, L (1,9) OBP: 0.390, SLG: 0.449										4	1	1	0	0	0	1											
25 Alexi Casilla, S (1,4) OBP: 0.336, SLG: 0.404										4	0	0	0	0	1	2											
7 Joe Mauer, L (1,2) OBP: 0.411, SLG: 0.441										3	0	1	0	1	1	0											
33 Justin Morneau, L (1,3) OBP: 0.387, SLG: 0.512										3	0	1	1	0	0	2											
Randy Ruiz, R (1,10) OBP: 0.370, SLG: 0.420 16 Jason Kubel, L (9,PH) OBP: 0.332, SLG: 0.466 (9,10)										3	0	0	0	0	1	3											
21 Delmon Young, R (1,7) OBP: 0.327, SLG: 0.398										3	1	1	0	1	1	0											
23 Brendan Harris, R (1,5) OBP: 0.318, SLG: 0.388										3	0	0	0	1	0	2											
Nick Punto, S (1,6) OBP: 0.350, SLG: 0.413										2	0	1	1	1	0	1											
22 Carlos Gómez, R (1,8) OBP: 0.290, SLG: 0.344										3	0	0	0	0	0	2											
Inning Stats	R: 0 H: 1 E: 0 K: 0 S: 11	H: 1 LOB: 1 BB: 0 P: 19	R: 0 H: 0 E: 0 K: 1 S: 8	H: 0 LOB: 0 BB: 0 P: 12	R: 0 H: 0 E: 0 K: 0 S: 6	H: 0 LOB: 0 BB: 1 P: 10	R: 0 H: 1 E: 0 K: 0 S: 8	H: 1 LOB: 1 BB: 0 P: 14	R: 0 H: 0 E: 0 K: 1 S: 5	H: 0 LOB: 0 BB: 1 P: 11	R: 1 H: 1 E: 0 K: 0 S: 11	H: 1 LOB: 2 BB: 1 P: 18	R: 1 H: 2 E: 0 K: 0 S: 8	H: 2 LOB: 1 BB: 0 P: 13	R: 0 H: 0 E: 0 K: 2 S: 8	H: 0 LOB: 0 BB: 1 P: 11	R: 0 H: 0 E: 0 K: 0 S: 5	H: 0 LOB: 0 BB: 1 P: 11	1B: 3 2B: 3 3B: 0 HR: 0	SF: 1 SAC: 0 DP: 4 HBP: 0	WP: 0 PB: 0 SB: 3 CS: 0	PA: 34					
PITCHER	IP	WLS	BF	H	R	ER	SO	BB	IBB	HBP	BLK	WP	HR	S	P	ERA	WHIP										
30 Dana Eveland, L (1,1) ERA: 4.21	7.0		28	5	2	2	2	3	0	0	0	0	0	57	97	2.57	1.143										
13 Jerry Blevins, L (8,1) ERA: 3.04	1.0		3	0	0	0	2	0	0	0	0	0	0	8	11	0.00	0.000										
33 Joey Devine, R (9,1) ERA: 0.8	1.0	W	3	0	0	0	0	1	0	0	0	0	0	5	11	0.00	1.000										

Minnesota Twins @ Oakland Athletics
McAfee Coliseum, Oakland, CA
Thu Aug 28 2008, 10:05 PM EDT
Att: 12,357 - Clear - 86 F

AB 29
R 2
H 5
RBI 2
BB 4
SO 4
LOB 13



Batter	1	2	3	4	5	6	7	8	9	AB	R	H	RBI	BB	SO	LOB	BOTTOM										
11 Rajai Davis, R (1,8) OBP: 0.277, SLG: 0.329										4	0	1	0	0	1	0											
7 Bobby Crosby, R (1,6) OBP: 0.372, SLG: 0.372										4	1	2	0	0	0	1											
32 Jack Cust, L (1,7) OBP: 0.372, SLG: 0.433										3	0	0	0	1	1	2											
35 Frank Thomas, R (1,10) OBP: 0.347, SLG: 0.372										4	1	1	0	0	1	3											
15 Ryan Sweeney, L (1,9) OBP: 0.342, SLG: 0.380										3	1	2	0	1	0	2											
10 Daric Barton, L (1,3) OBP: 0.310, SLG: 0.323										3	0	1	1	0	0	1											
22 Jack Hannaham, L (1,5) OBP: 0.304, SLG: 0.343 Emil Brown, R (9,PH) OBP: 0.300, SLG: 0.397 56 Cliff Pennington, S (9,PR) OBP: 0.214, SLG: 0.231										3	0	0	0	0	1	2											
Rob Bowen, S (1,2) OBP: 0.216, SLG: 0.271 8 Kurt Suzuki, R (9,PH) OBP: 0.350, SLG: 0.384										3	0	0	0	0	2	0											
4 Eric Patterson, L (1,4) OBP: 0.311, SLG: 0.281										3	0	0	0	0	0	0											
Inning Stats	R: 0 H: 1 E: 0 K: 0 S: 12	H: 0 LOB: 2 BB: 1 P: 20	R: 0 H: 0 E: 0 K: 1 S: 10	H: 0 LOB: 0 BB: 0 P: 12	R: 0 H: 1 E: 0 K: 1 S: 12	H: 1 LOB: 1 BB: 0 P: 17	R: 1 H: 2 E: 0 K: 0 S: 6	H: 2 LOB: 0 BB: 0 P: 11	R: 0 H: 0 E: 0 K: 2 S: 7	H: 0 LOB: 0 BB: 1 P: 10	R: 0 H: 0 E: 0 K: 1 S: 5	H: 0 LOB: 0 BB: 0 P: 9	R: 1 H: 2 E: 0 K: 0 S: 8	H: 2 LOB: 3 BB: 1 P: 15	1B: 5 2B: 3 3B: 0 HR: 0	SF: 0 SAC: 1 DP: 1 HBP: 0	WP: 0 PB: 0 SB: 0 CS: 0	PA: 35									
PITCHER	IP	WLS	BF	H	R	ER	SO	BB	IBB	HBP	BLK	WP	HR	S	P	ERA	WHIP										
53 Nick Blackburn, R (1,1) ERA: 3.75	5.2		24	6	2	2	2	2	0	0	0	0	0	61	95	3.18	1.412										
Denny Reyes, L (6,1) ERA: 2.39	1.0		3	0	0	0	2	0	0	0	0	0	0	7	10	0.00	0.000										
26 Boof Bonser, R (7,1) ERA: 6.14	1.1		4	0	0	0	2	0	0	0	0	0	0	8	13	0.00	0.000										
49 Craig Breslow, L (9,1) ERA: 2.57	0.1	L	2	1	1	1	0	0	0	0	0	0	0	3	3	27.00	3.000										
28 Jesse Crain, R (9,1) ERA: 3.98	0.0		2	1	0	0	0	1	0	0	0	0	0	5	12	∞	∞										

Minnesota Twins @ Oakland Athletics
McAfee Coliseum, Oakland, CA
Thu Aug 28 2008, 10:05 PM EDT
Att: 12,357 - Clear - 86 F

AB 31
R 3
H 8
RBI 2
BB 3
SO 6
LOB 11



Batter	1	2	3	4	5	6	7	8	9	AB	R	H	RBI	BB	SO	LOB	TOP							
2 Denard Span, L OBP: 0.388, SLG: 0.444										5	1	2	1	1	1	1	Minnesota Twins @ Oakland Athletics McAfee Coliseum, Oakland, CA Fri Aug 29 2008, 10:05 PM EDT Att: 22,355 - Clear - 69 F							
Nick Punto, S OBP: 0.342, SLG: 0.403										6	0	0	0	0	2	6								
7 Joe Mauer, L OBP: 0.416, SLG: 0.449										6	1	5	4	0	0	0								
33 Justin Morneau, L OBP: 0.390, SLG: 0.519										5	2	4	1	0	0	2								
32 Brian Buscher, L OBP: 0.335, SLG: 0.420										1	0	0	0	0	0	1								
16 Jason Kubel, L OBP: 0.321, SLG: 0.469										4	1	2	2	0	0	4								
21 Delmon Young, R OBP: 0.326, SLG: 0.396										5	2	1	0	0	0	3								
23 Brendan Harris, R OBP: 0.321, SLG: 0.392										4	1	2	1	1	1	1								
25 Alexi Casilla, S OBP: 0.326, SLG: 0.408										5	2	3	1	0	1	1								
22 Carlos Gómez, R OBP: 0.291, SLG: 0.344										5	2	2	1	0	1	5								
Inning Stats	R: 0 E: 0 K: 1 S: 10	H: 0 LOB: 0 BB: 0 P: 15	R: 6 E: 1 K: 1 S: 29	H: 5 LOB: 2 BB: 2 P: 47	R: 0 E: 0 K: 2 S: 9	H: 0 LOB: 0 BB: 0 P: 12	R: 0 E: 0 K: 1 S: 8	H: 0 LOB: 0 BB: 0 P: 11	R: 2 E: 0 K: 0 S: 14	H: 4 LOB: 2 BB: 0 P: 21	R: 0 E: 0 K: 1 S: 12	H: 2 LOB: 2 BB: 0 P: 20	R: 3 E: 0 K: 0 S: 23	H: 5 LOB: 2 BB: 0 P: 28	R: 0 E: 0 K: 0 S: 7	H: 2 LOB: 1 BB: 0 P: 13	R: 1 E: 0 K: 0 S: 11	H: 2 LOB: 1 BB: 0 P: 14	1B: 15 2B: 4 3B: 1 HR: 0	SF: 1 SAC: 0 DP: 1 HBP: 0	WP: 0 PB: 0 SB: 0 CS: 0	PA: 49		
PITCHER	IP WLS BF H R ER SO BB IBB HBP BLK WP HR S P ERA WHIP	IP WLS BF H R ER SO BB IBB HBP BLK WP HR S P ERA WHIP	IP WLS BF H R ER SO BB IBB HBP BLK WP HR S P ERA WHIP	IP WLS BF H R ER SO BB IBB HBP BLK WP HR S P ERA WHIP	IP WLS BF H R ER SO BB IBB HBP BLK WP HR S P ERA WHIP	IP WLS BF H R ER SO BB IBB HBP BLK WP HR S P ERA WHIP	IP WLS BF H R ER SO BB IBB HBP BLK WP HR S P ERA WHIP	IP WLS BF H R ER SO BB IBB HBP BLK WP HR S P ERA WHIP	IP WLS BF H R ER SO BB IBB HBP BLK WP HR S P ERA WHIP	IP WLS BF H R ER SO BB IBB HBP BLK WP HR S P ERA WHIP	IP WLS BF H R ER SO BB IBB HBP BLK WP HR S P ERA WHIP	IP WLS BF H R ER SO BB IBB HBP BLK WP HR S P ERA WHIP	IP WLS BF H R ER SO BB IBB HBP BLK WP HR S P ERA WHIP	IP WLS BF H R ER SO BB IBB HBP BLK WP HR S P ERA WHIP	IP WLS BF H R ER SO BB IBB HBP BLK WP HR S P ERA WHIP	IP WLS BF H R ER SO BB IBB HBP BLK WP HR S P ERA WHIP	IP WLS BF H R ER SO BB IBB HBP BLK WP HR S P ERA WHIP	IP WLS BF H R ER SO BB IBB HBP BLK WP HR S P ERA WHIP	IP WLS BF H R ER SO BB IBB HBP BLK WP HR S P ERA WHIP	IP WLS BF H R ER SO BB IBB HBP BLK WP HR S P ERA WHIP	IP WLS BF H R ER SO BB IBB HBP BLK WP HR S P ERA WHIP	IP WLS BF H R ER SO BB IBB HBP BLK WP HR S P ERA WHIP	IP WLS BF H R ER SO BB IBB HBP BLK WP HR S P ERA WHIP	IP WLS BF H R ER SO BB IBB HBP BLK WP HR S P ERA WHIP
53 Dan Meyer, L ERA: 6.33	1.2	L	12	4	6	2	2	2	0	0	0	0	0	0	35	56	10.80	3.600						
Kirk Saarloos, R ERA: 5.4	5.0		27	12	5	5	4	0	0	0	0	0	0	0	68	96	9.00	2.400						
44 Santiago Casilla, R ERA: 3.4	2.1		10	4	1	1	0	0	0	0	0	0	0	0	20	29	3.86	1.714						

AB	46
R	12
H	20
RBI	12
BB	2
SO	6
LOB	24



Batter	1	2	3	4	5	6	7	8	9	AB	R	H	RBI	BB	SO	LOB	BOTTOM								
11 Rajai Davis, R OBP: 0.270, SLG: 0.321										4	0	0	0	0	2	1	Minnesota Twins @ Oakland Athletics McAfee Coliseum, Oakland, CA Fri Aug 29 2008, 10:05 PM EDT Att: 22,355 - Clear - 69 F								
7 Bobby Crosby, R OBP: 0.302, SLG: 0.370										3	0	0	0	0	2	1									
56 Cliff Pennington, S OBP: 0.207, SLG: 0.222										1	0	0	0	0	0	0									
15 Ryan Sweeney, L OBP: 0.340, SLG: 0.382										4	0	1	0	0	0	1									
35 Frank Thomas, R OBP: 0.349, SLG: 0.374										4	1	2	0	0	1	1									
32 Jack Cust, L OBP: 0.371, SLG: 0.438										4	1	1	2	0	1	1									
8 Kurt Suzuki, R OBP: 0.352, SLG: 0.386										3	0	2	0	0	1	1									
Rob Bowen, S OBP: 0.213, SLG: 0.268										1	0	0	0	0	0	0									
10 Daric Barton, L OBP: 0.307, SLG: 0.320										4	0	0	0	0	2	3									
22 Jack Hannahan, L OBP: 0.302, SLG: 0.340										3	0	0	0	0	3	2									
4 Eric Patterson, L OBP: 0.311, SLG: 0.275										2	0	0	0	1	1	1									
Inning Stats	R: 0 E: 0 K: 1 S: 7	H: 1 LOB: 1 BB: 0 P: 11	R: 0 E: 0 K: 2 S: 9	H: 1 LOB: 1 BB: 0 P: 15	R: 0 E: 0 K: 3 S: 16	H: 3 LOB: 1 BB: 0 P: 21	R: 2 E: 0 K: 2 S: 10	H: 0 LOB: 0 BB: 0 P: 12	R: 0 E: 0 K: 2 S: 10	H: 1 LOB: 1 BB: 0 P: 12	R: 0 E: 0 K: 2 S: 7	H: 0 LOB: 0 BB: 0 P: 12	R: 0 E: 0 K: 1 S: 5	H: 0 LOB: 0 BB: 0 P: 9	R: 0 E: 0 K: 0 S: 5	H: 0 LOB: 0 BB: 0 P: 6	R: 0 E: 0 K: 0 S: 5	H: 0 LOB: 0 BB: 0 P: 6	1B: 4 2B: 1 3B: 0 HR: 1	SF: 0 SAC: 0 DP: 0 HBP: 0	WP: 1 PB: 0 SB: 0 CS: 0	PA: 34			
PITCHER	IP WLS BF H R ER SO BB IBB HBP BLK WP HR S P ERA WHIP	IP WLS BF H R ER SO BB IBB HBP BLK WP HR S P ERA WHIP	IP WLS BF H R ER SO BB IBB HBP BLK WP HR S P ERA WHIP	IP WLS BF H R ER SO BB IBB HBP BLK WP HR S P ERA WHIP	IP WLS BF H R ER SO BB IBB HBP BLK WP HR S P ERA WHIP	IP WLS BF H R ER SO BB IBB HBP BLK WP HR S P ERA WHIP	IP WLS BF H R ER SO BB IBB HBP BLK WP HR S P ERA WHIP	IP WLS BF H R ER SO BB IBB HBP BLK WP HR S P ERA WHIP	IP WLS BF H R ER SO BB IBB HBP BLK WP HR S P ERA WHIP	IP WLS BF H R ER SO BB IBB HBP BLK WP HR S P ERA WHIP	IP WLS BF H R ER SO BB IBB HBP BLK WP HR S P ERA WHIP	IP WLS BF H R ER SO BB IBB HBP BLK WP HR S P ERA WHIP	IP WLS BF H R ER SO BB IBB HBP BLK WP HR S P ERA WHIP	IP WLS BF H R ER SO BB IBB HBP BLK WP HR S P ERA WHIP	IP WLS BF H R ER SO BB IBB HBP BLK WP HR S P ERA WHIP	IP WLS BF H R ER SO BB IBB HBP BLK WP HR S P ERA WHIP	IP WLS BF H R ER SO BB IBB HBP BLK WP HR S P ERA WHIP	IP WLS BF H R ER SO BB IBB HBP BLK WP HR S P ERA WHIP	IP WLS BF H R ER SO BB IBB HBP BLK WP HR S P ERA WHIP	IP WLS BF H R ER SO BB IBB HBP BLK WP HR S P ERA WHIP	IP WLS BF H R ER SO BB IBB HBP BLK WP HR S P ERA WHIP	IP WLS BF H R ER SO BB IBB HBP BLK WP HR S P ERA WHIP	IP WLS BF H R ER SO BB IBB HBP BLK WP HR S P ERA WHIP	IP WLS BF H R ER SO BB IBB HBP BLK WP HR S P ERA WHIP	IP WLS BF H R ER SO BB IBB HBP BLK WP HR S P ERA WHIP
59 Kevin Slowey, R ERA: 3.7	6.0	W	25	6	2	2	10	1	0	0	0	0	0	0	66	96	3.00	1.167							
49 Craig Breslow, L ERA: 2.37	3.0	S	9	0	0	0	3	0	0	0	0	0	0	17	27	0.00	0.000								

AB	33
R	2
H	6
RBI	2
BB	1
SO	13
LOB	12



Batter	1	2	3	4	5	6	7	8	9	AB	R	H	RBI	BB	SO	LOB	TOP					
2 Denard Span, L OBP: 0.390, SLG: 0.455	L7		F8				CS BB			3	1	1	2	1	0	0	Minnesota Twins @ Oakland Athletics McAfee Coliseum, Oakland, CA Sat Aug 30 2008, 9:05 PM EDT Att: 25,238 - Clear - 64 F					
Nick Punto, S OBP: 0.341, SLG: 0.401	G6-3		7 BLK 1B			3H P3	P4			4	0	1	0	0	0	1						
7 Joe Mauer, L OBP: 0.415, SLG: 0.447	33 PO 1B		F8			G6-3		F7		4	0	1	0	0	0	1						
33 Justin Morneau, L OBP: 0.388, SLG: 0.515	PO	P2		G6-3		G4-3		F8		4	0	0	0	0	0	0						
16 Jason Kubel, L OBP: 0.336, SLG: 0.469		23 FC5-4 21 1B		23 G5-3 21 1B		21 1B BB		K		2	0	1	0	2	1	0						
21 Delmon Young, R OBP: 0.301, SLG: 0.399		23 FC5-4 1B		1B		1B		K		4	0	3	0	0	1	0						
23 Brendan Harris, R OBP: 0.318, SLG: 0.388		FC5-4		G5-3		K		K		4	0	0	0	0	2	6						
25 Alexi Casilla, S OBP: 0.335, SLG: 0.402	F9					E5 22 SH1-4 2 HR		L8		4	1	0	0	0	0	4						
22 Carlos Gómez, R OBP: 0.290, SLG: 0.343				K		SH1-4		B5-3		2	0	0	0	0	1	0						
Inning Stats	R: 0 E: 0 K: 0 S: 10	H: 1 LOB: 0 BB: 0 P: 11	R: 0 E: 0 K: 0 S: 15	H: 2 LOB: 2 BB: 0 P: 23	R: 0 E: 0 K: 1 S: 11	H: 1 LOB: 1 BB: 0 P: 20	R: 0 E: 0 K: 0 S: 6	H: 1 LOB: 1 BB: 1 P: 13	R: 2 E: 1 K: 0 S: 12	H: 1 LOB: 0 BB: 0 P: 17	R: 0 E: 0 K: 1 S: 10	H: 1 LOB: 2 BB: 1 P: 16	R: 0 E: 0 K: 0 S: 8	H: 0 LOB: 0 BB: 1 P: 15	R: 0 E: 0 K: 1 S: 9	H: 0 LOB: 0 BB: 0 P: 12	R: 0 E: 0 K: 2 S: 10	H: 0 LOB: 0 BB: 0 P: 14	1B: 6 2B: 0 3B: 0 HR: 1	SF: 0 SAC: 1 DP: 1 HBP: 0	WP: 0 PB: 0 SB: 0 CS: 1	PA: 36
PITCHER	IP	WLS	BF	H	R	ER	SO	BB	IBB	HBP	BLK	WP	HR	S	P	ERA	WHIP					
51 Dallas Braden, L ERA: 3.88	(1, 1)	6.0	26	7	2	1	2	2	0	0	1	0	1	64	100	1.50	1.500					
Alan Embree, L ERA: 4.73	(7, 1)	1.0	3	0	0	0	0	1	0	0	0	0	0	8	15	0.00	1.000					
Huston Street, R ERA: 4.07	(8, 1)	2.0	W	6	0	0	0	3	0	0	0	0	0	19	26	0.00	0.000					

Batter	1	2	3	4	5	6	7	8	9	AB	R	H	RBI	BB	SO	LOB	BOTTOM					
11 Rajai Davis, R OBP: 0.263, SLG: 0.313	F9		FC6-4					K		4	0	0	0	0	1	2	Minnesota Twins @ Oakland Athletics McAfee Coliseum, Oakland, CA Sat Aug 30 2008, 9:05 PM EDT Att: 25,238 - Clear - 64 F					
8 Kurt Suzuki, R OBP: 0.351, SLG: 0.384	G4-3			G6-3			1B	F8		4	0	1	0	0	0	0						
7 Bobby Crosby, R OBP: 0.304, SLG: 0.373	F9			2B			F8			4	1	2	0	0	0	1						
Emil Brown, R OBP: 0.299, SLG: 0.394		G4-3		P3			K			3	1	0	0	0	1	2						
15 Ryan Sweeney, L OBP: 0.336, SLG: 0.377		G3		K			G4-3			4	0	0	0	0	1	2						
32 Jack Cust, L OBP: 0.371, SLG: 0.445		G4-3					K			3	1	1	1	0	1	0						
10 Darrin Barton, L OBP: 0.307, SLG: 0.320				11 FC6-4 1B			K			3	0	1	0	0	1	0						
56 Cliff Pennington, S OBP: 0.194, SLG: 0.207				F8			P3			2	0	0	0	0	0	1						
14 Mark Ellis, R OBP: 0.321, SLG: 0.373										1	0	0	0	0	1	0						
22 Jack Hannahan, L OBP: 0.332, SLG: 0.340										0	0	0	0	0	0	0						
4 Eric Patterson, L OBP: 0.312, SLG: 0.277				K			11 S 1B			3	0	1	0	0	1	1						
Inning Stats	R: 0 E: 0 K: 0 S: 8	H: 0 LOB: 0 BB: 0 P: 14	R: 0 E: 0 K: 0 S: 3	H: 0 LOB: 0 BB: 0 P: 7	R: 0 E: 0 K: 1 S: 17	H: 1 LOB: 1 BB: 0 P: 20	R: 0 E: 0 K: 1 S: 9	H: 1 LOB: 1 BB: 0 P: 13	R: 1 E: 0 K: 1 S: 12	H: 2 LOB: 1 BB: 0 P: 16	R: 0 E: 0 K: 1 S: 9	H: 1 LOB: 1 BB: 0 P: 16	R: 0 E: 0 K: 2 S: 8	H: 0 LOB: 0 BB: 0 P: 13	R: 0 E: 0 K: 1 S: 8	H: 0 LOB: 0 BB: 0 P: 15	R: 2 E: 1 K: 0 S: 5	H: 1 LOB: 1 BB: 0 P: 11	1B: 4 2B: 1 3B: 0 HR: 1	SF: 0 SAC: 0 DP: 0 HBP: 1	WP: 0 PB: 0 SB: 1 CS: 0	PA: 32
PITCHER	IP	WLS	BF	H	R	ER	SO	BB	IBB	HBP	BLK	WP	HR	S	P	ERA	WHIP					
47 Francisco Liriano, L ERA: 3.45	(1, 1)	7.0	26	5	1	1	6	0	0	0	0	0	0	66	99	1.29	0.714					
54 Matt Guerrier, R ERA: 4.54	(8, 1)	1.0	H	3	0	0	0	1	0	0	0	0	0	8	15	0.00	0.000					
36 Joe Nathan, R ERA: 1.11	(9, 1)	0.0	L	3	1	2	0	0	0	0	1	0	0	5	11	∞	∞					

AB	31
R	2
H	7
RBI	2
BB	3
SO	5
LOB	12



AB	31
R	3
H	6
RBI	1
BB	0
SO	7
LOB	9



Batter	1	2	3	4	5	6	7	8	9	AB	R	H	RBI	BB	SO	LOB	TOP				
2 Denard Span, L OBP: 0.385, SLG: 0.448 (1, 8)										4	1	0	1	1	2	1					
Nick Punto, S OBP: 0.343, SLG: 0.406 (1, 6)										4	2	2	0	0	1	2					
12 Adam Everett, R OBP: 0.271, SLG: 0.316 (8, 6)										1	0	0	0	1	0	1					
7 Joe Mauer, L OBP: 0.413, SLG: 0.443 (1, 10)										4	1	0	0	1	0	4					
33 Justin Morneau, L OBP: 0.388, SLG: 0.519 (1, 3)										5	1	2	4	0	0	1					
16 Jason Kubel, L OBP: 0.339, SLG: 0.472 22 Carlos Gómez, R OBP: 0.290, SLG: 0.342 (6, PR) (8, 6)										2	0	1	0	1	1	1					
21 Delmon Young, R OBP: 0.337, SLG: 0.396 (1, 7)										3	2	0	0	2	1	1					
55 Mike Redmond, R OBP: 0.314, SLG: 0.333 (1, 2)										4	1	1	1	1	0	3					
32 Brian Buscher, L OBP: 0.342, SLG: 0.428 (1, 5)										4	1	2	1	1	0	0					
25 Alexi Casilla, S OBP: 0.337, SLG: 0.414 (1, 4)										4	2	2	3	0	1	3					
Inning Stats	R: 1 E: 0 K: 2 S: 14	H: 2 LOB: 1 BB: 0 P: 19	R: 2 E: 0 K: 2 S: 13	H: 2 LOB: 0 BB: 0 P: 21	R: 0 E: 0 K: 0 S: 6	H: 0 LOB: 0 BB: 0 P: 11	R: 0 E: 0 K: 0 S: 9	H: 0 LOB: 0 BB: 0 P: 16	R: 0 E: 0 K: 0 S: 5	H: 0 LOB: 0 BB: 0 P: 7	R: 0 E: 0 K: 0 S: 14	H: 0 LOB: 2 BB: 2 P: 26	R: 2 E: 1 K: 1 S: 21	H: 1 LOB: 1 BB: 1 P: 36	R: 2 E: 0 K: 0 S: 9	H: 1 LOB: 1 BB: 1 P: 14	1B: 4 2B: 4 3B: 0 HR: 2	SF: 2 SAC: 0 DP: 1 HBP: 0	WP: 0 PB: 0 SB: 1 CS: 0	PA: 47	
PITCHER	IP	WLS	BF	H	R	ER	SO	BB	IBB	HBP	BLK	WP	HR	S	P	ERA	WHIP				
Greg Smith, L ERA: 4.23 (1, 1)	5.0	L	24	7	8	8	4	3	0	0	1	0	2	56	93	14.40	2.000				
Keith Foulke, R ERA: 3.67 (6, 1)	1.0		5	1	0	0	2	1	0	0	0	0	0	20	32	0.00	2.000				
13 Jerry Blevins, L ERA: 2.93 (7, 1)	1.0		5	0	0	0	2	1	0	0	0	0	0	14	26	0.00	2.000				
Alan Embree, L ERA: 4.64 (8, 1)	1.0		7	1	2	0	1	2	0	0	0	0	0	21	36	0.00	3.000				
31 Brad Ziegler, R ERA: 0.57 (9, 1)	1.0		6	1	2	1	0	1	0	0	0	0	0	9	14	9.00	2.000				

Minnesota Twins @ Oakland Athletics
McAfee Coliseum, Oakland, CA
Sun Aug 31 2008, 4:05 PM EDT
Att: 18,427 - Sunny - 67 F

AB 36
R 12
H 10
RBI 10
BB 9
SO 7
LOB 19



Batter	1	2	3	4	5	6	7	8	9	AB	R	H	RBI	BB	SO	LOB	BOTTOM					
11 Rajai Davis, R OBP: 0.267, SLG: 0.315 (1, 8)										5	0	2	0	0	0	1						
15 Ryan Sweeney, L OBP: 0.340, SLG: 0.378 (1, 9)										4	1	2	0	1	0	1						
7 Bobby Crosby, R OBP: 0.332, SLG: 0.371 56 Cliff Pennington, S OBP: 0.212, SLG: 0.226 (8, 6)										3	0	0	0	0	1	4						
32 Jack Cust, L OBP: 0.370, SLG: 0.443 (1, 10)										4	1	1	0	0	0	3						
8 Kurt Suzuki, R OBP: 0.351, SLG: 0.386 Rob Bowen, S OBP: 0.211, SLG: 0.264 (8, 2)										3	0	1	0	0	0	0						
10 Daric Barton, L OBP: 0.309, SLG: 0.320 (1, 3)										3	1	1	1	1	0	1						
22 Jack Hannahan, L OBP: 0.301, SLG: 0.342 (1, 5)										4	0	1	1	0	2	4						
57 Aaron Cunningham, R OBP: 0.500, SLG: 0.750 (1, 7)										4	0	2	2	0	2	1						
4 Eric Patterson, L OBP: 0.301, SLG: 0.265 (1, 4)										4	0	0	0	0	1	3						
Inning Stats	R: 0 E: 0 K: 1 S: 12	H: 0 LOB: 1 BB: 1 P: 19	R: 0 E: 0 K: 2 S: 15	H: 1 LOB: 1 BB: 0 P: 19	R: 0 E: 0 K: 0 S: 9	H: 2 LOB: 0 BB: 0 P: 13	R: 1 E: 0 K: 1 S: 12	H: 2 LOB: 0 BB: 0 P: 17	R: 0 E: 0 K: 0 S: 15	H: 1 LOB: 1 BB: 0 P: 18	R: 0 E: 0 K: 0 S: 7	H: 0 LOB: 0 BB: 0 P: 10	R: 0 E: 0 K: 1 S: 8	H: 1 LOB: 1 BB: 0 P: 13	R: 3 E: 0 K: 2 S: 23	H: 4 LOB: 2 BB: 1 P: 35	R: 0 E: 0 K: 0 S: 9	H: 0 LOB: 0 BB: 0 P: 11	1B: 8 2B: 3 3B: 0 HR: 0	SF: 0 SAC: 0 DP: 0 HBP: 0	WP: 0 PB: 0 SB: 1 CS: 0	PA: 39
PITCHER	IP	WLS	BF	H	R	ER	SO	BB	IBB	HBP	BLK	WP	HR	S	P	ERA	WHIP					
30 Scott Baker, R ERA: 3.66 (1, 1)	6.0	W	24	6	1	1	4	1	0	0	0	0	0	8	13	0.00	1.000					
Dennys Reyes, L ERA: 2.53 (7, 1)	1.0		4	1	0	0	1	0	0	0	0	0	0	8	13	0.00	1.000					
Eddie Guardado, L ERA: 4.18 (8, 1)	0.2		7	4	3	3	1	1	0	0	0	0	0	19	30	40.50	7.500					
26 Boof Bonser, R ERA: 6.06 (8, 1)	1.1		4	0	0	0	1	0	0	0	0	0	0	13	16	0.00	0.000					

Minnesota Twins @ Oakland Athletics
McAfee Coliseum, Oakland, CA
Sun Aug 31 2008, 4:05 PM EDT
Att: 18,427 - Sunny - 67 F

AB 37
R 4
H 11
RBI 4
BB 2
SO 7
LOB 21



Batter	1	2	3	4	5	6	7	8	9	AB	R	H	RBI	BB	SO	LOB	TOP			
2 Denard Span, L OBP: 0.382, SLG: 0.443										5	1	1	1	0	2	2	Minnesota Twins @ Toronto Blue Jays Rogers Centre, Toronto, ON Tue Sep 02 2008, 7:07 PM EDT Att: 21,254 - Clear - 79 F			
25 Alexi Casilla, S OBP: 0.338, SLG: 0.412										4	1	1	0	0	0	1				
7 Joe Mauer, L OBP: 0.413, SLG: 0.445										3	1	2	1	0	0	0				
33 Justin Morneau, L OBP: 0.387, SLG: 0.517										4	1	1	1	0	0	2				
16 Jason Kubel, L OBP: 0.342, SLG: 0.470										4	0	1	0	0	0	4				
Randy Ruiz, R OBP: 0.342, SLG: 0.396										3	0	0	0	1	1	2				
21 Delmon Young, R OBP: 0.331, SLG: 0.397										4	0	2	1	0	1	1				
32 Brian Buscher, L OBP: 0.342, SLG: 0.423										2	0	0	0	1	1	3				
27 Matt Macri, R OBP: 0.394, SLG: 0.484										1	0	0	0	0	1	0				
Nick Punto, S OBP: 0.342, SLG: 0.404										4	1	1	0	0	1	2				
Inning Stats	R: 0 E: 0 K: 0 S: 7	H: 1 LOB: 2 BB: 0 P: 15	R: 0 E: 0 K: 2 S: 14	H: 0 LOB: 2 BB: 2 P: 29	R: 3 E: 0 K: 2 S: 20	H: 4 LOB: 1 BB: 0 P: 30	R: 2 E: 0 K: 0 S: 14	H: 2 LOB: 0 BB: 0 P: 22	R: 0 E: 0 K: 0 S: 6	H: 0 LOB: 0 BB: 0 P: 7	R: 0 E: 0 K: 0 S: 7	H: 0 LOB: 0 BB: 0 P: 9	R: 0 E: 0 K: 1 S: 6	H: 0 LOB: 0 BB: 0 P: 10	R: 0 E: 0 K: 2 S: 13	H: 0 LOB: 0 BB: 0 P: 18	1B: 9 2B: 0 3B: 0 HR: 0	SF: 1 SAC: 0 DP: 1 HBP: 1	WP: 1 PB: 0 SB: 2 CS: 0	PA: 38
PITCHER	IP WLS BF H R ER SO BB IBB HBP BLK WP HR S P ERA WHIP																ERA WHIP			
25 David Purcey, L ERA: 6.15	(1, 1) 3.0 19 7 5 5 4 2 0 0 0 0 0 0 0 0 0 0 15 17 15.00 3.000																			
56 Brian Tallet, L ERA: 3.13	(4, 1) 2.0 7 2 0 0 0 0 0 0 0 0 0 0 0 0 0 15 17 0.00 1.000																			
39 Jesse Carlson, L ERA: 2.03	(6, 1) 2.0 W 6 0 0 0 0 0 0 0 0 0 0 0 0 0 0 13 16 0.00 0.000																			
37 Scott Downs, L ERA: 1.25	(8, 1) 1.0 H 3 0 0 0 1 0 0 0 0 0 0 0 6 10 0.00 0.000																			
52 B.J. Ryan, L ERA: 2.57	(9, 1) 1.0 S 3 0 0 0 2 0 0 0 0 0 0 0 0 0 13 18 0.00 0.000																			

Batter	1	2	3	4	5	6	7	8	9	AB	R	H	RBI	BB	SO	LOB	BOTTOM			
19 Marco Scutaro, R OBP: 0.349, SLG: 0.349										4	2	0	1	0	0	0	Minnesota Twins @ Toronto Blue Jays Rogers Centre, Toronto, ON Tue Sep 02 2008, 7:07 PM EDT Att: 21,254 - Clear - 79 F			
19 José Bautista, R OBP: 0.322, SLG: 0.411										5	2	4	2	0	0	1				
15 Alex Rios, R OBP: 0.340, SLG: 0.453										5	1	4	2	0	1	1				
10 Vernon Wells, R OBP: 0.348, SLG: 0.491										4	0	2	1	1	0	1				
20 Rod Barajas, R OBP: 0.303, SLG: 0.429										5	0	0	0	0	1	5				
26 Adam Lind, L OBP: 0.333, SLG: 0.490										4	0	3	0	0	0	0				
Brad Wilkerson, L OBP: 0.311, SLG: 0.317										1	0	0	0	0	1	3				
33 Scott Rolen, R OBP: 0.347, SLG: 0.402										3	1	0	0	1	0	4				
35 Lyle Overbay, L OBP: 0.367, SLG: 0.421										4	1	2	2	0	1	3				
6 John McDonald, R OBP: 0.257, SLG: 0.277										4	0	0	0	1	3					
Inning Stats	R: 0 E: 0 K: 0 S: 8	H: 2 LOB: 1 BB: 0 P: 12	R: 0 E: 0 K: 1 S: 12	H: 2 LOB: 0 BB: 0 P: 19	R: 1 E: 0 K: 0 S: 10	H: 3 LOB: 1 BB: 0 P: 16	R: 0 E: 0 K: 0 S: 8	H: 1 LOB: 0 BB: 0 P: 13	R: 3 E: 0 K: 0 S: 18	H: 2 LOB: 0 BB: 1 P: 28	R: 2 E: 0 K: 1 S: 13	H: 2 LOB: 1 BB: 1 P: 22	R: 0 E: 0 K: 1 S: 14	H: 2 LOB: 2 BB: 0 P: 18	R: 1 E: 0 K: 2 S: 12	H: 3 LOB: 3 BB: 1 P: 20	1B: 12 2B: 2 3B: 0 HR: 3	SF: 0 SAC: 0 DP: 1 HBP: 0	WP: 0 PB: 0 SB: 0 CS: 0	PA: 42
PITCHER	IP WLS BF H R ER SO BB IBB HBP BLK WP HR S P ERA WHIP																ERA WHIP			
15 Glen Perkins, L ERA: 4.08	(1, 1) 5.0 24 10 4 4 4 1 0 0 0 0 0 0 0 0 0 1 13 22 18.00 3.000																			
26 Boof Bonser, R ERA: 6.17	(6, 1) 1.0 L 6 2 2 2 1 1 0 0 0 0 0 1 13 22 18.00 3.000																			
28 Jesse Crain, R ERA: 3.93	(7, 1) 0.2 4 2 0 0 0 0 0 0 0 0 0 0 11 15 0.00 3.000																			
Dennys Reyes, L ERA: 2.31	(7, 1) 0.1 1 0 0 0 1 0 0 0 0 0 0 0 3 3 0.00 0.000																			
54 Matt Guerrier, R ERA: 4.63	(8, 1) 0.2 6 3 1 1 1 0 1 0 0 0 0 0 9 16 13.50 4.500																			

AB	34
R	5
H	9
RBI	4
BB	2
SO	7
LOB	17



AB	39
R	7
H	17
RBI	7
BB	3
SO	5
LOB	21



Batter	1	2	3	4	5	6	7	8	9	10	11	AB	R	H	RBI	BB	SO	LOB	TOP				
2 Denard Span, L OBP: 0.378, SLG: 0.436	(1, 9) C SI 95 B KC 82 X SI 95		X FF 93 0-0 25 CS 1B		F CH 87 K KC 81 S KC 82 S KC 82		S KC 82 1-3 B SI 89 X SI 89	B SI 89 1-0 G1	B SI 96 2-1 B SI 97 X SI 97	2-1 G3		6	0	1	0	0	3	6					
25 Alexi Casilla, S OBP: 0.334, SLG: 0.405	(1, 4) B FF 96 X SI 94		1 SAFE C SI 93 I SAFE C FF 93 B KC 81 I SAFE B SI 91 X SI 95	G3	C KC 82 X FF 94		B SI 94 4-0 B SI 94 B SI 94		B FF 98 1-1 C FF 98 X FF 98	P3	B SI 97 1-1 X SI 98	G5-3	5	1	0	0	1	0	3				
7 Joe Mauer, L OBP: 0.412, SLG: 0.445	(1, 2) C FF 96 B CH 88 X SI 96		C CH 88 2-3 B KC 84 B KC 82 S CH 90		B KC 80 1-1 C FF 93 X FF 93		B SI 89 3-1 B SI 90 B SI 90 B SI 90		C FF 99 1-1 B SL 84 X FF 98	F8	C SI 88 2-2 B SI 82 F SI 81 B SI 84 X SI 81	G4-3	6	0	2	3	0	1	0				
33 Justin Morneau, L OBP: 0.390, SLG: 0.519	(1, 3) C FF 96 X KC 83				B CH 88 4-1 B CH 89 B FF 94 B FF 94		X SI 94 0-0 G4-3		F SI 82 1-2 B SI 84 X SI 94	23 WP 23 1B	F SI 82 0-1 X SI 81	P3	4	1	2	0	2	0	0				
16 Jason Kubel, L OBP: 0.338, SLG: 0.466	(1, 7) B FF 96 B SI 91 B KC 83				C FF 95 2-1 B KC 78 X SI 95		B SI 94 1-2 B KC 83 X KC 87		B FF 99 4-0 B FF 99 B FF 97	23 1B 23 WP	B SI 80 1-0 X SI 79	F8	5	0	1	0	1	1	5				
32 Brian Buscher, L OBP: 0.337, SLG: 0.416	(1, 10)		B FF 93 S CH 88 S KC 83		X SI 94 0-0 F7		C CH 88 2-1 B CH 88 X SI 94		S FF 98 3-2 C FF 98 D SL 89 B SI 89 X FF 99	1-3 1B			3	0	0	0	0	1	2				
23 Brendan Harris, R OBP: 0.319, SLG: 0.388	(8, PH) (9, 10)												2	0	1	1	0	0	0				
Nick Punto, S OBP: 0.343, SLG: 0.402	(1, 6)		C FF 95 X CH 88	G3-1	B FF 94 1-0 X SI 93		C FF 92 C FF 94 C FF 95 B KC 81		C SI 87 0-1 X SI 88	1-3 2H 1B	C FF 98 0-1 X FF 99	F8	4	1	1	0	1	0	3				
20 Matt Tolbert, S OBP: 0.323, SLG: 0.368	(1, 5)		B FF 95 B SI 94 B FF 94		X FF 92 0-0		B CH 87 3-2 B SI 90 C SI 91 C SI 91 C SI 91		1 SAFE C SI 95 C CU 75	0-3 K	B SI 97 3-2 B SI 96 B SI 97 X SI 97	G3 11 SH5-4 1B	4	0	2	0	1	1	2				
22 Carlos Gómez, R OBP: 0.290, SLG: 0.341	(1, 8) (7, PH)		B FF 94 B KC 81 C FF 95 I SAFE B SI 91 C FF 96 C FF 96				B FF 95 3-3 C FF 94 C FF 94 B KC 81 B KC 81 B KC 81		1 SAFE B SI 88 C SI 89 D CU 76	4-2 1B	L SI 97 0-1 X SI 97	SH5-4	2	0	0	0	0	2	2				
21 Delmon Young, R OBP: 0.333, SLG: 0.400	(7, PH)												1	0	1	0	0	0	0				
11 Jason Pridie, L OBP: 0.319, SLG: 0.388	(7, PR) (7, 9)												0	1	0	0	1	0	0				
Inning Stats	R: 0 E: 0 K: 2 S: 12	H: 2 LOB: 2 BB: 0 P: 19	R: 0 E: 0 K: 2 S: 10	H: 0 LOB: 1 BB: 1 P: 18	R: 0 E: 0 K: 1 S: 7	H: 1 LOB: 0 BB: 0 P: 12	R: 0 E: 0 K: 0 S: 5	H: 0 LOB: 1 BB: 1 P: 12	R: 0 E: 0 K: 2 S: 11	H: 1 LOB: 1 BB: 0 P: 15	R: 3 E: 0 K: 1 S: 13	H: 2 LOB: 2 BB: 3 P: 35	R: 0 E: 0 K: 1 S: 9	H: 1 LOB: 2 BB: 1 P: 14	R: 1 E: 0 K: 0 S: 14	H: 2 LOB: 2 BB: 1 P: 24	R: 0 E: 0 K: 0 S: 9	H: 1 LOB: 0 BB: 0 P: 9	1B: 7 2B: 3 3B: 1 HR: 0	SF: 0 SAC: 1 DP: 0 HBP: 0	WP: 1 PB: 0 SB: 1 CS: 1	PA: 50	
PITCHER	IP 6.2	WLS 1	BF 29	H 6	R 3	ER 3	SO 8	BB 0	IBB 0	HBP 0	BLK 0	WP 0	HR 0	S 64	P 113	ERA 4.05	WHIP 1.500						
A.J. Burnett, R ERA: 4.47	(1, 1)																						
37 Scott Downs, L ERA: 1.23	(7, 1)	1.1	B	8	2	0	0	1	2	0	0	0	0	0	12	25	0.00	3.000					
52 B.J. Ryan, L ERA: 2.7	(9, 1)	1.0		6	2	1	1	0	1	0	0	0	1	0	14	24	9.00	3.000					
22 Brandon League, R ERA: 2.0	(10, 1)	1.0		4	1	0	0	0	0	0	0	0	0	0	15	15	0.00	1.000					
39 Jesse Carlson, L ERA: 1.98	(11, 1)	1.0	W	3	0	0	0	0	0	0	0	0	0	6	9	0.00	0.000						

Minnesota Twins @ Toronto Blue Jays
Rogers Centre, Toronto, ON
Wed Sep 03 2008, 7:07 PM EDT
Att. 21,475 - Clear - 84 F

livebaseballscores.com

AB 42
R 4
H 11
RBI 4
BB 7
SO 9
LOB 23



Batter	1	2	3	4	5	6	7	8	9	10	11	AB	R	H	RBI	BB	SO	LOB	BOTTOM					
1 Joe Inglett, L OBP: 0.357, SLG: 0.423	(1, 4) X SI 91		C SI 90 X SI 91		C SI 91 1-2 B SI 91 X SI 92		IN 79 4-0 IN 81 IN 81		B FF 94 3-3 S FF 94 B SI 94 S SI 94		B FF 94 1-0 X FF 94	G5-3	3	1	1	2	0	0	1					
19 José Bautista, R OBP: 0.324, SLG: 0.411	(7, PH)		1-H HR										0	0	0	0	1	0	0					
6 John McDonald, R OBP: 0.280, SLG: 0.280	(8, 6)		C SI 92 B CU 77 X SI 90	L6	C CU 76 0-1 X CU 79		C SI 98 1-2 C FF 93 B SI 90 F SI 90 X SI 91		F SI 92 1-2 X SI 92	F8	F SI 92 0-2 X FF 92	F9	5	0	0	0	0	0	3					
15 Alex Rios, R OBP: 0.340, SLG: 0.458	(1, 9) (8, 4)		B CH 84 X FC 99		C CH 84 2-3 B CU 80 F CU 78 B FC 90 C SI 92		X SI 92 0-0 F8		B FC 85 1-2 C FC 96 X CU 79	G6-3	X SI 89 0-0 F9		5	0	2	0	0	1	0					
10 Vernon Wells, R OBP: 0.346, SLG: 0.485	(1, 8)		C CU 76 S FC 88		B SI 91 1-0 X SI 91		C SI 91 1-1 X CH 83		S FC 85 0-1 X FC 86	G6-3	IN 81 4-0 IN 85 IN 84		4	0	0	0	1	1	1					
26 Adam Lind, L OBP: 0.335, SLG: 0.486	(1, 7)		B SI 91 B SI 92 C FC 88 X SI 94				X CU 76 0-0 G3-1		B SI 91 3-2 B SI 91 X FC 84	G4-3	IN 82 4-0 IN 84 IN 87		4	0	1	0	1	1	0					
20 Rod Barajas, R OBP: 0.303, SLG: 0.428	(1, 2) (7, PR)		B CU 78 B FC 88 F SI 91 F SI 92 T FC 98		C FC 88 0-3 F SI 90 S CU 80		C SI 89 0-2 F SI 90 X FC 87		C FF 93 4-1 B SI 93 B FF 93 B FF 93	45 1B 45 E	F SI 91 3-3 D SL 80 B SI 94 F SI 93 F SI 93	K	3	0	1	0	0	2	1					
Kevin Mench, R OBP: 0.313, SLG: 0.357	(7, PR)												0	1	0	0	0	0	0					
Grego Zaun, S OBP: 0.332, SLG: 0.340	(8, 2)												0	0	0	0	1	0	0					
7 Curtis Thigpen, R OBP: 0.250, SLG: 0.143	(9, PR) (10, 2)												1	1	0	0	0	1	3					
35 Lyle Overbay, L OBP: 0.365, SLG: 0.418	(1, 3)		X SI 91		X SI 90 0-0		B SI 90 2-1 B SI 90 X SI 87		X SI 93 0-0 F8	G2-3	X FF 93 0-0 F9		5	0	1	0	0	0	6					
33 Scott Rolen, R OBP: 0.345, SLG: 0.402	(1, 5)		C SI 90 B SI 92 B SI 92 B SI 92 C FF 94		B SI 91 2-0 B SI 90 X SI 90		F SI 91 0-1 B SI 91		S FF 94 2-2 B FF 95 B FF 94 X SI 94	L5	C SI 84 2-2 B SI 84 B SI 85 F SI 86 F SI 86 F SI 87 X SI 87	45 1B 6 1B	5	1	1	0	0	1	3					
45 Travis Snider, L OBP: 0.333, SLG: 0.417	(1, 10)		B SI 91 B SI 91 X SI 91		B SI 91 2-0 B SI 91 X FC 88		C CU 76 1-2 B CU 78 F SI 90 X SI 91		B SI 90 3-2 B SI 90 X SI 91	E9	F SI 86 2-1 B SI 86 X SI 86	6 1B	5	1	3	0	0	0	2					
Inning Stats	R: 0 E: 0 K: 1 S: 7	H: 1 LOB: 1 BB: 0 P: 9	R: 0 E: 0 K: 1 S: 7	H: 0 LOB: 0 BB: 0 P: 12	R: 2 E: 0 K: 2 S: 13	H: 2 LOB: 0 BB: 0 P: 20	R: 0 E: 0 K: 2 S: 7	H: 0 LOB: 0 BB: 0 P: 10	R: 0 E: 0 K: 0 S: 5	H: 0 LOB: 0 BB: 0 P: 6	R: 1 E: 2 K: 0 S: 15	H: 1 LOB: 3 BB: 1 P: 24	R: 0 E: 0 K: 0 S: 8	H: 0 LOB: 0 BB: 0 P: 12	R: 1 E: 1 K: 1 S: 12	H: 1 LOB: 2 BB: 1 P: 24	R: 0 E: 0 K: 1 S: 10	H: 3 LOB: 2 BB: 2 P: 21	R: 1 E: 0 K: 0 S: 9	H: 3 LOB: 2 BB: 0 P: 14	1B: 7 2B: 2 3B: 1 HR: 1	SF: 0 SAC: 0 DP: 1 HBP: 0	WP: 0 PB: 0 SB: 0 CS: 0	PA: 46
PITCHER	IP 6.2	WLS 0	BF 27	H 0	R 3	ER 2	SO 6	BB 0	IBB 0	HBP 0	BLK 0	WP 0	HR 1	S 58	P 84	ERA 2.70	WHIP 0.900							
53 Nick Blackburn, R ERA: 3.71	(1, 1)																							
Dennys Reyes, L ERA: 2.31	(7, 1)	0.0		1	0	0	0	0	0	0	0	0	0	0	4									
54 Matt Guerrier, R ERA: 4.54	(7, 1)	1.1		4	0	0	0	0	0	0	0	0	0	12	17	0.00	0.000							
36 Joe Nathan, R ERA: 1.07	(9, 1)	2.0	B	11	2	1	0	2	1	2	0	0	0	22	45	0.00	1.500							
Eddie Guardado, L ERA: 4.35	(11, 1)	0.0	L	2	2	1	1	0	0	0	0	0	0	8	12									

Minnesota Twins @ Toronto Blue Jays
Rogers Centre, Toronto, ON
Wed Sep 03 2008, 7:07 PM EDT
Att. 21,475 - Clear - 84 F

livebaseballscores.com

AB 42
R 5
H 11
RBI 3
BB 4
SO 8
LOB 22



Batter	1	2	3	4	5	6	7	8	9	AB	R	H	RBI	BB	SO	LOB	TOP										
28 Curtis Granderson, L (1, 8) OBP: 0.385, SLG: 0.514 Matt Joyce, L (8, 9) OBP: 0.359, SLG: 0.534	P2		K			K		F8		4	0	0	0	0	2	2	Detroit Tigers @ Minnesota Twins Hubert H. Humphrey Metrodome, Minneapolis, MN Fri Sep 05 2008, 8:10 PM EDT Att: 24,424 - Dome - 69 F livebaseballscorecards.com										
14 Placido Polanco, R (1, 4) OBP: 0.355, SLG: 0.423 39 Ramon Santiago, S (8, 4) OBP: 0.440, SLG: 0.444	1B			F7		K		L3		4	0	1	0	0	1	2											
30 Magglio Ordonez, R (1, 9) OBP: 0.373, SLG: 0.478 25 Ryan Raburn, R (8, 8) OBP: 0.300, SLG: 0.392	P3			L7				K		3	0	1	0	0	0	1											
24 Miguel Cabrera, R (1, 3) OBP: 0.347, SLG: 0.529 19 Jeff Larish, L (8, 3) OBP: 0.292, SLG: 0.333	FC6-4			K2-3				K		3	0	0	0	0	1	2											
Gary Sheffield, R (1, 10) OBP: 0.324, SLG: 0.383	G6-3			F7				P5		4	0	0	0	0	0	1											
33 Marcus Thames, R (1, 7) OBP: 0.291, SLG: 0.534	P3			HR				HR		3	2	2	2	0	0	0											
Edgar Renteria, R (1, 6) OBP: 0.318, SLG: 0.369	K			F8				1B		3	0	1	0	0	1	0											
Mike Hessman, R (1, 5) OBP: 0.273, SLG: 0.600			K			K				2	0	0	0	1	2	0											
15 Brandon Inge, R (1, 2) OBP: 0.316, SLG: 0.394			K					BB		3	0	0	0	0	3	2											
Inning Stats	R: 0 H: 1 E: 0 K: 0 S: 7	H: 1 LOB: 1 BB: 0 P: 10	R: 0 H: 0 E: 0 K: 1 S: 9	H: 0 LOB: 0 BB: 0 P: 11	R: 0 H: 0 E: 0 K: 3 S: 9	H: 0 LOB: 0 BB: 0 P: 14	R: 0 H: 0 E: 0 K: 1 S: 6	H: 0 LOB: 0 BB: 0 P: 11	R: 1 H: 1 E: 0 K: 1 S: 11	H: 2 LOB: 2 BB: 0 P: 18	R: 0 H: 0 E: 0 K: 3 S: 10	H: 0 LOB: 0 BB: 0 P: 15	R: 0 H: 1 E: 0 K: 0 S: 4	H: 1 LOB: 0 BB: 0 P: 7	R: 1 H: 2 E: 0 K: 1 S: 16	H: 2 LOB: 2 BB: 1 P: 26		R: 0 H: 0 E: 0 K: 2 S: 10	H: 0 LOB: 0 BB: 0 P: 14	1B: 3 2B: 0 3B: 0 HR: 2	SF: 0 SAC: 0 DP: 1 HBP: 0	WP: 0 PB: 0 CS: 0	PA: 32				
PITCHER	IP	WLS	BF	H	R	ER	SO	BB	IBB	HBP	BLK	WP	HR	S	P	ERA	WHIP										
47 Francisco Liriano, L (1, 1) ERA: 3.33	7.0	W	26	5	2	2	9	1	0	0	0	0	2	63	99	2.57	0.857										
54 Matt Guerrier, R (8, 1) ERA: 4.48	1.0		3	0	0	0	1	0	0	0	0	0	0	9	13	0.00	0.000										
26 Boof Bonser, R (9, 1) ERA: 6.11	1.0		3	0	0	0	2	0	0	0	0	0	0	10	14	0.00	0.000										

Batter	1	2	3	4	5	6	7	8	9	AB	R	H	RBI	BB	SO	LOB	BOTTOM										
2 Denard Span, L (1, 9) OBP: 0.380, SLG: 0.432	BB	F7			L4		BB	G5-3		3	1	0	0	2	0	2	Detroit Tigers @ Minnesota Twins Hubert H. Humphrey Metrodome, Minneapolis, MN Fri Sep 05 2008, 8:10 PM EDT Att: 24,424 - Dome - 69 F livebaseballscorecards.com										
25 Alexi Casilla, S (1, 4) OBP: 0.332, SLG: 0.397 12 Adam Everett, R (8, PH) OBP: 0.269, SLG: 0.314	BB		B2		BB	BB	BB	G5-3		2	2	0	0	2	0	1											
7 Joe Mauer, L (1, 2) OBP: 0.414, SLG: 0.444	F7		G4-3		BB	BB	BB	G5-3		3	2	1	1	1	0	2											
33 Justin Morneau, L (1, 3) OBP: 0.389, SLG: 0.521	BB		G4-3		HR		1B			3	1	1	4	1	0	1											
16 Jason Kubel, L (1, 10) OBP: 0.335, SLG: 0.461	SF8		K		F7		BB			2	1	0	1	1	1	0											
21 Delmon Young, R (1, 7) OBP: 0.334, SLG: 0.409	G5-3		HR		F8		2B			4	2	2	2	0	0	2											
32 Brian Buscher, L (1, 5) OBP: 0.335, SLG: 0.412	K		P4		G4-3		1B			4	0	1	2	0	1	0											
Nick Punto, S (1, 6) OBP: 0.341, SLG: 0.400	BB		P2		F8		K			3	0	0	0	1	1	1											
22 Carlos Gómez, R (1, 8) OBP: 0.289, SLG: 0.342	K		K		K2-3		F8			4	1	1	0	0	2	1											
Inning Stats	R: 1 H: 0 E: 0 K: 0 S: 10	H: 0 LOB: 2 BB: 3 P: 26	R: 0 H: 0 E: 0 K: 2 S: 13	H: 0 LOB: 1 BB: 1 P: 20	R: 0 H: 0 E: 0 K: 0 S: 4	H: 0 LOB: 0 BB: 0 P: 6	R: 1 H: 1 E: 0 K: 1 S: 9	H: 1 LOB: 0 BB: 0 P: 17	R: 4 H: 2 E: 0 K: 0 S: 9	H: 2 LOB: 2 BB: 2 P: 18	R: 0 H: 0 E: 0 K: 1 S: 9	H: 0 LOB: 0 BB: 0 P: 15	R: 4 H: 3 E: 0 K: 1 S: 18	H: 3 LOB: 1 BB: 2 P: 35	R: 0 H: 0 E: 0 K: 0 S: 4	H: 0 LOB: 0 BB: 0 P: 6		1B: 2 2B: 2 3B: 0 HR: 2	SF: 1 SAC: 0 DP: 0 HBP: 0	WP: 0 PB: 0 CS: 0	PA: 38						
PITCHER	IP	WLS	BF	H	R	ER	SO	BB	IBB	HBP	BLK	WP	HR	S	P	ERA	WHIP										
58 Armando Galarraga, R (1, 1) ERA: 3.39	6.0	L	27	3	6	6	4	6	0	0	0	0	0	54	102	9.00	1.500										
32 Freddy Dotsi, R (7, 1) ERA: 4.17	0.1		3	1	2	2	0	1	0	0	0	0	0	5	12	54.00	6.000										
49 Casey Fossum, L (7, 1) ERA: 5.4	1.2		8	2	2	2	1	1	0	0	0	0	0	17	29	10.80	1.800										



Batter	1	2	3	4	5	6	7	8	9	AB	R	H	RBI	BB	SO	LOB	TOP			
28 Curtis Granderson, L (1, 8) OBP: 0.387, SLG: 0.523										3	2	2	2	1	1	0	Detroit Tigers @ Minnesota Twins Hubert H. Humphrey Metrodome, Minneapolis, MN Sat Sep 06 2008, 3:55 PM EDT Att: 42,606 - Dome - 69 F livebaseballscorecards.com			
14 Placido Polanco, R (1, 4) OBP: 0.355, SLG: 0.421										4	1	1	0	0	0	2				
30 Magglio Ordonez, R (1, 9) OBP: 0.376, SLG: 0.493										4	2	3	2	0	0	0				
24 Miguel Cabrera, R (1, 3) OBP: 0.350, SLG: 0.530										1	0	1	2	2	0	0				
Gary Sheffield, R (1, 10) OBP: 0.320, SLG: 0.379										4	0	0	0	0	0	4				
33 Marcus Thames, R (1, 7) OBP: 0.287, SLG: 0.527										4	0	0	0	0	1	3				
Mike Hessman, R (8, 5) OBP: 0.273, SLG: 0.600										0	0	0	0	0	0	0				
19 Jeff Larish, L (1, 5) OBP: 0.284, SLG: 0.324										2	0	0	0	1	1	1				
Matt Joyce, L (8, 7) OBP: 0.332, SLG: 0.534										0	0	0	0	1	0	0				
15 Brandon Inge, R (1, 2) OBP: 0.313, SLG: 0.388										4	0	0	0	0	1	2				
39 Ramon Santiago, S (1, 6) OBP: 0.434, SLG: 0.430										3	1	0	0	1	2	0				
Inning Stats	R: 0 E: 0 K: 1 S: 8	H: 0 LOB: 0 BB: 0 P: 9	R: 0 E: 0 K: 0 S: 10	H: 0 LOB: 0 BB: 1 P: 15	R: 0 E: 0 K: 1 S: 10	H: 0 LOB: 0 BB: 1 P: 15	R: 1 E: 0 K: 0 S: 10	H: 1 LOB: 1 BB: 1 P: 16	R: 0 E: 0 K: 0 S: 9	H: 1 LOB: 0 BB: 0 P: 13	R: 1 E: 0 K: 1 S: 11	H: 2 LOB: 1 BB: 0 P: 16	R: 4 E: 0 K: 2 S: 17	H: 3 LOB: 1 BB: 2 P: 30	R: 0 E: 0 K: 0 S: 5	H: 0 LOB: 0 BB: 1 P: 11	1B: 2 2B: 3 HR: 2	SF: 1 SAC: 0 DP: 2 HBP: 0	WP: 0 PB: 0 SB: 0 CS: 2	PA: 36
PITCHER	IP WLS BF H R ER SO BB IBB HBP BLK WP HR S P ERA WHIP																			
30 Scott Baker, R (1, 1) ERA: 3.66	7.1		27	4	3	3	5	4	0	0	0	0	0	0	0	70	101	3.68	1.091	
Dennys Reyes, L (8, 1) ERA: 2.52	0.0	B	1	1	1	1	0	0	0	0	0	0	0	1	2	3	∞	∞		
54 Matt Guerrier, R (8, 1) ERA: 4.73	0.0	L	3	2	2	2	0	1	0	0	0	0	0	1	7	13	∞	∞		
28 Jesse Crain, R (8, 1) ERA: 3.99	0.2		2	0	0	0	1	0	0	0	0	0	0	0	4	5	0.00	0.000		
49 Craig Breslow, L (9, 1) ERA: 2.27	1.0		3	0	0	0	0	1	0	0	0	0	0	0	5	11	0.00	1.000		

Batter	1	2	3	4	5	6	7	8	9	AB	R	H	RBI	BB	SO	LOB	BOTTOM			
2 Denard Span, L (1, 9) OBP: 0.380, SLG: 0.431										5	1	2	0	0	0	2	Detroit Tigers @ Minnesota Twins Hubert H. Humphrey Metrodome, Minneapolis, MN Sat Sep 06 2008, 3:55 PM EDT Att: 42,606 - Dome - 69 F livebaseballscorecards.com			
25 Alexi Casilla, S (1, 4) OBP: 0.339, SLG: 0.401										4	0	3	0	1	0	0				
7 Joe Mauer, L (1, 2) OBP: 0.414, SLG: 0.443										5	0	2	0	0	2	4				
33 Justin Morneau, L (1, 3) OBP: 0.387, SLG: 0.519										5	1	1	0	0	0	7				
16 Jason Kubel, L (1, 10) ERA: 4.78										1	1	1	1	2	0	0				
20 Matt Tolbert, S (8, PH) OBP: 0.309, SLG: 0.352										1	0	0	0	0	0	0				
21 Delmon Young, R (1, 7) OBP: 0.333, SLG: 0.408										4	1	1	0	0	3	3				
32 Brian Buscher, L (1, 5) OBP: 0.333, SLG: 0.405										3	0	0	0	1	2	0				
Nick Punto, S (1, 6) OBP: 0.340, SLG: 0.396										3	0	0	0	1	1	3				
22 Carlos Gómez, R (1, 8) OBP: 0.291, SLG: 0.344										3	0	1	2	0	1	1				
Inning Stats	R: 1 E: 0 K: 1 S: 14	H: 3 LOB: 2 BB: 1 P: 23	R: 0 E: 0 K: 2 S: 11	H: 0 LOB: 1 BB: 0 P: 17	R: 1 E: 0 K: 1 S: 15	H: 2 LOB: 1 BB: 1 P: 25	R: 0 E: 0 K: 0 S: 8	H: 0 LOB: 0 BB: 0 P: 16	R: 0 E: 0 K: 0 S: 9	H: 1 LOB: 1 BB: 1 P: 16	R: 2 E: 0 K: 1 S: 7	H: 2 LOB: 0 BB: 0 P: 10	R: 0 E: 0 K: 2 S: 10	H: 0 LOB: 0 BB: 0 P: 14	R: 0 E: 0 K: 2 S: 17	H: 2 LOB: 3 BB: 1 P: 23	1B: 8 2B: 3 HR: 0	SF: 0 SAC: 0 DP: 2 HBP: 1	WP: 0 PB: 0 SB: 0 CS: 0	PA: 40
PITCHER	IP WLS BF H R ER SO BB IBB HBP BLK WP HR S P ERA WHIP																			
35 Justin Verlander, R (1, 1) ERA: 4.41	5.2		27	4	4	4	0	4	0	0	0	0	0	0	65	114	6.35	2.118		
50 Clay Rapada, L (8, 1) ERA: 4.41	1.1	W	4	1	0	0	1	0	0	0	0	0	0	10	14	0.00	0.750			
48 Kyle Farnsworth, R (8, 1) ERA: 3.7	1.0	H	3	0	0	0	2	0	0	0	0	0	0	10	14	0.00	0.000			
56 Fernando Rodney, R (9, 1) ERA: 4.46	1.0	S	6	2	0	0	2	1	0	0	0	0	0	17	23	0.00	3.000			

Batter	1	2	3	4	5	6	7	8	9	AB	R	H	RBI	BB	SO	LOB	TOP										
28 Curtis Granderson, L (1, 8) OBP: 0.391, SLG: 0.527										4	0	3	1	1	1	0	Detroit Tigers @ Minnesota Twins Hubert H. Humphrey Metrodome, Minneapolis, MN Sun Sep 07 2008, 2:10 PM EDT Att: 31,236 - Dome - 68 F livebaseballscorecards.com										
14 Placido Polanco, R (1, 4) OBP: 0.351, SLG: 0.417										5	0	0	0	0	1	6											
30 Magglio Ordonez, R (1, 9) OBP: 0.376, SLG: 0.498										5	1	2	1	0	1	3											
24 Miguel Cabrera, R (1, 3) OBP: 0.350, SLG: 0.534										5	2	2	1	0	2	0											
Gary Sheffield, R (1, 10) OBP: 0.319, SLG: 0.379										5	1	1	0	0	0	3											
33 Marcus Thames, R (1, 7) Matt Joyce, L (7, 7) OBP: 0.290, SLG: 0.532 OBP: 0.330, SLG: 0.532										3	0	2	2	0	0	0											
Edgar Renteria, R (1, 6) OBP: 0.317, SLG: 0.370										4	2	1	0	0	0	1											
Mike Hessman, R (1, 5) OBP: 0.267, SLG: 0.500										4	0	1	0	0	2	3											
55 Dusty Ryan, R (1, 2) OBP: 0.400, SLG: 1.000										3	1	1	2	1	0	2											
Inning Stats	R: 0 H: 2 E: 0 K: 1 S: 16	WLS: 2 BF: 0 LOB: 22	R: 2 H: 2 E: 1 K: 1 S: 13	H: 2 LOB: 1 BB: 0 P: 20	R: 0 H: 0 E: 0 K: 1 S: 6	H: 0 LOB: 0 BB: 0 P: 8	R: 0 H: 1 E: 0 K: 1 S: 9	H: 1 LOB: 1 BB: 0 P: 13	R: 0 H: 0 E: 0 K: 0 S: 7	H: 0 LOB: 0 BB: 1 P: 14	R: 3 H: 5 E: 0 K: 1 S: 17	H: 5 LOB: 2 BB: 1 P: 27	R: 2 H: 1 E: 0 K: 0 S: 14	H: 1 LOB: 0 BB: 0 P: 21	R: 0 H: 2 E: 0 K: 1 S: 14	H: 2 LOB: 2 BB: 0 P: 23		R: 0 H: 0 E: 0 K: 1 S: 5	H: 0 LOB: 0 BB: 0 P: 9	1B: 6 2B: 4 3B: 0 HR: 3	SF: 1 SAC: 0 DP: 1 HBP: 0	WP: 0 PB: 0 SB: 0 CS: 0	PA: 42				
PITCHER	IP	WLS	BF	H	R	ER	SO	BB	IBB	HBP	BLK	WP	HR	S	P	ERA	WHIP										
15 Glen Perkins, L (1, 1) ERA: 4.11	5.2	L	27	9	5	3	4	2	0	0	0	0	2	63	97	4.76	1.941										
49 Craig Breslow, L (6, 1) ERA: 2.27	0.0		1	1	0	0	0	0	0	0	0	0	0	2	4	∞	∞										
26 Boof Bonser, R (6, 1) ERA: 6.12	1.1		6	1	2	1	1	0	0	0	0	0	1	17	24	6.75	0.750										
Eddie Guardado, L (8, 1) ERA: 4.27	1.0		5	2	0	0	1	0	0	0	0	0	0	14	23	0.00	2.000										
36 Joe Nathan, R (9, 1) ERA: 1.05	1.0		3	0	0	0	1	0	0	0	0	0	0	5	9	0.00	0.000										

Batter	1	2	3	4	5	6	7	8	9	AB	R	H	RBI	BB	SO	LOB	BOTTOM										
2 Denard Span, L (1, 9) OBP: 0.384, SLG: 0.432										4	3	2	0	1	1	0	Detroit Tigers @ Minnesota Twins Hubert H. Humphrey Metrodome, Minneapolis, MN Sun Sep 07 2008, 2:10 PM EDT Att: 31,236 - Dome - 68 F livebaseballscorecards.com										
25 Alexi Casilla, S (1, 4) OBP: 0.337, SLG: 0.398										5	0	1	0	0	0	3											
7 Joe Mauer, L (1, 2) OBP: 0.416, SLG: 0.445										5	1	3	0	0	0	1											
33 Justin Morneau, L (1, 3) OBP: 0.386, SLG: 0.522										3	1	1	4	0	0	1											
16 Jason Kubel, L (1, 10) OBP: 0.338, SLG: 0.462										4	0	1	0	0	0	3											
21 Delmon Young, R (1, 7) OBP: 0.331, SLG: 0.404										4	0	0	0	0	3	3											
32 Brian Buscher, L (1, 5) OBP: 0.332, SLG: 0.402										4	0	1	1	0	0	0											
Nick Punto, S (1, 6) OBP: 0.342, SLG: 0.397										4	0	2	0	0	1	1											
22 Carlos Gómez, R (1, 8) 11 Jason Pridie, L (8, PH) OBP: 0.289, SLG: 0.342 (9, 9)										3	0	0	0	0	0	1											
Inning Stats	R: 0 H: 0 E: 0 K: 1 S: 8	H: 0 LOB: 0 BB: 0 P: 12	R: 1 H: 1 E: 1 K: 1 S: 16	H: 1 LOB: 0 BB: 0 P: 23	R: 2 H: 2 E: 0 K: 0 S: 10	H: 2 LOB: 1 BB: 1 P: 19	R: 0 H: 1 E: 0 K: 1 S: 10	H: 1 LOB: 0 BB: 0 P: 16	R: 1 H: 3 E: 0 K: 0 S: 11	H: 3 LOB: 2 BB: 0 P: 15	R: 0 H: 0 E: 0 K: 1 S: 7	H: 0 LOB: 0 BB: 0 P: 11	R: 1 H: 2 E: 0 K: 0 S: 14	H: 2 LOB: 1 BB: 0 P: 25	R: 0 H: 1 E: 0 K: 2 S: 10	H: 1 LOB: 0 BB: 0 P: 13		R: 0 H: 1 E: 0 K: 0 S: 11	H: 1 LOB: 1 BB: 0 P: 17	1B: 10 2B: 0 3B: 1 HR: 0	SF: 2 SAC: 0 DP: 0 HBP: 0	WP: 1 PB: 0 SB: 2 CS: 0	PA: 40				
PITCHER	IP	WLS	BF	H	R	ER	SO	BB	IBB	HBP	BLK	WP	HR	S	P	ERA	WHIP										
40 Chris Lambert, R (1, 1) ERA: 6.17	5.0	W	24	7	4	3	3	1	0	0	0	0	0	55	85	5.40	1.600										
44 Bobby Seay, L (6, 1) ERA: 3.78	2.0	H	8	2	1	1	1	0	0	0	0	1	0	21	36	4.50	1.000										
48 Kyle Farnsworth, R (8, 1) ERA: 3.64	1.0	H	4	1	0	0	2	0	0	0	0	0	0	10	13	0.00	1.000										
56 Fernando Rodney, R (9, 1) ERA: 4.33	1.0	S	4	1	0	0	0	0	0	0	0	0	0	11	17	0.00	1.000										



Batter	1	2	3	4	5	6	7	8	9	AB	R	H	RBI	BB	SO	LOB	TOP				
9 David DeJesus, L OBP: 0.353, SLG: 0.429	L8		G4-3 11 2B		G3-1			FC6-4		4	1	1	0	0	0	1	Kansas City Royals @ Minnesota Twins Hubert H. Humphrey Metrodome, Minneapolis, MN Tue Sep 09 2008, 8:10 PM EDT Att: 17,015 - Dome - 70 F livebaseballscorecards.com				
30 Mike Aviles, R OBP: 0.353, SLG: 0.472	G5-3		G4-3		G6-3			BB		3	0	0	0	1	0	1					
11 Jose Guillen, R OBP: 0.293, SLG: 0.434	1B		2B		1B			F8		4	0	3	1	0	0	2					
16 Billy Butler, R OBP: 0.323, SLG: 0.403	G1-3		F8		G5-4-3					4	0	0	0	0	0	3					
24 Mark Teahen, L OBP: 0.306, SLG: 0.380	G4-3		P6		G3					4	0	0	0	0	1	0					
21 Miguel Olivo, R OBP: 0.282, SLG: 0.458	HR		K		K					4	1	1	1	0	2	0					
Ryan Shealy, R OBP: 0.286, SLG: 0.462	G4-6-3 BB		L8		K					2	0	0	0	1	1	0					
Ross Gload, L OBP: 0.313, SLG: 0.341	G4-6-3		G6-3		G6-3					3	0	0	0	0	0	1					
13 Alberto Callaspo, S OBP: 0.357, SLG: 0.336	G4-3		F7		F7					3	0	1	0	0	0	0					
Inning Stats	R: 0 E: 0 K: 0 S: 14	H: 1 LOB: 1 BB: 0 P: 17	R: 1 E: 0 K: 0 S: 10	H: 1 LOB: 1 BB: 1 P: 16	R: 1 E: 0 K: 0 S: 6	H: 2 LOB: 1 BB: 0 P: 10	R: 0 E: 0 K: 1 S: 9	H: 0 LOB: 0 BB: 0 P: 14	R: 0 E: 0 K: 0 S: 9	H: 1 LOB: 0 BB: 0 P: 8	R: 0 E: 0 K: 2 S: 15	H: 0 LOB: 0 BB: 0 P: 20	R: 0 E: 1 K: 0 S: 5	H: 1 LOB: 2 BB: 1 P: 14	R: 0 E: 0 K: 1 S: 9	H: 0 LOB: 0 BB: 0 P: 9	1B: 4 2B: 1 3B: 0 HR: 1	SF: 0 SAC: 0 DP: 2 HBP: 0	WP: 0 PB: 0 SB: 0 CS: 0	PA: 33	
PITCHER	IP	WLS	BF	H	R	ER	SO	BB	IBB	HBP	BLK	WP	HR	S	P	ERA	WHIP				
53 Nick Blackburn, R ERA: 3.67	7.0	W	25	5	2	2	3	1	0	0	0	0	1	70	97	2.57	0.857				
Denny Reyes, L ERA: 2.45	0.2		4	1	0	0	0	1	0	0	0	0	0	3	11	0.00	3.000				
2B Jesse Crain, R ERA: 3.9	1.1		4	0	0	0	1	0	0	0	0	0	0	11	12	0.00	0.000				


Batter	1	2	3	4	5	6	7	8	9	AB	R	H	RBI	BB	SO	LOB	BOTTOM				
2 Denard Span, L OBP: 0.387, SLG: 0.439	SH1-3 25 7 G3-1	1B		25 1B SF7	G5-3			F9		5	2	3	1	0	0	1	Kansas City Royals @ Minnesota Twins Hubert H. Humphrey Metrodome, Minneapolis, MN Tue Sep 09 2008, 8:10 PM EDT Att: 17,015 - Dome - 70 F livebaseballscorecards.com				
25 Alexi Casilla, S OBP: 0.340, SLG: 0.399	SH1-3	BB		33 HR	K2-3					2	1	1	0	1	1	0					
7 Joe Mauer, L OBP: 0.413, SLG: 0.442	G3-1	G6-3		SF7	G6-3					3	0	0	2	0	0	2					
33 Justin Morneau, L OBP: 0.386, SLG: 0.527	1B		F8	HR	K					4	1	2	2	0	1	0					
16 Jason Kubel, L OBP: 0.338, SLG: 0.460	K		L6	1B	K					4	0	1	0	0	2	1					
21 Delmon Young, R OBP: 0.330, SLG: 0.403		G3		G5-3	K2-3					4	1	1	0	0	1	1					
32 Brian Buscher, L OBP: 0.340, SLG: 0.415	2B 22 SF7	1B		G6-4-3	F7					4	1	3	1	0	0	0					
Nick Punto, S OBP: 0.341, SLG: 0.399	2B	G4-3		G6-4-3	K					4	1	1	0	0	1	2					
22 Carlos Gómez, R OBP: 0.289, SLG: 0.346	SF7			K	F9					3	0	1	1	0	1	0					
Inning Stats	R: 1 E: 0 K: 1 S: 18	H: 2 LOB: 1 BB: 0 P: 23	R: 2 E: 0 K: 0 S: 16	H: 3 LOB: 2 BB: 1 P: 28	R: 1 E: 0 K: 0 S: 14	H: 2 LOB: 1 BB: 0 P: 21	R: 3 E: 0 K: 1 S: 23	H: 4 LOB: 1 BB: 0 P: 31	R: 0 E: 0 K: 0 S: 6	H: 2 LOB: 1 BB: 0 P: 12	R: 0 E: 0 K: 2 S: 9	H: 0 LOB: 0 BB: 0 P: 13	R: 0 E: 0 K: 2 S: 13	H: 0 LOB: 0 BB: 0 P: 19	R: 0 E: 0 K: 1 S: 8	H: 0 LOB: 0 BB: 0 P: 12	1B: 8 2B: 3 3B: 1 HR: 1	SF: 2 SAC: 1 DP: 1 HBP: 0	WP: 0 PB: 0 SB: 0 CS: 0	PA: 37	
PITCHER	IP	WLS	BF	H	R	ER	SO	BB	IBB	HBP	BLK	WP	HR	S	P	ERA	WHIP				
19 Brian Bannister, R ERA: 5.81	3.2	L	22	10	7	7	2	1	0	0	0	0	0	13	22	0.00	2.250				
John Bale, L ERA: 6.05	1.1		6	3	0	0	0	0	0	0	0	0	0	9	13	0.00	0.000				
Jimmy Gobble, L ERA: 10.46	1.0		3	0	0	0	2	0	0	0	0	0	0	13	19	0.00	0.000				
Kip Wells, R ERA: 5.45	1.0		3	0	0	0	2	0	0	0	0	0	0	13	19	0.00	0.000				
3B Devon Lowery, R ERA:	1.0		3	0	0	0	1	0	0	0	0	0	0	8	12	0.00	0.000				



Batter	1	2	3	4	5	6	7	8	9	AB	R	H	RBI	BB	SO	LOB	TOP					
30 Mike Aviles, R OBP: 0.352, SLG: 0.469										4	1	1	0	0	0	0	Kansas City Royals @ Minnesota Twins Hubert H. Humphrey Metrodome, Minneapolis, MN Wed Sep 10 2008, 8:10 PM EDT Att: 20,421 - Dome - 72 F					
13 Alberto Callaspo, S OBP: 0.355, SLG: 0.333										4	0	1	0	0	0	0						
9 David DeJesus, L OBP: 0.350, SLG: 0.426										3	0	0	1	0	0	0						
11 Jose Guillen, R OBP: 0.293, SLG: 0.433										4	0	1	0	0	1	1						
24 Mark Teahen, L OBP: 0.309, SLG: 0.383										3	0	2	0	1	0	0						
Ross Gload, L OBP: 0.312, SLG: 0.343										4	0	1	0	0	0	4						
14 John Buck, R OBP: 0.298, SLG: 0.360										3	0	0	0	0	1	3						
Esteban German, R OBP: 0.299, SLG: 0.340										3	0	0	0	0	1	2						
Jason Smith, L OBP: 0.182, SLG: 0.273										2	0	0	0	0	0	1						
25 Kila Ka'aihue, L OBP: 0.200, SLG: 0.200										1	0	0	0	0	1	0						
1 Tony Pena Jr., R OBP: 0.184, SLG: 0.209										0	0	0	0	0	0	0						
Inning Stats	R: 1 E: 0 K: 0 S: 10	H: 2 LOB: 0 BB: 0 P: 15	R: 0 E: 0 K: 0 S: 9	H: 1 LOB: 1 BB: 0 P: 14	R: 0 E: 0 K: 0 S: 10	H: 0 LOB: 0 BB: 0 P: 16	R: 0 E: 0 K: 0 S: 8	H: 0 LOB: 0 BB: 0 P: 12	R: 0 E: 0 K: 1 S: 8	H: 1 LOB: 1 BB: 0 P: 10	R: 0 E: 0 K: 0 S: 7	H: 0 LOB: 0 BB: 0 P: 9	R: 0 E: 0 K: 1 S: 13	H: 0 LOB: 1 BB: 1 P: 18	R: 0 E: 0 K: 2 S: 13	H: 0 LOB: 0 BB: 0 P: 15	R: 0 E: 0 K: 0 S: 10	H: 2 LOB: 2 BB: 0 P: 15	1B: 4 2B: 2 3B: 0 HR: 0	SF: 1 SAC: 0 DP: 1 HBP: 0	WP: 0 PB: 0 SB: 0 CS: 0	PA: 33
PITCHER	IP WLS BF H R ER SO BB IBB HBP BLK WP HR S P ERA WHIP																					
59 Kevin Slowey, R ERA: 3.63	7.0 W 25 4 1 1 2 1 0 0 0 0 0 65 94 1.29 0.714																					
26 Boof Bonser, R ERA: 6.09	1.0 3 0 0 0 2 0 0 0 0 0 0 13 15 0.00 0.000																					
49 Craig Breslow, L ERA: 2.21	1.0 5 2 0 0 0 0 0 0 0 0 0 10 15 0.00 2.000																					

Batter	1	2	3	4	5	6	7	8	9	AB	R	H	RBI	BB	SO	LOB	BOTTOM			
2 Denard Span, L OBP: 0.384, SLG: 0.433										4	1	0	0	1	2	2	Kansas City Royals @ Minnesota Twins Hubert H. Humphrey Metrodome, Minneapolis, MN Wed Sep 10 2008, 8:10 PM EDT Att: 20,421 - Dome - 72 F			
25 Alexi Casilla, S OBP: 0.345, SLG: 0.403										4	2	3	0	0	0	0				
7 Joe Mauer, L OBP: 0.412, SLG: 0.440										4	1	1	0	0	0	2				
33 Justin Morneau, L OBP: 0.384, SLG: 0.524										4	0	0	0	0	1	4				
16 Jason Kubel, L OBP: 0.341, SLG: 0.465										4	1	3	2	0	0	0				
21 Delmon Young, R OBP: 0.332, SLG: 0.404										4	1	2	1	0	0	2				
32 Brian Buscher, L OBP: 0.338, SLG: 0.408										3	0	0	0	1	1	4				
Nick Punto, S OBP: 0.340, SLG: 0.396										4	0	1	1	0	1	2				
22 Carlos Gómez, R OBP: 0.290, SLG: 0.347										4	1	2	1	0	0	0				
Inning Stats	R: 0 E: 0 K: 0 S: 9	H: 1 LOB: 1 BB: 0 P: 16	R: 1 E: 0 K: 1 S: 14	H: 2 LOB: 2 BB: 1 P: 24	R: 2 E: 0 K: 1 S: 15	H: 3 LOB: 1 BB: 0 P: 25	R: 0 E: 0 K: 0 S: 6	H: 0 LOB: 0 BB: 0 P: 9	R: 0 E: 0 K: 1 S: 9	H: 0 LOB: 0 BB: 0 P: 14	R: 1 E: 0 K: 0 S: 15	H: 2 LOB: 0 BB: 0 P: 20	R: 3 E: 1 K: 0 S: 16	H: 4 LOB: 2 BB: 1 P: 30	R: 0 E: 0 K: 2 S: 7	H: 0 LOB: 0 BB: 0 P: 13		1B: 11 2B: 1 3B: 0 HR: 0	SF: 0 SAC: 0 DP: 0 HBP: 0	WP: 0 PB: 0 SB: 1 CS: 1
PITCHER	IP WLS BF H R ER SO BB IBB HBP BLK WP HR S P ERA WHIP																			
28 Kyle Davies, R ERA: 4.7	5.2 L 26 8 4 4 3 1 0 0 0 0 0 65 105 6.35 1.588																			
Juan Carlos Oviedo, R ERA: 3.63	0.1 3 2 3 3 0 1 0 0 0 0 0 7 13 81.00 9.000																			
Jimmy Gobble, L ERA: 10.21	0.2 4 2 0 0 0 0 0 0 0 0 0 11 19 0.00 3.000																			
51 Robinson Tejeda, R ERA: 4.19	1.1 4 0 0 0 2 0 0 0 0 0 0 8 14 0.00 0.000																			

AB 31
R 1
H 6
RBI 1
BB 1
SO 4
LOB 11



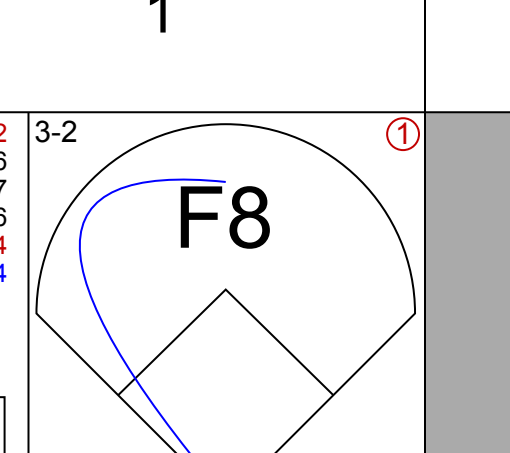
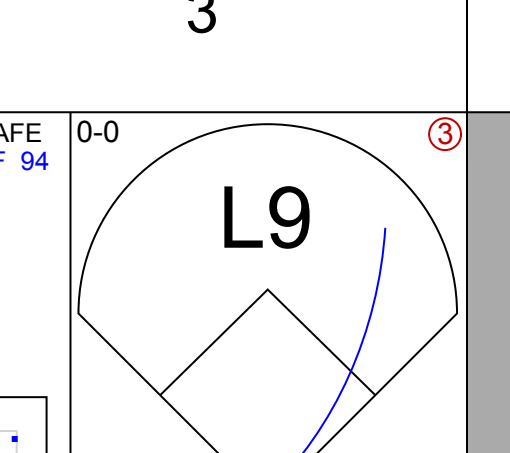
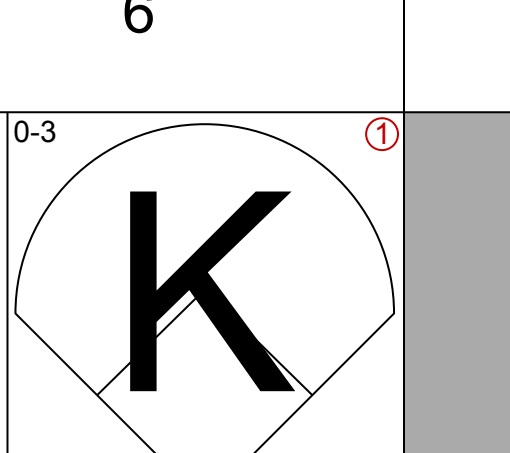
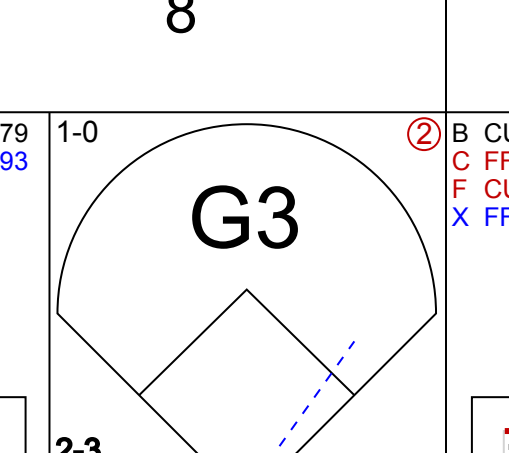
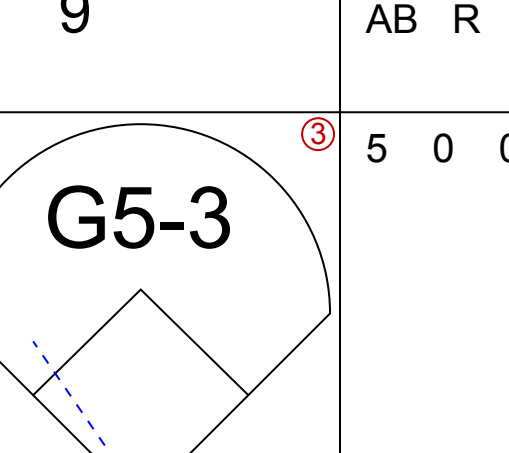
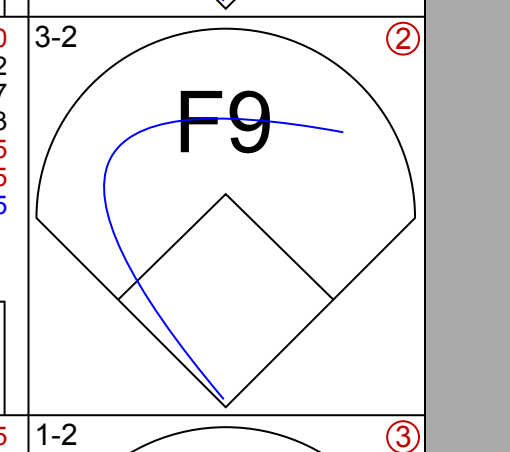
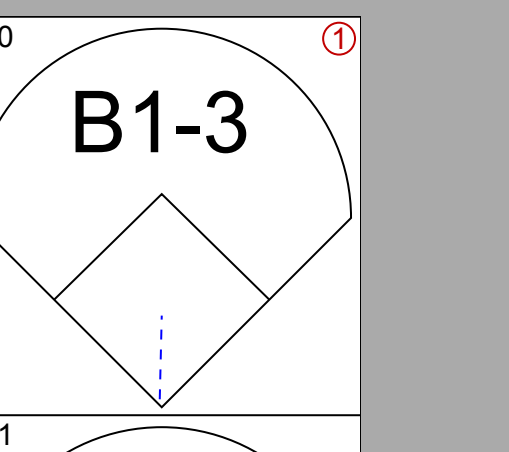
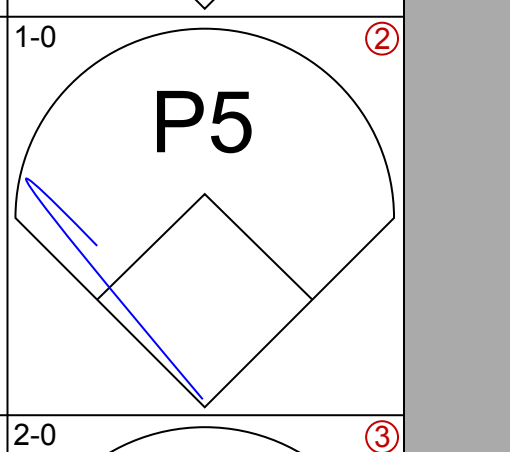
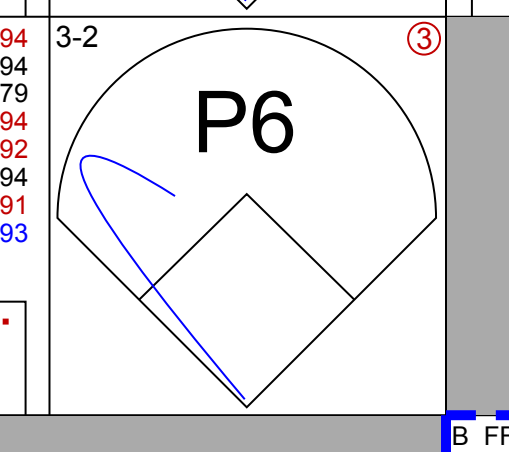
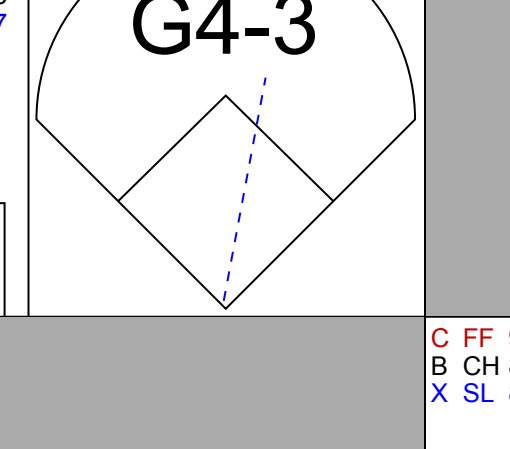
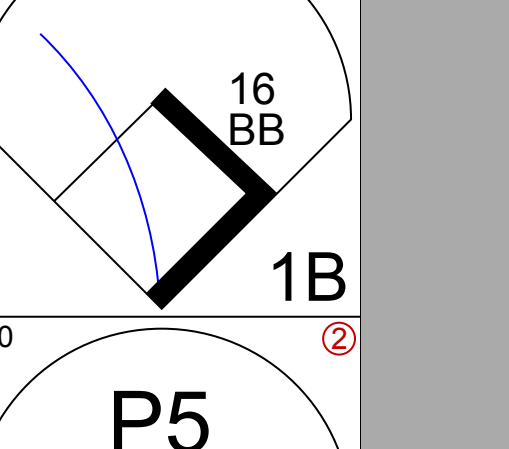
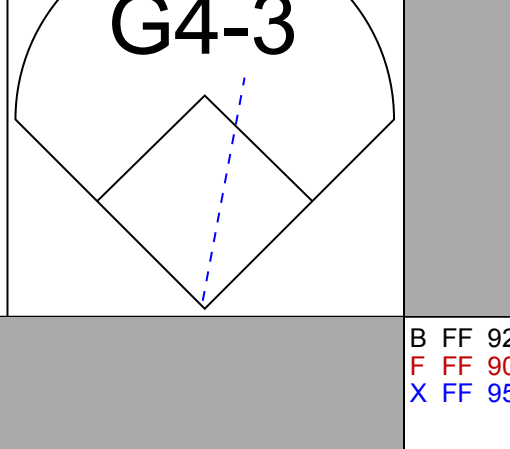
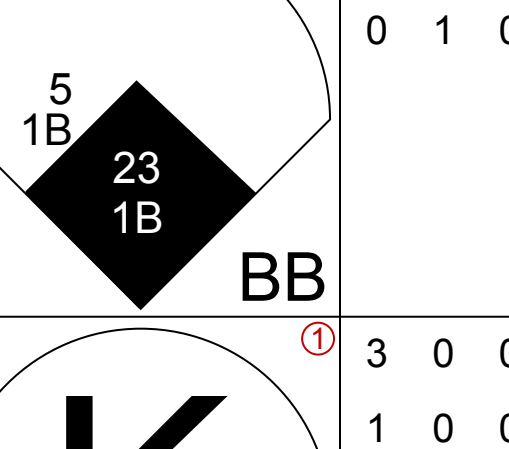

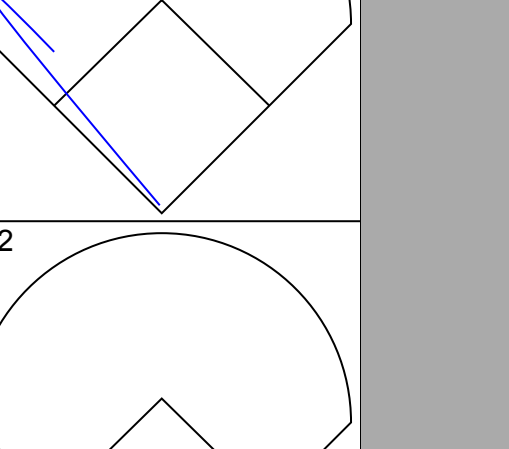
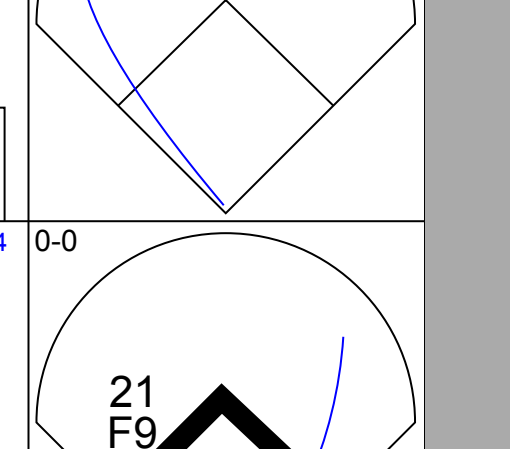
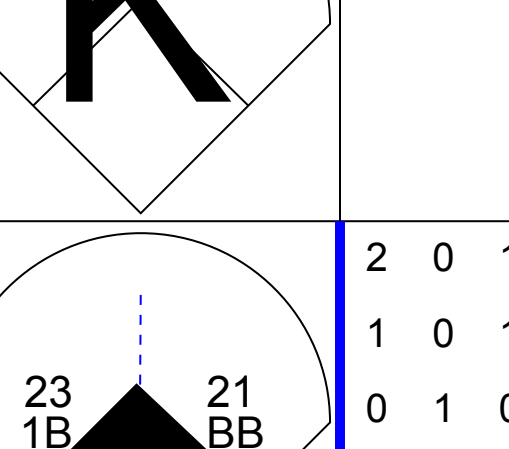
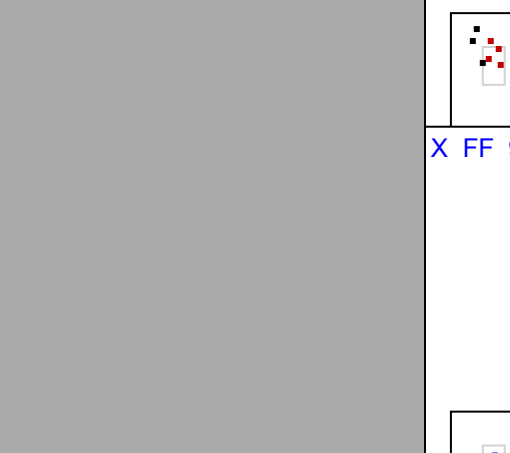
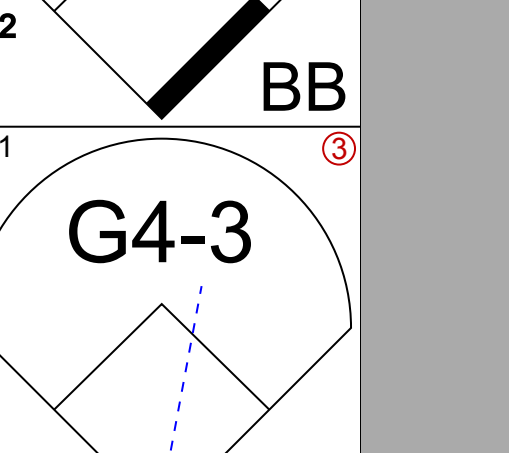
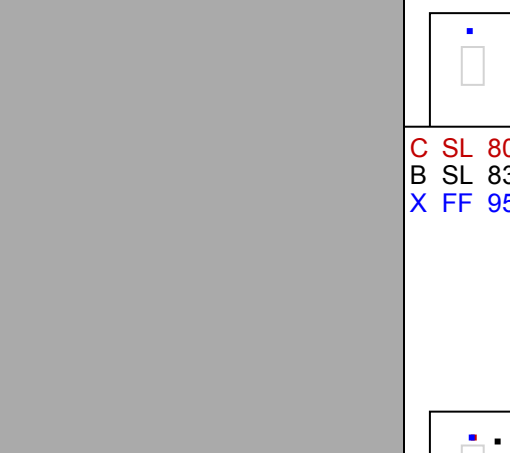
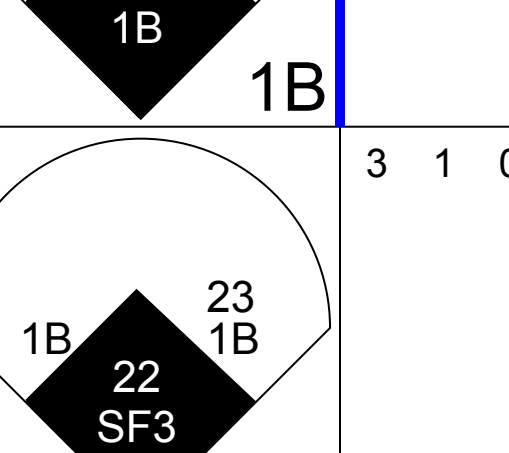

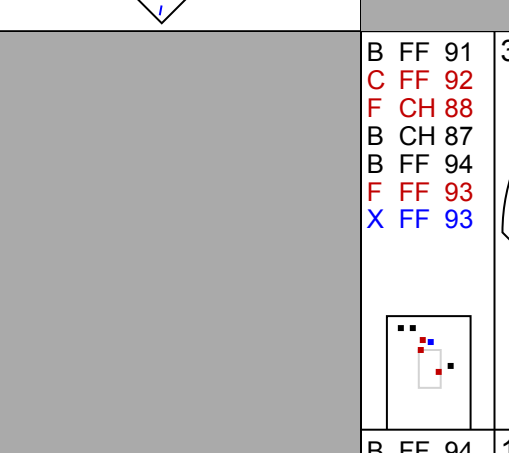
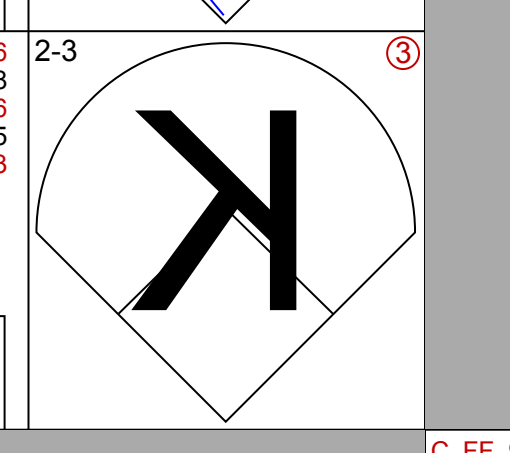
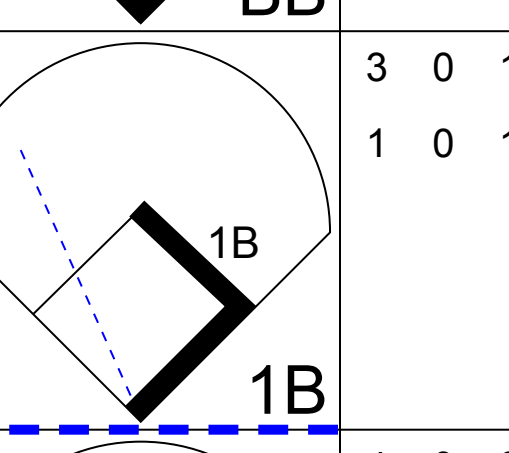
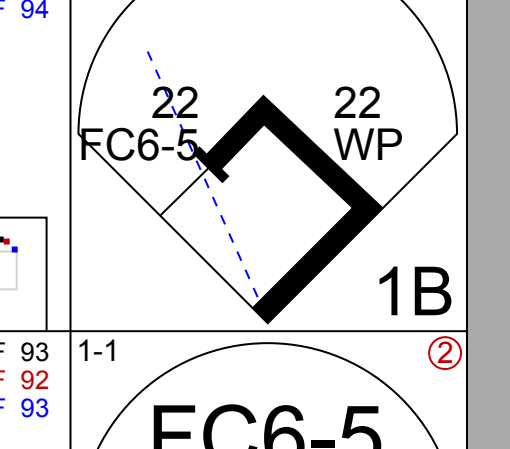
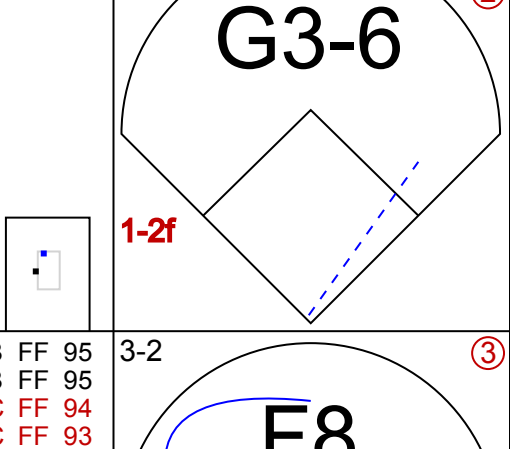
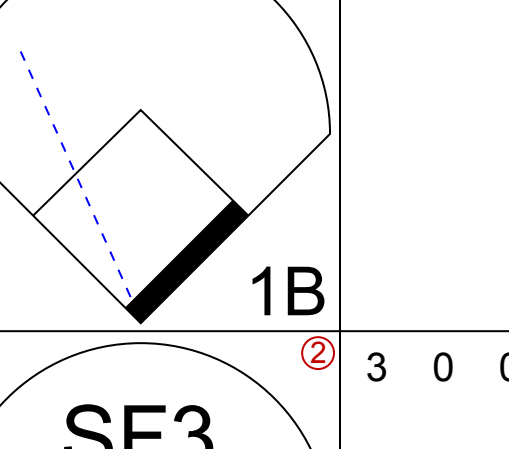
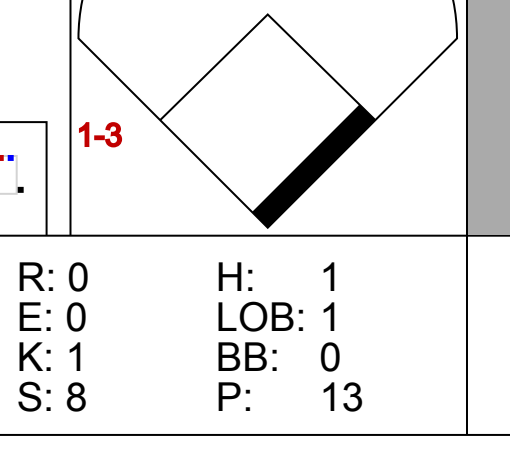
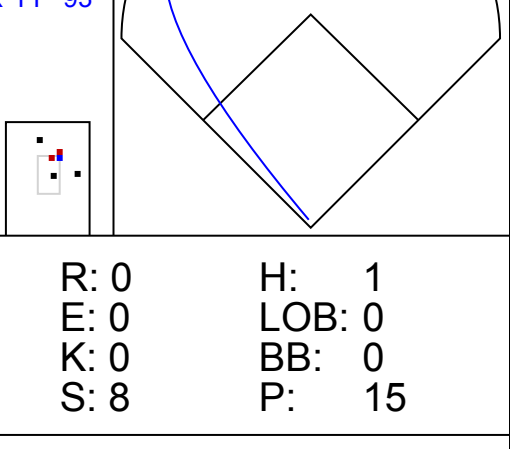
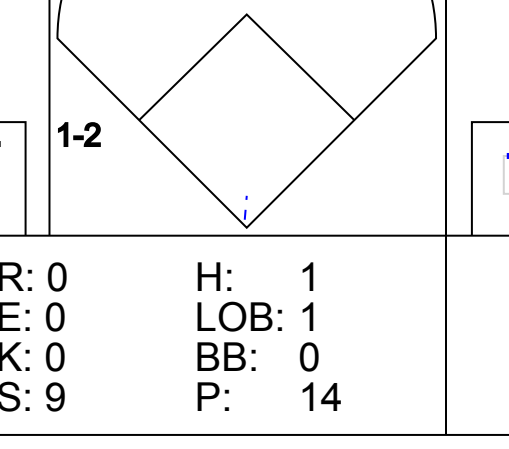
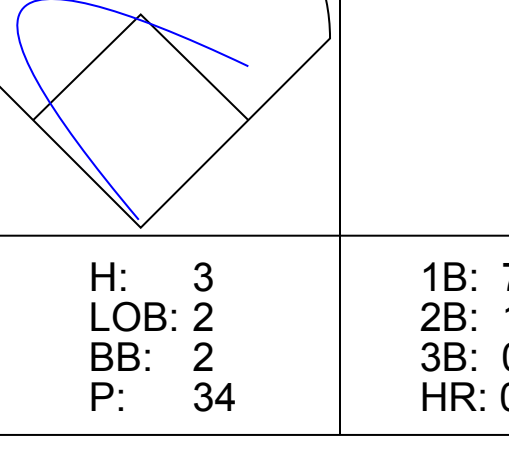




AB 35
R 7
H 12
RBI 5
BB 2
SO 5
LOB 16

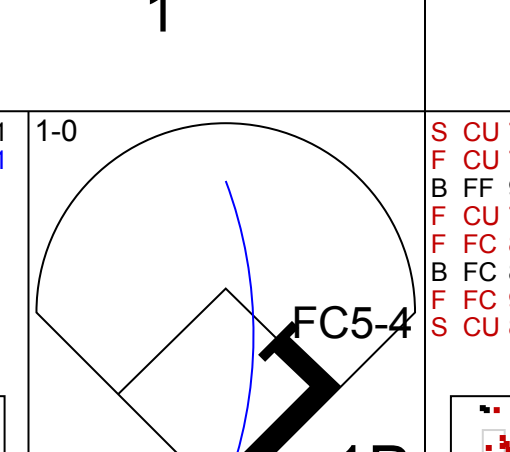
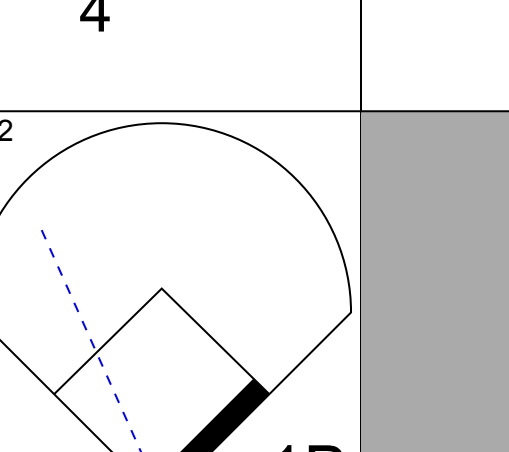
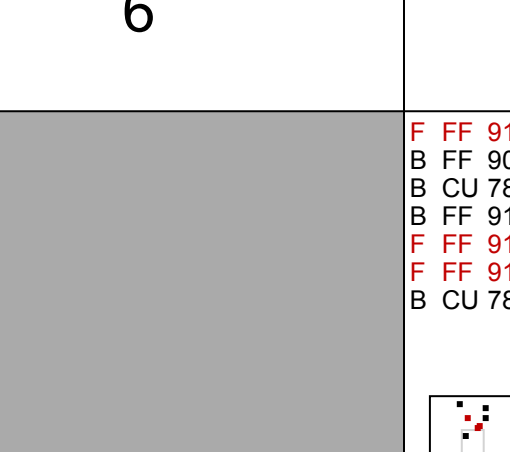
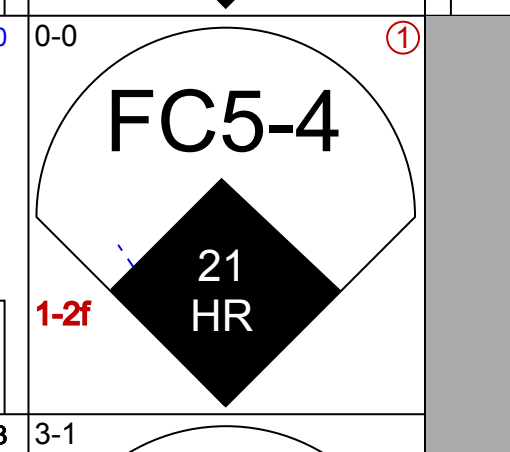
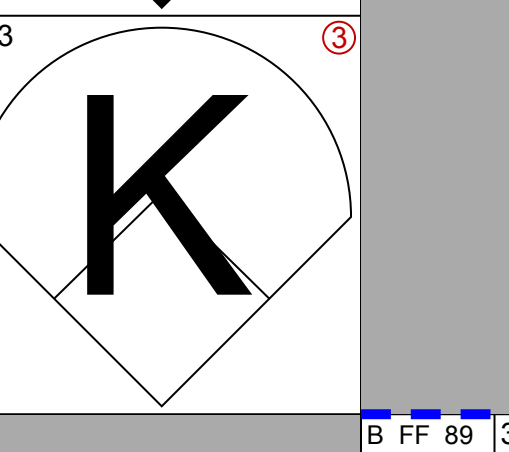
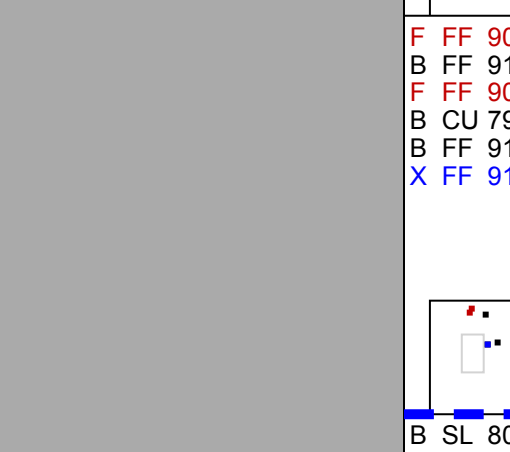

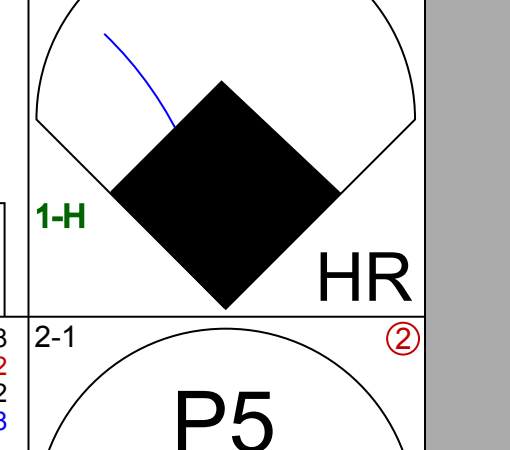
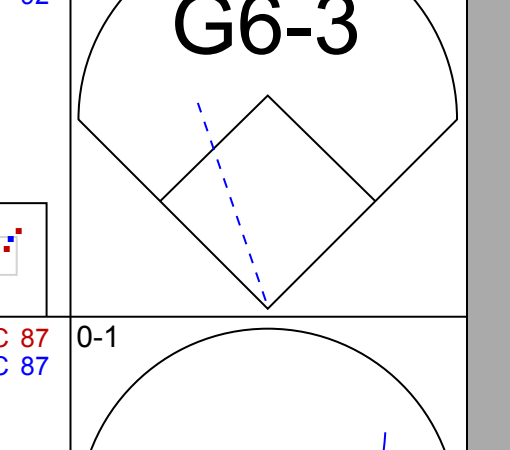
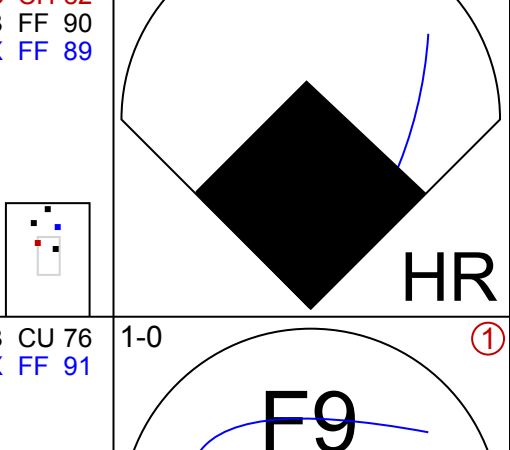
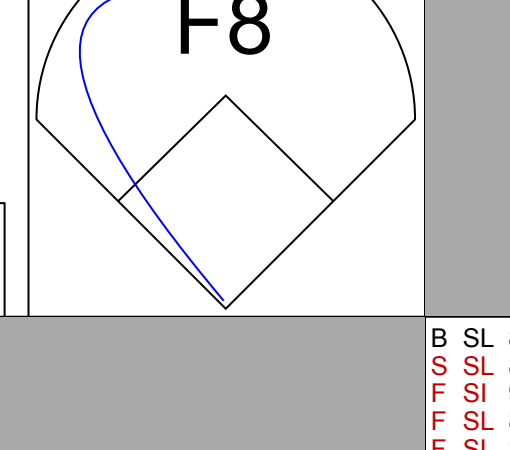
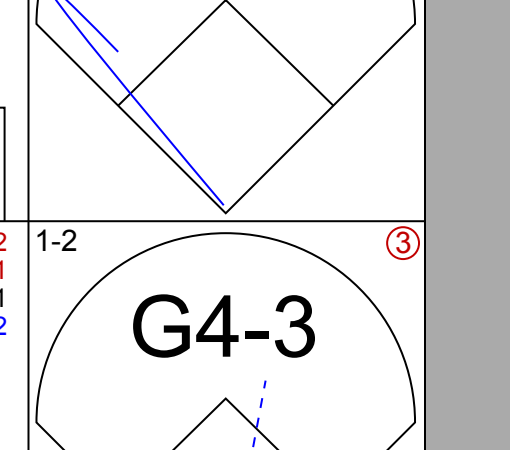
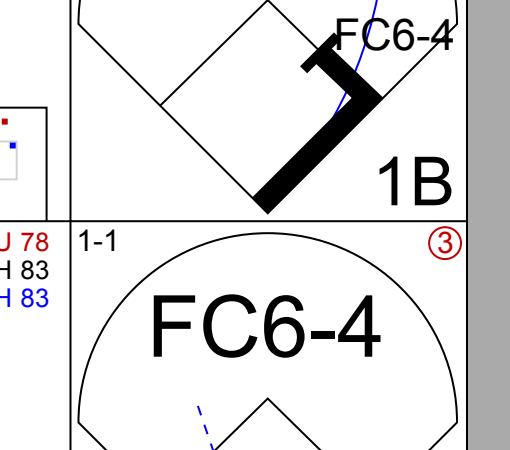
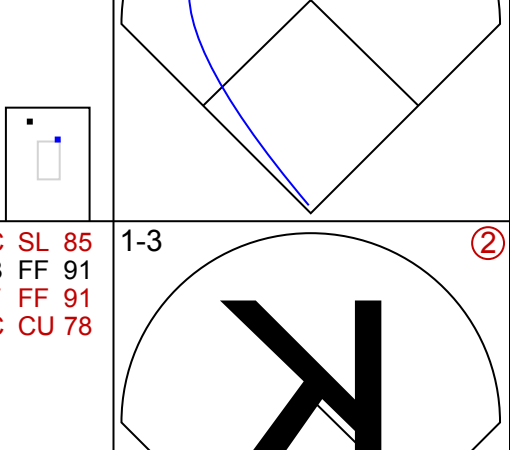
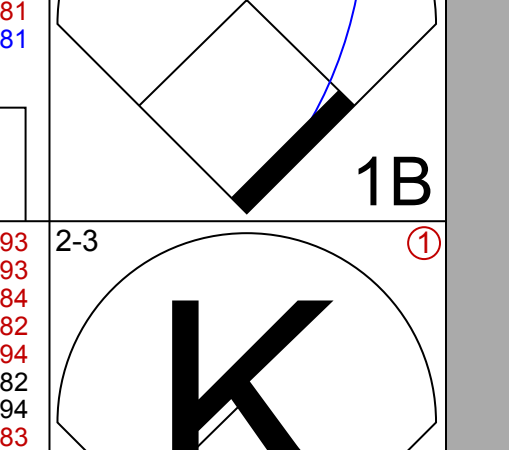
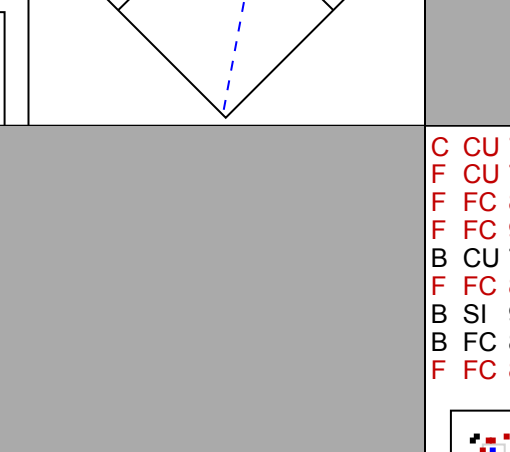
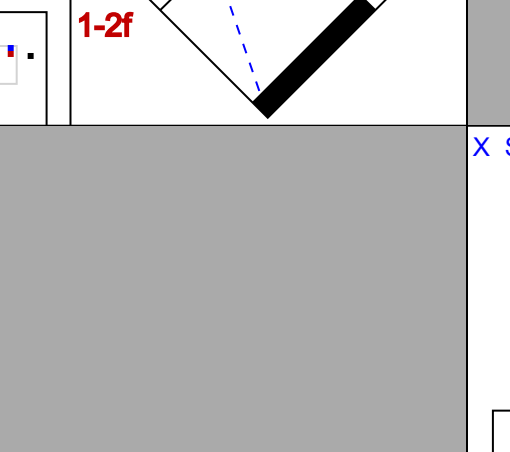
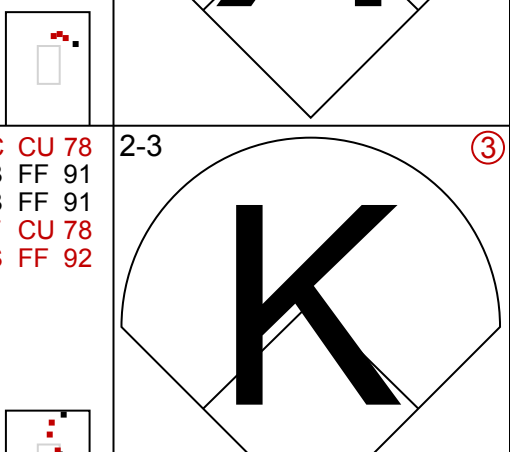
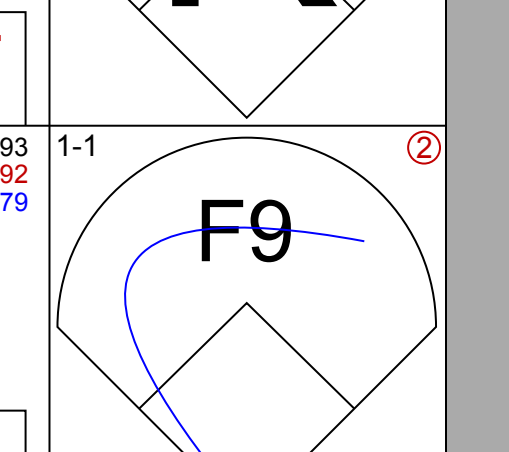
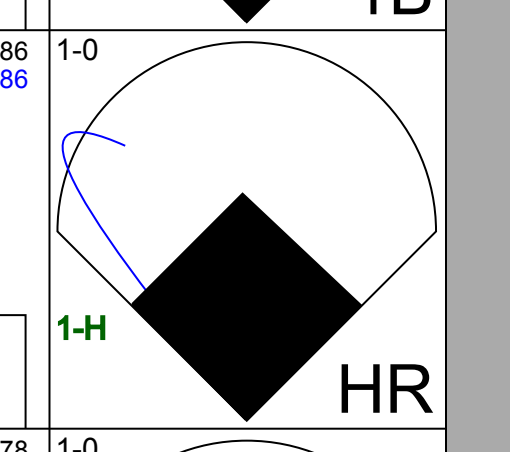
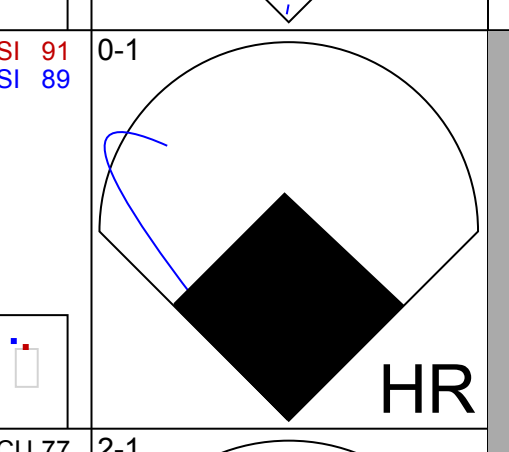
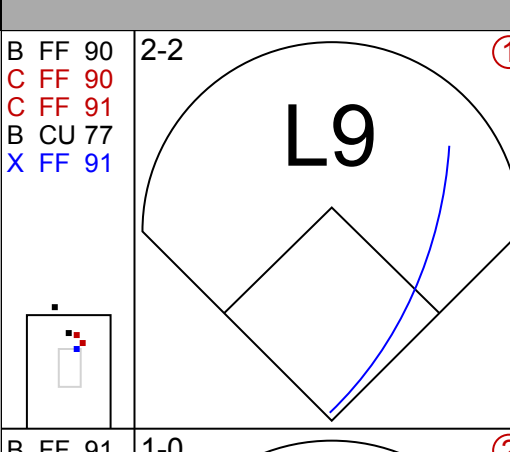
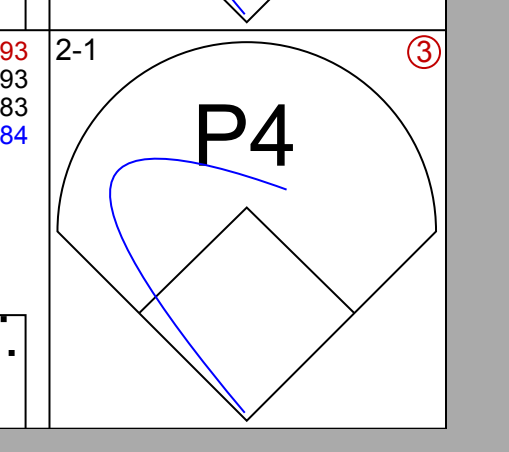

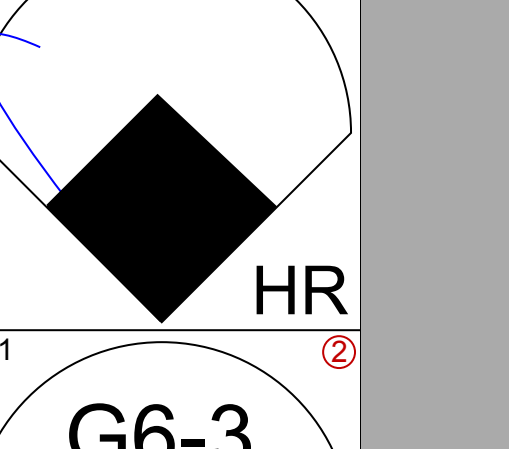
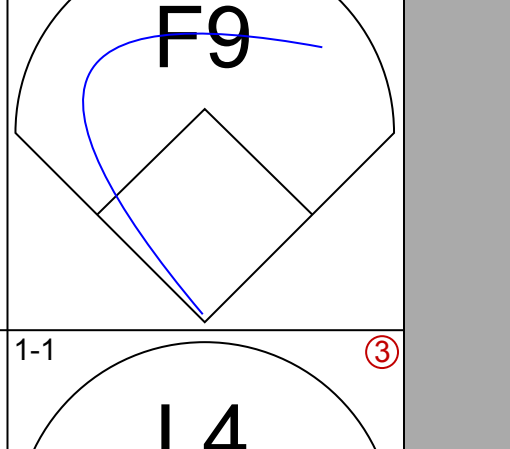

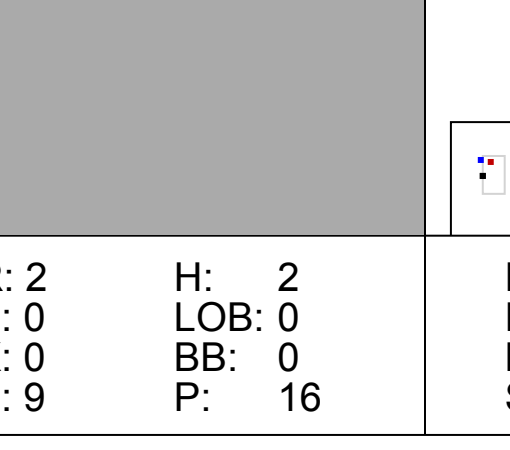
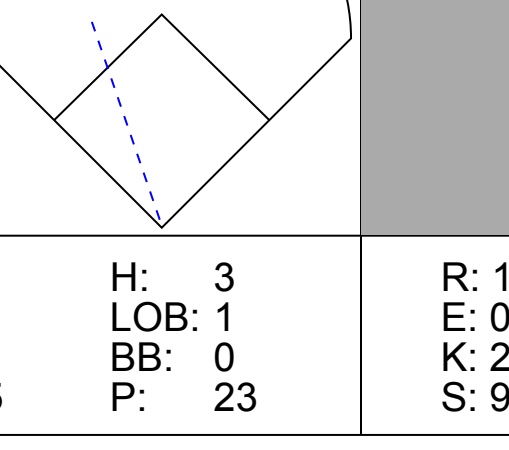
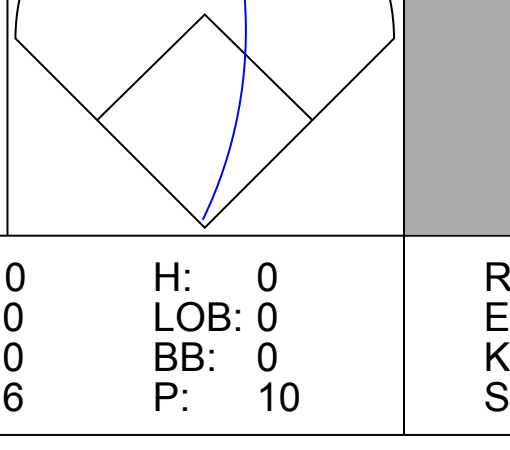
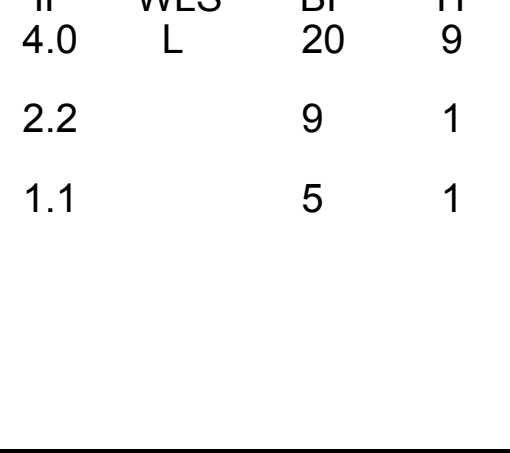




Batter	1	2	3	4	5	6	7	8	9	AB	R	H	RBI	BB	SO	LOB	TOP		
2 Denard Span, L OBP: 0.393, SLG: 0.455										4	2	2	1	0	0	2	Minnesota Twins @ Baltimore Orioles Oriole Park at Camden Yards, Baltimore, MD Sat Sep 13 2008, 5:10 PM EDT Att: 21,712 - Partly Cloudy - 85 F		
20 Matt Tolbert, S OBP: 0.324, SLG: 0.400										4	3	2	1	1	0	2			
55 Mike Redmond, R OBP: 0.316, SLG: 0.328										4	1	2	2	0	0	1			
33 Justin Morneau, L OBP: 0.387, SLG: 0.528										5	1	1	2	0	0	2			
Randy Ruiz, R OBP: 0.338, SLG: 0.367										5	1	1	1	0	0	3			
21 Delmon Young, R OBP: 0.331, SLG: 0.401 11 Jason Pridie, L (9.7)										5	1	1	0	0	0	3			
23 Brendan Harris, R OBP: 0.324, SLG: 0.395										4	3	2	2	1	0	1			
12 Adam Everett, R OBP: 0.266, SLG: 0.309										5	0	1	1	0	1	3			
22 Carlos Gómez, R OBP: 0.294, SLG: 0.351										3	0	1	2	1	1	2			
Inning Stats	R: 6 H: 5 E: 0 K: 0 S: 16	H: 5 R: 2 ER: 0 LOB: 1 BB: 1 P: 30	R: 1 H: 2 ER: 0 LOB: 1 BB: 0 P: 12	R: 3 H: 3 E: 0 K: 2 S: 20	H: 3 R: 1 ER: 0 LOB: 1 BB: 1 P: 36	R: 0 H: 0 E: 0 K: 1 S: 14	H: 0 R: 0 ER: 0 LOB: 0 BB: 0 P: 6	R: 0 H: 0 E: 0 K: 1 S: 6	H: 0 R: 0 ER: 0 LOB: 0 BB: 0 P: 8	R: 1 H: 1 E: 0 K: 0 S: 11	H: 1 R: 1 ER: 0 LOB: 1 BB: 1 P: 21	R: 0 H: 0 E: 0 K: 1 S: 11	H: 0 R: 0 ER: 0 LOB: 0 BB: 0 P: 16	R: 0 H: 0 E: 0 K: 0 S: 6	H: 0 R: 0 ER: 0 LOB: 0 BB: 0 P: 10	1B: 9 2B: 1 3B: 2 HR: 1		SF: 0 LOB: 0 SAC: 0 DP: 0 HBP: 2	WP: 1 PB: 0 SB: 2 CS: 1
PITCHER	IP WLS BF H R ER SO BB IBB HBP BLK WP HR S P ERA WHIP																		
Garrett Olson, L ERA: 6.84	(1.1) 0.2 L 9 5 6 6 0 1 0 0 0 0 0 0 14 27 81.00 9.000																		
Randor Bierd, R ERA: 4.53	(1.1) 2.0 11 4 4 4 2 1 0 0 0 1 0 23 43 18.00 2.500																		
Brian Burres, L ERA: 6.32	(3.1) 1.2 9 3 1 1 1 1 0 0 1 0 0 21 28 5.40 1.800																		
Rocky Cherry, R ERA: 5.27	(5.1) 2.2 9 1 1 1 1 1 0 0 0 0 1 19 33 3.38 0.750																		
31 Kam Mickolio, R ERA: 8.31	(8.1) 2.0 6 0 0 0 1 0 0 0 0 0 0 17 26 0.00 0.000																		

Batter	1	2	3	4	5	6	7	8	9	AB	R	H	RBI	BB	SO	LOB	BOTTOM				
1 Brian Roberts, S OBP: 0.376, SLG: 0.454										5	1	3	0	0	0	0	Minnesota Twins @ Baltimore Orioles Oriole Park at Camden Yards, Baltimore, MD Sat Sep 13 2008, 5:10 PM EDT Att: 21,712 - Partly Cloudy - 85 F				
21 Nick Markakis, L OBP: 0.402, SLG: 0.484										2	2	1	0	3	1	2					
6 Melvin Mora, R OBP: 0.344, SLG: 0.491 Omir Santos, R (8, PR) (9, 10)										4	1	2	0	1	0	4					
17 Aubrey Huff, L OBP: 0.369, SLG: 0.575 Alex Cintron, S OBP: 0.309, SLG: 0.359										5	0	1	1	0	1	7					
Adam Jones, R OBP: 0.318, SLG: 0.411										3	1	2	2	1	0	0					
Oscar Salazar, R OBP: 0.327, SLG: 0.463										5	1	1	3	0	0	3					
12 Luis Montanez, R OBP: 0.333, SLG: 0.432										5	0	1	0	0	1	0					
Guillermo Quiroz, R OBP: 0.252, SLG: 0.260										3	0	0	0	1	0	0					
Juan Castro, R OBP: 0.233, SLG: 0.259 Ramon Hernandez, R (7, PH) Brandon Fahey, L OBP: 0.260, SLG: 0.344										3	0	1	0	0	1	0					
Inning Stats	R: 2 H: 2 E: 0 K: 0 S: 13	H: 2 R: 0 ER: 0 LOB: 0 BB: 1 P: 20	R: 0 H: 0 ER: 0 LOB: 0 BB: 0 P: 10	R: 4 H: 3 E: 0 K: 0 S: 18	H: 3 R: 1 ER: 0 LOB: 1 BB: 1 P: 31	R: 0 H: 2 E: 0 K: 0 S: 11	H: 2 R: 0 ER: 0 LOB: 3 BB: 0 P: 19	R: 0 H: 0 E: 0 K: 1 S: 5	H: 0 R: 0 ER: 0 LOB: 0 BB: 0 P: 8	R: 0 H: 2 E: 0 K: 1 S: 9	H: 2 R: 0 ER: 0 LOB: 2 BB: 0 P: 17	R: 0 H: 2 E: 0 K: 2 S: 14	H: 1 R: 0 ER: 0 LOB: 1 BB: 1 P: 22	R: 0 H: 0 E: 0 K: 0 S: 5	H: 0 R: 0 ER: 0 LOB: 2 BB: 1 P: 11	R: 0 H: 0 E: 0 K: 0 S: 4		H: 0 R: 0 ER: 0 LOB: 1 BB: 1 P: 13	1B: 9 2B: 2 3B: 0 HR: 1	SF: 1 LOB: 0 SAC: 0 DP: 2 HBP: 0	WP: 1 PB: 0 SB: 0 CS: 0
PITCHER	IP WLS BF H R ER SO BB IBB HBP BLK WP HR S P ERA WHIP																				
15 Glen Perkins, L ERA: 4.4	(1.1) 3.0 16 5 6 6 2 0 0 0 0 0 0 21 35 0.00 2.143																				
Bobby Korecky, R ERA: 5.54	(4.1) 2.1 W 12 4 0 0 0 1 0 0 0 0 0 21 35 0.00 2.143																				
49 Craig Breslow, L ERA: 2.13	(6.1) 1.2 8 2 0 0 3 1 0 0 0 1 0 18 31 0.00 1.800																				
Dennys Reyes, L ERA: 2.41	(8.1) 1.0 4 1 0 0 0 1 0 0 0 0 0 5 11 0.00 2.000																				
38 Phil Humber, R ERA: 5.4	(9.1) 1.0 3 0 0 0 0 1 0 0 0 0 0 4 13 0.00 1.000																				



Batter	1	2	3	4	5	6	7	8	9	AB	R	H	RBI	BB	SO	LOB	TOP			
2 Denard Span, L (1,9) OBP: 0.387, SLG: 0.447										5	0	0	0	0	1	4	Minnesota Twins @ Baltimore Orioles Oriole Park at Camden Yards, Baltimore, MD Sun Sep 14 2008, 1:35 PM EDT Att: 18,559 - Sunny - 95 F			
25 Alexi Casilla, S (1,4) OBP: 0.337, SLG: 0.390										4	0	0	0	0	0	1				
7 Joe Mauer, L (1,2) OBP: 0.409, SLG: 0.436 Randy Ruiz, R (9,PH) OBP: 0.348, SLG: 0.367										3	0	1	0	0	0	0				
33 Justin Morneau, L (1,3) 27 Matt Macri, R (8,3) OBP: 0.371, SLG: 0.455										3	0	0	0	0	0	1				
16 Jason Kubel, L (1,10) OBP: 0.341, SLG: 0.464 5 Michael Cuddyer, R (9,PH) OBP: 0.326, SLG: 0.377 11 Jason Pridie, L (9,PR)										2	0	1	0	1	1	0				
21 Delmon Young, R (1,7) OBP: 0.330, SLG: 0.398										3	1	0	0	1	0	3				
32 Brian Buscher, L (1,5) 23 Brendan Harris, R (9,PH) OBP: 0.325, SLG: 0.397										3	0	1	0	0	2	1				
Nick Punto, S (1,6) OBP: 0.345, SLG: 0.395										4	0	3	1	0	0	1				
22 Carlos Gómez, R (1,8) OBP: 0.292, SLG: 0.349										3	0	0	1	0	0	2				
Inning Stats	R: 0 E: 0 K: 0 S: 10	H: 0 LOB: 0 BB: 0 P: 17	R: 0 E: 0 K: 1 S: 7	H: 0 LOB: 0 BB: 0 P: 11	R: 0 E: 0 K: 1 S: 8	H: 1 LOB: 1 BB: 0 P: 13	R: 0 E: 0 K: 0 S: 11	H: 1 LOB: 2 BB: 0 P: 19	R: 0 E: 0 K: 1 S: 5	H: 0 LOB: 0 BB: 0 P: 8	R: 0 E: 0 K: 1 S: 8	H: 1 LOB: 1 BB: 0 P: 12	R: 0 E: 0 K: 0 S: 9	H: 1 LOB: 1 BB: 2 P: 14	R: 3 E: 0 K: 1 S: 18	H: 3 LOB: 2 BB: 2 P: 34		1B: 7 2B: 1 3B: 0 HR: 0	SF: 1 SAC: 0 DP: 0 HBP: 0	WP: 1 PB: 0 SB: 0 CS: 0
PITCHER	IP	WLS	BF	H	R	ER	SO	BB	IBB	HBP	BLK	WP	HR	S	P	ERA	WHIP			
62 Radhames Liz, R (1,1) ERA: 6.9	8.0	W	29	5	0	0	4	1	0	0	0	1	0	66	109	0.00	0.750			
52 George Sherrill, L (9,1) ERA: 4.97	0.1		5	2	3	3	1	2	0	0	0	0	0	9	21	81.00	12.000			
53 Jim Miller, R (9,1) ERA:	0.2		3	1	0	0	0	0	0	0	0	0	0	9	13	0.00	1.500			

Batter	1	2	3	4	5	6	7	8	9	AB	R	H	RBI	BB	SO	LOB	BOTTOM				
1 Brian Roberts, S (1,4) OBP: 0.378, SLG: 0.455										3	0	2	0	1	1	0	Minnesota Twins @ Baltimore Orioles Oriole Park at Camden Yards, Baltimore, MD Sun Sep 14 2008, 1:35 PM EDT Att: 18,559 - Sunny - 95 F				
Adam Jones, R (1,8) OBP: 0.316, SLG: 0.407										4	1	0	0	0	1	3					
21 Nick Markakis, L (1,9) OBP: 0.402, SLG: 0.495										4	2	2	3	0	0	0					
17 Aubrey Huff, L (1,5) OBP: 0.370, SLG: 0.575										4	0	2	0	0	0	0					
Ramon Hernandez, R (1,2) OBP: 0.311, SLG: 0.417										4	0	0	0	0	2	2					
30 Luke Scott, L (1,10) OBP: 0.349, SLG: 0.491										4	1	1	0	0	1	1					
Oscar Salazar, R (1,3) OBP: 0.340, SLG: 0.600										4	2	2	3	0	0	1					
12 Luis Montanez, R (1,7) OBP: 0.345, SLG: 0.476										3	1	2	1	0	0	0					
Juan Castro, R (1,6) OBP: 0.229, SLG: 0.254										3	0	0	0	0	0	1					
Inning Stats	R: 2 E: 0 K: 0 S: 9	H: 2 LOB: 0 BB: 0 P: 16	R: 2 E: 0 K: 1 S: 18	H: 3 LOB: 0 BB: 0 P: 26	R: 0 E: 0 K: 0 S: 9	H: 1 LOB: 1 BB: 0 P: 10	R: 2 E: 0 K: 1 S: 15	H: 3 LOB: 1 BB: 0 P: 23	R: 1 E: 0 K: 2 S: 9	H: 1 LOB: 0 BB: 0 P: 16	R: 0 E: 0 K: 0 S: 6	H: 0 LOB: 0 BB: 0 P: 10	R: 0 E: 0 K: 0 S: 7	H: 0 LOB: 1 BB: 1 P: 15	R: 0 E: 0 K: 1 S: 17	H: 1 LOB: 0 BB: 0 P: 23		1B: 6 2B: 0 3B: 0 HR: 5	SF: 0 SAC: 0 DP: 2 HBP: 0	WP: 0 PB: 0 SB: 0 CS: 0	PA: 34
PITCHER	IP	WLS	BF	H	R	ER	SO	BB	IBB	HBP	BLK	WP	HR	S	P	ERA	WHIP				
53 Nick Blackburn, R (1,1) ERA: 3.89	4.0	L	20	9	6	6	2	1	0	0	0	0	0	4	51	75	13.50	2.250			
36 Philip Humber, R (5,1) ERA: 4.15	2.2		9	1	1	1	2	1	0	0	0	0	1	21	39	3.38	0.750				
50 Jose Mijares, L (7,1) ERA:	1.1		5	1	0	0	1	0	0	0	0	0	0	18	25	0.00	0.750				



Batter	1	2	3	4	5	6	7	8	9	AB	R	H	RBI	BB	SO	LOB	TOP					
2 Denard Span, L OBP: 0.384, SLG: 0.433										4	1	0	0	1	2	3						
25 Alexi Casilla, S OBP: 0.339, SLG: 0.387										5	1	2	0	0	0	0						
7 Joe Mauer, L OBP: 0.413, SLG: 0.443										5	1	3	0	0	0	2						
33 Justin Morneau, L OBP: 0.383, SLG: 0.521										5	0	3	2	0	0	3						
21 Delmon Young, R OBP: 0.333, SLG: 0.401										4	0	1	1	1	2	3						
23 Brendan Harris, R OBP: 0.324, SLG: 0.394										5	0	2	0	0	1	4						
32 Brian Buscher, L OBP: 0.349, SLG: 0.407										3	0	0	0	1	1	2						
20 Matt Tolbert, S OBP: 0.330, SLG: 0.400										4	0	1	0	0	0	3						
16 Jason Kubel, L OBP: 0.340, SLG: 0.461										3	1	1	1	0	2	0						
22 Carlos Gómez, R OBP: 0.321, SLG: 0.354										3	1	1	1	0	2	0						
Inning Stats	R: 1 E: 0 K: 1 S: 12	H: 2 LOB: 1 BB: 1 P: 18	R: 0 E: 0 K: 1 S: 9	H: 2 LOB: 2 BB: 0 P: 18	R: 0 E: 0 K: 0 S: 8	H: 1 LOB: 0 BB: 1 P: 17	R: 1 E: 0 K: 0 S: 10	H: 1 LOB: 0 BB: 1 P: 15	R: 0 E: 0 K: 2 S: 10	H: 0 LOB: 1 BB: 0 P: 15	R: 2 E: 1 K: 0 S: 21	H: 3 LOB: 2 BB: 0 P: 28	R: 0 E: 0 K: 2 S: 22	H: 2 LOB: 2 BB: 0 P: 30	R: 0 E: 0 K: 1 S: 18	H: 1 LOB: 0 BB: 0 P: 24	1B: 12 2B: 3 3B: 0 HR: 1	SF: 0 SAC: 0 DP: 2 HBP: 1	WP: 2 PB: 0 SB: 1 CS: 0	PA: 44		
PITCHER	IP WLS BF H R ER SO BB IBB HBP BLK WP HR S P ERA WHIP	6.1 3 32 10 4 3 5 3 0 1 0 2 1 71 113 4.26 2.053	0.2 W 3 1 0 0 0 0 0 0 0 0 0 0 10 13 0.00 1.500	1.0 H 5 2 0 0 2 0 0 0 0 0 0 0 22 30 0.00 2.000	1.0 S 4 1 0 0 1 0 0 0 0 0 0 0 18 24 0.00 1.000																	
31 Cliff Lee, L ERA: 2.41																						
49 Edward Mujica, R ERA: 7.01																						
53 Rafael Perez, L ERA: 3.16																						
50 Jensen Lewis, R ERA: 3.96																						
Batter	1	2	3	4	5	6	7	8	9	AB	R	H	RBI	BB	SO	LOB	BOTTOM					
24 Grady Sizemore, L OBP: 0.380, SLG: 0.513										4	1	2	0	1	0	0						
11 Jamey Carroll, R OBP: 0.354, SLG: 0.342										5	1	1	0	0	1	5						
17 Shin-Soo Choo, L OBP: 0.390, SLG: 0.534										5	0	1	2	0	3	4						
2 Jhonny Peralta, R OBP: 0.326, SLG: 0.475										2	2	2	2	2	0	0						
41 Victor Martinez, S OBP: 0.333, SLG: 0.360										4	0	1	1	0	1	4						
48 Travis Hafner, L OBP: 0.321, SLG: 0.350										3	1	1	1	1	2	0						
10 Kelly Shoppach, R OBP: 0.345, SLG: 0.536										3	0	0	0	1	2	2						
Franklin Gutierrez, R OBP: 0.305, SLG: 0.390										3	0	0	0	1	0	1						
Asdrubal Cabrera, S OBP: 0.338, SLG: 0.358										3	1	1	0	0	1	1						
Inning Stats	R: 0 E: 0 K: 1 S: 11	H: 1 LOB: 2 BB: 1 P: 24	R: 0 E: 0 K: 1 S: 9	H: 0 LOB: 0 BB: 0 P: 12	R: 0 E: 0 K: 1 S: 12	H: 0 LOB: 0 BB: 0 P: 16	R: 2 E: 0 K: 2 S: 19	H: 2 LOB: 0 BB: 0 P: 30	R: 2 E: 1 K: 0 S: 18	H: 3 LOB: 2 BB: 1 P: 30	R: 0 E: 1 K: 2 S: 10	H: 0 LOB: 1 BB: 1 P: 19	R: 2 E: 0 K: 2 S: 15	H: 3 LOB: 2 BB: 1 P: 27	R: 0 E: 0 K: 1 S: 9	H: 0 LOB: 2 BB: 2 P: 20	1B: 4 2B: 3 3B: 0 HR: 2	SF: 0 SAC: 1 DP: 0 HBP: 0	WP: 1 PB: 0 SB: 0 CS: 0	PA: 39		
PITCHER	IP WLS BF H R ER SO BB IBB HBP BLK WP HR S P ERA WHIP	4.2 4 21 6 4 4 5 1 0 0 0 0 0 15 28 0.00 1.500	1.1 6 0 0 0 2 2 0 0 0 0 0 0 6 9 13.50 1.500	0.2 L 3 1 1 1 1 0 0 0 0 0 0 0 9 18 27.00 6.000	0.1 3 0 0 0 0 1 1 0 0 0 0 0 3 12 0.00 3.000																	
30 Scott Baker, R ERA: 3.69																						
28 Jesse Crain, R ERA: 3.77																						
50 Jose Mijares, L ERA: 2.25																						
54 Matt Guerrier, R ERA: 4.5																						
49 Craig Breslow, L ERA: 2.06																						
PITCHER	IP WLS BF H R ER SO BB IBB HBP BLK WP HR S P ERA WHIP	0.1 1 6 0 0 3 3 0 0 0 0 0 0 3 5 0.00 0.000	0.1 1 0 0 0 1 0 0 0 0 0 0 0 3 5 0.00 0.000																			

Minnesota Twins @ Cleveland Indians
 Progressive Field, Cleveland, OH
 Wed Sep 17 2008, 7:05 PM EDT
 Att: 22,904 - Clear - 75 F

AB	40
R	4
H	14
RBI	4
BB	3
SO	8
LOB	21



Minnesota Twins @ Cleveland Indians
 Progressive Field, Cleveland, OH
 Wed Sep 17 2008, 7:05 PM EDT
 Att: 22,904 - Clear - 75 F

AB	32
R	6
H	9
RBI	6
BB	6
SO	10
LOB	17



Batter	1	2	3	4	5	6	7	8	9	AB	R	H	RBI	BB	SO	LOB	TOP			
2 Denard Span, L OBP: 0.387, SLG: 0.434	1-0 16 HR SH5-3	0-0 FC6			1-2 K		4-2 7 BB SH5-3		2-2 25 HR 1B	4	3	2	0	1	1	1	Minnesota Twins @ Tampa Bay Rays Tropicana Field, St. Petersburg, FL Thu Sep 18 2008, 7:10 PM EDT Att: 17,296 - Dome - 72 F			
25 Alexi Casilla, S OBP: 0.341, SLG: 0.398	1-0 SH5-3		2-2 7 BB E6		1-0 P3		0-0 SH5-3		0-0 HR	3	2	2	2	0	0	0				
7 Joe Mauer, L OBP: 0.416, SLG: 0.448	4-1 16 HR BB		0-2 1B		0-0 F7		2-1 1B		2-2 12 BB 2B	4	2	3	3	1	0	0				
33 Justin Morneau, L OBP: 0.383, SLG: 0.519	1-0 P6		0-1 1B		1-1 21 BB 1B		1-3 K		4-0 12 BB 21 BB 1B	4	1	1	0	1	1	4				
16 Jason Kubel, L OBP: 0.339, SLG: 0.466	2-1 HR		1-3 K		1-0 L4		2-3 K		2-1 21 BB 20 SF7 2B	4	1	1	3	0	2	3				
12 Adam Everett, R OBP: 0.271, SLG: 0.323	1-0 HR		0-0 G5-3		1-0 2B				1-3 2B	1	1	1	1	0	0	0				
21 Delmon Young, R OBP: 0.333, SLG: 0.403	1-0 F8		1-0 G5-3		1-0 2B		2-3 K		2-2 CS 1B	5	0	2	1	0	1	1				
20 Matt Tolbert, S OBP: 0.316, SLG: 0.385		3-2 F9		0-3 K		1-0 G5-3		2-2 F8	2-2 SF7	4	0	0	1	0	1	2				
Nick Punto, S OBP: 0.345, SLG: 0.395		2-1 F9		2-1 F8		3-2 G5-3		3-2 5 S 1B	3-1 P3	5	0	1	0	0	0	3				
22 Carlos Gómez, R OBP: 0.294, SLG: 0.356		0-0 FC6		2-1 G5-3		0-1 25 SH5-3 7 BB 1B		3-2 F8		3	1	2	0	0	0	0				
5 Michael Cuddyer, R OBP: 0.323, SLG: 0.370										1	0	0	0	0	0	1				
11 Jason Pridie, L OBP: 0.271, SLG: 0.323										0	0	0	0	0	0	0				
Inning Stats	R: 3 H: 2 E: 0 K: 0 S: 7	H: 2 LOB: 0 BB: 1 P: 17	R: 0 H: 1 E: 0 K: 0 S: 7	H: 1 LOB: 1 BB: 0 P: 12	R: 1 H: 2 E: 1 K: 1 S: 12	H: 2 LOB: 1 BB: 0 P: 15	R: 0 H: 0 E: 0 K: 1 S: 5	H: 0 LOB: 0 BB: 0 P: 11	R: 0 H: 2 E: 0 K: 0 S: 11	H: 2 LOB: 2 BB: 1 P: 18	R: 2 H: 2 E: 0 K: 2 S: 15	H: 2 LOB: 1 BB: 1 P: 24	R: 0 H: 1 E: 0 K: 1 S: 16	H: 1 LOB: 1 BB: 0 P: 26	R: 5 H: 5 E: 0 K: 0 S: 16	H: 5 LOB: 0 BB: 1 P: 31	1B: 10 2B: 3 3B: 0 HR: 2	SF: 1 SAC: 2 DP: 0 HBP: 0	WP: 0 PB: 0 SB: 1 CS: 1	PA: 44
PITCHER	IP WLS BF H R ER SO BB IBB HBP BLK WP HR S P ERA WHIP	IP WLS BF H R ER SO BB IBB HBP BLK WP HR S P ERA WHIP	IP WLS BF H R ER SO BB IBB HBP BLK WP HR S P ERA WHIP	IP WLS BF H R ER SO BB IBB HBP BLK WP HR S P ERA WHIP	IP WLS BF H R ER SO BB IBB HBP BLK WP HR S P ERA WHIP	IP WLS BF H R ER SO BB IBB HBP BLK WP HR S P ERA WHIP	IP WLS BF H R ER SO BB IBB HBP BLK WP HR S P ERA WHIP	IP WLS BF H R ER SO BB IBB HBP BLK WP HR S P ERA WHIP	IP WLS BF H R ER SO BB IBB HBP BLK WP HR S P ERA WHIP	33 James Shields, R ERA: 3.61	14 David Price, L ERA: 3.0	40 Troy Percival, R ERA: 4.89	35 Dan Wheeler, R ERA: 3.25	Treyver Miller, L ERA: 4.62	53 Chad Bradford, R ERA: 2.08					
1 Akinori Iwamura, L OBP: 0.350, SLG: 0.379	4-1 23 HR 8 BB G4-6-3	2-2 G5-3		1-2 G1-3		3-1 F7		1-0 F9		4	1	0	0	1	0	0	Minnesota Twins @ Tampa Bay Rays Tropicana Field, St. Petersburg, FL Thu Sep 18 2008, 7:10 PM EDT Att: 17,296 - Dome - 72 F			
8 Jason Bartlett, R OBP: 0.317, SLG: 0.350	1-0 23 HR 1B	1-1 F7		2-2 G5-3		3-1 1B		1-3 K		4	0	2	0	0	0	0				
16 Willy Aybar, S OBP: 0.335, SLG: 0.427	1-2 G4-6-3		4-2 3 FC6-4 BB		0-0 HR		0-0 L9		0-0 G6-3	4	1	1	1	1	0	3				
23 Carlos Pena, L OBP: 0.374, SLG: 0.495	2-0 G4-6-3		0-0 FC6-4		2-0 HR		3-1 HR		0-1 G1-3	5	3	3	4	0	0	1				
3 Evan Longoria, R OBP: 0.353, SLG: 0.544	2-2 HR		0-0 FC6-4		2-0 HR		2-0 HR			4	1	0	0	0	0	0				
Rocco Baldelli, R OBP: 0.328, SLG: 0.475	2-2 E5 30 HR		0-2 F8		2-1 G6-3		1-0 F9			4	1	0	0	0	0	0				
30 Dioner Navarro, S OBP: 0.347, SLG: 0.404	2-2 HR		1-1 G6-3		1-2 L3		3-2 F9			4	1	1	2	0	0	0				
18 Ben Zobrist, S OBP: 0.318, SLG: 0.430	3-2 26 BB 2B		4-2 26 HBP BB		0-0 P6		1-1 G6-3			3	1	1	0	1	0	0				
26 Gabe Gross, L OBP: 0.344, SLG: 0.439	1-2 2B		1-0 HBP		2-2 F7		3-2 L5			3	0	1	1	0	0	0				
38 Fernando Perez, R OBP: 0.310, SLG: 0.421	0-3 K		1-1 F7		1-2 G6-3		3-3 K			4	0	0	0	0	2	3				
Inning Stats	R: 5 H: 5 E: 1 K: 1 S: 22	H: 5 LOB: 1 BB: 1 P: 39	R: 0 H: 0 E: 0 K: 0 S: 8	H: 0 LOB: 1 BB: 1 P: 15	R: 0 H: 0 E: 0 K: 0 S: 9	H: 0 LOB: 2 BB: 1 P: 16	R: 2 H: 2 E: 0 K: 0 S: 12	H: 2 LOB: 0 BB: 0 P: 19	R: 0 H: 1 E: 0 K: 0 S: 8	H: 1 LOB: 1 BB: 0 P: 15	R: 1 H: 1 E: 0 K: 0 S: 8	H: 1 LOB: 0 BB: 0 P: 17	R: 0 H: 0 E: 0 K: 1 S: 11	H: 0 LOB: 0 BB: 0 P: 18	R: 0 H: 0 E: 0 K: 1 S: 6	H: 0 LOB: 0 BB: 0 P: 7	1B: 2 2B: 2 3B: 0 HR: 5	SF: 0 SAC: 0 DP: 1 HBP: 1	WP: 0 PB: 0 SB: 0 CS: 0	PA: 40
PITCHER	IP WLS BF H R ER SO BB IBB HBP BLK WP HR S P ERA WHIP	IP WLS BF H R ER SO BB IBB HBP BLK WP HR S P ERA WHIP	IP WLS BF H R ER SO BB IBB HBP BLK WP HR S P ERA WHIP	IP WLS BF H R ER SO BB IBB HBP BLK WP HR S P ERA WHIP	IP WLS BF H R ER SO BB IBB HBP BLK WP HR S P ERA WHIP	IP WLS BF H R ER SO BB IBB HBP BLK WP HR S P ERA WHIP	IP WLS BF H R ER SO BB IBB HBP BLK WP HR S P ERA WHIP	IP WLS BF H R ER SO BB IBB HBP BLK WP HR S P ERA WHIP	IP WLS BF H R ER SO BB IBB HBP BLK WP HR S P ERA WHIP	15 Glen Perkins, L ERA: 4.5	38 Philip Humber, R ERA: 3.72	Bobby Korecky, R ERA: 5.52	Eddie Guardado, L ERA: 4.2	36 Joe Nathan, R ERA: 1.44						

Batter	1	2	3	4	5	6	7	8	9	AB	R	H	RBI	BB	SO	LOB	TOP											
2 Denard Span, L OBP: 0.388, SLG: 0.432 (1, 9)										5	0	1	1	0	0	2	Minnesota Twins @ Tampa Bay Rays Tropicana Field, St. Petersburg, FL Sat Sep 20 2008, 3:55 PM EDT Att: 36,048 - Dome - 72 F											
25 Alexi Casilla, S OBP: 0.341, SLG: 0.395 (1, 4)										4	0	1	1	1	1	1												
7 Joe Mauer, L OBP: 0.415, SLG: 0.448 (1, 2)										5	0	2	0	0	0	2												
33 Justin Morneau, L OBP: 0.382, SLG: 0.518 (1, 3)										4	0	1	0	0	1	3												
5 Michael Cuddyer, R OBP: 0.330, SLG: 0.369 (1, 10)										1	0	0	0	2	0	1												
21 Delmon Young, R OBP: 0.333, SLG: 0.402 (1, 7)										4	0	1	0	0	2	5												
23 Brendan Harris, R OBP: 0.323, SLG: 0.390 (1, 5)										3	1	0	0	1	1	4												
Nick Punto, S OBP: 0.339, SLG: 0.387 (1, 6)										4	0	0	0	0	2	4												
22 Carlos Gómez, R OBP: 0.294, SLG: 0.354 (1, 8)										3	1	1	0	1	1	0												
Inning Stats	R: 0 E: 0 K: 1 S: 8	H: 0 LOB: 0 BB: 0 P: 14	R: 0 E: 0 K: 3 S: 13	H: 1 LOB: 2 BB: 1 P: 23	R: 0 E: 0 K: 0 S: 6	H: 0 LOB: 0 BB: 0 P: 6	R: 0 E: 0 K: 0 S: 12	H: 2 LOB: 2 BB: 0 P: 22	R: 0 E: 0 K: 1 S: 10	H: 0 LOB: 0 BB: 0 P: 14	R: 0 E: 0 K: 0 S: 10	H: 2 LOB: 1 BB: 0 P: 14	R: 0 E: 0 K: 2 S: 12	H: 1 LOB: 2 BB: 1 P: 23	R: 0 E: 0 K: 1 S: 11	H: 0 LOB: 2 BB: 2 P: 25	R: 2 E: 2 K: 0 S: 12	H: 1 LOB: 1 BB: 1 P: 25	1B: 6 2B: 2 3B: 0 HR: 0	SF: 0 SAC: 0 DP: 2 HBP: 1	WP: 0 PB: 0 SB: 0 CS: 0	PA: 39						
PITCHER	IP	WLS	BF	H	R	ER	SO	BB	IBB	HBP	BLK	WP	HR	S	P	ERA	WHIP											
19 Scott Kazmir, L ERA: 3.36 (1, 1)	6.0	W	23	5	0	0	5	1	0	1	0	0	0	0	59	93	0.00	1.000										
50 Grant Balfour, R ERA: 1.49 (7, 1)	1.0		5	1	0	0	2	1	0	0	0	0	0	12	23	0.00	2.000											
39 J.P. Howell, L ERA: 2.29 (8, 1)	1.0		5	0	0	0	1	2	0	0	0	0	0	11	25	0.00	2.000											
40 Troy Percival, R ERA: 4.85 (9, 1)	0.1		4	1	2	0	0	1	0	0	0	0	0	8	18	0.00	6.000											
Treyver Miller, L ERA: 4.54 (9, 1)	0.2		2	0	0	0	0	0	0	0	0	0	0	4	7	0.00	0.000											

Batter	1	2	3	4	5	6	7	8	9	AB	R	H	RBI	BB	SO	LOB	BOTTOM										
1 Akinori Iwamura, L OBP: 0.352, SLG: 0.382 (1, 4)										4	1	1	0	1	1	0	Minnesota Twins @ Tampa Bay Rays Tropicana Field, St. Petersburg, FL Sat Sep 20 2008, 3:55 PM EDT Att: 36,048 - Dome - 72 F										
8 Jason Bartlett, R OBP: 0.319, SLG: 0.351 (1, 6)										4	1	1	0	0	1	2											
23 Carlos Pena, L OBP: 0.377, SLG: 0.505 (1, 3)										3	1	1	2	1	2	0											
3 Evan Longoria, R OBP: 0.351, SLG: 0.545 (1, 5)										4	1	1	1	0	0	1											
15 Cliff Floyd, L OBP: 0.361, SLG: 0.478 (1, 10)										3	1	2	1	1	0	0											
30 Dioner Navarro, S OBP: 0.348, SLG: 0.406 (1, 2)										4	0	3	1	0	0	0											
26 Gabe Gross, L OBP: 0.344, SLG: 0.437 (5, PH)										2	0	0	0	0	0	3											
Rocco Baldelli, R OBP: 0.333, SLG: 0.468 (6, 9)										1	0	0	1	1	1	0											
32 Eric Hinske, L OBP: 0.330, SLG: 0.462 (5, PH)										2	1	1	0	0	0	2											
2 B.J. Upton, R OBP: 0.351, SLG: 0.395 (6, 8)										2	0	0	0	0	0	3											
38 Fernando Perez, R OBP: 0.306, SLG: 0.467 (6, 7)										4	1	1	1	0	2	3											
Inning Stats	R: 0 E: 0 K: 1 S: 7	H: 0 LOB: 0 BB: 0 P: 10	R: 0 E: 0 K: 0 S: 13	H: 1 LOB: 1 BB: 0 P: 17	R: 2 E: 0 K: 1 S: 19	H: 2 LOB: 1 BB: 1 P: 30	R: 0 E: 0 K: 1 S: 11	H: 2 LOB: 2 BB: 0 P: 15	R: 3 E: 0 K: 0 S: 17	H: 4 LOB: 2 BB: 3 P: 38	R: 1 E: 0 K: 3 S: 11	H: 1 LOB: 0 BB: 0 P: 17	R: 1 E: 0 K: 1 S: 8	H: 1 LOB: 0 BB: 0 P: 11	R: 0 E: 0 K: 0 S: 6	H: 0 LOB: 0 BB: 0 P: 12	1B: 5 2B: 4 3B: 0 HR: 2	SF: 0 SAC: 0 DP: 1 HBP: 0	WP: 0 PB: 0 SB: 0 CS: 1	PA: 37							
PITCHER	IP	WLS	BF	H	R	ER	SO	BB	IBB	HBP	BLK	WP	HR	S	P	ERA	WHIP										
59 Kevin Slowey, R ERA: 3.85 (1, 1)	4.1	L	24	9	5	5	3	2	1	0	0	0	0	66	103	10.38	2.538										
Dennys Reyes, L ERA: 2.4 (5, 1)	1.2		6	1	1	1	3	1	0	0	0	0	1	12	24	5.40	1.200										
54 Matt Guerrier, R ERA: 4.89 (7, 1)	2.0		7	1	1	1	1	0	0	0	0	0	1	14	23	4.50	0.500										

AB 33
R 2
H 7
RBI 2
BB 5
SO 8
LOB 22



AB 33
R 7
H 11
RBI 7
BB 4
SO 7
LOB 14



Batter	1	2	3	4	5	6	7	8	9	AB	R	H	RBI	BB	SO	LOB	TOP					
2 Denard Span, L (1,9) OBP: 0.385, SLG: 0.429	F8		L8-3				K		G6-3	5	0	1	0	0	1	1	Minnesota Twins @ Tampa Bay Rays Tropicana Field, St. Petersburg, FL Sun Sep 21 2008, 1:40 PM EDT Att: 36,048 - Dome - 72 F livebaseballscorecards.com					
25 Alexi Casilla, S (1,4) OBP: 0.337, SLG: 0.389	P5		K				G3		F7	5	0	0	0	0	1	2						
7 Joe Mauer, L (1,10) OBP: 0.417, SLG: 0.454									G6-3	4	1	2	0	1	0	0						
33 Justin Morneau, L (1,3) OBP: 0.380, SLG: 0.514	G6-3						L8			4	1	0	0	0	0	4						
16 Jason Kubel, L (1,7) OBP: 0.335, SLG: 0.459		G4-3							F7	4	0	0	0	0	0	3						
55 Mike Redmond, R (1,2) OBP: 0.321, SLG: 0.333									G6-3	4	1	2	1	0	0	1						
32 Brian Buscher, L (1,5) Nick Punto, S (8,5) OBP: 0.339, SLG: 0.387	F8									3	0	0	0	1	1	3						
12 Adam Everett, R (1,6) OBP: 0.278, SLG: 0.323										0	0	0	0	0	0	0						
22 Carlos Gómez, R (1,8) OBP: 0.296, SLG: 0.354										3	1	1	1	1	0	1						
										3	0	1	1	1	1	2						
Inning Stats	R: 0 E: 0 K: 0 S: 9	H: 1 LOB: 1 BB: 0 P: 14	R: 0 E: 0 K: 0 S: 9	H: 1 LOB: 1 BB: 0 P: 11	R: 0 E: 0 K: 1 S: 8	H: 0 LOB: 0 BB: 1 P: 18	R: 4 E: 1 K: 0 S: 15	H: 4 LOB: 2 BB: 1 P: 23	R: 0 E: 0 K: 2 S: 8	H: 0 LOB: 0 BB: 0 P: 9	R: 0 E: 0 K: 1 S: 9	H: 1 LOB: 1 BB: 0 P: 12	R: 0 E: 0 K: 0 S: 9	H: 0 LOB: 0 BB: 2 P: 19	R: 0 E: 0 K: 0 S: 7	H: 0 LOB: 0 BB: 0 P: 13	1B: 5 2B: 2 3B: 1 HR: 0	SF: 0 SAC: 0 DP: 1 HBP: 1	WP: 1 PB: 0 SB: 0 CS: 0	PA: 39		
PITCHER	IP WLS BF H R ER SO BB IBB HBP BLK WP HR S P ERA WHIP	IP WLS BF H R ER SO BB IBB HBP BLK WP HR S P ERA WHIP	IP WLS BF H R ER SO BB IBB HBP BLK WP HR S P ERA WHIP	IP WLS BF H R ER SO BB IBB HBP BLK WP HR S P ERA WHIP	IP WLS BF H R ER SO BB IBB HBP BLK WP HR S P ERA WHIP	IP WLS BF H R ER SO BB IBB HBP BLK WP HR S P ERA WHIP	IP WLS BF H R ER SO BB IBB HBP BLK WP HR S P ERA WHIP	IP WLS BF H R ER SO BB IBB HBP BLK WP HR S P ERA WHIP	IP WLS BF H R ER SO BB IBB HBP BLK WP HR S P ERA WHIP	IP WLS BF H R ER SO BB IBB HBP BLK WP HR S P ERA WHIP	IP WLS BF H R ER SO BB IBB HBP BLK WP HR S P ERA WHIP	IP WLS BF H R ER SO BB IBB HBP BLK WP HR S P ERA WHIP	IP WLS BF H R ER SO BB IBB HBP BLK WP HR S P ERA WHIP	IP WLS BF H R ER SO BB IBB HBP BLK WP HR S P ERA WHIP	IP WLS BF H R ER SO BB IBB HBP BLK WP HR S P ERA WHIP	IP WLS BF H R ER SO BB IBB HBP BLK WP HR S P ERA WHIP	IP WLS BF H R ER SO BB IBB HBP BLK WP HR S P ERA WHIP	IP WLS BF H R ER SO BB IBB HBP BLK WP HR S P ERA WHIP	IP WLS BF H R ER SO BB IBB HBP BLK WP HR S P ERA WHIP	IP WLS BF H R ER SO BB IBB HBP BLK WP HR S P ERA WHIP	IP WLS BF H R ER SO BB IBB HBP BLK WP HR S P ERA WHIP	IP WLS BF H R ER SO BB IBB HBP BLK WP HR S P ERA WHIP
21 Andy Sonnanstine, R (1,1) ERA: 4.27	6.2	L	30	7	4	2	4	2	0	0	0	0	1	0	66	100	2.70	1.350				
Trever Miller, L (7,1) ERA: 4.5	0.1		1	0	0	0	0	0	0	0	0	0	0	0	1	1	0.00	0.000				
40 Troy Percival, R (8,1) ERA: 4.74	1.0		5	0	0	0	0	2	0	0	0	0	0	9	19	0.00	2.000					
49 Jason Hammel, R (9,1) ERA: 4.48	1.0		3	0	0	0	0	0	0	0	0	0	0	7	13	0.00	0.000					
Batter	1	2	3	4	5	6	7	8	9	AB <td>R <td>H <td>RBI <td>BB <td>SO <td>LOB <td>BOTTOM</td> </td></td></td></td></td></td>	R <td>H <td>RBI <td>BB <td>SO <td>LOB <td>BOTTOM</td> </td></td></td></td></td>	H <td>RBI <td>BB <td>SO <td>LOB <td>BOTTOM</td> </td></td></td></td>	RBI <td>BB <td>SO <td>LOB <td>BOTTOM</td> </td></td></td>	BB <td>SO <td>LOB <td>BOTTOM</td> </td></td>	SO <td>LOB <td>BOTTOM</td> </td>	LOB <td>BOTTOM</td>	BOTTOM					
2 B.J. Upton, R (1,8) OBP: 0.385, SLG: 0.401	G6-4-3									3	0	3	0	1	0	0	Minnesota Twins @ Tampa Bay Rays Tropicana Field, St. Petersburg, FL Sun Sep 21 2008, 1:40 PM EDT Att: 36,048 - Dome - 72 F livebaseballscorecards.com					
18 Ben Zobrist, S (1,6) OBP: 0.320, SLG: 0.426	G6-4-3									3	0	0	0	1	0	3						
23 Carlos Pena, L (1,10) OBP: 0.378, SLG: 0.504										1	0	0	1	1	0	0						
3 Evan Longoria, R (1,5) OBP: 0.348, SLG: 0.540	F8									4	0	0	0	0	2	4						
16 Willy Aybar, S (1,4) OBP: 0.330, SLG: 0.420		G6-3								4	0	0	0	0	2	1						
Rocco Baldelli, R (1,9) ERA: 3.39										3	0	1	0	0	1	0						
10 Justin Ruggiano, R (7,9) OBP: 0.257, SLG: 0.357										0	0	0	0	0	0	0						
26 Gabe Gross, L (9,PH) OBP: 0.343, SLG: 0.436										1	0	0	0	0	1	0						
24 Dan Johnson, L (1,3) OBP: 0.250, SLG: 0.600										4	0	0	0	0	2	2						
47 Francisco Liriano, L (1,1) ERA: 3.39										3	1	1	0	0	1	0						
38 Fernando Perez, R (1,7) OBP: 0.308, SLG: 0.447										2	0	0	0	1	1	1						
Inning Stats	R: 0 E: 0 K: 0 S: 8	H: 1 LOB: 1 BB: 0 P: 12	R: 0 E: 0 K: 1 S: 7	H: 0 LOB: 0 BB: 0 P: 11	R: 1 E: 0 K: 1 S: 12	H: 2 LOB: 2 BB: 1 P: 22	R: 0 E: 0 K: 2 S: 8	H: 0 LOB: 0 BB: 0 P: 15	R: 0 E: 0 K: 0 S: 8	H: 1 LOB: 1 BB: 1 P: 16	R: 0 E: 0 K: 2 S: 12	H: 1 LOB: 2 BB: 1 P: 20	R: 0 E: 0 K: 1 S: 8	H: 0 LOB: 0 BB: 1 P: 14	R: 0 E: 0 K: 1 S: 6	H: 0 LOB: 0 BB: 0 P: 11	R: 0 E: 0 K: 2 S: 10	H: 0 LOB: 0 BB: 0 P: 17	1B: 4 2B: 1 3B: 0 HR: 0	SF: 1 SAC: 0 DP: 2 HBP: 1	WP: 0 PB: 0 SB: 0 CS: 1	PA: 35
PITCHER	IP WLS BF H R ER SO BB IBB HBP BLK WP HR S P ERA WHIP	IP WLS BF H R ER SO BB IBB HBP BLK WP HR S P ERA WHIP	IP WLS BF H R ER SO BB IBB HBP BLK WP HR S P ERA WHIP	IP WLS BF H R ER SO BB IBB HBP BLK WP HR S P ERA WHIP	IP WLS BF H R ER SO BB IBB HBP BLK WP HR S P ERA WHIP	IP WLS BF H R ER SO BB IBB HBP BLK WP HR S P ERA WHIP	IP WLS BF H R ER SO BB IBB HBP BLK WP HR S P ERA WHIP	IP WLS BF H R ER SO BB IBB HBP BLK WP HR S P ERA WHIP	IP WLS BF H R ER SO BB IBB HBP BLK WP HR S P ERA WHIP	IP WLS BF H R ER SO BB IBB HBP BLK WP HR S P ERA WHIP	IP WLS BF H R ER SO BB IBB HBP BLK WP HR S P ERA WHIP	IP WLS BF H R ER SO BB IBB HBP BLK WP HR S P ERA WHIP	IP WLS BF H R ER SO BB IBB HBP BLK WP HR S P ERA WHIP	IP WLS BF H R ER SO BB IBB HBP BLK WP HR S P ERA WHIP	IP WLS BF H R ER SO BB IBB HBP BLK WP HR S P ERA WHIP	IP WLS BF H R ER SO BB IBB HBP BLK WP HR S P ERA WHIP	IP WLS BF H R ER SO BB IBB HBP BLK WP HR S P ERA WHIP	IP WLS BF H R ER SO BB IBB HBP BLK WP HR S P ERA WHIP	IP WLS BF H R ER SO BB IBB HBP BLK WP HR S P ERA WHIP	IP WLS BF H R ER SO BB IBB HBP BLK WP HR S P ERA WHIP	IP WLS BF H R ER SO BB IBB HBP BLK WP HR S P ERA WHIP	IP WLS BF H R ER SO BB IBB HBP BLK WP HR S P ERA WHIP
47 Francisco Liriano, L (1,1) ERA: 3.39	7.0	W	28	5	1	4	0	4	0	0	0	0	0	63	110	1.29	1.286					
50 Jose Mijares, L (8,1) ERA: 1.5	1.0	H	3	0	0	0	0	0	0	6	11	0.00	0.000									
36 Joe Nathan, R (9,1) ERA: 1.42	1.0	S	3	0	0	0	2	0	0	10	17	0.00	0.000									

Batter	1	2	3	4	5	6	7	8	9	AB	R	H	RBI	BB	SO	LOB	TOP											
Orlando Cabrera, R OBP: 0.335, SLG: 0.368 (1, 6)										4	0	1	0	0	0	2	Chicago White Sox @ Minnesota Twins Hubert H. Humphrey Metrodome, Minneapolis, MN Tue Sep 23 2008, 8:10 PM EDT Att: 35,225 - Dome - 69 F											
12 A.J. Pierzynski, L OBP: 0.311, SLG: 0.411 27 Paul Phillips, R (8, 2)										4	0	0	0	0	1	4												
23 Jermaine Dye, R OBP: 0.341, SLG: 0.538 (1, 9)										4	0	0	0	0	1	0												
25 Jim Thome, L OBP: 0.362, SLG: 0.506 (1, 10)										4	1	1	0	0	1	0												
14 Paul Konerko, R OBP: 0.351, SLG: 0.423 (1, 3)										3	1	1	0	1	0	0												
Ken Griffey Jr., L OBP: 0.351, SLG: 0.417 (1, 8)										3	1	1	2	1	0	1												
10 Alexei Ramirez, R OBP: 0.317, SLG: 0.482 (1, 4)										4	0	1	0	0	1	0												
31 Dewayne Wise, L OBP: 0.313, SLG: 0.523 (1, 7)										3	0	0	0	0	0	2												
Juan Uribe, R OBP: 0.299, SLG: 0.399 (1, 5)										2	0	1	0	1	0	2												
Inning Stats	R: 0 E: 0 K: 2 S: 10	H: 0 LOB: 0 BB: 0 P: 15	R: 1 E: 0 K: 1 S: 13	H: 2 LOB: 0 BB: 0 P: 16	R: 0 E: 0 K: 0 S: 14	H: 1 LOB: 1 BB: 0 P: 18	R: 0 E: 0 K: 0 S: 6	H: 0 LOB: 0 BB: 0 P: 11	R: 0 E: 0 K: 1 S: 7	H: 0 LOB: 0 BB: 0 P: 10	R: 0 E: 0 K: 0 S: 7	H: 0 LOB: 0 BB: 0 P: 10	R: 0 E: 0 K: 0 S: 4	H: 0 LOB: 0 BB: 0 P: 9	R: 2 E: 0 K: 0 S: 10	H: 1 LOB: 0 BB: 1 P: 20	1B: 5 2B: 0 3B: 0 HR: 1	SF: 0 SAC: 0 DP: 2 HBP: 0	WP: 0 PB: 0 SB: 0 CS: 0	PA: 34								
PITCHER	IP	WLS	BF	H	R	ER	SO	BB	IBB	HBP	BLK	WP	HR	S	P	ERA	WHIP											
30 Scott Baker, R ERA: 3.99 28 Jesse Crain, R ERA: 3.71 54 Matt Guerrier, R ERA: 5.06	(1, 1)	7.0	W	26	5	1	1	4	1	0	0	0	0	0	74	102	1.29	0.857										

Batter	1	2	3	4	5	6	7	8	9	AB	R	H	RBI	BB	SO	LOB	BOTTOM										
2 Denard Span, L OBP: 0.380, SLG: 0.422 (1, 9)										5	0	0	0	0	2	4	Chicago White Sox @ Minnesota Twins Hubert H. Humphrey Metrodome, Minneapolis, MN Tue Sep 23 2008, 8:10 PM EDT Att: 35,225 - Dome - 69 F										
25 Alexei Casilla, S OBP: 0.332, SLG: 0.384 (1, 4)										5	0	0	0	0	1	2											
7 Joe Mauer, L OBP: 0.416, SLG: 0.452 (1, 2)										4	1	1	0	0	0	1											
33 Justin Morneau, L OBP: 0.380, SLG: 0.515 (1, 3)										3	2	1	1	1	0	0											
16 Jason Kubel, L OBP: 0.339, SLG: 0.480 (1, 10)										4	3	3	3	0	0	1											
21 Delmon Young, R OBP: 0.338, SLG: 0.412 (1, 7)										3	2	3	2	1	0	0											
32 Brian Buscher, L OBP: 0.342, SLG: 0.395 (1, 5)										3	0	0	1	0	0	2											
Nick Punto, S OBP: 0.341, SLG: 0.389 (1, 6)										4	1	2	1	0	0	1											
22 Carlos Gómez, R OBP: 0.297, SLG: 0.355 (1, 8)										4	0	2	1	0	0	2											
Inning Stats	R: 0 E: 0 K: 1 S: 9	H: 0 LOB: 0 BB: 0 P: 11	R: 2 E: 0 K: 0 S: 15	H: 3 LOB: 2 BB: 1 P: 25	R: 0 E: 0 K: 1 S: 7	H: 0 LOB: 0 BB: 0 P: 11	R: 3 E: 0 K: 1 S: 20	H: 4 LOB: 1 BB: 0 P: 31	R: 2 E: 0 K: 0 S: 10	H: 2 LOB: 1 BB: 1 P: 16	R: 0 E: 0 K: 0 S: 9	H: 1 LOB: 0 BB: 0 P: 13	R: 2 E: 0 K: 0 S: 7	H: 2 LOB: 0 BB: 0 P: 9	R: 0 E: 0 K: 0 S: 8	H: 0 LOB: 0 BB: 0 P: 11	1B: 6 2B: 2 3B: 1 HR: 3	SF: 1 SAC: 0 DP: 0 HBP: 0	WP: 0 PB: 0 SB: 2 CS: 0	PA: 38							
PITCHER	IP	WLS	BF	H	R	ER	SO	BB	IBB	HBP	BLK	WP	HR	S	P	ERA	WHIP										
Javier Vazquez, R ERA: 4.46 54 Clayton Richard, L ERA: 6.25 57 Boone Logan, L ERA: 5.95 53 D.J. Carrasco, R ERA: 3.58 49 Horacio Ramirez, L ERA: 4.17	(1, 1)	4.0	L	20	7	5	5	3	1	0	0	0	0	19	29	9.00	1.500										

livebaseballscorecards.com

livebaseballscorecards.com



Batter	1	2	3	4	5	6	7	8	9	AB	R	H	RBI	BB	SO	LOB	TOP										
31 Dewayne Wise, L (1,7) OBP: 0.308, SLG: 0.505										4	0	0	0	1	1	6											
Orlando Cabrera, R (1,6) OBP: 0.336, SLG: 0.369										4	0	2	0	0	0	1											
23 Jermaine Dye, R (1,9) OBP: 0.339, SLG: 0.534										4	0	0	0	0	0	2											
25 Jim Thome, L (1,10) OBP: 0.363, SLG: 0.507										3	1	1	0	1	1	0											
14 Paul Konerko, R (1,3) OBP: 0.348, SLG: 0.419										4	0	0	0	0	0	2											
Ken Griffey Jr., L (1,8) OBP: 0.351, SLG: 0.422										4	1	1	2	0	0	0											
10 Alexei Ramirez, R (1,4) OBP: 0.318, SLG: 0.483										4	0	2	0	0	0	0											
12 A.J. Pierzynski, L (1,2) OBP: 0.313, SLG: 0.412										4	0	2	0	0	0	0											
Juan Uribe, R (1,5) OBP: 0.300, SLG: 0.398 Nick Swisher, S (9,PH) OBP: 0.334, SLG: 0.413 Jerry Owens, L (9,PR) OBP: 0.250, SLG: 0.250										3	0	1	0	0	0	2											
Inning Stats	R: 0 E: 0 K: 0 S: 5	H: 0 LOB: 0 BB: 1 P: 10	R: 1 E: 0 K: 1 S: 13	H: 4 LOB: 3 BB: 0 P: 19	R: 0 E: 0 K: 1 S: 10	H: 0 LOB: 0 BB: 0 P: 17	R: 1 E: 0 K: 0 S: 16	H: 3 LOB: 2 BB: 0 P: 19	R: 0 E: 0 K: 0 S: 14	H: 1 LOB: 1 BB: 0 P: 7	R: 0 E: 0 K: 0 S: 4	H: 0 LOB: 0 BB: 0 P: 7	R: 0 E: 0 K: 0 S: 9	H: 1 LOB: 1 BB: 0 P: 12	R: 0 E: 0 K: 0 S: 7	H: 0 LOB: 0 BB: 0 P: 12	R: 0 E: 0 K: 0 S: 10	H: 0 LOB: 1 BB: 1 P: 20	1B: 7 2B: 1 3B: 0 HR: 1	SF: 0 SAC: 0 DP: 2 HBP: 0	WP: 0 PB: 0 SB: 0 CS: 0	PA: 37					
PITCHER	IP	WLS	BF	H	R	ER	SO	BB	IBB	HBP	BLK	WP	HR	S	P	ERA	WHIP										
53 Nick Blackburn, R (1,1) ERA: 4.14	5.0	W	23	8	2	2	2	2	0	0	0	0	1	58	84	3.60	2.000										
49 Craig Breslow, L (6,1) ERA: 1.97	1.0	H	3	0	0	0	0	0	0	0	0	0	0	4	7	0.00	0.000										
26 Boof Bonser, R (7,1) ERA: 5.91	1.0	H	4	1	0	0	0	0	0	0	0	0	0	9	12	0.00	1.000										
50 Jose Mijares, L (8,1) ERA: 1.29	1.0	H	3	0	0	0	0	0	0	0	0	0	0	7	12	0.00	0.000										
36 Joe Nathan, R (9,1) ERA: 1.4	1.0	S	4	0	0	0	0	1	0	0	0	0	0	10	20	0.00	1.000										

Chicago White Sox @ Minnesota Twins
Hubert H. Humphrey Metrodome, Minneapolis, MN

AB 34
R 2
H 9
RBI 2
BB 3
SO 2
LOB 13



Wed Sep 24, 2008, 8:10 PM EDT
Att: 42,126 - Dome - 68 F

Batter	1	2	3	4	5	6	7	8	9	AB	R	H	RBI	BB	SO	LOB	BOTTOM										
2 Denard Span, L (1,9) OBP: 0.382, SLG: 0.421										3	1	1	1	1	0	0											
25 Alexi Casilla, S (1,4) OBP: 0.334, SLG: 0.384										3	0	1	0	1	1	0											
7 Joe Mauer, L (1,2) OBP: 0.413, SLG: 0.449										4	0	0	2	0	0	3											
33 Justin Morneau, L (1,3) OBP: 0.381, SLG: 0.514										3	0	1	0	1	0	3											
16 Jason Kubel, L (1,10) OBP: 0.338, SLG: 0.477										3	0	0	0	1	0	2											
21 Delmon Young, R (1,7) OBP: 0.341, SLG: 0.415										4	0	3	0	0	0	2											
23 Brendan Harris, R (1,5) OBP: 0.325, SLG: 0.392										3	0	2	0	0	0	1											
Nick Punto, S (1,6) OBP: 0.337, SLG: 0.384										4	1	0	0	0	1	4											
22 Carlos Gómez, R (1,8) OBP: 0.297, SLG: 0.354										4	1	1	0	0	3	3											
Inning Stats	R: 1 E: 0 K: 0 S: 14	H: 1 LOB: 2 BB: 2 P: 25	R: 2 E: 0 K: 0 S: 9	H: 3 LOB: 2 BB: 1 P: 21	R: 0 E: 0 K: 1 S: 14	H: 2 LOB: 2 BB: 0 P: 19	R: 0 E: 0 K: 0 S: 7	H: 0 LOB: 0 BB: 0 P: 9	R: 0 E: 0 K: 0 S: 11	H: 1 LOB: 1 BB: 1 P: 17	R: 0 E: 0 K: 1 S: 7	H: 0 LOB: 0 BB: 0 P: 10	R: 0 E: 0 K: 1 S: 14	H: 1 LOB: 1 BB: 0 P: 20	R: 0 E: 0 K: 2 S: 10	H: 1 LOB: 0 BB: 0 P: 13	R: 0 E: 0 K: 0 S: 10	H: 0 LOB: 1 BB: 0 P: 13	1B: 9 2B: 0 3B: 0 HR: 0	SF: 0 SAC: 1 DP: 1 HBP: 0	WP: 1 PB: 0 SB: 0 CS: 0	PA: 36					
PITCHER	IP	WLS	BF	H	R	ER	SO	BB	IBB	HBP	BLK	WP	HR	S	P	ERA	WHIP										
56 Mark Buehrle, L (1,1) ERA: 3.87	7.0	L	32	8	3	3	3	4	0	0	0	1	0	76	121	3.86	1.714										
71 Scott Linebrink, R (8,1) ERA: 3.0	1.0		4	1	0	0	2	0	0	0	0	0	0	10	13	0.00	1.000										

Chicago White Sox @ Minnesota Twins
Hubert H. Humphrey Metrodome, Minneapolis, MN

AB 31
R 3
H 9
RBI 3
BB 4
SO 5
LOB 18




Wed Sep 24, 2008, 8:10 PM EDT
Att: 42,126 - Dome - 68 F

Batter	1	2	3	4	5	6	7	8	9	10	AB	R	H	RBI	BB	SO	LOB	TOP					
31 Dewayne Wise, L OBP: 0.296, SLG: 0.483	F8			K			L4		G6-3		5	0	0	0	0	2	1						
Orlando Cabrera, R OBP: 0.336, SLG: 0.374	F7			K			14 S 25 1B		F8		5	1	2	1	0	0	0						
23 Jermaine Dye, R OBP: 0.340, SLG: 0.532	F9			25 2B 14 G6-3 1B			F9		K		4	1	1	0	1	1	1						
25 Jim Thome, L OBP: 0.365, SLG: 0.509	K			14 G6-3 10 1B 2B			14 G4-3 BB		P6		4	1	2	0	1	1	0						
14 Paul Konerko, R OBP: 0.344, SLG: 0.414	G6-3			G6-3			G4-3		F8		5	0	0	1	0	0	5						
Ken Griffey Jr., L OBP: 0.350, SLG: 0.419	P5			12 HBP 10 1B 1B			K		F8		3	1	0	0	1	1	2						
32 Brian Anderson, R OBP: 0.275, SLG: 0.451											0	0	0	0	0	0	0						
10 Alexei Ramirez, R OBP: 0.318, SLG: 0.481				K			G1-5-3		G3		4	1	1	1	0	1	0						
12 A.J. Pierzynski, L OBP: 0.312, SLG: 0.410	G3-1			1B 12 HBP E			F9		K		3	1	0	0	0	1	0						
Juan Uribe, R OBP: 0.300, SLG: 0.397	L9			E1			K		K		3	0	1	1	0	1	0						
Nick Swisher, S OBP: 0.333, SLG: 0.412											1	0	0	0	0	1	0						
7 Josh Fields, R OBP: 0.229, SLG: 0.188											0	0	0	0	0	0	0						
Inning Stats	R: 0 E: 0 K: 0 S: 9	H: 0 LOB: 0 BB: 0 P: 11	R: 0 E: 0 K: 1 S: 7	H: 0 LOB: 0 BB: 0 P: 12	R: 0 E: 0 K: 1 S: 6	H: 0 LOB: 0 BB: 0 P: 7	R: 6 E: 0 K: 2 S: 25	H: 5 LOB: 1 BB: 1 P: 33	R: 0 E: 0 K: 1 S: 9	H: 0 LOB: 2 BB: 2 P: 18	R: 0 E: 0 K: 1 S: 6	H: 2 LOB: 2 BB: 0 P: 16	R: 0 E: 0 K: 1 S: 7	H: 0 LOB: 0 BB: 0 P: 13	R: 0 E: 0 K: 1 S: 10	H: 0 LOB: 0 BB: 0 P: 15	R: 0 E: 0 K: 1 S: 6	H: 0 LOB: 0 BB: 0 P: 11	1B: 5 2B: 1 3B: 0 HR: 1	SF: 0 SAC: 0 DP: 0 HBP: 1	WP: 0 PB: 0 SB: 1 CS: 0	PA: 41	
PITCHER	IP WLS BF H R ER SO BB IBB HBP BLK WP HR S P ERA WHIP	59 Kevin Slowey, R ERA: 3.99	54 Matt Guerrier, R ERA: 5.0	Dennys Reyes, L ERA: 2.38	26 Boof Bonser, R ERA: 5.86	28 Jesse Crain, R ERA: 3.85	PITCHER	IP WLS BF H R ER SO BB IBB HBP BLK WP HR S P ERA WHIP	49 Craig Breslow, L ERA: 1.93	36 Joe Nathan, R ERA: 1.36													

Chicago White Sox @ Minnesota Twins
Hubert H. Humphrey Metrodome, Minneapolis, MN
Thu Sep 25 2008, 8:10 PM EDT
Att. 43,601 - Dome - 68 F


AB 37
R 6
H 7
RBI 4
BB 3
SO 9
LOB 9



Batter	1	2	3	4	5	6	7	8	9	10	AB	R	H	RBI	BB	SO	LOB	BOTTOM					
2 Denard Span, L OBP: 0.367, SLG: 0.434	25 SH1 7 2B 1B	F7		3B 1B			SH1-3		14H 3B	25 1B IBB	4	1	3	3	1	0	2						
25 Alexi Casilla, S OBP: 0.335, SLG: 0.384	SH1			G3-1			7 FC4-6 1B		K2-3		5	0	2	1	0	2	2						
7 Joe Mauer, L OBP: 0.415, SLG: 0.452	33 G4-3 2B			1B			FC4-6		G3		5	0	3	1	0	0	2						
33 Justin Morneau, L OBP: 0.378, SLG: 0.510	G4-3			F7			K		P6		5	0	0	0	0	1	3						
16 Jason Kubel, L OBP: 0.338, SLG: 0.476	G4-3			F8			1B		G6-3		3	0	1	0	0	0	2						
5 Michael Cuddyer, R OBP: 0.327, SLG: 0.366							1B		K		2	0	0	0	0	1	0						
21 Delmon Young, R OBP: 0.338, SLG: 0.411	G5-3			L4			K		K		5	0	0	0	0	2	2						
32 Brian Buscher, L OBP: 0.342, SLG: 0.392	K			F9					G6-3		2	1	0	0	1	1	2						
23 Brendan Harris, R OBP: 0.326, SLG: 0.395				22 3B BB			F9		G6-3		2	1	1	0	0	0	0						
Nick Punto, S OBP: 0.338, SLG: 0.382	22 2B 1B			F7			F8		G6-3		4	1	1	0	1	0	2						
22 Carlos Gómez, R OBP: 0.301, SLG: 0.367				2 2B 3B			SH1-3 3B		G4-3		5	3	4	2	0	0	1						
Inning Stats	R: 1 E: 0 K: 0 S: 9	H: 2 LOB: 1 BB: 0 P: 14	R: 0 E: 0 K: 1 S: 11	H: 2 LOB: 2 BB: 0 P: 15	R: 0 E: 0 K: 1 S: 14	H: 1 LOB: 1 BB: 0 P: 20	R: 2 E: 0 K: 0 S: 15	H: 2 LOB: 1 BB: 1 P: 26	R: 0 E: 0 K: 2 S: 15	H: 2 LOB: 2 BB: 0 P: 19	R: 1 E: 0 K: 1 S: 7	H: 0 LOB: 0 BB: 0 P: 9	R: 2 E: 0 K: 1 S: 17	H: 3 LOB: 1 BB: 0 P: 22	R: 0 E: 0 K: 1 S: 6	H: 0 LOB: 0 BB: 0 P: 8	R: 1 E: 0 K: 0 S: 5	H: 1 LOB: 2 BB: 2 P: 13	1B: 8 2B: 4 3B: 3 HR: 0	SF: 0 SAC: 2 DP: 0 HBP: 0	WP: 1 PB: 0 SB: 0 CS: 0	PA: 47	
PITCHER	IP WLS BF H R ER SO BB IBB HBP BLK WP HR S P ERA WHIP	34 Gavin Floyd, R ERA: 3.91	37 Matt Thornton, L ERA: 2.74	45 Bobby Jenks, R ERA: 2.72			PITCHER	IP WLS BF H R ER SO BB IBB HBP BLK WP HR S P ERA WHIP															

Chicago White Sox @ Minnesota Twins
Hubert H. Humphrey Metrodome, Minneapolis, MN
Thu Sep 25 2008, 8:10 PM EDT
Att. 43,601 - Dome - 68 F

AB 42
R 7
H 15
RBI 7
BB 3
SO 7
LOB 18



Batter	1	2	3	4	5	6	7	8	9	AB	R	H	RBI	BB	SO	LOB	TOP	
30 Mike Aviles, R OBP: 0.354, SLG: 0.480										4	0	2	0	0	2	1	Kansas City Royals @ Minnesota Twins Hubert H. Humphrey Metrodome, Minneapolis, MN Sun Sep 28 2008, 2:10 PM EDT Att: 42,942 - Dome - 68 F	
13 Alberto Callaspo, S OBP: 0.321, SLG: 0.311										4	0	0	0	0	1	3		
11 Jose Guillen, R OBP: 0.300, SLG: 0.438 Esteban German, R OBP: 0.303, SLG: 0.338										3	0	0	0	0	0	1		
Ryan Shealy, R OBP: 0.354, SLG: 0.603 16 Billy Butler, R OBP: 0.324, SLG: 0.400 Jason Smith, L OBP: 0.214, SLG: 0.286											1	0	0	0	0	0		
24 Mark Teahen, L OBP: 0.313, SLG: 0.402											4	0	1	0	0	1		
4 Alex Gordon, L OBP: 0.351, SLG: 0.432											3	0	0	0	2	2		
25 Kila Ka'aihue, L OBP: 0.375, SLG: 0.429											2	0	0	0	1	1		
14 John Buck, R OBP: 0.304, SLG: 0.365										3	0	0	0	0	2	2		
35 Mitch Maier, L OBP: 0.316, SLG: 0.319										3	0	1	0	0	1	0		
Inning Stats	R: 0 E: 0 K: 1 S: 11	H: 0 LOB: 0 BB: 0 P: 15	R: 0 E: 0 K: 1 S: 8	H: 1 LOB: 2 BB: 1 P: 14	R: 0 E: 0 K: 1 S: 8	H: 0 LOB: 0 BB: 0 P: 12	R: 0 E: 0 K: 3 S: 11	H: 0 LOB: 0 BB: 0 P: 14	R: 0 E: 0 K: 1 S: 11	H: 1 LOB: 1 BB: 0 P: 15	R: 0 E: 0 K: 1 S: 13	H: 1 LOB: 1 BB: 0 P: 16	R: 0 E: 0 K: 2 S: 11	H: 0 LOB: 0 BB: 0 P: 10	1B: 4 2B: 2 3B: 0 HR: 0	SF: 0 SAC: 0 DP: 1 HBP: 0		WP: 1 PB: 0 CS: 0
PITCHER	IP WLS BF H R ER SO BB IBB HBP BLK WP HR S P ERA WHIP																	
30 Scott Baker, R ERA: 3.45	7.0 W 25 4 0 0 9 1 0 0 0 0 1 0 70 99 0.00 0.714																	
50 Jose Mijares, L ERA: 1.0	1.0 4 1 0 0 1 0 0 0 0 0 0 0 11 16 0.00 1.000																	
36 Joe Nathan, R ERA: 1.34	1.0 3 0 0 0 2 0 0 0 0 0 0 0 7 10 0.00 0.000																	

Batter	1	2	3	4	5	6	7	8	9	AB	R	H	RBI	BB	SO	LOB	BOTTOM			
2 Denard Span, L OBP: 0.386, SLG: 0.435										4	1	1	1	1	1	1	Kansas City Royals @ Minnesota Twins Hubert H. Humphrey Metrodome, Minneapolis, MN Sun Sep 28 2008, 2:10 PM EDT Att: 42,942 - Dome - 68 F			
25 Alexi Casilla, S OBP: 0.336, SLG: 0.378										4	1	1	0	1	1	4				
7 Joe Mauer, L OBP: 0.415, SLG: 0.454										5	1	2	2	0	0	1				
33 Justin Morneau, L OBP: 0.375, SLG: 0.502										3	1	0	0	2	1	3				
16 Jason Kubel, L OBP: 0.335, SLG: 0.472 5 Michael Cuddyer, R OBP: 0.330, SLG: 0.366 11 Jason Pridie, L											3	0	0	0	0	1		3		
21 Delmon Young, R OBP: 0.338, SLG: 0.407										3	0	1	2	0	0	0				
23 Brendan Harris, R OBP: 0.327, SLG: 0.394											3	0	0	0	0	5				
Nick Punto, S OBP: 0.344, SLG: 0.384										3	2	2	0	1	1	3				
22 Carlos Gómez, R OBP: 0.297, SLG: 0.362										4	0	0	0	0	1	7				
Inning Stats	R: 0 E: 0 K: 1 S: 8	H: 0 LOB: 2 BB: 2 P: 19	R: 1 E: 0 K: 1 S: 18	H: 2 LOB: 2 BB: 0 P: 28	R: 1 E: 0 K: 1 S: 12	H: 0 LOB: 3 BB: 1 P: 25	R: 0 E: 0 K: 0 S: 7	H: 0 LOB: 0 BB: 0 P: 10	R: 0 E: 0 K: 0 S: 9	H: 0 LOB: 0 BB: 0 P: 12	R: 0 E: 0 K: 2 S: 13	H: 0 LOB: 1 BB: 1 P: 22	R: 2 E: 0 K: 1 S: 17	H: 3 LOB: 2 BB: 1 P: 26	R: 2 E: 0 K: 0 S: 16	H: 2 LOB: 1 BB: 1 P: 27		1B: 5 2B: 2 3B: 1 HR: 0	SF: 0 SAC: 0 DP: 1 HBP: 2	WP: 0 PB: 0 CS: 0
PITCHER	IP WLS BF H R ER SO BB IBB HBP BLK WP HR S P ERA WHIP																			
31 Brandon Duckworth, R ERA: 4.5	6.0 L 28 2 2 1 5 4 0 2 0 0 0 0 9 18 1.50 1.000																			
32 Ron Mahay, L ERA: 3.48	0.1 4 2 2 2 1 1 0 0 0 0 0 0 9 18 54.00 9.000																			
Juan Carlos Oviedo, R ERA: 2.98	0.2 2 1 0 0 0 0 0 0 0 0 0 0 8 8 0.00 1.500																			
38 Devon Lowery, R ERA: 10.38	0.2 4 1 2 2 0 1 0 0 0 0 0 0 10 18 27.00 3.000																			
Jimmy Cobble, L ERA: 9.81	0.1 2 1 0 0 0 0 0 0 0 0 0 0 6 9 0.00 3.000																			

Batter	1	2	3	4	5	6	7	8	9	AB	R	H	RBI	BB	SO	LOB	TOP					
2 Denard Span, L (1,9) OBP: 0.387, SLG: 0.432										2	0	0	0	2	0	1	Minnesota Twins @ Chicago White Sox U.S. Cellular Field, Chicago, IL Tue Sep 30 2008, 7:30 PM EDT Att: 40,354 - Partly Cloudy - 56 F					
25 Alexei Casilla, S (1,4) OBP: 0.333, SLG: 0.374										4	0	0	0	0	1	2						
7 Joe Mauer, L (1,2) OBP: 0.413, SLG: 0.451										3	0	0	0	0	2	0						
33 Justin Morneau, L (1,3) OBP: 0.374, SLG: 0.499										3	0	0	0	0	1	0						
5 Michael Cuddyer, R (1,10) OBP: 0.330, SLG: 0.369										3	0	1	0	0	0	0						
21 Delmon Young, R (1,7) OBP: 0.336, SLG: 0.405										3	0	0	0	0	0	1						
23 Brendan Harris, R (1,5) OBP: 0.327, SLG: 0.394										3	0	1	0	0	0	1						
20 Matt Tolbert, S (8, PR) OBP: 0.322, SLG: 0.389										0	0	0	0	0	0	0						
Nick Punto, S (1,6) OBP: 0.344, SLG: 0.382										2	0	0	0	0	1	1						
22 Carlos Gómez, R (1,8) OBP: 0.296, SLG: 0.360										1	0	0	0	0	1	0						
16 Jason Kubel, L (9, PH) OBP: 0.335, SLG: 0.471										1	0	0	0	0	1	0						
Inning Stats	R: 0 E: 0 K: 1 S: 10	H: 0 LOB: 0 BB: 1 P: 16	R: 0 E: 0 K: 1 S: 10	H: 0 LOB: 0 BB: 0 P: 12	R: 0 E: 0 K: 0 S: 13	H: 0 LOB: 1 BB: 1 P: 22	R: 0 E: 0 K: 1 S: 6	H: 0 LOB: 0 BB: 0 P: 9	R: 0 E: 0 K: 0 S: 8	H: 1 LOB: 0 BB: 0 P: 13	R: 0 E: 0 K: 1 S: 9	H: 0 LOB: 1 BB: 1 P: 15	R: 0 E: 0 K: 0 S: 6	H: 0 LOB: 0 BB: 0 P: 6	R: 0 E: 0 K: 0 S: 7	H: 1 LOB: 1 BB: 0 P: 10	R: 0 E: 0 K: 1 S: 6	H: 0 LOB: 0 BB: 0 P: 8	1B: 1 2B: 3 3B: 0 HR: 0	SF: 0 SAC: 0 DP: 3 HBP: 0	WP: 0 PB: 0 SB: 0 CS: 0	PA: 29
PITCHER	IP WLS BF H R ER SO BB IBB HBP BLK WP HR S P ERA WHIP																					
50 John Danks, L (1,1) ERA: 3.32	8.0 W 26 2 0 0 4 3 0 0 0 0 0 0 69 103 0.00 0.625																					
45 Bobby Jenks, R (9,1) ERA: 2.63	1.0 S 3 0 0 0 1 0 0 0 0 0 0 0 6 8 0.00 0.000																					

AB	26
R	0
H	2
RBI	0
BB	3
SO	5
LOB	7



Batter	1	2	3	4	5	6	7	8	9	AB	R	H	RBI	BB	SO	LOB	BOTTOM			
Orlando Cabrera, R (1,6) OBP: 0.334, SLG: 0.371										4	0	1	0	0	0	0	Minnesota Twins @ Chicago White Sox U.S. Cellular Field, Chicago, IL Tue Sep 30 2008, 7:30 PM EDT Att: 40,354 - Partly Cloudy - 56 F			
31 Dewayne Wise, L (1,7) OBP: 0.293, SLG: 0.450										4	0	0	0	0	1	1				
23 Jermaine Dye, R (1,9) OBP: 0.344, SLG: 0.541										4	0	2	0	0	0	0				
25 Jim Thome, L (1,10) OBP: 0.362, SLG: 0.503										3	1	1	1	1	1	2				
14 Paul Konerko, R (1,3) OBP: 0.344, SLG: 0.438										3	0	0	0	0	0	2				
Nick Swisher, S (9,3) OBP: 0.332, SLG: 0.410										0	0	0	0	0	0	0				
Ken Griffey Jr., L (1,8) OBP: 0.353, SLG: 0.424										3	0	1	0	0	1	2				
32 Brian Anderson, R (7, PR) OBP: 0.272, SLG: 0.436										0	0	0	0	0	0	0				
10 Alexei Ramirez, R (1,4) OBP: 0.317, SLG: 0.475										1	0	0	0	2	0	0				
12 A.J. Pierzynski, L (1,2) OBP: 0.312, SLG: 0.416										3	0	0	0	0	1	4				
Juan Uribe, R (1,5) OBP: 0.296, SLG: 0.386										3	0	0	0	0	2	2				
Inning Stats	R: 0 E: 0 K: 0 S: 11	H: 1 LOB: 0 BB: 0 P: 15	R: 0 E: 0 K: 1 S: 9	H: 0 LOB: 2 BB: 2 P: 18	R: 0 E: 0 K: 0 S: 6	H: 0 LOB: 0 BB: 0 P: 7	R: 0 E: 0 K: 1 S: 8	H: 1 LOB: 1 BB: 0 P: 13	R: 0 E: 0 K: 1 S: 7	H: 0 LOB: 0 BB: 0 P: 9	R: 0 E: 0 K: 0 S: 7	H: 0 LOB: 0 BB: 0 P: 9	R: 1 E: 0 K: 0 S: 12	H: 2 LOB: 2 BB: 1 P: 25	R: 0 E: 0 K: 0 S: 9	H: 1 LOB: 1 BB: 0 P: 15	1B: 3 2B: 1 3B: 0 HR: 1	SF: 0 SAC: 0 DP: 1 HBP: 0	WP: 0 PB: 0 SB: 0 CS: 0	PA: 31
PITCHER	IP WLS BF H R ER SO BB IBB HBP BLK WP HR S P ERA WHIP																			
53 Nick Blackburn, R (1,1) ERA: 4.05	6.1 L 25 4 1 1 3 2 1 0 0 0 0 0 8 14 1.42 0.947																			
50 Jose Mijares, L (7,1) ERA: 0.97	1.1 4 0 0 0 0 0 0 0 0 0 0 0 4 8 0.00 0.000																			
36 Joe Nathan, R (8,1) ERA: 1.33	0.1 2 1 0 0 0 0 0 0 0 0 0 0 4 8 0.00 3.000																			

AB	28
R	1
H	5
RBI	1
BB	3
SO	3
LOB	13

