

# Minnesota Twins - 2009





Batter	1	2	3	4	5	6	7	8	9	AB	R	H	RBI	BB	SO	LOB	TOP						
2 Denard Span, L OBP: 0.333, SLG: 0.333 73 David Winfree, R OBP: 0.333, SLG: 0.333										3	0	1	0	0	1	0	<b>Minnesota Twins @ Cincinnati Reds</b> Ed Smith Stadium, Sarasota, FL Thu Feb 26 2009, 1:05 PM EST Att: 3,197 - Sunny - 76 F						
22 Carlos Gómez, R 11 Jason Pridie, L OBP: 0.500, SLG: 0.500										3	0	0	0	0	0	1							
23 Brendan Harris, R 57 Luke Hughes, R OBP: 0.500, SLG: 0.500										3	1	2	0	0	0	0							
32 Brian Buscher, L 72 Brock Peterson, R OBP: 0.667, SLG: 2.000										3	1	2	2	0	0	1							
31 Luis Matos, R OBP: 0.143, SLG: 0.143										5	0	1	1	0	1	2							
82 Dustin Martin, L 78 Alejandro Machado, S OBP: 0.600, SLG: 0.800										3	1	2	1	0	0	0							
20 Matt Tolbert, S 74 Deibinson Romero, R OBP: 0.500, SLG: 0.500										2	0	0	0	1	0	2							
58 Jose Morales, S 81 Danny Lehmann, R										3	0	1	1	0	1	2							
1 Trevor Plouffe, R 85 Toby Gardenhire, R										3	0	0	0	0	1	4							
<b>Inning Stats</b>	R: 0 E: 0 K: 1 S: 6	H: 1 LOB: 1 BB: 0 P: 6	R: 0 E: 0 K: 1 S: 5	H: 0 LOB: 0 BB: 0 P: 5	R: 0 E: 0 K: 0 S: 4	H: 1 LOB: 1 BB: 0 P: 4	R: 2 E: 0 K: 1 S: 10	H: 4 LOB: 2 BB: 0 P: 11	R: 0 E: 0 K: 0 S: 3	H: 0 LOB: 0 BB: 0 P: 3	R: 2 E: 0 K: 1 S: 8	H: 3 LOB: 2 BB: 1 P: 12	R: 1 E: 1 K: 0 S: 5	H: 2 LOB: 1 BB: 0 P: 5	R: 5 E: 1 K: 1 S: 11	H: 3 LOB: 0 BB: 1 P: 17		R: 0 E: 0 K: 1 S: 5	H: 0 LOB: 0 BB: 0 P: 5	1B: 10 2B: 2 3B: 0 HR: 2	SF: 0 SAC: 0 DP: 0 HBP: 0	WP: 0 PB: 0 SB: 0 CS: 0	PA: 44
<b>PITCHER</b>	IP WLS BF H R ER SO BB IBB HBP BLK WP HR S P ERA WHIP																						
33 Micah Owings, R 48 Francisco Cordero, R 25 David Weathers, R 53 Arthur Rhodes, L 57 Mike Lincoln, R	(1, 1) (4, 1) (5, 1) (6, 1) (7, 1)	3.0 1.0 1.0 1.0 1.0	WLS L 0 0 0	BF 11 7 4 7 5	H 2 4 0 3 2	R 0 2 0 0 1	ER 0 2 0 2 1	SO 2 2 0 1 0	BB 0 0 0 1 0	IBB 0 0 0 0 0	HBP 0 0 0 0 0	BLK 0 0 0 0 0	WP 0 0 0 0 0	HR 1 10 3 0 0	S 15 10 3 8 5	P 15 11 3 12 5	ERA 0.00 18.00 0.00 18.00 9.00	WHIP 0.667 4.000 0.000 4.000 2.000					
<b>PITCHER</b>	IP WLS BF H R ER SO BB IBB HBP BLK WP HR S P ERA WHIP																						
58 Ramon Ramirez, R 65 Josh Roenicke, R	(8, 1) (9, 1)	1.0 1.0	WLS 0 0	BF 8 3	H 3 0	R 5 0	ER 0 0	SO 1 1	BB 1 0	IBB 0 0	HBP 0 0	BLK 0 0	WP 0 0	HR 1 5	S 11 5	P 17 5	ERA 0.00 0.000	WHIP 4.000 0.000					

AB	42
R	10
H	14
RBI	9
BB	2
SO	6
LOB	21



Batter	1	2	3	4	5	6	7	8	9	AB	R	H	RBI	BB	SO	LOB	BOTTOM						
3 Willy Taveras, R 83 Drew Stubbs, R										2	0	0	0	0	0	0	<b>Minnesota Twins @ Cincinnati Reds</b> Ed Smith Stadium, Sarasota, FL Thu Feb 26 2009, 1:05 PM EST Att: 3,197 - Sunny - 76 F						
15 Jerry Hairston, R 64 Chris Valaika, R										2	0	0	0	0	0	0							
19 Joey Votto, L 77 Yonder Alonso, L										2	0	0	0	0	1	0							
4 Brandon Phillips, R 62 Danny Richar, L OBP: 0.500, SLG: 0.500										2	0	1	0	0	0	0							
32 Jay Bruce, L 82 Wes Bankston, R										2	0	0	0	0	1	1							
28 Edwin Encarnación, R 68 Juan Francisco, L OBP: 0.500, SLG: 0.500										1	0	0	0	1	0	0							
50 Laynce Nix, L 9 Jacque Jones, L OBP: 0.500, SLG: 0.333										2	0	0	0	0	1	1							
55 Ramon Hernandez, R 71 Craig Tatum, R OBP: 0.500, SLG: 0.500										2	0	0	0	0	1	0							
Jeff Keppinger, R 75 Kevin Barker, L OBP: 0.500, SLG: 1.000										2	0	1	0	0	0	0							
<b>Inning Stats</b>	R: 0 E: 0 K: 0 S: 3	H: 0 LOB: 0 BB: 0 P: 3	R: 0 E: 0 K: 0 S: 3	H: 0 LOB: 0 BB: 0 P: 3	R: 0 E: 0 K: 1 S: 5	H: 0 LOB: 0 BB: 0 P: 5	R: 0 E: 0 K: 2 S: 7	H: 1 LOB: 1 BB: 1 P: 12	R: 0 E: 0 K: 3 S: 10	H: 1 LOB: 1 BB: 0 P: 11	R: 4 E: 0 K: 0 S: 7	H: 4 LOB: 1 BB: 0 P: 9	R: 0 E: 0 K: 1 S: 5	H: 0 LOB: 0 BB: 0 P: 5	R: 0 E: 1 K: 0 S: 4	H: 0 LOB: 2 BB: 1 P: 8		1B: 5 2B: 1 3B: 0 HR: 0	SF: 0 SAC: 0 DP: 0 HBP: 1	WP: 0 PB: 1 SB: 1 CS: 1	PA: 36		
<b>PITCHER</b>	IP WLS BF H R ER SO BB IBB HBP BLK WP HR S P ERA WHIP																						
53 Nick Blackburn, R 54 Matt Guerrier, R 49 Craig Breslow, L 50 Jose Mijares, L 39 R.A. Dickey, R	(1, 1) (3, 1) (4, 1) (5, 1) (6, 1)	2.0 1.0 1.0 1.0 1.0	WLS W H H H	BF 6 3 3 4 4	H 0 0 0 1 0	R 0 0 0 0 1	ER 0 0 0 0 0	SO 0 0 1 2 3	BB 0 0 1 0 0	IBB 0 0 0 0 0	HBP 0 0 0 0 0	BLK 0 0 0 0 0	WP 0 0 0 0 0	HR 0 3 5 7 10	S 6 3 5 12 11	P 6 3 5 12 11	ERA 0.00 0.000 0.000 0.000 1.000	WHIP 0.000 0.000 0.000 2.000 1.000					
<b>PITCHER</b>	IP WLS BF H R ER SO BB IBB HBP BLK WP HR S P ERA WHIP																						
38 Philip Humber, R 51 Anthony Swarzak, R 83 Armando Gabino, R	(7, 1) (8, 1) (9, 1)	1.0 1.0 1.0	WLS 0 0 0	BF 4 3 5	H 4 0 0	R 4 0 0	ER 0 0 0	SO 1 1 0	BB 0 0 1	IBB 0 0 0	HBP 0 0 0	BLK 0 0 0	WP 0 0 0	HR 0 5 4	S 7 5 8	P 9 5 8	ERA 36.00 0.000 0.000	WHIP 4.000 0.000 1.000					

AB	33
R	4
H	6
RBI	4
BB	2
SO	7
LOB	10





Batter	1	2	3	4	5	6	7	8	9	AB	R	H	RBI	BB	SO	LOB	TOP					
11 Brett Gardner, L OBP: 0.500, SLG: 1.000 82 Austin Jackson, R OBP: 0.500, SLG: 0.750	0-0 12 1B	0-0 2B		4-0 33 BB		0-3 K			0-0 47 BB 76 E 1B	2	1	2	0	1	0	0	<b>New York Yankees @ Minnesota Twins</b> Hammond Stadium, Fort Myers, FL Fri Feb 27 2009, 1:05 PM EST Att: 7,998 - Sunny - 78 F					
12 Cody Ransom, R OBP: 0.286, SLG: 0.167 90 Ramiro Pena, S OBP: 0.250, SLG: 0.250	1-0 33 1B 22 FC6-4 1B	0-0 L9		0-3 K			0-3 K	0-0 76 E 47 BB 1B	3	1	1	1	0	1	2							
33 Nick Swisher, S OBP: 0.667, SLG: 0.500 72 Juan Miranda, L OBP: 0.400, SLG: 0.600	0-0 22 FC6-4 1B		0-0 22 G5-3 20 1B	1-0 F9			0-0 2B	0-0 F8	3	0	2	0	0	0	1							
20 Jorge Posada, S OBP: 0.800, SLG: 1.600 47 John Rodriguez, L OBP: 0.500, SLG: 0.333	0-0 F7		0-0 22 G5-3 1B		0-0 53 CS 1B		0-0 F8	4-0 76 E BB	3	0	2	0	0	0	2							
22 Xavier Nady, R OBP: 0.200, SLG: 0.400 60 Todd Linden, S OBP: 0.200, SLG: 0.200	0-0 FC6-4		0-0 G5-3		0-0 F9		0-0 F8	0-3 76 E BB	3	0	0	1	0	0	4							
53 Melky Cabrera, S 76 Kevin Russo, R	0-0 G3-1		0-0 P6		0-0 G6-3			0-0 G5-3	0-0 E5	3	0	0	0	0	4							
14 Angel Berroa, R 92 Eduardo Núñez, R OBP: 0.333, SLG: 0.333		0-0 1B	4-0 74 FC6-4 BB		0-0 P3		0-0 P6	0-0 73 CS 1B	2	0	1	0	1	0	0							
74 Justin Leone, R 73 Doug Bernier, R OBP: 1.000, SLG: 1.000		1-1 HR	0-0 FC6-4		0-0 P6		4-0 BB		3	1	1	1	0	0	3							
75 Francisco Cervelli, R 84 Austin Romine, R	0-0 G4-3			0-0 G2-3		0-0 82 WP 1B		0-0 F8	0-0 G5-3	2	0	1	0	1	0							
<b>Inning Stats</b>	R: 2 E: 1 K: 0 S: 6	H: 3 LOB: 1 BB: 0 P: 7	R: 1 E: 0 K: 0 S: 6	H: 3 LOB: 1 BB: 0 P: 7	R: 0 E: 0 K: 0 S: 5	H: 2 LOB: 3 BB: 1 P: 9	R: 0 E: 0 K: 1 S: 5	H: 0 LOB: 1 BB: 1 P: 10	R: 0 E: 0 K: 0 S: 3	H: 1 LOB: 1 BB: 0 P: 4	R: 0 E: 0 K: 1 S: 6	H: 1 LOB: 1 BB: 0 P: 6	R: 0 E: 0 K: 1 S: 6	H: 1 LOB: 1 BB: 0 P: 6	R: 0 E: 0 K: 0 S: 3	H: 1 LOB: 3 BB: 1 P: 7		R: 1 E: 1 K: 1 S: 8	H: 2 LOB: 3 BB: 1 P: 12	1B: 11 2B: 2 3B: 0 HR: 1	SF: 0 SAC: 0 DP: 0 HBP: 0	WP: 1 PB: 0 SB: 2 CS: 2
<b>PITCHER</b>	IP WLS BF H R ER SO BB IBB HBP BLK WP HR S P ERA WHIP	2.0 11 6 3 3 0 0 0 0 0 0 0 1 12 14 13.50 3.000	2.0 10 2 0 0 0 2 0 0 0 0 0 0 10 19 0.00 2.000	2.0 7 2 0 0 1 0 0 0 0 0 0 0 9 10 0.00 1.000	1.0 4 1 0 0 1 0 0 0 0 0 0 0 6 6 0.00 1.000	1.0 W 4 1 0 0 0 1 0 0 0 0 0 3 7 0.00 2.000	<b>PITCHER</b>	IP WLS BF H R ER SO BB IBB HBP BLK WP HR S P ERA WHIP	1.0 S 7 2 1 0 1 1 0 0 0 0 0 0 8 12 0.00 3.000	0.00 2.000	0.00 1.000	0.00 2.000	0.00 2.000	0.00 2.000	0.00 2.000	0.00 3.000						

Batter	1	2	3	4	5	6	7	8	9	AB	R	H	RBI	BB	SO	LOB	BOTTOM			
22 Carlos Gómez, R 82 Dustin Martin, L OBP: 0.625, SLG: 0.857	0-3 K		4-0 25 BB		0-0 25 G4-6-3 1B		0-0 20 1B	0-0 SF9		1	0	0	0	1	1	0	<b>New York Yankees @ Minnesota Twins</b> Hammond Stadium, Fort Myers, FL Fri Feb 27 2009, 1:05 PM EST Att: 7,998 - Sunny - 78 F			
25 Alexi Casilla, S 20 Matt Tolbert, S OBP: 0.286, SLG: 0.167	0-0 F9		4-0 24 G5-4-3 BB		0-0 G4-6-3		0-0 F8	0-0 F8	2	0	0	0	1	0	1					
24 Joe Crede, R 57 Luke Hughes, R OBP: 0.333, SLG: 0.333	4-0 BB		0-0 G5-4-3		0-3 K		0-3 K		2	0	0	0	1	1	2					
33 Justin Morneau, L 72 Brock Peterson, R OBP: 0.400, SLG: 1.000	0-0 FC6-4			0-0 5 1B 21 1B 2B		0-0 F8	0-3 K		2	0	1	0	0	0	1					
5 Michael Cuddyer, R 73 David Winfree, R OBP: 0.400, SLG: 0.400		0-0 F8		0-0 21 1B		0-0 L4		0-0 76 BB 79 1B 1B	2	0	1	0	0	0	0					
1 Trevor Plouffe, R				2-3 1B					0	1	0	0	0	0	0					
21 Delmon Young, R 16 Jason Kubel, L 11 Jason Pridle, L OBP: 0.400, SLG: 0.333		0-0 23 WP 55 S 1B		0-0 1-3 3H 1B		2-1 HR		0-3 K	2	0	2	1	0	0	0					
55 Mike Redmond, R 76 Wilson Ramos, R		0-3 K		0-0 L4		0-0 F9		4-0 27 BB 82 SF9 BB	2	0	0	0	0	1	4					
23 Brendan Harris, R 79 Danny Valencia, R OBP: 1.000, SLG: 1.000		0-3 K		0-0 P4				0-0 82 1B 20 1B 1B	2	1	2	1	0	0	0					
8 Nick Punto, S 27 Matt Macri, R			0-0 G6-3		0-0 F8		0-0 F7	4-0 82 SF9 BB	2	0	0	0	0	0	3					
<b>Inning Stats</b>	R: 0 E: 0 K: 1 S: 5	H: 0 LOB: 1 BB: 1 P: 9	R: 0 E: 0 K: 2 S: 8	H: 1 LOB: 1 BB: 0 P: 8	R: 0 E: 0 K: 0 S: 2	H: 0 LOB: 3 BB: 2 P: 10	R: 1 E: 0 K: 0 S: 6	H: 3 LOB: 3 BB: 0 P: 6	R: 0 E: 0 K: 1 S: 5	H: 1 LOB: 0 BB: 0 P: 5	R: 1 E: 0 K: 0 S: 5	H: 1 LOB: 2 BB: 0 P: 7	R: 1 E: 0 K: 2 S: 10	H: 3 LOB: 2 BB: 0 P: 10	R: 2 E: 0 K: 1 S: 7	H: 2 LOB: 3 BB: 2 P: 15	1B: 9 2B: 1 3B: 0 HR: 1	SF: 1 SAC: 0 DP: 2 HBP: 0	WP: 1 PB: 0 SB: 1 CS: 0	PA: 38
<b>PITCHER</b>	IP WLS BF H R ER SO BB IBB HBP BLK WP HR S P ERA WHIP	2.0 8 7 3 1 1 0 0 0 0 0 0 0 5 13 9.00 5.000	1.0 H 7 3 1 1 0 0 0 0 0 0 0 1 5 7 9.00 1.000	1.0 B 6 3 1 1 2 0 0 0 0 0 0 0 10 10 9.00 3.000	0.2 L 6 2 2 2 1 0 0 0 0 0 0 0 0 0 27.00 6.000	0.1 1 0 0 0 0 0 0 0 0 0 0 0 1 1 0.00 0.000	<b>PITCHER</b>	IP WLS BF H R ER SO BB IBB HBP BLK WP HR S P ERA WHIP	0.1 1 0 0 0 0 0 0 0 0 0 0 0 0 0 0 0.00 0.000	0.00 5.000	0.00 1.000	0.00 1.000	0.00 3.000	0.00 27.000	0.00 0.000					





Batter	1	2	3	4	5	6	7	8	9	AB	R	H	RBI	BB	SO	LOB	TOP															
2 Denard Span, L OBP: 0.143, SLG: 0.143 73 David Winfree, R OBP: 0.333, SLG: 0.400	0-1 G5-3	0-0 L6	0-0 F8	0-0 F8	0-0 F8	0-0 F8	0-0 G6-3	0-1 SF7-6-5	4 0 0 0 0 0 0 0 0 1 0 0	4	0	0	0	0	0	0	<b>Minnesota Twins @ New York Yankees</b> George M. Steinbrenner Field, Tampa, FL Sat Feb 28 2009, 1:15 PM EST Att: 10,636 - Sunny - 75 F															
8 Nick Punto, S OBP: 0.125, SLG: 0.125 1 Trevor Plouffe, R (5, 6)	0-0 2B		0-0 F7		0-0 B3		0-0 P4		3 1 1 0 0 0 1 0 0 0 0 0	3	1	1	0	0	0	0																
21 Delmon Young, R OBP: 0.657, SLG: 1.000 11 Jason Pridie, L OBP: 0.333, SLG: 0.250	0-0 2B		0-0 16 WP 32 2B		0-0 16 CS 32 1B		0-3 K2-3		3 2 3 1 0 0 1 0 0 0 0 1	3	2	3	1	0	0	0																
16 Jason Kubel, L OBP: 0.714, SLG: 1.500 72 Brock Peterson, R OBP: 0.333, SLG: 0.800	0-0 2B		4-0 32 2B		4-0 32 1B		0-3 K		1 1 1 1 2 0 1 0 0 0 0 1	1	1	1	1	2	0	0																
32 Brian Buscher, L OBP: 0.750, SLG: 1.375 27 Matt Macri, R (5, PR)	0-0 2B		0-0 57 1B		0-0 1-2 32 1B		0-0 G6-3		3 1 2 2 0 0 1 0 0 0 0 0	3	1	2	2	0	0	0																
57 Luke Hughes, R OBP: 0.333, SLG: 0.333 79 Danny Valencia, R OBP: 0.800, SLG: 0.800	0-0 G6-3		0-0 20 CS 2-H		0-3 K		0-0 G6-3		3 0 1 1 0 1 1 0 0 0 0 0	3	0	1	1	0	1	3																
20 Matt Tolbert, S OBP: 0.273, SLG: 0.200		0-0 F8	0-3 K		0-0 22 G5-4-3 1B		0-3 K		4 0 1 0 0 2 1	4	0	1	0	0	2	1																
71 Drew Butera, R OBP: 0.333, SLG: 0.333 76 Wilson Ramos, R OBP: 0.500, SLG: 0.333		0-0 F8		0-3 K		0-0 F8		0-0 78 1B 73 SF7-6-5 1B	2 0 0 0 0 1 2 1 1 0 0 0	2	0	0	0	0	1	0																
22 Carlos Gómez, R OBP: 0.250, SLG: 0.571 78 Alejandro Machado, S OBP: 0.250, SLG: 0.250		0-0 HR		0-3 K		0-0 G5-4-3		0-0 73 SF7-6-5 73 S 1-3 1B	3 1 1 1 0 1 1 0 1 0 0 0	3	1	1	1	0	1	1																
<b>Inning Stats</b>	R: 2 E: 0 K: 0 S: 7	H: 3 LOB: 1 BB: 0 P: 7	R: 1 E: 0 K: 0 S: 4	H: 1 LOB: 0 BB: 0 P: 4	R: 3 E: 0 K: 1 S: 7	H: 3 LOB: 1 BB: 1 P: 11	R: 0 E: 0 K: 2 S: 7	H: 0 LOB: 0 BB: 0 P: 7	R: 0 E: 0 K: 1 S: 6	H: 2 LOB: 2 BB: 1 P: 10	R: 0 E: 0 K: 0 S: 3	H: 1 LOB: 0 BB: 0 P: 3	R: 0 E: 0 K: 1 S: 5	H: 0 LOB: 0 BB: 0 P: 5	R: 0 E: 0 K: 1 S: 5	H: 0 LOB: 0 BB: 0 P: 5		R: 1 E: 0 K: 1 S: 7	H: 2 LOB: 0 BB: 0 P: 7	1B: 8 2B: 5 3B: 0 HR: 1	SF: 1 SAC: 0 DP: 3 HBP: 0	WP: 1 PB: 0 SB: 1 CS: 2	PA: 37									
<b>PITCHER</b>	IP WLS BF H R ER SO BB IBB HBP BLK WP HR S P ERA WHIP	62 Joba Chamberlain, R ERA: 18.0 39 Dan Giese, R ERA: 12.0 41 Jose Veras, R ERA: 4.5 85 Mike Dunn, L ERA: 29 Kai Igarwa, L ERA:	1.0 2.0 1.0 1.0 2.0	0 L 3 2 1	6 10 3 2 6	3 4 4 0 1	2 4 4 0 0	2 1 0 0 0	0 1 0 0 0	0 0 0 0 0	0 0 0 0 0	0 1 1 0 0	7 11 7 6 8	15 15 7 10 8	18.00 18.00 0.00 0.00 0.00	3.000 2.500 0.000 3.000 0.500	<b>PITCHER</b> 94 Kanekoa Teixeira, R ERA: 30 David Robertson, R ERA: 4.5	1.0 1.0	0 4	3 2	0 1	0 1	0 1	1 1	0 0	0 0	0 0	0 0	5 7	5 7	0.00 9.00	0.000 2.000

Batter	1	2	3	4	5	6	7	8	9	AB	R	H	RBI	BB	SO	LOB	BOTTOM													
18 Johnny Damon, L (1, 7) 79 Colin Curtis, L (6, 7)	0-0 F8	0-0 SH3-4		0-3 K			4-0 72 G1-6-3 BB		0-0 G4-3	2 0 0 0 0 1 1 0 0 0 1 0	2	0	0	0	0	1	<b>Minnesota Twins @ New York Yankees</b> George M. Steinbrenner Field, Tampa, FL Sat Feb 28 2009, 1:15 PM EST Att: 10,636 - Sunny - 75 F													
2 Derek Jeter, R OBP: 0.222, SLG: 0.250 90 Ramiro Pena, S OBP: 0.200, SLG: 0.200	0-0 25 2B 13 SF7 1B	0-0 SF9		0-0 F9			0-0 L8		2 1 1 1 0 0 1 0 0 0 0 2	2	1	1	1	0	0	1														
25 Mark Teixeira, S OBP: 0.400, SLG: 0.600 72 Juan Miranda, L OBP: 0.333, SLG: 0.500	0-0 13 SF7 33 E 2B	0-0 G6-3		0-3 K		0-0 G1-6-3		0-0 G3	3 1 1 0 0 1 1 0 0 0 0 2	3	1	1	0	0	1	1														
13 Alex Rodriguez, R OBP: 0.500, SLG: 1.000 14 Angel Berroa, R OBP: 0.600, SLG: 0.500	0-0 SF7		4-0 33 G4-6-3 BB		0-0 F9		0-0 G3		1 0 0 1 1 0 1 0 0 0 0 0	1	0	0	1	1	0	0														
33 Nick Swisher, S OBP: 0.444, SLG: 0.286 47 John Rodriguez, L OBP: 0.400, SLG: 0.250	0-0 E5		0-0 G4-6-3		0-0 F8		0-0 F7		3 0 0 0 0 0 1 0 0 0 0 0	3	0	0	0	0	0	0														
24 Robinson Cano, L OBP: 0.500, SLG: 0.500 73 Doug Bernier, R OBP: 1.000, SLG: 1.000	4-0 BB		0-0 1B		0-0 G3		0-0 HBP		2 0 1 0 1 0 0 0 0 0 0 0	2	0	1	0	1	0	0														
26 José Molina, R (1, 2) 75 Francisco Cervelli, R OBP: 0.167, SLG: 0.167	0-0 G5-3		0-0 G5-3		0-0 G5-3		0-0 P4		2 0 0 0 0 0 2 0 0 0 0 0	2	0	0	0	0	0	3														
17 Shelley Duncan, R OBP: 0.429, SLG: 0.857 83 Jesus Montero, R OBP: 0.667, SLG: 0.667		0-0 18 SH3-4 53 1B 2 SF9 1B		0-0 1B		0-0 P3		0-0 82 G1-6-3 1B	3 1 2 0 0 0 1 0 1 0 0 0	3	1	2	0	0	0	0														
53 Melky Cabrera, S OBP: 0.125, SLG: 0.125 82 Austin Jackson, R OBP: 0.400, SLG: 0.600		0-0 18 SH3-4 1B		0-3 K		0-0 E6		0-0 G1-6-3	3 0 1 0 0 1 1 0 0 0 0 0	3	0	1	0	0	1	1														
<b>Inning Stats</b>	R: 2 E: 1 K: 0 S: 6	H: 2 LOB: 2 BB: 1 P: 10	R: 1 E: 0 K: 0 S: 5	H: 2 LOB: 0 BB: 0 P: 5	R: 0 E: 0 K: 0 S: 3	H: 1 LOB: 1 BB: 1 P: 7	R: 0 E: 0 K: 2 S: 8	H: 1 LOB: 0 BB: 0 P: 8	R: 0 E: 0 K: 1 S: 5	H: 0 LOB: 0 BB: 0 P: 5	R: 0 E: 1 K: 0 S: 3	H: 0 LOB: 1 BB: 1 P: 3	R: 0 E: 0 K: 0 S: 3	H: 0 LOB: 1 BB: 1 P: 7	R: 0 E: 0 K: 0 S: 3	H: 0 LOB: 0 BB: 0 P: 4		R: 0 E: 0 K: 0 S: 3	H: 1 LOB: 0 BB: 0 P: 3	1B: 6 2B: 1 3B: 0 HR: 0	SF: 2 SAC: 1 DP: 3 HBP: 1	WP: 0 PB: 0 SB: 0 CS: 0	PA: 37							
<b>PITCHER</b>	IP WLS BF H R ER SO BB IBB HBP BLK WP HR S P ERA WHIP	47 Francisco Liriano, L ERA: 9.0 37 Jason Jones, R ERA: 28 Jesse Crain, R ERA: 18 Luis Ayala, R ERA: 39 F.A. Dickey, R ERA:	1.0 2.0 1.0 1.0 1.0	0 W H H H	12 8 3 3 4	4 2 0 0 0	3 0 0 0 0	2 0 0 0 0	0 0 0 0 0	0 0 0 0 0	0 0 0 0 0	0 0 0 0 0	0 11 15 5 3	15 15 3 3 7	0.00 0.00 0.00 0.00 0.00	2.500 1.500 0.000 0.000 1.000	<b>PITCHER</b> 44 Bob Keppel, R ERA: 60 Sean Henn, L ERA:	1.0 1.0	0 3	4 1	0 0	0 0	0 0	0 0	0 0	0 0	3 3	3 3	0.00 0.00	0.000 1.000

















Batter	1	2	3	4	5	6	7	8	9	AB	R	H	RBI	BB	SO	LOB	TOP																			
21 Gene Kingsale, S OBP: 0.300, SLG: 0.222 18 Dirk Van't Klooster, L (8, 9) 41 Vince Rool, R OBP: 0.333, SLG: 0.333 (9, PH)	B3			G1-3 35 FC4-6 40 BB		F7			G4-3 40 1B	2	1	0	0	1	0	0	<b>Kingdom of the Netherlands @ Minnesota Twins</b> <b>Hammond Stadium, Fort Myers, FL</b> Thu Mar 05 2009, 2:05 PM EST Atr: 2,807 - Partly Cloudy - 75 F																			
40 Sharon Schoop, R (1, 4)	K			G1-3 35 FC4-6 BB		K			G4-3	3	0	0	0	1	2	1																				
35 Randall Simon, L OBP: 0.417, SLG: 0.417 43 Curt Smith, R OBP: 0.400, SLG: 0.250 (5, 3)	L9			FC4-6 G1-3					K	2	0	0	0	0	0	2																				
Greg Halman, R OBP: 0.273, SLG: 0.545 (1, 8)		G1-3		G1-3					F7	4	0	1	2	0	0	1																				
2 Yurendell Decaster, R OBP: 0.200, SLG: 0.500 (1, 5)		K		K					1B	4	0	1	0	0	3	1																				
12 Shamel Adriana, R OBP: 0.154, SLG: 0.154 (1, 10)		G5-3							1B	4	0	0	0	0	0	2																				
37 Bryan Engelhardt, L OBP: 0.286, SLG: 0.286 27 Danny Rombley, R (6, 7)				G4-3					G4-3	2	0	0	0	0	0	0																				
50 Kenley Jansen, S (1, 2) 24 Sidney de Jong, R OBP: 0.400, SLG: 0.400 (7, 2)				G1-3					G3	2	0	0	0	0	0	0																				
Hainley Statia, S OBP: 0.500, SLG: 0.500 (1, 6)				G4-3					1B	1	0	1	0	0	0	0																				
Inning Stats	R: 0 E: 0 K: 1 S: 5	H: 0 LOB: 0 BB: 0 P: 5	R: 0 E: 0 K: 1 S: 5	H: 0 LOB: 0 BB: 0 P: 5	R: 0 E: 0 K: 0 S: 3	H: 0 LOB: 1 BB: 2 P: 13	R: 0 E: 0 K: 0 S: 3	H: 0 LOB: 0 BB: 0 P: 3	R: 0 E: 0 K: 2 S: 7	H: 0 LOB: 0 BB: 0 P: 7	R: 0 E: 0 K: 1 S: 5	H: 0 LOB: 0 BB: 0 P: 5	R: 0 E: 0 K: 0 S: 4	H: 1 LOB: 1 BB: 0 P: 4	R: 1 E: 0 K: 1 S: 8	H: 3 LOB: 2 BB: 0 P: 8		1B: 4 2B: 0 3B: 0 HR: 0	SF: 0 SAC: 0 DP: 0 HBP: 0	WP: 0 PB: 0 SB: 0 CS: 0	PA: 33															
PITCHER	IP	WLS	BF	H	R	ER	SO	BB	IBB	HBP	BLK	WP	HR	S	P	ERA	WHIP	PITCHER		IP	WLS	BF	H	R	ER	SO	BB	IBB	HBP	BLK	WP	HR	S	P	ERA	WHIP
59 Kevin Slowey, R ERA: 4.5	3.0		9	0	0	0	2	0	0	0	0	0	0	13	13	0.00	0.000	60 Sean Henn, L ERA: 9.0		1.0		6	3	1	1	1	0	0	0	0	0	0	8	8	9.00	3.000
44 Bob Keppel, R ERA: 4.5	2.0	B	8	0	1	1	1	2	0	0	0	0	0	8	16	4.50	1.000																			
38 Philip Humber, R ERA:	1.0		3	0	0	0	2	0	0	0	0	0	0	7	7	0.00	0.000																			
48 Mike Gosling, L ERA:	1.0	W	3	0	0	0	1	0	0	0	0	0	0	5	5	0.00	0.000																			
56 Rob Delaney, R ERA:	1.0	H	4	1	0	0	0	0	0	0	0	0	0	4	4	0.00	1.000																			

Batter	1	2	3	4	5	6	7	8	9	AB	R	H	RBI	BB	SO	LOB	BOTTOM																			
22 Carlos Gómez, R OBP: 0.333, SLG: 0.333 82 Dustin Martin, L OBP: 0.667, SLG: 0.667 (6, 8)	F9		G6-3 24 78 G5-3		F9		G4-3 77 85 1B		G4-3 77 S	3	0	1	0	0	0	0	<b>Kingdom of the Netherlands @ Minnesota Twins</b> <b>Hammond Stadium, Fort Myers, FL</b> Thu Mar 05 2009, 2:05 PM EST Atr: 2,807 - Partly Cloudy - 75 F																			
78 Alejandro Machado, S (1, 4) 77 Steve Tolleson, R OBP: 0.500, SLG: 0.500 (6, 4)			G5-3		L9		G4-3 85 73 1B		P3	2	0	0	0	1	0	1																				
24 Joe Crede, R OBP: 0.400, SLG: 0.500 85 Toby Gardenhire, R OBP: 1.000, SLG: 1.000 (6, 5)			G6-3		BB		G4-3 31 73 1B		HBP	2	0	0	0	1	0	2																				
16 Jason Kubel, L OBP: 0.667, SLG: 0.667 73 David Winfree, R OBP: 0.333, SLG: 0.333 (6, 10)			F8		1B		G4-3 71 31 BB		P4	3	0	1	0	0	0	2																				
5 Michael Cuddyer, R OBP: 0.667, SLG: 0.333 31 Luis Matos, R (6, 9)		G4-3 72 BLK 72 SF8 55 G4-3		G4-3 55 E 55 FC4			G4-3 71 G4-3			1	1	0	0	2	1	2																				
55 Mike Redmond, R (1, 2) 71 Drew Butera, R (6, 2)		G4-3		FC4 20 L4-6 72 BB		G4-3 11 FC4-6		G4-3		2	0	0	0	0	2																					
72 Brock Peterson, R (1, 3) 27 Matt Macri, R (7, 3)		SF8		BB		K		F9		1	0	0	1	1	1	1																				
11 Jason Pridie, L OBP: 0.200, SLG: 0.200 (1, 7)				P6		FC4-6		G4-3		4	0	1	0	0	0	6																				
20 Matt Tolbert, S OBP: 0.250, SLG: 0.250 1 Trevor Plouffe, R OBP: 0.333, SLG: 0.667 (5, 6)				L4-6		P4		F7		2	0	0	0	0	4																					
Inning Stats	R: 0 E: 0 K: 0 S: 3	H: 1 LOB: 1 BB: 1 P: 7	R: 1 E: 0 K: 0 S: 4	H: 1 LOB: 1 BB: 1 P: 8	R: 0 E: 0 K: 0 S: 4	H: 1 LOB: 2 BB: 2 P: 11	R: 0 E: 0 K: 1 S: 6	H: 1 LOB: 2 BB: 1 P: 10	R: 0 E: 0 K: 0 S: 5	H: 0 LOB: 1 BB: 1 P: 9	R: 3 E: 0 K: 0 S: 7	H: 4 LOB: 2 BB: 1 P: 11	R: 0 E: 0 K: 0 S: 4	H: 1 LOB: 2 BB: 0 P: 7	R: 1 E: 0 K: 0 S: 8	H: 1 LOB: 2 BB: 0 P: 8		1B: 8 2B: 1 3B: 0 HR: 0	SF: 1 SAC: 0 DP: 1 HBP: 1	WP: 0 PB: 0 SB: 1 CS: 0	PA: 40															
PITCHER	IP	WLS	BF	H	R	ER	SO	BB	IBB	HBP	BLK	WP	HR	S	P	ERA	WHIP	PITCHER		IP	WLS	BF	H	R	ER	SO	BB	IBB	HBP	BLK	WP	HR	S	P	ERA	WHIP
51 Tom Stultbergen, R ERA: 3.0	1.0		5	0	0	0	0	2	0	0	0	0	0	3	11	0.00	2.000	44 Leon Boyd, R ERA:		7.1		3	0	0	0	0	0	0	0	0	3	3	0.00	0.000		
29 Dennis Neuman, R ERA:	1.0		5	1	0	0	1	1	0	0	0	0	0	6	10	0.00	2.000	9 Pm Walsma, R ERA:		8.1		5	1	0	0	0	0	0	0	0	4	7	0.00	1.000		
36 Degomar Markwell, L ERA:	1.0		4	0	0	0	1	1	0	0	0	0	0	5	9	0.00	1.000																			
3 Berry Van Driel, R ERA: 18.0 (7, 1)	0.0	L	5	4	3	3	0	1	0	0	0	0	0	4	8	"	"																			





Batter	1	2	3	4	5	6	7	8	9	AB	R	H	RBI	BB	SO	LOB	TOP										
21 Chris Dickerson, L OBP: 0.400, SLG: 0.769 30 Norris Hopper, R OBP: 0.286, SLG: 0.231 (6, PH) (6, 8)										2	0	0	0	0	1	0	<b>Cincinnati Reds @ Minnesota Twins</b> Hammond Stadium, Fort Myers, FL Fri Mar 06 2009, 1:05 PM EST Att: 7,767 - Cloudy - 77 F										
60 Adam Rosales, R OBP: 0.333, SLG: 0.500 62 Danny Richar, L OBP: 0.200, SLG: 0.400 (1, 4) (6, PH) (6, 4)										1	0	0	0	1	0	0											
32 Jay Bruce, L OBP: 0.462, SLG: 0.690 82 Wes Bankston, R OBP: 0.333, SLG: 0.091 (1, 9) (7, 9)										2	0	1	0	1	1	1											
68 Juan Francisco, L OBP: 0.273, SLG: 0.364 69 Luis Bolivar, R OBP: 0.429, SLG: 0.571 (1, 5) (7, PH) (7, 5)										2	0	0	0	0	1	3											
23 Daryle Ward, L OBP: 0.125, SLG: 0.125 77 Yonder Alonso, L OBP: 0.429, SLG: 0.400 (1, 3) (7, PH) (7, 3)										2	0	0	0	0	0	2											
9 Jacque Jones, L OBP: 0.267, SLG: 0.154 31 Jonny Gomes, R OBP: 0.429, SLG: 0.833 (1, 7) (6, 7)										2	0	0	0	0	0	0											
7 Paul Janish, R OBP: 0.500, SLG: 0.500 64 Chris Valaika, R OBP: 0.308, SLG: 0.500 (1, 6) (7, 6)										2	0	0	0	0	0	0											
29 Ryan Hanigan, R OBP: 0.300, SLG: 0.300 26 Wilkin Castillo, S OBP: 0.222, SLG: 0.125 (1, 2) (7, 2)										2	0	0	0	0	0	0											
85 Devin Mesoraco, R OBP: 0.250, SLG: 0.500 74 Humberto Cota, R (8, PH) (8, 10)										2	0	1	0	0	0	0											
<b>Inning Stats</b>	R: 0 E: 0 K: 1 S: 5	H: 0 LOB: 1 BB: 1 P: 9	R: 0 E: 0 K: 0 S: 3	H: 0 LOB: 0 BB: 0 P: 3	R: 0 E: 0 K: 0 S: 3	H: 1 LOB: 1 BB: 1 P: 9	R: 0 E: 0 K: 1 S: 5	H: 0 LOB: 0 BB: 0 P: 3	R: 0 E: 0 K: 1 S: 6	H: 1 LOB: 1 BB: 0 P: 6	R: 0 E: 0 K: 1 S: 5	H: 1 LOB: 0 BB: 0 P: 5	R: 0 E: 0 K: 1 S: 6	H: 1 LOB: 1 BB: 0 P: 8	R: 0 E: 0 K: 1 S: 5	H: 0 LOB: 0 BB: 0 P: 5		1B: 3 2B: 1 3B: 0 HR: 0	SF: 0 SAC: 0 DP: 2 HBP: 0	WP: 0 PB: 0 SB: 2 CS: 0	PA: 31						
<b>PITCHER</b>	IP	WLS	BF	H	R	ER	SO	BB	IBB	HBP	BLK	WP	HR	S	P	ERA	WHIP										
15 Glen Perkins, L ERA: 1.5	4.0	W	14	1	0	0	2	2	0	0	0	0	0	16	24	0.00	0.750										
37 Jason Jones, R ERA: 1.5	2.0	H	7	1	0	0	1	0	0	0	0	0	0	9	9	0.00	0.500										
52 Brian Duensing, L ERA: 1.5	1.0	H	3	1	0	0	1	0	0	0	0	0	0	5	5	0.00	1.000										
61 Kevin Mulvey, R ERA: 2.25	1.0	H	4	1	0	0	1	0	0	0	0	0	0	6	8	0.00	1.000										
49 Craig Breslow, L ERA: 2.25	1.0	S	3	0	0	0	1	0	0	0	0	0	0	5	5	0.00	0.000										

Batter	1	2	3	4	5	6	7	8	9	AB	R	H	RBI	BB	SO	LOB	BOTTOM										
2 Denard Span, L OBP: 0.313, SLG: 0.083 11 Jason Pridle, L OBP: 0.250, SLG: 0.167 (1, 9) (6, 9) (7, 7)										2	0	0	0	1	0	0	<b>Cincinnati Reds @ Minnesota Twins</b> Hammond Stadium, Fort Myers, FL Fri Mar 06 2009, 1:05 PM EST Att: 7,767 - Cloudy - 77 F										
25 Alexi Casilla, S OBP: 0.385, SLG: 0.364 77 Steve Tolleson, R (1, 4) (6, 4)										2	1	1	0	0	0	0											
24 Joe Crede, R 74 Deibinson Romero, R OBP: 0.600, SLG: 0.500 (1, 5) (6, 5)										3	0	0	0	0	1	3											
16 Jason Kubel, L OBP: 0.600, SLG: 1.000 79 Danny Valencia, R OBP: 0.667, SLG: 0.667 (1, 10) (8, PH) (9, 10)										3	0	1	1	0	0	2											
21 Delmon Young, R OBP: 0.615, SLG: 0.667 73 David Winfree, R OBP: 0.500, SLG: 0.571 (1, 7) (7, 9)										3	0	1	0	0	0	1											
32 Brian Buscher, L OBP: 0.533, SLG: 0.857 27 Matt Macri, R OBP: 0.250, SLG: 0.143 (1, 3) (7, 3)										3	1	1	0	0	0	0											
22 Carlos Gómez, R OBP: 0.357, SLG: 0.615 82 Dustin Martin, L OBP: 0.538, SLG: 0.750 (1, 8) (8, 8)										3	0	1	0	0	0	0											
58 Jose Morales, S OBP: 0.143, SLG: 0.167 76 Wilson Ramos, R OBP: 0.500, SLG: 0.571 (1, 2) (7, 2)										1	0	0	1	0	0	0											
23 Brendan Harris, R OBP: 0.556, SLG: 0.625 1 Trevor Plouffe, R (8, 6) (8, 6)										3	0	2	0	0	0	1											
<b>Inning Stats</b>	R: 1 E: 0 K: 0 S: 5	H: 2 LOB: 1 BB: 0 P: 5	R: 0 E: 0 K: 0 S: 3	H: 0 LOB: 0 BB: 0 P: 3	R: 0 E: 0 K: 0 S: 4	H: 1 LOB: 2 BB: 1 P: 8	R: 1 E: 0 K: 0 S: 5	H: 3 LOB: 1 BB: 0 P: 6	R: 0 E: 0 K: 1 S: 5	H: 0 LOB: 0 BB: 0 P: 5	R: 0 E: 0 K: 0 S: 3	H: 2 LOB: 2 BB: 0 P: 5	R: 0 E: 0 K: 1 S: 8	H: 3 LOB: 2 BB: 0 P: 8	R: 1 E: 0 K: 1 S: 5	H: 3 LOB: 2 BB: 0 P: 8		1B: 9 2B: 2 3B: 0 HR: 0	SF: 1 SAC: 1 DP: 0 HBP: 0	WP: 0 PB: 0 SB: 0 CS: 0	PA: 35						
<b>PITCHER</b>	IP	WLS	BF	H	R	ER	SO	BB	IBB	HBP	BLK	WP	HR	S	P	ERA	WHIP										
Aaron Harang, R ERA: 7.11	3.1	L	16	6	2	2	0	1	0	0	0	0	0	15	20	5.40	2.100										
67 Ron Flores, L ERA: 3.0	1.0		3	0	0	0	0	0	0	0	0	0	0	3	3	0.00	0.000										
89 Jordan Smith, R ERA: 3.0	1.2		5	0	0	0	1	0	0	0	0	0	0	7	7	0.00	0.000										
86 James Avery, R ERA: 3.0	2.0		11	5	1	1	1	0	0	0	0	0	0	13	13	4.50	2.500										

AB 29  
R 0  
H 4  
RBI 0  
BB 2  
SO 6  
LOB 11



AB 32  
R 3  
H 11  
RBI 3  
BB 1  
SO 2  
LOB 13









Batter	1	2	3	4	5	6	7	8	9	AB	R	H	RBI	BB	SO	LOB	TOP											
2 Denard Span, L OBP: 0.273, SLG: 0.111 73 David Winfree, R OBP: 0.400, SLG: 0.444	G3		P6		G4-3		F7			3	0	0	0	0	0	3	<b>Minnesota Twins @ Baltimore Orioles</b> Fort Lauderdale Stadium, Ft. Lauderdale, FL Sun Mar 08 2009, 1:05 PM EDT Att: 4,368 - Partly Cloudy - 72 F											
20 Matt Tolbert, S OBP: 0.200, SLG: 0.111	F9			B1-3		22 HR BB	F8			3	1	0	0	1	0	1												
22 Carlos Gómez, R OBP: 0.353, SLG: 0.750 11 Jason Pridie, L OBP: 0.200, SLG: 0.125	K			F8		HR		G3		3	1	1	2	0	1	0												
16 Jason Kubel, L OBP: 0.538, SLG: 0.800 78 Alejandro Machado, S OBP: 0.250, SLG: 0.143		F9			1B		P5		P6	3	0	1	0	0	0	0												
5 Michael Cuddyer, R OBP: 0.235, SLG: 0.313 77 Steve Tolleson, R OBP: 0.200, SLG: 0.125		F9			K		G6-3		G6-3	3	0	0	0	0	1	1												
79 Danny Valencia, R OBP: 0.444, SLG: 0.444 74 Delbinson Romero, R OBP: 0.375, SLG: 0.286		P6			K		E5		G6-3	3	0	0	0	0	1	0												
27 Matt Macri, R OBP: 0.192, SLG: 0.100 85 Toby Gardenhire, R OBP: 0.333, SLG: 0.333			K		G6-3		G5-3			3	0	0	0	0	1	1												
76 Wilson Ramos, R OBP: 0.455, SLG: 0.444 81 Danny Lehmann, R OBP: 0.333, SLG: 0.333			E5				G4-3		FC5-4 FC6-4	2	0	0	0	1	0	0												
1 Trevor Plouffe, R OBP: 0.111, SLG: 0.111			F8				E6		FC6-4	4	0	1	0	0	0	3												
<b>Inning Stats</b>	R: 0 E: 0 K: 1 S: 5	H: 0 LOB: 0 BB: 0 P: 5	R: 0 E: 0 K: 0 S: 3	H: 0 LOB: 0 BB: 0 P: 3	R: 0 E: 1 K: 1 S: 6	H: 0 LOB: 1 BB: 0 P: 6	R: 0 E: 0 K: 1 S: 6	H: 1 LOB: 1 BB: 0 P: 6	R: 0 E: 1 K: 0 S: 6	H: 0 LOB: 2 BB: 1 P: 10	R: 2 E: 1 K: 0 S: 6	H: 1 LOB: 1 BB: 1 P: 11	R: 0 E: 0 K: 0 S: 4	H: 1 LOB: 1 BB: 0 P: 4	R: 0 E: 0 K: 0 S: 3	H: 0 LOB: 0 BB: 0 P: 3		R: 0 E: 0 K: 0 S: 4	H: 1 LOB: 1 BB: 0 P: 4	1B: 3 2B: 0 3B: 0 HR: 1	SF: 0 SAC: 0 DP: 0 HBP: 0	WP: 0 PB: 0 SB: 0 CS: 0	PA: 36					
<b>PITCHER</b>	IP	WLS	BF	H	R	ER	SO	BB	IBB	HBP	BLK	WP	HR	S	P	ERA		WHIP										
28 Danyes Baez, R ERA: 3.86 43 Jim Johnson, R ERA: 5.4 Hayden Penn, R ERA: 3.86 76 Andy Mitchell, R ERA: 3.0 34 Matt Albers, R ERA:	3.2		13	1	0	0	2	0	0	0	0	0	0	9	17	0.00		0.273										

Batter	1	2	3	4	5	6	7	8	9	AB	R	H	RBI	BB	SO	LOB	BOTTOM										
1 Brian Roberts, S OBP: 0.313, SLG: 0.231 13 Donnie Murphy, R OBP: 0.143, SLG: 0.357	G6-3			K			F8		G1-3	2	0	0	0	0	1	0	<b>Minnesota Twins @ Baltimore Orioles</b> Fort Lauderdale Stadium, Ft. Lauderdale, FL Sun Mar 08 2009, 1:05 PM EDT Att: 4,368 - Partly Cloudy - 72 F										
2 Ryan Freel, R OBP: 0.250, SLG: 0.227 82 Jolbert Cabrera, R OBP: 0.250, SLG: 0.250	K			K			G6-3		G6-3	2	0	0	0	2	0	0											
21 Nick Markakis, L OBP: 0.357, SLG: 0.571 16 Oscar Salazar, R OBP: 0.222, SLG: 0.222				G4-3			E6			2	0	0	0	0	0	0											
17 Aubrey Huff, L OBP: 0.571, SLG: 0.545 14 Chris Gomez, R OBP: 0.308, SLG: 0.200		G3-1			K		F7			2	0	0	0	1	0	1											
23 Ty Wigginton, R OBP: 0.278, SLG: 0.267 26 Scott Moore, L OBP: 0.474, SLG: 0.624		K			K				F7	2	0	0	0	2	0	0											
30 Luke Scott, L OBP: 0.421, SLG: 0.529 60 Nolan Reimold, R OBP: 0.353, SLG: 0.500		G3			G3-1				E3 78 G5-4-3	2	0	0	0	0	0	0											
9 Grego Zaun, S OBP: 0.500 78 Guillermo Rodriguez, R OBP: 0.308, SLG: 0.200				F7			G3-1		G5-4-3	2	0	0	0	0	0	1											
54 Chad Moeller, R							G3			1	0	0	0	0	0	0											
15 Matt Wieters, S OBP: 0.500, SLG: 0.824				G5-3					13 G1-3 1B	2	0	1	0	0	0	0											
77 Justin Christian, R OBP: 0.278, SLG: 0.471 12 Luis Montanez, R OBP: 0.318, SLG: 0.300				K			G4-3		P4	2	0	0	0	0	1	0											
<b>Inning Stats</b>	R: 0 E: 0 K: 1 S: 5	H: 0 LOB: 0 BB: 0 P: 5	R: 0 E: 0 K: 1 S: 5	H: 0 LOB: 0 BB: 0 P: 5	R: 0 E: 0 K: 2 S: 7	H: 0 LOB: 0 BB: 0 P: 7	R: 0 E: 0 K: 2 S: 7	H: 0 LOB: 0 BB: 0 P: 7	R: 0 E: 0 K: 0 S: 3	H: 0 LOB: 0 BB: 0 P: 3	R: 0 E: 1 K: 0 S: 4	H: 0 LOB: 1 BB: 0 P: 4	R: 0 E: 1 K: 0 S: 3	H: 0 LOB: 0 BB: 0 P: 3	R: 0 E: 0 K: 0 S: 4	H: 1 LOB: 1 BB: 0 P: 4		1B: 1 2B: 0 3B: 0 HR: 0	SF: 0 SAC: 0 DP: 1 HBP: 0	WP: 0 PB: 0 SB: 0 CS: 0	PA: 29						
<b>PITCHER</b>	IP	WLS	BF	H	R	ER	SO	BB	IBB	HBP	BLK	WP	HR	S	P	ERA		WHIP									
47 Francisco Liriano, L ERA: 2.0 36 Joe Nathan, R ERA: 4.5 38 Philip Humber, R ERA: 12.0 83 Armando Gabino, R ERA: 51 Anthony Swarzak, R ERA:	4.0		12	0	0	0	5	0	0	0	0	0	0	22	22	0.00	0.000										
44 Bob Keppel, R ERA:	1.0	S	4	1	0	0	0	0	0	0	0	0	0	4	4	0.00	1.000										



Batter	1	2	3	4	5	6	7	8	9	AB	R	H	RBI	BB	SO	LOB	TOP									
20 Matt Tolbert, S OBP: 0.160, SLG: 0.087 (1, 6)										5	0	0	0	0	0	2	<b>Minnesota Twins @ Tampa Bay Rays</b> Charlotte County Stadium, Port Charlotte, FL Mon Mar 09 2009, 1:05 PM EDT Att: 6,161 - Sunny - 81 F									
25 Alexi Casilla, S OBP: 0.500, SLG: 0.556 77 Steve Tolleson, R (7, 4)										4	2	3	0	0	0	0										
24 Joe Crede, R (1, 10)										3	0	0	0	1	0	2										
21 Delmon Young, R OBP: 0.550, SLG: 0.789 11 Jason Pridle, L OBP: 0.200, SLG: 0.125 (1, 7)										4	1	2	3	0	0	1										
32 Brian Buscher, L OBP: 0.476, SLG: 0.722 (8, 3)										4	1	1	0	0	1	3										
55 Mike Redmond, R OBP: 0.187, SLG: 0.091 71 Drew Butera, R OBP: 0.250, SLG: 0.250 (8, 2)										3	0	0	0	1	1	3										
23 Brendan Harris, R 74 Delbinson Romero, R OBP: 0.375, SLG: 0.286 (8, 5)										4	0	2	0	0	0	1										
73 David Winfree, R OBP: 0.429, SLG: 0.615 (1, 9)										4	0	2	1	0	0	2										
31 Luis Matos, R OBP: 0.143, SLG: 0.214 (1, 8)										4	0	1	0	0	1	3										
<b>Inning Stats</b>	R: 0 E: 0 K: 0 S: 3	H: 0 LOB: 0 BB: 0 P: 3	R: 1 E: 0 K: 1 S: 8	H: 3 LOB: 2 BB: 0 P: 8	R: 1 E: 0 K: 1 S: 7	H: 2 LOB: 2 BB: 1 P: 11	R: 0 E: 0 K: 0 S: 4	H: 2 LOB: 0 BB: 0 P: 4	R: 2 E: 0 K: 0 S: 5	H: 2 LOB: 0 BB: 0 P: 5	R: 0 E: 0 K: 1 S: 6	H: 1 LOB: 1 BB: 0 P: 6	R: 0 E: 0 K: 0 S: 4	H: 1 LOB: 1 BB: 0 P: 4	R: 0 E: 0 K: 0 S: 2	H: 0 LOB: 1 BB: 1 P: 6		R: 0 E: 0 K: 0 S: 3	H: 0 LOB: 0 BB: 0 P: 3	1B: 7 2B: 3 3B: 0 HR: 1	SF: 0 SAC: 0 DP: 2 HBP: 0	WP: 1 PB: 0 SB: 1 CS: 0	PA: 38			
<b>PITCHER</b>	IP WLS BF H R ER SO BB IBB HBP BLK WP HR S P ERA WHIP																									
19 Scott Kazmir, L ERA: 4.5 (1, 1)	2.0	9	3	1	1	1	0	0	0	0	0	0	0	0	11	11	4.50	1.500								
35 Dan Wheeler, R ERA: 9.0 (3, 1)	1.0	6	2	1	1	1	1	0	0	0	0	1	0	7	11	9.00	3.000									
36 Randy Choate, L ERA: 9.0 (4, 1)	1.0	4	2	0	0	0	0	0	0	0	0	0	0	4	4	0.00	2.000									
46 Joe Nelson, R ERA: 18.0 (5, 1)	1.0	L	5	2	2	2	0	0	0	0	0	0	1	5	5	18.00	2.000									
34 Jeff Niemann, R ERA: 1.0 (6, 1)	4.0	14	2	0	0	1	1	0	0	0	0	0	0	15	19	0.00	0.750									

Batter	1	2	3	4	5	6	7	8	9	AB	R	H	RBI	BB	SO	LOB	BOTTOM									
8 Jason Bartlett, R OBP: 0.444, SLG: 0.588 62 Ray Sadler, R OBP: 0.316, SLG: 0.722 (7, 8)										3	0	0	0	0	2	0	<b>Minnesota Twins @ Tampa Bay Rays</b> Charlotte County Stadium, Port Charlotte, FL Mon Mar 09 2009, 1:05 PM EDT Att: 6,161 - Sunny - 81 F									
13 Carl Crawford, L OBP: 0.373, SLG: 0.533 41 Michel Hernandez, R OBP: 0.286, SLG: 0.333 (1, 7)										3	1	1	0	0	2	0										
19 Gabe Kapler, R OBP: 0.190, SLG: 0.056 43 Jon Weber, L OBP: 0.333, SLG: 0.647 (7, 7)										3	0	0	0	0	1	1										
5 Pat Burrell, R OBP: 0.438, SLG: 0.364 68 Nevin Ashley, R (8, PH)										3	0	1	1	0	0	0										
18 Ben Zobrist, S OBP: 0.296, SLG: 0.348 37 Ray Olmedo, S OBP: 0.316, SLG: 0.278 (7, 5)										3	1	2	0	0	1	0										
11 Morgan Ensberg, R OBP: 0.227, SLG: 0.158 32 Chris Richard, L OBP: 0.455, SLG: 0.611 (7, 3)										1	0	0	1	1	0	0										
10 Justin Ruggiano, R OBP: 0.375, SLG: 0.500 29 Elliot Johnson, S OBP: 0.391, SLG: 0.857 (7, 9)										2	0	0	0	0	2	3										
24 Adam Kennedy, L OBP: 0.318, SLG: 0.316 (1, 4)										4	0	1	0	0	0	3										
9 Shawn Riggans, R OBP: 0.222, SLG: 0.222 15 Reid Brignac, L OBP: 0.143, SLG: 0.211 (6, 6)										2	0	0	0	0	0	0										
<b>Inning Stats</b>	R: 0 E: 0 K: 2 S: 7	H: 0 LOB: 0 BB: 0 P: 7	R: 1 E: 0 K: 1 S: 6	H: 1 LOB: 0 BB: 0 P: 6	R: 0 E: 0 K: 1 S: 5	H: 0 LOB: 0 BB: 0 P: 5	R: 1 E: 0 K: 1 S: 8	H: 3 LOB: 3 BB: 1 P: 12	R: 0 E: 0 K: 2 S: 7	H: 0 LOB: 0 BB: 0 P: 7	R: 0 E: 0 K: 1 S: 5	H: 0 LOB: 0 BB: 0 P: 5	R: 0 E: 0 K: 1 S: 6	H: 1 LOB: 2 BB: 1 P: 10	R: 0 E: 0 K: 0 S: 4	H: 1 LOB: 2 BB: 1 P: 8		R: 1 E: 0 K: 0 S: 4	H: 1 LOB: 0 BB: 0 P: 5	1B: 3 2B: 2 3B: 1 HR: 1	SF: 0 SAC: 0 DP: 0 HBP: 0	WP: 0 PB: 0 SB: 0 CS: 0	PA: 37			
<b>PITCHER</b>	IP WLS BF H R ER SO BB IBB HBP BLK WP HR S P ERA WHIP																									
59 Kevin Slowey, R ERA: 3.38 (4, 1)	0.2	W	3	0	0	0	1	1	0	0	0	0	0	4	8	0.00	1.500									
49 Craig Breslow, L ERA: 1.8 (5, 1)	1.0	H	3	0	0	0	2	0	0	0	0	0	0	7	7	0.00	0.000									
60 Sean Henn, L ERA (6, 1)	1.0	H	3	0	0	0	1	0	0	0	0	0	0	5	5	0.00	0.000									
37 Jason Jones, R ERA: 1.5 (7, 1)	1.0	H	5	1	0	0	1	1	0	0	0	0	0	6	10	0.00	2.000									
52 Brian Duensing, L ERA: 1.8 (8, 1)	2.0	S	9	2	1	1	0	1	0	0	0	0	0	1	8	13	4.50	1.500								

AB	36
R	4
H	11
RBI	4
BB	2
SO	3
LOB	17



AB	34
R	3
H	7
RBI	3
BB	3
SO	9
LOB	12









Batter	1	2	3	4	5	6	7	8	9	AB	R	H	RBI	BB	SO	LOB	TOP										
2 Denard Span, L (1,9) 73 David Winfree, R (6,9) OBP: 0.241, SLG: 0.120 OBP: 0.375, SLG: 0.533	L6		G3-1		K		F8		K	3	0	0	0	0	1	1											
20 Matt Tolbert, S (1,4) 78 Alejandro Machado, S (7,4) OBP: 0.179, SLG: 0.080 OBP: 0.300, SLG: 0.333	K		G6-3		BB			31 1B	F8	2	0	0	0	1	1	0											
22 Carlos Gómez, R (1,8) 11 Jason Pridie, L (6,8) OBP: 0.375, SLG: 0.818 OBP: 0.154, SLG: 0.091	G6-3			HR	K			L9	K	3	1	1	1	0	1	2											
21 Delmon Young, R (1,7) 31 Luis Matos, R (6,7) OBP: 0.522, SLG: 0.714 OBP: 0.200, SLG: 0.267		P4		79 L4-3 HBP		K		74 1B 71 1B		2	0	0	0	0	1	0											
79 Danny Valencia, R (1,5) 74 Delbinson Romero, R (6,5) OBP: 0.417, SLG: 0.417 OBP: 0.400, SLG: 0.333		27 1B		L4-3		G5-3		81 BB	71 1B	1	3	0	1	0	0	1											
72 Brock Peterson, R (1,10) 81 Danny Lehmann, R (8, PH) (8, 10)		L5		1B				71 1B	BB	3	0	2	0	0	0	1											
27 Matt Macri, R (1,3) OBP: 0.235, SLG: 0.250		1B		K		F9		P2		4	0	1	0	0	1	5											
76 Wilson Ramos, R (1,2) 71 Drew Butera, R (7,2) OBP: 0.357, SLG: 0.333 OBP: 0.400, SLG: 0.400		F9				F9		77 FC6-4	1B	3	0	0	0	0	1	2											
1 Trevor Plouffe, R (1,6) 77 Steve Tolleson, R (7, PH) (7, 6)			G5-3				F8	FC6-4		1	0	0	0	1	0	0											
				20 BB						2	0	0	0	0	0	2											
<b>Inning Stats</b>	R: 0 E: 0 K: 1 S: 9	H: 0 LOB: 0 BB: 0 P: 13	R: 0 E: 0 K: 0 S: 9	H: 2 LOB: 2 BB: 0 P: 16	R: 0 E: 0 K: 0 S: 9	H: 0 LOB: 0 BB: 0 P: 11	R: 1 E: 0 K: 1 S: 11	H: 2 LOB: 1 BB: 0 P: 16	R: 0 E: 0 K: 2 S: 13	H: 1 LOB: 1 BB: 0 P: 16	R: 0 E: 0 K: 1 S: 5	H: 0 LOB: 0 BB: 0 P: 5	R: 3 E: 0 K: 0 S: 11	H: 4 LOB: 2 BB: 1 P: 18	R: 0 E: 0 K: 2 S: 10	H: 0 LOB: 0 BB: 0 P: 15	1B: 6 2B: 3 3B: 0 HR: 1	SF: 0 SAC: 0 DP: 1 HBP: 1	WP: 0 PB: 0 SB: 0 CS: 0	PA: 39							
<b>PITCHER</b>	IP	WLS	BF	H	R	ER	SO	BB	IBB	HBP	BLK	WP	HR	S	P	ERA	WHIP										
76 Virgil Vasquez, R (1,1) ERA: 3.6	3.0	W	11	2	0	0	1	0	0	0	0	0	0	27	40	0.00	0.667										
54 Denny Bautista, R (4,1) ERA: 5.09	1.0		5	2	1	1	1	0	0	1	0	0	1	11	16	9.00	2.000										
38 Craig Hansen, R (5,1) ERA: 5.09	1.0	H	5	0	0	0	2	2	0	0	0	0	0	13	27	0.00	2.000										
30 Tyler Yates, R (6,1) ERA: 5.79	1.0	H	4	1	0	0	1	0	0	0	0	0	0	9	16	0.00	1.000										
43 Jesse Chavez, R (7,1) ERA: 5.79	1.0		3	0	0	0	1	0	0	0	0	0	0	5	5	0.00	0.000										

Minnesota Twins @ Pittsburgh Pirates  
 McKechnie Field, Bradenton, FL  
 Thu Mar 12 2009, 1:05 PM EDT  
 Att: 5,215 - Sunny - 80 F

AB	35
R	4
H	9
RBI	4
BB	3
SO	8
LOB	15



Batter	1	2	3	4	5	6	7	8	9	AB	R	H	RBI	BB	SO	LOB	BOTTOM										
13 Nate McLouth, L (1,8) 22 Andrew McCutchen, R (6,8) OBP: 0.444, SLG: 0.652 OBP: 0.350, SLG: 0.424	F7				P6		36 1B			3	1	1	1	0	0	0											
12 Freddy Sanchez, R (1,4) 36 Luis Alfonso Cruz, R (6,4) OBP: 0.375, SLG: 0.534 OBP: 0.214, SLG: 0.214	K		F7		P6		1B			3	0	0	0	0	1	0											
41 Ryan Doumit, S (1,2) 64 Steven Lerud, L (6,2)	G3				F7		1B			3	1	1	1	0	0	0											
25 Adam LaRoche, L (1,3) 69 Garrett Jones, L (6, PR) OBP: 0.250, SLG: 0.357 OBP: 0.516, SLG: 0.583		F8			P6		F7			3	0	1	0	0	0	0											
18 Craig Monroe, R (1,9) 68 Jeff Salazar, L (7,7) OBP: 0.382, SLG: 1.000 OBP: 0.367, SLG: 0.348		HR			HR		F9			3	3	3	4	0	0	0											
51 Steve Pearce, R (1,10) OBP: 0.300, SLG: 0.444		2B			P5					4	0	1	0	0	1	1											
31 Jose Tabata, R (1,7) OBP: 0.600, SLG: 0.600		BB			L7		BB			2	0	1	0	2	0	0											
19 Neil Walker, S (1,5) 53 Pedro Alvarez, L (7,5) OBP: 0.375, SLG: 0.370 OBP: 0.438, SLG: 0.429		BB			L9		F7			3	0	0	0	0	1	3											
2 Jack Wilson, R (1,6) 10 Brian Bixler, R (7,6) OBP: 0.136, SLG: 0.095 OBP: 0.381, SLG: 0.474		F8			K		F9			3	0	0	0	0	1	3											
<b>Inning Stats</b>	R: 0 E: 0 K: 1 S: 9	H: 0 LOB: 0 BB: 0 P: 13	R: 1 E: 0 K: 1 S: 10	H: 2 LOB: 2 BB: 1 P: 15	R: 3 E: 0 K: 0 S: 13	H: 3 LOB: 0 BB: 0 P: 18	R: 0 E: 0 K: 1 S: 12	H: 0 LOB: 0 BB: 0 P: 17	R: 0 E: 0 K: 0 S: 7	H: 0 LOB: 0 BB: 0 P: 10	R: 2 E: 0 K: 0 S: 5	H: 2 LOB: 1 BB: 1 P: 9	R: 0 E: 0 K: 1 S: 10	H: 2 LOB: 2 BB: 0 P: 14	R: 0 E: 0 K: 1 S: 9	H: 1 LOB: 1 BB: 0 P: 12	1B: 4 2B: 1 3B: 0 HR: 5	SF: 0 SAC: 0 DP: 0 HBP: 0	WP: 0 PB: 0 SB: 0 CS: 0	PA: 36							
<b>PITCHER</b>	IP	WLS	BF	H	R	ER	SO	BB	IBB	HBP	BLK	WP	HR	S	P	ERA	WHIP										
30 Scott Baker, R (1,1) ERA: 7.2	4.0	L	18	5	4	4	3	1	0	0	0	0	0	7	10	0.00	0.000										
54 Matt Guerrier, R (5,1) ERA: 4.79	1.0		3	0	0	0	0	0	0	0	0	0	0	7	10	0.00	0.000										
61 Kevin Mulvey, R (6,1) ERA: 4.5	1.0		6	2	2	2	0	1	0	0	0	0	1	5	9	18.00	3.000										
56 Rob Delaney, R (7,1) ERA: 6.0	1.0		5	2	0	0	1	0	0	0	0	0	0	10	14	0.00	2.000										
44 Bob Keppel, R (8,1) ERA: 6.0	1.0		4	1	0	0	1	0	0	0	0	0	0	9	12	0.00	1.000										

Minnesota Twins @ Pittsburgh Pirates  
 McKechnie Field, Bradenton, FL  
 Thu Mar 12 2009, 1:05 PM EDT  
 Att: 5,215 - Sunny - 80 F

AB	34
R	6
H	10
RBI	6
BB	2
SO	5
LOB	15





Batter	1	2	3	4	5	6	7	8	9	AB	R	H	RBI	BB	SO	LOB	TOP						
21 Chris Dickerson, L (1.8) OBP: 0.407, SLG: 0.696 80 Darrell McDonald, R (8. PH) OBP: 0.476, SLG: 0.750										3	0	1	0	0	2	0	<b>Cincinnati Reds @ Minnesota Twins</b> Hammond Stadium, Fort Myers, FL Fri Mar 13 2009, 7:05 PM EDT Att: 8,076 - Partly Cloudy - 77 F						
2 Alex Gonzalez, R (1.6) OBP: 0.250, SLG: 0.333 62 Danny Richar, L (6.6) OBP: 0.125, SLG: 0.250										3	0	1	0	0	1	0							
19 Joey Votto, L (1.3) OBP: 0.329, SLG: 0.867 75 Kevin Barker, L (6.3) OBP: 0.389, SLG: 0.625										2	0	0	0	1	2	2							
4 Brandon Phillips, R (1.4) OBP: 0.481, SLG: 0.625 69 Luis Bolivar, R (8.4) OBP: 0.357, SLG: 0.385										2	0	0	0	0	0	1							
32 Jay Bruce, L (1.9) OBP: 0.296, SLG: 0.318 82 Wes Bankston, R (8.9) OBP: 0.320, SLG: 0.150										2	0	0	0	1	1	2							
28 Edwin Encarnación, R (1.5) OBP: 0.214, SLG: 0.417 60 Adam Rosales, R (6.5) OBP: 0.333, SLG: 0.471										2	0	0	0	0	0	2							
9 Jacque Jones, L (1.7) OBP: 0.192, SLG: 0.087 83 Drew Stubbs, R (8.7) OBP: 0.308, SLG: 0.200										3	0	0	0	0	1	1							
31 Jonny Gomes, R (1.10) OBP: 0.375, SLG: 0.864										3	1	2	1	0	0	0							
29 Ryan Hanigan, R (1.2) OBP: 0.474, SLG: 0.737 26 Wilkin Castillo, S (8. PH) OBP: 0.286, SLG: 0.231										2	0	0	0	0	0	1							
<b>Inning Stats</b>	R: 0 E: 0 K: 2 S: 7	H: 0 LOB: 0 BB: 0 P: 7	R: 0 E: 0 K: 0 S: 2	H: 0 LOB: 0 BB: 1 P: 6	R: 1 E: 0 K: 2 S: 10	H: 3 LOB: 2 BB: 0 P: 10	R: 0 E: 0 K: 1 S: 5	H: 0 LOB: 1 BB: 0 P: 6	R: 0 E: 0 K: 1 S: 5	H: 1 LOB: 0 BB: 0 P: 5	R: 0 E: 0 K: 1 S: 5	H: 0 LOB: 0 BB: 1 P: 9	R: 0 E: 0 K: 0 S: 3	H: 0 LOB: 0 BB: 0 P: 3	R: 0 E: 0 K: 0 S: 3	H: 1 LOB: 0 BB: 0 P: 3		R: 0 E: 0 K: 1 S: 5	H: 0 LOB: 1 BB: 1 P: 9	1B: 4 2B: 0 3B: 0 HR: 1	SF: 0 SAC: 0 DP: 2 HBP: 1	WP: 0 PB: 0 SB: 1 CS: 0	PA: 33
<b>PITCHER</b>	IP WLS BF H R ER SO BB IBB HBP BLK WP HR S P ERA WHIP	<b>60 Sean Henn, L (9.1)</b> ERA: 0.00 WHIP: 1.0000																					

Batter	1	2	3	4	5	6	7	8	9	AB	R	H	RBI	BB	SO	LOB	BOTTOM						
2 Denard Span, L (1.8) OBP: 0.219, SLG: 0.107 11 Jason Pridle, L (7.8) OBP: 0.143, SLG: 0.083										3	0	0	0	0	2	1	<b>Cincinnati Reds @ Minnesota Twins</b> Hammond Stadium, Fort Myers, FL Fri Mar 13 2009, 7:05 PM EDT Att: 8,076 - Partly Cloudy - 77 F						
25 Alexi Casilla, S (1.4) OBP: 0.444, SLG: 0.480 77 Steve Tolleson, R (7.4) OBP: 0.143, SLG: 0.083										3	0	0	0	0	0	1							
16 Jason Kubel, L (1.10) OBP: 0.476, SLG: 0.611 73 David Winfree, R (8. PH) OBP: 0.353, SLG: 0.500										3	0	0	0	0	1	1							
33 Justin Morneau, L (1.3) OBP: 0.500, SLG: 0.667 72 Brock Peterson, R (6.3) OBP: 0.313, SLG: 0.500										2	0	1	0	0	0	0							
24 Joe Crede, R (1.5) OBP: 0.182, SLG: 0.100 27 Matt Macri, R (7.5) OBP: 0.222, SLG: 0.235										2	0	0	0	0	1	1							
5 Michael Cuddyer, R (1.9) OBP: 0.304, SLG: 0.455 31 Luis Matos, R (6.9) OBP: 0.188, SLG: 0.250										2	0	0	0	0	1	0							
21 Delmon Young, R (1.7) OBP: 0.480, SLG: 1.052 82 Dustin Martin, L (6.7) OBP: 0.500, SLG: 0.667										2	0	0	0	0	0	1							
55 Mike Redmond, R (1.2) OBP: 0.222, SLG: 0.176 58 Jose Morales, S (7.2) OBP: 0.222, SLG: 0.250										2	0	1	0	0	0	0							
20 Matt Tolbert, S (1.6) OBP: 0.200, SLG: 0.111 78 Alejandro Machado, S (7.6) OBP: 0.273, SLG: 0.300										2	0	1	0	0	0	1							
<b>Inning Stats</b>	R: 0 E: 0 K: 2 S: 7	H: 0 LOB: 0 BB: 0 P: 7	R: 0 E: 1 K: 1 S: 6	H: 0 LOB: 1 BB: 0 P: 6	R: 0 E: 0 K: 1 S: 5	H: 1 LOB: 0 BB: 0 P: 5	R: 0 E: 0 K: 0 S: 4	H: 1 LOB: 1 BB: 0 P: 4	R: 0 E: 0 K: 1 S: 5	H: 0 LOB: 0 BB: 0 P: 5	R: 0 E: 0 K: 0 S: 4	H: 1 LOB: 1 BB: 0 P: 4	R: 0 E: 0 K: 1 S: 5	H: 0 LOB: 0 BB: 0 P: 5	R: 0 E: 0 K: 0 S: 3	H: 0 LOB: 0 BB: 0 P: 3		R: 0 E: 0 K: 1 S: 5	H: 0 LOB: 0 BB: 0 P: 5	1B: 3 2B: 0 3B: 0 HR: 0	SF: 0 SAC: 0 DP: 1 HBP: 0	WP: 0 PB: 0 SB: 0 CS: 0	PA: 30
<b>PITCHER</b>	IP WLS BF H R ER SO BB IBB HBP BLK WP HR S P ERA WHIP	<b>33 Micah Owings, R (1.1)</b> ERA: 1.23 WHIP: 0.500 <b>36 Edinson Volquez, R (5.1)</b> ERA: 3.18 WHIP: 0.000 <b>57 Mike Lincoln, R (8.1)</b> ERA: 3.18 WHIP: 0.000 <b>87 Pedro Viola, L (9.1)</b> ERA: 0.00 WHIP: 0.000																					



Batter	1	2	3	4	5	6	7	8	9	AB	R	H	RBI	BB	SO	LOB	TOP					
1 Emilio Bonifacio, S OBP: 0.324, SLG: 0.324	SH5-3 2B		K					FC5 1B	FC6-4	6	1	4	3	0	1	1	<b>Florida Marlins @ Minnesota Twins</b> Hammond Stadium, Fort Myers, FL Sat Mar 14 2009, 1:05 PM EDT Att: 7,019 - Partly Cloudy - 80 F					
Robert Andino, R OBP: 0.235, SLG: 0.394	SH5-3				G4-3		FC4-6 2B	FC5		3	0	1	2	1	0	4						
2 Hanley Ramirez, R OBP: 0.313, SLG: 0.462	P3						FC4-6 2B			3	0	0	0	0	2	2						
49 Michael Ryan, L OBP: 0.286, SLG: 0.417			K				FC4-6 BB			1	0	0	0	1	1	2						
Dallas McPherson, L OBP: 0.219, SLG: 0.290	K									3	0	0	0	0	1	1						
81 Logan Morrison, L OBP: 0.308, SLG: 0.455										2	0	0	0	0	0	2						
6 Dan Uggla, R OBP: 0.281, SLG: 0.548		L7								3	0	0	0	0	1	0						
72 Chris Coghlan, L										1	1	0	0	1	1	2						
27 Jeremy Hermida, L OBP: 0.469, SLG: 0.808										3	0	1	0	0	2	0						
83 Manny Mayerson, R OBP: 0.250, SLG: 0.263										2	2	1	0	0	0	1						
25 Brett Carroll, R OBP: 0.389, SLG: 0.467		P4								4	2	2	0	1	1	3						
7 Alejandro De Aza, L OBP: 0.263, SLG: 0.333										2	0	0	0	0	1	2						
76 Scott Cousins, L OBP: 0.455, SLG: 0.375										1	2	1	1	1	0	0						
59 Brett Hayes, R OBP: 0.429, SLG: 0.429										5	1	3	2	0	0	1						
<b>Inning Stats</b>	R: 0 E: 0 K: 1 S: 6	H: 1 LOB: 1 BB: 0 P: 6	R: 0 E: 0 K: 0 S: 4	H: 1 LOB: 1 BB: 0 P: 4	R: 0 E: 0 K: 2 S: 7	H: 0 LOB: 1 BB: 1 P: 11	R: 0 E: 0 K: 2 S: 7	H: 0 LOB: 0 BB: 0 P: 7	R: 0 E: 0 K: 1 S: 5	H: 2 LOB: 2 BB: 0 P: 7	R: 0 E: 0 K: 1 S: 5	H: 0 LOB: 0 BB: 0 P: 5	R: 4 E: 0 K: 2 S: 10	H: 3 LOB: 2 BB: 2 P: 19	R: 2 E: 1 K: 1 S: 8	H: 4 LOB: 2 BB: 1 P: 12	R: 3 E: 1 K: 1 S: 8	H: 2 LOB: 1 BB: 1 P: 12	1B: 10 2B: 3 3B: 0 HR: 0	SF: 0 SAC: 1 DP: 0 HBP: 1	WP: 0 PB: 0 SB: 0 CS: 0	PA: 46
<b>PITCHER</b>	IP WLS BF H R ER SO BB IBB HBP BLK WP HR S P ERA WHIP	IP WLS BF H R ER SO BB IBB HBP BLK WP HR S P ERA WHIP																				
59 Kevin Slowey, R ERA: 1.93	4.0 15 2 0 0 5 1 0 0 0 0 0 0 24 28 0.00 0.750																					
54 Matt Guerrier, R ERA: 4.05	1.0 5 2 0 0 1 0 0 0 0 0 0 0 7 7 0.00 2.000																					
36 Joe Nathan, R ERA: 4.5	1.0 3 0 0 0 1 0 0 0 0 0 0 0 5 5 0.00 0.000																					
50 Jose Mijares, L ERA: 10.38	0.1 7 3 4 4 1 2 0 1 0 0 0 0 6 15 108.00 15.000																					
39 R.A. Dickey, R ERA: 4.7	1.2 L 9 4 2 2 2 1 0 0 0 0 0 0 12 16 10.80 3.000																					

Batter	1	2	3	4	5	6	7	8	9	AB	R	H	RBI	BB	SO	LOB	BOTTOM					
22 Carlos Gómez, R OBP: 0.407, SLG: 0.875	25 E G5-3 BB									2	2	1	1	1	0	2	<b>Florida Marlins @ Minnesota Twins</b> Hammond Stadium, Fort Myers, FL Sat Mar 14 2009, 1:05 PM EDT Att: 7,019 - Partly Cloudy - 80 F					
82 Dustin Martin, L OBP: 0.444, SLG: 0.588		G4-3								2	0	0	0	0	2	2						
25 Alexi Casilla, S OBP: 0.433, SLG: 0.500										3	0	1	1	0	0	2						
85 Toby Gardenhire, R OBP: 0.500, SLG: 0.333	G5-3	L4								0	0	0	0	1	0	0						
24 Joe Crede, R OBP: 0.154, SLG: 0.083										4	0	0	0	0	1	4						
33 Justin Morneau, L OBP: 0.385, SLG: 0.500										3	0	0	0	0	0	1						
72 Brock Peterson, R OBP: 0.353, SLG: 0.690	P3									1	0	1	0	0	0	0						
5 Michael Cuddyer, R OBP: 0.308, SLG: 0.560										3	1	1	1	0	0	1						
73 David Winfree, R OBP: 0.333, SLG: 0.471										1	0	0	0	0	0	1						
21 Delmon Young, R OBP: 0.484, SLG: 0.615										3	1	1	0	0	1	0						
31 Luis Matos, R OBP: 0.176, SLG: 0.235										1	0	0	0	0	0	0						
23 Brendan Harris, R OBP: 0.364, SLG: 0.350										2	1	0	0	1	0	0						
79 Danny Valencia, R OBP: 0.385, SLG: 0.385										1	0	0	0	0	0	0						
71 Drew Butera, R OBP: 0.375, SLG: 0.286										2	0	0	0	1	0	0						
76 Wilson Ramos, R OBP: 0.400, SLG: 0.385										1	0	1	0	0	0	0						
20 Matt Tolbert, S OBP: 0.219, SLG: 0.138										2	0	1	1	0	1	0						
27 Matt Macri, R OBP: 0.250, SLG: 0.263										2	0	1	0	0	0	1						
<b>Inning Stats</b>	R: 1 E: 1 K: 1 S: 5	H: 0 LOB: 0 BB: 1 P: 9	R: 3 E: 0 K: 0 S: 6	H: 3 LOB: 2 BB: 2 P: 14	R: 0 E: 0 K: 0 S: 3	H: 0 LOB: 0 BB: 0 P: 3	R: 0 E: 0 K: 1 S: 5	H: 0 LOB: 0 BB: 0 P: 5	R: 1 E: 0 K: 0 S: 5	H: 2 LOB: 1 BB: 0 P: 5	R: 0 E: 0 K: 1 S: 5	H: 0 LOB: 0 BB: 0 P: 5	R: 0 E: 0 K: 1 S: 5	H: 1 LOB: 1 BB: 1 P: 9	R: 0 E: 0 K: 0 S: 3	H: 1 LOB: 0 BB: 0 P: 3	R: 0 E: 0 K: 1 S: 6	H: 1 LOB: 1 BB: 0 P: 6	1B: 4 2B: 4 3B: 1 HR: 1	SF: 0 SAC: 0 DP: 2 HBP: 0	WP: 0 PB: 0 SB: 0 CS: 1	PA: 37
<b>PITCHER</b>	IP WLS BF H R ER SO BB IBB HBP BLK WP HR S P ERA WHIP	IP WLS BF H R ER SO BB IBB HBP BLK WP HR S P ERA WHIP																				
23 Andrew Miller, L ERA: 10.37	4.0 18 3 4 3 2 3 0 0 0 0 0 0 19 31 6.75 1.500																					
46 Juan Carlos Oviedo, R ERA: 4.5	1.0 5 2 1 1 0 0 0 0 0 0 0 0 5 5 9.00 2.000																					
20 Logan Kensing, R ERA: 4.5	1.0 3 0 0 0 1 0 0 0 0 0 0 0 5 5 0.00 0.000																					
71 Brett Sinkbell, R ERA:	1.0 W 4 1 0 0 1 1 0 0 0 0 0 0 5 9 0.00 2.000																					
62 Dallas Trahern, R ERA:	1.0 H 3 1 0 0 0 0 0 0 0 0 0 0 3 3 0.00 1.000																					





Batter	1	2	3	4	5	6	7	8	9	AB	R	H	RBI	BB	SO	LOB	TOP										
2 Denard Span, L (1,7) 82 Dustin Martin, L (6,7) OBP: 0.200, SLG: 0.097 OBP: 0.421, SLG: 0.556	F7		P6			K	K			3	0	0	0	0	1	0	<b>Minnesota Twins @ New York Yankees</b> George M. Steinbrenner Field, Tampa, FL Sun Mar 15 2009, 1:15 PM EDT Att: 10,727 - Partly Cloudy - 82 F <a href="http://livebaseballscorecards.com">livebaseballscorecards.com</a>										
57 Luke Hughes, R (1,4) 77 Steve Tolleson, R (7,4)	1B		G6-3			1B		G4-3		3	1	2	0	0	0	0											
22 Carlos Gómez, R (1,8) 31 Luis Matos, R (6,8) OBP: 0.409, SLG: 0.815 OBP: 0.167, SLG: 0.222	FC5-4			K		1B		G6-3		3	0	1	0	0	1	1											
16 Jason Kubel, L (1,10) 85 Toby Gardenhire, R (8,PH) (8,10)	G4-3			F8		1B		F7		3	0	1	1	0	0	1											
23 Brendan Harris, R (1,5) 74 Delmonico Romero, R (6,PR) (6,5)		G6-3		G6-3		BB		K		2	0	0	0	1	0	0											
32 Brian Buscher, L (1,3) 72 Brock Peterson, R (6,3) OBP: 0.444, SLG: 0.609 OBP: 0.389, SLG: 0.625	F8				G4-3	G1-3		1B		3	0	0	0	0	0	3											
55 Mike Redmond, R (1,2) 80 Jeff Christy, R (7,2) OBP: 0.239, SLG: 0.250 OBP: 0.667, SLG: 0.500	2B				G4-3			G5-4-3		3	0	1	0	0	0	0											
73 David Winfree, R (1,9)	K				F8			2B		3	0	1	0	0	1	1											
1 Trevor Plouffe, R (1,6)			G6-3			F8		L4		3	0	0	0	0	0	1											
<b>Inning Stats</b>	R: 0 E: 0 K: 0 S: 4	H: 1 LOB: 1 BB: 0 P: 4	R: 0 E: 0 K: 1 S: 6	H: 1 LOB: 1 BB: 0 P: 6	R: 0 E: 0 K: 0 S: 3	H: 0 LOB: 0 BB: 0 P: 3	R: 0 E: 0 K: 1 S: 5	H: 0 LOB: 0 BB: 0 P: 5	R: 0 E: 0 K: 0 S: 3	H: 0 LOB: 0 BB: 0 P: 3	R: 1 E: 0 K: 1 S: 8	H: 3 LOB: 3 BB: 1 P: 12	R: 0 E: 0 K: 1 S: 6	H: 1 LOB: 1 BB: 0 P: 6	R: 0 E: 0 K: 0 S: 3	H: 0 LOB: 0 BB: 0 P: 3		1B: 5 2B: 2 3B: 0 HR: 0	SF: 0 SAC: 0 DP: 1 HBP: 0	WP: 0 PB: 0 CS: 0	PA: 34						
<b>PITCHER</b>	IP	WLS	BF	H	R	ER	SO	BB	IBB	HBP	BLK	WP	HR	S	P	ERA	WHIP										
46 Andy Pettite, L (1,1) ERA: 2.25	3.0	W	11	2	0	0	1	0	0	0	0	0	0	13	13	0.00	0.667										
48 Phil Coke, L (4,1) ERA: 2.25	3.0	H	13	3	1	1	2	1	0	0	0	0	0	16	20	3.00	1.333										
41 Jose Veras, R (7,1) ERA: 1.8	1.0		4	1	0	0	1	0	0	0	0	0	0	6	6	0.00	1.000										
67 Anthony Claggett, R (8,1) ERA: 1.29	1.0		3	0	0	0	0	0	0	0	0	0	0	3	3	0.00	0.000										
80 Steven Jackson, R (9,1) ERA: 2.7	1.0		3	1	0	0	1	0	0	0	0	0	0	5	5	0.00	1.000										

Batter	1	2	3	4	5	6	7	8	9	AB	R	H	RBI	BB	SO	LOB	BOTTOM										
20 Jorge Posada, S (1,2) 75 Francisco Cervelli, R (5,2) OBP: 0.417, SLG: 0.636 OBP: 0.155, SLG: 0.155	1B		2B		FC5-4		P4			2	2	2	0	0	0	0	<b>Minnesota Twins @ New York Yankees</b> George M. Steinbrenner Field, Tampa, FL Sun Mar 15 2009, 1:15 PM EDT Att: 10,727 - Partly Cloudy - 82 F <a href="http://livebaseballscorecards.com">livebaseballscorecards.com</a>										
18 Johnny Damon, L (1,7) 60 Todd Linden, S (7,7) OBP: 0.367, SLG: 0.519 OBP: 0.188, SLG: 0.071	1B		G3		G6-3		K			3	0	1	0	0	0	2											
25 Mark Teixeira, S (1,3) 72 Juan Miranda, L (7,3) OBP: 0.417, SLG: 0.500 OBP: 0.290, SLG: 0.333	P4		SF7		F7		K			2	0	0	1	0	0	2											
55 Hideki Matsui, L (1,10) 24 Robinson Cano, L (8,PH) (9,10)	FC3-6		G4-3		F7		P5			3	0	0	1	0	0	1											
33 Nick Swisher, S (1,9) 17 Shelley Duncan, R (7,9) OBP: 0.344, SLG: 0.174 OBP: 0.524, SLG: 0.833	P6			K		2B		1B		3	1	1	0	0	1	1											
53 Melky Cabrera, S (1,8) 82 Austin Jackson, R (7,8) OBP: 0.375, SLG: 0.370 OBP: 0.320, SLG: 0.435		2B		L7		BB		K		2	2	1	0	1	0	0											
14 Angel Berroa, R (1,5) 74 Justin Leone, R (7,5) OBP: 0.455, SLG: 0.750 OBP: 0.250, SLG: 0.318	SH1-3			G4-3		2B		2B		2	0	1	2	0	0	0											
90 Ramiro Pena, S (1,6) OBP: 0.344, SLG: 0.379	1B				G4-3					3	0	2	1	0	0	1											
73 Doug Bernier, R (1,4) 92 Eduardo Núñez, R (3,6) OBP: 0.360, SLG: 0.200 OBP: 0.375, SLG: 0.467	F8				FC3-6		F7			1	0	0	0	0	0	1											
<b>Inning Stats</b>	R: 1 E: 0 K: 0 S: 5	H: 2 LOB: 1 BB: 0 P: 5	R: 1 E: 0 K: 0 S: 4	H: 2 LOB: 0 BB: 0 P: 4	R: 1 E: 0 K: 0 S: 4	H: 1 LOB: 0 BB: 0 P: 4	R: 0 E: 0 K: 1 S: 5	H: 0 LOB: 0 BB: 0 P: 5	R: 0 E: 0 K: 0 S: 4	H: 1 LOB: 1 BB: 0 P: 4	R: 2 E: 0 K: 0 S: 5	H: 2 LOB: 1 BB: 1 P: 9	R: 0 E: 0 K: 1 S: 5	H: 0 LOB: 0 BB: 0 P: 5	R: 0 E: 0 K: 2 S: 8	H: 1 LOB: 1 BB: 0 P: 8		1B: 5 2B: 4 3B: 0 HR: 0	SF: 1 SAC: 1 DP: 0 HBP: 0	WP: 0 PB: 0 CS: 1	PA: 33						
<b>PITCHER</b>	IP	WLS	BF	H	R	ER	SO	BB	IBB	HBP	BLK	WP	HR	S	P	ERA	WHIP										
15 Glen Perkins, L (1,1) ERA: 3.0	3.0	L	13	5	3	3	0	0	0	0	0	0	0	9	9	0.00	0.500										
53 Nick Blackburn, R (4,1) ERA: 3.6	2.0		7	1	0	0	1	0	0	0	0	0	0	9	9	0.00	0.500										
44 Bob Keppel, R (6,1) ERA: 3.6	1.0		6	2	2	2	0	1	0	0	0	0	0	5	9	18.00	3.000										
61 Kevin Mulvey, R (7,1) ERA: 3.6	1.0		3	0	0	0	1	0	0	0	0	0	0	5	5	0.00	0.000										
84 Ben Juliano, L (8,1) ERA: 8.1	1.0		4	1	0	0	2	0	0	0	0	0	0	8	8	0.00	1.000										

AB	33
R	1
H	7
RBI	1
BB	1
SO	5
LOB	9

AB	30
R	5
H	9
RBI	5
BB	1
SO	4
LOB	11









Batter	1	2	3	4	5	6	7	8	9	AB	R	H	RBI	BB	SO	LOB	TOP								
2 Denard Span, L OBP: 0.268, SLG: 0.324 78 Alejandro Machado, S OBP: 0.231, SLG: 0.250	F8	25 1B			HR		K		G6-3	3	1	2	2	0	0	0									
25 Alexi Casilla, S OBP: 0.485, SLG: 0.543	1B	24 G5-4-3			5 2B 33 1B		24 G1			4	0	4	1	0	0	0									
24 Joe Crede, R OBP: 0.212, SLG: 0.290	P6	G5-4-3			F7		G1			4	0	0	1	0	0	6									
33 Justin Morneau, L OBP: 0.250, SLG: 0.316 72 Brock Peterson, R OBP: 0.358, SLG: 0.588	K				F8		P4			3	0	0	0	0	2	2									
5 Michael Cuddyer, R OBP: 0.333, SLG: 0.548 73 David Winfree, R OBP: 0.318, SLG: 0.476		58 1B 23 1B			G5-3		P6		G6-3	3	1	1	0	0	0	1									
32 Brian Buscher, L OBP: 0.400, SLG: 0.538 57 Luke Hughes, R OBP: 0.400, SLG: 0.400	K				G3		L6		K	3	0	0	0	0	1	1									
22 Carlos Gómez, R OBP: 0.150, SLG: 0.200 31 Luis Matos, R OBP: 0.150, SLG: 0.200		23 1B 58 1B			B1-3		F8		G6-3	2	1	0	0	1	0	0									
58 Jose Morales, S OBP: 0.250, SLG: 0.273 71 Drew Butera, R OBP: 0.333, SLG: 0.250		2 1B 23 1B			F9		K		P3	3	1	1	0	0	1	0									
23 Brendan Harris, R OBP: 0.393, SLG: 0.333 27 Matt Macri, R OBP: 0.238, SLG: 0.250		25 1B 2 1B			P5				G1-3	2	1	1	1	1	0	0									
<b>Inning Stats</b>	R: 0 E: 0 K: 1 S: 6	H: 1 LOB: 0 BB: 0 P: 6	R: 3 E: 0 K: 1 S: 9	H: 5 LOB: 2 BB: 1 P: 13	R: 0 E: 0 K: 1 S: 5	H: 0 LOB: 0 BB: 0 P: 5	R: 0 E: 0 K: 0 S: 3	H: 0 LOB: 0 BB: 0 P: 3	R: 1 E: 0 K: 0 S: 7	H: 2 LOB: 1 BB: 0 P: 7	R: 0 E: 0 K: 1 S: 5	H: 0 LOB: 0 BB: 0 P: 5	R: 1 E: 0 K: 1 S: 6	H: 1 LOB: 1 BB: 1 P: 10	R: 0 E: 0 K: 1 S: 5	H: 0 LOB: 0 BB: 0 P: 5	R: 0 E: 0 K: 0 S: 3	H: 0 LOB: 0 BB: 0 P: 3	1B: 7 2B: 1 3B: 0 HR: 1	SF: 0 SAC: 0 DP: 1 HBP: 0	WP: 0 PB: 0 SB: 2 CS: 0	PA: 37			
<b>PITCHER</b>	IP	WLS	BF	H	R	ER	SO	BB	IBB	HBP	BLK	WP	HR	S	P	ERA	WHIP								
19 Josh Beckett, R ERA: 2.08	4.0	W	18	6	3	3	3	1	0	0	0	0	0	23	27	6.75	1.750								
58 Jonathan Papelbon, R ERA: 3.0	1.0		5	2	1	1	0	0	0	0	0	0	1	7	7	9.00	2.000								
24 Takashi Saito, R ERA: 1.5	1.0		3	0	0	0	1	0	0	0	0	0	0	5	5	0.00	0.000								
37 Hideki Okajima, L ERA: 3.86	1.0		5	1	1	1	1	1	0	0	0	0	0	6	10	9.00	2.000								
63 Junichi Tazawa, R ERA: 1.28	2.0		6	0	0	0	1	0	0	0	0	0	0	8	8	0.00	0.000								

Minnesota Twins @ Boston Red Sox  
City of Palms Park, Ft. Myers, FL  
Tue Mar 17 2009, 1:05 PM EDT  
Att: 8,064 - Partly Cloudy - 84 F

AB 35  
R 5  
H 9  
RBI 5  
BB 2  
SO 6  
LOB 12



Batter	1	2	3	4	5	6	7	8	9	AB	R	H	RBI	BB	SO	LOB	BOTTOM								
2 Jacoby Ellsbury, L OBP: 0.313, SLG: 0.484 13 Chip Ambres, R OBP: 0.227, SLG: 0.158	25 G6-3 34 SF8		G6-3	HR	71 1B			G6-3		3	2	2	2	0	0	0									
25 Mike Lowell, R OBP: 0.500, SLG: 0.800 71 Angel Chavez, R OBP: 0.455, SLG: 0.421 76 Ryan Khoury, R	G6-3		34 HR		1-3 2-H			K		3	1	1	0	0	0	1									
34 David Ortiz, L OBP: 0.316, SLG: 0.690 70 Gil Velazquez, R OBP: 0.321, SLG: 0.360	SF8		HR	44 HR			G3		1B	3	2	2	3	0	0	0									
5 Rocco Baldelli, R OBP: 0.273, SLG: 0.333 55 Jeff Bailey, R OBP: 0.526, SLG: 0.774	G6-3		K	K			F7		K	4	0	0	0	0	2	1									
44 Jason Bay, R OBP: 0.450, SLG: 0.563 16 Paul McNulty, L OBP: 0.212, SLG: 0.313		K	33 1B	HR			F8			4	1	2	2	0	1	0									
33 Jason Varitek, S OBP: 0.185, SLG: 0.320 16 George Kottaras, L OBP: 0.375, SLG: 0.500		HR	32 BB	F7				K		3	1	2	1	0	0	0									
32 Brad Wilkerson, L OBP: 0.194, SLG: 0.333 54 Chris Carter, L OBP: 0.316, SLG: 0.472	P6			BB			K		F8	2	0	0	0	1	1	0									
12 Jed Lowrie, S OBP: 0.475, SLG: 0.771 85 Ivan Ochoa, R OBP: 0.222, SLG: 0.286			F7		71 1B 13 BB			F8		3	1	2	0	0	0	3									
22 Nick Green, R OBP: 0.419, SLG: 0.553	F8			HR				FC6-4		4	1	1	0	0	1	3									
<b>Inning Stats</b>	R: 1 E: 0 K: 0 S: 4	H: 1 LOB: 0 BB: 0 P: 4	R: 1 E: 0 K: 1 S: 8	H: 2 LOB: 1 BB: 0 P: 9	R: 2 E: 0 K: 1 S: 11	H: 4 LOB: 3 BB: 1 P: 15	R: 4 E: 0 K: 1 S: 10	H: 4 LOB: 0 BB: 0 P: 12	R: 1 E: 0 K: 2 S: 8	H: 2 LOB: 2 BB: 1 P: 12	R: 0 E: 0 K: 0 S: 3	H: 0 LOB: 0 BB: 0 P: 3	R: 0 E: 0 K: 0 S: 4	H: 1 LOB: 1 BB: 0 P: 4	R: 0 E: 0 K: 2 S: 8	H: 1 LOB: 1 BB: 0 P: 8	1B: 10 2B: 1 3B: 0 HR: 4	SF: 1 SAC: 0 DP: 0 HBP: 0	WP: 0 PB: 0 SB: 0 CS: 0	PA: 40					
<b>PITCHER</b>	IP	WLS	BF	H	R	ER	SO	BB	IBB	HBP	BLK	WP	HR	S	P	ERA	WHIP								
30 Scott Baker, R ERA: 8.31	3.0	L	17	7	4	4	2	1	0	0	0	0	2	10	12	36.00	4.000								
54 Matt Guerrier, R ERA: 8.22	1.0		7	4	4	4	1	0	0	0	0	0	0	8	12	9.00	3.000								
50 Jose Mijares, L ERA: 10.13	1.0		5	2	1	1	2	1	0	0	0	0	0	7	7	0.00	0.500								
52 Brian Duensing, L ERA: 1.13	2.0		7	1	0	0	0	0	0	0	0	0	0	7	7	0.00	1.000								
44 Bob Koppel, R ERA: 3.0	1.0		4	1	0	0	2	0	0	0	0	0	0	8	8	0.00	1.000								

Minnesota Twins @ Boston Red Sox  
City of Palms Park, Ft. Myers, FL  
Tue Mar 17 2009, 1:05 PM EDT  
Att: 8,064 - Partly Cloudy - 84 F

AB 37  
R 9  
H 15  
RBI 9  
BB 2  
SO 7  
LOB 11









Batter	1	2	3	4	5	6	7	8	9	AB	R	H	RBI	BB	SO	LOB	TOP																				
11 Brett Gardner, L (1,8) OBP: 0.439, SLG: 0.730 60 Todd Linden, S (7,9) OBP: 0.174, SLG: 0.238	0-0 1B		G4-3		F9			HR	G4-3	3	0	1	0	0	0	0																					
24 Robinson Cano, L (1,4) OBP: 0.500, SLG: 0.727 73 Doug Bernier, R (6,4) OBP: 0.370, SLG: 0.227	0-0 F7					K		86 SH5-4 72 1B 75 SF9		3	0	1	0	0	1	1																					
25 Mark Teixeira, S (1,3) OBP: 0.455, SLG: 0.621 72 Juan Miranda, L (6,3) OBP: 0.297, SLG: 0.364	0-1 G5-3		F7			HR		86 SH5-4	1B	3	1	1	1	0	0	2																					
55 Hideki Matsui, L (1,10) OBP: 0.407, SLG: 0.500 86 P.J. Pillittere, R (8,PH) OBP: 0.500, SLG: 0.500	0-0 F8		F7			L6			SH5-4	3	0	0	0	0	0	2																					
26 José Molina, R (1,2) OBP: 0.361, SLG: 0.333 75 Francisco Cervelli, R (7,2) OBP: 0.167, SLG: 0.152		0-0 F8		17 G5-4-3 1B		G6-3			SF9	3	0	1	0	0	0	0																					
17 Shelley Duncan, R (1,9) OBP: 0.467, SLG: 0.704 Seth Fortenberry, L (7,7)		0-0		G5-4-3				3-H	F7	3	0	1	0	0	0	1																					
82 Austin Jackson, R (1,7) OBP: 0.361, SLG: 0.515		0-3 K		G3					HR	4	1	1	1	0	2	1																					
92 Eduardo Núñez, R (1,6) OBP: 0.500, SLG: 0.625		4-0 90 FC5-4 BB				G5-3			G5-3	2	0	0	0	1	0	0																					
90 Ramiro Pena, S (1,5) OBP: 0.310, SLG: 0.359 74 Justin Leone, R (7,PH) OBP: 0.206, SLG: 0.281		0-0 FC5-4				F9			G5-3	2	0	0	0	0	0	2																					
<b>Inning Stats</b>	R: 0 E: 0 K: 0 S: 5	H: 1 LOB: 1 BB: 0 P: 5	R: 0 E: 0 K: 1 S: 6	H: 1 LOB: 2 BB: 1 P: 10	R: 0 E: 0 K: 0 S: 4	H: 1 LOB: 1 BB: 0 P: 4	R: 0 E: 0 K: 0 S: 3	H: 1 LOB: 0 BB: 0 P: 3	R: 1 E: 0 K: 1 S: 6	H: 1 LOB: 0 BB: 0 P: 7	R: 0 E: 0 K: 1 S: 5	H: 0 LOB: 1 BB: 0 P: 6	R: 2 E: 0 K: 0 S: 7	H: 3 LOB: 1 BB: 0 P: 10	R: 1 E: 0 K: 0 S: 6	H: 1 LOB: 0 BB: 0 P: 9	1B: 5 2B: 1 3B: 0 HR: 3	SF: 1 SAC: 1 DP: 1 HBP: 1	WP: 0 PB: 0 SB: 1 CS: 0	PA: 37																	
<b>PITCHER</b>	IP	WLS	BF	H	R	ER	SO	BB	IBB	HBP	BLK	WP	HR	S	P	ERA	WHIP	<b>PITCHER</b>	IP	WLS	BF	H	R	ER	SO	BB	IBB	HBP	BLK	WP	HR	S	P	ERA	WHIP		
15 Glen Perkins, L (1,1) ERA: 2.25	5.0		19	4	0	0	1	1	0	0	0	0	0	21	25	0.00	1.000																				
36 Joe Nathan, R (6,1) ERA: 5.4	1.0	H	4	1	1	1	1	0	0	0	0	0	1	6	7	9.00	1.000																				
18 Luis Ayala, R (7,1) ERA: 5.4	1.0	H	4	0	0	0	1	0	0	1	0	0	0	5	6	0.00	0.000																				
50 Jose Mijares, L (8,1) ERA: 11.37	1.0	L	6	3	2	2	0	0	0	0	0	0	1	7	10	18.00	3.000																				
37 Jason Jones, R (9,1) ERA: 2.7	1.0		4	1	1	1	0	0	0	0	0	0	1	6	9	9.00	1.000																				

New York Yankees @ Minnesota Twins  
Hammond Stadium, Fort Myers, FL  
Fri Mar 20 2009, 1:05 PM EDT  
Att: 8,112 - Partly Cloudy - 77 F

AB 33  
R 4  
H 9  
RBI 4  
BB 1  
SO 3  
LOB 11



Batter	1	2	3	4	5	6	7	8	9	AB	R	H	RBI	BB	SO	LOB	BOTTOM																				
2 Denard Span, L (1,9) OBP: 0.239, SLG: 0.286	0-0 G6-3		G3-6		G3		F8		G6-4-3	5	0	0	0	0	0	6																					
25 Alexi Casilla, S (1,4) OBP: 0.483, SLG: 0.500	4-0 16 G5-4-3 BB				B5		F8		K	3	0	0	0	1	1	0																					
16 Jason Kubel, L (1,10) OBP: 0.424, SLG: 0.500 23 Brendan Harris, R (6,PH) OBP: 0.394, SLG: 0.296	0-0 G5-4-3				F7		G3-1		72 S BB	3	0	0	0	0	0	1																					
32 Brian Buscher, L (1,3) OBP: 0.424, SLG: 0.536 72 Brock Peterson, R (6,PR) OBP: 0.333, SLG: 0.526		0-0 G4-3			24 FC6-4 1B				K	2	0	1	0	1	0	0																					
24 Joe Crede, R (1,5) OBP: 0.222, SLG: 0.294 57 Luke Hughes, R (6,PR) OBP: 0.400, SLG: 0.400		0-0 G4-3			FC6-4				K	1-2	3	0	1	0	0	1																					
21 Delmon Young, R (1,7) OBP: 0.385, SLG: 0.595 31 Luis Matos, R (7,7) OBP: 0.217, SLG: 0.190		0-0 G6-3					G6-3		G3	3	0	0	0	0	2	1																					
22 Carlos Gómez, R (1,8) OBP: 0.350, SLG: 0.667 78 Alejandro Machado, S (8,8) OBP: 0.267, SLG: 0.231			0-0 F9						P6	3	1	1	0	0	0	0																					
55 Mike Redmond, R (1,2) OBP: 0.345, SLG: 0.385 80 Jeff Christy, R (7,PR) OBP: 0.750, SLG: 0.667					8 1B				20 BB 80 1B	2	1	1	1	1	0	0																					
27 Matt Macri, R (9,PR) OBP: 0.208, SLG: 0.217					2 BB				20 BB	0	0	0	0	0	0	0																					
8 Nick Punto, S (1,6) OBP: 0.231, SLG: 0.308 20 Matt Tolbert, S (8,6) OBP: 0.268, SLG: 0.229					2 G3-6 1B				2 G6-4-3 BB	3	0	2	1	0	0	1																					
<b>Inning Stats</b>	R: 0 E: 0 K: 0 S: 2	H: 0 LOB: 0 BB: 1 P: 6	R: 0 E: 0 K: 0 S: 3	H: 0 LOB: 0 BB: 0 P: 3	R: 1 E: 0 K: 0 S: 4	H: 2 LOB: 0 BB: 0 P: 4	R: 0 E: 0 K: 0 S: 4	H: 1 LOB: 1 BB: 0 P: 4	R: 1 E: 0 K: 0 S: 6	H: 2 LOB: 1 BB: 0 P: 6	R: 0 E: 0 K: 0 S: 5	H: 0 LOB: 2 BB: 1 P: 9	R: 0 E: 0 K: 2 S: 7	H: 0 LOB: 1 BB: 1 P: 11	R: 0 E: 0 K: 1 S: 5	H: 1 LOB: 3 BB: 2 P: 13	1B: 4 2B: 3 3B: 0 HR: 0	SF: 0 SAC: 0 DP: 3 HBP: 0	WP: 1 PB: 0 SB: 2 CS: 0	PA: 37																	
<b>PITCHER</b>	IP	WLS	BF	H	R	ER	SO	BB	IBB	HBP	BLK	WP	HR	S	P	ERA	WHIP	<b>PITCHER</b>	IP	WLS	BF	H	R	ER	SO	BB	IBB	HBP	BLK	WP	HR	S	P	ERA	WHIP		
65 Phil Hughes, R (1,1) ERA: 3.38	4.1		15	3	1	1	0	1	0	0	0	0	0	14	18	2.08	0.923																				
45 Jason Johnson, R (5,1) ERA: 3.38	1.2		9	3	1	1	0	1	0	0	0	0	0	10	14	5.40	2.400																				
67 Anthony Claggett, R (7,1) ERA: 1.15	1.0	W	4	0	0	0	0	1	0	0	0	1	0	3	8	0.00	1.000																				
30 David Robertson, R (8,1) ERA: 1.35	1.1	H	5	0	0	0	3	1	0	0	0	0	0	10	14	0.00	0.750																				
29 Kei Igawa, L (9,1) ERA: 1.35	0.2	S	4	1	0	0	0	2	0	0	0	0	0	2	10	0.00	4.500																				

New York Yankees @ Minnesota Twins  
Hammond Stadium, Fort Myers, FL  
Fri Mar 20 2009, 1:05 PM EDT  
Att: 8,112 - Partly Cloudy - 77 F

AB 31  
R 2  
H 7  
RBI 2  
BB 6  
SO 3  
LOB 13









Batter	1	2	3	4	5	6	7	8	9	AB	R	H	RBI	BB	SO	LOB	TOP																	
8 Russ Adams, L (1,9) OBP: 0.447, SLG: 0.677 34 Moisés Sierra, R (5,9) OBP: 0.400, SLG: 0.600										3	0	1	0	0	1	1	<b>Toronto Blue Jays @ Minnesota Twins</b> Hammond Stadium, Fort Myers, FL Sun Mar 22 2009, 1:05 PM EDT Att: 8,005 - Partly Cloudy - 75 F																	
69 Brad Emaus, R (1,4) OBP: 0.405, SLG: 0.737 12 Howie Clark, L (5,4) OBP: 0.429, SLG: 0.429										3	1	1	1	0	1	1																		
26 Adam Lind, L (1,7) OBP: 0.378, SLG: 0.475 90 Nick Gorneault, R (5,PR) (5,7)										3	0	2	1	0	0	1																		
11 Jason Lane, R (1,8) OBP: 0.392, SLG: 0.792 Aaron Mathews, R (5,8) OBP: 0.294, SLG: 0.412										3	0	1	0	0	1	2																		
5 Michael Barrett, R (1,2) OBP: 0.320, SLG: 0.391 20 Rod Barajas, R (5,2) OBP: 0.200, SLG: 0.200										3	1	2	1	0	1	2																		
3 Randy Ruiz, R (1,3) OBP: 0.320, SLG: 0.333 68 David Cooper, L (5,3) OBP: 0.182, SLG: 0.273										3	0	1	0	0	1	2																		
64 Scott Campbell, L (1,5) OBP: 0.412, SLG: 0.412 Kevin Ahrens, R (6,5) OBP: 0.500, SLG: 0.250										3	0	1	1	0	0	0																		
71 Kyle Phillips, L (1,10) OBP: 0.455, SLG: 0.250 94 Chris Gutierrez, R (8,PH) (8,10)										3	0	0	0	0	1	1																		
Justin Jackson, R (1,6) OBP: 0.300, SLG: 0.333										4	2	2	0	0	1	3																		
<b>Inning Stats</b>	R: 0 E: 0 K: 2 S: 8	H: 1 LOB: 1 BB: 0 P: 8	R: 1 E: 0 K: 1 S: 7	H: 3 LOB: 1 BB: 0 P: 7	R: 0 E: 0 K: 1 S: 7	H: 2 LOB: 2 BB: 0 P: 7	R: 0 E: 0 K: 0 S: 3	H: 0 LOB: 0 BB: 0 P: 3	R: 3 E: 0 K: 2 S: 11	H: 4 LOB: 2 BB: 0 P: 12	R: 0 E: 0 K: 1 S: 7	H: 2 LOB: 2 BB: 0 P: 7	R: 0 E: 0 K: 0 S: 3	H: 0 LOB: 0 BB: 0 P: 3	R: 2 E: 0 K: 0 S: 5	H: 2 LOB: 1 BB: 1 P: 10		R: 0 E: 0 K: 0 S: 3	H: 1 LOB: 1 BB: 1 P: 7	1B: 10 2B: 5 3B: 0 HR: 0	SF: 0 SAC: 0 DP: 1 HBP: 0	WP: 1 PB: 0 SB: 1 CS: 0	PA: 42											
<b>PITCHER</b>	IP WLS BF H R ER SO BB IBB HBP BLK WP HR S P ERA WHIP																																	
30 Scott Baker, R (1,1) ERA: 8.15	4.2		22	9	4	4	5	0	0	0	0	0	0	0	0	0	0	0	0	0	11	11	0.00	2.250										
60 Sean Henn, L (5,1) ERA: 1.42	1.1	W	7	3	0	0	2	0	0	0	0	0	0	0	0	0	0	0	0	0	3	3	0.00	0.000										
36 Joe Nathan, R (7,1) ERA: 4.5	1.0		3	0	0	0	2	0	0	0	0	0	0	0	0	0	0	0	0	0	3	7	27.00	3.000										
50 Jose Mijares, L (8,1) ERA: 12.86	0.2		4	1	2	2	0	1	0	0	0	0	0	0	0	0	0	0	0	3	7	27.00	3.000											
44 Bob Keppel, R (8,1) ERA: 2.45	1.1		6	2	0	0	0	1	0	0	0	0	1	0	5	10	0.00	2.250																

Batter	1	2	3	4	5	6	7	8	9	AB	R	H	RBI	BB	SO	LOB	BOTTOM							
2 Denard Span, L (1,8) OBP: 0.232, SLG: 0.275										5	2	1	2	1	1	6	<b>Toronto Blue Jays @ Minnesota Twins</b> Hammond Stadium, Fort Myers, FL Sun Mar 22 2009, 1:05 PM EDT Att: 8,005 - Partly Cloudy - 75 F							
8 Nick Punto, S (1,6) OBP: 0.353, SLG: 0.438 27 Matt Macri, R (5,PR) (6,6)										3	2	2	2	1	0	0								
16 Jason Kubel, L (1,10) OBP: 0.432, SLG: 0.485 73 David Winfree, R (7,PH) (8,10)										3	2	1	0	1	0	2								
33 Justin Morneau, L (1,3) OBP: 0.348, SLG: 0.524 72 Brock Peterson, R (5,PH) (6,3)										2	1	2	3	1	0	0								
24 Joe Crede, R (1,5) OBP: 0.282, SLG: 0.343 57 Luke Hughes, R (5,PR) OBP: 0.429, SLG: 0.429										2	0	0	0	0	2	2								
5 Michael Cuddyer, R (1,9) OBP: 0.325, SLG: 0.541 31 Luis Matos, R (6,9) OBP: 0.192, SLG: 0.167										2	0	0	1	0	0	3								
21 Delmon Young, R (1,7) OBP: 0.357, SLG: 0.550 78 Alejandro Machado, S (6,7) OBP: 0.235, SLG: 0.200										3	1	0	0	0	0	3								
55 Mike Redmond, R (1,2) OBP: 0.344, SLG: 0.357 71 Drew Butera, R (5,PR) (6,2)										2	0	0	0	1	1	0								
20 Matt Tolbert, S (1,4) OBP: 0.319, SLG: 0.317										5	1	4	1	0	0	0								
<b>Inning Stats</b>	R: 1 E: 0 K: 1 S: 8	H: 3 LOB: 2 BB: 0 P: 8	R: 0 E: 0 K: 1 S: 5	H: 0 LOB: 0 BB: 0 P: 5	R: 2 E: 0 K: 0 S: 4	H: 1 LOB: 2 BB: 3 P: 17	R: 0 E: 0 K: 0 S: 3	H: 1 LOB: 0 BB: 0 P: 3	R: 3 E: 1 K: 1 S: 10	H: 4 LOB: 1 BB: 4 P: 27	R: 0 E: 0 K: 2 S: 10	H: 3 LOB: 3 BB: 0 P: 10	R: 0 E: 0 K: 0 S: 8	H: 1 LOB: 1 BB: 0 P: 8	R: 0 E: 0 K: 0 S: 5	H: 2 LOB: 2 BB: 0 P: 5		1B: 9 2B: 6 3B: 0 HR: 1	SF: 1 SAC: 0 DP: 1 HBP: 0	WP: 1 PB: 0 SB: 1 CS: 0	PA: 46			
<b>PITCHER</b>	IP WLS BF H R ER SO BB IBB HBP BLK WP HR S P ERA WHIP																							
31 Matt Clement, R (1,1) ERA: 9.58	1	L	26	6	9	9	2	7	0	0	0	0	0	0	0	0	0	0	0	1	23	53	18.69	3.000
48 Scott Richmond, R (5,1) ERA: 5.0	3.2		20	9	2	1	5	0	0	0	0	0	0	0	0	0	0	0	0	30	30	2.46	2.455	



Batter	1	2	3	4	5	6	7	8	9	AB	R	H	RBI	BB	SO	LOB	TOP			
18 Felix Pie, L (1.8) OBP: 0.220, SLG: 0.263 77 Justin Christian, R (9. PH) OBP: 0.270, SLG: 0.372	G4-3		F8		G3		K		G5-4-3	4	0	0	0	0	1	2	<p><b>Baltimore Orioles @ Minnesota Twins</b> Hammond Stadium, Fort Myers, FL Mon Mar 23 2009, 1:05 PM EDT Att: 7,801 - Partly Cloudy - 74 F</p> <p>livebaseballscorecards.com</p>			
2 Ryan Freel, R (1.7) OBP: 0.339, SLG: 0.306 54 Chad Moeller, R (6.2) OBP: 0.167, SLG: 0.083	K		26 CS 1B		K			G1-3	G5-3	3	0	1	0	0	2	1				
26 Scott Moore, L (1.5) OBP: 0.364, SLG: 0.659	P5		1-2 HR		P6			E3 30 HR		4	2	1	1	0	0	0				
16 Oscar Salazar, R (1.3) OBP: 0.257, SLG: 0.290		30 FC4 BB	P2		G2-3			K		3	0	0	0	1	1					
30 Luke Scott, L (1.10) OBP: 0.333, SLG: 0.477		12 2B 82 2B 1-2		K		F8		2-2 HR		4	2	1	2	0	1	1				
12 Luis Montanez, R (1.9) OBP: 0.383, SLG: 0.419		82 2B 1-3	P4					G4-3	G6-3	4	1	1	0	0	0	0				
55 Robby Hammock, R (1.2) OBP: 0.333, SLG: 0.435		K2-3	G5-3					G6-3		4	1	1	0	0	1	2				
82 Jolbert Cabrera, R (1.6) OBP: 0.469, SLG: 0.621		2H 3-H 2B			18 G3 BB			83 1B 2B	83 BB 77 G5-4-3 83 BB	2	1	2	2	2	0	0				
13 Donnie Murphy, R (1.4) OBP: 0.194, SLG: 0.303 83 Justin Turner, R (6.4) OBP: 0.389, SLG: 0.706					L9			2H 1B	77 G5-4-3 BB	2	0	0	0	0	1	2				
										1	0	1	1	1	0	0				
<b>Inning Stats</b>	R: 0 E: 0 K: 1 S: 5	H: 0 LOB: 0 P: 5	R: 2 E: 0 K: 2 S: 9	H: 2 LOB: 1 BB: 1 P: 13	R: 1 E: 0 K: 0 S: 6	H: 2 LOB: 0 BB: 0 P: 7	R: 0 E: 0 K: 1 S: 5	H: 0 LOB: 1 BB: 1 P: 5	R: 0 E: 0 K: 0 S: 3	H: 0 LOB: 0 BB: 0 P: 3	R: 1 E: 0 K: 1 S: 7	H: 2 LOB: 1 BB: 0 P: 7	R: 2 E: 1 K: 1 S: 9	H: 1 LOB: 0 BB: 0 P: 11	R: 1 E: 0 K: 0 S: 3	H: 1 LOB: 1 BB: 2 P: 11	1B: 3 2B: 3 3B: 0 HR: 2	SF: 0 SAC: 0 DP: 1 HBP: 0	WP: 0 PB: 0 SB: 0 CS: 1	PA: 38
<b>PITCHER</b>	IP WLS BF H R ER SO BB IBB HBP BLK WP HR S P ERA WHIP																			
47 Francisco Liriano, L (1.1) ERA: 2.95	5.0 W 20 4 3 3 5 2 0 0 0 0 0 1 30 39 5.40 1.200																			
54 Matt Guerrier, R (6.1) ERA: 7.27	1.0 H 3 0 0 0 0 0 0 0 0 0 0 0 3 3 0.00 0.000																			
28 Jesse Crain, R (7.1) ERA: 1.17	1.0 5 2 1 1 1 0 0 0 0 0 0 7 7 9.00 2.000																			
18 Luis Ayala, R (8.1) ERA:	1.0 S 5 1 2 0 1 0 0 0 0 0 0 1 9 11 0.00 1.000																			
49 Craig Breslow, L (9.1) ERA: 2.0	1.0 S 5 1 1 1 0 2 0 0 0 0 0 0 3 11 9.00 3.000																			

Batter	1	2	3	4	5	6	7	8	9	AB	R	H	RBI	BB	SO	LOB	BOTTOM			
20 Matt Tolbert, S (1.8) OBP: 0.346, SLG: 0.400	K		25 FC4-6 1B	4-0 BB		1-0 HR			FC4	4	1	2	3	1	1	1	<p><b>Baltimore Orioles @ Minnesota Twins</b> Hammond Stadium, Fort Myers, FL Mon Mar 23 2009, 1:05 PM EDT Att: 7,801 - Partly Cloudy - 74 F</p> <p>livebaseballscorecards.com</p>			
25 Alexi Casilla, S (1.4) OBP: 0.417, SLG: 0.444 23 Brendan Harris, R (6. PH) OBP: 0.447, SLG: 0.500	K		FC4-6	G3		1-0 HR			G5-3	3	0	0	1	0	1	4				
16 Jason Kubel, L (1.10) OBP: 0.439, SLG: 0.472 80 Jeff Christy, R (6. PH) OBP: 0.600, SLG: 0.500	33 HR BB		1-2 3-H P6		F7				F8	3	1	1	0	1	0	1				
33 Justin Morneau, L (1.3) OBP: 0.370, SLG: 0.640 72 Brock Peterson, R (6. PR) OBP: 0.333, SLG: 0.500	1-H HR		G1-3		F7				32 FC4-6 1B	4	1	2	2	0	0	1				
24 Joe Crede, R (1.5) OBP: 0.262, SLG: 0.316 32 Brian Buscher, L (6.5) OBP: 0.436, SLG: 0.500	K			P4	K				FC4-6	3	0	0	0	0	2	0				
										1	0	0	0	1	0	1				
5 Michael Cuddyer, R (1.9) OBP: 0.302, SLG: 0.500 73 David Winfree, R (6. PH) OBP: 0.310, SLG: 0.429			G4-3		G4-3					3	0	0	0	0	0	0				
										1	0	0	0	0	0	3				
21 Delmon Young, R (1.7) OBP: 0.370, SLG: 0.614 Steve Singleton, L (8.6)			K	8 BB 20 BB 1B					K	4	2	2	1	0	2	0				
										0	0	0	0	0	0	0				
55 Mike Redmond, R (1.2) OBP: 0.343, SLG: 0.355 58 Jose Morales, S (7.2) OBP: 0.176, SLG: 0.188			F9	20 BB 8 BB 1B					K	3	0	1	0	0	1	0				
										1	0	0	0	0	1	0				
8 Nick Punto, S (1.6) OBP: 0.450, SLG: 0.556 78 Alejandro Machado, S (7. PH) OBP: 0.278, SLG: 0.250			20 1B 25 FC4-6 2B	20 BB 1B					20 HR 1B	2	2	2	0	1	0	0				
										1	0	1	0	0	0	0				
<b>Inning Stats</b>	R: 2 E: 0 K: 3 S: 12	H: 1 LOB: 0 BB: 1 P: 19	R: 0 E: 0 K: 1 S: 5	H: 0 LOB: 0 BB: 0 P: 5	R: 1 E: 0 K: 0 S: 5	H: 2 LOB: 1 BB: 0 P: 5	R: 1 E: 0 K: 0 S: 5	H: 2 LOB: 3 BB: 2 P: 13	R: 0 E: 0 K: 1 S: 5	H: 0 LOB: 0 BB: 0 P: 5	R: 4 E: 0 K: 1 S: 11	H: 6 LOB: 3 BB: 1 P: 17	R: 0 E: 0 K: 2 S: 8	H: 1 LOB: 1 BB: 0 P: 8	R: 0 E: 0 K: 0 S: 4	H: 1 LOB: 1 BB: 0 P: 4	1B: 8 2B: 1 3B: 0 HR: 4	SF: 0 SAC: 0 DP: 0 HBP: 0	WP: 0 PB: 0 SB: 0 CS: 0	PA: 41
<b>PITCHER</b>	IP WLS BF H R ER SO BB IBB HBP BLK WP HR S P ERA WHIP																			
46 Jeremy Guthrie, R (1.1) ERA: 5.4	3.2 L 19 5 4 4 4 3 0 0 0 0 0 1 26 41 9.82 2.182																			
62 Radhames Liz, R (4.1) ERA: 5.0	0.1 1 0 0 0 0 0 0 0 0 0 0 0 1 1 0.00 0.000																			
56 Adam Eaton, R (5.1) ERA: 5.73	4.0 21 8 4 4 4 1 0 0 0 0 0 3 28 34 9.00 2.250																			





Batter	1	2	3	4	5	6	7	8	9	AB	R	H	RBI	BB	SO	LOB	TOP								
2 Denard Span, L OBP: 0.217, SLG: 0.255 11 Jason Pridle, L OBP: 0.200, SLG: 0.231	G3	K		F9		F7		1-H 2B		4	0	0	0	0	1	5									
25 Alexi Casilla, S OBP: 0.404, SLG: 0.417 93 Brian Dinkelman, L (8, PH)	G4-3	F9		G6-3			16 1B 32 1B BB	G3		3	1	0	0	1	0	4									
16 Jason Kubel, L OBP: 0.444, SLG: 0.482 73 David Winfree, R OBP: 0.333, SLG: 0.448	F7			21 G6-4-3 BB		G3-1		32 1B 21 S	23 F8 20 E 96 BB	3	0	1	0	1	0	0									
21 Delmon Young, R OBP: 0.340, SLG: 0.563 Joe Gaetti, R		G6-3	G6-4-3		K			K	K	4	0	0	0	0	2	3									
32 Brian Buscher, L OBP: 0.442, SLG: 0.500 96 Tommy Watkins, R (9, PH)		20 1B 23 1B 71 E	G3-1		F8			23 G6-4-3 1B	20 E	4	1	2	1	0	0	0									
23 Brendan Harris, R OBP: 0.442, SLG: 0.486		71 E 20 1B 59 1B			K		20 S 71 SF9 1B	G6-4-3	F8	5	2	2	0	0	1	4									
20 Matt Tolbert, S OBP: 0.368, SLG: 0.408		59 1B 71 E		71 S 59 2B BB		78 G4-3 71 SF9 1B			F8	4	1	2	0	1	0	1									
71 Drew Butera, R OBP: 0.429, SLG: 0.364 81 Danny Lehmann, R		E2		59 2B BB		SF9			G6-3	1	1	0	1	1	0	2									
59 Kevin Slowey, R OBP: 1.000, SLG: 1.000 78 Alejandro Machado, S OBP: 0.285, SLG: 0.230 38 Philip Humber, R OBP: 0.245 39 R.A. Dickey, R OBP: 0.360, SLG: 0.522 72 Brock Peterson, R OBP: 0.350, SLG: 0.522 52 Brian Duensing, L OBP: 0.278, SLG: 0.323 50 Jose Mijares, L OBP: 0.176, SLG: 0.235		1-2 2-3 3-H				G4-3				2	0	2	3	0	0	0									
<b>Inning Stats</b>	R: 0 E: 0 K: 0 S: 3	H: 0 LOB: 0 BB: 0 P: 3	R: 2 E: 1 K: 1 S: 10	H: 4 LOB: 3 BB: 0 P: 10	R: 0 E: 0 K: 0 S: 2	H: 0 LOB: 0 BB: 1 P: 6	R: 2 E: 0 K: 1 S: 6	H: 1 LOB: 1 BB: 2 P: 14	R: 0 E: 0 K: 1 S: 5	H: 0 LOB: 0 BB: 0 P: 5	R: 1 E: 0 K: 0 S: 5	H: 2 LOB: 1 BB: 0 P: 6	R: 1 E: 0 K: 1 S: 6	H: 2 LOB: 2 BB: 1 P: 10	R: 1 E: 0 K: 0 S: 5	H: 2 LOB: 1 BB: 0 P: 5	R: 1 E: 1 K: 2 S: 9	H: 1 LOB: 2 BB: 1 P: 13	1B: 10 2B: 2 3B: 0 HR: 0	SF: 1 SAC: 0 DP: 2 HBP: 0	WP: 0 PB: 0 CS: 0	PA: 44			
<b>PITCHER</b>	IP WLS BF H R ER SO BB IBB HBP BLK WP HR S P ERA WHIP	IP WLS BF H R ER SO BB IBB HBP BLK WP HR S P ERA WHIP	IP WLS BF H R ER SO BB IBB HBP BLK WP HR S P ERA WHIP	IP WLS BF H R ER SO BB IBB HBP BLK WP HR S P ERA WHIP	IP WLS BF H R ER SO BB IBB HBP BLK WP HR S P ERA WHIP	IP WLS BF H R ER SO BB IBB HBP BLK WP HR S P ERA WHIP	IP WLS BF H R ER SO BB IBB HBP BLK WP HR S P ERA WHIP	IP WLS BF H R ER SO BB IBB HBP BLK WP HR S P ERA WHIP	IP WLS BF H R ER SO BB IBB HBP BLK WP HR S P ERA WHIP	IP WLS BF H R ER SO BB IBB HBP BLK WP HR S P ERA WHIP	IP WLS BF H R ER SO BB IBB HBP BLK WP HR S P ERA WHIP	IP WLS BF H R ER SO BB IBB HBP BLK WP HR S P ERA WHIP	IP WLS BF H R ER SO BB IBB HBP BLK WP HR S P ERA WHIP	IP WLS BF H R ER SO BB IBB HBP BLK WP HR S P ERA WHIP	IP WLS BF H R ER SO BB IBB HBP BLK WP HR S P ERA WHIP	IP WLS BF H R ER SO BB IBB HBP BLK WP HR S P ERA WHIP	IP WLS BF H R ER SO BB IBB HBP BLK WP HR S P ERA WHIP	IP WLS BF H R ER SO BB IBB HBP BLK WP HR S P ERA WHIP	IP WLS BF H R ER SO BB IBB HBP BLK WP HR S P ERA WHIP	IP WLS BF H R ER SO BB IBB HBP BLK WP HR S P ERA WHIP	IP WLS BF H R ER SO BB IBB HBP BLK WP HR S P ERA WHIP	IP WLS BF H R ER SO BB IBB HBP BLK WP HR S P ERA WHIP	IP WLS BF H R ER SO BB IBB HBP BLK WP HR S P ERA WHIP	IP WLS BF H R ER SO BB IBB HBP BLK WP HR S P ERA WHIP	IP WLS BF H R ER SO BB IBB HBP BLK WP HR S P ERA WHIP

Minnesota Twins @ Florida Marlins  
Roger Dean Stadium, Jupiter, FL  
Tue Mar 24 2009, 1:05 PM EDT  
Att: 3,345 - Sunny - 74 F

AB	38
R	8
H	12
RBI	6
BB	5
SO	6
LOB	24



Batter	1	2	3	4	5	6	7	8	9	AB	R	H	RBI	BB	SO	LOB	BOTTOM								
1 Emilio Bonifacio, S OBP: 0.297, SLG: 0.367	K		G3			F7			F8	4	0	0	0	0	1	0									
24 Cameron Maybin, R (1, 8) OBP: 0.389, SLG: 0.438	2 FC1-2 3B		K						FC5-4 1B	3	0	2	0	1	1	0									
2 Hanley Ramirez, R OBP: 0.192, SLG: 0.273 Robert Andino, R OBP: 0.226, SLG: 0.333	FC1-2			G1-3		G1-3			FC5-4	3	0	0	0	0	0	2									
3 Jorge Cantu, R OBP: 0.263, SLG: 0.176 72 Chris Coghlan, L OBP: 0.316, SLG: 0.412				F9					F9	3	0	0	0	0	0	1									
6 Dan Uggla, R OBP: 0.304, SLG: 0.446 60 Carlos Martinez, R OBP: 0.285, SLG: 0.354 37 Renyel Pinto, L OBP: 0.245 Frankie De La Cruz, R OBP: 0.360, SLG: 0.522 49 Michael Ryan, L OBP: 0.278, SLG: 0.323		HR		G5-3						2	1	1	0	0	0	0									
27 Jeremy Hermida, L OBP: 0.396, SLG: 0.578 35 Burke Badenhop, R (8, 1) 53 Dan Meyer, R (9, 1)		G3				K			K	3	0	0	0	0	0	2									
12 Cody Ross, R OBP: 0.364, SLG: 0.500 7 Alejandro De Aza, L OBP: 0.278, SLG: 0.323						G6-3			G1-3	3	0	0	0	0	1	0									
70 Brad Davis, R OBP: 0.176, SLG: 0.235						P2			G5-3	3	0	0	0	0	0	0									
41 Chris Volstad, R (1, 1) 50 Andy González, R OBP: 0.400, SLG: 0.538				K					G5-3	1	0	0	0	0	1	0									
<b>Inning Stats</b>	R: 0 E: 0 K: 1 S: 6	H: 1 LOB: 1 BB: 0 P: 6	R: 1 E: 0 K: 1 S: 8	H: 1 LOB: 0 BB: 0 P: 11	R: 0 E: 0 K: 2 S: 7	H: 0 LOB: 0 BB: 0 P: 7	R: 0 E: 0 K: 0 S: 3	H: 0 LOB: 0 BB: 0 P: 3	R: 0 E: 0 K: 1 S: 5	H: 0 LOB: 0 BB: 1 P: 5	R: 0 E: 0 K: 1 S: 5	H: 0 LOB: 0 BB: 0 P: 5	R: 0 E: 0 K: 0 S: 3	H: 0 LOB: 0 BB: 0 P: 3	R: 0 E: 0 K: 0 S: 4	H: 1 LOB: 1 BB: 0 P: 4	1B: 1 2B: 0 3B: 1 HR: 1	SF: 0 SAC: 0 DP: 0 HBP: 0	WP: 0 PB: 0 CS: 0	PA: 31					
<b>PITCHER</b>	IP WLS BF H R ER SO BB IBB HBP BLK WP HR S P ERA WHIP	IP WLS BF H R ER SO BB IBB HBP BLK WP HR S P ERA WHIP	IP WLS BF H R ER SO BB IBB HBP BLK WP HR S P ERA WHIP	IP WLS BF H R ER SO BB IBB HBP BLK WP HR S P ERA WHIP	IP WLS BF H R ER SO BB IBB HBP BLK WP HR S P ERA WHIP	IP WLS BF H R ER SO BB IBB HBP BLK WP HR S P ERA WHIP	IP WLS BF H R ER SO BB IBB HBP BLK WP HR S P ERA WHIP	IP WLS BF H R ER SO BB IBB HBP BLK WP HR S P ERA WHIP	IP WLS BF H R ER SO BB IBB HBP BLK WP HR S P ERA WHIP	IP WLS BF H R ER SO BB IBB HBP BLK WP HR S P ERA WHIP	IP WLS BF H R ER SO BB IBB HBP BLK WP HR S P ERA WHIP	IP WLS BF H R ER SO BB IBB HBP BLK WP HR S P ERA WHIP	IP WLS BF H R ER SO BB IBB HBP BLK WP HR S P ERA WHIP	IP WLS BF H R ER SO BB IBB HBP BLK WP HR S P ERA WHIP	IP WLS BF H R ER SO BB IBB HBP BLK WP HR S P ERA WHIP	IP WLS BF H R ER SO BB IBB HBP BLK WP HR S P ERA WHIP	IP WLS BF H R ER SO BB IBB HBP BLK WP HR S P ERA WHIP	IP WLS BF H R ER SO BB IBB HBP BLK WP HR S P ERA WHIP	IP WLS BF H R ER SO BB IBB HBP BLK WP HR S P ERA WHIP	IP WLS BF H R ER SO BB IBB HBP BLK WP HR S P ERA WHIP	IP WLS BF H R ER SO BB IBB HBP BLK WP HR S P ERA WHIP	IP WLS BF H R ER SO BB IBB HBP BLK WP HR S P ERA WHIP	IP WLS BF H R ER SO BB IBB HBP BLK WP HR S P ERA WHIP	IP WLS BF H R ER SO BB IBB HBP BLK WP HR S P ERA WHIP	IP WLS BF H R ER SO BB IBB HBP BLK WP HR S P ERA WHIP

Minnesota Twins @ Florida Marlins  
Roger Dean Stadium, Jupiter, FL  
Tue Mar 24 2009, 1:05 PM EDT  
Att: 3,345 - Sunny - 74 F

AB	30
R	1
H	3
RBI	1
BB	1
SO	6
LOB	5













Batter	1	2	3	4	5	6	7	8	9	AB	R	H	RBI	BB	SO	LOB	TOP			
2 Denard Span, L (1, 9) 94 Justin Huber, R (7, 3)	G5-3		G6-3		F8		G4-3			4	0	0	0	0	0	0	<b>Minnesota Twins @ Boston Red Sox</b> City of Palms Park, Ft. Myers, FL Sat Mar 28 2009, 1:05 PM EDT Att. 7,914 - Overcast - 84 F			
22 Carlos Gómez, R (1, 8) 93 Brian Dinkelman, L (6, 4)	24 S 24 2B 1B		24 S 1B		1B			K		3	1	3	0	0	0	0				
24 Joe Crede, R (1, 5) 93 Estarlin De Los Santos, S (8, 5)	1-H 33 1B 2B		G5-3		F7			P5		4	1	1	1	0	0	2				
33 Justin Morneau, L (1, 10) Matt Moses, L (8, PH)	2H 1B		F8		G3			P4		3	0	1	1	0	0	2				
21 Delmon Young, R (1, 7)	F9				F8					4	0	0	0	0	1	1				
32 Brian Buscher, L (1, 3) 78 Alejandro Machado, S (7, 9)	G3-1				G6-3					3	0	0	0	0	0	1				
23 Brendan Harris, R (1, 6)			G4-3		G4-3					4	0	1	0	0	0	0				
55 Mike Redmond, R (1, 2) 71 Drew Butera, R (7, 2)	L4									3	1	1	0	0	0	0				
20 Matt Tolbert, S (1, 4) (6, 8)	G4-3				20 HR 1B					1	0	0	0	0	0	1				
	G4-3				1-H HR					3	1	1	2	0	0	0				
<b>Inning Stats</b>	R: 2 E: 0 K: 0 S: 6	H: 3 LOB: 1 BB: 0 P: 7	R: 0 E: 0 K: 0 S: 3	H: 0 LOB: 0 BB: 0 P: 3	R: 0 E: 0 K: 0 S: 4	H: 1 LOB: 1 BB: 0 P: 5	R: 0 E: 0 K: 0 S: 3	H: 0 LOB: 0 BB: 0 P: 3	R: 2 E: 0 K: 0 S: 7	H: 3 LOB: 1 BB: 0 P: 7	R: 0 E: 0 K: 0 S: 3	H: 0 LOB: 0 BB: 0 P: 3	R: 0 E: 0 K: 1 S: 5	H: 0 LOB: 0 BB: 0 P: 5	R: 0 E: 0 K: 1 S: 6	H: 1 LOB: 1 BB: 0 P: 6	1B: 6 2B: 1 3B: 0 HR: 1	SF: 0 SAC: 0 DP: 0 HBP: 0	WP: 0 PB: 0 SB: 2 CS: 0	PA: 35
<b>PITCHER</b>	IP WLS BF H R ER SO BB IBB HBP BLK WP HR S P ERA WHIP																			
36 Brad Penny, R (1, 1) ERA: 2.57	4.0 W 16 4 2 2 0 0 0 0 0 0 0 16 18 4.50 1.000																			
48 Javier López, L (5, 1) ERA: 4.5	1.0 6 3 2 2 0 0 0 0 0 0 1 7 7 18.00 3.000																			
37 Hideki Okajima, L (6, 1) ERA: 2.31	1.2 H 5 0 0 0 0 0 0 0 0 0 0 5 5 0.00 0.000																			
Devern Hansack, R (7, 1) ERA: 4.66	2.1 8 1 0 0 2 0 0 0 0 0 0 0 12 12 0.00 0.429																			

Batter	1	2	3	4	5	6	7	8	9	AB	R	H	RBI	BB	SO	LOB	BOTTOM			
5 Rocco Baldelli, R (1, 8) 13 Chip Ambres, R (7, 8)	K		1-H 2-H HR		K			G5-3		4	1	1	3	0	3	3	<b>Minnesota Twins @ Boston Red Sox</b> City of Palms Park, Ft. Myers, FL Sat Mar 28 2009, 1:05 PM EDT Att. 7,914 - Overcast - 84 F			
15 Dustin Pedroia, R (1, 4) 92 David Marks, L (7, 9)	G4-3		4-0 34 HR BB		G3			G3		3	1	1	0	1	0	2				
34 David Ortiz, L (1, 10) 54 Chris Carter, L (7, PH)	K		2-1 1-H HR		F9			1B		3	1	1	2	0	1	2				
20 Kevin Youkilis, R (1, 3) 55 Jeff Bailey, R (7, PR)			25 G4-6-3 BB		G3					2	0	0	0	2	1	0				
25 Mike Lowell, R (1, 5) 71 Angel Chavez, R (6, 5) 76 Ryan Khourey, R (7, PR)	G4-6-3		44 HR 1B		K					3	1	1	0	0	1	1				
44 Jason Bay, R (1, 7) 70 Gil Velazquez, R (7, PR)	K		1-H HR		G5-3					0	0	0	0	0	0	0				
12 Jed Lowrie, S (1, 6) 87 Yamaico Navarro, R (6, PR)			18 HR BB							1	1	0	0	2	1	0				
16 George Kottaras, L (1, 2) Dusty Brown, R (7, 2)			5 HR HBP		F8					2	1	1	1	0	0	0				
22 Nick Green, R (1, 9) (8, 7)			K							3	0	0	0	1	1	7				
			15 1B BB							1	1	0	0	0	0	3				
<b>Inning Stats</b>	R: 0 E: 0 K: 2 S: 7	H: 0 LOB: 0 BB: 0 P: 7	R: 0 E: 0 K: 1 S: 4	H: 0 LOB: 1 BB: 1 P: 8	R: 7 E: 0 K: 2 S: 14	H: 4 LOB: 0 BB: 2 P: 29	R: 0 E: 0 K: 1 S: 6	H: 1 LOB: 2 BB: 1 P: 10	R: 0 E: 0 K: 2 S: 7	H: 0 LOB: 0 BB: 0 P: 7	R: 1 E: 0 K: 1 S: 6	H: 1 LOB: 2 BB: 1 P: 10	R: 1 E: 0 K: 0 S: 3	H: 0 LOB: 3 BB: 3 P: 16	R: 0 E: 0 K: 2 S: 8	H: 1 LOB: 1 BB: 0 P: 8	1B: 3 2B: 1 3B: 0 HR: 3	SF: 0 SAC: 0 DP: 1 HBP: 2	WP: 0 PB: 0 SB: 0 CS: 0	PA: 40
<b>PITCHER</b>	IP WLS BF H R ER SO BB IBB HBP BLK WP HR S P ERA WHIP																			
47 Francisco Liriano, L (1, 1) ERA: 5.18	3.0 L 16 4 7 7 5 3 0 0 0 0 0 0 0 6 10 0.00 2.000																			
36 Joe Nathan, R (4, 1) ERA: 3.38	1.0 5 1 0 0 1 1 0 0 0 0 0 0 6 10 0.00 2.000																			
38 Philip Humber, R (5, 1) ERA: 4.91	2.0 8 1 1 1 3 1 0 0 0 0 0 0 13 17 4.50 1.000																			
96 Kyle Aseltun, L (7, 1) ERA: 9.0	1.0 7 0 1 1 1 0 3 0 1 0 0 0 3 16 9.00 3.000																			
92 Reid Santos, L (8, 1) ERA:	1.0 4 1 0 0 2 0 0 0 0 0 0 0 8 8 0.00 1.000																			





Batter	1	2	3	4	5	6	7	8	9	AB	R	H	RBI	BB	SO	LOB	TOP										
55 Skip Schumaker, L OBP: 0.365, SLG: 0.416 23 Brian Barden, R OBP: 0.439, SLG: 0.541	F7		F7				G1-3		G4-6-3	4	1	1	0	0	0	2	<b>St. Louis Cardinals @ Minnesota Twins</b> Hammond Stadium, Fort Myers, FL Sun Mar 29 2009, 1:05 PM EDT Att. 7,730 - Overcast - 79 F										
24 Rick Ankiel, L OBP: 0.422, SLG: 0.538	F7		FC3				G4-3		G4-6-3	5	1	1	2	0	0	4											
5 Albert Pujols, R OBP: 0.407, SLG: 0.439 Shane Robinson, R OBP: 0.556, SLG: 1.000	K		K						F7	4	0	1	0	0	2	3											
47 Ryan Ludwick, R OBP: 0.278, SLG: 0.375 28 Colby Rasmus, L OBP: 0.391, SLG: 0.425		F7	L3						F7	3	0	0	0	0	0	4											
3 Khalil Greene, R OBP: 0.435, SLG: 0.556 13 Brandon Ryan, R OBP: 0.286, SLG: 0.324	F7									3	0	1	0	0	0	0											
16 Chris Duncan, L OBP: 0.337, SLG: 0.430										4	0	2	0	0	0	2											
4 Yadier Molina, R OBP: 0.319, SLG: 0.326	G1-3									4	0	0	0	0	2	3											
66 David Freese, R OBP: 0.371, SLG: 0.515 65 Joe Thurston, L OBP: 0.297, SLG: 0.426										3	0	1	0	0	0	2											
62 Joe Mather, R OBP: 0.227, SLG: 0.362										4	0	2	0	0	1	0											
<b>Inning Stats</b>	R: 0 E: 0 K: 1 S: 5	H: 0 LOB: 0 BB: 0 P: 5	R: 0 E: 0 K: 0 S: 4	H: 1 LOB: 1 BB: 0 P: 4	R: 0 E: 0 K: 1 S: 8	H: 2 LOB: 3 BB: 0 P: 8	R: 0 E: 0 K: 1 S: 6	H: 1 LOB: 1 BB: 0 P: 6	R: 2 E: 0 K: 1 S: 8	H: 3 LOB: 0 BB: 0 P: 10	R: 0 E: 0 K: 1 S: 6	H: 1 LOB: 0 BB: 0 P: 6	R: 0 E: 0 K: 0 S: 3	H: 0 LOB: 0 BB: 0 P: 3	R: 0 E: 0 K: 0 S: 4	H: 1 LOB: 1 BB: 0 P: 4		R: 1 E: 0 K: 0 S: 5	H: 3 LOB: 1 BB: 0 P: 5	1B: 8 2B: 3 3B: 0 HR: 1	SF: 0 SAC: 0 DP: 2 HBP: 0	WP: 0 PB: 0 SB: 0 CS: 0	PA: 38				
<b>PITCHER</b>	IP	WLS	BF	H	R	ER	SO	BB	IBB	HBP	BLK	WP	HR	S	P	ERA	WHIP										
59 Kevin Slowey, R ERA: 2.21	6.0	W	26	8	2	2	5	0	0	0	0	0	1	37	39	3.00	1.333										
39 R. A. Dickey, R ERA: 2.63	1.0	H	3	0	0	0	0	0	0	0	0	0	0	3	3	0.00	0.000										
28 Jesse Crain, R ERA: 4.82	1.0	H	4	1	0	0	0	0	0	0	0	0	0	4	4	0.00	1.000										
50 Jose Mijares, L ERA: 9.9	1.0	S	5	3	1	1	0	0	0	0	0	0	0	5	5	9.00	3.000										

Batter	1	2	3	4	5	6	7	8	9	AB	R	H	RBI	BB	SO	LOB	BOTTOM										
22 Carlos Gómez, R OBP: 0.375, SLG: 0.592 78 Alejandro Machado, S OBP: 0.217, SLG: 0.250	K								G4-3	3	0	1	2	1	1	2	<b>St. Louis Cardinals @ Minnesota Twins</b> Hammond Stadium, Fort Myers, FL Sun Mar 29 2009, 1:05 PM EDT Att. 7,730 - Overcast - 79 F										
25 Alexi Casilla, S OBP: 0.344, SLG: 0.339 Ramon Santana, R	G4-3									4	0	0	0	0	1	3											
23 Brendan Harris, R OBP: 0.393, SLG: 0.396	P4									3	1	0	0	1	0	0											
32 Brian Buscher, L OBP: 0.426, SLG: 0.478										4	1	2	0	0	1	0											
16 Jason Kubel, L OBP: 0.436, SLG: 0.510										4	0	0	1	0	3	2											
5 Michael Cuddyer, R OBP: 0.377, SLG: 0.583 Joe Gaetti, R OBP: 0.500, SLG: 0.500										3	1	2	0	0	0	0											
21 Delmon Young, R OBP: 0.317, SLG: 0.517 95 Juan Portes, R										1	1	1	0	0	0	0											
55 Mike Redmond, R OBP: 0.386, SLG: 0.385 71 Drew Butler, R OBP: 0.436, SLG: 0.462										2	0	1	0	1	1	0											
8 Nick Punto, S OBP: 0.483, SLG: 0.615 Chris Cates, R										3	0	1	0	0	2	3											
<b>Inning Stats</b>	R: 0 E: 0 K: 1 S: 5	H: 0 LOB: 0 BB: 0 P: 5	R: 3 E: 0 K: 3 S: 13	H: 4 LOB: 2 BB: 1 P: 17	R: 0 E: 0 K: 2 S: 7	H: 0 LOB: 0 BB: 0 P: 7	R: 0 E: 0 K: 1 S: 7	H: 2 LOB: 2 BB: 0 P: 7	R: 1 E: 0 K: 0 S: 5	H: 2 LOB: 1 BB: 1 P: 9	R: 0 E: 0 K: 2 S: 7	H: 0 LOB: 1 BB: 1 P: 11	R: 0 E: 0 K: 1 S: 5	H: 0 LOB: 0 BB: 0 P: 5	R: 1 E: 0 K: 0 S: 5	H: 2 LOB: 1 BB: 0 P: 5		1B: 7 2B: 3 3B: 0 HR: 0	SF: 0 SAC: 0 DP: 0 HBP: 0	WP: 0 PB: 0 SB: 0 CS: 0	PA: 37						
<b>PITCHER</b>	IP	WLS	BF	H	R	ER	SO	BB	IBB	HBP	BLK	WP	HR	S	P	ERA	WHIP										
29 Chris Carpenter, R ERA: 1.52	4.2	L	23	7	4	4	4	2	0	0	0	0	0	2	2	0.00	3.000										
52 Josh Kinney, R ERA: 0.96	0.1		2	1	0	0	0	0	0	0	0	0	0	2	2	0.00	3.000										
34 Chris Perez, R ERA: 4.5	1.0		4	0	0	0	2	1	0	0	0	0	0	7	11	0.00	1.000										
43 Trevor Miller, L ERA: 4.62	1.0		3	0	0	0	1	0	0	0	0	0	0	5	5	0.00	0.000										
30 Jason Motte, R ERA: 1.74	1.0		5	2	1	1	0	0	0	0	0	0	0	5	5	9.00	2.000										







Batter	1	2	3	4	5	6	7	8	9	AB	R	H	RBI	BB	SO	LOB	TOP										
3 Nyer Morgan, L OBP: 0.253, SLG: 0.278 Quincy Latimore, R OBP: 1.000, SLG: 2.000	F7		13 F9 12 FC5 1B		G3			1B 3B	1B 68 2B	3	0	1	0	0	0	0	<b>Pittsburgh Pirates @ Minnesota Twins</b> Hammond Stadium, Fort Myers, FL Tue Mar 31 2009, 1:05 PM EDT Att: 4,536 - Partly Cloudy - 84 F										
12 Freddy Sanchez, R OBP: 0.321, SLG: 0.375 Jim Negrych, L OBP: 0.500, SLG: 0.500	G4-3		FC5			L5		1B	68 2B 1B	3	0	0	0	0	0	2											
13 Nate McLouth, L OBP: 0.390, SLG: 0.510 68 Jeff Salazar, R OBP: 0.379, SLG: 0.560	F8		F9			F7		F7	1B 2B	3	0	0	0	0	2												
16 Eric Hinske, L OBP: 0.353, SLG: 0.517 75 Erik Kratz, R OBP: 0.296, SLG: 0.333		G4-3	L6			K		K	P4	4	0	0	0	0	2	3											
25 Adam LaRoche, L OBP: 0.254, SLG: 0.359 37 Andy Phillips, R OBP: 0.476, SLG: 0.526	F7				K				1B G5-3	3	0	0	0	0	1	0											
44 Brandon Moss, L OBP: 0.313, SLG: 0.349 69 Garrett Jones, L OBP: 0.390, SLG: 0.588	F8				K				35 BB 1B BB	3	0	0	0	0	1	0											
5 Ramón Vázquez, L OBP: 0.333, SLG: 0.370 36 Luis Alfonso Cruz, R OBP: 0.227, SLG: 0.190			2 HR 1B		F7				F3	3	1	2	0	0	0	0											
2 Jack Wilson, R OBP: 0.255, SLG: 0.293 Jordy Mercer, R			1-H HR		G1				1B 35 BB 1B BB	3	1	1	2	0	0	1											
35 Jason Jaramillo, S OBP: 0.279, SLG: 0.184			12 FC5 3 1B BB		G4-3				1B	2	1	0	1	2	0	0											
<b>Inning Stats</b>	R: 0 E: 0 K: 0 S: 3	H: 0 LOB: 0 BB: 0 P: 3	R: 2 E: 0 K: 0 S: 7	H: 3 LOB: 2 BB: 1 P: 12	R: 0 E: 0 K: 2 S: 7	H: 0 LOB: 0 BB: 0 P: 7	R: 0 E: 0 K: 0 S: 3	H: 0 LOB: 0 BB: 0 P: 3	R: 0 E: 0 K: 1 S: 5	H: 1 LOB: 1 BB: 0 P: 4	R: 1 E: 0 K: 1 S: 7	H: 2 LOB: 1 BB: 0 P: 7	R: 5 E: 0 K: 0 S: 7	H: 4 LOB: 2 BB: 3 P: 19	1B: 7 2B: 1 3B: 1 HR: 1	SF: 0 SAC: 0 DP: 0 HBP: 0		WP: 0 PA: 41 PB: 0 SB: 0 CS: 0									
<b>PITCHER</b>	IP WLS BF H R ER SO BB IBB HBP BLK WP HR S P ERA WHIP	IP WLS BF H R ER SO BB IBB HBP BLK WP HR S P ERA WHIP																									
53 Nick Blackburn, R ERA: 2.57	5.0 W 19 3 0 2 2 2 1 0 0 0 0 0 0 1 23 28 3.60 0.800	18 Luis Ayala, R ERA: 3.0	1.0 H 3 0 0 0 1 0 0 0 0 0 0 0 5 5 0.00 0.000	36 Joe Nathan, R ERA: 3.0	1.0 H 4 1 0 0 0 0 0 0 0 0 0 0 4 4 0.00 1.000	Alex Burnett, R ERA: 9.0	1.0 5 2 1 1 1 0 0 0 0 0 0 7 7 9.00 2.000	Joe Testa, L ERA: 135.0	0.1 7 3 5 5 0 3 0 0 0 0 0 0 4 16 135.00 18.000	53 Nick Blackburn, R ERA: 2.57	0.2 0.2 3 1 0 0 0 0 0 0 0 0 0 0 0 0 0.00 1.500																

Batter	1	2	3	4	5	6	7	8	9	AB	R	H	RBI	BB	SO	LOB	BOTTOM										
2 Denard Span, L OBP: 0.256, SLG: 0.250 Edward Ovale, R OBP: 1.000, SLG: 1.500	20 1B 23 1B 1B	SF9	K			G1-3	93 E4 1B	2B		3	1	1	1	0	1	2	<b>Pittsburgh Pirates @ Minnesota Twins</b> Hammond Stadium, Fort Myers, FL Tue Mar 31 2009, 1:05 PM EDT Att: 4,536 - Partly Cloudy - 84 F										
20 Matt Tolbert, S OBP: 0.382, SLG: 0.448 93 Estarlin De Los Santos, R OBP: 0.667, SLG: 1.000	23 1B 32 CS 1B	G3-1			G5-3	F8	E4 2B 95 1B	G6-3		4	0	1	0	0	0	1											
23 Brendan Harris, R OBP: 0.417, SLG: 0.431 Steve Singleton, L OBP: 0.667, SLG: 1.000	32 CS 1B		16 HR HBP		F9	2B	95 1B 2B			3	1	2	1	0	0	0											
16 Jason Kubel, L OBP: 0.419, SLG: 0.536 95 Juan Portes, R OBP: 0.500, SLG: 0.500	F7		1-H HR		G4-3	F7	32 BB 1B			4	1	1	2	0	0	3											
32 Brian Buscher, L OBP: 0.467, SLG: 0.500			55 1B 1B				55 1B 1B			3	2	3	0	2	0	0											
55 Mike Redmond, R OBP: 0.417, SLG: 0.419 80 Jeff Christy, R OBP: 0.625, SLG: 0.571	F8		1B				1B			4	0	3	0	0	0	2											
Matt Moses, L OBP: 0.429, SLG: 0.571			1B				1B			1	1	0	0	0	1	2											
72 Brock Peterson, R OBP: 0.323, SLG: 0.444		92 1B 2 SF9 BB	F7			F7				3	1	0	1	1	1	5											
92 Chris Parmelee, L OBP: 0.400, SLG: 0.250		2 SF9 1B	L9			P5				4	1	1	0	1	1	5											
<b>Inning Stats</b>	R: 1 E: 0 K: 0 S: 5	H: 3 LOB: 2 BB: 1 P: 9	R: 1 E: 0 K: 0 S: 4	H: 1 LOB: 1 BB: 1 P: 8	R: 3 E: 0 K: 1 S: 9	H: 4 LOB: 2 BB: 0 P: 10	R: 0 E: 0 K: 0 S: 3	H: 0 LOB: 0 BB: 0 P: 3	R: 0 E: 0 K: 1 S: 7	H: 2 LOB: 2 BB: 0 P: 7	R: 0 E: 0 K: 0 S: 4	H: 1 LOB: 1 BB: 0 P: 4	R: 6 E: 1 K: 1 S: 11	H: 6 LOB: 2 BB: 2 P: 19	R: 1 E: 0 K: 2 S: 9	H: 2 LOB: 1 BB: 0 P: 9		1B: 14 2B: 4 3B: 0 HR: 1	SF: 2 SAC: 0 DP: 0 HBP: 1	WP: 2 PA: 47 PB: 0 SB: 0 CS: 2							
<b>PITCHER</b>	IP WLS BF H R ER SO BB IBB HBP BLK WP HR S P ERA WHIP	IP WLS BF H R ER SO BB IBB HBP BLK WP HR S P ERA WHIP																									
27 Jeff Karstens, R ERA: 6.17	5.2 L 29 10 5 5 2 2 0 0 0 0 0 0 1 30 39 7.94 2.118	43 Jesse Chavez, R ERA: 9.0	0.1 2 1 0 0 0 0 0 0 0 0 0 2 2 0.00 3.000	55 Matt Capps, R ERA: 6.97	0.1 6 4 6 5 0 1 0 0 0 0 0 0 5 9 135.00 15.000	Chris Bootcheck, R ERA: 4.73	0.2 5 2 0 0 1 1 0 0 0 0 0 6 10 0.00 4.500	38 Craig Hansen, R ERA: 4.05	1.0 5 2 1 1 2 0 0 0 0 0 1 0 9 9 9.00 2.000	27 Jeff Karstens, R ERA: 6.17	0.1 2 1 0 0 0 0 0 0 0 0 0 2 2 0.00 3.000																





Batter	1	2	3	4	5	6	7	8	9	AB	R	H	RBI	BB	SO	LOB	TOP										
2 Denard Span, L (1, 7) OBP: 0.244, SLG: 0.237	G3	G6-3			G6-3			P3		4	0	0	0	0	0	2	<b>Minnesota Twins @ Tampa Bay Rays</b> Charlotte County Stadium, Port Charlotte, FL Wed Apr 01 2009, 1:05 PM EDT Att: 6,054 - Cloudy - 85 F										
25 Alexi Casilla, S (1, 4) OBP: 0.352, SLG: 0.369 93 Brian Dinkelman, L (8, PH) (8, 4)	2B		K			G6-3		K		3	0	1	0	0	1	0											
16 Jason Kubel, L (1, 10) OBP: 0.415, SLG: 0.517 73 David Winfree, R (9, PH) (9, PH)	BB		K			K2-3		K		2	0	0	0	1	2	0											
5 Michael Cuddyer, R (1, 9) OBP: 0.328, SLG: 0.500	G6-4-3		K			K		F8		4	0	0	0	0	2	2											
23 Brendan Harris, R (1, 3) OBP: 0.422, SLG: 0.426		1B			G4-3			F8		3	1	1	0	1	0	0											
22 Carlos Gómez, R (1, 8) OBP: 0.367, SLG: 0.566 96 Tommy Watkins, R (7, PR) (7, 5)	1B		K			FC5-6-4				3	0	1	0	0	1	1											
20 Matt Tolbert, S (1, 5) OBP: 0.394, SLG: 0.459	1B		F8					1B		3	0	2	1	0	0	0											
58 Jose Morales, S (1, 2) OBP: 0.214, SLG: 0.222 Jair Fernandez, R (8, 2)	G4-3				G4-3			G5-3		3	0	0	0	0	0	3											
8 Nick Punto, S (1, 6) OBP: 0.429, SLG: 0.548 93 Joe Benson, R (8, 7)	P2				K			G4-3		3	0	0	0	0	1	2											
										0	0	0	0	0	0	0											
<b>Inning Stats</b>	R: 0 E: 0 K: 0 S: 4	H: 1 LOB: 1 BB: 1 P: 8	R: 1 E: 0 K: 0 S: 6	H: 3 LOB: 2 BB: 0 P: 7	R: 0 E: 0 K: 3 S: 9	H: 0 LOB: 0 BB: 0 P: 9	R: 0 E: 0 K: 1 S: 5	H: 0 LOB: 0 BB: 0 P: 5	R: 0 E: 0 K: 1 S: 5	H: 0 LOB: 0 BB: 0 P: 5	R: 0 E: 0 K: 2 S: 7	H: 1 LOB: 1 BB: 1 P: 7	R: 0 E: 0 K: 1 S: 5	H: 0 LOB: 0 BB: 0 P: 5	R: 0 E: 0 K: 1 S: 5	H: 0 LOB: 0 BB: 0 P: 5	1B: 4 2B: 1 3B: 0 HR: 0	SF: 0 SAC: 0 DP: 1 HBP: 0	WP: 1 PB: 0 SB: 0 CS: 0	PA: 32							
<b>PITCHER</b>	IP	WLS	BF	H	R	ER	SO	BB	IBB	HBP	BLK	WP	HR	S	P	ERA	WHIP										
33 James Shields, R (1, 1) ERA: 8.16	4.0		16	4	1	1	4	1	0	0	0	1	0	24	29	2.25	1.250										
52 Brian Shouse, L (5, 1) ERA: 1.93	1.0	W	3	0	0	0	1	0	0	0	0	0	0	5	5	0.00	0.000										
39 J.P. Howell, L (6, 1) ERA: 3.6	1.0	H	3	0	0	0	2	0	0	0	0	0	0	7	7	0.00	0.000										
50 Grant Balfour, R (7, 1) ERA: 3.86	1.0	H	4	1	0	0	0	1	0	0	0	0	0	3	7	0.00	2.000										
46 Joe Nelson, R (8, 1) ERA: 7.45	2.0	S	6	0	0	0	2	0	0	0	0	0	0	10	10	0.00	0.000										

Batter	1	2	3	4	5	6	7	8	9	AB	R	H	RBI	BB	SO	LOB	BOTTOM										
1 Akinori Iwamura, L (1, 4) OBP: 0.250, SLG: 0.400 41 Michel Hernandez, R (8, 2) OBP: 0.400, SLG: 0.353	1B		2B		F9		G3			4	0	2	0	0	0	2	<b>Minnesota Twins @ Tampa Bay Rays</b> Charlotte County Stadium, Port Charlotte, FL Wed Apr 01 2009, 1:05 PM EDT Att: 6,054 - Cloudy - 85 F										
13 Carl Crawford, L (1, 7) OBP: 0.314, SLG: 0.521 Reid Frank, L (8, 7) OBP: 1.000, SLG: 1.000	K		G4-3		1B		K			4	0	1	1	0	2	3											
3 Evan Longoria, R (1, 5) OBP: 0.360, SLG: 0.452 Robi Estrada, S (8, 4)	G4-3				F9		K			4	0	1	0	0	1	2											
23 Carlos Pena, L (1, 3) OBP: 0.409, SLG: 0.406 37 Ray Olmedo, S (8, 6) OBP: 0.340, SLG: 0.326	F7			BB	1B		K			2	0	0	0	1	1	3											
5 Pat Burrell, R (1, 10) OBP: 0.367, SLG: 0.451		K			G5-3		G5-3			4	0	0	0	0	1	3											
20 Matt Joyce, L (1, 8) OBP: 0.346, SLG: 0.500 16 Willy Aybar, S (8, 5) OBP: 0.333, SLG: 0.395	K				P2		P2			3	0	1	0	0	1	0											
30 Dioner Navarro, S (1, 2) OBP: 0.365, SLG: 0.449 43 Jon Weber, L (8, 9) OBP: 0.341, SLG: 0.667	G5-3				2B		F9			3	0	0	0	0	0	2											
26 Gabe Gross, L (1, 9) OBP: 0.453, SLG: 0.558 32 Chris Richard, L (8, 3) OBP: 0.327, SLG: 0.378			G2-3		HR		F8			3	1	1	1	0	0	0											
8 Jason Bartlett, R (1, 6) OBP: 0.423, SLG: 0.426 62 Ray Sadler, R (8, 8) OBP: 0.398, SLG: 0.750			L4		1B		G3			3	1	2	0	0	0	0											
										0	0	0	0	0	0	0											
<b>Inning Stats</b>	R: 0 E: 0 K: 1 S: 6	H: 1 LOB: 0 BB: 0 P: 7	R: 0 E: 0 K: 2 S: 7	H: 0 LOB: 0 BB: 0 P: 7	R: 0 E: 0 K: 0 S: 4	H: 1 LOB: 1 BB: 0 P: 4	R: 0 E: 0 K: 0 S: 4	H: 1 LOB: 2 BB: 1 P: 8	R: 2 E: 0 K: 1 S: 10	H: 4 LOB: 2 BB: 0 P: 14	R: 0 E: 0 K: 2 S: 3	H: 0 LOB: 0 BB: 0 P: 3	R: 0 E: 0 K: 2 S: 8	H: 1 LOB: 1 BB: 0 P: 9	R: 0 E: 0 K: 0 S: 3	H: 0 LOB: 0 BB: 0 P: 3	1B: 5 2B: 2 3B: 0 HR: 1	SF: 0 SAC: 0 DP: 0 HBP: 0	WP: 0 PB: 0 SB: 0 CS: 0	PA: 33							
<b>PITCHER</b>	IP	WLS	BF	H	R	ER	SO	BB	IBB	HBP	BLK	WP	HR	S	P	ERA	WHIP										
39 R.A. Dickey, R (1, 1) ERA: 2.04	4.0		16	3	0	0	3	1	0	0	0	0	0	21	26	0.00	1.000										
36 Philip Humber, R (5, 1) ERA: 5.14	3.0	L	14	5	2	2	3	0	0	0	0	0	1	21	26	6.00	1.667										
94 Anthony Slama, R (8, 1) ERA:	1.0		3	0	0	0	0	0	0	0	0	0	0	3	3	0.00	0.000										

AB	30
R	1
H	5
RBI	1
BB	2
SO	9
LOB	10



AB	32
R	2
H	8
RBI	2
BB	1
SO	6
LOB	15





Batter	1	2	3	4	5	6	7	8	9	AB	R	H	RBI	BB	SO	LOB	TOP							
2 Jacoby Ellsbury, L (1, 8) OBP: 0.292, SLG: 0.426 13 Chip Ambres, R (5, 8) OBP: 0.354, SLG: 0.564										3	0	0	0	0	1	0								
15 Dustin Pedroia, R (1, 4) OBP: 0.366, SLG: 0.444 70 Gil Velazquez, R (5, 4) OBP: 0.306, SLG: 0.318										3	0	0	0	0	0	0								
34 David Ortiz, L (1, 10) OBP: 0.386, SLG: 0.556 5 Rocco Baldelli, R (7, PH) OBP: 0.311, SLG: 0.463 (7, 10)										2	0	0	0	1	1	0								
20 Kevin Youkilis, R (1, 3) OBP: 0.290, SLG: 0.296 54 Chris Carter, L (5, 3) OBP: 0.370, SLG: 0.657											3	0	0	0	0	1								
7 J.D. Drew, L (1, 9) OBP: 0.432, SLG: 0.294 84 Bubba Bell, L (6, PR) (6, 9)											1	2	1	0	2	0								
44 Jason Bay, R (1, 7) OBP: 0.498, SLG: 0.632 Reid Engel, L (6, PR) (6, 7)											2	1	1	2	1	1								
25 Mike Lowell, R (1, 5) OBP: 0.316, SLG: 0.541 71 Angel Chavez, R (6, 5) OBP: 0.405, SLG: 0.314											3	0	2	0	0	0								
12 Jed Lowrie, S (1, 6) OBP: 0.400, SLG: 0.635 22 Nick Green, R (6, 6) OBP: 0.418, SLG: 0.517											3	0	2	1	0	0								
33 Jason Varitek, S (1, 2) OBP: 0.245, SLG: 0.500 16 George Kottaras, L (6, 2) OBP: 0.333, SLG: 0.485											1	0	0	0	0	0								
<b>Inning Stats</b>	R: 0 E: 0 K: 1 S: 5	H: 0 LOB: 0 BB: 0 P: 5	R: 1 E: 1 K: 1 S: 7	H: 2 LOB: 2 BB: 1 P: 11	R: 0 E: 0 K: 1 S: 5	H: 0 LOB: 0 BB: 0 P: 5	R: 2 E: 0 K: 0 S: 5	H: 3 LOB: 1 BB: 1 P: 10	R: 0 E: 0 K: 1 S: 5	H: 0 LOB: 1 BB: 1 P: 9	R: 0 E: 0 K: 0 S: 4	H: 1 LOB: 3 BB: 1 P: 8	R: 0 E: 0 K: 1 S: 8	H: 1 LOB: 0 BB: 0 P: 8	R: 0 E: 0 K: 1 S: 5	H: 0 LOB: 0 BB: 1 P: 8	R: 0 E: 0 K: 0 S: 3	H: 0 LOB: 1 BB: 1 P: 8	1B: 5 2B: 1 3B: 0 HR: 1	SF: 0 SAC: 0 DP: 1 HBP: 0	WP: 0 PB: 0 SB: 0 CS: 0	PA: 38		
<b>PITCHER</b>	IP WLS BF H R ER SO BB IBB HBP BLK WP HR S P ERA WHIP	IP WLS BF H R ER SO BB IBB HBP BLK WP HR S P ERA WHIP	IP WLS BF H R ER SO BB IBB HBP BLK WP HR S P ERA WHIP	IP WLS BF H R ER SO BB IBB HBP BLK WP HR S P ERA WHIP	IP WLS BF H R ER SO BB IBB HBP BLK WP HR S P ERA WHIP	IP WLS BF H R ER SO BB IBB HBP BLK WP HR S P ERA WHIP	IP WLS BF H R ER SO BB IBB HBP BLK WP HR S P ERA WHIP	IP WLS BF H R ER SO BB IBB HBP BLK WP HR S P ERA WHIP	IP WLS BF H R ER SO BB IBB HBP BLK WP HR S P ERA WHIP	IP WLS BF H R ER SO BB IBB HBP BLK WP HR S P ERA WHIP	IP WLS BF H R ER SO BB IBB HBP BLK WP HR S P ERA WHIP	IP WLS BF H R ER SO BB IBB HBP BLK WP HR S P ERA WHIP	IP WLS BF H R ER SO BB IBB HBP BLK WP HR S P ERA WHIP	IP WLS BF H R ER SO BB IBB HBP BLK WP HR S P ERA WHIP	IP WLS BF H R ER SO BB IBB HBP BLK WP HR S P ERA WHIP	IP WLS BF H R ER SO BB IBB HBP BLK WP HR S P ERA WHIP	IP WLS BF H R ER SO BB IBB HBP BLK WP HR S P ERA WHIP	IP WLS BF H R ER SO BB IBB HBP BLK WP HR S P ERA WHIP	IP WLS BF H R ER SO BB IBB HBP BLK WP HR S P ERA WHIP	IP WLS BF H R ER SO BB IBB HBP BLK WP HR S P ERA WHIP	IP WLS BF H R ER SO BB IBB HBP BLK WP HR S P ERA WHIP	IP WLS BF H R ER SO BB IBB HBP BLK WP HR S P ERA WHIP	IP WLS BF H R ER SO BB IBB HBP BLK WP HR S P ERA WHIP	IP WLS BF H R ER SO BB IBB HBP BLK WP HR S P ERA WHIP

**Boston Red Sox @ Minnesota Twins**  
Hammond Stadium, Fort Myers, FL  
Thu Apr 02 2009, 1:05 PM EDT  
Att: 8,095 - Partly Cloudy - 84 F

AB 33  
R 3  
H 7  
RBI 3  
BB 5  
SO 7  
LOB 15



Batter	1	2	3	4	5	6	7	8	9	AB	R	H	RBI	BB	SO	LOB	BOTTOM							
2 Denard Span, L (1, 9) OBP: 0.244, SLG: 0.228 (7, 8)										3	0	0	0	1	0	0								
25 Alexi Casilla, S (1, 4) OBP: 0.385, SLG: 0.382 90 Yancarlos Ortiz, S (6, PR) (7, 6)										3	1	2	0	0	0	0								
16 Jason Kubel, L (1, 7) OBP: 0.426, SLG: 0.525 95 Juan Portes, R (6, PR) (7, 7)										3	1	2	0	0	1	1								
5 Michael Cuddyer, R (1, 3) OBP: 0.344, SLG: 0.569 32 Brian Buscher, L (7, 3) OBP: 0.459, SLG: 0.490										2	1	2	3	0	0	0								
24 Joe Crede, R (1, 5) OBP: 0.250, SLG: 0.294 85 Toby Gardenhire, R (7, 5) OBP: 0.333, SLG: 0.200										3	0	1	1	0	0	3								
22 Carlos Gómez, R (1, 8) OBP: 0.385, SLG: 0.554 82 Dustin Martin, L (7, 9) OBP: 0.381, SLG: 0.500											3	0	1	1	0	0								
55 Mike Redmond, R (1, 2) OBP: 0.392, SLG: 0.391 80 Jeff Christy, R (8, 2) OBP: 0.667, SLG: 0.625											3	0	0	0	0	1								
23 Brendan Harris, R (1, 10) OBP: 0.426, SLG: 0.421											3	1	1	0	1	2								
8 Nick Punto, S (1, 6) OBP: 0.417, SLG: 0.531 20 Matt Tolbert, S (5, 6) (7, 4)										1	0	0	0	0	0	0								
<b>Inning Stats</b>	R: 1 E: 0 K: 1 S: 7	H: 2 LOB: 1 BB: 0 P: 8	R: 0 E: 0 K: 1 S: 5	H: 0 LOB: 0 BB: 0 P: 8	R: 0 E: 0 K: 0 S: 3	H: 0 LOB: 0 BB: 0 P: 3	R: 2 E: 0 K: 0 S: 5	H: 3 LOB: 0 BB: 0 P: 5	R: 0 E: 0 K: 1 S: 5	H: 0 LOB: 0 BB: 0 P: 5	R: 2 E: 0 K: 0 S: 6	H: 3 LOB: 1 BB: 0 P: 6	R: 2 E: 0 K: 1 S: 6	H: 2 LOB: 1 BB: 2 P: 14	R: 0 E: 0 K: 0 S: 5	H: 2 LOB: 2 BB: 0 P: 5	R: 0 E: 0 K: 0 S: 5	H: 2 LOB: 2 BB: 0 P: 5	1B: 9 2B: 2 3B: 1 HR: 0	SF: 2 SAC: 0 DP: 1 HBP: 0	WP: 0 PB: 0 SB: 0 CS: 0	PA: 36		
<b>PITCHER</b>	IP WLS BF H R ER SO BB IBB HBP BLK WP HR S P ERA WHIP	IP WLS BF H R ER SO BB IBB HBP BLK WP HR S P ERA WHIP	IP WLS BF H R ER SO BB IBB HBP BLK WP HR S P ERA WHIP	IP WLS BF H R ER SO BB IBB HBP BLK WP HR S P ERA WHIP	IP WLS BF H R ER SO BB IBB HBP BLK WP HR S P ERA WHIP	IP WLS BF H R ER SO BB IBB HBP BLK WP HR S P ERA WHIP	IP WLS BF H R ER SO BB IBB HBP BLK WP HR S P ERA WHIP	IP WLS BF H R ER SO BB IBB HBP BLK WP HR S P ERA WHIP	IP WLS BF H R ER SO BB IBB HBP BLK WP HR S P ERA WHIP	IP WLS BF H R ER SO BB IBB HBP BLK WP HR S P ERA WHIP	IP WLS BF H R ER SO BB IBB HBP BLK WP HR S P ERA WHIP	IP WLS BF H R ER SO BB IBB HBP BLK WP HR S P ERA WHIP	IP WLS BF H R ER SO BB IBB HBP BLK WP HR S P ERA WHIP	IP WLS BF H R ER SO BB IBB HBP BLK WP HR S P ERA WHIP	IP WLS BF H R ER SO BB IBB HBP BLK WP HR S P ERA WHIP	IP WLS BF H R ER SO BB IBB HBP BLK WP HR S P ERA WHIP	IP WLS BF H R ER SO BB IBB HBP BLK WP HR S P ERA WHIP	IP WLS BF H R ER SO BB IBB HBP BLK WP HR S P ERA WHIP	IP WLS BF H R ER SO BB IBB HBP BLK WP HR S P ERA WHIP	IP WLS BF H R ER SO BB IBB HBP BLK WP HR S P ERA WHIP	IP WLS BF H R ER SO BB IBB HBP BLK WP HR S P ERA WHIP	IP WLS BF H R ER SO BB IBB HBP BLK WP HR S P ERA WHIP	IP WLS BF H R ER SO BB IBB HBP BLK WP HR S P ERA WHIP	IP WLS BF H R ER SO BB IBB HBP BLK WP HR S P ERA WHIP

**Boston Red Sox @ Minnesota Twins**  
Hammond Stadium, Fort Myers, FL  
Thu Apr 02 2009, 1:05 PM EDT  
Att: 8,095 - Partly Cloudy - 84 F

AB 32  
R 7  
H 12  
RBI 7  
BB 2  
SO 4  
LOB 9





Batter	1	2	3	4	5	6	7	8	9	10	AB	R	H	RBI	BB	SO	LOB										
2 Denard Span, L (1, 9) OBP: 0.258, SLG: 0.256 93 Joe Benson, R (6, PR) OBP: 0.500, SLG: 0.500 (6, 8)	G5-3			2B		25 WIP 1B		G5-3		1B	3	0	2	0	0	0	0										
25 Alexi Casilla, S (1, 4) OBP: 0.351, SLG: 0.366 93 Brian Dinkelman, L (6, 4)	F9			P3		G4-3		G6-3		P3	3	0	0	0	0	0	1										
5 Michael Cuddyer, R (1, 3) OBP: 0.528, SLG: 0.583 Steve Singleton, L (7, PR) OBP: 0.400, SLG: 0.600 (7, 6)	G6-3			2B		FC4-6 BB		G4-3		G3	2	0	1	0	1	0	0										
21 Delmon Young, R (1, 7) OBP: 0.323, SLG: 0.508 Matt Moses, L (6, 7)	22 25-4-3 1B			G4-3		FC4-6 73 32 HR BB		2B			2	0	1	0	0	0	1										
22 Carlos Gómez, R (1, 8) OBP: 0.354, SLG: 0.534 73 David Winfree, R (6, 9) OBP: 0.353, SLG: 0.500	G5-4-3			K		32 HR BB		K			2	0	0	0	0	1	1										
32 Brian Buscher, L (1, 10) OBP: 0.462, SLG: 0.545	F7			1B		1B		F7			4	1	2	3	0	0	1										
23 Brendan Harris, R (1, 5) OBP: 0.423, SLG: 0.417 96 Tommy Watkins, R (7, PR) (7, 5)	L6			K2		55 F9-3 1B		G5-3			3	0	1	0	0	1	1										
55 Mike Redmond, R (1, 2) OBP: 0.370, SLG: 0.367 80 Jeff Christy, R (8, 2) OBP: 0.700, SLG: 0.625	G6-3			L8		F9-3		1B		93 1B HBP	3	0	0	0	0	0	0										
Matt Tolbert, S (1, 6) OBP: 0.385, SLG: 0.456 (7, 3)	G5-3			G6-3		F9		93 1B			4	0	1	0	0	0	0										
<b>Inning Stats</b>	R: 0 E: 0 K: 0 S: 3	H: 0 LOB: 0 BB: 0 P: 3	R: 0 E: 0 K: 0 S: 3	H: 1 LOB: 0 BB: 0 P: 3	R: 0 E: 0 K: 0 S: 3	H: 0 LOB: 0 BB: 0 P: 3	R: 0 E: 0 K: 0 S: 4	H: 2 LOB: 1 BB: 0 P: 4	R: 0 E: 0 K: 2 S: 7	H: 1 LOB: 1 BB: 0 P: 7	R: 0 E: 0 K: 0 S: 4	H: 1 LOB: 2 BB: 0 P: 5	R: 3 E: 0 K: 0 S: 4	H: 2 LOB: 1 BB: 2 P: 13	R: 0 E: 0 K: 0 S: 3	H: 0 LOB: 0 BB: 0 P: 3	R: 0 E: 0 K: 1 S: 6	H: 1 LOB: 1 BB: 0 P: 6	R: 1 E: 0 K: 0 S: 5	H: 2 LOB: 2 BB: 0 P: 7	1B: 6 2B: 5 3B: 0 HR: 1	SF: 0 SAC: 0 DP: 3 HBP: 1	WP: 1 PB: 0 SB: 0 CS: 0	PA: 39			
<b>PITCHER</b>	IP 5.0	WLS 16	BF 4	H 0	R 0	ER 0	SO 2	BB 0	IBB 0	HBP 0	BLK 0	WP 0	HR 0	S 20	P 20	ERA 0.00	WHIP 0.800										
57 Zach Duke, L (1, 1) ERA: 3.86	56 Donnie Veal, L (6, 1) ERA: 5.02	17 Sean Burnett, L (7, 1) ERA: 7.04	Jean Machi, R (9, 1) ERA:	65 Juan Mateo, R (10, 1) ERA: 4.0																							


**TOP**

Minnesota Twins @ Pittsburgh Pirates  
McKechnie Field, Bradenton, FL

Fri Apr 03 2009, 1:05 PM EDT  
Att: 2,855 - Overcast - 75 F

livebaseballscorecards.com

AB 36  
R 4  
H 10  
RBI 4  
BB 2  
SO 3  
LOB 12



Batter	1	2	3	4	5	6	7	8	9	10	AB	R	H	RBI	BB	SO	LOB										
3 Nyjer Morgan, L (1, 7) OBP: 0.289, SLG: 0.341 Brad Corley, R (7, 7)	F8		F8		1B		1B BB		PO BB		3	0	1	0	0	0	1										
12 Freddy Sanchez, R (1, 4) OBP: 0.308, SLG: 0.392 Aderson Chourio, S (7, 4) OBP: 0.500, SLG: 0.500	G6-3		G4-3		F9		1B 1B		PO		3	0	0	0	0	0	2										
13 Nate McLouth, L (1, 8) OBP: 0.290, SLG: 0.526 Robbie Grossman, S (7, 8) OBP: 0.600, SLG: 0.500	F8			F9		B1-3	1B 1B		35 1B 1B		3	0	0	0	0	0	0										
41 Ryan Doumit, S (1, 2) OBP: 0.328, SLG: 0.492 35 Jason Jaramillo, S (6, 2) OBP: 0.313, SLG: 0.214	G3-1			1B BB 1B		1B	K		1B 1B		2	0	1	0	0	0	0										
25 Adam LaRoche, L (1, 3) OBP: 0.290, SLG: 0.400 Jamie Romak, R (7, 3) OBP: 0.250, SLG: 0.250	HR		F7		K		K		K		3	1	1	1	0	1	2										
18 Craig Monroe, R (1, 10) OBP: 0.316, SLG: 0.657 Bengie González, S (8, PH) (9, 10)	F9			1B		K		G5-3		L5	2	0	0	0	1	1	1										
44 Brandon Moss, L (1, 9) OBP: 0.298, SLG: 0.346 Marcus Davis, R (7, 9)	G4-3			K		36 G5-3 71 S 1B BB		F9		FC6-4	2	0	0	0	0	1	2										
5 Ramón Vázquez, L (1, 5) OBP: 0.316, SLG: 0.324 71 Anderson Machado, S (7, 5) OBP: 0.291, SLG: 0.273				BB		F8		F7		P6	1	0	0	0	1	0	0										
2 Jack Wilson, R (1, 6) OBP: 0.250, SLG: 0.283 36 Luis Alfonso Cruz, R (7, 6) OBP: 0.212, SLG: 0.200	K			BB		F8		G5-3		K	2	0	0	0	0	1	1										
<b>Inning Stats</b>	R: 0 E: 0 K: 0 S: 3	H: 0 LOB: 0 BB: 0 P: 3	R: 1 E: 0 K: 0 S: 4	H: 1 LOB: 0 BB: 0 P: 5	R: 0 E: 0 K: 1 S: 5	H: 0 LOB: 1 BB: 1 P: 9	R: 0 E: 0 K: 1 S: 6	H: 1 LOB: 2 BB: 1 P: 10	R: 0 E: 0 K: 0 S: 4	H: 1 LOB: 1 BB: 0 P: 4	R: 2 E: 0 K: 1 S: 7	H: 2 LOB: 2 BB: 2 P: 16	R: 0 E: 0 K: 1 S: 5	H: 0 LOB: 0 BB: 0 P: 5	R: 0 E: 0 K: 1 S: 4	H: 0 LOB: 0 BB: 1 P: 9	R: 1 E: 0 K: 1 S: 8	H: 3 LOB: 2 BB: 0 P: 8	1B: 8 2B: 0 3B: 0 HR: 1	SF: 0 SAC: 0 DP: 0 HBP: 0	WP: 0 PB: 0 SB: 1 CS: 0	PA: 44					
<b>PITCHER</b>	IP 5.0	WLS 20	BF 3	H 1	R 1	ER 1	SO 2	BB 2	IBB 0	HBP 0	BLK 0	WP 0	HR 1	S 31	P 31	ERA 1.80	WHIP 1.000										
59 Kevin Sloney, R (1, 1) ERA: 2.13	54 Matt Guerrier, R (6, 1) ERA: 5	49 Craig Breslow, L (7, 1) ERA: 3.09	28 Jesse Crain, R (7, 1) ERA: 4.22	94 Anthony Slama, R (9, 1) ERA:																							


**BOTTOM**

Minnesota Twins @ Pittsburgh Pirates  
McKechnie Field, Bradenton, FL

Fri Apr 03 2009, 1:05 PM EDT  
Att: 2,855 - Overcast - 75 F

livebaseballscorecards.com

AB 38  
R 4  
H 9  
RBI 4  
BB 5  
SO 8  
LOB 17





Batter	1	2	3	4	5	6	7	8	9	AB	R	H	RBI	BB	SO	LOB	TOP			
3 Niyer Morgan, L OBP: 0.283, SLG: 0.333 James Boone, S										2	0	0	0	0	1	1	<b>Pittsburgh Pirates @ Minnesota Twins</b> Hammond Stadium, Fort Myers, FL Sat Apr 04 2009, 1:05 PM EDT Att: 4,945 - Cloudy - 83 F			
12 Freddy Sanchez, R OBP: 0.297, SLG: 0.339 5 Ramón Vázquez, L OBP: 0.308, SLG: 0.314 Elevys Gonzalez, S OBP: 0.333, SLG: 0.333										2	0	0	0	0	0	0				
13 Nate McLouth, L OBP: 0.279, SLG: 0.334 Quincy Latimore, R OBP: 0.833, SLG: 1.600										1	1	1	0	0	0	0				
41 Ryan Doumit, S OBP: 0.333, SLG: 0.492 35 Jason Jaramillo, S OBP: 0.320, SLG: 0.227 Kris Watts, L OBP: 1.000, SLG: 1.000										2	0	1	0	0	0	1				
25 Adam LaRoche, L OBP: 0.270, SLG: 0.408 Larry Broadway, L OBP: 0.111, SLG: 0.222										1	0	1	1	0	0	0				
16 Eric Hinske, L OBP: 0.238, SLG: 0.455 18 Chris Milledge, R OBP: 0.325, SLG: 0.704 Butch Beila, R OBP: 0.500, SLG: 0.500 Ray Chang, R										1	0	0	0	0	0	2				
44 Brandon Moss, L OBP: 0.293, SLG: 0.340 Jason Delaney, R OBP: 0.667, SLG: 0.667										1	0	0	0	0	0	0				
15 Andy LaRoche, R OBP: 0.453, SLG: 0.471 Eddie Prasch, L										1	0	0	0	0	0	0				
2 Jack Wilson, R OBP: 0.284, SLG: 0.298 36 Luis Alfonso Cruz, R OBP: 0.254, SLG: 0.152 Chase d'Arnaud, R										1	0	1	0	0	0	0				
<b>Inning Stats</b>	R: 1 E: 0 K: 1 S: 8	H: 3 LOB: 2 BB: 0 P: 8	R: 0 E: 0 K: 0 S: 4	H: 1 LOB: 1 BB: 0 P: 4	R: 0 E: 0 K: 0 S: 3	H: 1 LOB: 1 BB: 0 P: 3	R: 1 E: 0 K: 0 S: 7	H: 2 LOB: 1 BB: 0 P: 9	R: 0 E: 0 K: 1 S: 6	H: 0 LOB: 1 BB: 0 P: 6	R: 0 E: 0 K: 0 S: 3	H: 0 LOB: 0 BB: 0 P: 3	R: 4 E: 0 K: 1 S: 9	H: 4 LOB: 2 BB: 1 P: 15	R: 0 E: 0 K: 1 S: 7	H: 2 LOB: 2 BB: 0 P: 7		1B: 11 2B: 1 3B: 1 HR: 1	SF: 1 SAC: 0 DP: 1 HBP: 1	WP: 0 PB: 0 SB: 0 CS: 0
<b>PITCHER</b>	IP	WLS	BF	H	R	ER	SO	BB	IBB	HBP	BLK	WP	HR	S	P	ERA	WHIP			
15 Glen Perkins, L ERA: 2.03	5.0	W	22	8	2	2	2	0	0	0	0	0	1	28	30	3.60	1.600			
36 Joe Nathan, R ERA: 2.7	1.0		3	0	0	0	2	0	0	0	0	0	0	7	7	0.00	0.000			
52 Brian Duensing, L ERA: 2.65	1.0		3	0	0	0	0	0	0	0	0	0	0	3	3	0.00	0.000			
38 Philip Humber, R ERA: 7.53	0.1		6	4	4	4	1	0	0	1	0	0	0	7	9	108.00	12.000			
56 Rob Delaney, R ERA: 3.19	1.2	S	8	2	0	0	1	1	0	0	0	0	0	9	13	0.00	1.800			

Batter	1	2	3	4	5	6	7	8	9	AB	R	H	RBI	BB	SO	LOB	BOTTOM			
2 Denard Span, L OBP: 0.274, SLG: 0.286 95 Juan Portes, R OBP: 0.500, SLG: 0.500										2	2	2	0	0	0	0	<b>Pittsburgh Pirates @ Minnesota Twins</b> Hammond Stadium, Fort Myers, FL Sat Apr 04 2009, 1:05 PM EDT Att: 4,945 - Cloudy - 83 F			
25 Alexi Casilla, S OBP: 0.354, SLG: 0.361 85 Toby Gardenhire, R OBP: 0.222, SLG: 0.125										1	1	0	0	0	1					
33 Justin Morneau, L OBP: 0.439, SLG: 0.711 32 Brian Buscher, L OBP: 0.470, SLG: 0.554 96 Tommy Watkins, R OBP: 0.667, SLG: 0.667										2	0	1	3	0	0					
16 Jason Kubel, L OBP: 0.429, SLG: 0.524 23 Brendan Harris, R OBP: 0.417, SLG: 0.410 Chris Cates, R OBP: 0.333, SLG: 0.333										2	1	1	1	0	0					
24 Joe Crede, R OBP: 0.259, SLG: 0.321 93 Estarlin De Los Santos, R OBP: 0.250, SLG: 0.250										2	0	1	0	0	1					
21 Delmon Young, R OBP: 0.313, SLG: 0.492 Matt Moses, L OBP: 0.364, SLG: 0.545										2	0	0	1	0	0					
22 Carlos Gómez, R OBP: 0.358, SLG: 0.533 82 Dustin Martin, L OBP: 0.348, SLG: 0.455										2	0	1	0	0	2					
58 Jose Morales, S OBP: 0.226, SLG: 0.267 80 Jeff Christy, R OBP: 0.636, SLG: 0.556										3	0	1	0	0	2					
8 Nick Punto, S OBP: 0.395, SLG: 0.500 90 Yancarlos Ortiz, S										2	0	0	0	0	3					
<b>Inning Stats</b>	R: 1 E: 1 K: 0 S: 5	H: 1 LOB: 1 BB: 0 P: 5	R: 0 E: 0 K: 0 S: 4	H: 2 LOB: 1 BB: 0 P: 4	R: 5 E: 1 K: 0 S: 8	H: 4 LOB: 2 BB: 0 P: 10	R: 0 E: 0 K: 0 S: 4	H: 1 LOB: 1 BB: 0 P: 4	R: 0 E: 0 K: 2 S: 8	H: 0 LOB: 1 BB: 0 P: 8	R: 1 E: 1 K: 1 S: 8	H: 2 LOB: 2 BB: 0 P: 8	R: 0 E: 0 K: 1 S: 6	H: 1 LOB: 2 BB: 1 P: 13	1B: 7 2B: 5 3B: 0 HR: 0	SF: 0 SAC: 0 DP: 0 HBP: 1		WP: 0 PB: 0 SB: 1 CS: 0	PA: 40	
<b>PITCHER</b>	IP	WLS	BF	H	R	ER	SO	BB	IBB	HBP	BLK	WP	HR	S	P	ERA	WHIP			
49 Ross Ohlendorf, R ERA: 2.55	4.0	L	22	8	6	5	0	0	0	0	0	0	0	21	23	11.25	2.000			
55 Matt Capps, R ERA: 5.64	1.0		3	1	0	0	0	0	0	0	0	0	0	3	4	0.00	1.000			
30 Tyler Yates, R ERA: 1.93	1.0		4	0	0	0	2	0	0	0	0	0	0	8	8	0.00	0.000			
34 John Grabow, L ERA: 3.86	1.0		6	2	1	1	1	0	0	0	0	0	0	8	8	9.00	2.000			
43 Jesse Chavez, R ERA: 10.5	1.0		5	1	0	0	1	1	0	0	0	0	0	6	13	0.00	2.000			





Batter	1	2	3	4	5	6	7	8	9	AB	R	H	RBI	BB	SO	LOB	TOP										
10 Endy Chavez, L (1,7) OBP: 0.250, SLG: 0.250	G4-3		G4-3					G5-3		4	1	1	0	0	0	0	<b>Seattle Mariners @ Minnesota Twins</b> Hubert H. Humphrey Metrodome, Minneapolis, MN Mon Apr 06 2009, 8:10 PM EDT Att: 48,514 - Dome - 69 F <a href="http://livebaseballscorecards.com">livebaseballscorecards.com</a>										
21 Franklin Gutierrez, R (1,8) OBP: 0.500, SLG: 1.333	G6-3		G4-3			21 HR 1B			4 PB 24 BB 1B	3	2	1	2	1	0	0											
5 Mike Sweeney, R (1,10)	K		G6-3			F7			F9	4	0	0	0	0	1	1											
29 Adrian Beltré, R (1,5) OBP: 0.250, SLG: 0.500			G1-3			G5-3			F7	4	1	1	0	0	0	1											
24 Ken Griffey Jr., L (1,9) OBP: 0.500, SLG: 1.333 25 Wladimir Balentien, R (9, PR) (9,9)	G4-3								4 PB 1B	3	1	1	1	1	0	1											
4 Jose Lopez, R (1,4) OBP: 0.250, SLG: 0.333	SF7					F7			1B	3	0	1	3	0	1	0											
30 Russell Bryanan, L (1,3)	K					L5			F7	4	0	0	0	0	1	1											
2 Kenji Johjima, R (1,2) OBP: 0.333, SLG: 0.333			F8			G6-3			G4-6-3 1B	3	0	1	0	0	0	0											
7 Yuniesky Betancourt, R (1,6)			G4-3			F7			G4-6-3 1-2	3	0	0	0	0	0	1											
<b>Inning Stats</b>	R: 0 H: 0 E: 0 K: 1 S: 7	H: 0 LOB: 0 BB: 0 P: 13	R: 1 H: 1 E: 0 K: 1 S: 10	H: 1 LOB: 0 BB: 0 P: 14	R: 0 H: 0 E: 0 K: 0 S: 10	H: 0 LOB: 0 BB: 0 P: 15	R: 0 H: 0 E: 0 K: 0 S: 9	H: 0 LOB: 0 BB: 0 P: 16	R: 1 H: 1 E: 0 K: 0 S: 8	H: 1 LOB: 0 BB: 0 P: 11	R: 2 H: 2 E: 0 K: 0 S: 9	H: 2 LOB: 0 BB: 0 P: 11	R: 0 H: 0 E: 0 K: 1 S: 8	H: 0 LOB: 0 BB: 0 P: 13	R: 0 H: 1 E: 0 K: 0 S: 9	H: 1 LOB: 0 BB: 0 P: 11		R: 2 H: 1 E: 0 K: 0 S: 13	H: 1 LOB: 1 BB: 2 P: 27	1B: 3 SF: 1 2B: 1 3B: 0 HR: 2	SF: 1 SAC: 0 DP: 1 HBP: 0	WP: 0 PB: 1 CS: 0	PA: 34				
<b>PITCHER</b>	IP	WLS	BF	H	R	ER	SO	BB	IBB	HBP	BLK	WP	HR	S	P	ERA	WHIP										
47 Francisco Liriano, L (1,1) ERA: 5.14	7.0	L	25	4	4	4	3	0	0	0	0	0	2	61	93	5.14	0.571										
18 Luis Ayala, R (9,1) ERA: 13.5	1.0		3	1	0	1	0	1	0	0	0	0	0	8	16	13.50	1.500										
28 Jesse Crain, R (9,1) ERA: 13.5	0.2		3	0	1	1	0	1	0	0	0	0	0	8	16	13.50	1.500										
49 Craig Breslow, L (9,1) ERA: 13.5	0.0		1	0	0	0	0	1	0	0	0	0	0	4	4	-	-										
54 Matt Guerrier, R (9,1) ERA: 13.5	0.1		2	1	1	0	0	0	0	0	0	0	0	5	7	0.00	3.000										

Batter	1	2	3	4	5	6	7	8	9	AB	R	H	RBI	BB	SO	LOB	BOTTOM										
2 Denard Span, L (1,7)	G1-4-3 33 25 1B BB		SH2-4 1-2					G4-3		1	0	0	0	2	0	0	<b>Seattle Mariners @ Minnesota Twins</b> Hubert H. Humphrey Metrodome, Minneapolis, MN Mon Apr 06 2009, 8:10 PM EDT Att: 48,514 - Dome - 69 F <a href="http://livebaseballscorecards.com">livebaseballscorecards.com</a>										
25 Alexei Casilla, S (1,4) OBP: 0.250, SLG: 0.250	G1-4-3 33 1B		G5-3 2-3			P5		G1-3		4	0	1	0	0	0	4											
5 Michael Cuddyer, R (1,9) OBP: 0.250, SLG: 0.250	K		K			G4-6-3 33 1B		K		4	0	1	1	0	3	3											
33 Justin Morneau, L (1,3)	G1-4-3 1-2 2-3		K2-3			G4-6-3 1-2		F8		4	0	0	0	0	1	5											
16 Jason Kubel, L (1,10) OBP: 0.250, SLG: 0.250	K2-3					G4-1 24 G5-3 1B		G6-3		4	0	1	0	0	1	2											
24 Joe Crede, R (1,5) OBP: 0.250, SLG: 0.250	P6					G5-3 1-2		F7		4	0	1	0	0	0	1											
22 Carlos Gómez, R (1,8)	G4-3					G4-3		G5-3		4	0	0	0	0	1	2											
55 Mike Redmond, R (1,2) OBP: 0.333, SLG: 0.667 58 Jose Morales, S (9, PH)	K							G6-3		3	1	1	0	0	1	0											
8 Nick Punto, S (1,6) OBP: 0.667, SLG: 0.500								G3		1	0	0	0	0	0	1											
<b>Inning Stats</b>	R: 0 H: 1 E: 0 K: 2 S: 12	H: 1 LOB: 2 BB: 1 P: 19	R: 0 H: 0 E: 0 K: 1 S: 7	H: 0 LOB: 0 BB: 0 P: 9	R: 0 H: 0 E: 0 K: 1 S: 10	H: 0 LOB: 1 BB: 1 P: 17	R: 0 H: 1 E: 0 K: 1 S: 11	H: 1 LOB: 1 BB: 0 P: 15	R: 1 H: 3 E: 0 K: 0 S: 8	H: 3 LOB: 2 BB: 1 P: 14	R: 0 H: 0 E: 0 K: 0 S: 6	H: 0 LOB: 0 BB: 0 P: 8	R: 0 H: 0 E: 0 K: 1 S: 6	H: 0 LOB: 0 BB: 0 P: 7	R: 0 H: 1 E: 0 K: 1 S: 15	H: 1 LOB: 0 BB: 0 P: 18		1B: 5 SF: 0 2B: 1 3B: 0 HR: 0	SF: 0 SAC: 1 DP: 1 HBP: 0	WP: 0 PB: 0 CS: 0	PA: 35						
<b>PITCHER</b>	IP	WLS	BF	H	R	ER	SO	BB	IBB	HBP	BLK	WP	HR	S	P	ERA	WHIP										
34 Félix Hernández, R (1,1) ERA: 1.13	8.0	W	31	5	1	1	6	3	0	0	0	0	0	67	97	1.12	1.000										
43 Miguel Batista, R (9,1) ERA: 1.13	1.0		4	1	0	0	1	0	0	0	0	0	0	15	18	0.00	1.000										



Batter	1	2	3	4	5	6	7	8	9	AB	R	H	RBI	BB	SO	LOB	TOP																		
10 Endy Chavez, L (1,7)										5	2	3	2	0	1	2																			
21 Franklin Gutierrez, R (1,8)										5	0	2	1	0	0	2																			
24 Ken Griffey Jr., L (1,10)										3	0	0	0	2	0	3																			
29 Adrián Beltré, R (1,5)										3	0	1	2	0	0	1																			
30 Russell Branyan, L (1,3)										4	0	1	0	0	1	3																			
4 Jose Lopez, R (1,4)										3	0	0	0	1	1	2																			
2 Kenji Johjima, R (1,2)										4	0	0	0	0	0	1																			
25 Wladimir Balentien, R (1,9)										4	2	2	0	0	0	0																			
7 Yuniesky Betancourt, R (1,6)										4	1	2	0	0	1	1																			
<b>Inning Stats</b>	R: 1 E: 0 K: 0 S: 16	H: 2 LOB: 1 BB: 0 P: 23	R: 0 E: 0 K: 0 S: 7	H: 0 LOB: 0 BB: 1 P: 13	R: 1 E: 0 K: 1 S: 13	H: 2 LOB: 2 BB: 1 P: 20	R: 2 E: 0 K: 0 S: 12	H: 3 LOB: 1 BB: 0 P: 15	R: 0 E: 0 K: 1 S: 11	H: 1 LOB: 1 BB: 0 P: 17	R: 0 E: 0 K: 0 S: 5	H: 0 LOB: 0 BB: 0 P: 8	R: 0 E: 0 K: 1 S: 6	H: 0 LOB: 0 BB: 0 P: 9	R: 1 E: 0 K: 1 S: 12	H: 2 LOB: 1 BB: 0 P: 15	1B: 10 2B: 1 3B: 0 HR: 0	SF: 1 DP: 2 HBP: 0	WP: 0 PB: 0 SB: 2 CS: 0	PA: 39															
<b>PITCHER</b>	IP WLS BF H R ER SO BB IBB HBP BLK WP HR S P ERA WHIP																																		
53 Nick Blackburn, R (1,1)	5.0	24	8	4	4	1	3	0	0	0	0	0	0	0	56	85	7.20	2.200																	
38 Philip Humber, R (6,1)	1.0	4	1	0	0	1	0	0	0	0	0	0	0	11	17	0.00	1.000																		
54 Matt Guerrier, R (7,1)	2.0	6	0	0	0	1	0	0	0	0	0	0	0	11	17	0.00	0.000																		
18 Luis Ayala, R (9,1)	1.0	W	5	2	1	1	1	0	0	0	0	0	0	12	15	9.00	2.000																		

Seattle Mariners @ Minnesota Twins  
 Hubert H. Humphrey Metrodome, Minneapolis, MN  
 Tue Apr 07 2009, 8:10 PM EDT  
 Att: 23,755 - Dome - 69 F

AB 35  
 R 5  
 H 11  
 RBI 5  
 BB 3  
 SO 4  
 LOB 15



Batter	1	2	3	4	5	6	7	8	9	AB	R	H	RBI	BB	SO	LOB	BOTTOM															
2 Denard Span, L (1,9)										5	1	3	2	0	1	0																
25 Alexi Casilla, S (1,4)										5	0	1	2	0	1	3																
5 Michael Cuddyer, R (1,10)										4	0	2	2	0	2	1																
33 Justin Morneau, L (1,3)										4	0	0	0	0	1	3																
24 Joe Crede, R (1,5)										4	0	1	0	0	2	0																
21 Delmon Young, R (1,7)										4	0	0	0	0	1	2																
22 Carlos Gómez, R (1,8)										3	2	1	0	1	1	0																
58 Jose Morales, S (1,2)										3	0	0	0	0	3	1																
16 Jason Kubel, L (9,PH)										0	0	0	0	1	0	0																
23 Brendan Harris, R (9,FR)										0	1	0	0	0	0	0																
8 Nick Punto, S (1,6)										2	1	0	0	0	0	0																
32 Brian Buscher, L (9,PH)										0	1	0	0	1	0	0																
<b>Inning Stats</b>	R: 0 E: 0 K: 1 S: 9	H: 1 LOB: 1 BB: 0 P: 13	R: 0 E: 0 K: 2 S: 7	H: 0 LOB: 0 BB: 0 P: 10	R: 0 E: 0 K: 1 S: 9	H: 0 LOB: 0 BB: 0 P: 12	R: 0 E: 0 K: 1 S: 13	H: 2 LOB: 2 BB: 0 P: 19	R: 3 E: 0 K: 3 S: 18	H: 3 LOB: 1 BB: 0 P: 31	R: 0 E: 0 K: 0 S: 4	H: 0 LOB: 0 BB: 0 P: 6	R: 0 E: 0 K: 2 S: 11	H: 0 LOB: 0 BB: 0 P: 16	R: 0 E: 0 K: 1 S: 6	H: 0 LOB: 0 BB: 0 P: 9	R: 3 E: 0 K: 1 S: 17	H: 2 LOB: 2 BB: 3 P: 31	1B: 6 2B: 1 3B: 1 HR: 0	SF: 0 DP: 0 HBP: 1	WP: 0 PB: 0 SB: 1 CS: 0	PA: 38										
<b>PITCHER</b>	IP WLS BF H R ER SO BB IBB HBP BLK WP HR S P ERA WHIP																															
45 Erik Bedard, L (1,1)	5.0	22	6	3	3	0	0	0	0	0	0	15	22	0.00	0.000																	
48 Roy Corcoran, R (6,1)	2.0	H	6	0	0	0	2	0	0	0	0	6	9	0.00	0.000																	
53 David Aardsma, R (8,1)	1.0	H	3	0	0	1	0	0	0	0	0	6	9	0.00	0.000																	
35 Brandon Morrow, R (9,1)	0.2	L	5	0	3	3	1	3	0	0	0	14	28	40.50	4.500																	
43 Miguel Batista, R (9,1)	0.0	B	2	2	0	0	0	0	0	0	0	3	3	∞	∞																	

Seattle Mariners @ Minnesota Twins  
 Hubert H. Humphrey Metrodome, Minneapolis, MN  
 Tue Apr 07 2009, 8:10 PM EDT  
 Att: 23,755 - Dome - 69 F

AB 34  
 R 6  
 H 8  
 RBI 6  
 BB 3  
 SO 12  
 LOB 10





Batter	1	2	3	4	5	6	7	8	9	AB	R	H	RBI	BB	SO	LOB	TOP				
10 Endy Chavez, L OBP: 0.385, SLG: 0.385	F8	P5		21 S 1B			SH1-3		G4-3	4	0	1	0	0	0	2					
21 Franklin Gutierrez, R OBP: 0.308, SLG: 0.563	G6-3			L3			G5-3			4	0	0	0	0	1	2					
24 Ken Griffey Jr., L OBP: 0.385, SLG: 0.500	K			29 G5-4-3 1B			K			4	0	1	0	0	2	1					
29 Adrián Beltré, R OBP: 0.250, SLG: 0.455				G5-4-3			P2		G1-3	4	1	1	0	0	0	1					
30 Russell Branyan, L OBP: 0.250, SLG: 0.455				K			K			3	1	1	2	1	2	0					
4 Jose Lopez, R OBP: 0.333, SLG: 0.600		HR		HR			P4			4	1	2	1	0	1	1					
2 Kenji Johjima, R OBP: 0.091, SLG: 0.091		P2		P3			P4		G6-3	4	0	0	0	0	0	2					
3 Ronny Cedeno, R OBP: 0.250, SLG: 0.250		P6		7 2B			K			4	1	1	0	0	2	1					
7 Yuniesky Betancourt, R OBP: 0.455, SLG: 0.545				10 1B 21 WP			10 SH1-3 1B		F9	4	1	3	1	0	0	0					
<b>Inning Stats</b>	R: 0 E: 0 K: 1 S: 8	H: 0 LOB: 0 BB: 0 P: 12	R: 2 E: 0 K: 0 S: 17	H: 4 LOB: 2 BB: 0 P: 25	R: 0 E: 0 K: 1 S: 9	H: 1 LOB: 0 BB: 0 P: 11	R: 3 E: 0 K: 1 S: 21	H: 4 LOB: 1 BB: 0 P: 25	R: 0 E: 0 K: 1 S: 10	H: 0 LOB: 0 BB: 0 P: 15	R: 0 E: 0 K: 1 S: 10	H: 0 LOB: 0 BB: 0 P: 15	R: 0 E: 0 K: 1 S: 11	H: 0 LOB: 1 BB: 1 P: 17	R: 0 E: 0 K: 1 S: 9	H: 0 LOB: 0 BB: 0 P: 13	1B: 6 2B: 2 3B: 0 HR: 2	SF: 0 SAC: 1 DP: 1 HBP: 0	WP: 1 PB: 0 SB: 1 CS: 0	PA: 37	
<b>PITCHER</b>	IP	WLS	BF	H	R	ER	SO	BB	IBB	HBP	BLK	WP	HR	S	P	ERA	WHIP				
59 Kevin Slowey, R ERA: 7.5	6.0	W	26	9	5	5	5	0	0	0	0	1	2	73	100	7.50	1.500				
49 Craig Breslow, L ERA:	1.0	H	4	1	0	0	1	0	0	0	0	0	0	8	15	0.00	1.000				
2B Jesse Crain, R ERA: 5.4	1.0	H	4	0	0	0	1	1	0	0	0	0	0	11	17	0.00	1.000				
36 Joe Nathan, R ERA:	1.0	S	3	0	0	0	1	0	0	0	0	0	0	9	13	0.00	0.000				

Seattle Mariners @ Minnesota Twins  
Hubert H. Humphrey Metrodome, Minneapolis, MN

Wed Apr 08 2009, 8:10 PM EDT  
Att: 22,270 - Dome - 68 F



AB 35  
R 5  
H 10  
RBI 4  
BB 1  
SO 8  
LOB 10

Batter	1	2	3	4	5	6	7	8	9	AB	R	H	RBI	BB	SO	LOB	BOTTOM				
2 Denard Span, L OBP: 0.583, SLG: 0.778	G4-3				5 FC1-5 25 G3 BB		G4-3			3	1	1	2	1	0	0					
25 Alexi Casilla, S OBP: 0.308, SLG: 0.308		HR			G3		K			4	1	2	0	0	1	1					
5 Michael Cuddyer, R OBP: 0.333, SLG: 0.417	F9	G1			FC1-5 33 WP 2B		16 PO 2B			4	1	1	0	0	0	3					
33 Justin Morneau, L OBP: 0.250, SLG: 0.545		HR			G4-3		16 2B 2B			3	2	2	3	1	0	0					
16 Jason Kubel, L OBP: 0.444, SLG: 0.500					G4-3		PO		F7	4	0	2	1	0	0	0					
24 Joe Crede, R OBP: 0.167, SLG: 0.250					K		G5-3		K	4	0	0	0	0	3	2					
22 Carlos Gómez, R OBP: 0.250, SLG: 0.455					B3		K		K	4	1	1	0	0	2	0					
58 Jose Morales, S		F7			L6		F7			3	0	0	0	0	0	1					
8 Nick Punto, S		F7			G4-3		F9			3	0	0	0	0	0	1					
<b>Inning Stats</b>	R: 2 E: 0 K: 1 S: 11	H: 3 LOB: 1 BB: 0 P: 18	R: 2 E: 0 K: 0 S: 15	H: 3 LOB: 1 BB: 0 P: 22	R: 0 E: 0 K: 1 S: 10	H: 0 LOB: 0 BB: 0 P: 17	R: 0 E: 0 K: 0 S: 6	H: 0 LOB: 0 BB: 0 P: 9	R: 2 E: 0 K: 0 S: 20	H: 2 LOB: 1 BB: 1 P: 32	R: 0 E: 0 K: 1 S: 6	H: 0 LOB: 0 BB: 0 P: 10	R: 0 E: 0 K: 1 S: 9	H: 1 LOB: 1 BB: 1 P: 15	R: 0 E: 0 K: 2 S: 8	H: 0 LOB: 0 BB: 0 P: 10	1B: 3 2B: 4 3B: 0 HR: 2	SF: 0 SAC: 0 DP: 0 HBP: 0	WP: 1 PB: 0 SB: 0 CS: 0	PA: 35	
<b>PITCHER</b>	IP	WLS	BF	H	R	ER	SO	BB	IBB	HBP	BLK	WP	HR	S	P	ERA	WHIP				
52 Carlos Silva, R ERA: 10.8	5.0	L	24	6	6	6	2	1	0	0	0	0	2	62	98	10.80	1.800				
41 Chris Jakubauskas, R ERA:	2.0		7	1	0	0	2	0	1	0	0	0	0	15	25	0.00	0.500				
57 Mark Lowe, R ERA:	1.0		3	0	0	0	2	0	0	0	0	0	0	8	10	0.00	0.000				

Seattle Mariners @ Minnesota Twins  
Hubert H. Humphrey Metrodome, Minneapolis, MN

Wed Apr 08 2009, 8:10 PM EDT  
Att: 22,270 - Dome - 68 F



AB 32  
R 6  
H 9  
RBI 6  
BB 2  
SO 6  
LOB 8













Batter	1	2	3	4	5	6	7	8	9	AB	R	H	RBI	BB	SO	LOB	TOP										
2 Denard Span, L OBP: 0.481, SLG: 0.476	P6		1 SAFE 4-1 BB		1 SAFE 4-2 BB		4-2 BB		3-3 K	2	0	0	0	3	1	1	<b>Minnesota Twins @ Chicago White Sox</b> U.S. Cellular Field, Chicago, IL Sat Apr 11 2009, 4:05 PM EDT Att: 33,935 - Sunny - 41 F										
25 Alexi Casilla, S OBP: 0.296, SLG: 0.346	G1-3		1-1 P5		1-1 P5		1-1 G3			4	0	0	0	0	0	7											
33 Justin Morneau, L OBP: 0.240, SLG: 0.522			2-2 G4-3			1-2 G3		1-3 K	3	0	0	0	0	1	2												
32 Brian Buscher, L OBP: 0.296, SLG: 0.346										1	0	0	0	0	1	0											
16 Jason Kubel, L OBP: 0.350, SLG: 0.333		2-2 F9		3-2 F9		3-2 F9		0-1 5 1B	4	0	1	0	0	0	0												
5 Michael Cuddyer, R OBP: 0.320, SLG: 0.304		2-2 1B		0-2 P2		0-1 G5-3		1-1 23 G6-4-3	4	0	2	0	0	0	0												
24 Joe Crede, R OBP: 0.250, SLG: 0.364		1 SAFE 0-2 F9		3-2 G6-3				1-1 1B	3	0	0	0	0	0	1												
23 Brendan Harris, R OBP: 0.500, SLG: 0.500		1 SAFE 0-2 F9						1-2 G6-4-3	1	0	0	0	0	0	2												
22 Carlos Gómez, R OBP: 0.200, SLG: 0.316		2-0 F8			2-1 G1-3		1-0 1B		3-3 K	4	0	1	0	0	1	1											
55 Mike Redmond, R OBP: 0.300, SLG: 0.333			0-1 G1-3		0-3 K		1-3 K		1-2 G3	4	0	0	0	0	2	1											
8 Nick Punto, S OBP: 0.500, SLG: 0.357			0-2 1B		1-1 1B		4-1 BB		4-1 BB	2	0	2	0	2	0	0											
<b>Inning Stats</b>	R: 0 E: 0 K: 1 S: 9	H: 0 LOB: 0 BB: 0 P: 14	R: 0 E: 0 K: 0 S: 11	H: 1 LOB: 1 BB: 0 P: 17	R: 0 E: 0 K: 0 S: 9	H: 1 LOB: 2 BB: 1 P: 14	R: 0 E: 0 K: 0 S: 11	H: 0 LOB: 0 BB: 0 P: 17	R: 0 E: 0 K: 1 S: 12	H: 1 LOB: 2 BB: 1 P: 20	R: 0 E: 0 K: 0 S: 8	H: 0 LOB: 0 BB: 0 P: 12	R: 0 E: 0 K: 1 S: 11	H: 1 LOB: 2 BB: 2 P: 22	R: 0 E: 0 K: 1 S: 10	H: 2 LOB: 1 BB: 0 P: 13	R: 0 E: 0 K: 2 S: 10	H: 0 LOB: 1 BB: 1 P: 21	1B: 6 2B: 0 3B: 0 HR: 0	SF: 0 SAC: 0 DP: 1 HBP: 0	WP: 0 PB: 0 SB: 3 CS: 0	PA: 37					
<b>PITCHER</b>	IP	WLS	BF	H	R	ER	SO	BB	IBB	HBP	BLK	WP	HR	S	P	ERA	WHIP										
40 Bartolo Colon, R ERA: 7.71	6.0	W	23	3	0	0	2	2	0	0	0	0	0	60	94	0.00	0.833										
26 Octavio Dotel, R ERA: 7.71	0.2		5	1	0	0	1	2	0	0	0	0	0	9	19	0.00	4.500										
37 Matt Thornton, L ERA: 7.71	0.1	H	1	0	0	0	0	0	0	0	0	0	0	2	3	0.00	0.000										
47 Mike MacDougal, R ERA: 7.71	2.0		8	2	0	0	3	1	0	0	0	0	0	20	34	0.00	1.500										

Batter	1	2	3	4	5	6	7	8	9	AB	R	H	RBI	BB	SO	LOB	BOTTOM										
18 Brent Lillibridge, R OBP: 0.296, SLG: 0.346	23 F8 20 S BB		0-0 F8		0-0 SH2-3		0-2 G6-3		4-0 BB	2	0	0	0	2	0	0	<b>Minnesota Twins @ Chicago White Sox</b> U.S. Cellular Field, Chicago, IL Sat Apr 11 2009, 4:05 PM EDT Att: 33,935 - Sunny - 41 F										
7 Josh Fields, R OBP: 0.556, SLG: 0.462	1-1 K		1-1 2B		4-1 23 BB 20 1B 14 BB BB		2-1 F9		3-3 K	4	1	1	0	1	2	4											
20 Carlos Quentin, R OBP: 0.455, SLG: 0.688	2-1 14 FC6-4 HBP		0-1 F7		2-1 14 BB 15 FC5 1B		1-0 HR		0-1 G6-3	4	2	2	1	0	0	1											
23 Jermaine Dye, R OBP: 0.368, SLG: 0.333	0-2 F8				4-0 15 FC5 14 BB BB		2-1 32 1B 15 BB 44 1B 1B		1-3 K	3	1	1	1	1	1	2											
31 Dewayne Wise, L OBP: 0.133, SLG: 0.133	2-3 FC6-4				1-2 2-3 3-H 10 1B BB		1-1 L7		2-3 K	1	0	0	0	0	1	0											
14 Paul Konerko, R OBP: 0.316, SLG: 0.471	1-0 FC6-4				2-1 10 1B 2B		4-2 15 FC5 10 1B BB		1-1 K	4	1	0	1	1	1	3											
15 Wilson Betemit, S OBP: 0.333, SLG: 0.400		0-3 K			0-1 FC5		4-2 10 1B 32 1B BB		1-2 BB	3	2	1	1	1	1	2											
10 Alexei Ramirez, R OBP: 0.167, SLG: 0.118	1-0 F8				1-2 2-H 1B		3-2 1-3 2-H 1B		0-3 K	4	0	2	2	0	1	2											
32 Brian Anderson, R OBP: 0.167, SLG: 0.167		1-1 F7			1-0 G6-3		1-0 K		1-2 18 BB 44 1B 1B	4	0	1	0	0	1	3											
44 Corky Miller, R OBP: 0.500, SLG: 0.500			3-2 G6-3		0-1 20 1B 18 SH2-3 23 BB 1B		0-3 K		2-0 18 BB 1B	4	1	2	2	0	1	0											
<b>Inning Stats</b>	R: 0 E: 0 K: 1 S: 8	H: 0 LOB: 2 BB: 1 P: 15	R: 0 E: 0 K: 1 S: 6	H: 0 LOB: 0 BB: 0 P: 8	R: 0 E: 0 K: 0 S: 9	H: 1 LOB: 1 BB: 0 P: 13	R: 1 E: 0 K: 1 S: 11	H: 2 LOB: 1 BB: 0 P: 18	R: 4 E: 0 K: 1 S: 17	H: 3 LOB: 2 BB: 3 P: 35	R: 0 E: 0 K: 1 S: 10	H: 0 LOB: 0 BB: 0 P: 12	R: 3 E: 0 K: 2 S: 20	H: 4 LOB: 3 BB: 2 P: 38	R: 0 E: 0 K: 2 S: 9	H: 0 LOB: 0 BB: 0 P: 12	1B: 7 2B: 2 3B: 0 HR: 1	SF: 0 SAC: 1 DP: 0 HBP: 1	WP: 0 PB: 0 SB: 1 CS: 0	PA: 41							
<b>PITCHER</b>	IP	WLS	BF	H	R	ER	SO	BB	IBB	HBP	BLK	WP	HR	S	P	ERA	WHIP										
47 Francisco Liriano, L ERA: 6.94	4.2	L	25	6	5	5	3	4	0	1	0	0	0	48	85	9.64	2.143										
54 Matt Guerrier, R ERA: 6.94	1.1		4	0	0	0	2	0	0	0	0	0	0	13	16	0.00	0.000										
38 Philip Humber, R ERA: 10.13	0.2		8	4	3	3	1	2	0	0	0	0	1	16	31	40.50	9.000										
28 Jesse Crain, R ERA: 4.5	0.1		1	0	0	0	1	0	0	0	0	0	0	4	7	0.00	0.000										
18 Luis Ayala, R ERA: 4.5	1.0		3	0	0	0	2	0	0	0	0	0	0	9	12	0.00	0.000										

**AB 32**  
**R 0**  
**H 6**  
**RBI 0**  
**BB 5**  
**SO 6**  
**LOB 15**



**AB 33**  
**R 8**  
**H 10**  
**RBI 8**  
**BB 6**  
**SO 9**  
**LOB 17**



livebaseballscores.com

livebaseballscores.com



Batter	1	2	3	4	5	6	7	8	9	AB	R	H	RBI	BB	SO	LOB	TOP										
2 Denard Span, L (1, 9) OBP: 0.419, SLG: 0.400	F9		G6-3			L7		F8		4	0	0	0	0	0	1											
23 Brendan Harris, R (1, 4) OBP: 0.375, SLG: 0.375	G6-3		G6-3			F9			5 BB 33 1B	4	0	1	0	0	0	0											
33 Justin Morneau, L (1, 10) OBP: 0.276, SLG: 0.519	FC5-4 1B			P5			G3-1		5 BB 1B	4	0	2	0	0	0	0											
5 Michael Cuddyer, R (1, 3) OBP: 0.310, SLG: 0.269	FC5-4 1-2			F7			K		21 BB G6-3	3	0	0	0	1	1	1											
24 Joe Crede, R (1, 5) OBP: 0.250, SLG: 0.320	F7			K					K	3	0	0	0	1	2	3											
21 Delmon Young, R (1, 7) OBP: 0.133, SLG: 0.333	HR					K			G6-3	4	1	1	1	0	2	4											
22 Carlos Gómez, R (1, 8) OBP: 0.174, SLG: 0.273	G5-3					K				3	0	0	0	0	2	0											
55 Mike Redmond, R (1, 2) OBP: 0.231, SLG: 0.250	G5-3					K2-3			F9	3	0	0	0	0	1	0											
8 Nick Punto, S (1, 6) OBP: 0.476, SLG: 0.353									G4-3 1B	3	0	1	0	0	1	0											
<b>Inning Stats</b>	R: 0 E: 0 K: 0 S: 12	H: 1 LOB: 1 BB: 0 P: 19	R: 1 E: 0 K: 0 S: 8	H: 1 LOB: 0 BB: 0 P: 16	R: 0 E: 0 K: 1 S: 9	H: 0 LOB: 0 BB: 0 P: 14	R: 0 E: 0 K: 1 S: 12	H: 0 LOB: 0 BB: 0 P: 16	R: 0 E: 0 K: 3 S: 12	H: 0 LOB: 0 BB: 0 P: 15	R: 0 E: 0 K: 0 S: 7	H: 0 LOB: 0 BB: 0 P: 14	R: 0 E: 0 K: 2 S: 13	H: 0 LOB: 1 BB: 1 P: 18	R: 0 E: 0 K: 1 S: 9	H: 1 LOB: 1 BB: 0 P: 12	R: 0 E: 0 K: 1 S: 8	H: 2 LOB: 2 BB: 1 P: 16	1B: 4 2B: 0 3B: 0 HR: 1	SF: 0 SAC: 0 DP: 1 HBP: 0	WP: 0 PB: 0 CS: 0	PA: 33					
<b>PITCHER</b>	IP	WLS	BF	H	R	ER	SO	BB	IBB	HBP	BLK	WP	HR	S	P	ERA	WHIP										
56 Mark Buehrle, L ERA: 2.38	6.1	W	21	2	1	1	5	0	0	0	0	0	1	61	95	1.42	0.316										
26 Octavio Dotel, R ERA:	0.2	H	3	0	0	0	2	1	0	0	0	0	0	12	17	0.00	1.500										
71 Scott Linebrink, R ERA:	1.0		4	1	0	0	1	0	0	0	0	0	0	9	17	0.00	1.000										
54 Clayton Richard, L ERA: 6.0	0.0		3	2	0	0	0	1	0	0	0	0	0	4	10	∞	∞										
45 Bobby Jenks, R ERA: 6.0	1.0	S	2	0	0	0	1	0	0	0	0	0	0	4	6	0.00	0.000										

Minnesota Twins @ Chicago White Sox  
U.S. Cellular Field, Chicago, IL  
Sun Apr 12 2009, 2:05 PM EDT  
Att: 25,571 - Sunny - 33 F

AB 31  
R 1  
H 5  
RBI 1  
BB 2  
SO 9  
LOB 9



Batter	1	2	3	4	5	6	7	8	9	AB	R	H	RBI	BB	SO	LOB	BOTTOM										
17 Chris Getz, L (1, 4) OBP: 0.263, SLG: 0.235	F7		F7			E3				3	0	0	0	0	0	3											
18 Brent Lillibridge, R (7, PR)										0	1	0	0	0	0	0											
7 Josh Fields, R (1, 5) OBP: 0.500, SLG: 0.412	L4		FC5-4 1-2			F9				4	0	1	1	0	0	4											
20 Carlos Quentin, R (1, 7) OBP: 0.423, SLG: 0.632	G1-3					F8				3	1	1	1	0	0	0											
25 Jim Thome, L (1, 10) OBP: 0.250, SLG: 0.526	F9					K				4	1	1	2	0	2	1											
23 Jermaine Dye, R (1, 9) OBP: 0.348, SLG: 0.455	F9					P6				4	1	1	1	0	0	0											
14 Paul Konerko, R (1, 3) OBP: 0.304, SLG: 0.429	G6-3					F8				4	1	1	0	0	0	0											
12 A.J. Pierzynski, L (1, 2) OBP: 0.167, SLG: 0.167	G4-3					F8				4	0	1	0	0	0	1											
10 Alexei Ramirez, R (1, 6) OBP: 0.227, SLG: 0.150						F9				3	1	1	0	1	0	2											
31 Deweyane Wise, L (1, 8) OBP: 0.222, SLG: 0.222						F9				3	0	2	0	0	1	1											
<b>Inning Stats</b>	R: 0 E: 0 K: 0 S: 7	H: 0 LOB: 0 BB: 0 P: 15	R: 0 E: 0 K: 0 S: 9	H: 0 LOB: 0 BB: 0 P: 15	R: 0 E: 0 K: 0 S: 12	H: 1 LOB: 2 BB: 1 P: 18	R: 0 E: 0 K: 1 S: 5	H: 0 LOB: 0 BB: 0 P: 6	R: 1 E: 1 K: 0 S: 13	H: 2 LOB: 2 BB: 0 P: 18	R: 2 E: 0 K: 0 S: 14	H: 2 LOB: 0 BB: 0 P: 21	R: 2 E: 0 K: 1 S: 8	H: 2 LOB: 1 BB: 0 P: 15	R: 1 E: 0 K: 1 S: 14	H: 2 LOB: 1 BB: 0 P: 21	1B: 7 2B: 0 3B: 0 HR: 2	SF: 1 SAC: 1 DP: 0 HBP: 1	WP: 0 PB: 0 CS: 0	PA: 36							
<b>PITCHER</b>	IP	WLS	BF	H	R	ER	SO	BB	IBB	HBP	BLK	WP	HR	S	P	ERA	WHIP										
53 Nick Blackburn, R ERA: 5.73	6.0	L	26	6	4	3	1	0	0	0	0	0	1	61	95	4.50	1.167										
49 Craig Breslow, L ERA: 6.75	0.1		2	0	0	0	0	0	0	1	0	0	0	4	0.00	0.000											
28 Jesse Crain, R ERA: 3.38	0.2		3	1	1	1	1	0	0	0	0	0	0	6	9	13.50	1.500										
36 Joe Nathan, R ERA: 4.5	1.0		5	2	1	1	1	0	0	0	0	0	1	14	21	9.00	2.000										

Minnesota Twins @ Chicago White Sox  
U.S. Cellular Field, Chicago, IL  
Sun Apr 12 2009, 2:05 PM EDT  
Att: 25,571 - Sunny - 33 F

AB 32  
R 6  
H 9  
RBI 5  
SO 3  
LOB 12





Batter	1	2	3	4	5	6	7	8	9	AB	R	H	RBI	BB	SO	LOB	TOP								
19 Marco Scutaro, R OBP: 0.447, SLG: 0.633										4	0	0	0	1	0	1	Toronto Blue Jays @ Minnesota Twins Hubert H. Humphrey Metrodome, Minneapolis, MN Mon Apr 13 2009, 8:10 PM EDT Att: 16,410 - Dome - 69 F								
2 Aaron Hill, R OBP: 0.351, SLG: 0.600										5	0	3	0	0	1	3									
15 Alex Rios, R OBP: 0.389, SLG: 0.433										5	0	3	0	0	1	1									
10 Vernon Wells, R OBP: 0.389, SLG: 0.515										5	1	2	0	0	0	5									
26 Adam Lind, L OBP: 0.417, SLG: 0.771										5	1	2	0	0	2	5									
33 Scott Rolen, R OBP: 0.328, SLG: 0.571										5	2	3	1	0	1	1									
35 Lyle Overbay, L OBP: 0.370, SLG: 0.455										5	1	2	3	0	0	3									
20 Rod Barajas, R OBP: 0.217, SLG: 0.238										4	0	2	1	0	1	0									
6 John McDonald, R (8, PH)										0	1	0	0	0	0	0									
5 Michael Barrett, R OBP: 0.182, SLG: 0.100										1	0	0	0	0	0	0									
45 Travis Snider, L OBP: 0.350, SLG: 0.895										3	2	2	3	1	0	1									
<b>Inning Stats</b>	R: 0 E: 0 K: 0 S: 12	H: 2 LOB: 1 BB: 0 P: 17	R: 1 E: 0 K: 0 S: 10	H: 3 LOB: 1 BB: 0 P: 12	R: 0 E: 0 K: 0 S: 8	H: 1 LOB: 1 BB: 0 P: 11	R: 1 E: 0 K: 1 S: 12	H: 2 LOB: 0 BB: 0 P: 13	R: 1 E: 0 K: 1 S: 16	H: 3 LOB: 2 BB: 0 P: 20	R: 2 E: 0 K: 0 S: 12	H: 2 LOB: 1 BB: 0 P: 22	R: 1 E: 0 K: 2 S: 11	H: 2 LOB: 1 BB: 0 P: 16	R: 2 E: 0 K: 1 S: 19	H: 4 LOB: 2 BB: 0 P: 31	R: 0 E: 0 K: 1 S: 9	H: 0 LOB: 0 BB: 0 P: 14	1B: 13 2B: 4 3B: 0 HR: 3	SF: 0 SAC: 0 DP: 3 HBP: 0	WP: 0 PB: 1 SB: 3 CS: 0	PA: 44			
<b>PITCHER</b>	IP	WLS	BF	H	R	ER	SO	BB	IBB	HBP	BLK	WP	HR	S	P	ERA	WHIP								
59 Kevin Slowey, R ERA: 7.94	5.1		27	13	5	5	2	1	0	0	0	0	2	67	88	8.44	2.625								
54 Matt Guerrier, R ERA: 1.33	1.0	H	4	1	1	1	1	1	0	0	0	0	0	9	16	9.00	2.000								
49 Craig Breslow, L ERA: 5.4	0.1	H	1	0	0	0	1	0	0	0	0	0	0	3	5	0.00	0.000								
18 Luis Ayala, R ERA: 7.2	1.0	L	7	4	2	2	1	0	0	0	0	0	1	15	24	18.00	4.000								
39 R.A. Dickey, R ERA: 4.26	1.1		5	1	0	0	1	0	0	0	0	0	0	15	23	0.00	0.750								

AB	42
R	8
H	19
RBI	8
BB	2
SO	6
LOB	20



Batter	1	2	3	4	5	6	7	8	9	AB	R	H	RBI	BB	SO	LOB	BOTTOM								
2 Denard Span, L OBP: 0.444, SLG: 0.448										4	1	2	0	1	0	1	Toronto Blue Jays @ Minnesota Twins Hubert H. Humphrey Metrodome, Minneapolis, MN Mon Apr 13 2009, 8:10 PM EDT Att: 16,410 - Dome - 69 F								
25 Alexi Casilla, S OBP: 0.258, SLG: 0.300										4	0	0	0	0	1	2									
33 Justin Morneau, L OBP: 0.294, SLG: 0.531										5	1	2	0	0	1	0									
16 Jason Kubel, L OBP: 0.360, SLG: 0.478										5	1	2	2	0	0	2									
5 Michael Cuddyer, R OBP: 0.333, SLG: 0.345										3	1	2	1	0	0	1									
32 Brian Buscher, L OBP: 0.600, SLG: 1.000										2	0	1	1	1	1	1									
23 Brendan Harris, R OBP: 0.444, SLG: 0.556										1	0	1	0	0	0	0									
21 Delmon Young, R OBP: 0.158, SLG: 0.316										4	1	1	0	0	2	4									
58 Jose Morales, S OBP: 0.333, SLG: 0.308										3	1	1	0	0	0	1									
24 Joe Crede, R OBP: 0.241, SLG: 0.308										1	0	0	0	0	1	1									
55 Mike Redmond, R OBP: 0.231, SLG: 0.250										0	0	0	0	0	0	0									
8 Nick Punto, S OBP: 0.440, SLG: 0.333										4	0	1	2	0	2	2									
<b>Inning Stats</b>	R: 0 E: 0 K: 2 S: 9	H: 0 LOB: 0 BB: 0 P: 15	R: 3 E: 0 K: 1 S: 13	H: 5 LOB: 1 BB: 0 P: 23	R: 0 E: 0 K: 0 S: 6	H: 0 LOB: 0 BB: 0 P: 9	R: 1 E: 0 K: 2 S: 11	H: 2 LOB: 1 BB: 0 P: 13	R: 2 E: 0 K: 0 S: 8	H: 1 LOB: 1 BB: 2 P: 19	R: 0 E: 0 K: 0 S: 11	H: 1 LOB: 0 BB: 0 P: 17	R: 0 E: 0 K: 0 S: 7	H: 1 LOB: 0 BB: 0 P: 11	R: 0 E: 0 K: 3 S: 11	H: 1 LOB: 1 BB: 0 P: 18	R: 0 E: 0 K: 0 S: 11	H: 2 LOB: 1 BB: 0 P: 12	1B: 7 2B: 5 3B: 1 HR: 1	SF: 1 SAC: 1 DP: 3 HBP: 0	WP: 1 PB: 0 SB: 1 CS: 1	PA: 40			
<b>PITCHER</b>	IP	WLS	BF	H	R	ER	SO	BB	IBB	HBP	BLK	WP	HR	S	P	ERA	WHIP								
51 Jesse Litsch, R ERA: 9.0	3.0		15	7	4	4	3	0	0	0	0	0	0	28	46	6.00	1.333								
56 Brian Tallet, L ERA: 6.14	3.0		14	2	2	2	2	2	0	0	0	0	0	7	11	0.00	1.000								
54 Jason Frasor, R ERA:	1.0	W	3	1	0	0	0	0	0	0	0	0	0	7	11	0.00	1.000								
37 Scott Downs, L ERA:	1.0	H	4	1	0	0	3	0	0	0	0	1	0	11	18	0.00	1.000								
52 B.J. Ryan, L ERA: 13.5	1.0	S	4	2	0	0	0	0	0	0	0	0	0	11	12	0.00	2.000								

AB	36
R	6
H	13
RBI	6
BB	2
SO	8
LOB	15













Batter	1	2	3	4	5	6	7	8	9	AB	R	H	RBI	BB	SO	LOB	TOP					
19 Marco Scutaro, R OBP: 0.423, SLG: 0.619										5	2	2	2	0	2	4						
2 Aaron Hill, R OBP: 0.385, SLG: 0.620										5	1	3	1	0	0	0						
6 John McDonald, R OBP: 0.333, SLG: 0.333										0	0	0	0	0	0	0						
15 Alex Rios, R OBP: 0.294, SLG: 0.333										5	0	0	0	0	2	3						
10 Vernon Wells, R OBP: 0.422, SLG: 0.913										4	1	2	0	0	1	2						
45 Travis Snider, L OBP: 0.243, SLG: 0.313										1	0	1	0	0	0	0						
26 Adam Lind, L OBP: 0.431, SLG: 0.652										3	1	1	0	2	1	1						
33 Scott Rolen, R OBP: 0.422, SLG: 0.564										3	1	0	0	2	0	3						
15 Kevin Millar, R OBP: 0.294, SLG: 0.529										5	1	1	4	0	0	3						
20 Rod Barajas, R OBP: 0.290, SLG: 0.379										5	1	2	0	0	0	1						
19 José Bautista, R OBP: 0.409, SLG: 0.450										4	1	2	0	1	1	1						
<b>Inning Stats</b>	R: 1 H: 1 E: 1 K: 1 S: 10	H: 1 LOB: 0 BB: 0 P: 14	R: 0 H: 1 E: 0 K: 0 S: 11	H: 2 LOB: 1 BB: 0 P: 18	R: 0 H: 2 E: 0 K: 2 S: 12	H: 2 LOB: 2 BB: 0 P: 21	R: 0 H: 0 E: 0 K: 0 S: 10	H: 0 LOB: 0 BB: 0 P: 15	R: 1 H: 2 E: 0 K: 0 S: 12	H: 2 LOB: 0 BB: 0 P: 17	R: 0 H: 1 E: 0 K: 2 S: 10	H: 2 LOB: 2 BB: 1 P: 19	R: 7 H: 6 E: 0 K: 1 S: 28	H: 6 LOB: 3 BB: 52	R: 0 H: 1 E: 0 K: 0 S: 11	H: 1 LOB: 2 BB: 1 P: 18	R: 0 H: 0 E: 0 K: 1 S: 7	H: 0 LOB: 0 BB: 0 P: 11	1B: 8 2B: 4 3B: 0 HR: 2	SF: 0 SAC: 0 DP: 0 HBP: 0	WP: 2 PB: 0 CS: 1	PA: 46
<b>PITCHER</b>	IP: 6.0 WLS: L BF: 25 ERA: 5.09	H: 7 R: 2 ER: 1 SO: 5	BB: 1 IBB: 0 HBP: 0 BLK: 0	WP: 0 HR: 0 S: 65 P: 104	ERA: 1.50 WHIP: 1.333	IP: 1.0 WLS: L BF: 3 ERA: 1.59	H: 0 R: 0 ER: 0 SO: 1	BB: 0 IBB: 0 HBP: 0 BLK: 0	WP: 0 HR: 0 S: 7 P: 11	ERA: 0.00 WHIP: 0.000												
47 Francisco Liriano, L ERA: 5.09	(1, 1)					28 Jesse Crain, R ERA: 1.59	(9, 1)															
54 Matt Guerrier, R ERA: 8.44	(7, 1)																					
49 Craig Breslow, L ERA: 16.2	(7, 1)																					
39 R.A. Dickey, R ERA: 5.19	(7, 1)																					
18 Luis Ayala, R ERA: 7.36	(7, 1)																					
<b>Batter</b>	<b>1</b>	<b>2</b>	<b>3</b>	<b>4</b>	<b>5</b>	<b>6</b>	<b>7</b>	<b>8</b>	<b>9</b>	<b>AB</b>	<b>R</b>	<b>H</b>	<b>RBI</b>	<b>BB</b>	<b>SO</b>	<b>LOB</b>	<b>BOTTOM</b>					
2 Denard Span, L OBP: 0.408, SLG: 0.390										3	0	0	0	0	2	2						
25 Alexi Casilla, S OBP: 0.250, SLG: 0.262										4	0	0	0	0	2	4						
33 Justin Morneau, L OBP: 0.348, SLG: 0.568										4	0	2	0	0	2	2						
16 Jason Kubel, L OBP: 0.273, SLG: 0.355										4	0	0	0	0	1	4						
5 Michael Cuddyer, R OBP: 0.283, SLG: 0.357										4	2	2	1	0	1	0						
32 Brian Buscher, L OBP: 0.500, SLG: 0.625										4	0	2	0	0	0	0						
21 Delmon Young, R OBP: 0.148, SLG: 0.259										4	0	0	1	0	1	2						
58 Jose Morales, S OBP: 0.300, SLG: 0.278										4	0	1	0	0	0	2						
23 Brendan Harris, R OBP: 0.429, SLG: 0.500										4	0	2	0	0	1	1						
<b>Inning Stats</b>	R: 0 H: 1 E: 0 K: 1 S: 9	H: 2 LOB: 1 BB: 0 P: 10	R: 1 H: 2 E: 0 K: 0 S: 9	H: 2 LOB: 1 BB: 0 P: 13	R: 0 H: 1 E: 0 K: 1 S: 12	H: 1 LOB: 1 BB: 0 P: 16	R: 0 H: 1 E: 0 K: 3 S: 14	H: 1 LOB: 2 BB: 0 P: 18	R: 0 H: 0 E: 0 K: 1 S: 5	H: 0 LOB: 0 BB: 0 P: 7	R: 0 H: 2 E: 0 K: 1 S: 14	H: 2 LOB: 1 BB: 0 P: 21	R: 1 H: 1 E: 0 K: 1 S: 7	H: 1 LOB: 0 BB: 0 P: 13	R: 0 H: 0 E: 0 K: 1 S: 8	H: 0 LOB: 0 BB: 0 P: 11	1B: 8 2B: 0 3B: 0 HR: 1	SF: 0 SAC: 0 DP: 1 HBP: 1	WP: 0 PB: 0 CS: 0	PA: 36		
<b>PITCHER</b>	IP: 7.0 WLS: W BF: 29 ERA: 3.0	H: 8 R: 1 ER: 1 SO: 8	BB: 0 IBB: 0 HBP: 0 BLK: 0	WP: 0 HR: 0 S: 74 P: 101	ERA: 1.29 WHIP: 1.143	IP: 1.0 WLS: L BF: 4 ERA: 4.5	H: 1 R: 1 ER: 1 SO: 1	BB: 0 IBB: 0 HBP: 0 BLK: 0	WP: 0 HR: 0 S: 7 P: 13	ERA: 9.00 WHIP: 1.000												
32 Roy Halladay, R ERA: 3.0	(1, 1)																					
62 Bill Murphy, L ERA: 4.5	(8, 1)																					
54 Jason Frasor, R ERA:	(9, 1)																					

Toronto Blue Jays @ Minnesota Twins  
Hubert H. Humphrey Metrodome, Minneapolis, MN

Thu Apr 16 2009, 8:10 PM EDT  
Att: 15,169 - Dome - 70 F



AB 40  
R 9  
H 14  
RBI 7  
BB 5  
SO 7  
LOB 18

Toronto Blue Jays @ Minnesota Twins  
Hubert H. Humphrey Metrodome, Minneapolis, MN

Thu Apr 16 2009, 8:10 PM EDT  
Att: 15,169 - Dome - 70 F

AB 35  
R 2  
H 9  
RBI 2  
SO 10  
LOB 17





Batter	1	2	3	4	5	6	7	8	9	AB	R	H	RBI	BB	SO	LOB	TOP								
<b>Chone Figgins, S</b> OBP: 0.368, SLG: 0.361	G4-3		G4-3		G4-3					5	2	3	0	0	0	0	<b>Los Angeles Angels @ Minnesota Twins</b> Hubert H. Humphrey Metrodome, Minneapolis, MN Fri Apr 17 2009, 8:10 PM EDT Att: 24,168 - Dome - 69 F <a href="http://livebaseballscorecards.com">livebaseballscorecards.com</a>								
<b>47 Howie Kendrick, R</b> OBP: 0.297, SLG: 0.349	K									4	0	2	2	0	1	3									
<b>13 Maicer Izturis, S</b> OBP: 0.188, SLG: 0.188	F8									5	1	0	1	0	2	3									
<b>53 Bobby Abreu, L</b> OBP: 0.370, SLG: 0.366	L7									3	1	0	0	2	0	1									
<b>48 Tori Hunter, R</b> OBP: 0.385, SLG: 0.719										3	1	1	1	1	0	2									
<b>8 Kendrys Morales, S</b> OBP: 0.300, SLG: 0.324	F7									5	1	2	2	0	1	3									
<b>44 Mike Napoli, R</b> OBP: 0.385, SLG: 0.636										4	1	1	1	1	1	1									
<b>20 Juan Rivera, R</b> OBP: 0.313, SLG: 0.355	F9									4	1	1	0	1	1	2									
<b>2 Erick Aybar, S</b> OBP: 0.222, SLG: 0.280	G4-3									5	1	2	2	0	0	0									
<b>Inning Stats</b>	R: 0 E: 0 K: 1 S: 9	H: 0 LOB: 0 BB: 0 P: 15	R: 0 E: 0 K: 0 S: 8	H: 1 LOB: 2 BB: 1 P: 16	R: 0 E: 0 K: 1 S: 12	H: 1 LOB: 1 BB: 0 P: 16	R: 0 E: 0 K: 0 S: 11	H: 1 LOB: 1 BB: 0 P: 13	R: 3 E: 0 K: 0 S: 13	H: 4 LOB: 2 BB: 1 P: 25	R: 0 E: 0 K: 1 S: 9	H: 0 LOB: 0 BB: 0 P: 12	R: 5 E: 1 K: 0 S: 28	H: 5 LOB: 3 BB: 3 P: 49	R: 1 E: 0 K: 2 S: 10	H: 0 LOB: 0 BB: 0 P: 14	R: 0 E: 0 K: 1 S: 6	H: 0 LOB: 0 BB: 0 P: 6	1B: 11 2B: 1 3B: 0 HR: 0	SF: 1 DP: 0 HBP: 0	WP: 1 PB: 0 SB: 4 CS: 0	PA: 45			
<b>PITCHER</b>	IP	WLS	BF	H	R	ER	SO	BB	IBB	HBP	BLK	WP	HR	S	P	ERA	WHIP	<b>PITCHER</b>							
<b>53 Nick Blackburn, R</b> ERA: 5.71	6.1		29	8	4	4	3	1	1	0	0	0	0	69	106	5.68	1.421								
<b>26 Jesse Crain, R</b> ERA: 7.5	0.1		6	2	2	2	0	2	1	0	0	0	0	15	30	54.00	12.000								
<b>54 Matt Guerrier, R</b> ERA: 8.1	1.1	W	7	2	3	3	2	0	0	0	0	1	0	16	24	20.25	1.500								
<b>36 Joe Nathan, R</b> ERA: 2.25	1.0	S	3	0	0	0	1	0	0	0	0	0	0	6	6	0.00	0.000								

Batter	1	2	3	4	5	6	7	8	9	AB	R	H	RBI	BB	SO	LOB	BOTTOM								
<b>2 Denard Span, L</b> OBP: 0.407, SLG: 0.413	K		F8							5	1	2	2	0	2	0	<b>Los Angeles Angels @ Minnesota Twins</b> Hubert H. Humphrey Metrodome, Minneapolis, MN Fri Apr 17 2009, 8:10 PM EDT Att: 24,168 - Dome - 69 F <a href="http://livebaseballscorecards.com">livebaseballscorecards.com</a>								
<b>23 Brendan Harris, R</b> OBP: 0.342, SLG: 0.611	G4-3									4	1	1	2	0	2	3									
<b>25 Alexi Casilla, S</b> OBP: 0.250, SLG: 0.262										0	0	0	0	0	0	0									
<b>33 Justin Morneau, L</b> OBP: 0.353, SLG: 0.532										3	2	0	0	2	0	1									
<b>16 Jason Kubel, L</b> OBP: 0.342, SLG: 0.583										5	2	4	5	0	1	1									
<b>22 Carlos Gómez, R</b> OBP: 0.133, SLG: 0.297										0	0	0	0	0	0	0									
<b>5 Michael Cuddyer, R</b> OBP: 0.294, SLG: 0.383	G4-3									5	1	2	0	0	0	3									
<b>32 Brian Buscher, L</b> OBP: 0.426, SLG: 0.455	F8									3	0	0	0	1	2	1									
<b>24 Joe Crede, R</b> OBP: 0.293, SLG: 0.361	F8									3	1	1	1	1	0	0									
<b>55 Mike Redmond, R</b> OBP: 0.333, SLG: 0.318										4	0	2	1	0	0	2									
<b>58 Jose Morales, S</b> OBP: 0.300, SLG: 0.278										0	1	0	0	0	0	0									
<b>8 Nick Punto, S</b> OBP: 0.400, SLG: 0.276	G3									3	2	1	0	1	1	1									
<b>Inning Stats</b>	R: 1 E: 0 K: 1 S: 13	H: 1 LOB: 1 BB: 1 P: 21	R: 0 E: 0 K: 0 S: 9	H: 1 LOB: 1 BB: 0 P: 15	R: 1 E: 0 K: 0 S: 10	H: 3 LOB: 2 BB: 0 P: 18	R: 0 E: 0 K: 1 S: 9	H: 0 LOB: 0 BB: 0 P: 14	R: 0 E: 0 K: 3 S: 10	H: 0 LOB: 0 BB: 0 P: 13	R: 1 E: 0 K: 0 S: 9	H: 2 LOB: 2 BB: 1 P: 18	R: 1 E: 1 K: 1 S: 12	H: 2 LOB: 1 BB: 0 P: 15	R: 7 E: 0 K: 2 S: 21	H: 4 LOB: 3 BB: 3 P: 43	1B: 7 2B: 3 3B: 1 HR: 2	SF: 1 DP: 0 HBP: 0	WP: 1 PB: 0 SB: 1 CS: 0	PA: 41					
<b>PITCHER</b>	IP	WLS	BF	H	R	ER	SO	BB	IBB	HBP	BLK	WP	HR	S	P	ERA	WHIP	<b>PITCHER</b>							
<b>58 Dustin Moseley, R</b> ERA: 4.3	3.0		14	5	2	2	1	1	0	0	0	0	0	19	27	0.00	0.000								
<b>33 Justin Speier, R</b> ERA: 2.45	2.0		6	0	0	0	4	0	0	0	0	0	0	16	27	6.75	3.750								
<b>59 Rafael Rodriguez, R</b> ERA: 3.86	1.1	B	9	4	2	1	0	1	0	0	0	0	0	13	21	18.00	2.000								
<b>66 Jose Arredondo, R</b> ERA: 7.2	1.0		5	1	2	2	2	1	0	0	0	1	0	13	21	18.00	2.000								
<b>62 Scot Shields, R</b> ERA: 7.2	0.0		3	2	1	1	0	1	0	0	0	0	0	5	14	-	-								





Batter	1	2	3	4	5	6	7	8	9	AB	R	H	RBI	BB	SO	LOB	TOP					
<b>Chone Figgins, S</b> OBP: 0.351, SLG: 0.333	F7		F7		BB		K			3	0	0	0	1	1	2						
<b>24 Gary Matthews, S</b> OBP: 0.300, SLG: 0.176	L4		F7		K			BB		3	0	0	0	1	1	1						
<b>13 Maicer Izturis, S</b> OBP: 0.150, SLG: 0.150	P6		K			F9		F8		4	0	0	0	0	1	1						
<b>53 Bobby Abreu, L</b> OBP: 0.388, SLG: 0.386		48 HR				G6-3		F9		3	1	2	0	0	0	0						
<b>39 Robb Quinlan, R</b> OBP: 0.333, SLG: 0.357		HR				F9		G5-3		3	1	1	2	0	0	1						
<b>8 Kendrys Morales, S</b> OBP: 0.295, SLG: 0.341		44 G4-3 20			K		F8		G6-3	4	0	1	0	0	1	1						
<b>44 Mike Napoli, R</b> OBP: 0.333, SLG: 0.538		G4-3			G6-3		K		K	4	0	0	0	0	2	2						
<b>20 Juan Rivera, R</b> OBP: 0.333, SLG: 0.371		FC5-2-5			G6-3		2B		1B	4	0	2	0	0	0	1						
<b>2 Erick Aybar, S</b> OBP: 0.226, SLG: 0.276		G4-3			F7		DI		G4-3	4	0	1	0	0	0	2						
<b>Inning Stats</b>	R: 0 E: 0 K: 0 S: 7	H: 0 LOB: 0 BB: 0 P: 10	R: 2 E: 0 K: 0 S: 17	H: 3 LOB: 1 BB: 0 P: 25	R: 0 E: 0 K: 1 S: 9	H: 0 LOB: 0 BB: 0 P: 16	R: 0 E: 0 K: 1 S: 10	H: 1 LOB: 1 BB: 0 P: 13	R: 0 E: 0 K: 1 S: 8	H: 0 LOB: 1 BB: 1 P: 16	R: 0 E: 0 K: 0 S: 9	H: 0 LOB: 0 BB: 0 P: 11	R: 0 E: 0 K: 2 S: 17	H: 2 LOB: 2 BB: 0 P: 23	R: 0 E: 0 K: 0 S: 14	H: 0 LOB: 1 BB: 1 P: 23	R: 0 E: 0 K: 1 S: 10	H: 1 LOB: 1 BB: 0 P: 13	1B: 5 2B: 1 3B: 0 HR: 1	SF: 0 SAC: 0 DP: 0 HBP: 0	WP: 1 PB: 0 SB: 2 CS: 0	PA: 36
<b>PITCHER</b>	IP	WLS	BF	H	R	ER	SO	BB	IBB	HBP	BLK	WP	HR	S	P	ERA	WHIP					
<b>59 Kevin Slowey, R</b> ERA: 5.89	7.0	W	28	6	2	2	5	1	0	0	0	0	1	77	114	2.57	1.000					
<b>49 Craig Breslow, L</b> ERA: 10.13	1.0		4	0	0	0	0	1	0	0	0	1	0	14	23	0.00	1.000					
<b>31 Juan Morillo, R</b> ERA:	1.0		4	1	0	0	1	0	0	0	0	0	0	10	13	0.00	1.000					

Los Angeles Angels @ Minnesota Twins  
Hubert H. Humphrey Metrodome, Minneapolis, MN

AB 34  
R 2  
H 7  
RBI 2  
BB 2  
SO 6  
LOB 13



Sat Apr 18 2009, 7:10 PM EDT  
Att: 34,286 - Dome - 70 F

Batter	1	2	3	4	5	6	7	8	9	AB	R	H	RBI	BB	SO	LOB	BOTTOM				
<b>8 Nick Punto, S</b> OBP: 0.375, SLG: 0.242	G6-3		G1-3		BB		K		K	4	1	0	0	1	2	1					
<b>23 Brendan Harris, R</b> OBP: 0.417, SLG: 0.652	G6-3		F9		BB		1B		1B	5	2	3	0	0	0	0					
<b>33 Justin Morneau, L</b> OBP: 0.357, SLG: 0.519	1B		F7		1B		E3		F7	5	2	2	1	0	0	1					
<b>16 Jason Kubel, L</b> OBP: 0.395, SLG: 0.634	1B		21 BB		21 WP		5 BB		G3-1	5	3	4	2	0	0	0					
<b>5 Michael Cuddyer, R</b> OBP: 0.286, SLG: 0.353	F7		F8		G6-3		21 BB		G5-3	4	0	0	0	1	0	5					
<b>24 Joe Crede, R</b> OBP: 0.283, SLG: 0.325	G4-3		21 BB		G5-3		F3		K	4	0	0	0	1	1	5					
<b>21 Delmon Young, R</b> OBP: 0.226, SLG: 0.300	G4-3		BB		BB		BB			3	0	2	3	1	0	0					
<b>55 Mike Redmond, R</b> OBP: 0.321, SLG: 0.280	G5-3		F9		BB		K			3	0	0	0	1	1	4					
<b>22 Carlos Gómez, R</b> OBP: 0.176, SLG: 0.219	8 CS		BB		BB		G5-3			3	1	1	0	1	0	2					
<b>Inning Stats</b>	R: 0 E: 0 K: 0 S: 11	H: 2 LOB: 2 BB: 0 P: 18	R: 0 E: 0 K: 0 S: 7	H: 0 LOB: 0 BB: 0 P: 12	R: 0 E: 0 K: 0 S: 8	H: 1 LOB: 0 BB: 0 P: 14	R: 1 E: 0 K: 0 S: 12	H: 2 LOB: 1 BB: 1 P: 18	R: 5 E: 0 K: 0 S: 14	H: 3 LOB: 2 BB: 4 P: 34	R: 3 E: 1 K: 2 S: 19	H: 3 LOB: 2 BB: 1 P: 33	R: 0 E: 0 K: 1 S: 10	H: 1 LOB: 1 BB: 0 P: 16	R: 0 E: 0 K: 1 S: 7	H: 0 LOB: 0 BB: 0 P: 12	1B: 10 2B: 2 3B: 0 HR: 0	SF: 0 SAC: 0 DP: 0 HBP: 0	WP: 1 PB: 1 SB: 0 CS: 1	PA: 42	
<b>PITCHER</b>	IP	WLS	BF	H	R	ER	SO	BB	IBB	HBP	BLK	WP	HR	S	P	ERA	WHIP				
<b>38 Darren Oliver, L</b> ERA: 2.35	4.0		5	1	1	0	0	1	0	0	0	0	0	38	62	2.25	1.500				
<b>65 Kevin Jepsen, R</b> ERA: 19.29	0.2	L	8	3	5	4	0	3	0	0	0	1	0	12	26	54.00	9.000				
<b>59 Rafael Rodriguez, R</b> ERA: 0.0	0.2		6	2	3	1	1	1	0	0	0	0	0	10	21	13.50	4.500				
<b>63 Rich Thompson, R</b> ERA:	1.2		8	2	0	0	2	1	0	0	0	0	0	21	36	0.00	1.800				
<b>52 Jason Bulger, R</b> ERA: 18.0	1.0		3	0	0	0	1	0	0	0	0	0	0	7	12	0.00	0.000				

Los Angeles Angels @ Minnesota Twins  
Hubert H. Humphrey Metrodome, Minneapolis, MN

AB 36  
R 9  
H 12  
RBI 6  
BB 6  
SO 4  
LOB 18



Sat Apr 18 2009, 7:10 PM EDT  
Att: 34,286 - Dome - 70 F



Batter	1	2	3	4	5	6	7	8	9	AB	R	H	RBI	BB	SO	LOB	TOP			
Chone Figgins, S OBP: 0.318, SLG: 0.302										4	0	0	0	0	0	2				
47 Howie Kendrick, R OBP: 0.245, SLG: 0.319										4	0	0	0	0	3	0				
39 Robb Quinlan, R										3	0	0	0	0	0	0				
13 Maicer Izturis, S OBP: 0.143, SLG: 0.143										1	0	0	0	0	0	0				
53 Bobby Abreu, L OBP: 0.415, SLG: 0.404										3	1	2	0	1	0	0				
48 Tori Hunter, R OBP: 0.370, SLG: 0.718										4	0	1	0	0	2	2				
8 Kendrys Morales, S OBP: 0.277, SLG: 0.318										3	0	0	1	0	0	2				
20 Juan Rivera, R OBP: 0.308, SLG: 0.342										3	0	0	0	0	0	1				
5 Jeff Mathis, R OBP: 0.278, SLG: 0.294										3	0	0	0	0	1	1				
2 Erick Aybar, S OBP: 0.265, SLG: 0.290										2	0	1	0	1	0	0				
<b>Inning Stats</b>	R: 0 E: 0 K: 1 S: 9	H: 0 LOB: 0 BB: 0 P: 11	R: 1 E: 0 K: 1 S: 9	H: 2 LOB: 1 BB: 0 P: 12	R: 0 E: 0 K: 1 S: 5	H: 0 LOB: 0 BB: 1 P: 14	R: 0 E: 0 K: 0 S: 6	H: 1 LOB: 1 BB: 0 P: 8	R: 0 E: 0 K: 0 S: 5	H: 0 LOB: 0 BB: 0 P: 9	R: 0 E: 0 K: 0 S: 7	H: 0 LOB: 0 BB: 0 P: 11	R: 0 E: 0 K: 0 S: 10	H: 1 LOB: 1 BB: 0 P: 10	R: 0 E: 0 K: 2 S: 12	H: 0 LOB: 1 BB: 1 P: 19	1B: 4 2B: 0 3B: 0 HR: 0	SF: 0 SAC: 0 DP: 1 HBP: 0	WP: 0 PB: 0 SB: 1 CS: 0	PA: 32
<b>PITCHER</b>	IP WLS BF H R ER SO BB IBB HBP BLK WP HR S P ERA WHIP																			
15 Glen Perkins, L ERA: 1.5	8.0 W 28 4 1 1 4 1 0 0 0 0 0 0 58 84 1.12 0.625																			
36 Joe Nathan, R ERA: 1.8	1.0 S 4 0 0 0 2 1 0 0 0 0 0 0 12 19 0.00 1.000																			

Los Angeles Angels @ Minnesota Twins  
Hubert H. Humphrey Metrodome, Minneapolis, MN

Sun Apr 19 2009, 2:10 PM EDT  
Att: 28,302 - Dome - 69 F

AB 30  
R 1  
H 4  
RBI 1  
BB 2  
SO 6  
LOB 8



Batter	1	2	3	4	5	6	7	8	9	AB	R	H	RBI	BB	SO	LOB	BOTTOM			
2 Denard Span, L OBP: 0.397, SLG: 0.400										4	0	1	1	0	0	3				
25 Alexi Casilla, S OBP: 0.229, SLG: 0.239										4	0	0	0	0	0	4				
33 Justin Morneau, L OBP: 0.350, SLG: 0.500										4	0	1	0	0	0	0				
16 Jason Kubel, L OBP: 0.362, SLG: 0.578										4	0	0	0	0	0	1				
21 Delmon Young, R OBP: 0.257, SLG: 0.303										3	1	1	0	1	1	1				
23 Brendan Harris, R OBP: 0.393, SLG: 0.593										4	1	1	0	0	1	3				
58 Jose Morales, S OBP: 0.348, SLG: 0.381										3	1	2	1	0	0	1				
8 Nick Punto, S OBP: 0.372, SLG: 0.250										3	0	1	0	0	0	2				
22 Carlos Gómez, R OBP: 0.243, SLG: 0.286										3	0	3	1	0	0	0				
<b>Inning Stats</b>	R: 0 E: 0 K: 0 S: 9	H: 0 LOB: 0 BB: 0 P: 13	R: 1 E: 0 K: 0 S: 8	H: 2 LOB: 1 BB: 0 P: 16	R: 0 E: 0 K: 0 S: 8	H: 1 LOB: 0 BB: 0 P: 11	R: 0 E: 0 K: 1 S: 8	H: 1 LOB: 1 BB: 0 P: 14	R: 1 E: 0 K: 0 S: 10	H: 3 LOB: 1 BB: 0 P: 18	R: 0 E: 0 K: 1 S: 6	H: 0 LOB: 0 BB: 0 P: 9	R: 1 E: 0 K: 0 S: 10	H: 3 LOB: 2 BB: 0 P: 14	R: 0 E: 0 K: 0 S: 6	H: 0 LOB: 1 BB: 1 P: 14	1B: 9 2B: 2 3B: 0 HR: 0	SF: 0 SAC: 0 DP: 1 HBP: 0	WP: 0 PB: 0 SB: 0 CS: 1	PA: 33
<b>PITCHER</b>	IP WLS BF H R ER SO BB IBB HBP BLK WP HR S P ERA WHIP																			
68 Shane Loux, R ERA: 3.85	7.0 L 29 10 3 3 2 0 0 0 0 0 0 6 14 3.86 1.429																			
57 Daniel Davidson, L ERA:	1.0 4 0 0 0 0 1 0 0 0 0 0 0 6 14 0.00 1.000																			

Los Angeles Angels @ Minnesota Twins  
Hubert H. Humphrey Metrodome, Minneapolis, MN

Sun Apr 19 2009, 2:10 PM EDT  
Att: 28,302 - Dome - 69 F

AB 32  
R 3  
H 10  
RBI 3  
BB 1  
SO 2  
LOB 15





Batter	1	2	3	4	5	6	7	8	9	AB	R	H	RBI	BB	SO	LOB	TOP
2 Denard Span, L OBP: 0.403, SLG: 0.415	F9		F7		HBP		2B			3	0	1	0	0	0	1	<b>Minnesota Twins @ Boston Red Sox</b> Fenway Park, Boston, MA Wed Apr 22 2009, 12:35 PM EDT Att: 37,608 - Partly Cloudy - 60 F
25 Alexi Casilla, S OBP: 0.231, SLG: 0.224	K				FC1		P6			3	0	0	0	0	1	3	
33 Justin Morneau, L OBP: 0.344, SLG: 0.483	P6		G3-1				P5			4	0	1	1	0	0	3	
16 Jason Kubel, L OBP: 0.360, SLG: 0.563		P4			F3					3	0	1	0	0	0	3	
5 Michael Cuddyer, R OBP: 0.271, SLG: 0.333		F8			K		P3			3	0	0	0	0	1	4	
24 Joe Crede, R OBP: 0.286, SLG: 0.310		E6			BB		F8			2	0	0	0	1	0	0	
55 Mike Redmond, R OBP: 0.290, SLG: 0.250		FC5-4			G6-4-3		F8			3	0	0	0	0	0	3	
8 Nick Punto, S OBP: 0.370, SLG: 0.282					K		F8			3	0	1	0	0	1	0	
22 Carlos Gómez, R OBP: 0.250, SLG: 0.316							K			3	1	1	0	0	1	1	
<b>Inning Stats</b>	R: 0 E: 0 K: 1 S: 7	H: 0 LOB: 0 BB: 0 P: 10	R: 0 E: 1 K: 0 S: 11	H: 0 LOB: 1 BB: 0 P: 15	R: 0 E: 0 K: 0 S: 7	H: 1 LOB: 2 BB: 0 P: 13	R: 0 E: 0 K: 1 S: 8	H: 1 LOB: 1 BB: 1 P: 14	R: 1 E: 1 K: 1 S: 14	H: 2 LOB: 3 BB: 0 P: 23	R: 0 E: 0 K: 0 S: 6	H: 0 LOB: 0 BB: 0 P: 11	R: 0 E: 0 K: 1 S: 10	H: 1 LOB: 1 BB: 0 P: 16			
<b>PITCHER</b> 49 Tim Wakefield, R ERA: 2.45	IP: 7.0 WLS: W BF: 30	H: 5 R: 1 ER: 1 SO: 4	BB: 1 IBB: 0 HBP: 2 BLK: 0	WP: 1 HR: 0 S: 63 P: 102	ERA: 1.29 WHIP: 0.857	<b>PITCHER</b>										IP: WLS: BF: H: R: ER: SO: BB: IBB: HBP: BLK: WP: HR: S: P: ERA: WHIP	

AB	27
R	1
H	5
RBI	1
BB	1
SO	4
LOB	18



Batter	1	2	3	4	5	6	7	8	9	AB	R	H	RBI	BB	SO	LOB	BOTTOM
2 Jacoby Ellsbury, L OBP: 0.317, SLG: 0.317	G5-3				G4-3					4	0	2	0	0	0	0	<b>Minnesota Twins @ Boston Red Sox</b> Fenway Park, Boston, MA Wed Apr 22 2009, 12:35 PM EDT Att: 37,608 - Partly Cloudy - 60 F
15 Dustin Pedroia, R OBP: 0.333, SLG: 0.393	F9						F8			4	0	1	0	0	0	2	
34 David Ortiz, L OBP: 0.297, SLG: 0.309	HR				F7					4	2	2	0	0	0	2	
20 Kevin Youkilis, R OBP: 0.556, SLG: 0.808	HR				K		F8			3	2	1	2	1	1	0	
7 J.D. Drew, L OBP: 0.408, SLG: 0.690	2B				HR					3	2	3	0	1	0	0	
44 Jason Bay, R OBP: 0.459, SLG: 0.591	G5-3				L9					3	1	0	1	1	1	3	
25 Mike Lowell, R OBP: 0.362, SLG: 0.574		F8			HR					4	1	3	3	0	0	0	
16 George Kottaras, L OBP: 0.286, SLG: 0.273					G3					2	1	0	1	1	0	2	
22 Nick Green, R OBP: 0.344, SLG: 0.483					G4-3					4	1	2	3	0	1	0	
<b>Inning Stats</b>	R: 2 E: 0 K: 0 S: 14	H: 3 LOB: 1 BB: 0 P: 20	R: 2 E: 0 K: 0 S: 12	H: 2 LOB: 1 BB: 1 P: 22	R: 2 E: 0 K: 1 S: 8	H: 2 LOB: 0 BB: 0 P: 12	R: 0 E: 0 K: 0 S: 13	H: 1 LOB: 1 BB: 0 P: 19	R: 0 E: 0 K: 1 S: 14	H: 2 LOB: 2 BB: 0 P: 20	R: 0 E: 0 K: 1 S: 9	H: 1 LOB: 0 BB: 0 P: 12	R: 4 E: 0 K: 0 S: 9	H: 3 LOB: 3 BB: 3 P: 25			
<b>PITCHER</b> 30 Scott Baker, R ERA: 12.46 49 Craig Breslow, L ERA: 6.75 31 Juan Morillo, R ERA: 36.0 39 R.A. Dickey, R ERA: 5.0	IP: 4.2 WLS: L BF: 25	H: 10 R: 6 ER: 6 SO: 2	BB: 1 IBB: 0 HBP: 0 BLK: 0	WP: 0 HR: 3 S: 60 P: 92	ERA: 11.57 WHIP: 2.357	<b>PITCHER</b>										IP: WLS: BF: H: R: ER: SO: BB: IBB: HBP: BLK: WP: HR: S: P: ERA: WHIP	

AB	31
R	10
H	14
RBI	10
BB	4
SO	3
LOB	9









Batter	1	2	3	4	5	6	7	8	9	AB	R	H	RBI	BB	SO	LOB	TOP																																							
2 Denard Span, L OBP: 0.408, SLG: 0.419											5	2	2	0	0	0	1																																							
25 Alexi Casilla, S OBP: 0.228, SLG: 0.222											5	0	1	0	0	0	4																																							
33 Justin Morneau, L OBP: 0.356, SLG: 0.574											5	1	1	2	0	2	4																																							
16 Jason Kubel, L OBP: 0.362, SLG: 0.564										3	0	1	1	1	1	0																																								
24 Joe Crede, R OBP: 0.302, SLG: 0.311										3	1	1	1	1	1	1																																								
5 Michael Cuddyer, R OBP: 0.254, SLG: 0.306												4	0	1	0	0	3	4																																						
21 Delmon Young, R OBP: 0.262, SLG: 0.308										4	0	0	0	0	1	2																																								
22 Carlos Gómez, R OBP: 0.250, SLG: 0.316												0	0	0	0	0	0																																							
58 Jose Morales, S OBP: 0.333, SLG: 0.357											4	0	2	1	0	0																																								
8 Nick Punto, S OBP: 0.358, SLG: 0.267											3	1	1	0	1	1	2																																							
<b>Inning Stats</b>	R: 1 H: 2 E: 0 K: 1 S: 14	WLS: 2 BF: 27 LOB: 1 BB: 0 P: 23	R: 0 H: 0 E: 0 K: 1 S: 8	ER: 0 LOB: 0 BB: 0 P: 12	R: 0 H: 0 E: 0 K: 0 S: 7	LOB: 0 BB: 1 P: 13	R: 0 H: 2 E: 1 K: 3 S: 17	ER: 2 LOB: 2 BB: 1 P: 28	R: 0 H: 1 E: 0 K: 2 S: 13	LOB: 1 BB: 0 P: 17	R: 0 H: 4 E: 0 K: 1 S: 13	ER: 2 LOB: 3 BB: 1 P: 24	R: 0 H: 0 E: 0 K: 0 S: 11	LOB: 0 BB: 0 P: 16	R: 0 H: 0 E: 0 K: 1 S: 7	LOB: 0 BB: 0 P: 10	1B: 8 2B: 1 3B: 0 HR: 1	SF: 0 SAC: 0 DP: 2 HBP: 0	WP: 1 PB: 0 SB: 0 CS: 0	PA: 39																																				
<b>PITCHER</b>	IP: 6.0 WLS: L BF: 27 ERA: 7.36 ERA+: 5.4	WLS: L BF: 27 LOB: 1 BB: 0 P: 23	H: 8 R: 5 ER: 4 SO: 7	H: 5 R: 4 ER: 0 SO: 1	BB: 2 IBB: 0 HBP: 0 BLK: 0	IBB: 0 HBP: 0 BLK: 0	WP: 1 HR: 1 S: 66 P: 104	ERA: 6.00 WHIP: 1.667	IP: 7.1 WLS: L BF: 6 ERA: 5.4	WLS: L BF: 6 LOB: 1 BB: 0 P: 23	H: 2 R: 0 ER: 0 SO: 1	H: 2 R: 0 ER: 0 SO: 1	BB: 0 IBB: 0 HBP: 0 BLK: 0	IBB: 0 HBP: 0 BLK: 0	WP: 0 HR: 0 S: 18 P: 26	ERA: 0.00 WHIP: 0.000	IP: 2.0 WLS: L BF: 6 ERA: 2.57	WLS: L BF: 6 LOB: 0 BB: 0 P: 23	H: 0 R: 0 ER: 0 SO: 1	H: 0 R: 0 ER: 0 SO: 1	BB: 0 IBB: 0 HBP: 0 BLK: 0	IBB: 0 HBP: 0 BLK: 0	WP: 0 HR: 0 S: 10 P: 18	ERA: 0.00 WHIP: 0.000	IP: 1.0 WLS: L BF: 6 ERA: 5.4	WLS: L BF: 6 LOB: 1 BB: 0 P: 23	H: 2 R: 0 ER: 0 SO: 1	H: 2 R: 0 ER: 0 SO: 1	BB: 0 IBB: 0 HBP: 0 BLK: 0	IBB: 0 HBP: 0 BLK: 0	WP: 0 HR: 0 S: 10 P: 18	ERA: 0.00 WHIP: 0.000	IP: 6.0 WLS: L BF: 27 ERA: 7.36 ERA+: 5.4	WLS: L BF: 27 LOB: 1 BB: 0 P: 23	H: 8 R: 5 ER: 4 SO: 7	H: 5 R: 4 ER: 0 SO: 1	BB: 2 IBB: 0 HBP: 0 BLK: 0	IBB: 0 HBP: 0 BLK: 0	WP: 1 HR: 1 S: 66 P: 104	ERA: 6.00 WHIP: 1.667	IP: 7.1 WLS: L BF: 6 ERA: 5.4	WLS: L BF: 6 LOB: 1 BB: 0 P: 23	H: 2 R: 0 ER: 0 SO: 1	H: 2 R: 0 ER: 0 SO: 1	BB: 0 IBB: 0 HBP: 0 BLK: 0	IBB: 0 HBP: 0 BLK: 0	WP: 0 HR: 0 S: 18 P: 26	ERA: 0.00 WHIP: 0.000	IP: 2.0 WLS: L BF: 6 ERA: 2.57	WLS: L BF: 6 LOB: 0 BB: 0 P: 23	H: 0 R: 0 ER: 0 SO: 1	H: 0 R: 0 ER: 0 SO: 1	BB: 0 IBB: 0 HBP: 0 BLK: 0	IBB: 0 HBP: 0 BLK: 0	WP: 0 HR: 0 S: 10 P: 18	ERA: 0.00 WHIP: 0.000
24 Grady Sizemore, L OBP: 0.378, SLG: 0.600											4	0	2	1	0	1	1																																							
7 Mark DeRosa, R OBP: 0.286, SLG: 0.371											4	0	1	0	0	0	1																																							
41 Victor Martinez, S OBP: 0.443, SLG: 0.657											4	0	1	0	0	0	3																																							
48 Travis Hafner, L OBP: 0.381, SLG: 0.574											4	0	0	0	0	2	0																																							
2 Jhonny Peralta, R OBP: 0.328, SLG: 0.322												4	0	0	0	0	2	0																																						
17 Shin-Soo Choo, L OBP: 0.394, SLG: 0.491											4	0	1	0	0	2	0																																							
25 Ryan Garko, R OBP: 0.408, SLG: 0.425											4	0	1	0	0	1	1																																							
12 Ben Francisco, R OBP: 0.308, SLG: 0.383											3	0	0	0	0	0	1																																							
Asdrubal Cabrera, S OBP: 0.443, SLG: 0.460											3	1	2	0	0	0	0																																							
<b>Inning Stats</b>	R: 0 H: 1 E: 0 K: 0 S: 13	WLS: W BF: 26 LOB: 1 BB: 0 P: 23	R: 0 H: 0 E: 0 K: 1 S: 9	ER: 0 LOB: 0 BB: 0 P: 11	R: 1 H: 3 E: 0 K: 0 S: 13	LOB: 2 BB: 0 P: 17	R: 0 H: 0 E: 0 K: 2 S: 9	ER: 0 LOB: 0 BB: 0 P: 13	R: 0 H: 1 E: 0 K: 0 S: 5	LOB: 1 BB: 0 P: 6	R: 0 H: 0 E: 0 K: 0 S: 12	LOB: 0 BB: 0 P: 17	R: 0 H: 1 E: 0 K: 1 S: 8	LOB: 1 BB: 0 P: 12	R: 0 H: 1 E: 0 K: 1 S: 9	LOB: 1 BB: 0 P: 14	R: 0 H: 1 E: 0 K: 2 S: 16	LOB: 1 BB: 0 P: 26	1B: 5 2B: 3 3B: 0 HR: 0	SF: 0 SAC: 0 DP: 0 HBP: 0	WP: 0 PB: 0 SB: 0 CS: 0	PA: 34																																		
<b>PITCHER</b>	IP: 7.0 WLS: W BF: 26 ERA: 4.44	WLS: W BF: 26 LOB: 1 BB: 0 P: 23	H: 6 R: 1 ER: 1 SO: 4	H: 0 R: 0 ER: 0 SO: 1	BB: 0 IBB: 0 HBP: 0 BLK: 0	IBB: 0 HBP: 0 BLK: 0	WP: 0 HR: 0 S: 69 P: 99	ERA: 1.29 WHIP: 0.857	IP: 1.0 WLS: L BF: 4 ERA: 4.44	WLS: L BF: 4 LOB: 1 BB: 0 P: 23	H: 1 R: 0 ER: 0 SO: 1	H: 1 R: 0 ER: 0 SO: 1	BB: 0 IBB: 0 HBP: 0 BLK: 0	IBB: 0 HBP: 0 BLK: 0	WP: 0 HR: 0 S: 9 P: 14	ERA: 0.00 WHIP: 1.000	IP: 1.0 WLS: L BF: 4 ERA: 4.44	WLS: L BF: 4 LOB: 1 BB: 0 P: 23	H: 1 R: 0 ER: 0 SO: 1	H: 1 R: 0 ER: 0 SO: 1	BB: 0 IBB: 0 HBP: 0 BLK: 0	IBB: 0 HBP: 0 BLK: 0	WP: 0 HR: 0 S: 10 P: 16	ERA: 0.00 WHIP: 1.000	IP: 7.0 WLS: W BF: 26 ERA: 4.44	WLS: W BF: 26 LOB: 1 BB: 0 P: 23	H: 6 R: 1 ER: 1 SO: 4	H: 0 R: 0 ER: 0 SO: 1	BB: 0 IBB: 0 HBP: 0 BLK: 0	IBB: 0 HBP: 0 BLK: 0	WP: 0 HR: 0 S: 69 P: 99	ERA: 1.29 WHIP: 0.857	IP: 1.0 WLS: L BF: 4 ERA: 4.44	WLS: L BF: 4 LOB: 1 BB: 0 P: 23	H: 1 R: 0 ER: 0 SO: 1	H: 1 R: 0 ER: 0 SO: 1	BB: 0 IBB: 0 HBP: 0 BLK: 0	IBB: 0 HBP: 0 BLK: 0	WP: 0 HR: 0 S: 9 P: 14	ERA: 0.00 WHIP: 1.000	IP: 1.0 WLS: L BF: 4 ERA: 4.44	WLS: L BF: 4 LOB: 1 BB: 0 P: 23	H: 1 R: 0 ER: 0 SO: 1	H: 1 R: 0 ER: 0 SO: 1	BB: 0 IBB: 0 HBP: 0 BLK: 0	IBB: 0 HBP: 0 BLK: 0	WP: 0 HR: 0 S: 10 P: 16	ERA: 0.00 WHIP: 1.000								

Minnesota Twins @ Cleveland Indians  
Progressive Field, Cleveland, OH  
Fri Apr 24 2009, 7:05 PM EDT  
Att: 20,219 - Cloudy - 82 F

livebaseballscorecards.com

AB 36  
R 5  
H 10  
RBI 5  
BB 3  
SO 9  
LOB 18

Minnesota Twins @ Cleveland Indians  
Progressive Field, Cleveland, OH  
Fri Apr 24 2009, 7:05 PM EDT  
Att: 20,219 - Cloudy - 82 F

livebaseballscorecards.com

AB 34  
R 1  
H 8  
RBI 1  
BB 0  
SO 7  
LOB 10



Batter	1	2	3	4	5	6	7	8	9	AB	R	H	RBI	BB	SO	LOB	TOP			
2 Denard Span, L OBP: 0.382, SLG: 0.394 (1, 8)										4	0	0	1	0	1	2	<b>Minnesota Twins @ Cleveland Indians</b> Progressive Field, Cleveland, OH Sat Apr 25 2009, 7:05 PM EDT Att: 23,186 - Cloudy - 83 F			
25 Alexi Casilla, S OBP: 0.226, SLG: 0.220 (1, 4)										5	1	1	0	0	3	4				
33 Justin Morneau, L OBP: 0.359, SLG: 0.562 (1, 3)										5	0	2	1	0	0	2				
16 Jason Kubel, L OBP: 0.381, SLG: 0.683 (1, 10)										5	2	3	2	0	0	2				
24 Joe Crede, R OBP: 0.310, SLG: 0.380 (1, 5)										5	2	2	1	0	0	2				
5 Michael Cuddyer, R OBP: 0.284, SLG: 0.328 (1, 9)										5	1	2	0	0	1	0				
21 Delmon Young, R OBP: 0.304, SLG: 0.349 22 Carlos Gómez, R OBP: 0.244, SLG: 0.308 (7, 8)										4	1	3	1	0	0	2				
55 Mike Redmond, R OBP: 0.314, SLG: 0.258 (1, 2)										3	0	1	1	1	0	3				
8 Nick Punto, S OBP: 0.351, SLG: 0.265 (1, 6)										4	0	1	0	0	1	3				
<b>Inning Stats</b>	R: 1 H: 2 E: 0 K: 1 S: 13	H: 2 LOB: 1 BB: 0 P: 18	R: 0 H: 1 E: 0 K: 1 S: 12	H: 1 LOB: 1 BB: 0 P: 16	R: 0 H: 1 E: 0 K: 1 S: 8	H: 1 LOB: 1 BB: 0 P: 13	R: 2 H: 4 E: 0 K: 0 S: 14	H: 4 LOB: 2 BB: 0 P: 22	R: 1 H: 2 E: 0 K: 1 S: 12	H: 2 LOB: 2 BB: 0 P: 18	R: 0 H: 2 E: 0 K: 0 S: 15	H: 2 LOB: 2 BB: 0 P: 22	R: 0 H: 0 E: 0 K: 2 S: 11	H: 0 LOB: 0 BB: 0 P: 17	R: 2 H: 2 E: 0 K: 1 S: 10	H: 2 LOB: 0 BB: 0 P: 13	1B: 10 2B: 2 HR: 3	SF: 1 SAC: 0 HBP: 0	WP: 0 PB: 0 CS: 0	PA: 43
<b>PITCHER</b>	IP WLS BF H R ER SO BB IBB HBP BLK WP HR S P ERA WHIP																			
44 Carl Pavano, R ERA: 9.5 (1, 1)	5.0 L 27 11 5 5 3 1 0 0 0 0 0 1 59 86 9.00 2.400																			
53 Rafael Perez, L ERA: 14.63 (6, 1)	1.0 4 1 0 0 1 0 0 0 0 0 0 0 10 15 0.00 1.000																			
3B Joe Smith, R ERA: 6.35 (7, 1)	2.0 7 1 0 0 2 0 0 0 0 0 0 0 23 33 0.00 0.500																			
30 Masa Kobayashi, R ERA: 4.7 (9, 1)	1.0 5 2 2 2 1 0 0 0 0 0 0 2 10 13 18.00 2.000																			

Batter	1	2	3	4	5	6	7	8	9	AB	R	H	RBI	BB	SO	LOB	BOTTOM			
24 Grady Sizemore, L OBP: 0.360, SLG: 0.568 (1, 8)										4	0	0	0	0	1	1	<b>Minnesota Twins @ Cleveland Indians</b> Progressive Field, Cleveland, OH Sat Apr 25 2009, 7:05 PM EDT Att: 23,186 - Cloudy - 83 F			
7 Mark DeRosa, R OBP: 0.272, SLG: 0.351 (1, 5)										4	0	0	0	0	1					
41 Victor Martinez, S OBP: 0.458, SLG: 0.676 (1, 3)										4	1	3	0	0	0	0				
48 Travis Hafner, L OBP: 0.388, SLG: 0.586 (1, 10)										4	0	2	0	0	1	2				
17 Shin-Soo Choo, L OBP: 0.400, SLG: 0.508 (1, 9)										4	0	2	0	0	1	1				
12 Ben Francisco, R OBP: 0.286, SLG: 0.353 (1, 7)										4	0	0	0	0	2	5				
10 Kelly Shoppach, R OBP: 0.343, SLG: 0.419 (1, 2)										4	0	1	1	0	2	1				
4 Tony Graffanino, R OBP: 0.190, SLG: 0.200 (1, 4)										4	0	0	0	0	1	4				
Asdrubal Cabrera, S OBP: 0.438, SLG: 0.453 (1, 6)										3	0	1	0	0	0	0				
<b>Inning Stats</b>	R: 0 H: 1 E: 0 K: 1 S: 11	H: 0 LOB: 0 BB: 0 P: 17	R: 0 H: 0 E: 0 K: 3 S: 11	H: 0 LOB: 0 BB: 0 P: 13	R: 0 H: 1 E: 0 K: 0 S: 9	H: 1 LOB: 1 BB: 0 P: 14	R: 0 H: 1 E: 0 K: 0 S: 9	H: 0 LOB: 0 BB: 0 P: 9	R: 0 H: 1 E: 0 K: 0 S: 12	H: 1 LOB: 1 BB: 0 P: 15	R: 0 H: 1 E: 0 K: 1 S: 11	H: 1 LOB: 1 BB: 0 P: 12	R: 0 H: 0 E: 0 K: 1 S: 8	H: 0 LOB: 0 BB: 0 P: 13	R: 1 H: 4 E: 0 K: 1 S: 15	H: 4 LOB: 2 BB: 0 P: 21	1B: 6 2B: 3 HR: 0	SF: 0 SAC: 0 HBP: 0	WP: 0 PB: 0 CS: 0	PA: 35
<b>PITCHER</b>	IP WLS BF H R ER SO BB IBB HBP BLK WP HR S P ERA WHIP																			
59 Kevin Slowey, R ERA: 4.44 (1, 1)	8.0 W 32 8 1 1 7 0 0 0 0 0 0 0 9 114 1.12 1.000																			
18 Luis Ayala, R ERA: 5.79 (9, 1)	1.0 3 1 0 0 1 0 0 0 0 0 0 0 9 13 0.00 1.000																			



Batter	1	2	3	4	5	6	7	8	9	AB	R	H	RBI	BB	SO	LOB	TOP		
22 Carlos Gómez, R OBP: 0.250, SLG: 0.293 2 Denard Span, L OBP: 0.385, SLG: 0.397	F8		G5-3		BB		1B		G4-6-3	2	0	0	0	1	0	0			
23 Brendan Harris, R OBP: 0.324, SLG: 0.457	E6			G6-3	FC5-4		BB		K	4	0	0	0	1	1	4			
33 Justin Morneau, L OBP: 0.354, SLG: 0.539	F7			BB			K			3	0	0	0	1	1	4			
16 Jason Kubel, L OBP: 0.358, SLG: 0.641	G1-3			K			K			4	0	0	0	0	2	5			
24 Joe Crede, R OBP: 0.306, SLG: 0.370	F8			BB			G4-3		F9	4	0	1	0	0	0	0			
5 Michael Cuddyer, R OBP: 0.283, SLG: 0.314	G6-4-3			FC5-4			P4		L8	3	0	0	0	1	0	2			
21 Delmon Young, R OBP: 0.300, SLG: 0.340	G6-4-3			G6-3			BB		K	4	1	1	0	0	1	1			
58 Jose Morales, S OBP: 0.412, SLG: 0.469			G6-4-3		G6-3		BB		G4-6-3	4	1	4	0	0	0	0			
8 Nick Punto, S OBP: 0.350, SLG: 0.255 32 Brian Buscher, L OBP: 0.369, SLG: 0.333 25 Alexi Casilla, S OBP: 0.226, SLG: 0.220	G6-4-3		G6-4-3		G6-3		BB		BB	2	0	0	0	1	0	2			
<b>Inning Stats</b>	R: 0 H: 0 E: 0 K: 0 S: 12	H: 0 LOB: 1 BB: 0 P: 16	R: 0 H: 0 E: 0 K: 0 S: 7	H: 0 LOB: 0 BB: 1 P: 15	R: 0 H: 1 E: 0 K: 0 S: 8	H: 1 LOB: 0 BB: 0 P: 11	R: 0 H: 1 E: 0 K: 1 S: 10	H: 1 LOB: 2 BB: 1 P: 17	R: 0 H: 0 E: 0 K: 0 S: 7	H: 0 LOB: 0 BB: 0 P: 8	R: 0 H: 3 E: 0 K: 2 S: 19	H: 3 LOB: 2 BB: 3 P: 33	R: 0 H: 0 E: 0 K: 1 S: 9	H: 0 LOB: 0 BB: 0 P: 10	R: 0 H: 1 E: 0 K: 1 S: 12	H: 1 LOB: 2 BB: 1 P: 19	1B: 6 2B: 1 3B: 0 HR: 0	SF: 0 SAC: 0 DP: 3 HBP: 0	WP: 0 PA: 38 PB: 1 SB: 0 CS: 0
<b>PITCHER</b>	IP	WLS	BF	H	R	ER	SO	BB	IBB	HBP	BLK	WP	HR	S	P	ERA	WHIP		
32 Aaron Laffey, L ERA: 2.41 50 Jensen Lewis, R ERA: 5.59 49 Tony Sipp, L ERA: 63 Rafael Betancourt, R ERA: 4.82 34 Kerry Wood, R ERA: 4.28	6.1	W	27	5	2	2	1	4	0	0	0	0	0	57	91	2.84	1.421		

Minnesota Twins @ Cleveland Indians  
Progressive Field, Cleveland, OH  
Sun Apr 26 2009, 1:05 PM EDT  
Att: 20,153 - Sunny - 77 F

AB 32  
R 2  
H 7  
RBI 2  
BB 6  
SO 5  
LOB 20



Batter	1	2	3	4	5	6	7	8	9	AB	R	H	RBI	BB	SO	LOB	BOTTOM		
24 Grady Sizemore, L OBP: 0.367, SLG: 0.564	G6-4-3		P2		F9		CS			4	1	2	0	0	0	1			
Asdrubal Cabrera, S OBP: 0.450, SLG: 0.482	G6-4-3		BB		BB		K			3	1	2	1	1	1	1			
41 Victor Martinez, S OBP: 0.448, SLG: 0.654	G6-4-3		BB		F8		G4-3			4	1	1	0	0	0	3			
17 Shin-Soo Choo, L OBP: 0.418, SLG: 0.524	BB		BB		F9		BB			2	0	1	1	2	0	1			
25 Ryan Garko, R OBP: 0.396, SLG: 0.409	K2-3		BB		G6-3		F8			4	0	1	2	0	1	3			
2 Johnny Peralta, R OBP: 0.324, SLG: 0.317	K		K		P3		BB		BB	4	0	1	0	0	2	2			
7 Mark DeRosa, R OBP: 0.271, SLG: 0.338	G5-3		K		BB		BB		K	3	0	0	0	1	2	4			
4 Tony Graffanino, R OBP: 0.167, SLG: 0.174	G4-3				F9		L6			3	0	0	0	0	0	1			
26 Trevor Crowe, S OBP: 0.265, SLG: 0.226			BB		F8		G4-3			3	1	1	0	0	0	0			
<b>Inning Stats</b>	R: 1 H: 2 E: 0 K: 1 S: 9	H: 2 LOB: 1 BB: 1 P: 17	R: 0 H: 0 E: 0 K: 1 S: 9	H: 0 LOB: 0 BB: 0 P: 13	R: 3 H: 4 E: 0 K: 2 S: 19	H: 4 LOB: 2 BB: 1 P: 34	R: 0 H: 0 E: 0 K: 0 S: 6	H: 0 LOB: 0 BB: 0 P: 10	R: 0 H: 1 E: 0 K: 0 S: 11	H: 1 LOB: 1 BB: 0 P: 18	R: 0 H: 0 E: 0 K: 0 S: 9	H: 0 LOB: 0 BB: 1 P: 14	R: 0 H: 1 E: 0 K: 1 S: 7	H: 1 LOB: 2 BB: 0 P: 9	R: 0 H: 1 E: 0 K: 1 S: 15	H: 1 LOB: 2 BB: 1 P: 23	1B: 7 2B: 2 3B: 0 HR: 0	SF: 0 SAC: 0 DP: 1 HBP: 0	WP: 0 PA: 34 PB: 0 SB: 1 CS: 2
<b>PITCHER</b>	IP	WLS	BF	H	R	ER	SO	BB	IBB	HBP	BLK	WP	HR	S	P	ERA	WHIP		
15 Glen Perkins, L ERA: 2.48 54 Matt Guerrier, R ERA: 5.09 49 Craig Breslow, L ERA: 5.06 18 Luis Ayala, R ERA: 5.4	5.0	L	23	7	4	4	4	2	0	0	0	0	0	54	92	7.20	1.800		

Minnesota Twins @ Cleveland Indians  
Progressive Field, Cleveland, OH  
Sun Apr 26 2009, 1:05 PM EDT  
Att: 20,153 - Sunny - 77 F

AB 30  
R 4  
H 9  
RBI 4  
BB 4  
SO 6  
LOB 16





Batter	1	2	3	4	5	6	7	8	9	AB	R	H	RBI	BB	SO	LOB	TOP				
2 B.J. Upton, R OBP: 0.288, SLG: 0.200										5	0	1	0	0	1	1	<b>Tampa Bay Rays @ Minnesota Twins</b> Hubert H. Humphrey Metrodome, Minneapolis, MN Mon Apr 27 2009, 8:10 PM EDT Att: 17,988 - Dome - 69 F				
13 Carl Crawford, L OBP: 0.330, SLG: 0.358										3	0	0	0	1	0	0					
3 Evan Longoria, R OBP: 0.436, SLG: 0.714										3	2	2	1	1	0	0					
23 Carlos Pena, L OBP: 0.337, SLG: 0.689										4	2	2	3	0	1	2					
5 Pat Burrell, R OBP: 0.364, SLG: 0.317										4	0	1	1	0	2	0					
26 Gabe Gross, L OBP: 0.350, SLG: 0.313										4	0	0	0	0	2	1					
30 Dioner Navarro, S OBP: 0.200, SLG: 0.281										4	1	1	0	0	0	0					
1 Akinori Iwamura, L OBP: 0.351, SLG: 0.388										4	0	0	0	0	1	1					
8 Jason Bartlett, R OBP: 0.413, SLG: 0.543										4	2	2	2	0	1	0					
<b>Inning Stats</b>	R: 2 H: 3 E: 0 K: 2 S: 17	H: 3 LOB: 1 BB: 0 P: 23	R: 0 H: 0 E: 0 K: 2 S: 12	H: 0 LOB: 0 BB: 0 P: 16	R: 0 H: 0 E: 0 K: 0 S: 6	H: 0 LOB: 0 BB: 0 P: 10	R: 0 H: 0 E: 0 K: 2 S: 10	H: 0 LOB: 0 BB: 0 P: 13	R: 2 H: 3 E: 0 K: 1 S: 13	H: 3 LOB: 2 BB: 1 P: 26	R: 0 H: 0 E: 0 K: 1 S: 8	H: 1 LOB: 0 BB: 0 P: 11	R: 0 H: 1 E: 0 K: 1 S: 13	H: 1 LOB: 0 BB: 1 P: 24	R: 1 H: 1 E: 0 K: 0 S: 8	H: 1 LOB: 0 BB: 0 P: 12	1B: 5 2B: 1 3B: 1 HR: 2	SF: 0 SAC: 0 DP: 0 HBP: 0	WP: 1 PB: 2 SB: 0 CS: 0	PA: 38	
<b>PITCHER</b>	IP WLS BF H R ER SO BB IBB HBP BLK WP HR S P ERA WHIP	IP WLS BF H R ER SO BB IBB HBP BLK WP HR S P ERA WHIP	IP WLS BF H R ER SO BB IBB HBP BLK WP HR S P ERA WHIP	IP WLS BF H R ER SO BB IBB HBP BLK WP HR S P ERA WHIP	IP WLS BF H R ER SO BB IBB HBP BLK WP HR S P ERA WHIP	IP WLS BF H R ER SO BB IBB HBP BLK WP HR S P ERA WHIP	IP WLS BF H R ER SO BB IBB HBP BLK WP HR S P ERA WHIP	IP WLS BF H R ER SO BB IBB HBP BLK WP HR S P ERA WHIP	IP WLS BF H R ER SO BB IBB HBP BLK WP HR S P ERA WHIP	IP WLS BF H R ER SO BB IBB HBP BLK WP HR S P ERA WHIP	IP WLS BF H R ER SO BB IBB HBP BLK WP HR S P ERA WHIP	IP WLS BF H R ER SO BB IBB HBP BLK WP HR S P ERA WHIP	IP WLS BF H R ER SO BB IBB HBP BLK WP HR S P ERA WHIP	IP WLS BF H R ER SO BB IBB HBP BLK WP HR S P ERA WHIP	IP WLS BF H R ER SO BB IBB HBP BLK WP HR S P ERA WHIP	IP WLS BF H R ER SO BB IBB HBP BLK WP HR S P ERA WHIP	IP WLS BF H R ER SO BB IBB HBP BLK WP HR S P ERA WHIP	IP WLS BF H R ER SO BB IBB HBP BLK WP HR S P ERA WHIP	IP WLS BF H R ER SO BB IBB HBP BLK WP HR S P ERA WHIP	IP WLS BF H R ER SO BB IBB HBP BLK WP HR S P ERA WHIP	IP WLS BF H R ER SO BB IBB HBP BLK WP HR S P ERA WHIP



Batter	1	2	3	4	5	6	7	8	9	AB	R	H	RBI	BB	SO	LOB	BOTTOM					
2 Denard Span, L OBP: 0.378, SLG: 0.389										4	0	1	0	0	1	2	<b>Tampa Bay Rays @ Minnesota Twins</b> Hubert H. Humphrey Metrodome, Minneapolis, MN Mon Apr 27 2009, 8:10 PM EDT Att: 17,988 - Dome - 69 F					
25 Alexi Casilla, S OBP: 0.242, SLG: 0.213										2	0	0	0	2	1	2						
33 Justin Morneau, L OBP: 0.349, SLG: 0.519										3	0	0	0	0	1	4						
16 Jason Kubel, L OBP: 0.338, SLG: 0.603										4	0	0	0	0	2	4						
24 Joe Crede, R OBP: 0.303, SLG: 0.414										4	1	1	1	0	1	2						
5 Michael Cuddyer, R OBP: 0.275, SLG: 0.306										2	0	0	0	2	0	0						
21 Delmon Young, R OBP: 0.296, SLG: 0.333										4	0	1	0	0	1	1						
58 Jose Morales, S OBP: 0.395, SLG: 0.444										4	0	1	0	0	1	2						
8 Nick Punto, S OBP: 0.344, SLG: 0.255										4	0	1	0	0	1	0						
<b>Inning Stats</b>	R: 0 H: 0 E: 0 K: 1 S: 12	H: 0 LOB: 2 BB: 0 P: 22	R: 0 H: 0 E: 0 K: 0 S: 5	H: 0 LOB: 0 BB: 0 P: 9	R: 0 H: 1 E: 0 K: 2 S: 12	H: 1 LOB: 2 BB: 1 P: 20	R: 0 H: 1 E: 0 K: 0 S: 6	H: 1 LOB: 1 BB: 1 P: 16	R: 0 H: 0 E: 0 K: 1 S: 7	H: 0 LOB: 0 BB: 0 P: 11	R: 1 H: 1 E: 0 K: 1 S: 11	H: 1 LOB: 1 BB: 1 P: 22	R: 0 H: 2 E: 0 K: 0 S: 21	H: 2 LOB: 0 BB: 0 P: 25	R: 0 H: 0 E: 0 K: 2 S: 11	H: 0 LOB: 0 BB: 0 P: 14	R: 0 H: 0 E: 0 K: 2 S: 8	H: 0 LOB: 0 BB: 0 P: 12	1B: 4 2B: 1 3B: 0 HR: 1	SF: 0 SAC: 0 DP: 1 HBP: 1	WP: 0 PB: 0 SB: 4 CS: 0	PA: 36
<b>PITCHER</b>	IP WLS BF H R ER SO BB IBB HBP BLK WP HR S P ERA WHIP	IP WLS BF H R ER SO BB IBB HBP BLK WP HR S P ERA WHIP	IP WLS BF H R ER SO BB IBB HBP BLK WP HR S P ERA WHIP	IP WLS BF H R ER SO BB IBB HBP BLK WP HR S P ERA WHIP	IP WLS BF H R ER SO BB IBB HBP BLK WP HR S P ERA WHIP	IP WLS BF H R ER SO BB IBB HBP BLK WP HR S P ERA WHIP	IP WLS BF H R ER SO BB IBB HBP BLK WP HR S P ERA WHIP	IP WLS BF H R ER SO BB IBB HBP BLK WP HR S P ERA WHIP	IP WLS BF H R ER SO BB IBB HBP BLK WP HR S P ERA WHIP	IP WLS BF H R ER SO BB IBB HBP BLK WP HR S P ERA WHIP	IP WLS BF H R ER SO BB IBB HBP BLK WP HR S P ERA WHIP	IP WLS BF H R ER SO BB IBB HBP BLK WP HR S P ERA WHIP	IP WLS BF H R ER SO BB IBB HBP BLK WP HR S P ERA WHIP	IP WLS BF H R ER SO BB IBB HBP BLK WP HR S P ERA WHIP	IP WLS BF H R ER SO BB IBB HBP BLK WP HR S P ERA WHIP	IP WLS BF H R ER SO BB IBB HBP BLK WP HR S P ERA WHIP	IP WLS BF H R ER SO BB IBB HBP BLK WP HR S P ERA WHIP	IP WLS BF H R ER SO BB IBB HBP BLK WP HR S P ERA WHIP	IP WLS BF H R ER SO BB IBB HBP BLK WP HR S P ERA WHIP	IP WLS BF H R ER SO BB IBB HBP BLK WP HR S P ERA WHIP	IP WLS BF H R ER SO BB IBB HBP BLK WP HR S P ERA WHIP	IP WLS BF H R ER SO BB IBB HBP BLK WP HR S P ERA WHIP














Batter	1	2	3	4	5	6	7	8	9	AB	R	H	RBI	BB	SO	LOB	TOP					
2 Coco Crisp, S OBP: 0.363, SLG: 0.477										5	1	1	0	0	1	3	<b>Kansas City Royals @ Minnesota Twins</b> Hubert H. Humphrey Metrodome, Minneapolis, MN Fri May 01 2009, 8:10 PM EDT Att: 24,727 - Dome - 69 F					
9 David DeJesus, L OBP: 0.282, SLG: 0.372										4	1	2	3	0	0	0						
24 Mark Teahen, L OBP: 0.375, SLG: 0.464									4	0	0	0	0	0	3	3						
11 Jose Guillen, R OBP: 0.341, SLG: 0.459									4	0	3	2	0	0	0	0						
16 Billy Butler, R OBP: 0.358, SLG: 0.406									4	0	0	0	0	1	3							
17 Mike Jacobs, L OBP: 0.301, SLG: 0.453									3	0	0	0	0	1	1							
14 John Buck, R OBP: 0.362, SLG: 0.683									1	0	0	0	0	1	1							
13 Alberto Callaspo, S OBP: 0.423, SLG: 0.543									4	1	1	0	0	0	1							
21 Miguel Olivo, R OBP: 0.200, SLG: 0.327										4	1	1	0	0	1	1						
30 Mike Aviles, R OBP: 0.229, SLG: 0.313									4	1	2	0	0	0	1							
<b>Inning Stats</b>	R: 0 E: 0 K: 1 S: 9	H: 0 LOB: 0 BB: 0 P: 14	R: 0 E: 0 K: 1 S: 5	H: 0 LOB: 0 BB: 0 P: 6	R: 2 E: 0 K: 1 S: 13	H: 3 LOB: 1 BB: 0 P: 19	R: 0 E: 0 K: 0 S: 7	H: 1 LOB: 1 BB: 0 P: 10	R: 3 E: 0 K: 1 S: 19	H: 4 LOB: 0 BB: 0 P: 27	R: 0 E: 0 K: 0 S: 5	H: 0 LOB: 0 BB: 0 P: 5	R: 0 E: 0 K: 0 S: 6	H: 0 LOB: 0 BB: 0 P: 7	R: 0 E: 0 K: 3 S: 10	H: 1 LOB: 1 BB: 0 P: 16	R: 0 E: 0 K: 1 S: 11	H: 1 LOB: 1 BB: 0 P: 16	1B: 7 2B: 3 3B: 0 HR: 0	SF: 0 SAC: 0 DP: 0 HBP: 0	WP: 0 PB: 0 SB: 1 CS: 0	PA: 37
<b>PITCHER</b>	IP WLS BF H R ER SO BB IBB HBP BLK WP HR S P ERA WHIP																					
59 Kevin Slowey, R ERA: 5.17	5.0 W 23 8 5 5 4 0 0 0 0 0 0 0 0 53 76 9.00 1.600																					
54 Matt Guerrier, R ERA: 4.5	2.0 H 6 0 0 0 0 0 0 0 0 0 0 0 0 11 12 0.00 0.000																					
50 Jose Mijares, L ERA:	1.0 H 4 1 0 0 3 0 0 0 0 0 0 0 0 11 16 0.00 1.000																					
36 Joe Nathan, R ERA: 2.25	1.0 S 4 1 0 0 1 0 0 0 0 0 0 0 0 11 16 0.00 1.000																					


Batter	1	2	3	4	5	6	7	8	9	AB	R	H	RBI	BB	SO	LOB	BOTTOM			
2 Denard Span, L OBP: 0.381, SLG: 0.400										4	0	0	0	1	0	2	<b>Kansas City Royals @ Minnesota Twins</b> Hubert H. Humphrey Metrodome, Minneapolis, MN Fri May 01 2009, 8:10 PM EDT Att: 24,727 - Dome - 69 F			
25 Alexi Casilla, S OBP: 0.231, SLG: 0.208										3	0	0	0	1	0	0				
7 Joe Mauer, L OBP: 0.750, SLG: 2.000										3	3	2	1	1	0	2				
33 Justin Morneau, L OBP: 0.380, SLG: 0.593										3	1	2	3	0	0	0				
16 Jason Kubel, L OBP: 0.333, SLG: 0.550										4	0	1	0	0	1	2				
5 Michael Cuddyer, R OBP: 0.315, SLG: 0.338										4	1	1	0	0	1	1				
23 Brendan Harris, R OBP: 0.383, SLG: 0.477										4	1	2	1	0	1	0				
22 Carlos Gómez, R OBP: 0.250, SLG: 0.311										4	1	1	0	0	1	2				
8 Nick Punto, S OBP: 0.352, SLG: 0.250										3	0	1	2	1	0	0				
<b>Inning Stats</b>	R: 1 E: 0 K: 0 S: 11	H: 1 LOB: 1 BB: 0 P: 19	R: 0 E: 0 K: 1 S: 7	H: 0 LOB: 0 BB: 0 P: 10	R: 0 E: 0 K: 0 S: 7	H: 0 LOB: 0 BB: 0 P: 10	R: 4 E: 0 K: 0 S: 16	H: 6 LOB: 1 BB: 0 P: 18	R: 2 E: 0 K: 1 S: 21	H: 3 LOB: 2 BB: 1 P: 33	R: 0 E: 0 K: 0 S: 10	H: 0 LOB: 1 BB: 2 P: 21	R: 0 E: 0 K: 1 S: 7	H: 0 LOB: 0 BB: 0 P: 7	R: 0 E: 0 K: 1 S: 13	H: 0 LOB: 1 BB: 1 P: 21		1B: 5 2B: 2 3B: 1 HR: 2	SF: 0 SAC: 0 DP: 2 HBP: 1	WP: 0 PB: 0 SB: 2 CS: 0
<b>PITCHER</b>	IP WLS BF H R ER SO BB IBB HBP BLK WP HR S P ERA WHIP																			
47 Sidney Ponson, R ERA: 7.16	4.1 L 23 7 7 7 1 1 0 1 0 0 0 0 0 17 29 0.00 3.000																			
51 Robinson Tejeda, R ERA: 1.04	1.0 6 1 0 0 1 2 0 0 0 0 0 0 0 10 13 0.00 0.000																			
52 Horacio Ramirez, L ERA: 9.0	1.2 4 0 0 0 1 0 0 0 0 0 0 0 0 10 13 0.00 0.000																			
40 Kyle Farnsworth, R ERA: 8.59	1.0 4 0 0 0 1 1 0 0 0 0 0 0 0 13 21 0.00 1.000																			







Batter	1	2	3	4	5	6	7	8	9	AB	R	H	RBI	BB	SO	LOB	TOP					
2 Coco Crisp, S OBP: 0.354, SLG: 0.463	F7		G3			F7		F8	SF9	4	0	0	1	0	0	0	<b>Kansas City Royals @ Minnesota Twins</b> Hubert H. Humphrey Metrodome, Minneapolis, MN Sun May 03 2009, 2:10 PM EDT Att: 31,845 - Dome - 69 F  <b>AB 34</b> <b>R 7</b> <b>H 10</b> <b>RBI 7</b> <b>BB 3</b> <b>SO 5</b> <b>LOB 6</b>  					
8 Willie Bloomquist, R OBP: 0.462, SLG: 0.558	K			F8			24 1B HR	11 2B	FC4-6	5	2	2	0	0	1	2						
24 Mark Teahen, L OBP: 0.386, SLG: 0.460	P5			K			11 1B HR	11 2B	BB	3	1	1	0	1	1	0						
11 Jose Guillen, R OBP: 0.360, SLG: 0.533		BB		P6			HR	2B		3	1	2	4	1	0	0						
17 Mike Jacobs, L OBP: 0.299, SLG: 0.443	P5			P5			9 1B	13 2B	K	4	1	1	0	0	1	2						
16 Billy Butler, R OBP: 0.345, SLG: 0.387										0	0	0	0	0	0	0						
9 David DeJesus, L OBP: 0.295, SLG: 0.368	K			P3			13 2B	1B	G3-1	4	1	1	0	0	1	1						
13 Alberto Callaspo, S OBP: 0.432, SLG: 0.570	F7			F9			13 2B	2B		3	1	1	2	1	0	1						
14 John Buck, R OBP: 0.333, SLG: 0.580			L4			K	F9		35 1B 14 1B 2 SF9	4	0	1	0	0	1	0						
35 Mitch Maier, L OBP: 0.333, SLG: 0.227	F8			F8		F9	L7		8 FC4-6	4	0	1	0	0	0	0						
<b>Inning Stats</b>	R: 0 H: 0 E: 0 K: 1 S: 12	H: 0 LOB: 0 BB: 0 P: 17	R: 0 H: 0 E: 0 K: 1 S: 9	H: 0 LOB: 1 BB: 1 P: 18	R: 0 H: 0 E: 0 K: 0 S: 7	H: 0 LOB: 0 BB: 0 P: 9	R: 0 H: 0 E: 0 K: 1 S: 11	H: 0 LOB: 0 BB: 0 P: 14	R: 0 H: 0 E: 0 K: 0 S: 7	H: 0 LOB: 0 BB: 0 P: 13	R: 0 H: 0 E: 0 K: 1 S: 9	H: 0 LOB: 0 BB: 0 P: 11	R: 5 H: 6 E: 0 K: 0 S: 24	H: 6 LOB: 0 BB: 0 P: 39	R: 1 H: 2 E: 0 K: 1 S: 10	H: 2 LOB: 1 BB: 1 P: 18	R: 1 H: 2 E: 0 K: 0 S: 9	H: 2 LOB: 2 BB: 1 P: 16	1B: 6 2B: 2 3B: 1 HR: 1	SF: 1 SAC: 0 DP: 0 HBP: 0	WP: 0 PB: 0 SB: 0 CS: 0	PA: 38
<b>PITCHER</b>	IP WLS BF H R ER SO BB IBB HBP BLK WP HR S P ERA WHIP																					
30 Scott Baker, R ERA: 9.15	6.0 L 24 5 5 5 4 1 0 0 0 0 0 1 69 104 7.50 1.000																					
18 Luis Ayala, R ERA: 5.4	1.0 B 3 1 0 0 0 0 0 0 0 0 0 0 10 17 0.00 1.000																					
39 R.A. Dickey, R ERA: 5.93	2.0 11 4 2 2 1 2 0 0 0 0 0 0 19 34 9.00 3.000																					

Batter	1	2	3	4	5	6	7	8	9	AB	R	H	RBI	BB	SO	LOB	BOTTOM					
2 Denard Span, L OBP: 0.380, SLG: 0.383	23 S E BB		G3		P5		33 2B		E1	4	2	1	0	1	0	0	<b>Kansas City Royals @ Minnesota Twins</b> Hubert H. Humphrey Metrodome, Minneapolis, MN Sun May 03 2009, 2:10 PM EDT Att: 31,845 - Dome - 69 F  <b>AB 37</b> <b>R 5</b> <b>H 10</b> <b>RBI 4</b> <b>BB 2</b> <b>SO 7</b> <b>LOB 15</b>  					
23 Brendan Harris, R OBP: 0.346, SLG: 0.429	F9		F8		G6-3		F9		7 1B	4	0	0	0	0	2							
7 Joe Mauer, L OBP: 0.727, SLG: 1.200										1	0	1	1	0	0							
25 Alexi Casilla, S OBP: 0.232, SLG: 0.200										0	0	0	0	0	0							
33 Justin Morneau, L OBP: 0.378, SLG: 0.584	E6 G4-3 16 2H		K			16 F9 5 1B			G4-3	5	1	3	0	0	1							
16 Jason Kubel, L OBP: 0.326, SLG: 0.541	G4-3			5 WP 5 2B		F9				4	1	1	0	0	1							
5 Michael Cuddyer, R OBP: 0.347, SLG: 0.402				32 G3-1 2H		32 E 21 1B			F9	3	1	2	2	1	0							
32 Brian Buscher, L OBP: 0.313, SLG: 0.296	P2			G3-1		K				4	0	0	0	0	2							
21 Delmon Young, R OBP: 0.303, SLG: 0.339			G6-3		G5-3					4	0	1	1	0	1							
58 Jose Morales, S OBP: 0.380, SLG: 0.404					G1-3		K2-3		G4-3	4	0	1	0	0	1							
8 Nick Punto, S OBP: 0.338, SLG: 0.239	G4-6-3					G4-3			L6	4	0	0	0	0	1							
<b>Inning Stats</b>	R: 1 H: 1 E: 1 K: 0 S: 14	H: 1 LOB: 2 BB: 2 P: 32	R: 0 H: 1 E: 0 K: 0 S: 8	H: 1 LOB: 0 BB: 0 P: 13	R: 0 H: 0 E: 0 K: 1 S: 7	H: 0 LOB: 0 BB: 0 P: 9	R: 1 H: 2 E: 0 K: 0 S: 12	H: 2 LOB: 1 BB: 0 P: 18	R: 0 H: 0 E: 0 K: 2 S: 10	H: 0 LOB: 0 BB: 0 P: 14	R: 2 H: 3 E: 1 K: 2 S: 17	H: 3 LOB: 1 BB: 0 P: 30	R: 0 H: 2 E: 0 K: 2 S: 13	H: 2 LOB: 2 BB: 0 P: 18	R: 0 H: 0 E: 0 K: 2 S: 9	H: 0 LOB: 0 BB: 0 P: 12	R: 1 H: 1 E: 1 K: 0 S: 13	H: 1 LOB: 1 BB: 0 P: 19	1B: 6 2B: 4 3B: 0 HR: 0	SF: 0 SAC: 0 DP: 1 HBP: 0	WP: 1 PB: 0 SB: 2 CS: 0	PA: 39
<b>PITCHER</b>	IP WLS BF H R ER SO BB IBB HBP BLK WP HR S P ERA WHIP																					
55 Gil Meche, R ERA: 4.14	6.0 W 26 7 4 4 3 2 0 0 0 0 0 0 68 116 6.00 1.500																					
52 Horacio Ramirez, L ERA: 8.18	1.0 H 5 2 0 0 2 0 0 0 0 0 0 0 13 18 0.00 2.000																					
34 Jamey Wright, R ERA: 1.72	1.0 H 3 0 0 0 2 0 0 0 0 0 0 0 9 12 0.00 0.000																					
48 Joakim Soria, R ERA: 1.17	1.0 S 5 1 1 0 0 0 0 0 0 0 0 0 13 19 0.00 1.000																					



Batter	1	2	3	4	5	6	7	8	9	AB R H RBI BB SO LOB	TOP									
<b>2 Denard Span, L</b> OBP: 0.398, SLG: 0.404										5 0 4 1 0 0 0	<b>Minnesota Twins @ Detroit Tigers</b> Comerica Park, Detroit, MI Mon May 04 2009, 7:05 PM EDT Att: 21,298 - Partly Cloudy - 67 F									
<b>25 Alexi Casilla, S</b> OBP: 0.230, SLG: 0.200										5 0 1 2 0 1 3										
<b>7 Joe Mauer, L</b> OBP: 0.500, SLG: 0.800										5 0 0 0 0 2 4										
<b>33 Justin Morneau, L</b> OBP: 0.374, SLG: 0.571										4 1 1 0 0 1 2										
<b>16 Jason Kubel, L</b> OBP: 0.333, SLG: 0.545										3 2 1 0 1 2 0										
<b>24 Joe Crede, R</b> OBP: 0.301, SLG: 0.413										4 1 1 1 0 0 1										
<b>5 Michael Cuddyer, R</b> OBP: 0.362, SLG: 0.433										3 0 2 3 1 1 0										
<b>21 Delmon Young, R</b> OBP: 0.304, SLG: 0.328										2 1 0 0 0 1 2										
<b>22 Carlos Gómez, R</b> OBP: 0.260, SLG: 0.340										1 1 1 0 0 0 0										
<b>8 Nick Punto, S</b> OBP: 0.321, SLG: 0.225										4 1 0 0 0 2 3										
<b>Inning Stats</b>	R: 0 E: 0 K: 1 S: 7	H: 1 LOB: 0 BB: 0 P: 8	R: 1 E: 0 K: 1 S: 18	H: 2 LOB: 1 BB: 0 P: 27	R: 0 E: 0 K: 2 S: 12	H: 0 LOB: 0 BB: 0 P: 14	R: 0 E: 0 K: 1 S: 7	H: 0 LOB: 0 BB: 0 P: 12	R: 0 E: 0 K: 0 S: 8	H: 0 LOB: 0 BB: 0 P: 14	R: 5 E: 0 K: 1 S: 20	H: 5 LOB: 2 BB: 1 P: 30	R: 0 E: 0 K: 2 S: 10	H: 0 LOB: 0 BB: 0 P: 16	R: 1 E: 0 K: 0 S: 10	H: 2 LOB: 1 BB: 0 P: 17	1B: 7 2B: 3 3B: 1 HR: 0	SF: 0 SAC: 0 DP: 2 HBP: 1	WP: 0 PB: 0 SB: 0 CS: 0	PA: 39
<b>PITCHER</b>	IP WLS BF H R ER SO BB IBB HBP BLK WP HR S P ERA WHIP											IP WLS BF H R ER SO BB IBB HBP BLK WP HR S P ERA WHIP								
<b>36 Edwin Jackson, R</b> ERA: 3.08	6.0 L 25 7 5 5 7 2 0 0 0 0 0 0 0 71 105 7.50 1.500																			
<b>37 Brandon Lyon, R</b> ERA: 5.11	0.1 2 0 0 0 0 0 0 0 1 0 0 0 0 1 2 0.00 0.000																			
<b>50 Clay Rapada, L</b> ERA: 7.71	1.0 5 2 1 1 2 0 0 0 0 0 0 0 0 15 22 9.00 2.000																			
<b>45 Ryan Perry, R</b> ERA: 3.48	1.2 7 2 1 1 1 0 0 0 0 0 0 0 0 17 27 5.40 1.200																			

Batter	1	2	3	4	5	6	7	8	9	AB R H RBI BB SO LOB	BOTTOM									
<b>28 Curtis Granderson, L</b> OBP: 0.330, SLG: 0.515										3 0 0 0 1 2 1	<b>Minnesota Twins @ Detroit Tigers</b> Comerica Park, Detroit, MI Mon May 04 2009, 7:05 PM EDT Att: 21,298 - Partly Cloudy - 67 F									
<b>14 Placido Polanco, R</b> OBP: 0.303, SLG: 0.392										4 0 1 0 0 1 1										
<b>30 Magglio Ordonez, R</b> OBP: 0.327, SLG: 0.395										4 0 0 1 0 0 2										
<b>24 Miguel Cabrera, R</b> OBP: 0.467, SLG: 0.609										3 1 1 1 1 0 2										
<b>9 Carlos Guillen, S</b> OBP: 0.267, SLG: 0.244										4 0 1 0 0 2 0										
<b>12 Gerald Laird, R</b> OBP: 0.346, SLG: 0.358										4 0 0 0 0 1 2										
<b>15 Brandon Inge, R</b> OBP: 0.426, SLG: 0.539										4 0 0 0 0 2 2										
<b>25 Ryan Raburn, R</b> OBP: 0.294, SLG: 0.077										2 0 0 0 1 1 0										
<b>4 Adam Everett, R</b> OBP: 0.322, SLG: 0.400										3 1 1 0 0 2 3										
<b>Inning Stats</b>	R: 0 E: 0 K: 1 S: 6	H: 0 LOB: 0 BB: 0 P: 8	R: 0 E: 0 K: 3 S: 16	H: 1 LOB: 3 BB: 2 P: 27	R: 0 E: 0 K: 0 S: 7	H: 0 LOB: 1 BB: 1 P: 12	R: 0 E: 0 K: 0 S: 6	H: 0 LOB: 0 BB: 0 P: 8	R: 0 E: 0 K: 2 S: 11	H: 0 LOB: 0 BB: 0 P: 17		R: 1 E: 0 K: 1 S: 7	H: 1 LOB: 0 BB: 0 P: 10	R: 0 E: 0 K: 0 S: 8	H: 2 LOB: 1 BB: 0 P: 8	R: 0 E: 0 K: 2 S: 7	H: 0 LOB: 0 BB: 0 P: 10	1B: 2 2B: 1 3B: 0 HR: 1	SF: 0 SAC: 0 DP: 0 HBP: 0	WP: 0 PB: 0 SB: 0 CS: 0
<b>PITCHER</b>	IP WLS BF H R ER SO BB IBB HBP BLK WP HR S P ERA WHIP											IP WLS BF H R ER SO BB IBB HBP BLK WP HR S P ERA WHIP								
<b>47 Francisco Liriano, L</b> ERA: 5.3	7.1 W 29 4 2 2 9 3 0 0 0 0 0 0 0 1 68 2.46 0.955																			
<b>54 Matt Guerrier, R</b> ERA: 3.68	1.2 5 0 0 0 2 0 0 0 0 0 0 0 0 11 14 0.00 0.000																			





Batter	1	2	3	4	5	6	7	8	9	AB	R	H	RBI	BB	SO	LOB	TOP			
2 Denard Span, L (1, 8) OBP: 0.393, SLG: 0.392	G3		F8			G4-3		55 BB		3	0	0	0	1	0	1	<b>Minnesota Twins @ Detroit Tigers</b> Comerica Park, Detroit, MI Tue May 05 2009, 7:05 PM EDT Att: 23,754 - Clear - 66 F			
25 Alexi Casilla, S (1, 4) OBP: 0.231, SLG: 0.202	K			K			55 G6-4-3 1B	P4		4	0	1	0	0	2	2				
7 Joe Mauer, L (1, 2) OBP: 0.444, SLG: 0.706 55 Mike Redmond, R (7, PH) OBP: 0.324, SLG: 0.250	K			G4-3			55 G6-4-3 1B			2	0	0	0	0	1	0				
	K			G4-3			1-2			1	0	0	0	1	0	1				
33 Justin Morneau, L (1, 3) OBP: 0.368, SLG: 0.561 32 Brian Buscher, L (7, PH) OBP: 0.324, SLG: 0.296		G3-1		G6-3			24 BB 16 1B	G4-3		2	0	0	0	0	0	0				
										1	0	0	0	1	0	3				
16 Jason Kubel, L (1, 10) OBP: 0.391, SLG: 0.554		24 G6-4-3 1B				5 G6-4-3 1B				4	0	3	0	0	0	0				
24 Joe Crede, R (1, 5) OBP: 0.299, SLG: 0.397	G6-4-3					P4		5 FC6-4 BB		3	0	0	0	1	0	2				
5 Michael Cuddyer, R (1, 9) OBP: 0.358, SLG: 0.426			F7		G6-4-3		1-2			4	0	1	0	0	0	4				
21 Delmon Young, R (1, 7) OBP: 0.301, SLG: 0.313						G6-3		23 F9 E6	K	3	0	0	0	1	1	1				
8 Nick Punto, S (1, 6) OBP: 0.314, SLG: 0.219 23 Brendan Harris, R (7, 6) OBP: 0.340, SLG: 0.420			F7			G4-3			F9	2	0	0	0	0	0	1				
										1	0	0	0	0	0	1				
<b>Inning Stats</b>	R: 0 E: 0 K: 2 S: 11	H: 0 LOB: 0 BB: 0 P: 17	R: 0 E: 0 K: 0 S: 6	H: 1 LOB: 0 BB: 0 P: 8	R: 0 E: 0 K: 0 S: 9	H: 0 LOB: 1 BB: 1 P: 19	R: 0 E: 0 K: 1 S: 5	H: 0 LOB: 0 BB: 0 P: 7	R: 0 E: 0 K: 0 S: 6	H: 1 LOB: 0 BB: 0 P: 9	R: 0 E: 0 K: 0 S: 7	H: 0 LOB: 0 BB: 0 P: 10	R: 0 E: 1 K: 0 S: 8	H: 0 LOB: 3 BB: 2 P: 18	R: 0 E: 0 K: 1 S: 11	H: 1 LOB: 1 BB: 0 P: 16	1B: 5 2B: 0 3B: 0 HR: 0	SF: 0 SAC: 0 DP: 3 HBP: 0	WP: 0 PB: 0 SB: 0 CS: 0	PA: 35
<b>PITCHER</b>	IP WLS BF H R ER SO BB IBB HBP BLK WP HR S P ERA WHIP																			
48 Rick Porcello, R (1, 1) ERA: 4.71	7.0 W 25 4 0 0 3 3 0 0 0 0 0 0 52 87 0.00 1.000																			
29 Nate Robertson, L (8, 1) ERA: 6.3	1.0 6 0 0 0 0 2 0 0 0 0 0 0 8 18 0.00 2.000																			
59 Juan Rincon, R (9, 1) ERA: 5.23	1.0 4 1 0 0 1 0 0 0 0 0 0 0 11 16 0.00 1.000																			

Batter	1	2	3	4	5	6	7	8	9	AB	R	H	RBI	BB	SO	LOB	BOTTOM			
13 Josh Anderson, L (1, 7) OBP: 0.370, SLG: 0.431	G4-3		G3-1					K		5	1	2	1	0	1	2	<b>Minnesota Twins @ Detroit Tigers</b> Comerica Park, Detroit, MI Tue May 05 2009, 7:05 PM EDT Att: 23,754 - Clear - 66 F			
14 Placido Polanco, R (1, 4) OBP: 0.307, SLG: 0.387	34 BB 24 G5-3	E4		F7		FC4-6		34 BB 1B		4	2	1	0	1	0	2				
34 Clete Thomas, L (1, 9) OBP: 0.800, SLG: 1.500		24 1B 3B								4	2	3	2	1	0	0				
24 Miguel Cabrera, R (1, 3) OBP: 0.477, SLG: 0.656 19 Jeff Larish, L (8, PH) OBP: 0.211, SLG: 0.333	G5-3									4	1	3	4	0	0	1				
										1	0	0	0	0	1	2				
28 Curtis Granderson, L (1, 8) OBP: 0.325, SLG: 0.528	G6-3		G3							5	1	1	1	0	1	5				
30 Magglio Ordonez, R (1, 10) OBP: 0.315, SLG: 0.293		G3-1	G6-3		G4-3					4	0	0	0	0	0	1				
15 Brandon Inge, R (1, 5) OBP: 0.410, SLG: 0.609		G6-3	E5		K			K		4	0	0	0	0	2	0				
12 Gerald Laird, R (1, 2) OBP: 0.354, SLG: 0.348		39 BB 2B						G4-3		2	1	0	0	2	0	0				
39 Ramon Santiago, S (1, 6) OBP: 0.293, SLG: 0.385										4	1	1	1	0	2	2				
<b>Inning Stats</b>	R: 1 E: 0 K: 0 S: 11	H: 1 LOB: 1 BB: 1 P: 17	R: 5 E: 2 K: 0 S: 15	H: 4 LOB: 1 BB: 1 P: 25	R: 0 E: 1 K: 1 S: 12	H: 0 LOB: 2 BB: 1 P: 24	R: 3 E: 0 K: 1 S: 13	H: 3 LOB: 0 BB: 0 P: 18	R: 0 E: 0 K: 1 S: 10	H: 1 LOB: 1 BB: 0 P: 12	R: 0 E: 0 K: 1 S: 12	H: 1 LOB: 1 BB: 0 P: 18	R: 0 E: 0 K: 1 S: 8	H: 0 LOB: 0 BB: 0 P: 14	R: 0 E: 0 K: 2 S: 10	H: 1 LOB: 2 BB: 1 P: 16	1B: 5 2B: 3 3B: 1 HR: 2	SF: 0 SAC: 0 DP: 0 HBP: 0	WP: 0 PB: 1 SB: 0 CS: 0	PA: 41
<b>PITCHER</b>	IP WLS BF H R ER SO BB IBB HBP BLK WP HR S P ERA WHIP																			
53 Nick Blackburn, R (1, 1) ERA: 5.19	3.1 L 23 2 0 0 3 3 0 0 0 0 0 0 2 46 7 16.20 3.300																			
39 R.A. Dickey, R (4, 1) ERA: 4.96	2.2 10 2 0 0 3 0 0 0 0 0 0 0 27 37 0.00 0.750																			
28 Jesse Crain, R (7, 1) ERA: 6.43	1.0 3 0 0 0 1 0 0 0 0 0 0 0 8 14 0.00 0.000																			
49 Craig Breslow, L (8, 1) ERA: 7.04	1.0 5 1 0 0 2 1 0 0 0 0 0 0 10 16 0.00 2.000																			





Batter	1	2	3	4	5	6	7	8	9	AB	R	H	RBI	BB	SO	LOB	TOP		
2 Denard Span, L OBP: 0.383, SLG: 0.381	G5-3		B1-3		G1-3					3	0	0	0	0	0	3	<b>Minnesota Twins @ Baltimore Orioles</b> Oriole Park at Camden Yards, Baltimore, MD Wed May 06 2009, 7:05 PM EDT Att: 10,566 - Cloudy - 56 F		
20 Matt Tolbert, S (1, 4)	F7			K				G4-3	3	0	0	0	0	1	0				
23 Brendan Harris, R OBP: 0.339, SLG: 0.404	P6							K	2	0	0	0	1	1	0				
33 Justin Morneau, L OBP: 0.367, SLG: 0.555		F8							3	0	1	0	0	1	1				
5 Michael Cuddyer, R OBP: 0.351, SLG: 0.417	F8								2	0	0	0	0	1	1				
21 Delmon Young, R OBP: 0.307, SLG: 0.319	K								2	1	1	0	0	1	0				
22 Carlos Gómez, R OBP: 0.269, SLG: 0.347			K						2	0	1	0	0	1	0				
55 Mike Redmond, R OBP: 0.359, SLG: 0.294									2	0	2	0	0	0	0				
8 Nick Punto, S OBP: 0.307, SLG: 0.213	L9								2	0	0	1	0	0	3				
<b>Inning Stats</b>	R: 0 E: 0 K: 0 S: 5	H: 0 LOB: 0 BB: 0 P: 7	R: 0 E: 0 K: 1 S: 7	H: 0 LOB: 0 BB: 0 P: 11	R: 0 E: 0 K: 1 S: 9	H: 1 LOB: 1 BB: 0 P: 14	R: 0 E: 0 K: 3 S: 10	H: 0 LOB: 1 BB: 1 P: 16	R: 1 E: 0 K: 0 S: 12	H: 3 LOB: 1 BB: 0 P: 17	R: 0 E: 0 K: 1 S: 6	H: 1 LOB: 1 BB: 0 P: 8							
<b>PITCHER</b>	IP	WLS	BF	H	R	ER	SO	BB	IBB	HBP	BLK	WP	HR	S	P	ERA	WHIP		
27 Mark Hendrickson, L ERA: 5.13	(1, 1)	3.0		10	1	0	2	0	0	0	0	0	0	21	32	0.00	0.333		
25 Brian Bass, R ERA: 6.2	(4, 1)	2.2	W	12	4	1	4	1	0	0	0	0	0	28	41	3.38	1.875		

AB	21
R	1
H	5
RBI	1
BB	1
SO	6
LOB	8



WP: 0	PA: 22
FB: 0	
SB: 0	
CS: 1	

Batter	1	2	3	4	5	6	7	8	9	AB	R	H	RBI	BB	SO	LOB	BOTTOM		
1 Brian Roberts, S OBP: 0.375, SLG: 0.478	G4-3	F7			F9					3	0	0	0	0	0	1	<b>Minnesota Twins @ Baltimore Orioles</b> Oriole Park at Camden Yards, Baltimore, MD Wed May 06 2009, 7:05 PM EDT Att: 10,566 - Cloudy - 56 F		
Adam Jones, R OBP: 0.427, SLG: 0.621	21 HR				G5-3				3	1	2	0	0	0	0				
21 Nick Markakis, L OBP: 0.444, SLG: 0.598	2-H		L7						3	1	2	2	0	0	0				
17 Aubrey Huff, L OBP: 0.331, SLG: 0.423	30 1B		F7		F9				3	1	1	0	0	0	1				
6 Melvin Mora, R OBP: 0.286, SLG: 0.289	G5-3		K						2	0	0	0	0	1	1				
30 Luke Scott, L OBP: 0.368, SLG: 0.505									2	1	2	2	0	0	0				
9 Gregg Zaun, S OBP: 0.272, SLG: 0.271	FC4-6								2	0	0	0	0	0	1				
18 Felix Pie, L OBP: 0.238, SLG: 0.228			K		B5				2	0	0	0	0	1	0				
3 Cesar Izturis, S OBP: 0.291, SLG: 0.333					P6				2	0	1	0	0	0	0				
<b>Inning Stats</b>	R: 3 E: 0 K: 0 S: 17	H: 4 LOB: 1 BB: 0 P: 25	R: 0 E: 0 K: 1 S: 12	H: 2 LOB: 2 BB: 0 P: 18	R: 0 E: 0 K: 1 S: 8	H: 0 LOB: 0 BB: 0 P: 11	R: 1 E: 0 K: 0 S: 5	H: 1 LOB: 0 BB: 0 P: 8	R: 0 E: 0 K: 0 S: 11	H: 1 LOB: 1 BB: 0 P: 16									
<b>PITCHER</b>	IP	WLS	BF	H	R	ER	SO	BB	IBB	HBP	BLK	WP	HR	S	P	ERA	WHIP		
59 Kevin Slowey, R ERA: 5.5	(1, 1)	3.0	L	14	6	3	2	0	0	0	0	0	1	37	54	9.00	2.000		
49 Craig Breslow, L ERA: 6.52	(4, 1)	2.0		8	2	1	1	0	0	0	0	0	1	16	24	4.50	1.000		

AB	22
R	4
H	8
RBI	4
BB	0
SO	2
LOB	4



WP: 0	PA: 22
FB: 0	
SB: 0	
CS: 0	







Batter	1	2	3	4	5	6	7	8	9	AB	R	H	RBI	BB	SO	LOB	TOP	
51 Ichiro Suzuki, L (1, 9) OBP: 0.346, SLG: 0.414	L3		G4-3					F7		4	0	1	0	0	0	0		
10 Endy Chavez, L (1, 7) OBP: 0.348, SLG: 0.320	1B		G6-3					G4-3		4	0	1	0	0	0	2		
4 Jose Lopez, R (1, 4) OBP: 0.298, SLG: 0.348	K			P2				F6		4	0	0	0	0	1	3		
30 Russell Branyan, L (1, 3) OBP: 0.356, SLG: 0.600	K			K				L8		4	0	0	0	0	3	3		
29 Adrian Beltré, R (1, 5) OBP: 0.242, SLG: 0.275		P2		G5-3				2 G6-3 1B		4	0	1	0	0	1	0		
24 Ken Griffey Jr., L (1, 10) OBP: 0.341, SLG: 0.329	K				F8			F9		3	0	0	0	0	1	1		
2 Kenji Johjima, R (1, 2) OBP: 0.244, SLG: 0.318					G1-3			G6-3		3	0	1	0	0	0	1		
21 Franklin Gutierrez, R (1, 8) OBP: 0.356, SLG: 0.411					G5-3			P4		3	0	0	0	0	1	2		
7 Yuniesky Betancourt, R (1, 6) OBP: 0.296, SLG: 0.371						F9				3	0	1	0	0	0	0		
<b>Inning Stats</b>	R: 0 H: 1 E: 0 K: 2 S: 11	H: 1 LOB: 1 BB: 0 P: 14	R: 0 H: 1 E: 0 K: 1 S: 13	H: 1 LOB: 1 BB: 0 P: 16	R: 0 H: 0 E: 0 K: 0 S: 10	H: 0 LOB: 0 BB: 0 P: 15	R: 0 H: 0 E: 0 K: 1 S: 10	H: 0 LOB: 0 BB: 0 P: 13	R: 0 H: 0 E: 0 K: 0 S: 10	H: 2 LOB: 2 BB: 0 P: 14	R: 0 H: 1 E: 0 K: 1 S: 10	H: 0 LOB: 0 BB: 0 P: 14	R: 0 H: 0 E: 0 K: 2 S: 11	H: 0 LOB: 0 BB: 0 P: 16	1B: 5 2B: 0 3B: 0 HR: 0	SF: 0 SAC: 0 DP: 0 HBP: 0	WP: 0 PB: 0 SB: 1 CS: 0	PA: 32
<b>PITCHER</b>	IP WLS BF H R ER SO BB IBB HBP BLK WP HR S P ERA WHIP																	
30 Scott Baker, R ERA: 6.83	(1, 1) 7.0 W 26 5 0 0 5 0 0 0 0 0 0 0 0 0 0 0 0.00 0.714																	
28 Jesse Crain, R ERA: 5.63	(8, 1) 1.0 3 0 0 0 0 0 0 0 0 0 0 9 12 0.00 0.000																	
36 Joe Nathan, R ERA: 1.8	(9, 1) 1.0 3 0 0 0 2 0 0 0 0 0 0 0 11 16 0.00 0.000																	

Seattle Mariners @ Minnesota Twins  
Hubert H. Humphrey Metrodome, Minneapolis, MN  
Fri May 08 2009, 8:10 PM EDT  
Att: 29,714 - Dome - 68 F

livebaseballscorecards.com



AB 32  
R 0  
H 5  
RBI 0  
BB 0  
SO 7  
LOB 12

Batter	1	2	3	4	5	6	7	8	9	AB	R	H	RBI	BB	SO	LOB	BOTTOM	
2 Denard Span, L (1, 8) OBP: 0.377, SLG: 0.374	20 2B 7 G4-3 1B		G6-3		L1			F7		5	1	1	0	0	0	4		
20 Matt Tolbert, S (1, 4) OBP: 0.333, SLG: 0.364	1 SAFE 1 SAFE X FF 91		G6-3					F7		4	2	1	0	1	0	2		
7 Joe Mauer, L (1, 2) OBP: 0.500, SLG: 0.769										5	1	2	2	0	0	3		
33 Justin Morneau, L (1, 3) OBP: 0.362, SLG: 0.560	2-3 3-H									3	1	1	2	1	0	0		
16 Jason Kubel, L (1, 10) OBP: 0.358, SLG: 0.556										3	1	2	1	1	0	0		
5 Michael Cuddyer, R (1, 9) OBP: 0.347, SLG: 0.408										3	1	1	0	0	0	1		
22 Carlos Gómez, R (6, FH) OBP: 0.259, SLG: 0.333										2	0	0	0	0	0	3		
32 Brian Buscher, L (1, 5) OBP: 0.333, SLG: 0.375										4	2	1	3	1	0	3		
21 Delmon Young, R (1, 7) OBP: 0.349, SLG: 0.355										3	1	2	0	1	0	0		
23 Brendan Harris, R (1, 6) OBP: 0.350, SLG: 0.464										4	1	2	3	0	0	2		
<b>Inning Stats</b>	R: 2 H: 2 E: 0 K: 0 S: 13	H: 2 LOB: 0 BB: 0 P: 20	R: 3 H: 1 E: 0 K: 0 S: 14	H: 1 LOB: 2 BB: 2 P: 27	R: 0 H: 1 E: 0 K: 0 S: 14	H: 1 LOB: 1 BB: 0 P: 19	R: 0 H: 1 E: 1 K: 0 S: 12	H: 1 LOB: 1 BB: 0 P: 16	R: 5 H: 5 E: 0 K: 0 S: 19	H: 5 LOB: 1 BB: 1 P: 36	R: 1 H: 1 E: 0 K: 0 S: 11	H: 1 LOB: 2 BB: 2 P: 23	R: 0 H: 1 E: 1 K: 0 S: 13	H: 1 LOB: 1 BB: 0 P: 13	1B: 7 2B: 2 3B: 0 HR: 4	SF: 2 SAC: 0 DP: 0 HBP: 0	WP: 0 PB: 0 SB: 0 CS: 0	PA: 43
<b>PITCHER</b>	IP WLS BF H R ER SO BB IBB HBP BLK WP HR S P ERA WHIP																	
41 Chris Jakubauskas, R ERA: 7.67	(1, 1) 4.1 L 24 8 9 9 0 3 0 0 0 0 0 0 1 19 35 13.50 3.750																	
43 Miguel Batista, R ERA: 3.52	(5, 1) 1.1 9 3 2 2 0 2 0 0 0 0 0 0 1 19 35 13.50 3.750																	
38 Jason Vargas, L ERA:	(6, 1) 1.1 6 1 0 0 0 0 0 0 0 0 0 0 15 24 0.00 0.750																	
57 Mark Lowe, R ERA: 3.55	(8, 1) 1.0 4 1 0 0 0 0 0 0 0 0 0 0 8 13 0.00 1.000																	

Seattle Mariners @ Minnesota Twins  
Hubert H. Humphrey Metrodome, Minneapolis, MN  
Fri May 08 2009, 8:10 PM EDT  
Att: 29,714 - Dome - 68 F

livebaseballscorecards.com

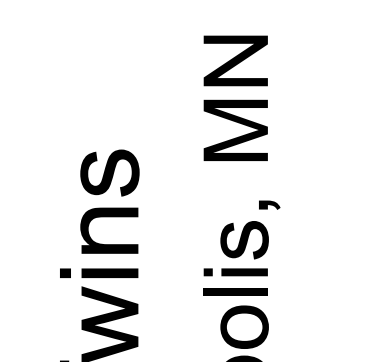


AB 36  
R 11  
H 13  
RBI 11  
BB 5  
SO 0  
LOB 18



Batter	1	2	3	4	5	6	7	8	9	AB	R	H	RBI	BB	SO	LOB	TOP								
51 Ichiro Suzuki, L (1.9) OBP: 0.358, SLG: 0.417	G6-3			5 HR	4 2B		F9		G5-4-3	4	2	2	0	0	0	0	<b>Seattle Mariners @ Minnesota Twins</b> Hubert H. Humphrey Metrodome, Minneapolis, MN Sat May 09 2009, 7:10 PM EDT Att: 29,552 - Dome - 70 F <a href="http://livebaseballscorecards.com">livebaseballscorecards.com</a>								
4 Jose Lopez, R (1.4) OBP: 0.294, SLG: 0.350	K			F8	29 2B		P5		G5-4-3	5	1	1	1	0	1	2									
5 Mike Sweeney, R (1.10) OBP: 0.323, SLG: 0.443	F9			HR			K			4	1	1	2	0	2	1									
29 Adrian Beltré, R (1.5) OBP: 0.258, SLG: 0.323	G6-3			2 1B	25 S				HR	4	2	3	2	0	0	0									
25 Wladimir Balentien, R (1.7) OBP: 0.360, SLG: 0.444	K			K	G6-3				G6-3	4	0	0	0	0	2	2									
30 Russell Branyan, L (1.3) OBP: 0.362, SLG: 0.591	G4-3			21 BB	2 BB				K	3	0	1	0	1	1	0									
2 Kenji Johjima, R (1.2) OBP: 0.265, SLG: 0.333				F9	21 BB				G5-3	4	0	2	1	0	0	1									
21 Franklin Gutierrez, R (1.8) OBP: 0.362, SLG: 0.402				P6					F8	2	0	0	0	2	0	1									
7 Yuniesky Betancourt, R (1.6) OBP: 0.286, SLG: 0.358	G6-3			G6-3	P6				G6-4-3	4	0	0	0	0	0	5									
<b>Inning Stats</b>	R: 0 E: 0 K: 1 S: 6	H: 0 LOB: 0 BB: 0 P: 9	R: 0 E: 0 K: 1 S: 8	H: 0 LOB: 0 BB: 0 P: 13	R: 0 E: 0 K: 0 S: 4	H: 0 LOB: 0 BB: 0 P: 6	R: 3 E: 0 K: 1 S: 13	H: 3 LOB: 2 BB: 0 P: 30	R: 2 E: 0 K: 1 S: 12	H: 3 LOB: 0 BB: 0 P: 19	R: 0 E: 0 K: 0 S: 12	H: 1 LOB: 1 BB: 1 P: 19	R: 0 E: 0 K: 1 S: 10	H: 0 LOB: 0 BB: 0 P: 17	R: 1 E: 0 K: 1 S: 10	H: 2 LOB: 1 BB: 0 P: 16	R: 0 E: 0 K: 0 S: 9	H: 1 LOB: 0 BB: 0 P: 13	1B: 6 2B: 2 3B: 0 HR: 2	SF: 0 SAC: 0 DP: 2 HBP: 1	WP: 0 PB: 0 SB: 1 CS: 1	PA: 38			
<b>PITCHER</b>	IP	WLS	BF	H	R	ER	SO	BB	IBB	HBP	BLK	WP	HR	S	P	ERA	WHIP								
47 Francisco Liriano, L (1.1) ERA: 5.75	5.0	W	23	6	5	5	4	2	0	1	0	0	1	43	77	9.00	1.600								
18 Luis Ayala, R (6.1) ERA: 4.7	2.0		7	1	0	0	1	1	0	0	0	0	0	22	36	0.00	1.000								
54 Matt Guerrier, R (8.1) ERA: 3.78	1.0		5	2	1	1	1	0	0	0	0	0	1	10	16	9.00	2.000								
36 Joe Nathan, R (9.1) ERA: 1.64	1.0	S	3	1	0	0	0	0	0	0	0	0	0	9	13	0.00	1.000								

Batter	1	2	3	4	5	6	7	8	9	AB	R	H	RBI	BB	SO	LOB	BOTTOM								
2 Denard Span, L (1.8) OBP: 0.378, SLG: 0.381	7 WP			SF7			P5		K	3	1	1	1	1	1	1	<b>Seattle Mariners @ Minnesota Twins</b> Hubert H. Humphrey Metrodome, Minneapolis, MN Sat May 09 2009, 7:10 PM EDT Att: 29,552 - Dome - 70 F <a href="http://livebaseballscorecards.com">livebaseballscorecards.com</a>								
20 Matt Tolbert, S (1.4) OBP: 0.294, SLG: 0.267	7 WP			G6-3			K		K	4	1	0	0	1	3	3									
7 Joe Mauer, L (1.2) OBP: 0.545, SLG: 0.897	16 G5-4-3			HR			33 BB		F7	3	2	2	3	2	0	0									
33 Justin Morneau, L (1.3) OBP: 0.381, SLG: 0.593	16 G5-4-3			HR			5 HR			2	2	2	1	2	0	0									
16 Jason Kubel, L (1.10) OBP: 0.345, SLG: 0.534	G5-4-3			F8			K		G4-3	4	0	0	0	0	1	7									
5 Michael Cuddyer, R (1.9) OBP: 0.352, SLG: 0.439	G5-3			21 F8	32 1B				K	4	2	2	3	0	1	1									
32 Brian Buscher, L (1.5) OBP: 0.349, SLG: 0.371				23 E	2 2B				BB	3	1	1	0	1	1	0									
21 Delmon Young, R (1.7) OBP: 0.333, SLG: 0.338				F8					K	4	0	0	0	0	1	3									
22 Carlos Gómez, R (8.8) OBP: 0.259, SLG: 0.333					G5-3				K	0	0	0	0	0	0	0									
23 Brendan Harris, R (1.6) OBP: 0.328, SLG: 0.433	G4-3			FC5					K	4	0	0	0	0	1	2									
<b>Inning Stats</b>	R: 2 E: 0 K: 0 S: 11	H: 2 LOB: 1 BB: 2 P: 25	R: 0 E: 0 K: 1 S: 8	H: 0 LOB: 0 BB: 0 P: 9	R: 2 E: 0 K: 1 S: 14	H: 2 LOB: 1 BB: 1 P: 24	R: 2 E: 1 K: 0 S: 17	H: 2 LOB: 1 BB: 0 P: 23	R: 3 E: 0 K: 1 S: 15	H: 2 LOB: 0 BB: 1 P: 26	R: 0 E: 0 K: 1 S: 20	H: 0 LOB: 3 BB: 2 P: 35	R: 0 E: 0 K: 3 S: 13	H: 0 LOB: 1 BB: 1 P: 21	R: 0 E: 0 K: 2 S: 9	H: 0 LOB: 0 BB: 0 P: 15	1B: 3 2B: 2 3B: 0 HR: 3	SF: 1 SAC: 0 DP: 1 HBP: 0	WP: 1 PB: 0 SB: 0 CS: 1	PA: 39					
<b>PITCHER</b>	IP	WLS	BF	H	R	ER	SO	BB	IBB	HBP	BLK	WP	HR	S	P	ERA	WHIP								
34 Félix Hernández, R (1.1) ERA: 4.09	4.0	L	20	6	6	5	2	3	0	0	0	0	1	15	26	11.25	2.250								
46 Sean White, R (5.1) ERA: 3.35	1.0		6	2	3	3	1	1	0	0	0	0	0	1	26	27.00	3.000								
20 Denny Stark, R (6.1) ERA: 14.73	1.0		6	0	0	0	1	2	0	0	0	0	0	20	35	0.00	2.000								
53 David Aardsma, R (7.1) ERA: 2.03	1.0		4	0	0	0	3	1	0	0	0	0	0	13	21	0.00	1.000								
43 Miguel Batista, R (8.1) ERA: 3.31	1.0		3	0	0	0	2	0	0	0	0	0	0	9	15	0.00	0.000								









Batter	1	2	3	4	5	6	7	8	9	AB	R	H	RBI	BB	SO	LOB	TOP										
28 Curtis Granderson, L (1, 8) OBP: 0.331, SLG: 0.492										4	0	1	0	1	1	1	<b>Detroit Tigers @ Minnesota Twins</b> Hubert H. Humphrey Metrodome, Minneapolis, MN Tue May 12 2009, 8:10 PM EDT Att: 24,807 - Dome - 70 F <a href="http://livebaseballscorecards.com">livebaseballscorecards.com</a>										
14 Placido Polanco, R (1, 4) OBP: 0.319, SLG: 0.392										3	0	1	0	1	0	2											
34 Clete Thomas, L (1, 7) OBP: 0.440, SLG: 0.500										4	0	2	0	0	1	3											
24 Miguel Cabrera, R (1, 3) OBP: 0.434, SLG: 0.574										4	0	0	0	0	0	6											
19 Jeff Larish, L (1, 10) OBP: 0.355, SLG: 0.667										3	1	2	1	1	0	0											
30 Maquillo Ordonez, R (1, 9) OBP: 0.313, SLG: 0.304										4	0	1	0	0	0	1											
15 Brandon Inge, R (1, 5) OBP: 0.382, SLG: 0.538										4	0	0	0	0	2	3											
12 Gerald Laird, R (1, 2) OBP: 0.313, SLG: 0.293										3	0	0	0	0	1	3											
13 Josh Anderson, L (9, PH) OBP: 0.397, SLG: 0.411										1	0	0	0	0	0	0											
39 Ramon Santiago, S (1, 6) OBP: 0.327, SLG: 0.457										4	1	2	1	0	0	2											
<b>Inning Stats</b>	R: 0 E: 0 K: 0 S: 11	H: 1 LOB: 1 BB: 1 P: 18	R: 0 E: 0 K: 2 S: 14	H: 1 LOB: 1 BB: 0 P: 17	R: 0 E: 0 K: 0 S: 9	H: 2 LOB: 2 BB: 0 P: 16	R: 0 E: 0 K: 0 S: 14	H: 1 LOB: 2 BB: 0 P: 19	R: 0 E: 0 K: 0 S: 13	H: 2 LOB: 0 BB: 0 P: 17	R: 1 E: 0 K: 0 S: 8	H: 1 LOB: 0 BB: 0 P: 11	R: 1 E: 0 K: 1 S: 13	H: 1 LOB: 1 BB: 1 P: 23	R: 0 E: 0 K: 1 S: 8	H: 0 LOB: 0 BB: 0 P: 13	R: 0 E: 0 K: 1 S: 8	H: 0 LOB: 0 BB: 0 P: 11	1B: 6 2B: 1 3B: 0 HR: 2	SF: 0 SAC: 0 DP: 2 HBP: 0	WP: 1 PB: 0 SB: 0 CS: 0	PA: 37					
<b>PITCHER</b>	IP	WLS	BF	H	R	ER	SO	BB	IBB	HBP	BLK	WP	HR	S	P	ERA	WHIP										
59 Kevin Slowey, R (1, 1) ERA: 4.91	6.0	W	26	8	1	1	2	2	0	0	0	1	1	69	98	1.50	1.667										
26 Jesse Crain, L (7, 1) ERA: 9.0	0.0		2	1	1	1	0	1	0	0	0	0	1	4	11	∞	∞										
50 Jose Mijares, L (7, 1) ERA: 3.68	1.1	H	4	0	0	0	1	0	0	0	0	0	0	10	13	0.00	0.000										
54 Matt Guerrier, R (8, 1) ERA: 3.5	0.2	H	2	0	0	0	1	0	0	0	0	0	0	7	12	0.00	0.000										
36 Joe Nathan, R (9, 1) ERA: 1.5	1.0		3	0	0	0	1	0	0	0	0	0	0	8	11	0.00	0.000										

Batter	1	2	3	4	5	6	7	8	9	AB	R	H	RBI	BB	SO	LOB	BOTTOM										
2 Denard Span, L (1, 8) OBP: 0.372, SLG: 0.370										5	1	2	1	0	2	2	<b>Detroit Tigers @ Minnesota Twins</b> Hubert H. Humphrey Metrodome, Minneapolis, MN Tue May 12 2009, 8:10 PM EDT Att: 24,807 - Dome - 70 F <a href="http://livebaseballscorecards.com">livebaseballscorecards.com</a>										
20 Matt Tolbert, S (1, 4) OBP: 0.320, SLG: 0.238										3	0	1	0	1	2	0											
7 Joe Mauer, L (1, 2) OBP: 0.571, SLG: 0.917										3	1	2	2	1	0	1											
33 Justin Morneau, L (1, 3) OBP: 0.385, SLG: 0.581										3	0	0	0	1	0	2											
16 Jason Kubel, L (1, 10) OBP: 0.348, SLG: 0.523										3	1	1	0	1	1	2											
5 Michael Cuddyer, R (1, 9) OBP: 0.359, SLG: 0.430										3	1	1	0	1	0	3											
24 Joe Crede, R (1, 5) OBP: 0.305, SLG: 0.442										4	1	1	2	0	1	2											
21 Delmon Young, R (1, 7) OBP: 0.322, SLG: 0.325										3	0	0	1	0	1	1											
22 Carlos Gómez, R (8, 8) OBP: 0.271, SLG: 0.327										3	0	0	0	1	1	1											
8 Nick Punto, S (1, 6) OBP: 0.310, SLG: 0.224										3	0	0	0	1	1	1											
<b>Inning Stats</b>	R: 0 E: 0 K: 0 S: 5	H: 1 LOB: 1 BB: 0 P: 11	R: 2 E: 0 K: 1 S: 14	H: 1 LOB: 1 BB: 1 P: 27	R: 2 E: 0 K: 0 S: 8	H: 3 LOB: 1 BB: 0 P: 10	R: 0 E: 0 K: 1 S: 10	H: 0 LOB: 0 BB: 0 P: 12	R: 0 E: 0 K: 2 S: 13	H: 0 LOB: 0 BB: 1 P: 24	R: 1 E: 1 K: 1 S: 10	H: 1 LOB: 2 BB: 2 P: 21	R: 0 E: 0 K: 2 S: 10	H: 1 LOB: 2 BB: 1 P: 17	R: 1 E: 0 K: 1 S: 16	H: 1 LOB: 1 BB: 2 P: 26	R: 1 E: 0 K: 1 S: 16	H: 1 LOB: 1 BB: 2 P: 26	1B: 6 2B: 0 3B: 0 HR: 2	SF: 0 SAC: 1 DP: 0 HBP: 0	WP: 0 PB: 1 SB: 2 CS: 1	PA: 39					
<b>PITCHER</b>	IP	WLS	BF	H	R	ER	SO	BB	IBB	HBP	BLK	WP	HR	S	P	ERA	WHIP										
58 Armando Galarraga, R (1, 1) ERA: 4.61	5.2	L	27	6	5	5	4	4	0	0	0	0	2	57	99	7.94	1.765										
45 Ryan Perry, R (6, 1) ERA: 3.14	2.0		10	2	1	1	4	1	1	0	0	0	0	26	42	4.50	1.500										
37 Brandon Lyon, R (8, 1) ERA: 4.88	0.1		1	0	0	0	0	1	0	0	0	0	0	3	7	0.00	3.000										











Batter	1	2	3	4	5	6	7	8	9	AB	R	H	RBI	BB	SO	LOB	TOP											
2 Denard Span, L OBP: 0.385, SLG: 0.381										2	0	1	0	3	0	2	<b>Minnesota Twins @ New York Yankees</b> Yankee Stadium, Bronx, NY Fri May 15 2009, 7:05 PM EDT Att: 43,856 - Partly Cloudy - 68 F											
20 Matt Tolbert, S OBP: 0.288, SLG: 0.229										5	0	0	0	0	2	6												
7 Joe Mauer, L OBP: 0.534, SLG: 0.813										4	1	1	1	1	0	2												
33 Justin Morneau, L OBP: 0.384, SLG: 0.619										5	2	2	2	0	1	2												
16 Jason Kubel, L OBP: 0.378, SLG: 0.576										4	1	2	0	1	1	1												
5 Michael Cuddyer, R OBP: 0.361, SLG: 0.417										4	0	1	0	1	1	2												
24 Joe Crede, R OBP: 0.364, SLG: 0.443										2	0	0	0	0	0	4												
23 Brendan Harris, R OBP: 0.364, SLG: 0.443										2	0	1	0	0	0	0												
22 Carlos Gómez, R OBP: 0.277, SLG: 0.310										2	0	0	0	1	2	2												
8 Nick Punto, S OBP: 0.306, SLG: 0.220										3	0	1	1	0	0	3												
<b>Inning Stats</b>	R: 0 E: 0 K: 1 S: 8	H: 1 LOB: 0 BB: 0 P: 11	R: 1 E: 0 K: 1 S: 14	H: 1 LOB: 2 BB: 2 P: 31	R: 0 E: 0 K: 0 S: 5	H: 0 LOB: 1 BB: 1 P: 12	R: 1 E: 0 K: 0 S: 16	H: 2 LOB: 2 BB: 1 P: 28	R: 1 E: 0 K: 0 S: 7	H: 2 LOB: 1 BB: 0 P: 11	R: 0 E: 0 K: 2 S: 13	H: 1 LOB: 2 BB: 1 P: 21	R: 1 E: 0 K: 0 S: 10	H: 1 LOB: 2 BB: 0 P: 15	R: 0 E: 0 K: 0 S: 12	H: 1 LOB: 2 BB: 1 P: 22	R: 0 E: 0 K: 3 S: 11	H: 0 LOB: 1 BB: 1 P: 18	1B: 5 2B: 1 3B: 0 HR: 3	SF: 1 SAC: 1 DP: 1 HBP: 0	WP: 0 PB: 0 SB: 1 CS: 0	PA: 42						
<b>PITCHER</b>	IP	WLS	BF	H	R	ER	SO	BB	IBB	HBP	BLK	WP	HR	S	P	ERA	WHIP											
65 Phil Hughes, R ERA: 7.58	(1.1)	5.0	24	6	3	3	2	4	0	0	0	0	2	50	93	5.40	2.000											
63 Jonathan Albaladejo, R ERA: 5.0	(1.1)	1.0	5	1	0	0	2	1	0	0	0	0	1	13	21	0.00	2.000											
48 Phil Coke, L ERA: 3.77	(7.1)	0.2	3	1	1	1	0	0	0	0	0	0	1	9	13	13.50	1.500											
28 Brett Tomko, R ERA: 5.4	(7.1)	0.2	3	1	0	0	0	0	0	0	0	0	0	6	12	0.00	1.500											
36 Edwin Ramirez, R ERA: 4.98	(8.1)	1.1	6	0	0	0	2	2	0	0	0	0	0	15	27	0.00	1.500											
41 Jose Veras, R ERA: 6.89	(9.1)	0.1	W	1	0	0	1	0	0	0	0	0	0	0	3	3	0.00	0.000										

Batter	1	2	3	4	5	6	7	8	9	AB	R	H	RBI	BB	SO	LOB	BOTTOM										
2 Derek Jeter, R OBP: 0.344, SLG: 0.418										4	1	1	1	1	0	1	<b>Minnesota Twins @ New York Yankees</b> Yankee Stadium, Bronx, NY Fri May 15 2009, 7:05 PM EDT Att: 43,856 - Partly Cloudy - 68 F										
18 Johnny Damon, L OBP: 0.367, SLG: 0.612										2	0	0	0	0	2	2											
11 Brett Gardner, L OBP: 0.330, SLG: 0.423										3	2	3	1	0	0	0											
25 Mark Teixeira, S OBP: 0.342, SLG: 0.434										4	1	2	1	1	1	1											
13 Alex Rodriguez, R OBP: 0.380, SLG: 0.273										1	0	0	0	4	1	3											
19 Ramiro Pena, S OBP: 0.333, SLG: 0.360										0	1	0	0	0	0	0											
55 Hideki Matsui, L OBP: 0.355, SLG: 0.443										4	0	0	0	1	1	7											
33 Nick Swisher, S OBP: 0.381, SLG: 0.558										4	0	1	0	1	1	6											
24 Robinson Cano, L OBP: 0.346, SLG: 0.493										3	0	0	0	2	0	2											
53 Melky Cabrera, S OBP: 0.394, SLG: 0.511										5	0	2	2	0	1	4											
17 Kevin Cash, R OBP: 0.143, SLG: 0.286										4	0	1	0	0	0	1											
<b>Inning Stats</b>	R: 0 E: 0 K: 2 S: 8	H: 0 LOB: 0 BB: 0 P: 15	R: 0 E: 0 K: 0 S: 9	H: 0 LOB: 2 BB: 2 P: 19	R: 0 E: 0 K: 1 S: 6	H: 1 LOB: 0 BB: 0 P: 8	R: 1 E: 0 K: 0 S: 10	H: 2 LOB: 0 BB: 0 P: 17	R: 0 E: 0 K: 1 S: 6	H: 0 LOB: 2 BB: 2 P: 17	R: 1 E: 0 K: 0 S: 14	H: 2 LOB: 3 BB: 2 P: 29	R: 0 E: 0 K: 0 S: 9	H: 1 LOB: 1 BB: 0 P: 13	R: 3 E: 0 K: 1 S: 14	H: 3 LOB: 2 BB: 2 P: 27	1B: 5 2B: 2 3B: 1 HR: 2	SF: 0 SAC: 0 DP: 1 HBP: 0	WP: 0 PB: 0 SB: 0 CS: 0	PA: 44							
<b>PITCHER</b>	IP	WLS	BF	H	R	ER	SO	BB	IBB	HBP	BLK	WP	HR	S	P	ERA	WHIP										
47 Francisco Liriano, L ERA: 5.21	(1.1)	6.0	26	4	1	1	0	6	0	0	0	0	1	51	101	1.50	1.667										
28 Jesse Crain, R ERA: 8.44	(7.1)	0.2	H	5	2	1	1	1	0	0	0	0	0	10	19	13.50	4.500										
50 Jose Mijares, L ERA: 2.5	(7.1)	1.1	H	6	1	0	0	1	0	0	0	0	0	13	23	0.00	1.500										
36 Joe Nathan, R ERA: 3.07	(9.1)	0.2	L	7	3	3	1	1	1	0	0	0	0	14	27	40.50	6.000										

AB	33
R	4
H	9
RBI	4
BB	7
SO	7
LOB	24





Batter	1	2	3	4	5	6	7	8	9	10	11	AB	R	H	RBI	BB	SO	LOB	TOP																	
2 Denard Span, L OBP: 0.377, SLG: 0.368	(1, 8) C FF 92 1-3 B FF 94 S SL 84 K		X FF 93 0-0 FC6-4		G FF 93 4-2 B FF 95 F FF 92 C CH 79 B SL 84 S SL 84 BB		B SL 82 2-2 B FF 91 D SL 81 X SL 82 P4		F FC 90 2-3 B FC 91 C FC 91 K		B FF 92 1-0 X FF 91 G4-3	5	0	0	0	1	2	4																		
23 Brendan Harris, R OBP: 0.337, SLG: 0.408	(1, 4) B FF 95 3-3 C SL 83 S SL 85 K		1 SAFE X SL 85 F9		B FF 93 2-3 C FF 93 F FF 95 C CH 83 B FF 96 K		B SL 82 2-2 B FF 93 C CH 83 X FF 92 F8		F FC 91 0-1 X FC 91 G4-3		F FF 90 1-2 B CH 82 B FC 90 X CU 81 G6-3	6	0	0	0	0	2	5																		
7 Joe Mauer, L OBP: 0.524, SLG: 0.827	(1, 10) B FF 94 2-1 B SI 91 C CH 81 G4-3		B FF 92 2-1 B FF 93 X FF 93 HR		C U 76 4-1 C SI 74 B FF 95 C CH 81 B FF 95 BB		C SL 81 2-2 B FC 91 C FC 91 X FF 93 G1-3		B FC 91 1-3 C FC 91 K			4	1	1	1	1	1	0																		
33 Justin Morneau, L OBP: 0.396, SLG: 0.641	(1, 3) C FF 91 4-2 B SL 86 B SI 91 B FF 93 B FF 92 FC5-4 16 32 1B BB		B U 76 4-2 C U 77 B FF 95 C CH 82 B FF 95 C SL 83 B SL 84 B FF 95 BB		B FF 93 3-2 B FF 94 F FF 93 X FF 94 F8		B FF 93 1-0 X SL 82 HR		F FC 91 2-2 B FC 91 B FC 91 X FC 92 16 1B			3	2	2	1	2	0	1																		
16 Jason Kubel, L OBP: 0.379, SLG: 0.569	(1, 7) B FF 92 3-2 C FF 92 C CH 83 F SL 85 X SL 85 FC5-4 1B		C FF 93 3-3 B FF 94 B FF 94 F FF 93 X FF 94 BB		C CH 82 2-2 C CH 82 C CH 82 X CH 82 FC4-6		B SL 83 1-3 C SL 83 C SL 83 X SL 83 K		F FC 91 0-1 X FC 91 1B			5	0	2	0	0	2	2																		
5 Michael Cuddyer, R OBP: 0.355, SLG: 0.405	(1, 9) C FF 94 0-1 X FF 92 FC5-4 32 1B		C SL 83 0-3 F FF 97 S CU 78 K		C SL 83 0-2 F FF 97 F FF 97 X CU 80 F9		C B FF 93 4-1 B B B BB		B FF 92 1-2 C FC 93 C FC 91 X CU 80 P4			4	1	0	0	1	1	6																		
32 Brian Buscher, L OBP: 0.365, SLG: 0.390	(1, 5) D FF 90 2-2 C CH 83 S CH 83 B FF 95 F SL 85 X FF 95 SF8-2-6		C FF 94 0-1 X CH 83 F8		B SI 94 4-2 B SI 92 C U 76 B SI 94 SH2-4 8 55 1B BB		F SI 90 1-2 D SL 82 X SL 82 2B		B FC 90 2-2 S FC 91 B FC 91 X FC 91 L8			3	0	1	2	1	0	3																		
55 Mike Redmond, R OBP: 0.327, SLG: 0.277	(1, 2) B FF 92 1-3 F FF 94 S SL 86 K		B FF 93 1-0 X FF 93 F7		B FF 93 1-0 X FF 93 F7		B SI 94 1-0 B SI 94 SH2-4 8 1B BB		B CH 75 4-1 B SI 88 B CH 76 BB		C FC 91 0-1 X FC 91 G1-3	3	0	1	0	0	1	0																		
22 Carlos Gómez, R OBP: 0.277, SLG: 0.310	(7, PR) C FF 94 1-1 B 7 F8		C FF 94 1-2 X FF 94 FC6-4 2 1B		C FF 93 0-1 X CH 83 F8		B SI 92 1-1 L SI 93 X SI 92 SH2-4 1-2 2-3		B SI 88 3-1 B SI 90 B SI 88 X SI 88 P4			4	0	1	0	0	0	2																		
58 Jose Morales, S OBP: 0.385, SLG: 0.396	(7, 2) C FF 94 1-2 X FF 94 FC6-4 2 1B		C FF 93 0-1 X CH 83 F8		C FF 93 0-1 X CH 83 F8		B SI 92 1-1 L SI 93 X SI 92 SH2-4 1-2 2-3		B SI 88 3-1 B SI 90 B SI 88 X SI 88 P4			4	0	1	0	0	0	2																		
8 Nick Punto, S OBP: 0.304, SLG: 0.221	(1, 6) C FF 94 1-2 X FF 94 FC6-4 2 1B		C FF 93 0-1 X CH 83 F8		C FF 93 0-1 X CH 83 F8		B SI 92 1-1 L SI 93 X SI 92 SH2-4 1-2 2-3		B SI 88 3-1 B SI 90 B SI 88 X SI 88 P4			4	0	1	0	0	0	2																		
<b>Inning Stats</b>	R: 0 E: 0 K: 2 S: 8	H: 0 LOB: 0 BB: 0 P: 14	R: 1 E: 0 K: 0 S: 13	H: 1 LOB: 0 BB: 1 P: 22	R: 0 E: 0 K: 1 S: 8	H: 1 LOB: 1 BB: 0 P: 10	R: 1 E: 0 K: 2 S: 15	H: 1 LOB: 1 BB: 1 P: 24	R: 0 E: 0 K: 1 S: 10	H: 0 LOB: 1 BB: 1 P: 17	R: 0 E: 0 K: 0 S: 12	H: 0 LOB: 1 BB: 1 P: 21	R: 0 E: 0 K: 0 S: 11	H: 1 LOB: 3 BB: 1 P: 21	R: 2 E: 0 K: 1 S: 14	H: 2 LOB: 2 BB: 2 P: 30	R: 0 E: 0 K: 2 S: 8	H: 0 LOB: 0 BB: 0 P: 11	R: 0 E: 0 K: 0 S: 13	H: 2 LOB: 2 BB: 0 P: 18	R: 0 E: 0 K: 0 S: 7	H: 0 LOB: 0 BB: 0 P: 10	1B: 5 2B: 2 3B: 0 HR: 2	SF: 1 SAC: 1 DP: 1 HBP: 0	WP: 0 PB: 0 SB: 1 CS: 0	PA: 47										
<b>PITCHER</b>	IP 6.0	WLS 24	BF 24	H 3	R 2	ER 2	SO 6	BB 0	IBB 0	HBP 0	BLK 0	WP 0	HR 1	S 66	P 108	ERA 3.00	WHIP 1.167																			
62 Jose Chamberlain, R ERA: 3.76	(1, 1)																																			
41 Jose Veras, L ERA: 6.75	(7, 1)	0.1	H 3	1	0	0	0	1	0	0	0	0	0	5	11	0.00	6.000																			
48 Phil Coke, L ERA: 4.6	(7, 1)	1.1	B 7	2	2	2	1	1	0	0	0	0	1	17	30	13.50	2.250																			
36 Edwin Ramirez, R ERA: 4.86	(8, 1)	0.1	2	0	0	0	0	1	0	0	0	0	0	3	10	0.00	3.000																			
42 Mariano Rivera, R ERA: 2.93	(9, 1)	2.0	8	2	0	0	2	0	0	0	0	0	0	21	29	0.00	1.000																			

Minnesota Twins @ New York Yankees  
Yankee Stadium, Bronx, NY  
Sat May 16 2009, 1:05 PM EDT  
Att: 45,455 - Cloudy - 65 F

livebaseballscores.com

AB 38  
R 4  
H 8  
RBI 4  
BB 7  
SO 9  
LOB 25



Batter	1	2	3	4	5	6	7	8	9	10	11	AB	R	H	RBI	BB	SO	LOB	BOTTOM																
2 Derek Jeter, R OBP: 0.348, SLG: 0.413	(1, 6) B SI 90 4-2 B SI 90 B SI 91 B SI 92 B SI 92 25 CS BB		B SI 89 4-0 B FC 86 B SI 91 B SI 91 25 HR BB		B FC 86 2-0 B SI 90 G6-3		B SI 89 2-0 B SI 90 X SI 90 SH1-3		B SI 89 2-0 B SI 90 X SI 90 SH1-3		C FF 92 0-1 X FF 91 F7		2	1	0	0	2	0	0																
18 Johnny Damon, L OBP: 0.361, SLG: 0.601	(1, 7) 1 SAFE C SI 89 C SI 90 X SI 92 P5		B SI 89 4-2 B FC 85 B SI 90 1 SAFE C CH 81 B FC 86 BB		C U 74 2-2 B SI 90 B FC 86 C CH 82 25 1B		C SI 91 1-1 C SI 92 X SI 92 G1-3		B SI 91 1-1 C SI 92 X SI 91 G1-3		D SL 83 1-0 X SL 84 P2		4	1	1	0	1	0	3																
25 Mark Teixeira, S OBP: 0.364, SLG: 0.484	(1, 10) C SI 90 2-2 B SI 91 F FC 87 X SI 90 2B		F CU 76 0-1 X SI 91 25 HR BB		C SI 90 0-2 F FC 87 1 SAFE X SI 90 33 G3-6-1 1B		C SI 90 0-2 F FC 87 1 SAFE X SI 90 33 G3-6-1 1B		B SI 92 1-1 C SI 92 X SI 91 13 WP 1B			4	2	4	4	1	0	0																	
13 Alex Rodriguez, R OBP: 0.371, SLG: 0.385	(1, 5) C FC 86 1-2 B FC 86 X SI 91 G1-3		B FC 86 3-3 B SI 91 F FC 87 B FC 87 C FC 86 K		F FC 86 0-2 F FC 86 X SI 92 K		F FC 86 0-2 F FC 86 X SI 92 K		B SI 92 1-1 C SI 92 X SI 91 13 WP 1B			4	1	1	2	1	2	3																	
33 Nick Swisher, S OBP: 0.371, SLG: 0.538	(1, 3) B SI 89 1-3 F CH 83 S FC 86 K		X SI 89 0-0 L7		B SI 89 3-1 B SI 91 X SI 89 G3-6-1		B SI 92 1-1 C SI 92 X SI 91 13 WP 1B		C CH 83 3-2 D FC 86 B SI 90 B FC 86 B FF 91 X SI 89 F9			4	0	0	0	0	1	4																	
24 Robinson Cano, L OBP: 0.338, SLG: 0.480	(1, 4) B SI 90 3-1 B SI 90 C SI 90 X SI 90 F8		B SI 89 0-1 X SI 89 G6-3		B SI 89 2-0 B SI 91 X SI 90 G4-3		B SI 89 0-1 X CU 77 F7		B SI 89 0-1 X CU 77 F7			4	0	0	0	0	0	0																	
53 Melky Cabrera, S OBP: 0.380, SLG: 0.490	(1, 9) C CU 77 0-1 X SI 91 L7		C SI 89 0-0 X SI 89 G1-3		B SI 89 1-0 X SI 90 G6-3		B SI 89 1-0 X SI 90 G6-3		X SI 91 0-0 G3			4	0	0	0	0	0	0																	
11 Brett Gardner, L OBP: 0.315, SLG: 0.402	(1, 8) C SI 89 1-2 B SI 90 F FC 85 X SI 91 G1-3		C SI 89 0-0 X SI 89 G6-3		C CU 74 0-1 X SI 89 G6-3		B SI 90 1-0 X SI 90 F9		C SI 89 0-2 F FC 84 X CU 79 G6-3			4	0	0	0	0	0	0																	
29 Francisco Cervelli, R OBP: 0.316, SLG: 0.266	(1, 2) B FC 85 3-3 F FC 85 C SI 92 B SI 91 S SI 92 K		F SI 88 0-1 X FC 88 F8		B SI 89 2-1 B SI 90 X SI 90 SH1-3 25 1B 2B		B SI 89 2-1 B SI 90 X SI 90 SH1-3 25 1B 2B		B FF 92 2-3 F FF 90 F FC 84 F FC 84 B FC 91 X FF 91 K			2	0	0	0	0	1	0																	
55 Hideki Matsui, L OBP: 0.360, SLG: 0.458	(8, PH) C SI 92 1-1 B SI 91 S SI 92 K											1	0	1	0	0	0	0																	
19 Ramiro Pena, S OBP: 0.353, SLG: 0.360	(8, PR) C SI 92 1-1 B SI 91 S SI 92 K											0	1	0	0	0	0	0																	
17 Kevin Cash, R OBP: 0.125, SLG: 0.250	(9, 2) C SI 92 1-1 B SI 91 S SI 92 K											1	0	0	0	0	1	0																	
<b>Inning Stats</b>	R: 0 E: 0 K: 0 S: 11	H: 1 LOB: 1 BB: 1 P: 18	R: 0 E: 0 K: 1 S: 7	H: 0 LOB: 0 BB: 0 P: 11	R: 3 E: 0 K: 2 S: 15	H: 1 LOB: 0 BB: 2 P: 30	R: 0 E: 0 K: 0 S: 6	H: 0 LOB: 0 BB: 0 P: 8	R: 0 E: 0 K: 1 S: 12	H: 2 LOB: 1 BB: 0 P: 17	R: 0 E: 0 K: 0 S: 3	H: 0 LOB: 0 BB: 0 P: 7	R: 0 E: 0 K: 0 S: 12	H: 0 LOB: 0 BB: 0 P: 7	R: 1 E: 0 K: 0 S: 12	H: 2 LOB: 2 BB: 1 P: 25	R: 0 E: 0 K: 0 S: 8	H: 0 LOB: 0 BB: 0 P: 8	R: 0 E: 0 K: 1 S: 7	H: 0 LOB: 0 BB: 0 P: 10	R: 2 E: 0 K: 0 S: 3	H: 1 LOB: 0 BB: 1 P: 7	1B: 3 2B: 2 3B: 0 HR: 2	SF: 0 SAC: 1 DP: 1 HBP: 0	WP: 1 PB: 0 SB: 0 CS: 1	PA: 40									
<b>PITCHER</b>	IP 7.2	WLS 30	BF 30	H 6	R 4	ER 4	SO 1	BB 3	IBB 0	HBP 0	BLK 0	WP 0	HR 1	S 66	P 111	ERA 4.70	WHIP 1.174																		
53 Nick Blackburn, R ERA: 4.38	(1, 1)																																		
54 Matt Guerrier, R ERA: 3.92	(8, 1)	2.0	7	0	0	0	1	1	0	0	0	0	1	0	19	28	0.00	0.500																	
49 Craig Breslow, L ERA: 7.11	(10, 1)	0.1	L 3	1	2	2	0	1	0	0	0	0	1	4	9	54.00	6.000																		

Minnesota Twins @ New York Yankees  
Yankee Stadium, Bronx, NY  
Sat May 16 2009, 1:05 PM EDT  
Att: 45,455 - Cloudy - 65 F

livebaseballscores.com

AB 34  
R 6  
H 7  
RBI 6  
BB 5  
SO 5  
LOB 10













Batter	1	2	3	4	5	6	7	8	9	AB	R	H	RBI	BB	SO	LOB	TOP			
2 Denard Span, L OBP: 0.381, SLG: 0.385										3	0	2	0	1	0	2	<b>Minnesota Twins @ Chicago White Sox</b> U.S. Cellular Field, Chicago, IL Tue May 19 2009, 8:11 PM EDT Att: 26,696 - Clear - 73 F			
23 Brendan Harris, R OBP: 0.326, SLG: 0.400										4	0	0	0	0	0	3				
7 Joe Mauer, L OBP: 0.506, SLG: 0.781										4	1	1	1	0	2	1				
33 Justin Morneau, L OBP: 0.410, SLG: 0.649										4	0	1	0	0	0	1				
24 Joe Crede, R OBP: 0.291, SLG: 0.421										4	0	1	0	0	1	1				
5 Michael Cuddyer, R OBP: 0.355, SLG: 0.420										4	1	2	0	0	0	2				
55 Mike Redmond, R OBP: 0.321, SLG: 0.294										3	0	1	0	0	0	2				
32 Brian Buscher, L OBP: 0.345, SLG: 0.362										1	0	0	0	0	1	1				
22 Carlos Gómez, R OBP: 0.308, SLG: 0.319										3	0	0	0	0	1	4				
8 Nick Punto, S OBP: 0.306, SLG: 0.221										2	0	1	1	0	0	0				
<b>Inning Stats</b>	R: 0 E: 0 K: 1 S: 7	H: 1 LOB: 1 BB: 0 P: 9	R: 0 E: 0 K: 0 S: 11	H: 1 LOB: 0 BB: 0 P: 16	R: 0 E: 0 K: 1 S: 8	H: 1 LOB: 1 BB: 0 P: 10	R: 0 E: 0 K: 0 S: 8	H: 2 LOB: 1 BB: 0 P: 13	R: 1 E: 0 K: 0 S: 7	H: 1 LOB: 0 BB: 0 P: 12	R: 1 E: 0 K: 1 S: 13	H: 1 LOB: 0 BB: 0 P: 21	R: 0 E: 0 K: 0 S: 8	H: 0 LOB: 0 BB: 1 P: 13	R: 0 E: 0 K: 2 S: 13	H: 1 LOB: 1 BB: 0 P: 17	1B: 5 2B: 4 3B: 0 HR: 1	SF: 1 SAC: 0 DP: 4 HBP: 0	WP: 0 PB: 0 SB: 0 CS: 0	PA: 34
<b>PITCHER</b>	IP WLS BF H R ER SO BB IBB HBP BLK WP HR S P ERA WHIP																			
56 Mark Buehrle, L ERA: 2.77	(1, 1) 7.0 W 27 8 2 1 3 0 0 0 0 0 0 1 62 101 1.29 1.143																			
37 Matt Thornton, L ERA: 2.45	(8, 1) 1.0 3 0 0 0 0 1 0 0 0 0 0 0 8 13 0.00 1.000																			
71 Scott Linebrink, R ERA: 1.93	(9, 1) 1.0 4 1 0 0 2 0 0 0 0 0 0 0 13 17 0.00 1.000																			

AB	32
R	2
H	9
RBI	2
BB	1
SO	5
LOB	17



Batter	1	2	3	4	5	6	7	8	9	AB	R	H	RBI	BB	SO	LOB	BOTTOM			
22 Scott Podsednik, L OBP: 0.291, SLG: 0.346										4	1	1	0	0	1	2	<b>Minnesota Twins @ Chicago White Sox</b> U.S. Cellular Field, Chicago, IL Tue May 19 2009, 8:11 PM EDT Att: 26,696 - Clear - 73 F			
7 Josh Fields, R OBP: 0.294, SLG: 0.310										4	0	0	0	0	2	3				
23 Jermaine Dye, R OBP: 0.329, SLG: 0.511										3	2	1	1	1	0	0				
25 Jim Thome, L OBP: 0.379, SLG: 0.515										3	1	2	2	1	1	0				
14 Paul Konerko, R OBP: 0.373, SLG: 0.514										2	1	1	2	2	0	1				
12 A.J. Pierzynski, L OBP: 0.297, SLG: 0.416										4	1	1	0	0	0	4				
32 Brian Anderson, R OBP: 0.359, SLG: 0.304										4	0	0	0	0	1	3				
17 Chris Getz, L OBP: 0.294, SLG: 0.296										3	0	0	0	1	0	0				
10 Alexei Ramirez, R OBP: 0.254, SLG: 0.273										4	0	1	1	0	0	0				
<b>Inning Stats</b>	R: 0 E: 0 K: 0 S: 10	H: 0 LOB: 0 BB: 0 P: 15	R: 3 E: 0 K: 2 S: 30	H: 4 LOB: 2 BB: 1 P: 44	R: 0 E: 0 K: 0 S: 8	H: 0 LOB: 2 BB: 2 P: 17	R: 0 E: 0 K: 0 S: 8	H: 0 LOB: 0 BB: 0 P: 11	R: 1 E: 0 K: 2 S: 10	H: 1 LOB: 1 BB: 1 P: 18	R: 0 E: 0 K: 0 S: 5	H: 0 LOB: 0 BB: 0 P: 6	R: 2 E: 0 K: 0 S: 11	H: 2 LOB: 1 BB: 1 P: 23	R: 0 E: 0 K: 1 S: 10	H: 0 LOB: 0 BB: 0 P: 15	1B: 3 2B: 2 3B: 0 HR: 2	SF: 0 SAC: 0 DP: 0 HBP: 0	WP: 3 PB: 0 SB: 1 CS: 0	PA: 36
<b>PITCHER</b>	IP WLS BF H R ER SO BB IBB HBP BLK WP HR S P ERA WHIP																			
30 Scott Baker, R ERA: 6.98	(1, 1) 5.0 L 24 5 4 4 4 4 0 0 0 0 0 0 2 2 66 105 7.20 1.800																			
60 Sean Henn, L ERA: 13.5	(6, 1) 1.1 7 2 2 2 0 0 1 0 0 0 0 0 13 24 13.50 1.500																			
54 Matt Guerrier, R ERA: 3.8	(7, 1) 0.2 2 0 0 0 0 0 0 0 0 0 1 0 3 5 0.00 0.000																			
Craig Breslow, L ERA: 6.28	(8, 1) 1.0 3 0 0 0 1 0 0 0 0 0 0 0 10 15 0.00 0.000																			

AB	31
R	6
H	7
RBI	6
BB	5
SO	5
LOB	13





Batter	1	2	3	4	5	6	7	8	9	AB	R	H	RBI	BB	SO	LOB	TOP					
2 Denard Span, L (1,9) OBP: 0.384, SLG: 0.384										3	0	1	0	1	0	0	<b>Minnesota Twins @ Chicago White Sox</b> U.S. Cellular Field, Chicago, IL Wed May 20 2009, 8:11 PM EDT Att: 29,044 - Clear - 78 F <a href="http://livebaseballscorecards.com">livebaseballscorecards.com</a>					
23 Brendan Harris, R (1,6) OBP: 0.313, SLG: 0.382										4	0	0	0	0	2	2						
7 Joe Mauer, L (1,2) OBP: 0.494, SLG: 0.750										4	1	1	0	0	1	1						
33 Justin Morneau, L (1,10) OBP: 0.407, SLG: 0.637										3	1	0	0	1	1	2						
5 Michael Cuddyer, R (1,3) OBP: 0.353, SLG: 0.435										4	2	1	2	0	1	1						
16 Jason Kubel, L (1,7) OBP: 0.363, SLG: 0.529										4	0	1	1	0	2	0						
24 Joe Crede, R (1,5) OBP: 0.298, SLG: 0.431										2	0	1	1	1	0	0						
22 Carlos Gómez, R (1,8) OBP: 0.296, SLG: 0.306										3	0	0	0	0	0	3						
32 Brian Buscher, L (9,PH) OBP: 0.356, SLG: 0.375										1	0	0	0	0	0	0						
20 Matt Tolbert, S (1,4) OBP: 0.265, SLG: 0.214										3	0	0	0	0	1	0						
58 Jose Morales, S (9,PH) OBP: 0.377, SLG: 0.388										1	0	0	0	0	0	1						
<b>Inning Stats</b>	R: 0 E: 0 K: 2 S: 10	H: 1 LOB: 1 BB: 0 P: 13	R: 0 E: 0 K: 1 S: 12	H: 1 LOB: 1 BB: 0 P: 20	R: 0 E: 0 K: 1 S: 7	H: 0 LOB: 0 BB: 1 P: 13	R: 2 E: 1 K: 0 S: 14	H: 1 LOB: 1 BB: 1 P: 24	R: 0 E: 0 K: 2 S: 13	H: 0 LOB: 0 BB: 0 P: 19	R: 2 E: 0 K: 1 S: 15	H: 2 LOB: 1 BB: 1 P: 24	R: 0 E: 0 K: 0 S: 8	H: 0 LOB: 0 BB: 0 P: 12	R: 0 E: 0 K: 1 S: 11	H: 0 LOB: 0 BB: 0 P: 18	R: 0 E: 0 K: 0 S: 13	H: 1 LOB: 1 BB: 0 P: 23	1B: 4 2B: 1 3B: 0 HR: 1	SF: 1 SAC: 0 DP: 0 HBP: 0	WP: 0 PB: 1 SB: 0 CS: 1	PA: 37
<b>PITCHER</b>	IP WLS BF H R ER SO BB IBB HBP BLK WP HR S P ERA WHIP																					
50 John Danks, L (1,1) ERA: 4.6	5.2 W 25 5 4 2 7 3 0 0 0 0 0 1 70 111 3.18 1.412																					
26 Octavio Dotel, R (6,1) ERA: 0.66	0.1 H 1 0 0 0 0 0 0 0 0 0 0 0 1 2 0.00 0.000																					
37 Matt Thornton, L (7,1) ERA: 2.3	1.0 H 3 0 0 0 0 0 0 0 0 0 0 0 8 12 0.00 0.000																					
71 Scott Linebrink, R (8,1) ERA: 1.8	1.0 H 3 0 0 0 1 0 0 0 0 0 0 0 11 18 0.00 0.000																					
45 Bobby Jenks, R (9,1) ERA: 2.97	1.0 S 4 1 0 0 0 0 0 0 0 0 0 0 0 13 23 0.00 1.000																					

Batter	1	2	3	4	5	6	7	8	9	AB	R	H	RBI	BB	SO	LOB	BOTTOM			
22 Scott Podsednik, L (1,7) OBP: 0.288, SLG: 0.339										4	0	1	0	0	0	2	<b>Minnesota Twins @ Chicago White Sox</b> U.S. Cellular Field, Chicago, IL Wed May 20 2009, 8:11 PM EDT Att: 29,044 - Clear - 78 F <a href="http://livebaseballscorecards.com">livebaseballscorecards.com</a>			
5 Jayson Nix, R (1,4) OBP: 0.342, SLG: 0.452										2	1	0	0	1	0	1				
23 Jermaine Dye, R (1,9) OBP: 0.327, SLG: 0.526										4	1	1	4	0	0	2				
25 Jim Thome, L (1,10) OBP: 0.391, SLG: 0.514										2	1	1	0	2	0	0				
14 Paul Konerko, R (1,3) OBP: 0.369, SLG: 0.528										4	1	1	2	0	1	3				
32 Brian Anderson, R (1,8) OBP: 0.338, SLG: 0.283										4	0	0	0	0	0	0				
10 Alexei Ramirez, R (1,6) OBP: 0.261, SLG: 0.282										3	1	1	0	1	0	0				
7 Josh Fields, R (1,5) OBP: 0.293, SLG: 0.308										4	1	1	1	0	0	1				
44 Corky Miller, R (1,2) OBP: 0.286, SLG: 0.313										3	1	1	0	0	0	1				
<b>Inning Stats</b>	R: 0 E: 0 K: 1 S: 13	H: 1 LOB: 2 BB: 1 P: 21	R: 0 E: 0 K: 0 S: 11	H: 0 LOB: 1 BB: 1 P: 18	R: 0 E: 0 K: 0 S: 10	H: 0 LOB: 0 BB: 0 P: 14	R: 7 E: 0 K: 0 S: 23	H: 6 LOB: 0 BB: 1 P: 37	R: 0 E: 0 K: 0 S: 7	H: 0 LOB: 0 BB: 0 P: 7	R: 0 E: 0 K: 0 S: 9	H: 0 LOB: 1 BB: 1 P: 15	R: 0 E: 0 K: 0 S: 7	H: 0 LOB: 0 BB: 0 P: 10	R: 0 E: 0 K: 0 S: 7	H: 0 LOB: 0 BB: 0 P: 10		1B: 3 2B: 2 3B: 0 HR: 2	SF: 0 SAC: 0 DP: 1 HBP: 1	WP: 0 PB: 1 SB: 0 CS: 0
<b>PITCHER</b>	IP WLS BF H R ER SO BB IBB HBP BLK WP HR S P ERA WHIP																			
47 Francisco Liriano, L (1,1) ERA: 6.04	4.0 L 22 7 7 7 1 3 0 0 0 0 0 2 57 90 15.75 2.500																			
18 Luis Ayala, R (5,1) ERA: 4.87	3.0 10 0 0 0 0 1 0 1 0 0 0 0 23 31 0.00 0.333																			
28 Jesse Crain, R (8,1) ERA: 7.62	1.0 3 0 0 0 0 0 0 0 0 0 0 0 7 10 0.00 0.000																			

**Minnesota Twins @ Chicago White Sox**  
 U.S. Cellular Field, Chicago, IL  
 Wed May 20 2009, 8:11 PM EDT  
 Att: 29,044 - Clear - 78 F

AB 32  
 R 4  
 H 6  
 RBI 4  
 BB 3  
 SO 8  
 LOB 10

**Minnesota Twins @ Chicago White Sox**  
 U.S. Cellular Field, Chicago, IL  
 Wed May 20 2009, 8:11 PM EDT  
 Att: 29,044 - Clear - 78 F

AB 30  
 R 7  
 H 7  
 RBI 7  
 BB 4  
 SO 1  
 LOB 10



Batter	1	2	3	4	5	6	7	8	9	AB	R	H	RBI	BB	SO	LOB	TOP					
2 Denard Span, L (1, 8) OBP: 0.387, SLG: 0.390										5	2	2	0	0	1	2						
7 Joe Mauer, L (1, 10) OBP: 0.500, SLG: 0.819										4	2	3	6	0	0	0						
23 Brendan Harris, R (7, PH) OBP: 0.309, SLG: 0.378										1	0	0	0	0	0	1						
33 Justin Morneau, L (1, 3) OBP: 0.412, SLG: 0.629										2	1	0	0	3	0	0						
32 Brian Buscher, L (7, 3) OBP: 0.350, SLG: 0.367										1	0	0	0	0	0	0						
16 Jason Kubel, L (1, 7) OBP: 0.373, SLG: 0.536										4	2	3	2	0	0	2						
22 Carlos Gómez, R (6, 8) OBP: 0.391, SLG: 0.311										2	1	1	0	0	0	0						
5 Michael Cuddyer, R (1, 9) OBP: 0.364, SLG: 0.471										6	4	4	3	0	0	2						
24 Joe Crede, R (1, 5) OBP: 0.291, SLG: 0.443										6	1	1	2	0	0	6						
58 Jose Morales, S (1, 2)										4	3	3	0	2	0	0						
20 Matt Tolbert, S (1, 4)										6	2	3	4	0	1	2						
8 Nick Punto, S (1, 6) OBP: 0.295, SLG: 0.211										5	2	0	1	0	3	4						
<b>Inning Stats</b>	R: 1 H: 2 E: 0 K: 1 S: 16	H: 2 LOB: 2 BB: 1 P: 29	R: 7 H: 5 E: 1 K: 0 S: 19	H: 5 LOB: 0 BB: 32 P: 32	R: 1 H: 2 E: 0 K: 0 S: 13	H: 2 LOB: 1 BB: 0 P: 24	R: 1 H: 2 E: 0 K: 2 S: 14	H: 2 LOB: 1 BB: 0 P: 19	R: 0 H: 0 E: 0 K: 0 S: 4	H: 0 LOB: 0 BB: 0 P: 6	R: 6 H: 4 E: 0 K: 0 S: 19	H: 4 LOB: 0 BB: 1 P: 33	R: 4 H: 5 E: 0 K: 1 S: 15	H: 5 LOB: 1 BB: 0 P: 21	R: 0 H: 0 E: 0 K: 0 S: 5	H: 0 LOB: 0 BB: 0 P: 9	R: 0 H: 0 E: 0 K: 1 S: 15	H: 0 LOB: 1 BB: 1 P: 25	1B: 12 2B: 4 3B: 0 HR: 4	SF: 1 2B: 4 SAC: 1 DP: 0 HBP: 1	WP: 0 PB: 0 SB: 0 CS: 0	PA: 54
<b>PITCHER</b>	IP WLS BF H R ER SO BB IBB HBP BLK WP HR S P ERA WHIP																	<b>PITCHER</b>	IP WLS BF H R ER SO BB IBB HBP BLK WP HR S P ERA WHIP			
40 Bartolo Colon, R (1, 1) ERA: 4.23	2.0 L 16 7 7 8 1 1 1 1 1 0 0 0 0 2 35 61 4.50 4.000																					
41 Lance Broadway, R (3, 1) ERA: 5.05	3.1 19 7 6 5 2 2 0 0 0 0 0 0 2 16 27 54.00 5.000																					
39 Jimmy Gobble, L (6, 1) ERA: 18.9	1.0 9 5 6 6 0 0 0 0 0 0 0 0 2 16 27 54.00 5.000																					
D.J. Carrasco, R (7, 1) ERA: 2.73	2.2 10 1 0 0 2 1 0 0 0 0 0 0 0 27 42 0.00 0.750																					

Minnesota Twins @ Chicago White Sox  
U.S. Cellular Field, Chicago, IL  
Thu May 21 2009, 2:05 PM EDT  
Att: 23,048 - Sunny - 82 F

AB 46  
R 20  
H 20  
RBI 18  
BB 5  
SO 5  
LOB 19



Batter	1	2	3	4	5	6	7	8	9	AB	R	H	RBI	BB	SO	LOB	BOTTOM
22 Scott Podsednik, L (1, 7) OBP: 0.297, SLG: 0.333										4	0	1	0	1	0	3	
10 Alexei Ramirez, R (1, 6) OBP: 0.281, SLG: 0.276										3	0	0	0	1	0	4	
23 Jermaine Dye, R (1, 9) OBP: 0.322, SLG: 0.518										2	0	0	0	0	1	3	
5 Jayson Nix, R (6, PH) OBP: 0.325, SLG: 0.424										2	0	0	0	0	0	2	
25 Jim Thome, L (1, 10) OBP: 0.392, SLG: 0.509										1	0	0	0	1	0	1	
20 Carlos Quentin, R (6, PH) OBP: 0.336, SLG: 0.467										2	0	1	1	0	0	0	
14 Paul Konerko, R (1, 3) OBP: 0.365, SLG: 0.521										2	0	0	0	0	0	1	
7 Josh Fields, R (6, PH) OBP: 0.289, SLG: 0.304										2	0	0	0	0	0	2	
12 A.J. Pierzynski, L (1, 2) OBP: 0.298, SLG: 0.414										3	0	1	0	0	0	0	
44 Corky Miller, R (9, PH) OBP: 0.278, SLG: 0.303																	



Batter	1	2	3	4	5	6	7	8	9	AB	R	H	RBI	BB	SO	LOB	TOP							
30 Craig Counsell, L OBP: 0.416, SLG: 0.455	G4-3			F7		P5		FC5-4 1B		4	0	1	0	0	0	0	<b>Milwaukee Brewers @ Minnesota Twins</b> Hubert H. Humphrey Metrodome, Minneapolis, MN Fri May 22 2009, 8:10 PM EDT Att: 30,297 - Dome - 70 F							
7 J.J. Hardy, R OBP: 0.321, SLG: 0.397 2 Bill Hall, R OBP: 0.308, SLG: 0.407	F7			2B		L6		FC5-4 1B		2	0	1	0	0	0	0								
8 Ryan Braun, R OBP: 0.452, SLG: 0.572	F8			G5-3		1B		1B		4	0	2	1	0	0	1								
28 Prince Fielder, L OBP: 0.412, SLG: 0.510	F7			K		K		G1-6-3		4	0	0	0	0	2	3								
25 Mike Cameron, R OBP: 0.398, SLG: 0.554 22 Jody Gerut, L OBP: 0.246, SLG: 0.377	K			FC5-4 1B		14 2B		K		3	0	2	0	0	1	0								
1 Corey Hart, R OBP: 0.324, SLG: 0.396	P4			FC5-4 14 SF8		K		F9		4	1	0	0	0	1	2								
24 Mat Gamel, L OBP: 0.593, SLG: 1.000	HBP			1B		F8		2B		3	0	2	0	0	0	1								
14 Casey McGehee, R OBP: 0.321, SLG: 0.348	L6			SF8		SF8		BB		2	0	1	2	1	0	1								
18 Jason Kendall, R OBP: 0.313, SLG: 0.270	G6-4-3			F8		F7		F8		4	0	0	0	0	0	5								
<b>Inning Stats</b>	R: 0 H: 0 E: 0 K: 0 S: 8	H: 0 LOB: 0 BB: 0 P: 10	R: 0 H: 0 E: 0 K: 1 S: 7	H: 0 LOB: 0 BB: 0 P: 8	R: 0 H: 0 E: 0 K: 0 S: 6	H: 1 LOB: 1 BB: 0 P: 14	R: 1 H: 2 E: 0 K: 0 S: 9	H: 2 LOB: 1 BB: 0 P: 12	R: 0 H: 1 E: 0 K: 1 S: 8	H: 1 LOB: 1 BB: 0 P: 12	R: 1 H: 2 E: 0 K: 1 S: 11	H: 2 LOB: 0 BB: 0 P: 18	R: 1 H: 2 E: 1 K: 0 S: 11	H: 2 LOB: 0 BB: 0 P: 15	R: 0 H: 1 E: 0 K: 1 S: 10	H: 1 LOB: 2 BB: 1 P: 18		1B: 5 2B: 4 3B: 0 HR: 0	SF: 1 SAC: 0 DP: 2 HBP: 1	WP: 0 PB: 0 CS: 0	PA: 36			
<b>PITCHER</b>	IP WLS BF H R ER SO BB IBB HBP BLK WP HR S P ERA WHIP	IP WLS BF H R ER SO BB IBB HBP BLK WP HR S P ERA WHIP	IP WLS BF H R ER SO BB IBB HBP BLK WP HR S P ERA WHIP	IP WLS BF H R ER SO BB IBB HBP BLK WP HR S P ERA WHIP	IP WLS BF H R ER SO BB IBB HBP BLK WP HR S P ERA WHIP	IP WLS BF H R ER SO BB IBB HBP BLK WP HR S P ERA WHIP	IP WLS BF H R ER SO BB IBB HBP BLK WP HR S P ERA WHIP	IP WLS BF H R ER SO BB IBB HBP BLK WP HR S P ERA WHIP	IP WLS BF H R ER SO BB IBB HBP BLK WP HR S P ERA WHIP	IP WLS BF H R ER SO BB IBB HBP BLK WP HR S P ERA WHIP	IP WLS BF H R ER SO BB IBB HBP BLK WP HR S P ERA WHIP	IP WLS BF H R ER SO BB IBB HBP BLK WP HR S P ERA WHIP	IP WLS BF H R ER SO BB IBB HBP BLK WP HR S P ERA WHIP	IP WLS BF H R ER SO BB IBB HBP BLK WP HR S P ERA WHIP	IP WLS BF H R ER SO BB IBB HBP BLK WP HR S P ERA WHIP	IP WLS BF H R ER SO BB IBB HBP BLK WP HR S P ERA WHIP	IP WLS BF H R ER SO BB IBB HBP BLK WP HR S P ERA WHIP	IP WLS BF H R ER SO BB IBB HBP BLK WP HR S P ERA WHIP	IP WLS BF H R ER SO BB IBB HBP BLK WP HR S P ERA WHIP	IP WLS BF H R ER SO BB IBB HBP BLK WP HR S P ERA WHIP	IP WLS BF H R ER SO BB IBB HBP BLK WP HR S P ERA WHIP			
59 Kevin Slowey, R ERA: 4.23 60 Sean Henn, L ERA: 6.0	7.1 W 30 8 3 2 4 0 0 1 0 0 0 66 91 2.46 1.091	1.2 L 6 1 0 0 1 1 0 0 0 0 0 15 25 0.00 1.200																						

AB	33
R	3
H	9
RBI	3
BB	1
SO	5
LOB	14



Batter	1	2	3	4	5	6	7	8	9	AB	R	H	RBI	BB	SO	LOB	BOTTOM					
2 Denard Span, L OBP: 0.393, SLG: 0.411	G3			7 E 33 3B 1B		HR		G4-3		4	2	2	1	1	0	0	<b>Milwaukee Brewers @ Minnesota Twins</b> Hubert H. Humphrey Metrodome, Minneapolis, MN Fri May 22 2009, 8:10 PM EDT Att: 30,297 - Dome - 70 F					
7 Joe Mauer, L OBP: 0.495, SLG: 0.797	BB			E6 33 3B 1B		K		BB		2	2	0	2	2	1	1						
33 Justin Morneau, L OBP: 0.417, SLG: 0.640	BB			5 HR 1B		5 WP 3B 1B		K		5	3	3	2	0	1	2						
5 Michael Cuddyer, R OBP: 0.376, SLG: 0.519	HR			23 1B 2B		3B 1B		G6-3		5	2	4	5	0	0	1						
24 Joe Crede, R OBP: 0.282, SLG: 0.429	P4			G6-3		L5				4	0	0	0	0	1	3						
23 Brendan Harris, R OBP: 0.317, SLG: 0.383	1B			G6-3		P4				4	0	2	1	0	0	2						
22 Carlos Gómez, R OBP: 0.287, SLG: 0.295	K			L4-3		F8		P2		4	0	0	0	0	1	2						
20 Matt Tolbert, S OBP: 0.288, SLG: 0.308	SH3			G6-3		F7		G5-3		4	1	1	0	0	0	0						
8 Nick Punto, S OBP: 0.295, SLG: 0.207	SH3			7 E 1B BB		K		G4-3		2	1	0	0	1	1	0						
<b>Inning Stats</b>	R: 3 H: 3 E: 0 K: 1 S: 16	H: 3 LOB: 1 BB: 1 P: 30	R: 1 H: 1 E: 0 K: 0 S: 6	H: 1 LOB: 1 BB: 1 P: 11	R: 1 H: 2 E: 0 K: 0 S: 10	H: 2 LOB: 0 BB: 0 P: 15	R: 4 H: 3 E: 1 K: 1 S: 20	H: 3 LOB: 1 BB: 1 P: 29	R: 0 H: 0 E: 0 K: 1 S: 13	H: 0 LOB: 0 BB: 0 P: 17	R: 2 H: 3 E: 0 K: 1 S: 14	H: 3 LOB: 1 BB: 0 P: 22	R: 0 H: 0 E: 0 K: 0 S: 4	H: 0 LOB: 0 BB: 0 P: 5	R: 0 H: 0 E: 0 K: 1 S: 9	H: 0 LOB: 1 BB: 1 P: 16		1B: 7 2B: 2 3B: 2 HR: 2	SF: 1 SAC: 1 DP: 1 HBP: 0	WP: 1 PB: 0 SB: 1 CS: 0	PA: 40	
<b>PITCHER</b>	IP WLS BF H R ER SO BB IBB HBP BLK WP HR S P ERA WHIP	IP WLS BF H R ER SO BB IBB HBP BLK WP HR S P ERA WHIP	IP WLS BF H R ER SO BB IBB HBP BLK WP HR S P ERA WHIP	IP WLS BF H R ER SO BB IBB HBP BLK WP HR S P ERA WHIP	IP WLS BF H R ER SO BB IBB HBP BLK WP HR S P ERA WHIP	IP WLS BF H R ER SO BB IBB HBP BLK WP HR S P ERA WHIP	IP WLS BF H R ER SO BB IBB HBP BLK WP HR S P ERA WHIP	IP WLS BF H R ER SO BB IBB HBP BLK WP HR S P ERA WHIP	IP WLS BF H R ER SO BB IBB HBP BLK WP HR S P ERA WHIP	IP WLS BF H R ER SO BB IBB HBP BLK WP HR S P ERA WHIP	IP WLS BF H R ER SO BB IBB HBP BLK WP HR S P ERA WHIP	IP WLS BF H R ER SO BB IBB HBP BLK WP HR S P ERA WHIP	IP WLS BF H R ER SO BB IBB HBP BLK WP HR S P ERA WHIP	IP WLS BF H R ER SO BB IBB HBP BLK WP HR S P ERA WHIP	IP WLS BF H R ER SO BB IBB HBP BLK WP HR S P ERA WHIP	IP WLS BF H R ER SO BB IBB HBP BLK WP HR S P ERA WHIP	IP WLS BF H R ER SO BB IBB HBP BLK WP HR S P ERA WHIP	IP WLS BF H R ER SO BB IBB HBP BLK WP HR S P ERA WHIP	IP WLS BF H R ER SO BB IBB HBP BLK WP HR S P ERA WHIP	IP WLS BF H R ER SO BB IBB HBP BLK WP HR S P ERA WHIP	IP WLS BF H R ER SO BB IBB HBP BLK WP HR S P ERA WHIP	
26 Manny Parra, L ERA: 5.79 45 Mark DeFelice, R ERA: 1.35 43 R.J. Swindle, L ERA: 11.57 50 Jorge Julio, R ERA: 6.75 57 Mitch Stetter, L ERA: 2.77	1.1 L 4 1 0 0 1 0 0 0 0 0 0 14 16 0.00 1.000	1.0 L 4 1 0 0 0 0 0 0 0 0 0 9 14 0.00 1.000	1.0 L 5 2 2 2 2 0 0 0 0 0 0 1 16 21 18.00 2.000	1.0 L 4 1 0 0 0 0 0 0 0 0 0 9 14 0.00 1.000	0.2 L 2 0 0 0 0 0 0 0 0 0 0 3 4 0.00 0.000	1.1 L 4 1 0 0 1 0 0 0 0 0 0 41 74 21.60 3.300	0.8 L 4 1 0 0 0 0 0 0 0 0 0 14 16 0.00 1.000	1.0 L 4 1 0 0 0 0 0 0 0 0 0 0 9 14 0.00 1.000	1.0 L 4 1 0 0 0 0 0 0 0 0 0 3 4 0.00 0.000	1.0 L 4 1 0 0 0 0 0 0 0 0 0 14 16 0.00 1.000	1.0 L 4 1 0 0 0 0 0 0 0 0 0 9 14 0.00 1.000	1.0 L 4 1 0 0 0 0 0 0 0 0 0 9 14 0.00 1.000	1.0 L 4 1 0 0 0 0 0 0 0 0 0 9 14 0.00 1.000	1.0 L 4 1 0 0 0 0 0 0 0 0 0 9 14 0.00 1.000	1.0 L 4 1 0 0 0 0 0 0 0 0 0 9 14 0.00 1.000	1.0 L 4 1 0 0 0 0 0 0 0 0 0 9 14 0.00 1.000	1.0 L 4 1 0 0 0 0 0 0 0 0 0 9 14 0.00 1.000	1.0 L 4 1 0 0 0 0 0 0 0 0 0 9 14 0.00 1.000	1.0 L 4 1 0 0 0 0 0 0 0 0 0 9 14 0.00 1.000	1.0 L 4 1 0 0 0 0 0 0 0 0 0 9 14 0.00 1.000	1.0 L 4 1 0 0 0 0 0 0 0 0 0 9 14 0.00 1.000	1.0 L 4 1 0 0 0 0 0 0 0 0 0 9 14 0.00 1.000





Batter	1	2	3	4	5	6	7	8	9	AB	R	H	RBI	BB	SO	LOB	TOP	
30 Craig Counsell, L OBP: 0.394, SLG: 0.427	L6		G6-3		F7			G3-1	F8	5	0	0	0	0	0	1		
14 Casey McGehee, R OBP: 0.375, SLG: 0.385	BB		1B			G3-1		1B		3	1	2	0	1	0	0		
8 Ryan Braun, R OBP: 0.453, SLG: 0.570	1B		G5-3			1B		G5-6-3		4	0	2	0	0	0	2		
28 Prince Fielder, L OBP: 0.419, SLG: 0.514				BB		1B				3	0	2	1	1	1	2		
25 Mike Cameron, R OBP: 0.388, SLG: 0.538	FC5-4			P4		F8				4	0	0	0	0	1	6		
24 Mat Gamel, L OBP: 0.438, SLG: 0.692						F8				4	0	0	0	0	2	3		
2 Bill Hall, R OBP: 0.299, SLG: 0.393	P5			F8						4	0	0	0	0	1	1		
22 Jody Gerut, L OBP: 0.254, SLG: 0.376	G5-3				P5					3	1	1	0	1	0	0		
18 Jason Kendall, R OBP: 0.311, SLG: 0.278					F9			G6-4-3		4	0	1	1	0	0	1		
<b>Inning Stats</b>	R: 0 H: 1 E: 0 K: 1 S: 14	WLS: 2 BF: 22	H: 0 R: 0 ER: 0 SO: 8	H: 0 R: 0 LOB: 0 BB: 0 P: 13	H: 1 R: 0 ER: 0 SO: 7	H: 1 R: 0 LOB: 1 BB: 0 P: 10	H: 0 R: 0 LOB: 1 BB: 1 P: 17	H: 0 R: 0 LOB: 0 BB: 0 P: 6	H: 2 R: 0 LOB: 2 BB: 0 P: 20	H: 1 R: 0 LOB: 0 BB: 0 P: 10	H: 2 R: 1 ER: 0 SO: 13	H: 1 R: 0 LOB: 1 BB: 1 P: 23	1B: 7 2B: 1 3B: 0 HR: 0	SF: 0 DP: 1 HBP: 0	WP: 0 PB: 0 CS: 0	PA: 37		
<b>PITCHER</b>	IP: 7.0 WLS: 1 BF: 27 ERA: 0.00 WHIP: 1.000	IP: 1.0 WLS: 0 BF: 5 ERA: 4.03 WHIP: 2.000	IP: 1.0 WLS: 1 BF: 5 ERA: 2.57 WHIP: 2.000															

Milwaukee Brewers @ Minnesota Twins  
Hubert H. Humphrey Metrodome, Minneapolis, MN  
Sat May 23 2009, 7:10 PM EDT  
Att: 40,547 - Dome - 70 F

AB 34  
R 2  
H 8  
RBI 2  
BB 3  
SO 5  
LOB 16



Batter	1	2	3	4	5	6	7	8	9	AB	R	H	RBI	BB	SO	LOB	BOTTOM	
2 Denard Span, L OBP: 0.390, SLG: 0.407	P6		7B		F7			F8		4	1	1	0	0	0	0		
7 Joe Mauer, L OBP: 0.516, SLG: 0.844	1B		E7		HR			BB		3	3	3	2	1	0	0		
33 Justin Morneau, L OBP: 0.423, SLG: 0.645	1B		SF7		5B			1B		2	0	2	1	0	0	0		
5 Michael Cuddyer, R OBP: 0.378, SLG: 0.516	G5-4-3		G5-3		HBP			1B		3	0	1	0	1	0	2		
24 Joe Crede, R OBP: 0.289, SLG: 0.455				HR	F9			FC5		4	1	2	2	0	0	4		
32 Brian Buscher, L OBP: 0.326, SLG: 0.340	FC4-6							G3-1		4	0	0	0	0	1	3		
23 Brendan Harris, R OBP: 0.305, SLG: 0.367	G5-4-3				G6-3			G6-3		4	0	0	0	0	0	1		
22 Carlos Gómez, R OBP: 0.297, SLG: 0.321					G6-3			G6-3		3	1	1	0	1	0	0		
20 Matt Tolbert, S OBP: 0.270, SLG: 0.286	P5				G3-1			G4-3		4	0	0	0	0	0	2		
<b>Inning Stats</b>	R: 0 H: 2 E: 0 K: 0 S: 11	WLS: 1 BF: 15	H: 1 R: 0 ER: 0 SO: 7	H: 1 R: 3 ER: 1 SO: 10	H: 2 R: 1 ER: 0 SO: 20	H: 2 R: 1 LOB: 2 BB: 0 P: 27	H: 1 R: 0 LOB: 1 BB: 0 P: 9	H: 1 R: 1 LOB: 2 BB: 2 P: 18	H: 0 R: 0 LOB: 0 BB: 0 P: 11	1B: 7 2B: 0 3B: 1 HR: 2	SF: 1 DP: 2 HBP: 1	WP: 0 PB: 0 CS: 0	PA: 36					
<b>PITCHER</b>	IP: 6.0 WLS: 1 BF: 27 ERA: 4.47 WHIP: 6.000	IP: 0.1 WLS: 0 BF: 3 ERA: 13.5 WHIP: 6.000	IP: 1.2 WLS: 0 BF: 6 ERA: 6.06 WHIP: 0.600															

Milwaukee Brewers @ Minnesota Twins  
Hubert H. Humphrey Metrodome, Minneapolis, MN  
Sat May 23 2009, 7:10 PM EDT  
Att: 40,547 - Dome - 70 F

AB 31  
R 6  
H 10  
RBI 5  
BB 3  
SO 1  
LOB 12













Batter	1	2	3	4	5	6	7	8	9	AB	R	H	RBI	BB	SO	LOB	TOP					
2 Jacoby Ellsbury, L OBP: 0.335, SLG: 0.374										5	2	2	0	0	0	2	<b>Boston Red Sox @ Minnesota Twins</b> Hubert H. Humphrey Metrodome, Minneapolis, MN Tue May 26 2009, 8:10 PM EDT Att: 20,019 - Dome - 70 F <a href="http://livebaseballscorecards.com">livebaseballscorecards.com</a>					
15 Dustin Pedroia, R OBP: 0.429, SLG: 0.443										4	0	2	1	0	1	1						
7 J.D. Drew, L OBP: 0.377, SLG: 0.489										3	0	0	0	1	0	2						
20 Kevin Youkilis, R OBP: 0.486, SLG: 0.672										4	0	1	0	0	3	3						
44 Jason Bay, R OBP: 0.410, SLG: 0.601										4	0	0	0	0	2	3						
34 David Ortiz, L OBP: 0.305, SLG: 0.306										3	0	1	0	1	1	0						
33 Jason Varitek, S OBP: 0.313, SLG: 0.492										4	0	1	0	0	1	3						
55 Jeff Bailey, R OBP: 0.312, SLG: 0.385										4	0	0	0	0	1	4						
23 Julio Lugo, R OBP: 0.329, SLG: 0.371										4	0	2	0	0	0	1						
<b>Inning Stats</b>	R: 0 H: 1 E: 0 K: 2 S: 15	H: 1 LOB: 2 BB: 1 P: 22	R: 0 H: 1 E: 0 K: 1 S: 13	H: 1 LOB: 1 BB: 0 P: 20	R: 0 H: 0 E: 0 K: 0 S: 4	H: 0 LOB: 0 BB: 0 P: 5	R: 0 H: 1 E: 0 K: 2 S: 10	H: 1 LOB: 2 BB: 1 P: 15	R: 1 H: 2 E: 0 K: 1 S: 11	H: 2 LOB: 1 BB: 0 P: 15	R: 0 H: 1 E: 0 K: 1 S: 10	H: 1 LOB: 1 BB: 0 P: 15	R: 1 H: 2 E: 1 K: 0 S: 12	H: 2 LOB: 2 BB: 0 P: 17	R: 0 H: 0 E: 0 K: 2 S: 8	H: 0 LOB: 0 BB: 0 P: 11	R: 0 H: 1 E: 0 K: 0 S: 7	H: 1 LOB: 1 BB: 0 P: 10	1B: 7 2B: 2 3B: 0 HR: 0	SF: 0 SAC: 0 DP: 0 HBP: 0	WP: 0 PB: 0 SB: 2 CS: 0	PA: 37
<b>PITCHER</b>	IP WLS BF H R ER SO BB IBB HBP BLK WP HR S P ERA WHIP	7.0 W 30 8 2 1 7 2 0 0 0 0 0 0 75 111 1.29 1.429	1.0 H 3 0 0 0 2 0 0 0 0 0 0 0 8 11 0.00 0.000	1.0 S 4 1 0 0 0 0 0 0 0 0 0 0 7 10 0.00 1.000											IP WLS BF H R ER SO BB IBB HBP BLK WP HR S P ERA WHIP							
53 Nick Blackburn, R ERA: 3.55																						
54 Matt Guerrier, R ERA: 3.66																						
36 Joe Nathan, R ERA: 2.6																						

Batter	1	2	3	4	5	6	7	8	9	AB	R	H	RBI	BB	SO	LOB	BOTTOM					
2 Denard Span, L OBP: 0.394, SLG: 0.405										1	0	0	1	1	0	1	<b>Boston Red Sox @ Minnesota Twins</b> Hubert H. Humphrey Metrodome, Minneapolis, MN Tue May 26 2009, 8:10 PM EDT Att: 20,019 - Dome - 70 F <a href="http://livebaseballscorecards.com">livebaseballscorecards.com</a>					
7 Joe Mauer, L OBP: 0.519, SLG: 0.881										3	1	0	0	1	2	3						
33 Justin Morneau, L OBP: 0.428, SLG: 0.670										3	1	2	3	1	0	0						
5 Michael Cuddyer, R OBP: 0.371, SLG: 0.517										4	0	1	0	0	0	2						
16 Jason Kubel, L OBP: 0.373, SLG: 0.524										3	0	0	0	1	1	1						
23 Brendan Harris, R OBP: 0.301, SLG: 0.352										3	1	1	0	0	2	2						
21 Delmon Young, R OBP: 0.294, SLG: 0.294										4	0	0	0	0	2	4						
22 Carlos Gómez, R OBP: 0.293, SLG: 0.326										0	0	0	0	0	0	0						
20 Matt Tolbert, S OBP: 0.264, SLG: 0.277										4	1	1	0	0	1	2						
8 Nick Punto, S OBP: 0.298, SLG: 0.218										3	1	2	1	0	0	0						
<b>Inning Stats</b>	R: 0 H: 1 E: 0 K: 0 S: 10	H: 1 LOB: 1 BB: 1 P: 19	R: 0 H: 0 E: 0 K: 1 S: 10	H: 0 LOB: 0 BB: 0 P: 17	R: 0 H: 0 E: 0 K: 0 S: 8	H: 0 LOB: 0 BB: 0 P: 10	R: 5 H: 4 E: 0 K: 0 S: 12	H: 4 LOB: 0 BB: 1 P: 20	R: 0 H: 0 E: 0 K: 1 S: 8	H: 0 LOB: 1 BB: 1 P: 15	R: 0 H: 1 E: 0 K: 1 S: 13	H: 1 LOB: 2 BB: 1 P: 22	R: 0 H: 0 E: 0 K: 3 S: 13	H: 0 LOB: 1 BB: 0 P: 20	R: 0 H: 0 E: 0 K: 3 S: 13	H: 0 LOB: 1 BB: 0 P: 20	1B: 4 2B: 3 3B: 0 HR: 1	SF: 0 SAC: 1 DP: 1 HBP: 2	WP: 0 PB: 0 SB: 1 CS: 0	PA: 35		
<b>PITCHER</b>	IP WLS BF H R ER SO BB IBB HBP BLK WP HR S P ERA WHIP	6.0 L 26 6 0 0 1 0 0 1 0 0 0 0 13 22 0.00 1.000	1.0 5 1 0 0 1 0 1 0 0 0 0 0 13 22 0.00 1.000	1.0 4 0 0 0 3 0 0 0 1 0 0 0 13 20 0.00 0.000											IP WLS BF H R ER SO BB IBB HBP BLK WP HR S P ERA WHIP							
31 Jon Lester, L ERA: 6.07																						
51 Daniel Bard, R ERA: 1.5																						
24 Takashi Saito, R ERA: 3.18																						



Batter	1	2	3	4	5	6	7	8	9	AB	R	H	RBI	BB	SO	LOB	TOP										
2 Jacoby Ellsbury, L (1, 8) OBP: 0.338, SLG: 0.377	G6-3		1B		1B					4	1	2	0	0	0	0	<b>Boston Red Sox @ Minnesota Twins</b> Hubert H. Humphrey Metrodome, Minneapolis, MN Wed May 27 2009, 8:10 PM EDT Att: 28,221 - Dome - 69 F <a href="http://livebaseballscorecards.com">livebaseballscorecards.com</a>										
15 Dustin Pedroia, R (1, 4) OBP: 0.426, SLG: 0.439	E6		1B				G5-3			4	0	1	0	0	0	1											
7 J.D. Drew, L (1, 9) OBP: 0.373, SLG: 0.479	K							P4		3	0	0	0	1	1	2											
20 Kevin Youkilis, R (1, 3) OBP: 0.479, SLG: 0.661	G3-1									2	0	0	1	1	1	1											
44 Jason Bay, R (1, 7) OBP: 0.407, SLG: 0.611	K		P4							4	1	1	1	0	1	3											
34 David Ortiz, L (1, 10) OBP: 0.298, SLG: 0.298	K									4	0	0	0	0	1	0											
25 Mike Lowell, R (1, 5) OBP: 0.335, SLG: 0.536										4	0	2	0	0	0	0											
16 George Kottaras, L (1, 2) OBP: 0.261, SLG: 0.282										4	0	0	0	0	2	2											
22 Nick Green, R (1, 6) OBP: 0.358, SLG: 0.412										3	0	0	0	0	0	0											
<b>Inning Stats</b>	R: 0 H: 0 E: 1 K: 1 S: 18	H: 0 LOB: 1 BB: 0 P: 26	R: 0 H: 1 E: 0 K: 2 S: 9	LOB: 1 BB: 0 P: 9	R: 1 H: 2 E: 0 K: 0 S: 8	LOB: 2 BB: 1 P: 17	R: 0 H: 0 E: 0 K: 0 S: 8	H: 0 LOB: 0 BB: 0 P: 11	R: 0 H: 1 E: 0 K: 0 S: 10	LOB: 1 BB: 0 P: 15	R: 1 H: 2 E: 0 K: 2 S: 14	H: 2 LOB: 1 BB: 0 P: 21	R: 0 H: 0 E: 0 K: 0 S: 6	H: 0 LOB: 0 BB: 0 P: 9	R: 0 H: 0 E: 0 K: 0 S: 3	H: 0 LOB: 0 BB: 1 P: 10	R: 0 H: 0 E: 0 K: 1 S: 10	H: 0 LOB: 0 BB: 0 P: 17	1B: 5 2B: 0 3B: 0 HR: 1	SF: 1 SAC: 0 DP: 1 HBP: 0	WP: 0 PB: 0 SB: 2 CS: 0	PA: 35					
<b>PITCHER</b>	IP	WLS	BF	H	R	ER	SO	BB	IBB	HBP	BLK	WP	HR	S	P	ERA	WHIP										
59 Kevin Slowey, R (1, 1) ERA: 4.11	6.0	W	26	6	2	2	5	1	0	0	0	0	1	67	99	3.00	1.167										
50 Jose Mijares, L (7, 1) ERA: 2.35	1.1	H	5	0	0	0	0	1	0	0	0	0	0	8	17	0.00	0.750										
54 Matt Guerrier, R (8, 1) ERA: 3.75	0.2	H	1	0	0	0	0	0	0	0	0	0	0	1	2	0.00	0.000										
36 Joe Nathan, R (9, 1) ERA: 2.45	1.0	S	3	0	0	0	1	0	0	0	0	0	0	10	17	0.00	0.000										

Batter	1	2	3	4	5	6	7	8	9	AB	R	H	RBI	BB	SO	LOB	BOTTOM										
2 Denard Span, L (1, 8) OBP: 0.406, SLG: 0.418	1B		1B							4	2	4	0	1	0	0	<b>Boston Red Sox @ Minnesota Twins</b> Hubert H. Humphrey Metrodome, Minneapolis, MN Wed May 27 2009, 8:10 PM EDT Att: 28,221 - Dome - 69 F <a href="http://livebaseballscorecards.com">livebaseballscorecards.com</a>										
7 Joe Mauer, L (1, 2) OBP: 0.514, SLG: 0.862	F7		SF7							3	0	1	1	1	0	3											
33 Justin Morneau, L (1, 3) OBP: 0.423, SLG: 0.663	K		2B							5	1	1	0	0	2	5											
16 Jason Kubel, L (1, 10) OBP: 0.387, SLG: 0.533			2B							3	1	2	1	2	0	0											
5 Michael Cuddyer, R (1, 9) OBP: 0.371, SLG: 0.517	K		K							4	0	1	1	0	3	4											
23 Brendan Harris, R (1, 5) OBP: 0.305, SLG: 0.355			1B							5	0	2	1	0	0	4											
21 Delmon Young, R (1, 7) ERA: 8.82										4	0	2	0	0	1	3											
22 Carlos Gómez, R (7, PR) OBP: 0.293, SLG: 0.326			K							0	0	0	0	0	0	0											
20 Matt Tolbert, S (1, 4) OBP: 0.267, SLG: 0.269	K									2	0	0	0	1	1	3											
8 Nick Punto, S (1, 6) OBP: 0.290, SLG: 0.211	P6									4	0	0	0	0	0	4											
<b>Inning Stats</b>	R: 0 H: 1 E: 0 K: 2 S: 15	H: 1 LOB: 2 BB: 1 P: 24	R: 0 H: 1 E: 0 K: 1 S: 9	LOB: 1 BB: 0 P: 14	R: 3 H: 4 E: 0 K: 2 S: 20	H: 4 LOB: 1 BB: 0 P: 28	R: 0 H: 1 E: 0 K: 0 S: 9	H: 1 LOB: 2 BB: 2 P: 19	R: 0 H: 2 E: 0 K: 1 S: 10	H: 2 LOB: 3 BB: 1 P: 17	R: 1 H: 2 E: 0 K: 0 S: 18	H: 2 LOB: 3 BB: 1 P: 30	R: 0 H: 1 E: 0 K: 0 S: 9	H: 1 LOB: 1 BB: 0 P: 15	R: 0 H: 1 E: 0 K: 0 S: 9	H: 1 LOB: 1 BB: 0 P: 15	1B: 10 2B: 3 3B: 0 HR: 0	SF: 1 SAC: 1 DP: 1 HBP: 1	WP: 6 PB: 0 SB: 2 CS: 0	PA: 42							
<b>PITCHER</b>	IP	WLS	BF	H	R	ER	SO	BB	IBB	HBP	BLK	WP	HR	S	P	ERA	WHIP										
18 Daisuke Matsuzaka, R (1, 1) ERA: 8.82	5.0	L	26	9	3	3	6	3	0	0	0	1	0	63	102	5.40	2.400										
17 Manny Delcarmen, R (6, 1) ERA: 1.25	0.2		5	2	1	1	1	0	1	0	0	1	0	11	18	13.50	3.000										
63 Justin Masterson, R (6, 1) ERA: 4.24	2.1		11	2	0	0	0	1	0	1	0	1	0	25	42	0.00	1.286										









Batter	1	2	3	4	5	6	7	8	9	AB	R	H	RBI	BB	SO	LOB	TOP				
2 Denard Span, L (1,7) OBP: 0.394, SLG: 0.400	G3-1		F8		G4-3		P4		F7	5	0	0	0	0	0	1					
7 Joe Mauer, L (1,2) OBP: 0.500, SLG: 0.844	1B		2B		G4-3			3B	K	5	1	3	0	0	1	1					
33 Justin Morneau, L (1,3) OBP: 0.425, SLG: 0.660	1B		F7		G1			2B		4	1	2	1	0	0	1					
16 Jason Kubel, L (1,10) OBP: 0.368, SLG: 0.506	K		K					F8		4	0	0	0	0	2	4					
5 Michael Cuddyer, R (1,9) OBP: 0.372, SLG: 0.528	G1-3				P2			E5		4	1	1	1	0	0	2					
24 Joe Crede, R (1,5) OBP: 0.301, SLG: 0.496	K		20 BB		1B		HR	F8		4	0	1	0	0	2	1					
23 Brendan Harris, R (1,6) OBP: 0.317, SLG: 0.376	20 SH1-3		2B		K			K		4	0	1	0	0	3	2					
20 Matt Tolbert, S (1,4) OBP: 0.272, SLG: 0.264	SH1-3							G4-3		2	0	0	0	1	1	0					
22 Carlos Gómez, R (1,8) OBP: 0.284, SLG: 0.315	F8				F8			G5-3		3	0	0	0	0	0	3					
32 Brian Buscher, L (9,PH) OBP: 0.324, SLG: 0.300									BB	0	0	0	0	1	0	0					
<b>Inning Stats</b>	R: 0 H: 2 E: 0 K: 1 S: 11	H: 2 LOB: 2 BB: 0 P: 15	R: 0 H: 1 E: 0 K: 1 S: 8	H: 1 LOB: 1 BB: 0 P: 10	R: 0 H: 1 E: 0 K: 1 S: 10	H: 1 LOB: 1 BB: 0 P: 13	R: 0 H: 0 E: 0 K: 0 S: 7	H: 0 LOB: 0 BB: 0 P: 10	R: 1 H: 1 E: 0 K: 1 S: 10	H: 1 LOB: 0 BB: 0 P: 16	R: 0 H: 0 E: 0 K: 0 S: 7	H: 0 LOB: 0 BB: 0 P: 11	R: 2 H: 2 E: 1 K: 2 S: 18	H: 2 LOB: 1 BB: 0 P: 28	R: 0 H: 0 E: 0 K: 2 S: 10	H: 0 LOB: 1 BB: 1 P: 17	1B: 3 2B: 3 3B: 1 HR: 1	SF: 0 SAC: 1 DP: 0 HBP: 0	WP: 0 PB: 0 SB: 0 CS: 0	PA: 38	
<b>PITCHER</b>	IP	WLS	BF	H	R	ER	SO	BB	IBB	HBP	BLK	WP	HR	S	P	ERA	WHIP				
33 James Shields, R (1,1) ERA: 3.53	7.0	W	29	7	2	2	5	1	0	0	0	0	1	68	99	2.57	1.143				
39 J.P. Howell, L (8,1) ERA: 2.52	1.0	H	5	1	1	0	2	0	0	0	0	0	0	16	24	0.00	1.000				
35 Dan Wheeler, R (9,1) ERA: 4.67	0.2	H	3	0	0	0	1	1	0	0	0	0	0	7	13	0.00	1.500				
36 Randy Choate, L (9,1) ERA: 3.86	0.1	S	1	0	0	0	1	0	0	0	0	0	0	3	4	0.00	0.000				

Minnesota Twins @ Tampa Bay Rays  
Tropicana Field, St. Petersburg, FL  
Fri May 29 2009, 7:38 PM EDT  
Att: 19,358 - Dome - 72 F

AB 35  
R 3  
H 8  
RBI 2  
BB 2  
SO 9  
LOB 15



Batter	1	2	3	4	5	6	7	8	9	AB	R	H	RBI	BB	SO	LOB	BOTTOM				
2 B.J. Upton, R (1,8) OBP: 0.295, SLG: 0.287	P4		K			3 HR		13 FC4-6		4	1	2	0	0	1	0					
13 Carl Crawford, L (1,7) OBP: 0.379, SLG: 0.432	F9		HR			3 HR		16 2B		4	3	2	1	0	0	1					
3 Evan Longoria, R (1,5) OBP: 0.402, SLG: 0.641	1B		F8			HR		23 FC3-6		4	1	3	3	0	0	0					
23 Carlos Pena, L (1,3) OBP: 0.367, SLG: 0.561	F7					P1		16 2B		4	0	0	0	0	1	3					
16 Willy Aybar, S (1,10) OBP: 0.376, SLG: 0.446	L8					P5				4	0	1	1	0	1	0					
18 Ben Zobrist, S (1,4) OBP: 0.410, SLG: 0.653	P6					G1-3				3	0	1	0	1	0	0					
26 Gabe Gross, L (1,9) OBP: 0.275, SLG: 0.286	1B									2	0	1	0	0	0	0					
19 Gabe Kapler, R (6,PH) OBP: 0.275, SLG: 0.286										1	0	0	0	1	0	3					
30 Dioner Navarro, S (1,2) OBP: 0.240, SLG: 0.293	K									3	0	0	0	0	2	2					
15 Reid Brignac, L (1,6) OBP: 0.167, SLG: 0.222	F7									3	0	0	0	0	0	0					
<b>Inning Stats</b>	R: 0 H: 1 E: 0 K: 0 S: 14	H: 1 LOB: 1 BB: 0 P: 19	R: 0 H: 1 E: 0 K: 1 S: 10	H: 1 LOB: 0 BB: 0 P: 16	R: 1 H: 1 E: 0 K: 1 S: 14	H: 1 LOB: 0 BB: 0 P: 20	R: 0 H: 0 E: 0 K: 1 S: 7	H: 0 LOB: 0 BB: 0 P: 15	R: 0 H: 0 E: 0 K: 0 S: 9	H: 0 LOB: 0 BB: 0 P: 14	R: 3 H: 4 E: 0 K: 1 S: 10	H: 4 LOB: 0 BB: 0 P: 16	R: 0 H: 0 E: 0 K: 1 S: 5	H: 0 LOB: 1 BB: 1 P: 13	R: 1 H: 3 E: 0 K: 0 S: 18	H: 3 LOB: 3 BB: 1 P: 36	1B: 6 2B: 3 3B: 0 HR: 2	SF: 0 SAC: 0 DP: 1 HBP: 0	WP: 0 PB: 0 SB: 0 CS: 2	PA: 35	
<b>PITCHER</b>	IP	WLS	BF	H	R	ER	SO	BB	IBB	HBP	BLK	WP	HR	S	P	ERA	WHIP				
30 Scott Baker, R (1,1) ERA: 6.32	5.2	L	24	7	4	4	4	0	0	0	0	0	0	2	62	6.35	1.235				
60 Sean Henn, L (6,1) ERA: 3.86	0.1		0	0	0	0	0	0	0	0	0	0	0	2	4	0.00	0.000				
28 Jesse Crain, R (7,1) ERA: 7.36	1.1		6	2	1	1	1	1	0	0	0	0	0	15	29	6.75	2.250				
50 Jose Mijares, L (8,1) ERA: 2.3	0.1		3	1	0	0	0	0	1	0	0	0	0	5	15	0.00	3.000				
54 Matt Guerrier, R (8,1) ERA: 3.7	0.1		1	0	0	0	0	0	0	0	0	0	0	3	5	0.00	0.000				

Minnesota Twins @ Tampa Bay Rays  
Tropicana Field, St. Petersburg, FL  
Fri May 29 2009, 7:38 PM EDT  
Att: 19,358 - Dome - 72 F

AB 32  
R 5  
H 10  
RBI 5  
BB 2  
SO 5  
LOB 9





Batter	1	2	3	4	5	6	7	8	9	AB	R	H	RBI	BB	SO	LOB	TOP										
<b>2 Denard Span, L</b> OBP: 0.388, SLG: 0.395	L5		7 2B 33 G4-3 1B		P6		G3		K	5	1	1	0	0	1	2	<b>Minnesota Twins @ Tampa Bay Rays</b> Tropicana Field, St. Petersburg, FL Sat May 30 2009, 4:10 PM EDT Att: 36,052 - Dome - 72 F <a href="http://livebaseballscorecards.com">livebaseballscorecards.com</a>										
<b>7 Joe Mauer, L</b> OBP: 0.500, SLG: 0.838			33 G4-3 2B		K		G4-3			3	0	1	0	1	1	1											
<b>33 Justin Morneau, L</b> OBP: 0.422, SLG: 0.651			G4-3						K	4	0	1	1	0	2	2											
<b>5 Michael Cuddyer, R</b> OBP: 0.365, SLG: 0.516			K						K	4	0	0	0	0	3	4											
<b>24 Joe Crede, R</b> OBP: 0.304, SLG: 0.493 <b>20 Matt Tolbert, S</b> OBP: 0.265, SLG: 0.257		22 E BB							K	1	0	0	0	1	1	1											
<b>23 Brendan Harris, R</b> OBP: 0.323, SLG: 0.383										2	0	0	0	0	1	0											
<b>21 Delmon Young, R</b> OBP: 0.281, SLG: 0.274										3	1	1	0	1	1	1											
<b>22 Carlos Gómez, R</b> OBP: 0.283, SLG: 0.313										4	0	0	0	0	3	3											
<b>25 Alexi Casilla, S</b> OBP: 0.232, SLG: 0.205										4	0	1	0	0	2	2											
<b>25 Alexi Casilla, S</b> OBP: 0.232, SLG: 0.205										4	0	1	1	0	0	3											
<b>Inning Stats</b>	R: 0 E: 0 K: 2 S: 15	H: 0 LOB: 1 BB: 1 P: 25	R: 0 E: 1 K: 2 S: 15	H: 0 LOB: 2 BB: 1 P: 22	R: 1 E: 0 K: 2 S: 13	H: 2 LOB: 1 BB: 0 P: 17	R: 0 E: 0 K: 2 S: 9	H: 0 LOB: 0 BB: 0 P: 11	R: 0 E: 0 K: 2 S: 16	H: 2 LOB: 2 BB: 0 P: 21	R: 0 E: 0 K: 2 S: 12	H: 1 LOB: 1 BB: 0 P: 18	R: 0 E: 0 K: 0 S: 8	H: 0 LOB: 0 BB: 0 P: 9	R: 0 E: 0 K: 2 S: 8	H: 0 LOB: 0 BB: 0 P: 9	R: 1 E: 0 K: 1 S: 11	H: 1 LOB: 1 BB: 1 P: 22	1B: 4 2B: 2 3B: 0 HR: 0	SF: 0 SAC: 0 DP: 0 HBP: 0	WP: 0 PB: 0 SB: 0 CS: 0	PA: 37					
<b>PITCHER</b>	IP	WLS	BF	H	R	ER	SO	BB	IBB	HBP	BLK	WP	HR	S	P	ERA	WHIP										
<b>14 David Price, L</b> ERA: 3.0	5.2	W	25	5	1	1	11	2	0	0	0	0	0	76	108	1.59	1.235										
<b>50 Grant Balfour, R</b> ERA: 5.48	2.2	H	10	1	1	1	3	1	0	0	0	0	0	25	35	3.38	0.750										
<b>36 Randy Choate, L</b> ERA: 3.0	0.2	S	2	0	0	0	1	0	0	0	0	0	0	6	11	0.00	0.000										

Batter	1	2	3	4	5	6	7	8	9	AB	R	H	RBI	BB	SO	LOB	BOTTOM										
<b>2 B.J. Upton, R</b> OBP: 0.294, SLG: 0.286	G4-3		13 1B 3 1B 13 WP		K					4	1	1	0	0	2	0	<b>Minnesota Twins @ Tampa Bay Rays</b> Tropicana Field, St. Petersburg, FL Sat May 30 2009, 4:10 PM EDT Att: 36,052 - Dome - 72 F <a href="http://livebaseballscorecards.com">livebaseballscorecards.com</a>										
<b>13 Carl Crawford, L</b> OBP: 0.385, SLG: 0.452			3 G5-4-3 1B							4	1	3	2	0	1	0											
<b>3 Evan Longoria, R</b> OBP: 0.399, SLG: 0.633										4	1	1	1	0	1	1											
<b>23 Carlos Pena, L</b> OBP: 0.369, SLG: 0.555										2	0	0	0	2	1	0											
<b>16 Willy Aybar, S</b> OBP: 0.372, SLG: 0.432										3	0	0	0	1	0	1											
<b>18 Ben Zobrist, S</b> OBP: 0.413, SLG: 0.645										3	0	1	1	1	0	0											
<b>11 Joe Dillon, R</b> OBP: 0.333, SLG: 0.625										4	1	2	1	0	1	4											
<b>19 Gabe Kapler, R</b> OBP: 0.277, SLG: 0.278										2	0	0	0	1	0	1											
<b>41 Michel Hernandez, R</b> OBP: 0.319, SLG: 0.400										3	1	1	0	0	0	1											
<b>Inning Stats</b>	R: 0 E: 0 K: 0 S: 7	H: 1 LOB: 0 BB: 0 P: 10	R: 0 E: 0 K: 1 S: 10	H: 0 LOB: 0 BB: 0 P: 17	R: 4 E: 0 K: 1 S: 29	H: 6 LOB: 3 BB: 2 P: 47	R: 0 E: 0 K: 1 S: 10	H: 0 LOB: 0 BB: 1 P: 19	R: 0 E: 0 K: 1 S: 9	H: 0 LOB: 0 BB: 0 P: 12	R: 0 E: 0 K: 0 S: 9	H: 1 LOB: 1 BB: 0 P: 11	R: 1 E: 0 K: 2 S: 9	H: 1 LOB: 0 BB: 0 P: 9	R: 0 E: 0 K: 0 S: 8	H: 0 LOB: 1 BB: 2 P: 17	R: 0 E: 0 K: 0 S: 8	H: 0 LOB: 1 BB: 2 P: 17	1B: 7 2B: 0 3B: 0 HR: 2	SF: 0 SAC: 0 DP: 3 HBP: 0	WP: 2 PB: 0 SB: 0 CS: 1	PA: 34					
<b>PITCHER</b>	IP	WLS	BF	H	R	ER	SO	BB	IBB	HBP	BLK	WP	HR	S	P	ERA	WHIP										
<b>47 Francisco Liriano, L</b> ERA: 6.6	4.0	L	19	7	4	4	3	3	0	0	0	0	0	1	35	9.00	2.500										
<b>39 R.A. Dickey, R</b> ERA: 3.26	4.0		15	2	1	1	3	2	0	0	0	0	1	35	49	2.25	1.000										







Batter	1	2	3	4	5	6	7	8	9	AB	R	H	RBI	BB	SO	LOB	TOP											
Asdrúbal Cabrera, S OBP: 0.374, SLG: 0.427 11 Jamey Carroll, R OBP: 0.436, SLG: 0.378										1	0	1	0	0	0	0												
12 Ben Francisco, R OBP: 0.339, SLG: 0.438										5	0	1	0	0	1	4												
41 Victor Martínez, S OBP: 0.426, SLG: 0.566										4	1	2	1	0	1	1												
17 Shin-Soo Choo, L OBP: 0.410, SLG: 0.471										4	0	1	0	0	1	2												
2 Jhonny Peralta, R OBP: 0.345, SLG: 0.328										4	0	0	0	0	1	3												
7 Mark DeRosa, R OBP: 0.332, SLG: 0.432										4	0	1	0	0	0	1												
1 Luis Valbuena, L OBP: 0.332, SLG: 0.314 25 Ryan Garko, R OBP: 0.348, SLG: 0.408										3	1	1	0	0	1	1												
26 Trevor Crowe, S OBP: 0.261, SLG: 0.220										3	1	0	0	1	2	0												
10 Kelly Shoppach, R OBP: 0.330, SLG: 0.371										4	0	1	2	0	0	0												
<b>Inning Stats</b>	R: 0 E: 0 K: 2 S: 12	H: 2 LOB: 2 BB: 0 P: 19	R: 0 E: 0 K: 0 S: 6	H: 0 LOB: 0 BB: 0 P: 6	R: 0 E: 0 K: 0 S: 12	H: 1 LOB: 1 BB: 0 P: 20	R: 0 E: 0 K: 1 S: 12	H: 1 LOB: 1 BB: 0 P: 19	R: 0 E: 0 K: 1 S: 8	H: 0 LOB: 0 BB: 0 P: 10	R: 0 E: 0 K: 1 S: 6	H: 0 LOB: 0 BB: 0 P: 7	R: 2 E: 0 K: 1 S: 16	H: 2 LOB: 2 BB: 2 P: 27	R: 1 E: 0 K: 0 S: 10	H: 2 LOB: 1 BB: 0 P: 18	R: 0 E: 0 K: 1 S: 11	H: 1 LOB: 1 BB: 0 P: 17	1B: 6 2B: 2 3B: 0 HR: 1	SF: 0 SAC: 0 DP: 0 HBP: 0	WP: 2 PB: 0 SB: 0 CS: 0	PA: 38						
<b>PITCHER</b>	IP	WLS	BF	H	R	ER	SO	BB	IBB	HBP	BLK	WP	HR	S	P	ERA	WHIP											
59 Kevin Slowey, R ERA: 3.97	(1, 1)	6.2	W	28	6	2	2	5	2	0	0	0	1	0	69	102	2.70	1.200										
54 Matt Guerrier, R ERA: 3.55	(7, 1)	0.1	H	1	0	0	0	1	0	0	0	0	0	3	6	0.00	0.000											
50 Jose Mijares, L ERA: 2.6	(8, 1)	0.2	H	4	2	1	1	0	0	0	0	0	1	9	15	13.50	3.000											
36 Joe Nathan, R ERA: 2.18	(8, 1)	1.1	S	5	1	0	0	1	0	0	0	1	0	12	20	0.00	0.750											

Cleveland Indians @ Minnesota Twins  
Hubert H. Humphrey Metrodome, Minneapolis, MN  
Tue Jun 02 2009, 8:10 PM EDT  
Att: 26,530 - Dome - 69 F

AB 36  
R 3  
H 9  
RBI 3  
BB 2  
SO 7  
LOB 13



Batter	1	2	3	4	5	6	7	8	9	AB	R	H	RBI	BB	SO	LOB	BOTTOM										
2 Denard Span, L OBP: 0.393, SLG: 0.396											3	2	2	1	0	0	0										
7 Joe Mauer, L OBP: 0.516, SLG: 0.873										3	1	3	3	1	0	0											
33 Justin Morneau, L OBP: 0.421, SLG: 0.645										4	0	2	0	0	0	3											
16 Jason Kubel, L OBP: 0.358, SLG: 0.485											4	0	0	0	0	2	3										
23 Brendan Harris, R OBP: 0.326, SLG: 0.406											4	0	2	0	0	0	1										
21 Delmon Young, R OBP: 0.273, SLG: 0.265											4	0	0	0	0	2	2										
32 Brian Buscher, L OBP: 0.305, SLG: 0.279											4	0	0	0	0	1	2										
22 Carlos Gómez, R OBP: 0.274, SLG: 0.301											3	0	0	0	0	2	1										
25 Alexi Casilla, S OBP: 0.233, SLG: 0.211											2	1	1	0	1	0	0										
<b>Inning Stats</b>	R: 0 E: 0 K: 0 S: 8	H: 1 LOB: 0 BB: 0 P: 10	R: 0 E: 0 K: 1 S: 11	H: 0 LOB: 0 BB: 0 P: 18	R: 2 E: 0 K: 1 S: 17	H: 4 LOB: 2 BB: 0 P: 27	R: 0 E: 0 K: 2 S: 14	H: 1 LOB: 1 BB: 0 P: 21	R: 2 E: 0 K: 1 S: 14	H: 3 LOB: 1 BB: 0 P: 22	R: 0 E: 0 K: 0 S: 4	H: 0 LOB: 0 BB: 0 P: 8	R: 0 E: 0 K: 0 S: 6	H: 0 LOB: 2 BB: 2 P: 16	R: 0 E: 0 K: 2 S: 12	H: 1 LOB: 1 BB: 0 P: 19	R: 0 E: 0 K: 1 S: 11	H: 1 LOB: 1 BB: 0 P: 17	1B: 7 2B: 2 3B: 0 HR: 1	SF: 0 SAC: 1 DP: 2 HBP: 0	WP: 0 PB: 0 SB: 1 CS: 0	PA: 34					
<b>PITCHER</b>	IP	WLS	BF	H	R	ER	SO	BB	IBB	HBP	BLK	WP	HR	S	P	ERA	WHIP										
28 David Huff, L ERA: 9.77	(1, 1)	5.0	L	23	9	4	4	4	0	0	0	0	1	64	98	7.20	1.800										
49 Tony Sipp, L ERA: 3.12	(6, 1)	2.1		8	0	0	0	1	1	1	0	0	0	13	29	0.00	0.429										
36 Greg Aquino, R ERA: 4.0	(8, 1)	0.2		3	1	0	0	1	0	0	0	0	0	9	14	0.00	1.500										

Cleveland Indians @ Minnesota Twins  
Hubert H. Humphrey Metrodome, Minneapolis, MN  
Tue Jun 02 2009, 8:10 PM EDT  
Att: 26,530 - Dome - 69 F

AB 31  
R 4  
H 10  
RBI 4  
BB 2  
SO 7  
LOB 12





Batter	1	2	3	4	5	6	7	8	9	AB	R	H	RBI	BB	SO	LOB	TOP			
12 Ben Francisco, R OBP: 0.339, SLG: 0.443	G6-3		11 1B	11 1B		K		SF7	G4-3	5	2	2	1	0	1	3				
11 Jamey Carroll, R OBP: 0.423, SLG: 0.372	F9		41 1B	17 1B		L9		K	K	6	1	2	1	0	2	5				
41 Victor Martinez, S OBP: 0.425, SLG: 0.567 8 Chris Gimenez, R	K		17 1B	2 HR		K		F9		5	1	2	2	0	2	1				
17 Shin-Soo Choo, L OBP: 0.410, SLG: 0.466	F7		2 HR			G4-3		K		4	1	1	1	1	1	0				
2 Jhonny Peralta, R OBP: 0.351, SLG: 0.352	FC5-4		1B	HR		K		1B	P4	5	1	3	3	0	1	3				
7 Mark DeRosa, R OBP: 0.333, SLG: 0.431	FC5-4		1B	1B		G5-3		F8		5	1	2	0	0	0	2				
25 Ryan Garko, R OBP: 0.349, SLG: 0.403	G5-3		G6-3			10 HBP		10 HBP	K	4	1	1	0	0	1	3				
1 Luis Valbuena, L OBP: 0.250, SLG: 0.304			K	P6		K		FC4	10 HBP	5	2	1	0	0	2	2				
10 Kelly Shoppach, R OBP: 0.342, SLG: 0.380	G6-3		G6-3	F8		1-2		41 2B	12 G4-3	3	0	1	2	0	0	0				
<b>Inning Stats</b>	R: 0 E: 0 K: 1 S: 10	H: 0 LOB: 0 BB: 0 P: 15	R: 0 E: 0 K: 0 S: 13	H: 1 LOB: 1 BB: 0 P: 20	R: 5 E: 0 K: 1 S: 22	H: 6 LOB: 1 BB: 0 P: 35	R: 1 E: 0 K: 1 S: 10	H: 2 LOB: 1 BB: 0 P: 13	R: 0 E: 0 K: 2 S: 9	H: 0 LOB: 0 BB: 0 P: 12	R: 0 E: 0 K: 1 S: 10	H: 1 LOB: 1 BB: 0 P: 16	R: 2 E: 1 K: 1 S: 14	H: 2 LOB: 3 BB: 1 P: 27	R: 2 E: 0 K: 2 S: 21	H: 3 LOB: 1 BB: 0 P: 27	1B: 11 2B: 3 3B: 0 HR: 1	SF: 1 SAC: 0 DP: 0 HBP: 3	WP: 0 PB: 0 SB: 0 CS: 0	PA: 47
<b>PITCHER</b>	IP WLS BF H R ER SO BB IBB HBP BLK WP HR S P ERA WHIP																			
51 Anthony Swarzak, R ERA: 4.76	4.0 L 21 9 6 6 3 0 0 0 0 0 0 1 55 83 13.50 2.250																			
39 R.A. Dickey, R ERA: 3.05	2.0 8 0 0 0 3 0 0 2 0 0 0 16 26 0.00 0.000																			
18 Luis Ayala, R ERA: 4.07	1.2 10 3 2 0 2 0 0 1 0 0 0 22 35 0.00 1.800																			
28 Jesse Crain, R ERA: 7.88	1.1 8 3 2 2 2 1 0 0 0 0 0 23 35 13.50 3.000																			
<b>Batter</b>	<b>1</b>	<b>2</b>	<b>3</b>	<b>4</b>	<b>5</b>	<b>6</b>	<b>7</b>	<b>8</b>	<b>9</b>	<b>AB</b>	<b>R</b>	<b>H</b>	<b>RBI</b>	<b>BB</b>	<b>SO</b>	<b>LOB</b>	<b>BOTTOM</b>			
2 Denard Span, L OBP: 0.395, SLG: 0.398	FC4-6		1B		G3-1		K			4	0	2	0	0	1	3				
7 Joe Mauer, L OBP: 0.508, SLG: 0.849	FC4-6		G4-3			33 G5-6-3		F8		4	0	1	0	0	0	2				
33 Justin Morneau, L OBP: 0.414, SLG: 0.632	L8-3		G3		G5-6-3		G3-1			4	0	0	0	0	0	2				
24 Joe Crede, R OBP: 0.296, SLG: 0.478	K		F7		F9		K			4	0	0	0	0	2	0				
16 Jason Kubel, L OBP: 0.363, SLG: 0.485 20 Matt Tolbert, S OBP: 0.274, SLG: 0.257	G3		23 FC5-4		21 G4-6-3		21 G4-6-3		23 G6-4-3	2	1	1	0	0	0	0				
23 Brendan Harris, R OBP: 0.331, SLG: 0.405	BB		FC5-4		21 G4-6-3		1B		G6-4-3	3	0	1	0	1	0	2				
21 Delmon Young, R OBP: 0.272, SLG: 0.265	K		25 G6-3		G4-6-3		K			4	0	1	0	0	2	3				
22 Carlos Gómez, R OBP: 0.276, SLG: 0.302	K		F9		F9		25 E			3	0	1	1	0	1	1				
25 Alexi Casilla, S OBP: 0.226, SLG: 0.204	L9		G6-3		E1					3	0	0	0	0	0	2				
<b>Inning Stats</b>	R: 0 E: 0 K: 0 S: 6	H: 1 LOB: 0 BB: 0 P: 9	R: 0 E: 0 K: 2 S: 10	H: 0 LOB: 1 BB: 1 P: 15	R: 0 E: 0 K: 1 S: 9	H: 1 LOB: 1 BB: 0 P: 13	R: 0 E: 0 K: 0 S: 9	H: 1 LOB: 1 BB: 0 P: 15	R: 0 E: 0 K: 0 S: 8	H: 1 LOB: 0 BB: 0 P: 11	R: 1 E: 1 K: 1 S: 13	H: 2 LOB: 2 BB: 0 P: 17	R: 0 E: 0 K: 1 S: 8	H: 0 LOB: 0 BB: 0 P: 13	R: 0 E: 0 K: 1 S: 5	H: 0 LOB: 0 BB: 1 P: 11	1B: 7 2B: 1 3B: 0 HR: 0	SF: 0 SAC: 0 DP: 4 HBP: 1	WP: 0 PB: 0 SB: 0 CS: 0	PA: 34
<b>PITCHER</b>	IP WLS BF H R ER SO BB IBB HBP BLK WP HR S P ERA WHIP																			
31 Cliff Lee, L ERA: 2.96	1.0 3 0 0 0 1 1 0 0 0 0 0 5 11 0.00 1.000																			
53 Rafael Perez, L ERA: 13.5	1.0 3 0 0 0 1 1 0 0 0 0 0 5 11 0.00 1.000																			

Cleveland Indians @ Minnesota Twins  
Hubert H. Humphrey Metrodome, Minneapolis, MN  
Wed Jun 03 2009, 8:10 PM EDT  
Att: 29,336 - Dome - 70 F

AB 42  
R 10  
H 15  
RBI 10  
BB 1  
SO 10  
LOB 19



Cleveland Indians @ Minnesota Twins  
Hubert H. Humphrey Metrodome, Minneapolis, MN  
Wed Jun 03 2009, 8:10 PM EDT  
Att: 29,336 - Dome - 70 F

AB 31  
R 1  
H 7  
RBI 1  
BB 2  
SO 6  
LOB 15









Batter	1	2	3	4	5	6	7	8	9	10	AB	R	H	RBI	BB	SO	LOB	TOP										
2 Denard Span, L OBP: 0.404, SLG: 0.404	F8		SH1-4		K		K				3	0	0	0	1	2	1											
7 Joe Mauer, L OBP: 0.514, SLG: 0.833	F8				FC5-4 33 BB		G4-3		CS		4	0	1	0	1	0	1											
33 Justin Morneau, L OBP: 0.425, SLG: 0.651	G6-3		SF7				F8				2	1	0	1	2	0	0											
16 Jason Kubel, L OBP: 0.365, SLG: 0.517	K		G3-1		F9						5	0	0	0	0	1	6											
24 Joe Crede, R OBP: 0.462, SLG: 0.462	G6-3										3	0	0	0	1	2	0											
20 Matt Tolbert, S OBP: 0.258, SLG: 0.241					K		K				1	0	0	0	0	0	1											
23 Brendan Harris, R OBP: 0.329, SLG: 0.404					K						5	0	2	0	0	2	2											
32 Brian Buscher, L OBP: 0.326, SLG: 0.296											3	0	2	0	1	1	1											
22 Carlos Gómez, R OBP: 0.274, SLG: 0.298											4	1	1	0	0	1	3											
25 Alexi Casilla, S OBP: 0.236, SLG: 0.216											4	0	2	0	0	1	2											
<b>Inning Stats</b>	R: 0 E: 0 K: 1 S: 6	H: 0 LOB: 0 BB: 0 P: 9	R: 0 E: 0 K: 2 S: 13	H: 1 LOB: 1 BB: 0 P: 18	R: 1 E: 0 K: 2 S: 9	H: 2 LOB: 2 BB: 1 P: 18	R: 0 E: 0 K: 2 S: 10	H: 0 LOB: 1 BB: 1 P: 17	R: 0 E: 0 K: 1 S: 10	H: 2 LOB: 2 BB: 0 P: 13	R: 0 E: 0 K: 1 S: 12	H: 0 LOB: 0 BB: 0 P: 16	R: 0 E: 0 K: 2 S: 11	H: 1 LOB: 2 BB: 1 P: 18	R: 0 E: 0 K: 2 S: 11	H: 0 LOB: 0 BB: 1 P: 20	R: 1 E: 1 K: 0 S: 9	H: 1 LOB: 1 BB: 1 P: 22	1B: 7 2B: 1 3B: 0 HR: 0	SF: 1 SAC: 1 DP: 0 HBP: 0	WP: 0 PB: 0 SB: 1 CS: 3	PA: 43						
<b>PITCHER</b>	IP 7.0	WLS 30	BF 6	H 1	R 1	ER 1	SO 7	BB 3	IBB 0	HBP 0	BLK 0	WP 0	HR 0	S 70	P 111	ERA 1.29	WHIP 1.286											
34 Félix Hernández, R ERA: 3.22	1.0	4	1	0	0	1	1	0	0	0	0	0	0	11	18	0.00	2.000											
46 Sean White, R ERA: 1.59	1.0	3	0	0	0	2	1	0	0	0	0	0	0	11	20	0.00	1.000											
53 David Aardsma, R ERA: 1.98	1.0	L	5	1	1	0	0	0	1	0	0	0	0	9	22	0.00	1.000											
57 Mark Lowe, R ERA: 4.33																												

Minnesota Twins @ Seattle Mariners  
Safeco Field, Seattle, WA  
Fri Jun 05 2009, 7:10 PM PDT  
Att: 35,844 - Cloudy - 65 F

AB	34
R	2
H	8
RBI	1
BB	6
SO	10
LOB	17



Batter	1	2	3	4	5	6	7	8	9	10	AB	R	H	RBI	BB	SO	LOB	BOTTOM											
51 Ichiro Suzuki, L OBP: 0.382, SLG: 0.471	F8				G4-3		G4-3				4	0	0	0	1	1	1												
30 Russell Branyan, L OBP: 0.423, SLG: 0.609	K										3	0	1	0	1	1	0												
29 Adrian Beltré, R OBP: 0.279, SLG: 0.355	F9										3	0	1	0	1	1	2												
5 Mike Sweeney, R OBP: 0.271, SLG: 0.396											4	1	1	1	0	0	4												
4 Jose Lopez, R OBP: 0.267, SLG: 0.355	G6-3				F8		F9				4	0	0	0	0	0	0												
25 Wladimir Balentien, R OBP: 0.278, SLG: 0.363	K				F7						4	0	1	0	0	1	0												
32 Rob Johnson, R OBP: 0.240, SLG: 0.281	K				K						4	0	0	0	0	2	1												
3 Ronny Cedeno, R OBP: 0.222, SLG: 0.310											3	0	0	0	1	2	0												
21 Franklin Gutierrez, R OBP: 0.344, SLG: 0.364											2	0	0	0	0	0	0												
24 Ken Griffey Jr., L OBP: 0.331, SLG: 0.400	G5-3				SH1-4		G6-3				1	0	0	0	0	0	0												
<b>Inning Stats</b>	R: 0 E: 0 K: 1 S: 7	H: 0 LOB: 0 BB: 0 P: 10	R: 1 E: 0 K: 2 S: 12	H: 1 LOB: 0 BB: 0 P: 17	R: 0 E: 0 K: 0 S: 17	H: 1 LOB: 3 BB: 2 P: 31	R: 0 E: 0 K: 1 S: 7	H: 0 LOB: 0 BB: 0 P: 11	R: 0 E: 0 K: 1 S: 9	H: 0 LOB: 2 BB: 2 P: 20	R: 0 E: 0 K: 1 S: 8	H: 1 LOB: 1 BB: 0 P: 12	R: 0 E: 0 K: 1 S: 6	H: 0 LOB: 0 BB: 0 P: 10	R: 0 E: 0 K: 0 S: 5	H: 0 LOB: 0 BB: 0 P: 7	R: 0 E: 0 K: 2 S: 12	H: 0 LOB: 0 BB: 0 P: 19	1B: 2 2B: 1 3B: 0 HR: 1	SF: 0 SAC: 1 DP: 1 HBP: 0	WP: 0 PB: 0 SB: 0 CS: 0	PA: 37							
<b>PITCHER</b>	IP 6.0	WLS 25	BF 3	H 1	R 1	ER 1	SO 5	BB 4	IBB 0	HBP 0	BLK 0	WP 0	HR 0	S 60	P 101	ERA 1.50	WHIP 1.167												
47 Francisco Lirio, L ERA: 6.12	0.2	2	0	0	0	1	0	0	0	0	0	0	0	4	6	0.00	0.000												
28 Jesse Crain, R ERA: 7.56	0.2	2	0	0	0	0	0	0	0	0	0	0	0	3	5	0.00	0.000												
50 Jose Mijares, L ERA: 2.5	1.2	W	5	1	0	0	0	0	0	0	0	0	0	11	15	0.00	0.600												
54 Matt Guerrier, R ERA: 3.33	1.0	S	3	0	0	0	2	0	0	0	0	0	0	12	19	0.00	0.000												
36 Joe Nathan, R ERA: 2.08																													

Minnesota Twins @ Seattle Mariners  
Safeco Field, Seattle, WA  
Fri Jun 05 2009, 7:10 PM PDT  
Att: 35,844 - Cloudy - 65 F

AB	32
R	1
H	4
RBI	1
BB	4
SO	8
LOB	8





Batter	1	2	3	4	5	6	7	8	9	AB	R	H	RBI	BB	SO	LOB	TOP				
2 Denard Span, L (1, 8) OBP: 0.385, SLG: 0.394										5	0	0	0	0	3	5					
7 Joe Mauer, L (1, 10) OBP: 0.977, SLG: 0.812										3	0	0	0	1	0	2					
33 Justin Morneau, L (1, 3) OBP: 0.418, SLG: 0.638										4	0	0	0	0	1	3					
24 Joe Crede, R (1, 5) OBP: 0.297, SLG: 0.463										4	1	2	0	0	1	0					
5 Michael Cuddyer, R (1, 9) OBP: 0.361, SLG: 0.508										4	0	1	0	0	0	2					
23 Brendan Harris, R (1, 6) OBP: 0.327, SLG: 0.400										4	0	1	0	0	2	2					
55 Mike Redmond, R (1, 2) OBP: 0.315, SLG: 0.313										3	0	1	1	1	0	1					
22 Carlos Gómez, R (9, PR) OBP: 0.274, SLG: 0.298										3	0	1	0	0	2	1					
21 Delmon Young, R (1, 7) OBP: 0.273, SLG: 0.267										1	0	0	0	0	1	1					
16 Jason Kubel, L (9, PH) OBP: 0.363, SLG: 0.514										3	0	2	0	0	0	0					
25 Alexi Casilla, S (1, 4) OBP: 0.248, SLG: 0.238										3	0	2	0	0	0	0					
32 Brian Buscher, L (9, PH) OBP: 0.333, SLG: 0.306										1	0	1	0	0	0	0					
20 Matt Tolbert, S (9, PR) OBP: 0.258, SLG: 0.241										0	0	0	0	0	0	0					
<b>Inning Stats</b>	R: 0 E: 0 K: 1 S: 6	H: 0 LOB: 0 BB: 0 P: 10	R: 0 E: 0 K: 0 S: 6	H: 2 LOB: 1 BB: 0 P: 12	R: 0 E: 0 K: 2 S: 15	H: 2 LOB: 3 BB: 1 P: 26	R: 1 E: 0 K: 2 S: 15	H: 2 LOB: 1 BB: 0 P: 22	R: 0 E: 0 K: 1 S: 10	H: 1 LOB: 1 BB: 0 P: 11	R: 0 E: 0 K: 0 S: 9	H: 1 LOB: 2 BB: 0 P: 24	R: 0 E: 0 K: 1 S: 10	H: 0 LOB: 0 BB: 0 P: 11	R: 0 E: 0 K: 2 S: 13	H: 1 LOB: 2 BB: 1 P: 24	1B: 7 2B: 2 3B: 0 HR: 0	SF: 0 SAC: 0 DP: 1 HBP: 0	WP: 0 PB: 1 CS: 0	PA: 37	
<b>PITCHER</b>	IP WLS BF H R ER SO BB IBB HBP BLK WP HR S P ERA WHIP	6.0 25 7 1 1 6 1 0 0 0 0 0 61 96 1.50 1.333	0.2 4 1 0 0 1 0 0 0 0 0 0 6 9 0.00 0.000	0.2 2 0 0 0 1 0 0 0 0 0 0 7 8 0.00 0.000	1.0 5 1 0 0 2 1 0 0 0 0 0 13 24 0.00 2.000																

Minnesota Twins @ Seattle Mariners  
Safeco Field, Seattle, WA  
Sat Jun 06 2009, 1:10 PM PDT  
Att: 30,619 - Cloudy - 65 F

AB 35  
R 1  
H 9  
RBI 1  
BB 2  
SO 10  
LOB 17



Batter	1	2	3	4	5	6	7	8	9	AB	R	H	RBI	BB	SO	LOB	BOTTOM			
51 Ichiro Suzuki, L (1, 9) OBP: 0.388, SLG: 0.481										4	1	3	1	0	0	0				
30 Russell Brannan, L (1, 3) OBP: 0.420, SLG: 0.607										4	0	1	0	0	1	3				
29 Adrián Beltré, R (1, 5) OBP: 0.274, SLG: 0.348										4	0	0	0	0	0	3				
24 Ken Griffey Jr., L (1, 10) OBP: 0.335, SLG: 0.406										3	0	1	1	1	0	0				
25 Vladimir Boltenkin, R (9, PR) OBP: 0.279, SLG: 0.363										0	0	0	0	0	0	0				
4 Jose Lopez, R (1, 4) OBP: 0.267, SLG: 0.353										4	0	1	0	0	0	3				
3 Ronny Cedeno, R (1, 6) OBP: 0.212, SLG: 0.295										3	0	0	0	0	0	1				
10 Endy Chavez, L (1, 7) OBP: 0.325, SLG: 0.348										3	0	0	0	0	0	0				
55 Guillermo Quiroz, R (1, 2) OBP: 0.286, SLG: 0.286										3	0	1	0	0	1	0				
21 Franklin Gutierrez, R (1, 8) OBP: 0.344, SLG: 0.363										3	1	1	0	0	0	1				
<b>Inning Stats</b>	R: 0 E: 0 K: 0 S: 12	H: 1 LOB: 2 BB: 1 P: 20	R: 0 E: 0 K: 1 S: 11	H: 0 LOB: 0 BB: 0 P: 15	R: 0 E: 0 K: 0 S: 7	H: 1 LOB: 1 BB: 0 P: 11	R: 0 E: 0 K: 0 S: 9	H: 0 LOB: 0 BB: 0 P: 13	R: 1 E: 0 K: 0 S: 12	H: 2 LOB: 1 BB: 0 P: 17	R: 0 E: 0 K: 0 S: 6	H: 1 LOB: 1 BB: 0 P: 11	R: 0 E: 0 K: 0 S: 8	H: 1 LOB: 0 BB: 0 P: 11	R: 1 E: 0 K: 1 S: 12	H: 2 LOB: 1 BB: 0 P: 19	1B: 5 2B: 3 3B: 0 HR: 0	SF: 0 SAC: 0 DP: 1 HBP: 0	WP: 0 PB: 0 CS: 0	PA: 32
<b>PITCHER</b>	IP WLS BF H R ER SO BB IBB HBP BLK WP HR S P ERA WHIP	7.0 27 6 1 1 1 1 0 0 0 0 0 11 17 13.50 3.000	0.2 L 4 2 1 1 1 0 0 0 0 0 0 1 2 0.00 0.000	0.1 1 0 0 0 0 0 0 0 0 0 0 1 2 0.00 0.000																

Minnesota Twins @ Seattle Mariners  
Safeco Field, Seattle, WA  
Sat Jun 06 2009, 1:10 PM PDT  
Att: 30,619 - Cloudy - 65 F

AB 31  
R 2  
H 8  
RBI 2  
BB 1  
SO 2  
LOB 11









Batter	1	2	3	4	5	6	7	8	9	AB	R	H	RBI	BB	SO	LOB	TOP			
2 Denard Span, L (1,7) OBP: 0.383, SLG: 0.389	L7		G4-3		G4-3		G4-3			4	0	0	0	0	0	1	<b>Minnesota Twins @ Oakland Athletics</b> Oakland Coliseum, Oakland, CA Mon Jun 08 2009, 7:05 PM PDT Att: 10,181 - Partly Cloudy - 62 F			
7 Joe Mauer, L (1,2) OBP: 0.497, SLG: 0.786	1B			G5-3	K			G5-4-3	1B	4	0	2	0	0	1	0				
33 Justin Morneau, L (1,3) OBP: 0.408, SLG: 0.617	K			K	K			F7		4	0	0	0	0	3	2				
5 Michael Cuddyer, R (1,9) OBP: 0.357, SLG: 0.497	F8				1B			G5-4-3		4	1	1	0	0	1	2				
23 Brendan Harris, R (1,6) OBP: 0.329, SLG: 0.397	K				1B			G4-3	P4	3	1	0	0	1	1	0				
21 Delmon Young, R (1,10) OBP: 0.275, SLG: 0.268	G6-3				BB				P6	3	1	1	0	0	1	0				
16 Jason Kubel, L (9,PH) OBP: 0.357, SLG: 0.500					1B					1	0	0	0	0	0	0				
22 Carlos Gómez, R (1,8) OBP: 0.265, SLG: 0.297	G6-3				1B				F9	2	0	0	1	1	1	0				
32 Brian Buscher, L (9,PH) OBP: 0.326, SLG: 0.297					BB					1	0	0	0	0	0	0				
20 Matt Tolbert, S (1,5) OBP: 0.272, SLG: 0.247			L7							2	0	1	2	1	0	0				
25 Alexi Casilla, S (1,4) OBP: 0.242, SLG: 0.225	G5-3		G5-3							3	0	0	0	0	1	3				
<b>Inning Stats</b>	R: 0 E: 0 K: 1 S: 11	H: 1 LOB: 1 BB: 0 P: 19	R: 0 E: 0 K: 1 S: 8	H: 0 LOB: 0 BB: 0 P: 11	R: 0 E: 0 K: 0 S: 12	H: 0 LOB: 0 BB: 0 P: 18	R: 3 E: 0 K: 1 S: 17	H: 3 LOB: 2 BB: 2 P: 28	R: 0 E: 0 K: 2 S: 12	H: 0 LOB: 0 BB: 0 P: 15	R: 0 E: 0 K: 2 S: 8	H: 0 LOB: 0 BB: 0 P: 11	R: 0 E: 0 K: 0 S: 13	H: 1 LOB: 1 BB: 1 P: 21	R: 0 E: 0 K: 0 S: 7	H: 0 LOB: 0 BB: 0 P: 11	1B: 5 2B: 0 3B: 0 HR: 0	SF: 0 SAC: 0 DP: 1 HBP: 0	WP: 0 PB: 0 SB: 1 CS: 0	PA: 34
<b>PITCHER</b>	IP WLS BF H R ER SO BB IBB HBP BLK WP HR S P ERA WHIP	IP WLS BF H R ER SO BB IBB HBP BLK WP HR S P ERA WHIP	IP WLS BF H R ER SO BB IBB HBP BLK WP HR S P ERA WHIP	IP WLS BF H R ER SO BB IBB HBP BLK WP HR S P ERA WHIP	IP WLS BF H R ER SO BB IBB HBP BLK WP HR S P ERA WHIP	IP WLS BF H R ER SO BB IBB HBP BLK WP HR S P ERA WHIP	IP WLS BF H R ER SO BB IBB HBP BLK WP HR S P ERA WHIP	IP WLS BF H R ER SO BB IBB HBP BLK WP HR S P ERA WHIP	IP WLS BF H R ER SO BB IBB HBP BLK WP HR S P ERA WHIP	IP WLS BF H R ER SO BB IBB HBP BLK WP HR S P ERA WHIP	IP WLS BF H R ER SO BB IBB HBP BLK WP HR S P ERA WHIP	IP WLS BF H R ER SO BB IBB HBP BLK WP HR S P ERA WHIP	IP WLS BF H R ER SO BB IBB HBP BLK WP HR S P ERA WHIP	IP WLS BF H R ER SO BB IBB HBP BLK WP HR S P ERA WHIP	IP WLS BF H R ER SO BB IBB HBP BLK WP HR S P ERA WHIP	IP WLS BF H R ER SO BB IBB HBP BLK WP HR S P ERA WHIP	IP WLS BF H R ER SO BB IBB HBP BLK WP HR S P ERA WHIP			
55 Josh Outman, L (1,1) ERA: 3.17	6.0	W	24	4	3	3	7	2	0	0	0	0	0	0	0	0	4.50	1.000		
48 Michael Wuertz, R (7,1) ERA: 2.3	1.0	H	4	0	0	0	2	1	0	0	0	0	0	0	13	21	0.00	1.000		
56 Craig Breslow, L (8,1) ERA: 4.7	0.1	H	2	1	0	0	0	0	0	0	0	0	0	0	4	7	0.00	3.000		
31 Brad Ziegler, R (8,1) ERA: 4.07	0.2	H	1	0	0	0	0	0	0	0	0	0	0	5	7	0.00	0.000			
40 Andrew Bailey, R (9,1) ERA: 1.93	1.0	S	3	0	0	0	0	0	0	0	0	0	0	7	11	0.00	0.000			

AB	31
R	3
H	5
RBI	3
BB	3
SO	9
LOB	8



Batter	1	2	3	4	5	6	7	8	9	AB	R	H	RBI	BB	SO	LOB	BOTTOM			
18 Orlando Cabrera, R (1,6) OBP: 0.293, SLG: 0.307	32 F7					L7				3	0	2	0	1	0	0	<b>Minnesota Twins @ Oakland Athletics</b> Oakland Coliseum, Oakland, CA Mon Jun 08 2009, 7:05 PM PDT Att: 10,181 - Partly Cloudy - 62 F			
29 Adam Kennedy, L (1,4) OBP: 0.397, SLG: 0.513	FC6		P6		F7		G6-3			4	0	0	0	0	5					
32 Jack Cust, L (1,10) OBP: 0.335, SLG: 0.431	F7		L8				F7			4	1	1	1	0	0	4				
5 Matt Holliday, R (1,7) OBP: 0.382, SLG: 0.459	G5-4-3						K			3	0	0	0	1	2	2				
16 Jason Giambi, L (1,3) OBP: 0.353, SLG: 0.385	K						K			2	1	0	0	1	2	0				
10 Daric Barton, L (8,3)							K			1	0	0	0	0	0	0				
8 Kurt Suzuki, R (1,2) OBP: 0.324, SLG: 0.391	L8									4	1	1	0	0	0	2				
57 Aaron Cunningham, R (1,9) OBP: 0.213, SLG: 0.273	K									1	1	0	0	0	1	0				
2 Gregorio Petit, R (5,4) OBP: 0.226, SLG: 0.258										2	0	0	0	0	1	1				
22 Jack Hannahan, L (1,5) OBP: 0.264, SLG: 0.295										3	0	1	3	0	2	0				
11 Rajai Davis, R (1,8) OBP: 0.288, SLG: 0.250										3	0	1	0	0	0	1				
<b>Inning Stats</b>	R: 0 E: 1 K: 0 S: 10	H: 1 LOB: 1 BB: 0 P: 16	R: 0 E: 0 K: 2 S: 9	H: 0 LOB: 0 BB: 0 P: 12	R: 0 E: 0 K: 1 S: 13	H: 2 LOB: 2 BB: 0 P: 20	R: 3 E: 0 K: 0 S: 17	H: 1 LOB: 2 BB: 3 P: 37	R: 1 E: 0 K: 3 S: 18	H: 2 LOB: 1 BB: 0 P: 25	R: 0 E: 0 K: 1 S: 9	H: 0 LOB: 0 BB: 0 P: 14	R: 0 E: 0 K: 1 S: 11	H: 0 LOB: 0 BB: 0 P: 18	R: 0 E: 0 K: 0 S: 4	H: 0 LOB: 0 BB: 0 P: 6	1B: 4 2B: 1 3B: 0 HR: 1	SF: 0 SAC: 0 DP: 1 HBP: 1	WP: 0 PB: 0 SB: 0 CS: 0	PA: 34
<b>PITCHER</b>	IP WLS BF H R ER SO BB IBB HBP BLK WP HR S P ERA WHIP	IP WLS BF H R ER SO BB IBB HBP BLK WP HR S P ERA WHIP	IP WLS BF H R ER SO BB IBB HBP BLK WP HR S P ERA WHIP	IP WLS BF H R ER SO BB IBB HBP BLK WP HR S P ERA WHIP	IP WLS BF H R ER SO BB IBB HBP BLK WP HR S P ERA WHIP	IP WLS BF H R ER SO BB IBB HBP BLK WP HR S P ERA WHIP	IP WLS BF H R ER SO BB IBB HBP BLK WP HR S P ERA WHIP	IP WLS BF H R ER SO BB IBB HBP BLK WP HR S P ERA WHIP	IP WLS BF H R ER SO BB IBB HBP BLK WP HR S P ERA WHIP	IP WLS BF H R ER SO BB IBB HBP BLK WP HR S P ERA WHIP	IP WLS BF H R ER SO BB IBB HBP BLK WP HR S P ERA WHIP	IP WLS BF H R ER SO BB IBB HBP BLK WP HR S P ERA WHIP	IP WLS BF H R ER SO BB IBB HBP BLK WP HR S P ERA WHIP	IP WLS BF H R ER SO BB IBB HBP BLK WP HR S P ERA WHIP	IP WLS BF H R ER SO BB IBB HBP BLK WP HR S P ERA WHIP	IP WLS BF H R ER SO BB IBB HBP BLK WP HR S P ERA WHIP				
51 Anthony Swarzak, R (1,1) ERA: 5.23	3.2	L	19	4	3	3	3	3	0	0	0	0	0	0	0	0	7.36	1.909		
18 Luis Ayala, R (4,1) ERA: 4.1	1.1	L	6	2	1	1	3	0	0	0	0	0	0	1	21	29	6.75	1.500		
60 Sean Henn, L (6,1) ERA: 2.7	2.1		7	0	0	0	2	0	0	0	0	0	0	21	33	0.00	0.000			
54 Matt Guerrier, R (8,1) ERA: 3.25	0.2		2	0	0	0	0	0	0	0	0	0	0	3	5	0.00	0.000			

AB	30
R	4
H	6
RBI	4
BB	3
SO	8
LOB	15





Batter	1	2	3	4	5	6	7	8	9	AB	R	H	RBI	BB	SO	LOB	TOP	
2 Denard Span, L (1, 8) 22 Carlos Gómez, R (3, 8) OBP: 0.380, SLG: 0.386 OBP: 0.284, SLG: 0.303	G3	K			G5-3		K		K	2	0	0	0	0	1	2	<b>Minnesota Twins @ Oakland Athletics</b> Oakland Coliseum, Oakland, CA Tue Jun 09 2009, 7:05 PM PDT Att: 10,127 - Cloudy - 60 F	
20 Matt Tolbert, S (1, 4) (8, 5)	K	F8			G6-3	P5			G3	3	6	1	1	0	0	1		3
7 Joe Mauer, L (1, 2) OBP: 0.500, SLG: 0.777																		4
33 Justin Morneau, L (1, 3) OBP: 0.415, SLG: 0.634																		5
16 Jason Kubel, L (1, 10) OBP: 0.358, SLG: 0.513																		5
24 Joe Crede, R (1, 5) 25 Alexi Casilla, S (8, PR) OBP: 0.242, SLG: 0.225 (8, 4)																		3
5 Michael Cuddyer, R (1, 9)																		0
23 Brendan Harris, R (1, 6)																		5
21 Delmon Young, R (1, 7) OBP: 0.279, SLG: 0.283																		4
<b>Inning Stats</b>	R: 0 H: 2 E: 0 K: 2 S: 16	H: 3 R: 1 ER: 0 LOB: 2 P: 16	R: 0 H: 0 E: 0 K: 0 S: 5	H: 0 R: 0 ER: 0 LOB: 0 P: 8	R: 0 H: 0 E: 0 K: 1 S: 10	H: 0 R: 0 ER: 0 LOB: 1 P: 16	R: 4 H: 5 E: 0 K: 0 S: 12	H: 3 R: 0 ER: 0 LOB: 1 P: 37	R: 1 H: 3 E: 0 K: 1 S: 16	H: 0 R: 0 ER: 0 LOB: 0 P: 12	1B: 11 2B: 3 3B: 0 HR: 2	SF: 1 SAC: 0 DP: 0 HBP: 1	WP: 0 PA: 47					
<b>PITCHER</b>	IP WLS BF H R ER SO BB IBB HBP BLK WP HR S P ERA WHIP																	
49 Brett Anderson, L (1, 1) ERA: 5.25	5.2 L 28 10 5 5 5 1 0 0 0 0 0 1 61 89 7.94 1.941																	
44 Santiago Casilla, R (6, 1) ERA: 7.4	0.1 5 2 4 4 0 2 0 0 0 0 0 1 11 24 108.00 12.000																	
36 Russ Springer, R (7, 1) ERA: 6.33	1.0 4 1 0 0 2 0 0 0 0 0 0 0 11 16 0.00 1.000																	
59 Edgar Gonzalez, R (8, 1) ERA: 4.85	2.0 10 3 1 1 2 0 0 0 1 0 0 0 24 37 4.50 1.500																	

Batter	1	2	3	4	5	6	7	8	9	AB	R	H	RBI	BB	SO	LOB	BOTTOM	
18 Orlando Cabrera, R (1, 6) 7 Bobby Crosby, R (9, 6) OBP: 0.290, SLG: 0.303 OBP: 0.304, SLG: 0.307	K				G5-3					3	0	0	0	0	1	1	<b>Minnesota Twins @ Oakland Athletics</b> Oakland Coliseum, Oakland, CA Tue Jun 09 2009, 7:05 PM PDT Att: 10,127 - Cloudy - 60 F	
29 Adam Kennedy, L (1, 4) OBP: 0.408, SLG: 0.517																		3
32 Jack Cust, L (1, 9) OBP: 0.333, SLG: 0.424																		3
5 Matt Holliday, R (1, 7) 19 Chris Denorfia, R (8, 7) OBP: 0.378, SLG: 0.452																		3
16 Jason Giambi, L (1, 10) OBP: 0.346, SLG: 0.376																		4
8 Kurt Suzuki, R (1, 2) OBP: 0.323, SLG: 0.385																		3
10 Daric Barton, L (1, 3)																		3
22 Jack Hannahan, L (1, 5) OBP: 0.264, SLG: 0.293																		4
11 Raiji Davis, R (1, 8) OBP: 0.300, SLG: 0.270																		3
<b>Inning Stats</b>	R: 0 H: 1 E: 0 K: 1 S: 7	H: 0 R: 0 ER: 0 LOB: 0 P: 12	R: 0 H: 1 E: 0 K: 1 S: 12	H: 0 R: 0 ER: 0 LOB: 0 P: 16	R: 0 H: 0 E: 0 K: 2 S: 11	H: 0 R: 0 ER: 0 LOB: 0 P: 16	R: 0 H: 0 E: 0 K: 1 S: 9	H: 0 R: 0 ER: 0 LOB: 0 P: 9	R: 0 H: 0 E: 0 K: 1 S: 11	H: 3 R: 5 ER: 1 LOB: 3 P: 53	1B: 4 2B: 1 3B: 0 HR: 0	SF: 0 SAC: 0 DP: 1 HBP: 1	WP: 0 PA: 36					
<b>PITCHER</b>	IP WLS BF H R ER SO BB IBB HBP BLK WP HR S P ERA WHIP																	
30 Scott Baker, R (1, 1) ERA: 5.99	8.0 W 28 4 3 3 3 1 0 0 0 0 0 0 7 12 3.38 0.625																	
28 Jesse Crain, R (9, 1) ERA: 7.79	0.0 3 1 0 0 0 1 0 0 0 0 0 0 7 12 0.00 0.000																	
50 Jose Mijares, L (9, 1) ERA: 2.45	0.1 3 0 2 1 1 2 0 0 0 0 0 0 6 15 27.00 6.000																	
36 Joe Nathan, R (9, 1) ERA: 2.01	0.2 S 2 0 0 0 2 0 0 0 0 0 0 0 7 7 0.00 0.000																	



Batter	1	2	3	4	5	6	7	8	9	AB	R	H	RBI	BB	SO	LOB	TOP										
22 Carlos Gómez, R OBP: 0.277, SLG: 0.296 16 Jason Kubel, L OBP: 0.364, SLG: 0.532	G6-3		G6-3		FC1-5			HR	IBB	3	0	0	1	0	0	3	<b>Minnesota Twins @ Oakland Athletics</b> Oakland Coliseum, Oakland, CA Wed Jun 10 2009, 7:05 PM PDT Att: 18,074 - Cloudy - 59 F										
23 Brendan Harris, R OBP: 0.497, SLG: 0.406	K		G6-3		G5-3			K	1B	5	0	1	1	0	2	3											
7 Joe Mauer, L OBP: 0.497, SLG: 0.763	1B		1B		G3			F8	K	5	0	2	1	0	1	3											
33 Justin Morneau, L OBP: 0.413, SLG: 0.628	1B		G1-3		F7			G3-1		4	0	1	0	0	0	1											
24 Joe Crede, R OBP: 0.302, SLG: 0.459 25 Alexi Casilla, S OBP: 0.242, SLG: 0.225	L9		G5-3		P6			21 1B	3B	4	0	1	0	0	0	0											
5 Michael Cuddyer, R OBP: 0.348, SLG: 0.481	K		G6-3		G6-3			P5	P3	4	0	0	0	0	1	1											
21 Delmon Young, R OBP: 0.279, SLG: 0.282	K		K		G5-3			G5-3	1B	4	1	1	1	0	2	0											
55 Mike Redmond, R OBP: 0.338, SLG: 0.329			20 2B 22 G6-3		22 FC1-5 20 BB			1B	G3	3	1	2	0	1	0	2											
20 Matt Tolbert, S OBP: 0.284, SLG: 0.258			22 G6-3 7 1B		23 G5-3 22 FC1-5			B1-3	1B	2	2	1	0	2	0	1											
	R: 0 E: 0 K: 1 S: 10	H: 2 LOB: 2 BB: 0 P: 15	R: 0 E: 0 K: 2 S: 8	H: 0 LOB: 0 BB: 0 P: 9	R: 2 E: 0 K: 0 S: 16	H: 2 LOB: 1 BB: 1 P: 30	R: 0 E: 0 K: 1 S: 9	H: 0 LOB: 0 BB: 0 P: 10	R: 0 E: 0 K: 0 S: 8	H: 1 LOB: 1 BB: 1 P: 14	R: 0 E: 0 K: 0 S: 5	H: 0 LOB: 0 BB: 0 P: 7	R: 0 E: 0 K: 0 S: 6	H: 1 LOB: 1 BB: 0 P: 11	R: 1 E: 0 K: 1 S: 8	H: 1 LOB: 3 BB: 2 P: 11		R: 3 E: 0 K: 1 S: 15	H: 3 LOB: 3 BB: 2 P: 24	1B: 7 2B: 1 3B: 1 HR: 1	SF: 0 SAC: 0 DP: 1 HBP: 0	WP: 2 PB: 0 SB: 0 CS: 0	PA: 39				
PITCHER	IP	WLS	BF	H	R	ER	SO	BB	IBB	HBP	BLK	WP	HR	S	P	ERA	WHIP										
51 Dallas Braden, L ERA: 3.33	7.0		27	6	2	2	4	2	0	0	0	0	0	62	96	2.57	1.143										
48 Michael Wuerz, R ERA: 2.5	0.1	B	2	1	1	1	1	0	0	0	0	0	1	5	5	27.00	3.000										
56 Craig Breslow, L ERA: 4.56	0.2		2	0	0	0	0	0	0	0	0	0	0	3	6	0.00	0.000										
40 Andrew Bailey, R ERA: 2.88	1.0	L	8	3	3	3	1	1	1	0	0	2	0	15	24	27.00	4.000										

Batter	1	2	3	4	5	6	7	8	9	AB	R	H	RBI	BB	SO	LOB	BOTTOM										
18 Orlando Cabrera, R OBP: 0.285, SLG: 0.298	K		G6-4-3		G4-3			G3-1		4	0	0	0	0	1	1	<b>Minnesota Twins @ Oakland Athletics</b> Oakland Coliseum, Oakland, CA Wed Jun 10 2009, 7:05 PM PDT Att: 18,074 - Cloudy - 59 F										
29 Adam Kennedy, L OBP: 0.396, SLG: 0.500	L7		G4-3		G4-3			G4-3		4	0	0	0	0	0	0											
32 Jack Cust, L OBP: 0.327, SLG: 0.415	G6-3				K			G3		4	0	0	0	0	1	0											
5 Matt Holliday, R OBP: 0.380, SLG: 0.455			8 FC4-6 HBP		8 2B			G4-3		3	1	1	0	0	0	0											
8 Kurt Suzuki, R OBP: 0.326, SLG: 0.389	FC4-6		11 1B		11 1B			F8		3	1	1	1	1	0	1											
7 Bobby Crosby, R OBP: 0.298, SLG: 0.300 10 Daric Barton, L OBP: 0.364, SLG: 0.532	K		G5-3		G5-3			K		3	0	0	0	0	2	3											
57 Aaron Cunningham, R ERA: 5.99 16 Jason Giambi, L OBP: 0.349, SLG: 0.385	K		11 1B		11 1B			K		1	0	0	0	0	0	0											
11 Rajai Davis, R OBP: 0.311, SLG: 0.284			22 1B 18 G6-4-3		12 1B			G4-3		4	1	2	1	0	1	1											
22 Jack Hannahan, L OBP: 0.266, SLG: 0.294			18 G6-4-3		K			K		3	0	1	0	0	2	2											
	R: 0 E: 0 K: 1 S: 11	H: 0 LOB: 0 BB: 0 P: 14	R: 0 E: 0 K: 2 S: 9	H: 0 LOB: 1 BB: 0 P: 14	R: 1 E: 0 K: 0 S: 8	H: 2 LOB: 0 BB: 0 P: 14	R: 2 E: 0 K: 2 S: 17	H: 3 LOB: 2 BB: 1 P: 29	R: 0 E: 0 K: 0 S: 8	H: 0 LOB: 0 BB: 0 P: 10	R: 0 E: 0 K: 2 S: 8	H: 0 LOB: 1 BB: 1 P: 17	R: 0 E: 0 K: 1 S: 15	H: 0 LOB: 0 BB: 0 P: 18	R: 0 E: 0 K: 0 S: 12	H: 0 LOB: 0 BB: 0 P: 15		R: 0 E: 0 K: 2 S: 14	H: 1 LOB: 1 BB: 0 P: 22	1B: 3 2B: 3 3B: 0 HR: 0	SF: 0 SAC: 0 DP: 1 HBP: 1	WP: 0 PB: 0 SB: 2 CS: 0	PA: 35				
PITCHER	IP	WLS	BF	H	R	ER	SO	BB	IBB	HBP	BLK	WP	HR	S	P	ERA	WHIP										
47 Francisco Liriano, L ERA: 5.99	6.0		25	5	3	3	7	2	0	1	0	0	0	61	98	4.50	1.167										
18 Luis Ayala, R ERA: 3.95	1.0		3	0	0	0	1	0	0	0	0	0	0	15	18	0.00	0.000										
50 Jose Mijares, L ERA: 2.37	0.2		2	0	0	0	0	0	0	0	0	0	0	8	10	0.00	0.000										
54 Matt Guerrier, R ERA: 3.21	0.1	W	1	0	0	0	0	0	0	0	0	0	0	4	5	0.00	0.000										
36 Joe Nathan, R ERA: 1.93	1.0	S	4	1	0	0	2	0	0	0	0	0	0	14	22	0.00	1.000										

AB	35
R	6
H	10
RBI	5
BB	4
SO	6
LOB	14





Batter	1	2	3	4	5	6	7	8	9	AB	R	H	RBI	BB	SO	LOB	TOP								
20 Matt Tolbert, S OBP: 0.274, SLG: 0.247	G4-3		G3-6-3	G4-3			G3			4	0	0	0	0	0	3	<b>Minnesota Twins @ Oakland Athletics</b> Oakland Coliseum, Oakland, CA Thu Jun 11 2009, 12:35 PM PDT Att: 13,383 - Overcast - 59 F								
23 Brendan Harris, R OBP: 0.337, SLG: 0.402	K		G6-3					G6-3		4	0	1	0	0	1	0									
7 Joe Mauer, L OBP: 0.491, SLG: 0.748	F8			G4-3	G4-6-3					4	0	1	0	0	0	1									
33 Justin Morneau, L OBP: 0.414, SLG: 0.626		FC6-4								4	1	2	0	0	1	1									
16 Jason Kubel, L OBP: 0.371, SLG: 0.532 22 Carlos Gómez, R OBP: 0.277, SLG: 0.296										2	1	1	0	2	0	0									
24 Joe Crede, R OBP: 0.301, SLG: 0.472										0	0	0	0	0	0	0									
5 Michael Cuddyer, R OBP: 0.342, SLG: 0.471										4	1	1	3	0	0	4									
32 Brian Buscher, L OBP: 0.323, SLG: 0.286										4	0	0	0	0	0	2									
21 Delmon Young, R OBP: 0.285, SLG: 0.289										3	0	0	0	1	1	2									
<b>Inning Stats</b>	R: 0 E: 0 K: 1 S: 8	H: 0 LOB: 0 BB: 0 P: 11	R: 0 E: 0 K: 0 S: 10	H: 2 LOB: 2 BB: 0 P: 18	R: 0 E: 0 K: 0 S: 6	H: 1 LOB: 0 BB: 0 P: 8	R: 3 E: 0 K: 0 S: 16	H: 3 LOB: 2 BB: 2 P: 28	R: 0 E: 0 K: 1 S: 8	H: 1 LOB: 0 BB: 0 P: 13	R: 0 E: 0 K: 0 S: 9	H: 0 LOB: 0 BB: 0 P: 14	R: 0 E: 0 K: 0 S: 7	H: 0 LOB: 0 BB: 0 P: 12	R: 0 E: 1 K: 0 S: 7	H: 1 LOB: 2 BB: 1 P: 13	R: 0 E: 0 K: 2 S: 10	H: 0 LOB: 0 BB: 0 P: 16	1B: 7 2B: 0 3B: 0 HR: 1	SF: 0 SAC: 0 DP: 2 HBP: 0	WP: 0 PB: 0 SB: 0 CS: 0	PA: 36			
<b>PITCHER</b>	IP	WLS	BF	H	R	ER	SO	BB	IBB	HBP	BLK	WP	HR	S	P	ERA	WHIP								
53 Trevor Cahill, R ERA: 4.17	7.0		28	7	3	3	2	2	0	0	0	0	1	64	104	3.86	1.286								
31 Brad Ziegler, R ERA: 3.76	2.0	W	8	1	0	0	2	0	1	0	0	0	0	17	29	0.00	0.500								

Batter	1	2	3	4	5	6	7	8	9	AB	R	H	RBI	BB	SO	LOB	BOTTOM								
18 Orlando Cabrera, R OBP: 0.285, SLG: 0.297	G4-3		G5-4-3							4	1	1	1	0	1	1	<b>Minnesota Twins @ Oakland Athletics</b> Oakland Coliseum, Oakland, CA Thu Jun 11 2009, 12:35 PM PDT Att: 13,383 - Overcast - 59 F								
29 Adam Kennedy, L OBP: 0.406, SLG: 0.525	F9									2	1	1	2	1	0	0									
32 Jack Cust, L OBP: 0.326, SLG: 0.417										4	0	1	0	0	1	2									
5 Matt Holliday, R OBP: 0.373, SLG: 0.447	L9									4	0	0	0	0	0	2									
16 Jason Giambi, L OBP: 0.356, SLG: 0.392 19 Chris Denorfia, R OBP: 0.329, SLG: 0.389										2	0	1	0	2	0	0									
35 Landon Powell, S OBP: 0.286, SLG: 0.408 8 Kurt Suzuki, R										0	0	0	0	1	1	1									
10 Daric Barton, L										0	0	0	0	0	0	0									
11 Rajai Davis, R OBP: 0.308, SLG: 0.282										3	0	0	0	0	0	3									
22 Jack Hannahan, L OBP: 0.278, SLG: 0.330										3	1	2	0	0	0	0									
<b>Inning Stats</b>	R: 0 E: 0 K: 0 S: 8	H: 1 LOB: 1 BB: 0 P: 10	R: 0 E: 0 K: 0 S: 6	H: 0 LOB: 0 BB: 0 P: 9	R: 0 E: 0 K: 1 S: 6	H: 0 LOB: 1 BB: 1 P: 13	R: 0 E: 0 K: 0 S: 5	H: 0 LOB: 1 BB: 2 P: 15	R: 0 E: 0 K: 1 S: 10	H: 0 LOB: 0 BB: 0 P: 14	R: 0 E: 0 K: 1 S: 9	H: 1 LOB: 1 BB: 0 P: 12	R: 3 E: 0 K: 0 S: 9	H: 3 LOB: 0 BB: 0 P: 15	R: 1 E: 0 K: 0 S: 6	H: 1 LOB: 2 BB: 1 P: 12	1B: 3 2B: 3 3B: 1 HR: 1	SF: 0 SAC: 1 DP: 3 HBP: 2	WP: 0 PB: 0 SB: 0 CS: 0	PA: 35					
<b>PITCHER</b>	IP	WLS	BF	H	R	ER	SO	BB	IBB	HBP	BLK	WP	HR	S	P	ERA	WHIP								
53 Nick Blackburn, R ERA: 3.31	8.0		31	6	3	3	3	3	0	1	0	0	0	59	97	3.38	1.125								
60 Sean Henn, L ERA: 3.6	0.0	L	1	0	1	1	0	1	0	0	0	0	0	4											
54 Matt Guerrier, R ERA: 3.18	0.1		3	1	0	0	0	0	0	1	0	0	0	6	8	0.00	3.000								



Batter	1	2	3	4	5	6	7	8	9	AB	R	H	RBI	BB	SO	LOB	TOP					
23 Brendan Harris, R OBP: 0.344, SLG: 0.408										5	1	3	1	0	0	1	<b>Minnesota Twins @ Chicago Cubs</b> Wrigley Field, Chicago, IL Fri Jun 12 2009, 1:20 PM CDT Att: 41,509 - Sunny - 62 F					
7 Joe Mauer, L OBP: 0.488, SLG: 0.762										4	1	2	3	0	0	1						
33 Justin Morneau, L OBP: 0.410, SLG: 0.617										5	1	1	0	0	0	2						
16 Jason Kubel, L OBP: 0.377, SLG: 0.546 36 Joe Nathan, R										4	1	2	1	1	1	1						
24 Joe Crede, R OBP: 0.298, SLG: 0.464										5	0	1	0	0	1	3						
5 Michael Cuddyer, R OBP: 0.343, SLG: 0.472										4	1	1	1	1	1	2						
21 Delmon Young, R OBP: 0.289, SLG: 0.293										5	1	2	0	0	0	3						
8 Nick Punto, S OBP: 0.302, SLG: 0.222										3	1	2	0	1	0	1						
59 Kevin Slowey, R 60 Sean Henn, R 18 Luis Ayala, R 50 Jose Mijares, L 54 Matt Guerrier, R 22 Carlos Gómez, R										2	0	0	0	0	0	4						
<b>Inning Stats</b>	R: 0 E: 0 K: 1 S: 9	H: 1 LOB: 0 P: 14	R: 0 E: 0 K: 0 S: 15	H: 1 LOB: 2 P: 22	R: 2 E: 0 K: 0 S: 13	H: 2 LOB: 0 P: 20	R: 2 E: 0 K: 0 S: 13	H: 3 LOB: 1 P: 26	R: 0 E: 0 K: 2 S: 10	H: 0 LOB: 1 P: 14	R: 0 E: 0 K: 0 S: 6	H: 1 LOB: 2 P: 7	R: 1 E: 0 K: 0 S: 18	H: 3 LOB: 0 P: 25	R: 1 E: 1 K: 0 S: 11	H: 2 LOB: 0 P: 18		R: 1 E: 0 K: 0 S: 12	H: 1 LOB: 0 P: 15	1B: 11 2B: 1 3B: 0 HR: 2	SF: 1 SAC: 2 DP: 1 HBP: 0	WP: 0 PB: 0 CS: 0
<b>PITCHER</b>	IP WLS BF H R ER SO BB IBB HBP BLK WP HR S P ERA WHIP																					
36 Randy Wells, R ERA: 2.55	3.2 L 19 7 4 4 1 2 0 0 0 0 0 1 48 78 9.82 2.455																					
45 Sean Marshall, L ERA: 4.55	2.1 9 1 0 0 2 1 0 0 0 0 0 0 18 25 0.00 0.857																					
43 Jason Waddell, L ERA: 5.4	0.1 3 2 1 1 0 0 0 0 0 0 0 0 8 11 27.00 6.000																					
47 Aaron Heilman, R ERA: 4.5	1.2 8 3 1 1 0 0 0 0 0 0 0 0 21 32 5.40 1.800																					
54 David Patton, R ERA: 6.23	1.0 4 1 1 1 0 0 0 0 0 0 0 1 12 15 9.00 1.000																					

Batter	1	2	3	4	5	6	7	8	9	AB	R	H	RBI	BB	SO	LOB	BOTTOM					
12 Alfonso Soriano, R OBP: 0.305, SLG: 0.469										4	1	1	0	0	2	2	<b>Minnesota Twins @ Chicago Cubs</b> Wrigley Field, Chicago, IL Fri Jun 12 2009, 1:20 PM CDT Att: 41,509 - Sunny - 62 F					
17 Mike Fontenot, L OBP: 0.327, SLG: 0.409 9 Reed Johnson, R OBP: 0.333, SLG: 0.437 54 David Patton, R										2	1	0	0	1	1	0						
21 Milton Bradley, S OBP: 0.333, SLG: 0.381										4	0	2	2	0	0	2						
25 Derrek Lee, R OBP: 0.354, SLG: 0.441										4	0	1	2	0	1	2						
18 Geovany Soto, R OBP: 0.328, SLG: 0.300										4	0	0	0	0	2	3						
1 Kosuke Fukudome, L OBP: 0.410, SLG: 0.450										4	0	0	0	0	3	0						
2 Ryan Theriot, R OBP: 0.341, SLG: 0.426										4	0	0	0	0	2	0						
7 Aaron Miles, S OBP: 0.243, SLG: 0.257										4	1	1	0	0	0	0						
36 Randy Wells, R 45 Sean Marshall, L 24 Bobby Schoen, S 43 Jason Waddell, R 47 Aaron Heilman, R 6 Mitch Hoffbauer, L										1	0	0	0	0	0	0						
<b>Inning Stats</b>	R: 0 E: 0 K: 0 S: 14	H: 1 LOB: 0 P: 20	R: 0 E: 0 K: 3 S: 9	H: 0 LOB: 0 P: 15	R: 0 E: 0 K: 1 S: 6	H: 0 LOB: 0 P: 10	R: 0 E: 0 K: 2 S: 12	H: 0 LOB: 0 P: 17	R: 0 E: 0 K: 3 S: 11	H: 0 LOB: 0 P: 17	R: 3 E: 0 K: 1 S: 12	H: 3 LOB: 1 P: 19	R: 0 E: 0 K: 1 S: 5	H: 0 LOB: 0 P: 8	R: 1 E: 0 K: 1 S: 14	H: 2 LOB: 2 P: 20		R: 0 E: 0 K: 0 S: 6	H: 0 LOB: 0 P: 10	1B: 5 2B: 1 3B: 0 HR: 0	SF: 0 SAC: 0 DP: 0 HBP: 1	WP: 0 PB: 0 CS: 0
<b>PITCHER</b>	IP WLS BF H R ER SO BB IBB HBP BLK WP HR S P ERA WHIP																					
59 Kevin Slowey, R ERA: 4.23	6.0 W 23 4 3 3 10 1 0 0 0 0 0 0 64 98 4.50 0.833																					
60 Sean Henn, L ERA: 3.49	0.1 H 1 0 0 0 1 0 0 0 0 0 0 0 3 6 0.00 0.000																					
18 Luis Ayala, R ERA: 4.13	1.0 H 4 1 1 1 1 0 0 0 0 0 0 0 9 12 9.00 1.000																					
50 Jose Mijares, L ERA: 2.33	0.1 H 2 0 0 0 0 0 0 0 1 0 0 0 3 6 0.00 0.000																					
54 Matt Guerrier, R ERA: 3.14	0.1 H 2 1 0 0 0 0 0 0 0 0 0 0 4 4 0.00 3.000																					



Batter	1	2	3	4	5	6	7	8	9	AB	R	H	RBI	BB	SO	LOB	TOP										
23 Brendan Harris, R (1,6) OBP: 0.342, SLG: 0.401	G6-3		F8					G5-3		3	0	0	0	1	0	1	<b>Minnesota Twins @ Chicago Cubs</b> Wrigley Field, Chicago, IL Sat Jun 13 2009, 12:05 PM CDT Att: 40,899 - Overcast - 54 F										
7 Joe Mauer, L (1,2) OBP: 0.483, SLG: 0.748	F7		33 1B					G4-3		4	0	1	1	0	1	1											
33 Justin Morneau, L (1,3) OBP: 0.408, SLG: 0.611	F7		1B							4	0	1	0	0	1	0											
16 Jason Kubel, L (1,9) OBP: 0.374, SLG: 0.556		HR	G4-3							4	1	1	1	0	2	2											
24 Joe Crede, R (1,5) OBP: 0.297, SLG: 0.456		K								3	0	0	0	1	1	0											
21 Delmon Young, R (1,7) OBP: 0.283, SLG: 0.287		K								3	0	0	0	0	2	1											
22 Carlos Gómez, R (1,8) OBP: 0.279, SLG: 0.297										3	0	1	0	0	2	0											
8 Nick Punto, S (1,4) OBP: 0.303, SLG: 0.225		CS								3	1	1	0	0	1	0											
51 Anthony Swarzak, R (1,1)										2	0	0	0	0	2	1											
32 Brian Buscher, L (8,PH) OBP: 0.319, SLG: 0.282										1	0	0	0	0	0	0											
54 Matt Guerrier, R (8,1)										0	0	0	0	0	0	0											
36 Joe Nathan, R (9,1)										0	0	0	0	0	0	0											
<b>Inning Stats</b>	R: 0 E: 0 K: 0 S: 8	H: 0 LOB: 0 BB: 0 P: 9	R: 1 E: 0 K: 2 S: 13	H: 2 LOB: 0 BB: 0 P: 18	R: 1 E: 0 K: 1 S: 15	H: 3 LOB: 2 BB: 0 P: 21	R: 0 E: 0 K: 1 S: 6	H: 0 LOB: 0 BB: 1 P: 12	R: 0 E: 0 K: 3 S: 11	H: 0 LOB: 1 BB: 1 P: 21	R: 0 E: 0 K: 2 S: 8	H: 0 LOB: 0 BB: 0 P: 11	R: 0 E: 0 K: 2 S: 8	H: 0 LOB: 0 BB: 0 P: 9	R: 0 E: 0 K: 0 S: 7	H: 0 LOB: 0 BB: 0 P: 10	R: 0 E: 0 K: 1 S: 7	H: 0 LOB: 0 BB: 0 P: 10	1B: 4 2B: 0 3B: 0 HR: 1	SF: 0 SAC: 0 DP: 1 HBP: 0	WP: 1 PB: 0 SB: 0 CS: 1	PA: 33					
<b>PITCHER</b>	IP	WLS	BF	H	R	ER	SO	BB	IBB	HBP	BLK	WP	HR	S	P	ERA	WHIP										
40 Rich Harden, R (1,1) ERA: 4.53	6.0	L	23	5	2	2	9	2	0	0	0	1	1	61	92	3.00	1.167										
58 Jose Ascanio, R (7,1) ERA: 2.7	1.0		3	0	0	0	2	0	0	0	0	0	0	8	9	0.00	0.000										
45 Sean Marshall, L (8,1) ERA: 4.56	1.0		3	0	0	0	2	0	0	0	0	0	0	7	9	0.00	0.000										
63 Kevin Gregg, R (9,1) ERA: 4.13	1.0		3	0	0	0	1	0	0	0	0	0	0	7	10	0.00	0.000										

AB	30
R	2
H	5
RBI	2
BB	2
SO	12
LOB	6

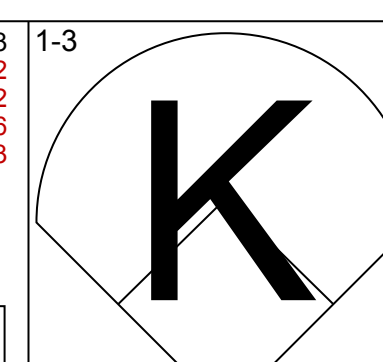
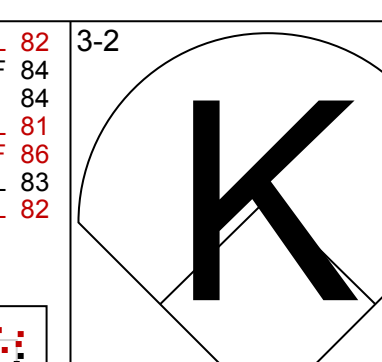
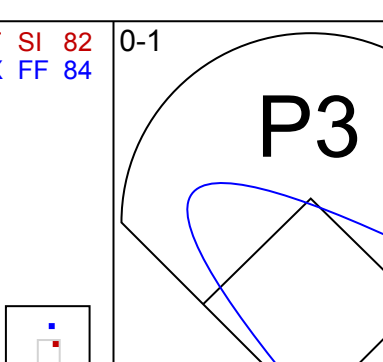
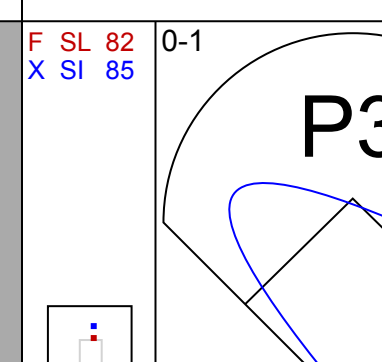
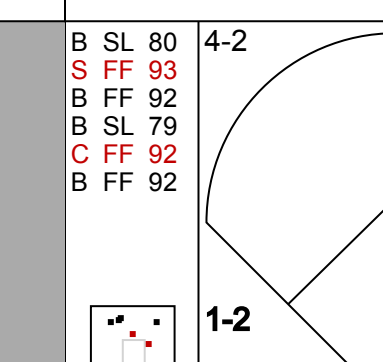
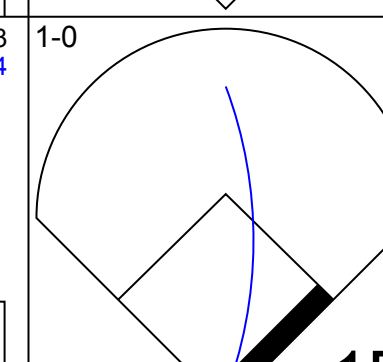
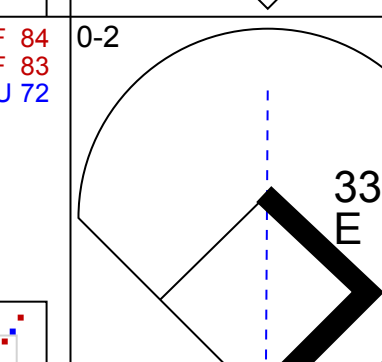
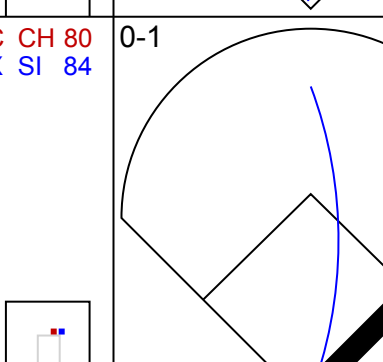
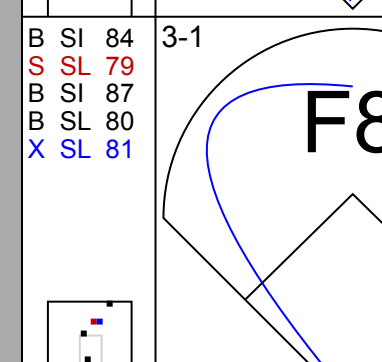
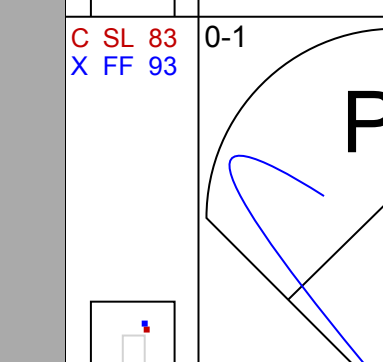
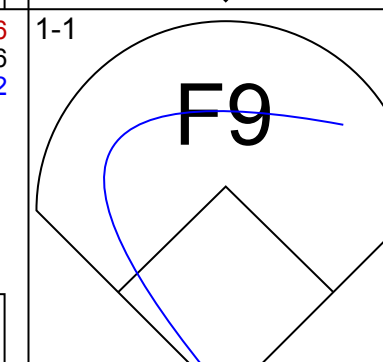
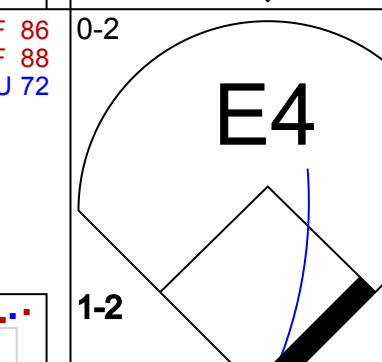
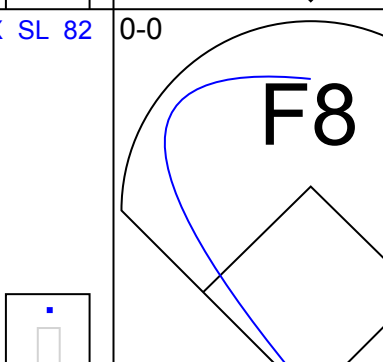
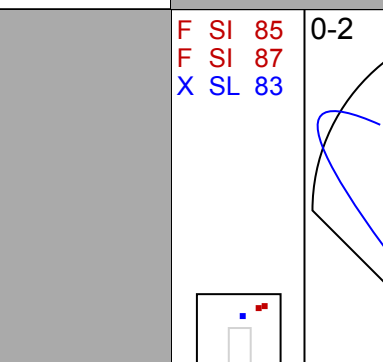
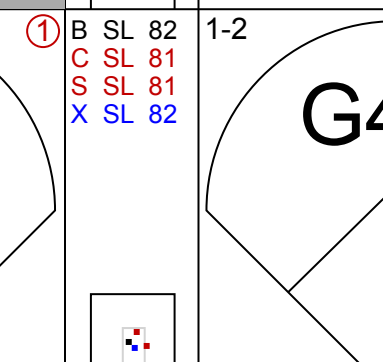
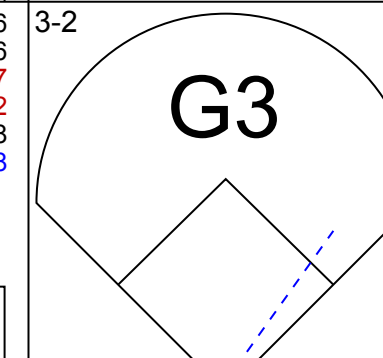
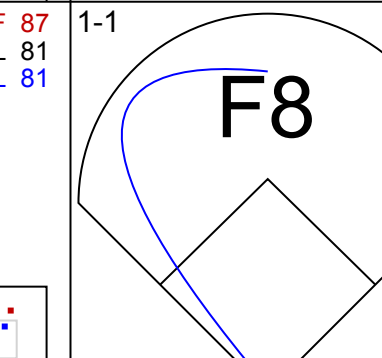
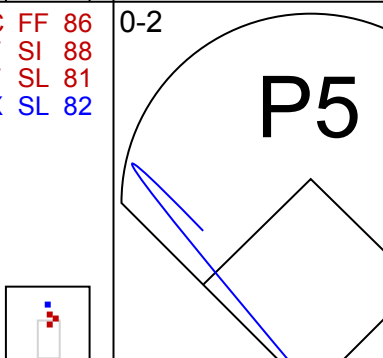
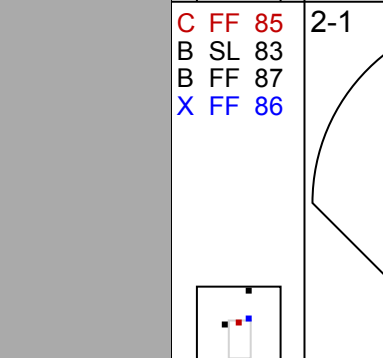
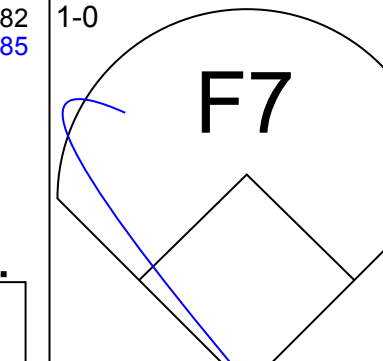
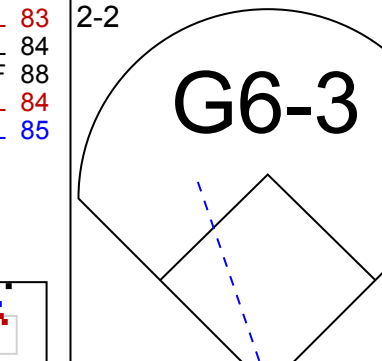
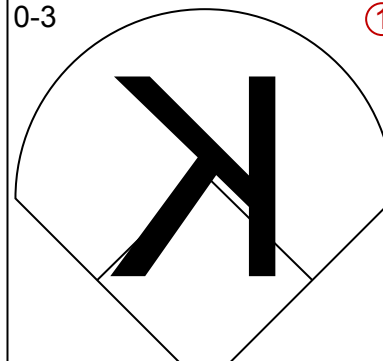
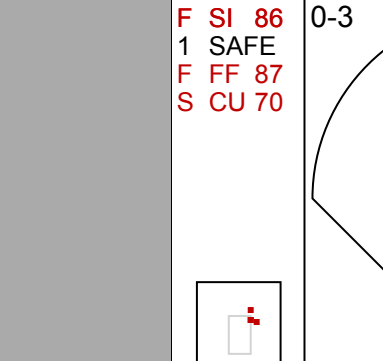
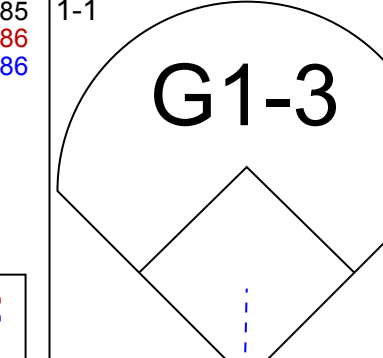
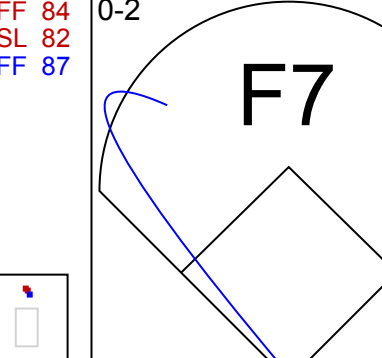
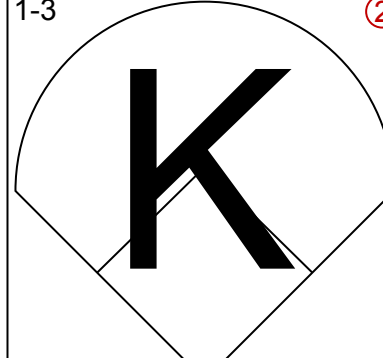
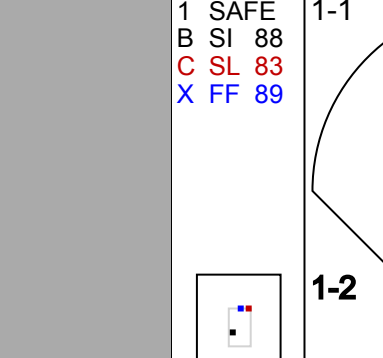
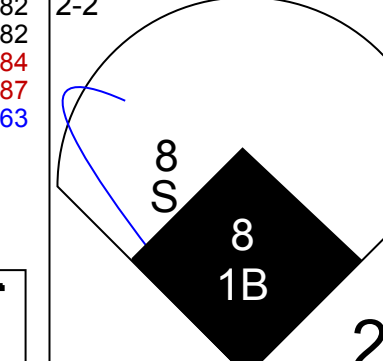
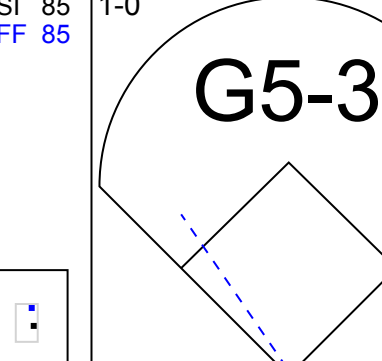
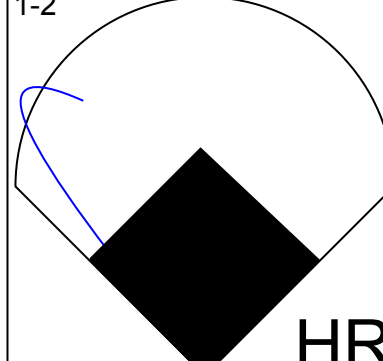
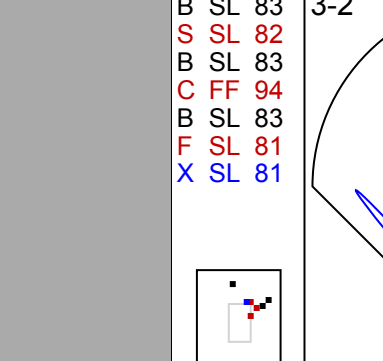
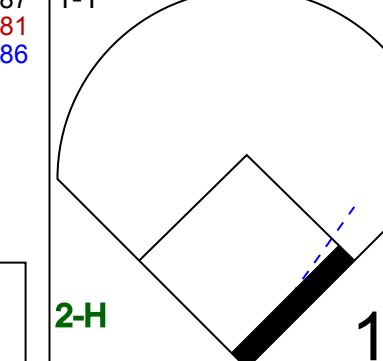

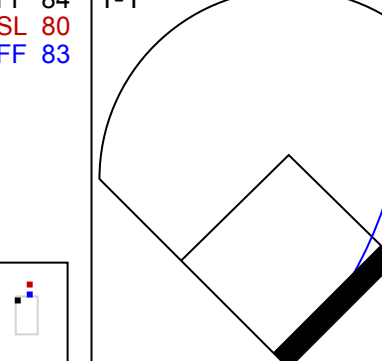
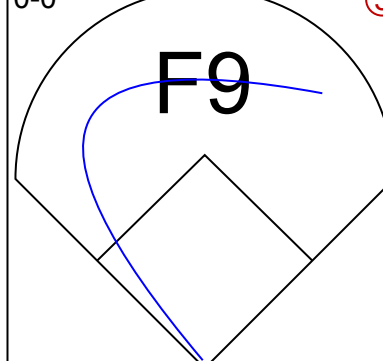
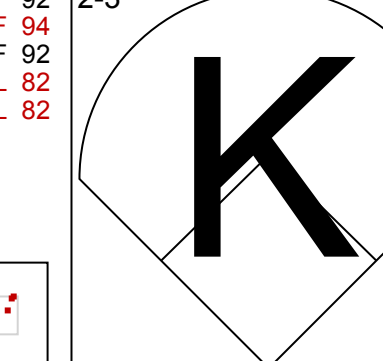
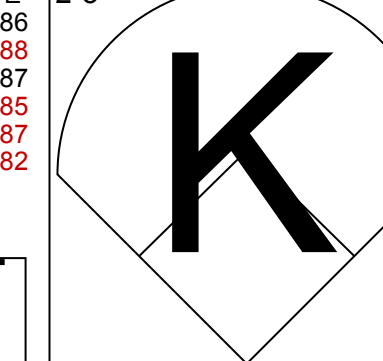
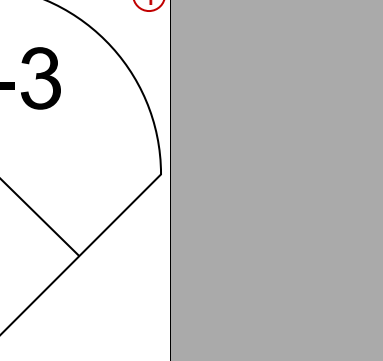
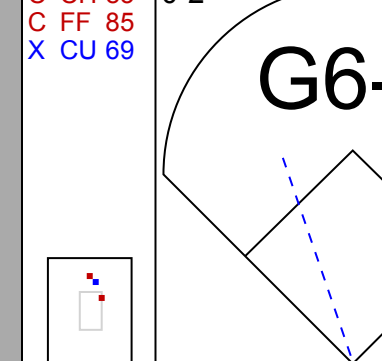
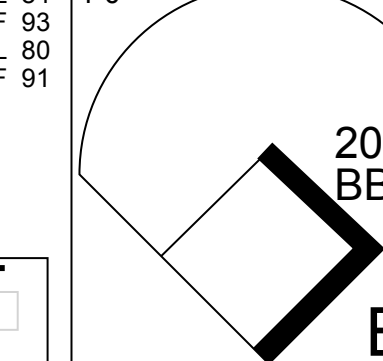


Batter	1	2	3	4	5	6	7	8	9	AB	R	H	RBI	BB	SO	LOB	BOTTOM										
12 Alfonso Soriano, R (1,7) OBP: 0.300, SLG: 0.461	K		G6-3					G5-3		4	0	0	0	0	2	1	<b>Minnesota Twins @ Chicago Cubs</b> Wrigley Field, Chicago, IL Sat Jun 13 2009, 12:05 PM CDT Att: 40,899 - Overcast - 54 F										
17 Mike Fontenot, L (1,5) OBP: 0.325, SLG: 0.402	F8									3	0	0	0	1	0	0											
21 Milton Bradley, S (1,9) OBP: 0.338, SLG: 0.380	L8									3	0	1	0	1	1	1											
25 Derrek Lee, R (1,3) OBP: 0.357, SLG: 0.443		G6-3								4	0	2	0	0	0	1											
18 Geovany Soto, R (1,2) OBP: 0.322, SLG: 0.294										4	0	2	0	0	0	1											
13 Andrés Blanco, S (8,PH) OBP: 0.286, SLG: 0.313		K								3	0	0	0	0	1	2											
1 Kosuke Fukudome, L (1,8) OBP: 0.402, SLG: 0.439										4	0	0	0	0	2	4											
2 Ryan Theriot, R (1,6) OBP: 0.340, SLG: 0.427										4	0	1	0	0	2	2											
7 Aaron Miles, S (1,4) OBP: 0.246, SLG: 0.259										3	0	1	0	0	0	1											
40 Rich Harden, L (1,1) OBP: 0.235, SLG: 0.188										1	0	0	0	0	0	0											
58 Jose Ascanio, R (7,1)										0	0	0	0	0	0	0											
45 Sean Marshall, L (8,1) OBP: 0.231, SLG: 0.231										0	0	0	0	0	0	0											
6 Micah Hoffpauir, L (8,PH) OBP: 0.308, SLG: 0.432										1	0	0	0	0	0	0											
63 Kevin Gregg, R (9,1)										0	0	0	0	0	0	0											
<b>Inning Stats</b>	R: 0 E: 0 K: 1 S: 9	H: 0 LOB: 0 BB: 0 P: 14	R: 0 E: 0 K: 1 S: 9	H: 0 LOB: 0 BB: 0 P: 13	R: 0 E: 0 K: 1 S: 8	H: 1 LOB: 1 BB: 0 P: 15	R: 0 E: 0 K: 1 S: 10	H: 2 LOB: 2 BB: 0 P: 15	R: 0 E: 0 K: 1 S: 9	H: 0 LOB: 0 BB: 0 P: 16	R: 0 E: 0 K: 1 S: 9	H: 0 LOB: 1 BB: 1 P: 15	R: 0 E: 0 K: 0 S: 9	H: 1 LOB: 0 BB: 0 P: 12	R: 0 E: 0 K: 1 S: 10	H: 0 LOB: 0 BB: 0 P: 13	R: 0 E: 0 K: 1 S: 11	H: 1 LOB: 2 BB: 1 P: 18	1B: 4 2B: 1 3B: 0 HR: 0	SF: 0 SAC: 2 DP: 0 HBP: 0	WP: 0 PB: 0 SB: 0 CS: 0	PA: 34					
<b>PITCHER</b>	IP	WLS	BF	H	R	ER	SO	BB	IBB	HBP	BLK	WP	HR	S	P	ERA	WHIP										
51 Anthony Swarzak, R (1,1) ERA: 3.9	7.0	W	26	4	0	0	6	1	0	0	0	0	0	10	13	0.00	0.714										
54 Matt Guerrier, R (8,1) ERA: 3.03	1.0	H	3	0	0	0	1	0	0	0	0	0	0	10	13	0.00	0.000										
36 Joe Nathan, R (9,1) ERA: 1.78	1.0	S	5	1	0	0	1	1	0	0	0	0	0	11	18	0.00	2.000										

AB	30
R	0
H	5
RBI	0
BB	2
SO	8
LOB	12

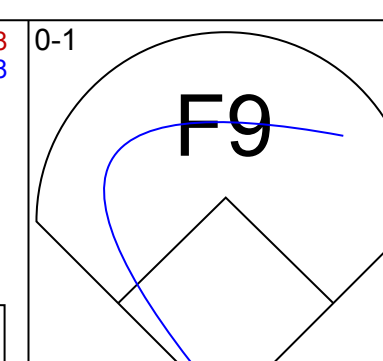
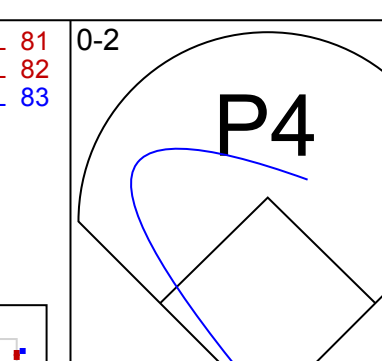
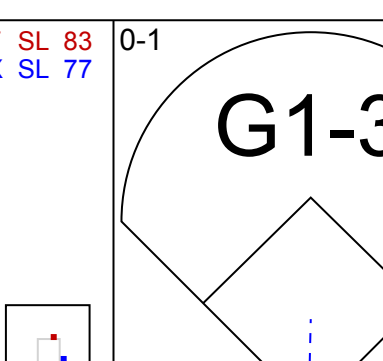
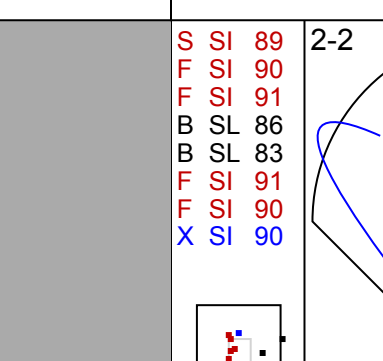
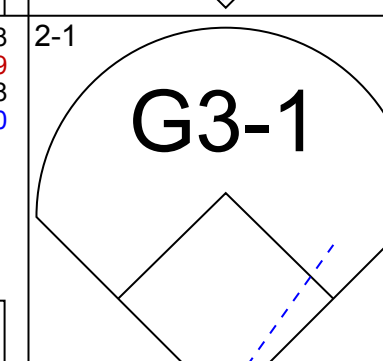
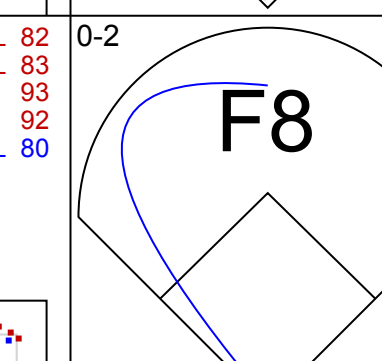
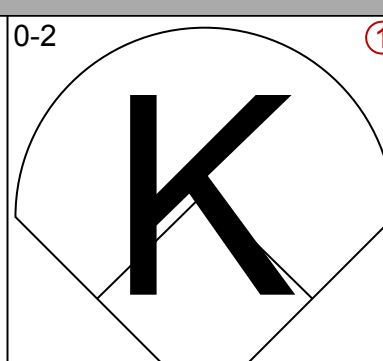
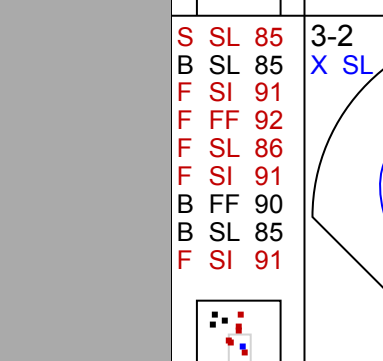
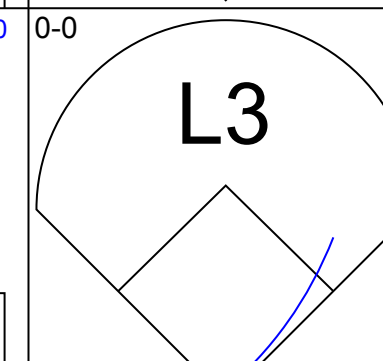
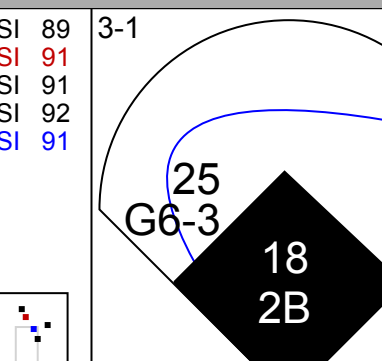
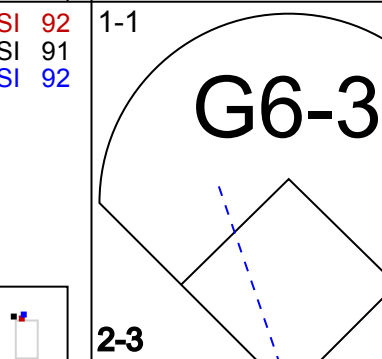
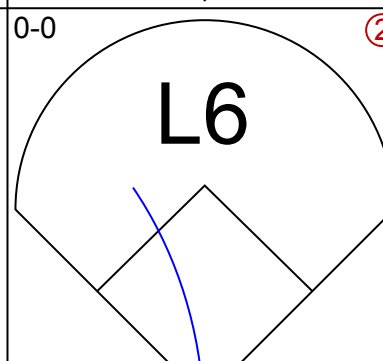
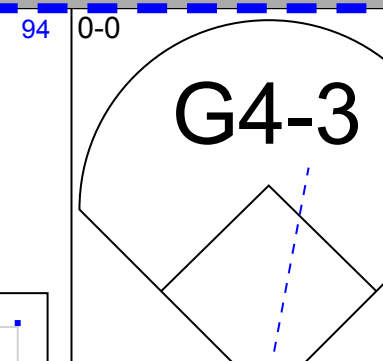
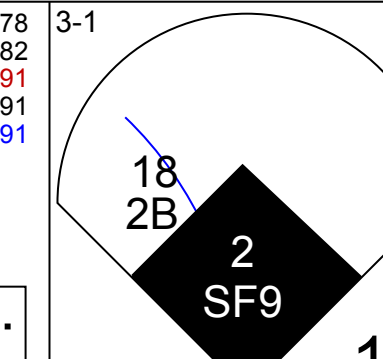


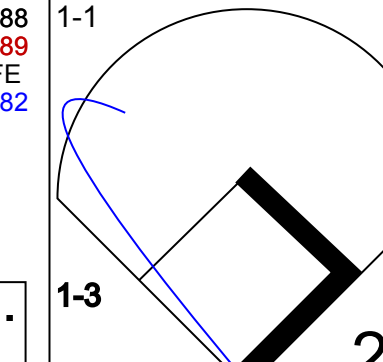
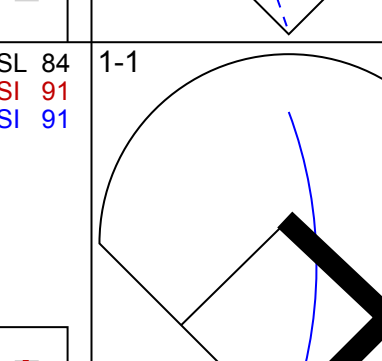
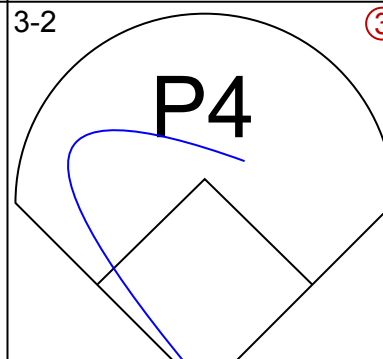
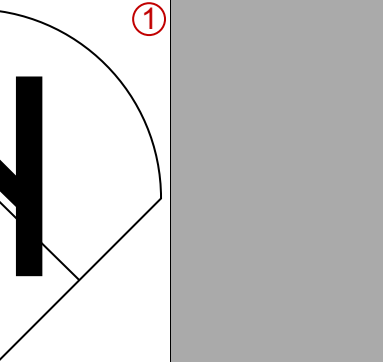
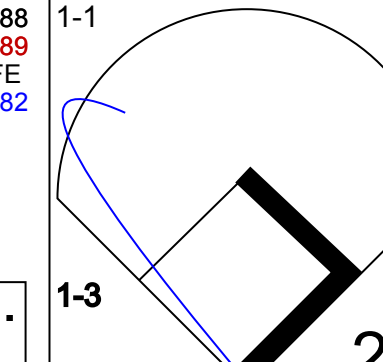

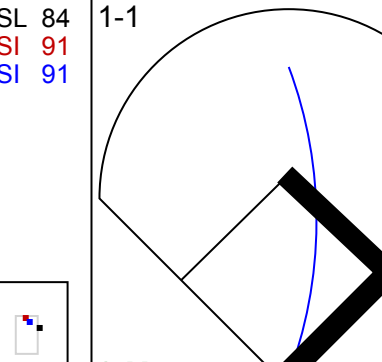
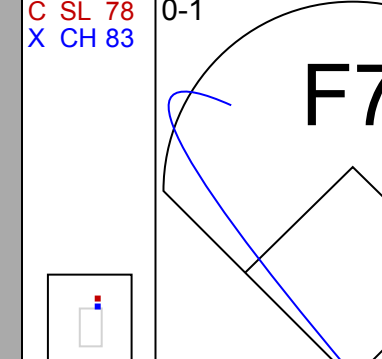

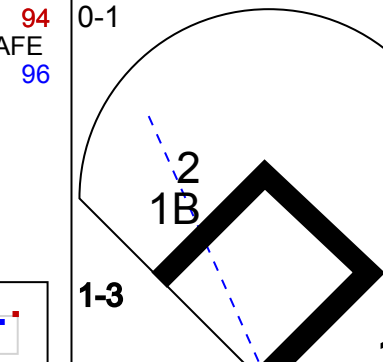
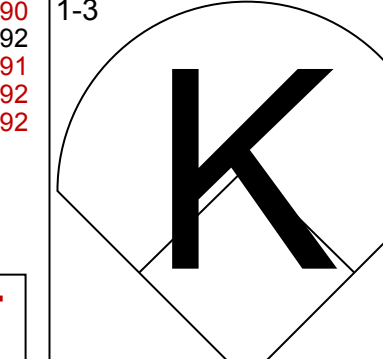

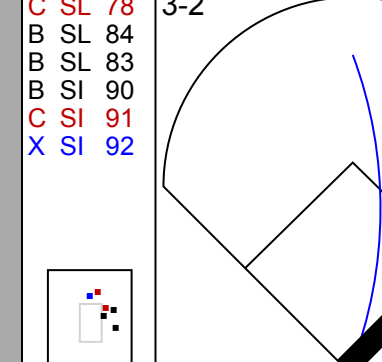

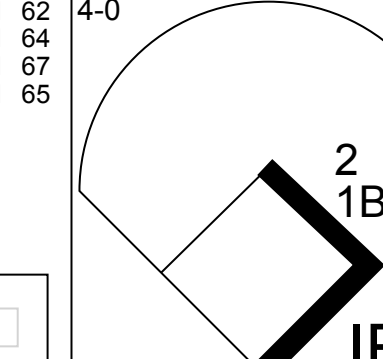
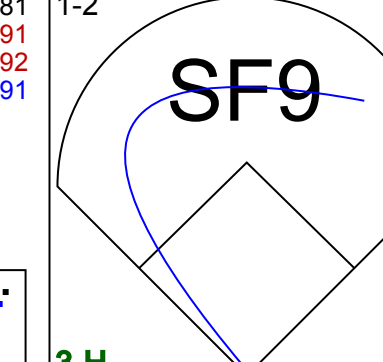
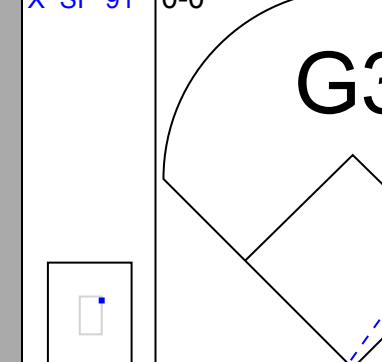


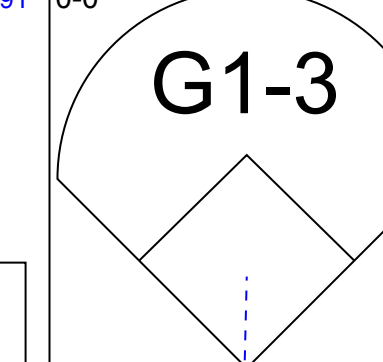
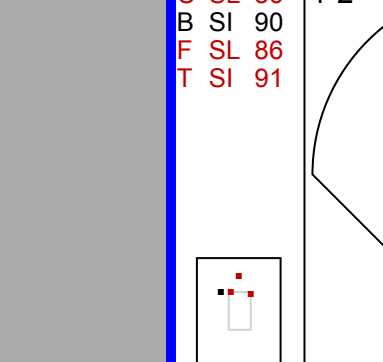
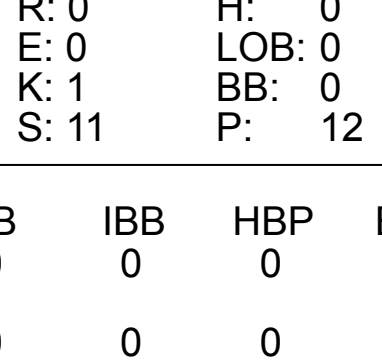
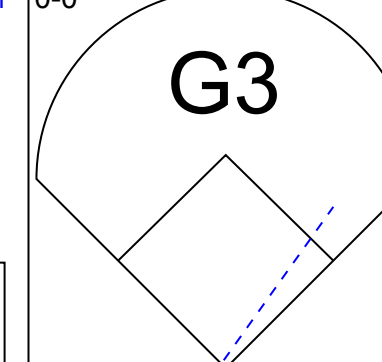
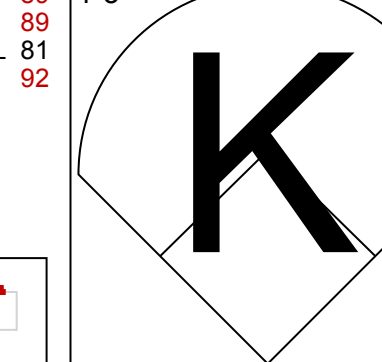
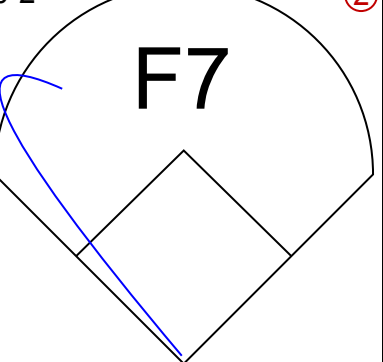
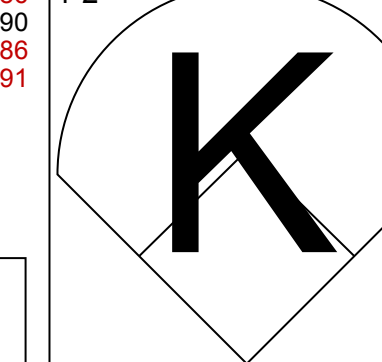




Batter	1	2	3	4	5	6	7	8	9	AB	R	H	RBI	BB	SO	LOB	TOP						
20 Matt Tolbert, S OBP: 0.270, SLG: 0.237										4	0	0	0	1	2	0	<b>Minnesota Twins @ Chicago Cubs</b> Wrigley Field, Chicago, IL Sun Jun 14 2009, 1:20 PM CDT Att: 40,814 - Sunny - 67 F						
7 Joe Mauer, L OBP: 0.486, SLG: 0.743										5	0	3	0	0	0	2							
33 Justin Morneau, L OBP: 0.401, SLG: 0.598										5	0	0	0	0	0	5							
16 Jason Kubel, L OBP: 0.372, SLG: 0.550										4	0	1	0	0	0	4							
23 Brendan Harris, R OBP: 0.335, SLG: 0.392										4	0	0	0	0	2	3							
21 Delmon Young, R OBP: 0.282, SLG: 0.286										4	0	1	0	0	1	0							
22 Carlos Gómez, R OBP: 0.285, SLG: 0.333										4	2	2	1	0	0	2							
8 Nick Punto, S OBP: 0.308, SLG: 0.233										4	0	2	1	0	1	0							
30 Scott Baker, R OBP: 0.326, SLG: 0.282										3	0	0	0	0	1	2							
2B Jesse Crain, R										0	0	0	0	0	0	0							
<b>Inning Stats</b>	R: 0 E: 0 K: 1 S: 10	H: 1 LOB: 1 BB: 0 P: 16	R: 1 E: 0 K: 1 S: 12	H: 2 LOB: 1 BB: 0 P: 19	R: 0 E: 1 K: 1 S: 15	H: 1 LOB: 2 BB: 0 P: 21	R: 0 E: 0 K: 0 S: 8	H: 1 LOB: 1 BB: 0 P: 11	R: 0 E: 0 K: 0 S: 9	H: 1 LOB: 1 BB: 0 P: 9	R: 1 E: 0 K: 2 S: 10	H: 1 LOB: 1 BB: 0 P: 12	R: 0 E: 0 K: 0 S: 7	H: 0 LOB: 0 BB: 0 P: 10	R: 0 E: 0 K: 1 S: 14	H: 2 LOB: 2 BB: 0 P: 20	R: 0 E: 0 K: 1 S: 10	H: 0 LOB: 2 BB: 2 P: 21	1B: 7 2B: 1 3B: 0 HR: 1	SF: 0 SAC: 0 DP: 0 HBP: 0	WP: 0 PB: 0 SB: 1 CS: 0	PA: 39	
<b>PITCHER</b>	IP WLS BF H R ER SO BB IBB HBP BLK WP HR S P ERA WHIP	7.2 W 6 9 2 2 6 0 0 0 0 0 1 81 111 2.35 1.174	1.1 W 6 0 0 0 1 2 0 0 0 0 0 14 28 0.00 1.500																				

AB 37  
R 2  
H 9  
RBI 2  
BB 2  
SO 7  
LOB 18



Batter	1	2	3	4	5	6	7	8	9	AB	R	H	RBI	BB	SO	LOB	BOTTOM					
12 Alfonso Soriano, R OBP: 0.296, SLG: 0.454										4	0	0	0	0	0	0	<b>Minnesota Twins @ Chicago Cubs</b> Wrigley Field, Chicago, IL Sun Jun 14 2009, 1:20 PM CDT Att: 40,814 - Sunny - 67 F					
1 Kosuke Fukudome, L OBP: 0.394, SLG: 0.429										4	0	0	0	0	1	0						
21 Milton Bradley, S OBP: 0.335, SLG: 0.383										4	1	1	0	0	0	0						
25 Derrek Lee, R OBP: 0.360, SLG: 0.444										4	2	2	0	0	0	1						
18 Geovany Soto, R OBP: 0.332, SLG: 0.318										4	0	3	1	0	1	0						
17 Mike Fontenot, L OBP: 0.324, SLG: 0.396										3	0	0	0	1	1	3						
2 Ryan Theriot, R OBP: 0.343, SLG: 0.430										3	0	2	2	0	1	1						
7 Aaron Miles, S OBP: 0.240, SLG: 0.252										3	0	0	0	0	0	2						
49 Carlos Marmol, R										0	0	0	0	0	0	0						
30 Ted Lilly, L OBP: 0.129, SLG: 0.200										2	0	0	0	0	1	0						
13 Andrés Blanco, S OBP: 0.278, SLG: 0.303										1	0	0	0	0	1	0						
<b>Inning Stats</b>	R: 0 E: 0 K: 0 S: 5	H: 0 LOB: 0 BB: 0 P: 7	R: 1 E: 0 K: 1 S: 12	H: 2 LOB: 1 BB: 0 P: 18	R: 0 E: 0 K: 1 S: 11	H: 0 LOB: 0 BB: 0 P: 12	R: 1 E: 0 K: 1 S: 14	H: 2 LOB: 1 BB: 0 P: 23	R: 0 E: 0 K: 0 S: 11	H: 0 LOB: 0 BB: 0 P: 14	R: 0 E: 0 K: 1 S: 8	H: 0 LOB: 0 BB: 0 P: 11	R: 0 E: 0 K: 1 S: 9	H: 1 LOB: 1 BB: 0 P: 13	R: 0 E: 0 K: 1 S: 16	H: 0 LOB: 0 BB: 0 P: 22	R: 1 E: 0 K: 0 S: 6	H: 3 LOB: 3 BB: 1 P: 11	1B: 5 2B: 3 3B: 0 HR: 0	SF: 1 SAC: 0 DP: 0 HBP: 0	WP: 0 PB: 0 SB: 0 CS: 0	PA: 34
<b>PITCHER</b>	IP WLS BF H R ER SO BB IBB HBP BLK WP HR S P ERA WHIP	7.0 L 3 0 0 0 1 0 0 0 0 0 0 16 22 0.00 0.000	0.1 L 5 3 1 1 0 0 1 0 0 0 0 6 11 27.00 9.000																			

AB 32  
R 3  
H 8  
RBI 3  
BB 1  
SO 6  
LOB 7



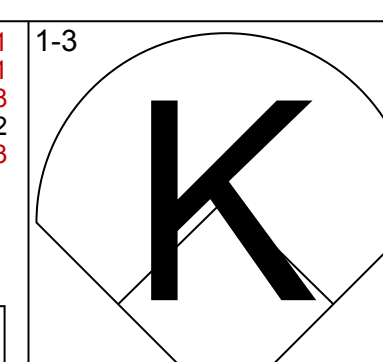
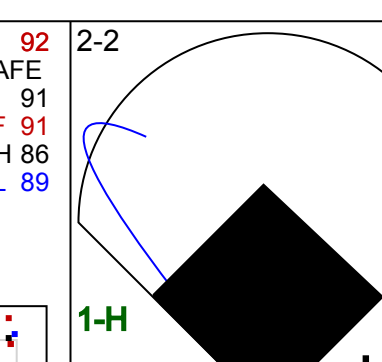
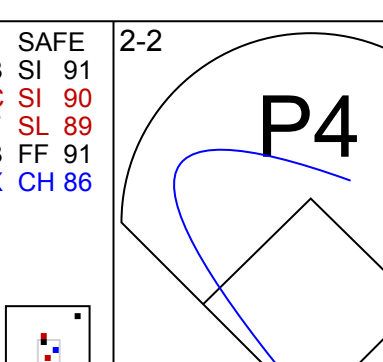
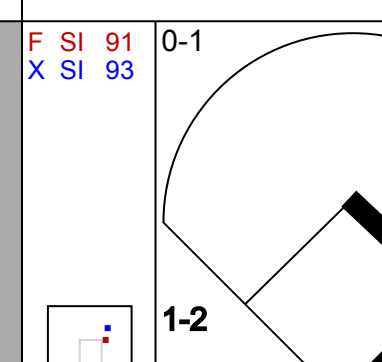
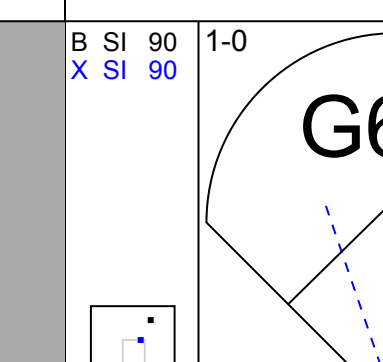
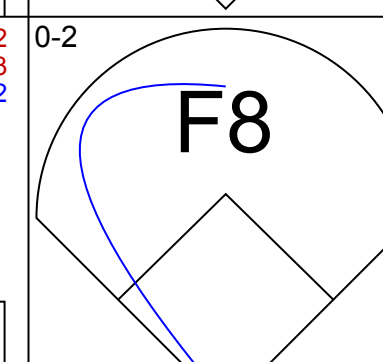
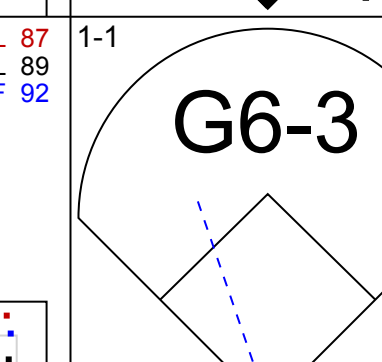
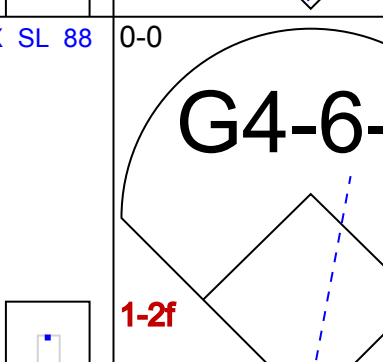
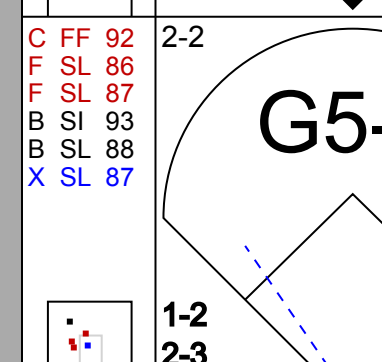
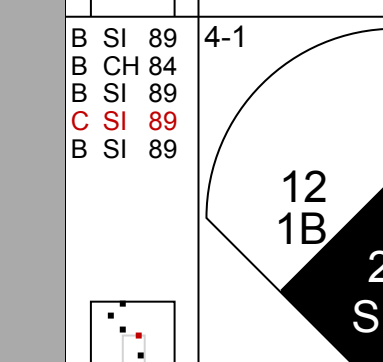
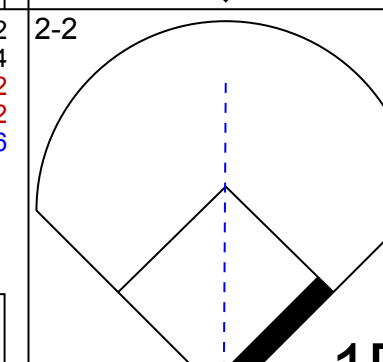
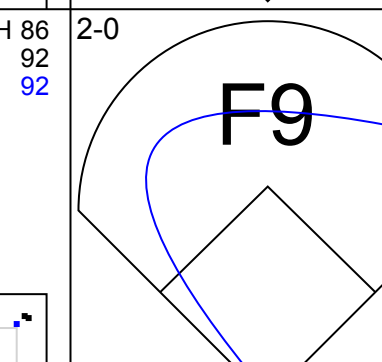


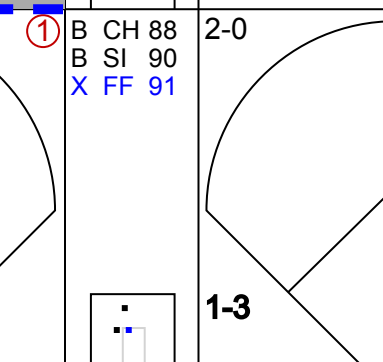
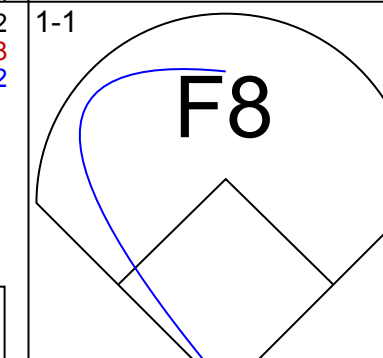
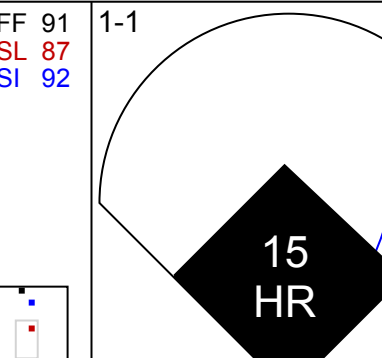
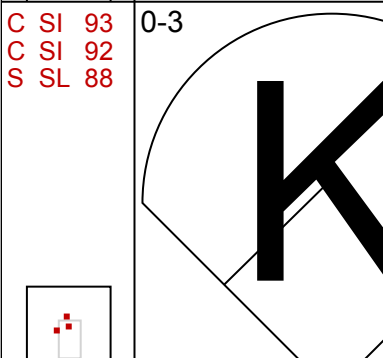
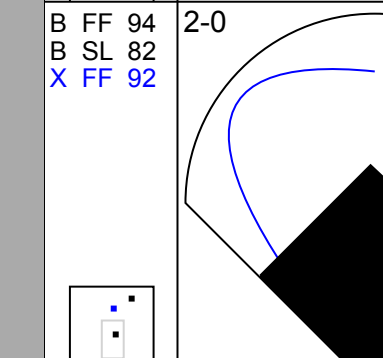
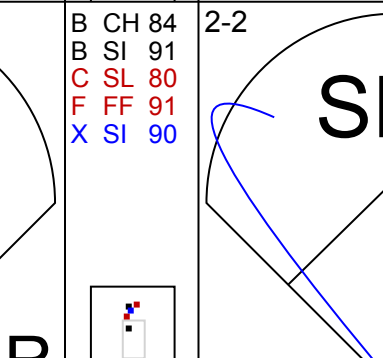




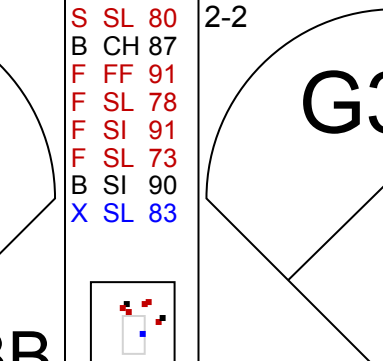





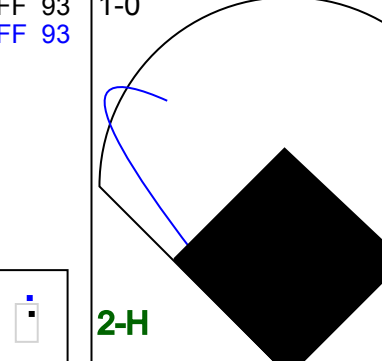

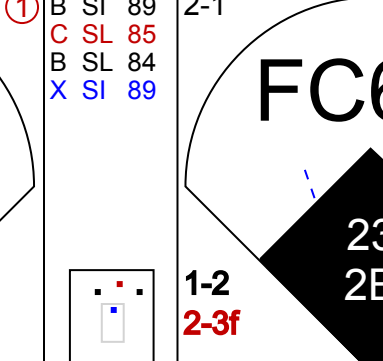
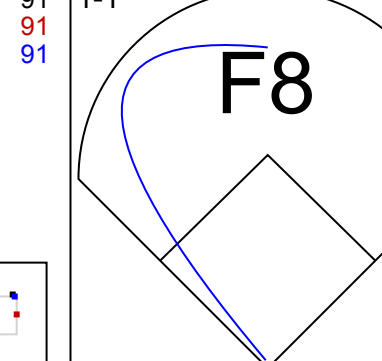

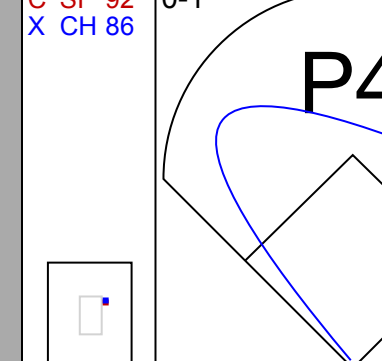
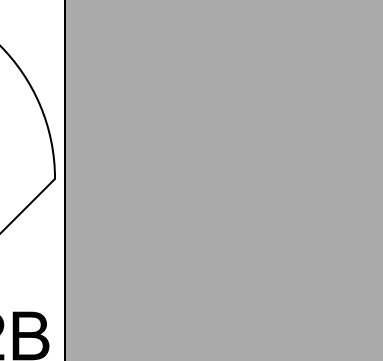

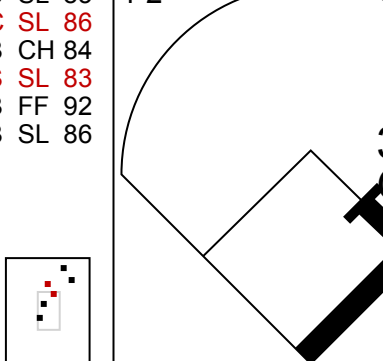
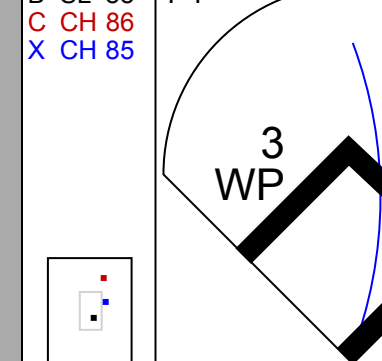
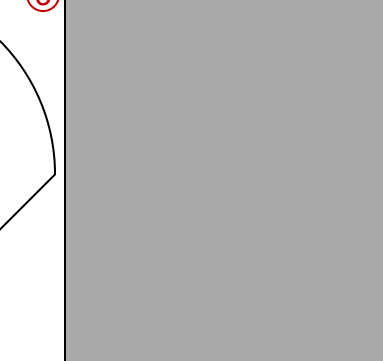


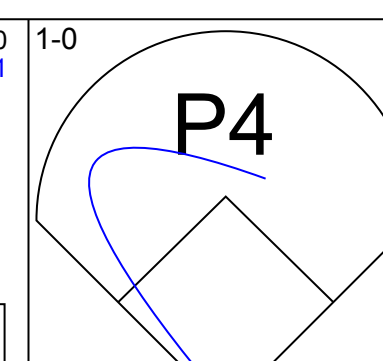
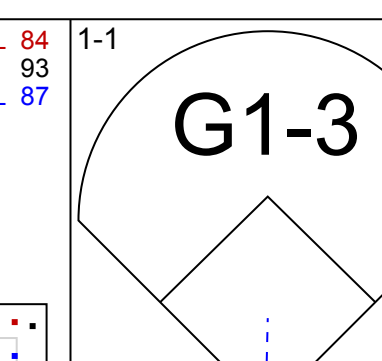

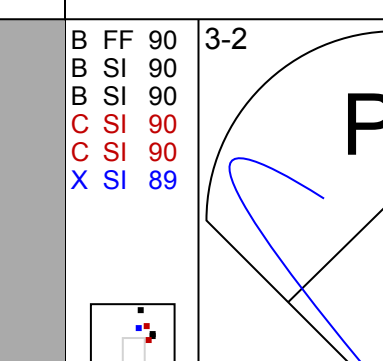
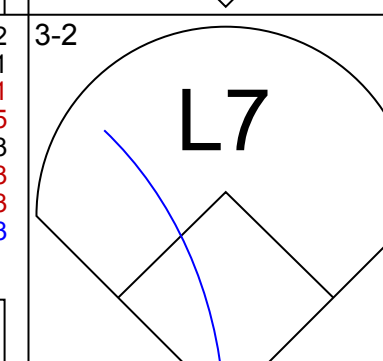
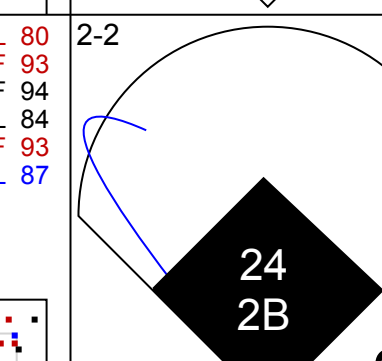
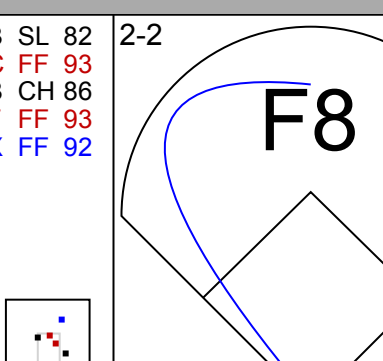
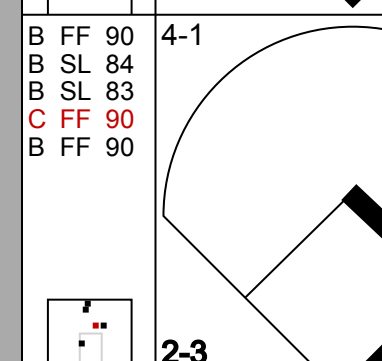
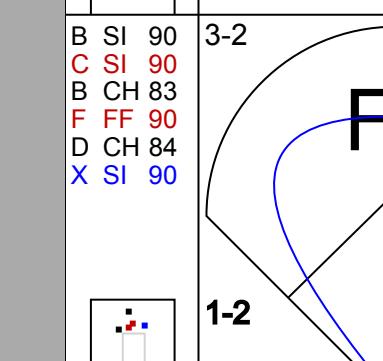
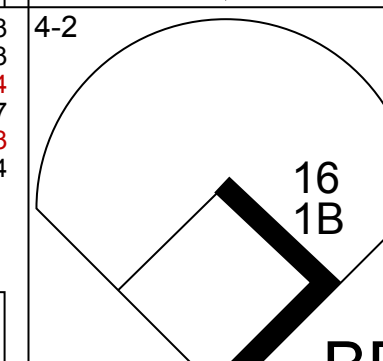
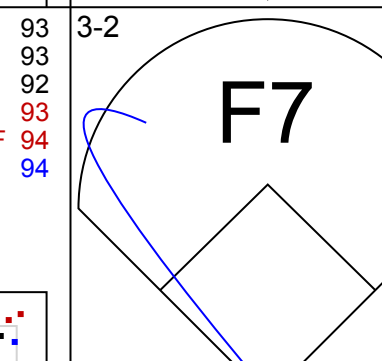
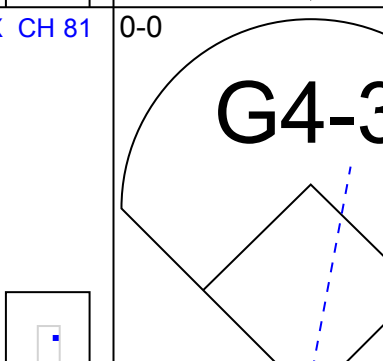
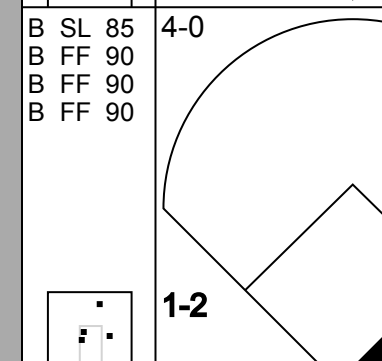
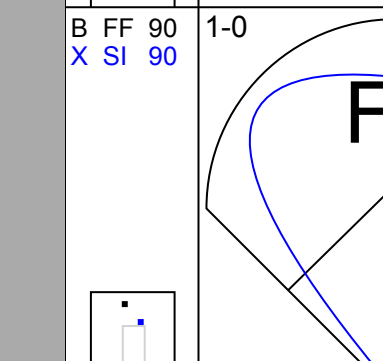
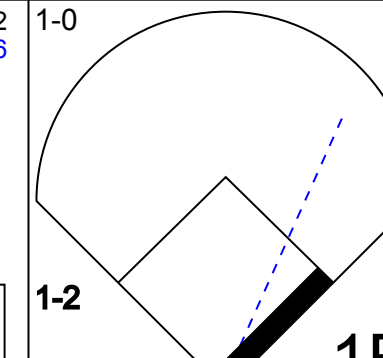
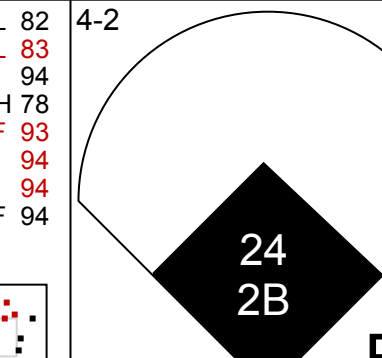
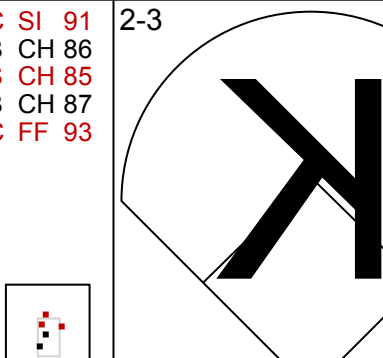
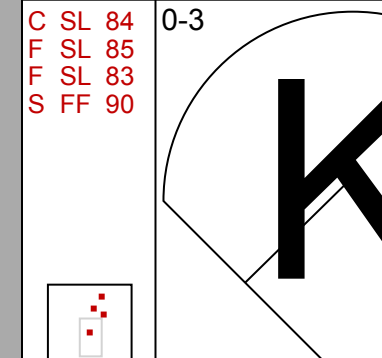
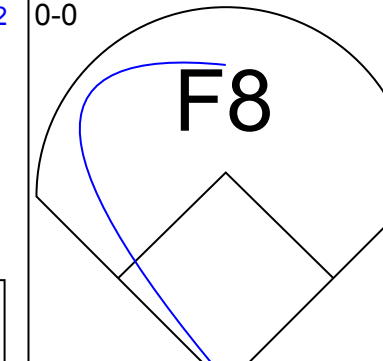
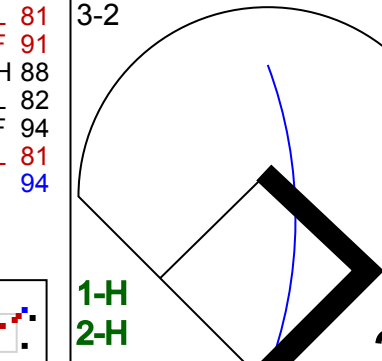

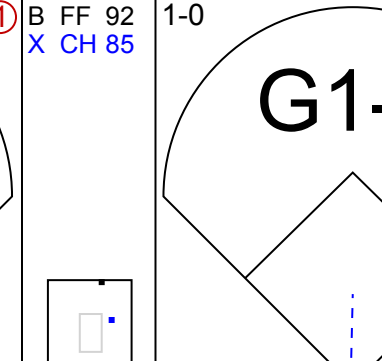

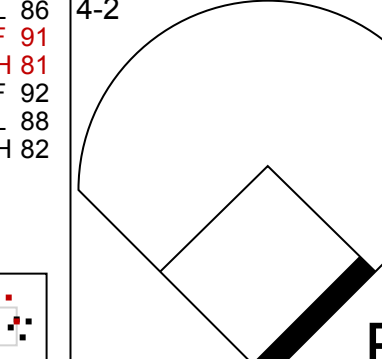




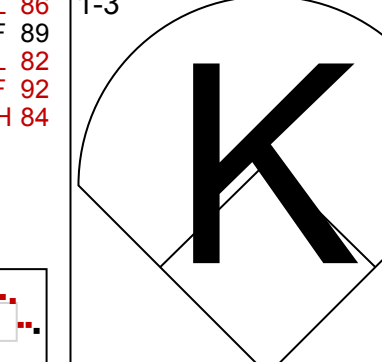


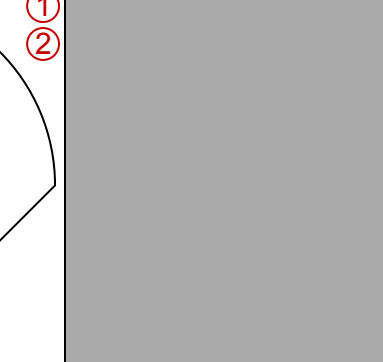



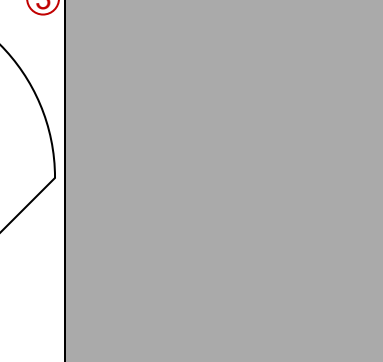



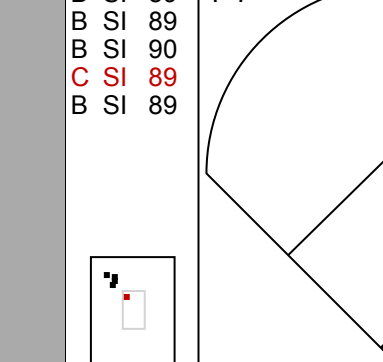
Batter	1	2	3	4	5	6	7	8	9	AB	R	H	RBI	BB	SO	LOB	TOP					
22 Andrew McCutchen, R (1.8) OBP: 0.379, SLG: 0.444	G5-3		K						F9	5	0	2	0	0	1	3	<b>Pittsburgh Pirates @ Minnesota Twins</b> Hubert H. Humphrey Metrodome, Minneapolis, MN Tue Jun 16 2009, 8:10 PM EDT Att: 25,351 - Dome - 70 F <a href="http://livebaseballscorecards.com">livebaseballscorecards.com</a>					
3 Nyjer Morgan, L (1.7) OBP: 0.347, SLG: 0.346	G6-3		HR						K	4	1	1	2	1	1	3						
12 Freddy Sanchez, R (1.4) OBP: 0.354, SLG: 0.482	F8		G4-3						F8	5	0	1	0	0	0	2						
25 Adam LaRoche, L (1.3) OBP: 0.355, SLG: 0.466		K							L8	4	0	1	0	0	1	3						
18 Craig Monroe, R (1.10) OBP: 0.287, SLG: 0.354									F7	4	0	1	0	0	1	1						
24 Delwyn Young, S (1.9) OBP: 0.418, SLG: 0.447									K	4	0	2	0	0	1	0						
15 Andy LaRoche, R (1.5) OBP: 0.357, SLG: 0.385									G2	4	0	0	0	0	1	4						
35 Jason Jaramillo, S (1.2) OBP: 0.359, SLG: 0.404										3	0	0	0	0	1	2						
23 Robinson Diaz, R (9, PH) OBP: 0.316, SLG: 0.392	FC6-4									1	0	1	0	0	0	0						
2 Jack Wilson, R (1.6) OBP: 0.286, SLG: 0.383										4	1	2	0	0	1	0						
<b>Inning Stats</b>	R: 0 E: 0 K: 0 S: 10	H: 0 LOB: 0 BB: 0 P: 14	R: 0 E: 0 K: 2 S: 14	H: 2 LOB: 2 BB: 0 P: 20	R: 2 E: 0 K: 1 S: 16	H: 3 LOB: 1 BB: 0 P: 23	R: 0 E: 0 K: 1 S: 7	H: 0 LOB: 0 BB: 0 P: 10	R: 0 E: 0 K: 0 S: 5	H: 2 LOB: 2 BB: 1 P: 12	R: 0 E: 0 K: 0 S: 5	H: 0 LOB: 0 BB: 0 P: 8	R: 0 E: 0 K: 2 S: 14	H: 1 LOB: 1 BB: 0 P: 18	R: 0 E: 1 K: 1 S: 15	H: 1 LOB: 2 BB: 0 P: 24	R: 0 E: 0 K: 1 S: 11	H: 2 LOB: 2 BB: 0 P: 13	1B: 7 2B: 3 3B: 0 HR: 1	SF: 0 SAC: 0 DP: 1 HBP: 0	WP: 0 PB: 0 SB: 0 CS: 0	PA: 39
<b>PITCHER</b>	IP WLS BF H R ER SO BB IBB HBP BLK WP HR S P ERA WHIP																					
15 Glen Perkins, L (1.1) ERA: 5.09	6.0 W 25 7 2 2 4 1 0 0 0 0 0 1 57 87 3.00 1.333																					
39 R.A. Dickey, R (7.1) ERA: 2.7	2.0 9 2 0 0 3 0 0 0 0 0 0 0 29 42 0.00 1.000																					
50 Jose Mijares, L (9.1) ERA: 2.21	1.0 5 2 0 0 1 0 0 0 0 0 0 0 11 13 0.00 2.000																					

Batter	1	2	3	4	5	6	7	8	9	AB	R	H	RBI	BB	SO	LOB	BOTTOM			
23 Brendan Harris, R (1.6) OBP: 0.337, SLG: 0.389	G4-6-3								G4-6-3	4	2	1	0	1	1	2	<b>Pittsburgh Pirates @ Minnesota Twins</b> Hubert H. Humphrey Metrodome, Minneapolis, MN Tue Jun 16 2009, 8:10 PM EDT Att: 25,351 - Dome - 70 F <a href="http://livebaseballscorecards.com">livebaseballscorecards.com</a>			
7 Joe Mauer, L (1.2) OBP: 0.497, SLG: 0.756	G4-6-3									4	2	4	1	0	0	0				
33 Justin Morneau, L (1.3) OBP: 0.402, SLG: 0.595	G4-6-3									3	0	1	1	1	0	2				
24 Joe Crede, R (1.5) OBP: 0.301, SLG: 0.463	K									4	0	2	1	0	1	2				
16 Jason Kubel, L (1.10) OBP: 0.374, SLG: 0.546										3	0	1	0	1	0	3				
5 Michael Cuddyer, R (1.9) OBP: 0.346, SLG: 0.477										4	2	2	0	0	1	2				
21 Delmon Young, R (1.7) OBP: 0.288, SLG: 0.291										4	1	2	1	0	1	0				
22 Carlos Gómez, R (1.8) OBP: 0.291, SLG: 0.338										4	1	2	1	0	1	1				
8 Nick Punto, S (1.4) OBP: 0.306, SLG: 0.235										3	0	1	1	0	0	2				
<b>Inning Stats</b>	R: 1 E: 0 K: 1 S: 11	H: 2 LOB: 0 BB: 0 P: 14	R: 1 E: 0 K: 0 S: 12	H: 3 LOB: 1 BB: 0 P: 20	R: 2 E: 0 K: 1 S: 12	H: 3 LOB: 1 BB: 1 P: 23	R: 0 E: 0 K: 1 S: 8	H: 1 LOB: 0 BB: 0 P: 11	R: 1 E: 0 K: 0 S: 12	H: 2 LOB: 1 BB: 0 P: 15	R: 3 E: 0 K: 0 S: 23	H: 4 LOB: 2 BB: 1 P: 34	R: 0 E: 0 K: 0 S: 6	H: 0 LOB: 0 BB: 1 P: 11	R: 0 E: 0 K: 1 S: 6	H: 1 LOB: 0 BB: 0 P: 9		1B: 13 2B: 3 3B: 0 HR: 0	SF: 1 SAC: 0 DP: 5 HBP: 0	WP: 2 PB: 0 SB: 1 CS: 0
<b>PITCHER</b>	IP WLS BF H R ER SO BB IBB HBP BLK WP HR S P ERA WHIP																			
28 Paul Maholm, L (1.1) ERA: 4.23	5.0 L 26 14 8 8 4 1 0 0 0 0 0 2 65 97 14.40 3.000																			
27 Jeff Karstens, R (6.1) ERA: 5.09	1.0 5 1 0 0 0 1 0 0 0 0 0 0 13 20 0.00 2.000																			
47 Evan Meek, R (7.1) ERA: 3.18	2.0 6 1 0 0 1 1 0 0 0 0 0 0 12 20 0.00 1.000																			





Batter	1	2	3	4	5	6	7	8	9	AB	R	H	RBI	BB	SO	LOB	TOP			
22 Andrew McCutchen, R OBP: 0.381, SLG: 0.492										5	1	2	2	0	1	1	<b>Pittsburgh Pirates @ Minnesota Twins</b> Hubert H. Humphrey Metrodome, Minneapolis, MN Wed Jun 17 2009, 8:10 PM EDT Att: 30,057 - Dome - 70 F <a href="http://livebaseballscorecards.com">livebaseballscorecards.com</a>			
3 Nyjer Morgan, L OBP: 0.336, SLG: 0.340										4	1	0	0	1	0	3				
12 Freddy Sanchez, R OBP: 0.355, SLG: 0.481										5	0	2	0	0	0	0				
25 Adam LaRoche, L OBP: 0.356, SLG: 0.484										4	2	2	2	0	1	1				
24 Delwyn Young, S OBP: 0.418, SLG: 0.438										4	0	1	0	1	1	2				
16 Eric Hinske, L OBP: 0.393, SLG: 0.393										3	1	0	0	1	3	2				
15 Andy LaRoche, R OBP: 0.356, SLG: 0.396										4	2	1	2	0	0	2				
23 Robinson Diaz, R OBP: 0.313, SLG: 0.397										4	0	1	2	0	0	0				
2 Jack Wilson, R OBP: 0.297, SLG: 0.388										3	1	2	0	1	0	1				
<b>Inning Stats</b>	R: 0 E: 0 K: 1 S: 13	H: 1 LOB: 1 BB: 0 P: 17	R: 0 E: 0 K: 1 S: 7	H: 0 LOB: 0 BB: 0 P: 12	R: 2 E: 0 K: 0 S: 10	H: 2 LOB: 0 BB: 0 P: 16	R: 2 E: 0 K: 2 S: 11	H: 2 LOB: 0 BB: 1 P: 15	R: 0 E: 0 K: 0 S: 6	H: 1 LOB: 1 BB: 0 P: 19	R: 0 E: 0 K: 0 S: 13	H: 2 LOB: 2 BB: 0 P: 15	R: 3 E: 0 K: 0 S: 11	H: 2 LOB: 1 BB: 2 P: 27	R: 1 E: 0 K: 0 S: 12	H: 1 LOB: 1 BB: 1 P: 23	1B: 6 2B: 2 3B: 0 HR: 3	SF: 1 SAC: 0 DP: 1 HBP: 0	WP: 1 PB: 0 SB: 2 CS: 0	PA: 41
<b>PITCHER</b>	IP WLS BF H R ER SO BB IBB HBP BLK WP HR S P ERA WHIP	7.0 L 29 8 4 4 6 1 0 0 0 0 1 2 71 106 5.14 1.286	0.1 4 1 3 3 0 2 0 0 0 0 0 1 6 17 81.00 9.000	1.2 8 2 1 1 0 1 0 0 0 0 0 0 17 33 5.40 1.800																

Batter	1	2	3	4	5	6	7	8	9	AB	R	H	RBI	BB	SO	LOB	BOTTOM			
23 Brendan Harris, R OBP: 0.333, SLG: 0.384										5	0	1	0	0	0	1	<b>Pittsburgh Pirates @ Minnesota Twins</b> Hubert H. Humphrey Metrodome, Minneapolis, MN Wed Jun 17 2009, 8:10 PM EDT Att: 30,057 - Dome - 70 F <a href="http://livebaseballscorecards.com">livebaseballscorecards.com</a>			
7 Joe Mauer, L OBP: 0.402, SLG: 0.750										4	1	1	0	1	0	1				
33 Justin Morneau, L OBP: 0.402, SLG: 0.588										3	0	0	0	2	0	2				
16 Jason Kubel, L OBP: 0.377, SLG: 0.543										3	1	1	0	1	2	3				
24 Joe Crede, R OBP: 0.300, SLG: 0.464										4	0	1	2	0	0	5				
5 Michael Cuddyer, R OBP: 0.356, SLG: 0.491										2	0	2	0	2	0	0				
21 Delmon Young, R OBP: 0.280, SLG: 0.284										4	0	0	0	0	1	5				
22 Carlos Gómez, R OBP: 0.283, SLG: 0.329										4	0	0	0	0	0	2				
8 Nick Punto, S OBP: 0.305, SLG: 0.230										3	0	0	0	1	0	1				
<b>Inning Stats</b>	R: 0 E: 0 K: 0 S: 10	H: 1 LOB: 2 BB: 1 P: 19	R: 0 E: 0 K: 0 S: 7	H: 1 LOB: 0 BB: 0 P: 10	R: 2 E: 0 K: 1 S: 23	H: 2 LOB: 2 BB: 2 P: 41	R: 0 E: 0 K: 0 S: 9	H: 0 LOB: 0 BB: 0 P: 15	R: 0 E: 0 K: 0 S: 9	H: 1 LOB: 1 BB: 0 P: 16	R: 0 E: 0 K: 1 S: 10	H: 1 LOB: 3 BB: 2 P: 19	R: 0 E: 0 K: 0 S: 5	H: 0 LOB: 0 BB: 1 P: 11	R: 0 E: 0 K: 0 S: 8	H: 0 LOB: 1 BB: 1 P: 19	1B: 3 2B: 2 3B: 1 HR: 0	SF: 0 SAC: 0 DP: 1 HBP: 0	WP: 0 PB: 1 SB: 0 CS: 0	PA: 39
<b>PITCHER</b>	IP WLS BF H R ER SO BB IBB HBP BLK WP HR S P ERA WHIP	6.0 W 26 5 2 2 2 3 0 0 0 0 0 0 15 30 0.00 2.000	2.0 H 9 1 0 0 1 3 0 0 0 0 0 0 8 19 0.00 1.000	1.0 4 0 0 0 0 1 0 0 0 0 0 0 8 19 0.00 1.000																





Batter	1	2	3	4	5	6	7	8	9	AB	R	H	RBI	BB	SO	LOB	TOP			
22 Andrew McCutchen, R (1, 8) OBP: 0.335, SLG: 0.476	G1-3		G1-6-3 1B			G5-3			L5	4	0	1	0	0	0	0	<b>Pittsburgh Pirates @ Minnesota Twins</b> Hubert H. Humphrey Metrodome, Minneapolis, MN Thu Jun 18 2009, 1:10 PM EDT Att: 30,670 - Dome - 68 F <a href="http://livebaseballscorecards.com">livebaseballscorecards.com</a>			
3 Nyjer Morgan, L (1, 7) OBP: 0.335, SLG: 0.335	G6-3		G1-6-3			G5-3			L5	4	0	0	0	0	2					
16 Eric Hinske, L (1, 10) OBP: 0.387, SLG: 0.398	G3			G4-3			F7		25 1B	4	1	1	0	0	0					
25 Adam LaRoche, L (1, 3) OBP: 0.355, SLG: 0.480		G1-3		G4-3			K		2B	4	0	1	1	0	1	0				
15 Andy LaRoche, R (1, 5) OBP: 0.350, SLG: 0.389		G5-3		G3			P3		1B	4	0	0	0	0	1					
44 Brandon Moss, L (1, 9) OBP: 0.299, SLG: 0.355			2B							3	0	2	0	0	0	0				
35 Jason Jaramillo, S (1, 2) OBP: 0.351, SLG: 0.393			G3			G4-6-3 1B			K	3	0	0	0	0	1	2				
5 Ramón Vázquez, L (1, 4) OBP: 0.357, SLG: 0.265						P4			BB	2	0	0	0	1	0	0				
2 Jack Wilson, R (1, 6) OBP: 0.297, SLG: 0.387							F8		FC6-4	3	0	1	0	0	0	1				
<b>Inning Stats</b>	R: 0 E: 0 K: 0 S: 6	H: 0 LOB: 0 BB: 0 P: 10	R: 0 E: 0 K: 0 S: 9	H: 1 LOB: 1 BB: 0 P: 14	R: 0 E: 0 K: 0 S: 9	H: 2 LOB: 1 BB: 0 P: 12	R: 0 E: 0 K: 0 S: 9	H: 0 LOB: 0 BB: 0 P: 13	R: 0 E: 0 K: 0 S: 7	H: 0 LOB: 0 BB: 0 P: 9	R: 0 E: 0 K: 1 S: 7	H: 0 LOB: 1 BB: 0 P: 12	R: 0 E: 0 K: 1 S: 6	H: 0 LOB: 1 BB: 1 P: 11	R: 1 E: 0 K: 0 S: 11	H: 2 LOB: 1 BB: 0 P: 16	1B: 4 2B: 2 3B: 0 HR: 0	SF: 0 SAC: 0 DP: 2 HBP: 0	WP: 0 PB: 0 SB: 0 CS: 0	PA: 32
<b>PITCHER</b> 53 Nick Blackburn, R (1, 1) ERA: 3.09	IP: 9.0 WLS: W BF: 32 H: 6 R: 1 ER: 1 SO: 2 BB: 1 IBB: 0 HBP: 0 BLK: 0 WP: 0 HR: 0 S: 70 P: 107 ERA: 1.00 WHIP: 0.778																			

Batter	1	2	3	4	5	6	7	8	9	AB	R	H	RBI	BB	SO	LOB	BOTTOM			
22 Carlos Gómez, R (1, 8) OBP: 0.282, SLG: 0.322	F9		G4-6-3 BB			G5-3			G6-3	3	0	0	0	1	0	1	<b>Pittsburgh Pirates @ Minnesota Twins</b> Hubert H. Humphrey Metrodome, Minneapolis, MN Thu Jun 18 2009, 1:10 PM EDT Att: 30,670 - Dome - 68 F <a href="http://livebaseballscorecards.com">livebaseballscorecards.com</a>			
23 Brendan Harris, R (1, 6) OBP: 0.341, SLG: 0.392	33 2B		G4-6-3 1B			F8				4	1	3	0	0	0	1				
33 Justin Morneau, L (1, 3) OBP: 0.400, SLG: 0.587	1B		G4-6-3			G4-3			G6-3	4	0	1	1	0	0	3				
5 Michael Cuddyer, R (1, 9) OBP: 0.358, SLG: 0.513	P3		G6-3				HR			4	1	2	1	0	0	2				
16 Jason Kubel, L (1, 7) OBP: 0.374, SLG: 0.542	F7			G3			24 F8 2B		G3	4	0	1	0	0	0	2				
24 Joe Crede, R (1, 5) OBP: 0.294, SLG: 0.454		P4		F8			F8		FC5-2 32 HR	4	1	0	0	0	0	2				
32 Brian Buscher, L (1, 10) OBP: 0.333, SLG: 0.321		G1-3		F8				BB		3	1	1	2	1	0	0				
55 Mike Redmond, R (1, 2) OBP: 0.321, SLG: 0.311		L4					F8		F8	4	0	0	0	0	1	2				
8 Nick Punto, S (1, 4) OBP: 0.311, SLG: 0.246			23 1B 33 G4-6-3 1B				E7 2B		K	3	1	2	0	0	1	0				
<b>Inning Stats</b>	R: 1 E: 0 K: 0 S: 11	H: 2 LOB: 1 BB: 0 P: 18	R: 0 E: 0 K: 0 S: 10	H: 0 LOB: 0 BB: 0 P: 14	R: 1 E: 0 K: 0 S: 11	H: 2 LOB: 1 BB: 1 P: 22	R: 0 E: 0 K: 0 S: 7	H: 0 LOB: 0 BB: 0 P: 12	R: 0 E: 0 K: 0 S: 10	H: 1 LOB: 1 BB: 0 P: 17	R: 1 E: 0 K: 0 S: 12	H: 2 LOB: 2 BB: 1 P: 21	R: 0 E: 0 K: 1 S: 11	H: 1 LOB: 1 BB: 0 P: 13	R: 2 E: 0 K: 1 S: 12	H: 2 LOB: 0 BB: 0 P: 13	1B: 4 2B: 3 3B: 1 HR: 2	SF: 0 SAC: 0 DP: 1 HBP: 0	WP: 0 PB: 0 SB: 1 CS: 0	PA: 35
<b>PITCHER</b> 57 Zach Duke, L (1, 1) ERA: 3.18 43 Jesse Chavez, R (7, 1) ERA: 3.07	IP: 6.0 WLS: L BF: 26 H: 7 R: 3 ER: 3 SO: 3 BB: 2 IBB: 0 HBP: 0 BLK: 0 WP: 0 HR: 1 S: 61 P: 104 ERA: 4.50 WHIP: 1.500																			





Batter	1	2	3	4	5	6	7	8	9	AB	R	H	RBI	BB	SO	LOB	TOP					
21 Michael Bourn, L (1, 8) OBP: 0.372, SLG: 0.404										1	0	0	1	2	0	0	Houston Astros @ Minnesota Twins Hubert H. Humphrey Metrodome, Minneapolis, MN Fri Jun 19 2009, 8:10 PM EDT Att: 32,218 - Dome - 70 F					
8 Jeff Keppinger, R (1, 5) OBP: 0.333, SLG: 0.417										3	1	1	1	0	2	2						
10 Miguel Tejada, R (1, 6) OBP: 0.364, SLG: 0.489										4	0	0	0	0	3	3						
45 Carlos Lee, R (1, 10) OBP: 0.364, SLG: 0.517										4	0	0	0	0	0	1						
17 Lance Berkman, S (1, 3) OBP: 0.200, SLG: 0.477										2	0	0	0	2	0	0						
9 Hunter Pence, R (1, 9) OBP: 0.399, SLG: 0.527										4	0	0	0	0	1	2						
77 Ivan Rodriguez, R (1, 2) OBP: 0.279, SLG: 0.400										3	0	1	0	0	1	1						
3 Kazuo Matsui, S (1, 4) OBP: 0.295, SLG: 0.308										3	1	1	0	0	1	1						
2 Darin Erstad, L (1, 7) OBP: 0.200, SLG: 0.203										2	0	2	0	0	0	0						
4 Jason Michaels, R (8, PH) OBP: 0.266, SLG: 0.310										1	0	0	0	0	1	0						
<b>Inning Stats</b>	R: 0 E: 0 K: 2 S: 11	H: 0 LOB: 0 BB: 1 P: 18	R: 0 E: 0 K: 1 S: 8	H: 0 LOB: 1 BB: 1 P: 13	R: 1 E: 0 K: 2 S: 11	H: 2 LOB: 1 BB: 0 P: 14	R: 0 E: 0 K: 0 S: 6	H: 0 LOB: 0 BB: 1 P: 15	R: 0 E: 0 K: 1 S: 10	H: 1 LOB: 0 BB: 0 P: 15	R: 0 E: 0 K: 0 S: 9	H: 0 LOB: 1 BB: 1 P: 15	R: 0 E: 0 K: 1 S: 12	H: 1 LOB: 1 BB: 0 P: 18	R: 1 E: 0 K: 2 S: 12	H: 1 LOB: 0 BB: 0 P: 16	R: 0 E: 0 K: 0 S: 5	H: 0 LOB: 0 BB: 0 P: 10	1B: 4 2B: 0 3B: 0 HR: 1	SF: 1 SAC: 1 DP: 1 HBP: 0	WP: 0 PB: 0 SB: 1 CS: 2	PA: 34
<b>PITCHER</b>	IP WLS BF H R ER SO BB IBB HBP BLK WP HR S P ERA WHIP																					
59 Kevin Slowey, R (1, 1) ERA: 4.04	6.0 W 22 3 1 1 6 4 0 0 0 0 0 0 55 90 1.50 1.167																					
54 Matt Guerrier, R (7, 1) ERA: 2.93	1.0 H 4 1 0 0 1 0 0 0 0 0 0 0 12 18 0.00 1.000																					
50 Jose Mijares, L (8, 1) ERA: 2.57	0.2 H 3 1 1 1 1 0 0 0 0 0 0 1 9 13 13.50 1.500																					
36 Joe Nathan, R (8, 1) ERA: 1.69	1.1 S 4 0 0 0 1 0 0 0 0 0 0 0 8 13 0.00 0.000																					

Batter	1	2	3	4	5	6	7	8	9	AB	R	H	RBI	BB	SO	LOB	BOTTOM					
23 Brendan Harris, R (1, 6) OBP: 0.340, SLG: 0.385										3	1	0	0	1	1	2	Houston Astros @ Minnesota Twins Hubert H. Humphrey Metrodome, Minneapolis, MN Fri Jun 19 2009, 8:10 PM EDT Att: 32,218 - Dome - 70 F					
7 Joe Mauer, L (1, 2) OBP: 0.390, SLG: 0.738										4	0	1	0	0	1	1						
33 Justin Morneau, L (1, 3) OBP: 0.398, SLG: 0.584										3	1	1	1	0	0	0						
16 Jason Kubel, L (1, 10) OBP: 0.377, SLG: 0.546										4	0	2	0	0	1	1						
5 Michael Cuddyer, R (1, 9) OBP: 0.360, SLG: 0.518										4	1	2	1	0	1	1						
24 Joe Crede, R (1, 5) OBP: 0.303, SLG: 0.451										1	1	0	0	3	0	1						
21 Delmon Young, R (1, 7) OBP: 0.286, SLG: 0.302										4	1	2	2	0	0	4						
22 Carlos Gómez, R (1, 8) OBP: 0.283, SLG: 0.322										3	0	1	0	0	0	2						
8 Nick Punto, S (1, 4) OBP: 0.315, SLG: 0.252										1	0	1	1	0	0	0						
<b>Inning Stats</b>	R: 1 E: 0 K: 0 S: 11	H: 1 LOB: 0 BB: 1 P: 20	R: 0 E: 0 K: 1 S: 7	H: 0 LOB: 1 BB: 1 P: 14	R: 0 E: 0 K: 0 S: 8	H: 1 LOB: 0 BB: 0 P: 12	R: 0 E: 0 K: 0 S: 7	H: 1 LOB: 1 BB: 0 P: 11	R: 0 E: 0 K: 1 S: 10	H: 1 LOB: 0 BB: 0 P: 14	R: 1 E: 0 K: 0 S: 14	H: 3 LOB: 2 BB: 1 P: 22	R: 0 E: 0 K: 0 S: 9	H: 1 LOB: 1 BB: 0 P: 11	R: 2 E: 0 K: 1 S: 15	H: 2 LOB: 1 BB: 1 P: 22		R: 0 E: 0 K: 1 S: 5	H: 0 LOB: 0 BB: 0 P: 10	1B: 6 2B: 4 3B: 0 HR: 0	SF: 1 SAC: 3 DP: 3 HBP: 0	WP: 0 PB: 0 SB: 0 CS: 0
<b>PITCHER</b>	IP WLS BF H R ER SO BB IBB HBP BLK WP HR S P ERA WHIP																					
44 Roy Oswalt, R (1, 1) ERA: 4.48	8.0 L 35 10 5 5 4 3 1 0 0 0 0 0 81 126 5.62 1.625																					

AB	27
R	2
H	5
RBI	2
BB	4
SO	9
LOB	10



AB	27
R	5
H	10
RBI	5
BB	4
SO	4
LOB	12





Batter	1	2	3	4	5	6	7	8	9	AB	R	H	RBI	BB	SO	LOB	TOP					
21 Michael Bourn, L (1, 8) OBP: 0.377, SLG: 0.423										3	1	2	2	1	1	0	Houston Astros @ Minnesota Twins Hubert H. Humphrey Metrodome, Minneapolis, MN Sat Jun 20 2009, 7:10 PM EDT Att: 34,710 - Dome - 70 F					
8 Jeff Keppinger, R (1, 5) OBP: 0.333, SLG: 0.415										3	0	1	0	0	1	1						
10 Miguel Tejada, R (1, 6) OBP: 0.359, SLG: 0.482										4	0	0	0	0	0	3						
45 Carlos Lee, R (1, 10) OBP: 0.359, SLG: 0.508										4	0	0	0	0	1	2						
17 Lance Berkman, S (1, 3) OBP: 0.378, SLG: 0.487										4	1	1	1	0	2	0						
9 Hunter Pence, R (1, 9) OBP: 0.401, SLG: 0.531										4	2	2	0	0	0	0						
77 Ivan Rodriguez, R (1, 2) OBP: 0.283, SLG: 0.407									4	1	2	2	0	2	0							
2 Darin Erstad, L (1, 7) OBP: 0.195, SLG: 0.197									2	0	0	0	0	0	1							
4 Jason Michaels, R (7, PH) OBP: 0.273, SLG: 0.333									2	1	1	1	0	0	0							
36 Matt Kata, S (1, 4) OBP: 0.227, SLG: 0.238									3	4	0	0	0	0	2							
<b>Inning Stats</b>	R: 0 E: 0 K: 1 S: 11	H: 1 LOB: 0 BB: 0 P: 14	R: 0 E: 0 K: 1 S: 7	H: 0 LOB: 0 BB: 0 P: 11	R: 0 E: 0 K: 1 S: 10	H: 0 LOB: 1 BB: 0 P: 14	R: 0 E: 0 K: 1 S: 14	H: 1 LOB: 1 BB: 0 P: 19	R: 1 E: 0 K: 1 S: 14	H: 2 LOB: 1 BB: 0 P: 20	R: 0 E: 0 K: 1 S: 8	H: 0 LOB: 1 BB: 1 P: 14	R: 4 E: 0 K: 0 S: 13	H: 4 LOB: 0 BB: 0 P: 18	R: 1 E: 0 K: 0 S: 12	H: 1 LOB: 0 BB: 0 P: 18	R: 0 E: 0 K: 1 S: 6	H: 0 LOB: 0 BB: 0 P: 10	1B: 3 2B: 4 3B: 0 HR: 2	SF: 0 SAC: 1 DP: 1 HBP: 0	WP: 0 PB: 0 SB: 0 CS: 0	PA: 36
<b>PITCHER</b>	IP WLS BF H R ER SO BB IBB HBP BLK WP HR S P ERA WHIP	IP WLS BF H R ER SO BB IBB HBP BLK WP HR S P ERA WHIP	IP WLS BF H R ER SO BB IBB HBP BLK WP HR S P ERA WHIP	IP WLS BF H R ER SO BB IBB HBP BLK WP HR S P ERA WHIP	IP WLS BF H R ER SO BB IBB HBP BLK WP HR S P ERA WHIP	IP WLS BF H R ER SO BB IBB HBP BLK WP HR S P ERA WHIP	IP WLS BF H R ER SO BB IBB HBP BLK WP HR S P ERA WHIP	IP WLS BF H R ER SO BB IBB HBP BLK WP HR S P ERA WHIP	IP WLS BF H R ER SO BB IBB HBP BLK WP HR S P ERA WHIP	IP WLS BF H R ER SO BB IBB HBP BLK WP HR S P ERA WHIP	IP WLS BF H R ER SO BB IBB HBP BLK WP HR S P ERA WHIP	IP WLS BF H R ER SO BB IBB HBP BLK WP HR S P ERA WHIP	IP WLS BF H R ER SO BB IBB HBP BLK WP HR S P ERA WHIP	IP WLS BF H R ER SO BB IBB HBP BLK WP HR S P ERA WHIP	IP WLS BF H R ER SO BB IBB HBP BLK WP HR S P ERA WHIP	IP WLS BF H R ER SO BB IBB HBP BLK WP HR S P ERA WHIP						
30 Scott Baker, R (1, 1) ERA: 5.22	6.1	L	3	2	2	2	0	0	0	0	0	0	0	0	0	0	4.26	1.105				
60 Sean Henn, L (7, 1) ERA: 7.35	0.1	L	3	2	2	2	0	0	0	0	0	0	0	0	0	1	6	8	54.00	6.000		
18 Luis Ayala, R (7, 1) ERA: 4.18	1.1	S	5	1	1	1	0	0	0	0	0	0	0	0	0	1	13	19	6.75	0.750		
39 R.A. Dickey, R (9, 1) ERA: 2.63	1.0	S	3	0	0	0	1	0	0	0	0	0	0	0	0	0	6	10	0.00	0.000		

Houston Astros @ Minnesota Twins  
Hubert H. Humphrey Metrodome, Minneapolis, MN  
Sat Jun 20 2009, 7:10 PM EDT  
Att: 34,710 - Dome - 70 F

AB	34
R	6
H	9
RBI	6
BB	1
SO	7
LOB	9



Batter	1	2	3	4	5	6	7	8	9	AB	R	H	RBI	BB	SO	LOB	BOTTOM					
23 Brendan Harris, R (1, 6) OBP: 0.347, SLG: 0.413										4	1	3	1	0	1	1	Houston Astros @ Minnesota Twins Hubert H. Humphrey Metrodome, Minneapolis, MN Sat Jun 20 2009, 7:10 PM EDT Att: 34,710 - Dome - 70 F					
7 Joe Mauer, L (1, 2) OBP: 0.485, SLG: 0.744										4	2	1	1	0	2							
33 Justin Morneau, L (1, 3) OBP: 0.393, SLG: 0.575										4	0	0	0	0	1	2						
16 Jason Kubel, L (1, 10) OBP: 0.374, SLG: 0.555										4	1	1	2	0	1	0						
5 Michael Cuddyer, R (1, 9) OBP: 0.355, SLG: 0.509										4	0	0	0	0	1	0						
32 Brian Buscher, L (1, 5) OBP: 0.330, SLG: 0.318											4	0	1	0	0	1		0				
21 Delmon Young, R (1, 7) OBP: 0.285, SLG: 0.319											4	1	1	1	0	1		1				
22 Carlos Gómez, R (1, 8) OBP: 0.284, SLG: 0.318											2	0	0	0	1	0		1				
58 Jose Morales, S (9, PH) ERA: 2.25											1	0	1	0	0	0		0				
11 Jason Pridie, L (9, FR)											1	0	0	0	0	1		1				
8 Nick Punto, S (1, 4) OBP: 0.312, SLG: 0.248											2	0	0	0	0	0	1					
20 Matt Tolbert, S (7, 4) OBP: 0.268, SLG: 0.235											1	0	0	0	0	1	1					
24 Joe Crede, R (9, PH) OBP: 0.301, SLG: 0.449											1	0	0	0	0	1	1					
<b>Inning Stats</b>	R: 1 E: 0 K: 0 S: 15	H: 1 LOB: 0 BB: 0 P: 18	R: 1 E: 0 K: 0 S: 11	H: 1 LOB: 0 BB: 0 P: 15	R: 0 E: 0 K: 1 S: 11	H: 1 LOB: 1 BB: 0 P: 18	R: 0 E: 0 K: 1 S: 10	H: 0 LOB: 0 BB: 0 P: 15	R: 0 E: 0 K: 1 S: 11	H: 0 LOB: 1 BB: 1 P: 17	R: 1 E: 0 K: 1 S: 9	H: 1 LOB: 0 BB: 0 P: 14	R: 0 E: 0 K: 1 S: 9	H: 1 LOB: 1 BB: 0 P: 12	R: 2 E: 0 K: 1 S: 11	H: 2 LOB: 0 BB: 0 P: 18	R: 0 E: 0 K: 1 S: 9	H: 1 LOB: 1 BB: 0 P: 17	1B: 2 2B: 2 3B: 0 HR: 4	SF: 0 SAC: 0 DP: 0 HBP: 0	WP: 0 PB: 0 SB: 2 CS: 0	PA: 36
<b>PITCHER</b>	IP WLS BF H R ER SO BB IBB HBP BLK WP HR S P ERA WHIP	IP WLS BF H R ER SO BB IBB HBP BLK WP HR S P ERA WHIP	IP WLS BF H R ER SO BB IBB HBP BLK WP HR S P ERA WHIP	IP WLS BF H R ER SO BB IBB HBP BLK WP HR S P ERA WHIP	IP WLS BF H R ER SO BB IBB HBP BLK WP HR S P ERA WHIP	IP WLS BF H R ER SO BB IBB HBP BLK WP HR S P ERA WHIP	IP WLS BF H R ER SO BB IBB HBP BLK WP HR S P ERA WHIP	IP WLS BF H R ER SO BB IBB HBP BLK WP HR S P ERA WHIP	IP WLS BF H R ER SO BB IBB HBP BLK WP HR S P ERA WHIP	IP WLS BF H R ER SO BB IBB HBP BLK WP HR S P ERA WHIP	IP WLS BF H R ER SO BB IBB HBP BLK WP HR S P ERA WHIP	IP WLS BF H R ER SO BB IBB HBP BLK WP HR S P ERA WHIP	IP WLS BF H R ER SO BB IBB HBP BLK WP HR S P ERA WHIP	IP WLS BF H R ER SO BB IBB HBP BLK WP HR S P ERA WHIP	IP WLS BF H R ER SO BB IBB HBP BLK WP HR S P ERA WHIP	IP WLS BF H R ER SO BB IBB HBP BLK WP HR S P ERA WHIP						
38 Brian Moehler, R (1, 1) ERA: 6.43	6.0	W	23	4	3	3	3	0	0	0	0	0	0	0	0	0	4.50	0.833				
43 Chris Sampson, R (7, 1) ERA: 2.25	1.0	H	4	1	0	0	1	0	0	0	0	0	0	0	0	9	12	0.00	1.000			
22 LaTroy Hawkins, R (8, 1) ERA: 2.9	1.0	H	5	2	2	2	1	0	0	0	0	1	1	1	1	18	18.00	2.000				
47 Jose Valverde, R (9, 1) ERA: 3.65	1.0	S	4	1	0	0	1	0	0	0	0	0	0	0	9	17	0.00	1.000				

Houston Astros @ Minnesota Twins  
Hubert H. Humphrey Metrodome, Minneapolis, MN  
Sat Jun 20 2009, 7:10 PM EDT  
Att: 34,710 - Dome - 70 F

AB	35
R	5
H	8
RBI	5
BB	1
SO	6
LOB	10





Batter	1	2	3	4	5	6	7	8	9	AB	R	H	RBI	BB	SO	LOB	TOP
21 Michael Bourn, L (1, 8) OBP: 0.378, SLG: 0.423										5	2	2	0	0	1	0	<b>Houston Astros @ Minnesota Twins</b> Hubert H. Humphrey Metrodome, Minneapolis, MN Sun Jun 21 2009, 2:10 PM EDT Att: 39,659 - Dome - 70 F <a href="http://livebaseballscorecards.com">livebaseballscorecards.com</a>
8 Jeff Keppinger, R (1, 5) OBP: 0.343, SLG: 0.422										5	1	3	1	0	0	0	
10 Miguel Tejada, R (1, 6) OBP: 0.357, SLG: 0.484										3	1	1	1	0	0	1	
45 Carlos Lee, R (1, 10) OBP: 0.354, SLG: 0.500										4	0	0	1	0	0	3	
17 Lance Berkman, S (1, 3) OBP: 0.376, SLG: 0.487										4	0	1	0	0	0	1	
9 Hunter Pence, R (1, 9) OBP: 0.406, SLG: 0.539									4	0	3	1	0	0	0	0	
77 Ivan Rodriguez, R (1, 2) OBP: 0.282, SLG: 0.401									3	0	0	0	1	0	4		
3 Kazuo Matsui, S (1, 4) OBP: 0.294, SLG: 0.307									4	0	1	0	0	0	2		
4 Jason Michaels, R (1, 7) OBP: 0.257, SLG: 0.313										4	0	0	0	0	2		
<b>Inning Stats</b>	R: 3 H: 4 E: 0 K: 0 S: 15	H: 4 LOB: 1 BB: 0 P: 19	R: 0 H: 0 E: 0 K: 1 S: 7	H: 0 LOB: 0 BB: 0 P: 11	R: 0 H: 0 E: 0 K: 0 S: 6	H: 2 LOB: 2 BB: 0 P: 11	R: 0 H: 1 E: 0 K: 0 S: 11	H: 0 LOB: 1 BB: 0 P: 13	R: 1 H: 2 E: 0 K: 0 S: 8	H: 2 LOB: 1 BB: 0 P: 10	R: 0 H: 2 E: 0 K: 0 S: 6	H: 0 LOB: 1 BB: 0 P: 16	1B: 8 2B: 3 3B: 0 HR: 0	SF: 1 SAC: 0 DP: 1 HBP: 0	WP: 0 PB: 0 SB: 1 CS: 0	PA: 38	
<b>PITCHER</b>	IP WLS BF H R ER SO BB IBB HBP BLK WP HR S P ERA WHIP																
15 Glen Perkins, L (1, 1) ERA: 5.1	7.0 L 31 9 4 4 1 1 0 0 0 0 0 60 91 5.14 1.429																
54 Matt Guerrier, R (8, 1) ERA: 2.84	1.0 4 2 0 0 0 0 0 0 0 0 0 6 9 0.00 2.000																
39 R.A. Dickey, R (9, 1) ERA: 2.56	1.0 3 0 0 0 0 0 0 0 0 0 0 11 16 0.00 0.000																

Batter	1	2	3	4	5	6	7	8	9	AB	R	H	RBI	BB	SO	LOB	BOTTOM			
22 Carlos Gómez, R (1, 8) OBP: 0.279, SLG: 0.311										3	0	0	0	0	2	0	<b>Houston Astros @ Minnesota Twins</b> Hubert H. Humphrey Metrodome, Minneapolis, MN Sun Jun 21 2009, 2:10 PM EDT Att: 39,659 - Dome - 70 F <a href="http://livebaseballscorecards.com">livebaseballscorecards.com</a>			
58 Jose Morales, S (9, PH) OBP: 0.426, SLG: 0.436										3	0	0	0	1	1	0				
23 Brendan Harris, R (1, 6) OBP: 0.346, SLG: 0.407										3	0	0	0	1	1	0				
7 Joe Mauer, L (1, 10) OBP: 0.475, SLG: 0.727										4	0	0	0	0	0	1				
5 Michael Cuddyer, R (1, 3) OBP: 0.355, SLG: 0.519										3	1	1	1	0	2	0				
16 Jason Kubel, L (1, 9) OBP: 0.373, SLG: 0.552										1	0	0	0	0	1	0				
32 Brian Buscher, L (4, 3) OBP: 0.333, SLG: 0.322										2	0	1	0	0	0	0				
24 Joe Crede, R (1, 5) OBP: 0.307, SLG: 0.446										1	0	0	0	2	0	1				
21 Delmon Young, R (1, 7) OBP: 0.280, SLG: 0.313										3	0	0	0	0	1	2				
55 Mike Redmond, R (1, 2) OBP: 0.310, SLG: 0.299										3	0	0	0	0	2					
20 Matt Tolbert, S (1, 4) OBP: 0.261, SLG: 0.228									3	0	0	0	0	1	1					
<b>Inning Stats</b>	R: 0 H: 0 E: 0 K: 1 S: 12	H: 1 LOB: 1 BB: 1 P: 18	R: 1 H: 1 E: 0 K: 1 S: 13	H: 1 LOB: 1 BB: 1 P: 20	R: 0 H: 0 E: 0 K: 1 S: 6	H: 0 LOB: 0 BB: 0 P: 10	R: 0 H: 0 E: 0 K: 1 S: 13	H: 0 LOB: 0 BB: 0 P: 18	R: 0 H: 0 E: 0 K: 2 S: 11	H: 0 LOB: 0 BB: 0 P: 13	R: 0 H: 1 E: 0 K: 1 S: 11	H: 0 LOB: 0 BB: 0 P: 16	R: 0 H: 0 E: 0 K: 0 S: 7	H: 0 LOB: 0 BB: 0 P: 8	R: 0 H: 0 E: 0 K: 0 S: 9	H: 0 LOB: 0 BB: 0 P: 12	1B: 1 2B: 0 3B: 0 HR: 1	SF: 0 SAC: 0 DP: 2 HBP: 0	WP: 0 PB: 0 SB: 0 CS: 0	PA: 30
<b>PITCHER</b>	IP WLS BF H R ER SO BB IBB HBP BLK WP HR S P ERA WHIP																			
51 Wandy Rodriguez, L (1, 1) ERA: 3.18	7.0 W 24 2 0 0 0 3 0 0 0 0 0 78 114 1.29 0.714																			
43 Chris Sampson, R (8, 1) ERA: 2.2	1.0 H 3 0 0 0 0 0 0 0 0 0 0 7 8 0.00 0.000																			
47 Jose Valverde, R (9, 1) ERA: 3.38	1.0 S 3 0 0 0 0 0 0 0 0 0 0 9 12 0.00 0.000																			







Batter	1	2	3	4	5	6	7	8	9	AB	R	H	RBI	BB	SO	LOB	TOP					
22 Carlos Gómez, R (1, 8) OBP: 0.287, SLG: 0.338 58 Jose Morales, S (9, PH) OBP: 0.429, SLG: 0.439										4	1	1	0	0	1	2	<b>Minnesota Twins @ Milwaukee Brewers</b> Miller Park, Milwaukee, WI Wed Jun 24 2009, 7:05 PM CDT Att: 34,480 - Clear - 92 F					
23 Brendan Harris, R (1, 6) OBP: 0.339, SLG: 0.399										4	0	1	1	0	2	0						
7 Joe Mauer, L (1, 2) OBP: 0.467, SLG: 0.700										3	0	1	0	2	1	0						
33 Justin Morneau, L (1, 3) OBP: 0.390, SLG: 0.571										5	0	0	0	0	1	4						
16 Jason Kubel, L (1, 7) OBP: 0.371, SLG: 0.560										4	1	1	1	0	2	3						
5 Michael Cuddyer, R (1, 9) OBP: 0.361, SLG: 0.521										4	1	2	0	0	0	0						
24 Joe Crede, R (1, 5) OBP: 0.312, SLG: 0.454										3	0	1	1	1	0	1						
20 Matt Tolbert, S (1, 4) OBP: 0.267, SLG: 0.221										2	0	0	0	2	0	2						
53 Nick Blackburn, R (1, 1)										4	0	0	0	0	2	6						
<b>Inning Stats</b>	R: 1 E: 0 K: 0 S: 11	H: 1 LOB: 0 BB: 0 P: 19	R: 0 E: 1 K: 1 S: 10	H: 0 LOB: 2 BB: 1 P: 19	R: 0 E: 0 K: 1 S: 11	H: 1 LOB: 2 BB: 1 P: 20	R: 0 E: 0 K: 0 S: 10	H: 0 LOB: 1 BB: 0 P: 19	R: 0 E: 0 K: 1 S: 7	H: 0 LOB: 1 BB: 0 P: 10	R: 2 E: 0 K: 1 S: 10	H: 3 LOB: 2 BB: 1 P: 17	R: 0 E: 0 K: 3 S: 14	H: 1 LOB: 1 BB: 0 P: 24	R: 0 E: 0 K: 1 S: 8	H: 1 LOB: 1 BB: 0 P: 10		R: 0 E: 0 K: 2 S: 9	H: 0 LOB: 1 BB: 1 P: 18	1B: 3 2B: 2 3B: 1 HR: 1	SF: 1 SAC: 0 DP: 0 HBP: 0	WP: 0 PB: 0 SB: 0 CS: 0
<b>PITCHER</b>	IP WLS BF H R ER SO BB IBB HBP BLK WP HR S P ERA WHIP																					
41 Braden Looper, R (1, 1) ERA: 5.16	6.0	28	5	3	3	4	3	1	0	0	0	0	0	0	1	59	104	4.50	1.333			
57 Mitch Stetter, L (7, 1) ERA: 2.7	1.0	4	1	0	0	3	0	0	0	0	0	0	0	0	14	24	0.00	1.000				
60 Todd Coffey, R (8, 1) ERA: 2.75	1.0	W	4	1	0	1	0	0	0	0	0	0	0	8	10	0.00	1.000					
51 Trevor Hoffman, R (9, 1) ERA: 1.25	1.0	S	4	0	0	2	1	0	0	0	0	0	0	9	18	0.00	1.000					

Batter	1	2	3	4	5	6	7	8	9	AB	R	H	RBI	BB	SO	LOB	BOTTOM					
30 Craig Counsell, L (1, 4) OBP: 0.363, SLG: 0.421										4	0	1	0	0	1	1	<b>Minnesota Twins @ Milwaukee Brewers</b> Miller Park, Milwaukee, WI Wed Jun 24 2009, 7:05 PM CDT Att: 34,480 - Clear - 92 F					
24 Mat Gamel, L (1, 5) OBP: 0.330, SLG: 0.395 51 Trevor Hoffman, R (9, 1)										4	0	1	0	0	0	2						
8 Ryan Braun, R (1, 7) OBP: 0.412, SLG: 0.565										4	0	2	0	0	0	0						
28 Prince Fielder, L (1, 3) OBP: 0.419, SLG: 0.577										4	0	1	0	0	0	2						
1 Corey Hart, R (9, 9) OBP: 0.318, SLG: 0.439										4	0	0	0	0	1	4						
25 Mike Cameron, R (1, 8) OBP: 0.359, SLG: 0.474										4	2	2	0	0	0	0						
7 J.J. Hardy, R (1, 6) OBP: 0.298, SLG: 0.335										4	1	1	0	0	0	2						
18 Jason Kendall, R (1, 2) OBP: 0.328, SLG: 0.279										3	1	2	2	1	0	1						
41 Braden Looper, R (1, 1) 27 Frank Catalanotto, L (5, PH) 57 Mitch Stetter, L (7, 1) 60 Todd Coffey, R (8, 1) 14 Casey McGehee, R (9, 9)										2	0	1	1	0	0	1						
<b>Inning Stats</b>	R: 0 E: 0 K: 1 S: 11	H: 2 LOB: 2 BB: 0 P: 14	R: 1 E: 0 K: 0 S: 12	H: 3 LOB: 2 BB: 0 P: 20	R: 0 E: 0 K: 1 S: 8	H: 0 LOB: 0 BB: 0 P: 10	R: 0 E: 0 K: 0 S: 4	H: 0 LOB: 1 BB: 1 P: 10	R: 0 E: 0 K: 0 S: 6	H: 2 LOB: 2 BB: 0 P: 9	R: 1 E: 0 K: 0 S: 8	H: 2 LOB: 1 BB: 0 P: 10	R: 0 E: 0 K: 0 S: 6	H: 0 LOB: 0 BB: 0 P: 11	R: 2 E: 1 K: 0 S: 8	H: 2 LOB: 0 BB: 0 P: 13		R: 0 E: 0 K: 0 S: 8	H: 0 LOB: 0 BB: 0 P: 10	1B: 8 2B: 3 3B: 0 HR: 0	SF: 0 SAC: 0 DP: 0 HBP: 0	WP: 0 PB: 0 SB: 0 CS: 0
<b>PITCHER</b>	IP WLS BF H R ER SO BB IBB HBP BLK WP HR S P ERA WHIP																					
53 Nick Blackburn, R (1, 1) ERA: 3.11	8.0	L	36	11	4	3	2	1	0	0	0	0	0	0	63	97	3.38	1.500				



Batter	1	2	3	4	5	6	7	8	9	AB	R	H	RBI	BB	SO	LOB	TOP								
2 Denard Span, L OBP: 0.388, SLG: 0.396										2	3	1	0	3	0	1									
23 Brendan Harris, R OBP: 0.341, SLG: 0.401										4	2	2	1	0	0	2									
7 Joe Mauer, L OBP: 0.465, SLG: 0.697										5	0	2	1	0	2	2									
33 Justin Morneau, L OBP: 0.390, SLG: 0.566										4	0	1	1	1	1	2									
16 Jason Kubel, L OBP: 0.369, SLG: 0.555										4	0	1	0	0	0	1									
39 R.A. Dickey, R										0	0	0	0	0	0	0									
54 Matt Guerrier, R										0	0	0	0	0	0	0									
32 Brian Buscher, L OBP: 0.330, SLG: 0.318										1	0	0	0	0	1	1									
36 Joe Nathan, R										0	0	0	0	0	0	0									
5 Michael Cuddyer, R OBP: 0.362, SLG: 0.514										3	0	0	1	2	2	1									
24 Joe Crede, R OBP: 0.311, SLG: 0.465										4	1	1	1	0	1	5									
20 Matt Tolbert, S OBP: 0.274, SLG: 0.231										4	0	2	0	0	0	3									
30 Scott Baker, R										3	0	0	0	0	0	1									
22 Carlos Gómez, R OBP: 0.286, SLG: 0.335										1	0	0	0	0	0	1									
<b>Inning Stats</b>	R: 0 E: 0 K: 1 S: 6	H: 0 LOB: 0 BB: 1 P: 13	R: 0 E: 0 K: 1 S: 7	H: 0 LOB: 0 BB: 0 P: 10	R: 0 E: 0 K: 0 S: 7	H: 0 LOB: 0 BB: 0 P: 10	R: 2 E: 0 K: 0 S: 20	H: 3 LOB: 3 BB: 2 P: 31	R: 1 E: 0 K: 0 S: 12	H: 2 LOB: 1 BB: 0 P: 16	R: 1 E: 0 K: 1 S: 7	H: 2 LOB: 1 BB: 0 P: 12	R: 2 E: 0 K: 2 S: 15	H: 2 LOB: 2 BB: 2 P: 26	R: 0 E: 0 K: 0 S: 10	H: 1 LOB: 1 BB: 0 P: 15	R: 0 E: 0 K: 2 S: 8	H: 0 LOB: 1 BB: 1 P: 14	1B: 7 2B: 1 3B: 1 HR: 1	SF: 1 SAC: 0 DP: 1 HBP: 0	WP: 0 PB: 1 SB: 0 CS: 0	PA: 42			
<b>PITCHER</b>	IP WLS BF H R ER SO BB IBB HBP BLK WP HR S P ERA WHIP	IP WLS BF H R ER SO BB IBB HBP BLK WP HR S P ERA WHIP	IP WLS BF H R ER SO BB IBB HBP BLK WP HR S P ERA WHIP	IP WLS BF H R ER SO BB IBB HBP BLK WP HR S P ERA WHIP	IP WLS BF H R ER SO BB IBB HBP BLK WP HR S P ERA WHIP	IP WLS BF H R ER SO BB IBB HBP BLK WP HR S P ERA WHIP	IP WLS BF H R ER SO BB IBB HBP BLK WP HR S P ERA WHIP	IP WLS BF H R ER SO BB IBB HBP BLK WP HR S P ERA WHIP	IP WLS BF H R ER SO BB IBB HBP BLK WP HR S P ERA WHIP	IP WLS BF H R ER SO BB IBB HBP BLK WP HR S P ERA WHIP	IP WLS BF H R ER SO BB IBB HBP BLK WP HR S P ERA WHIP	IP WLS BF H R ER SO BB IBB HBP BLK WP HR S P ERA WHIP	IP WLS BF H R ER SO BB IBB HBP BLK WP HR S P ERA WHIP	IP WLS BF H R ER SO BB IBB HBP BLK WP HR S P ERA WHIP	IP WLS BF H R ER SO BB IBB HBP BLK WP HR S P ERA WHIP	IP WLS BF H R ER SO BB IBB HBP BLK WP HR S P ERA WHIP	IP WLS BF H R ER SO BB IBB HBP BLK WP HR S P ERA WHIP	IP WLS BF H R ER SO BB IBB HBP BLK WP HR S P ERA WHIP	IP WLS BF H R ER SO BB IBB HBP BLK WP HR S P ERA WHIP	IP WLS BF H R ER SO BB IBB HBP BLK WP HR S P ERA WHIP	IP WLS BF H R ER SO BB IBB HBP BLK WP HR S P ERA WHIP	IP WLS BF H R ER SO BB IBB HBP BLK WP HR S P ERA WHIP	IP WLS BF H R ER SO BB IBB HBP BLK WP HR S P ERA WHIP	IP WLS BF H R ER SO BB IBB HBP BLK WP HR S P ERA WHIP	IP WLS BF H R ER SO BB IBB HBP BLK WP HR S P ERA WHIP

**Minnesota Twins @ Milwaukee Brewers**  
Miller Park, Milwaukee, WI  
Thu Jun 25 2009, 1:05 PM CDT  
Att: 40,524 - Partly Cloudy - 87 F

AB 35  
R 6  
H 10  
RBI 5  
BB 6  
SO 7  
LOB 20




Batter	1	2	3	4	5	6	7	8	9	AB	R	H	RBI	BB	SO	LOB	BOTTOM								
30 Craig Counsell, L OBP: 0.365, SLG: 0.425										3	1	1	0	1	0	0									
14 Casey McGehee, R OBP: 0.404, SLG: 0.521										4	1	1	2	0	1	1									
8 Ryan Braun, R OBP: 0.410, SLG: 0.572										4	1	1	1	0	1	1									
28 Prince Fielder, L OBP: 0.423, SLG: 0.594										3	1	2	1	1	1	0									
1 Corey Hart, R OBP: 0.314, SLG: 0.432										4	0	0	0	0	1	3									
25 Mike Cameron, R OBP: 0.357, SLG: 0.468										3	0	0	0	1	1	1									
7 J.J. Hardy, R OBP: 0.294, SLG: 0.329										4	0	0	0	0	1	1									
18 Jason Kendall, R OBP: 0.324, SLG: 0.275										3	0	0	0	0	1	0									
47 Mike Burns, R										2	0	0	0	0	1	0									
38 Chris Narveson, L										0	0	0	0	0	0	0									
57 Mitch Stetter, L										0	0	0	0	0	0	0									
45 Mark DiFelice, R										0	0	0	0	0	0	0									
22 Jody Gerut, L OBP: 0.299, SLG: 0.334										0	0	0	0	0	0	0									
52 Chris Smith, R										0	0	0	0	0	0	0									
<b>Inning Stats</b>	R: 0 E: 0 K: 0 S: 12	H: 1 LOB: 2 BB: 1 P: 19	R: 0 E: 0 K: 0 S: 4	H: 0 LOB: 0 BB: 1 P: 9	R: 0 E: 0 K: 2 S: 9	H: 0 LOB: 0 BB: 0 P: 13	R: 0 E: 0 K: 0 S: 9	H: 1 LOB: 1 BB: 0 P: 14	R: 0 E: 0 K: 1 S: 11	H: 0 LOB: 0 BB: 0 P: 13	R: 3 E: 0 K: 2 S: 15	H: 2 LOB: 0 BB: 1 P: 23	R: 0 E: 0 K: 0 S: 7	H: 0 LOB: 0 BB: 0 P: 10	R: 1 E: 0 K: 1 S: 11	H: 1 LOB: 0 BB: 0 P: 14	R: 0 E: 0 K: 2 S: 8	H: 0 LOB: 0 BB: 0 P: 12	1B: 0 2B: 2 3B: 0 HR: 3	SF: 0 SAC: 0 DP: 1 HBP: 0	WP: 0 PB: 0 SB: 0 CS: 0	PA: 34			
<b>PITCHER</b>	IP WLS BF H R ER SO BB IBB HBP BLK WP HR S P ERA WHIP	IP WLS BF H R ER SO BB IBB HBP BLK WP HR S P ERA WHIP	IP WLS BF H R ER SO BB IBB HBP BLK WP HR S P ERA WHIP	IP WLS BF H R ER SO BB IBB HBP BLK WP HR S P ERA WHIP	IP WLS BF H R ER SO BB IBB HBP BLK WP HR S P ERA WHIP	IP WLS BF H R ER SO BB IBB HBP BLK WP HR S P ERA WHIP	IP WLS BF H R ER SO BB IBB HBP BLK WP HR S P ERA WHIP	IP WLS BF H R ER SO BB IBB HBP BLK WP HR S P ERA WHIP	IP WLS BF H R ER SO BB IBB HBP BLK WP HR S P ERA WHIP	IP WLS BF H R ER SO BB IBB HBP BLK WP HR S P ERA WHIP	IP WLS BF H R ER SO BB IBB HBP BLK WP HR S P ERA WHIP	IP WLS BF H R ER SO BB IBB HBP BLK WP HR S P ERA WHIP	IP WLS BF H R ER SO BB IBB HBP BLK WP HR S P ERA WHIP	IP WLS BF H R ER SO BB IBB HBP BLK WP HR S P ERA WHIP	IP WLS BF H R ER SO BB IBB HBP BLK WP HR S P ERA WHIP	IP WLS BF H R ER SO BB IBB HBP BLK WP HR S P ERA WHIP	IP WLS BF H R ER SO BB IBB HBP BLK WP HR S P ERA WHIP	IP WLS BF H R ER SO BB IBB HBP BLK WP HR S P ERA WHIP	IP WLS BF H R ER SO BB IBB HBP BLK WP HR S P ERA WHIP	IP WLS BF H R ER SO BB IBB HBP BLK WP HR S P ERA WHIP	IP WLS BF H R ER SO BB IBB HBP BLK WP HR S P ERA WHIP	IP WLS BF H R ER SO BB IBB HBP BLK WP HR S P ERA WHIP	IP WLS BF H R ER SO BB IBB HBP BLK WP HR S P ERA WHIP	IP WLS BF H R ER SO BB IBB HBP BLK WP HR S P ERA WHIP	IP WLS BF H R ER SO BB IBB HBP BLK WP HR S P ERA WHIP


**Minnesota Twins @ Milwaukee Brewers**  
Miller Park, Milwaukee, WI  
Thu Jun 25 2009, 1:05 PM CDT  
Att: 40,524 - Partly Cloudy - 87 F

AB 31  
R 4  
H 5  
RBI 4  
BB 3  
SO 8  
LOB 7





Batter	1	2	3	4	5	6	7	8	9	AB	R	H	RBI	BB	SO	LOB	TOP			
2 Denard Span, L OBP: 0.381, SLG: 0.387	G4-3	G1-6-3			G3-1	G4-3			G3	5	0	0	0	0	0	3	<b>Minnesota Twins @ St. Louis Cardinals</b> Busch Stadium, St. Louis, MO Fri Jun 26 2009, 7:15 PM CDT Att: 44,159 - Partly Cloudy - 92 F  <b>AB 32</b> <b>R 3</b> <b>H 7</b> <b>RBI 2</b> <b>BB 4</b> <b>SO 6</b> <b>LOB 13</b> 			
23 Brendan Harris, R OBP: 0.333, SLG: 0.392	K	K			K		G6-3		L9	5	0	0	0	0	3	1				
7 Joe Mauer, L OBP: 0.471, SLG: 0.695	BB				BB		G3-1			2	1	1	0	2	0	0				
33 Justin Morneau, L OBP: 0.391, SLG: 0.562	BB				L8					2	1	0	0	2	0	2				
16 Jason Kubel, L OBP: 0.371, SLG: 0.558					G3					4	1	2	1	0	0	2				
54 Matt Guerrier, R										0	0	0	0	0	0	0				
50 Jose Mijares, L										0	0	0	0	0	0	0				
36 Joe Nathan, R	1B									0	0	0	0	0	0	0				
5 Michael Cuddyer, R OBP: 0.364, SLG: 0.514	E5									4	0	2	1	0	0	1				
24 Joe Crede, R OBP: 0.310, SLG: 0.460	P6									4	0	1	0	0	0	2				
20 Matt Tolbert, S OBP: 0.273, SLG: 0.232										4	0	1	0	0	2	2				
15 Glen Perkins, L										1	0	0	0	0	1	0				
22 Carlos Gómez, R OBP: 0.284, SLG: 0.333										1	0	0	0	0	0	0				
<b>Inning Stats</b>	R: 2 H: 1 E: 0 K: 1 S: 18	H: 1 LOB: 2 BB: 2 P: 31	R: 0 H: 0 E: 0 K: 1 S: 10	H: 1 LOB: 1 BB: 0 P: 15	R: 0 H: 2 E: 0 K: 0 S: 7	H: 2 LOB: 2 BB: 0 P: 10	R: 0 H: 0 E: 0 K: 1 S: 6	H: 0 LOB: 0 BB: 0 P: 6	R: 0 H: 0 E: 0 K: 1 S: 8	H: 3 LOB: 2 BB: 1 P: 23	R: 0 H: 0 E: 0 K: 1 S: 5	H: 0 LOB: 1 BB: 1 P: 11	R: 0 H: 0 E: 0 K: 1 S: 6	H: 0 LOB: 0 BB: 0 P: 10	R: 0 H: 0 E: 0 K: 0 S: 9	H: 0 LOB: 0 BB: 0 P: 14	1B: 6 2B: 1 3B: 0 HR: 0	SF: 0 SAC: 2 DP: 0 HBP: 0	WP: 0 PB: 0 SB: 0 CS: 0	PA: 38
<b>PITCHER</b>	IP WLS BF H R ER SO BB IBB HBP BLK WP HR S P ERA WHIP																			
50 Adam Wainwright, R ERA: 3.51	7.0 L 32 7 3 2 5 4 0 0 0 0 0 0 70 111 2.57 1.571																			
34 Chris Perez, R ERA: 4.18	1.0 3 0 0 0 1 0 0 0 0 0 0 6 10 0.00 0.000																			
31 Ryan Franklin, R ERA: 0.96	1.0 3 0 0 0 0 0 0 0 0 0 0 9 14 0.00 0.000																			

Batter	1	2	3	4	5	6	7	8	9	AB	R	H	RBI	BB	SO	LOB	BOTTOM					
55 Skip Schumaker, L OBP: 0.353, SLG: 0.394	G5-3					G6-3				4	0	0	0	0	2	<b>Minnesota Twins @ St. Louis Cardinals</b> Busch Stadium, St. Louis, MO Fri Jun 26 2009, 7:15 PM CDT Att: 44,159 - Partly Cloudy - 92 F  <b>AB 32</b> <b>R 1</b> <b>H 7</b> <b>RBI 1</b> <b>BB 0</b> <b>SO 6</b> <b>LOB 13</b> 						
28 Colby Rasmus, L OBP: 0.315, SLG: 0.452	K				F7					4	1	2	0	0	1		0					
5 Albert Pujols, R OBP: 0.443, SLG: 0.697					F9					4	0	1	0	0	1		2					
47 Ryan Ludwick, R OBP: 0.300, SLG: 0.421					F8					4	0	0	0	0	3							
24 Rick Ankiel, L OBP: 0.296, SLG: 0.410					G6-3					4	0	2	1	0	1		1					
4 Yadier Molina, R OBP: 0.344, SLG: 0.380					G4-3					3	0	0	0	0	2							
22 Joe Thurston, L OBP: 0.327, SLG: 0.358					K					3	0	1	0	0	1		1					
50 Adam Wainwright, R ERA: 4.7										2	0	0	0	0	0		0					
34 Chris Perez, R ERA: 2.91										0	0	0	0	0	0		0					
16 Chris Duncan, L OBP: 0.336, SLG: 0.400										1	0	1	0	0	0		0					
31 Ryan Franklin, R ERA: 1.52										0	0	0	0	0	0	0						
27 Tyler Greene, R OBP: 0.304, SLG: 0.391										3	0	0	0	2	2							
<b>Inning Stats</b>	R: 0 H: 1 E: 0 K: 1 S: 11	H: 0 LOB: 0 BB: 0 P: 14	R: 0 H: 0 E: 0 K: 1 S: 10	H: 0 LOB: 0 BB: 0 P: 14	R: 0 H: 0 E: 0 K: 1 S: 6	H: 0 LOB: 0 BB: 0 P: 7	R: 0 H: 0 E: 0 K: 0 S: 6	H: 0 LOB: 0 BB: 0 P: 9	R: 0 H: 1 E: 0 K: 0 S: 6	H: 0 LOB: 0 BB: 0 P: 9	R: 0 H: 0 E: 0 K: 0 S: 7	H: 0 LOB: 0 BB: 0 P: 10	R: 1 H: 2 E: 0 K: 0 S: 13	H: 2 LOB: 1 BB: 0 P: 19	R: 0 H: 2 E: 0 K: 1 S: 7	H: 1 LOB: 1 BB: 0 P: 7	R: 0 H: 1 E: 0 K: 2 S: 9	H: 1 LOB: 1 BB: 0 P: 14	1B: 4 2B: 3 3B: 0 HR: 0	SF: 0 SAC: 0 DP: 2 HBP: 0	WP: 0 PB: 0 SB: 0 CS: 0	PA: 32
<b>PITCHER</b>	IP WLS BF H R ER SO BB IBB HBP BLK WP HR S P ERA WHIP																					
15 Glen Perkins, L ERA: 4.7	7.0 W 24 4 1 1 3 0 0 0 0 0 0 59 82 1.29 0.571																					
54 Matt Guerrier, R ERA: 2.91	0.1 H 3 2 0 0 1 0 0 0 0 0 0 6 6 0.00 6.000																					
50 Jose Mijares, L ERA: 2.49	0.2 H 1 0 0 0 0 0 0 0 0 0 0 1 1 0.00 0.000																					
36 Joe Nathan, R ERA: 1.52	1.0 S 4 1 0 0 2 0 0 0 0 0 0 9 14 0.00 1.000																					







Batter	1	2	3	4	5	6	7	8	9	AB	R	H	RBI	BB	SO	LOB	TOP																					
2 Denard Span, L OBP: 0.374, SLG: 0.377	E6 7 1B 33 HR G5-3	FC6-4			E4 23 FC3-5				FC3-6 7 1B	5	1	1	0	0	0	3	<b>Minnesota Twins @ St. Louis Cardinals</b> Busch Stadium, St. Louis, MO Sun Jun 28 2009, 1:15 PM CDT Att: 42,705 - Sunny - 84 F																					
23 Brendan Harris, R OBP: 0.333, SLG: 0.391	G5-3		E5 33 G6-4-3 16 1B		FC3-5 7 G6-4-3		SF7			4	1	1	2	0	0	2																						
7 Joe Mauer, L OBP: 0.467, SLG: 0.684					G6-4-3			CS	G4-3	5	1	2	0	0	1	3																						
33 Justin Morneau, L OBP: 0.388, SLG: 0.563					G6-4-3					4	1	1	3	0	0	2																						
16 Jason Kubel, L OBP: 0.375, SLG: 0.558	G3-1									4	0	3	1	0	0	0																						
22 Carlos Gómez, R OBP: 0.284, SLG: 0.333										0	0	0	0	0	0	0																						
5 Michael Cuddyer, R OBP: 0.357, SLG: 0.506	G6-3				G6-3					4	0	0	0	0	0	3																						
24 Joe Crede, R OBP: 0.312, SLG: 0.457										4	1	2	0	0	1	1																						
20 Matt Tolbert, S OBP: 0.274, SLG: 0.235										3	1	1	0	0	0	1																						
47 Francisco Liriano, L										2	0	0	0	0	0	1																						
50 Jose Mijares, L										0	0	0	0	0	0	0																						
54 Matt Guerrier, R										0	0	0	0	0	0	0																						
32 Brian Buscher, L										0	0	0	0	0	1	0																						
39 R.A. Dickey, R										0	0	0	0	0	0	0																						
36 Joe Nathan, R										0	0	0	0	0	0	0																						
<b>Inning Stats</b>	R: 3 E: 1 K: 0 S: 16	H: 2 LOB: 0 BB: 0 P: 23	R: 0 E: 0 K: 1 S: 7	H: 1 LOB: 1 BB: 0 P: 11	R: 1 E: 1 K: 0 S: 10	H: 2 LOB: 1 BB: 0 P: 15	R: 0 E: 0 K: 1 S: 7	H: 0 LOB: 0 BB: 0 P: 10	R: 0 E: 1 K: 0 S: 6	H: 1 LOB: 0 BB: 0 P: 8	R: 1 E: 0 K: 0 S: 9	H: 2 LOB: 1 BB: 0 P: 15	R: 0 E: 0 K: 0 S: 9	H: 1 LOB: 1 BB: 0 P: 14	R: 0 E: 0 K: 0 S: 9	H: 1 LOB: 2 BB: 1 P: 20	1B: 9 2B: 1 3B: 0 HR: 1	SF: 1 SAC: 2 DP: 2 HBP: 0	WP: 0 PB: 0 SB: 1 CS: 1	PA: 40																		
<b>PITCHER</b>	IP	WLS	BF	H	R	ER	SO	BB	IBB	HBP	BLK	WP	HR	S	P	ERA	WHIP	<b>PITCHER</b>				IP	WLS	BF	H	R	ER	SO	BB	IBB	HBP	BLK	WP	HR	S	P	ERA	WHIP
35 Joel Pineiro, R ERA: 3.44	(1, 1)	6.2	L	29	8	5	3	2	0	0	0	0	0	1	62	92	4.05	1.200																				
43 Trevor Miller, L ERA: 2.66	(7, 1)	0.1		0	0	0	0	0	0	0	0	0	0	0	2	4	0.00	0.000																				
53 Blake Hawksworth, R ERA: 4.7	(8, 1)	1.0		4	1	0	0	0	0	0	0	0	0	9	15	0.00	1.000																					
52 Josh Kinney, R ERA: 8.59	(9, 1)	1.0		6	2	1	1	1	1	0	0	0	0	0	13	20	9.00	3.000																				

AB	35
R	6
H	11
RBI	6
BB	1
SO	3
LOB	16



2B	0
3B	0
HR	1
SF	1
SAC	2
DP	2
HBP	0

WP	0
PB	0
SB	1
CS	1

Batter	1	2	3	4	5	6	7	8	9	AB	R	H	RBI	BB	SO	LOB	BOTTOM																						
55 Skip Schumaker, L OBP: 0.358, SLG: 0.398	K			L8	G6-3				K	4	0	0	0	1	2	3	<b>Minnesota Twins @ St. Louis Cardinals</b> Busch Stadium, St. Louis, MO Sun Jun 28 2009, 1:15 PM CDT Att: 42,705 - Sunny - 84 F																						
3 Khalil Greene, R OBP: 0.292, SLG: 0.354										3	0	0	0	0	0	2																							
53 Blake Hawksworth, R										0	0	0	0	0	0	0																							
13 Brendan Ryan, R OBP: 0.346, SLG: 0.411	F9									0	0	0	0	0	0	0																							
26 Colby Rasmus, L OBP: 0.307, SLG: 0.440										1	0	0	0	0	0	1																							
52 Josh Kinney, R										0	0	0	0	0	0	0																							
5 Albert Pujols, R OBP: 0.451, SLG: 0.722	G6-3									3	0	1	0	1	1	0																							
7 Mark DeRosa, R OBP: 0.341, SLG: 0.452										3	0	0	0	1	0	1																							
47 Ryan Ludwick, R OBP: 0.303, SLG: 0.426										4	1	2	0	0	0	2																							
24 Rick Ankiel, L OBP: 0.295, SLG: 0.405										4	1	1	1	0	0	1																							
21 Jason LaRue, R OBP: 0.308, SLG: 0.380										4	0	2	1	0	0	1																							
35 Joel Pineiro, R OBP: 0.250, SLG: 0.207										1	0	0	0	0	1	0																							
43 Trevor Miller, R										0	0	0	0	0	0	0																							
22 Joe Thurston, L OBP: 0.341, SLG: 0.371										0	0	0	0	2	0	0																							
27 Tyler Greene, R OBP: 0.293, SLG: 0.366										3	0	0	0	0	1	3																							
16 Chris Duncan, L OBP: 0.341, SLG: 0.402										1	0	1	0	0	0	0																							
<b>Inning Stats</b>	R: 0 E: 0 K: 1 S: 9	H: 0 LOB: 0 BB: 0 P: 14	R: 0 E: 0 K: 0 S: 5	H: 0 LOB: 0 BB: 0 P: 8	R: 0 E: 0 K: 1 S: 8	H: 0 LOB: 0 BB: 0 P: 9	R: 0 E: 0 K: 1 S: 11	H: 0 LOB: 1 BB: 1 P: 19	R: 2 E: 0 K: 0 S: 10	H: 3 LOB: 1 BB: 0 P: 12	R: 0 E: 0 K: 2 S: 7	H: 0 LOB: 0 BB: 0 P: 10	R: 0 E: 0 K: 1 S: 14	H: 1 LOB: 2 BB: 1 P: 25	R: 0 E: 0 K: 0 S: 11	H: 1 LOB: 2 BB: 2 P: 21	R: 0 E: 0 K: 1 S: 9	H: 2 LOB: 2 BB: 1 P: 17	1B: 4 2B: 3 3B: 0 HR: 0	SF: 0 SAC: 1 DP: 1 HBP: 0	WP: 0 PB: 0 SB: 1 CS: 0	PA: 37																	
<b>PITCHER</b>	IP	WLS	BF	H	R	ER	SO	BB	IBB	HBP	BLK	WP	HR	S	P	ERA	WHIP	<b>PITCHER</b>				IP	WLS	BF	H	R	ER	SO	BB	IBB	HBP	BLK	WP	HR	S	P	ERA	WHIP	
47 Francisco Liriano, L ERA: 5.62	(1, 1)	7.0	W	27	4	2	2	6	2	0	0	0	0	0	64	97	2.57	0.857																					
50 Jose Mijares, L ERA: 2.49	(8, 1)	0.0		1	0	0	0	0	1	0	0	0	0	0	4	-	-																						
54 Matt Guerrier, R ERA: 2.85	(8, 1)	1.0	H	4	1	0	0	0	1	0	0	0	0	0	11	17	0.00	2.000																					
39 R.A. Dickey, R ERA: 2.3	(9, 1)	0.2		4	2	0	0	0	1	0	0	0	0	6	13	0.00	4.500																						
36 Joe Nathan, R ERA: 1.5	(9, 1)	0.1	S	1	0	0	0	1	0	0	0	0	0	3	4	0.00	0.000																						

AB	31
R	2
H	7
RBI	2
BB	5
SO	7
LOB	12



WP	0
PB	0
SB	1
CS	0



Batter	1	2	3	4	5	6	7	8	9	AB	R	H	RBI	BB	SO	LOB	TOP										
2 Denard Span, L (1,8) OBP: 0.376, SLG: 0.376										3	1	1	0	1	0	0	<b>Minnesota Twins @ Kansas City Royals</b> Kauffman Stadium, Kansas City, MO Mon Jun 29 2009, 7:10 PM CDT Att: 22,066 - Clear - 89 F										
23 Brendan Harris, R (1,6) OBP: 0.332, SLG: 0.389										4	0	1	0	0	1	1											
7 Joe Mauer, L (1,2) OBP: 0.459, SLG: 0.670										4	0	0	0	0	0	4											
33 Justin Morneau, L (1,3) OBP: 0.389, SLG: 0.570										3	1	1	2	1	1	1											
16 Jason Kubel, L (1,10) OBP: 0.373, SLG: 0.551										3	0	0	0	1	0	2											
5 Michael Cuddyer, R (1,9) OBP: 0.356, SLG: 0.506										4	0	1	0	0	1	1											
32 Brian Buscher, L (1,5) OBP: 0.333, SLG: 0.308										3	0	0	0	1	1	1											
21 Delmon Young, R (1,7) OBP: 0.281, SLG: 0.318										4	0	1	0	0	1	3											
8 Nick Punto, S (1,4) OBP: 0.313, SLG: 0.247										3	0	0	0	0	0	4											
<b>Inning Stats</b>	R: 0 E: 0 K: 1 S: 11	H: 0 LOB: 1 BB: 1 P: 19	R: 0 E: 0 K: 0 S: 10	H: 0 LOB: 2 BB: 2 P: 21	R: 0 E: 1 K: 0 S: 10	H: 0 LOB: 2 BB: 1 P: 18	R: 0 E: 0 K: 0 S: 9	H: 1 LOB: 1 BB: 0 P: 10	R: 0 E: 0 K: 0 S: 10	H: 0 LOB: 0 BB: 0 P: 14	R: 0 E: 0 K: 0 S: 5	H: 0 LOB: 0 BB: 0 P: 7	R: 0 E: 0 K: 0 S: 7	H: 1 LOB: 0 BB: 0 P: 13	R: 2 E: 0 K: 0 S: 12	H: 3 LOB: 0 BB: 0 P: 20	R: 0 E: 0 K: 3 S: 11	H: 0 LOB: 0 BB: 0 P: 15	1B: 3 2B: 1 3B: 0 HR: 1	SF: 0 SAC: 0 DP: 2 HBP: 0	WP: 0 PB: 0 SB: 0 CS: 0	PA: 35					
<b>PITCHER</b>	IP	WLS	BF	H	R	ER	SO	BB	IBB	HBP	BLK	WP	HR	S	P	ERA	WHIP										
44 Luke Hochevar, R (1,1) ERA: 4.96	7.0	W	27	2	0	0	2	4	0	0	0	0	0	62	102	0.00	0.857										
49 John Bale, L (8,1) ERA: 7.15	1.0		5	3	2	2	0	0	0	0	0	0	1	12	20	18.00	3.000										
48 Joakim Soria, R (9,1) ERA: 1.93	1.0	S	3	0	0	0	3	0	0	0	0	0	0	11	15	0.00	0.000										

AB	31
R	2
H	5
RBI	2
BB	4
SO	5
LOB	17

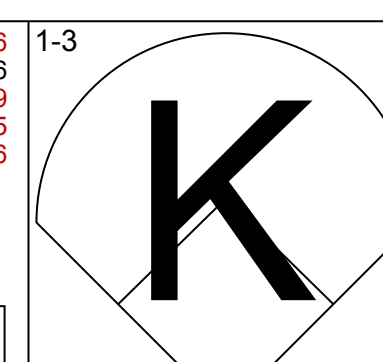
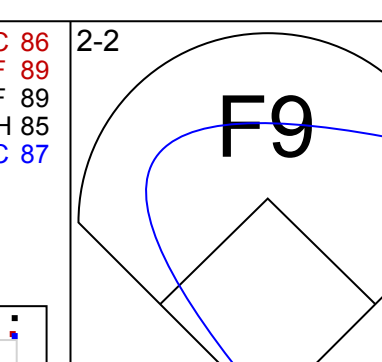
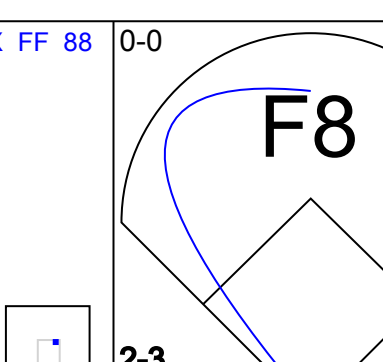
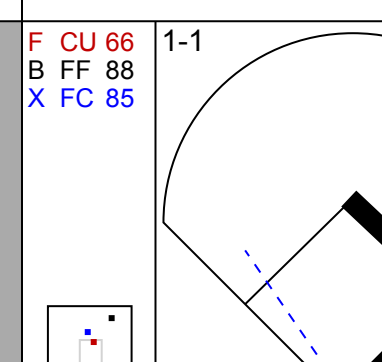
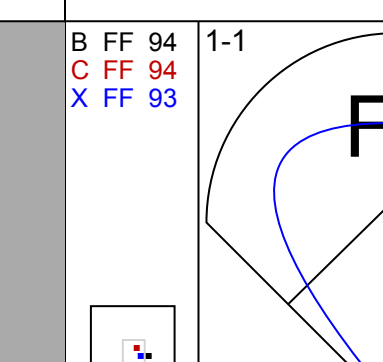
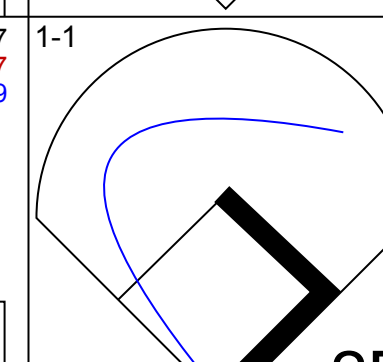
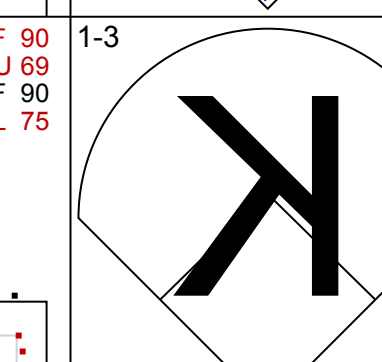
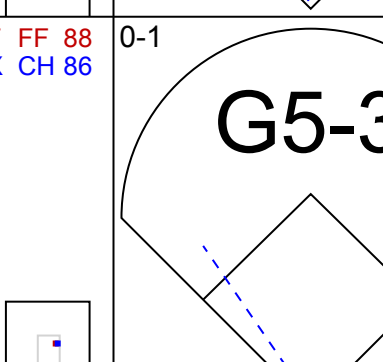
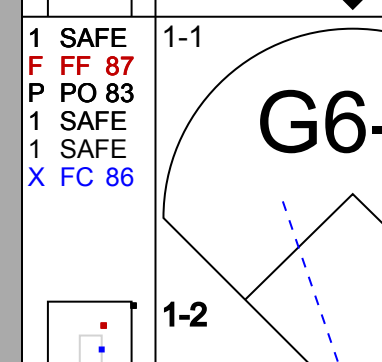
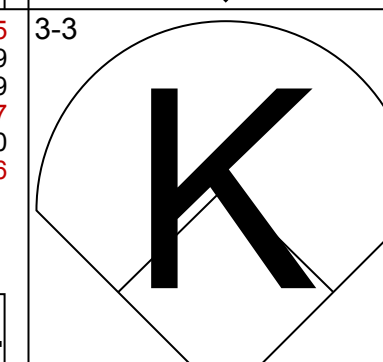
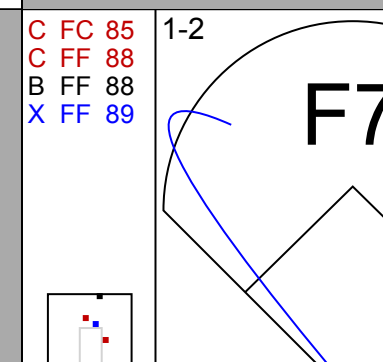
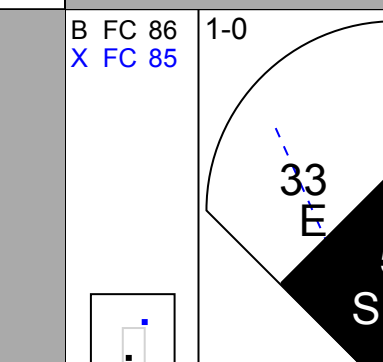
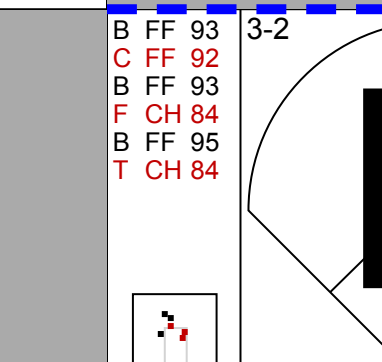
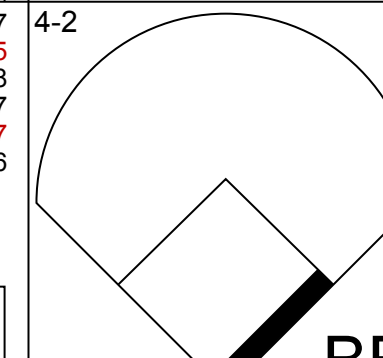
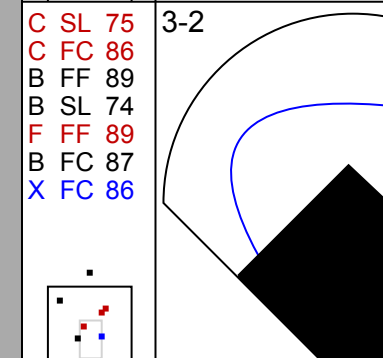
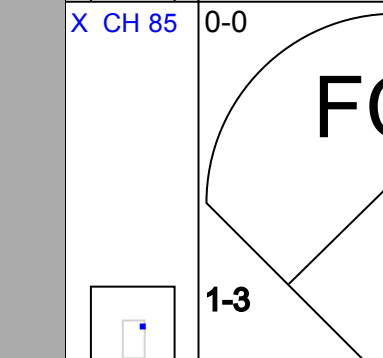
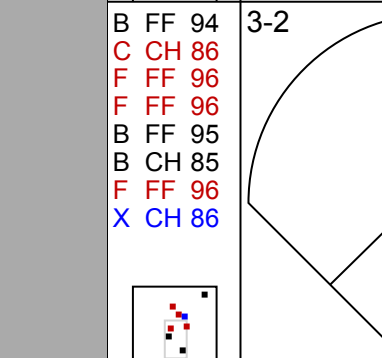
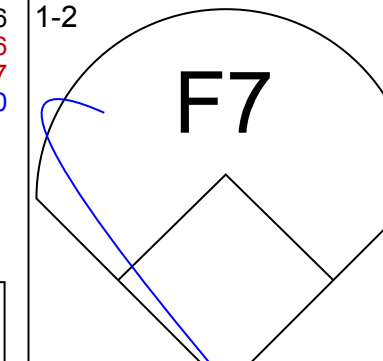
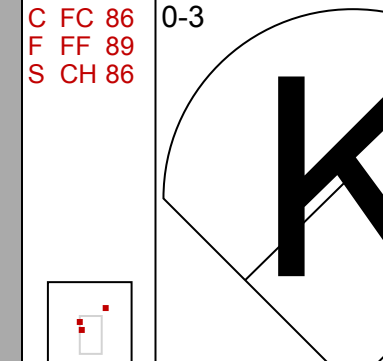
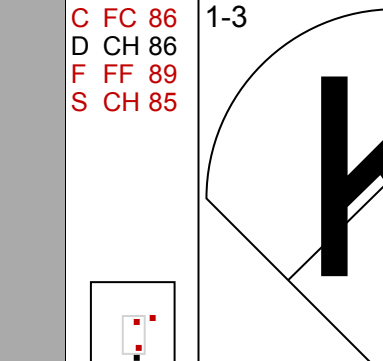
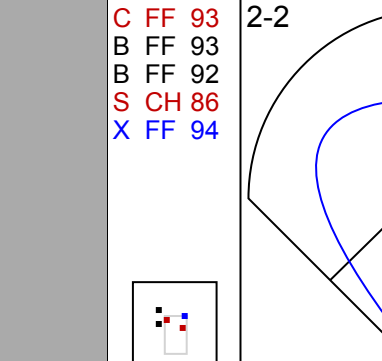
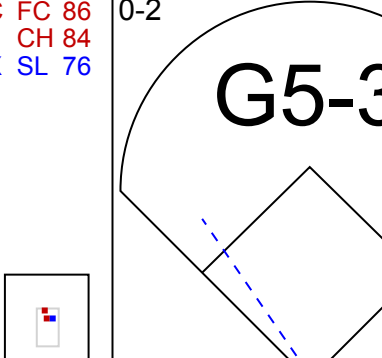
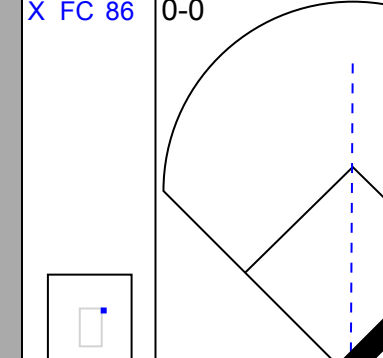
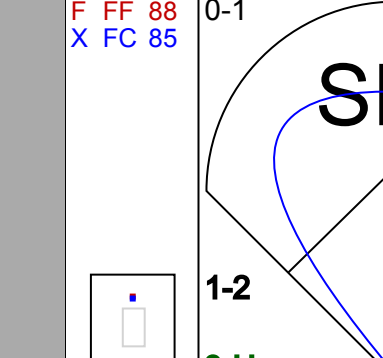
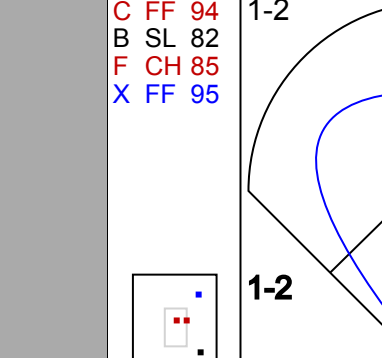
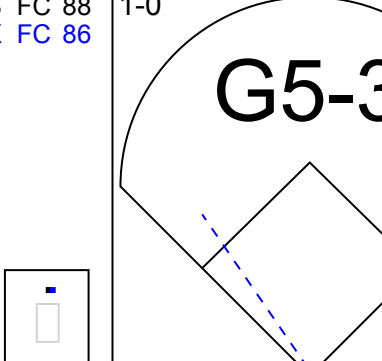
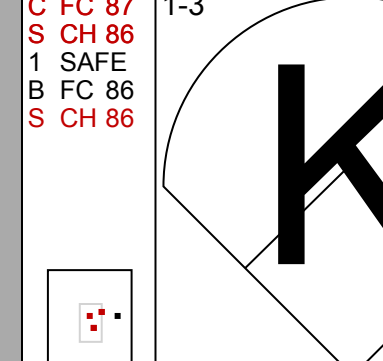
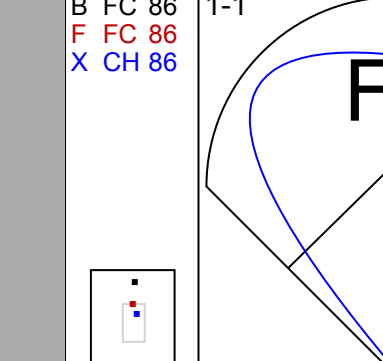
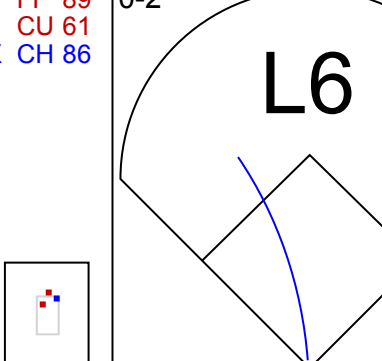


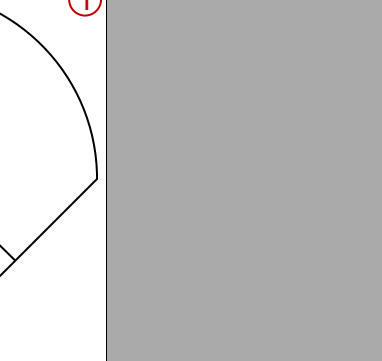
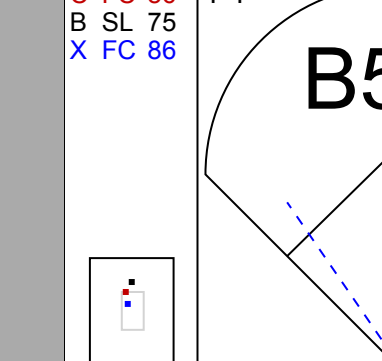
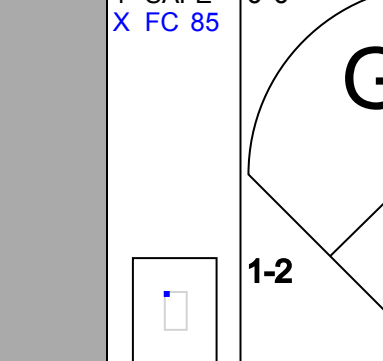
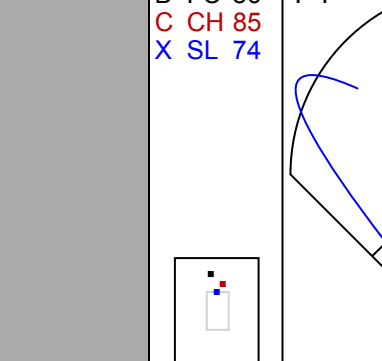
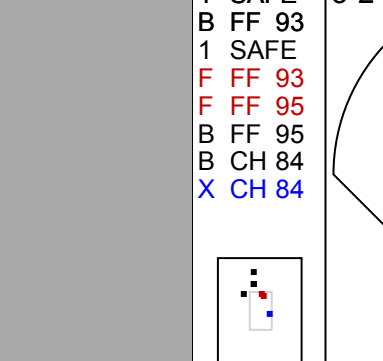


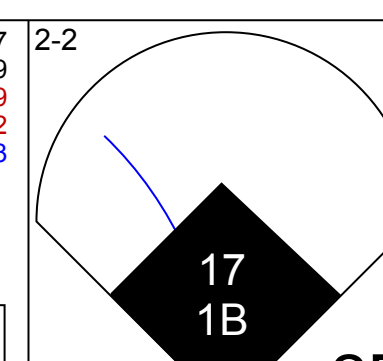
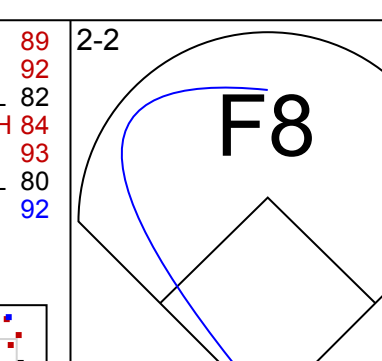
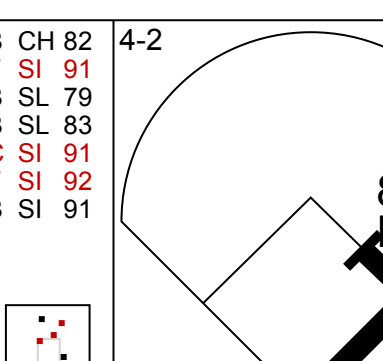
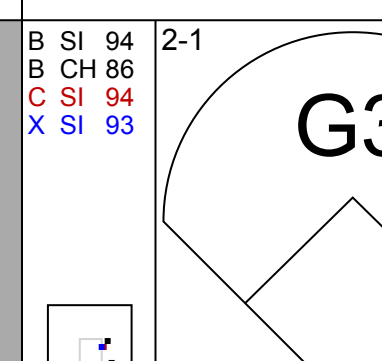
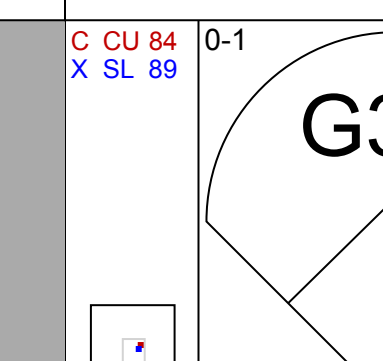
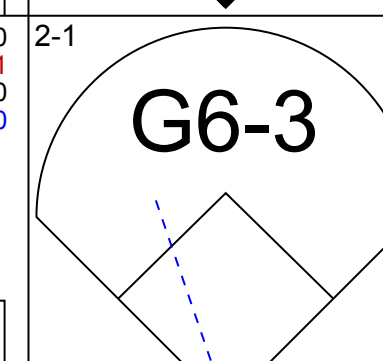
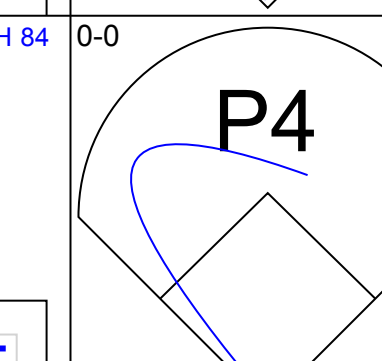
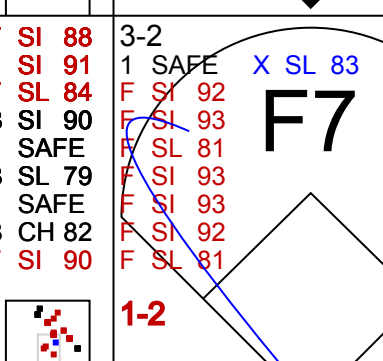
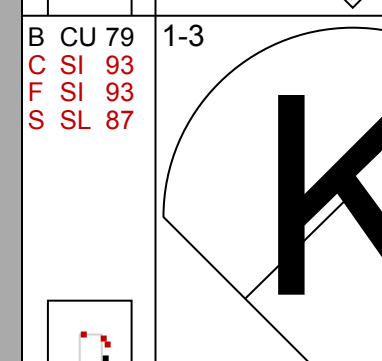
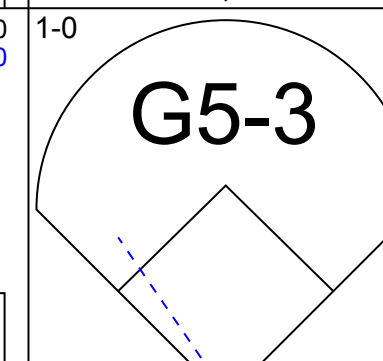
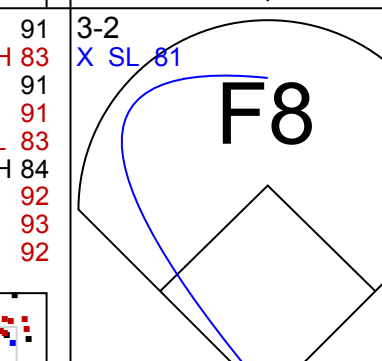
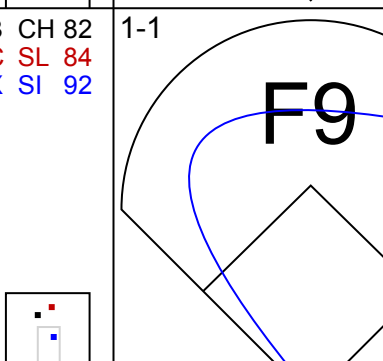
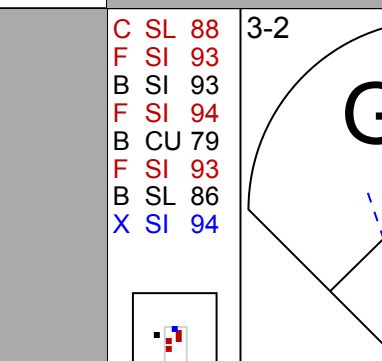
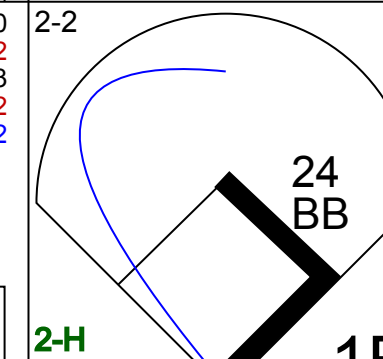
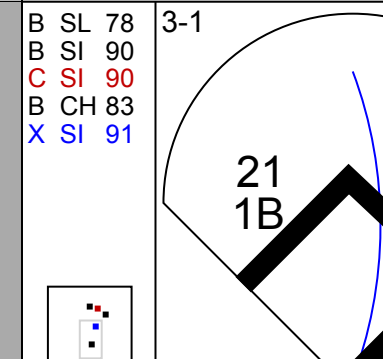
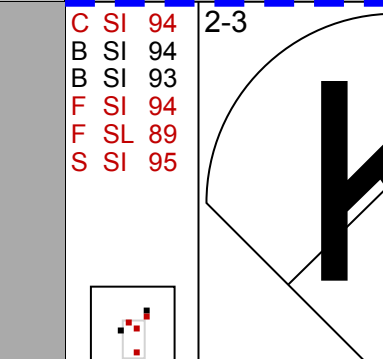
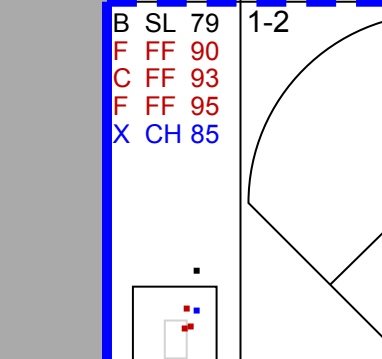
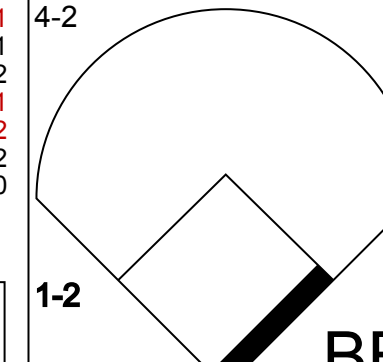
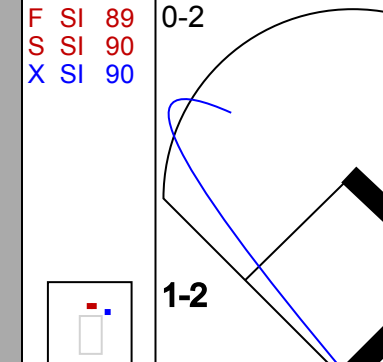
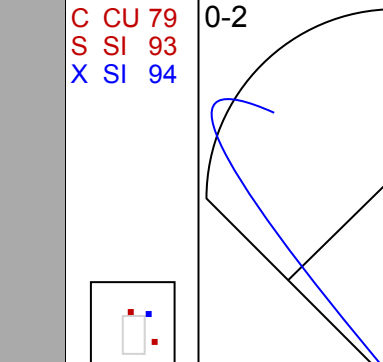
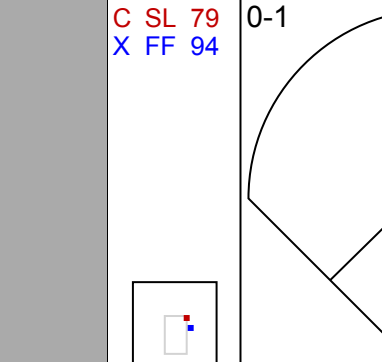
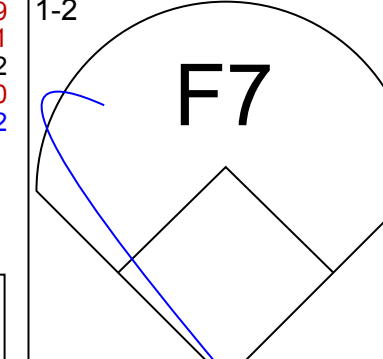
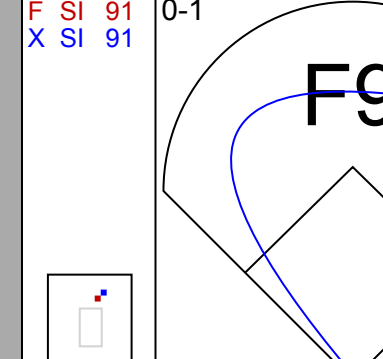
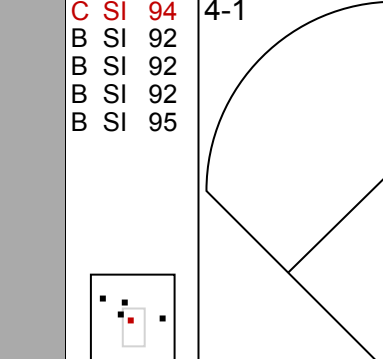
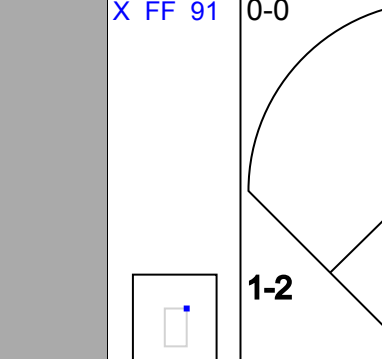

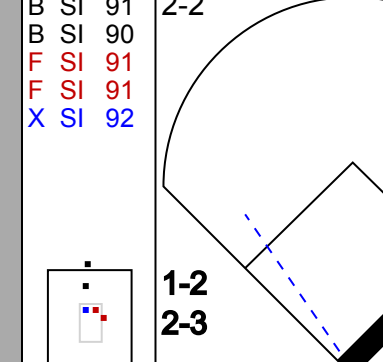
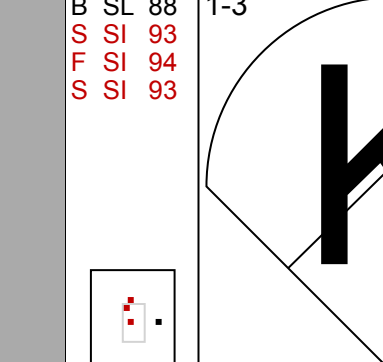
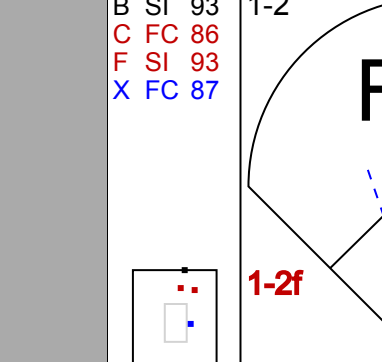
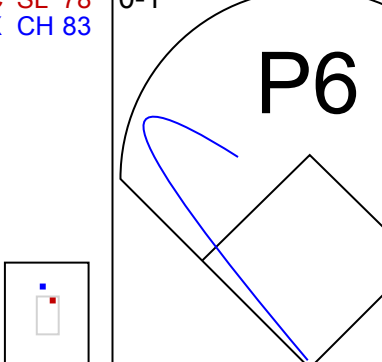
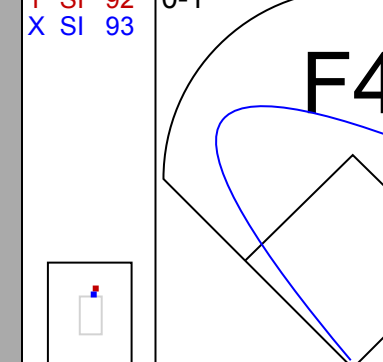
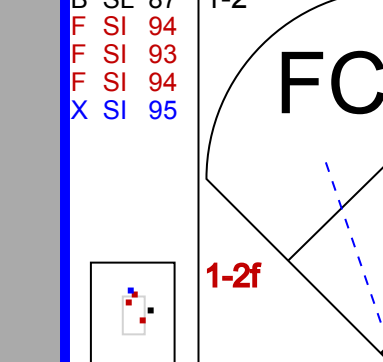

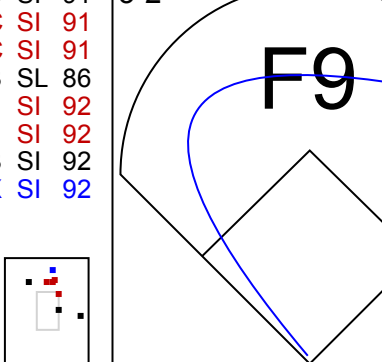
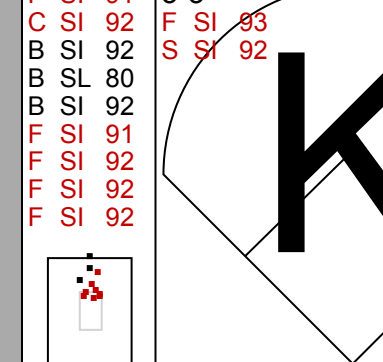

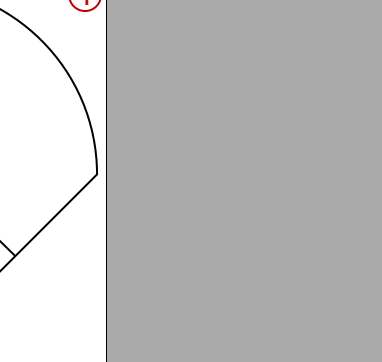
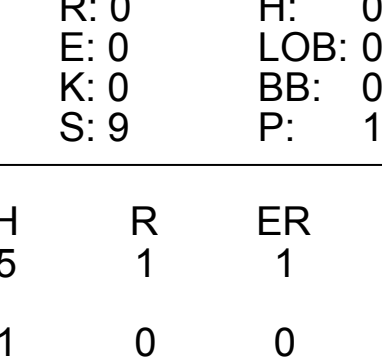
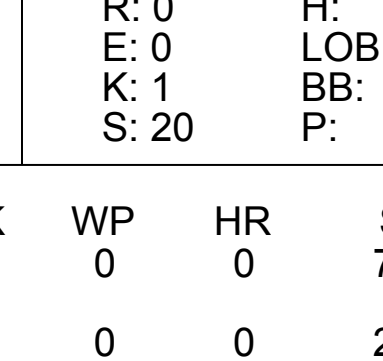
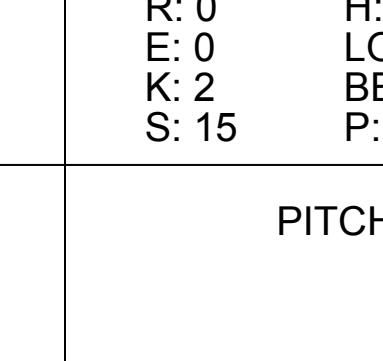
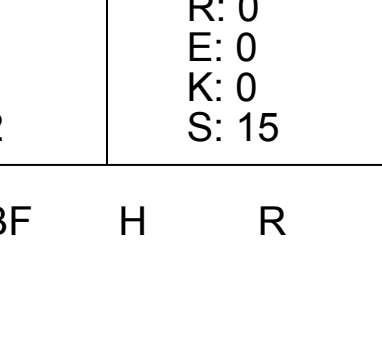
Batter	1	2	3	4	5	6	7	8	9	AB	R	H	RBI	BB	SO	LOB	BOTTOM										
9 David DeJesus, L (1,7) OBP: 0.295, SLG: 0.403										5	0	2	0	0	1	0	<b>Minnesota Twins @ Kansas City Royals</b> Kauffman Stadium, Kansas City, MO Mon Jun 29 2009, 7:10 PM CDT Att: 22,066 - Clear - 89 F										
8 Willie Bloomquist, R (1,9) OBP: 0.364, SLG: 0.364										4	0	0	0	1	1	3											
16 Billy Butler, R (1,3) OBP: 0.340, SLG: 0.440										5	0	2	0	0	0	5											
17 Mike Jacobs, L (1,10) OBP: 0.306, SLG: 0.412										4	0	0	0	1	0	3											
24 Mark Teahen, L (1,5) OBP: 0.340, SLG: 0.446										4	0	1	0	0	1	3											
13 Alberto Callaspo, S (1,4) OBP: 0.349, SLG: 0.451										4	2	2	1	0	0	1											
21 Miguel Olivo, R (1,2) OBP: 0.286, SLG: 0.530										4	2	3	2	0	0	1											
35 Mitch Maier, L (1,8) OBP: 0.323, SLG: 0.345										3	0	1	0	1	1	1											
1 Tony Pena Jr., R (1,6) OBP: 0.150, SLG: 0.132										4	0	1	0	0	1	3											
<b>Inning Stats</b>	R: 0 E: 0 K: 0 S: 9	H: 1 LOB: 1 BB: 0 P: 14	R: 1 E: 1 K: 1 S: 15	H: 2 LOB: 0 BB: 0 P: 22	R: 0 E: 0 K: 1 S: 11	H: 1 LOB: 1 BB: 0 P: 14	R: 0 E: 0 K: 1 S: 8	H: 1 LOB: 3 BB: 0 P: 9	R: 0 E: 0 K: 1 S: 9	H: 2 LOB: 3 BB: 1 P: 18	R: 2 E: 1 K: 0 S: 15	H: 3 LOB: 2 BB: 0 P: 26	R: 1 E: 0 K: 0 S: 10	H: 2 LOB: 1 BB: 1 P: 18	R: 0 E: 0 K: 1 S: 8	H: 0 LOB: 1 BB: 1 P: 15	1B: 8 2B: 1 3B: 1 HR: 2	SF: 0 SAC: 0 DP: 0 HBP: 0	WP: 0 PB: 0 SB: 1 CS: 0	PA: 40							
<b>PITCHER</b>	IP	WLS	BF	H	R	ER	SO	BB	IBB	HBP	BLK	WP	HR	S	P	ERA	WHIP										
53 Nick Blackburn, R (1,1) ERA: 3.1	6.0	L	30	10	3	2	4	1	0	0	0	0	0	67	103	3.00	1.833										
39 R.A. Dickey, R (7,1) ERA: 2.45	1.0		6	2	1	1	0	1	0	0	0	0	0	10	18	9.00	3.000										
50 Jose Mijares, L (8,1) ERA: 2.38	1.0		4	0	0	0	1	1	0	0	0	0	0	8	15	0.00	1.000										

AB	37
R	4
H	12
RBI	3
BB	3
SO	5
LOB	20





Batter	1	2	3	4	5	6	7	8	9	AB	R	H	RBI	BB	SO	LOB	TOP					
2 Denard Span, L (1, 7) OBP: 0.373, SLG: 0.372										5	0	1	0	0	1	2	<b>Minnesota Twins @ Kansas City Royals</b> Kauffman Stadium, Kansas City, MO Tue Jun 30 2009, 7:10 PM CDT Att: 19,310 - Clear - 83 F <a href="http://livebaseballscorecards.com">livebaseballscorecards.com</a>					
23 Brendan Harris, R (1, 6) OBP: 0.331, SLG: 0.391										4	0	1	0	0	1	2						
7 Joe Mauer, L (1, 2) OBP: 0.455, SLG: 0.662										4	1	1	0	0	2	1						
33 Justin Morneau, L (1, 3) OBP: 0.394, SLG: 0.582										3	1	2	1	1	0	1						
16 Jason Kubel, L (1, 10) OBP: 0.368, SLG: 0.543										4	0	0	0	0	2	5						
5 Michael Cuddyer, R (1, 9) OBP: 0.285, SLG: 0.504											3	0	1	1	0	0		1				
24 Joe Crede, R (1, 5) OBP: 0.311, SLG: 0.453										4	0	1	0	0	1	2						
22 Carlos Gómez, R (1, 8) OBP: 0.283, SLG: 0.331										4	0	1	0	0	1	1						
8 Nick Punto, S (1, 4) OBP: 0.306, SLG: 0.240										4	0	0	0	0	0	2						
<b>Inning Stats</b>	R: 0 E: 0 K: 2 S: 14	H: 1 LOB: 2 BB: 1 P: 24	R: 0 E: 0 K: 0 S: 7	H: 0 LOB: 0 BB: 0 P: 8	R: 0 E: 0 K: 1 S: 8	H: 0 LOB: 0 BB: 0 P: 12	R: 1 E: 0 K: 2 S: 14	H: 2 LOB: 1 BB: 0 P: 19	R: 0 E: 0 K: 0 S: 6	H: 1 LOB: 1 BB: 0 P: 6	R: 1 E: 1 K: 1 S: 9	H: 1 LOB: 1 BB: 0 P: 12	R: 0 E: 0 K: 0 S: 12	H: 1 LOB: 1 BB: 0 P: 17	R: 0 E: 0 K: 1 S: 14	H: 1 LOB: 1 BB: 0 P: 23	R: 0 E: 0 K: 1 S: 14	H: 1 LOB: 1 BB: 0 P: 19	1B: 6 2B: 1 3B: 0 HR: 1	SF: 1 SAC: 0 DP: 0 HBP: 0	WP: 1 PB: 0 SB: 0 CS: 0	PA: 37
<b>PITCHER</b>	IP WLS BF H R ER SO BB IBB HBP BLK WP HR S P ERA WHIP																					
19 Brian Bannister, R (1, 1) ERA: 3.93	7.0 L 29 6 2 1 6 1 0 0 0 1 0 1 70 98 1.29 1.000																					
37 Juan Cruz, R (8, 1) ERA: 4.91	2.0 8 2 0 0 2 0 0 0 0 0 1 0 28 42 0.00 1.000																					

Batter	1	2	3	4	5	6	7	8	9	AB	R	H	RBI	BB	SO	LOB	BOTTOM					
9 David DeJesus, L (1, 7) OBP: 0.297, SLG: 0.404										4	1	1	0	1	0	0	<b>Minnesota Twins @ Kansas City Royals</b> Kauffman Stadium, Kansas City, MO Tue Jun 30 2009, 7:10 PM CDT Att: 19,310 - Clear - 83 F <a href="http://livebaseballscorecards.com">livebaseballscorecards.com</a>					
8 Willie Bloomquist, R (1, 9) OBP: 0.353, SLG: 0.556										4	0	0	0	0	1	2						
16 Billy Butler, R (1, 3) OBP: 0.336, SLG: 0.434										4	0	0	0	0	0	1						
17 Mike Jacobs, L (1, 10) OBP: 0.310, SLG: 0.416										3	0	2	1	0	1	0						
3 Brayan Peña, S (8, PH) OBP: 0.333, SLG: 0.472										1	0	0	0	0	0	0						
24 Mark Teahen, L (1, 5) OBP: 0.349, SLG: 0.456										3	0	3	0	1	0	0						
13 Alberto Callaspo, S (1, 4) OBP: 0.351, SLG: 0.450										3	0	1	0	1	0	4						
21 Miguel Olivo, R (1, 2) OBP: 0.285, SLG: 0.524										4	0	1	0	0	1	4						
35 Mitch Maier, L (1, 8) OBP: 0.317, SLG: 0.339										2	0	0	0	0	0	3						
11 Jose Guillen, R (6, PH) OBP: 0.227, SLG: 0.190										2	0	0	0	0	1	3						
1 Tony Pena Jr., R (1, 6) OBP: 0.143, SLG: 0.125										1	0	0	0	0	0	0						
46 Luis Hernandez, S (7, PH) OBP: 0.227, SLG: 0.190										1	0	0	0	0	0	0						
7 Tug Hulett, L (8, PH) OBP: 0.071, SLG: 0.071										1	0	0	0	0	1	0						
<b>Inning Stats</b>	R: 1 E: 0 K: 0 S: 16	H: 2 LOB: 2 BB: 1 P: 28	R: 0 E: 0 K: 0 S: 9	H: 0 LOB: 0 BB: 0 P: 12	R: 0 E: 0 K: 0 S: 13	H: 0 LOB: 0 BB: 0 P: 18	R: 0 E: 0 K: 1 S: 20	H: 3 LOB: 3 BB: 0 P: 28	R: 0 E: 0 K: 0 S: 17	H: 0 LOB: 0 BB: 1 P: 25	R: 0 E: 0 K: 2 S: 15	H: 1 LOB: 2 BB: 1 P: 23	R: 0 E: 0 K: 1 S: 8	H: 0 LOB: 0 BB: 0 P: 12	R: 0 E: 0 K: 0 S: 15	H: 2 LOB: 2 BB: 0 P: 20	R: 0 E: 0 K: 2 S: 8	H: 0 LOB: 0 BB: 0 P: 11	1B: 6 2B: 2 3B: 0 HR: 0	SF: 0 SAC: 0 DP: 0 HBP: 0	WP: 0 PB: 0 SB: 0 CS: 0	PA: 37
<b>PITCHER</b>	IP WLS BF H R ER SO BB IBB HBP BLK WP HR S P ERA WHIP																					
30 Scott Baker, R (1, 1) ERA: 4.99	5.0 W 21 5 1 0 3 2 0 0 0 0 0 0 75 111 1.80 1.400																					
44 Bob Keppel, R (6, 1) ERA: 2.35	2.1 H 9 1 0 0 3 1 0 0 0 0 0 0 28 43 0.00 0.857																					
50 Jose Mijares, L (8, 1) ERA: 2.35	0.1 H 3 2 0 0 0 0 0 0 0 0 0 0 7 8 0.00 6.000																					
54 Matt Guerrier, R (8, 1) ERA: 2.8	0.1 H 1 0 0 0 0 0 0 0 0 0 0 0 3 4 0.00 0.000																					
36 Joe Nathan, R (9, 1) ERA: 1.45	1.0 S 3 0 0 0 2 0 0 0 0 0 0 0 8 11 0.00 0.000																					







Batter	1	2	3	4	5	6	7	8	9	10	11	12	13	14	15	16	AB	R	H	RBI	BB	SO	LOB	TOP														
28 Curtis Granderson, L OBP: 0.343, SLG: 0.474 (1, 8)																	6	2	2	0	2	1	1															
14 Placido Polanco, R OBP: 0.316, SLG: 0.390 (1, 4)																	8	2	3	3	0	3	2															
24 Miguel Cabrera, R OBP: 0.388, SLG: 0.548 (1, 3)																	8	0	1	0	0	2	4															
33 Marcus Thames, R OBP: 0.324, SLG: 0.500 (1, 10)																	5	1	2	2	0	0	1															
25 Ryan Raburn, R OBP: 0.360, SLG: 0.485 (10, 10)																	3	0	2	1	0	0	1															
32 Dan Kelly, L OBP: 0.345, SLG: 0.395 (1, 7)																	5	1	1	0	0	0	2															
30 Magglio Ordonez, R OBP: 0.336, SLG: 0.333 (13, 9)																	3	0	1	1	0	0	1															
15 Brandon Inge, R OBP: 0.367, SLG: 0.513 (1, 5)																	6	1	1	0	0	2	3															
13 Josh Anderson, L OBP: 0.286, SLG: 0.326 (13, 7)																	7	1	1	2	0	3	3															
12 Gerald Laird, R OBP: 0.323, SLG: 0.371 (1, 2)																	6	2	2	2	0	0	0															
39 Ramon Santiago, S OBP: 0.267, SLG: 0.480 (1, 6)																	6	1	1	0	0	1	0															
<b>Inning Stats</b>	R: 0 E: 0 K: 3 S: 13	H: 0 LOB: 0 BB: 0 P: 16	R: 3 E: 0 K: 0 S: 11	H: 2 LOB: 0 BB: 0 P: 14	R: 3 E: 0 K: 1 S: 13	H: 3 LOB: 0 BB: 0 P: 19	R: 1 E: 0 K: 1 S: 10	H: 1 LOB: 1 BB: 1 P: 15	R: 0 E: 0 K: 0 S: 6	H: 0 LOB: 0 BB: 0 P: 7	R: 0 E: 0 K: 1 S: 7	H: 0 LOB: 0 BB: 0 P: 13	R: 0 E: 0 K: 0 S: 5	H: 0 LOB: 0 BB: 0 P: 7	R: 0 E: 0 K: 0 S: 6	H: 1 LOB: 1 BB: 0 P: 11	R: 0 E: 0 K: 1 S: 9	H: 0 LOB: 1 BB: 0 P: 6	R: 0 E: 0 K: 1 S: 14	H: 0 LOB: 1 BB: 0 P: 19	R: 0 E: 0 K: 2 S: 10	H: 0 LOB: 0 BB: 0 P: 13	R: 1 E: 0 K: 0 S: 11	H: 2 LOB: 1 BB: 0 P: 14	R: 0 E: 0 K: 0 S: 4	H: 2 LOB: 1 BB: 0 P: 7	R: 3 E: 0 K: 0 S: 16	H: 5 LOB: 2 BB: 0 P: 21	1B: 11 2B: 4 3B: 1 HR: 2	SF: 1 SAC: 1 DP: 1 HBP: 2	WP: 0 PB: 0 SB: 1 CS: 0	PA: 69						
<b>PITCHER</b>	IP 3.0	WLS 0	BF 5	H 6	R 6	ER 4	SO 4	BB 0	IBB 0	HBP 0	BLK 0	WP 0	HR 0	S 37	P 31	ERA 18.00	WHIP 1.667																					
59 Luke French, L ERA: 2.30 (1, 1)											<b>PITCHER</b>	IP 3.0	WLS L	BF 17	H 9	R 4	ER 4	SO 0	BB 0	IBB 0	HBP 0	BLK 0	WP 0	HR 0	S 31	P 42	ERA 12.00	WHIP 3.000										
52 Brian Duensing, L ERA: 4.00 (4, 1)											50 Jose Mujares, L ERA: 2.16 (12, 1)											39 R.A. Dickey, R ERA: 2.96 (14, 1)																
44 Bob Keppel, R ERA: (7, 1)											39 R.A. Dickey, R ERA: 2.96 (14, 1)											59 Luke French, L ERA: 2.30 (1, 1)																
36 Joe Nathan, R ERA: 1.39 (9, 1)											39 R.A. Dickey, R ERA: 2.96 (14, 1)											52 Brian Duensing, L ERA: 4.00 (4, 1)																
54 Matt Guerrier, R ERA: 2.65 (10, 1)											39 R.A. Dickey, R ERA: 2.96 (14, 1)											44 Bob Keppel, R ERA: (7, 1)																
59 Luke French, L ERA: 2.30 (1, 1)											39 R.A. Dickey, R ERA: 2.96 (14, 1)											36 Joe Nathan, R ERA: 1.39 (9, 1)																
31 Zach Miner, R ERA: 4.36 (5, 1)											39 R.A. Dickey, R ERA: 2.96 (14, 1)											54 Matt Guerrier, R ERA: 2.65 (10, 1)																
59 Fu-te Ni, L ERA: 3.0 (6, 1)											39 R.A. Dickey, R ERA: 2.96 (14, 1)											59 Luke French, L ERA: 2.30 (1, 1)																
37 Brandon Lyon, R ERA: 3.83 (7, 1)											39 R.A. Dickey, R ERA: 2.96 (14, 1)											31 Zach Miner, R ERA: 4.36 (5, 1)																
44 Bobby Seay, L ERA: 3.24 (9, 1)											39 R.A. Dickey, R ERA: 2.96 (14, 1)											44 Bob Keppel, R ERA: (7, 1)																

**Detroit Tigers @ Minnesota Twins**  
 Hubert H. Humphrey Metrodome, Minneapolis, MN  
 Fri Jul 03 2009, 8:10 PM EDT  
 Att. 33,368 - Dome - 69 F


AB 63  
 R 17  
 H 11  
 RBI 11  
 SO 12  
 LOB 18



Batter	1	2	3	4	5	6	7	8	9	10	11	12	13	14	15	16	AB	R	H	RBI	BB	SO	LOB	BOTTOM														
2 Denard Span, L OBP: 0.386, SLG: 0.388 (1, 7)																	8	1	5	2	0	1	0															
23 Brendan Harris, R OBP: 0.122, SLG: 0.367 (1, 6)																	8	1	1	1	0	1	5															
7 Joe Mauer, L OBP: 0.464, SLG: 0.657 (1, 2)																	6	2	2	1	1	0	2															
33 Justin Morneau, L OBP: 0.392, SLG: 0.574 (1, 3)																	7	0	3	1	1	3	2															
5 Michael Cuddyer, R OBP: 0.359, SLG: 0.513 (1, 9)																	8	0	3	2	0	1	8															
24 Joe Crede, R OBP: 0.299, SLG: 0.445 (1, 5)																	8	1	1	1	0	0	4															
21 Delmon Young, R OBP: 0.292, SLG: 0.546 (1, 10)																	6	1	3	1	1	1	1															
22 Carlos Gómez, R OBP: 0.280, SLG: 0.328 (1, 8)																	4	1	0	0	0	0	4															
16 Jason Kubel, L OBP: 0.364, SLG: 0.536 (10, 7)																	3	0	0	0	0	1	0															
8 Nick Punto, S OBP: 0.310, SLG: 0.234 (1, 4)																	2	2	0	0	2	0	0															
32 Brian Buscher, L OBP: 0.336, SLG: 0.304 (11, 7)																	1	0	0	0	0	1	0															
20 Matt Tolbert, S OBP: 0.275, SLG: 0.232 (12, 4)																	2	0	0	0	0	1	0															
<b>Inning Stats</b>	R: 0 E: 0 K: 1 S: 8	H: 0 LOB: 0 BB: 0 P: 14	R: 0 E: 0 K: 0 S: 11	H: 1 LOB: 0 BB: 1 P: 18	R: 1 E: 0 K: 0 S: 13	H: 1 LOB: 0 BB: 0 P: 18	R: 0 E: 0 K: 1 S: 13	H: 1 LOB: 1 BB: 0 P: 8	R: 0 E: 0 K: 0 S: 6	H: 0 LOB: 1 BB: 0 P: 18	R: 0 E: 0 K: 2 S: 8	H: 0 LOB: 0 BB: 0 P: 13	R: 0 E: 0 K: 1 S: 9	H: 0 LOB: 0 BB: 0 P: 10	R: 1 E: 0 K: 0 S: 15	H: 3 LOB: 1 BB: 0 P: 26	R: 0 E: 0 K: 1 S: 7	H: 0 LOB: 0 BB: 0 P: 11	R: 1 E: 1 K: 0 S: 15	H: 1 LOB: 1 BB: 0 P: 27	1B: 11 2B: 3 3B: 2 HR: 2	SF: 1 SAC: 0 DP: 2 HBP: 0	WP: 1 PB: 1 SB: 0 CS: 0	PA: 69														
<b>PITCHER</b>	IP 4.2	WLS 0	BF 22	H 6	R 2	ER 2	SO 3	BB 2	IBB 0	HBP 0	BLK 0	WP 0	HR 0	S 50	P 31	ERA 3.86	WHIP 1.714																					
54 Luke French, L ERA: 2.30 (1, 1)											<b>PITCHER</b>	IP 2.0	WLS W	BF 13	H 4	R 2	ER 1	SO 1	BB 1	IBB 0	HBP 0	BLK 0	WP 0	HR 0	S 37	P 64	ERA 3.00	WHIP 1.333										
31 Zach Miner, R ERA: 4.36 (5, 1)											54 Luke French, L ERA: 2.30 (1, 1)											56 Fernando Rodney, R ERA: 2.11 (12, 1)																
59 Fu-te Ni, L ERA: 3.0 (6, 1)											54 Luke French, L ERA: 2.30 (1, 1)											40 Freddy Dotsi, R ERA: 1.57 (14, 1)																
37 Brandon Lyon, R ERA: 3.83 (7, 1)											54 Luke French, L ERA: 2.30 (1, 1)											59 Luke French, L ERA: 2.30 (1, 1)																
44 Bobby Seay, L ERA: 3.24 (9, 1)											54 Luke French, L ERA: 2.30 (1, 1)											31 Zach Miner, R ERA: 4.36 (5, 1)																

**Detroit Tigers @ Minnesota Twins**  
 Hubert H. Humphrey Metrodome, Minneapolis, MN  
 Fri Jul 03 2009, 8:10 PM EDT  
 Att. 33,368 - Dome - 69 F

AB 63  
 R 18  
 H 9  
 RBI 9  
 SO 10  
 LOB 26









Batter	1	2	3	4	5	6	7	8	9	AB	R	H	RBI	BB	SO	LOB	TOP					
28 Curtis Granderson, L (1, 8) OBP: 0.341, SLG: 0.467	G4-3		BB					P3		3	0	1	0	1	0	0	Detroit Tigers @ Minnesota Twins Hubert H. Humphrey Metrodome, Minneapolis, MN Sun Jul 05 2009, 2:10 PM EDT Att: 33,274 - Dome - 68 F <a href="http://livebaseballscorecards.com">livebaseballscorecards.com</a>					
39 Ramon Santiago, S (1, 4) OBP: 0.311, SLG: 0.465	G4-3					F7		F8		4	0	0	0	0	1	3						
24 Miguel Cabrera, R (1, 3) OBP: 0.385, SLG: 0.540		1B				G1-3			F7	4	0	1	0	0	0	2						
32 Don Kelly, L (1, 7) OBP: 0.308, SLG: 0.354	G4-3								E7	4	1	0	0	0	1	3						
15 Brandon Inge, R (1, 5) OBP: 0.361, SLG: 0.513				K					HR	4	1	1	2	0	2	0						
30 Magglio Ordonez, R (1, 10) OBP: 0.332, SLG: 0.352	G4-3					G6-3			1B	4	0	1	0	0	1	0						
13 Josh Anderson, L (1, 9) OBP: 0.279, SLG: 0.324						G5-3			G3	4	0	1	0	0	0	1						
12 Gerald Laird, R (1, 2) OBP: 0.322, SLG: 0.368										4	0	1	0	0	1	1						
4 Adam Everett, R (1, 6) OBP: 0.323, SLG: 0.364									1B	4	0	1	0	0	0	2						
<b>Inning Stats</b>	R: 0 E: 0 K: 0 S: 9	H: 1 LOB: 1 BB: 0 P: 14	R: 0 E: 0 K: 1 S: 6	H: 0 LOB: 0 BB: 0 P: 7	R: 0 E: 0 K: 1 S: 7	H: 0 LOB: 1 BB: 1 P: 15	R: 0 E: 0 K: 1 S: 6	H: 0 LOB: 0 BB: 0 P: 7	R: 0 E: 0 K: 1 S: 7	H: 0 LOB: 0 BB: 0 P: 9	R: 0 E: 0 K: 1 S: 14	H: 2 LOB: 2 BB: 0 P: 20	R: 0 E: 0 K: 1 S: 8	H: 1 LOB: 1 BB: 0 P: 12	R: 0 E: 0 K: 0 S: 5	H: 0 LOB: 0 BB: 0 P: 8	R: 2 E: 1 K: 0 S: 14	H: 3 LOB: 2 BB: 0 P: 17	1B: 6 2B: 0 3B: 0 HR: 1	SF: 0 SAC: 0 DP: 0 HBP: 0	WP: 0 PB: 0 SB: 1 CS: 0	PA: 36
<b>PITCHER</b> 53 Nick Blackburn, R (1, 1) ERA: 2.94	IP: 9.0 WLS: W BF: 36 H: 7 R: 2 ER: 1 SO: 6 BB: 1 IBB: 0 HBP: 0 BLK: 0 WP: 0 HR: 1 S: 76 P: 109 ERA: 1.00 WHIP: 0.889															<b>PITCHER</b>						

Batter	1	2	3	4	5	6	7	8	9	AB	R	H	RBI	BB	SO	LOB	BOTTOM			
2 Denard Span, L (1, 8) OBP: 0.375, SLG: 0.384	G4-3		P4	E6						4	0	2	1	0	0	0	Detroit Tigers @ Minnesota Twins Hubert H. Humphrey Metrodome, Minneapolis, MN Sun Jul 05 2009, 2:10 PM EDT Att: 33,274 - Dome - 68 F <a href="http://livebaseballscorecards.com">livebaseballscorecards.com</a>			
23 Brendan Harris, R (1, 6) OBP: 0.311, SLG: 0.373	G6-3									4	0	0	0	0	2	4				
7 Joe Mauer, L (1, 2) OBP: 0.465, SLG: 0.648	F7									3	1	1	0	1	0	0				
33 Justin Morneau, L (1, 3) OBP: 0.399, SLG: 0.601		G4-3								4	1	2	2	0	0	1				
16 Jason Kubel, L (1, 10) OBP: 0.360, SLG: 0.531										4	0	2	0	0	1	2				
5 Michael Cuddyer, R (1, 9) OBP: 0.359, SLG: 0.516										3	1	0	0	1	2	2				
24 Joe Crede, R (1, 5) OBP: 0.302, SLG: 0.446		G4-3								4	1	2	0	0	1	1				
21 Delmon Young, R (1, 7) OBP: 0.296, SLG: 0.349										4	1	2	1	0	1	1				
22 Carlos Gómez, R (9, 8) OBP: 0.280, SLG: 0.328										0	0	0	0	0	0	0				
8 Nick Punto, S (1, 4) OBP: 0.323, SLG: 0.244										3	1	1	0	1	1	0				
<b>Inning Stats</b>	R: 0 E: 0 K: 0 S: 11	H: 0 LOB: 0 BB: 0 P: 17	R: 0 E: 0 K: 1 S: 11	H: 1 LOB: 1 BB: 0 P: 19	R: 0 E: 0 K: 1 S: 8	H: 0 LOB: 0 BB: 0 P: 15	R: 6 E: 1 K: 1 S: 21	H: 6 LOB: 1 BB: 2 P: 39	R: 0 E: 0 K: 0 S: 7	H: 0 LOB: 0 BB: 1 P: 13	R: 0 E: 0 K: 3 S: 22	H: 3 LOB: 3 BB: 0 P: 31	R: 0 E: 0 K: 1 S: 10	H: 1 LOB: 1 BB: 0 P: 16	R: 0 E: 0 K: 1 S: 10	H: 1 LOB: 0 BB: 0 P: 14	1B: 10 2B: 1 3B: 0 HR: 1	SF: 0 SAC: 0 DP: 2 HBP: 0	WP: 0 PB: 0 SB: 0 CS: 1	PA: 36
<b>PITCHER</b> 48 Rick Porcello, R (1, 1) ERA: 4.14 59 Fujie Ni, L (5, 1) ERA: 1.8 31 Zach Miner, R (7, 1) ERA: 4.78	IP: 2.0 WLS: L BF: 9 H: 7 R: 6 ER: 0 SO: 3 BB: 1 IBB: 0 HBP: 0 BLK: 0 WP: 0 HR: 1 S: 51 P: 90 ERA: 9.00 WHIP: 2.250															<b>PITCHER</b>				









Batter	1	2	3	4	5	6	7	8	9	AB	R	H	RBI	BB	SO	LOB	TOP					
2 Derek Jeter, R OBP: 0.393, SLG: 0.457										5	1	2	0	0	0	2	<b>New York Yankees @ Minnesota Twins</b> Hubert H. Humphrey Metrodome, Minneapolis, MN Wed Jul 08 2009, 8:10 PM EDT Att: 38,115 - Dome - 69 F <a href="http://livebaseballscorecards.com">livebaseballscorecards.com</a>					
18 Johnny Damon, L OBP: 0.364, SLG: 0.520 53 Melky Cabrera, S OBP: 0.336, SLG: 0.432										5	0	0	0	0	0	2						
25 Mark Teixeira, S OBP: 0.388, SLG: 0.546										3	0	1	0	1	0	0						
13 Alex Rodriguez, R OBP: 0.409, SLG: 0.508										4	0	1	1	0	0	1						
55 Hideki Matsui, L OBP: 0.365, SLG: 0.513									4	1	1	0	0	0	3							
20 Jorge Posada, S OBP: 0.371, SLG: 0.522										3	1	2	0	1	0	0						
24 Robinson Cano, L OBP: 0.338, SLG: 0.490										3	1	1	0	0	0	3						
33 Nick Swisher, S OBP: 0.370, SLG: 0.479										4	0	1	1	0	0	4						
11 Brett Gardner, L OBP: 0.360, SLG: 0.416										4	0	1	2	0	0	3						
<b>Inning Stats</b>	R: 0 E: 0 K: 0 S: 10	H: 1 LOB: 0 BB: 0 P: 17	R: 3 E: 0 K: 0 S: 20	H: 4 LOB: 1 BB: 0 P: 28	R: 0 E: 0 K: 0 S: 5	H: 0 LOB: 0 BB: 0 P: 8	R: 0 E: 0 K: 0 S: 11	H: 1 LOB: 2 BB: 0 P: 22	R: 1 E: 0 K: 0 S: 12	H: 2 LOB: 3 BB: 2 P: 25	R: 0 E: 1 K: 0 S: 5	H: 0 LOB: 0 BB: 0 P: 8	R: 0 E: 0 K: 0 S: 8	H: 1 LOB: 1 BB: 0 P: 13	R: 0 E: 0 K: 0 S: 8	H: 1 LOB: 1 BB: 0 P: 14		R: 0 E: 0 K: 0 S: 6	H: 0 LOB: 0 BB: 0 P: 10	1B: 8 2B: 2 3B: 0 HR: 0	SF: 0 SAC: 0 DP: 1 HBP: 1	WP: 0 PB: 0 CS: 1
<b>PITCHER</b>	IP WLS BF H R ER SO BB IBB HBP BLK WP HR S P ERA WHIP	4.1 L 22 8 4 4 0 1 0 0 0 0 0 54 91 8.31 2.077	5.1 3 2 0 0 0 1 0 0 0 0 0 25 44 0.00 0.818	9.1 3 0 0 0 0 0 0 0 0 0 0 6 10 0.00 0.000	<b>PITCHER</b>										IP WLS BF H R ER SO BB IBB HBP BLK WP HR S P ERA WHIP							

Batter	1	2	3	4	5	6	7	8	9	AB	R	H	RBI	BB	SO	LOB	BOTTOM					
2 Denard Span, L OBP: 0.377, SLG: 0.383										5	1	2	0	0	1	3	<b>New York Yankees @ Minnesota Twins</b> Hubert H. Humphrey Metrodome, Minneapolis, MN Wed Jul 08 2009, 8:10 PM EDT Att: 38,115 - Dome - 69 F <a href="http://livebaseballscorecards.com">livebaseballscorecards.com</a>					
23 Brendan Harris, R OBP: 0.309, SLG: 0.365										4	1	0	0	1	1	2						
7 Joe Mauer, L OBP: 0.462, SLG: 0.656										5	1	3	2	0	0	0						
33 Justin Morneau, L OBP: 0.395, SLG: 0.589										3	0	0	0	1	1	1						
5 Michael Cuddyer, R OBP: 0.354, SLG: 0.516										4	0	0	0	0	1	3						
16 Jason Kubel, L OBP: 0.362, SLG: 0.531										4	0	2	0	0	0	0						
24 Joe Crede, R OBP: 0.297, SLG: 0.435										4	0	1	0	0	0	2						
22 Carlos Gómez, R OBP: 0.277, SLG: 0.318 32 Brian Buscher, L OBP: 0.339, SLG: 0.309 21 Delmon Young, R OBP: 0.296, SLG: 0.349										2	0	0	0	1	0	1						
8 Nick Punto, S OBP: 0.328, SLG: 0.240 58 Jose Morales, S OBP: 0.394, SLG: 0.400 20 Matt Tolbert, S OBP: 0.273, SLG: 0.230										2	0	0	0	1	0	2						
<b>Inning Stats</b>	R: 0 E: 0 K: 0 S: 8	H: 1 LOB: 0 BB: 0 P: 13	R: 0 E: 0 K: 0 S: 9	H: 1 LOB: 1 BB: 0 P: 12	R: 2 E: 0 K: 0 S: 10	H: 2 LOB: 1 BB: 1 P: 19	R: 0 E: 0 K: 0 S: 7	H: 1 LOB: 1 BB: 0 P: 11	R: 0 E: 0 K: 1 S: 12	H: 1 LOB: 2 BB: 2 P: 24	R: 0 E: 0 K: 1 S: 11	H: 1 LOB: 2 BB: 1 P: 19	R: 1 E: 0 K: 1 S: 8	H: 1 LOB: 0 BB: 0 P: 11	R: 0 E: 0 K: 0 S: 10	H: 1 LOB: 1 BB: 0 P: 14		R: 0 E: 0 K: 1 S: 7	H: 0 LOB: 0 BB: 0 P: 9	1B: 7 2B: 1 3B: 0 HR: 1	SF: 0 SAC: 0 DP: 0 HBP: 0	WP: 3 PB: 0 CS: 0
<b>PITCHER</b>	IP WLS BF H R ER SO BB IBB HBP BLK WP HR S P ERA WHIP	6.1 W 29 7 2 2 2 4 0 0 0 0 0 1 5 8 27.00 3.000	7.1 H 4 1 1 1 1 0 0 0 0 0 0 0 9 13 0.00 1.000	8.1 S 4 0 0 0 1 0 0 0 0 0 0 0 9 11 0.00 0.000	<b>PITCHER</b>										IP WLS BF H R ER SO BB IBB HBP BLK WP HR S P ERA WHIP							



Batter	1	2	3	4	5	6	7	8	9	AB	R	H	RBI	BB	SO	LOB	TOP								
2 Derek Jeter, R OBP: 0.394, SLG: 0.454										4	0	1	1	1	0	2	<b>New York Yankees @ Minnesota Twins</b> Hubert H. Humphrey Metrodome, Minneapolis, MN Thu Jul 09 2009, 1:10 PM EDT Att: 40,142 - Dome - 69 F <a href="http://livebaseballscorecards.com">livebaseballscorecards.com</a>								
33 Nick Swisher, S OBP: 0.387, SLG: 0.470										5	0	0	0	0	1	1									
25 Mark Teixeira, S OBP: 0.387, SLG: 0.552										4	1	1	1	0	2	0									
13 Alex Rodriguez, R OBP: 0.410, SLG: 0.505										3	1	1	0	1	1	0									
20 Jorge Posada, S OBP: 0.373, SLG: 0.519										3	2	1	0	0	2	1									
24 Robinson Cano, L OBP: 0.337, SLG: 0.460										4	2	1	0	0	0	3									
53 Melky Cabrera, S OBP: 0.335, SLG: 0.433										4	0	1	0	0	0	6									
12 Cody Ransom, R OBP: 0.243, SLG: 0.308										3	0	1	2	1	1	1									
11 Brett Gardner, L OBP: 0.358, SLG: 0.412										4	0	1	2	0	2	3									
<b>Inning Stats</b>	R: 0 E: 0 K: 1 S: 10	H: 0 LOB: 0 BB: 0 P: 16	R: 3 E: 1 K: 0 S: 20	H: 1 LOB: 1 BB: 2 P: 39	R: 0 E: 0 K: 1 S: 5	H: 0 LOB: 0 BB: 0 P: 7	R: 2 E: 0 K: 0 S: 12	H: 4 LOB: 1 BB: 0 P: 19	R: 1 E: 0 K: 3 S: 10	H: 1 LOB: 0 BB: 0 P: 14	R: 0 E: 0 K: 2 S: 11	H: 1 LOB: 1 BB: 0 P: 20	R: 0 E: 0 K: 0 S: 10	H: 0 LOB: 0 BB: 0 P: 12	R: 0 E: 0 K: 1 S: 14	H: 1 LOB: 1 BB: 0 P: 20		R: 0 E: 0 K: 1 S: 11	H: 0 LOB: 1 BB: 1 P: 17	1B: 5 2B: 2 3B: 0 HR: 1	SF: 0 SAC: 0 DP: 1 HBP: 1	WP: 0 PB: 0 SB: 1 CS: 1	PA: 39		
<b>PITCHER</b>	IP	WLS	BF	H	R	ER	SO	BB	IBB	HBP	BLK	WP	HR	S	P	ERA	WHIP								
47 Francisco Liriano, L ERA: 5.47	5.1	L	25	7	6	3	5	2	0	1	0	0	1	62	105	5.06	1.688								
39 R.A. Dickey, R ERA: 2.83	2.0		7	1	0	0	3	0	0	0	0	0	0	23	33	0.00	0.500								
50 Jose Mijares, L ERA: 1.98	1.1		5	0	0	0	1	1	0	0	0	0	0	17	23	0.00	0.750								
54 Matt Guerrier, R ERA: 2.56	0.1		1	0	0	0	0	0	0	0	0	0	0	1	3	0.00	0.000								

Batter	1	2	3	4	5	6	7	8	9	AB	R	H	RBI	BB	SO	LOB	BOTTOM								
2 Denard Span, L OBP: 0.375, SLG: 0.377										4	0	0	1	1	1	1	<b>New York Yankees @ Minnesota Twins</b> Hubert H. Humphrey Metrodome, Minneapolis, MN Thu Jul 09 2009, 1:10 PM EDT Att: 40,142 - Dome - 69 F <a href="http://livebaseballscorecards.com">livebaseballscorecards.com</a>								
20 Matt Tolbert, S OBP: 0.272, SLG: 0.225										3	0	0	1	1	0	0									
23 Brendan Harris, R OBP: 0.311, SLG: 0.368										5	0	2	0	0	1	4									
7 Joe Mauer, L OBP: 0.461, SLG: 0.651										4	0	0	0	0	1	2									
33 Justin Morneau, L OBP: 0.390, SLG: 0.582										4	0	0	0	0	1	2									
16 Jason Kubel, L OBP: 0.364, SLG: 0.540										3	1	1	1	1	1	1									
5 Michael Cuddyer, R OBP: 0.355, SLG: 0.517										3	2	1	0	1	1	1									
32 Brian Buscher, L OBP: 0.344, SLG: 0.310										3	1	1	0	1	1	1									
55 Mike Redmond, R OBP: 0.298, SLG: 0.271										2	0	0	0	0	1	2									
58 Jose Morales, S OBP: 0.389, SLG: 0.394										1	0	0	0	0	1	0									
8 Nick Punto, S OBP: 0.322, SLG: 0.234										4	0	0	0	0	1	4									
<b>Inning Stats</b>	R: 0 E: 0 K: 0 S: 10	H: 1 LOB: 1 BB: 0 P: 15	R: 2 E: 2 K: 1 S: 16	H: 1 LOB: 1 BB: 1 P: 26	R: 0 E: 0 K: 1 S: 9	H: 0 LOB: 0 BB: 0 P: 11	R: 2 E: 0 K: 1 S: 13	H: 2 LOB: 3 BB: 2 P: 33	R: 0 E: 0 K: 3 S: 14	H: 0 LOB: 2 BB: 2 P: 22	R: 0 E: 0 K: 0 S: 5	H: 0 LOB: 0 BB: 0 P: 9	R: 0 E: 0 K: 1 S: 7	H: 1 LOB: 1 BB: 0 P: 10	R: 0 E: 0 K: 2 S: 10	H: 0 LOB: 0 BB: 0 P: 14	R: 0 E: 0 K: 0 S: 10	H: 1 LOB: 1 BB: 0 P: 11	1B: 4 2B: 1 3B: 0 HR: 1	SF: 0 SAC: 0 DP: 0 HBP: 1	WP: 0 PB: 0 SB: 0 CS: 0	PA: 39			
<b>PITCHER</b>	IP	WLS	BF	H	R	ER	SO	BB	IBB	HBP	BLK	WP	HR	S	P	ERA	WHIP								
91 Alfredo Aceves, R ERA: 2.49	3.1		17	4	4	3	2	1	0	1	0	0	0	11	65	8.10	1.500								
30 David Robertson, R ERA: 2.53	1.0		6	0	0	0	2	3	0	0	0	0	0	11	28	0.00	3.000								
63 Jonathan Albaladejo, R ERA: 5.04	1.2	W	6	0	0	0	2	1	0	0	0	0	0	15	23	0.00	0.600								
48 Phil Coke, L ERA: 3.13	0.2	H	3	1	0	0	1	0	0	0	0	0	0	5	5	0.00	1.500								
65 Phil Hughes, R ERA: 4.01	1.1	H	4	0	0	0	2	0	0	0	0	0	0	12	19	0.00	0.000								
<b>PITCHER</b>	IP	WLS	BF	H	R	ER	SO	BB	IBB	HBP	BLK	WP	HR	S	P	ERA	WHIP								
42 Mariano Rivera, R ERA: 2.43	1.0		4	1	0	0	1	0	0	0	0	0	0	10	11	0.00	1.000								



Batter	1	2	3	4	5	6	7	8	9	AB	R	H	RBI	BB	SO	LOB	TOP			
22 Scott Podsednik, L (1.8) OBP: 0.362, SLG: 0.393	G5-3		G4-3		L1		G6-3			4	0	0	0	0	0	0	Chicago White Sox @ Minnesota Twins Hubert H. Humphrey Metrodome, Minneapolis, MN Fri Jul 10 2009, 8:10 PM EDT Att: 29,628 - Dome - 70 F			
10 Alexei Ramirez, R (1.6) OBP: 0.327, SLG: 0.415	G5-4-3 1B		G4-3 2B		G4-3		F9			4	1	2	0	0	0	0				
23 Jermaine Dye, R (1.9) OBP: 0.373, SLG: 0.572	G5-4-3 1-2		G4-3 1B		G4-3 2B		K			3	0	1	1	1	1	1				
25 Jim Thome, L (1.10) OBP: 0.401, SLG: 0.479		G6-3 1B	G4-3 1B		G4-3 1B		F7			4	1	1	0	0	1	2				
14 Paul Konerko, R (1.3) OBP: 0.358, SLG: 0.521		G6-3 1-2		P4		G4-3 1B	K			4	1	1	0	0	1	1				
12 A.J. Pierzynski, L (1.2) OBP: 0.335, SLG: 0.479		G4-3 1B	G4-3 2B		G4-3 2B		G4-3			4	1	3	0	0	0	0				
17 Chris Getz, L (1.4) OBP: 0.312, SLG: 0.347		FC5-4 1-2	G4-3 2-3		G4-3		SF9			3	0	0	2	0	2					
15 Gordon Beckham, R (1.5) OBP: 0.311, SLG: 0.382		K 1 SAFE					G5-3 2-3			4	0	1	1	0	1	2	AB 34 R 4 H 9 RBI 4 BB 1 SO 4 LOB 10			
31 Dewayne Wise, L (1.7) OBP: 0.244, SLG: 0.274			G4-3		F7		G4-3			4	0	0	0	0	2		livebaseballscorecards.com WP: 0 PA: 36 RBI: 0 SB: 0 CS: 0			
<b>Inning Stats</b>	R: 0 E: 0 K: 0 S: 5	H: 1 LOB: 0 BB: 0 P: 7	R: 1 E: 0 K: 1 S: 11	H: 2 LOB: 1 BB: 0 P: 14	R: 1 E: 0 K: 0 S: 11	H: 2 LOB: 1 BB: 0 P: 21	R: 1 E: 0 K: 0 S: 8	H: 2 LOB: 1 BB: 0 P: 12	R: 0 E: 0 K: 1 S: 10	H: 0 LOB: 0 BB: 1 P: 19	R: 1 E: 0 K: 0 S: 13	H: 2 LOB: 1 BB: 0 P: 15	R: 0 E: 0 K: 1 S: 7	H: 0 LOB: 0 BB: 0 P: 11	R: 0 E: 0 K: 1 S: 8	H: 0 LOB: 0 BB: 0 P: 10		R: 0 E: 0 K: 0 S: 14	H: 0 LOB: 0 BB: 0 P: 17	1B: 6 2B: 3 3B: 0 HR: 0
<b>PITCHER</b>	IP WLS BF H R ER SO BB IBB HBP BLK WP HR S P ERA WHIP	IP WLS BF H R ER SO BB IBB HBP BLK WP HR S P ERA WHIP																		
53 Nick Blackburn, R (1.1) ERA: 3.06	7.0	W	30	9	4	4	3	1	0	0	0	0	0	0	0	0	65	99	5.14	1.429
54 Matt Guerrier, R (8.1) ERA: 2.5	1.0	H	3	0	0	0	1	0	0	0	0	0	0	0	0	8	10	0.00	0.000	
36 Joe Nathan, R (9.1) ERA: 1.31	1.0	S	3	0	0	0	0	0	0	0	0	0	0	0	14	17	0.00	0.000		

Batter	1	2	3	4	5	6	7	8	9	AB	R	H	RBI	BB	SO	LOB	BOTTOM		
2 Denard Span, L (1.8) OBP: 0.374, SLG: 0.375	G3 BB						SH5-4 1-2			2	1	0	0	1	1	0	Chicago White Sox @ Minnesota Twins Hubert H. Humphrey Metrodome, Minneapolis, MN Fri Jul 10 2009, 8:10 PM EDT Att: 29,628 - Dome - 70 F		
23 Brendan Harris, R (1.6) OBP: 0.314, SLG: 0.367	G4-3 BB					G4-3	L8			3	1	1	0	1	0	1			
7 Joe Mauer, L (1.2) OBP: 0.462, SLG: 0.647	G4-3 BB					G4-3	G4-3 2-H			3	1	1	1	1	0	1			
33 Justin Morneau, L (1.3) OBP: 0.392, SLG: 0.578	G4-3 BB					F8	F8			2	1	0	1	2	0	1			
16 Jason Kubel, L (1.10) OBP: 0.369, SLG: 0.550	G4-3 2B									4	0	3	2	0	1	1			
20 Matt Tolbert, S (8.10) OBP: 0.272, SLG: 0.225	G4-3 2B									0	1	0	0	0	0	0			
5 Michael Cuddyer, R (1.9) OBP: 0.354, SLG: 0.514	G4-3 1B									4	0	1	1	0	1	3			
24 Joe Crede, R (1.5) OBP: 0.293, SLG: 0.428	G4-3 K									4	0	0	0	0	2	5	AB 29 R 6 H 7 RBI 6 BB 6 SO 6 LOB 16		
21 Delmon Young, R (1.7) OBP: 0.292, SLG: 0.344	G4-3 L5									3	0	0	0	0	1	2			
22 Carlos Gómez, R (8.8) OBP: 0.291, SLG: 0.322										1	0	1	1	0	0	0			
8 Nick Punto, S (1.4) OBP: 0.321, SLG: 0.230										3	1	0	0	1	0	2	livebaseballscorecards.com WP: 0 PA: 36 RBI: 0 SB: 2 CS: 0		
<b>Inning Stats</b>	R: 4 E: 0 K: 1 S: 21	H: 2 LOB: 1 BB: 4 P: 40	R: 0 E: 0 K: 1 S: 12	H: 1 LOB: 0 BB: 0 P: 18	R: 0 E: 0 K: 1 S: 11	H: 0 LOB: 1 BB: 1 P: 19	R: 0 E: 0 K: 0 S: 8	H: 0 LOB: 0 BB: 0 P: 11	R: 0 E: 0 K: 2 S: 14	H: 1 LOB: 1 BB: 0 P: 19	R: 1 E: 0 K: 0 S: 10	H: 1 LOB: 1 BB: 1 P: 19	R: 1 E: 0 K: 1 S: 10	H: 2 LOB: 2 BB: 0 P: 15	R: 1 E: 0 K: 1 S: 10	H: 2 LOB: 2 BB: 0 P: 15		1B: 5 2B: 2 3B: 0 HR: 0	SF: 0 SAC: 1 DP: 0 HBP: 0
<b>PITCHER</b>	IP WLS BF H R ER SO BB IBB HBP BLK WP HR S P ERA WHIP	IP WLS BF H R ER SO BB IBB HBP BLK WP HR S P ERA WHIP																	
50 John Danks, L (1.1) ERA: 3.91	5.2	L	25	4	4	4	4	5	0	0	0	0	0	0	0	70	114	6.35	1.588
26 Octavio Dotel, R (6.1) ERA: 3.39	0.1	L	2	0	1	1	1	1	0	0	0	0	0	0	5	9	27.00	3.000	
37 Matt Thornton, L (7.1) ERA: 2.48	1.0	L	4	1	0	0	0	0	0	0	0	0	0	0	8	13	0.00	1.000	
45 Bobby Jenks, R (8.1) ERA: 3.34	1.0	L	5	2	1	1	1	0	0	0	0	0	0	0	10	15	9.00	2.000	



Batter	1	2	3	4	5	6	7	8	9	AB	R	H	RBI	BB	SO	LOB	TOP								
22 Scott Podsednik, L (1, 7) OBP: 0.358, SLG: 0.388										6	1	1	1	0	1	6	<b>Chicago White Sox @ Minnesota Twins</b> Hubert H. Humphrey Metrodome, Minneapolis, MN Sat Jul 11 2009, 7:10 PM EDT Att: 41,146 - Dome - 70 F <a href="http://livebaseballscorecards.com">livebaseballscorecards.com</a>								
10 Alexei Ramirez, R (1, 6) OBP: 0.331, SLG: 0.414										3	1	1	0	2	0	1									
23 Jermaine Dye, R (1, 9) OBP: 0.377, SLG: 0.571										4	2	2	0	1	0	2									
25 Jim Thome, L (1, 10) OBP: 0.401, SLG: 0.479										4	0	1	4	1	1	3									
14 Paul Konerko, R (1, 3) OBP: 0.359, SLG: 0.519										5	0	2	1	0	0	2									
12 A.J. Pierzynski, L (1, 2) OBP: 0.335, SLG: 0.470										5	0	0	0	0	1	4									
5 Jayson Nix, R (1, 4) OBP: 0.294, SLG: 0.468										5	1	2	0	0	0	2									
15 Gordon Beckham, R (1, 5) OBP: 0.331, SLG: 0.412										4	3	3	0	1	1	1									
32 Brian Anderson, R (1, 8) OBP: 0.319, SLG: 0.315										4	0	2	2	1	0	2									
<b>Inning Stats</b>	R: 1 H: 1 E: 0 K: 0 S: 11	H: 1 LOB: 1 BB: 1 P: 19	R: 2 H: 3 E: 0 K: 0 S: 9	H: 3 LOB: 1 BB: 0 P: 12	R: 0 H: 0 E: 0 K: 1 S: 7	H: 0 LOB: 0 BB: 0 P: 12	R: 1 H: 2 E: 0 K: 0 S: 10	H: 2 LOB: 1 BB: 1 P: 14	R: 1 H: 2 E: 0 K: 0 S: 16	H: 2 LOB: 2 BB: 1 P: 30	R: 3 H: 2 E: 0 K: 0 S: 22	H: 2 LOB: 2 BB: 3 P: 41	R: 0 H: 1 E: 0 K: 0 S: 12	H: 1 LOB: 1 BB: 0 P: 14	R: 0 H: 2 E: 0 K: 0 S: 8	H: 2 LOB: 1 BB: 0 P: 14		R: 0 H: 1 E: 0 K: 3 S: 14	H: 1 LOB: 2 BB: 1 P: 21	1B: 9 2B: 6 3B: 0 HR: 0	SF: 0 SAC: 0 DP: 1 HBP: 0	WP: 0 PB: 0 CS: 3	PA: 46		
<b>PITCHER</b>	IP WLS BF H R ER SO BB IBB HBP BLK WP HR S P ERA WHIP	IP WLS BF H R ER SO BB IBB HBP BLK WP HR S P ERA WHIP	IP WLS BF H R ER SO BB IBB HBP BLK WP HR S P ERA WHIP	IP WLS BF H R ER SO BB IBB HBP BLK WP HR S P ERA WHIP	IP WLS BF H R ER SO BB IBB HBP BLK WP HR S P ERA WHIP	IP WLS BF H R ER SO BB IBB HBP BLK WP HR S P ERA WHIP	IP WLS BF H R ER SO BB IBB HBP BLK WP HR S P ERA WHIP	IP WLS BF H R ER SO BB IBB HBP BLK WP HR S P ERA WHIP	IP WLS BF H R ER SO BB IBB HBP BLK WP HR S P ERA WHIP	IP WLS BF H R ER SO BB IBB HBP BLK WP HR S P ERA WHIP	IP WLS BF H R ER SO BB IBB HBP BLK WP HR S P ERA WHIP	IP WLS BF H R ER SO BB IBB HBP BLK WP HR S P ERA WHIP	IP WLS BF H R ER SO BB IBB HBP BLK WP HR S P ERA WHIP	IP WLS BF H R ER SO BB IBB HBP BLK WP HR S P ERA WHIP	IP WLS BF H R ER SO BB IBB HBP BLK WP HR S P ERA WHIP	IP WLS BF H R ER SO BB IBB HBP BLK WP HR S P ERA WHIP	IP WLS BF H R ER SO BB IBB HBP BLK WP HR S P ERA WHIP	IP WLS BF H R ER SO BB IBB HBP BLK WP HR S P ERA WHIP	IP WLS BF H R ER SO BB IBB HBP BLK WP HR S P ERA WHIP	IP WLS BF H R ER SO BB IBB HBP BLK WP HR S P ERA WHIP	IP WLS BF H R ER SO BB IBB HBP BLK WP HR S P ERA WHIP	IP WLS BF H R ER SO BB IBB HBP BLK WP HR S P ERA WHIP	IP WLS BF H R ER SO BB IBB HBP BLK WP HR S P ERA WHIP	IP WLS BF H R ER SO BB IBB HBP BLK WP HR S P ERA WHIP	IP WLS BF H R ER SO BB IBB HBP BLK WP HR S P ERA WHIP

Batter	1	2	3	4	5	6	7	8	9	AB	R	H	RBI	BB	SO	LOB	BOTTOM								
2 Denard Span, L (1, 7) OBP: 0.375, SLG: 0.375										5	1	2	0	0	1	3	<b>Chicago White Sox @ Minnesota Twins</b> Hubert H. Humphrey Metrodome, Minneapolis, MN Sat Jul 11 2009, 7:10 PM EDT Att: 41,146 - Dome - 70 F <a href="http://livebaseballscorecards.com">livebaseballscorecards.com</a>								
23 Brendan Harris, R (1, 6) OBP: 0.313, SLG: 0.369										4	0	1	0	0	1	1									
7 Joe Mauer, L (1, 2) OBP: 0.455, SLG: 0.636										4	0	0	1	0	0	2									
33 Justin Morneau, L (1, 3) OBP: 0.390, SLG: 0.574										4	1	1	0	0	2	1									
16 Jason Kubel, L (1, 10) OBP: 0.368, SLG: 0.546										4	1	1	0	0	0	0									
5 Michael Cuddyer, R (1, 9) OBP: 0.353, SLG: 0.510										4	1	1	0	0	2	2									
24 Joe Crede, R (1, 5) OBP: 0.296, SLG: 0.453										4	2	2	4	0	0	1									
20 Matt Tolbert, S (0, PR) OBP: 0.272, SLG: 0.225										0	1	0	0	0	0	0									
22 Carlos Gómez, R (1, 8) OBP: 0.281, SLG: 0.328										3	0	1	0	0	0	0									
32 Brian Buscher, L (0, PH) OBP: 0.350, SLG: 0.310										0	0	0	0	0	0	0									
8 Nick Punto, S (1, 4) OBP: 0.316, SLG: 0.226										3	0	0	0	0	2	1									
58 Jose Morales, S (0, PH) OBP: 0.397, SLG: 0.403										1	0	1	2	0	0	0									
21 Delmon Young, R (0, PR) OBP: 0.292, SLG: 0.344										0	0	0	0	0	0	0									
<b>Inning Stats</b>	R: 0 H: 0 E: 0 K: 1 S: 8	H: 0 LOB: 0 BB: 0 P: 11	R: 0 H: 0 E: 0 K: 1 S: 7	H: 0 LOB: 0 BB: 0 P: 11	R: 0 H: 0 E: 0 K: 1 S: 7	H: 0 LOB: 0 BB: 0 P: 10	R: 0 H: 1 E: 0 K: 0 S: 6	H: 1 LOB: 0 BB: 0 P: 7	R: 3 H: 4 E: 0 K: 2 S: 19	H: 4 LOB: 1 BB: 0 P: 29	R: 0 H: 0 E: 0 K: 1 S: 9	H: 0 LOB: 0 BB: 0 P: 12	R: 1 H: 1 E: 0 K: 0 S: 9	H: 1 LOB: 0 BB: 0 P: 14	R: 1 H: 2 E: 0 K: 2 S: 10	H: 2 LOB: 1 BB: 0 P: 12	R: 2 H: 2 E: 0 K: 0 S: 18	H: 2 LOB: 2 BB: 0 P: 25	1B: 6 2B: 2 3B: 0 HR: 2	SF: 0 SAC: 0 DP: 2 HBP: 1	WP: 0 PB: 0 CS: 0	PA: 37			
<b>PITCHER</b>	IP WLS BF H R ER SO BB IBB HBP BLK WP HR S P ERA WHIP	IP WLS BF H R ER SO BB IBB HBP BLK WP HR S P ERA WHIP	IP WLS BF H R ER SO BB IBB HBP BLK WP HR S P ERA WHIP	IP WLS BF H R ER SO BB IBB HBP BLK WP HR S P ERA WHIP	IP WLS BF H R ER SO BB IBB HBP BLK WP HR S P ERA WHIP	IP WLS BF H R ER SO BB IBB HBP BLK WP HR S P ERA WHIP	IP WLS BF H R ER SO BB IBB HBP BLK WP HR S P ERA WHIP	IP WLS BF H R ER SO BB IBB HBP BLK WP HR S P ERA WHIP	IP WLS BF H R ER SO BB IBB HBP BLK WP HR S P ERA WHIP	IP WLS BF H R ER SO BB IBB HBP BLK WP HR S P ERA WHIP	IP WLS BF H R ER SO BB IBB HBP BLK WP HR S P ERA WHIP	IP WLS BF H R ER SO BB IBB HBP BLK WP HR S P ERA WHIP	IP WLS BF H R ER SO BB IBB HBP BLK WP HR S P ERA WHIP	IP WLS BF H R ER SO BB IBB HBP BLK WP HR S P ERA WHIP	IP WLS BF H R ER SO BB IBB HBP BLK WP HR S P ERA WHIP	IP WLS BF H R ER SO BB IBB HBP BLK WP HR S P ERA WHIP	IP WLS BF H R ER SO BB IBB HBP BLK WP HR S P ERA WHIP	IP WLS BF H R ER SO BB IBB HBP BLK WP HR S P ERA WHIP	IP WLS BF H R ER SO BB IBB HBP BLK WP HR S P ERA WHIP	IP WLS BF H R ER SO BB IBB HBP BLK WP HR S P ERA WHIP	IP WLS BF H R ER SO BB IBB HBP BLK WP HR S P ERA WHIP	IP WLS BF H R ER SO BB IBB HBP BLK WP HR S P ERA WHIP	IP WLS BF H R ER SO BB IBB HBP BLK WP HR S P ERA WHIP	IP WLS BF H R ER SO BB IBB HBP BLK WP HR S P ERA WHIP	IP WLS BF H R ER SO BB IBB HBP BLK WP HR S P ERA WHIP









Batter	1	2	3	4	5	6	7	8	9	AB	R	H	RBI	BB	SO	LOB	TOP						
2 Denard Span, L OBP: 0.379, SLG: 0.386										4	0	1	0	0	0	2							
12 Alexi Casilla, S OBP: 0.234, SLG: 0.217										4	0	0	0	0	0	1							
7 Joe Mauer, L OBP: 0.444, SLG: 0.616										4	1	1	0	0	0	1							
33 Justin Morneau, L OBP: 0.394, SLG: 0.579										3	1	2	0	1	1								
16 Jason Kubel, L OBP: 0.370, SLG: 0.556										4	1	2	3	0	0	2							
5 Michael Cuddyer, R OBP: 0.350, SLG: 0.500										4	0	0	0	0	2	1							
24 Joe Crede, R OBP: 0.300, SLG: 0.453										4	1	2	0	0	1	0							
23 Brendan Harris, R OBP: 0.317, SLG: 0.390										4	1	1	0	0	0	1							
8 Nick Punto, S OBP: 0.319, SLG: 0.223										0	0	0	0	0	0	0							
22 Carlos Gómez, R OBP: 0.296, SLG: 0.374										3	0	2	2	0	0	0							
<b>Inning Stats</b>	R: 0 H: 1 E: 0 K: 1 S: 12	H: 1 BB: 0 P: 17	R: 2 H: 4 E: 0 K: 0 S: 11	H: 4 LOB: 1 BB: 0 P: 22	R: 3 H: 3 E: 0 K: 1 S: 17	H: 3 LOB: 0 BB: 0 P: 22	R: 0 H: 1 E: 0 K: 0 S: 6	H: 1 LOB: 0 BB: 0 P: 7	R: 0 H: 1 E: 0 K: 0 S: 9	H: 1 LOB: 0 BB: 0 P: 14	R: 0 H: 1 E: 0 K: 1 S: 9	H: 1 LOB: 0 BB: 0 P: 11	R: 0 H: 0 E: 0 K: 0 S: 9	H: 0 LOB: 0 BB: 0 P: 13	R: 0 H: 0 E: 0 K: 0 S: 9	H: 0 LOB: 0 BB: 0 P: 16	R: 0 H: 0 E: 0 K: 1 S: 7	H: 0 LOB: 0 BB: 0 P: 10	1B: 8 2B: 1 3B: 1 HR: 1	SF: 0 SAC: 0 DP: 4 HBP: 0	WP: 0 PB: 0 CS: 0	PA: 35	
<b>PITCHER</b>	IP WLS BF H R ER SO BB IBB HBP BLK WP HR S P ERA WHIP	IP WLS BF H R ER SO BB IBB HBP BLK WP HR S P ERA WHIP	IP WLS BF H R ER SO BB IBB HBP BLK WP HR S P ERA WHIP	IP WLS BF H R ER SO BB IBB HBP BLK WP HR S P ERA WHIP	IP WLS BF H R ER SO BB IBB HBP BLK WP HR S P ERA WHIP	IP WLS BF H R ER SO BB IBB HBP BLK WP HR S P ERA WHIP	IP WLS BF H R ER SO BB IBB HBP BLK WP HR S P ERA WHIP	IP WLS BF H R ER SO BB IBB HBP BLK WP HR S P ERA WHIP	IP WLS BF H R ER SO BB IBB HBP BLK WP HR S P ERA WHIP	IP WLS BF H R ER SO BB IBB HBP BLK WP HR S P ERA WHIP	IP WLS BF H R ER SO BB IBB HBP BLK WP HR S P ERA WHIP	IP WLS BF H R ER SO BB IBB HBP BLK WP HR S P ERA WHIP	IP WLS BF H R ER SO BB IBB HBP BLK WP HR S P ERA WHIP	IP WLS BF H R ER SO BB IBB HBP BLK WP HR S P ERA WHIP	IP WLS BF H R ER SO BB IBB HBP BLK WP HR S P ERA WHIP	IP WLS BF H R ER SO BB IBB HBP BLK WP HR S P ERA WHIP	IP WLS BF H R ER SO BB IBB HBP BLK WP HR S P ERA WHIP	IP WLS BF H R ER SO BB IBB HBP BLK WP HR S P ERA WHIP	IP WLS BF H R ER SO BB IBB HBP BLK WP HR S P ERA WHIP	IP WLS BF H R ER SO BB IBB HBP BLK WP HR S P ERA WHIP	IP WLS BF H R ER SO BB IBB HBP BLK WP HR S P ERA WHIP	IP WLS BF H R ER SO BB IBB HBP BLK WP HR S P ERA WHIP	IP WLS BF H R ER SO BB IBB HBP BLK WP HR S P ERA WHIP

Minnesota Twins @ Texas Rangers  
Rangers Ballpark in Arlington, Arlington, TX  
Fri Jul 17 2009, 8:05 PM EDT  
Att: 34,662 - Clear - 93 F

AB 34  
R 5  
H 11  
RBI 5  
BB 1  
SO 4  
LOB 9



Batter	1	2	3	4	5	6	7	8	9	AB	R	H	RBI	BB	SO	LOB	BOTTOM							
5 Ian Kinsler, R OBP: 0.326, SLG: 0.484										5	1	1	0	0	1	2								
10 Michael Young, R OBP: 0.382, SLG: 0.486										4	0	1	0	0	2	1								
32 Josh Hamilton, L OBP: 0.308, SLG: 0.455										4	1	3	3	0	1	0								
25 Andruw Jones, R OBP: 0.335, SLG: 0.534										3	0	1	0	1	0	1								
9 Hank Blalock, L OBP: 0.306, SLG: 0.542										4	0	1	0	0	1	4								
22 Marlon Byrd, R OBP: 0.323, SLG: 0.467										4	0	0	0	0	1	2								
17 Nelson Cruz, R OBP: 0.322, SLG: 0.532										4	0	0	0	0	1	0								
2 Taylor Teagarden, R OBP: 0.279, SLG: 0.342										3	0	1	0	0	0	0								
7 David Murphy, L OBP: 0.358, SLG: 0.442										1	0	0	0	0	0	0								
1 Elvis Andrus, R OBP: 0.314, SLG: 0.349										4	1	1	0	0	1	1								
<b>Inning Stats</b>	R: 2 H: 3 E: 1 K: 1 S: 16	H: 3 LOB: 1 BB: 0 P: 23	R: 0 H: 0 E: 0 K: 0 S: 10	H: 0 LOB: 0 BB: 0 P: 14	R: 0 H: 1 E: 0 K: 1 S: 13	H: 1 LOB: 1 BB: 0 P: 20	R: 0 H: 0 E: 0 K: 2 S: 9	H: 0 LOB: 0 BB: 0 P: 13	R: 1 H: 3 E: 0 K: 0 S: 21	H: 3 LOB: 3 BB: 1 P: 32	R: 0 H: 0 E: 0 K: 1 S: 9	H: 0 LOB: 0 BB: 0 P: 15	R: 0 H: 0 E: 0 K: 2 S: 8	H: 0 LOB: 0 BB: 0 P: 11	R: 0 H: 1 E: 0 K: 1 S: 9	H: 1 LOB: 1 BB: 0 P: 16	R: 0 H: 1 E: 0 K: 0 S: 9	H: 1 LOB: 1 BB: 0 P: 12	1B: 8 2B: 0 3B: 0 HR: 1	SF: 0 SAC: 0 DP: 0 HBP: 0	WP: 0 PB: 0 CS: 0	PA: 37		
<b>PITCHER</b>	IP WLS BF H R ER SO BB IBB HBP BLK WP HR S P ERA WHIP	IP WLS BF H R ER SO BB IBB HBP BLK WP HR S P ERA WHIP	IP WLS BF H R ER SO BB IBB HBP BLK WP HR S P ERA WHIP	IP WLS BF H R ER SO BB IBB HBP BLK WP HR S P ERA WHIP	IP WLS BF H R ER SO BB IBB HBP BLK WP HR S P ERA WHIP	IP WLS BF H R ER SO BB IBB HBP BLK WP HR S P ERA WHIP	IP WLS BF H R ER SO BB IBB HBP BLK WP HR S P ERA WHIP	IP WLS BF H R ER SO BB IBB HBP BLK WP HR S P ERA WHIP	IP WLS BF H R ER SO BB IBB HBP BLK WP HR S P ERA WHIP	IP WLS BF H R ER SO BB IBB HBP BLK WP HR S P ERA WHIP	IP WLS BF H R ER SO BB IBB HBP BLK WP HR S P ERA WHIP	IP WLS BF H R ER SO BB IBB HBP BLK WP HR S P ERA WHIP	IP WLS BF H R ER SO BB IBB HBP BLK WP HR S P ERA WHIP	IP WLS BF H R ER SO BB IBB HBP BLK WP HR S P ERA WHIP	IP WLS BF H R ER SO BB IBB HBP BLK WP HR S P ERA WHIP	IP WLS BF H R ER SO BB IBB HBP BLK WP HR S P ERA WHIP	IP WLS BF H R ER SO BB IBB HBP BLK WP HR S P ERA WHIP	IP WLS BF H R ER SO BB IBB HBP BLK WP HR S P ERA WHIP	IP WLS BF H R ER SO BB IBB HBP BLK WP HR S P ERA WHIP	IP WLS BF H R ER SO BB IBB HBP BLK WP HR S P ERA WHIP	IP WLS BF H R ER SO BB IBB HBP BLK WP HR S P ERA WHIP	IP WLS BF H R ER SO BB IBB HBP BLK WP HR S P ERA WHIP	IP WLS BF H R ER SO BB IBB HBP BLK WP HR S P ERA WHIP	IP WLS BF H R ER SO BB IBB HBP BLK WP HR S P ERA WHIP

Minnesota Twins @ Texas Rangers  
Rangers Ballpark in Arlington, Arlington, TX  
Fri Jul 17 2009, 8:05 PM EDT  
Att: 34,662 - Clear - 93 F

AB 36  
R 3  
H 9  
RBI 3  
BB 1  
SO 8  
LOB 11





Batter	1	2	3	4	5	6	7	8	9	AB	R	H	RBI	BB	SO	LOB	TOP					
2 Denard Span, L (1.7) OBP: 0.374, SLG: 0.380	G1-3		L6		G4-3			G4-3	F7	5	0	0	0	0	0	3						
12 Alexi Casilla, S (1.4) OBP: 0.233, SLG: 0.217	G4-3		K			G6-3			P6	5	1	1	0	0	1	2						
7 Joe Mauer, L (1.2) OBP: 0.441, SLG: 0.609	K			L8		G3				3	0	0	0	1	1	0						
33 Justin Morneau, L (1.3) OBP: 0.395, SLG: 0.578					K		G3			4	1	2	1	0	1	0						
16 Jason Kubel, L (1.10) OBP: 0.371, SLG: 0.552	G4-3				F9					2	0	0	0	2	0	1						
5 Michael Cuddyer, R (1.9) OBP: 0.351, SLG: 0.513										4	2	2	2	0	1	4						
24 Joe Crede, R (1.5) 23 Brendan Harris, R (8.5) OBP: 0.316, SLG: 0.388										3	0	0	0	0	0	2						
22 Carlos Gómez, R (1.8) OBP: 0.300, SLG: 0.376										4	0	2	1	0	1	1						
8 Nick Punto, S (1.6) OBP: 0.323, SLG: 0.231										3	0	1	0	1	1	0						
<b>Inning Stats</b>	R: 0 H: 0 E: 0 K: 1 S: 10	H: 0 LOB: 0 BB: 0 P: 16	R: 2 H: 3 E: 0 K: 0 S: 18	H: 3 LOB: 0 BB: 0 P: 29	R: 0 H: 0 E: 0 K: 2 S: 9	H: 0 LOB: 0 BB: 0 P: 13	R: 0 H: 0 E: 0 K: 1 S: 8	H: 0 LOB: 0 BB: 0 P: 15	R: 1 H: 2 E: 0 K: 1 S: 13	H: 2 LOB: 1 BB: 0 P: 19	R: 0 H: 0 E: 0 K: 0 S: 8	H: 0 LOB: 0 BB: 0 P: 16	R: 0 H: 0 E: 0 K: 1 S: 11	H: 0 LOB: 1 BB: 1 P: 17	R: 1 H: 2 E: 0 K: 0 S: 18	H: 2 LOB: 3 BB: 2 P: 35	R: 0 H: 1 E: 0 K: 0 S: 13	H: 1 LOB: 2 BB: 1 P: 21	1B: 5 2B: 2 HR: 1	SF: 0 SAC: 0 DP: 0 HBP: 0	WP: 0 PB: 0 SB: 3 CS: 1	PA: 39
<b>PITCHER</b>	IP	WLS	BF	H	R	ER	SO	BB	IBB	HBP	BLK	WP	HR	S	P	ERA	WHIP					
39 Scott Feldman, R (1.1) ERA: 3.87	6.0	L	22	5	3	3	5	0	0	0	0	0	1	66	108	4.50	0.833					
26 Jason Jennings, R (7.1) ERA: 3.33	1.2		9	2	1	1	1	2	0	0	0	0	0	25	43	5.40	2.400					
49 Jason Grilli, R (8.1) ERA: 4.18	0.2		5	1	0	0	0	2	0	0	0	0	0	11	20	0.00	4.500					
57 Dustin Nippert, R (9.1) ERA: 6.75	0.2		2	0	0	0	0	0	0	0	0	0	0	6	10	0.00	0.000					

Minnesota Twins @ Texas Rangers  
Rangers Ballpark in Arlington, Arlington, TX  
Sat Jul 18 2009, 8:05 PM EDT  
Att: 31,041 - Partly Cloudy - 93 F

AB 34  
R 4  
H 8  
RBI 4  
BB 4  
SO 6  
LOB 13



Batter	1	2	3	4	5	6	7	8	9	AB	R	H	RBI	BB	SO	LOB	BOTTOM					
5 Ian Kinsler, R (1.4) OBP: 0.325, SLG: 0.482	G5-3		P6		L7		P4			4	0	1	0	0	0	2						
10 Michael Young, R (1.5) OBP: 0.361, SLG: 0.483	G5-3				F8			G6-3		4	0	1	0	0	0	2						
32 Josh Hamilton, L (1.8) OBP: 0.301, SLG: 0.444	K				G4-3			K		4	0	0	0	0	3	3						
22 Marlon Byrd, R (1.9) OBP: 0.322, SLG: 0.464	F8				G5-3			G5-3		4	0	1	0	0	0	1						
9 Hank Blalock, L (1.3) OBP: 0.302, SLG: 0.534					G1-3		P6			4	0	0	0	0	0	1						
17 Nelson Cruz, R (1.10) OBP: 0.327, SLG: 0.548							K			4	1	3	1	0	1	1						
7 David Murphy, L (1.7) OBP: 0.356, SLG: 0.435	F8						K			3	0	0	0	1	2	3						
21 Jarrod Saltalamacchia, R (1.2) OBP: 0.292, SLG: 0.361					K					4	0	0	0	0	3	3						
1 Elvis Andrus, R (1.6) OBP: 0.318, SLG: 0.350										2	0	1	0	1	1	0						
<b>Inning Stats</b>	R: 0 H: 1 E: 0 K: 1 S: 9	H: 1 LOB: 1 BB: 0 P: 12	R: 0 H: 1 E: 0 K: 1 S: 8	H: 1 LOB: 0 BB: 0 P: 14	R: 0 H: 2 E: 0 K: 1 S: 7	H: 2 LOB: 1 BB: 0 P: 12	R: 1 H: 1 E: 0 K: 1 S: 10	H: 1 LOB: 1 BB: 1 P: 16	R: 0 H: 0 E: 0 K: 2 S: 7	H: 0 LOB: 0 BB: 0 P: 14	R: 0 H: 1 E: 0 K: 1 S: 13	H: 0 LOB: 0 BB: 0 P: 17	R: 0 H: 0 E: 0 K: 1 S: 8	H: 0 LOB: 0 BB: 0 P: 12	R: 0 H: 0 E: 0 K: 1 S: 11	H: 0 LOB: 0 BB: 0 P: 17	R: 0 H: 1 E: 0 K: 2 S: 10	H: 1 LOB: 1 BB: 0 P: 15	1B: 5 2B: 1 3B: 0 HR: 1	SF: 0 SAC: 0 DP: 0 HBP: 0	WP: 0 PB: 0 SB: 1 CS: 1	PA: 35
<b>PITCHER</b>	IP	WLS	BF	H	R	ER	SO	BB	IBB	HBP	BLK	WP	HR	S	P	ERA	WHIP					
30 Scott Baker, R (1.1) ERA: 5.1	8.0	W	31	6	1	1	8	2	0	0	0	0	0	73	114	1.12	1.000					
36 Joe Nathan, R (9.1) ERA: 1.24	1.0	S	4	1	0	0	2	0	0	0	0	0	0	10	15	0.00	1.000					

Minnesota Twins @ Texas Rangers  
Rangers Ballpark in Arlington, Arlington, TX  
Sat Jul 18 2009, 8:05 PM EDT  
Att: 31,041 - Partly Cloudy - 93 F

AB 33  
R 1  
H 7  
RBI 1  
BB 2  
SO 10  
LOB 16





Batter	1	2	3	4	5	6	7	8	9	10	11	12	AB	R	H	RBI	BB	SO	LOB	TOP								
2 Denard Span, L OBP: 0.370, SLG: 0.375 (11, 8)														4	0	0	1	1	2	3								
12 Alexi Casilla, S OBP: 0.237, SLG: 0.216 (1, 4)														5	0	1	1	1	1	1								
7 Joe Mauer, L OBP: 0.432, SLG: 0.594 (1, 2)														6	0	0	0	0	2	4								
33 Justin Morneau, L OBP: 0.394, SLG: 0.571 (1, 3)														4	0	0	0	2	1	0								
5 Michael Cuddyer, R OBP: 0.346, SLG: 0.505 (1, 9)														5	0	0	0	0	2	4								
23 Brendan Harris, R OBP: 0.314, SLG: 0.385 (11, 6)														5	0	1	0	0	2	0								
21 Delmon Young, R OBP: 0.300, SLG: 0.347 (11, 10)														4	1	2	0	1	1	1								
22 Carlos Gómez, R OBP: 0.289, SLG: 0.371 (11, PH)														3	1	0	0	0	2	1								
16 Jason Kubel, L OBP: 0.373, SLG: 0.552 (11, 7)														0	0	0	0	1	0	0								
8 Nick Punto, S OBP: 0.330, SLG: 0.258 (11, PH)														4	1	3	1	0	0	0								
32 Brian Buscher, L OBP: 0.347, SLG: 0.307 (11, 5)														1	0	0	0	0	0	2								
<b>Inning Stats</b>	R: 0 E: 0 K: 0 S: 6	H: 0 LOB: 0 BB: 1 P: 12	R: 0 E: 0 K: 1 S: 14	H: 1 LOB: 1 BB: 0 P: 23	R: 1 E: 1 K: 1 S: 14	H: 1 LOB: 3 BB: 2 P: 28	R: 2 E: 0 K: 2 S: 15	H: 3 LOB: 0 BB: 0 P: 21	R: 0 E: 0 K: 1 S: 7	H: 0 LOB: 0 BB: 1 P: 16	R: 0 E: 1 K: 1 S: 11	H: 0 LOB: 0 BB: 0 P: 9	R: 0 E: 0 K: 1 S: 6	H: 0 LOB: 1 BB: 1 P: 10	R: 0 E: 0 K: 2 S: 8	H: 0 LOB: 0 BB: 0 P: 14	R: 0 E: 0 K: 1 S: 17	H: 1 LOB: 2 BB: 1 P: 28	R: 0 E: 0 K: 1 S: 10	H: 0 LOB: 0 BB: 0 P: 17	1B: 6 2B: 0 3B: 0 HR: 1	SF: 1 SAC: 0 DP: 2 HBP: 1	WP: 0 PB: 0 SB: 0 CS: 0	PA: 49				
<b>PITCHER</b>	IP WLS BF H R ER SO BB IBB HBP BLK WP HR S P ERA WHIP	4.0 2.0 6 1 0 0 2 0 0 0 0 0 0 16 28 0.00 0.500	5.0 2.0 6 1 0 0 2 0 0 0 0 0 0 6 9 0.00 0.000	6.0 1.0 3 0 0 0 0 0 0 0 0 0 0 6 10 0.00 1.000	7.0 1.0 4 0 0 0 1 1 0 0 0 0 0 6 9 0.00 1.000	8.0 2.0 6 0 0 0 4 0 0 0 0 0 0 18 28 0.00 0.000	9.0 2.0 6 0 0 0 4 0 0 0 0 0 0 18 28 0.00 0.000	10.0 2.0 6 0 0 0 4 0 0 0 0 0 0 18 28 0.00 0.000	11.0 2.0 6 0 0 0 4 0 0 0 0 0 0 18 28 0.00 0.000	12.0 2.0 6 0 0 0 4 0 0 0 0 0 0 18 28 0.00 0.000	13.0 2.0 6 0 0 0 4 0 0 0 0 0 0 18 28 0.00 0.000	14.0 2.0 6 0 0 0 4 0 0 0 0 0 0 18 28 0.00 0.000	15.0 2.0 6 0 0 0 4 0 0 0 0 0 0 18 28 0.00 0.000	16.0 2.0 6 0 0 0 4 0 0 0 0 0 0 18 28 0.00 0.000	17.0 2.0 6 0 0 0 4 0 0 0 0 0 0 18 28 0.00 0.000	18.0 2.0 6 0 0 0 4 0 0 0 0 0 0 18 28 0.00 0.000	19.0 2.0 6 0 0 0 4 0 0 0 0 0 0 18 28 0.00 0.000	20.0 2.0 6 0 0 0 4 0 0 0 0 0 0 18 28 0.00 0.000	21.0 2.0 6 0 0 0 4 0 0 0 0 0 0 18 28 0.00 0.000	22.0 2.0 6 0 0 0 4 0 0 0 0 0 0 18 28 0.00 0.000	23.0 2.0 6 0 0 0 4 0 0 0 0 0 0 18 28 0.00 0.000	24.0 2.0 6 0 0 0 4 0 0 0 0 0 0 18 28 0.00 0.000	25.0 2.0 6 0 0 0 4 0 0 0 0 0 0 18 28 0.00 0.000	26.0 2.0 6 0 0 0 4 0 0 0 0 0 0 18 28 0.00 0.000	27.0 2.0 6 0 0 0 4 0 0 0 0 0 0 18 28 0.00 0.000	28.0 2.0 6 0 0 0 4 0 0 0 0 0 0 18 28 0.00 0.000	29.0 2.0 6 0 0 0 4 0 0 0 0 0 0 18 28 0.00 0.000	30.0 2.0 6 0 0 0 4 0 0 0 0 0 0 18 28 0.00 0.000

Minnesota Twins @ Texas Rangers  
Rangers Ballpark in Arlington, Arlington, TX

Sun Jul 19 2009, 8:05 PM EDT  
Att: 27,204 - Clear - 93 F

AB 41  
R 3  
H 7  
RBI 3  
BB 6  
SO 13  
LOB 16



Batter	1	2	3	4	5	6	7	8	9	10	11	12	AB	R	H	RBI	BB	SO	LOB	BOTTOM								
5 Ian Kinstler, R OBP: 0.325, SLG: 0.496 (1, 4)														6	2	2	3	0	3	2								
10 Michael Young, R OBP: 0.362, SLG: 0.480 (1, 5)														4	0	1	0	1	1	0								
32 Josh Hamilton, L OBP: 0.293, SLG: 0.430 (1, 10)														5	0	0	0	0	1	2								
25 Andruw Jones, R OBP: 0.336, SLG: 0.525 (1, 9)														3	0	0	0	2	0	1								
9 Hank Blalock, L OBP: 0.297, SLG: 0.524 (1, 3)														5	0	0	0	0	3	3								
22 Marlon Byrd, R OBP: 0.323, SLG: 0.463 (1, 8)														5	2	2	0	0	0	0								
7 David Murphy, L OBP: 0.366, SLG: 0.446 (1, 7)														4	0	3	0	1	1	0								
21 Jarrod Saltalamacchia, R OBP: 0.262, SLG: 0.361 (1, 2)														3	1	1	0	0	0	2								
1 Elvis Andrus, R OBP: 0.314, SLG: 0.346 (1, 6)														3	0	0	1	0	1	2								
<b>Inning Stats</b>	R: 1 E: 0 K: 2 S: 10	H: 1 LOB: 0 BB: 0 P: 12	R: 0 E: 0 K: 1 S: 10	H: 1 LOB: 1 BB: 0 P: 15	R: 0 E: 0 K: 1 S: 9	H: 0 LOB: 0 BB: 0 P: 9	R: 0 E: 0 K: 0 S: 7	H: 0 LOB: 0 BB: 0 P: 13	R: 1 E: 0 K: 2 S: 9	H: 1 LOB: 1 BB: 1 P: 17	R: 0 E: 0 K: 0 S: 3	H: 0 LOB: 1 BB: 1 P: 14	R: 1 E: 0 K: 1 S: 13	H: 2 LOB: 0 BB: 0 P: 20	R: 0 E: 0 K: 1 S: 6	H: 0 LOB: 1 BB: 1 P: 10	R: 0 E: 0 K: 0 S: 9	H: 1 LOB: 1 BB: 0 P: 14	R: 0 E: 0 K: 0 S: 7	H: 1 LOB: 0 BB: 0 P: 11	R: 0 E: 0 K: 2 S: 9	H: 0 LOB: 0 BB: 0 P: 13	R: 2 E: 0 K: 0 S: 6	H: 2 LOB: 0 BB: 0 P: 9	1B: 6 2B: 1 3B: 0 HR: 2	SF: 1 SAC: 3 DP: 1 HBP: 0	WP: 0 PB: 1 SB: 0 CS: 0	PA: 46
<b>PITCHER</b>	IP WLS BF H R ER SO BB IBB HBP BLK WP HR S P ERA WHIP	6.0 2.0 25 5 3 0 6 3 0 0 0 0 1 51 90 3.00 1.333	7.0 1.2 14 6 0 0 1 1 0 0 0 0 0 10 17 0.00 0.600	8.0 0.1 1 0 0 0 1 0 0 0 0 0 0 3 3 0.00 0.000	9.0 2.0 8 2 0 0 0 0 0 0 0 0 0 16 25 0.00 1.000	10.0 1.1 5 1 1 1 2 0 0 0 0 0 0 12 16 6.75 0.750	11.0 0.0 1 1 1 1 0 0 0 0 0 0 0 1 5 6 0.00 0.000	12.0 0.0 1 1 1 1 0 0 0 0 0 0 0 1 5 6 0.00 0.000	13.0 0.0 1 1 1 1 0 0 0 0 0 0 0 1 5 6 0.00 0.000	14.0 0.0 1 1 1 1 0 0 0 0 0 0 0 1 5 6 0.00 0.000	15.0 0.0 1 1 1 1 0 0 0 0 0 0 0 1 5 6 0.00 0.000	16.0 0.0 1 1 1 1 0 0 0 0 0 0 0 1 5 6 0.00 0.000	17.0 0.0 1 1 1 1 0 0 0 0 0 0 0 1 5 6 0.00 0.000	18.0 0.0 1 1 1 1 0 0 0 0 0 0 0 1 5 6 0.00 0.000	19.0 0.0 1 1 1 1 0 0 0 0 0 0 0 1 5 6 0.00 0.000	20.0 0.0 1 1 1 1 0 0 0 0 0 0 0 1 5 6 0.00 0.000	21.0 0.0 1 1 1 1 0 0 0 0 0 0 0 1 5 6 0.00 0.000	22.0 0.0 1 1 1 1 0 0 0 0 0 0 0 1 5 6 0.00 0.000	23.0 0.0 1 1 1 1 0 0 0 0 0 0 0 1 5 6 0.00 0.000	24.0 0.0 1 1 1 1 0 0 0 0 0 0 0 1 5 6 0.00 0.000	25.0 0.0 1 1 1 1 0 0 0 0 0 0 0 1 5 6 0.00 0.000	26.0 0.0 1 1 1 1 0 0 0 0 0 0 0 1 5 6 0.00 0.000	27.0 0.0 1 1 1 1 0 0 0 0 0 0 0 1 5 6 0.00 0.000	28.0 0.0 1 1 1 1 0 0 0 0 0 0 0 1 5 6 0.00 0.000	29.0 0.0 1 1 1 1 0 0 0 0 0 0 0 1 5 6 0.00 0.000	30.0 0.0 1 1 1 1 0 0 0 0 0 0 0 1 5 6 0.00 0.000		

Minnesota Twins @ Texas Rangers  
Rangers Ballpark in Arlington, Arlington, TX

Sun Jul 19 2009, 8:05 PM EDT  
Att: 27,204 - Clear - 93 F

AB 38  
R 5  
H 9  
RBI 4  
BB 4  
SO 10  
LOB 12









Batter	1	2	3	4	5	6	7	8	9	10	AB	R	H	RBI	BB	SO	LOB	TOP					
22 Carlos Gómez, R OBP: 0.298, SLG: 0.365 2 Denard Span, L OBP: 0.369, SLG: 0.371	(1, 8) 4-2 FC5-2 BB		(1, 3) 1-3 K	(1, 3) 0-0 F8		(1, 3) 0-1 B1-3				(1, 3) 2-3 K	3	0	0	0	1	1	2						
7 Joe Mauer, L OBP: 0.434, SLG: 0.592	(1, 2) 0-1 P6		(1, 2) 2-1 L5	(1, 2) 1-2 1B		(1, 3) 1-3 K				(1, 1) 1-1 5 3B	5	1	2	0	0	1	1						
33 Justin Morneau, L OBP: 0.398, SLG: 0.588	(1, 3) 0-1 1B		(1, 3) 0-0 L3	(1, 3) 4-2 BB		(1, 3) 0-0 G3-1				(1, 1) 1-1 F8	4	0	1	0	1	0	3						
5 Michael Cuddyer, R OBP: 0.352, SLG: 0.523	(1, 9) 1-1 FC5-2		(1, 9) 2-2 FC6-4	(1, 9) 2-2 P3		(1, 9) 2-3 K				(1, 1) 0-1 3B	5	0	1	1	0	1	5						
16 Jason Kubel, L OBP: 0.352, SLG: 0.559	(1, 10) 0-2 P5		(1, 10) 3-2 G4-3	(1, 10) 2-3 K		(1, 10) 2-3 K2-3				(1, 10) 4-0 IBB	4	0	0	0	1	2	3						
24 Joe Crede, R OBP: 0.299, SLG: 0.455	(1, 5) 1-2 F9		(1, 5) 1-1 2B	(1, 5) 0-0 2B		(1, 5) 0-0 P6				(1, 5) 1-2 G3	5	1	2	0	0	0	2						
21 Delmon Young, R OBP: 0.296, SLG: 0.353	(1, 7) 1-2 G5-3		(1, 7) 1-2 2B	(1, 7) 0-0 G6-3		(1, 7) 0-0 G6-3				(1, 7) 2-2 G6-3	4	1	1	1	0	0	1						
8 Nick Punto, S OBP: 0.321, SLG: 0.247	(1, 6) 1-2 G6-3		(1, 6) 2-2 3B	(1, 6) 2-2 SF8		(1, 6) 1-1 G3				(1, 6) 1-2 G6-3	3	0	0	1	0	0	1						
12 Alexi Casilla, S OBP: 0.246, SLG: 0.209 23 Brendan Harris, R OBP: 0.314, SLG: 0.388	(1, 4) 4-1 BB		(1, 4) 4-2 BB	(1, 4) 0-2 F7		(1, 4) 0-1 G5-3				(1, 4) 0-1 G5-3	1	0	0	0	2	0	1						
<b>Inning Stats</b>	R: 0 E: 0 K: 0 S: 11	H: 1 LOB: 2 BB: 1 P: 16	R: 0 E: 0 K: 0 S: 9	H: 0 LOB: 0 BB: 0 P: 12	R: 0 E: 0 K: 1 S: 11	H: 1 LOB: 2 BB: 1 P: 20	R: 2 E: 0 K: 1 S: 14	H: 2 LOB: 1 BB: 1 P: 25	R: 0 E: 0 K: 1 S: 11	H: 0 LOB: 1 BB: 1 P: 18	R: 0 E: 0 K: 1 S: 7	H: 0 LOB: 0 BB: 0 P: 8	R: 0 E: 0 K: 2 S: 7	H: 0 LOB: 0 BB: 0 P: 11	R: 0 E: 0 K: 0 S: 8	H: 0 LOB: 0 BB: 0 P: 11	R: 1 E: 0 K: 1 S: 13	H: 2 LOB: 2 BB: 1 P: 22	1B: 3 2B: 2 3B: 2 HR: 0	SF: 1 SAC: 0 DP: 0 HBP: 0	WP: 0 PB: 0 SB: 0 CS: 0	PA: 42	
<b>PITCHER</b>	IP WLS BF H R ER SO	IP WLS BF H R ER SO	IP WLS BF H R ER SO	IP WLS BF H R ER SO	IP WLS BF H R ER SO	IP WLS BF H R ER SO	IP WLS BF H R ER SO	IP WLS BF H R ER SO	IP WLS BF H R ER SO	IP WLS BF H R ER SO	IP WLS BF H R ER SO	IP WLS BF H R ER SO	IP WLS BF H R ER SO	IP WLS BF H R ER SO	IP WLS BF H R ER SO	IP WLS BF H R ER SO	IP WLS BF H R ER SO	IP WLS BF H R ER SO	ERA WHIP	ERA WHIP			
51 Dallas Braden, L ERA: 3.4	7.0	30	5	2	2	3	4	0	0	0	0	0	0	0	0	0	0	0	0	2.57	1.286		
48 Michael Wuerztz, R ERA: 2.72	1.0	3	0	0	0	2	0	0	0	0	0	0	0	0	0	0	0	0	0	0.00	0.000		
40 Andrew Bailey, R ERA: 2.06	2.0	9	2	1	1	1	0	1	0	0	0	0	0	0	0	0	0	0	0	4.50	1.000		

Minnesota Twins @ Oakland Athletics  
Oakland Coliseum, Oakland, CA  
Tue Jul 21 2009, 7:05 PM PDT  
Att: 12,027 - Clear - 60 F

livebaseballscores.com

AB 36  
R 3  
H 7  
RBI 3  
BB 5  
SO 6  
LOB 19



Batter	1	2	3	4	5	6	7	8	9	10	AB	R	H	RBI	BB	SO	LOB	BOTTOM				
29 Adam Kennedy, L OBP: 0.350, SLG: 0.431	(1, 5) 4-2 BB		(1, 5) 2-1 G4-3	(1, 5) 2-3 3H		(1, 5) 1-0 P6				(1, 5) 2-3 K	3	0	0	1	1	1	1					
18 Orlando Cabrera, R OBP: 0.308, SLG: 0.399	(1, 6) 1-2 G5-4-3		(1, 6) 1-1 1B	(1, 6) 3-1 F8		(1, 6) 3-2 F7				(1, 6) 1-2 G6-3	4	0	1	1	0	0	1					
12 Scott Hairston, R OBP: 0.349, SLG: 0.500	(1, 8) 3-1 G6-3		(1, 8) 1-2 F8	(1, 8) 1-2 F9		(1, 8) 0-0 F8				(1, 8) 0-1 E5	4	0	0	0	0	0	1					
5 Matt Holliday, R OBP: 0.372, SLG: 0.448	(1, 7) 1-1 F9		(1, 7) 1-2 F9	(1, 7) 1-2 F9		(1, 7) 1-0 F8				(1, 7) 2-3 K	4	0	0	0	0	1	1					
32 Jack Cust, L OBP: 0.334, SLG: 0.429	(1, 10) 4-2 BB		(1, 10) 2-3 K	(1, 10) 2-3 K		(1, 10) 2-3 K				(1, 10) 1-1 G4-3	3	0	0	0	1	2	1					
8 Kurt Suzuki, R OBP: 0.320, SLG: 0.398	(1, 2) 3-2 G5-4-3		(1, 2) 3-1 G6-3	(1, 2) 3-1 G6-3		(1, 2) 1-1 1B				(1, 2) 0-0 P6	4	0	1	0	0	0	1					
10 Danic Barton, L OBP: 0.276, SLG: 0.333	(1, 3) 4-1 BB		(1, 3) 4-1 BB	(1, 3) 1-3 K		(1, 3) 1-1 P4				(1, 3) 1-0 G6-3	3	1	0	0	1	1	1					
Ryan Sweeney, L OBP: 0.315, SLG: 0.353	(1, 9) 1-2 1B		(1, 9) 1-2 1B	(1, 9) 1-2 1B		(1, 9) 3-2 G3				(1, 9) 3-3 K	4	1	2	0	0	1	0					
14 Mark Ellis, R OBP: 0.272, SLG: 0.328	(1, 4) 0-2 G5-3		(1, 4) 0-2 G5-3	(1, 4) 1-2 K		(1, 4) 1-0 F7				(1, 4) 1-0 F7	3	0	0	0	0	1	3					
<b>Inning Stats</b>	R: 0 E: 0 K: 0 S: 8	H: 0 LOB: 0 BB: 1 P: 16	R: 0 E: 0 K: 0 S: 8	H: 0 LOB: 0 BB: 1 P: 16	R: 2 E: 0 K: 0 S: 15	H: 2 LOB: 1 BB: 1 P: 24	R: 0 E: 0 K: 1 S: 9	H: 0 LOB: 0 BB: 0 P: 15	R: 0 E: 0 K: 1 S: 9	H: 0 LOB: 1 BB: 0 P: 13	R: 0 E: 0 K: 1 S: 7	H: 0 LOB: 0 BB: 0 P: 13	R: 0 E: 1 K: 1 S: 10	H: 0 LOB: 1 BB: 0 P: 14	R: 0 E: 0 K: 1 S: 5	H: 0 LOB: 0 BB: 0 P: 9	R: 0 E: 0 K: 1 S: 5	H: 0 LOB: 0 BB: 0 P: 9	1B: 4 2B: 1 3B: 0 HR: 0	SF: 0 SAC: 0 DP: 3 HBP: 0	WP: 0 PB: 0 SB: 0 CS: 1	PA: 35
<b>PITCHER</b>	IP WLS BF H R ER SO	IP WLS BF H R ER SO	IP WLS BF H R ER SO	IP WLS BF H R ER SO	IP WLS BF H R ER SO	IP WLS BF H R ER SO	IP WLS BF H R ER SO	IP WLS BF H R ER SO	IP WLS BF H R ER SO	IP WLS BF H R ER SO	IP WLS BF H R ER SO	IP WLS BF H R ER SO	IP WLS BF H R ER SO	IP WLS BF H R ER SO	IP WLS BF H R ER SO	IP WLS BF H R ER SO	IP WLS BF H R ER SO	IP WLS BF H R ER SO	ERA WHIP	ERA WHIP		
51 Anthony Swarzak, R ERA: 4.15	7.0	25	4	2	2	4	3	0	0	0	0	0	0	0	0	0	0	0	2.57	1.000		
54 Matt Guerrier, R ERA: 2.16	2.0	7	0	0	0	2	0	0	0	0	0	0	0	0	0	0	0	0	0.00	0.000		
36 Joe Nathan, R ERA: 1.21	1.0	3	0	0	0	1	0	0	0	0	0	0	0	0	0	0	0	0	0.00	0.000		

Minnesota Twins @ Oakland Athletics  
Oakland Coliseum, Oakland, CA  
Tue Jul 21 2009, 7:05 PM PDT  
Att: 12,027 - Clear - 60 F

livebaseballscores.com

AB 32  
R 2  
H 4  
RBI 2  
BB 3  
SO 7  
LOB 10





Batter	1	2	3	4	5	6	7	8	9	AB	R	H	RBI	BB	SO	LOB	TOP							
2 Denard Span, L (1, 8) OBP: 0.373, SLG: 0.374										3	0	2	0	1	1	0	<b>Minnesota Twins @ Oakland Athletics</b> Oakland Coliseum, Oakland, CA Wed Jul 22 2009, 12:35 PM PDT Att: 22,031 - Overcast - 56 F							
7 Joe Mauer, L (1, 2) OBP: 0.430, SLG: 0.586										3	0	0	0	0	1	4								
55 Mike Redmond, R (7, 2) OBP: 0.308, SLG: 0.284										1	0	0	0	0	0	0								
33 Justin Morneau, L (1, 10) OBP: 0.400, SLG: 0.596										2	1	1	1	1	0	2								
22 Carlos Gómez, R (6, PH) OBP: 0.297, SLG: 0.363										1	0	0	0	0	1	0								
16 Jason Kubel, L (1, 7) OBP: 0.378, SLG: 0.552										3	0	0	0	1	1	1								
5 Michael Cuddyer, R (1, 9) OBP: 0.351, SLG: 0.520										3	0	1	0	1	0	1								
23 Brendan Harris, R (1, 5) OBP: 0.313, SLG: 0.384										3	0	0	0	1	0	1								
32 Brian Buscher, L (1, 3) OBP: 0.352, SLG: 0.308										4	0	1	0	0	0	3								
8 Nick Punto, S (1, 6) OBP: 0.319, SLG: 0.244										3	0	0	0	1	0	1								
12 Alexi Casilla, S (1, 4) OBP: 0.247, SLG: 0.211										4	0	1	0	0	0	3								
<b>Inning Stats</b>	R: 1 H: 1 E: 0 K: 1 S: 7	L: 1 LOB: 0 BB: 1 P: 19	R: 0 H: 1 E: 0 K: 0 S: 9	L: 1 LOB: 1 BB: 0 P: 13	R: 0 H: 1 E: 0 K: 0 S: 8	L: 1 LOB: 2 BB: 1 P: 15	R: 0 H: 0 E: 0 K: 1 S: 9	L: 0 LOB: 0 BB: 0 P: 12	R: 0 H: 2 E: 0 K: 1 S: 12	L: 2 LOB: 2 BB: 0 P: 17	R: 0 H: 1 E: 0 K: 0 S: 7	L: 1 LOB: 1 BB: 0 P: 9	R: 0 H: 0 E: 0 K: 1 S: 8	L: 0 LOB: 0 BB: 0 P: 11	R: 0 H: 0 E: 0 K: 1 S: 12	L: 0 LOB: 2 BB: 3 P: 15	R: 0 H: 0 E: 0 K: 0 S: 15	L: 0 LOB: 2 BB: 3 P: 32	1B: 5 2B: 1 3B: 0 HR: 1	SF: 0 SAC: 0 DP: 1 HBP: 0	WP: 0 PB: 0 SB: 0 CS: 1	PA: 36		
<b>PITCHER</b>	IP WLS BF H R ER SO BB IBB HBP BLK WP HR S P ERA WHIP	IP WLS BF H R ER SO BB IBB HBP BLK WP HR S P ERA WHIP	IP WLS BF H R ER SO BB IBB HBP BLK WP HR S P ERA WHIP	IP WLS BF H R ER SO BB IBB HBP BLK WP HR S P ERA WHIP	IP WLS BF H R ER SO BB IBB HBP BLK WP HR S P ERA WHIP	IP WLS BF H R ER SO BB IBB HBP BLK WP HR S P ERA WHIP	IP WLS BF H R ER SO BB IBB HBP BLK WP HR S P ERA WHIP	IP WLS BF H R ER SO BB IBB HBP BLK WP HR S P ERA WHIP	IP WLS BF H R ER SO BB IBB HBP BLK WP HR S P ERA WHIP	IP WLS BF H R ER SO BB IBB HBP BLK WP HR S P ERA WHIP	IP WLS BF H R ER SO BB IBB HBP BLK WP HR S P ERA WHIP	IP WLS BF H R ER SO BB IBB HBP BLK WP HR S P ERA WHIP	IP WLS BF H R ER SO BB IBB HBP BLK WP HR S P ERA WHIP	IP WLS BF H R ER SO BB IBB HBP BLK WP HR S P ERA WHIP	IP WLS BF H R ER SO BB IBB HBP BLK WP HR S P ERA WHIP	IP WLS BF H R ER SO BB IBB HBP BLK WP HR S P ERA WHIP	IP WLS BF H R ER SO BB IBB HBP BLK WP HR S P ERA WHIP	IP WLS BF H R ER SO BB IBB HBP BLK WP HR S P ERA WHIP	IP WLS BF H R ER SO BB IBB HBP BLK WP HR S P ERA WHIP	IP WLS BF H R ER SO BB IBB HBP BLK WP HR S P ERA WHIP	IP WLS BF H R ER SO BB IBB HBP BLK WP HR S P ERA WHIP	IP WLS BF H R ER SO BB IBB HBP BLK WP HR S P ERA WHIP	IP WLS BF H R ER SO BB IBB HBP BLK WP HR S P ERA WHIP	IP WLS BF H R ER SO BB IBB HBP BLK WP HR S P ERA WHIP

AB	31
R	1
H	6
RBI	1
BB	5
SO	5
LOB	14



Batter	1	2	3	4	5	6	7	8	9	AB	R	H	RBI	BB	SO	LOB	BOTTOM							
29 Adam Kennedy, L (1, 5) OBP: 0.349, SLG: 0.429										6	1	2	0	0	0	0	<b>Minnesota Twins @ Oakland Athletics</b> Oakland Coliseum, Oakland, CA Wed Jul 22 2009, 12:35 PM PDT Att: 22,031 - Overcast - 56 F							
18 Orlando Cabrera, R (1, 6) OBP: 0.313, SLG: 0.361										3	2	2	2	1	0	0								
7 Bobby Crosby, R (6, PH) OBP: 0.302, SLG: 0.341										2	0	1	0	0	0	0								
12 Scott Hairston, R (1, 8) OBP: 0.356, SLG: 0.514										5	2	3	3	1	0	2								
5 Matt Holliday, R (1, 7) OBP: 0.379, SLG: 0.453										3	3	3	1	1	0	0								
Ryan Sweeney, L (7, 9) OBP: 0.317, SLG: 0.354										2	1	1	0	0	1	2								
32 Jack Cust, L (1, 10) OBP: 0.338, SLG: 0.429										3	3	1	1	2	0	2								
10 Daric Barton, L (1, 3) OBP: 0.265, SLG: 0.286										4	1	0	0	1	0	8								
35 Landon Powell, S (1, 2) OBP: 0.326, SLG: 0.408										2	2	1	1	1	0	1								
8 Kurt Suzuki, R (6, PH) OBP: 0.321, SLG: 0.398										2	0	1	2	0	0	1								
11 Rajai Davis, R (1, 9) OBP: 0.346, SLG: 0.380										4	0	2	4	1	0	4								
14 Mark Ellis, R (1, 4) OBP: 0.270, SLG: 0.323										5	1	1	1	0	0	4								
<b>Inning Stats</b>	R: 5 H: 4 E: 1 K: 0 S: 18	L: 8 LOB: 2 BB: 1 P: 30	R: 7 H: 8 E: 0 K: 0 S: 23	L: 8 LOB: 1 BB: 1 P: 40	R: 0 H: 0 E: 0 K: 0 S: 9	L: 1 LOB: 1 BB: 1 P: 18	R: 0 H: 0 E: 0 K: 0 S: 11	L: 0 LOB: 0 BB: 1 P: 20	R: 3 H: 4 E: 0 K: 0 S: 14	L: 2 LOB: 2 BB: 1 P: 23	R: 0 H: 0 E: 0 K: 0 S: 6	L: 0 LOB: 0 BB: 0 P: 10	R: 1 H: 1 E: 1 K: 0 S: 12	L: 1 LOB: 1 BB: 1 P: 25	R: 0 H: 1 E: 0 K: 1 S: 10	L: 1 LOB: 2 BB: 1 P: 16	1B: 16 2B: 0 3B: 1 HR: 1	SF: 0 SAC: 0 DP: 2 HBP: 0	WP: 1 PB: 0 SB: 0 CS: 0	PA: 49				
<b>PITCHER</b>	IP WLS BF H R ER SO BB IBB HBP BLK WP HR S P ERA WHIP	IP WLS BF H R ER SO BB IBB HBP BLK WP HR S P ERA WHIP	IP WLS BF H R ER SO BB IBB HBP BLK WP HR S P ERA WHIP	IP WLS BF H R ER SO BB IBB HBP BLK WP HR S P ERA WHIP	IP WLS BF H R ER SO BB IBB HBP BLK WP HR S P ERA WHIP	IP WLS BF H R ER SO BB IBB HBP BLK WP HR S P ERA WHIP	IP WLS BF H R ER SO BB IBB HBP BLK WP HR S P ERA WHIP	IP WLS BF H R ER SO BB IBB HBP BLK WP HR S P ERA WHIP	IP WLS BF H R ER SO BB IBB HBP BLK WP HR S P ERA WHIP	IP WLS BF H R ER SO BB IBB HBP BLK WP HR S P ERA WHIP	IP WLS BF H R ER SO BB IBB HBP BLK WP HR S P ERA WHIP	IP WLS BF H R ER SO BB IBB HBP BLK WP HR S P ERA WHIP	IP WLS BF H R ER SO BB IBB HBP BLK WP HR S P ERA WHIP	IP WLS BF H R ER SO BB IBB HBP BLK WP HR S P ERA WHIP	IP WLS BF H R ER SO BB IBB HBP BLK WP HR S P ERA WHIP	IP WLS BF H R ER SO BB IBB HBP BLK WP HR S P ERA WHIP	IP WLS BF H R ER SO BB IBB HBP BLK WP HR S P ERA WHIP	IP WLS BF H R ER SO BB IBB HBP BLK WP HR S P ERA WHIP	IP WLS BF H R ER SO BB IBB HBP BLK WP HR S P ERA WHIP	IP WLS BF H R ER SO BB IBB HBP BLK WP HR S P ERA WHIP	IP WLS BF H R ER SO BB IBB HBP BLK WP HR S P ERA WHIP	IP WLS BF H R ER SO BB IBB HBP BLK WP HR S P ERA WHIP	IP WLS BF H R ER SO BB IBB HBP BLK WP HR S P ERA WHIP	IP WLS BF H R ER SO BB IBB HBP BLK WP HR S P ERA WHIP

AB	41
R	16
H	18
RBI	15
BB	8
SO	1
LOB	24



















Batter	1	2	3	4	5	6	7	8	9	AB	R	H	RBI	BB	SO	LOB	TOP										
<b>2 Denard Span, L</b> OBP: 0.373, SLG: 0.379	G1-3		G1-3	G1-3	1-2 2-H 1B	FC4-6 HBP		1-2 HR		4	1	2	4	0	0	0	<b>Minnesota Twins @ Los Angeles Angels</b> Angel Stadium of Anaheim, Anaheim, CA Sun Jul 26 2009, 12:35 PM PDT Att: 36,386 - Sunny - 86 F										
<b>7 Joe Mauer, L</b> OBP: 0.432, SLG: 0.601	33 HR		G1-3	F8		FC4-6		G3-1		5	1	1	0	0	4												
<b>33 Justin Morneau, L</b> OBP: 0.399, SLG: 0.597	1-H HR			32 1B 22 FC1-2 5 1B	P6		HR		F9	4	2	2	3	1	0												
<b>16 Jason Kubel, L</b> OBP: 0.380, SLG: 0.562	K			P5			HR		F8	4	0	0	0	1	1												
<b>5 Michael Cuddyer, R</b> OBP: 0.349, SLG: 0.506	K			G5-4-3			F8		32 1B	5	1	2	0	0	1												
<b>32 Brian Buscher, L</b> OBP: 0.319, SLG: 0.314	K			22 FC1-2 8 1B			L8		22 FC6-4	5	1	2	0	0	2												
<b>22 Carlos Gómez, R</b> OBP: 0.298, SLG: 0.356	K2-3			12 BB 2 1B			8 BB		12 G4-3 2 HR	4	3	1	0	1	5												
<b>8 Nick Punto, S</b> OBP: 0.247, SLG: 0.251	G3			12 BB 2 1B			1-H 2B			4	1	2	3	0	1												
<b>12 Alexi Casilla, S</b> OBP: 0.247, SLG: 0.199	F8			2 1B			G1-3		G4-3	3	0	0	0	1	2												
<b>Inning Stats</b>	R: 2 H: 2 E: 0 K: 2 S: 18	H: 2 LOB: 0 BB: 0 P: 29	R: 0 H: 0 E: 0 K: 2 S: 10	H: 0 LOB: 0 BB: 0 P: 13	R: 0 H: 0 E: 0 K: 0 S: 9	H: 0 LOB: 0 BB: 0 P: 14	R: 4 H: 4 E: 0 K: 0 S: 19	H: 4 LOB: 2 BB: 2 P: 35	R: 0 H: 0 E: 0 K: 0 S: 5	H: 0 LOB: 0 BB: 1 P: 12	R: 1 H: 1 E: 0 K: 1 S: 13	H: 2 LOB: 2 BB: 1 P: 26	R: 1 H: 1 E: 0 K: 0 S: 7	H: 1 LOB: 0 BB: 0 P: 13	R: 2 H: 2 E: 0 K: 1 S: 12	H: 2 LOB: 0 BB: 0 P: 15		R: 0 H: 2 E: 0 K: 0 S: 7	H: 2 LOB: 2 BB: 0 P: 9	1B: 8 2B: 1 3B: 0 HR: 3	SF: 0 SAC: 0 DP: 1 HBP: 1	WP: 0 PB: 0 SB: 0 CS: 0	PA: 43				
<b>PITCHER</b>	IP	WLS	BF	H	R	ER	SO	BB	IBB	HBP	BLK	WP	HR	S	P	ERA	WHIP										
<b>54 Ervin Santana, R</b> ERA: 7.29	3.2	L	19	6	6	6	4	2	0	0	0	0	1	53	85	14.73	2.182										
<b>52 Jason Bulger, R</b> ERA: 4.06	1.1		4	0	0	0	0	1	0	0	0	0	0	8	18	0.00	0.750										
<b>60 Bobby Mosebach, R</b> ERA: 4.06	1.0		6	1	1	0	1	1	0	1	0	0	0	13	26	0.00	2.000										
<b>68 Shane Loux, R</b> ERA: 5.48	3.0		14	5	3	3	1	0	0	0	0	0	2	26	37	9.00	1.667										

Batter	1	2	3	4	5	6	7	8	9	AB	R	H	RBI	BB	SO	LOB	BOTTOM										
<b>Chone Figgins, S</b> OBP: 0.394, SLG: 0.419	53 BB		F7		G3					2	0	0	0	2	0	1	<b>Minnesota Twins @ Los Angeles Angels</b> Angel Stadium of Anaheim, Anaheim, CA Sun Jul 26 2009, 12:35 PM PDT Att: 36,386 - Sunny - 86 F										
<b>3 Brandon Wood, R</b> OBP: 0.250, SLG: 0.280			G3				1-2 2-3 BB			0	0	0	0	0	0	0											
<b>13 Maicer Izturis, S</b> OBP: 0.352, SLG: 0.435	F8		G3				L8			4	0	0	0	0	4												
<b>53 Bobby Abreu, L</b> OBP: 0.280, SLG: 0.372					F7				G5-3	2	0	1	0	1	0	0											
<b>39 Robb Quinlan, R</b> OBP: 0.280, SLG: 0.372					BB					1	0	0	0	0	0	0											
<b>8 Kendrys Morales, S</b> OBP: 0.341, SLG: 0.542	F7				HR				F7	4	1	1	1	0	1	3											
<b>44 Mike Napoli, R</b> OBP: 0.363, SLG: 0.504	P4				F7				K	4	0	0	0	0	2	3											
<b>2 Enck Aybar, S</b> OBP: 0.356, SLG: 0.431	L3				G4-3				E6 47 FC6-4	4	0	1	0	0	0	0											
<b>47 Howie Kendrick, R</b> OBP: 0.314, SLG: 0.388	K				F9				FC6-4 BB 24 1B	4	0	0	0	0	1	2											
<b>24 Gary Matthews, S</b> OBP: 0.298, SLG: 0.307	K				L6				BB	4	0	1	0	0	2	1											
<b>77 Reggie Willis, S</b> OBP: 0.265, SLG: 0.277	G1-3				E9				F9	4	0	1	0	0	1	3											
<b>Inning Stats</b>	R: 0 H: 0 E: 0 K: 0 S: 10	H: 0 LOB: 2 BB: 0 P: 21	R: 0 H: 0 E: 0 K: 2 S: 12	H: 0 LOB: 0 BB: 0 P: 17	R: 0 H: 0 E: 0 K: 0 S: 11	H: 0 LOB: 0 BB: 0 P: 15	R: 1 H: 1 E: 0 K: 0 S: 8	H: 1 LOB: 0 BB: 0 P: 14	R: 0 H: 1 E: 1 K: 0 S: 11	H: 1 LOB: 1 BB: 0 P: 17	R: 0 H: 1 E: 0 K: 2 S: 13	H: 1 LOB: 3 BB: 1 P: 17	R: 0 H: 1 E: 0 K: 0 S: 15	H: 1 LOB: 0 BB: 0 P: 24	R: 0 H: 0 E: 0 K: 1 S: 7	H: 0 LOB: 0 BB: 0 P: 12	R: 0 H: 1 E: 0 K: 2 S: 11	H: 1 LOB: 0 BB: 0 P: 14	1B: 2 2B: 2 3B: 0 HR: 1	SF: 0 SAC: 0 DP: 0 HBP: 0	WP: 0 PB: 0 SB: 0 CS: 0	PA: 36					
<b>PITCHER</b>	IP	WLS	BF	H	R	ER	SO	BB	IBB	HBP	BLK	WP	HR	S	P	ERA	WHIP										
<b>51 Anthony Swarzak, R</b> ERA: 3.74	6.2	W	28	4	1	1	4	3	0	0	0	0	0	9	12	1.35	1.050										
<b>54 Matt Guerrier, R</b> ERA: 2.09	1.1		4	0	0	0	1	0	0	0	0	0	0	9	15	0.00	0.000										
<b>2B Jesse Crain, R</b> ERA: 7.29	1.0		4	1	0	0	2	0	0	0	0	0	0	11	14	0.00	1.000										







Batter	1	2	3	4	5	6	7	8	9	AB	R	H	RBI	BB	SO	LOB	TOP				
22 Scott Podsednik, L (1, 8) OBP: 0.361, SLG: 0.397	F8		G1-3		G4-3		G4-3			4	0	0	0	0	0	1	Chicago White Sox @ Minnesota Twins Hubert H. Humphrey Metrodome, Minneapolis, MN Mon Jul 27 2009, 8:10 PM EDT Att: 32,354 - Dome - 70 F				
10 Alexei Ramirez, R (1, 6) OBP: 0.326, SLG: 0.401	G1		G6-3		L5			G5-3		4	0	0	0	0	0						
23 Jermaine Dye, R (1, 9) OBP: 0.363, SLG: 0.538								P3		3	1	1	0	1	1						
14 Paul Konerko, R (1, 3) OBP: 0.341, SLG: 0.508	F9							L5		4	1	1	2	0	0	1					
12 A.J. Pierzynski, L (1, 2) OBP: 0.329, SLG: 0.455		G5-3	G6-3					F8		4	0	0	0	0	0						
20 Carlos Quentin, R (1, 7) OBP: 0.311, SLG: 0.413					F8			L7		4	0	0	0	0	0						
15 Gordon Beckham, R (1, 5) OBP: 0.371, SLG: 0.468					F8			K		4	1	2	1	0	1						
5 Jayson Nix, R (1, 4) OBP: 0.293, SLG: 0.438										3	0	2	0	0	1						
7 Josh Fields, R (1, 10) OBP: 0.301, SLG: 0.354										3	0	0	0	0	1	3					
<b>Inning Stats</b>	R: 0 H: 1 E: 0 K: 0 S: 13	H: 1 LOB: 1 BB: 0 P: 19	R: 1 H: 2 E: 0 K: 0 S: 14	H: 2 LOB: 1 BB: 0 P: 17	R: 2 H: 1 E: 0 K: 1 S: 9	H: 1 LOB: 0 BB: 1 P: 17	R: 0 H: 1 E: 0 K: 1 S: 9	H: 1 LOB: 1 BB: 0 P: 15	R: 0 H: 0 E: 0 K: 1 S: 8	H: 0 LOB: 0 BB: 0 P: 10	R: 0 H: 1 E: 0 K: 1 S: 10	H: 1 LOB: 1 BB: 0 P: 14	R: 0 H: 0 E: 0 K: 0 S: 9	H: 0 LOB: 0 BB: 0 P: 12	R: 0 H: 0 E: 0 K: 1 S: 5	H: 0 LOB: 0 BB: 0 P: 6		1B: 4 2B: 0 3B: 0 HR: 2	SF: 0 SAC: 0 DP: 0 HBP: 0	WP: 0 PB: 0 SB: 0 CS: 0	PA: 34
<b>PITCHER</b>	IP WLS BF H R ER SO BB IBB HBP BLK WP HR S P ERA WHIP																				
15 Glen Perkins, L (1, 1) ERA: 5.42	7.0 W 28 6 3 3 3 1 0 0 0 0 0 2 71 102 3.86 1.000																				
54 Matt Guerrier, R (8, 1) ERA: 2.03	1.0 H 3 0 0 0 0 0 0 0 0 0 0 0 9 12 0.00 0.000																				
36 Joe Nathan, R (9, 1) ERA: 1.6	1.0 S 3 0 0 0 1 0 0 0 0 0 0 0 5 6 0.00 0.000																				

Batter	1	2	3	4	5	6	7	8	9	AB	R	H	RBI	BB	SO	LOB	BOTTOM				
2 Denard Span, L (1, 7) OBP: 0.371, SLG: 0.383	G6-3	F7			G1-6-3					4	0	1	0	0	0	2	Chicago White Sox @ Minnesota Twins Hubert H. Humphrey Metrodome, Minneapolis, MN Mon Jul 27 2009, 8:10 PM EDT Att: 32,354 - Dome - 70 F				
7 Joe Mauer, L (1, 2) OBP: 0.427, SLG: 0.593	G4-3				K		L7			4	0	0	0	0	1						
33 Justin Morneau, L (1, 3) OBP: 0.400, SLG: 0.595							G4-3			3	1	1	0	1	0						
5 Michael Cuddyer, R (1, 9) OBP: 0.348, SLG: 0.511	F8				G5-3					4	1	1	2	0	0	1					
16 Jason Kubel, L (1, 10) OBP: 0.376, SLG: 0.555		G3-1			G4-3					4	0	0	0	0	1						
23 Brendan Harris, R (1, 5) OBP: 0.306, SLG: 0.373										3	1	1	0	0	1						
22 Carlos Gómez, R (1, 8) OBP: 0.299, SLG: 0.355					F8					3	0	1	0	0	0	1					
8 Nick Punto, S (1, 6) OBP: 0.319, SLG: 0.252		FC6-4								3	1	1	0	0	0	1					
12 Alexi Casilla, S (1, 4) OBP: 0.248, SLG: 0.196		E3								2	0	0	0	1	0	0					
<b>Inning Stats</b>	R: 0 H: 0 E: 0 K: 0 S: 9	H: 0 LOB: 1 BB: 1 P: 17	R: 2 H: 2 E: 2 K: 0 S: 14	H: 2 LOB: 1 BB: 0 P: 21	R: 0 H: 0 E: 0 K: 1 S: 6	H: 0 LOB: 0 BB: 0 P: 9	R: 0 H: 0 E: 0 K: 1 S: 9	H: 0 LOB: 0 BB: 0 P: 15	R: 0 H: 1 E: 0 K: 0 S: 7	H: 1 LOB: 0 BB: 1 P: 12	R: 2 H: 2 E: 1 K: 1 S: 14	H: 2 LOB: 1 BB: 0 P: 20	R: 0 H: 1 E: 0 K: 0 S: 8	H: 1 LOB: 1 BB: 0 P: 13	R: 0 H: 0 E: 0 K: 0 S: 6	H: 0 LOB: 0 BB: 0 P: 9		1B: 4 2B: 0 3B: 1 HR: 1	SF: 0 SAC: 0 DP: 1 HBP: 0	WP: 0 PB: 1 SB: 1 CS: 1	PA: 32
<b>PITCHER</b>	IP WLS BF H R ER SO BB IBB HBP BLK WP HR S P ERA WHIP																				
50 John Danks, L (1, 1) ERA: 3.89	7.0 L 29 6 4 2 3 2 0 0 0 0 0 0 67 107 2.57 1.143																				
71 Scott Linebrink, R (8, 1) ERA: 2.55	1.0 3 0 0 0 0 0 0 0 0 0 0 0 6 9 0.00 0.000																				



Batter	1	2	3	4	5	6	7	8	9	AB	R	H	RBI	BB	SO	LOB	TOP					
22 Scott Podsednik, L (1,7) OBP: 0.357, SLG: 0.392	F7		G4-3			K		F7		4	0	0	0	0	1	1	Chicago White Sox @ Minnesota Twins Hubert H. Humphrey Metrodome, Minneapolis, MN Tue Jul 28 2009, 8:10 PM EDT Att: 34,642 - Dome - 70 F  AB 34 R 3 H 7 RBI 3 BB 2 SO 6 LOB 10  					
10 Alexei Ramirez, R (1,6) OBP: 0.325, SLG: 0.397	G6-3		G6-3			F8				3	0	0	0	1	0	0						
23 Jermaine Dye, R (1,9) OBP: 0.365, SLG: 0.546	1B			G4-3		HR		F8		4	1	2	1	0	0	2						
14 Paul Konerko, R (1,3) OBP: 0.338, SLG: 0.503	FC5-4			G1-3		K				4	0	0	0	0	1	1						
12 A.J. Pierzynski, L (1,2) OBP: 0.331, SLG: 0.455	1B			1B		F8		G4-3		4	0	2	0	0	0	0						
20 Carlos Quentin, R (1,10) OBP: 0.310, SLG: 0.405	K			F8		F8				3	1	0	0	1	1	2						
17 Chris Getz, L (1,4) OBP: 0.321, SLG: 0.369	K			P5		P6				4	1	1	0	0	1	1						
15 Gordon Beckham, R (1,5) OBP: 0.374, SLG: 0.469	P4			K		K		10 BB		4	0	2	2	0	1	1						
31 Dewayne Wise, L (1,8) OBP: 0.228, SLG: 0.306			K			F8		F7	F9	4	0	0	0	0	1	2						
<b>Inning Stats</b>	R: 0 E: 0 K: 0 S: 11	H: 1 LOB: 1 BB: 0 P: 17	R: 0 E: 0 K: 2 S: 15	H: 1 LOB: 1 BB: 0 P: 23	R: 0 E: 0 K: 1 S: 10	H: 0 LOB: 0 BB: 0 P: 14	R: 0 E: 0 K: 0 S: 17	H: 1 LOB: 1 BB: 0 P: 21	R: 0 E: 0 K: 1 S: 14	H: 0 LOB: 0 BB: 0 P: 20	R: 1 E: 0 K: 2 S: 15	H: 1 LOB: 0 BB: 0 P: 20	R: 0 E: 0 K: 0 S: 9	H: 0 LOB: 0 BB: 0 P: 13	R: 0 E: 0 K: 0 S: 11	H: 1 LOB: 2 BB: 1 P: 21	R: 2 E: 0 K: 0 S: 13	H: 2 LOB: 1 BB: 1 P: 24	1B: 5 2B: 1 HR: 1	SF: 0 SAC: 0 HBP: 0	WP: 0 PB: 0 CS: 0	PA: 36
<b>PITCHER</b>	IP WLS BF H R ER SO BB IBB HBP BLK WP HR S P ERA WHIP	6.0 L 22 4 1 1 6 0 0 0 0 0 1 82 115 1.50 0.667	7.1 W 6 1 0 0 0 0 0 0 0 0 17 25 0.00 0.600	8.1 L 7 2 2 0 0 2 0 0 0 0 11 26 18.00 4.000	9.1 S 1 0 0 0 0 0 0 0 0 0 5 7 0.00 0.000																	

Batter	1	2	3	4	5	6	7	8	9	AB	R	H	RBI	BB	SO	LOB	BOTTOM			
2 Denard Span, L (1,7) OBP: 0.370, SLG: 0.382	G3-1		G3-1			7 BB	F7			4	0	1	0	0	0	2	Chicago White Sox @ Minnesota Twins Hubert H. Humphrey Metrodome, Minneapolis, MN Tue Jul 28 2009, 8:10 PM EDT Att: 34,642 - Dome - 70 F  AB 28 R 5 H 5 RBI 5 BB 4 SO 5 LOB 7  			
7 Joe Mauer, L (1,2) OBP: 0.428, SLG: 0.594	G4-3		K			1B				3	0	1	1	1	1	0				
33 Justin Morneau, L (1,3) OBP: 0.398, SLG: 0.590	F9		G4-3			2B				3	0	0	1	1	0	2				
5 Michael Cuddyer, R (1,9) OBP: 0.348, SLG: 0.507	G5-3			K		2B				3	1	0	0	0	2	3				
24 Joe Crede, R (1,10) OBP: 0.298, SLG: 0.451	P4		G6-3			SH5-4	F8			4	1	1	0	0	0	0				
23 Brendan Harris, R (1,5) OBP: 0.305, SLG: 0.371	G6-3		G6-3			1B				4	1	1	1	0	1	0				
22 Carlos Gómez, R (1,8) OBP: 0.295, SLG: 0.350	K		K			P5	SH5-4	G3		3	0	0	0	0	1	0				
8 Nick Punto, S (1,6) OBP: 0.319, SLG: 0.254	G5-3		G5-3			G4-3				3	1	1	2	0	0	0				
12 Alexi Casilla, S (1,4) OBP: 0.256, SLG: 0.195	G5-3		G5-3			2B				1	1	0	0	2	0	0				
<b>Inning Stats</b>	R: 0 E: 0 K: 0 S: 11	H: 0 LOB: 0 BB: 0 P: 16	R: 0 E: 0 K: 0 S: 7	H: 0 LOB: 0 BB: 0 P: 10	R: 0 E: 0 K: 1 S: 10	H: 0 LOB: 0 BB: 0 P: 16	R: 0 E: 0 K: 1 S: 7	H: 0 LOB: 0 BB: 0 P: 9	R: 0 E: 0 K: 1 S: 8	H: 0 LOB: 0 BB: 0 P: 11	R: 1 E: 0 K: 0 S: 14	H: 2 LOB: 2 BB: 1 P: 22	R: 4 E: 0 K: 1 S: 22	H: 3 LOB: 3 BB: 3 P: 43	R: 0 E: 0 K: 1 S: 6	H: 0 LOB: 0 BB: 0 P: 9	1B: 4 2B: 1 HR: 0	SF: 0 SAC: 1 HBP: 1	WP: 0 PB: 0 CS: 0	PA: 34
<b>PITCHER</b>	IP WLS BF H R ER SO BB IBB HBP BLK WP HR S P ERA WHIP	6.1 L 26 5 5 5 3 1 0 1 0 0 6 14 30 0.00 4.500	7.1 L 5 0 0 0 1 3 0 0 0 0 0 14 30 0.00 4.500	8.1 L 3 0 0 0 1 0 0 0 0 0 6 9 0.00 0.000																



Batter	1	2	3	4	5	6	7	8	9	AB	R	H	RBI	BB	SO	LOB	TOP					
22 Scott Podsednik, L (1, 8) OBP: 0.353, SLG: 0.387	L1		K		F7			G3-1		4	0	0	0	0	1	0						
15 Gordon Beckham, R (1, 5) OBP: 0.276, SLG: 0.470	G6-3		G6-3						1B	4	0	2	0	0	0	0						
23 Jermaine Dye, R (1, 9) OBP: 0.361, SLG: 0.540	P3				G5-3			FC5-4		4	0	0	0	0	1	2						
14 Paul Konerko, R (1, 10) 31 Dewayne Wise, L (9, PR) OBP: 0.226, SLG: 0.306		F9			BB			G5-4-3		2	0	0	0	2	0	1						
10 Alexei Ramirez, R (1, 6) 17 Chris Getz, L (7, 4) OBP: 0.328, SLG: 0.399		G1-3			F7				BB	0	0	0	0	0	0	0						
7 Mark Kotsay, L (1, 3) OBP: 0.277, SLG: 0.308	G1-3				FC6-4					4	0	0	0	0	0	6						
20 Carlos Quentin, R (1, 7) OBP: 0.311, SLG: 0.422								G5-4-3		3	1	1	1	0	1	2						
5 Jayson Nix, R (1, 4) OBP: 0.294, SLG: 0.460										3	1	1	1	0	0	0						
27 Ramon Castro, R (1, 2) 12 A.J. Pierzynski, L (8, PH) OBP: 0.330, SLG: 0.454					G4-3			F8		2	0	0	0	0	0	0						
					G5-3					1	0	0	0	0	0	0						
<b>Inning Stats</b>	R: 0 E: 0 K: 0 S: 9	H: 0 LOB: 0 BB: 0 P: 9	R: 0 E: 0 K: 1 S: 12	H: 1 LOB: 1 BB: 0 P: 16	R: 1 E: 0 K: 1 S: 8	H: 1 LOB: 0 BB: 0 P: 12	R: 0 E: 0 K: 0 S: 10	H: 0 LOB: 1 BB: 1 P: 14	R: 1 E: 0 K: 0 S: 9	H: 1 LOB: 0 BB: 0 P: 13	R: 0 E: 0 K: 0 S: 11	H: 1 LOB: 0 BB: 0 P: 15	R: 0 E: 0 K: 0 S: 5	H: 1 LOB: 0 BB: 0 P: 7	R: 0 E: 0 K: 0 S: 10	H: 0 LOB: 0 BB: 0 P: 14	R: 0 E: 0 K: 2 S: 11	H: 1 LOB: 3 BB: 1 P: 20	1B: 4 2B: 0 3B: 0 HR: 2	SF: 0 SAC: 0 DP: 2 HBP: 0	WP: 1 PB: 0 CS: 0	PA: 33
<b>PITCHER</b>	IP	WLS	BF	H	R	ER	SO	BB	IBB	HBP	BLK	WP	HR	S	P	ERA	WHIP					
52 Brian Duensing, L (1, 1) ERA: 5.09	5.0		19	3	2	2	2	1	0	0	0	0	2	48	64	3.60	0.800					
28 Jesse Crain, R (6, 1) ERA: 6.65	2.0	W	6	2	0	0	0	0	0	0	0	0	0	16	22	0.00	1.000					
54 Matt Guerrier, R (8, 1) ERA: 1.99	1.0	H	3	0	0	0	0	0	0	0	0	0	0	14	14	0.00	0.000					
36 Joe Nathan, R (9, 1) ERA: 1.55	1.0	S	5	1	0	0	2	1	0	0	0	1	0	11	20	0.00	2.000					

Chicago White Sox @ Minnesota Twins  
Hubert H. Humphrey Metrodome, Minneapolis, MN

AB 31  
R 2  
H 6  
RBI 2  
BB 2  
SO 4  
LOB 14



Wed Jul 29 2009, 8:10 PM EDT  
Att: 39,002 - Dome - 70 F

Batter	1	2	3	4	5	6	7	8	9	AB	R	H	RBI	BB	SO	LOB	BOTTOM					
2 Denard Span, L (1, 7) OBP: 0.374, SLG: 0.384	G4-3				G4-3					3	0	2	1	1	0	1						
7 Joe Mauer, L (1, 2) OBP: 0.426, SLG: 0.588	F7				G4-3			FC6		3	0	0	0	1	0	4						
33 Justin Morneau, L (1, 3) OBP: 0.395, SLG: 0.584	K				L9					4	0	0	0	0	3	4						
16 Jason Kubel, L (1, 10) OBP: 0.377, SLG: 0.553					F7			G3-1		3	0	1	0	1	0	0						
5 Michael Cuddyer, R (1, 9) OBP: 0.344, SLG: 0.501					F8			G1-3		4	0	0	0	0	1	4						
24 Joe Crede, R (1, 5) OBP: 0.298, SLG: 0.446					F9					3	1	0	0	1	1	0						
22 Carlos Gómez, R (1, 8) OBP: 0.295, SLG: 0.350										3	1	1	0	0	2	0						
8 Nick Punto, S (1, 6) OBP: 0.318, SLG: 0.250										3	1	0	0	1	0	1						
12 Alexi Casilla, S (1, 4) OBP: 0.263, SLG: 0.211										3	0	2	2	0	0	0						
<b>Inning Stats</b>	R: 0 E: 0 K: 2 S: 20	H: 2 LOB: 2 BB: 0 P: 29	R: 2 E: 0 K: 1 S: 15	H: 2 LOB: 2 BB: 2 P: 29	R: 0 E: 0 K: 0 S: 4	H: 0 LOB: 0 BB: 0 P: 8	R: 0 E: 0 K: 1 S: 6	H: 0 LOB: 0 BB: 0 P: 9	R: 0 E: 0 K: 0 S: 7	H: 1 LOB: 2 BB: 1 P: 17	R: 1 E: 0 K: 0 S: 12	H: 1 LOB: 2 BB: 2 P: 25	R: 0 E: 0 K: 1 S: 6	H: 0 LOB: 0 BB: 0 P: 7	R: 0 E: 0 K: 2 S: 10	H: 0 LOB: 0 BB: 0 P: 14	R: 0 E: 0 K: 2 S: 10	H: 0 LOB: 0 BB: 0 P: 14	1B: 5 2B: 1 3B: 0 HR: 0	SF: 0 SAC: 1 DP: 0 HBP: 0	WP: 0 PB: 0 CS: 0	PA: 35
<b>PITCHER</b>	IP	WLS	BF	H	R	ER	SO	BB	IBB	HBP	BLK	WP	HR	S	P	ERA	WHIP					
52 Jose Contreras, R (1, 1) ERA: 4.8	5.2	L	28	6	3	3	4	4	1	0	0	0	0	61	112	4.76	1.765					
67 Randy Williams, L (6, 1) ERA: 4.8	1.0		3	0	0	0	1	0	0	0	0	0	0	7	10	0.00	0.000					
57 Ramon Pena, R (7, 1) ERA: 4.87	1.1		4	0	0	0	2	0	0	0	0	0	0	12	16	0.00	0.000					

Chicago White Sox @ Minnesota Twins  
Hubert H. Humphrey Metrodome, Minneapolis, MN

AB 29  
R 3  
H 6  
RBI 3  
BB 5  
SO 7  
LOB 14



Wed Jul 29 2009, 8:10 PM EDT  
Att: 39,002 - Dome - 70 F



















Batter	1	2	3	4	5	6	7	8	9	AB	R	H	RBI	BB	SO	LOB	TOP										
<b>2 Denard Span, L</b> OBP: 0.373, SLG: 0.381	G4-3		18 CS 1B			G4-3		G1-3		4	0	1	0	0	0	0	<b>Minnesota Twins @ Cleveland Indians</b> Progressive Field, Cleveland, OH Wed Aug 05 2009, 7:05 PM EDT Att: 17,683 - Clear - 70 F										
<b>16 Orlando Cabrera, R</b> OBP: 0.325, SLG: 0.365	G5-3		CS	7 1B		7 F 33 G5-3 2B		7 BB 1B		4	1	3	0	0	0												
<b>7 Joe Mauer, L</b> OBP: 0.429, SLG: 0.599	G4-3			1B		E3 33 G5-3		4-2 BB 1B		3	0	1	0	1	0												
<b>33 Justin Morneau, L</b> OBP: 0.388, SLG: 0.583		F7		K		G5-3		F9		4	0	0	1	0	1												
<b>16 Jason Kubel, L</b> OBP: 0.372, SLG: 0.548		K		F8		K				4	0	1	0	0	2												
<b>5 Michael Cuddyer, R</b> OBP: 0.344, SLG: 0.497		1B		P3			L7		P5	4	0	1	0	0	0												
<b>24 Joe Crede, R</b> OBP: 0.289, SLG: 0.431		G1-3		L7			F7		K	4	0	0	0	0	1												
<b>22 Carlos Gómez, R</b> OBP: 0.292, SLG: 0.371			G6-3	G4-3			K		P3	4	0	0	0	0	1												
<b>8 Nick Punto, S</b> OBP: 0.310, SLG: 0.254			K	G4-3			G4-3		P2	3	0	0	0	0	1												
<b>Inning Stats</b>	R: 0 E: 0 K: 0 S: 5	H: 0 LOB: 0 BB: 7	R: 0 E: 0 K: 1 S: 10	H: 1 LOB: 1 BB: 12	R: 0 E: 0 K: 1 S: 12	H: 1 LOB: 0 BB: 19	R: 0 E: 0 K: 1 S: 10	H: 2 LOB: 2 BB: 13	R: 0 E: 0 K: 0 S: 4	H: 0 LOB: 0 BB: 6	R: 1 E: 0 K: 1 S: 10	H: 1 LOB: 1 BB: 19	R: 0 E: 0 K: 1 S: 7	H: 0 LOB: 0 BB: 11	R: 0 E: 0 K: 0 S: 13	H: 1 LOB: 2 BB: 25	R: 0 E: 0 K: 1 S: 10	H: 1 LOB: 1 BB: 15	1B: 6 2B: 1 3B: 0 HR: 0	SF: 0 SAC: 0 DP: 0 HBP: 0	WP: 0 PB: 0 SB: 0 CS: 1	PA: 36					
<b>PITCHER</b>	IP	WLS	BF	H	R	ER	SO	BB	IBB	HBP	BLK	WP	HR	S	P	ERA	WHIP										
<b>32 Aaron Laffey, L</b> ERA: 3.58	8.0	W	31	6	1	0	5	1	0	0	0	0	0	71	112	0.00	0.875										
<b>40 Jess Todd, R</b> ERA: 6.75	1.0		4	1	0	0	1	0	0	0	0	0	0	10	15	0.00	1.000										

Batter	1	2	3	4	5	6	7	8	9	AB	R	H	RBI	BB	SO	LOB	BOTTOM										
<b>24 Grady Sizemore, L</b> OBP: 0.330, SLG: 0.439	13 1B	F8		13 1B 17 1B 2H		13 2B 1H		K		5	2	3	2	0	1	3	<b>Minnesota Twins @ Cleveland Indians</b> Progressive Field, Cleveland, OH Wed Aug 05 2009, 7:05 PM EDT Att: 17,683 - Clear - 70 F										
<b>13 Asdrúbal Cabrera, S</b> OBP: 0.366, SLG: 0.462	1B	SF8		17 1B 1B		17 2B 2H		2 PB HBP		3	1	3	2	0	0												
<b>17 Shin-Soo Choo, L</b> OBP: 0.400, SLG: 0.469	L4	F8		1B		2 SF7 11 SF7 2H		K		5	1	2	2	0	1												
<b>2 Jhonny Peralta, R</b> OBP: 0.339, SLG: 0.406	K		F7	K		G6-3		K		5	0	0	0	0	3												
<b>8 Chris Gimenez, R</b> OBP: 0.294, SLG: 0.342	G5-3		11 CS BB	K		BB		K		3	0	0	0	2	2												
<b>11 Jamey Carroll, R</b> OBP: 0.384, SLG: 0.362		25 BB 10 1B 26 1B BB	F8	BB		BB		SF7		1	1	0	1	2	0												
<b>10 Kelly Shoppach, R</b> OBP: 0.336, SLG: 0.379	26 BB 13 SF8 25 BB 1B			F9		K		G4-3		4	1	1	0	0	1												
<b>25 Andy Marte, R</b> OBP: 0.381, SLG: 0.294		26 1B BB		G5-3		F8		K		3	0	0	0	1	1												
<b>26 Trevor Crowe, S</b> OBP: 0.287, SLG: 0.302		1B		E8 24 PB 24 1B 1B		24 2B BB		K		3	2	2	1	1	1												
<b>Inning Stats</b>	R: 0 E: 0 K: 1 S: 14	H: 2 LOB: 2 BB: 0	R: 2 E: 0 K: 0 S: 12	H: 2 LOB: 2 BB: 2	R: 0 E: 0 K: 0 S: 6	H: 0 LOB: 0 BB: 1	R: 2 E: 1 K: 1 S: 14	H: 4 LOB: 2 BB: 0	R: 0 E: 0 K: 2 S: 8	H: 0 LOB: 1 BB: 1	R: 4 E: 0 K: 0 S: 21	H: 3 LOB: 1	R: 0 E: 0 K: 3 S: 9	H: 0 LOB: 0 BB: 0	R: 0 E: 0 K: 3 S: 14	H: 0 LOB: 1 BB: 0	1B: 8 2B: 3 3B: 0 HR: 0	SF: 2 SAC: 0 DP: 0 HBP: 1	WP: 0 PB: 2 SB: 0 CS: 1	PA: 41							
<b>PITCHER</b>	IP	WLS	BF	H	R	ER	SO	BB	IBB	HBP	BLK	WP	HR	S	P	ERA	WHIP										
<b>47 Francisco Liriano, L</b> ERA: 5.63	5.0	L	26	4	4	4	4	4	0	0	0	0	0	54	96	7.20	2.400										
<b>39 R.A. Dickey, R</b> ERA: 4.62	0.0		3	2	3	3	0	1	0	0	0	0	0	7	14	-	-										
<b>44 Bob Keppel, L</b> ERA: 5.16	1.0		5	1	1	1	0	1	0	0	0	0	0	14	25	9.00	2.000										
<b>50 Jose Mijares, L</b> ERA: 2.65	1.0		3	0	0	0	3	0	0	0	0	0	0	9	14	0.00	0.000										
<b>54 Matt Guerrier, R</b> ERA: 2.08	1.0		4	0	0	0	3	0	0	1	0	0	0	14	21	0.00	0.000										

AB 34  
R 1  
H 7  
RBI 1  
BB 1  
SO 6  
LOB 15



AB 32  
R 8  
H 11  
RBI 8  
BB 6  
SO 10  
LOB 21





Batter	1	2	3	4	5	6	7	8	9	AB	R	H	RBI	BB	SO	LOB	TOP			
2 Denard Span, L OBP: 0.371, SLG: 0.377 (1, 8)										4	0	0	0	1	1	2	<b>Minnesota Twins @ Cleveland Indians</b> Progressive Field, Cleveland, OH Thu Aug 06 2009, 12:05 PM EDT Att: 21,657 - Cloudy - 74 F			
18 Orlando Cabrera, R OBP: 0.328, SLG: 0.387 (1, 6)										3	0	2	0	0	0	0				
7 Joe Mauer, L OBP: 0.427, SLG: 0.595 (1, 10)										4	0	1	0	0	0	2				
33 Justin Morneau, L OBP: 0.387, SLG: 0.578 (1, 3)										3	0	0	0	1	0	3				
16 Jason Kubel, L OBP: 0.371, SLG: 0.545 22 Carlos Gómez, R OBP: 0.292, SLG: 0.371 (1, 7) (8, PR)										4	0	1	0	0	0	5				
5 Michael Cuddyer, R OBP: 0.348, SLG: 0.501 (1, 9)										3	1	2	0	1	0	1				
24 Joe Crede, R OBP: 0.289, SLG: 0.432 (1, 5)										4	0	1	0	0	2	4				
55 Mike Redmond, R OBP: 0.310, SLG: 0.292 (1, 2)										4	0	0	0	0	1	4				
12 Alexi Casilla, S OBP: 0.256, SLG: 0.200 23 Brendan Harris, R OBP: 0.303, SLG: 0.367 (1, 4) (9, PH)										3	0	0	0	0	1	3				
<b>Inning Stats</b>	R: 0 H: 0 E: 0 K: 0 S: 9	H: 0 BB: 2 P: 20	R: 0 H: 1 E: 0 K: 1 S: 14	H: 1 LOB: 2 P: 23	R: 0 H: 1 E: 0 K: 0 S: 4	H: 1 LOB: 1 P: 8	R: 1 H: 1 E: 0 K: 1 S: 9	H: 1 LOB: 0 P: 11	R: 0 H: 2 E: 0 K: 0 S: 13	H: 1 LOB: 2 P: 20	R: 0 H: 0 E: 0 K: 1 S: 8	H: 0 LOB: 0 P: 13	R: 0 H: 1 E: 0 K: 1 S: 10	H: 1 LOB: 2 P: 14	R: 0 H: 0 E: 0 K: 1 S: 7	H: 0 LOB: 0 P: 9		1B: 5 2B: 2 3B: 0 HR: 0	SF: 0 SAC: 1 DP: 0 HBP: 0	WP: 1 PB: 0 SB: 1 CS: 0
<b>PITCHER</b>	IP WLS BF H R ER SO BB IBB HBP BLK WP HR S P ERA WHIP	IP WLS BF H R ER SO BB IBB HBP BLK WP HR S P ERA WHIP	IP WLS BF H R ER SO BB IBB HBP BLK WP HR S P ERA WHIP	IP WLS BF H R ER SO BB IBB HBP BLK WP HR S P ERA WHIP	IP WLS BF H R ER SO BB IBB HBP BLK WP HR S P ERA WHIP	IP WLS BF H R ER SO BB IBB HBP BLK WP HR S P ERA WHIP	IP WLS BF H R ER SO BB IBB HBP BLK WP HR S P ERA WHIP	IP WLS BF H R ER SO BB IBB HBP BLK WP HR S P ERA WHIP	IP WLS BF H R ER SO BB IBB HBP BLK WP HR S P ERA WHIP	IP WLS BF H R ER SO BB IBB HBP BLK WP HR S P ERA WHIP	IP WLS BF H R ER SO BB IBB HBP BLK WP HR S P ERA WHIP	IP WLS BF H R ER SO BB IBB HBP BLK WP HR S P ERA WHIP	IP WLS BF H R ER SO BB IBB HBP BLK WP HR S P ERA WHIP	IP WLS BF H R ER SO BB IBB HBP BLK WP HR S P ERA WHIP	IP WLS BF H R ER SO BB IBB HBP BLK WP HR S P ERA WHIP	IP WLS BF H R ER SO BB IBB HBP BLK WP HR S P ERA WHIP	IP WLS BF H R ER SO BB IBB HBP BLK WP HR S P ERA WHIP			
24 Grady Sizemore, L OBP: 0.329, SLG: 0.437 (1, 8)										4	0	1	0	0	1	0	<b>Minnesota Twins @ Cleveland Indians</b> Progressive Field, Cleveland, OH Thu Aug 06 2009, 12:05 PM EDT Att: 21,657 - Cloudy - 74 F			
13 Asdrúbal Cabrera, S OBP: 0.358, SLG: 0.456 (1, 6)										4	1	2	0	0	0	0				
17 Shin-Soo Choo, L OBP: 0.401, SLG: 0.469 (1, 9)										4	0	2	0	0	0	2				
2 Jhonny Peralta, R OBP: 0.336, SLG: 0.403 (1, 5)										3	0	0	1	0	0	3				
48 Travis Hafner, L OBP: 0.374, SLG: 0.513 (1, 10)										3	1	2	0	0	0	0				
8 Chris Gimenez, R OBP: 0.295, SLG: 0.333 (1, 3)										2	0	0	0	1	1	1				
1 Luis Valbuena, L OBP: 0.288, SLG: 0.391 (1, 4)										2	0	0	0	1	0	2				
26 Trevor Crowe, S OBP: 0.289, SLG: 0.315 (1, 7)										3	0	1	1	0	0	0				
16 Wyatt Teregas, R OBP: 0.125, SLG: 0.125 (1, 2)										3	0	0	0	0	0	2				
<b>Inning Stats</b>	R: 0 H: 2 E: 0 K: 0 S: 11	H: 0 LOB: 0 P: 20	R: 0 H: 0 E: 0 K: 0 S: 6	H: 0 LOB: 0 P: 9	R: 0 H: 0 E: 0 K: 0 S: 9	H: 0 LOB: 0 P: 10	R: 1 H: 2 E: 0 K: 0 S: 23	H: 2 LOB: 1 P: 38	R: 0 H: 0 E: 0 K: 1 S: 6	H: 0 LOB: 0 P: 9	R: 0 H: 1 E: 0 K: 0 S: 4	H: 1 LOB: 0 P: 4	R: 1 H: 2 E: 0 K: 1 S: 8	H: 2 LOB: 1 P: 13	R: 0 H: 1 E: 0 K: 0 S: 10	H: 1 LOB: 1 P: 14		1B: 6 2B: 3 3B: 0 HR: 0	SF: 1 SAC: 0 DP: 2 HBP: 0	WP: 0 PB: 0 SB: 1 CS: 0
<b>PITCHER</b>	IP WLS BF H R ER SO BB IBB HBP BLK WP HR S P ERA WHIP	IP WLS BF H R ER SO BB IBB HBP BLK WP HR S P ERA WHIP	IP WLS BF H R ER SO BB IBB HBP BLK WP HR S P ERA WHIP	IP WLS BF H R ER SO BB IBB HBP BLK WP HR S P ERA WHIP	IP WLS BF H R ER SO BB IBB HBP BLK WP HR S P ERA WHIP	IP WLS BF H R ER SO BB IBB HBP BLK WP HR S P ERA WHIP	IP WLS BF H R ER SO BB IBB HBP BLK WP HR S P ERA WHIP	IP WLS BF H R ER SO BB IBB HBP BLK WP HR S P ERA WHIP	IP WLS BF H R ER SO BB IBB HBP BLK WP HR S P ERA WHIP	IP WLS BF H R ER SO BB IBB HBP BLK WP HR S P ERA WHIP	IP WLS BF H R ER SO BB IBB HBP BLK WP HR S P ERA WHIP	IP WLS BF H R ER SO BB IBB HBP BLK WP HR S P ERA WHIP	IP WLS BF H R ER SO BB IBB HBP BLK WP HR S P ERA WHIP	IP WLS BF H R ER SO BB IBB HBP BLK WP HR S P ERA WHIP	IP WLS BF H R ER SO BB IBB HBP BLK WP HR S P ERA WHIP	IP WLS BF H R ER SO BB IBB HBP BLK WP HR S P ERA WHIP	IP WLS BF H R ER SO BB IBB HBP BLK WP HR S P ERA WHIP			
53 Nick Blackburn, R ERA: 3.79 54 Matt Guerrier, R ERA: 1.99 (1, 1) (7, 1)	IP WLS BF H R ER SO BB IBB HBP BLK WP HR S P ERA WHIP	IP WLS BF H R ER SO BB IBB HBP BLK WP HR S P ERA WHIP	IP WLS BF H R ER SO BB IBB HBP BLK WP HR S P ERA WHIP	IP WLS BF H R ER SO BB IBB HBP BLK WP HR S P ERA WHIP	IP WLS BF H R ER SO BB IBB HBP BLK WP HR S P ERA WHIP	IP WLS BF H R ER SO BB IBB HBP BLK WP HR S P ERA WHIP	IP WLS BF H R ER SO BB IBB HBP BLK WP HR S P ERA WHIP	IP WLS BF H R ER SO BB IBB HBP BLK WP HR S P ERA WHIP	IP WLS BF H R ER SO BB IBB HBP BLK WP HR S P ERA WHIP	IP WLS BF H R ER SO BB IBB HBP BLK WP HR S P ERA WHIP	IP WLS BF H R ER SO BB IBB HBP BLK WP HR S P ERA WHIP	IP WLS BF H R ER SO BB IBB HBP BLK WP HR S P ERA WHIP	IP WLS BF H R ER SO BB IBB HBP BLK WP HR S P ERA WHIP	IP WLS BF H R ER SO BB IBB HBP BLK WP HR S P ERA WHIP	IP WLS BF H R ER SO BB IBB HBP BLK WP HR S P ERA WHIP	IP WLS BF H R ER SO BB IBB HBP BLK WP HR S P ERA WHIP	IP WLS BF H R ER SO BB IBB HBP BLK WP HR S P ERA WHIP			

AB	33
R	1
H	7
RBI	0
BB	3
SO	5
LOB	24



AB	28
R	2
H	8
RBI	2
BB	2
SO	2
LOB	10





Batter	1	2	3	4	5	6	7	8	9	AB R H RBI BB SO LOB	TOP												
2 Denard Span, L OBP: 0.375, SLG: 0.382										6 1 4 1 0 1 0	<b>Minnesota Twins @ Detroit Tigers</b> Comerica Park, Detroit, MI Fri Aug 07 2009, 7:05 PM EDT Att: 36,444 - Cloudy - 74 F												
16 Orlando Cabrera, R OBP: 0.326, SLG: 0.384										6 1 1 0 0 2 6													
7 Joe Mauer, L OBP: 0.432, SLG: 0.607										5 2 4 3 0 0 0													
33 Justin Morneau, L OBP: 0.387, SLG: 0.575										4 0 1 0 1 0 3													
16 Jason Kubel, L OBP: 0.377, SLG: 0.548										2 1 1 2 3 1 0													
5 Michael Cuddyer, R OBP: 0.346, SLG: 0.497										5 1 1 0 0 1 5													
23 Brendan Harris, R OBP: 0.301, SLG: 0.365										5 0 1 0 0 2 5													
22 Carlos Gómez, R OBP: 0.295, SLG: 0.371										3 1 1 0 1 1 1													
21 Delmon Young, R OBP: 0.289, SLG: 0.341										1 0 1 1 0 0 0													
8 Nick Punto, S OBP: 0.308, SLG: 0.251										3 1 0 1 1 1 2													
<b>Inning Stats</b>	R: 1 E: 0 K: 0 S: 14	H: 2 LOB: 2 BB: 2 P: 29	R: 3 E: 0 K: 0 S: 13	H: 2 LOB: 1 BB: 2 P: 25	R: 0 E: 0 K: 1 S: 10	H: 1 LOB: 1 BB: 0 P: 13	R: 0 E: 1 K: 1 S: 12	H: 2 LOB: 2 BB: 1 P: 18	R: 0 E: 0 K: 1 S: 15	H: 1 LOB: 2 BB: 1 P: 24	R: 2 E: 0 K: 1 S: 18	H: 4 LOB: 2 BB: 0 P: 20	R: 0 E: 0 K: 2 S: 12	H: 0 LOB: 0 BB: 0 P: 16	R: 0 E: 0 K: 1 S: 9	H: 0 LOB: 0 BB: 0 P: 15	R: 2 E: 0 K: 2 S: 18	H: 3 LOB: 2 BB: 1 P: 29	1B: 13 HR: 1	SF: 1 2B: 1 3B: 0 HBP: 0	WP: 1 PB: 0 SB: 0 CS: 0	PA: 47	
<b>PITCHER</b>	IP WLS BF H R ER SO BB IBB HBP BLK WP HR S P ERA WHIP	5.0 W 27 8 4 3 3 5 0 0 0 0 1 64 109 5.40 2.600	2.0 L 10 4 2 2 3 0 0 0 0 0 0 0 36 9.00 2.000	1.0 H 3 0 0 0 1 0 0 0 0 0 0 9 15 0.00 0.000	1.0 7 3 2 2 2 1 0 0 0 0 1 0 18 29 18.00 4.000																		

Batter	1	2	3	4	5	6	7	8	9	AB R H RBI BB SO LOB	BOTTOM										
28 Curtis Granderson, L OBP: 0.344, SLG: 0.474										5 3 3 0 0 0 0	<b>Minnesota Twins @ Detroit Tigers</b> Comerica Park, Detroit, MI Fri Aug 07 2009, 7:05 PM EDT Att: 36,444 - Cloudy - 74 F										
14 Placido Polanco, R OBP: 0.323, SLG: 0.398										5 1 4 1 0 0 0											
34 Cleto Thomas, L OBP: 0.351, SLG: 0.458										5 1 1 2 0 1 4											
24 Miguel Cabrera, R OBP: 0.395, SLG: 0.551										5 2 2 3 0 2 3											
9 Carlos Guillen, S OBP: 0.304, SLG: 0.326										4 1 2 0 1 1 2											
30 Magglio Ordonez, R OBP: 0.328, SLG: 0.362										4 0 0 0 0 2 3											
25 Ryan Raburn, R OBP: 0.330, SLG: 0.442										1 0 0 0 0 1 2											
15 Brandon Inge, R OBP: 0.351, SLG: 0.471										3 1 1 0 0 1 2											
13 Alex Avila, L OBP: 0.500, SLG: 1.125										4 1 2 4 0 1 2											
4 Adam Everett, R OBP: 0.290, SLG: 0.321										4 0 0 0 0 1 3											
<b>Inning Stats</b>	R: 6 E: 0 K: 1 S: 15	H: 6 LOB: 0 BB: 0 P: 25	R: 1 E: 0 K: 2 S: 11	H: 2 LOB: 1 BB: 0 P: 19	R: 0 E: 0 K: 0 S: 4	H: 0 LOB: 0 BB: 0 P: 8	R: 0 E: 0 K: 1 S: 7	H: 1 LOB: 1 BB: 0 P: 11	R: 2 E: 1 K: 2 S: 19	H: 2 LOB: 1 BB: 0 P: 26	R: 0 E: 0 K: 0 S: 6	H: 1 LOB: 1 BB: 0 P: 10	R: 0 E: 0 K: 2 S: 11	H: 1 LOB: 2 BB: 0 P: 17	R: 1 E: 0 K: 2 S: 13	H: 2 LOB: 2 BB: 1 P: 19	1B: 8 2B: 3 3B: 2 HR: 2	SF: 0 SAC: 0 DP: 0 HBP: 1	WP: 0 PB: 0 SB: 0 CS: 0	PA: 42	
<b>PITCHER</b>	IP WLS BF H R ER SO BB IBB HBP BLK WP HR S P ERA WHIP	1.0 L 11 4 2 0 5 0 0 0 0 0 0 43 63 0.00 0.857	4.4 6 1 0 0 2 0 0 1 0 0 0 12 20 0.00 0.750	1.0 6 2 1 1 2 1 0 0 0 0 0 13 19 9.00 3.000																	

AB	40
R	8
H	15
RBI	8
BB	6
SO	9
LOB	22






Batter	1	2	3	4	5	6	7	8	9	AB	R	H	RBI	BB	SO	LOB	TOP					
2 Denard Span, L (1, 8) OBP: 0.382, SLG: 0.393										5	3	5	1	0	0	0						
18 Orlando Cabrera, R (1, 6) OBP: 0.324, SLG: 0.387										5	1	1	2	0	1	6						
7 Joe Mauer, L (1, 2) OBP: 0.434, SLG: 0.615										4	1	2	3	1	1	0						
33 Justin Morneau, L (1, 3) OBP: 0.387, SLG: 0.572										4	1	1	2	1	0	1						
16 Jason Kubel, L (1, 10) OBP: 0.377, SLG: 0.548										5	1	2	1	0	2	2						
5 Michael Cuddyer, R (1, 9) OBP: 0.344, SLG: 0.486										5	1	1	0	0	2	4						
21 Delmon Young, R (1, 7) OBP: 0.288, SLG: 0.338										5	0	1	1	0	1	1						
8 Nick Punto, S (1, 5) OBP: 0.311, SLG: 0.252										3	1	1	0	1	1	0						
12 Alexi Casilla, S (1, 4) OBP: 0.261, SLG: 0.204										2	2	1	1	1	0	0						
<b>Inning Stats</b>	R: 2 E: 0 K: 1 S: 11	H: 2 LOB: 0 BB: 0 P: 15	R: 0 E: 0 K: 2 S: 7	H: 0 LOB: 0 BB: 0 P: 9	R: 0 E: 0 K: 0 S: 9	H: 1 LOB: 0 BB: 0 P: 12	R: 0 E: 0 K: 1 S: 7	H: 0 LOB: 0 BB: 0 P: 11	R: 2 E: 0 K: 1 S: 17	H: 2 LOB: 2 BB: 1 P: 23	R: 2 E: 0 K: 1 S: 14	H: 2 LOB: 0 BB: 1 P: 18	R: 3 E: 1 K: 1 S: 14	H: 4 LOB: 2 BB: 1 P: 24	R: 3 E: 0 K: 0 S: 18	H: 3 LOB: 1 BB: 1 P: 27	R: 0 E: 0 K: 1 S: 5	H: 1 LOB: 0 BB: 0 P: 8	1B: 10 2B: 4 3B: 1 HR: 1	SF: 1 SAC: 0 DP: 2 HBP: 0	WP: 0 PB: 0 SB: 0 CS: 1	PA: 44
<b>PITCHER</b>	IP WLS BF H R ER SO BB IBB HBP BLK WP HR S P ERA WHIP																					
35 Justin Verlander, R (1, 1) ERA: 3.45	6.0 L 25 7 5 5 6 2 0 0 1 0 1 62 88 7.50 1.500																					
40 Chris Lambert, R (7, 1) ERA: 32.4	1.2 14 7 6 6 1 2 0 0 0 0 0 0 31 49 32.40 5.400																					
31 Zach Miner, R (8, 1) ERA: 4.6	1.1 4 1 0 0 1 0 0 0 0 0 0 0 6 10 0.00 0.750																					

Minnesota Twins @ Detroit Tigers  
Comerica Park, Detroit, MI  
Sat Aug 08 2009, 7:05 PM EDT  
Att: 39,685 - Partly Cloudy - 74 F


AB 38  
R 11  
H 15  
RBI 11  
BB 4  
SO 8  
LOB 14



Batter	1	2	3	4	5	6	7	8	9	AB	R	H	RBI	BB	SO	LOB	BOTTOM			
28 Curtis Granderson, L (1, 8) OBP: 0.344, SLG: 0.473										3	0	1	0	0	1	3				
33 Marcus Thames, R (8, Ph) OBP: 0.329, SLG: 0.494										1	0	0	0	0	0	0				
14 Placido Polanco, R (1, 4) OBP: 0.323, SLG: 0.398										3	0	1	0	0	0	2				
39 Ramon Santiago, S (8, 4) OBP: 0.300, SLG: 0.415										4	0	0	0	0	1	1				
34 Cleo Thomas, L (1, 7) OBP: 0.345, SLG: 0.448										2	0	0	0	0	0	1				
24 Miguel Cabrera, R (1, 3) OBP: 0.394, SLG: 0.549										4	0	2	0	0	1	1				
25 Ryan Raburn, R (8, 3) OBP: 0.326, SLG: 0.440										4	0	2	0	0	1	1				
9 Carlos Guillen, S (1, 10) OBP: 0.302, SLG: 0.319										3	0	0	0	1	1	1				
30 Magglio Ordonez, R (1, 9) OBP: 0.330, SLG: 0.363										4	0	2	0	0	1	1				
15 Brandon Inge, R (1, 5) OBP: 0.350, SLG: 0.468										3	0	0	0	0	1	2				
12 Gerald Laird, R (1, 2) OBP: 0.307, SLG: 0.337										4	0	1	0	0	0	2				
4 Adam Everett, R (1, 6) OBP: 0.291, SLG: 0.325										3	0	1	0	0	1	3				
<b>Inning Stats</b>	R: 0 E: 0 K: 1 S: 7	H: 1 LOB: 1 BB: 0 P: 11	R: 0 E: 0 K: 1 S: 11	H: 2 LOB: 3 BB: 0 P: 15	R: 0 E: 0 K: 0 S: 8	H: 0 LOB: 0 BB: 0 P: 13	R: 0 E: 0 K: 1 S: 10	H: 0 LOB: 0 BB: 0 P: 13	R: 0 E: 0 K: 2 S: 10	H: 0 LOB: 1 BB: 0 P: 16	R: 0 E: 0 K: 0 S: 7	H: 0 LOB: 0 BB: 0 P: 12	R: 0 E: 0 K: 1 S: 9	H: 0 LOB: 0 BB: 0 P: 14	R: 0 E: 0 K: 0 S: 11	H: 1 LOB: 2 BB: 1 P: 19	1B: 5 2B: 1 3B: 0 HR: 0	SF: 0 SAC: 0 DP: 1 HBP: 2	WP: 0 PB: 0 SB: 0 CS: 0	PA: 35
<b>PITCHER</b>	IP WLS BF H R ER SO BB IBB HBP BLK WP HR S P ERA WHIP																			
48 Carl Pavano, R (1, 1) ERA: 5.09	7.0 W 27 7 0 0 0 0 0 0 0 0 0 9 14 0.00 0.714																			
50 Jose Mijares, L (8, 1) ERA: 2.55	1.0 3 0 0 0 1 0 0 0 0 0 0 0 9 14 0.00 0.000																			
15 Glen Perkins, L (9, 1) ERA: 5.89	1.0 5 1 0 0 0 1 0 0 0 0 0 0 11 19 0.00 2.000																			

Minnesota Twins @ Detroit Tigers  
Comerica Park, Detroit, MI  
Sat Aug 08 2009, 7:05 PM EDT  
Att: 39,685 - Partly Cloudy - 74 F

AB 32  
R 0  
H 6  
RBI 0  
BB 1  
SO 6  
LOB 16





Batter	1	2	3	4	5	6	7	8	9	AB	R	H	RBI	BB	SO	LOB	TOP					
2 Denard Span, L (1, 8) OBP: 0.381, SLG: 0.389	F8		SH5-3		K	K		IBB		3	0	0	0	1	2	1	<b>Minnesota Twins @ Detroit Tigers</b> Comerica Park, Detroit, MI Sun Aug 09 2009, 1:05 PM EDT Att: 35,423 - Sunny - 88 F					
18 Orlando Cabrera, R (1, 6) OBP: 0.323, SLG: 0.384	P4		L3		G6-3		P6	G6-3		5	0	1	0	0	0	3						
7 Joe Mauer, L (1, 10) OBP: 0.434, SLG: 0.611					G6-3		G4-3			4	0	1	0	1	0	1						
33 Justin Morneau, L (1, 3) OBP: 0.385, SLG: 0.570	K		P5		F8		5 1B			5	1	1	0	0	1	4						
5 Michael Cuddyer, R (1, 9) OBP: 0.325, SLG: 0.518		55 1B			HR		G6-3			5	3	4	3	0	0	0						
21 Delmon Young, R (1, 7) OBP: 0.286, SLG: 0.348		G6-3			HR		F7			5	1	1	1	0	1	2						
55 Mike Redmond, R (1, 2) OBP: 0.295, SLG: 0.371					G6-3					4	1	3	1	0	0	0						
22 Carlos Gómez, R (8, PR) OBP: 0.295, SLG: 0.371					G6-3					0	0	0	0	0	0	0						
23 Brendan Harris, R (8, 5) OBP: 0.301, SLG: 0.365										0	0	0	0	0	0	0						
8 Nick Punto, S (1, 5) (8, 4)		B1-3			G6-3					4	1	1	0	0	0	1						
12 Alexi Casilla, S (1, 4) OBP: 0.267, SLG: 0.224					G6-3					3	0	2	2	0	0	0						
16 Jason Kubel, L (8, PH) OBP: 0.376, SLG: 0.547										1	0	0	0	0	0	1						
44 Bob Keppel, R (8, 1) OBP: 0.301, SLG: 0.365										0	0	0	0	0	0	0						
54 Matt Guerrier, R (8, 1)										0	0	0	0	0	0	0						
<b>Inning Stats</b>	R: 0 H: 1 E: 0 K: 1 S: 11	H: 1 LOB: 1 BB: 0 P: 17	R: 1 H: 2 E: 0 K: 0 S: 10	H: 2 LOB: 0 BB: 0 P: 14	R: 0 H: 1 E: 0 K: 0 S: 7	H: 1 LOB: 2 BB: 1 P: 16	R: 2 H: 2 E: 0 K: 0 S: 9	H: 2 LOB: 0 BB: 0 P: 12	R: 0 H: 1 E: 0 K: 1 S: 12	H: 1 LOB: 1 BB: 0 P: 19	R: 2 H: 3 E: 0 K: 1 S: 12	H: 3 LOB: 1 BB: 0 P: 18	R: 1 H: 2 E: 0 K: 1 S: 18	H: 2 LOB: 1 BB: 0 P: 23	R: 0 H: 1 E: 0 K: 0 S: 12	H: 1 LOB: 2 BB: 1 P: 19	R: 1 H: 1 E: 0 K: 0 S: 11	H: 1 LOB: 0 BB: 0 P: 16	1B: 8 2B: 2 3B: 1 HR: 3	SF: 0 SAC: 1 DP: 0 HBP: 0	WP: 0 PB: 0 SB: 0 CS: 0	PA: 42
<b>PITCHER</b>	IP WLS BF H R ER SO BB IBB HBP BLK WP HR S P ERA WHIP																					
53 Jarrod Washburn, L (1, 1) ERA: 3.12	6.0	H	28	10	5	5	3	1	0	0	0	0	0	0	0	2	61	96	7.50	1.833		
44 Bobby Seay, L (7, 1) ERA: 3.53	0.2	H	3	1	1	1	0	0	0	0	0	0	0	0	0	12	15	13.50	1.500			
45 Ryan Perry, R (7, 1) ERA: 3.89	0.1	B	2	1	0	0	1	0	0	0	0	0	0	0	6	8	0.00	3.000				
37 Brandon Lyon, R (8, 1) ERA: 3.0	1.0	W	5	1	0	0	0	0	1	0	0	0	0	0	12	19	0.00	1.000				
56 Fernando Rodney, R (9, 1) ERA: 3.86	1.0	S	4	1	1	1	0	0	0	0	0	0	0	1	11	16	9.00	1.000				

AB	39
R	7
H	14
RBI	7
BB	2
SO	4
LOB	13



Batter	1	2	3	4	5	6	7	8	9	AB	R	H	RBI	BB	SO	LOB	BOTTOM					
28 Curtis Granderson, L (1, 8) OBP: 0.345, SLG: 0.471	E9		F9		P6		FC4-6			4	1	1	0	1	0	2	<b>Minnesota Twins @ Detroit Tigers</b> Comerica Park, Detroit, MI Sun Aug 09 2009, 1:05 PM EDT Att: 35,423 - Sunny - 88 F					
14 Placido Polanco, R (1, 4) OBP: 0.327, SLG: 0.400	L8		G4-3							5	1	3	1	0	0	1						
33 Marcus Thames, R (1, 7) OBP: 0.328, SLG: 0.508										3	1	1	1	0	2	2						
34 Clete Thomas, L (6, 7) OBP: 0.341, SLG: 0.443										2	0	0	1	0	0	3						
24 Miguel Cabrera, R (1, 3) OBP: 0.394, SLG: 0.554	F7									5	2	2	2	0	1	4						
9 Carlos Guillen, S (1, 10)										3	1	3	0	0	0	0						
30 Magglio Ordonez, R (1, 9) OBP: 0.331, SLG: 0.365										4	1	2	0	0	0	2						
25 Ryan Raburn, R (9, 7) OBP: 0.328, SLG: 0.440										0	0	0	0	0	0	0						
15 Brandon Inge, R (1, 5) OBP: 0.347, SLG: 0.464										3	0	0	1	0	1	3						
12 Gerald Laird, R (1, 2) OBP: 0.310, SLG: 0.346										4	1	2	1	0	1	3						
39 Ramon Santiago, S (1, 6) OBP: 0.301, SLG: 0.413										3	0	1	1	0	0	1						
<b>Inning Stats</b>	R: 0 H: 1 E: 1 K: 1 S: 10	H: 0 LOB: 1 BB: 0 P: 17	R: 0 H: 0 E: 0 K: 1 S: 12	H: 0 LOB: 0 BB: 0 P: 17	R: 0 H: 0 E: 0 K: 0 S: 6	H: 0 LOB: 0 BB: 0 P: 7	R: 4 H: 5 E: 0 K: 0 S: 14	H: 5 LOB: 1 BB: 0 P: 20	R: 2 H: 4 E: 0 K: 1 S: 13	H: 2 LOB: 2 BB: 0 P: 18	R: 0 H: 2 E: 0 K: 0 S: 13	H: 2 LOB: 1 BB: 0 P: 20	R: 0 H: 1 E: 0 K: 1 S: 9	H: 1 LOB: 0 BB: 0 P: 14	R: 2 H: 2 E: 0 K: 1 S: 12	H: 2 LOB: 1 BB: 1 P: 20	R: 2 H: 1 E: 0 K: 1 S: 12	H: 1 LOB: 1 BB: 1 P: 20	1B: 11 2B: 3 3B: 0 HR: 2	SF: 1 SAC: 1 DP: 1 HBP: 1	WP: 0 PB: 0 SB: 1 CS: 0	PA: 40
<b>PITCHER</b>	IP WLS BF H R ER SO BB IBB HBP BLK WP HR S P ERA WHIP																					
30 Scott Baker, R (1, 1) ERA: 4.85	4.1	R	23	9	6	6	3	0	0	0	0	0	0	0	0	27	70	12.46	2.077			
44 Bob Keppel, R (5, 1) ERA: 4.67	2.2	L	11	4	0	0	1	0	0	0	0	0	0	0	27	41	0.00	1.500				
44 Bob Keppel, R (8, 1) ERA: 4.67	2.2	L	11	4	0	0	1	0	0	0	0	0	0	27	41	0.00	1.500					
54 Matt Guerrier, R (8, 1) ERA: 2.28	1.0	L	6	2	2	2	1	0	1	0	0	0	0	12	20	18.00	2.000					

AB	36
R	8
H	15
RBI	8
BB	1
SO	5
LOB	21









Batter	1	2	3	4	5	6	7	8	9	AB	R	H	RBI	BB	SO	LOB	TOP				
9 David DeJesus, L OBP: 0.334, SLG: 0.411										4	0	1	0	0	2	1	<b>Kansas City Royals @ Minnesota Twins</b> Hubert H. Humphrey Metrodome, Minneapolis, MN Wed Aug 12, 2009, 8:10 PM EDT Att: 30,105 - Dome - 70 F <a href="http://livebaseballscorecards.com">livebaseballscorecards.com</a>				
8 Willie Bloomquist, R OBP: 0.303, SLG: 0.359										4	1	1	1	0	1	2					
16 Billy Butler, R OBP: 0.352, SLG: 0.476										4	0	0	0	0	3	1					
21 Miguel Olivo, R OBP: 0.276, SLG: 0.479											4	0	0	0	1	0					
13 Alberto Callaspo, S OBP: 0.359, SLG: 0.450											3	0	1	0	1	0					
24 Mark Teahen, L OBP: 0.338, SLG: 0.422										3	0	0	0	0	1	2					
12 Mitch Maier, L OBP: 0.317, SLG: 0.335										3	0	0	0	0	2	2					
3 Yuniesky Betancourt, R OBP: 0.264, SLG: 0.333										3	0	0	0	0	1	1					
1 Josh Anderson, L OBP: 0.274, SLG: 0.299										3	0	1	0	0	0	0					
<b>Inning Stats</b>	R: 1 E: 0 K: 2 S: 12	H: 1 LOB: 0 BB: 0 P: 19	R: 0 E: 0 K: 2 S: 10	H: 0 LOB: 1 BB: 1 P: 16	R: 0 E: 0 K: 1 S: 8	H: 0 LOB: 0 BB: 0 P: 11	R: 0 E: 0 K: 0 S: 4	H: 0 LOB: 0 BB: 0 P: 6	R: 0 E: 0 K: 2 S: 7	H: 0 LOB: 0 BB: 0 P: 11	R: 0 E: 0 K: 1 S: 10	H: 1 LOB: 1 BB: 0 P: 15	R: 0 E: 1 K: 1 S: 14	H: 1 LOB: 1 BB: 0 P: 18	R: 0 E: 0 K: 3 S: 12	H: 0 LOB: 0 BB: 0 P: 16		1B: 3 2B: 0 3B: 0 HR: 1	SF: 0 SAC: 0 DP: 0 HBP: 0	WP: 0 PB: 0 SB: 0 CS: 0	PA: 32
<b>PITCHER</b>	IP: 7.0 WLS: W BF: 25 ERA: 5.39	H: 3 R: 1 ER: 1 SO: 8	BB: 1 IBB: 0 HBP: 0 BLK: 0	WP: 0 HR: 1 S: 59 P: 91	ERA: 1.29 WHIP: 0.571	IP: 1.0 WLS: 4 BF: 4 ERA: 2.24	H: 1 R: 0 ER: 0 SO: 0	BB: 0 IBB: 0 HBP: 0 BLK: 0	WP: 0 HR: 0 S: 14 P: 18	ERA: 0.00 WHIP: 1.000	IP: 1.0 WLS: 3 BF: 3 ERA: 1.65	H: 0 R: 0 ER: 0 SO: 3	BB: 0 IBB: 0 HBP: 0 BLK: 0	WP: 0 HR: 0 S: 12 P: 16	ERA: 0.00 WHIP: 0.000						

Batter	1	2	3	4	5	6	7	8	9	AB	R	H	RBI	BB	SO	LOB	BOTTOM				
2 Denard Span, L OBP: 0.380, SLG: 0.390										3	0	1	1	0	1	0	<b>Kansas City Royals @ Minnesota Twins</b> Hubert H. Humphrey Metrodome, Minneapolis, MN Wed Aug 12, 2009, 8:10 PM EDT Att: 30,105 - Dome - 70 F <a href="http://livebaseballscorecards.com">livebaseballscorecards.com</a>				
18 Orlando Cabrera, R OBP: 0.321, SLG: 0.384										4	0	1	1	0	0	1					
7 Joe Mauer, L OBP: 0.435, SLG: 0.608										4	1	1	0	0	1	2					
33 Justin Morneau, L OBP: 0.387, SLG: 0.566										3	1	1	0	1	0	0					
16 Jason Kubel, L OBP: 0.375, SLG: 0.541										4	1	1	1	0	1	1					
5 Michael Cuddyer, R OBP: 0.345, SLG: 0.509										4	1	1	1	0	1	1					
24 Joe Crede, R OBP: 0.298, SLG: 0.448										3	2	3	3	1	0	0					
21 Delmon Young, R OBP: 0.289, SLG: 0.365										3	1	1	0	0	1	1					
22 Carlos Gómez, R OBP: 0.236, SLG: 0.371										0	0	0	0	0	0	0					
8 Nick Punto, S OBP: 0.305, SLG: 0.247										4	0	0	0	0	0	6					
<b>Inning Stats</b>	R: 5 E: 0 K: 1 S: 19	H: 5 LOB: 0 BB: 0 P: 29	R: 0 E: 0 K: 1 S: 8	H: 1 LOB: 1 BB: 0 P: 12	R: 0 E: 0 K: 1 S: 8	H: 0 LOB: 0 BB: 0 P: 13	R: 2 E: 0 K: 0 S: 13	H: 3 LOB: 1 BB: 0 P: 21	R: 0 E: 0 K: 0 S: 5	H: 0 LOB: 0 BB: 0 P: 9	R: 0 E: 0 K: 0 S: 4	H: 0 LOB: 1 BB: 1 P: 10	R: 0 E: 0 K: 1 S: 7	H: 0 LOB: 0 BB: 0 P: 11	R: 0 E: 0 K: 1 S: 12	H: 1 LOB: 3 BB: 1 P: 24	1B: 7 2B: 2 3B: 0 HR: 1	SF: 1 SAC: 0 DP: 1 HBP: 1	WP: 1 PB: 0 SB: 1 CS: 0	PA: 36	
<b>PITCHER</b>	IP: 6.0 WLS: L BF: 27 ERA: 4.26	H: 5 R: 0 ER: 0 SO: 7	BB: 1 IBB: 0 HBP: 0 BLK: 0	WP: 0 HR: 1 S: 57 P: 94	ERA: 10.50 WHIP: 1.667	IP: 1.0 WLS: 3 BF: 3 ERA: 6.46	H: 0 R: 0 ER: 0 SO: 1	BB: 0 IBB: 0 HBP: 1 BLK: 0	WP: 0 HR: 7 S: 11 P: 11	ERA: 0.00 WHIP: 0.000	IP: 1.0 WLS: 6 BF: 6 ERA: 4.94	H: 1 R: 0 ER: 0 SO: 1	BB: 0 IBB: 0 HBP: 1 BLK: 0	WP: 0 HR: 12 S: 24 P: 24	ERA: 0.00 WHIP: 2.000						







Batter	1	2	3	4	5	6	7	8	9	AB	R	H	RBI	BB	SO	LOB	TOP					
24 Grady Sizemore, L OBP: 0.331, SLG: 0.427										3	0	0	0	0	1	0	<b>Cleveland Indians @ Minnesota Twins</b> Hubert H. Humphrey Metrodome, Minneapolis, MN Fri Aug 14 2009, 8:10 PM EDT Att: 34,845 - Dome - 70 F <a href="http://livebaseballscorecards.com">livebaseballscorecards.com</a>					
13 Asdrúbal Cabrera, S OBP: 0.359, SLG: 0.449										4	0	1	0	0	2	1						
17 Shin-Soo Choo, L OBP: 0.399, SLG: 0.497										3	0	0	0	0	0	2						
11 Jamey Carroll, R OBP: 0.392, SLG: 0.390										3	0	1	0	0	1	2						
2 Jhonny Peralta, R OBP: 0.334, SLG: 0.399										3	0	0	0	0	1	2						
48 Travis Hafner, L OBP: 0.360, SLG: 0.486										3	0	0	0	0	1	2						
1 Luis Valbuena, L OBP: 0.297, SLG: 0.406										3	0	0	0	0	0	1						
10 Kelly Shoppach, R OBP: 0.345, SLG: 0.404										3	0	0	0	0	0	0						
8 Chris Gimenez, R OBP: 0.280, SLG: 0.302										3	0	0	0	0	0	0						
25 Andy Marte, R OBP: 0.289, SLG: 0.212										3	0	0	0	0	0	0						
<b>Inning Stats</b>	R: 0 H: 0 E: 0 K: 2 S: 7	H: 0 LOB: 1 BB: 0 P: 12	R: 0 H: 0 E: 0 K: 1 S: 7	H: 0 LOB: 0 BB: 0 P: 9	R: 0 H: 0 E: 0 K: 1 S: 8	H: 0 LOB: 0 BB: 0 P: 11	R: 0 H: 0 E: 0 K: 0 S: 13	H: 1 LOB: 1 BB: 0 P: 21	R: 0 H: 0 E: 0 K: 0 S: 6	H: 0 LOB: 0 BB: 0 P: 8	R: 0 H: 0 E: 0 K: 0 S: 8	H: 0 LOB: 0 BB: 0 P: 13	R: 0 H: 1 E: 0 K: 0 S: 5	H: 0 LOB: 1 BB: 0 P: 7	R: 0 H: 0 E: 0 K: 0 S: 4	H: 0 LOB: 0 BB: 0 P: 4	R: 0 H: 0 E: 0 K: 1 S: 7	H: 0 LOB: 0 BB: 0 P: 9	1B: 1 2B: 1 3B: 0 HR: 0	SF: 0 SAC: 0 DP: 0 HBP: 1	WP: 0 PB: 0 CS: 0	PA: 30
<b>PITCHER</b> 30 Scott Baker, R ERA: 4.54	IP: 9.0 WLS: W BF: 30	H: 2 R: 0 ER: 0 SO: 5	BB: 0 IBB: 0 HBP: 1 BLK: 0	WP: 0 HR: 0 S: 65 P: 94	ERA: 0.00 WHIP: 0.222	<b>PITCHER</b>										IP: 9.0 WLS: W BF: 30	H: 2 R: 0 ER: 0 SO: 5	BB: 0 IBB: 0 HBP: 1 BLK: 0	WP: 0 HR: 0 S: 65 P: 94	ERA: 0.00 WHIP: 0.222		

Batter	1	2	3	4	5	6	7	8	9	AB	R	H	RBI	BB	SO	LOB	BOTTOM			
2 Denard Span, L OBP: 0.385, SLG: 0.389										3	2	1	0	2	0	0	<b>Cleveland Indians @ Minnesota Twins</b> Hubert H. Humphrey Metrodome, Minneapolis, MN Fri Aug 14 2009, 8:10 PM EDT Att: 34,845 - Dome - 70 F <a href="http://livebaseballscorecards.com">livebaseballscorecards.com</a>			
18 Orlando Cabrera, R OBP: 0.319, SLG: 0.379										4	1	0	0	1	1	3				
7 Joe Mauer, L OBP: 0.444, SLG: 0.622										3	2	3	2	2	0	0				
33 Justin Morneau, L OBP: 0.386, SLG: 0.560										4	2	2	2	0	0	3				
23 Brendan Harris, R OBP: 0.307, SLG: 0.377										1	0	0	0	0	0	1				
16 Jason Kubel, L OBP: 0.382, SLG: 0.552										4	1	3	5	1	1	1				
5 Michael Cuddyer, R OBP: 0.341, SLG: 0.501										4	0	1	1	0	1	3				
24 Joe Crede, R OBP: 0.296, SLG: 0.439										3	1	0	0	1	1	1				
8 Nick Punto, S OBP: 0.305, SLG: 0.252										0	0	0	0	0	0	0				
21 Delmon Young, R OBP: 0.284, SLG: 0.359										4	0	0	0	0	1	5				
12 Alexi Casilla, S OBP: 0.270, SLG: 0.225										4	2	2	1	0	0	0				
<b>Inning Stats</b>	R: 0 H: 1 E: 0 K: 0 S: 15	H: 1 LOB: 1 BB: 1 P: 28	R: 0 H: 0 E: 0 K: 1 S: 7	H: 0 LOB: 1 BB: 1 P: 14	R: 3 H: 4 E: 1 K: 1 S: 12	H: 4 LOB: 1 BB: 1 P: 17	R: 6 H: 5 E: 1 K: 1 S: 26	H: 5 LOB: 2 BB: 3 P: 45	R: 0 H: 0 E: 0 K: 0 S: 8	H: 0 LOB: 0 BB: 0 P: 9	R: 2 H: 2 E: 0 K: 1 S: 17	H: 2 LOB: 0 BB: 0 P: 27	R: 0 H: 0 E: 0 K: 0 S: 7	H: 0 LOB: 0 BB: 0 P: 11	R: 0 H: 0 E: 0 K: 1 S: 17	H: 0 LOB: 1 BB: 1 P: 24	1B: 11 2B: 0 3B: 0 HR: 1	SF: 0 SAC: 0 DP: 3 HBP: 0	WP: 1 PB: 0 CS: 0	PA: 41
<b>PITCHER</b> 63 Justin Masterson, R ERA: 4.7	IP: 3.1 WLS: L BF: 20	H: 6 R: 7 ER: 6 SO: 3	BB: 4 IBB: 0 HBP: 0 BLK: 0	WP: 1 HR: 0 S: 46 P: 83	ERA: 16.20 WHIP: 3.000	<b>PITCHER</b>										IP: 3.1 WLS: L BF: 20	H: 6 R: 7 ER: 6 SO: 3	BB: 4 IBB: 0 HBP: 0 BLK: 0	WP: 1 HR: 0 S: 46 P: 83	ERA: 16.20 WHIP: 3.000
40 Jess Todd, R ERA: 9.53	IP: 0.2 WLS: L BF: 6	H: 4 R: 2 ER: 2 SO: 0	BB: 1 IBB: 0 HBP: 0 BLK: 0	WP: 0 HR: 0 S: 14 P: 21	ERA: 27.00 WHIP: 7.500	<b>PITCHER</b>										IP: 0.2 WLS: L BF: 6	H: 4 R: 2 ER: 2 SO: 0	BB: 1 IBB: 0 HBP: 0 BLK: 0	WP: 0 HR: 0 S: 14 P: 21	ERA: 27.00 WHIP: 7.500
16 Tomo Ohka, R ERA: 6.1	IP: 3.0 WLS: L BF: 11	H: 2 R: 2 ER: 2 SO: 1	BB: 0 IBB: 0 HBP: 0 BLK: 0	WP: 0 HR: 1 S: 32 P: 47	ERA: 6.00 WHIP: 0.667	<b>PITCHER</b>										IP: 3.0 WLS: L BF: 11	H: 2 R: 2 ER: 2 SO: 1	BB: 0 IBB: 0 HBP: 0 BLK: 0	WP: 0 HR: 1 S: 32 P: 47	ERA: 6.00 WHIP: 0.667
34 Kerry Wood, R ERA: 4.61	IP: 1.0 WLS: L BF: 4	H: 0 R: 0 ER: 0 SO: 1	BB: 0 IBB: 0 HBP: 0 BLK: 0	WP: 0 HR: 0 S: 17 P: 24	ERA: 0.00 WHIP: 1.000	<b>PITCHER</b>										IP: 1.0 WLS: L BF: 4	H: 0 R: 0 ER: 0 SO: 1	BB: 0 IBB: 0 HBP: 0 BLK: 0	WP: 0 HR: 0 S: 17 P: 24	ERA: 0.00 WHIP: 1.000





Batter	1	2	3	4	5	6	7	8	9	AB	R	H	RBI	BB	SO	LOB	TOP					
24 Grady Sizemore, L OBP: 0.332, SLG: 0.433										4	2	1	1	1	1	1	<b>Cleveland Indians @ Minnesota Twins</b> Hubert H. Humphrey Metrodome, Minneapolis, MN Sat Aug 15 2009, 4:10 PM EDT Att: 33,931 - Dome - 69 F					
11 Jamey Carroll, R OBP: 0.396, SLG: 0.396										5	2	3	0	0	0	1						
26 Trevor Crowe, S OBP: 0.271, SLG: 0.283										0	0	0	0	0	0	0						
13 Asdrubal Cabrera, S OBP: 0.360, SLG: 0.449										5	1	2	1	0	1	3						
17 Shin-Soo Choo, L OBP: 0.398, SLG: 0.475										4	2	2	2	0	2	1						
2 Jhonny Peralta, R OBP: 0.333, SLG: 0.400										4	0	1	1	0	1	1						
48 Travis Hafner, L OBP: 0.394, SLG: 0.488										5	0	3	1	0	1	0						
1 Luis Valbuena, L OBP: 0.292, SLG: 0.399										4	0	0	0	0	3	5						
16 Wyatt Teregas, R OBP: 0.263, SLG: 0.235										3	0	1	1	0	0	3						
8 Chris Gimenez, R OBP: 0.269, SLG: 0.289										4	0	0	0	0	0	4						
<b>Inning Stats</b>	R: 0 E: 0 K: 1 S: 8	H: 0 LOB: 0 BB: 0 P: 12	R: 1 E: 0 K: 1 S: 15	H: 3 LOB: 1 BB: 0 P: 22	R: 2 E: 0 K: 0 S: 16	H: 3 LOB: 1 BB: 0 P: 28	R: 0 E: 0 K: 0 S: 6	H: 1 LOB: 1 BB: 0 P: 9	R: 4 E: 0 K: 1 S: 14	H: 5 LOB: 2 BB: 1 P: 27	R: 0 E: 0 K: 1 S: 14	H: 1 LOB: 0 BB: 0 P: 23	R: 0 E: 0 K: 3 S: 11	H: 0 LOB: 0 BB: 0 P: 15	R: 0 E: 1 K: 1 S: 14	H: 0 LOB: 2 BB: 0 P: 23	R: 0 E: 0 K: 1 S: 6	H: 0 LOB: 0 BB: 0 P: 9	1B: 10 2B: 1 3B: 0 HR: 2	SF: 2 SAC: 0 DP: 0 HBP: 1	WP: 0 PB: 0 SB: 0 CS: 2	PA: 42
<b>PITCHER</b>	IP WLS BF H R ER SO BB IBB HBP BLK WP HR S P ERA WHIP	IP WLS BF H R ER SO BB IBB HBP BLK WP HR S P ERA WHIP															IP WLS BF H R ER SO BB IBB HBP BLK WP HR S P ERA WHIP					
51 Anthony Swarzak, R ERA: 5.87	4.0	L	20	8	5	5	2	1	0	0	0	0	0	0	0	0	2	47	78	11.25	2.250	
52 Brian Duensing, L ERA: 5.24	2.0		11	5	2	2	2	0	0	0	0	0	0	0	0	0	0	26	43	9.00	2.500	
44 Bob Keppel, R ERA: 4.83	2.0		8	0	0	0	4	0	0	1	0	0	0	0	0	0	0	25	38	0.00	0.000	
49 Jeff Manship, R ERA:	1.0		3	0	0	0	1	0	0	0	0	0	0	0	0	0	0	6	9	0.00	0.000	
<b>Batter</b>	<b>1</b>	<b>2</b>	<b>3</b>	<b>4</b>	<b>5</b>	<b>6</b>	<b>7</b>	<b>8</b>	<b>9</b>	<b>AB</b>	<b>R</b>	<b>H</b>	<b>RBI</b>	<b>BB</b>	<b>SO</b>	<b>LOB</b>	<b>BOTTOM</b>					
2 Denard Span, L OBP: 0.380, SLG: 0.384										5	0	0	0	0	2	3	<b>Cleveland Indians @ Minnesota Twins</b> Hubert H. Humphrey Metrodome, Minneapolis, MN Sat Aug 15 2009, 4:10 PM EDT Att: 33,931 - Dome - 69 F					
18 Orlando Cabrera, R OBP: 0.319, SLG: 0.379										5	1	2	0	0	0	2						
7 Joe Mauer, L OBP: 0.446, SLG: 0.630										5	1	3	1	0	0	1						
33 Justin Morneau, L OBP: 0.388, SLG: 0.562										4	1	2	1	1	0	1						
5 Michael Cuddyer, R OBP: 0.339, SLG: 0.498										5	0	1	0	0	0	5						
24 Joe Crede, R OBP: 0.296, SLG: 0.436										4	0	1	1	0	0	6						
21 Delmon Young, R OBP: 0.287, SLG: 0.359										3	0	1	0	1	0	4						
22 Carlos Gómez, R OBP: 0.293, SLG: 0.365										4	0	0	0	0	2	4						
12 Alexi Casilla, S OBP: 0.271, SLG: 0.227										3	0	1	0	0	0	1						
8 Nick Punto, S OBP: 0.304, SLG: 0.251										1	0	0	0	0	1	0						
<b>Inning Stats</b>	R: 0 E: 0 K: 0 S: 17	H: 2 LOB: 3 BB: 1 P: 25	R: 0 E: 0 K: 1 S: 10	H: 1 LOB: 2 BB: 1 P: 15	R: 0 E: 0 K: 0 S: 7	H: 1 LOB: 1 BB: 0 P: 11	R: 0 E: 0 K: 1 S: 11	H: 1 LOB: 1 BB: 0 P: 16	R: 2 E: 0 K: 1 S: 20	H: 4 LOB: 2 BB: 0 P: 35	R: 0 E: 0 K: 1 S: 10	H: 0 LOB: 0 BB: 0 P: 12	R: 0 E: 1 K: 0 S: 11	H: 1 LOB: 2 BB: 0 P: 14	R: 0 E: 0 K: 1 S: 9	H: 0 LOB: 0 BB: 0 P: 13	R: 1 E: 0 K: 0 S: 7	H: 1 LOB: 0 BB: 0 P: 10	1B: 9 2B: 1 3B: 0 HR: 1	SF: 0 SAC: 0 DP: 0 HBP: 0	WP: 0 PB: 0 SB: 0 CS: 0	PA: 41
<b>PITCHER</b>	IP WLS BF H R ER SO BB IBB HBP BLK WP HR S P ERA WHIP	IP WLS BF H R ER SO BB IBB HBP BLK WP HR S P ERA WHIP															IP WLS BF H R ER SO BB IBB HBP BLK WP HR S P ERA WHIP					
28 David Huff, L ERA: 6.55	5.0	W	26	9	2	2	3	2	0	0	0	0	0	0	0	0	0	65	102	3.60	2.200	
53 Rafael Perez, L ERA: 8.59	1.1		5	1	0	0	1	0	0	0	0	0	0	0	0	0	0	15	17	0.00	0.750	
38 Joe Smith, R ERA: 3.07	1.2		6	0	0	0	1	0	0	0	0	0	0	0	0	0	0	15	22	0.00	0.000	
49 Tony Sipp, L ERA: 4.43	1.0		4	1	1	1	0	0	0	0	0	0	0	0	0	0	1	7	10	9.00	1.000	



Batter	1	2	3	4	5	6	7	8	9	AB	R	H	RBI	BB	SO	LOB	TOP						
24 Grady Sizemore, L (1, 8) OBP: 0.335, SLG: 0.444										4	2	2	2	1	1	1	<b>Cleveland Indians @ Minnesota Twins</b> Hubert H. Humphrey Metrodome, Minneapolis, MN Sun Aug 16 2009, 2:10 PM EDT Att: 30,260 - Dome - 70 F <a href="http://livebaseballscorecards.com">livebaseballscorecards.com</a>						
11 Jamey Carroll, R (1, 9) OBP: 0.396, SLG: 0.393										4	1	1	0	1	0	2							
26 Trevor Crowe, S (8, 7) OBP: 0.271, SLG: 0.283										0	0	0	0	0	0	0							
13 Adrúbal Cabrera, S (1, 6) OBP: 0.359, SLG: 0.448										5	1	1	1	0	2	3							
17 Shin-Soo Choo, L (1, 7) OBP: 0.396, SLG: 0.474										5	0	1	1	0	1	3							
2 Jhonny Peralta, R (1, 5) OBP: 0.335, SLG: 0.402										5	0	3	1	0	0	1							
48 Travis Hafner, L (1, 10) OBP: 0.357, SLG: 0.477										5	0	0	0	0	2	3							
10 Kelly Shoppach, R (1, 2) OBP: 0.351, SLG: 0.423										3	1	2	1	1	0	0							
1 Luis Valbuena, L (1, 4) OBP: 0.291, SLG: 0.410										4	1	1	1	0	0	3							
25 Andy Marte, R (1, 3) OBP: 0.310, SLG: 0.222										3	1	1	0	0	0	3							
<b>Inning Stats</b>	R: 0 E: 0 K: 1 S: 9	H: 0 LOB: 0 BB: 0 P: 15	R: 0 E: 0 K: 1 S: 11	H: 0 LOB: 0 BB: 0 P: 16	R: 6 E: 1 K: 1 S: 28	H: 6 LOB: 3 BB: 1 P: 43	R: 1 E: 0 K: 1 S: 19	H: 2 LOB: 1 BB: 0 P: 27	R: 0 E: 0 K: 0 S: 8	H: 0 LOB: 2 BB: 2 P: 13	R: 0 E: 0 K: 1 S: 9	H: 0 LOB: 0 BB: 0 P: 18	R: 0 E: 0 K: 0 S: 7	H: 1 LOB: 1 BB: 0 P: 9	R: 0 E: 0 K: 0 S: 7	H: 1 LOB: 1 BB: 0 P: 9	R: 0 E: 0 K: 1 S: 11	H: 1 LOB: 1 BB: 0 P: 16	1B: 6 2B: 3 3B: 0 HR: 3	SF: 0 SAC: 0 DP: 2 HBP: 1	WP: 0 PB: 0 SB: 1 CS: 0	PA: 42	
<b>PITCHER</b>	IP WLS BF H R ER SO BB IBB HBP BLK WP HR S P ERA WHIP	IP WLS BF H R ER SO BB IBB HBP BLK WP HR S P ERA WHIP	IP WLS BF H R ER SO BB IBB HBP BLK WP HR S P ERA WHIP	IP WLS BF H R ER SO BB IBB HBP BLK WP HR S P ERA WHIP	IP WLS BF H R ER SO BB IBB HBP BLK WP HR S P ERA WHIP	IP WLS BF H R ER SO BB IBB HBP BLK WP HR S P ERA WHIP	IP WLS BF H R ER SO BB IBB HBP BLK WP HR S P ERA WHIP	IP WLS BF H R ER SO BB IBB HBP BLK WP HR S P ERA WHIP	IP WLS BF H R ER SO BB IBB HBP BLK WP HR S P ERA WHIP	IP WLS BF H R ER SO BB IBB HBP BLK WP HR S P ERA WHIP	IP WLS BF H R ER SO BB IBB HBP BLK WP HR S P ERA WHIP	IP WLS BF H R ER SO BB IBB HBP BLK WP HR S P ERA WHIP	IP WLS BF H R ER SO BB IBB HBP BLK WP HR S P ERA WHIP	IP WLS BF H R ER SO BB IBB HBP BLK WP HR S P ERA WHIP	IP WLS BF H R ER SO BB IBB HBP BLK WP HR S P ERA WHIP	IP WLS BF H R ER SO BB IBB HBP BLK WP HR S P ERA WHIP	IP WLS BF H R ER SO BB IBB HBP BLK WP HR S P ERA WHIP	IP WLS BF H R ER SO BB IBB HBP BLK WP HR S P ERA WHIP	IP WLS BF H R ER SO BB IBB HBP BLK WP HR S P ERA WHIP	IP WLS BF H R ER SO BB IBB HBP BLK WP HR S P ERA WHIP	IP WLS BF H R ER SO BB IBB HBP BLK WP HR S P ERA WHIP	IP WLS BF H R ER SO BB IBB HBP BLK WP HR S P ERA WHIP	IP WLS BF H R ER SO BB IBB HBP BLK WP HR S P ERA WHIP

Batter	1	2	3	4	5	6	7	8	9	AB	R	H	RBI	BB	SO	LOB	BOTTOM						
2 Denard Span, L (1, 8) OBP: 0.383, SLG: 0.386										4	0	2	1	1	0	1	<b>Cleveland Indians @ Minnesota Twins</b> Hubert H. Humphrey Metrodome, Minneapolis, MN Sun Aug 16 2009, 2:10 PM EDT Att: 30,260 - Dome - 70 F <a href="http://livebaseballscorecards.com">livebaseballscorecards.com</a>						
18 Orlando Cabrera, R (1, 6) OBP: 0.316, SLG: 0.375										5	0	0	0	0	2	5							
7 Joe Mauer, L (1, 2) OBP: 0.444, SLG: 0.626										4	0	1	0	0	0	1							
33 Justin Morneau, L (1, 3) OBP: 0.387, SLG: 0.558										3	0	0	0	1	1	1							
16 Jason Kubel, L (1, 10) OBP: 0.383, SLG: 0.550										3	1	1	0	1	0	2							
5 Michael Cuddyer, R (1, 9) OBP: 0.341, SLG: 0.469										3	1	1	0	1	1	2							
24 Joe Crede, R (1, 5) OBP: 0.295, SLG: 0.432										3	0	0	1	1	1	2							
21 Delmon Young, R (1, 7) OBP: 0.287, SLG: 0.369										4	1	1	2	0	1	3							
8 Nick Punto, S (1, 4) OBP: 0.310, SLG: 0.260										3	1	2	0	1	1	0							
<b>Inning Stats</b>	R: 0 E: 0 K: 1 S: 9	H: 0 LOB: 0 BB: 0 P: 15	R: 3 E: 0 K: 1 S: 15	H: 3 LOB: 0 BB: 0 P: 25	R: 0 E: 0 K: 0 S: 9	H: 1 LOB: 0 BB: 0 P: 11	R: 0 E: 0 K: 0 S: 10	H: 0 LOB: 3 BB: 3 P: 26	R: 0 E: 0 K: 0 S: 13	H: 1 LOB: 1 BB: 0 P: 20	R: 0 E: 0 K: 1 S: 11	H: 0 LOB: 1 BB: 1 P: 18	R: 0 E: 0 K: 0 S: 8	H: 1 LOB: 1 BB: 1 P: 15	R: 0 E: 0 K: 1 S: 13	H: 1 LOB: 1 BB: 0 P: 20		R: 1 E: 0 K: 3 S: 19	H: 1 LOB: 1 BB: 1 P: 29	1B: 5 2B: 2 3B: 0 HR: 1	SF: 0 SAC: 0 DP: 3 HBP: 0	WP: 0 PB: 1 SB: 1 CS: 0	PA: 38
<b>PITCHER</b>	IP WLS BF H R ER SO BB IBB HBP BLK WP HR S P ERA WHIP	IP WLS BF H R ER SO BB IBB HBP BLK WP HR S P ERA WHIP	IP WLS BF H R ER SO BB IBB HBP BLK WP HR S P ERA WHIP	IP WLS BF H R ER SO BB IBB HBP BLK WP HR S P ERA WHIP	IP WLS BF H R ER SO BB IBB HBP BLK WP HR S P ERA WHIP	IP WLS BF H R ER SO BB IBB HBP BLK WP HR S P ERA WHIP	IP WLS BF H R ER SO BB IBB HBP BLK WP HR S P ERA WHIP	IP WLS BF H R ER SO BB IBB HBP BLK WP HR S P ERA WHIP	IP WLS BF H R ER SO BB IBB HBP BLK WP HR S P ERA WHIP	IP WLS BF H R ER SO BB IBB HBP BLK WP HR S P ERA WHIP	IP WLS BF H R ER SO BB IBB HBP BLK WP HR S P ERA WHIP	IP WLS BF H R ER SO BB IBB HBP BLK WP HR S P ERA WHIP	IP WLS BF H R ER SO BB IBB HBP BLK WP HR S P ERA WHIP	IP WLS BF H R ER SO BB IBB HBP BLK WP HR S P ERA WHIP	IP WLS BF H R ER SO BB IBB HBP BLK WP HR S P ERA WHIP	IP WLS BF H R ER SO BB IBB HBP BLK WP HR S P ERA WHIP	IP WLS BF H R ER SO BB IBB HBP BLK WP HR S P ERA WHIP	IP WLS BF H R ER SO BB IBB HBP BLK WP HR S P ERA WHIP	IP WLS BF H R ER SO BB IBB HBP BLK WP HR S P ERA WHIP	IP WLS BF H R ER SO BB IBB HBP BLK WP HR S P ERA WHIP	IP WLS BF H R ER SO BB IBB HBP BLK WP HR S P ERA WHIP	IP WLS BF H R ER SO BB IBB HBP BLK WP HR S P ERA WHIP	IP WLS BF H R ER SO BB IBB HBP BLK WP HR S P ERA WHIP









Batter	1	2	3	4	5	6	7	8	9	AB	R	H	RBI	BB	SO	LOB	TOP								
2 Denard Span, L OBP: 0.383, SLG: 0.383										4	1	2	0	1	0	0	<b>Minnesota Twins @ Texas Rangers</b> Rangers Ballpark in Arlington, Arlington, TX Tue Aug 18 2009, 8:05 PM EDT Att: 20,931 - Clear - 93 F								
18 Orlando Cabrera, R OBP: 0.317, SLG: 0.375										5	1	2	0	0	0	4									
7 Joe Mauer, L OBP: 0.448, SLG: 0.653										5	2	3	3	0	0	2									
16 Jason Kubel, L OBP: 0.383, SLG: 0.546 23 Brendan Harris, R OBP: 0.307, SLG: 0.375										0	0	0	0	0	0	0									
5 Michael Cuddyer, R OBP: 0.343, SLG: 0.502										5	2	3	0	0	0	3									
24 Joe Crede, R OBP: 0.296, SLG: 0.426										5	1	1	1	0	0	3									
21 Delmon Young, R OBP: 0.292, SLG: 0.388										5	1	2	4	0	1	2									
22 Carlos Gómez, R OBP: 0.292, SLG: 0.361										5	0	1	0	0	1	2									
8 Nick Punto, S OBP: 0.258										3	0	0	0	1	2	1									
<b>Inning Stats</b>	R: 0 H: 1 E: 0 K: 1 S: 9	H: 1 LOB: 0 BB: 14	R: 0 H: 0 E: 0 K: 2 S: 11	H: 1 LOB: 1 BB: 0 P: 16	R: 0 H: 0 E: 0 K: 0 S: 6	H: 0 LOB: 0 BB: 0 P: 8	R: 1 H: 2 E: 0 K: 0 S: 14	H: 2 LOB: 1 BB: 0 P: 24	R: 0 H: 0 E: 0 K: 1 S: 7	H: 0 LOB: 0 BB: 0 P: 12	R: 4 H: 5 E: 1 K: 0 S: 18	H: 5 LOB: 3 BB: 2 P: 37	R: 3 H: 4 E: 0 K: 1 S: 15	H: 4 LOB: 1 BB: 0 P: 22	R: 1 H: 3 E: 0 K: 0 S: 12	H: 3 LOB: 1 BB: 2 P: 21	R: 0 H: 0 E: 0 K: 0 S: 6	H: 0 LOB: 0 BB: 0 P: 12	1B: 10 2B: 3 3B: 0 HR: 3	SF: 0 SAC: 0 DP: 1 HBP: 0	WP: 0 PB: 0 SB: 1 CS: 0	PA: 44			
<b>PITCHER</b>	IP WLS BF H R ER SO BB IBB HBP BLK WP HR S P ERA WHIP																								
39 Scott Feldman, R ERA: 4.06	5.2	L	27	9	5	5	4	1	0	0	0	0	0	0	1	63	103	7.94	1.765						
28 Jason Jennings, R ERA: 3.97	1.1	L	9	4	3	3	1	0	1	0	0	0	0	2	17	30	20.25	3.000							
52 Doug Mathis, R ERA: 3.09	2.0		8	3	1	1	0	1	0	0	0	0	0	0	18	34	4.50	2.000							

Batter	1	2	3	4	5	6	7	8	9	AB	R	H	RBI	BB	SO	LOB	BOTTOM								
20 Julio Borbon, L OBP: 0.536, SLG: 0.520										4	1	3	0	1	1	1	<b>Minnesota Twins @ Texas Rangers</b> Rangers Ballpark in Arlington, Arlington, TX Tue Aug 18 2009, 8:05 PM EDT Att: 20,931 - Clear - 93 F								
10 Michael Young, R OBP: 0.376, SLG: 0.524										5	1	2	0	0	0	3									
32 Josh Hamilton, L OBP: 0.321, SLG: 0.429										4	1	1	1	1	1	3									
22 Marlon Byrd, R OBP: 0.325, SLG: 0.466										4	1	1	0	1	0	3									
7 David Murphy, L OBP: 0.346, SLG: 0.436										4	0	0	0	1	3	3									
5 Ian Kinsler, R OBP: 0.326, SLG: 0.506										4	1	1	3	1	0	1									
9 Hank Blalock, L OBP: 0.274, SLG: 0.486										4	0	1	0	1	0	2									
2 Taylor Teagarden, R OBP: 0.264, SLG: 0.364										3	0	0	0	1	2	3									
13 Omar Vizquel, S OBP: 0.354, SLG: 0.387										4	1	2	0	0	1	1									
<b>Inning Stats</b>	R: 1 H: 3 E: 0 K: 1 S: 19	H: 0 LOB: 1 BB: 1 P: 15	R: 0 H: 0 E: 0 K: 1 S: 9	H: 0 LOB: 1 BB: 1 P: 15	R: 4 H: 3 E: 0 K: 1 S: 19	H: 3 LOB: 1 BB: 2 P: 37	R: 0 H: 1 E: 0 K: 1 S: 16	H: 1 LOB: 0 BB: 0 P: 23	R: 0 H: 0 E: 0 K: 1 S: 13	H: 0 LOB: 0 BB: 0 P: 21	R: 1 H: 3 E: 0 K: 0 S: 14	H: 3 LOB: 3 BB: 2 P: 28	R: 0 H: 0 E: 0 K: 1 S: 9	H: 0 LOB: 1 BB: 1 P: 20	R: 0 H: 1 E: 0 K: 1 S: 9	H: 1 LOB: 1 BB: 0 P: 13	R: 0 H: 0 E: 0 K: 1 S: 8	H: 0 LOB: 1 BB: 1 P: 15	1B: 8 2B: 1 3B: 1 HR: 1	SF: 0 SAC: 0 DP: 2 HBP: 0	WP: 0 PB: 0 SB: 6 CS: 0	PA: 43			
<b>PITCHER</b>	IP WLS BF H R ER SO BB IBB HBP BLK WP HR S P ERA WHIP																								
48 Carl Pavano, R ERA: 5.32	4.0		21	7	5	5	4	3	0	0	0	0	0	0	1	63	99	11.25	2.500						
38 Philip Humber, R ERA: 10.5	1.2		9	3	1	1	1	1	1	0	0	0	0	0	24	46	5.40	2.400							
28 Jesse Crain, R ERA: 6.47	1.1	W	5	0	0	0	1	1	0	0	0	0	0	0	12	23	0.00	0.750							
54 Matt Guerrier, R ERA: 2.3	1.0	H	4	1	0	0	1	0	0	0	0	0	0	9	13	0.00	1.000								
36 Joe Nathan, R ERA: 1.88	1.0	S	4	0	0	0	1	1	0	0	0	0	0	8	15	0.00	1.000								

AB 41  
R 9  
H 16  
RBI 9  
BB 3  
SO 5  
LOB 18



AB 36  
R 6  
H 11  
RBI 4  
BB 7  
SO 8  
LOB 20





Batter	1	2	3	4	5	6	7	8	9	AB	R	H	RBI	BB	SO	LOB	TOP					
2 Denard Span, L OBP: 0.388, SLG: 0.389	G4-3		HBP		1B	2B		1B		4	1	3	1	0	0	0	<b>Minnesota Twins @ Texas Rangers</b> Rangers Ballpark in Arlington, Arlington, TX Wed Aug 19 2009, 8:05 PM EDT Att: 33,479 - Clear - 98 F					
18 Orlando Cabrera, R OBP: 0.315, SLG: 0.374	G5-3		K		SF8	1B		FC6-4		4	0	1	2	0	1	4						
7 Joe Mauer, L OBP: 0.448, SLG: 0.648	G3		G6-3		BB	IBB			F7	3	0	0	0	2	0	3						
16 Jason Kubel, L OBP: 0.378, SLG: 0.539	K		K		L9	P6			K	5	0	0	0	0	3	5						
5 Michael Cuddyer, R OBP: 0.341, SLG: 0.501	L8		F9			2B			K	5	1	1	0	0	1	0						
24 Joe Crede, R OBP: 0.299, SLG: 0.430	G6-3		G6-3		G6-3	2B			K	4	1	2	1	0	0	0						
21 Delmon Young, R OBP: 0.288, SLG: 0.383	G2-3		G6-3		G6-3	G6-3		G5-4-3		4	0	0	0	0	0	2						
22 Carlos Gómez, R OBP: 0.295, SLG: 0.361	1B		BB		K			G4-3		3	1	1	0	1	1							
8 Nick Punto, S OBP: 0.317, SLG: 0.262	1B		BB		BB	1B		G1-3		3	1	2	1	1	0	0						
<b>Inning Stats</b>	R: 0 H: 0 E: 0 K: 0 S: 11	H: 0 LOB: 0 BB: 0 P: 12	R: 0 H: 0 E: 0 K: 1 S: 8	H: 0 LOB: 0 BB: 0 P: 12	R: 0 H: 2 E: 0 K: 1 S: 15	H: 2 LOB: 3 BB: 0 P: 24	R: 0 H: 0 E: 0 K: 1 S: 6	H: 0 LOB: 0 BB: 0 P: 10	R: 1 H: 1 E: 0 K: 0 S: 17	H: 1 LOB: 3 BB: 3 P: 34	R: 4 H: 5 E: 0 K: 1 S: 18	H: 5 LOB: 2 BB: 1 P: 33	R: 0 H: 1 E: 0 K: 0 S: 8	H: 1 LOB: 1 BB: 0 P: 11	R: 0 H: 0 E: 0 K: 2 S: 9	H: 0 LOB: 0 BB: 0 P: 13	1B: 7 2B: 3 3B: 0 HR: 0	SF: 1 SAC: 0 DP: 1 HBP: 1	WP: 0 PB: 0 CS: 0	PA: 41		
<b>PITCHER</b>	IP WLS BF H R ER SO BB IBB HBP BLK WP HR S P ERA WHIP	IP WLS BF H R ER SO BB IBB HBP BLK WP HR S P ERA WHIP	IP WLS BF H R ER SO BB IBB HBP BLK WP HR S P ERA WHIP	IP WLS BF H R ER SO BB IBB HBP BLK WP HR S P ERA WHIP	IP WLS BF H R ER SO BB IBB HBP BLK WP HR S P ERA WHIP	IP WLS BF H R ER SO BB IBB HBP BLK WP HR S P ERA WHIP	IP WLS BF H R ER SO BB IBB HBP BLK WP HR S P ERA WHIP	IP WLS BF H R ER SO BB IBB HBP BLK WP HR S P ERA WHIP	IP WLS BF H R ER SO BB IBB HBP BLK WP HR S P ERA WHIP	IP WLS BF H R ER SO BB IBB HBP BLK WP HR S P ERA WHIP	IP WLS BF H R ER SO BB IBB HBP BLK WP HR S P ERA WHIP	IP WLS BF H R ER SO BB IBB HBP BLK WP HR S P ERA WHIP	IP WLS BF H R ER SO BB IBB HBP BLK WP HR S P ERA WHIP	IP WLS BF H R ER SO BB IBB HBP BLK WP HR S P ERA WHIP	IP WLS BF H R ER SO BB IBB HBP BLK WP HR S P ERA WHIP	IP WLS BF H R ER SO BB IBB HBP BLK WP HR S P ERA WHIP	IP WLS BF H R ER SO BB IBB HBP BLK WP HR S P ERA WHIP	IP WLS BF H R ER SO BB IBB HBP BLK WP HR S P ERA WHIP	IP WLS BF H R ER SO BB IBB HBP BLK WP HR S P ERA WHIP	IP WLS BF H R ER SO BB IBB HBP BLK WP HR S P ERA WHIP	IP WLS BF H R ER SO BB IBB HBP BLK WP HR S P ERA WHIP	IP WLS BF H R ER SO BB IBB HBP BLK WP HR S P ERA WHIP
33 Kevin Millwood, R ERA: 3.48	5.2	L	28	7	5	5	4	3	0	1	0	0	0	0	0	0	0	0	70	113	7.94	1.765
56 Darren O'Day, R ERA: 1.94	1.1	H	6	2	0	0	0	0	1	0	0	0	0	0	0	0	0	0	13	21	0.00	1.500
36 C.J. Wilson, L ERA: 2.95	2.0	S	7	1	0	0	2	0	0	0	0	0	0	0	0	0	0	0	16	24	0.00	0.500

Batter	1	2	3	4	5	6	7	8	9	AB	R	H	RBI	BB	SO	LOB	BOTTOM					
20 Julio Borbon, L OBP: 0.516, SLG: 0.500	K		E7		G3	G5-4-3			K	3	1	1	1	0	1	2	<b>Minnesota Twins @ Texas Rangers</b> Rangers Ballpark in Arlington, Arlington, TX Wed Aug 19 2009, 8:05 PM EDT Att: 33,479 - Clear - 98 F					
25 Andruw Jones, R OBP: 0.334, SLG: 0.494	K		1B		K				K	2	0	0	0	0	1	2						
10 Michael Young, R OBP: 0.375, SLG: 0.521	G1-3		1B		K				K	4	0	1	2	0	2	2						
32 Josh Hamilton, L OBP: 0.316, SLG: 0.422	K		F9		G3				F8	4	0	0	0	0	1	1						
22 Marlon Byrd, R OBP: 0.327, SLG: 0.473	2B		F8		3B				K	4	0	2	0	0	1	1						
7 David Murphy, L OBP: 0.342, SLG: 0.430	F8		K		K				P2	4	0	0	0	0	2	3						
5 Ian Kinsler, R OBP: 0.325, SLG: 0.504	F9		K		BB				G5-3	4	1	1	0	0	1	2						
9 Hank Blalock, L OBP: 0.274, SLG: 0.482	L4		BB		F7				K	3	0	0	0	1	1	1						
7 Ivan Rodriguez, R OBP: 0.285, SLG: 0.390	1B		1B		BB				G5-3	4	1	3	1	0	0	0						
1 Elvis Andrus, R OBP: 0.334, SLG: 0.385	1B		1B		G1-3				K	3	1	1	0	1	1	2						
<b>Inning Stats</b>	R: 0 H: 0 E: 0 K: 2 S: 9	H: 1 LOB: 1 BB: 0 P: 11	R: 3 H: 4 E: 1 K: 1 S: 18	H: 4 LOB: 1 BB: 0 P: 26	R: 1 H: 2 E: 0 K: 1 S: 18	H: 2 LOB: 2 BB: 1 P: 25	R: 0 H: 1 E: 0 K: 0 S: 8	H: 1 LOB: 1 BB: 1 P: 17	R: 0 H: 0 E: 0 K: 2 S: 9	H: 0 LOB: 0 BB: 0 P: 11	R: 0 H: 0 E: 0 K: 1 S: 9	H: 0 LOB: 0 BB: 0 P: 11	R: 0 H: 0 E: 0 K: 2 S: 11	H: 0 LOB: 0 BB: 0 P: 16	1B: 6 2B: 2 3B: 1 HR: 0	SF: 0 SAC: 0 DP: 1 HBP: 0	WP: 0 PB: 0 CS: 0	PA: 37				
<b>PITCHER</b>	IP WLS BF H R ER SO BB IBB HBP BLK WP HR S P ERA WHIP	IP WLS BF H R ER SO BB IBB HBP BLK WP HR S P ERA WHIP	IP WLS BF H R ER SO BB IBB HBP BLK WP HR S P ERA WHIP	IP WLS BF H R ER SO BB IBB HBP BLK WP HR S P ERA WHIP	IP WLS BF H R ER SO BB IBB HBP BLK WP HR S P ERA WHIP	IP WLS BF H R ER SO BB IBB HBP BLK WP HR S P ERA WHIP	IP WLS BF H R ER SO BB IBB HBP BLK WP HR S P ERA WHIP	IP WLS BF H R ER SO BB IBB HBP BLK WP HR S P ERA WHIP	IP WLS BF H R ER SO BB IBB HBP BLK WP HR S P ERA WHIP	IP WLS BF H R ER SO BB IBB HBP BLK WP HR S P ERA WHIP	IP WLS BF H R ER SO BB IBB HBP BLK WP HR S P ERA WHIP	IP WLS BF H R ER SO BB IBB HBP BLK WP HR S P ERA WHIP	IP WLS BF H R ER SO BB IBB HBP BLK WP HR S P ERA WHIP	IP WLS BF H R ER SO BB IBB HBP BLK WP HR S P ERA WHIP	IP WLS BF H R ER SO BB IBB HBP BLK WP HR S P ERA WHIP	IP WLS BF H R ER SO BB IBB HBP BLK WP HR S P ERA WHIP	IP WLS BF H R ER SO BB IBB HBP BLK WP HR S P ERA WHIP	IP WLS BF H R ER SO BB IBB HBP BLK WP HR S P ERA WHIP	IP WLS BF H R ER SO BB IBB HBP BLK WP HR S P ERA WHIP	IP WLS BF H R ER SO BB IBB HBP BLK WP HR S P ERA WHIP	IP WLS BF H R ER SO BB IBB HBP BLK WP HR S P ERA WHIP	
30 Scott Baker, R ERA: 4.62	5.1	W	27	9	4	4	3	2	0	0	0	0	0	0	0	0	0	0	78	109	6.75	2.062
50 Jose Mijares, L ERA: 2.15	2.2	H	7	0	0	0	3	0	0	0	0	0	0	0	0	0	0	0	21	28	0.00	0.000
36 Joe Nathan, R ERA: 1.54	1.0	S	3	0	0	0	2	0	0	0	0	0	0	0	0	0	0	0	11	16	0.00	0.000



Batter	1	2	3	4	5	6	7	8	9	AB	R	H	RBI	BB	SO	LOB	TOP			
2 Denard Span, L (1,9) OBP: 0.390, SLG: 0.392	G4-3		1B			1B		1B		4	0	3	0	0	0	0	<b>Minnesota Twins @ Texas Rangers</b> Rangers Ballpark in Arlington, Arlington, TX Thu Aug 20 2009, 8:05 PM EDT Att: 21,870 - Clear - 96 F			
18 Orlando Cabrera, R (1,6) OBP: 0.315, SLG: 0.373 12 Alexi Casilla, S (8,PH) OBP: 0.267, SLG: 0.223	F9		F7			G5-3		L7		3	0	1	0	0	0	1				
7 Joe Mauer, L (1,10) OBP: 0.446, SLG: 0.643	1B					L5		L7		4	0	1	0	0	0	3				
5 Michael Cuddyer, R (1,3) OBP: 0.340, SLG: 0.499	F9					1B		F9		4	0	1	0	0	1	2				
24 Joe Crede, R (1,5) OBP: 0.296, SLG: 0.426 23 Brendan Harris, R (8,5) OBP: 0.306, SLG: 0.372	F9					L7		G5-3		3	0	0	0	0	0	3				
21 Delmon Young, R (1,7) OBP: 0.291, SLG: 0.396	K					HR		G5-3		4	1	2	1	0	1	0				
55 Mike Redmond, R (1,2) OBP: 0.326, SLG: 0.299	K					G5-3		1B		4	0	1	0	0	1	1				
22 Carlos Gómez, R (1,8) OBP: 0.295, SLG: 0.361			L9			1B		K		3	0	1	0	0	1	1				
8 Nick Punto, S (1,4) OBP: 0.314, SLG: 0.259	F7					L3		P5		3	0	0	0	0	0	2				
<b>Inning Stats</b>	R: 0 E: 0 K: 0 S: 13	H: 1 LOB: 1 BB: 0 P: 19	R: 0 E: 0 K: 2 S: 8	H: 0 LOB: 0 BB: 0 P: 14	R: 0 E: 1 K: 0 S: 10	H: 1 LOB: 1 BB: 0 P: 14	R: 0 E: 0 K: 1 S: 9	H: 0 LOB: 0 BB: 0 P: 12	R: 1 E: 0 K: 0 S: 8	H: 2 LOB: 0 BB: 0 P: 12	R: 0 E: 0 K: 0 S: 11	H: 3 LOB: 2 BB: 0 P: 14	R: 0 E: 0 K: 1 S: 9	H: 1 LOB: 1 BB: 0 P: 16	R: 0 E: 0 K: 0 S: 8	H: 1 LOB: 1 BB: 0 P: 15	1B: 9 2B: 1 3B: 0 HR: 1	SF: 0 SAC: 0 DP: 3 HBP: 0	WP: 0 PB: 0 CS: 0	PA: 34
<b>PITCHER</b>	IP WLS BF H R ER SO BB IBB HBP BLK WP HR S P ERA WHIP																			
45 Derek Holland, L (1,1) ERA: 4.72	5.1 W 22 7 1 1 3 0 0 0 0 0 1 57 83 1.69 1.312																			
30 Nettali Feliz, R (6,1) ERA: 0.77	1.2 H 5 1 0 0 1 0 0 0 0 0 0 11 18 0.00 0.600																			
55 Willie Eyre, R (8,1) ERA: 4.32	1.0 4 1 0 0 0 0 0 0 0 0 0 8 13 0.00 1.000																			
28 Jason Jennings, R (9,1) ERA: 3.9	1.0 3 1 0 0 0 0 0 0 0 0 0 10 15 0.00 1.000																			

Batter	1	2	3	4	5	6	7	8	9	AB	R	H	RBI	BB	SO	LOB	BOTTOM			
20 Julio Borbon, L (1,10) OBP: 0.528, SLG: 0.636	F8		HR			G6-3		10 2B		5	2	3	3	0	0	0	<b>Minnesota Twins @ Texas Rangers</b> Rangers Ballpark in Arlington, Arlington, TX Thu Aug 20 2009, 8:05 PM EDT Att: 21,870 - Clear - 96 F			
10 Michael Young, R (1,5) OBP: 0.377, SLG: 0.524	G6-3		22 HR			F8		32 1B		5	2	3	2	0	0	0				
32 Josh Hamilton, L (1,8) OBP: 0.318, SLG: 0.422	F7		F8			22 BB		2B		5	0	2	0	0	0	3				
22 Marlon Byrd, R (1,7) OBP: 0.330, SLG: 0.489	HR		HR			1B		SF9		3	2	2	4	1	0	0				
5 Ian Kinsler, R (1,4) OBP: 0.324, SLG: 0.500	F7		L5			P3		F9		5	0	1	0	0	0	3				
17 Nelson Cruz, R (1,9) OBP: 0.335, SLG: 0.550	G6-3					K		HR		5	1	1	1	0	3	1				
9 Hank Blalock, L (1,3) OBP: 0.278, SLG: 0.483	1B		E9			E9		K		5	1	3	0	0	1	1				
2 Taylor Teagarden, R (1,2) OBP: 0.270, SLG: 0.364	G3		K			K		1 2B		3	1	1	0	1	1	2				
1 Elvis Andrus, R (1,6) OBP: 0.333, SLG: 0.386	F9		F9			K		FC6-4		4	2	1	1	0	1	3				
<b>Inning Stats</b>	R: 0 E: 0 K: 0 S: 9	H: 2 LOB: 1 BB: 0 P: 15	R: 1 E: 0 K: 0 S: 11	H: 2 LOB: 1 BB: 0 P: 15	R: 3 E: 0 K: 0 S: 12	H: 3 LOB: 0 BB: 0 P: 18	R: 0 E: 1 K: 3 S: 12	H: 1 LOB: 1 BB: 0 P: 18	R: 0 E: 0 K: 0 S: 9	H: 1 LOB: 2 BB: 1 P: 15	R: 5 E: 0 K: 1 S: 25	H: 5 LOB: 1 BB: 1 P: 39	R: 2 E: 0 K: 1 S: 23	H: 4 LOB: 2 BB: 0 P: 33	R: 0 E: 0 K: 1 S: 11	H: 1 LOB: 1 BB: 0 P: 18	1B: 10 2B: 3 3B: 0 HR: 4	SF: 1 SAC: 0 DP: 0 HBP: 0	WP: 0 PB: 0 CS: 0	PA: 43
<b>PITCHER</b>	IP WLS BF H R ER SO BB IBB HBP BLK WP HR S P ERA WHIP																			
51 Anthony Swarzak, R (1,1) ERA: 6.25	5.1 L 26 8 6 6 4 2 0 0 0 0 0 4 62 10.12 1.875																			
44 Bob Keppel, R (6,1) ERA: 5.14	0.0 3 3 2 2 0 0 0 0 0 0 0 7 10 ∞ ∞																			
49 Jeff Manship, R (6,1) ERA: 4.15	1.2 10 5 3 3 1 0 0 0 0 0 0 32 48 16.20 3.000																			
38 Philip Humber, R (8,1) ERA: 9.0	1.0 4 1 0 0 1 0 0 0 0 0 0 11 18 0.00 1.000																			







Batter	1	2	3	4	5	6	7	8	9	AB	R	H	RBI	BB	SO	LOB	TOP					
<b>2 Denard Span, L</b> OBP: 0.388, SLG: 0.393										4	1	0	0	1	0	2						
<b>18 Orlando Cabrera, R</b> OBP: 0.315, SLG: 0.376										5	2	2	0	0	1	2						
<b>7 Joe Mauer, L</b> OBP: 0.449, SLG: 0.638										3	1	1	0	2	1	2						
<b>16 Jason Kubel, L</b> OBP: 0.376, SLG: 0.535										5	0	2	3	0	0	4						
<b>5 Michael Cuddyer, R</b> OBP: 0.340, SLG: 0.503										4	1	2	2	1	0	3						
<b>21 Delmon Young, R</b> OBP: 0.282, SLG: 0.383										5	1	0	0	0	1	5						
<b>23 Brendan Harris, R</b> OBP: 0.306, SLG: 0.371										4	1	1	1	0	1	2						
<b>22 Carlos Gómez, R</b> OBP: 0.297, SLG: 0.361										4	0	1	1	0	2	0						
<b>12 Alexi Casilla, S</b> OBP: 0.278, SLG: 0.242										4	1	2	1	0	0	0						
<b>Inning Stats</b>	R: 0 E: 0 K: 1 S: 10	H: 0 LOB: 1 BB: 1 P: 21	R: 1 E: 0 K: 3 S: 12	H: 1 LOB: 0 BB: 0 P: 21	R: 2 E: 0 K: 0 S: 11	H: 2 LOB: 1 BB: 1 P: 18	R: 0 E: 0 K: 1 S: 7	H: 0 LOB: 0 BB: 0 P: 11	R: 0 E: 0 K: 0 S: 4	H: 0 LOB: 0 BB: 0 P: 8	R: 3 E: 0 K: 1 S: 16	H: 3 LOB: 2 BB: 1 P: 23	R: 1 E: 0 K: 0 S: 15	H: 3 LOB: 2 BB: 0 P: 23	R: 0 E: 0 K: 0 S: 5	H: 0 LOB: 0 BB: 0 P: 8	R: 1 E: 0 K: 0 S: 11	H: 2 LOB: 1 BB: 1 P: 21	1B: 8 2B: 2 3B: 0 HR: 1	SF: 0 SAC: 0 DP: 1 HBP: 0	WP: 1 PB: 0 SB: 0 CS: 0	PA: 42
<b>PITCHER</b>	IP WLS BF H R ER SO BB IBB HBP BLK WP HR S P ERA WHIP																					
<b>34 Kyle Davies, R</b> ERA: 6.12	5.2 L 25 4 6 6 6 3 0 0 0 0 1 1 53 93 9.53 1.235																					
<b>32 Ron Mahay, L</b> ERA: 4.79	0.1 4 3 1 1 0 0 0 0 0 0 0 0 9 13 27.00 9.000																					
<b>49 John Bale, L</b> ERA: 5.96	0.0 2 2 0 0 0 0 0 0 0 0 0 0 5 9 20.00 8.000																					
<b>56 Roman Colon, R</b> ERA: 6.12	2.0 8 1 1 1 0 1 0 0 0 0 0 0 19 31 4.50 1.000																					
<b>34 Jamey Wright, R</b> ERA: 4.53	1.0 3 1 0 0 0 0 0 0 0 0 0 0 5 8 0.00 1.000																					

Minnesota Twins @ Kansas City Royals  
Kauffman Stadium, Kansas City, MO  
Sat Aug 22 2009, 6:10 PM CDT  
Att: 33,811 - Partly Cloudy - 79 F

AB 38  
R 8  
H 11  
RBI 8  
BB 4  
SO 6  
LOB 20



Batter	1	2	3	4	5	6	7	8	9	AB	R	H	RBI	BB	SO	LOB	BOTTOM					
<b>9 David DeJesus, L</b> OBP: 0.341, SLG: 0.428										4	1	3	2	0	0	0						
<b>3 Brayan Peña, S</b> OBP: 0.349, SLG: 0.505										3	0	0	0	0	1	3						
<b>16 Billy Butler, R</b> OBP: 0.351, SLG: 0.486										5	1	1	0	0	1	5						
<b>21 Miguel Olivo, R</b> OBP: 0.271, SLG: 0.464										5	1	2	2	0	1	1						
<b>13 Alberto Callaspo, S</b> OBP: 0.352, SLG: 0.431										3	1	2	0	2	0	1						
<b>24 Mark Teahen, L</b> OBP: 0.337, SLG: 0.430										4	1	3	1	0	1	1						
<b>12 Mitch Maier, L</b> OBP: 0.330, SLG: 0.340										4	0	1	0	1	1	7						
<b>3 Yuniesky Betancourt, R</b> OBP: 0.263, SLG: 0.337										5	0	0	2	0	1	7						
<b>1 Josh Anderson, L</b> OBP: 0.276, SLG: 0.299										5	2	2	0	0	5							
<b>Inning Stats</b>	R: 0 E: 0 K: 0 S: 6	H: 1 LOB: 0 BB: 0 P: 10	R: 0 E: 0 K: 0 S: 6	H: 1 LOB: 0 BB: 0 P: 12	R: 0 E: 0 K: 0 S: 9	H: 1 LOB: 2 BB: 0 P: 15	R: 0 E: 0 K: 2 S: 10	H: 1 LOB: 1 BB: 1 P: 19	R: 2 E: 0 K: 1 S: 18	H: 3 LOB: 1 BB: 0 P: 24	R: 2 E: 0 K: 2 S: 15	H: 2 LOB: 1 BB: 1 P: 29	R: 2 E: 0 K: 0 S: 15	H: 3 LOB: 2 BB: 1 P: 23	R: 0 E: 0 K: 0 S: 10	H: 1 LOB: 0 BB: 0 P: 14	R: 1 E: 0 K: 1 S: 9	H: 2 LOB: 1 BB: 0 P: 11	1B: 11 2B: 2 3B: 1 HR: 0	SF: 0 SAC: 2 DP: 1 HBP: 2	WP: 0 PB: 0 SB: 0 CS: 0	PA: 45
<b>PITCHER</b>	IP WLS BF H R ER SO BB IBB HBP BLK WP HR S P ERA WHIP																					
<b>52 Brian Duensing, L</b> ERA: 4.91	5.0 W 23 2 2 2 3 1 0 0 0 0 0 0 12 24 3.60 1.400																					
<b>44 Bob Keppel, R</b> ERA: 5.55	0.2 5 2 2 2 1 1 0 0 0 0 0 0 8 15 54.00 9.000																					
<b>28 Jesse Crain, R</b> ERA: 6.96	0.1 H 4 2 2 2 1 1 0 0 0 0 0 0 16 22 0.00 1.500																					
<b>50 Jose Mijares, L</b> ERA: 2.08	1.1 H 6 2 0 0 0 0 0 0 0 0 0 0 13 16 5.40 1.200																					
<b>54 Matt Guerrier, R</b> ERA: 2.36	1.2 S 7 2 1 1 1 0 0 0 0 0 0 0 13 16 5.40 1.200																					

Minnesota Twins @ Kansas City Royals  
Kauffman Stadium, Kansas City, MO  
Sat Aug 22 2009, 6:10 PM CDT  
Att: 33,811 - Partly Cloudy - 79 F

AB 38  
R 7  
H 14  
RBI 7  
BB 3  
SO 6  
LOB 30










Batter	1	2	3	4	5	6	7	8	9	AB	R	H	RBI	BB	SO	LOB	TOP					
1 Brian Roberts, S OBP: 0.391, SLG: 0.480	G6-3		2-0 1-H 2B			2-3 K		0-1 P4		4	0	1	1	0	1	0	<p>Baltimore Orioles @ Minnesota Twins Hubert H. Humphrey Metrodome, Minneapolis, MN Mon Aug 24 2009, 8:10 PM EDT Att: 20,271 - Dome - 70 F</p> <p>livebaseballscorecards.com</p>					
3 Cesar Izturis, S OBP: 0.295, SLG: 0.347	21 CS BB		2-2 F9			0-0 G3		3-3 K		3	0	0	0	1	1	1						
30 Luke Scott, L OBP: 0.350, SLG: 0.494	F9			2-1 P6			1-0 32 15 1B		0-3 K		4	0	1	0	0	1						
21 Nick Markakis, L OBP: 0.359, SLG: 0.481	CS	0-1 G3		2-1 G3-1			2-2 P4		4-2 14 BB BB		3	0	0	0	1	0						
14 Nolan Reimold, R OBP: 0.360, SLG: 0.464		2-2 P3		0-3 K			0-0 P4		4-2 BB		3	0	0	0	1	1						
32 Matt Wieters, S OBP: 0.309, SLG: 0.368		1-3 K			0-3 K		3-1 1B		3-3 K		4	0	1	0	0	3						
6 Melvin Mora, R OBP: 0.312, SLG: 0.326			0-0 F9		2-3 K		1-1 G3				3	0	0	0	0	1						
24 Michael Aubrey, L OBP: 0.444, SLG: 0.556			0-2 F7		2-2 F7			1-1 G4-3		2	1	1	0	0	0	0						
23 Ty Wigington, R OBP: 0.297, SLG: 0.389			1 2B 1B							1	0	0	0	0	0	0						
18 Felix Pie, L OBP: 0.311, SLG: 0.394			0-2 F7		0-1 G4-3			2-3 K		3	0	0	0	0	1	1						
<b>Inning Stats</b>	R: 0 E: 0 K: 0 S: 9	H: 0 LOB: 0 BB: 1 P: 15	R: 0 E: 0 K: 1 S: 8	H: 0 LOB: 0 BB: 0 P: 11	R: 1 E: 0 K: 0 S: 13	H: 2 LOB: 1 BB: 0 P: 17	R: 0 E: 0 K: 1 S: 7	H: 0 LOB: 0 BB: 0 P: 11	R: 0 E: 0 K: 2 S: 10	H: 0 LOB: 0 BB: 0 P: 14	R: 0 E: 0 K: 1 S: 6	H: 0 LOB: 0 BB: 0 P: 8	R: 0 E: 0 K: 0 S: 12	H: 2 LOB: 2 BB: 0 P: 19	R: 0 E: 0 K: 1 S: 7	H: 0 LOB: 0 BB: 0 P: 10	R: 0 E: 0 K: 3 S: 15	H: 0 LOB: 0 BB: 2 P: 29	1B: 3 2B: 1 3B: 0 HR: 0	SF: 0 SAC: 0 DP: 0 HBP: 0	WP: 0 PB: 0 SB: 0 CS: 1	PA: 34
<b>PITCHER</b>	IP WLS BF H R ER SO BB IBB HBP BLK WP HR S P ERA WHIP	7.0 W 25 4 1 1 5 1 0 0 0 0 0 65 95 1.29 0.714	1.0 H 3 0 0 0 1 0 0 0 0 0 7 10 0.00 0.000	1.0 S 5 0 0 0 3 2 0 0 0 0 0 15 29 0.00 2.000	<b>PITCHER</b>										IP WLS BF H R ER SO BB IBB HBP BLK WP HR S P ERA WHIP							

Batter	1	2	3	4	5	6	7	8	9	AB	R	H	RBI	BB	SO	LOB	BOTTOM					
2 Denard Span, L OBP: 0.394, SLG: 0.401	18 G6-3 1B		4-0 1-2 BB			3-2 18 16 SF7 1B		4-0 IBB		2	1	2	0	2	0	0	<p>Baltimore Orioles @ Minnesota Twins Hubert H. Humphrey Metrodome, Minneapolis, MN Mon Aug 24 2009, 8:10 PM EDT Att: 20,271 - Dome - 70 F</p> <p>livebaseballscorecards.com</p>					
18 Orlando Cabrera, R OBP: 0.314, SLG: 0.376	0-2 G6-3		3-2 P2			3-2 7 S 1B		0-0 F7		4	0	1	0	0	0	5						
7 Joe Mauer, L OBP: 0.445, SLG: 0.629	2-1 F8			3-2 L6		3-3 K		3-1 G5-3		4	0	0	0	0	1	2						
33 Justin Morneau, L OBP: 0.387, SLG: 0.553		4-2 16 G4-6-3 BB		2-2 G4-3		4-0 IBB		1-0 F7		2	0	0	0	2	0	0						
16 Jason Kubel, L OBP: 0.371, SLG: 0.527	1-2 G4-6-3		2-1 P5			1-2 SF7		0-0 G4-3		3	0	0	1	0	0	1						
5 Michael Cuddyer, R OBP: 0.341, SLG: 0.515	1-2 G6-3			1-2 G5-3		0-1 G5-3				3	0	0	0	0	0	2						
23 Brendan Harris, R OBP: 0.310, SLG: 0.373			1-2 F9		0-0 22 G5-4-3 1B		4-2 22 SH5-4 BB			2	0	1	0	1	0	0						
22 Carlos Gómez, R OBP: 0.298, SLG: 0.361			1-1 F7		1-2 G5-4-3		0-1 SH5-4			2	0	0	0	0	0	1						
12 Alexi Casilla, S OBP: 0.282, SLG: 0.259			1-1 2 BB 1B		0-1 2 WP 3B		1-1 L8			3	1	2	0	0	0	1						
<b>Inning Stats</b>	R: 0 E: 0 K: 0 S: 7	H: 1 LOB: 0 BB: 0 P: 10	R: 0 E: 0 K: 0 S: 8	H: 0 LOB: 0 BB: 1 P: 14	R: 0 E: 0 K: 0 S: 13	H: 1 LOB: 2 BB: 1 P: 23	R: 0 E: 0 K: 0 S: 9	H: 0 LOB: 0 BB: 0 P: 16	R: 0 E: 0 K: 0 S: 9	H: 1 LOB: 0 BB: 0 P: 11	R: 2 E: 0 K: 1 S: 20	H: 3 LOB: 2 BB: 1 P: 34	R: 0 E: 0 K: 0 S: 7	H: 0 LOB: 2 BB: 2 P: 16	R: 0 E: 0 K: 0 S: 4	H: 0 LOB: 0 BB: 0 P: 8		R: 0 E: 0 K: 0 S: 4	H: 0 LOB: 0 BB: 0 P: 8	1B: 5 2B: 0 3B: 1 HR: 0	SF: 1 SAC: 1 DP: 3 HBP: 0	WP: 1 PB: 0 SB: 1 CS: 0
<b>PITCHER</b>	IP WLS BF H R ER SO BB IBB HBP BLK WP HR S P ERA WHIP	5.1 L 22 1 0 0 0 0 0 0 0 0 4 5 0.00 0.000	0.1 1 0 0 0 0 1 1 0 0 0 0 8 17 0.00 1.000	1.1 4 0 0 0 0 0 0 0 0 0 0 5 9 0.00 0.000	<b>PITCHER</b>										IP WLS BF H R ER SO BB IBB HBP BLK WP HR S P ERA WHIP							




Batter	1	2	3	4	5	6	7	8	9	AB	R	H	RBI	BB	SO	LOB	TOP			
1 Brian Roberts, S OBP: 0.358, SLG: 0.475	G6-3	G6-3		K	L9			G3		5	0	0	0	0	1	1	<p>Baltimore Orioles @ Minnesota Twins Hubert H. Humphrey Metrodome, Minneapolis, MN</p> <p>Tue Aug 25 2009, 8:10 PM EDT Att: 23,696 - Dome - 70 F</p> <p>livebaseballscores.com</p>			
18 Felix Pie, L OBP: 0.314, SLG: 0.396	F7	F7				2B		K		4	1	1	0	1	1	1				
14 Nolan Reimold, R OBP: 0.363, SLG: 0.468										4	0	2	0	1	1	1				
21 Nick Markakis, L OBP: 0.361, SLG: 0.483	F7									4	2	2	0	1	0	2				
30 Luke Scott, L OBP: 0.391, SLG: 0.491	F7									4	0	1	1	1	1	4				
32 Matt Wieters, S OBP: 0.311, SLG: 0.366										4	1	1	1	1	1	3				
6 Melvin Mora, R OBP: 0.314, SLG: 0.326										3	1	1	0	1	2	3				
24 Michael Aubrey, L OBP: 0.462, SLG: 0.583										3	1	1	3	1	0	0				
3 Cesar Izturis, S ERA: 1.99										4	0	1	1	0	1	3				
<b>Inning Stats</b>	R: 0 E: 0 K: 0 S: 7	H: 0 LOB: 1 BB: 1 P: 13	R: 3 E: 1 K: 0 S: 14	H: 4 LOB: 1 BB: 0 P: 22	R: 1 E: 0 K: 2 S: 14	H: 1 LOB: 3 BB: 3 P: 30	R: 1 E: 0 K: 3 S: 22	H: 3 LOB: 1 BB: 3 P: 19	R: 0 E: 0 K: 1 S: 8	H: 0 LOB: 0 BB: 0 P: 11	R: 0 E: 0 K: 1 S: 9	H: 0 LOB: 1 BB: 0 P: 14	R: 0 E: 0 K: 1 S: 15	H: 1 LOB: 1 BB: 0 P: 21	1B: 6 2B: 5 3B: 0 HR: 0	SF: 0 SAC: 0 DP: 1 HBP: 0		WP: 1 PB: 0 SB: 0 CS: 0	PA: 42	
<b>PITCHER</b>	IP WLS BF H R ER SO BB IBB HBP BLK WP HR S P ERA WHIP																			
63 Armando Gabino, R ERA: 13.5	2.2	16	5	4	4	1	3	0	0	0	0	0	0	0	32	57	13.50	3.000		
38 Philip Humber, R ERA: 9.0	1.0	8	1	1	1	3	4	0	0	0	0	0	0	20	39	9.00	5.000			
44 Bob Keppel, R ERA: 5.31	2.1	8	3	1	1	1	0	0	0	0	1	0	0	20	34	3.86	1.286			
28 Jesse Crain, R ERA: 6.55	2.0	7	1	0	0	2	0	0	0	0	0	0	21	30	0.00	0.500				
50 Jose Mijares, L ERA: 1.99	1.0	W	3	0	0	0	1	0	0	0	0	0	11	16	0.00	0.000				
<b>Batter</b>	1	2	3	4	5	6	7	8	9	AB <th>R</th> <th>H</th> <th>RBI</th> <th>BB</th> <th>SO</th> <th>LOB</th> <th>BOTTOM</th>	R	H	RBI	BB	SO	LOB	BOTTOM			
2 Denard Span, L OBP: 0.394, SLG: 0.404	K			F7				K		4	0	1	2	1	2	1	<p>Baltimore Orioles @ Minnesota Twins Hubert H. Humphrey Metrodome, Minneapolis, MN</p> <p>Tue Aug 25 2009, 8:10 PM EDT Att: 23,696 - Dome - 70 F</p> <p>livebaseballscores.com</p>			
18 Orlando Cabrera, R OBP: 0.314, SLG: 0.375										4	0	1	1	1	0	2				
7 Joe Mauer, L OBP: 0.442, SLG: 0.623										5	0	1	0	0	0	4				
33 Justin Morneau, L OBP: 0.385, SLG: 0.556										5	1	1	1	0	1	3				
5 Michael Cuddyer, R OBP: 0.343, SLG: 0.513										3	1	1	0	2	0	0				
23 Brendan Harris, R OBP: 0.307, SLG: 0.370										3	0	0	0	0	0	3				
16 Jason Kubel, L OBP: 0.372, SLG: 0.527										0	0	0	0	1	0	0				
8 Nick Punto, S OBP: 0.314, SLG: 0.259										0	0	0	0	0	0	0				
21 Delmon Young, R OBP: 0.290, SLG: 0.388										5	2	4	1	0	0	1				
22 Carlos Gómez, R OBP: 0.297, SLG: 0.359										4	1	1	0	0	1	3				
12 Alexi Casilla, S OBP: 0.291, SLG: 0.270										3	2	2	1	1	1	0				
<b>Inning Stats</b>	R: 0 E: 0 K: 2 S: 14	H: 2 LOB: 3 BB: 1 P: 27	R: 2 E: 0 K: 0 S: 12	H: 3 LOB: 1 BB: 0 P: 21	R: 1 E: 0 K: 1 S: 11	H: 2 LOB: 1 BB: 0 P: 19	R: 0 E: 0 K: 0 S: 10	H: 0 LOB: 1 BB: 1 P: 16	R: 0 E: 0 K: 0 S: 15	H: 3 LOB: 1 BB: 2 P: 29	R: 0 E: 0 K: 0 S: 8	H: 0 LOB: 0 BB: 1 P: 13	R: 0 E: 0 K: 2 S: 9	H: 0 LOB: 2 BB: 1 P: 13	R: 1 E: 0 K: 0 S: 15	H: 2 LOB: 2 BB: 1 P: 26	1B: 9 2B: 1 3B: 1 HR: 1	SF: 0 SAC: 1 DP: 1 HBP: 0	WP: 0 PB: 2 SB: 0 CS: 0	PA: 43
<b>PITCHER</b>	IP WLS BF H R ER SO BB IBB HBP BLK WP HR S P ERA WHIP																			
17 Brian Matusz, L ERA: 4.48	5.0	24	7	3	3	3	2	0	0	0	0	0	0	10	21	-	-			
25 Brian Bass, R ERA: 5.01	0.0	5	3	3	3	0	2	0	0	0	0	0	0	5	8	0.00	0.000			
27 Mark Hendrickson, L ERA: 4.5	1.0	B	2	0	0	0	0	0	0	0	0	0	0	8	13	0.00	1.000			
37 Chris Ray, R ERA: 5.7	1.0	4	0	0	0	0	1	0	0	0	0	0	0	24	39	5.40	1.800			
31 Kam Mickolio, R ERA: 0.75	1.2	L	8	2	1	1	2	1	0	0	0	0	0	24	39	5.40	1.800			



Batter	1	2	3	4	5	6	7	8	9	AB	R	H	RBI	BB	SO	LOB	TOP																						
1 Brian Roberts, S OBP: 0.356, SLG: 0.472	G3-1	1B	FC4-6	G4-3				FC3-2		5	0	1	0	0	0	5	<b>Baltimore Orioles @ Minnesota Twins</b> Hubert H. Humphrey Metrodome, Minneapolis, MN Wed Aug 26 2009, 8:10 PM EDT Att: 28,446 - Dome - 69 F <a href="http://livebaseballscorecards.com">livebaseballscorecards.com</a>																						
3 Cesar Izturis, S OBP: 0.297, SLG: 0.347	G3-1	1B					P5	FC4-6		5	1	2	0	0	0	5																							
30 Luke Scott, L OBP: 0.349, SLG: 0.488			G3-1	F9						4	1	1	0	0	0	1																							
6 Melvin Mora, R OBP: 0.316, SLG: 0.328	G3-1	1B					G6-3			1	0	1	0	0	0	0																							
21 Nick Markakis, L OBP: 0.358, SLG: 0.479	G3-1		F8	P5						5	0	0	0	0	0	4																							
14 Nolan Reimold, R OBP: 0.364, SLG: 0.465	E6		F8	G1-3						4	1	1	1	1	0	2																							
24 Michael Aubrey, L OBP: 0.412, SLG: 0.500	P4			G4-3						4	0	1	0	0	1	2																							
23 Ty Wigginton, R OBP: 0.306, SLG: 0.387			G6-3	P6						4	0	1	0	0	0	1																							
18 Felix Pie, L OBP: 0.323, SLG: 0.415			L4							2	2	1	1	2	0	0																							
16 Chad Moeller, R OBP: 0.292, SLG: 0.394										2	0	2	2	2	0	0	<b>AB 36</b> <b>R 5</b> <b>H 11</b> <b>RBI 4</b> <b>BB 5</b> <b>SO 1</b> <b>LOB 20</b> 																						
<b>Inning Stats</b>	R: 2 H: 3 E: 1 K: 0 S: 18	H: 3 LOB: 1 BB: 0 P: 26	R: 0 H: 1 E: 0 K: 0 S: 9	H: 1 LOB: 2 BB: 1 P: 14	R: 0 H: 0 E: 0 K: 0 S: 8	H: 0 LOB: 0 BB: 0 P: 14	R: 1 H: 2 E: 0 K: 0 S: 14	H: 2 LOB: 1 BB: 0 P: 19	R: 0 H: 1 E: 0 K: 0 S: 9	H: 1 LOB: 1 BB: 0 P: 11	R: 1 H: 2 E: 0 K: 0 S: 7	H: 2 LOB: 1 BB: 1 P: 16	R: 0 H: 0 E: 0 K: 0 S: 8	H: 0 LOB: 0 BB: 0 P: 11	R: 1 H: 1 E: 0 K: 1 S: 10	H: 1 LOB: 3 BB: 3 P: 29		R: 0 H: 1 E: 0 K: 0 S: 7	H: 1 LOB: 0 BB: 0 P: 10	1B: 9 2B: 1 3B: 0 HR: 1	SF: 0 SAC: 0 DP: 1 HBP: 0	WP: 0 PB: 0 SB: 1 CS: 0	PA: 41																
<b>PITCHER</b>	IP 5.2	WLS L	BF 27	H 9	R 4	ER 3	SO 0	BB 2	IBB 0	HBP 0	BLK 0	WP 0	HR 1	S 64	P 97	ERA 4.76	WHIP 1.941	<b>PITCHER</b>	IP	WLS	BF	H	R	ER	SO	BB	IBB	HBP	BLK	WP	HR	S	P	ERA	WHIP				
53 Nick Blackburn, R ERA: 4.29																																							
49 Jeff ManSHIP, R ERA: 5.14																																							
54 Matt Guerrier, R ERA: 2.34																																							
38 Philip Humber, R ERA: 8.0																																							

Batter	1	2	3	4	5	6	7	8	9	AB	R	H	RBI	BB	SO	LOB	BOTTOM																							
2 Denard Span, L OBP: 0.395, SLG: 0.404	G6-4-3		G6-3							3	0	1	0	1	0	0	<b>Baltimore Orioles @ Minnesota Twins</b> Hubert H. Humphrey Metrodome, Minneapolis, MN Wed Aug 26 2009, 8:10 PM EDT Att: 28,446 - Dome - 69 F <a href="http://livebaseballscorecards.com">livebaseballscorecards.com</a>																							
18 Orlando Cabrera, R OBP: 0.312, SLG: 0.372	G6-4-3			B1-3						4	0	0	0	0	1	2																								
22 Carlos Gómez, R OBP: 0.297, SLG: 0.359	G6-4-3									0	0	0	0	0	0	0																								
7 Joe Mauer, L OBP: 0.442, SLG: 0.622	F7									4	1	2	0	0	0	2																								
33 Justin Morneau, L OBP: 0.384, SLG: 0.555	K									4	0	1	1	0	2	2																								
16 Jason Kubel, L OBP: 0.369, SLG: 0.522				G3						4	0	0	0	0	1	1																								
5 Michael Cuddyer, R OBP: 0.343, SLG: 0.511				G3-1						4	0	0	0	0	1	1																								
21 Delmon Young, R OBP: 0.290, SLG: 0.388				G6-3						4	0	1	0	0	0	1																								
8 Nick Punto, S OBP: 0.312, SLG: 0.257										2	0	0	0	0	2	0																								
23 Brendan Harris, R ERA: 3.94										1	0	0	0	0	0	2																								
12 Alexi Casilla, S OBP: 0.287, SLG: 0.266										3	0	0	0	0	1	2																								
<b>Inning Stats</b>	R: 0 H: 1 E: 0 K: 1 S: 11	H: 0 LOB: 0 BB: 0 P: 8	R: 0 H: 0 E: 0 K: 2 S: 11	H: 0 LOB: 0 BB: 0 P: 14	R: 1 H: 2 E: 0 K: 0 S: 10	H: 2 LOB: 1 BB: 0 P: 18	R: 0 H: 1 E: 0 K: 0 S: 10	H: 1 LOB: 1 BB: 0 P: 17	R: 0 H: 2 E: 0 K: 1 S: 16	H: 2 LOB: 2 BB: 0 P: 23	R: 0 H: 0 E: 0 K: 1 S: 8	H: 0 LOB: 0 BB: 1 P: 12	R: 0 H: 0 E: 0 K: 1 S: 9	H: 0 LOB: 0 BB: 0 P: 11	1B: 5 2B: 1 3B: 0 HR: 0	SF: 0 SAC: 0 DP: 1 HBP: 0	WP: 0 PB: 0 SB: 0 CS: 0	PA: 33																						
<b>PITCHER</b>	IP 7.0	WLS W	BF 27	H 6	R 1	ER 1	SO 5	BB 0	IBB 0	HBP 0	BLK 0	WP 0	HR 0	S 72	P 112	ERA 1.29	WHIP 0.857	<b>PITCHER</b>	IP	WLS	BF	H	R	ER	SO	BB	IBB	HBP	BLK	WP	HR	S	P	ERA	WHIP					
46 Jeremy Guthrie, R ERA: 5.26																																								
28 Dany's Baez, R ERA: 3.94																																								
43 Jim Johnson, R ERA: 2.91																																								





Batter	1	2	3	4	5	6	7	8	9	AB	R	H	RBI	BB	SO	LOB	TOP							
5 Ian Kinsler, R OBP: 0.321, SLG: 0.503										3	0	1	0	1	0	1	<b>Texas Rangers @ Minnesota Twins</b> Hubert H. Humphrey Metrodome, Minneapolis, MN Fri Aug 28 2009, 8:10 PM EDT Att: 21,641 - Dome - 69 F <a href="http://livebaseballscorecards.com">livebaseballscorecards.com</a>							
10 Michael Young, R OBP: 0.380, SLG: 0.536										4	0	1	0	0	1	2								
32 Josh Hamilton, L OBP: 0.319, SLG: 0.411										4	0	0	1	0	0	2								
17 Nelson Cruz, R OBP: 0.341, SLG: 0.540										4	0	1	0	0	1	2								
7 Ivan Rodriguez, R OBP: 0.286, SLG: 0.388										4	1	1	0	0	1	1								
7 David Murphy, L OBP: 0.335, SLG: 0.442										4	0	1	1	0	1	0								
2 Taylor Teagarden, R OBP: 0.297, SLG: 0.364										3	0	0	0	0	3	0								
9 Hank Blalock, L OBP: 0.276, SLG: 0.473										4	0	1	0	0	2	2								
20 Julio Borbon, L OBP: 0.440, SLG: 0.489										3	1	1	0	0	0	1								
19 Chris Davis, L OBP: 0.262, SLG: 0.420										4	0	1	0	0	2	2								
1 Elvis Andrus, R OBP: 0.331, SLG: 0.379										3	1	1	0	0	0	1								
<b>Inning Stats</b>	R: 0 H: 0 K: 1 S: 10	H: 0 LOB: 1 BB: 1 P: 18	R: 0 H: 0 K: 2 S: 9	H: 0 LOB: 0 BB: 0 P: 17	R: 0 H: 0 K: 0 S: 6	H: 0 LOB: 0 BB: 0 P: 8	R: 0 H: 1 K: 1 S: 11	H: 1 LOB: 1 BB: 0 P: 16	R: 0 H: 0 K: 2 S: 8	H: 0 LOB: 0 BB: 0 P: 10	R: 1 H: 2 K: 1 S: 11	H: 2 LOB: 1 BB: 0 P: 16	R: 0 H: 0 K: 1 S: 8	H: 0 LOB: 0 BB: 0 P: 11	R: 0 H: 2 K: 0 S: 10	H: 2 LOB: 1 BB: 1 P: 16	R: 1 H: 2 K: 1 S: 11	H: 2 LOB: 2 BB: 1 P: 18	1B: 5 2B: 2 3B: 0 HR: 0	SF: 0 SAC: 0 DP: 0 HBP: 0	WP: 0 PB: 0 SB: 2 CS: 1	PA: 35		
<b>PITCHER</b>	IP	WLS	BF	H	R	ER	SO	BB	IBB	HBP	BLK	WP	HR	S	P	ERA	WHIP							
52 Brian Duensing, L ERA: 4.37	7.0	W	25	3	1	1	8	1	0	0	0	0	0	63	96	1.29	0.571							
54 Matt Guerrier, R ERA: 2.3	1.0	H	4	2	0	0	0	0	0	0	0	0	0	10	16	0.00	2.000							
36 Joe Nathan, R ERA: 1.78	1.0	S	6	2	1	1	1	1	0	0	0	0	0	11	18	9.00	3.000							

Batter	1	2	3	4	5	6	7	8	9	AB	R	H	RBI	BB	SO	LOB	BOTTOM							
2 Denard Span, L OBP: 0.395, SLG: 0.407										4	1	2	0	0	0	2	<b>Texas Rangers @ Minnesota Twins</b> Hubert H. Humphrey Metrodome, Minneapolis, MN Fri Aug 28 2009, 8:10 PM EDT Att: 21,641 - Dome - 69 F <a href="http://livebaseballscorecards.com">livebaseballscorecards.com</a>							
18 Orlando Cabrera, R OBP: 0.310, SLG: 0.369										4	0	0	0	0	0	5								
7 Joe Mauer, L OBP: 0.441, SLG: 0.618										4	1	1	1	0	2	1								
33 Justin Morneau, L OBP: 0.381, SLG: 0.550										4	0	0	0	0	1	1								
16 Jason Kubel, L OBP: 0.368, SLG: 0.524										4	1	1	1	0	0	0								
5 Michael Cuddyer, R OBP: 0.343, SLG: 0.510										3	0	1	1	0	0	0								
21 Delmon Young, R OBP: 0.288, SLG: 0.384										3	0	0	0	0	0	1								
22 Carlos Gómez, R OBP: 0.297, SLG: 0.359										0	0	0	0	0	0	0								
23 Brendan Harris, R OBP: 0.310, SLG: 0.371										3	0	2	0	0	1	0								
12 Alexi Casilla, S OBP: 0.288, SLG: 0.264										2	0	0	0	0	0	2								
<b>Inning Stats</b>	R: 3 H: 4 K: 0 S: 16	H: 4 LOB: 1 BB: 0 P: 22	R: 0 H: 1 K: 0 S: 8	H: 1 LOB: 0 BB: 0 P: 12	R: 0 H: 0 K: 2 S: 10	H: 0 LOB: 0 BB: 0 P: 14	R: 0 H: 0 K: 1 S: 12	H: 0 LOB: 0 BB: 0 P: 18	R: 0 H: 0 K: 0 S: 5	H: 0 LOB: 0 BB: 0 P: 13	R: 0 H: 0 K: 0 S: 6	H: 0 LOB: 0 BB: 0 P: 7	R: 0 H: 2 K: 0 S: 9	H: 2 LOB: 2 BB: 0 P: 16	R: 0 H: 0 K: 1 S: 8	H: 0 LOB: 0 BB: 0 P: 13	1B: 5 2B: 1 3B: 1 HR: 0	SF: 0 SAC: 0 DP: 0 HBP: 1	WP: 0 PB: 0 SB: 1 CS: 0	PA: 32				
<b>PITCHER</b>	IP	WLS	BF	H	R	ER	SO	BB	IBB	HBP	BLK	WP	HR	S	P	ERA	WHIP							
35 Tommy Hunter, R ERA: 2.95	7.0	L	29	7	3	3	3	0	0	1	0	0	0	66	102	3.86	1.000							
46 Pedro Strop, R ERA:	1.0		3	0	0	0	1	0	0	0	0	0	0	8	13	0.00	0.000							



Batter	1	2	3	4	5	6	7	8	9	AB	R	H	RBI	BB	SO	LOB	TOP		
20 Julio Borbon, L (1, 10) OBP: 0.444, SLG: 0.490										4	0	2	0	0	1	1	<b>Texas Rangers @ Minnesota Twins</b> Hubert H. Humphrey Metrodome, Minneapolis, MN Sat Aug 29 2009, 7:10 PM EDT Att: 28,516 - Dome - 68 F <a href="http://livebaseballscorecards.com">livebaseballscorecards.com</a>		
10 Michael Young, R (1, 5) OBP: 0.379, SLG: 0.533										4	1	1	0	0	1	2			
32 Josh Hamilton, L (1, 9) OBP: 0.318, SLG: 0.412										4	1	1	1	0	0	1			
22 Marlon Byrd, R (1, 8) OBP: 0.321, SLG: 0.478										4	0	0	0	0	2	1			
5 Ian Kinsler, R (1, 4) OBP: 0.325, SLG: 0.504										3	0	2	1	1	1	0			
7 David Murphy, L (1, 7) OBP: 0.351, SLG: 0.436										4	0	0	0	0	2	3			
7 Ivan Rodriguez, R (1, 2)										4	1	1	1	0	2	2			
19 Chris Davis, L (1, 3) OBP: 0.258, SLG: 0.414										4	0	0	0	0	1	1			
13 Omar Vizquel, S (1, 6) OBP: 0.351, SLG: 0.397										4	0	1	0	0	1	0			
<b>Inning Stats</b>	R: 2 H: 3 E: 0 K: 2 S: 17	H: 3 R: 0 ER: 0 LOB: 1 BB: 0 P: 23	R: 0 H: 1 E: 0 K: 1 S: 11	H: 1 R: 0 ER: 0 LOB: 0 BB: 0 P: 18	R: 0 H: 0 E: 0 K: 1 S: 11	H: 0 R: 0 ER: 0 LOB: 1 BB: 1 P: 15	R: 0 H: 0 E: 0 K: 1 S: 9	H: 0 R: 0 ER: 0 LOB: 1 BB: 1 P: 14	R: 0 H: 1 E: 0 K: 1 S: 11	H: 1 R: 0 ER: 0 LOB: 1 BB: 0 P: 14	R: 0 H: 1 E: 0 K: 1 S: 10	H: 0 R: 0 ER: 0 LOB: 0 BB: 0 P: 13	R: 1 H: 1 E: 0 K: 2 S: 9	H: 1 R: 0 ER: 0 LOB: 0 BB: 0 P: 13	1B: 5 2B: 1 3B: 1 HR: 1	SF: 0 SAC: 0 DP: 0 HBP: 0		WP: 0 PB: 0 SB: 3 CS: 0	PA: 36
<b>PITCHER</b>	IP WLS BF H R ER SO BB IBB HBP BLK WP HR S P ERA WHIP	IP WLS BF H R ER SO BB IBB HBP BLK WP HR S P ERA WHIP																	
48 Carl Pavano, R (1, 1) ERA: 5.11	6.0	L	25	6	2	2	7	1	0	0	0	0	0	0	0	0	3.00	1.167	
37 Ron Mahay, L (7, 1) ERA: 4.71	0.2		3	1	0	0	1	0	0	0	0	0	0	0	0	9	15	0.00	1.500
28 Jesse Crain, R (7, 1) ERA: 6.31	1.1		4	0	0	0	1	0	0	0	0	0	0	0	10	15	0.00	0.000	
50 Jose Mijares, L (9, 1) ERA: 2.13	1.0		4	1	1	1	2	0	0	0	0	0	0	1	9	13	9.00	1.000	

Batter	1	2	3	4	5	6	7	8	9	AB	R	H	RBI	BB	SO	LOB	BOTTOM		
2 Denard Span, L (1, 7) OBP: 0.394, SLG: 0.405										4	0	1	0	0	1	1	<b>Texas Rangers @ Minnesota Twins</b> Hubert H. Humphrey Metrodome, Minneapolis, MN Sat Aug 29 2009, 7:10 PM EDT Att: 28,516 - Dome - 68 F <a href="http://livebaseballscorecards.com">livebaseballscorecards.com</a>		
18 Orlando Cabrera, R (1, 6) OBP: 0.311, SLG: 0.365										2	0	0	0	2	0	1			
7 Joe Mauer, L (1, 2) OBP: 0.439, SLG: 0.614										4	0	1	0	0	0	1			
33 Justin Morneau, L (1, 3) OBP: 0.378, SLG: 0.545										4	0	0	0	0	1	2			
16 Jason Kubel, L (1, 10) OBP: 0.369, SLG: 0.521										2	0	0	0	2	1	2			
5 Michael Cuddyer, R (1, 9) OBP: 0.342, SLG: 0.508										4	0	1	0	0	2	3			
23 Brendan Harris, R (1, 5) OBP: 0.310, SLG: 0.374										3	0	1	0	0	0	2			
22 Carlos Gómez, R (1, 8) OBP: 0.294, SLG: 0.355										3	0	0	0	0	0	1			
12 Alexi Casilla, S (1, 4) OBP: 0.284, SLG: 0.260										3	0	0	0	0	2	1			
<b>Inning Stats</b>	R: 0 H: 0 E: 0 K: 0 S: 8	H: 0 R: 0 ER: 0 LOB: 0 BB: 1 P: 15	R: 0 H: 1 E: 0 K: 0 S: 6	H: 1 R: 0 ER: 0 LOB: 1 BB: 1 P: 16	R: 0 H: 1 E: 0 K: 1 S: 7	H: 1 R: 0 ER: 0 LOB: 1 BB: 0 P: 13	R: 0 H: 0 E: 0 K: 0 S: 7	H: 0 R: 0 ER: 0 LOB: 1 BB: 1 P: 16	R: 0 H: 1 E: 0 K: 1 S: 10	H: 1 R: 0 ER: 0 LOB: 2 BB: 1 P: 19	R: 0 H: 0 E: 0 K: 0 S: 10	H: 0 R: 0 ER: 0 LOB: 0 BB: 0 P: 16	R: 0 H: 0 E: 0 K: 3 S: 12	H: 0 R: 0 ER: 0 LOB: 0 BB: 0 P: 19	1B: 3 2B: 1 3B: 0 HR: 0	SF: 0 SAC: 0 DP: 2 HBP: 0		WP: 0 PB: 0 SB: 1 CS: 0	PA: 33
<b>PITCHER</b>	IP WLS BF H R ER SO BB IBB HBP BLK WP HR S P ERA WHIP	IP WLS BF H R ER SO BB IBB HBP BLK WP HR S P ERA WHIP																	
39 Scott Feldman, R (1, 1) ERA: 3.72	5.2	W	23	4	0	0	2	4	0	0	0	0	0	0	0	46	89	0.00	1.412
30 Neftali Feliz, R (6, 1) ERA: 0.51	1.1	H	4	0	0	0	1	0	0	0	0	0	0	0	13	22	0.00	0.000	
36 C.J. Wilson, L (8, 1) ERA: 2.9	1.0	H	3	0	0	0	1	0	0	0	0	0	0	8	16	0.00	0.000		
50 Frank Francisco, R (9, 1) ERA: 3.55	1.0	S	3	0	0	0	3	0	0	0	0	0	0	12	19	0.00	0.000		



Batter	1	2	3	4	5	6	7	8	9	AB	R	H	RBI	BB	SO	LOB	TOP					
20 Julio Borbon, L (1, 10) OBP: 0.424, SLG: 0.463										5	0	1	0	0	0	5	<p><b>Texas Rangers @ Minnesota Twins</b>            Hubert H. Humphrey Metrodome, Minneapolis, MN            Sun Aug 30 2009, 2:10 PM EDT            Att: 29,282 - Dome - 70 F</p> <p>livebaseballscores.com</p> <p>AB 36 R 3 H 8 RBI 3 BB 2 SO 9 LOB 21</p>					
10 Michael Young, R (1, 5) OBP: 0.378, SLG: 0.530										5	0	1	0	0	1	4						
32 Josh Hamilton, L (1, 9) OBP: 0.315, SLG: 0.407										4	0	0	0	0	2	3						
22 Marlon Byrd, R (1, 8) OBP: 0.321, SLG: 0.478										4	0	1	0	0	0	1						
5 Ian Kinsler, R (1, 4) OBP: 0.324, SLG: 0.502										4	1	1	0	0	1	1						
9 Hank Blalock, L (1, 3) OBP: 0.276, SLG: 0.469										3	0	0	0	1	2	1						
17 Nelson Cruz, R (1, 7) OBP: 0.342, SLG: 0.547										4	1	2	2	0	2	0						
7 Ivan Rodriguez, R (1, 2) OBP: 0.288, SLG: 0.398										3	1	1	0	1	0	2						
1 Elvis Andrus, R (1, 6) OBP: 0.330, SLG: 0.378										4	0	1	1	0	1	4						
<b>Inning Stats</b>	R: 0 E: 0 K: 0 S: 8	H: 0 LOB: 0 BB: 0 P: 10	R: 0 E: 0 K: 1 S: 15	H: 0 LOB: 0 BB: 0 P: 20	R: 1 E: 0 K: 2 S: 11	H: 3 LOB: 2 BB: 0 P: 15	R: 0 E: 0 K: 1 S: 5	H: 0 LOB: 0 BB: 0 P: 6	R: 0 E: 0 K: 1 S: 12	H: 0 LOB: 0 BB: 0 P: 15	R: 0 E: 0 K: 1 S: 7	H: 1 LOB: 1 BB: 0 P: 9	R: 2 E: 0 K: 0 S: 14	H: 2 LOB: 1 BB: 1 P: 23	R: 0 E: 0 K: 2 S: 10	H: 1 LOB: 1 BB: 0 P: 17		R: 0 E: 1 K: 1 S: 16	H: 1 LOB: 3 BB: 1 P: 22	1B: 5 2B: 2 3B: 0 HR: 1	SF: 0 SAC: 0 DP: 0 HBP: 0	WP: 0 PB: 0 SB: 1 CS: 0
<b>PITCHER</b>	IP WLS BF H R ER SO BB IBB HBP BLK WP HR S P ERA WHIP																					
30 Scott Baker, R (1, 1) ERA: 4.44	7.0	28	6	3	3	6	1	0	0	0	0	0	0	1	72	98	3.86	1.000				
60 Jon Rauch, R (8, 1) ERA: 4.07	1.0	W 4	1	0	0	2	0	0	0	0	0	0	0	10	17	0.00	1.000					
36 Joe Nathan, R (9, 1) ERA: 1.74	1.0	S 6	1	0	0	1	1	0	0	0	0	0	0	16	22	0.00	2.000					
36 Joe Nathan, R (9, 1) ERA: 1.74	1.0	S 6	1	0	0	1	1	0	0	0	0	0	0	16	22	0.00	2.000					
36 Joe Nathan, R (9, 1) ERA: 1.74	1.0	S 6	1	0	0	1	1	0	0	0	0	0	0	16	22	0.00	2.000					

Batter	1	2	3	4	5	6	7	8	9	AB	R	H	RBI	BB	SO	LOB	BOTTOM					
2 Denard Span, L (1, 8) OBP: 0.394, SLG: 0.407										5	0	2	0	0	0	3	<p><b>Texas Rangers @ Minnesota Twins</b>            Hubert H. Humphrey Metrodome, Minneapolis, MN            Sun Aug 30 2009, 2:10 PM EDT            Att: 29,282 - Dome - 70 F</p> <p>livebaseballscores.com</p> <p>AB 34 R 5 H 10 RBI 5 BB 4 SO 4 LOB 24</p>					
12 Alexi Casilla, S (1, 4) OBP: 0.282, SLG: 0.255										4	0	0	0	1	0	5						
7 Joe Mauer, L (1, 10) OBP: 0.435, SLG: 0.608										4	0	0	0	0	0	4						
33 Justin Morneau, L (1, 3) OBP: 0.379, SLG: 0.546										3	2	1	0	1	0	1						
16 Jason Kubel, L (1, 7) OBP: 0.373, SLG: 0.530										3	1	2	2	1	0	0						
22 Carlos Gómez, R (8, PR) OBP: 0.294, SLG: 0.355										0	1	0	0	0	0	0						
5 Michael Cuddyer, R (1, 9) OBP: 0.343, SLG: 0.506										3	0	1	0	1	2	2						
23 Brendan Harris, R (1, 5) OBP: 0.309, SLG: 0.373										4	1	1	1	0	0	3						
55 Mike Redmond, R (1, 2) OBP: 0.323, SLG: 0.314										4	0	1	1	0	1	5						
18 Orlando Cabrera, R (8, PR) OBP: 0.311, SLG: 0.365										0	0	0	0	0	0	0						
36 Joe Nathan, R (9, 1) ERA: 4.24										0	0	0	0	0	0	0						
8 Nick Punto, S (1, 6) OBP: 0.315, SLG: 0.265										4	0	2	1	0	1	1						
<b>Inning Stats</b>	R: 0 E: 0 K: 0 S: 8	H: 1 LOB: 1 BB: 0 P: 13	R: 0 E: 0 K: 0 S: 10	H: 0 LOB: 1 BB: 1 P: 19	R: 0 E: 0 K: 0 S: 8	H: 1 LOB: 0 BB: 0 P: 11	R: 2 E: 0 K: 1 S: 22	H: 3 LOB: 1 BB: 0 P: 31	R: 0 E: 0 K: 0 S: 16	H: 0 LOB: 0 BB: 0 P: 21	R: 0 E: 0 K: 1 S: 11	H: 1 LOB: 2 BB: 1 P: 19	R: 0 E: 0 K: 1 S: 11	H: 1 LOB: 1 BB: 1 P: 20	R: 3 E: 1 K: 1 S: 18	H: 3 LOB: 3 BB: 1 P: 27	R: 0 E: 0 K: 2 S: 10	H: 0 LOB: 0 BB: 0 P: 17	1B: 5 2B: 4 3B: 1 HR: 1	SF: 0 SAC: 0 DP: 1 HBP: 0	WP: 1 PB: 0 SB: 0 CS: 0	PA: 38
<b>PITCHER</b>	IP WLS BF H R ER SO BB IBB HBP BLK WP HR S P ERA WHIP																					
33 Kevin Millwood, R (1, 1) ERA: 3.61	6.0	26	6	2	2	2	2	0	0	0	0	0	0	0	75	114	3.00	1.333				
49 Jason Grilli, R (7, 1) ERA: 4.24	1.0	H 4	1	0	0	1	1	0	0	0	0	0	0	11	20	0.00	2.000					
36 C.J. Wilson, L (8, 1) ERA: 3.3	1.0	L 8	3	3	3	1	1	0	0	0	0	0	0	18	27	27.00	4.000					



Batter	1	2	3	4	5	6	7	8	9	AB	R	H	RBI	BB	SO	LOB	TOP										
22 Scott Podsednik, L (1, 7) OBP: 0.345, SLG: 0.397										4	0	0	0	0	2	1											
15 Gordon Beckham, R (1, 5) OBP: 0.347, SLG: 0.437										4	1	1	0	0	0	1											
12 A.J. Pierzynski, L (1, 2) OBP: 0.345, SLG: 0.462										3	0	2	1	0	1	1											
14 Paul Konerko, R (1, 3) OBP: 0.350, SLG: 0.488										4	0	1	0	0	0	1											
Jim Thome, L (1, 10) OBP: 0.372, SLG: 0.493										4	0	0	0	0	3	2											
23 Jermaine Dye, R (1, 9) OBP: 0.342, SLG: 0.478										4	0	1	0	0	2	0											
51 Alex Rios, R (1, 8) OBP: 0.304, SLG: 0.413										4	0	0	0	0	2	1											
10 Alexei Ramirez, R (1, 6) OBP: 0.329, SLG: 0.401										3	0	1	0	0	0	0											
5 Jayson Nix, R (1, 4) OBP: 0.321, SLG: 0.447										3	0	1	0	0	0	1											
<b>Inning Stats</b>	R: 0 H: 2 E: 0 K: 2 S: 13	H: 2 LOB: 2 BB: 0 P: 18	R: 0 H: 0 E: 0 K: 2 S: 9	H: 0 LOB: 0 BB: 0 P: 13	R: 0 H: 1 E: 0 K: 1 S: 11	H: 1 LOB: 1 BB: 0 P: 15	R: 0 H: 1 E: 0 K: 1 S: 10	H: 1 LOB: 1 BB: 0 P: 18	R: 0 H: 0 E: 0 K: 0 S: 4	H: 0 LOB: 0 BB: 0 P: 10	R: 1 H: 1 E: 0 K: 0 S: 10	H: 1 LOB: 0 BB: 0 P: 13	R: 0 H: 1 E: 0 K: 1 S: 9	H: 1 LOB: 1 BB: 0 P: 12	R: 0 H: 1 E: 0 K: 1 S: 12	H: 1 LOB: 1 BB: 0 P: 19	R: 0 H: 0 E: 0 K: 2 S: 7	H: 0 LOB: 0 BB: 0 P: 11	1B: 6 2B: 1 3B: 0 HR: 0	SF: 1 SAC: 0 DP: 0 HBP: 0	WP: 1 PB: 0 SB: 1 CS: 0	PA: 34					
<b>PITCHER</b>	IP	WLS	BF	H	R	ER	SO	BB	IBB	HBP	BLK	WP	HR	S	P	ERA	WHIP										
53 Nick Blackburn, R (1, 1) ERA: 4.16	7.0	W	27	6	1	1	7	0	0	0	0	1	0	66	99	1.29	0.857										
50 Jose Mijares, L (8, 1) ERA: 2.1	0.2	H	3	1	0	0	1	0	0	0	0	0	0	8	12	0.00	1.500										
54 Matt Guerrier, R (8, 1) ERA: 2.29	0.1	H	1	0	0	0	0	0	0	0	0	0	0	4	7	0.00	0.000										
36 Joe Nathan, R (9, 1) ERA: 1.71	1.0	S	3	0	0	0	2	0	0	0	0	0	0	7	11	0.00	0.000										

Chicago White Sox @ Minnesota Twins  
Hubert H. Humphrey Metrodome, Minneapolis, MN  
Mon Aug 31 2009, 8:10 PM EDT  
Att: 19,426 - Dome - 70 F

AB 33  
R 1  
H 7  
RBI 1  
BB 0  
SO 10  
LOB 8



Batter	1	2	3	4	5	6	7	8	9	AB	R	H	RBI	BB	SO	LOB	BOTTOM										
2 Denard Span, L (1, 7) OBP: 0.395, SLG: 0.408										4	0	2	0	0	0	0											
18 Orlando Cabrera, R (1, 6) OBP: 0.311, SLG: 0.367										4	0	1	0	0	1	1											
7 Joe Mauer, L (1, 2) OBP: 0.436, SLG: 0.615										4	2	2	1	0	1	2											
33 Justin Morneau, L (1, 3) OBP: 0.378, SLG: 0.544										4	1	1	0	0	1	3											
16 Jason Kubel, L (1, 10) OBP: 0.374, SLG: 0.537										4	1	2	2	0	1	3											
5 Michael Cuddyer, R (1, 9) OBP: 0.342, SLG: 0.504										4	0	1	1	0	1	1											
23 Brendan Harris, R (1, 5) OBP: 0.311, SLG: 0.372										3	0	1	0	1	0	0											
22 Carlos Gómez, R (1, 8) OBP: 0.294, SLG: 0.354										4	0	1	0	0	0	4											
12 Alexi Casilla, S (1, 4) OBP: 0.278, SLG: 0.251										3	0	0	0	0	1	1											
<b>Inning Stats</b>	R: 0 H: 2 E: 0 K: 1 S: 18	H: 1 LOB: 1 BB: 0 P: 26	R: 0 H: 1 E: 0 K: 1 S: 13	H: 1 LOB: 0 BB: 0 P: 19	R: 3 H: 4 E: 0 K: 1 S: 14	H: 4 LOB: 0 BB: 0 P: 23	R: 0 H: 0 E: 0 K: 1 S: 6	H: 0 LOB: 0 BB: 0 P: 10	R: 0 H: 2 E: 0 K: 0 S: 9	H: 2 LOB: 2 BB: 0 P: 13	R: 0 H: 0 E: 0 K: 0 S: 8	H: 0 LOB: 0 BB: 0 P: 13	R: 1 H: 2 E: 0 K: 2 S: 16	H: 2 LOB: 2 BB: 1 P: 28	R: 0 H: 0 E: 0 K: 0 S: 8	H: 0 LOB: 0 BB: 0 P: 13	R: 0 H: 0 E: 0 K: 0 S: 16	H: 0 LOB: 0 BB: 0 P: 11	1B: 9 2B: 0 3B: 0 HR: 2	SF: 0 SAC: 0 DP: 0 HBP: 0	WP: 0 PB: 0 SB: 1 CS: 1	PA: 35					
<b>PITCHER</b>	IP	WLS	BF	H	R	ER	SO	BB	IBB	HBP	BLK	WP	HR	S	P	ERA	WHIP										
34 Gavin Floyd, R (1, 1) ERA: 3.97	6.0	L	26	9	3	3	4	0	0	0	0	0	2	68	106	4.50	1.500										
57 Ramon Peña, R (7, 1) ERA: 4.42	1.0		3	0	0	0	0	0	0	0	0	0	0	8	13	0.00	0.000										
37 Matt Thornton, L (8, 1) ERA: 2.58	0.2		3	1	1	1	2	0	0	0	0	0	0	9	13	13.50	1.500										
45 Bobby Jenks, R (8, 1) ERA: 3.74	0.1		3	1	0	0	0	1	0	0	0	0	0	7	15	0.00	6.000										

Chicago White Sox @ Minnesota Twins  
Hubert H. Humphrey Metrodome, Minneapolis, MN  
Mon Aug 31 2009, 8:10 PM EDT  
Att: 19,426 - Dome - 70 F

AB 34  
R 4  
H 11  
RBI 4  
BB 1  
SO 6  
LOB 15





Batter	1	2	3	4	5	6	7	8	9	AB	R	H	RBI	BB	SO	LOB	TOP											
22 Scott Podsednik, L (1, 8) OBP: 0.348, SLG: 0.399										3	1	1	0	2	0	1	Chicago White Sox @ Minnesota Twins Hubert H. Humphrey Metrodome, Minneapolis, MN Tue Sep 01 2009, 8:10 PM EDT Att: 22,599 - Dome - 70 F  livebaseballscorecards.com											
15 Gordon Beckham, R (1, 5) OBP: 0.349, SLG: 0.445										3	1	1	2	1	0	2												
12 A.J. Pierzynski, L (1, 2) OBP: 0.342, SLG: 0.458										4	0	0	0	0	1	3												
31 Dewayne Wise, L (6, PR) OBP: 0.240, SLG: 0.348										0	0	0	0	0	0	0												
27 Ramon Castro, R (8, 2) OBP: 0.305, SLG: 0.400										0	0	0	0	0	0	0												
14 Paul Konerko, R (1, 3) OBP: 0.349, SLG: 0.486										4	0	1	0	0	0	2												
23 Jermaine Dye, R (1, 10) OBP: 0.339, SLG: 0.474										4	0	0	0	0	1	3												
20 Carlos Quentin, R (1, 7) OBP: 0.317, SLG: 0.437										4	0	1	0	0	1	1												
17 Chris Getz, L (1, 4) OBP: 0.324, SLG: 0.365											4	0	0	0	0	1												
51 Alex Rios, R (1, 9) OBP: 0.301, SLG: 0.409										4	0	0	0	0	0	1												
10 Alexei Ramirez, R (1, 6) OBP: 0.330, SLG: 0.409											4	1	2	1	0	0												
<b>Inning Stats</b>	R: 0 E: 0 K: 0 S: 7	H: 1 LOB: 1 BB: 0 P: 13	R: 0 E: 0 K: 0 S: 8	H: 1 LOB: 1 BB: 0 P: 11	R: 0 E: 0 K: 0 S: 10	H: 0 LOB: 1 BB: 1 P: 19	R: 0 E: 0 K: 2 S: 12	H: 1 LOB: 1 BB: 0 P: 15	R: 1 E: 0 K: 0 S: 11	H: 1 LOB: 1 BB: 1 P: 22	R: 0 E: 0 K: 0 S: 7	H: 0 LOB: 0 BB: 0 P: 10	R: 0 E: 0 K: 0 S: 6	H: 0 LOB: 0 BB: 0 P: 10	R: 2 E: 0 K: 2 S: 11	H: 1 LOB: 2 BB: 1 P: 20	R: 0 E: 0 K: 0 S: 17	H: 1 LOB: 1 BB: 0 P: 24	1B: 3 2B: 1 3B: 0 HR: 2	SF: 0 SAC: 0 DP: 0 HBP: 0	WP: 2 PA: 37 PB: 0 CS: 1							
<b>PITCHER</b>	IP	WLS	BF	H	R	ER	SO	BB	IBB	HBP	BLK	WP	HR	S	P	ERA	WHIP											
49 Jeff Manship, R (1, 1) ERA: 3.75	5.0		21	4	1	1	2	2	0	0	0	0	0	1	48	20	1.80	1.200										
26 Jesse Crain, L (6, 1) ERA: 5.97	2.0		6	0	0	0	0	0	0	0	0	0	0	13	20	0.00	0.000											
50 Jose Mijares, L (8, 1) ERA: 2.28	0.0		1	0	1	1	0	1	0	0	0	0	0	4	∞	∞	∞											
54 Matt Guerrier, R (8, 1) ERA: 2.39	1.0	B	5	1	1	1	2	0	0	0	0	2	1	11	16	9.00	1.000											
60 Jon Rauch, R (9, 1) ERA: 3.99	1.0	W	4	1	0	0	0	0	0	0	0	0	0	17	24	0.00	1.000											
<b>Batter</b>	<b>1</b>	<b>2</b>	<b>3</b>	<b>4</b>	<b>5</b>	<b>6</b>	<b>7</b>	<b>8</b>	<b>9</b>	<b>AB</b>	<b>R</b>	<b>H</b>	<b>RBI</b>	<b>BB</b>	<b>SO</b>	<b>LOB</b>	<b>BOTTOM</b>											
2 Denard Span, L (1, 8) OBP: 0.394, SLG: 0.411										4	1	1	0	0	0	1	Chicago White Sox @ Minnesota Twins Hubert H. Humphrey Metrodome, Minneapolis, MN Tue Sep 01 2009, 8:10 PM EDT Att: 22,599 - Dome - 70 F  livebaseballscorecards.com											
18 Orlando Cabrera, R (1, 6) OBP: 0.310, SLG: 0.365										2	0	0	1	1	0	0												
7 Joe Mauer, L (1, 2) OBP: 0.434, SLG: 0.611										4	0	1	0	0	0	1												
33 Justin Morneau, L (1, 3) OBP: 0.377, SLG: 0.540										3	0	0	0	1	2	2												
16 Jason Kubel, L (1, 10) OBP: 0.373, SLG: 0.534										4	0	1	0	0	0	2												
8 Nick Punto, S (9, PR) OBP: 0.315, SLG: 0.265											0	1	0	0	0	0												
5 Michael Cuddyer, R (1, 9) OBP: 0.344, SLG: 0.517											4	2	2	2	0	2												
23 Brendan Harris, R (1, 5) OBP: 0.313, SLG: 0.374											4	0	2	0	0	1												
21 Delmon Young, R (1, 7) OBP: 0.288, SLG: 0.383											3	0	1	0	0	0		0										
22 Carlos Gómez, R (7, PR) OBP: 0.293, SLG: 0.352											1	0	0	0	0	1		2										
12 Alexi Casilla, S (1, 4) OBP: 0.279, SLG: 0.252											3	0	1	0	0	0	2											
26 Jose Morales, S (9, PH) OBP: 0.405, SLG: 0.412										1	0	1	1	0	0	0												
<b>Inning Stats</b>	R: 0 E: 0 K: 0 S: 7	H: 0 LOB: 0 BB: 0 P: 12	R: 0 E: 0 K: 0 S: 10	H: 0 LOB: 1 BB: 1 P: 18	R: 0 E: 0 K: 0 S: 5	H: 1 LOB: 0 BB: 0 P: 7	R: 0 E: 0 K: 0 S: 4	H: 0 LOB: 1 BB: 1 P: 9	R: 1 E: 0 K: 1 S: 11	H: 1 LOB: 0 BB: 0 P: 16	R: 1 E: 0 K: 1 S: 11	H: 1 LOB: 0 BB: 0 P: 17	R: 1 E: 0 K: 0 S: 15	H: 3 LOB: 2 BB: 0 P: 17	R: 0 E: 0 K: 1 S: 11	H: 1 LOB: 1 BB: 0 P: 15	R: 1 E: 0 K: 1 S: 13	H: 3 LOB: 2 BB: 0 P: 18	1B: 7 2B: 0 3B: 1 HR: 2	SF: 1 SAC: 0 DP: 2 HBP: 0	WP: 0 PA: 36 PB: 0 CS: 0							
<b>PITCHER</b>	IP	WLS	BF	H	R	ER	SO	BB	IBB	HBP	BLK	WP	HR	S	P	ERA	WHIP											
50 John Danks, L (1, 1) ERA: 3.82	7.0		27	6	3	3	2	2	0	0	0	0	0	2	63	9	3.86	1.143										
26 Octavio Dotel, R (8, 1) ERA: 3.29	0.2		2	0	0	0	0	0	0	0	0	0	0	6	8	0.00	0.000											
37 Matt Thornton, L (8, 1) ERA: 2.72	0.1	L	3	2	1	1	1	0	0	0	0	0	0	8	12	27.00	6.000											
57 Ramon Pena, R (9, 1) ERA: 4.37	0.2		4	2	0	0	1	0	0	0	0	0	0	10	13	0.00	3.000											



Batter	1	2	3	4	5	6	7	8	9	AB	R	H	RBI	BB	SO	LOB	TOP										
22 Scott Podsednik, L (1, 10) OBP: 0.347, SLG: 0.398										4	0	1	0	0	1	1	Chicago White Sox @ Minnesota Twins Hubert H. Humphrey Metrodome, Minneapolis, MN Wed Sep 02, 2009, 1:10 PM EDT Att: 21,007 - Dome - 68 F										
15 Gordon Beckham, R (1, 5) OBP: 0.350, SLG: 0.455										3	1	1	1	1	1	1											
14 Paul Konerko, R (1, 3) OBP: 0.351, SLG: 0.492										4	1	2	1	0	0	1											
23 Jermaine Dye, R (1, 9) OBP: 0.341, SLG: 0.473										3	0	1	0	1	0	1											
31 Deweyane Wise, L (9, PR) OBP: 0.240, SLG: 0.348										2	1	1	0	2	0	0											
20 Carlos Quentin, R (1, 7) OBP: 0.322, SLG: 0.438										2	1	1	0	2	0	0											
10 Alexei Ramirez, R (1, 6) OBP: 0.331, SLG: 0.408										3	0	1	1	1	1	2											
51 Alex Rios, R (1, 8) OBP: 0.299, SLG: 0.406										4	0	0	0	0	1	4											
5 Jayson Nix, R (1, 4) OBP: 0.318, SLG: 0.442										2	0	0	0	0	2	0											
17 Chris Getz, L (8, PH) OBP: 0.323, SLG: 0.364										1	0	0	0	0	0	0											
27 Ramon Castro, R (1, 2) OBP: 0.307, SLG: 0.409										2	0	1	0	0	1	0											
7 Mark Kotsay, L (9, PH) OBP: 0.289, SLG: 0.325										1	0	0	0	0	1	0											
12 A.J. Pierzynski, L (9, 2) OBP: 0.342, SLG: 0.458										0	0	0	0	0	0	0											
<b>Inning Stats</b>	R: 0 E: 0 K: 0 S: 9	H: 1 LOB: 0 BB: 1 P: 13	R: 0 E: 0 K: 1 S: 6	H: 0 LOB: 0 BB: 0 P: 11	R: 0 E: 0 K: 2 S: 8	H: 0 LOB: 0 BB: 0 P: 11	R: 0 E: 0 K: 1 S: 7	H: 0 LOB: 0 BB: 0 P: 10	R: 0 E: 0 K: 1 S: 8	H: 1 LOB: 1 BB: 1 P: 15	R: 0 E: 0 K: 2 S: 10	H: 1 LOB: 1 BB: 0 P: 15	R: 0 E: 0 K: 0 S: 11	H: 2 LOB: 1 BB: 0 P: 13	R: 0 E: 0 K: 0 S: 5	H: 0 LOB: 0 BB: 1 P: 14	R: 4 E: 0 K: 1 S: 20	H: 3 LOB: 2 BB: 2 P: 37	1B: 5 2B: 1 3B: 0 HR: 2	SF: 0 SAC: 0 DP: 4 HBP: 0	WP: 1 PB: 0 CS: 1	PA: 34					
<b>PITCHER</b>	IP	WLS	BF	H	R	ER	SO	BB	IBB	HBP	BLK	WP	HR	S	P	ERA	WHIP										
52 Brian Duensing, L (1, 1) ERA: 3.81	7.0		23	5	0	0	7	2	0	0	0	0	0	59	88	0.00	1.000										
60 Jon Rauch, R (8, 1) ERA: 3.92	1.0	H	3	0	0	0	1	0	0	0	0	0	0	5	14	0.00	1.000										
36 Joe Nathan, L (9, 1) ERA: 2.36	0.2	L	6	2	4	4	1	2	0	0	0	0	2	15	31	54.00	6.000										
54 Matt Guerrier, R (9, 1) ERA: 2.38	0.1		2	1	0	0	0	0	0	0	0	1	0	5	6	0.00	3.000										

Batter	1	2	3	4	5	6	7	8	9	AB	R	H	RBI	BB	SO	LOB	BOTTOM										
2 Denard Span, L (1, 8) OBP: 0.397, SLG: 0.414										4	1	3	0	0	0	1	Chicago White Sox @ Minnesota Twins Hubert H. Humphrey Metrodome, Minneapolis, MN Wed Sep 02, 2009, 1:10 PM EDT Att: 21,007 - Dome - 68 F										
18 Orlando Cabrera, R (1, 6) OBP: 0.310, SLG: 0.365										4	0	1	0	0	1	2											
7 Joe Mauer, L (1, 10) OBP: 0.435, SLG: 0.612										3	1	1	0	0	0	2											
33 Justin Morneau, L (1, 3) OBP: 0.376, SLG: 0.537										3	0	0	0	1	0	2											
16 Jason Kubel, L (1, 7) OBP: 0.374, SLG: 0.535										3	0	2	2	0	1	0											
22 Carlos Gómez, R (8, 8) OBP: 0.292, SLG: 0.351										1	0	0	0	0	0	1											
5 Michael Cuddyer, R (1, 9) OBP: 0.341, SLG: 0.513										4	0	0	0	0	1	3											
23 Brendan Harris, R (1, 5) OBP: 0.312, SLG: 0.372										4	0	1	0	0	0	1											
55 Mike Redmond, R (1, 2) OBP: 0.316, SLG: 0.306										3	0	0	0	0	1	2											
26 Jose Morales, S (9, PH) OBP: 0.413, SLG: 0.420										1	0	1	0	0	0	0											
8 Nick Punto, S (1, 4) OBP: 0.315, SLG: 0.265										3	0	1	0	0	0	0											
32 Bobby Jenks, L (9, PH) OBP: 0.347, SLG: 0.308										1	0	0	0	0	0	1											
<b>Inning Stats</b>	R: 0 E: 0 K: 0 S: 7	H: 2 LOB: 1 BB: 0 P: 14	R: 0 E: 0 K: 0 S: 14	H: 1 LOB: 0 BB: 0 P: 20	R: 0 E: 0 K: 0 S: 6	H: 1 LOB: 0 BB: 0 P: 7	R: 0 E: 0 K: 1 S: 8	H: 0 LOB: 0 BB: 0 P: 11	R: 0 E: 0 K: 0 S: 6	H: 0 LOB: 0 BB: 0 P: 9	R: 2 E: 0 K: 1 S: 15	H: 3 LOB: 2 BB: 1 P: 22	R: 0 E: 0 K: 1 S: 10	H: 2 LOB: 1 BB: 0 P: 13	R: 0 E: 0 K: 0 S: 8	H: 0 LOB: 0 BB: 0 P: 14	R: 0 E: 0 K: 1 S: 13	H: 1 LOB: 1 BB: 0 P: 19	1B: 9 2B: 1 3B: 0 HR: 0	SF: 0 SAC: 0 DP: 1 HBP: 1	WP: 0 PB: 0 CS: 2	PA: 36					
<b>PITCHER</b>	IP	WLS	BF	H	R	ER	SO	BB	IBB	HBP	BLK	WP	HR	S	P	ERA	WHIP										
56 Mark Buehrle, L (1, 1) ERA: 3.86	6.0		24	7	2	2	2	0	0	0	0	0	0	10	13	0.00	2.000										
71 Scott Linebrink, R (7, 1) ERA: 3.86	1.0		4	2	0	0	1	0	0	0	0	0	0	10	13	0.00	2.000										
67 Randy Williams, L (8, 1) ERA: 7.36	0.2		3	0	0	0	0	0	0	1	0	0	0	5	9	0.00	0.000										
D.J. Carrasco, R (8, 1) ERA: 3.64	0.1	W	1	0	0	0	0	0	0	0	0	0	0	3	5	0.00	0.000										
45 Bobby Jenks, R (9, 1) ERA: 3.66	1.0	S	4	1	0	0	1	0	0	0	0	0	0	13	19	0.00	1.000										

AB	29
R	4
H	8
RBI	3
BB	5
SO	8
LOB	10

AB	34
R	2
H	10
RBI	2
BB	1
SO	4
LOB	15





Batter	1	2	3	4	5	6	7	8	9	AB	R	H	RBI	BB	SO	LOB	TOP										
2 Denard Span, L OBP: 0.394, SLG: 0.411	F7			F8		L6		G1-4-3		4	0	0	0	0	0	0	<b>Minnesota Twins @ Cleveland Indians</b> Progressive Field, Cleveland, OH Fri Sep 04 2009, 7:05 PM EDT Att: 24,402 - Clear - 69 F										
18 Orlando Cabrera, R OBP: 0.311, SLG: 0.365	F9			1B		7 1B 33 SF7		K		4	1	2	0	0	1	0											
7 Joe Mauer, L OBP: 0.433, SLG: 0.608	G3			F7		33 SF7		K		4	0	1	0	0	1	1											
33 Justin Morneau, L OBP: 0.373, SLG: 0.533		K		G3		SF7			P5	3	0	0	1	0	1	1											
16 Jason Kubel, L OBP: 0.276, SLG: 0.536		G4-3				23 1B			F7	3	1	1	0	0	0	0											
5 Michael Cuddyer, R OBP: 0.338, SLG: 0.508		F9				G1-3			G2-3	4	0	0	0	0	0	3											
23 Brendan Harris, R OBP: 0.313, SLG: 0.372				F7		12 G5-3 22 1B				3	0	1	1	0	1	0											
22 Carlos Gómez, R OBP: 0.292, SLG: 0.351				P4		2H			B1-3	3	0	1	0	0	0	0											
12 Alexi Casilla, S OBP: 0.276, SLG: 0.249				G4-3		G5-3			P3	3	0	0	0	0	0	2											
<b>Inning Stats</b>	R: 0 E: 0 K: 0 S: 6	H: 0 LOB: 0 BB: 0 P: 10	R: 0 E: 0 K: 1 S: 10	H: 0 LOB: 0 BB: 0 P: 17	R: 0 E: 0 K: 0 S: 6	H: 0 LOB: 0 BB: 0 P: 10	R: 0 E: 0 K: 0 S: 9	H: 1 LOB: 1 BB: 0 P: 16	R: 1 E: 0 K: 0 S: 13	H: 3 LOB: 1 BB: 0 P: 13	R: 1 E: 0 K: 0 S: 13	H: 2 LOB: 2 BB: 0 P: 25	R: 0 E: 0 K: 1 S: 9	H: 0 LOB: 0 BB: 0 P: 11	R: 0 E: 0 K: 0 S: 10	H: 0 LOB: 0 BB: 0 P: 15	R: 0 E: 0 K: 0 S: 6	H: 0 LOB: 0 BB: 0 P: 10	1B: 5 2B: 1 3B: 0 HR: 0	SF: 1 SAC: 0 DP: 1 HBP: 1	WP: 0 PB: 0 SB: 0 CS: 0	PA: 33					
<b>PITCHER</b>	IP	WLS	BF	H	R	ER	SO	BB	IBB	HBP	BLK	WP	HR	S	P	ERA	WHIP										
45 Jeremy Sowers, L ERA: 4.78	6.0	W	24	6	2	2	1	0	0	0	0	0	0	53	91	3.00	1.000										
47 Jose Veras, R ERA: 6.35	1.0	H	3	0	0	0	1	0	0	0	0	0	0	9	11	0.00	0.000										
49 Tony Sipp, L ERA: 3.3	1.0	H	3	0	0	0	2	0	0	0	0	0	0	10	15	0.00	0.000										
34 Kerry Wood, R ERA: 4.31	1.0	S	3	0	0	0	0	0	0	0	0	0	0	6	10	0.00	0.000										

Batter	1	2	3	4	5	6	7	8	9	AB	R	H	RBI	BB	SO	LOB	BOTTOM										
23 Michael Brantley, L OBP: 0.438, SLG: 0.400	L7			F7		2H		G6-3		5	1	2	1	0	0	1	<b>Minnesota Twins @ Cleveland Indians</b> Progressive Field, Cleveland, OH Fri Sep 04 2009, 7:05 PM EDT Att: 24,402 - Clear - 69 F										
11 Jamey Carroll, R OBP: 0.373, SLG: 0.369				13 FC3-6		E5		G3		5	0	3	0	0	0	1											
4 Trevor Crowe, S OBP: 0.271, SLG: 0.283	2B			13 FC3-6		G3-1		G3		0	0	0	0	0	0	0											
13 Asdrúbal Cabrera, S OBP: 0.361, SLG: 0.440	L7			2 2B		K		E3		4	2	0	0	0	1	3											
2 Jhonny Peralta, R OBP: 0.336, SLG: 0.411	F9			48 1B		K		2 1B		4	1	2	2	0	1	2											
48 Travis Hafner, L OBP: 0.359, SLG: 0.492				2H		IBB		F8		2	0	1	1	2	0	1											
7 Matt LaPorta, R OBP: 0.311, SLG: 0.443				1B		G5-3		1 G3		3	0	0	0	1	0	4											
1 Luis Valbuena, L OBP: 0.295, SLG: 0.412	P4			1B		E5		G3		4	1	1	0	0	0	3											
25 Andy Marte, R OBP: 0.295, SLG: 0.411				K		G6-3		G5-3		4	0	0	0	0	1	5											
10 Kelly Shoppach, R OBP: 0.337, SLG: 0.387				K		K		L4		4	0	0	0	0	3	2											
<b>Inning Stats</b>	R: 0 E: 0 K: 0 S: 8	H: 1 LOB: 1 BB: 0 P: 10	R: 0 E: 0 K: 0 S: 11	H: 0 LOB: 1 BB: 1 P: 16	R: 3 E: 1 K: 1 S: 16	H: 4 LOB: 1 BB: 0 P: 21	R: 0 E: 0 K: 2 S: 9	H: 1 LOB: 0 BB: 0 P: 11	R: 0 E: 1 K: 1 S: 12	H: 1 LOB: 2 BB: 1 P: 22	R: 1 E: 1 K: 1 S: 14	H: 1 LOB: 0 BB: 0 P: 21	R: 1 E: 1 K: 0 S: 17	H: 1 LOB: 2 BB: 1 P: 26	R: 0 E: 0 K: 0 S: 6	H: 0 LOB: 0 BB: 0 P: 9	1B: 7 2B: 2 3B: 0 HR: 0	SF: 0 SAC: 0 DP: 0 HBP: 0	WP: 0 PB: 0 SB: 1 CS: 0	PA: 38							
<b>PITCHER</b>	IP	WLS	BF	H	R	ER	SO	BB	IBB	HBP	BLK	WP	HR	S	P	ERA	WHIP										
48 Carl Pavano, R ERA: 5.09	6.0	L	29	8	4	3	0	1	0	0	0	0	0	70	101	4.50	1.500										
37 Ron Mahay, L ERA: 4.68	0.1		3	1	1	0	0	0	0	0	0	0	0	6	8	0.00	3.000										
28 Jesse Crain, R ERA: 5.87	0.2		3	0	0	0	0	1	0	0	0	0	0	11	18	0.00	1.500										
44 Bob Keppel, R ERA: 5.18	1.0		3	0	0	0	0	0	0	0	0	0	0	6	9	0.00	0.000										





Batter	1	2	3	4	5	6	7	8	9	AB	R	H	RBI	BB	SO	LOB	TOP								
<b>2 Denard Span, L</b> OBP: 0.396, SLG: 0.411 (1, 8)										2	0	1	0	1	0	1	<b>Minnesota Twins @ Cleveland Indians</b> Progressive Field, Cleveland, OH Sat Sep 05 2009, 4:10 PM EDT Att: 19,455 - Sunny - 71 F								
<b>18 Orlando Cabrera, R</b> OBP: 0.310, SLG: 0.364 (1, 6)										3	0	0	1	1	2	2									
<b>7 Joe Mauer, L</b> OBP: 0.335, SLG: 0.607 (1, 10)										4	0	2	0	1	0	1									
<b>33 Justin Morneau, L</b> OBP: 0.370, SLG: 0.528 (1, 3)										5	0	0	0	0	1	8									
<b>16 Jason Kubel, L</b> OBP: 0.381, SLG: 0.541 <b>22 Carlos Gómez, R</b> OBP: 0.292, SLG: 0.351 (8, PR)											2	1	2	0	2	0									
<b>5 Michael Cuddyer, R</b> OBP: 0.336, SLG: 0.504 (1, 9)										4	0	0	0	0	0	4									
<b>23 Brendan Harris, R</b> OBP: 0.312, SLG: 0.370 (1, 5)										2	0	0	1	1	0	2									
<b>26 Jose Morales, S</b> OBP: 0.405, SLG: 0.411 (1, 2)										4	1	1	0	0	1	3									
<b>8 Nick Punto, S</b> OBP: 0.320, SLG: 0.273 (1, 4)										3	1	2	1	1	1	0									
<b>Inning Stats</b>	R: 0 E: 0 K: 1 S: 12	H: 1 LOB: 1 BB: 1 P: 18	R: 0 E: 0 K: 0 S: 11	H: 1 LOB: 1 BB: 1 P: 19	R: 0 E: 0 K: 1 S: 14	H: 1 LOB: 2 BB: 1 P: 20	R: 2 E: 1 K: 0 S: 10	H: 2 LOB: 1 BB: 1 P: 18	R: 0 E: 0 K: 0 S: 9	H: 0 LOB: 0 BB: 1 P: 15	R: 0 E: 0 K: 0 S: 10	H: 0 LOB: 0 BB: 1 P: 17	R: 0 E: 0 K: 1 S: 17	H: 0 LOB: 3 BB: 2 P: 30	R: 1 E: 0 K: 1 S: 11	H: 1 LOB: 1 BB: 0 P: 17	R: 1 E: 0 K: 1 S: 13	H: 2 LOB: 1 BB: 0 P: 22	1B: 6 2B: 2 3B: 0 HR: 0	SF: 2 SAC: 1 DP: 3 HBP: 1	WP: 0 PB: 0 SB: 1 CS: 0	PA: 40			
<b>PITCHER</b>	IP	WLS	BF	H	R	ER	SO	BB	IBB	HBP	BLK	WP	HR	S	P	ERA	WHIP								
<b>63 Justin Masterson, R</b> ERA: 4.4	6.0	L	25	5	2	1	2	5	0	0	0	0	0	66	107	1.50	1.667								
<b>54 Chris Perez, R</b> ERA: 3.28	0.2		4	0	0	0	1	1	0	1	0	0	0	12	21	0.00	1.500								
<b>53 Rafael Perez, L</b> ERA: 7.32	0.1		3	1	1	1	0	1	0	0	1	0	0	9	16	27.00	6.000								
<b>40 Jess Todd, R</b> ERA: 9.75	1.1		6	2	1	1	1	0	0	0	0	0	0	13	21	6.75	1.500								
<b>20 Mike Gosling, L</b> ERA: 9.39	0.2		2	0	0	0	1	0	0	0	0	0	0	7	11	0.00	0.000								

Batter	1	2	3	4	5	6	7	8	9	AB	R	H	RBI	BB	SO	LOB	BOTTOM								
<b>23 Michael Brantley, L</b> OBP: 0.400, SLG: 0.368 (1, 8)										4	0	1	0	0	1	2	<b>Minnesota Twins @ Cleveland Indians</b> Progressive Field, Cleveland, OH Sat Sep 05 2009, 4:10 PM EDT Att: 19,455 - Sunny - 71 F								
<b>11 Jamey Carroll, R</b> OBP: 0.368, SLG: 0.363 (1, 7)										4	0	0	0	0	1	3									
<b>13 Asdrúbal Cabrera, S</b> OBP: 0.362, SLG: 0.436 (1, 6)										2	0	0	0	2	1	0									
<b>2 Jhonny Peralta, R</b> OBP: 0.335, SLG: 0.412 (1, 5)										4	0	1	0	0	0	3									
<b>48 Travis Hafner, L</b> OBP: 0.358, SLG: 0.487 (1, 10)										3	0	0	0	1	1	0									
<b>7 Matt LaPorta, R</b> OBP: 0.300, SLG: 0.426 (1, 9)										4	0	0	0	0	3	2									
<b>1 Luis Valbuena, L</b> OBP: 0.292, SLG: 0.406 (1, 4)										4	0	0	0	0	2										
<b>25 Andy Marte, R</b> OBP: 0.294, SLG: 0.434 (1, 3)										4	1	1	1	0	1	0									
<b>16 Wyatt Toregas, R</b> OBP: 0.279, SLG: 0.216 (1, 2)										2	0	1	0	1	0	0									
<b>Inning Stats</b>	R: 0 E: 0 K: 0 S: 10	H: 0 LOB: 1 BB: 0 P: 15	R: 0 E: 0 K: 1 S: 7	H: 0 LOB: 0 BB: 0 P: 11	R: 1 E: 0 K: 0 S: 15	H: 2 LOB: 1 BB: 1 P: 25	R: 0 E: 0 K: 2 S: 11	H: 0 LOB: 0 BB: 0 P: 17	R: 0 E: 0 K: 0 S: 9	H: 0 LOB: 1 BB: 1 P: 16	R: 0 E: 0 K: 1 S: 10	H: 1 LOB: 2 BB: 1 P: 16	R: 0 E: 0 K: 2 S: 11	H: 1 LOB: 0 BB: 0 P: 16	R: 0 E: 0 K: 0 S: 7	H: 0 LOB: 0 BB: 0 P: 9	R: 0 E: 0 K: 2 S: 9	H: 0 LOB: 0 BB: 0 P: 13	1B: 2 2B: 1 3B: 0 HR: 1	SF: 0 SAC: 0 DP: 0 HBP: 0	WP: 0 PB: 0 SB: 0 CS: 0	PA: 35			
<b>PITCHER</b>	IP	WLS	BF	H	R	ER	SO	BB	IBB	HBP	BLK	WP	HR	S	P	ERA	WHIP								
<b>30 Scott Baker, R</b> ERA: 4.34	6.0	W	25	3	1	1	4	4	0	0	0	0	0	11	16	0.00	1.000								
<b>60 Jon Rauch, R</b> ERA: 3.95	1.0	H	4	1	0	0	2	0	0	0	0	0	0	7	9	0.00	0.000								
<b>54 Matt Guerrier, R</b> ERA: 2.34	1.0	H	3	0	0	0	0	0	0	0	0	0	0	9	13	0.00	0.000								
<b>36 Joe Nathan, R</b> ERA: 2.32	1.0	S	3	0	0	0	2	0	0	0	0	0	0	9	13	0.00	0.000								

AB 29  
R 4  
H 8  
RBI 3  
BB 7  
SO 5  
LOB 21



AB 31  
R 1  
H 4  
RBI 1  
BB 4  
SO 8  
LOB 12





Batter	1	2	3	4	5	6	7	8	9	AB	R	H	RBI	BB	SO	LOB	TOP					
2 Denard Span, L (1,9) OBP: 0.395, SLG: 0.410	G6-3		L6-4					G4-3		4	0	1	1	0	0	1	<b>Minnesota Twins @ Cleveland Indians</b> Progressive Field, Cleveland, OH Sun Sep 06 2009, 1:05 PM EDT Att: 17,911 - Partly Cloudy - 73 F					
16 Orlando Cabrera, R (1,6) OBP: 0.398, SLG: 0.361	P3			G4-3	P6			K2-3		4	0	0	0	0	1							
7 Joe Mauer, L (1,2) OBP: 0.434, SLG: 0.604	K			L4				G3		4	0	1	0	0	1							
33 Justin Morneau, L (1,10) OBP: 0.369, SLG: 0.525		G4-3			16 BB			F9		3	0	0	0	1	1							
16 Jason Kubel, L (1,7) OBP: 0.380, SLG: 0.537		F7						G6-3		3	0	0	0	1	0							
5 Michael Cuddyer, R (1,3) OBP: 0.335, SLG: 0.501										3	0	0	0	1	2							
23 Brendan Harris, R (1,5) OBP: 0.309, SLG: 0.366										4	0	0	0	0	1							
22 Carlos Gómez, R (1,8) OBP: 0.293, SLG: 0.348										2	0	0	0	1	1							
8 Nick Punto, S (1,4) OBP: 0.321, SLG: 0.279										2	1	1	0	0	0							
<b>Inning Stats</b>	R: 0 E: 0 K: 1 S: 7	H: 0 LOB: 0 BB: 0 P: 11	R: 0 E: 0 K: 0 S: 12	H: 0 LOB: 1 BB: 1 P: 25	R: 0 E: 0 K: 0 S: 4	H: 0 LOB: 0 BB: 1 P: 8	R: 0 E: 0 K: 0 S: 9	H: 0 LOB: 2 BB: 2 P: 22	R: 1 E: 0 K: 1 S: 11	H: 2 LOB: 1 BB: 0 P: 16	R: 0 E: 0 K: 0 S: 5	H: 0 LOB: 0 BB: 0 P: 11	R: 0 E: 1 K: 0 S: 9	H: 0 LOB: 1 BB: 0 P: 14	R: 0 E: 0 K: 2 S: 11	H: 1 LOB: 1 BB: 0 P: 15	R: 0 E: 0 K: 2 S: 9	H: 0 LOB: 0 BB: 0 P: 14	1B: 2 2B: 2 HR: 0	SF: 0 SAC: 1 HBP: 0	WP: 0 PB: 0 SB: 0 CS: 0	PA: 34
<b>PITCHER</b>	IP WLS BF H R ER SO BB IBB HBP BLK WP HR S P ERA WHIP																					
28 David Huff, L (1,1) ERA: 6.23	7.0 W 27 2 1 1 2 4 0 0 0 0 0 0 57 107 1.29 0.857																					
49 Tony Sipp, L (8,1) ERA: 3.19	1.0 H 4 1 0 0 2 0 0 0 0 0 0 0 11 15 0.00 1.000																					
34 Kerry Wood, R (9,1) ERA: 4.22	1.0 S 3 0 0 0 2 0 0 0 0 0 0 0 9 14 0.00 0.000																					

Batter	1	2	3	4	5	6	7	8	9	AB	R	H	RBI	BB	SO	LOB	BOTTOM			
23 Michael Brantley, L (1,8) OBP: 0.417, SLG: 0.591	G4-3		FC6							4	2	2	1	0	0	1	<b>Minnesota Twins @ Cleveland Indians</b> Progressive Field, Cleveland, OH Sun Sep 06 2009, 1:05 PM EDT Att: 17,911 - Partly Cloudy - 73 F			
13 Adrián Cabrera, S (1,6) OBP: 0.364, SLG: 0.442	G4-3									3	0	2	1	0	0	0				
17 Shin-Soo Choo, L (1,9) OBP: 0.393, SLG: 0.472	F7									4	0	0	0	0	1	3				
2 Jhonny Peralta, R (1,5) OBP: 0.335, SLG: 0.411		G5-3								4	0	1	1	0	2	1				
48 Travis Hafner, L (1,10) OBP: 0.356, SLG: 0.483		G6-3								4	0	1	0	0	0	1				
7 Matt LaPorta, R (1,7) OBP: 0.289, SLG: 0.410		F9								4	0	0	0	0	0	2				
1 Luis Valbuena, L (1,4) OBP: 0.295, SLG: 0.409										3	1	2	0	0	1	0				
25 Andy Marte, R (1,3) OBP: 0.288, SLG: 0.426										2	0	0	0	0	0	1				
8 Chris Gimenez, R (1,2) OBP: 0.256, SLG: 0.265										1	0	0	0	1	0	1				
11 Jamey Carroll, R (7,PH) ERA: 2.24										1	0	0	0	0	0	1				
16 Wyatt Torgans, R (8,2) OBP: 0.279, SLG: 0.216										0	0	0	0	0	0	0				
<b>Inning Stats</b>	R: 0 E: 0 K: 0 S: 10	H: 0 LOB: 0 BB: 0 P: 13	R: 0 E: 0 K: 0 S: 13	H: 0 LOB: 0 BB: 0 P: 20	R: 0 E: 0 K: 1 S: 11	H: 0 LOB: 1 BB: 1 P: 19	R: 0 E: 0 K: 1 S: 8	H: 1 LOB: 1 BB: 0 P: 10	R: 0 E: 0 K: 0 S: 8	H: 1 LOB: 1 BB: 0 P: 10	R: 1 E: 0 K: 1 S: 13	H: 3 LOB: 2 BB: 0 P: 17	R: 2 E: 0 K: 0 S: 8	H: 3 LOB: 1 BB: 0 P: 12	R: 0 E: 0 K: 1 S: 11	H: 0 LOB: 0 BB: 0 P: 16	1B: 7 2B: 1 3B: 0 HR: 0	SF: 0 SAC: 2 DP: 0 HBP: 0	WP: 0 PB: 0 SB: 0 CS: 0	PA: 33
<b>PITCHER</b>	IP WLS BF H R ER SO BB IBB HBP BLK WP HR S P ERA WHIP																			
53 Nick Blackburn, R (1,1) ERA: 4.16	6.2 L 28 7 3 3 3 1 0 0 0 0 0 0 68 95 4.05 1.200																			
50 Jose Mijares, L (7,1) ERA: 2.24	1.0 4 1 0 0 1 0 0 0 0 0 0 0 13 20 0.00 1.000																			
28 Jesse Crain, R (8,1) ERA: 5.82	0.1 1 0 0 0 0 0 0 0 0 0 0 0 1 2 0.00 0.000																			





Batter	1	2	3	4	5	6	7	8	9	AB	R	H	RBI	BB	SO	LOB	TOP					
<b>2 Denard Span, L</b> OBP: 0.395, SLG: 0.408										4	1	1	1	1	2	2	<b>Minnesota Twins @ Toronto Blue Jays</b> Rogers Centre, Toronto, ON Mon Sep 07 2009, 1:07 PM EDT Att: 13,153 - Cloudy - 69 F					
<b>8 Nick Punto, S</b> OBP: 0.319, SLG: 0.277										5	1	1	0	0	0	2						
<b>7 Joe Mauer, L</b> OBP: 0.435, SLG: 0.606										5	1	3	2	0	0	0						
<b>33 Justin Morneau, L</b> OBP: 0.368, SLG: 0.521										5	1	1	1	0	1	2						
<b>16 Jason Kubel, L</b> OBP: 0.381, SLG: 0.541										4	1	2	0	0	0	1						
<b>5 Michael Cuddyer, R</b> OBP: 0.335, SLG: 0.499										4	0	1	1	0	0	1						
<b>21 Delmon Young, R</b> OBP: 0.289, SLG: 0.381										4	0	1	1	0	0	1						
<b>22 Carlos Gómez, R</b> OBP: 0.293, SLG: 0.348										0	0	0	0	0	0	0						
<b>32 Brian Buscher, L</b> OBP: 0.351, SLG: 0.303										2	1	0	0	2	1	1						
<b>12 Alexi Casilla, S</b> OBP: 0.275, SLG: 0.249										4	0	1	0	0	0	3						
<b>Inning Stats</b>	R: 5 H: 5 E: 0 K: 0 S: 27	H: 5 LOB: 2 BB: 2 P: 46	R: 0 H: 1 E: 0 K: 1 S: 10	H: 1 LOB: 1 BB: 0 P: 15	R: 0 H: 0 E: 0 K: 0 S: 4	H: 0 LOB: 0 BB: 0 P: 6	R: 0 H: 0 E: 0 K: 1 S: 8	H: 0 LOB: 0 BB: 0 P: 10	R: 0 H: 0 E: 0 K: 0 S: 8	H: 0 LOB: 0 BB: 0 P: 13	R: 1 H: 2 E: 0 K: 0 S: 11	H: 2 LOB: 2 BB: 1 P: 19	R: 0 H: 1 E: 0 K: 1 S: 10	H: 1 LOB: 1 BB: 0 P: 16	R: 0 H: 1 E: 0 K: 1 S: 6	H: 1 LOB: 1 BB: 0 P: 9	R: 0 H: 1 E: 0 K: 1 S: 11	H: 1 LOB: 1 BB: 0 P: 19	1B: 8 2B: 3 3B: 0 HR: 0	SF: 0 SAC: 0 DP: 0 HBP: 0	WP: 0 PB: 0 SB: 0 CS: 1	PA: 40
<b>PITCHER</b>	IP WLS BF H R ER SO BB IBB HBP BLK WP HR S P ERA WHIP																					
<b>48 Scott Richmond, R</b> ERA: 4.76	6.0 L 29 8 6 6 2 3 0 0 0 0 0 0 0 68 109 9.00 1.833																					
<b>39 Jesse Carlson, L</b> ERA: 4.5	7.1 1.0 4 1 0 0 0 0 0 0 0 0 0 10 16 0.00 1.000																					
<b>57 Shawn Camp, R</b> ERA: 3.5	8.1 1.0 3 1 0 0 1 0 0 0 0 0 0 6 9 0.00 1.000																					
<b>37 Scott Downs, L</b> ERA: 3.07	9.1 1.0 4 1 0 0 1 0 0 0 0 0 0 11 19 0.00 1.000																					

Batter	1	2	3	4	5	6	7	8	9	AB	R	H	RBI	BB	SO	LOB	BOTTOM					
<b>19 Marco Scutaro, R</b> OBP: 0.378, SLG: 0.410										5	1	1	0	0	3	0	<b>Minnesota Twins @ Toronto Blue Jays</b> Rogers Centre, Toronto, ON Mon Sep 07 2009, 1:07 PM EDT Att: 13,153 - Cloudy - 69 F					
<b>2 Aaron Hill, R</b> OBP: 0.326, SLG: 0.495										1	0	1	0	1	0	0						
<b>19 José Bautista, R</b> OBP: 0.352, SLG: 0.325										2	1	1	1	0	1	0						
<b>26 Adam Lind, L</b> OBP: 0.368, SLG: 0.553										3	1	2	1	0	0	0						
<b>35 Lyle Overbay, L</b> OBP: 0.380, SLG: 0.476										3	0	1	0	1	2	2						
<b>10 Vernon Wells, R</b> OBP: 0.302, SLG: 0.392										4	0	1	1	0	1	4						
<b>20 Rod Barajas, R</b> OBP: 0.272, SLG: 0.416										4	0	0	0	0	1	4						
<b>12 Edwin Encarnación, R</b> OBP: 0.299, SLG: 0.332										4	0	0	0	0	1	2						
<b>45 Travis Snider, L</b> OBP: 0.311, SLG: 0.377										4	0	1	0	0	2	0						
<b>1 Joe Inglett, L</b> OBP: 0.356, SLG: 0.366										3	0	0	0	0	0	1						
<b>6 John McDonald, R</b> OBP: 0.262, SLG: 0.341										1	0	0	0	0	0	0						
<b>Inning Stats</b>	R: 0 H: 1 E: 0 K: 1 S: 19	H: 1 LOB: 1 BB: 0 P: 33	R: 0 H: 1 E: 0 K: 1 S: 11	H: 1 LOB: 0 BB: 0 P: 16	R: 1 H: 2 E: 0 K: 1 S: 15	H: 2 LOB: 1 BB: 1 P: 24	R: 0 H: 0 E: 0 K: 0 S: 7	H: 0 LOB: 0 BB: 0 P: 9	R: 2 H: 4 E: 0 K: 1 S: 19	H: 4 LOB: 2 BB: 0 P: 35	R: 0 H: 0 E: 0 K: 2 S: 10	H: 0 LOB: 0 BB: 0 P: 15	R: 0 H: 0 E: 0 K: 2 S: 9	H: 0 LOB: 0 BB: 0 P: 16	R: 0 H: 0 E: 0 K: 1 S: 6	H: 0 LOB: 0 BB: 0 P: 7	R: 0 H: 0 E: 0 K: 2 S: 7	H: 0 LOB: 0 BB: 0 P: 11	1B: 5 2B: 2 3B: 0 HR: 1	SF: 1 SAC: 0 DP: 0 HBP: 0	WP: 0 PB: 0 SB: 0 CS: 0	PA: 37
<b>PITCHER</b>	IP WLS BF H R ER SO BB IBB HBP BLK WP HR S P ERA WHIP																					
<b>49 Jeff Manship, R</b> ERA: 4.41	4.1 0.2 3 1 0 0 0 0 0 0 0 0 0 7 13 0.00 1.500																					
<b>44 Bob Keppel, R</b> ERA: 5.09	0.2 H 2 0 0 0 1 0 0 0 0 0 0 0 7 10 0.00 0.000																					
<b>37 Ron Mahay, L</b> ERA: 4.6	1.1 W 4 0 0 0 3 0 0 0 0 0 0 0 12 21 0.00 0.000																					
<b>28 Jesse Crain, R</b> ERA: 5.63	1.0 H 3 0 0 0 1 0 0 0 0 0 0 0 6 7 0.00 0.000																					
<b>54 Matt Guerrier, R</b> ERA: 2.31																						
<b>36 Joe Nathan, R</b> ERA: 2.28																						

AB	37
R	6
H	11
RBI	6
BB	3
SO	4
LOB	13



WP	0	PA	40
PB	0		
SB	0		
CS	1		

WP	0	PA	37
PB	0		
SB	0		
CS	0		



Batter	1	2	3	4	5	6	7	8	9	AB	R	H	RBI	BB	SO	LOB	TOP			
2 Denard Span, L (1, 8) OBP: 0.396, SLG: 0.413										4	1	2	0	0	2	1	<b>Minnesota Twins @ Toronto Blue Jays</b> Rogers Centre, Toronto, ON Tue Sep 08 2009, 7:07 PM EDT Att: 13,488 - Clear - 71 F			
18 Orlando Cabrera, R (1, 6) OBP: 0.310, SLG: 0.362										4	1	2	0	0	0	1				
16 Jason Kubel, L (1, 10) OBP: 0.382, SLG: 0.542										3	1	1	2	1	0	1				
33 Justin Morneau, L (1, 3) OBP: 0.367, SLG: 0.521										4	0	1	1	0	1	1				
5 Michael Cuddyer, R (1, 9) OBP: 0.334, SLG: 0.497										4	0	1	0	0	2	2				
23 Brendan Harris, R (1, 5) OBP: 0.311, SLG: 0.364										2	0	0	0	1	0	2				
21 Delmon Young, R (1, 7) OBP: 0.288, SLG: 0.381										3	0	1	0	0	0	1				
26 Jose Morales, S (0, PH) OBP: 0.400, SLG: 0.405										1	0	0	0	0	1	1				
55 Mike Redmond, R (1, 2) OBP: 0.309, SLG: 0.299										3	0	0	0	0	2					
7 Joe Mauer, L (0, PH) OBP: 0.434, SLG: 0.605										2	0	0	0	1	1					
8 Nick Punto, S (1, 4) OBP: 0.320, SLG: 0.275																				
<b>Inning Stats</b>	R: 1 H: 2 E: 0 K: 1 S: 16	H: 2 LOB: 1 BB: 1 P: 28	R: 0 H: 0 E: 0 K: 0 S: 5	H: 0 LOB: 1 BB: 1 P: 12	R: 2 H: 3 E: 0 K: 1 S: 9	H: 3 LOB: 1 BB: 0 P: 10	R: 0 H: 1 E: 0 K: 1 S: 8	H: 1 LOB: 0 BB: 0 P: 15	R: 0 H: 0 E: 0 K: 0 S: 9	H: 1 LOB: 0 BB: 0 P: 13	R: 0 H: 0 E: 0 K: 1 S: 12	H: 0 LOB: 1 BB: 1 P: 22	R: 0 H: 1 E: 0 K: 1 S: 7	H: 1 LOB: 0 BB: 0 P: 13	R: 0 H: 0 E: 0 K: 1 S: 17	H: 0 LOB: 1 BB: 0 P: 25	1B: 4 2B: 5 3B: 0 HR: 0	SF: 0 SAC: 0 DP: 3 HBP: 1	WP: 0 PB: 0 SB: 1 CS: 0	PA: 35
<b>PITCHER</b>	IP WLS BF H R ER SO BB IBB HBP BLK WP HR S P ERA WHIP																			
24 Ricky Romero, L (1, 1) ERA: 4.14	6.2 W 27	7 3 3 4	3 0 0 0	0 0 0 0	0 0 0 0	0 0 3 6	0 0 7 13	0 0 17 25	4.05 1.500											
39 Jesse Carlson, L (7, 1) ERA: 4.58	0.1 H 1	0 0 0 1	0 0 0 1	0 0 0 0	0 0 0 0	0 0 3 6	0 0 7 13	0 0 17 25	0.00 0.000											
37 Scott Downs, L (8, 1) ERA: 3.0	1.0 H 3	1 0 0 1	0 0 0 1	0 0 0 0	0 0 0 0	0 0 3 6	0 0 7 13	0 0 17 25	0.00 1.000											
54 Jason Frasor, R (9, 1) ERA: 2.23	1.0 S 4	0 0 0 1	0 0 0 1	0 0 0 0	0 0 0 0	0 0 3 6	0 0 7 13	0 0 17 25	0.00 0.000											

Batter	1	2	3	4	5	6	7	8	9	AB	R	H	RBI	BB	SO	LOB	BOTTOM			
19 Marco Scutaro, R (1, 6) OBP: 0.377, SLG: 0.409										5	0	1	0	0	0	4	<b>Minnesota Twins @ Toronto Blue Jays</b> Rogers Centre, Toronto, ON Tue Sep 08 2009, 7:07 PM EDT Att: 13,488 - Clear - 71 F			
19 José Bautista, R (1, 9) OBP: 0.354, SLG: 0.332										4	1	2	0	0	1	1				
26 Adam Lind, L (1, 7) OBP: 0.367, SLG: 0.551										4	1	1	0	0	1	1				
45 Travis Snider, L (9, 7) OBP: 0.311, SLG: 0.377										0	0	0	0	0	0	0				
10 Vernon Wells, R (1, 8) OBP: 0.304, SLG: 0.391										3	1	1	0	1	0	1				
21 Randy Ruiz, R (1, 10) OBP: 0.379, SLG: 0.541										3	0	0	1	0	2	2				
15 Kevin Millar, R (1, 3) OBP: 0.300, SLG: 0.354										3	1	1	0	1	0	1				
12 Edwin Encarnación, R (1, 5) OBP: 0.299, SLG: 0.330										4	1	1	2	0	1	1				
13 Raul Chavez, R (1, 2) OBP: 0.298, SLG: 0.370										3	0	1	0	1	0	2				
6 John McDonald, R (1, 4) OBP: 0.284, SLG: 0.395										4	1	3	3	0	0	1				
<b>Inning Stats</b>	R: 0 H: 0 E: 0 K: 0 S: 7	H: 0 LOB: 0 BB: 0 P: 13	R: 0 H: 1 E: 0 K: 1 S: 13	H: 1 LOB: 1 BB: 0 P: 18	R: 0 H: 1 E: 0 K: 0 S: 10	H: 1 LOB: 0 BB: 0 P: 12	R: 0 H: 1 E: 0 K: 1 S: 8	H: 1 LOB: 1 BB: 0 P: 13	R: 0 H: 1 E: 0 K: 0 S: 11	H: 1 LOB: 2 BB: 1 P: 21	R: 6 H: 5 E: 0 K: 1 S: 24	H: 5 LOB: 1 BB: 2 P: 40	R: 0 H: 1 E: 0 K: 1 S: 11	H: 1 LOB: 0 BB: 0 P: 16	R: 0 H: 1 E: 0 K: 1 S: 9	H: 1 LOB: 1 BB: 0 P: 11	1B: 9 2B: 1 3B: 0 HR: 1	SF: 1 SAC: 0 DP: 1 HBP: 0	WP: 0 PB: 0 SB: 1 CS: 0	PA: 37
<b>PITCHER</b>	IP WLS BF H R ER SO BB IBB HBP BLK WP HR S P ERA WHIP																			
52 Brian Duensing, L (1, 1) ERA: 3.94	5.0 L 22	6 3 3 0	3 3 3 0	1 0 0 0	0 0 0 0	0 0 1 13	0 0 15 23	0 0 9 11	40.50 6.000											
60 Jon Rauch, R (6, 1) ERA: 4.27	0.2 L 6	3 3 3 0	0 0 2 0	0 0 0 0	0 0 0 0	0 0 15 23	0 0 9 11	0 0 9 11	0.00 0.750											
44 Bob Keppel, R (6, 1) ERA: 4.93	1.1 5 1	0 0 2 0	0 0 2 0	0 0 0 0	0 0 0 0	0 0 15 23	0 0 9 11	0 0 9 11	0.00 1.000											
50 Jose Mijares, L (8, 1) ERA: 2.19	1.0 4 1	0 0 1 0	0 0 1 0	0 0 0 0	0 0 0 0	0 0 9 11	0 0 9 11	0 0 9 11	0.00 1.000											

AB	31
R	3
H	8
RBI	3
BB	3
SO	7
LOB	14



AB	33
R	6
H	11
RBI	6
BB	3
SO	5
LOB	14





Batter	1	2	3	4	5	6	7	8	9	AB	R	H	RBI	BB	SO	LOB	TOP									
<b>2 Denard Span, L</b> OBP: 0.393, SLG: 0.409 (1, 8)	G4-3		G3-1		K		K		G1-3	5	0	0	0	0	2	5	<b>Minnesota Twins @ Toronto Blue Jays</b> Rogers Centre, Toronto, ON Wed Sep 09 2009, 7:07 PM EDT Att: 11,159 - Cloudy - 69 F									
<b>18 Orlando Cabrera, R</b> OBP: 0.309, SLG: 0.395 (1, 6)	G4-3		K		HR		K		G5-3	5	1	1	1	0	2	1										
<b>7 Joe Mauer, L</b> OBP: 0.433, SLG: 0.601 (1, 10)	1B		K		P5		F8			4	0	1	0	0	1	0										
<b>33 Justin Morneau, L</b> OBP: 0.366, SLG: 0.525 (1, 3)	G4-3		K		G1-3		HR			4	1	1	1	0	1	1										
<b>16 Jason Kubel, L</b> OBP: 0.379, SLG: 0.537 <b>22 Carlos Gómez, R</b> OBP: 0.293, SLG: 0.348 (8, 8)	G3-1		F7		G3		G4-3			4	0	0	0	0	0	0										
<b>21 Delmon Young, R</b> OBP: 0.288, SLG: 0.382 <b>12 Alexi Casilla, S</b> OBP: 0.275, SLG: 0.249 (9, PR) (9, 4)	L3		F8		F7		2B			4	0	1	0	0	0	0										
<b>32 Brian Buscher, L</b> OBP: 0.362, SLG: 0.325 (1, 5)	2B		1B		P4		1B			4	1	3	0	0	0	0										
<b>26 Jose Morales, S</b> OBP: 0.398, SLG: 0.395 <b>20 Matt Tolbert, S</b> OBP: 0.272, SLG: 0.225 <b>55 Mike Redmond, R</b> OBP: 0.307, SLG: 0.297 (7, PR) (7, 2)	K		FC4-6		BB		K			2	0	0	0	1	1	2										
<b>8 Nick Punto, S</b> OBP: 0.320, SLG: 0.276 <b>5 Michael Cuddyer, R</b> OBP: 0.335, SLG: 0.500 (9, PH) (9, 9)	K		1B		E6		2B			3	0	1	0	0	1	1										
<b>Inning Stats</b>	R: 0 E: 0 K: 0 S: 11	H: 1 LOB: 1 BB: 0 P: 13	R: 0 E: 0 K: 1 S: 9	H: 1 LOB: 1 BB: 0 P: 13	R: 0 E: 0 K: 2 S: 9	H: 0 LOB: 0 BB: 0 P: 13	R: 0 E: 0 K: 2 S: 8	H: 0 LOB: 0 BB: 0 P: 11	R: 0 E: 1 K: 1 S: 9	H: 0 LOB: 2 BB: 1 P: 15	R: 1 E: 0 K: 0 S: 7	H: 1 LOB: 0 BB: 0 P: 9	R: 0 E: 1 K: 1 S: 9	H: 0 LOB: 2 BB: 1 P: 15	R: 1 E: 0 K: 1 S: 7	H: 1 LOB: 0 BB: 0 P: 9		R: 2 E: 0 K: 1 S: 13	H: 3 LOB: 1 BB: 0 P: 14	1B: 4 2B: 3 3B: 0 HR: 2	SF: 0 SAC: 0 DP: 0 HBP: 0	WP: 0 PB: 0 SB: 0 CS: 0	PA: 38			
<b>PITCHER</b> <b>32 Roy Halladay, R</b> ERA: 3.03 (1, 1)	IP: 9.0 WLS: L BF: 38	H: 9 R: 4 ER: 4 SO: 9	BB: 1 IBB: 0 HBP: 0 BLK: 0	WP: 0 HR: 2 S: 82 P: 108	ERA: 4.00 WHIP: 1.111	<b>PITCHER</b>										ERA: 4.00 WHIP: 1.111	<b>PITCHER</b>									

Batter	1	2	3	4	5	6	7	8	9	AB	R	H	RBI	BB	SO	LOB	BOTTOM									
<b>19 Marco Scutaro, R</b> OBP: 0.379, SLG: 0.409 (1, 6)	1B		P5		BB		BB		19 SH1-4	2	0	1	0	2	0	1	<b>Minnesota Twins @ Toronto Blue Jays</b> Rogers Centre, Toronto, ON Wed Sep 09 2009, 7:07 PM EDT Att: 11,159 - Cloudy - 69 F									
<b>19 José Bautista, R</b> OBP: 0.350, SLG: 0.328 (1, 9)	K		G6-3		K		SH1-4			3	0	0	0	0	2	4										
<b>26 Adam Lind, L</b> OBP: 0.365, SLG: 0.547 (1, 10)	F7		FC4-6		K		K			4	0	0	0	0	1	4										
<b>35 Lyle Overbay, L</b> OBP: 0.377, SLG: 0.470 (1, 3)	L3		F8		K		G1-3			4	0	0	0	0	1	2										
<b>10 Vernon Wells, R</b> OBP: 0.305, SLG: 0.392 (1, 8)	1B		20 G6-3		20 E S		G1-3		P4	4	0	2	0	0	0	0										
<b>20 Rod Barajas, R</b> OBP: 0.270, SLG: 0.412 (1, 2)	G6-3		P6		K		G6-3			4	0	0	0	0	1	2										
<b>12 Edwin Encarnación, R</b> OBP: 0.297, SLG: 0.338 (1, 5)	G5-3		3B		L4		F9			4	1	1	0	0	0	0										
<b>45 Travis Snider, L</b> OBP: 0.317, SLG: 0.394 (1, 7)	2B		6 G3		K		K			3	0	2	1	0	1	0										
<b>6 John McDonald, R</b> OBP: 0.275, SLG: 0.382 (1, 4)	F8		G3		L7					3	0	0	0	0	0	2										
<b>Inning Stats</b>	R: 0 E: 0 K: 1 S: 10	H: 1 LOB: 1 BB: 0 P: 14	R: 0 E: 0 K: 0 S: 6	H: 1 LOB: 0 BB: 0 P: 9	R: 0 E: 0 K: 0 S: 7	H: 1 LOB: 1 BB: 0 P: 10	R: 1 E: 0 K: 1 S: 13	H: 2 LOB: 1 BB: 1 P: 22	R: 0 E: 0 K: 2 S: 7	H: 0 LOB: 0 BB: 0 P: 10	R: 0 E: 0 K: 1 S: 9	H: 0 LOB: 0 BB: 0 P: 12	R: 0 E: 0 K: 1 S: 7	H: 0 LOB: 1 BB: 1 P: 14	R: 0 E: 0 K: 0 S: 9	H: 0 LOB: 0 BB: 0 P: 15		1B: 3 2B: 2 3B: 1 HR: 0	SF: 0 SAC: 1 DP: 1 HBP: 0	WP: 0 PB: 0 SB: 0 CS: 0	PA: 34					
<b>PITCHER</b> <b>48 Carl Pavano, R</b> ERA: 4.92 (1, 1)	IP: 7.1 WLS: W BF: 29	H: 6 R: 1 ER: 1 SO: 5	BB: 2 IBB: 0 HBP: 0 BLK: 0	WP: 0 HR: 0 S: 65 P: 103	ERA: 1.23 WHIP: 1.091	<b>PITCHER</b>										ERA: 1.23 WHIP: 1.091	<b>PITCHER</b>									
<b>50 Jose Mijares, L</b> ERA: 2.17 (8, 1)	0.2 H: 2	0 R: 0 ER: 0 SO: 1	0 BB: 0 HBP: 0 BLK: 0	0 WP: 0 HR: 0 S: 5 P: 8	0.00 0.000	<b>PITCHER</b>										0.00 0.000	<b>PITCHER</b>									
<b>36 Joe Nathan, R</b> ERA: 2.24 (9, 1)	1.0 S: 3	0 R: 0 ER: 0 SO: 0	0 BB: 0 HBP: 0 BLK: 0	0 WP: 0 HR: 0 S: 9 P: 15	0.00 0.000	<b>PITCHER</b>										0.00 0.000	<b>PITCHER</b>									







Batter	1	2	3	4	5	6	7	8	9	AB	R	H	RBI	BB	SO	LOB	TOP				
29 Adam Kennedy, L OBP: 0.340, SLG: 0.402										6	0	2	0	0	2	6					
11 Rajai Davis, R OBP: 0.387, SLG: 0.429										6	1	2	0	0	1	4					
Ryan Sweeney, L OBP: 0.338, SLG: 0.396										5	1	1	0	1	1	5					
8 Kurt Suzuki, R OBP: 0.307, SLG: 0.409										5	3	3	3	0	0	2					
35 Landon Powell, S OBP: 0.315, SLG: 0.470										1	0	0	0	0	0	2					
32 Jack Cust, L OBP: 0.358, SLG: 0.416										4	4	2	1	2	2	3					
14 Mark Ellis, R OBP: 0.323, SLG: 0.434										4	1	2	3	0	0	2					
7 Bobby Crosby, R OBP: 0.289, SLG: 0.358										1	0	0	0	0	1	0					
10 Daric Barton, L OBP: 0.321, SLG: 0.366										5	1	1	3	0	1	2					
1 Eric Patterson, L OBP: 0.269, SLG: 0.298										4	0	3	0	1	0	0					
2 Cliff Pennington, S OBP: 0.340, SLG: 0.408										3	1	1	2	2	2	2					
<b>Inning Stats</b>	R: 0 E: 0 K: 0 S: 12	H: 1 LOB: 1 BB: 0 P: 19	R: 1 E: 0 K: 0 S: 6	H: 1 LOB: 0 BB: 10 P: 10	R: 5 E: 0 K: 2 S: 24	H: 4 LOB: 0 BB: 1 P: 39	R: 0 E: 0 K: 0 S: 6	H: 1 LOB: 2 BB: 1 P: 11	R: 3 E: 0 K: 1 S: 17	H: 3 LOB: 1 BB: 2 P: 26	R: 0 E: 0 K: 1 S: 12	H: 1 LOB: 1 BB: 0 P: 17	R: 0 E: 0 K: 3 S: 11	H: 1 LOB: 1 BB: 0 P: 18	R: 0 E: 0 K: 2 S: 14	H: 1 LOB: 2 BB: 1 P: 22	1B: 7 2B: 5 3B: 0 HR: 5	SF: 0 SAC: 0 DP: 0 HBP: 0	WP: 0 PB: 0 SB: 1 CS: 0	PA: 50	
<b>PITCHER</b>	IP WLS BF H R ER SO BB IBB HBP BLK WP HR S P ERA WHIP	IP WLS BF H R ER SO BB IBB HBP BLK WP HR S P ERA WHIP	IP WLS BF H R ER SO BB IBB HBP BLK WP HR S P ERA WHIP	IP WLS BF H R ER SO BB IBB HBP BLK WP HR S P ERA WHIP	IP WLS BF H R ER SO BB IBB HBP BLK WP HR S P ERA WHIP	IP WLS BF H R ER SO BB IBB HBP BLK WP HR S P ERA WHIP	IP WLS BF H R ER SO BB IBB HBP BLK WP HR S P ERA WHIP	IP WLS BF H R ER SO BB IBB HBP BLK WP HR S P ERA WHIP	IP WLS BF H R ER SO BB IBB HBP BLK WP HR S P ERA WHIP	IP WLS BF H R ER SO BB IBB HBP BLK WP HR S P ERA WHIP	IP WLS BF H R ER SO BB IBB HBP BLK WP HR S P ERA WHIP	IP WLS BF H R ER SO BB IBB HBP BLK WP HR S P ERA WHIP	IP WLS BF H R ER SO BB IBB HBP BLK WP HR S P ERA WHIP	IP WLS BF H R ER SO BB IBB HBP BLK WP HR S P ERA WHIP	IP WLS BF H R ER SO BB IBB HBP BLK WP HR S P ERA WHIP	IP WLS BF H R ER SO BB IBB HBP BLK WP HR S P ERA WHIP	IP WLS BF H R ER SO BB IBB HBP BLK WP HR S P ERA WHIP	IP WLS BF H R ER SO BB IBB HBP BLK WP HR S P ERA WHIP	IP WLS BF H R ER SO BB IBB HBP BLK WP HR S P ERA WHIP	IP WLS BF H R ER SO BB IBB HBP BLK WP HR S P ERA WHIP	IP WLS BF H R ER SO BB IBB HBP BLK WP HR S P ERA WHIP

Oakland Athletics @ Minnesota Twins  
Hubert H. Humphrey Metrodome, Minneapolis, MN

livebaseballscores.com



AB 44  
R 12  
H 17  
RBI 12  
BB 6  
SO 10  
LOB 28

WP: 0 PA: 50  
PB: 0  
SB: 1  
CS: 0

Batter	1	2	3	4	5	6	7	8	9	AB	R	H	RBI	BB	SO	LOB	BOTTOM					
2 Denard Span, L OBP: 0.392, SLG: 0.419										4	2	1	1	1	0	1						
18 Orlando Cabrera, R OBP: 0.308, SLG: 0.367										3	0	0	0	0	0	0						
20 Matt Tolbert, S OBP: 0.282, SLG: 0.237										2	0	1	0	1	0	0						
7 Joe Mauer, L OBP: 0.451, SLG: 0.598										2	0	1	0	1	0	0						
26 Jose Morales, S OBP: 0.395, SLG: 0.392										2	0	1	1	0	0	1						
33 Justin Morneau, L OBP: 0.363, SLG: 0.519										2	0	0	0	1	0	2						
19 Justin Huber, R OBP: 0.500, SLG: 0.500										2	0	1	0	0	0	2						
16 Jason Kubel, L OBP: 0.377, SLG: 0.533										3	0	1	0	0	0	2						
24 Joe Crede, R OBP: 0.292, SLG: 0.419										1	0	0	0	0	0	2						
5 Michael Cuddyer, R OBP: 0.334, SLG: 0.488										4	0	1	0	0	1	3						
32 Brian Buscher, L OBP: 0.359, SLG: 0.323										4	1	1	0	0	0	1						
22 Carlos Gómez, R OBP: 0.292, SLG: 0.347										4	1	1	0	0	0	1						
12 Alexi Casilla, S OBP: 0.275, SLG: 0.249										4	1	1	1	0	0	1						
<b>Inning Stats</b>	R: 1 E: 0 K: 0 S: 13	H: 1 LOB: 1 BB: 1 P: 23	R: 0 E: 0 K: 0 S: 8	H: 1 LOB: 0 BB: 0 P: 12	R: 0 E: 0 K: 0 S: 6	H: 0 LOB: 0 BB: 10 P: 10	R: 0 E: 0 K: 0 S: 10	H: 0 LOB: 1 BB: 1 P: 19	R: 0 E: 0 K: 0 S: 8	H: 1 LOB: 1 BB: 0 P: 15	R: 0 E: 0 K: 0 S: 10	H: 2 LOB: 2 BB: 0 P: 13	R: 0 E: 0 K: 0 S: 10	H: 0 LOB: 0 BB: 0 P: 15	R: 0 E: 0 K: 3 S: 6	H: 2 LOB: 2 BB: 0 P: 10	R: 4 E: 1 K: 1 S: 19	H: 4 LOB: 1 BB: 1 P: 31	1B: 9 2B: 1 3B: 0 HR: 1	SF: 0 SAC: 0 DP: 2 HBP: 0	WP: 2 PB: 0 SB: 0 CS: 0	PA: 40
<b>PITCHER</b>	IP WLS BF H R ER SO BB IBB HBP BLK WP HR S P ERA WHIP	IP WLS BF H R ER SO BB IBB HBP BLK WP HR S P ERA WHIP	IP WLS BF H R ER SO BB IBB HBP BLK WP HR S P ERA WHIP	IP WLS BF H R ER SO BB IBB HBP BLK WP HR S P ERA WHIP	IP WLS BF H R ER SO BB IBB HBP BLK WP HR S P ERA WHIP	IP WLS BF H R ER SO BB IBB HBP BLK WP HR S P ERA WHIP	IP WLS BF H R ER SO BB IBB HBP BLK WP HR S P ERA WHIP	IP WLS BF H R ER SO BB IBB HBP BLK WP HR S P ERA WHIP	IP WLS BF H R ER SO BB IBB HBP BLK WP HR S P ERA WHIP	IP WLS BF H R ER SO BB IBB HBP BLK WP HR S P ERA WHIP	IP WLS BF H R ER SO BB IBB HBP BLK WP HR S P ERA WHIP	IP WLS BF H R ER SO BB IBB HBP BLK WP HR S P ERA WHIP	IP WLS BF H R ER SO BB IBB HBP BLK WP HR S P ERA WHIP	IP WLS BF H R ER SO BB IBB HBP BLK WP HR S P ERA WHIP	IP WLS BF H R ER SO BB IBB HBP BLK WP HR S P ERA WHIP	IP WLS BF H R ER SO BB IBB HBP BLK WP HR S P ERA WHIP	IP WLS BF H R ER SO BB IBB HBP BLK WP HR S P ERA WHIP	IP WLS BF H R ER SO BB IBB HBP BLK WP HR S P ERA WHIP	IP WLS BF H R ER SO BB IBB HBP BLK WP HR S P ERA WHIP	IP WLS BF H R ER SO BB IBB HBP BLK WP HR S P ERA WHIP	IP WLS BF H R ER SO BB IBB HBP BLK WP HR S P ERA WHIP	

Oakland Athletics @ Minnesota Twins  
Hubert H. Humphrey Metrodome, Minneapolis, MN

livebaseballscores.com



AB 37  
R 5  
H 11  
RBI 5  
BB 3  
SO 1  
LOB 16

WP: 2 PA: 40  
PB: 0  
SB: 0  
CS: 0

Fri Sep 11 2009, 8:10 PM EDT  
Att: 21,084 - Dome - 69 F



Batter	1	2	3	4	5	6	7	8	9	AB	R	H	RBI	BB	SO	LOB	TOP						
29 Adam Kennedy, L (1,5) OBP: 0.342, SLG: 0.401										3	0	1	0	2	1	4	<p>Oakland Athletics @ Minnesota Twins Hubert H. Humphrey Metrodome, Minneapolis, MN</p> <p>Sat Sep 12 2009, 1:10 PM EDT Att: 24,283 - Dome - 69 F</p> <p>livebaseballscores.com</p> <p>AB 29 R 4 H 6 RBI 4 BB 6 SO 10 LOB 14</p>						
11 Rajai Davis, R (1,8) OBP: 0.364, SLG: 0.425										3	0	0	1	0	2	2							
8 Kurt Suzuki, R (1,2) OBP: 0.304, SLG: 0.406										4	0	0	1	0	1	4							
32 Jack Cust, L (1,10) OBP: 0.356, SLG: 0.413										4	0	0	0	0	3	2							
12 Scott Hairston, R (1,7) OBP: 0.312, SLG: 0.466										4	0	0	0	0	0	0							
14 Mark Ellis, R (1,4) OBP: 0.325, SLG: 0.433										3	1	1	0	1	2	0							
10 Daric Barton, L (1,3) OBP: 0.327, SLG: 0.375										3	1	1	0	1	0	0							
1 Eric Patterson, L (1,9) OBP: 0.268, SLG: 0.286										2	1	0	1	1	1	2							
2 Cliff Pennington, S (1,6) OBP: 0.358, SLG: 0.429										3	1	3	1	1	0	0							
<b>Inning Stats</b>	R: 0 E: 0 K: 1 S: 9	H: 1 LOB: 1 BB: 0 P: 16	R: 2 E: 0 K: 0 S: 18	H: 2 LOB: 1 BB: 1 P: 29	R: 0 E: 0 K: 1 S: 6	H: 0 LOB: 0 BB: 0 P: 9	R: 0 E: 0 K: 1 S: 9	H: 0 LOB: 0 BB: 0 P: 15	R: 2 E: 0 K: 1 S: 10	H: 0 LOB: 1 BB: 3 P: 25	R: 0 E: 0 K: 2 S: 13	H: 2 LOB: 3 BB: 1 P: 25	R: 0 E: 0 K: 2 S: 17	H: 0 LOB: 0 BB: 0 P: 20	R: 0 E: 0 K: 1 S: 6	H: 0 LOB: 0 BB: 0 P: 10		R: 0 E: 0 K: 1 S: 11	H: 1 LOB: 2 BB: 1 P: 23	1B: 4 2B: 3 3B: 0 HR: 0	SF: 3 SAC: 0 DP: 1 HBP: 1	WP: 0 PB: 0 SB: 5 CS: 0	PA: 39
<b>PITCHER</b>	IP WLS BF H R ER SO BB IBB HBP BLK WP HR S P ERA WHIP	IP WLS BF H R ER SO BB IBB HBP BLK WP HR S P ERA WHIP	IP WLS BF H R ER SO BB IBB HBP BLK WP HR S P ERA WHIP	IP WLS BF H R ER SO BB IBB HBP BLK WP HR S P ERA WHIP	IP WLS BF H R ER SO BB IBB HBP BLK WP HR S P ERA WHIP	IP WLS BF H R ER SO BB IBB HBP BLK WP HR S P ERA WHIP	IP WLS BF H R ER SO BB IBB HBP BLK WP HR S P ERA WHIP	IP WLS BF H R ER SO BB IBB HBP BLK WP HR S P ERA WHIP	IP WLS BF H R ER SO BB IBB HBP BLK WP HR S P ERA WHIP	IP WLS BF H R ER SO BB IBB HBP BLK WP HR S P ERA WHIP	IP WLS BF H R ER SO BB IBB HBP BLK WP HR S P ERA WHIP	IP WLS BF H R ER SO BB IBB HBP BLK WP HR S P ERA WHIP	IP WLS BF H R ER SO BB IBB HBP BLK WP HR S P ERA WHIP	IP WLS BF H R ER SO BB IBB HBP BLK WP HR S P ERA WHIP	IP WLS BF H R ER SO BB IBB HBP BLK WP HR S P ERA WHIP	IP WLS BF H R ER SO BB IBB HBP BLK WP HR S P ERA WHIP	IP WLS BF H R ER SO BB IBB HBP BLK WP HR S P ERA WHIP	IP WLS BF H R ER SO BB IBB HBP BLK WP HR S P ERA WHIP	IP WLS BF H R ER SO BB IBB HBP BLK WP HR S P ERA WHIP	IP WLS BF H R ER SO BB IBB HBP BLK WP HR S P ERA WHIP	IP WLS BF H R ER SO BB IBB HBP BLK WP HR S P ERA WHIP	IP WLS BF H R ER SO BB IBB HBP BLK WP HR S P ERA WHIP	IP WLS BF H R ER SO BB IBB HBP BLK WP HR S P ERA WHIP
49 Jeff ManSHIP, R (1,1) ERA: 5.31	4.0 L	18 3	4 4	3 4	4 4	3 3	0 0	1 0	0 0	0 0	0 0	0 0	0 0	0 0	0 0	0 0	0 0	0 0	0 0	44 79	9.00 1.500		
28 Jesse Crain, R (5,1) ERA: 5.36	1.1 7	1 0	0 0	1 0	0 1	2 0	0 0	0 0	0 0	0 0	0 0	0 0	0 0	0 0	0 0	0 0	0 0	0 0	0 0	14 24	0.00 0.600		
50 Jose Mijares, L (6,1) ERA: 2.1	1.2 6	1 0	0 0	1 0	0 4	0 0	0 0	0 0	0 0	0 0	0 0	0 0	0 0	0 0	0 0	0 0	0 0	0 0	0 0	6 10	0.00 0.000		
60 Jon Rauch, R (8,1) ERA: 4.13	1.0 3	0 0	0 0	0 1	0 1	0 0	0 0	0 0	0 0	0 0	0 0	0 0	0 0	0 0	0 0	0 0	0 0	0 0	0 0	11 23	0.00 2.000		
54 Matt Guerrier, R (9,1) ERA: 2.27	1.0 5	1 0	0 0	0 1	1 1	0 0	0 0	0 0	0 0	0 0	0 0	0 0	0 0	0 0	0 0	0 0	0 0	0 0	0 0	11 23	0.00 2.000		

Batter	1	2	3	4	5	6	7	8	9	AB	R	H	RBI	BB	SO	LOB	BOTTOM						
2 Denard Span, L (1,8) OBP: 0.391, SLG: 0.418										3	0	1	1	0	0	1	<p>Oakland Athletics @ Minnesota Twins Hubert H. Humphrey Metrodome, Minneapolis, MN</p> <p>Sat Sep 12 2009, 1:10 PM EDT Att: 24,283 - Dome - 69 F</p> <p>livebaseballscores.com</p> <p>AB 29 R 2 H 6 RBI 2 BB 1 SO 7 LOB 9</p>						
18 Orlando Cabrera, R (1,6) OBP: 0.306, SLG: 0.364										4	0	0	0	0	2	2							
7 Joe Mauer, L (1,10) OBP: 0.429, SLG: 0.597										4	1	1	0	0	1	1							
33 Justin Morneau, L (1,3) OBP: 0.363, SLG: 0.516										3	0	0	0	1	0	1							
16 Jason Kubel, L (1,7) OBP: 0.374, SLG: 0.529										3	0	0	1	0	1	1							
5 Michael Cuddyer, R (1,9) OBP: 0.332, SLG: 0.465										3	0	0	0	0	2	0							
23 Brendan Harris, R (1,5) OBP: 0.316, SLG: 0.368										3	1	2	0	0	0	0							
55 Mike Redmond, R (1,2) OBP: 0.303, SLG: 0.292										2	0	0	0	0	0	2							
26 Jose Morales, S (8,PH) OBP: 0.402, SLG: 0.400										1	0	1	0	0	0	0							
8 Nick Punto, S (1,4) OBP: 0.321, SLG: 0.281										0	0	0	0	0	0	0							
32 Brian Buscher, L (8,PH) OBP: 0.357, SLG: 0.321										0	0	0	0	0	0	0							
12 Alexi Casilla, S (9,4) OBP: 0.275, SLG: 0.249										0	0	0	0	0	0	0							
<b>Inning Stats</b>	R: 0 E: 0 K: 1 S: 10	H: 1 LOB: 0 BB: 0 P: 16	R: 0 E: 0 K: 2 S: 15	H: 0 LOB: 0 BB: 0 P: 20	R: 1 E: 0 K: 0 S: 8	H: 2 LOB: 1 BB: 0 P: 13	R: 1 E: 0 K: 1 S: 12	H: 1 LOB: 0 BB: 0 P: 18	R: 0 E: 0 K: 0 S: 10	H: 0 LOB: 0 BB: 0 P: 14	R: 0 E: 0 K: 0 S: 6	H: 0 LOB: 0 BB: 0 P: 11	R: 0 E: 0 K: 0 S: 10	H: 0 LOB: 0 BB: 0 P: 16	R: 0 E: 0 K: 1 S: 12	H: 1 LOB: 1 BB: 0 P: 18	R: 0 E: 0 K: 2 S: 10	H: 0 LOB: 1 BB: 1 P: 17	1B: 4 2B: 2 3B: 0 HR: 0	SF: 2 SAC: 0 DP: 2 HBP: 0	WP: 0 PB: 0 SB: 0 CS: 0	PA: 32	
<b>PITCHER</b>	IP WLS BF H R ER SO BB IBB HBP BLK WP HR S P ERA WHIP	IP WLS BF H R ER SO BB IBB HBP BLK WP HR S P ERA WHIP	IP WLS BF H R ER SO BB IBB HBP BLK WP HR S P ERA WHIP	IP WLS BF H R ER SO BB IBB HBP BLK WP HR S P ERA WHIP	IP WLS BF H R ER SO BB IBB HBP BLK WP HR S P ERA WHIP	IP WLS BF H R ER SO BB IBB HBP BLK WP HR S P ERA WHIP	IP WLS BF H R ER SO BB IBB HBP BLK WP HR S P ERA WHIP	IP WLS BF H R ER SO BB IBB HBP BLK WP HR S P ERA WHIP	IP WLS BF H R ER SO BB IBB HBP BLK WP HR S P ERA WHIP	IP WLS BF H R ER SO BB IBB HBP BLK WP HR S P ERA WHIP	IP WLS BF H R ER SO BB IBB HBP BLK WP HR S P ERA WHIP	IP WLS BF H R ER SO BB IBB HBP BLK WP HR S P ERA WHIP	IP WLS BF H R ER SO BB IBB HBP BLK WP HR S P ERA WHIP	IP WLS BF H R ER SO BB IBB HBP BLK WP HR S P ERA WHIP	IP WLS BF H R ER SO BB IBB HBP BLK WP HR S P ERA WHIP	IP WLS BF H R ER SO BB IBB HBP BLK WP HR S P ERA WHIP	IP WLS BF H R ER SO BB IBB HBP BLK WP HR S P ERA WHIP	IP WLS BF H R ER SO BB IBB HBP BLK WP HR S P ERA WHIP	IP WLS BF H R ER SO BB IBB HBP BLK WP HR S P ERA WHIP	IP WLS BF H R ER SO BB IBB HBP BLK WP HR S P ERA WHIP	IP WLS BF H R ER SO BB IBB HBP BLK WP HR S P ERA WHIP	IP WLS BF H R ER SO BB IBB HBP BLK WP HR S P ERA WHIP	IP WLS BF H R ER SO BB IBB HBP BLK WP HR S P ERA WHIP
49 Brett Anderson, L (1,1) ERA: 4.37	7.0 W	24 2	2 2	4 4	2 2	0 0	0 0	0 0	0 0	0 0	0 0	0 0	0 0	0 0	0 0	0 0	0 0	0 0	0 0	12 18	0.00 1.000		
48 Michael Wuerztz, R (8,1) ERA: 2.96	1.0 H	4 1	0 0	0 1	0 0	0 0	0 0	0 0	0 0	0 0	0 0	0 0	0 0	0 0	0 0	0 0	0 0	0 0	0 0	10 17	0.00 1.000		
40 Andrew Bailey, R (9,1) ERA: 2.03	1.0 S	4 0	0 0	0 2	1 0	0 0	0 0	0 0	0 0	0 0	0 0	0 0	0 0	0 0	0 0	0 0	0 0	0 0	0 0	10 17	0.00 1.000		

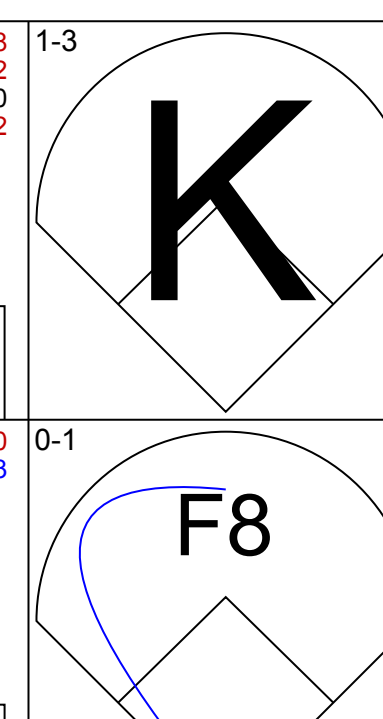
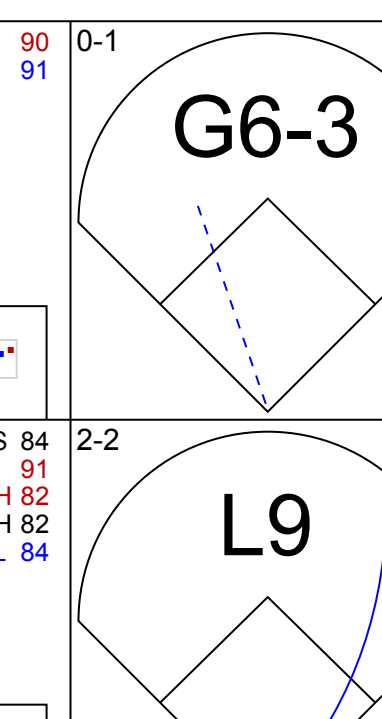
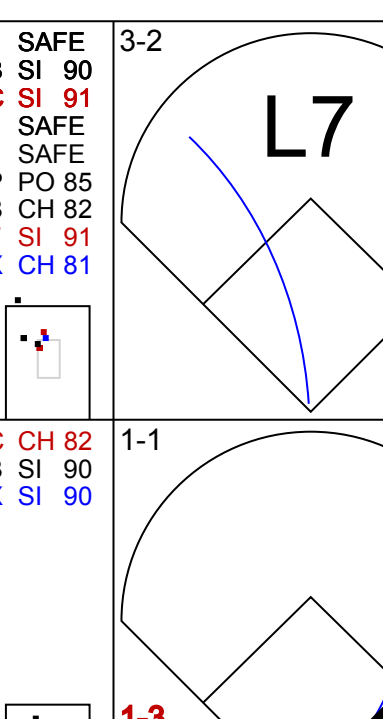
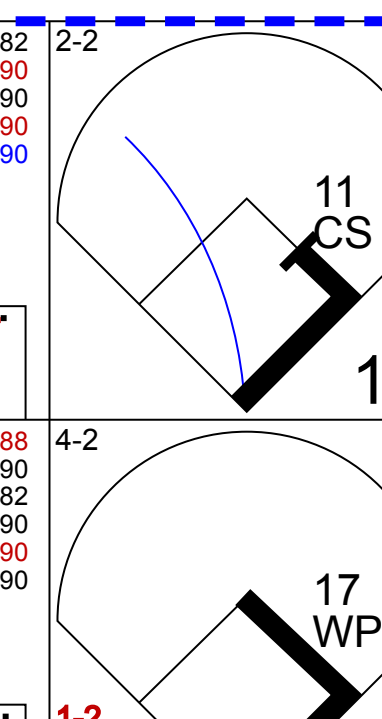
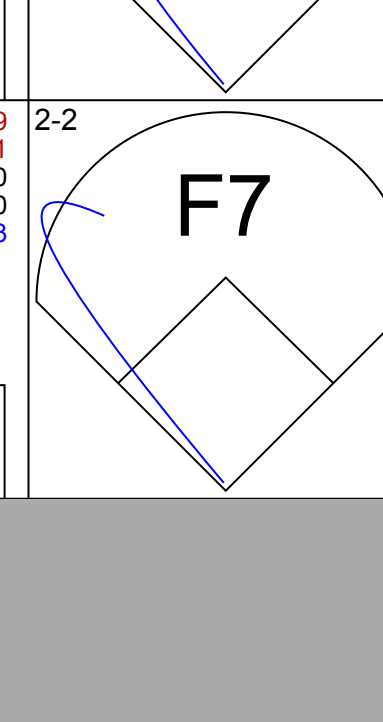
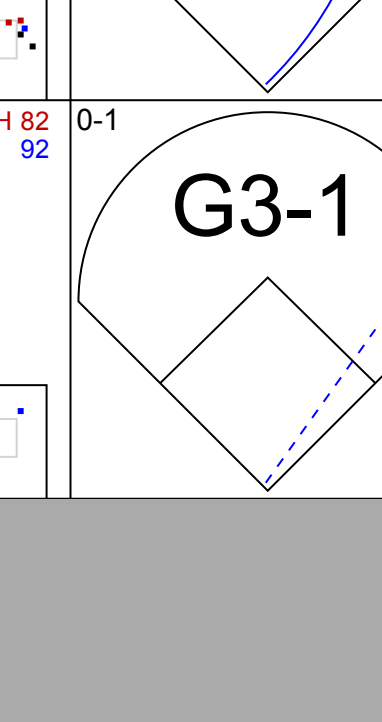

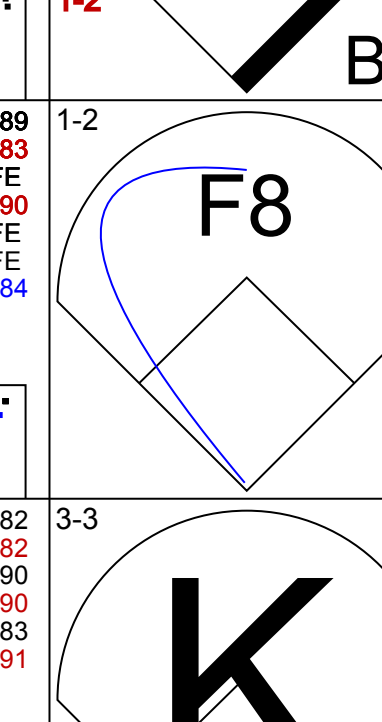





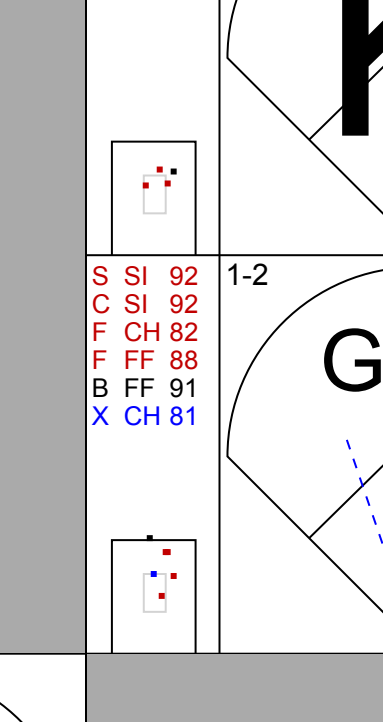



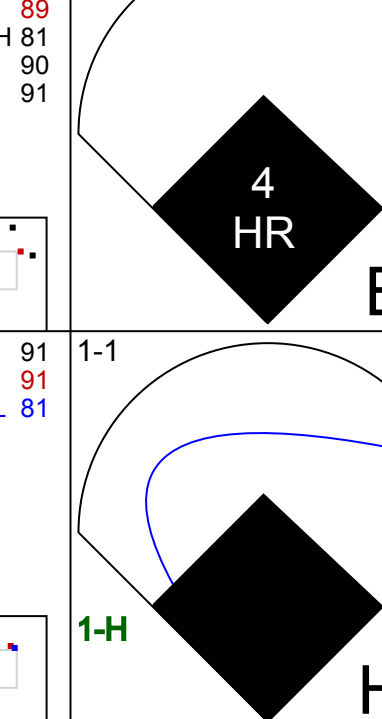
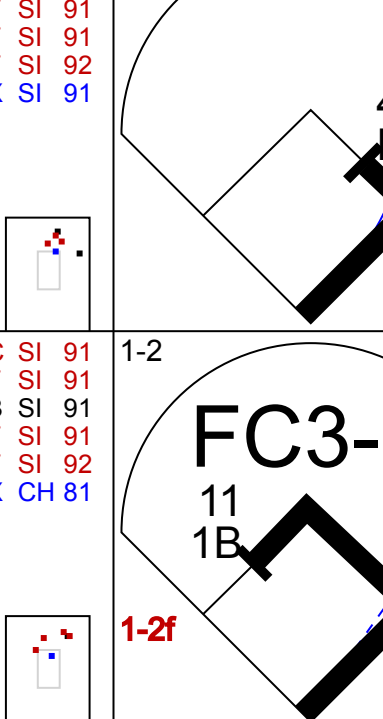

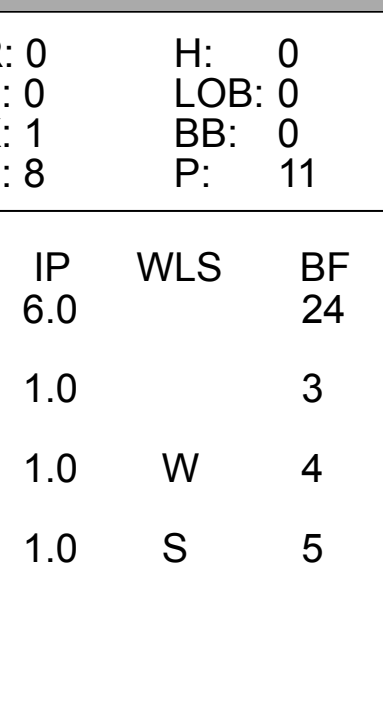
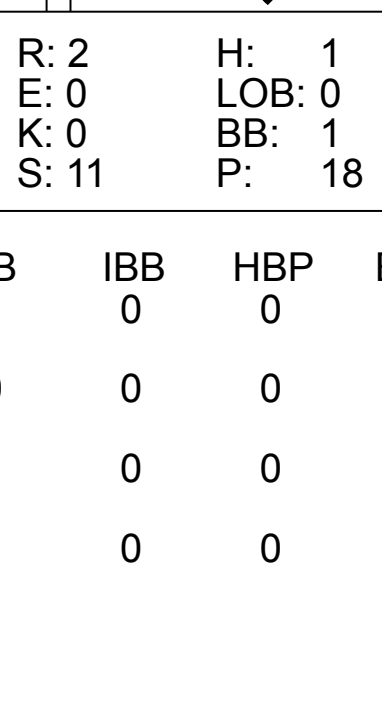
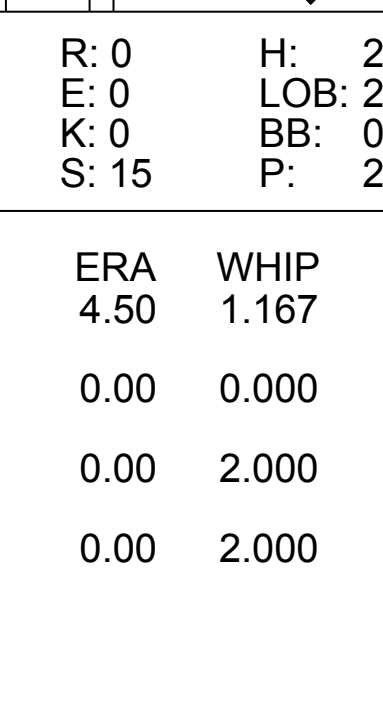
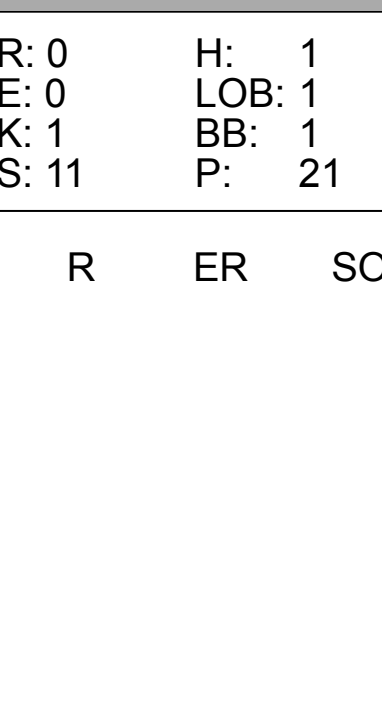
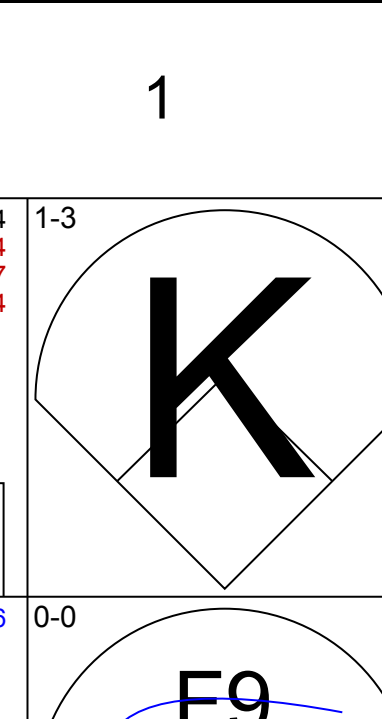

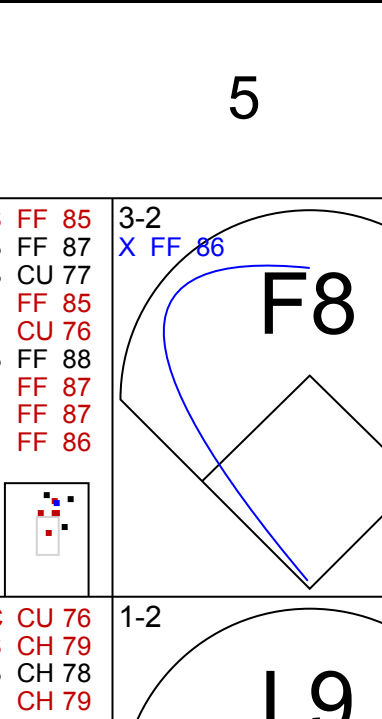
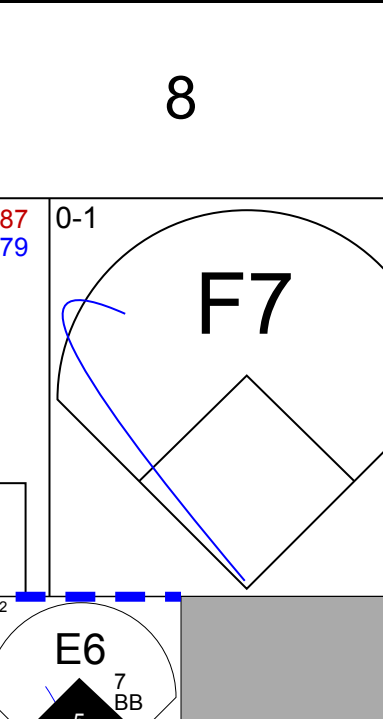
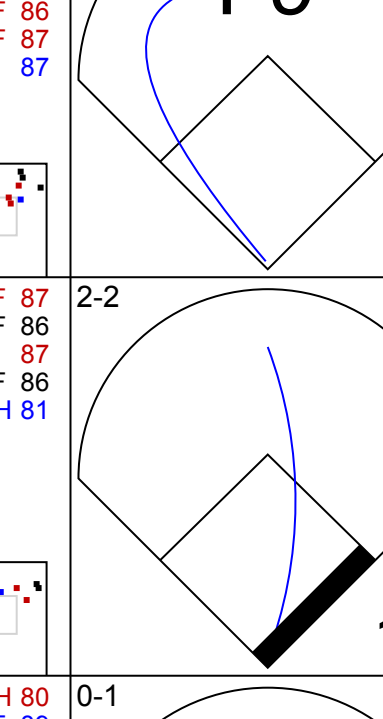
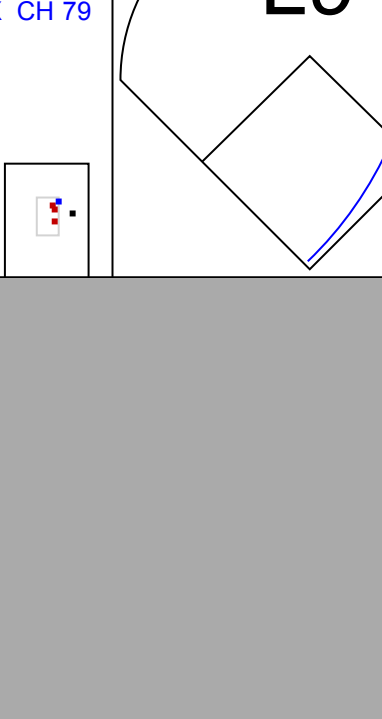
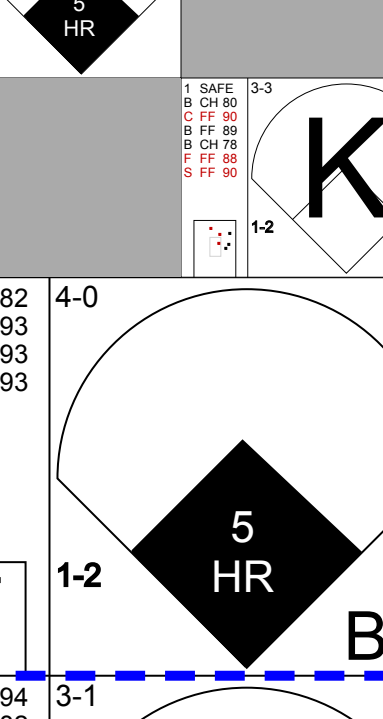
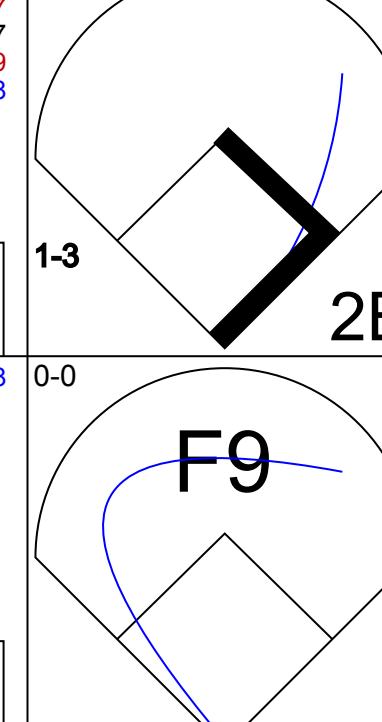
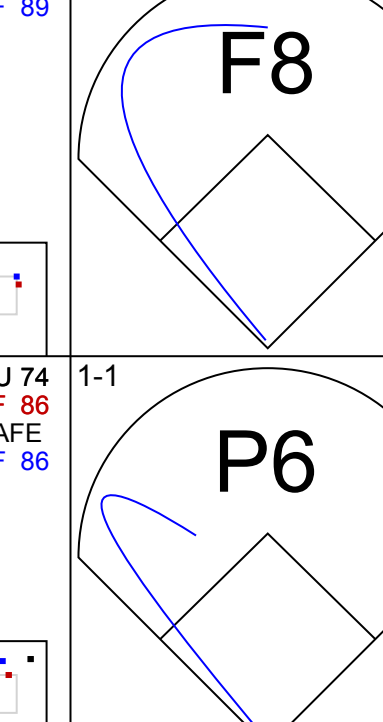

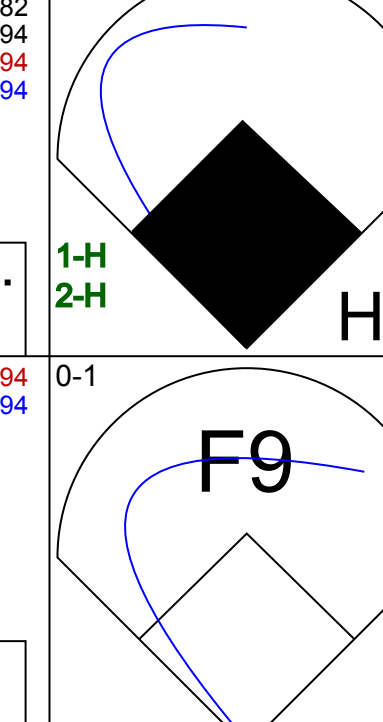


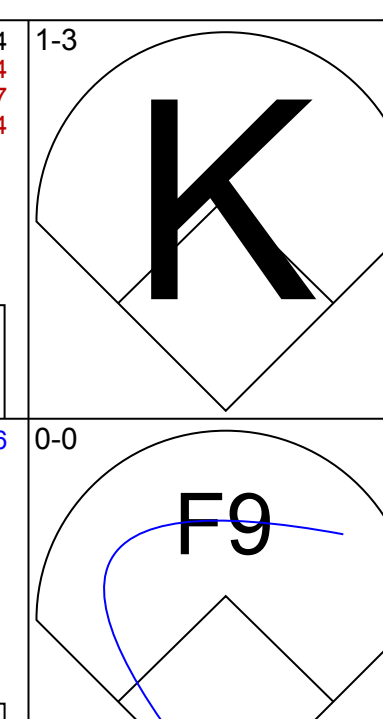
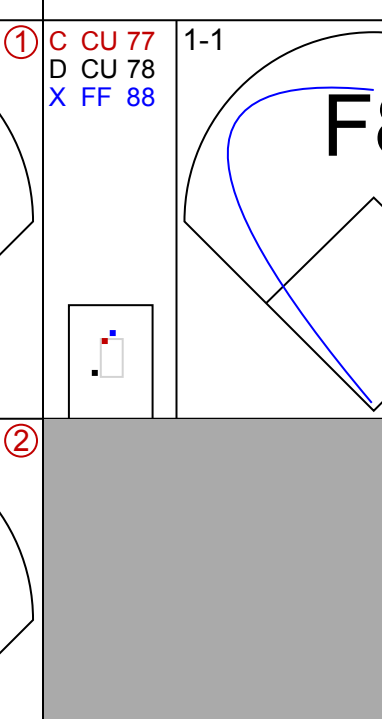
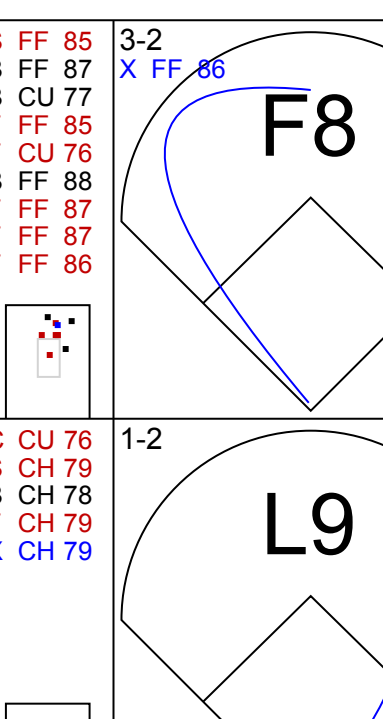
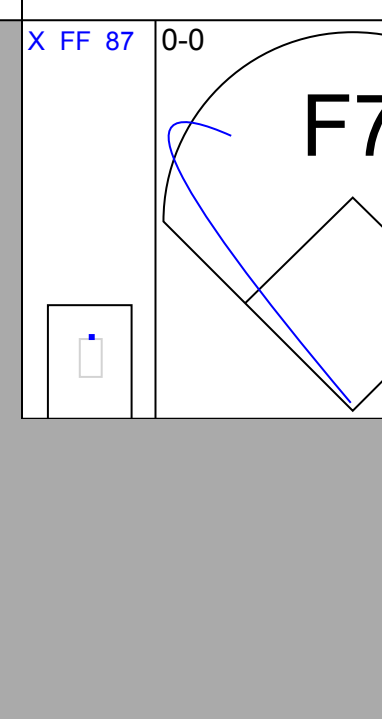
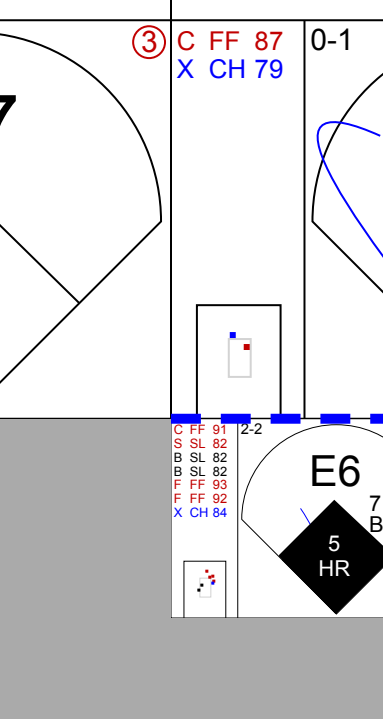
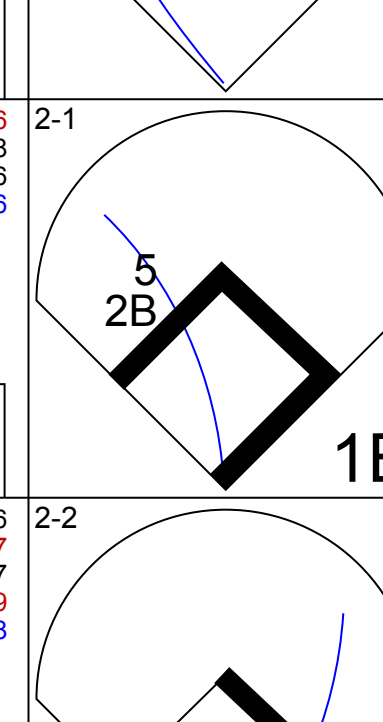
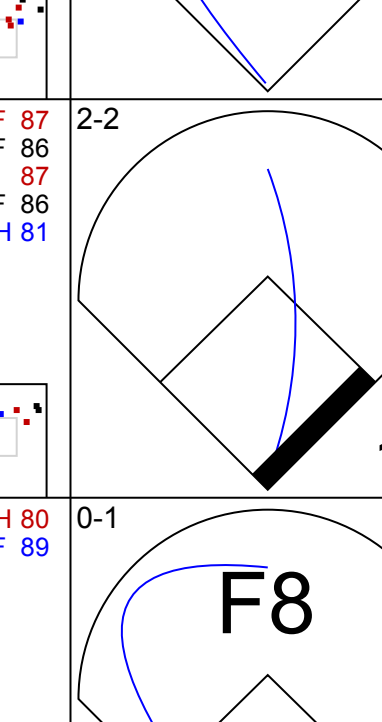

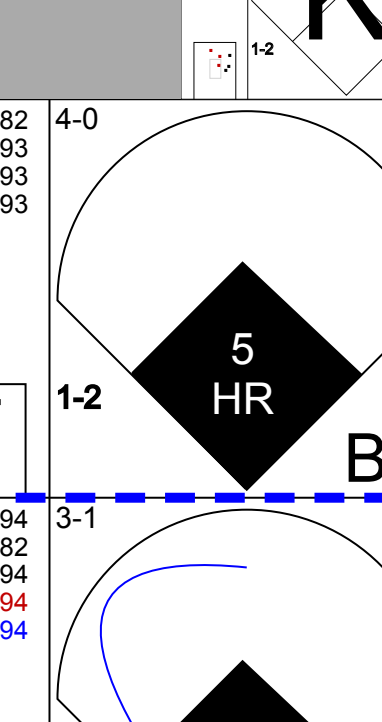
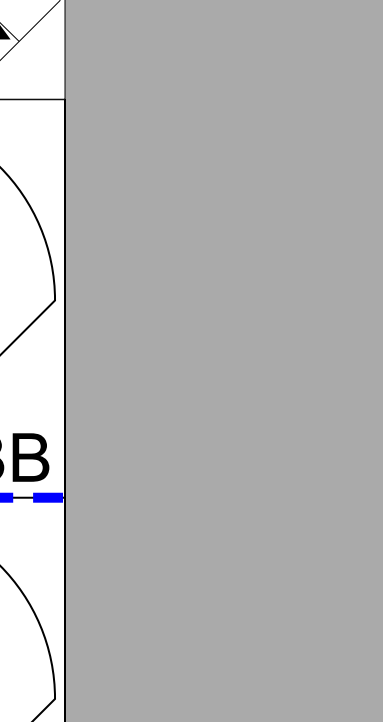
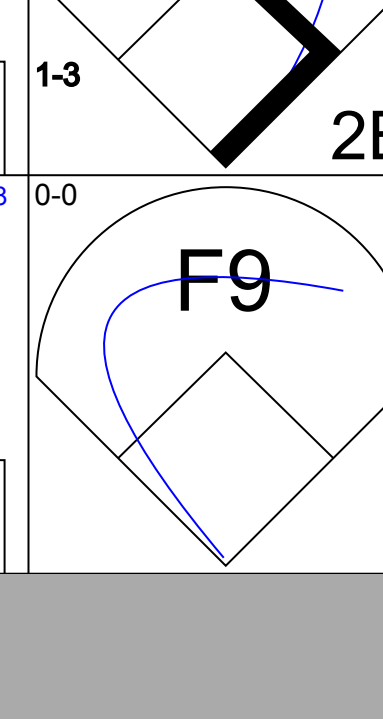
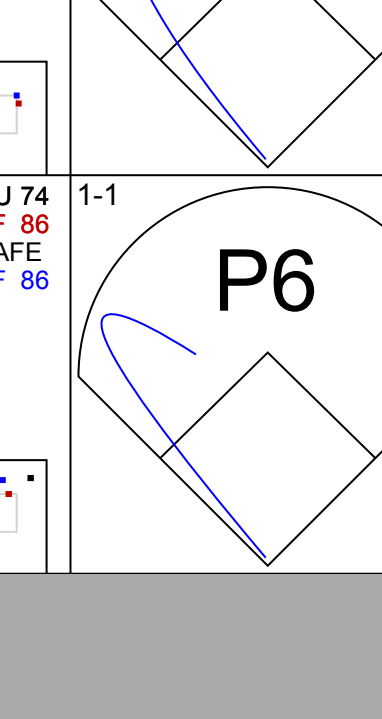

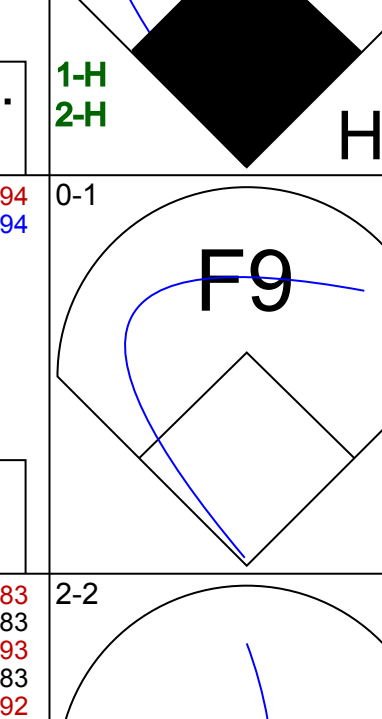
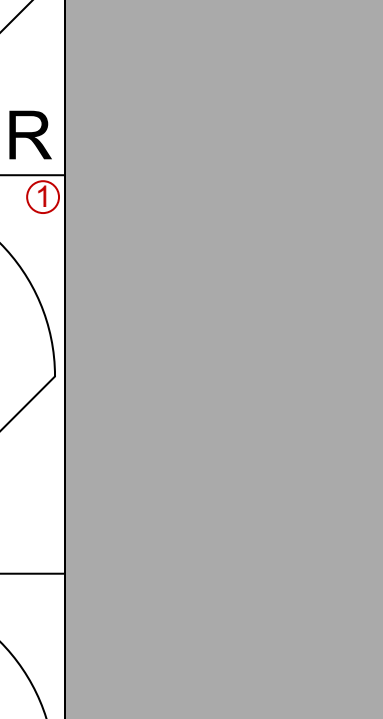



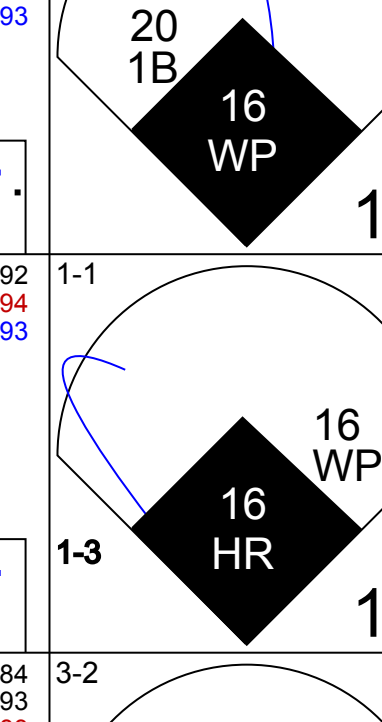
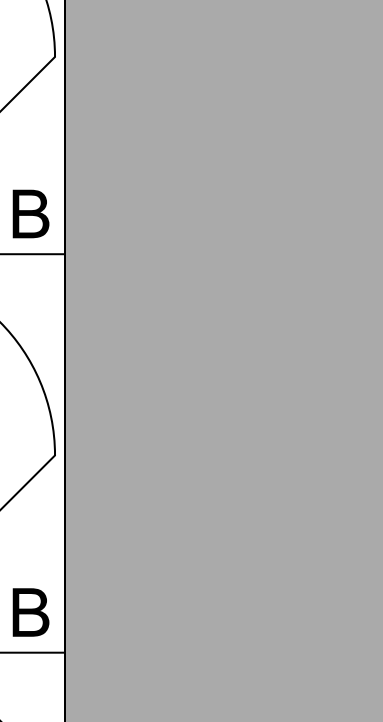


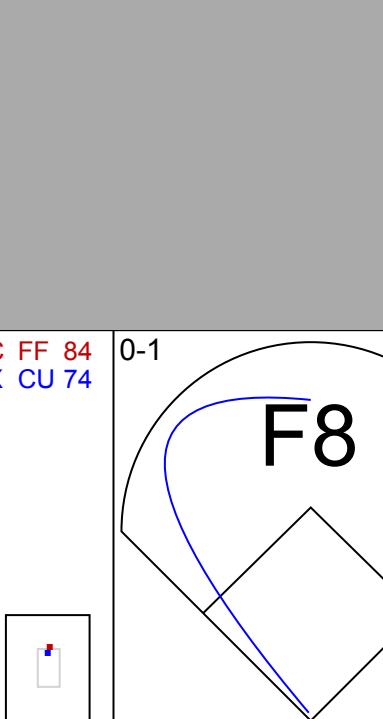
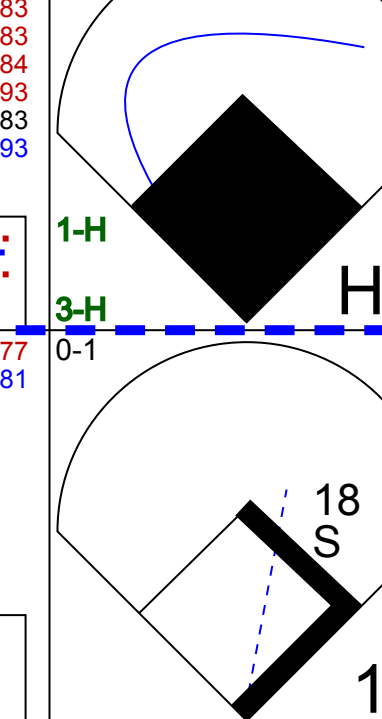
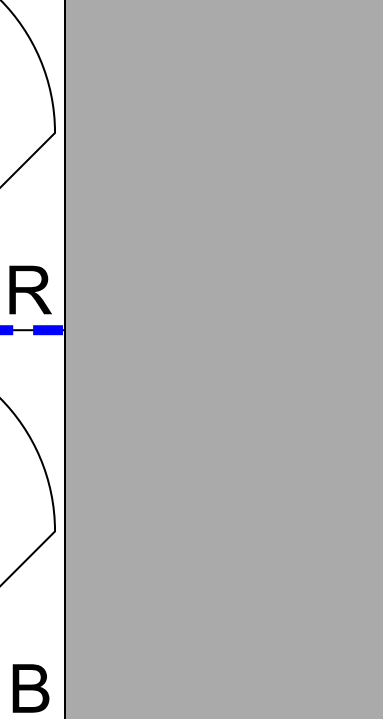
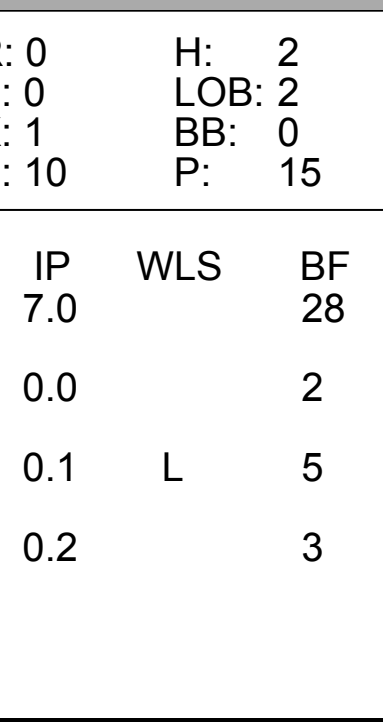
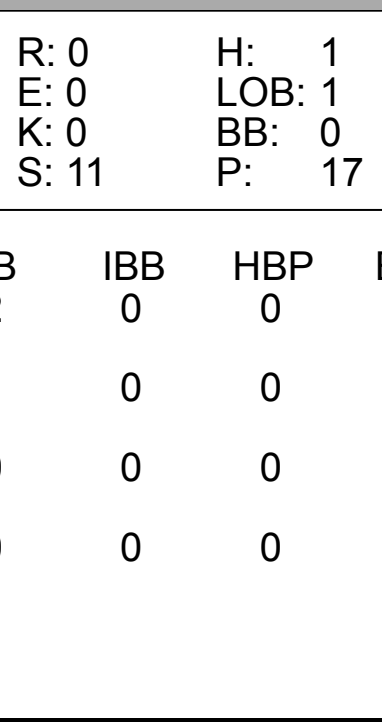
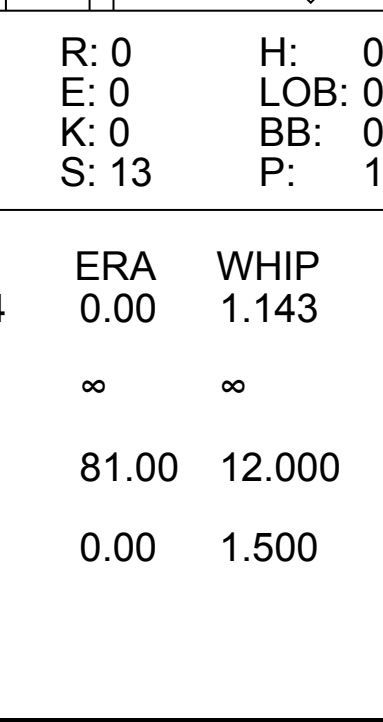
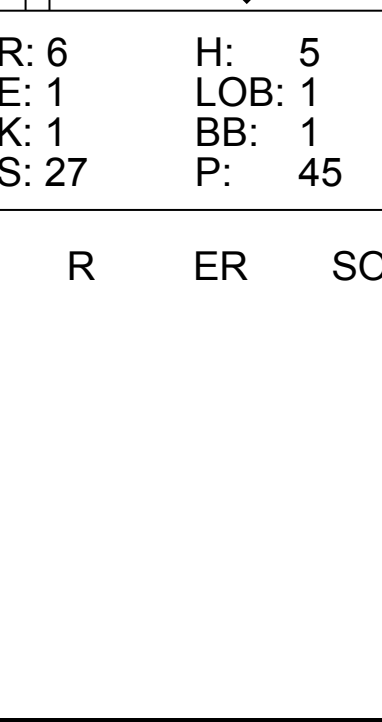

Batter	1	2	3	4	5	6	7	8	9	AB	R	H	RBI	BB	SO	LOB	TOP										
11 Rajai Davis, R OBP: 0.371, SLG: 0.429	G4-3		14 CS BB		8 1B		8 G4-3 1B		8 WP 14 G6-3 1B	4	0	3	0	1	0	0	<b>Oakland Athletics @ Minnesota Twins</b> Hubert H. Humphrey Metrodome, Minneapolis, MN Sun Sep 13 2009, 2:10 PM EDT Att: 21,850 - Dome - 70 F <a href="http://livebaseballscorecards.com">livebaseballscorecards.com</a>										
14 Mark Ellis, R OBP: 0.320, SLG: 0.426	F9		G6-3		K		F9		G6-3	5	0	0	0	0	1	4											
8 Kurt Suzuki, R OBP: 0.303, SLG: 0.404	P3		K		1B		G4-3		K	5	0	1	0	0	2	2											
12 Scott Hairston, R OBP: 0.313, SLG: 0.465		7 1B BB			P4		K			3	0	1	0	1	1	3											
5 Nomar Garciaparra, R OBP: 0.300, SLG: 0.380	P4				F8				F9	4	0	1	0	0	0	2											
7 Bobby Crosby, R OBP: 0.297, SLG: 0.367	1B				1B				F8	3	0	2	0	1	0	0											
Ryan Sweeney, L OBP: 0.338, SLG: 0.396	1B				BB					3	0	2	0	1	0	0											
1 Eric Patterson, L OBP: 0.281, SLG: 0.300	1B				K		G1-3			3	0	1	0	0	1	4											
35 Landon Powell, S OBP: 0.305, SLG: 0.454	P3				P6				K	4	0	0	0	0	2	8											
2 Cliff Pennington, S OBP: 0.349, SLG: 0.416	K				F8		G5-3		F7	4	0	0	0	0	1	5											
<b>Inning Stats</b>	R: 0 E: 0 K: 0 S: 9	H: 0 LOB: 0 BB: 13 P: 13	R: 0 E: 0 K: 1 S: 13	H: 2 LOB: 3 BB: 19 P: 19	R: 0 E: 0 K: 1 S: 8	H: 0 LOB: 0 BB: 13 P: 13	R: 0 E: 0 K: 1 S: 10	H: 2 LOB: 2 BB: 1 P: 16	R: 0 E: 0 K: 1 S: 11	H: 2 LOB: 2 BB: 0 P: 18	R: 0 E: 0 K: 1 S: 10	H: 1 LOB: 1 BB: 0 P: 17	R: 0 E: 0 K: 1 S: 14	H: 1 LOB: 1 BB: 2 P: 20	R: 0 E: 0 K: 1 S: 10	H: 1 LOB: 1 BB: 0 P: 16	1B: 9 2B: 1 3B: 0 HR: 0	SF: 0 SAC: 0 DP: 0 HBP: 0	WP: 1 PB: 0 CS: 1	PA: 39							
<b>PITCHER</b>	IP	WLS	BF	H	R	ER	SO	BB	IBB	HBP	BLK	WP	HR	S	P	ERA	WHIP										
52 Brian Duensing, L ERA: 3.53	7.0	W	31	8	0	0	6	3	0	0	0	0	0	73	109	0.00	1.571										
44 Bob Keppel, R ERA: 5.08	1.0		4	1	0	0	1	0	0	0	0	0	0	14	22	0.00	1.000										
36 Joe Nathan, R ERA: 2.22	1.0		4	1	0	0	1	0	0	0	0	1	0	10	16	0.00	1.000										

Batter	1	2	3	4	5	6	7	8	9	AB	R	H	RBI	BB	SO	LOB	BOTTOM										
2 Denard Span, L OBP: 0.394, SLG: 0.419	1B				18 2B				G4-3	3	2	2	1	2	0	1	<b>Oakland Athletics @ Minnesota Twins</b> Hubert H. Humphrey Metrodome, Minneapolis, MN Sun Sep 13 2009, 2:10 PM EDT Att: 21,850 - Dome - 70 F <a href="http://livebaseballscorecards.com">livebaseballscorecards.com</a>										
18 Orlando Cabrera, R OBP: 0.308, SLG: 0.365	1B				7 1B				G4-6-3	3	2	1	2	1	0	3											
7 Joe Mauer, L OBP: 0.432, SLG: 0.605	1B				5 G5-3				G4-3	4	2	3	2	0	0	0											
5 Michael Cuddyer, R OBP: 0.335, SLG: 0.497	1B				23 FC4-B				G5-3	4	0	3	2	0	0	1											
21 Delmon Young, R OBP: 0.284, SLG: 0.379	1B				5 1B				G4-3	4	0	0	0	0	2	4											
24 Joe Crede, R OBP: 0.289, SLG: 0.414	K				K				K	4	0	0	0	0	4	2											
23 Brendan Harris, R OBP: 0.315, SLG: 0.367	1B				2 BB				G6-3	4	0	1	0	0	1	1											
22 Carlos Gómez, R OBP: 0.295, SLG: 0.350	K				8 1B				G3	3	1	1	0	1	1	1											
8 Nick Punto, S OBP: 0.320, SLG: 0.281	K				2 1B				G4-3	4	1	1	0	0	2	2											
<b>Inning Stats</b>	R: 3 E: 0 K: 1 S: 13	H: 3 LOB: 0 BB: 1 P: 23	R: 0 E: 0 K: 2 S: 14	H: 1 LOB: 2 BB: 1 P: 22	R: 1 E: 0 K: 2 S: 12	H: 2 LOB: 1 BB: 0 P: 21	R: 4 E: 0 K: 2 S: 19	H: 4 LOB: 1 BB: 1 P: 32	R: 0 E: 0 K: 0 S: 10	H: 0 LOB: 0 BB: 1 P: 17	R: 0 E: 0 K: 1 S: 8	H: 1 LOB: 0 BB: 0 P: 12	R: 0 E: 0 K: 0 S: 10	H: 1 LOB: 1 BB: 0 P: 13	R: 0 E: 0 K: 0 S: 10	H: 1 LOB: 1 BB: 0 P: 13		1B: 9 2B: 3 3B: 0 HR: 1	SF: 0 SAC: 0 DP: 3 HBP: 0	WP: 0 PB: 0 CS: 0	PA: 37						
<b>PITCHER</b>	IP	WLS	BF	H	R	ER	SO	BB	IBB	HBP	BLK	WP	HR	S	P	ERA	WHIP										
47 Gio González, L ERA: 6.91	3.0	L	19	7	7	7	5	3	0	0	0	0	0	44	78	21.00	3.667										
13 Jerry Stevin, L ERA: 5.73	1.0		5	2	1	1	2	0	0	0	0	0	0	14	20	9.00	2.000										
39 Brad Kilby, L ERA:	1.0		3	0	0	0	2	0	0	0	0	0	0	10	13	0.00	0.000										
30 Dana Eveland, L ERA: 7.26	2.0		6	1	0	0	1	1	0	0	0	0	0	17	29	0.00	1.000										
44 Santiago Casilla, R ERA: 6.22	1.0		4	1	0	0	0	0	0	0	0	0	0	10	13	0.00	1.000										





Batter	1	2	3	4	5	6	7	8	9	AB	R	H	RBI	BB	SO	LOB	TOP				
23 Michael Brantley, L OBP: 0.404, SLG: 0.575										4	0	1	0	0	1	1	<b>Cleveland Indians @ Minnesota Twins</b> Hubert H. Humphrey Metrodome, Minneapolis, MN Mon Sep 14 2009, 8:10 PM EDT Att: 20,640 - Dome - 69 F <a href="http://livebaseballscorecards.com">livebaseballscorecards.com</a>				
11 Jamey Carroll, R OBP: 0.369, SLG: 0.367										3	0	1	0	1	0	0					
13 Asdrubal Cabrera, S OBP: 0.360, SLG: 0.443										4	0	0	0	0	1	1					
17 Shin-Soo Choo, L OBP: 0.393, SLG: 0.479										4	1	2	1	0	1	1					
2 Jhonny Peralta, R OBP: 0.335, SLG: 0.407										4	0	1	0	0	1	1					
1 Luis Valbuena, L OBP: 0.287, SLG: 0.396										4	0	0	0	0	3	2					
7 Matt LaPorta, R OBP: 0.279, SLG: 0.400										4	0	1	0	0	0	1					
30 Lou Marson, R OBP: 0.364, SLG: 0.296										2	1	1	0	2	1	0					
4 Trevor Crowe, S OBP: 0.285, SLG: 0.325										4	1	1	2	0	0	3					
<b>Inning Stats</b>	R: 0 E: 0 K: 1 S: 8	H: 0 LOB: 0 BB: 0 P: 11	R: 0 E: 0 K: 1 S: 10	H: 1 LOB: 1 BB: 0 P: 13	R: 2 E: 0 K: 0 S: 11	H: 1 LOB: 0 BB: 1 P: 18	R: 1 E: 0 K: 1 S: 12	H: 1 LOB: 0 BB: 0 P: 14	R: 0 E: 0 K: 1 S: 15	H: 2 LOB: 2 BB: 0 P: 21	R: 0 E: 0 K: 1 S: 12	H: 1 LOB: 1 BB: 0 P: 18	R: 0 E: 0 K: 1 S: 10	H: 0 LOB: 0 BB: 0 P: 14	R: 0 E: 0 K: 1 S: 11	H: 1 LOB: 2 BB: 1 P: 21		1B: 6 2B: 0 3B: 0 HR: 2	SF: 0 SAC: 0 DP: 0 HBP: 0	WP: 1 PB: 0 SB: 1 CS: 1	PA: 36
<b>PITCHER</b>	IP	WLS	BF	H	R	ER	SO	BB	IBB	HBP	BLK	WP	HR	S	P	ERA	WHIP				
48 Carl Pavano, R ERA: 4.91	6.0		24	6	3	3	4	1	0	0	0	0	2	68	95	4.50	1.167				
28 Jesse Crain, R ERA: 5.23	1.0		3	0	0	0	1	0	0	0	0	0	0	10	14	0.00	0.000				
37 Ron Mahay, L ERA: 4.57	1.0	W	4	1	0	0	1	1	0	0	0	1	0	11	21	0.00	2.000				
36 Joe Nathan, R ERA: 2.16	1.0	S	5	1	0	0	2	1	0	0	0	0	0	13	21	0.00	2.000				

Batter	1	2	3	4	5	6	7	8	9	AB	R	H	RBI	BB	SO	LOB	BOTTOM				
2 Denard Span, L OBP: 0.391, SLG: 0.415										5	0	0	0	0	1	5	<b>Cleveland Indians @ Minnesota Twins</b> Hubert H. Humphrey Metrodome, Minneapolis, MN Mon Sep 14 2009, 8:10 PM EDT Att: 20,640 - Dome - 69 F <a href="http://livebaseballscorecards.com">livebaseballscorecards.com</a>				
18 Orlando Cabrera, R OBP: 0.305, SLG: 0.363										5	1	0	0	0	1	1					
7 Joe Mauer, L OBP: 0.436, SLG: 0.607										3	1	3	0	1	0	0					
5 Michael Cuddyer, R OBP: 0.336, SLG: 0.505										4	1	2	3	0	0	2					
23 Brendan Harris, R OBP: 0.312, SLG: 0.363										4	0	0	0	0	0	3					
21 Delmon Young, R OBP: 0.286, SLG: 0.381										4	1	2	0	0	0	0					
20 Matt Tolbert, S OBP: 0.294, SLG: 0.246										3	1	2	0	1	0	0					
22 Carlos Gómez, R OBP: 0.292, SLG: 0.347										3	0	0	0	0	1	3					
16 Jason Kubel, L OBP: 0.376, SLG: 0.537										1	1	1	2	0	0	0					
8 Nick Punto, S OBP: 0.322, SLG: 0.281										3	0	1	0	1	0	2					
<b>Inning Stats</b>	R: 0 E: 0 K: 1 S: 10	H: 2 LOB: 2 BB: 0 P: 15	R: 0 E: 0 K: 0 S: 9	H: 1 LOB: 1 BB: 1 P: 15	R: 0 E: 0 K: 0 S: 11	H: 1 LOB: 0 BB: 0 P: 17	R: 0 E: 0 K: 0 S: 6	H: 0 LOB: 0 BB: 0 P: 13	R: 0 E: 0 K: 0 S: 13	H: 0 LOB: 0 BB: 0 P: 17	R: 0 E: 0 K: 0 S: 4	H: 1 LOB: 0 BB: 0 P: 5	R: 0 E: 0 K: 1 S: 14	H: 1 LOB: 2 BB: 1 P: 22	R: 6 E: 1 K: 1 S: 27	H: 5 LOB: 1 BB: 1 P: 45	1B: 8 2B: 1 3B: 0 HR: 2	SF: 0 SAC: 0 DP: 1 HBP: 0	WP: 1 PB: 0 SB: 1 CS: 0	PA: 38	
<b>PITCHER</b>	IP	WLS	BF	H	R	ER	SO	BB	IBB	HBP	BLK	WP	HR	S	P	ERA	WHIP				
45 Jeremy Sowers, L ERA: 4.49	7.0		28	6	0	0	2	2	0	0	0	0	0	67	104	0.00	1.143				
49 Tony Sipp, L ERA: 3.21	0.0		2	0	2	2	0	1	0	0	0	0	0	5	11	∞	∞				
54 Chris Perez, R ERA: 4.17	0.1	L	5	4	4	3	0	0	0	0	0	1	2	15	24	81.00	12.000				
50 Jensen Lewis, R ERA: 4.5	0.2		3	1	0	0	1	0	0	0	0	0	0	7	10	0.00	1.500				











Batter	1	2	3	4	5	6	7	8	9	AB	R	H	RBI	BB	SO	LOB	TOP					
25 Ryan Raburn, R (1,7) OBP: 0.337, SLG: 0.494										4	0	0	0	0	0	1	<b>Detroit Tigers @ Minnesota Twins</b> Hubert H. Humphrey Metrodome, Minneapolis, MN Fri Sep 18 2009, 8:10 PM EDT Att: 32,693 - Dome - 69 F <a href="http://livebaseballscorecards.com">livebaseballscorecards.com</a>					
14 Placido Polanco, R (1,4) OBP: 0.324, SLG: 0.399										2	0	0	0	1	0							
30 Magglio Ordonez, R (1,9) OBP: 0.359, SLG: 0.394										4	0	0	0	0	1	2						
24 Miguel Cabrera, R (1,3) OBP: 0.400, SLG: 0.551										4	0	0	0	0	0	0						
33 Marcus Thames, R (1,10) OBP: 0.318, SLG: 0.467										4	0	2	0	0	1	0						
15 Brandon Inge, R (1,5) OBP: 0.321, SLG: 0.425										3	0	1	0	0	0	1						
13 Alex Avila, L (9,PH) OBP: 0.369, SLG: 0.625										0	0	0	0	1	0	0						
28 Curtis Granderson, L (1,8) OBP: 0.332, SLG: 0.457										4	0	2	0	0	0	3						
12 Gerald Laird, R (1,2) OBP: 0.303, SLG: 0.329										3	0	0	0	0	0	4						
19 Aubrey Huff, L (9,PH) OBP: 0.310, SLG: 0.395										1	0	0	0	0	0	2						
4 Adam Everett, R (1,6) OBP: 0.294, SLG: 0.333										2	0	0	0	0	1	1						
39 Ramon Santiago, S (8,PH) OBP: 0.315, SLG: 0.396										1	0	0	0	0	0	0						
<b>Inning Stats</b>	R: 0 E: 0 K: 0 S: 11	H: 0 LOB: 0 BB: 0 P: 16	R: 0 E: 0 K: 0 S: 5	H: 0 LOB: 0 BB: 0 P: 8	R: 0 E: 0 K: 1 S: 12	H: 1 LOB: 1 BB: 0 P: 18	R: 0 E: 0 K: 0 S: 10	H: 0 LOB: 0 BB: 0 P: 14	R: 0 E: 0 K: 0 S: 10	H: 1 LOB: 1 BB: 0 P: 17	R: 0 E: 0 K: 0 S: 9	H: 0 LOB: 1 BB: 1 P: 15	R: 0 E: 0 K: 0 S: 13	H: 2 LOB: 2 BB: 0 P: 23	R: 0 E: 0 K: 1 S: 9	H: 0 LOB: 1 BB: 0 P: 15	R: 0 E: 0 K: 1 S: 11	H: 1 LOB: 2 BB: 1 P: 19	1B: 3 2B: 2 3B: 0 HR: 0	SF: 0 SAC: 0 DP: 0 HBP: 1	WP: 0 PB: 0 SB: 0 CS: 0	PA: 35
<b>PITCHER</b>	IP WLS BF H R ER SO BB IBB HBP BLK WP HR S P ERA WHIP																					
52 Brian Duensing, L (1,1) ERA: 3.22	6.1 W 24 4 0 0 1 1 0 0 0 0 0 0 66 103 0.00 0.789																					
50 Jose Mijares, L (7,1) ERA: 2.17	0.2 H 2 0 0 0 0 0 0 0 0 0 0 4 8 0.00 0.000																					
60 Jon Rauch, R (8,1) ERA: 3.98	1.0 H 4 0 0 0 1 0 0 0 1 0 0 0 9 15 0.00 0.000																					
36 Joe Nathan, R (9,1) ERA: 2.21	1.0 S 5 1 0 0 1 1 0 0 0 0 0 0 11 19 0.00 2.000																					

Batter	1	2	3	4	5	6	7	8	9	AB	R	H	RBI	BB	SO	LOB	BOTTOM			
2 Denard Span, L (1,8) OBP: 0.389, SLG: 0.413										3	0	1	0	0	0	0	<b>Detroit Tigers @ Minnesota Twins</b> Hubert H. Humphrey Metrodome, Minneapolis, MN Fri Sep 18 2009, 8:10 PM EDT Att: 32,693 - Dome - 69 F <a href="http://livebaseballscorecards.com">livebaseballscorecards.com</a>			
18 Orlando Cabrera, R (1,6) OBP: 0.304, SLG: 0.364										4	0	0	0	0	0	2				
7 Joe Mauer, L (1,2) OBP: 0.442, SLG: 0.608										2	0	0	0	2	0	1				
16 Jason Kubel, L (1,9) OBP: 0.373, SLG: 0.532										4	2	2	0	0	1	3				
22 Carlos Gómez, R (8,8) OBP: 0.292, SLG: 0.347										0	0	0	0	0	0	0				
5 Michael Cuddyer, R (1,3) OBP: 0.336, SLG: 0.514										4	1	1	2	0	2	1				
21 Delmon Young, R (1,7) OBP: 0.288, SLG: 0.383										4	0	2	1	0	1	0				
26 Jose Morales, S (1,10) OBP: 0.411, SLG: 0.437										4	0	2	0	0	0	2				
12 Alexi Casilla, S (8,PR) OBP: 0.275, SLG: 0.249										0	0	0	0	0	0	0				
20 Matt Tolbert, S (1,5) OBP: 0.293, SLG: 0.255										4	0	1	0	0	0	3				
8 Nick Punto, S (1,4) OBP: 0.326, SLG: 0.286										2	0	0	0	1	0	2				
<b>Inning Stats</b>	R: 0 E: 0 K: 0 S: 6	H: 0 LOB: 1 BB: 1 P: 14	R: 0 E: 0 K: 0 S: 12	H: 1 LOB: 0 BB: 0 P: 16	R: 0 E: 0 K: 0 S: 11	H: 0 LOB: 0 BB: 0 P: 16	R: 2 E: 0 K: 0 S: 17	H: 4 LOB: 2 BB: 0 P: 24	R: 0 E: 0 K: 0 S: 5	H: 1 LOB: 0 BB: 0 P: 7	R: 1 E: 0 K: 1 S: 15	H: 2 LOB: 1 BB: 0 P: 23	R: 0 E: 0 K: 1 S: 10	H: 0 LOB: 2 BB: 2 P: 23	R: 0 E: 0 K: 2 S: 13	H: 1 LOB: 2 BB: 0 P: 19	1B: 6 2B: 2 3B: 0 HR: 1	SF: 0 SAC: 1 DP: 1 HBP: 0	WP: 0 PB: 0 SB: 1 CS: 0	PA: 35
<b>PITCHER</b>	IP WLS BF H R ER SO BB IBB HBP BLK WP HR S P ERA WHIP																			
48 Rick Porcello, R (1,1) ERA: 4.22	6.0 L 26 8 3 3 1 1 1 0 0 0 0 0 66 100 4.50 1.500																			
59 Fujie Ni, L (7,1) ERA: 2.83	1.0 5 0 0 0 1 1 1 0 0 0 0 0 10 23 0.00 1.000																			
45 Ryan Perry, R (8,1) ERA: 3.93	1.0 4 1 0 0 2 0 0 0 0 0 0 0 13 19 0.00 1.000																			





Batter	1	2	3	4	5	6	7	8	9	AB	R	H	RBI	BB	SO	LOB	TOP						
28 Curtis Granderson, L (1, 8) OBP: 0.331, SLG: 0.455										5	0	1	0	0	1	2							
14 Placido Polanco, R (1, 4) OBP: 0.328, SLG: 0.404										5	2	4	0	0	0	0							
9 Carlos Guillen, S (1, 7) OBP: 0.324, SLG: 0.395										4	0	0	0	0	2	4							
32 Don Kelly, L (7, 7) OBP: 0.293, SLG: 0.333										0	0	0	0	0	0	0							
25 Ryan Raburn, R (8, FH) OBP: 0.336, SLG: 0.492										1	0	0	0	0	0	1							
24 Miguel Cabrera, R (1, 3) OBP: 0.403, SLG: 0.553										4	0	3	1	0	0	0							
19 Aubrey Huff, L (1, 10) OBP: 0.310, SLG: 0.394										4	0	1	1	0	1	2							
30 Maglio Ordonez, R (1, 9) OBP: 0.324, SLG: 0.393										4	0	1	0	0	0	2							
34 Clete Thomas, L (8, 9) OBP: 0.329, SLG: 0.391										0	0	0	0	0	0	0							
15 Brandon Inge, R (1, 5) OBP: 0.322, SLG: 0.424										3	0	1	0	0	0	2							
12 Gerald Laird, R (1, 2) OBP: 0.303, SLG: 0.328										4	0	1	0	0	0	3							
4 Adam Everett, R (1, 6) OBP: 0.291, SLG: 0.329										4	0	0	0	0	0	2							
<b>Inning Stats</b>	R: 1 H: 2 E: 0 K: 2 S: 12	H: 2 LOB: 0 BB: 0 P: 14	R: 0 H: 1 E: 0 K: 0 S: 8	H: 1 LOB: 2 BB: 0 P: 13	R: 1 H: 3 E: 0 K: 0 S: 12	H: 3 LOB: 0 BB: 0 P: 20	R: 0 H: 2 E: 0 K: 1 S: 13	H: 2 LOB: 2 BB: 0 P: 14	R: 0 H: 3 E: 0 K: 0 S: 10	H: 3 LOB: 2 BB: 0 P: 16	R: 0 H: 0 E: 0 K: 0 S: 6	H: 0 LOB: 0 BB: 0 P: 8	R: 0 H: 0 E: 0 K: 1 S: 9	H: 0 LOB: 0 BB: 0 P: 16	R: 0 H: 0 E: 0 K: 0 S: 7	H: 0 LOB: 0 BB: 0 P: 11	R: 0 H: 1 E: 0 K: 0 S: 9	H: 1 LOB: 1 BB: 0 P: 15	1B: 11 2B: 1 3B: 0 HR: 0	SF: 0 SAC: 0 DP: 1 HBP: 1	WP: 1 PB: 0 SB: 0 CS: 0	PA: 39	
<b>PITCHER</b>	IP WLS BF H R ER SO BB IBB HBP BLK WP HR S P ERA WHIP	IP WLS BF H R ER SO BB IBB HBP BLK WP HR S P ERA WHIP	IP WLS BF H R ER SO BB IBB HBP BLK WP HR S P ERA WHIP	IP WLS BF H R ER SO BB IBB HBP BLK WP HR S P ERA WHIP	IP WLS BF H R ER SO BB IBB HBP BLK WP HR S P ERA WHIP	IP WLS BF H R ER SO BB IBB HBP BLK WP HR S P ERA WHIP	IP WLS BF H R ER SO BB IBB HBP BLK WP HR S P ERA WHIP	IP WLS BF H R ER SO BB IBB HBP BLK WP HR S P ERA WHIP	IP WLS BF H R ER SO BB IBB HBP BLK WP HR S P ERA WHIP	IP WLS BF H R ER SO BB IBB HBP BLK WP HR S P ERA WHIP	IP WLS BF H R ER SO BB IBB HBP BLK WP HR S P ERA WHIP	IP WLS BF H R ER SO BB IBB HBP BLK WP HR S P ERA WHIP	IP WLS BF H R ER SO BB IBB HBP BLK WP HR S P ERA WHIP	IP WLS BF H R ER SO BB IBB HBP BLK WP HR S P ERA WHIP	IP WLS BF H R ER SO BB IBB HBP BLK WP HR S P ERA WHIP	IP WLS BF H R ER SO BB IBB HBP BLK WP HR S P ERA WHIP	IP WLS BF H R ER SO BB IBB HBP BLK WP HR S P ERA WHIP	IP WLS BF H R ER SO BB IBB HBP BLK WP HR S P ERA WHIP	IP WLS BF H R ER SO BB IBB HBP BLK WP HR S P ERA WHIP	IP WLS BF H R ER SO BB IBB HBP BLK WP HR S P ERA WHIP	IP WLS BF H R ER SO BB IBB HBP BLK WP HR S P ERA WHIP	IP WLS BF H R ER SO BB IBB HBP BLK WP HR S P ERA WHIP	IP WLS BF H R ER SO BB IBB HBP BLK WP HR S P ERA WHIP

Detroit Tigers @ Minnesota Twins  
Hubert H. Humphrey Metrodome, Minneapolis, MN  
Sat Sep 19 2009, 4:10 PM EDT  
Att: 43,338 - Dome - 70 F

AB 38  
R 2  
H 12  
RBI 2  
BB 0  
SO 4  
LOB 18



Batter	1	2	3	4	5	6	7	8	9	AB	R	H	RBI	BB	SO	LOB	BOTTOM						
2 Denard Span, L (1, 8) OBP: 0.390, SLG: 0.413										4	1	2	0	0	0	1							
18 Orlando Cabrera, R (1, 6) OBP: 0.305, SLG: 0.365										4	1	2	0	0	1	1							
7 Joe Mauer, L (1, 2) OBP: 0.442, SLG: 0.612										3	2	1	1	1	1	1							
16 Jason Kubel, L (1, 9) OBP: 0.372, SLG: 0.529										4	1	1	2	0	0	1							
5 Michael Cuddyer, R (1, 3) OBP: 0.336, SLG: 0.518										4	1	1	3	0	0	1							
21 Delmon Young, R (1, 7) OBP: 0.291, SLG: 0.386										3	0	2	0	0	1	0							
22 Carlos Gómez, R (7, FR) OBP: 0.291, SLG: 0.346										1	0	0	0	0	0	0							
26 Jose Morales, S (1, 10) OBP: 0.414, SLG: 0.433										3	0	1	0	1	1	1							
32 Brian Buscher, L (1, 5) OBP: 0.360, SLG: 0.316										3	0	0	0	0	2	4							
20 Matt Tolbert, S (8, 5) OBP: 0.235, SLG: 0.255										0	0	0	0	0	0	0							
8 Nick Punto, S (1, 4) OBP: 0.323, SLG: 0.283										3	0	0	0	0	1	3							
<b>Inning Stats</b>	R: 1 H: 1 E: 0 K: 0 S: 12	H: 1 LOB: 0 BB: 0 P: 20	R: 0 H: 1 E: 0 K: 1 S: 14	H: 1 LOB: 1 BB: 1 P: 22	R: 0 H: 1 E: 0 K: 2 S: 11	H: 1 LOB: 0 BB: 0 P: 15	R: 0 H: 0 E: 0 K: 1 S: 7	H: 0 LOB: 0 BB: 0 P: 10	R: 0 H: 1 E: 0 K: 1 S: 11	H: 1 LOB: 1 BB: 0 P: 16	R: 0 H: 1 E: 0 K: 0 S: 11	H: 1 LOB: 1 BB: 0 P: 18	R: 0 H: 1 E: 0 K: 0 S: 4	H: 1 LOB: 0 BB: 0 P: 7	R: 5 H: 4 E: 0 K: 2 S: 21	H: 4 LOB: 0 BB: 1 P: 31	1B: 7 2B: 1 3B: 0 HR: 2	SF: 0 SAC: 0 DP: 0 HBP: 0	WP: 0 PB: 0 SB: 0 CS: 2	PA: 34			
<b>PITCHER</b>	IP WLS BF H R ER SO BB IBB HBP BLK WP HR S P ERA WHIP	IP WLS BF H R ER SO BB IBB HBP BLK WP HR S P ERA WHIP	IP WLS BF H R ER SO BB IBB HBP BLK WP HR S P ERA WHIP	IP WLS BF H R ER SO BB IBB HBP BLK WP HR S P ERA WHIP	IP WLS BF H R ER SO BB IBB HBP BLK WP HR S P ERA WHIP	IP WLS BF H R ER SO BB IBB HBP BLK WP HR S P ERA WHIP	IP WLS BF H R ER SO BB IBB HBP BLK WP HR S P ERA WHIP	IP WLS BF H R ER SO BB IBB HBP BLK WP HR S P ERA WHIP	IP WLS BF H R ER SO BB IBB HBP BLK WP HR S P ERA WHIP	IP WLS BF H R ER SO BB IBB HBP BLK WP HR S P ERA WHIP	IP WLS BF H R ER SO BB IBB HBP BLK WP HR S P ERA WHIP	IP WLS BF H R ER SO BB IBB HBP BLK WP HR S P ERA WHIP	IP WLS BF H R ER SO BB IBB HBP BLK WP HR S P ERA WHIP	IP WLS BF H R ER SO BB IBB HBP BLK WP HR S P ERA WHIP	IP WLS BF H R ER SO BB IBB HBP BLK WP HR S P ERA WHIP	IP WLS BF H R ER SO BB IBB HBP BLK WP HR S P ERA WHIP	IP WLS BF H R ER SO BB IBB HBP BLK WP HR S P ERA WHIP	IP WLS BF H R ER SO BB IBB HBP BLK WP HR S P ERA WHIP	IP WLS BF H R ER SO BB IBB HBP BLK WP HR S P ERA WHIP	IP WLS BF H R ER SO BB IBB HBP BLK WP HR S P ERA WHIP	IP WLS BF H R ER SO BB IBB HBP BLK WP HR S P ERA WHIP	IP WLS BF H R ER SO BB IBB HBP BLK WP HR S P ERA WHIP	IP WLS BF H R ER SO BB IBB HBP BLK WP HR S P ERA WHIP

Detroit Tigers @ Minnesota



Batter	1	2	3	4	5	6	7	8	9	AB	R	H	RBI	BB	SO	LOB	TOP								
28 Curtis Granderson, L (1, 8) OBP: 0.330, SLG: 0.452										4	0	0	0	1	1	4	Detroit Tigers @ Minnesota Twins Hubert H. Humphrey Metrodome, Minneapolis, MN Sun Sep 20 2009, 2:10 PM EDT Att: 36,335 - Dome - 69 F <a href="http://livebaseballscorecards.com">livebaseballscorecards.com</a>								
14 Placido Polanco, R (1, 4) OBP: 0.326, SLG: 0.405										4	1	2	3	0	1	1									
33 Marcus Thames, R (1, 10) 19 Aubrey Huff, L (6, PH) OBP: 0.309, SLG: 0.393										4	0	1	0	0	2	1									
24 Miguel Cabrera, R (1, 3) OBP: 0.401, SLG: 0.551										5	0	1	0	0	1	3									
30 Magglio Ordonez, R (1, 9) 34 Clete Thomas, L (7, 9) OBP: 0.359, SLG: 0.394										4	1	2	1	0	0	1									
9 Carlos Guillen, S (1, 7) 25 Ryan Raburn, R (5, PH) OBP: 0.325, SLG: 0.404										2	0	1	1	0	1	0									
15 Brandon Inge, R (1, 5) OBP: 0.323, SLG: 0.422										3	1	1	1	0	1	0									
12 Gerald Laird, R (1, 2) OBP: 0.306, SLG: 0.330										4	1	2	0	1	0	2									
39 Ramon Santiago, S (1, 6) OBP: 0.319, SLG: 0.399										3	1	2	0	0	0	1									
<b>Inning Stats</b>	R: 0 H: 1 E: 1 K: 2 S: 10	H: 1 LOB: 1 BB: 0 P: 17	R: 0 H: 0 E: 0 K: 1 S: 12	H: 0 LOB: 0 BB: 0 P: 17	R: 0 H: 1 E: 0 K: 1 S: 11	H: 1 LOB: 1 BB: 0 P: 13	R: 1 H: 2 E: 0 K: 1 S: 10	H: 2 LOB: 1 BB: 0 P: 16	R: 3 H: 4 E: 0 K: 1 S: 18	H: 4 LOB: 2 BB: 1 P: 28	R: 0 H: 1 E: 0 K: 1 S: 9	H: 1 LOB: 1 BB: 0 P: 11	R: 0 H: 1 E: 0 K: 1 S: 11	H: 1 LOB: 2 BB: 0 P: 17	R: 2 H: 2 E: 0 K: 1 S: 13	H: 2 LOB: 2 BB: 2 P: 28		R: 0 H: 1 E: 0 K: 0 S: 11	H: 1 LOB: 2 BB: 0 P: 16	1B: 10 2B: 1 3B: 1 HR: 1	SF: 1 SAC: 1 DP: 0 HBP: 0	WP: 0 PB: 0 SB: 0 CS: 0	PA: 44		
<b>PITCHER</b>	IP	WLS	BF	H	R	ER	SO	BB	IBB	HBP	BLK	WP	HR	S	P	ERA	WHIP								
30 Scott Baker, R (1, 1) ERA: 4.43	4.2	L	23	8	4	4	5	1	0	0	0	0	0	58	86	7.71	1.929								
37 Ron Mahay, L (6, 1) ERA: 4.53	0.1		1	0	0	0	1	0	0	0	0	0	0	3	5	0.00	0.000								
28 Jesse Crain, R (6, 1) ERA: 5.04	0.2		3	1	0	0	1	0	0	0	0	0	0	7	9	0.00	1.500								
47 Francisco Liriano, L (6, 1) ERA: 5.79	1.1		7	2	2	2	1	1	0	0	0	0	1	16	27	13.50	2.250								
60 Jon Rauch, R (8, 1) ERA: 3.92	1.0		5	1	0	0	1	0	1	0	0	0	0	10	20	0.00	1.000								
44 Bob Keppel, R (9, 1) ERA: 4.96	1.0		5	1	0	0	0	0	0	0	0	0	0	11	16	0.00	1.000								

Batter	1	2	3	4	5	6	7	8	9	AB	R	H	RBI	BB	SO	LOB	BOTTOM								
2 Denard Span, L (1, 8) OBP: 0.387, SLG: 0.410										4	0	0	0	0	4	3	Detroit Tigers @ Minnesota Twins Hubert H. Humphrey Metrodome, Minneapolis, MN Sun Sep 20 2009, 2:10 PM EDT Att: 36,335 - Dome - 69 F <a href="http://livebaseballscorecards.com">livebaseballscorecards.com</a>								
18 Orlando Cabrera, R (1, 6) OBP: 0.306, SLG: 0.366										3	1	1	0	1	0	1									
7 Joe Mauer, L (1, 2) OBP: 0.442, SLG: 0.611										4	0	2	0	0	0	1									
16 Jason Kubel, L (1, 9) OBP: 0.371, SLG: 0.526										3	0	0	1	1	1	3									
5 Michael Cuddyer, R (1, 3) OBP: 0.333, SLG: 0.514										4	0	0	0	0	1	2									
21 Delmon Young, R (1, 7) OBP: 0.291, SLG: 0.387										4	1	1	0	0	0	0									
23 Brendan Harris, R (1, 10) 31 Zach Miner, R (6, 1) 44 Bobby Seay, L (8, 1) 56 Fernando Rodney, R (9, 1) OBP: 0.310, SLG: 0.360										3	0	0	0	0	1	1									
20 Matt Tolbert, S (1, 5) OBP: 0.298, SLG: 0.262										4	0	2	0	0	0	2									
8 Nick Punto, S (1, 4) OBP: 0.325, SLG: 0.284										3	0	1	1	1	0	2									
<b>Inning Stats</b>	R: 1 H: 2 E: 0 K: 2 S: 18	H: 2 LOB: 1 BB: 0 P: 24	R: 0 H: 1 E: 0 K: 2 S: 11	H: 1 LOB: 2 BB: 1 P: 21	R: 0 H: 0 E: 0 K: 0 S: 7	H: 0 LOB: 1 BB: 1 P: 13	R: 0 H: 2 E: 0 K: 0 S: 12	H: 2 LOB: 0 BB: 0 P: 21	R: 0 H: 0 E: 0 K: 0 S: 14	H: 0 LOB: 0 BB: 0 P: 19	R: 0 H: 0 E: 0 K: 0 S: 9	H: 0 LOB: 0 BB: 0 P: 16	R: 0 H: 1 E: 0 K: 1 S: 12	H: 1 LOB: 0 BB: 0 P: 20	R: 0 H: 1 E: 0 K: 0 S: 5	H: 1 LOB: 0 BB: 0 P: 8		R: 0 H: 0 E: 0 K: 0 S: 10	H: 0 LOB: 1 BB: 1 P: 16	1B: 6 2B: 1 3B: 0 HR: 0	SF: 0 SAC: 0 DP: 1 HBP: 0	WP: 0 PB: 0 SB: 2 CS: 1	PA: 37		
<b>PITCHER</b>	IP	WLS	BF	H	R	ER	SO	BB	IBB	HBP	BLK	WP	HR	S	P	ERA	WHIP								
29 Nate Robertson, L (1, 1) ERA: 5.13	5.0	W	22	5	2	2	6	3	0	0	0	0	0	21	36	0.00	0.500								
44 Bobby Seay, L (8, 1) ERA: 3.54	1.0		3	1	0	0	0	0	0	0	0	0	0	5	8	0.00	1.000								
56 Fernando Rodney, R (9, 1) ERA: 3.82	1.0		4	0	0	0	0	1	0	0	0	0	0	10	16	0.00	1.000								





Batter	1	2	3	4	5	6	7	8	9	AB	R	H	RBI	BB	SO	LOB	TOP								
2 Denard Span, L (1, 8) OBP: 0.388, SLG: 0.409 22 Carlos Gómez, R (6, FPR) OBP: 0.290, SLG: 0.344 (6, 8)	G6-3			G1-3		18 SF9 18 S HBP		G6-3		2	0	0	1	1	0	2	<b>Minnesota Twins @ Chicago White Sox</b> U.S. Cellular Field, Chicago, IL Mon Sep 21 2009, 8:11 PM EDT Att: 26,541 - Clear - 68 F <a href="http://livebaseballscorecards.com">livebaseballscorecards.com</a>								
18 Orlando Cabrera, R (1, 6) OBP: 0.307, SLG: 0.370		F7			E1 5 1B	SF9		7 1B 16 2B 1B		4	3	2	2	0	0	3									
7 Joe Mauer, L (1, 2) OBP: 0.442, SLG: 0.608	G6-3			G4-3				16 2B 1B		4	0	1	0	1	0	2									
16 Jason Kubel, L (1, 9) OBP: 0.369, SLG: 0.525	K			K		G1-3				5	0	1	1	0	3	3									
5 Michael Cuddyer, R (1, 3) OBP: 0.332, SLG: 0.511		P5		F8						5	0	1	1	0	0	2									
21 Delmon Young, R (1, 7) OBP: 0.289, SLG: 0.382		8 BB 20 1B 2 BB BB		K		F8				4	1	0	0	1	2	1									
26 Jose Morales, S (1, 10) OBP: 0.410, SLG: 0.421		F7				F7		G3-1		5	0	1	0	0	0	1									
20 Matt Tolbert, S (1, 5) OBP: 0.301, SLG: 0.266		2 BB 8 BB 1B		K				G6-3		5	1	2	0	0	1	1									
8 Nick Punto, S (1, 4) OBP: 0.332, SLG: 0.288 12 Alexi Casilla, S (9, 4) OBP: 0.275, SLG: 0.249								22 G6-3 18 1B 22 S 1B		2	2	2	1	2	0	0									
<b>Inning Stats</b>	R: 1 E: 0 K: 1 S: 10	H: 1 LOB: 0 BB: 0 P: 12	R: 1 E: 0 K: 0 S: 15	H: 1 LOB: 3 BB: 3 P: 30	R: 0 E: 0 K: 1 S: 8	H: 0 LOB: 0 BB: 0 P: 10	R: 0 E: 0 K: 2 S: 13	H: 1 LOB: 2 BB: 1 P: 21	R: 1 E: 1 K: 0 S: 18	H: 1 LOB: 1 BB: 0 P: 25	R: 2 E: 0 K: 1 S: 16	H: 2 LOB: 2 BB: 1 P: 30	R: 0 E: 0 K: 1 S: 8	H: 0 LOB: 0 BB: 0 P: 11	R: 2 E: 0 K: 0 S: 16	H: 4 LOB: 2 BB: 0 P: 24		R: 0 E: 0 K: 0 S: 5	H: 0 LOB: 0 BB: 0 P: 8	1B: 8 2B: 1 3B: 1 HR: 0	SF: 1 SAC: 0 DP: 0 HBP: 1	WP: 1 PB: 1 SB: 3 CS: 0	PA: 44		
<b>PITCHER</b>	IP	WLS	BF	H	R	ER	SO	BB	IBB	HBP	BLK	WP	HR	S	P	ERA	WHIP								
41 Daniel Hudson, R (1, 1) ERA: 3.38	5.0	L	24	4	3	1	4	4	0	0	0	0	0	64	98	1.80	1.600								
D.J. Carrasco, R (6, 1) ERA: 3.79	0.1		3	2	2	2	0	0	0	0	0	1	0	10	14	54.00	6.000								
67 Randy Williams, L (6, 1) ERA: 5.4	0.2		4	0	0	0	1	0	1	1	0	0	0	6	16	0.00	0.000								
57 Ramon Pena, R (7, 1) ERA: 4.38	2.0		10	4	2	2	1	0	0	0	0	0	0	24	35	9.00	2.000								
52 Carlos Torres, R (9, 1) ERA: 6.0	1.0		3	0	0	0	0	0	0	0	0	0	0	5	8	0.00	0.000								

Batter	1	2	3	4	5	6	7	8	9	AB	R	H	RBI	BB	SO	LOB	BOTTOM								
22 Scott Podsednik, L (1, 8) OBP: 0.353, SLG: 0.409	L5			K				G3-1		4	0	1	0	0	1	1	<b>Minnesota Twins @ Chicago White Sox</b> U.S. Cellular Field, Chicago, IL Mon Sep 21 2009, 8:11 PM EDT Att: 26,541 - Clear - 68 F <a href="http://livebaseballscorecards.com">livebaseballscorecards.com</a>								
15 Gordon Beckham, R (1, 5) OBP: 0.335, SLG: 0.450		K				P4		F7		4	0	1	0	0	1	1									
12 A.J. Pierzynski, L (1, 2) OBP: 0.341, SLG: 0.441				G6-3				G1-3		4	0	1	0	0	0	1									
14 Paul Konerko, R (1, 10) OBP: 0.353, SLG: 0.497		F9				K		G4-3		4	0	0	0	0	1	1									
7 Mark Kotsay, L (1, 3) OBP: 0.326, SLG: 0.404		20 1B 1B						F7		4	0	2	0	0	0	1									
23 Jermaine Dye, R (1, 9) OBP: 0.335, SLG: 0.444 31 Dewayne Wise, L (9, FPH) OBP: 0.241, SLG: 0.339						K				3	0	0	0	0	2	3									
20 Carlos Quentin, R (1, 7) OBP: 0.318, SLG: 0.429								G1-3		1	0	0	0	0	0	0									
17 Chris Getz, L (1, 4) OBP: 0.333, SLG: 0.357								F8		4	0	2	0	0	0	1									
10 Alexei Ramirez, R (1, 6) OBP: 0.337, SLG: 0.397								F9		3	0	0	0	0	2	3									
<b>Inning Stats</b>	R: 0 E: 0 K: 1 S: 8	H: 0 LOB: 0 BB: 0 P: 12	R: 0 E: 0 K: 1 S: 12	H: 2 LOB: 2 BB: 0 P: 18	R: 0 E: 0 K: 1 S: 11	H: 1 LOB: 1 BB: 0 P: 13	R: 0 E: 0 K: 2 S: 12	H: 1 LOB: 1 BB: 0 P: 16	R: 0 E: 0 K: 0 S: 7	H: 2 LOB: 1 BB: 0 P: 10	R: 0 E: 0 K: 0 S: 9	H: 1 LOB: 1 BB: 0 P: 15	R: 0 E: 0 K: 1 S: 13	H: 1 LOB: 0 BB: 0 P: 17	R: 0 E: 0 K: 0 S: 8	H: 0 LOB: 0 BB: 0 P: 9		R: 0 E: 0 K: 0 S: 5	H: 0 LOB: 0 BB: 0 P: 8	1B: 8 2B: 0 3B: 0 HR: 0	SF: 0 SAC: 0 DP: 1 HBP: 0	WP: 0 PB: 1 SB: 0 CS: 0	PA: 34		
<b>PITCHER</b>	IP	WLS	BF	H	R	ER	SO	BB	IBB	HBP	BLK	WP	HR	S	P	ERA	WHIP								
53 Nick Blackburn, R (1, 1) ERA: 4.18	7.0	W	28	8	0	0	6	0	0	0	0	0	0	8	101	0.00	1.143								
54 Matt Guerrier, R (8, 1) ERA: 2.19	1.0		3	0	0	0	0	0	0	0	0	0	0	8	9	0.00	0.000								
44 Bob Keppel, R (9, 1) ERA: 4.86	1.0		3	0	0	0	0	0	0	0	0	0	0	5	8	0.00	0.000								













Batter	1	2	3	4	5	6	7	8	9	AB	R	H	RBI	BB	SO	LOB	TOP																					
<b>2 Denard Span, L</b> OBP: 0.390, SLG: 0.409 (1, 8)	G4-3		F7		BB	1B		1B		4	1	2	0	1	0	1	<b>Minnesota Twins @ Kansas City Royals</b> Kauffman Stadium, Kansas City, MO Fri Sep 25 2009, 7:10 PM CDT Att: 23,307 - Partly Cloudy - 72 F																					
<b>18 Orlando Cabrera, R</b> OBP: 0.399, SLG: 0.376 (1, 6)	P6		L3		1B			FC3-6		5	1	2	1	0	0	1																						
<b>7 Joe Mauer, L</b> OBP: 0.443, SLG: 0.603 (1, 2)	BB				BB		G4-3			2	0	0	1	3	0	3																						
<b>16 Jason Kubel, L</b> OBP: 0.369, SLG: 0.526 <b>22 Carlos Gómez, R</b> OBP: 0.290, SLG: 0.341 (8, 8)	K		G6-3		BB		K		F9	3	0	0	1	1	2	2																						
<b>5 Michael Cuddyer, R</b> OBP: 0.338, SLG: 0.525 (1, 3)	F7		G6-3		BB		K		L7	4	2	2	2	1	0	0																						
<b>21 Delmon Young, R</b> OBP: 0.297, SLG: 0.405 (1, 7)	K		G5-3		BB		K		HR	5	2	2	2	0	2	3																						
<b>26 Jose Morales, S</b> OBP: 0.402, SLG: 0.400 (1, 10)	K						F7		F8	4	1	0	0	1	1	4																						
<b>20 Matt Tolbert, S</b> OBP: 0.292, SLG: 0.277 (1, 5)	F8		E6		G4-3		1B			4	1	1	1	0	0	1																						
<b>8 Nick Punto, S</b> OBP: 0.332, SLG: 0.289 (1, 4)	SH5-4		SH5-4		F8		CS		G6-3	2	1	0	0	1	0	0																						
<b>Inning Stats</b>	R: 0 E: 0 K: 1 S: 10	H: 0 LOB: 1 BB: 1 P: 15	R: 0 E: 0 K: 2 S: 9	H: 0 LOB: 0 BB: 0 P: 9	R: 1 E: 0 K: 0 S: 10	H: 0 LOB: 0 BB: 1 P: 19	R: 1 E: 0 K: 0 S: 6	H: 1 LOB: 0 BB: 1 P: 13	R: 4 E: 1 K: 1 S: 16	H: 1 LOB: 5 BB: 5 P: 41	R: 0 E: 0 K: 0 S: 18	H: 2 LOB: 2 BB: 0 P: 26	R: 2 E: 0 K: 1 S: 11	H: 3 LOB: 0 BB: 0 P: 20	R: 0 E: 0 K: 0 S: 10	H: 1 LOB: 1 BB: 0 P: 16		R: 1 E: 0 K: 0 S: 5	H: 1 LOB: 0 BB: 0 P: 10	1B: 6 2B: 0 3B: 1 HR: 2	SF: 0 SAC: 1 DP: 1 HBP: 0	WP: 2 PB: 0 CS: 3 SB: 1	PA: 44															
<b>PITCHER</b>	IP	WLS	BF	H	R	ER	SO	BB	IBB	HBP	BLK	WP	HR	S	P	ERA	WHIP	<b>PITCHER</b>				IP	WLS	BF	H	R	ER	SO	BB	IBB	HBP	BLK	WP	HR	S	P	ERA	WHIP
<b>51 Robinson Tejeda, R</b> ERA: 3.41 (1, 1)	4.1	L	22	2	6	5	3	7	0	0	0	1	1	43	82	10.38	2.077					4.1	L	22	2	6	5	3	7	0	0	0	1	1	43	82	10.38	2.077
<b>37 Juan Cruz, R</b> ERA: 5.96 (5, 1)	1.2		8	2	0	0	1	1	0	0	0	0	0	26	41	0.00	1.800					1.2		8	2	0	0	1	1	0	0	0	0	0	26	41	0.00	1.800
<b>56 Roman Colon, R</b> ERA: 4.99 (7, 1)	1.0		5	3	2	2	1	0	0	0	0	0	0	11	20	18.00	3.000					1.0		5	3	2	2	1	0	0	0	0	0	11	20	18.00	3.000	
<b>53 Carlos Rosa, R</b> ERA: 6.35 (8, 1)	1.0		4	1	0	0	0	0	0	0	0	0	0	10	16	0.00	1.000					1.0		4	1	0	0	0	0	0	0	0	0	10	16	0.00	1.000	
<b>47 Victor Marte, R</b> ERA: 8.0 (9, 1)	1.0		4	1	1	1	0	0	0	0	0	0	1	5	10	9.00	1.000					1.0		4	1	1	1	0	0	0	0	0	1	5	10	9.00	1.000	

Batter	1	2	3	4	5	6	7	8	9	AB	R	H	RBI	BB	SO	LOB	BOTTOM																					
<b>8 Willie Bloomquist, R</b> OBP: 0.310, SLG: 0.359 (1, 9)	G4-3		K		F9		G6-3		FC6-4	5	0	0	0	0	1	3	<b>Minnesota Twins @ Kansas City Royals</b> Kauffman Stadium, Kansas City, MO Fri Sep 25 2009, 7:10 PM CDT Att: 23,307 - Partly Cloudy - 72 F																					
<b>12 Mitch Maier, L</b> OBP: 0.338, SLG: 0.349 (1, 7)	L4		K		BB		G4-3		F8	4	1	0	0	1	2																							
<b>16 Billy Butler, R</b> OBP: 0.364, SLG: 0.503 (1, 3)	1B		HR		HR		1B		K	5	2	4	4	0	1	2																						
<b>17 Mike Jacobs, L</b> OBP: 0.301, SLG: 0.402 (1, 10)	1B		G5-3		G3-1		K			4	0	1	0	0	1																							
<b>13 Alberto Callaspo, S</b> OBP: 0.355, SLG: 0.449 (1, 4)	F9				K		BB		K	3	0	1	0	1	2																							
<b>14 John Buck, R</b> OBP: 0.296, SLG: 0.477 (1, 2)	L3				1B		K		K	4	0	1	0	0	2	2																						
<b>4 Alex Gordon, L</b> OBP: 0.321, SLG: 0.343 (1, 5)	F8		K		K		F7		P6	4	0	0	0	0	1	4																						
<b>3 Yuniesky Betancourt, R</b> OBP: 0.273, SLG: 0.345 (1, 6)	1B		G6-4-3		G6-3		G6-3		1B	4	0	2	0	0	0	2																						
<b>1 Josh Anderson, L</b> OBP: 0.281, SLG: 0.311 (1, 8)	G6-3				2B		B3		1B	4	1	2	0	0	0	1																						
<b>Inning Stats</b>	R: 0 E: 0 K: 0 S: 13	H: 2 LOB: 2 BB: 0 P: 15	R: 0 E: 0 K: 0 S: 8	H: 1 LOB: 1 BB: 0 P: 16	R: 1 E: 0 K: 2 S: 9	H: 1 LOB: 0 BB: 0 P: 11	R: 0 E: 0 K: 1 S: 11	H: 2 LOB: 1 BB: 0 P: 15	R: 3 E: 0 K: 1 S: 15	H: 2 LOB: 0 BB: 1 P: 25	R: 0 E: 0 K: 1 S: 7	H: 0 LOB: 0 BB: 0 P: 9	R: 0 E: 0 K: 0 S: 5	H: 0 LOB: 0 BB: 0 P: 8	R: 0 E: 0 K: 2 S: 11	H: 1 LOB: 2 BB: 1 P: 22		R: 0 E: 0 K: 1 S: 11	H: 2 LOB: 2 BB: 0 P: 13	1B: 8 2B: 1 3B: 0 HR: 2	SF: 0 SAC: 0 DP: 1 HBP: 0	WP: 0 PB: 0 CS: 0	PA: 39															
<b>PITCHER</b>	IP	WLS	BF	H	R	ER	SO	BB	IBB	HBP	BLK	WP	HR	S	P	ERA	WHIP	<b>PITCHER</b>				IP	WLS	BF	H	R	ER	SO	BB	IBB	HBP	BLK	WP	HR	S	P	ERA	WHIP
<b>48 Carl Pavano, R</b> ERA: 4.86 (1, 1)	6.0	W	26	8	4	4	0	1	0	0	0	0	0	5	8	0.00	1.500					6.0	W	26	8	4	4	0	1	0	0	0	0	5	8	0.00	1.500	
<b>37 Ron Mahay, L</b> ERA: 4.44 (7, 1)	1.0		3	0	0	0	0	0	0	0	0	0	0	5	8	0.00	0.000					1.0		3	0	0	0	0	0	0	0	0	0	5	8	0.00	0.000	
<b>60 Jon Rauch, R</b> ERA: 3.88 (8, 1)	0.2		4	1	0	0	2	1	0	0	0	0	0	9	19	0.00	3.000					0.2		4	1	0	0	2	1	0	0	0	9	19	0.00	3.000		
<b>50 Jose Mijares, L</b> ERA: 2.09 (8, 1)	0.1	H	1	0	0	0	0	0	0	0	0	0	0	2	3	0.00	0.000					0.1	H	1	0	0	0	0	0	0	0	0	2	3	0.00	0.000		
<b>54 Matt Guerrier, R</b> ERA: 2.24 (9, 1)	1.0		5	2	0	0	1	0	0	0	0	0	0	11	13	0.00	2.000					1.0		5	2	0	0	1	0	0	0	0	11	13	0.00	2.000		

**Minnesota Twins @ Kansas City Royals**  
 Kauffman Stadium, Kansas City, MO  
 Fri Sep 25 2009, 7:10 PM CDT  
 Att: 23,307 - Partly Cloudy - 72 F

AB	34
R	9
H	9
RBI	8
BB	8
SO	5
LOB	15



**Minnesota Twins @ Kansas City Royals**  
 Kauffman Stadium, Kansas City, MO  
 Fri Sep 25 2009, 7:10 PM CDT  
 Att: 23,307 - Partly Cloudy - 72 F

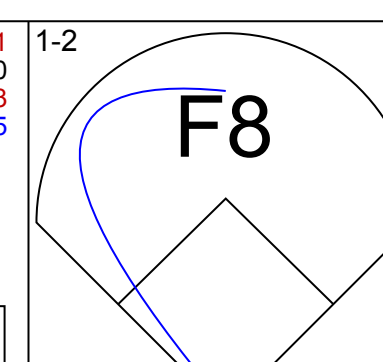
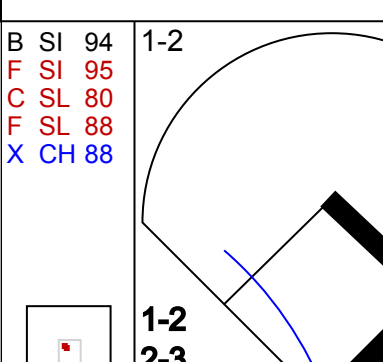
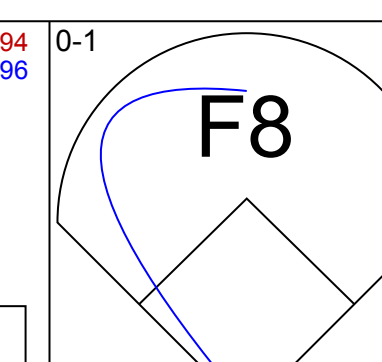
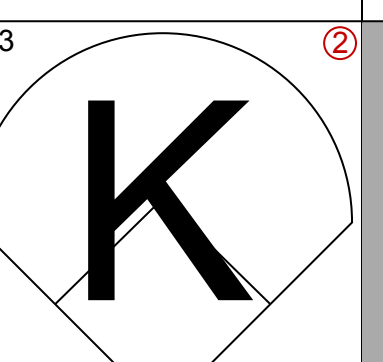
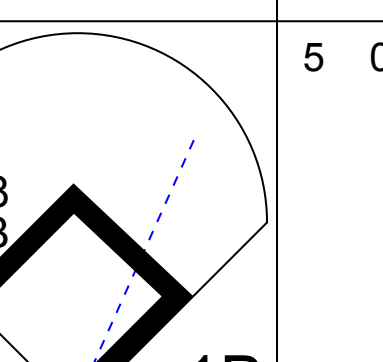
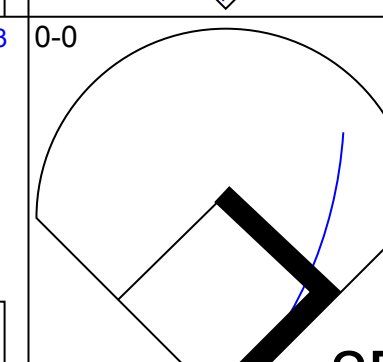
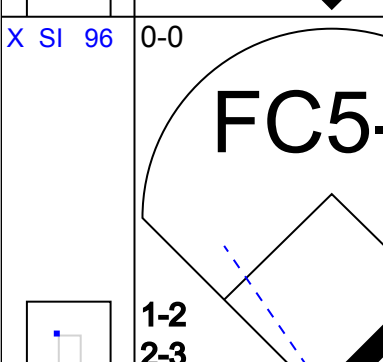
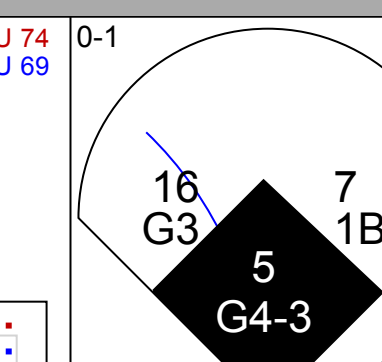
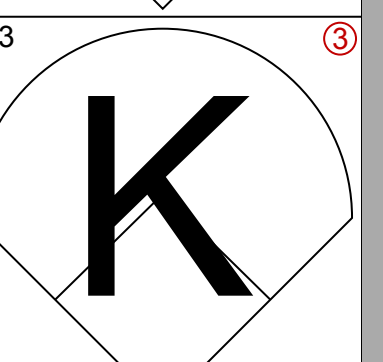
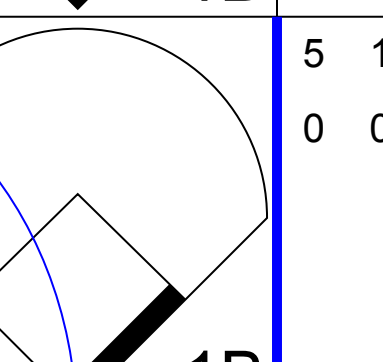
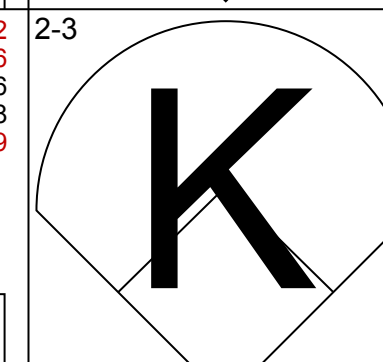
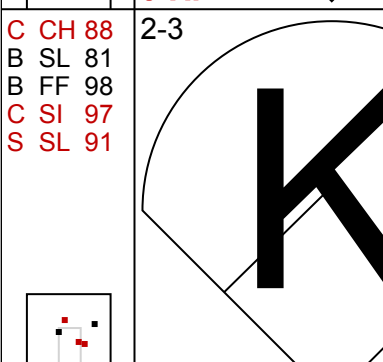
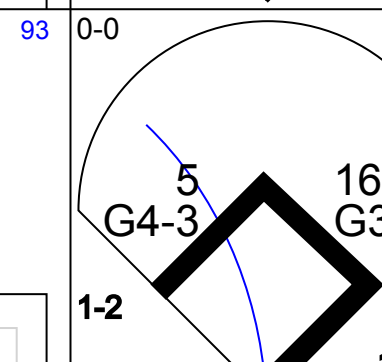

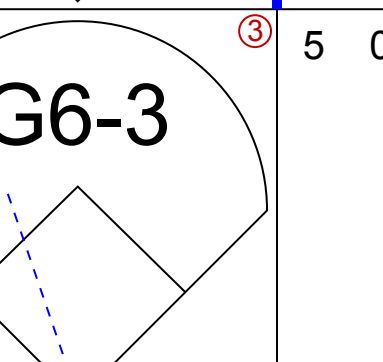
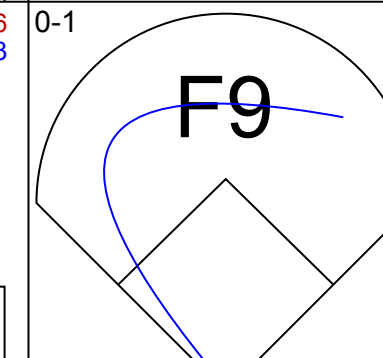
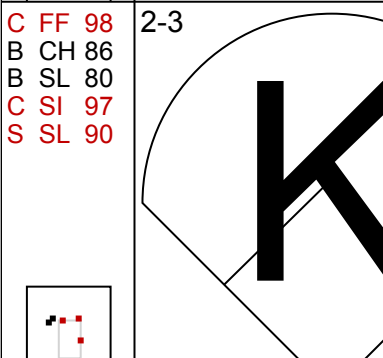
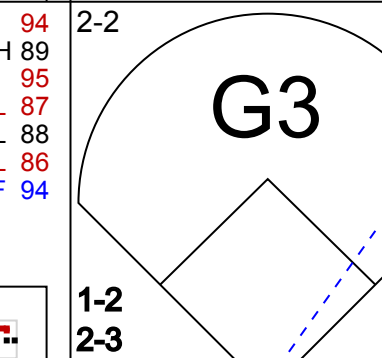




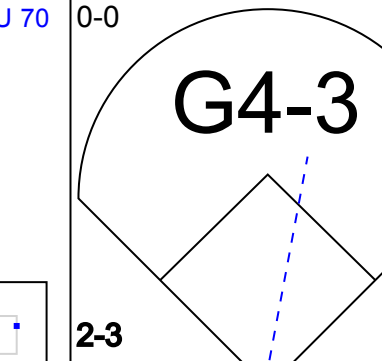


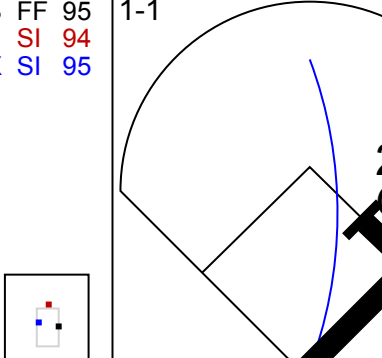
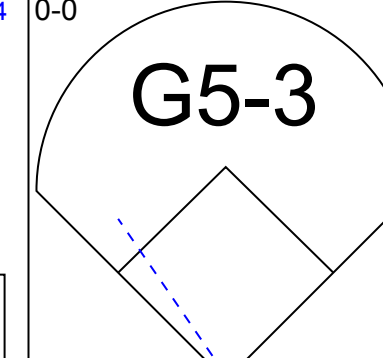
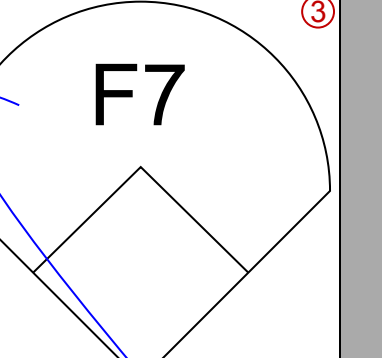


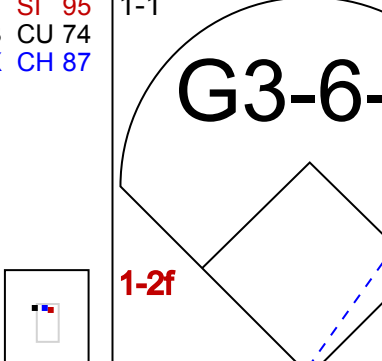
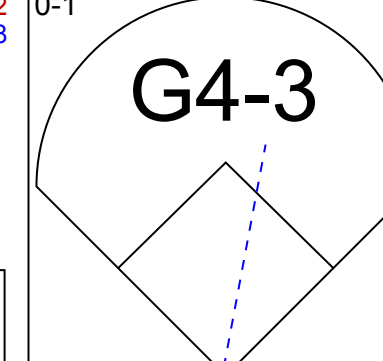

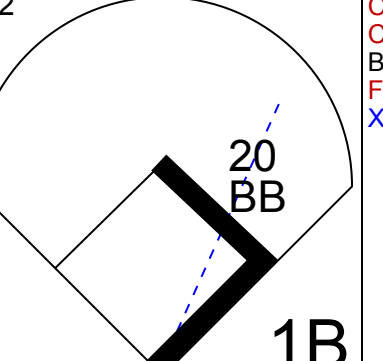




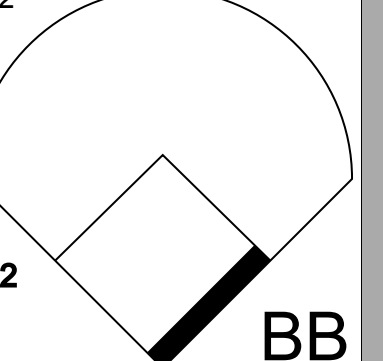
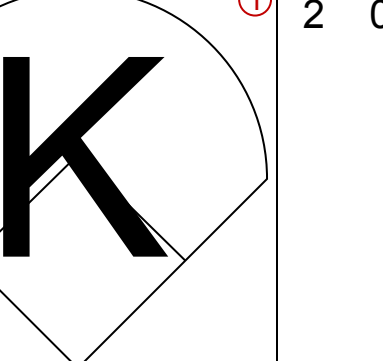
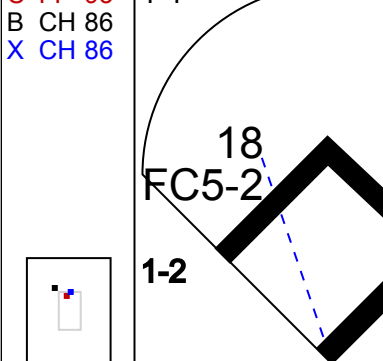

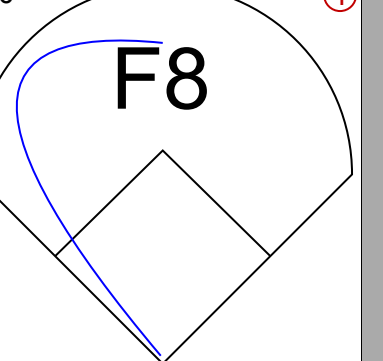
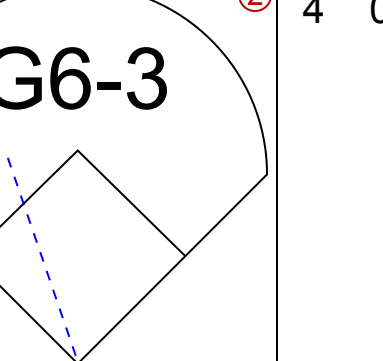
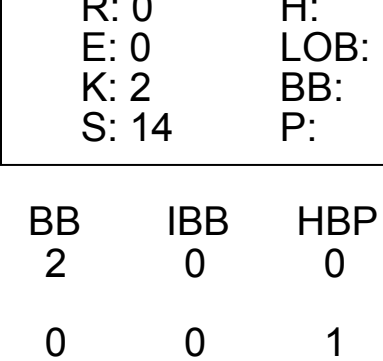
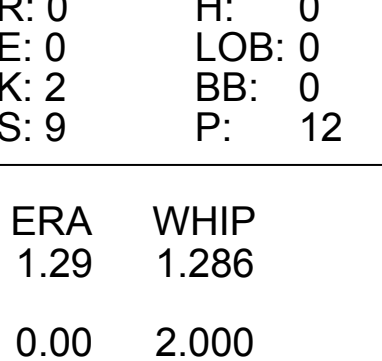
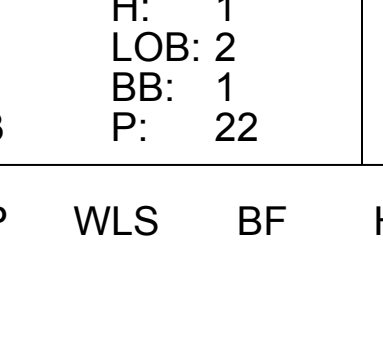
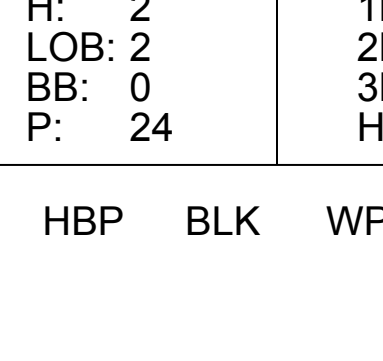
AB	37
R	4
H	11
RBI	4
BB	2
SO	8
LOB	19

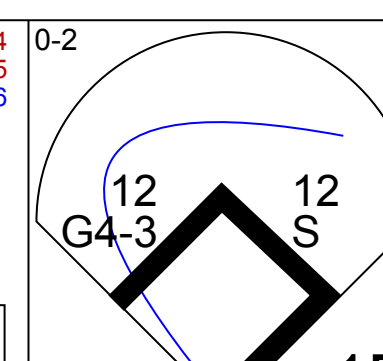
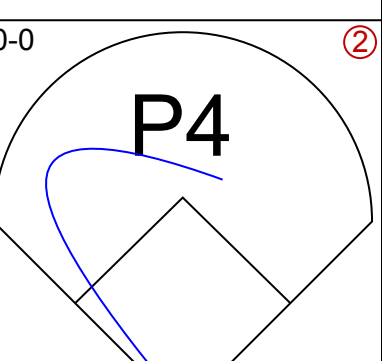
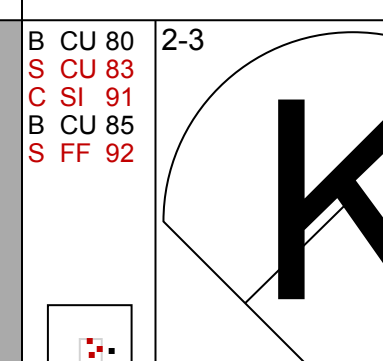
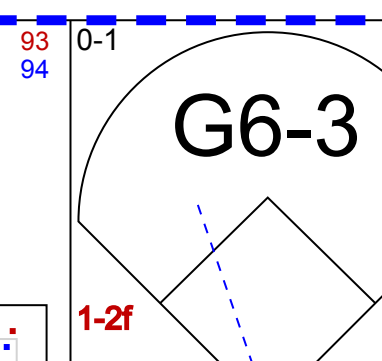

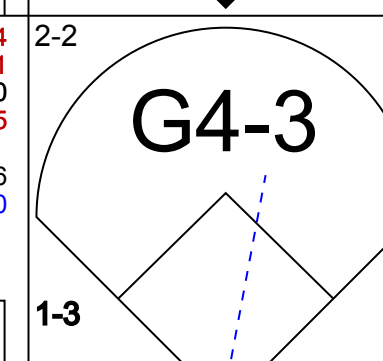
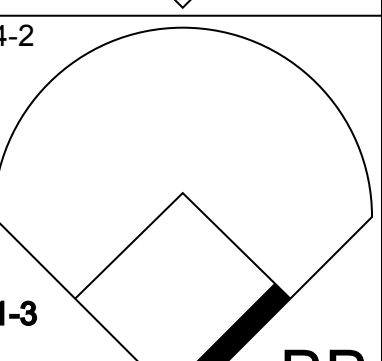
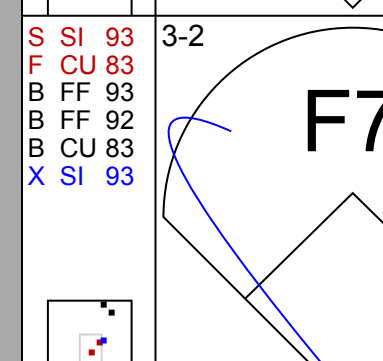

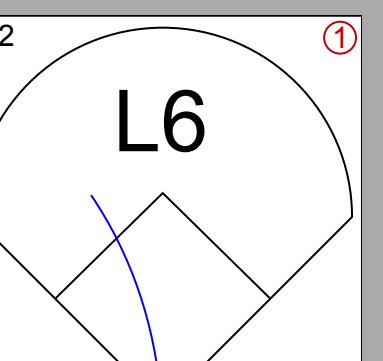

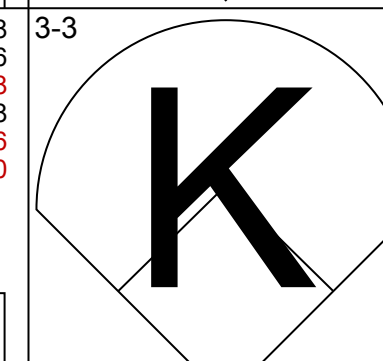
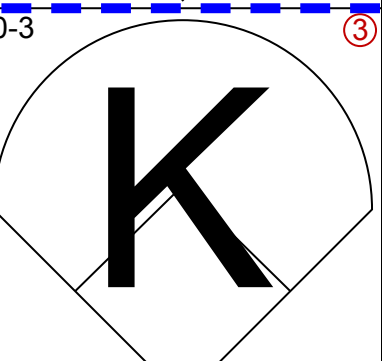


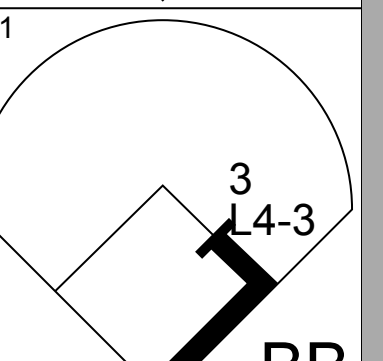

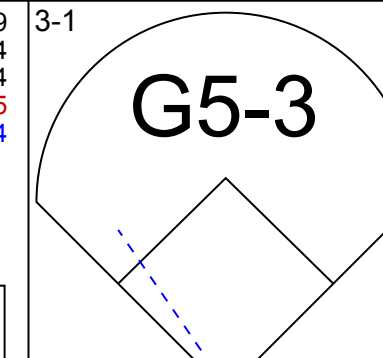



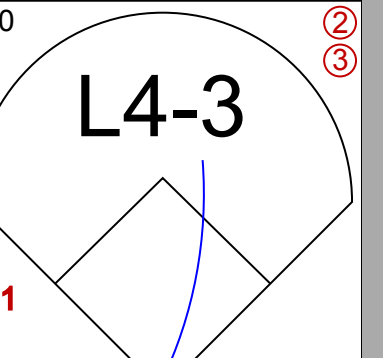


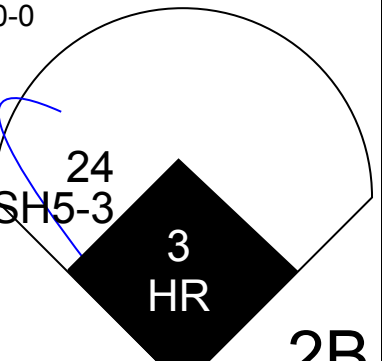





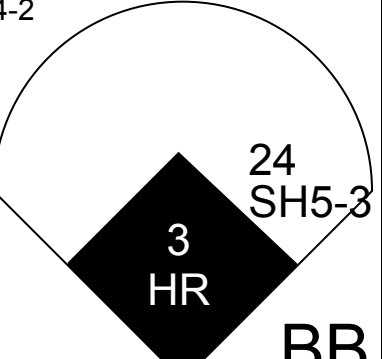





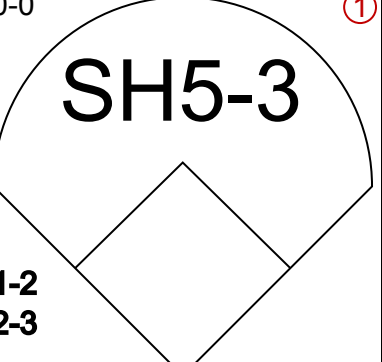





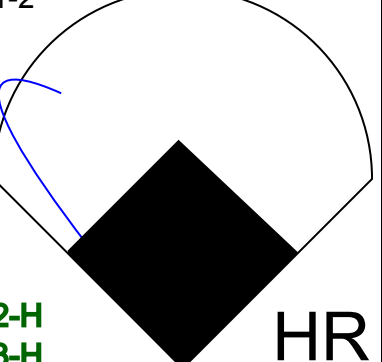
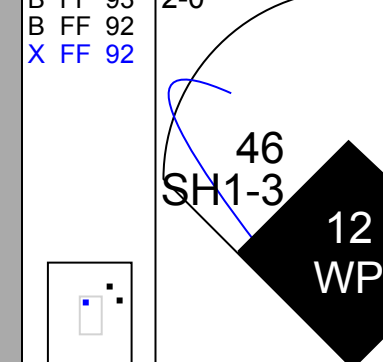
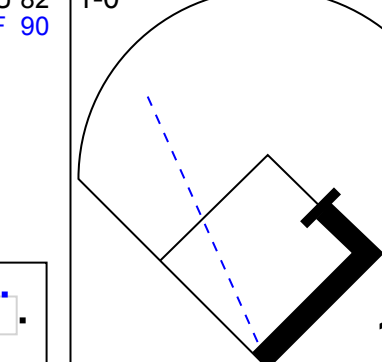



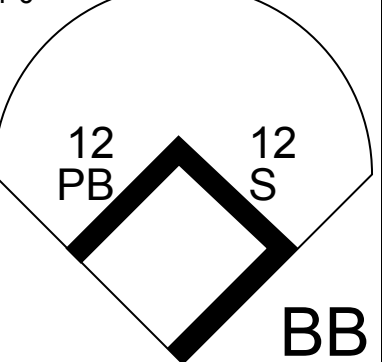
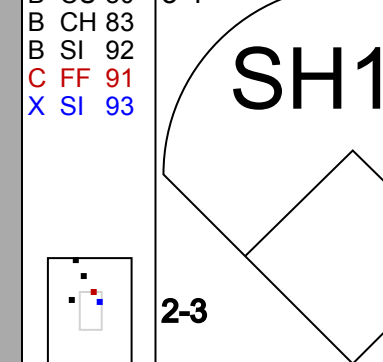
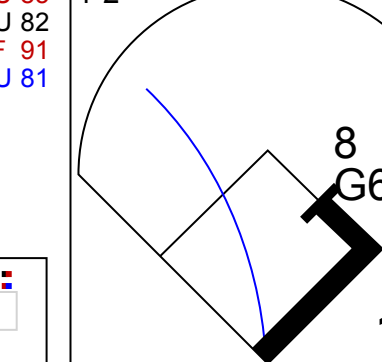


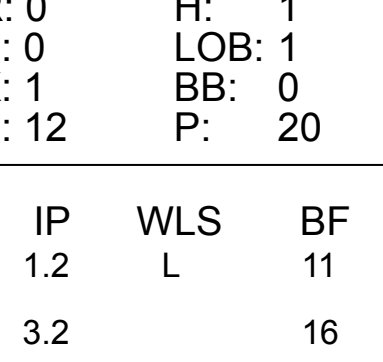
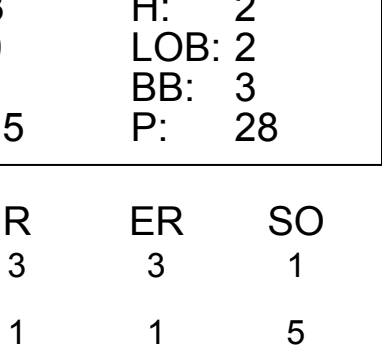
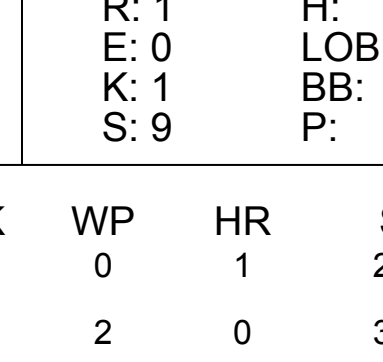
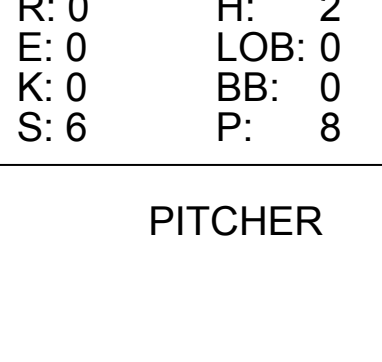
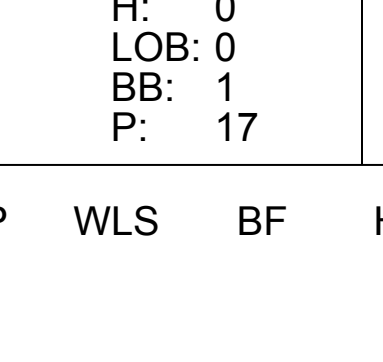
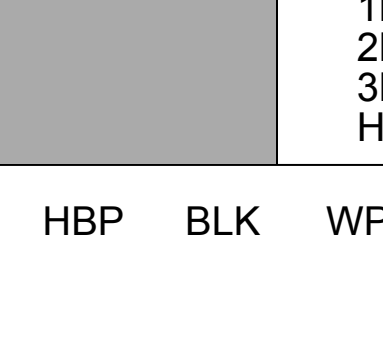




Batter	1	2	3	4	5	6	7	8	9	AB	R	H	RBI	BB	SO	LOB	TOP									
2 Denard Span, L (1, 8) OBP: 0.393, SLG: 0.417										5	1	4	6	0	0	2										
18 Orlando Cabrera, R (1, 6) OBP: 0.309, SLG: 0.374										5	1	1	1	0	0	5										
7 Joe Mauer, L (1, 2) OBP: 0.445, SLG: 0.605										4	0	2	2	1	0	0										
16 Jason Kubel, L (1, 9) OBP: 0.370, SLG: 0.523										3	1	0	0	1	2	2										
22 Carlos Gómez, R (8, 8) OBP: 0.290, SLG: 0.341										0	0	0	0	0	0	0										
5 Michael Cuddyer, R (1, 3) OBP: 0.338, SLG: 0.523										4	1	1	0	0	1	2										
21 Delmon Young, R (1, 7) OBP: 0.293, SLG: 0.399										5	1	0	1	0	2	5										
23 Brendan Harris, R (1, 10) OBP: 0.311, SLG: 0.365										4	1	2	1	0	1	0										
20 Matt Tolbert, S (1, 5) OBP: 0.300, SLG: 0.292										5	3	3	0	0	1	1										
8 Nick Punto, S (1, 4) OBP: 0.337, SLG: 0.288										1	2	0	0	3	0	0										
<b>Inning Stats</b>	R: 0 E: 0 K: 0 S: 12	H: 1 LOB: 0 BB: 0 P: 16	R: 0 E: 0 K: 0 S: 9	H: 0 LOB: 0 BB: 0 P: 13	R: 0 E: 0 K: 1 S: 13	H: 1 LOB: 2 BB: 1 P: 22	R: 5 E: 1 K: 0 S: 19	H: 3 LOB: 1 BB: 2 P: 33	R: 0 E: 0 K: 1 S: 8	H: 1 LOB: 1 BB: 0 P: 13	R: 2 E: 0 K: 0 S: 10	H: 3 LOB: 0 BB: 0 P: 13	R: 0 E: 0 K: 2 S: 9	H: 0 LOB: 1 BB: 1 P: 20	R: 4 E: 0 K: 3 S: 23	H: 4 LOB: 2 BB: 1 P: 42	R: 0 E: 0 K: 0 S: 4	H: 0 LOB: 0 BB: 0 P: 5	1B: 10 2B: 2 3B: 1 HR: 0	SF: 1 SAC: 1 DP: 1 HBP: 2	WP: 1 PB: 0 CS: 0 SB: 0	PA: 45				
<b>PITCHER</b>	IP WLS BF H R ER SO BB IBB HBP BLK WP HR S P ERA WHIP	IP WLS BF H R ER SO BB IBB HBP BLK WP HR S P ERA WHIP	IP WLS BF H R ER SO BB IBB HBP BLK WP HR S P ERA WHIP	IP WLS BF H R ER SO BB IBB HBP BLK WP HR S P ERA WHIP	IP WLS BF H R ER SO BB IBB HBP BLK WP HR S P ERA WHIP	IP WLS BF H R ER SO BB IBB HBP BLK WP HR S P ERA WHIP	IP WLS BF H R ER SO BB IBB HBP BLK WP HR S P ERA WHIP	IP WLS BF H R ER SO BB IBB HBP BLK WP HR S P ERA WHIP	IP WLS BF H R ER SO BB IBB HBP BLK WP HR S P ERA WHIP	IP WLS BF H R ER SO BB IBB HBP BLK WP HR S P ERA WHIP	IP WLS BF H R ER SO BB IBB HBP BLK WP HR S P ERA WHIP	IP WLS BF H R ER SO BB IBB HBP BLK WP HR S P ERA WHIP	IP WLS BF H R ER SO BB IBB HBP BLK WP HR S P ERA WHIP	IP WLS BF H R ER SO BB IBB HBP BLK WP HR S P ERA WHIP	IP WLS BF H R ER SO BB IBB HBP BLK WP HR S P ERA WHIP	IP WLS BF H R ER SO BB IBB HBP BLK WP HR S P ERA WHIP	IP WLS BF H R ER SO BB IBB HBP BLK WP HR S P ERA WHIP	IP WLS BF H R ER SO BB IBB HBP BLK WP HR S P ERA WHIP	IP WLS BF H R ER SO BB IBB HBP BLK WP HR S P ERA WHIP	IP WLS BF H R ER SO BB IBB HBP BLK WP HR S P ERA WHIP	IP WLS BF H R ER SO BB IBB HBP BLK WP HR S P ERA WHIP	IP WLS BF H R ER SO BB IBB HBP BLK WP HR S P ERA WHIP	IP WLS BF H R ER SO BB IBB HBP BLK WP HR S P ERA WHIP	IP WLS BF H R ER SO BB IBB HBP BLK WP HR S P ERA WHIP	IP WLS BF H R ER SO BB IBB HBP BLK WP HR S P ERA WHIP	
41 Lenny DiNardo, L (1, 1) ERA: 7.52	5.0 L	26 8	7 7	3 3	2 2	3 3	0 0	1 1	0 0	0 0	0 0	0 0	0 0	0 0	0 0	0 0	0 0	66 102	5.40 2.200							
34 Jamey Wright, R (6, 1) ERA: 4.44	2.0 7	1 4	0 4	2 4	1 2	1 1	0 0	0 0	0 0	0 0	0 0	0 0	0 0	0 0	0 0	0 0	0 0	14 28	0.00 1.000							
57 Yasuhiko Yabuta, R (8, 1) ERA: 14.73	0.1 6	4 4	4 4	1 1	0 0	0 0	0 0	0 0	0 0	0 0	0 0	0 0	0 0	0 0	0 0	0 0	0 0	17 30	108.00 15.000							
40 Kyle Farnsworth, R (8, 1) ERA: 4.42	0.2 3	0 0	0 0	0 0	2 2	0 0	0 0	1 1	0 0	0 0	0 0	0 0	0 0	0 0	0 0	0 0	0 0	6 12	0.00 0.000							
47 Victor Marte, R (9, 1) ERA: 7.2	1.0 3	0 0	0 0	0 0	0 0	0 0	0 0	0 0	0 0	0 0	0 0	0 0	0 0	0 0	0 0	0 0	0 0	4 5	0.00 0.000							
<b>Batter</b>	<b>1</b>	<b>2</b>	<b>3</b>	<b>4</b>	<b>5</b>	<b>6</b>	<b>7</b>	<b>8</b>	<b>9</b>	<b>AB</b>	<b>R</b>	<b>H</b>	<b>RBI</b>	<b>BB</b>	<b>SO</b>	<b>LOB</b>	<b>BOTTOM</b>									
8 Willie Bloomquist, R (1, 9) OBP: 0.310, SLG: 0.358										4	0	1	0	0	2	0										
12 Mitch Maier, L (1, 7) OBP: 0.343, SLG: 0.350										2	1	1	0	2	0	0										
16 Billy Butler, R (1, 3) OBP: 0.363, SLG: 0.503										4	0	1	1	0	1	3										
17 Mike Jacobs, L (1, 10) OBP: 0.301, SLG: 0.401										4	1	1	0	0	1	3										
13 Alberto Callaspo, S (1, 4) OBP: 0.356, SLG: 0.456										4	2	2	2	0	1	0										
3 Brayan Peña, S (1, 2) OBP: 0.321, SLG: 0.463										4	2	2	1	0	0	1										
4 Alex Gordon, L (1, 5) OBP: 0.320, SLG: 0.340										4	0	1	1	0	1	0										
3 Yuniesky Betancourt, R (1, 6) OBP: 0.271, SLG: 0.342										4	0	0	1	0	0	1										
1 Josh Anderson, L (1, 8) OBP: 0.277, SLG: 0.306										4	0	0	0	0	0	1										
<b>Inning Stats</b>	R: 0 E: 0 K: 1 S: 9	H: 2 LOB: 1 BB: 0 P: 10	R: 2 E: 0 K: 1 S: 17	H: 2 LOB: 0 BB: 0 P: 20	R: 0 E: 0 K: 1 S: 9	H: 0 LOB: 0 BB: 0 P: 14	R: 0 E: 0 K: 1 S: 9	H: 0 LOB: 0 BB: 0 P: 13	R: 0 E: 0 K: 1 S: 7	H: 0 LOB: 0 BB: 0 P: 9	R: 2 E: 0 K: 0 S: 13	H: 2 LOB: 0 BB: 1 P: 20	R: 2 E: 0 K: 0 S: 8	H: 2 LOB: 0 BB: 0 P: 10	R: 1 E: 0 K: 0 S: 10	H: 1 LOB: 1 BB: 1 P: 19	R: 1 E: 1 K: 1 S: 13	H: 2 LOB: 1 BB: 0 P: 17	1B: 5 2B: 3 3B: 0 HR: 2	SF: 0 SAC: 0 DP: 2 HBP: 0	WP: 0 PB: 0 CS: 0 SB: 0	PA: 36				
<b>PITCHER</b>	IP WLS BF H R ER SO BB IBB HBP BLK WP HR S P ERA WHIP	IP WLS BF H R ER SO BB IBB HBP BLK WP HR S P ERA WHIP	IP WLS BF H R ER SO BB IBB HBP BLK WP HR S P ERA WHIP	IP WLS BF H R ER SO BB IBB HBP BLK WP HR S P ERA WHIP	IP WLS BF H R ER SO BB IBB HBP BLK WP HR S P ERA WHIP	IP WLS BF H R ER SO BB IBB HBP BLK WP HR S P ERA WHIP	IP WLS BF H R ER SO BB IBB HBP BLK WP HR S P ERA WHIP	IP WLS BF H R ER SO BB IBB HBP BLK WP HR S P ERA WHIP	IP WLS BF H R ER SO BB IBB HBP BLK WP HR S P ERA WHIP	IP WLS BF H R ER SO BB IBB HBP BLK WP HR S P ERA WHIP	IP WLS BF H R ER SO BB IBB HBP BLK WP HR S P ERA WHIP	IP WLS BF H R ER SO BB IBB HBP BLK WP HR S P ERA WHIP	IP WLS BF H R ER SO BB IBB HBP BLK WP HR S P ERA WHIP	IP WLS BF H R ER SO BB IBB HBP BLK WP HR S P ERA WHIP	IP WLS BF H R ER SO BB IBB HBP BLK WP HR S P ERA WHIP	IP WLS BF H R ER SO BB IBB HBP BLK WP HR S P ERA WHIP	IP WLS BF H R ER SO BB IBB HBP BLK WP HR S P ERA WHIP	IP WLS BF H R ER SO BB IBB HBP BLK WP HR S P ERA WHIP	IP WLS BF H R ER SO BB IBB HBP BLK WP HR S P ERA WHIP	IP WLS BF H R ER SO BB IBB HBP BLK WP HR S P ERA WHIP	IP WLS BF H R ER SO BB IBB HBP BLK WP HR S P ERA WHIP	IP WLS BF H R ER SO BB IBB HBP BLK WP HR S P ERA WHIP	IP WLS BF H R ER SO BB IBB HBP BLK WP HR S P ERA WHIP	IP WLS BF H R ER SO BB IBB HBP BLK WP HR S P ERA WHIP	IP WLS BF H R ER SO BB IBB HBP BLK WP HR S P ERA WHIP	
30 Scott Baker, R (1, 1) ERA: 4.48	6.1 W	24 6	4 4	4 4	5 5	1 1	0 0	0 0	0 0	0 0	0 0	0 0	0 0	0 0	0 0	0 0	0 0	68 91	5.68 1.105							
37 Ron Mahay, L (7, 1) ERA: 4.47	1.2 7	1 1	1 1	0 0	1 1	0 0	0 0	0 0	0 0	0 0	0 0	0 0	0 0	0 0	0 0	0 0	0 0	14 24	5.40 1.200							
44 Bob Keppel, R (9, 1) ERA: 4.96	1.0 5	2 1	0 0	0 0	1 1	0 0	0 0	0 0	0 0	0 0	0 0	0 0	0 0	0 0	0 0	0 0	0 0	13 17	0.00 2.000							



Batter	1	2	3	4	5	6	7	8	9	AB	R	H	RBI	BB	SO	LOB	TOP					
<b>2 Denard Span, L</b> (1, 8) OBP: 0.393, SLG: 0.417										5	0	2	0	0	1	2	<b>Minnesota Twins @ Kansas City Royals</b> Kauffman Stadium, Kansas City, MO Sun Sep 27 2009, 1:10 PM CDT Att: 28,721 - Sunny - 82 F <a href="http://livebaseballscorecards.com">livebaseballscorecards.com</a>					
<b>18 Orlando Cabrera, R</b> (1, 6) OBP: 0.311, SLG: 0.375										5	1	3	0	0	1	5						
<b>12 Alexi Casilla, S</b> (9, FR) OBP: 0.275, SLG: 0.249										0	0	0	0	0	0	0						
<b>7 Joe Mauer, L</b> (1, 10) OBP: 0.444, SLG: 0.602										5	0	2	0	0	2	6						
<b>16 Jason Kubel, L</b> (1, 9) OBP: 0.367, SLG: 0.519										4	0	0	0	0	1	7						
<b>5 Michael Cuddyer, R</b> (1, 3) OBP: 0.338, SLG: 0.521										4	0	1	1	0	1	1						
<b>21 Delmon Young, R</b> (1, 7) OBP: 0.296, SLG: 0.399										3	0	1	0	0	0	1						
<b>26 Jose Morales, S</b> (1, 2) OBP: 0.397, SLG: 0.394										4	0	1	0	0	0	3						
<b>20 Matt Tolbert, S</b> (1, 5) OBP: 0.304, SLG: 0.289										2	0	0	0	2	2	0						
<b>8 Nick Punto, S</b> (1, 4) OBP: 0.336, SLG: 0.287										4	0	1	0	0	1	2						
<b>Inning Stats</b>	R: 0 E: 0 K: 1 S: 9	H: 1 LOB: 1 BB: 0 P: 12	R: 0 E: 0 K: 1 S: 7	H: 1 LOB: 1 BB: 0 P: 9	R: 0 E: 0 K: 2 S: 14	H: 2 LOB: 3 BB: 1 P: 24	R: 0 E: 0 K: 0 S: 4	H: 0 LOB: 0 BB: 0 P: 5	R: 0 E: 0 K: 2 S: 9	H: 0 LOB: 0 BB: 0 P: 12	R: 1 E: 0 K: 0 S: 11	H: 2 LOB: 1 BB: 0 P: 13	R: 0 E: 0 K: 2 S: 13	H: 1 LOB: 2 BB: 1 P: 22	R: 0 E: 0 K: 0 S: 15	H: 2 LOB: 2 BB: 0 P: 22	R: 0 E: 0 K: 1 S: 13	H: 2 LOB: 2 BB: 0 P: 24	1B: 10 2B: 1 3B: 0 HR: 0	SF: 0 SAC: 0 DP: 2 HBP: 1	WP: 0 PB: 0 SB: 0 CS: 0	PA: 39
<b>PITCHER</b>	IP	WLS	BF	H	R	ER	SO	BB	IBB	HBP	BLK	WP	HR	S	P	ERA	WHIP					
<b>23 Zack Greinke, R</b> (1, 1) ERA: 2.06	7.0	W	29	7	1	1	8	2	0	0	0	0	0	67	97	1.29	1.286					
<b>48 Joakim Soria, R</b> (8, 1) ERA: 2.25	2.0	S	10	4	0	0	1	0	0	1	0	0	0	28	46	0.00	2.000					

Batter	1	2	3	4	5	6	7	8	9	AB	R	H	RBI	BB	SO	LOB	BOTTOM					
<b>8 Willie Bloomquist, R</b> (1, 7) OBP: 0.309, SLG: 0.357										4	0	1	0	0	1	3	<b>Minnesota Twins @ Kansas City Royals</b> Kauffman Stadium, Kansas City, MO Sun Sep 27 2009, 1:10 PM CDT Att: 28,721 - Sunny - 82 F <a href="http://livebaseballscorecards.com">livebaseballscorecards.com</a>					
<b>12 Mitch Maier, L</b> (1, 8) OBP: 0.342, SLG: 0.347										3	0	0	0	1	0	1						
<b>16 Billy Butler, R</b> (1, 3) OBP: 0.364, SLG: 0.501										2	0	0	0	2	2	3						
<b>3 Brayan Peña, S</b> (1, 10) OBP: 0.319, SLG: 0.454										3	0	0	0	1	1	2						
<b>13 Alberto Callaspo, S</b> (1, 5) OBP: 0.355, SLG: 0.457										4	1	1	0	0	0	2						
<b>21 Miguel Olivo, R</b> (1, 2) OBP: 0.295, SLG: 0.496										2	1	0	0	2	1	2						
<b>24 Mark Teahen, L</b> (1, 9) ERA: 5.88										2	0	0	0	0	1	3						
<b>1 Josh Anderson, L</b> (8, 8) OBP: 0.276, SLG: 0.305										1	0	0	0	0	0	0						
<b>3 Yuniesky Betancourt, R</b> (1, 6) OBP: 0.275, SLG: 0.355										3	2	3	3	0	0	0						
<b>46 Luis Hernandez, S</b> (1, 4) OBP: 0.217, SLG: 0.182										1	0	1	0	1	0	0						
<b>Inning Stats</b>	R: 0 E: 0 K: 1 S: 12	H: 1 LOB: 1 BB: 0 P: 20	R: 3 E: 0 K: 1 S: 15	H: 2 LOB: 3 BB: 3 P: 28	R: 0 E: 0 K: 2 S: 10	H: 0 LOB: 1 BB: 1 P: 19	R: 1 E: 0 K: 1 S: 9	H: 1 LOB: 0 BB: 0 P: 19	R: 0 E: 0 K: 1 S: 8	H: 0 LOB: 2 BB: 2 P: 19	R: 0 E: 0 K: 0 S: 6	H: 2 LOB: 0 BB: 0 P: 8	R: 0 E: 0 K: 0 S: 8	H: 0 LOB: 0 BB: 1 P: 17	R: 0 E: 0 K: 0 S: 3	H: 0 LOB: 0 BB: 0 P: 4	R: 0 E: 0 K: 1 S: 13	H: 0 LOB: 0 BB: 0 P: 24	1B: 3 2B: 3 3B: 0 HR: 1	SF: 0 SAC: 0 DP: 2 HBP: 0	WP: 2 PB: 1 SB: 2 CS: 0	PA: 34
<b>PITCHER</b>	IP	WLS	BF	H	R	ER	SO	BB	IBB	HBP	BLK	WP	HR	S	P	ERA	WHIP					
<b>47 Francisco Liriano, L</b> (1, 1) ERA: 5.88	1.2	L	11	3	3	3	1	3	0	0	0	0	0	24	45	16.20	3.600					
<b>49 Jeff Manship, R</b> (2, 1) ERA: 5.81	3.2		16	3	1	1	5	3	0	0	0	2	0	34	66	2.46	1.636					
<b>44 Bob Keppel, R</b> (6, 1) ERA: 4.8	1.2		4	0	0	0	0	1	0	0	0	0	0	10	19	0.00	0.600					
<b>28 Jesse Crain, R</b> (8, 1) ERA: 4.75	1.0		3	0	0	0	0	0	0	0	0	0	0	3	4	0.00	0.000					

AB	36
R	1
H	11
RBI	1
BB	2
SO	9
LOB	27



AB	25
R	4
H	6
RBI	3
BB	7
SO	6
LOB	16









Batter	1	2	3	4	5	6	7	8	9	AB	R	H	RBI	BB	SO	LOB	TOP								
<b>2 Denard Span, L</b> OBP: 0.393, SLG: 0.419										5	2	2	0	0	0	1									
<b>18 Orlando Cabrera, R</b> OBP: 0.313, SLG: 0.379										4	2	3	1	0	0	0									
<b>7 Joe Mauer, L</b> OBP: 0.441, SLG: 0.597										4	0	1	1	0	0	2									
<b>16 Jason Kubel, L</b> OBP: 0.369, SLG: 0.521										3	0	2	2	0	0	1									
<b>5 Michael Cuddyer, R</b> OBP: 0.338, SLG: 0.516										4	0	0	0	0	2	3									
<b>21 Delmon Young, R</b> OBP: 0.294, SLG: 0.396										4	1	1	0	0	2	0									
<b>22 Carlos Gómez, R</b> <b>26 Jose Morales, S</b> OBP: 0.392, SLG: 0.389										3	0	0	0	0	2	0									
<b>20 Matt Tolbert, S</b> OBP: 0.300, SLG: 0.291										4	0	0	0	0	0	1									
<b>8 Nick Punto, S</b> OBP: 0.337, SLG: 0.291										4	0	1	1	0	2	0									
<b>Inning Stats</b>	R: 0 H: 1 E: 0 K: 0 S: 13	H: 1 LOB: 1 BB: 0 P: 16	R: 0 H: 0 E: 0 K: 3 S: 10	H: 0 LOB: 0 BB: 0 P: 15	R: 0 H: 0 E: 0 K: 1 S: 7	H: 0 LOB: 0 BB: 0 P: 8	R: 0 H: 1 E: 0 K: 0 S: 10	H: 1 LOB: 1 BB: 0 P: 16	R: 0 H: 0 E: 0 K: 2 S: 9	H: 0 LOB: 0 BB: 0 P: 12	R: 2 H: 3 E: 0 K: 2 S: 18	H: 3 LOB: 1 BB: 0 P: 33	R: 0 H: 0 E: 0 K: 0 S: 7	H: 0 LOB: 0 BB: 0 P: 10	R: 2 H: 3 E: 0 K: 0 S: 13	H: 3 LOB: 1 BB: 0 P: 19	R: 1 H: 2 E: 0 K: 1 S: 16	H: 2 LOB: 1 BB: 0 P: 20	1B: 6 2B: 4 3B: 0 HR: 0	SF: 1 SAC: 0 DP: 0 HBP: 0	WP: 1 PB: 0 SB: 0 CS: 0	PA: 37			
<b>PITCHER</b>	IP	WLS	BF	H	R	ER	SO	BB	IBB	HBP	BLK	WP	HR	S	P	ERA	WHIP								
<b>35 Justin Verlander, R</b> ERA: 3.45	8.0	W	32	8	4	4	8	0	0	0	0	1	0	87	129	4.50	1.000								
<b>56 Fernando Rodney, R</b> ERA: 4.41	1.0	S	5	2	1	1	1	0	0	0	0	0	0	16	20	9.00	2.000								

Minnesota Twins @ Detroit Tigers  
Comerica Park, Detroit, MI  
Tue Sep 29 2009, 7:05 PM EDT  
Att: 30,240 - Cloudy - 58 F

AB 36  
R 5  
H 10  
RBI 5  
BB 0  
SO 9  
LOB 9



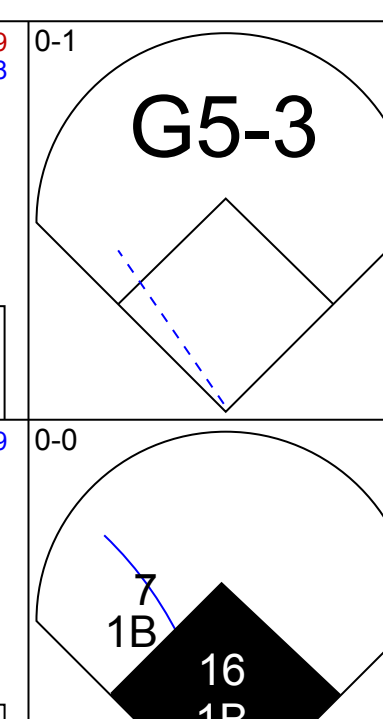
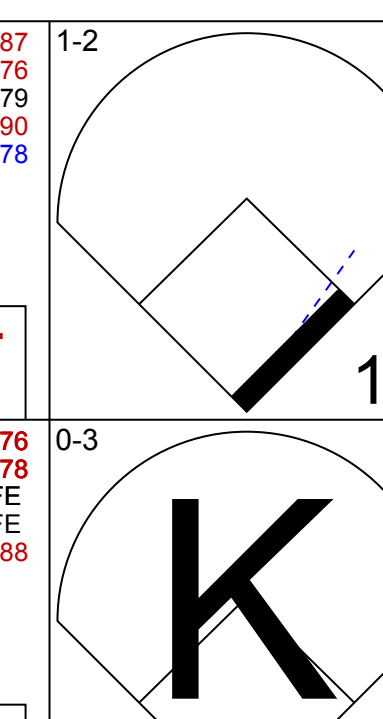
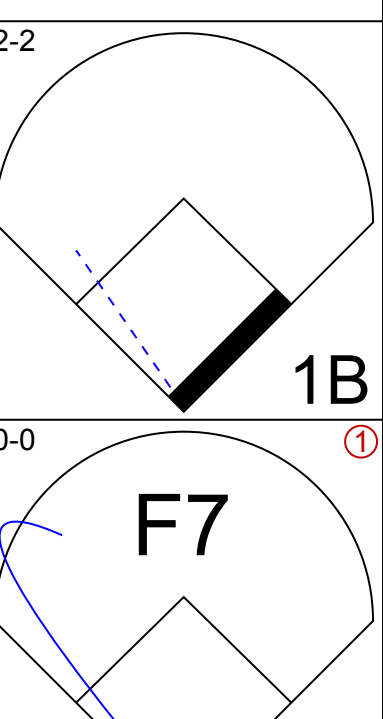
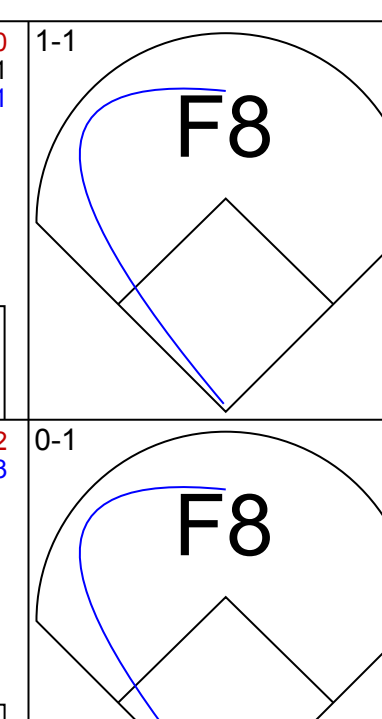
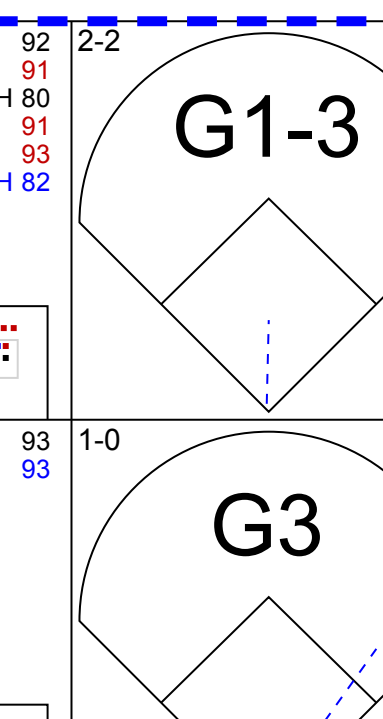
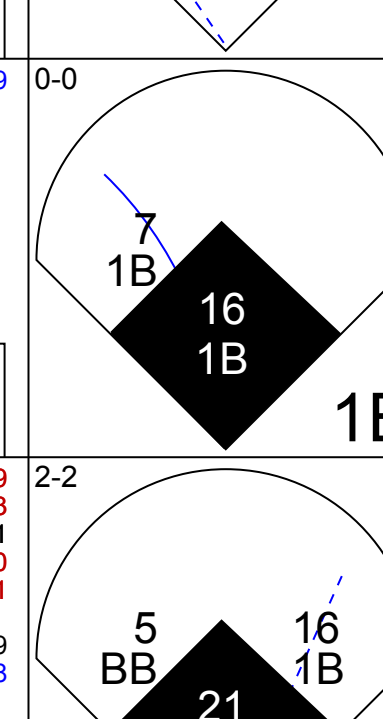
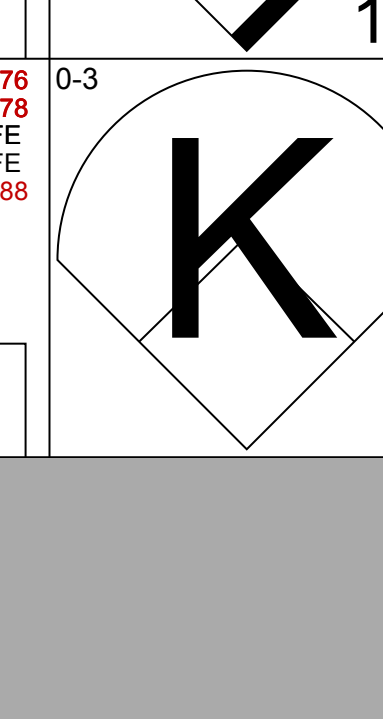
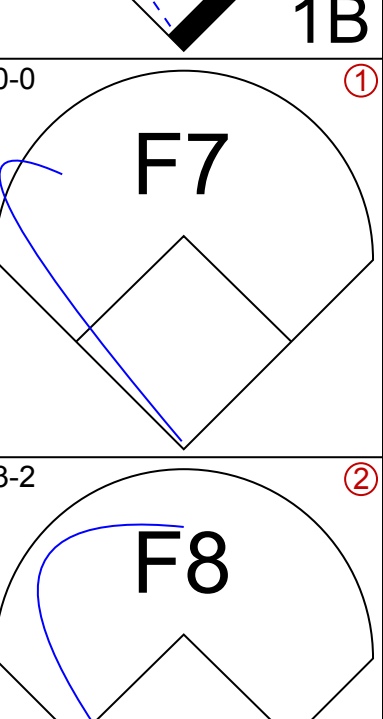
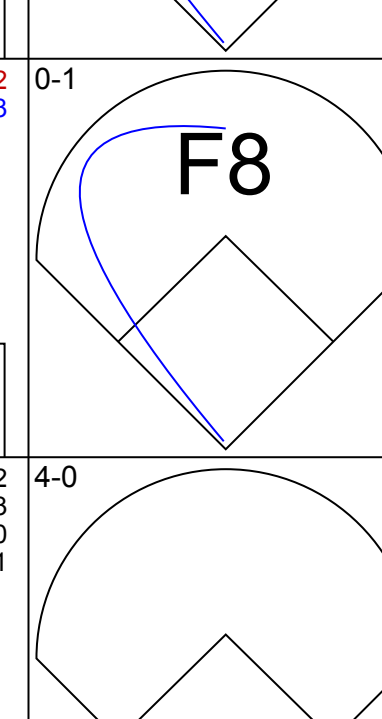
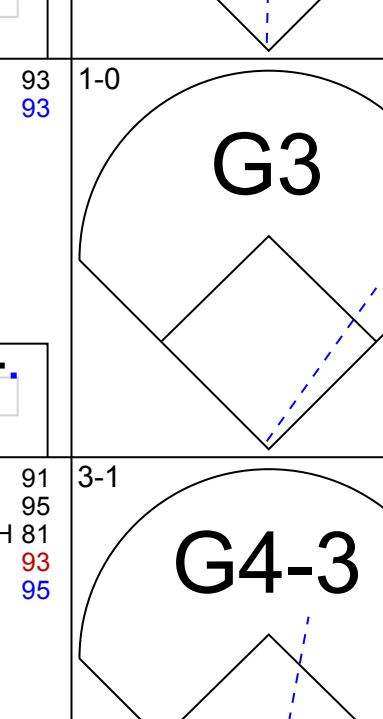
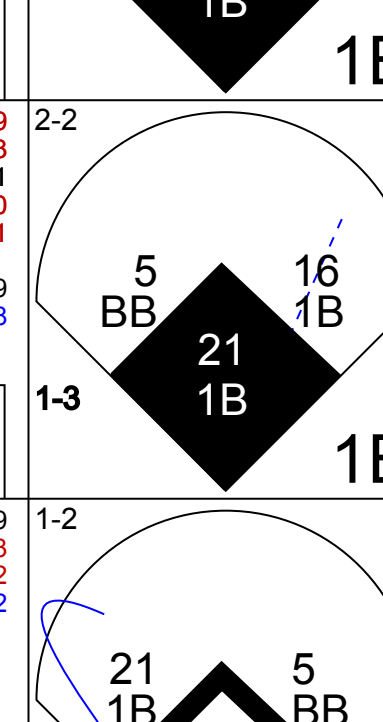
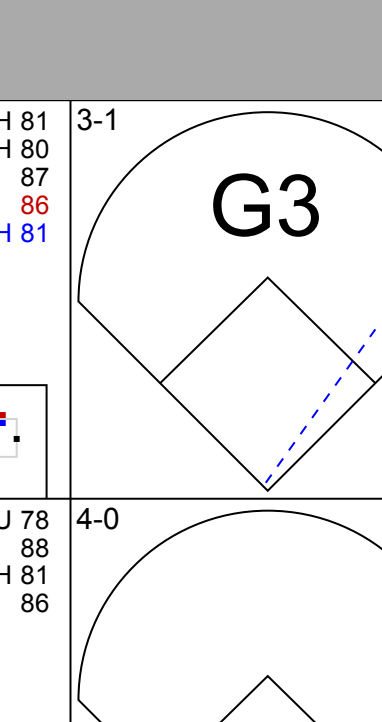
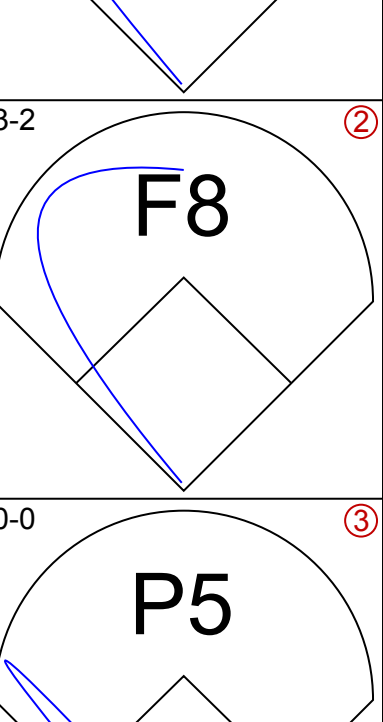
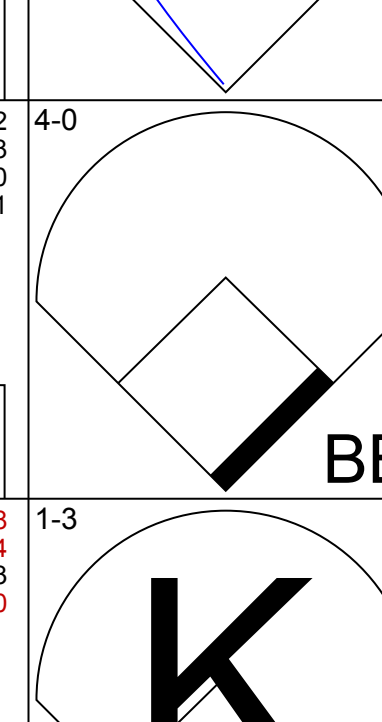
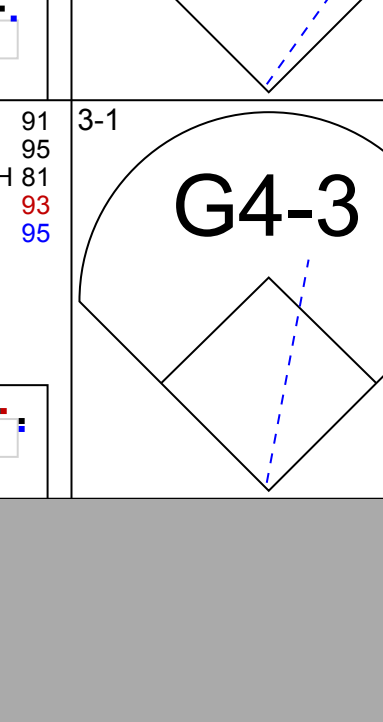
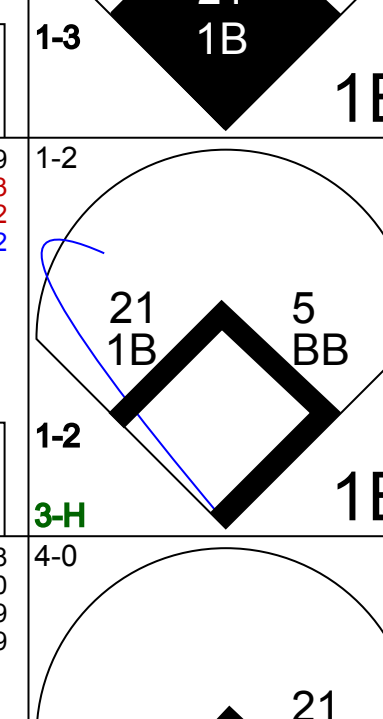
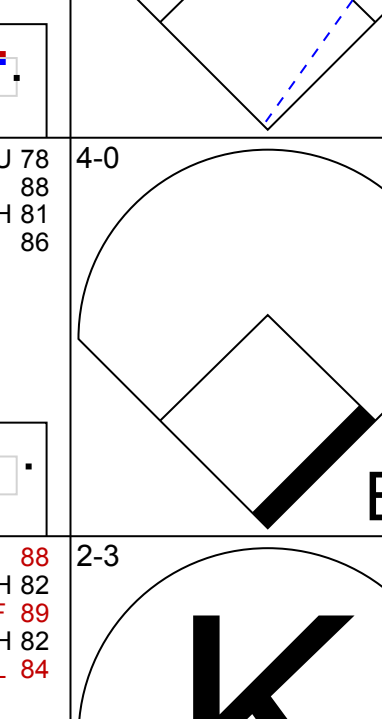
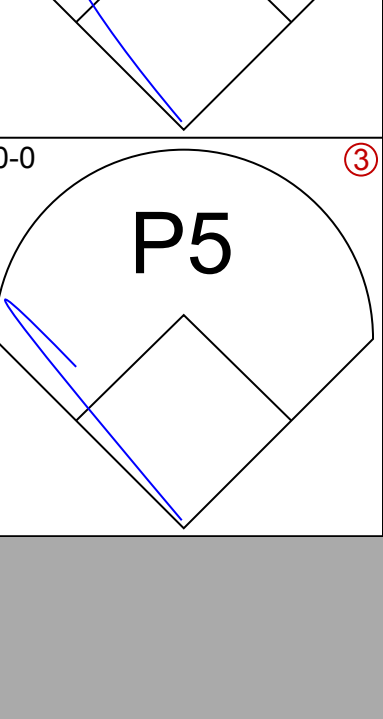
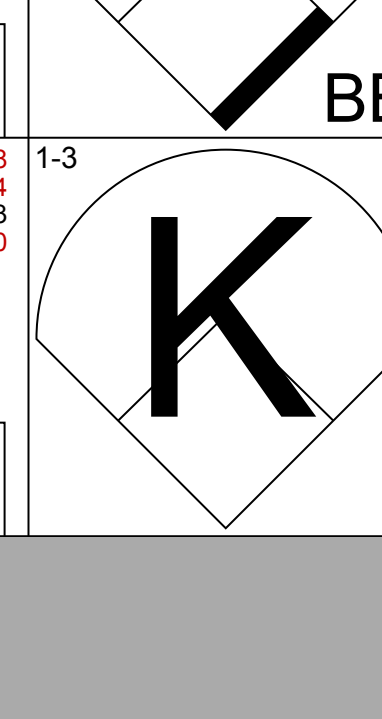
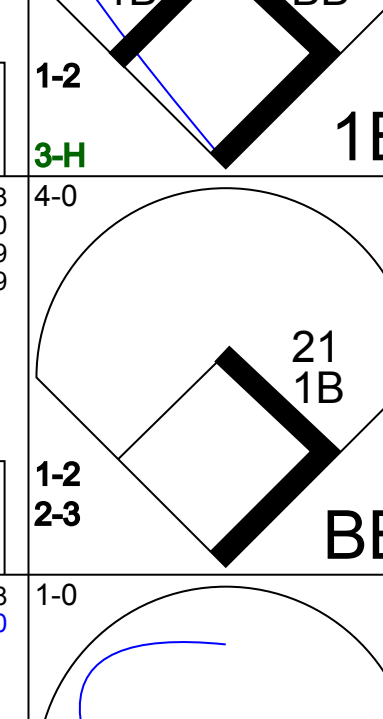
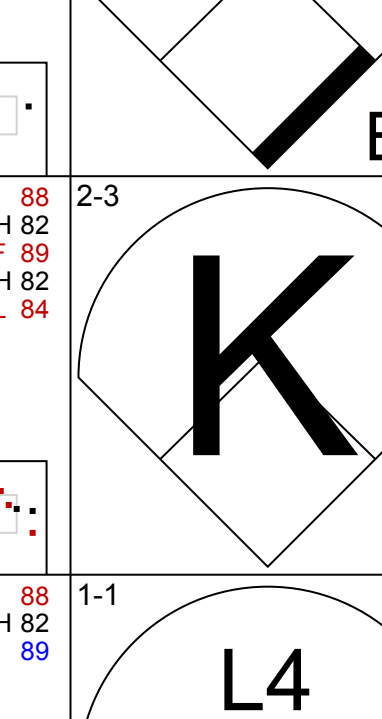


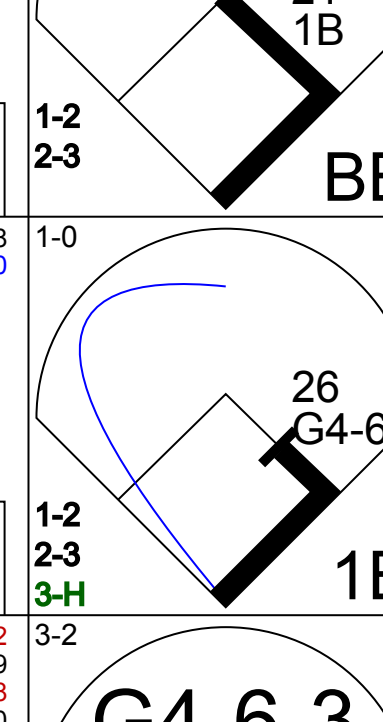
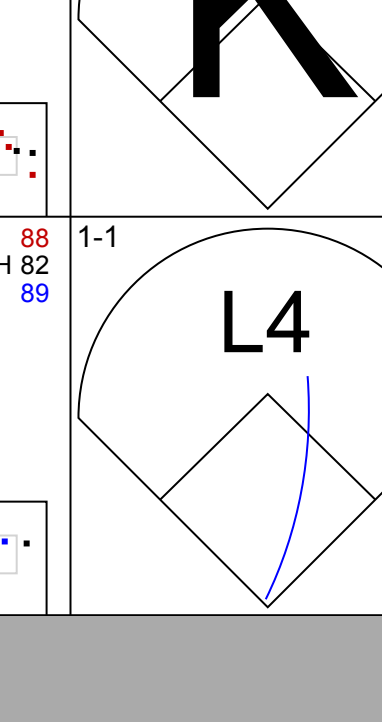


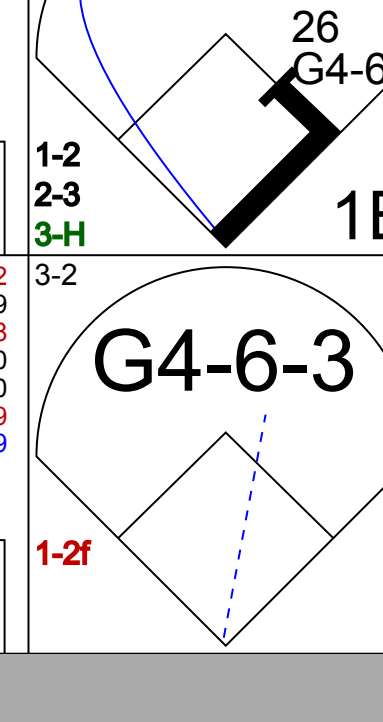
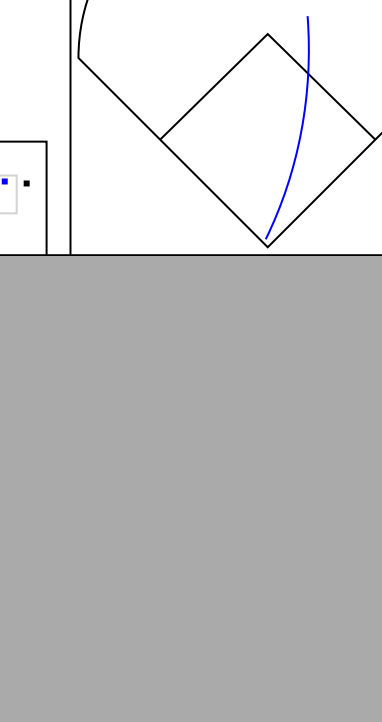


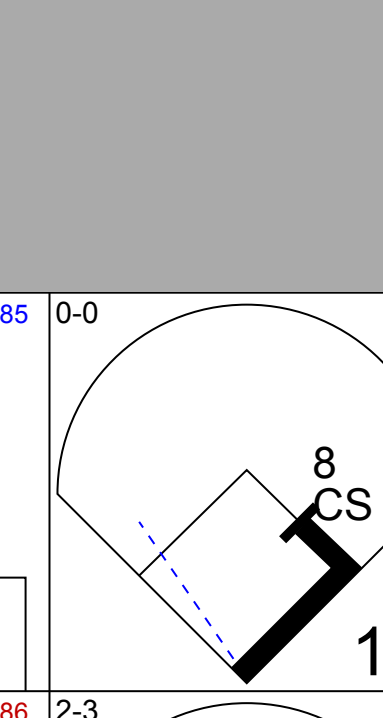
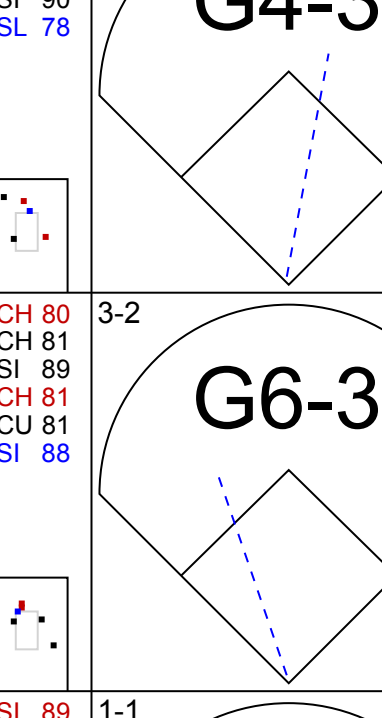
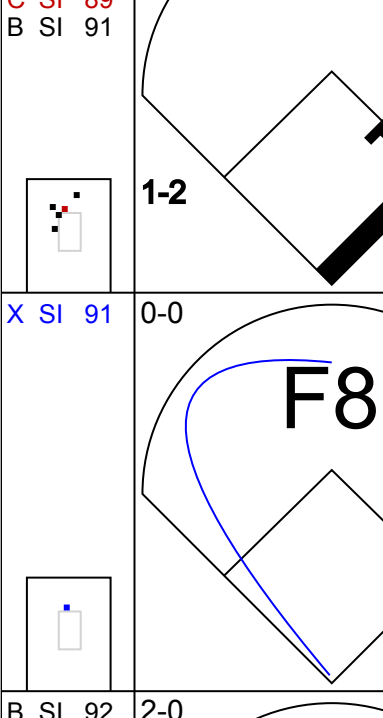
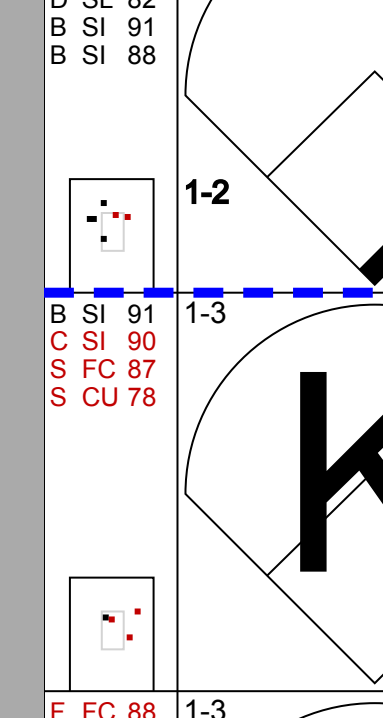
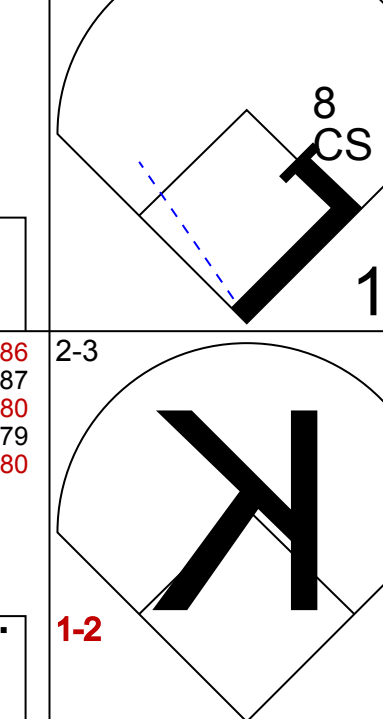
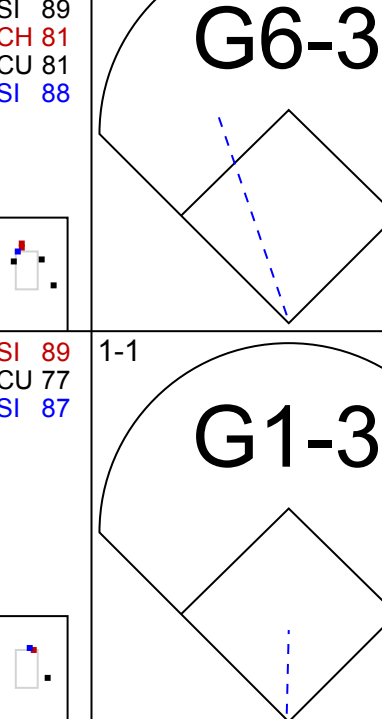
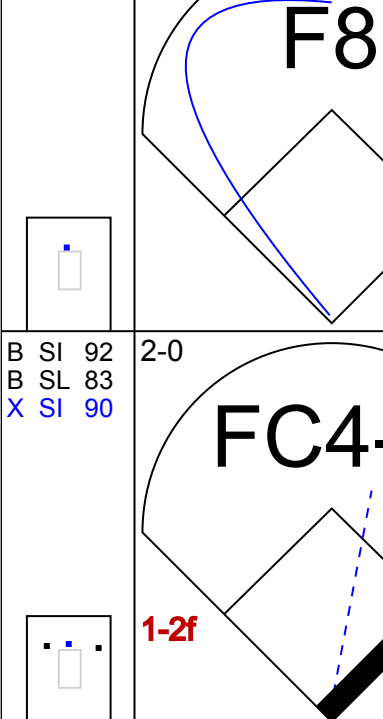
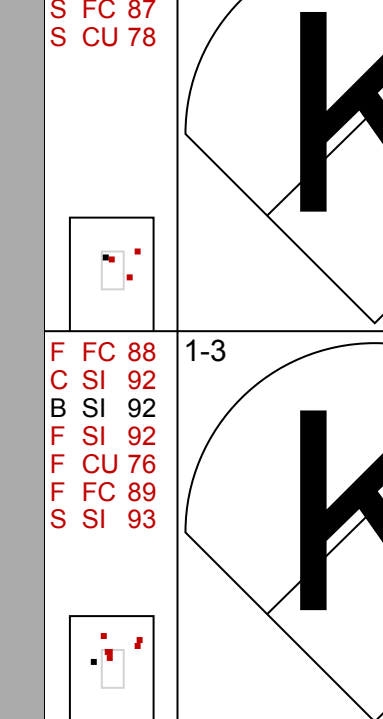
Batter	1	2	3	4	5	6	7	8	9	AB	R	H	RBI	BB	SO	LOB	BOTTOM								
<b>25 Ryan Raburn, R</b> OBP: 0.347, SLG: 0.510										4	1	1	0	1	1	2									
<b>14 Placido Polanco, R</b> OBP: 0.333, SLG: 0.403										4	1	2	0	0	0	1									
<b>30 Magglio Ordonez, R</b> OBP: 0.366, SLG: 0.494 <b>34 Clete Thomas, L</b> OBP: 0.326, SLG: 0.391										3	0	1	2	0	0	1									
<b>24 Miguel Cabrera, R</b> OBP: 0.400, SLG: 0.554										3	2	1	1	1	0	1									
<b>33 Marcus Thames, R</b> OBP: 0.321, SLG: 0.455 <b>60 Wilkin Ramirez, R</b> OBP: 0.385, SLG: 0.618										2	0	1	0	2	1	0									
<b>15 Brandon Inge, R</b> OBP: 0.319, SLG: 0.413										4	0	2	2	0	1	2									
<b>28 Curtis Granderson, L</b> OBP: 0.330, SLG: 0.465										4	1	2	1	0	0	2									
<b>12 Gerald Laird, R</b> OBP: 0.307, SLG: 0.325										4	0	0	0	0	1	2									
<b>4 Adam Everett, R</b> OBP: 0.288, SLG: 0.324										4	1	2	0	0	0	2									
<b>Inning Stats</b>	R: 0 H: 0 E: 0 K: 0 S: 8	H: 0 LOB: 0 BB: 0 P: 14	R: 1 H: 2 E: 0 K: 0 S: 11	H: 2 LOB: 0 BB: 0 P: 16	R: 2 H: 3 E: 0 K: 1 S: 13	H: 3 LOB: 1 BB: 0 P: 18	R: 0 H: 2 E: 0 K: 2 S: 12	H: 2 LOB: 2 BB: 0 P: 14	R: 2 H: 1 E: 0 K: 0 S: 10	H: 1 LOB: 2 BB: 3 P: 25	R: 0 H: 2 E: 0 K: 0 S: 13	H: 2 LOB: 2 BB: 0 P: 21	R: 0 H: 0 E: 0 K: 1 S: 7	H: 0 LOB: 1 BB: 1 P: 15	R: 1 H: 2 E: 0 K: 0 S: 7	H: 2 LOB: 1 BB: 0 P: 14	1B: 8 2B: 2 3B: 0 HR: 2	SF: 0 SAC: 1 DP: 1 HBP: 0	WP: 0 PB: 0 SB: 0 CS: 0	PA: 38					
<b>PITCHER</b>	IP	WLS	BF	H	R	ER	SO	BB	IBB	HBP	BLK	WP	HR	S	P	ERA	WHIP								
<b>52 Brian Duensing, L</b> ERA: 3.69	4.2	L	23	7	5	5	3	2	1	0	0	0	0	14	21	9.64	1.929								
<b>44 Bob Keppel, R</b> ERA: 4.7	1.0		6	3	0	0	0	0	0	0	0	0	0	3	5	0.00	3.000								
<b>37 Ron Mahay, L</b> ERA: 4.44	0.1		1	0	0	0	0	0	0	0	0	0	0	3	5	0.00	0.000								
<b>28 Jesse Crain, R</b> ERA: 4.66	1.0		3	0	0	0	1	1	0	0	0	0	0	7	15	0.00	1.000								
<b>54 Matt Guerrier, R</b> ERA: 2.33	1.0		5	2	1	1	0	0	0	0	0	0	1	7	14	9.00	2.000								

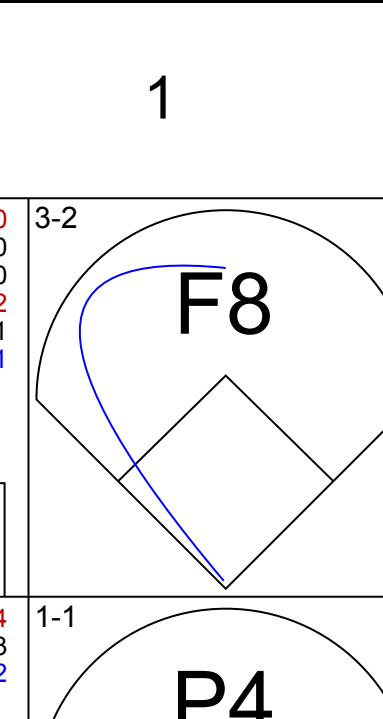
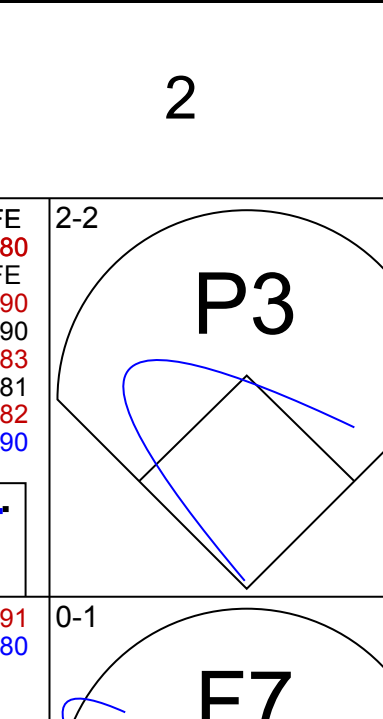
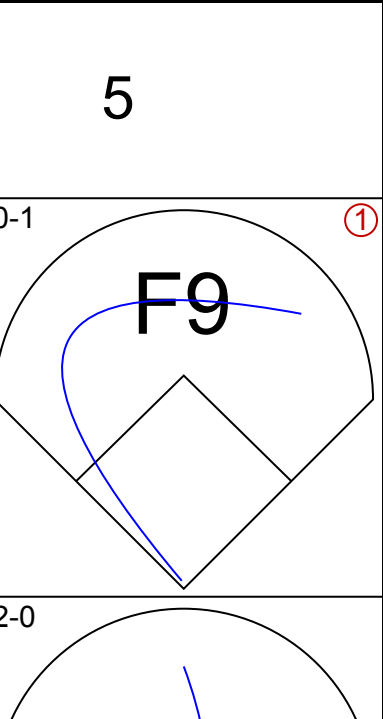


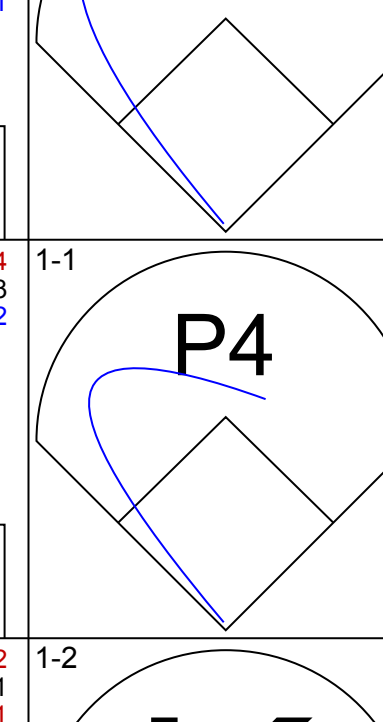
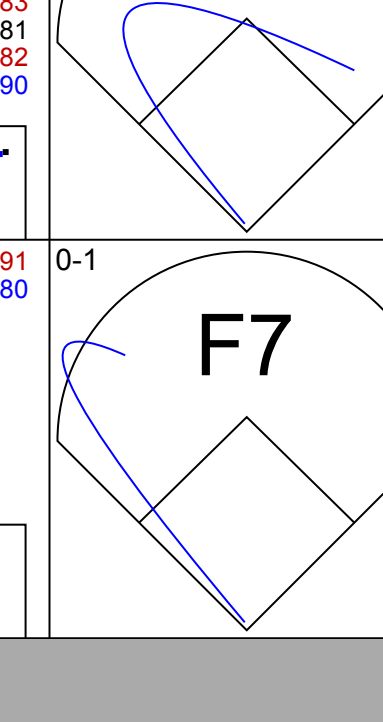
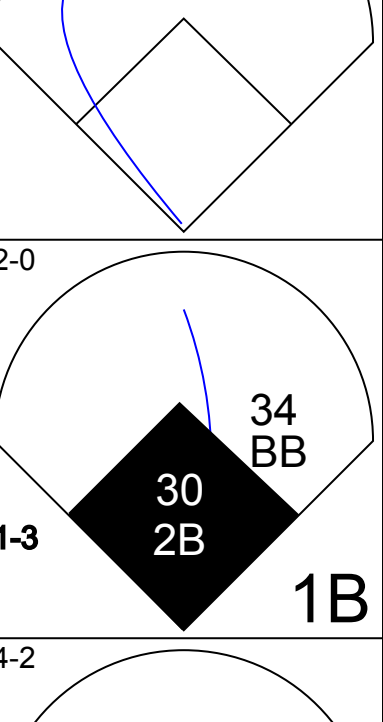

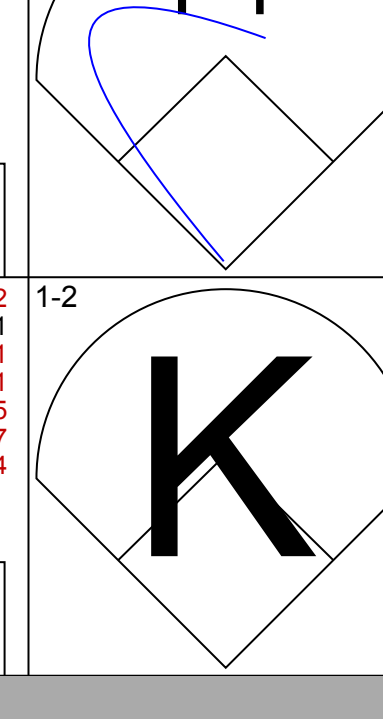
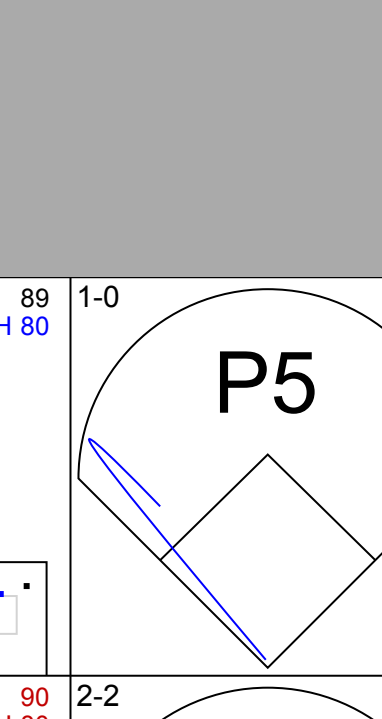
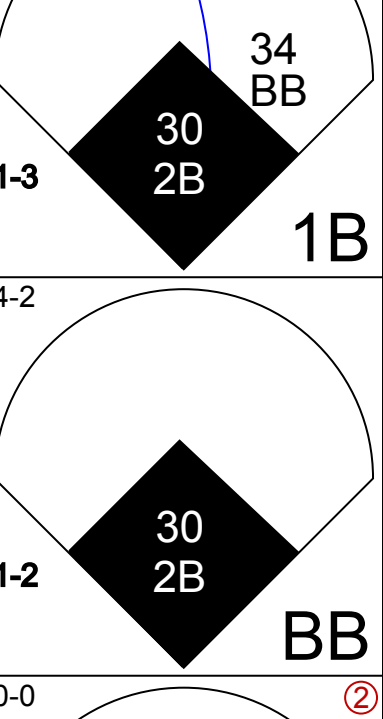

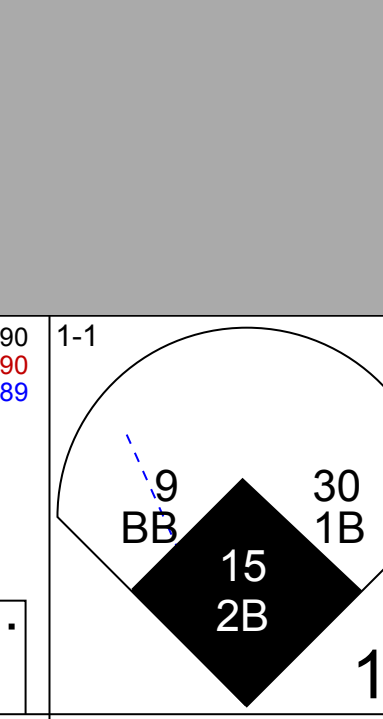
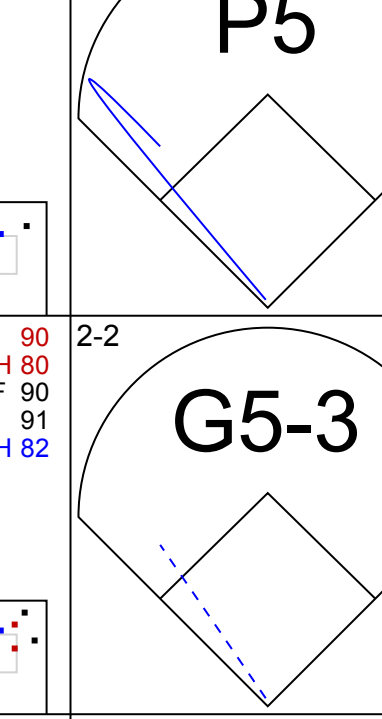
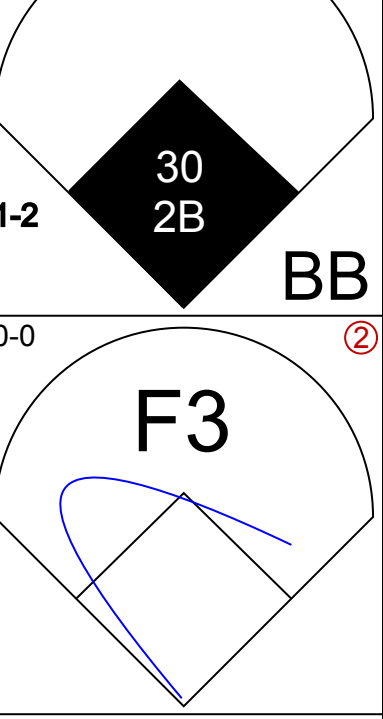
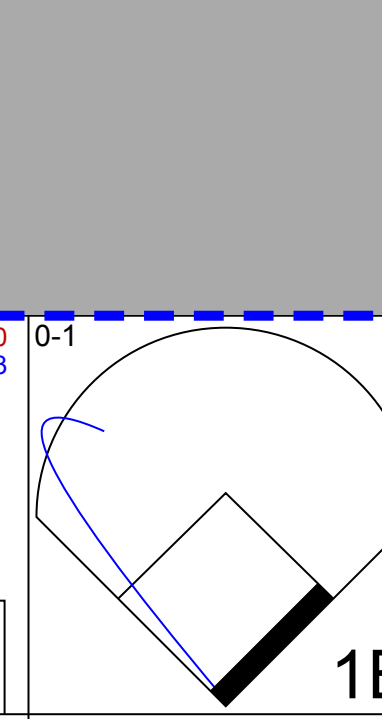
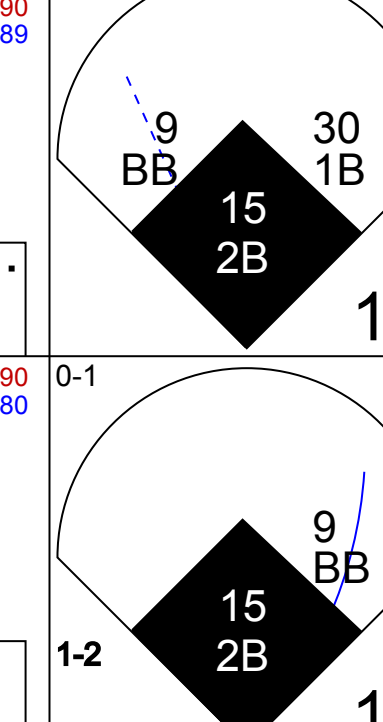
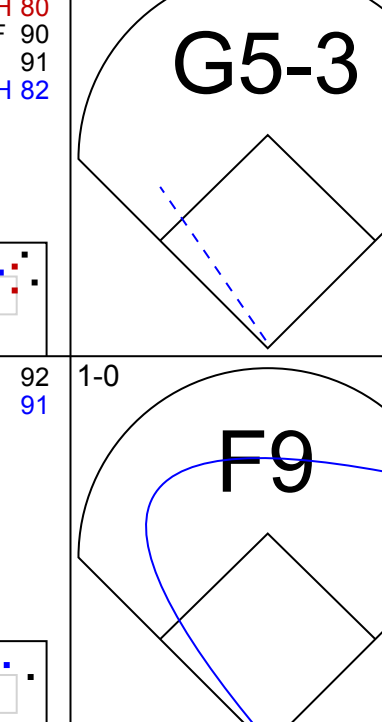
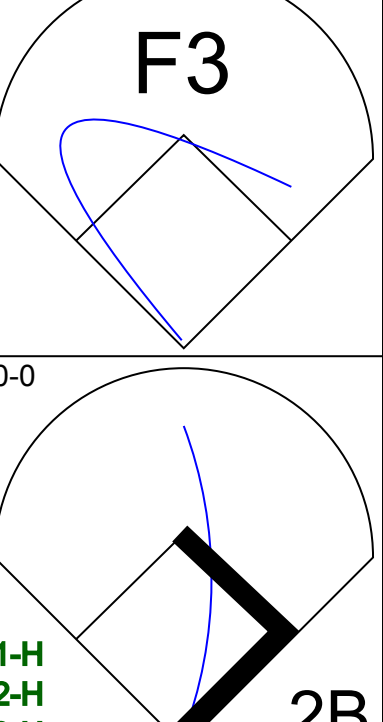
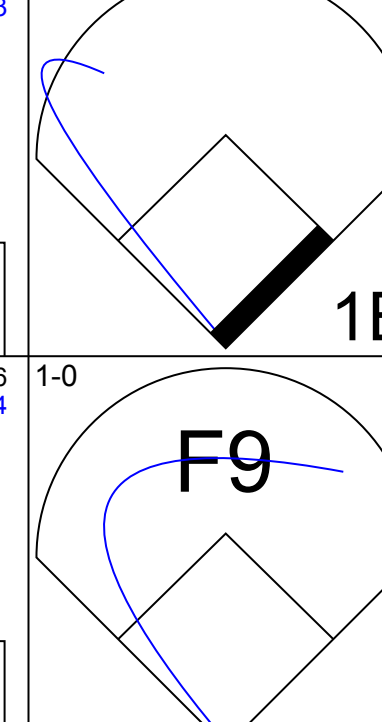
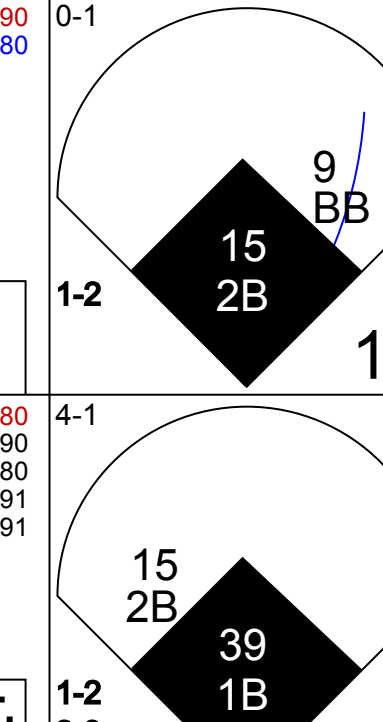
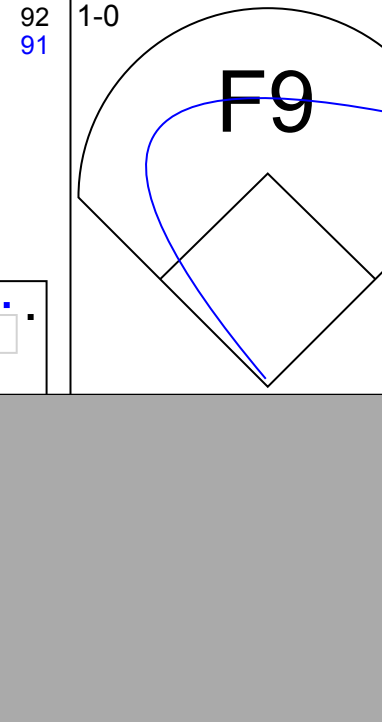
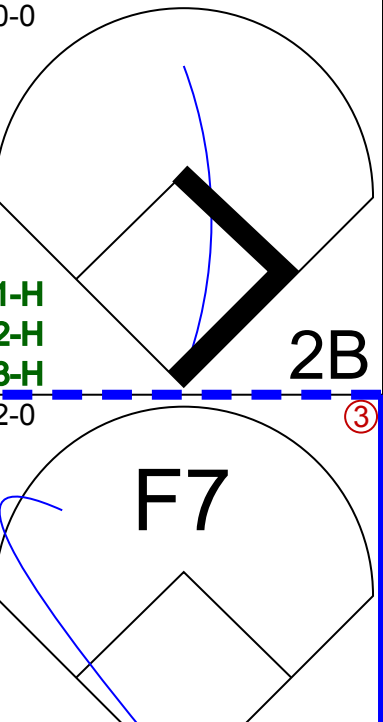
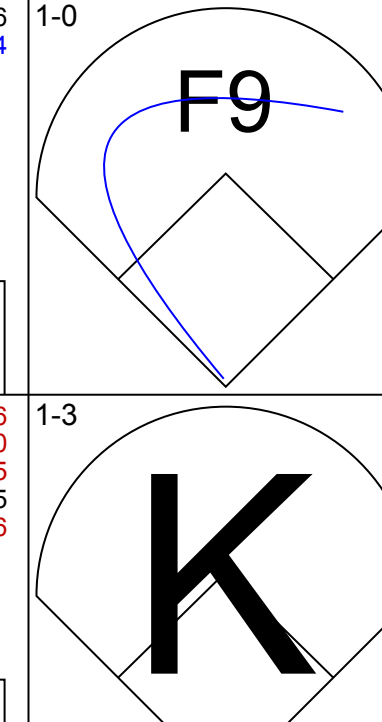
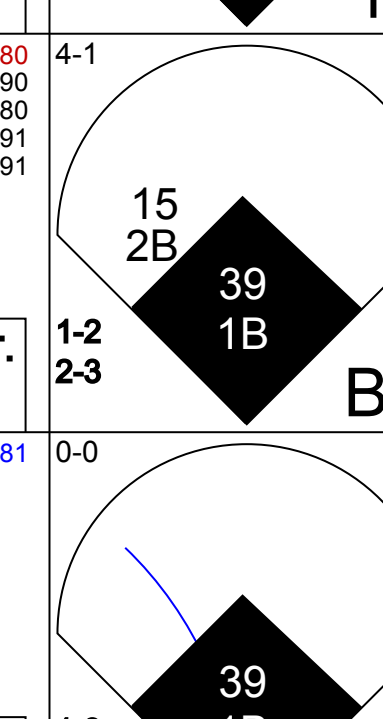

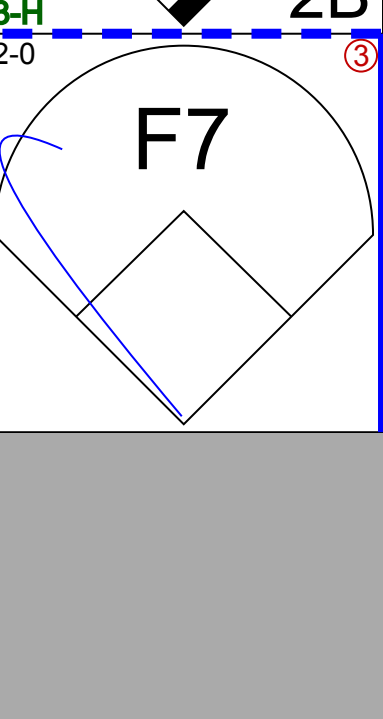
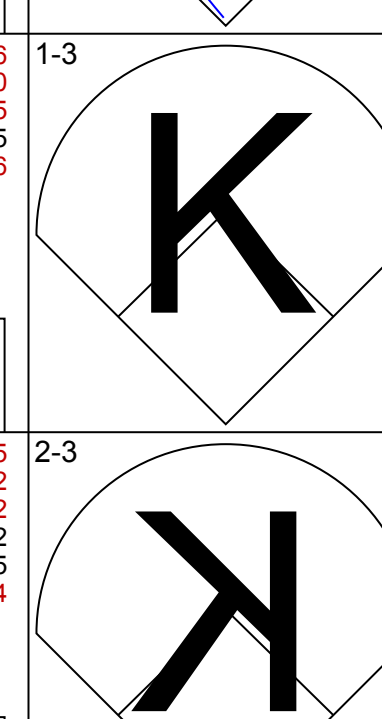
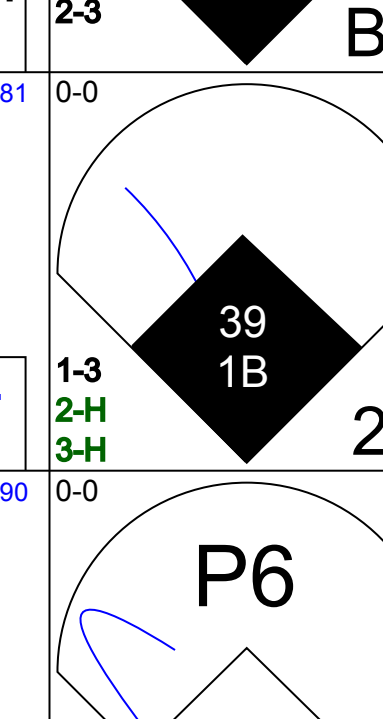




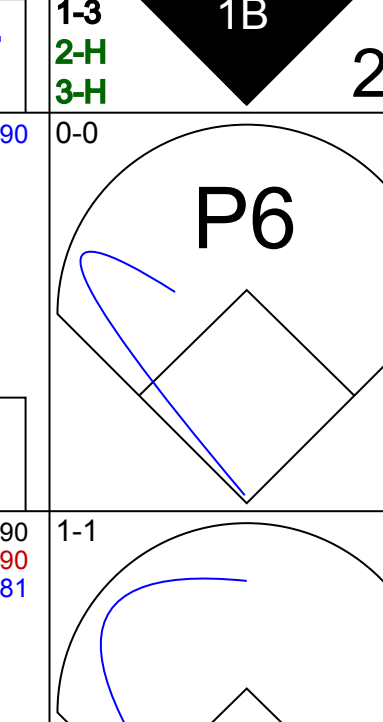

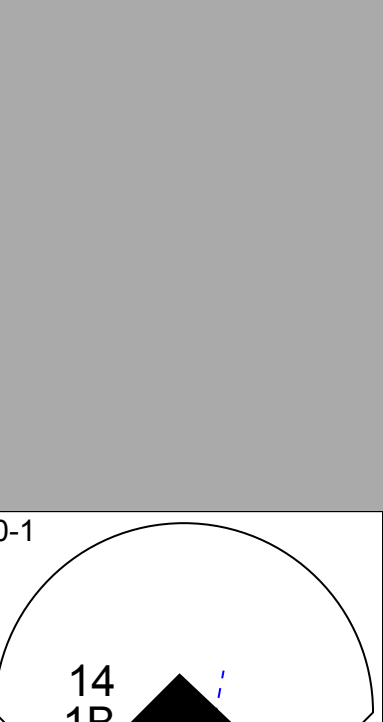


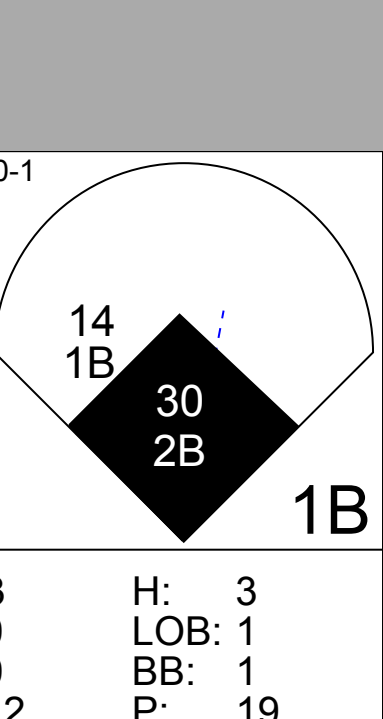

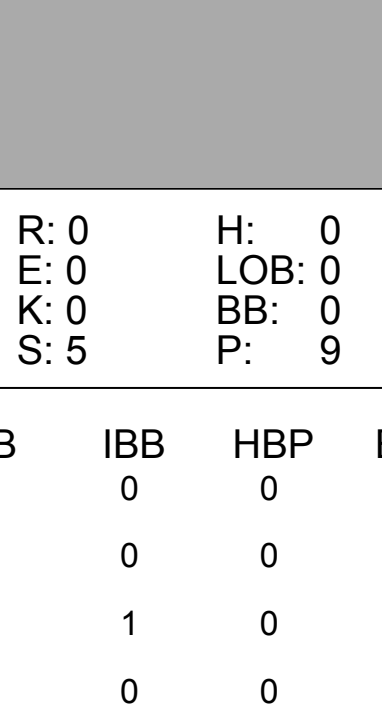
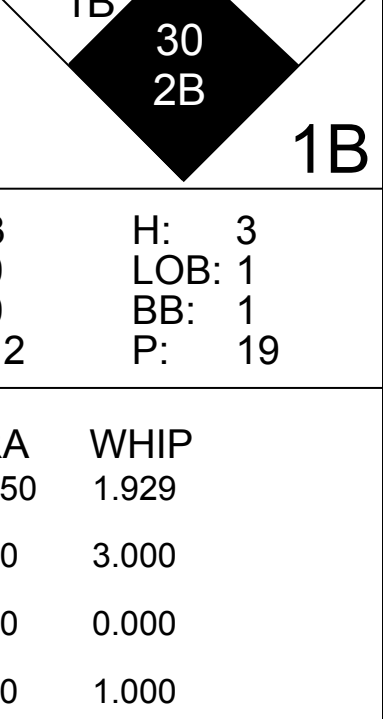
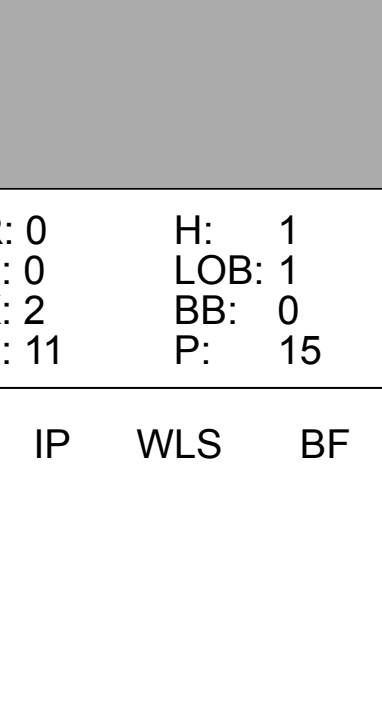
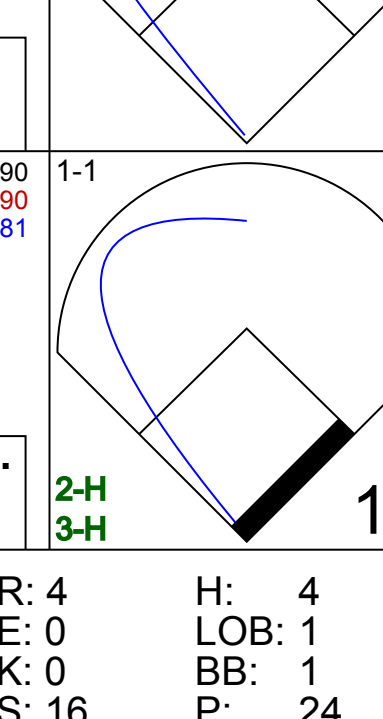

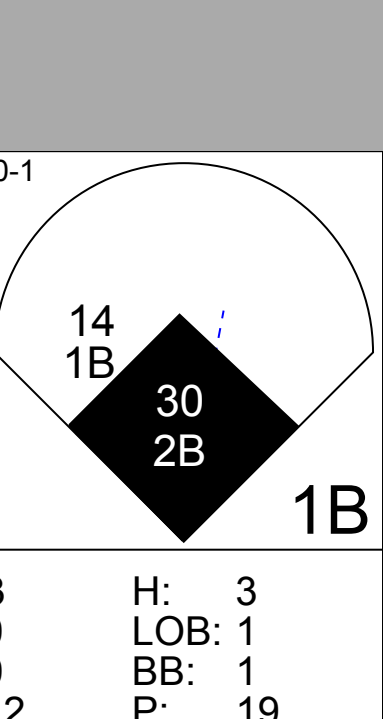

Minnesota Twins @ Detroit Tigers  
Comerica Park, Detroit, MI  
Tue Sep 29 2009, 7:05 PM EDT  
Att: 30,240 - Cloudy - 58 F

AB 33  
R 6  
H 12  
RBI 6  
BB 4  
SO 4  
LOB 15





Batter	1	2	3	4	5	6	7	8	9	AB	R	H	RBI	BB	SO	LOB	TOP
<b>2 Denard Span, L</b> OBP: 0.393, SLG: 0.419										5	0	2	0	0	0	0	<b>Minnesota Twins @ Detroit Tigers</b> Comerica Park, Detroit, MI Wed Sep 30 2009, 7:05 PM EDT Att: 34,775 - Clear - 54 F  <b>AB 34</b> <b>R 2</b> <b>H 9</b> <b>RBI 2</b> <b>BB 5</b> <b>SO 6</b> <b>LOB 20</b>
<b>18 Orlando Cabrera, R</b> OBP: 0.312, SLG: 0.377										5	1	1	0	0	1	2	
<b>7 Joe Mauer, L</b> OBP: 0.441, SLG: 0.594										4	1	1	0	1	0	1	
<b>16 Jason Kubel, L</b> OBP: 0.370, SLG: 0.520										3	0	1	1	1	1	2	
<b>5 Michael Cuddyer, R</b> OBP: 0.393, SLG: 0.515										3	0	1	0	1	1	1	
<b>21 Delmon Young, R</b> OBP: 0.296, SLG: 0.397										4	0	2	1	0	0	2	
<b>26 Jose Morales, S</b> OBP: 0.395, SLG: 0.382										2	0	0	0	2	0	3	
<b>20 Matt Tolbert, S</b> OBP: 0.299, SLG: 0.290										4	0	1	0	0	1	4	
<b>8 Nick Punto, S</b> OBP: 0.334, SLG: 0.288										4	0	0	0	0	2	5	
<b>Inning Stats</b>	R: 2 H: 4 E: 0 K: 0 S: 16	WLS: 2 BF: 27	H: 0 R: 0 ER: 0 K: 2 S: 11	H: 2 R: 0 ER: 0 LOB: 1 P: 14	H: 0 R: 0 ER: 0 K: 1 S: 7	H: 0 R: 0 ER: 0 LOB: 0 P: 17	H: 0 R: 0 ER: 0 LOB: 0 P: 14	H: 1 R: 0 ER: 0 LOB: 1 P: 15	H: 0 R: 0 ER: 0 LOB: 1 P: 13	H: 1 R: 0 ER: 0 LOB: 2 P: 28	H: 0 R: 0 ER: 0 LOB: 0 P: 13	1B: 9 2B: 0 3B: 0 HR: 0	SF: 0 SAC: 0 DP: 1 HBP: 0	WP: 0 PB: 0 SB: 0 CS: 1	PA: 39		
<b>PITCHER</b>	IP WLS BF H R ER SO BB IBB HBP BLK WP HR S P ERA WHIP																
<b>49 Eddie Bonine, R</b> ERA: 4.46	5.0 W 22 7 2 2 3 2 0 0 0 0 0 0 52 87 3.60 1.800																
<b>31 Zach Miner, R</b> ERA: 4.12	2.1 12 2 0 0 1 3 0 0 0 0 0 0 23 45 0.00 2.143																
<b>37 Brandon Lyon, R</b> ERA: 2.96	0.2 0 0 0 2 0 0 0 0 0 0 0 0 9 11 0.00 0.000																
<b>56 Fernando Rodney, R</b> ERA: 4.35	1.0 3 0 0 0 0 0 0 0 0 0 0 0 7 13 0.00 0.000																

Batter	1	2	3	4	5	6	7	8	9	AB	R	H	RBI	BB	SO	LOB	BOTTOM
<b>28 Curtis Granderson, L</b> OBP: 0.327, SLG: 0.462										5	0	0	0	0	1	5	<b>Minnesota Twins @ Detroit Tigers</b> Comerica Park, Detroit, MI Wed Sep 30 2009, 7:05 PM EDT Att: 34,775 - Clear - 54 F  <b>AB 31</b> <b>R 7</b> <b>H 9</b> <b>RBI 7</b> <b>BB 5</b> <b>SO 7</b> <b>LOB 19</b>
<b>14 Placido Polanco, R</b> OBP: 0.334, SLG: 0.402										3	1	1	0	1	0	1	
<b>34 Cleo Thomas, L</b> OBP: 0.325, SLG: 0.387										3	1	0	0	1	1	3	
<b>24 Miguel Cabrera, R</b> OBP: 0.400, SLG: 0.553										4	1	2	0	0	0	3	
<b>30 Magglio Ordonez, R</b> OBP: 0.367, SLG: 0.407										4	1	2	3	0	0	1	
<b>9 Carlos Guillen, S</b> OBP: 0.342, SLG: 0.441										2	1	0	0	1	1	1	
<b>25 Ryan Raburn, R</b> OBP: 0.345, SLG: 0.508										1	0	0	0	0	1	1	
<b>15 Brandon Inge, R</b> OBP: 0.320, SLG: 0.415										4	1	2	2	0	2	1	
<b>13 Alex Avila, L</b> OBP: 0.366, SLG: 0.583										2	0	0	0	1	1	2	
<b>60 Wilkin Ramirez, R</b> OBP: 0.365, SLG: 0.515										0	0	0	0	0	0	0	
<b>12 Gerald Laird, R</b> OBP: 0.309, SLG: 0.325										0	0	0	0	1	0	0	
<b>39 Ramon Santiago, S</b> OBP: 0.328, SLG: 0.400										3	1	2	2	0	0	1	
<b>Inning Stats</b>	R: 0 H: 0 E: 0 K: 1 S: 11	WLS: 4 BF: 16	H: 4 R: 0 ER: 0 LOB: 1 P: 24	H: 0 R: 0 ER: 0 LOB: 0 P: 9	H: 0 R: 0 ER: 0 LOB: 0 P: 18	H: 3 R: 0 ER: 0 LOB: 1 P: 19	H: 1 R: 0 ER: 0 LOB: 3 P: 25	H: 1 R: 0 ER: 0 LOB: 1 P: 15	H: 0 R: 0 ER: 0 LOB: 0 P: 7	1B: 7 2B: 2 3B: 0 HR: 0	SF: 0 SAC: 1 DP: 1 HBP: 0	WP: 0 PB: 0 SB: 0 CS: 0	PA: 37				
<b>PITCHER</b>	IP WLS BF H R ER SO BB IBB HBP BLK WP HR S P ERA WHIP																
<b>48 Carl Pavano, R</b> ERA: 5.07	4.2 L 23 7 7 7 4 2 0 0 0 0 0 0 6 14 0.00 3.000																
<b>28 Jesse Crain, R</b> ERA: 4.59	0.2 4 1 0 0 0 1 0 0 0 0 0 0 6 14 0.00 0.000																
<b>37 Ron Mahay, L</b> ERA: 4.38	1.0 3 0 0 0 1 0 1 0 0 0 0 0 6 14 0.00 0.000																
<b>60 Jon Rauch, R</b> ERA: 3.74	0.2 4 1 0 0 2 0 0 0 0 0 0 0 11 15 0.00 1.000																
<b>47 Francisco Lirio, L</b> ERA: 5.94	1.0 3 0 0 0 0 1 0 0 0 0 0 0 3 7 0.00 1.000																











Batter	1	2	3	4	5	6	7	8	9	AB	R	H	RBI	BB	SO	LOB	TOP										
8 Willie Bloomquist, R OBP: 0.309, SLG: 0.357										4	0	1	0	0	1	0	<b>Kansas City Royals @ Minnesota Twins</b> Hubert H. Humphrey Metrodome, Minneapolis, MN Sat Oct 03 2009, 4:10 PM EDT Att: 48,644 - Dome - 68 F										
12 Mitch Maier, L OBP: 0.335, SLG: 0.335										4	0	0	0	0	1	1											
16 Billy Butler, R OBP: 0.364, SLG: 0.495										4	0	0	0	0	1												
17 Mike Jacobs, L OBP: 0.298, SLG: 0.403										4	1	2	1	0	1	0											
13 Alberto Callaspo, S OBP: 0.354, SLG: 0.450										4	0	1	0	0	0	0											
24 Mark Teahen, L OBP: 0.324, SLG: 0.405										3	0	0	0	0	1	0											
21 Miguel Olivo, R OBP: 0.292, SLG: 0.490										3	1	1	0	0	1	2											
4 Alex Gordon, L OBP: 0.326, SLG: 0.363										3	1	1	2	0	1	2											
46 Luis Hernandez, S OBP: 0.230, SLG: 0.186										2	0	0	0	0	1	0											
3 Brayan Peña, S OBP: 0.320, SLG: 0.445										1	0	1	0	0	0	0											
7 Tug Hulett, L OBP: 0.111, SLG: 0.059										0	1	0	0	0	0	0											
<b>Inning Stats</b>	R: 0 E: 0 K: 0 S: 9	H: 0 LOB: 0 BB: 0 P: 13	R: 0 E: 0 K: 0 S: 9	H: 0 LOB: 0 BB: 0 P: 13	R: 0 E: 0 K: 2 S: 8	H: 0 LOB: 0 BB: 0 P: 10	R: 0 E: 0 K: 1 S: 9	H: 2 LOB: 2 BB: 0 P: 11	R: 0 E: 0 K: 2 S: 10	H: 0 LOB: 0 BB: 0 P: 15	R: 1 E: 0 K: 0 S: 4	H: 1 LOB: 0 BB: 0 P: 9	R: 3 E: 0 K: 0 S: 11	H: 4 LOB: 1 BB: 0 P: 13	R: 0 E: 0 K: 2 S: 10	H: 0 LOB: 0 BB: 0 P: 15	1B: 4 2B: 1 3B: 0 HR: 2	SF: 0 SAC: 1 DP: 1 HBP: 0	WP: 0 PB: 0 SB: 0 CS: 0	PA: 33							
<b>PITCHER</b>	IP	WLS	BF	H	R	ER	SO	BB	IBB	HBP	BLK	WP	HR	S	P	ERA	WHIP										
53 Nick Blackburn, R ERA: 4.03	7.0		25	4	2	2	5	0	0	0	0	0	1	60	88	2.57	0.571										
50 Jose Mijares, L ERA: 2.34	0.0		2	2	1	1	0	0	0	0	0	0	1	3	4	∞	∞										
60 Jon Rauch, R ERA: 3.65	1.0	W	3	1	1	1	0	0	0	0	0	0	0	6	7	9.00	1.000										
36 Joe Nathan, R ERA: 2.15	1.0	S	3	0	0	0	2	0	0	0	0	0	0	10	15	0.00	0.000										


Batter	1	2	3	4	5	6	7	8	9	AB	R	H	RBI	BB	SO	LOB	BOTTOM										
2 Denard Span, L OBP: 0.391, SLG: 0.418										3	0	0	0	0	0	0	<b>Kansas City Royals @ Minnesota Twins</b> Hubert H. Humphrey Metrodome, Minneapolis, MN Sat Oct 03 2009, 4:10 PM EDT Att: 48,644 - Dome - 68 F										
18 Orlando Cabrera, R OBP: 0.315, SLG: 0.381										4	0	2	0	0	1												
7 Joe Mauer, L OBP: 0.442, SLG: 0.589										3	1	1	1	1	0	2											
16 Jason Kubel, L OBP: 0.367, SLG: 0.522										4	1	1	0	0	1	2											
22 Carlos Gómez, R OBP: 0.296, SLG: 0.337										0	0	0	0	0	0	0											
5 Michael Cuddyer, R OBP: 0.343, SLG: 0.517										3	2	1	1	0	1	1											
21 Delmon Young, R OBP: 0.306, SLG: 0.413										4	0	2	3	0	0	0											
26 Jose Morales, S OBP: 0.391, SLG: 0.377										4	0	1	0	0	2	1											
20 Matt Tolbert, S OBP: 0.297, SLG: 0.300										3	0	0	0	0	0	3											
8 Nick Punto, S OBP: 0.337, SLG: 0.287										2	1	0	0	1	1	0											
<b>Inning Stats</b>	R: 0 E: 0 K: 0 S: 8	H: 0 LOB: 1 BB: 1 P: 15	R: 0 E: 0 K: 1 S: 10	H: 0 LOB: 0 BB: 0 P: 16	R: 0 E: 0 K: 1 S: 6	H: 0 LOB: 0 BB: 0 P: 8	R: 0 E: 0 K: 2 S: 10	H: 1 LOB: 1 BB: 0 P: 14	R: 0 E: 0 K: 1 S: 10	H: 1 LOB: 0 BB: 0 P: 14	R: 4 E: 0 K: 0 S: 19	H: 4 LOB: 2 BB: 1 P: 29	R: 0 E: 0 K: 0 S: 9	H: 1 LOB: 1 BB: 0 P: 14	R: 1 E: 0 K: 0 S: 7	H: 1 LOB: 0 BB: 0 P: 14	1B: 5 2B: 2 3B: 0 HR: 1	SF: 0 SAC: 1 DP: 0 HBP: 1	WP: 0 PB: 0 SB: 0 CS: 1	PA: 34							
<b>PITCHER</b>	IP	WLS	BF	H	R	ER	SO	BB	IBB	HBP	BLK	WP	HR	S	P	ERA	WHIP										
23 Zack Greinke, R ERA: 2.16	6.0		26	6	4	4	5	2	0	1	0	0	0	63	96	6.00	1.333										
56 Roman Colon, R ERA: 4.53	0.2		3	1	0	0	0	0	0	0	0	0	0	7	12	0.00	1.500										
31 Dusty Hughes, L ERA: 4.61	0.2	L	3	1	1	1	0	0	0	0	0	0	1	6	11	13.50	1.500										
37 Juan Cruz, R ERA: 5.72	0.2		2	0	0	0	0	0	0	0	0	0	0	3	5	0.00	0.000										





Batter	1	2	3	4	5	6	7	8	9	AB	R	H	RBI	BB	SO	LOB	TOP							
8 Willie Bloomquist, R OBP: 0.308, SLG: 0.355	L4		K		F8			K		5	0	1	0	0	2	3	<b>Kansas City Royals @ Minnesota Twins</b> Hubert H. Humphrey Metrodome, Minneapolis, MN Sun Oct 04 2009, 2:10 PM EDT Att: 51,155 - Dome - 68 F							
12 Mitch Maier, L OBP: 0.333, SLG: 0.331	K		K2-3		F7			P4		4	0	0	0	0	2	3								
16 Billy Butler, R OBP: 0.362, SLG: 0.492	G5-3		G5-3		K					4	0	0	0	0	2	4								
3 Brayan Peña, S OBP: 0.318, SLG: 0.442	G5-3		G5-3		K					1	0	0	0	0	0	0								
17 Mike Jacobs, L OBP: 0.297, SLG: 0.401	G4-3		G4-3		G4-3					5	1	1	0	0	0	0								
13 Alberto Callaspo, S OBP: 0.356, SLG: 0.457	24 BB		24 BB		14 G6-3					3	2	2	1	1	0	0								
7 Tug Hulett, L OBP: 0.158, SLG: 0.111	24 BB		24 BB		14 G6-3					1	0	1	0	0	0	0								
24 Mark Teahen, L OBP: 0.325, SLG: 0.408	2B		2B		K					5	0	2	1	0	1	2								
14 John Buck, R OBP: 0.299, SLG: 0.484	F8		F8		G6-3					4	0	2	1	0	0	2								
4 Alex Gordon, L OBP: 0.324, SLG: 0.378	F8		F8		K					4	1	1	1	0	1	5								
46 Luis Hernandez, S OBP: 0.256, SLG: 0.219			2B		K2-3					3	0	2	0	1	1	2								
<b>Inning Stats</b>	R: 0 E: 0 K: 1 S: 8	H: 0 LOB: 0 BB: 0 P: 12	R: 0 E: 0 K: 0 S: 13	H: 1 LOB: 2 BB: 1 P: 20	R: 0 E: 0 K: 2 S: 12	H: 1 LOB: 1 BB: 0 P: 14	R: 1 E: 0 K: 2 S: 14	H: 3 LOB: 2 BB: 0 P: 22	R: 0 E: 0 K: 1 S: 7	H: 0 LOB: 0 BB: 0 P: 9	R: 3 E: 0 K: 2 S: 21	H: 5 LOB: 3 BB: 0 P: 31	R: 0 E: 0 K: 0 S: 8	H: 0 LOB: 0 BB: 0 P: 11	R: 0 E: 0 K: 1 S: 10	H: 1 LOB: 2 BB: 1 P: 14	R: 0 E: 0 K: 0 S: 10	H: 1 LOB: 0 BB: 0 P: 13	1B: 6 2B: 4 3B: 1 HR: 1	SF: 0 SAC: 0 DP: 0 HBP: 1	WP: 0 PB: 0 SB: 0 CS: 0	PA: 42		
<b>PITCHER</b>	IP WLS BF H R ER SO BB IBB HBP BLK WP HR S P ERA WHIP	5.2 W 26 8 4 4 7 1 0 0 0 0 1 65 93 6.35 1.588	0.0 0 2 2 0 0 0 0 0 0 0 0 0 5 6 ∞ ∞	0.0 0 1 0 0 0 0 0 0 0 0 0 0 2 5 ∞ ∞	0.1 H 1 0 0 0 1 0 0 0 0 0 0 3 4 0.00 0.000	1.0 3 0 0 0 0 0 0 0 0 0 0 0 8 11 0.00 0.000	1.0 5 1 0 0 0 1 1 0 0 0 0 0 0 10 14 0.00 2.000	1.0 4 1 0 0 0 0 0 0 0 0 0 0 0 10 13 0.00 1.000																

Batter	1	2	3	4	5	6	7	8	9	AB	R	H	RBI	BB	SO	LOB	BOTTOM							
2 Denard Span, L OBP: 0.393, SLG: 0.417	18 HR		G5-3		F7			18 BB		3	3	1	0	2	0	2	<b>Kansas City Royals @ Minnesota Twins</b> Hubert H. Humphrey Metrodome, Minneapolis, MN Sun Oct 04 2009, 2:10 PM EDT Att: 51,155 - Dome - 68 F							
18 Orlando Cabrera, R OBP: 0.318, SLG: 0.385	G5-3		7 BB		K			5 HR		5	2	3	2	0	1	3								
32 Brian Buscher, L OBP: 0.360, SLG: 0.316	G5-3		16 HR		K			5 HR		0	0	0	0	0	0	0								
7 Joe Mauer, L OBP: 0.442, SLG: 0.586	16 HR		16 HR		G3			L7		3	2	0	0	2	0	4								
16 Jason Kubel, L OBP: 0.369, SLG: 0.535	16 HR		16 HR		G3			L7		4	2	3	6	0	0	0								
22 Carlos Gómez, R OBP: 0.295, SLG: 0.335	16 HR		16 HR		F7			P2		1	1	0	0	0	0	1								
5 Michael Cuddyer, R OBP: 0.342, SLG: 0.520	G5-3		P4		F8			20 BB		5	1	1	2	0	0	1								
21 Delmon Young, R OBP: 0.307, SLG: 0.428	HR		K		K			P6		5	2	2	2	0	1	1								
26 Jose Morales, S OBP: 0.386, SLG: 0.368	K		G4-3		G4-3			20 BB		3	0	0	0	1	1	0								
20 Matt Tolbert, S OBP: 0.301, SLG: 0.306	F7		F7		8 BB			K		3	0	1	1	1	1	0								
8 Nick Punto, S OBP: 0.336, SLG: 0.285	F7		F7		G4-3			G4-3		3	0	0	0	1	0	3								
<b>Inning Stats</b>	R: 4 E: 0 K: 1 S: 14	H: 2 LOB: 0 BB: 2 P: 27	R: 0 E: 0 K: 0 S: 6	H: 0 LOB: 0 BB: 0 P: 8	R: 3 E: 0 K: 1 S: 15	H: 2 LOB: 0 BB: 1 P: 23	R: 0 E: 0 K: 1 S: 12	H: 0 LOB: 2 BB: 2 P: 26	R: 1 E: 0 K: 0 S: 10	H: 1 LOB: 0 BB: 0 P: 14	R: 1 E: 0 K: 1 S: 11	H: 1 LOB: 1 BB: 1 P: 19	R: 1 E: 0 K: 0 S: 14	H: 2 LOB: 3 BB: 1 P: 24	R: 3 E: 0 K: 0 S: 16	H: 3 LOB: 0 BB: 0 P: 21	1B: 3 2B: 3 3B: 0 HR: 5	SF: 0 SAC: 0 DP: 0 HBP: 0	WP: 0 PB: 0 SB: 2 CS: 0	PA: 42				
<b>PITCHER</b>	IP WLS BF H R ER SO BB IBB HBP BLK WP HR S P ERA WHIP	3.0 L 16 4 7 7 2 3 0 0 0 0 1 32 57 6.75 1.875	2.2 2 2 2 2 3 0 0 0 0 0 0 1 32 57 6.75 1.875	0.1 2 1 1 1 0 0 0 0 0 0 0 0 2 3 27.00 3.000	2.0 4 3 3 0 1 0 0 0 0 0 1 29 44 13.50 2.500																			









Batter	1	2	3	4	5	6	7	8	9	AB	R	H	RBI	BB	SO	LOB	TOP																				
2 Denard Span, L (1, 8) OBP: 0.400, SLG: 0.600										5	0	2	0	0	1	3																					
18 Orlando Cabrera, R (1, 6) OBP: 0.400, SLG: 0.400										5	1	2	0	0	2	5																					
7 Joe Mauer, L (1, 2) OBP: 0.500, SLG: 0.750										4	1	2	0	0	1	2																					
5 Michael Cuddyer, R (1, 3) OBP: 0.250, SLG: 0.250										4	0	1	1	0	1	2																					
16 Jason Kubel, L (1, 9)										4	0	0	0	0	2	2																					
21 Delmon Young, R (1, 7)										4	0	0	0	0	2	1																					
23 Brendan Harris, R (1, 10) OBP: 0.250, SLG: 0.250										4	0	1	0	0	2	0																					
20 Matt Tolbert, S (1, 5)										3	0	0	0	0	1	1																					
8 Nick Punto, S (1, 4) OBP: 0.750, SLG: 0.667										3	0	2	0	1	0	0																					
	R: 0 E: 0 K: 2 S: 13	H: 1 LOB: 1 BB: 0 P: 22	R: 0 E: 0 K: 2 S: 12	H: 1 LOB: 1 BB: 0 P: 15	R: 2 E: 0 K: 1 S: 15	H: 4 LOB: 1 BB: 0 P: 27	R: 0 E: 0 K: 1 S: 8	H: 0 LOB: 0 BB: 0 P: 12	R: 0 E: 0 K: 1 S: 8	H: 1 LOB: 1 BB: 0 P: 11	R: 0 E: 0 K: 0 S: 4	H: 0 LOB: 0 BB: 0 P: 8	R: 0 E: 0 K: 2 S: 18	H: 1 LOB: 2 BB: 0 P: 28	R: 0 E: 0 K: 1 S: 11	H: 1 LOB: 1 BB: 0 P: 17	R: 0 E: 0 K: 2 S: 13	H: 1 LOB: 2 BB: 1 P: 23	1B: 8 2B: 2 3B: 0 HR: 0	SF: 0 SAC: 0 DP: 1 HBP: 1	WP: 1 PB: 2 SB: 1 CS: 0	PA: 38															
	PITCHER										PITCHER																										
	IP	WLS	BF	H	R	ER	SO	BB	IBB	HBP	BLK	WP	HR	S	P	ERA	WHIP	IP	WLS	BF	H	R	ER	SO	BB	IBB	HBP	BLK	WP	HR	S	P	ERA	WHIP			
52 CC Sabathia, L (1, 1) ERA: 1.35	6.2	W	28	8	2	1	8	0	0	1	0	1	0	71	113	1.35	1.200																				
65 Phil Hughes, R (7, 1) ERA:	0.2	H	3	1	0	0	2	0	0	0	0	0	0	16	24	0.00	1.500																				
48 Phil Coke, L (8, 1) ERA:	0.1		1	0	0	0	0	0	0	0	0	0	0	1	1	0.00	0.000																				
62 Joba Chamberlain, R (8, 1) ERA:	0.1		1	0	0	0	0	0	0	0	0	0	0	1	2	0.00	0.000																				
42 Mariano Rivera, R (9, 1) ERA:	1.0		5	1	0	0	2	1	0	0	0	0	0	13	23	0.00	2.000																				

Minnesota Twins @ New York Yankees  
Yankee Stadium, Bronx, NY  
Wed Oct 07 2009, 6:07 PM EDT  
Att: 49,464 - Cloudy - 62 F

AB	36
R	2
H	10
RBI	1
BB	1
SO	12
LOB	16



Batter	1	2	3	4	5	6	7	8	9	AB	R	H	RBI	BB	SO	LOB	BOTTOM																			
2 Derek Jeter, R (1, 6) OBP: 1.000, SLG: 2.500										2	3	2	2	2	0	0																				
18 Johnny Damon, L (1, 7) OBP: 0.250, SLG: 0.250										4	0	1	0	0	0	3																				
25 Mark Teixeira, S (1, 3)										4	0	0	0	0	0	5																				
13 Alex Rodriguez, R (1, 5) OBP: 0.500, SLG: 0.500										4	1	2	2	0	1	2																				
55 Hideki Matsui, L (1, 10) OBP: 0.500, SLG: 1.333										3	1	1	2	1	0	0																				
20 Jorge Posada, S (1, 2) OBP: 0.250, SLG: 0.250										4	0	1	0	0	1	2																				
24 Robinson Canó, L (1, 4) OBP: 0.500, SLG: 0.500										4	1	0	0	0	1	1																				
33 Nick Swisher, S (1, 9) OBP: 0.250, SLG: 0.500										4	0	1	1	0	0	0																				
11 Brett Gardner, L (9, 8)										0	0	0	0	0	0	0																				
53 Melky Cabrera, S (1, 8) OBP: 0.250, SLG: 0.250										4	1	1	0	0	2	1																				
	R: 0 E: 0 K: 0 S: 15	H: 1 LOB: 1 BB: 0 P: 18	R: 0 E: 0 K: 1 S: 9	H: 0 LOB: 0 BB: 0 P: 12	R: 2 E: 0 K: 1 S: 13	H: 3 LOB: 1 BB: 0 P: 18	R: 1 E: 0 K: 1 S: 16	H: 2 LOB: 1 BB: 0 P: 20	R: 3 E: 0 K: 1 S: 11	H: 2 LOB: 0 BB: 1 P: 21	R: 0 E: 0 K: 0 S: 6	H: 0 LOB: 0 BB: 0 P: 9	R: 1 E: 1 K: 0 S: 11	H: 1 LOB: 2 BB: 2 P: 25	R: 0 E: 0 K: 1 S: 9	H: 0 LOB: 0 BB: 0 P: 14	1B: 6 2B: 1 3B: 0 HR: 2	SF: 0 SAC: 0 DP: 1 HBP: 0	WP: 1 PB: 0 SB: 0 CS: 0	PA: 36																
	PITCHER										PITCHER																									
	IP	WLS	BF	H	R	ER	SO	BB	IBB	HBP	BLK	WP	HR	S	P	ERA	WHIP	IP	WLS	BF	H	R	ER	SO	BB	IBB	HBP	BLK	WP	HR	S	P	ERA	WHIP		
52 Brian Duensing, L (1, 1) ERA: 9.64	4.2	L	22	7	5	5	3	1	0	0	0	0	1	59	79	9.64	1.714																			
47 Francisco Lirio, L (5, 1) ERA: 4.5	2.0		8	1	2	1	1	1	0	0	0	0	1	19	35	4.50	1.000																			
60 Jon Rauch, R (7, 1) ERA:	0.1		3	1	0	0	0	1	0	0	0	0	0	3	9	0.00	6.000																			
37 Ron Mahay, L (8, 1) ERA:	1.0		3	0	0	0	1	0	0	0	0	0	0	9	14	0.00	0.000																			

Minnesota Twins @ New York Yankees  
Yankee Stadium, Bronx, NY  
Wed Oct 07 2009, 6:07 PM EDT  
Att: 49,464 - Cloudy - 62 F

AB	33
R	7
H	9
RBI	7
BB	3
SO	5
LOB	14





Batter	1	2	3	4	5	6	7	8	9	10	11	AB	R	H	RBI	BB	SO	LOB	TOP						
2 Denard Span, L OBP: 0.364, SLG: 0.455	(1.9) C SI 93 X FC 96 F7		(1.0) B FF 94 X SI 93 FC1-6		(2.2) C KC 81 B KC 82 X FC 95 G3-1		(1.1) B FF 95 X FC 95 G6-3			(2.2) F FF 92 B FS 96 1 SAFE 1 SAFE F FF 91 X CH 93 1B		6	0	2	1	0	0	1							
18 Orlando Cabrera, R OBP: 0.273, SLG: 0.200	(1.6) F FF 96 X SI 95 G6-3		(0.0) 1 SAFE X SI 94 F7		(4.2) B FF 94 B SI 93 F FF 94 B FC 95 G5-3		(1.1) B FF 96 X FC 95 G5-3			(3.0) F FF 92 F FC 91 B FC 91 X FC 90 1B		5	0	0	0	1	1	5							
7 Joe Mauer, L OBP: 0.600, SLG: 0.625	(1.2) B FF 95 C FF 94 B KC 83 B FF 94 BB		(0.3) C SI 94 1 SAFE F FF 94 C KC 83 K		(4.1) 1 SAFE B KC 79 B SI 93 B FF 93 C FF 93 B FF 94 BB		(3.1) C FF 96 B FF 97 B FF 96 X FC 95 1B			(1.3) C FC 90 B FC 90 B FC 91 C FC 90 K		4	0	2	0	2	2	1							
16 Jason Kubel, L OBP: 0.100, SLG: 0.100	(1.10) B KC 79 B SI 95 F SI 94 X KC 84 K		(0.3) C KC 82 C CH 88 S KC 82 K		(1.2) F FF 94 B SI 95 C KC 81 X KC 82 G4-3		(2.3) B SL 82 B SI 93 S SL 83 S SL 83 K			(2.3) C FC 92 B FC 91 B FC 91 C FC 90 K		6	0	1	0	0	4	4							
5 Michael Cuddyer, R OBP: 0.400, SLG: 0.400	(1.3)		(1.2) B FF 95 C SI 94 X SI 96 P3		(0.0) X KC 78 G5-3					(2.2) F FF 91 B FF 93 F FC 91 F FC 91 X FC 91 1B		6	0	3	0	0	0	0							
21 Delmon Young, R OBP: 0.333, SLG: 0.200	(1.7)		(0.3) C KC 82 S KC 82 S KC 82 K		(2.0) B KC 80 H SI 92 20 1B 22 HBP		(4.2) C KC 78 B FF 93 B KC 81 B KC 81 F FF 93 B FF 93 BB			(2.2) 1 SAFE B FC 90 B FC 90 B FF 95 B FF 94 K		4	1	0	0	1	2	5							
22 Carlos Gómez, R OBP: 0.375, SLG: 0.625	(1.8)		(1.2) F SI 93 F KC 83 B FC 94 X KC 84 G6-3		(2.1) 1 SAFE S KC 81 1 SAFE B SI 93 H FC 94 20 1B HBP		(0.3) 1 SAFE C KC 78 1 SAFE 1 SAFE 1 SAFE S KC 80 K			(4.2) B FC 87 B FF 91 S FF 94 B FF 95 B FF 94 BB		4	1	0	0	1	2	5							
20 Matt Tolbert, S OBP: 0.333, SLG: 0.200	(1.5)		(1.2) C FC 95 B KC 83 X KC 85 G4-3		(0.0) X FF 94 1B		(3.1) C KC 79 B FF 94 X FC 93 3B			(0.1) 1 SAFE B FC 94 1 SAFE X FC 94 1B		2	0	1	0	0	0	1							
23 Brandon Harris, R OBP: 0.375, SLG: 0.625	(6. PH) (6.5)									(1.1) C FC 93 X FC 92 F8		4	1	2	1	0	0	3							
8 Nick Punto, S OBP: 0.667, SLG: 0.500	(1.4)		(4.2) C FF 93 B FF 93 B FF 92 B FF 94 FC1-6 BB		(2.3) F FF 92 B SI 91 B SI 91 C KC 80 K		(0.1) F FC 83 X KC 82 G4-3			(2.2) B FF 94 C FC 93 B FC 92 B CH 82 1B		3	0	1	1	2	1	1							
<b>Inning Stats</b>	R: 0 E: 0 K: 1 S: 9	H: 0 LOB: 1 BB: 1 P: 14	R: 0 E: 0 K: 1 S: 12	H: 1 LOB: 1 BB: 0 P: 15	R: 0 E: 0 K: 1 S: 7	H: 0 LOB: 1 BB: 1 P: 12	R: 0 E: 0 K: 1 S: 6	H: 1 LOB: 3 BB: 2 P: 11	R: 1 E: 0 K: 1 S: 11	H: 1 LOB: 1 BB: 1 P: 18	R: 0 E: 0 K: 1 S: 9	H: 1 LOB: 1 BB: 0 P: 16	R: 2 E: 0 K: 2 S: 20	H: 3 LOB: 2 BB: 1 P: 28	R: 0 E: 0 K: 2 S: 14	H: 1 LOB: 1 BB: 0 P: 21	R: 0 E: 0 K: 1 S: 13	H: 1 LOB: 2 BB: 1 P: 19	R: 0 E: 0 K: 0 S: 13	H: 3 LOB: 3 BB: 0 P: 19	1B: 11 2B: 0 3B: 1 HR: 0	SF: 0 SAC: 0 DP: 0 HBP: 2	WP: 0 PB: 0 SB: 1 CS: 0	PA: 53	
<b>PITCHER</b>	IP WLS BF H R ER SO BB IBB HBP BLK WP HR S P ERA WHIP	34 A.J. Burnett, R ERA: 1.5	6.0 0.2 3 1 0 0 0 0 0 0 0 0 0 0 57 95 1.50 1.333	62 Joba Chamberlain, R ERA:	0.2 0.1 1 0 0 0 1 0 0 0 0 0 0 0 3 5 0.00 0.000	48 Phil Coke, L ERA:	0.2 0.2 5 2 2 2 1 1 0 0 0 0 0 0 15 22 27.00 4.500	65 Phil Hughes, R ERA: 13.5	42 Mariano Rivera, R ERA:	1.1 0.2 6 2 0 0 3 0 0 0 0 0 0 0 19 27 0.00 1.500	<b>PITCHER</b>	IP WLS BF H R ER SO BB IBB HBP BLK WP HR S P ERA WHIP	91 Alfredo Aceves, R ERA:	1.0 0.0 2 2 0 0 0 0 0 0 0 0 0 0 6 10 ∞ ∞	43 Damaso Marte, L ERA:	1.0 W 4 1 0 0 0 0 0 0 0 0 0 0 7 9 0.00 1.000	30 David Robertson, R ERA:	1.0 W 4 1 0 0 0 0 0 0 0 0 0 0 7 9 0.00 1.000							

Minnesota Twins @ New York Yankees  
Yankee Stadium, Bronx, NY  
Fri Oct 09 2009, 6:07 PM EDT  
Att: 50,006 - Cloudy - 68 F

livebaseballscores.com  
AB 44  
R 3  
H 12  
RBI 3  
BB 7  
SO 12  
LOB 26



Batter	1	2	3	4	5	6	7	8	9	10	11	AB	R	H	RBI	BB	SO	LOB	BOTTOM							
2 Derek Jeter, R OBP: 0.667, SLG: 1.167	(1.6) B SI 90 B FC 86 C FC 91 X FC 87 G6-3		(1.1) C SI 91 B CH 83 X FC 87 F8			(0.1) C CU 78 X FC 85 13 1B 2B				(1.1) C FF 92 B SI 90 X SI 91 G5-3		4	1	1	0	1	0	0								
18 Johnny Damon, L OBP: 0.222, SLG: 0.125	(1.7) C CU 78 B CH 83 B SI 91 C FC 91 X CU 78 F7		(11.2) C SI 91 B CH 83 X CU 78 F7		(2.2) B SI 89 B SI 90 C SI 90 X CU 78 G4-3		(4.2) B SI 85 B CH 85 C CU 77 B SI 90 B SI 91 BB			(2.2) B FF 90 B FC 92 C FC 91 F FF 92 X FC 84 L6-5		4	0	0	0	1	0	2								
25 Mark Teixeira, S OBP: 0.222, SLG: 0.556	(1.3) B FC 87 B CU 79 C FC 92 C CH 84 F FC 87 F SI 92 X CU 78 P6			(2.0) B CU 78 X SI 91 P4		(3.2) B FC 86 B FC 76 B SI 91 X SI 92 F7				(1.1) B FF 93 C FC 87 X FC 90 13 HR 1B		5	2	2	1	0	0	2								
13 Alex Rodriguez, R OBP: 0.500, SLG: 0.875	(1.5)		(1.1) S FC 85 B CU 78 X CU 79 P3		(1.1) C SI 90 B SI 91 X FC 86 G3-1		(1.0) D FC 86 X SI 92 1-2 2-H 1B			(3.1) D CU 82 B SL 88 C FC 94 X FC 94 HR		4	1	2	3	0	0	0								
55 Hideki Matsui, L OBP: 0.375, SLG: 0.667	(1.10)		(4.1) C SI 90 B SI 90 B SI 92 B FC 88 BB			(1.3) C FC 85 C FC 86 C FC 76 C SI 90 G3				(1.1) B SI 93 F SI 90 X CU 81 P5		3	0	0	0	1	1	2								
33 Nick Swisher, S OBP: 0.125, SLG: 0.250	(1.9)		(2.3) C SI 89 B SI 90 B FC 87 C SI 90 K		(0.2) F SI 88 C SI 90 X CU 77 G1-3		(2.2) B FF 90 C FC 86 B SI 91 X FC 91 G4-3			(3.1) C CU 82 B SL 87 B SI 92 X FC 93 F8		4	0	0	0	0	1	1								
24 Robinson Cano, L OBP: 0.125, SLG: 0.125	(1.4)		(1.1) B FC 86 C SI 90 X SI 90 G1-3			(1.1) B CU 76 F SI 90 X FC 87 1B				(1.0) B SI 91 X SL 87 G6-3		4	0	1	0	0	0	1								
53 Melky Cabrera, S OBP: 0.125, SLG: 0.125	(1.8) (11.7)		(2.2) C CU 76 C CH 81 F FC 91 B SI 91 X CH 82 G5-3		(2.3) F CH 86 B SI 89 B SI 89 C FC 86 C FC 78 K		(3.2) B CU 75 B SI 85 B SI 84 B SI 84 X FC 91 F7			(0.1) C FF 92 X CU 82 G6-3		4	0	0	0	0	1	1								
26 José Molina, R OBP: 0.286, SLG: 0.286	(1.2) (7.2)		(1.1) B SI 90 B SI 88 X SI 91 G4-3			(1.1) F FC 84 B SI 88 X SI 90 F8				(1.3) S FC 85 B SI 91 C CU 79 K		1	0	0	0	0	0	0								
11 Brett Gardner, L OBP: 0.125, SLG: 0.125	(10. PR) (11.8)									(0.1) S SL 86 X SL 87 2 E 2 S L6-5 1B		3	0	1	0	0	1	0								
<b>Inning Stats</b>	R: 0 E: 0 K: 0 S: 10	H: 0 LOB: 0 BB: 0 P: 16	R: 0 E: 0 K: 1 S: 9	H: 0 LOB: 1 BB: 1 P: 17	R: 0 E: 0 K: 0 S: 8	H: 0 LOB: 0 BB: 0 P: 12	R: 0 E: 0 K: 0 S: 6	H: 0 LOB: 0 BB: 0 P: 11	R: 0 E: 0 K: 2 S: 13	H: 1 LOB: 1 BB: 0 P: 17	R: 1 E: 0 K: 0 S: 12	H: 2 LOB: 2 BB: 1 P: 21	R: 0 E: 0 K: 0 S: 8	H: 0 LOB: 0 BB: 0 P: 14	R: 0 E: 0 K: 1 S: 8	H: 0 LOB: 0 BB: 0 P: 12	R: 2 E: 0 K: 0 S: 9	H: 2 LOB: 0 BB: 0 P: 18	R: 0 E: 1 K: 0 S: 8	H: 1 LOB: 1 BB: 1 P: 15	R: 1 E: 0 K: 0 S: 2	H: 1 LOB: 0 BB: 0 P: 4	1B: 4 2B: 2 3B: 0 HR: 2	SF: 0 SAC: 0 DP: 1 HBP: 0	WP: 0 PB: 0 SB: 1 CS: 0	PA: 39
<b>PITCHER</b>	IP WLS BF H R ER SO BB IBB HBP BLK WP HR S P ERA WHIP	53 Nick Blackburn, R ERA: 1.59	5.2 0.1 1 0 0 0 0 0 0 0 0 0 0 0 2 2 0.00 0.882	37 Ron Mahay, L ERA:	1.0 0.0 3 0 0 0 0 0 0 0 0 0 0 0 8 14 0.00 0.000	60 Jon Rauch, R ERA:	1.0 H 3 0 0 0 1 0 0 0 0 0 0 0 8 12 0.00 0.000	54 Matt Guerrier, R ERA:	0.1 B 8 3 2 2 0 0 1 0 0 0 0 0 14 27 13.50 2.250	<b>PITCHER</b>	IP WLS BF H R ER SO BB IBB HBP BLK WP HR S P ERA WHIP	50 Jose Pizarro, L ERA: 13.5	0.2 L 2 1 1 1 0 0 0 0 0 0 0 0 1 5 10 13.50 1.500													

Minnesota Twins @ New York Yankees  
Yankee Stadium, Bronx, NY  
Fri Oct 09 2009, 6:07 PM EDT  
Att: 50,006 - Cloudy - 68 F

livebaseballscores.com  
AB 36  
R 4  
H 7  
RBI 4  
BB 3  
SO 4  
LOB 9





Batter	1	2	3	4	5	6	7	8	9	AB	R	H	RBI	BB	SO	LOB	TOP																		
2 Derek Jeter, R OBP: 0.538, SLG: 0.900	G6-3		G6-3			2B		G6-3		4	0	1	0	0	0	1	<b>New York Yankees @ Minnesota Twins</b> Hubert H. Humphrey Metrodome, Minneapolis, MN Sun Oct 11 2009, 7:07 PM EDT Att: 54,735 - Dome - 68 F																		
18 Johnny Damon, L OBP: 0.154, SLG: 0.083 11 Brett Gardner, L (9, 8)	K		K			K		K		4	0	0	0	0	4	1																			
25 Mark Teixeira, S OBP: 0.231, SLG: 0.417	P4		K			G5-3		55 BB 20 1B 13 BB		3	1	0	0	1	1	0																			
13 Alex Rodriguez, R OBP: 0.500, SLG: 1.000	K		G4-3			HR		20 1B 24 1B 55 BB		3	2	1	1	1	1	0																			
55 Hideki Matsui, L OBP: 0.417, SLG: 0.556 17 Jerry Hairston, R (9, PR) (9, 10)	K		K			K		24 1B 20 1B		3	0	1	0	1	2	0																			
20 Jorge Posada, S OBP: 0.394, SLG: 0.636	G3-1		L7			HR		24 1B		4	1	2	2	0	0	1																			
24 Robinson Canó, L OBP: 0.167, SLG: 0.167	G5-3		G3			P2		1-2 2-3 3-H		4	0	1	1	0	0	1																			
33 Nick Swisher, S OBP: 0.083, SLG: 0.167	K		K			K2-3		G6-3		4	0	0	0	0	3	3																			
53 Melky Cabrera, S OBP: 0.167, SLG: 0.167 (9, 7)	1B		G6-3			G6-3		K2-3		4	0	1	0	0	2	3																			
<b>Inning Stats</b>	R: 0 E: 0 K: 1 S: 8	H: 0 LOB: 0 BB: 0 P: 9	R: 0 E: 0 K: 2 S: 10	H: 0 LOB: 0 BB: 0 P: 17	R: 0 E: 0 K: 1 S: 10	H: 1 LOB: 1 BB: 0 P: 15	R: 0 E: 0 K: 2 S: 7	H: 0 LOB: 0 BB: 0 P: 13	R: 0 E: 0 K: 0 S: 5	H: 1 LOB: 0 BB: 0 P: 7	R: 0 E: 0 K: 2 S: 10	H: 1 LOB: 1 BB: 0 P: 13	R: 2 E: 0 K: 1 S: 14	H: 2 LOB: 0 BB: 0 P: 21	R: 0 E: 0 K: 1 S: 7	H: 0 LOB: 0 BB: 0 P: 11	R: 2 E: 0 K: 3 S: 23	H: 2 LOB: 3 BB: 3 P: 40	1B: 4 2B: 1 3B: 0 HR: 2	SF: 0 SAC: 0 DP: 1 HBP: 0	WP: 0 PB: 0 CS: 0	PA: 36													
<b>PITCHER</b>	IP	WLS	BF	H	R	ER	SO	BB	IBB	HBP	BLK	WP	HR	S	P	ERA	WHIP	<b>PITCHER</b>	IP	WLS	BF	H	R	ER	SO	BB	IBB	HBP	BLK	WP	HR	S	P	ERA	WHIP
48 Carl Pavano, R ERA: 2.57	7.0	L	25	5	2	2	9	0	0	0	0	0	2	64	95	2.57	0.714	36 Joe Nathan, R ERA: 9.0	0.2		4	2	1	1	2	0	0	0	0	0	11	14	13.50	3.000	
54 Matt Guerrier, R ERA: 5.4	1.0		3	0	0	0	1	0	0	0	0	0	0	7	11	0.00	0.000																		
37 Ron Mahay, L ERA: 6.75	0.1		2	0	1	1	1	1	0	0	0	0	0	8	14	27.00	3.000																		
60 Jon Rauch, R ERA: 13.5	0.0		1	0	0	0	0	1	0	0	0	0	0	2	6	∞	∞																		
50 Jose Mijares, L	0.0		1	0	0	0	0	1	0	0	0	0	0	2	6	∞	∞																		

AB	33
R	4
H	7
RBI	4
BB	3
SO	13
LOB	10



Batter	1	2	3	4	5	6	7	8	9	AB	R	H	RBI	BB	SO	LOB	BOTTOM																		
2 Denard Span, L OBP: 0.400, SLG: 0.467	G4-3		K			7 1B 18 S		2H 1B		4	1	2	0	0	1	0	<b>New York Yankees @ Minnesota Twins</b> Hubert H. Humphrey Metrodome, Minneapolis, MN Sun Oct 11 2009, 7:07 PM EDT Att: 54,735 - Dome - 68 F																		
18 Orlando Cabrera, R OBP: 0.287, SLG: 0.154	F9		L4			7 1B BB		F8		3	0	0	0	1	0	1																			
7 Joe Mauer, L OBP: 0.500, SLG: 0.500	G4-3		K			1-2 2-H 1B		G3		4	0	1	1	0	1	1																			
5 Michael Cuddyer, R OBP: 0.429, SLG: 0.429	P3		K			16 FC9-6 1B		23 DI 1B		4	0	2	0	0	1	2																			
16 Jason Kubel, L OBP: 0.071, SLG: 0.071	K		FC9-6 23 FC5-4			K		K		4	0	0	0	0	3	2																			
21 Delmon Young, R OBP: 0.214, SLG: 0.167	P6		K			2B		K		4	0	1	0	0	1	2																			
23 Brendan Harris, R OBP: 0.250, SLG: 0.417	K		FC5-4			G5-3		G6-3		4	0	0	0	0	1	3																			
26 Jose Morales, S (1, 10)	K2-3		K2-3			G6-3		K2-3		3	0	0	0	0	2	1																			
8 Nick Punto, S OBP: 0.583, SLG: 0.556	G6-3		G6-3			G6-3		2B		3	0	1	0	0	0	0																			
<b>Inning Stats</b>	R: 0 E: 0 K: 0 S: 7	H: 0 LOB: 0 BB: 0 P: 12	R: 0 E: 0 K: 1 S: 7	H: 0 LOB: 0 BB: 0 P: 9	R: 0 E: 0 K: 2 S: 9	H: 0 LOB: 0 BB: 0 P: 13	R: 0 E: 0 K: 2 S: 10	H: 0 LOB: 0 BB: 0 P: 14	R: 0 E: 0 K: 0 S: 7	H: 1 LOB: 1 BB: 0 P: 8	R: 1 E: 0 K: 1 S: 13	H: 2 LOB: 2 BB: 1 P: 19	R: 0 E: 0 K: 2 S: 17	H: 1 LOB: 0 BB: 0 P: 23	R: 0 E: 0 K: 0 S: 12	H: 2 LOB: 1 BB: 0 P: 16	R: 0 E: 0 K: 2 S: 10	H: 1 LOB: 1 BB: 0 P: 16	1B: 5 2B: 2 3B: 0 HR: 0	SF: 0 SAC: 0 DP: 0 HBP: 0	WP: 0 PB: 0 CS: 0	PA: 34													
<b>PITCHER</b>	IP	WLS	BF	H	R	ER	SO	BB	IBB	HBP	BLK	WP	HR	S	P	ERA	WHIP	<b>PITCHER</b>	IP	WLS	BF	H	R	ER	SO	BB	IBB	HBP	BLK	WP	HR	S	P	ERA	WHIP
46 Andy Pettitte, L ERA: 1.42	6.1	W	23	3	1	1	7	1	0	0	0	0	0	12	17	0.00	1.500																		
62 Joba Chamberlain, R ERA: 9.6	0.2	H	3	1	0	0	1	0	0	0	0	0	0	10	14	0.00	3.000																		
65 Phil Hughes, R ERA: 9.6	0.2	H	3	2	0	0	0	0	0	0	0	0	0	12	18	0.00	0.750																		
42 Mariano Rivera, R	1.1	S	5	1	0	0	2	0	0	0	0	0	0	12	18	0.00	0.750																		

AB	33
R	1
H	7
RBI	1
BB	1
SO	10
LOB	12

