

# Minnesota Twins - 2010





Batter	1	2	3	4	5	6	7	8	9	AB	R	H	RBI	BB	SO	LOB	TOP																			
23 Mike Cameron, R 85 Che-Hsuan Lin, R										1	0	0	0	1	0	0																				
22 Bill Hall, R 54 Darnell McDonald, R										3	0	1	0	0	1	1																				
41 Victor Martinez, S 72 Gustavo Molina, R										3	0	1	0	0	0	2																				
7 J.D. Drew, L 68 Josh Reddick, L										2	0	0	0	0	1																					
12 Jed Lowrie, S 62 Angel Sanchez, R										2	0	0	0	0	0	2																				
78 Lars Anderson, L 75 Aaron Bates, R										3	0	0	0	0	0	0																				
92 Ryan Kalish, L										2	0	0	0	1	1	0																				
96 Yamaico Navarro, R										3	0	0	0	0	0	1																				
76 Jose Iglesias, R										3	0	1	0	0	1	0																				
<b>Inning Stats</b>	R: 0 E: 0 K: 1 S: 5	H: 1 LOB: 1 BB: 1 P: 9	R: 0 E: 0 K: 0 S: 3	H: 0 LOB: 1 BB: 1 P: 7	R: 0 E: 0 K: 1 S: 5	H: 0 LOB: 0 BB: 0 P: 5	R: 0 E: 0 K: 0 S: 3	H: 0 LOB: 0 BB: 0 P: 3	R: 0 E: 0 K: 0 S: 3	H: 0 LOB: 0 BB: 0 P: 3	R: 0 E: 0 K: 2 S: 9	H: 2 LOB: 2 BB: 0 P: 9	R: 0 E: 0 K: 1 S: 5	H: 0 LOB: 0 BB: 0 P: 5	R: 0 E: 0 K: 0 S: 3	H: 0 LOB: 0 BB: 0 P: 3	R: 0 E: 0 K: 1 S: 6	H: 2 LOB: 1 BB: 0 P: 6	1B: 3 2B: 2 3B: 0 HR: 0	SF: 0 SAC: 0 DP: 1 HBP: 0	WP: 0 PB: 0 SB: 0 CS: 1	PA: 32														
<b>PITCHER</b>	IP	WLS	BF	H	R	ER	SO	BB	IBB	HBP	BLK	WP	HR	S	P	ERA	WHIP	<b>PITCHER</b>	IP	WLS	BF	H	R	ER	SO	BB	IBB	HBP	BLK	WP	HR	S	P	ERA	WHIP	
48 Carl Pavano, R	2.0	W	8	1	0	0	1	2	0	0	0	0	0	8	16	0.00	1.500	39 Anthony Slama, R	7.1	1.0	3	0	0	0	1	0	0	0	0	0	5	5	0.00	0.000		
60 Jon Rauch, R	1.0		3	0	0	0	1	0	0	0	0	0	0	5	3	0.00	0.000	73 Alex Burnett, R	8.1	1.0	3	0	0	0	0	0	0	0	0	0	0	0	3	3	0.00	0.000
54 Matt Guerrier, R	1.0		3	0	0	0	0	0	0	0	0	0	0	3	3	0.00	0.000	76 Delvis Guerra, R	9.1	1.0	4	2	0	0	1	0	0	0	0	0	0	0	6	6	0.00	2.000
55 Clay Condrey, R	1.0		3	0	0	0	0	0	0	0	0	0	0	3	3	0.00	0.000																			
56 Rob Delaney, R	1.0		5	2	0	0	2	0	0	0	0	0	0	9	9	0.00	2.000																			

**Boston Red Sox @ Minnesota Twins**  
Hammond Stadium, Fort Myers, FL  
Fri Mar 05 2010, 1:20 PM - 3:37 PM EST  
Att: 8,125 - Sunny - 60 F

AB	30
R	0
H	5
RBI	0
BB	2
SO	6
LOB	10



Batter	1	2	3	4	5	6	7	8	9	AB	R	H	RBI	BB	SO	LOB	BOTTOM																		
2 Denard Span, L 20 Matt Tolbert, S										2	1	1	0	0	1	0																			
1 Orlando Hudson, S 38 Luke Hughes, R										1	1	0	0	1	0	0																			
7 Joe Mauer, L 44 Wilson Ramos, R 80 Jair Fernandez, R										1	1	0	0	1	0	0																			
33 Justin Morneau, L 83 Chris Parmelee, L										2	1	1	2	0	0	0																			
5 Michael Cuddyer, R 85 Brian Dinkelman, L										2	0	2	1	0	0	0																			
25 Jim Thome, L 79 Daniel Rams, R										2	0	0	0	0	1	3																			
21 Delmon Young, R 86 Juan Poytes, R										1	0	0	1	0	0	0																			
27 J.J. Hardy, R 12 Alexi Casilla, S										2	0	0	0	0	0	1																			
19 Danny Valencia, R 88 Toby Gardenhire, R										2	0	0	0	0	0	0																			
<b>Inning Stats</b>	R: 4 E: 0 K: 1 S: 8	H: 3 LOB: 1 BB: 2 P: 16	R: 0 E: 0 K: 1 S: 5	H: 0 LOB: 0 BB: 0 P: 5	R: 0 E: 0 K: 0 S: 4	H: 1 LOB: 1 BB: 0 P: 4	R: 0 E: 0 K: 0 S: 3	H: 0 LOB: 0 BB: 0 P: 3	R: 0 E: 0 K: 2 S: 7	H: 0 LOB: 1 BB: 1 P: 12	R: 1 E: 0 K: 0 S: 4	H: 2 LOB: 2 BB: 1 P: 9	R: 0 E: 0 K: 0 S: 4	H: 1 LOB: 1 BB: 0 P: 4	R: 0 E: 0 K: 2 S: 8	H: 1 LOB: 1 BB: 0 P: 8	1B: 5 2B: 3 3B: 0 HR: 0	SF: 1 SAC: 0 DP: 0 HBP: 1	WP: 1 PB: 0 SB: 0 CS: 0	PA: 36															
<b>PITCHER</b>	IP	WLS	BF	H	R	ER	SO	BB	IBB	HBP	BLK	WP	HR	S	P	ERA	WHIP	<b>PITCHER</b>	IP	WLS	BF	H	R	ER	SO	BB	IBB	HBP	BLK	WP	HR	S	P	ERA	WHIP
31 Jon Lester, L	1.0	L	8	3	4	4	1	2	0	0	0	0	0	5	5	0.00	0.000	71 Ramon Ramirez, R	7.1	1.0	4	1	0	0	2	0	0	0	0	0	4	4	0.00	1.000	
61 Randal Bieri, R	1.0		3	0	0	0	1	0	0	0	0	0	0	7	7	0.00	0.500	74 Robert Manuel, R	8.1	1.0	4	1	0	0	2	0	0	0	0	8	8	0.00	1.000		
49 Tim Wakefield, R	2.0		7	1	0	0	0	0	0	0	0	0	0	7	7	0.00	0.500																		
53 Fernando Cabrera, R	1.0		4	0	0	0	2	1	0	0	0	1	0	7	12	0.00	1.000																		
79 Dustin Richardson, L	1.0		6	2	1	1	0	1	0	1	0	0	0	4	9	9.00	3.000																		

**Boston Red Sox @ Minnesota Twins**  
Hammond Stadium, Fort Myers, FL  
Fri Mar 05 2010, 1:20 PM - 3:37 PM EST  
Att: 8,125 - Sunny - 60 F

AB	30
R	5
H	8
RBI	5
BB	4
SO	6
LOB	14





Batter	1	2	3	4	5	6	7	8	9	AB	R	H	RBI	BB	SO	LOB	TOP				
87 Ben Revere, L (1, 8)										4	0	0	0	0	2	3	<b>Minnesota Twins @ Boston Red Sox</b> City of Palms Park, Ft. Myers, FL Sat Mar 06 2010, 1:09 PM - 4:08 PM EST Att: 7,640 - Sunny - 64 F				
1 Orlando Hudson, S (1, 4) 84 Steve Singleton, L (4, 4)										2	0	0	0	0	1	0					
27 J.J. Hardy, R (1, 6) 24 Trevor Plouffe, R (4, 6)										2	0	0	0	0	0	0					
33 Justin Morneau, L (1, 3) 83 Chris Parmelee, L (4, 3)										2	0	0	0	0	0	0					
16 Jason Kubel, L (1, 9) 61 Rene Tosoni, L (5, 9)										2	0	0	0	0	0	0					
21 Delmon Young, R (1, 7) 86 Juan Portes, R (5, 7)										2	0	0	0	0	0	0					
11 Jacque Jones, L (1, 10) 85 Brian Dinkelman, L (9, PH)										3	0	1	0	0	0	0					
23 Brendan Harris, R (1, 5) 19 Danny Valencia, R (6, FR)										2	0	1	0	0	0	0					
44 Wilson Ramos, R (1, 2) 80 Jair Fernandez, R (6, 2)										2	0	1	1	0	1	1					
<b>Inning Stats</b>	R: 0 E: 0 K: 1 S: 5	H: 0 LOB: 0 BB: 0 P: 5	R: 0 E: 0 K: 0 S: 3	H: 0 LOB: 0 BB: 0 P: 3	R: 0 E: 0 K: 1 S: 6	H: 1 LOB: 1 BB: 0 P: 7	R: 0 E: 0 K: 1 S: 5	H: 0 LOB: 0 BB: 0 P: 5	R: 0 E: 0 K: 0 S: 3	H: 0 LOB: 0 BB: 0 P: 3	R: 1 E: 1 K: 3 S: 11	H: 1 LOB: 2 BB: 0 P: 11	R: 2 E: 0 K: 1 S: 7	H: 3 LOB: 1 BB: 1 P: 12	R: 0 E: 0 K: 0 S: 3	H: 0 LOB: 1 BB: 0 P: 6		1B: 5 2B: 2 3B: 0 HR: 0	SF: 0 SAC: 0 DP: 1 HBP: 0	WP: 1 PB: 1 SB: 0 CS: 0	PA: 34
<b>PITCHER</b>	IP WLS BF H R ER SO BB IBB HBP BLK WP HR S P ERA WHIP	IP WLS BF H R ER SO BB IBB HBP BLK WP HR S P ERA WHIP																			
41 John Lackey, R (1, 1) ERA: 0.00	2.0 6 0 0 0 1 0 0 0 0 0 0 0 8 8 0.00 0.000																				
64 Michael Bowden, R (3, 1) ERA: 0.00	2.0 7 1 0 0 2 0 0 0 0 0 0 0 11 12 0.00 0.500																				
17 Manny Delcarmen, R (5, 1) ERA: 0.00	1.0 H 3 0 0 0 0 0 0 0 0 0 0 0 3 3 0.00 0.000																				
55 Brian Shouse, L (6, 1) ERA: 1.00	1.0 H 5 1 1 0 3 0 0 0 0 0 0 0 11 11 0.00 1.000																				
46 Joe Nelson, R (7, 1) ERA: 9.0	1.0 W 6 3 2 2 1 1 0 0 0 1 0 0 7 12 18.00 4.000																				
63 Junichi Tazawa, R (8, 1) ERA: 0.00	2.0 S 7 1 0 0 1 0 0 0 0 0 0 0 9 9 0.00 0.500																				

Batter	1	2	3	4	5	6	7	8	9	AB	R	H	RBI	BB	SO	LOB	BOTTOM				
23 Mike Cameron, R (1, 8) 68 Matt Sheely, R (5, 8)										2	0	1	1	0	1	0	<b>Minnesota Twins @ Boston Red Sox</b> City of Palms Park, Ft. Myers, FL Sat Mar 06 2010, 1:09 PM - 4:08 PM EST Att: 7,640 - Sunny - 64 F				
22 Bill Hall, R (1, 5) 82 Nate Spears, L (4, FR)										1	0	0	0	2	1	1					
7 J.D. Drew, L (1, 9) 94 Jeremy Hazelbaker, L (4, 9)										0	0	0	0	1	0	0					
34 David Ortiz, L (1, 10) 70 Tug Hulett, L (7, PH)										3	0	0	0	0	0	7					
32 Jeremy Hermida, L (1, 7) 90 Jason Place, R (6, 7)										2	0	0	0	1	1	2					
91 Luis Exposito, R (1, 2) 72 Gustavo Molina, R (7, 2)										3	1	1	0	0	0	3					
75 Aaron Bates, R (1, 3) 62 Angel Sanchez, R (1, 6)										4	1	2	1	0	1	0					
60 Gil Velazquez, R (1, 4) 62 Angel Sanchez, R (1, 6)										5	0	1	1	0	1	4					
<b>Inning Stats</b>	R: 0 E: 0 K: 1 S: 6	H: 1 LOB: 3 BB: 1 P: 11	R: 0 E: 0 K: 2 S: 7	H: 0 LOB: 0 BB: 0 P: 7	R: 0 E: 0 K: 1 S: 5	H: 0 LOB: 2 BB: 2 P: 13	R: 2 E: 0 K: 0 S: 7	H: 3 LOB: 3 BB: 2 P: 15	R: 0 E: 0 K: 1 S: 5	H: 0 LOB: 0 BB: 0 P: 5	R: 0 E: 0 K: 0 S: 5	H: 0 LOB: 0 BB: 0 P: 5	R: 4 E: 0 K: 0 S: 9	H: 6 LOB: 2 BB: 0 P: 9	R: 3 E: 1 K: 2 S: 10	H: 2 LOB: 2 BB: 2 P: 18		1B: 10 2B: 1 3B: 0 HR: 1	SF: 2 SAC: 0 DP: 0 HBP: 1	WP: 0 PB: 0 SB: 0 CS: 0	PA: 45
<b>PITCHER</b>	IP WLS BF H R ER SO BB IBB HBP BLK WP HR S P ERA WHIP	IP WLS BF H R ER SO BB IBB HBP BLK WP HR S P ERA WHIP																			
47 Francisco Liriano, L (1, 1) ERA: 0.00	2.0 9 1 0 0 3 1 0 0 0 0 0 0 3 11 0.00 1.000																				
36 Joe Nathan, R (3, 1) ERA: 10.0	0.1 3 0 0 0 1 2 0 0 0 0 0 0 3 11 0.00 6.000																				
15 Glen Perkins, L (3, 1) ERA: 10.0	1.2 10 3 2 2 0 2 0 0 0 0 0 0 9 17 10.80 3.000																				
50 Jose Mijares, L (5, 1) ERA: 18.0	1.0 3 0 0 0 1 0 0 0 0 0 0 0 5 5 0.00 0.000																				
49 Jeff ManSHIP, R (6, 1) ERA: 18.0	2.0 L 12 6 4 4 0 0 0 0 0 0 0 1 14 14 18.00 3.000																				
74 Jose Lugo, L (8, 1) ERA: 4.5	1.0 8 2 3 0 2 2 0 0 0 0 0 0 10 18 0.00 4.000																				

AB	33
R	3
H	6
RBI	2
BB	1
SO	8
LOB	12



AB	35
R	9
H	12
RBI	9
BB	7
SO	7
LOB	25













Batter	1	2	3	4	5	6	7	8	9	AB	R	H	RBI	BB	SO	LOB	TOP								
87 Ben Revere, L OBP: 0.313, SLG: 0.500			K2-3							5	2	3	0	0	1	2									
8 Nick Punto, S OBP: 0.167, SLG: 0.167					G6-3					4	0	0	0	0	2	3									
84 Steve Singleton, L (7, PR)										1	0	0	0	0	0	0									
5 Michael Cuddyer, R OBP: 0.500, SLG: 0.500										3	1	2	2	0	0	0									
85 Brian Dinkelman, L (5, PR)										2	0	0	0	0	0	1									
16 Jason Kubel, L OBP: 0.400, SLG: 0.778										3	0	1	1	0	1	1									
79 Daniel Rams, R OBP: 0.167, SLG: 0.333										2	0	0	0	0	1	0									
23 Brendan Harris, R OBP: 0.300, SLG: 0.333										2	0	0	0	1	1	1									
24 Trevor Plouffe, R OBP: 0.333, SLG: 0.400										0	1	0	0	1	0	0									
11 Jacque Jones, L OBP: 0.333, SLG: 0.364										3	0	1	0	0	2	1									
61 Rene Tosoni, L OBP: 0.111, SLG: 0.222										1	1	1	1	0	0	0									
38 Luke Hughes, R OBP: 0.300, SLG: 0.300										4	0	2	0	0	1	1									
83 Chris Parmelee, L OBP: 0.250, SLG: 0.286										3	0	0	0	0	1	3									
72 Brock Peterson, R OBP: 0.500, SLG: 1.000										1	0	1	1	0	0	0									
41 Drew Butera, R OBP: 0.286, SLG: 0.167										3	0	0	0	0	1	0									
81 Danny Lehmann, R (7, 2)										0	0	0	0	1	0	0									
<b>Inning Stats</b>	R: 2 E: 0 K: 3 S: 12	H: 3 LOB: 1 BB: 0 P: 12	R: 0 E: 0 K: 1 S: 5	H: 0 LOB: 0 BB: 0 P: 5	R: 0 E: 0 K: 2 S: 7	H: 0 LOB: 0 BB: 0 P: 7	R: 0 E: 0 K: 1 S: 6	H: 2 LOB: 2 BB: 1 P: 10	R: 1 E: 0 K: 2 S: 9	H: 2 LOB: 1 BB: 0 P: 9	R: 0 E: 0 K: 1 S: 6	H: 1 LOB: 1 BB: 0 P: 6	R: 0 E: 0 K: 0 S: 4	H: 1 LOB: 1 BB: 0 P: 4	R: 2 E: 0 K: 0 S: 5	H: 2 LOB: 2 BB: 2 P: 13	R: 0 E: 0 K: 1 S: 5	H: 0 LOB: 0 BB: 0 P: 5	1B: 6 2B: 4 3B: 1 HR: 0	SF: 0 SAC: 0 DP: 0 HBP: 0	WP: 0 PB: 0 SB: 0 CS: 0	PA: 40			
<b>PITCHER</b>	IP WLS BF H R ER SO BB IBB HBP BLK WP HR S P ERA WHIP	IP WLS BF H R ER SO BB IBB HBP BLK WP HR S P ERA WHIP	IP WLS BF H R ER SO BB IBB HBP BLK WP HR S P ERA WHIP	IP WLS BF H R ER SO BB IBB HBP BLK WP HR S P ERA WHIP	IP WLS BF H R ER SO BB IBB HBP BLK WP HR S P ERA WHIP	IP WLS BF H R ER SO BB IBB HBP BLK WP HR S P ERA WHIP	IP WLS BF H R ER SO BB IBB HBP BLK WP HR S P ERA WHIP	IP WLS BF H R ER SO BB IBB HBP BLK WP HR S P ERA WHIP	IP WLS BF H R ER SO BB IBB HBP BLK WP HR S P ERA WHIP	IP WLS BF H R ER SO BB IBB HBP BLK WP HR S P ERA WHIP	IP WLS BF H R ER SO BB IBB HBP BLK WP HR S P ERA WHIP	IP WLS BF H R ER SO BB IBB HBP BLK WP HR S P ERA WHIP	IP WLS BF H R ER SO BB IBB HBP BLK WP HR S P ERA WHIP	IP WLS BF H R ER SO BB IBB HBP BLK WP HR S P ERA WHIP	IP WLS BF H R ER SO BB IBB HBP BLK WP HR S P ERA WHIP	IP WLS BF H R ER SO BB IBB HBP BLK WP HR S P ERA WHIP	IP WLS BF H R ER SO BB IBB HBP BLK WP HR S P ERA WHIP	IP WLS BF H R ER SO BB IBB HBP BLK WP HR S P ERA WHIP	IP WLS BF H R ER SO BB IBB HBP BLK WP HR S P ERA WHIP	IP WLS BF H R ER SO BB IBB HBP BLK WP HR S P ERA WHIP	IP WLS BF H R ER SO BB IBB HBP BLK WP HR S P ERA WHIP	IP WLS BF H R ER SO BB IBB HBP BLK WP HR S P ERA WHIP	IP WLS BF H R ER SO BB IBB HBP BLK WP HR S P ERA WHIP	IP WLS BF H R ER SO BB IBB HBP BLK WP HR S P ERA WHIP	
17 Brian Matusz, L ERA: 6.75	2.2 L 11 3 0 2 2 6 0 0 0 0 0 0 23 23 6.75 1.125	2.2 L 11 3 0 2 2 6 0 0 0 0 0 0 23 23 6.75 1.125	2.2 L 11 3 0 2 2 6 0 0 0 0 0 0 23 23 6.75 1.125	2.2 L 11 3 0 2 2 6 0 0 0 0 0 0 23 23 6.75 1.125	2.2 L 11 3 0 2 2 6 0 0 0 0 0 0 23 23 6.75 1.125	2.2 L 11 3 0 2 2 6 0 0 0 0 0 0 23 23 6.75 1.125	2.2 L 11 3 0 2 2 6 0 0 0 0 0 0 23 23 6.75 1.125	2.2 L 11 3 0 2 2 6 0 0 0 0 0 0 23 23 6.75 1.125	2.2 L 11 3 0 2 2 6 0 0 0 0 0 0 23 23 6.75 1.125	2.2 L 11 3 0 2 2 6 0 0 0 0 0 0 23 23 6.75 1.125	2.2 L 11 3 0 2 2 6 0 0 0 0 0 0 23 23 6.75 1.125	2.2 L 11 3 0 2 2 6 0 0 0 0 0 0 23 23 6.75 1.125	2.2 L 11 3 0 2 2 6 0 0 0 0 0 0 23 23 6.75 1.125	2.2 L 11 3 0 2 2 6 0 0 0 0 0 0 23 23 6.75 1.125	2.2 L 11 3 0 2 2 6 0 0 0 0 0 0 23 23 6.75 1.125	2.2 L 11 3 0 2 2 6 0 0 0 0 0 0 23 23 6.75 1.125	2.2 L 11 3 0 2 2 6 0 0 0 0 0 0 23 23 6.75 1.125	2.2 L 11 3 0 2 2 6 0 0 0 0 0 0 23 23 6.75 1.125	2.2 L 11 3 0 2 2 6 0 0 0 0 0 0 23 23 6.75 1.125	2.2 L 11 3 0 2 2 6 0 0 0 0 0 0 23 23 6.75 1.125	2.2 L 11 3 0 2 2 6 0 0 0 0 0 0 23 23 6.75 1.125	2.2 L 11 3 0 2 2 6 0 0 0 0 0 0 23 23 6.75 1.125	2.2 L 11 3 0 2 2 6 0 0 0 0 0 0 23 23 6.75 1.125	2.2 L 11 3 0 2 2 6 0 0 0 0 0 0 23 23 6.75 1.125	
56 Ross Wolf, R ERA: 4.5	0.1 1 0 0 0 0 1 0 0 0 0 0 0 1 1 0.00 0.000	0.1 1 0 0 0 0 1 0 0 0 0 0 0 1 1 0.00 0.000	0.1 1 0 0 0 0 1 0 0 0 0 0 0 1 1 0.00 0.000	0.1 1 0 0 0 0 1 0 0 0 0 0 0 1 1 0.00 0.000	0.1 1 0 0 0 0 1 0 0 0 0 0 0 1 1 0.00 0.000	0.1 1 0 0 0 0 1 0 0 0 0 0 0 1 1 0.00 0.000	0.1 1 0 0 0 0 1 0 0 0 0 0 0 1 1 0.00 0.000	0.1 1 0 0 0 0 1 0 0 0 0 0 0 1 1 0.00 0.000	0.1 1 0 0 0 0 1 0 0 0 0 0 0 1 1 0.00 0.000	0.1 1 0 0 0 0 1 0 0 0 0 0 0 1 1 0.00 0.000	0.1 1 0 0 0 0 1 0 0 0 0 0 0 1 1 0.00 0.000	0.1 1 0 0 0 0 1 0 0 0 0 0 0 1 1 0.00 0.000	0.1 1 0 0 0 0 1 0 0 0 0 0 0 1 1 0.00 0.000	0.1 1 0 0 0 0 1 0 0 0 0 0 0 1 1 0.00 0.000	0.1 1 0 0 0 0 1 0 0 0 0 0 0 1 1 0.00 0.000	0.1 1 0 0 0 0 1 0 0 0 0 0 0 1 1 0.00 0.000	0.1 1 0 0 0 0 1 0 0 0 0 0 0 1 1 0.00 0.000	0.1 1 0 0 0 0 1 0 0 0 0 0 0 1 1 0.00 0.000	0.1 1 0 0 0 0 1 0 0 0 0 0 0 1 1 0.00 0.000	0.1 1 0 0 0 0 1 0 0 0 0 0 0 1 1 0.00 0.000	0.1 1 0 0 0 0 1 0 0 0 0 0 0 1 1 0.00 0.000	0.1 1 0 0 0 0 1 0 0 0 0 0 0 1 1 0.00 0.000	0.1 1 0 0 0 0 1 0 0 0 0 0 0 1 1 0.00 0.000	0.1 1 0 0 0 0 1 0 0 0 0 0 0 1 1 0.00 0.000	
51 Michael Gonzalez, L ERA: 4.5	1.0 5 2 0 0 1 1 0 0 0 0 0 0 6 10 0.00 3.000	1.0 5 2 0 0 1 1 0 0 0 0 0 0 6 10 0.00 3.000	1.0 5 2 0 0 1 1 0 0 0 0 0 0 6 10 0.00 3.000	1.0 5 2 0 0 1 1 0 0 0 0 0 0 6 10 0.00 3.000	1.0 5 2 0 0 1 1 0 0 0 0 0 0 6 10 0.00 3.000	1.0 5 2 0 0 1 1 0 0 0 0 0 0 6 10 0.00 3.000	1.0 5 2 0 0 1 1 0 0 0 0 0 0 6 10 0.00 3.000	1.0 5 2 0 0 1 1 0 0 0 0 0 0 6 10 0.00 3.000	1.0 5 2 0 0 1 1 0 0 0 0 0 0 6 10 0.00 3.000	1.0 5 2 0 0 1 1 0 0 0 0 0 0 6 10 0.00 3.000	1.0 5 2 0 0 1 1 0 0 0 0 0 0 6 10 0.00 3.000	1.0 5 2 0 0 1 1 0 0 0 0 0 0 6 10 0.00 3.000	1.0 5 2 0 0 1 1 0 0 0 0 0 0 6 10 0.00 3.000	1.0 5 2 0 0 1 1 0 0 0 0 0 0 6 10 0.00 3.000	1.0 5 2 0 0 1 1 0 0 0 0 0 0 6 10 0.00 3.000	1.0 5 2 0 0 1 1 0 0 0 0 0 0 6 10 0.00 3.000	1.0 5 2 0 0 1 1 0 0 0 0 0 0 6 10 0.00 3.000	1.0 5 2 0 0 1 1 0 0 0 0 0 0 6 10 0.00 3.000	1.0 5 2 0 0 1 1 0 0 0 0 0 0 6 10 0.00 3.000	1.0 5 2 0 0 1 1 0 0 0 0 0 0 6 10 0.00 3.000	1.0 5 2 0 0 1 1 0 0 0 0 0 0 6 10 0.00 3.000	1.0 5 2 0 0 1 1 0 0 0 0 0 0 6 10 0.00 3.000	1.0 5 2 0 0 1 1 0 0 0 0 0 0 6 10 0.00 3.000	1.0 5 2 0 0 1 1 0 0 0 0 0 0 6 10 0.00 3.000	1.0 5 2 0 0 1 1 0 0 0 0 0 0 6 10 0.00 3.000
43 Jim Johnson, R ERA: 4.5	1.0 5 2 1 1 2 0 0 0 0 0 0 0 9 9 9.00 2.000	1.0 5 2 1 1 2 0 0 0 0 0 0 0 9 9 9.00 2.000	1.0 5 2 1 1 2 0 0 0 0 0 0 0 9 9 9.00 2.000	1.0 5 2 1 1 2 0 0 0 0 0 0 0 9 9 9.00 2.000	1.0 5 2 1 1 2 0 0 0 0 0 0 0 9 9 9.00 2.000	1.0 5 2 1 1 2 0 0 0 0 0 0 0 9 9 9.00 2.000	1.0 5 2 1 1 2 0 0 0 0 0 0 0 9 9 9.00 2.000	1.0 5 2 1 1 2 0 0 0 0 0 0 0 9 9 9.00 2.000	1.0 5 2 1 1 2 0 0 0 0 0 0 0 9 9 9.00 2.000	1.0 5 2 1 1 2 0 0 0 0 0 0 0 9 9 9.00 2.000	1.0 5 2 1 1 2 0 0 0 0 0 0 0 9 9 9.00 2.000	1.0 5 2 1 1 2 0 0 0 0 0 0 0 9 9 9.00 2.000	1.0 5 2 1 1 2 0 0 0 0 0 0 0 9 9 9.00 2.000	1.0 5 2 1 1 2 0 0 0 0 0 0 0 9 9 9.00 2.000	1.0 5 2 1 1 2 0 0 0 0 0 0 0 9 9 9.00 2.000	1.0 5 2 1 1 2 0 0 0 0 0 0 0 9 9 9.00 2.000	1.0 5 2 1 1 2 0 0 0 0 0 0 0 9 9 9.00 2.000	1.0 5 2 1 1 2 0 0 0 0 0 0 0 9 9 9.00 2.000	1.0 5 2 1 1 2 0 0 0 0 0 0 0 9 9 9.00 2.000	1.0 5 2 1 1 2 0 0 0 0 0 0 0 9 9 9.00 2.000	1.0 5 2 1 1 2 0 0 0 0 0 0 0 9 9 9.00 2.000	1.0 5 2 1 1 2 0 0 0 0 0 0 0 9 9 9.00 2.000	1.0 5 2 1 1 2 0 0 0 0 0 0 0 9 9 9.00 2.000	1.0 5 2 1 1 2 0 0 0 0 0 0 0 9 9 9.00 2.000	1.0 5 2 1 1 2 0 0 0 0 0 0 0 9 9 9.00 2.000
19 Koji Uehara, R ERA:	1.0 4 1 0 0 1 0 0 0 0 0 0 0 6 6 0.00 1.000	1.0 4 1 0 0 1 0 0 0 0 0 0 0 6 6 0.00 1.000	1.0 4 1 0 0 1 0 0 0 0 0 0 0 6 6 0.00 1.000	1.0 4 1 0 0 1 0 0 0 0 0 0 0 6 6 0.00 1.000	1.0 4 1 0 0 1 0 0 0 0 0 0 0 6 6 0.00 1.000	1.0 4 1 0 0 1 0 0 0 0 0 0 0 6 6 0.00 1.000	1.0 4 1 0 0 1 0 0 0 0 0 0 0 6 6 0.00 1.000	1.0 4 1 0 0 1 0 0 0 0 0 0 0 6 6 0.00 1.000	1.0 4 1 0 0 1 0 0 0 0 0 0 0 6 6 0.00 1.000	1.0 4 1 0 0 1 0 0 0 0 0 0 0 6 6 0.00 1.000	1.0 4 1 0 0 1 0 0 0 0 0 0 0 6 6 0.00 1.000	1.0 4 1 0 0 1 0 0 0 0 0 0 0 6 6 0.00 1.000	1.0 4 1 0 0 1 0 0 0 0 0 0 0 6 6 0.00 1.000	1.0 4 1 0 0 1 0 0 0 0 0 0 0 6 6 0.00 1.000	1.0 4 1 0 0 1 0 0 0 0 0 0 0 6 6 0.00 1.000	1.0 4 1 0 0 1 0 0 0 0 0 0 0 6 6 0.00 1.000	1.0 4 1 0 0 1 0 0 0 0 0 0 0 6 6 0.00 1.000	1.0 4 1 0 0 1 0 0 0 0 0 0 0 6 6 0.00 1.000	1.0 4 1 0 0 1 0 0 0 0 0 0 0 6 6 0.00 1.000	1.0 4 1 0 0 1 0 0 0 0 0 0 0 6 6 0.00 1.000	1.0 4 1 0 0 1 0 0 0 0 0 0 0 6 6 0.00 1.000	1.0 4 1 0 0 1 0 0 0 0 0 0 0 6 6 0.00 1.000	1.0 4 1 0 0 1 0 0 0 0 0 0 0 6 6 0.00 1.000	1.0 4 1 0 0 1 0 0 0 0 0 0 0 6 6 0.00 1.000	1.0 4 1 0 0 1 0 0 0 0 0 0 0 6 6 0.00 1.000

Minnesota Twins @ Baltimore Orioles  
Ed Smith Stadium, Sarasota, FL  
Mon Mar 08 2010, 1:18 PM - 3:39 PM EST  
Att: 5,020 - Sunny - 66 F

AB	37
R	5
H	11
RBI	5
BB	3
SO	11
LOB	13



Batter	1	2	3	4	5	6	7	8	9	AB	R	H	RBI	BB	SO	LOB	BOTTOM
18 Felix Pie, L OBP: 0.571, SLG: 1.333										2	0	1	0	0	0	0	
82 Jonny Tucker, R OBP: 0.545, SLG: 0.375										2	0	1	0	0	0	1	
10 Adam Jones, R OBP: 0.250, SLG: 0.455										3	0	0	0	0	1	2	
81 Matt Angle, L OBP: 0.250, SLG: 0.100										1	0	0	0	0	0	0	
9 Miguel Tejada, R OBP: 0.364, SLG: 0.500										2	0	0	0	0	1	1	
6 Scott Moore, L OBP: 0.300, SLG: 0.556										2	0	0	0	0	0	1	
30 Luke Scott, L OBP: 0.556, SLG: 0.500										1	0	0	0	1	0	1	
58 Brandon Snyder, R (7, 3)										2	0	0	0	0	0	0	
32 Matt Wieters, S OBP: 0.200, SLG: 0.111										3	0	1	0	0	0	1	
79 Adam Donachie, R (7, PR)										0	0	0					



Batter	1	2	3	4	5	6	7	8	9	AB	R	H	RBI	BB	SO	LOB	TOP													
55 Skip Schumaker, L OBP: 0.250, SLG: 0.143 68 Jon Jay, L OBP: 0.211, SLG: 0.176										4	1	2	1	0	0	0	<b>St. Louis Cardinals @ Minnesota Twins</b> Hammond Stadium, Fort Myers, FL Tue Mar 09 2010, 1:18 PM - 4:03 PM EST Att. 8,220 - Overcast - 72 F													
12 Julio Lugo, R OBP: 0.357, SLG: 0.385 27 Tyler Greene, R OBP: 0.214, SLG: 0.308										4	2	1	0	0	2	1														
28 Colby Rasmus, L OBP: 0.500, SLG: 0.786 64 Shane Robinson, R OBP: 0.583, SLG: 0.500										5	1	1	2	0	3	3														
7 Matt Holliday, R OBP: 0.667, SLG: 0.800 34 Nick Stavinoha, R OBP: 0.353, SLG: 0.375										2	0	1	1	1	0	0														
47 Ryan Ludwick, R OBP: 0.357, SLG: 0.600 75 Adam Ottavino, S 78 Oneli Perez, R										1	0	0	0	1	2	0														
83 Mark Hamilton, L OBP: 0.545, SLG: 0.429 23 David Freese, R OBP: 0.316, SLG: 0.235										5	0	2	0	0	0	4														
87 Daniel Descalso, L OBP: 0.500, SLG: 0.667										4	0	2	1	0	0	2														
22 Joe Mather, R OBP: 0.313, SLG: 0.438										4	1	1	0	0	0	5														
21 Jason LaRue, R OBP: 0.143, SLG: 0.143 84 Daryl Jones, L OBP: 0.571, SLG: 0.500 19 Matt Paganzzi, R OBP: 0.200, SLG: 0.200										3	0	0	0	0	1	4														
										1	0	0	0	0	0	0														
										0	0	0	0	0	0	0														
<b>Inning Stats</b>	R: 2 E: 0 K: 1 S: 8	H: 3 LOB: 1 BB: 0 P: 8	R: 1 E: 0 K: 1 S: 7	H: 2 LOB: 1 BB: 0 P: 7	R: 0 E: 1 K: 1 S: 7	H: 1 LOB: 2 BB: 0 P: 7	R: 0 E: 0 K: 0 S: 3	H: 0 LOB: 0 BB: 0 P: 3	R: 3 E: 1 K: 1 S: 9	H: 2 LOB: 3 BB: 2 P: 17	R: 0 E: 0 K: 0 S: 4	H: 2 LOB: 2 BB: 1 P: 8	R: 0 E: 0 K: 0 S: 4	H: 1 LOB: 1 BB: 0 P: 4	R: 0 E: 0 K: 0 S: 3	H: 1 LOB: 0 BB: 0 P: 4	1B: 8 2B: 2 3B: 1 HR: 1	SF: 1 SAC: 0 DP: 0 HBP: 0	WP: 0 PB: 0 SB: 0 CS: 1	PA: 43										
<b>PITCHER</b>	IP WLS BF H R ER SO BB IBB HBP BLK WP HR S P ERA WHIP	IP WLS BF H R ER SO BB IBB HBP BLK WP HR S P ERA WHIP																												
48 Carl Pavano, R ERA: 5.4	3.0 16 6 3 3 3 0 0 0 0 0 0 22 22 9.00 2.000	26 Jesse Crain, R ERA: 4.1	1.0 3 0 0 0 0 0 0 0 0 0 0 3 3 0.00 0.000	49 Jeff Manship, R ERA: 18.0	1.0 8 2 3 2 1 2 0 0 0 0 1 9 17 18.00 4.000	39 Anthony Slama, R ERA: 18.0	1.0 3 0 0 0 2 0 0 0 0 0 0 7 7 0.00 0.000	15 Glen Perkins, L ERA: 6.75	1.0 5 2 0 0 0 1 0 0 0 0 0 4 8 0.00 3.000	Chris Province, R ERA: 8.1	1.0 4 1 0 0 0 0 0 0 0 0 0 3 4 0.00 1.000	57 Kyle Waldrop, R ERA: 9.1	1.0 3 1 0 0 0 0 0 0 0 0 0 3 4 0.00 1.000																	

**St. Louis Cardinals @ Minnesota Twins**  
 Hammond Stadium, Fort Myers, FL  
 Tue Mar 09 2010, 1:18 PM - 4:03 PM EST  
 Att. 8,220 - Overcast - 72 F

AB 38  
 R 6  
 H 12  
 RBI 6  
 BB 3  
 SO 6  
 LOB 19



Batter	1	2	3	4	5	6	7	8	9	AB	R	H	RBI	BB	SO	LOB	BOTTOM									
2 Denard Span, L OBP: 0.556, SLG: 0.429 87 Ben Revere, L OBP: 0.389, SLG: 0.611										2	1	1	0	0	0	0	<b>St. Louis Cardinals @ Minnesota Twins</b> Hammond Stadium, Fort Myers, FL Tue Mar 09 2010, 1:18 PM - 4:03 PM EST Att. 8,220 - Overcast - 72 F									
1 Orlando Hudson, S OBP: 0.200, SLG: 0.111 12 Alexi Casilla, S OBP: 0.200, SLG: 0.300										3	1	1	1	0	0	1										
7 Joe Mauer, L OBP: 0.625, SLG: 0.400 82 Estarlin De Los Santos, R OBP: 0.375, SLG: 0.500 44 Wilson Ramos, R OBP: 0.375, SLG: 0.500										2	0	0	0	0	0	0										
33 Justin Morneau, L OBP: 0.400, SLG: 1.000 83 Chris Parmelee, L OBP: 0.222, SLG: 0.250										3	0	1	2	0	0	2										
25 Jim Thome, L OBP: 0.200, SLG: 0.556										3	0	0	0	1	0	2										
16 Jason Kubel, L OBP: 0.308, SLG: 0.583 86 Juan Portes, R OBP: 0.667, SLG: 1.375										3	0	0	0	0	1	2										
21 Delmon Young, R OBP: 0.200, SLG: 0.556 72 Brock Peterson, R OBP: 0.444, SLG: 0.875										3	0	1	0	0	0	2										
27 J.J. Hardy, R OBP: 0.222, SLG: 0.222 20 Matt Tolbert, S										3	1	1	1	0	1	0										
8 Nick Punto, S OBP: 0.333, SLG: 0.143 19 Danny Valencia, R OBP: 0.375, SLG: 1.000										1	1	0	0	2	1	0										
										1	1	1	1	0	0	0										
<b>Inning Stats</b>	R: 2 E: 0 K: 0 S: 6	H: 3 LOB: 2 BB: 1 P: 10	R: 2 E: 0 K: 0 S: 5	H: 2 LOB: 1 BB: 1 P: 9	R: 0 E: 0 K: 1 S: 5	H: 0 LOB: 0 BB: 0 P: 5	R: 0 E: 0 K: 2 S: 7	H: 0 LOB: 0 BB: 0 P: 7	R: 0 E: 1 K: 0 S: 5	H: 0 LOB: 3 BB: 1 P: 9	R: 0 E: 0 K: 1 S: 6	H: 1 LOB: 1 BB: 0 P: 6	R: 1 E: 0 K: 2 S: 11	H: 2 LOB: 1 BB: 0 P: 14	1B: 6 2B: 2 3B: 1 HR: 1	SF: 0 SAC: 1 DP: 1 HBP: 0	WP: 1 PB: 0 SB: 0 CS: 0	PA: 38								
<b>PITCHER</b>	IP WLS BF H R ER SO BB IBB HBP BLK WP HR S P ERA WHIP	IP WLS BF H R ER SO BB IBB HBP BLK WP HR S P ERA WHIP																								
50 Adam Wainwright, R ERA: 18.0	2.0 13 5 4 4 0 2 0 0 0 0 0 11 19 18.00 3.500	72 Fernando Salas, R ERA: 2.7	2.0 6 0 0 0 3 0 0 0 0 0 0 12 12 0.00 0.000	75 Adam Ottavino, R ERA: 2.08	2.1 12 3 2 1 0 2 0 0 0 0 0 10 18 3.86 2.143	75 Adam Ottavino, R ERA: 2.08	2.1 12 3 2 1 0 2 0 0 0 0 0 10 18 3.86 2.143	78 Oneli Perez, R ERA: 9.0	1.2 7 2 1 1 3 0 0 0 0 0 1 15 18 5.40 1.200																	

**St. Louis Cardinals @ Minnesota Twins**  
 Hammond Stadium, Fort Myers, FL  
 Tue Mar 09 2010, 1:18 PM - 4:03 PM EST  
 Att. 8,220 - Overcast - 72 F

AB 33  
 R 7  
 H 10  
 RBI 7  
 BB 4  
 SO 6  
 LOB 17






Batter	1	2	3	4	5	6	7	8	9	AB	R	H	RBI	BB	SO	LOB	TOP	
14 Nolan Reimold, R (1, 10) 24 Michael Aubrey, L (7, PH) OBP: 0.125, SLG: 0.125 (7, 10)	G5-3		K		K		G4-3			3	0	0	0	0	2	0		
12 Robert Andino, R (1, 4) 15 Justin Turner, R (7, 4) OBP: 0.286, SLG: 0.714	P5		HR		3B			80 1B		3	1	2	1	0	0	0		
21 Nick Markakis, L (1, 9) 80 Miguel Abreu, R (7, 9) OBP: 0.429, SLG: 0.538	1B		1B		G4-3			82 1B		3	0	2	0	0	0	1		
30 Luke Scott, L (1, 7) 82 Jonny Tucker, R (6, 7) OBP: 0.643, SLG: 0.636	G4-3		K		K			70 1B		3	0	0	0	0	2	2		
25 Garrett Atkins, R (1, 3) 70 Rhyne Hughes, L (7, 3) OBP: 0.385, SLG: 1.083		77 1B	P4					70 1B		3	0	1	0	0	0	1		
66 Josh Bell, S (1, 5) 6 Scott Moore, L (6, PH) OBP: 0.231, SLG: 0.417 (6, 5)	P6				G6-3			G1-3		2	0	0	0	0	1			
77 Jeff Salazar, L (1, 8) 81 Matt Angle, L (6, 8) OBP: 0.267, SLG: 0.154			1B		K			G6-3		2	0	1	0	0	1	0		
16 Chad Moeller, R (1, 2) 71 Michel Hernandez, R (6, 2) OBP: 0.500, SLG: 0.400		K			G6-3			78 G3		2	0	0	0	0	1	2		
69 Pedro Florimón, S (1, 6) 78 Blake Davis, L (7, PH) OBP: 0.167, SLG: 0.167 (7, 6)		K			K			G3		2	0	0	0	0	2	2		
<b>Inning Stats</b>	R: 0 E: 0 K: 0 S: 4	H: 1 LOB: 1 P: 4	R: 0 E: 0 K: 2 S: 9	H: 2 LOB: 2 BB: 0 P: 9	R: 1 E: 0 K: 2 S: 10	H: 2 LOB: 1 BB: 0 P: 10	R: 0 E: 0 K: 1 S: 5	H: 0 LOB: 0 BB: 0 P: 5	R: 0 E: 0 K: 2 S: 8	H: 1 LOB: 1 BB: 0 P: 8	R: 0 E: 0 K: 1 S: 5	H: 0 LOB: 0 BB: 0 P: 5	R: 0 E: 0 K: 0 S: 4	H: 1 LOB: 1 BB: 0 P: 4	R: 2 E: 0 K: 0 S: 5	H: 3 LOB: 0 BB: 0 P: 5		
<b>PITCHER</b>	IP	WLS	BF	H	R	ER	SO	BB	IBB	HBP	BLK	WP	HR	S	P	ERA	WHIP	
30 Scott Baker, R (1, 1) ERA: 1.8	3.0	W	14	5	1	1	4	0	0	0	0	0	1	23	23	3.00	1.667	
60 Jon Rauch, R (4, 1) ERA:	1.0		3	0	0	0	1	0	0	0	0	0	0	5	5	0.00	0.000	
47 Francisco Liriano, L (5, 1) ERA:	2.0		7	1	0	0	3	0	0	0	0	0	0	13	13	0.00	0.500	
54 Matt Guerrier, R (7, 1) ERA:	1.0		4	1	0	0	0	0	0	0	0	0	0	4	4	0.00	1.000	
58 Mike Maroth, L (8, 1) ERA: 6.75	1.0		5	3	2	2	0	0	0	0	0	0	0	5	5	18.00	3.000	

**Baltimore Orioles @ Minnesota Twins**  
Hammond Stadium, Fort Myers, FL  
Thu Mar 11 2010, 7:13 PM - 10:00 PM EST  
Att: 7,906 - Overcast - 78 F


AB 33  
R 3  
H 10  
RBI 2  
BB 0  
SO 8  
LOB 12




Batter	1	2	3	4	5	6	7	8	9	AB	R	H	RBI	BB	SO	LOB	BOTTOM	
2 Denard Span, L (1, 8) 20 Matt Tolbert, S (5, PH) OBP: 0.583, SLG: 0.500 (6, 8)	7 1B	7 1B	F7		K		G4-3			3	1	2	1	0	0	2		
12 Alexi Casilla, S (7, PH) OBP: 0.182, SLG: 0.273 (8, 8)	7 1B	7 1B								1	0	0	0	0	1	0		
1 Orlando Hudson, S (1, 4) 38 Luke Hughes, R (6, 4) 82 Estarlin De Los Santos, R (PH) OBP: 1.000, SLG: 1.000	K	7 1B			G4-3			86 HR		2	0	0	0	1	1	1		
7 Joe Mauer, L (1, 2) 41 Drew Butera, R (4, 2) 79 Daniel Rams, R (8, 2) OBP: 0.143, SLG: 0.286	33 1B	33 1B			5 1B		F7			2	0	2	1	0	0	0		
33 Justin Morneau, L (1, 3) 83 Chris Parmelee, L (4, PR) OBP: 0.182, SLG: 0.290 (5, 3)	G4-6-3	P6			5 1B					3	0	1	0	0	0	4		
5 Michael Cuddyer, R (1, 9) 86 Juan Portes, R (4, PR) OBP: 0.727, SLG: 1.700 (5, 9)		HR			1B			85 1B		3	1	2	1	0	1	3		
16 Jason Kubel, L (1, 10) 72 Brock Peterson, R (7, PH) OBP: 0.400, SLG: 0.778 (8, 10)	8 3B	21 1B	L9		K			G5-3		3	1	1	0	0	1	3		
21 Delmon Young, R (1, 7) 85 Brian Dinkelman, L (5, 7) OBP: 0.300, SLG: 0.125	8 3B	8 3B	F7		F9			24 2B		3	1	1	0	0	0	3		
27 J.J. Hardy, R (1, 6) 24 Trevor Plouffe, R (6, 6) OBP: 0.429, SLG: 0.667	F7	8 BB			K			2B		3	0	1	0	0	1	2		
8 Nick Punto, S (1, 5) 19 Danny Valencia, R (6, 5) OBP: 0.333, SLG: 0.875	2 1B	2 1B			F7			K		2	1	1	2	1	0	0		
<b>Inning Stats</b>	R: 1 E: 0 K: 1 S: 6	H: 2 LOB: 0 BB: 0 P: 6	R: 4 E: 0 K: 1 S: 12	H: 6 LOB: 3 BB: 1 P: 16	R: 0 E: 0 K: 0 S: 4	H: 1 LOB: 2 BB: 1 P: 8	R: 0 E: 0 K: 1 S: 8	H: 3 LOB: 3 BB: 0 P: 8	R: 0 E: 0 K: 2 S: 7	H: 0 LOB: 0 BB: 0 P: 7	R: 1 E: 0 K: 1 S: 8	H: 3 LOB: 2 BB: 0 P: 8	R: 2 E: 0 K: 2 S: 9	H: 2 LOB: 0 BB: 0 P: 11				
<b>PITCHER</b>	IP	WLS	BF	H	R	ER	SO	BB	IBB	HBP	BLK	WP	HR	S	P	ERA	WHIP	
34 Kevin Millwood, R (1, 1) ERA: 29.7	2.2	L	17	9	5	5	2	1	0	0	0	0	0	1	21	25	16.88	3.750
59 Wilfrido Perez, L (3, 1) ERA:	0.1		2	0	0	0	0	1	0	0	0	0	0	1	5	0.00	3.000	
43 Jim Johnson, R (4, 1) ERA: 3.0	1.0		6	3	0	0	1	0	0	0	0	0	0	8	8	0.00	3.000	
19 Koji Uehara, R (5, 1) ERA:	1.0		3	0	0	0	2	0	0	0	0	0	0	7	7	0.00	0.000	
29 David Hernandez, R (6, 1) ERA: 7.11	2.2		13	5	3	3	5	0	0	0	0	0	1	24	26	10.12	1.875	


**Baltimore Orioles @ Minnesota Twins**  
Hammond Stadium, Fort Myers, FL  
Thu Mar 11 2010, 7:13 PM - 10:00 PM EST  
Att: 7,906 - Overcast - 78 F

AB 39  
R 8  
H 17  
RBI 8  
BB 2  
SO 10  
LOB 25





Batter	1	2	3	4	5	6	7	8	9	AB R H RBI BB SO LOB	TOP																								
											<p><b>New York Mets @ Minnesota Twins</b> Hammond Stadium, Fort Myers, FL Fri Mar 12 2010, 1:05 PM EST</p> <p><a href="http://livebaseballscorecards.com">livebaseballscorecards.com</a></p> <p>AB 0 R 0 H 0 RBI 0 BB 0 SO 0 LOB 0</p> 																								
Inning Stats										1B: 0 SF: 0 WP: 0 PA: 0 2B: 0 SAC: 0 FB: 0 3B: 0 DP: 0 SB: 0 HR: 0 HBP: 0 CS: 0																									
PITCHER	IP	WLS	BF	H	R	ER	SO	BB	IBB	HBP	BLK	WP	HR	S	P	ERA	WHIP	PITCHER	IP	WLS	BF	H	R	ER	SO	BB	IBB	HBP	BLK	WP	HR	S	P	ERA	WHIP

Batter	1	2	3	4	5	6	7	8	9	AB R H RBI BB SO LOB	BOTTOM																								
											<p><b>New York Mets @ Minnesota Twins</b> Hammond Stadium, Fort Myers, FL Fri Mar 12 2010, 1:05 PM EST</p> <p><a href="http://livebaseballscorecards.com">livebaseballscorecards.com</a></p> <p>AB 0 R 0 H 0 RBI 0 BB 0 SO 0 LOB 0</p> 																								
Inning Stats										1B: 0 SF: 0 WP: 0 PA: 0 2B: 0 SAC: 0 FB: 0 3B: 0 DP: 0 SB: 0 HR: 0 HBP: 0 CS: 0																									
PITCHER	IP	WLS	BF	H	R	ER	SO	BB	IBB	HBP	BLK	WP	HR	S	P	ERA	WHIP	PITCHER	IP	WLS	BF	H	R	ER	SO	BB	IBB	HBP	BLK	WP	HR	S	P	ERA	WHIP



Batter	1	2	3	4	5	6	7	8	9	AB	R	H	RBI	BB	SO	LOB	TOP								
2 Denard Span, L OBP: 0.600, SLG: 0.538 87 Ben Revere, L OBP: 0.368, SLG: 0.579										3	0	2	0	0	0	0	<b>Minnesota Twins @ Philadelphia Phillies</b> Bright House Networks Field, Clearwater, FL Sat Mar 13 2010, 1:17 PM - 3:41 PM EST Att: 10,501 - Sunny - 66 F								
1 Orlando Hudson, S OBP: 0.250, SLG: 0.143 20 Matt Tolbert, S										3	0	1	0	0	0	1									
33 Justin Morneau, L OBP: 0.313, SLG: 0.689 72 Brock Peterson, R OBP: 0.364, SLG: 0.700										3	0	0	0	0	1	3									
25 Jim Thome, L OBP: 0.273, SLG: 0.111 84 Steve Singleton, L										3	0	1	1	0	1	1									
5 Michael Cuddyer, R OBP: 0.563, SLG: 0.750 11 Jacque Jones, L OBP: 0.385, SLG: 0.364										3	1	2	1	0	0	0									
44 Wilson Ramos, R OBP: 0.384, SLG: 0.545 41 Drew Butera, R OBP: 0.300, SLG: 0.222										3	0	1	1	0	1	1									
21 Delmon Young, R OBP: 0.188, SLG: 0.490 61 Rene Tosoni, L OBP: 0.200, SLG: 0.300										3	0	0	0	0	3	3									
27 J.J. Hardy, R OBP: 0.214, SLG: 0.214 12 Alexi Casilla, S OBP: 0.154, SLG: 0.231										2	0	0	0	0	0	1									
8 Nick Punto, S OBP: 0.357, SLG: 0.364 23 Brendan Harris, R OBP: 0.250, SLG: 0.273										2	0	0	0	0	1	0									
<b>Inning Stats</b>	R: 0 E: 0 K: 2 S: 8	H: 1 LOB: 1 BB: 0 P: 8	R: 0 E: 0 K: 1 S: 5	H: 0 LOB: 0 BB: 0 P: 5	R: 0 E: 0 K: 0 S: 3	H: 0 LOB: 0 BB: 0 P: 3	R: 0 E: 0 K: 0 S: 3	H: 0 LOB: 0 BB: 0 P: 3	R: 0 E: 0 K: 2 S: 8	H: 1 LOB: 1 BB: 0 P: 8	R: 4 E: 1 K: 2 S: 12	H: 5 LOB: 2 BB: 0 P: 12	R: 0 E: 0 K: 2 S: 7	H: 0 LOB: 0 BB: 0 P: 7	R: 0 E: 0 K: 1 S: 5	H: 0 LOB: 0 BB: 1 P: 5		R: 0 E: 0 K: 2 S: 8	H: 1 LOB: 2 BB: 1 P: 12	1B: 7 2B: 1 3B: 0 HR: 0	SF: 0 SAC: 0 DP: 0 HBP: 0	WP: 0 PB: 0 SB: 0 CS: 0	PA: 36		
<b>PITCHER</b>	IP	WLS	BF	H	R	ER	SO	BB	IBB	HBP	BLK	WP	HR	S	P	ERA	WHIP								
43 J.A. Happ, L ERA: 3.38 37 Chad Durbin, R ERA: 13.5 58 Antonio Bastardo, L ERA: 9.0 46 Ryan Madson, R ERA: 11.57	4.0	13	1	0	0	2	0	0	0	0	0	0	0	19	19	0.00	0.250								
55 Danys Baez, R ERA:	1.0	5	1	0	0	2	1	0	0	0	0	0	0	8	8	0.00	1.000								

Batter	1	2	3	4	5	6	7	8	9	AB	R	H	RBI	BB	SO	LOB	BOTTOM								
11 Jimmy Rollins, S OBP: 0.304, SLG: 0.524 7 Juan Castro, R OBP: 0.375, SLG: 0.429										2	0	1	0	1	0	0	<b>Minnesota Twins @ Philadelphia Phillies</b> Bright House Networks Field, Clearwater, FL Sat Mar 13 2010, 1:17 PM - 3:41 PM EST Att: 10,501 - Sunny - 66 F								
27 Placido Polanco, R OBP: 0.391, SLG: 0.333 12 Cody Ransom, R OBP: 0.200, SLG: 0.800										3	1	0	0	0	0	2									
26 Chase Utley, L OBP: 0.611, SLG: 0.462 62 Brian Bocock, R OBP: 0.500, SLG: 0.400										2	0	0	0	1	0	1									
6 Ryan Howard, L OBP: 0.304, SLG: 0.273 33 Andy Tracy, L OBP: 0.500, SLG: 0.250										3	0	1	1	0	2	2									
28 Jayson Werth, R OBP: 0.273, SLG: 0.316 78 Dominic Brown, L OBP: 0.381, SLG: 0.474										3	0	0	0	0	0	4									
29 Raul Ibanez, L OBP: 0.130, SLG: 0.304 3 Ross Gload, L OBP: 0.294, SLG: 0.500										3	0	0	0	0	1	2									
8 Shane Victorino, S OBP: 0.368, SLG: 0.398 31 Dewayne Wise, L OBP: 0.286, SLG: 0.571										3	0	1	0	0	0	0									
10 Ben Francisco, R OBP: 0.316, SLG: 0.629 40 John Mayberry Jr., R OBP: 0.333, SLG: 0.619										2	1	1	1	0	0	0									
Carlos Ruiz, R OBP: 0.231, SLG: 0.200 23 Brian Schneider, L OBP: 0.417, SLG: 0.455										2	0	0	0	0	0	0									
<b>Inning Stats</b>	R: 0 E: 0 K: 0 S: 3	H: 0 LOB: 0 BB: 0 P: 3	R: 0 E: 0 K: 2 S: 7	H: 0 LOB: 0 BB: 0 P: 7	R: 0 E: 0 K: 1 S: 5	H: 0 LOB: 2 BB: 0 P: 13	R: 1 E: 0 K: 0 S: 6	H: 1 LOB: 0 BB: 0 P: 6	R: 1 E: 1 K: 0 S: 6	H: 2 LOB: 2 BB: 0 P: 6	R: 3 E: 0 K: 1 S: 8	H: 3 LOB: 0 BB: 0 P: 11	R: 0 E: 0 K: 2 S: 7	H: 0 LOB: 0 BB: 0 P: 7	R: 0 E: 0 K: 2 S: 7	H: 0 LOB: 0 BB: 0 P: 7		1B: 4 2B: 0 3B: 0 HR: 2	SF: 0 SAC: 0 DP: 0 HBP: 0	WP: 0 PB: 0 SB: 0 CS: 0	PA: 33				
<b>PITCHER</b>	IP	WLS	BF	H	R	ER	SO	BB	IBB	HBP	BLK	WP	HR	S	P	ERA	WHIP								
48 Carl Pavano, R ERA: 3.38 53 Nick Blackburn, R ERA: 1.29 55 Clay Condrey, R ERA: 3.0 50 Jose Mijares, L ERA: 9.0 17 Pat Neshek, R ERA:	3.0	9	1	1	1	1	2	0	0	0	0	0	1	11	19	4.50	1.500								
	1.0	6	2	1	1	0	0	0	0	0	0	0	0	6	6	9.00	2.000								
	1.0	6	3	3	3	1	0	0	0	0	0	0	1	8	11	27.00	3.000								
	1.0	3	0	0	0	2	0	0	0	0	0	0	0	7	7	0.00	0.000								







Batter	1	2	3	4	5	6	7	8	9	AB	R	H	RBI	BB	SO	LOB	TOP							
2 Denard Span, L (1, 8) OBP: 0.667, SLG: 0.600	2-2 G4-3 1B		1-0 8 BB 1B	4-1 8 FC4 BB		0-0 F8			0-0 F9	2	1	2	0	1	0	0								
87 Ben Revere, L (6, 8) OBP: 0.304, SLG: 0.478										2	0	0	0	0	0	0								
8 Nick Punto, S (1, 5) OBP: 0.333, SLG: 0.286	1-2 SAFE F7		4-1 SAFE 1B	1-0 FC4			0-3 K		0-3 K	3	1	0	0	1	1	2								
51 Anthony Swarzak, R (7, 1)										0	0	0	0	0	0	0								
81 Danny Lehmann, R (8, 2)										0	0	0	0	0	0	0								
86 Juan Portes, R (9, PH) OBP: 0.533, SLG: 1.214			1-2 HR BB	1-2 FC4-6 BB						1	0	0	0	0	1	0								
16 Jason Kubel, L (1, 9) OBP: 0.348, SLG: 0.600	2-2 G4-3		0-0 HR	1-0 FC4-6			0-0 F8		0-0 1B	4	1	1	3	0	0	2								
85 Brian Dinkelman, L (7, 9) OBP: 0.417, SLG: 0.300	1-3		1-H 2-H HR	1-2						1	0	1	0	0	0	0								
72 Brock Peterson, R (1, 3) OBP: 0.353, SLG: 0.533	0-2 G6-3		2-2 HR	0-3 K			4-0 BB		0-3 K	3	1	1	0	0	1	2								
83 Chris Parmelee, L (6, 3) OBP: 0.214, SLG: 0.167			44 2B 1B							1	0	0	0	1	1									
21 Delmon Young, R (1, 7) OBP: 0.211, SLG: 0.353		4-2 20 G4-3 BB	1-1 F8		2-2 E3					2	0	0	0	1	0	1								
38 Luke Hughes, R (6, 7) OBP: 0.214, SLG: 0.214						44 G5-4-3				1	0	0	0	0	1									
44 Wilson Ramos, R (1, 2) OBP: 0.400, SLG: 0.667	0-0 F7		1-1 1-H 2B		1-2 SAFE G5-4-3				0-0 19 F9 2B	4	0	2	1	0	0	2								
73 Alex Burnett, R (8, 1)										0	0	0	0	0	0	0								
20 Matt Tolbert, S (1, 6)	1-1 SAFE G4-3		4-2 BB		2-3 K				0-0 F9	2	0	0	0	1	1									
52 Brian Duensing, L (5, 1)										0	0	0	0	0	0	0								
19 Danny Valencia, R (7, 5) OBP: 0.273, SLG: 0.700	1-2								2-3	1	0	0	0	0	1									
12 Alexi Casilla, S (1, 4) OBP: 0.250, SLG: 0.176	4-2 BB		1-1 F7		0-0 P4				0-0 P6	2	0	0	0	1	0	2								
88 Toby Gardenhire, R (6, 4)										1	0	0	0	0	0	1								
47 Francisco Liriano, L (1, 1)	1-3 K		0-2 G3		0-0 P3				0-3 K	3	0	0	0	0	1	4								
57 Kyle Waldrop, R (4, 1)										0	0	0	0	0	0	0								
24 Trevor Plouffe, R (5, 6) OBP: 0.300, SLG: 0.444										2	0	0	0	0	1	1								
<b>Inning Stats</b>	R: 0 E: 0 K: 0 S: 15	H: 1 LOB: 1 BB: 0 P: 20	R: 0 E: 0 K: 1 S: 11	H: 0 LOB: 2 BB: 2 P: 21	R: 4 E: 0 K: 0 S: 19	H: 4 LOB: 2 BB: 2 P: 33	R: 0 E: 0 K: 1 S: 6	H: 0 LOB: 1 BB: 1 P: 12	R: 0 E: 1 K: 1 S: 9	H: 0 LOB: 0 BB: 0 P: 14	R: 0 E: 0 K: 0 S: 3	H: 0 LOB: 0 BB: 0 P: 3	R: 0 E: 0 K: 1 S: 7	H: 0 LOB: 1 BB: 1 P: 11	R: 0 E: 0 K: 1 S: 6	H: 1 LOB: 1 BB: 0 P: 6	R: 0 E: 0 K: 2 S: 8	H: 1 LOB: 1 BB: 0 P: 8	1B: 4 2B: 2 3B: 0 HR: 1	SF: 0 SAC: 0 DP: 1 HBP: 0	WP: 0 PB: 0 CS: 1	PA: 40		
<b>PITCHER</b>	IP WLS BF H R ER SO BB IBB HBP BLK WP HR S P ERA WHIP	2.1 0 16 5 4 4 4 1 4 0 0 0 0 1 40 68 15.43 3.857	3.1 0 6 0 0 0 1 1 0 0 0 0 0 0 11 18 0.00 0.600	5.1 0 3 0 0 0 1 0 0 0 0 0 0 9 14 0.00 0.000	6.1 W 3 0 0 0 0 0 0 0 0 0 0 3 3 0.00 0.000	7.1 H 4 0 0 0 2 1 0 0 0 0 0 7 11 0.00 1.000	1.0 H 4 1 0 0 1 0 0 0 0 0 0 4 1 1.00 0.000	1.0 S 4 1 0 0 2 0 0 0 0 0 0 0 8 8 0.00 1.000																

Minnesota Twins @ Florida Marlins  
Roger Dean Stadium, Jupiter, FL  
Mon Mar 15 2010, 1:09 PM - 3:58 PM EDT  
Att: 3,528 - Sunny - 71 F

AB 34  
R 4  
H 7  
RBI 4  
BB 6  
SO 8  
LOB 21



Batter	1	2	3	4	5	6	7	8	9	AB	R	H	RBI	BB	SO	LOB	BOTTOM				
1 Emilio Bonifacio, S (1, 8) OBP: 0.414, SLG: 0.654	1-3 K		0-2 80 HR 1B		1-1 40 2B 1B		0-3 K			4	2	2	0	0	2	0					
40 Jorge Jimenez, L (1, 5) OBP: 0.353, SLG: 0.357	0-1 G4-3		3-2 F7		1-1 1-H 2B		0-3 K			4	0	1	1	0	1	1					
58 Chris Schroder, R (8, 1)										0	0	0	0	0	0	0					
54 Hunter Jones, L (9, 1)										0	0	0	0	0	0	0					
80 Giancarlo Stanton, R (1, 7) OBP: 0.409, SLG: 0.842	1-3 K		0-1 HR		1-3 K		0-3 K		0-3 K	4	1	1	2	0	3	1					
6 Dan Uggla, R (1, 4) OBP: 0.346, SLG: 0.409		0-3 K	1-3 K			0-3 K		0-0 P4		3	0	0	0	0	3	0					
7 Hector Luna, R (7, 4) OBP: 0.444, SLG: 0.412										1	0	0	0	0	0	0					
12 Cody Ross, R (1, 9) OBP: 0.143, SLG: 0.286	1-0 K		2-0 F9		0-0 G5-3			0-0 L7		2	1	1	0	0	0	0					
25 Brett Carroll, R (6, 7) OBP: 0.417, SLG: 0.642		15 WP 15 SF8 2B								2	0	0	0	0	0	0					
15 Gaby Sanchez, R (1, 3) OBP: 0.478, SLG: 0.474	1-2 SF8		0-3 K		0-3 K		0-0 18 BB 1B			2	1	1	1	0	1	0					
29 Ronny Paulino, R (1, 2) OBP: 0.265, SLG: 0.375	0-0 1B		2-1 F8		4-0 22 1B BB		1-2 BB			2	0	1	0	0	0	0					
20 Scott Strickland, R (8, 1)										0	0	0	0	0	0	0					
43 Jose Veras, R (8, 1)										0	0	0	0	0	0	0					
19 Wes Helms, R (6, PH) OBP: 0.291, SLG: 0.500										0	0	0	0	1	0	0					
46 Juan Carlos Oviedo, R (7, 5) OBP: 0.364, SLG: 0.455										0	0	0	0	0	0	0					
13 Mike Lamb, L (8, 9)										0	0	0	0	0	0	0					
22 Donnie Murphy, R (1, 6) OBP: 0.412, SLG: 0.588	1-3 K		2-3 K		0-0 K		0-0 1B			3	0	1	1	0	2	1					
41 Chris Volstad, R (1, 1)										0	0	0	0	0	0	0					
31 Burke Badenhop, R (3, 1)										1	0	0	0	0	1	0					
59 Brett Hayes, R (5, 2) OBP: 0.385, SLG: 0.385										2	0	0	0	0	1	0					
<b>Inning Stats</b>	R: 0 E: 0 K: 2 S: 11	H: 0 LOB: 0 BB: 0 P: 13	R: 1 E: 0 K: 2 S: 12	H: 2 LOB: 1 BB: 0 P: 15	R: 2 E: 0 K: 2 S: 14	H: 2 LOB: 0 BB: 0 P: 18	R: 0 E: 0 K: 1 S: 6	H: 0 LOB: 0 BB: 0 P: 10	R: 1 E: 0 K: 0 S: 12	H: 2 LOB: 1 BB: 0 P: 17	R: 1 E: 0 K: 0 S: 6	H: 2 LOB: 1 BB: 1 P: 10	R: 0 E: 0 K: 3 S: 9	H: 0 LOB: 0 BB: 0 P: 9	R: 0 E: 0 K: 1 S: 5	H: 0 LOB: 0 BB: 0 P: 5	1B: 5 2B: 2 3B: 0 HR: 1	SF: 1 SAC: 0 DP: 0 HBP: 0	WP: 1 PB: 0 CS: 0	PA: 32	
<b>PITCHER</b>	IP WLS BF H R ER SO BB IBB HBP BLK WP HR S P ERA WHIP	3.0 0 13 4 3 3 6 0 0 0 0 0 0 6 10 0.00 0.000	2.0 L 10 4 2 2 3 1 0 0 0 0 0 0 18 27 9.00 2.500	1.0 3 0 0 0 0 3 0 0 0 0 0 0 9 9 0.00 0.000	1.0 0 3 0 0 0 1 0 0 0 0 0 0 5 5 0.00 0.000																

Minnesota Twins @ Florida Marlins  
Roger Dean Stadium, Jupiter, FL  
Mon Mar 15 2010, 1:09 PM - 3:58 PM EDT  
Att: 3,528 - Sunny - 71 F

AB 30  
R 5  
H 8  
RBI 5  
BB 1  
SO 14  
LOB 3









Batter	1	2	3	4	5	6	7	8	9	AB	R	H	RBI	BB	SO	LOB	TOP											
2 Denard Span, L (1, 8) OBP: 0.571, SLG: 0.500 87 Ben Revere, L (5, 8) OBP: 0.321, SLG: 0.464	2-1 G4-1		0-0 F8		1-2 L5		2-3 K		2-1 G1-3	3	0	0	0	0	0	0												
8 Nick Punto, S (1, 5) OBP: 0.286, SLG: 0.235 19 Danny Valencia, R (6, 5) OBP: 0.235, SLG: 0.563	1-0 P6			0-1 G3		2-3 K	3-2 F4		2-2 G6-3	3	0	0	0	0	1	0												
16 Jason Kubel, L (1, 10) OBP: 0.379, SLG: 0.577 83 Chris Parmelee, L (7, PH) OBP: 0.250, SLG: 0.154	0-2 1B			1-0 1B		1-3 K	2-0 P6			3	0	2	0	0	1	0												
5 Michael Cuddyer, R (1, 9) OBP: 0.520, SLG: 0.591 85 Brian Dinkelman, L (6, PR) OBP: 0.357, SLG: 0.250	1-0 F8			2-1 1B		1-1 HBP		0-0 F8		2	0	1	0	0	0	1												
21 Delmon Young, R (1, 7) OBP: 0.227, SLG: 0.400 86 Juan Portes, R (6, PR) OBP: 0.400, SLG: 0.895		0-1 G5-3		1-3 K		2-1 HBP		0-0 F8		3	0	1	0	0	1	2												
44 Wilson Ramos, R (1, 2) OBP: 0.333, SLG: 0.556 41 Drew Butera, R (8, PH) OBP: 0.267, SLG: 0.154	1-0 G6-3			2-0 L7		2-1 L9		0-0 F8		3	0	0	0	0	0	5												
38 Luke Hughes, R (1, 4) OBP: 0.316, SLG: 0.579		1-3 K			0-0 HR		3-2 2B		1-0 88 G4-3 24 2B	4	2	3	1	0	1	0												
72 Brock Peterson, R (1, 3) OBP: 0.333, SLG: 0.474 88 Toby Gardenhire, R (7, PR) OBP: 0.313, SLG: 0.429			0-0 G5-3		0-3 K2-3		1-0 12 HBP 1B		2-2 G4-3	3	0	1	0	0	1	0												
12 Alexi Casilla, S (1, 6) OBP: 0.250, SLG: 0.150 24 Trevor Plouffe, R (7, PR) OBP: 0.364, SLG: 0.600	1-1 G1-3			2-2 G2-3		4-2 HBP		0-0 87 G1-3 2B	2	0	0	0	0	0	0	0												
<b>Inning Stats</b>	R: 0 E: 0 K: 0 S: 7	H: 1 LOB: 1 BB: 0 P: 11	R: 0 E: 0 K: 1 S: 6	H: 0 LOB: 0 BB: 0 P: 8	R: 0 E: 0 K: 0 S: 4	H: 0 LOB: 0 BB: 0 P: 5	R: 0 E: 0 K: 1 S: 12	H: 2 LOB: 2 BB: 0 P: 18	R: 1 E: 0 K: 2 S: 12	H: 1 LOB: 3 BB: 0 P: 19	R: 0 E: 0 K: 2 S: 17	H: 2 LOB: 3 BB: 0 P: 32	R: 0 E: 0 K: 0 S: 3	H: 0 LOB: 0 BB: 0 P: 3	R: 1 E: 0 K: 0 S: 12	H: 2 LOB: 1 BB: 0 P: 19	1B: 4 2B: 4 3B: 0 HR: 1	SF: 0 SAC: 0 DP: 0 HBP: 2	WP: 0 PB: 0 SB: 0 CS: 0	PA: 38								
<b>PITCHER</b>	IP	WLS	BF	H	R	ER	SO	BB	IBB	HBP	BLK	WP	HR	S	P	ERA	WHIP											
33 James Shields, R (1, 1) ERA: 1.04	5.0	W	19	4	1	1	3	0	0	0	0	0	0	1	41	57	1.80	0.800										
29 Rafael Soriano, R (6, 1) ERA: 7.2	1.0	H	5	1	0	0	2	0	0	1	0	0	0	11	19	0.00	1.000											
53 Joaquin Benoit, R (7, 1) ERA: 7.2	1.0	H	6	2	0	0	1	0	0	1	0	0	0	17	32	0.00	2.000											
50 Grant Balfour, R (8, 1) ERA: 11.57	1.0		3	0	0	0	0	0	0	0	0	0	0	3	3	0.00	0.000											
31 Lance Cormier, R (9, 1) ERA: 6.0	1.0		5	2	1	1	0	0	0	0	0	0	0	12	19	9.00	2.000											

Minnesota Twins @ Tampa Bay Rays  
Charlotte Sports Park, Port Charlotte, FL  
Wed Mar 17 2010, 1:07 PM - 3:53 PM EDT  
Att: 5,844 - Partly Cloudy - 67 F

AB 36  
R 2  
H 9  
RBI 2  
BB 0  
SO 6  
LOB 20



Batter	1	2	3	4	5	6	7	8	9	AB	R	H	RBI	BB	SO	LOB	BOTTOM										
1 Sean Rodriguez, R (1, 8) OBP: 0.500, SLG: 1.067 24 Dan Johnson, L (6, 7) OBP: 0.333, SLG: 0.381	1-1 SH1-3 3 G6-3 2B		1-0 9 2B	1-3 K			3-1 19 G4-3 10 WP 2B	0-3 K		3	2	2	0	0	1	2											
19 Gabe Kapler, R (1, 9) OBP: 0.227, SLG: 0.105 69 Angel Chavez, R (8, 5) OBP: 0.313, SLG: 0.429	1-1 SH1-3		0-0 9 2B	1-2 FC5 1B			1-2 G4-3			3	0	1	0	0	0	3											
3 Evan Longoria, R (1, 5) OBP: 0.267, SLG: 0.269 26 Joe Dillon, R (8, 4) OBP: 0.077, SLG: 0.154	0-0 G6-3		1-3 K		0-0 F9		3-3 K			4	0	0	1	0	2	3											
9 Hank Blalock, L (1, 10) OBP: 0.417, SLG: 0.600	1-0 G4-3		2-2 2B		3-2 F8		4-0 10 WP 11 3B BB			3	1	1	1	1	0	0											
10 Kelly Shoppach, R (1, 2) OBP: 0.478, SLG: 0.684 67 Alvin Colina, R (9, 2) OBP: 0.250, SLG: 0.500		3-0 P3	2-2 P5		4-1 BB		4-2 11 3B BB			2	1	0	0	2	0	2											
11 Justin Ruggiano, R (1, 7) OBP: 0.500, SLG: 0.893		2-2 G6-3	1-1 L4		0-3 K		1-0 3B			4	0	1	2	0	1	3											
15 Reid Brignac, L (1, 4) OBP: 0.406, SLG: 0.517 63 J.J. Furmaniak, R (8, 6) OBP: 0.278, SLG: 0.188		4-0 43 2B BB		1-0 43 1B		2-0 F8	2-1 F8			3	0	1	0	1	0	1											
43 Ryan Shealy, R (1, 3) OBP: 0.500, SLG: 0.500		2-1 SAFE		0-0 19 FC5 37 1B 1B		1-1 P4		0-0 F8		4	0	2	0	0	0	0											
37 Elliot Johnson, S (1, 6) OBP: 0.370, SLG: 0.560		2-3 K		0-0 19 FC5 1B		3-3 K		0-3 K		4	0	1	0	0	3	2											
<b>Inning Stats</b>	R: 1 E: 0 K: 0 S: 6	H: 1 LOB: 0 BB: 0 P: 9	R: 0 E: 0 K: 1 S: 13	H: 1 LOB: 2 BB: 1 P: 26	R: 1 E: 0 K: 1 S: 17	H: 3 LOB: 2 BB: 0 P: 24	R: 0 E: 0 K: 1 S: 11	H: 3 LOB: 2 BB: 0 P: 14	R: 0 E: 0 K: 1 S: 8	H: 0 LOB: 1 BB: 1 P: 15	R: 0 E: 0 K: 1 S: 6	H: 0 LOB: 0 BB: 0 P: 12	R: 3 E: 0 K: 1 S: 14	H: 2 LOB: 1 BB: 2 P: 32	R: 0 E: 0 K: 2 S: 7	H: 0 LOB: 0 BB: 0 P: 7	1B: 5 2B: 4 3B: 1 HR: 0	SF: 0 SAC: 1 DP: 0 HBP: 0	WP: 1 PB: 0 SB: 0 CS: 0	PA: 37							
<b>PITCHER</b>	IP	WLS	BF	H	R	ER	SO	BB	IBB	HBP	BLK	WP	HR	S	P	ERA	WHIP										
15 Glen Perkins, L (1, 1) ERA: 10.5	2.1	L	13	5	2	2	2	1	0	0	0	0	0	27	47	7.71	2.571										
26 Jesse Crain, R (3, 1) ERA: 14.29	1.2		7	3	0	0	1	0	0	0	0	0	0	20	26	0.00	1.800										
49 Jeff ManSHIP, R (5, 1) ERA: 14.29	2.2		12	1	3	3	3	3	0	0	0	1	0	25	53	10.12	1.500										
56 Rob Delaney, R (7, 1) ERA: 5.06	1.1		5	1	0	0	2	0	0	0	0	0	0	10	13	0.00	0.750										

Minnesota Twins @ Tampa Bay Rays  
Charlotte Sports Park, Port Charlotte, FL  
Wed Mar 17 2010, 1:07 PM - 3:53 PM EDT  
Att: 5,844 - Partly Cloudy - 67 F

AB 32  
R 5  
H 10  
RBI 4  
BB 4  
SO 8  
LOB 16





Batter	1	2	3	4	5	6	7	8	9	AB	R	H	RBI	BB	SO	LOB	TOP										
5 Ronny Cedeno, R OBP: 0.286, SLG: 0.500 80 Jordy Mercer, R (7.6)										3	1	1	0	0	1	0	<b>Pittsburgh Pirates @ Minnesota Twins</b> Hammond Stadium, Fort Myers, FL Thu Mar 18 20:10, 1:20 PM - 3:35 PM EDT Att: 8,272 - Sunny - 65 F										
24 Delwyn Young, S OBP: 0.419, SLG: 0.821 82 Doug Bernier, R OBP: 0.308, SLG: 0.100 (1.4)										4	1	1	2	0	0	0											
46 Garrett Jones, L OBP: 0.188, SLG: 0.433 31 Jose Tabata, R OBP: 0.313, SLG: 0.393 (1.9)										3	0	0	0	0	1	1											
6 Jeff Clement, L OBP: 0.290, SLG: 0.346 51 Steve Pearce, R OBP: 0.350, SLG: 0.421 (1.3)										3	1	1	1	0	0	1											
85 Lastings Milledge, R OBP: 0.429, SLG: 0.375 61 Jonathan Van Every, L OBP: 0.231, SLG: 0.091 (1.7)										3	0	0	0	0	0	1											
44 Brandon Moss, L (1.10) 76 Brian Myrow, L (9, PH) (9, 10)										3	0	0	0	0	0	0											
17 Pedro Alvarez, L OBP: 0.345, SLG: 0.519 18 Neil Walker, S OBP: 0.615, SLG: 0.778 (1.5)										3	0	0	0	0	1	1											
58 John Raynor, R OBP: 0.400, SLG: 0.583 (1.8)										3	0	0	0	0	0	0											
35 Jason Jaramillo, S OBP: 0.250, SLG: 0.500 67 Erik Kratz, R OBP: 0.300, SLG: 0.250 (1.2)										2	1	1	1	0	0	0											
<b>Inning Stats</b>	R: 0 E: 0 K: 2 S: 7	H: 0 LOB: 0 BB: 0 P: 7	R: 0 E: 0 K: 0 S: 3	H: 0 LOB: 0 BB: 0 P: 3	R: 1 E: 0 K: 0 S: 4	H: 1 LOB: 0 BB: 0 P: 5	R: 0 E: 1 K: 0 S: 4	H: 0 LOB: 1 BB: 0 P: 4	R: 0 E: 0 K: 0 S: 3	H: 0 LOB: 0 BB: 0 P: 3	R: 3 E: 0 K: 0 S: 9	H: 3 LOB: 0 BB: 0 P: 13	R: 0 E: 1 K: 1 S: 5	H: 0 LOB: 0 BB: 0 P: 5	R: 0 E: 0 K: 3 S: 9	H: 0 LOB: 1 BB: 1 P: 13		1B: 0 2B: 1 3B: 0 HR: 3	SF: 0 SAC: 0 DP: 0 HBP: 0	WP: 0 PB: 0 SB: 0 CS: 1	PA: 33						
<b>PITCHER</b>	IP	WLS	BF	H	R	ER	SO	BB	IBB	HBP	BLK	WP	HR	S	P	ERA	WHIP										
48 Carl Pavano, R ERA: 2.77 (1.1)	5.0		17	1	1	1	2	0	0	0	0	0	1	21	23	1.80	0.200										
55 Clay Condrey, R ERA: 10.8 (6.1)	1.0	B	6	3	3	3	0	0	0	0	0	0	2	9	13	27.00	3.000										
50 Jose Mijares, L ERA: 5.4 (7.1)	1.0		3	0	0	0	1	0	0	0	0	0	0	5	5	0.00	0.000										
Alex Burnett, R ERA: 6.75 (8.1)	1.0		3	0	0	0	1	0	0	0	0	0	0	5	5	0.00	0.000										
39 Anthony Slama, R ERA: (9.1)	1.0	W	4	0	0	0	3	1	0	0	0	0	0	9	13	0.00	1.000										

Batter	1	2	3	4	5	6	7	8	9	AB	R	H	RBI	BB	SO	LOB	BOTTOM										
87 Ben Revere, L OBP: 0.281, SLG: 0.406 (1.8)										4	0	0	0	0	2	0	<b>Pittsburgh Pirates @ Minnesota Twins</b> Hammond Stadium, Fort Myers, FL Thu Mar 18 20:10, 1:20 PM - 3:35 PM EDT Att: 8,272 - Sunny - 65 F										
1 Orlando Hudson, S OBP: 0.240, SLG: 0.217 24 Trevor Plouffe, R OBP: 0.417, SLG: 0.727 (1.4)										3	0	1	0	0	1	1											
7 Joe Mauer, L OBP: 0.563, SLG: 0.462 41 Drew Butera, R OBP: 0.250, SLG: 0.143 (1.2)										3	0	0	0	0	2	1											
33 Justin Morneau, L OBP: 0.263, SLG: 0.579 83 Chris Parmelee, L OBP: 0.235, SLG: 0.154 (1.3)										3	0	0	0	0	1	1											
25 Jim Thome, L OBP: 0.385, SLG: 0.545 19 Danny Valencia, R OBP: 0.211, SLG: 0.500 (6, PH) (7, 10)										2	2	2	1	0	0	0											
5 Michael Cuddyer, R OBP: 0.556, SLG: 0.825 86 Juan Portes, R OBP: 0.409, SLG: 0.857 (1.9)										2	0	2	0	0	0	0											
11 Jacque Jones, L ERA: 8.14 85 Brian Dinkelman, L OBP: 0.333, SLG: 0.231 (1.7)										3	0	0	0	0	1	3											
23 Brendan Harris, R OBP: 0.381, SLG: 0.611 38 Luke Hughes, R OBP: 0.350, SLG: 0.650 (1.5)										2	1	1	2	0	0	1											
20 Matt Tolbert, S (6.4)										3	0	0	0	0	3	0											
<b>Inning Stats</b>	R: 0 E: 1 K: 0 S: 4	H: 0 LOB: 1 BB: 0 P: 4	R: 1 E: 0 K: 0 S: 5	H: 2 LOB: 1 BB: 0 P: 5	R: 0 E: 0 K: 2 S: 7	H: 0 LOB: 0 BB: 0 P: 7	R: 1 E: 0 K: 0 S: 5	H: 2 LOB: 2 BB: 0 P: 7	R: 0 E: 0 K: 0 S: 3	H: 1 LOB: 0 BB: 0 P: 3	R: 0 E: 0 K: 2 S: 7	H: 0 LOB: 0 BB: 0 P: 7	R: 1 E: 0 K: 2 S: 8	H: 1 LOB: 0 BB: 0 P: 8	R: 1 E: 0 K: 1 S: 6	H: 1 LOB: 0 BB: 0 P: 6		R: 1 E: 0 K: 0 S: 3	H: 2 LOB: 1 BB: 0 P: 3	1B: 5 2B: 2 3B: 0 HR: 2	SF: 1 SAC: 0 DP: 1 HBP: 1	WP: 0 PB: 0 SB: 0 CS: 0	PA: 35				
<b>PITCHER</b>	IP	WLS	BF	H	R	ER	SO	BB	IBB	HBP	BLK	WP	HR	S	P	ERA	WHIP										
49 Ross Ohlendorf, R ERA: 8.14 (1.1)	4.0		18	4	2	2	2	0	0	1	0	0	1	21	23	4.50	1.000										
39 Chris Jakubauskas, R ERA: 10.8 (5.1)	1.0		3	1	0	0	0	0	0	0	0	0	0	3	3	0.00	1.000										
48 Javier López, L ERA: (6.1)	1.0	H	3	0	0	0	2	0	0	0	0	0	0	7	7	0.00	0.000										
70 Jack Taschner, L ERA: 1.29 (7.1)	1.0	H	4	1	1	1	2	0	0	0	0	0	1	8	8	9.00	1.000										
74 Brian Bass, R ERA: 4.15 (8.1)	1.1	L	7	3	2	2	1	0	0	0	0	0	0	9	9	13.50	2.250										






Batter	1	2	3	4	5	6	7	8	9	AB	R	H	RBI	BB	SO	LOB	TOP										
2 Denard Span, L OBP: 0.520, SLG: 0.455	E4	F9				B1-3			G4-3	4	1	1	1	0	0	1	<b>Minnesota Twins @ New York Mets</b> Digital Domain Park, Port St. Lucie, FL Fri Mar 19 2010, 1:16 PM - 3:59 PM EDT Att: 6,181 - Sunny - 66 F										
87 Ben Revere, L OBP: 0.303, SLG: 0.424										1	1	1	0	0	0												
23 Brendan Harris, R OBP: 0.400, SLG: 0.636	G6-4-3								G4-3	4	1	2	2	0	1	1											
88 Toby Gardenhire, R (PH)										1	0	0	0	0	0	1											
16 Jason Kubel, L OBP: 0.394, SLG: 0.600										4	0	2	1	0	0	1											
86 Juan Portes, R OBP: 0.435, SLG: 0.857										0	0	0	0	1	0	0											
21 Delmon Young, R OBP: 0.231, SLG: 0.348										3	0	0	0	1	1	2											
38 Luke Hughes, R OBP: 0.333, SLG: 0.619										1	0	0	0	0	0	1											
19 Danny Valencia, R OBP: 0.292, SLG: 0.636										4	1	2	1	1	0	2											
72 Brock Peterson, R OBP: 0.333, SLG: 0.143										3	0	1	0	0	2	2											
83 Chris Parmelee, L OBP: 0.222, SLG: 0.143										1	0	0	0	0	1	1											
44 Wilson Ramos, R OBP: 0.235, SLG: 0.133										3	1	2	1	0	0	1											
41 Drew Butera, R OBP: 0.235, SLG: 0.133										1	0	0	0	0	0	0											
20 Matt Tolbert, S OBP: 0.182, SLG: 0.150										3	1	2	0	0	0	0											
24 Trevor Plouffe, R OBP: 0.395, SLG: 0.667										1	0	0	0	0	1	0											
12 Alexi Casilla, S OBP: 0.222, SLG: 0.130										3	1	0	0	0	0	3											
85 Brian Dinkelman, L OBP: 0.313, SLG: 0.214										1	0	0	0	0	0	0											
<b>Inning Stats</b>	R: 0 E: 1 K: 1 S: 6	H: 1 LOB: 1 BB: 0 P: 6	R: 2 E: 0 K: 1 S: 10	H: 3 LOB: 1 BB: 0 P: 11	R: 0 E: 0 K: 1 S: 6	H: 2 LOB: 2 BB: 1 P: 10	R: 4 E: 0 K: 0 S: 10	H: 5 LOB: 1 BB: 0 P: 10	R: 0 E: 0 K: 0 S: 3	H: 0 LOB: 0 BB: 0 P: 3	R: 0 E: 0 K: 1 S: 5	H: 0 LOB: 1 BB: 1 P: 9	R: 0 E: 0 K: 1 S: 5	H: 0 LOB: 0 BB: 1 P: 5	R: 1 E: 0 K: 0 S: 6	H: 1 LOB: 1 BB: 1 P: 10	1B: 8 2B: 3 3B: 0 HR: 2	SF: 0 SAC: 0 DP: 3 HBP: 0	WP: 1 PB: 0 SB: 4 CS: 0	PA: 41							
<b>PITCHER</b>	IP	WLS	BF	H	R	ER	SO	BB	IBB	HBP	BLK	WP	HR	S	P	ERA	WHIP										
57 Johan Santana, L ERA: 9.0	3.1	L	19	9	5	5	3	1	0	0	0	0	2	27	32	13.50	3.000										
50 Sean Green, R ERA: 5.79	0.2		4	2	1	1	0	0	0	0	0	0	0	5	5	13.50	3.000										
39 Bobby Parnell, R ERA: 3.24	2.0		6	1	0	0	1	0	0	0	0	0	0	8	8	0.00	0.500										
48 Pat Misch, L ERA: 1.93	2.0		7	0	0	0	2	1	0	0	0	0	0	10	14	0.00	0.500										
76 Jenny Mejia, R ERA: 1.93	1.0		5	1	1	1	0	1	0	0	0	1	0	6	10	9.00	2.000										

Batter	1	2	3	4	5	6	7	8	9	AB	R	H	RBI	BB	SO	LOB	BOTTOM										
26 Fernando Martinez, L OBP: 0.471, SLG: 0.969										5	0	1	0	0	1	4	<b>Minnesota Twins @ New York Mets</b> Digital Domain Park, Port St. Lucie, FL Fri Mar 19 2010, 1:16 PM - 3:59 PM EDT Att: 6,181 - Sunny - 66 F										
79 Rubén Tejada, R OBP: 0.425, SLG: 0.459										5	0	2	1	0	0	1											
5 David Wright, R OBP: 0.333, SLG: 0.586										3	0	0	0	1	2	3											
92 Jason Pridie, L OBP: 0.292, SLG: 0.478										1	0	1	0	0	0	0											
44 Jason Bay, R OBP: 0.471, SLG: 0.750										2	1	2	0	1	0	0											
22 Jolbert Cabrera, R										1	0	0	0	0	0	1											
28 Daniel Murphy, L OBP: 0.176, SLG: 0.233										3	0	0	0	0	1	6											
17 Fernando Tatis, R (PH) OBP: 0.067, SLG: 0.133										2	0	0	0	0	0	2											
12 Jeff Francoeur, R OBP: 0.288, SLG: 0.286										4	0	0	0	0	1	5											
65 Russ Adams, L OBP: 0.529, SLG: 0.800										3	1	1	1	1	0	0											
9 Omir Santos, R OBP: 0.389, SLG: 0.706										2	1	1	1	1	1	1											
73 Shawn Riggans, R OBP: 0.600, SLG: 0.600										1	0	1	0	0	0	0											
57 Johan Santana, L ERA: 9.0	3.0	W	15	3	1	1	2	2	0	0	0	0	0	0	0	0											
17 Pat Neshek, R ERA: 1.9	1.0		6	1	1	1	2	2	0	0	0	0	0	0	8	16	9.00	3.000									
51 Anthony Swarzak, R ERA: 11.57	2.0		8	2	1	1	3	0	0	0	0	1	0	15	15	4.50	1.000										
58 Mike Maroth, L ERA: 3.86	2.0	H	8	2	0	0	1	1	0	0	0	0	0	9	13	0.00	1.500										
57 Kyle Waldrop, R ERA: 1.93	1.0		4	1	0	0	0	0	0	0	0	0	0	4	4	0.00	1.000										
<b>Inning Stats</b>	R: 0 E: 0 K: 1 S: 6	H: 1 LOB: 2 BB: 1 P: 10	R: 1 E: 0 K: 0 S: 6	H: 1 LOB: 0 BB: 0 P: 9	R: 0 E: 0 K: 1 S: 6	H: 1 LOB: 3 BB: 1 P: 11	R: 1 E: 0 K: 2 S: 8	H: 1 LOB: 2 BB: 2 P: 16	R: 1 E: 0 K: 2 S: 10	H: 2 LOB: 1 BB: 0 P: 10	R: 0 E: 0 K: 1 S: 5	H: 0 LOB: 0 BB: 0 P: 5	R: 0 E: 0 K: 0 S: 3	H: 1 LOB: 1 BB: 1 P: 7	R: 0 E: 0 K: 0 S: 4	H: 1 LOB: 1 BB: 0 P: 4	1B: 6 2B: 2 3B: 0 HR: 1	SF: 0 SAC: 0 DP: 1 HBP: 1	WP: 2 PB: 0 SB: 0 CS: 0	PA: 41							
<b>PITCHER</b>	IP	WLS	BF	H	R	ER	SO	BB	IBB	HBP	BLK	WP	HR	S	P	ERA	WHIP										

**AB 38**  
**R 7**  
**H 13**  
**RBI 6**  
**BB 3**  
**SO 6**  
**LOB 16**



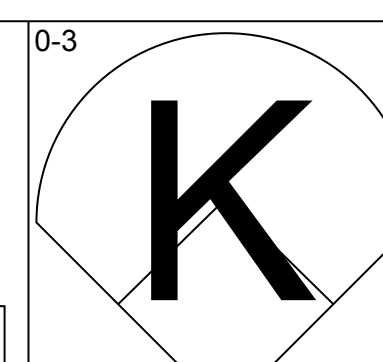
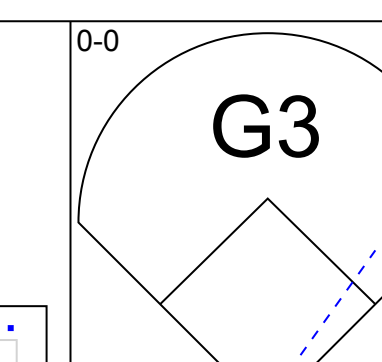
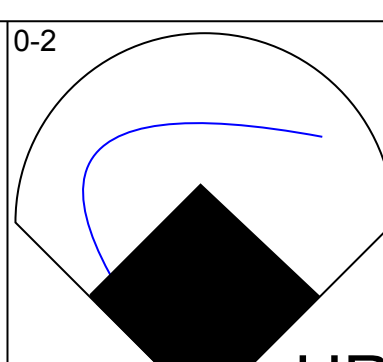
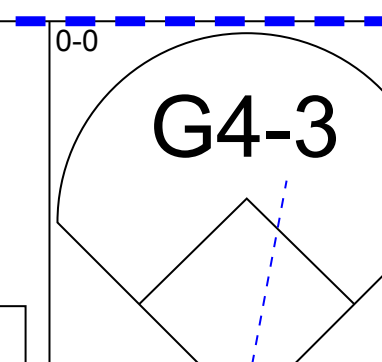
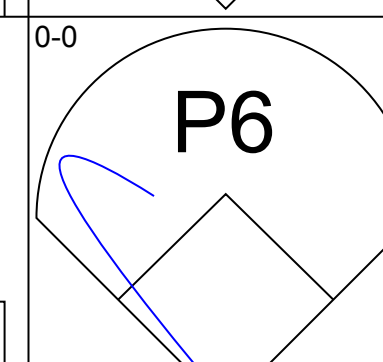
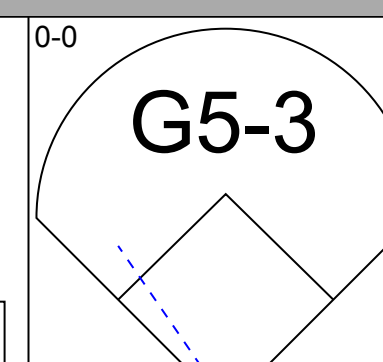
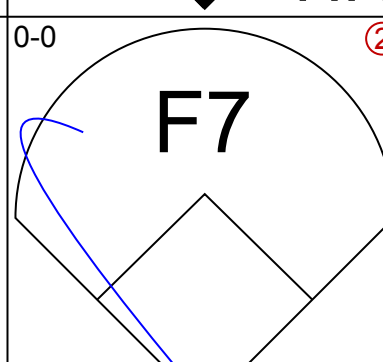
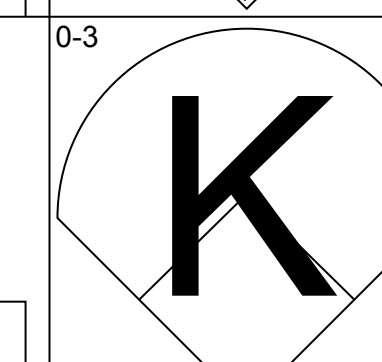
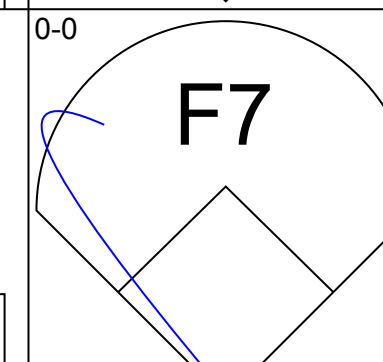
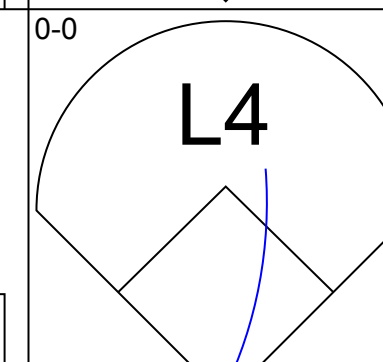
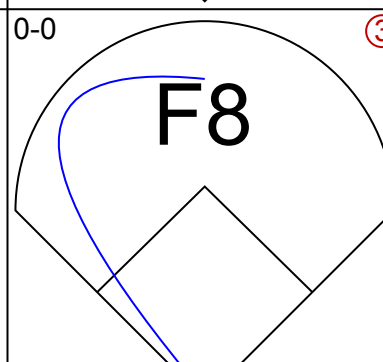
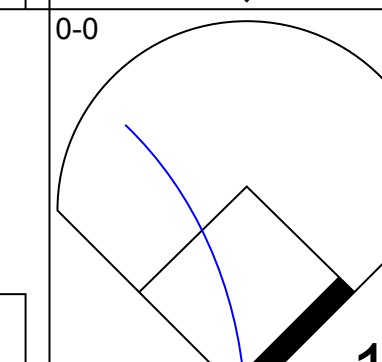
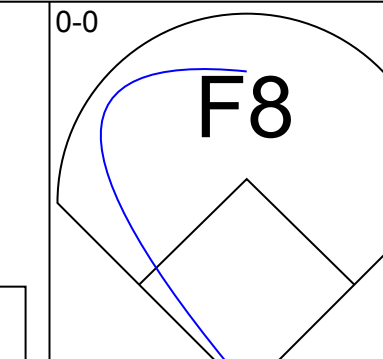
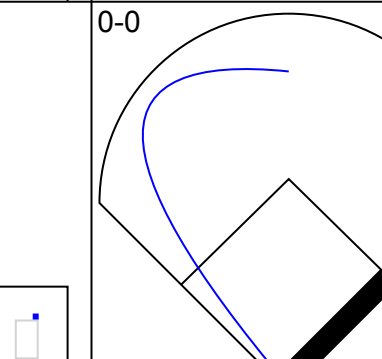
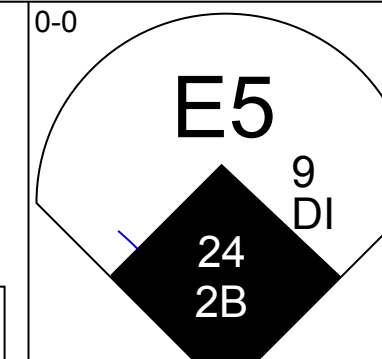
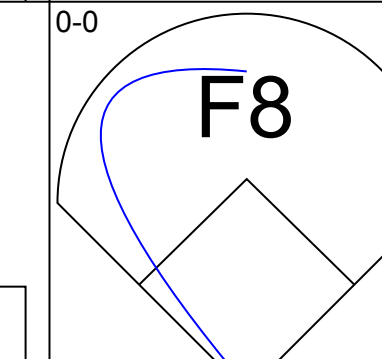
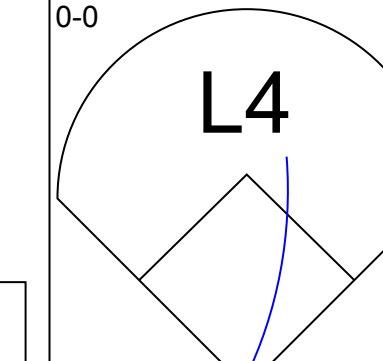
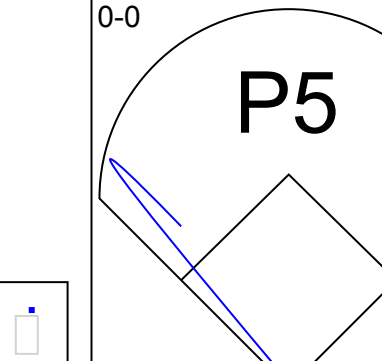
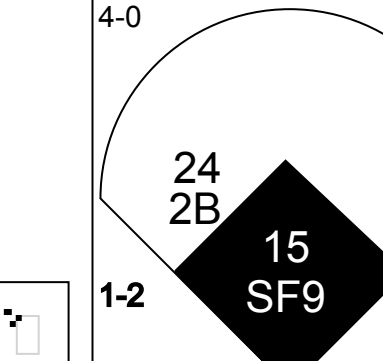
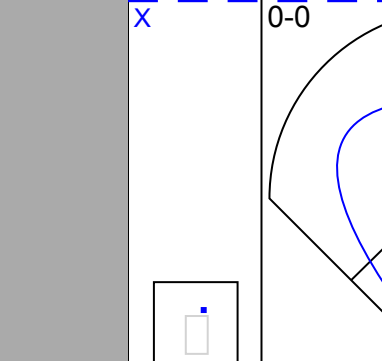
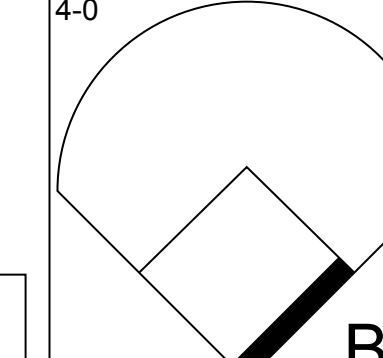
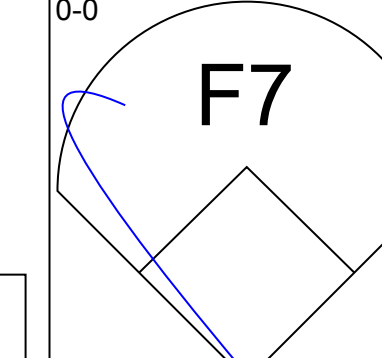
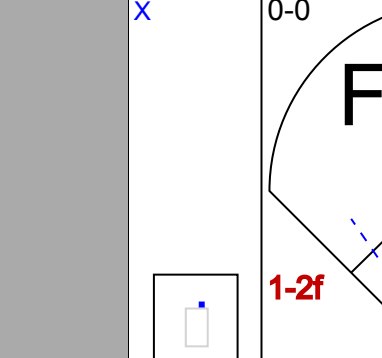
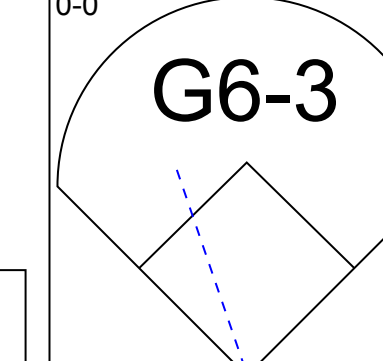
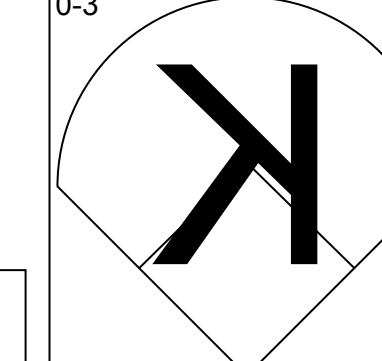
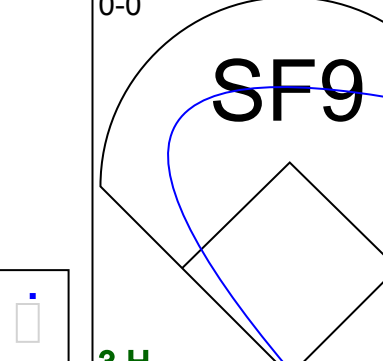
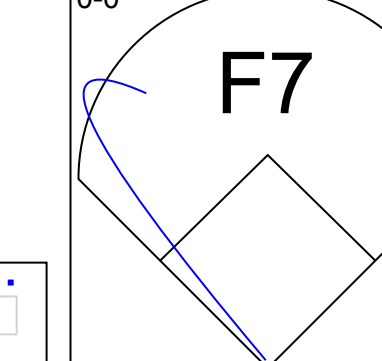
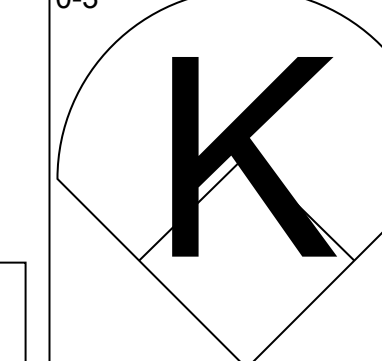
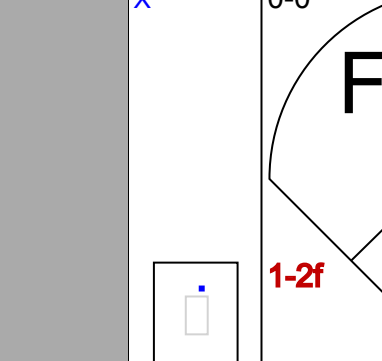
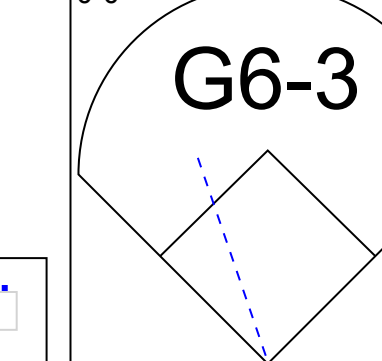
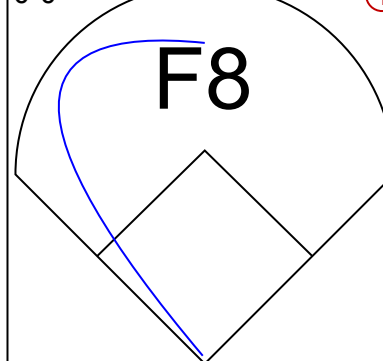
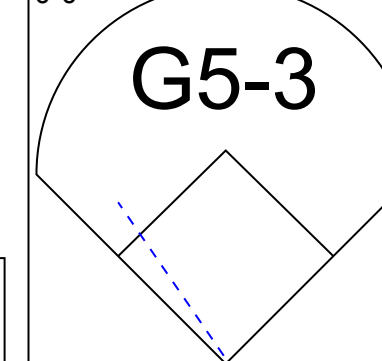
**AB 35**  
**R 3**  
**H 9**  
**RBI 3**  
**BB 5**  
**SO 8**  
**LOB 25**

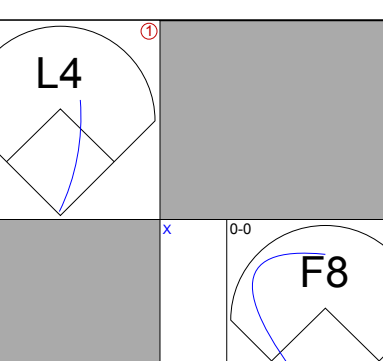
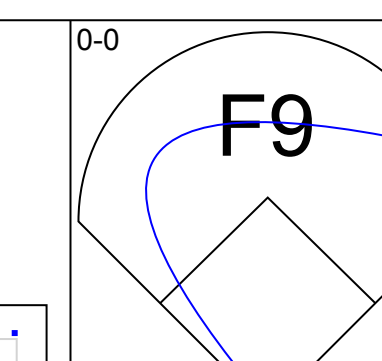
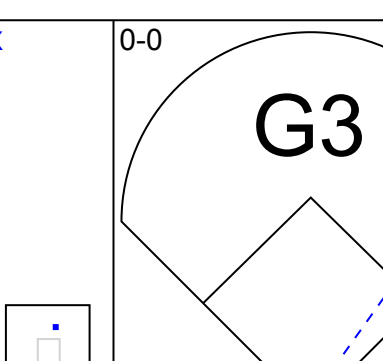
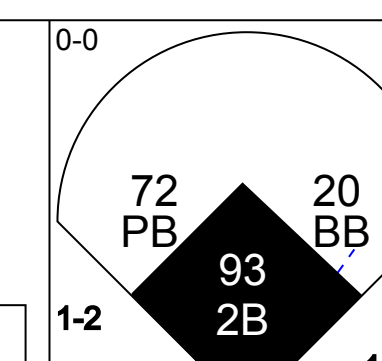
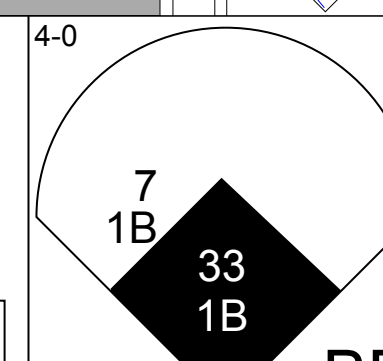
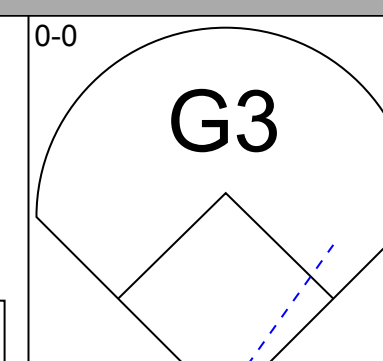
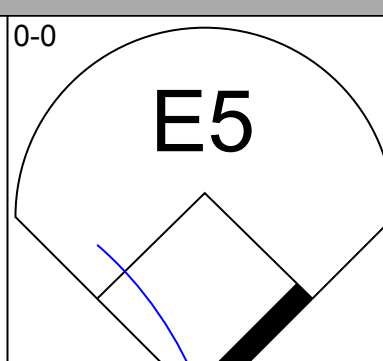
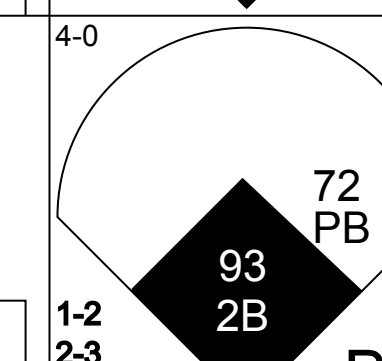
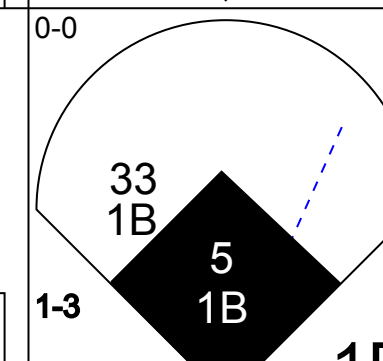
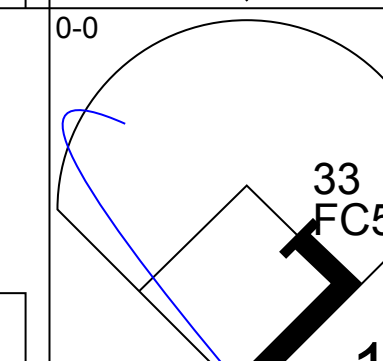
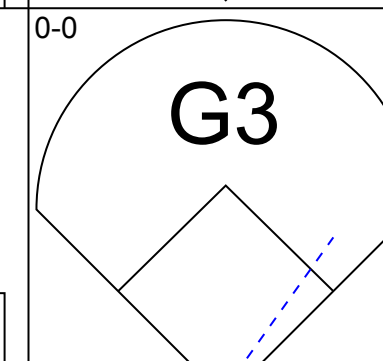
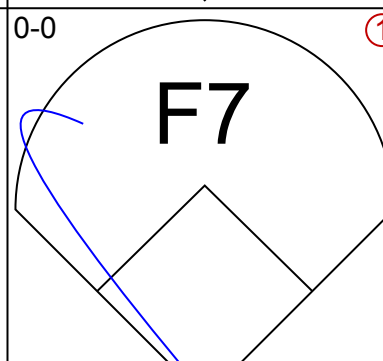
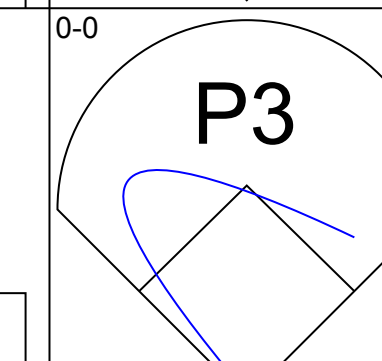
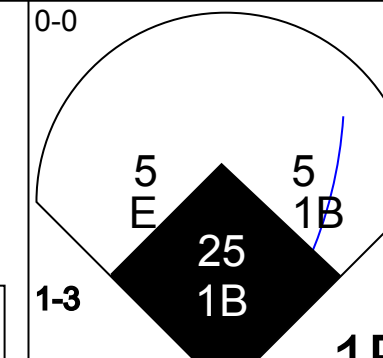
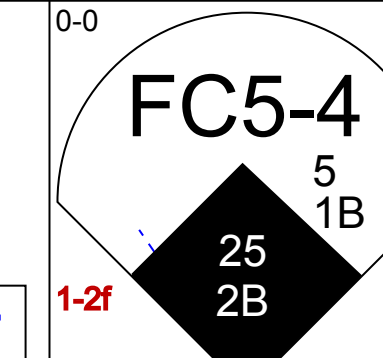
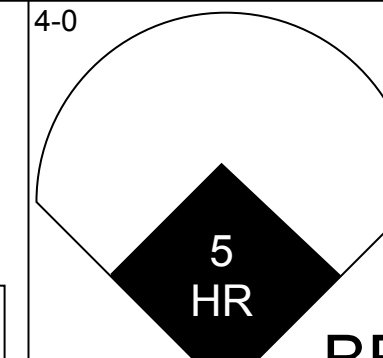
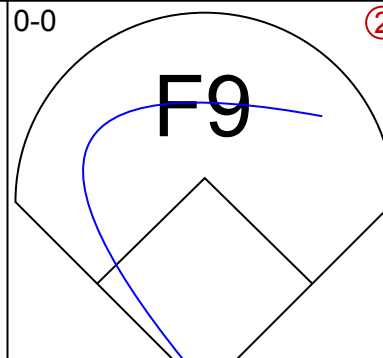
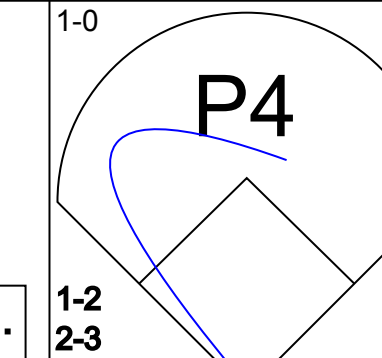
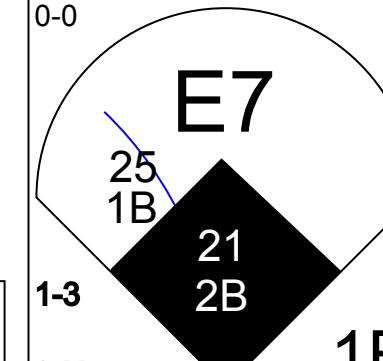
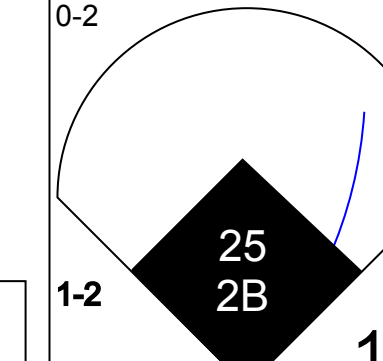
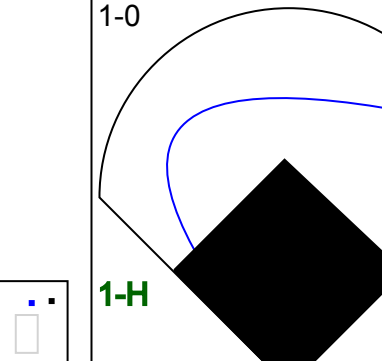
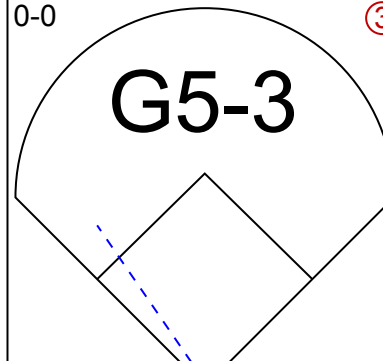
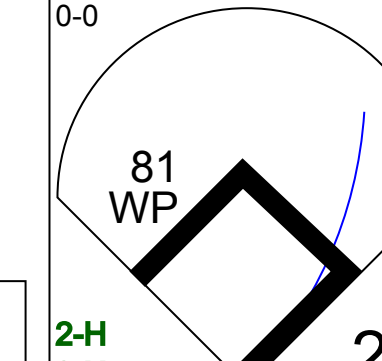
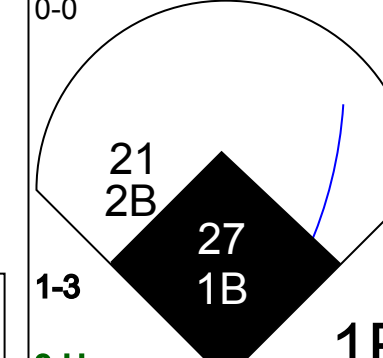
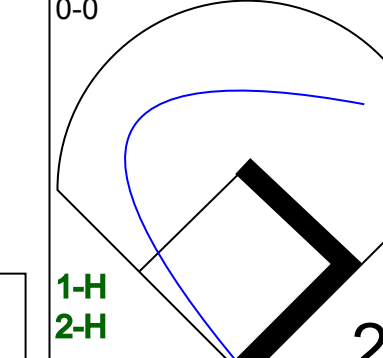
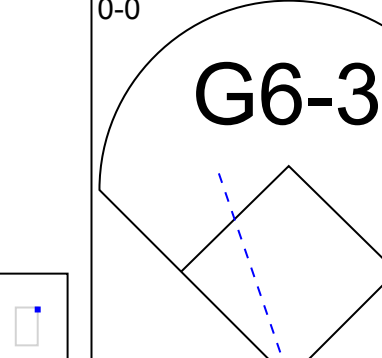

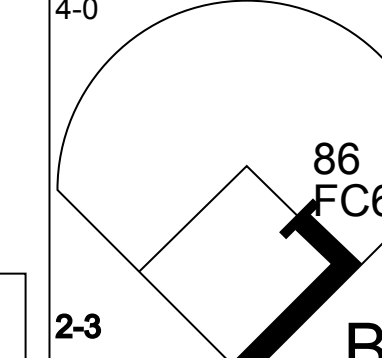
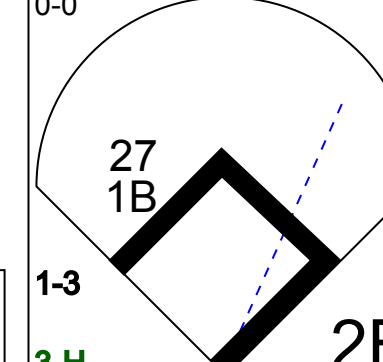
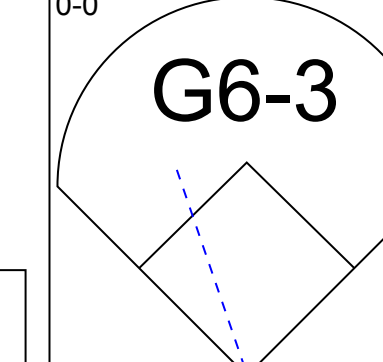


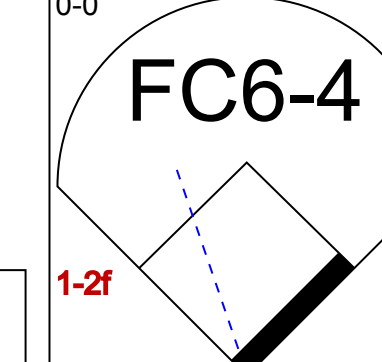
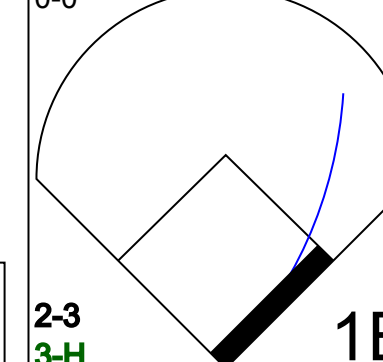


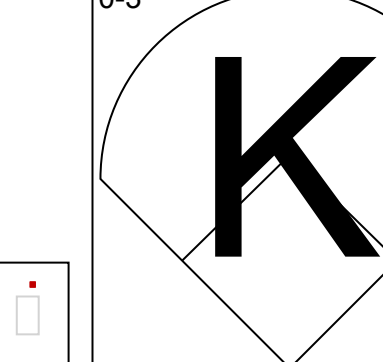

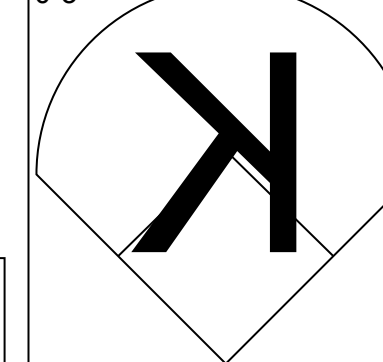



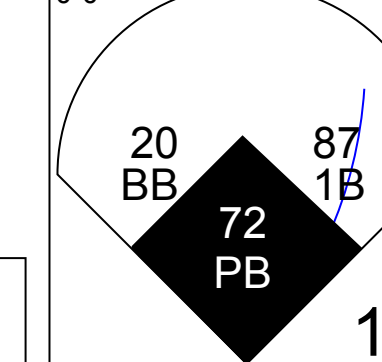




Batter	1	2	3	4	5	6	7	8	9	AB	R	H	RBI	BB	SO	LOB	TOP					
87 Ben Revere, L OBP: 0.316, SLG: 0.447 (1, 7)										5	1	2	2	0	1	3	<b>Minnesota Twins @ Tampa Bay Rays</b> Charlotte Sports Park, Port Charlotte, FL Sat Mar 20 2010, 1:17 PM - 3:58 PM EDT Att: 6,438 - Sunny - 73 F					
1 Orlando Hudson, S OBP: 0.286, SLG: 0.269 (1, 4)										3	0	2	0	0	0	1						
20 Matt Tolbert, S OBP: 0.208, SLG: 0.227 (6, 4)										2	1	1	0	0	0	0						
21 Delmon Young, R OBP: 0.233, SLG: 0.308 (1, 10)										3	0	0	0	1	0	2						
86 Juan Portes, R OBP: 0.458, SLG: 0.864 (9, PH)										1	0	1	0	0	0	0						
5 Michael Cuddyer, R OBP: 0.516, SLG: 0.607 (1, 8)										4	0	1	0	0	1	2						
85 Brian Dinkelman, L OBP: 0.353, SLG: 0.214 (7, 7)										0	0	0	0	1	0	0						
11 Jacque Jones, L OBP: 0.400, SLG: 0.409 (1, 9)										3	0	2	0	0	0	0						
83 Chris Parmelee, L OBP: 0.250, SLG: 0.143 (5, 9)										0	0	0	1	1	0	0						
23 Brendan Harris, R OBP: 0.428, SLG: 0.640 (1, 3)										3	1	2	0	0	0	1						
72 Brock Peterson, R OBP: 0.308, SLG: 0.417 (6, PR)										2	0	0	0	0	1	4						
12 Alexi Casilla, S OBP: 0.258, SLG: 0.222 (1, 6)										4	1	2	1	0	1	1						
41 Drew Butera, R OBP: 0.250, SLG: 0.167 (1, 2)										3	1	1	1	0	0	5						
81 Danny Lehmann, R (8, PH)										0	0	0	0	1	0	0						
8 Nick Punto, S OBP: 0.292, SLG: 0.250 (1, 5)										3	1	1	0	0	1	4						
88 Toby Gardenhire, R (6, 5)										1	0	0	0	0	0	1						
<b>Inning Stats</b>	R: 1 E: 1 K: 0 S: 4	H: 2 LOB: 0 BB: 0 P: 4	R: 0 E: 1 K: 1 S: 7	H: 2 LOB: 2 BB: 0 P: 7	R: 0 E: 0 K: 1 S: 5	H: 1 LOB: 0 BB: 0 P: 5	R: 4 E: 0 K: 1 S: 10	H: 6 LOB: 1 BB: 0 P: 11	R: 0 E: 0 K: 0 S: 2	H: 0 LOB: 0 BB: 1 P: 6	R: 0 E: 1 K: 0 S: 5	H: 1 LOB: 2 BB: 0 P: 5	R: 0 E: 0 K: 1 S: 6	H: 1 LOB: 2 BB: 1 P: 10	R: 0 E: 0 K: 1 S: 5	H: 0 LOB: 1 BB: 1 P: 10	R: 1 E: 0 K: 0 S: 4	H: 2 LOB: 1 BB: 1 P: 8	1B: 10 2B: 6 3B: 0 HR: 0	SF: 1 SAC: 0 DP: 5 HBP: 0	WP: 0 PB: 2 CS: 0	PA: 42
<b>PITCHER</b>	IP WLS BF H R ER SO BB IBB HBP BLK WP HR S P ERA WHIP																					
14 David Price, L ERA: 6.75 (1, 1)	4.0 L 20 11 5 3 3 0 0 0 0 0 0 0 26 27 6.75 2.750																					
36 Randy Choate, L ERA: 1.8 (5, 1)	2.0 8 1 0 0 0 1 0 0 0 0 0 0 7 11 0.00 1.000																					
29 Rafael Soriano, R ERA: 1.8 (7, 1)	1.0 5 1 0 0 1 1 0 0 0 0 0 0 6 10 0.00 2.000																					
53 Joaquin Benoit, R ERA: 6.0 (8, 1)	1.0 4 0 0 0 1 1 0 0 0 0 0 0 5 10 0.00 1.000																					
50 Grant Balfour, R ERA: 11.12 (9, 1)	1.0 5 2 1 1 0 1 0 0 0 0 0 0 4 8 9.00 3.000																					
<b>Batter</b>	1	2	3	4	5	6	7	8	9	AB	R	H	RBI	BB	SO	LOB	BOTTOM					
1 Sean Rodriguez, R OBP: 0.463, SLG: 0.919 (1, 6)										3	0	2	1	0	1	0	<b>Minnesota Twins @ Tampa Bay Rays</b> Charlotte Sports Park, Port Charlotte, FL Sat Mar 20 2010, 1:17 PM - 3:58 PM EDT Att: 6,438 - Sunny - 73 F					
26 Joe Dillon, R OBP: 0.143, SLG: 0.154 (6, 4)										0	0	0	0	1	0	0						
30 Dioner Navarro, S OBP: 0.619, SLG: 0.533 (1, 2)										2	0	1	0	0	0	1						
67 Alvin Colina, R OBP: 0.111, SLG: 0.222 (4, 2)										2	0	0	0	0	1	3						
19 Gabe Kapler, R OBP: 0.240, SLG: 0.136 (1, 8)										3	0	1	0	0	0	1						
52 John Matulia, L OBP: 0.500, SLG: 0.500 (7, 9)										1	0	1	0	0	0	0						
16 Willy Aybar, S OBP: 0.353, SLG: 0.563 (1, 3)										3	0	1	0	0	0	1						
55 Eneal Salem, L OBP: 0.333, SLG: 0.500 (7, 8)										1	0	0	0	0	0	2						
11 Justin Ruggiano, R OBP: 0.486, SLG: 0.939 (1, 9)										3	1	1	0	0	1	2						
Chris Nowak, R (7, 3)										1	0	0	0	0	1	2						
43 Ryan Shealy, R OBP: 0.409, SLG: 0.389 (1, 10)										3	0	0	0	0	2	0						
24 Dan Johnson, L OBP: 0.308, SLG: 0.348 (9, PH)										1	0	0	0	0	1	0						
37 Elliot Johnson, S OBP: 0.324, SLG: 0.469 (1, 5)										4	1	1	0	0	0	0						
63 J.J. Furmaniak, R OBP: 0.217, SLG: 0.143 (1, 7)										4	0	0	0	0	1	1						
15 Reid Brignac, L OBP: 0.405, SLG: 0.500 (1, 4)										2	0	1	0	0	1	0						
69 Angel Chavez, R OBP: 0.278, SLG: 0.375 (6, 5)										1	0	0	0	0	0	0						
<b>Inning Stats</b>	R: 0 E: 0 K: 2 S: 9	H: 2 LOB: 2 BB: 0 P: 10	R: 0 E: 0 K: 1 S: 5	H: 0 LOB: 0 BB: 0 P: 5	R: 0 E: 0 K: 1 S: 5	H: 1 LOB: 0 BB: 0 P: 5	R: 0 E: 0 K: 0 S: 3	H: 1 LOB: 0 BB: 0 P: 3	R: 1 E: 0 K: 1 S: 8	H: 3 LOB: 2 BB: 0 P: 8	R: 0 E: 0 K: 0 S: 4	H: 1 LOB: 0 BB: 0 P: 5	R: 0 E: 0 K: 0 S: 3	H: 0 LOB: 0 BB: 0 P: 3	R: 0 E: 0 K: 2 S: 8	H: 1 LOB: 2 BB: 1 P: 12	R: 0 E: 0 K: 2 S: 7	H: 0 LOB: 0 BB: 0 P: 7	1B: 8 2B: 0 3B: 1 HR: 0	SF: 0 SAC: 0 DP: 2 HBP: 0	WP: 2 PB: 0 CS: 0	PA: 35
<b>PITCHER</b>	IP WLS BF H R ER SO BB IBB HBP BLK WP HR S P ERA WHIP																					
47 Francisco Liriano, L ERA: 2.7 (1, 1)	3.0 W 11 3 0 0 0 0 0 0 0 0 0 0 19 20 0.00 1.000																					
60 Jon Rauch, R ERA: 3.6 (4, 1)	1.0 3 1 0 0 0 0 0 0 0 0 0 0 3 3 0.00 1.000																					
52 Brian Duensing, L ERA: 9.0 (5, 1)	3.0 H 13 4 2 2 1 0 0 0 0 1 0 0 15 16 6.00 1.333																					
28 Jesse Crain, R ERA: (8, 1)	1.0 H 5 1 0 0 2 1 0 0 0 0 0 0 8 12 0.00 2.000																					
39 Anthony Starna, R ERA: (9, 1)	1.0 3 0 0 0 2 0 0 0 0 0 0 0 7 7 0.00 0.000																					




Batter	1	2	3	4	5	6	7	8	9	AB	R	H	RBI	BB	SO	LOB	TOP									
20 Matt Joyce, L (1, 10) OBP: 0.500, SLG: 0.688										4	1	1	1	0	1	0	<p><b>Tampa Bay Rays @ Minnesota Twins</b> Hammond Stadium, Fort Myers, FL Sun Mar 21 2010, 1:10 PM - 3:53 PM EDT Att: 8,053 - Cloudy - 79 F</p> <p>livebaseballscorecards.com</p>									
13 Carl Crawford, L (1, 7) OBP: 0.241, SLG: 0.308 63 J.J. Furmaniak, R (7, 4) OBP: 0.208, SLG: 0.136										3	0	0	0	0	0	0										
18 Ben Zobrist, S (1, 9) OBP: 0.323, SLG: 0.464 26 Joe Dillon, R (7, 2) OBP: 0.200, SLG: 0.214										3	0	0	0	0	0	0										
2 B.J. Upton, R (1, 8) OBP: 0.263, SLG: 0.526 31 Greg Sexton, R (7, 3)										3	1	1	0	0	0	0										
9 Hank Blalock, L (1, 3) OBP: 0.389, SLG: 0.429 72 Chris De La Cruz, S (7, 6) OBP: 0.667, SLG: 1.000										2	1	0	0	1	0	1										
24 Dan Johnson, L (1, 5) OBP: 0.345, SLG: 0.400 43 Reid Frank, L (7, 9)										2	0	1	1	1	0	0										
15 Reid Brignac, L (1, 6) OBP: 0.375, SLG: 0.472 35 Dustin Biell, L (7, 8)										2	0	0	1	0	1	1										
37 Elliot Johnson, S (1, 4) OBP: 0.289, SLG: 0.417										4	0	0	0	0	1	2										
67 Alvin Colina, R (1, 2) OBP: 0.083, SLG: 0.167 25 Anthony Scelfo, L (7, 7)										3	0	0	0	0	0	1										
										0	0	0	0	0	0	0										
<b>Inning Stats</b>	R: 0 E: 0 K: 1 S: 5	H: 0 LOB: 0 BB: 0 P: 5	R: 0 E: 0 K: 0 S: 3	H: 0 LOB: 1 BB: 1 P: 7	R: 0 E: 0 K: 0 S: 3	H: 0 LOB: 0 BB: 0 P: 3	R: 0 E: 0 K: 0 S: 4	H: 1 LOB: 1 BB: 0 P: 4	R: 0 E: 0 K: 2 S: 7	H: 0 LOB: 0 BB: 0 P: 7	R: 1 E: 0 K: 0 S: 6	H: 1 LOB: 0 BB: 0 P: 6	R: 2 E: 1 K: 0 S: 5	H: 1 LOB: 1 BB: 1 P: 9	R: 0 E: 0 K: 1 S: 6	H: 1 LOB: 1 BB: 0 P: 6	R: 0 E: 0 K: 1 S: 6	H: 1 LOB: 1 BB: 0 P: 6	1B: 3 2B: 1 3B: 0 HR: 1	SF: 1 SAC: 0 DP: 0 HBP: 0	WP: 0 PB: 0 SB: 0 CS: 0	PA: 35				
<b>PITCHER</b>	IP WLS BF H R ER SO BB IBB HBP BLK WP HR S P ERA WHIP																									
30 Scott Baker, R (1, 1) ERA: 0.64	5.0 W 17	1 0 0 3	1 0 0 0	1 0 0 0	0 0 0 0	0 0 0 0	0 0 0 0	0 0 0 0	0 1 11 15	9.00 1.500																
55 Clay Condrey, R (6, 1) ERA: 10.29	2.0	10 2 3 2 0	1 0 0 0	0 0 0 0	0 0 0 0	0 0 0 0	0 0 0 0	0 0 6 6	6 6	0.00 1.000																
50 Jose Mijares, L (8, 1) ERA: 4.5	1.0	4 1 0 0 1	0 0 0 0	0 0 0 0	0 0 0 0	0 0 0 0	0 0 6 6	6 6	0.00 1.000																	
15 Glen Perkins, L (9, 1) ERA: 9.0	1.0	4 1 0 0 1	0 0 0 0	0 0 0 0	0 0 0 0	0 0 6 6	6 6	0.00 1.000																		

Batter	1	2	3	4	5	6	7	8	9	AB	R	H	RBI	BB	SO	LOB	BOTTOM									
2 Denard Span, L (1, 8) OBP: 0.448, SLG: 0.385 87 Ben Revere, L (6, 8) OBP: 0.333, SLG: 0.462										4	0	0	0	0	0	3	<p><b>Tampa Bay Rays @ Minnesota Twins</b> Hammond Stadium, Fort Myers, FL Sun Mar 21 2010, 1:10 PM - 3:53 PM EDT Att: 8,053 - Cloudy - 79 F</p> <p>livebaseballscorecards.com</p>									
1 Orlando Hudson, S (1, 4) OBP: 0.281, SLG: 0.241 20 Matt Tolbert, S (6, FR) OBP: 0.240, SLG: 0.227										3	1	0	0	1	0	0										
7 Joe Mauer, L (1, 2) OBP: 0.550, SLG: 0.471 44 Wilson Ramos, R (7, 2) OBP: 0.364, SLG: 0.682										4	1	2	0	0	0	1										
33 Justin Morneau, L (1, 3) OBP: 0.304, SLG: 0.545 72 Brock Peterson, R (7, 3) OBP: 0.296, SLG: 0.490										3	3	1	1	1	0	2										
5 Michael Cuddyer, R (1, 9) OBP: 0.559, SLG: 0.742 93 Joe Benson, R (6, 9) OBP: 0.500, SLG: 1.000										3	3	3	3	0	0	0										
25 Jim Thome, L (1, 10) OBP: 0.412, SLG: 0.600 81 Danny Lehmann, R (8, PH) (9, 10)										2	0	1	2	0	0	1										
21 Delmon Young, R (1, 7) ERA: 10.24 86 Juan Portes, R (6, 7) OBP: 0.423, SLG: 0.792										4	1	2	3	0	0	0										
27 J.J. Hardy, R (1, 6) OBP: 0.294, SLG: 0.294 94 Yancarlos Ortiz, S (6, 6)										4	1	2	3	0	0	0										
8 Nick Punto, S (1, 5) OBP: 0.259, SLG: 0.217 90 Matt Macri, R (7, 5) OBP: 1.000, SLG: 1.000										3	0	2	1	0	0	1										
										2	0	0	0	1	2	0										
<b>Inning Stats</b>	R: 5 E: 1 K: 1 S: 11	H: 6 LOB: 2 BB: 1 P: 15	R: 2 E: 0 K: 0 S: 8	H: 3 LOB: 1 BB: 0 P: 8	R: 0 E: 0 K: 0 S: 3	H: 1 LOB: 0 BB: 0 P: 3	R: 2 E: 0 K: 0 S: 4	H: 1 LOB: 0 BB: 1 P: 9	R: 0 E: 0 K: 0 S: 4	H: 1 LOB: 1 BB: 0 P: 4	R: 0 E: 1 K: 0 S: 4	H: 0 LOB: 1 BB: 0 P: 4	R: 0 E: 0 K: 2 S: 7	H: 0 LOB: 0 BB: 0 P: 7	R: 3 E: 0 K: 0 S: 6	H: 3 LOB: 2 BB: 2 P: 15	1B: 10 2B: 4 3B: 0 HR: 1	SF: 0 SAC: 0 DP: 1 HBP: 0	WP: 1 PB: 1 SB: 0 CS: 0	PA: 43						
<b>PITCHER</b>	IP WLS BF H R ER SO BB IBB HBP BLK WP HR S P ERA WHIP																									
40 Wade Davis, R (1, 1) ERA: 10.24	2.0 L 16	1 0 0 0	1 0 0 0	0 0 0 0	0 0 0 0	0 0 0 0	0 0 0 0	0 0 0 0	0 1 7 12	9.00 1.500																
72 Richard De Los Santos, R (3, 1) ERA: 7.71	2.0	8 2 2 2 0	1 0 0 0	0 0 0 0	0 0 0 0	0 0 0 0	0 0 0 0	0 0 15 15	0.00 0.333																	
76 Heath Phillips, L (5, 1) ERA: 5.91	3.0	11 1 0 0 2	0 0 0 0	0 0 0 0	0 0 0 0	0 0 0 0	0 0 6 15	15 15	22.50 5.000																	
59 Dale Thayer, R (8, 1) ERA: 6.75	1.0	8 3 3 3 0	2 0 0 0	0 0 0 0	0 0 0 0	1 0 6 15	15 15	27.00 5.000																		

AB	32
R	3
H	5
RBI	3
BB	2
SO	5
LOB	8



AB	39
R	12
H	15
RBI	11
BB	4
SO	3
LOB	20






Batter	1	2	3	4	5	6	7	8	9	AB	R	H	RBI	BB	SO	LOB	TOP										
10 Marco Scutaro, R OBP: 0.278, SLG: 0.290 89 Ryan Dent, R OBP: 1.000, SLG: 1.000	G5-3		F9			G6-3		BB 62 1B		3	0	0	0	0	0	0											
15 Dustin Pedroia, R OBP: 0.375, SLG: 0.568 62 Angel Sanchez, R OBP: 0.333, SLG: 0.290	G6-3			G1-3		P4		91 WP 1B 1-3 2-H		1	0	0	0	0	0	0											
7 J.D. Drew, L OBP: 0.241, SLG: 0.231 91 Jorge Jimenez, L OBP: 0.292, SLG: 0.286	G6-3			K			F8	G4-3		3	0	0	0	0	1	0											
20 Kevin Youkilis, R OBP: 0.333, SLG: 0.469 64 Daniel Nava, S OBP: 0.333, SLG: 0.333		2B		G5-3			K		K	3	0	1	0	0	1	0											
34 David Ortiz, L OBP: 0.318, SLG: 0.410 81 Ronald Bernudez, R, PR	F7				BB				K	2	0	1	0	1	0	1											
29 Adrian Beltré, R OBP: 0.321, SLG: 0.240 Brett Harper, L OBP: 0.400, SLG: 0.600					BB		F7			3	0	1	0	0	0	2											
33 Jason Varitek, S OBP: 0.467, SLG: 0.590 86 Ryan Khoury, R										3	0	1	0	0	0	3											
72 Gustavo Molina, R OBP: 1.000, SLG: 1.200	G6-4-3					P5		62 1B 2B	94 1B	0	1	0	0	0	0	0											
94 Jeremy Hazelbaker, L OBP: 0.417, SLG: 0.300			G1-3			F7				4	0	1	0	0	0	2											
85 Che-Hsuan Lin, R OBP: 0.316, SLG: 0.250			G4-3				G6-3			4	0	0	0	0	2	3											
<b>Inning Stats</b>	R: 0 E: 0 K: 0 S: 3	H: 0 LOB: 0 BB: 0 P: 3	R: 0 E: 0 K: 0 S: 4	H: 2 LOB: 1 BB: 0 P: 4	R: 0 E: 0 K: 0 S: 3	H: 0 LOB: 0 BB: 0 P: 3	R: 0 E: 0 K: 1 S: 5	H: 0 LOB: 0 BB: 0 P: 5	R: 0 E: 0 K: 0 S: 3	H: 0 LOB: 1 BB: 1 P: 7	R: 0 E: 0 K: 1 S: 6	H: 1 LOB: 1 BB: 0 P: 6	R: 1 E: 0 K: 1 S: 7	H: 2 LOB: 2 BB: 0 P: 12	R: 1 E: 0 K: 3 S: 12	H: 3 LOB: 2 BB: 0 P: 12	1B: 4 2B: 4 3B: 0 HR: 0	SF: 0 SAC: 0 DP: 1 HBP: 0	WP: 1 PB: 0 SB: 0 CS: 0	PA: 36							
<b>PITCHER</b>	IP	WLS	BF	H	R	ER	SO	BB	IBB	HBP	BLK	WP	HR	S	P	ERA	WHIP										
48 Carl Pavano, R ERA: 2.0	5.0	W	17	2	0	0	1	1	0	0	0	0	0	18	22	0.00	0.600										
54 Matt Guerrier, R ERA: 1.5	1.0		3	0	0	0	0	0	0	0	0	0	0	3	3	0.00	0.000										
17 Pat Neshek, R ERA: 1.7	1.0		4	1	0	0	1	0	0	0	0	0	0	6	6	0.00	1.000										
28 Jesse Crain, R ERA: 1.17	1.0		6	2	1	1	1	1	0	0	0	1	0	7	12	9.00	3.000										
57 Kyle Waldrop, R ERA: 1.42	1.0		6	3	1	1	3	0	0	0	0	0	0	12	12	9.00	3.000										

**Boston Red Sox @ Minnesota Twins**  
Hammond Stadium, Fort Myers, FL  
Tue Mar 23 2010, 7:11 PM - 10:04 PM EDT  
Att: 8,073 - Clear - 65 F


AB 34  
R 2  
H 8  
RBI 2  
BB 2  
SO 6  
LOB 14



Batter	1	2	3	4	5	6	7	8	9	AB	R	H	RBI	BB	SO	LOB	BOTTOM										
2 Denard Span, L OBP: 0.424, SLG: 0.367 87 Ben Revere, L OBP: 0.325, SLG: 0.450	E4 7 WP G3	1 S 1B 3-H	G3		G6-3			G3		4	2	1	2	0	0	0											
1 Orlando Hudson, S OBP: 0.314, SLG: 0.258 90 Chris Cates, R			G4-3			G6-3		G4-3		2	1	1	2	1	0	0											
7 Joe Mauer, L OBP: 0.500, SLG: 0.476 41 Drew Butera, R OBP: 0.250, SLG: 0.167						F8				4	0	1	1	0	0	2											
33 Justin Morneau, L OBP: 0.333, SLG: 0.500 72 Brock Peterson, R OBP: 0.296, SLG: 0.490							2B	L8		2	0	0	0	1	1	2											
5 Michael Cuddyer, R OBP: 0.568, SLG: 0.758 86 Juan Portes, R OBP: 0.407, SLG: 0.760										2	0	1	0	1	1	1											
16 Jason Kubel, L OBP: 0.378, SLG: 0.559										4	0	1	1	0	1	2											
21 Delmon Young, R OBP: 0.270, SLG: 0.394 Dustin Martin, L										4	1	1	0	0	1	5											
27 J.J. Hardy, R OBP: 0.300, SLG: 0.263 12 Alexi Casilla, S OBP: 0.250, SLG: 0.214										2	1	0	0	1	0	0											
8 Nick Punto, S OBP: 0.300, SLG: 0.308 20 Matt Tolbert, S OBP: 0.231, SLG: 0.217										3	2	2	1	0	1	0											
<b>Inning Stats</b>	R: 1 E: 1 K: 2 S: 8	H: 0 LOB: 1 BB: 1 P: 13	R: 5 E: 0 K: 0 S: 8	H: 5 LOB: 3 BB: 2 P: 18	R: 1 E: 0 K: 0 S: 4	H: 1 LOB: 0 BB: 0 P: 5	R: 0 E: 0 K: 2 S: 8	H: 1 LOB: 2 BB: 1 P: 12	R: 0 E: 0 K: 1 S: 5	H: 0 LOB: 0 BB: 0 P: 5	R: 0 E: 0 K: 0 S: 4	H: 1 LOB: 1 BB: 0 P: 4	R: 0 E: 0 K: 0 S: 3	H: 0 LOB: 0 BB: 0 P: 3	R: 0 E: 0 K: 0 S: 3	H: 0 LOB: 0 BB: 0 P: 3	1B: 5 2B: 3 3B: 0 HR: 0	SF: 0 SAC: 0 DP: 0 HBP: 1	WP: 4 PB: 0 SB: 1 CS: 0	PA: 38							
<b>PITCHER</b>	IP	WLS	BF	H	R	ER	SO	BB	IBB	HBP	BLK	WP	HR	S	P	ERA	WHIP										
11 Clay Buchholz, R ERA: 10.5	1.2	L	14	4	6	5	2	3	0	1	0	0	0	14	29	27.00	4.200										
56 Ramon E Ramirez, R ERA: 10.5	1.1		6	2	1	1	0	0	0	0	0	1	0	6	7	6.75	1.500										
58 Jonathan Papelbon, R ERA: 0.14	1.0		5	1	0	0	2	1	0	0	0	0	0	8	12	0.00	2.000										
37 Hideki Okajima, L ERA: 2.45	1.2		6	1	0	0	1	0	0	0	0	0	0	8	8	0.00	0.600										
51 Daniel Bard, R ERA: 1.25	1.1		4	0	0	0	0	0	0	0	0	0	0	4	4	0.00	0.000										
<b>PITCHER</b>	IP	WLS	BF	H	R	ER	SO	BB	IBB	HBP	BLK	WP	HR	S	P	ERA	WHIP										
17 Manny Delcarmen, R(8, 1) ERA: 1.5	1.0		3	0	0	0	0	0	0	0	0	0	0	3	3	0.00	0.000										

**Boston Red Sox @ Minnesota Twins**  
Hammond Stadium, Fort Myers, FL  
Tue Mar 23 2010, 7:11 PM - 10:04 PM EDT  
Att: 8,073 - Clear - 65 F

AB 33  
R 7  
H 8  
RBI 7  
BB 4  
SO 5  
LOB 13





Batter	1	2	3	4	5	6	7	8	9	AB	R	H	RBI	BB	SO	LOB	TOP					
1 Emilio Bonifacio, S (1,7) X OBP: 0.356, SLG: 0.475	0-0 B5-3		0-3 K			0-0 F8		4-0 22 1B BB		3	0	0	0	1	1	1						
24 Cameron Maybin, R (1,8) S OBP: 0.321, SLG: 0.535	0-3 K		0-0 F8			0-3 K		0-0 F9		4	0	0	0	0	2	2						
2 Hanley Ramirez, R (1,6) X OBP: 0.333, SLG: 0.468	0-0 2B			0-0 G5-3			0-0 21 1B 6 FC6-4 2B	0-0 1B		3	0	2	0	0	0	0						
22 Donnie Murphy, R (7, PR) (7,6) X OBP: 0.360, SLG: 0.520								1-2 1B		1	1	1	0	0	0	0						
3 Jorge Cantu, R (1,5) X OBP: 0.308, SLG: 0.405	0-0 F9			0-0 P4			0-0 P5	0-0 F9		3	0	0	0	0	0	2						
7 Hector Luna, R (7,5) X OBP: 0.370, SLG: 0.346										1	0	0	0	0	0	2						
21 John Baker, L (1,10) X OBP: 0.556, SLG: 0.625		0-0 1B		0-3 K			0-0 6 FC6-4 1B		0-0 G5-3	4	0	2	0	0	1	0						
6 Dan Uggla, R (1,4) S OBP: 0.229, SLG: 0.256	0-3 K				0-0 F8		0-0 FC6-4 29 1B		4-0 79 DI BB	3	0	0	1	0	1	3						
30 Brian Barden, R (7, PR) (7,4) X OBP: 0.333, SLG: 0.333							1-2 3-H 0-0 1B			0	0	0	0	1	0	0						
29 Ronny Paulino, R (1,2) X OBP: 0.417, SLG: 0.500		0-0 P4			0-0 F9		0-0 1-2 1B		0-0 F7	4	0	1	0	0	0	2						
25 Brett Carroll, R (1,9) X OBP: 0.376, SLG: 0.667	0-3 K				0-0 G3-1		0-0 G4-3		0-3 K	1	0	0	0	0	1	1						
79 Bryan Pietersen, L (2,9) X OBP: 0.333, SLG: 0.415									1-2 K	3	0	0	0	0	1	3						
81 Logan Morrison, L (1,3) X OBP: 0.244, SLG: 0.326			0-0 24 F8 1B			0-0 G3		0-0 G1-3		3	0	1	0	0	0	0						
<b>Inning Stats</b>	R: 0 E: 0 K: 1 S: 6	H: 1 LOB: 1 BB: 0 P: 6	R: 0 E: 0 K: 2 S: 8	H: 1 LOB: 1 BB: 0 P: 8	R: 0 E: 0 K: 1 S: 5	H: 1 LOB: 0 BB: 0 P: 5	R: 0 E: 0 K: 1 S: 5	H: 0 LOB: 0 BB: 0 P: 5	R: 0 E: 0 K: 0 S: 3	H: 0 LOB: 0 BB: 0 P: 3	R: 0 E: 0 K: 1 S: 5	H: 0 LOB: 0 BB: 0 P: 5	R: 1 E: 0 K: 0 S: 6	H: 3 LOB: 2 BB: 0 P: 6	R: 0 E: 0 K: 0 S: 4	H: 1 LOB: 2 BB: 1 P: 8	R: 0 E: 0 K: 1 S: 5	H: 0 LOB: 1 BB: 1 P: 9	1B: 5 2B: 2 3B: 0 HR: 0	SF: 0 SAC: 0 DP: 0 HBP: 0	WP: 0 PB: 0 SB: 0 CS: 0	PA: 35
<b>PITCHER</b>	IP WLS BF H R ER SO BB IBB HBP BLK WP HR S P ERA WHIP																					
59 Kevin Slowey, R (1,1) ERA: 0.56	5.0 W 17 3 0 0 5 0 0 0 0 0 0 0 27 27 0.00 0.600																					
60 Jon Rauch, R (6,1) ERA: 3.0	1.0 H 3 0 0 1 0 0 0 0 0 0 0 0 5 5 0.00 0.000																					
55 Clay Condrey, R (7,1) ERA: 10.13	1.0 H 6 3 1 1 0 0 0 0 0 0 0 0 6 6 9.00 3.000																					
58 Mike Maroth, L (8,1) ERA: 3.38	1.0 H 5 1 0 0 0 1 0 0 0 0 0 0 4 8 0.00 2.000																					
39 Anthony Slama, R (9,1) ERA:	1.0 S 4 0 0 0 1 1 0 0 0 0 0 0 5 9 0.00 1.000																					
<b>Batter</b>	<b>1</b>	<b>2</b>	<b>3</b>	<b>4</b>	<b>5</b>	<b>6</b>	<b>7</b>	<b>8</b>	<b>9</b>	<b>AB</b>	<b>R</b>	<b>H</b>	<b>RBI</b>	<b>BB</b>	<b>SO</b>	<b>LOB</b>	<b>BOTTOM</b>					
11 Jacque Jones, L (1,9) X OBP: 0.429, SLG: 0.560	0-0 12 G3-6-1 1B		1-0 HR		0-0 G6-4-3		0-0 SF9			3	1	2	2	0	0	1						
87 Ben Revere, L (7,9) X OBP: 0.317, SLG: 0.450					1-2 F8		2-3 3-H 4-0 93 BB BB			0	0	0	1	0	0	0						
12 Alexi Casilla, S (1,6) (7,8) X OBP: 0.278, SLG: 0.226	0-0 G3-6-1		0-0 16 G4-3 1B				0-0 G4-3		4-0 93 BB BB	3	0	1	0	1	0	1						
16 Jason Kubel, L (1,7) X OBP: 0.375, SLG: 0.541	0-0 1B		0-0 G4-3				0-0 G4-3		0-0 1B	3	0	1	0	0	0	1						
93 Mark Delenc, R (7,7) X OBP: 0.375, SLG: 0.541			1-2 1B				1-2 BB			0	0	0	0	1	0	0						
33 Justin Morneau, L (1,3) CCCC OBP: 0.333, SLG: 0.593	0-3 K		0-3 K				1-1 HR		0-3 K	3	1	1	1	0	2	2						
72 Brock Peterson, R (7,3) X OBP: 0.296, SLG: 0.385										1	0	0	0	1	3							
5 Michael Cuddyer, R (1,8) X OBP: 0.550, SLG: 0.722		0-0 25 G5-6-3 1B		0-0 G5-3			0-0 G5-3		0-0 G4-3	3	0	1	0	0	0	1						
90 Matt Macri, R (7,6) X OBP: 0.500, SLG: 0.500										1	0	0	0	0	0	0						
25 Jim Thome, L (1,10) X OBP: 0.400, SLG: 0.556	0-0 G5-6-3		0-0 G1-4-3 1B		0-0 G3-1		0-0 G4-3		0-0 G4-3	3	0	1	0	0	0	1						
92 Yangervis Solarte, S (8, PH) (9,10) X OBP: 0.387, SLG: 0.385		1-2 1B								1	0	0	0	0	0	0						
23 Brendan Harris, R (1,5) X OBP: 0.571, SLG: 0.571	0-0 E6		0-0 G1-4-3				0-0 F9		0-3 K	3	0	0	0	0	1							
86 Juan Poytes, R (8,5) X OBP: 0.393, SLG: 0.731					1-2 1B					1	0	0	0	1	0							
44 Wilson Ramos, R (1,2) X OBP: 0.360, SLG: 0.640	0-0 F8		0-0 F8							3	0	1	0	0	0	1						
81 Danny Lehmann, R (7, PR) (8,2) X OBP: 0.360, SLG: 0.640										0	1	0	0	0	0	0						
20 Matt Tolbert, S (1,4) X OBP: 0.310, SLG: 0.320			4-0 11 HR BB		0-0 G6-4-3 1B		0-0 87 SF9 1B		0-0 87 SF9 2B	2	1	2	0	1	0	0						
<b>Inning Stats</b>	R: 0 E: 0 K: 1 S: 6	H: 2 LOB: 1 BB: 0 P: 6	R: 0 E: 1 K: 0 S: 4	H: 1 LOB: 1 BB: 0 P: 4	R: 2 E: 0 K: 1 S: 7	H: 2 LOB: 1 BB: 1 P: 12	R: 0 E: 0 K: 0 S: 3	H: 1 LOB: 0 BB: 0 P: 3	R: 0 E: 0 K: 0 S: 3	H: 1 LOB: 0 BB: 0 P: 3	R: 1 E: 0 K: 1 S: 5	H: 1 LOB: 0 BB: 0 P: 6	R: 1 E: 0 K: 1 S: 7	H: 2 LOB: 2 BB: 2 P: 15	R: 0 E: 0 K: 1 S: 5	H: 0 LOB: 0 BB: 0 P: 5	1B: 7 2B: 1 3B: 0 HR: 2	SF: 1 SAC: 0 DP: 4 HBP: 0	WP: 0 PB: 0 SB: 0 CS: 0	PA: 34		
<b>PITCHER</b>	IP WLS BF H R ER SO BB IBB HBP BLK WP HR S P ERA WHIP																					
19 Anibal Sanchez, R (1,1) ERA: 4.68	6.0 L 24 8 3 3 2 1 0 0 0 0 0 0 2 28 34 4.50 1.500																					
46 Juan Carlos Oviedo, R (7,1) ERA: 6.35	1.0 7 2 1 1 1 2 0 0 0 0 0 0 7 15 9.00 4.000																					
64 Tim Wood, R (8,1) ERA: 1.25	1.0 3 0 0 0 1 0 0 0 0 0 0 0 5 5 0.00 0.000																					

Florida Marlins @ Minnesota Twins  
Hammond Stadium, Fort Myers, FL  
Wed Mar 24, 2010, 1:13 PM - 3:18 PM EDT  
Att: 7,974 - Partly Cloudy - 72 F

AB 33  
R 1  
H 7  
RBI 1  
BB 2  
SO 7  
LOB 16



Florida Marlins @ Minnesota Twins  
Hammond Stadium, Fort Myers, FL  
Wed Mar 24, 2010, 1:13 PM - 3:18 PM EDT  
Att: 7,974 - Partly Cloudy - 72 F

AB 30  
R 4  
H 10  
RBI 4  
BB 3  
SO 4  
LOB 12









Batter	1	2	3	4	5	6	7	8	9	AB	R	H	RBI	BB	SO	LOB	TOP						
2 Denard Span, L OBP: 0.400, SLG: 0.314 87 Ben Revere, L OBP: 0.302, SLG: 0.429										3 1 0 0 1 2 0 1 0 0 0 0 0 2													
12 Alexi Casilla, S OBP: 0.282, SLG: 0.243										5 0 1 0 0 1 3													
5 Michael Cuddyer, R OBP: 0.568, SLG: 0.718 Evan Bigley, R										3 1 2 0 1 0 0 1 0 0 0 0 0 0													
11 Jacque Jones, L OBP: 0.400, SLG: 0.625 84 Steve Singleton, L										4 2 2 2 0 1 3 1 0 0 0 0 0 0													
21 Delmon Young, R OBP: 0.295, SLG: 0.475 86 Juan Portes, R										4 0 1 0 0 0 3 1 0 0 0 0 0 0													
23 Brendan Harris, R OBP: 0.371, SLG: 0.516 94 Yancarlos Ortiz, S											3 0 0 0 1 1 4 0 0 0 0 0 0 0												
44 Wilson Ramos, R OBP: 0.393, SLG: 0.643 41 Drew Butera, R										3 0 2 0 0 0 0 1 0 0 0 0 0 0													
72 Brock Peterson, R OBP: 0.281, SLG: 0.345										3 0 0 0 1 0 2													
20 Matt Tolbert, S OBP: 0.294, SLG: 0.300										4 0 1 0 0 2 2													
<b>Inning Stats</b>	R: 0 H: 0 E: 0 K: 1 S: 5	H: 0 LOB: 0 BB: 0 P: 5	R: 1 H: 2 E: 0 K: 1 S: 9	H: 2 LOB: 2 BB: 2 P: 20	R: 0 H: 2 E: 0 K: 1 S: 7	H: 2 LOB: 3 BB: 1 P: 11	R: 0 H: 0 E: 0 K: 1 S: 5	H: 0 LOB: 0 BB: 0 P: 5	R: 3 H: 3 E: 1 K: 0 S: 7	H: 3 LOB: 2 BB: 1 P: 11	R: 0 H: 0 E: 0 K: 1 S: 5	H: 0 LOB: 0 BB: 0 P: 5	R: 0 H: 1 E: 0 K: 1 S: 6	H: 1 LOB: 1 BB: 0 P: 6	R: 0 H: 1 E: 1 K: 1 S: 7	H: 1 LOB: 2 BB: 0 P: 7	R: 0 H: 0 E: 0 K: 0 S: 3	H: 0 LOB: 0 BB: 0 P: 3	1B: 6 2B: 2 3B: 0 HR: 1	SF: 0 SAC: 0 DP: 0 HBP: 0	WP: 0 PB: 0 SB: 0 CS: 1	PA: 41	
<b>PITCHER</b>	IP WLS BF H R ER SO BB IBB HBP BLK WP HR S P ERA WHIP	IP WLS BF H R ER SO BB IBB HBP BLK WP HR S P ERA WHIP	IP WLS BF H R ER SO BB IBB HBP BLK WP HR S P ERA WHIP	IP WLS BF H R ER SO BB IBB HBP BLK WP HR S P ERA WHIP	IP WLS BF H R ER SO BB IBB HBP BLK WP HR S P ERA WHIP	IP WLS BF H R ER SO BB IBB HBP BLK WP HR S P ERA WHIP	IP WLS BF H R ER SO BB IBB HBP BLK WP HR S P ERA WHIP	IP WLS BF H R ER SO BB IBB HBP BLK WP HR S P ERA WHIP	IP WLS BF H R ER SO BB IBB HBP BLK WP HR S P ERA WHIP	IP WLS BF H R ER SO BB IBB HBP BLK WP HR S P ERA WHIP	IP WLS BF H R ER SO BB IBB HBP BLK WP HR S P ERA WHIP	IP WLS BF H R ER SO BB IBB HBP BLK WP HR S P ERA WHIP	IP WLS BF H R ER SO BB IBB HBP BLK WP HR S P ERA WHIP	IP WLS BF H R ER SO BB IBB HBP BLK WP HR S P ERA WHIP	IP WLS BF H R ER SO BB IBB HBP BLK WP HR S P ERA WHIP	IP WLS BF H R ER SO BB IBB HBP BLK WP HR S P ERA WHIP	IP WLS BF H R ER SO BB IBB HBP BLK WP HR S P ERA WHIP	IP WLS BF H R ER SO BB IBB HBP BLK WP HR S P ERA WHIP	IP WLS BF H R ER SO BB IBB HBP BLK WP HR S P ERA WHIP	IP WLS BF H R ER SO BB IBB HBP BLK WP HR S P ERA WHIP	IP WLS BF H R ER SO BB IBB HBP BLK WP HR S P ERA WHIP	IP WLS BF H R ER SO BB IBB HBP BLK WP HR S P ERA WHIP	IP WLS BF H R ER SO BB IBB HBP BLK WP HR S P ERA WHIP
54 Chris Tillman, R ERA: 3.86	4.1 L 20 4 2 2 4 4 0 0 0 0 0 1 27 46 4.15 1.846	0.2 6 3 2 0 0 0 0 0 0 0 0 0 6 6 0.00 4.500	4.0 15 2 0 0 3 0 0 0 0 0 0 0 21 21 0.00 0.500																				
26 Cia Meredith, R ERA: 1.17																							
49 Jason Berken, R ERA: 2.84																							

Minnesota Twins @ Baltimore Orioles  
Ed Smith Stadium, Sarasota, FL  
Fri Mar 26 2010, 7:12 PM - 9:52 PM EDT  
Att. 6,722 - Clear - 66 F

AB	37
R	4
H	9
RBI	2
BB	4
SO	7
LOB	19



Batter	1	2	3	4	5	6	7	8	9	AB	R	H	RBI	BB	SO	LOB	BOTTOM						
1 Brian Roberts, S OBP: 0.367, SLG: 0.444										3 0 0 0 0 3 0 1 0 0 0 0 0 1													
9 Miguel Tejada, R OBP: 0.205, SLG: 0.200 6 Scott Moore, L OBP: 0.200, SLG: 0.261										3 0 1 0 0 0 0 1 0 0 0 0 1 0													
21 Nick Markakis, L OBP: 0.311, SLG: 0.511 2 Luis Montanez, R OBP: 0.326, SLG: 0.350										3 0 0 0 0 1 1 1 0 0 0 0 1 0													
32 Matt Wieters, S OBP: 0.325, SLG: 0.324 Daniel Figueroa, R										3 0 0 0 0 1 1 1 0 0 0 0 0 0													
10 Adam Jones, R OBP: 0.333, SLG: 0.625 77 Jeff Salazar, L OBP: 0.333, SLG: 0.226										3 1 1 0 0 1 0 1 0 0 0 0 0 0													
30 Luke Scott, L OBP: 0.356, SLG: 0.526 23 Ty Wigginton, R OBP: 0.275, SLG: 0.447										3 0 0 0 0 1 1 0 0 0 0 0 0 0													
14 Nolan Reimold, R OBP: 0.194, SLG: 0.294 12 Robert Andino, R OBP: 0.256, SLG: 0.439										3 2 2 1 0 0 0 0 0 0 0 0 0 0													
15 Craig Tatum, R OBP: 0.300, SLG: 0.294 16 Chad Moeller, R OBP: 0.384, SLG: 0.650										2 0 1 2 0 1 0 1 0 0 0 0 0 0													
3 Cesar Izturis, S OBP: 0.135, SLG: 0.139 Andy González, R OBP: 0.500, SLG: 0.500										2 0 0 0 0 1 1 1 0 1 0 0 0 0													
<b>Inning Stats</b>	R: 0 H: 0 E: 0 K: 2 S: 7	H: 0 LOB: 0 BB: 0 P: 7	R: 0 H: 0 E: 0 K: 0 S: 3	H: 0 LOB: 0 BB: 0 P: 3	R: 0 H: 0 E: 0 K: 2 S: 7	H: 0 LOB: 0 BB: 0 P: 7	R: 0 H: 0 E: 0 K: 1 S: 5	H: 0 LOB: 0 BB: 0 P: 5	R: 2 H: 3 E: 0 K: 1 S: 8	H: 3 LOB: 1 BB: 0 P: 8	R: 0 H: 1 E: 0 K: 1 S: 6	H: 1 LOB: 1 BB: 0 P: 6	R: 1 H: 1 E: 0 K: 2 S: 10	H: 1 LOB: 0 BB: 0 P: 13	R: 0 H: 1 E: 0 K: 1 S: 5	H: 1 LOB: 0 BB: 0 P: 5	R: 0 H: 0 E: 0 K: 1 S: 5	H: 0 LOB: 0 BB: 0 P: 5	1B: 4 2B: 1 3B: 0 HR: 1	SF: 0 SAC: 0 DP: 1 HBP: 0	WP: 0 PB: 0 SB: 0 CS: 0	PA: 32	
<b>PITCHER</b>	IP WLS BF H R ER SO BB IBB HBP BLK WP HR S P ERA WHIP	IP WLS BF H R ER SO BB IBB HBP BLK WP HR S P ERA WHIP	IP WLS BF H R ER SO BB IBB HBP BLK WP HR S P ERA WHIP	IP WLS BF H R ER SO BB IBB HBP BLK WP HR S P ERA WHIP	IP WLS BF H R ER SO BB IBB HBP BLK WP HR S P ERA WHIP	IP WLS BF H R ER SO BB IBB HBP BLK WP HR S P ERA WHIP	IP WLS BF H R ER SO BB IBB HBP BLK WP HR S P ERA WHIP	IP WLS BF H R ER SO BB IBB HBP BLK WP HR S P ERA WHIP	IP WLS BF H R ER SO BB IBB HBP BLK WP HR S P ERA WHIP	IP WLS BF H R ER SO BB IBB HBP BLK WP HR S P ERA WHIP	IP WLS BF H R ER SO BB IBB HBP BLK WP HR S P ERA WHIP	IP WLS BF H R ER SO BB IBB HBP BLK WP HR S P ERA WHIP	IP WLS BF H R ER SO BB IBB HBP BLK WP HR S P ERA WHIP	IP WLS BF H R ER SO BB IBB HBP BLK WP HR S P ERA WHIP	IP WLS BF H R ER SO BB IBB HBP BLK WP HR S P ERA WHIP	IP WLS BF H R ER SO BB IBB HBP BLK WP HR S P ERA WHIP	IP WLS BF H R ER SO BB IBB HBP BLK WP HR S P ERA WHIP	IP WLS BF H R ER SO BB IBB HBP BLK WP HR S P ERA WHIP	IP WLS BF H R ER SO BB IBB HBP BLK WP HR S P ERA WHIP	IP WLS BF H R ER SO BB IBB HBP BLK WP HR S P ERA WHIP	IP WLS BF H R ER SO BB IBB HBP BLK WP HR S P ERA WHIP	IP WLS BF H R ER SO BB IBB HBP BLK WP HR S P ERA WHIP	IP WLS BF H R ER SO BB IBB HBP BLK WP HR S P ERA WHIP
30 Scott Baker, R ERA: 1.4	5.1 W 20 4 2 2 7 0 0 0 0 0 0 1 34 34 3.38 0.750	1.2 H 6 1 1 1 2 0 0 0 0 0 0 1 12 15 5.40 0.600	1.0 H 3 1 0 0 1 0 0 0 0 0 0 0 5 5 0.00 1.000	1.0 S 3 0 0 0 1 0 0 0 0 0 0 0 5 5 0.00 0.000																			
17 Pat Neshek, R ERA: 2.35																							



Batter	1	2	3	4	5	6	7	8	9	AB	R	H	RBI	BB	SO	LOB	TOP								
31 Dewayne Wise, L OBP: 0.241, SLG: 0.231	F9	BB		F7			7 2B BB		F7	3	1	0	0	2	0	0	Philadelphia Phillies @ Minnesota Twins Hammond Stadium, Fort Myers, FL Sat Mar 27 2010, 1:18 PM - 4:00 PM EDT Att: 8,162 - Sunny - 76 F								
7 Juan Castro, R OBP: 0.250, SLG: 0.314	G5-3	G6-3			10 G5-4-3 1B		1-H 2B		F8	5	0	2	1	0	0	3									
10 Ben Francisco, R OBP: 0.326, SLG: 0.525	P6			40 1B 19 G4-3 1B	1-2 G5-4-3		2B		1B	5	0	2	0	0	1	2									
19 Greg Dobbs, L OBP: 0.381, SLG: 0.658		40 1B 23 1B 2B		G4-3	1-2		HR		1B	5	2	2	1	0	0	3									
3 Ross Gload, L OBP: 0.238, SLG: 0.300	P6			K			K		F7	4	0	0	0	0	2	2									
40 John Mayberry Jr., R OBP: 0.349, SLG: 0.447		23 1B 21 2B 1B		2-3 1B			L8		12 BB 23 1B 21 G1-2-3 BB	3	1	2	0	1	0	0									
23 Brian Schneider, L Luis Maza, R		21 2B 1B		F7			K		12 BB 1B	4	0	2	1	0	1	2									
24 Paul Hoover, R OBP: 0.250, SLG: 0.750	1-2 3-H 1B						K		1-2 1B	0	0	0	0	0	0	0									
12 Cody Ransom, R OBP: 0.212, SLG: 0.469	F7			G5-3			K		4-0 1-2 2-3 BB	3	0	0	0	1	1	2									
21 Wilson Valdez, R OBP: 0.444, SLG: 0.640	1-3 2-H 2B			G6-3			L4		G1-2-3	4	0	1	1	0	0	3									
<b>Inning Stats</b>	R: 0 E: 0 K: 0 S: 3	H: 0 LOB: 0 BB: 0 P: 3	R: 2 E: 0 K: 0 S: 7	H: 4 LOB: 3 BB: 1 P: 11	R: 0 E: 0 K: 1 S: 7	H: 2 LOB: 2 BB: 0 P: 7	R: 0 E: 0 K: 0 S: 3	H: 0 LOB: 0 BB: 0 P: 3	R: 1 E: 0 K: 1 S: 8	H: 2 LOB: 0 BB: 0 P: 11	R: 0 E: 0 K: 2 S: 7	H: 0 LOB: 0 BB: 0 P: 7	R: 1 E: 0 K: 1 S: 6	H: 1 LOB: 1 BB: 1 P: 10	R: 0 E: 0 K: 0 S: 3	H: 1 LOB: 2 BB: 2 P: 11	R: 0 E: 0 K: 0 S: 4	H: 1 LOB: 1 BB: 0 P: 4	1B: 7 2B: 3 3B: 0 HR: 1	SF: 0 SAC: 0 DP: 2 HBP: 0	WP: 0 PB: 0 SB: 0 CS: 0	PA: 40			
<b>PITCHER</b>	IP	WLS	BF	H	R	ER	SO	BB	IBB	HBP	BLK	WP	HR	S	P	ERA	WHIP								
53 Nick Blackburn, R ERA: 2.45	4.0		19	6	2	2	1	1	0	0	0	0	0	20	24	4.50	1.750								
50 Jose Mijares, L ERA: 5.14	1.0		4	2	1	1	1	0	0	0	0	0	1	8	11	9.00	2.000								
58 Mike Maroth, L ERA: 3.48	2.1	W	11	2	1	1	3	2	0	0	0	0	0	15	23	3.86	1.714								
39 Anthony Slama, R ERA: 1.23	0.2	H	2	0	0	0	0	1	0	0	0	0	0	1	5	0.00	1.500								
57 Kyle Waldrop, R ERA: 1.23	1.0		4	1	0	0	0	0	0	0	0	0	0	4	4	0.00	1.000								

Batter	1	2	3	4	5	6	7	8	9	AB	R	H	RBI	BB	SO	LOB	BOTTOM								
27 J.J. Hardy, R OBP: 0.370, SLG: 0.462	G6-3			F8			7 2B 2B		G6-3	4	1	2	1	0	0	0	Philadelphia Phillies @ Minnesota Twins Hammond Stadium, Fort Myers, FL Sat Mar 27 2010, 1:18 PM - 4:00 PM EDT Att: 8,162 - Sunny - 76 F								
12 Alexi Casilla, S OBP: 0.256, SLG: 0.237							1-H 3B			1	0	0	0	0	0	2									
1 Orlando Hudson, S OBP: 0.333, SLG: 0.270				33 FC5-4 5 2B 1B			7 2B BB			3	2	2	0	1	1	2									
90 Chris Cates, R										0	0	0	0	0	0	0									
7 Joe Mauer, L OBP: 0.500, SLG: 0.552	F8									4	0	2	2	0	0	3									
41 Drew Butera, R OBP: 0.238, SLG: 0.158				33 FC5-4 1B			1-H 2-H 2B		F7	0	0	0	0	0	0	0									
33 Justin Morneau, L OBP: 0.263, SLG: 0.457	F8									4	1	0	0	0	0	4									
72 Brock Peterson, R OBP: 0.291, SLG: 0.345				1-2 2-3 5 2B			G4-3		G3	0	0	0	0	0	0	0									
5 Michael Cuddyer, R OBP: 0.593, SLG: 0.714	G6-3									3	0	1	2	0	0	0									
87 Ben Revere, L OBP: 0.318, SLG: 0.442				1-H 3-H 2B					25 WP 25 HR 1B	1	1	1	0	0	0	0									
25 Jim Thome, L OBP: 0.375, SLG: 0.636	K								1-H HR	4	1	1	2	0	1	1									
16 Jason Kubel, L OBP: 0.383, SLG: 0.591	G6-3									4	0	1	0	0	0	1									
93 Mark Delenc, R										0	1	0	0	0	0	0									
21 Delmon Young, R OBP: 0.319, SLG: 0.476										2	0	1	0	1	0	0									
86 Juan Portes, R OBP: 0.419, SLG: 0.759				F8			8 CS 1B			1	1	1	1	0	0	0									
8 Nick Punto, S OBP: 0.278, SLG: 0.281							SAFE 1-2 F7			3	0	0	0	0	1	2									
Matt Tolbert, S OBP: 0.286, SLG: 0.290				K						1	0	0	0	0	0	2									
<b>Inning Stats</b>	R: 0 E: 0 K: 0 S: 4	H: 1 LOB: 1 BB: 0 P: 4	R: 0 E: 0 K: 1 S: 5	H: 0 LOB: 0 BB: 0 P: 5	R: 0 E: 0 K: 1 S: 5	H: 0 LOB: 0 BB: 0 P: 5	R: 2 E: 0 K: 0 S: 6	H: 3 LOB: 1 BB: 0 P: 6	R: 2 E: 0 K: 0 S: 5	H: 3 LOB: 1 BB: 1 P: 9	R: 0 E: 0 K: 0 S: 3	H: 0 LOB: 0 BB: 0 P: 3	R: 1 E: 0 K: 1 S: 6	H: 1 LOB: 2 BB: 1 P: 10	R: 3 E: 0 K: 0 S: 7	H: 4 LOB: 2 BB: 0 P: 8	1B: 6 2B: 4 3B: 1 HR: 1	SF: 0 SAC: 0 DP: 0 HBP: 0	WP: 1 PB: 0 SB: 0 CS: 1	PA: 37					
<b>PITCHER</b>	IP	WLS	BF	H	R	ER	SO	BB	IBB	HBP	BLK	WP	HR	S	P	ERA	WHIP								
35 Cole Hamels, L ERA: 5.57	6.1	L	27	7	5	5	2	2	0	0	0	0	0	29	37	7.11	1.421								
55 Danny Baez, R ERA: 6.96	0.2		3	1	0	0	1	0	0	0	0	0	0	5	5	0.00	1.500								
52 Jose Contreras, R ERA: 7.15	0.2		6	4	3	3	0	0	0	0	0	1	1	6	7	40.50	6.000								
57 David Herndon, R ERA: 1.23	0.1		1	0	0	0	0	0	0	0	0	0	0	1	1	0.00	0.000								

AB	36
R	4
H	11
RBI	4
BB	4
SO	5
LOB	17

AB	35
R	8
H	12
RBI	8
BB	2
SO	3
LOB	17



Batter	1	2	3	4	5	6	7	8	9	AB	R	H	RBI	BB	SO	LOB	TOP						
2 Denard Span, L (1, 8) Dustin Martin, L (6, 8)										2	1	1	1	0	1	0	<b>Minnesota Twins @ Boston Red Sox</b> City of Palms Park, Ft. Myers, FL Sun Mar 28 2010, 1:17 PM - 4:13 PM EDT Att. 7,994 - Overcast - 78 F						
1 Orlando Hudson, S (1, 4) 12 Alexi Casilla, S (7, 4)										2	0	1	0	0	0	1							
7 Joe Mauer, L (1, 2) 44 Wilson Ramos, R (6, 2)										3	1	1	2	0	0	1							
33 Justin Morneau, L (1, 3) 72 Brock Peterson, R (6, 3)										3	0	0	0	0	1	0							
5 Michael Cuddyer, R (1, 9) 86 Juan Portes, R (6, 9)										3	0	0	0	0	2	0							
25 Jim Thome, L (1, 10) 11 Jacque Jones, L (6, PR) (6, 10)										3	1	2	0	0	1	0							
16 Jason Kubel, L (1, 7) 93 Joe Benson, R (6, 7)										3	0	0	0	0	2	2							
27 J.J. Hardy, R (1, 6) 90 James Beresford, L (7, 6)										3	1	1	0	0	0	0							
23 Brendan Harris, R (1, 5) Nicholas Romero, S (7, 5)										3	0	1	1	0	1	0							
<b>Inning Stats</b>	R: 2 E: 0 K: 2 S: 10	H: 2 LOB: 0 BB: 0 P: 13	R: 2 E: 0 K: 1 S: 8	H: 3 LOB: 1 BB: 0 P: 8	R: 0 E: 0 K: 1 S: 5	H: 0 LOB: 0 BB: 0 P: 5	R: 0 E: 0 K: 2 S: 7	H: 0 LOB: 0 BB: 0 P: 7	R: 0 E: 0 K: 1 S: 6	H: 1 LOB: 1 BB: 0 P: 6	R: 0 E: 0 K: 0 S: 4	H: 1 LOB: 0 BB: 0 P: 4	R: 0 E: 0 K: 2 S: 7	H: 0 LOB: 0 BB: 0 P: 7	R: 0 E: 0 K: 0 S: 3	H: 0 LOB: 0 BB: 0 P: 3		R: 1 E: 1 K: 2 S: 8	H: 1 LOB: 1 BB: 0 P: 11	1B: 5 2B: 2 3B: 0 HR: 1	SF: 1 SAC: 1 DP: 0 HBP: 1	WP: 0 PB: 0 SB: 0 CS: 0	PA: 36
<b>PITCHER</b>	IP WLS BF H R ER SO BB IBB HBP BLK WP HR S P ERA WHIP																						
11 Clay Buchholz, R (1, 1) ERA: 1.53	4.2 W 19 5 4 4 7 0 0 0 0 0 0 1 34 37 7.71 1.071																						
48 Scott Atchison, R (5, 1) ERA: 1.64	1.1 6 2 0 0 0 0 0 0 0 0 0 0 6 6 0.00 1.500																						
37 Hideki Okajima, L (7, 1) ERA: 1.93	1.0 3 0 0 0 2 0 0 0 0 0 0 0 7 7 0.00 0.000																						
56 Ramon E Ramirez, R (8, 1) ERA: 8.22	0.2 2 0 0 0 0 0 0 0 0 0 0 0 2 2 0.00 0.000																						
58 Jonathan Papelbon, R (8, 1) ERA: 4.68	1.1 6 1 1 0 2 0 0 0 1 0 0 0 9 12 0.00 0.750																						

Batter	1	2	3	4	5	6	7	8	9	AB	R	H	RBI	BB	SO	LOB	BOTTOM						
2 Jacoby Ellsbury, L (1, 7) 97 Alex Hassan, R (6, 7)										4	0	0	0	0	0	3	<b>Minnesota Twins @ Boston Red Sox</b> City of Palms Park, Ft. Myers, FL Sun Mar 28 2010, 1:17 PM - 4:13 PM EDT Att. 7,994 - Overcast - 78 F						
15 Dustin Pedroia, R (1, 4) 62 Angel Sanchez, R (7, 4)										4	3	3	0	0	0	0							
41 Victor Martinez, S (1, 2) 72 Gustavo Molina, R (9, 2)										5	4	4	3	0	0	0							
20 Kevin Youkilis, R (1, 3) 91 Jorge Jimenez, L (6, PR) (7, 3)										4	1	4	1	0	0	0							
34 David Ortiz, L (1, 10) 70 Tug Hulett, L (6, PH) (7, 10)										3	1	1	3	0	0	3							
29 Adrián Beltré, R (1, 5) 82 Nate Spears, L (7, 5)										4	0	1	0	0	1	2							
23 Mike Cameron, R (1, 8) 93 Bubba Bell, L (6, 8)										2	0	0	0	0	2	3							
22 Bill Hall, R (1, 9) 81 Ronald Bermudez, R (8, 9)										3	0	1	1	1	0	0							
10 Marco Scutaro, R (1, 6) Kevin Frandsen, R (5, PR) (6, 6)										3	0	1	0	0	1	2							
<b>Inning Stats</b>	R: 2 E: 0 K: 0 S: 6	H: 3 LOB: 1 BB: 0 P: 6	R: 0 E: 0 K: 1 S: 4	H: 0 LOB: 1 BB: 1 P: 10	R: 2 E: 0 K: 1 S: 9	H: 5 LOB: 2 BB: 0 P: 10	R: 4 E: 0 K: 1 S: 10	H: 4 LOB: 0 BB: 0 P: 10	R: 0 E: 0 K: 1 S: 6	H: 1 LOB: 1 BB: 0 P: 6	R: 3 E: 0 K: 1 S: 8	H: 3 LOB: 1 BB: 0 P: 9	R: 0 E: 0 K: 0 S: 3	H: 0 LOB: 0 BB: 0 P: 3	R: 0 E: 0 K: 0 S: 3	H: 0 LOB: 0 BB: 0 P: 3		R: 0 E: 0 K: 2 S: 8	H: 0 LOB: 0 BB: 0 P: 11	1B: 12 2B: 2 3B: 0 HR: 2	SF: 0 SAC: 0 DP: 1 HBP: 1	WP: 0 PB: 0 SB: 1 CS: 0	PA: 40
<b>PITCHER</b>	IP WLS BF H R ER SO BB IBB HBP BLK WP HR S P ERA WHIP																						
48 Carl Pavano, R (1, 1) ERA: 4.98	3.2 L 23 12 8 8 2 0 0 0 0 0 0 0 8 8 0.00 1.000																						
17 Pat Neshek, R (4, 1) ERA: 2.08	1.0 4 1 0 0 2 0 0 0 0 0 0 0 8 8 0.00 1.000																						
50 Jose Mijares, L (5, 1) ERA: 7.56	1.1 7 3 3 3 1 0 0 0 0 0 0 1 9 10 20.25 2.250																						
55 Clay Condrey, R (7, 1) ERA: 9.0	1.0 3 0 0 0 0 0 0 0 0 0 0 0 3 3 0.00 0.000																						
95 Santos Arias, R (8, 1) ERA:	1.0 3 0 0 0 0 0 0 0 0 0 0 0 3 3 0.00 0.000																						

AB	33
R	5
H	8
RBI	5
BB	0
SO	11
LOB	7



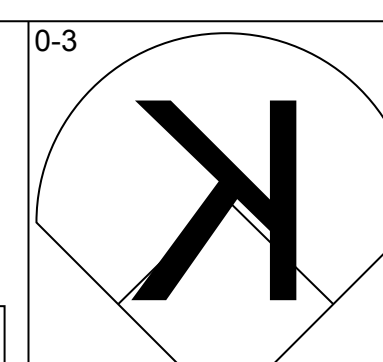
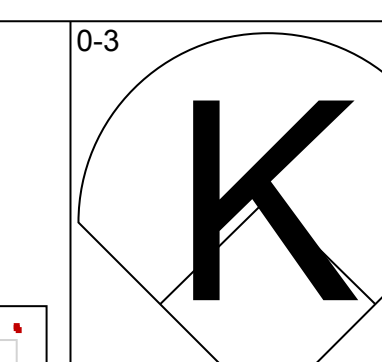
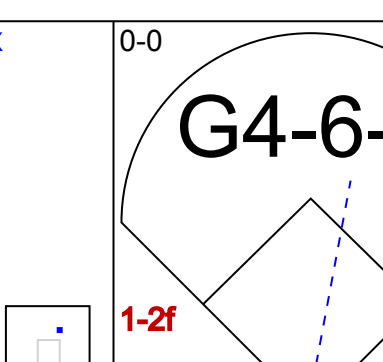
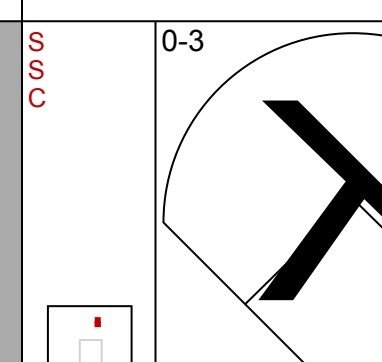
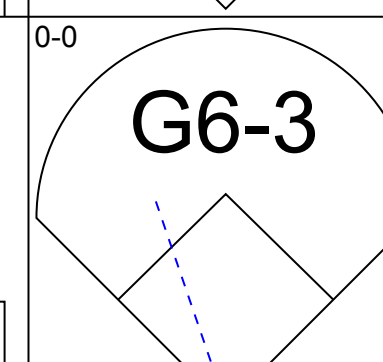
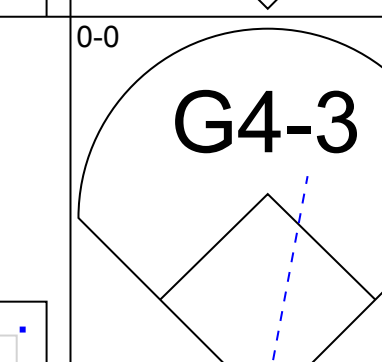
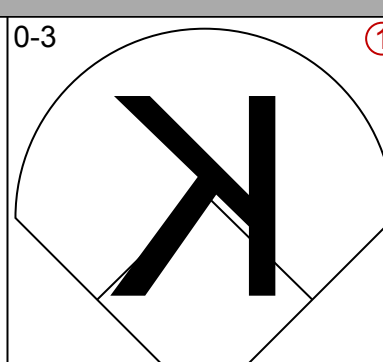
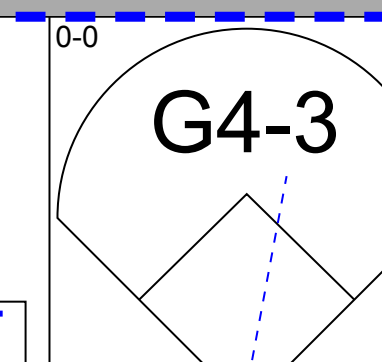
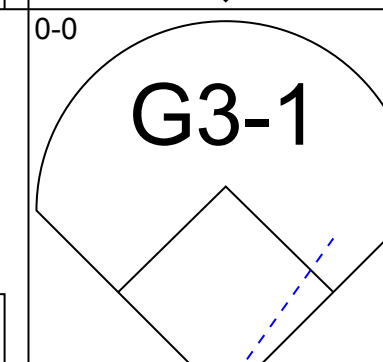
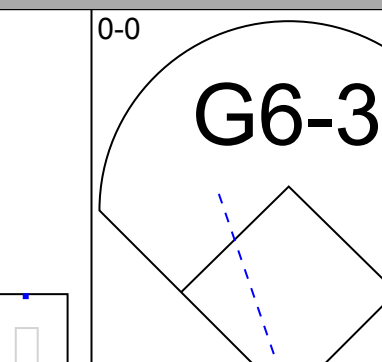
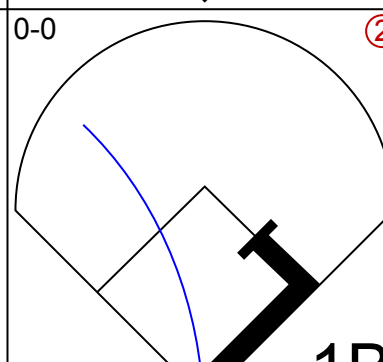
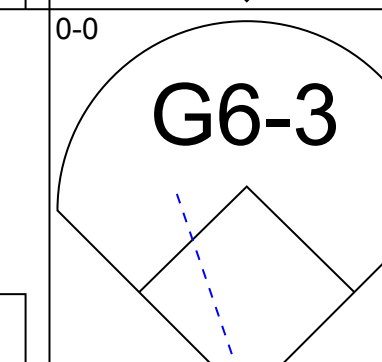
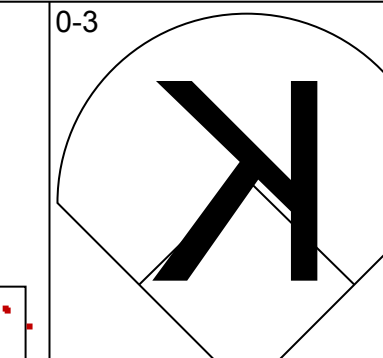
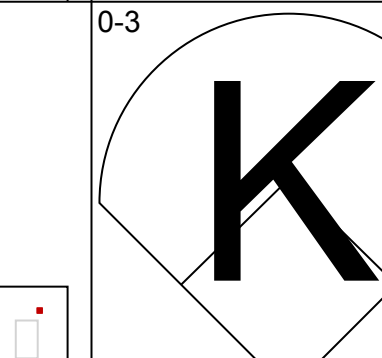
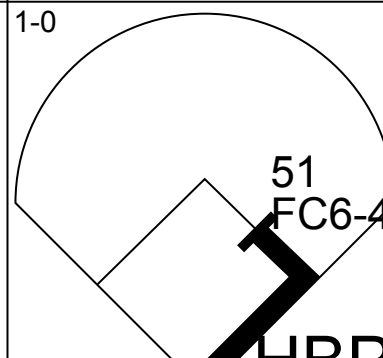
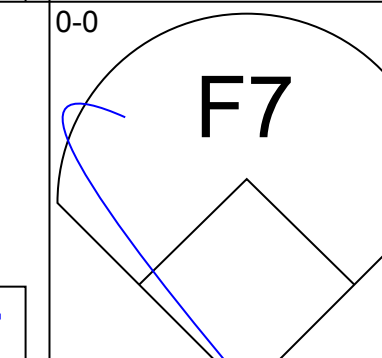
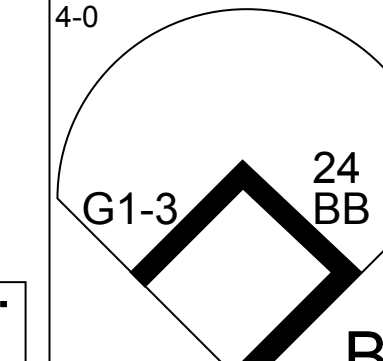
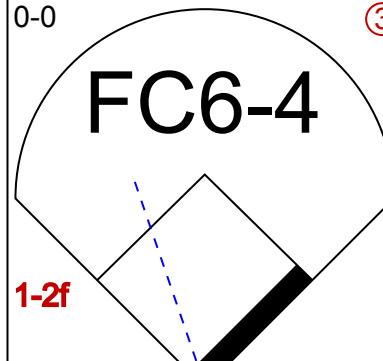
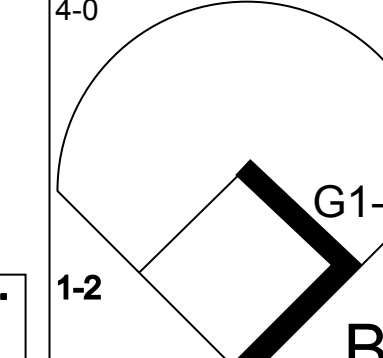
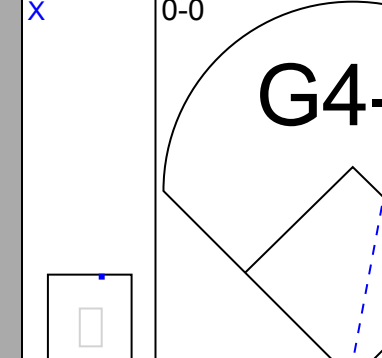
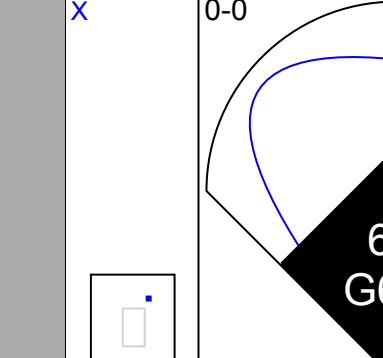
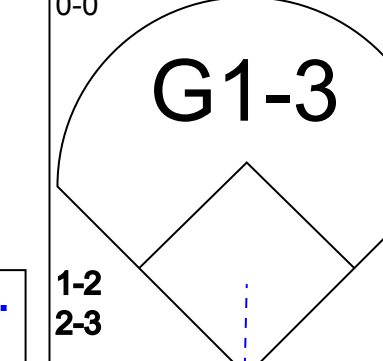
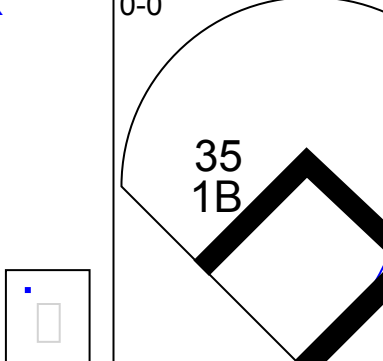
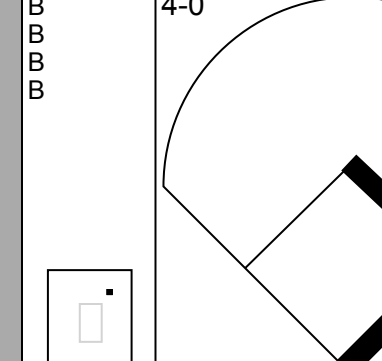
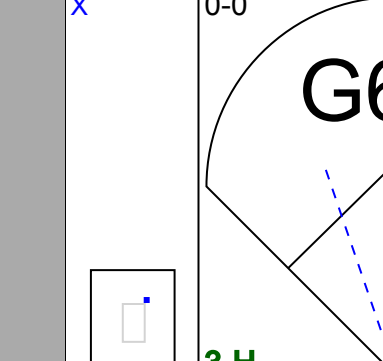
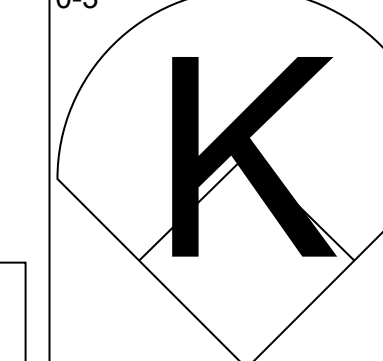
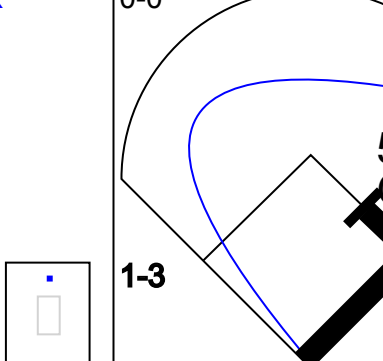
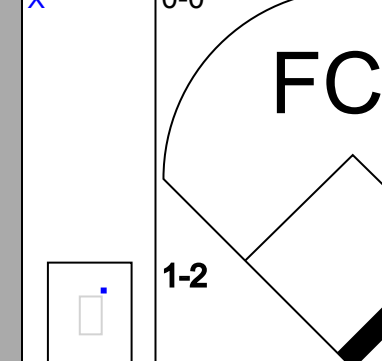
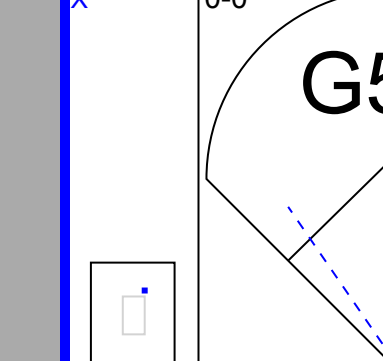
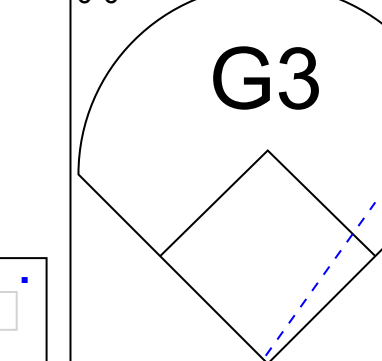
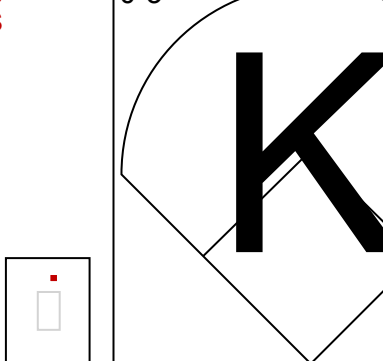
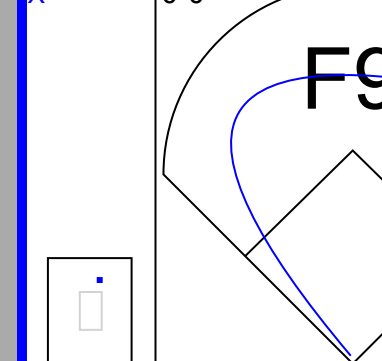
AB	38
R	11
H	16
RBI	11
BB	1
SO	5
LOB	14

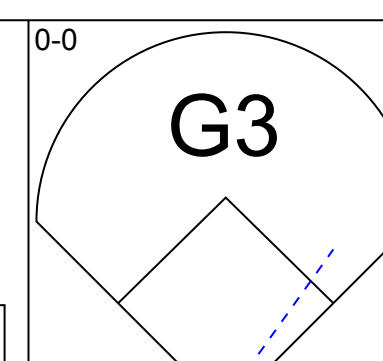
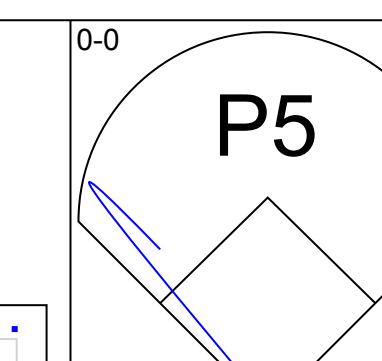
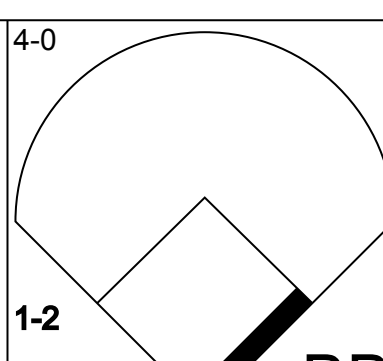

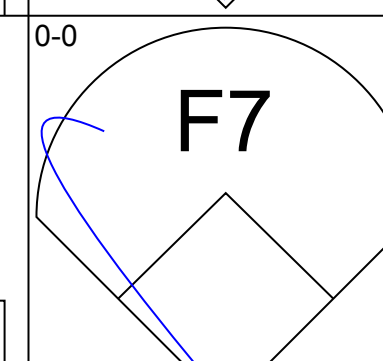
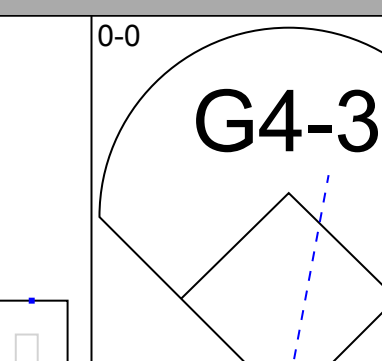
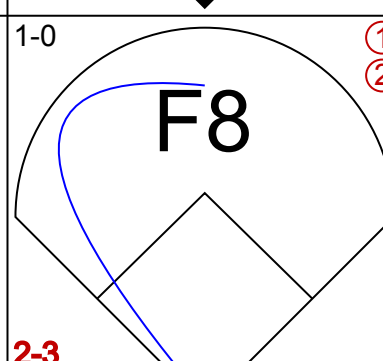

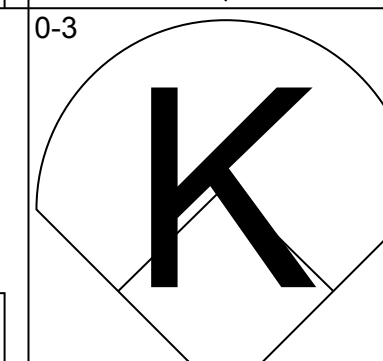
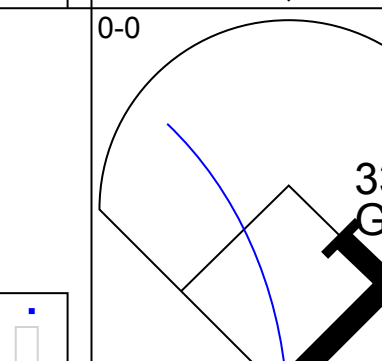
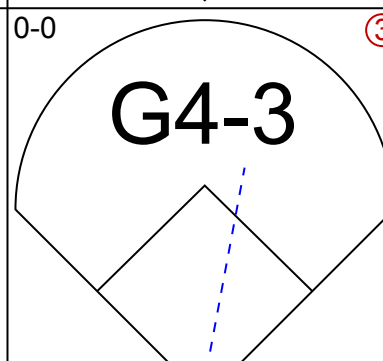
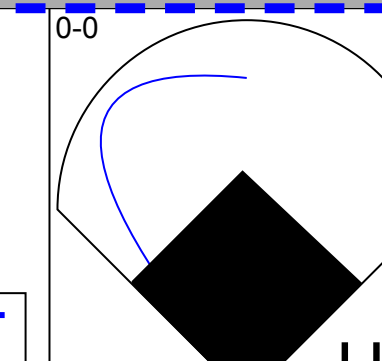
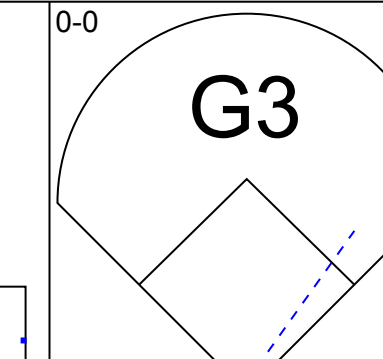
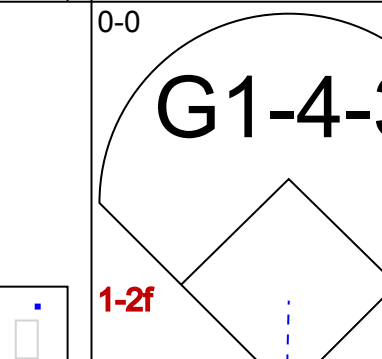
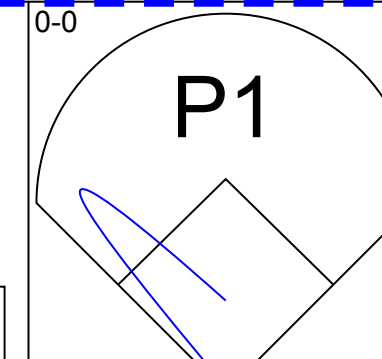
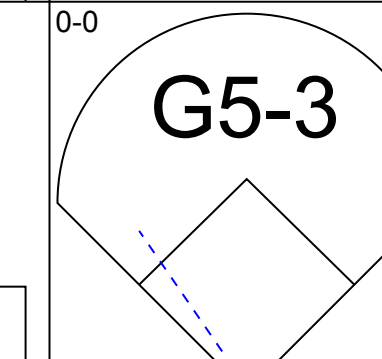
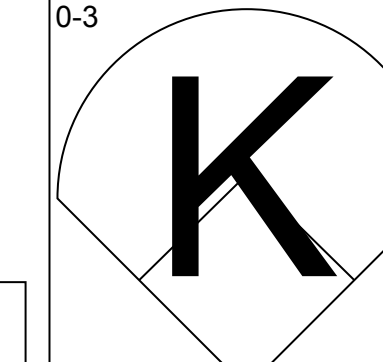
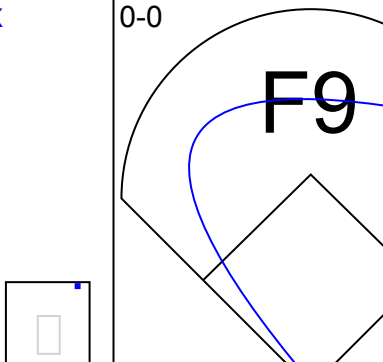
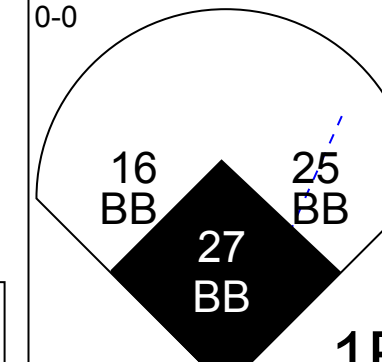
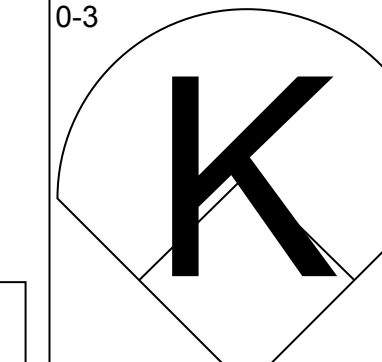
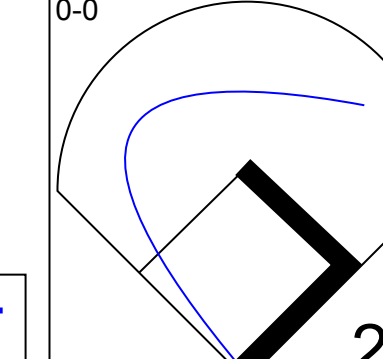
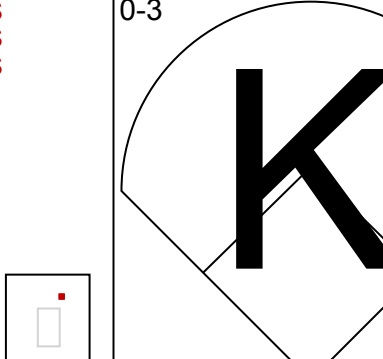
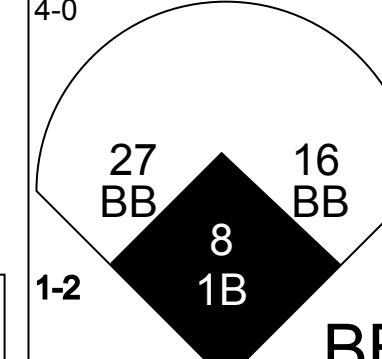
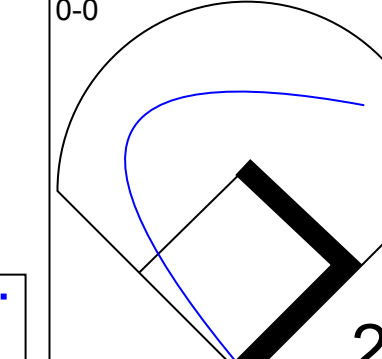
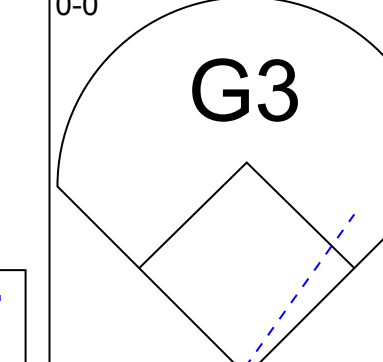
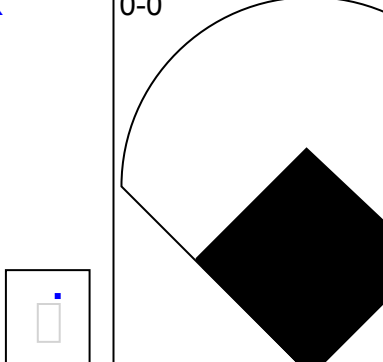
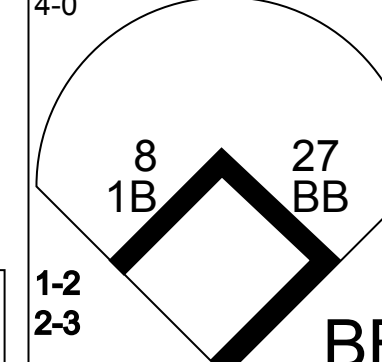
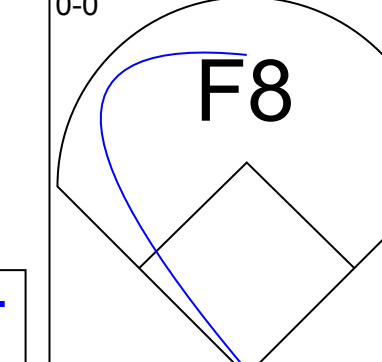
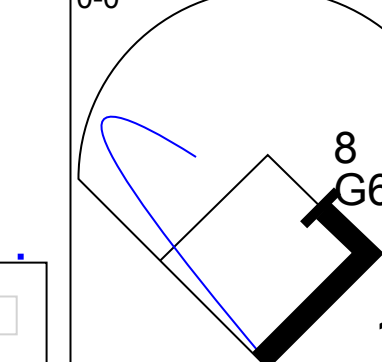
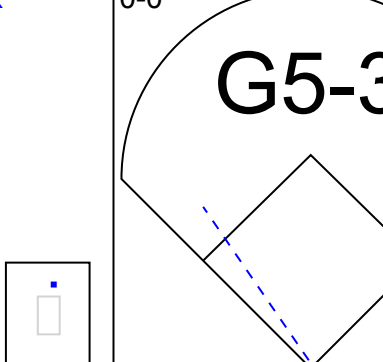
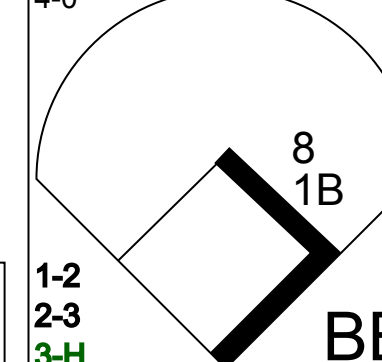
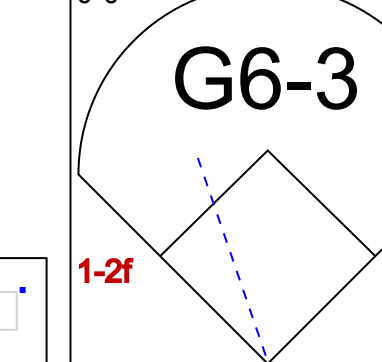
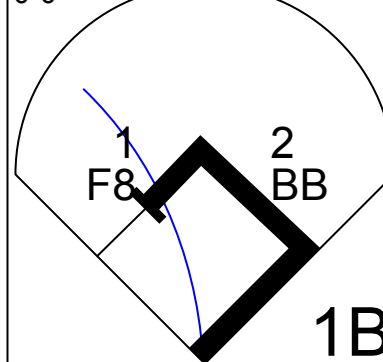
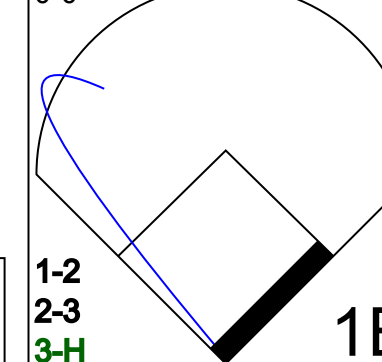








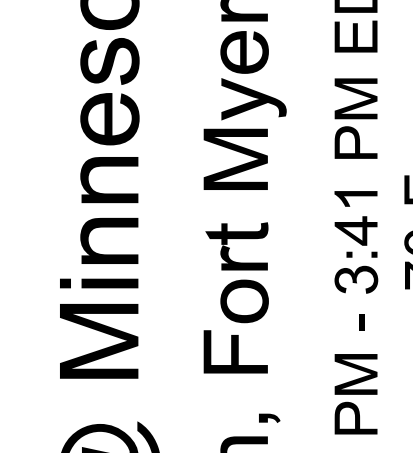
Batter	1	2	3	4	5	6	7	8	9	AB	R	H	RBI	BB	SO	LOB	TOP					
58 John Raynor, R OBP: 0.295, SLG: 0.439 (1, 9)										4	0	0	0	0	3	4	Pittsburgh Pirates @ Minnesota Twins Hammond Stadium, Fort Myers, FL Tue Mar 30 2010, 1:12 PM - 3:41 PM EDT Att: 8,075 - Sunny - 70 F					
5 Ramón Vázquez, L OBP: 0.212, SLG: 0.161 46 Jim Negrych, L OBP: 0.333, SLG: 0.333 (1, 5)									3	0	0	0	0	1	0							
2 Bobby Crosby, R OBP: 0.267, SLG: 0.512 13 Chase d'Arnaud, R OBP: 0.600, SLG: 0.600 (1, 6)									3	0	1	0	0	0	0							
19 Ryan Church, L OBP: 0.241, SLG: 0.357 50 Miles Durham, R (7, 9)									2	0	0	0	0	2	0							
51 Steve Pearce, R OBP: 0.326, SLG: 0.486 (1, 3)									2	0	0	0	2	0	1							
24 Delwyn Young, S OBP: 0.352, SLG: 0.673 Shelby Ford, S OBP: 0.667, SLG: 1.333 (1, 4)										2	0	0	0	1	1							
Robbie Grossman, S OBP: 0.750, SLG: 0.667 67 Erik Kratz, R OBP: 0.353, SLG: 0.231 (7, 2)										2	0	1	0	1	0	2						
35 Jason Jaramillo, S OBP: 0.208, SLG: 0.333 48 Javier López, L Michael Dubee, R 68 Jean Machi, R Andrew Walker, R (7, 1)										3	0	1	0	0	1	3						
37 Charlie Morton, R OBP: 0.333, SLG: 0.333 Quincy Latimore, R (7, PH)										2	0	0	0	0	1	2						
										1	0	0	0	0	2							
<b>Inning Stats</b>	R: 0 E: 0 K: 1 S: 5	H: 0 LOB: 0 BB: 0 P: 5	R: 0 E: 0 K: 2 S: 7	H: 0 LOB: 2 BB: 15 P: 15	R: 0 E: 0 K: 1 S: 5	H: 0 LOB: 0 BB: 0 P: 5	R: 0 E: 0 K: 2 S: 7	H: 0 LOB: 1 BB: 1 P: 11	R: 0 E: 0 K: 1 S: 6	H: 2 LOB: 1 BB: 0 P: 6	R: 0 E: 0 K: 1 S: 5	H: 1 LOB: 1 BB: 0 P: 6	R: 0 E: 0 K: 1 S: 6	H: 0 LOB: 1 BB: 1 P: 10	R: 0 E: 0 K: 0 S: 3	H: 0 LOB: 0 BB: 0 P: 3	R: 1 E: 0 K: 0 S: 4	H: 1 LOB: 0 BB: 0 P: 4	1B: 3 2B: 0 3B: 1 HR: 0	SF: 0 SAC: 0 DP: 1 HBP: 1	WP: 0 PB: 0 SB: 0 CS: 0	PA: 35
<b>PITCHER</b>	IP WLS BF H R ER SO BB IBB HBP BLK WP HR S P ERA WHIP																					
47 Francisco Liriano, L ERA: 2.7 28 Jesse Crain, R ERA: 0.93 54 Matt Guerrier, R ERA: 95 Santos Arias, R ERA: 4.5	6.0 1.0 (8, 1) (9, 1)	23 H 3 4	3 0 0 1	0 0 0 1	8 0 0 0	3 1 0 0	0 0 0 0	1 0 0 0	0 0 0 0	0 0 3 4	0 0 3 4	0 0 3 4	0 0 3 4	0 10 3 4	0.00 0.00 0.00 9.00	1.000 1.000 0.000 1.000						

Batter	1	2	3	4	5	6	7	8	9	AB	R	H	RBI	BB	SO	LOB	BOTTOM			
2 Denard Span, L OBP: 0.388, SLG: 0.310 Dustin Martin, L (1, 8)										2	0	0	0	1	0	0	Pittsburgh Pirates @ Minnesota Twins Hammond Stadium, Fort Myers, FL Tue Mar 30 2010, 1:12 PM - 3:41 PM EDT Att: 8,075 - Sunny - 70 F			
1 Orlando Hudson, S OBP: 0.319, SLG: 0.286 92 Yangelvis Solarte, S (1, 4)										3	0	0	0	0	2	3				
7 Joe Mauer, L OBP: 0.474, SLG: 0.600 Wilson Ramos, R OBP: 0.400, SLG: 0.733 (1, 2)									3	0	1	0	0	1	1					
33 Justin Morneau, L OBP: 0.227, SLG: 0.390 72 Brock Peterson, R OBP: 0.316, SLG: 0.400 (1, 3)									3	0	0	0	0	0	1					
5 Michael Cuddyer, R OBP: 0.509, SLG: 0.646 93 Joe Benson, R OBP: 0.250, SLG: 0.500 (7, PR)									3	0	1	0	0	1	0					
25 Jim Thome, L OBP: 0.433, SLG: 0.704 41 Drew Butera, R OBP: 0.240, SLG: 0.217 (1, 10)									2	0	1	0	1	1	0					
16 Jason Kubel, L OBP: 0.377, SLG: 0.612 86 Juan Portes, R OBP: 0.405, SLG: 0.676 (7, PR)									2	1	1	1	0	1	1					
27 J.J. Hardy, R OBP: 0.394, SLG: 0.452 90 Chris Cates, R (7, PR)										2	0	1	1	0	0					
8 Nick Punto, S OBP: 0.326, SLG: 0.316 12 Alexi Casilla, S OBP: 0.234, SLG: 0.214 (1, 5)										3	0	2	1	0	0	1				
										0	0	0	0	0	0	0				
<b>Inning Stats</b>	R: 0 E: 0 K: 1 S: 5	H: 0 LOB: 0 BB: 0 P: 5	R: 0 E: 0 K: 1 S: 6	H: 1 LOB: 1 BB: 0 P: 6	R: 0 E: 0 K: 0 S: 3	H: 1 LOB: 0 BB: 0 P: 3	R: 0 E: 0 K: 0 S: 3	H: 1 LOB: 0 BB: 0 P: 3	R: 1 E: 0 K: 1 S: 6	H: 1 LOB: 0 BB: 0 P: 6	R: 0 E: 0 K: 0 S: 3	H: 1 LOB: 1 BB: 1 P: 8	R: 2 E: 0 K: 1 S: 7	H: 2 LOB: 3 BB: 3 P: 19	R: 1 E: 0 K: 1 S: 7	H: 2 LOB: 1 BB: 0 P: 7	1B: 5 2B: 2 3B: 0 HR: 2	SF: 0 SAC: 0 DP: 2 HBP: 0	WP: 0 PB: 0 SB: 0 CS: 0	PA: 34
<b>PITCHER</b>	IP WLS BF H R ER SO BB IBB HBP BLK WP HR S P ERA WHIP																			
37 Charlie Morton, R ERA: 4.38 48 Javier López, L ERA: 5.0 Michael Dubee, R ERA: 68 Jean Machi, R ERA: 9.0	6.0 0.1 (7, 1) (7, 1) (8, 1)	L 5 3 5	21 1 1 2	1 2 0 1	1 2 0 1	3 0 0 0	0 0 0 0	0 0 0 0	0 0 5 7	0 2 5 7	0 14 5 7	0 14 5 7	0 14 5 7	0 14 5 7	0.00 54.00 0.00 9.00	1.500 12.000 1.500 2.000				

AB	30
R	1
H	4
RBI	1
BB	4
SO	9
LOB	15



AB	30
R	4
H	9
RBI	4
BB	4
SO	5
LOB	13









Batter	1	2	3	4	5	6	7	8	9	AB	R	H	RBI	BB	SO	LOB	TOP			
1 Sean Rodriguez, R OBP: 0.508, SLG: 0.883 9 Hank Blalock, L OBP: 0.361, SLG: 0.361										3	2	3	1	0	0	0				
15 Reid Brionac, L OBP: 0.439 Robi Estrada, S										5	1	1	0	0	0	7				
18 Ben Zobrist, S OBP: 0.798 11 Rashad Eldridge, S OBP: 0.800, SLG: 1.000										3	0	3	4	0	0	0				
3 Evan Longoria, R OBP: 0.620 Kyle Spraker, R OBP: 0.500, SLG: 0.400										2	0	0	1	0	1	1				
23 Carlos Pena, L OBP: 0.326 Ty Morrison, L OBP: 0.167, SLG: 0.333										2	1	1	0	1	0	0				
16 Willy Aybar, S OBP: 0.414										6	1	1	0	0	2	6				
19 Gabe Kapler, R OBP: 0.273, SLG: 0.225 Henry Wrigley, R										3	1	1	1	0	0	2				
61 Nevin Ashley, R OBP: 0.526, SLG: 0.722 Mayo Acosta, R										3	0	1	1	1	1	1				
37 Elliot Johnson, S OBP: 0.313, SLG: 0.356										5	2	3	0	0	0	4				
<b>Inning Stats</b>	R: 2 E: 0 K: 1 S: 8	H: 3 LOB: 2 BB: 1 P: 12	R: 2 E: 0 K: 2 S: 10	H: 3 LOB: 1 BB: 0 P: 10	R: 4 E: 0 K: 0 S: 8	H: 6 LOB: 2 BB: 0 P: 9	R: 0 E: 0 K: 0 S: 3	H: 0 LOB: 0 BB: 0 P: 3	R: 0 E: 1 K: 1 S: 6	H: 1 LOB: 1 BB: 0 P: 6	R: 0 E: 0 K: 1 S: 6	H: 0 LOB: 3 BB: 2 P: 14	R: 1 E: 1 K: 1 S: 8	H: 2 LOB: 3 BB: 0 P: 9	R: 1 E: 0 K: 0 S: 6	H: 3 LOB: 2 BB: 0 P: 6	1B: 13 2B: 6 3B: 0 HR: 0	SF: 1 SAC: 0 DP: 0 HBP: 1	WP: 0 PB: 0 SB: 0 CS: 0	PA: 51
<b>PITCHER</b>	IP WLS BF H R ER SO BB IBB HBP BLK WP HR S P ERA WHIP	IP WLS BF H R ER SO BB IBB HBP BLK WP HR S P ERA WHIP																		
30 Scott Baker, R ERA: 4.5	2.2 L 21 12 8 8 3 1 0 0 0 0 0 0 26 30 27.00 4.875																			
60 Jon Rauch, R ERA: 2.45	1.1 4 0 0 0 0 0 0 0 0 0 0 0 3 4 0.00 0.000																			
99 David Bromberg, R ERA:	2.0 8 1 0 0 2 0 0 0 0 0 0 0 12 12 0.00 0.500																			
Spencer Steedley, L ERA:	1.0 6 1 0 0 1 2 0 0 0 0 0 0 6 14 0.00 3.000																			
92 Matt Williams, R ERA: 9.0	1.0 7 2 1 1 1 0 0 1 0 0 0 0 8 9 9.00 2.000																			
97 Billy Bullock, R ERA: 9.0	1.0 6 3 1 1 0 0 0 0 0 0 0 0 6 6 9.00 3.000																			

Tampa Bay Rays @ Minnesota Twins  
Hammond Stadium, Fort Myers, FL  
Wed Mar 31 2010, 1:19 PM - 4:06 PM EDT  
Att: 7,282 - Sunny - 69 F

AB	46
R	10
H	19
RBI	10
BB	3
SO	7
LOB	28



Batter	1	2	3	4	5	6	7	8	9	AB	R	H	RBI	BB	SO	LOB	BOTTOM			
12 Alexi Casilla, S OBP: 0.212, SLG: 0.191										5	0	0	0	0	2	2				
8 Nick Punto, S OBP: 0.348, SLG: 0.325 Drew Thompson, L OBP: 0.500, SLG: 1.000										2	0	1	0	1	1	0				
7 Joe Mauer, L OBP: 0.463, SLG: 0.579 93 Alexander Soto, R										3	0	1	0	0	0	1				
33 Justin Morneau, L OBP: 0.208, SLG: 0.356 88 Toby Gardenhire, R OBP: 0.222, SLG: 0.250										4	0	0	0	0	1	4				
5 Michael Cuddyer, R OBP: 0.482, SLG: 0.608 93 Joe Benson, R OBP: 0.400, SLG: 1.200										3	0	0	0	0	1	2				
25 Jim Thome, L OBP: 0.455, SLG: 0.679 Ramon Santana, R (9, FH)										1	1	0	0	2	0	0				
11 Jacque Jones, L OBP: 0.375, SLG: 0.568										4	0	0	0	0	1	3				
85 Brian Dinkelman, L OBP: 0.429, SLG: 0.313										2	1	1	0	2	0	0				
84 Steve Singleton, L OBP: 0.077, SLG: 0.154										4	0	1	2	0	1	3				
<b>Inning Stats</b>	R: 0 E: 0 K: 0 S: 3	H: 0 LOB: 1 BB: 1 P: 7	R: 2 E: 0 K: 0 S: 3	H: 1 LOB: 2 BB: 2 P: 11	R: 0 E: 0 K: 1 S: 5	H: 2 LOB: 0 BB: 0 P: 5	R: 0 E: 0 K: 1 S: 5	H: 1 LOB: 1 BB: 1 P: 9	R: 0 E: 0 K: 2 S: 7	H: 0 LOB: 0 BB: 0 P: 7	R: 0 E: 0 K: 2 S: 7	H: 0 LOB: 0 BB: 0 P: 7	R: 0 E: 0 K: 1 S: 6	H: 1 LOB: 1 BB: 0 P: 6	R: 1 E: 0 K: 1 S: 8	H: 1 LOB: 2 BB: 2 P: 19	1B: 2 2B: 3 3B: 0 HR: 1	SF: 0 SAC: 0 DP: 1 HBP: 0	WP: 0 PB: 0 SB: 0 CS: 0	PA: 37
<b>PITCHER</b>	IP WLS BF H R ER SO BB IBB HBP BLK WP HR S P ERA WHIP	IP WLS BF H R ER SO BB IBB HBP BLK WP HR S P ERA WHIP																		
40 Wade Davis, R ERA: 7.17	6.0 W 24 4 2 2 5 4 0 0 0 0 0 0 30 46 3.00 1.333																			
50 Grant Balfour, R ERA: 7.2	2.0 7 1 0 0 1 0 0 0 0 0 0 0 9 9 0.00 0.500																			
21 Andy Sonnanstine, R ERA: 3.21	1.0 6 1 1 1 1 2 0 0 0 0 0 1 8 19 9.00 3.000																			

Tampa Bay Rays @ Minnesota Twins  
Hammond Stadium, Fort Myers, FL  
Wed Mar 31 2010, 1:19 PM - 4:06 PM EDT  
Att: 7,282 - Sunny - 69 F

AB	31
R	3
H	6
RBI	3
BB	6
SO	7
LOB	16





Batter	1	2	3	4	5	6	7	8	9	AB	R	H	RBI	BB	SO	LOB	TOP											
2 Denard Span, L (1,8) 93 Joe Benson, R (4,8) OBP: 0.358, SLG: 0.283 OBP: 0.375, SLG: 0.875	F7		G4-3		G6-3		G6-3		F8	2	0	0	0	0	0	0	<b>Minnesota Twins @ Boston Red Sox</b> City of Palms Park, Ft. Myers, FL Thu Apr 01 2010, 1:12 PM - 4:08 PM EDT Att: 7,424 - Sunny - 73 F											
1 Orlando Hudson, S (1,4) 12 Alexi Casilla, S (4,4) OBP: 0.346, SLG: 0.348 OBP: 0.200, SLG: 0.180	1B		BB		G6-3		F9		FC4-6 1B	1	0	1	0	1	0	0												
16 Jason Kubel, L (1,9) 88 Angel Morales, R (4,9) 92 Yangelvis Solarte, S (6,5) OBP: 0.395, SLG: 0.566 OBP: 0.500, SLG: 0.333	P5		K						1B	2	0	0	0	0	1	2												
5 Michael Cuddyer, R (1,3) 72 Brock Peterson, R (4, PR) OBP: 0.483, SLG: 0.604 OBP: 0.299, SLG: 0.429	G5-3				1B		F9		L6	2	0	1	0	0	0	1												
25 Jim Thome, L (1,10) 11 Jacque Jones, L (6, PH) 84 Steve Singleton, L (6, PR) OBP: 0.392, SLG: 0.566 OBP: 0.071, SLG: 0.143	HR				G3-5					2	1	1	1	0	0	1												
21 Delmon Young, R (1,7) 85 Brian Dinkelman, L (4,7) OBP: 0.339, SLG: 0.471 OBP: 0.435, SLG: 0.294	G5-3				1B					2	0	1	0	0	0	0												
27 J.J. Hardy, R (1,6) 90 James Beresford, L (4,6) OBP: 0.391, SLG: 0.472 OBP: 0.500, SLG: 0.333	P3				G6-3					2	0	0	0	0	0	1												
23 Brendan Harris, R (1,5) 86 Juan Portes, R (6,9) OBP: 0.391, SLG: 0.548 OBP: 0.372, SLG: 0.600	G5-3						F9			2	0	0	0	0	0	0												
41 Drew Butera, R (1,2) 81 Danny Lehmann, R (6, PH) OBP: 0.258, SLG: 0.214 OBP: 0.500, SLG: 0.200			K				F8			2	0	1	0	0	1	0												
Inning Stats	R: 0 E: 0 K: 0 S: 4	H: 1 LOB: 1 BB: 0 P: 4	R: 1 E: 0 K: 0 S: 6	H: 1 LOB: 0 BB: 0 P: 9	R: 0 E: 0 K: 2 S: 7	H: 0 LOB: 1 BB: 1 P: 11	R: 0 E: 0 K: 0 S: 4	H: 2 LOB: 1 BB: 0 P: 4	R: 0 E: 0 K: 0 S: 4	H: 2 LOB: 2 BB: 0 P: 9	R: 2 E: 0 K: 0 S: 5	H: 2 LOB: 1 BB: 0 P: 4	R: 0 E: 0 K: 0 S: 3	H: 0 LOB: 1 BB: 1 P: 7	R: 0 E: 0 K: 0 S: 3	H: 0 LOB: 1 BB: 1 P: 7		R: 0 E: 0 K: 0 S: 5	H: 2 LOB: 2 BB: 0 P: 5	1B: 9 2B: 0 3B: 0 HR: 1	SF: 0 SAC: 0 DP: 2 HBP: 2	WP: 0 PB: 0 SB: 0 CS: 0	PA: 40					
PITCHER	IP	WLS	BF	H	R	ER	SO	BB	IBB	HBP	BLK	WP	HR	S	P	ERA		WHIP										
41 John Lackey, R (1,1) ERA: 1.35	5.0		20	6	1	1	2	1	0	0	0	0	1	25	32	1.80		1.400										
17 Manny Delcarmen, R (6,1) ERA: 3.24	1.2	B	10	2	2	2	0	1	0	2	0	0	0	7	15	10.80		1.800										
53 Fernando Cabrera, R (7,1) ERA: 7.26	0.1		1	0	0	0	0	0	0	0	0	0	0	1	1	0.00		0.000										
60 Scott Schoeneweis, L (8,1) ERA: 8.39	1.0	W	4	0	0	0	0	1	0	0	0	0	0	3	7	0.00		1.000										
46 Joe Nelson, R (9,1) ERA: 3.38	1.0	S	5	2	0	0	0	0	0	0	0	0	0	5	5	0.00	2.000											

Batter	1	2	3	4	5	6	7	8	9	AB	R	H	RBI	BB	SO	LOB	BOTTOM											
10 Marco Scutaro, R (1,6) Kevin Frandsen, R (5, PR) OBP: 0.302, SLG: 0.339 OBP: 0.275, SLG: 0.347	G6-3						F9			3	0	2	2	0	0	0	<b>Minnesota Twins @ Boston Red Sox</b> City of Palms Park, Ft. Myers, FL Thu Apr 01 2010, 1:12 PM - 4:08 PM EDT Att: 7,424 - Sunny - 73 F											
15 Dustin Pedroia, R (1,4) 62 Angel Sanchez, R (6,4) OBP: 0.367, SLG: 0.518 OBP: 0.286, SLG: 0.243	L6									3	0	0	0	0	0	2												
7 J.D. Drew, L (1,9) 92 Ryan Kalish, L (7,9) OBP: 0.239, SLG: 0.238 OBP: 0.421, SLG: 0.267	G3									3	0	0	0	0	0	1												
29 Adrián Beltré, R (1,5) 82 Nate Spears, L (7,5) OBP: 0.340, SLG: 0.310 OBP: 0.697, SLG: 1.000	K									3	0	0	0	0	1	1												
25 Mike Lowell, R (1,3) Aaron Bates, R (7,3) OBP: 0.333, SLG: 0.400 OBP: 0.229, SLG: 0.219	L6									3	1	1	0	0	0	0												
23 Mike Cameron, R (1,8) 68 Matt Sheely, R (7, PR) OBP: 0.451, SLG: 0.590 OBP: 0.375, SLG: 0.571	P3									2	0	0	0	1	0	1												
33 Jason Varitek, S (1,2) Dusty Brown, R (8,2) OBP: 0.321, SLG: 0.320 OBP: 0.441, SLG: 0.385	K									3	1	1	0	0	1	1												
22 Bill Hall, R (1,7) 93 Bubba Bell, L (8,7) OBP: 0.310, SLG: 0.306 OBP: 0.357, SLG: 0.273	P4									0	0	0	0	1	0	0												
70 Tug Hulett, L (1,10) OBP: 0.340, SLG: 0.511	G3-1									2	0	0	1	1	0	2												
Inning Stats	R: 0 E: 0 K: 1 S: 6	H: 1 LOB: 1 BB: 0 P: 6	R: 0 E: 0 K: 1 S: 5	H: 0 LOB: 0 BB: 0 P: 5	R: 0 E: 0 K: 0 S: 3	H: 0 LOB: 0 BB: 0 P: 3	R: 0 E: 0 K: 0 S: 3	H: 0 LOB: 0 BB: 0 P: 3	R: 3 E: 0 K: 0 S: 7	H: 4 LOB: 1 BB: 0 P: 7	R: 0 E: 0 K: 0 S: 3	H: 0 LOB: 0 BB: 0 P: 3	R: 0 E: 0 K: 0 S: 3	H: 0 LOB: 2 BB: 2 P: 12	R: 2 E: 0 K: 0 S: 6	H: 3 LOB: 2 BB: 1 P: 10		1B: 7 2B: 0 3B: 1 HR: 0	SF: 0 SAC: 0 DP: 0 HBP: 0	WP: 0 PB: 0 SB: 1 CS: 0	PA: 35							
PITCHER	IP	WLS	BF	H	R	ER	SO	BB	IBB	HBP	BLK	WP	HR	S	P	ERA		WHIP										
53 Nick Blackburn, R (1,1) ERA: 3.38	5.0		20	5	3	3	2	0	0	0	0	0	0	3	3	0.00		0.000										
54 Matt Guerrier, R (6,1) ERA	1.0		3	0	0	0	0	0	0	0	0	0	0	3	3	0.00		0.000										
50 Jose Mijares, L (7,1) ERA: 6.75	1.0		5	0	0	0	0	2	0	0	0	0	0	3	12	0.00		2.000										
37 Ron Mahay, L (8,1) ERA: 18.0	1.0	L	7	3	2	2	0	1	0	0	0	0	0	6	10	18.00		4.000										

AB	35
R	3
H	10
RBI	3
BB	3
SO	2
LOB	18





Batter	1	2	3	4	5	6	7	8	9	AB	R	H	RBI	BB	SO	LOB	TOP			
55 Skip Schumaker, L (1,4) OBP: 0.234, SLG: 0.233 8 Allen Craig, R (8,PH) OBP: 0.379, SLG: 0.576	G4-3		G4-6-3					G4-3		4	0	0	0	0	0	1	<b>St. Louis Cardinals @ Minnesota Twins</b> Target Field, Minneapolis, MN Fri Apr 02 2010, 5:12 PM - 7:56 PM CDT Att: 32,995 - Cloudy - 65 F			
13 Brendan Ryan, R (1,6) OBP: 0.237, SLG: 0.459	G6-3			G5-3	G1-3			G5-3		5	1	1	0	0	0	0				
5 Albert Pujols, R (1,3) OBP: 0.365, SLG: 0.630 74 Tyler Henley, L (8,PR) OBP: 0.458, SLG: 0.450	F8			7 HR			F8			3	1	1	0	1	0	0				
7 Matt Holliday, R (1,7) OBP: 0.476, SLG: 0.824 89 Donovan Solano, R (8,PR) OBP: 0.591, SLG: 0.559	K			HR			28 G1-6-3			4	1	3	4	0	1	0				
28 Colby Rasmus, L (1,8) OBP: 0.507, SLG: 0.709	47 G5-3			HR			G1-6-3			4	2	2	1	1	0	3				
47 Ryan Ludwick, R (1,9) OBP: 0.397, SLG: 0.667 22 Joe Mather, R (7,9) OBP: 0.319, SLG: 0.365	G5-3			P4						3	0	0	0	0	1	1				
3 Felipe Lopez, S (1,10) OBP: 0.258, SLG: 0.306	F7			1B						4	0	2	1	0	0	1				
23 David Freese, R (1,5) OBP: 0.378, SLG: 0.423			K	G6-3						3	0	1	0	1	1	1				
Matt Pagnozzi, R (1,2) OBP: 0.323, SLG: 0.345	55 G4-6-3			K						4	0	1	1	0	2	3				
<b>Inning Stats</b>	R: 0 E: 0 K: 0 S: 8	H: 0 LOB: 0 BB: 0 P: 8	R: 0 E: 0 K: 1 S: 8	H: 1 LOB: 1 BB: 12 P: 10	R: 0 E: 0 K: 1 S: 7	H: 1 LOB: 0 BB: 0 P: 10	R: 3 E: 0 K: 0 S: 18	H: 4 LOB: 1 BB: 27 P: 20	R: 0 E: 0 K: 0 S: 5	H: 1 LOB: 0 BB: 0 P: 8	R: 0 E: 1 K: 2 S: 8	H: 1 LOB: 1 BB: 0 P: 9	R: 5 E: 0 K: 0 S: 18	H: 4 LOB: 3 BB: 32 P: 32	R: 0 E: 0 K: 1 S: 12	H: 1 LOB: 2 BB: 1 P: 16		1B: 9 2B: 2 3B: 0 HR: 2	SF: 0 SAC: 0 DP: 2 HBP: 0	WP: 0 PB: 0 SB: 0 CS: 0
<b>PITCHER</b>	IP WLS BF H R ER SO BB IBB HBP BLK WP HR S P ERA WHIP																			
48 Carl Pavano, R (1,1) ERA: 4.71	7.0 L 27 8 3 3 5 0 0 0 0 0 0 2 63 84 3.86 1.143																			
17 Pat Neshek, R (8,1) ERA: 6.3	0.1 7 4 5 5 0 2 0 0 0 0 0 0 13 22 135.00 18.000																			
39 Anthony Slama, R (8,1) ERA: 1.08	0.2 3 0 0 0 0 1 0 0 0 0 0 0 5 10 0.00 1.500																			
57 Kyle Waldrop, R (9,1) ERA: 0.87	1.0 5 1 0 0 1 1 0 0 0 0 0 0 12 16 0.00 2.000																			

Batter	1	2	3	4	5	6	7	8	9	AB	R	H	RBI	BB	SO	LOB	BOTTOM			
2 Denard Span, L (1,8) OBP: 0.386, SLG: 0.408 86 Juan Portes, R (8,PR) OBP: 0.372, SLG: 0.600	33 E		HR		F7			23 BB		3	2	2	1	1	0	0	<b>St. Louis Cardinals @ Minnesota Twins</b> Target Field, Minneapolis, MN Fri Apr 02 2010, 5:12 PM - 7:56 PM CDT Att: 32,995 - Cloudy - 65 F			
1 Orlando Hudson, S (1,4) OBP: 0.345, SLG: 0.333 23 Brendan Harris, R (8,5) OBP: 0.404, SLG: 0.548	K		5 E 7 F8		F7			7 BB		2	0	0	0	1	1	1				
7 Joe Mauer, L (1,2) OBP: 0.444, SLG: 0.571 41 Drew Butera, R (8,PR) OBP: 0.258, SLG: 0.214	K		F8		G6-3					4	0	1	1	0	1	2				
33 Justin Morneau, L (1,3) OBP: 0.216, SLG: 0.340 72 Brock Peterson, R (7,3) OBP: 0.293, SLG: 0.429	E6		5 E					SF7		2	0	0	0	1	0	0				
5 Michael Cuddyer, R (1,9) OBP: 0.459, SLG: 0.571 11 Jacque Jones, L (7,9) OBP: 0.381, SLG: 0.564	K		FC3					K		3	0	0	0	0	1	3				
16 Jason Kubel, L (1,10) OBP: 0.339, SLG: 0.526	F8		G3-1					P3		4	0	0	0	0	5	0				
21 Delmon Young, R (1,7) OBP: 0.359, SLG: 0.463 85 Brian Dinkelman, L (8,7) OBP: 0.417, SLG: 0.278	G5-3				F7					3	0	1	0	0	0	0				
27 J.J. Hardy, R (1,6) OBP: 0.366, SLG: 0.436 12 Alex Casilla, S (8,6) OBP: 0.196, SLG: 0.176	G6-3				G6-3					3	0	0	0	0	1	1				
8 Nick Punto, S (1,5) OBP: 0.327, SLG: 0.302 84 Steve Singleton, L (8,4) OBP: 0.067, SLG: 0.133	G6-3				G3					1	0	0	0	0	0	0				
<b>Inning Stats</b>	R: 1 E: 1 K: 3 S: 19	H: 1 LOB: 1 BB: 0 P: 29	R: 0 E: 0 K: 0 S: 7	H: 0 LOB: 0 BB: 0 P: 11	R: 1 E: 0 K: 1 S: 15	H: 1 LOB: 3 BB: 2 P: 33	R: 0 E: 0 K: 0 S: 7	H: 0 LOB: 0 BB: 0 P: 11	R: 0 E: 0 K: 0 S: 6	H: 0 LOB: 0 BB: 0 P: 12	R: 0 E: 0 K: 0 S: 7	H: 0 LOB: 0 BB: 0 P: 10	R: 0 E: 0 K: 1 S: 12	H: 1 LOB: 2 BB: 2 P: 26	R: 0 E: 0 K: 0 S: 9	H: 0 LOB: 0 BB: 0 P: 16		1B: 1 2B: 1 3B: 1 HR: 1	SF: 1 SAC: 0 DP: 1 HBP: 0	WP: 0 PB: 0 SB: 0 CS: 0
<b>PITCHER</b>	IP WLS BF H R ER SO BB IBB HBP BLK WP HR S P ERA WHIP																			
26 Kyle Lohse, R (1,1) ERA: 3.81	5.0 W 21 2 2 1 3 2 0 0 0 0 0 0 7 10 0.00 0.800																			
36 Denrys Reyes, L (6,1) ERA: 0.84	1.0 H 3 0 0 0 0 0 0 0 0 0 0 0 7 10 0.00 0.000																			
72 Fernando Salas, R (7,1) ERA: 1.93	1.0 H 3 1 0 0 0 0 0 0 0 0 0 0 5 9 0.00 1.000																			
43 Trevor Miller, L (8,1) ERA: 3.52	1.0 6 1 2 2 1 2 0 0 0 0 0 0 12 26 18.00 3.000																			
30 Jason Motte, R (9,1) ERA: 3.6	1.0 3 0 0 0 0 0 0 0 0 0 0 0 9 16 0.00 0.000																			

AB	38
R	8
H	13
RBI	8
BB	4
SO	6
LOB	15



AB	31
R	4
H	4
RBI	3
BB	4
SO	4
LOB	14





Batter	1	2	3	4	5	6	7	8	9	AB	R	H	RBI	BB	SO	LOB	TOP					
55 Skip Schumaker, L OBP: 0.222, SLG: 0.221 80 Tony Cruz, R	G3		K		G3-6-3			G4-3		4	0	0	0	0	1	1						
13 Brendan Ryan, R OBP: 0.225, SLG: 0.436 3 Felipe Lopez, S	F8		F9				F7	1B		2	0	0	0	0	0	0						
5 Albert Pujols, R OBP: 0.364, SLG: 0.633 22 Joe Mather, R OBP: 0.315, SLG: 0.359	2B		L7				F7	G5-3		3	0	1	0	0	0	0						
7 Matt Holliday, R OBP: 0.467, SLG: 0.778 Matt Paganzzi, R OBP: 0.323, SLG: 0.345 Bryan Anderson, L	BB				P3		P4			2	0	0	0	1	0	0						
28 Colby Rasmus, L OBP: 0.500, SLG: 0.707 74 Tyler Henley, L OBP: 0.480, SLG: 0.524	K				G3-1					3	0	1	0	0	1	2						
47 Ryan Ludwick, R OBP: 0.342, SLG: 0.636 89 Donovan Solano, R OBP: 0.563, SLG: 0.536	F8				G3-1					3	0	0	0	0	1	1						
23 David Freese, R OBP: 0.372, SLG: 0.453	G5-3				G4-3					4	1	1	1	0	0	2						
34 Nick Stavinoha, R OBP: 0.344, SLG: 0.484										4	1	1	0	0	1	1						
21 Jason LaRue, R OBP: 0.310, SLG: 0.361 8 Allen Craig, R OBP: 0.373, SLG: 0.567										2	0	2	1	0	0	0						
<b>Inning Stats</b>	R: 0 E: 0 K: 1 S: 13	H: 1 LOB: 2 BB: 1 P: 20	R: 1 E: 0 K: 0 S: 11	H: 2 LOB: 1 BB: 0 P: 16	R: 0 E: 0 K: 1 S: 7	H: 0 LOB: 0 BB: 0 P: 8	R: 0 E: 0 K: 0 S: 9	H: 1 LOB: 1 BB: 0 P: 12	R: 0 E: 0 K: 1 S: 7	H: 1 LOB: 0 BB: 0 P: 7	R: 0 E: 0 K: 0 S: 9	H: 0 LOB: 0 BB: 0 P: 12	R: 1 E: 0 K: 0 S: 7	H: 1 LOB: 0 BB: 0 P: 10	R: 0 E: 0 K: 0 S: 11	H: 1 LOB: 1 BB: 0 P: 14	R: 1 E: 0 K: 0 S: 17	H: 1 LOB: 1 BB: 1 P: 30	1B: 3 2B: 4 3B: 0 HR: 1	SF: 0 SAC: 0 DP: 1 HBP: 0	WP: 0 PB: 0 SB: 0 CS: 0	PA: 35
<b>PITCHER</b>	IP WLS BF H R ER SO BB IBB HBP BLK WP HR S P ERA WHIP																					
59 Kevin Slowey, R ERA: 1.95	(1, 1) 6.2 W 25 6 2 2 3 1 0 0 0 0 0 1 60 81 2.70 1.050																					
26 Jesse Crain, R ERA: 0.9	(7, 1) 0.1 H 1 0 0 0 0 0 0 0 0 0 0 3 4 0.00 0.000																					
54 Matt Guerrier, R ERA:	(8, 1) 1.0 H 4 1 0 0 0 0 0 0 0 0 0 11 14 0.00 1.000																					
60 Jon Rauch, R ERA: 3.24	(9, 1) 1.0 5 1 1 1 0 1 0 0 0 0 0 0 17 30 9.00 2.000																					

St. Louis Cardinals @ Minnesota Twins  
Target Field, Minneapolis, MN  
Sat Apr 03 2010, 1:11 PM - 5:15 PM CDT  
Att: 32,790 - Sunny - 55 F

AB 33  
R 3  
H 8  
RBI 3  
BB 2  
SO 3  
LOB 9



Batter	1	2	3	4	5	6	7	8	9	AB	R	H	RBI	BB	SO	LOB	BOTTOM	
2 Denard Span, L OBP: 0.383, SLG: 0.404 11 Jacque Jones, L OBP: 0.409, SLG: 0.585	7 HR	G6-3		K						3	0	1	0	0	1	2		
1 Orlando Hudson, S OBP: 0.328, SLG: 0.314 12 Alexi Casilla, S OBP: 0.224, SLG: 0.192	F9	G5-3			G6-3					3	0	0	0	0	2			
7 Joe Mauer, L OBP: 0.438, SLG: 0.622 41 Drew Butera, R OBP: 0.303, SLG: 0.241	HR		G3-1		K					3	1	1	1	0	1	0		
33 Justin Morneau, L OBP: 0.236, SLG: 0.340 72 Brock Peterson, R OBP: 0.236, SLG: 0.442	HBP				K					1	0	1	2	1	0	0		
5 Michael Cuddyer, R OBP: 0.453, SLG: 0.610 85 Brian Dinkelman, L OBP: 0.385, SLG: 0.250	G1-3		K							3	1	1	1	0	1	2		
25 Jim Thome, L OBP: 0.447, SLG: 0.727 86 Juan Portes, R OBP: 0.364, SLG: 0.585			FC6-4							3	1	1	0	0	0	1		
21 Delmon Young, R OBP: 0.349, SLG: 0.466					G5-3					4	2	2	0	0	0	0		
27 J.J. Hardy, R OBP: 0.409, SLG: 0.476 84 Steve Singleton, L OBP: 0.063, SLG: 0.125	E6									3	0	3	1	0	0	0		
23 Brendan Harris, R OBP: 0.373, SLG: 0.500	G6-3				G1-3					4	0	0	0	0	0	5		
<b>Inning Stats</b>	R: 1 E: 0 K: 0 S: 9	H: 2 LOB: 1 BB: 0 P: 14	R: 2 E: 1 K: 0 S: 13	H: 3 LOB: 1 BB: 0 P: 23	R: 0 E: 0 K: 1 S: 10	H: 1 LOB: 1 BB: 0 P: 15	R: 0 E: 0 K: 2 S: 7	H: 0 LOB: 0 BB: 0 P: 10	R: 1 E: 0 K: 0 S: 13	H: 2 LOB: 1 BB: 0 P: 19	R: 1 E: 1 K: 0 S: 8	H: 3 LOB: 1 BB: 0 P: 11	R: 3 E: 1 K: 0 S: 22	H: 3 LOB: 3 BB: 2 P: 38	1B: 13 2B: 1 3B: 0 HR: 2	SF: 0 SAC: 0 DP: 1 HBP: 1	WP: 1 PB: 0 SB: 1 CS: 0	PA: 41
<b>PITCHER</b>	IP WLS BF H R ER SO BB IBB HBP BLK WP HR S P ERA WHIP																	
54 Jaime Garcia, L ERA: 3.0	(1, 1) 5.1 L 24 8 4 4 4 0 0 0 1 0 0 0 0 6 9 6.75 1.500																	
41 Mitchell Boggs, R ERA: 6.57	(6, 1) 0.2 3 1 0 0 0 0 0 0 0 0 0 0 6 9 0.00 1.500																	
53 Blake Hawksworth, R ERA: 9.0	(7, 1) 1.0 5 3 1 1 0 0 0 0 0 0 0 0 8 11 9.00 3.000																	
31 Ryan Franklin, R ERA: 5.25	(8, 1) 0.2 5 2 3 0 0 0 0 0 0 0 0 0 13 19 0.00 3.000																	
76 Omeil Perez, R ERA: 5.75	(8, 1) 0.1 4 1 0 0 0 0 2 0 0 0 0 0 9 19 0.00 9.000																	

St. Louis Cardinals @ Minnesota Twins  
Target Field, Minneapolis, MN  
Sat Apr 03 2010, 1:11 PM - 5:15 PM CDT  
Att: 32,790 - Sunny - 55 F

AB 38  
R 8  
H 15  
RBI 7  
BB 2  
SO 4  
LOB 20





Batter	1	2	3	4	5	6	7	8	9	AB	R	H	RBI	BB	SO	LOB	TOP			
2 Denard Span, L (1,8)										5	0	0	0	0	3	1				
1 Orlando Hudson, S (1,4)										3	0	1	0	0	0	0				
7 Joe Mauer, L (1,2)										4	0	1	0	0	1	1				
33 Justin Morneau, L (1,3)										3	1	1	0	1	1	3				
5 Michael Cuddyer, R (1,9)										3	0	1	0	1	1	1				
16 Jason Kubel, L (1,10)										3	0	0	0	1	1	2				
21 Delmon Young, R (1,7)										4	2	2	2	0	0	4				
27 J.J. Hardy, R (1,6)										4	0	1	0	0	1	1				
8 Nick Punto, S (1,5)										1	0	0	1	0	0	0				
25 Jim Thome, L (7,PH)										1	0	0	0	0	0	1				
23 Brendan Harris, R (7,5)										1	0	0	0	0	0	0				
<b>Inning Stats</b>	R: 0 E: 0 K: 1 S: 10	H: 0 LOB: 0 BB: 0 P: 13	R: 2 E: 0 K: 1 S: 15	H: 2 LOB: 0 BB: 0 P: 23	R: 0 E: 0 K: 2 S: 9	H: 1 LOB: 1 BB: 0 P: 14	R: 0 E: 0 K: 2 S: 9	H: 0 LOB: 0 BB: 0 P: 15	R: 1 E: 0 K: 0 S: 8	H: 1 LOB: 3 BB: 2 P: 17	R: 0 E: 0 K: 1 S: 19	H: 2 LOB: 3 BB: 0 P: 29	R: 0 E: 0 K: 0 S: 3	H: 0 LOB: 0 BB: 1 P: 10	R: 0 E: 0 K: 1 S: 8	H: 0 LOB: 0 BB: 0 P: 10	1B: 5 2B: 1 3B: 0 HR: 1	SF: 1 SAC: 0 DP: 1 HBP: 1	WP: 0 PB: 0 SB: 1 CS: 0	PA: 37
<b>PITCHER</b>	IP WLS BF H R ER SO BB IBB HBP BLK WP HR S P ERA WHIP																			
36 Jered Weaver, R (1,1)	6.0 W 25 5 3 3 6 2 0 0 0 0 1 57 94 4.50 1.167																			
40 Kevin Jepsen, R (7,1)	1.0 H 6 2 0 0 1 0 0 0 1 0 0 19 29 0.00 2.000																			
56 Fernando Rodney, R (8,1)	1.0 H 3 0 0 0 0 1 0 0 0 0 0 3 10 0.00 1.000																			
40 Brian Fuentes, L (9,1)	1.0 S 3 0 0 0 1 0 0 0 0 0 0 8 10 0.00 0.000																			

Minnesota Twins @ Los Angeles Angels  
 Angel Stadium of Anaheim, Anaheim, CA  
 Mon Apr 05 2010, 7:11 PM - 10:09 PM PDT  
 Att: 43,504 - Partly Cloudy - 58 F

AB 32  
 R 3  
 H 7  
 RBI 3  
 BB 3  
 SO 8  
 LOB 14

Batter	1	2	3	4	5	6	7	8	9	AB	R	H	RBI	BB	SO	LOB	BOTTOM			
2 Erick Aybar, S (1,6)										3	2	2	0	1	0	0				
53 Bobby Abreu, L (1,9)										4	0	0	0	0	0	3				
48 Torii Hunter, R (1,8)										2	1	0	0	2	1	1				
55 Hideki Matsui, L (1,10)										4	1	2	2	0	0	2				
8 Kendrys Morales, S (1,3)										4	1	2	2	0	0	2				
20 Juan Rivera, R (1,7)										4	0	1	1	0	0	0				
47 Howie Kendrick, R (1,4)										4	0	1	0	0	0	2				
3 Brandon Wood, R (1,5)										4	0	0	0	0	3	1				
5 Jeff Mathis, R (1,2)										4	1	1	1	0	1	1				
<b>Inning Stats</b>	R: 2 E: 0 K: 0 S: 17	H: 2 LOB: 2 BB: 2 P: 31	R: 1 E: 0 K: 1 S: 11	H: 1 LOB: 0 BB: 0 P: 15	R: 0 E: 0 K: 1 S: 6	H: 0 LOB: 0 BB: 0 P: 10	R: 0 E: 0 K: 1 S: 10	H: 0 LOB: 0 BB: 1 P: 16	R: 1 E: 0 K: 0 S: 16	H: 2 LOB: 2 BB: 1 P: 25	R: 0 E: 0 K: 1 S: 9	H: 0 LOB: 0 BB: 0 P: 13	R: 0 E: 0 K: 0 S: 8	H: 1 LOB: 1 BB: 0 P: 12	R: 2 E: 0 K: 1 S: 15	H: 3 LOB: 1 BB: 0 P: 17	1B: 6 2B: 0 3B: 0 HR: 3	SF: 0 SAC: 0 DP: 0 HBP: 0	WP: 1 PB: 0 SB: 1 CS: 0	PA: 36
<b>PITCHER</b>	IP WLS BF H R ER SO BB IBB HBP BLK WP HR S P ERA WHIP																			
30 Scott Baker, R (1,1)	4.2 L 22 5 4 4 3 3 0 0 0 0 0 1 57 92 7.71 1.714																			
28 Jesse Crain, R (5,1)	1.2 5 0 0 0 1 0 0 0 0 0 0 14 21 0.00 0.000																			
50 Jose Mijares, L (7,1)	0.2 5 3 2 2 0 0 0 0 0 0 2 12 16 27.00 4.500																			
17 Pat Neshek, R (8,1)	1.0 4 1 0 0 1 0 0 0 0 0 0 9 10 0.00 1.000																			

Minnesota Twins @ Los Angeles Angels  
 Angel Stadium of Anaheim, Anaheim, CA  
 Mon Apr 05 2010, 7:11 PM - 10:09 PM PDT  
 Att: 43,504 - Partly Cloudy - 58 F

AB 33  
 R 6  
 H 9  
 RBI 6  
 BB 3  
 SO 5  
 LOB 12



Batter	1	2	3	4	5	6	7	8	9	AB	R	H	RBI	BB	SO	LOB	TOP			
2 Denard Span, L OBP: 0.200, SLG: 0.111										4	0	1	0	1	0	1	<b>Minnesota Twins @ Los Angeles Angels</b> Angel Stadium of Anaheim, Anaheim, CA Tue Apr 06 2010, 7:09 PM - 9:50 PM PDT Att. 43,510 - Clear - 65 F			
1 Orlando Hudson, S OBP: 0.222, SLG: 0.250										5	1	0	0	0	1	4				
7 Joe Mauer, L OBP: 0.250, SLG: 0.625										4	1	1	2	0	0	1				
33 Justin Morneau, L OBP: 0.625, SLG: 1.000										3	2	2	1	1	1	0				
5 Michael Cuddyer, R OBP: 0.625, SLG: 0.714										4	0	3	0	0	0	1				
16 Jason Kubel, L (1, 10)										2	0	0	0	2	1	2				
21 Delmon Young, R OBP: 0.375, SLG: 0.857										3	0	1	1	0	1	2				
27 J.J. Hardy, R OBP: 0.250, SLG: 0.625										4	1	1	1	0	1	4				
8 Nick Punto, S (1, 5)										3	0	0	0	1	1	0				
<b>Inning Stats</b>	R: 3 H: 3 E: 0 K: 1 S: 18	H: 3 LOB: 2 BB: 2 P: 31	R: 0 H: 1 E: 0 K: 1 S: 10	H: 1 LOB: 1 BB: 0 P: 16	R: 1 H: 2 E: 0 K: 1 S: 9	H: 2 LOB: 0 BB: 0 P: 12	R: 1 H: 1 E: 0 K: 0 S: 12	H: 1 LOB: 0 BB: 0 P: 20	R: 0 H: 1 E: 1 K: 1 S: 9	H: 1 LOB: 2 BB: 1 P: 14	R: 0 H: 0 E: 0 K: 0 S: 5	H: 0 LOB: 0 BB: 1 P: 10	R: 0 H: 0 E: 0 K: 1 S: 7	H: 0 LOB: 0 BB: 1 P: 13	R: 0 H: 0 E: 0 K: 1 S: 8	H: 0 LOB: 0 BB: 0 P: 12	1B: 5 2B: 1 3B: 0 HR: 3	SF: 1 SAC: 0 DP: 3 HBP: 0	WP: 1 PB: 0 SB: 0 CS: 0	PA: 38
<b>PITCHER</b>	IP WLS BF H R ER SO BB IBB HBP BLK WP HR S P ERA WHIP																			
51 Joe Saunders, L ERA: 9.0	(1, 1) 5.0 L 24 8 5 5 4 2 0 0 0 0 1 3 58 91 9.00 2.000																			
32 Matt Palmer, R ERA:	(6, 1) 2.0 8 1 0 0 0 2 0 0 0 0 0 0 14 24 0.00 1.500																			
43 Brian Stokes, R ERA:	(8, 1) 2.0 6 0 0 0 2 1 0 0 0 0 0 0 15 25 0.00 0.500																			

AB	32
R	5
H	9
RBI	5
BB	5
SO	6
LOB	15



Batter	1	2	3	4	5	6	7	8	9	AB	R	H	RBI	BB	SO	LOB	BOTTOM					
2 Erick Aybar, S OBP: 0.556, SLG: 0.333										3	2	0	0	2	1	1	<b>Minnesota Twins @ Los Angeles Angels</b> Angel Stadium of Anaheim, Anaheim, CA Tue Apr 06 2010, 7:09 PM - 9:50 PM PDT Att. 43,510 - Clear - 65 F					
53 Bobby Abreu, L OBP: 0.250, SLG: 0.143										3	0	1	0	1	1	1						
48 Torii Hunter, R OBP: 0.625, SLG: 1.167										4	1	3	3	0	0	2						
55 Hideki Matsui, L OBP: 0.375, SLG: 0.714										3	0	0	0	1	1	4						
8 Kendrys Morales, S OBP: 0.250, SLG: 0.625										4	0	0	0	0	1	1						
20 Juan Rivera, R OBP: 0.125, SLG: 0.125										4	0	0	0	0	0	1						
47 Howie Kendrick, R OBP: 0.375, SLG: 0.375										4	0	2	0	0	0	0						
3 Brandon Wood, R OBP: 0.125, SLG: 0.125										4	0	1	0	0	1	1						
5 Jeff Mathis, R OBP: 0.286, SLG: 0.714										3	0	1	0	0	1	2						
13 Maicer Izturis, S (9, PH)										1	0	0	0	0	0	0						
<b>Inning Stats</b>	R: 0 H: 0 E: 0 K: 1 S: 11	H: 0 LOB: 1 BB: 2 P: 20	R: 0 H: 1 E: 0 K: 1 S: 10	H: 1 LOB: 0 BB: 0 P: 12	R: 1 H: 3 E: 0 K: 0 S: 9	H: 3 LOB: 1 BB: 0 P: 14	R: 0 H: 2 E: 0 K: 0 S: 9	H: 2 LOB: 2 BB: 0 P: 13	R: 2 H: 1 E: 0 K: 0 S: 10	H: 1 LOB: 1 BB: 2 P: 19	R: 0 H: 0 E: 0 K: 1 S: 8	H: 0 LOB: 0 BB: 0 P: 8	R: 0 H: 1 E: 0 K: 1 S: 14	H: 1 LOB: 1 BB: 0 P: 20	R: 0 H: 0 E: 0 K: 0 S: 7	H: 0 LOB: 0 BB: 0 P: 11	R: 0 H: 0 E: 0 K: 2 S: 11	H: 0 LOB: 0 BB: 0 P: 16	1B: 6 2B: 2 3B: 0 HR: 1	SF: 0 SAC: 0 DP: 2 HBP: 0	WP: 0 PB: 0 SB: 0 CS: 0	PA: 37
<b>PITCHER</b>	IP WLS BF H R ER SO BB IBB HBP BLK WP HR S P ERA WHIP																					
53 Nick Blackburn, R ERA: 4.05	(1, 1) 6.2 W 30 8 3 3 4 0 0 0 0 0 0 2 3 4.05 1.800																					
52 Brian Duensing, L ERA:	(7, 1) 0.1 H 1 0 0 0 0 0 0 0 0 0 0 2 3 0.00 0.000																					
54 Matt Guerrier, R ERA:	(8, 1) 1.0 H 3 0 0 0 0 0 0 0 0 0 0 7 11 0.00 0.000																					
60 Jon Rauch, R ERA:	(9, 1) 1.0 S 3 0 0 0 2 0 0 0 0 0 0 0 11 16 0.00 0.000																					

AB	33
R	3
H	8
RBI	3
BB	4
SO	6
LOB	13









Batter	1	2	3	4	5	6	7	8	9	AB	R	H	RBI	BB	SO	LOB	TOP							
<b>2 Denard Span, L</b> (1,8) OBP: 0.111, SLG: 0.063										4	0	0	0	0	0	1								
<b>1 Orlando Hudson, S</b> (1,4) OBP: 0.222, SLG: 0.294										5	0	2	0	0	0	2								
<b>12 Alexi Casilla, S</b> (9,FR) (9,4)										0	1	0	0	0	0	0								
<b>7 Joe Mauer, L</b> (1,2) OBP: 0.412, SLG: 0.600										4	1	2	1	1	0	2								
<b>33 Justin Morneau, L</b> (1,3) OBP: 0.471, SLG: 0.769										3	2	0	0	2	1	4								
<b>5 Michael Cuddyer, R</b> (1,9) OBP: 0.412, SLG: 0.438										5	1	1	0	0	2	4								
<b>25 Jim Thome, L</b> (1,10) OBP: 0.300, SLG: 0.667										4	2	2	3	1	0	2								
<b>16 Jason Kubel, L</b> (1,7) OBP: 0.333, SLG: 0.111										4	0	1	1	0	1	1								
<b>21 Delmon Young, R</b> (8,7) OBP: 0.308, SLG: 0.833										1	1	1	3	0	0	0								
<b>27 J.J. Hardy, R</b> (1,6) OBP: 0.353, SLG: 0.688										4	1	1	0	1	0	3								
<b>23 Brendan Harris, R</b> (1,5) OBP: 0.400, SLG: 1.000										3	1	1	2	1	1	1								
<b>Inning Stats</b>	R: 0 H: 2 E: 0 K: 2 S: 17	H: 2 LOB: 2 BB: 0 P: 24	R: 0 H: 0 E: 0 K: 0 S: 7	H: 0 LOB: 0 BB: 1 P: 14	R: 0 H: 0 E: 0 K: 0 S: 6	H: 0 LOB: 0 BB: 0 P: 10	R: 0 H: 0 E: 0 K: 0 S: 7	H: 0 LOB: 0 BB: 0 P: 9	R: 3 H: 3 E: 1 K: 0 S: 21	H: 3 LOB: 2 BB: 1 P: 32	R: 0 H: 0 E: 0 K: 0 S: 7	H: 0 LOB: 0 BB: 0 P: 9	R: 0 H: 0 E: 0 K: 0 S: 8	H: 0 LOB: 2 BB: 2 P: 18	R: 3 H: 3 E: 0 K: 2 S: 17	H: 3 LOB: 1 BB: 1 P: 27	R: 4 H: 3 E: 0 K: 1 S: 12	H: 3 LOB: 1 BB: 1 P: 22	1B: 5 2B: 3 3B: 0 HR: 3	SF: 0 SAC: 1 DP: 1 HBP: 0	WP: 0 PB: 0 CS: 0	PA: 44		
<b>PITCHER</b>	IP WLS BF H R ER SO BB IBB HBP BLK WP HR S P ERA WHIP	IP WLS BF H R ER SO BB IBB HBP BLK WP HR S P ERA WHIP	IP WLS BF H R ER SO BB IBB HBP BLK WP HR S P ERA WHIP	IP WLS BF H R ER SO BB IBB HBP BLK WP HR S P ERA WHIP	IP WLS BF H R ER SO BB IBB HBP BLK WP HR S P ERA WHIP	IP WLS BF H R ER SO BB IBB HBP BLK WP HR S P ERA WHIP	IP WLS BF H R ER SO BB IBB HBP BLK WP HR S P ERA WHIP	IP WLS BF H R ER SO BB IBB HBP BLK WP HR S P ERA WHIP	IP WLS BF H R ER SO BB IBB HBP BLK WP HR S P ERA WHIP	IP WLS BF H R ER SO BB IBB HBP BLK WP HR S P ERA WHIP	IP WLS BF H R ER SO BB IBB HBP BLK WP HR S P ERA WHIP	IP WLS BF H R ER SO BB IBB HBP BLK WP HR S P ERA WHIP	IP WLS BF H R ER SO BB IBB HBP BLK WP HR S P ERA WHIP	IP WLS BF H R ER SO BB IBB HBP BLK WP HR S P ERA WHIP	IP WLS BF H R ER SO BB IBB HBP BLK WP HR S P ERA WHIP	IP WLS BF H R ER SO BB IBB HBP BLK WP HR S P ERA WHIP	IP WLS BF H R ER SO BB IBB HBP BLK WP HR S P ERA WHIP	IP WLS BF H R ER SO BB IBB HBP BLK WP HR S P ERA WHIP	IP WLS BF H R ER SO BB IBB HBP BLK WP HR S P ERA WHIP	IP WLS BF H R ER SO BB IBB HBP BLK WP HR S P ERA WHIP	IP WLS BF H R ER SO BB IBB HBP BLK WP HR S P ERA WHIP	IP WLS BF H R ER SO BB IBB HBP BLK WP HR S P ERA WHIP	IP WLS BF H R ER SO BB IBB HBP BLK WP HR S P ERA WHIP	IP WLS BF H R ER SO BB IBB HBP BLK WP HR S P ERA WHIP

**Minnesota Twins @ Los Angeles Angels**  
 Angel Stadium of Anaheim, Anaheim, CA  
 Thu Apr 08 2010, 7:09 PM - 10:09 PM PDT  
 Att: 39,709 - Clear - 74 F

AB 37  
 R 10  
 H 11  
 RBI 10  
 BB 6  
 SO 5  
 LOB 20

Batter	1	2	3	4	5	6	7	8	9	AB	R	H	RBI	BB	SO	LOB	BOTTOM							
<b>2 Erick Aybar, S</b> (1,6) OBP: 0.353, SLG: 0.154										3	0	0	0	1	2	1								
<b>39 Robb Quinlan, R</b> (9,PH)										1	0	0	0	0	1	0								
<b>53 Bobby Abreu, L</b> (1,10) OBP: 0.250, SLG: 0.200										4	0	1	0	0	0	2								
<b>48 Toni Hunter, R</b> (1,8) OBP: 0.500, SLG: 0.692										3	0	1	0	1	1	2								
<b>55 Hideki Matsui, L</b> (1,7) OBP: 0.438, SLG: 0.667										4	0	1	0	0	1	5								
<b>8 Kendrys Morales, S</b> (1,3) OBP: 0.250, SLG: 0.438										4	0	1	0	0	1	4								
<b>20 Juan Rivera, R</b> (1,9) OBP: 0.188, SLG: 0.188										4	1	1	0	0	1	2								
<b>47 Howie Kendrick, R</b> (1,4) OBP: 0.438, SLG: 0.533										4	0	2	0	0	1	1								
<b>13 Maicer Izturis, S</b> (1,5)										3	0	0	1	0	1	2								
<b>5 Jeff Mathis, R</b> (1,2) OBP: 0.300, SLG: 0.600										3	0	1	0	0	0	3								
<b>44 Mike Napoli, R</b> (9,PH)										1	0	0	0	0	0	0								
<b>Inning Stats</b>	R: 0 H: 2 E: 0 K: 1 S: 13	H: 2 LOB: 1 BB: 0 P: 19	R: 1 H: 2 E: 0 K: 0 S: 7	H: 2 LOB: 1 BB: 0 P: 11	R: 0 H: 0 E: 0 K: 1 S: 15	H: 0 LOB: 1 BB: 1 P: 23	R: 0 H: 0 E: 0 K: 1 S: 10	H: 0 LOB: 0 BB: 0 P: 14	R: 0 H: 1 E: 0 K: 0 S: 9	H: 1 LOB: 2 BB: 1 P: 15	R: 0 H: 2 E: 0 K: 0 S: 8	H: 2 LOB: 2 BB: 0 P: 14	R: 0 H: 0 E: 0 K: 2 S: 14	H: 0 LOB: 0 BB: 0 P: 17	R: 0 H: 1 E: 0 K: 3 S: 11	H: 1 LOB: 1 BB: 0 P: 17	R: 0 H: 0 E: 0 K: 1 S: 9	H: 0 LOB: 0 BB: 0 P: 13	1B: 7 2B: 1 3B: 0 HR: 0	SF: 1 SAC: 0 DP: 0 HBP: 0	WP: 0 PB: 0 CS: 0	PA: 37		
<b>PITCHER</b>	IP WLS BF H R ER SO BB IBB HBP BLK WP HR S P ERA WHIP	IP WLS BF H R ER SO BB IBB HBP BLK WP HR S P ERA WHIP	IP WLS BF H R ER SO BB IBB HBP BLK WP HR S P ERA WHIP	IP WLS BF H R ER SO BB IBB HBP BLK WP HR S P ERA WHIP	IP WLS BF H R ER SO BB IBB HBP BLK WP HR S P ERA WHIP	IP WLS BF H R ER SO BB IBB HBP BLK WP HR S P ERA WHIP	IP WLS BF H R ER SO BB IBB HBP BLK WP HR S P ERA WHIP	IP WLS BF H R ER SO BB IBB HBP BLK WP HR S P ERA WHIP	IP WLS BF H R ER SO BB IBB HBP BLK WP HR S P ERA WHIP	IP WLS BF H R ER SO BB IBB HBP BLK WP HR S P ERA WHIP	IP WLS BF H R ER SO BB IBB HBP BLK WP HR S P ERA WHIP	IP WLS BF H R ER SO BB IBB HBP BLK WP HR S P ERA WHIP	IP WLS BF H R ER SO BB IBB HBP BLK WP HR S P ERA WHIP	IP WLS BF H R ER SO BB IBB HBP BLK WP HR S P ERA WHIP	IP WLS BF H R ER SO BB IBB HBP BLK WP HR S P ERA WHIP	IP WLS BF H R ER SO BB IBB HBP BLK WP HR S P ERA WHIP	IP WLS BF H R ER SO BB IBB HBP BLK WP HR S P ERA WHIP	IP WLS BF H R ER SO BB IBB HBP BLK WP HR S P ERA WHIP	IP WLS BF H R ER SO BB IBB HBP BLK WP HR S P ERA WHIP	IP WLS BF H R ER SO BB IBB HBP BLK WP HR S P ERA WHIP	IP WLS BF H R ER SO BB IBB HBP BLK WP HR S P ERA WHIP	IP WLS BF H R ER SO BB IBB HBP BLK WP HR S P ERA WHIP	IP WLS BF H R ER SO BB IBB HBP BLK WP HR S P ERA WHIP	IP WLS BF H R ER SO BB IBB HBP BLK WP HR S P ERA WHIP

**Minnesota Twins @ Los Angeles Angels**  
 Angel Stadium of Anaheim, Anaheim, CA  
 Thu Apr 08 2010, 7:09 PM - 10:09 PM PDT  
 Att: 39,709 - Clear - 74 F

AB 34  
 R 1  
 H 8  
 RBI 1  
 BB 2  
 SO 9  
 LOB 22



Batter	1	2	3	4	5	6	7	8	9	10	11	AB	R	H	RBI	BB	SO	LOB	TOP							
2 Denard Span, L (1, 8) OBP: 0.217, SLG: 0.150			G6-3					P6			SH1-3	4	1	2	0	1	0	2								
1 Orlando Hudson, S (1, 4) OBP: 0.268, SLG: 0.261			K					P3			F8	6	0	1	0	0	2	5								
27 J.J. Hardy, R (1, 6) OBP: 0.391, SLG: 0.619			G6-3				F9	BB			K	5	0	2	1	1	1	0								
33 Justin Morneau, L (1, 3) OBP: 0.522, SLG: 0.778			K				BB				F7	5	1	3	1	1	1	3								
5 Michael Cuddyer, R (1, 9) OBP: 0.391, SLG: 0.361			F8-3-4				F8				FC6-4	5	1	1	0	1	1	6								
16 Jason Kubel, L (1, 10) OBP: 0.294, SLG: 0.077		G4-3					K				P3	4	0	0	0	1	2	5								
21 Delmon Young, R (1, 7) OBP: 0.278, SLG: 0.647		G4-3					FC6-4				K	5	0	1	1	0	1	5								
23 Brendan Harris, R (1, 5) OBP: 0.333, SLG: 0.571		G6-3					G5-3				E6	3	0	0	0	1	0	1								
8 Nick Punto, S (8, PR) OBP: 0.300, SLG: 0.500		G6-3					E6				SH1-4	0	0	0	0	0	0	0								
25 Jim Thome, L (10, PH) OBP: 0.273, SLG: 0.600		G6-3					G5-3				K	1	0	0	0	0	1	0								
12 Alexi Casilla, S (10, 5) OBP: 0.273, SLG: 0.600		G6-3					G5-3				K	0	0	0	0	0	0	0								
41 Drew Butera, R (1, 2) OBP: 0.444, SLG: 0.600		K					K				SH1-4	3	0	0	0	0	3	2								
7 Joe Mauer, L (11, PH) OBP: 0.444, SLG: 0.600		K					K				SH1-4	0	1	0	0	1	0	0								
<b>Inning Stats</b>	R: 0 E: 0 K: 1 S: 15	H: 3 LOB: 2 BB: 0 P: 25	R: 0 E: 0 K: 0 S: 9	H: 0 LOB: 0 BB: 0 P: 12	R: 0 E: 0 K: 2 S: 8	H: 0 LOB: 0 BB: 0 P: 11	R: 0 E: 0 K: 1 S: 11	H: 1 LOB: 2 BB: 1 P: 22	R: 0 E: 0 K: 1 S: 6	H: 1 LOB: 1 BB: 0 P: 10	R: 2 E: 1 K: 2 S: 16	H: 3 LOB: 2 BB: 0 P: 25	R: 1 E: 0 K: 2 S: 13	H: 1 LOB: 3 BB: 3 P: 30	R: 0 E: 0 K: 0 S: 11	H: 0 LOB: 2 BB: 1 P: 19	R: 0 E: 0 K: 2 S: 11	H: 0 LOB: 0 BB: 0 P: 17	R: 0 E: 0 K: 2 S: 7	H: 0 LOB: 0 BB: 0 P: 12	R: 1 E: 0 K: 0 S: 15	H: 1 LOB: 2 BB: 2 P: 30	1B: 9 2B: 2 3B: 0 HR: 0	SF: 0 SAC: 2 DP: 1 HBP: 0	WP: 0 PB: 0 SB: 1 CS: 1	PA: 50
<b>PITCHER</b>	IP: 6.0 ERA: 1.5	WLS: 0 BF: 27	H: 8 R: 2 ER: 1 SO: 6	BB: 1 IBB: 0 HBP: 0 BLK: 0	WP: 0 HR: 0 S: 65 P: 105	ERA: 1.50 WHIP: 1.000	<b>PITCHER</b>	IP: 3.0 ERA: 2.45	WLS: 0 BF: 12	H: 1 R: 1 ER: 1 SO: 4	BB: 2 IBB: 0 HBP: 0 BLK: 0	WP: 0 HR: 0 S: 33 P: 59	ERA: 3.00 WHIP: 1.000													
50 John Danks, L (1, 1) ERA: 1.5	IP: 6.0 WLS: 0 BF: 27	H: 8 R: 2 ER: 1 SO: 6	BB: 1 IBB: 0 HBP: 0 BLK: 0	WP: 0 HR: 0 S: 65 P: 105	ERA: 1.50 WHIP: 1.000		57 Ramon Pena, R (9, 1) ERA: 2.45	IP: 3.0 WLS: 0 BF: 12	H: 1 R: 1 ER: 1 SO: 4	BB: 2 IBB: 0 HBP: 0 BLK: 0	WP: 0 HR: 0 S: 33 P: 59	ERA: 3.00 WHIP: 1.000														
71 Scott Linebrink, R (7, 1) ERA: 27.0	0.1 H: 3 R: 0 ER: 1 SO: 1	2 0 0 0	0 1 0 0	0 1 0 0	0 0 0 0	0 5 13 27.00																				
67 Randy Williams, L (7, 1) ERA: 3.66	0.1 B: 3 R: 1 ER: 0 SO: 0	0 0 0 0	0 1 0 0	0 0 0 0	0 0 0 0	0 5 12 0.00																				
46 Sergio Santos, R (7, 1) ERA: 3.66	0.2 B: 3 R: 1 ER: 0 SO: 0	0 0 0 0	0 1 0 0	0 0 0 0	0 0 0 0	0 7 14 0.00																				
37 Matt Thornton, L (8, 1) ERA: 2.45	0.2 B: 2 R: 0 ER: 0 SO: 0	0 0 0 0	0 0 0 0	0 0 0 0	0 0 0 0	0 7 10 0.00																				

**Minnesota Twins @ Chicago White Sox**  
 U.S. Cellular Field, Chicago, IL  
 Fri Apr 09 2010, 8:11 PM - 11:53 PM EDT  
 Att: 21,416 - Clear - 50 F

livebaseballscorecards.com

AB 41  
R 4  
H 10  
RBI 3  
BB 7  
SO 12  
LOB 29

Batter	1	2	3	4	5	6	7	8	9	10	11	AB	R	H	RBI	BB	SO	LOB	BOTTOM							
1 Juan Pierre, L (1, 7) OBP: 0.211, SLG: 0.118			G4-6-3				G1-3				G4-3	5	0	0	0	0	2									
15 Gordon Beckham, R (1, 4) OBP: 0.412, SLG: 0.357			P3				P3				G4-3	3	0	1	0	2	0	1								
20 Carlos Quentin, R (1, 9) OBP: 0.556, SLG: 0.667			BB				FC8-4				P4	4	1	2	0	1	0	1								
14 Paul Konerko, R (1, 3) OBP: 0.412, SLG: 0.750			BB				FC8-4				P4	4	1	2	0	1	0	1								
23 Mark Teahen, L (8, PR) OBP: 0.412, SLG: 0.750			K				FC6-4				G6-4-3	3	1	1	0	1	1	3								
25 Andruw Jones, R (1, 10) OBP: 0.500, SLG: 0.500			BB				FC6-4				G6-4-3	1	0	0	0	0	2									
7 Mark Kotsay, L (11, PH) OBP: 0.500, SLG: 0.500			BB				FC6-4				G6-4-3	1	0	0	0	0	2									
51 Alex Rios, R (1, 8) OBP: 0.333, SLG: 0.467			P3				P3				L7	5	0	2	2	0	0	2								
11 Omar Vizquel, S (1, 5) OBP: 0.200, SLG: 0.200			FC5-4				G6-3				G6-3	5	0	1	0	0	1	2								
10 Alexei Ramirez, R (1, 6) OBP: 0.188, SLG: 0.250			CS				P4				G6-3	5	1	2	0	0	0	1								
55 Donny Lucy, R (1, 2) OBP: 0.500, SLG: 0.500			CS				P4				G6-3	5	1	2	0	0	0	1								
12 A.J. Pierzynski, L (7, PH) OBP: 0.200, SLG: 0.200			G4-6-3				K2-3				F7	2	0	1	0	0	1	0								
60 Jon Rauch, R (11, 1) ERA: 3.0	1.0 W: 2 S: 4	2 0 0	0 0 1	0 0 0	0 0 0	0 0 12	15 0.00 2.000				F7	2	0	0	0	0	1	0								
<b>PITCHER</b>	IP: 6.0 ERA: 4.5	WLS: 1 BF: 25	H: 4 R: 3 ER: 3 SO: 3	BB: 5 IBB: 0 HBP: 0 BLK: 0	WP: 1 HR: 0 S: 56 P: 92	ERA: 4.50 WHIP: 1.500	<b>PITCHER</b>	IP: 3.0 ERA: 2.45	WLS: 0 BF: 12	H: 1 R: 1 ER: 1 SO: 4	BB: 2 IBB: 0 HBP: 0 BLK: 0	WP: 0 HR: 0 S: 33 P: 59	ERA: 3.00 WHIP: 1.000													
47 Francisco Lirio, L (1, 1) ERA: 4.5	6.0 WLS: 1 BF: 25	H: 4 R: 3 ER: 3 SO: 3	BB: 5 IBB: 0 HBP: 0 BLK: 0	WP: 1 HR: 0 S: 56 P: 92	ERA: 4.50 WHIP: 1.500		57 Ramon Pena, R (9, 1) ERA: 2.45	IP: 3.0 WLS: 0 BF: 12	H: 1 R: 1 ER: 1 SO: 4	BB: 2 IBB: 0 HBP: 0 BLK: 0	WP: 0 HR: 0 S: 33 P: 59	ERA: 3.00 WHIP: 1.000														
17 Pat Neshek, R (7, 1) ERA: 2.0	0.0 W: 1 S: 1	1 0 0	0 0 0	0 0 0	0 0 0	0 5 5	2.00 0.500																			
54 Matt Guerrier, R (7, 1) ERA: 2.0	2.0 W: 1 S: 1	1 0 0	0 0 0	0 0 0	0 0 0	0 20 31	0.00 0.500																			
52 Brian Duensing, L (9, 1) ERA: 2.0	2.0 W: 1 S: 1	1 0 0	0 0 0	0 0 0	0 0 0	0 21 31	0.00 1.000																			
60 Jon Rauch, R (11, 1) ERA: 3.0	1.0 W: 2 S: 4	2 0 0	0 0 1	0 0 0	0 0 12	15 0.00 2.000																				
<b>Inning Stats</b>	R: 0 E: 0 K: 1 S: 10	H: 0 LOB: 1 BB: 1 P: 15	R: 0 E: 0 K: 0 S: 8	H: 0 LOB: 0 BB: 1 P: 16	R: 1 E: 0 K: 0 S: 13	H: 3 LOB: 2 BB: 1 P: 22	R: 0 E: 0 K: 1 S: 5	H: 0 LOB: 0 BB: 0 P: 6	R: 0 E: 0 K: 1 S: 7	H: 0 LOB: 0 BB: 0 P: 9	R: 2 E: 0 K: 0 S: 13	H: 1 LOB: 1 BB: 2 P: 24	R: 0 E: 0 K: 0 S: 12	H: 1 LOB: 1 BB: 0 P: 15	R: 0 E: 0 K: 1 S: 13	H: 1 LOB: 1 BB: 0 P: 21	R: 0 E: 0 K: 0 S: 9	H: 0 LOB: 0 BB: 0 P: 15	R: 0 E: 0 K: 2 S: 12	H: 2 LOB: 1 BB: 0 P: 16	R: 0 E: 0 K: 1 S: 12	H: 2 LOB: 1 BB: 0 P: 15	1B: 8 2B: 2 3B: 0 HR: 0	SF: 0 SAC: 0 DP: 2 HBP: 0	WP: 1 PB: 0 SB: 0 CS: 2	PA: 45

**Minnesota Twins @ Chicago White Sox**  
 U.S. Cellular Field, Chicago, IL  
 Fri Apr 09 2010, 8:11 PM - 11:53 PM EDT  
 Att: 21,416 - Clear - 50 F

livebaseballscorecards.com

AB 39  
R 3  
H 10  
RBI 2  
BB 5  
SO 5  
LOB 18



Batter	1	2	3	4	5	6	7	8	9	AB	R	H	RBI	BB	SO	LOB	TOP					
2 Denard Span, L OBP: 0.214, SLG: 0.125	G4-3		G3-4-1			SH5-3 BB	P4		L3-1	4	0	0	0	1	0	1						
1 Orlando Hudson, S OBP: 0.222, SLG: 0.269	G4-3		G6-3			SH5-3			33 1B	3	0	1	0	0	0	0						
7 Joe Mauer, L OBP: 0.500, SLG: 0.588						F8			33 1B	2	0	1	0	2	0	1						
33 Justin Morneau, L OBP: 0.519, SLG: 0.714	K					L6-3			33 1B	3	0	1	0	1	1	2						
5 Michael Cuddyer, R OBP: 0.333, SLG: 0.320						F8			L4	4	0	0	0	0	1	5						
25 Jim Thome, L OBP: 0.286, SLG: 0.500						L6			K	2	0	0	0	1	1	0						
12 Alexi Casilla, S (7, PR)									K	1	1	0	0	0	1	3						
16 Jason Kubel, L OBP: 0.381, SLG: 0.438						27 G6-3			G3	3	1	2	2	1	0	3						
27 J.J. Hardy, R OBP: 0.333, SLG: 0.520						G6-3			F7	4	0	0	0	0	0	3						
8 Nick Punto, S OBP: 0.214, SLG: 0.333						F8			G5-3	4	0	0	0	0	1	2						
<b>Inning Stats</b>	R: 0 E: 0 K: 1 S: 7	H: 0 LOB: 1 BB: 1 P: 15	R: 0 E: 0 K: 1 S: 8	H: 0 LOB: 1 BB: 1 P: 13	R: 0 E: 0 K: 1 S: 6	H: 0 LOB: 0 BB: 0 P: 9	R: 0 E: 0 K: 0 S: 8	H: 1 LOB: 0 BB: 0 P: 13	R: 0 E: 0 K: 0 S: 9	H: 1 LOB: 1 BB: 0 P: 12	R: 0 E: 0 K: 1 S: 7	H: 0 LOB: 2 BB: 2 P: 16	R: 2 E: 0 K: 0 S: 11	H: 1 LOB: 1 BB: 1 P: 17	R: 0 E: 0 K: 1 S: 13	H: 2 LOB: 3 BB: 1 P: 22	R: 0 E: 0 K: 0 S: 6	H: 0 LOB: 0 BB: 0 P: 11	1B: 3 2B: 2 3B: 0 HR: 1	SF: 0 SAC: 1 DP: 1 HBP: 0	WP: 0 PB: 0 CS: 0	PA: 37
<b>PITCHER</b>	IP	WLS	BF	H	R	ER	SO	BB	IBB	HBP	BLK	WP	HR	S	P	ERA	WHIP					
43 Freddy Garcia, R ERA: 2.57	7.0	L	28	3	2	2	4	4	1	0	0	0	1	56	95	2.57	1.000					
67 Randy Williams, L ERA: 3.86	0.0		3	2	0	0	0	1	0	0	0	0	0	5	10	∞	∞					
71 Scott Linebrink, R ERA: 3.86	2.0		6	0	0	0	1	0	0	0	0	0	0	14	23	0.00	0.000					

Minnesota Twins @ Chicago White Sox  
U.S. Cellular Field, Chicago, IL  
Sat Apr 10 2010, 1:09 PM - 3:42 PM EDT  
Att: 28,337 - Sunny - 69 F

AB 30  
R 2  
H 5  
RBI 2  
BB 6  
SO 5  
LOB 20



Batter	1	2	3	4	5	6	7	8	9	AB	R	H	RBI	BB	SO	LOB	BOTTOM					
1 Juan Pierre, L OBP: 0.227, SLG: 0.150	B5-3					P6		SH5-3		3	0	1	0	0	0	1						
15 Gordon Beckham, R OBP: 0.333, SLG: 0.275	K					P3		F9		4	0	0	0	0	2	3						
20 Carlos Quentin, R OBP: 0.500, SLG: 0.533						P3		P2		3	0	0	0	1	0	2						
14 Paul Konerko, R OBP: 0.381, SLG: 0.625						P3		P4		4	0	1	0	0	0	0						
7 Mark Kotsay, L OBP: 0.250, SLG: 0.100						F8		F7		4	0	1	0	0	0	2						
11 Omar Vizquel, S OBP: 0.200, SLG: 0.200	G4-3								12 FC6	0	0	0	0	0	0	0						
51 Alex Rios, R OBP: 0.318, SLG: 0.474						K		G6-3		4	0	1	0	0	1	1						
12 A.J. Pierzynski, L OBP: 0.211, SLG: 0.263								F8		4	1	1	0	0	0	2						
10 Alexei Ramirez, R OBP: 0.158, SLG: 0.211						G4-3		F8		3	0	0	0	0	0	1						
23 Mark Teahen, L OBP: 0.375, SLG: 0.182						F7				2	0	1	1	1	0	0						
<b>Inning Stats</b>	R: 0 E: 0 K: 1 S: 14	H: 1 LOB: 2 BB: 1 P: 24	R: 0 E: 0 K: 0 S: 4	H: 1 LOB: 0 BB: 0 P: 5	R: 0 E: 0 K: 1 S: 12	H: 1 LOB: 1 BB: 0 P: 17	R: 0 E: 0 K: 1 S: 7	H: 0 LOB: 0 BB: 0 P: 11	R: 0 E: 0 K: 0 S: 15	H: 2 LOB: 1 BB: 0 P: 20	R: 0 E: 0 K: 0 S: 7	H: 0 LOB: 0 BB: 0 P: 9	R: 0 E: 0 K: 0 S: 9	H: 0 LOB: 0 BB: 0 P: 13	R: 0 E: 0 K: 0 S: 7	H: 0 LOB: 1 BB: 1 P: 12	R: 0 E: 0 K: 0 S: 11	H: 1 LOB: 1 BB: 0 P: 16	1B: 3 2B: 4 3B: 0 HR: 0	SF: 0 SAC: 1 DP: 1 HBP: 0	WP: 0 PB: 0 CS: 0	PA: 34
<b>PITCHER</b>	IP	WLS	BF	H	R	ER	SO	BB	IBB	HBP	BLK	WP	HR	S	P	ERA	WHIP					
30 Scott Baker, R ERA: 3.86	7.0	W	26	5	1	1	3	1	0	0	0	0	0	68	99	1.29	0.857					
50 Jose Mijares, L ERA: 9.0	0.1	H	2	0	0	0	0	1	0	0	0	0	0	2	6	0.00	3.000					
28 Jesse Crain, R ERA:	0.2	H	2	0	0	0	0	0	0	0	0	0	0	5	6	0.00	0.000					
60 Jon Rauch, R ERA: 2.25	1.0	S	4	1	0	0	0	0	0	0	0	0	0	11	16	0.00	1.000					

Minnesota Twins @ Chicago White Sox  
U.S. Cellular Field, Chicago, IL  
Sat Apr 10 2010, 1:09 PM - 3:42 PM EDT  
Att: 28,337 - Sunny - 69 F

AB 31  
R 1  
H 6  
RBI 1  
BB 2  
SO 3  
LOB 12





Batter	1	2	3	4	5	6	7	8	9	AB	R	H	RBI	BB	SO	LOB	TOP
2 Denard Span, L (1,8) OBP: 0.219, SLG: 0.179	F9		2B		G1-3		P6			4	1	1	0	0	0	0	<b>Minnesota Twins @ Chicago White Sox</b> U.S. Cellular Field, Chicago, IL Sun Apr 11 2010, 2:08 PM - 4:22 PM EDT Att: 25,550 - Partly Cloudy - 54 F
1 Orlando Hudson, S (1,4) OBP: 0.258, SLG: 0.300	1B		K		1B		G6-3			4	1	2	0	0	1	1	
7 Joe Mauer, L (1,2) OBP: 0.500, SLG: 0.667	2B		2B		G1-4-6-3		G4-3			4	2	2	1	0	0	1	
33 Justin Morneau, L (1,3) OBP: 0.484, SLG: 0.640	1B		P4				F8			4	0	1	2	0	0	1	
5 Michael Cuddyer, R (1,9) OBP: 0.395, SLG: 0.345	G1-4-3		1B				1B			4	0	2	1	0	0	1	
21 Delmon Young, R (1,7) OBP: 0.286, SLG: 0.579			G4-3				1B			2	0	0	0	1	0	2	
16 Jason Kubel, L (9,PH) OBP: 0.364, SLG: 0.412			BB		G4-3		F9			1	0	0	0	0	1	0	
27 J.J. Hardy, R (1,6) OBP: 0.333, SLG: 0.500			SH2-3		G1-3		FC6-4			3	0	1	0	0	0	1	
23 Brendan Harris, R (1,10) OBP: 0.333, SLG: 0.444			BB		F8		F9			2	0	0	0	1	0	0	
25 Jim Thome, L (9,PH) OBP: 0.333, SLG: 0.538			BB		G6-4-3		P4			1	0	1	0	0	0	0	
8 Nick Punto, S (1,5) OBP: 0.176, SLG: 0.267			G6-4-3		G6-3					3	0	0	0	0	0	2	
<b>Inning Stats</b>	R: 2 H: 3 E: 0 K: 0 S: 12	H: 3 R: 0 ER: 0 LOB: 0 BB: 0 P: 22	R: 0 H: 0 E: 0 K: 0 S: 7	H: 0 R: 0 ER: 0 LOB: 1 BB: 2 P: 15	R: 2 H: 3 E: 0 K: 1 S: 15	H: 3 R: 0 ER: 0 LOB: 0 BB: 0 P: 20	R: 0 H: 0 E: 0 K: 0 S: 7	H: 0 R: 0 ER: 0 LOB: 0 BB: 0 P: 12	R: 0 H: 1 E: 0 K: 0 S: 9	H: 1 R: 0 ER: 0 LOB: 1 BB: 0 P: 11	R: 0 H: 0 E: 0 K: 0 S: 7	H: 0 R: 0 ER: 0 LOB: 0 BB: 0 P: 12	R: 0 H: 0 E: 0 K: 0 S: 9	H: 0 R: 0 ER: 0 LOB: 0 BB: 0 P: 14	R: 0 H: 2 E: 0 K: 1 S: 9	H: 2 R: 0 ER: 0 LOB: 2 BB: 0 P: 15	1B: 7 R: 4 H: 10 RBI: 4 BB: 2 SO: 2 LOB: 9
<b>PITCHER</b>	IP WLS BF H R ER SO BB IBB HBP BLK WP HR S P ERA WHIP	8.0 W 31 8 4 4 1 2 0 0 0 0 0 73 113 4.50 1.250	1.0 S 4 2 0 0 1 0 0 0 0 0 0 9 15 0.00 2.000														

Batter	1	2	3	4	5	6	7	8	9	AB	R	H	RBI	BB	SO	LOB	BOTTOM	
1 Juan Pierre, L (1,7) OBP: 0.192, SLG: 0.125	G5-3		F8		F8			G3		4	0	0	0	0	0	1	<b>Minnesota Twins @ Chicago White Sox</b> U.S. Cellular Field, Chicago, IL Sun Apr 11 2010, 2:08 PM - 4:22 PM EDT Att: 25,550 - Partly Cloudy - 54 F	
15 Gordon Beckham, R (1,4) OBP: 0.320, SLG: 0.409	P3		G5-3				HR	G5-3		4	1	1	1	0	0	0		
20 Carlos Quentin, R (1,9) OBP: 0.538, SLG: 0.611	2B				G6-4-3		G6-3			3	2	2	0	0	0	0		
14 Paul Konerko, R (1,3) OBP: 0.440, SLG: 0.789	HR		G6-4-3		G6-4-3		BB	1B		3	1	2	2	1	0	1		
7 Mark Kotsay, L (1,10) OBP: 0.267, SLG: 0.385	G4-3				HR		F7	E7		3	1	1	1	0	0	1		
25 Andrew Jones, R (8,PH) OBP: 0.364, SLG: 0.125					HR			1B		1	0	1	1	0	0	0		
51 Alex Rios, R (1,8) OBP: 0.289, SLG: 0.391			G6-3		G6-3		P4	G5-3		4	0	0	0	0	0	3		
12 A.J. Pierzynski, L (1,2) OBP: 0.227, SLG: 0.273	G3				P5			1B		3	0	1	0	0	0	0		
10 Alexei Ramirez, R (1,6) OBP: 0.182, SLG: 0.227	B1-3				1B		P4			3	0	1	0	0	0	1		
23 Mark Teahen, L (1,5) OBP: 0.316, SLG: 0.143			G6-3		G3		G3-6-3			3	0	0	0	0	0	2		
<b>Inning Stats</b>	R: 2 H: 2 E: 0 K: 0 S: 10	H: 2 R: 0 ER: 0 LOB: 0 BB: 0 P: 15	R: 0 H: 0 E: 0 K: 0 S: 5	H: 0 R: 0 ER: 0 LOB: 0 BB: 0 P: 8	R: 0 H: 0 E: 0 K: 0 S: 6	H: 0 R: 1 ER: 0 LOB: 0 BB: 0 P: 8	R: 1 H: 1 E: 0 K: 0 S: 7	H: 1 R: 0 ER: 0 LOB: 1 BB: 0 P: 12	R: 0 H: 1 E: 0 K: 0 S: 10	H: 1 R: 0 ER: 0 LOB: 1 BB: 0 P: 16	R: 1 H: 1 E: 0 K: 0 S: 9	H: 1 R: 0 ER: 0 LOB: 1 BB: 1 P: 18	R: 0 H: 1 E: 0 K: 0 S: 6	H: 1 R: 0 ER: 0 LOB: 0 BB: 0 P: 7	R: 1 H: 3 E: 1 K: 0 S: 14	H: 3 R: 1 ER: 0 LOB: 2 BB: 0 P: 21	1B: 5 R: 5 H: 9 RBI: 5 BB: 1 SO: 0 LOB: 9	
<b>PITCHER</b>	IP WLS BF H R ER SO BB IBB HBP BLK WP HR S P ERA WHIP	7.2 L 31 8 5 5 0 1 0 1 0 0 0 3 63 5.87 1.174	0.0 1 1 0 0 0 0 0 0 0 0 0 3 5 ∞ ∞	0.1 1 0 0 0 0 0 0 0 0 0 0 1 2 0.00 0.000														





Batter	1	2	3	4	5	6	7	8	9	AB	R	H	RBI	BB	SO	LOB	TOP			
10 Marco Scutaro, R OBP: 0.417, SLG: 0.350										4	0	2	0	0	0	1				
15 Dustin Pedroia, R OBP: 0.412, SLG: 0.750										3	0	1	1	0	0	1				
41 Victor Martinez, S OBP: 0.250, SLG: 0.400										4	0	0	0	0	0	2				
20 Kevin Youkilis, R OBP: 0.400, SLG: 0.640										4	1	1	0	0	0	1				
34 David Ortiz, L OBP: 0.208, SLG: 0.227										4	0	1	1	0	2	0				
29 Adrian Beltré, R OBP: 0.360, SLG: 0.417										4	0	1	0	0	0	1				
7 J.D. Drew, L OBP: 0.217, SLG: 0.318										3	0	0	0	0	1	2				
23 Mike Cameron, R OBP: 0.375, SLG: 0.300										3	0	0	0	0	2	1				
32 Jeremy Hermida, L OBP: 0.455, SLG: 0.900										2	1	1	0	1	1	0				
<b>Inning Stats</b>	R: 0 E: 0 K: 0 S: 13	H: 2 LOB: 1 BB: 0 P: 17	R: 0 E: 0 K: 1 S: 7	H: 0 LOB: 0 BB: 0 P: 9	R: 0 E: 0 K: 1 S: 10	H: 0 LOB: 1 BB: 1 P: 21	R: 1 E: 0 K: 0 S: 11	H: 2 LOB: 1 BB: 0 P: 20	R: 0 E: 0 K: 2 S: 9	H: 0 LOB: 0 BB: 0 P: 15	R: 0 E: 0 K: 0 S: 9	H: 1 LOB: 1 BB: 0 P: 16	R: 1 E: 0 K: 0 S: 8	H: 2 LOB: 0 BB: 0 P: 10	R: 0 E: 0 K: 0 S: 6	H: 0 LOB: 0 BB: 0 P: 9	1B: 3 2B: 4 3B: 0 HR: 0	SF: 1 SAC: 0 DP: 1 HBP: 0	WP: 0 PB: 0 SB: 0 CS: 1	PA: 33
<b>PITCHER</b>	IP WLS BF H R ER SO BB IBB HBP BLK WP HR S P ERA WHIP																			
48 Carl Pavano, R ERA: 1.38	6.0 W 22 4 1 1 4 1 0 0 0 0 0 0 59 95 1.50 0.833																			
52 Brian Duensing, L ERA: 2.7	1.0 H 5 2 1 1 2 0 0 0 0 0 0 0 13 20 9.00 2.000																			
54 Matt Guerrier, R ERA: 1.8	1.0 S 3 0 0 0 0 0 0 0 0 0 0 0 6 6 0.00 1.000																			
60 Jon Rauch, R ERA: 1.8	1.0 S 3 0 0 0 0 0 0 0 0 0 0 0 6 9 0.00 0.000																			

**Boston Red Sox @ Minnesota Twins**  
 Target Field, Minneapolis, MN  
 Mon Apr 12 2010, 3:15 PM - 6:12 PM CDT  
 Att: 38,145 - Partly Cloudy - 65 F

AB 31  
 R 2  
 H 7  
 RBI 2  
 BB 1  
 SO 6  
 LOB 9



Batter	1	2	3	4	5	6	7	8	9	AB	R	H	RBI	BB	SO	LOB	BOTTOM			
2 Denard Span, L OBP: 0.270, SLG: 0.194										3	2	1	0	2	1	1				
1 Orlando Hudson, S OBP: 0.250, SLG: 0.286										5	1	1	0	0	1	3				
7 Joe Mauer, L OBP: 0.516, SLG: 0.731										5	0	3	2	0	1	3				
33 Justin Morneau, L OBP: 0.444, SLG: 0.552										4	0	0	0	1	1	5				
5 Michael Cuddyer, R OBP: 0.343, SLG: 0.333										4	0	1	1	0	2					
16 Jason Kubel, L OBP: 0.423, SLG: 0.619										4	1	3	2	0	0					
21 Delmon Young, R OBP: 0.320, SLG: 0.545										3	0	1	0	1	1					
27 J.J. Hardy, R OBP: 0.324, SLG: 0.469										4	0	1	0	0	1	4				
8 Nick Punto, S OBP: 0.190, SLG: 0.263										4	1	1	0	0	1	2				
<b>Inning Stats</b>	R: 2 E: 0 K: 0 S: 13	H: 3 LOB: 3 BB: 2 P: 30	R: 1 E: 0 K: 1 S: 18	H: 2 LOB: 1 BB: 0 P: 28	R: 0 E: 0 K: 1 S: 7	H: 1 LOB: 1 BB: 0 P: 11	R: 1 E: 0 K: 2 S: 12	H: 1 LOB: 1 BB: 1 P: 24	R: 0 E: 0 K: 1 S: 9	H: 2 LOB: 2 BB: 0 P: 14	R: 0 E: 0 K: 1 S: 16	H: 1 LOB: 2 BB: 1 P: 26	R: 1 E: 0 K: 0 S: 11	H: 1 LOB: 0 BB: 0 P: 14	R: 0 E: 0 K: 1 S: 9	H: 1 LOB: 1 BB: 0 P: 15	1B: 9 2B: 2 3B: 0 HR: 1	SF: 0 SAC: 0 DP: 0 HBP: 0	WP: 0 PB: 0 SB: 3 CS: 0	PA: 40
<b>PITCHER</b>	IP WLS BF H R ER SO BB IBB HBP BLK WP HR S P ERA WHIP																			
31 Jon Lester, L ERA: 7.2	5.0 L 27 9 4 4 5 3 0 0 0 0 0 0 59 107 7.20 2.400																			
48 Scott Atchison, R ERA: 4.5	2.0 9 2 1 1 1 1 0 0 0 0 0 1 27 40 4.50 1.500																			
60 Scott Schoeneweis, L ERA: 3.38	1.0 4 1 0 0 1 0 0 0 0 0 0 0 9 15 0.00 1.000																			

**Boston Red Sox @ Minnesota Twins**  
 Target Field, Minneapolis, MN  
 Mon Apr 12 2010, 3:15 PM - 6:12 PM CDT  
 Att: 38,145 - Partly Cloudy - 65 F

AB 36  
 R 5  
 H 12  
 RBI 5  
 BB 4  
 SO 7  
 LOB 21





Batter	1	2	3	4	5	6	7	8	9	AB	R	H	RBI	BB	SO	LOB	TOP										
10 Marco Scutaro, R OBP: 0.414, SLG: 0.360										5	1	2	1	0	1	1											
15 Dustin Pedroia, R OBP: 0.410, SLG: 0.818										5	1	2	2	0	2	1											
41 Victor Martinez, S OBP: 0.270, SLG: 0.400										5	0	2	0	0	0	1											
20 Kevin Youkilis, R OBP: 0.429, SLG: 0.607										3	1	1	0	2	1	1											
34 David Ortiz, L OBP: 0.261, SLG: 0.269										4	0	1	0	1	2	5											
29 Adrián Beltré, R OBP: 0.333, SLG: 0.414										5	1	1	0	0	0	4											
7 J.D. Drew, L OBP: 0.299, SLG: 0.292										2	2	0	0	2	2	0											
23 Mike Cameron, R OBP: 0.357, SLG: 0.261										3	0	0	0	1	2	4											
32 Jeremy Hermida, L OBP: 0.400, SLG: 0.786										4	0	1	3	0	0	2											
<b>Inning Stats</b>	R: 1 E: 0 K: 1 S: 18	H: 2 LOB: 2 BB: 1 P: 31	R: 1 E: 0 K: 1 S: 11	H: 1 LOB: 1 BB: 1 P: 18	R: 0 E: 0 K: 1 S: 9	H: 0 LOB: 0 BB: 1 P: 17	R: 0 E: 0 K: 2 S: 8	H: 0 LOB: 0 BB: 0 P: 11	R: 1 E: 0 K: 0 S: 12	H: 2 LOB: 2 BB: 1 P: 21	R: 0 E: 0 K: 1 S: 9	H: 0 LOB: 1 BB: 1 P: 15	R: 0 E: 0 K: 1 S: 16	H: 0 LOB: 0 BB: 0 P: 21	R: 3 E: 0 K: 2 S: 15	H: 3 LOB: 1 BB: 1 P: 26	R: 0 E: 0 K: 1 S: 14	H: 2 LOB: 2 BB: 0 P: 21	1B: 5 2B: 4 3B: 0 HR: 1	SF: 0 SAC: 0 DP: 0 HBP: 0	WP: 1 PB: 0 SB: 0 CS: 1	PA: 43					
<b>PITCHER</b>	IP 5.0	WLS L	BF 23	H 5	R 3	ER 3	SO 5	BB 4	IBB 0	HBP 0	BLK 0	WP 1	HR 1	S 58	P 98	ERA 5.40	WHIP 1.800										
59 Kevin Slowey, R ERA: 3.48																											
17 Pat Neshek, R ERA:																											
28 Jesse Crain, R ERA: 6.75																											
31 Alex Burnett, R ERA:																											

**Boston Red Sox @ Minnesota Twins**  
 Target Field, Minneapolis, MN  
 Wed Apr 14 2010, 12:12 PM - 3:37 PM CDT  
 Att: 38,164 - Overcast - 73 F

AB	36
R	6
H	10
RBI	6
BB	6
SO	10
LOB	19



Batter	1	2	3	4	5	6	7	8	9	AB	R	H	RBI	BB	SO	LOB	BOTTOM										
2 Denard Span, L OBP: 0.333, SLG: 0.188										1	1	0	0	4	0	0											
1 Orlando Hudson, S OBP: 0.244, SLG: 0.275										5	0	1	1	0	1	4											
7 Joe Mauer, L OBP: 0.500, SLG: 0.667										4	0	1	1	1	0	1											
33 Justin Morneau, L OBP: 0.439, SLG: 0.515										4	0	1	0	1	0	5											
5 Michael Cuddyer, R OBP: 0.350, SLG: 0.421										5	1	2	1	0	0	3											
16 Jason Kubel, L OBP: 0.400, SLG: 0.542										3	0	0	0	1	0	2											
21 Delmon Young, R OBP: 0.379, SLG: 0.654										4	1	3	0	0	0	1											
27 J.J. Hardy, R OBP: 0.289, SLG: 0.417										4	0	0	0	0	1	4											
8 Nick Punto, S OBP: 0.208, SLG: 0.273										3	0	1	0	0	0	3											
25 Jim Thome, L OBP: 0.313, SLG: 0.500										1	0	0	0	0	0	1											
23 Brendan Harris, R OBP: 0.333, SLG: 0.444										0	0	0	0	0	0	0											
<b>Inning Stats</b>	R: 0 E: 0 K: 0 S: 9	H: 0 LOB: 0 BB: 1 P: 13	R: 0 E: 0 K: 0 S: 6	H: 1 LOB: 0 BB: 0 P: 12	R: 2 E: 0 K: 0 S: 15	H: 3 LOB: 2 BB: 1 P: 23	R: 0 E: 0 K: 0 S: 10	H: 1 LOB: 2 BB: 1 P: 18	R: 0 E: 0 K: 1 S: 9	H: 0 LOB: 0 BB: 0 P: 11	R: 0 E: 0 K: 0 S: 9	H: 1 LOB: 1 BB: 0 P: 16	R: 0 E: 0 K: 1 S: 8	H: 1 LOB: 3 BB: 2 P: 20	R: 1 E: 0 K: 0 S: 8	H: 2 LOB: 1 BB: 0 P: 12	R: 0 E: 0 K: 0 S: 9	H: 0 LOB: 2 BB: 2 P: 20	1B: 6 2B: 2 3B: 0 HR: 1	SF: 0 SAC: 0 DP: 2 HBP: 0	WP: 1 PB: 1 SB: 0 CS: 0	PA: 41					
<b>PITCHER</b>	IP 6.2	WLS W	BF 29	H 7	R 2	ER 2	SO 2	BB 4	IBB 0	HBP 0	BLK 0	WP 0	HR 0	S 65	P 107	ERA 2.70	WHIP 1.650										
41 John Lackey, R ERA: 4.2																											
37 Hideki Okajima, L ERA: 2.7																											
51 Daniel Bard, R ERA: 3.0																											
58 Jonathan Papelbon, R ERA: 4.15																											

**Boston Red Sox @ Minnesota Twins**  
 Target Field, Minneapolis, MN  
 Wed Apr 14 2010, 12:12 PM - 3:37 PM CDT  
 Att: 38,164 - Overcast - 73 F

AB	34
R	3
H	9
RBI	3
BB	7
SO	2
LOB	24





Batter	1	2	3	4	5	6	7	8	9	AB	R	H	RBI	BB	SO	LOB	TOP										
10 Marco Scutaro, R OBP: 0.394, SLG: 0.345	F7	G5-3			K			1B		4	0	1	0	0	1	2	<b>Boston Red Sox @ Minnesota Twins</b> Target Field, Minneapolis, MN Thu Apr 15 2010, 12:12 PM - 2:49 PM CDT Att: 38,341 - Cloudy - 65 F										
15 Dustin Pedroia, R OBP: 0.442, SLG: 0.811	1B		K		1B			1B		4	0	3	0	0	1	0											
41 Victor Martinez, S OBP: 0.268, SLG: 0.410	2B		F8		K			P3		4	0	1	0	0	1	3											
20 Kevin Youkilis, R OBP: 0.410, SLG: 0.548	K		F8		FC1-4			BB		3	0	0	0	1	1	3											
29 Adrian Beltré, R OBP: 0.294, SLG: 0.364	G5-3		G4-3		G5-3			G6-4-3		4	0	0	0	0	0	6											
25 Mike Lowell, R OBP: 0.250, SLG: 0.250		FC3-6	K		L7					4	0	1	0	0	1	0											
7 J.D. Drew, L OBP: 0.226, SLG: 0.250	K		G4-3		K			K		4	0	0	0	0	3	1											
22 Bill Hall, R		BB	G6-3							2	0	0	0	2	1	0											
32 Jeremy Hermida, L OBP: 0.333, SLG: 0.647	FC3-6		G4-3		K					3	0	0	0	0	1	3											
<b>Inning Stats</b>	R: 0 H: 2 E: 0 K: 1 S: 13	H: 2 LOB: 2 BB: 0 P: 18	R: 0 H: 1 E: 0 K: 1 S: 10	H: 1 LOB: 2 BB: 1 P: 19	R: 0 H: 0 E: 0 K: 1 S: 9	H: 0 LOB: 0 BB: 0 P: 14	R: 0 H: 0 E: 0 K: 1 S: 7	H: 0 LOB: 0 BB: 0 P: 9	R: 0 H: 1 E: 0 K: 1 S: 8	H: 1 LOB: 1 BB: 0 P: 11	R: 0 H: 0 E: 0 K: 2 S: 10	H: 0 LOB: 1 BB: 1 P: 16	R: 0 H: 2 E: 0 K: 0 S: 10	H: 2 LOB: 2 BB: 1 P: 21	R: 0 H: 0 E: 0 K: 2 S: 7	H: 0 LOB: 0 BB: 0 P: 9	1B: 5 2B: 1 3B: 0 HR: 0	SF: 0 SAC: 0 DP: 1 HBP: 0	WP: 0 PB: 0 SB: 0 CS: 0	PA: 35							
<b>PITCHER</b>	IP	WLS	BF	H	R	ER	SO	BB	IBB	HBP	BLK	WP	HR	S	P	ERA	WHIP										
47 Francisco Liriano, L ERA: 2.08	(1, 1)	7.0	W	27	4	0	0	8	2	0	0	0	0	64	96	0.00	0.857										
50 Jose Mijares, L ERA: 6.0	(8, 1)	1.0		5	2	0	0	0	1	0	0	0	0	10	21	0.00	3.000										
32 Ron Mahay, L ERA:	(9, 1)	1.0		3	0	0	0	2	0	0	0	0	0	7	9	0.00	0.000										

Batter	1	2	3	4	5	6	7	8	9	AB	R	H	RBI	BB	SO	LOB	BOTTOM										
2 Denard Span, L OBP: 0.340, SLG: 0.270	F8		G4-3		33 1B		F7			5	1	2	2	0	0	2	<b>Boston Red Sox @ Minnesota Twins</b> Target Field, Minneapolis, MN Thu Apr 15 2010, 12:12 PM - 2:49 PM CDT Att: 38,341 - Cloudy - 65 F										
1 Orlando Hudson, S OBP: 0.244, SLG: 0.295	F8		F7		K		F9		G4-3	4	0	1	0	0	1	2											
12 Alexi Casilla, S			2B							1	0	0	0	0	0	0											
7 Joe Mauer, L OBP: 0.463, SLG: 0.588	G4-3		F7		33 1B		K		G6-3	4	1	0	0	1	1	2											
33 Justin Morneau, L OBP: 0.457, SLG: 0.526	P3		F7		5 SF9		5 HR		5 BB	5	1	3	1	0	0	1											
5 Michael Cuddyer, R OBP: 0.378, SLG: 0.512	G6-3				27 WP		HR		BB	3	1	2	3	1	0	0											
25 Jim Thome, L OBP: 0.286, SLG: 0.421	16 1B		L6		P5		K		F8	5	1	1	0	0	1	4											
16 Jason Kubel, L OBP: 0.412, SLG: 0.536	27 1B		K		F7		8 2B		1B	4	0	2	0	0	1	1											
27 J.J. Hardy, R OBP: 0.286, SLG: 0.400	E8		G5-3		E5		P3			4	1	1	1	0	0	2											
8 Nick Punto, S OBP: 0.286, SLG: 0.423	F7				2 2B					4	2	3	0	0	0	2											
23 Brendan Harris, R OBP: 0.333, SLG: 0.444					2 2B					0	0	0	0	0	0	0											
<b>Inning Stats</b>	R: 0 H: 0 E: 0 K: 0 S: 8	H: 3 LOB: 2 BB: 0 P: 10	R: 1 H: 1 E: 0 K: 0 S: 13	H: 3 LOB: 0 BB: 0 P: 19	R: 0 H: 1 E: 0 K: 1 S: 10	H: 1 LOB: 1 BB: 0 P: 12	R: 0 H: 1 E: 0 K: 1 S: 13	H: 1 LOB: 1 BB: 0 P: 17	R: 3 H: 3 E: 0 K: 1 S: 12	H: 3 LOB: 1 BB: 1 P: 25	R: 2 H: 2 E: 1 K: 1 S: 15	H: 2 LOB: 1 BB: 0 P: 23	R: 2 H: 4 E: 0 K: 1 S: 13	H: 4 LOB: 2 BB: 0 P: 21	R: 0 H: 1 E: 0 K: 0 S: 11	H: 1 LOB: 2 BB: 1 P: 22	1B: 9 2B: 5 3B: 0 HR: 1	SF: 1 SAC: 0 DP: 0 HBP: 0	WP: 1 PB: 0 SB: 0 CS: 0	PA: 42							
<b>PITCHER</b>	IP	WLS	BF	H	R	ER	SO	BB	IBB	HBP	BLK	WP	HR	S	P	ERA	WHIP										
49 Tim Wakefield, R ERA: 5.15	(1, 1)	5.1	L	28	10	6	5	2	0	1	0	0	0	67	98	8.44	1.875										
60 Scott Schoeneweis, L ERA: 7.36	(6, 1)	1.0		6	3	2	2	2	0	0	0	0	1	12	19	18.00	3.000										
56 Ramon E Ramirez, R ERA: 15.0	(7, 1)	1.2		8	2	0	0	0	1	0	0	0	0	16	32	0.00	1.800										





Batter	1	2	3	4	5	6	7	8	9	AB	R	H	RBI	BB	SO	LOB	TOP
9 David DeJesus, L (1,9) OBP: 0.364, SLG: 0.512										4	1	1	0	0	1	0	<b>Kansas City Royals @ Minnesota Twins</b> Target Field, Minneapolis, MN Fri Apr 16 20:10, 7:12 PM - 10:15 PM CDT Att: 38,532 - Clear - 56 F
22 Scott Podsednik, L (1,7) OBP: 0.500, SLG: 0.462										4	0	1	0	0	0	1	
16 Billy Butler, R (1,3) OBP: 0.364, SLG: 0.421										4	0	1	1	0	0	1	
6 Jose Guillen, R (1,10) OBP: 0.395, SLG: 0.800										4	0	1	0	0	2	1	
24 Rick Ankiel, L (1,8) OBP: 0.333, SLG: 0.457										3	0	0	0	0	2	2	
13 Alberto Callaspo, S (1,5) OBP: 0.293, SLG: 0.399										4	1	1	0	0	0	3	
18 Jason Kendall, R (1,2) OBP: 0.415, SLG: 0.447										4	0	1	0	0	1	1	
3 Yuniesky Betancourt, R (1,6) OBP: 0.359, SLG: 0.514										4	1	3	2	0	0	0	
8 Willie Bloomquist, R (1,4) OBP: 0.333, SLG: 0.514										4	0	0	0	0	1	2	
<b>Inning Stats</b>	R: 0 H: 1 E: 0 K: 1 S: 11	H: 2 LOB: 2 BB: 0 P: 19	R: 0 H: 0 E: 0 K: 1 S: 10	H: 0 LOB: 0 BB: 0 P: 12	R: 0 H: 0 E: 0 K: 1 S: 6	H: 0 LOB: 0 BB: 0 P: 6	R: 1 H: 1 E: 0 K: 1 S: 7	H: 3 LOB: 2 BB: 0 P: 20	R: 0 H: 0 E: 0 K: 0 S: 9	H: 0 LOB: 0 BB: 0 P: 11	R: 1 H: 2 E: 0 K: 1 S: 12	H: 2 LOB: 2 BB: 0 P: 15	1B: 7 2B: 0 3B: 1 HR: 1	SF: 0 SAC: 0 DP: 0 HBP: 1	WP: 0 PB: 0 SB: 1 CS: 0	PA: 36	
<b>PITCHER</b>	IP WLS BF H R ER SO BB IBB HBP BLK WP HR S P ERA WHIP																
30 Scott Baker, R (1,1) ERA: 3.38	7.0 W 27 7 2 2 6 0 0 0 0 0 1 70 92 2.57 1.000																
54 Matt Guerrier, R (8,1) ERA: 4.15	1.0 H 3 0 0 0 0 0 0 0 0 0 0 7 9 0.00 0.000																
52 Brian Duensing, L (9,1) ERA: 4.15	1.0 6 2 1 1 1 0 0 0 1 0 0 0 12 15 9.00 2.000																

Batter	1	2	3	4	5	6	7	8	9	AB	R	H	RBI	BB	SO	LOB	BOTTOM	
2 Denard Span, L (1,8) OBP: 0.385, SLG: 0.300										3	2	2	0	1	0	2	<b>Kansas City Royals @ Minnesota Twins</b> Target Field, Minneapolis, MN Fri Apr 16 20:10, 7:12 PM - 10:15 PM CDT Att: 38,532 - Clear - 56 F	
1 Orlando Hudson, S (1,4) OBP: 0.300, SLG: 0.340										3	2	2	2	0	1			
7 Joe Mauer, L (1,2) OBP: 0.435, SLG: 0.541										3	1	0	1	1	0	4		
33 Justin Morneau, L (1,3) OBP: 0.471, SLG: 0.512										3	2	1	0	2	1	4		
5 Michael Cuddyer, R (1,9) OBP: 0.380, SLG: 0.522										5	1	2	3	0	0	6		
16 Jason Kubel, L (1,10) OBP: 0.410, SLG: 0.484										3	0	0	1	2	1	2		
21 Delmon Young, R (1,7) OBP: 0.324, SLG: 0.567										4	0	0	1	0	1	3		
27 J.J. Hardy, R (1,6) OBP: 0.298, SLG: 0.400										5	0	2	2	0	3	2		
23 Brendan Harris, R (1,5) OBP: 0.438, SLG: 0.500										3	2	2	0	1	1	0		
<b>Inning Stats</b>	R: 0 H: 0 E: 0 K: 1 S: 15	H: 0 LOB: 0 BB: 0 P: 11	R: 2 H: 2 E: 0 K: 2 S: 15	H: 2 LOB: 2 BB: 2 P: 29	R: 0 H: 2 E: 0 K: 0 S: 8	H: 2 LOB: 1 BB: 0 P: 12	R: 2 H: 2 E: 0 K: 1 S: 13	H: 2 LOB: 2 BB: 1 P: 29	R: 1 H: 1 E: 0 K: 0 S: 13	H: 1 LOB: 2 BB: 1 P: 24	R: 0 H: 0 E: 0 K: 1 S: 6	H: 0 LOB: 0 BB: 0 P: 11	R: 5 H: 4 E: 0 K: 1 S: 26	H: 4 LOB: 2 BB: 3 P: 47	1B: 9 2B: 2 3B: 0 HR: 0	SF: 2 SAC: 0 DP: 1 HBP: 1	WP: 1 PB: 0 SB: 0 CS: 0	PA: 44
<b>PITCHER</b>	IP WLS BF H R ER SO BB IBB HBP BLK WP HR S P ERA WHIP																	
23 Zack Greinke, R (1,1) ERA: 3.57	5.0 L 26 6 4 2 5 5 0 0 0 0 0 0 6 13 3.60 2.200																	
40 Kyle Farnsworth, R (6,1) ERA: 4.91	0.0 3 1 1 1 0 1 0 0 1 0 0 0 6 13 0.00 0.000																	
31 Dusty Hughes, L (6,1) ERA: 8.31	1.1 4 0 0 0 0 0 0 0 0 0 0 0 9 15 0.00 0.000																	
51 Robinson Tejeda, R (7,1) ERA: 14.4	1.0 7 2 4 4 1 2 0 0 0 0 1 0 20 35 36.00 4.000																	
37 Juan Cruz, R (8,1) ERA: 3.38	0.2 5 2 1 1 1 1 0 0 0 0 0 0 10 19 13.50 4.500																	



Batter	1	2	3	4	5	6	7	8	9	AB	R	H	RBI	BB	SO	LOB	TOP					
9 David DeJesus, L (1.9) OBP: 0.347, SLG: 0.500										5	0	1	0	0	1	4	<b>Kansas City Royals @ Minnesota Twins</b> Target Field, Minneapolis, MN Sat Apr 17 2010, 12:12 PM - 2:49 PM CDT Att: 38,564 - Sunny - 58 F					
22 Scott Podsednik, L (1.7) OBP: 0.521, SLG: 0.463										2	0	1	1	2	0	1						
16 Billy Butler, R (1.3) OBP: 0.333, SLG: 0.381										4	0	0	0	0	1	4						
6 Jose Guillen, R (1.10) OBP: 0.383, SLG: 0.773										4	1	1	0	0	1	1						
24 Rick Ankiel, L (1.8) OBP: 0.349, SLG: 0.615										4	2	2	3	0	1	1						
13 Alberto Callaspo, S (1.4) OBP: 0.289, SLG: 0.349										4	0	1	0	0	0	0						
18 Jason Kendall, R (1.2) OBP: 0.409, SLG: 0.439										3	0	1	0	0	1	0						
3 Yuniesky Betancourt, R (1.6) OBP: 0.357, SLG: 0.500										3	1	1	0	0	0	1						
8 Willie Bloomquist, R (1.5) OBP: 0.067, SLG: 0.133										3	1	1	1	0	0	1						
4 Alex Gordon, L (9. PH)										0	0	0	0	1	0	0						
<b>Inning Stats</b>	R: 0 E: 0 K: 0 S: 7	H: 0 LOB: 0 BB: 1 P: 13	R: 2 E: 0 K: 1 S: 13	H: 2 LOB: 2 BB: 0 P: 19	R: 0 E: 0 K: 1 S: 11	H: 1 LOB: 1 BB: 0 P: 19	R: 1 E: 0 K: 1 S: 9	H: 1 LOB: 0 BB: 0 P: 12	R: 2 E: 0 K: 0 S: 5	H: 3 LOB: 0 BB: 0 P: 10	R: 0 E: 0 K: 1 S: 8	H: 0 LOB: 0 BB: 0 P: 11	R: 0 E: 0 K: 0 S: 7	H: 1 LOB: 1 BB: 0 P: 10	R: 0 E: 0 K: 0 S: 8	H: 0 LOB: 1 BB: 1 P: 15	R: 0 E: 0 K: 1 S: 9	H: 1 LOB: 2 BB: 1 P: 15	1B: 4 2B: 3 3B: 0 HR: 2	SF: 0 SAC: 2 DP: 1 HBP: 0	WP: 0 PB: 0 SB: 0 CS: 0	PA: 37
<b>PITCHER</b>	IP	WLS	BF	H	R	ER	SO	BB	IBB	HBP	BLK	WP	HR	S	P	ERA	WHIP					
53 Nick Blackburn, R (1.1) ERA: 6.05	5.0		21	7	5	5	3	1	0	0	0	0	2	45	73	9.00	1.600					
52 Brian Duensing, L (6.1) ERA: 2.84	2.0	W	7	1	0	0	1	0	0	0	0	0	0	15	21	0.00	0.500					
54 Matt Guerrier, R (8.1) ERA:	1.0	H	4	0	0	0	0	1	0	0	0	0	0	8	15	0.00	1.000					
60 Jon Rauch, R (9.1) ERA: 1.5	1.0	S	5	1	0	0	1	1	0	0	0	0	0	9	15	0.00	2.000					

Batter	1	2	3	4	5	6	7	8	9	AB	R	H	RBI	BB	SO	LOB	BOTTOM				
2 Denard Span, L (1.8) OBP: 0.375, SLG: 0.295										4	1	1	1	0	0	0	<b>Kansas City Royals @ Minnesota Twins</b> Target Field, Minneapolis, MN Sat Apr 17 2010, 12:12 PM - 2:49 PM CDT Att: 38,564 - Sunny - 58 F				
1 Orlando Hudson, S (1.4) OBP: 0.333, SLG: 0.420										3	1	2	1	1	0	0					
7 Joe Mauer, L (1.2) OBP: 0.440, SLG: 0.537										4	0	2	2	0	0	1					
33 Justin Morneau, L (1.3) OBP: 0.473, SLG: 0.545										3	0	1	0	1	0	2					
5 Michael Cuddyer, R (1.9) OBP: 0.370, SLG: 0.500										4	1	1	0	0	0	3					
25 Jim Thome, L (1.10) OBP: 0.380, SLG: 0.571										2	1	1	2	2	0	1					
16 Jason Kubel, L (1.7) OBP: 0.372, SLG: 0.429										4	0	0	0	0	0	3					
27 J.J. Hardy, R (1.6) OBP: 0.294, SLG: 0.408										4	1	1	0	0	1	1					
23 Brendan Harris, R (1.5) OBP: 0.400, SLG: 0.400										3	1	0	0	1	1	0					
<b>Inning Stats</b>	R: 0 E: 0 K: 0 S: 8	H: 0 LOB: 0 BB: 0 P: 11	R: 5 E: 0 K: 0 S: 22	H: 5 LOB: 2 BB: 2 P: 36	R: 0 E: 0 K: 0 S: 6	H: 0 LOB: 1 BB: 1 P: 15	R: 0 E: 0 K: 1 S: 11	H: 1 LOB: 1 BB: 0 P: 14	R: 0 E: 0 K: 0 S: 12	H: 1 LOB: 1 BB: 1 P: 23	R: 0 E: 0 K: 0 S: 8	H: 0 LOB: 0 BB: 0 P: 10	R: 1 E: 0 K: 0 S: 13	H: 2 LOB: 1 BB: 1 P: 21	R: 0 E: 0 K: 1 S: 12	H: 0 LOB: 0 BB: 0 P: 19	1B: 5 2B: 1 3B: 1 HR: 2	SF: 0 SAC: 0 DP: 2 HBP: 0	WP: 0 PB: 0 SB: 1 CS: 0	PA: 36	
<b>PITCHER</b>	IP	WLS	BF	H	R	ER	SO	BB	IBB	HBP	BLK	WP	HR	S	P	ERA	WHIP				
55 Gil Meche, R (1.1) ERA: 11.57	6.0		28	7	5	5	1	3	1	0	0	0	1	67	109	7.50	1.667				
67 John Parrish, L (7.1) ERA: 1.69	1.0	L	5	2	1	1	0	1	0	0	0	0	1	13	21	9.00	3.000				
65 Josh Rupe, R (8.1) ERA:	1.0		3	0	0	0	1	0	0	0	0	0	0	12	19	0.00	0.000				




Batter	1	2	3	4	5	6	7	8	9	AB R H RBI BB SO LOB	TOP									
9 David DeJesus, L OBP: 0.340, SLG: 0.500	F7		SH3	22 1B		K		G4-3		4 1 1 0 0 1 0										
22 Scott Podsednik, L OBP: 0.528, SLG: 0.476 12 Mitch Maier, L	B1-3		16 1B 6 1B	16 2B				F9		5 1 3 2 0 0 0 0 0 0 0 0 0 0										
16 Billy Butler, R OBP: 0.358, SLG: 0.447			13 HR			K		G6-3		5 1 3 1 0 1 1										
6 Jose Guillen, R OBP: 0.404, SLG: 0.755 8 Willie Bloomquist, R OBP: 0.067, SLG: 0.133		G6-3	13 HR		K			13 HR 24 WP		5 1 3 1 0 1 2 0 1 0 0 0 0 0										
24 Rick Ankiel, L OBP: 0.333, SLG: 0.558		K	K		G3-1			13 HR		4 1 0 0 1 3 5										
13 Alberto Callaspo, S OBP: 0.301, SLG: 0.500										4 1 0 0 1 3 5										
18 Jason Kendall, R OBP: 0.358, SLG: 0.413										5 2 3 6 0 1 1										
4 Alex Gordon, L OBP: 0.400, SLG: 0.250										5 0 1 0 0 0 3										
3 Yuniesky Betancourt, R OBP: 0.348, SLG: 0.477										4 1 1 0 0 1 1										
										4 1 1 0 0 1 1										
										4 1 1 0 0 1 0										
<b>Inning Stats</b>	R: 0 E: 0 K: 0 S: 9	H: 1 LOB: 1 BB: 0 P: 12	R: 0 E: 0 K: 1 S: 10	H: 1 LOB: 1 BB: 0 P: 16	R: 6 E: 0 K: 1 S: 28	H: 7 LOB: 1 BB: 0 P: 42	R: 1 E: 0 K: 1 S: 13	H: 3 LOB: 2 BB: 0 P: 19	R: 0 E: 0 K: 2 S: 9	H: 1 LOB: 1 BB: 0 P: 15	R: 0 E: 0 K: 2 S: 10	H: 1 LOB: 1 BB: 0 P: 15	R: 0 E: 0 K: 1 S: 9	H: 0 LOB: 0 BB: 0 P: 13	R: 3 E: 0 K: 0 S: 8	H: 2 LOB: 1 BB: 1 P: 16	1B: 11 2B: 3 HR: 2	SF: 0 SAC: 1 DP: 0 HBP: 0	WP: 1 PB: 0 SB: 4 CS: 0	PA: 43
<b>PITCHER</b>	IP WLS BF H R ER SO BB IBB HBP BLK WP HR S P ERA WHIP											IP WLS BF H R ER SO BB IBB HBP BLK WP HR S P ERA WHIP								
48 Carl Pavano, R ERA: 4.96	3.1 L 20 11 7 7 2 0 0 0 0 0 0 1 55 79 18.90 3.300																			
31 Alex Burnett, L ERA:	4.1 2.2 10 2 0 0 4 0 0 0 0 0 0 22 38 0.00 0.750																			
32 Ron Mahay, L ERA:	7.1 2.0 7 1 0 0 3 0 0 0 0 1 0 19 28 0.00 0.500																			
28 Jesse Crain, R ERA: 10.8	9.1 1.0 6 2 3 3 0 1 0 0 0 0 1 8 16 27.00 3.000																			

**Kansas City Royals @ Minnesota Twins**  
Target Field, Minneapolis, MN  
Sun Apr 18 2010, 1:14 PM - 4:24 PM CDT  
Att: 38,544 - Partly Cloudy - 64 F

livebaseballscorecards.com

AB 41  
R 10  
H 16  
RBI 10  
BB 1  
SO 9  
LOB 13




Batter	1	2	3	4	5	6	7	8	9	AB R H RBI BB SO LOB	BOTTOM											
2 Denard Span, L OBP: 0.377, SLG: 0.327	7 1B 33 BB	G4-6-3		7 BB 1 BB		K		G6-3		5 1 2 0 0 1 1												
1 Orlando Hudson, S OBP: 0.356, SLG: 0.404	33 BB 7 1B 5 SF9		G1-3	7 BB				L6		2 2 0 0 3 0 0												
7 Joe Mauer, L OBP: 0.473, SLG: 0.556	33 BB		16 1B	5 E				L8		4 1 3 0 1 0 1												
33 Justin Morneau, L OBP: 0.467, SLG: 0.511								16 E 21 G3-1 5 1B		3 1 0 1 2 3 5												
5 Michael Cuddyer, R OBP: 0.373, SLG: 0.491	SF9		E5	16 1B				21 G3-1 16 E		3 0 1 1 1 1 1												
16 Jason Kubel, L OBP: 0.354, SLG: 0.400	P6		L4-3					E6 21 G3-1		5 0 1 2 0 0 5												
21 Delmon Young, R OBP: 0.282, SLG: 0.486	F8		K					G3-1		5 0 0 1 0 1 6												
27 J.J. Hardy, R OBP: 0.291, SLG: 0.385	P6		F8					G1-3		3 0 0 0 1 0 0												
23 Brendan Harris, R OBP: 0.391, SLG: 0.389 25 Jim Thome, L OBP: 0.346, SLG: 0.545 12 Alexi Casilla, S								G6-3		3 0 1 0 0 0 0 1 0 0 0 0 1 3 0 0 0 0 0 0 0												
<b>Inning Stats</b>	R: 2 E: 0 K: 0 S: 14	H: 2 LOB: 2 BB: 2 P: 28	R: 0 E: 0 K: 0 S: 6	H: 1 LOB: 0 BB: 0 P: 14	R: 1 E: 1 K: 2 S: 14	H: 2 LOB: 2 BB: 0 P: 24	R: 0 E: 0 K: 1 S: 8	H: 1 LOB: 3 BB: 2 P: 19	R: 0 E: 0 K: 0 S: 5	H: 0 LOB: 0 BB: 1 P: 9	R: 0 E: 0 K: 1 S: 6	H: 0 LOB: 0 BB: 0 P: 10	R: 2 E: 1 K: 1 S: 11	H: 1 LOB: 3 BB: 3 P: 26	R: 0 E: 0 K: 1 S: 12	H: 1 LOB: 1 BB: 0 P: 20	R: 0 E: 0 K: 1 S: 8	H: 0 LOB: 0 BB: 0 P: 12	1B: 7 2B: 2 HR: 0	SF: 1 SAC: 0 DP: 2 HBP: 0	WP: 0 PB: 0 SB: 0 CS: 0	PA: 43
<b>PITCHER</b>	IP WLS BF H R ER SO BB IBB HBP BLK WP HR S P ERA WHIP											IP WLS BF H R ER SO BB IBB HBP BLK WP HR S P ERA WHIP										
44 Luke Hochevar, R ERA: 2.89	6.0 W 28 6 3 2 4 2 0 0 0 0 0 0 3 11 3.00 1.833																					
31 Dusty Hughes, L ERA: 9.64	0.1 3 0 2 1 0 2 0 0 0 0 0 0 3 11 27.00 6.000																					
65 Josh Rupe, R ERA:	1.1 H 8 2 0 0 1 1 0 0 0 0 0 0 17 29 0.00 2.250																					
48 Joaquin Soria, R ERA: 1.8	8.1 1.1 S 4 0 0 0 2 0 0 0 0 0 0 0 11 18 0.00 0.000																					

**Kansas City Royals @ Minnesota Twins**  
Target Field, Minneapolis, MN  
Sun Apr 18 2010, 1:14 PM - 4:24 PM CDT  
Att: 38,544 - Partly Cloudy - 64 F

livebaseballscorecards.com

AB 34  
R 5  
H 8  
RBI 5  
BB 8  
SO 7  
LOB 22






Batter	1	2	3	4	5	6	7	8	9	AB	R	H	RBI	BB	SO	LOB	TOP				
13 Asdrúbal Cabrera, S OBP: 0.316, SLG: 0.382	G3		1B			1B		P6		4	0	2	0	0	0	0	<b>Cleveland Indians @ Minnesota Twins</b> Target Field, Minneapolis, MN Tue Apr 20 2010, 7:12 PM - 9:34 PM CDT Att: 38,985 - Clear - 68 F				
24 Grady Sizemore, L OBP: 0.292, SLG: 0.372	G5-3		G4-3			K		F8		4	0	0	0	0	1	2					
17 Shin-Soo Choo, L OBP: 0.464, SLG: 0.659	K					K			G4-3	4	0	0	0	0	3	1					
48 Travis Hafner, L OBP: 0.333, SLG: 0.395		HR				G6-3			F8	4	1	1	1	0	0	1					
2 Jhonny Peralta, R OBP: 0.260, SLG: 0.244	F7					G5-3			G4-3	4	0	0	0	0	0	0					
33 Russell Branyan, L OBP: 0.333, SLG: 0.333	G3-1									3	0	1	0	0	1	0					
26 Austin Kearns, R OBP: 0.391, SLG: 0.476	F8									3	0	1	0	0	1	1					
1 Luis Valbuena, L OBP: 0.310, SLG: 0.343						P6				3	0	0	0	0	2	2					
30 Lou Marson, R OBP: 0.148, SLG: 0.080						L1-3			G6-3	3	0	0	0	0	1	1					
<b>Inning Stats</b>	R: 0 H: 0 E: 0 K: 1 S: 10	H: 0 LOB: 0 BB: 0 P: 12	R: 1 H: 1 E: 0 K: 0 S: 5	H: 1 LOB: 1 BB: 0 P: 6	R: 0 H: 1 E: 0 K: 2 S: 8	H: 1 LOB: 1 BB: 0 P: 12	R: 0 H: 0 E: 0 K: 1 S: 8	H: 0 LOB: 1 BB: 0 P: 12	R: 0 H: 1 E: 0 K: 2 S: 9	H: 1 LOB: 1 BB: 0 P: 14	R: 0 H: 1 E: 0 K: 2 S: 11	H: 1 LOB: 1 BB: 0 P: 14	R: 0 H: 0 E: 0 K: 0 S: 8	H: 0 LOB: 0 BB: 0 P: 13	R: 0 H: 0 E: 0 K: 0 S: 9	H: 0 LOB: 0 BB: 0 P: 11		1B: 3 2B: 1 3B: 0 HR: 1	SF: 0 SAC: 0 DP: 0 HBP: 0	WP: 0 PB: 0 SB: 0 CS: 0	PA: 32
<b>PITCHER</b>	IP	WLS	BF	H	R	ER	SO	BB	IBB	HBP	BLK	WP	HR	S	P	ERA	WHIP				
59 Kevin Slowey, R ERA: 2.45	8.0	W	29	5	1	1	9	0	0	0	0	0	1	70	98	1.12	0.625				
52 Brian Duensing, L ERA: 2.45	1.0		3	0	0	0	0	0	0	0	0	0	0	9	11	0.00	0.000				

Batter	1	2	3	4	5	6	7	8	9	AB	R	H	RBI	BB	SO	LOB	BOTTOM				
2 Denard Span, L OBP: 0.385, SLG: 0.327	1B	1B	K			G3				3	1	1	0	1	1	0	<b>Cleveland Indians @ Minnesota Twins</b> Target Field, Minneapolis, MN Tue Apr 20 2010, 7:12 PM - 9:34 PM CDT Att: 38,985 - Clear - 68 F				
1 Orlando Hudson, S OBP: 0.381, SLG: 0.407	3B	1B				B1-3				2	0	1	0	1	0	0					
7 Joe Mauer, L OBP: 0.441, SLG: 0.510	K	G3-1				G3-6		F8		4	0	0	0	0	1	6					
33 Justin Morneau, L OBP: 0.484, SLG: 0.540	2B		1B					F9		3	1	2	1	1	0	0					
5 Michael Cuddyer, R OBP: 0.365, SLG: 0.474	K		1B			K		P4		4	1	1	0	0	2	3					
16 Jason Kubel, L OBP: 0.327, SLG: 0.364	K		K			G4-3		K		4	0	0	0	0	3	4					
21 Delmon Young, R OBP: 0.279, SLG: 0.462		G6-3	FC6			G6-3		G6-4-3		4	1	1	0	0	0	2					
27 J.J. Hardy, R OBP: 0.288, SLG: 0.364	F8		1B			G4-3		G6-4-3		3	1	0	1	1	0	1					
23 Brendan Harris, R OBP: 0.385, SLG: 0.368	2B	1B	SF8			G1-3				1	0	0	1	1	0	0					
<b>Inning Stats</b>	R: 1 H: 2 E: 0 K: 3 S: 15	H: 2 LOB: 2 BB: 1 P: 26	R: 0 H: 1 E: 0 K: 0 S: 13	H: 1 LOB: 3 BB: 2 P: 27	R: 4 H: 2 E: 1 K: 2 S: 19	H: 2 LOB: 0 BB: 1 P: 27	R: 0 H: 0 E: 0 K: 1 S: 8	H: 0 LOB: 1 BB: 1 P: 16	R: 0 H: 0 E: 0 K: 0 S: 7	H: 0 LOB: 0 BB: 0 P: 12	R: 0 H: 0 E: 0 K: 0 S: 7	H: 0 LOB: 0 BB: 0 P: 10	R: 0 H: 1 E: 0 K: 1 S: 9	H: 1 LOB: 0 BB: 0 P: 13	R: 0 H: 0 E: 0 K: 0 S: 9	H: 0 LOB: 0 BB: 0 P: 11		1B: 5 2B: 1 3B: 0 HR: 0	SF: 1 SAC: 0 DP: 2 HBP: 1	WP: 3 PB: 0 SB: 0 CS: 0	PA: 35
<b>PITCHER</b>	IP	WLS	BF	H	R	ER	SO	BB	IBB	HBP	BLK	WP	HR	S	P	ERA	WHIP				
63 Justin Masterson, R ERA: 3.0	4.0	L	23	5	5	2	6	5	0	1	0	0	0	55	96	4.50	2.500				
31 Jamey Wright, R ERA: 4.26	2.0		6	0	0	0	0	0	0	0	0	0	0	12	18	0.00	0.000				
53 Rafael Perez, L ERA: 0.0	1.0		3	0	0	0	0	0	0	0	0	0	0	7	10	0.00	0.000				
50 Jensen Lewis, R ERA: 1.35	1.0		3	1	0	0	1	0	0	0	0	0	0	9	13	0.00	1.000				


livebaseballscorecards.com

AB 32  
R 1  
H 5  
RBI 1  
BB 0  
SO 9  
LOB 8



livebaseballscorecards.com

AB 28  
R 5  
H 6  
RBI 3  
BB 5  
SO 7  
LOB 16









Batter	1	2	3	4	5	6	7	8	9	AB R H RBI BB SO LOB	TOP											
13 Asdrubal Cabrera, S OBP: 0.319, SLG: 0.406										5 2 2 0 0 1 1	<b>Cleveland Indians @ Minnesota Twins</b> Target Field, Minneapolis, MN Thu Apr 22 2010, 12:12 PM - 2:57 PM CDT Att: 38,810 - Sunny - 52 F											
24 Grady Sizemore, L OBP: 0.291, SLG: 0.353										4 1 1 1 1 1 0												
17 Shin-Soo Choo, L OBP: 0.431, SLG: 0.577										4 0 0 0 1 1 1												
48 Travis Hafner, L OBP: 0.317, SLG: 0.392										4 1 1 1 0 1 1												
7 Matt LaPorta, R OBP: 0.298, SLG: 0.262 26 Austin Kearns, R OBP: 0.370, SLG: 0.480									2 2 1 0 2 0 1 0 0 0 0 0 0 0													
33 Russell Branyan, L OBP: 0.286, SLG: 0.429									4 1 1 2 0 1 3													
25 Andy Marte, R OBP: 0.357, SLG: 0.500									4 1 2 3 0 0 2													
1 Luis Valbuena, L OBP: 0.326, SLG: 0.410									4 0 2 1 0 0 0													
30 Lou Marson, R OBP: 0.161, SLG: 0.103									4 0 1 0 0 1 2													
<b>Inning Stats</b>	R: 1 E: 0 K: 0 S: 13	H: 2 LOB: 1 BB: 0 P: 17	R: 0 E: 0 K: 1 S: 10	H: 1 LOB: 1 BB: 0 P: 12	R: 0 E: 0 K: 1 S: 11	H: 0 LOB: 0 BB: 0 P: 14	R: 2 E: 0 K: 0 S: 11	H: 1 LOB: 0 BB: 1 P: 18	R: 0 E: 0 K: 1 S: 8	H: 1 LOB: 0 BB: 0 P: 11		R: 3 E: 0 K: 1 S: 19	H: 5 LOB: 1 BB: 0 P: 26	R: 2 E: 0 K: 0 S: 17	H: 1 LOB: 2 BB: 3 P: 38	R: 0 E: 0 K: 1 S: 7	H: 0 LOB: 0 BB: 0 P: 11	R: 0 E: 0 K: 1 S: 5	H: 0 LOB: 0 BB: 0 P: 8	1B: 4 2B: 6 3B: 0 HR: 1	SF: 1 SAC: 0 DP: 1 HBP: 0	WP: 0 PB: 0 SB: 0 CS: 1
<b>PITCHER</b>	IP WLS BF H R ER SO BB IBB HBP BLK WP HR S P ERA WHIP											IP WLS BF H R ER SO BB IBB HBP BLK WP HR S P ERA WHIP										
30 Scott Baker, R ERA: 4.81	(1, 1) 5.2 L 26 10 6 6 3 1 0 0 0 0 0 1 69 92 9.53 1.941																					
31 Alex Burnett, L ERA: 3.39	(6, 1) 0.1 4 1 2 2 1 2 0 0 0 0 0 0 11 25 54.00 9.000																					
32 Ron Mahay, L ERA:	(7, 1) 1.0 4 0 0 0 0 1 0 0 0 0 0 0 9 19 0.00 1.000																					
54 Matt Guerrier, R ERA:	(8, 1) 1.0 3 0 0 0 1 0 0 0 0 0 0 0 7 11 0.00 0.000																					
60 Jon Rauch, R ERA: 1.29	(9, 1) 1.0 3 0 0 0 1 0 0 0 0 0 0 0 5 8 0.00 0.000																					
Batter	1	2	3	4	5	6	7	8	9	AB R H RBI BB SO LOB	BOTTOM											
2 Denard Span, L OBP: 0.397, SLG: 0.328										4 0 1 0 0 1 0	<b>Cleveland Indians @ Minnesota Twins</b> Target Field, Minneapolis, MN Thu Apr 22 2010, 12:12 PM - 2:57 PM CDT Att: 38,810 - Sunny - 52 F											
1 Orlando Hudson, S OBP: 0.357, SLG: 0.367 21 Delmon Young, R OBP: 0.250, SLG: 0.409									2 1 0 0 1 1 0 1 0 0 0 0 0 1													
16 Jason Kubel, L OBP: 0.317, SLG: 0.320									4 0 0 0 0 2 2													
33 Justin Morneau, L OBP: 0.493, SLG: 0.554									2 0 2 1 1 0 0													
5 Michael Cuddyer, R OBP: 0.357, SLG: 0.531									3 0 0 0 0 0 3													
25 Jim Thome, L OBP: 0.345, SLG: 0.500									2 0 0 0 1 0 1													
23 Brendan Harris, R OBP: 0.344, SLG: 0.320									3 0 0 0 0 0 1													
41 Drew Butera, R OBP: 0.167, SLG: 0.167									3 0 1 0 0 0 0													
12 Alexi Casilla, S OBP: 0.345, SLG: 0.500									3 0 0 0 0 0 1													
<b>Inning Stats</b>	R: 0 E: 0 K: 2 S: 12	H: 0 LOB: 0 BB: 0 P: 18	R: 0 E: 0 K: 0 S: 7	H: 0 LOB: 1 BB: 1 P: 14	R: 0 E: 0 K: 0 S: 8	H: 1 LOB: 0 BB: 0 P: 15	R: 1 E: 0 K: 1 S: 15	H: 1 LOB: 1 BB: 1 P: 24	R: 0 E: 0 K: 0 S: 8	H: 0 LOB: 0 BB: 0 P: 12		R: 0 E: 0 K: 1 S: 6	H: 1 LOB: 0 BB: 0 P: 9	R: 0 E: 0 K: 0 S: 5	H: 0 LOB: 0 BB: 0 P: 8	R: 0 E: 0 K: 0 S: 8	H: 1 LOB: 1 BB: 0 P: 16	1B: 3 2B: 1 3B: 0 HR: 0	SF: 0 SAC: 0 DP: 4 HBP: 0	WP: 0 PB: 0 SB: 0 CS: 0	PA: 30	
<b>PITCHER</b>	IP WLS BF H R ER SO BB IBB HBP BLK WP HR S P ERA WHIP											IP WLS BF H R ER SO BB IBB HBP BLK WP HR S P ERA WHIP										
51 Mitch Talbot, R ERA: 2.25	(1, 1) 6.0 W 20 2 1 0 3 3 0 0 0 0 0 0 0 11 17 0.00 0.833																					
53 Rafael Perez, L ERA: 3.6	(7, 1) 2.0 6 1 0 0 1 0 0 0 0 0 0 0 11 17 0.00 0.500																					
54 Chris Perez, R ERA: 4.76	(9, 1) 1.0 4 1 0 0 0 0 0 0 0 0 0 0 8 16 0.00 1.000																					

livebaseballscores.com



livebaseballscores.com









Batter	1	2	3	4	5	6	7	8	9	10	11	12	AB	R	H	RBI	BB	SO	LOB	TOP																		
2 Denard Span, L OBP: 0.376, SLG: 0.304	F7		G3		K		G3	G4-3			G5-3		7	0	1	1	0	1	1																			
1 Orlando Hudson, S OBP: 0.366, SLG: 0.380	K		G4-3		7 1B		G3	K			E3 7 1B 5 SF9	F6	7	2	1	1	0	2	3																			
7 Joe Mauer, L OBP: 0.453, SLG: 0.571			G3									SF8	6	1	5	2	0	0	0																			
33 Justin Morneau, L OBP: 0.506, SLG: 0.594					G4-3							L5	5	2	2	2	2	0	4																			
5 Michael Cuddyer, R OBP: 0.370, SLG: 0.542	K				5 2B								4	1	2	2	1	2	3																			
16 Jason Kubel, L OBP: 0.310, SLG: 0.288			G4-3		16 E								5	0	0	0	1	1	4																			
21 Delmon Young, R OBP: 0.259, SLG: 0.408			G5-3		K								5	1	1	0	1	2	2																			
27 J.J. Hardy, R OBP: 0.274, SLG: 0.358	K				L8-6-4								5	1	0	0	1	2	6																			
23 Brendan Harris, R OBP: 0.317, SLG: 0.303					2 G3 1 G4-3								4	1	1	0	0	1	2																			
25 Jim Thome, L OBP: 0.343, SLG: 0.600					K								1	0	0	0	0	0	0																			
12 Alexi Casilla, S OBP: 0.167, SLG: 0.167													1	0	1	0	0	0	0																			
<b>Inning Stats</b>	R: 0 E: 0 K: 2 S: 13	H: 1 LOB: 2 BB: 1 P: 20	R: 0 E: 0 K: 1 S: 8	H: 0 LOB: 0 BB: 0 P: 11	R: 1 E: 0 K: 0 S: 6	H: 1 LOB: 0 BB: 0 P: 12	R: 2 E: 1 K: 1 S: 9	H: 2 LOB: 0 BB: 0 P: 13	R: 1 E: 0 K: 2 S: 12	H: 2 LOB: 1 BB: 0 P: 17	R: 0 E: 1 K: 1 S: 11	H: 1 LOB: 2 BB: 0 P: 16	R: 2 E: 0 K: 0 S: 14	H: 2 LOB: 3 BB: 3 P: 30	R: 0 E: 0 K: 1 S: 9	H: 0 LOB: 0 BB: 0 P: 15	R: 0 E: 0 K: 2 S: 8	H: 1 LOB: 1 BB: 0 P: 12	R: 0 E: 0 K: 1 S: 6	H: 0 LOB: 0 BB: 0 P: 11	R: 1 E: 1 K: 0 S: 12	H: 2 LOB: 2 BB: 1 P: 23	R: 2 E: 0 K: 0 S: 12	H: 3 LOB: 2 BB: 1 P: 26	1B: 6 2B: 7 3B: 1 HR: 1	SF: 2 SAC: 0 DP: 1 HBP: 0	WP: 0 PB: 0 SB: 0 CS: 0	PA: 58										
<b>PITCHER</b>	IP 6.2	WLS 0.0	BF 30	H 8	R 5	ER 4	SO 7	BB 2	IBB 0	HBP 0	BLK 0	WP 0	HR 1	S 3	P 11	ERA ∞	WHIP ∞																					
44 Luke Hochevar, R ERA: 3.55											51 Robinson Tejeda, R ERA: 12.96	IP 1.0	WLS 0.2	BF 4	H 1	R 0	ER 0	SO 0	BB 0	IBB 0	HBP 0	BLK 0	WP 0	HR 0	S 8	P 14	ERA 0.00	WHIP 1.000										
67 John Parrish, L ERA: 3.0											31 Dusty Hughes, L ERA: 5.63																											
65 Josh Rupe, R ERA: 1.59																																						
48 Joakim Soria, R ERA: 1.13																																						
52 Bruce Chen, L ERA:																																						

Minnesota Twins @ Kansas City Royals  
Kauffman Stadium, Kansas City, MO  
Sat Apr 24 2010, 6:11 PM - 12:26 AM CDT  
Alt. 26.649 - Cloudy - 57 F

AB	50
R	9
H	14
RBI	8
BB	6
SO	11
LOB	25



Batter	1	2	3	4	5	6	7	8	9	10	11	12	AB	R	H	RBI	BB	SO	LOB	BOTTOM																		
9 David DeJesus, L OBP: 0.364, SLG: 0.529	22 SH1-3 16 1B				G3-2-3							F9	5	2	3	1	2	0	3																			
22 Scott Podsednik, L OBP: 0.463, SLG: 0.414	SH1-3		SF7		G5-4-3		K				F7		5	0	1	1	0	1	6																			
16 Billy Butler, R OBP: 0.342, SLG: 0.429	6 2B		G6-3				L4						6	1	4	1	0	0	0																			
8 Willie Bloomquist, R OBP: 0.236, SLG: 0.250													1	1	0	0	0	0	1																			
6 Jose Guillen, R OBP: 0.378, SLG: 0.690	18 BB		G6-3										6	0	2	2	0	1	2																			
3 Brayan Peña, S ERA: 1.13													0	0	0	0	0	0	0																			
13 Alberto Callaspo, S OBP: 0.319, SLG: 0.449	F7		F9										6	0	1	0	0	0	4																			
24 Rick Ankiel, L OBP: 0.284, SLG: 0.433					FC3-6 4 1B 3 1B								2	1	1	0	1	0	1																			
12 Mitch Maier, L OBP: 0.158, SLG: 0.125													3	1	0	0	0	0	3																			
18 Jason Kendall, R OBP: 0.403, SLG: 0.383					G3-1								3	0	1	0	2	0	1																			
4 Alex Gordon, L OBP: 0.333, SLG: 0.421	F8				E4								6	0	2	0	0	0	6																			
3 Yunesky Betancourt, R OBP: 0.348, SLG: 0.453					G6-3								6	1	3	1	0	1	3																			
<b>Inning Stats</b>	R: 2 E: 0 K: 0 S: 13	H: 3 LOB: 3 BB: 2 P: 25	R: 2 E: 0 K: 0 S: 8	H: 3 LOB: 1 BB: 0 P: 11	R: 1 E: 1 K: 0 S: 10	H: 1 LOB: 0 BB: 0 P: 14	R: 0 E: 0 K: 0 S: 8	H: 2 LOB: 1 BB: 0 P: 13	R: 1 E: 0 K: 0 S: 10	H: 3 LOB: 0 BB: 0 P: 19	R: 0 E: 0 K: 2 S: 11	H: 0 LOB: 0 BB: 0 P: 13	R: 0 E: 0 K: 0 S: 6	H: 0 LOB: 0 BB: 0 P: 13	R: 0 E: 0 K: 1 S: 7	H: 1 LOB: 1 BB: 1 P: 15	R: 0 E: 0 K: 0 S: 5	H: 0 LOB: 0 BB: 0 P: 8	R: 0 E: 0 K: 1 S: 11	H: 2 LOB: 3 BB: 1 P: 20	R: 1 E: 0 K: 0 S: 13	H: 2 LOB: 3 BB: 1 P: 24	R: 0 E: 0 K: 0 S: 11	H: 1 LOB: 1 BB: 0 P: 15	1B: 12 2B: 6 3B: 1 HR: 0	SF: 1 SAC: 1 DP: 3 HBP: 1	WP: 0 PB: 0 SB: 0 CS: 1	PA: 57										
<b>PITCHER</b>	IP 4.1	WLS 1.0	BF 25	H 4	R 2	ER 0	SO 1	BB 2	IBB 0	HBP 0	BLK 0	WP 0	HR 0	S 6	P 10	ERA 0.00	WHIP 0.000																					
53 Nick Blackburn, R ERA: 0.79											54 Matt Guerrier, R ERA: 0.79	IP 2.0	WLS 0.0	BF 9	H 2	R 0	ER 0	SO 1	BB 0	IBB 0	HBP 0	BLK 0	WP 0	HR 0	S 16	P 28	ERA 0.00	WHIP 1.000										
32 Ron Mahay, L ERA:											60 Jon Rauch, R ERA: 2.0																											
17 Pat Neshek, R ERA:																																						
28 Jesse Crain, R ERA: 7.36																																						
52 Brian Duensing, L ERA: 2.0																																						

Minnesota Twins @ Kansas City Royals  
Kauffman Stadium, Kansas City, MO  
Sat Apr 24 2010, 6:11 PM - 12:26 AM CDT  
Alt. 26.649 - Cloudy - 57 F

AB	49
R	7
H	18
RBI	6
BB	5
SO	3
LOB	30





Batter	1	2	3	4	5	6	7	8	9	AB	R	H	RBI	BB	SO	LOB	TOP										
2 Denard Span, L (1,8) OBP: 0.356, SLG: 0.284	G5-3	G3			G4-3		F7	G3		5	0	0	0	0	0	6	<b>Minnesota Twins @ Kansas City Royals</b> Kauffman Stadium, Kansas City, MO Sun Apr 25 2010, 3:11 PM - 6:07 PM CDT Att: 15,601 - Overcast - 58 F										
1 Orlando Hudson, S (1,4) OBP: 0.368, SLG: 0.382	P6		P5		FC3-6 1B		FC6-4 1B	G3		5	0	2	0	0	0	0											
7 Joe Mauer, L (1,2) OBP: 0.450, SLG: 0.559	F8		FC5-4 1B		FC3-6 1-2		FC6-4 1-2	33 2B		5	1	2	0	0	0	3											
33 Justin Morneau, L (1,3) OBP: 0.511, SLG: 0.647		HR	FC5-4 1B				F9			4	1	2	2	1	0	3											
5 Michael Cuddyer, R (1,9) OBP: 0.360, SLG: 0.519	G4-3				F8			K		5	0	1	0	0	2	3											
25 Jim Thome, L (1,10) OBP: 0.350, SLG: 0.588	G3							G6-3		4	0	1	0	1	1	1											
21 Delmon Young, R (1,7) OBP: 0.276, SLG: 0.434					G6-3 2B			G6-4-3 1B		4	1	2	0	0	0	2											
27 J.J. Hardy, R (1,6) OBP: 0.286, SLG: 0.357					G6-3			G5-3 BB		3	0	1	1	1	0	1											
23 Brendan Harris, R (1,5) OBP: 0.341, SLG: 0.343					F9					2	0	1	0	0	0	1											
16 Jason Kubel, L (8,PH) OBP: 0.319, SLG: 0.288								FC6-4 1B		0	0	0	0	1	0	0											
12 Alexi Casilla, S (8,PR) OBP: 0.167, SLG: 0.167										0	0	0	0	0	0	0											
<b>Inning Stats</b>	R: 0 E: 0 K: 0 S: 8	H: 0 LOB: 0 BB: 0 P: 11	R: 2 E: 0 K: 0 S: 16	H: 4 LOB: 2 BB: 0 P: 29	R: 0 E: 0 K: 0 S: 14	H: 2 LOB: 2 BB: 0 P: 20	R: 0 E: 0 K: 0 S: 6	H: 1 LOB: 1 BB: 0 P: 10	R: 0 E: 0 K: 0 S: 12	H: 1 LOB: 2 BB: 1 P: 17	R: 0 E: 0 K: 0 S: 5	H: 0 LOB: 0 BB: 0 P: 12	R: 0 E: 0 K: 0 S: 11	H: 1 LOB: 2 BB: 0 P: 16	R: 0 E: 0 K: 1 S: 11	H: 1 LOB: 3 BB: 2 P: 24	R: 1 E: 0 K: 2 S: 14	H: 2 LOB: 1 BB: 0 P: 24	1B: 7 2B: 4 3B: 0 HR: 1	SF: 0 SAC: 0 DP: 1 HBP: 1	WP: 1 PB: 0 SB: 0 CS: 0	PA: 42					
<b>PITCHER</b>	IP	WLS	BF	H	R	ER	SO	BB	IBB	HBP	BLK	WP	HR	S	P	ERA	WHIP										
19 Brian Bannister, R (1,1) ERA: 4.13	6.1	W	29	9	2	2	0	2	0	1	0	0	1	66	106	2.84	1.737										
31 Dusty Hughes, L (7,1) ERA: 5.19	0.2	H	2	0	0	0	0	0	0	0	0	0	0	6	9	0.00	0.000										
65 Josh Rupe, R (8,1) ERA: 1.35	1.0	H	6	1	0	0	1	2	0	0	0	1	0	11	24	0.00	3.000										
48 Joaquin Soria, R (9,1) ERA: 2.0	1.0	S	5	2	1	1	2	0	0	0	0	0	0	14	24	9.00	2.000										

AB	37
R	3
H	12
RBI	3
BB	4
SO	3
LOB	20



Batter	1	2	3	4	5	6	7	8	9	AB	R	H	RBI	BB	SO	LOB	BOTTOM										
9 David DeJesus, L (1,9) OBP: 0.358, SLG: 0.527	2B 6 SF7	L7			F8		F7			4	1	1	0	0	0	5	<b>Minnesota Twins @ Kansas City Royals</b> Kauffman Stadium, Kansas City, MO Sun Apr 25 2010, 3:11 PM - 6:07 PM CDT Att: 15,601 - Overcast - 58 F										
22 Scott Podsednik, L (1,7) OBP: 0.451, SLG: 0.403	1B 16 S		P6		F7		K			4	0	1	0	0	1	1											
16 Billy Butler, R (1,3) OBP: 0.338, SLG: 0.419	1B L4		G4-3		F9					4	0	1	0	0	0	2											
6 Jose Guillen, R (1,10) OBP: 0.372, SLG: 0.716	2B SF7		K				K			3	1	1	2	0	2	1											
13 Alberto Callaspo, S (1,4) OBP: 0.342, SLG: 0.486	K				HR					3	1	2	0	1	1	1											
18 Jason Kendall, R (1,2) OBP: 0.380, SLG: 0.359		P3			G1-3		G6-3			4	0	0	0	0	0	4											
4 Alex Gordon, L (1,5) OBP: 0.360, SLG: 0.381		BB 3 1B			F7		BB 12 3B			2	1	0	0	2	0	1											
12 Mitch Maier, L (1,8) OBP: 0.217, SLG: 0.263		P6			BB 3 1B		BB 3B			3	0	1	1	1	1	1											
3 Yuniesky Betancourt, R (1,6) OBP: 0.357, SLG: 0.456		1B			BB 1-2		G5-3			4	0	2	1	0	0	1											
<b>Inning Stats</b>	R: 1 E: 0 K: 1 S: 14	H: 2 LOB: 1 BB: 0 P: 23	R: 0 E: 0 K: 0 S: 11	H: 1 LOB: 2 BB: 1 P: 16	R: 0 E: 0 K: 1 S: 7	H: 0 LOB: 0 BB: 0 P: 10	R: 1 E: 0 K: 0 S: 19	H: 2 LOB: 2 BB: 1 P: 29	R: 1 E: 0 K: 0 S: 11	H: 1 LOB: 1 BB: 1 P: 16	R: 1 E: 0 K: 1 S: 11	H: 1 LOB: 1 BB: 1 P: 19	R: 0 E: 0 K: 1 S: 8	H: 1 LOB: 1 BB: 1 P: 17	R: 0 E: 0 K: 1 S: 6	H: 0 LOB: 0 BB: 0 P: 10		R: 0 E: 0 K: 2 S: 14	H: 0 LOB: 0 BB: 0 P: 24	1B: 4 2B: 3 3B: 1 HR: 1	SF: 1 SAC: 0 DP: 1 HBP: 0	WP: 0 PB: 0 SB: 1 CS: 0	PA: 36				
<b>PITCHER</b>	IP	WLS	BF	H	R	ER	SO	BB	IBB	HBP	BLK	WP	HR	S	P	ERA	WHIP										
59 Kevin Slowey, R (1,1) ERA: 3.42	5.1	L	27	8	4	4	2	3	0	0	0	0	1	67	104	6.75	2.062										
32 Ron Mahay, L (6,1) ERA: 2.45	0.2		2	0	0	0	1	0	0	0	0	0	0	6	9	0.00	0.000										
31 Alex Burnett, R (7,1) ERA: 2.45	2.0		7	1	0	0	2	1	0	0	0	0	0	14	27	0.00	1.000										

AB	31
R	4
H	9
RBI	4
BB	4
SO	5
LOB	17





Batter	1	2	3	4	5	6	7	8	9	AB	R	H	RBI	BB	SO	LOB	TOP				
2 Denard Span, L (1, 8) OBP: 0.358, SLG: 0.308 12 Alexi Casilla, S (8, 5) OBP: 0.167, SLG: 0.167	G4-3		FC4-6					K		4	0	1	0	1	1	1	<b>Minnesota Twins @ Detroit Tigers</b> Comerica Park, Detroit, MI Tue Apr 27 2010, 7:10 PM - 9:59 PM EDT Att: 22,008 - Clear - 52 F				
1 Orlando Hudson, S (1, 4) OBP: 0.359, SLG: 0.370	K				P5	G1-3		F8		5	0	1	0	0	1	4					
7 Joe Mauer, L (1, 2) OBP: 0.424, SLG: 0.521	G6-3		L8		G6-3			G6-3		5	0	0	0	0	1	3					
33 Justin Morneau, L (1, 3) OBP: 0.495, SLG: 0.620 21 Delmon Young, R (6, 7) OBP: 0.300, SLG: 0.434		K	K			K				3	0	0	0	0	3	3					
5 Michael Cuddyer, R (1, 9) (6, 3) (8, 8)	G5-3				L8			K		5	1	0	0	0	1	2					
16 Jason Kubel, L (1, 7) (6, 9)	25 WP				K			K		3	0	1	0	1	2	0					
25 Jim Thome, L (1, 10) OBP: 0.409, SLG: 0.600	27 FC5-4				27 2B			E4		1	1	1	0	3	0	0					
27 J.J. Hardy, R (1, 6) OBP: 0.284, SLG: 0.365	FC5-4							F8		4	0	1	0	0	0	4					
23 Brendan Harris, R (1, 5) (8, 3)			E6		G4-3			K		3	0	0	0	0	1	2					
<b>Inning Stats</b>	R: 0 H: 0 E: 0 K: 1 S: 10	H: 0 LOB: 0 BB: 0 P: 17	R: 0 H: 1 E: 0 K: 1 S: 12	H: 1 LOB: 2 BB: 1 P: 22	R: 0 H: 1 E: 1 K: 1 S: 14	H: 1 LOB: 2 BB: 0 P: 20	R: 0 H: 1 E: 0 K: 1 S: 16	H: 1 LOB: 1 BB: 0 P: 30	R: 0 H: 0 E: 0 K: 2 S: 13	H: 0 LOB: 3 BB: 2 P: 30	R: 1 H: 1 E: 0 K: 0 S: 8	H: 1 LOB: 2 BB: 2 P: 20	R: 0 H: 0 E: 0 K: 2 S: 8	H: 0 LOB: 0 BB: 0 P: 10	R: 0 H: 0 E: 0 K: 1 S: 6	H: 0 LOB: 0 BB: 1 P: 13	1B: 2 2B: 2 3B: 1 HR: 0	SF: 0 SAC: 0 DP: 1 HBP: 1	WP: 1 PB: 0 SB: 0 CS: 0	PA: 41	
<b>PITCHER</b>	IP	WLS	BF	H	R	ER	SO	BB	IBB	HBP	BLK	WP	HR	S	P	ERA	WHIP				
35 Justin Verlander, R (1, 1) ERA: 3.53	5.2	L	26	4	1	0	7	3	0	0	0	1	0	71	121	0.00	1.235				
49 Eddie Bonine, R (6, 1) ERA: 1.5	0.0		2	0	0	0	0	1	0	1	0	0	0	4	12	∞	∞				
59 Fu-Te Ni, L (6, 1) ERA: 1.69	2.2		11	1	1	0	3	2	0	0	1	0	0	20	37	0.00	1.125				
45 Ryan Perry, R (9, 1) ERA: 3.12	0.2		2	0	0	0	0	1	0	0	0	0	0	3	8	0.00	1.500				

Batter	1	2	3	4	5	6	7	8	9	AB	R	H	RBI	BB	SO	LOB	BOTTOM				
14 Austin Jackson, R (1, 8) OBP: 0.379, SLG: 0.453	F8					G4-3		L6		3	0	0	0	1	0	1	<b>Minnesota Twins @ Detroit Tigers</b> Comerica Park, Detroit, MI Tue Apr 27 2010, 7:10 PM - 9:59 PM EDT Att: 22,008 - Clear - 52 F				
18 Johnny Damon, L (1, 10) OBP: 0.443, SLG: 0.438	F7		G4-6-3							4	0	2	0	0	0	1					
30 Magglio Ordonez, R (1, 9) OBP: 0.387, SLG: 0.481	F9					G4-3				4	0	0	0	0	1	2					
24 Miguel Cabrera, R (1, 3) OBP: 0.438, SLG: 0.655	G5-3							K		4	0	1	0	0	2	1					
15 Brandon Inge, R (1, 5) OBP: 0.333, SLG: 0.449	K				G5-3			K		4	0	0	0	0	3	2					
25 Ryan Raburn, R (1, 7) OBP: 0.333, SLG: 0.364	K							L8		3	0	0	0	0	2	1					
12 Gerald Laird, R (1, 2) OBP: 0.278, SLG: 0.239			K					G5-3		3	0	1	0	0	1	0					
20 Scott Sizemore, R (1, 4) OBP: 0.333, SLG: 0.309			G4-3							3	0	1	0	0	1	2					
39 Ramon Santiago, S (1, 6) OBP: 0.396, SLG: 0.333			K							3	0	0	0	0	2	1					
<b>Inning Stats</b>	R: 0 H: 0 E: 0 K: 0 S: 5	H: 0 LOB: 0 BB: 0 P: 8	R: 0 H: 0 E: 0 K: 2 S: 10	H: 0 LOB: 0 BB: 0 P: 18	R: 0 H: 0 E: 0 K: 2 S: 7	H: 0 LOB: 0 BB: 0 P: 11	R: 0 H: 0 E: 0 K: 1 S: 9	H: 0 LOB: 1 BB: 1 P: 17	R: 0 H: 1 E: 0 K: 0 S: 7	H: 1 LOB: 1 BB: 0 P: 9	R: 0 H: 0 E: 0 K: 2 S: 13	H: 0 LOB: 0 BB: 0 P: 17	R: 0 H: 1 E: 0 K: 1 S: 10	H: 1 LOB: 1 BB: 0 P: 15	R: 0 H: 1 E: 0 K: 2 S: 13	H: 1 LOB: 1 BB: 0 P: 18	1B: 3 2B: 2 3B: 0 HR: 0	SF: 0 SAC: 0 DP: 1 HBP: 0	WP: 0 PB: 0 SB: 0 CS: 0	PA: 32	
<b>PITCHER</b>	IP	WLS	BF	H	R	ER	SO	BB	IBB	HBP	BLK	WP	HR	S	P	ERA	WHIP				
47 Francisco Liriano, L (1, 1) ERA: 0.93	8.0	W	28	4	0	0	10	1	0	0	0	0	0	74	112	0.00	0.625				
60 Jon Rauch, R (9, 1) ERA: 1.8	1.0	S	4	1	0	0	2	0	0	0	0	0	0	13	18	0.00	1.000				

AB	33
R	2
H	5
RBI	0
BB	7
SO	10
LOB	19

AB	31
R	0
H	5
RBI	0
BB	1
SO	12
LOB	11





Batter	1	2	3	4	5	6	7	8	9	AB	R	H	RBI	BB	SO	LOB	TOP				
<b>2 Denard Span, L</b> OBP: 0.360, SLG: 0.305										4	0	1	1	1	1	1					
<b>1 Orlando Hudson, S</b> OBP: 0.361, SLG: 0.372										5	1	2	1	0	1	2					
<b>7 Joe Mauer, L</b> OBP: 0.411, SLG: 0.500										5	0	1	0	0	0	4					
<b>25 Jim Thome, L</b> OBP: 0.417, SLG: 0.667										4	1	2	2	0	2	1					
<b>5 Michael Cuddyer, R</b> OBP: 0.337, SLG: 0.488										4	1	1	0	0	1	1					
<b>16 Jason Kubel, L</b> OBP: 0.350, SLG: 0.333										4	1	3	1	0	0	1					
<b>21 Delmon Young, R</b> OBP: 0.297, SLG: 0.421										4	1	1	0	0	1	3					
<b>27 J.J. Hardy, R</b> OBP: 0.282, SLG: 0.372										4	0	1	0	0	1	4					
<b>38 Luke Hughes, R</b> OBP: 0.250, SLG: 1.000										4	1	1	1	0	1	4					
<b>Inning Stats</b>	R: 2 H: 2 E: 0 K: 1 S: 13	H: 2 BB: 0 P: 18	R: 0 H: 1 E: 0 K: 0 S: 8	H: 1 LOB: 0 P: 15	R: 1 H: 2 E: 0 K: 1 S: 22	H: 2 LOB: 1 P: 31	R: 3 H: 5 E: 0 K: 1 S: 18	H: 5 LOB: 2 P: 23	R: 0 H: 1 E: 0 K: 1 S: 11	H: 1 LOB: 1 P: 14	R: 0 H: 0 E: 0 K: 2 S: 9	H: 0 LOB: 0 P: 13	R: 0 H: 1 E: 0 K: 1 S: 10	H: 1 LOB: 1 P: 14	R: 0 H: 0 E: 0 K: 0 S: 7	H: 0 LOB: 0 P: 14	1B: 9 2B: 3 3B: 0 HR: 2	SF: 0 SAC: 0 DP: 1 HBP: 0	WP: 0 PB: 0 SB: 0 CS: 1	PA: 40	
<b>PITCHER</b>	IP WLS BF H R ER SO BB IBB HBP BLK WP HR S P ERA WHIP	IP WLS BF H R ER SO BB IBB HBP BLK WP HR S P ERA WHIP	IP WLS BF H R ER SO BB IBB HBP BLK WP HR S P ERA WHIP	IP WLS BF H R ER SO BB IBB HBP BLK WP HR S P ERA WHIP	IP WLS BF H R ER SO BB IBB HBP BLK WP HR S P ERA WHIP	IP WLS BF H R ER SO BB IBB HBP BLK WP HR S P ERA WHIP	IP WLS BF H R ER SO BB IBB HBP BLK WP HR S P ERA WHIP	IP WLS BF H R ER SO BB IBB HBP BLK WP HR S P ERA WHIP	IP WLS BF H R ER SO BB IBB HBP BLK WP HR S P ERA WHIP	IP WLS BF H R ER SO BB IBB HBP BLK WP HR S P ERA WHIP	IP WLS BF H R ER SO BB IBB HBP BLK WP HR S P ERA WHIP	IP WLS BF H R ER SO BB IBB HBP BLK WP HR S P ERA WHIP	IP WLS BF H R ER SO BB IBB HBP BLK WP HR S P ERA WHIP	IP WLS BF H R ER SO BB IBB HBP BLK WP HR S P ERA WHIP	IP WLS BF H R ER SO BB IBB HBP BLK WP HR S P ERA WHIP	IP WLS BF H R ER SO BB IBB HBP BLK WP HR S P ERA WHIP	IP WLS BF H R ER SO BB IBB HBP BLK WP HR S P ERA WHIP	IP WLS BF H R ER SO BB IBB HBP BLK WP HR S P ERA WHIP	IP WLS BF H R ER SO BB IBB HBP BLK WP HR S P ERA WHIP	IP WLS BF H R ER SO BB IBB HBP BLK WP HR S P ERA WHIP	IP WLS BF H R ER SO BB IBB HBP BLK WP HR S P ERA WHIP

**Minnesota Twins @ Detroit Tigers**  
Comerica Park, Detroit, MI  
Wed Apr 28 2010, 7:09 PM - 10:16 PM EDT  
Att: 19,900 - Partly Cloudy - 58 F

AB 38  
R 6  
H 13  
RBI 6  
BB 1  
SO 8  
LOB 21



Batter	1	2	3	4	5	6	7	8	9	AB	R	H	RBI	BB	SO	LOB	BOTTOM				
<b>14 Austin Jackson, R</b> OBP: 0.390, SLG: 0.467										4	3	2	0	1	0	2					
<b>18 Johnny Damon, L</b> OBP: 0.337, SLG: 0.423										5	1	1	1	0	2	3					
<b>30 Magglio Ordonez, R</b> OBP: 0.408, SLG: 0.506										4	1	3	3	1	0	0					
<b>24 Miguel Cabrera, R</b> OBP: 0.426, SLG: 0.625										4	1	0	1	0	1	4					
<b>26 Brennan Boesch, L</b> OBP: 0.313, SLG: 0.500										4	1	2	2	0	0	2					
<b>32 Don Kelly, L</b> OBP: 0.238, SLG: 0.350										1	0	0	0	0	0	0					
<b>15 Brandon Inge, R</b> OBP: 0.337, SLG: 0.494										5	2	2	3	0	2	1					
<b>25 Ryan Raburn, R</b> OBP: 0.349, SLG: 0.389										3	1	1	1	1	2	1					
<b>13 Alex Avila, L</b> OBP: 0.243, SLG: 0.129										3	0	0	0	1	1	3					
<b>39 Ramon Santiago, S</b> OBP: 0.404, SLG: 0.348										4	1	2	0	0	0	1					
<b>Inning Stats</b>	R: 1 H: 3 E: 0 K: 0 S: 6	H: 3 LOB: 1 BB: 0 P: 11	R: 0 H: 1 E: 0 K: 2 S: 12	H: 1 LOB: 2 BB: 1 P: 22	R: 0 H: 1 E: 0 K: 1 S: 12	H: 1 LOB: 1 BB: 0 P: 16	R: 4 H: 3 E: 0 K: 2 S: 17	H: 3 LOB: 1 BB: 2 P: 30	R: 0 H: 1 E: 0 K: 1 S: 9	H: 1 LOB: 1 BB: 0 P: 13	R: 6 H: 4 E: 1 K: 0 S: 19	H: 4 LOB: 1 BB: 1 P: 34	R: 0 H: 0 E: 0 K: 1 S: 5	H: 0 LOB: 0 BB: 0 P: 6	R: 0 H: 0 E: 0 K: 1 S: 6	H: 0 LOB: 0 BB: 0 P: 9	1B: 6 2B: 6 3B: 0 HR: 1	SF: 0 SAC: 0 DP: 1 HBP: 1	WP: 1 PB: 0 SB: 0 CS: 0	PA: 42	
<b>PITCHER</b>	IP WLS BF H R ER SO BB IBB HBP BLK WP HR S P ERA WHIP	IP WLS BF H R ER SO BB IBB HBP BLK WP HR S P ERA WHIP	IP WLS BF H R ER SO BB IBB HBP BLK WP HR S P ERA WHIP	IP WLS BF H R ER SO BB IBB HBP BLK WP HR S P ERA WHIP	IP WLS BF H R ER SO BB IBB HBP BLK WP HR S P ERA WHIP	IP WLS BF H R ER SO BB IBB HBP BLK WP HR S P ERA WHIP	IP WLS BF H R ER SO BB IBB HBP BLK WP HR S P ERA WHIP	IP WLS BF H R ER SO BB IBB HBP BLK WP HR S P ERA WHIP	IP WLS BF H R ER SO BB IBB HBP BLK WP HR S P ERA WHIP	IP WLS BF H R ER SO BB IBB HBP BLK WP HR S P ERA WHIP	IP WLS BF H R ER SO BB IBB HBP BLK WP HR S P ERA WHIP	IP WLS BF H R ER SO BB IBB HBP BLK WP HR S P ERA WHIP	IP WLS BF H R ER SO BB IBB HBP BLK WP HR S P ERA WHIP	IP WLS BF H R ER SO BB IBB HBP BLK WP HR S P ERA WHIP	IP WLS BF H R ER SO BB IBB HBP BLK WP HR S P ERA WHIP	IP WLS BF H R ER SO BB IBB HBP BLK WP HR S P ERA WHIP	IP WLS BF H R ER SO BB IBB HBP BLK WP HR S P ERA WHIP	IP WLS BF H R ER SO BB IBB HBP BLK WP HR S P ERA WHIP	IP WLS BF H R ER SO BB IBB HBP BLK WP HR S P ERA WHIP	IP WLS BF H R ER SO BB IBB HBP BLK WP HR S P ERA WHIP	IP WLS BF H R ER SO BB IBB HBP BLK WP HR S P ERA WHIP

**Minnesota Twins @ Detroit Tigers**  
Comerica Park, Detroit, MI  
Wed Apr 28 2010, 7:09 PM - 10:16 PM EDT  
Att: 19,900 - Partly Cloudy - 58 F

AB 37  
R 11  
H 13  
RBI 11  
BB 4  
SO 8  
LOB 17





Batter	1	2	3	4	5	6	7	8	9	AB	R	H	RBI	BB	SO	LOB	TOP			
<b>2 Denard Span, L</b> OBP: 0.346, SLG: 0.291										4	0	0	0	0	2	1				
<b>1 Orlando Hudson, S</b> OBP: 0.366, SLG: 0.371										3	0	1	0	1	0	0				
<b>5 Michael Cuddyer, R</b> OBP: 0.343, SLG: 0.483										3	0	1	0	1	0	1				
<b>25 Jim Thome, L</b> OBP: 0.385, SLG: 0.605										4	0	0	0	0	2	3				
<b>16 Jason Kubel, L</b> OBP: 0.349, SLG: 0.324										2	0	0	0	1	1	0				
<b>21 Delmon Young, R</b> OBP: 0.284, SLG: 0.400										3	0	0	0	0	0	1				
<b>23 Brendan Harris, R</b> OBP: 0.333, SLG: 0.317										3	0	1	0	0	0	0				
<b>38 Luke Hughes, R</b> OBP: 0.286, SLG: 0.714										3	0	1	0	0	2	1				
<b>41 Drew Butera, R</b> OBP: 0.125, SLG: 0.125										2	0	0	0	0	1	1				
<b>7 Joe Mauer, L</b> OBP: 0.407, SLG: 0.494										1	0	0	0	0	1	0				
<b>Inning Stats</b>	R: 0 H: 0 E: 0 K: 2 S: 12	H: 0 LOB: 1 BB: 1 P: 22	R: 0 H: 0 E: 0 K: 0 S: 7	H: 0 LOB: 0 BB: 0 P: 11	R: 0 H: 1 E: 0 K: 2 S: 8	H: 1 LOB: 1 BB: 0 P: 14	R: 0 H: 0 E: 0 K: 0 S: 5	H: 0 LOB: 0 BB: 0 P: 10	R: 0 H: 1 E: 0 K: 2 S: 11	H: 2 LOB: 2 BB: 0 P: 18	R: 0 H: 0 E: 0 K: 0 S: 14	H: 0 LOB: 0 BB: 1 P: 13	R: 0 H: 0 E: 0 K: 2 S: 10	H: 0 LOB: 0 BB: 1 P: 15	R: 0 H: 0 E: 0 K: 1 S: 8	H: 0 LOB: 0 BB: 1 P: 14	1B: 4 2B: 1 3B: 0 HR: 0	SF: 0 SAC: 0 DP: 3 HBP: 0	WP: 0 PB: 0 SB: 0 CS: 1	PA: 31
<b>PITCHER</b>	IP WLS BF H R ER SO BB IBB HBP BLK WP HR S P ERA WHIP	IP WLS BF H R ER SO BB IBB HBP BLK WP HR S P ERA WHIP	IP WLS BF H R ER SO BB IBB HBP BLK WP HR S P ERA WHIP	IP WLS BF H R ER SO BB IBB HBP BLK WP HR S P ERA WHIP	IP WLS BF H R ER SO BB IBB HBP BLK WP HR S P ERA WHIP	IP WLS BF H R ER SO BB IBB HBP BLK WP HR S P ERA WHIP	IP WLS BF H R ER SO BB IBB HBP BLK WP HR S P ERA WHIP	IP WLS BF H R ER SO BB IBB HBP BLK WP HR S P ERA WHIP	IP WLS BF H R ER SO BB IBB HBP BLK WP HR S P ERA WHIP	IP WLS BF H R ER SO BB IBB HBP BLK WP HR S P ERA WHIP	IP WLS BF H R ER SO BB IBB HBP BLK WP HR S P ERA WHIP	IP WLS BF H R ER SO BB IBB HBP BLK WP HR S P ERA WHIP	IP WLS BF H R ER SO BB IBB HBP BLK WP HR S P ERA WHIP	IP WLS BF H R ER SO BB IBB HBP BLK WP HR S P ERA WHIP	IP WLS BF H R ER SO BB IBB HBP BLK WP HR S P ERA WHIP	IP WLS BF H R ER SO BB IBB HBP BLK WP HR S P ERA WHIP	IP WLS BF H R ER SO BB IBB HBP BLK WP HR S P ERA WHIP	IP WLS BF H R ER SO BB IBB HBP BLK WP HR S P ERA WHIP	IP WLS BF H R ER SO BB IBB HBP BLK WP HR S P ERA WHIP	IP WLS BF H R ER SO BB IBB HBP BLK WP HR S P ERA WHIP

Minnesota Twins @ Detroit Tigers  
Comerica Park, Detroit, MI  
Thu Apr 29 2010, 1:06 PM - 3:24 PM EDT  
Att: 25,595 - Partly Cloudy - 59 F

AB	28
R	0
H	4
RBI	0
BB	3
SO	9
LOB	8



Batter	1	2	3	4	5	6	7	8	9	AB	R	H	RBI	BB	SO	LOB	BOTTOM			
<b>14 Austin Jackson, R</b> OBP: 0.394, SLG: 0.468										4	1	2	1	0	0	0				
<b>18 Johnny Damon, L</b> OBP: 0.412, SLG: 0.407										3	0	0	1	0	0	1				
<b>30 Magglio Ordonez, R</b> OBP: 0.412, SLG: 0.517										4	1	2	0	0	1	0				
<b>24 Miguel Cabrera, R</b> OBP: 0.419, SLG: 0.604										3	0	0	0	1	1	1				
<b>26 Brennan Boesch, L</b> OBP: 0.316, SLG: 0.444										2	0	0	0	1	1	0				
<b>32 Don Kelly, L</b> OBP: 0.273, SLG: 0.381										1	0	1	1	0	0	0				
<b>15 Brandon Inge, R</b> OBP: 0.323, SLG: 0.471										4	0	0	0	0	1	4				
<b>12 Gerald Laird, R</b> OBP: 0.281, SLG: 0.245										3	0	1	0	0	0	0				
<b>20 Scott Sizemore, R</b> OBP: 0.333, SLG: 0.328										3	1	1	0	0	1	1				
<b>4 Adam Everett, R</b> OBP: 0.216, SLG: 0.257										3	0	0	0	0	0	2				
<b>Inning Stats</b>	R: 1 H: 1 E: 0 K: 0 S: 8	H: 1 LOB: 0 BB: 0 P: 12	R: 0 H: 0 E: 0 K: 1 S: 6	H: 0 LOB: 0 BB: 0 P: 7	R: 0 H: 0 E: 0 K: 0 S: 4	H: 0 LOB: 0 BB: 0 P: 6	R: 0 H: 1 E: 0 K: 1 S: 9	H: 1 LOB: 1 BB: 1 P: 21	R: 1 H: 2 E: 0 K: 0 S: 10	H: 2 LOB: 1 BB: 0 P: 16	R: 0 H: 0 E: 0 K: 2 S: 8	H: 0 LOB: 0 BB: 0 P: 10	R: 0 H: 1 E: 0 K: 1 S: 11	H: 1 LOB: 1 BB: 0 P: 14	R: 1 H: 2 E: 0 K: 0 S: 7	H: 2 LOB: 2 BB: 1 P: 16	1B: 5 2B: 2 3B: 0 HR: 0	SF: 1 SAC: 0 DP: 0 HBP: 0	WP: 0 PB: 0 SB: 2 CS: 0	PA: 33
<b>PITCHER</b>	IP WLS BF H R ER SO BB IBB HBP BLK WP HR S P ERA WHIP	IP WLS BF H R ER SO BB IBB HBP BLK WP HR S P ERA WHIP	IP WLS BF H R ER SO BB IBB HBP BLK WP HR S P ERA WHIP	IP WLS BF H R ER SO BB IBB HBP BLK WP HR S P ERA WHIP	IP WLS BF H R ER SO BB IBB HBP BLK WP HR S P ERA WHIP	IP WLS BF H R ER SO BB IBB HBP BLK WP HR S P ERA WHIP	IP WLS BF H R ER SO BB IBB HBP BLK WP HR S P ERA WHIP	IP WLS BF H R ER SO BB IBB HBP BLK WP HR S P ERA WHIP	IP WLS BF H R ER SO BB IBB HBP BLK WP HR S P ERA WHIP	IP WLS BF H R ER SO BB IBB HBP BLK WP HR S P ERA WHIP	IP WLS BF H R ER SO BB IBB HBP BLK WP HR S P ERA WHIP	IP WLS BF H R ER SO BB IBB HBP BLK WP HR S P ERA WHIP	IP WLS BF H R ER SO BB IBB HBP BLK WP HR S P ERA WHIP	IP WLS BF H R ER SO BB IBB HBP BLK WP HR S P ERA WHIP	IP WLS BF H R ER SO BB IBB HBP BLK WP HR S P ERA WHIP	IP WLS BF H R ER SO BB IBB HBP BLK WP HR S P ERA WHIP	IP WLS BF H R ER SO BB IBB HBP BLK WP HR S P ERA WHIP	IP WLS BF H R ER SO BB IBB HBP BLK WP HR S P ERA WHIP	IP WLS BF H R ER SO BB IBB HBP BLK WP HR S P ERA WHIP	IP WLS BF H R ER SO BB IBB HBP BLK WP HR S P ERA WHIP

Minnesota Twins @ Detroit Tigers  
Comerica Park, Detroit, MI  
Thu Apr 29 2010, 1:06 PM - 3:24 PM EDT  
Att: 25,595 - Partly Cloudy - 59 F

AB	30
R	3
H	7
RBI	3
BB	2
SO	5
LOB	9





Batter	1	2	3	4	5	6	7	8	9	AB	R	H	RBI	BB	SO	LOB	TOP											
<b>2 Denard Span, L</b> OBP: 0.339, SLG: 0.278										4	2	0	1	1	0	4												
<b>1 Orlando Hudson, S</b> OBP: 0.387, SLG: 0.387										4	3	3	2	1	0	0												
<b>7 Joe Mauer, L</b> OBP: 0.406, SLG: 0.500										5	1	2	1	0	0	3												
<b>33 Justin Morneau, L</b> OBP: 0.490, SLG: 0.640										4	1	1	2	1	0	2												
<b>5 Michael Cuddyer, R</b> OBP: 0.346, SLG: 0.479										5	0	2	1	0	1	3												
<b>16 Jason Kubel, L</b> OBP: 0.352, SLG: 0.329										5	1	2	1	0	0	3												
<b>21 Delmon Young, R</b> OBP: 0.292, SLG: 0.381										3	1	0	0	0	0	3												
<b>27 J.J. Hardy, R</b> OBP: 0.281, SLG: 0.366										4	0	1	0	0	0	1												
<b>23 Brendan Harris, R</b> OBP: 0.327, SLG: 0.311										4	0	1	0	0	2	4												
<b>Inning Stats</b>	R: 2 H: 2 E: 0 K: 0 S: 9	H: 2 BB: 0 P: 14	R: 3 H: 3 E: 0 K: 1 S: 16	H: 3 BB: 1 P: 27	R: 0 H: 1 E: 0 K: 0 S: 4	H: 1 BB: 0 P: 7	R: 0 H: 0 E: 0 K: 0 S: 10	H: 0 LOB: 1 P: 18	R: 1 H: 2 E: 0 K: 0 S: 16	H: 2 BB: 0 P: 22	R: 0 H: 0 E: 0 K: 1 S: 7	H: 0 LOB: 0 P: 13	R: 2 H: 2 E: 1 K: 1 S: 14	H: 2 BB: 1 P: 26	R: 0 H: 1 E: 0 K: 0 S: 7	H: 1 LOB: 1 BB: 2 P: 11	R: 1 H: 1 E: 0 K: 0 S: 9	H: 1 LOB: 2 BB: 2 P: 20	1B: 10 2B: 1 3B: 0 HR: 1	SF: 0 SAC: 0 DP: 2 HBP: 0	WP: 1 PB: 0 SB: 3 CS: 0	PA: 43						
<b>PITCHER</b>	IP	WLS	BF	H	R	ER	SO	BB	IBB	HBP	BLK	WP	HR	S	P	ERA	WHIP											
<b>55 Roberto Hernandez, R</b> ERA: 4.05	(1, 1)	6.0	L	27	8	6	6	2	2	0	0	0	1	1	62	101	9.00	1.667										
<b>53 Rafael Perez, L</b> ERA: 5.14	(7, 1)	0.1		4	2	2	2	0	1	0	0	0	0	0	10	20	54.00	9.000										
<b>31 Jarney Wright, R</b> ERA: 4.0	(7, 1)	0.2		2	0	0	0	1	0	0	0	0	0	4	6	0.00	0.000											
<b>57 Hector Ambriz, R</b> ERA:	(8, 1)	1.0		4	1	0	0	0	0	0	0	0	0	7	11	0.00	1.000											
<b>50 Jensen Lewis, R</b> ERA: 1.93	(9, 1)	1.0		6	1	1	1	0	2	0	0	0	0	9	20	9.00	3.000											

**Minnesota Twins @ Cleveland Indians**  
 Progressive Field, Cleveland, OH  
 Fri Apr 30 2010, 7:08 PM - 10:21 PM EDT  
 Att: 14,124 - Clear - 76 F

livebaseballscores.com

AB 38  
R 9  
H 12  
RBI 8  
BB 5  
SO 3  
LOB 23

Batter	1	2	3	4	5	6	7	8	9	AB	R	H	RBI	BB	SO	LOB	BOTTOM										
<b>13 Asdrubal Cabrera, S</b> OBP: 0.351, SLG: 0.389										4	1	2	0	1	0	0											
<b>24 Grady Sizemore, L</b> OBP: 0.276, SLG: 0.305										5	1	2	1	0	3	2											
<b>17 Shin-Soo Choo, L</b> OBP: 0.429, SLG: 0.500										5	0	0	0	0	2	5											
<b>26 Austin Kearns, R</b> OBP: 0.429, SLG: 0.627										4	0	1	1	1	1	1											
<b>48 Travis Hafner, L</b> OBP: 0.321, SLG: 0.343										4	0	2	1	0	0	2											
<b>2 Johnny Peralta, R</b> OBP: 0.349, SLG: 0.358										4	0	3	0	0	0	2											
<b>7 Matt LaPorta, R</b> OBP: 0.288, SLG: 0.250										3	0	1	0	1	0	3											
<b>1 Luis Valbuena, L</b> OBP: 0.308, SLG: 0.327										4	0	0	0	0	2	5											
<b>52 Mike Redmond, R</b> OBP: 0.281, SLG: 0.333										4	1	1	0	0	1	2											
<b>Inning Stats</b>	R: 0 H: 0 E: 0 K: 1 S: 11	H: 2 LOB: 2 BB: 0 P: 19	R: 0 H: 1 E: 0 K: 2 S: 11	H: 1 LOB: 1 BB: 0 P: 16	R: 0 H: 1 E: 0 K: 0 S: 9	H: 1 LOB: 1 BB: 0 P: 13	R: 3 H: 5 E: 0 K: 1 S: 26	H: 5 LOB: 2 BB: 0 P: 38	R: 0 H: 1 E: 0 K: 1 S: 7	H: 1 LOB: 0 BB: 0 P: 13	R: 0 H: 0 E: 0 K: 1 S: 10	H: 0 LOB: 2 BB: 2 P: 23	R: 0 H: 1 E: 0 K: 0 S: 8	H: 1 LOB: 1 BB: 1 P: 14	R: 0 H: 1 E: 0 K: 1 S: 12	H: 1 LOB: 1 BB: 0 P: 16	1B: 9 2B: 2 3B: 1 HR: 0	SF: 0 SAC: 0 DP: 2 HBP: 0	WP: 0 PB: 0 SB: 0 CS: 0	PA: 40							
<b>PITCHER</b>	IP	WLS	BF	H	R	ER	SO	BB	IBB	HBP	BLK	WP	HR	S	P	ERA	WHIP										
<b>59 Kevin Slowey, R</b> ERA: 3.77	(1, 1)	5.0	W	24	9	3	3	6	0	0	0	0	0	7	13	0.00	1.000										
<b>26 Jesse Crain, R</b> ERA: 6.55	(6, 1)	1.0	H	3	1	0	0	1	0	0	0	0	0	7	13	0.00	1.000										
<b>52 Brian Duensing, L</b> ERA: 1.8	(7, 1)	1.0		5	0	0	0	1	2	0	0	0	0	10	23	0.00	2.000										
<b>54 Matt Guerrier, R</b> ERA: 0.73	(8, 1)	1.0		4	1	0	0	0	1	0	0	0	0	8	14	0.00	2.000										
<b>32 Ron Mahay, L</b> ERA:	(9, 1)	1.0		4	1	0	0	1	0	0	0	0	0	12	16	0.00	1.000										

**Minnesota Twins @ Cleveland Indians**  
 Progressive Field, Cleveland, OH  
 Fri Apr 30 2010, 7:08 PM - 10:21 PM EDT  
 Att: 14,124 - Clear - 76 F

livebaseballscores.com

AB 37  
R 3  
H 12  
RBI 3  
BB 3  
SO 9  
LOB 22



Batter	1	2	3	4	5	6	7	8	9	10	11	AB	R	H	RBI	BB	SO	LOB	TOP					
2 Denard Span, L OBP: 0.351, SLG: 0.326												5	2	3	1	0	0	0						
1 Orlando Hudson, S OBP: 0.378, SLG: 0.378												5	1	1	0	0	1	1						
16 Jason Kubel, L OBP: 0.348, SLG: 0.316												3	0	0	0	1	1	2						
21 Delmon Young, R OBP: 0.288, SLG: 0.375												1	0	0	0	0	0	0						
33 Justin Morneau, L OBP: 0.485, SLG: 0.663												5	1	2	1	0	1	3						
5 Michael Cuddyer, R OBP: 0.367, SLG: 0.490												4	0	3	0	1	1	0						
25 Jim Thome, L OBP: 0.396, SLG: 0.574												4	0	1	2	1	0	3						
12 Alexi Casilla, S OBP: 0.167, SLG: 0.167												0	0	0	0	0	0	0						
27 J.J. Hardy, R OBP: 0.287, SLG: 0.368												5	0	2	0	0	1	2						
41 Drew Butera, R OBP: 0.077, SLG: 0.077												5	0	0	0	0	1	4						
8 Nick Punto, S OBP: 0.260, SLG: 0.367												4	0	0	0	0	1	0						
<b>Inning Stats</b>	R: 2 E: 0 K: 2 S: 17	H: 4 LOB: 2 BB: 0 P: 23	R: 1 E: 0 K: 1 S: 12	H: 1 LOB: 0 BB: 0 P: 18	R: 0 E: 0 K: 0 S: 12	H: 2 LOB: 0 BB: 0 P: 16	R: 0 E: 0 K: 1 S: 10	H: 1 LOB: 0 BB: 0 P: 14	R: 0 E: 0 K: 0 S: 9	H: 0 LOB: 0 BB: 0 P: 13	R: 0 E: 0 K: 0 S: 5	H: 0 LOB: 0 BB: 0 P: 6	R: 1 E: 0 K: 1 S: 12	H: 2 LOB: 1 BB: 0 P: 18	R: 0 E: 0 K: 0 S: 8	H: 0 LOB: 0 BB: 0 P: 10	R: 0 E: 0 K: 0 S: 8	H: 1 LOB: 0 BB: 0 P: 11	R: 0 E: 0 K: 0 S: 8	H: 1 LOB: 3 BB: 2 P: 19	1B: 10 2B: 1 3B: 0 HR: 2	SF: 0 SAC: 0 DP: 4 HBP: 0	WP: 0 PB: 0 SB: 0 CS: 0	PA: 44
<b>PITCHER</b>	IP: 7.2 WLS: 4 BF: 32 H: 10 R: 4 ER: 7 SO: 7 BB: 1 IBB: 0 HBP: 0 BLK: 0 WP: 0 HR: 2 S: 117 ERA: 4.70 WHIP: 1.435																							
63 Justin Masterson, R ERA: 5.4	49 Tony Sipp, L ERA: 3.12	54 Chris Perez, R ERA: 3.52	32 Aaron Laffey, L ERA: 3.55	31 Jamey Wright, R ERA: 3.72																				

**Minnesota Twins @ Cleveland Indians**  
 Progressive Field, Cleveland, OH  
 Sat May 01 2010, 7:07 PM - 10:30 PM EDT  
 Att: 13,832 - Cloudy - 72 F

livebaseballscorecards.com

AB 41  
R 4  
H 12  
RBI 4  
BB 3  
SO 7  
LOB 15

Batter	1	2	3	4	5	6	7	8	9	10	11	AB	R	H	RBI	BB	SO	LOB	BOTTOM					
13 Asdrubal Cabrera, S OBP: 0.353, SLG: 0.389												5	1	2	1	0	1	2						
24 Grady Sizemore, L OBP: 0.263, SLG: 0.325												5	1	2	1	0	2	0						
17 Shin-Soo Choo, L OBP: 0.437, SLG: 0.484												3	0	1	1	2	1	0						
26 Austin Kearns, R OBP: 0.410, SLG: 0.589												5	0	1	0	0	2	4						
48 Travis Hafner, L OBP: 0.314, SLG: 0.324												4	0	0	0	1	0	1						
1 Luis Valbuena, L OBP: 0.308, SLG: 0.327												0	1	0	0	0	0	0						
2 Johnny Peralta, R OBP: 0.352, SLG: 0.417												5	1	2	1	0	1	1						
33 Russell Branyan, L OBP: 0.333, SLG: 0.375												4	0	1	0	1	0	0						
12 Mark Grudzielanek, R OBP: 0.229, SLG: 0.229												5	1	1	0	0	1	4						
30 Lou Marson, R OBP: 0.260, SLG: 0.244												4	0	2	0	1	2	3						
<b>Inning Stats</b>	R: 0 E: 0 K: 3 S: 10	H: 0 LOB: 0 BB: 0 P: 13	R: 1 E: 0 K: 0 S: 8	H: 1 LOB: 0 BB: 0 P: 14	R: 1 E: 0 K: 0 S: 9	H: 2 LOB: 0 BB: 0 P: 16	R: 0 E: 0 K: 0 S: 8	H: 1 LOB: 1 BB: 0 P: 10	R: 0 E: 0 K: 1 S: 9	H: 0 LOB: 0 BB: 1 P: 19	R: 0 E: 0 K: 1 S: 6	H: 0 LOB: 0 BB: 0 P: 10	R: 2 E: 0 K: 1 S: 21	H: 3 LOB: 1 BB: 0 P: 31	R: 0 E: 0 K: 0 S: 8	H: 1 LOB: 1 BB: 0 P: 16	R: 0 E: 0 K: 1 S: 8	H: 1 LOB: 2 BB: 2 P: 20	R: 1 E: 0 K: 1 S: 11	H: 2 LOB: 3 BB: 2 P: 24	1B: 9 2B: 2 3B: 0 HR: 1	SF: 0 SAC: 1 DP: 1 HBP: 0	WP: 0 PB: 0 SB: 0 CS: 1	PA: 46
<b>PITCHER</b>	IP: 6.0 WLS: 1 BF: 22 H: 5 R: 2 ER: 2 SO: 6 BB: 1 IBB: 0 HBP: 0 BLK: 0 WP: 0 HR: 1 S: 55 ERA: 3.00 WHIP: 1.000																							
49 Jeff Manship, R ERA: 3.0	52 Brian Duensing, L ERA: 1.64	54 Matt Guerrier, R ERA: 2.03	32 Ron Mahay, L ERA:	31 Alex Burnett, R ERA: 3.6																				
<b>PITCHER</b>	IP: 0.2 WLS: 3 BF: 1 H: 1 R: 0 ER: 0 SO: 1 BB: 0 IBB: 0 HBP: 0 BLK: 0 WP: 0 HR: 0 S: 8 ERA: 6.17																							

**Minnesota Twins @ Cleveland Indians**  
 Progressive Field, Cleveland, OH  
 Sat May 01 2010, 7:07 PM - 10:30 PM EDT  
 Att: 13,832 - Cloudy - 72 F

livebaseballscorecards.com

AB 40  
R 5  
H 12  
RBI 4  
BB 5  
SO 10  
LOB 15







Batter	1	2	3	4	5	6	7	8	9	AB	R	H	RBI	BB	SO	LOB	TOP					
14 Austin Jackson, R OBP: 0.427, SLG: 0.526	L3		F9		G3-1		F8		3B	5	1	3	1	0	0	0	<b>Detroit Tigers @ Minnesota Twins</b> <b>Target Field, Minneapolis, MN</b> Mon May 03 2010, 7:11 PM - 9:39 PM CDT Att: 38,728 - Cloudy - 55 F					
18 Johnny Damon, L OBP: 0.414, SLG: 0.469	K				G3-1		F8		K	3	0	0	1	1	1	2						
13 Alex Avila, L OBP: 0.286, SLG: 0.200	K		BB		G3-1		F8		K	1	0	0	0	0	1	1						
30 Magglio Ordonez, R OBP: 0.385, SLG: 0.465					G3					4	0	1	1	0	0	2						
4 Adam Everett, R OBP: 0.205, SLG: 0.220	1B		F9		G3					0	0	0	0	0	0	0						
24 Miguel Cabrera, R OBP: 0.430, SLG: 0.594	1B									3	1	2	0	0	0	0						
32 Don Kelly, L OBP: 0.231, SLG: 0.320	1B				L8				K	1	0	0	0	0	1	0						
26 Brennan Boesch, L OBP: 0.323, SLG: 0.567	K				1B					4	0	2	1	0	1	2						
15 Brandon Inge, R OBP: 0.319, SLG: 0.451					2B				1B	4	0	1	0	0	1	2						
25 Ryan Raburn, R OBP: 0.333, SLG: 0.386					2B					4	0	0	0	0	2	2						
12 Gerald Laird, R OBP: 0.243, SLG: 0.258					F9				G6-3	4	0	0	0	0	0	2						
39 Ramon Santiago, S OBP: 0.393, SLG: 0.321					K				BB	2	2	0	0	2	1	0						
<b>Inning Stats</b>	R: 0 H: 2 E: 1 K: 2 S: 15	H: 0 LOB: 2 BB: 0 P: 17	R: 0 H: 0 E: 0 K: 2 S: 9	H: 0 LOB: 1 BB: 1 P: 10	R: 0 H: 0 E: 0 K: 1 S: 8	H: 0 LOB: 1 BB: 1 P: 15	R: 1 H: 2 E: 0 K: 1 S: 13	H: 1 LOB: 1 BB: 0 P: 16	R: 2 H: 1 E: 0 K: 0 S: 14	H: 1 LOB: 1 BB: 1 P: 21	R: 0 H: 1 E: 0 K: 0 S: 8	H: 1 LOB: 1 BB: 0 P: 13	R: 0 H: 1 E: 0 K: 1 S: 5	H: 1 LOB: 1 BB: 1 P: 8	R: 1 H: 1 E: 0 K: 1 S: 11	H: 1 LOB: 1 BB: 1 P: 19	1B: 5 2B: 3 3B: 1 HR: 0	SF: 0 SAC: 0 DP: 1 HBP: 0	WP: 1 PB: 0 SB: 0 CS: 0	PA: 38		
<b>PITCHER</b>	IP WLS BF H R ER SO BB IBB HBP BLK WP HR S P ERA WHIP	IP WLS BF H R ER SO BB IBB HBP BLK WP HR S P ERA WHIP	IP WLS BF H R ER SO BB IBB HBP BLK WP HR S P ERA WHIP	IP WLS BF H R ER SO BB IBB HBP BLK WP HR S P ERA WHIP	IP WLS BF H R ER SO BB IBB HBP BLK WP HR S P ERA WHIP	IP WLS BF H R ER SO BB IBB HBP BLK WP HR S P ERA WHIP	IP WLS BF H R ER SO BB IBB HBP BLK WP HR S P ERA WHIP	IP WLS BF H R ER SO BB IBB HBP BLK WP HR S P ERA WHIP	IP WLS BF H R ER SO BB IBB HBP BLK WP HR S P ERA WHIP	IP WLS BF H R ER SO BB IBB HBP BLK WP HR S P ERA WHIP	IP WLS BF H R ER SO BB IBB HBP BLK WP HR S P ERA WHIP	IP WLS BF H R ER SO BB IBB HBP BLK WP HR S P ERA WHIP	IP WLS BF H R ER SO BB IBB HBP BLK WP HR S P ERA WHIP	IP WLS BF H R ER SO BB IBB HBP BLK WP HR S P ERA WHIP	IP WLS BF H R ER SO BB IBB HBP BLK WP HR S P ERA WHIP	IP WLS BF H R ER SO BB IBB HBP BLK WP HR S P ERA WHIP	IP WLS BF H R ER SO BB IBB HBP BLK WP HR S P ERA WHIP					
30 Scott Baker, R ERA: 5.35	7.0	W	30	7	3	3	6	2	0	0	0	0	0	0	0	0	1	0	75	102	3.86	1.286
31 Alex Burnett, R ERA: 3.75	2.0		8	2	1	1	2	1	0	0	0	0	0	0	0	0	0	0	16	27	4.50	1.500

Batter	1	2	3	4	5	6	7	8	9	AB	R	H	RBI	BB	SO	LOB	BOTTOM					
2 Denard Span, L OBP: 0.368, SLG: 0.356	K				G3-1					5	1	2	2	0	1	1	<b>Detroit Tigers @ Minnesota Twins</b> <b>Target Field, Minneapolis, MN</b> Mon May 03 2010, 7:11 PM - 9:39 PM CDT Att: 38,728 - Cloudy - 55 F					
1 Orlando Hudson, S OBP: 0.380, SLG: 0.407					G4-3					4	1	1	1	0	0	0						
12 Alexi Casilla, S OBP: 0.222, SLG: 0.222	BB				F8					1	0	0	0	0	0	1						
33 Justin Morneau, L OBP: 0.482, SLG: 0.656	1B				G4-3					4	1	2	0	1	1	0						
25 Jim Thome, L OBP: 0.400, SLG: 0.604	BB				G4-3					4	1	1	1	0	0	2						
5 Michael Cuddyer, R OBP: 0.353, SLG: 0.486	1B				F8					3	2	1	3	1	0	2						
16 Jason Kubel, L OBP: 0.344, SLG: 0.304	G3-1				F8					4	1	2	1	0	0	0						
27 J.J. Hardy, R OBP: 0.291, SLG: 0.375	F7				FC4-6					4	1	1	1	0	0	2						
44 Wilson Ramos, R OBP: 0.778, SLG: 1.111					F8					4	1	3	1	0	0	1						
8 Nick Punto, S OBP: 0.275, SLG: 0.361					G1-3					2	1	0	1	1	0	2						
<b>Inning Stats</b>	R: 4 H: 3 E: 0 K: 1 S: 17	H: 3 LOB: 0 BB: 1 P: 29	R: 3 H: 3 E: 0 K: 0 S: 15	H: 3 LOB: 1 BB: 1 P: 22	R: 0 H: 1 E: 0 K: 0 S: 7	H: 1 LOB: 1 BB: 0 P: 13	R: 0 H: 0 E: 0 K: 0 S: 6	H: 0 LOB: 0 BB: 0 P: 7	R: 3 H: 2 E: 0 K: 0 S: 11	H: 2 LOB: 1 BB: 2 P: 29	R: 0 H: 1 E: 0 K: 0 S: 6	H: 1 LOB: 1 BB: 0 P: 9	R: 0 H: 1 E: 0 K: 1 S: 5	H: 1 LOB: 0 BB: 0 P: 11	R: 0 H: 1 E: 0 K: 1 S: 5	H: 1 LOB: 0 BB: 0 P: 10	1B: 7 2B: 3 3B: 1 HR: 1	SF: 1 SAC: 0 DP: 1 HBP: 0	WP: 1 PB: 0 SB: 0 CS: 0	PA: 39		
<b>PITCHER</b>	IP WLS BF H R ER SO BB IBB HBP BLK WP HR S P ERA WHIP	IP WLS BF H R ER SO BB IBB HBP BLK WP HR S P ERA WHIP	IP WLS BF H R ER SO BB IBB HBP BLK WP HR S P ERA WHIP	IP WLS BF H R ER SO BB IBB HBP BLK WP HR S P ERA WHIP	IP WLS BF H R ER SO BB IBB HBP BLK WP HR S P ERA WHIP	IP WLS BF H R ER SO BB IBB HBP BLK WP HR S P ERA WHIP	IP WLS BF H R ER SO BB IBB HBP BLK WP HR S P ERA WHIP	IP WLS BF H R ER SO BB IBB HBP BLK WP HR S P ERA WHIP	IP WLS BF H R ER SO BB IBB HBP BLK WP HR S P ERA WHIP	IP WLS BF H R ER SO BB IBB HBP BLK WP HR S P ERA WHIP	IP WLS BF H R ER SO BB IBB HBP BLK WP HR S P ERA WHIP	IP WLS BF H R ER SO BB IBB HBP BLK WP HR S P ERA WHIP	IP WLS BF H R ER SO BB IBB HBP BLK WP HR S P ERA WHIP	IP WLS BF H R ER SO BB IBB HBP BLK WP HR S P ERA WHIP	IP WLS BF H R ER SO BB IBB HBP BLK WP HR S P ERA WHIP	IP WLS BF H R ER SO BB IBB HBP BLK WP HR S P ERA WHIP	IP WLS BF H R ER SO BB IBB HBP BLK WP HR S P ERA WHIP					
37 Max Scherzer, R ERA: 6.47	4.1	L	25	8	10	10	1	4	0	0	0	0	0	0	0	0	1	1	49	87	20.77	2.769
36 Brad Thomas, L ERA: 5.4	3.2		14	4	0	0	1	0	0	0	0	0	0	0	0	0	0	0	26	43	0.00	1.091

AB 35  
R 4  
H 9  
RBI 4  
BB 3  
SO 8  
LOB 13

AB 34  
R 10  
H 12  
RBI 10  
BB 4  
SO 2  
LOB 9





Batter	1	2	3	4	5	6	7	8	9	AB	R	H	RBI	BB	SO	LOB	TOP								
14 Austin Jackson, R OBP: 0.430, SLG: 0.521										3	1	1	0	1	0	1									
18 Johnny Damon, L OBP: 0.408, SLG: 0.461										4	1	1	0	0	0	2									
30 Magglio Ordonez, R OBP: 0.388, SLG: 0.466										4	0	2	1	0	0	1									
24 Miguel Cabrera, R OBP: 0.432, SLG: 0.591										4	0	2	1	0	1	1									
26 Brennan Boesch, L OBP: 0.314, SLG: 0.618										4	1	1	1	0	0	4									
15 Brandon Inge, R OBP: 0.316, SLG: 0.443										4	0	1	0	0	1	3									
20 Scott Sizemore, R OBP: 0.329, SLG: 0.347										4	0	0	0	0	0	4									
12 Gerald Laird, R OBP: 0.236, SLG: 0.250										2	0	0	0	0	0	0									
13 Alex Avila, L OBP: 0.295, SLG: 0.243										2	0	0	0	0	0	0									
4 Adam Everett, R OBP: 0.213, SLG: 0.250										3	0	1	0	0	0	0									
39 Ramon Santiago, S (9, PH) OBP: 0.403, SLG: 0.333										1	0	1	0	0	0	0									
<b>Inning Stats</b>	R: 0 E: 0 K: 0 S: 4	H: 0 LOB: 0 BB: 1 P: 9	R: 0 E: 0 K: 0 S: 6	H: 1 LOB: 2 BB: 0 P: 7	R: 0 E: 0 K: 0 S: 7	H: 0 LOB: 0 BB: 0 P: 9	R: 2 E: 0 K: 0 S: 11	H: 4 LOB: 2 BB: 0 P: 16	R: 0 E: 0 K: 1 S: 7	H: 1 LOB: 1 BB: 0 P: 12	R: 0 E: 0 K: 1 S: 11	H: 2 LOB: 2 BB: 0 P: 14	R: 0 E: 0 K: 0 S: 5	H: 0 LOB: 0 BB: 0 P: 7	R: 0 E: 0 K: 0 S: 7	H: 0 LOB: 0 BB: 0 P: 11	R: 1 E: 0 K: 1 S: 9	H: 3 LOB: 2 BB: 0 P: 10	1B: 8 2B: 2 3B: 0 HR: 1	SF: 0 SAC: 0 DP: 2 HBP: 0	WP: 0 PB: 0 SB: 0 CS: 0	PA: 36			
<b>PITCHER</b> 53 Nick Blackburn, R ERA: 5.79	IP: 9.0 WLS: W BF: 36 H: 11 R: 3 ER: 3 SO: 2 BB: 1 IBB: 0 HBP: 0 BLK: 0 WP: 0 HR: 1 S: 67 P: 95 ERA: 3.00 WHIP: 1.333																								

Detroit Tigers @ Minnesota Twins  
Target Field, Minneapolis, MN  
Tue May 04 2010, 7:12 PM - 9:43 PM CDT  
Att: 39,020 - Cloudy - 70 F

AB 35  
R 3  
H 11  
RBI 3  
BB 1  
SO 2  
LOB 16



Batter	1	2	3	4	5	6	7	8	9	AB	R	H	RBI	BB	SO	LOB	BOTTOM							
2 Denard Span, L OBP: 0.364, SLG: 0.352										4	0	1	0	0	1	0								
1 Orlando Hudson, S OBP: 0.376, SLG: 0.396										3	1	0	0	1	1	2								
33 Justin Morneau, L OBP: 0.474, SLG: 0.638										4	0	1	0	0	2	3								
25 Jim Thome, L OBP: 0.391, SLG: 0.596										4	1	1	1	0	2	1								
5 Michael Cuddyer, R OBP: 0.358, SLG: 0.491										3	1	1	0	1	0	1								
21 Delmon Young, R OBP: 0.337, SLG: 0.452										4	0	2	1	0	0	0								
27 J.J. Hardy, R OBP: 0.299, SLG: 0.400											4	1	2	1	0	2								
44 Wilson Ramos, R OBP: 0.583, SLG: 0.833											4	0	0	0	1	2								
8 Nick Punto, S OBP: 0.279, SLG: 0.342										2	0	0	0	1	1	0								
<b>Inning Stats</b>	R: 2 E: 0 K: 2 S: 16	H: 2 LOB: 2 BB: 2 P: 32	R: 0 E: 0 K: 1 S: 15	H: 1 LOB: 1 BB: 1 P: 22	R: 0 E: 0 K: 1 S: 7	H: 0 LOB: 0 BB: 0 P: 11	R: 0 E: 0 K: 0 S: 9	H: 0 LOB: 0 BB: 0 P: 15	R: 0 E: 0 K: 1 S: 5	H: 0 LOB: 0 BB: 0 P: 7	R: 1 E: 0 K: 1 S: 14	H: 3 LOB: 1 BB: 0 P: 22	R: 0 E: 0 K: 2 S: 9	H: 0 LOB: 0 BB: 0 P: 13	R: 0 E: 0 K: 0 S: 7	H: 1 LOB: 0 BB: 0 P: 11	R: 1 E: 0 K: 0 S: 6	H: 1 LOB: 0 BB: 0 P: 11	1B: 5 2B: 2 3B: 1 HR: 0	SF: 0 SAC: 0 DP: 2 HBP: 0	WP: 1 PB: 0 SB: 1 CS: 0	PA: 35		
<b>PITCHER</b> 21 Dontrelle Willis, L ERA: 3.98	IP: 5.1 WLS: L BF: 23 H: 4 R: 3 ER: 3 SO: 6 BB: 3 IBB: 0 HBP: 0 BLK: 0 WP: 0 HR: 0 S: 57 P: 97 ERA: 0.00 WHIP: 1.200																							
54 Joel Zumaya, R ERA: 1.1	IP: 1.2 WLS: L BF: 6 H: 2 R: 0 ER: 0 SO: 2 BB: 0 IBB: 0 HBP: 0 BLK: 0 WP: 0 HR: 0 S: 18 P: 25 ERA: 0.00 WHIP: 3.000																							
40 Phil Coke, L ERA: 1.68	IP: 0.1 WLS: L BF: 2 H: 1 R: 0 ER: 0 SO: 0 BB: 0 IBB: 0 HBP: 0 BLK: 0 WP: 0 HR: 0 S: 5 P: 8 ERA: 0.00 WHIP: 1.000																							
45 Ryan Perry, R ERA: 3.0	IP: 1.0 WLS: L BF: 4 H: 1 R: 1 ER: 1 SO: 0 BB: 0 IBB: 0 HBP: 0 BLK: 0 WP: 1 HR: 0 S: 8 P: 14 ERA: 9.00 WHIP: 1.000																							

Detroit Tigers @ Minnesota Twins  
Target Field, Minneapolis, MN  
Tue May 04 2010, 7:12 PM - 9:43 PM CDT  
Att: 39,020 - Cloudy - 70 F

AB 32  
R 4  
H 8  
RBI 3  
BB 3  
SO 8  
LOB 11





Batter	1	2	3	4	5	6	7	8	9	AB	R	H	RBI	BB	SO	LOB	TOP									
14 Austin Jackson, R OBP: 0.421, SLG: 0.508	F9		K		1B		F8		L3	5	0	1	0	0	1	1										
18 Johnny Damon, L OBP: 0.402, SLG: 0.452	P4		F8		P4		F7			2	0	0	0	0	0	1										
25 Ryan Raburn, R OBP: 0.321, SLG: 0.370										2	0	0	0	0	0	1										
30 Magglio Ordonez, R(1, 10) OBP: 0.376, SLG: 0.449	G6-3			G5-3		L9		F9		4	0	0	0	0	0	0										
24 Miguel Cabrera, R OBP: 0.450, SLG: 0.655		26 G6-4-3 1B		HR		HR		BB		3	2	3	2	1	0	0										
26 Brennan Boesch, L OBP: 0.342, SLG: 0.622	G6-4-3			1B		13 BB 1B		F8		3	0	2	0	0	0	1										
15 Brandon Inge, R (8, PH) OBP: 0.314, SLG: 0.439	1-2 1B			1B						1	0	0	0	0	0	1										
32 Don Kelly, L OBP: 0.200, SLG: 0.276	K			P6		K		P5		4	0	0	0	0	2	3										
13 Alex Avila, L OBP: 0.333, SLG: 0.425			HR	F8		BB		HR		3	2	2	2	1	0	1										
20 Scott Sizemore, R OBP: 0.314, SLG: 0.329	P4			F7		K		K		4	0	0	0	0	2	2										
39 Ramon Santiago, S OBP: 0.394, SLG: 0.316				G3-1		B1-3		G3		3	0	0	0	1	0	0										
				BB																						
<b>Inning Stats</b>	R: 0 E: 0 K: 0 S: 11	H: 0 LOB: 0 BB: 0 P: 18	R: 0 E: 0 K: 1 S: 10	H: 1 LOB: 0 BB: 0 P: 15	R: 1 E: 0 K: 1 S: 13	H: 1 LOB: 1 BB: 1 P: 20	R: 1 E: 0 K: 0 S: 7	H: 2 LOB: 1 BB: 0 P: 10	R: 0 E: 0 K: 0 S: 9	H: 1 LOB: 1 BB: 0 P: 14	R: 1 E: 0 K: 2 S: 16	H: 2 LOB: 2 BB: 1 P: 24	R: 0 E: 0 K: 0 S: 5	H: 0 LOB: 0 BB: 0 P: 10	R: 0 E: 0 K: 0 S: 5	H: 0 LOB: 0 BB: 1 P: 9	R: 1 E: 0 K: 1 S: 8	H: 1 LOB: 0 BB: 0 P: 13	1B: 4 2B: 0 3B: 0 HR: 4	SF: 0 SAC: 0 DP: 1 HBP: 0	WP: 0 PB: 0 SB: 0 CS: 0	PA: 37				
<b>PITCHER</b>	IP	WLS	BF	H	R	ER	SO	BB	IBB	HBP	BLK	WP	HR	S	P	ERA	WHIP									
59 Kevin Slowey, R ERA: 3.93	5.2	W	25	7	3	3	3	2	0	0	0	0	0	3	63	97	4.76	1.588								
26 Jesse Crain, R ERA: 5.27	1.1	H	4	0	0	0	1	0	0	0	0	0	0	10	14	0.00	0.000									
54 Matt Guerrier, R ERA: 1.98	0.1	H	2	0	0	0	0	1	0	0	0	0	0	3	7	0.00	3.000									
52 Brian Duensing, L ERA: 1.54	0.2	H	2	0	0	0	0	0	0	0	0	0	0	2	2	0.00	0.000									
60 Jon Rauch, R ERA: 2.25	1.0	S	4	1	1	1	1	0	0	0	0	0	1	8	13	9.00	1.000									

Detroit Tigers @ Minnesota Twins  
Target Field, Minneapolis, MN  
Wed May 05 2010, 12:12 PM - 2:49 PM CDT  
Att: 39,037 - Overcast - 53 F

AB 34  
R 4  
H 8  
RBI 4  
BB 3  
SO 5  
LOB 11



Batter	1	2	3	4	5	6	7	8	9	AB	R	H	RBI	BB	SO	LOB	BOTTOM								
2 Denard Span, L OBP: 0.381, SLG: 0.366	1 BB 33 2B		1 BB	33 BB 1 S		1B		K		4	1	3	1	1	1	1									
1 Orlando Hudson, S OBP: 0.377, SLG: 0.386	33 2B 5 G6-3 BB		FC5-6-4 16 2B	33 BB HBP		P3		F9		3	2	0	0	1	0	4									
33 Justin Morneau, L OBP: 0.483, SLG: 0.646	5 G6-3 2B		F7	3B H		1B				2	0	1	1	2	0	1									
16 Jason Kubel, L OBP: 0.340, SLG: 0.313	K		2B	P6		K		K		4	0	1	1	0	2	8									
5 Michael Cuddyer, R OBP: 0.346, SLG: 0.474	G6-3		G4-3			F8		P3		4	0	0	1	0	0	2									
21 Delmon Young, R OBP: 0.322, SLG: 0.429	F8			G4-3		G5-3		F8		4	0	0	0	0	0	1									
44 Wilson Ramos, R OBP: 0.438, SLG: 0.625		G1-3		K		G5-3		F8		4	0	0	0	0	1	0									
12 Alexi Casilla, S OBP: 0.308, SLG: 0.250	K			8 BB		F7		8 G4-3 1B		3	1	1	0	1	1	0									
8 Nick Punto, S OBP: 0.277, SLG: 0.333	G5-3			E9 2 1B		2B 1B		G4-3		4	1	1	0	0	0	1									
<b>Inning Stats</b>	R: 2 E: 0 K: 1 S: 13	H: 2 LOB: 1 BB: 1 P: 23	R: 0 E: 0 K: 1 S: 6	H: 0 LOB: 0 BB: 0 P: 8	R: 1 E: 0 K: 0 S: 8	H: 1 LOB: 1 BB: 1 P: 17	R: 2 E: 0 K: 1 S: 14	H: 1 LOB: 3 BB: 2 P: 25	R: 0 E: 0 K: 0 S: 7	H: 0 LOB: 0 BB: 0 P: 11	R: 0 E: 0 K: 1 S: 9	H: 2 LOB: 3 BB: 1 P: 18	R: 0 E: 0 K: 0 S: 11	H: 0 LOB: 0 BB: 0 P: 16	R: 0 E: 0 K: 1 S: 9	H: 1 LOB: 1 BB: 0 P: 10	1B: 5 2B: 2 3B: 0 HR: 0	SF: 0 SAC: 0 DP: 0 HBP: 1	WP: 0 PB: 0 SB: 1 CS: 0	PA: 38					
<b>PITCHER</b>	IP	WLS	BF	H	R	ER	SO	BB	IBB	HBP	BLK	WP	HR	S	P	ERA	WHIP								
48 Rick Porcello, R ERA: 7.5	5.1	L	27	5	5	3	3	4	0	1	0	0	0	5	12	0.00	1.500								
59 Fu-Te Ni, L ERA: 1.46	0.2		4	1	0	0	1	0	1	0	0	0	0	14	20	0.00	0.750								
49 Eddie Bonine, R ERA: 1.23	1.1		5	1	0	0	0	0	0	0	0	0	0	6	6	0.00	0.000								
40 Phil Coke, L ERA: 1.8	0.2		2	0	0	0	1	0	0	0	0	0	0	6	6	0.00	0.000								

Detroit Tigers @ Minnesota Twins  
Target Field, Minneapolis, MN  
Wed May 05 2010, 12:12 PM - 2:49 PM CDT  
Att: 39,037 - Overcast - 53 F

AB 32  
R 5  
H 7  
RBI 4  
BB 5  
SO 5  
LOB 18









Batter	1	2	3	4	5	6	7	8	9	AB	R	H	RBI	BB	SO	LOB	TOP			
2 Julio Lugo, R OBP: 0.295, SLG: 0.244	G5-3		21 1B	21 1B 10 1B		1B		F8		5	0	3	1	0	0	1	<p>Baltimore Orioles @ Minnesota Twins Target Field, Minneapolis, MN Sat May 08 2010, 12:11 PM - 2:46 PM CDT Att: 38,608 - Cloudy - 43 F</p>			
10 Adam Jones, R OBP: 0.248, SLG: 0.357	G5-3		P6	21 1B		P5				5	0	2	1	0	0	4				
21 Nick Markakis, L OBP: 0.418, SLG: 0.487	G4-3		1B	1B				F8		4	1	2	3	1	0	1				
9 Miguel Tejada, R OBP: 0.351, SLG: 0.471	F9		P4	L3		G6-3		F9		5	0	0	0	0	0	6				
23 Ty Wigginton, R OBP: 0.377, SLG: 0.674	G4-3			K		F8		F8		5	0	1	1	0	1	0				
32 Matt Wieters, S OBP: 0.336, SLG: 0.425	F7			3 1B		F9		K		5	1	1	0	0	2	1				
25 Garrett Atkins, R OBP: 0.284, SLG: 0.318			K	F8		G6-3		G6-3		4	0	0	0	0	1	2				
14 Nolan Reimold, R OBP: 0.303, SLG: 0.342			2 1B 3 1B	3 1B		K		P4		3	2	1	0	1	1	0				
3 Cesar Izturis, S OBP: 0.282, SLG: 0.263	2 1B		2 1B	10 1B 2 1B		P3		2 S		3	3	2	1	1	0	0				
<b>Inning Stats</b>	R: 0 E: 0 K: 0 S: 5	H: 0 LOB: 0 BB: 0 P: 7	R: 0 E: 0 K: 0 S: 6	H: 0 LOB: 0 BB: 0 P: 10	R: 2 E: 0 K: 1 S: 21	H: 4 LOB: 2 BB: 0 P: 27	R: 3 E: 0 K: 1 S: 18	H: 5 LOB: 3 BB: 1 P: 32	R: 0 E: 0 K: 1 S: 9	H: 1 LOB: 1 BB: 0 P: 11	R: 1 E: 0 K: 1 S: 15	H: 1 LOB: 1 BB: 1 P: 26	R: 1 E: 0 K: 0 S: 9	H: 1 LOB: 1 BB: 1 P: 15	R: 0 E: 0 K: 1 S: 7	H: 0 LOB: 0 BB: 0 P: 14	1B: 10 2B: 2 HR: 0	SF: 0 SAC: 0 DP: 0 HBP: 0	WP: 0 PB: 0 SB: 2 CS: 0	PA: 42
<b>PITCHER</b>	IP WLS BF H R ER SO	IP WLS BF H R ER SO	IP WLS BF H R ER SO	IP WLS BF H R ER SO	IP WLS BF H R ER SO	IP WLS BF H R ER SO	IP WLS BF H R ER SO	IP WLS BF H R ER SO	IP WLS BF H R ER SO	IP WLS BF H R ER SO	IP WLS BF H R ER SO	IP WLS BF H R ER SO	IP WLS BF H R ER SO	IP WLS BF H R ER SO	IP WLS BF H R ER SO	IP WLS BF H R ER SO	ERA WHIP	ERA WHIP		
47 Francisco Lirio, L ERA: 2.36	6.0	L	29	10	5	5	3	1	0	0	0	0	0	0	0	0	0	7.50	1.833	
31 Alex Burnett, R ERA: 4.61	1.2		9	2	2	2	1	2	0	0	0	0	0	0	0	0	0	10.80	2.400	
32 Ron Mahay, L ERA:	1.1		4	0	0	0	1	0	0	0	0	0	0	0	0	0	0	0.00	0.000	

Batter	1	2	3	4	5	6	7	8	9	AB	R	H	RBI	BB	SO	LOB	BOTTOM			
2 Denard Span, L OBP: 0.371, SLG: 0.364	K	F9			F8		G4-3			4	0	0	0	0	1	2	<p>Baltimore Orioles @ Minnesota Twins Target Field, Minneapolis, MN Sat May 08 2010, 12:11 PM - 2:46 PM CDT Att: 38,608 - Cloudy - 43 F</p>			
1 Orlando Hudson, S OBP: 0.377, SLG: 0.402	33 HR		G6-3					25 G5-6-3		4	1	3	0	0	0	0				
33 Justin Morneau, L OBP: 0.484, SLG: 0.657	1B		K		3B		G3			4	1	1	2	0	1	2				
25 Jim Thome, L OBP: 0.377, SLG: 0.540	HR		G4-3			K		G5-6-3		3	0	0	0	1	1	1				
5 Michael Cuddyer, R OBP: 0.333, SLG: 0.475	K				HR		P2			4	1	1	1	0	1	1				
16 Jason Kubel, L OBP: 0.333, SLG: 0.308	P4		G3-1			G4-3				4	0	1	0	0	0	1				
44 Wilson Ramos, R OBP: 0.375, SLG: 0.478	G5-3		P3					F7		3	0	0	0	0	0	1				
23 Brendan Harris, R OBP: 0.305, SLG: 0.286	F9		G5-3					K		4	0	0	0	0	1	2				
8 Nick Punto, S OBP: 0.284, SLG: 0.313					G4-3					3	0	1	0	0	1	1				
<b>Inning Stats</b>	R: 2 E: 0 K: 2 S: 15	H: 2 LOB: 1 BB: 1 P: 27	R: 0 E: 0 K: 0 S: 9	H: 1 LOB: 0 BB: 0 P: 16	R: 0 E: 0 K: 1 S: 9	H: 0 LOB: 0 BB: 0 P: 14	R: 1 E: 0 K: 0 S: 9	H: 1 LOB: 0 BB: 0 P: 13	R: 0 E: 0 K: 1 S: 8	H: 0 LOB: 0 BB: 0 P: 13	R: 0 E: 0 K: 1 S: 10	H: 0 LOB: 0 BB: 0 P: 19	R: 0 E: 0 K: 0 S: 10	H: 1 LOB: 0 BB: 0 P: 16	R: 0 E: 0 K: 1 S: 10	H: 1 LOB: 0 BB: 0 P: 12	1B: 4 2B: 0 3B: 1 HR: 2	SF: 0 SAC: 0 DP: 1 HBP: 1	WP: 0 PB: 0 SB: 0 CS: 0	PA: 35
<b>PITCHER</b>	IP WLS BF H R ER SO	IP WLS BF H R ER SO	IP WLS BF H R ER SO	IP WLS BF H R ER SO	IP WLS BF H R ER SO	IP WLS BF H R ER SO	IP WLS BF H R ER SO	IP WLS BF H R ER SO	IP WLS BF H R ER SO	IP WLS BF H R ER SO	IP WLS BF H R ER SO	IP WLS BF H R ER SO	IP WLS BF H R ER SO	IP WLS BF H R ER SO	IP WLS BF H R ER SO	IP WLS BF H R ER SO	ERA WHIP	ERA WHIP		
46 Jeremy Guthrie, R ERA: 4.67	6.2	W	27	3	3	3	5	1	0	1	0	0	0	0	0	0	4.05	0.900		
13 Will Ohman, L ERA:	1.1	H	4	1	0	0	0	0	0	0	0	0	0	0	0	0	0.00	0.750		
19 Koji Uehara, R ERA:	1.0		4	1	0	0	1	0	0	0	0	0	0	0	0	0	0.00	1.000		


AB 39  
R 7  
H 12  
RBI 7  
BB 3  
SO 5  
LOB 15




AB 33  
R 3  
H 7  
RBI 3  
BB 1  
SO 6  
LOB 11





Batter	1	2	3	4	5	6	7	8	9	AB	R	H	RBI	BB	SO	LOB	TOP										
2 Julio Lugo, R OBP: 0.292, SLG: 0.244	G4-3			K		P5			G1-6-3 1B	4	0	1	0	0	1	0	<p><b>Baltimore Orioles @ Minnesota Twins</b> Target Field, Minneapolis, MN Sat May 08 2010, 7:11 PM - 9:36 PM CDT Att: 38,863 - Partly Cloudy - 51 F</p> <p>livebaseballscores.com</p> <p>AB 30 R 1 H 4 RBI 1 BB 0 SO 8 LOB 4</p> 										
21 Nick Markakis, L OBP: 0.406, SLG: 0.470	K			F9		P5			G1-6-3 1-2	4	0	0	0	0	1	1											
32 Matt Wieters, S OBP: 0.333, SLG: 0.418	K			K					G6-3	4	0	1	0	0	2	0											
9 Miguel Tejada, R OBP: 0.342, SLG: 0.457		F9			G3				G5-3	3	0	0	0	0	0	1											
23 Ty Wigginton, R OBP: 0.367, SLG: 0.653	K				G6-3				G4-3	3	0	0	0	0	1	0											
30 Luke Scott, L OBP: 0.256, SLG: 0.390	K								G4-3	3	1	1	1	0	1	0											
10 Adam Jones, R OBP: 0.250, SLG: 0.356					G1-3				G5-3	3	0	1	0	0	0	0											
40 Rhyne Hughes, L OBP: 0.310, SLG: 0.289					G3-1				K	3	0	0	0	0	2	1											
15 Craig Tatum, R OBP: 0.067, SLG: 0.067					G1-3					2	0	0	0	0	0	0											
25 Garrett Atkins, R OBP: 0.251, SLG: 0.314									P3	1	0	0	0	0	0	0											
27 Mark Hendrickson, L										0	0	0	0	0	0	0											
37 Matt Albers, L										0	0	0	0	0	0	0											
<b>Inning Stats</b>	R: 0 E: 0 K: 2 S: 10	H: 0 LOB: 0 BB: 0 P: 14	R: 0 E: 0 K: 2 S: 8	H: 0 LOB: 0 BB: 0 P: 11	R: 0 E: 0 K: 0 S: 9	H: 0 LOB: 1 BB: 0 P: 13	R: 0 E: 0 K: 1 S: 10	H: 1 LOB: 1 BB: 0 P: 16	R: 1 E: 0 K: 1 S: 10	H: 1 LOB: 0 BB: 0 P: 12	R: 0 E: 0 K: 0 S: 5	H: 0 LOB: 0 BB: 0 P: 5	R: 0 E: 0 K: 1 S: 10	H: 0 LOB: 0 BB: 0 P: 16	R: 0 E: 0 K: 1 S: 9	H: 1 LOB: 1 BB: 0 P: 10	R: 0 E: 0 K: 0 S: 8	H: 1 LOB: 0 BB: 0 P: 9	1B: 3 2B: 0 3B: 0 HR: 1	SF: 0 SAC: 0 DP: 1 HBP: 0	WP: 0 PB: 0 SB: 0 CS: 0	PA: 30					
<b>PITCHER</b>	IP	WLS	BF	H	R	ER	SO	BB	IBB	HBP	BLK	WP	HR	S	P	ERA	WHIP										
30 Scott Baker, R ERA: 4.57	8.0	W	27	3	1	1	8	0	0	0	0	0	1	71	97	1.12	0.375										
52 Brian Duensing, L ERA: 1.42	1.0		3	1	0	0	0	0	0	0	0	0	0	8	9	0.00	1.000										
52 Brian Duensing, L ERA: 1.42	1.0		3	1	0	0	0	0	0	0	0	0	0	8	9	0.00	1.000										

Batter	1	2	3	4	5	6	7	8	9	AB	R	H	RBI	BB	SO	LOB	BOTTOM										
2 Denard Span, L OBP: 0.365, SLG: 0.352	F7		G3		F8				FC6	4	0	0	0	1	0	2	<p><b>Baltimore Orioles @ Minnesota Twins</b> Target Field, Minneapolis, MN Sat May 08 2010, 7:11 PM - 9:36 PM CDT Att: 38,863 - Partly Cloudy - 51 F</p> <p>livebaseballscores.com</p> <p>AB 32 R 6 H 10 RBI 5 BB 5 SO 5 LOB 16</p> 										
1 Orlando Hudson, S OBP: 0.380, SLG: 0.400	K								BB	3	1	1	0	1	1	1											
33 Justin Morneau, L OBP: 0.485, SLG: 0.648	K									3	1	1	0	1	1	1											
25 Jim Thome, L OBP: 0.395, SLG: 0.545										3	0	2	0	1	0	0											
23 Brendan Harris, R OBP: 0.305, SLG: 0.295										0	1	0	0	0	0	0											
5 Michael Cuddyer, R OBP: 0.331, SLG: 0.468										4	1	1	0	0	0	4											
21 Delmon Young, R OBP: 0.337, SLG: 0.463										4	2	3	2	0	0	2											
8 Nick Punto, S OBP: 0.281, SLG: 0.333										3	0	1	1	1	1	2											
12 Alexi Casilla, S OBP: 0.250, SLG: 0.211										3	0	0	0	0	0	1											
7 Joe Mauer, L OBP: 0.402, SLG: 0.494										1	0	0	0	0	1	3											
52 Brian Duensing, L										0	0	0	0	0	0	0											
41 Drew Butera, R OBP: 0.118, SLG: 0.118										4	0	1	2	0	1	0											
<b>Inning Stats</b>	R: 0 E: 0 K: 2 S: 8	H: 0 LOB: 0 BB: 0 P: 11	R: 1 E: 0 K: 0 S: 9	H: 2 LOB: 1 BB: 0 P: 13	R: 0 E: 0 K: 0 S: 10	H: 1 LOB: 1 BB: 0 P: 17	R: 0 E: 0 K: 1 S: 11	H: 2 LOB: 1 BB: 0 P: 16	R: 0 E: 0 K: 1 S: 9	H: 0 LOB: 0 BB: 0 P: 16	R: 2 E: 0 K: 0 S: 9	H: 2 LOB: 1 BB: 2 P: 22	R: 0 E: 0 K: 0 S: 9	H: 0 LOB: 1 BB: 1 P: 16	R: 3 E: 0 K: 1 S: 14	H: 3 LOB: 2 BB: 2 P: 30	R: 0 E: 0 K: 1 S: 14	H: 3 LOB: 2 BB: 2 P: 30	1B: 7 2B: 3 3B: 0 HR: 0	SF: 0 SAC: 0 DP: 2 HBP: 0	WP: 0 PB: 0 SB: 0 CS: 0	PA: 37					
<b>PITCHER</b>	IP	WLS	BF	H	R	ER	SO	BB	IBB	HBP	BLK	WP	HR	S	P	ERA	WHIP										
34 Kevin Millwood, R ERA: 3.28	7.0	L	29	7	3	3	4	3	0	0	0	0	0	65	111	3.86	1.429										
27 Mark Hendrickson, L ERA: 6.23	0.0		2	1	2	2	0	1	0	0	0	0	0	5	12	-	-										
27 Mark Hendrickson, L ERA: 6.23	0.0		2	1	2	2	0	1	0	0	0	0	0	5	12	-	-										
37 Matt Albers, R ERA: 6.14	1.0		6	2	1	1	1	0	1	0	0	0	0	9	18	9.00	2.000										



Batter	1	2	3	4	5	6	7	8	9	AB	R	H	RBI	BB	SO	LOB	TOP										
3 Cesar Izturis, S OBP: 0.270, SLG: 0.250										4	0	0	0	0	1	1	<p>Baltimore Orioles @ Minnesota Twins Target Field, Minneapolis, MN Sun May 09 2010, 1:13 PM - 3:38 PM CDT Att: 38,641 - Partly Cloudy - 54 F</p>										
23 Ty Wigginton, R OBP: 0.383, SLG: 0.646										4	0	1	0	0	0	1											
21 Nick Markakis, L OBP: 0.394, SLG: 0.455										4	0	0	0	0	0	2											
9 Miguel Tejada, R OBP: 0.331, SLG: 0.440										4	0	0	0	0	0	0											
32 Matt Wieters, S OBP: 0.347, SLG: 0.425										3	0	2	0	1	0	0											
30 Luke Scott, L OBP: 0.255, SLG: 0.384										4	0	1	0	0	0	2											
10 Adam Jones, R OBP: 0.257, SLG: 0.356										3	0	1	0	1	0	3											
25 Garrett Atkins, R OBP: 0.272, SLG: 0.303										3	0	0	0	0	0	3											
14 Nolan Reimold, R OBP: 0.304, SLG: 0.342										3	0	1	0	0	0	0	<p>livebaseballscores.com</p> <p>AB 32 R 0 H 6 RBI 0 BB 2 SO 1 LOB 12</p>										
<b>Inning Stats</b>	R: 0 E: 0 K: 0 S: 11	H: 0 LOB: 0 BB: 0 P: 15	R: 0 E: 0 K: 0 S: 10	H: 1 LOB: 1 BB: 1 P: 14	R: 0 E: 0 K: 0 S: 6	H: 0 LOB: 0 BB: 0 P: 10	R: 0 E: 0 K: 0 S: 6	H: 0 LOB: 1 BB: 0 P: 10	R: 0 E: 0 K: 0 S: 15	H: 2 LOB: 2 BB: 0 P: 16	R: 0 E: 0 K: 0 S: 12	H: 1 LOB: 1 BB: 0 P: 19	R: 0 E: 0 K: 0 S: 8	H: 1 LOB: 1 BB: 0 P: 11	1B: 5 2B: 1 3B: 0 HR: 0	SF: 0 SAC: 0 DP: 1 HBP: 0		WP: 0 PB: 0 SB: 0 CS: 0	PA: 34								
<b>PITCHER</b>	IP	WLS	BF	H	R	ER	SO	BB	IBB	HBP	BLK	WP	HR	S	P	ERA	WHIP										
53 Nick Blackburn, R ERA: 4.76	7.0	W	26	4	0	0	0	2	0	0	0	0	0	68	100	0.00	0.857										
54 Matt Guerrier, R ERA: 1.72	1.0		4	1	0	0	1	0	0	0	0	0	0	12	19	0.00	1.000										
60 Jon Rauch, R ERA: 2.08	1.0		4	1	0	0	0	0	0	0	0	0	0	8	11	0.00	1.000										

Batter	1	2	3	4	5	6	7	8	9	AB	R	H	RBI	BB	SO	LOB	BOTTOM										
2 Denard Span, L OBP: 0.375, SLG: 0.380										4	2	3	3	0	0	0	<p>Baltimore Orioles @ Minnesota Twins Target Field, Minneapolis, MN Sun May 09 2010, 1:13 PM - 3:38 PM CDT Att: 38,641 - Partly Cloudy - 54 F</p>										
8 Nick Punto, S OBP: 0.295, SLG: 0.352										3	0	2	2	0	0	0											
7 Joe Mauer, L OBP: 0.406, SLG: 0.489										3	0	1	0	1	0	1											
33 Justin Morneau, L OBP: 0.471, SLG: 0.624										4	0	0	0	0	4	4											
5 Michael Cuddyer, R OBP: 0.329, SLG: 0.462										4	0	1	0	0	0	1											
21 Delmon Young, R OBP: 0.323, SLG: 0.442										4	0	0	0	0	1	1											
44 Wilson Ramos, R OBP: 0.321, SLG: 0.497										4	0	0	0	0	0	1											
23 Brendan Harris, R OBP: 0.333, SLG: 0.340										4	2	3	0	0	1	0											
12 Alexi Casilla, S OBP: 0.292, SLG: 0.304										4	2	2	1	0	0	2											
<b>Inning Stats</b>	R: 0 E: 0 K: 1 S: 13	H: 1 LOB: 1 BB: 0 P: 20	R: 0 E: 0 K: 0 S: 8	H: 0 LOB: 0 BB: 0 P: 10	R: 3 E: 0 K: 1 S: 13	H: 3 LOB: 1 BB: 1 P: 21	R: 3 E: 0 K: 1 S: 21	H: 5 LOB: 2 BB: 0 P: 33	R: 0 E: 0 K: 0 S: 5	H: 0 LOB: 0 BB: 0 P: 12	R: 0 E: 0 K: 1 S: 7	H: 1 LOB: 0 BB: 0 P: 9	R: 0 E: 0 K: 1 S: 12	H: 0 LOB: 0 BB: 0 P: 16	R: 0 E: 0 K: 1 S: 11	H: 2 LOB: 2 BB: 0 P: 15	1B: 9 2B: 2 3B: 1 HR: 0	SF: 1 SAC: 0 DP: 0 HBP: 0	WP: 0 PB: 0 SB: 1 CS: 0	PA: 37							
<b>PITCHER</b>	IP	WLS	BF	H	R	ER	SO	BB	IBB	HBP	BLK	WP	HR	S	P	ERA	WHIP										
17 Brian Matusz, L ERA: 4.91	3.2	L	21	6	6	6	2	1	0	0	0	0	0	52	80	0.00	2.727										
49 Jason Berken, R ERA: 1.02	2.1		7	1	0	0	2	0	0	0	0	0	0	15	25	0.00	0.429										
26 Cla Meredith, R ERA: 2.0	1.0		3	0	0	0	1	0	0	0	0	0	0	12	16	0.00	0.000										
55 Alfredo Simon, R ERA:	1.0		5	2	0	0	1	0	0	0	0	0	0	11	15	0.00	2.000										

Baltimore Orioles @ Minnesota Twins  
Target Field, Minneapolis, MN  
Sun May 09 2010, 1:13 PM - 3:38 PM CDT  
Att: 38,641 - Partly Cloudy - 54 F

Baltimore Orioles @ Minnesota Twins  
Target Field, Minneapolis, MN  
Sun May 09 2010, 1:13 PM - 3:38 PM CDT  
Att: 38,641 - Partly Cloudy - 54 F



Batter	1	2	3	4	5	6	7	8	9	AB	R	H	RBI	BB	SO	LOB	TOP										
1 Juan Pierre, L OBP: 0.303, SLG: 0.252										5	1	3	0	0	0	1											
12 A.J. Pierzynski, L OBP: 0.294, SLG: 0.306										5	1	1	2	0	0	2											
25 Andrew Jones, R OBP: 0.360, SLG: 0.604										4	0	1	1	0	1	1											
14 Paul Konerko, R OBP: 0.402, SLG: 0.718										4	0	2	0	0	0	0											
51 Alex Rios, R OBP: 0.366, SLG: 0.600										4	1	2	0	0	1	1											
20 Carlos Quentin, R OBP: 0.318, SLG: 0.374										4	0	0	0	0	3	5											
23 Mark Teahen, L OBP: 0.330, SLG: 0.387										3	1	1	0	1	1	1											
15 Gordon Beckham, R (1, 4)										3	0	0	0	1	1	3											
10 Alexei Ramirez, R (1, 6)										4	1	1	2	0	0	2											
<b>Inning Stats</b>	R: 0 E: 0 K: 0 S: 6	H: 1 LOB: 0 BB: 0 P: 7	R: 0 E: 0 K: 0 S: 6	H: 0 LOB: 0 BB: 0 P: 8	R: 0 E: 0 K: 0 S: 10	H: 1 LOB: 1 BB: 0 P: 14	R: 0 E: 0 K: 1 S: 6	H: 0 LOB: 0 BB: 0 P: 10	R: 5 E: 0 K: 3 S: 29	H: 7 LOB: 3 BB: 1 P: 44	R: 0 E: 0 K: 0 S: 6	H: 0 LOB: 0 BB: 0 P: 9	R: 0 E: 0 K: 3 S: 12	H: 1 LOB: 1 BB: 0 P: 17	R: 0 E: 0 K: 0 S: 6	H: 1 LOB: 1 BB: 1 P: 13	1B: 6 2B: 6 3B: 0 HR: 0	SF: 0 SAC: 0 DP: 2 HBP: 0	WP: 0 PB: 0 SB: 1 CS: 0	PA: 38							
<b>PITCHER</b>	IP	WLS	BF	H	R	ER	SO	BB	IBB	HBP	BLK	WP	HR	S	P	ERA	WHIP										
59 Kevin Slowey, R (1, 1)	4.2	L	22	8	5	5	3	1	0	0	0	0	0	52	75	9.64	1.929										
31 Alex Burnett, R (5, 1)	3.0		11	2	0	0	3	0	0	0	0	0	0	29	40	0.00	0.667										
32 Ron Mahay, L (8, 1)	0.1		1	0	0	0	1	0	0	0	0	0	0	3	4	0.00	0.000										
28 Jesse Crain, R (9, 1)	0.2		3	1	0	0	0	1	0	0	0	0	0	5	12	0.00	3.000										
52 Brian Duensing, L (9, 1)	0.1		1	0	0	0	0	0	0	0	0	0	0	1	1	0.00	0.000										

Chicago White Sox @ Minnesota Twins  
Target Field, Minneapolis, MN  
Tue May 11 2010, 7:11 PM - 9:50 PM CDT  
Att: 38,764 - Cloudy - 45 F

livebaseballscorecards.com

AB 36  
R 5  
H 11  
RBI 5  
BB 2  
SO 7  
LOB 16

Batter	1	2	3	4	5	6	7	8	9	AB	R	H	RBI	BB	SO	LOB	BOTTOM										
2 Denard Span, L OBP: 0.366, SLG: 0.373										5	0	1	0	0	0	3											
1 Orlando Hudson, S (1, 4)										4	0	0	0	0	1	3											
7 Joe Mauer, L (1, 2)										4	1	3	0	0	1	2											
33 Justin Morneau, L (1, 3)										3	1	2	1	1	0	1											
5 Michael Cuddyer, R (1, 9)										4	0	0	0	0	0	5											
16 Jason Kubel, L (1, 10)										3	0	1	0	1	1	1											
21 Delmon Young, R (1, 7)										4	0	1	1	0	0	1											
23 Brendan Harris, R (1, 6)										3	0	0	0	0	1	1											
25 Jim Thome, L (9, PH)										1	0	1	0	0	0	0											
20 Matt Tolbert, S (9, FR)										0	0	0	0	0	0	0											
8 Nick Punto, S (1, 5)										4	0	2	0	0	1	1											
<b>Inning Stats</b>	R: 0 E: 0 K: 0 S: 10	H: 1 LOB: 2 BB: 1 P: 19	R: 0 E: 0 K: 0 S: 8	H: 0 LOB: 0 BB: 0 P: 14	R: 0 E: 0 K: 0 S: 7	H: 0 LOB: 0 BB: 0 P: 11	R: 1 E: 0 K: 0 S: 10	H: 3 LOB: 2 BB: 1 P: 17	R: 0 E: 0 K: 2 S: 12	H: 2 LOB: 2 BB: 0 P: 17	R: 1 E: 0 K: 1 S: 8	H: 2 LOB: 1 BB: 0 P: 11	R: 0 E: 0 K: 0 S: 6	H: 1 LOB: 0 BB: 0 P: 7	R: 0 E: 0 K: 1 S: 8	H: 1 LOB: 1 BB: 0 P: 11	R: 0 E: 0 K: 1 S: 9	H: 1 LOB: 2 BB: 0 P: 16	1B: 7 2B: 3 3B: 0 HR: 1	SF: 0 SAC: 0 DP: 2 HBP: 0	WP: 1 PB: 0 SB: 0 CS: 0	PA: 37					
<b>PITCHER</b>	IP	WLS	BF	H	R	ER	SO	BB	IBB	HBP	BLK	WP	HR	S	P	ERA	WHIP										
43 Freddy Garcia, R (1, 1)	7.0	W	29	9	2	2	3	2	0	0	0	0	0	61	96	2.57	1.571										
37 Matt Thornton, L (8, 1)	1.0	H	4	1	0	0	1	0	0	0	0	0	0	8	11	0.00	1.000										
45 Bobby Jenks, R (9, 1)	1.0	S	4	1	0	0	1	0	0	0	0	1	0	9	16	0.00	1.000										

Chicago White Sox @ Minnesota Twins  
Target Field, Minneapolis, MN  
Tue May 11 2010, 7:11 PM - 9:50 PM CDT  
Att: 38,764 - Cloudy - 45 F

livebaseballscorecards.com

AB 35  
R 2  
H 11  
RBI 2  
BB 2  
SO 5  
LOB 18



Batter	1	2	3	4	5	6	7	8	9	AB	R	H	RBI	BB	SO	LOB	TOP			
1 Juan Pierre, L OBP: 0.308, SLG: 0.259		B2-3								4	1	2	0	0	1	1	Chicago White Sox @ Minnesota Twins Target Field, Minneapolis, MN Wed May 12 2010, 12:12 PM - 2:34 PM CDT Att: 38,895 - Overcast - 47 F			
12 A.J. Pierzynski, L OBP: 0.295, SLG: 0.294										4	0	0	0	0	0	2				
51 Alex Rios, R OBP: 0.362, SLG: 0.585										3	1	0	0	1	2	1				
14 Paul Konerko, R OBP: 0.405, SLG: 0.710										4	0	2	1	0	1	0				
7 Mark Kotsay, L OBP: 0.212, SLG: 0.283										4	0	0	0	0	1	2				
20 Carlos Quentin, R OBP: 0.308, SLG: 0.360										4	0	0	0	0	1	1				
23 Mark Teahen, L OBP: 0.321, SLG: 0.355										3	0	0	0	0	0	0				
15 Gordon Beckham, R OBP: 0.304, SLG: 0.252										3	0	1	0	0	0	0				
10 Alexei Ramirez, R OBP: 0.248, SLG: 0.327										3	0	1	0	0	0	0				
<b>Inning Stats</b>	R: 2 H: 2 E: 0 K: 1 S: 16	H: 2 LOB: 1 BB: 1 P: 23	R: 0 H: 2 E: 0 K: 0 S: 8	H: 2 LOB: 1 BB: 0 P: 9	R: 0 H: 1 E: 0 K: 1 S: 9	H: 1 LOB: 1 BB: 0 P: 15	R: 0 H: 0 E: 0 K: 0 S: 12	H: 0 LOB: 0 BB: 0 P: 15	R: 0 H: 1 E: 0 K: 1 S: 8	H: 0 LOB: 1 BB: 0 P: 10	R: 0 H: 0 E: 0 K: 1 S: 10	H: 0 LOB: 0 BB: 0 P: 9	R: 0 H: 0 E: 0 K: 2 S: 11	H: 0 LOB: 0 BB: 0 P: 15	R: 0 H: 0 E: 0 K: 0 S: 8	H: 0 LOB: 0 BB: 0 P: 12	1B: 6 2B: 0 3B: 0 HR: 0	SF: 0 SAC: 0 DP: 0 HBP: 0	WP: 0 PB: 0 SB: 3 CS: 1	PA: 33
<b>PITCHER</b>	IP WLS BF H R ER SO BB IBB HBP BLK WP HR S P ERA WHIP																			
48 Carl Pavano, R ERA: 3.3	7.0 W 27 6 2 2 4 1 0 0 0 0 0 0 71 96 2.57 1.000																			
52 Brian Duensing, L ERA: 1.32	0.2 H 2 0 0 0 1 0 0 0 0 0 0 0 7 9 0.00 0.000																			
54 Matt Guerrier, R ERA: 1.69	0.1 H 1 0 0 0 1 0 0 0 0 0 0 0 4 6 0.00 0.000																			
60 Jon Rauch, R ERA: 1.93	1.0 S 3 0 0 0 0 0 0 0 0 0 0 0 8 12 0.00 0.000																			

Batter	1	2	3	4	5	6	7	8	9	AB	R	H	RBI	BB	SO	LOB	BOTTOM			
2 Denard Span, L OBP: 0.379, SLG: 0.380										3	1	2	1	1	0	0	Chicago White Sox @ Minnesota Twins Target Field, Minneapolis, MN Wed May 12 2010, 12:12 PM - 2:34 PM CDT Att: 38,895 - Overcast - 47 F			
1 Orlando Hudson, S OBP: 0.369, SLG: 0.382										2	0	0	0	1	0	2				
7 Joe Mauer, L OBP: 0.413, SLG: 0.495										3	0	0	1	0	0	3				
33 Justin Morneau, L OBP: 0.486, SLG: 0.652										3	0	2	1	1	0	1				
5 Michael Cuddyer, R OBP: 0.318, SLG: 0.442										4	0	1	0	0	1	3				
25 Jim Thome, L OBP: 0.394, SLG: 0.535										4	0	0	0	0	2	5				
21 Delmon Young, R OBP: 0.337, SLG: 0.479										4	1	3	0	0	0	0				
23 Brendan Harris, R OBP: 0.304, SLG: 0.305										3	0	0	0	0	1	3				
8 Nick Punto, S OBP: 0.303, SLG: 0.356										1	0	0	0	0	0	2				
12 Alexi Casilla, S OBP: 0.296, SLG: 0.308										3	1	1	0	0	0	1				
<b>Inning Stats</b>	R: 0 H: 1 E: 0 K: 0 S: 5	H: 1 LOB: 2 BB: 1 P: 7	R: 0 H: 1 E: 0 K: 2 S: 8	H: 1 LOB: 2 BB: 1 P: 18	R: 2 H: 3 E: 0 K: 1 S: 18	H: 3 LOB: 1 BB: 1 P: 31	R: 1 H: 2 E: 0 K: 0 S: 9	H: 2 LOB: 1 BB: 0 P: 16	R: 0 H: 0 E: 0 K: 0 S: 6	H: 0 LOB: 1 BB: 0 P: 11	R: 0 H: 0 E: 0 K: 0 S: 7	H: 0 LOB: 0 BB: 0 P: 9	R: 0 H: 0 E: 0 K: 0 S: 10	H: 0 LOB: 0 BB: 1 P: 17	R: 0 H: 2 E: 0 K: 1 S: 9	H: 2 LOB: 2 BB: 0 P: 12	1B: 7 2B: 2 3B: 0 HR: 0	SF: 0 SAC: 1 DP: 2 HBP: 1	WP: 0 PB: 0 SB: 0 CS: 0	PA: 35
<b>PITCHER</b>	IP WLS BF H R ER SO BB IBB HBP BLK WP HR S P ERA WHIP																			
50 John Danks, L ERA: 2.25	7.0 L 30 7 3 3 3 3 0 0 0 0 0 0 63 109 3.86 1.429																			
46 Sergio Santos, R ERA: 0.69	1.0 5 2 0 0 1 0 0 0 0 0 0 0 9 12 0.00 2.000																			









Batter	1	2	3	4	5	6	7	8	9	AB	R	H	RBI	BB	SO	LOB	TOP			
2 Denard Span, L (1,8) OBP: 0.371, SLG: 0.366	L8		F8			BB		FC1-6 1 G5-3 7 1B		3	1	0	0	1	0	1	<b>Minnesota Twins @ New York Yankees</b> Yankee Stadium, Bronx, NY Sat May 15 2010, 1:09 PM - 4:09 PM EDT Att: 46,347 - Partly Cloudy - 68 F			
1 Orlando Hudson, S (1,4) OBP: 0.367, SLG: 0.374	G6-3			1B		BB		G5-3		3	0	1	0	1	0	1				
7 Joe Mauer, L (1,10) OBP: 0.424, SLG: 0.524	K		L4			F8		1B		4	0	1	1	0	1	3				
33 Justin Morneau, L (1,3) OBP: 0.487, SLG: 0.650		1B	L4-3					1B		4	0	2	0	0	1	1				
5 Michael Cuddyer, R (1,9) OBP: 0.314, SLG: 0.424		BB						1B		3	0	0	0	1	1	2				
21 Delmon Young, R (1,7) OBP: 0.330, SLG: 0.450	G6-4-3		G6-3			BB				3	0	0	0	1	0	2				
23 Brendan Harris, R (1,6) (7,5)	L1		G4-3			1B				4	0	1	0	0	0	1				
8 Nick Punto, S (1,5) OBP: 0.292, SLG: 0.328			G3							2	0	0	0	0	0	0				
25 Jim Thome, L (7,PH) OBP: 0.379, SLG: 0.528										1	0	0	0	0	1	2				
12 Alexi Casilla, S (7,6) OBP: 0.323, SLG: 0.310										1	0	1	0	0	0	0				
41 Drew Butera, R (1,2) OBP: 0.143, SLG: 0.143	F9		F9					FC1-6 2 1B		4	0	1	0	0	0	1				
<b>Inning Stats</b>	R: 0 E: 0 K: 1 S: 8	H: 0 LOB: 0 BB: 0 P: 12	R: 0 E: 0 K: 0 S: 9	H: 1 LOB: 1 BB: 1 P: 20	R: 0 E: 0 K: 0 S: 8	H: 0 LOB: 0 BB: 0 P: 13	R: 0 E: 0 K: 0 S: 7	H: 1 LOB: 0 BB: 0 P: 9	R: 0 E: 0 K: 0 S: 11	H: 0 LOB: 2 BB: 0 P: 26	R: 0 E: 0 K: 2 S: 16	H: 1 LOB: 2 BB: 1 P: 25	R: 1 E: 0 K: 1 S: 22	H: 3 LOB: 2 BB: 0 P: 30	R: 0 E: 0 K: 0 S: 9	H: 1 LOB: 1 BB: 0 P: 13	1B: 7 2B: 1 3B: 0 HR: 0	SF: 0 SAC: 0 DP: 2 HBP: 0	WP: 0 PB: 0 CS: 0	PA: 36
<b>PITCHER</b>	IP WLS BF H R ER SO BB IBB HBP BLK WP HR S P ERA WHIP	IP WLS BF H R ER SO BB IBB HBP BLK WP HR S P ERA WHIP	IP WLS BF H R ER SO BB IBB HBP BLK WP HR S P ERA WHIP	IP WLS BF H R ER SO BB IBB HBP BLK WP HR S P ERA WHIP	IP WLS BF H R ER SO BB IBB HBP BLK WP HR S P ERA WHIP	IP WLS BF H R ER SO BB IBB HBP BLK WP HR S P ERA WHIP	IP WLS BF H R ER SO BB IBB HBP BLK WP HR S P ERA WHIP	IP WLS BF H R ER SO BB IBB HBP BLK WP HR S P ERA WHIP	IP WLS BF H R ER SO BB IBB HBP BLK WP HR S P ERA WHIP	IP WLS BF H R ER SO BB IBB HBP BLK WP HR S P ERA WHIP	IP WLS BF H R ER SO BB IBB HBP BLK WP HR S P ERA WHIP	IP WLS BF H R ER SO BB IBB HBP BLK WP HR S P ERA WHIP	IP WLS BF H R ER SO BB IBB HBP BLK WP HR S P ERA WHIP	IP WLS BF H R ER SO BB IBB HBP BLK WP HR S P ERA WHIP	IP WLS BF H R ER SO BB IBB HBP BLK WP HR S P ERA WHIP	IP WLS BF H R ER SO BB IBB HBP BLK WP HR S P ERA WHIP	IP WLS BF H R ER SO BB IBB HBP BLK WP HR S P ERA WHIP			
46 Andy Pettitte, L (1,1) ERA: 1.79	6.1	W	22	2	0	0	2	3	0	0	0	0	0	0	0	0	0	0.00	0.789	
30 David Robertson, R (7,1) ERA: 10.24	0.1	H	3	1	0	0	0	1	0	0	0	0	0	0	0	0	0	0.00	6.000	
43 Damaso Marte, L (7,1) ERA: 4.7	0.1	H	1	0	0	0	1	0	0	0	0	0	0	0	0	0	0	0.00	0.000	
48 Boone Logan, L (8,1) ERA: 3.24	2.0		10	4	1	1	1	0	0	0	0	0	0	0	0	0	0	4.50	2.000	

AB	32
R	1
H	7
RBI	1
BB	4
SO	4
LOB	14



Batter	1	2	3	4	5	6	7	8	9	AB	R	H	RBI	BB	SO	LOB	BOTTOM			
2 Derek Jeter, R (1,6) OBP: 0.313, SLG: 0.406	25 1B 13 1B	33 PB		K		G1-3		L8		5	1	2	1	0	1	1	<b>Minnesota Twins @ New York Yankees</b> Yankee Stadium, Bronx, NY Sat May 15 2010, 1:09 PM - 4:09 PM EDT Att: 46,347 - Partly Cloudy - 68 F			
33 Nick Swisher, S (1,9) OBP: 0.375, SLG: 0.537	K	G6-3			13 FC6-4 1B			F9		4	1	1	0	1	1	2				
26 Greg Golson, R (9,8) OBP: 0.400, SLG: 0.400						25 HR BB				0	0	0	0	0	0	0				
25 Mark Teixeira, S (1,3) OBP: 0.341, SLG: 0.420	13 1B		K		P4		HR			4	1	2	2	0	1	1				
13 Alex Rodriguez, R (1,5) OBP: 0.374, SLG: 0.477			K			FC6-4 24 FC3		20 HR 2B		4	1	2	1	0	1	1				
24 Robinson Cano, L (1,4) OBP: 0.396, SLG: 0.606	K				20 1B			G4-3		4	0	1	0	0	1	4				
20 Jorge Posada, S (1,10) OBP: 0.392, SLG: 0.616	K									4	2	3	2	0	1	2				
38 Marcus Thames, R (1,7) ERA: 2.63						38 1B 2B		HR		2	1	1	1	0	1	2				
22 Randy Winn, S (9,9) OBP: 0.289, SLG: 0.256		17 SH5-3 2 1B HBP		K		11 FC4-6 1B		G6-3		1	0	0	0	0	0	0				
17 Francisco Cervelli, R (1,2) OBP: 0.460, SLG: 0.500		SH5-3								3	0	0	0	0	1	1				
11 Brett Gardner, L (1,8) OBP: 0.398, SLG: 0.407	L7									4	0	0	0	0	0	2				
<b>Inning Stats</b>	R: 1 E: 0 K: 3 S: 15	H: 3 LOB: 2 BB: 0 P: 23	R: 1 E: 0 K: 0 S: 9	H: 1 LOB: 1 BB: 0 P: 14	R: 0 E: 0 K: 3 S: 12	H: 2 LOB: 2 BB: 0 P: 21	R: 0 E: 0 K: 1 S: 8	H: 0 LOB: 0 BB: 0 P: 13	R: 0 E: 0 K: 0 S: 5	H: 1 LOB: 1 BB: 0 P: 8	R: 1 E: 0 K: 0 S: 14	H: 2 LOB: 1 BB: 0 P: 22	R: 4 E: 0 K: 1 S: 19	H: 3 LOB: 0 BB: 1 P: 35	R: 0 E: 0 K: 0 S: 9	H: 0 LOB: 0 BB: 0 P: 13	1B: 8 2B: 2 3B: 0 HR: 2	SF: 0 SAC: 1 DP: 0 HBP: 1	WP: 0 PB: 1 CS: 0	PA: 38
<b>PITCHER</b>	IP WLS BF H R ER SO BB IBB HBP BLK WP HR S P ERA WHIP	IP WLS BF H R ER SO BB IBB HBP BLK WP HR S P ERA WHIP	IP WLS BF H R ER SO BB IBB HBP BLK WP HR S P ERA WHIP	IP WLS BF H R ER SO BB IBB HBP BLK WP HR S P ERA WHIP	IP WLS BF H R ER SO BB IBB HBP BLK WP HR S P ERA WHIP	IP WLS BF H R ER SO BB IBB HBP BLK WP HR S P ERA WHIP	IP WLS BF H R ER SO BB IBB HBP BLK WP HR S P ERA WHIP	IP WLS BF H R ER SO BB IBB HBP BLK WP HR S P ERA WHIP	IP WLS BF H R ER SO BB IBB HBP BLK WP HR S P ERA WHIP	IP WLS BF H R ER SO BB IBB HBP BLK WP HR S P ERA WHIP	IP WLS BF H R ER SO BB IBB HBP BLK WP HR S P ERA WHIP	IP WLS BF H R ER SO BB IBB HBP BLK WP HR S P ERA WHIP	IP WLS BF H R ER SO BB IBB HBP BLK WP HR S P ERA WHIP	IP WLS BF H R ER SO BB IBB HBP BLK WP HR S P ERA WHIP	IP WLS BF H R ER SO BB IBB HBP BLK WP HR S P ERA WHIP	IP WLS BF H R ER SO BB IBB HBP BLK WP HR S P ERA WHIP				
47 Francisco Liriano, L (1,1) ERA: 2.63	6.0	L	28	9	3	3	7	0	0	0	0	0	0	0	0	0	4.50	1.500		
28 Jesse Crain, R (7,1) ERA: 6.75	0.1		4	2	3	3	0	1	0	0	0	0	0	0	0	0	81.00	9.000		
32 Ron Mahay, L (7,1) ERA: 0.9	0.2		3	1	1	1	1	0	0	0	0	0	0	0	0	0	13.50	1.500		
50 Jose Mijares, L (8,1) ERA: 6.23	1.0		3	0	0	0	0	0	0	0	0	0	0	0	0	0	0.00	0.000		

AB	35
R	7
H	12
RBI	7
BB	1
SO	8
LOB	16









Batter	1	2	3	4	5	6	7	8	9	AB	R	H	RBI	BB	SO	LOB	TOP					
<b>2 Denard Span, L</b> OBP: 0.361, SLG: 0.361 (1, 8)										5	1	1	0	0	0	2						
<b>1 Orlando Hudson, S</b> OBP: 0.369, SLG: 0.383 (1, 4)										5	1	2	1	0	0	1						
<b>7 Joe Mauer, L</b> OBP: 0.430, SLG: 0.514 (1, 2)										5	2	3	0	0	1	1						
<b>33 Justin Morneau, L</b> OBP: 0.491, SLG: 0.710 (1, 3)										4	3	3	4	1	1	1						
<b>5 Michael Cuddyer, R</b> OBP: 0.315, SLG: 0.411 (1, 9)										3	0	0	0	2	0	1						
<b>16 Jason Kubel, L</b> OBP: 0.344, SLG: 0.340 (1, 10)										4	0	1	0	1	1	4						
<b>21 Delmon Young, R</b> OBP: 0.325, SLG: 0.467 (1, 7)										5	1	1	1	0	0	4						
<b>23 Brendan Harris, R</b> OBP: 0.299, SLG: 0.288 (1, 6)										3	0	0	0	1	0	0						
<b>12 Alexi Casilla, S</b> OBP: 0.333, SLG: 0.281 (8, 6)										1	0	0	0	0	0	0						
<b>8 Nick Punto, S</b> OBP: 0.299, SLG: 0.333 (1, 5)										4	0	1	0	0	1	1						
<b>Inning Stats</b>	R: 0 E: 0 K: 1 S: 13	H: 1 LOB: 3 BB: 2 P: 25	R: 1 E: 0 K: 0 S: 14	H: 2 LOB: 1 BB: 0 P: 22	R: 0 E: 0 K: 1 S: 11	H: 2 LOB: 2 BB: 0 P: 13	R: 4 E: 1 K: 0 S: 15	H: 4 LOB: 2 BB: 1 P: 25	R: 0 E: 0 K: 1 S: 6	H: 0 LOB: 0 BB: 1 P: 12	R: 1 E: 0 K: 1 S: 9	H: 1 LOB: 1 BB: 1 P: 18	R: 0 E: 0 K: 0 S: 4	H: 0 LOB: 0 BB: 0 P: 7	R: 2 E: 0 K: 0 S: 9	H: 2 LOB: 0 BB: 0 P: 13	R: 0 E: 0 K: 0 S: 4	H: 0 LOB: 0 BB: 0 P: 8	1B: 7 2B: 3 3B: 0 HR: 3	SF: 0 SAC: 0 DP: 1 HBP: 0	WP: 1 PB: 0 SB: 1 CS: 0	PA: 44
<b>PITCHER</b>	IP	WLS	BF	H	R	ER	SO	BB	IBB	HBP	BLK	WP	HR	S	P	ERA	WHIP					
<b>30 Dana Eveland, L</b> ERA: 4.98 (1, 1)	4.0	L	26	9	5	3	2	4	0	0	0	1	1	53	89	6.75	3.250					
<b>50 Rommie Lewis, L</b> ERA: 3.48 (5, 1)	2.0		7	1	1	1	2	1	0	0	0	0	1	15	26	4.50	1.000					
<b>57 Shawn Camp, R</b> ERA: 3.38 (7, 1)	2.0		8	2	2	2	0	0	0	0	0	0	1	13	20	9.00	1.000					
<b>17 Josh Roenicke, R</b> ERA: 6.0 (9, 1)	1.0		3	0	0	0	0	0	0	0	0	0	0	4	8	0.00	0.000					

**Minnesota Twins @ Toronto Blue Jays**  
Rogers Centre, Toronto, ON  
Mon May 17 2010, 7:09 PM - 10:05 PM EDT  
Att: 13,892 - Cloudy - 61 F

AB	39
R	8
H	12
RBI	6
BB	5
SO	4
LOB	15



Batter	1	2	3	4	5	6	7	8	9	AB	R	H	RBI	BB	SO	LOB	BOTTOM					
<b>15 Fred Lewis, L</b> OBP: 0.323, SLG: 0.457 (1, 9)										5	1	1	0	0	1	2						
<b>2 Aaron Hill, R</b> OBP: 0.308, SLG: 0.316 (1, 4)										5	0	0	0	0	0	3						
<b>26 Adam Lind, L</b> OBP: 0.302, SLG: 0.384 (1, 7)										4	0	2	0	0	0	1						
<b>10 Vernon Wells, R</b> OBP: 0.372, SLG: 0.606 (1, 8)										4	0	3	1	0	0	1						
<b>35 Lyle Overbay, L</b> OBP: 0.278, SLG: 0.319 (1, 3)										4	0	0	0	0	2	4						
<b>11 Alex Gonzalez, R</b> OBP: 0.298, SLG: 0.550 (1, 6)										4	1	2	0	0	1	1						
<b>19 José Bautista, R</b> OBP: 0.345, SLG: 0.545 (1, 5)										4	1	1	2	0	0	1						
<b>14 John Buck, R</b> OBP: 0.331, SLG: 0.602 (1, 2)										3	0	1	0	1	1	0						
<b>21 Randy Ruiz, R</b> OBP: 0.150, SLG: 0.275 (1, 10)										4	0	1	0	0	0	2						
<b>Inning Stats</b>	R: 0 E: 0 K: 1 S: 12	H: 2 LOB: 2 BB: 0 P: 19	R: 2 E: 0 K: 1 S: 20	H: 3 LOB: 1 BB: 0 P: 33	R: 0 E: 0 K: 0 S: 11	H: 1 LOB: 1 BB: 0 P: 14	R: 0 E: 0 K: 0 S: 11	H: 0 LOB: 0 BB: 0 P: 14	R: 1 E: 0 K: 0 S: 13	H: 2 LOB: 1 BB: 0 P: 18	R: 0 E: 0 K: 0 S: 5	H: 1 LOB: 1 BB: 1 P: 10	R: 0 E: 0 K: 2 S: 9	H: 0 LOB: 0 BB: 0 P: 13	R: 0 E: 0 K: 1 S: 12	H: 1 LOB: 1 BB: 0 P: 20	1B: 10 2B: 0 3B: 0 HR: 1	SF: 0 SAC: 0 DP: 1 HBP: 0	WP: 1 PB: 1 SB: 0 CS: 0	PA: 38		
<b>PITCHER</b>	IP	WLS	BF	H	R	ER	SO	BB	IBB	HBP	BLK	WP	HR	S	P	ERA	WHIP					
<b>59 Kevin Slowey, R</b> ERA: 4.7 (1, 1)	5.0	W	23	8	3	3	2	1	0	0	0	0	0	15	24	5.40	1.600					
<b>31 Alex Burnett, R</b> ERA: 3.25 (6, 1)	2.0	H	8	2	0	0	0	1	0	0	0	0	0	9	13	0.00	1.500					
<b>54 Matt Guerrier, R</b> ERA: 2.0 (8, 1)	1.0		3	0	0	0	2	0	0	0	0	0	0	9	13	0.00	0.000					
<b>28 Jesse Crain, R</b> ERA: 6.32 (9, 1)	1.0		4	1	0	0	1	0	0	0	0	0	0	12	20	0.00	1.000					

**Minnesota Twins @ Toronto Blue Jays**  
Rogers Centre, Toronto, ON  
Mon May 17 2010, 7:09 PM - 10:05 PM EDT  
Att: 13,892 - Cloudy - 61 F

AB	37
R	3
H	11
RBI	3
BB	1
SO	5
LOB	15





Batter	1	2	3	4	5	6	7	8	9	AB	R	H	RBI	BB	SO	LOB	TOP			
2 Denard Span, L (1,8) OBP: 0.359, SLG: 0.354	G1-3		F9		F8			G4-3		3	1	0	0	1	0	0	<b>Minnesota Twins @ Toronto Blue Jays</b> Rogers Centre, Toronto, ON Tue May 18 2010, 12:38 PM - 3:10 PM EDT Att: 27,981 - Cloudy - 57 F			
1 Orlando Hudson, S (1,4) OBP: 0.368, SLG: 0.382	F8							F8		3	0	1	0	0	0	0				
20 Matt Tolbert, S (7,4)			7 2B							1	0	0	0	0	0	1				
7 Joe Mauer, L (1,2) OBP: 0.427, SLG: 0.518										3	0	1	0	0	1	0				
41 Drew Butera, R (7,2)	K									1	0	0	0	0	0	1				
33 Justin Morneau, L (1,10) OBP: 0.482, SLG: 0.694										3	0	0	0	0	1	2				
12 Alexi Casilla, S (8,PH) OBP: 0.351, SLG: 0.364										1	0	1	1	0	0	0				
5 Michael Cuddyer, R (1,3) OBP: 0.326, SLG: 0.429										3	1	2	0	1	0	1				
16 Jason Kubel, L (1,9) OBP: 0.349, SLG: 0.339										3	0	1	1	1	1	1				
21 Delmon Young, R (1,7) OBP: 0.314, SLG: 0.450										4	0	0	0	0	2	3				
23 Brendan Harris, R (1,6) OBP: 0.284, SLG: 0.271										4	0	0	0	0	1	3				
8 Nick Punto, S (1,5) OBP: 0.288, SLG: 0.319										3	0	0	0	0	0	0				
<b>Inning Stats</b>	R: 0 E: 0 K: 1 S: 6	H: 0 LOB: 0 BB: 0 P: 9	R: 0 E: 0 K: 2 S: 13	H: 1 LOB: 2 BB: 1 P: 21	R: 0 E: 0 K: 0 S: 16	H: 2 LOB: 2 BB: 0 P: 22	R: 1 E: 0 K: 0 S: 6	H: 2 LOB: 0 BB: 0 P: 8	R: 0 E: 0 K: 0 S: 9	H: 0 LOB: 0 BB: 1 P: 15	R: 0 E: 0 K: 0 S: 11	H: 0 LOB: 0 BB: 0 P: 16	R: 1 E: 0 K: 0 S: 15	H: 1 LOB: 1 BB: 1 P: 26	R: 0 E: 0 K: 3 S: 9	H: 0 LOB: 0 BB: 0 P: 12	1B: 3 2B: 1 3B: 2 HR: 0	SF: 0 SAC: 0 DP: 1 HBP: 0	WP: 0 PB: 0 SB: 0 CS: 0	PA: 35
<b>PITCHER</b>	IP WLS BF H R ER SO BB IBB HBP BLK WP HR S P ERA WHIP	IP WLS BF H R ER SO BB IBB HBP BLK WP HR S P ERA WHIP	IP WLS BF H R ER SO BB IBB HBP BLK WP HR S P ERA WHIP	IP WLS BF H R ER SO BB IBB HBP BLK WP HR S P ERA WHIP	IP WLS BF H R ER SO BB IBB HBP BLK WP HR S P ERA WHIP	IP WLS BF H R ER SO BB IBB HBP BLK WP HR S P ERA WHIP	IP WLS BF H R ER SO BB IBB HBP BLK WP HR S P ERA WHIP	IP WLS BF H R ER SO BB IBB HBP BLK WP HR S P ERA WHIP	IP WLS BF H R ER SO BB IBB HBP BLK WP HR S P ERA WHIP	IP WLS BF H R ER SO BB IBB HBP BLK WP HR S P ERA WHIP	IP WLS BF H R ER SO BB IBB HBP BLK WP HR S P ERA WHIP	IP WLS BF H R ER SO BB IBB HBP BLK WP HR S P ERA WHIP	IP WLS BF H R ER SO BB IBB HBP BLK WP HR S P ERA WHIP	IP WLS BF H R ER SO BB IBB HBP BLK WP HR S P ERA WHIP	IP WLS BF H R ER SO BB IBB HBP BLK WP HR S P ERA WHIP	IP WLS BF H R ER SO BB IBB HBP BLK WP HR S P ERA WHIP	IP WLS BF H R ER SO BB IBB HBP BLK WP HR S P ERA WHIP			

AB	32
R	2
H	6
RBI	2
BB	3
SO	6
LOB	12



Batter	1	2	3	4	5	6	7	8	9	AB	R	H	RBI	BB	SO	LOB	BOTTOM			
15 Fred Lewis, L (1,7) OBP: 0.333, SLG: 0.471										5	1	3	0	0	1	1	<b>Minnesota Twins @ Toronto Blue Jays</b> Rogers Centre, Toronto, ON Tue May 18 2010, 12:38 PM - 3:10 PM EDT Att: 27,981 - Cloudy - 57 F			
2 Aaron Hill, R (1,4) OBP: 0.303, SLG: 0.340										5	2	1	3	0	1	4				
26 Adam Lind, L (1,10) OBP: 0.305, SLG: 0.385										5	1	2	1	0	1	1				
10 Vernon Wells, R (1,8) OBP: 0.375, SLG: 0.627										3	2	2	2	0	0	1				
18 Mike McCoy, R (8,8) OBP: 0.296, SLG: 0.289										0	0	0	0	0	0	0				
35 Lyle Overbay, L (1,3) OBP: 0.284, SLG: 0.352										4	1	2	3	0	0	0				
11 Alex Gonzalez, R (1,6) OBP: 0.297, SLG: 0.549										4	0	1	0	0	1	1				
6 John McDonald, R (8,6) OBP: 0.211, SLG: 0.368										0	0	0	0	0	0	0				
19 José Bautista, R (1,9) OBP: 0.343, SLG: 0.534										3	1	0	0	0	0	1				
12 Edwin Encarnación, R (1,5) OBP: 0.288, SLG: 0.472										4	1	1	2	0	1	1				
8 José Molina, R (1,2) OBP: 0.366, SLG: 0.306										4	2	3	0	0	1	0				
<b>Inning Stats</b>	R: 2 E: 0 K: 0 S: 12	H: 3 LOB: 1 BB: 0 P: 18	R: 2 E: 0 K: 1 S: 11	H: 2 LOB: 1 BB: 0 P: 21	R: 1 E: 0 K: 0 S: 7	H: 2 LOB: 1 BB: 0 P: 10	R: 1 E: 0 K: 1 S: 13	H: 3 LOB: 0 BB: 0 P: 21	R: 0 E: 0 K: 1 S: 9	H: 0 LOB: 0 BB: 1 P: 15	R: 5 E: 1 K: 1 S: 18	H: 5 LOB: 0 BB: 0 P: 26	R: 0 E: 0 K: 1 S: 11	H: 0 LOB: 0 BB: 0 P: 18	R: 0 E: 0 K: 1 S: 8	H: 0 LOB: 0 BB: 0 P: 10	1B: 8 2B: 3 3B: 0 HR: 4	SF: 1 SAC: 0 DP: 0 HBP: 1	WP: 0 PB: 0 SB: 0 CS: 0	PA: 39
<b>PITCHER</b>	IP WLS BF H R ER SO BB IBB HBP BLK WP HR S P ERA WHIP	IP WLS BF H R ER SO BB IBB HBP BLK WP HR S P ERA WHIP	IP WLS BF H R ER SO BB IBB HBP BLK WP HR S P ERA WHIP	IP WLS BF H R ER SO BB IBB HBP BLK WP HR S P ERA WHIP	IP WLS BF H R ER SO BB IBB HBP BLK WP HR S P ERA WHIP	IP WLS BF H R ER SO BB IBB HBP BLK WP HR S P ERA WHIP	IP WLS BF H R ER SO BB IBB HBP BLK WP HR S P ERA WHIP	IP WLS BF H R ER SO BB IBB HBP BLK WP HR S P ERA WHIP	IP WLS BF H R ER SO BB IBB HBP BLK WP HR S P ERA WHIP	IP WLS BF H R ER SO BB IBB HBP BLK WP HR S P ERA WHIP	IP WLS BF H R ER SO BB IBB HBP BLK WP HR S P ERA WHIP	IP WLS BF H R ER SO BB IBB HBP BLK WP HR S P ERA WHIP	IP WLS BF H R ER SO BB IBB HBP BLK WP HR S P ERA WHIP	IP WLS BF H R ER SO BB IBB HBP BLK WP HR S P ERA WHIP	IP WLS BF H R ER SO BB IBB HBP BLK WP HR S P ERA WHIP	IP WLS BF H R ER SO BB IBB HBP BLK WP HR S P ERA WHIP	IP WLS BF H R ER SO BB IBB HBP BLK WP HR S P ERA WHIP			





Batter	1	2	3	4	5	6	7	8	9	AB	R	H	RBI	BB	SO	LOB	TOP				
2 Denard Span, L OBP: 0.362, SLG: 0.364	G4-3		PO	7 2B		G4-3			G4-3 1 7 G3 1B	4	2	2	0	0	0	0					
1 Orlando Hudson, S OBP: 0.366, SLG: 0.378	L6-3 1B			K		G4-3			G4-3 1-3	4	0	1	0	0	1	2					
7 Joe Mauer, L OBP: 0.422, SLG: 0.517	L6-3			33 2H					G3	4	0	1	2	0	0	1					
33 Justin Morneau, L OBP: 0.482, SLG: 0.686		K		K					5 G6-4-3 1B	3	0	1	0	1	2	1					
5 Michael Cuddyer, R OBP: 0.324, SLG: 0.424		K		G5-3					G6-4-3 1-2	4	0	1	0	0	1	2					
25 Jim Thome, L OBP: 0.398, SLG: 0.494	F7								G4-3	4	0	0	0	0	2	2					
16 Jason Kubel, L OBP: 0.341, SLG: 0.330			L7						E7 21 G4-3	3	0	0	0	0	1	0					
23 Brendan Harris, R OBP: 0.277, SLG: 0.264									G4-3	2	0	0	0	0	0	0					
21 Delmon Young, R OBP: 0.311, SLG: 0.445			F8						G4-3	1	0	0	0	0	0	1					
12 Alexi Casilla, S OBP: 0.351, SLG: 0.364									G4-3	0	0	0	0	0	0	0					
8 Nick Punto, S OBP: 0.289, SLG: 0.311									G3-1	2	0	0	0	1	0	1					
<b>Inning Stats</b>	R: 0 H: 1 E: 0 K: 0 S: 9	H: 1 LOB: 0 BB: 0 P: 14	R: 0 H: 0 E: 0 K: 2 S: 8	H: 0 LOB: 0 BB: 0 P: 14	R: 0 H: 0 E: 0 K: 0 S: 8	H: 0 LOB: 0 BB: 0 P: 16	R: 1 H: 2 E: 0 K: 2 S: 13	H: 2 LOB: 1 BB: 0 P: 17	R: 0 H: 0 E: 0 K: 0 S: 5	H: 0 LOB: 0 BB: 0 P: 7	R: 0 H: 1 E: 0 K: 0 S: 6	H: 1 LOB: 0 BB: 0 P: 9	R: 0 H: 0 E: 1 K: 1 S: 10	H: 0 LOB: 1 BB: 0 P: 13	R: 1 H: 2 E: 0 K: 0 S: 12	H: 2 LOB: 2 BB: 1 P: 22	1B: 4 2B: 3 3B: 0 HR: 0	SF: 0 SAC: 0 DP: 2 HBP: 0	WP: 0 PB: 0 SB: 1 CS: 0	PA: 34	
<b>PITCHER</b>	IP WLS BF H R ER SO BB IBB HBP BLK WP HR S P ERA WHIP	8.0 W 28 5 2 2 7 1 0 0 0 0 0 68 104 2.25 0.750	1.0 S 5 1 0 0 0 1 0 0 0 0 0 10 18 0.00 2.000	<b>PITCHER</b>										IP WLS BF H R ER SO BB IBB HBP BLK WP HR S P ERA WHIP	8.0 L 27 8 3 3 4 1 0 0 0 0 0 77 105 4.50 1.500						
11 Clay Buchholz, R ERA: 3.26											51 Daniel Bard, R ERA: 2.45										

Minnesota Twins @ Boston Red Sox  
Fenway Park, Boston, MA  
Wed May 19 2010, 7:14 PM - 10:10 PM EDT  
Att: 37,426 - Cloudy - 53 F

AB	31
R	2
H	6
RBI	2
BB	2
SO	7
LOB	10



Batter	1	2	3	4	5	6	7	8	9	AB	R	H	RBI	BB	SO	LOB	BOTTOM				
7 J.D. Drew, L OBP: 0.362, SLG: 0.479	G3-1		K		L8		G4-3			4	0	0	0	0	1	1					
15 Dustin Pedroia, R OBP: 0.360, SLG: 0.518	20 BB		G5-3		K		P4			4	0	1	0	0	1	1					
41 Victor Martinez, S OBP: 0.288, SLG: 0.379	F9			20 HR	G1-3		20 1B			4	1	2	0	0	0	2					
20 Kevin Youkilis, R OBP: 0.459, SLG: 0.567				G1		F8				3	0	1	0	1	0	1					
34 David Ortiz, L OBP: 0.314, SLG: 0.523	F7			2H	HR	G4-3			F7	4	1	1	2	0	0	4					
29 Adrián Beltré, R OBP: 0.342, SLG: 0.416		F8				32 1B			F9	4	1	2	0	0	0	0					
32 Jeremy Hermida, L OBP: 0.297, SLG: 0.434					F8					4	0	1	0	0	1	1					
44 Jonathan Van Every, L OBP: 0.286, SLG: 0.421		K				22 1B			L3	0	0	0	0	0	0	0					
22 Bill Hall, R OBP: 0.310, SLG: 0.371		G5-3			K				K	4	0	1	1	0	2	1					
54 Darnell McDonald, R OBP: 0.316, SLG: 0.409			G5-3			41 WP			G3-1	3	0	1	0	0	0	2					
<b>Inning Stats</b>	R: 0 H: 1 E: 0 K: 0 S: 15	H: 1 LOB: 2 BB: 1 P: 24	R: 0 H: 0 E: 0 K: 1 S: 9	H: 0 LOB: 0 BB: 0 P: 11	R: 0 H: 0 E: 0 K: 1 S: 5	H: 0 LOB: 0 BB: 0 P: 6	R: 2 H: 3 E: 0 K: 1 S: 22	H: 3 LOB: 1 BB: 0 P: 30	R: 0 H: 1 E: 0 K: 1 S: 13	H: 1 LOB: 1 BB: 0 P: 17	R: 1 H: 3 E: 0 K: 0 S: 13	H: 3 LOB: 2 BB: 0 P: 17	R: 0 H: 2 E: 0 K: 0 S: 15	H: 2 LOB: 0 BB: 0 P: 24	R: 0 H: 0 E: 0 K: 1 S: 8	H: 0 LOB: 0 BB: 0 P: 11	1B: 9 2B: 0 3B: 0 HR: 1	SF: 0 SAC: 0 DP: 0 HBP: 0	WP: 1 PB: 0 SB: 0 CS: 0	PA: 35	
<b>PITCHER</b>	IP WLS BF H R ER SO BB IBB HBP BLK WP HR S P ERA WHIP	6.0 L 27 8 3 3 4 1 0 0 0 0 0 13 22 0.00 3.000	0.2 4 2 0 0 0 0 0 0 0 0 0 0 10 13 0.00 0.000	<b>PITCHER</b>										IP WLS BF H R ER SO BB IBB HBP BLK WP HR S P ERA WHIP	6.0 L 27 8 3 3 4 1 0 0 0 0 0 13 22 0.00 1.500						
30 Scott Baker, R ERA: 4.88											31 Alex Burnett, R ERA: 3.15										
52 Brian Duensing, L ERA: 1.69																					

Minnesota Twins @ Boston Red Sox  
Fenway Park, Boston, MA  
Wed May 19 2010, 7:14 PM - 10:10 PM EDT  
Att: 37,426 - Cloudy - 53 F

AB	34
R	3
H	10
RBI	3
BB	1
SO	5
LOB	13





Batter	1	2	3	4	5	6	7	8	9	AB	R	H	RBI	BB	SO	LOB	TOP			
2 Denard Span, L (1, 8) OBP: 0.365, SLG: 0.367										4	1	2	0	0	1	0	<b>Minnesota Twins @ Boston Red Sox</b> Fenway Park, Boston, MA Thu May 20 2010, 7:11 PM - 9:42 PM EDT Att: 38,144 - Partly Cloudy - 82 F			
1 Orlando Hudson, S (1, 4) OBP: 0.358, SLG: 0.369										4	0	0	0	0	1	2				
7 Joe Mauer, L (1, 2) OBP: 0.410, SLG: 0.500										4	0	0	1	0	1	2				
33 Justin Morneau, L (1, 3) OBP: 0.477, SLG: 0.681										4	0	1	0	0	3	1				
5 Michael Cuddyer, R (1, 9) OBP: 0.322, SLG: 0.426										4	1	1	0	0	1	2				
16 Jason Kubel, L (1, 10) OBP: 0.333, SLG: 0.322										3	0	0	0	0	0	2				
21 Delmon Young, R (1, 7) OBP: 0.304, SLG: 0.438										2	0	0	1	0	0	1				
23 Brendan Harris, R (1, 6) OBP: 0.291, SLG: 0.280										3	0	2	0	0	1	0				
8 Nick Punto, S (1, 5) OBP: 0.279, SLG: 0.299										3	0	0	0	0	1	2				
<b>Inning Stats</b>	R: 0 E: 0 K: 1 S: 8	H: 0 LOB: 0 BB: 0 P: 9	R: 0 E: 0 K: 2 S: 9	H: 0 LOB: 0 BB: 0 P: 12	R: 0 E: 0 K: 0 S: 7	H: 1 LOB: 0 BB: 0 P: 10	R: 0 E: 0 K: 0 S: 5	H: 1 LOB: 0 BB: 0 P: 9	R: 0 E: 0 K: 1 S: 7	H: 0 LOB: 0 BB: 0 P: 8	R: 0 E: 0 K: 3 S: 10	H: 0 LOB: 0 BB: 0 P: 14	R: 1 E: 0 K: 1 S: 10	H: 2 LOB: 1 BB: 0 P: 12	R: 1 E: 1 K: 1 S: 13	H: 1 LOB: 1 BB: 0 P: 19	1B: 4 2B: 2 3B: 0 HR: 0	SF: 1 SAC: 0 DP: 2 HBP: 0	WP: 0 PB: 0 SB: 0 CS: 0	PA: 32
<b>PITCHER</b> 31 Jon Lester, L (1, 1) ERA: 3.47	IP: 9.0 WLS: W BF: 32 H: 6 R: 2 ER: 1 SO: 9 BB: 0 IBB: 0 HBP: 0 BLK: 0 WP: 0 HR: 0 S: 76 P: 103 ERA: 1.00 WHIP: 0.667															<b>PITCHER</b>				

Batter	1	2	3	4	5	6	7	8	9	AB	R	H	RBI	BB	SO	LOB	BOTTOM			
54 Darrell McDonald, R (1, 8) OBP: 0.323, SLG: 0.407										3	0	1	0	1	2	0	<b>Minnesota Twins @ Boston Red Sox</b> Fenway Park, Boston, MA Thu May 20 2010, 7:11 PM - 9:42 PM EDT Att: 38,144 - Partly Cloudy - 82 F			
15 Dustin Pedroia, R (1, 4) OBP: 0.358, SLG: 0.509										3	1	0	0	1	0	2				
41 Victor Martinez, S (1, 2) OBP: 0.300, SLG: 0.409										4	2	3	0	0	0	1				
20 Kevin Youkilis, R (1, 3) OBP: 0.459, SLG: 0.593										4	1	2	4	0	1	3				
25 Mike Lowell, R (1, 10) OBP: 0.329, SLG: 0.371										4	0	0	0	0	0	3				
29 Adrian Beltré, R (1, 5) OBP: 0.352, SLG: 0.447										3	2	2	1	1	0	0				
7 J.D. Drew, L (1, 9) ERA: 3.25										4	0	0	0	0	1	2				
44 Jonathan Van Every, L (9, 9) OBP: 0.286, SLG: 0.421										0	0	0	0	0	0	0				
22 Bill Hall, R (1, 7) OBP: 0.293, SLG: 0.348										4	0	0	0	0	2	1				
13 Angel Sanchez, R (1, 6) OBP: 0.286, SLG: 0.421										3	0	0	0	0	0	1				
<b>Inning Stats</b>	R: 0 E: 0 K: 1 S: 13	H: 0 LOB: 1 BB: 1 P: 23	R: 1 E: 0 K: 1 S: 11	H: 1 LOB: 0 BB: 0 P: 15	R: 3 E: 0 K: 1 S: 15	H: 2 LOB: 0 BB: 1 P: 24	R: 0 E: 0 K: 2 S: 8	H: 0 LOB: 1 BB: 1 P: 18	R: 1 E: 0 K: 1 S: 16	H: 2 LOB: 1 BB: 0 P: 20	R: 1 E: 0 K: 0 S: 13	H: 1 LOB: 0 BB: 0 P: 18	R: 0 E: 0 K: 0 S: 14	H: 2 LOB: 2 BB: 0 P: 22	R: 0 E: 0 K: 0 S: 7	H: 0 LOB: 0 BB: 0 P: 10	1B: 1 2B: 5 3B: 0 HR: 2	SF: 0 SAC: 0 DP: 0 HBP: 0	WP: 1 PB: 1 SB: 1 CS: 0	PA: 35
<b>PITCHER</b> 47 Francisco Liriano, L (1, 1) ERA: 3.25	IP: 4.2 WLS: L BF: 22 H: 5 R: 5 ER: 5 SO: 6 BB: 3 IBB: 0 HBP: 0 BLK: 0 WP: 1 HR: 2 S: 61 P: 98 ERA: 1.714 WHIP: 1.714															<b>PITCHER</b>				
49 Jeff Manship, R (5, 1) ERA: 2.45	IP: 1.1 WLS: 0 BF: 5 H: 1 R: 1 ER: 0 SO: 0 BB: 0 IBB: 0 HBP: 0 BLK: 0 WP: 0 HR: 0 S: 15 P: 20 ERA: 0.00 WHIP: 0.750															<b>PITCHER</b>				
28 Jesse Crain, R (7, 1) ERA: 6.86	IP: 1.0 WLS: 0 BF: 5 H: 2 R: 0 ER: 0 SO: 0 BB: 0 IBB: 0 HBP: 0 BLK: 0 WP: 0 HR: 0 S: 14 P: 22 ERA: 0.00 WHIP: 2.000															<b>PITCHER</b>				
60 Jon Rauch, R (8, 1) ERA: 1.69	IP: 1.0 WLS: 0 BF: 3 H: 0 R: 0 ER: 0 SO: 0 BB: 0 IBB: 0 HBP: 0 BLK: 0 WP: 0 HR: 0 S: 7 P: 10 ERA: 0.00 WHIP: 0.000															<b>PITCHER</b>				

livebaseballscorecards.com

AB 31  
R 2  
H 6  
RBI 2  
BB 0  
SO 9  
LOB 12

livebaseballscorecards.com

AB 32  
R 6  
H 8  
RBI 5  
BB 3  
SO 6  
LOB 13







Batter	1	2	3	4	5	6	7	8	9	10	11	12	AB	R	H	RBI	BB	SO	LOB	TOP							
23 Rickie Weeks Jr., R OBP: 0.345, SLG: 0.362	G5-3		K		F8		P4		2B		G3-6-3		5	1	1	2	0	1	3								
27 Carlos Gómez, R OBP: 0.330, SLG: 0.477	L5		K				G5-3		1B		P3		6	0	2	2	0	1	3								
8 Ryan Braun, R OBP: 0.402, SLG: 0.536	K			L7				P3	L4-3		G3-6-3		6	0	0	0	0	2	4								
28 Prince Fielder, L OBP: 0.376, SLG: 0.415	K					G1-3							2	1	0	0	4	1	0								
14 Casey McGehee, R OBP: 0.385, SLG: 0.559		2B		F9		P6							6	0	2	1	0	1	3								
1 Corey Hart, R OBP: 0.343, SLG: 0.537		1B		P3									6	1	2	1	0	2	4								
2 Joe Inglett, L OBP: 0.395, SLG: 0.550			L9										2	1	1	0	0	0	2								
22 Jody Gerut, L OBP: 0.230, SLG: 0.366						B1-3				G4-3			4	1	1	0	0	1	1								
21 Alcides Escobar, R OBP: 0.297, SLG: 0.393				P4									5	1	3	0	0	0	3								
16 George Kottaras, L OBP: 0.446, SLG: 0.543													3	1	1	1	2	0	1								
<b>Inning Stats</b>	R: 0 E: 0 K: 13	H: 0 LOB: 0 BB: 18	R: 0 E: 0 K: 11	H: 2 LOB: 2 BB: 18	R: 0 E: 0 K: 2	H: 0 LOB: 0 BB: 14	R: 0 E: 0 K: 2	H: 0 LOB: 1 BB: 19	R: 1 E: 0 K: 18	H: 3 LOB: 2 BB: 27	R: 0 E: 0 K: 0	H: 1 LOB: 1 BB: 15	R: 0 E: 0 K: 2	H: 0 LOB: 1 BB: 18	R: 5 E: 0 K: 1	H: 5 LOB: 2 BB: 37	R: 0 E: 0 K: 0	H: 1 LOB: 0 BB: 0	R: 0 E: 0 K: 7	H: 0 LOB: 0 BB: 14	R: 0 E: 0 K: 10	H: 0 LOB: 1 BB: 18	1B: 8 2B: 5 3B: 0 HR: 1	SF: 0 SAC: 0 DP: 4 HBP: 1	WP: 0 PB: 0 SB: 0 CS: 0	PA: 52	
<b>PITCHER</b>	IP WLS BF H R ER SO P ERA WHIP	59 Kevin Slowey, R ERA: 4.53	52 Brian Duensing, L ERA: 1.65	54 Matt Guerrier, R ERA: 1.8	32 Ron Mahay, L ERA: 5.4	60 Jon Rauch, R ERA: 2.65	31 Alex Burnett, R ERA: 2.86	28 Jesse Crain, R ERA: 6.5	IP WLS BF H R ER SO P ERA WHIP	12 Carlos Villanueva, R ERA: 3.04	26 Manny Parra, L ERA: 3.81	IP WLS BF H R ER SO P ERA WHIP	49 Yovani Gallardo, R ERA: 6.23	45 Marco Estrada, R ERA: 6.23	57 Mitch Stetter, L ERA: 14.73	60 Todd Coffey, R ERA: 4.29	59 John Axford, R ERA: 1.8	IP WLS BF H R ER SO P ERA WHIP	12 Carlos Villanueva, R ERA: 3.04	26 Manny Parra, L ERA: 3.81	IP WLS BF H R ER SO P ERA WHIP	49 Yovani Gallardo, R ERA: 6.23	45 Marco Estrada, R ERA: 6.23	57 Mitch Stetter, L ERA: 14.73	60 Todd Coffey, R ERA: 4.29	59 John Axford, R ERA: 1.8	IP WLS BF H R ER SO P ERA WHIP

Milwaukee Brewers @ Minnesota Twins  
Target Field, Minneapolis, MN  
Sat May 22 2010, 3:10 PM - 7:55 PM CDT  
Att. 39,152 - Partly Cloudy - 67 F

AB 45  
R 7  
H 13  
RBI 7  
BB 6  
SO 9  
LOB 24



Batter	1	2	3	4	5	6	7	8	9	10	11	12	AB	R	H	RBI	BB	SO	LOB	BOTTOM				
2 Denard Span, L OBP: 0.356, SLG: 0.363	F8	P4		P6		G6-4-3		G4-3		F9		G4-3	7	0	0	0	0	0	5					
1 Orlando Hudson, S OBP: 0.376, SLG: 0.381			L4										4	2	2	0	0	1	1					
12 Alex Casilla, S OBP: 0.405, SLG: 0.364	7 1B												0	0	0	0	0	3	0					
7 Joe Mauer, L OBP: 0.417, SLG: 0.500	33 1B		G1-3										7	3	4	1	0	1	2					
33 Justin Morneau, L OBP: 0.489, SLG: 0.695	5 2B	21 BB											5	2	3	1	2	0	2					
5 Michael Cuddyer, R OBP: 0.344, SLG: 0.435	21 BB	24 SF8		F8									6	1	3	1	0	0	6					
16 Jason Kubel, L OBP: 0.340, SLG: 0.314	24 SF8	21 BB											3	0	0	1	2	2	5					
21 Delmon Young, R OBP: 0.316, SLG: 0.446													5	0	1	3	1	1	8					
24 Trevor Plouffe, R OBP: 0.222, SLG: 0.375													3	0	0	1	0	2	2					
25 Jim Thome, L OBP: 0.375, SLG: 0.494													0	0	0	1	0	0	0					
23 Brendan Harris, R OBP: 0.287, SLG: 0.276													1	0	0	0	0	0	0					
8 Nick Punto, S OBP: 0.266, SLG: 0.287													5	0	0	0	1	3	5					
<b>Inning Stats</b>	R: 4 E: 0 K: 20	H: 4 LOB: 2 BB: 37	R: 0 E: 0 K: 5	H: 0 LOB: 0 BB: 6	R: 0 E: 0 K: 2	H: 1 LOB: 1 BB: 17	R: 0 E: 1 K: 2	H: 0 LOB: 0 BB: 14	R: 0 E: 0 K: 13	H: 1 LOB: 2 BB: 16	R: 0 E: 0 K: 10	H: 0 LOB: 1 BB: 20	R: 1 E: 0 K: 14	H: 3 LOB: 3 BB: 27	R: 0 E: 0 K: 10	H: 1 LOB: 0 BB: 17	R: 0 E: 0 K: 7	H: 0 LOB: 0 BB: 10	R: 1 E: 0 K: 8	H: 1 LOB: 2 BB: 19	1B: 8 2B: 5 3B: 0 HR: 0	SF: 2 SAC: 0 DP: 1 HBP: 2	WP: 0 PB: 0 SB: 1 CS: 0	PA: 60
<b>PITCHER</b>	IP WLS BF H R ER SO P ERA WHIP	49 Yovani Gallardo, R ERA: 6.23	45 Marco Estrada, R ERA: 6.23	57 Mitch Stetter, L ERA: 14.73	60 Todd Coffey, R ERA: 4.29	59 John Axford, R ERA: 1.8	12 Carlos Villanueva, R ERA: 3.04	26 Manny Parra, L ERA: 3.81	IP WLS BF H R ER SO P ERA WHIP	49 Yovani Gallardo, R ERA: 6.23	45 Marco Estrada, R ERA: 6.23	57 Mitch Stetter, L ERA: 14.73	60 Todd Coffey, R ERA: 4.29	59 John Axford, R ERA: 1.8	IP WLS BF H R ER SO P ERA WHIP									

Milwaukee Brewers @ Minnesota Twins  
Target Field, Minneapolis, MN  
Sat May 22 2010, 3:10 PM - 7:55 PM CDT  
Att. 39,152 - Partly Cloudy - 67 F

AB 46  
R 8  
H 13  
RBI 8  
BB 10  
SO 10  
LOB 36









Batter	1	2	3	4	5	6	7	8	9	AB	R	H	RBI	BB	SO	LOB	TOP																			
2 Derek Jeter, R OBP: 0.324, SLG: 0.413	G4-3			1B		HR		G4-3		4	1	2	1	0	0	0	<b>New York Yankees @ Minnesota Twins</b> Target Field, Minneapolis, MN Tue May 25 2010, 7:11 PM - 5:23 PM CDT Att: 38,962 - Partly Cloudy - 87 F																			
11 Brett Gardner, L OBP: 0.375, SLG: 0.372	G6-3			1B		F8		G6-3		3	0	1	0	1	0	0																				
25 Mark Teixeira, S OBP: 0.320, SLG: 0.369	G6-3			F4		G6-3		P4		4	0	0	0	0	0	3																				
13 Alex Rodriguez, R OBP: 0.372, SLG: 0.479				K		G6-3		K		4	0	1	0	0	2	2																				
24 Robinson Canó, L OBP: 0.383, SLG: 0.574	G4-6-3			F8		F8		2B		3	0	1	0	0	0	3																				
33 Nick Swisher, S OBP: 0.381, SLG: 0.514				K		F8		K		3	0	0	0	0	2	1																				
53 Juan Miranda, L OBP: 0.333, SLG: 0.577				P5		G4-3		P4		3	0	0	0	0	0	1																				
17 Francisco Cervelli, R OBP: 0.412, SLG: 0.435				G6-3		G6-3		G5-3		3	0	0	0	0	0	0																				
26 Kevin Russo, R OBP: 0.286, SLG: 0.308				F9		K		G5-3		3	0	0	0	0	1	0																				
<b>Inning Stats</b>	R: 0 E: 0 K: 0 S: 6	H: 1 LOB: 0 BB: 0 P: 8	R: 0 E: 0 K: 1 S: 8	H: 1 LOB: 0 BB: 0 P: 11	R: 0 E: 0 K: 0 S: 5	H: 0 LOB: 0 BB: 0 P: 8	R: 0 E: 0 K: 1 S: 9	H: 1 LOB: 2 BB: 1 P: 15	R: 0 E: 0 K: 0 S: 6	H: 0 LOB: 0 BB: 0 P: 8	R: 1 E: 0 K: 1 S: 12	H: 1 LOB: 0 BB: 0 P: 14	R: 0 E: 0 K: 1 S: 11	H: 1 LOB: 1 BB: 0 P: 16	R: 0 E: 0 K: 0 S: 6	H: 0 LOB: 0 BB: 0 P: 8	R: 0 E: 0 K: 1 S: 8	H: 0 LOB: 0 BB: 0 P: 11	1B: 3 2B: 1 3B: 0 HR: 1	SF: 0 SAC: 0 DP: 2 HBP: 0	WP: 0 PB: 0 CS: 0	PA: 31														
<b>PITCHER</b>	IP	WLS	BF	H	R	ER	SO	BB	IBB	HBP	BLK	WP	HR	S	P	ERA	WHIP	<b>PITCHER</b>	IP	WLS	BF	H	R	ER	SO	BB	IBB	HBP	BLK	WP	HR	S	P	ERA	WHIP	
30 Scott Baker, R ERA: 4.48	5.0		17	3	0	0	2	1	0	0	0	0	0	34	50	0.00	0.800																			
52 Brian Duensing, L ERA: 1.95	3.0	L	11	2	1	1	2	0	0	0	0	0	1	29	38	3.00	0.667																			
28 Jesse Crain, R ERA: 5.85	1.0		3	0	0	0	1	0	0	0	0	0	0	8	11	0.00	0.000																			

Batter	1	2	3	4	5	6	7	8	9	AB	R	H	RBI	BB	SO	LOB	BOTTOM																			
2 Denard Span, L OBP: 0.371, SLG: 0.373	G6-3	FC6-4		1B				G4-6-3		5	0	3	0	0	0	3	<b>New York Yankees @ Minnesota Twins</b> Target Field, Minneapolis, MN Tue May 25 2010, 7:11 PM - 5:23 PM CDT Att: 38,962 - Partly Cloudy - 87 F																			
1 Orlando Hudson, S OBP: 0.374, SLG: 0.390	F8		G6-3		K		G3			4	0	0	0	0	1	3																				
7 Joe Mauer, L OBP: 0.410, SLG: 0.489	G6-3		F8		L1-5			FC6-4		4	0	1	0	0	0	1																				
33 Justin Morneau, L OBP: 0.497, SLG: 0.692	FC6-4		F9		16 2B			K		2	0	0	0	2	1	1																				
5 Michael Cuddyer, R OBP: 0.333, SLG: 0.425	FC6-4		K		P4			FC6-4		4	0	0	0	0	1	4																				
16 Jason Kubel, L OBP: 0.340, SLG: 0.318			K		G3-1					3	0	1	0	1	1	0																				
8 Nick Punto, S OBP: 0.268, SLG: 0.287								BB		0	0	0	0	0	0	0																				
21 Delmon Young, R OBP: 0.310, SLG: 0.426	G4-3		K		G6-3			G5-3		4	0	0	0	0	1	4																				
27 J.J. Hardy, R OBP: 0.297, SLG: 0.404			G5-3		G5-3			P6		4	0	1	0	0	0	0																				
23 Brendan Harris, R OBP: 0.277, SLG: 0.256					K			G5-3		2	0	0	0	1	1	0																				
25 Jim Thome, L OBP: 0.388, SLG: 0.494										0	0	0	0	1	0	0																				
12 Alexi Casilla, S OBP: 0.381, SLG: 0.343										0	0	0	0	0	0	0																				
<b>Inning Stats</b>	R: 0 E: 0 K: 0 S: 12	H: 1 LOB: 2 BB: 1 P: 22	R: 0 E: 0 K: 1 S: 11	H: 1 LOB: 1 BB: 1 P: 19	R: 0 E: 0 K: 2 S: 9	H: 0 LOB: 0 BB: 0 P: 7	R: 0 E: 0 K: 2 S: 9	H: 0 LOB: 0 BB: 0 P: 15	R: 0 E: 0 K: 0 S: 10	H: 1 LOB: 1 BB: 0 P: 12	R: 0 E: 0 K: 0 S: 13	H: 1 LOB: 2 BB: 1 P: 22	R: 0 E: 0 K: 0 S: 13	H: 1 LOB: 1 BB: 0 P: 18	R: 0 E: 0 K: 1 S: 13	H: 1 LOB: 2 BB: 1 P: 21	R: 0 E: 0 K: 0 S: 6	H: 0 LOB: 1 BB: 1 P: 14	1B: 4 2B: 2 3B: 0 HR: 0	SF: 0 SAC: 0 DP: 1 HBP: 0	WP: 0 PB: 0 CS: 0	PA: 37														
<b>PITCHER</b>	IP	WLS	BF	H	R	ER	SO	BB	IBB	HBP	BLK	WP	HR	S	P	ERA	WHIP	<b>PITCHER</b>	IP	WLS	BF	H	R	ER	SO	BB	IBB	HBP	BLK	WP	HR	S	P	ERA	WHIP	
34 A.J. Burnett, R ERA: 3.55	5.0	W	20	2	0	0	0	2	0	0	0	0	0	47	75	0.00	1.000																			
30 David Robertson, R ERA: 6.32	1.2	H	8	2	0	0	0	1	0	0	0	0	0	24	37	0.00	1.800																			
62 Joba Chamberlain, R ERA: 4.22	1.1	H	6	1	0	0	1	1	0	0	0	0	0	15	24	0.00	1.500																			
42 Mariano Rivera, R ERA: 1.88	1.0	S	3	0	0	0	0	1	0	0	0	0	0	6	14	0.00	1.000																			

AB	30
R	1
H	5
RBI	1
BB	1
SO	5
LOB	10



AB	32
R	0
H	6
RBI	0
BB	5
SO	6
LOB	16









Batter	1	2	3	4	5	6	7	8	9	AB	R	H	RBI	BB	SO	LOB	TOP					
2 Derek Jeter, R OBP: 0.324, SLG: 0.415										4	0	2	0	0	0	0						
11 Brett Gardner, L OBP: 0.370, SLG: 0.378										4	1	1	0	0	1	2						
25 Mark Teixeira, S OBP: 0.326, SLG: 0.378										4	1	2	0	0	0	1						
13 Alex Rodriguez, R OBP: 0.368, SLG: 0.466										4	0	1	0	0	0	4						
24 Robinson Cano, L OBP: 0.388, SLG: 0.576										4	0	2	2	0	0	1						
33 Nick Swisher, S OBP: 0.379, SLG: 0.530										4	0	1	0	0	1	1						
53 Juan Miranda, L OBP: 0.286, SLG: 0.484										4	0	0	0	0	0	3						
17 Francisco Cervelli, R OBP: 0.410, SLG: 0.418										4	0	1	0	0	1	0						
26 Kevin Russo, R OBP: 0.286, SLG: 0.350										3	0	0	0	0	0	1						
<b>Inning Stats</b>	R: 0 E: 0 K: 0 S: 10	H: 2 LOB: 1 BB: 0 P: 17	R: 0 E: 0 K: 0 S: 7	H: 0 LOB: 0 BB: 0 P: 12	R: 0 E: 0 K: 1 S: 9	H: 0 LOB: 0 BB: 0 P: 12	R: 1 E: 1 K: 0 S: 9	H: 3 LOB: 2 BB: 0 P: 19	R: 0 E: 0 K: 1 S: 7	H: 2 LOB: 1 BB: 0 P: 11	R: 1 E: 0 K: 1 S: 9	H: 2 LOB: 1 BB: 0 P: 14	R: 0 E: 0 K: 0 S: 6	H: 0 LOB: 0 BB: 0 P: 7	R: 0 E: 0 K: 1 S: 12	H: 1 LOB: 1 BB: 0 P: 19	R: 0 E: 0 K: 0 S: 10	H: 0 LOB: 0 BB: 0 P: 15	1B: 8 2B: 3 3B: 0 HR: 0	SF: 0 SAC: 0 DP: 2 HBP: 0	WP: 0 PB: 0 SB: 0 CS: 0	PA: 35
<b>PITCHER</b>	IP WLS BF H R ER SO BB IBB HBP BLK WP HR S P ERA WHIP																					
53 Nick Blackburn, R ERA: 4.28	7.0 W 28 9 2 2 2 0 0 0 0 0 0 0 57 92 2.57 1.286																					
50 Jose Mijares, L ERA: 3.0	1.0 4 1 0 0 1 0 0 0 0 0 0 0 12 19 0.00 1.000																					
31 Alex Burnett, R ERA: 2.74	1.0 3 0 0 0 0 0 0 0 0 0 0 0 10 15 0.00 0.000																					

**New York Yankees @ Minnesota Twins**  
Target Field, Minneapolis, MN  
Thu May 27 2010, 7:12 PM - 10:10 PM CDT  
Att: 39,087 - Clear - 80 F

AB	35
R	2
H	10
RBI	2
BB	0
SO	3
LOB	13



Batter	1	2	3	4	5	6	7	8	9	AB	R	H	RBI	BB	SO	LOB	BOTTOM			
2 Denard Span, L OBP: 0.376, SLG: 0.389										5	0	2	0	0	1	1				
1 Orlando Hudson, S OBP: 0.372, SLG: 0.391										3	2	1	0	2	0	2				
7 Joe Mauer, L OBP: 0.406, SLG: 0.476										4	1	1	0	1	1	3				
33 Justin Morneau, L OBP: 0.493, SLG: 0.685										2	1	2	1	1	0	0				
25 Jim Thome, L OBP: 0.382, SLG: 0.481										2	0	0	1	1	0	3				
5 Michael Cuddyer, R OBP: 0.335, SLG: 0.433										4	1	1	0	0	2	5				
16 Jason Kubel, L OBP: 0.350, SLG: 0.383										4	3	3	5	0	0	2				
27 J.J. Hardy, R OBP: 0.288, SLG: 0.387										4	0	1	0	0	1	0				
12 Alexi Casilla, S OBP: 0.370, SLG: 0.333										4	0	1	0	0	0	1				
<b>Inning Stats</b>	R: 1 E: 0 K: 0 S: 13	H: 1 LOB: 1 BB: 1 P: 26	R: 2 E: 0 K: 0 S: 14	H: 4 LOB: 1 BB: 0 P: 22	R: 0 E: 0 K: 1 S: 8	H: 1 LOB: 2 BB: 1 P: 13	R: 0 E: 0 K: 0 S: 7	H: 0 LOB: 0 BB: 0 P: 12	R: 1 E: 0 K: 1 S: 12	H: 1 LOB: 1 BB: 1 P: 24	R: 1 E: 0 K: 0 S: 15	H: 2 LOB: 1 BB: 0 P: 22	R: 3 E: 0 K: 2 S: 16	H: 2 LOB: 1 BB: 1 P: 28	R: 0 E: 0 K: 1 S: 16	H: 1 LOB: 1 BB: 1 P: 24	1B: 5 2B: 4 3B: 1 HR: 2	SF: 2 SAC: 0 DP: 2 HBP: 0	WP: 0 PB: 0 SB: 0 CS: 0	PA: 39
<b>PITCHER</b>	IP WLS BF H R ER SO BB IBB HBP BLK WP HR S P ERA WHIP																			
31 Javier Vazquez, R ERA: 6.86	5.2 L 27 8 5 5 2 0 1 0 0 0 0 0 7 64 7.94 1.765																			
61 Chan Ho Park, R ERA: 8.71	0.1 4 2 2 2 0 1 0 0 0 0 0 0 7 14 54.00 9.000																			
43 Damaso Marte, L ERA: 3.72	0.1 1 0 0 0 0 0 0 0 0 0 0 0 2 5 0.00 0.000																			
41 Chad Gaudin, R ERA: 8.53	1.2 7 2 1 1 3 1 0 0 0 0 0 1 28 40 5.40 1.800																			

**New York Yankees @ Minnesota Twins**  
Target Field, Minneapolis, MN  
Thu May 27 2010, 7:12 PM - 10:10 PM CDT  
Att: 39,087 - Clear - 80 F

AB	32
R	8
H	12
RBI	7
BB	5
SO	5
LOB	17





Batter	1	2	3	4	5	6	7	8	9	AB	R	H	RBI	BB	SO	LOB	TOP										
1 Elvis Andrus, R (1, 6) OBP: 0.396, SLG: 0.345										4	0	1	0	0	1	0	<b>Texas Rangers @ Minnesota Twins</b> Target Field, Minneapolis, MN Fri May 28 2010, 7:11 PM - 9:53 PM CDT Att: 39,581 - Cloudy - 82 F										
10 Michael Young, R (1, 5) OBP: 0.372, SLG: 0.451										4	0	0	0	0	0	0											
5 Ian Kinsler, R (1, 4) OBP: 0.409, SLG: 0.400										4	1	1	0	0	1	0											
27 Vladimir Guerrero, R (1, 10) (7, 9) OBP: 0.372, SLG: 0.582										4	0	2	1	0	1	0											
32 Josh Hamilton, L (1, 7) (7, 8) OBP: 0.343, SLG: 0.514										4	0	1	0	0	1	1											
7 David Murphy, L (1, 9) (7, 7) OBP: 0.270, SLG: 0.374										4	0	2	0	0	0	3											
12 Justin Smoak, S (1, 3) OBP: 0.278, SLG: 0.306										4	0	0	0	0	3	4											
51 Max Ramirez, R (1, 2) OBP: 0.368, SLG: 0.484										2	0	0	0	1	0	0											
20 Julio Borbon, L (1, 8) OBP: 0.243, SLG: 0.263										2	0	0	0	0	0	0											
17 Nelson Cruz, R (7, PH) OBP: 0.406, SLG: 0.729										1	0	0	0	0	0	3											
28 Darren Oliver, R (7, 1)										0	0	0	0	0	0	0											
50 Frank Francisco, R (8, 1)										0	0	0	0	0	0	0											
<b>Inning Stats</b>	R: 0 E: 0 K: 0 S: 7	H: 0 LOB: 0 BB: 0 P: 13	R: 0 E: 0 K: 2 S: 11	H: 1 LOB: 1 BB: 0 P: 15	R: 0 E: 0 K: 0 S: 15	H: 1 LOB: 0 BB: 0 P: 19	R: 1 E: 0 K: 0 S: 15	H: 2 LOB: 1 BB: 0 P: 19	R: 0 E: 0 K: 1 S: 9	H: 0 LOB: 0 BB: 0 P: 14	R: 0 E: 0 K: 1 S: 12	H: 2 LOB: 1 BB: 1 P: 18	R: 0 E: 0 K: 1 S: 8	H: 0 LOB: 0 BB: 0 P: 11	R: 0 E: 0 K: 1 S: 9	H: 1 LOB: 1 BB: 0 P: 13	1B: 5 2B: 2 3B: 0 HR: 0	SF: 0 SAC: 0 DP: 0 HBP: 0	WP: 0 PB: 0 SB: 1 CS: 1	PA: 35							
<b>PITCHER</b>	IP	WLS	BF	H	R	ER	SO	BB	IBB	HBP	BLK	WP	HR	S	P	ERA	WHIP										
59 Kevin Slowey, R ERA: 4.15	6.2	W	26	6	1	1	5	1	0	0	0	0	0	72	102	1.35	1.050										
50 Jose Mijares, L ERA: 2.89	0.1	H	1	0	0	0	0	0	0	0	0	0	0	3	4	0.00	0.000										
54 Matt Guerrier, R ERA: 1.64	1.0	H	3	0	0	0	1	0	0	0	0	0	0	8	11	0.00	0.000										
60 Jon Rauch, R ERA: 2.84	1.0	S	4	1	0	0	1	0	0	0	0	0	0	9	13	0.00	1.000										

Batter	1	2	3	4	5	6	7	8	9	AB	R	H	RBI	BB	SO	LOB	BOTTOM										
2 Denard Span, L (1, 8) OBP: 0.373, SLG: 0.386										4	0	1	0	0	0	1	<b>Texas Rangers @ Minnesota Twins</b> Target Field, Minneapolis, MN Fri May 28 2010, 7:11 PM - 9:53 PM CDT Att: 39,581 - Cloudy - 82 F										
1 Orlando Hudson, S (1, 4) OBP: 0.379, SLG: 0.404										4	1	3	0	0	0	0											
7 Joe Mauer, L (1, 2) OBP: 0.408, SLG: 0.473										3	0	1	1	1	0	3											
33 Justin Morneau, L (1, 3) OBP: 0.493, SLG: 0.677										2	0	0	0	2	0	1											
25 Jim Thome, L (1, 10) OBP: 0.377, SLG: 0.482										4	0	1	0	0	2	4											
5 Michael Cuddyer, R (1, 9) OBP: 0.333, SLG: 0.440										4	0	1	0	0	0	1											
16 Jason Kubel, L (1, 7) OBP: 0.348, SLG: 0.375										3	0	0	0	1	0	1											
21 Delmon Young, R (8, PR) (9, 7) OBP: 0.315, SLG: 0.436										0	0	0	0	0	0	0											
27 J.J. Hardy, R (1, 6) OBP: 0.279, SLG: 0.374										4	0	0	0	0	0	3											
8 Nick Punto, S (1, 5) OBP: 0.280, SLG: 0.284										1	1	0	0	1	1	0											
<b>Inning Stats</b>	R: 0 E: 0 K: 1 S: 13	H: 0 LOB: 2 BB: 2 P: 29	R: 0 E: 0 K: 0 S: 9	H: 0 LOB: 0 BB: 0 P: 14	R: 1 E: 0 K: 0 S: 12	H: 2 LOB: 2 BB: 1 P: 21	R: 0 E: 0 K: 0 S: 9	H: 0 LOB: 0 BB: 0 P: 13	R: 1 E: 0 K: 0 S: 13	H: 2 LOB: 1 BB: 1 P: 19	R: 0 E: 0 K: 0 S: 7	H: 1 LOB: 1 BB: 0 P: 15	R: 0 E: 0 K: 1 S: 11	H: 1 LOB: 1 BB: 0 P: 17	R: 0 E: 0 K: 1 S: 10	H: 1 LOB: 2 BB: 1 P: 18	1B: 4 2B: 2 3B: 1 HR: 0	SF: 0 SAC: 0 DP: 2 HBP: 1	WP: 1 PB: 0 SB: 0 CS: 0	PA: 35							
<b>PITCHER</b>	IP	WLS	BF	H	R	ER	SO	BB	IBB	HBP	BLK	WP	HR	S	P	ERA	WHIP										
48 Colby Lewis, R ERA: 3.41	6.0	L	26	5	2	2	1	4	0	1	0	1	0	63	111	3.00	1.500										
28 Darren Oliver, L ERA: 1.42	1.2		6	1	0	0	2	0	0	0	0	0	0	17	25	0.00	0.600										
50 Frank Francisco, R ERA: 4.29	0.1		3	1	0	0	0	0	1	0	0	0	0	4	10	0.00	3.000										

AB	33
R	1
H	7
RBI	1
BB	1
SO	7
LOB	11



AB	29
R	2
H	7
RBI	1
BB	5
SO	3
LOB	14





Batter	1	2	3	4	5	6	7	8	9	AB	R	H	RBI	BB	SO	LOB	TOP					
1 Elvis Andrus, R OBP: 0.398, SLG: 0.349										4	1	2	0	0	0	2	<p><b>Texas Rangers @ Minnesota Twins</b> Target Field, Minneapolis, MN Sat May 29 2010, 3:13 PM - 6:01 PM CDT Att: 39,659 - Sunny - 88 F</p>					
10 Michael Young, R OBP: 0.369, SLG: 0.452										4	0	1	0	0	0	3						
5 Ian Kinsler, R OBP: 0.395, SLG: 0.384										4	0	0	0	0	1	1						
27 Vladimir Guerrero, R OBP: 0.365, SLG: 0.569										4	0	0	0	0	0	1						
32 Josh Hamilton, L OBP: 0.341, SLG: 0.508										4	0	1	0	0	0	0						
7 David Murphy, L OBP: 0.276, SLG: 0.395										4	1	2	0	0	0	1						
12 Justin Smoak, S OBP: 0.285, SLG: 0.315										3	1	1	0	1	0	2						
51 Max Ramirez, R OBP: 0.333, SLG: 0.429										4	0	0	0	0	2	4						
20 Julio Borbon, L OBP: 0.252, SLG: 0.272										3	0	2	2	0	0	0						
<b>Inning Stats</b>	R: 0 E: 0 K: 0 S: 8	H: 1 LOB: 0 BB: 0 P: 13	R: 0 E: 0 K: 0 S: 5	H: 1 LOB: 0 BB: 0 P: 8	R: 1 E: 0 K: 0 S: 13	H: 3 LOB: 1 BB: 0 P: 22	R: 0 E: 0 K: 0 S: 9	H: 0 LOB: 0 BB: 0 P: 11	R: 1 E: 0 K: 0 S: 12	H: 2 LOB: 1 BB: 0 P: 15	R: 0 E: 0 K: 0 S: 10	H: 0 LOB: 0 BB: 0 P: 11	R: 0 E: 0 K: 1 S: 8	H: 0 LOB: 1 BB: 1 P: 15	R: 1 E: 2 K: 1 S: 14	H: 1 LOB: 1 BB: 0 P: 20	R: 0 E: 0 K: 1 S: 12	H: 1 LOB: 1 BB: 0 P: 18	1B: 5 2B: 6 3B: 0 HR: 0	SF: 0 SAC: 0 DP: 3 HBP: 0	WP: 0 PB: 0 CS: 0	PA: 35
<b>PITCHER</b>	IP WLS BF H R ER SO BB IBB HBP BLK WP HR S P ERA WHIP																					
48 Carl Pavano, R ERA: 3.99	7.0 W 26 7 2 2 1 1 0 0 0 0 0 0 65 95 2.57 1.143																					
26 Jesse Crain, R ERA: 5.57	1.0 5 1 1 0 1 0 0 0 0 0 0 0 14 20 0.00 1.000																					
52 Brian Duensing, L ERA: 1.77	1.0 4 1 0 0 1 0 0 0 0 0 0 0 12 18 0.00 1.000																					

Batter	1	2	3	4	5	6	7	8	9	AB	R	H	RBI	BB	SO	LOB	BOTTOM			
2 Denard Span, L OBP: 0.371, SLG: 0.383										4	1	1	0	0	1	2	<p><b>Texas Rangers @ Minnesota Twins</b> Target Field, Minneapolis, MN Sat May 29 2010, 3:13 PM - 6:01 PM CDT Att: 39,659 - Sunny - 88 F</p>			
1 Orlando Hudson, S OBP: 0.381, SLG: 0.427										4	2	2	3	0	0	0				
7 Joe Mauer, L OBP: 0.405, SLG: 0.464										3	0	0	0	1	0	0				
33 Justin Morneau, L OBP: 0.493, SLG: 0.671										3	1	1	1	1	0	0				
5 Michael Cuddyer, R OBP: 0.332, SLG: 0.441										4	1	1	0	0	0	2				
16 Jason Kubel, L OBP: 0.351, SLG: 0.370										2	1	0	0	2	1	0				
21 Delmon Young, R OBP: 0.314, SLG: 0.438										4	1	1	2	0	0	1				
27 J.J. Hardy, R OBP: 0.286, SLG: 0.378										4	1	2	2	0	1	1				
23 Brendan Harris, R OBP: 0.260, SLG: 0.239										3	0	0	0	0	2	2				
8 Nick Punto, S OBP: 0.277, SLG: 0.281										1	0	0	0	0	0	1				
<b>Inning Stats</b>	R: 0 E: 0 K: 0 S: 9	H: 0 LOB: 0 BB: 0 P: 15	R: 0 E: 0 K: 0 S: 7	H: 0 LOB: 0 BB: 0 P: 8	R: 0 E: 0 K: 2 S: 14	H: 1 LOB: 1 BB: 0 P: 22	R: 0 E: 0 K: 0 S: 7	H: 0 LOB: 0 BB: 0 P: 12	R: 0 E: 0 K: 1 S: 10	H: 0 LOB: 0 BB: 0 P: 14	R: 2 E: 0 K: 0 S: 9	H: 2 LOB: 0 BB: 0 P: 16	R: 6 E: 0 K: 1 S: 19	H: 5 LOB: 2 BB: 3 P: 37	R: 0 E: 0 K: 1 S: 10	H: 0 LOB: 1 BB: 1 P: 17	1B: 4 2B: 3 3B: 0 HR: 1	SF: 0 SAC: 0 DP: 0 HBP: 0	WP: 0 PB: 0 CS: 0	PA: 36
<b>PITCHER</b>	IP WLS BF H R ER SO BB IBB HBP BLK WP HR S P ERA WHIP																			
36 C.J. Wilson, L ERA: 3.48	6.0 L 24 4 5 5 3 2 0 0 0 0 0 0 11 19 40.50 7.500																			
49 Chris Ray, R ERA: 3.57	0.2 7 4 3 3 1 1 0 0 0 0 0 0 11 19 40.50 7.500																			
57 Dustin Nippert, R ERA: 4.85	1.1 5 0 0 0 1 1 0 0 0 0 0 0 12 20 0.00 0.750																			

livebaseballscores.com



Batter	1	2	3	4	5	6	7	8	9	AB	R	H	RBI	BB	SO	LOB	TOP																							
1 Elvis Andrus, R OBP: 0.398, SLG: 0.350	F9	G5-3		K					10 2B	5	0	2	1	0	1	4																								
10 Michael Young, R OBP: 0.374, SLG: 0.463	L4		27 1B			F9			1B	4	1	2	0	1	0	1																								
5 Ian Kinsler, R OBP: 0.395, SLG: 0.379			27 1B	32 SF8	P4				F8	4	1	1	0	1	0	3																								
27 Vladimir Guerrero, R OBP: 0.361, SLG: 0.560	F8				P3				F8	5	0	1	1	0	0	3																								
32 Josh Hamilton, L OBP: 0.335, SLG: 0.500		K	SF8		F8				P6	3	0	0	1	0	1	0																								
7 David Murphy, L OBP: 0.277, SLG: 0.390		12 1B	FC4-6		P6				K	4	0	1	0	0	1	1																								
12 Justin Smoak, S OBP: 0.291, SLG: 0.316		15 HBP				K			K	3	0	1	0	1	2	0																								
15 Matt Treanor, R OBP: 0.303, SLG: 0.295				F7					G1-3	3	1	1	0	0	0	2																								
20 Julio Borbon, L OBP: 0.252, SLG: 0.271						G4-3			F8	4	0	1	0	0	1	4																								
<b>Inning Stats</b>	R: 0 E: 0 K: 0 S: 7	H: 1 LOB: 1 BB: 0 P: 11	R: 0 E: 0 K: 2 S: 13	H: 2 LOB: 3 BB: 2 P: 22	R: 2 E: 0 K: 1 S: 18	H: 2 LOB: 2 BB: 2 P: 28	R: 0 E: 0 K: 1 S: 10	H: 1 LOB: 0 BB: 1 P: 15	R: 0 E: 0 K: 0 S: 5	H: 0 LOB: 0 BB: 0 P: 5	R: 1 E: 0 K: 1 S: 12	H: 2 LOB: 1 BB: 0 P: 16	R: 0 E: 0 K: 0 S: 5	H: 0 LOB: 0 BB: 0 P: 8	R: 0 E: 0 K: 2 S: 9	H: 0 LOB: 0 BB: 0 P: 13	R: 0 E: 0 K: 0 S: 11	H: 2 LOB: 2 BB: 0 P: 18	1B: 7 2B: 3 3B: 0 HR: 0	SF: 1 SAC: 0 DP: 0 HBP: 1	WP: 0 PB: 0 SB: 0 CS: 1	PA: 40																		
<b>PITCHER</b>	IP	WLS	BF	H	R	ER	SO	BB	IBB	HBP	BLK	WP	HR	S	P	ERA	WHIP	<b>PITCHER</b>					IP	WLS	BF	H	R	ER	SO	BB	IBB	HBP	BLK	WP	HR	S	P	ERA	WHIP	
30 Scott Baker, R ERA: 4.48	6.0	W	29	8	3	3	4	3	0	1	0	0	0	65	97	4.50	1.833																							
31 Alex Burnett, R ERA: 2.96	0.2	H	2	0	0	0	0	0	0	0	0	0	0	4	6	0.00	0.000																							
50 Jose Mijares, L ERA: 2.61	1.0	H	3	0	0	0	2	0	0	0	0	0	0	8	13	0.00	0.000																							
54 Matt Guerrier, R ERA: 1.61	0.1	H	1	0	0	0	0	0	0	0	0	0	0	2	2	0.00	0.000																							
60 Jon Rauch, R ERA: 2.7	1.0	S	5	2	0	0	0	0	0	0	0	0	0	11	18	0.00	2.000																							

Texas Rangers @ Minnesota Twins  
Target Field, Minneapolis, MN  
Sun May 30 2010, 7:11 PM - 10:18 PM CDT  
Att: 39,873 - Overcast - 66 F

AB 35  
R 3  
H 10  
RBI 3  
BB 3  
SO 6  
LOB 18



Batter	1	2	3	4	5	6	7	8	9	AB	R	H	RBI	BB	SO	LOB	BOTTOM																								
2 Denard Span, L OBP: 0.376, SLG: 0.385	F7		G3-1							4	0	2	1	1	0	2																									
1 Orlando Hudson, S OBP: 0.377, SLG: 0.421		7 2B	FC5-4			K			L6	5	1	1	0	0	2	5																									
7 Joe Mauer, L OBP: 0.404, SLG: 0.465			FC4-6			G4-3				4	0	1	1	1	0	3																									
33 Justin Morneau, L OBP: 0.488, SLG: 0.667	F7					G4-3				4	1	1	0	0	1	2																									
5 Michael Cuddyer, R OBP: 0.339, SLG: 0.439			16 1B	21 SF8		G6-3				1	2	0	0	3	0	0																									
16 Jason Kubel, L OBP: 0.355, SLG: 0.380	G3					F9				4	0	2	2	0	0	2																									
21 Delmon Young, R OBP: 0.318, SLG: 0.439			27 BB							2	1	1	1	1	1	0																									
27 J.J. Hardy, R OBP: 0.285, SLG: 0.369		8 1B				K				3	1	0	0	1	1	1																									
8 Nick Punto, S OBP: 0.295, SLG: 0.293										3	0	2	1	1	0	0																									
<b>Inning Stats</b>	R: 1 E: 0 K: 0 S: 11	H: 2 LOB: 2 BB: 1 P: 24	R: 2 E: 0 K: 0 S: 11	H: 2 LOB: 1 BB: 2 P: 25	R: 2 E: 0 K: 1 S: 14	H: 3 LOB: 2 BB: 1 P: 22	R: 0 E: 0 K: 1 S: 9	H: 0 LOB: 0 BB: 0 P: 16	R: 0 E: 0 K: 0 S: 6	H: 0 LOB: 0 BB: 0 P: 7	R: 0 E: 0 K: 0 S: 7	H: 1 LOB: 1 BB: 0 P: 11	R: 1 E: 0 K: 1 S: 10	H: 2 LOB: 2 BB: 2 P: 20	R: 0 E: 0 K: 1 S: 9	H: 0 LOB: 2 BB: 2 P: 19	1B: 7 2B: 3 3B: 0 HR: 0	SF: 1 SAC: 0 DP: 1 HBP: 0	WP: 0 PB: 0 SB: 1 CS: 1	PA: 39																					
<b>PITCHER</b>	IP	WLS	BF	H	R	ER	SO	BB	IBB	HBP	BLK	WP	HR	S	P	ERA	WHIP	<b>PITCHER</b>					IP	WLS	BF	H	R	ER	SO	BB	IBB	HBP	BLK	WP	HR	S	P	ERA	WHIP		
45 Derek Holland, L ERA: 4.19	1.0	L	9	3	3	3	0	3	0	0	0	0	0	19	43	27.00	6.000																								
54 Matt Harrison, L ERA: 5.35	3.0		13	4	2	2	2	1	0	0	0	0	0	26	44	6.00	1.667																								
56 Darren O'Day, R ERA: 1.77	1.2		6	1	0	0	1	0	0	0	0	0	0	11	15	0.00	0.600																								
28 Darren Oliver, L ERA: 1.71	1.0		5	1	1	1	1	2	0	0	0	0	0	11	22	9.00	3.000																								
50 Frank Francisco, R ERA: 4.03	1.1		6	1	0	0	1	2	0	0	0	0	0	10	20	0.00	2.250																								

Texas Rangers @ Minnesota Twins  
Target Field, Minneapolis, MN  
Sun May 30 2010, 7:11 PM - 10:18 PM CDT  
Att: 39,873 - Overcast - 66 F

AB 30  
R 6  
H 10  
RBI 6  
BB 8  
SO 5  
LOB 15





Batter	1	2	3	4	5	6	7	8	9	AB	R	H	RBI	BB	SO	LOB	TOP			
2 Denard Span, L OBP: 0.374, SLG: 0.383	F8		K		K			G6-4-3		4	0	1	0	0	2	0	<b>Minnesota Twins @ Seattle Mariners</b> Safeco Field, Seattle, WA Mon May 31 2010, 7:11 PM - 9:34 PM PDT Att: 19,798 - Partly Cloudy - 62 F			
27 J.J. Hardy, R OBP: 0.276, SLG: 0.357	G6-3		G6-3		F9			G6-4-3		4	0	0	0	0	0	1				
7 Joe Mauer, L OBP: 0.396, SLG: 0.453	G4-3		G4-3		F8			F7		4	0	0	0	0	0	0				
33 Justin Morneau, L OBP: 0.493, SLG: 0.680		5 1B								4	1	3	0	0	0	0				
25 Jim Thome, L OBP: 0.373, SLG: 0.472		K			G4-6-3					4	0	1	0	0	2	2				
12 Alexi Casilla, S OBP: 0.370, SLG: 0.333		K						K		0	0	0	0	0	0	0				
5 Michael Cuddyer, R OBP: 0.342, SLG: 0.455		21 HR						K		4	2	2	2	0	1	2				
16 Jason Kubel, L OBP: 0.352, SLG: 0.397		F7						K		4	1	1	1	0	1	3				
23 Brendan Harris, R OBP: 0.260, SLG: 0.239		F7						K		0	0	0	0	0	0	0				
21 Delmon Young, R OBP: 0.323, SLG: 0.469		HR						G6-3		4	1	2	2	0	0	2				
8 Nick Punto, S OBP: 0.287, SLG: 0.284		HR						G5-3		3	0	0	0	0	0	1				
		F8						F8		3	0	0	0	0	0	1				
<b>Inning Stats</b>	R: 0 E: 0 K: 0 S: 6	H: 0 LOB: 0 BB: 0 P: 8	R: 3 E: 0 K: 1 S: 16	H: 3 LOB: 0 BB: 0 P: 20	R: 0 E: 0 K: 1 S: 7	H: 0 LOB: 0 BB: 0 P: 11	R: 2 E: 0 K: 0 S: 10	H: 4 LOB: 1 BB: 0 P: 13	R: 0 E: 0 K: 2 S: 9	H: 0 LOB: 0 BB: 0 P: 15	R: 0 E: 0 K: 1 S: 9	H: 0 LOB: 0 BB: 0 P: 15	R: 0 E: 0 K: 0 S: 4	H: 1 LOB: 0 BB: 0 P: 6	R: 0 E: 0 K: 0 S: 5	H: 2 LOB: 2 BB: 0 P: 6	1B: 4 2B: 3 3B: 0 HR: 3	SF: 0 SAC: 0 DP: 2 HBP: 0	WP: 0 PB: 0 CS: 0	PA: 35
<b>PITCHER</b>	IP WLS BF H R ER SO BB IBB HBP BLK WP HR S P ERA WHIP																			
58 Doug Fister, R ERA: 2.45	(1, 1) 7.2 L 29 8 5 5 6 0 0 0 0 0 0 3 72 98 5.87 1.043																			
18 Ryan Rowland-Smith, L ERA: 7.24	(8, 1) 0.1 3 2 0 0 0 0 0 0 0 0 0 0 3 6 0.00 6.000																			
43 Brandon League, R ERA: 4.08	(9, 1) 1.0 3 0 0 0 0 0 0 0 0 0 0 0 3 3 0.00 0.000																			

Batter	1	2	3	4	5	6	7	8	9	AB	R	H	RBI	BB	SO	LOB	BOTTOM					
51 Ichiro Suzuki, L OBP: 0.390, SLG: 0.417	G4-3		G6-3		9 1B 21 WP			G4-3		4	1	1	0	0	0	0	<b>Minnesota Twins @ Seattle Mariners</b> Safeco Field, Seattle, WA Mon May 31 2010, 7:11 PM - 9:34 PM PDT Att: 19,798 - Partly Cloudy - 62 F					
9 Chone Figgins, S OBP: 0.324, SLG: 0.272	K		21 1B 15 FC6-4		21 F9 15 G5-3			G5-3		4	2	2	0	0	1	0						
21 Franklin Gutierrez, R OBP: 0.369, SLG: 0.439	2B		15 FC6-4		F9			F8		4	0	2	0	0	0	1						
15 Milton Bradley, S OBP: 0.291, SLG: 0.336	K		FC6-4		G5-3			G6-3		4	0	0	2	0	1	2						
5 Mike Sweeney, R OBP: 0.330, SLG: 0.512	K		K		G6-3			K		4	0	0	0	0	3	1						
4 Jose Lopez, R OBP: 0.294, SLG: 0.299		16 1B			G6-3			G4-3		4	1	2	0	0	0	0						
16 Josh Wilson, R OBP: 0.364, SLG: 0.413		1B						K		4	0	3	1	0	1	0						
32 Rob Johnson, R OBP: 0.272, SLG: 0.295		1B			32 FC5-4					3	0	0	0	0	1	3						
24 Ken Griffey Jr., L OBP: 0.250, SLG: 0.204	K				FC5-4			F7		1	0	0	0	0	0	1						
55 Michael Saunders, L OBP: 0.273, SLG: 0.415	K				27 FC6-4					0	0	0	0	0	0	0						
27 Matt Tuiasosopo, R OBP: 0.156, SLG: 0.227	K				FC6-4					3	0	0	0	0	2	3						
13 Casey Kotchman, L OBP: 0.281, SLG: 0.318	K							K		1	0	0	0	0	0	1						
<b>Inning Stats</b>	R: 0 E: 0 K: 2 S: 12	H: 1 LOB: 1 BB: 0 P: 16	R: 0 E: 0 K: 3 S: 13	H: 2 LOB: 2 BB: 0 P: 17	R: 1 E: 0 K: 1 S: 14	H: 2 LOB: 1 BB: 0 P: 21	R: 0 E: 0 K: 0 S: 7	H: 1 LOB: 1 BB: 0 P: 14	R: 2 E: 0 K: 0 S: 11	H: 2 LOB: 0 BB: 0 P: 17	R: 0 E: 0 K: 1 S: 8	H: 0 LOB: 0 BB: 0 P: 14	R: 0 E: 0 K: 1 S: 10	H: 0 LOB: 0 BB: 0 P: 11	R: 0 E: 0 K: 1 S: 8	H: 0 LOB: 0 BB: 0 P: 9	R: 1 E: 0 K: 0 S: 7	H: 2 LOB: 1 BB: 0 P: 9	1B: 8 2B: 2 3B: 0 HR: 0	SF: 0 SAC: 0 DP: 1 HBP: 0	WP: 1 PB: 0 CS: 0	PA: 36
<b>PITCHER</b>	IP WLS BF H R ER SO BB IBB HBP BLK WP HR S P ERA WHIP																					
47 Francisco Liriano, L ERA: 3.28	(1, 1) 6.0 W 26 8 3 3 7 0 0 0 0 0 0 0 0 10 11 4.50 1.333																					
28 Jesse Crain, R ERA: 5.32	(7, 1) 1.0 H 3 0 0 0 1 0 0 0 0 0 0 0 0 8 9 0.00 0.000																					
54 Matt Guerrier, R ERA: 1.56	(8, 1) 1.0 H 3 0 0 0 1 0 0 0 0 0 0 0 0 8 9 0.00 0.000																					
60 Jon Rauch, R ERA: 3.0	(9, 1) 1.0 S 4 2 1 1 0 0 0 0 0 0 0 0 0 7 9 9.00 2.000																					

**Minnesota Twins**  
 Safeco Field, Seattle, WA  
 Mon May 31 2010, 7:11 PM - 9:34 PM PDT  
 Att: 19,798 - Partly Cloudy - 62 F

**Minnesota Twins @ Seattle Mariners**  
 Safeco Field, Seattle, WA  
 Mon May 31 2010, 7:11 PM - 9:34 PM PDT  
 Att: 19,798 - Partly Cloudy - 62 F

AB	35
R	5
H	10
RBI	5
BB	0
SO	6
LOB	11

AB	36
R	4
H	10
RBI	3
BB	0
SO	9
LOB	12



Batter	1	2	3	4	5	6	7	8	9	AB	R	H	RBI	BB	SO	LOB	TOP			
2 Denard Span, L (1, 8) OBP: 0.368, SLG: 0.376										4	0	0	0	0	0	3	<b>Minnesota Twins @ Seattle Mariners</b> Safeco Field, Seattle, WA Tue Jun 01 2010, 7:12 PM - 9:56 PM PDT Att: 18,743 - Roof Closed - 61 F			
27 J.J. Hardy, R (1, 6) OBP: 0.293, SLG: 0.357										3	0	1	0	1	0	0				
7 Joe Mauer, L (1, 2) OBP: 0.392, SLG: 0.454										4	0	1	0	0	0	1				
33 Justin Morneau, L (1, 3) OBP: 0.489, SLG: 0.687										4	1	1	1	0	1	3				
5 Michael Cuddyer, R (1, 9) OBP: 0.341, SLG: 0.451										4	0	1	0	0	0	2				
16 Jason Kubel, L (1, 10) OBP: 0.350, SLG: 0.393										4	0	1	0	0	1	1				
21 Delmon Young, R (1, 7) OBP: 0.321, SLG: 0.463										4	0	1	0	0	1	1				
23 Brendan Harris, R (1, 5) OBP: 0.250, SLG: 0.228										4	0	0	0	0	0	2				
8 Nick Punto, S (1, 4) OBP: 0.297, SLG: 0.281										1	0	0	0	2	0	0				
<b>Inning Stats</b>	R: 0 E: 0 K: 0 S: 12	H: 1 LOB: 2 BB: 1 P: 20	R: 0 E: 0 K: 1 S: 16	H: 1 LOB: 2 BB: 1 P: 26	R: 1 E: 0 K: 0 S: 11	H: 2 LOB: 1 BB: 0 P: 19	R: 0 E: 0 K: 0 S: 7	H: 0 LOB: 1 BB: 0 P: 12	R: 0 E: 0 K: 1 S: 10	H: 1 LOB: 1 BB: 0 P: 11	R: 0 E: 0 K: 0 S: 6	H: 0 LOB: 0 BB: 0 P: 8	R: 0 E: 0 K: 1 S: 9	H: 0 LOB: 0 BB: 0 P: 15	R: 0 E: 0 K: 0 S: 8	H: 0 LOB: 0 BB: 0 P: 12	1B: 4 2B: 1 3B: 0 HR: 1	SF: 0 SAC: 0 DP: 1 HBP: 0	WP: 0 PB: 0 SB: 1 CS: 0	PA: 35
<b>PITCHER</b>	IP WLS BF H R ER SO BB IBB HBP BLK WP HR S P ERA WHIP																			
38 Jason Vargas, L (1, 1) ERA: 2.92	7.0 W 29 6 1 1 2 3 0 0 0 0 0 1 69 104 1.29 1.286																			
23 Shawn Kelley, R (8, 1) ERA: 2.14	1.0 3 0 0 0 1 0 0 0 0 0 0 0 9 15 0.00 0.000																			
49 Garrett Olson, L (9, 1) ERA:	1.0 3 0 0 0 0 0 0 0 0 0 0 0 8 12 0.00 0.000																			

Batter	1	2	3	4	5	6	7	8	9	AB	R	H	RBI	BB	SO	LOB	BOTTOM			
51 Ichiro Suzuki, L (1, 9) OBP: 0.395, SLG: 0.422										5	1	3	1	0	0	0	<b>Minnesota Twins @ Seattle Mariners</b> Safeco Field, Seattle, WA Tue Jun 01 2010, 7:12 PM - 9:56 PM PDT Att: 18,743 - Roof Closed - 61 F			
9 Chone Figgins, S (1, 4) OBP: 0.330, SLG: 0.283										4	1	2	1	1	0	1				
21 Franklin Gutierrez, R (1, 8) OBP: 0.385, SLG: 0.435										4	0	1	1	0	1	3				
5 Mike Sweeney, R (1, 10) OBP: 0.337, SLG: 0.506										3	2	1	0	1	0	2				
4 Jose Lopez, R (1, 5) OBP: 0.269, SLG: 0.318										4	1	2	3	0	0	1				
13 Casey Ketchman, L (1, 3) OBP: 0.280, SLG: 0.316										4	0	1	1	0	0	0				
16 Josh Wilson, R (1, 6) OBP: 0.359, SLG: 0.405										4	1	1	0	0	2	2				
41 Eliezer Alfonzo, R (1, 2) OBP: 0.556, SLG: 0.889										4	1	2	0	0	1	0				
55 Michael Saunders, L (1, 7) OBP: 0.250, SLG: 0.376										4	0	0	0	0	2	3				
<b>Inning Stats</b>	R: 1 E: 0 K: 0 S: 15	H: 3 LOB: 1 BB: 0 P: 22	R: 0 E: 0 K: 0 S: 11	H: 1 LOB: 0 BB: 0 P: 17	R: 0 E: 0 K: 0 S: 7	H: 0 LOB: 0 BB: 0 P: 9	R: 4 E: 0 K: 0 S: 22	H: 6 LOB: 2 BB: 0 P: 34	R: 0 E: 0 K: 0 S: 6	H: 0 LOB: 0 BB: 0 P: 9	R: 0 E: 0 K: 3 S: 12	H: 0 LOB: 0 BB: 0 P: 17	R: 2 E: 0 K: 2 S: 15	H: 2 LOB: 2 BB: 2 P: 28	R: 0 E: 0 K: 1 S: 13	H: 1 LOB: 0 BB: 0 P: 17	1B: 11 2B: 1 3B: 0 HR: 1	SF: 0 SAC: 0 DP: 1 HBP: 0	WP: 0 PB: 0 SB: 1 CS: 0	PA: 38
<b>PITCHER</b>	IP WLS BF H R ER SO BB IBB HBP BLK WP HR S P ERA WHIP																			
53 Nick Blackburn, R (1, 1) ERA: 4.73	3.2 L 20 10 0 0 5 0 0 0 0 0 0 1 53 80 12.27 2.727																			
31 Alex Burnett, R (4, 1) ERA: 2.42	2.1 7 0 0 0 3 0 0 0 0 0 0 0 20 28 0.00 0.000																			
32 Ron Mahay, L (7, 1) ERA: 6.39	1.0 7 2 2 2 2 2 0 0 0 0 0 0 15 28 18.00 4.000																			
52 Brian Duensing, L (8, 1) ERA: 1.69	1.0 4 1 0 0 1 0 0 0 0 0 0 0 13 17 0.00 1.000																			



Batter	1	2	3	4	5	6	7	8	9	10	AB	R	H	RBI	BB	SO	LOB	TOP								
2 Denard Span, L OBP: 0.362, SLG: 0.369											4	0	0	0	0	2	1									
27 J.J. Hardy, R OBP: 0.275, SLG: 0.346											4	0	0	0	0	1	0									
7 Joe Mauer, L OBP: 0.395, SLG: 0.452											3	0	1	0	1	0	0									
33 Justin Morneau, L OBP: 0.484, SLG: 0.663											4	0	1	0	0	0	1									
5 Michael Cuddyer, R OBP: 0.343, SLG: 0.466											4	1	2	1	0	1	3									
16 Jason Kubel, L OBP: 0.342, SLG: 0.383											4	0	0	0	0	1	4									
21 Delmon Young, R OBP: 0.314, SLG: 0.450											4	0	0	0	0	0	1									
20 Matt Tolbert, S OBP: 0.250, SLG: 0.250											4	0	1	0	0	1	0									
8 Nick Punto, S OBP: 0.288, SLG: 0.276											2	0	0	0	1	2	0									
25 Jim Thome, L OBP: 0.369, SLG: 0.467											1	0	0	0	0	0	0									
23 Brendan Harris, R OBP: 0.250, SLG: 0.228											0	0	0	0	0	0	0									
<b>Inning Stats</b>	R: 0 E: 0 K: 1 S: 8	H: 0 LOB: 0 BB: 0 P: 12	R: 0 E: 0 K: 1 S: 11	H: 1 LOB: 1 BB: 0 P: 16	R: 0 E: 0 K: 2 S: 11	H: 0 LOB: 0 BB: 0 P: 13	R: 0 E: 0 K: 2 S: 12	H: 2 LOB: 2 BB: 0 P: 16	R: 0 E: 0 K: 0 S: 7	H: 1 LOB: 1 BB: 1 P: 12	R: 0 E: 0 K: 1 S: 10	H: 0 LOB: 0 BB: 0 P: 14	R: 1 E: 0 K: 1 S: 12	H: 1 LOB: 0 BB: 0 P: 16	R: 0 E: 0 K: 1 S: 9	H: 0 LOB: 0 BB: 0 P: 13	R: 0 E: 0 K: 0 S: 7	H: 0 LOB: 1 BB: 0 P: 17	R: 0 E: 0 K: 0 S: 4	H: 0 LOB: 0 BB: 0 P: 9	1B: 3 2B: 1 3B: 0 HR: 1	SF: 0 SAC: 0 DP: 0 HBP: 0	WP: 0 PB: 1 SB: 0 CS: 1	PA: 36		
<b>PITCHER</b>	IP 8.0	WLS 29	BF 5	H 1	ER 1	SO 8	BB 1	IBB 0	HBP 0	BLK 0	WP 0	HR 1	S 80	P 112	ERA 1.12	WHIP 0.750										
36 Cliff Lee, L ERA: 2.91	1.0	4	0	0	0	0	1	0	0	0	0	0	7	17	0.00	1.000										
53 David Aardsma, R ERA: 4.15	1.0	W	3	0	0	0	0	0	0	0	0	0	4	9	0.00	0.000										
43 Brandon League, R ERA: 3.94																										

Minnesota Twins @ Seattle Mariners  
Safeco Field, Seattle, WA  
Wed Jun 02 2010, 7:11 PM - 9:57 PM PDT  
Att: 20,419 - Cloudy - 58 F

AB	34
R	1
H	5
RBI	1
BB	2
SO	8
LOB	10



Batter	1	2	3	4	5	6	7	8	9	10	AB	R	H	RBI	BB	SO	LOB	BOTTOM								
51 Ichiro Suzuki, L OBP: 0.391, SLG: 0.417											5	0	1	1	0	3	0									
9 Chone Figgins, S OBP: 0.329, SLG: 0.282											4	0	1	0	0	0	0									
21 Franklin Gutierrez, R OBP: 0.387, SLG: 0.433											3	0	1	0	1	0	0									
5 Mike Sweeney, R OBP: 0.323, SLG: 0.483											4	0	0	0	0	0	3									
15 Milton Bradley, S OBP: 0.299, SLG: 0.342											4	1	2	0	0	1	0									
4 Jose Lopez, R OBP: 0.289, SLG: 0.317											4	0	1	0	0	0	1									
13 Casey Kotchman, L OBP: 0.279, SLG: 0.316											3	0	1	1	0	0	2									
12 Ryan Langerhans, (to, PR) OBP: 0.452, SLG: 0.409											0	1	0	0	0	0	0									
32 Rob Johnson, R OBP: 0.263, SLG: 0.284											3	0	0	0	0	1	1									
41 Elierzer Alfonso, R OBP: 0.500, SLG: 0.800											1	0	0	0	0	0	1									
16 Josh Wilson, R OBP: 0.354, SLG: 0.398											4	0	1	0	0	0	0									
<b>Inning Stats</b>	R: 0 E: 0 K: 1 S: 9	H: 1 LOB: 1 BB: 0 P: 13	R: 0 E: 0 K: 0 S: 6	H: 0 LOB: 0 BB: 0 P: 9	R: 0 E: 0 K: 2 S: 10	H: 0 LOB: 0 BB: 0 P: 15	R: 0 E: 0 K: 0 S: 8	H: 0 LOB: 0 BB: 0 P: 11	R: 1 E: 0 K: 0 S: 15	H: 1 LOB: 0 BB: 0 P: 24	R: 0 E: 0 K: 0 S: 7	H: 1 LOB: 2 BB: 1 P: 16	R: 0 E: 0 K: 0 S: 8	H: 2 LOB: 1 BB: 0 P: 10	R: 0 E: 0 K: 1 S: 15	H: 0 LOB: 0 BB: 0 P: 18	R: 0 E: 0 K: 1 S: 9	H: 0 LOB: 0 BB: 0 P: 13	R: 1 E: 0 K: 0 S: 16	H: 3 LOB: 2 BB: 0 P: 19	1B: 8 2B: 0 3B: 0 HR: 0	SF: 1 SAC: 0 DP: 1 HBP: 0	WP: 0 PB: 0 SB: 2 CS: 0	PA: 37		
<b>PITCHER</b>	IP 7.0	WLS 26	BF 5	H 1	ER 1	SO 3	BB 1	IBB 0	HBP 0	BLK 0	WP 0	HR 0	S 63	P 98	ERA 1.29	WHIP 0.857										
59 Kevin Slowey, R ERA: 3.84	1.0	3	0	0	0	1	0	0	0	0	0	0	15	18	0.00	0.000										
28 Jesse Crain, R ERA: 5.09	1.2	L	7	2	1	1	1	0	0	0	0	0	16	21	5.40	1.200										
54 Matt Guerrier, R ERA: 1.8	0.0	1	1	0	0	0	0	0	0	0	0	0	9	11	∞	∞										
50 Jose Mijares, L ERA: 2.61																										

Minnesota Twins @ Seattle Mariners  
Safeco Field, Seattle, WA  
Wed Jun 02 2010, 7:11 PM - 9:57 PM PDT  
Att: 20,419 - Cloudy - 58 F

AB	35
R	2
H	8
RBI	2
BB	1
SO	5
LOB	8





Batter	1	2	3	4	5	6	7	8	9	AB	R	H	RBI	BB	SO	LOB	TOP					
2 Denard Span, L (1,8) OBP: 0.360, SLG: 0.364	G6-3																					
20 Matt Tolbert, S (1,4) OBP: 0.167, SLG: 0.167	G3																					
7 Joe Mauer, L (1,2) OBP: 0.392, SLG: 0.453	33 1B																					
33 Justin Morneau, L (1,3) OBP: 0.480, SLG: 0.674	2B																					
25 Jim Thome, L (1,10) OBP: 0.365, SLG: 0.457	G6-3																					
16 Jason Kubel, L (1,9) OBP: 0.340, SLG: 0.380																						
21 Delmon Young, R (1,7) OBP: 0.312, SLG: 0.445																						
22 Danny Valencia, R (1,5) OBP: 0.333, SLG: 0.333																						
8 Nick Punto, S (1,6) OBP: 0.291, SLG: 0.267																						
<b>Inning Stats</b>	R: 1 E: 0 K: 0 S: 9	H: 2 LOB: 1 BB: 0 P: 13	R: 0 E: 0 K: 1 S: 9	H: 1 LOB: 1 BB: 0 P: 15	R: 0 E: 0 K: 1 S: 11	H: 0 LOB: 1 BB: 0 P: 19	R: 0 E: 0 K: 1 S: 8	H: 1 LOB: 1 BB: 0 P: 14	R: 0 E: 0 K: 0 S: 7	H: 0 LOB: 0 BB: 0 P: 10	R: 0 E: 0 K: 1 S: 10	H: 1 LOB: 1 BB: 0 P: 12	R: 0 E: 0 K: 1 S: 11	H: 0 LOB: 0 BB: 0 P: 16	R: 0 E: 0 K: 4 S: 14	H: 0 LOB: 1 BB: 0 P: 17	R: 0 E: 0 K: 0 S: 6	H: 1 LOB: 0 BB: 0 P: 12	1B: 5 2B: 1 3B: 0 HR: 0	SF: 0 SAC: 0 DP: 1 HBP: 0	WP: 1 PB: 0 CS: 0	PA: 34
<b>PITCHER</b>	IP WLS BF H R ER SO BB IBB HBP BLK WP HR S P ERA WHIP																					
34 Félix Hernández, R (1,1) ERA: 3.26	8.0 W 31 5 1 1 9 1 0 0 0 1 0 79 116 1.12 0.750																					
53 David Aardsma, R (9,1) ERA: 3.93	1.0 S 3 1 0 0 0 0 0 0 0 0 0 6 12 0.00 1.000																					

Minnesota Twins @ Seattle Mariners  
Safeco Field, Seattle, WA  
Thu Jun 03 2010, 7:12 PM - 9:32 PM PDT  
Att: 21,307 - Partly Cloudy - 62 F

AB 33  
R 1  
H 6  
RBI 1  
BB 1  
SO 9  
LOB 9



Batter	1	2	3	4	5	6	7	8	9	AB	R	H	RBI	BB	SO	LOB	BOTTOM					
51 Ichiro Suzuki, L (1,9) OBP: 0.392, SLG: 0.416	21 S 9 SH5-3 BB																					
9 Chone Figgins, S (1,4) OBP: 0.325, SLG: 0.277	SH5-3																					
21 Franklin Gutierrez, R (1,8) OBP: 0.365, SLG: 0.426	K																					
4 Jose Lopez, R (1,5) OBP: 0.273, SLG: 0.335	G6-3																					
15 Milton Bradley, S (1,10) OBP: 0.296, SLG: 0.339																						
13 Casey Kotchman, L (1,3) OBP: 0.273, SLG: 0.309																						
16 Josh Wilson, R (1,6) OBP: 0.364, SLG: 0.407																						
32 Rob Johnson, R (1,2) OBP: 0.265, SLG: 0.286																						
55 Michael Saunders, L (1,7) OBP: 0.275, SLG: 0.417																						
<b>Inning Stats</b>	R: 0 E: 0 K: 1 S: 8	H: 0 LOB: 1 BB: 0 P: 16	R: 0 E: 0 K: 1 S: 9	H: 1 LOB: 0 BB: 0 P: 10	R: 4 E: 0 K: 0 S: 12	H: 3 LOB: 0 BB: 1 P: 22	R: 0 E: 0 K: 0 S: 7	H: 2 LOB: 1 BB: 0 P: 8	R: 0 E: 0 K: 2 S: 12	H: 1 LOB: 1 BB: 0 P: 19	R: 0 E: 0 K: 0 S: 10	H: 1 LOB: 0 BB: 0 P: 14	R: 0 E: 0 K: 1 S: 15	H: 0 LOB: 0 BB: 0 P: 20	R: 0 E: 0 K: 1 S: 7	H: 1 LOB: 1 BB: 0 P: 13	R: 0 E: 0 K: 1 S: 3	H: 0 LOB: 0 BB: 0 P: 10	1B: 7 2B: 2 3B: 0 HR: 1	SF: 0 SAC: 1 DP: 2 HBP: 0	WP: 0 PB: 0 CS: 0	PA: 33
<b>PITCHER</b>	IP WLS BF H R ER SO BB IBB HBP BLK WP HR S P ERA WHIP																					
48 Carl Pavano, R (1,1) ERA: 4.11	7.0 L 29 8 4 4 5 2 0 0 0 0 1 73 109 5.14 1.429																					
28 Jesse Crain, R (8,1) ERA: 4.88	1.0 4 1 0 0 1 0 0 0 0 0 7 13 0.00 1.000																					

Minnesota Twins @ Seattle Mariners  
Safeco Field, Seattle, WA  
Thu Jun 03 2010, 7:12 PM - 9:32 PM PDT  
Att: 21,307 - Partly Cloudy - 62 F

AB 30  
R 4  
H 9  
RBI 4  
BB 2  
SO 6  
LOB 9





Batter	1	2	3	4	5	6	7	8	9	10	11	AB	R	H	RBI	BB	SO	LOB	TOP								
2 Denard Span, L OBP: 0.353, SLG: 0.356	G3		G1-3			G4-3	FC6			K		5	0	0	0	0	1	1									
27 J.J. Hardy, R OBP: 0.265, SLG: 0.333	G3-1		F9			G5-3	F8			K		5	0	0	0	0	1	2									
7 Joe Mauer, L OBP: 0.392, SLG: 0.451	33 HR 1B		F8			33 BB 16 1B	G3-1			L8		5	2	2	0	0	0	2									
33 Justin Morneau, L OBP: 0.483, SLG: 0.691	1-H HR		G4-3			16 1B 21 2B BB	F7			21 1B 2B		4	3	2	2	1	0	0									
16 Jason Kubel, L OBP: 0.337, SLG: 0.374	G4-3		K			21 2B 1B	F9			K		5	0	1	1	0	2	1									
21 Delmon Young, R OBP: 0.315, SLG: 0.450	G6-3		K			21 2B 1B	G5-3			22 E 1B		5	0	2	2	0	1	0									
22 Danny Valencia, R OBP: 0.250, SLG: 0.250	HR 1B		F8			L8	L8			K		5	0	1	0	0	2	3									
8 Nick Punto, S OBP: 0.283, SLG: 0.260	F7		G6-3			G6-3	F9			L9		3	0	0	0	0	0	1									
25 Jim Thome, L OBP: 0.362, SLG: 0.453	F7		G6-3			G6-3	F9			L9		1	0	0	0	0	1	0									
20 Matt Tolbert, S OBP: 0.154, SLG: 0.154	F7		G6-3			G6-3	F9			L9		1	0	0	0	0	1	0									
41 Drew Butera, R OBP: 0.168, SLG: 0.194	G6-3		G6-3			G2-3	2 FC6 HBP			K		3	0	0	0	0	1	1									
<b>Inning Stats</b>	R: 2 E: 0 K: 0 S: 12	H: 2 LOB: 0 BB: 0 P: 14	R: 0 E: 0 K: 0 S: 10	H: 1 LOB: 1 BB: 0 P: 14	R: 0 E: 0 K: 2 S: 7	H: 0 LOB: 0 BB: 0 P: 11	R: 0 E: 0 K: 2 S: 9	H: 0 LOB: 0 BB: 0 P: 10	R: 0 E: 0 K: 0 S: 16	H: 3 LOB: 2 BB: 1 P: 30	R: 0 E: 0 K: 0 S: 12	H: 0 LOB: 0 BB: 0 P: 20	R: 0 E: 0 K: 3 S: 10	H: 0 LOB: 0 BB: 0 P: 14	R: 0 E: 0 K: 2 S: 8	H: 0 LOB: 0 BB: 0 P: 9	R: 1 E: 1 K: 2 S: 14	H: 2 LOB: 1 BB: 0 P: 17	1B: 5 2B: 2 3B: 0 HR: 1	SF: 0 SAC: 0 DP: 0 HBP: 1	WP: 0 PB: 0 SB: 1 CS: 0	PA: 44					
<b>PITCHER</b>	IP ERA WLS BF H R ER SO BB IBB HBP BLK WP HR S P ERA WHIP	51 Dallas Braden, L ERA: 3.77	57 Cedrick Bowers, L ERA: 3.86	66 Tyson Ross, R ERA: 5.63	56 Craig Breslow, L ERA: 2.55	40 Andrew Bailey, R ERA: 1.88	<b>PITCHER</b>	IP ERA WLS BF H R ER SO BB IBB HBP BLK WP HR S P ERA WHIP	51 Dallas Braden, L ERA: 3.77	57 Cedrick Bowers, L ERA: 3.86	66 Tyson Ross, R ERA: 5.63	56 Craig Breslow, L ERA: 2.55	40 Andrew Bailey, R ERA: 1.88	<b>PITCHER</b>	IP ERA WLS BF H R ER SO BB IBB HBP BLK WP HR S P ERA WHIP	51 Dallas Braden, L ERA: 3.77	57 Cedrick Bowers, L ERA: 3.86	66 Tyson Ross, R ERA: 5.63	56 Craig Breslow, L ERA: 2.55	40 Andrew Bailey, R ERA: 1.88	<b>PITCHER</b>	IP ERA WLS BF H R ER SO BB IBB HBP BLK WP HR S P ERA WHIP	51 Dallas Braden, L ERA: 3.77	57 Cedrick Bowers, L ERA: 3.86	66 Tyson Ross, R ERA: 5.63	56 Craig Breslow, L ERA: 2.55	40 Andrew Bailey, R ERA: 1.88

Minnesota Twins @ Oakland Athletics  
Oakland Coliseum, Oakland, CA  
Fri Jun 04 2010, 7:10 PM - 10:08 PM PDT  
Att: 21,703 - Party Cloudy - 66 F

livebaseballscores.com

AB 42  
R 5  
H 8  
RBI 5  
BB 1  
SO 9  
LOB 12



Batter	1	2	3	4	5	6	7	8	9	10	11	AB	R	H	RBI	BB	SO	LOB	BOTTOM				
11 Rajai Davis, R OBP: 0.299, SLG: 0.335	P4		P4			L5		HR		K		5	1	1	1	0	1	1					
10 Daric Barton, L OBP: 0.307, SLG: 0.442	K		G4-3 8 1B 2B			K		G4-6-3 BB		G3		4	1	1	0	1	2	1					
Ryan Sweeney, L OBP: 0.344, SLG: 0.392	P2		G4-3			L9		G4-6-3		F9		5	0	0	0	0	0	3					
8 Kurt Suzuki, R OBP: 0.331, SLG: 0.485	G5-3		G5-3			G5-3		F9		F9		5	0	2	1	0	0	0					
32 Jack Cust, L OBP: 0.364, SLG: 0.351	2B		G4-6-3			G4-6-3		F9		K		4	1	1	0	1	1	2					
5 Kevin Koussamanoff, R OBP: 0.263, SLG: 0.386	G6-3		G6-3			G6-3		HR		BB		3	1	1	2	1	0	1					
18 Gabe Gross, L OBP: 0.327, SLG: 0.398	L9		L5			L5		K		G4-3		4	0	0	0	0	1	2					
14 Mark Ellis, R OBP: 0.383, SLG: 0.408	P6		F9			F9		G6-3		G6-3		4	0	0	0	0	0	0					
7 Adam Rosales, R OBP: 0.331, SLG: 0.386	P4		P4			F8		F8		F8		4	0	1	0	0	0	0					
<b>Inning Stats</b>	R: 0 E: 0 K: 1 S: 8	H: 0 LOB: 0 BB: 0 P: 10	R: 0 E: 0 K: 0 S: 5	H: 1 LOB: 1 BB: 0 P: 7	R: 0 E: 0 K: 0 S: 8	H: 0 LOB: 0 BB: 0 P: 11	R: 1 E: 0 K: 0 S: 8	H: 2 LOB: 0 BB: 0 P: 9	R: 0 E: 0 K: 1 S: 13	H: 1 LOB: 1 BB: 0 P: 20	R: 2 E: 0 K: 1 S: 13	H: 1 LOB: 0 BB: 1 P: 22	R: 1 E: 0 K: 0 S: 5	H: 0 LOB: 0 BB: 1 P: 10	R: 0 E: 0 K: 0 S: 10	H: 0 LOB: 1 BB: 1 P: 17	R: 0 E: 0 K: 1 S: 8	H: 1 LOB: 1 BB: 0 P: 13	1B: 3 2B: 2 3B: 0 HR: 2	SF: 0 SAC: 0 DP: 2 HBP: 0	WP: 0 PB: 0 SB: 0 CS: 0	PA: 41	
<b>PITCHER</b>	IP ERA WLS BF H R ER SO BB IBB HBP BLK WP HR S P ERA WHIP	30 Scott Baker, R ERA: 4.52	50 Jose Mijares, L ERA: 2.45	54 Matt Guerrier, R ERA: 1.67	60 Jon Rauch, R ERA: 2.86	<b>PITCHER</b>	IP ERA WLS BF H R ER SO BB IBB HBP BLK WP HR S P ERA WHIP	30 Scott Baker, R ERA: 4.52	50 Jose Mijares, L ERA: 2.45	54 Matt Guerrier, R ERA: 1.67	60 Jon Rauch, R ERA: 2.86	<b>PITCHER</b>	IP ERA WLS BF H R ER SO BB IBB HBP BLK WP HR S P ERA WHIP	30 Scott Baker, R ERA: 4.52	50 Jose Mijares, L ERA: 2.45	54 Matt Guerrier, R ERA: 1.67	60 Jon Rauch, R ERA: 2.86	<b>PITCHER</b>	IP ERA WLS BF H R ER SO BB IBB HBP BLK WP HR S P ERA WHIP	30 Scott Baker, R ERA: 4.52	50 Jose Mijares, L ERA: 2.45	54 Matt Guerrier, R ERA: 1.67	60 Jon Rauch, R ERA: 2.86

Minnesota Twins @ Oakland Athletics  
Oakland Coliseum, Oakland, CA  
Fri Jun 04 2010, 7:10 PM - 10:08 PM PDT  
Att: 21,703 - Party Cloudy - 66 F

livebaseballscores.com

AB 38  
R 4  
H 7  
RBI 4  
BB 3  
SO 5  
LOB 10





Batter	1	2	3	4	5	6	7	8	9	AB	R	H	RBI	BB	SO	LOB	TOP							
2 Denard Span, L OBP: 0.346, SLG: 0.348 (1, 8)											5	0	0	0	0	1	4							
20 Matt Tolbert, S OBP: 0.167, SLG: 0.167 (1, 4) (9, 3)										5	0	1	1	0	2	0								
7 Joe Mauer, L OBP: 0.387, SLG: 0.450 (1, 2)										5	1	1	0	0	1	2								
25 Jim Thome, L OBP: 0.375, SLG: 0.464 (1, 10)										2	2	1	0	2	0	0								
16 Jason Kubel, L OBP: 0.340, SLG: 0.373 (1, 9)										3	0	1	0	1	1	2								
21 Delmon Young, R OBP: 0.313, SLG: 0.448 (1, 7)										3	0	1	3	0	1	1								
22 Danny Valencia, R OBP: 0.333, SLG: 0.273 (1, 5)										3	0	1	0	1	2	0								
23 Brendan Harris, R OBP: 0.243, SLG: 0.221 (9, PH)										3	0	0	0	0	0	3								
33 Justin Morneau, L OBP: 0.465, SLG: 0.691 (9, PR)										0	0	0	0	1	0	0								
27 J.J. Hardy, R OBP: 0.265, SLG: 0.333 (9, 6)										0	1	0	0	0	0	0								
8 Nick Punto, S OBP: 0.290, SLG: 0.262 (9, 4)										3	0	1	0	1	0	0								
<b>Inning Stats</b>	R: 0 E: 0 K: 1 S: 6	H: 0 LOB: 0 BB: 0 P: 9	R: 1 E: 0 K: 1 S: 10	H: 1 LOB: 0 BB: 0 P: 15	R: 0 E: 0 K: 0 S: 6	H: 0 LOB: 0 BB: 0 P: 7	R: 0 E: 0 K: 3 S: 10	H: 0 LOB: 1 BB: 0 P: 18	R: 0 E: 0 K: 0 S: 14	H: 1 LOB: 2 BB: 1 P: 24	R: 2 E: 0 K: 1 S: 15	H: 3 LOB: 2 BB: 2 P: 27	R: 0 E: 0 K: 0 S: 8	H: 0 LOB: 0 BB: 0 P: 10	R: 0 E: 0 K: 1 S: 11	H: 1 LOB: 1 BB: 0 P: 15	R: 1 E: 0 K: 1 S: 11	H: 1 LOB: 2 BB: 2 P: 24	1B: 5 2B: 2 3B: 0 HR: 0	SF: 1 SAC: 0 DP: 0 HBP: 0	WP: 0 PB: 0 SB: 0 CS: 0	PA: 39		
<b>PITCHER</b>	IP WLS BF H R ER SO BB IBB HBP BLK WP HR S P ERA WHIP	IP WLS BF H R ER SO BB IBB HBP BLK WP HR S P ERA WHIP	IP WLS BF H R ER SO BB IBB HBP BLK WP HR S P ERA WHIP	IP WLS BF H R ER SO BB IBB HBP BLK WP HR S P ERA WHIP	IP WLS BF H R ER SO BB IBB HBP BLK WP HR S P ERA WHIP	IP WLS BF H R ER SO BB IBB HBP BLK WP HR S P ERA WHIP	IP WLS BF H R ER SO BB IBB HBP BLK WP HR S P ERA WHIP	IP WLS BF H R ER SO BB IBB HBP BLK WP HR S P ERA WHIP	IP WLS BF H R ER SO BB IBB HBP BLK WP HR S P ERA WHIP	IP WLS BF H R ER SO BB IBB HBP BLK WP HR S P ERA WHIP	IP WLS BF H R ER SO BB IBB HBP BLK WP HR S P ERA WHIP	IP WLS BF H R ER SO BB IBB HBP BLK WP HR S P ERA WHIP	IP WLS BF H R ER SO BB IBB HBP BLK WP HR S P ERA WHIP	IP WLS BF H R ER SO BB IBB HBP BLK WP HR S P ERA WHIP	IP WLS BF H R ER SO BB IBB HBP BLK WP HR S P ERA WHIP	IP WLS BF H R ER SO BB IBB HBP BLK WP HR S P ERA WHIP	IP WLS BF H R ER SO BB IBB HBP BLK WP HR S P ERA WHIP	IP WLS BF H R ER SO BB IBB HBP BLK WP HR S P ERA WHIP	IP WLS BF H R ER SO BB IBB HBP BLK WP HR S P ERA WHIP	IP WLS BF H R ER SO BB IBB HBP BLK WP HR S P ERA WHIP	IP WLS BF H R ER SO BB IBB HBP BLK WP HR S P ERA WHIP	IP WLS BF H R ER SO BB IBB HBP BLK WP HR S P ERA WHIP	IP WLS BF H R ER SO BB IBB HBP BLK WP HR S P ERA WHIP	IP WLS BF H R ER SO BB IBB HBP BLK WP HR S P ERA WHIP

Minnesota Twins @ Oakland Athletics  
Oakland Coliseum, Oakland, CA  
Sat Jun 05 2010, 6:08 PM - 8:58 PM PDT  
Att. 16,421 - Clear - 71 F

AB 32  
R 4  
H 7  
RBI 4  
BB 6  
SO 8  
LOB 12



Batter	1	2	3	4	5	6	7	8	9	AB	R	H	RBI	BB	SO	LOB	BOTTOM								
11 Rajai Davis, R OBP: 0.301, SLG: 0.338 (1, 8)										4	1	1	0	1	1	1									
14 Mark Ellis, R OBP: 0.386, SLG: 0.413 (1, 4)										4	1	2	0	0	2	1									
8 Kurt Suzuki, R OBP: 0.329, SLG: 0.478 (1, 10) (9, 2)										4	1	1	0	0	0	1									
5 Kevin Kouzmanoff, R OBP: 0.293, SLG: 0.383 (1, 5)										4	0	1	0	0	0	2									
7 Adam Rosales, R OBP: 0.341, SLG: 0.404 (9, 1) (9, 1)										3	0	2	2	1	1	1									
31 Brad Ziegler, R OBP: 0.283, SLG: 0.307 (8, PH)										3	0	0	0	0	2	3									
10 Daric Barton, L OBP: 0.395, SLG: 0.440 (9, 3)										1	0	0	0	0	0	1									
18 Gabe Gross, L OBP: 0.315, SLG: 0.382 (1, 9)										4	0	0	0	0	4	2									
2 Cliff Pennington, S OBP: 0.288, SLG: 0.312 (9, PH)										3	0	1	0	0	1	0									
1 Eric Patterson, L OBP: 0.264, SLG: 0.459 (1, 7)										4	0	0	0	0	1	3									
<b>Inning Stats</b>	R: 1 E: 0 K: 0 S: 7	H: 2 LOB: 0 BB: 0 P: 12	R: 0 E: 0 K: 2 S: 14	H: 1 LOB: 2 BB: 1 P: 20	R: 0 E: 0 K: 1 S: 6	H: 0 LOB: 0 BB: 0 P: 8	R: 0 E: 0 K: 2 S: 11	H: 1 LOB: 1 BB: 0 P: 12	R: 0 E: 0 K: 3 S: 17	H: 0 LOB: 1 BB: 1 P: 24	R: 0 E: 0 K: 1 S: 10	H: 1 LOB: 1 BB: 0 P: 15	R: 0 E: 0 K: 1 S: 7	H: 0 LOB: 0 BB: 0 P: 10	R: 2 E: 0 K: 0 S: 14	H: 3 LOB: 1 BB: 0 P: 20	R: 0 E: 0 K: 2 S: 13	H: 1 LOB: 0 BB: 0 P: 19	1B: 7 2B: 1 3B: 1 HR: 0	SF: 0 SAC: 0 DP: 1 HBP: 0	WP: 0 PB: 0 SB: 0 CS: 0	PA: 37			
<b>PITCHER</b>	IP WLS BF H R ER SO BB IBB HBP BLK WP HR S P ERA WHIP	IP WLS BF H R ER SO BB IBB HBP BLK WP HR S P ERA WHIP	IP WLS BF H R ER SO BB IBB HBP BLK WP HR S P ERA WHIP	IP WLS BF H R ER SO BB IBB HBP BLK WP HR S P ERA WHIP	IP WLS BF H R ER SO BB IBB HBP BLK WP HR S P ERA WHIP	IP WLS BF H R ER SO BB IBB HBP BLK WP HR S P ERA WHIP	IP WLS BF H R ER SO BB IBB HBP BLK WP HR S P ERA WHIP	IP WLS BF H R ER SO BB IBB HBP BLK WP HR S P ERA WHIP	IP WLS BF H R ER SO BB IBB HBP BLK WP HR S P ERA WHIP	IP WLS BF H R ER SO BB IBB HBP BLK WP HR S P ERA WHIP	IP WLS BF H R ER SO BB IBB HBP BLK WP HR S P ERA WHIP	IP WLS BF H R ER SO BB IBB HBP BLK WP HR S P ERA WHIP	IP WLS BF H R ER SO BB IBB HBP BLK WP HR S P ERA WHIP	IP WLS BF H R ER SO BB IBB HBP BLK WP HR S P ERA WHIP	IP WLS BF H R ER SO BB IBB HBP BLK WP HR S P ERA WHIP	IP WLS BF H R ER SO BB IBB HBP BLK WP HR S P ERA WHIP	IP WLS BF H R ER SO BB IBB HBP BLK WP HR S P ERA WHIP	IP WLS BF H R ER SO BB IBB HBP BLK WP HR S P ERA WHIP	IP WLS BF H R ER SO BB IBB HBP BLK WP HR S P ERA WHIP	IP WLS BF H R ER SO BB IBB HBP BLK WP HR S P ERA WHIP	IP WLS BF H R ER SO BB IBB HBP BLK WP HR S P ERA WHIP	IP WLS BF H R ER SO BB IBB HBP BLK WP HR S P ERA WHIP	IP WLS BF H R ER SO BB IBB HBP BLK WP HR S P ERA WHIP	IP WLS BF H R ER SO BB IBB HBP BLK WP HR S P ERA WHIP	IP WLS BF H R ER SO BB IBB HBP BLK WP HR S P ERA WHIP

Minnesota Twins @ Oakland Athletics  
Oakland Coliseum, Oakland, CA  
Sat Jun 05 2010, 6:08 PM - 8:58 PM PDT  
Att. 16,421 - Clear - 71 F

AB 35  
R 3  
H 9  
RBI 2  
BB 2  
SO 12  
LOB 15





Batter	1	2	3	4	5	6	7	8	9	AB	R	H	RBI	BB	SO	LOB	TOP										
2 Denard Span, L (1, 8) OBP: 0.343, SLG: 0.353	G6-3		20 SF7		G6-3		P6		L1	5	1	1	0	0	0	1											
20 Matt Tolbert, S (1, 4) OBP: 0.136, SLG: 0.143	G6-3		SF7		K			G5-3		3	0	0	1	0	1	0											
7 Joe Mauer, L (1, 10) OBP: 0.385, SLG: 0.443	G3		L7		F8			21 HR		3	1	0	0	1	0	0											
16 Jason Kubel, L (1, 9) OBP: 0.338, SLG: 0.367		G1-3	21 FC5-4		F7			F9		3	0	0	0	1	0	1											
21 Delmon Young, R (1, 7) OBP: 0.317, SLG: 0.467		22 G5-3	23 E		L6			HR		4	2	2	2	0	0	1											
22 Danny Valencia, R (1, 5) OBP: 0.267, SLG: 0.214	G5-3				F9					3	0	0	0	0	0	1											
25 Jim Thome, L (8, PH) OBP: 0.380, SLG: 0.480										1	0	1	0	0	0	0											
27 J.J. Hardy, R (8, PR) OBP: 0.295, SLG: 0.333										0	0	0	0	0	0	0											
23 Brendan Harris, R (1, 3) OBP: 0.243, SLG: 0.222	E5				K			L5		4	0	1	0	0	2	1											
8 Nick Punto, S (1, 6) OBP: 0.305, SLG: 0.279									K	4	0	3	0	0	1	0											
41 Drew Butera, R (1, 2) OBP: 0.171, SLG: 0.176										3	0	0	0	0	2	4											
33 Justin Morneau, L (9, PH) OBP: 0.483, SLG: 0.688	FC5-4				K			K2-3		1	0	0	0	0	1	0											
<b>Inning Stats</b>	R: 0 E: 0 K: 0 S: 11	H: 0 LOB: 0 BB: 0 P: 13	R: 1 E: 1 K: 0 S: 17	H: 3 LOB: 2 BB: 0 P: 25	R: 1 E: 0 K: 0 S: 11	H: 1 LOB: 1 BB: 1 P: 18	R: 0 E: 0 K: 2 S: 8	H: 1 LOB: 1 BB: 0 P: 12	R: 0 E: 0 K: 1 S: 8	H: 0 LOB: 0 BB: 0 P: 16	R: 0 E: 0 K: 1 S: 14	H: 1 LOB: 1 BB: 0 P: 20	R: 2 E: 0 K: 1 S: 10	H: 2 LOB: 1 BB: 1 P: 22	R: 0 E: 0 K: 2 S: 14	H: 0 LOB: 0 BB: 0 P: 19	1B: 5 2B: 1 3B: 1 HR: 1	SF: 1 SAC: 0 DP: 0 HBP: 0	WP: 0 PB: 0 SB: 1 CS: 0	PA: 37							
<b>PITCHER</b>	IP	WLS	BF	H	R	ER	SO	BB	IBB	HBP	BLK	WP	HR	S	P	ERA	WHIP										
47 Gio González, L (1, 1) ERA: 3.58	7.0	W	28	6	2	2	4	1	0	0	0	0	0	4	10	2.57	1.000										
56 Craig Breslow, L (8, 1) ERA: 2.94	0.2	H	3	0	1	1	0	1	0	0	0	0	0	4	10	13.50	1.500										
66 Tyson Ross, R (8, 1) ERA: 6.14	0.0		1	1	1	1	0	0	0	0	0	0	1	1	3	∞	∞										
13 Jerry Blevins, L (8, 1) ERA: 4.79	0.1	H	2	1	0	0	1	0	0	0	0	0	0	5	9	0.00	3.000										
48 Michael Wuerz, R (9, 1) ERA: 6.5	1.0	S	3	0	0	0	2	0	0	0	0	0	0	14	19	0.00	0.000										

**Minnesota Twins @ Oakland Athletics**  
Oakland Coliseum, Oakland, CA  
Sun Jun 06 2010, 1:08 PM - 3:51 PM PDT  
Att: 20,059 - Partly Cloudy - 68 F

AB	34
R	4
H	8
RBI	3
BB	2
SO	7
LOB	9



Batter	1	2	3	4	5	6	7	8	9	AB	R	H	RBI	BB	SO	LOB	BOTTOM										
11 Rajai Davis, R (1, 8) OBP: 0.304, SLG: 0.342	10 CS	10 1B	L3			P4		G6-3		4	1	1	0	0	0	2											
10 Daric Barton, L (1, 3) OBP: 0.397, SLG: 0.438	8 1B	32 1B			P4		G4-3			3	1	1	0	1	0	0											
Ryan Sweeney, L (1, 9) OBP: 0.350, SLG: 0.402	L7				E7			F7		4	0	2	1	0	0	1											
8 Kurt Suzuki, R (1, 2) OBP: 0.327, SLG: 0.471	32 1B	5 1B	L7		L7			G5-3		4	1	1	0	0	0	1											
32 Jack Cust, L (1, 10) OBP: 0.386, SLG: 0.377										4	1	3	1	0	1	1											
5 Kevin Koussoff, R (1, 5) OBP: 0.300, SLG: 0.390										4	1	3	1	0	1	1											
18 Gabe Gross, L (1, 7) OBP: 0.306, SLG: 0.371	FC4-6				F9			FC6-4		3	0	0	0	0	0	5											
14 Mark Ellis, R (1, 4) OBP: 0.382, SLG: 0.405			F9							4	0	1	1	0	1	1											
2 Cliff Pennington, S (1, 6) OBP: 0.287, SLG: 0.311			G4-3							4	0	1	1	0	0	1											
<b>Inning Stats</b>	R: 2 E: 0 K: 0 S: 17	H: 3 LOB: 2 BB: 1 P: 31	R: 1 E: 0 K: 0 S: 9	H: 3 LOB: 2 BB: 0 P: 14	R: 2 E: 0 K: 0 S: 18	H: 4 LOB: 2 BB: 0 P: 25	R: 0 E: 1 K: 1 S: 12	H: 1 LOB: 1 BB: 0 P: 17	R: 0 E: 0 K: 0 S: 9	H: 1 LOB: 1 BB: 0 P: 15	R: 0 E: 0 K: 0 S: 4	H: 0 LOB: 0 BB: 0 P: 7	R: 0 E: 0 K: 1 S: 8	H: 1 LOB: 1 BB: 0 P: 11	R: 0 E: 0 K: 1 S: 7	H: 0 LOB: 0 BB: 0 P: 7	1B: 11 2B: 2 3B: 0 HR: 0	SF: 0 SAC: 1 DP: 0 HBP: 1	WP: 0 PB: 0 SB: 0 CS: 1	PA: 37							
<b>PITCHER</b>	IP	WLS	BF	H	R	ER	SO	BB	IBB	HBP	BLK	WP	HR	S	P	ERA	WHIP										
53 Nick Blackburn, R (1, 1) ERA: 5.21	2.2	L	18	10	5	5	0	1	0	0	0	0	0	42	67	16.88	4.125										
52 Brian Duensing, L (3, 1) ERA: 1.52	2.1		9	2	0	0	1	0	0	0	0	0	0	23	35	0.00	0.857										
32 Ron Mahay, L (6, 1) ERA: 5.52	2.0		7	1	0	0	1	0	0	0	0	0	0	12	18	0.00	0.500										
31 Alex Burnett, R (8, 1) ERA: 2.3	1.0		3	0	0	0	1	0	0	0	0	0	0	7	7	0.00	0.000										

**Minnesota Twins @ Oakland Athletics**  
Oakland Coliseum, Oakland, CA  
Sun Jun 06 2010, 1:08 PM - 3:51 PM PDT  
Att: 20,059 - Partly Cloudy - 68 F

AB	34
R	5
H	13
RBI	5
BB	1
SO	3
LOB	13





Batter	1	2	3	4	5	6	7	8	9	AB	R	H	RBI	BB	SO	LOB	TOP				
22 Scott Podsednik, L OBP: 0.342, SLG: 0.353	G3			K		G6-3		SF8		3	0	0	1	0	1	0	<b>Kansas City Royals @ Minnesota Twins</b> Target Field, Minneapolis, MN Tue Jun 08 2010, 7:13 PM - 9:58 PM CDT Att: 38,970 - Partly Cloudy - 70 F				
18 Jason Kendall, R OBP: 0.355, SLG: 0.354	F7			K		F8		G4-3		4	0	0	0	0	1	1					
9 David DeJesus, L OBP: 0.378, SLG: 0.461	F7			G4-3				G4-3		4	0	1	0	0	0	0					
16 Billy Butler, R OBP: 0.378, SLG: 0.461	F9				P6			K		4	1	0	0	0	1	1					
6 Jose Guillen, R OBP: 0.328, SLG: 0.484	F8							F7		4	1	2	1	0	0	1					
13 Alberto Callaspo, S OBP: 0.309, SLG: 0.455	L5							F7		4	0	0	0	0	0	3					
13 Mike Aviles, R OBP: 0.341, SLG: 0.413				F8				F8		4	0	2	1	0	0	0					
12 Mitch Maier, L OBP: 0.337, SLG: 0.349				F8				F8		3	1	1	0	1	0	2					
3 Yuniesky Betancourt, R OBP: 0.309, SLG: 0.421				P6				F9		4	0	1	0	0	0	2					
<b>Inning Stats</b>	R: 0 E: 0 K: 0 S: 8	H: 0 LOB: 0 BB: 0 P: 10	R: 0 E: 0 K: 0 S: 8	H: 0 LOB: 0 BB: 0 P: 11	R: 0 E: 0 K: 0 S: 10	H: 0 LOB: 0 BB: 0 P: 15	R: 0 E: 0 K: 2 S: 12	H: 2 LOB: 2 BB: 0 P: 16	R: 0 E: 0 K: 0 S: 12	H: 0 LOB: 1 BB: 0 P: 19	R: 0 E: 0 K: 1 S: 14	H: 1 LOB: 1 BB: 0 P: 20	R: 1 E: 0 K: 0 S: 12	H: 2 LOB: 1 BB: 0 P: 16	R: 2 E: 1 K: 0 S: 17	H: 2 LOB: 2 BB: 1 P: 32	1B: 5 2B: 2 HR: 0	SF: 1 SAC: 0 HBP: 0	WP: 0 PB: 0 SB: 0 CS: 0	PA: 36	
<b>PITCHER</b>	IP	WLS	BF	H	R	ER	SO	BB	IBB	HBP	BLK	WP	HR	S	P	ERA	WHIP				
59 Kevin Slowey, R ERA: 3.45	7.0	W	24	3	0	0	3	0	0	0	0	0	0	72	102	0.00	0.429				
31 Alex Burnett, R ERA: 2.54	1.0		5	2	1	1	0	0	0	0	0	0	0	12	16	9.00	2.000				
50 Jose Mijares, L ERA: 2.31	0.2	S	6	2	2	0	0	1	0	0	0	0	0	16	30	0.00	4.500				
54 Matt Guerrier, R ERA: 1.65	0.1	S	1	0	0	0	0	0	0	0	0	0	0	1	2	0.00	0.000				

Batter	1	2	3	4	5	6	7	8	9	AB	R	H	RBI	BB	SO	LOB	BOTTOM				
2 Denard Span, L OBP: 0.344, SLG: 0.354	E3			K		K		K		5	0	2	2	0	2	2	<b>Kansas City Royals @ Minnesota Twins</b> Target Field, Minneapolis, MN Tue Jun 08 2010, 7:13 PM - 9:58 PM CDT Att: 38,970 - Partly Cloudy - 70 F				
20 Matt Tolbert, S OBP: 0.185, SLG: 0.160	K			FC5-4		G4-3				4	1	1	1	1	3	3					
7 Joe Mauer, L OBP: 0.387, SLG: 0.441	K			K						3	1	1	0	1	1	1					
33 Justin Morneau, L OBP: 0.475, SLG: 0.673	K			K		G6-3				4	0	0	0	0	3	4					
5 Michael Cuddyer, R OBP: 0.346, SLG: 0.467	K			K		F7		K		4	1	2	1	0	1	0					
16 Jason Kubel, L OBP: 0.341, SLG: 0.393	K			K		L8				4	1	2	3	0	0	1					
21 Delmon Young, R OBP: 0.316, SLG: 0.462	F8			K		L7				4	1	1	0	0	0	1					
22 Danny Valencia, R OBP: 0.368, SLG: 0.333	K			K		K				4	2	3	0	0	1	0					
8 Nick Punto, S OBP: 0.298, SLG: 0.272	G1-3			SH1-4		F7		K		3	0	0	0	0	1	2					
<b>Inning Stats</b>	R: 3 E: 0 K: 1 S: 19	H: 4 LOB: 1 BB: 1 P: 31	R: 0 E: 1 K: 2 S: 11	H: 0 LOB: 1 BB: 0 P: 13	R: 0 E: 0 K: 1 S: 15	H: 1 LOB: 1 BB: 0 P: 23	R: 2 E: 0 K: 1 S: 15	H: 3 LOB: 1 BB: 0 P: 19	R: 1 E: 0 K: 1 S: 10	H: 1 LOB: 0 BB: 0 P: 16	R: 1 E: 0 K: 1 S: 13	H: 2 LOB: 2 BB: 1 P: 22	R: 0 E: 0 K: 1 S: 8	H: 0 LOB: 0 BB: 0 P: 10	R: 0 E: 0 K: 2 S: 11	H: 1 LOB: 1 BB: 0 P: 17	1B: 10 2B: 1 3B: 0 HR: 1	SF: 0 SAC: 1 DP: 0 HBP: 0	WP: 1 PB: 0 SB: 0 CS: 0	PA: 38	
<b>PITCHER</b>	IP	WLS	BF	H	R	ER	SO	BB	IBB	HBP	BLK	WP	HR	S	P	ERA	WHIP				
23 Zack Greinke, R ERA: 4.05	5.0	L	25	9	6	6	6	1	0	0	0	1	0	70	102	9.00	2.000				
53 Kanekoa Texeira, R ERA: 5.23	1.0		6	2	1	1	1	1	0	0	0	0	0	13	22	9.00	3.000				
47 Victor Marte, R ERA: 4.15	1.0		3	0	0	0	1	0	0	0	0	0	0	8	10	0.00	0.000				
31 Dusty Hughes, L ERA: 3.8	1.0		4	1	0	0	2	0	0	0	0	0	0	11	17	0.00	1.000				


AB	34
R	3
H	7
RBI	3
BB	1
SO	3
LOB	10




AB	35
R	7
H	12
RBI	7
BB	2
SO	10
LOB	14





Batter	1	2	3	4	5	6	7	8	9	AB	R	H	RBI	BB	SO	LOB	TOP			
22 Scott Podsednik, L (1,7) OBP: 0.340, SLG: 0.352	B1-3		F CH 81 F SF 9 B SI 89 X SI 88	G4-3		G4-3				4	1	1	0	0	0	2	<b>Kansas City Royals @ Minnesota Twins</b> Target Field, Minneapolis, MN Wed Jun 09 2010, 7:13 PM - 9:39 PM CDT Att: 40,323 - Partly Cloudy - 70 F			
18 Jason Kendall, R (1,2) OBP: 0.347, SLG: 0.348	G4-3		SF9		L9		G6-3			3	0	0	1	0	0	0				
9 David DeJesus, L (1,10) OBP: 0.380, SLG: 0.459	F9		BB		G5-4-3		G6-3			3	0	1	0	1	0	0				
16 Billy Butler, R (1,3) OBP: 0.376, SLG: 0.457		G5-3		G5-4-3			F8			4	0	1	1	0	0	1				
6 Jose Guillen, R (1,9) OBP: 0.327, SLG: 0.480 8 Willie Bloomquist, R (8,9) OBP: 0.258, SLG: 0.357	P6		K				F8			4	0	1	0	0	1	2				
										0	0	0	0	0	0	0				
13 Alberto Callaspo, S (1,5) OBP: 0.308, SLG: 0.455				F7		F8		F8		4	0	1	0	0	0	1				
13 Mike Aviles, R (1,4) OBP: 0.331, SLG: 0.400	G6-3		P4		F7		G6-3			4	0	0	0	0	0	2				
12 Mitch Maier, L (1,8) OBP: 0.341, SLG: 0.353			L8		F7					4	0	2	0	0	0	1				
3 Yuniesky Betancourt, R (1,6) OBP: 0.308, SLG: 0.415			FC4				F8			3	1	0	0	1	0	2				
																				
<b>Inning Stats</b>	R: 0 E: 0 K: 0 S: 5	H: 0 LOB: 0 BB: 0 P: 7	R: 0 E: 0 K: 0 S: 8	H: 1 LOB: 1 BB: 0 P: 13	R: 2 E: 0 K: 1 S: 14	H: 2 LOB: 2 BB: 2 P: 28	R: 0 E: 0 K: 0 S: 8	H: 1 LOB: 2 BB: 0 P: 11	R: 0 E: 0 K: 0 S: 10	H: 1 LOB: 1 BB: 0 P: 14	R: 0 E: 0 K: 0 S: 4	H: 0 LOB: 0 BB: 0 P: 7	R: 0 E: 0 K: 0 S: 9	H: 0 LOB: 0 BB: 0 P: 11	R: 0 E: 0 K: 0 S: 8	H: 1 LOB: 1 BB: 0 P: 12	1B: 6 2B: 1 3B: 0 HR: 0	SF: 1 SAC: 0 DP: 1 HBP: 0	WP: 0 PB: 0 SB: 1 CS: 0	PA: 36
<b>PITCHER</b>	IP WLS BF H R ER SO BB IBB HBP BLK WP HR S P ERA WHIP	8.0 W 32 6 2 2 1 2 0 0 0 0 0 63 98 2.25 1.000	1.0 4 1 0 0 0 0 0 0 0 0 0 8 12 0.00 1.000																	

Batter	1	2	3	4	5	6	7	8	9	AB	R	H	RBI	BB	SO	LOB	BOTTOM			
2 Denard Span, L (1,8) OBP: 0.345, SLG: 0.352	F7		7 2B		P6		G6-3			4	1	1	0	1	0	1	<b>Kansas City Royals @ Minnesota Twins</b> Target Field, Minneapolis, MN Wed Jun 09 2010, 7:13 PM - 9:39 PM CDT Att: 40,323 - Partly Cloudy - 70 F			
20 Matt Tolbert, S (1,4) OBP: 0.188, SLG: 0.138	F8		K		G4-3		G4-3			4	1	0	1	1	1	2				
7 Joe Mauer, L (1,2) OBP: 0.392, SLG: 0.447	1B		2B		33 BB		G4-3			4	0	2	1	1	0	2				
33 Justin Morneau, L (1,3) OBP: 0.475, SLG: 0.668	G4-3		G6-3		5 FC5-4		G4-3			3	0	1	1	1	0	2				
5 Michael Cuddyer, R (1,9) OBP: 0.344, SLG: 0.463	F9		21 E		22 G4-6-3		P6			4	1	1	0	0	0	3				
16 Jason Kubel, L (1,10) OBP: 0.348, SLG: 0.403	P4		22 G4-6-3		22 1B		G4-6			3	1	2	0	1	0	0				
21 Delmon Young, R (1,7) OBP: 0.314, SLG: 0.474	HR		FC6		L9		L9			4	1	1	1	0	0	5				
22 Danny Valencia, R (1,5) OBP: 0.348, SLG: 0.318	P4		G4-6-3		8 FC4-6		G6-3			4	0	1	0	0	0	2				
8 Nick Punto, S (1,6) OBP: 0.296, SLG: 0.280	G4-3		G4-3		FC4-6		2B			4	1	1	1	0	0	2				
																				
<b>Inning Stats</b>	R: 0 E: 0 K: 0 S: 8	H: 1 LOB: 1 BB: 0 P: 12	R: 1 E: 0 K: 0 S: 6	H: 1 LOB: 0 BB: 0 P: 8	R: 1 E: 0 K: 1 S: 11	H: 1 LOB: 1 BB: 1 P: 20	R: 1 E: 1 K: 0 S: 7	H: 1 LOB: 1 BB: 1 P: 11	R: 0 E: 0 K: 0 S: 5	H: 0 LOB: 2 BB: 2 P: 16	R: 1 E: 0 K: 0 S: 9	H: 2 LOB: 1 BB: 0 P: 12	R: 1 E: 0 K: 0 S: 13	H: 2 LOB: 2 BB: 1 P: 23	R: 1 E: 0 K: 0 S: 12	H: 2 LOB: 1 BB: 0 P: 16	1B: 6 2B: 3 3B: 0 HR: 1	SF: 0 SAC: 0 DP: 1 HBP: 0	WP: 0 PB: 0 SB: 0 CS: 0	PA: 39
<b>PITCHER</b>	IP WLS BF H R ER SO BB IBB HBP BLK WP HR S P ERA WHIP	6.2 L 33 5 2 1 1 0 5 0 0 0 0 0 10 14 9.00 2.000	1.0 5 2 1 1 0 0 0 0 0 0 0 3 4 0.00 0.000																	







Batter	1	2	3	4	5	6	7	8	9	AB	R	H	RBI	BB	SO	LOB	TOP																			
14 Martín Prado, R OBP: 0.364, SLG: 0.443	G5-3		K			L8		F9		4	0	0	0	0	1	1	<b>Atlanta Braves @ Minnesota Twins</b> Target Field, Minneapolis, MN Fri Jun 11 2010, 7:12 PM - 9:18 PM CDT Att: 39,428 - Cloudy - 73 F																			
22 Jason Heyward, L OBP: 0.392, SLG: 0.495	K		K2-3			K			K	4	0	0	0	0	4	0																				
10 Chipper Jones, S OBP: 0.375, SLG: 0.341	G5-3				K				K	4	0	0	0	0	2	0																				
25 Troy Glaus, R OBP: 0.375, SLG: 0.474		G6-3			K				K	4	1	2	0	0	2	0																				
16 Brian McCann, L OBP: 0.393, SLG: 0.429		G6-3			K				F9	3	0	1	0	0	1	1																				
19 Yunel Escobar, R OBP: 0.351, SLG: 0.289		SH1-3							K	2	0	0	0	0	2	1																				
4 Omar Infante, R 1 Grégor Blanco, L OBP: 0.750, SLG: 1.000		G6-3							K	2	0	0	1	0	1	1																				
8 David Ross, R OBP: 0.420, SLG: 0.386		P4							G5-3	3	0	0	0	0	0	1																				
53 Melky Cabrera, S OBP: 0.321, SLG: 0.324		G1-3								3	0	2	0	0	0	0																				
<b>Inning Stats</b>	R: 0 E: 0 K: 1 S: 6	H: 0 LOB: 0 BB: 0 P: 8	R: 1 E: 0 K: 0 S: 12	H: 2 LOB: 1 BB: 0 P: 20	R: 0 E: 0 K: 2 S: 7	H: 0 LOB: 0 BB: 0 P: 11	R: 0 E: 0 K: 3 S: 10	H: 0 LOB: 0 BB: 0 P: 17	R: 0 E: 0 K: 2 S: 9	H: 1 LOB: 0 BB: 0 P: 10	R: 0 E: 0 K: 1 S: 7	H: 1 LOB: 1 BB: 0 P: 8	R: 0 E: 0 K: 1 S: 10	H: 1 LOB: 1 BB: 0 P: 16	R: 0 E: 0 K: 3 S: 10	H: 0 LOB: 0 BB: 0 P: 16	1B: 5 2B: 0 3B: 0 HR: 0	SF: 0 SAC: 1 DP: 0 HBP: 0	WP: 2 PB: 0 CS: 0	PA: 31																
<b>PITCHER</b>	IP	WLS	BF	H	R	ER	SO	BB	IBB	HBP	BLK	WP	HR	S	P	ERA	WHIP	<b>PITCHER</b>		IP	WLS	BF	H	R	ER	SO	BB	IBB	HBP	BLK	WP	HR	S	P	ERA	WHIP
47 Francisco Liriano, L ERA: 2.9	(1, 1)	8.0	W	28	5	1	1	11	0	0	0	0	2	0	71	105	1.12	0.625																		
60 Jon Rauch, R ERA: 2.52	(9, 1)	1.0	S	3	0	0	0	3	0	0	0	0	0	0	10	16	0.00	0.000																		

AB 30  
R 1  
H 5  
RBI 1  
BB 0  
SO 14  
LOB 5



Batter	1	2	3	4	5	6	7	8	9	AB	R	H	RBI	BB	SO	LOB	BOTTOM																			
2 Denard Span, L OBP: 0.349, SLG: 0.360	G1-6-3		G6-3			F9		G6-3		4	0	0	0	0	0	4	<b>Atlanta Braves @ Minnesota Twins</b> Target Field, Minneapolis, MN Fri Jun 11 2010, 7:12 PM - 9:18 PM CDT Att: 39,428 - Cloudy - 73 F																			
24 Trevor Plouffe, R OBP: 0.167, SLG: 0.235	G5-3				G5-3			P4		4	0	0	0	0	0	0																				
7 Joe Mauer, L OBP: 0.394, SLG: 0.449	G4-3				F8			G1-3		4	1	1	0	0	0	0																				
33 Justin Morneau, L OBP: 0.470, SLG: 0.657		L9			G4-3			F7		4	1	1	0	0	0	0																				
5 Michael Cuddyer, R OBP: 0.337, SLG: 0.451		F9			G6-3					3	0	1	0	0	0	0																				
25 Jim Thome, L OBP: 0.376, SLG: 0.465		G4-3								2	0	0	0	1	1	3																				
16 Jason Kubel, L OBP: 0.352, SLG: 0.421					G6-3					3	0	2	1	0	0	0																				
20 Matt Tolbert, S OBP: 0.194, SLG: 0.152										0	0	0	0	0	0	0																				
22 Danny Valencia, R OBP: 0.310, SLG: 0.286										2	0	0	0	0	0	2																				
21 Delmon Young, R OBP: 0.322, SLG: 0.478										1	0	1	1	0	0	0																				
8 Nick Punto, S OBP: 0.303, SLG: 0.304										3	0	1	0	0	1	3																				
<b>Inning Stats</b>	R: 0 E: 0 K: 0 S: 6	H: 0 LOB: 0 BB: 0 P: 10	R: 0 E: 0 K: 0 S: 4	H: 0 LOB: 0 BB: 0 P: 7	R: 0 E: 0 K: 0 S: 7	H: 1 LOB: 1 BB: 0 P: 8	R: 0 E: 0 K: 0 S: 6	H: 0 LOB: 0 BB: 0 P: 13	R: 0 E: 0 K: 0 S: 4	H: 1 LOB: 1 BB: 1 P: 12	R: 0 E: 0 K: 0 S: 10	H: 0 LOB: 0 BB: 0 P: 12	R: 2 E: 0 K: 2 S: 19	H: 5 LOB: 3 BB: 0 P: 28	R: 0 E: 0 K: 0 S: 8	H: 0 LOB: 0 BB: 0 P: 9	1B: 6 2B: 1 3B: 0 HR: 0	SF: 0 SAC: 0 DP: 1 HBP: 0	WP: 0 PB: 0 CS: 0	PA: 31																
<b>PITCHER</b>	IP	WLS	BF	H	R	ER	SO	BB	IBB	HBP	BLK	WP	HR	S	P	ERA	WHIP	<b>PITCHER</b>		IP	WLS	BF	H	R	ER	SO	BB	IBB	HBP	BLK	WP	HR	S	P	ERA	WHIP
15 Tim Hudson, R ERA: 2.43	(1, 1)	8.0	L	31	7	2	2	2	1	0	0	0	0	64	99	2.25	1.000																			

AB 30  
R 2  
H 7  
RBI 2  
BB 1  
SO 2  
LOB 12





Batter	1	2	3	4	5	6	7	8	9	AB	R	H	RBI	BB	SO	LOB	TOP					
14 Martín Prado, R OBP: 0.368, SLG: 0.449	G6-3		G6-3																			
7 Brooks Conrad, S OBP: 0.347, SLG: 0.600	F7		K																			
22 Jason Heyward, L OBP: 0.388, SLG: 0.486																						
16 Brian McCann, L OBP: 0.389, SLG: 0.422	P6																					
25 Troy Glaus, R OBP: 0.374, SLG: 0.470																						
20 Eric Hinske, L OBP: 0.386, SLG: 0.545																						
19 Yunel Escobar, R OBP: 0.345, SLG: 0.282																						
53 Melky Cabrera, S OBP: 0.320, SLG: 0.339	FC6-4																					
1 Grégor Blanco, L OBP: 0.500, SLG: 0.500																						
<b>Inning Stats</b>	R: 0 E: 0 K: 0 S: 8	H: 0 LOB: 1 BB: 1 P: 12	R: 0 E: 0 K: 2 S: 10	H: 0 LOB: 1 BB: 1 P: 14	R: 0 E: 0 K: 2 S: 10	H: 0 LOB: 0 BB: 0 P: 14	R: 0 E: 0 K: 0 S: 9	H: 1 LOB: 1 BB: 0 P: 13	R: 2 E: 0 K: 0 S: 12	H: 3 LOB: 1 BB: 0 P: 17	R: 0 E: 0 K: 1 S: 10	H: 1 LOB: 1 BB: 0 P: 15	R: 0 E: 0 K: 0 S: 10	H: 1 LOB: 1 BB: 0 P: 13	R: 0 E: 0 K: 0 S: 17	H: 1 LOB: 2 BB: 0 P: 23	R: 1 E: 0 K: 1 S: 8	H: 2 LOB: 2 BB: 1 P: 13	1B: 5 2B: 3 HR: 1	SF: 0 SAC: 0 DP: 0 HBP: 0	WP: 0 PB: 0 SB: 0 CS: 0	PA: 40
<b>PITCHER</b>	IP	WLS	BF	H	R	ER	SO	BB	IBB	HBP	BLK	WP	HR	S	P	ERA	WHIP					
53 Nick Blackburn, R ERA: 4.96	7.0		29	6	2	2	5	2	0	0	0	0	1	69	98	2.57	1.143					
52 Brian Duensing, L ERA: 1.82	0.1		2	0	0	0	0	0	0	0	0	0	0	7	10	0.00	0.000					
54 Matt Guerrier, R ERA: 1.88	1.0	L	6	2	1	1	0	1	0	0	0	0	0	12	19	9.00	3.000					
50 Jose Mijares, L ERA: 2.19	0.2		3	1	0	0	1	0	0	0	0	0	0	6	7	0.00	1.500					

Atlanta Braves @ Minnesota Twins  
Target Field, Minneapolis, MN  
Sat Jun 12 2010, 6:12 PM - 8:57 PM CDT  
Att: 40,001 - Drizzzie - 60 F

AB	37
R	3
H	9
RBI	3
BB	3
SO	6
LOB	17



Batter	1	2	3	4	5	6	7	8	9	AB	R	H	RBI	BB	SO	LOB	BOTTOM					
2 Denard Span, L OBP: 0.349, SLG: 0.360	F7		G4-3																			
24 Trevor Plouffe, R OBP: 0.150, SLG: 0.211	K		G5-3																			
7 Joe Mauer, L OBP: 0.396, SLG: 0.453	G6-3																					
33 Justin Morneau, L OBP: 0.467, SLG: 0.648																						
5 Michael Cuddyer, R OBP: 0.340, SLG: 0.454																						
16 Jason Kubel, L OBP: 0.350, SLG: 0.417																						
21 Delmon Young, R OBP: 0.325, SLG: 0.475																						
23 Brendan Harris, R OBP: 0.243, SLG: 0.223																						
20 Matt Tolbert, S OBP: 0.194, SLG: 0.152																						
8 Nick Punto, S OBP: 0.297, SLG: 0.297																						
25 Jim Thome, L OBP: 0.373, SLG: 0.461																						
22 Danny Valencia, R OBP: 0.310, SLG: 0.286																						
<b>Inning Stats</b>	R: 0 E: 0 K: 1 S: 7	H: 2 LOB: 0 BB: 0 P: 11	R: 1 E: 0 K: 1 S: 9	H: 2 LOB: 0 BB: 0 P: 13	R: 0 E: 0 K: 0 S: 6	H: 0 LOB: 0 BB: 0 P: 9	R: 0 E: 0 K: 0 S: 6	H: 0 LOB: 0 BB: 0 P: 8	R: 0 E: 0 K: 1 S: 6	H: 1 LOB: 1 BB: 0 P: 11	R: 1 E: 0 K: 1 S: 10	H: 2 LOB: 2 BB: 1 P: 18	R: 0 E: 0 K: 0 S: 13	H: 0 LOB: 1 BB: 1 P: 19	R: 0 E: 0 K: 0 S: 15	H: 1 LOB: 3 BB: 2 P: 27	R: 0 E: 0 K: 0 S: 9	H: 1 LOB: 1 BB: 0 P: 19	1B: 5 2B: 3 HR: 0	SF: 0 SAC: 2 DP: 1 HBP: 0	WP: 0 PB: 0 SB: 0 CS: 1	PA: 37
<b>PITCHER</b>	IP	WLS	BF	H	R	ER	SO	BB	IBB	HBP	BLK	WP	HR	S	P	ERA	WHIP					
32 Derek Lowe, R ERA: 4.81	7.1		30	6	2	2	4	1	2	0	0	0	0	60	97	2.46	0.955					
34 Eric O'Flaherty, L ERA: 2.1	0.1		1	0	0	0	0	0	0	0	0	0	0	3	4	0.00	0.000					
58 Peter Moylan, R ERA: 3.51	0.0		1	0	0	0	0	1	0	0	0	0	0	3	7	∞	∞					
39 Jonny Venters, L ERA: 1.01	0.1	W	1	0	0	0	1	0	0	0	0	0	0	6	8	0.00	0.000					
13 Billy Wagner, L ERA: 1.42	1.0	S	4	1	0	0	0	0	0	0	0	0	0	9	19	0.00	1.000					

Atlanta Braves @ Minnesota Twins  
Target Field, Minneapolis, MN  
Sat Jun 12 2010, 6:12 PM - 8:57 PM CDT  
Att: 40,001 - Drizzzie - 60 F

AB	31
R	2
H	7
RBI	2
BB	4
SO	5
LOB	16





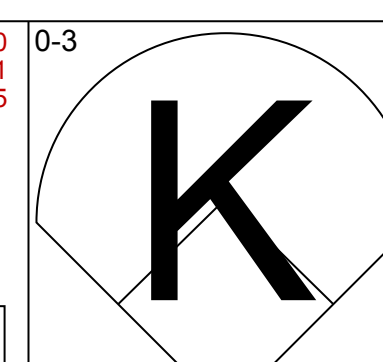
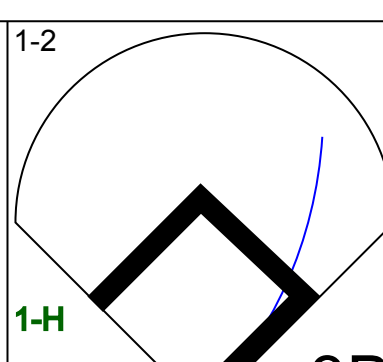
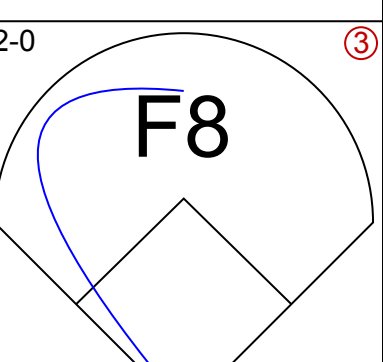
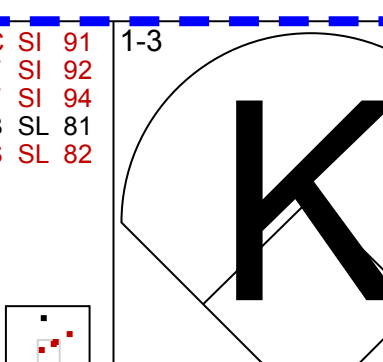
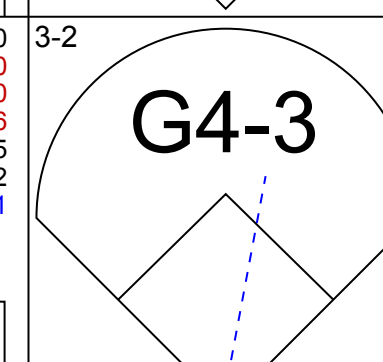
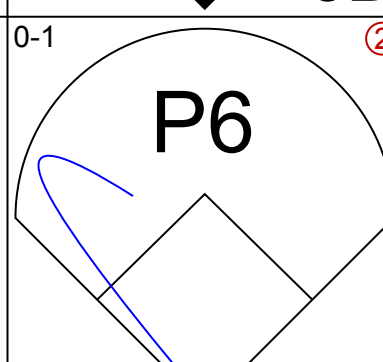
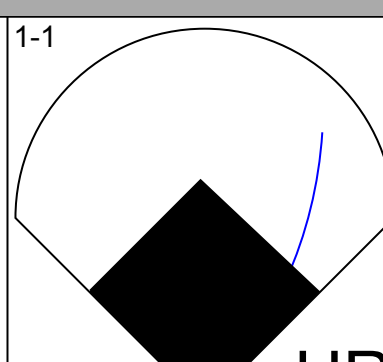
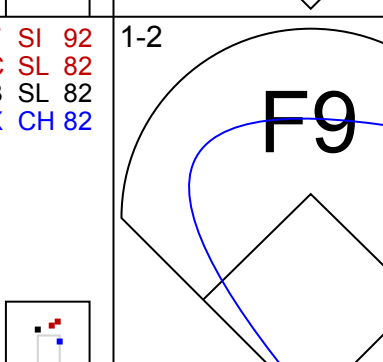
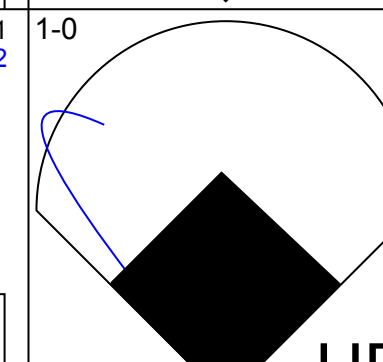
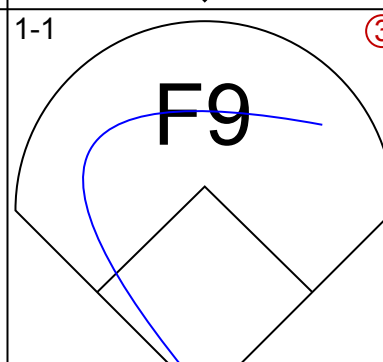
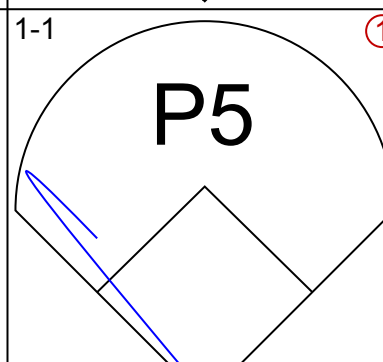
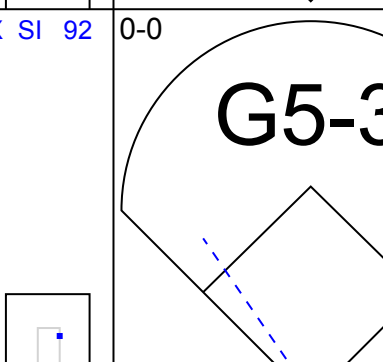
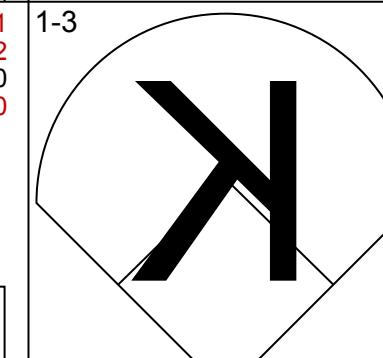
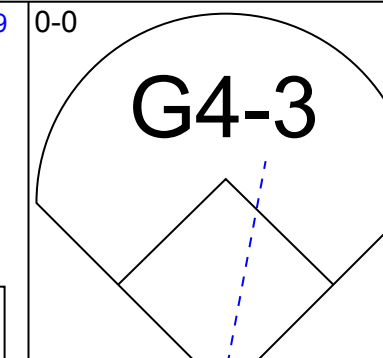
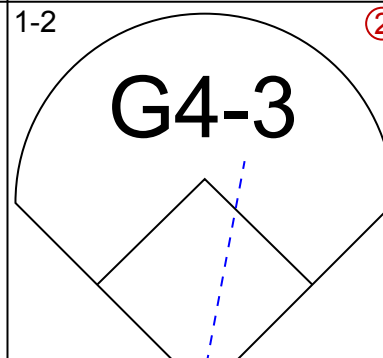

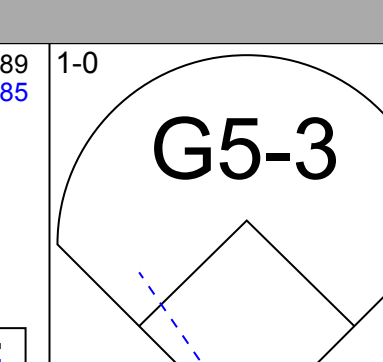
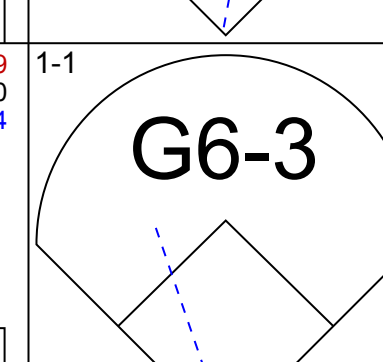
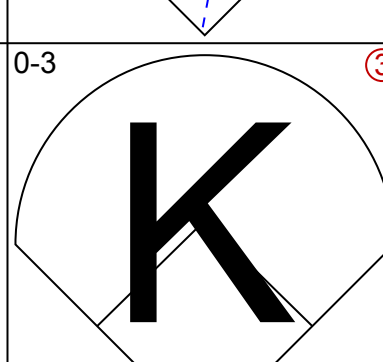



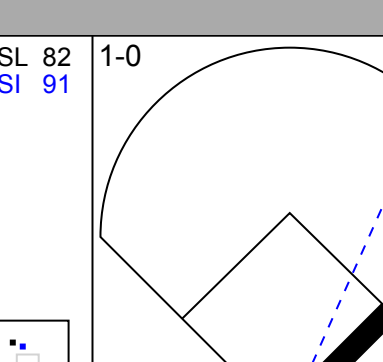
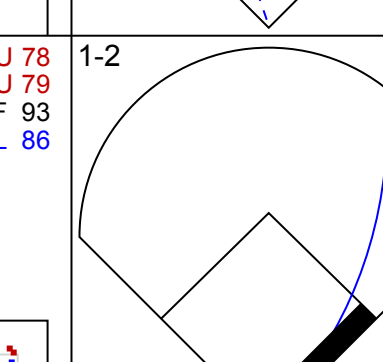

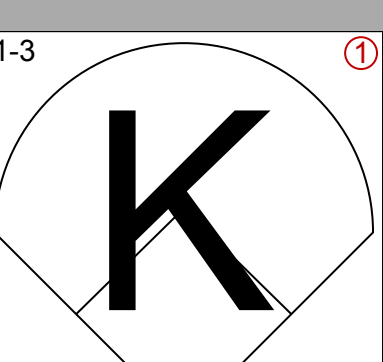
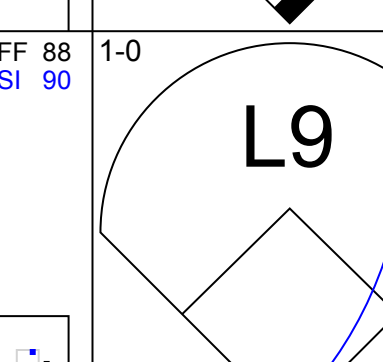
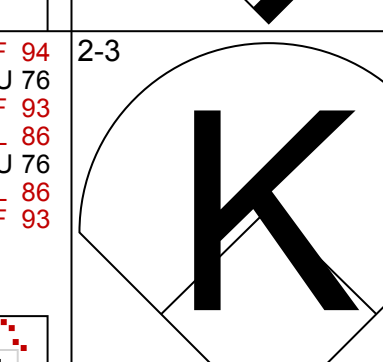
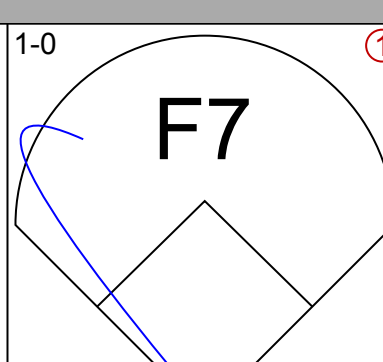
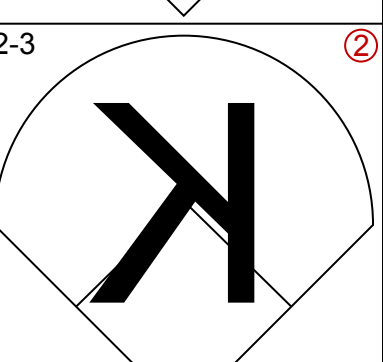
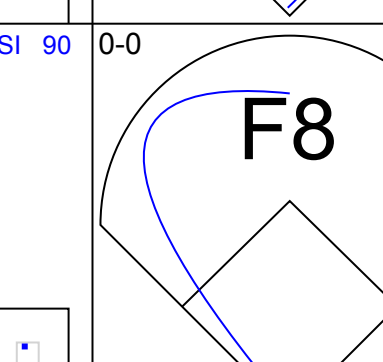
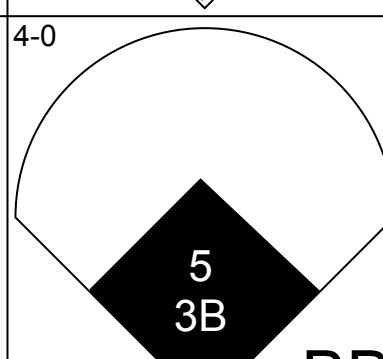
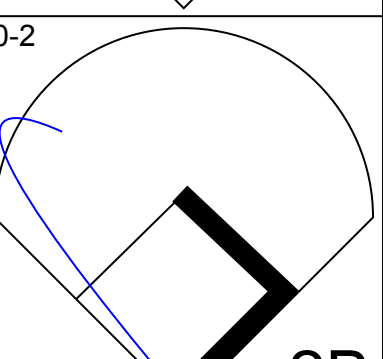
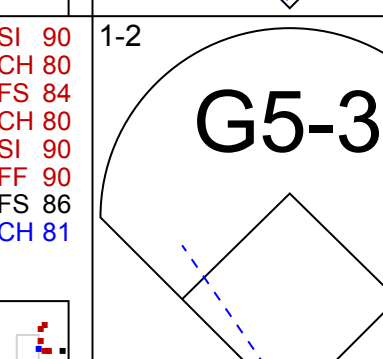
Batter	1	2	3	4	5	6	7	8	9	AB	R	H	RBI	BB	SO	LOB	TOP					
14 Martin Prado, R OBP: 0.375, SLG: 0.465	F9	HR		1B		1B		BB		4	1	3	1	1	0	0	<b>Atlanta Braves @ Minnesota Twins</b> Target Field, Minneapolis, MN Sun Jun 13 2010, 1:14 PM - 3:59 PM CDT Att: 39,772 - Overcast - 65 F					
7 Brooks Conrad, S OBP: 0.333, SLG: 0.560	22 WP 22 2B	K		F7		P3		F8		5	1	1	0	0	1	5						
22 Jason Heyward, L OBP: 0.388, SLG: 0.488	25 1B	K						K		5	1	2	1	0	2	2						
16 Brian McCann, L OBP: 0.384, SLG: 0.412	25 1B 20 2B			K		K		G6-3		4	1	0	0	1	2	3						
25 Troy Glaus, R OBP: 0.382, SLG: 0.504	20 2B 20 E			1B		HR		G6-3		5	3	4	3	0	0	0						
20 Eric Hinske, L OBP: 0.386, SLG: 0.556	E4			P6		HR		G4-3		5	0	2	1	0	1	1						
19 Yunel Escobar, R OBP: 0.351, SLG: 0.293	G4-3			K				F9		4	0	2	0	1	1	2						
53 Melky Cabrera, S OBP: 0.312, SLG: 0.330	P2			G1-3		G3-6		G4-3		5	0	0	0	0	0	5						
1 Grégor Blanco, L OBP: 0.500, SLG: 0.500		G4-3		K				14 1B 14 BB		4	0	2	0	0	1	0						
<b>Inning Stats</b>	R: 4 H: 4 E: 1 K: 0 S: 20	L: 4 LOB: 1 BB: 1 P: 32	R: 1 H: 1 E: 0 K: 2 S: 11	L: 1 LOB: 0 BB: 0 P: 16	R: 0 H: 1 E: 0 K: 2 S: 9	L: 1 LOB: 1 BB: 0 P: 12	R: 0 H: 1 E: 0 K: 1 S: 10	L: 1 LOB: 0 BB: 0 P: 14	R: 1 H: 2 E: 0 K: 2 S: 16	L: 2 LOB: 0 BB: 0 P: 24	R: 0 H: 3 E: 0 K: 0 S: 10	L: 2 LOB: 2 BB: 0 P: 17	R: 1 H: 2 E: 0 K: 0 S: 14	L: 2 LOB: 2 BB: 1 P: 24	R: 0 H: 1 E: 0 K: 1 S: 12	L: 1 LOB: 2 BB: 1 P: 22	R: 0 H: 1 E: 0 K: 0 S: 8	L: 1 LOB: 1 BB: 0 P: 13	1B: 9 2B: 5 3B: 0 HR: 3	SF: 0 SAC: 0 DP: 2 HBP: 0	WP: 2 PB: 0 SB: 0 CS: 1	PA: 44
<b>PITCHER</b>	IP WLS BF H R ER SO BB IBB HBP BLK WP HR S P ERA WHIP	4.2 L 23 9 6 5 6 1 0 0 0 1 2 59 89 9.64 2.143	5.1 1.1 6 3 0 0 1 0 0 0 0 0 17 26 0.00 2.250	7.1 0.2 4 2 1 1 0 0 0 0 0 1 10 16 13.50 3.000	7.1 0.1 4 1 0 0 0 2 0 0 0 1 0 8 18 0.00 9.000	8.1 1.0 3 0 0 0 1 0 0 0 0 0 8 12 0.00 0.000	<b>PITCHER</b>	IP WLS BF H R ER SO BB IBB HBP BLK WP HR S P ERA WHIP	1.0 4 4 1 0 0 0 0 0 0 0 0 1 0 8 13 0.00 1.000													

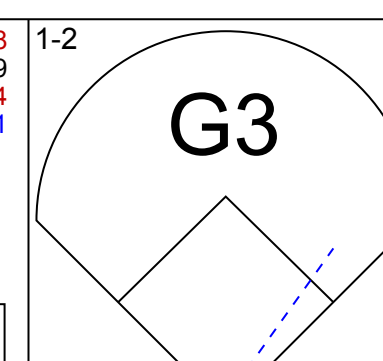
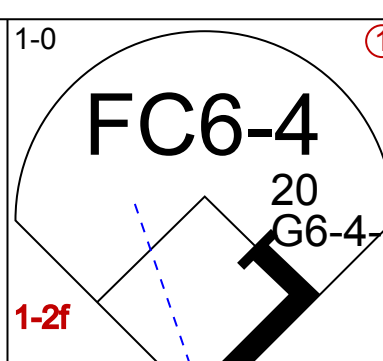
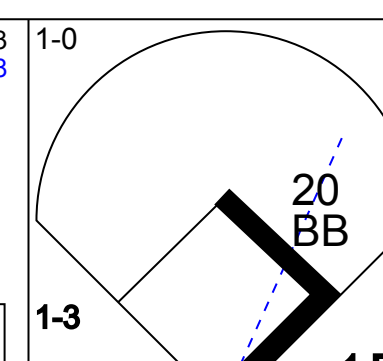
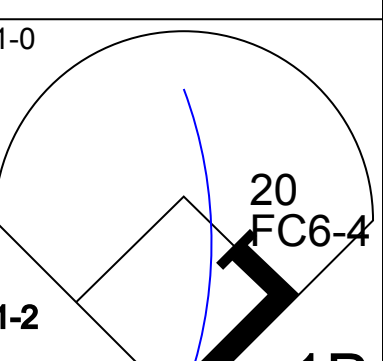
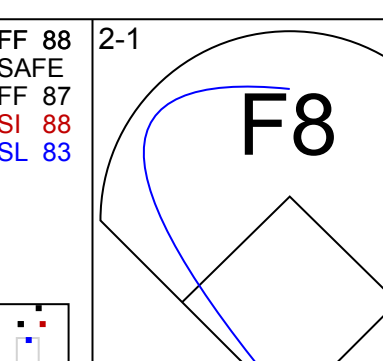
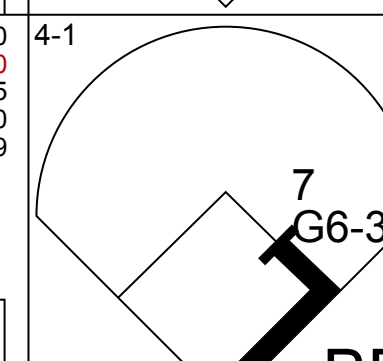
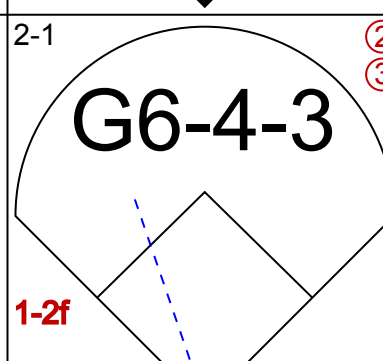
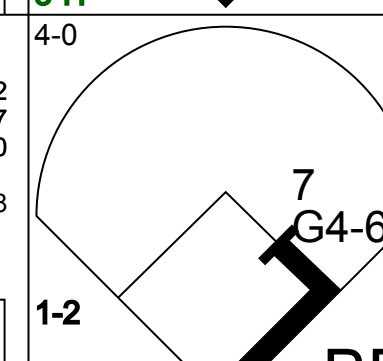
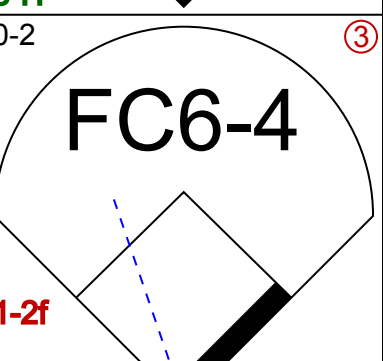
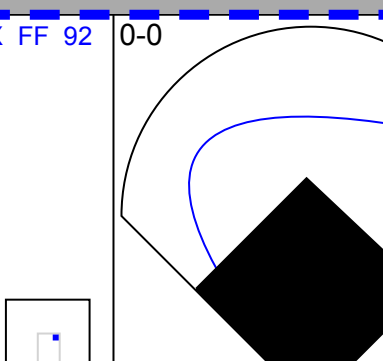
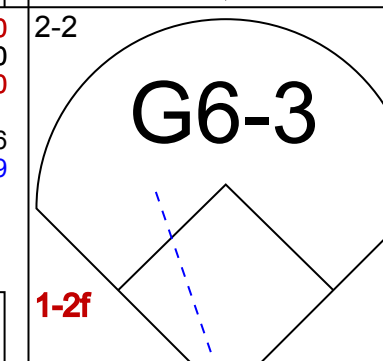

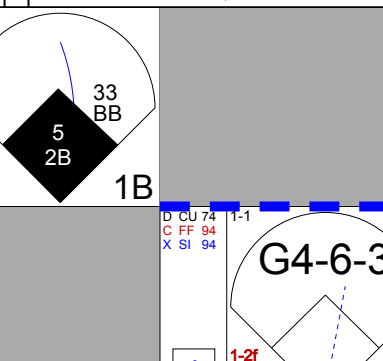


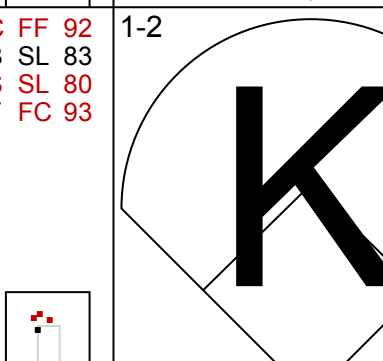


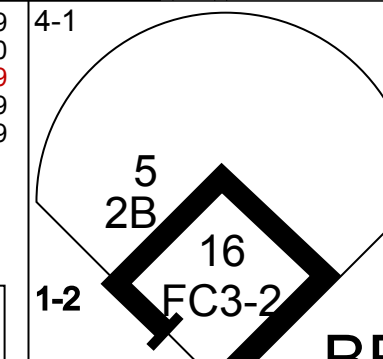
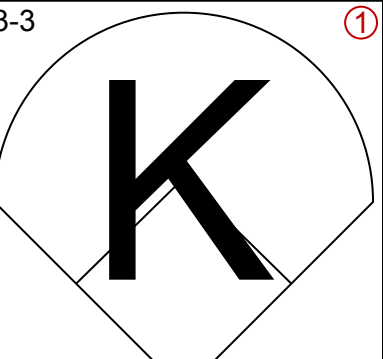

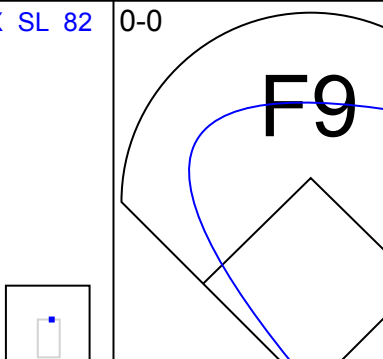


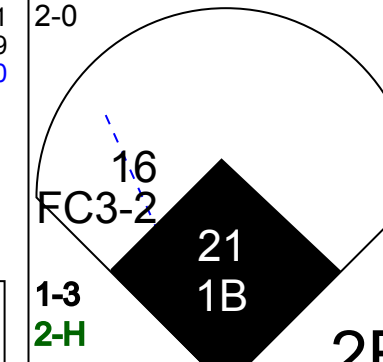
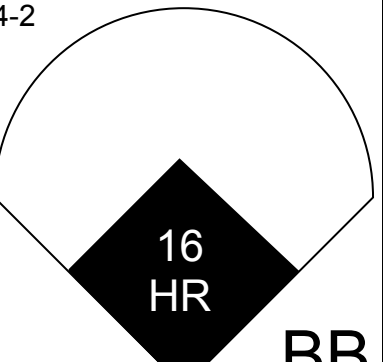
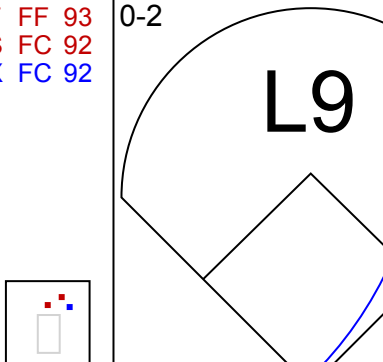


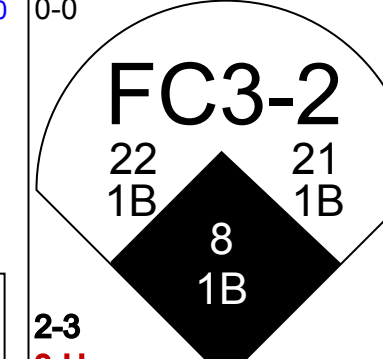
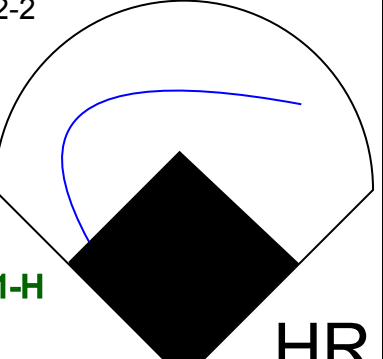
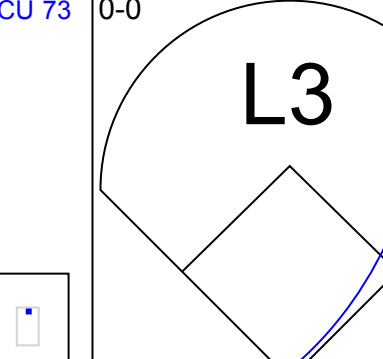


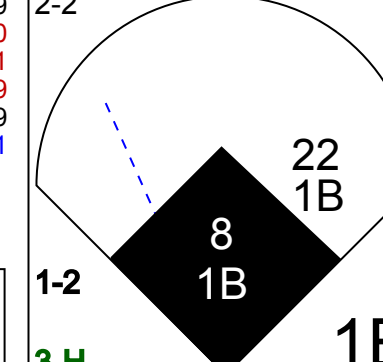
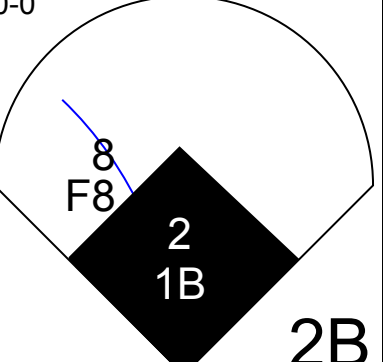
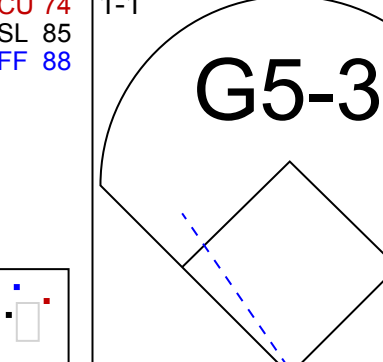


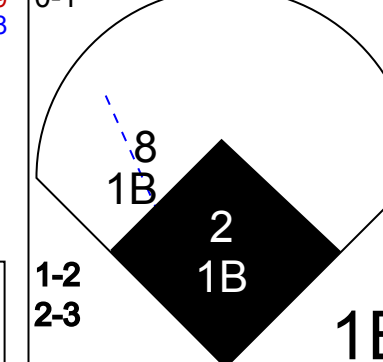
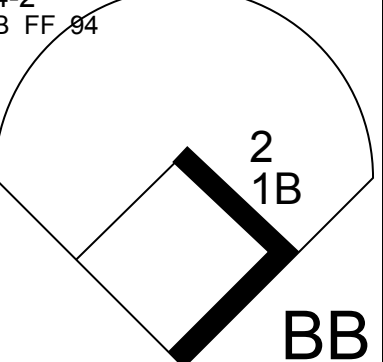
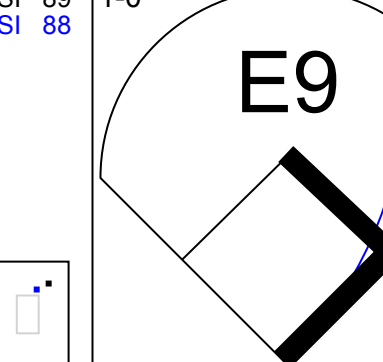

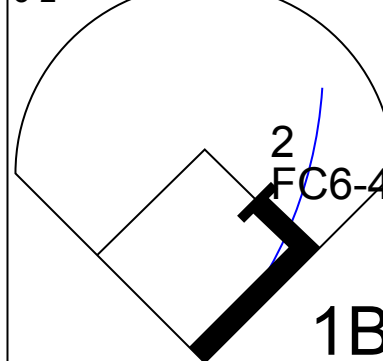
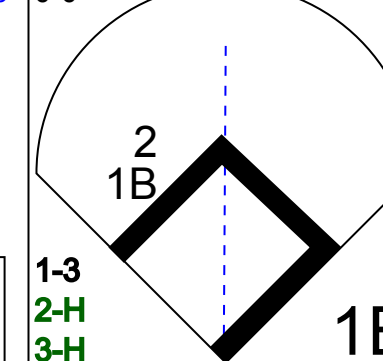
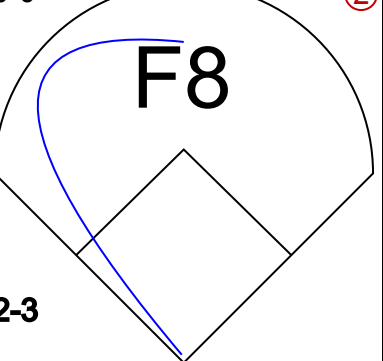
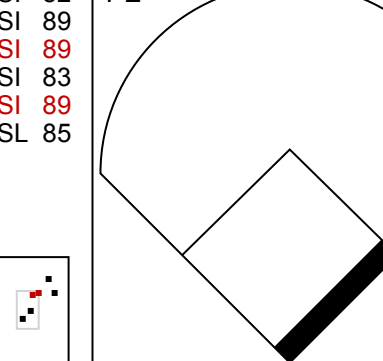


Batter	1	2	3	4	5	6	7	8	9	AB	R	H	RBI	BB	SO	LOB	BOTTOM					
8 Nick Punto, S OBP: 0.295, SLG: 0.290	G4-3			BB		P5		K		3	0	0	0	1	1	0	<b>Atlanta Braves @ Minnesota Twins</b> Target Field, Minneapolis, MN Sun Jun 13 2010, 1:14 PM - 3:59 PM CDT Att: 39,772 - Overcast - 65 F					
24 Trevor Plouffe, R OBP: 0.125, SLG: 0.174	G6-3			K		K		G6-3		4	0	0	0	0	2	1						
7 Joe Mauer, L OBP: 0.397, SLG: 0.451	F8			F9				5 1B 21 HR		3	1	1	0	1	0	1						
33 Justin Morneau, L OBP: 0.460, SLG: 0.636		K		F7		F8		G3-1		4	0	0	0	0	1	3						
5 Michael Cuddyer, R OBP: 0.339, SLG: 0.450	G5-3			G5-3		21 HR 1B		G1-3		4	1	1	0	0	0	1						
16 Jason Kubel, L OBP: 0.348, SLG: 0.419	F7			21 G1-3 2B		K		K		4	0	1	0	0	2	3						
21 Delmon Young, R OBP: 0.325, SLG: 0.489				G5-3		G1-3		G3-1		3	1	1	3	0	0	1						
23 Brendan Harris, R OBP: 0.237, SLG: 0.217				P2		G4-3		G1-3		3	0	0	0	0	0	1						
41 Drew Butera, R OBP: 0.158, SLG: 0.162				G6-3		F8		G6-3		3	0	0	0	0	0	0						
<b>Inning Stats</b>	R: 0 H: 0 E: 0 K: 0 S: 13	L: 0 LOB: 0 BB: 0 P: 18	R: 0 H: 0 E: 0 K: 1 S: 8	L: 0 LOB: 0 BB: 0 P: 9	R: 0 H: 0 E: 0 K: 0 S: 7	L: 0 LOB: 0 BB: 0 P: 9	R: 0 H: 0 E: 0 K: 1 S: 10	L: 0 LOB: 1 BB: 1 P: 18	R: 0 H: 1 E: 0 K: 0 S: 4	L: 1 LOB: 1 BB: 0 P: 7	R: 0 H: 0 E: 0 K: 1 S: 6	L: 0 LOB: 0 BB: 0 P: 7	R: 3 H: 3 E: 0 K: 1 S: 15	L: 3 LOB: 0 BB: 0 P: 17	R: 0 H: 0 E: 0 K: 1 S: 6	L: 0 LOB: 0 BB: 0 P: 7	R: 0 H: 0 E: 0 K: 1 S: 9	L: 0 LOB: 1 BB: 1 P: 19	1B: 2 2B: 1 3B: 0 HR: 1	SF: 0 SAC: 0 DP: 0 HBP: 0	WP: 0 PB: 0 SB: 0 CS: 0	PA: 33
<b>PITCHER</b>	IP WLS BF H R ER SO BB IBB HBP BLK WP HR S P ERA WHIP	8.0 W 29 4 3 3 3 1 0 0 0 0 1 69 92 3.38 0.625	9.1 1.0 4 0 0 0 1 1 0 0 0 0 0 9 19 0.00 1.000	<b>PITCHER</b>	IP WLS BF H R ER SO BB IBB HBP BLK WP HR S P ERA WHIP																	





Batter	1	2	3	4	5	6	7	8	9	AB	R	H	RBI	BB	SO	LOB	TOP				
5 Carlos González, L (1, 8) OBP: 0.328, SLG: 0.496										4	0	1	1	0	2	1	<b>Colorado Rockies @ Minnesota Twins</b> Target Field, Minneapolis, MN Tue Jun 15 2010, 7:11 PM - 9:51 PM CDT Att: 39,812 - Partly Cloudy - 74 F				
17 Todd Helton, L (1, 3) OBP: 0.359, SLG: 0.337										4	1	1	1	0	0	1					
2 Troy Tulowitzki, R (1, 6) OBP: 0.371, SLG: 0.498										4	1	1	1	0	0	1					
23 Jason Giambi, L (1, 10) OBP: 0.358, SLG: 0.344										4	0	0	0	0	2	0					
19 Ryan Spilborghs, R (1, 9) OBP: 0.374, SLG: 0.523										4	0	0	0	0	1	0					
7 Seth Smith, L (1, 7) OBP: 0.325, SLG: 0.516										4	0	2	0	0	0	0					
21 Miguel Olivo, R (1, 2) OBP: 0.379, SLG: 0.534										4	0	0	0	0	2	2					
9 Ian Stewart, L (1, 5) OBP: 0.339, SLG: 0.418										3	0	0	0	0	1	1					
12 Clint Barmes, R (1, 4) OBP: 0.294, SLG: 0.377										2	1	1	0	1	0	1					
<b>Inning Stats</b>	R: 1 E: 0 K: 2 S: 11	H: 1 LOB: 0 BB: 0 P: 16	R: 0 E: 0 K: 0 S: 5	H: 0 LOB: 0 BB: 0 P: 9	R: 1 E: 0 K: 0 S: 10	H: 1 LOB: 1 BB: 1 P: 17	R: 0 E: 0 K: 0 S: 5	H: 0 LOB: 0 BB: 0 P: 9	R: 0 E: 0 K: 2 S: 10	H: 1 LOB: 1 BB: 0 P: 15	R: 1 E: 0 K: 1 S: 10	H: 1 LOB: 0 BB: 0 P: 13	R: 0 E: 0 K: 1 S: 8	H: 0 LOB: 1 BB: 0 P: 10	R: 0 E: 0 K: 2 S: 13	H: 1 LOB: 1 BB: 0 P: 16		1B: 2 2B: 1 3B: 1 HR: 2	SF: 0 SAC: 0 DP: 0 HBP: 0	WP: 0 PB: 0 SB: 0 CS: 0	PA: 34
<b>PITCHER</b>	IP WLS BF H R ER SO BB IBB HBP BLK WP HR S P ERA WHIP																				
48 Carl Pavano, R (1, 1) ERA: 3.92	7.0 W	27	5	3	3	5	1	0	0	0	0	0	0	0	0	0	2	61	92	3.86	0.857
52 Brian Duensing, L (8, 1) ERA: 1.69	1.0	3	0	0	0	1	0	0	0	0	0	0	0	0	0	0	0	8	10	0.00	0.000
31 Alex Burnett, R (9, 1) ERA: 2.3	1.0	4	1	0	0	2	0	0	0	0	0	0	0	0	0	0	0	13	16	0.00	1.000

Batter	1	2	3	4	5	6	7	8	9	AB	R	H	RBI	BB	SO	LOB	BOTTOM				
2 Denard Span, L (1, 8) OBP: 0.350, SLG: 0.361										5	0	2	2	0	0	3	<b>Colorado Rockies @ Minnesota Twins</b> Target Field, Minneapolis, MN Tue Jun 15 2010, 7:11 PM - 9:51 PM CDT Att: 39,812 - Partly Cloudy - 74 F				
20 Matt Tolbert, S (1, 4) OBP: 0.244, SLG: 0.250										3	1	1	1	2	0	3					
7 Joe Mauer, L (1, 2) OBP: 0.393, SLG: 0.445										5	1	1	0	0	1	4					
33 Justin Morneau, L (1, 3) OBP: 0.455, SLG: 0.624										4	0	0	0	1	1	0					
5 Michael Cuddyer, R (1, 9) OBP: 0.344, SLG: 0.455										4	2	2	1	1	0	0					
16 Jason Kubel, L (1, 10) OBP: 0.346, SLG: 0.431										4	2	1	2	0	0	3					
21 Delmon Young, R (1, 7) OBP: 0.333, SLG: 0.500										4	2	3	1	0	0	0					
22 Danny Valencia, R (1, 5) OBP: 0.364, SLG: 0.323										3	1	2	0	1	0	2					
8 Nick Punto, S (1, 6) OBP: 0.307, SLG: 0.299										3	0	2	2	1	0	2					
<b>Inning Stats</b>	R: 0 E: 0 K: 0 S: 7	H: 0 LOB: 1 BB: 1 P: 14	R: 0 E: 0 K: 0 S: 11	H: 2 LOB: 0 BB: 0 P: 17	R: 0 E: 0 K: 0 S: 6	H: 1 LOB: 0 BB: 0 P: 12	R: 5 E: 0 K: 0 S: 15	H: 6 LOB: 2 BB: 2 P: 29	R: 3 E: 0 K: 1 S: 24	H: 3 LOB: 2 BB: 2 P: 38	R: 0 E: 0 K: 0 S: 4	H: 0 LOB: 0 BB: 0 P: 9	R: 0 E: 0 K: 0 S: 8	H: 1 LOB: 2 BB: 1 P: 16	R: 1 E: 0 K: 1 S: 8	H: 1 LOB: 0 BB: 0 P: 9		1B: 10 2B: 2 3B: 0 HR: 2	SF: 0 SAC: 0 DP: 3 HBP: 0	WP: 0 PB: 0 SB: 0 CS: 0	PA: 41
<b>PITCHER</b>	IP WLS BF H R ER SO BB IBB HBP BLK WP HR S P ERA WHIP																				
28 Aaron Cook, R (1, 1) ERA: 5.15	3.1 L	20	9	3	3	3	1	2	0	0	0	0	0	0	0	0	1	26	41	16.20	3.000
56 Franklin Morales, L (4, 1) ERA: 4.6	1.2	9	3	3	3	1	2	0	0	0	0	0	0	0	0	0	0	12	25	0.00	1.000
53 Randy Flores, L (6, 1) ERA: 3.07	2.0	8	1	0	0	0	1	0	0	0	0	0	0	0	0	0	0	8	9	9.00	1.000
63 Rafael Betancourt, R (8, 1) ERA: 5.64	1.0	4	1	1	1	1	0	0	0	0	0	0	0	0	0	0	1	8	9	9.00	1.000



Batter	1	2	3	4	5	6	7	8	9	AB	R	H	RBI	BB	SO	LOB	TOP										
5 Carlos González, L (1,8) OBP: 0.327, SLG: 0.492										4	0	1	0	0	2	1	<b>Colorado Rockies @ Minnesota Twins</b> Target Field, Minneapolis, MN Wed Jun 16 20:10, 7:13 PM - 9:58 PM CDT Att: 40,814 - Partly Cloudy - 78 F										
17 Todd Helton, L (1,3) OBP: 0.353, SLG: 0.330										4	0	0	0	0	3	2											
2 Troy Tulowitzki, R (1,6) OBP: 0.369, SLG: 0.494										4	0	1	0	0	1	0											
11 Brad Hawpe, L (1,9) OBP: 0.357, SLG: 0.446										4	0	0	0	0	2	1											
6 Melvin Mora, R (1,5) OBP: 0.337, SLG: 0.378										4	0	0	0	0	1	0											
23 Jason Giambi, L (1,10) OBP: 0.345, SLG: 0.328										3	0	0	0	0	2	0											
7 Seth Smith, L (1,7) OBP: 0.331, SLG: 0.523										2	1	1	0	1	0	0											
20 Chris Iannetta, R (1,2) OBP: 0.290, SLG: 0.315										2	0	0	0	0	2	1											
12 Clint Barmes, R (1,4) OBP: 0.291, SLG: 0.373										2	0	0	0	0	0	1											
<b>Inning Stats</b>	R: 0 H: 1 E: 0 K: 2 S: 15	H: 1 LOB: 1 BB: 0 P: 18	R: 0 H: 0 E: 0 K: 1 S: 13	H: 0 LOB: 1 BB: 0 P: 19	R: 0 H: 1 E: 0 K: 2 S: 10	H: 1 LOB: 1 BB: 0 P: 13	R: 0 H: 0 E: 0 K: 3 S: 10	H: 0 LOB: 0 BB: 0 P: 11	R: 0 H: 0 E: 0 K: 1 S: 12	H: 0 LOB: 0 BB: 0 P: 17	R: 0 H: 0 E: 0 K: 1 S: 12	H: 0 LOB: 0 BB: 0 P: 13	R: 1 H: 1 E: 0 K: 1 S: 14	H: 1 LOB: 1 BB: 0 P: 23	R: 0 H: 0 E: 0 K: 0 S: 9	H: 0 LOB: 0 BB: 0 P: 12		1B: 2 2B: 1 3B: 0 HR: 0	SF: 0 SAC: 1 DP: 0 HBP: 1	WP: 0 PB: 1 SB: 0 CS: 0	PA: 32						
<b>PITCHER</b>	IP	WLS	BF	H	R	ER	SO	BB	IBB	HBP	BLK	WP	HR	S	P	ERA	WHIP										
30 Scott Baker, R (1,1) ERA: 4.41	7.0	W	24	2	0	0	12	1	0	0	0	0	0	82	108	0.00	0.429										
54 Matt Guerrier, R (8,1) ERA: 1.95	0.1	H	3	1	1	0	0	0	0	1	0	0	0	5	10	0.00	3.000										
50 Jose Mijares, L (8,1) ERA: 2.63	0.2	H	2	0	0	0	1	0	0	0	0	0	0	9	13	0.00	0.000										
60 Jon Rauch, R (9,1) ERA: 2.42	1.0	S	3	0	0	0	0	0	0	0	0	0	0	9	12	0.00	0.000										

Batter	1	2	3	4	5	6	7	8	9	AB	R	H	RBI	BB	SO	LOB	BOTTOM										
2 Denard Span, L (1,8) OBP: 0.349, SLG: 0.360										4	0	1	0	0	1	3	<b>Colorado Rockies @ Minnesota Twins</b> Target Field, Minneapolis, MN Wed Jun 16 20:10, 7:13 PM - 9:58 PM CDT Att: 40,814 - Partly Cloudy - 78 F										
20 Matt Tolbert, S (1,4) OBP: 0.250, SLG: 0.256										3	0	1	0	0	0	3											
7 Joe Mauer, L (1,2) OBP: 0.391, SLG: 0.439										3	0	0	0	1	0	1											
33 Justin Morneau, L (1,3) OBP: 0.452, SLG: 0.617										4	0	1	0	0	0	4											
5 Michael Cuddyer, R (1,9) OBP: 0.346, SLG: 0.451										2	1	0	0	2	0	1											
16 Jason Kubel, L (1,10) OBP: 0.349, SLG: 0.429										3	1	1	0	1	0	1											
21 Delmon Young, R (1,7) OBP: 0.333, SLG: 0.495										2	0	0	0	0	0	1											
22 Danny Valencia, R (1,5) OBP: 0.389, SLG: 0.382										3	0	2	1	0	0	1											
8 Nick Punto, S (1,6) OBP: 0.314, SLG: 0.307										3	0	2	1	0	0	1											
<b>Inning Stats</b>	R: 0 H: 1 E: 0 K: 0 S: 8	H: 3 LOB: 2 BB: 1 P: 38	R: 0 H: 1 E: 0 K: 0 S: 5	H: 1 LOB: 0 BB: 0 P: 10	R: 0 H: 0 E: 0 K: 0 S: 7	H: 0 LOB: 0 BB: 1 P: 11	R: 0 H: 2 E: 0 K: 0 S: 9	H: 2 LOB: 2 BB: 1 P: 16	R: 0 H: 0 E: 0 K: 0 S: 8	H: 0 LOB: 0 BB: 0 P: 13	R: 0 H: 1 E: 0 K: 0 S: 9	H: 1 LOB: 1 BB: 0 P: 13	R: 0 H: 0 E: 0 K: 0 S: 8	H: 0 LOB: 1 BB: 1 P: 14	R: 0 H: 0 E: 0 K: 0 S: 8	H: 0 LOB: 1 BB: 1 P: 14		1B: 7 2B: 1 3B: 0 HR: 0	SF: 0 SAC: 1 DP: 3 HBP: 1	WP: 0 PB: 0 SB: 0 CS: 0	PA: 33						
<b>PITCHER</b>	IP	WLS	BF	H	R	ER	SO	BB	IBB	HBP	BLK	WP	HR	S	P	ERA	WHIP										
45 Jhoulys Chacin, R (1,1) ERA: 4.0	5.0	L	22	7	2	2	1	2	1	1	0	0	0	49	89	3.60	1.800										
34 Matt Bejisle, R (6,1) ERA: 3.07	2.0		7	1	0	0	0	0	0	0	0	0	0	17	26	0.00	0.500										
97 Joe Beimel, L (8,1) ERA: 0.81	1.0		4	0	0	0	0	1	0	0	0	0	0	8	14	0.00	1.000										

AB	29
R	1
H	3
RBI	0
BB	1
SO	13
LOB	6

AB	27
R	2
H	8
RBI	2
BB	4
SO	1
LOB	16









Batter	1	2	3	4	5	6	7	8	9	AB	R	H	RBI	BB	SO	LOB	TOP																					
2 Denard Span, L OBP: 0.346, SLG: 0.356	G4-3		G4-3		L3		K		G6-3 1 WP 1-2 2-3 1B	5	0	1	0	0	1	3																						
1 Orlando Hudson, S OBP: 0.369, SLG: 0.411	G6-3			G1-3		G3	G5-3		G6-3	5	0	0	1	0	0	1																						
7 Joe Mauer, L OBP: 0.386, SLG: 0.431	G4-3			G1-3				L9	L9	5	1	1	0	0	0	1																						
33 Justin Morneau, L OBP: 0.446, SLG: 0.603		G6-3								3	0	1	0	1	0	0																						
5 Michael Cuddyer, R OBP: 0.343, SLG: 0.445	G4-3			FC5-4						4	0	2	1	0	0	1																						
16 Jason Kubel, L OBP: 0.346, SLG: 0.432	F7									4	0	1	0	0	0	3																						
21 Delmon Young, R OBP: 0.341, SLG: 0.497			G6-3							4	2	3	0	0	0	0																						
8 Nick Punto, S OBP: 0.321, SLG: 0.331										3	2	2	2	1	0	1																						
43 Nick Blackburn, R 28 Jesse Crain, R 25 Jim Thome, L 32 Ron Mahay, L 52 Brian Duensing, L 23 Brian Schneider, L 44 Matt Guerrier, R 31 Alex Burnett, R 22 Trevor Story, R										8	0	0	0	0	0	0																						
<b>Inning Stats</b>	R: 0 E: 0 K: 0 S: 10	H: 0 LOB: 0 BB: 0 P: 13	R: 0 E: 0 K: 0 S: 9	H: 0 LOB: 0 BB: 0 P: 14	R: 0 E: 0 K: 1 S: 10	H: 0 LOB: 1 BB: 1 P: 20	R: 0 E: 0 K: 0 S: 10	H: 0 LOB: 1 BB: 1 P: 17	R: 0 E: 0 K: 0 S: 10	H: 2 LOB: 2 BB: 1 P: 16	R: 1 E: 0 K: 0 S: 12	H: 3 LOB: 1 BB: 0 P: 20	R: 2 E: 0 K: 1 S: 11	H: 2 LOB: 0 BB: 0 P: 17	R: 0 E: 0 K: 0 S: 8	H: 1 LOB: 1 BB: 0 P: 11	R: 2 E: 0 K: 0 S: 15	H: 3 LOB: 1 BB: 0 P: 25	1B: 9 2B: 0 3B: 1 HR: 1	SF: 0 SAC: 0 DP: 1 HBP: 0	WP: 1 PA: 39 PB: 0 SB: 0 CS: 0																	
<b>PITCHER</b>	IP	WLS	BF	H	R	ER	SO	BB	IBB	HBP	BLK	WP	HR	S	P	ERA	WHIP	<b>PITCHER</b>				IP	WLS	BF	H	R	ER	SO	BB	IBB	HBP	BLK	WP	HR	S	P	ERA	WHIP
56 Joe Blanton, R ERA: 6.96	6.0	W	26	7	3	3	1	3	0	0	0	0	1	64	104	4.50	1.667					6.0																
37 Chad Durbin, R ERA: 3.05	1.0		3	0	0	0	1	0	0	0	0	0	0	8	13	0.00	0.000					1.0																
16 J.C. Romero, L ERA: 2.92	1.0		4	1	0	0	0	0	0	0	0	0	0	8	11	0.00	1.000					1.0																
47 Scott Mathieson, R ERA: 27.0	0.2		5	3	2	2	0	0	0	0	0	1	0	13	22	27.00	4.500					0.2																
54 Brad Lidge, R ERA: 1.93	0.1		1	0	0	0	0	0	0	0	0	0	0	2	3	0.00	0.000					0.1																

Minnesota Twins @ Philadelphia Phillies  
Citizens Bank Park, Philadelphia, PA  
Fri Jun 18 2010, 7:10 PM - 9:58 PM EDT  
Att. 45,120 - Clear - 83 F

AB	36
R	5
H	11
RBI	4
BB	3
SO	2
LOB	13



Batter	1	2	3	4	5	6	7	8	9	AB	R	H	RBI	BB	SO	LOB	BOTTOM																						
8 Shane Victorino, S OBP: 0.323, SLG: 0.466	G6-3 26 1B 27 S			G4-3		G6-3		P6		3	2	0	0	2	0	1																							
27 Placido Polanco, R OBP: 0.344, SLG: 0.432	G6-3					F9				5	1	2	1	0	1	1																							
26 Chase Utley, L OBP: 0.378, SLG: 0.463				F7						5	2	2	4	0	0	2																							
6 Ryan Howard, L OBP: 0.350, SLG: 0.506										4	3	4	3	0	0	0																							
28 Jayson Werth, R OBP: 0.371, SLG: 0.543	SF7									2	0	1	1	1	0	1																							
29 Raul Ibanez, L OBP: 0.336, SLG: 0.384										3	0	0	0	1	2	2																							
Carlos Ruiz, R OBP: 0.368, SLG: 0.366										4	0	1	0	0	0	2																							
23 Brian Schneider, L OBP: 0.395, SLG: 0.333	L7									0	0	0	0	0	0	0																							
21 Wilson Valdez, R OBP: 0.261, SLG: 0.330										3	1	1	0	0	0	2																							
56 Joe Blanton, R ERA: 6.96	1.2	L	14	4	8	8	2	3	0	0	0	0	0	0	0	0																							
28 Jesse Crain, R ERA: 4.92	2.1		7	0	0	0	2	0	0	1	0	0	0	0	0	0																							
32 Ron Mahay, L ERA: 4.66	1.0		5	3	1	1	0	0	0	0	0	0	0	0	0	0																							
52 Brian Duensing, L ERA: 1.63	1.0		3	0	0	0	0	0	0	0	0	0	0	0	0	0																							
54 Matt Guerrier, R ERA: 1.8	1.0		5	1	0	0	0	1	0	0	0	0	0	0	0	0																							
<b>Inning Stats</b>	R: 3 E: 0 K: 1 S: 12	H: 2 LOB: 0 BB: 1 P: 23	R: 5 E: 0 K: 2 S: 16	H: 4 LOB: 1 BB: 2 P: 31	R: 0 E: 0 K: 0 S: 5	H: 0 LOB: 0 BB: 0 P: 9	R: 0 E: 0 K: 1 S: 8	H: 0 LOB: 0 BB: 0 P: 9	R: 1 E: 0 K: 0 S: 10	H: 3 LOB: 1 BB: 0 P: 20	R: 0 E: 0 K: 0 S: 8	H: 0 LOB: 0 BB: 0 P: 9	R: 0 E: 0 K: 0 S: 12	H: 1 LOB: 2 BB: 1 P: 19	R: 0 E: 0 K: 0 S: 7	H: 1 LOB: 2 BB: 1 P: 17	1B: 6 2B: 1 3B: 1 HR: 3	SF: 1 SAC: 0 DP: 2 HBP: 1	WP: 0 PA: 39 PB: 0 SB: 1 CS: 0																				
<b>PITCHER</b>	IP	WLS	BF	H	R	ER	SO	BB	IBB	HBP	BLK	WP	HR	S	P	ERA	WHIP	<b>PITCHER</b>				IP	WLS	BF	H	R	ER	SO	BB	IBB	HBP	BLK	WP	HR	S	P	ERA	WHIP	
53 Nick Blackburn, R ERA: 5.8	1.1		12	4	8	8	2	3	0	0	0	0	0	0	0	0	43.20	5.400					1.0																
31 Alex Burnett, R ERA: 2.7	0.1		1	0	0	0	0	0	0	0	0	0	0	0	0	0	0.00	0.000					0.1																

Minnesota Twins @ Philadelphia Phillies  
Citizens Bank Park, Philadelphia, PA  
Fri Jun 18 2010, 7:10 PM - 9:58 PM EDT  
Att. 45,120 - Clear - 83 F

AB	32
R	9
H	11
RBI	9
BB	5
SO	4
LOB	13









Batter	1	2	3	4	5	6	7	8	9	AB	R	H	RBI	BB	SO	LOB	TOP								
<b>2 Denard Span, L</b> OBP: 0.353, SLG: 0.370										4	1	2	1	0	0	1	<b>Minnesota Twins @ Philadelphia Phillies</b> Citizens Bank Park, Philadelphia, PA Sun Jun 20 2010, 1:38 PM - 3:54 PM EDT Att: 45,202 - Partly Cloudy - 91 F								
<b>1 Orlando Hudson, S</b> OBP: 0.362, SLG: 0.401										4	1	1	0	0	2	3									
<b>7 Joe Mauer, L</b> OBP: 0.382, SLG: 0.436										4	0	1	1	0	1	2									
<b>33 Justin Morneau, L</b> OBP: 0.448, SLG: 0.622										4	2	2	1	0	0	3									
<b>5 Michael Cuddyer, R</b> OBP: 0.333, SLG: 0.431										4	0	0	0	0	2	1									
<b>16 Jason Kubel, L</b> OBP: 0.350, SLG: 0.434										4	0	2	1	0	0	0									
<b>20 Matt Tolbert, S</b> OBP: 0.286, SLG: 0.341										0	0	0	0	0	0	0									
<b>21 Delmon Young, R</b> OBP: 0.343, SLG: 0.502										4	0	1	0	0	1	2									
<b>8 Nick Punto, S</b> OBP: 0.333, SLG: 0.336										4	0	1	0	0	1	2									
<b>4B Carl Pavano, R</b> OBP: 0.333, SLG: 0.333										4	0	1	0	0	1	2									
<b>4B Carl Pavano, R</b> OBP: 0.333, SLG: 0.333										3	0	1	0	0	1	0									
<b>Inning Stats</b>	R: 1 E: 0 K: 0 S: 12	H: 2 LOB: 0 BB: 0 P: 17	R: 0 E: 0 K: 2 S: 13	H: 1 LOB: 1 BB: 0 P: 18	R: 0 E: 0 K: 1 S: 11	H: 2 LOB: 2 BB: 0 P: 13	R: 0 E: 0 K: 1 S: 9	H: 1 LOB: 0 BB: 0 P: 14	R: 1 E: 0 K: 2 S: 9	H: 1 LOB: 0 BB: 0 P: 13	R: 1 E: 0 K: 0 S: 7	H: 2 LOB: 0 BB: 0 P: 8	R: 0 E: 0 K: 1 S: 8	H: 1 LOB: 1 BB: 0 P: 10	R: 1 E: 0 K: 1 S: 10	H: 1 LOB: 0 BB: 0 P: 13	R: 0 E: 0 K: 0 S: 7	H: 0 LOB: 0 BB: 0 P: 11	1B: 8 2B: 1 3B: 0 HR: 2	SF: 0 SAC: 1 DP: 2 HBP: 0	WP: 0 PB: 0 SB: 1 CS: 1	PA: 36			
<b>PITCHER</b>	IP	WLS	BF	H	R	ER	SO	BB	IBB	HBP	BLK	WP	HR	S	P	ERA	WHIP	<b>PITCHER</b>							
<b>34 Roy Halladay, R</b> ERA: 2.43	8.0	L	33	11	4	3	8	0	0	0	0	0	2	79	106	3.38	1.375								
<b>37 Chad Durbin, R</b> ERA: 3.15	1.0		3	0	0	0	0	0	0	0	0	0	0	7	11	0.00	0.000								

AB	35
R	4
H	11
RBI	4
BB	0
SO	8
LOB	14



Batter	1	2	3	4	5	6	7	8	9	AB	R	H	RBI	BB	SO	LOB	BOTTOM								
<b>8 Shane Victorino, S</b> OBP: 0.319, SLG: 0.454										3	0	0	0	0	0	0	<b>Minnesota Twins @ Philadelphia Phillies</b> Citizens Bank Park, Philadelphia, PA Sun Jun 20 2010, 1:38 PM - 3:54 PM EDT Att: 45,202 - Partly Cloudy - 91 F								
<b>27 Placido Polanco, R</b> OBP: 0.346, SLG: 0.432										4	0	1	0	0	1	1									
<b>26 Chase Utley, L</b> OBP: 0.378, SLG: 0.475										4	0	1	0	0	0	1									
<b>6 Ryan Howard, L</b> OBP: 0.345, SLG: 0.506										4	0	1	0	0	0	3									
<b>28 Jayson Werth, R</b> OBP: 0.362, SLG: 0.542										4	0	0	0	0	0	3									
<b>29 Raul Ibanez, L</b> OBP: 0.339, SLG: 0.401										3	0	0	0	0	0	2									
<b>23 Brian Schneider, L</b> OBP: 0.353, SLG: 0.295										3	0	0	0	0	1	0									
<b>21 Wilson Valdez, R</b> OBP: 0.263, SLG: 0.379										3	1	1	1	0	0	0									
<b>34 Roy Halladay, R</b> OBP: 0.116, SLG: 0.116										2	0	0	0	0	0	0									
<b>3 Ross Gload, L</b> OBP: 0.239, SLG: 0.420										1	0	0	0	0	0	0									
<b>37 Chad Durbin, R</b> ERA: 3.15										0	0	0	0	0	0	0									
<b>Inning Stats</b>	R: 0 E: 0 K: 0 S: 7	H: 0 LOB: 1 BB: 0 P: 11	R: 0 E: 0 K: 0 S: 8	H: 0 LOB: 0 BB: 0 P: 9	R: 0 E: 0 K: 0 S: 7	H: 0 LOB: 0 BB: 0 P: 9	R: 0 E: 0 K: 0 S: 13	H: 2 LOB: 2 BB: 0 P: 20	R: 1 E: 0 K: 0 S: 8	H: 1 LOB: 0 BB: 0 P: 14	R: 0 E: 0 K: 1 S: 6	H: 0 LOB: 0 BB: 0 P: 7	R: 0 E: 0 K: 1 S: 7	H: 0 LOB: 0 BB: 0 P: 10	R: 0 E: 0 K: 0 S: 8	H: 0 LOB: 0 BB: 0 P: 9	R: 0 E: 0 K: 0 S: 12	H: 1 LOB: 1 BB: 0 P: 16	1B: 3 2B: 0 3B: 0 HR: 1	SF: 0 SAC: 0 DP: 0 HBP: 1	WP: 0 PB: 0 SB: 0 CS: 0	PA: 32			
<b>PITCHER</b>	IP	WLS	BF	H	R	ER	SO	BB	IBB	HBP	BLK	WP	HR	S	P	ERA	WHIP	<b>PITCHER</b>							
<b>4B Carl Pavano, R</b> ERA: 3.64	9.0	W	32	4	1	1	2	0	0	1	0	0	1	76	105	1.00	0.444								

AB	31
R	1
H	4
RBI	1
BB	0
SO	2
LOB	10









Batter	1	2	3	4	5	6	7	8	9	AB	R	H	RBI	BB	SO	LOB	TOP										
<b>2 Denard Span, L</b> OBP: 0.349, SLG: 0.362	G1-3		1B				K		FC3-6 7 DI 2B	5	1	1	0	0	2	1	<b>Minnesota Twins @ Milwaukee Brewers</b> Miller Park, Milwaukee, WI Wed Jun 23 2010, 7:12 PM - 10:30 PM CDT Att: 33,362 - Overcast - 83 F										
<b>1 Orlando Hudson, S</b> OBP: 0.359, SLG: 0.391	F7		K			L9		K	L7	5	0	0	0	0	2	2											
<b>7 Joe Mauer, L</b> OBP: 0.387, SLG: 0.445	K				G4-3				2B	5	0	3	1	0	1	0											
<b>33 Justin Morneau, L</b> OBP: 0.450, SLG: 0.621									2B	5	1	3	0	0	1	2											
<b>5 Michael Cuddyer, R</b> OBP: 0.334, SLG: 0.427	F9									4	1	1	0	0	2	3											
<b>16 Jason Kubel, L</b> OBP: 0.353, SLG: 0.438	P6									3	0	2	0	1	0	1											
<b>21 Delmon Young, R</b> OBP: 0.345, SLG: 0.502	L9									4	0	1	2	0	0	3											
<b>8 Nick Punto, S</b> OBP: 0.335, SLG: 0.329										3	0	0	0	1	1	3											
<b>49 Jeff Manship, R</b> OBP: 0.300, SLG: 0.341										0	0	0	0	0	0	0											
<b>47 Francisco Liriano, L</b> ERA: 3.93										2	0	0	0	0	1	2											
<b>25 Jim Thome, L</b> ERA: 3.93										1	0	0	0	0	1	2											
<b>28 Jesse Crain, R</b> ERA: 4.6										0	0	0	0	0	0	0											
<b>52 Brian Duensing, L</b> ERA: 2.13										0	0	0	0	0	0	0											
<b>31 Alex Burnett, R</b> ERA: 3.18										0	0	0	0	0	0	0											
<b>32 Ron Mahay, L</b> ERA: 4.5										0	0	0	0	0	0	0											
<b>20 Matt Tolbert, S</b> ERA: 2.84										0	0	0	0	1	0	0											
<b>Inning Stats</b>	R: 0 E: 0 K: 1 S: 8	H: 0 LOB: 0 BB: 0 P: 11	R: 0 E: 0 K: 0 S: 6	H: 1 LOB: 1 BB: 0 P: 9	R: 0 E: 0 K: 3 S: 11	H: 1 LOB: 1 BB: 0 P: 15	R: 2 E: 0 K: 0 S: 18	H: 3 LOB: 2 BB: 1 P: 31	R: 0 E: 0 K: 1 S: 8	H: 1 LOB: 1 BB: 0 P: 11	R: 0 E: 0 K: 2 S: 17	H: 1 LOB: 2 BB: 1 P: 23	R: 0 E: 0 K: 3 S: 15	H: 2 LOB: 2 BB: 0 P: 23	R: 0 E: 0 K: 0 S: 9	H: 1 LOB: 0 BB: 0 P: 16	R: 1 E: 0 K: 1 S: 12	H: 1 LOB: 1 BB: 1 P: 22	1B: 8 2B: 3 3B: 0 HR: 0	SF: 0 SAC: 0 DP: 0 HBP: 0	WP: 5 PB: 0 CS: 1	PA: 41					
<b>PITCHER</b>	IP	WLS	BF	H	R	ER	SO	BB	IBB	HBP	BLK	WP	HR	S	P	ERA	WHIP										
<b>26 Manny Parra, L</b> ERA: 3.93	5.2	W	26	7	2	2	6	2	0	0	0	4	0	64	95	3.18	1.588										
<b>21 Zach Braddock, L</b> ERA: 6.55	1.0	H	5	2	0	0	3	0	0	0	0	0	0	15	23	0.00	2.000										
<b>50 Kameron Loe, R</b> ERA: 0.68	0.1	H	1	0	0	0	1	0	0	0	0	1	0	4	5	0.00	0.000										
<b>12 Carlos Villanueva, R</b> ERA: 3.93	1.0	H	3	1	0	0	0	0	0	0	0	0	0	9	16	0.00	1.000										
<b>59 John Axford, R</b> ERA: 2.84	1.0	S	5	1	1	1	1	1	0	0	0	0	0	12	22	9.00	2.000										


Batter	1	2	3	4	5	6	7	8	9	AB	R	H	RBI	BB	SO	LOB	BOTTOM										
<b>23 Rickie Weeks Jr., R</b> OBP: 0.360, SLG: 0.435	1B						FC4-6 28 HBP 8 FC5-4			4	2	3	3	1	0	1	<b>Minnesota Twins @ Milwaukee Brewers</b> Miller Park, Milwaukee, WI Wed Jun 23 2010, 7:12 PM - 10:30 PM CDT Att: 33,362 - Overcast - 83 F										
<b>1 Cory Hart, R</b> OBP: 0.340, SLG: 0.586										4	0	2	1	1	0	4											
<b>28 Prince Fielder, L</b> OBP: 0.394, SLG: 0.448	K									3	0	0	0	0	2	3											
<b>8 Ryan Braun, R</b> OBP: 0.367, SLG: 0.495	G1-3									4	0	0	1	0	2	5											
<b>14 Casey McGehee, R</b> OBP: 0.332, SLG: 0.448	G6-3									3	0	0	0	0	1	2											
<b>21 Zach Braddock, L</b> ERA: 6.55										0	0	0	0	0	0	0											
<b>50 Kameron Loe, R</b> ERA: 0.68										0	0	0	0	0	0	0											
<b>15 Jim Edmonds, L</b> ERA: 3.18										1	0	0	0	0	0	2											
<b>12 Carlos Villanueva, R</b> ERA: 3.93										0	0	0	0	0	0	0											
<b>59 John Axford, R</b> ERA: 2.84										0	0	0	0	0	0	0											
<b>27 Carlos Gómez, R</b> OBP: 0.271, SLG: 0.363	G3									4	1	1	0	0	1	0											
<b>20 Jonathan Lucroy, R</b> OBP: 0.346, SLG: 0.340	K									3	2	1	0	1	1	0											
<b>21 Alcides Escobar, R</b> OBP: 0.304, SLG: 0.352	F9									4	0	2	0	0	0	0											
<b>26 Manny Parra, L</b> OBP: 0.214, SLG: 0.154										2	0	0	0	0	1	3											
<b>30 Craig Counsell, L</b> OBP: 0.336, SLG: 0.358										1	0	0	0	1	0	2											
<b>Inning Stats</b>	R: 0 E: 0 K: 1 S: 12	H: 2 LOB: 2 BB: 0 P: 18	R: 0 E: 0 K: 1 S: 6	H: 0 LOB: 0 BB: 0 P: 7	R: 1 E: 1 K: 3 S: 15	H: 1 LOB: 1 BB: 1 P: 25	R: 2 E: 0 K: 0 S: 11	H: 4 LOB: 2 BB: 0 P: 16	R: 0 E: 0 K: 2 S: 9	H: 0 LOB: 0 BB: 0 P: 11	R: 0 E: 0 K: 1 S: 10	H: 0 LOB: 0 BB: 0 P: 13	R: 1 E: 1 K: 0 S: 8	H: 0 LOB: 2 BB: 2 P: 20	R: 1 E: 0 K: 0 S: 13	H: 2 LOB: 2 BB: 1 P: 23	1B: 8 2B: 1 3B: 0 HR: 0	SF: 0 SAC: 0 DP: 0 HBP: 1	WP: 0 PB: 0 CS: 0	PA: 38							
<b>PITCHER</b>	IP	WLS	BF	H	R	ER	SO	BB	IBB	HBP	BLK	WP	HR	S	P	ERA	WHIP										
<b>47 Francisco Liriano, L</b> ERA: 3.11	5.0	L	23	7	3	3	7	1	0	0	0	0	0	10	13	0.00	0.000										
<b>28 Jesse Crain, R</b> ERA: 4.6	1.0		3	0	0	0	1	0	0	0	0	0	0	4	14	27.00	3.000										
<b>52 Brian Duensing, L</b> ERA: 2.13	0.1		4	0	1	1	0	1	1	1	0	0	0	2	2	0.00	0.000										
<b>31 Alex Burnett, R</b> ERA: 3.18	0.1		1	0	0	0	0	0	0	0	0	0	0	2	4	0.00	0.000										
<b>32 Ron Mahay, L</b> ERA: 4.5	0.1		1	0	0	0	0	0	0	0	0	0	0	2	4	0.00	0.000										
<b>49 Jeff Manship, R</b> ERA: 2.84	1.0		6	2	1	1	0	1	0	0	0	0	0	13	23	9.00	3.000										




Batter	1	2	3	4	5	6	7	8	9	AB	R	H	RBI	BB	SO	LOB	TOP	
2 Denard Span, L OBP: 0.344, SLG: 0.357	G4-3			K		G4-3		FC6-4		4	0	0	0	0	1	2	<b>Minnesota Twins @ Milwaukee Brewers</b> Miller Park, Milwaukee, WI Thu Jun 24 2010, 1:11 PM - 3:33 PM CDT Att: 35,898 - Sunny - 77 F	
1 Orlando Hudson, S OBP: 0.353, SLG: 0.384	F7			P4			K	K		4	0	0	0	0	2	0		
33 Justin Morneau, L OBP: 0.450, SLG: 0.623	L7			L7			1B	16 G4-3 2B		4	0	2	0	0	0	0		
16 Jason Kubel, L OBP: 0.352, SLG: 0.434		K			K		1B	G4-3		4	0	1	0	0	2	1		
5 Michael Cuddyer, R OBP: 0.330, SLG: 0.420	G1-3				K		K			4	0	0	0	0	3	3		
21 Delmon Young, R OBP: 0.340, SLG: 0.495	G4-3				F7		G4-3			3	0	0	0	0	0	2		
8 Nick Punto, S OBP: 0.335, SLG: 0.329				K				41 FC5-4 1B		3	0	1	0	0	2	0		
41 Drew Butera, R OBP: 0.222, SLG: 0.279			L7				1B	FC5-4 FC6-4		3	0	1	0	0	0	1		
53 Nick Blackburn, R (1, 1)										1	0	0	0	0	0	0		
52 Brian Duensing, L (4, 1)										1	0	0	0	0	1	1		
25 Jim Thome, L (6, PH)										1	0	0	0	0	1	1		
60 Jon Rauch, R (8, 1)										0	0	0	0	0	0	0		
<b>Inning Stats</b>	R: 0 E: 0 K: 0 S: 6	H: 0 LOB: 0 BB: 0 P: 9	R: 0 E: 0 K: 1 S: 8	H: 0 LOB: 0 BB: 0 P: 12	R: 0 E: 0 K: 1 S: 8	H: 0 LOB: 0 BB: 0 P: 12	R: 0 E: 0 K: 2 S: 9	H: 1 LOB: 1 BB: 0 P: 14	R: 0 E: 0 K: 2 S: 12	H: 2 LOB: 2 BB: 0 P: 20	R: 0 E: 0 K: 1 S: 11	H: 1 LOB: 1 BB: 0 P: 18	R: 0 E: 0 K: 2 S: 12	H: 1 LOB: 1 BB: 0 P: 14	1B: 4 2B: 1 3B: 0 HR: 0	SF: 0 SAC: 0 DP: 0 HBP: 0	WP: 0 PB: 0 SB: 0 CS: 0	PA: 32
<b>PITCHER</b> 49 Yovani Gallardo, R ERA: 2.36	IP: 9.0 WLS: W BF: 32 H: 5 R: 0 ER: 0 SO: 12 BB: 0 IBB: 0 HBP: 0 BLK: 0 WP: 0 HR: 0 S: 80 P: 122 ERA: 0.00 WHIP: 0.556											<b>PITCHER</b>	IP: 9.0 WLS: W BF: 32 H: 5 R: 0 ER: 0 SO: 12 BB: 0 IBB: 0 HBP: 0 BLK: 0 WP: 0 HR: 0 S: 80 P: 122 ERA: 0.00 WHIP: 0.556					

Batter	1	2	3	4	5	6	7	8	9	AB	R	H	RBI	BB	SO	LOB	BOTTOM			
23 Rickie Weeks Jr, R OBP: 0.364, SLG: 0.447	K			1B		1B				3	1	2	2	1	1	0	<b>Minnesota Twins @ Milwaukee Brewers</b> Miller Park, Milwaukee, WI Thu Jun 24 2010, 1:11 PM - 3:33 PM CDT Att: 35,898 - Sunny - 77 F			
1 Corey Hart, R OBP: 0.342, SLG: 0.583	G6-3		HR	BB		F8				3	1	1	1	1	0	1				
28 Prince Fielder, L OBP: 0.392, SLG: 0.457	P2		HR	1B						4	1	1	2	0	1	2				
8 Ryan Braun, R OBP: 0.365, SLG: 0.495	G6-3		2B		K		F8			4	0	1	0	0	1	0				
14 Casey McGehee, R OBP: 0.334, SLG: 0.466	BB		G5-3		P6		1B			3	0	1	0	1	0	1				
15 Jim Edmonds, L OBP: 0.346, SLG: 0.457	F7		L7		2B		F7			4	0	1	0	0	0	3				
20 Jonathan Lucroy, R OBP: 0.321, SLG: 0.315	G1-3		G6-3		F8		P2			4	0	0	0	0	0	2				
30 Craig Counsell, L OBP: 0.325, SLG: 0.345			K		L8		K			4	0	0	0	0	2	0				
49 Yovani Gallardo, R OBP: 0.237, SLG: 0.417			2B	HR	1B		G4-3			4	2	2	0	0	0	0				
<b>Inning Stats</b>	R: 0 E: 0 K: 1 S: 9	H: 0 LOB: 0 BB: 0 P: 14	R: 0 E: 0 K: 0 S: 5	H: 0 LOB: 1 BB: 1 P: 14	R: 4 E: 0 K: 1 S: 22	H: 4 LOB: 1 BB: 1 P: 33	R: 1 E: 1 K: 0 S: 10	H: 2 LOB: 2 BB: 1 P: 18	R: 0 E: 0 K: 1 S: 14	H: 1 LOB: 1 BB: 0 P: 19	R: 0 E: 0 K: 1 S: 9	H: 1 LOB: 1 BB: 0 P: 11	R: 0 E: 0 K: 1 S: 9	H: 1 LOB: 1 BB: 0 P: 15	R: 0 E: 0 K: 0 S: 10	H: 0 LOB: 0 BB: 0 P: 14		1B: 4 2B: 3 3B: 0 HR: 2	SF: 0 SAC: 0 DP: 0 HBP: 0	WP: 0 PB: 0 SB: 0 CS: 0
<b>PITCHER</b> 53 Nick Blackburn, R ERA: 6.1	IP: 3.2 WLS: L BF: 20 H: 6 R: 5 ER: 5 SO: 2 BB: 3 IBB: 0 HBP: 0 BLK: 0 WP: 0 HR: 2 S: 44 P: 77 ERA: 12.27 WHIP: 2.455											<b>PITCHER</b>	IP: 3.2 WLS: L BF: 20 H: 6 R: 5 ER: 5 SO: 2 BB: 3 IBB: 0 HBP: 0 BLK: 0 WP: 0 HR: 2 S: 44 P: 77 ERA: 12.27 WHIP: 2.455							
52 Brian Duensing, L ERA: 1.95	IP: 3.1 WLS: 0 BF: 13 H: 3 R: 0 ER: 0 SO: 3 BB: 0 IBB: 0 HBP: 0 BLK: 0 WP: 0 HR: 0 S: 34 P: 47 ERA: 0.00 WHIP: 0.900											<b>PITCHER</b>	IP: 3.1 WLS: 0 BF: 13 H: 3 R: 0 ER: 0 SO: 3 BB: 0 IBB: 0 HBP: 0 BLK: 0 WP: 0 HR: 0 S: 34 P: 47 ERA: 0.00 WHIP: 0.900							
60 Jon Rauch, R ERA: 2.48	IP: 1.0 WLS: 0 BF: 3 H: 0 R: 0 ER: 0 SO: 0 BB: 0 IBB: 0 HBP: 0 BLK: 0 WP: 0 HR: 0 S: 10 P: 14 ERA: 0.00 WHIP: 0.000											<b>PITCHER</b>	IP: 1.0 WLS: 0 BF: 3 H: 0 R: 0 ER: 0 SO: 0 BB: 0 IBB: 0 HBP: 0 BLK: 0 WP: 0 HR: 0 S: 10 P: 14 ERA: 0.00 WHIP: 0.000							

**AB 32**  
**R 0**  
**H 5**  
**RBI 0**  
**BB 0**  
**SO 12**  
**LOB 11**



**AB 33**  
**R 5**  
**H 9**  
**RBI 5**  
**BB 3**  
**SO 5**  
**LOB 9**





Batter	1	2	3	4	5	6	7	8	9	AB	R	H	RBI	BB	SO	LOB	TOP					
2 Denard Span, L OBP: 0.346, SLG: 0.369										4	1	2	2	0	1	0	<b>Minnesota Twins @ New York Mets</b> Citi Field, Flushing, NY Fri Jun 25 2010, 7:11 PM - 9:51 PM EDT Att: 36,244 - Partly Cloudy - 78 F					
1 Orlando Hudson, S OBP: 0.352, SLG: 0.382										4	0	1	0	0	0	0						
7 Joe Mauer, L OBP: 0.381, SLG: 0.438										4	0	0	0	0	1	2						
33 Justin Morneau, L OBP: 0.451, SLG: 0.621										4	0	2	0	0	0	2						
5 Michael Cuddyer, R OBP: 0.329, SLG: 0.418										4	0	1	0	0	0	1						
16 Jason Kubel, L OBP: 0.330, SLG: 0.431										4	0	1	0	0	1	2						
21 Delmon Young, R OBP: 0.335, SLG: 0.487										4	0	0	0	0	1	3						
8 Nick Punto, S OBP: 0.335, SLG: 0.335										3	1	1	0	0	1	1						
28 Jesse Crain, R										0	0	0	0	0	0	0						
32 Ron Mahay, L										0	0	0	0	0	0	0						
59 Kevin Slowey, R										1	0	0	0	0	0	1						
20 Matt Tolbert, S										1	0	0	0	0	1	0						
<b>Inning Stats</b>	R: 1 E: 0 K: 0 S: 17	H: 2 LOB: 1 BB: 0 P: 26	R: 0 E: 0 K: 1 S: 12	H: 1 LOB: 1 BB: 0 P: 18	R: 0 E: 0 K: 1 S: 15	H: 2 LOB: 1 BB: 0 P: 22	R: 0 E: 0 K: 0 S: 4	H: 0 LOB: 0 BB: 0 P: 7	R: 1 E: 0 K: 0 S: 11	H: 1 LOB: 0 BB: 0 P: 17	R: 0 E: 0 K: 0 S: 18	H: 0 LOB: 0 BB: 0 P: 27	R: 0 E: 0 K: 1 S: 11	H: 0 LOB: 0 BB: 0 P: 16	R: 0 E: 0 K: 2 S: 8	H: 0 LOB: 0 BB: 0 P: 12	R: 0 E: 0 K: 1 S: 16	H: 2 LOB: 2 BB: 0 P: 24	1B: 6 2B: 1 3B: 0 HR: 1	SF: 0 SAC: 1 DP: 1 HBP: 0	WP: 0 PB: 0 SB: 1 CS: 0	PA: 34
<b>PITCHER</b>	IP WLS BF H R ER SO BB IBB HBP BLK WP HR S P ERA WHIP																					
34 Mike Pelfrey, R ERA: 2.71	6.0 W 23 6 2 2 2 0 0 0 0 0 1 77 117 3.00 1.000																					
39 Bobby Parnell, R ERA: 4.4	1.0 H 3 0 0 0 1 0 0 0 0 0 0 11 16 0.00 0.000																					
25 Pedro Feliciano, L ERA: 1.8	1.0 H 3 0 0 0 2 0 0 0 0 0 0 8 12 0.00 0.000																					
75 Francisco Rodríguez, R ERA: 2.13	1.0 S 5 2 0 0 1 0 0 0 0 0 0 0 16 24 0.00 2.000																					

Batter	1	2	3	4	5	6	7	8	9	AB	R	H	RBI	BB	SO	LOB	BOTTOM			
7 José Reyes, S OBP: 0.333, SLG: 0.435										3	1	2	1	0	0	0	<b>Minnesota Twins @ New York Mets</b> Citi Field, Flushing, NY Fri Jun 25 2010, 7:11 PM - 9:51 PM EDT Att: 36,244 - Partly Cloudy - 78 F			
27 Jesús Feliciano, L OBP: 0.292, SLG: 0.304										2	0	0	0	0	0	0				
5 David Wright, R OBP: 0.387, SLG: 0.536										3	2	2	2	1	1	0				
29 Ike Davis, L OBP: 0.343, SLG: 0.439										4	1	1	0	0	0	2				
44 Jason Bay, R OBP: 0.371, SLG: 0.425										3	0	1	1	0	1	0				
30 Josh Thole, L										3	0	0	0	0	0	1				
4 Henry Blanco, R OBP: 0.342, SLG: 0.420										0	0	0	0	0	0	0				
12 Jeff Francoeur, R OBP: 0.310, SLG: 0.490										3	0	0	0	0	0	1				
11 Rubén Tejada, R OBP: 0.328, SLG: 0.340										3	1	1	0	0	1	0				
34 Mike Pelfrey, R OBP: 0.200, SLG: 0.143										1	0	0	0	0	0	0				
39 Bobby Parnell, R ERA: 4.4										0	0	0	0	0	0	0				
23 Chris Carter, L OBP: 0.259, SLG: 0.411										1	0	0	0	0	0	0				
25 Pedro Feliciano, L										0	0	0	0	0	0	0				
75 Francisco Rodríguez, R ERA: 2.13										0	0	0	0	0	0	0				
<b>Inning Stats</b>	R: 0 E: 0 K: 1 S: 7	H: 0 LOB: 0 BB: 0 P: 10	R: 0 E: 0 K: 1 S: 9	H: 0 LOB: 0 BB: 0 P: 14	R: 0 E: 0 K: 0 S: 10	H: 0 LOB: 0 BB: 0 P: 15	R: 3 E: 2 K: 0 S: 15	H: 4 LOB: 1 BB: 0 P: 25	R: 1 E: 0 K: 0 S: 7	H: 1 LOB: 0 BB: 0 P: 9	R: 1 E: 0 K: 0 S: 13	H: 1 LOB: 0 BB: 0 P: 19	R: 0 E: 0 K: 1 S: 6	H: 0 LOB: 0 BB: 0 P: 6	R: 0 E: 0 K: 0 S: 7	H: 1 LOB: 1 BB: 1 P: 13	1B: 3 2B: 3 3B: 0 HR: 1	SF: 1 SAC: 3 DP: 0 HBP: 0	WP: 0 PB: 0 SB: 0 CS: 2	PA: 31
<b>PITCHER</b>	IP WLS BF H R ER SO BB IBB HBP BLK WP HR S P ERA WHIP																			
59 Kevin Slowey, R ERA: 4.79	6.0 L 24 6 5 5 2 0 0 0 0 0 0 0 11 61 7.50 1.000																			
28 Jesse Crain, R ERA: 4.4	1.1 6 1 0 0 1 0 1 0 0 0 0 0 11 15 0.00 0.750																			
32 Ron Mahay, L ERA: 4.35	0.2 1 0 0 0 0 0 0 0 0 0 0 0 2 4 0.00 0.000																			

AB	33
R	2
H	8
RBI	2
BB	0
SO	6
LOB	12





Batter	1	2	3	4	5	6	7	8	9	AB	R	H	RBI	BB	SO	LOB	TOP				
2 Denard Span, L (1,8) OBP: 0.347, SLG: 0.370										4	0	1	1	1	0	2	<b>Minnesota Twins @ New York Mets</b> Citi Field, Flushing, NY Sat Jun 26 2010, 1:14 PM - 3:46 PM EDT Att: 37,510 - Partly Cloudy - 87 F				
1 Orlando Hudson, S (1,4) OBP: 0.354, SLG: 0.385										3	1	1	0	1	1						
7 Joe Mauer, L (1,2) OBP: 0.383, SLG: 0.439										4	1	2	1	0	0	1					
33 Justin Morneau, L (1,3) OBP: 0.445, SLG: 0.612										4	0	0	0	0	2	2					
5 Michael Cuddyer, R (1,5) OBP: 0.282, SLG: 0.413										3	1	0	0	1	1						
16 Jason Kubel, L (1,9) OBP: 0.352, SLG: 0.450										4	2	2	2	0	0	0					
20 Matt Tolbert, S (9,5) OBP: 0.294, SLG: 0.333										0	0	0	0	0	0	0					
21 Delmon Young, R (1,7) OBP: 0.333, SLG: 0.487										4	0	1	2	0	1	0					
8 Nick Punto, S (1,6) OBP: 0.333, SLG: 0.333										4	1	1	0	0	1	1					
48 Carl Pavano, R (1,1) OBP: 0.500, SLG: 0.500										3	0	2	0	0	1	0					
<b>Inning Stats</b>	R: 4 H: 4 E: 0 K: 0 S: 27	H: 4 LOB: 1 BB: 1 P: 41	R: 0 H: 1 E: 0 K: 0 S: 8	H: 1 LOB: 1 BB: 1 P: 15	R: 0 H: 0 E: 0 K: 2 S: 11	H: 0 LOB: 0 BB: 0 P: 13	R: 1 H: 2 E: 0 K: 0 S: 7	H: 2 LOB: 1 BB: 0 P: 7	R: 0 H: 1 E: 0 K: 1 S: 12	H: 0 LOB: 0 BB: 0 P: 21	R: 0 H: 0 E: 0 K: 1 S: 6	H: 0 LOB: 0 BB: 1 P: 13	R: 0 H: 0 E: 0 K: 1 S: 8	H: 0 LOB: 0 BB: 0 P: 12	R: 1 H: 2 E: 0 K: 1 S: 16	H: 2 LOB: 1 BB: 0 P: 25	1B: 5 2B: 4 3B: 0 HR: 1	SF: 0 SAC: 1 DP: 2 HBP: 0	WP: 0 PB: 0 SB: 0 CS: 0	PA: 37	
<b>PITCHER</b>	IP WLS BF H R ER SO BB IBB HBP BLK WP HR S P ERA WHIP	IP WLS BF H R ER SO BB IBB HBP BLK WP HR S P ERA WHIP	IP WLS BF H R ER SO BB IBB HBP BLK WP HR S P ERA WHIP	IP WLS BF H R ER SO BB IBB HBP BLK WP HR S P ERA WHIP	IP WLS BF H R ER SO BB IBB HBP BLK WP HR S P ERA WHIP	IP WLS BF H R ER SO BB IBB HBP BLK WP HR S P ERA WHIP	IP WLS BF H R ER SO BB IBB HBP BLK WP HR S P ERA WHIP	IP WLS BF H R ER SO BB IBB HBP BLK WP HR S P ERA WHIP	IP WLS BF H R ER SO BB IBB HBP BLK WP HR S P ERA WHIP	IP WLS BF H R ER SO BB IBB HBP BLK WP HR S P ERA WHIP	IP WLS BF H R ER SO BB IBB HBP BLK WP HR S P ERA WHIP	IP WLS BF H R ER SO BB IBB HBP BLK WP HR S P ERA WHIP	IP WLS BF H R ER SO BB IBB HBP BLK WP HR S P ERA WHIP	IP WLS BF H R ER SO BB IBB HBP BLK WP HR S P ERA WHIP	IP WLS BF H R ER SO BB IBB HBP BLK WP HR S P ERA WHIP	IP WLS BF H R ER SO BB IBB HBP BLK WP HR S P ERA WHIP	IP WLS BF H R ER SO BB IBB HBP BLK WP HR S P ERA WHIP	IP WLS BF H R ER SO BB IBB HBP BLK WP HR S P ERA WHIP	IP WLS BF H R ER SO BB IBB HBP BLK WP HR S P ERA WHIP	IP WLS BF H R ER SO BB IBB HBP BLK WP HR S P ERA WHIP	IP WLS BF H R ER SO BB IBB HBP BLK WP HR S P ERA WHIP

AB 33  
R 6  
H 10  
RBI 6  
BB 3  
SO 7  
LOB 8



Batter	1	2	3	4	5	6	7	8	9	AB	R	H	RBI	BB	SO	LOB	BOTTOM					
7 José Reyes, S (1,6) OBP: 0.329, SLG: 0.429										4	0	0	0	0	0	0	<b>Minnesota Twins @ New York Mets</b> Citi Field, Flushing, NY Sat Jun 26 2010, 1:14 PM - 3:46 PM EDT Att: 37,510 - Partly Cloudy - 87 F					
27 Jesús Feliciano, L (1,8) OBP: 0.250, SLG: 0.259										4	0	0	0	0	0	0						
5 David Wright, R (1,5) OBP: 0.382, SLG: 0.528										4	0	0	0	0	1	0						
29 Ike Davis, L (1,3) OBP: 0.343, SLG: 0.435										2	0	0	0	1	1	0						
44 Jason Bay, R (1,7) OBP: 0.367, SLG: 0.420										3	0	0	0	0	0	1						
21 Rod Barajas, R (1,2) OBP: 0.288, SLG: 0.472										2	0	1	0	0	0	0						
12 Jeff Francoeur, R (1,9) OBP: 0.314, SLG: 0.493										3	0	2	0	0	0	1						
13 Alex Cora, L (1,4) OBP: 0.297, SLG: 0.276										3	0	0	0	0	0	4						
57 Johan Santana, L (1,1) OBP: 0.143, SLG: 0.242										1	0	0	0	0	0	0						
17 Fernando Lirio, R (6,PH) OBP: 0.246, SLG: 0.392										1	0	0	0	0	0	0						
18 Ryota Igarashi, R (7,1) OBP: 0.246, SLG: 0.392										0	0	0	0	0	0	0						
64 Elmer Dessens, R (8,1) OBP: 0.246, SLG: 0.392										0	0	0	0	0	0	0						
23 Chris Carter, L (8,PH) OBP: 0.246, SLG: 0.392										1	0	0	0	0	0	1						
38 Fernando Nieve, R (9,1) OBP: 0.246, SLG: 0.392										0	0	0	0	0	0	0						
<b>Inning Stats</b>	R: 0 H: 0 E: 0 K: 0 S: 6	H: 0 LOB: 0 BB: 0 P: 9	R: 0 H: 0 E: 0 K: 0 S: 8	H: 0 LOB: 0 BB: 1 P: 13	R: 0 H: 1 E: 0 K: 0 S: 6	H: 0 LOB: 0 BB: 0 P: 9	R: 0 H: 0 E: 0 K: 0 S: 9	H: 0 LOB: 0 BB: 0 P: 13	R: 0 H: 2 E: 0 K: 1 S: 12	H: 2 LOB: 2 BB: 0 P: 20	R: 0 H: 0 E: 0 K: 1 S: 8	H: 0 LOB: 0 BB: 0 P: 9	R: 0 H: 0 E: 0 K: 1 S: 9	H: 0 LOB: 0 BB: 0 P: 12	R: 0 H: 0 E: 0 K: 1 S: 10	H: 0 LOB: 1 BB: 0 P: 16	R: 0 H: 0 E: 0 K: 0 S: 7	H: 0 LOB: 0 BB: 0 P: 9	1B: 3 2B: 2 3B: 0 HR: 0	SF: 0 SAC: 0 DP: 2 HBP: 1	WP: 0 PB: 0 SB: 0 CS: 0	PA: 30
<b>PITCHER</b>	IP WLS BF H R ER SO BB IBB HBP BLK WP HR S P ERA WHIP	IP WLS BF H R ER SO BB IBB HBP BLK WP HR S P ERA WHIP	IP WLS BF H R ER SO BB IBB HBP BLK WP HR S P ERA WHIP	IP WLS BF H R ER SO BB IBB HBP BLK WP HR S P ERA WHIP	IP WLS BF H R ER SO BB IBB HBP BLK WP HR S P ERA WHIP	IP WLS BF H R ER SO BB IBB HBP BLK WP HR S P ERA WHIP	IP WLS BF H R ER SO BB IBB HBP BLK WP HR S P ERA WHIP	IP WLS BF H R ER SO BB IBB HBP BLK WP HR S P ERA WHIP	IP WLS BF H R ER SO BB IBB HBP BLK WP HR S P ERA WHIP	IP WLS BF H R ER SO BB IBB HBP BLK WP HR S P ERA WHIP	IP WLS BF H R ER SO BB IBB HBP BLK WP HR S P ERA WHIP	IP WLS BF H R ER SO BB IBB HBP BLK WP HR S P ERA WHIP	IP WLS BF H R ER SO BB IBB HBP BLK WP HR S P ERA WHIP	IP WLS BF H R ER SO BB IBB HBP BLK WP HR S P ERA WHIP	IP WLS BF H R ER SO BB IBB HBP BLK WP HR S P ERA WHIP	IP WLS BF H R ER SO BB IBB HBP BLK WP HR S P ERA WHIP	IP WLS BF H R ER SO BB IBB HBP BLK WP HR S P ERA WHIP	IP WLS BF H R ER SO BB IBB HBP BLK WP HR S P ERA WHIP	IP WLS BF H R ER SO BB IBB HBP BLK WP HR S P ERA WHIP	IP WLS BF H R ER SO BB IBB HBP BLK WP HR S P ERA WHIP	IP WLS BF H R ER SO BB IBB HBP BLK WP HR S P ERA WHIP	

AB 28  
R 0  
H 3  
RBI 0  
BB 1  
SO 4  
LOB 7










Batter	1	2	3	4	5	6	7	8	9	AB	R	H	RBI	BB	SO	LOB	TOP					
14 Austin Jackson, R OBP: 0.360, SLG: 0.410										4	3	2	0	0	1	2						
39 Ramon Santiago, S OBP: 0.344, SLG: 0.327										3	1	2	0	1	0	1						
25 Ryan Raburn, R OBP: 0.293, SLG: 0.361										5	1	2	2	0	1	3						
32 Don Kelly, L OBP: 0.258, SLG: 0.258										0	0	0	0	0	0	0						
24 Miguel Cabrera, R OBP: 0.412, SLG: 0.629										4	1	2	2	1	2	3						
26 Brennan Boesch, L OBP: 0.385, SLG: 0.616										5	0	1	2	0	2	4						
9 Carlos Guillen, S OBP: 0.352, SLG: 0.457										4	0	1	0	1	1	3						
15 Brandon Inge, R OBP: 0.331, SLG: 0.404										5	0	0	0	0	3	4						
12 Gerald Laird, R OBP: 0.263, SLG: 0.265										4	1	1	1	0	1	2						
29 Danny Worth, R OBP: 0.316, SLG: 0.333										4	0	2	0	0	0	0						
<b>Inning Stats</b>	R: 4 E: 0 K: 1 S: 13	H: 5 LOB: 1 BB: 0 P: 20	R: 1 E: 0 K: 1 S: 12	H: 2 LOB: 1 BB: 0 P: 19	R: 0 E: 0 K: 0 S: 6	H: 0 LOB: 0 BB: 0 P: 8	R: 0 E: 0 K: 1 S: 11	H: 1 LOB: 2 BB: 1 P: 22	R: 0 E: 0 K: 1 S: 7	H: 0 LOB: 0 BB: 1 P: 15	R: 0 E: 0 K: 2 S: 8	H: 0 LOB: 0 BB: 0 P: 9	R: 1 E: 1 K: 2 S: 11	H: 2 LOB: 0 BB: 0 P: 14	R: 1 E: 0 K: 1 S: 14	H: 2 LOB: 1 BB: 0 P: 19	R: 0 E: 0 K: 2 S: 15	H: 1 LOB: 2 BB: 1 P: 23	1B: 9 2B: 3 3B: 0 HR: 1	SF: 0 SAC: 1 DP: 1 HBP: 1	WP: 0 PB: 0 SB: 2 CS: 1	PA: 43
<b>PITCHER</b>	IP: 6.0 WLS: 4 BF: 29 ERA: 3.47	H: 9 R: 3 ER: 1 SO: 3	H: 6 R: 1 ER: 1 SO: 3	H: 6 R: 1 ER: 1 SO: 3	BB: 2 IBB: 0 HBP: 0 BLK: 0	BB: 0 IBB: 0 HBP: 0 BLK: 0	WP: 0 HR: 1 S: 23 P: 31	ERA: 9.00 WHIP: 1.833	IP: 2.0 WLS: 0 BF: 9 ERA: 1.75	H: 3 R: 1 ER: 1 SO: 3	BB: 0 IBB: 0 HBP: 0 BLK: 0	WP: 0 HR: 0 S: 15 P: 23	ERA: 4.50 WHIP: 1.500	IP: 1.0 WLS: 0 BF: 5 ERA: 4.26	H: 1 R: 0 ER: 0 SO: 2	BB: 0 IBB: 0 HBP: 0 BLK: 0	WP: 0 HR: 0 S: 15 P: 23	ERA: 0.00 WHIP: 1.000	1B: 9 2B: 3 3B: 0 HR: 1	SF: 0 SAC: 1 DP: 1 HBP: 1	WP: 0 PB: 0 SB: 2 CS: 1	PA: 43

Detroit Tigers @ Minnesota Twins  
Target Field, Minneapolis, MN  
Mon Jun 28 2010, 7:11 PM - 10:29 PM CDT  
Att: 40,681 - Partly Cloudy - 73 F


AB 38  
R 7  
H 13  
RBI 7  
BB 3  
SO 11  
LOB 22



Batter	1	2	3	4	5	6	7	8	9	AB	R	H	RBI	BB	SO	LOB	BOTTOM											
2 Denard Span, L OBP: 0.347, SLG: 0.367										4	1	1	0	0	1	2												
1 Orlando Hudson, S OBP: 0.357, SLG: 0.392										5	1	2	0	0	1	1												
7 Joe Mauer, L OBP: 0.378, SLG: 0.428										3	0	0	1	1	0	1												
33 Justin Morneau, L OBP: 0.449, SLG: 0.612										3	0	2	0	1	1	1												
16 Jason Kubel, L OBP: 0.349, SLG: 0.444										4	0	1	1	0	0	6												
5 Michael Cuddyer, R OBP: 0.326, SLG: 0.406										4	1	1	0	0	0	1												
25 Jim Thome, L OBP: 0.387, SLG: 0.541										3	2	2	2	1	0	0												
21 Delmon Young, R OBP: 0.331, SLG: 0.479										4	0	2	1	0	1	1												
8 Nick Punto, S OBP: 0.330, SLG: 0.329										4	0	0	0	0	0	3												
<b>Inning Stats</b>	R: 1 E: 0 K: 0 S: 9	H: 1 LOB: 1 BB: 1 P: 17	R: 0 E: 0 K: 0 S: 7	H: 0 LOB: 1 BB: 1 P: 15	R: 0 E: 0 K: 0 S: 14	H: 2 LOB: 2 BB: 1 P: 20	R: 2 E: 0 K: 0 S: 12	H: 3 LOB: 0 BB: 0 P: 14	R: 0 E: 0 K: 0 S: 6	H: 1 LOB: 1 BB: 0 P: 11	R: 1 E: 0 K: 0 S: 10	H: 2 LOB: 1 BB: 0 P: 14	R: 1 E: 1 K: 1 S: 15	H: 2 LOB: 1 BB: 0 P: 21	R: 0 E: 0 K: 1 S: 12	H: 0 LOB: 0 BB: 0 P: 19	R: 0 E: 0 K: 2 S: 9	H: 0 LOB: 0 BB: 0 P: 14	1B: 8 2B: 1 3B: 1 HR: 1	SF: 1 SAC: 0 DP: 3 HBP: 1	WP: 0 PB: 0 SB: 0 CS: 0	PA: 39						
<b>PITCHER</b>	IP: 5.1 WLS: 4 BF: 26 ERA: 4.36	H: 9 R: 4 ER: 4 SO: 4	H: 0 R: 0 ER: 0 SO: 0	H: 0 R: 0 ER: 0 SO: 0	BB: 3 IBB: 0 HBP: 0 BLK: 0	BB: 0 IBB: 0 HBP: 0 BLK: 0	WP: 0 HR: 1 S: 53 P: 84	ERA: 6.75 WHIP: 2.250	IP: 0.2 WLS: 0 BF: 2 ERA: 4.46	H: 0 R: 0 ER: 0 SO: 0	BB: 0 IBB: 0 HBP: 0 BLK: 0	WP: 0 HR: 0 S: 5 P: 7	ERA: 0.00 WHIP: 0.000	IP: 0.2 WLS: 0 BF: 2 ERA: 2.94	H: 2 R: 0 ER: 0 SO: 0	BB: 0 IBB: 0 HBP: 0 BLK: 0	WP: 0 HR: 0 S: 13 P: 19	ERA: 0.00 WHIP: 3.000	IP: 0.2 WLS: 0 BF: 2 ERA: 2.58	H: 2 R: 0 ER: 0 SO: 0	BB: 0 IBB: 0 HBP: 0 BLK: 0	WP: 0 HR: 0 S: 8 P: 8	ERA: 0.00 WHIP: 0.000	IP: 1.2 WLS: 0 BF: 5 ERA: 0.53	H: 0 R: 0 ER: 0 SO: 3	BB: 0 IBB: 0 HBP: 0 BLK: 0	WP: 0 HR: 0 S: 18 P: 27	ERA: 0.00 WHIP: 0.000

Detroit Tigers @ Minnesota Twins  
Target Field, Minneapolis, MN  
Mon Jun 28 2010, 7:11 PM - 10:29 PM CDT  
Att: 40,681 - Partly Cloudy - 73 F

AB 34  
R 5  
H 11  
RBI 5  
BB 3  
SO 4  
LOB 16





Batter	1	2	3	4	5	6	7	8	9	AB	R	H	RBI	BB	SO	LOB	TOP	
14 Austin Jackson, R OBP: 0.358, SLG: 0.411	G1-3		1-1 SAFE 18 2B		0-3 K		1-2 P4			4	1	1	0	0	1	0	Detroit Tigers @ Minnesota Twins Target Field, Minneapolis, MN Tue Jun 29 2010, 7:10 PM - 10:08 PM CDT Att: 40,593 - Clear - 72 F	
18 Johnny Damon, L OBP: 0.367, SLG: 0.397	1B		1-1 30 G4-3 1B		0-1 P3		3-1 G4-3			4	1	2	2	0	0	0		
30 Magglio Ordonez, R OBP: 0.399, SLG: 0.498	G5-3		2-2 G4-3		0-2 G6-3			2-2 G6-3		3	0	0	0	0	0	2		
25 Ryan Raburn, R OBP: 0.290, SLG: 0.358	1-2		2-3							1	0	0	0	0	0	0		
24 Miguel Cabrera, R OBP: 0.414, SLG: 0.630	K		0-0				1-1 9 G1-3 15 1B		1-3 K	3	1	2	1	0	1	1		
32 Don Kelly, L OBP: 0.255, SLG: 0.256	K		3-H				15 G4-3 9 G1-3 1B		2-3 K	1	0	0	0	0	1	0		
26 Brennan Boesch, L OBP: 0.382, SLG: 0.609	G5-3		3-1 F7				1-2 15 G4-3 9 G1-3 1B		2-3 K	4	0	1	0	0	1	1		
9 Carlos Guillen, S OBP: 0.352, SLG: 0.451	BB		4-2 15 G4-6-3 BB		1-2 G6-3		0-0 G1-3		2-2 F8	2	0	0	0	1	0	2		
29 Danny Worth, R OBP: 0.310, SLG: 0.327	BB		1-1 G4-6-3		4-1 BB		1-2 2-3		2-0 F9	3	0	0	1	1	0	2		
15 Brandon Inge, R OBP: 0.330, SLG: 0.399	G4-6-3		1-2		0-0 F7		2-3 3-H		1-0 G3	4	0	0	0	0	1	2		
13 Alex Avila, L OBP: 0.312, SLG: 0.341	K		3-2 K		0-0 F7		0-0 F8			4	0	0	0	0	1	2		
39 Ramon Santiago, S OBP: 0.344, SLG: 0.327	1B		1-0 14 2B 18 2B 1B		2-3 K		0-1 G6-3			3	1	1	0	0	1	1		
<b>Inning Stats</b>	R: 0 H: 1 E: 0 K: 1 S: 9	WLS: 1 BF: 0 P: 14	H: 0 R: 0 ER: 0 SO: 5	H: 0 R: 0 ER: 0 SO: 11	R: 3 H: 4 E: 0 K: 1 S: 14	H: 4 R: 0 ER: 0 SO: 23	R: 0 H: 0 E: 0 K: 1 S: 8	H: 0 R: 0 ER: 0 SO: 15	R: 0 H: 0 E: 0 K: 1 S: 9	H: 2 R: 1 ER: 0 SO: 13	R: 0 H: 0 E: 0 K: 0 S: 13	H: 0 R: 0 ER: 0 SO: 18	R: 0 H: 0 E: 0 K: 0 S: 6	H: 0 R: 0 ER: 0 SO: 11	1B: 5 2B: 2 3B: 0 HR: 0	SF: 0 SAC: 0 DP: 1 HBP: 0	WP: 0 PA: 35 PB: 0 SB: 0 CS: 0	
<b>PITCHER</b>	IP: 7.0 WLS: 1 BF: 29 ERA: 6.02	WLS: 3 BF: 0 ERA: 1.89	WLS: 3 BF: 0 ERA: 2.3	WLS: 0 BF: 0 ERA: 0.00	IP: 13 WLS: 0 BF: 13 ERA: 0.00	IP: 6 WLS: 0 BF: 11 ERA: 0.00	IP: 0 WLS: 0 BF: 0 ERA: 0.00	IP: 0 WLS: 0 BF: 0 ERA: 0.00	IP: 0 WLS: 0 BF: 0 ERA: 0.00	IP: 13 WLS: 0 BF: 18 ERA: 0.00	IP: 0 WLS: 0 BF: 0 ERA: 0.00	IP: 0 WLS: 0 BF: 0 ERA: 0.00	IP: 0 WLS: 0 BF: 0 ERA: 0.00	IP: 0 WLS: 0 BF: 0 ERA: 0.00	IP: 0 WLS: 0 BF: 0 ERA: 0.00	IP: 0 WLS: 0 BF: 0 ERA: 0.00	IP: 0 WLS: 0 BF: 0 ERA: 0.00	IP: 0 WLS: 0 BF: 0 ERA: 0.00

Batter	1	2	3	4	5	6	7	8	9	AB	R	H	RBI	BB	SO	LOB	BOTTOM	
2 Denard Span, L OBP: 0.356, SLG: 0.394	1 2B		2-2 1 G4-3 33 1B		0-1 1-H 2-H 3B		4-1 1 G4-6-3 BB			4	2	4	5	1	0	0	Detroit Tigers @ Minnesota Twins Target Field, Minneapolis, MN Tue Jun 29 2010, 7:10 PM - 10:08 PM CDT Att: 40,593 - Clear - 72 F	
1 Orlando Hudson, S OBP: 0.358, SLG: 0.393	3B		1-2 7 F8 16 2B		1-1 G4-3		1-2 G4-6-3			4	1	1	1	1	0	4		
7 Joe Mauer, L OBP: 0.378, SLG: 0.431	2B		3-2 F8		0-1 F7		1-2 1-2		1-1 18 1B 20 2B	5	1	2	0	0	4			
33 Justin Morneau, L OBP: 0.445, SLG: 0.604	1B		3-2 K2-3		3-2 1B		0-3 K		1-1 P6	5	0	1	1	0	3	3		
16 Jason Kubel, L OBP: 0.352, SLG: 0.447	2B		2-2 F7		0-2 F7		4-2 5 2B BB		1-0 20 1B	3	1	1	1	1	0	1		
18 Jason Repko, R OBP: 0.400, SLG: 0.400	2B		3-H		0-2 BB		0-0 G4-3		2-3 20 1B	1	0	1	0	0	0	0		
5 Michael Cuddyer, R OBP: 0.325, SLG: 0.408	L4		1-2 L4		0-1 F9		0-2 8 BB 2 3B 2B		0-2 G3-2-5-2	4	1	1	2	0	0	1		
20 Matt Tolbert, S OBP: 0.288, SLG: 0.326					0-1 2B		2-1 G6-3		1-2 1-2	1	0	0	0	0	0	2		
25 Jim Thome, L OBP: 0.390, SLG: 0.561	G6-3		0-0 G6-3		4-2 8 BB 2 3B BB		2-3 K		1-1 HR	3	2	1	1	1	1	1		
21 Delmon Young, R OBP: 0.330, SLG: 0.473	K		0-2 K		0-2 F8		4-0 8 BB 2 3B IBB		2-1 G6-3	3	1	0	0	1	1	1		
8 Nick Punto, S OBP: 0.338, SLG: 0.331	G3		3-2 G3		4-2 2 3B BB		4-0 2 3B BB		2-2 2 BB 1B	2	2	1	0	2	0	0		
<b>Inning Stats</b>	R: 2 H: 3 E: 0 K: 1 S: 16	WLS: 3 BF: 21 P: 24	H: 0 R: 0 ER: 0 SO: 11	H: 0 R: 0 ER: 0 SO: 14	R: 1 H: 2 E: 0 K: 0 S: 17	H: 2 R: 0 ER: 0 SO: 23	R: 2 H: 1 E: 0 K: 2 S: 16	H: 1 R: 5 ER: 0 K: 2 S: 22	H: 3 R: 0 ER: 0 K: 1 S: 7	H: 0 R: 0 ER: 0 K: 0 S: 11	R: 1 H: 2 E: 0 K: 0 S: 13	H: 2 R: 0 ER: 0 K: 0 S: 8	H: 2 R: 0 ER: 0 K: 0 S: 11	1B: 5 2B: 5 3B: 3 HR: 1	SF: 0 SAC: 0 DP: 2 HBP: 0	WP: 0 PA: 42 PB: 1 SB: 0 CS: 0		
<b>PITCHER</b>	IP: 4.0 WLS: 1 BF: 8 ERA: 6.65	IP: 2 WLS: 4 BF: 4 ERA: 1.74	IP: 4 WLS: 1 BF: 4 ERA: 1.74	IP: 2 WLS: 4 BF: 4 ERA: 1.74	IP: 18 WLS: 0 BF: 37 ERA: 54.00	IP: 30 WLS: 0 BF: 49 ERA: 2.70	IP: 0 WLS: 0 BF: 0 ERA: 0.00	IP: 0 WLS: 0 BF: 0 ERA: 0.00	IP: 0 WLS: 0 BF: 0 ERA: 0.00	IP: 0 WLS: 0 BF: 0 ERA: 0.00	IP: 13 WLS: 0 BF: 18 ERA: 0.00	IP: 0 WLS: 0 BF: 0 ERA: 0.00	IP: 0 WLS: 0 BF: 0 ERA: 0.00	IP: 0 WLS: 0 BF: 0 ERA: 0.00	IP: 0 WLS: 0 BF: 0 ERA: 0.00	IP: 0 WLS: 0 BF: 0 ERA: 0.00	IP: 0 WLS: 0 BF: 0 ERA: 0.00	IP: 0 WLS: 0 BF: 0 ERA: 0.00













Batter	1	2	3	4	5	6	7	8	9	AB	R	H	RBI	BB	SO	LOB	TOP			
18 Ben Zobrist, S OBP: 0.379, SLG: 0.410	G4-3	K2-3			K		P6		BB	4	0	0	0	1	2	3				
13 Carl Crawford, L OBP: 0.378, SLG: 0.493	2B		1B			K		K	G4-3	5	1	2	0	0	2	2				
3 Evan Longoria, R OBP: 0.367, SLG: 0.502	2B		F9			F9		G4-3		4	0	1	1	0	0	1				
16 Willy Aybar, S OBP: 0.299, SLG: 0.405	2B		G6-4-3							3	0	2	0	0	0	1				
8 Jason Bartlett, R OBP: 0.308, SLG: 0.323	HBP									0	0	0	0	0	0	0				
20 Matt Joyce, L OBP: 0.385, SLG: 0.211					P6					3	0	0	0	0	1	3				
19 Gabe Kapler, R OBP: 0.302, SLG: 0.274										0	0	0	0	0	0	0				
28 John Jaso, L OBP: 0.400, SLG: 0.391										1	0	1	0	0	0	0				
10 Kelly Shoppach, R OBP: 0.385, SLG: 0.381										4	0	0	0	0	2	4				
14 David Price, L OBP: 0.143, SLG: 0.143										0	0	0	0	0	0	0				
23 Carlos Pena, L OBP: 0.312, SLG: 0.406										4	0	0	0	0	0	0				
1 Sean Rodriguez, R OBP: 0.301, SLG: 0.418										4	0	2	0	0	0	0				
15 Reid Brignac, L OBP: 0.340, SLG: 0.384										4	0	1	0	0	3	2				
<b>Inning Stats</b>	R: 1 H: 2 E: 0 K: 1 S: 17	H: 2 LOB: 2 BB: 0 P: 26	R: 0 H: 1 E: 0 K: 2 S: 9	H: 1 LOB: 1 BB: 0 P: 14	R: 0 H: 1 E: 0 K: 0 S: 5	H: 1 LOB: 0 BB: 0 P: 6	R: 0 H: 0 E: 0 K: 1 S: 7	H: 0 LOB: 0 BB: 0 P: 11	R: 0 H: 0 E: 0 K: 2 S: 10	H: 1 LOB: 2 BB: 0 P: 12	R: 0 H: 1 E: 0 K: 1 S: 11	H: 1 LOB: 2 BB: 0 P: 12	R: 0 H: 2 E: 0 K: 2 S: 13	H: 2 LOB: 3 BB: 1 P: 22	R: 0 H: 1 E: 0 K: 0 S: 7	H: 1 LOB: 2 BB: 1 P: 13	1B: 6 2B: 3 3B: 0 HR: 0	SF: 0 SAC: 0 DP: 1 HBP: 1	WP: 3 PB: 0 SB: 0 CS: 0	PA: 38
<b>PITCHER</b>	IP WLS BF H R ER SO BB IBB HBP BLK WP HR S P ERA WHIP																			
30 Scott Baker, R ERA: 4.72	7.0 W 28 6 1 1 8 0 0 1 0 1 0 71 101 1.29 0.857																			
52 Brian Duensing, L ERA: 1.73	0.2 H 3 1 0 0 1 0 0 0 0 0 0 7 12 0.00 1.500																			
28 Jesse Crain, R ERA: 4.18	0.1 H 2 1 0 0 1 0 0 0 0 0 1 6 10 0.00 3.000																			
60 Jon Rauch, R ERA: 2.53	1.0 S 5 1 0 0 0 1 0 0 0 0 1 0 7 13 0.00 2.000																			

Tampa Bay Rays @ Minnesota Twins  
Target Field, Minneapolis, MN  
Fri Jul 02 2010, 7:11 PM - 9:59 PM CDT  
Att: 39,266 - Clear - 86 F

AB	36
R	1
H	9
RBI	1
BB	1
SO	10
LOB	16



Batter	1	2	3	4	5	6	7	8	9	AB	R	H	RBI	BB	SO	LOB	BOTTOM	
2 Denard Span, L OBP: 0.353, SLG: 0.387	BB		SH1-4			K		F8		2	0	0	0	1	1	0		
1 Orlando Hudson, S OBP: 0.352, SLG: 0.382	BB		FC6-2			G6-3		F8		3	0	0	0	1	0	2		
7 Joe Mauer, L OBP: 0.373, SLG: 0.426	K		F8			G6-3				3	0	0	0	1	1	4		
33 Justin Morneau, L OBP: 0.438, SLG: 0.607	G4-6-3				K		G4-3	K		4	0	0	0	0	2	3		
5 Michael Cuddyer, R OBP: 0.326, SLG: 0.411			G6-3		G5-3		K			3	0	0	0	0	1	0		
16 Jason Kubel, L OBP: 0.349, SLG: 0.445			F8		F9					3	1	1	0	0	0	0		
21 Delmon Young, R OBP: 0.331, SLG: 0.484			K2-3		G6-3			E6		3	1	1	1	0	1	0		
22 Danny Valencia, R OBP: 0.396, SLG: 0.354			SH1-4		FC4			2B		2	0	2	1	1	0	0		
8 Nick Punto, S OBP: 0.332, SLG: 0.324			FC4		G4-6-3			F7		3	0	0	0	0	0	3		
<b>Inning Stats</b>	R: 0 H: 0 E: 0 K: 1 S: 11	H: 0 LOB: 1 BB: 2 P: 23	R: 0 H: 0 E: 0 K: 1 S: 5	H: 0 LOB: 0 BB: 0 P: 6	R: 0 H: 0 E: 0 K: 0 S: 13	H: 0 LOB: 2 BB: 1 P: 27	R: 0 H: 0 E: 0 K: 1 S: 9	H: 0 LOB: 0 BB: 0 P: 13	R: 0 H: 1 E: 0 K: 0 S: 7	H: 1 LOB: 0 BB: 0 P: 9	R: 2 H: 3 E: 1 K: 1 S: 13	H: 3 LOB: 1 BB: 0 P: 17	R: 0 H: 0 E: 0 K: 1 S: 10	H: 0 LOB: 1 BB: 1 P: 18	1B: 3 2B: 1 3B: 0 HR: 0	SF: 0 SAC: 1 DP: 2 HBP: 0	WP: 0 PB: 0 SB: 0 CS: 0	PA: 31
<b>PITCHER</b>	IP WLS BF H R ER SO BB IBB HBP BLK WP HR S P ERA WHIP																	
14 David Price, L ERA: 2.42	8.0 L 31 4 2 2 6 4 0 0 0 0 0 0 73 122 2.25 1.000																	
14 David Price, L ERA: 2.42	8.0 L 31 4 2 2 6 4 0 0 0 0 0 0 73 122 2.25 1.000																	

Tampa Bay Rays @ Minnesota Twins  
Target Field, Minneapolis, MN  
Fri Jul 02 2010, 7:11 PM - 9:59 PM CDT  
Att: 39,266 - Clear - 86 F

AB	26
R	2
H	4
RBI	2
BB	4
SO	6
LOB	12





Batter	1	2	3	4	5	6	7	8	9	AB	R	H	RBI	BB	SO	LOB	TOP										
1 Sean Rodriguez, R OBP: 0.303, SLG: 0.417										5	1	2	0	0	1	1	<p>Tampa Bay Rays @ Minnesota Twins Target Field, Minneapolis, MN Sat Jul 03 2010, 3:11 PM - 6:22 PM CDT Att: 40,852 - Partly Cloudy - 90 F</p> <p>livebaseballscorecards.com</p> <p>AB 36 R 8 H 10 RBI 8 BB 2 SO 10 LOB 14</p>										
13 Carl Crawford, L OBP: 0.379, SLG: 0.495										5	1	2	2	0	1	1											
3 Evan Longoria, R OBP: 0.368, SLG: 0.500										5	1	2	1	0	1	2											
16 Willy Aybar, S OBP: 0.298, SLG: 0.408										4	1	1	1	0	1	2											
10 Kelly Shoppach, R OBP: 0.386, SLG: 0.364										2	0	0	0	1	1	0											
28 John Jaso, L OBP: 0.398, SLG: 0.389										1	0	0	0	0	0	2											
2 B.J. Upton, R OBP: 0.319, SLG: 0.398										3	1	0	0	1	1	1											
18 Ben Zobrist, S OBP: 0.374, SLG: 0.404										4	0	0	0	0	2	4											
19 Gabe Kapler, R OBP: 0.303, SLG: 0.276										3	1	1	0	0	1	1											
20 Matt Joyce, L OBP: 0.407, SLG: 0.400										1	1	1	4	0	0	0											
23 Carlos Pena, L OBP: 0.312, SLG: 0.406										0	0	0	0	0	0	0											
8 Jason Bartlett, R OBP: 0.309, SLG: 0.327										3	1	1	0	0	1	0											
<b>Inning Stats</b>	R: 0 H: 1 E: 0 K: 2 S: 18	H: 1 LOB: 1 BB: 0 P: 21	R: 0 H: 0 E: 0 K: 1 S: 6	H: 0 LOB: 0 BB: 0 P: 12	R: 1 H: 2 E: 0 K: 0 S: 11	H: 2 LOB: 1 BB: 0 P: 19	R: 0 H: 0 E: 0 K: 2 S: 7	H: 0 LOB: 0 BB: 0 P: 11	R: 0 H: 1 E: 0 K: 1 S: 9	H: 1 LOB: 1 BB: 0 P: 13	R: 0 H: 0 E: 0 K: 1 S: 7	H: 0 LOB: 1 BB: 1 P: 14	R: 7 H: 6 E: 0 K: 0 S: 24	H: 6 LOB: 0 BB: 1 P: 37	R: 0 H: 0 E: 0 K: 0 S: 8	H: 0 LOB: 0 BB: 0 P: 12		1B: 6 2B: 3 HR: 1	SF: 0 SAC: 1 DP: 0 HBP: 0	WP: 1 PB: 1 SB: 0 CS: 0	PA: 39						
<b>PITCHER</b>	IP	WLS	BF	H	R	ER	SO	BB	IBB	HBP	BLK	WP	HR	S	P	ERA	WHIP										
47 Francisco Liriano, L ERA: 3.32	7.0		26	4	1	1	10	1	0	0	0	1	0	67	103	1.29	0.714										
31 Alex Burnett, R ERA: 3.63	0.0		2	2	2	0	0	0	0	0	0	0	0	10	13	∞	∞										
50 Jose Mijares, L ERA: 2.65	0.0		1	1	0	0	0	0	0	0	0	0	0	1	3	∞	∞										
54 Matt Guerrier, R ERA: 2.82	1.0	L	7	3	5	5	0	1	0	0	0	0	1	13	21	45.00	4.000										
32 Ron Mahay, L ERA: 3.91	1.0		3	0	0	0	0	0	0	0	0	0	0	8	12	0.00	0.000										

Batter	1	2	3	4	5	6	7	8	9	AB	R	H	RBI	BB	SO	LOB	BOTTOM											
2 Denard Span, L OBP: 0.351, SLG: 0.384										5	0	1	1	0	1	2	<p>Tampa Bay Rays @ Minnesota Twins Target Field, Minneapolis, MN Sat Jul 03 2010, 3:11 PM - 6:22 PM CDT Att: 40,852 - Partly Cloudy - 90 F</p> <p>livebaseballscorecards.com</p> <p>AB 38 R 6 H 13 RBI 6 BB 0 SO 4 LOB 11</p>											
1 Orlando Hudson, S OBP: 0.346, SLG: 0.375										5	0	0	0	0	0	2												
7 Joe Mauer, L OBP: 0.378, SLG: 0.434										4	1	3	0	0	0	0												
33 Justin Morneau, L OBP: 0.436, SLG: 0.613										4	1	1	2	0	1	2												
16 Jason Kubel, L OBP: 0.345, SLG: 0.440										3	0	0	0	0	0	1												
8 Nick Punto, S OBP: 0.330, SLG: 0.323										1	0	0	0	0	1	0												
5 Michael Cuddyer, R OBP: 0.328, SLG: 0.416										4	1	2	0	0	0	0												
25 Jim Thome, L OBP: 0.388, SLG: 0.597										4	3	3	3	0	0	1												
21 Delmon Young, R OBP: 0.330, SLG: 0.484										4	0	1	0	0	1	1												
27 J.J. Hardy, R OBP: 0.272, SLG: 0.345										4	0	2	0	0	0	2												
<b>Inning Stats</b>	R: 0 H: 1 E: 0 K: 0 S: 10	H: 2 LOB: 1 BB: 0 P: 12	R: 1 H: 2 E: 0 K: 0 S: 11	H: 2 LOB: 0 BB: 0 P: 19	R: 2 H: 2 E: 0 K: 0 S: 11	H: 2 LOB: 0 BB: 0 P: 14	R: 1 H: 2 E: 0 K: 1 S: 16	H: 2 LOB: 1 BB: 0 P: 21	R: 0 H: 1 E: 0 K: 0 S: 8	H: 1 LOB: 0 BB: 0 P: 15	R: 0 H: 1 E: 0 K: 0 S: 3	H: 1 LOB: 0 BB: 0 P: 4	R: 0 H: 1 E: 0 K: 1 S: 7	H: 1 LOB: 0 BB: 0 P: 10	R: 0 H: 0 E: 0 K: 2 S: 12	H: 0 LOB: 0 BB: 0 P: 17		R: 2 H: 3 E: 0 K: 0 S: 12	H: 3 LOB: 1 BB: 0 P: 16	1B: 5 2B: 5 HR: 3	SF: 0 SAC: 0 DP: 2 HBP: 0	WP: 0 PB: 0 SB: 0 CS: 0	PA: 38					
<b>PITCHER</b>	IP	WLS	BF	H	R	ER	SO	BB	IBB	HBP	BLK	WP	HR	S	P	ERA		WHIP										
40 Wade Davis, R ERA: 4.86	4.1		21	8	4	4	1	0	0	0	0	0	0	6	10	0.00		0.750										
31 Lance Cormier, R ERA: 4.5	1.1		4	1	0	0	0	0	0	0	0	0	0	4	6	0.00	3.000											
35 Dan Wheeler, R ERA: 3.28	0.1		2	1	0	0	0	0	0	0	0	0	0	4	6	0.00	0.000											
36 Randy Choate, L ERA: 5.85	1.0	W	2	0	0	0	1	0	0	0	0	0	0	4	6	0.00	0.000											
53 Joaquin Benoit, R ERA: 0.76	1.0		3	0	0	0	2	0	0	0	0	0	0	12	17	0.00	0.000											
50 Grant Balfour, R ERA: 2.16	0.0		0	0	0	0	0	0	0	0	0	0	0	0	0	0	0											
29 Rafael Soriano, R ERA: 1.52	1.0	S	4	1	0	0	0	0	0	0	0	0	0	8	11	0.00	1.000											







Batter	1	2	3	4	5	6	7	8	9	AB	R	H	RBI	BB	SO	LOB	TOP					
2 Denard Span, L OBP: 0.348, SLG: 0.378	G3-1		F8		G3												4 0 1 2 1 0 1					
1 Orlando Hudson, S OBP: 0.342, SLG: 0.367	G3				G4-3												4 0 0 0 1 0 5					
7 Joe Mauer, L OBP: 0.377, SLG: 0.440	G3		FC3-6														4 1 1 1 1 0 1					
33 Justin Morneau, L OBP: 0.336, SLG: 0.620																	4 2 1 1 1 1 3					
16 Jason Kubel, L OBP: 0.348, SLG: 0.450																	5 2 2 1 0 0 0					
27 J.J. Hardy, R OBP: 0.265, SLG: 0.336																	0 0 0 0 0 0 0					
5 Michael Cuddyer, R OBP: 0.328, SLG: 0.411																	4 1 1 0 1 0 2					
25 Jim Thome, L OBP: 0.385, SLG: 0.586																	5 0 1 1 0 1 2					
21 Delmon Young, R OBP: 0.342, SLG: 0.498																	3 1 3 1 1 0 0					
8 Nick Punto, S OBP: 0.326, SLG: 0.317																	3 0 0 0 0 0 5					
<b>Inning Stats</b>	R: 0 E: 0 K: 0 S: 8	H: 0 LOB: 0 BB: 0 P: 11	R: 2 E: 0 K: 0 S: 9	H: 2 LOB: 1 BB: 1 P: 18	R: 0 E: 0 K: 0 S: 9	H: 0 LOB: 1 BB: 1 P: 14	R: 0 E: 0 K: 0 S: 4	H: 0 LOB: 0 BB: 0 P: 7	R: 0 E: 0 K: 0 S: 8	H: 1 LOB: 1 BB: 0 P: 12	R: 3 E: 0 K: 0 S: 13	H: 4 LOB: 3 BB: 2 P: 27	R: 1 E: 0 K: 0 S: 10	H: 1 LOB: 1 BB: 1 P: 16	R: 1 E: 1 K: 1 S: 10	H: 2 LOB: 2 BB: 1 P: 18	R: 0 E: 0 K: 1 S: 12	H: 0 LOB: 0 BB: 0 P: 17	1B: 5 2B: 2 3B: 0 HR: 3	SF: 0 SAC: 1 DP: 0 HBP: 0	WP: 0 PB: 0 SB: 0 CS: 0	PA: 43
<b>PITCHER</b>	IP WLS BF H R ER SO BB IBB HBP BLK WP HR S P ERA WHIP																					
51 Jesse Litsch, R ERA: 7.3	5.1	B	25	7	5	5	0	2	0	0	0	0	0	0	2	46	76	8.44	1.688			
56 Brian Tallet, L ERA: 5.89	1.2	B	9	1	1	1	0	2	1	0	0	0	0	1	15	29	5.40	1.800				
54 Jason Frasor, R ERA: 5.01	0.1	L	2	1	1	1	0	0	0	0	0	0	0	0	3	4	27.00	3.000				
37 Scott Downs, L ERA: 2.75	0.2		4	1	0	0	1	1	0	0	0	0	0	7	14	0.00	3.000					
63 Kevin Gregg, R ERA: 3.94	1.0		3	0	0	0	1	0	0	0	0	0	0	0	12	17	0.00	0.000				
<b>Inning Stats</b>	R: 0 E: 0 K: 1 S: 7	H: 0 LOB: 0 BB: 0 P: 7	R: 0 E: 0 K: 0 S: 4	H: 0 LOB: 0 BB: 0 P: 8	R: 1 E: 0 K: 0 S: 9	H: 2 LOB: 1 BB: 0 P: 12	R: 0 E: 0 K: 0 S: 8	H: 1 LOB: 1 BB: 0 P: 12	R: 4 E: 0 K: 0 S: 20	H: 4 LOB: 0 BB: 0 P: 29	R: 0 E: 0 K: 1 S: 6	H: 0 LOB: 0 BB: 0 P: 7	R: 1 E: 0 K: 1 S: 11	H: 1 LOB: 0 BB: 0 P: 12	R: 0 E: 0 K: 1 S: 7	H: 0 LOB: 0 BB: 0 P: 7	R: 0 E: 0 K: 1 S: 14	H: 1 LOB: 1 BB: 0 P: 18	1B: 3 2B: 3 3B: 0 HR: 3	SF: 0 SAC: 0 DP: 0 HBP: 0	WP: 0 PB: 0 SB: 1 CS: 0	PA: 36
<b>PITCHER</b>	IP WLS BF H R ER SO BB IBB HBP BLK WP HR S P ERA WHIP																					
48 Carl Pavano, R ERA: 3.58	6.1		27	6	6	6	2	0	0	0	0	0	0	0	9	10	0.00	0.000				
50 Jose Mijares, L ERA: 2.55	0.2	W	2	0	0	0	1	0	0	0	0	0	0	0	7	7	0.00	0.000				
28 Jesse Crain, R ERA: 4.05	1.0	H	3	0	0	0	1	0	0	0	0	0	0	0	14	18	0.00	1.000				
60 Jon Rauch, R ERA: 2.45	1.0	S	4	1	0	0	1	0	0	0	0	0	0	0	14	18	0.00	1.000				

Minnesota Twins @ Toronto Blue Jays  
Rogers Centre, Toronto, ON  
Tue Jul 06 2010, 7:10 PM - 9:44 PM EDT  
Att: 15,072 - Partly Cloudy - 84 F

AB 36  
R 7  
H 10  
RBI 7  
BB 6  
SO 2  
LOB 19



Minnesota Twins @ Toronto Blue Jays  
Rogers Centre, Toronto, ON  
Tue Jul 06 2010, 7:10 PM - 9:44 PM EDT  
Att: 15,072 - Partly Cloudy - 84 F

AB 36  
R 6  
H 9  
RBI 6  
BB 0  
SO 5  
LOB 6





Batter	1	2	3	4	5	6	7	8	9	AB	R	H	RBI	BB	SO	LOB	TOP								
2 Denard Span, L (1, 8) OBP: 0.350, SLG: 0.379	G5-3			1B	F9		1B			4	2	2	0	0	0	1	<b>Minnesota Twins @ Toronto Blue Jays</b> Rogers Centre, Toronto, ON Wed Jul 07 2010, 7:09 PM - 10:02 PM EDT Att: 14,886 - Roof Closed - 68 F								
1 Orlando Hudson, S (1, 4) OBP: 0.348, SLG: 0.391	1B			HR		K	3B			4	1	3	3	0	1	0									
7 Joe Mauer, L (1, 2) OBP: 0.375, SLG: 0.437	K			K		1B	F8			4	1	1	0	0	2	2									
33 Justin Morneau, L (1, 3) OBP: 0.437, SLG: 0.618				G4-3		1B				4	0	2	0	0	1	0									
18 Jason Repko, R (8, 9) OBP: 0.400, SLG: 0.490										0	0	0	0	0	0	0									
5 Michael Cuddyer, R (1, 9) OBP: 0.327, SLG: 0.407										3	0	0	0	1	2	1									
16 Jason Kubel, L (1, 10) OBP: 0.343, SLG: 0.444										3	0	0	1	0	1	1									
21 Delmon Young, R (1, 7) OBP: 0.340, SLG: 0.506				G6-3		HR	FC6-4			4	1	1	1	0	0	2									
22 Danny Valencia, R (1, 5) OBP: 0.386, SLG: 0.346				G5-3			P3			4	0	1	0	0	0	0									
27 J.J. Hardy, R (1, 6) OBP: 0.266, SLG: 0.336				G6-4-3			P4			3	0	1	0	0	0	1									
25 Jim Thome, L (9, PH) OBP: 0.393, SLG: 0.582							F8			1	0	0	0	0	0	0									
<b>Inning Stats</b>	R: 0 E: 0 K: 1 S: 6	H: 1 LOB: 1 BB: 0 P: 10	R: 0 E: 0 K: 3 S: 13	H: 0 LOB: 0 BB: 0 P: 19	R: 0 E: 0 K: 0 S: 8	H: 1 LOB: 0 BB: 0 P: 13	R: 2 E: 0 K: 2 S: 16	H: 2 LOB: 0 BB: 0 P: 22	R: 1 E: 0 K: 1 S: 15	H: 2 LOB: 1 BB: 0 P: 12	R: 1 E: 0 K: 1 S: 15	H: 2 LOB: 2 BB: 1 P: 28	R: 1 E: 0 K: 0 S: 13	H: 2 LOB: 1 BB: 0 P: 17	R: 0 E: 0 K: 0 S: 9	H: 1 LOB: 0 BB: 0 P: 14	R: 0 E: 0 K: 0 S: 7	H: 0 LOB: 0 BB: 0 P: 13	1B: 8 2B: 1 3B: 1 HR: 2	SF: 1 SAC: 0 DP: 3 HBP: 0	WP: 0 PB: 0 SB: 0 CS: 1	PA: 36			
<b>PITCHER</b>	IP WLS BF ERA WHIP	WLS BF ERA WHIP	H R ER SO BB IBB HBP BLK	H R ER SO BB IBB HBP BLK	H R ER SO BB IBB HBP BLK	WP HR S P ERA WHIP	WP HR S P ERA WHIP	IP WLS BF ERA WHIP	IP WLS BF ERA WHIP	H R ER SO BB IBB HBP BLK	H R ER SO BB IBB HBP BLK	WP HR S P ERA WHIP	WP HR S P ERA WHIP	IP WLS BF ERA WHIP	IP WLS BF ERA WHIP	H R ER SO BB IBB HBP BLK	H R ER SO BB IBB HBP BLK	WP HR S P ERA WHIP	WP HR S P ERA WHIP	WP HR S P ERA WHIP	WP HR S P ERA WHIP	ERA WHIP	ERA WHIP		
34 Marc Rzepczynski, L (1, 1) ERA: 6.35	5.2 24 2 4 7	2 4 1 1 0	4 4 1 0 0	7 4 1 0 0	1 0 0 0 0	0 2 63 99	6.35 1.588	57 Shawn Camp, R (6, 1) ERA: 2.62	1.0 5 2 1 0	1 1 0 0 0	0 0 0 0 0	0 0 13 17	9.00 2.000	37 Scott Downs, L (7, 1) ERA: 2.65	1.1 4 1 0 0	0 0 0 0 0	0 0 0 0 0	0 0 12 19	0.00 0.750	63 Kevin Gregg, R (9, 1) ERA: 3.82	1.0 3 0 0 0	0 0 0 0 0	0 0 0 0 0	0 0 7 13	0.00 0.000
<b>Batter</b>	<b>1</b>	<b>2</b>	<b>3</b>	<b>4</b>	<b>5</b>	<b>6</b>	<b>7</b>	<b>8</b>	<b>9</b>	<b>AB</b>	<b>R</b>	<b>H</b>	<b>RBI</b>	<b>BB</b>	<b>SO</b>	<b>LOB</b>	<b>BOTTOM</b>								
15 Fred Lewis, L (1, 7) OBP: 0.334, SLG: 0.439	F7			F7		P5	3B			4	1	1	0	0	0	1	<b>Minnesota Twins @ Toronto Blue Jays</b> Rogers Centre, Toronto, ON Wed Jul 07 2010, 7:09 PM - 10:02 PM EDT Att: 14,886 - Roof Closed - 68 F								
11 Alex Gonzalez, R (1, 6) OBP: 0.294, SLG: 0.486	HR			K		K	SF8			3	1	1	2	0	2	1									
19 José Bautista, R (1, 9) OBP: 0.363, SLG: 0.538	10 G5-4-3			1B		IHR	10 2B			2	2	2	2	2	0	0									
10 Vernon Wells, R (1, 8) OBP: 0.326, SLG: 0.542	G5-4-3			L9		G4-1	2B			4	0	1	1	0	0	2									
26 Adam Lind, L (1, 10) OBP: 0.265, SLG: 0.348				G3-1		K	G4-3			4	0	1	0	0	1	1									
14 John Buck, R (1, 2) OBP: 0.303, SLG: 0.502				F9		F8				4	1	1	0	0	0	1									
35 Lyle Overbay, L (1, 3) OBP: 0.325, SLG: 0.411				F7		1B				4	0	2	0	0	1	1									
12 Edwin Encarnación, R (1, 5) OBP: 0.299, SLG: 0.478				K		1B	F8			4	0	1	1	0	1	3									
6 John McDonald, R (1, 4) OBP: 0.246, SLG: 0.381				P5		19 IHR	F7			3	1	1	0	0	0	2									
<b>Inning Stats</b>	R: 1 E: 0 K: 0 S: 7	H: 1 LOB: 1 BB: 1 P: 12	R: 0 E: 0 K: 1 S: 15	H: 2 LOB: 2 BB: 0 P: 21	R: 0 E: 0 K: 1 S: 11	H: 1 LOB: 1 BB: 0 P: 14	R: 1 E: 0 K: 0 S: 7	H: 2 LOB: 1 BB: 0 P: 12	R: 2 E: 0 K: 1 S: 11	H: 2 LOB: 0 BB: 0 P: 14	R: 0 E: 0 K: 1 S: 12	H: 1 LOB: 1 BB: 0 P: 19	R: 2 E: 0 K: 0 S: 14	H: 2 LOB: 1 BB: 1 P: 21	R: 0 E: 0 K: 1 S: 7	H: 0 LOB: 0 BB: 0 P: 12		1B: 5 2B: 3 3B: 1 HR: 2	SF: 1 SAC: 0 DP: 1 HBP: 0	WP: 0 PB: 0 SB: 0 CS: 0	PA: 35				
<b>PITCHER</b>	IP WLS BF ERA WHIP	IP WLS BF ERA WHIP	H R ER SO BB IBB HBP BLK	H R ER SO BB IBB HBP BLK	H R ER SO BB IBB HBP BLK	WP HR S P ERA WHIP	WP HR S P ERA WHIP	IP WLS BF ERA WHIP	IP WLS BF ERA WHIP	H R ER SO BB IBB HBP BLK	H R ER SO BB IBB HBP BLK	WP HR S P ERA WHIP	WP HR S P ERA WHIP	IP WLS BF ERA WHIP	IP WLS BF ERA WHIP	H R ER SO BB IBB HBP BLK	H R ER SO BB IBB HBP BLK	WP HR S P ERA WHIP	WP HR S P ERA WHIP	WP HR S P ERA WHIP	ERA WHIP	ERA WHIP			
59 Kevin Slowey, R (1, 1) ERA: 4.74	6.1 28 10 5 4	1 1 1 0 1	1 1 1 0 1	0 0 0 0 0	1 0 0 0 0	0 0 9 13	27.00 6.000	54 Matt Guerrier, R (7, 1) ERA: 3.03	0.1 3 1 1 0	0 0 0 0 0	0 0 0 0 0	0 0 8 14	0.00 0.000	52 Brian Duensing, L (7, 1) ERA: 1.69	1.1 4 0 0 0	0 0 0 0 0	0 0 0 0 0	0 0 8 14	0.00 0.000						



Batter	1	2	3	4	5	6	7	8	9	AB	R	H	RBI	BB	SO	LOB	TOP				
18 Jason Repko, R OBP: 0.333, SLG: 0.333	L5		G6-3			G6-4-3 1B		F8		4	0	1	0	0	0	1					
1 Orlando Hudson, S OBP: 0.343, SLG: 0.385	G5-3			K		G6-4-3 1-2		F9		4	0	0	0	0	1	1					
7 Joe Mauer, L OBP: 0.371, SLG: 0.431	G4-3			G4-3		L7		K		4	0	0	0	0	1	0					
5 Michael Cuddyer, R OBP: 0.327, SLG: 0.415		F7			HR	G5-3		L7		4	1	1	1	0	0	0					
21 Delmon Young, R OBP: 0.340, SLG: 0.507		F8			F8					3	0	1	0	0	0	0					
16 Jason Kubel, L OBP: 0.340, SLG: 0.439		F8								3	0	0	0	0	1	1					
22 Danny Valencia, R OBP: 0.393, SLG: 0.333			F8			G1-3				2	0	0	0	1	0	1					
27 J.J. Hardy, R OBP: 0.273, SLG: 0.349						FC4 2B				3	0	2	0	0	0	1					
41 Drew Butera, R OBP: 0.200, SLG: 0.250						FC6-4 1B		G6-4-3		3	0	0	0	0	0	3					
<b>Inning Stats</b>	R: 0 E: 0 K: 0 S: 8	H: 0 LOB: 0 BB: 0 P: 12	R: 0 E: 0 K: 0 S: 5	H: 0 LOB: 0 BB: 0 P: 6	R: 0 E: 0 K: 0 S: 11	H: 1 LOB: 1 BB: 0 P: 20	R: 1 E: 0 K: 1 S: 10	H: 1 LOB: 0 BB: 0 P: 15	R: 0 E: 0 K: 0 S: 10	H: 1 LOB: 1 BB: 1 P: 17	R: 0 E: 0 K: 1 S: 6	H: 1 LOB: 1 BB: 0 P: 10	R: 0 E: 0 K: 0 S: 12	H: 1 LOB: 0 BB: 0 P: 20	R: 0 E: 0 K: 1 S: 13	H: 0 LOB: 0 BB: 0 P: 17	1B: 2 2B: 2 3B: 0 HR: 1	SF: 0 SAC: 0 DP: 2 HBP: 0	WP: 0 PB: 0 SB: 0 CS: 0	PA: 31	
<b>PITCHER</b>	IP WLS BF H R ER SO BB IBB HBP BLK WP HR S P ERA WHIP	IP WLS BF H R ER SO BB IBB HBP BLK WP HR S P ERA WHIP	IP WLS BF H R ER SO BB IBB HBP BLK WP HR S P ERA WHIP	IP WLS BF H R ER SO BB IBB HBP BLK WP HR S P ERA WHIP	IP WLS BF H R ER SO BB IBB HBP BLK WP HR S P ERA WHIP	IP WLS BF H R ER SO BB IBB HBP BLK WP HR S P ERA WHIP	IP WLS BF H R ER SO BB IBB HBP BLK WP HR S P ERA WHIP	IP WLS BF H R ER SO BB IBB HBP BLK WP HR S P ERA WHIP	IP WLS BF H R ER SO BB IBB HBP BLK WP HR S P ERA WHIP	IP WLS BF H R ER SO BB IBB HBP BLK WP HR S P ERA WHIP	IP WLS BF H R ER SO BB IBB HBP BLK WP HR S P ERA WHIP	IP WLS BF H R ER SO BB IBB HBP BLK WP HR S P ERA WHIP	IP WLS BF H R ER SO BB IBB HBP BLK WP HR S P ERA WHIP	IP WLS BF H R ER SO BB IBB HBP BLK WP HR S P ERA WHIP	IP WLS BF H R ER SO BB IBB HBP BLK WP HR S P ERA WHIP	IP WLS BF H R ER SO BB IBB HBP BLK WP HR S P ERA WHIP	IP WLS BF H R ER SO BB IBB HBP BLK WP HR S P ERA WHIP	IP WLS BF H R ER SO BB IBB HBP BLK WP HR S P ERA WHIP	IP WLS BF H R ER SO BB IBB HBP BLK WP HR S P ERA WHIP	IP WLS BF H R ER SO BB IBB HBP BLK WP HR S P ERA WHIP	IP WLS BF H R ER SO BB IBB HBP BLK WP HR S P ERA WHIP
27 Brett Cecil, L ERA: 3.97	7.0	W	25	4	1	1	2	1	0	0	0	0	0	0	0	0	0	1.29	0.714		
44 Casey Janssen, R ERA: 4.23	1.0		3	1	0	0	0	0	0	0	0	0	0	0	0	0	0	0.00	1.000		
25 David Purcey, L ERA: 2.63	1.0		3	0	0	0	1	0	0	0	0	0	0	0	0	0	0	0.00	0.000		

Minnesota Twins @ Toronto Blue Jays  
Rogers Centre, Toronto, ON  
Thu Jul 08 2010, 7:11 PM - 9:24 PM EDT  
Att: 15,601 - Clear - 88 F

livebaseballscorecards.com

AB 30  
R 1  
H 5  
RBI 1  
BB 1  
SO 3  
LOB 8



Batter	1	2	3	4	5	6	7	8	9	AB	R	H	RBI	BB	SO	LOB	BOTTOM				
15 Fred Lewis, L OBP: 0.333, SLG: 0.448	HR		K			G4-3		P5		4	1	1	1	0	1	3					
11 Alex Gonzalez, R OBP: 0.294, SLG: 0.486	G5-3					L6		L7		4	0	1	3	0	0	0					
19 José Bautista, R OBP: 0.362, SLG: 0.544	G6-3					F8				4	1	1	1	0	0	1					
1 Dewayne Wise, L OBP: 0.267, SLG: 0.552		G5-3						HR		0	0	0	0	0	0	0					
10 Vernon Wells, R OBP: 0.326, SLG: 0.538	G4-3					K		K		4	0	1	0	0	2	0					
26 Adam Lind, L OBP: 0.265, SLG: 0.357		HR				K		K		4	1	1	1	0	3	1					
2 Aaron Hill, R OBP: 0.276, SLG: 0.353						L9		F8		4	1	1	0	0	0	1					
35 Lyle Overbay, L OBP: 0.325, SLG: 0.421		F7				L8		HR		3	1	1	1	0	0	1					
12 Edwin Encarnación, R OBP: 0.300, SLG: 0.475						G6-3		K		3	1	1	0	0	1	0					
8 José Molina, R OBP: 0.360, SLG: 0.385						G6-3		HR		3	2	2	1	0	0	0					
<b>Inning Stats</b>	R: 1 E: 0 K: 0 S: 8	H: 1 LOB: 0 BB: 0 P: 10	R: 4 E: 0 K: 1 S: 24	H: 5 LOB: 1 BB: 0 P: 30	R: 0 E: 0 K: 2 S: 8	H: 0 LOB: 0 BB: 0 P: 13	R: 0 E: 0 K: 0 S: 7	H: 0 LOB: 0 BB: 0 P: 13	R: 0 E: 0 K: 1 S: 8	H: 1 LOB: 0 BB: 0 P: 12	R: 2 E: 0 K: 1 S: 10	H: 2 LOB: 0 BB: 0 P: 14	R: 1 E: 0 K: 2 S: 12	H: 1 LOB: 0 BB: 0 P: 17	R: 0 E: 0 K: 1 S: 13	H: 0 LOB: 0 BB: 0 P: 17	1B: 4 2B: 1 3B: 0 HR: 5	SF: 0 SAC: 0 DP: 0 HBP: 0	WP: 0 PB: 0 SB: 0 CS: 1	PA: 33	
<b>PITCHER</b>	IP WLS BF H R ER SO BB IBB HBP BLK WP HR S P ERA WHIP	IP WLS BF H R ER SO BB IBB HBP BLK WP HR S P ERA WHIP	IP WLS BF H R ER SO BB IBB HBP BLK WP HR S P ERA WHIP	IP WLS BF H R ER SO BB IBB HBP BLK WP HR S P ERA WHIP	IP WLS BF H R ER SO BB IBB HBP BLK WP HR S P ERA WHIP	IP WLS BF H R ER SO BB IBB HBP BLK WP HR S P ERA WHIP	IP WLS BF H R ER SO BB IBB HBP BLK WP HR S P ERA WHIP	IP WLS BF H R ER SO BB IBB HBP BLK WP HR S P ERA WHIP	IP WLS BF H R ER SO BB IBB HBP BLK WP HR S P ERA WHIP	IP WLS BF H R ER SO BB IBB HBP BLK WP HR S P ERA WHIP	IP WLS BF H R ER SO BB IBB HBP BLK WP HR S P ERA WHIP	IP WLS BF H R ER SO BB IBB HBP BLK WP HR S P ERA WHIP	IP WLS BF H R ER SO BB IBB HBP BLK WP HR S P ERA WHIP	IP WLS BF H R ER SO BB IBB HBP BLK WP HR S P ERA WHIP	IP WLS BF H R ER SO BB IBB HBP BLK WP HR S P ERA WHIP	IP WLS BF H R ER SO BB IBB HBP BLK WP HR S P ERA WHIP	IP WLS BF H R ER SO BB IBB HBP BLK WP HR S P ERA WHIP	IP WLS BF H R ER SO BB IBB HBP BLK WP HR S P ERA WHIP	IP WLS BF H R ER SO BB IBB HBP BLK WP HR S P ERA WHIP	IP WLS BF H R ER SO BB IBB HBP BLK WP HR S P ERA WHIP	IP WLS BF H R ER SO BB IBB HBP BLK WP HR S P ERA WHIP
30 Scott Baker, R ERA: 4.87	6.0	L	24	7	5	5	4	0	0	0	0	0	0	0	0	0	7.50	1.167			
31 Alex Burnett, R ERA: 3.93	1.0		5	2	2	2	1	0	0	0	2	10	14	18.00	2.000						
32 Ron Mahay, L ERA: 3.96	1.0		4	1	1	1	2	0	0	0	1	12	17	9.00	1.000						

Minnesota Twins @ Toronto Blue Jays  
Rogers Centre, Toronto, ON  
Thu Jul 08 2010, 7:11 PM - 9:24 PM EDT  
Att: 15,601 - Clear - 88 F

livebaseballscorecards.com

AB 33  
R 8  
H 10  
RBI 8  
BB 0  
SO 7  
LOB 7






Batter	1	2	3	4	5	6	7	8	9	AB	R	H	RBI	BB	SO	LOB	TOP					
2 Denard Span, L OBP: 0.348, SLG: 0.376										5	0	1	0	0	1	2						
1 Orlando Hudson, S OBP: 0.344, SLG: 0.386										5	1	2	0	0	1	3						
7 Joe Mauer, L OBP: 0.372, SLG: 0.430										3	1	1	0	1	1	0						
25 Jim Thome, L OBP: 0.392, SLG: 0.581										2	0	1	0	2	1	2						
16 Jason Kubel, L OBP: 0.342, SLG: 0.440										4	0	2	2	0	1	2						
5 Michael Cuddyer, R OBP: 0.329, SLG: 0.419										4	1	2	0	0	1	3						
21 Delmon Young, R OBP: 0.339, SLG: 0.504										4	0	1	0	0	1	6						
27 J.J. Hardy, R OBP: 0.273, SLG: 0.346										4	0	1	1	0	2	0						
8 Nick Punto, S OBP: 0.320, SLG: 0.311										4	0	0	0	0	1	2						
<b>Inning Stats</b>	R: 0 K: 2 S: 8	H: 1 LOB: 0 BB: 13	R: 0 K: 2 S: 9	H: 0 LOB: 1 BB: 15	R: 0 K: 1 S: 8	H: 0 LOB: 0 BB: 11	R: 1 K: 2 S: 17	H: 2 LOB: 2 BB: 29	R: 0 K: 0 S: 8	H: 0 LOB: 0 BB: 12	R: 1 K: 0 S: 14	H: 5 LOB: 2 BB: 26	R: 0 K: 2 S: 11	H: 0 LOB: 0 BB: 16	R: 0 K: 0 S: 6	H: 0 LOB: 1 BB: 15	R: 1 K: 1 S: 15	H: 3 LOB: 2 BB: 27	1B: 10 2B: 1 3B: 0 HR: 0	SF: 0 SAC: 0 DP: 1 HBP: 0	WP: 0 PB: 1 SB: 1 CS: 0	PA: 38
<b>PITCHER</b>	IP WLS BF H R ER SO BB IBB HBP BLK WP HR S P ERA WHIP																					
35 Justin Verlander, R ERA: 3.82	5.1 W 24 8 2 2 7 2 0 0 0 0 0 0 62 103 3.38 1.875																					
34 Robbie Weinhardt, R ERA: 3.38	1.2 H 4 0 0 0 2 0 0 0 0 0 0 0 13 19 0.00 0.000																					
40 Phil Coke, L ERA: 2.52	1.0 4 0 0 0 0 1 0 0 0 0 0 0 6 15 0.00 1.000																					
45 Ryan Perry, R ERA: 5.47	0.0 2 2 1 1 0 0 0 0 0 0 0 0 4 9 - - -																					
46 Jose Valverde, R ERA: 0.98	1.0 4 1 0 0 1 0 0 0 0 0 0 0 11 18 0.00 1.000																					

Minnesota Twins @ Detroit Tigers  
Comerica Park, Detroit, MI  
Fri Jul 09 2010, 7:08 PM - 10:21 PM EDT  
Att: 42,549 - Partly Cloudy - 83 F


AB 35  
R 3  
H 11  
RBI 3  
BB 3  
SO 10  
LOB 20



Batter	1	2	3	4	5	6	7	8	9	AB	R	H	RBI	BB	SO	LOB	BOTTOM			
14 Austin Jackson, R OBP: 0.356, SLG: 0.405										2	1	0	0	2	0	2				
25 Ryan Raburn, R OBP: 0.287, SLG: 0.350										3	1	0	0	0	0	2				
32 Don Kelly, L OBP: 0.295, SLG: 0.270										0	0	0	0	0	0	0				
30 Magglio Ordonez, R OBP: 0.386, SLG: 0.481										4	2	3	3	0	0	0				
24 Miguel Cabrera, R OBP: 0.422, SLG: 0.644										3	0	1	1	0	1	2				
26 Brennan Boesch, L OBP: 0.402, SLG: 0.600										3	1	2	1	0	1	0				
9 Carlos Guillen, S OBP: 0.354, SLG: 0.451										4	0	2	2	0	1	2				
15 Brandon Inge, R OBP: 0.341, SLG: 0.418										4	0	0	0	0	2	5				
12 Gerald Laird, R OBP: 0.261, SLG: 0.263										3	1	1	0	1	0	1				
29 Danny Worth, R OBP: 0.303, SLG: 0.370										4	1	2	0	0	1	1				
<b>Inning Stats</b>	R: 2 K: 1 S: 17	H: 3 LOB: 2 BB: 1 P: 28	R: 5 K: 1 S: 18	H: 3 LOB: 1 BB: 1 P: 29	R: 0 K: 0 S: 5	H: 1 LOB: 0 BB: 5	R: 0 K: 0 S: 4	H: 0 LOB: 0 BB: 8	R: 0 K: 0 S: 13	H: 2 LOB: 1 BB: 18	R: 0 K: 2 S: 10	H: 1 LOB: 3 BB: 19	R: 0 K: 2 S: 11	H: 0 LOB: 0 BB: 15	R: 0 K: 0 S: 9	H: 1 LOB: 0 BB: 15	1B: 9 2B: 2 3B: 1 HR: 0	SF: 1 SAC: 1 DP: 3 HBP: 2	WP: 1 PB: 0 SB: 1 CS: 0	PA: 37
<b>PITCHER</b>	IP WLS BF H R ER SO BB IBB HBP BLK WP HR S P ERA WHIP																			
47 Francisco Liriano, L ERA: 3.86	1.2 L 15 6 3 0 0 1 2 0 0 0 0 0 25 36 0.00 0.900																			
31 Alex Burnett, R ERA: 3.6	3.1 11 3 0 0 1 0 0 0 0 0 0 0 7 14 0.00 3.000																			
52 Brian Duensing, L ERA: 1.66	0.2 4 1 0 0 0 1 1 0 0 0 0 0 7 14 0.00 3.000																			
54 Matt Guerrier, R ERA: 3.0	0.1 1 0 0 0 1 0 0 0 0 0 1 0 3 5 0.00 0.000																			
50 Jose Mijares, L ERA: 2.41	1.0 3 0 0 0 2 0 0 0 0 0 0 0 11 15 0.00 0.000																			

Minnesota Twins @ Detroit Tigers  
Comerica Park, Detroit, MI  
Fri Jul 09 2010, 7:08 PM - 10:21 PM EDT  
Att: 42,549 - Partly Cloudy - 83 F

AB 30  
R 7  
H 11  
RBI 7  
BB 3  
SO 6  
LOB 15





Batter	1	2	3	4	5	6	7	8	9	AB	R	H	RBI	BB	SO	LOB	TOP										
2 Denard Span, L OBP: 0.347, SLG: 0.378	L8		1B		F8			K		4	1	1	0	0	1	0	<b>Minnesota Twins @ Detroit Tigers</b> Comerica Park, Detroit, MI Sat Jul 10 2010, 4:11 PM - 6:48 PM EDT Att: 41,461 - Sunny - 84 F										
1 Orlando Hudson, S OBP: 0.349, SLG: 0.391	1B		1B		F7			1B		4	0	3	2	0	0												
7 Joe Mauer, L OBP: 0.368, SLG: 0.424	F7		G3-6-3		F7			K		4	0	0	0	0	1	3											
25 Jim Thome, L OBP: 0.382, SLG: 0.564	K				F7			F8		4	0	0	0	0	2	1											
16 Jason Kubel, L OBP: 0.341, SLG: 0.441	F8				K2-3			K		4	1	1	0	0	2	0											
5 Michael Cuddyer, R OBP: 0.328, SLG: 0.426	G5-3				HR			L9		4	1	1	1	0	0	1											
21 Delmon Young, R OBP: 0.336, SLG: 0.498	F7				G5-3			G4-3		3	0	0	1	0	0	0											
27 J.J. Hardy, R OBP: 0.268, SLG: 0.340					G6-3			F8		3	0	0	0	0	0	0											
8 Nick Punto, S OBP: 0.320, SLG: 0.308								F7		2	1	0	0	1	0	0											
<b>Inning Stats</b>	R: 0 E: 0 K: 1 S: 10	H: 1 LOB: 1 BB: 0 P: 15	R: 0 E: 0 K: 0 S: 15	H: 0 LOB: 0 BB: 22 P: 22	R: 2 E: 0 K: 0 S: 8	H: 2 LOB: 0 BB: 1 P: 17	R: 1 E: 0 K: 1 S: 10	H: 1 LOB: 0 BB: 0 P: 14	R: 0 E: 0 K: 0 S: 6	H: 0 LOB: 0 BB: 0 P: 8	R: 0 E: 0 K: 0 S: 9	H: 0 LOB: 0 BB: 0 P: 15	R: 1 E: 0 K: 0 S: 10	H: 1 LOB: 0 BB: 0 P: 13	R: 0 E: 0 K: 2 S: 12	H: 1 LOB: 1 BB: 0 P: 16	R: 0 E: 0 K: 2 S: 15	H: 0 LOB: 0 BB: 0 P: 23	1B: 3 2B: 2 3B: 0 HR: 1	SF: 0 SAC: 0 DP: 1 HBP: 0	WP: 0 PB: 0 SB: 0 CS: 0	PA: 33					
<b>PITCHER</b>	IP	WLS	BF	H	R	ER	SO	BB	IBB	HBP	BLK	WP	HR	S	P	ERA	WHIP										
38 Jeremy Bonderman, R ERA: 4.79	6.0	W	22	4	3	3	2	1	0	0	0	0	1	58	91	4.50	0.833										
55 Daniel Schereth, L ERA: 3.38	0.0		1	1	1	1	0	0	0	0	0	0	0	2	2	∞	∞										
34 Robbie Weinhardt, R ERA: 2.25	1.1		4	0	0	0	0	0	0	0	0	0	0	12	16	0.00	0.000										
40 Phil Coke, L ERA: 2.48	0.2	H	3	1	0	0	2	0	0	0	0	0	0	8	11	0.00	1.500										
46 Jose Valverde, R ERA: 0.92	1.0	S	3	0	0	0	2	0	0	0	0	0	0	15	23	0.00	0.000										

Batter	1	2	3	4	5	6	7	8	9	AB	R	H	RBI	BB	SO	LOB	BOTTOM										
14 Austin Jackson, R OBP: 0.358, SLG: 0.408	K				HR			F7		3	1	1	0	1	1	0	<b>Minnesota Twins @ Detroit Tigers</b> Comerica Park, Detroit, MI Sat Jul 10 2010, 4:11 PM - 6:48 PM EDT Att: 41,461 - Sunny - 84 F										
18 Johnny Damon, L OBP: 0.361, SLG: 0.420	G6-3		F8		HR			K		4	1	1	3	0	1	1											
30 Magglio Ordonez, R OBP: 0.384, SLG: 0.488	FC5-2		HR		G5-3			P5		4	2	1	1	0	0	1											
24 Miguel Cabrera, R OBP: 0.423, SLG: 0.650	HR		G5-3		G5-3			G5-3		3	1	1	2	1	0	0											
26 Brennan Boesch, L OBP: 0.399, SLG: 0.588	G4-3				G6-3			F7		4	0	1	0	0	0	0											
32 Don Kelly, L OBP: 0.259, SLG: 0.270					2B					0	0	0	0	0	0	0											
9 Carlos Guillen, S OBP: 0.352, SLG: 0.452	F7		G4-3		K			G5-3		4	0	1	0	0	1	2											
15 Brandon Inge, R OBP: 0.343, SLG: 0.416	G5-3		G4-3		G4-3			BB		2	0	0	0	2	0	1											
13 Alex Avila, L OBP: 0.310, SLG: 0.348	HR		G4-3		L9			F8		4	1	1	1	0	0	5											
39 Ramon Santiago, S OBP: 0.343, SLG: 0.326	G5-3				HR			F8		4	1	1	0	0	1	1											
<b>Inning Stats</b>	R: 2 E: 0 K: 0 S: 7	H: 2 LOB: 0 BB: 0 P: 8	R: 1 E: 0 K: 0 S: 9	H: 1 LOB: 0 BB: 0 P: 15	R: 1 E: 0 K: 1 S: 10	H: 1 LOB: 0 BB: 0 P: 15	R: 0 E: 0 K: 0 S: 6	H: 1 LOB: 1 BB: 0 P: 10	R: 3 E: 0 K: 1 S: 17	H: 3 LOB: 3 BB: 3 P: 37	R: 0 E: 0 K: 1 S: 7	H: 0 LOB: 0 BB: 0 P: 9	R: 0 E: 0 K: 0 S: 8	H: 0 LOB: 0 BB: 0 P: 11	R: 0 E: 0 K: 1 S: 6	H: 0 LOB: 1 BB: 1 P: 15	1B: 0 2B: 4 3B: 0 HR: 4	SF: 0 SAC: 0 DP: 0 HBP: 0	WP: 0 PB: 0 SB: 0 CS: 0	PA: 36							
<b>PITCHER</b>	IP	WLS	BF	H	R	ER	SO	BB	IBB	HBP	BLK	WP	HR	S	P	ERA	WHIP										
53 Nick Blackburn, R ERA: 6.4	4.0	L	20	7	7	7	1	1	0	0	0	0	4	39	62	15.75	2.000										
52 Brian Duensing, L ERA: 1.62	1.0		6	1	0	0	1	1	1	0	0	0	0	10	23	0.00	2.000										
59 Kevin Slowey, R ERA: 4.64	2.0		6	0	0	0	1	0	0	0	0	0	0	15	20	0.00	0.000										
32 Ron Mahay, L ERA: 3.81	1.0		4	0	0	0	1	1	0	0	0	0	0	6	15	0.00	1.000										

AB	32
R	4
H	6
RBI	4
BB	1
SO	6
LOB	5



AB	32
R	7
H	8
RBI	7
BB	4
SO	4
LOB	11













Batter	1	2	3	4	5	6	7	8	9	AB	R	H	RBI	BB	SO	LOB	TOP										
1 Juan Pierre, L OBP: 0.334, SLG: 0.295	G6-3		K														3 0 1 1 2 1 0										
10 Alexei Ramirez, R OBP: 0.310, SLG: 0.410	G1-3		F8														4 0 2 1 1 0 1										
51 Alex Rios, R OBP: 0.356, SLG: 0.511	G1-3		G5-3														5 1 0 0 0 2 6										
14 Paul Konerko, R OBP: 0.379, SLG: 0.553	BB		K														4 0 1 1 1 2 3										
25 Andruw Jones, R OBP: 0.317, SLG: 0.437	K		G5-3														4 0 0 0 0 1 3										
12 A.J. Pierzynski, L OBP: 0.287, SLG: 0.374	F7		G3														3 1 0 0 1 1 0										
24 Dayan Viciedo, R OBP: 0.295, SLG: 0.477	G5-3																4 1 1 0 0 0 0										
18 Brent Lillibridge, R OBP: 0.444, SLG: 0.769	1B		K														4 0 1 0 0 2 2										
15 Gordon Beckham, R OBP: 0.286, SLG: 0.325	G4-3																4 1 2 1 0 1 1										
<b>Inning Stats</b>	R: 0 H: 1 E: 0 K: 1 S: 11	H: 1 LOB: 2 BB: 1 P: 18	R: 0 H: 1 E: 0 K: 0 S: 8	H: 1 LOB: 1 BB: 0 P: 9	R: 0 H: 0 E: 0 K: 1 S: 7	H: 0 LOB: 0 BB: 0 P: 12	R: 1 H: 3 E: 1 K: 2 S: 17	H: 3 LOB: 2 BB: 0 P: 22	R: 0 H: 0 E: 0 K: 1 S: 7	H: 0 LOB: 0 BB: 0 P: 9	R: 0 H: 0 E: 0 K: 1 S: 8	H: 0 LOB: 0 BB: 0 P: 11	R: 1 H: 1 E: 0 K: 1 S: 12	H: 1 LOB: 1 BB: 1 P: 20	R: 2 H: 2 E: 0 K: 2 S: 13	H: 2 LOB: 3 BB: 3 P: 27	1B: 6 2B: 2 3B: 0 HR: 0	SF: 0 SAC: 0 DP: 1 HBP: 0	WP: 1 PB: 0 SB: 0 CS: 0	PA: 40							
<b>PITCHER</b>	IP	WLS	BF	H	R	ER	SO	BB	IBB	HBP	BLK	WP	HR	S	P	ERA	WHIP										
47 Francisco Liriano, L ERA: 3.76	7.2	W	31	6	2	2	8	2	0	0	0	1	0	74	106	2.35	1.043										
54 Matt Guerrier, R ERA: 2.88	0.1	H	1	0	0	0	0	0	0	0	0	0	0	3	4	0.00	0.000										
60 Jon Rauch, R ERA: 2.88	0.1		6	2	2	2	1	3	0	0	0	0	0	9	23	54.00	15.000										
28 Jesse Crain, R ERA: 3.65	0.2	S	2	0	0	0	1	0	0	0	0	0	0	4	4	0.00	0.000										

Chicago White Sox @ Minnesota Twins  
Target Field, Minneapolis, MN  
Fri Jul 16 2010, 7:11 PM - 10:20 PM CDT  
Att: 40,427 - Partly Cloudy - 88 F

AB 35  
R 4  
H 8  
RBI 4  
BB 5  
SO 10  
LOB 16



Batter	1	2	3	4	5	6	7	8	9	AB	R	H	RBI	BB	SO	LOB	BOTTOM										
2 Denard Span, L OBP: 0.346, SLG: 0.373	K		G1-3														5 0 1 1 0 1 2										
1 Orlando Hudson, S OBP: 0.380, SLG: 0.392	L6		G4-3														4 1 2 1 1 0 0										
7 Joe Mauer, L OBP: 0.372, SLG: 0.433	1B		F8														5 0 2 2 0 0 3										
16 Jason Kubel, L OBP: 0.340, SLG: 0.434	K		F7														5 1 1 0 0 1 3										
5 Michael Cuddyer, R OBP: 0.333, SLG: 0.426	G5-3		K														5 0 2 1 0 1 1										
25 Jim Thome, L OBP: 0.380, SLG: 0.539	K		K														2 1 1 0 2 1 0										
18 Jason Repko, R OBP: 0.300, SLG: 0.300	K		BB														1 0 0 0 0 0 2										
21 Delmon Young, R OBP: 0.340, SLG: 0.495	BB		FC5														3 1 0 0 1 0 5										
27 J.J. Hardy, R OBP: 0.284, SLG: 0.359	2B		G6-3														4 2 3 1 0 0 2										
8 Nick Punto, S OBP: 0.319, SLG: 0.307	G6-3		K														3 1 0 0 0 1 5										
<b>Inning Stats</b>	R: 0 H: 1 E: 0 K: 2 S: 10	H: 1 LOB: 1 BB: 0 P: 13	R: 0 H: 1 E: 0 K: 1 S: 11	H: 1 LOB: 2 BB: 1 P: 22	R: 0 H: 0 E: 0 K: 0 S: 6	H: 0 LOB: 0 BB: 0 P: 7	R: 4 H: 4 E: 1 K: 2 S: 24	H: 4 LOB: 2 BB: 1 P: 39	R: 0 H: 1 E: 0 K: 0 S: 10	H: 1 LOB: 1 BB: 0 P: 13	R: 0 H: 1 E: 0 K: 0 S: 10	H: 1 LOB: 1 BB: 0 P: 15	R: 3 H: 3 E: 1 K: 0 S: 16	H: 3 LOB: 2 BB: 1 P: 23	R: 3 H: 3 E: 1 K: 0 S: 16	H: 3 LOB: 2 BB: 1 P: 23	1B: 11 2B: 1 3B: 0 HR: 0	SF: 0 SAC: 1 DP: 0 HBP: 0	WP: 0 PB: 0 SB: 0 CS: 0	PA: 42							
<b>PITCHER</b>	IP	WLS	BF	H	R	ER	SO	BB	IBB	HBP	BLK	WP	HR	S	P	ERA	WHIP										
34 Gavin Floyd, R ERA: 4.1	5.0	L	26	7	4	1	5	2	1	0	0	0	0	61	102	1.80	1.800										
68 Erick Threets, L ERA: 4.76	1.2		7	2	0	0	0	0	0	0	0	0	0	17	24	0.00	1.200										
57 Ramon Pena, R ERA: 4.76	0.2		6	2	3	1	0	1	0	0	0	0	0	12	19	13.50	4.500										
71 Scott Linebrink, R ERA: 4.8	0.2		3	1	0	0	0	0	0	0	0	0	0	7	8	0.00	1.500										

Chicago White Sox @ Minnesota Twins  
Target Field, Minneapolis, MN  
Fri Jul 16 2010, 7:11 PM - 10:20 PM CDT  
Att: 40,427 - Partly Cloudy - 88 F

AB 37  
R 7  
H 12  
RBI 6  
BB 4  
SO 5  
LOB 23






Batter	1	2	3	4	5	6	7	8	9	AB	R	H	RBI	BB	SO	LOB	TOP					
1 Juan Pierre, L OBP: 0.333, SLG: 0.294										4	0	1	0	0	0	1						
11 Omar Vizquel, S OBP: 0.323, SLG: 0.336										4	0	1	0	0	1	1						
18 Brent Lillibridge, R OBP: 0.444, SLG: 0.769										0	0	0	0	0	0	0						
51 Alex Rios, R OBP: 0.355, SLG: 0.511										4	1	1	0	0	1	1						
14 Paul Konerko, R OBP: 0.381, SLG: 0.563										4	1	2	2	0	2	2						
20 Carlos Quentin, R OBP: 0.341, SLG: 0.511										4	0	0	0	0	1	2						
7 Mark Kotsay, L OBP: 0.326, SLG: 0.385										3	0	1	0	0	1	0						
12 AJ Pierzynski, L OBP: 0.284, SLG: 0.370										3	0	0	0	0	0	1						
10 Alexei Ramirez, R OBP: 0.307, SLG: 0.406										3	0	0	0	0	0	0						
15 Gordon Beckham, R OBP: 0.286, SLG: 0.325										3	0	1	0	0	0	0						
<b>Inning Stats</b>	R: 1 E: 0 K: 0 S: 12	H: 2 LOB: 1 BB: 0 P: 16	R: 0 E: 0 K: 0 S: 10	H: 0 LOB: 0 BB: 0 P: 17	R: 0 E: 0 K: 1 S: 10	H: 1 LOB: 1 BB: 0 P: 13	R: 1 E: 0 K: 2 S: 14	H: 2 LOB: 1 BB: 0 P: 17	R: 0 E: 0 K: 1 S: 6	H: 0 LOB: 0 BB: 0 P: 6	R: 0 E: 0 K: 1 S: 6	H: 0 LOB: 0 BB: 0 P: 9	R: 0 E: 0 K: 1 S: 5	H: 0 LOB: 0 BB: 0 P: 8	R: 0 E: 0 K: 0 S: 7	H: 1 LOB: 2 BB: 0 P: 9	R: 0 E: 0 K: 1 S: 9	H: 1 LOB: 2 BB: 0 P: 9	1B: 4 2B: 2 3B: 0 HR: 1	SF: 0 SAC: 0 DP: 0 HBP: 0	WP: 0 PB: 0 SB: 1 CS: 1	PA: 33
<b>PITCHER</b> 48 Carl Pavano, R ERA: 3.48	IP: 9.0 WLS: W BF: 32 H: 7 R: 2 ER: 2 SO: 6 BB: 0 IBB: 0 HBP: 0 BLK: 0 WP: 0 HR: 1 S: 79 P: 104 ERA: 2.00 WHIP: 0.778															<b>PITCHER</b>	IP: 9.0 WLS: W BF: 32 H: 7 R: 2 ER: 2 SO: 6 BB: 0 IBB: 0 HBP: 0 BLK: 0 WP: 0 HR: 1 S: 79 P: 104 ERA: 2.00 WHIP: 0.778					

Chicago White Sox @ Minnesota Twins  
Target Field, Minneapolis, MN  
Sat Jul 17 2010, 6:14 PM - 8:03 PM CDT  
Att: 40,637 - Cloudy - 79 F


AB 32  
R 2  
H 7  
RBI 2  
BB 0  
SO 6  
LOB 8



Batter	1	2	3	4	5	6	7	8	9	AB	R	H	RBI	BB	SO	LOB	BOTTOM			
2 Denard Span, L OBP: 0.345, SLG: 0.371										4	0	1	0	0	0	1				
1 Orlando Hudson, S OBP: 0.362, SLG: 0.390										4	0	1	0	0	0	1				
7 Joe Mauer, L OBP: 0.370, SLG: 0.431										4	0	1	0	0	0	2				
5 Michael Cuddyer, R OBP: 0.336, SLG: 0.431										3	1	2	0	0	0	1				
21 Delmon Young, R OBP: 0.343, SLG: 0.497										3	1	2	1	0	0	1				
16 Jason Kubel, L OBP: 0.340, SLG: 0.439										3	1	1	1	0	1	1				
22 Danny Valencia, R OBP: 0.362, SLG: 0.371										3	0	1	1	0	1	0				
8 Nick Punto, S OBP: 0.319, SLG: 0.307										0	0	0	0	0	0	0				
27 J.J. Hardy, R OBP: 0.279, SLG: 0.353										3	0	0	0	0	1	1				
41 Drew Butera, R OBP: 0.175, SLG: 0.222										3	0	0	0	0	0	1				
<b>Inning Stats</b>	R: 0 E: 0 K: 0 S: 6	H: 1 LOB: 0 BB: 0 P: 8	R: 3 E: 0 K: 0 S: 15	H: 4 LOB: 1 BB: 0 P: 26	R: 0 E: 0 K: 1 S: 7	H: 1 LOB: 0 BB: 0 P: 9	R: 0 E: 0 K: 1 S: 7	H: 1 LOB: 0 BB: 0 P: 11	R: 0 E: 0 K: 1 S: 5	H: 0 LOB: 0 BB: 0 P: 7	R: 0 E: 0 K: 0 S: 9	H: 1 LOB: 1 BB: 0 P: 12	R: 0 E: 0 K: 1 S: 9	H: 0 LOB: 0 BB: 0 P: 13	R: 0 E: 0 K: 0 S: 5	H: 1 LOB: 1 BB: 0 P: 9	1B: 6 2B: 2 3B: 1 HR: 0	SF: 0 SAC: 0 DP: 1 HBP: 0	WP: 0 PB: 0 SB: 0 CS: 0	PA: 30
<b>PITCHER</b> 56 Mark Buehrle, L ERA: 4.18	IP: 8.0 WLS: L BF: 30 H: 9 R: 3 ER: 3 SO: 3 BB: 0 IBB: 0 HBP: 0 BLK: 0 WP: 0 HR: 0 S: 63 P: 95 ERA: 3.38 WHIP: 1.125															<b>PITCHER</b>	IP: 8.0 WLS: L BF: 30 H: 9 R: 3 ER: 3 SO: 3 BB: 0 IBB: 0 HBP: 0 BLK: 0 WP: 0 HR: 0 S: 63 P: 95 ERA: 3.38 WHIP: 1.125			

Chicago White Sox @ Minnesota Twins  
Target Field, Minneapolis, MN  
Sat Jul 17 2010, 6:14 PM - 8:03 PM CDT  
Att: 40,637 - Cloudy - 79 F

AB 30  
R 3  
H 9  
RBI 3  
BB 0  
SO 3  
LOB 9





Batter	1	2	3	4	5	6	7	8	9	AB	R	H	RBI	BB	SO	LOB	TOP			
1 Juan Pierre, L OBP: 0.329, SLG: 0.290	G1-3		G4-3		G4-3	K		G4-6-3		5	0	0	1	0	1	6				
11 Omar Vizquel, S OBP: 0.325, SLG: 0.338	G1-6-3 1B		P6		L3	G4-3			G6-4-3 1B	5	0	2	0	0	0	4				
51 Alex Rios, R OBP: 0.356, SLG: 0.509	G1-6-3								G6-4-3	5	1	2	0	0	0	2				
14 Paul Konerko, R OBP: 0.381, SLG: 0.560		G5-3		P4						5	1	2	0	0	0	1				
20 Carlos Quentin, R OBP: 0.344, SLG: 0.517		F8								3	1	2	2	0	0	0				
25 Andrew Jones, R OBP: 0.320, SLG: 0.440										1	0	1	0	0	0	0				
7 Mark Kotsay, L OBP: 0.320, SLG: 0.377	G3									4	0	0	0	0	0	3				
10 Alexei Ramirez, R OBP: 0.315, SLG: 0.413										2	3	2	0	1	0	0				
27 Ramon Castro, R OBP: 0.385, SLG: 0.457			G5-3							3	0	1	1	0	1	2				
15 Gordon Beckham, R OBP: 0.295, SLG: 0.334										4	0	4	2	0	0	0				
<b>Inning Stats</b>	R: 0 E: 0 K: 0 S: 5	H: 1 LOB: 0 BB: 0 P: 8	R: 0 E: 0 K: 0 S: 9	H: 0 LOB: 0 BB: 0 P: 15	R: 1 E: 0 K: 0 S: 16	H: 2 LOB: 1 BB: 0 P: 26	R: 0 E: 0 K: 0 S: 8	H: 2 LOB: 1 BB: 0 P: 12	R: 1 E: 0 K: 1 S: 11	H: 1 LOB: 1 BB: 0 P: 17	R: 4 E: 0 K: 1 S: 16	H: 5 LOB: 2 BB: 1 P: 24	R: 0 E: 0 K: 0 S: 7	H: 2 LOB: 1 BB: 0 P: 10	R: 0 E: 0 K: 0 S: 6	H: 1 LOB: 0 BB: 0 P: 11	1B: 14 2B: 2 HR: 0	SF: 0 SAC: 1 DP: 3 HBP: 1	WP: 1 PB: 0 SB: 1 CS: 1	PA: 40
<b>PITCHER</b>	IP	WLS	BF	H	R	ER	SO	BB	IBB	HBP	BLK	WP	HR	S	P	ERA	WHIP			
53 Nick Blackburn, R ERA: 6.53	5.0		23	9	5	5	1	0	0	1	0	1	0	55	86	9.00	1.800			
52 Brian Duensing, L ERA: 1.67	4.0	W	17	7	1	1	1	0	1	0	0	0	0	28	47	2.25	1.750			

Chicago White Sox @ Minnesota Twins  
Target Field, Minneapolis, MN  
Sun Jul 18 2010, 1:13 PM - 4:20 PM CDT  
Att: 40,336 - Cloudy - 74 F

livebaseballscorecards.com

AB 37  
R 6  
H 16  
RBI 6  
BB 1  
SO 2  
LOB 18



Batter	1	2	3	4	5	6	7	8	9	AB	R	H	RBI	BB	SO	LOB	BOTTOM			
2 Denard Span, L OBP: 0.344, SLG: 0.367	L8	F8		L6				FC6-4		4	0	0	0	1	0	4				
1 Orlando Hudson, S OBP: 0.383, SLG: 0.388	F7		G3-1		G4-6-3 1B	L3				4	1	1	0	1	0	2				
7 Joe Mauer, L OBP: 0.371, SLG: 0.432			G4-3		G4-6-3					4	1	1	0	1	0	1				
16 Jason Kubel, L OBP: 0.344, SLG: 0.442										5	1	3	1	0	0	1				
8 Nick Punto, S OBP: 0.319, SLG: 0.307	G4-3		5 3B		5 1B					0	1	0	0	0	0	0				
5 Michael Cuddyer, R OBP: 0.340, SLG: 0.440		G2-3								5	1	3	2	0	0	0				
25 Jim Thome, L OBP: 0.383, SLG: 0.538										4	1	2	0	0	0	3				
18 Jason Repko, R OBP: 0.364, SLG: 0.300			G5-3		FC6					0	0	0	0	1	0	0				
21 Delmon Young, R OBP: 0.344, SLG: 0.505										5	1	2	3	0	2	1				
22 Danny Valencia, R OBP: 0.389, SLG: 0.379		G5-3								4	0	2	0	0	0	0				
27 J.J. Hardy, R OBP: 0.284, SLG: 0.362										4	0	2	0	0	1	3				
<b>Inning Stats</b>	R: 0 E: 0 K: 0 S: 8	H: 1 LOB: 1 BB: 0 P: 13	R: 2 E: 0 K: 0 S: 12	H: 3 LOB: 1 BB: 0 P: 20	R: 1 E: 0 K: 0 S: 11	H: 2 LOB: 1 BB: 0 P: 17	R: 0 E: 0 K: 1 S: 8	H: 1 LOB: 0 BB: 0 P: 16	R: 0 E: 0 K: 0 S: 10	H: 3 LOB: 2 BB: 0 P: 17	R: 0 E: 0 K: 0 S: 11	H: 1 LOB: 2 BB: 1 P: 20	R: 0 E: 0 K: 2 S: 14	H: 2 LOB: 0 BB: 0 P: 19	R: 4 E: 1 K: 0 S: 16	H: 3 LOB: 3 BB: 3 P: 30	1B: 12 2B: 2 HR: 1	SF: 0 SAC: 0 DP: 1 HBP: 0	WP: 0 PB: 0 SB: 0 CS: 0	PA: 43
<b>PITCHER</b>	IP	WLS	BF	H	R	ER	SO	BB	IBB	HBP	BLK	WP	HR	S	P	ERA	WHIP			
43 Freddy Garcia, R ERA: 4.37	6.0		29	11	3	3	1	1	0	0	0	0	0	9	13	0.00	0.000			
37 Matt Thornton, L ERA: 2.61	1.0	H	3	0	0	0	0	0	0	0	0	0	0	14	19	0.00	2.000			
40 J.J. Putz, R ERA: 1.51	1.0	L	5	2	0	0	2	0	0	0	0	0	0	13	23	∞	∞			
45 Bobby Jenks, R ERA: 4.76	0.0		4	2	4	3	0	2	0	0	0	0	0	13	23	∞	∞			
46 Sergio Santos, R ERA: 1.88	0.0	B	2	1	0	0	0	1	0	0	0	0	0	3	7	∞	∞			

Chicago White Sox @ Minnesota Twins  
Target Field, Minneapolis, MN  
Sun Jul 18 2010, 1:13 PM - 4:20 PM CDT  
Att: 40,336 - Cloudy - 74 F

livebaseballscorecards.com

AB 39  
R 7  
H 16  
RBI 6  
BB 4  
SO 3  
LOB 15









Batter	1	2	3	4	5	6	7	8	9	AB	R	H	RBI	BB	SO	LOB	TOP					
13 Asdrúbal Cabrera, S OBP: 0.311, SLG: 0.355																	5 0 0 0 0 1 2					
12 Jayson Nix, R 23 Michael Brantley, L OBP: 0.253, SLG: 0.419 OBP: 0.220, SLG: 0.217																	4 0 0 0 0 1 0 1 0 0 0 0 1 1					
41 Carlos Santana, S OBP: 0.443, SLG: 0.566																	3 2 2 0 1 0 0					
48 Travis Hafner, L OBP: 0.360, SLG: 0.410																	4 0 2 1 0 1 2					
2 Jhonny Peralta, R OBP: 0.314, SLG: 0.401																	4 1 1 0 0 1 2					
7 Matt LaPorta, R OBP: 0.335, SLG: 0.399																	3 1 2 0 1 1 0					
47 Shelley Duncan, R OBP: 0.368, SLG: 0.512																	4 0 1 2 0 1 3					
4 Trevor Crowe, S OBP: 0.316, SLG: 0.353																	4 0 1 0 0 1 3					
16 Jason Donald, R OBP: 0.326, SLG: 0.428																	3 0 1 1 0 0 0					
<b>Inning Stats</b>	R: 0 E: 0 K: 2 S: 14	H: 1 LOB: 1 BB: 0 P: 21	R: 0 E: 0 K: 2 S: 7	H: 0 LOB: 0 BB: 0 P: 10	R: 0 E: 0 K: 1 S: 7	H: 0 LOB: 0 BB: 0 P: 9	R: 0 E: 0 K: 1 S: 12	H: 1 LOB: 1 BB: 0 P: 18	R: 1 E: 0 K: 0 S: 14	H: 2 LOB: 1 BB: 0 P: 19	R: 2 E: 0 K: 1 S: 13	H: 3 LOB: 2 BB: 1 P: 25	R: 0 E: 0 K: 0 S: 6	H: 0 LOB: 0 BB: 0 P: 11	R: 1 E: 0 K: 0 S: 8	H: 2 LOB: 1 BB: 1 P: 17	R: 0 E: 0 K: 1 S: 9	H: 1 LOB: 1 BB: 0 P: 10	1B: 8 2B: 3 3B: 0 HR: 0	SF: 0 SAC: 1 DP: 1 HBP: 0	WP: 0 PB: 0 SB: 0 CS: 0	PA: 38
<b>PITCHER</b>	IP WLS BF H R ER SO BB IBB HBP BLK WP HR S P ERA WHIP																					
59 Kevin Slowey, R ERA: 4.94	(1, 1) 5.2 24 6 3 3 7 1 0 0 0 0 0 0 65 99 4.76 1.235																					
28 Jesse Crain, R ERA: 3.52	(6, 1) 1.1 5 1 0 0 0 0 0 0 0 0 0 0 8 14 0.00 0.750																					
50 Jose Mijares, L ERA: 3.2	(8, 1) 0.0 L 2 1 1 0 0 1 0 0 0 0 0 0 2 8 ∞ ∞																					
54 Matt Guerrier, R ERA: 2.74	(8, 1) 2.0 7 2 0 0 1 0 0 0 0 0 0 0 15 19 0.00 1.000																					

Cleveland Indians @ Minnesota Twins  
Target Field, Minneapolis, MN  
Tue Jul 20 2010, 7:12 PM - 10:00 PM CDT  
Att: 40,745 - Partly Cloudy - 83 F

AB 35  
R 4  
H 10  
RBI 4  
BB 2  
SO 8  
LOB 13



Batter	1	2	3	4	5	6	7	8	9	AB	R	H	RBI	BB	SO	LOB	BOTTOM					
2 Denard Span, L OBP: 0.345, SLG: 0.369																	5 1 2 1 0 0 1					
1 Orlando Hudson, S OBP: 0.359, SLG: 0.394																	4 0 2 1 0 1 0					
7 Joe Mauer, L OBP: 0.367, SLG: 0.429																	4 0 1 1 0 1 3					
16 Jason Kubel, L OBP: 0.341, SLG: 0.439																	4 0 0 0 0 2 4					
5 Michael Cuddyer, R OBP: 0.342, SLG: 0.439																	3 0 1 0 1 0 1					
25 Jim Thome, L OBP: 0.378, SLG: 0.540																	4 0 0 0 0 2 4					
21 Delmon Young, R OBP: 0.343, SLG: 0.503																	4 0 0 0 0 1 1					
27 J.J. Hardy, R OBP: 0.288, SLG: 0.359																	4 1 1 0 0 0 1					
8 Nick Punto, S OBP: 0.322, SLG: 0.311																	4 1 2 0 0 1 0					
<b>Inning Stats</b>	R: 1 E: 0 K: 2 S: 14	H: 2 LOB: 2 BB: 1 P: 21	R: 0 E: 0 K: 1 S: 10	H: 1 LOB: 1 BB: 0 P: 17	R: 0 E: 0 K: 1 S: 8	H: 0 LOB: 0 BB: 0 P: 12	R: 0 E: 0 K: 1 S: 11	H: 1 LOB: 1 BB: 0 P: 15	R: 0 E: 0 K: 1 S: 7	H: 0 LOB: 0 BB: 0 P: 11	R: 0 E: 0 K: 1 S: 11	H: 1 LOB: 1 BB: 0 P: 17	R: 2 E: 0 K: 0 S: 15	H: 4 LOB: 2 BB: 0 P: 20	R: 0 E: 0 K: 0 S: 5	H: 0 LOB: 0 BB: 0 P: 7	R: 0 E: 0 K: 1 S: 10	H: 0 LOB: 0 BB: 0 P: 13	1B: 7 2B: 2 3B: 0 HR: 0	SF: 0 SAC: 0 DP: 0 HBP: 0	WP: 2 PB: 0 SB: 0 CS: 0	PA: 37
<b>PITCHER</b>	IP WLS BF H R ER SO BB IBB HBP BLK WP HR S P ERA WHIP																					
63 Justin Masterson, R ERA: 5.25	(1, 1) 6.1 27 7 3 3 7 1 0 0 0 0 0 0 69 104 4.26 1.263																					
53 Rafael Perez, L ERA: 3.67	(7, 1) 0.2 W 4 2 0 0 0 0 0 0 0 0 0 0 7 9 0.00 3.000																					
38 Joe Smith, R ERA: 4.5	(8, 1) 1.0 H 3 0 0 0 0 0 0 0 0 0 0 0 5 7 0.00 0.000																					
54 Chris Perez, R ERA: 2.41	(9, 1) 1.0 S 3 0 0 0 1 0 0 0 0 0 0 0 10 13 0.00 0.000																					

Cleveland Indians @ Minnesota Twins  
Target Field, Minneapolis, MN  
Tue Jul 20 2010, 7:12 PM - 10:00 PM CDT  
Att: 40,745 - Partly Cloudy - 83 F

AB 36  
R 3  
H 9  
RBI 3  
BB 1  
SO 8  
LOB 15





Batter	1	2	3	4	5	6	7	8	9	AB	R	H	RBI	BB	SO	LOB	TOP										
13 Asdrúbal Cabrera, S OBP: 0.316, SLG: 0.354										3	0	1	0	1	1	2	<b>Cleveland Indians @ Minnesota Twins</b> Target Field, Minneapolis, MN Wed Jul 21 2010, 12:11 PM - 3:01 PM CDT Att: 40,799 - Sunny - 83 F										
12 Jayson Nix, R OBP: 0.292, SLG: 0.414										4	0	1	0	0	0	3											
41 Carlos Santana, S OBP: 0.431, SLG: 0.547										4	0	0	0	0	3	2											
2 Jhonny Peralta, R OBP: 0.316, SLG: 0.400										3	0	1	0	1	1	0											
7 Matt LaPorta, R OBP: 0.338, SLG: 0.401										4	0	2	0	0	1	1											
47 Shelley Duncan, R OBP: 0.364, SLG: 0.500										4	0	1	0	0	1	3											
4 Trevor Crowe, S OBP: 0.315, SLG: 0.349										3	0	0	0	1	2	3											
16 Jason Donald, R OBP: 0.364, SLG: 0.420										3	0	0	0	1	1	2											
8 Chris Gimenez, R OBP: 0.200, SLG: 0.300										3	0	1	0	0	1	2											
<b>Inning Stats</b>	R: 0 H: 0 E: 0 K: 1 S: 7	H: 0 LOB: 0 BB: 0 P: 12	R: 0 H: 1 E: 0 K: 1 S: 12	H: 1 LOB: 1 BB: 1 P: 17	R: 0 H: 2 E: 0 K: 2 S: 11	H: 2 LOB: 2 BB: 0 P: 16	R: 0 H: 0 E: 0 K: 2 S: 8	H: 0 LOB: 0 BB: 0 P: 11	R: 0 H: 1 E: 0 K: 0 S: 5	H: 1 LOB: 2 BB: 2 P: 7	R: 0 H: 1 E: 0 K: 2 S: 17	H: 1 LOB: 2 BB: 1 P: 28	R: 0 H: 0 E: 0 K: 1 S: 7	H: 0 LOB: 0 BB: 0 P: 11	R: 0 H: 1 E: 0 K: 2 S: 13	H: 1 LOB: 1 BB: 0 P: 18	1B: 6 2B: 2 3B: 0 HR: 0	SF: 0 SAC: 0 DP: 3 HBP: 0	WP: 1 PB: 0 SB: 0 CS: 0	PA: 35							
<b>PITCHER</b>	IP	WLS	BF	H	R	ER	SO	BB	IBB	HBP	BLK	WP	HR	S	P	ERA	WHIP										
47 Francisco Liriano, L ERA: 3.24	7.0	W	28	6	0	0	8	4	0	0	0	1	0	68	108	0.00	1.429										
28 Jesse Crain, R ERA: 3.43	1.0		3	0	0	0	1	0	0	0	0	0	0	7	11	0.00	0.000										
39 Anthony Stama, R ERA:	1.0		4	1	0	0	2	0	0	0	0	0	0	13	18	0.00	1.000										

Batter	1	2	3	4	5	6	7	8	9	AB	R	H	RBI	BB	SO	LOB	BOTTOM										
2 Denard Span, L OBP: 0.343, SLG: 0.365										4	1	0	0	1	1	1	<b>Cleveland Indians @ Minnesota Twins</b> Target Field, Minneapolis, MN Wed Jul 21 2010, 12:11 PM - 3:01 PM CDT Att: 40,799 - Sunny - 83 F										
1 Orlando Hudson, S OBP: 0.393, SLG: 0.396										4	1	2	0	1	1	2											
21 Delmon Young, R OBP: 0.347, SLG: 0.508										5	0	3	3	0	0	1											
16 Jason Kubel, L OBP: 0.339, SLG: 0.433										4	1	0	0	1	2	4											
5 Michael Cuddyer, R OBP: 0.344, SLG: 0.440										4	1	2	1	0	0	2											
25 Jim Thome, L OBP: 0.390, SLG: 0.540										0	0	0	0	4	0	0											
27 J.J. Hardy, R OBP: 0.287, SLG: 0.362										4	0	1	2	0	0	5											
8 Nick Punto, S OBP: 0.321, SLG: 0.307										3	1	0	0	1	0	3											
41 Drew Butera, R OBP: 0.180, SLG: 0.241										4	1	1	0	0	1	1											
<b>Inning Stats</b>	R: 0 H: 0 E: 1 K: 1 S: 13	H: 0 LOB: 1 BB: 0 P: 21	R: 0 H: 0 E: 0 K: 0 S: 9	H: 0 LOB: 1 BB: 1 P: 14	R: 4 H: 4 E: 0 K: 0 S: 17	H: 4 LOB: 2 BB: 3 P: 34	R: 0 H: 1 E: 0 K: 0 S: 7	H: 1 LOB: 1 BB: 0 P: 9	R: 0 H: 1 E: 1 K: 0 S: 9	H: 1 LOB: 1 BB: 1 P: 16	R: 0 H: 0 E: 0 K: 0 S: 10	H: 0 LOB: 0 BB: 0 P: 15	R: 0 H: 2 E: 0 K: 1 S: 16	H: 2 LOB: 3 BB: 1 P: 28	R: 2 H: 1 E: 0 K: 3 S: 14	H: 1 LOB: 2 BB: 2 P: 29	1B: 6 2B: 3 3B: 0 HR: 0	SF: 0 SAC: 0 DP: 0 HBP: 0	WP: 1 PB: 0 SB: 3 CS: 1	PA: 40							
<b>PITCHER</b>	IP	WLS	BF	H	R	ER	SO	BB	IBB	HBP	BLK	WP	HR	S	P	ERA	WHIP										
37 Jake Westbrook, R ERA: 4.74	6.0	L	28	6	4	4	4	4	1	0	0	0	0	65	109	6.00	1.667										
57 Hector Ambriz, R ERA: 5.28	1.0		6	2	0	0	1	1	0	0	0	0	0	16	28	0.00	3.000										
40 Jess Todd, R ERA: 13.5	1.0		6	1	2	2	3	2	0	0	0	1	0	14	29	18.00	3.000										

AB 31  
R 0  
H 7  
RBI 0  
BB 4  
SO 11  
LOB 18



AB 32  
R 6  
H 9  
RBI 6  
BB 8  
SO 5  
LOB 19









Batter	1	2	3	4	5	6	7	8	9	AB	R	H	RBI	BB	SO	LOB	TOP											
2 Denard Span, L (1,8) OBP: 0.341, SLG: 0.362	P5		P6			B2-3		G6-3 7 SH1-4 1B		4	0	1	0	0	0	0	<b>Minnesota Twins @ Baltimore Orioles</b> Oriole Park at Camden Yards, Baltimore, MD Fri Jul 23 2010, 7:08 PM - 9:32 PM EDT Att: 19,013 - Clear - 96 F											
1 Orlando Hudson, S (1,4) OBP: 0.356, SLG: 0.387 12 Alexi Casilla, S (3,4) OBP: 0.383, SLG: 0.350	G4-3		F8			7 HR 1B		SH1-4 1-2		2	0	0	0	0	0	0												
7 Joe Mauer, L (1,2) OBP: 0.370, SLG: 0.441	1B				F8		1-2 1H HR	G6-3 2-2		4	1	2	2	0	0	1												
16 Jason Kubel, L (1,9) OBP: 0.343, SLG: 0.429	K				K		5 1B 1B			3	0	1	0	1	2	1												
5 Michael Cuddyer, R (1,3) OBP: 0.344, SLG: 0.445	G4-3		G5-3				1-2 1B	F8		4	0	1	0	0	0	2												
25 Jim Thome, L (1,10) OBP: 0.387, SLG: 0.533	1B				K		G6-3 3	G4-3 2-2		4	0	1	0	0	1	2												
21 Delmon Young, R (1,7) OBP: 0.351, SLG: 0.509	F9						G5-3 2-1			3	0	1	0	0	0	1												
27 J.J. Hardy, R (1,6) OBP: 0.286, SLG: 0.358	P6						G5-3 2-0 1-2	P2 3-2		4	0	0	0	0	1	3												
8 Nick Punto, S (1,5) OBP: 0.316, SLG: 0.301 22 Danny Valencia, R (9,PH) OBP: 0.372, SLG: 0.352	K						B2-3 3	G5-3 1-2		3	0	0	0	0	2	0												
<b>Inning Stats</b>	R: 0 H: 1 E: 0 K: 1 S: 14	H: 1 LOB: 1 BB: 0 P: 19	R: 0 H: 1 E: 0 K: 0 S: 7	H: 1 LOB: 1 BB: 0 P: 13	R: 0 H: 0 E: 0 K: 1 S: 5	H: 0 LOB: 0 BB: 0 P: 7	R: 0 H: 0 E: 0 K: 1 S: 8	H: 0 LOB: 0 BB: 0 P: 10	R: 0 H: 0 E: 0 K: 1 S: 6	H: 0 LOB: 0 BB: 0 P: 12	R: 2 H: 4 E: 0 K: 1 S: 18	H: 4 LOB: 2 BB: 0 P: 25	R: 0 H: 0 E: 0 K: 1 S: 7	H: 0 LOB: 0 BB: 0 P: 13	R: 0 H: 1 E: 0 K: 0 S: 11	H: 1 LOB: 2 BB: 1 P: 17	R: 0 H: 1 E: 0 K: 0 S: 10	H: 1 LOB: 1 BB: 0 P: 16	1B: 7 2B: 0 3B: 0 HR: 1	SF: 0 SAC: 1 DP: 1 HBP: 1	WP: 0 PB: 0 SB: 0 CS: 0	PA: 36						
<b>PITCHER</b>	IP	WLS	BF	H	R	ER	SO	BB	IBB	HBP	BLK	WP	HR	S	P	ERA	WHIP											
46 Jeremy Guthrie, R (1,1) ERA: 4.46	7.0	W	27	6	2	2	6	0	0	1	0	0	0	1	65	99	2.57	0.857										
13 Will Ohman, L (8,1) ERA: 2.51	0.2	H	4	1	0	0	0	1	0	0	0	0	0	10	16	0.00	3.000											
29 David Hernandez, R (8,1) ERA: 4.27	0.1	H	1	0	0	0	0	0	0	0	0	0	0	1	1	0.00	0.000											
55 Alfredo Simon, R (9,1) ERA: 3.03	1.0	S	4	1	0	0	0	0	0	0	0	0	0	10	16	0.00	1.000											

AB	33
R	2
H	8
RBI	2
BB	1
SO	6
LOB	11



Batter	1	2	3	4	5	6	7	8	9	AB	R	H	RBI	BB	SO	LOB	BOTTOM										
1 Brian Roberts, S (1,4) OBP: 0.200, SLG: 0.167	G4-3		G5-3			K		F9		4	0	0	0	0	1	1	<b>Minnesota Twins @ Baltimore Orioles</b> Oriole Park at Camden Yards, Baltimore, MD Fri Jul 23 2010, 7:08 PM - 9:32 PM EDT Att: 19,013 - Clear - 96 F										
9 Miguel Tejada, R (1,5) OBP: 0.313, SLG: 0.371	30 1B 10 1B 1B		G1-3					K 23 WP 30 HR 1B		4	2	2	0	0	1	0											
23 Ty Wigginton, R (1,3) OBP: 0.327, SLG: 0.447	F9						P3 1-2	G6-3 0-1		4	0	1	0	0	0	2											
30 Luke Scott, L (1,10) OBP: 0.355, SLG: 0.556	10 1B 1B		K				2H HR	K 2-3		4	1	2	2	0	2	1											
10 Adam Jones, R (1,8) OBP: 0.303, SLG: 0.444	1-1 1B					G1-3 1-2		G5-3 1-1		3	0	1	1	0	0	0											
18 Felix Pie, L (1,7) OBP: 0.314, SLG: 0.455	G3 3-2 1B					G6-3 1-2		P5 1-1		3	0	0	0	0	0	2											
15 Craig Tatum, R (1,2) OBP: 0.355, SLG: 0.313	K					G4-3 0-0		6 SH1-4 1B		3	0	1	0	0	1	0											
6 Corey Patterson, L (1,9) OBP: 0.328, SLG: 0.405	G4-3					G6-3 1-1		SH1-4 1-2		2	0	0	0	0	0	0											
3 Cesar Izturis, S (1,6) OBP: 0.298, SLG: 0.294	F9					P4 3-1		L5 1-2		3	0	0	0	0	0	1											
<b>Inning Stats</b>	R: 1 H: 3 E: 0 K: 0 S: 14	H: 3 LOB: 2 BB: 0 P: 21	R: 0 H: 0 E: 0 K: 1 S: 5	H: 0 LOB: 0 BB: 0 P: 8	R: 0 H: 1 E: 0 K: 1 S: 8	H: 1 LOB: 1 BB: 0 P: 14	R: 0 H: 0 E: 0 K: 0 S: 7	H: 0 LOB: 0 BB: 0 P: 9	R: 0 H: 0 E: 0 K: 1 S: 7	H: 0 LOB: 0 BB: 0 P: 14	R: 2 H: 2 E: 0 K: 0 S: 13	H: 2 LOB: 0 BB: 0 P: 19	R: 0 H: 1 E: 0 K: 0 S: 11	H: 1 LOB: 1 BB: 0 P: 15	R: 0 H: 0 E: 0 K: 2 S: 8	H: 0 LOB: 0 BB: 0 P: 10	1B: 5 2B: 0 3B: 1 HR: 1	SF: 0 SAC: 1 DP: 0 HBP: 0	WP: 1 PB: 0 SB: 0 CS: 0	PA: 31							
<b>PITCHER</b>	IP	WLS	BF	H	R	ER	SO	BB	IBB	HBP	BLK	WP	HR	S	P	ERA	WHIP										
52 Brian Duensing, L (1,1) ERA: 1.69	5.0	L	19	4	1	1	3	0	0	0	0	0	1	15	21	18.00	3.000										
39 Anthony Slama, R (6,1) ERA: 9.0	1.0		6	3	2	2	0	0	0	0	0	0	0	9	13	0.00	0.000										
32 Ron Mahay, L (7,1) ERA: 3.38	1.0		3	0	0	0	0	0	0	0	0	0	0	8	10	0.00	0.000										
28 Jesse Crain, R (8,1) ERA: 3.35	1.0		3	0	0	0	2	0	0	0	0	0	0	8	10	0.00	0.000										





Batter	1	2	3	4	5	6	7	8	9	AB R H RBI BB SO LOB	TOP											
2 Denard Span, L OBP: 0.343, SLG: 0.363										5 1 2 1 1 0 3	<b>Minnesota Twins @ Baltimore Orioles</b> Oriole Park at Camden Yards, Baltimore, MD Sat Jul 24, 2010, 7:07 PM - 10:02 PM EDT Att: 22,299 - Clear - 99 F											
12 Alexi Casilla, S OBP: 0.385, SLG: 0.341										4 0 1 1 1 1 6												
7 Joe Mauer, L OBP: 0.365, SLG: 0.435										5 0 0 0 0 1 3												
5 Michael Cuddyer, R OBP: 0.347, SLG: 0.444										3 2 1 0 2 0 0												
21 Delmon Young, R OBP: 0.357, SLG: 0.525										4 1 4 3 0 0 0												
16 Jason Kubel, L OBP: 0.338, SLG: 0.423										5 0 0 0 0 2 6												
22 Danny Valencia, R OBP: 0.386, SLG: 0.382										5 1 3 1 0 0 0												
27 J.J. Hardy, R OBP: 0.293, SLG: 0.360										4 2 2 0 1 1 2												
18 Jason Repko, R OBP: 0.324, SLG: 0.313										5 0 1 1 0 3 4												
<b>Inning Stats</b>	R: 1 E: 0 K: 0 S: 10	H: 0 LOB: 2 BB: 3 P: 26	R: 0 E: 1 K: 1 S: 14	H: 1 LOB: 2 BB: 0 P: 21	R: 0 E: 0 K: 1 S: 8	H: 1 LOB: 1 BB: 0 P: 12	R: 0 E: 0 K: 2 S: 16	H: 2 LOB: 2 BB: 0 P: 20	R: 2 E: 0 K: 1 S: 14	H: 2 LOB: 0 BB: 0 P: 17		R: 1 E: 0 K: 2 S: 15	H: 1 LOB: 1 BB: 1 P: 24	R: 3 E: 0 K: 1 S: 14	H: 5 LOB: 2 BB: 1 P: 19	R: 0 E: 0 K: 0 S: 9	H: 1 LOB: 1 BB: 0 P: 12	R: 0 E: 0 K: 0 S: 11	H: 1 LOB: 1 BB: 0 P: 15	1B: 11 HR: 1	SF: 1 2B: 2 3B: 0 HBP: 0	WP: 0 PB: 0 SB: 3 CS: 0
<b>PITCHER</b>	IP WLS BF H R ER SO BB IBB HBP BLK WP HR S P ERA WHIP											<b>PITCHER</b>	IP WLS BF H R ER SO BB IBB HBP BLK WP HR S P ERA WHIP									
17 Brian Matusz, L ERA: 5.22	(1, 1) 5.0 L 25 6 3 3 5 3 0 0 0 0 0 1 62 96 5.40 1.800																					
37 Matt Albers, R ERA: 4.44	(6, 1) 0.2 4 1 1 1 1 1 0 0 0 0 0 0 12 21 13.50 3.000																					
51 Michael Gonzalez, L ERA: 12.27	(6, 1) 1.0 4 1 1 1 1 1 0 0 0 0 0 0 6 11 9.00 2.000																					
49 Jason Berken, R ERA: 2.72	(7, 1) 2.1 13 6 2 2 1 0 0 0 0 0 0 0 31 38 7.71 2.571																					
Batter	1	2	3	4	5	6	7	8	9	AB R H RBI BB SO LOB	BOTTOM											
1 Brian Roberts, S OBP: 0.208, SLG: 0.182										4 0 1 0 0 2 1	<b>Minnesota Twins @ Baltimore Orioles</b> Oriole Park at Camden Yards, Baltimore, MD Sat Jul 24, 2010, 7:07 PM - 10:02 PM EDT Att: 22,299 - Clear - 99 F											
9 Miguel Tejada, R OBP: 0.312, SLG: 0.370										4 0 1 0 0 0 1												
21 Nick Markakis, L OBP: 0.379, SLG: 0.438										3 1 0 0 0 1 1												
30 Luke Scott, L OBP: 0.357, SLG: 0.567										4 1 2 2 0 0 0												
23 Ty Wigginton, R OBP: 0.326, SLG: 0.445										4 0 1 0 0 1 1												
10 Adam Jones, R OBP: 0.304, SLG: 0.441										2 0 0 0 2 2 0												
18 Felix Pie, L OBP: 0.311, SLG: 0.457										4 0 1 0 0 1 4												
15 Craig Tatum, R OBP: 0.347, SLG: 0.306										2 0 0 0 0 1 1												
9 Jake Fox, R OBP: 0.282, SLG: 0.382										1 0 0 0 0 0 0												
3 Cesar Izturis, S OBP: 0.295, SLG: 0.291										3 0 0 0 0 0 1												
<b>Inning Stats</b>	R: 0 E: 0 K: 2 S: 10	H: 0 LOB: 0 BB: 0 P: 16	R: 0 E: 0 K: 2 S: 7	H: 0 LOB: 0 BB: 0 P: 9	R: 0 E: 0 K: 0 S: 7	H: 1 LOB: 1 BB: 0 P: 13	R: 2 E: 0 K: 1 S: 10	H: 1 LOB: 0 BB: 0 P: 12	R: 0 E: 0 K: 2 S: 8	H: 0 LOB: 0 BB: 0 P: 9	R: 0 E: 0 K: 1 S: 13	H: 1 LOB: 0 BB: 0 P: 16	R: 0 E: 0 K: 0 S: 6	H: 1 LOB: 1 BB: 1 P: 14	R: 0 E: 0 K: 0 S: 6	H: 1 LOB: 1 BB: 0 P: 8	R: 0 E: 0 K: 0 S: 19	H: 1 LOB: 2 BB: 1 P: 29	1B: 4 HR: 1	SF: 0 2B: 2 3B: 0 HBP: 1	WP: 0 PB: 0 SB: 0 CS: 0	PA: 34
<b>PITCHER</b>	IP WLS BF H R ER SO BB IBB HBP BLK WP HR S P ERA WHIP											<b>PITCHER</b>	IP WLS BF H R ER SO BB IBB HBP BLK WP HR S P ERA WHIP									
30 Scott Baker, R ERA: 5.0	(1, 1) 7.0 W 25 4 2 2 2 0 0 0 0 0 0 1 61 89 2.57 0.714																					
54 Matt Guerrier, R ERA: 2.69	(8, 1) 1.0 4 1 0 0 0 0 0 0 0 0 0 0 6 8 0.00 1.000																					
60 Jon Rauch, R ERA: 3.22	(9, 1) 1.0 5 1 0 0 0 0 1 0 0 0 0 0 0 19 29 0.00 2.000																					



Batter	1	2	3	4	5	6	7	8	9	AB R H RBI BB SO LOB	TOP							
18 Jason Repko, R (1, 8) OBP: 0.348, SLG: 0.450	F7		12 HR 16 HR HBP	12 G4-6-3 BB	F9	K			HR	4 2 1 1 1 1 1 4	<b>Minnesota Twins @ Baltimore Orioles</b> Oriole Park at Camden Yards, Baltimore, MD Sun Jul 25 2010, 1:38 PM - 5:23 PM EDT Att: 17,408 - Cloudy - 96 F							
12 Alexi Casilla, S (1, 4) OBP: 0.397, SLG: 0.360	25 BB 1B		16 HR 25 BB 1B	G4-6-3	FC5-4		F7		1B	6 1 3 0 0 0 3								
21 Delmon Young, R (1, 7) OBP: 0.354, SLG: 0.528	F8		L4	E6		HR	P4		F9	6 1 1 1 0 0 4								
25 Jim Thome, L (1, 10) OBP: 0.395, SLG: 0.550	BB		16 HR BB	BB	1B	HR	K		F7	4 2 2 1 2 1 1								
5 Michael Cuddyer, R (1, 3) OBP: 0.345, SLG: 0.440	G4-3		L6	G5-3		HR			K	6 1 1 0 0 1 8								
16 Jason Kubel, L (1, 9) OBP: 0.342, SLG: 0.435																		
22 Danny Valencia, R (1, 5) OBP: 0.398, SLG: 0.395																		
8 Nick Punto, S (1, 6) OBP: 0.325, SLG: 0.318																		
41 Drew Butera, R (1, 2) OBP: 0.200, SLG: 0.284																		
<b>Inning Stats</b>	R: 0 E: 0 K: 0 S: 11	H: 1 LOB: 2 BB: 1 P: 17	R: 0 E: 0 K: 0 S: 10	H: 1 LOB: 1 BB: 1 P: 16	R: 4 E: 0 K: 0 S: 14	H: 3 LOB: 1 BB: 1 P: 24	R: 1 E: 0 K: 0 S: 16	H: 2 LOB: 2 BB: 1 P: 30	R: 3 E: 0 K: 2 S: 15	H: 5 LOB: 2 BB: 0 P: 21	R: 0 E: 0 K: 1 S: 12	H: 2 LOB: 0 BB: 0 P: 15	R: 1 E: 0 K: 1 S: 10	H: 2 LOB: 1 BB: 0 P: 15	1B: 12 2B: 2 3B: 1 HR: 4	SF: 0 SAC: 0 DP: 2	WP: 0 PB: 0 SB: 0 CS: 0	PA: 50
<b>PITCHER</b>	IP WLS BF H R ER SO BB IBB HBP BLK WP HR S P ERA WHIP											IP WLS BF H R ER SO BB IBB HBP BLK WP HR S P ERA WHIP						
34 Jake Arrieta, R (1, 1) ERA: 5.4	4.0 L 23 7 5 5 0 4 0 0 1 0 0 1 51 87 11.25 2.750																	
27 Mark Hendrickson, L (5, 1) ERA: 5.6	3.0 17 8 4 4 3 0 0 0 0 0 2 34 48 12.00 2.667																	
19 Koji Uehara, R (8, 1) ERA: 2.35	1.0 5 2 0 0 0 0 0 0 0 0 0 12 15 0.00 2.000																	
29 David Hernandez, R (9, 1) ERA: 4.34	1.0 5 2 1 1 1 0 0 0 0 0 1 10 15 9.00 2.000																	

AB	45
R	10
H	19
RBI	9
BB	4
SO	4
LOB	29



Batter	1	2	3	4	5	6	7	8	9	AB R H RBI BB SO LOB	BOTTOM							
6 Corey Patterson, L (1, 7) OBP: 0.329, SLG: 0.409	G6-3 2B		G6-3		K			P6	1B	5 1 2 0 0 1 0	<b>Minnesota Twins @ Baltimore Orioles</b> Oriole Park at Camden Yards, Baltimore, MD Sun Jul 25 2010, 1:38 PM - 5:23 PM EDT Att: 17,408 - Cloudy - 96 F							
9 Miguel Tejada, R (1, 5) OBP: 0.311, SLG: 0.368	G6-3		1B		P6		G6-3	P4	1B	5 0 1 0 0 0 3								
21 Nick Markakis, L (1, 9) OBP: 0.376, SLG: 0.434	SF9		K		P6		G2			3 0 0 1 0 1 1								
30 Luke Scott, L (1, 3) OBP: 0.363, SLG: 0.576	BB		G3-1		2B			2B	2B	3 1 2 0 1 0 0								
23 Ty Wigginton, R (1, 10) OBP: 0.326, SLG: 0.443	F8		G5-3		G5-3		G5-3	1B	1B	4 1 1 1 0 0 2								
18 Felix Pie, L (1, 8) OBP: 0.321, SLG: 0.459	L4		32 1B		G4-3		G4-3	1B	1B	4 1 2 0 0 0 1								
32 Matt Wieters, S (1, 2) OBP: 0.315, SLG: 0.355	G4-3		1B		1B		F9	F8	1B	4 0 1 0 0 0 2								
2 Julio Lugo, R (1, 4) OBP: 0.310, SLG: 0.296	G6-3		G5-3		G5-3		K	L1-3	1B	4 0 0 0 0 1 4								
3 Cesar Izturis, S (1, 6) OBP: 0.294, SLG: 0.290	G6-3		G6-3		P6		P3	1B	1B	4 0 1 2 0 0 0								
<b>Inning Stats</b>	R: 1 E: 0 K: 0 S: 8	H: 1 LOB: 1 BB: 1 P: 16	R: 0 E: 0 K: 1 S: 9	H: 1 LOB: 0 BB: 0 P: 10	R: 0 E: 0 K: 0 S: 12	H: 2 LOB: 2 BB: 0 P: 20	R: 0 E: 0 K: 1 S: 8	H: 1 LOB: 1 BB: 0 P: 19	R: 0 E: 0 K: 1 S: 8	H: 0 LOB: 0 BB: 0 P: 11	R: 0 E: 0 K: 0 S: 9	H: 0 LOB: 0 BB: 0 P: 12	R: 3 E: 0 K: 0 S: 15	H: 5 LOB: 2 BB: 0 P: 21	1B: 7 2B: 3 3B: 0 HR: 0	SF: 1 SAC: 0 DP: 0	WP: 0 PB: 0 SB: 0 CS: 0	PA: 38
<b>PITCHER</b>	IP WLS BF H R ER SO BB IBB HBP BLK WP HR S P ERA WHIP											IP WLS BF H R ER SO BB IBB HBP BLK WP HR S P ERA WHIP						
59 Kevin Slowey, R (1, 1) ERA: 4.78	6.0 W 24 5 1 0 0 1 0 0 0 0 0 0 8 11 0.00 0.000																	
50 Jose Mijares, L (7, 1) ERA: 3.05	1.0 3 0 0 0 1 0 0 0 0 0 0 8 11 0.00 0.000																	
53 Nick Blackburn, R (8, 1) ERA: 6.66	2.0 11 5 3 3 0 0 0 0 0 0 0 24 33 13.50 2.500																	

AB	36
R	4
H	10
RBI	4
BB	1
SO	3
LOB	13





Batter	1	2	3	4	5	6	7	8	9	AB	R	H	RBI	BB	SO	LOB	TOP							
18 Jason Repko, R OBP: 0.379, SLG: 0.480										5	2	2	0	0	2	3	<b>Minnesota Twins @ Kansas City Royals</b> Kauffman Stadium, Kansas City, MO Mon Jul 26 2010, 7:11 PM - 10:12 PM CDT Att: 19,306 - Partly Cloudy - 85 F							
12 Alexi Casilla, S OBP: 0.406, SLG: 0.407										4	3	2	3	1	0	2								
7 Joe Mauer, L OBP: 0.373, SLG: 0.455										5	3	5	7	0	0	0								
41 Drew Butera, R OBP: 0.197, SLG: 0.279										1	0	0	0	0	0	1								
21 Delmon Young, R OBP: 0.359, SLG: 0.536										6	2	4	1	0	1	2								
25 Jim Thome, L OBP: 0.393, SLG: 0.540										3	0	0	0	1	2	2								
26 Jose Morales, S OBP: 0.341, SLG: 0.431										2	1	0	0	0	1	2								
5 Michael Cuddyer, R OBP: 0.345, SLG: 0.439										5	1	1	1	1	1	3								
16 Jason Kubel, L OBP: 0.341, SLG: 0.431										5	1	1	2	1	2	2								
22 Danny Valencia, R OBP: 0.430, SLG: 0.482										4	4	4	4	1	0	0								
27 J.J. Hardy, R OBP: 0.296, SLG: 0.368										4	2	1	1	1	2	3								
<b>Inning Stats</b>	R: 6 H: 5 E: 0 K: 2 S: 17	H: 5 LOB: 0 BB: 1 P: 31	R: 0 H: 1 E: 0 K: 1 S: 8	H: 1 LOB: 1 BB: 0 P: 14	R: 0 H: 0 E: 0 K: 2 S: 8	H: 0 LOB: 0 BB: 0 P: 14	R: 2 H: 2 E: 0 K: 2 S: 16	H: 2 LOB: 1 BB: 1 P: 26	R: 0 H: 0 E: 0 K: 0 S: 6	H: 0 LOB: 0 BB: 0 P: 12	R: 6 H: 7 E: 0 K: 2 S: 29	H: 2 LOB: 1 BB: 1 P: 43	R: 3 H: 3 E: 0 K: 2 S: 26	H: 3 LOB: 1 BB: 1 P: 42	R: 2 H: 1 E: 0 K: 0 S: 9	H: 1 LOB: 0 BB: 1 P: 20	R: 0 H: 1 E: 0 K: 1 S: 9	H: 1 LOB: 1 BB: 1 P: 16	1B: 9 2B: 8 3B: 2 HR: 2	SF: 1 SAC: 0 DP: 2 HBP: 1	WP: 1 PB: 0 CS: 0 SB: 0	PA: 52		
<b>PITCHER</b>	IP WLS BF H R ER SO BB IBB HBP BLK WP HR S P ERA WHIP	IP WLS BF H R ER SO BB IBB HBP BLK WP HR S P ERA WHIP	IP WLS BF H R ER SO BB IBB HBP BLK WP HR S P ERA WHIP	IP WLS BF H R ER SO BB IBB HBP BLK WP HR S P ERA WHIP	IP WLS BF H R ER SO BB IBB HBP BLK WP HR S P ERA WHIP	IP WLS BF H R ER SO BB IBB HBP BLK WP HR S P ERA WHIP	IP WLS BF H R ER SO BB IBB HBP BLK WP HR S P ERA WHIP	IP WLS BF H R ER SO BB IBB HBP BLK WP HR S P ERA WHIP	IP WLS BF H R ER SO BB IBB HBP BLK WP HR S P ERA WHIP	IP WLS BF H R ER SO BB IBB HBP BLK WP HR S P ERA WHIP	IP WLS BF H R ER SO BB IBB HBP BLK WP HR S P ERA WHIP	IP WLS BF H R ER SO BB IBB HBP BLK WP HR S P ERA WHIP	IP WLS BF H R ER SO BB IBB HBP BLK WP HR S P ERA WHIP	IP WLS BF H R ER SO BB IBB HBP BLK WP HR S P ERA WHIP	IP WLS BF H R ER SO BB IBB HBP BLK WP HR S P ERA WHIP	IP WLS BF H R ER SO BB IBB HBP BLK WP HR S P ERA WHIP	IP WLS BF H R ER SO BB IBB HBP BLK WP HR S P ERA WHIP	IP WLS BF H R ER SO BB IBB HBP BLK WP HR S P ERA WHIP	IP WLS BF H R ER SO BB IBB HBP BLK WP HR S P ERA WHIP	IP WLS BF H R ER SO BB IBB HBP BLK WP HR S P ERA WHIP	IP WLS BF H R ER SO BB IBB HBP BLK WP HR S P ERA WHIP	IP WLS BF H R ER SO BB IBB HBP BLK WP HR S P ERA WHIP	IP WLS BF H R ER SO BB IBB HBP BLK WP HR S P ERA WHIP	IP WLS BF H R ER SO BB IBB HBP BLK WP HR S P ERA WHIP
23 Zack Greinke, R ERA: 4.01	4.0 L 22 8 8 8 7 2 0 0 0 0 1 1 49 85 18.00 2.500	4.0 L 22 8 8 8 7 2 0 0 0 0 1 1 49 85 18.00 2.500	4.0 L 22 8 8 8 7 2 0 0 0 0 1 1 49 85 18.00 2.500	4.0 L 22 8 8 8 7 2 0 0 0 0 1 1 49 85 18.00 2.500	4.0 L 22 8 8 8 7 2 0 0 0 0 1 1 49 85 18.00 2.500	4.0 L 22 8 8 8 7 2 0 0 0 0 1 1 49 85 18.00 2.500	4.0 L 22 8 8 8 7 2 0 0 0 0 1 1 49 85 18.00 2.500	4.0 L 22 8 8 8 7 2 0 0 0 0 1 1 49 85 18.00 2.500	4.0 L 22 8 8 8 7 2 0 0 0 0 1 1 49 85 18.00 2.500	4.0 L 22 8 8 8 7 2 0 0 0 0 1 1 49 85 18.00 2.500	4.0 L 22 8 8 8 7 2 0 0 0 0 1 1 49 85 18.00 2.500	4.0 L 22 8 8 8 7 2 0 0 0 0 1 1 49 85 18.00 2.500	4.0 L 22 8 8 8 7 2 0 0 0 0 1 1 49 85 18.00 2.500	4.0 L 22 8 8 8 7 2 0 0 0 0 1 1 49 85 18.00 2.500	4.0 L 22 8 8 8 7 2 0 0 0 0 1 1 49 85 18.00 2.500	4.0 L 22 8 8 8 7 2 0 0 0 0 1 1 49 85 18.00 2.500	4.0 L 22 8 8 8 7 2 0 0 0 0 1 1 49 85 18.00 2.500	4.0 L 22 8 8 8 7 2 0 0 0 0 1 1 49 85 18.00 2.500	4.0 L 22 8 8 8 7 2 0 0 0 0 1 1 49 85 18.00 2.500	4.0 L 22 8 8 8 7 2 0 0 0 0 1 1 49 85 18.00 2.500	4.0 L 22 8 8 8 7 2 0 0 0 0 1 1 49 85 18.00 2.500	4.0 L 22 8 8 8 7 2 0 0 0 0 1 1 49 85 18.00 2.500	4.0 L 22 8 8 8 7 2 0 0 0 0 1 1 49 85 18.00 2.500	4.0 L 22 8 8 8 7 2 0 0 0 0 1 1 49 85 18.00 2.500
53 Kaneoa Teixeira, R ERA: 4.5	1.2 10 4 5 5 1 1 0 0 0 0 0 1 23 39 27.00 3.000	1.2 10 4 5 5 1 1 0 0 0 0 0 1 23 39 27.00 3.000	1.2 10 4 5 5 1 1 0 0 0 0 0 1 23 39 27.00 3.000	1.2 10 4 5 5 1 1 0 0 0 0 0 1 23 39 27.00 3.000	1.2 10 4 5 5 1 1 0 0 0 0 0 1 23 39 27.00 3.000	1.2 10 4 5 5 1 1 0 0 0 0 0 1 23 39 27.00 3.000	1.2 10 4 5 5 1 1 0 0 0 0 0 1 23 39 27.00 3.000	1.2 10 4 5 5 1 1 0 0 0 0 0 1 23 39 27.00 3.000	1.2 10 4 5 5 1 1 0 0 0 0 0 1 23 39 27.00 3.000	1.2 10 4 5 5 1 1 0 0 0 0 0 1 23 39 27.00 3.000	1.2 10 4 5 5 1 1 0 0 0 0 0 1 23 39 27.00 3.000	1.2 10 4 5 5 1 1 0 0 0 0 0 1 23 39 27.00 3.000	1.2 10 4 5 5 1 1 0 0 0 0 0 1 23 39 27.00 3.000	1.2 10 4 5 5 1 1 0 0 0 0 0 1 23 39 27.00 3.000	1.2 10 4 5 5 1 1 0 0 0 0 0 1 23 39 27.00 3.000	1.2 10 4 5 5 1 1 0 0 0 0 0 1 23 39 27.00 3.000	1.2 10 4 5 5 1 1 0 0 0 0 0 1 23 39 27.00 3.000	1.2 10 4 5 5 1 1 0 0 0 0 0 1 23 39 27.00 3.000	1.2 10 4 5 5 1 1 0 0 0 0 0 1 23 39 27.00 3.000	1.2 10 4 5 5 1 1 0 0 0 0 0 1 23 39 27.00 3.000	1.2 10 4 5 5 1 1 0 0 0 0 0 1 23 39 27.00 3.000	1.2 10 4 5 5 1 1 0 0 0 0 0 1 23 39 27.00 3.000	1.2 10 4 5 5 1 1 0 0 0 0 0 1 23 39 27.00 3.000	1.2 10 4 5 5 1 1 0 0 0 0 0 1 23 39 27.00 3.000
47 Victor Marte, R ERA: 8.67	0.1 7 5 4 4 1 1 0 0 0 0 0 1 20 32 108.00 18.000	0.1 7 5 4 4 1 1 0 0 0 0 0 1 20 32 108.00 18.000	0.1 7 5 4 4 1 1 0 0 0 0 0 1 20 32 108.00 18.000	0.1 7 5 4 4 1 1 0 0 0 0 0 1 20 32 108.00 18.000	0.1 7 5 4 4 1 1 0 0 0 0 0 1 20 32 108.00 18.000	0.1 7 5 4 4 1 1 0 0 0 0 0 1 20 32 108.00 18.000	0.1 7 5 4 4 1 1 0 0 0 0 0 1 20 32 108.00 18.000	0.1 7 5 4 4 1 1 0 0 0 0 0 1 20 32 108.00 18.000	0.1 7 5 4 4 1 1 0 0 0 0 0 1 20 32 108.00 18.000	0.1 7 5 4 4 1 1 0 0 0 0 0 1 20 32 108.00 18.000	0.1 7 5 4 4 1 1 0 0 0 0 0 1 20 32 108.00 18.000	0.1 7 5 4 4 1 1 0 0 0 0 0 1 20 32 108.00 18.000	0.1 7 5 4 4 1 1 0 0 0 0 0 1 20 32 108.00 18.000	0.1 7 5 4 4 1 1 0 0 0 0 0 1 20 32 108.00 18.000	0.1 7 5 4 4 1 1 0 0 0 0 0 1 20 32 108.00 18.000	0.1 7 5 4 4 1 1 0 0 0 0 0 1 20 32 108.00 18.000	0.1 7 5 4 4 1 1 0 0 0 0 0 1 20 32 108.00 18.000	0.1 7 5 4 4 1 1 0 0 0 0 0 1 20 32 108.00 18.000	0.1 7 5 4 4 1 1 0 0 0 0 0 1 20 32 108.00 18.000	0.1 7 5 4 4 1 1 0 0 0 0 0 1 20 32 108.00 18.000	0.1 7 5 4 4 1 1 0 0 0 0 0 1 20 32 108.00 18.000	0.1 7 5 4 4 1 1 0 0 0 0 0 1 20 32 108.00 18.000	0.1 7 5 4 4 1 1 0 0 0 0 0 1 20 32 108.00 18.000	0.1 7 5 4 4 1 1 0 0 0 0 0 1 20 32 108.00 18.000
38 Blake Wood, R ERA: 6.28	1.0 4 1 0 0 2 0 0 0 0 0 0 0 18 26 0.00 1.000	1.0 4 1 0 0 2 0 0 0 0 0 0 0 18 26 0.00 1.000	1.0 4 1 0 0 2 0 0 0 0 0 0 0 18 26 0.00 1.000	1.0 4 1 0 0 2 0 0 0 0 0 0 0 18 26 0.00 1.000	1.0 4 1 0 0 2 0 0 0 0 0 0 0 18 26 0.00 1.000	1.0 4 1 0 0 2 0 0 0 0 0 0 0 18 26 0.00 1.000	1.0 4 1 0 0 2 0 0 0 0 0 0 0 18 26 0.00 1.000	1.0 4 1 0 0 2 0 0 0 0 0 0 0 18 26 0.00 1.000	1.0 4 1 0 0 2 0 0 0 0 0 0 0 18 26 0.00 1.000	1.0 4 1 0 0 2 0 0 0 0 0 0 0 18 26 0.00 1.000	1.0 4 1 0 0 2 0 0 0 0 0 0 0 18 26 0.00 1.000	1.0 4 1 0 0 2 0 0 0 0 0 0 0 18 26 0.00 1.000	1.0 4 1 0 0 2 0 0 0 0 0 0 0 18 26 0.00 1.000	1.0 4 1 0 0 2 0 0 0 0 0 0 0 18 26 0.00 1.000	1.0 4 1 0 0 2 0 0 0 0 0 0 0 18 26 0.00 1.000	1.0 4 1 0 0 2 0 0 0 0 0 0 0 18 26 0.00 1.000	1.0 4 1 0 0 2 0 0 0 0 0 0 0 18 26 0.00 1.000	1.0 4 1 0 0 2 0 0 0 0 0 0 0 18 26 0.00 1.000	1.0 4 1 0 0 2 0 0 0 0 0 0 0 18 26 0.00 1.000	1.0 4 1 0 0 2 0 0 0 0 0 0 0 18 26 0.00 1.000	1.0 4 1 0 0 2 0 0 0 0 0 0 0 18 26 0.00 1.000	1.0 4 1 0 0 2 0 0 0 0 0 0 0 18 26 0.00 1.000	1.0 4 1 0 0 2 0 0 0 0 0 0 0 18 26 0.00 1.000	1.0 4 1 0 0 2 0 0 0 0 0 0 0 18 26 0.00 1.000
31 Dusty Hughes, L ERA: 5.2	2.0 9 2 2 2 1 2 0 1 0 0 0 0 18 36 9.00 2.000	2.0 9 2 2 2 1 2 0 1 0 0 0 0 18 36 9.00 2.000	2.0 9 2 2 2 1 2 0 1 0 0 0 0 18 36 9.00 2.000	2.0 9 2 2 2 1 2 0 1 0 0 0 0 18 36 9.00 2.000	2.0 9 2 2 2 1 2 0 1 0 0 0 0 18 36 9.00 2.000	2.0 9 2 2 2 1 2 0 1 0 0 0 0 18 36 9.00 2.000	2.0 9 2 2 2 1 2 0 1 0 0 0 0 18 36 9.00 2.000	2.0 9 2 2 2 1 2 0 1 0 0 0 0 18 36 9.00 2.000	2.0 9 2 2 2 1 2 0 1 0 0 0 0 18 36 9.00 2.000	2.0 9 2 2 2 1 2 0 1 0 0 0 0 18 36 9.00 2.000	2.0 9 2 2 2 1 2 0 1 0 0 0 0 18 36 9.00 2.000	2.0 9 2 2 2 1 2 0 1 0 0 0 0 18 36 9.00 2.000	2.0 9 2 2 2 1 2 0 1 0 0 0 0 18 36 9.00 2.000	2.0 9 2 2 2 1 2 0 1 0 0 0 0 18 36 9.00 2.000	2.0 9 2 2 2 1 2 0 1 0 0 0 0 18 36 9.00 2.000	2.0 9 2 2 2 1 2 0 1 0 0 0 0 18 36 9.00 2.000	2.0 9 2 2 2 1 2 0 1 0 0 0 0 18 36 9.00 2.000	2.0 9 2 2 2 1 2 0 1 0 0 0 0 18 36 9.00 2.000	2.0 9 2 2 2 1 2 0 1 0 0 0 0 18 36 9.00 2.000	2.0 9 2 2 2 1 2 0 1 0 0 0 0 18 36 9.00 2.000	2.0 9 2 2 2 1 2 0 1 0 0 0 0 18 36 9.00 2.000	2.0 9 2 2 2 1 2 0 1 0 0 0 0 18 36 9.00 2.000	2.0 9 2 2 2 1 2 0 1 0 0 0 0 18 36 9.00 2.000	2.0 9 2 2 2 1 2 0 1 0 0 0 0 18 36 9.00 2.000

Batter	1	2	3	4	5	6	7	8	9	AB	R	H	RBI	BB	SO	LOB	BOTTOM
22 Scott Podsednik, L OBP: 0.352, SLG: 0.400										4	0	1	0	0	0	3	<b>Minnesota Twins @ Kansas City Royals</b> Kauffman Stadium, Kansas City, MO Mon Jul 26 2010, 7:11 PM - 10:12 PM CDT Att: 19,306 - Partly Cloudy - 85 F
18 Jason Kendall, R OBP: 0.334, SLG: 0.315																	



Batter	1	2	3	4	5	6	7	8	9	AB	R	H	RBI	BB	SO	LOB	TOP								
2 Denard Span, L OBP: 0.347, SLG: 0.364										4	1	2	0	2	0	1									
18 Jason Repko, R OBP: 0.371, SLG: 0.433										5	1	1	1	1	1	4									
7 Joe Mauer, L OBP: 0.374, SLG: 0.462										4	2	2	2	0	0	0									
26 Jose Morales, S (9, PH)										4	3	2	1	0	0	1									
5 Michael Cuddyer, R OBP: 0.348, SLG: 0.444										5	2	3	2	0	0	0									
22 Danny Valencia, R OBP: 0.448, SLG: 0.511										5	0	4	3	0	1	0									
27 J.J. Hardy, R OBP: 0.303, SLG: 0.388										5	1	3	2	0	1	3									
8 Nick Punto, S OBP: 0.323, SLG: 0.313										4	0	0	0	1	0	4									
41 Drew Butera, R OBP: 0.211, SLG: 0.301										5	1	2	0	0	0	2									
<b>Inning Stats</b>	R: 2 E: 0 K: 1 S: 19	H: 4 LOB: 2 BB: 0 P: 30	R: 0 E: 0 K: 0 S: 10	H: 1 LOB: 1 BB: 0 P: 13	R: 2 E: 0 K: 0 S: 18	H: 4 LOB: 2 BB: 0 P: 29	R: 0 E: 0 K: 0 S: 8	H: 0 LOB: 0 BB: 1 P: 14	R: 0 E: 0 K: 0 S: 7	H: 1 LOB: 1 BB: 0 P: 12	R: 2 E: 0 K: 0 S: 10	H: 2 LOB: 1 BB: 2 P: 22	R: 1 E: 0 K: 1 S: 9	H: 1 LOB: 0 BB: 0 P: 14	R: 4 E: 0 K: 0 S: 20	H: 5 LOB: 2 BB: 1 P: 34	R: 0 E: 0 K: 1 S: 11	H: 1 LOB: 1 BB: 0 P: 17	1B: 12 2B: 6 3B: 0 HR: 1	SF: 1 SAC: 0 DP: 1 HBP: 1	WP: 0 PB: 0 SB: 0 CS: 2	PA: 48			
<b>PITCHER</b>	IP WLS BF H R ER SO BB IBB HBP BLK WP HR S P ERA WHIP	5.1 L 28 11 6 6 1 3 0 1 0 0 0 4 7 10.12 2.625	0.2 3 1 0 0 0 0 0 0 0 0 0 4 7 0.00 1.500	1.0 4 1 1 1 1 0 0 0 0 0 1 9 14 9.00 1.000	0.2 7 4 4 4 0 1 0 0 0 0 0 16 26 54.00 7.500	1.1 6 2 0 0 1 0 0 0 0 0 0 15 25 0.00 1.500											IP WLS BF H R ER SO BB IBB HBP BLK WP HR S P ERA WHIP								
52 Bruce Chen, L ERA: 4.83	40 Kyle Farnsworth, R ERA: 2.34	51 Robinson Tejeda, R ERA: 3.3	47 Victor Marte, R ERA: 9.76	31 Dusty Hughes, L ERA: 5.02											52 Bruce Chen, L ERA: 4.83										
22 Scott Podsednik, L OBP: 0.352, SLG: 0.400										5	0	2	1	0	0	1									
18 Jason Kendall, R OBP: 0.333, SLG: 0.312										3	0	0	0	1	0	2									
3 Brayan Peña, S OBP: 0.302, SLG: 0.270										4	0	2	0	1	1	0									
6 Jose Guillen, R OBP: 0.332, SLG: 0.459										3	0	1	1	0	1	1									
24 Rick Ankiel, L OBP: 0.287, SLG: 0.456										3	0	0	0	1	1	4									
24 Wilson Betemit, S OBP: 0.416, SLG: 0.613										4	0	1	0	0	1	0									
4 Alex Gordon, L OBP: 0.293, SLG: 0.280										4	1	1	0	0	0	2									
3 Yuniesky Betancourt, R OBP: 0.275, SLG: 0.392										4	0	1	0	0	0	3									
17 Chris Getz, L OBP: 0.317, SLG: 0.287										4	1	2	0	0	1	3									
<b>Inning Stats</b>	R: 0 E: 0 K: 1 S: 12	H: 1 LOB: 1 BB: 0 P: 16	R: 0 E: 0 K: 0 S: 11	H: 1 LOB: 2 BB: 1 P: 20	R: 0 E: 0 K: 1 S: 17	H: 2 LOB: 0 BB: 0 P: 22	R: 0 E: 0 K: 0 S: 6	H: 0 LOB: 0 BB: 0 P: 8	R: 1 E: 0 K: 0 S: 17	H: 3 LOB: 2 BB: 2 P: 32	R: 1 E: 0 K: 0 S: 17	H: 0 LOB: 0 BB: 0 P: 26	R: 0 E: 0 K: 1 S: 7	H: 0 LOB: 0 BB: 0 P: 12	R: 0 E: 0 K: 2 S: 12	H: 1 LOB: 1 BB: 0 P: 18	R: 0 E: 0 K: 0 S: 5	H: 1 LOB: 0 BB: 0 P: 8	1B: 9 2B: 1 3B: 0 HR: 0	SF: 1 SAC: 0 DP: 1 HBP: 0	WP: 0 PB: 1 SB: 1 CS: 0	PA: 39			
<b>PITCHER</b>	IP WLS BF H R ER SO BB IBB HBP BLK WP HR S P ERA WHIP	5.0 W 23 5 3 1 1 0 3 0 0 0 0 0 14 22 13.50 4.500	1.1 H 4 0 0 0 1 0 0 0 0 0 0 10 16 0.00 0.000	1.0 4 1 0 0 2 0 0 0 0 0 0 12 18 0.00 1.000	1.0 3 1 0 0 0 0 0 0 0 0 0 5 8 0.00 1.000											IP WLS BF H R ER SO BB IBB HBP BLK WP HR S P ERA WHIP									
48 Carl Pavano, R ERA: 3.21	32 Ron Mahay, L ERA: 3.49	28 Jesse Crain, R ERA: 3.24	50 Jose Mijares, L ERA: 2.91	60 Jon Rauch, R ERA: 3.13											48 Carl Pavano, R ERA: 3.21										

Minnesota Twins @ Kansas City Royals  
Kauffman Stadium, Kansas City, MO  
Tue Jul 27 2010, 7:10 PM - 10:31 PM CDT  
Att: 16,749 - Partly Cloudy - 88 F

AB	42
R	11
H	19
RBI	11
BB	4
SO	3
LOB	16



Minnesota Twins @ Kansas City Royals  
Kauffman Stadium, Kansas City, MO  
Tue Jul 27 2010, 7:10 PM - 10:31 PM CDT  
Att: 16,749 - Partly Cloudy - 88 F

AB	35
R	2
H	10
RBI	2
BB	3
SO	5
LOB	17





Batter	1	2	3	4	5	6	7	8	9	AB	R	H	RBI	BB	SO	LOB	TOP						
2 Denard Span, L OBP: 0.350, SLG: 0.367										5	1	3	1	0	0	1							
12 Alexi Casilla, S OBP: 0.377, SLG: 0.373										5	0	0	0	0	1	4							
7 Joe Mauer, L OBP: 0.377, SLG: 0.465										4	2	2	0	1	0	2							
21 Delmon Young, R OBP: 0.366, SLG: 0.548										5	1	3	3	0	0	3							
16 Jason Kubel, L OBP: 0.340, SLG: 0.427										3	0	0	1	1	1	1							
5 Michael Cuddyer, R OBP: 0.346, SLG: 0.441										5	0	1	0	0	1	3							
22 Danny Valencia, R OBP: 0.441, SLG: 0.495										3	0	0	0	1	1	4							
18 Jason Repko, R OBP: 0.410, SLG: 0.559										4	2	3	1	0	1	1							
8 Nick Punto, S OBP: 0.326, SLG: 0.316										4	0	2	0	0	0	0							
27 J.J. Hardy, R OBP: 0.303, SLG: 0.388										0	0	0	0	0	0	0							
<b>Inning Stats</b>	R: 3 E: 0 K: 1 S: 16	H: 3 LOB: 0 BB: 0 P: 26	R: 1 E: 0 K: 2 S: 10	H: 2 LOB: 1 BB: 0 P: 15	R: 0 E: 0 K: 0 S: 9	H: 2 LOB: 2 BB: 0 P: 14	R: 1 E: 0 K: 0 S: 8	H: 3 LOB: 2 BB: 0 P: 14	R: 0 E: 0 K: 0 S: 7	H: 0 LOB: 0 BB: 1 P: 18	R: 0 E: 0 K: 1 S: 13	H: 1 LOB: 2 BB: 1 P: 20	R: 0 E: 0 K: 0 S: 5	H: 2 LOB: 1 BB: 0 P: 8	R: 1 E: 0 K: 0 S: 6	H: 1 LOB: 1 BB: 1 P: 15	1B: 11 2B: 1 3B: 0 HR: 2	SF: 1 SAC: 0 DP: 1 HBP: 0	WP: 1 PB: 0 CS: 0 SB: 1	PA: 42			
<b>PITCHER</b>	IP WLS BF H R ER SO BB IBB HBP BLK WP HR S P ERA WHIP	IP WLS BF H R ER SO BB IBB HBP BLK WP HR S P ERA WHIP	IP WLS BF H R ER SO BB IBB HBP BLK WP HR S P ERA WHIP	IP WLS BF H R ER SO BB IBB HBP BLK WP HR S P ERA WHIP	IP WLS BF H R ER SO BB IBB HBP BLK WP HR S P ERA WHIP	IP WLS BF H R ER SO BB IBB HBP BLK WP HR S P ERA WHIP	IP WLS BF H R ER SO BB IBB HBP BLK WP HR S P ERA WHIP	IP WLS BF H R ER SO BB IBB HBP BLK WP HR S P ERA WHIP	IP WLS BF H R ER SO BB IBB HBP BLK WP HR S P ERA WHIP	IP WLS BF H R ER SO BB IBB HBP BLK WP HR S P ERA WHIP	IP WLS BF H R ER SO BB IBB HBP BLK WP HR S P ERA WHIP	IP WLS BF H R ER SO BB IBB HBP BLK WP HR S P ERA WHIP	IP WLS BF H R ER SO BB IBB HBP BLK WP HR S P ERA WHIP	IP WLS BF H R ER SO BB IBB HBP BLK WP HR S P ERA WHIP	IP WLS BF H R ER SO BB IBB HBP BLK WP HR S P ERA WHIP	IP WLS BF H R ER SO BB IBB HBP BLK WP HR S P ERA WHIP	IP WLS BF H R ER SO BB IBB HBP BLK WP HR S P ERA WHIP	IP WLS BF H R ER SO BB IBB HBP BLK WP HR S P ERA WHIP	IP WLS BF H R ER SO BB IBB HBP BLK WP HR S P ERA WHIP	IP WLS BF H R ER SO BB IBB HBP BLK WP HR S P ERA WHIP	IP WLS BF H R ER SO BB IBB HBP BLK WP HR S P ERA WHIP	IP WLS BF H R ER SO BB IBB HBP BLK WP HR S P ERA WHIP	IP WLS BF H R ER SO BB IBB HBP BLK WP HR S P ERA WHIP

Minnesota Twins @ Kansas City Royals  
Kauffman Stadium, Kansas City, MO  
Wed Jul 28 2010, 1:10 PM - 3:54 PM CDT  
Att: 15,484 - Partly Cloudy - 90 F

AB 38  
R 6  
H 14  
RBI 6  
BB 3  
SO 5  
LOB 19



Batter	1	2	3	4	5	6	7	8	9	AB	R	H	RBI	BB	SO	LOB	BOTTOM							
22 Scott Podsednik, L OBP: 0.353, SLG: 0.400										5	0	2	0	0	1	0								
8 Willie Bloomquist, R OBP: 0.292, SLG: 0.377										5	0	2	1	0	0	2								
16 Billy Butler, R OBP: 0.379, SLG: 0.455										5	1	1	0	0	1	3								
6 Jose Guillen, R OBP: 0.331, SLG: 0.457										4	0	1	0	0	1	0								
12 Mitch Maier, L OBP: 0.324, SLG: 0.357										0	1	0	0	0	0	0								
24 Wilson Betemit, S OBP: 0.419, SLG: 0.602										3	0	1	0	1	1	0								
13 Mike Aviles, R OBP: 0.327, SLG: 0.374										4	1	2	0	0	0	4								
24 Rick Ankiel, L OBP: 0.297, SLG: 0.458										4	0	2	2	0	0	2								
3 Brayan Peña, S OBP: 0.277, SLG: 0.244										4	0	0	0	0	0	4								
3 Yuniesky Betancourt, R OBP: 0.278, SLG: 0.391										3	1	1	1	1	0	0								
<b>Inning Stats</b>	R: 0 E: 0 K: 0 S: 6	H: 0 LOB: 0 BB: 0 P: 12	R: 0 E: 0 K: 1 S: 9	H: 1 LOB: 1 BB: 0 P: 15	R: 0 E: 0 K: 0 S: 5	H: 1 LOB: 1 BB: 1 P: 15	R: 0 E: 0 K: 1 S: 6	H: 0 LOB: 0 BB: 0 P: 7	R: 2 E: 0 K: 0 S: 15	H: 5 LOB: 2 BB: 0 P: 21	R: 0 E: 0 K: 0 S: 9	H: 1 LOB: 1 BB: 0 P: 13	R: 0 E: 0 K: 1 S: 8	H: 0 LOB: 0 BB: 0 P: 12	R: 2 E: 0 K: 0 S: 20	H: 3 LOB: 2 BB: 1 P: 31	R: 0 E: 0 K: 1 S: 11	H: 1 LOB: 1 BB: 0 P: 12	1B: 12 2B: 0 3B: 0 HR: 0	SF: 0 SAC: 0 DP: 2 HBP: 0	WP: 0 PB: 0 CS: 0 SB: 0	PA: 39		
<b>PITCHER</b>	IP WLS BF H R ER SO BB IBB HBP BLK WP HR S P ERA WHIP	IP WLS BF H R ER SO BB IBB HBP BLK WP HR S P ERA WHIP	IP WLS BF H R ER SO BB IBB HBP BLK WP HR S P ERA WHIP	IP WLS BF H R ER SO BB IBB HBP BLK WP HR S P ERA WHIP	IP WLS BF H R ER SO BB IBB HBP BLK WP HR S P ERA WHIP	IP WLS BF H R ER SO BB IBB HBP BLK WP HR S P ERA WHIP	IP WLS BF H R ER SO BB IBB HBP BLK WP HR S P ERA WHIP	IP WLS BF H R ER SO BB IBB HBP BLK WP HR S P ERA WHIP	IP WLS BF H R ER SO BB IBB HBP BLK WP HR S P ERA WHIP	IP WLS BF H R ER SO BB IBB HBP BLK WP HR S P ERA WHIP	IP WLS BF H R ER SO BB IBB HBP BLK WP HR S P ERA WHIP	IP WLS BF H R ER SO BB IBB HBP BLK WP HR S P ERA WHIP	IP WLS BF H R ER SO BB IBB HBP BLK WP HR S P ERA WHIP	IP WLS BF H R ER SO BB IBB HBP BLK WP HR S P ERA WHIP	IP WLS BF H R ER SO BB IBB HBP BLK WP HR S P ERA WHIP	IP WLS BF H R ER SO BB IBB HBP BLK WP HR S P ERA WHIP	IP WLS BF H R ER SO BB IBB HBP BLK WP HR S P ERA WHIP	IP WLS BF H R ER SO BB IBB HBP BLK WP HR S P ERA WHIP	IP WLS BF H R ER SO BB IBB HBP BLK WP HR S P ERA WHIP	IP WLS BF H R ER SO BB IBB HBP BLK WP HR S P ERA WHIP	IP WLS BF H R ER SO BB IBB HBP BLK WP HR S P ERA WHIP	IP WLS BF H R ER SO BB IBB HBP BLK WP HR S P ERA WHIP	IP WLS BF H R ER SO BB IBB HBP BLK WP HR S P ERA WHIP	IP WLS BF H R ER SO BB IBB HBP BLK WP HR S P ERA WHIP

Minnesota Twins @ Kansas City Royals  
Kauffman Stadium, Kansas City, MO  
Wed Jul 28 2010, 1:10 PM - 3:54 PM CDT  
Att: 15,484 - Partly Cloudy - 90 F

AB 37  
R 4  
H 12  
RBI 4  
BB 2  
SO 4  
LOB 15






Batter	1	2	3	4	5	6	7	8	9	AB	R	H	RBI	BB	SO	LOB	TOP																			
51 Ichiro Suzuki, L (1,9) OBP: 0.363, SLG: 0.389	F8		G6-3		FC3-6	K		G4-3		5	0	1	0	0	1	1																				
9 Chone Figgins, S (1,4) OBP: 0.338, SLG: 0.288	30 CS		F8		FC3-6		30 WP			5	0	3	0	0	0	1																				
13 Casey Kotchman, L (1,3) OBP: 0.297, SLG: 0.367	P6		G6-3		G4-3		F7			5	0	0	0	0	1	4																				
30 Russell Branyan, L (1,10) OBP: 0.329, SLG: 0.496	CS		55 SH1-3		G3		21 1B			4	1	2	0	0	1	1																				
21 Franklin Gutierrez, R (1,8) OBP: 0.322, SLG: 0.373		55 SH1-3			55 FC5-4		16 2B			3	1	2	1	1	0	1																				
55 Michael Saunders, L (1,7) OBP: 0.318, SLG: 0.427		SH1-3			FC5-4		16 2B			2	1	0	0	1	0	1																				
26 Josh Bard, S (1,2) OBP: 0.320, SLG: 0.385										2	0	0	0	2	1	2																				
16 Josh Wilson, R (1,5) OBP: 0.314, SLG: 0.340					P4					4	0	1	2	0	1	5																				
2 Jack Wilson, R (1,6) OBP: 0.277, SLG: 0.305		P3			F9		G4-3			4	0	0	0	0	0	4																				
<b>Inning Stats</b>	R: 0 E: 0 K: 0 S: 7	H: 1 LOB: 0 BB: 0 P: 14	R: 0 E: 0 K: 1 S: 13	H: 1 LOB: 3 BB: 2 P: 22	R: 0 E: 0 K: 0 S: 10	H: 0 LOB: 0 BB: 0 P: 12	R: 0 E: 0 K: 0 S: 8	H: 1 LOB: 2 BB: 1 P: 13	R: 0 E: 0 K: 0 S: 6	H: 1 LOB: 1 BB: 0 P: 10	R: 3 E: 0 K: 2 S: 15	H: 3 LOB: 1 BB: 1 P: 27	R: 0 E: 0 K: 1 S: 13	H: 1 LOB: 0 BB: 0 P: 19	R: 0 E: 0 K: 0 S: 11	H: 0 LOB: 0 BB: 0 P: 13	R: 0 E: 0 K: 1 S: 11	H: 1 LOB: 1 BB: 0 P: 14	1B: 6 2B: 3 3B: 0 HR: 0	SF: 0 SAC: 1 DP: 0 HBP: 0	WP: 1 PB: 0 SB: 1 CS: 1	PA: 40														
<b>PITCHER</b>	IP	WLS	BF	H	R	ER	SO	BB	IBB	HBP	BLK	WP	HR	S	P	ERA	WHIP	<b>PITCHER</b>	IP	WLS	BF	H	R	ER	SO	BB	IBB	HBP	BLK	WP	HR	S	P	ERA	WHIP	
30 Scott Baker, R (1,1) ERA: 5.0	5.1	W	26	7	3	3	2	4	0	0	0	0	0	51	86	5.06	2.062																			
28 Jesse Crain, R (6,1) ERA: 3.12	0.2	H	3	1	0	0	1	0	0	0	0	0	0	12	18	0.00	1.500																			
50 Jose Mijares, L (7,1) ERA: 2.78	0.2	H	2	0	0	0	1	0	0	0	0	1	0	5	9	0.00	0.000																			
54 Matt Guerrier, R (7,1) ERA: 2.96	1.1	H	4	0	0	0	0	0	0	0	0	0	0	15	17	0.00	0.000																			
55 Matt Capps, R (9,1) ERA: 2.69	1.0	S	4	1	0	0	1	0	0	0	0	0	0	11	14	0.00	1.000																			
<b>Batter</b>	<b>1</b>	<b>2</b>	<b>3</b>	<b>4</b>	<b>5</b>	<b>6</b>	<b>7</b>	<b>8</b>	<b>9</b>	<b>AB</b>	<b>R</b>	<b>H</b>	<b>RBI</b>	<b>BB</b>	<b>SO</b>	<b>LOB</b>	<b>BOTTOM</b>																			
2 Denard Span, L (1,8) OBP: 0.349, SLG: 0.366	G3		G3-6-3		12 CS		G6-3			4	0	1	0	0	0	1																				
12 Alexi Casilla, S (1,4) OBP: 0.370, SLG: 0.413	K		G4-3		HR		G4-3			4	1	1	2	0	1	1																				
7 Joe Mauer, L (1,2) OBP: 0.378, SLG: 0.462	G1-3		E5		BB		G4-3			2	0	0	0	2	0	0																				
21 Delmon Young, R (1,7) OBP: 0.365, SLG: 0.545	F9		P4		F8		G4-3			4	0	1	0	0	0	2																				
16 Jason Kubel, L (1,9) OBP: 0.336, SLG: 0.422	K		F8		G4-3		G3-1			4	0	0	0	0	1	2																				
5 Michael Cuddyer, R (1,3) OBP: 0.345, SLG: 0.439	E4		G6-3		22 BB		F9			4	1	1	0	0	0	0																				
25 Jim Thome, L (1,10) OBP: 0.390, SLG: 0.551	HR		K		K		F8			4	1	1	2	0	2	1																				
22 Danny Valencia, R (1,5) OBP: 0.443, SLG: 0.490	G6-3		L6		BB		FC5-4			3	0	1	0	1	0	0																				
27 J.J. Hardy, R (1,6) OBP: 0.306, SLG: 0.390			12 G4-3		12 HR		G6-3			4	2	2	0	0	0	3																				
<b>Inning Stats</b>	R: 0 E: 0 K: 1 S: 9	H: 0 LOB: 0 BB: 0 P: 15	R: 2 E: 1 K: 1 S: 11	H: 1 LOB: 0 BB: 0 P: 12	R: 1 E: 1 K: 0 S: 10	H: 1 LOB: 1 BB: 0 P: 14	R: 0 E: 0 K: 1 S: 9	H: 0 LOB: 0 BB: 0 P: 14	R: 2 E: 0 K: 0 S: 15	H: 3 LOB: 1 BB: 1 P: 27	R: 0 E: 0 K: 1 S: 14	H: 1 LOB: 2 BB: 1 P: 24	R: 0 E: 0 K: 0 S: 11	H: 1 LOB: 2 BB: 1 P: 21	R: 0 E: 0 K: 0 S: 6	H: 1 LOB: 1 BB: 0 P: 9	1B: 6 2B: 0 3B: 0 HR: 2	SF: 0 SAC: 0 DP: 0 HBP: 0	WP: 0 PB: 0 SB: 0 CS: 1	PA: 36																
<b>PITCHER</b>	IP	WLS	BF	H	R	ER	SO	BB	IBB	HBP	BLK	WP	HR	S	P	ERA	WHIP	<b>PITCHER</b>	IP	WLS	BF	H	R	ER	SO	BB	IBB	HBP	BLK	WP	HR	S	P	ERA	WHIP	
58 Doug Fister, R (1,1) ERA: 3.57	5.0	L	22	5	5	2	3	1	0	0	0	0	0	14	24	0.00	2.000																			
50 Jamey Wright, R (6,1) ERA: 4.75	1.0		5	1	0	0	1	1	0	0	0	0	0	11	21	0.00	2.000																			
49 Garrett Olson, L (7,1) ERA: 5.3	1.0		5	1	0	0	0	1	0	0	0	0	0	6	9	0.00	1.000																			
37 Brian Sweeney, R (8,1) ERA: 3.92	1.0		4	1	0	0	0	0	0	0	0	0	0	6	9	0.00	1.000																			

Seattle Mariners @ Minnesota Twins  
Target Field, Minneapolis, MN  
Fri Jul 30 2010, 7:11 PM - 10:09 PM CDT  
Att: 40,596 - Overcast - 72 F

AB 34  
R 3  
H 9  
RBI 3  
BB 4  
SO 5  
LOB 20



Seattle Mariners @ Minnesota Twins  
Target Field, Minneapolis, MN  
Fri Jul 30 2010, 7:11 PM - 10:09 PM CDT  
Att: 40,596 - Overcast - 72 F

AB 33  
R 5  
H 8  
RBI 4  
BB 3  
SO 4  
LOB 10





Batter	1	2	3	4	5	6	7	8	9	AB	R	H	RBI	BB	SO	LOB	TOP										
51 Ichiro Suzuki, L (1, 9) OBP: 0.362, SLG: 0.388										4	0	1	0	0	3	0	<b>Seattle Mariners @ Minnesota Twins</b> Target Field, Minneapolis, MN Sat Jul 31 2010, 6:11 PM - 8:17 PM CDT Att: 40,799 - Partly Cloudy - 82 F <a href="http://livebaseballscorecards.com">livebaseballscorecards.com</a>										
9 Chone Figgins, S (1, 4) OBP: 0.335, SLG: 0.285										4	0	0	0	0	0	1											
13 Casey Kotchman, L (1, 3) OBP: 0.297, SLG: 0.365										4	0	1	0	0	0	1											
30 Russell Branyan, L (1, 10) OBP: 0.324, SLG: 0.487										4	0	0	0	0	2	2											
21 Franklin Gutierrez, R (1, 8) OBP: 0.320, SLG: 0.370										3	0	0	0	0	1	0											
55 Michael Saunders, L (1, 7) OBP: 0.316, SLG: 0.431										3	0	1	0	0	0	0											
26 Josh Bard, S (1, 2) OBP: 0.321, SLG: 0.397										3	0	1	0	0	0	1											
27 Matt Tuiasosopo, R (1, 5) OBP: 0.200, SLG: 0.228										3	0	0	0	0	0	2											
2 Jack Wilson, R (1, 6) OBP: 0.273, SLG: 0.299										3	0	0	0	0	0	1											
<b>Inning Stats</b>	R: 0 E: 0 K: 2 S: 13	H: 1 LOB: 1 BB: 0 P: 21	R: 0 E: 0 K: 1 S: 6	H: 0 LOB: 0 BB: 0 P: 9	R: 0 E: 0 K: 1 S: 10	H: 0 LOB: 0 BB: 0 P: 10	R: 0 E: 0 K: 0 S: 9	H: 0 LOB: 0 BB: 0 P: 13	R: 0 E: 0 K: 1 S: 11	H: 1 LOB: 1 BB: 0 P: 19	R: 0 E: 0 K: 0 S: 8	H: 0 LOB: 0 BB: 0 P: 8	R: 0 E: 0 K: 0 S: 6	H: 1 LOB: 1 BB: 0 P: 14	R: 0 E: 0 K: 1 S: 11	H: 1 LOB: 1 BB: 0 P: 17	1B: 2 2B: 2 3B: 0 HR: 0	SF: 0 SAC: 0 DP: 0 HBP: 0	WP: 0 PB: 0 SB: 0 CS: 0	PA: 31							
<b>PITCHER</b>	IP	WLS	BF	H	R	ER	SO	BB	IBB	HBP	BLK	WP	HR	S	P	ERA	WHIP										
59 Kevin Slowey, R (1, 1) ERA: 4.44	8.0	W	27	3	0	0	5	0	0	0	0	0	0	74	103	0.00	0.375										
50 Jose Mijares, L (9, 1) ERA: 2.66	1.0		4	1	0	0	1	0	0	0	0	0	0	11	17	0.00	1.000										

Batter	1	2	3	4	5	6	7	8	9	AB	R	H	RBI	BB	SO	LOB	BOTTOM										
2 Denard Span, L (1, 8) OBP: 0.346, SLG: 0.362										4	0	0	0	0	0	2	<b>Seattle Mariners @ Minnesota Twins</b> Target Field, Minneapolis, MN Sat Jul 31 2010, 6:11 PM - 8:17 PM CDT Att: 40,799 - Partly Cloudy - 82 F <a href="http://livebaseballscorecards.com">livebaseballscorecards.com</a>										
12 Alexi Casilla, S (1, 4) OBP: 0.394, SLG: 0.433										4	1	1	0	0	0	2											
7 Joe Mauer, L (1, 2) OBP: 0.382, SLG: 0.468										4	2	3	1	0	1	0											
21 Delmon Young, R (1, 7) OBP: 0.366, SLG: 0.550										4	1	2	2	0	0	2											
25 Jim Thome, L (1, 10) OBP: 0.387, SLG: 0.549										4	0	1	1	0	1	3											
5 Michael Cuddyer, R (1, 3) OBP: 0.344, SLG: 0.437										4	0	1	0	0	0	3											
16 Jason Kubel, L (1, 9) OBP: 0.336, SLG: 0.420										2	0	0	0	1	0	2											
22 Danny Valencia, R (1, 5) OBP: 0.440, SLG: 0.485										3	0	1	0	0	1	0											
27 J.J. Hardy, R (1, 6) OBP: 0.304, SLG: 0.387										2	0	0	0	0	1	0											
<b>Inning Stats</b>	R: 3 E: 1 K: 0 S: 14	H: 4 LOB: 1 BB: 0 P: 18	R: 0 E: 0 K: 2 S: 10	H: 0 LOB: 0 BB: 0 P: 15	R: 0 E: 1 K: 1 S: 9	H: 1 LOB: 2 BB: 0 P: 12	R: 0 E: 0 K: 0 S: 7	H: 0 LOB: 0 BB: 0 P: 9	R: 0 E: 0 K: 0 S: 9	H: 1 LOB: 1 BB: 0 P: 10	R: 0 E: 0 K: 0 S: 13	H: 1 LOB: 2 BB: 1 P: 20	R: 1 E: 0 K: 0 S: 6	H: 2 LOB: 0 BB: 0 P: 11	1B: 5 2B: 2 3B: 2 HR: 0	SF: 0 SAC: 1 DP: 2 HBP: 0	WP: 0 PB: 0 SB: 0 CS: 0	PA: 33									
<b>PITCHER</b>	IP	WLS	BF	H	R	ER	SO	BB	IBB	HBP	BLK	WP	HR	S	P	ERA	WHIP										
34 Félix Hernández, R (1, 1) ERA: 2.79	7.0	L	29	7	3	3	4	1	0	0	0	0	0	71	99	3.86	1.143										
50 Jamey Wright, R (8, 1) ERA: 4.89	1.0		4	2	1	1	0	0	0	0	0	0	0	6	11	9.00	2.000										



Batter	1	2	3	4	5	6	7	8	9	AB	R	H	RBI	BB	SO	LOB	TOP										
51 Ichiro Suzuki, L (1,9) OBP: 0.359, SLG: 0.384										4	0	0	0	0	1	3	<b>Seattle Mariners @ Minnesota Twins</b> Target Field, Minneapolis, MN Sun Aug 01 2010, 1:13 PM - 3:27 PM CDT Att: 40,374 - Overcast - 86 F										
9 Chone Figgins, S (1,4) OBP: 0.334, SLG: 0.288										4	0	1	0	0	3	0											
21 Franklin Gutierrez, R (1,8) OBP: 0.317, SLG: 0.366										4	0	0	0	0	1	1											
30 Russell Branyan, L (1,10) OBP: 0.319, SLG: 0.479										4	0	0	0	0	3	1											
13 Casey Kotchman, L (1,3) OBP: 0.293, SLG: 0.359										4	0	0	0	0	4	1											
16 Josh Wilson, R (1,6) OBP: 0.310, SLG: 0.335										3	0	0	0	0	2	0											
27 Matt Tuiasosopo, R (1,5) OBP: 0.190, SLG: 0.217										3	0	0	0	0	1	1											
55 Michael Saunders, L (1,7) OBP: 0.316, SLG: 0.441										3	0	1	0	0	0	1											
32 Rob Johnson, R (1,2) OBP: 0.293, SLG: 0.281										1	0	0	0	2	0	0											
<b>Inning Stats</b>	R: 0 E: 0 K: 1 S: 6	H: 0 LOB: 0 BB: 0 P: 8	R: 0 E: 0 K: 3 S: 12	H: 0 LOB: 0 BB: 0 P: 19	R: 0 E: 0 K: 0 S: 6	H: 0 LOB: 1 BB: 1 P: 12	R: 0 E: 0 K: 3 S: 11	H: 1 LOB: 1 BB: 0 P: 14	R: 0 E: 0 K: 1 S: 15	H: 0 LOB: 2 BB: 1 P: 27	R: 0 E: 0 K: 1 S: 6	H: 0 LOB: 0 BB: 0 P: 10	R: 0 E: 0 K: 2 S: 12	H: 0 LOB: 1 BB: 0 P: 19	R: 0 E: 0 K: 2 S: 8	H: 0 LOB: 0 BB: 0 P: 12	R: 0 E: 0 K: 2 S: 12	H: 0 LOB: 0 BB: 0 P: 18	1B: 0 2B: 1 3B: 1 HR: 0	SF: 0 SAC: 0 DP: 0 HBP: 0	WP: 0 PB: 0 SB: 0 CS: 0	PA: 32					
<b>PITCHER</b>	IP	WLS	BF	H	R	ER	SO	BB	IBB	HBP	BLK	WP	HR	S	P	ERA	WHIP										
47 Francisco Liriano, L (1,1) ERA: 3.18	7.0	W	26	2	0	0	11	2	0	0	0	0	0	68	109	0.00	0.571										
60 Jon Rauch, R (8,1) ERA: 2.97	1.0		3	0	0	0	2	0	0	0	0	0	0	8	12	0.00	0.000										
54 Matt Guerrier, R (9,1) ERA: 2.89	1.0		3	0	0	0	2	0	0	0	0	0	0	12	18	0.00	0.000										

Batter	1	2	3	4	5	6	7	8	9	AB	R	H	RBI	BB	SO	LOB	BOTTOM										
2 Denard Span, L (1,8) OBP: 0.348, SLG: 0.363										4	0	2	0	0	0	0	<b>Seattle Mariners @ Minnesota Twins</b> Target Field, Minneapolis, MN Sun Aug 01 2010, 1:13 PM - 3:27 PM CDT Att: 40,374 - Overcast - 86 F										
12 Alexi Casilla, S (1,4) OBP: 0.358, SLG: 0.423										4	1	1	0	0	0	2											
21 Delmon Young, R (1,7) OBP: 0.367, SLG: 0.551										3	1	1	0	0	0	2											
5 Michael Cuddyer, R (1,3) OBP: 0.343, SLG: 0.434										3	1	0	0	1	0	2											
16 Jason Kubel, L (1,10) OBP: 0.338, SLG: 0.424										4	1	2	3	0	1	0											
22 Danny Valencia, R (1,5) OBP: 0.442, SLG: 0.495										4	0	2	1	0	2	1											
18 Jason Repko, R (1,9) OBP: 0.405, SLG: 0.568										3	0	1	0	0	0	2											
27 J.J. Hardy, R (1,6) OBP: 0.300, SLG: 0.381										3	0	0	0	0	0	3											
41 Drew Butera, R (1,2) OBP: 0.203, SLG: 0.289										3	0	0	0	0	1	1											
<b>Inning Stats</b>	R: 0 E: 0 K: 0 S: 11	H: 1 LOB: 1 BB: 0 P: 15	R: 0 E: 0 K: 1 S: 13	H: 1 LOB: 0 BB: 0 P: 16	R: 0 E: 0 K: 1 S: 8	H: 0 LOB: 0 BB: 0 P: 9	R: 0 E: 0 K: 0 S: 5	H: 0 LOB: 0 BB: 0 P: 10	R: 0 E: 0 K: 1 S: 9	H: 1 LOB: 1 BB: 0 P: 12	R: 4 E: 0 K: 0 S: 18	H: 4 LOB: 1 BB: 1 P: 27	R: 0 E: 0 K: 0 S: 8	H: 1 LOB: 1 BB: 0 P: 13	R: 0 E: 0 K: 1 S: 8	H: 1 LOB: 1 BB: 0 P: 12	1B: 5 2B: 5 3B: 0 HR: 0	SF: 0 SAC: 0 DP: 2 HBP: 1	WP: 0 PB: 0 SB: 0 CS: 1	PA: 33							
<b>PITCHER</b>	IP	WLS	BF	H	R	ER	SO	BB	IBB	HBP	BLK	WP	HR	S	P	ERA	WHIP										
25 Luke French, L (1,1) ERA: 6.27	6.0	L	26	7	4	4	3	0	0	0	0	0	0	64	89	6.00	1.167										
46 Sean White, R (7,1) ERA: 6.55	1.0		4	1	0	0	0	0	0	0	0	0	0	8	13	0.00	1.000										
43 Brandon League, R (8,1) ERA: 3.33	1.0		3	1	0	0	1	0	0	0	0	0	0	8	12	0.00	1.000										

AB	30
R	0
H	2
RBI	0
BB	2
SO	15
LOB	8



AB	31
R	4
H	9
RBI	4
BB	1
SO	4
LOB	13





Batter	1	2	3	4	5	6	7	8	9	AB	R	H	RBI	BB	SO	LOB	TOP										
2 Denard Span, L OBP: 0.347, SLG: 0.362	G1-3			G6-3	K			12 WP 1B		4	0	1	0	0	1	2	<b>Minnesota Twins @ Tampa Bay Rays</b> Tropicana Field, St. Petersburg, FL Mon Aug 02 2010, 7:11 PM - 9:58 PM EDT Att: 17,689 - Dome - 72 F										
12 Alexi Casilla, S OBP: 0.353, SLG: 0.405	P4			21 1B 16 1B BB	L3			K		3	1	0	0	1	1	3											
21 Delmon Young, R OBP: 0.366, SLG: 0.548	G1-3			5 WP 16 1B 1B			G5-3	P3		4	0	1	0	0	0	1											
16 Jason Kubel, L OBP: 0.339, SLG: 0.433				1B			HR	P5		4	1	2	2	0	1	1											
5 Michael Cuddyer, R OBP: 0.342, SLG: 0.430	G5-3			1B	K		L7			3	0	0	0	1	1	2											
25 Jim Thome, L OBP: 0.381, SLG: 0.538	K			2-3	K		G4-3			4	0	0	0	0	3	3											
22 Danny Valencia, R OBP: 0.427, SLG: 0.477				G4-3			G6-3			4	0	0	0	0	0	1											
27 J.J. Hardy, R OBP: 0.300, SLG: 0.378	K						G5-3			2	0	0	0	1	1	0											
41 Drew Butera, R OBP: 0.207, SLG: 0.282	F7						G4-3			2	0	0	0	0	0	0											
<b>Inning Stats</b>	R: 0 E: 0 K: 0 S: 9	H: 0 LOB: 0 BB: 0 P: 13	R: 0 E: 0 K: 2 S: 9	H: 0 LOB: 0 BB: 0 P: 16	R: 0 E: 0 K: 1 S: 8	H: 0 LOB: 0 BB: 0 P: 10	R: 1 E: 0 K: 2 S: 10	H: 2 LOB: 2 BB: 1 P: 17	R: 0 E: 0 K: 1 S: 12	H: 0 LOB: 0 BB: 1 P: 25	R: 1 E: 0 K: 0 S: 7	H: 1 LOB: 0 BB: 0 P: 12	R: 0 E: 0 K: 0 S: 9	H: 0 LOB: 0 BB: 0 P: 14	R: 0 E: 0 K: 1 S: 10	H: 1 LOB: 1 BB: 0 P: 11		R: 0 E: 0 K: 1 S: 4	H: 0 LOB: 0 BB: 1 P: 9	1B: 3 2B: 0 3B: 0 HR: 1	SF: 0 SAC: 0 DP: 1 HBP: 1	WP: 2 PB: 0 SB: 0 CS: 0	PA: 34				
<b>PITCHER</b>	IP	WLS	BF	H	R	ER	SO	BB	IBB	HBP	BLK	WP	HR	S	P	ERA	WHIP										
58 Jeremy Hellickson, R ERA: 2.57	7.0	W	27	3	2	2	6	2	0	1	0	1	1	64	107	2.57	0.714										
55 Chad Qualls, R ERA: 8.01	0.2	H	3	1	0	0	1	0	0	0	0	1	0	9	10	0.00	1.500										
36 Randy Choate, L ERA: 5.88	0.2	H	3	0	0	0	1	1	0	0	0	0	0	4	9	0.00	1.500										
35 Dan Wheeler, R ERA: 2.91	0.2	S	1	0	0	0	0	0	0	0	0	0	0	1	1	0.00	0.000										

Batter	1	2	3	4	5	6	7	8	9	AB	R	H	RBI	BB	SO	LOB	BOTTOM										
28 John Jaso, L OBP: 0.384, SLG: 0.385	G4-3									3	1	1	0	1	1	0	<b>Minnesota Twins @ Tampa Bay Rays</b> Tropicana Field, St. Petersburg, FL Mon Aug 02 2010, 7:11 PM - 9:58 PM EDT Att: 17,689 - Dome - 72 F										
10 Kelly Shoppach, R OBP: 0.330, SLG: 0.275										1	0	0	0	0	1	2											
13 Carl Crawford, L OBP: 0.380, SLG: 0.495	F9									4	1	1	1	0	1	2											
3 Evan Longoria, R OBP: 0.499, SLG: 0.499	F8									2	1	1	1	2	0	0											
16 Willy Aybar, S OBP: 0.317, SLG: 0.391	F8									3	0	0	0	1	1	4											
20 Matt Joyce, L OBP: 0.375, SLG: 0.523										4	0	2	2	0	1	2											
2 B.J. Upton, R OBP: 0.319, SLG: 0.397										4	0	3	0	0	1	1											
1 Sean Rodriguez, R OBP: 0.295, SLG: 0.398										3	0	0	0	0	1	2											
15 Reid Brignac, L OBP: 0.325, SLG: 0.408										3	1	1	0	1	0	1											
8 Jason Bartlett, R OBP: 0.321, SLG: 0.328										3	0	1	0	0	1	2											
<b>Inning Stats</b>	R: 0 E: 0 K: 0 S: 7	H: 2 LOB: 0 BB: 0 P: 9	R: 0 E: 0 K: 1 S: 11	H: 2 LOB: 1 BB: 0 P: 20	R: 1 E: 0 K: 1 S: 13	H: 2 LOB: 2 BB: 1 P: 21	R: 0 E: 0 K: 0 S: 8	H: 1 LOB: 1 BB: 0 P: 14	R: 3 E: 0 K: 2 S: 21	H: 4 LOB: 1 BB: 1 P: 32	R: 0 E: 0 K: 0 S: 6	H: 0 LOB: 0 BB: 0 P: 8	R: 0 E: 0 K: 2 S: 14	H: 0 LOB: 2 BB: 2 P: 30	R: 0 E: 0 K: 2 S: 11	H: 1 LOB: 2 BB: 1 P: 22	1B: 6 2B: 4 3B: 0 HR: 0	SF: 0 SAC: 2 DP: 0 HBP: 0	WP: 0 PB: 0 SB: 0 CS: 2	PA: 37							
<b>PITCHER</b>	IP	WLS	BF	H	R	ER	SO	BB	IBB	HBP	BLK	WP	HR	S	P	ERA	WHIP										
48 Carl Pavano, R ERA: 3.32	6.0	L	27	9	4	4	4	2	0	0	0	0	0	66	104	6.00	1.833										
32 Ron Mahay, L ERA: 3.41	0.2		2	0	0	0	1	0	0	0	0	0	0	7	12	0.00	0.000										
39 Anthony Slama, R ERA: 8.1	0.1		3	0	0	0	1	2	0	0	0	0	0	7	18	0.00	6.000										
28 Jesse Crain, R ERA: 3.07	0.2		4	1	0	0	1	0	1	0	0	0	0	8	17	0.00	1.500										
50 Jose Mijares, L ERA: 2.63	0.1		1	0	0	0	1	0	0	0	0	0	0	3	5	0.00	0.000										

AB	30
R	2
H	4
RBI	2
BB	3
SO	8
LOB	13



AB	30
R	4
H	10
RBI	4
BB	5
SO	8
LOB	16









Batter	1	2	3	4	5	6	7	8	9	10	11	12	13	AB	R	H	RBI	BB	SO	LOB	TOP					
2 Denard Span, L OBP: 0.343, SLG: 0.360	G6-3		P6		FC6-4			G3-1		G3		B3		6	0	0	0	0	0	2						
12 Alexi Casilla, S OBP: 0.343, SLG: 0.378	G4-3		G1-3		L5			21 PB 7 BB 1B		F7			7 BB 21 BB	5	1	1	0	1	0	1						
7 Joe Mauer, L OBP: 0.389, SLG: 0.469	L7				FC5-4 5 BB 21 BB			G4-3		G3-1			21 BB 1B	4	0	1	0	2	0	0						
21 Delmon Young, R OBP: 0.361, SLG: 0.537			K		FC5-4 5 BB 1B			K		F9			K	6	0	2	1	0	3	2						
5 Michael Cuddyer, R OBP: 0.339, SLG: 0.427			K		FC5-4 22 BB 1B			K		G6-3			F9	6	0	0	0	0	2	6						
22 Danny Valencia, R OBP: 0.417, SLG: 0.457			18 BB 2B		FC5-4 22 BB 1B			18 SH1-3 BB		K			F9	5	1	2	0	1	2	2						
18 Jason Repko, R OBP: 0.383, SLG: 0.548					FC5-4 22 BB 1B			SH1-3		G6-3			L8	4	0	1	1	0	1	2						
16 Jason Kubel, L OBP: 0.338, SLG: 0.430					FC5-4 22 BB 1B			SH1-3		G6-3			G4-3	1	0	0	0	0	0	2						
27 J.J. Hardy, R OBP: 0.302, SLG: 0.387					FC5-4 22 BB 1B					2B			26 BB G3	5	0	2	0	0	2	2						
41 Drew Butera, R OBP: 0.236, SLG: 0.333					FC5-4 22 BB 1B					G4-3			G3	4	0	1	0	0	0	2						
26 Jose Morales, S OBP: 0.236, SLG: 0.333					FC5-4 22 BB 1B					G4-3			G3	1	0	0	0	0	0	1						
<b>Inning Stats</b>	R: 0 E: 0 K: 0 S: 9	H: 0 LOB: 0 BB: 0 P: 9	R: 1 E: 0 K: 3 S: 15	H: 2 LOB: 1 BB: 0 P: 20	R: 0 E: 0 K: 0 S: 16	H: 2 LOB: 2 BB: 1 P: 20	R: 0 E: 0 K: 1 S: 11	H: 1 LOB: 1 BB: 0 P: 17	R: 0 E: 0 K: 2 S: 11	H: 0 LOB: 0 BB: 0 P: 15	R: 0 E: 0 K: 1 S: 10	H: 1 LOB: 2 BB: 1 P: 17	R: 0 E: 0 K: 1 S: 8	H: 0 LOB: 0 BB: 0 P: 14	R: 0 E: 0 K: 2 S: 11	H: 0 LOB: 0 BB: 0 P: 13	R: 0 E: 0 K: 0 S: 8	H: 1 LOB: 1 BB: 0 P: 13	R: 1 E: 0 K: 0 S: 11	H: 2 LOB: 2 BB: 1 P: 19	1B: 7 2B: 3 3B: 0 HR: 0	SF: 0 SAC: 1 DP: 1 HBP: 0	W/P: 0 PB: 1 SB: 0 CS: 0	PA: 52		
<b>PITCHER</b>	IP 7.0	WLS 27	H 5	R 1	ER 1	SO 7	BB 2	IBB 0	HBP 0	BLK 0	WP 0	HR 0	S 83	P 119	ERA 1.29	WHIP 1.000										
14 David Price, L ERA: 2.82	0.1	3	1	0	0	0	1	0	0	0	0	0	7	16	0.00	6.000										
36 Randy Choate, L ERA: 5.81	0.2	2	0	0	0	0	0	0	0	0	0	0	6	10	0.00	0.000										
55 Chad Qualls, R ERA: 7.88	1.0	4	1	0	0	1	0	0	0	0	0	0	8	11	0.00	1.000										
35 Dan Wheeler, R ERA: 2.83	4.0	L	16	3	1	1	2	1	0	0	0	0	39	59	2.25	1.000										
31 Lance Cormier, R ERA: 4.26																										

Minnesota Twins @ Tampa Bay Rays  
Tropicana Field, St. Petersburg, FL  
Wed Aug 04 2010, 7:27 PM - 11:18 PM EDT  
Att. 19,172 - Dome - 72 F

AB 47  
R 2  
H 10  
RBI 2  
BB 4  
SO 10  
LOB 22



Batter	1	2	3	4	5	6	7	8	9	10	11	12	13	AB	R	H	RBI	BB	SO	LOB	BOTTOM					
18 Ben Zobrist, S OBP: 0.371, SLG: 0.384			K			F8		F9					L3	5	0	1	0	1	1	1						
13 Carl Crawford, L OBP: 0.359, SLG: 0.490	P3		G3					G1-3					G4-3	5	0	1	0	1	0	2						
3 Evan Longoria, R OBP: 0.380, SLG: 0.494	K				G6-3			K		20 BB 24 BB 2B			F9	6	1	1	0	0	2	4						
20 Matt Joyce, L OBP: 0.373, SLG: 0.500					G3			K		F9			K	4	0	0	0	0	2	2						
24 Dan Johnson, L OBP: 0.375, SLG: 0.167					G3			K					K	4	0	1	1	0	1	2						
19 Gabre Kapler, R OBP: 0.290, SLG: 0.284					P5								F8	1	0	0	0	0	0	0						
28 John Jaso, L OBP: 0.383, SLG: 0.385			F9										G6-3	4	0	1	0	0	1	1						
10 Kelly Shoppach, R OBP: 0.330, SLG: 0.268													G6-3	1	0	0	0	0	0	0						
2 B.J. Upton, R OBP: 0.316, SLG: 0.401													G5-3	5	0	0	0	0	2	2						
1 Sean Rodriguez, R OBP: 0.290, SLG: 0.406													G4-3	3	0	0	0	0	1	1						
15 Reid Brignac, L OBP: 0.323, SLG: 0.404													G4-3	2	0	0	0	0	0	0						
8 Jason Bartlett, R OBP: 0.319, SLG: 0.322													K	4	0	0	0	1	1	1						
<b>Inning Stats</b>	R: 0 E: 0 K: 2 S: 12	H: 1 LOB: 2 BB: 0 P: 16	R: 0 E: 0 K: 1 S: 7	H: 0 LOB: 0 BB: 0 P: 12	R: 0 E: 0 K: 1 S: 6	H: 0 LOB: 0 BB: 0 P: 8	R: 0 E: 0 K: 2 S: 10	H: 1 LOB: 1 BB: 0 P: 12	R: 0 E: 0 K: 1 S: 8	H: 0 LOB: 0 BB: 0 P: 9	R: 0 E: 0 K: 2 S: 10	H: 2 LOB: 1 BB: 1 P: 13	R: 0 E: 0 K: 1 S: 8	H: 0 LOB: 2 BB: 2 P: 19	R: 0 E: 0 K: 1 S: 6	H: 0 LOB: 0 BB: 0 P: 9	R: 0 E: 0 K: 1 S: 7	H: 0 LOB: 0 BB: 0 P: 9	R: 0 E: 0 K: 0 S: 9	H: 0 LOB: 0 BB: 0 P: 14	1B: 1 2B: 4 3B: 0 HR: 0	SF: 0 SAC: 0 DP: 0 HBP: 1	W/P: 0 PB: 0 SB: 0 CS: 0	PA: 48		
<b>PITCHER</b>	IP 8.0	WLS 29	H 3	R 0	ER 0	SO 7	BB 1	IBB 0	HBP 1	BLK 0	WP 0	HR 0	S 70	P 105	ERA 0.00	WHIP 0.500										
30 Scott Baker, R ERA: 4.7	1.0	B	5	2	1	1	2	0	0	0	0	0	10	13	9.00	2.000										
55 Matt Capps, R ERA: 2.77	1.0	5	0	0	0	0	2	0	0	0	0	0	8	19	0.00	2.000										
28 Jesse Crain, R ERA: 2.98	1.0	3	0	0	0	1	0	0	0	0	0	0	6	9	0.00	0.000										
50 Jose Mijares, L ERA: 2.49	2.0	W	6	0	0	0	1	0	0	0	0	0	16	23	0.00	0.000										
54 Matt Guerrier, R ERA: 3.31																										

Minnesota Twins @ Tampa Bay Rays  
Tropicana Field, St. Petersburg, FL  
Wed Aug 04 2010, 7:27 PM - 11:18 PM EDT  
Att. 19,172 - Dome - 72 F

AB 44  
R 1  
H 5  
RBI 1  
BB 3  
SO 11  
LOB 16





Batter	1	2	3	4	5	6	7	8	9	AB	R	H	RBI	BB	SO	LOB	TOP			
18 Jason Repko, R OBP: 0.385, SLG: 0.617	G1-3	F8				HR	G5-3		G4-3	5	2	2	1	0	0	1	<b>Minnesota Twins @ Tampa Bay Rays</b> Tropicana Field, St. Petersburg, FL Thu Aug 05 2010, 12:12 PM - 2:45 PM EDT Att: 29,210 - Dome - 72 F			
12 Alexi Casilla, S OBP: 0.343, SLG: 0.391	7 2B	F8				7 S	G6-3		G4-3	5	1	2	0	0	0	2				
7 Joe Mauer, L OBP: 0.391, SLG: 0.471	21 2B	G4-3				5 FC5-4			21 FC6-4	3	1	1	1	2	1	0				
21 Delmon Young, R OBP: 0.362, SLG: 0.538	16 1B					F8			FC6-4	5	2	2	1	0	0	4				
16 Jason Kubel, L OBP: 0.338, SLG: 0.429	5 1B					G6-3			G3	5	1	2	2	0	0	3				
5 Michael Cuddyer, R OBP: 0.340, SLG: 0.427	27 1B					F9			G4-3	5	0	2	1	0	0	3				
22 Danny Valencia, R OBP: 0.402, SLG: 0.438	K					F7			L4	5	0	0	0	0	1	4				
27 J.J. Hardy, R OBP: 0.310, SLG: 0.398	1 2B					F8			41 G4-6-3	4	1	3	1	0	0	0				
41 Drew Butera, R OBP: 0.237, SLG: 0.341	P3					K			G4-6-3	4	0	1	1	0	1	3				
<b>Inning Stats</b>	R: 4 H: 6 E: 0 K: 1 S: 19	H: 6 LOB: 2 BB: 0 P: 25	R: 0 H: 0 E: 0 K: 0 S: 6	H: 0 LOB: 0 BB: 0 P: 11	R: 0 H: 0 E: 0 K: 0 S: 5	H: 0 LOB: 0 BB: 0 P: 9	R: 0 H: 0 E: 0 K: 1 S: 6	H: 1 LOB: 2 BB: 1 P: 9	R: 1 H: 2 E: 0 K: 0 S: 10	H: 2 LOB: 2 BB: 1 P: 16	R: 0 H: 1 E: 0 K: 1 S: 10	H: 1 LOB: 1 BB: 0 P: 14	R: 0 H: 1 E: 0 K: 0 S: 8	H: 1 LOB: 0 BB: 0 P: 13	R: 2 H: 3 E: 0 K: 0 S: 13	H: 3 LOB: 2 BB: 1 P: 23	1B: 8 2B: 6 3B: 0 HR: 1	SF: 0 SAC: 0 DP: 1 HBP: 0	WP: 1 PB: 0 SB: 1 CS: 0	PA: 43
<b>PITCHER</b>	IP	WLS	BF	H	R	ER	SO	BB	IBB	HBP	BLK	WP	HR	S	P	ERA	WHIP			
40 Wade Davis, R ERA: 4.45	6.0		29	10	6	6	2	0	1	0	0	0	1	54	81	9.00	1.667			
36 Randy Choate, L ERA: 5.4	2.0		7	2	0	0	1	0	0	0	0	1	0	18	27	0.00	1.000			
53 Joaquin Benoit, R ERA: 1.14	1.0	L	7	3	2	2	0	0	1	0	0	0	0	13	23	18.00	3.000			

Batter	1	2	3	4	5	6	7	8	9	AB	R	H	RBI	BB	SO	LOB	BOTTOM					
1 Sean Rodriguez, R OBP: 0.305, SLG: 0.409	P6									3	1	2	0	0	0	0	<b>Minnesota Twins @ Tampa Bay Rays</b> Tropicana Field, St. Petersburg, FL Thu Aug 05 2010, 12:12 PM - 2:45 PM EDT Att: 29,210 - Dome - 72 F					
18 Ben Zobrist, S OBP: 0.370, SLG: 0.383									K	1	0	0	0	0	1	1						
13 Carl Crawford, L OBP: 0.356, SLG: 0.485	K								G4-3	4	0	0	0	0	1	4						
3 Evan Longoria, R OBP: 0.379, SLG: 0.490	K								G4-3	3	1	0	0	1	1	3						
16 Willy Aybar, S OBP: 0.314, SLG: 0.382	G4-3								8 HR	3	1	0	1	1	1	1						
20 Matt Joyce, L OBP: 0.363, SLG: 0.484	F7								8 HR	3	0	0	0	0	1	1						
8 Jason Bartlett, R OBP: 0.321, SLG: 0.334	F7								8 HR	1	1	1	4	0	0	0						
24 Dan Johnson, L OBP: 0.333, SLG: 0.111	P5								G3	3	0	0	0	1	0	0						
2 B.J. Upton, R OBP: 0.318, SLG: 0.411	K								HR	4	1	2	1	0	2	1						
15 Reid Brignac, L OBP: 0.318, SLG: 0.397	F8								K	4	0	0	0	0	3	0						
10 Kelly Shoppach, R OBP: 0.330, SLG: 0.262	K								K	2	1	0	0	0	2	0						
28 John Jaso, L OBP: 0.385, SLG: 0.385	K								K	0	0	0	0	1	0	0						
<b>Inning Stats</b>	R: 0 H: 0 E: 0 K: 2 S: 9	H: 0 LOB: 0 BB: 0 P: 14	R: 0 H: 0 E: 0 K: 0 S: 8	H: 0 LOB: 0 BB: 0 P: 13	R: 0 H: 0 E: 0 K: 2 S: 9	H: 0 LOB: 0 BB: 0 P: 15	R: 0 H: 1 E: 0 K: 1 S: 6	H: 1 LOB: 1 BB: 0 P: 10	R: 0 H: 1 E: 0 K: 1 S: 10	H: 1 LOB: 0 BB: 0 P: 16	R: 0 H: 0 E: 1 K: 2 S: 9	H: 0 LOB: 2 BB: 0 P: 12	R: 0 H: 0 E: 1 K: 0 S: 9	H: 0 LOB: 0 BB: 0 P: 13	R: 6 H: 3 E: 0 K: 2 S: 23	H: 3 LOB: 3 BB: 3 P: 40	R: 0 H: 0 E: 0 K: 2 S: 10	H: 0 LOB: 1 BB: 1 P: 15	1B: 3 2B: 1 3B: 0 HR: 2	SF: 0 SAC: 0 DP: 1 HBP: 2	WP: 0 PB: 0 SB: 0 CS: 1	PA: 39
<b>PITCHER</b>	IP	WLS	BF	H	R	ER	SO	BB	IBB	HBP	BLK	WP	HR	S	P	ERA	WHIP					
59 Kevin Slowey, R ERA: 4.45	7.2		30	4	4	4	9	1	0	2	0	0	0	4	8	4.70	0.652					
28 Jesse Crain, R ERA: 3.18	0.0		1	0	0	0	0	1	0	0	0	0	0	4	8	∞	∞					
32 Ron Mahay, L ERA: 3.66	0.0	B	2	1	2	2	0	1	0	0	0	0	1	3	8	∞	∞					
55 Matt Capps, R ERA: 2.7	1.1	W	5	0	0	0	3	1	0	0	0	0	0	13	18	0.00	0.750					

AB	41
R	8
H	15
RBI	8
BB	2
SO	3
LOB	20



AB	31
R	6
H	5
RBI	6
BB	4
SO	12
LOB	11





Batter	1	2	3	4	5	6	7	8	9	AB	R	H	RBI	BB	SO	LOB	TOP								
2 Denard Span, L OBP: 0.342, SLG: 0.361										5	0	1	0	0	3	5	<b>Minnesota Twins @ Cleveland Indians</b> Progressive Field, Cleveland, OH Fri Aug 06 2010, 7:09 PM - 10:34 PM EDT Att: 25,275 - Partly Cloudy - 76 F								
12 Alexi Casilla, S OBP: 0.346, SLG: 0.402										5	0	2	4	0	0	3									
7 Joe Mauer, L OBP: 0.389, SLG: 0.467										3	0	0	1	1	0	3									
21 Delmon Young, R OBP: 0.360, SLG: 0.536										5	0	1	0	0	1	4									
16 Jason Kubel, L OBP: 0.340, SLG: 0.439										4	1	2	1	0	1	1									
5 Michael Cuddyer, R OBP: 0.337, SLG: 0.423										4	0	0	0	0	1	3									
22 Danny Valencia, R OBP: 0.404, SLG: 0.435										3	1	1	0	1	1	0									
27 J.J. Hardy, R OBP: 0.309, SLG: 0.396										4	1	1	0	0	0	3									
41 Drew Butera, R OBP: 0.250, SLG: 0.344										2	2	1	0	0	0	1									
25 Jim Thome, L OBP: 0.392, SLG: 0.543										1	0	1	0	0	0	0									
24 Trevor Plouffe, R OBP: 0.111, SLG: 0.154										0	1	0	0	0	0	0									
26 Jose Morales, S										0	0	0	0	0	0	0									
<b>Inning Stats</b>	R: 0 E: 0 K: 1 S: 9	H: 0 LOB: 0 BB: 0 P: 17	R: 0 E: 0 K: 1 S: 14	H: 1 LOB: 2 BB: 1 P: 28	R: 1 E: 1 K: 0 S: 12	H: 2 LOB: 1 BB: 0 P: 16	R: 0 E: 0 K: 1 S: 7	H: 0 LOB: 0 BB: 0 P: 12	R: 0 E: 0 K: 0 S: 8	H: 0 LOB: 1 BB: 1 P: 10	R: 0 E: 0 K: 0 S: 11	H: 1 LOB: 1 BB: 1 P: 18	R: 2 E: 1 K: 1 S: 22	H: 2 LOB: 1 BB: 0 P: 29	R: 1 E: 0 K: 1 S: 11	H: 1 LOB: 0 BB: 0 P: 14	R: 2 E: 0 K: 2 S: 16	H: 3 LOB: 2 BB: 0 P: 18	1B: 5 2B: 4 3B: 0 HR: 1	SF: 1 SAC: 0 DP: 1 HBP: 1	WP: 1 PB: 0 SB: 0 CS: 0	PA: 40			
<b>PITCHER</b>	IP	WLS	BF	H	R	ER	SO	BB	IBB	HBP	BLK	WP	HR	S	P	ERA	WHIP								
58 Jeanmar Gómez, R ERA: 1.96	5.1		23	4	1	1	3	2	0	1	0	1	0	58	97	1.69	1.125								
39 Justin Germano, R ERA:	1.0	H	4	1	2	0	0	0	0	0	0	0	0	14	18	0.00	1.000								
53 Rafael Perez, L ERA: 3.66	0.2	H	3	1	0	0	1	0	0	0	0	0	0	11	15	0.00	1.500								
38 Joe Smith, R ERA: 5.11	1.0	H	4	1	1	1	1	0	0	0	0	0	1	11	14	9.00	1.000								
54 Chris Perez, R ERA: 2.44	1.0	W	6	3	2	2	2	0	0	0	0	0	0	16	18	18.00	3.000								
<b>Batter</b>	<b>1</b>	<b>2</b>	<b>3</b>	<b>4</b>	<b>5</b>	<b>6</b>	<b>7</b>	<b>8</b>	<b>9</b>	<b>AB</b>	<b>R</b>	<b>H</b>	<b>RBI</b>	<b>BB</b>	<b>SO</b>	<b>LOB</b>	<b>BOTTOM</b>								
23 Michael Brantley, L OBP: 0.246, SLG: 0.217										4	2	2	0	1	0	0	<b>Minnesota Twins @ Cleveland Indians</b> Progressive Field, Cleveland, OH Fri Aug 06 2010, 7:09 PM - 10:34 PM EDT Att: 25,275 - Partly Cloudy - 76 F								
13 Adrián Cabrera, S OBP: 0.315, SLG: 0.357										4	1	3	1	1	1	1									
17 Shin-Soo Choo, L OBP: 0.393, SLG: 0.486										5	1	2	2	0	2	5									
47 Shelley Duncan, R OBP: 0.357, SLG: 0.476										4	1	1	2	1	1	4									
7 Matt LaPorta, R OBP: 0.325, SLG: 0.385										3	1	1	1	2	1	3									
12 Jayson Nix, R ERA: 3.33										4	0	3	0	0	0	2									
25 Andy Marte, R OBP: 0.292, SLG: 0.366										0	0	0	0	0	0	0									
4 Trevor Crowe, S OBP: 0.308, SLG: 0.345										3	0	0	1	0	1	5									
16 Jason Donald, R OBP: 0.317, SLG: 0.404										3	0	0	0	1	2	5									
6 Lou Marson, R OBP: 0.263, SLG: 0.273										3	1	0	0	1	1	5									
<b>Inning Stats</b>	R: 3 E: 0 K: 1 S: 16	H: 4 LOB: 2 BB: 1 P: 25	R: 1 E: 0 K: 3 S: 16	H: 2 LOB: 1 BB: 1 P: 26	R: 0 E: 0 K: 0 S: 8	H: 1 LOB: 0 BB: 0 P: 16	R: 0 E: 0 K: 1 S: 11	H: 0 LOB: 1 BB: 1 P: 19	R: 0 E: 0 K: 2 S: 13	H: 0 LOB: 3 BB: 3 P: 26	R: 1 E: 0 K: 1 S: 13	H: 1 LOB: 1 BB: 1 P: 23	R: 0 E: 0 K: 1 S: 11	H: 1 LOB: 0 BB: 0 P: 16	R: 1 E: 0 K: 0 S: 10	H: 2 LOB: 0 BB: 0 P: 16	R: 1 E: 0 K: 0 S: 1	H: 1 LOB: 0 BB: 0 P: 2	1B: 7 2B: 5 3B: 0 HR: 1	SF: 0 SAC: 0 DP: 2 HBP: 1	WP: 1 PB: 0 SB: 0 CS: 0	PA: 41			
<b>PITCHER</b>	IP	WLS	BF	H	R	ER	SO	BB	IBB	HBP	BLK	WP	HR	S	P	ERA	WHIP								
47 Francisco Liriano, L ERA: 3.33	4.2		26	7	4	4	6	6	0	0	0	1	0	61	109	7.71	2.786								
39 Anthony Starna, R ERA: 7.71	1.1		6	1	1	1	2	1	0	0	0	0	0	16	26	6.75	1.500								
60 Jon Rauch, R ERA: 2.9	1.0		4	1	0	0	1	0	0	1	0	0	0	11	16	0.00	1.000								
50 Jose Mijares, L ERA: 2.81	0.1		3	2	1	1	0	0	0	0	0	0	0	6	11	27.00	6.000								
54 Matt Guerrier, R ERA: 3.44	0.2	L	2	1	1	1	0	0	0	0	0	0	1	5	7	13.50	1.500								



Batter	1	2	3	4	5	6	7	8	9	AB	R	H	RBI	BB	SO	LOB	TOP				
2 Denard Span, L OBP: 0.338, SLG: 0.357										5	0	0	0	0	1	4					
12 Alexi Casilla, S OBP: 0.358, SLG: 0.426										2	1	2	0	0	0	0					
24 Trevor Plouffe, R OBP: 0.133, SLG: 0.276										3	1	1	1	0	0	0					
7 Joe Mauer, L OBP: 0.394, SLG: 0.474										5	2	4	1	0	0	1					
21 Delmon Young, R OBP: 0.355, SLG: 0.529										5	0	0	0	0	0	5					
16 Jason Kubel, L OBP: 0.345, SLG: 0.452										3	2	2	2	1	0	1					
5 Michael Cuddyer, R OBP: 0.340, SLG: 0.427										5	1	3	1	0	0	2					
22 Danny Valencia, R OBP: 0.400, SLG: 0.438										4	0	1	1	0	0	3					
27 J.J. Hardy, R OBP: 0.312, SLG: 0.395										3	0	1	1	1	1	2					
41 Drew Butera, R OBP: 0.240, SLG: 0.330										4	0	0	0	0	1	4					
<b>Inning Stats</b>	R: 0 E: 0 K: 0 S: 6	H: 1 LOB: 1 BB: 0 P: 11	R: 1 E: 0 K: 1 S: 7	H: 2 LOB: 1 BB: 0 P: 12	R: 1 E: 0 K: 1 S: 11	H: 2 LOB: 1 BB: 0 P: 18	R: 0 E: 0 K: 0 S: 8	H: 0 LOB: 0 BB: 0 P: 15	R: 0 E: 0 K: 0 S: 8	H: 1 LOB: 0 BB: 0 P: 7	R: 1 E: 0 K: 1 S: 17	H: 2 LOB: 1 BB: 0 P: 22	R: 3 E: 0 K: 0 S: 14	H: 4 LOB: 3 BB: 2 P: 28	R: 1 E: 0 K: 0 S: 11	H: 2 LOB: 1 BB: 0 P: 20	1B: 7 2B: 8 3B: 0 HR: 2	SF: 0 SAC: 0 DP: 2 HBP: 1	WP: 0 PB: 0 SB: 1 CS: 1	PA: 42	
<b>PITCHER</b>	IP WLS BF H R ER SO BB IBB HBP BLK WP HR S P ERA WHIP	IP WLS BF H R ER SO BB IBB HBP BLK WP HR S P ERA WHIP	IP WLS BF H R ER SO BB IBB HBP BLK WP HR S P ERA WHIP	IP WLS BF H R ER SO BB IBB HBP BLK WP HR S P ERA WHIP	IP WLS BF H R ER SO BB IBB HBP BLK WP HR S P ERA WHIP	IP WLS BF H R ER SO BB IBB HBP BLK WP HR S P ERA WHIP	IP WLS BF H R ER SO BB IBB HBP BLK WP HR S P ERA WHIP	IP WLS BF H R ER SO BB IBB HBP BLK WP HR S P ERA WHIP	IP WLS BF H R ER SO BB IBB HBP BLK WP HR S P ERA WHIP	IP WLS BF H R ER SO BB IBB HBP BLK WP HR S P ERA WHIP	IP WLS BF H R ER SO BB IBB HBP BLK WP HR S P ERA WHIP	IP WLS BF H R ER SO BB IBB HBP BLK WP HR S P ERA WHIP	IP WLS BF H R ER SO BB IBB HBP BLK WP HR S P ERA WHIP	IP WLS BF H R ER SO BB IBB HBP BLK WP HR S P ERA WHIP	IP WLS BF H R ER SO BB IBB HBP BLK WP HR S P ERA WHIP	IP WLS BF H R ER SO BB IBB HBP BLK WP HR S P ERA WHIP	IP WLS BF H R ER SO BB IBB HBP BLK WP HR S P ERA WHIP	IP WLS BF H R ER SO BB IBB HBP BLK WP HR S P ERA WHIP	IP WLS BF H R ER SO BB IBB HBP BLK WP HR S P ERA WHIP	IP WLS BF H R ER SO BB IBB HBP BLK WP HR S P ERA WHIP	IP WLS BF H R ER SO BB IBB HBP BLK WP HR S P ERA WHIP

Minnesota Twins @ Cleveland Indians  
Progressive Field, Cleveland, OH  
Sat Aug 07 2010, 7:09 PM - 9:55 PM EDT  
Att: 27,638 - Partly Cloudy - 78 F

AB 39  
R 7  
H 14  
RBI 7  
BB 2  
SO 3  
LOB 22



Batter	1	2	3	4	5	6	7	8	9	AB	R	H	RBI	BB	SO	LOB	BOTTOM					
23 Michael Brantley, L OBP: 0.238, SLG: 0.209										4	0	0	0	0	1	1						
13 Adriano Cabrera, S OBP: 0.377, SLG: 0.351										3	0	0	0	2	1	2						
17 Shin-Soo Choo, L OBP: 0.393, SLG: 0.483										4	1	1	0	1	1	2						
47 Shelley Duncan, R OBP: 0.361, SLG: 0.473										3	0	1	0	1	2	4						
35 Jordan Brown, L OBP: 0.286, SLG: 0.350										4	1	3	1	0	0	1						
7 Matt LaPorta, R OBP: 0.324, SLG: 0.383										4	0	1	1	0	0	4						
1 Luis Valbuena, L OBP: 0.283, SLG: 0.247										4	0	1	0	0	0	3						
12 Jayson Nix, R OBP: 0.306, SLG: 0.408										4	0	1	0	0	1	2						
8 Chris Gimenez, R OBP: 0.227, SLG: 0.200										2	0	0	0	0	1	0						
4 Trevor Crowe, S OBP: 0.310, SLG: 0.345										0	0	0	0	1	0	0						
6 Lou Marson, R OBP: 0.267, SLG: 0.277										1	0	1	0	0	0	0						
<b>Inning Stats</b>	R: 0 E: 0 K: 1 S: 8	H: 0 LOB: 0 BB: 0 P: 15	R: 0 E: 0 K: 0 S: 8	H: 1 LOB: 1 BB: 0 P: 12	R: 0 E: 0 K: 2 S: 8	H: 0 LOB: 0 BB: 0 P: 10	R: 2 E: 1 K: 2 S: 14	H: 4 LOB: 2 BB: 0 P: 21	R: 0 E: 0 K: 0 S: 7	H: 0 LOB: 0 BB: 1 P: 12	R: 0 E: 0 K: 0 S: 14	H: 1 LOB: 2 BB: 1 P: 18	R: 0 E: 0 K: 1 S: 9	H: 1 LOB: 3 BB: 2 P: 20	R: 0 E: 0 K: 0 S: 10	H: 1 LOB: 0 BB: 0 P: 12	R: 0 E: 0 K: 1 S: 17	H: 1 LOB: 2 BB: 1 P: 24	1B: 8 2B: 1 3B: 0 HR: 0	SF: 0 SAC: 1 DP: 1 HBP: 0	WP: 0 PB: 0 SB: 0 CS: 1	PA: 40
<b>PITCHER</b>	IP WLS BF H R ER SO BB IBB HBP BLK WP HR S P ERA WHIP	IP WLS BF H R ER SO BB IBB HBP BLK WP HR S P ERA WHIP	IP WLS BF H R ER SO BB IBB HBP BLK WP HR S P ERA WHIP	IP WLS BF H R ER SO BB IBB HBP BLK WP HR S P ERA WHIP	IP WLS BF H R ER SO BB IBB HBP BLK WP HR S P ERA WHIP	IP WLS BF H R ER SO BB IBB HBP BLK WP HR S P ERA WHIP	IP WLS BF H R ER SO BB IBB HBP BLK WP HR S P ERA WHIP	IP WLS BF H R ER SO BB IBB HBP BLK WP HR S P ERA WHIP	IP WLS BF H R ER SO BB IBB HBP BLK WP HR S P ERA WHIP	IP WLS BF H R ER SO BB IBB HBP BLK WP HR S P ERA WHIP	IP WLS BF H R ER SO BB IBB HBP BLK WP HR S P ERA WHIP	IP WLS BF H R ER SO BB IBB HBP BLK WP HR S P ERA WHIP	IP WLS BF H R ER SO BB IBB HBP BLK WP HR S P ERA WHIP	IP WLS BF H R ER SO BB IBB HBP BLK WP HR S P ERA WHIP	IP WLS BF H R ER SO BB IBB HBP BLK WP HR S P ERA WHIP	IP WLS BF H R ER SO BB IBB HBP BLK WP HR S P ERA WHIP	IP WLS BF H R ER SO BB IBB HBP BLK WP HR S P ERA WHIP	IP WLS BF H R ER SO BB IBB HBP BLK WP HR S P ERA WHIP	IP WLS BF H R ER SO BB IBB HBP BLK WP HR S P ERA WHIP	IP WLS BF H R ER SO BB IBB HBP BLK WP HR S P ERA WHIP	IP WLS BF H R ER SO BB IBB HBP BLK WP HR S P ERA WHIP	

Minnesota Twins @ Cleveland Indians  
Progressive Field, Cleveland, OH  
Sat Aug 07 2010, 7:09 PM - 9:55 PM EDT  
Att: 27,638 - Partly Cloudy - 78 F

AB 33  
R 2  
H 9  
RBI 2  
BB 5  
SO 7  
LOB 19









Batter	1	2	3	4	5	6	7	8	9	AB	R	H	RBI	BB	SO	LOB	TOP								
2 Denard Span, L OBP: 0.336, SLG: 0.354	L3	7 HR	G4-3		F9		K		G3-1	6	1	1	0	0	1	3									
1 Orlando Hudson, S OBP: 0.353, SLG: 0.390	7 2B	F8		K	G4-3		K			5	1	1	0	0	2	1									
7 Joe Mauer, L OBP: 0.397, SLG: 0.485	2H	2B	HR		F8		F7		16 HR	5	2	3	3	0	0	0									
21 Delmon Young, R OBP: 0.340, SLG: 0.522	G5-3	P4		5 2B		G2-3		P3		5	1	1	0	0	0	2									
16 Jason Kubel, L OBP: 0.350, SLG: 0.458			25 2B 22 SF8	5 2B	IBB		5 HR	HR		2	4	2	2	3	0	0									
5 Michael Cuddyer, R OBP: 0.340, SLG: 0.433	P4		F8	1H 2H	2B		HR	K		5	1	2	4	0	1	3									
25 Jim Thome, L OBP: 0.392, SLG: 0.579		HR	2B	22 FC6-4	BB		G6-3		G5-3	4	1	2	1	1	0	0	AB 40 R 12 H 14 RBI 12 BB 5 SO 5 LOB 12								
22 Danny Valencia, R OBP: 0.383, SLG: 0.419	G5-3	SF8	FC6-4		F8		F8		27 FC6-4	4	0	1	1	0	0	2									
27 J.J. Hardy, R OBP: 0.313, SLG: 0.402	HR		BB		G3		K		FC6-4	4	1	1	1	1	1	1									
<b>Inning Stats</b>	R: 1 E: 0 K: 0 S: 15	H: 2 LOB: 2 BB: 1 P: 25	R: 4 E: 0 K: 0 S: 18	H: 4 LOB: 0 BB: 2 P: 25	R: 1 E: 0 K: 0 S: 9	H: 2 LOB: 2 BB: 1 P: 17	R: 2 E: 0 K: 1 S: 17	H: 2 LOB: 2 BB: 2 P: 31	R: 0 E: 0 K: 0 S: 7	H: 0 LOB: 0 BB: 0 P: 9	R: 2 E: 0 K: 0 S: 9	H: 1 LOB: 0 BB: 1 P: 18	R: 0 E: 0 K: 2 S: 10	H: 0 LOB: 0 BB: 0 P: 15	R: 2 E: 0 K: 2 S: 17	H: 2 LOB: 0 BB: 0 P: 24	R: 0 E: 0 K: 0 S: 9	H: 1 LOB: 1 BB: 0 P: 16	1B: 4 2B: 5 3B: 0 HR: 5	SF: 1 SAC: 0 DP: 0 HBP: 0	WP: 0 PB: 0 SB: 0 CS: 0	PA: 46			
<b>PITCHER</b>	IP WLS BF H R ER SO BB IBB HBP BLK WP HR S P ERA WHIP	IP WLS BF H R ER SO BB IBB HBP BLK WP HR S P ERA WHIP	IP WLS BF H R ER SO BB IBB HBP BLK WP HR S P ERA WHIP	IP WLS BF H R ER SO BB IBB HBP BLK WP HR S P ERA WHIP	IP WLS BF H R ER SO BB IBB HBP BLK WP HR S P ERA WHIP	IP WLS BF H R ER SO BB IBB HBP BLK WP HR S P ERA WHIP	IP WLS BF H R ER SO BB IBB HBP BLK WP HR S P ERA WHIP	IP WLS BF H R ER SO BB IBB HBP BLK WP HR S P ERA WHIP	IP WLS BF H R ER SO BB IBB HBP BLK WP HR S P ERA WHIP	IP WLS BF H R ER SO BB IBB HBP BLK WP HR S P ERA WHIP	IP WLS BF H R ER SO BB IBB HBP BLK WP HR S P ERA WHIP	IP WLS BF H R ER SO BB IBB HBP BLK WP HR S P ERA WHIP	IP WLS BF H R ER SO BB IBB HBP BLK WP HR S P ERA WHIP	IP WLS BF H R ER SO BB IBB HBP BLK WP HR S P ERA WHIP	IP WLS BF H R ER SO BB IBB HBP BLK WP HR S P ERA WHIP	IP WLS BF H R ER SO BB IBB HBP BLK WP HR S P ERA WHIP	IP WLS BF H R ER SO BB IBB HBP BLK WP HR S P ERA WHIP	IP WLS BF H R ER SO BB IBB HBP BLK WP HR S P ERA WHIP	IP WLS BF H R ER SO BB IBB HBP BLK WP HR S P ERA WHIP	IP WLS BF H R ER SO BB IBB HBP BLK WP HR S P ERA WHIP	IP WLS BF H R ER SO BB IBB HBP BLK WP HR S P ERA WHIP	IP WLS BF H R ER SO BB IBB HBP BLK WP HR S P ERA WHIP	IP WLS BF H R ER SO BB IBB HBP BLK WP HR S P ERA WHIP	IP WLS BF H R ER SO BB IBB HBP BLK WP HR S P ERA WHIP	
43 Freddy Garcia, R ERA: 4.9	2.1	L	16	8	6	6	0	1	0	0	0	0	0	0	0	0	3	37	55	23.14	3.857				
57 Ramon Pena, R ERA: 5.11	3.2		18	3	4	4	1	3	1	0	0	0	0	1	38	70	9.82	1.636							
71 Scott Linebrink, R ERA: 4.35	2.0		8	2	2	2	4	0	0	0	0	0	0	1	27	39	9.00	1.000							
45 Bobby Jenks, R ERA: 5.01	1.0		4	1	0	0	0	0	0	0	0	0	0	0	9	16	0.00	1.000							
<b>Batter</b>	<b>1</b>	<b>2</b>	<b>3</b>	<b>4</b>	<b>5</b>	<b>6</b>	<b>7</b>	<b>8</b>	<b>9</b>	<b>AB</b>	<b>R</b>	<b>H</b>	<b>RBI</b>	<b>BB</b>	<b>SO</b>	<b>LOB</b>	<b>BOTTOM</b>								
1 Juan Pierre, L OBP: 0.337, SLG: 0.304	G3-1		11 G5-3		G3		G4-3			3	0	0	0	1	0	1									
11 Omar Vizquel, S OBP: 0.356, SLG: 0.342	G6-3		G5-3		F9		G5-3			4	0	0	0	0	0	1									
51 Alex Rios, R OBP: 0.347, SLG: 0.484	14 CS		G6-3		14 E		F9		G3	4	1	2	0	0	0	0									
14 Paul Konerko, R OBP: 0.379, SLG: 0.578	CS	10 HR		K	7 1B 10 SF7		E7		G3	4	2	2	1	0	1	0									
7 Mark Kotsay, L OBP: 0.308, SLG: 0.380			K		K				10 2B 20 G4-3	4	1	2	0	0	2	1									
10 Alexei Ramirez, R OBP: 0.320, SLG: 0.427	20 HR		P4		SF7				20 G4-3	3	1	2	1	0	0	0									
20 Carlos Quentin, R OBP: 0.328, SLG: 0.490		1H 2H	HR		F8		K		G4-3	4	1	1	4	0	1	2	AB 34 R 6 H 10 RBI 6 BB 1 SO 7 LOB 8								
27 Ramon Castro, R OBP: 0.369, SLG: 0.566		K2-3					G5-3		K	4	0	1	0	0	2	1									
18 Brent Lillibridge, R OBP: 0.306, SLG: 0.521		F8			P5		F8		K	4	0	0	0	0	1	2									
<b>Inning Stats</b>	R: 0 E: 0 K: 0 S: 7	H: 1 LOB: 0 BB: 0 P: 11	R: 3 E: 0 K: 2 S: 19	H: 3 LOB: 0 BB: 0 P: 21	R: 0 E: 0 K: 0 S: 4	H: 0 LOB: 0 BB: 1 P: 10	R: 0 E: 0 K: 2 S: 8	H: 0 LOB: 0 BB: 0 P: 13	R: 0 E: 0 K: 0 S: 10	H: 1 LOB: 1 BB: 0 P: 13	R: 2 E: 1 K: 1 S: 14	H: 3 LOB: 1 BB: 0 P: 18	R: 0 E: 0 K: 0 S: 8	H: 0 LOB: 0 BB: 0 P: 11	R: 0 E: 0 K: 0 S: 8	H: 0 LOB: 0 BB: 0 P: 16	R: 1 E: 0 K: 2 S: 16	H: 2 LOB: 1 BB: 0 P: 21	1B: 7 2B: 2 3B: 0 HR: 1	SF: 1 SAC: 0 DP: 0 HBP: 0	WP: 0 PB: 0 SB: 0 CS: 1	PA: 37			
<b>PITCHER</b>	IP WLS BF H R ER SO BB IBB HBP BLK WP HR S P ERA WHIP	IP WLS BF H R ER SO BB IBB HBP BLK WP HR S P ERA WHIP	IP WLS BF H R ER SO BB IBB HBP BLK WP HR S P ERA WHIP	IP WLS BF H R ER SO BB IBB HBP BLK WP HR S P ERA WHIP	IP WLS BF H R ER SO BB IBB HBP BLK WP HR S P ERA WHIP	IP WLS BF H R ER SO BB IBB HBP BLK WP HR S P ERA WHIP	IP WLS BF H R ER SO BB IBB HBP BLK WP HR S P ERA WHIP	IP WLS BF H R ER SO BB IBB HBP BLK WP HR S P ERA WHIP	IP WLS BF H R ER SO BB IBB HBP BLK WP HR S P ERA WHIP	IP WLS BF H R ER SO BB IBB HBP BLK WP HR S P ERA WHIP	IP WLS BF H R ER SO BB IBB HBP BLK WP HR S P ERA WHIP	IP WLS BF H R ER SO BB IBB HBP BLK WP HR S P ERA WHIP	IP WLS BF H R ER SO BB IBB HBP BLK WP HR S P ERA WHIP	IP WLS BF H R ER SO BB IBB HBP BLK WP HR S P ERA WHIP	IP WLS BF H R ER SO BB IBB HBP BLK WP HR S P ERA WHIP	IP WLS BF H R ER SO BB IBB HBP BLK WP HR S P ERA WHIP	IP WLS BF H R ER SO BB IBB HBP BLK WP HR S P ERA WHIP	IP WLS BF H R ER SO BB IBB HBP BLK WP HR S P ERA WHIP	IP WLS BF H R ER SO BB IBB HBP BLK WP HR S P ERA WHIP	IP WLS BF H R ER SO BB IBB HBP BLK WP HR S P ERA WHIP	IP WLS BF H R ER SO BB IBB HBP BLK WP HR S P ERA WHIP	IP WLS BF H R ER SO BB IBB HBP BLK WP HR S P ERA WHIP	IP WLS BF H R ER SO BB IBB HBP BLK WP HR S P ERA WHIP	IP WLS BF H R ER SO BB IBB HBP BLK WP HR S P ERA WHIP	IP WLS BF H R ER SO BB IBB HBP BLK WP HR S P ERA WHIP
30 Scott Baker, R ERA: 4.76	6.0	W	25	8	5	4	5	1	0	0	0	0	0	0	0	0	1	62	86	6.00	1.500				
54 Matt Guerrier, R ERA: 3.27	2.0		6	0	0	0	0	0	0	0	0	0	0	0	16	27	0.00	0.000							
60 Jon Rauch, R ERA: 2.98	1.0		5	2	1	1	2	0	0	0	0	0	0	0	16	21	9.00	2.000							

Minnesota Twins @ Chicago White Sox  
U.S. Cellular Field, Chicago, IL  
Tue Aug 10 2010, 8:11 PM - 11:02 PM EDT  
Att: 30,900 - Partly Cloudy - 79 F

AB 40  
R 12  
H 14  
RBI 12  
BB 5  
SO 5  
LOB 12



Minnesota Twins @ Chicago White Sox  
U.S. Cellular Field, Chicago, IL  
Tue Aug 10 2010, 8:11 PM - 11:02 PM EDT  
Att: 30,900 - Partly Cloudy - 79 F

AB 34  
R 6  
H 10  
RBI 6  
BB 1  
SO 7  
LOB 8









Batter	1	2	3	4	5	6	7	8	9	AB R H RBI BB SO LOB	TOP											
<b>2 Denard Span, L</b> OBP: 0.336, SLG: 0.356	F9		G3		G4-3		K		G3	5 0 2 0 0 1 1	<b>Minnesota Twins @ Chicago White Sox</b> U.S. Cellular Field, Chicago, IL Thu Aug 12 2010, 8:11 PM - 11:19 PM EDT Att: 33,237 - Clear - 83 F											
<b>1 Orlando Hudson, S</b> OBP: 0.358, SLG: 0.402	HR		16 WP 5 BLK 1B		G4-3		K		G3	4 2 2 1 1 1 2												
<b>7 Joe Mauer, L</b> OBP: 0.400, SLG: 0.487	G4-3		5 BLK 16 WP 1B				16 HR IBB		G3	3 1 1 0 2 0 2												
<b>16 Jason Kubel, L</b> OBP: 0.345, SLG: 0.457	K		K		G3		1-H HR		F8	5 1 1 3 0 2 6												
<b>5 Michael Cuddyer, R</b> OBP: 0.342, SLG: 0.433		25 E 25 S 1B	F8				F8			4 1 1 0 0 1 1												
<b>25 Jim Thome, L</b> OBP: 0.394, SLG: 0.579	SF9		21 G6-4-3 1B				21 B BB		G6-3	2 0 1 1 1 0 0												
<b>21 Delmon Young, R</b> OBP: 0.350, SLG: 0.518			G6-4-3 1B				22 G5-4-3 1B		G4-3	4 0 2 0 0 0 1												
<b>22 Danny Valencia, R</b> OBP: 0.363, SLG: 0.396	L8		K				G5-4-3		K	4 0 0 0 0 2 3												
<b>12 Alexi Casilla, S</b> OBP: 0.351, SLG: 0.424	G3-1		K2-3				16 HR 2B		P4	4 1 1 0 0 1 1												
<b>Inning Stats</b>	R: 1 E: 0 K: 1 S: 14	H: 1 LOB: 0 BB: 0 P: 20	R: 1 E: 0 K: 0 S: 9	H: 2 LOB: 1 BB: 0 P: 14	R: 1 E: 0 K: 1 S: 12	H: 2 LOB: 1 BB: 0 P: 20	R: 0 E: 0 K: 1 S: 9	H: 1 LOB: 0 BB: 0 P: 13	R: 0 E: 0 K: 1 S: 9	H: 1 LOB: 2 BB: 1 P: 15		R: 0 E: 0 K: 1 S: 14	H: 1 LOB: 1 BB: 1 P: 21	R: 3 E: 0 K: 2 S: 16	H: 2 LOB: 0 BB: 1 P: 27	R: 0 E: 0 K: 1 S: 8	H: 0 LOB: 0 BB: 0 P: 12	R: 0 E: 0 K: 0 S: 7	H: 1 LOB: 2 BB: 1 P: 17	1B: 8 2B: 1 3B: 0 HR: 2	SF: 1 SAC: 0 DP: 2 HBP: 0	WP: 1 PB: 0 SB: 1 CS: 0
<b>PITCHER</b>	IP WLS BF H R ER SO BB IBB HBP BLK WP HR S P ERA WHIP											IP WLS BF H R ER SO BB IBB HBP BLK WP HR S P ERA WHIP										
<b>34 Gavin Floyd, R</b> ERA: 3.7	6.2 L 31 10 6 6 7 1 2 0 0 0 0 2 80 125 8.10 1.650																					
<b>49 Chris Sale, L</b> ERA:	7.1 1.1 4 0 0 0 1 0 0 0 0 0 0 11 17 0.00 0.000																					
<b>45 Bobby Jenks, R</b> ERA: 4.97	9.1 0.1 3 1 0 0 0 1 0 0 0 0 0 0 3 10 0.00 6.000																					
<b>71 Scott Linebrink, R</b> ERA: 4.28	9.1 0.2 2 0 0 0 0 0 0 0 0 0 0 4 7 0.00 0.000																					

Batter	1	2	3	4	5	6	7	8	9	AB R H RBI BB SO LOB	BOTTOM											
<b>1 Juan Pierre, L</b> OBP: 0.337, SLG: 0.303	B2	G4-3			51 FC1-2 10 B 1B		L8		F7	5 0 1 0 0 0 3	<b>Minnesota Twins @ Chicago White Sox</b> U.S. Cellular Field, Chicago, IL Thu Aug 12 2010, 8:11 PM - 11:19 PM EDT Att: 33,237 - Clear - 83 F											
<b>10 Alexei Ramirez, R</b> OBP: 0.318, SLG: 0.425	G6-3		G5-3		51 FC1-2 1B		P6		K	5 0 1 0 0 1 3												
<b>51 Alex Rios, R</b> OBP: 0.346, SLG: 0.481	20 HBP 12 B 1B		G6-3		FC1-2		F7		F7	5 1 2 0 0 0 3												
<b>14 Paul Konerko, R</b> OBP: 0.379, SLG: 0.570	12 B 20 HBP BB		K		K		F7		G6-3	4 0 1 0 1 2 4												
<b>20 Carlos Quentin, R</b> OBP: 0.334, SLG: 0.497	12 B HBP		K		K		P6		P6	3 0 0 0 0 2 4												
<b>12 A.J. Pierzynski, L</b> OBP: 0.272, SLG: 0.349	1-2 2-3 1B				11 B 2B 1B		F8		F8	4 0 3 1 0 0 1												
<b>24 Dayan Viciedo, R</b> OBP: 0.268, SLG: 0.451	F8		G5-3		P6		K		K	4 0 0 0 0 1 5												
<b>11 Omar Vizquel, S</b> OBP: 0.357, SLG: 0.349	G6-3		L9		2B		F9		F9	4 0 1 0 0 0 1												
<b>15 Gordon Beckham, R</b> OBP: 0.311, SLG: 0.364	L5		10 B 51 FC1-2 1 B BB		HBP		F8		F8	2 0 0 0 1 0 0												
<b>Inning Stats</b>	R: 1 E: 0 K: 0 S: 12	H: 2 LOB: 3 BB: 1 P: 23	R: 0 E: 0 K: 0 S: 8	H: 0 LOB: 0 BB: 0 P: 10	R: 0 E: 0 K: 1 S: 10	H: 0 LOB: 0 BB: 0 P: 16	R: 0 E: 0 K: 1 S: 11	H: 1 LOB: 1 BB: 0 P: 17	R: 0 E: 0 K: 2 S: 17	H: 2 LOB: 3 BB: 1 P: 25		R: 0 E: 0 K: 0 S: 13	H: 2 LOB: 3 BB: 1 P: 18	R: 0 E: 0 K: 0 S: 7	H: 1 LOB: 1 BB: 0 P: 9	R: 0 E: 0 K: 1 S: 8	H: 0 LOB: 0 BB: 0 P: 9	R: 0 E: 0 K: 1 S: 12	H: 1 LOB: 1 BB: 0 P: 16	1B: 7 2B: 2 3B: 0 HR: 0	SF: 0 SAC: 0 DP: 0 HBP: 2	WP: 0 PB: 0 SB: 0 CS: 0
<b>PITCHER</b>	IP WLS BF H R ER SO BB IBB HBP BLK WP HR S P ERA WHIP											IP WLS BF H R ER SO BB IBB HBP BLK WP HR S P ERA WHIP										
<b>47 Francisco Liriano, L</b> ERA: 3.26	5.2 W 28 7 1 0 2 0 2 0 0 0 0 0 69 106 1.59 1.588																					
<b>54 Matt Guerrier, R</b> ERA: 3.19	6.1 1.1 H 5 1 0 0 0 0 0 0 0 0 0 9 12 0.00 0.750																					
<b>28 Jesse Crain, R</b> ERA: 2.98	8.1 1.0 3 0 0 0 1 0 0 0 0 0 0 8 9 0.00 0.000																					
<b>55 Matt Capps, R</b> ERA: 2.55	9.1 1.0 4 1 0 0 1 0 0 0 0 0 0 12 16 0.00 1.000																					



Batter	1	2	3	4	5	6	7	8	9	AB	R	H	RBI	BB	SO	LOB	TOP								
4 Coco Crisp, S OBP: 0.335, SLG: 0.438										5	0	2	0	0	1	4									
10 Danie Barton, L OBP: 0.384, SLG: 0.398										4	0	2	1	1	0	1									
8 Kurt Suzuki, R OBP: 0.310, SLG: 0.402										5	2	2	0	0	1	4									
32 Jack Cust, L OBP: 0.402, SLG: 0.458										5	0	2	1	0	1	5									
5 Kevin Kouzmanoff, R OBP: 0.296, SLG: 0.393 30 Steve Tolson, R OBP: 0.250, SLG: 0.250										5	0	0	0	0	0	7									
14 Mark Ellis, R OBP: 0.340, SLG: 0.342										5	0	3	0	0	0	0									
11 Rajai Davis, R OBP: 0.316, SLG: 0.391										5	0	2	0	0	0	3									
22 Chris Carter, R										4	0	0	0	0	1	5									
2 Cliff Pennington, S OBP: 0.334, SLG: 0.376										3	1	1	0	1	1	2									
<b>Inning Stats</b>	R: 0 E: 0 K: 1 S: 12	H: 1 LOB: 2 BB: 1 P: 19	R: 0 E: 0 K: 0 S: 5	H: 0 LOB: 0 BB: 0 P: 7	R: 2 E: 0 K: 1 S: 13	H: 3 LOB: 1 BB: 0 P: 21	R: 0 E: 1 K: 1 S: 11	H: 1 LOB: 1 BB: 0 P: 16	R: 0 E: 0 K: 0 S: 11	H: 2 LOB: 2 BB: 0 P: 19	R: 0 E: 0 K: 1 S: 8	H: 1 LOB: 1 BB: 0 P: 9	R: 0 E: 0 K: 1 S: 9	H: 2 LOB: 2 BB: 1 P: 15	R: 0 E: 0 K: 0 S: 13	H: 2 LOB: 2 BB: 1 P: 19	R: 1 E: 1 K: 0 S: 9	H: 2 LOB: 2 BB: 0 P: 13	1B: 10 2B: 3 3B: 1 HR: 0	SF: 0 SAC: 0 DP: 2 HBP: 0	WP: 1 PB: 0 SB: 3 CS: 0	PA: 43			
<b>PITCHER</b>	IP	WLS	BF	H	R	ER	SO	BB	IBB	HBP	BLK	WP	HR	S	P	ERA	WHIP								
48 Carl Pavano, R ERA: 3.27	6.1	W	30	10	2	2	4	1	0	0	0	0	0	65	99	2.84	1.737								
32 Ron Mahay, L ERA: 3.45	0.1	H	1	0	0	0	1	0	0	0	0	0	0	3	6	0.00	0.000								
54 Matt Guerrier, R ERA: 3.15	0.2	H	5	2	0	0	0	1	0	0	0	1	0	11	17	0.00	4.500								
28 Jesse Crain, R ERA: 2.94	0.2	H	1	0	0	0	0	0	0	0	0	0	0	3	3	0.00	0.000								
55 Matt Capps, R ERA: 2.5	1.0	S	6	2	1	0	0	0	0	0	0	0	0	9	13	0.00	2.000								

Oakland Athletics @ Minnesota Twins  
Target Field, Minneapolis, MN  
Fri Aug 13 2010, 7:13 PM - 9:58 PM CDT  
Att: 40,622 - Cloudy - 75 F

AB	41
R	3
H	14
RBI	2
BB	2
SO	5
LOB	31



Batter	1	2	3	4	5	6	7	8	9	AB	R	H	RBI	BB	SO	LOB	BOTTOM								
2 Denard Span, L OBP: 0.335, SLG: 0.353										3	1	0	0	1	0	1									
1 Orlando Hudson, S OBP: 0.360, SLG: 0.400										2	0	0	0	2	2	1									
7 Joe Mauer, L OBP: 0.397, SLG: 0.482										4	1	0	0	0	0	4									
5 Michael Cuddyer, R OBP: 0.342, SLG: 0.430										3	0	0	0	1	1	0									
16 Jason Kubel, L OBP: 0.346, SLG: 0.456 18 Jason Repko, R OBP: 0.361, SLG: 0.564										3	0	1	1	1	1	0									
21 Delmon Young, R OBP: 0.350, SLG: 0.515										4	1	1	0	0	1	4									
22 Danny Valencia, R OBP: 0.366, SLG: 0.405										4	1	2	2	0	0	1									
12 Alexi Casilla, S OBP: 0.345, SLG: 0.416										2	0	0	0	0	1	0									
41 Drew Butera, R OBP: 0.245, SLG: 0.333										2	0	1	1	0	1	0									
<b>Inning Stats</b>	R: 2 E: 1 K: 1 S: 14	H: 1 LOB: 3 BB: 3 P: 34	R: 0 E: 0 K: 3 S: 12	H: 0 LOB: 1 BB: 1 P: 23	R: 0 E: 0 K: 1 S: 8	H: 0 LOB: 0 BB: 0 P: 14	R: 2 E: 1 K: 0 S: 10	H: 2 LOB: 0 BB: 0 P: 12	R: 0 E: 0 K: 2 S: 9	H: 0 LOB: 0 BB: 0 P: 13	R: 0 E: 0 K: 0 S: 7	H: 0 LOB: 0 BB: 0 P: 14	R: 0 E: 0 K: 0 S: 12	H: 1 LOB: 2 BB: 1 P: 19	R: 0 E: 0 K: 0 S: 7	H: 1 LOB: 2 BB: 0 P: 12	R: 0 E: 0 K: 0 S: 7	H: 1 LOB: 2 BB: 0 P: 12	1B: 4 2B: 1 3B: 0 HR: 0	SF: 0 SAC: 2 DP: 0 HBP: 0	WP: 1 PB: 1 SB: 0 CS: 0	PA: 34			
<b>PITCHER</b>	IP	WLS	BF	H	R	ER	SO	BB	IBB	HBP	BLK	WP	HR	S	P	ERA	WHIP								
47 Gio González, L ERA: 3.45	6.0	L	25	3	4	2	7	4	0	0	0	0	0	60	110	3.00	1.167								
13 Jerry Blevins, L ERA: 3.55	1.0		5	1	0	0	0	1	0	0	0	0	0	12	19	0.00	2.000								
63 Henry Alberto Rodríguez, R ERA: 4.38	1.0		4	1	0	0	0	0	0	0	0	1	0	7	12	0.00	1.000								

Oakland Athletics @ Minnesota Twins  
Target Field, Minneapolis, MN  
Fri Aug 13 2010, 7:13 PM - 9:58 PM CDT  
Att: 40,622 - Cloudy - 75 F

AB	27
R	4
H	5
RBI	4
BB	5
SO	7
LOB	11





Batter	1	2	3	4	5	6	7	8	9	AB	R	H	RBI	BB	SO	LOB	TOP												
4 Coco Crisp, S OBP: 0.333, SLG: 0.434										4	0	1	0	0	0	1													
10 Darrin Barton, L OBP: 0.380, SLG: 0.394										4	0	0	0	0	1	1													
8 Kurt Suzuki, R OBP: 0.313, SLG: 0.401										1	0	0	0	2	0	0													
5 Kevin Kouzmanoff, R OBP: 0.294, SLG: 0.390										3	0	0	0	0	0	2													
14 Mark Ellis, R OBP: 0.337, SLG: 0.338										3	0	0	0	0	0	1													
11 Rajai Davis, R OBP: 0.316, SLG: 0.391										3	0	1	0	0	0	0													
32 Jack Cust, L OBP: 0.398, SLG: 0.451										3	0	0	0	0	2	1													
22 Chris Carter, R OBP: 0.316, SLG: 0.391										3	0	0	0	0	1	0													
30 Steve Tolleson, R OBP: 0.286, SLG: 0.286										3	0	1	0	0	0	0													
<b>Inning Stats</b>	R: 0 E: 0 K: 0 S: 9	H: 1 LOB: 1 BB: 1 P: 15	R: 0 E: 0 K: 1 S: 9	H: 1 LOB: 0 BB: 0 P: 18	R: 0 E: 0 K: 1 S: 6	H: 1 LOB: 0 BB: 0 P: 12	R: 0 E: 0 K: 1 S: 7	H: 0 LOB: 0 BB: 0 P: 13	R: 0 E: 0 K: 0 S: 3	H: 0 LOB: 0 BB: 0 P: 5	R: 0 E: 0 K: 0 S: 7	H: 0 LOB: 0 BB: 0 P: 10	R: 0 E: 0 K: 0 S: 8	H: 0 LOB: 1 BB: 1 P: 15	R: 0 E: 0 K: 1 S: 5	H: 0 LOB: 0 BB: 0 P: 7	R: 0 E: 0 K: 0 S: 6	H: 0 LOB: 0 BB: 0 P: 9	1B: 3 2B: 0 3B: 0 HR: 0	SF: 0 SAC: 0 DP: 2 HBP: 0	WP: 0 PB: 0 SB: 1 CS: 0	PA: 30							
<b>PITCHER</b> 52 Brian Duensing, L ERA: 2.0	IP: 9.0 WLS: W BF: 29	H: 3 R: 0 ER: 0	SO: 4 BB: 2 IBB: 0 HBP: 0 BLK: 0	WP: 0 HR: 0 S: 60 P: 104 ERA: 0.00 WHIP: 0.556											<b>PITCHER</b>	IP: 9.0 WLS: W BF: 29	H: 3 R: 0 ER: 0	SO: 4 BB: 2 IBB: 0 HBP: 0 BLK: 0	WP: 0 HR: 0 S: 60 P: 104 ERA: 0.00 WHIP: 0.556										

Oakland Athletics @ Minnesota Twins  
Target Field, Minneapolis, MN  
Sat Aug 14 2010, 6:11 PM - 8:26 PM CDT  
Att: 40,830 - Partly Cloudy - 82 F

AB 27  
R 0  
H 3  
RBI 0  
BB 2  
SO 4  
LOB 6



Batter	1	2	3	4	5	6	7	8	9	AB	R	H	RBI	BB	SO	LOB	BOTTOM												
2 Denard Span, L OBP: 0.337, SLG: 0.358										3	1	2	0	0	0	0													
1 Orlando Hudson, S OBP: 0.358, SLG: 0.399										3	0	1	1	0	0	2													
7 Joe Mauer, L OBP: 0.400, SLG: 0.485										4	0	3	1	0	0	0													
16 Jason Kubel, L OBP: 0.343, SLG: 0.452										4	0	0	0	0	2	6													
18 Jason Repko, R OBP: 0.361, SLG: 0.564									0	0	0	0	0	0	0	0													
5 Michael Cuddyer, R OBP: 0.341, SLG: 0.427										3	0	0	0	0	2	1													
25 Jim Thome, L OBP: 0.389, SLG: 0.570										3	0	0	0	0	1	1													
21 Delmon Young, R OBP: 0.347, SLG: 0.511										3	0	1	0	0	0	0													
22 Danny Valencia, R OBP: 0.366, SLG: 0.404										3	1	1	0	0	0	1													
12 Alexi Casilla, S OBP: 0.345, SLG: 0.423																													
<b>Inning Stats</b>	R: 0 E: 0 K: 2 S: 13	H: 2 LOB: 2 BB: 0 P: 20	R: 0 E: 0 K: 0 S: 9	H: 0 LOB: 0 BB: 0 P: 13	R: 1 E: 0 K: 0 S: 8	H: 1 LOB: 0 BB: 0 P: 12	R: 0 E: 0 K: 2 S: 16	H: 0 LOB: 1 BB: 1 P: 22	R: 0 E: 0 K: 0 S: 8	H: 0 LOB: 0 BB: 0 P: 14	R: 0 E: 0 K: 0 S: 6	H: 2 LOB: 0 BB: 0 P: 11	R: 0 E: 0 K: 1 S: 7	H: 1 LOB: 1 BB: 0 P: 15	R: 1 E: 0 K: 1 S: 11	H: 2 LOB: 1 BB: 0 P: 15	1B: 6 2B: 2 3B: 0 HR: 0	SF: 1 SAC: 1 DP: 2 HBP: 0	WP: 0 PB: 0 SB: 1 CS: 0	PA: 32									
<b>PITCHER</b> 53 Trevor Cahill, R ERA: 2.5 56 Craig Breslow, L ERA: 3.23	IP: 7.0 WLS: L BF: 27	H: 6 R: 1 ER: 1	SO: 5 BB: 1 IBB: 0 HBP: 0 BLK: 0	WP: 0 HR: 0 S: 11 P: 107 ERA: 1.29 WHIP: 1.000											<b>PITCHER</b>	IP: 1.0 WLS: L BF: 5	H: 2 R: 1 ER: 1	SO: 1 BB: 1 IBB: 0 HBP: 0 BLK: 0	WP: 0 HR: 0 S: 11 P: 15 ERA: 9.00 WHIP: 2.000										

Oakland Athletics @ Minnesota Twins  
Target Field, Minneapolis, MN  
Sat Aug 14 2010, 6:11 PM - 8:26 PM CDT  
Att: 40,830 - Partly Cloudy - 82 F

AB 29  
R 2  
H 8  
RBI 2  
BB 1  
SO 6  
LOB 16





Batter	1	2	3	4	5	6	7	8	9	AB	R	H	RBI	BB	SO	LOB	TOP										
4 Coco Crisp, S OBP: 0.337, SLG: 0.438										3	1	1	1	1	0	0											
10 Darrin Barton, L OBP: 0.379, SLG: 0.391										3	0	0	0	1	0	1											
8 Kurt Suzuki, R OBP: 0.309, SLG: 0.396										4	0	0	1	0	1	1											
32 Jack Cust, L OBP: 0.395, SLG: 0.445										3	0	0	0	1	1	1											
5 Kevin Kouzmanoff, R OBP: 0.296, SLG: 0.390										3	0	1	0	1	1	1											
14 Mark Ellis, R OBP: 0.336, SLG: 0.335										3	0	0	0	0	0	2											
11 Rajai Davis, R OBP: 0.313, SLG: 0.387										4	0	0	0	0	1	4											
22 Chris Carter, R										3	0	0	0	0	2	1											
2 Cliff Pennington, S OBP: 0.334, SLG: 0.378										3	1	1	0	0	1	1											
<b>Inning Stats</b>	R: 0 E: 0 K: 0 S: 6	H: 0 LOB: 0 BB: 0 P: 7	R: 0 E: 0 K: 0 S: 9	H: 0 LOB: 1 BB: 1 P: 20	R: 0 E: 0 K: 0 S: 10	H: 0 LOB: 1 BB: 1 P: 17	R: 0 E: 0 K: 1 S: 6	H: 0 LOB: 0 BB: 0 P: 9	R: 0 E: 0 K: 1 S: 9	H: 0 LOB: 0 BB: 0 P: 14	R: 0 E: 0 K: 0 S: 9	H: 0 LOB: 1 BB: 1 P: 17	R: 0 E: 0 K: 2 S: 15	H: 2 LOB: 1 BB: 1 P: 25	R: 0 E: 0 K: 0 S: 7	H: 1 LOB: 0 BB: 0 P: 9	1B: 1 2B: 2 3B: 0 HR: 0	SF: 0 SAC: 0 DP: 2 HBP: 1	WP: 1 PB: 0 SB: 0 CS: 0	PA: 34							
<b>PITCHER</b>	IP	WLS	BF	H	R	ER	SO	BB	IBB	HBP	BLK	WP	HR	S	P	ERA	WHIP										
59 Kevin Slowey, R ERA: 4.22	7.0	W	25	0	0	0	5	3	0	1	0	0	0	65	106	0.00	0.429										
60 Jon Rauch, R ERA: 3.38	0.1		4	2	2	2	1	1	0	0	0	0	0	9	15	54.00	9.000										
2B Jesse Crain, R ERA: 2.9	0.2	H	2	0	0	0	1	0	0	0	0	0	1	6	10	0.00	0.000										
55 Matt Capps, R ERA: 2.45	1.0	S	3	1	0	0	0	0	0	0	0	0	0	7	9	0.00	1.000										

Oakland Athletics @ Minnesota Twins  
Target Field, Minneapolis, MN  
Sun Aug 15 2010, 1:13 PM - 3:57 PM CDT  
Att: 40,602 - Partly Cloudy - 74 F

AB 29  
R 2  
H 3  
RBI 2  
BB 4  
SO 7  
LOB 12



Batter	1	2	3	4	5	6	7	8	9	AB	R	H	RBI	BB	SO	LOB	BOTTOM										
2 Denard Span, L OBP: 0.337, SLG: 0.357										4	0	1	0	0	1	3											
1 Orlando Hudson, S OBP: 0.359, SLG: 0.398										4	2	1	0	1	2	2											
7 Joe Mauer, L OBP: 0.404, SLG: 0.486										3	1	2	0	2	0	1											
16 Jason Kubel, L OBP: 0.342, SLG: 0.451										5	0	1	1	0	1	7											
5 Michael Cuddyer, R OBP: 0.340, SLG: 0.424										3	0	0	0	1	0	5											
25 Jim Thome, L OBP: 0.387, SLG: 0.578										4	1	1	3	0	0	3											
22 Danny Valencia, R OBP: 0.376, SLG: 0.419										4	0	3	0	0	0	0											
18 Jason Repko, R OBP: 0.338, SLG: 0.525										4	0	0	0	0	2	3											
12 Alexi Casilla, S OBP: 0.350, SLG: 0.421										3	0	1	0	1	0	1											
<b>Inning Stats</b>	R: 0 E: 0 K: 1 S: 10	H: 2 LOB: 2 BB: 0 P: 17	R: 0 E: 0 K: 0 S: 8	H: 0 LOB: 0 BB: 0 P: 14	R: 1 E: 0 K: 0 S: 14	H: 3 LOB: 3 BB: 1 P: 21	R: 0 E: 0 K: 1 S: 10	H: 1 LOB: 1 BB: 0 P: 13	R: 0 E: 0 K: 0 S: 7	H: 0 LOB: 1 BB: 1 P: 16	R: 0 E: 0 K: 1 S: 10	H: 1 LOB: 2 BB: 1 P: 18	R: 3 E: 1 K: 2 S: 14	H: 2 LOB: 1 BB: 1 P: 24	R: 0 E: 0 K: 1 S: 8	H: 1 LOB: 2 BB: 1 P: 18	1B: 7 2B: 2 3B: 0 HR: 1	SF: 0 SAC: 1 DP: 0 HBP: 0	WP: 0 PB: 0 SB: 1 CS: 0	PA: 40							
<b>PITCHER</b>	IP	WLS	BF	H	R	ER	SO	BB	IBB	HBP	BLK	WP	HR	S	P	ERA	WHIP										
54 Vin Mazzaro, R ERA: 3.71	6.0	L	29	7	2	2	3	3	0	0	0	0	0	60	101	3.00	1.667										
13 Jerry Blevins, L ERA: 3.99	0.2		4	1	2	1	1	1	0	0	0	0	1	8	16	13.50	3.000										
31 Brad Ziegler, R ERA: 3.55	0.1		2	1	0	0	1	0	0	0	0	0	0	5	6	0.00	3.000										
48 Michael Wuerztz, R ERA: 4.23	1.0		5	1	0	0	1	0	1	0	0	0	0	8	18	0.00	1.000										

Oakland Athletics @ Minnesota Twins  
Target Field, Minneapolis, MN  
Sun Aug 15 2010, 1:13 PM - 3:57 PM CDT  
Att: 40,602 - Partly Cloudy - 74 F

AB 34  
R 4  
H 10  
RBI 4  
BB 5  
SO 6  
LOB 25

















Batter	1	2	3	4	5	6	7	8	9	AB	R	H	RBI	BB	SO	LOB	TOP					
53 Bobby Abreu, L (1, 10) OBP: 0.356, SLG: 0.435										4	0	0	0	0	1	1	<b>Los Angeles Angels @ Minnesota Twins</b> Target Field, Minneapolis, MN Fri Aug 20 2010, 7:13 PM - 9:25 PM CDT Att: 40,747 - Overcast - 84 F					
47 Howie Kendrick, R (1, 4) OBP: 0.306, SLG: 0.407										4	1	3	0	0	0	1						
6 Alberto Callaspo, S (1, 5) OBP: 0.319, SLG: 0.497										4	1	2	0	0	0	2						
48 Tori Hunter, R (1, 9) OBP: 0.371, SLG: 0.493										4	0	1	0	0	0	2						
20 Juan Rivera, R (1, 7) OBP: 0.309, SLG: 0.417										4	0	1	1	0	0	1						
44 Mike Napoli, R (1, 2) OBP: 0.318, SLG: 0.479										4	0	0	0	0	2	2						
2 Erick Aybar, S (1, 6) OBP: 0.319, SLG: 0.354										3	0	0	0	0	0	2						
3 Brandon Wood, R (1, 3) OBP: 0.180, SLG: 0.219										3	0	0	0	0	2	0						
25 Peter Bourjos, R (1, 8) OBP: 0.212, SLG: 0.208										3	0	1	0	0	1	0						
<b>Inning Stats</b>	R: 0 E: 0 K: 1 S: 7	H: 1 LOB: 0 BB: 0 P: 10	R: 0 E: 0 K: 1 S: 9	H: 1 LOB: 1 BB: 0 P: 12	R: 0 E: 0 K: 1 S: 8	H: 0 LOB: 0 BB: 0 P: 10	R: 1 E: 0 K: 0 S: 12	H: 2 LOB: 0 BB: 0 P: 16	R: 0 E: 0 K: 1 S: 9	H: 0 LOB: 0 BB: 0 P: 10	R: 0 E: 0 K: 0 S: 9	H: 1 LOB: 1 BB: 0 P: 14	R: 0 E: 0 K: 1 S: 11	H: 1 LOB: 1 BB: 0 P: 15	R: 0 E: 0 K: 1 S: 13	H: 1 LOB: 1 BB: 0 P: 16	R: 1 E: 0 K: 0 S: 10	H: 1 LOB: 0 BB: 0 P: 13	1B: 6 2B: 2 3B: 0 HR: 0	SF: 0 SAC: 0 DP: 1 HBP: 0	WP: 0 PB: 0 SB: 0 CS: 1	PA: 33
<b>PITCHER</b>	IP WLS BF H R ER SO BB IBB HBP BLK WP HR S P ERA WHIP																					
52 Brian Duensing, L (1, 1) ERA: 1.92	8.0 W 29 7 1 1 6 0 0 0 0 0 0 0 0 10 103 1.12 0.875																					
54 Matt Guerrier, R (9, 1) ERA: 3.2	1.0 4 1 1 1 0 0 0 0 0 0 0 0 0 10 13 9.00 1.000																					

Batter	1	2	3	4	5	6	7	8	9	AB	R	H	RBI	BB	SO	LOB	BOTTOM			
2 Denard Span, L (1, 8) OBP: 0.336, SLG: 0.357										4	1	1	0	0	0	2	<b>Los Angeles Angels @ Minnesota Twins</b> Target Field, Minneapolis, MN Fri Aug 20 2010, 7:13 PM - 9:25 PM CDT Att: 40,747 - Overcast - 84 F			
1 Orlando Hudson, S (1, 4) OBP: 0.359, SLG: 0.402										4	0	2	1	0	1	1				
7 Joe Mauer, L (1, 2) OBP: 0.404, SLG: 0.491										2	1	1	1	1	0	0				
16 Jason Kubel, L (1, 9) OBP: 0.340, SLG: 0.458										4	1	2	3	0	0	3				
5 Michael Cuddyer, R (1, 3) OBP: 0.342, SLG: 0.427										4	0	0	0	0	0	2				
25 Jim Thome, L (1, 10) OBP: 0.387, SLG: 0.588										4	1	1	0	0	2	0				
21 Delmon Young, R (1, 7) OBP: 0.348, SLG: 0.514										4	1	1	1	0	1	0				
22 Danny Valencia, R (1, 5) OBP: 0.380, SLG: 0.435										4	1	2	0	0	0	0				
27 J.J. Hardy, R (1, 6) OBP: 0.305, SLG: 0.394										2	1	1	1	0	0	1				
<b>Inning Stats</b>	R: 1 E: 0 K: 0 S: 8	H: 2 LOB: 1 BB: 0 P: 16	R: 0 E: 0 K: 2 S: 9	H: 0 LOB: 0 BB: 0 P: 13	R: 3 E: 0 K: 1 S: 8	H: 2 LOB: 0 BB: 1 P: 16	R: 0 E: 0 K: 0 S: 12	H: 5 LOB: 2 BB: 0 P: 17	R: 0 E: 0 K: 0 S: 6	H: 1 LOB: 0 BB: 0 P: 8	R: 0 E: 0 K: 0 S: 9	H: 1 LOB: 1 BB: 0 P: 17	R: 0 E: 0 K: 1 S: 10	H: 0 LOB: 0 BB: 0 P: 13	R: 0 E: 0 K: 1 S: 10	H: 0 LOB: 0 BB: 0 P: 13	1B: 6 2B: 3 3B: 1 HR: 1	SF: 2 SAC: 0 DP: 1 HBP: 0	WP: 0 PB: 0 SB: 0 CS: 0	PA: 35
<b>PITCHER</b>	IP WLS BF H R ER SO BB IBB HBP BLK WP HR S P ERA WHIP																			
24 Dan Haren, R (1, 1) ERA: 4.55	7.0 L 32 11 7 7 3 0 0 0 0 0 0 0 0 10 94 9.00 1.571																			
58 Michael Kohn, R (8, 1) ERA: 3.72	1.0 3 0 0 0 1 0 0 0 0 0 0 0 0 10 13 0.00 0.000																			



Batter	1	2	3	4	5	6	7	8	9	AB	R	H	RBI	BB	SO	LOB	TOP					
53 Bobby Abreu, L (1, 7) OBP: 0.356, SLG: 0.441	L8	HR		1B					G6-3	6	1	2	1	0	1	2						
47 Howie Kendrick, R (1, 4) OBP: 0.311, SLG: 0.409	F8	1B		F8					1B	5	0	3	0	0	0	1						
6 Alberto Callaspo, S (1, 5) OBP: 0.322, SLG: 0.406									1B	4	0	2	0	1	0	2						
48 Tori Hunter, R (1, 9) OBP: 0.370, SLG: 0.489	P4	1B		K					1B	5	1	1	0	0	1	6						
55 Hideki Matsui, L (1, 10) OBP: 0.322, SLG: 0.424		1B		G4-3					F9	4	2	1	0	1	0	3						
2 Enck Aybar, S (1, 6) OBP: 0.332, SLG: 0.356		1B							G1-3	5	1	3	1	0	0	0						
44 Mike Napoli, R (1, 3) OBP: 0.319, SLG: 0.477	SF7	1B		K					1B	3	2	1	1	1	1	3						
5 Jeff Mathis, R (1, 2) OBP: 0.222, SLG: 0.306	F8			P3					3B	5	1	1	1	0	2	4						
25 Peter Bourjos, R (1, 8) OBP: 0.228, SLG: 0.321		HR		K					E6	5	1	2	4	0	1	2						
<b>Inning Stats</b>	R: 0 H: 0 E: 0 K: 0 S: 10	H: 0 LOB: 1 BB: 1 P: 17	R: 4 H: 6 E: 0 K: 0 S: 19	H: 6 LOB: 2 BB: 3 P: 31	R: 0 H: 1 E: 0 K: 2 S: 13	H: 1 LOB: 2 BB: 1 P: 21	R: 0 H: 2 E: 0 K: 1 S: 11	H: 2 LOB: 1 BB: 0 P: 17	R: 1 H: 1 E: 0 K: 1 S: 10	H: 1 LOB: 1 BB: 1 P: 18	R: 2 H: 2 E: 1 K: 0 S: 15	H: 2 LOB: 1 BB: 0 P: 17	R: 0 H: 0 E: 0 K: 2 S: 8	H: 0 LOB: 0 BB: 0 P: 9	R: 0 H: 2 E: 0 K: 0 S: 14	H: 2 LOB: 1 BB: 0 P: 17	R: 2 H: 2 E: 1 K: 0 S: 9	H: 2 LOB: 0 BB: 0 P: 15	1B: 12 2B: 0 3B: 2 HR: 2	SF: 1 SAC: 0 DP: 2 HBP: 0	WP: 0 PB: 0 SB: 0 CS: 0	PA: 46
<b>PITCHER</b>	IP	WLS	BF	H	R	ER	SO	BB	IBB	HBP	BLK	WP	HR	S	P	ERA	WHIP					
59 Kevin Slowey, R (1, 1) ERA: 4.39	3.0	L	18	7	4	4	2	2	0	0	0	0	2	42	69	12.00	3.000					
49 Jeff ManSHIP, R (4, 1) ERA: 2.41	2.2		13	4	2	1	2	1	0	0	0	0	0	28	44	3.38	1.875					
32 Ron Mahay, L (6, 1) ERA: 3.44	0.0		2	1	1	0	0	0	0	0	0	0	0	3	3	∞	∞					
60 Jon Rauch, R (6, 1) ERA: 3.35	1.1		4	0	0	0	2	0	0	0	0	0	0	13	14	0.00	0.000					
15 Glen Perkins, L (8, 1) ERA: 9.0	2.0		9	4	2	2	0	0	0	0	0	0	0	23	32	9.00	2.000					

Los Angeles Angels @ Minnesota Twins  
Target Field, Minneapolis, MN  
Sat Aug 21 2010, 3:12 PM - 6:36 PM CDT  
Att: 40,966 - Partly Cloudy - 80 F

AB 42  
R 9  
H 16  
RBI 8  
BB 3  
SO 6  
LOB 23



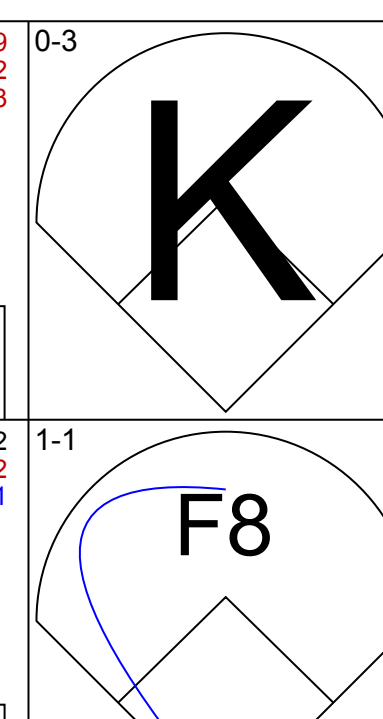
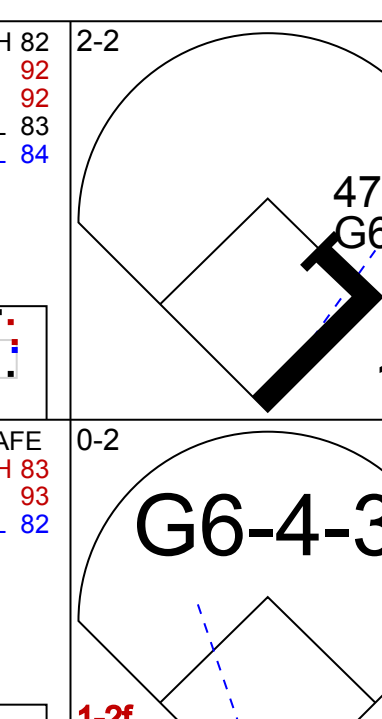
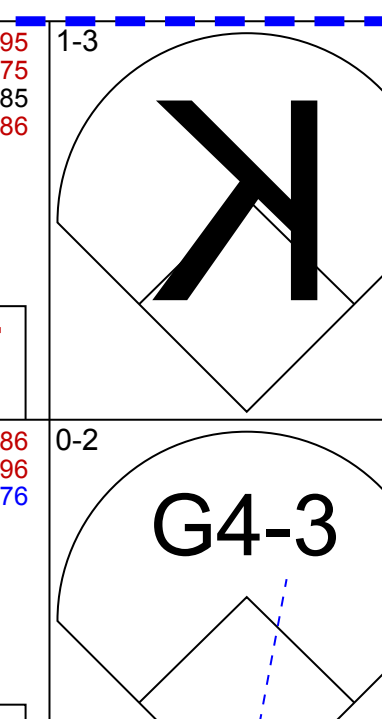
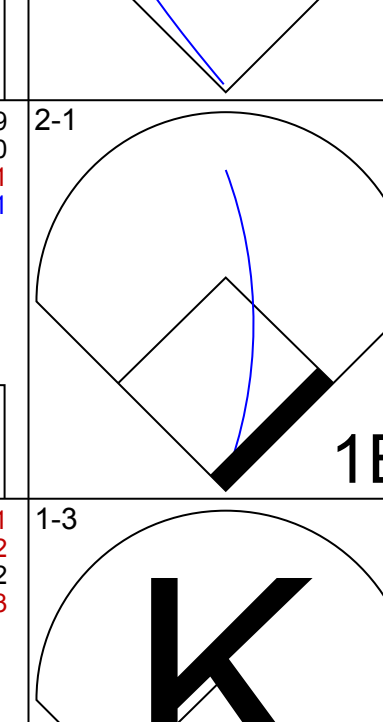


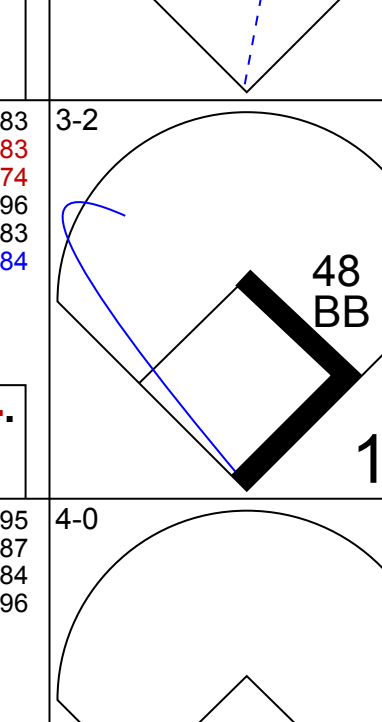

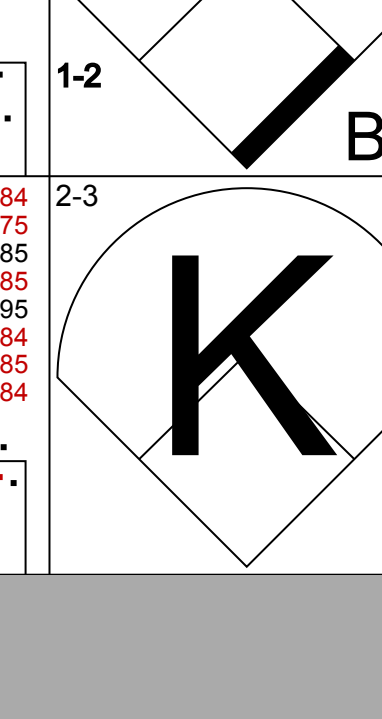


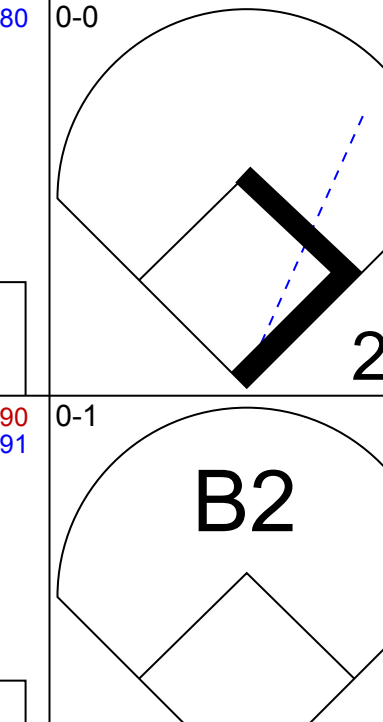

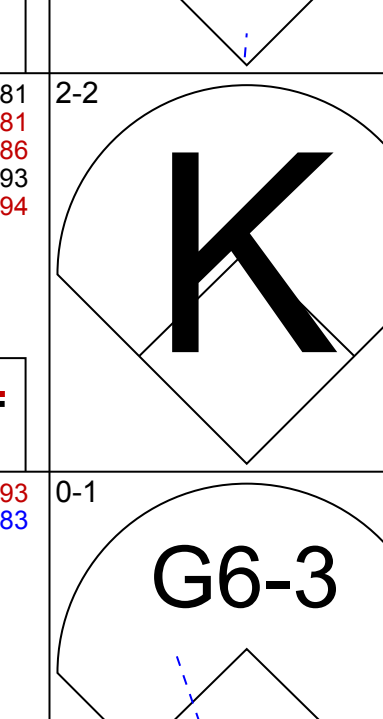
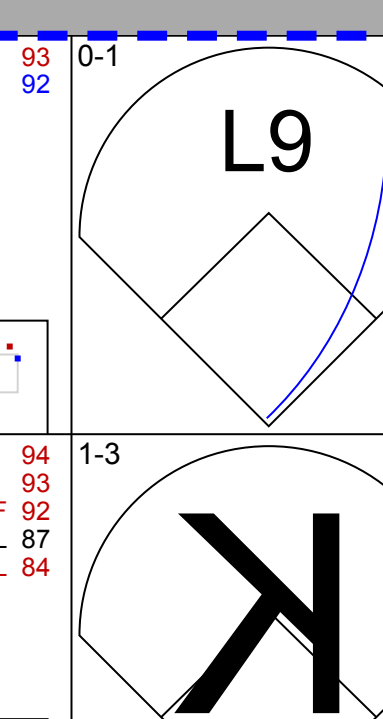

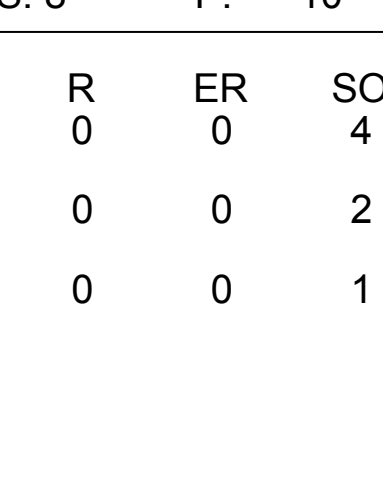
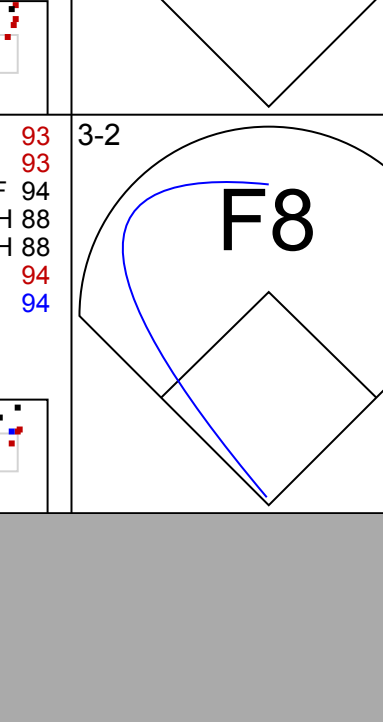
Batter	1	2	3	4	5	6	7	8	9	AB	R	H	RBI	BB	SO	LOB	BOTTOM					
2 Denard Span, L (1, 8) OBP: 0.337, SLG: 0.354	G2-3	F7		P6					K	3	1	0	0	2	1	2						
1 Orlando Hudson, S (1, 4) OBP: 0.385, SLG: 0.398	K	G6-3		G4-3					P4	4	0	0	0	0	2	4						
18 Jason Repko, R (9, PH) OBP: 0.338, SLG: 0.508										1	0	0	0	0	0	0						
7 Joe Mauer, L (1, 2) OBP: 0.405, SLG: 0.489	G2-3	G3		F7					BB	2	1	0	0	2	0	1						
16 Jason Kubel, L (1, 9) OBP: 0.339, SLG: 0.456	G2-3			G3-1					G3-6-1	4	0	1	0	0	0	3						
5 Michael Cuddyer, R (1, 3) OBP: 0.344, SLG: 0.428	1B			F9					K	4	1	2	2	0	1	0						
25 Jim Thome, L (1, 10) ERA: 5.48										1	0	1	0	3	0	0						
20 Matt Tolbert, S (8, FR) OBP: 0.288, SLG: 0.326										0	0	0	0	0	0	0						
21 Delmon Young, R (1, 7) OBP: 0.347, SLG: 0.512				K					FC6-4	4	0	1	1	0	1	5						
22 Danny Valencia, R (1, 5) OBP: 0.372, SLG: 0.425				G1-3					G6-4-3	4	0	0	0	0	1	3						
27 J.J. Hardy, R (1, 6) OBP: 0.309, SLG: 0.393										1	0	0	0	2	0	0						
12 Alexi Casilla, S (9, PH) OBP: 0.350, SLG: 0.418									G1-3	1	0	0	0	0	0	0						
<b>Inning Stats</b>	R: 3 H: 2 E: 0 K: 2 S: 16	H: 2 LOB: 3 BB: 3 P: 31	R: 0 H: 0 E: 0 K: 0 S: 12	H: 0 LOB: 1 BB: 1 P: 23	R: 0 H: 0 E: 0 K: 1 S: 16	H: 0 LOB: 1 BB: 1 P: 22	R: 0 H: 0 E: 0 K: 0 S: 8	H: 0 LOB: 1 BB: 1 P: 15	R: 0 H: 3 E: 0 K: 0 S: 6	H: 0 LOB: 2 BB: 0 P: 9	R: 0 H: 0 E: 0 K: 1 S: 9	H: 0 LOB: 0 BB: 1 P: 16	R: 0 H: 0 E: 0 K: 1 S: 7	H: 0 LOB: 0 BB: 1 P: 15	R: 0 H: 0 E: 0 K: 0 S: 3	H: 0 LOB: 1 BB: 1 P: 9	R: 0 H: 0 E: 0 K: 1 S: 12	H: 0 LOB: 0 BB: 0 P: 18	1B: 5 2B: 1 3B: 0 HR: 0	SF: 0 SAC: 0 DP: 3 HBP: 0	WP: 1 PB: 0 SB: 1 CS: 0	PA: 38
<b>PITCHER</b>	IP	WLS	BF	H	R	ER	SO	BB	IBB	HBP	BLK	WP	HR	S	P	ERA	WHIP					
22 Trevor Bell, R (1, 1) ERA: 3.69	4.1		23	4	3	3	3	6	0	0	0	0	0	56	96	6.23	2.308					
45 Francisco Rodriguez, R (5, 1) ERA: 3.69	2.2	W	9	1	0	0	2	2	0	0	0	0	0	18	35	0.00	1.125					
56 Fernando Rodney, R (8, 1) ERA: 3.99	1.0		3	0	0	0	0	1	0	0	0	0	0	3	9	0.00	1.000					
40 Brian Fuentes, L (9, 1) ERA: 3.13	1.0		3	0	0	0	1	0	0	0	0	0	0	12	18	0.00	0.000					

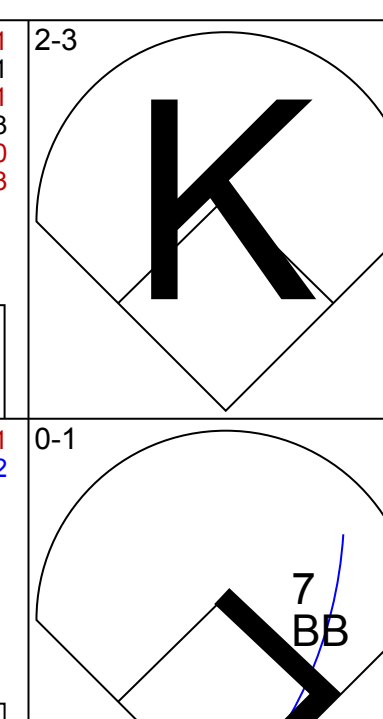
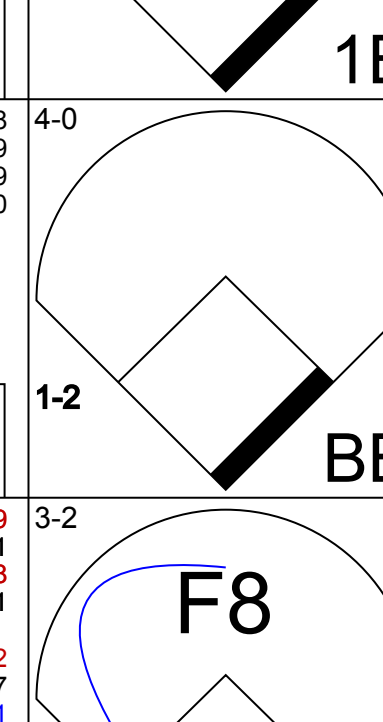
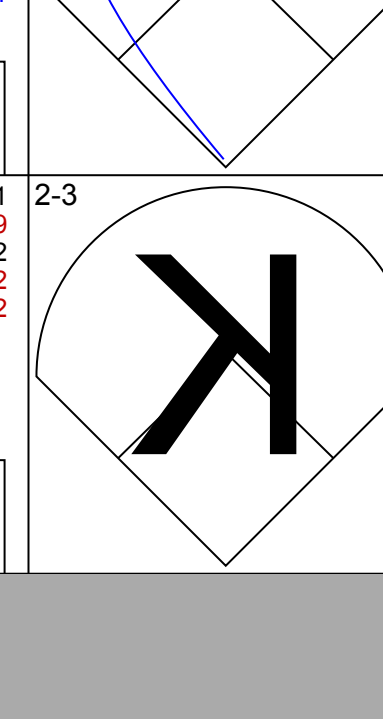


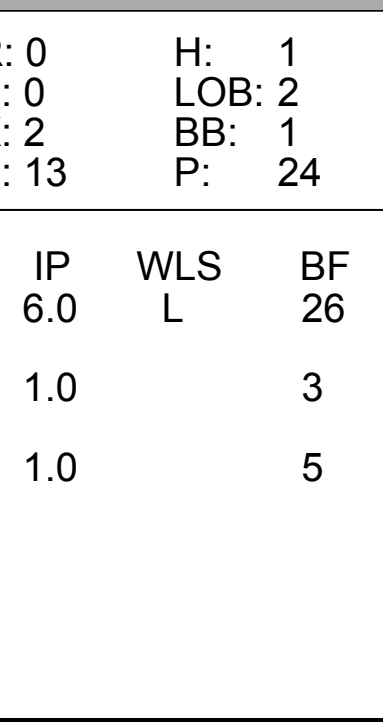
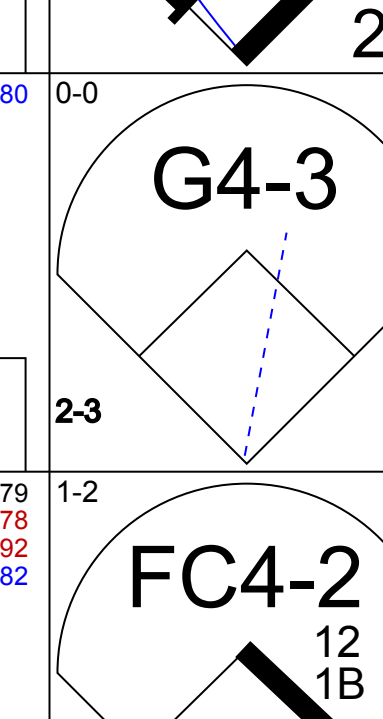
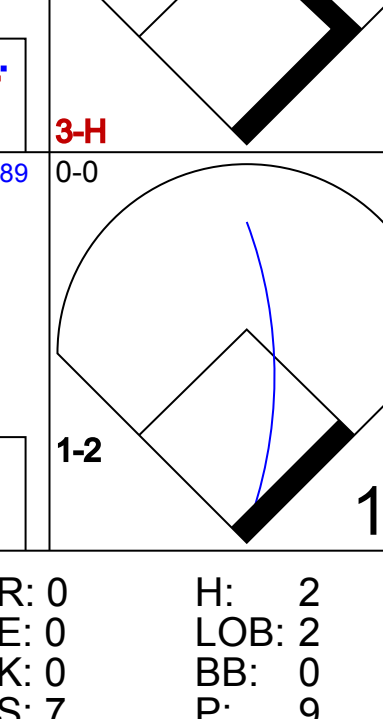
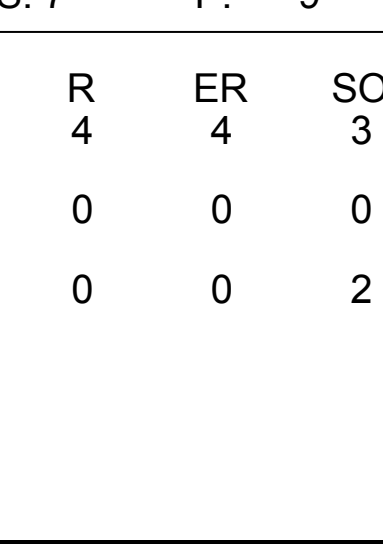
Los Angeles Angels @ Minnesota Twins  
Target Field, Minneapolis, MN  
Sat Aug 21 2010, 3:12 PM - 6:36 PM CDT  
Att: 40,966 - Partly Cloudy - 80 F

AB 29  
R 3  
H 5  
RBI 3  
BB 9  
SO 6  
LOB 18





Batter	1	2	3	4	5	6	7	8	9	AB	R	H	RBI	BB	SO	LOB	TOP					
53 Bobby Abreu, L (1,7) OBP: 0.355, SLG: 0.439										4	0	1	0	0	2	1	<b>Los Angeles Angels @ Minnesota Twins</b> Target Field, Minneapolis, MN Sun Aug 22 2010, 7:11 PM - 9:59 PM CDT Att: 40,385 - Clear - 86 F					
47 Howie Kendrick, R (1,4) OBP: 0.305, SLG: 0.405										4	0	0	0	0	0	2						
6 Alberto Callaspo, S (1,5) OBP: 0.324, SLG: 0.499										4	0	2	0	0	0	0						
48 Tori Hunter, R (1,9) OBP: 0.369, SLG: 0.486										3	0	0	0	1	1	1						
55 Hideki Matsui, L (1,10) OBP: 0.324, SLG: 0.428										4	0	2	0	0	1	2						
2 Enck Aybar, S (1,6) OBP: 0.323, SLG: 0.356										3	0	1	0	1	0	1						
44 Mike Napoli, R (1,3) OBP: 0.316, SLG: 0.472										4	0	0	0	0	2	4						
5 Jeff Mathis, R (1,2) OBP: 0.218, SLG: 0.300										3	0	0	0	0	1	2						
77 Reggie Williams, S (9,PH) OBP: 0.355, SLG: 0.321										1	0	0	0	0	0	0						
25 Peter Bourjos, R (1,8) OBP: 0.233, SLG: 0.309										2	0	0	0	1	0	1						
<b>Inning Stats</b>	R: 0 H: 1 E: 0 K: 2 S: 10	H: 1 LOB: 1 BB: 0 P: 14	R: 0 H: 0 E: 0 K: 1 S: 8	H: 1 LOB: 1 BB: 0 P: 10	R: 0 H: 1 E: 0 K: 0 S: 9	H: 1 LOB: 0 BB: 0 P: 12	R: 0 H: 2 E: 0 K: 0 S: 9	H: 2 LOB: 2 BB: 0 P: 17	R: 0 H: 0 E: 0 K: 0 S: 12	H: 0 LOB: 0 BB: 1 P: 19	R: 0 H: 0 E: 0 K: 0 S: 9	H: 0 LOB: 0 BB: 0 P: 14	R: 0 H: 0 E: 0 K: 1 S: 8	H: 0 LOB: 1 BB: 1 P: 13	R: 0 H: 1 E: 0 K: 2 S: 15	H: 2 LOB: 2 BB: 1 P: 25	R: 0 H: 0 E: 0 K: 1 S: 10	H: 0 LOB: 0 BB: 0 P: 14	1B: 5 2B: 1 3B: 0 HR: 0	SF: 0 SAC: 0 DP: 1 HBP: 0	WP: 0 PB: 0 SB: 0 CS: 0	PA: 35
<b>PITCHER</b>	IP WLS BF H R ER SO BB IBB HBP BLK WP HR S P ERA WHIP	7.0 W 27 5 0 0 4 2 0 0 0 0 0 65 99 0.00 1.000	1.0 5 1 0 0 2 1 0 0 0 0 0 15 25 0.00 2.000	1.0 3 0 0 0 1 0 0 0 0 0 0 10 14 0.00 0.000	<b>PITCHER</b>										IP WLS BF H R ER SO BB IBB HBP BLK WP HR S P ERA WHIP	7.0 L 26 6 4 4 3 4 0 0 0 0 0 5 7 0.00 0.000	1.0 3 0 0 0 0 0 0 0 0 0 0 5 7 0.00 0.000	1.0 5 1 0 0 2 1 0 0 0 0 0 14 23 0.00 2.000				

Batter	1	2	3	4	5	6	7	8	9	AB	R	H	RBI	BB	SO	LOB	BOTTOM			
18 Jason Repko, R (1,8) OBP: 0.319, SLG: 0.477										4	0	0	0	0	1	2	<b>Los Angeles Angels @ Minnesota Twins</b> Target Field, Minneapolis, MN Sun Aug 22 2010, 7:11 PM - 9:59 PM CDT Att: 40,385 - Clear - 86 F			
1 Orlando Hudson, S (1,4) OBP: 0.359, SLG: 0.405										3	1	2	0	1	0	0				
7 Joe Mauer, L (1,2) OBP: 0.408, SLG: 0.488										1	1	0	0	3	0	1				
16 Jason Kubel, L (1,9) OBP: 0.340, SLG: 0.455										3	1	1	0	1	0	2				
2 Denard Span, L (9,8) OBP: 0.337, SLG: 0.354										0	0	0	0	0	0	0				
5 Michael Cuddyer, R (1,3) OBP: 0.343, SLG: 0.428										4	0	1	3	0	2	4				
25 Jim Thome, L (1,10) OBP: 0.394, SLG: 0.588										4	0	1	0	0	2	2				
21 Delmon Young, R (1,7) OBP: 0.344, SLG: 0.507										4	0	0	0	0	0	3				
22 Danny Valencia, R (1,5) OBP: 0.372, SLG: 0.441										3	1	1	1	0	0	1				
12 Alexi Casilla, S (1,6) OBP: 0.349, SLG: 0.416										3	0	1	0	0	0	0				
<b>Inning Stats</b>	R: 0 H: 1 E: 0 K: 2 S: 13	H: 2 LOB: 2 BB: 0 P: 9	R: 0 H: 0 E: 0 K: 0 S: 11	H: 0 LOB: 1 BB: 1 P: 17	R: 0 H: 0 E: 0 K: 0 S: 11	H: 0 LOB: 0 BB: 0 P: 15	R: 4 H: 3 E: 0 K: 0 S: 17	H: 3 LOB: 1 BB: 2 P: 32	R: 0 H: 0 E: 0 K: 1 S: 7	H: 0 LOB: 0 BB: 0 P: 10	R: 0 H: 0 E: 0 K: 0 S: 5	H: 0 LOB: 0 BB: 0 P: 7	R: 0 H: 1 E: 0 K: 2 S: 14	H: 1 LOB: 2 BB: 1 P: 23	R: 0 H: 0 E: 0 K: 2 S: 10	H: 0 LOB: 0 BB: 0 P: 10	1B: 3 2B: 2 3B: 1 HR: 1	SF: 0 SAC: 0 DP: 1 HBP: 0	WP: 0 PB: 0 SB: 0 CS: 0	PA: 34
<b>PITCHER</b>	IP WLS BF H R ER SO BB IBB HBP BLK WP HR S P ERA WHIP	6.0 L 26 6 4 4 3 4 0 0 0 0 0 5 7 0.00 0.000	7.1 1.0 3 0 0 0 0 0 0 0 0 0 5 7 0.00 0.000	8.1 1.0 5 1 0 0 2 1 0 0 0 0 14 23 0.00 2.000	<b>PITCHER</b>										IP WLS BF H R ER SO BB IBB HBP BLK WP HR S P ERA WHIP	6.0 L 26 6 4 4 3 4 0 0 0 0 0 5 7 0.00 0.000	7.1 1.0 3 0 0 0 0 0 0 0 0 0 5 7 0.00 0.000	8.1 1.0 5 1 0 0 2 1 0 0 0 0 14 23 0.00 2.000		





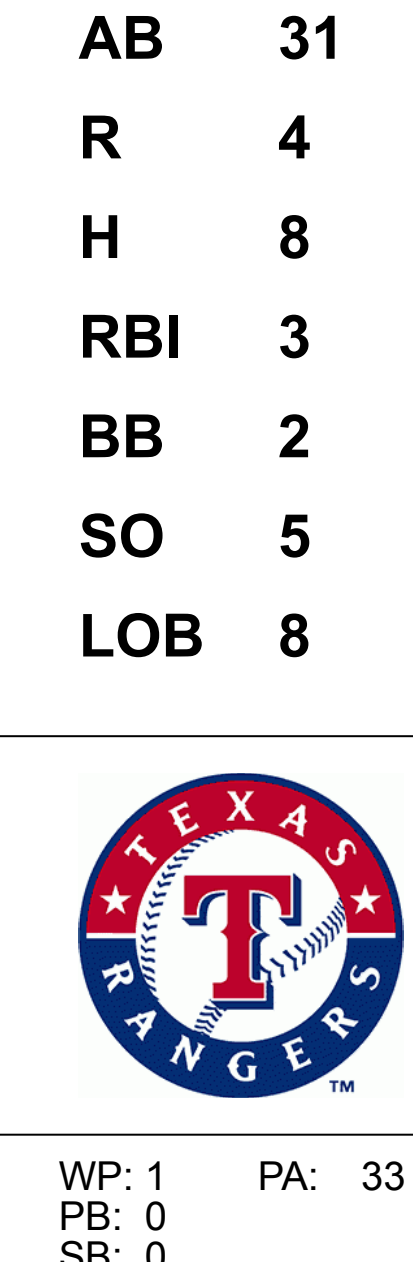


Batter	1	2	3	4	5	6	7	8	9	AB	R	H	RBI	BB	SO	LOB	TOP			
2 Denard Span, L (1, 8) OBP: 0.334, SLG: 0.349	L1		G4-3		L8		FC3-2 FC4-6			4	0	0	0	0	0	2	<b>Minnesota Twins @ Texas Rangers</b> Rangers Ballpark in Arlington, Arlington, TX Tue Aug 24 2010, 8:09 PM - 10:32 PM EDT Att: 20,107 - Cloudy - 85 F			
1 Orlando Hudson, S (1, 4) OBP: 0.359, SLG: 0.406	1B 7 5 2B		K			16 F9 2B	FC4-6			4	1	2	0	0	1	2				
7 Joe Mauer, L (1, 10) OBP: 0.407, SLG: 0.484	1B 5 2B		G4-3			E5 5 G6-3		G3-1		4	1	1	0	0	0	1				
16 Jason Kubel, L (1, 9) OBP: 0.335, SLG: 0.446	F8			K		F9		F8		4	0	0	0	0	1	4				
5 Michael Cuddyer, R (1, 3) OBP: 0.342, SLG: 0.426	2B 1-H 2-H		G6-3			G6-3		G4-3		4	0	1	2	0	0	2				
21 Delmon Young, R (1, 7) OBP: 0.341, SLG: 0.501	G6-3		E5			E5		F9		4	1	1	0	0	0	1				
22 Danny Valencia, R (1, 5)		L5		F7		22 1B 12 2B	1B	F8		4	0	1	0	0	0	1				
12 Alexi Casilla, S (1, 6) OBP: 0.349, SLG: 0.422		P5			F9					3	0	1	1	0	0	0				
25 Jim Thome, L (9, PH) OBP: 0.396, SLG: 0.583						FC3-2	2B		HBP	0	0	0	0	0	0	0				
18 Jason Repko, R (9, PR) OBP: 0.319, SLG: 0.477						L5				3	0	0	0	0	0	2				
41 Drew Butera, R (1, 2) OBP: 0.239, SLG: 0.320		F8								1	0	0	0	0	1	1				
20 Matt Tolbert, S (9, PH) OBP: 0.283, SLG: 0.319																				
<b>Inning Stats</b>	R: 2 H: 3 E: 0 K: 0 S: 13	H: 3 LOB: 1 BB: 0 P: 21	R: 0 H: 0 E: 0 K: 0 S: 7	H: 0 LOB: 0 BB: 0 P: 9	R: 0 H: 0 E: 0 K: 1 S: 10	H: 0 LOB: 0 BB: 0 P: 13	R: 0 H: 0 E: 0 K: 1 S: 14	H: 0 LOB: 1 BB: 0 P: 23	R: 0 H: 1 E: 0 K: 0 S: 5	H: 1 LOB: 1 BB: 0 P: 9	R: 1 H: 3 E: 0 K: 0 S: 15	H: 3 LOB: 2 BB: 0 P: 22	R: 0 H: 0 E: 0 K: 0 S: 7	H: 0 LOB: 0 BB: 0 P: 12	R: 0 H: 0 E: 0 K: 1 S: 8	H: 0 LOB: 1 BB: 0 P: 12	1B: 4 2B: 3 3B: 0 HR: 0	SF: 0 SAC: 0 DP: 1 HBP: 1	WP: 0 PB: 0 SB: 0 CS: 0	PA: 36
<b>PITCHER</b>	IP WLS BF H R ER SO BB IBB HBP BLK WP HR S P ERA WHIP	IP WLS BF H R ER SO BB IBB HBP BLK WP HR S P ERA WHIP	IP WLS BF H R ER SO BB IBB HBP BLK WP HR S P ERA WHIP	IP WLS BF H R ER SO BB IBB HBP BLK WP HR S P ERA WHIP	IP WLS BF H R ER SO BB IBB HBP BLK WP HR S P ERA WHIP	IP WLS BF H R ER SO BB IBB HBP BLK WP HR S P ERA WHIP	IP WLS BF H R ER SO BB IBB HBP BLK WP HR S P ERA WHIP	IP WLS BF H R ER SO BB IBB HBP BLK WP HR S P ERA WHIP	IP WLS BF H R ER SO BB IBB HBP BLK WP HR S P ERA WHIP	IP WLS BF H R ER SO BB IBB HBP BLK WP HR S P ERA WHIP	IP WLS BF H R ER SO BB IBB HBP BLK WP HR S P ERA WHIP	IP WLS BF H R ER SO BB IBB HBP BLK WP HR S P ERA WHIP	IP WLS BF H R ER SO BB IBB HBP BLK WP HR S P ERA WHIP	IP WLS BF H R ER SO BB IBB HBP BLK WP HR S P ERA WHIP	IP WLS BF H R ER SO BB IBB HBP BLK WP HR S P ERA WHIP	IP WLS BF H R ER SO BB IBB HBP BLK WP HR S P ERA WHIP	IP WLS BF H R ER SO BB IBB HBP BLK WP HR S P ERA WHIP			
48 Colby Lewis, R (1, 1) ERA: 3.4	6.1	W	4	0	0	0	0	0	0	0	0	66	99	4.26	1.105					
28 Darren Oliver, L (7, 1) ERA: 2.47	1.1	W	4	0	0	0	0	0	0	0	0	9	16	0.00	0.000					
56 Darren O'Day, R (8, 1) ERA: 1.43	0.1	H	1	0	0	0	0	0	0	0	0	3	5	0.00	0.000					
30 Neftali Feliz, R (9, 1) ERA: 3.44	1.0	S	4	0	0	0	1	0	0	0	0	8	12	0.00	0.000					

AB	35
R	3
H	7
RBI	3
BB	0
SO	3
LOB	16



Batter	1	2	3	4	5	6	7	8	9	AB	R	H	RBI	BB	SO	LOB	BOTTOM			
1 Elvis Andrus, R (1, 6) OBP: 0.362, SLG: 0.320	G4-3		G4-3-6 10 1B		G6-3		10 1B BB			3	0	1	0	1	0	0	<b>Minnesota Twins @ Texas Rangers</b> Rangers Ballpark in Arlington, Arlington, TX Tue Aug 24 2010, 8:09 PM - 10:32 PM EDT Att: 20,107 - Cloudy - 85 F			
10 Michael Young, R (1, 5) OBP: 0.342, SLG: 0.471	K		G4-3-6		F8		1B			4	0	1	1	0	1	1				
32 Josh Hamilton, L (1, 7) OBP: 0.406, SLG: 0.631	G3-1			HR	K		P6			4	1	1	1	0	1	2				
27 Vladimir Guerrero, R (1, 10) OBP: 0.344, SLG: 0.488		P4		G4-3		G5-3		G5-3		4	0	0	0	0	0	0				
7 David Murphy, L (1, 9) OBP: 0.343, SLG: 0.422		18 WP BB		K		G4-3		K		3	0	0	0	1	2	0				
11 Bengie Molina, R (1, 2) OBP: 0.294, SLG: 0.330	F9			18 1B 3 2B	2B	F7		G6-3		4	1	1	0	0	0	1				
18 Mitch Moreland, L (1, 3) OBP: 0.394, SLG: 0.475	K			3 2B	1B					3	0	1	0	0	1	1				
3 Andrés Blanco, S (1, 4) OBP: 0.302, SLG: 0.296			F8				20 G3 10 1B	2B		3	1	2	1	0	0	0				
20 Julio Borbon, L (1, 8) OBP: 0.303, SLG: 0.345			1 1B 10 G4-3-6		G4-3		G3			3	1	1	0	0	0	3				
<b>Inning Stats</b>	R: 0 H: 0 E: 0 K: 1 S: 6	H: 0 LOB: 0 BB: 0 P: 8	R: 0 H: 0 E: 0 K: 1 S: 8	H: 0 LOB: 1 BB: 1 P: 14	R: 1 H: 2 E: 0 K: 0 S: 7	H: 2 LOB: 0 BB: 0 P: 10	R: 2 H: 4 E: 0 K: 1 S: 15	H: 4 LOB: 2 BB: 0 P: 20	R: 0 H: 0 E: 0 K: 0 S: 12	H: 0 LOB: 0 BB: 0 P: 16	R: 0 H: 0 E: 0 K: 0 S: 6	H: 0 LOB: 0 BB: 0 P: 6	R: 1 H: 2 E: 0 K: 0 S: 12	H: 2 LOB: 1 BB: 1 P: 19	R: 0 H: 0 E: 0 K: 1 S: 7	H: 0 LOB: 0 BB: 0 P: 9		1B: 4 2B: 3 3B: 0 HR: 1	SF: 0 SAC: 0 DP: 1 HBP: 0	WP: 1 PB: 0 SB: 0 CS: 0
<b>PITCHER</b>	IP WLS BF H R ER SO BB IBB HBP BLK WP HR S P ERA WHIP	IP WLS BF H R ER SO BB IBB HBP BLK WP HR S P ERA WHIP	IP WLS BF H R ER SO BB IBB HBP BLK WP HR S P ERA WHIP	IP WLS BF H R ER SO BB IBB HBP BLK WP HR S P ERA WHIP	IP WLS BF H R ER SO BB IBB HBP BLK WP HR S P ERA WHIP	IP WLS BF H R ER SO BB IBB HBP BLK WP HR S P ERA WHIP	IP WLS BF H R ER SO BB IBB HBP BLK WP HR S P ERA WHIP	IP WLS BF H R ER SO BB IBB HBP BLK WP HR S P ERA WHIP	IP WLS BF H R ER SO BB IBB HBP BLK WP HR S P ERA WHIP	IP WLS BF H R ER SO BB IBB HBP BLK WP HR S P ERA WHIP	IP WLS BF H R ER SO BB IBB HBP BLK WP HR S P ERA WHIP	IP WLS BF H R ER SO BB IBB HBP BLK WP HR S P ERA WHIP	IP WLS BF H R ER SO BB IBB HBP BLK WP HR S P ERA WHIP	IP WLS BF H R ER SO BB IBB HBP BLK WP HR S P ERA WHIP	IP WLS BF H R ER SO BB IBB HBP BLK WP HR S P ERA WHIP	IP WLS BF H R ER SO BB IBB HBP BLK WP HR S P ERA WHIP	IP WLS BF H R ER SO BB IBB HBP BLK WP HR S P ERA WHIP			
48 Carl Pavano, R (1, 1) ERA: 3.56	8.0	L	33	8	4	4	5	2	0	0	0	0	0	0	0	0				









Batter	1	2	3	4	5	6	7	8	9	AB	R	H	RBI	BB	SO	LOB	TOP										
<b>2 Denard Span, L</b> OBP: 0.335, SLG: 0.352										5	0	2	0	0	1	0											
<b>1 Orlando Hudson, S</b> OBP: 0.358, SLG: 0.400										5	1	1	0	0	1	2											
<b>7 Joe Mauer, L</b> OBP: 0.404, SLG: 0.479										5	0	1	0	0	1	4											
<b>16 Jason Kubel, L</b> OBP: 0.339, SLG: 0.448										3	2	1	0	2	0	2											
<b>18 Jason Repko, R</b> OBP: 0.307, SLG: 0.456										0	0	0	0	0	0	0											
<b>5 Michael Cuddyer, R</b> OBP: 0.340, SLG: 0.425										4	1	2	2	0	0	3											
<b>25 Jim Thome, L</b> OBP: 0.392, SLG: 0.588										4	1	1	1	0	3	3											
<b>21 Delmon Young, R</b> OBP: 0.338, SLG: 0.501										4	1	1	3	0	2	0											
<b>22 Danny Valencia, R</b> OBP: 0.369, SLG: 0.429										3	0	0	0	1	0	0											
<b>27 J.J. Hardy, R</b> OBP: 0.307, SLG: 0.385										4	0	1	0	0	1	1											
<b>Inning Stats</b>	R: 0 E: 0 K: 0 S: 5	H: 0 LOB: 0 BB: 0 P: 8	R: 3 E: 0 K: 1 S: 18	H: 4 LOB: 0 BB: 0 P: 28	R: 2 E: 0 K: 1 S: 17	H: 2 LOB: 0 BB: 1 P: 29	R: 0 E: 0 K: 1 S: 10	H: 0 LOB: 0 BB: 0 P: 14	R: 0 E: 1 K: 2 S: 13	H: 1 LOB: 1 BB: 0 P: 18	R: 1 E: 0 K: 0 S: 11	H: 1 LOB: 3 BB: 1 P: 15	R: 0 E: 1 K: 1 S: 14	H: 1 LOB: 1 BB: 1 P: 24	R: 0 E: 0 K: 2 S: 12	H: 0 LOB: 1 BB: 0 P: 22	R: 0 E: 0 K: 1 S: 15	H: 1 LOB: 1 BB: 0 P: 21	1B: 7 2B: 1 3B: 0 HR: 2	SF: 0 SAC: 0 DP: 0 HBP: 0	WP: 0 PB: 0 SB: 0 CS: 1	PA: 41					
<b>PITCHER</b>	IP	WLS	BF	H	R	ER	SO	BB	IBB	HBP	BLK	WP	HR	S	P	ERA	WHIP										
<b>33 Cliff Lee, L</b> ERA: 3.26	5.0	L	22	7	5	5	5	1	0	0	0	0	1	63	97	9.00	1.600										
<b>64 Alexi Ogando, R</b> ERA: 1.48	1.1		7	2	1	1	1	0	0	0	0	0	1	19	25	6.75	1.500										
<b>62 Michael Kirkman, L</b> ERA:	2.2		11	1	0	0	3	2	0	0	0	0	0	33	57	0.00	1.125										

Minnesota Twins @ Texas Rangers  
Rangers Ballpark in Arlington, Arlington, TX  
Thu Aug 26 2010, 8:07 PM - 11:08 PM EDT  
Att: 24,738 - Clear - 91 F

AB 37  
R 6  
H 10  
RBI 6  
BB 3  
SO 9  
LOB 15



Batter	1	2	3	4	5	6	7	8	9	AB	R	H	RBI	BB	SO	LOB	BOTTOM										
<b>1 Elvis Andrus, R</b> OBP: 0.357, SLG: 0.315										4	0	0	0	0	0	0											
<b>10 Michael Young, R</b> OBP: 0.342, SLG: 0.469										4	0	1	0	0	1	0											
<b>32 Josh Hamilton, L</b> OBP: 0.406, SLG: 0.631										2	1	0	0	2	2	1											
<b>27 Vladimir Guerrero, R</b> OBP: 0.348, SLG: 0.503										4	2	2	2	0	0	1											
<b>11 Bengie Molina, R</b> OBP: 0.290, SLG: 0.325										4	1	1	0	0	1	0											
<b>7 David Murphy, L</b> OBP: 0.342, SLG: 0.419										4	0	1	1	0	0	0											
<b>8 Jorge Cantu, R</b> OBP: 0.307, SLG: 0.394										4	0	1	0	0	1	2											
<b>3 Andrés Blanco, S</b> OBP: 0.301, SLG: 0.306										3	0	0	1	0	1	1											
<b>20 Julio Borbon, L</b> OBP: 0.298, SLG: 0.338										3	0	0	0	0	1	1											
<b>Inning Stats</b>	R: 0 E: 0 K: 0 S: 8	H: 0 LOB: 1 BB: 1 P: 16	R: 0 E: 0 K: 0 S: 13	H: 1 LOB: 1 BB: 0 P: 18	R: 0 E: 0 K: 1 S: 10	H: 0 LOB: 0 BB: 0 P: 14	R: 0 E: 0 K: 1 S: 6	H: 0 LOB: 0 BB: 0 P: 10	R: 0 E: 1 K: 2 S: 9	H: 1 LOB: 1 BB: 0 P: 11	R: 2 E: 0 K: 0 S: 12	H: 3 LOB: 1 BB: 0 P: 16	R: 2 E: 0 K: 1 S: 11	H: 1 LOB: 0 BB: 1 P: 21	R: 0 E: 0 K: 0 S: 6	H: 0 LOB: 0 BB: 0 P: 8	1B: 5 2B: 0 3B: 0 HR: 1	SF: 1 SAC: 0 DP: 0 HBP: 0	WP: 0 PB: 0 SB: 0 CS: 0	PA: 35							
<b>PITCHER</b>	IP	WLS	BF	H	R	ER	SO	BB	IBB	HBP	BLK	WP	HR	S	P	ERA	WHIP										
<b>47 Francisco Liriano, L</b> ERA: 3.41	7.0	W	27	5	2	2	6	1	0	0	0	0	0	67	99	2.57	0.857										
<b>54 Matt Guerrier, R</b> ERA: 3.57	0.2		4	1	2	2	0	1	0	0	0	0	1	8	17	27.00	3.000										
<b>28 Jesse Crain, R</b> ERA: 2.63	0.1	H	1	0	0	0	1	0	0	0	0	0	0	3	4	0.00	0.000										
<b>55 Matt Capps, R</b> ERA: 2.59	1.0	S	3	0	0	0	0	0	0	0	0	0	0	6	8	0.00	0.000										

Minnesota Twins @ Texas Rangers  
Rangers Ballpark in Arlington, Arlington, TX  
Thu Aug 26 2010, 8:07 PM - 11:08 PM EDT  
Att: 24,738 - Clear - 91 F

AB 32  
R 4  
H 6  
RBI 4  
BB 2  
SO 7  
LOB 6





Batter	1	2	3	4	5	6	7	8	9	AB	R	H	RBI	BB	SO	LOB	TOP					
2 Denard Span, L OBP: 0.336, SLG: 0.353										5	0	2	0	0	1	1	<b>Minnesota Twins @ Seattle Mariners</b> Safeco Field, Seattle, WA Fri Aug 27 2010, 7:13 PM - 10:06 PM PDT Att: 37,798 - Partly Cloudy - 64 F					
1 Orlando Hudson, S OBP: 0.358, SLG: 0.405										5	2	2	0	0	1	1						
7 Joe Mauer, L OBP: 0.406, SLG: 0.483										5	0	3	2	0	1	1						
5 Michael Cuddyer, R OBP: 0.341, SLG: 0.424										4	1	1	0	1	0	3						
21 Delmon Young, R OBP: 0.336, SLG: 0.498										5	1	1	0	0	3	5						
22 Danny Valencia, R OBP: 0.371, SLG: 0.438										3	1	1	2	1	0	0						
18 Jason Repko, R OBP: 0.316, SLG: 0.451										3	1	1	0	1	1	1						
12 Alexi Casilla, S OBP: 0.346, SLG: 0.417										4	0	1	1	0	1	3						
41 Drew Butera, R OBP: 0.230, SLG: 0.311										3	0	0	1	0	1	2						
<b>Inning Stats</b>	R: 1 E: 0 K: 1 S: 19	H: 3 LOB: 1 BB: 0 P: 28	R: 1 E: 1 K: 0 S: 6	H: 1 LOB: 1 BB: 1 P: 12	R: 0 E: 0 K: 0 S: 12	H: 1 LOB: 1 BB: 0 P: 15	R: 0 E: 0 K: 1 S: 7	H: 0 LOB: 0 BB: 0 P: 12	R: 0 E: 0 K: 1 S: 7	H: 0 LOB: 0 BB: 0 P: 11	R: 3 E: 1 K: 0 S: 18	H: 4 LOB: 1 BB: 0 P: 25	R: 1 E: 0 K: 1 S: 9	H: 2 LOB: 1 BB: 0 P: 13	R: 0 E: 0 K: 2 S: 15	H: 0 LOB: 1 BB: 1 P: 24	R: 0 E: 0 K: 3 S: 18	H: 1 LOB: 2 BB: 1 P: 30	1B: 8 2B: 3 3B: 1 HR: 0	SF: 1 SAC: 0 DP: 0 HBP: 0	WP: 1 PB: 1 SB: 1 CS: 0	PA: 41
<b>PITCHER</b>	IP WLS BF H R ER SO BB IBB HBP BLK WP HR S P ERA WHIP																					
38 Jason Vargas, L ERA: 3.53	6.0 L 27 9 5 4 3 1 0 0 0 0 0 0 69 103 6.00 1.667																					
49 Garrett Olson, L ERA: 5.75	2.0 9 2 1 1 3 1 0 0 0 0 0 0 24 37 4.50 1.500																					
53 David Aardsma, R ERA: 4.04	1.0 5 1 0 0 3 1 0 0 0 0 1 0 18 30 0.00 2.000																					

Batter	1	2	3	4	5	6	7	8	9	AB	R	H	RBI	BB	SO	LOB	BOTTOM					
51 Ichiro Suzuki, L OBP: 0.363, SLG: 0.396										5	1	2	0	0	0	1	<b>Minnesota Twins @ Seattle Mariners</b> Safeco Field, Seattle, WA Fri Aug 27 2010, 7:13 PM - 10:06 PM PDT Att: 37,798 - Partly Cloudy - 64 F					
9 Chone Figgins, S OBP: 0.336, SLG: 0.292										4	0	1	2	1	1	3						
30 Russell Bryan, L OBP: 0.326, SLG: 0.482										4	0	1	0	1	1	2						
4 Jose Lopez, R OBP: 0.272, SLG: 0.333										4	0	0	0	0	0	3						
13 Casey Kotchman, L OBP: 0.293, SLG: 0.364										3	1	1	0	1	0	0						
21 Franklin Gutierrez, R OBP: 0.308, SLG: 0.360										4	0	1	0	0	0	3						
10 Adam Moore, R OBP: 0.228, SLG: 0.295										4	0	1	0	0	1	5						
27 Matt Tuiasosopo, R OBP: 0.228, SLG: 0.323										3	0	0	0	1	2	2						
16 Josh Wilson, R OBP: 0.310, SLG: 0.326										3	1	1	1	1	0	2						
<b>Inning Stats</b>	R: 0 E: 0 K: 1 S: 10	H: 0 LOB: 1 BB: 1 P: 16	R: 0 E: 0 K: 0 S: 12	H: 1 LOB: 2 BB: 1 P: 21	R: 1 E: 0 K: 0 S: 7	H: 1 LOB: 0 BB: 1 P: 13	R: 0 E: 0 K: 0 S: 5	H: 0 LOB: 0 BB: 0 P: 9	R: 0 E: 0 K: 1 S: 8	H: 0 LOB: 0 BB: 0 P: 9	R: 0 E: 0 K: 1 S: 11	H: 0 LOB: 0 BB: 0 P: 16	R: 1 E: 1 K: 2 S: 15	H: 4 LOB: 3 BB: 0 P: 21	R: 0 E: 0 K: 0 S: 15	H: 1 LOB: 2 BB: 1 P: 26	R: 1 E: 0 K: 1 S: 14	H: 1 LOB: 1 BB: 1 P: 26	1B: 7 2B: 0 3B: 1 HR: 0	SF: 0 SAC: 0 DP: 2 HBP: 0	WP: 0 PB: 0 SB: 0 CS: 0	PA: 39
<b>PITCHER</b>	IP WLS BF H R ER SO BB IBB HBP BLK WP HR S P ERA WHIP																					
30 Scott Baker, R ERA: 4.55	6.2 W 27 9 2 2 4 3 0 0 0 0 0 0 66 101 2.70 1.200																					
44 Randy Flores, L ERA: 2.93	0.1 H 5 2 0 0 0 1 0 0 0 0 0 0 12 23 0.00 9.000																					
54 Matt Guerrier, R ERA: 3.51	1.0 H 2 0 0 0 0 0 0 0 0 0 0 0 5 7 0.00 0.000																					
60 Jon Rauch, R ERA: 3.4	1.0 5 1 1 1 1 1 0 0 0 0 0 0 14 26 9.00 2.000																					







Batter	1	2	3	4	5	6	7	8	9	AB	R	H	RBI	BB	SO	LOB	TOP							
2 Denard Span, L (1, 8) OBP: 0.336, SLG: 0.352										3	0	1	0	1	0	0								
1 Orlando Hudson, S (1, 4) OBP: 0.359, SLG: 0.404										4	0	1	0	0	1	2								
20 Matt Tolbert, S (9, FFR) OBP: 0.286, SLG: 0.340										4	1	1	1	1	0	3								
5 Michael Cuddyer, R (1, 3) OBP: 0.393, SLG: 0.427																								
16 Jason Kubel, L (1, 10) OBP: 0.338, SLG: 0.444																								
21 Delmon Young, R (1, 7) OBP: 0.335, SLG: 0.495																								
22 Danny Valencia, R (1, 5) OBP: 0.366, SLG: 0.430																								
18 Jason Repko, R (1, 9) OBP: 0.294, SLG: 0.416																								
27 J.J. Hardy, R (1, 6) OBP: 0.308, SLG: 0.388																								
12 Alexi Casilla, S (8, FFR) OBP: 0.346, SLG: 0.417																								
41 Drew Butera, R (1, 2) OBP: 0.226, SLG: 0.306																								
7 Joe Mauer, L (8, PH) OBP: 0.404, SLG: 0.478																								
<b>Inning Stats</b>	R: 0 E: 0 K: 1 S: 11	H: 0 LOB: 0 BB: 1 P: 18	R: 0 E: 0 K: 1 S: 8	H: 0 LOB: 0 BB: 0 P: 10	R: 0 E: 0 K: 1 S: 10	H: 0 LOB: 0 BB: 0 P: 12	R: 0 E: 0 K: 0 S: 7	H: 1 LOB: 0 BB: 0 P: 14	R: 0 E: 0 K: 0 S: 9	H: 1 LOB: 1 BB: 0 P: 15	R: 0 E: 0 K: 0 S: 10	H: 0 LOB: 0 BB: 0 P: 14	R: 1 E: 0 K: 1 S: 8	H: 1 LOB: 0 BB: 0 P: 13	R: 0 E: 0 K: 0 S: 11	H: 1 LOB: 2 BB: 0 P: 18	R: 0 E: 0 K: 0 S: 8	H: 1 LOB: 1 BB: 0 P: 10	1B: 4 2B: 0 3B: 0 HR: 1	SF: 0 SAC: 0 DP: 2 HBP: 0	WP: 1 PB: 0 SB: 1 CS: 1	PA: 30		
<b>PITCHER</b>	IP WLS BF H R ER SO BB IBB HBP BLK WP HR S P ERA WHIP	IP WLS BF H R ER SO BB IBB HBP BLK WP HR S P ERA WHIP	IP WLS BF H R ER SO BB IBB HBP BLK WP HR S P ERA WHIP	IP WLS BF H R ER SO BB IBB HBP BLK WP HR S P ERA WHIP	IP WLS BF H R ER SO BB IBB HBP BLK WP HR S P ERA WHIP	IP WLS BF H R ER SO BB IBB HBP BLK WP HR S P ERA WHIP	IP WLS BF H R ER SO BB IBB HBP BLK WP HR S P ERA WHIP	IP WLS BF H R ER SO BB IBB HBP BLK WP HR S P ERA WHIP	IP WLS BF H R ER SO BB IBB HBP BLK WP HR S P ERA WHIP	IP WLS BF H R ER SO BB IBB HBP BLK WP HR S P ERA WHIP	IP WLS BF H R ER SO BB IBB HBP BLK WP HR S P ERA WHIP	IP WLS BF H R ER SO BB IBB HBP BLK WP HR S P ERA WHIP	IP WLS BF H R ER SO BB IBB HBP BLK WP HR S P ERA WHIP	IP WLS BF H R ER SO BB IBB HBP BLK WP HR S P ERA WHIP	IP WLS BF H R ER SO BB IBB HBP BLK WP HR S P ERA WHIP	IP WLS BF H R ER SO BB IBB HBP BLK WP HR S P ERA WHIP	IP WLS BF H R ER SO BB IBB HBP BLK WP HR S P ERA WHIP	IP WLS BF H R ER SO BB IBB HBP BLK WP HR S P ERA WHIP	IP WLS BF H R ER SO BB IBB HBP BLK WP HR S P ERA WHIP	IP WLS BF H R ER SO BB IBB HBP BLK WP HR S P ERA WHIP	IP WLS BF H R ER SO BB IBB HBP BLK WP HR S P ERA WHIP	IP WLS BF H R ER SO BB IBB HBP BLK WP HR S P ERA WHIP	IP WLS BF H R ER SO BB IBB HBP BLK WP HR S P ERA WHIP	IP WLS BF H R ER SO BB IBB HBP BLK WP HR S P ERA WHIP

Minnesota Twins @ Seattle Mariners  
Safeco Field, Seattle, WA  
Sun Aug 29 2010, 1:13 PM - 3:17 PM PDT  
Att: 28,928 - Cloudy - 63 F

AB 29  
R 1  
H 5  
RBI 1  
BB 1  
SO 4  
LOB 9



Batter	1	2	3	4	5	6	7	8	9	AB	R	H	RBI	BB	SO	LOB	BOTTOM							
51 Ichiro Suzuki, L (1, 9) OBP: 0.398, SLG: 0.390										4	0	0	0	0	0	0								
9 Chone Figgins, S (1, 4) OBP: 0.335, SLG: 0.290										4	0	1	0	0	0	0								
30 Russell Bryanan, L (1, 10) OBP: 0.322, SLG: 0.478										3	0	0	0	0	1	1								
4 Jose Lopez, R (1, 5) OBP: 0.273, SLG: 0.333										3	1	1	0	0	0	0								
13 Casey Kotchman, L (1, 3) OBP: 0.291, SLG: 0.360										3	1	1	0	0	0	0								
21 Franklin Gutierrez, R (1, 8) OBP: 0.308, SLG: 0.360										3	0	2	1	0	0	0								
10 Adam Moore, R (1, 2) OBP: 0.231, SLG: 0.290										2	0	0	1	1	0	1								
27 Matt Tuasosopo, R (1, 7) OBP: 0.221, SLG: 0.313										3	0	0	0	0	1	3								
12 Ryan Langerhans, L (9, 7) OBP: 0.366, SLG: 0.336										0	0	0	0	0	0	0								
16 Josh Wilson, R (1, 6) OBP: 0.303, SLG: 0.318										3	0	0	0	0	0	0								
<b>Inning Stats</b>	R: 0 E: 0 K: 1 S: 10	H: 1 LOB: 1 BB: 0 P: 14	R: 0 E: 0 K: 1 S: 15	H: 1 LOB: 2 BB: 1 P: 25	R: 0 E: 0 K: 0 S: 9	H: 0 LOB: 0 BB: 0 P: 13	R: 0 E: 0 K: 0 S: 6	H: 0 LOB: 0 BB: 0 P: 8	R: 0 E: 0 K: 0 S: 7	H: 0 LOB: 0 BB: 0 P: 8	R: 0 E: 0 K: 0 S: 6	H: 0 LOB: 0 BB: 0 P: 10	R: 2 E: 0 K: 0 S: 17	H: 3 LOB: 1 BB: 0 P: 21	R: 0 E: 0 K: 0 S: 7	H: 0 LOB: 0 BB: 0 P: 8	1B: 5 2B: 1 3B: 0 HR: 0	SF: 0 SAC: 0 DP: 1 HBP: 0	WP: 1 PB: 0 SB: 1 CS: 1	PA: 29				
<b>PITCHER</b>	IP WLS BF H R ER SO BB IBB HBP BLK WP HR S P ERA WHIP	IP WLS BF H R ER SO BB IBB HBP BLK WP HR S P ERA WHIP	IP WLS BF H R ER SO BB IBB HBP BLK WP HR S P ERA WHIP	IP WLS BF H R ER SO BB IBB HBP BLK WP HR S P ERA WHIP	IP WLS BF H R ER SO BB IBB HBP BLK WP HR S P ERA WHIP	IP WLS BF H R ER SO BB IBB HBP BLK WP HR S P ERA WHIP	IP WLS BF H R ER SO BB IBB HBP BLK WP HR S P ERA WHIP	IP WLS BF H R ER SO BB IBB HBP BLK WP HR S P ERA WHIP	IP WLS BF H R ER SO BB IBB HBP BLK WP HR S P ERA WHIP	IP WLS BF H R ER SO BB IBB HBP BLK WP HR S P ERA WHIP	IP WLS BF H R ER SO BB IBB HBP BLK WP HR S P ERA WHIP	IP WLS BF H R ER SO BB IBB HBP BLK WP HR S P ERA WHIP	IP WLS BF H R ER SO BB IBB HBP BLK WP HR S P ERA WHIP	IP WLS BF H R ER SO BB IBB HBP BLK WP HR S P ERA WHIP	IP WLS BF H R ER SO BB IBB HBP BLK WP HR S P ERA WHIP	IP WLS BF H R ER SO BB IBB HBP BLK WP HR S P ERA WHIP	IP WLS BF H R ER SO BB IBB HBP BLK WP HR S P ERA WHIP	IP WLS BF H R ER SO BB IBB HBP BLK WP HR S P ERA WHIP	IP WLS BF H R ER SO BB IBB HBP BLK WP HR S P ERA WHIP	IP WLS BF H R ER SO BB IBB HBP BLK WP HR S P ERA WHIP	IP WLS BF H R ER SO BB IBB HBP BLK WP HR S P ERA WHIP	IP WLS BF H R ER SO BB IBB HBP BLK WP HR S P ERA WHIP	IP WLS BF H R ER SO BB IBB HBP BLK WP HR S P ERA WHIP	IP WLS BF H R ER SO BB IBB HBP BLK WP HR S P ERA WHIP

Minnesota Twins @ Seattle Mariners  
Safeco Field, Seattle, WA  
Sun Aug 29 2010, 1:13 PM - 3:17 PM PDT  
Att: 28,928 - Cloudy - 63 F

AB 28  
R 2  
H 5  
RBI 2  
BB 1  
SO 2  
LOB 5





Batter	1	2	3	4	5	6	7	8	9	AB	R	H	RBI	BB	SO	LOB	TOP																							
14 Austin Jackson, R OBP: 0.355, SLG: 0.404	E6 24 FC4-6 27 1B	F8	G3	F8	F8	K				5	1	0	0	0	1	6																								
28 Will Rhymes, L OBP: 0.352, SLG: 0.410		FC5-4 1B	G6-3			L3				5	0	2	0	0	0	3																								
25 Ryan Raburn, R OBP: 0.314, SLG: 0.438	F8	P6			L7	F8				5	0	0	0	0	0	4																								
24 Miguel Cabrera, R OBP: 0.435, SLG: 0.643	FC4-6 27 1B 15 1B		K		G5-3					5	1	1	0	0	1	3																								
27 Jhonny Peralta, R OBP: 0.315, SLG: 0.407			G4-3							5	0	3	1	0	1	1																								
15 Brandon Inge, R OBP: 0.330, SLG: 0.408			G6-3			F8				4	0	1	1	0	0	3																								
18 Johnny Damon, L OBP: 0.355, SLG: 0.397	F8				K					4	0	0	0	0	1	2																								
57 Casper Wells, R OBP: 0.444, SLG: 0.583										3	1	3	0	0	0	0																								
26 Brennan Boesch, L (8, PH) OBP: 0.320, SLG: 0.452										1	0	0	0	0	0	0																								
13 Alex Avila, L OBP: 0.316, SLG: 0.323										1	0	0	0	2	0	1																								
<b>Inning Stats</b>	R: 2 H: 3 E: 1 K: 0 S: 17	L: 3 H: 2 E: 0 BB: 0 P: 25	R: 1 H: 1 E: 1 K: 0 S: 9	H: 1 LOB: 1 BB: 1 P: 17	R: 0 H: 0 E: 0 K: 1 S: 5	H: 0 LOB: 0 BB: 0 P: 11	R: 0 H: 1 E: 0 K: 1 S: 9	H: 1 LOB: 2 BB: 0 P: 12	R: 0 H: 1 E: 0 K: 0 S: 8	H: 1 LOB: 1 BB: 0 P: 15	R: 0 H: 1 E: 0 K: 0 S: 7	H: 1 LOB: 1 BB: 0 P: 12	R: 0 H: 2 E: 0 K: 0 S: 12	H: 0 LOB: 1 BB: 1 P: 18	R: 0 H: 0 E: 0 K: 1 S: 8	H: 1 LOB: 1 BB: 1 P: 14	R: 0 H: 1 E: 0 K: 1 S: 14	H: 1 LOB: 1 BB: 1 P: 19	1B: 8 2B: 2 3B: 0 HR: 0	SF: 0 SAC: 0 DP: 0 HBP: 1	WP: 1 PB: 0 SB: 0 CS: 0	PA: 41																		
<b>PITCHER</b>	IP	WLS	BF	H	R	ER	SO	BB	IBB	HBP	BLK	WP	HR	S	P	ERA	WHIP	<b>PITCHER</b>					IP	WLS	BF	H	R	ER	SO	BB	IBB	HBP	BLK	WP	HR	S	P	ERA	WHIP	
52 Brian Duensing, L ERA: 2.04	6.2		32	9	3	0	2	1	0	1	0	0	0	63	103	0.00	1.500																							
54 Matt Guerrier, R ERA: 3.49	0.1	W	1	0	0	0	0	0	0	0	0	0	0	4	7	0.00	0.000																							
44 Randy Flores, L ERA: 2.89	0.1	H	1	0	0	0	0	0	0	0	0	0	0	2	4	0.00	0.000																							
28 Jesse Crain, R ERA: 2.56	0.2	H	3	0	0	0	1	1	0	0	0	0	0	6	10	0.00	1.500																							
55 Matt Capps, R ERA: 2.55	1.0	S	4	1	0	0	1	0	0	0	0	1	0	14	19	0.00	1.000																							

**Detroit Tigers @ Minnesota Twins**  
Target Field, Minneapolis, MN  
Tue Aug 31 2010, 7:12 PM - 10:13 PM CDT  
Att. 40,186 - Overcast - 79 F

AB 38  
R 3  
H 10  
RBI 2  
BB 2  
SO 4  
LOB 23



Batter	1	2	3	4	5	6	7	8	9	AB	R	H	RBI	BB	SO	LOB	BOTTOM																						
2 Denard Span, L OBP: 0.336, SLG: 0.352			F7		F8		SH1-4			3	0	1	0	0	0	1																							
1 Orlando Hudson, S OBP: 0.358, SLG: 0.402						K	K			4	0	1	0	0	3	3																							
7 Joe Mauer, L OBP: 0.404, SLG: 0.480		P6	G4-3							3	2	1	0	0	0	2																							
16 Jason Kubel, L OBP: 0.337, SLG: 0.441										3	0	0	0	0	0	2																							
44 Randy Flores, L ERA: 2.89		G2-3								0	0	0	0	0	0	0																							
28 Jesse Crain, R ERA: 2.56										0	0	0	0	0	0	0																							
55 Matt Capps, R ERA: 2.55										0	0	0	0	0	0	0																							
5 Michael Cuddyer, R OBP: 0.341, SLG: 0.427										3	1	1	2	1	0	0																							
21 Delmon Young, R OBP: 0.337, SLG: 0.495			G3		G1-3					4	0	2	1	0	0	0																							
22 Danny Valencia, R OBP: 0.373, SLG: 0.446										4	0	3	1	0	0	0																							
18 Jason Repko, R OBP: 0.292, SLG: 0.407										4	0	1	0	0	0	4																							
27 J.J. Hardy, R OBP: 0.308, SLG: 0.385										2	0	0	0	1	0	1																							
12 Alexi Casilla, S OBP: 0.343, SLG: 0.413			G4-3							1	1	0	0	0	0	1																							
<b>Inning Stats</b>	R: 0 H: 1 E: 0 K: 1 S: 13	L: 1 H: 1 E: 0 BB: 0 P: 20	R: 0 H: 1 E: 0 K: 0 S: 11	H: 1 LOB: 0 BB: 0 P: 18	R: 0 H: 1 E: 0 K: 0 S: 11	H: 1 LOB: 0 BB: 0 P: 15	R: 0 H: 0 E: 0 K: 0 S: 5	H: 0 LOB: 0 BB: 0 P: 7	R: 0 H: 1 E: 0 K: 0 S: 6	H: 1 LOB: 1 BB: 0 P: 8	R: 2 H: 4 E: 0 K: 1 S: 16	H: 4 LOB: 2 BB: 0 P: 24	R: 2 H: 1 E: 0 K: 1 S: 11	H: 1 LOB: 2 BB: 2 P: 26	R: 0 H: 1 E: 0 K: 0 S: 6	H: 1 LOB: 0 BB: 0 P: 10	1B: 7 2B: 3 3B: 0 HR: 0	SF: 0 SAC: 1 DP: 0 HBP: 2	WP: 0 PB: 0 SB: 1 CS: 1	PA: 36																			
<b>PITCHER</b>	IP	WLS	BF	H	R	ER	SO	BB	IBB	HBP	BLK	WP	HR	S	P	ERA	WHIP	<b>PITCHER</b>					IP	WLS	BF	H	R	ER	SO	BB	IBB	HBP	BLK	WP	HR	S	P	ERA	WHIP
58 Armando Galarraga, R ERA: 3.98	6.0		26	8	2	2	2	0	0	0	0	0	0	62	92	3.00	1.333																						
40 Phil Coke, L ERA: 2.8	0.2	L	5	0	2	2	1	1	0	2	0	0	0	9	19	27.00	1.500																						
45 Ryan Perry, R ERA: 4.24	1.1	B	5	2	0	0	0	1	0	0	0	0	0	8	17	0.00	2.250																						

**Detroit Tigers @ Minnesota Twins**  
Target Field, Minneapolis, MN  
Tue Aug 31 2010, 7:12 PM - 10:13 PM CDT  
Att. 40,186 - Overcast - 79 F

AB 31  
R 4  
H 10  
RBI 4  
BB 2  
SO 3  
LOB 14





Batter	1	2	3	4	5	6	7	8	9	10	AB	R	H	RBI	BB	SO	LOB	TOP		
14 Austin Jackson, R OBP: 0.355, SLG: 0.406	F8		K		2B			2B 1B	CS	F8	5	1	2	0	0	1	2			
28 Will Rhymes, L OBP: 0.345, SLG: 0.400			G6-3		G3			B3		G6-3	5	0	1	0	0	0	4			
57 Casper Wells, R OBP: 0.433, SLG: 0.556	F7-3				2B 1B		G6-3	K		F7	3	0	1	0	0	0	1			
18 Johnny Damon, L OBP: 0.355, SLG: 0.397											0	0	0	0	0	0	0			
25 Ryan Raburn, R OBP: 0.312, SLG: 0.434											2	0	0	0	0	1	1			
24 Miguel Cabrera, R OBP: 0.433, SLG: 0.638			K		F8		G4-3				3	0	0	0	1	1	1			
27 Jhonny Peratta, R OBP: 0.317, SLG: 0.408			K								4	0	2	1	0	2	0			
15 Brandon Inge, R OBP: 0.327, SLG: 0.404											4	0	0	0	0	2	4			
39 Ramon Santiago, S OBP: 0.350, SLG: 0.331											2	0	0	0	1	0	2			
26 Brennan Boesch, L OBP: 0.333, SLG: 0.452											2	0	1	0	1	1	1			
12 Gerald Laird, R OBP: 0.260, SLG: 0.284											2	0	0	0	0	1	2			
13 Alex Avila, L OBP: 0.315, SLG: 0.321											1	0	0	0	0	1	1			
<b>Inning Stats</b>	R: 0 E: 0 K: 0 S: 8	H: 1 LOB: 0 BB: 0 P: 12	R: 0 E: 0 K: 2 S: 9	H: 0 LOB: 0 BB: 0 P: 13	R: 0 E: 0 K: 1 S: 9	H: 1 LOB: 2 BB: 0 P: 16	R: 0 E: 0 K: 1 S: 7	H: 0 LOB: 0 BB: 0 P: 10	R: 0 E: 0 K: 2 S: 9	H: 0 LOB: 1 BB: 0 P: 17	R: 1 E: 0 K: 1 S: 17	H: 2 LOB: 2 BB: 1 P: 26	R: 0 E: 0 K: 2 S: 7	H: 0 LOB: 0 BB: 0 P: 15	R: 0 E: 0 K: 0 S: 4	H: 0 LOB: 0 BB: 0 P: 4	1B: 6 2B: 3 3B: 0 HR: 0	SF: 0 SAC: 1 DP: 2 HBP: 2	WP: 0 PB: 0 SB: 0 CS: 1	PA: 40
<b>PITCHER</b>	IP WLS BF H R ER SO BB IBB HBP BLK WP HR S P ERA WHIP	7.0 0.1 0.1 0.1 1.0	27 2 3 0	5 1 0 0	0 1 0 0	7 0 0 2	60 0 0 0	104 9 4 13 15	0.00 27.00 0.00 6.000 1.000	<b>PITCHER</b>	IP WLS BF H R ER SO BB IBB HBP BLK WP HR S P ERA WHIP	10.1 1.0 3 0 0 0 0 0 0 0 0 0 0 4 4	3 0 0 0	0 0 0 0	0 0 0 0	0 0 0 0	0.00 0.000			

**Detroit Tigers @ Minnesota Twins**  
Target Field, Minneapolis, MN  
Wed Sep 01 2010, 7:12 PM - 10:01 PM CDT  
Att: 39,438 - Clear - 74 F

livebaseballscorecards.com

AB 33  
R 1  
H 7  
RBI 1  
BB 3  
SO 10  
LOB 19



Batter	1	2	3	4	5	6	7	8	9	10	AB	R	H	RBI	BB	SO	LOB	BOTTOM				
2 Denard Span, L OBP: 0.336, SLG: 0.350	G4-3		K						G4-3		3	0	0	0	1	1	1					
12 Alexi Casilla, S OBP: 0.336, SLG: 0.403											3	0	0	0	0	1	1					
25 Jim Thome, L OBP: 0.393, SLG: 0.587	K										1	0	1	0	0	0	0					
20 Matt Tolbert, S OBP: 0.286, SLG: 0.340											0	0	0	0	0	0	0					
7 Joe Mauer, L OBP: 0.403, SLG: 0.477	L6										4	0	1	0	0	0	1					
5 Michael Cuddyer, R OBP: 0.340, SLG: 0.425											4	1	1	0	0	1	1					
21 Delmon Young, R OBP: 0.336, SLG: 0.455											4	1	1	0	0	2	2					
22 Danny Valencia, R OBP: 0.375, SLG: 0.447											4	0	2	1	0	1	0					
26 Jose Morales, S OBP: 0.283, SLG: 0.393											2	0	0	1	0	2	0					
18 Jason Repko, R OBP: 0.283, SLG: 0.393											3	0	0	0	0	2	0					
27 J.J. Hardy, R OBP: 0.305, SLG: 0.381											3	0	0	0	0	0	0					
<b>Inning Stats</b>	R: 0 E: 0 K: 1 S: 6	H: 0 LOB: 0 BB: 0 P: 7	R: 0 E: 0 K: 2 S: 10	H: 0 LOB: 0 BB: 0 P: 12	R: 0 E: 1 K: 3 S: 12	H: 0 LOB: 1 BB: 0 P: 19	R: 0 E: 0 K: 0 S: 8	H: 0 LOB: 0 BB: 0 P: 11	R: 1 E: 0 K: 0 S: 6	H: 2 LOB: 0 BB: 0 P: 9	R: 0 E: 0 K: 1 S: 5	H: 1 LOB: 0 BB: 0 P: 8	R: 0 E: 0 K: 2 S: 11	H: 0 LOB: 0 BB: 0 P: 13	R: 0 E: 0 K: 0 S: 10	H: 1 LOB: 1 BB: 0 P: 13	R: 1 E: 0 K: 1 S: 10	H: 2 LOB: 1 BB: 0 P: 17	1B: 5 2B: 2 3B: 0 HR: 0	SF: 1 SAC: 0 DP: 3 HBP: 0	WP: 0 PB: 0 SB: 1 CS: 0	PA: 33
<b>PITCHER</b>	IP WLS BF H R ER SO BB IBB HBP BLK WP HR S P ERA WHIP	9.0 0.1 L 3	30 2 1 1	1 1 1 1	9 1 0 0	106 76 10 17	1.00 27.00 6.000	<b>PITCHER</b>	IP WLS BF H R ER SO BB IBB HBP BLK WP HR S P ERA WHIP	10.1 1.0 3 0 0 0 0 0 0 0 0 0 0 4 4	3 0 0 0	0 0 0 0	0 0 0 0	0 0 0 0	0.00 0.000							

**Detroit Tigers @ Minnesota Twins**  
Target Field, Minneapolis, MN  
Wed Sep 01 2010, 7:12 PM - 10:01 PM CDT  
Att: 39,438 - Clear - 74 F

livebaseballscorecards.com

AB 31  
R 2  
H 6  
RBI 2  
BB 1  
SO 10  
LOB 6





Batter	1	2	3	4	5	6	7	8	9	10	11	12	13	AB	R	H	RBI	BB	SO	LOB	TOP										
14 Austin Jackson, R OBP: 0.359, SLG: 0.411														6	3	3	0	2	2	1											
28 Will Rhymes, L OBP: 0.350, SLG: 0.396														6	0	2	2	1	0	5											
18 Johnny Damon, L OBP: 0.354, SLG: 0.394														6	0	1	0	1	0	5											
24 Miguel Cabrera, R OBP: 0.431, SLG: 0.634														3	0	0	1	0	2	4											
57 Casper Wells, R OBP: 0.412, SLG: 0.613														4	1	1	1	0	1	3											
26 Brennan Boesch, L OBP: 0.330, SLG: 0.449														3	0	0	1	0	0	3											
15 Brandon Inge, R OBP: 0.328, SLG: 0.407														4	1	2	0	0	1	0											
27 Jhonny Peralta, R OBP: 0.318, SLG: 0.414														6	1	2	1	1	2	3											
32 Don Kelly, L OBP: 0.269, SLG: 0.343														3	1	1	1	0	0	0											
25 Ryan Raburn, R OBP: 0.316, SLG: 0.450														4	1	3	2	0	1	0											
13 Alex Avila, L OBP: 0.317, SLG: 0.328														5	1	2	0	0	2	2											
12 Gerald Laird, R OBP: 0.263, SLG: 0.299														1	1	1	1	0	0	0											
39 Ramon Santiago, S OBP: 0.346, SLG: 0.326														7	0	1	0	0	2	5											
<b>Inning Stats</b>	R: 1 E: 0 K: 2 S: 16	H: 1 LOB: 2 BB: 2 P: 26	R: 1 E: 0 K: 1 S: 15	H: 2 LOB: 1 BB: 0 P: 20	R: 0 E: 0 K: 1 S: 10	H: 0 LOB: 0 BB: 0 P: 15	R: 0 E: 0 K: 1 S: 12	H: 0 LOB: 2 BB: 1 P: 19	R: 4 E: 1 K: 2 S: 17	H: 4 LOB: 1 BB: 0 P: 25	R: 1 E: 0 K: 2 S: 15	H: 2 LOB: 2 BB: 1 P: 21	R: 0 E: 0 K: 3 S: 13	H: 1 LOB: 1 BB: 0 P: 19	R: 1 E: 0 K: 0 S: 10	H: 3 LOB: 3 BB: 1 P: 17	R: 0 E: 0 K: 0 S: 10	H: 1 LOB: 1 BB: 0 P: 16	R: 1 E: 0 K: 2 S: 14	H: 1 LOB: 0 BB: 0 P: 19	1B: 11 2B: 2 3B: 1 HR: 5	SF: 0 SAC: 0 DP: 0 HBP: 0	W/P: 0 PB: 0 SB: 1 CS: 0	PA: 64							
<b>PITCHER</b>	IP WLS BF H R ER LOB SO P ERA WHIP	2.0 11 3 2 2 3 46 9.00 2.500	4.0 15 4 1 1 3 0 2.25 1.000	1.0 H 5 0 0 0 0 0.00 1.000	0.1 B 6 3 3 1 1 0 0 27.00 4.500	0.2 B 6 3 3 1 1 0 0 13.50 4.500	2.0 WLS BF H R ER LOB SO P ERA WHIP	2.0 B 10 3 1 1 4 0 2.00 1.000	1.0 L 4 1 1 1 2 0 1.00 1.000	3.0 WLS BF H R ER LOB SO P ERA WHIP	3.0 B 10 3 1 1 4 0 2.00 1.000	4.0 WLS BF H R ER LOB SO P ERA WHIP	4.0 B 10 3 1 1 4 0 2.00 1.000	5.0 WLS BF H R ER LOB SO P ERA WHIP	5.0 B 10 3 1 1 4 0 2.00 1.000	6.0 WLS BF H R ER LOB SO P ERA WHIP	6.0 B 10 3 1 1 4 0 2.00 1.000	7.0 WLS BF H R ER LOB SO P ERA WHIP	7.0 B 10 3 1 1 4 0 2.00 1.000	8.0 WLS BF H R ER LOB SO P ERA WHIP	8.0 B 10 3 1 1 4 0 2.00 1.000	9.0 WLS BF H R ER LOB SO P ERA WHIP	9.0 B 10 3 1 1 4 0 2.00 1.000	10.0 WLS BF H R ER LOB SO P ERA WHIP	10.0 B 10 3 1 1 4 0 2.00 1.000	11.0 WLS BF H R ER LOB SO P ERA WHIP	11.0 B 10 3 1 1 4 0 2.00 1.000	12.0 WLS BF H R ER LOB SO P ERA WHIP	12.0 B 10 3 1 1 4 0 2.00 1.000	13.0 WLS BF H R ER LOB SO P ERA WHIP	13.0 B 10 3 1 1 4 0 2.00 1.000

**Detroit Tigers @ Minnesota Twins**  
**Target Field, Minneapolis, MN**  
 Thu Sep 02 20:10, 7:11 PM - 11:57 PM CDT  
 Att. 39,551 - Partly Cloudy - 70 F

**AB 58**  
**R 10**  
**H 19**  
**RBI 10**  
**BB 5**  
**SO 13**  
**LOB 31**



Batter	1	2	3	4	5	6	7	8	9	10	11	12	13	AB	R	H	RBI	BB	SO	LOB	BOTTOM								
2 Denard Span, L OBP: 0.333, SLG: 0.346														6	1	0	0	1	0	5									
12 Alexi Casilla, S OBP: 0.333, SLG: 0.397														7	0	2	1	0	2	0									
7 Joe Mauer, L OBP: 0.402, SLG: 0.473														6	1	1	0	1	2	3									
5 Michael Cuddyer, R OBP: 0.341, SLG: 0.425														7	3	3	0	0	0	3									
21 Delmon Young, R OBP: 0.334, SLG: 0.490														6	2	1	1	0	0	5									
22 Danny Valencia, R OBP: 0.378, SLG: 0.451														5	1	3	2	0	0	2									
26 Jose Morales, S OBP: 0.286, SLG: 0.250														6	0	3	2	0	2	1									
18 Jason Repko, R OBP: 0.286, SLG: 0.382														5	1	1	1	1	4	4									
27 J.J. Hardy, R OBP: 0.302, SLG: 0.378														2	0	0	1	0	0	4									
25 Jim Thome, L OBP: 0.391, SLG: 0.584														1	0	0	0	0	1	0									
20 Matt Tolbert, S OBP: 0.298, SLG: 0.353														1	0	1	0	0	0	0									
<b>Inning Stats</b>	R: 0 E: 0 K: 0 S: 17	H: 0 LOB: 0 BB: 1 P: 10	R: 2 E: 0 K: 1 S: 17	H: 4 LOB: 2 BB: 0 P: 23	R: 0 E: 0 K: 1 S: 15	H: 0 LOB: 1 BB: 1 P: 14	R: 1 E: 0 K: 0 S: 13	H: 2 LOB: 1 BB: 0 P: 17	R: 1 E: 0 K: 0 S: 5	H: 1 LOB: 1 BB: 1 P: 14	R: 0 E: 0 K: 3 S: 11	H: 0 LOB: 0 BB: 0 P: 8	R: 0 E: 0 K: 2 S: 11	H: 1 LOB: 2 BB: 1 P: 16	R: 0 E: 0 K: 2 S: 11	H: 1 LOB: 1 BB: 0 P: 14	R: 0 E: 0 K: 1 S: 7	H: 0 LOB: 0 BB: 0 P: 8	1B: 15 2B: 0 3B: 0 HR: 0	SF: 2 SAC: 1 DP: 1 HBP: 0	W/P: 1 PB: 1 SB: 0 CS: 0	PA: 58							
<b>PITCHER</b>	IP WLS BF H R ER LOB SO P ERA WHIP	6.0 30 10 6 3 4 0 4.50 1.833	1.0 4 2 1 1 0 0 9.00 2.000	0.1 2 0 1 1 0 0 27.00 3.000	0.2 3 1 0 0 0 0 4 9 0.00 1.500	1.2 5 0 0 0 0 0 0 12 0.00 0.000	0.1 WLS BF H R ER LOB SO P ERA WHIP	0.1 B 0 0 0 0 0 0 4.50 1.833	3.0 W 13 2 1 0 4 1 0 0 0 0 27 38 0.00 1.000	4.0 WLS BF H R ER LOB SO P ERA WHIP	4.0 B 10 3 1 1 4 0 2.00 1.000	5.0 WLS BF H R ER LOB SO P ERA WHIP	5.0 B 10 3 1 1 4 0 2.00 1.000	6.0 WLS BF H R ER LOB SO P ERA WHIP	6.0 B 10 3 1 1 4 0 2.00 1.000	7.0 WLS BF H R ER LOB SO P ERA WHIP	7.0 B 10 3 1 1 4 0 2.00 1.000	8.0 WLS BF H R ER LOB SO P ERA WHIP	8.0 B 10 3 1 1 4 0 2.00 1.000	9.0 WLS BF H R ER LOB SO P ERA WHIP	9.0 B 10 3 1 1 4 0 2.00 1.000	10.0 WLS BF H R ER LOB SO P ERA WHIP	10.0 B 10 3 1 1 4 0 2.00 1.000	11.0 WLS BF H R ER LOB SO P ERA WHIP	11.0 B 10 3 1 1 4 0 2.00 1.000	12.0 WLS BF H R ER LOB SO P ERA WHIP	12.0 B 10 3 1 1 4 0 2.00 1.000	13.0 WLS BF H R ER LOB SO P ERA WHIP	13.0 B 10 3 1 1 4 0 2.00 1.000

**Detroit Tigers @ Minnesota Twins**  
**Target Field, Minneapolis, MN**  
 Thu Sep 02 20:10, 7:11 PM - 11:57 PM CDT  
 Att. 39,551 - Partly Cloudy - 70 F

**AB 52**  
**R 9**  
**H 15**  
**RBI 8**  
**BB 3**  
**SO 11**  
**LOB 27**





Batter	1	2	3	4	5	6	7	8	9	AB	R	H	RBI	BB	SO	LOB	TOP							
1 Elvis Andrus, R OBP: 0.357, SLG: 0.316										5	1	1	0	0	0	2								
10 Michael Young, R OBP: 0.337, SLG: 0.466										4	0	1	0	0	0	1								
7 David Murphy, L OBP: 0.346, SLG: 0.428										3	0	1	1	1	0	1								
32 Josh Hamilton, L OBP: 0.415, SLG: 0.638										3	1	2	0	1	0	1								
15 Cristian Guzman, S (8, PR) OBP: 0.309, SLG: 0.334										0	0	0	0	0	0	0								
17 Nelson Cruz, R OBP: 0.370, SLG: 0.567										4	0	1	0	0	1	5								
5 Ian Kinsler, R OBP: 0.386, SLG: 0.416										4	1	1	0	0	0	4								
18 Mitch Moreland, L OBP: 0.340, SLG: 0.457										3	0	0	1	0	0	1								
11 Bengie Molina, R OBP: 0.290, SLG: 0.321										2	0	0	0	1	0	1								
27 Vladimir Guerrero, R OBP: 0.343, SLG: 0.494										1	0	1	0	0	0	0								
12 Alex Cora, L OBP: 0.262, SLG: 0.274										0	0	0	0	0	0	0								
20 Julio Borbon, L OBP: 0.303, SLG: 0.342										0	0	0	0	0	0	0								
										3	0	1	1	0	0	0								
<b>Inning Stats</b>	R: 0 E: 0 K: 0 S: 8	H: 0 LOB: 0 BB: 0 P: 12	R: 1 E: 0 K: 0 S: 19	H: 2 LOB: 1 BB: 0 P: 27	R: 0 E: 0 K: 0 S: 5	H: 0 LOB: 0 BB: 0 P: 10	R: 0 E: 0 K: 0 S: 5	H: 0 LOB: 0 BB: 0 P: 12	R: 0 E: 0 K: 0 S: 10	H: 0 LOB: 0 BB: 0 P: 16	R: 1 E: 0 K: 0 S: 13	H: 2 LOB: 2 BB: 1 P: 22	R: 1 E: 0 K: 0 S: 6	H: 1 LOB: 1 BB: 1 P: 12	R: 0 E: 0 K: 1 S: 12	H: 2 LOB: 2 BB: 0 P: 16	R: 0 E: 0 K: 0 S: 5	H: 2 LOB: 1 BB: 0 P: 5	1B: 9 2B: 0 3B: 0 HR: 0	SF: 1 SAC: 1 DP: 1 HBP: 0	WP: 1 PB: 0 SB: 1 CS: 0	PA: 37		
<b>PITCHER</b>	IP WLS BF H R ER SO BB IBB HBP BLK WP HR S P ERA WHIP	5.2 1.1 W 7 1 1 1 0 2 1 0 0 0 0 0 55 90 3.18 0.882	1.1 W 7 1 1 1 0 2 0 0 0 0 1 0 11 21 6.75 2.250	0.1 H 2 1 0 0 0 0 0 0 0 0 0 0 4 6 0.00 3.000	0.0 1 1 0 0 0 0 0 0 0 0 0 0 4 5 ∞ ∞	1.2 S 6 2 0 0 1 0 0 0 0 0 0 0 9 10 0.00 1.200																		

Texas Rangers @ Minnesota Twins  
Target Field, Minneapolis, MN  
Fri Sep 03 2010, 7:43 PM - 10:41 PM CDT  
Att: 40,134 - Partly Cloudy - 60 F

AB 32  
R 3  
H 9  
RBI 3  
BB 3  
SO 1  
LOB 16



Batter	1	2	3	4	5	6	7	8	9	AB	R	H	RBI	BB	SO	LOB	BOTTOM					
2 Denard Span, L OBP: 0.334, SLG: 0.349										4	1	2	1	0	0	0						
1 Orlando Hudson, S OBP: 0.357, SLG: 0.400										4	1	1	0	0	1	4						
7 Joe Mauer, L OBP: 0.402, SLG: 0.472										3	0	1	1	1	1	0						
5 Michael Cuddyer, R OBP: 0.340, SLG: 0.426										4	0	1	1	0	0	4						
21 Delmon Young, R OBP: 0.331, SLG: 0.486										4	0	0	0	0	1	2						
25 Jim Thome, L OBP: 0.386, SLG: 0.574										4	0	0	0	0	1	0						
22 Danny Valencia, R OBP: 0.362, SLG: 0.454										3	0	2	0	0	0	0						
20 Matt Tolbert, S (7, PR) OBP: 0.293, SLG: 0.346										1	1	0	0	0	0	0						
18 Jason Repko, R OBP: 0.287, SLG: 0.374										2	1	0	0	1	2	1						
27 J.J. Hardy, R OBP: 0.302, SLG: 0.378										3	0	1	1	0	0	1						
<b>Inning Stats</b>	R: 1 E: 0 K: 0 S: 11	H: 2 LOB: 1 BB: 0 P: 16	R: 0 E: 0 K: 2 S: 8	H: 0 LOB: 0 BB: 0 P: 10	R: 0 E: 0 K: 1 S: 9	H: 0 LOB: 0 BB: 0 P: 10	R: 0 E: 0 K: 1 S: 8	H: 0 LOB: 0 BB: 0 P: 10	R: 0 E: 0 K: 1 S: 9	H: 1 LOB: 1 BB: 0 P: 13	R: 1 E: 0 K: 0 S: 10	H: 2 LOB: 1 BB: 0 P: 14	R: 2 E: 0 K: 0 S: 19	H: 3 LOB: 3 BB: 2 P: 30	R: 0 E: 0 K: 1 S: 11	H: 0 LOB: 0 BB: 0 P: 13	1B: 6 2B: 2 3B: 0 HR: 0	SF: 0 SAC: 0 DP: 0 HBP: 0	WP: 0 PB: 0 SB: 1 CS: 0	PA: 34		
<b>PITCHER</b>	IP WLS BF H R ER SO BB IBB HBP BLK WP HR S P ERA WHIP	6.1 L 26 6 4 4 4 0 1 0 0 0 0 0 4 4 ∞ ∞	0.0 B 1 1 0 0 0 0 0 0 0 0 0 0 4 4 ∞ ∞	0.1 3 1 0 0 0 0 1 0 0 0 0 0 4 8 0.00 6.000	0.2 2 0 0 0 1 0 0 0 0 0 0 0 8 9 0.00 0.000	0.2 2 0 0 0 0 0 0 0 0 0 0 0 7 8 0.00 0.000																

Texas Rangers @ Minnesota Twins  
Target Field, Minneapolis, MN  
Fri Sep 03 2010, 7:43 PM - 10:41 PM CDT  
Att: 40,134 - Partly Cloudy - 60 F


AB 32  
R 4  
H 8  
RBI 4  
BB 2  
SO 6  
LOB 12










Batter	1	2	3	4	5	6	7	8	9	AB	R	H	RBI	BB	SO	LOB	TOP					
15 Cristian Guzman, S (1.6) OBP: 0.315, SLG: 0.342	G4-3	BB		P6			2B		1B	4	1	2	1	1	0	1	<p><b>Texas Rangers @ Minnesota Twins</b> Target Field, Minneapolis, MN Sun Sep 05 2010, 2:13 PM - 5:10 PM CDT Att. 40,516 - Overcast - 70 F</p> <p>livebaseballscores.com</p> <p>AB 36 R 5 H 11 RBI 5 BB 4 SO 7 LOB 17</p> 					
10 Michael Young, R (1.5) OBP: 0.339, SLG: 0.466	1B			G6-3			F9		1B	5	0	2	0	0	1	3						
7 David Murphy, L (1.7) OBP: 0.349, SLG: 0.427	FC6-4			1B			BB		G4-3	3	0	1	0	2	0	1						
27 Vladimir Guerrero, R (1.10) OBP: 0.391, SLG: 0.487	K			FC6-4			G6-4-3		BB	5	0	1	1	0	2	3						
17 Nelson Cruz, R (1.9) OBP: 0.367, SLG: 0.562				K			F8		G6-3	4	1	1	0	0	1	1						
5 Ian Kinsler, R (1.4) OBP: 0.388, SLG: 0.426				G5-3			F9		1B	3	2	1	0	1	0	1						
18 Mitch Moreland, L (1.3) OBP: 0.343, SLG: 0.443	F8			1B			G4-3		K	4	0	1	0	0	1	3						
15 Matt Treanor, R (1.2) OBP: 0.292, SLG: 0.333	1B			L8			K		K	4	0	1	2	0	2	2						
20 Julio Borbon, L (1.8) OBP: 0.304, SLG: 0.347	G3			B5-3			G3		2B	4	1	1	1	0	0	2						
<b>Inning Stats</b>	R: 0 H: 1 E: 0 K: 1 S: 11	H: 1 LOB: 1 BB: 0 P: 16	R: 2 H: 2 E: 0 K: 1 S: 15	H: 2 LOB: 2 BB: 2 P: 28	R: 0 H: 1 E: 1 K: 1 S: 11	H: 1 LOB: 1 BB: 0 P: 15	R: 0 H: 1 E: 0 K: 0 S: 6	H: 1 LOB: 1 BB: 0 P: 8	R: 0 H: 0 E: 0 K: 0 S: 6	H: 0 LOB: 0 BB: 1 P: 11	R: 0 H: 0 E: 0 K: 0 S: 11	H: 0 LOB: 0 BB: 0 P: 15	R: 0 H: 1 E: 0 K: 1 S: 12	H: 1 LOB: 1 BB: 0 P: 17	R: 0 H: 0 E: 0 K: 1 S: 8	H: 0 LOB: 0 BB: 0 P: 11	R: 3 H: 5 E: 0 K: 2 S: 22	H: 5 LOB: 2 BB: 1 P: 32	1B: 9 2B: 2 3B: 0 HR: 0	SF: 0 SAC: 0 DP: 1 HBP: 0	WP: 0 PB: 0 SB: 0 CS: 0	PA: 40
<b>PITCHER</b>	IP WLS BF H R ER SO BB IBB HBP BLK WP HR S P ERA WHIP	7.0 W 29 6 2 2 4 3 0 0 0 0 0 72 110 2.57 1.286	1.2 7 2 2 2 3 0 0 0 0 0 0 21 27 10.80 1.200	0.1 S 4 3 1 1 0 1 0 0 0 0 0 0 9 16 27.00 12.000	<b>PITCHER</b>																	

Batter	1	2	3	4	5	6	7	8	9	AB	R	H	RBI	BB	SO	LOB	BOTTOM					
2 Denard Span, L (1.8) OBP: 0.336, SLG: 0.349	F7	SF8		B1-3			1 SF8 BB			2	0	0	2	1	0	0	<p><b>Texas Rangers @ Minnesota Twins</b> Target Field, Minneapolis, MN Sun Sep 05 2010, 2:13 PM - 5:10 PM CDT Att. 40,516 - Overcast - 70 F</p> <p>livebaseballscores.com</p> <p>AB 29 R 6 H 7 RBI 6 BB 4 SO 6 LOB 12</p> 					
1 Orlando Hudson, S (1.4) OBP: 0.325, SLG: 0.399	7 HBP 5 2B 1B	F8		P6			SF8			3	1	1	1	0	0	2						
7 Joe Mauer, L (1.2) OBP: 0.401, SLG: 0.469	5 2B HBP	L1		G5-3			L7			3	1	0	0	0	0	4						
5 Michael Cuddyer, R (1.3) OBP: 0.340, SLG: 0.425	2B			K2-3			G5-3		G5-3	4	0	1	2	0	1	0						
16 Jason Kubel, L (1.10) OBP: 0.339, SLG: 0.442	K			21 G1-3 1B			G3		G3	4	1	2	0	0	1	1						
21 Delmon Young, R (1.7) OBP: 0.329, SLG: 0.480	K			G1-3			27 1B 2 BB 1B		K	4	1	1	0	0	2	2						
27 J.J. Hardy, R (1.6) OBP: 0.311, SLG: 0.386		18 1B 2 SF8 BB		L4			2 BB 1 SF8 1B		F8	3	2	1	1	1	0	1						
20 Matt Tolbert, S (1.5) OBP: 0.303, SLG: 0.407	1 S 18 1B BB			K			K		F9	3	0	0	0	1	2	2						
18 Jason Repko, R (1.9) OBP: 0.294, SLG: 0.361	1 S 1-2 2-3 1B			F9			1 SF8 2 BB BB		P3	3	0	1	0	1	0	0						
<b>Inning Stats</b>	R: 2 H: 2 E: 0 K: 2 S: 15	H: 2 LOB: 1 BB: 0 P: 24	R: 1 H: 1 E: 0 K: 0 S: 10	H: 1 LOB: 2 BB: 2 P: 22	R: 0 H: 1 E: 0 K: 1 S: 8	H: 1 LOB: 0 BB: 0 P: 12	R: 0 H: 0 E: 0 K: 1 S: 6	H: 0 LOB: 0 BB: 0 P: 10	R: 0 H: 0 E: 0 K: 0 S: 5	H: 0 LOB: 0 BB: 0 P: 8	R: 3 H: 3 E: 0 K: 1 S: 17	H: 3 LOB: 2 BB: 2 P: 29	R: 0 H: 0 E: 0 K: 1 S: 10	H: 0 LOB: 0 BB: 0 P: 14	R: 0 H: 0 E: 0 K: 0 S: 7	H: 0 LOB: 0 BB: 0 P: 12	R: 0 H: 0 E: 0 K: 0 S: 7	H: 0 LOB: 0 BB: 0 P: 12	1B: 6 2B: 1 3B: 0 HR: 0	SF: 2 SAC: 0 DP: 0 HBP: 1	WP: 0 PB: 0 SB: 2 CS: 0	PA: 36
<b>PITCHER</b>	IP WLS BF H R ER SO BB IBB HBP BLK WP HR S P ERA WHIP	5.1 L 28 7 0 0 6 5 4 0 0 0 0 0 4 6 0.00 0.000	0.2 2 0 0 0 0 0 0 0 0 0 0 4 6 0.00 0.000	1.0 3 0 0 0 1 0 0 0 0 0 0 10 14 0.00 0.000	1.0 3 0 0 0 0 0 0 0 0 0 0 7 12 0.00 0.000	<b>PITCHER</b>																



Batter	1	2	3	4	5	6	7	8	9	AB	R	H	RBI	BB	SO	LOB	TOP		
7 Grégor Blanco, L OBP: 0.349, SLG: 0.337	F7		16 1B			K			B1-3	4	0	1	0	1	1	0	<b>Kansas City Royals @ Minnesota Twins</b> Target Field, Minneapolis, MN Mon Sep 06 2010, 1:10 PM - 3:58 PM CDT Att: 40,228 - Drizzlie - 69 F		
12 Mitch Maier, L OBP: 0.327, SLG: 0.378	P6		K	L9					G4-3	5	0	1	0	0	1	4			
16 Billy Butler, R OBP: 0.382, SLG: 0.454	F9								F9	4	0	1	0	0	0	1			
30 Kila Ka'aihue, L OBP: 0.268, SLG: 0.314										4	1	1	0	0	2	3			
24 Wilson Betemit, S OBP: 0.395, SLG: 0.533	P5		G4-3						F7	4	0	0	0	0	0	4			
4 Alex Gordon, L OBP: 0.314, SLG: 0.398				L7						3	2	2	0	1	0	0			
3 Brayan Peña, S OBP: 0.314, SLG: 0.297										4	1	2	2	0	0	2			
17 Chris Getz, L OBP: 0.300, SLG: 0.276										3	0	1	1	0	1	2			
3 Yuniesky Betancourt, R OBP: 0.283, SLG: 0.421										4	0	1	1	0	0	1			
<b>Inning Stats</b>	R: 0 E: 0 K: 0 S: 5	H: 0 LOB: 0 BB: 0 P: 9	R: 2 E: 0 K: 0 S: 15	H: 3 LOB: 1 BB: 0 P: 25	R: 0 E: 0 K: 2 S: 16	H: 2 LOB: 2 BB: 0 P: 24	R: 0 E: 0 K: 0 S: 11	H: 2 LOB: 3 BB: 1 P: 19	R: 0 E: 0 K: 1 S: 10	H: 1 LOB: 1 BB: 0 P: 13	R: 0 E: 0 K: 1 S: 5	H: 0 LOB: 1 BB: 1 P: 12	R: 0 E: 0 K: 0 S: 5	H: 0 LOB: 0 BB: 0 P: 8	1B: 7 2B: 4 3B: 0 HR: 0	SF: 0 SAC: 1 DP: 1 HBP: 0		WP: 0 PB: 0 SB: 0 CS: 1	PA: 38
<b>PITCHER</b>	IP WLS BF H R ER SO BB IBB HBP BLK WP HR S P ERA WHIP																		
59 Kevin Slowey, R ERA: 4.39	4.0	W	20	7	2	2	2	1	0	0	0	0	0	0	0	47	77	4.50	2.000
49 Jeff Manship, R ERA: 2.92	2.0	W	8	2	2	2	2	0	0	0	0	0	0	0	0	23	34	9.00	1.000
44 Randy Flores, L ERA: 3.14	0.0		1	1	0	0	0	0	0	0	0	0	0	0	3	5	∞	∞	
54 Matt Guerrier, R ERA: 3.52	1.0	H	3	0	0	0	0	0	0	0	0	0	0	0	5	8	0.00	0.000	
28 Jesse Crain, R ERA: 2.72	1.0	H	3	0	0	0	1	1	0	0	0	0	0	0	5	12	0.00	1.000	

Batter	1	2	3	4	5	6	7	8	9	AB	R	H	RBI	BB	SO	LOB	BOTTOM			
2 Denard Span, L OBP: 0.335, SLG: 0.347	K	F7		G4-1	FC5-4				E7	5	0	1	0	0	1	7	<b>Kansas City Royals @ Minnesota Twins</b> Target Field, Minneapolis, MN Mon Sep 06 2010, 1:10 PM - 3:58 PM CDT Att: 40,228 - Drizzlie - 69 F			
1 Orlando Hudson, S OBP: 0.393, SLG: 0.396										5	0	1	0	0	2	1				
7 Joe Mauer, L OBP: 0.402, SLG: 0.470		L7		G4-3						4	1	2	0	0	0	1				
16 Jason Kubel, L OBP: 0.338, SLG: 0.447										4	1	1	2	0	0	2				
18 Jason Repko, R OBP: 0.294, SLG: 0.361										0	0	0	0	0	0	0				
5 Michael Cuddyer, R OBP: 0.340, SLG: 0.424										4	1	1	0	0	1	1				
25 Jim Thome, L OBP: 0.399, SLG: 0.621										3	2	2	2	1	0	0				
21 Delmon Young, R OBP: 0.331, SLG: 0.481										3	0	1	0	1	1	1				
27 J.J. Hardy, R OBP: 0.313, SLG: 0.383										2	0	0	0	2	0	1				
20 Matt Tolbert, S OBP: 0.314, SLG: 0.400										1	0	0	1	2	0	0				
<b>Inning Stats</b>	R: 0 E: 0 K: 1 S: 7	H: 1 LOB: 1 BB: 0 P: 12	R: 3 E: 0 K: 1 S: 9	H: 0 LOB: 3 BB: 3 P: 25	R: 0 E: 0 K: 1 S: 10	H: 0 LOB: 0 BB: 0 P: 15	R: 1 E: 0 K: 0 S: 11	H: 2 LOB: 2 BB: 1 P: 22	R: 3 E: 0 K: 1 S: 14	H: 4 LOB: 3 BB: 2 P: 30	R: 0 E: 0 K: 0 S: 10	H: 1 LOB: 1 BB: 0 P: 15	R: 0 E: 0 K: 1 S: 11	H: 0 LOB: 0 BB: 0 P: 14	R: 0 E: 1 K: 0 S: 5	H: 1 LOB: 0 BB: 0 P: 9	1B: 5 2B: 3 3B: 0 HR: 2	SF: 1 SAC: 0 DP: 1 HBP: 0	WP: 0 PB: 0 SB: 0 CS: 0	PA: 38
<b>PITCHER</b>	IP WLS BF H R ER SO BB IBB HBP BLK WP HR S P ERA WHIP																			
37 Sean O'Sullivan, R ERA: 5.83	4.2	L	26	7	5	5	4	5	0	0	0	0	0	0	0	29	45	9.64	2.571	
31 Dusty Hughes, L ERA: 4.22	3.1		12	2	0	0	1	1	0	0	0	0	0	0	29	45	0.00	0.900		

AB	35
R	4
H	10
RBI	4
BB	2
SO	5
LOB	17













Batter	1	2	3	4	5	6	7	8	9	AB	R	H	RBI	BB	SO	LOB	TOP			
2 Denard Span, L OBP: 0.333, SLG: 0.352										4	0	1	0	0	2	0	<b>Minnesota Twins @ Cleveland Indians</b> Progressive Field, Cleveland, OH Fri Sep 10 2010, 7:08 PM - 9:03 PM EDT Att: 26,207 - Clear - 66 F			
1 Orlando Hudson, S OBP: 0.350, SLG: 0.390										4	0	0	0	0	1	1				
7 Joe Mauer, L OBP: 0.401, SLG: 0.466										3	0	0	0	0	0	0				
16 Jason Kubel, L OBP: 0.334, SLG: 0.440										3	0	1	0	0	0	0				
5 Michael Cuddyer, R OBP: 0.337, SLG: 0.418										3	0	0	0	0	0	1				
21 Delmon Young, R OBP: 0.332, SLG: 0.483										2	0	0	0	1	1	0				
22 Danny Valencia, R OBP: 0.377, SLG: 0.447										3	0	0	0	0	1	1				
27 J.J. Hardy, R OBP: 0.316, SLG: 0.395										3	0	1	0	0	0	0				
41 Drew Butera, R OBP: 0.215, SLG: 0.289										2	0	0	0	0	1	1				
20 Matt Tolbert, S OBP: 0.321, SLG: 0.418										1	0	0	0	0	1	0				
<b>Inning Stats</b>	R: 0 E: 0 K: 2 S: 8	H: 0 LOB: 0 BB: 0 P: 13	R: 0 E: 0 K: 0 S: 13	H: 0 LOB: 1 BB: 1 P: 26	R: 0 E: 0 K: 0 S: 5	H: 2 LOB: 1 BB: 0 P: 7	R: 0 E: 0 K: 0 S: 5	H: 1 LOB: 0 BB: 0 P: 11	R: 0 E: 0 K: 1 S: 7	H: 0 LOB: 0 BB: 0 P: 10	R: 0 E: 0 K: 0 S: 6	H: 0 LOB: 0 BB: 0 P: 8	R: 0 E: 0 K: 2 S: 8	H: 0 LOB: 0 BB: 0 P: 11	R: 0 E: 0 K: 2 S: 9	H: 0 LOB: 0 BB: 0 P: 12	1B: 2 2B: 0 3B: 1 HR: 0	SF: 0 SAC: 0 DP: 2 HBP: 0	WP: 0 PB: 0 SB: 0 CS: 0	PA: 29
<b>PITCHER</b> 55 Roberto Hernandez, R ERA: 3.86	IP: 9.0 WLS: W BF: 29 H: 3 R: 0 ER: 0 SO: 7 BB: 1 IBB: 0 HBP: 0 BLK: 0 WP: 0 HR: 0 S: 69 P: 108 ERA: 0.00 WHIP: 0.444																			

AB	28
R	0
H	3
RBI	0
BB	1
SO	7
LOB	4

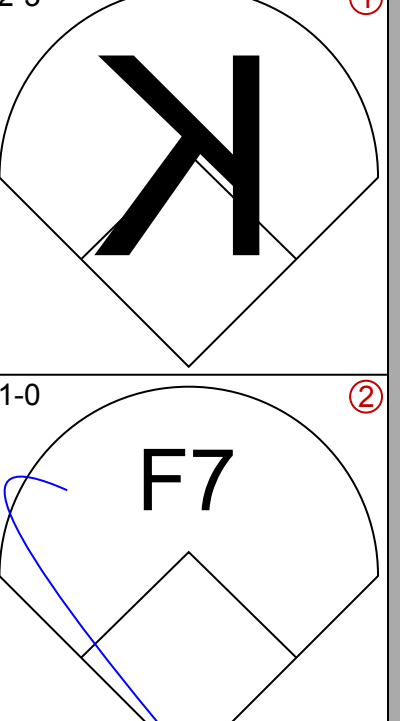
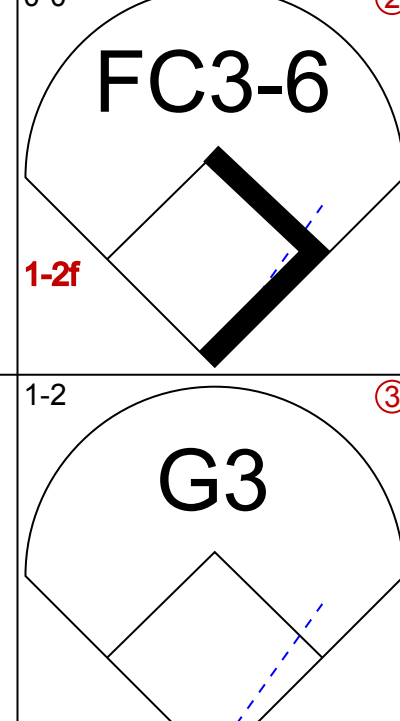
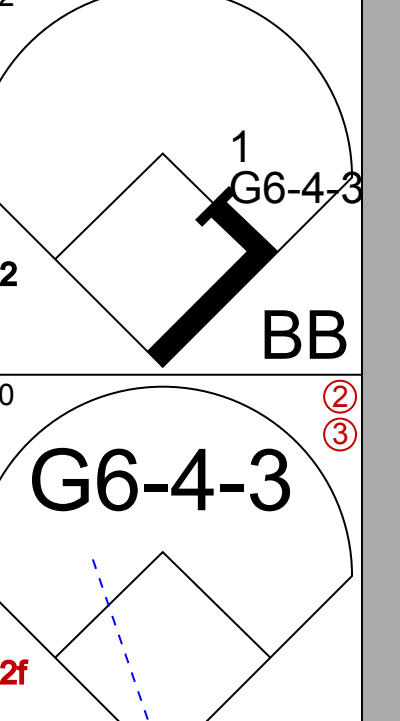
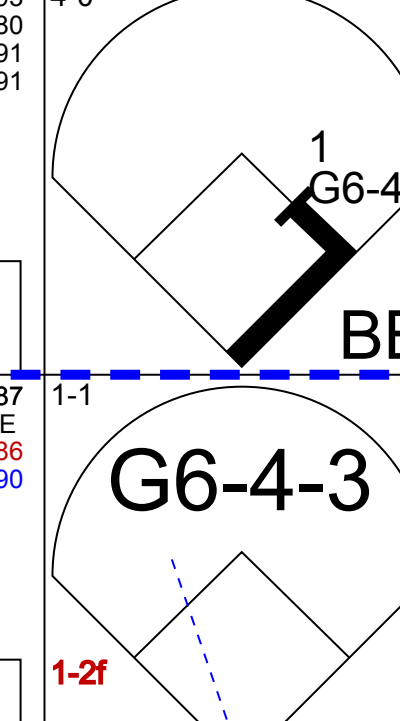
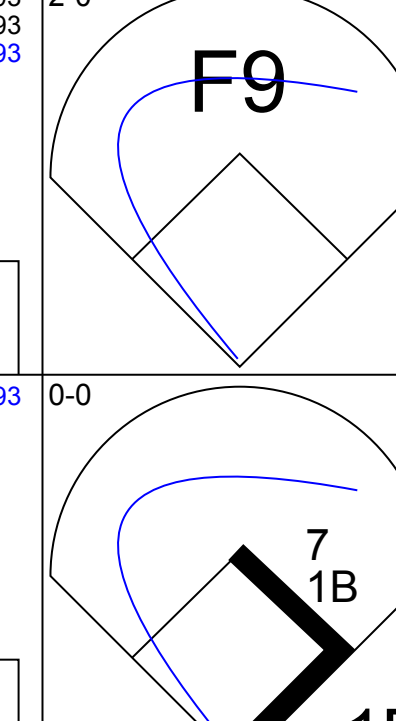
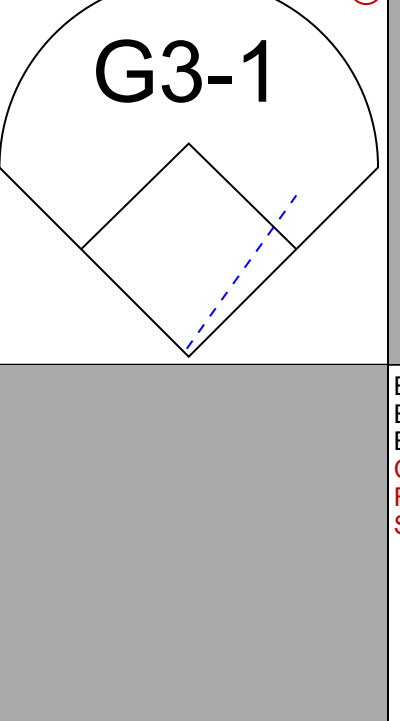

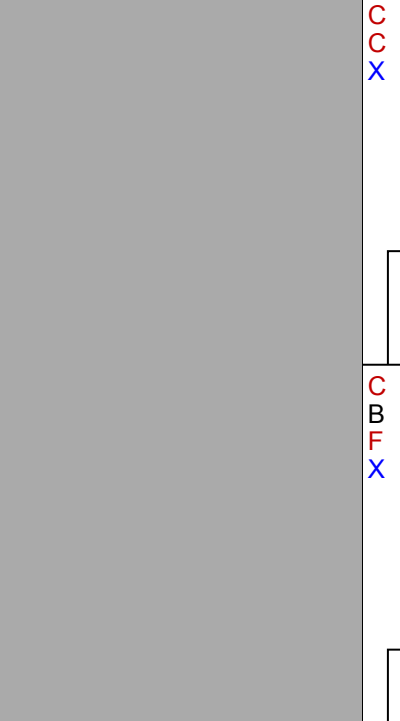

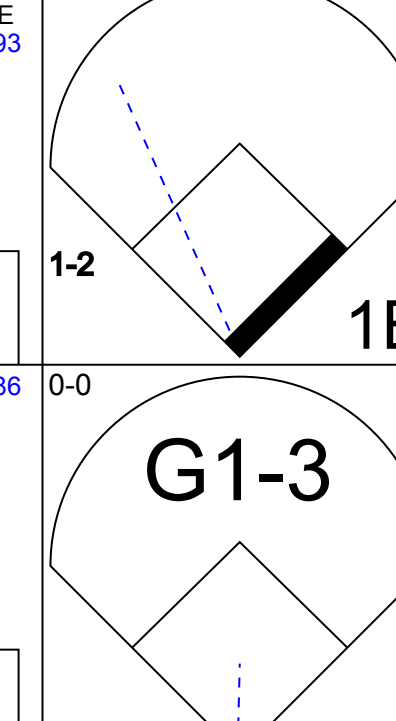

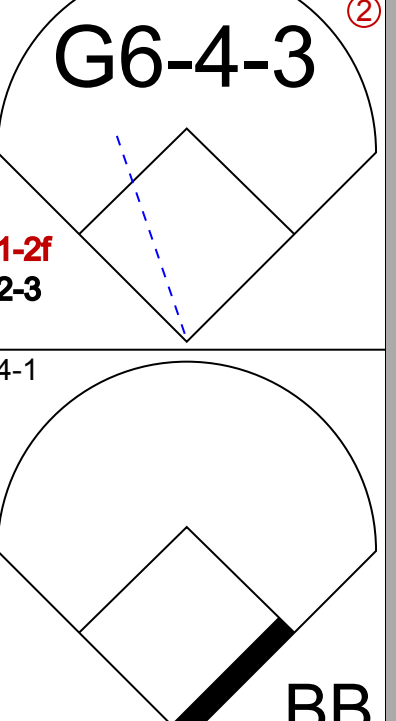
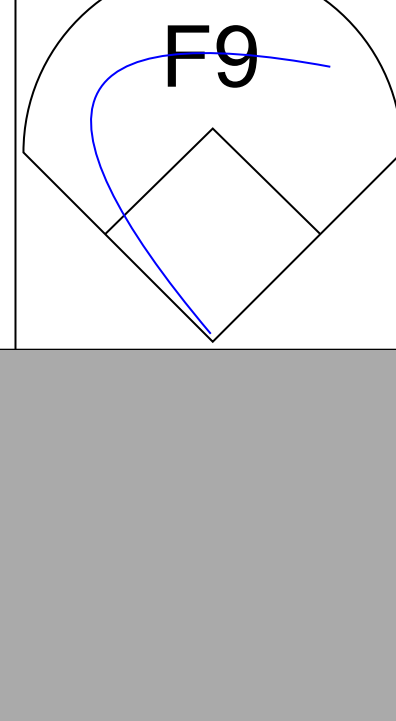
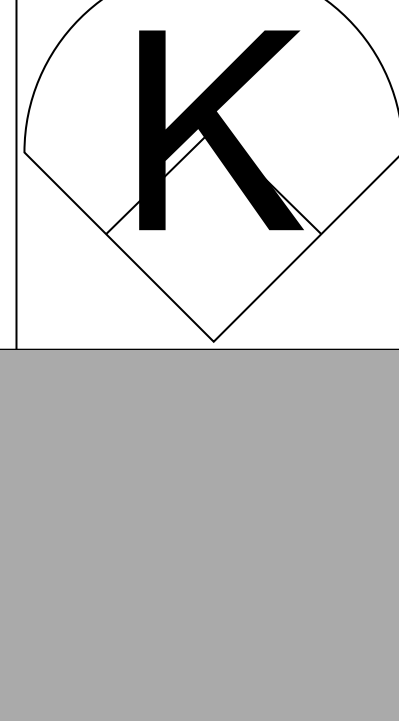
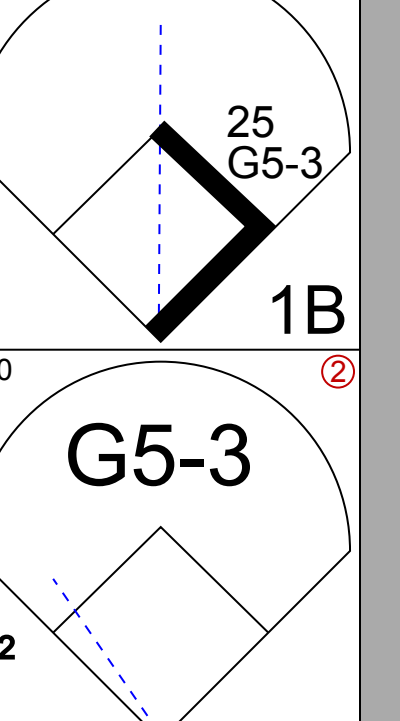
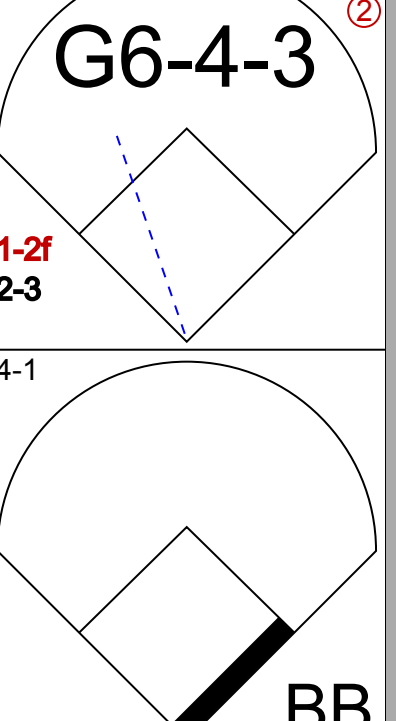
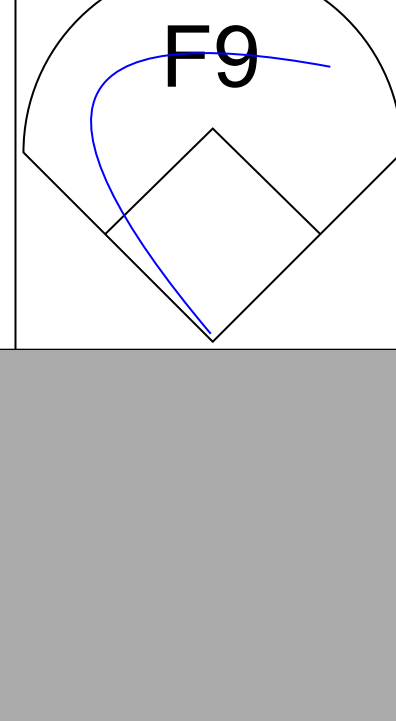
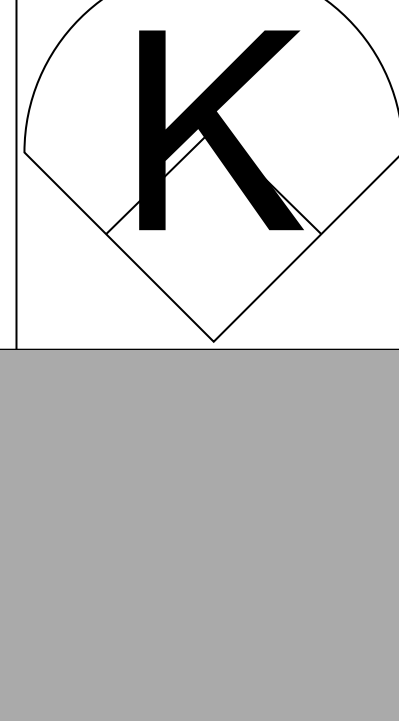
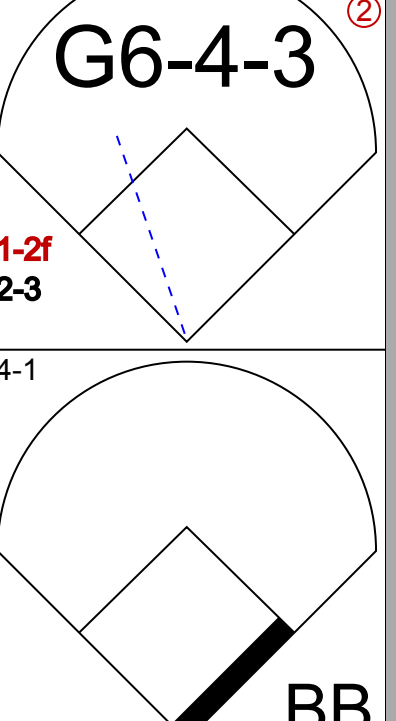
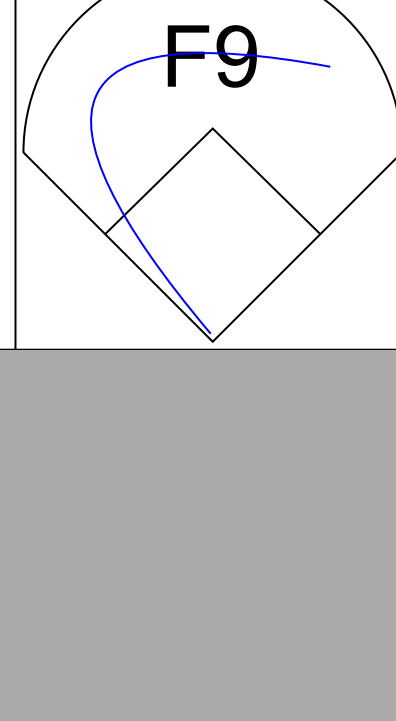
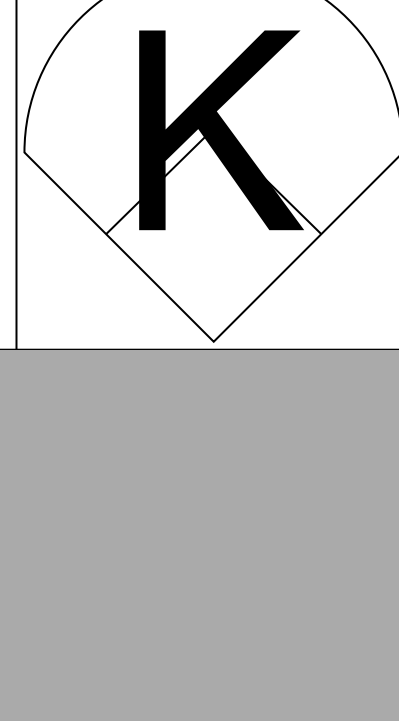
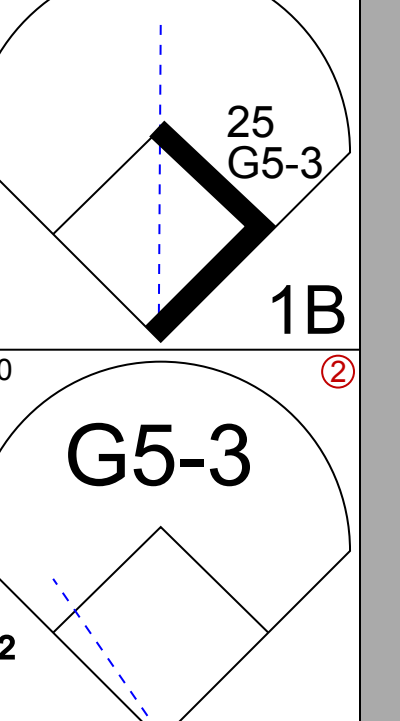
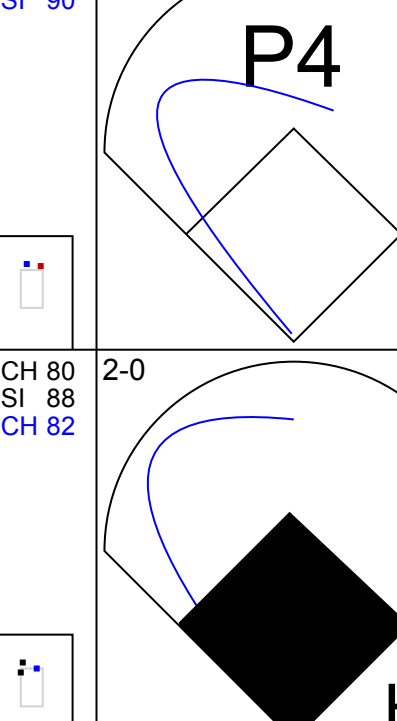
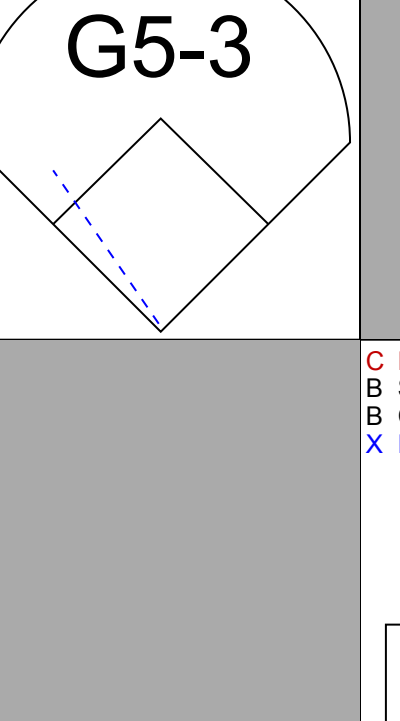
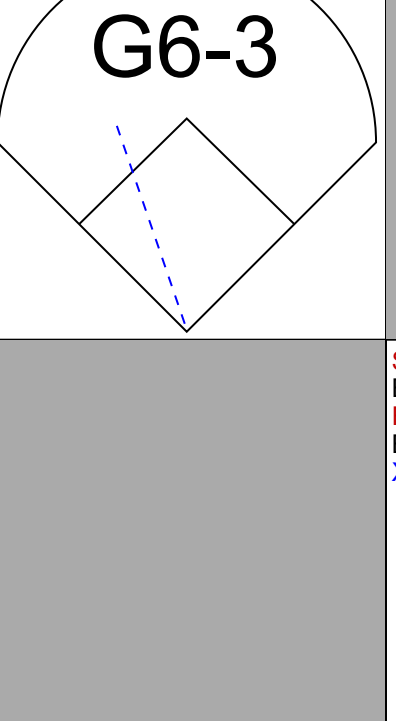


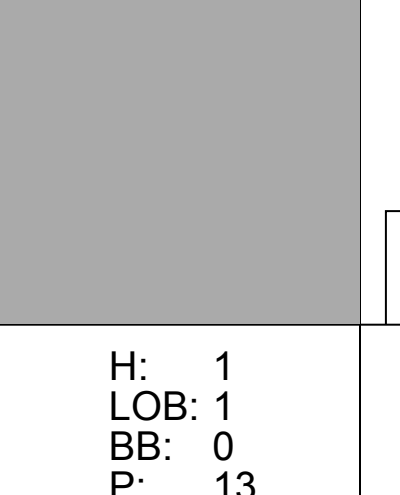
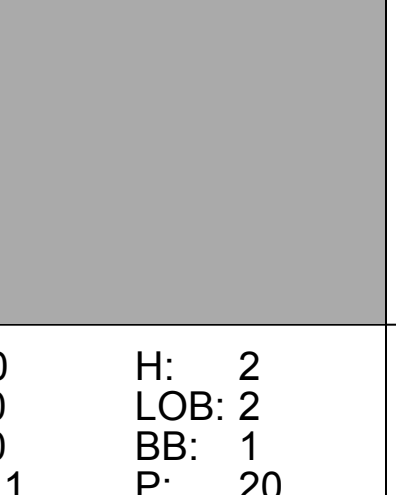
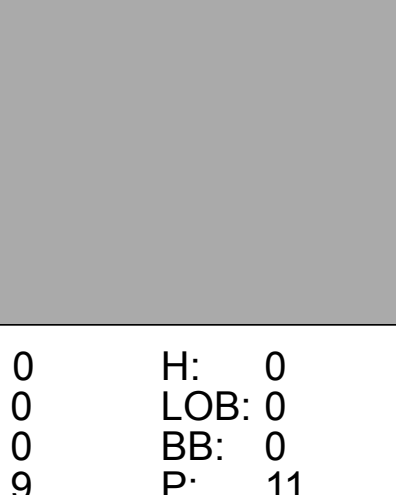
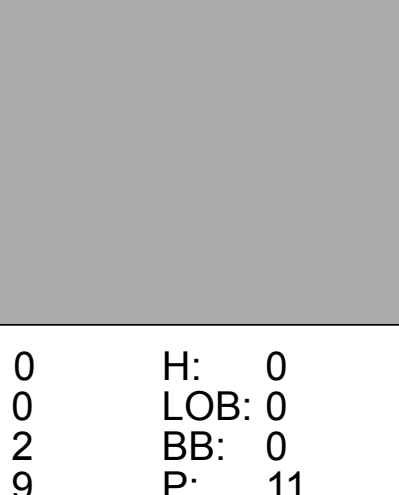
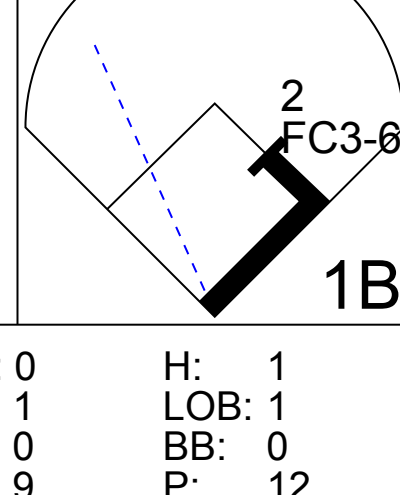
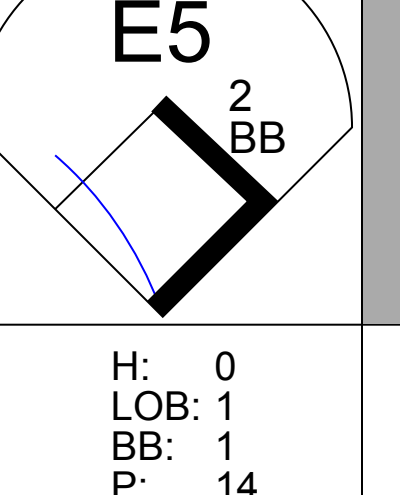
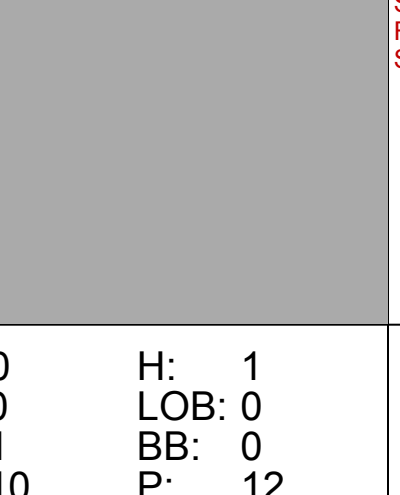
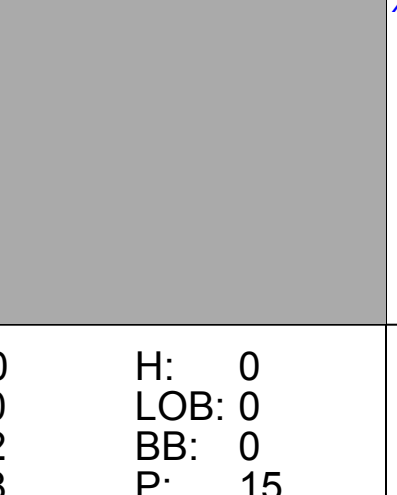
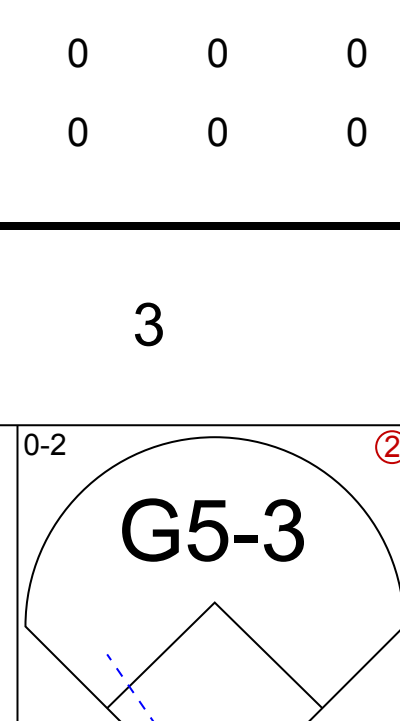
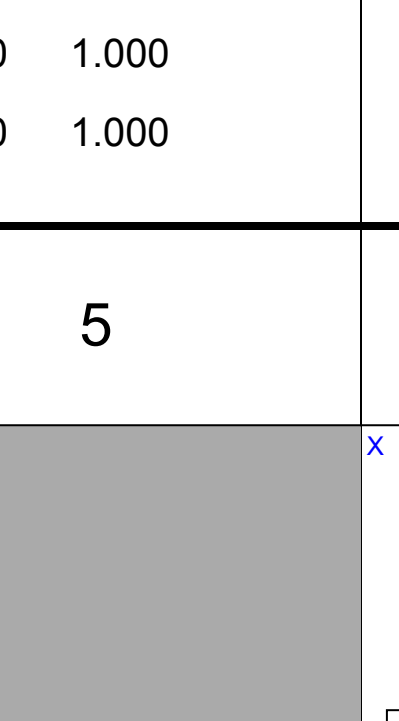
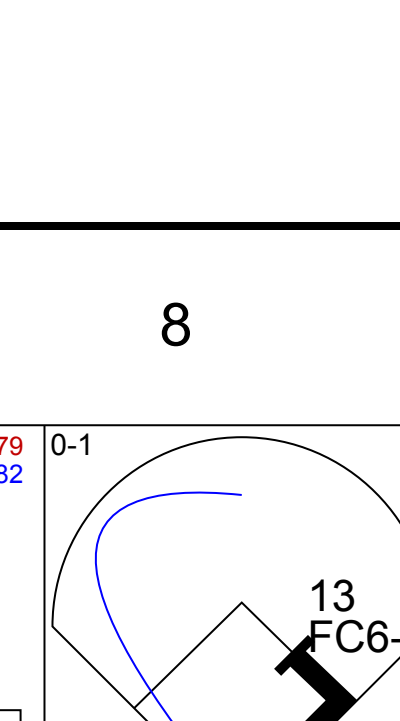
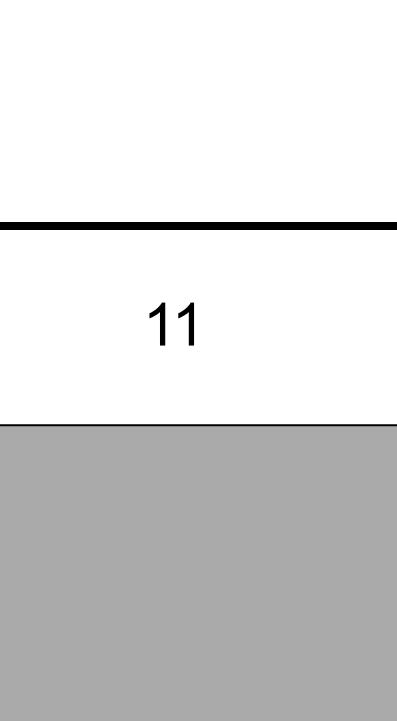


Batter	1	2	3	4	5	6	7	8	9	AB	R	H	RBI	BB	SO	LOB	BOTTOM			
23 Michael Brantley, L OBP: 0.291, SLG: 0.314										4	0	1	0	0	0	2	<b>Minnesota Twins @ Cleveland Indians</b> Progressive Field, Cleveland, OH Fri Sep 10 2010, 7:08 PM - 9:03 PM EDT Att: 26,207 - Clear - 66 F			
13 Adrián Cabrera, S OBP: 0.319, SLG: 0.347										3	0	0	1	0	0	1				
17 Shin-Soo Choo, L OBP: 0.388, SLG: 0.456										3	0	1	0	1	1	1				
48 Travis Hafner, L OBP: 0.368, SLG: 0.442										3	0	0	0	0	1	2				
12 Jayson Nix, R OBP: 0.301, SLG: 0.422										3	0	0	0	0	1	0				
25 Andy Marte, R OBP: 0.285, SLG: 0.366										0	0	0	0	0	0	0				
7 Matt LaPorta, R OBP: 0.309, SLG: 0.366										3	1	1	1	0	0	0				
4 Trevor Crowe, S OBP: 0.303, SLG: 0.328										3	0	1	0	0	0	0				
16 Jason Donald, R OBP: 0.311, SLG: 0.381										3	1	1	0	0	0	1				
6 Lou Marson, R OBP: 0.288, SLG: 0.285										3	0	1	0	0	0	0				
<b>Inning Stats</b>	R: 0 E: 0 K: 0 S: 9	H: 1 LOB: 0 BB: 0 P: 14	R: 1 E: 0 K: 0 S: 10	H: 2 LOB: 1 BB: 0 P: 16	R: 0 E: 0 K: 1 S: 10	H: 1 LOB: 2 BB: 1 P: 19	R: 0 E: 0 K: 1 S: 7	H: 0 LOB: 0 BB: 0 P: 8	R: 1 E: 0 K: 0 S: 9	H: 2 LOB: 1 BB: 0 P: 14	R: 0 E: 0 K: 0 S: 6	H: 0 LOB: 0 BB: 0 P: 10	R: 0 E: 0 K: 0 S: 6	H: 0 LOB: 0 BB: 0 P: 9	R: 0 E: 0 K: 1 S: 10	H: 0 LOB: 0 BB: 0 P: 14	1B: 3 2B: 1 3B: 1 HR: 1	SF: 1 SAC: 0 DP: 0 HBP: 0	WP: 0 PB: 0 SB: 0 CS: 1	PA: 31
<b>PITCHER</b> 48 Carl Pavano, R ERA: 3.47	IP: 8.0 WLS: L BF: 30 H: 6 R: 2 ER: 2 SO: 3 BB: 1 IBB: 0 HBP: 0 BLK: 0 WP: 0 HR: 1 S: 67 P: 104 ERA: 2.25 WHIP: 0.875																			

AB	28
R	2
H	6
RBI	2
BB	1
SO	3
LOB	7



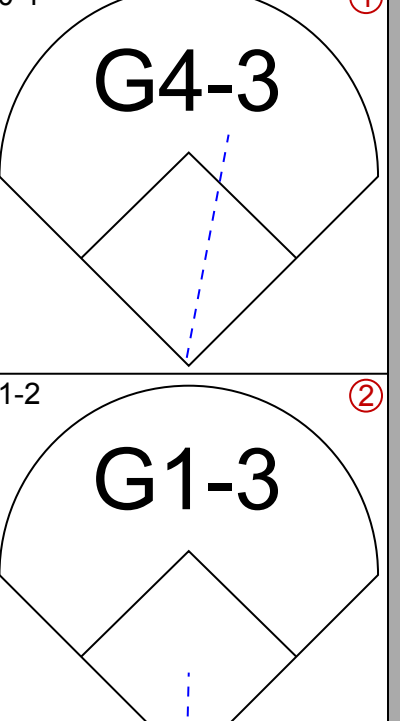
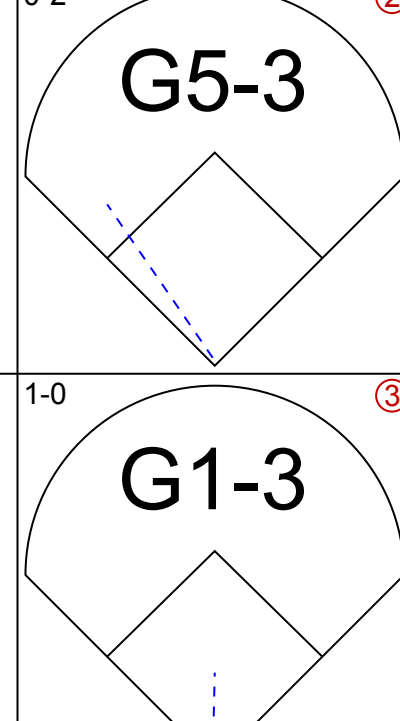
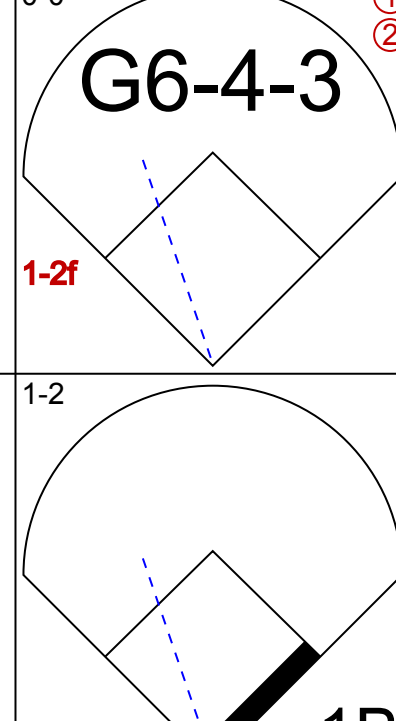
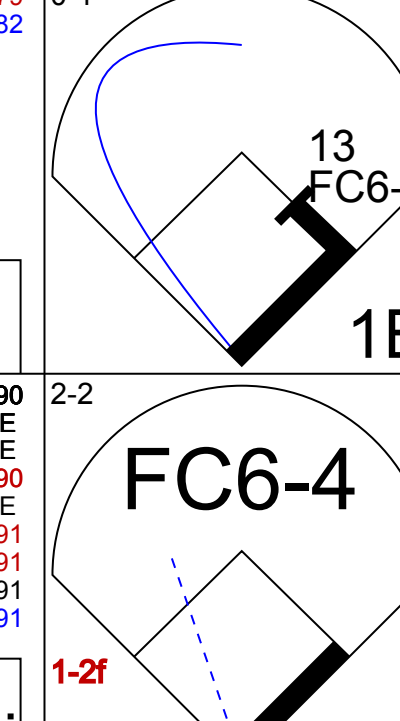
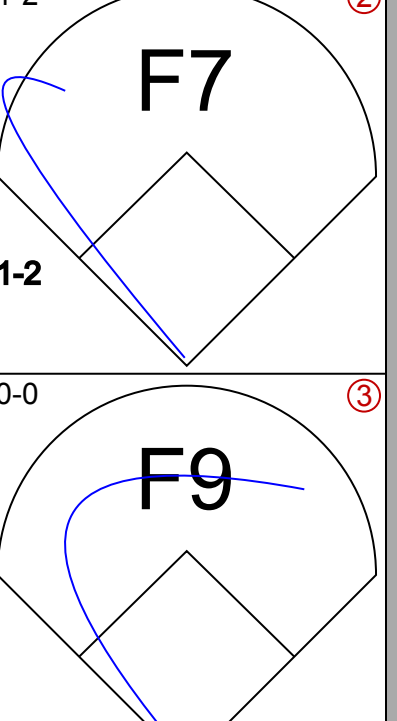
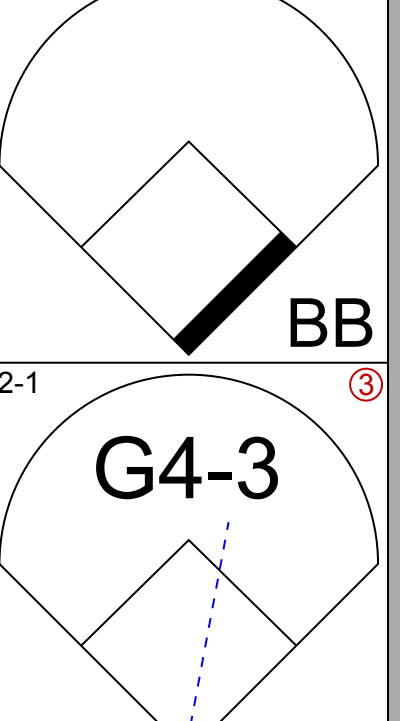

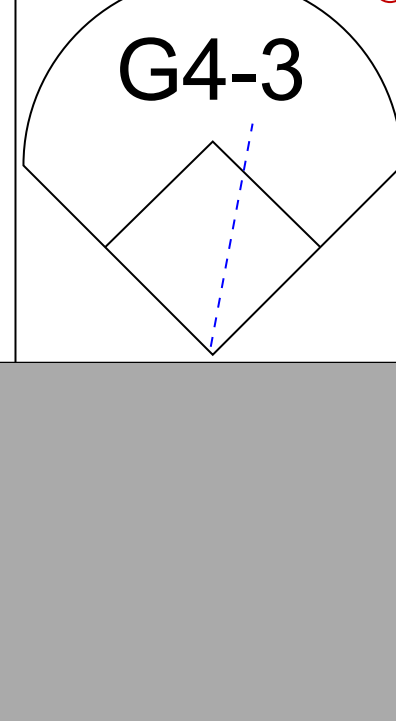
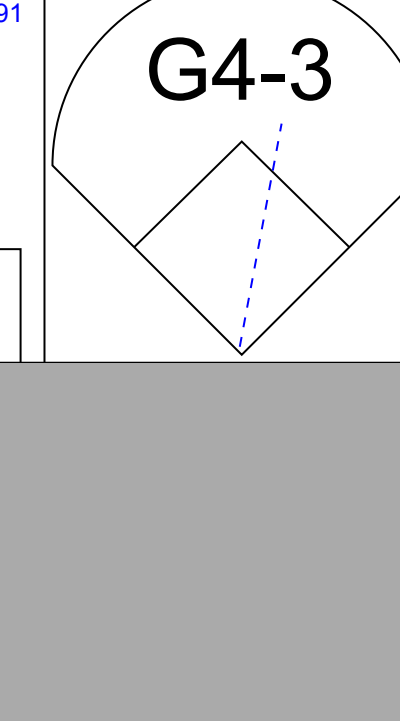


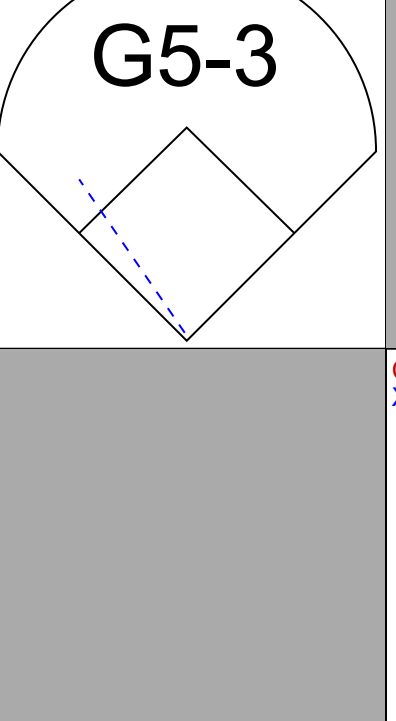

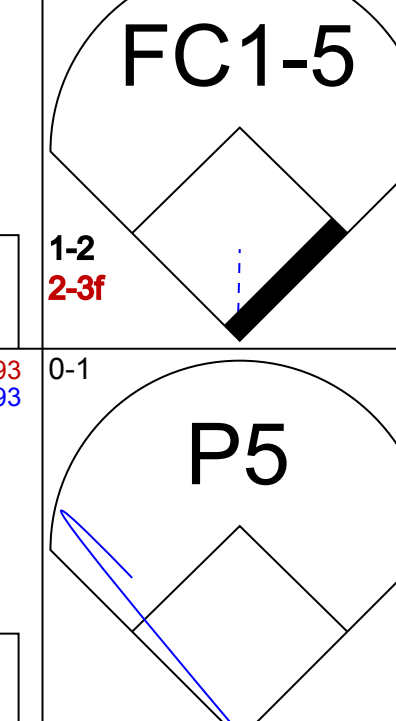



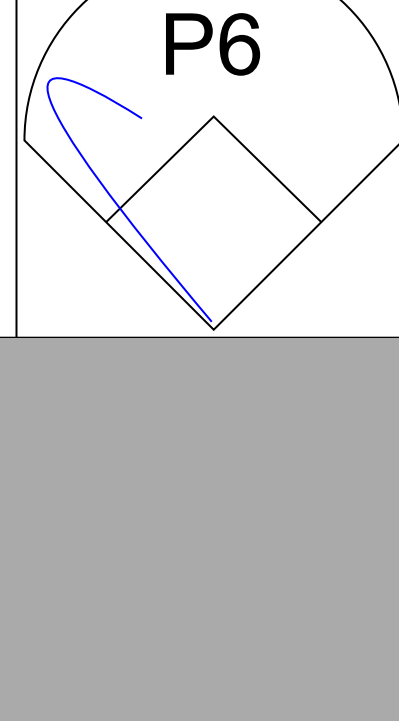
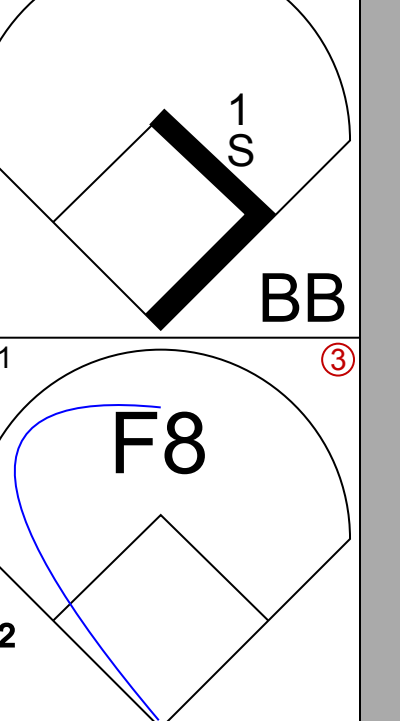


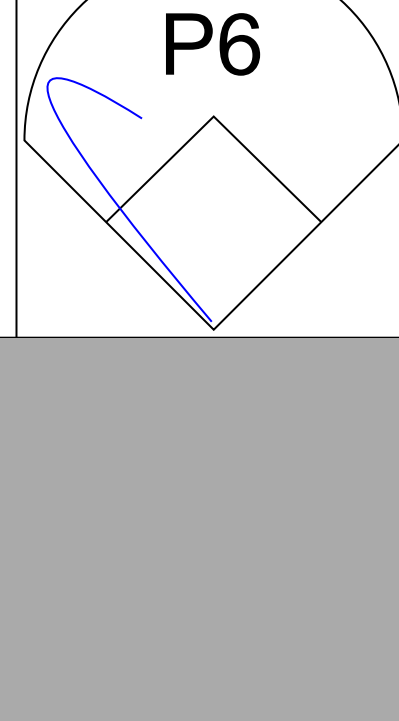

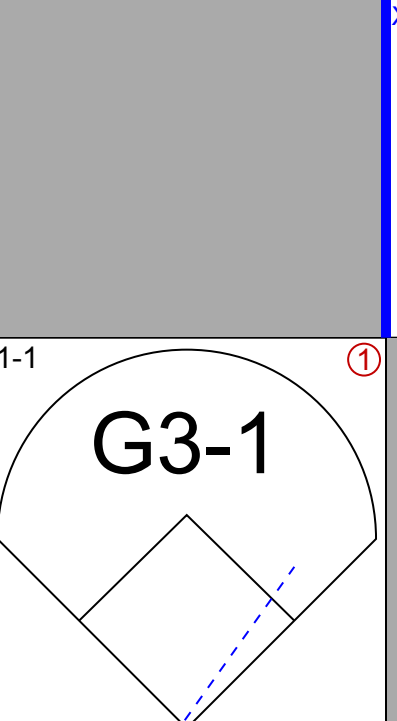
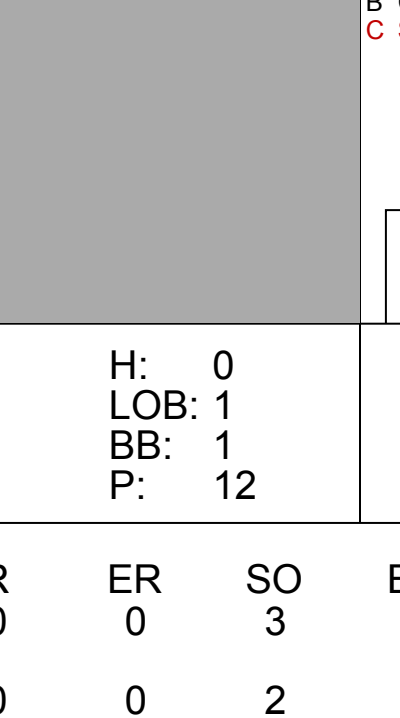
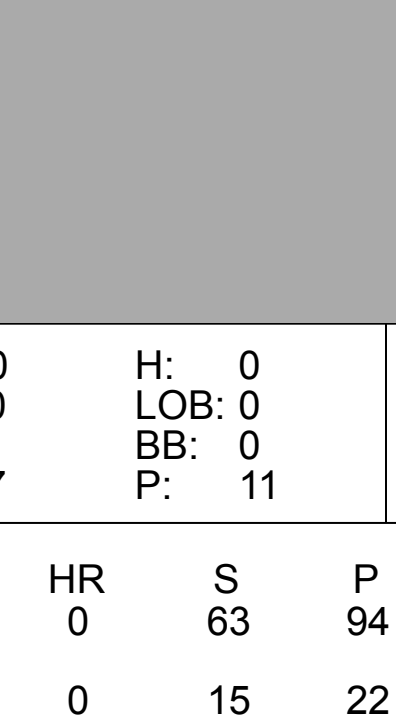
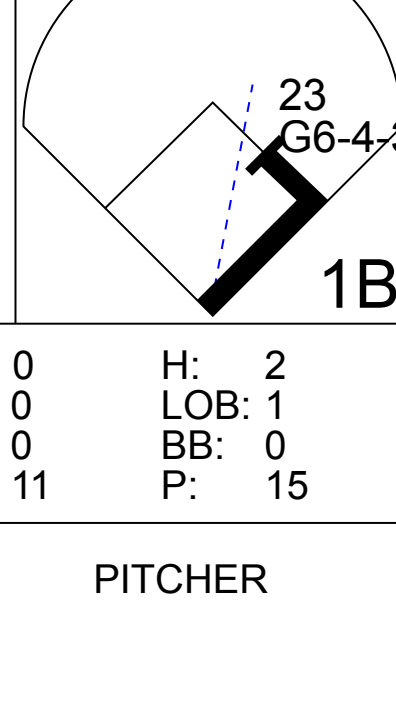
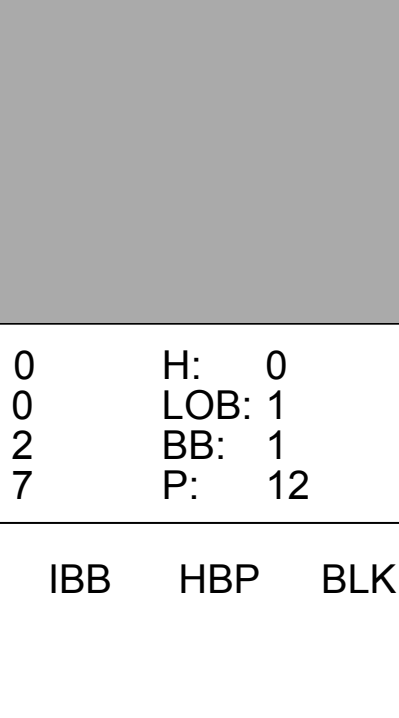
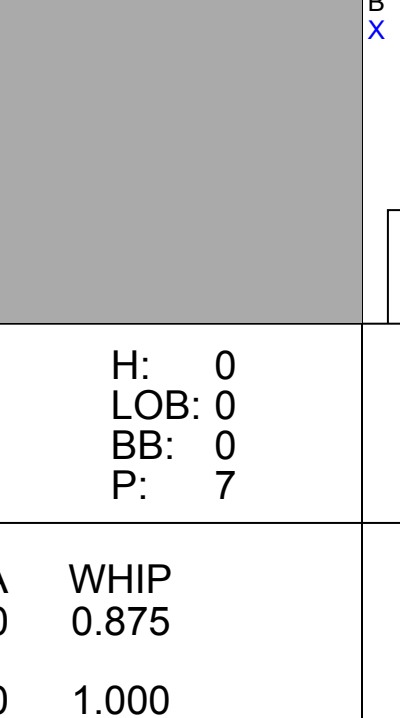
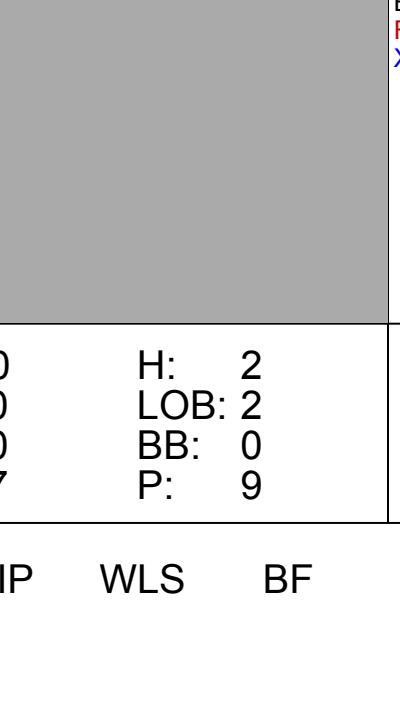
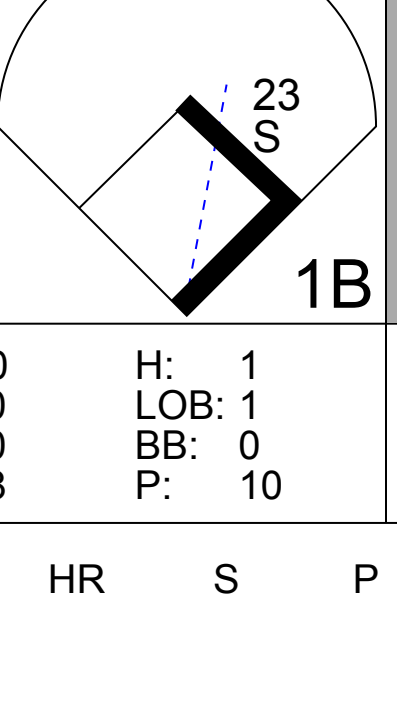
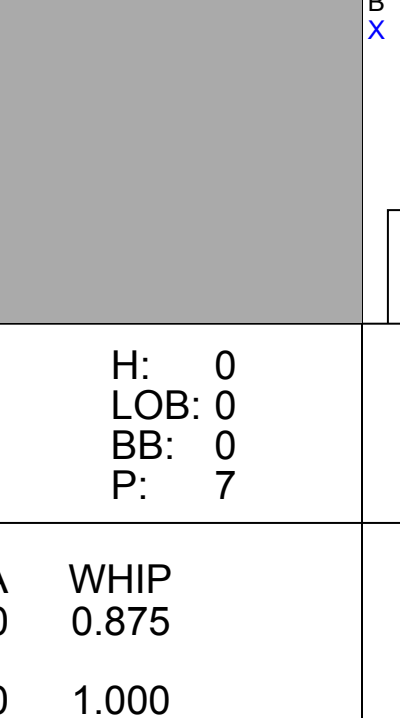
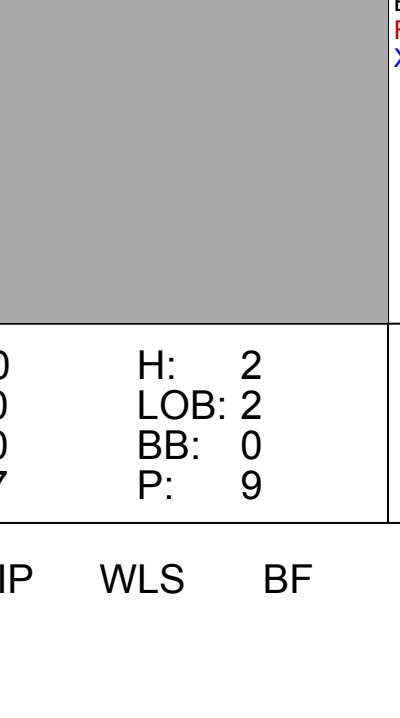
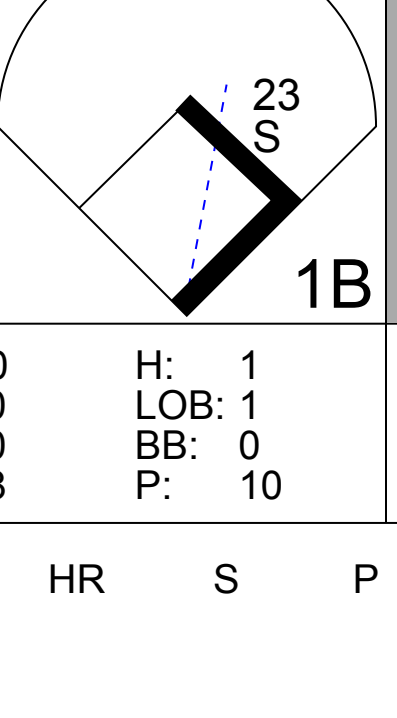
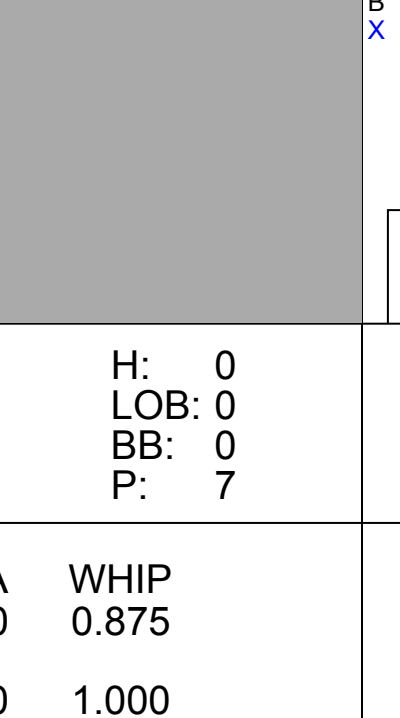
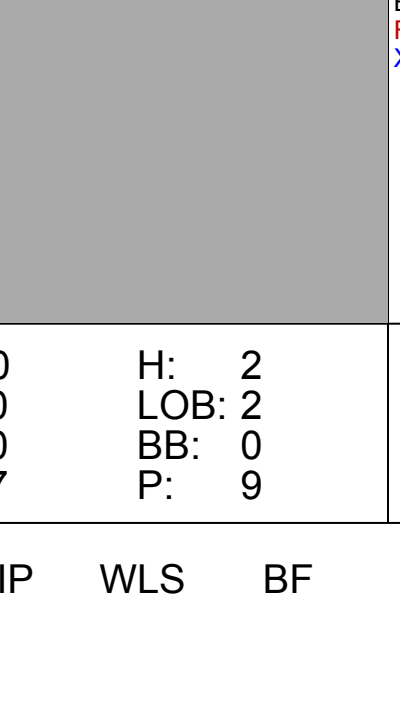
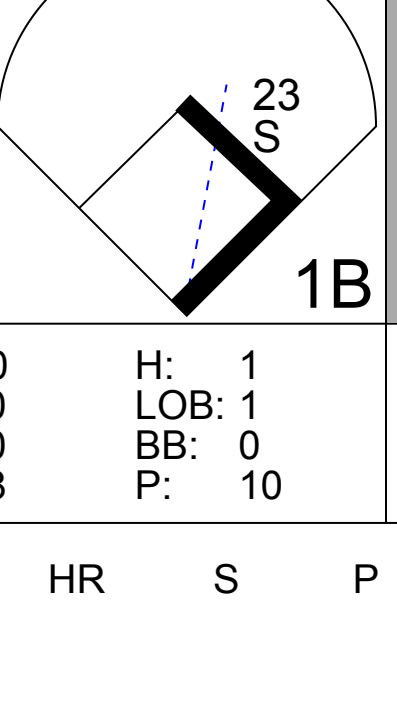










Batter	1	2	3	4	5	6	7	8	9	10	11	12	AB	R	H	RBI	BB	SO	LOB	TOP
2 Denard Span, L (1.8) OBP: 0.334, SLG: 0.351													3	0	0	0	2	1	1	
1 Orlando Hudson, S (1.4) OBP: 0.349, SLG: 0.387													5	0	1	0	0	0	4	
7 Joe Mauer, L (1.2) OBP: 0.401, SLG: 0.465													5	0	2	0	0	0	0	
16 Jason Kubel, L (1.9) OBP: 0.333, SLG: 0.437													5	0	1	0	0	2	2	
18 Jason Repko, R (12.9) OBP: 0.294, SLG: 0.361													0	0	0	0	0	0	0	
5 Michael Cuddyer, R (1.3) OBP: 0.336, SLG: 0.416													5	0	1	0	0	1	2	
25 Jim Thome, L (1.10) OBP: 0.467, SLG: 0.641													4	1	1	1	1	2	1	
21 Delmon Young, R (1.7) OBP: 0.331, SLG: 0.480													5	0	1	0	0	1	3	
22 Danny Valencia, R (1.5) OBP: 0.369, SLG: 0.438													5	0	0	0	0	1	1	
27 J.J. Hardy, R (1.6) OBP: 0.315, SLG: 0.393													4	0	1	0	0	1	0	
<b>Inning Stats</b>	R: 0 E: 0 K: 1 S: 8	H: 0 LOB: 0 BB: 0 P: 11	R: 0 E: 0 K: 1 S: 8	H: 1 LOB: 1 BB: 0 P: 13	R: 0 E: 0 K: 0 S: 9	H: 1 LOB: 1 BB: 0 P: 12	R: 0 E: 1 K: 0 S: 6	H: 0 LOB: 0 BB: 0 P: 11	R: 0 E: 0 K: 1 S: 10	H: 1 LOB: 0 BB: 0 P: 12	R: 0 E: 0 K: 2 S: 9	H: 0 LOB: 0 BB: 0 P: 15	R: 0 E: 0 K: 1 S: 8	H: 2 LOB: 2 BB: 0 P: 10	R: 1 E: 0 K: 1 S: 7	H: 1 LOB: 0 BB: 0 P: 10	1B: 7 2B: 0 3B: 0 HR: 1	SF: 0 SAC: 0 DP: 3 HBP: 0	WP: 0 PB: 0 SB: 0 CS: 1	PA: 44
<b>PITCHER</b>	IP WLS BF H R ER SO BB IBB HBP BLK WP HR S P ERA WHIP	59 Carlos Carrasco, R (1.1) ERA: 2.18	53 Rafael Perez, L (8.1) ERA: 3.6	54 Chris Perez, R (9.1) ERA: 1.87	49 Tony Sipp, L (10.1) ERA: 4.21	39 Justin Germano, R (12.1) ERA: 1.52														

Minnesota Twins @ Cleveland Indians  
Progressive Field, Cleveland, OH  
Sat Sep 11 2010, 8:56 PM - 12:09 AM EDT  
Att. 24,972 - Overcast - 64 F

AB 41  
R 1  
H 8  
RBI 1  
BB 3  
SO 9  
LOB 14



Batter	1	2	3	4	5	6	7	8	9	10	11	12	AB	R	H	RBI	BB	SO	LOB	BOTTOM
23 Michael Brantley, L (1.8) OBP: 0.388, SLG: 0.510													6	0	1	0	0	0	2	
13 Asdrubal Cabrera, S (1.6) OBP: 0.317, SLG: 0.345													5	0	1	0	0	0	2	
17 Shin-Soo Choo, L (1.9) OBP: 0.388, SLG: 0.455													4	0	1	0	1	1	2	
48 Travis Hafner, L (1.10) OBP: 0.369, SLG: 0.441													5	0	2	0	0	1	1	
7 Matt LaPorta, R (1.3) OBP: 0.308, SLG: 0.363													3	0	0	0	1	0	1	
12 Jayson Nix, R (9. PR) OBP: 0.300, SLG: 0.420													1	0	0	0	0	2		
4 Trevor Crowe, S (1.7) OBP: 0.302, SLG: 0.326													5	0	1	0	0	1	3	
16 Jason Donald, R (1.4) OBP: 0.312, SLG: 0.378													2	0	0	0	1	1	2	
25 Andy Marte, R (8.5) OBP: 0.283, SLG: 0.364													1	0	0	0	0	1		
35 Jordan Brown, L (11. PH) OBP: 0.273, SLG: 0.321													1	0	0	0	0	2		
1 Luis Valbuena, L (1.5) OBP: 0.269, SLG: 0.237													5	0	0	0	0	3		
6 Lou Marson, R (1.2) OBP: 0.272, SLG: 0.289													4	0	2	0	0	1	0	
47 Shelley Duncan, R (12. PH) OBP: 0.311, SLG: 0.399													1	0	0	0	0	0	0	
<b>Inning Stats</b>	R: 0 E: 0 K: 9 S: 9	H: 0 LOB: 1 BB: 1 P: 16	R: 0 E: 0 K: 0 S: 6	H: 0 LOB: 1 BB: 1 P: 12	R: 0 E: 0 K: 1 S: 7	H: 0 LOB: 0 BB: 0 P: 9	R: 0 E: 0 K: 1 S: 6	H: 0 LOB: 0 BB: 0 P: 7	R: 0 E: 0 K: 0 S: 11	H: 2 LOB: 1 BB: 0 P: 15	R: 0 E: 0 K: 2 S: 7	H: 0 LOB: 1 BB: 0 P: 12	R: 0 E: 0 K: 0 S: 8	H: 1 LOB: 1 BB: 0 P: 10	R: 0 E: 0 K: 1 S: 10	H: 2 LOB: 2 BB: 0 P: 12	1B: 8 2B: 0 3B: 0 HR: 0	SF: 0 SAC: 0 DP: 1 HBP: 0	WP: 0 PB: 0 SB: 2 CS: 0	PA: 46
<b>PITCHER</b>	IP WLS BF H R ER SO BB IBB HBP BLK WP HR S P ERA WHIP	53 Nick Blackburn, R (1.1) ERA: 2.63	28 Jesse Crain, R (9.1) ERA: 2.63	44 Randy Flores, L (11.1) ERA: 3.14	54 Matt Guerrier, R (11.1) ERA: 3.47	55 Matt Capps, R (12.1) ERA: 2.73														

Minnesota Twins @ Cleveland Indians  
Progressive Field, Cleveland, OH  
Sat Sep 11 2010, 8:56 PM - 12:09 AM EDT  
Att. 24,972 - Overcast - 64 F

AB 43  
R 0  
H 8  
RBI 0  
BB 3  
SO 5  
LOB 21





Batter	1	2	3	4	5	6	7	8	9	AB	R	H	RBI	BB	SO	LOB	TOP				
2 Denard Span, L (1,8) OBP: 0.333, SLG: 0.349										3	1	0	0	1	0	0	<b>Minnesota Twins @ Cleveland Indians</b> Progressive Field, Cleveland, OH Sun Sep 12 2010, 1:09 PM - 3:40 PM EDT Att: 22,988 - Cloudy - 66 F				
1 Orlando Hudson, S (1,4) OBP: 0.348, SLG: 0.386										4	1	1	0	0	1	0					
7 Joe Mauer, L (1,2) OBP: 0.400, SLG: 0.463										4	1	1	1	0	0	0					
16 Jason Kubel, L (1,9) OBP: 0.332, SLG: 0.438										4	1	1	0	0	1	2					
18 Jason Repko, R (8,9) OBP: 0.294, SLG: 0.381										0	0	0	0	0	0	0					
5 Michael Cuddyer, R (1,3) OBP: 0.337, SLG: 0.416										4	1	2	1	0	1	0					
25 Jim Thome, L (1,10) OBP: 0.405, SLG: 0.635										4	1	1	1	0	1	2					
21 Delmon Young, R (1,7) OBP: 0.328, SLG: 0.477										3	0	0	1	0	1	2					
22 Danny Valencia, R (1,5) OBP: 0.367, SLG: 0.434										4	0	1	1	0	1	1					
12 Alexi Casilla, S (1,6) OBP: 0.324, SLG: 0.385										3	0	0	0	0	1	1					
<b>Inning Stats</b>	R: 5 H: 4 E: 1 K: 0 S: 15	H: 4 R: 3 ER: 0 LOB: 1 BB: 1 P: 31	R: 0 H: 0 E: 0 K: 0 S: 6	H: 0 R: 3 ER: 0 LOB: 0 BB: 0 P: 9	R: 0 H: 0 E: 0 K: 3 S: 10	H: 0 R: 3 ER: 0 LOB: 0 BB: 0 P: 14	R: 0 H: 0 E: 0 K: 0 S: 8	H: 0 R: 3 ER: 0 LOB: 1 BB: 0 P: 12	R: 0 H: 0 E: 0 K: 1 S: 12	H: 3 R: 0 ER: 0 LOB: 0 BB: 0 P: 21	R: 0 H: 0 E: 0 K: 1 S: 10	H: 0 R: 0 ER: 0 LOB: 0 BB: 0 P: 16	R: 0 H: 0 E: 0 K: 0 S: 7	H: 0 R: 0 ER: 0 LOB: 0 BB: 0 P: 10	R: 0 H: 0 E: 0 K: 1 S: 8	H: 0 R: 0 ER: 0 LOB: 0 BB: 0 P: 14	1B: 6 2B: 1 3B: 0 HR: 0	SF: 1 SAC: 0 DP: 1 HBP: 0	WP: 1 PB: 0 SB: 1 CS: 0	PA: 35	
<b>PITCHER</b>	IP WLS BF H R ER SO BB IBB HBP BLK WP HR S P ERA WHIP	IP WLS BF H R ER SO BB IBB HBP BLK WP HR S P ERA WHIP	IP WLS BF H R ER SO BB IBB HBP BLK WP HR S P ERA WHIP	IP WLS BF H R ER SO BB IBB HBP BLK WP HR S P ERA WHIP	IP WLS BF H R ER SO BB IBB HBP BLK WP HR S P ERA WHIP	IP WLS BF H R ER SO BB IBB HBP BLK WP HR S P ERA WHIP	IP WLS BF H R ER SO BB IBB HBP BLK WP HR S P ERA WHIP	IP WLS BF H R ER SO BB IBB HBP BLK WP HR S P ERA WHIP	IP WLS BF H R ER SO BB IBB HBP BLK WP HR S P ERA WHIP	IP WLS BF H R ER SO BB IBB HBP BLK WP HR S P ERA WHIP	IP WLS BF H R ER SO BB IBB HBP BLK WP HR S P ERA WHIP	IP WLS BF H R ER SO BB IBB HBP BLK WP HR S P ERA WHIP	IP WLS BF H R ER SO BB IBB HBP BLK WP HR S P ERA WHIP	IP WLS BF H R ER SO BB IBB HBP BLK WP HR S P ERA WHIP	IP WLS BF H R ER SO BB IBB HBP BLK WP HR S P ERA WHIP	IP WLS BF H R ER SO BB IBB HBP BLK WP HR S P ERA WHIP	IP WLS BF H R ER SO BB IBB HBP BLK WP HR S P ERA WHIP	IP WLS BF H R ER SO BB IBB HBP BLK WP HR S P ERA WHIP	IP WLS BF H R ER SO BB IBB HBP BLK WP HR S P ERA WHIP	IP WLS BF H R ER SO BB IBB HBP BLK WP HR S P ERA WHIP	IP WLS BF H R ER SO BB IBB HBP BLK WP HR S P ERA WHIP
51 Mitch Talbot, R (1,1) ERA: 4.58	0.0	L	3	2	3	3	0	1	0	0	0	0	0	0	0	0	∞	∞			
63 Justin Masterson, R (1,1) ERA: 4.73	7.0		26	5	3	1	6	0	0	0	0	0	1	0	64	98	1.29	0.714			
50 Jensen Lewis, R (8,1) ERA: 3.81	1.0		3	0	0	0	0	0	0	0	0	0	0	0	7	10	0.00	0.000			
38 Joe Smith, R (9,1) ERA: 4.59	1.0		3	0	0	0	1	0	0	0	0	0	0	0	8	14	0.00	0.000			

Batter	1	2	3	4	5	6	7	8	9	AB	R	H	RBI	BB	SO	LOB	BOTTOM				
23 Michael Brantley, L (1,8) OBP: 0.291, SLG: 0.313										4	0	2	0	0	1	1	<b>Minnesota Twins @ Cleveland Indians</b> Progressive Field, Cleveland, OH Sun Sep 12 2010, 1:09 PM - 3:40 PM EDT Att: 22,988 - Cloudy - 66 F				
13 Adrián Cabrera, S (1,6) OBP: 0.319, SLG: 0.347										4	0	2	0	0	2	1					
17 Shin-Soo Choo, L (1,9) OBP: 0.385, SLG: 0.451										4	0	0	0	0	2	4					
48 Travis Hafner, L (1,10) OBP: 0.368, SLG: 0.442										4	0	1	0	0	1	4					
12 Jayson Nix, R (1,5) OBP: 0.296, SLG: 0.414										4	1	0	0	0	0	1					
35 Jordan Brown, L (1,7) OBP: 0.271, SLG: 0.316										4	1	1	0	0	0	1					
7 Matt LaPorta, R (1,3) OBP: 0.305, SLG: 0.358										4	0	0	0	0	3	2					
1 Luis Valbuena, L (1,4) OBP: 0.270, SLG: 0.243										3	0	1	2	0	1	0					
47 Shelley Duncan, R (9,PH) OBP: 0.310, SLG: 0.397										1	0	0	0	0	0	0					
8 Chris Gimenez, R (1,2) OBP: 0.304, SLG: 0.367										4	0	2	0	0	0	1					
<b>Inning Stats</b>	R: 0 H: 0 E: 0 K: 1 S: 10	H: 2 R: 2 ER: 0 LOB: 1 BB: 0 P: 22	R: 0 H: 1 E: 0 K: 2 S: 14	H: 1 R: 0 ER: 0 LOB: 1 BB: 0 P: 18	R: 0 H: 0 E: 0 K: 1 S: 9	H: 0 R: 0 ER: 0 LOB: 0 BB: 0 P: 16	R: 0 H: 3 E: 0 K: 1 S: 14	H: 3 R: 0 ER: 0 LOB: 3 BB: 0 P: 18	R: 0 H: 0 E: 0 K: 1 S: 9	H: 0 R: 0 ER: 0 LOB: 0 BB: 0 P: 15	R: 0 H: 2 E: 0 K: 2 S: 9	H: 2 R: 0 ER: 0 LOB: 2 BB: 0 P: 15	R: 0 H: 1 E: 0 K: 1 S: 11	H: 1 R: 0 ER: 0 LOB: 1 BB: 0 P: 15	R: 0 H: 0 E: 0 K: 1 S: 7	H: 0 R: 0 ER: 0 LOB: 0 BB: 0 P: 11	1B: 7 2B: 2 3B: 0 HR: 0	SF: 0 SAC: 0 DP: 0 HBP: 0	WP: 0 PB: 0 SB: 0 CS: 0	PA: 36	
<b>PITCHER</b>	IP WLS BF H R ER SO BB IBB HBP BLK WP HR S P ERA WHIP	IP WLS BF H R ER SO BB IBB HBP BLK WP HR S P ERA WHIP	IP WLS BF H R ER SO BB IBB HBP BLK WP HR S P ERA WHIP	IP WLS BF H R ER SO BB IBB HBP BLK WP HR S P ERA WHIP	IP WLS BF H R ER SO BB IBB HBP BLK WP HR S P ERA WHIP	IP WLS BF H R ER SO BB IBB HBP BLK WP HR S P ERA WHIP	IP WLS BF H R ER SO BB IBB HBP BLK WP HR S P ERA WHIP	IP WLS BF H R ER SO BB IBB HBP BLK WP HR S P ERA WHIP	IP WLS BF H R ER SO BB IBB HBP BLK WP HR S P ERA WHIP	IP WLS BF H R ER SO BB IBB HBP BLK WP HR S P ERA WHIP	IP WLS BF H R ER SO BB IBB HBP BLK WP HR S P ERA WHIP	IP WLS BF H R ER SO BB IBB HBP BLK WP HR S P ERA WHIP	IP WLS BF H R ER SO BB IBB HBP BLK WP HR S P ERA WHIP	IP WLS BF H R ER SO BB IBB HBP BLK WP HR S P ERA WHIP	IP WLS BF H R ER SO BB IBB HBP BLK WP HR S P ERA WHIP	IP WLS BF H R ER SO BB IBB HBP BLK WP HR S P ERA WHIP	IP WLS BF H R ER SO BB IBB HBP BLK WP HR S P ERA WHIP	IP WLS BF H R ER SO BB IBB HBP BLK WP HR S P ERA WHIP	IP WLS BF H R ER SO BB IBB HBP BLK WP HR S P ERA WHIP	IP WLS BF H R ER SO BB IBB HBP BLK WP HR S P ERA WHIP	IP WLS BF H R ER SO BB IBB HBP BLK WP HR S P ERA WHIP
59 Kevin Slowey, R (1,1) ERA: 4.24	5.0	W	22	6	2	0	5	0	0	0	0	0	0	0	0	0	0.00	1.200			
15 Glen Perkins, L (6,1) ERA: 6.92	2.0		7	2	0	0	3	0	0	0	0	0	0	0	18	30	0.00	1.000			
50 Jose Mijares, L (8,1) ERA: 2.77	0.1		2	1	0	0	1	0	0	0	0	0	0	6	8	0.00	3.000				
60 Jon Rauch, R (8,1) ERA: 3.44	0.2		2	0	0	0	0	0	0	0	0	0	0	5	7	0.00	0.000				
51 Brian Fuentes, L (9,1) ERA: 3.4	1.0		3	0	0	0	1	0	0	0	0	0	0	7	11	0.00	0.000				





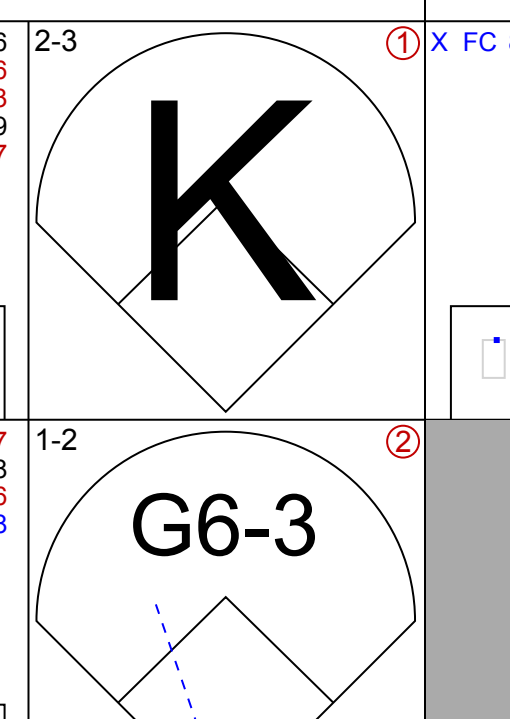
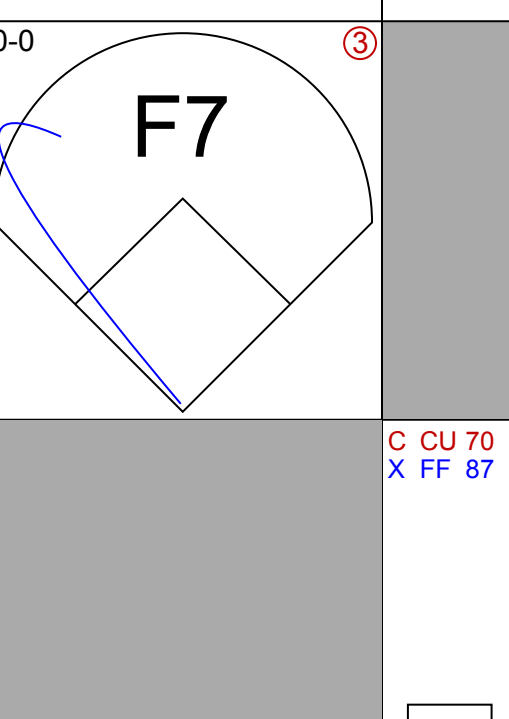
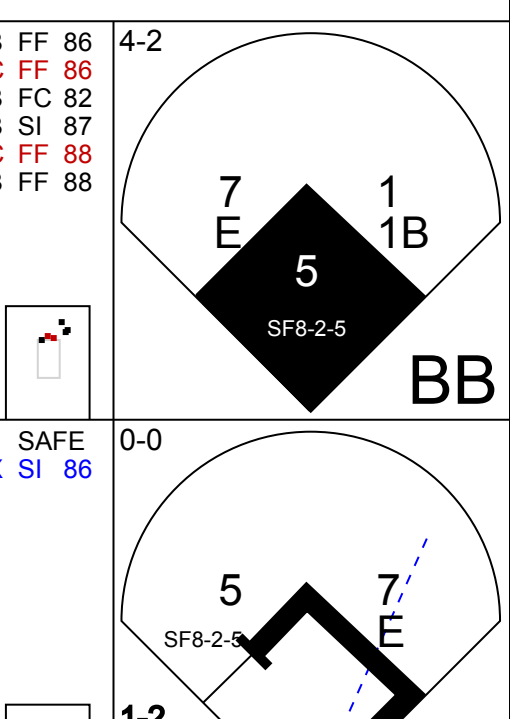
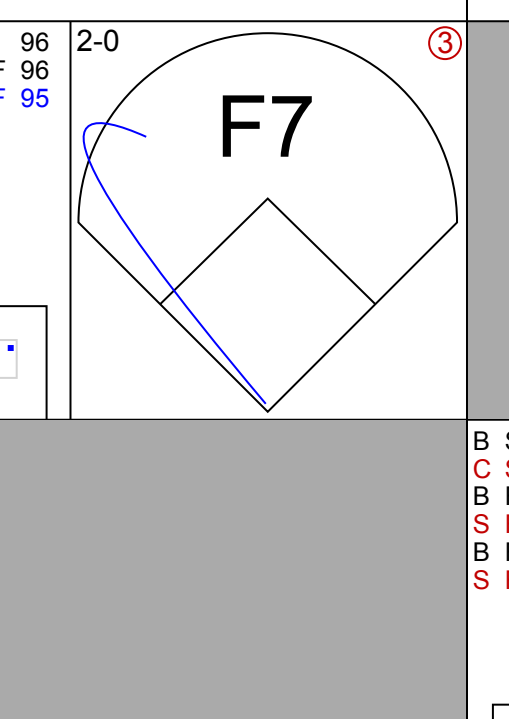
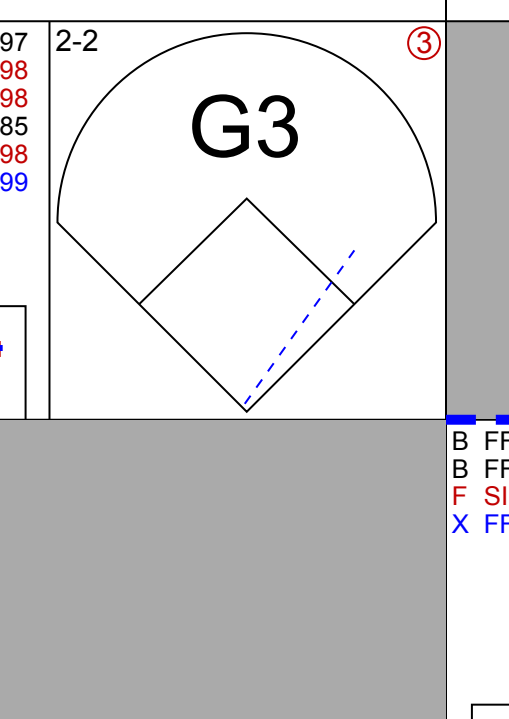
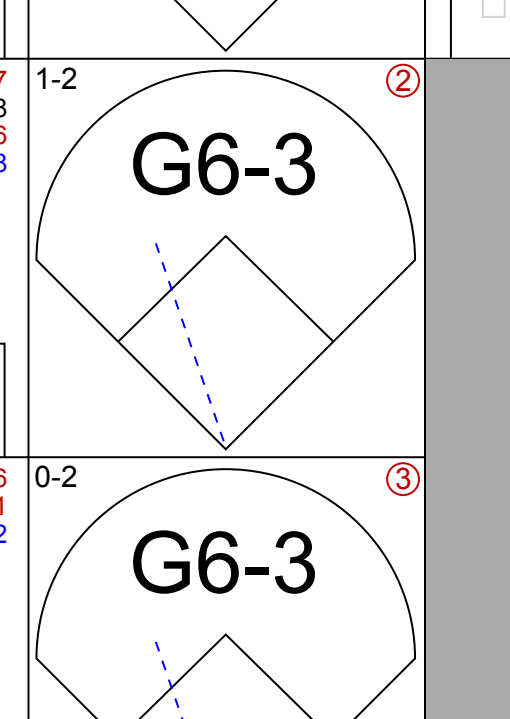
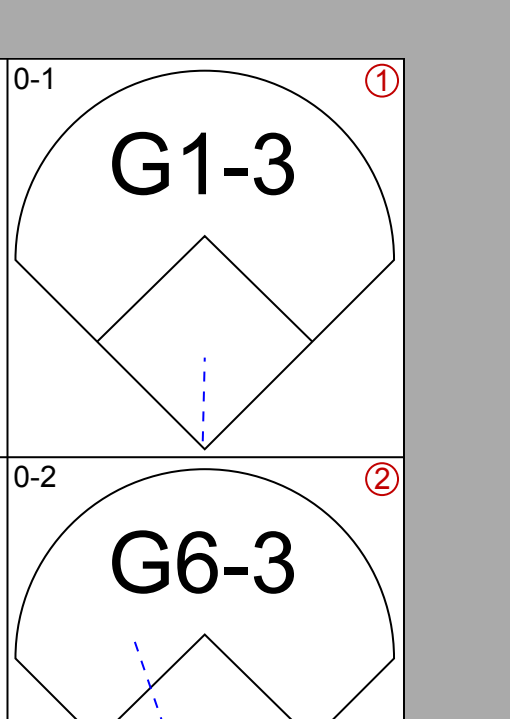
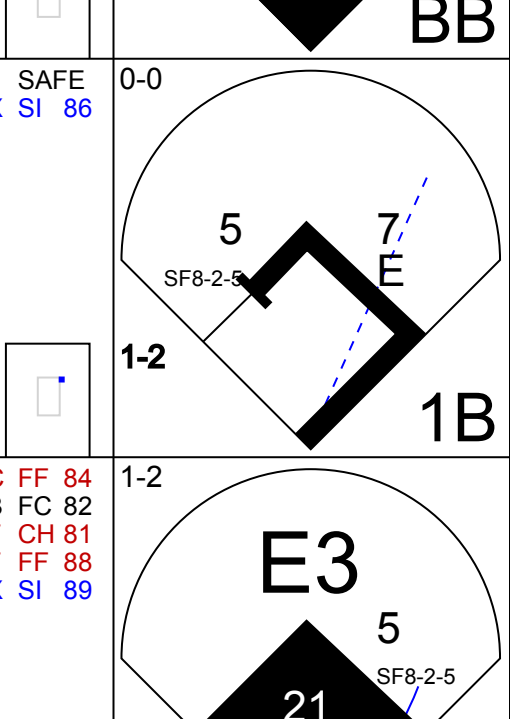
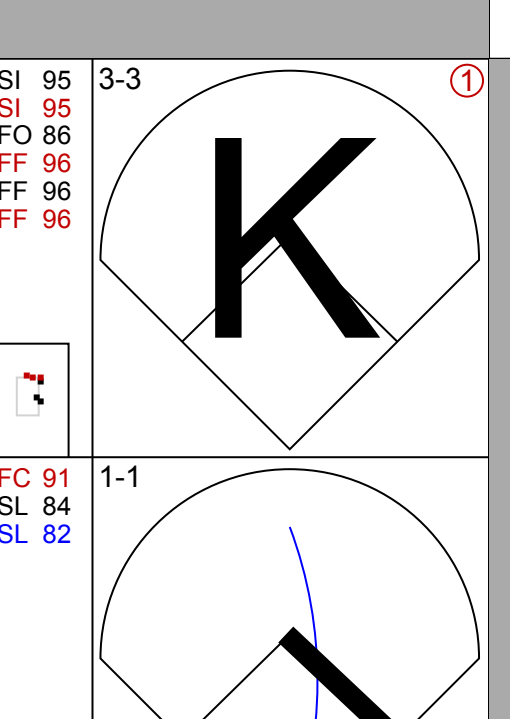
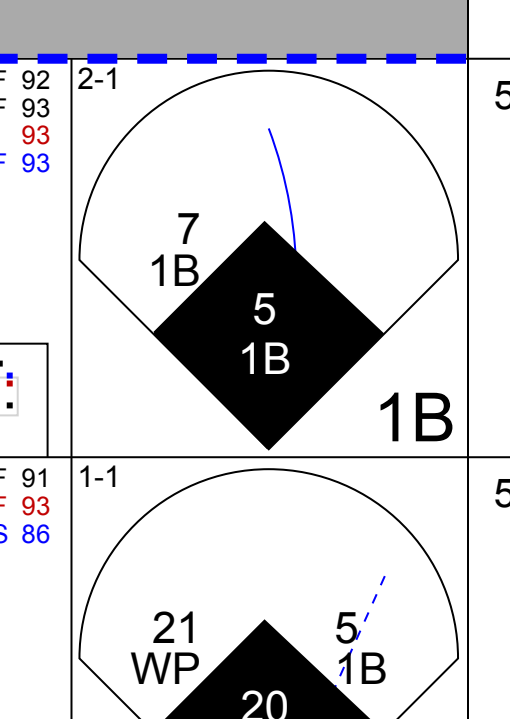
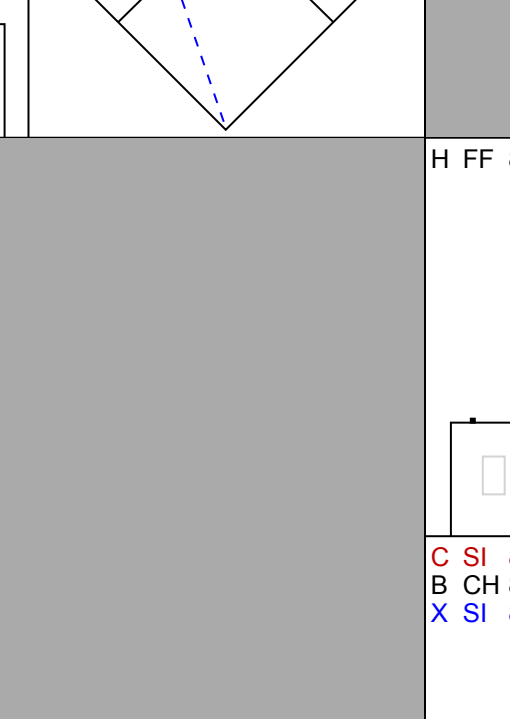
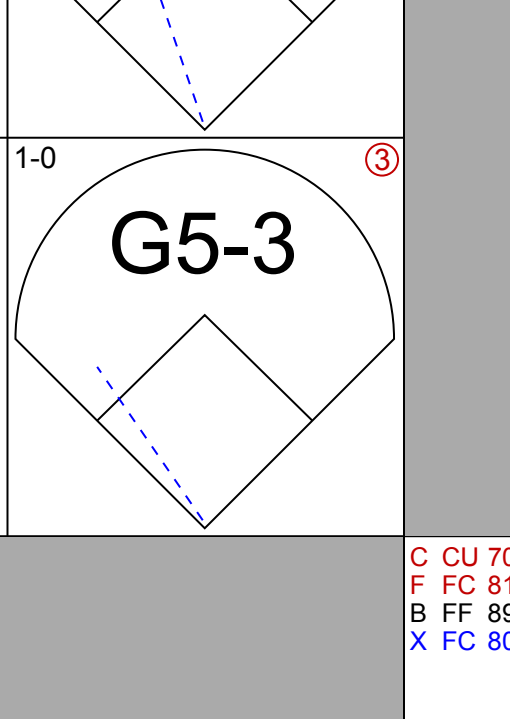
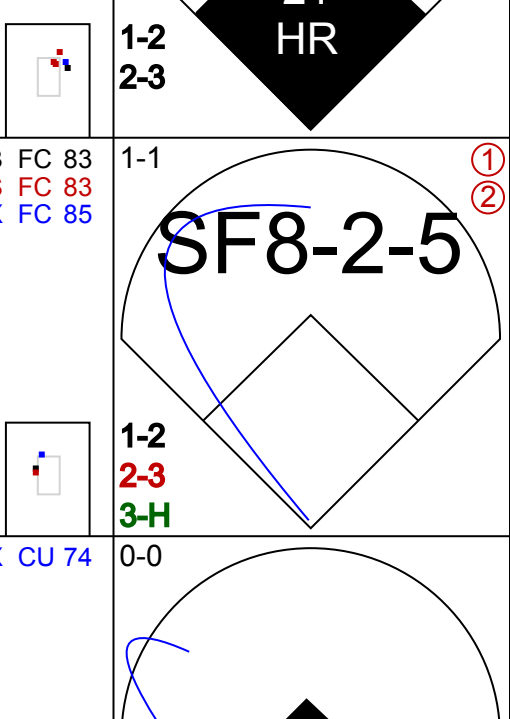
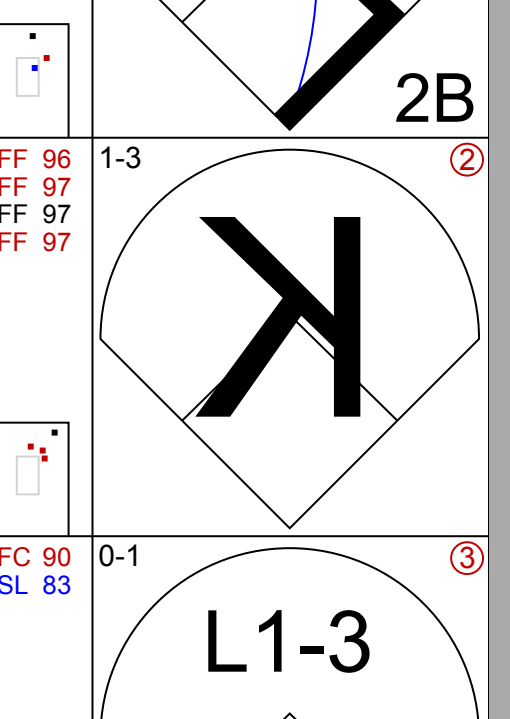
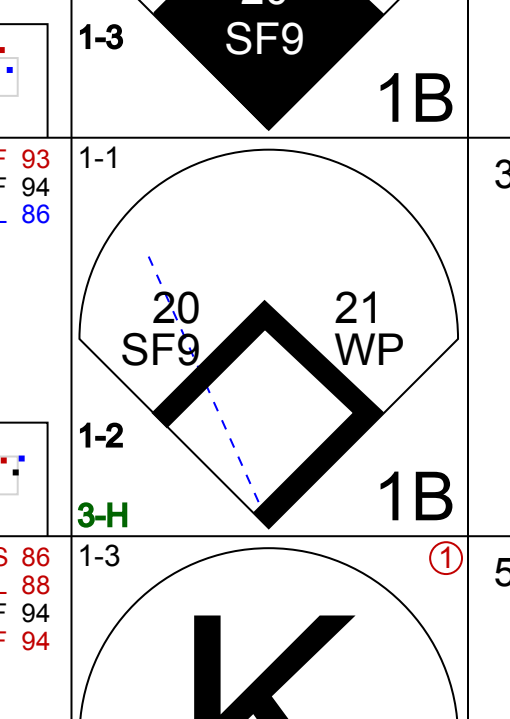
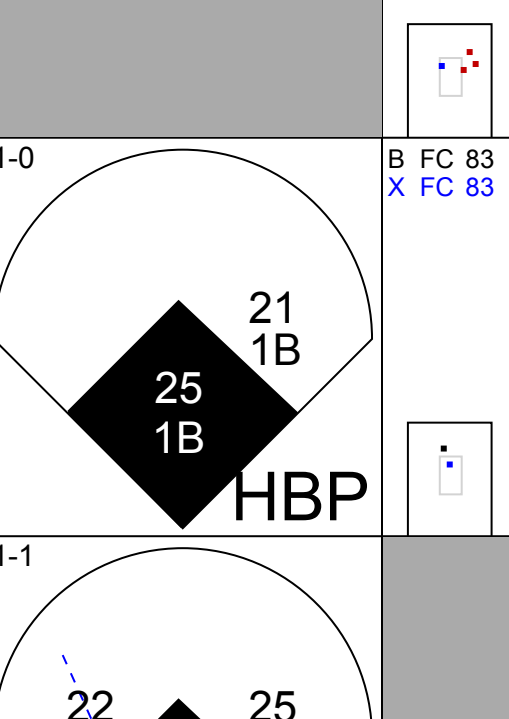
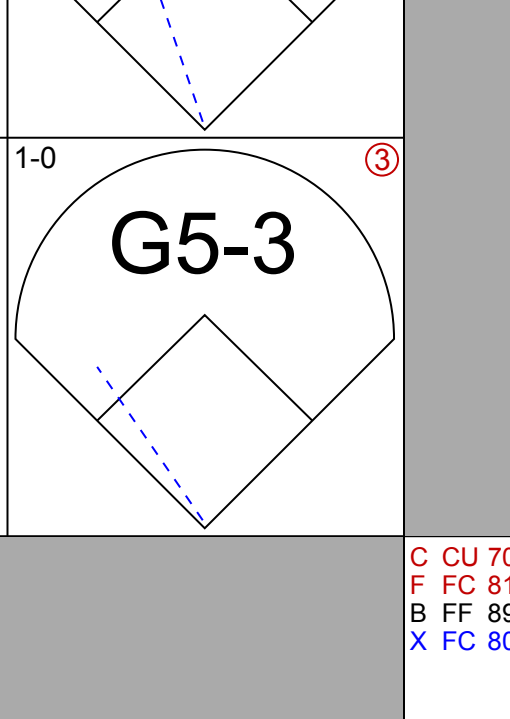
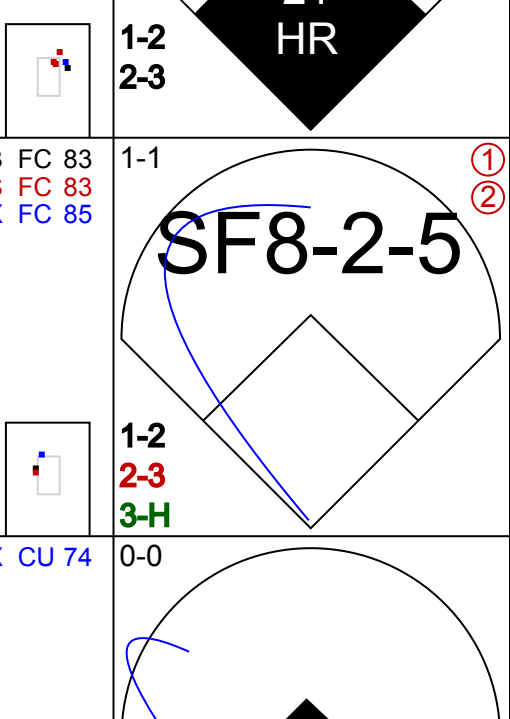
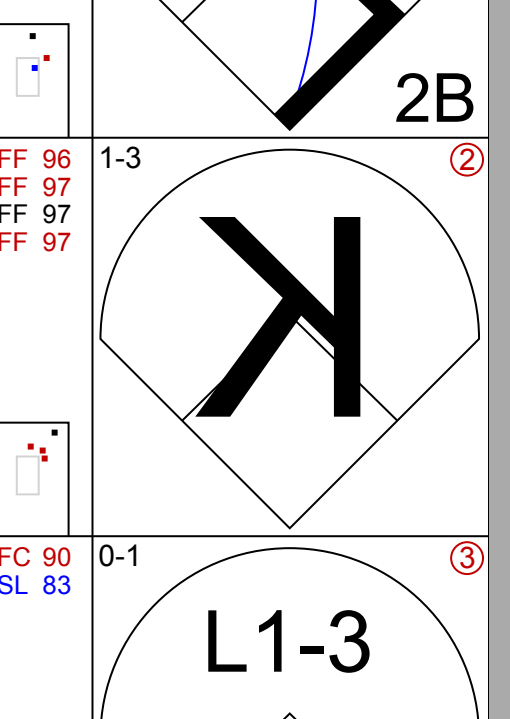
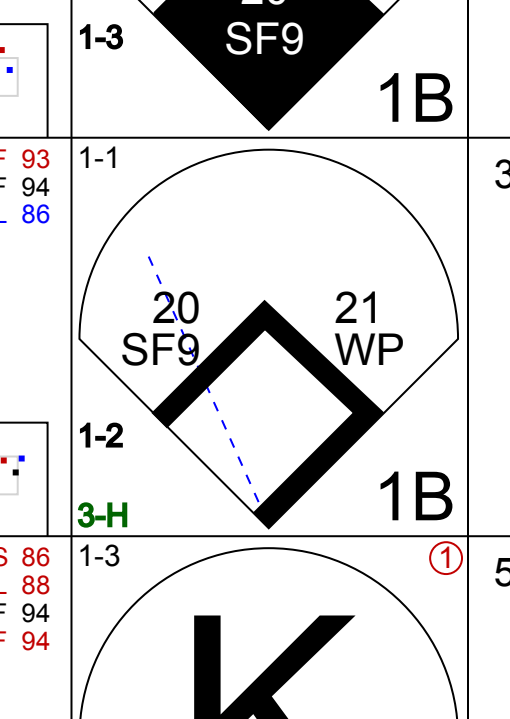
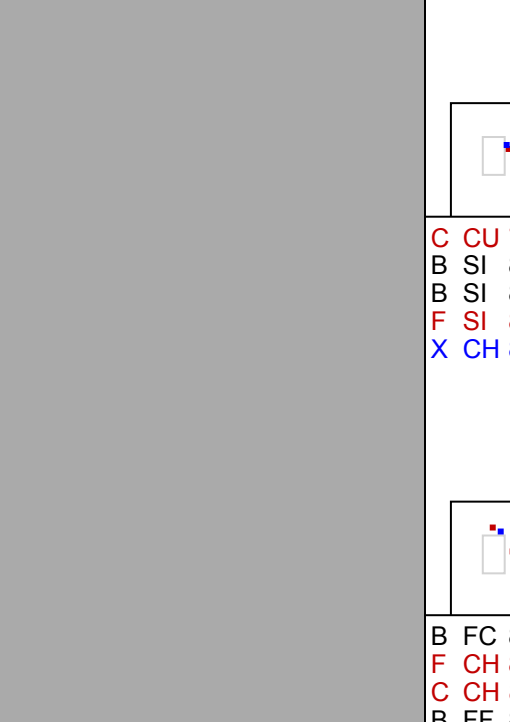
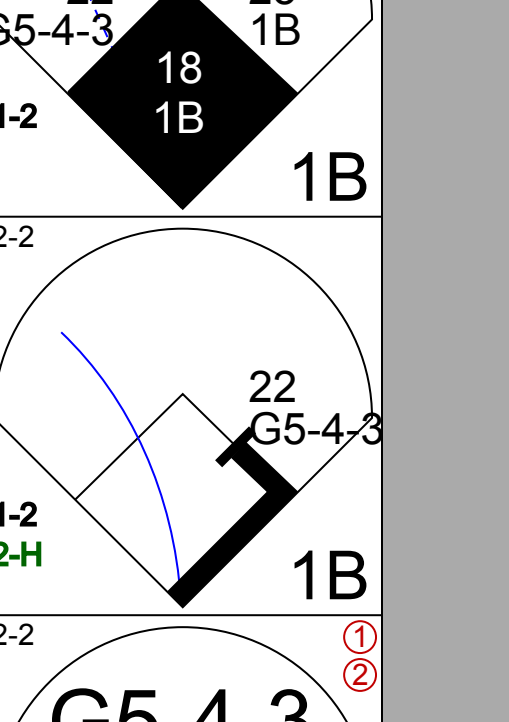
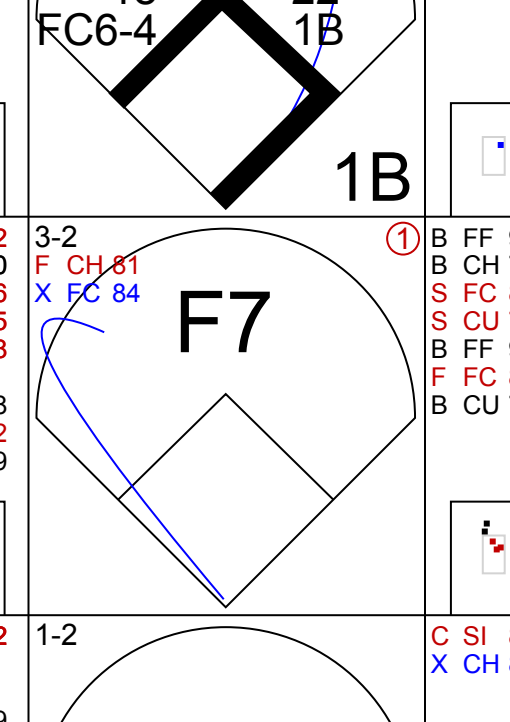
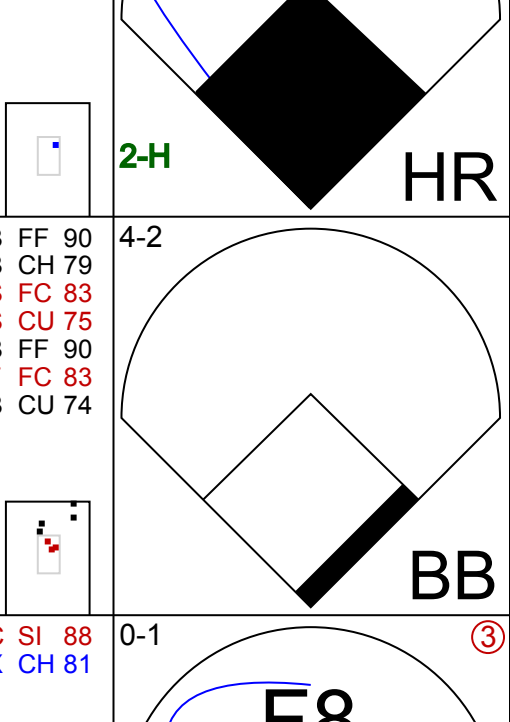
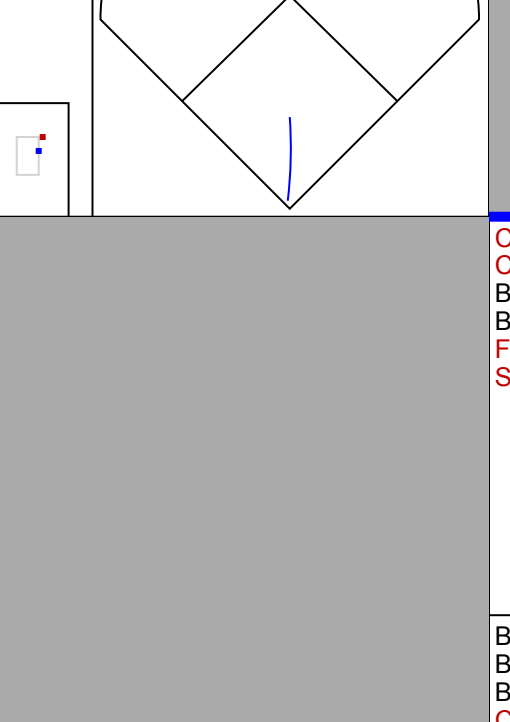
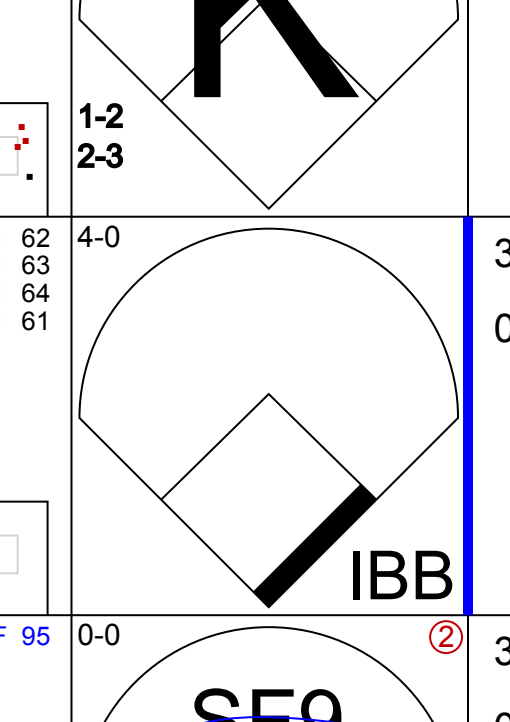
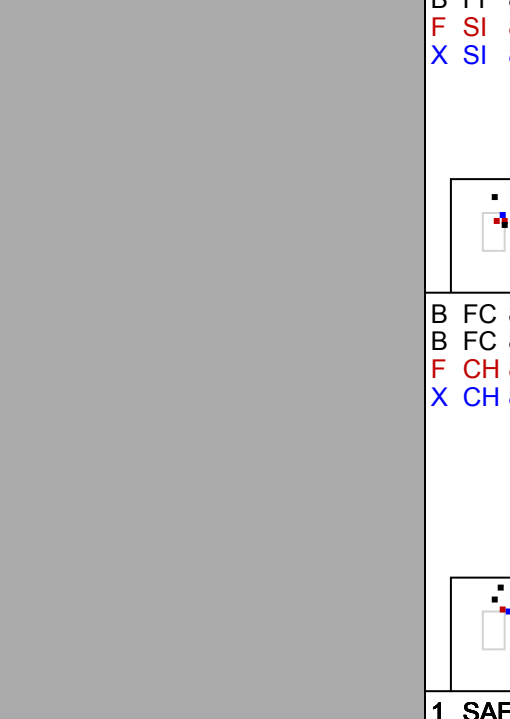
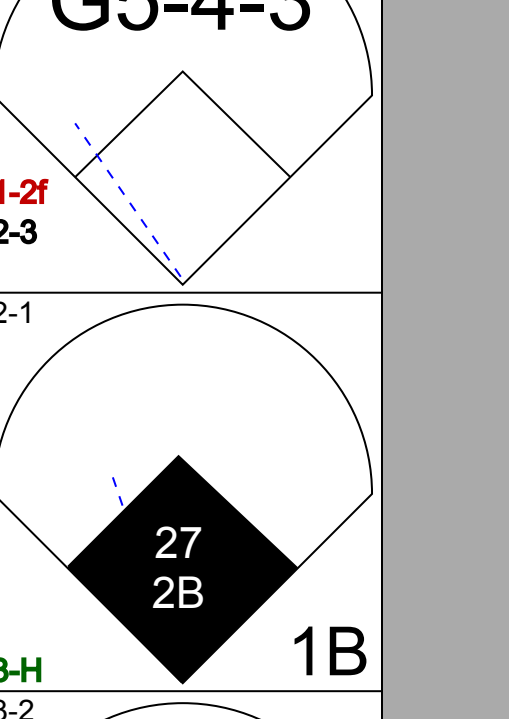
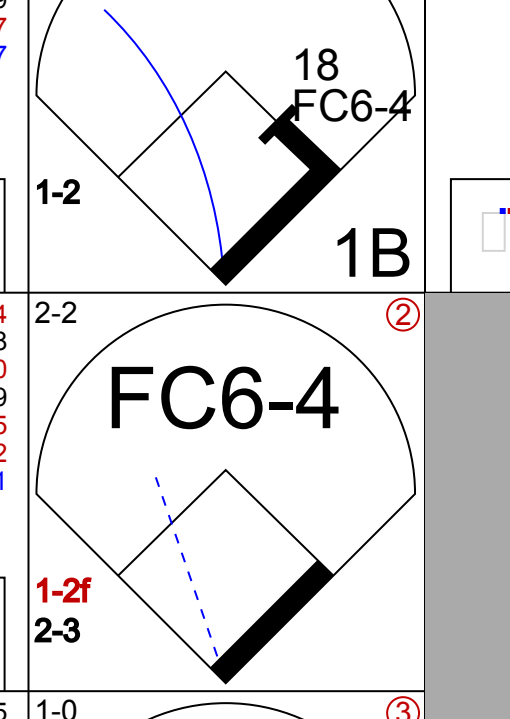
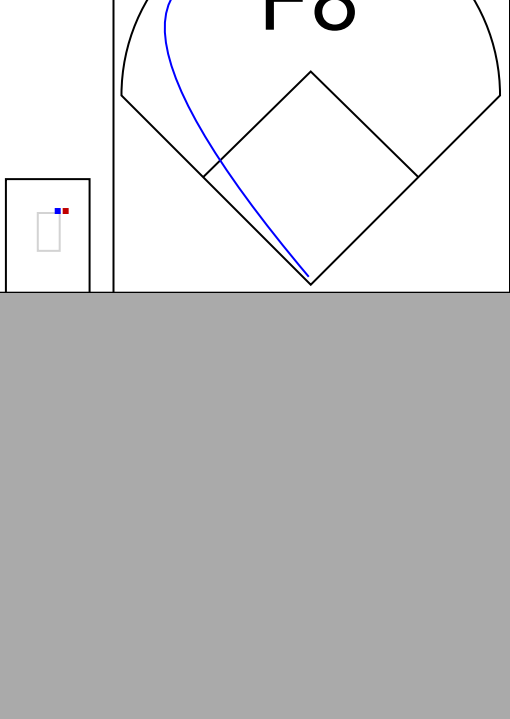

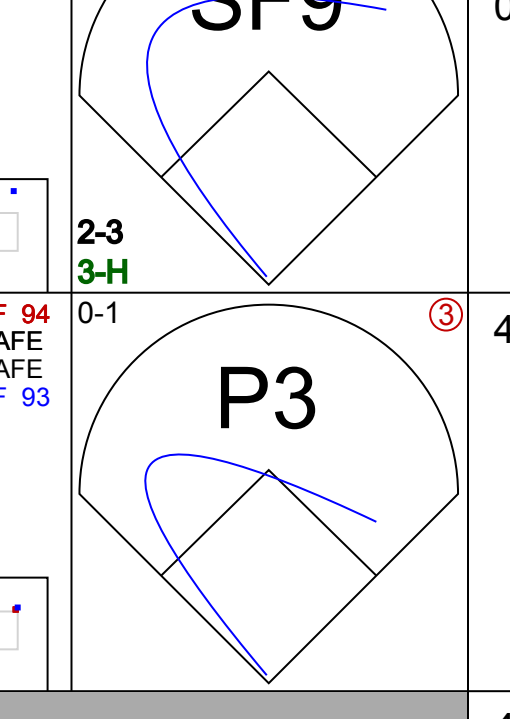
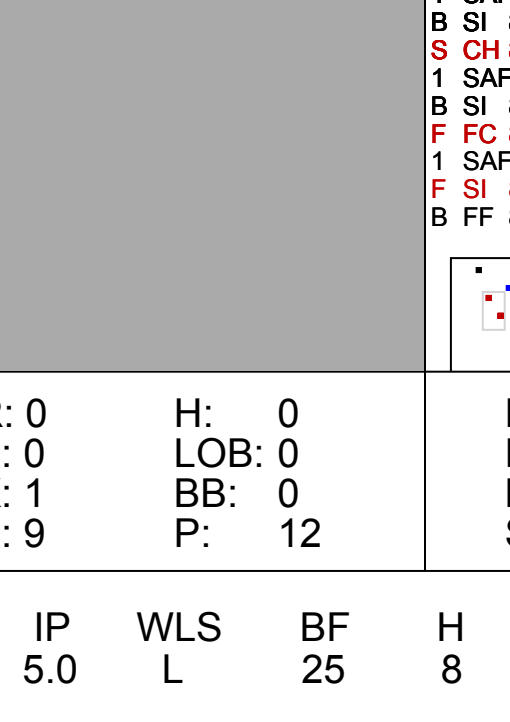
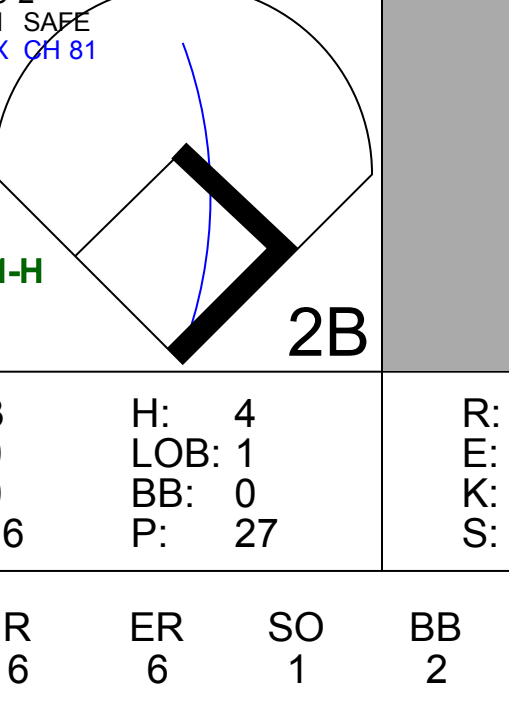
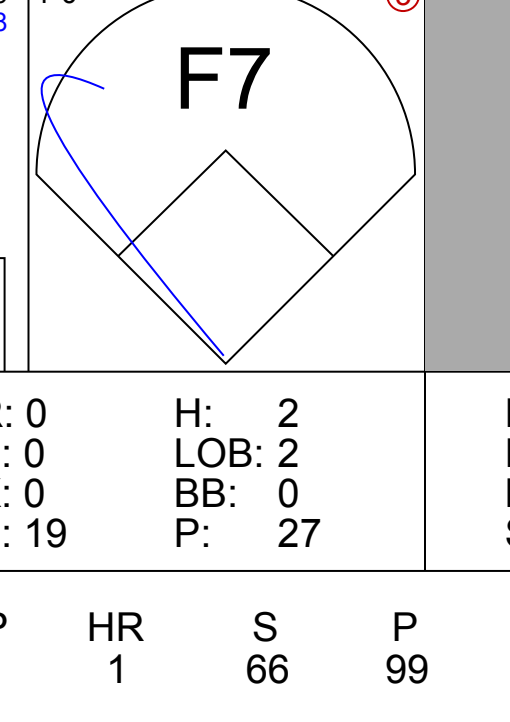
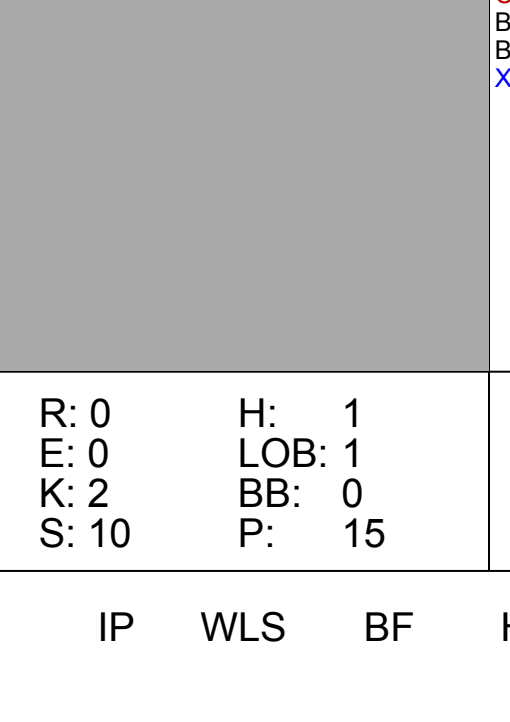
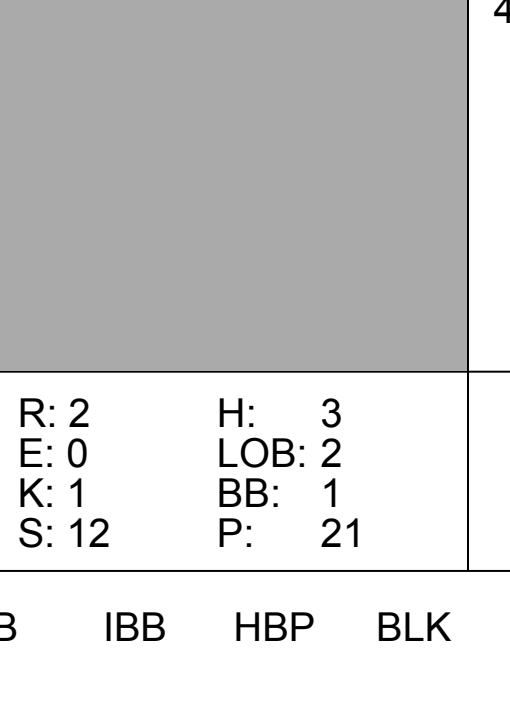
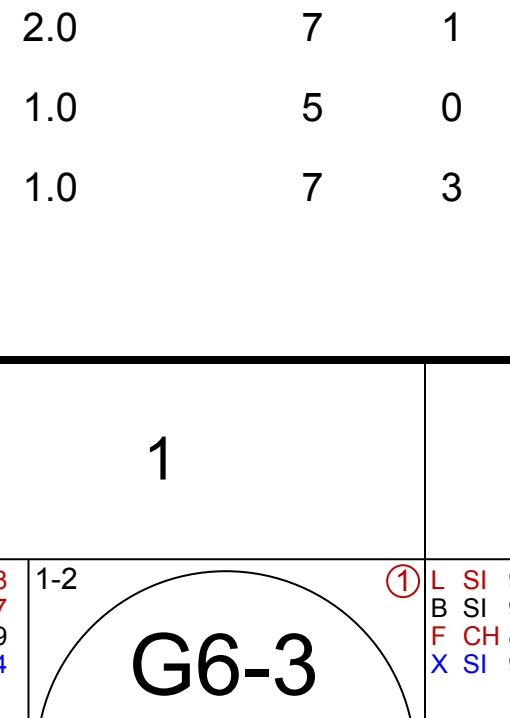
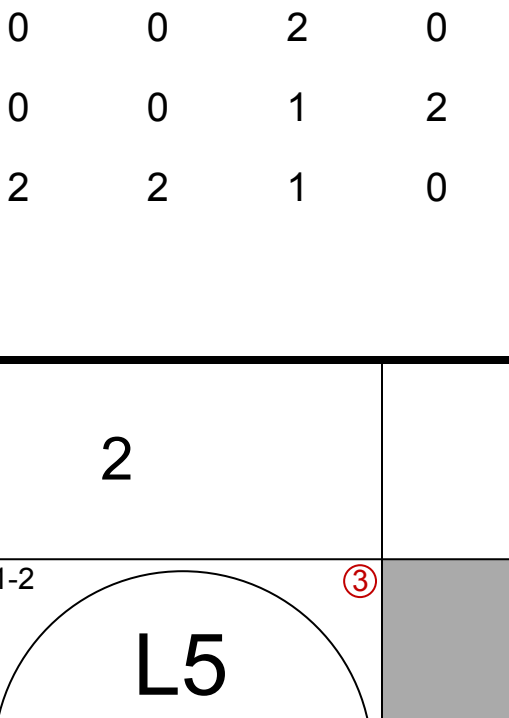
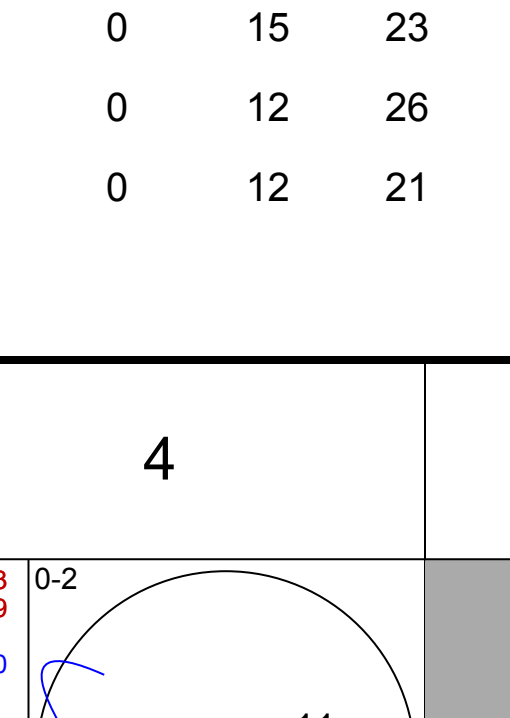

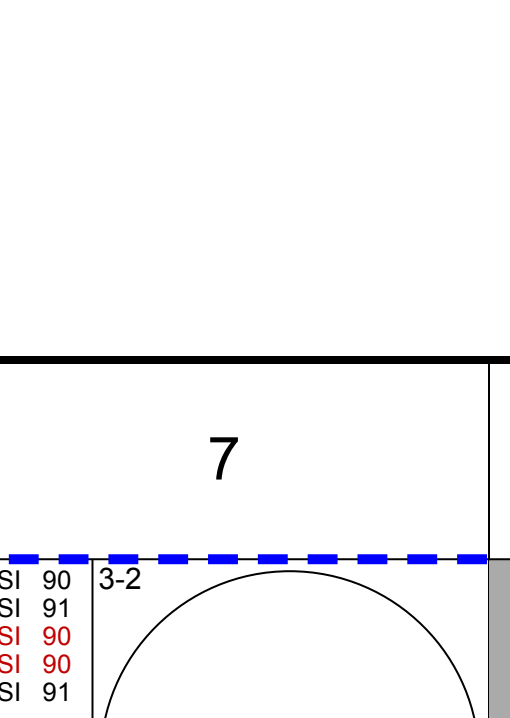
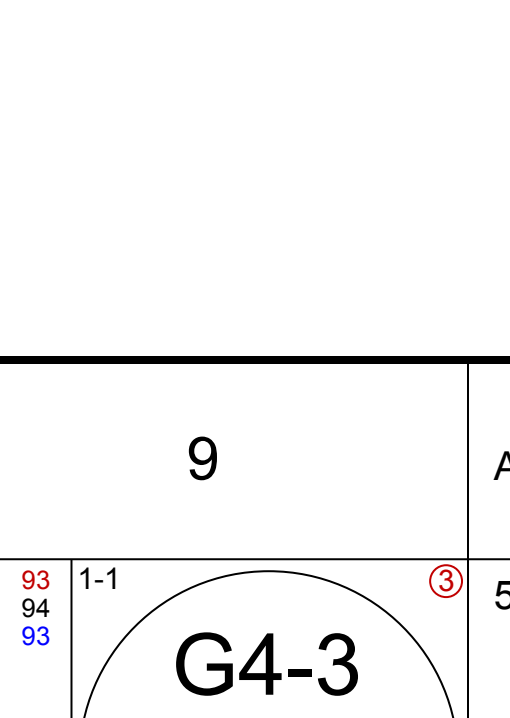
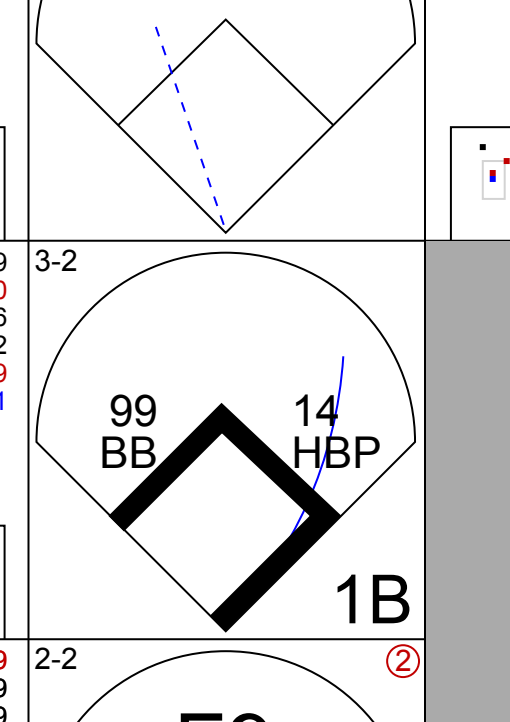
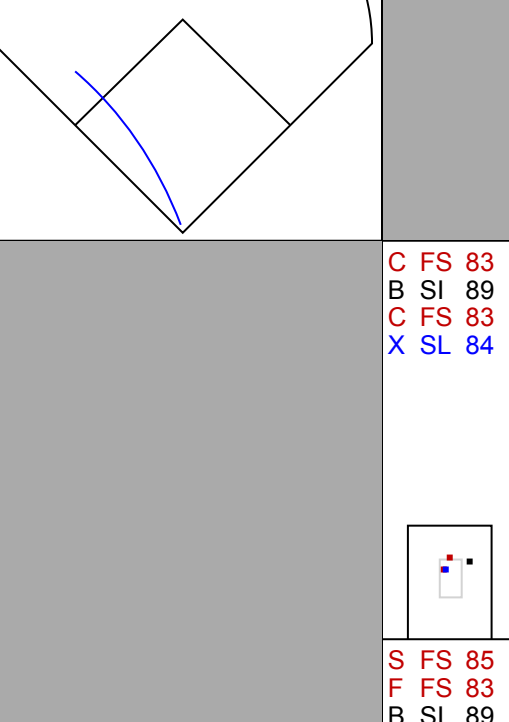
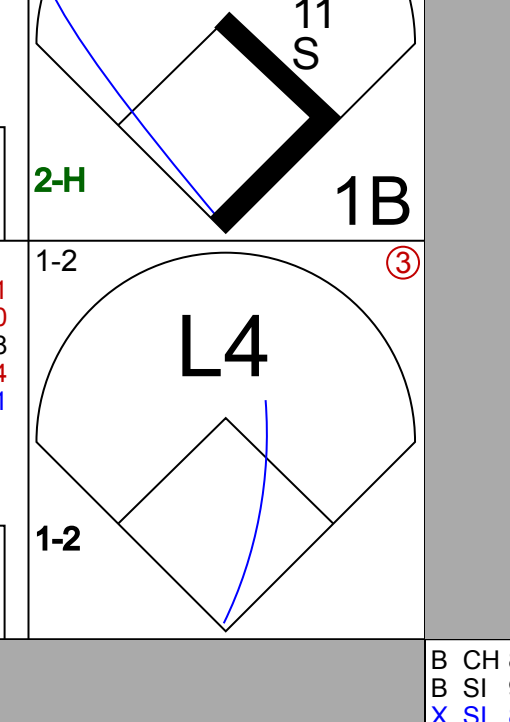
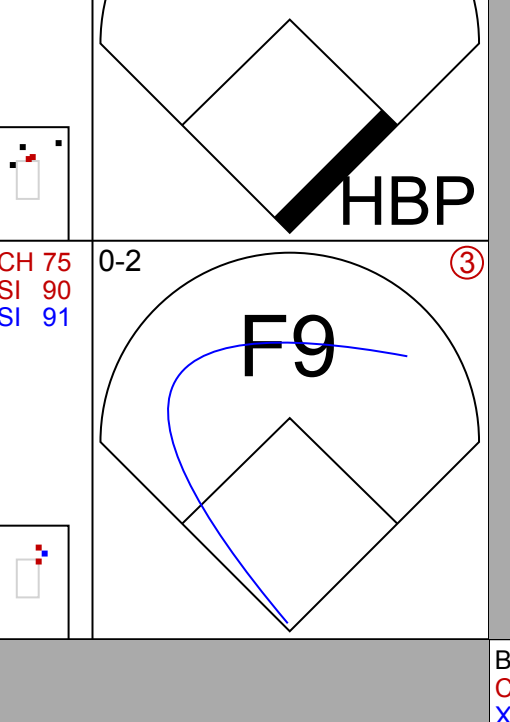
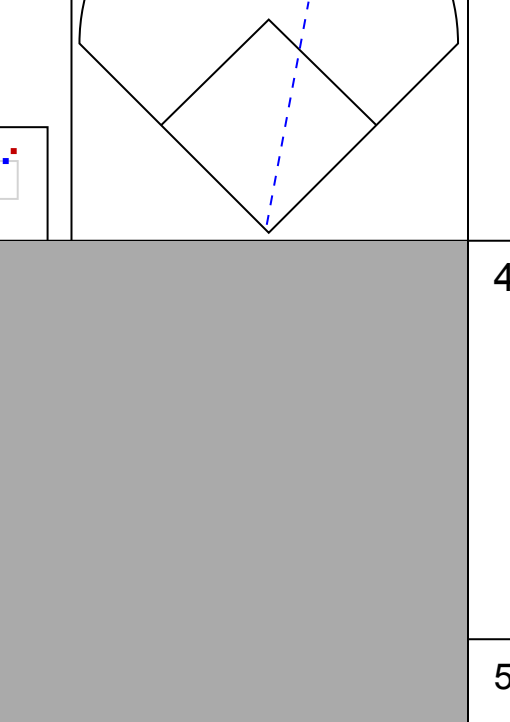
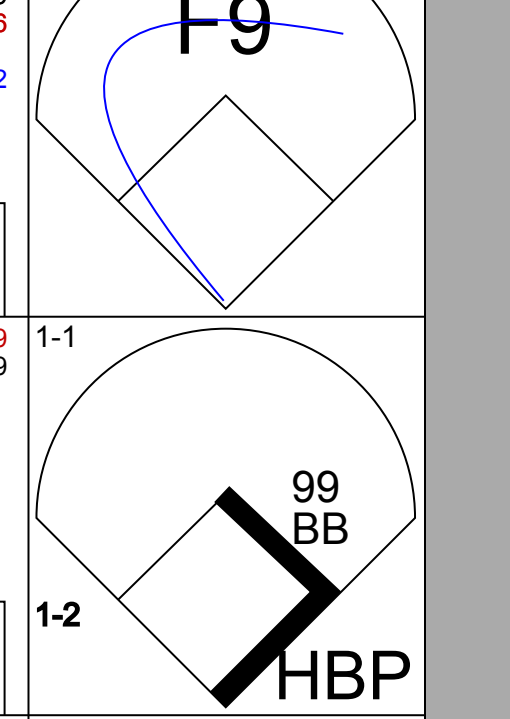
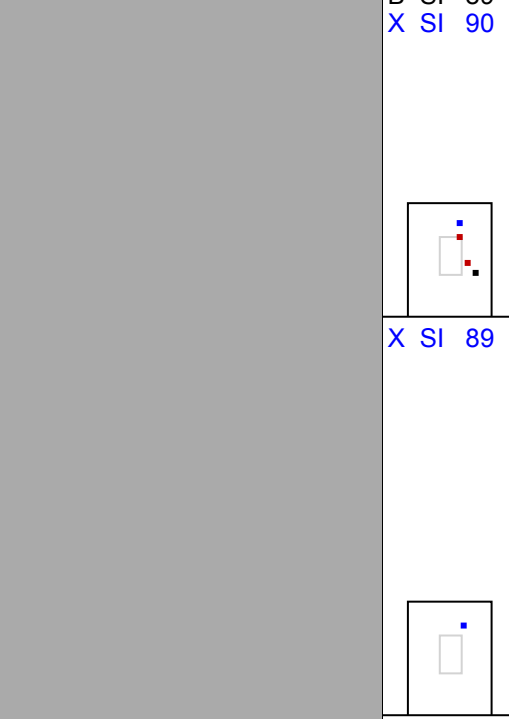
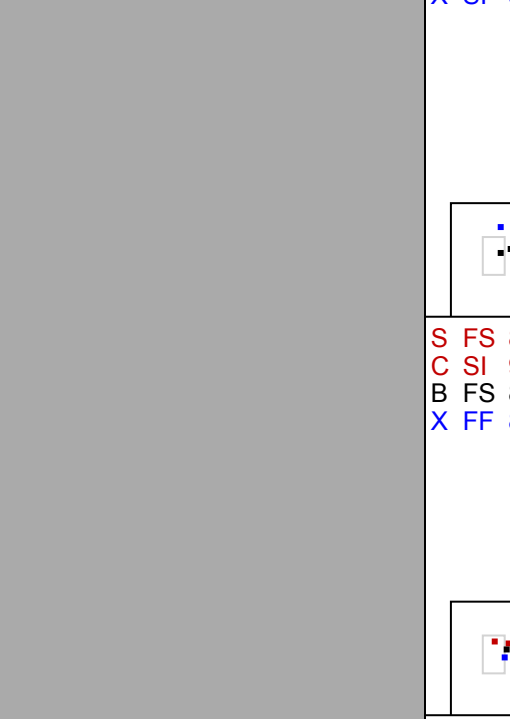






Batter	1	2	3	4	5	6	7	8	9	AB	R	H	RBI	BB	SO	LOB	TOP				
<b>2 Denard Span, L</b> OBP: 0.335, SLG: 0.352	G4-3		SH2-4					F7		4	1	2	1	0	0	0	<b>Minnesota Twins @ Chicago White Sox</b> U.S. Cellular Field, Chicago, IL Wed Sep 15 2010, 8:10 PM - 11:14 PM EDT Att: 30,063 - Cloudy - 72 F				
<b>1 Orlando Hudson, S</b> OBP: 0.343, SLG: 0.381	K		K					G4-3		4	1	1	0	0	2	4					
<b>8 Nick Punto, S</b> OBP: 0.326, SLG: 0.316	K		K					G4-3		1	0	0	0	0	0	0					
<b>7 Joe Mauer, L</b> OBP: 0.405, SLG: 0.473	1B		IBB					K		4	2	3	3	1	1	0					
<b>16 Jason Kubel, L</b> OBP: 0.329, SLG: 0.434	P5		L4							3	0	0	0	0	1	4					
<b>18 Jason Repko, R</b> OBP: 0.277, SLG: 0.357										1	1	0	0	1	1	0					
<b>5 Michael Cuddyer, R</b> OBP: 0.336, SLG: 0.415	F7		G6-3					F7		4	2	1	0	0	0	0					
<b>25 Jim Thome, L</b> OBP: 0.411, SLG: 0.631	K									3	1	2	2	1	1	0					
<b>24 Trevor Plouffe, R</b> OBP: 0.121, SLG: 0.250	K									1	0	0	0	0	1	0					
<b>21 Delmon Young, R</b> OBP: 0.331, SLG: 0.481	G6-3		G1-4-3							2	0	0	1	1	0	1					
<b>22 Danny Valencia, R</b> OBP: 0.372, SLG: 0.440			SH2-4					SF7		3	1	2	1	0	0	0					
<b>27 J.J. Hardy, R</b> OBP: 0.319, SLG: 0.403			SH2-4					K		4	0	2	1	0	1	2					
<b>Inning Stats</b>	R: 0 H: 1 E: 0 K: 1 S: 11	H: 1 LOB: 0 BB: 0 P: 14	R: 0 H: 0 E: 0 K: 1 S: 12	H: 0 LOB: 0 BB: 0 P: 18	R: 0 H: 2 E: 0 K: 1 S: 13	H: 2 LOB: 3 BB: 1 P: 25	R: 0 H: 0 E: 0 K: 0 S: 5	H: 0 LOB: 0 BB: 0 P: 9	R: 3 H: 3 E: 0 K: 1 S: 13	H: 3 LOB: 0 BB: 0 P: 16	R: 3 H: 4 E: 0 K: 0 S: 12	H: 4 LOB: 1 BB: 0 P: 20	R: 3 H: 3 E: 0 K: 1 S: 14	H: 3 LOB: 2 BB: 2 P: 32	R: 0 H: 0 E: 0 K: 2 S: 9	H: 0 LOB: 0 BB: 0 P: 11	1B: 11 2B: 1 3B: 0 HR: 1	SF: 2 DP: 2 HBP: 1	WP: 0 PA: 42 PB: 0 SB: 1 CS: 0		
<b>PITCHER</b>	IP WLS BF H R ER SO BB IBB HBP BLK WP HR S P ERA WHIP	IP WLS BF H R ER SO BB IBB HBP BLK WP HR S P ERA WHIP	IP WLS BF H R ER SO BB IBB HBP BLK WP HR S P ERA WHIP	IP WLS BF H R ER SO BB IBB HBP BLK WP HR S P ERA WHIP	IP WLS BF H R ER SO BB IBB HBP BLK WP HR S P ERA WHIP	IP WLS BF H R ER SO BB IBB HBP BLK WP HR S P ERA WHIP	IP WLS BF H R ER SO BB IBB HBP BLK WP HR S P ERA WHIP	IP WLS BF H R ER SO BB IBB HBP BLK WP HR S P ERA WHIP	IP WLS BF H R ER SO BB IBB HBP BLK WP HR S P ERA WHIP	IP WLS BF H R ER SO BB IBB HBP BLK WP HR S P ERA WHIP	IP WLS BF H R ER SO BB IBB HBP BLK WP HR S P ERA WHIP	IP WLS BF H R ER SO BB IBB HBP BLK WP HR S P ERA WHIP	IP WLS BF H R ER SO BB IBB HBP BLK WP HR S P ERA WHIP	IP WLS BF H R ER SO BB IBB HBP BLK WP HR S P ERA WHIP	IP WLS BF H R ER SO BB IBB HBP BLK WP HR S P ERA WHIP	IP WLS BF H R ER SO BB IBB HBP BLK WP HR S P ERA WHIP	IP WLS BF H R ER SO BB IBB HBP BLK WP HR S P ERA WHIP				
<b>34 Gavin Floyd, R</b> ERA: 4.08	5.1 L 27 9 6 6 4	0.2 3 2 1 1 0	0.0 4 2 1 1 0	3.0 8 0 1 1 4	5.1 L 27 9 6 6 4	0.2 3 2 1 1 0	0.0 4 2 1 1 0	3.0 8 0 1 1 4	5.1 L 27 9 6 6 4	0.2 3 2 1 1 0	0.0 4 2 1 1 0	3.0 8 0 1 1 4	5.1 L 27 9 6 6 4	0.2 3 2 1 1 0	0.0 4 2 1 1 0	3.0 8 0 1 1 4	5.1 L 27 9 6 6 4	0.2 3 2 1 1 0	0.0 4 2 1 1 0	3.0 8 0 1 1 4	
<b>49 Chris Sale, L</b> ERA: 1.1	0.2 3 2 1 1 0	0.0 4 2 1 1 0	3.0 8 0 1 1 4	5.1 L 27 9 6 6 4	0.2 3 2 1 1 0	0.0 4 2 1 1 0	3.0 8 0 1 1 4	5.1 L 27 9 6 6 4	0.2 3 2 1 1 0	0.0 4 2 1 1 0	3.0 8 0 1 1 4	5.1 L 27 9 6 6 4	0.2 3 2 1 1 0	0.0 4 2 1 1 0	3.0 8 0 1 1 4	5.1 L 27 9 6 6 4	0.2 3 2 1 1 0	0.0 4 2 1 1 0	3.0 8 0 1 1 4		
<b>46 Sergio Santos, R</b> ERA: 2.53	0.0 4 2 1 1 0	3.0 8 0 1 1 4	5.1 L 27 9 6 6 4	0.2 3 2 1 1 0	0.0 4 2 1 1 0	3.0 8 0 1 1 4	5.1 L 27 9 6 6 4	0.2 3 2 1 1 0	0.0 4 2 1 1 0	3.0 8 0 1 1 4	5.1 L 27 9 6 6 4	0.2 3 2 1 1 0	0.0 4 2 1 1 0	3.0 8 0 1 1 4	5.1 L 27 9 6 6 4	0.2 3 2 1 1 0	0.0 4 2 1 1 0	3.0 8 0 1 1 4			
<b>57 Ramon Pena, R</b> ERA: 5.27	3.0 8 0 1 1 4	5.1 L 27 9 6 6 4	0.2 3 2 1 1 0	0.0 4 2 1 1 0	3.0 8 0 1 1 4	5.1 L 27 9 6 6 4	0.2 3 2 1 1 0	0.0 4 2 1 1 0	3.0 8 0 1 1 4	5.1 L 27 9 6 6 4	0.2 3 2 1 1 0	0.0 4 2 1 1 0	3.0 8 0 1 1 4	5.1 L 27 9 6 6 4	0.2 3 2 1 1 0	0.0 4 2 1 1 0	3.0 8 0 1 1 4	5.1 L 27 9 6 6 4	0.2 3 2 1 1 0	0.0 4 2 1 1 0	3.0 8 0 1 1 4

Batter	1	2	3	4	5	6	7	8	9	AB	R	H	RBI	BB	SO	LOB	BOTTOM			
<b>1 Juan Pierre, L</b> OBP: 0.340, SLG: 0.317	K2-3		G4-3					G1-3		5	0	3	0	0	1	0	<b>Minnesota Twins @ Chicago White Sox</b> U.S. Cellular Field, Chicago, IL Wed Sep 15 2010, 8:10 PM - 11:14 PM EDT Att: 30,063 - Cloudy - 72 F			
<b>10 Alexei Ramirez, R</b> OBP: 0.308, SLG: 0.427	P4		F8					G5-3		5	1	1	0	0	0	4				
<b>51 Alex Rios, R</b> OBP: 0.338, SLG: 0.468	G6-3		G4-3					E6		5	0	1	1	0	1	3				
<b>14 Paul Konerko, R</b> OBP: 0.401, SLG: 0.599			K					G6-3		4	0	1	0	0	2	2				
<b>99 Manny Ramirez, R</b> OBP: 0.409, SLG: 0.472			FC5-2							2	1	1	0	2	0	0				
<b>20 Carlos Quentin, R</b> OBP: 0.333, SLG: 0.482	K							P6		4	1	2	2	0	1	3				
<b>12 A.J. Pierzynski, L</b> OBP: 0.301, SLG: 0.382			FC5-2					K		4	0	3	0	0	1	1				
<b>11 Omar Vizquel, S</b> OBP: 0.353, SLG: 0.345	FC5-2							L9		4	0	0	0	0	0	7				
<b>15 Gordon Beckham, R</b> OBP: 0.317, SLG: 0.378	F9							E4		4	0	0	0	0	1	3				
<b>Inning Stats</b>	R: 0 H: 0 E: 0 K: 1 S: 8	H: 2 LOB: 3 BB: 1 P: 27	R: 0 H: 1 E: 0 K: 1 S: 11	H: 1 LOB: 0 BB: 0 P: 17	R: 0 H: 2 E: 0 K: 0 S: 7	H: 2 LOB: 1 BB: 0 P: 11	R: 0 H: 1 E: 0 K: 0 S: 7	H: 1 LOB: 1 BB: 0 P: 9	R: 2 H: 3 E: 0 K: 1 S: 11	H: 3 LOB: 0 BB: 0 P: 19	R: 1 H: 2 E: 1 K: 1 S: 13	H: 2 LOB: 1 BB: 0 P: 16	R: 0 H: 0 E: 0 K: 1 S: 13	H: 0 LOB: 1 BB: 1 P: 22	R: 0 H: 1 E: 1 K: 1 S: 13	H: 1 LOB: 1 BB: 0 P: 17	1B: 9 2B: 1 3B: 1 HR: 1	SF: 0 DP: 3 HBP: 0	WP: 0 PA: 39 PB: 0 SB: 1 CS: 0	
<b>PITCHER</b>	IP WLS BF H R ER SO BB IBB HBP BLK WP HR S P ERA WHIP	IP WLS BF H R ER SO BB IBB HBP BLK WP HR S P ERA WHIP	IP WLS BF H R ER SO BB IBB HBP BLK WP HR S P ERA WHIP	IP WLS BF H R ER SO BB IBB HBP BLK WP HR S P ERA WHIP	IP WLS BF H R ER SO BB IBB HBP BLK WP HR S P ERA WHIP	IP WLS BF H R ER SO BB IBB HBP BLK WP HR S P ERA WHIP	IP WLS BF H R ER SO BB IBB HBP BLK WP HR S P ERA WHIP	IP WLS BF H R ER SO BB IBB HBP BLK WP HR S P ERA WHIP	IP WLS BF H R ER SO BB IBB HBP BLK WP HR S P ERA WHIP	IP WLS BF H R ER SO BB IBB HBP BLK WP HR S P ERA WHIP	IP WLS BF H R ER SO BB IBB HBP BLK WP HR S P ERA WHIP	IP WLS BF H R ER SO BB IBB HBP BLK WP HR S P ERA WHIP	IP WLS BF H R ER SO BB IBB HBP BLK WP HR S P ERA WHIP	IP WLS BF H R ER SO BB IBB HBP BLK WP HR S P ERA WHIP	IP WLS BF H R ER SO BB IBB HBP BLK WP HR S P ERA WHIP	IP WLS BF H R ER SO BB IBB HBP BLK WP HR S P ERA WHIP				
<b>52 Brian Duensing, L</b> ERA: 2.07	6.0 W 26 9 2 2 4	1.0 5 2 1 1 1	0.0 4 2 1 1 0	3.0 8 0 1 1 4	6.0 W 26 9 2 2 4	1.0 5 2 1 1 1	0.0 4 2 1 1 0	3.0 8 0 1 1 4	6.0 W 26 9 2 2 4	1.0 5 2 1 1 1	0.0 4 2 1 1 0	3.0 8 0 1 1 4	6.0 W 26 9 2 2 4	1.0 5 2 1 1 1	0.0 4 2 1 1 0	3.0 8 0 1 1 4	6.0 W 26 9 2 2 4	1.0 5 2 1 1 1	0.0 4 2 1 1 0	3.0 8 0 1 1 4
<b>54 Matt Guerrier, R</b> ERA: 3.55	1.0 5 2 1 1 1	0.0 4 2 1 1 0	3.0 8 0 1 1 4	6.0 W 26 9 2 2 4	1.0 5 2 1 1 1	0.0 4 2 1 1 0	3.0 8 0 1 1 4	6.0 W 26 9 2 2 4	1.0 5 2 1 1 1	0.0 4 2 1 1 0	3.0 8 0 1 1 4	6.0 W 26 9 2 2 4	1.0 5 2 1 1 1	0.0 4 2 1 1 0	3.0 8 0 1 1 4	6.0 W 26 9 2 2 4	1.0 5 2 1 1 1	0.0 4 2 1 1 0	3.0 8 0 1 1 4	
<b>60 Jon Rauch, R</b> ERA: 3.35	0.1 2 0 0 0 0	0.0 4 2 1 1 0	3.0 8 0 1 1 4	6.0 W 26 9 2 2 4	0.1 2 0 0 0 0	0.0 4 2 1 1 0	3.0 8 0 1 1 4	6.0 W 26 9 2 2 4	0.1 2 0 0 0 0	0.0 4 2 1 1 0	3.0 8 0 1 1 4	6.0 W 26 9 2 2 4	0.1 2 0 0 0 0	0.0 4 2 1 1 0	3.0 8 0 1 1 4	6.0 W 26 9 2 2 4	0.1 2 0 0 0 0	0.0 4 2 1 1 0	3.0 8 0 1 1 4	
<b>50 Jose Mijares, L</b> ERA: 2.7	0.2 2 0 0 0 1	0.0 4 2 1 1 0	3.0 8 0 1 1 4	6.0 W 26 9 2 2 4	0.2 2 0 0 0 1	0.0 4 2 1 1 0	3.0 8 0 1 1 4	6.0 W 26 9 2 2 4	0.2 2 0 0 0 1	0.0 4 2 1 1 0	3.0 8 0 1 1 4	6.0 W 26 9 2 2 4	0.2 2 0 0 0 1	0.0 4 2 1 1 0	3.0 8 0 1 1 4	6.0 W 26 9 2 2 4	0.2 2 0 0 0 1	0.0 4 2 1 1 0	3.0 8 0 1 1 4	
<b>55 Matt Capps, R</b> ERA: 2.69	1.0 4 1 0 0 1	0.0 4 2 1 1 0	3.0 8 0 1 1 4	6.0 W 26 9 2 2 4	1.0 4 1 0 0 1	0.0 4 2 1 1 0	3.0 8 0 1 1 4	6.0 W 26 9 2 2 4	1.0 4 1 0 0 1	0.0 4 2 1 1 0	3.0 8 0 1 1 4	6.0 W 26 9 2 2 4	1.0 4 1 0 0 1	0.0 4 2 1 1 0	3.0 8 0 1 1 4	6.0 W 26 9 2 2 4	1.0 4 1 0 0 1	0.0 4 2 1 1 0	3.0 8 0 1 1 4	



Batter	1	2	3	4	5	6	7	8	9	AB	R	H	RBI	BB	SO	LOB	TOP										
2 Denard Span, L OBP: 0.334, SLG: 0.349										4	1	0	0	1	1	3	<b>Minnesota Twins @ Chicago White Sox</b> U.S. Cellular Field, Chicago, IL Thu Sep 16 2010, 8:10 PM - 11:35 PM EDT Att: 27,180 - Cloudy - 57 F										
1 Orlando Hudson, S OBP: 0.374, SLG: 0.381										5	1	2	0	0	1	0											
7 Joe Mauer, L OBP: 0.405, SLG: 0.475										5	2	2	0	0	0	2											
5 Michael Cuddyer, R OBP: 0.337, SLG: 0.414										3	1	1	2	0	1	1											
21 Delmon Young, R OBP: 0.333, SLG: 0.488										5	2	3	2	0	1	3											
25 Jim Thome, L OBP: 0.414, SLG: 0.628										3	0	1	1	2	1	1											
24 Trevor Plouffe, R OBP: 0.121, SLG: 0.250										0	0	0	0	0	0	0											
22 Danny Valencia, R OBP: 0.316, SLG: 0.418										3	0	1	0	1	0	3											
18 Jason Repko, R OBP: 0.302, SLG: 0.353										4	1	1	1	1	0	4											
27 J.J. Hardy, R OBP: 0.319, SLG: 0.404										4	0	1	1	0	0	4											
<b>Inning Stats</b>	R: 0 E: 0 K: 1 S: 9	H: 0 LOB: 0 BB: 0 P: 12	R: 3 E: 0 K: 0 S: 16	H: 4 LOB: 1 BB: 0 P: 27	R: 0 E: 0 K: 0 S: 7	H: 0 LOB: 0 BB: 0 P: 8	R: 0 E: 0 K: 0 S: 19	H: 2 LOB: 2 BB: 0 P: 27	R: 3 E: 1 K: 0 S: 15	H: 2 LOB: 1 BB: 2 P: 25	R: 0 E: 0 K: 0 S: 5	H: 0 LOB: 1 BB: 0 P: 8	R: 0 E: 0 K: 2 S: 10	H: 1 LOB: 0 BB: 0 P: 15	R: 0 E: 0 K: 1 S: 12	H: 0 LOB: 2 BB: 2 P: 26	R: 2 E: 0 K: 1 S: 12	H: 3 LOB: 2 BB: 1 P: 21	1B: 9 2B: 3 3B: 0 HR: 1	SF: 2 SAC: 0 DP: 2 HBP: 1	WP: 1 PB: 0 SB: 0 CS: 0	PA: 44					
<b>PITCHER</b>	IP WLS BF H R ER SO BB IBB HBP BLK WP HR S P ERA WHIP	IP WLS BF H R ER SO BB IBB HBP BLK WP HR S P ERA WHIP	IP WLS BF H R ER SO BB IBB HBP BLK WP HR S P ERA WHIP	IP WLS BF H R ER SO BB IBB HBP BLK WP HR S P ERA WHIP	IP WLS BF H R ER SO BB IBB HBP BLK WP HR S P ERA WHIP	IP WLS BF H R ER SO BB IBB HBP BLK WP HR S P ERA WHIP	IP WLS BF H R ER SO BB IBB HBP BLK WP HR S P ERA WHIP	IP WLS BF H R ER SO BB IBB HBP BLK WP HR S P ERA WHIP	IP WLS BF H R ER SO BB IBB HBP BLK WP HR S P ERA WHIP	IP WLS BF H R ER SO BB IBB HBP BLK WP HR S P ERA WHIP	IP WLS BF H R ER SO BB IBB HBP BLK WP HR S P ERA WHIP	IP WLS BF H R ER SO BB IBB HBP BLK WP HR S P ERA WHIP	IP WLS BF H R ER SO BB IBB HBP BLK WP HR S P ERA WHIP	IP WLS BF H R ER SO BB IBB HBP BLK WP HR S P ERA WHIP	IP WLS BF H R ER SO BB IBB HBP BLK WP HR S P ERA WHIP	IP WLS BF H R ER SO BB IBB HBP BLK WP HR S P ERA WHIP	IP WLS BF H R ER SO BB IBB HBP BLK WP HR S P ERA WHIP	IP WLS BF H R ER SO BB IBB HBP BLK WP HR S P ERA WHIP	IP WLS BF H R ER SO BB IBB HBP BLK WP HR S P ERA WHIP	IP WLS BF H R ER SO BB IBB HBP BLK WP HR S P ERA WHIP	IP WLS BF H R ER SO BB IBB HBP BLK WP HR S P ERA WHIP	IP WLS BF H R ER SO BB IBB HBP BLK WP HR S P ERA WHIP	IP WLS BF H R ER SO BB IBB HBP BLK WP HR S P ERA WHIP	IP WLS BF H R ER SO BB IBB HBP BLK WP HR S P ERA WHIP			
56 Mark Buehrle, L ERA: 4.16	5.0 L 25 8 6 6 1 2 0 0 0 0 1 66 99 10.80 2.000	5.0 L 25 8 6 6 1 2 0 0 0 0 1 66 99 10.80 2.000	5.0 L 25 8 6 6 1 2 0 0 0 0 1 66 99 10.80 2.000	5.0 L 25 8 6 6 1 2 0 0 0 0 1 66 99 10.80 2.000	5.0 L 25 8 6 6 1 2 0 0 0 0 1 66 99 10.80 2.000	5.0 L 25 8 6 6 1 2 0 0 0 0 1 66 99 10.80 2.000	5.0 L 25 8 6 6 1 2 0 0 0 0 1 66 99 10.80 2.000	5.0 L 25 8 6 6 1 2 0 0 0 0 1 66 99 10.80 2.000	5.0 L 25 8 6 6 1 2 0 0 0 0 1 66 99 10.80 2.000	5.0 L 25 8 6 6 1 2 0 0 0 0 1 66 99 10.80 2.000	5.0 L 25 8 6 6 1 2 0 0 0 0 1 66 99 10.80 2.000	5.0 L 25 8 6 6 1 2 0 0 0 0 1 66 99 10.80 2.000	5.0 L 25 8 6 6 1 2 0 0 0 0 1 66 99 10.80 2.000	5.0 L 25 8 6 6 1 2 0 0 0 0 1 66 99 10.80 2.000	5.0 L 25 8 6 6 1 2 0 0 0 0 1 66 99 10.80 2.000	5.0 L 25 8 6 6 1 2 0 0 0 0 1 66 99 10.80 2.000	5.0 L 25 8 6 6 1 2 0 0 0 0 1 66 99 10.80 2.000	5.0 L 25 8 6 6 1 2 0 0 0 0 1 66 99 10.80 2.000	5.0 L 25 8 6 6 1 2 0 0 0 0 1 66 99 10.80 2.000	5.0 L 25 8 6 6 1 2 0 0 0 0 1 66 99 10.80 2.000	5.0 L 25 8 6 6 1 2 0 0 0 0 1 66 99 10.80 2.000	5.0 L 25 8 6 6 1 2 0 0 0 0 1 66 99 10.80 2.000	5.0 L 25 8 6 6 1 2 0 0 0 0 1 66 99 10.80 2.000	5.0 L 25 8 6 6 1 2 0 0 0 0 1 66 99 10.80 2.000	5.0 L 25 8 6 6 1 2 0 0 0 0 1 66 99 10.80 2.000		
71 Scott Linebrink, R ERA: 4.09	2.0 7 1 0 0 2 0 0 0 0 0 0 15 23 0.00 0.500	2.0 7 1 0 0 2 0 0 0 0 0 0 15 23 0.00 0.500	2.0 7 1 0 0 2 0 0 0 0 0 0 15 23 0.00 0.500	2.0 7 1 0 0 2 0 0 0 0 0 0 15 23 0.00 0.500	2.0 7 1 0 0 2 0 0 0 0 0 0 15 23 0.00 0.500	2.0 7 1 0 0 2 0 0 0 0 0 0 15 23 0.00 0.500	2.0 7 1 0 0 2 0 0 0 0 0 0 15 23 0.00 0.500	2.0 7 1 0 0 2 0 0 0 0 0 0 15 23 0.00 0.500	2.0 7 1 0 0 2 0 0 0 0 0 0 15 23 0.00 0.500	2.0 7 1 0 0 2 0 0 0 0 0 0 15 23 0.00 0.500	2.0 7 1 0 0 2 0 0 0 0 0 0 15 23 0.00 0.500	2.0 7 1 0 0 2 0 0 0 0 0 0 15 23 0.00 0.500	2.0 7 1 0 0 2 0 0 0 0 0 0 15 23 0.00 0.500	2.0 7 1 0 0 2 0 0 0 0 0 0 15 23 0.00 0.500	2.0 7 1 0 0 2 0 0 0 0 0 0 15 23 0.00 0.500	2.0 7 1 0 0 2 0 0 0 0 0 0 15 23 0.00 0.500	2.0 7 1 0 0 2 0 0 0 0 0 0 15 23 0.00 0.500	2.0 7 1 0 0 2 0 0 0 0 0 0 15 23 0.00 0.500	2.0 7 1 0 0 2 0 0 0 0 0 0 15 23 0.00 0.500	2.0 7 1 0 0 2 0 0 0 0 0 0 15 23 0.00 0.500	2.0 7 1 0 0 2 0 0 0 0 0 0 15 23 0.00 0.500	2.0 7 1 0 0 2 0 0 0 0 0 0 15 23 0.00 0.500	2.0 7 1 0 0 2 0 0 0 0 0 0 15 23 0.00 0.500	2.0 7 1 0 0 2 0 0 0 0 0 0 15 23 0.00 0.500	2.0 7 1 0 0 2 0 0 0 0 0 0 15 23 0.00 0.500	2.0 7 1 0 0 2 0 0 0 0 0 0 15 23 0.00 0.500	
37 Matt Thornton, L ERA: 3.14	1.0 5 0 0 0 1 2 0 0 0 0 0 12 26 0.00 2.000	1.0 5 0 0 0 1 2 0 0 0 0 0 12 26 0.00 2.000	1.0 5 0 0 0 1 2 0 0 0 0 0 12 26 0.00 2.000	1.0 5 0 0 0 1 2 0 0 0 0 0 12 26 0.00 2.000	1.0 5 0 0 0 1 2 0 0 0 0 0 12 26 0.00 2.000	1.0 5 0 0 0 1 2 0 0 0 0 0 12 26 0.00 2.000	1.0 5 0 0 0 1 2 0 0 0 0 0 12 26 0.00 2.000	1.0 5 0 0 0 1 2 0 0 0 0 0 12 26 0.00 2.000	1.0 5 0 0 0 1 2 0 0 0 0 0 12 26 0.00 2.000	1.0 5 0 0 0 1 2 0 0 0 0 0 12 26 0.00 2.000	1.0 5 0 0 0 1 2 0 0 0 0 0 12 26 0.00 2.000	1.0 5 0 0 0 1 2 0 0 0 0 0 12 26 0.00 2.000	1.0 5 0 0 0 1 2 0 0 0 0 0 12 26 0.00 2.000	1.0 5 0 0 0 1 2 0 0 0 0 0 12 26 0.00 2.000	1.0 5 0 0 0 1 2 0 0 0 0 0 12 26 0.00 2.000	1.0 5 0 0 0 1 2 0 0 0 0 0 12 26 0.00 2.000	1.0 5 0 0 0 1 2 0 0 0 0 0 12 26 0.00 2.000	1.0 5 0 0 0 1 2 0 0 0 0 0 12 26 0.00 2.000	1.0 5 0 0 0 1 2 0 0 0 0 0 12 26 0.00 2.000	1.0 5 0 0 0 1 2 0 0 0 0 0 12 26 0.00 2.000	1.0 5 0 0 0 1 2 0 0 0 0 0 12 26 0.00 2.000	1.0 5 0 0 0 1 2 0 0 0 0 0 12 26 0.00 2.000	1.0 5 0 0 0 1 2 0 0 0 0 0 12 26 0.00 2.000	1.0 5 0 0 0 1 2 0 0 0 0 0 12 26 0.00 2.000	1.0 5 0 0 0 1 2 0 0 0 0 0 12 26 0.00 2.000	1.0 5 0 0 0 1 2 0 0 0 0 0 12 26 0.00 2.000	1.0 5 0 0 0 1 2 0 0 0 0 0 12 26 0.00 2.000
40 J.J. Putz, R ERA: 3.02	1.0 7 3 2 2 1 0 1 0 0 1 0 12 21 18.00 3.000	1.0 7 3 2 2 1 0 1 0 0 1 0 12 21 18.00 3.000	1.0 7 3 2 2 1 0 1 0 0 1 0 12 21 18.00 3.000	1.0 7 3 2 2 1 0 1 0 0 1 0 12 21 18.00 3.000	1.0 7 3 2 2 1 0 1 0 0 1 0 12 21 18.00 3.000	1.0 7 3 2 2 1 0 1 0 0 1 0 12 21 18.00 3.000	1.0 7 3 2 2 1 0 1 0 0 1 0 12 21 18.00 3.000	1.0 7 3 2 2 1 0 1 0 0 1 0 12 21 18.00 3.000	1.0 7 3 2 2 1 0 1 0 0 1 0 12 21 18.00 3.000	1.0 7 3 2 2 1 0 1 0 0 1 0 12 21 18.00 3.000	1.0 7 3 2 2 1 0 1 0 0 1 0 12 21 18.00 3.000	1.0 7 3 2 2 1 0 1 0 0 1 0 12 21 18.00 3.000	1.0 7 3 2 2 1 0 1 0 0 1 0 12 21 18.00 3.000	1.0 7 3 2 2 1 0 1 0 0 1 0 12 21 18.00 3.000	1.0 7 3 2 2 1 0 1 0 0 1 0 12 21 18.00 3.000	1.0 7 3 2 2 1 0 1 0 0 1 0 12 21 18.00 3.000	1.0 7 3 2 2 1 0 1 0 0 1 0 12 21 18.00 3.000	1.0 7 3 2 2 1 0 1 0 0 1 0 12 21 18.00 3.000	1.0 7 3 2 2 1 0 1 0 0 1 0 12 21 18.00 3.000	1.0 7 3 2 2 1 0 1 0 0 1 0 12 21 18.00 3.000	1.0 7 3 2 2 1 0 1 0 0 1 0 12 21 18.00 3.000	1.0 7 3 2 2 1 0 1 0 0 1 0 12 21 18.00 3.000	1.0 7 3 2 2 1 0 1 0 0 1 0 12 21 18.00 3.000	1.0 7 3 2 2 1 0 1 0 0 1 0 12 21 18.00 3.000	1.0 7 3 2 2 1 0 1 0 0 1 0 12 21 18.00 3.000	1.0 7 3 2 2 1 0 1 0 0 1 0 12 21 18.00 3.000	1.0 7 3 2 2 1 0 1 0 0 1 0 12 21 18.00 3.000
<b>Inning Stats</b>	R: 0 E: 0 K: 0 S: 15	H: 1 LOB: 3 BB: 1 P: 26	R: 0 E: 0 K: 0 S: 8	H: 0 LOB: 1 BB: 1 P: 15	R: 1 E: 0 K: 1 S: 14	H: 2 LOB: 1 BB: 0 P: 20	R: 1 E: 0 K: 0 S: 13	H: 2 LOB: 1 BB: 0 P: 17	R: 0 E: 0 K: 0 S: 6	H: 0 LOB: 0 BB: 0 P: 9	R: 3 E: 1 K: 0 S: 15	H: 3 LOB: 3 BB: 3 P: 33	R: 0 E: 0 K: 1 S: 12	H: 0 LOB: 2 BB: 1 P: 22	R: 0 E: 0 K: 0												







Batter	1	2	3	4	5	6	7	8	9	AB	R	H	RBI	BB	SO	LOB	TOP					
4 Coco Crisp, S OBP: 0.342, SLG: 0.438										4	0	1	0	0	0	0	<b>Oakland Athletics @ Minnesota Twins</b> Target Field, Minneapolis, MN Sat Sep 18 2010, 12:11 PM - 2:40 PM CDT Att: 40,847 - Partly Cloudy - 52 F					
10 Darc Barton, L OBP: 0.394, SLG: 0.401										4	0	0	0	0	1							
14 Mark Ellis, R OBP: 0.342, SLG: 0.347										4	0	0	0	0	1							
32 Jack Cust, L OBP: 0.405, SLG: 0.459										4	0	0	0	0	3	0						
11 Landon Powell, S OBP: 0.314, SLG: 0.327										4	1	2	1	0	0	0						
11 Rajai Davis, R OBP: 0.304, SLG: 0.366										4	1	1	0	0	0	1						
1 Akinori Iwamura, L OBP: 0.289, SLG: 0.260										2	0	1	1	1	1	0						
22 Chris Carter, R										2	0	0	0	0	2	2						
19 Jeff Larish, L OBP: 0.286, SLG: 0.316										0	0	0	0	1	0	0						
18 Gabe Gross, L OBP: 0.284, SLG: 0.306										0	0	0	0	0	0	0						
2 Cliff Pennington, S OBP: 0.317, SLG: 0.356										3	0	0	0	0	0	4						
<b>Inning Stats</b>	R: 0 E: 0 K: 0 S: 7	H: 0 LOB: 0 BB: 0 P: 8	R: 1 E: 0 K: 2 S: 12	H: 1 LOB: 0 BB: 0 P: 18	R: 0 E: 0 K: 1 S: 7	H: 0 LOB: 0 BB: 0 P: 10	R: 0 E: 0 K: 2 S: 11	H: 0 LOB: 0 BB: 0 P: 15	R: 0 E: 0 K: 1 S: 8	H: 1 LOB: 2 BB: 1 P: 19	R: 0 E: 0 K: 1 S: 7	H: 1 LOB: 1 BB: 0 P: 10	R: 1 E: 0 K: 1 S: 13	H: 2 LOB: 2 BB: 1 P: 24	R: 0 E: 0 K: 0 S: 10	H: 0 LOB: 0 BB: 0 P: 17	R: 0 E: 0 K: 0 S: 6	H: 0 LOB: 0 BB: 0 P: 6	1B: 2 2B: 2 HR: 1	SF: 0 SAC: 0 HBP: 0	WP: 0 PB: 0 SB: 0 CS: 0	PA: 33
<b>PITCHER</b>	IP WLS BF H R ER SO BB IBB HBP BLK WP HR S P ERA WHIP																					
59 Kevin Slowey, R ERA: 4.18	6.2 W 25 5 2 2 8 1 0 0 0 0 0 1 63 97 2.70 0.900																					
26 Jesse Crain, L ERA: 2.53	0.2 H 3 0 0 0 0 1 0 0 0 0 0 0 6 14 0.00 1.500																					
51 Brian Fuentes, L ERA: 3.16	0.2 H 2 0 0 0 0 0 0 0 0 0 0 0 6 10 0.00 0.000																					
55 Matt Capps, R ERA: 2.61	1.0 S 3 0 0 0 0 0 0 0 0 0 0 0 6 6 0.00 0.000																					

AB	31
R	2
H	5
RBI	2
BB	2
SO	8
LOB	9



Batter	1	2	3	4	5	6	7	8	9	AB	R	H	RBI	BB	SO	LOB	BOTTOM					
37 Ben Revere, L OBP: 0.341, SLG: 0.379										4	0	0	1	0	0	5	<b>Oakland Athletics @ Minnesota Twins</b> Target Field, Minneapolis, MN Sat Sep 18 2010, 12:11 PM - 2:40 PM CDT Att: 40,847 - Partly Cloudy - 52 F					
1 Orlando Hudson, S OBP: 0.341, SLG: 0.379										4	0	0	0	0	1	5						
7 Joe Mauer, L OBP: 0.407, SLG: 0.474										2	1	1	0	2	0	0						
5 Michael Cuddyer, R OBP: 0.335, SLG: 0.412										4	1	2	0	0	0	1						
21 Delmon Young, R OBP: 0.329, SLG: 0.481										4	0	0	0	0	1	5						
22 Danny Valencia, R OBP: 0.381, SLG: 0.467										4	1	2	3	0	2	3						
27 J.J. Hardy, R OBP: 0.323, SLG: 0.401										2	1	0	0	2	0	1						
18 Jason Repko, R OBP: 0.309, SLG: 0.358										4	0	2	0	0	1	1						
41 Drew Butera, R OBP: 0.220, SLG: 0.294										3	0	1	0	1	1	1						
<b>Inning Stats</b>	R: 0 E: 0 K: 0 S: 6	H: 0 LOB: 0 BB: 0 P: 8	R: 0 E: 0 K: 0 S: 12	H: 1 LOB: 1 BB: 0 P: 16	R: 0 E: 0 K: 1 S: 8	H: 1 LOB: 1 BB: 0 P: 12	R: 0 E: 0 K: 1 S: 10	H: 2 LOB: 2 BB: 0 P: 17	R: 1 E: 0 K: 0 S: 10	H: 1 LOB: 1 BB: 1 P: 19	R: 3 E: 0 K: 1 S: 20	H: 3 LOB: 3 BB: 3 P: 40	R: 0 E: 0 K: 2 S: 13	H: 0 LOB: 1 BB: 1 P: 21	R: 0 E: 0 K: 2 S: 10	H: 0 LOB: 0 BB: 0 P: 15		R: 0 E: 0 K: 2 S: 10	H: 0 LOB: 0 BB: 0 P: 15	1B: 6 2B: 2 HR: 1	SF: 0 SAC: 0 HBP: 0	WP: 0 PB: 0 SB: 0 CS: 1
<b>PITCHER</b>	IP WLS BF H R ER SO BB IBB HBP BLK WP HR S P ERA WHIP																					
51 Dallas Braden, L ERA: 3.65	6.0 L 29 4 4 0 0 0 4 0 0 0 0 0 1 66 112 6.00 2.000																					
63 Henry Alberto Rodriguez, R ERA: 3.42	1.0 4 0 0 0 2 1 0 0 0 0 0 0 13 21 0.00 1.000																					
31 Brad Ziegler, R ERA: 2.96	1.0 3 0 0 0 2 0 0 0 0 0 0 0 10 15 0.00 0.000																					

AB	31
R	4
H	8
RBI	4
BB	5
SO	6
LOB	22









Batter	1	2	3	4	5	6	7	8	9	AB	R	H	RBI	BB	SO	LOB	TOP										
23 Michael Brantley, L OBP: 0.286, SLG: 0.305	G4-3		FC4-6 13 1B			K			G4-6-3	5	0	0	0	0	1	5	Cleveland Indians @ Minnesota Twins Target Field, Minneapolis, MN Mon Sep 20 2010, 7:11 PM - 9:53 PM CDT Att: 39,228 - Clear - 73 F										
13 Asdrúbal Cabrera, S OBP: 0.313, SLG: 0.334 1 Luis Valbuena, L OBP: 0.270, SLG: 0.246	G1-3		1B			G6-3			F9	3	0	1	0	0	0	0											
17 Shin-Soo Choo, L OBP: 0.395, SLG: 0.477	K		F8						FC6-4	4	1	1	0	1	1	3											
47 Shelley Duncan, R OBP: 0.312, SLG: 0.422			F8						BB	3	2	1	0	1	0	3											
12 Jayson Nix, R OBP: 0.287, SLG: 0.393	K					P3			K	4	0	0	0	0	3	4											
7 Matt LaPorta, R OBP: 0.305, SLG: 0.359	F9					F9			BB	3	0	0	0	1	0	1											
25 Andy Marte, R OBP: 0.304, SLG: 0.392									G5-3	3	0	2	2	1	0	0											
33 Drew Sutton, S OBP: 0.400, SLG: 0.579	G5-3					G1-3			K	4	0	1	1	0	1	2											
6 Lou Marson, R OBP: 0.278, SLG: 0.294						K			K	3	0	1	0	1	2	3											
<b>Inning Stats</b>	R: 0 E: 0 K: 1 S: 7	H: 0 LOB: 0 BB: 0 P: 8	R: 1 E: 0 K: 1 S: 9	H: 1 LOB: 1 BB: 1 P: 19	R: 0 E: 0 K: 0 S: 8	H: 1 LOB: 2 BB: 1 P: 15	R: 0 E: 0 K: 0 S: 5	H: 0 LOB: 1 BB: 1 P: 10	R: 0 E: 0 K: 2 S: 8	H: 0 LOB: 0 BB: 0 P: 10	R: 2 E: 0 K: 2 S: 19	H: 4 LOB: 3 BB: 1 P: 30	R: 0 E: 0 K: 1 S: 11	H: 0 LOB: 1 BB: 1 P: 19	R: 0 E: 0 K: 1 S: 8	H: 0 LOB: 0 BB: 0 P: 8	R: 0 E: 0 K: 0 S: 8	H: 2 LOB: 1 BB: 0 P: 16	1B: 6 2B: 1 3B: 1 HR: 0	SF: 0 SAC: 0 DP: 1 HBP: 0	WP: 0 PB: 0 SB: 0 CS: 0	PA: 39					
<b>PITCHER</b>	IP	WLS	BF	H	R	ER	SO	BB	IBB	HBP	BLK	WP	HR	S	P	ERA	WHIP										
52 Brian Duensing, L ERA: 2.19	6.0	W	28	6	3	3	6	4	0	0	0	0	0	56	92	4.50	1.667										
26 Jesse Crain, R ERA: 2.49	1.0		4	0	0	0	1	1	0	0	0	0	0	11	19	0.00	1.000										
54 Matt Guerrier, R ERA: 3.46	1.0		3	0	0	0	1	0	0	0	0	0	0	8	8	0.00	0.000										
15 Glen Perkins, L ERA: 5.87	1.0		4	2	0	0	0	0	0	0	0	0	0	8	16	0.00	2.000										

Batter	1	2	3	4	5	6	7	8	9	AB	R	H	RBI	BB	SO	LOB	BOTTOM										
2 Denard Span, L OBP: 0.334, SLG: 0.353	G4-3		K			F8				5	1	2	2	0	1	2	Cleveland Indians @ Minnesota Twins Target Field, Minneapolis, MN Mon Sep 20 2010, 7:11 PM - 9:53 PM CDT Att: 39,228 - Clear - 73 F										
1 Orlando Hudson, S OBP: 0.340, SLG: 0.377 12 Alexi Casilla, S OBP: 0.322, SLG: 0.382	G1-3		F7			K			F7	4	1	1	1	0	1	0											
5 Michael Cuddyer, R OBP: 0.339, SLG: 0.423			K							4	3	2	2	1	1	0											
25 Jim Thome, L OBP: 0.408, SLG: 0.619 24 Trevor Plouffe, R OBP: 0.116, SLG: 0.242			BB			G6-3			G3-1	2	0	0	0	2	0	1											
21 Delmon Young, R OBP: 0.332, SLG: 0.482						G3-1				4	0	2	2	1	1	0											
22 Danny Valencia, R OBP: 0.377, SLG: 0.470	G6-3									4	1	1	1	0	0	5											
27 J.J. Hardy, R OBP: 0.324, SLG: 0.490 20 Matt Tolbert, S OBP: 0.313, SLG: 0.412			P4							4	3	3	0	0	0	0											
26 Jose Morales, S OBP: 0.304, SLG: 0.211										0	0	0	0	0	0	0											
18 Jason Repko, R OBP: 0.298, SLG: 0.342										3	0	1	0	1	2	1											
<b>Inning Stats</b>	R: 1 E: 0 K: 0 S: 11	H: 1 LOB: 2 BB: 2 P: 22	R: 0 E: 0 K: 1 S: 5	H: 0 LOB: 0 BB: 0 P: 8	R: 0 E: 0 K: 2 S: 10	H: 0 LOB: 0 BB: 0 P: 12	R: 2 E: 0 K: 0 S: 11	H: 3 LOB: 2 BB: 1 P: 22	R: 1 E: 0 K: 1 S: 11	H: 2 LOB: 1 BB: 0 P: 18	R: 4 E: 0 K: 1 S: 21	H: 4 LOB: 2 BB: 2 P: 34	R: 1 E: 0 K: 0 S: 10	H: 3 LOB: 1 BB: 0 P: 15	R: 0 E: 0 K: 1 S: 9	H: 0 LOB: 0 BB: 0 P: 9	R: 0 E: 0 K: 1 S: 9	H: 0 LOB: 0 BB: 0 P: 9	1B: 9 2B: 1 3B: 1 HR: 2	SF: 0 SAC: 0 DP: 1 HBP: 0	WP: 0 PB: 0 SB: 2 CS: 0	PA: 41					
<b>PITCHER</b>	IP	WLS	BF	H	R	ER	SO	BB	IBB	HBP	BLK	WP	HR	S	P	ERA	WHIP										
58 Jeanmar Gómez, R ERA: 4.96	5.2	L	30	10	8	8	5	3	0	0	0	0	0	63	102	12.71	2.294										
49 Tony Sipp, L ERA: 4.1	0.1		3	0	0	0	0	2	0	0	0	0	0	6	14	0.00	6.000										
56 Frank Herrmann, R ERA: 3.98	1.0		5	3	1	1	0	0	0	0	0	0	0	10	15	9.00	3.000										
38 Joe Smith, R ERA: 4.21	1.0		3	0	0	0	1	0	0	0	0	0	0	9	9	0.00	0.000										

AB 34  
R 3  
H 8  
RBI 3  
BB 5  
SO 8  
LOB 21



AB 36  
R 9  
H 13  
RBI 9  
BB 5  
SO 6  
LOB 13





Batter	1	2	3	4	5	6	7	8	9	AB	R	H	RBI	BB	SO	LOB	TOP					
23 Michael Brantley, L (1, 8) OBP: 0.284, SLG: 0.503										5	1	1	0	0	1	0	<b>Cleveland Indians @ Minnesota Twins</b> Target Field, Minneapolis, MN Tue Sep 21 2010, 7:11 PM - 10:18 PM CDT Att: 39,580 - Partly Cloudy - 66 F					
33 Drew Sutton, S (1, 6) OBP: 0.417, SLG: 0.565										4	0	2	1	0	2	0						
17 Shin-Soo Choo, L (1, 9) OBP: 0.396, SLG: 0.475										2	1	0	0	1	2	2						
48 Travis Hafner, L (1, 10) OBP: 0.366, SLG: 0.441										4	1	2	1	0	0	2						
35 Jordan Brown, L (1, 3) OBP: 0.280, SLG: 0.296										4	1	2	0	0	0	1						
25 Andy Marte, R (1, 5) OBP: 0.303, SLG: 0.389										4	0	1	0	0	0	2						
4 Trevor Crowe, S (1, 7) OBP: 0.305, SLG: 0.336										4	0	1	0	0	1	4						
1 Luis Valbuena, L (1, 4) OBP: 0.269, SLG: 0.250										4	0	1	1	0	1	0						
6 Lou Marson, R (1, 2) OBP: 0.275, SLG: 0.290										3	0	0	0	0	2	1						
47 Shelley Duncan, R (9, PH) OBP: 0.310, SLG: 0.420										1	0	0	0	0	0	0						
<b>Inning Stats</b>	R: 1 E: 1 K: 1 S: 12	H: 1 LOB: 1 BB: 1 P: 22	R: 0 E: 0 K: 2 S: 9	H: 0 LOB: 0 BB: 0 P: 13	R: 0 E: 0 K: 2 S: 9	H: 0 LOB: 0 BB: 0 P: 15	R: 0 E: 0 K: 0 S: 10	H: 1 LOB: 2 BB: 0 P: 18	R: 1 E: 0 K: 2 S: 14	H: 2 LOB: 1 BB: 0 P: 23	R: 2 E: 0 K: 0 S: 17	H: 4 LOB: 1 BB: 0 P: 27	R: 0 E: 0 K: 1 S: 13	H: 1 LOB: 0 BB: 0 P: 21	R: 0 E: 0 K: 0 S: 10	H: 1 LOB: 0 BB: 0 P: 13	R: 0 E: 0 K: 1 S: 11	H: 0 LOB: 0 BB: 0 P: 13	1B: 8 2B: 2 3B: 0 HR: 0	SF: 0 SAC: 0 DP: 1 HBP: 1	WP: 2 PB: 0 SB: 0 CS: 1	PA: 38
<b>PITCHER</b>	IP WLS BF H R ER SO BB IBB HBP BLK WP HR S P ERA WHIP	5.0 4.52	0.2 5 4 2 2 0 0 0 0 0 0 0 0 15 25 27.00 6.000	1.1 5 1 0 0 1 0 0 0 0 0 0 0 15 23 0.00 0.750	1.0 W 3 1 0 0 0 0 0 0 0 0 0 10 13 0.00 1.000	1.0 S 3 0 0 0 1 0 0 0 0 0 0 11 13 0.00 0.000	<b>PITCHER</b>										IP WLS BF H R ER SO BB IBB HBP BLK WP HR S P ERA WHIP					

Batter	1	2	3	4	5	6	7	8	9	AB	R	H	RBI	BB	SO	LOB	BOTTOM			
2 Denard Span, L (1, 8) OBP: 0.335, SLG: 0.355										5	1	2	1	0	1	2	<b>Cleveland Indians @ Minnesota Twins</b> Target Field, Minneapolis, MN Tue Sep 21 2010, 7:11 PM - 10:18 PM CDT Att: 39,580 - Partly Cloudy - 66 F			
1 Orlando Hudson, S (1, 4) OBP: 0.340, SLG: 0.376										4	0	1	1	1	0	2				
16 Jason Kubel, L (1, 9) OBP: 0.328, SLG: 0.431										4	0	0	0	1	0	5				
18 Jason Repko, R (9, 9) OBP: 0.298, SLG: 0.342										4	0	0	0	0	1	4				
5 Michael Cuddyer, R (1, 3) OBP: 0.336, SLG: 0.420										3	2	2	1	1	0	0				
24 Trevor Plouffe, R (8, PR) OBP: 0.116, SLG: 0.242										4	1	2	1	0	1	0				
21 Delmon Young, R (1, 7) OBP: 0.333, SLG: 0.484										4	1	2	1	0	1	0				
22 Danny Valencia, R (1, 5) OBP: 0.379, SLG: 0.471										4	1	2	1	0	0	0				
8 Nick Punto, S (1, 6) OBP: 0.324, SLG: 0.315										4	0	1	0	0	0	4				
41 Drew Butera, R (1, 2) OBP: 0.231, SLG: 0.311										3	0	2	0	0	0	1				
26 Jose Morales, S (8, PH) OBP: 0.292, SLG: 0.211										0	0	0	1	0	0	0				
<b>Inning Stats</b>	R: 0 E: 0 K: 0 S: 10	H: 1 LOB: 1 BB: 0 P: 15	R: 1 E: 0 K: 1 S: 10	H: 2 LOB: 1 BB: 0 P: 15	R: 0 E: 0 K: 1 S: 9	H: 0 LOB: 1 BB: 1 P: 16	R: 0 E: 0 K: 0 S: 6	H: 0 LOB: 0 BB: 0 P: 10	R: 0 E: 0 K: 1 S: 12	H: 1 LOB: 1 BB: 0 P: 18	R: 1 E: 0 K: 0 S: 16	H: 2 LOB: 2 BB: 1 P: 27	R: 0 E: 0 K: 0 S: 13	H: 1 LOB: 2 BB: 1 P: 20	R: 4 E: 0 K: 0 S: 18	H: 5 LOB: 2 BB: 0 P: 26	1B: 6 2B: 5 3B: 0 HR: 1	SF: 1 SAC: 0 DP: 0 HBP: 0	WP: 0 PB: 0 SB: 0 CS: 0	PA: 39
<b>PITCHER</b>	IP WLS BF H R ER SO BB IBB HBP BLK WP HR S P ERA WHIP	5.2 3.79	1.0 H 5 1 0 0 0 1 0 0 0 0 0 13 20 0.00 2.000	0.2 L 5 3 3 3 0 0 0 0 0 0 0 13 19 40.50 4.500	0.2 B 4 2 1 1 0 0 0 0 0 0 0 7 10 13.50 3.000	<b>PITCHER</b>										IP WLS BF H R ER SO BB IBB HBP BLK WP HR S P ERA WHIP				

AB	35
R	4
H	10
RBI	3
BB	1
SO	9
LOB	12



AB	35
R	6
H	12
RBI	6
BB	3
SO	3
LOB	18





Batter	1	2	3	4	5	6	7	8	9	AB	R	H	RBI	BB	SO	LOB	TOP			
23 Michael Brantley, L (1, 8) OBP: 0.284, SLG: 0.502										4	0	1	0	0	1	0	<b>Cleveland Indians @ Minnesota Twins</b> Target Field, Minneapolis, MN Wed Sep 22 2010, 12:11 PM - 2:33 PM CDT Att: 40,139 - Overcast - 60 F			
33 Drew Sutton, S (1, 6) OBP: 0.393, SLG: 0.650										3	1	0	0	1	0	3				
17 Shin-Soo Choo, L (1, 9) OBP: 0.395, SLG: 0.472										3	0	0	0	1	0	1				
48 Travis Hafner, L (1, 10) OBP: 0.370, SLG: 0.442										3	0	2	0	1	0	0				
13 Adrobal Cabrera, S (8, PR) OBP: 0.313, SLG: 0.534										0	0	0	0	0	0	0				
47 Shelley Duncan, R (1, 7) OBP: 0.309, SLG: 0.417										4	0	1	1	0	1	3				
12 Jayson Nix, R (1, 5) OBP: 0.286, SLG: 0.389										3	0	0	0	1	1	3				
7 Matt LaPorta, R (1, 3) OBP: 0.305, SLG: 0.358										4	0	1	0	0	0	1				
1 Luis Valbuena, L (1, 4) OBP: 0.269, SLG: 0.250										4	0	1	0	0	0	1				
8 Chris Gimenez, R (1, 2) OBP: 0.286, SLG: 0.327										4	0	0	0	0	0	3				
<b>Inning Stats</b>	R: 1 E: 0 K: 2 S: 15	H: 2 LOB: 2 BB: 1 P: 26	R: 0 E: 0 K: 0 S: 9	H: 3 LOB: 2 BB: 0 P: 13	R: 0 E: 0 K: 0 S: 7	H: 0 LOB: 0 BB: 1 P: 15	R: 0 E: 0 K: 0 S: 7	H: 0 LOB: 0 BB: 0 P: 12	R: 0 E: 0 K: 0 S: 5	H: 0 LOB: 0 BB: 0 P: 5	R: 0 E: 0 K: 0 S: 8	H: 0 LOB: 0 BB: 0 P: 13	R: 0 E: 0 K: 1 S: 11	H: 1 LOB: 2 BB: 1 P: 21	R: 0 E: 0 K: 0 S: 8	H: 0 LOB: 1 BB: 1 P: 15	1B: 6 2B: 0 3B: 0 HR: 0	SF: 0 SAC: 0 DP: 1 HBP: 0	WP: 1 PB: 0 SB: 0 CS: 0	PA: 36
<b>PITCHER</b>	IP WLS BF H R ER SO BB IBB HBP BLK WP HR S P ERA WHIP	IP WLS BF H R ER SO BB IBB HBP BLK WP HR S P ERA WHIP	IP WLS BF H R ER SO BB IBB HBP BLK WP HR S P ERA WHIP	IP WLS BF H R ER SO BB IBB HBP BLK WP HR S P ERA WHIP	IP WLS BF H R ER SO BB IBB HBP BLK WP HR S P ERA WHIP	IP WLS BF H R ER SO BB IBB HBP BLK WP HR S P ERA WHIP	IP WLS BF H R ER SO BB IBB HBP BLK WP HR S P ERA WHIP	IP WLS BF H R ER SO BB IBB HBP BLK WP HR S P ERA WHIP	IP WLS BF H R ER SO BB IBB HBP BLK WP HR S P ERA WHIP	IP WLS BF H R ER SO BB IBB HBP BLK WP HR S P ERA WHIP	IP WLS BF H R ER SO BB IBB HBP BLK WP HR S P ERA WHIP	IP WLS BF H R ER SO BB IBB HBP BLK WP HR S P ERA WHIP	IP WLS BF H R ER SO BB IBB HBP BLK WP HR S P ERA WHIP	IP WLS BF H R ER SO BB IBB HBP BLK WP HR S P ERA WHIP	IP WLS BF H R ER SO BB IBB HBP BLK WP HR S P ERA WHIP	IP WLS BF H R ER SO BB IBB HBP BLK WP HR S P ERA WHIP	IP WLS BF H R ER SO BB IBB HBP BLK WP HR S P ERA WHIP			
53 Nick Blackburn, R (1, 1) ERA: 5.23	7.0	W	27	5	1	1	2	2	0	0	0	0	1	0	55	89	1.29	1.000		
51 Brian Fuentes, L (8, 1) ERA: 3.09	1.0		5	1	0	0	1	1	0	0	0	0	0	0	11	21	0.00	2.000		
54 Matt Guerrier, R (9, 1) ERA: 3.41	1.0		4	0	0	0	0	1	0	0	0	0	0	0	8	15	0.00	1.000		

AB	32
R	1
H	6
RBI	1
BB	4
SO	3
LOB	15



Batter	1	2	3	4	5	6	7	8	9	AB	R	H	RBI	BB	SO	LOB	BOTTOM			
2 Denard Span, L (1, 8) OBP: 0.333, SLG: 0.354										3	0	0	0	0	0	1	<b>Cleveland Indians @ Minnesota Twins</b> Target Field, Minneapolis, MN Wed Sep 22 2010, 12:11 PM - 2:33 PM CDT Att: 40,139 - Overcast - 60 F			
12 Alexi Casilla, S (1, 6) OBP: 0.333, SLG: 0.407										4	2	3	0	0	0	1				
16 Jason Kubel, L (1, 10) OBP: 0.327, SLG: 0.429										4	0	1	0	0	2	3				
24 Trevor Plouffe, R (7, PR) OBP: 0.118, SLG: 0.242										0	1	0	0	0	0	0				
22 Danny Valencia, R (1, 5) OBP: 0.374, SLG: 0.463										4	0	0	0	0	1	4				
26 Jose Morales, S (1, 3) OBP: 0.357, SLG: 0.318										3	1	2	3	1	0	0				
20 Matt Tolbert, S (1, 4) OBP: 0.321, SLG: 0.431										4	1	2	1	0	0	1				
37 Ben Revere, L (1, 7) OBP: 0.294, SLG: 0.200										3	0	1	1	1	0	1				
18 Jason Repko, R (1, 9) OBP: 0.304, SLG: 0.342										3	0	1	0	1	1	2				
41 Drew Butera, R (1, 2) OBP: 0.233, SLG: 0.306										2	0	0	0	0	0	3				
<b>Inning Stats</b>	R: 0 E: 0 K: 1 S: 10	H: 1 LOB: 1 BB: 0 P: 16	R: 0 E: 0 K: 1 S: 8	H: 0 LOB: 1 BB: 2 P: 18	R: 0 E: 0 K: 0 S: 8	H: 0 LOB: 0 BB: 0 P: 13	R: 0 E: 0 K: 0 S: 5	H: 0 LOB: 0 BB: 0 P: 8	R: 0 E: 0 K: 0 S: 5	H: 0 LOB: 1 BB: 1 P: 10	R: 3 E: 0 K: 2 S: 18	H: 5 LOB: 2 BB: 0 P: 26	R: 2 E: 0 K: 0 S: 11	H: 3 LOB: 1 BB: 0 P: 15	R: 0 E: 0 K: 0 S: 4	H: 1 LOB: 0 BB: 0 P: 5	1B: 7 2B: 2 3B: 1 HR: 0	SF: 0 SAC: 1 DP: 1 HBP: 1	WP: 0 PB: 0 SB: 2 CS: 1	PA: 36
<b>PITCHER</b>	IP WLS BF H R ER SO BB IBB HBP BLK WP HR S P ERA WHIP	IP WLS BF H R ER SO BB IBB HBP BLK WP HR S P ERA WHIP	IP WLS BF H R ER SO BB IBB HBP BLK WP HR S P ERA WHIP	IP WLS BF H R ER SO BB IBB HBP BLK WP HR S P ERA WHIP	IP WLS BF H R ER SO BB IBB HBP BLK WP HR S P ERA WHIP	IP WLS BF H R ER SO BB IBB HBP BLK WP HR S P ERA WHIP	IP WLS BF H R ER SO BB IBB HBP BLK WP HR S P ERA WHIP	IP WLS BF H R ER SO BB IBB HBP BLK WP HR S P ERA WHIP	IP WLS BF H R ER SO BB IBB HBP BLK WP HR S P ERA WHIP	IP WLS BF H R ER SO BB IBB HBP BLK WP HR S P ERA WHIP	IP WLS BF H R ER SO BB IBB HBP BLK WP HR S P ERA WHIP	IP WLS BF H R ER SO BB IBB HBP BLK WP HR S P ERA WHIP	IP WLS BF H R ER SO BB IBB HBP BLK WP HR S P ERA WHIP	IP WLS BF H R ER SO BB IBB HBP BLK WP HR S P ERA WHIP	IP WLS BF H R ER SO BB IBB HBP BLK WP HR S P ERA WHIP	IP WLS BF H R ER SO BB IBB HBP BLK WP HR S P ERA WHIP				
59 Carlos Carrasco, R (1, 1) ERA: 3.03	6.0	L	27	6	3	3	4	3	0	0	0	0	0	0	54	91	4.50	1.500		
32 Aaron Laffey, L (7, 1) ERA: 4.7	1.0		5	3	2	2	0	0	0	0	0	0	0	11	15	18.00	3.000			
50 Jensen Lewis, R (8, 1) ERA: 3.24	1.0		3	1	0	0	0	0	0	0	0	0	0	4	5	0.00	1.000			

AB	30
R	5
H	10
RBI	5
BB	3
SO	4
LOB	16





Batter	1	2	3	4	5	6	7	8	9	AB	R	H	RBI	BB	SO	LOB	TOP					
2 Denard Span, L OBP: 0.334, SLG: 0.355										4	1	2	0	0	0	0						
1 Orlando Hudson, S OBP: 0.338, SLG: 0.376										3	0	0	0	0	0	2						
20 Matt Tolbert, S OBP: 0.318, SLG: 0.425										1	0	0	0	0	1	1						
16 Jason Kubel, L OBP: 0.325, SLG: 0.426										4	0	0	0	0	2	2						
5 Michael Cuddyer, R OBP: 0.336, SLG: 0.419										4	0	1	1	0	0	1						
21 Delmon Young, R OBP: 0.331, SLG: 0.480										4	0	0	0	0	2	2						
22 Danny Valencia, R OBP: 0.370, SLG: 0.458										3	0	0	0	0	2	0						
26 Jose Morales, S OBP: 0.323, SLG: 0.280										3	0	0	0	0	2	0						
37 Ben Revere, L OBP: 0.300, SLG: 0.222										3	0	1	0	0	1	0						
12 Alexi Casilla, S OBP: 0.331, SLG: 0.404										1	0	0	0	0	0	0						
24 Trevor Plouffe, R OBP: 0.111, SLG: 0.229										2	0	0	0	0	1	0						
<b>Inning Stats</b>	R: 0 H: 1 E: 0 K: 1 S: 10	H: 1 LOB: 1 BB: 0 P: 18	R: 0 H: 0 E: 0 K: 3 S: 9	H: 0 LOB: 0 BB: 0 P: 13	R: 0 H: 1 E: 0 K: 0 S: 7	H: 1 LOB: 1 BB: 0 P: 12	R: 0 H: 0 E: 0 K: 2 S: 9	H: 0 LOB: 0 BB: 0 P: 11	R: 0 H: 1 E: 0 K: 1 S: 9	H: 0 LOB: 0 BB: 0 P: 15	R: 0 H: 0 E: 0 K: 1 S: 6	H: 0 LOB: 0 BB: 0 P: 9	R: 0 H: 0 E: 0 K: 2 S: 9	H: 0 LOB: 0 BB: 0 P: 13	R: 0 H: 0 E: 0 K: 1 S: 11	H: 0 LOB: 2 BB: 0 P: 20	R: 1 H: 1 E: 2 K: 1 S: 11	H: 1 LOB: 2 BB: 0 P: 20	1B: 4 2B: 0 3B: 0 HR: 0	SF: 0 SAC: 0 DP: 0 HBP: 0	WP: 0 PB: 0 SB: 1 CS: 1	PA: 33
<b>PITCHER</b> 35 Justin Verlander, R ERA: 3.31	IP: 9.0 WLS: W BF: 32 H: 4 R: 1 ER: 0 SO: 11 BB: 0 IBB: 0 HBP: 0 BLK: 0 WP: 0 HR: 0 S: 80 P: 124 ERA: 0.00 WHIP: 0.444																					

Minnesota Twins @ Detroit Tigers  
Comerica Park, Detroit, MI  
Fri Sep 24 2010, 7:07 PM - 9:55 PM EDT  
Att: 30,083 - Clear - 81 F

AB	32
R	1
H	4
RBI	1
BB	0
SO	11
LOB	8



Batter	1	2	3	4	5	6	7	8	9	AB	R	H	RBI	BB	SO	LOB	BOTTOM					
14 Austin Jackson, R OBP: 0.349, SLG: 0.405										5	0	0	0	0	1	2						
20 Scott Sizemore, R OBP: 0.310, SLG: 0.357										3	1	1	0	1	1	1						
63 Max St. Pierre, R OBP: 0.167, SLG: 0.167										1	0	0	0	0	0	1						
28 Will Rhymes, L OBP: 0.337, SLG: 0.382										0	0	0	0	0	0	0						
25 Ryan Raburn, R OBP: 0.340, SLG: 0.479										5	2	2	0	0	1	3						
24 Miguel Cabrera, R OBP: 0.420, SLG: 0.619										4	3	3	2	0	1	1						
32 Don Kelly, L OBP: 0.274, SLG: 0.349										0	0	0	0	0	0	0						
27 Jhonny Peralta, R OBP: 0.314, SLG: 0.403										3	2	2	4	1	0	0						
57 Casper Wells, R OBP: 0.397, SLG: 0.616										4	2	2	3	0	1	1						
26 Brennan Boesch, L OBP: 0.331, SLG: 0.433										1	0	0	1	1	1	0						
18 Johnny Damon, L OBP: 0.356, SLG: 0.403										1	0	1	0	0	0	0						
15 Brandon Inge, R OBP: 0.322, SLG: 0.394										4	0	0	0	0	2	2						
12 Gerald Laird, R OBP: 0.269, SLG: 0.308										4	0	2	0	0	1	0						
<b>Inning Stats</b>	R: 0 H: 1 E: 0 K: 1 S: 9	H: 1 LOB: 1 BB: 0 P: 15	R: 0 H: 0 E: 0 K: 2 S: 8	H: 0 LOB: 0 BB: 0 P: 14	R: 0 H: 1 E: 0 K: 1 S: 12	H: 1 LOB: 1 BB: 0 P: 19	R: 2 H: 2 E: 0 K: 0 S: 15	H: 2 LOB: 1 BB: 2 P: 25	R: 0 H: 0 E: 0 K: 2 S: 10	H: 0 LOB: 0 BB: 0 P: 14	R: 4 H: 4 E: 0 K: 1 S: 19	H: 4 LOB: 0 BB: 0 P: 26	R: 4 H: 4 E: 0 K: 2 S: 17	H: 4 LOB: 1 BB: 1 P: 30	R: 0 H: 1 E: 0 K: 0 S: 9	H: 1 LOB: 1 BB: 0 P: 13	R: 0 H: 1 E: 0 K: 0 S: 9	H: 1 LOB: 1 BB: 0 P: 13	1B: 6 2B: 3 3B: 1 HR: 3	SF: 1 SAC: 0 DP: 1 HBP: 0	WP: 0 PB: 0 SB: 1 CS: 0	PA: 39
<b>PITCHER</b> 47 Francisco Lirio, L ERA: 3.48	IP: 3.0 WLS: L BF: 14 H: 4 R: 2 ER: 2 SO: 4 BB: 1 IBB: 0 HBP: 0 BLK: 0 WP: 0 HR: 1 S: 34 P: 58 ERA: 6.00 WHIP: 1.667																					
<b>PITCHER</b> 17 Pat Neshek, R ERA: 3.88	IP: 1.0 WLS: L BF: 4 H: 1 R: 0 ER: 0 SO: 0 BB: 0 IBB: 0 HBP: 0 BLK: 0 WP: 0 HR: 0 S: 9 P: 13 ERA: 0.00 WHIP: 1.000																					

Minnesota Twins @ Detroit Tigers  
Comerica Park, Detroit, MI  
Fri Sep 24 2010, 7:07 PM - 9:55 PM EDT  
Att: 30,083 - Clear - 81 F

AB	35
R	10
H	13
RBI	10
BB	3
SO	9
LOB	11





Batter	1	2	3	4	5	6	7	8	9	10	11	12	13	AB R H RBI BB SO LOB	TOP					
2 Denard Span, L OBP: 0.337, SLG: 0.359														7 2 4 1 0 1 2	<b>Minnesota Twins @ Detroit Tigers</b> Comerica Park, Detroit, MI Sat Sep 25 2010, 7:05 PM - 11:24 PM EDT Att. 34,129 - Cloudy - 57 F					
1 Orlando Hudson, S OBP: 0.337, SLG: 0.372														5 1 0 0 1 0 3						
21 Delmon Young, R OBP: 0.332, SLG: 0.481														6 0 2 1 1 0 2						
5 Michael Cuddyer, R OBP: 0.337, SLG: 0.417														5 1 1 0 1 1 2						
16 Jason Kubel, L OBP: 0.324, SLG: 0.430														7 2 2 2 0 2 4						
22 Danny Valencia, R OBP: 0.368, SLG: 0.476														7 2 2 5 0 2 3						
27 J.J. Hardy, R OBP: 0.327, SLG: 0.406														5 0 2 0 1 0 0						
12 Alexi Casilla, S OBP: 0.331, SLG: 0.404														0 0 0 0 0 0 0						
18 Jason Repko, R OBP: 0.319, SLG: 0.352														2 1 2 0 0 0 0						
37 Ben Revere, L OBP: 0.261, SLG: 0.190														3 0 0 0 0 1 2						
41 Drew Butera, R OBP: 0.232, SLG: 0.302														5 1 1 0 0 0 3						
26 Jose Morales, S OBP: 0.313, SLG: 0.289														1 0 0 0 0 1 2						
<b>Inning Stats</b>	R: 5 E: 0 K: 1 S: 25	H: 4 LOB: 2 BB: 2 P: 42	R: 0 E: 0 K: 0 S: 7	H: 1 LOB: 1 BB: 0 P: 10	R: 0 E: 0 K: 0 S: 10	H: 1 LOB: 1 BB: 0 P: 16	R: 0 E: 0 K: 1 S: 11	H: 1 LOB: 1 BB: 0 P: 17	R: 0 E: 0 K: 0 S: 11	H: 0 LOB: 0 BB: 0 P: 7	R: 0 E: 0 K: 0 S: 7	H: 0 LOB: 0 BB: 0 P: 11	R: 0 E: 0 K: 2 S: 10	H: 1 LOB: 2 BB: 0 P: 17		R: 0 E: 2 K: 2 S: 13	H: 1 LOB: 3 BB: 2 P: 25	1B: 10 2B: 2 3B: 1 HR: 3	SF: 0 SAC: 1 DP: 1 HBP: 2	WP: 0 PB: 0 SB: 2 CS: 0
<b>PITCHER</b>	IP WLS BF H R ER SO BB IBB HBP BLK W/P HR S P ERA WHIP	38 Jeremy Bonderman, R ERA: 5.18	40 Eddie Bonine, R ERA: 4.85	36 Brad Thomas, L ERA: 4.04	45 Ryan Perry, R ERA: 3.81	40 Phil Coke, L ERA: 3.97	38 Robbie Weinhardt, R ERA: 6.67	55 Daniel Schlereth, L ERA: 3.52												

AB	53
R	10
H	16
RBI	9
BB	4
SO	8
LOB	23



Batter	1	2	3	4	5	6	7	8	9	10	11	12	13	AB R H RBI BB SO LOB	BOTTOM									
14 Austin Jackson, R OBP: 0.352, SLG: 0.407														6 2 4 2 0 1 1	<b>Minnesota Twins @ Detroit Tigers</b> Comerica Park, Detroit, MI Sat Sep 25 2010, 7:05 PM - 11:24 PM EDT Att. 34,129 - Cloudy - 57 F									
32 Don Kelly, L OBP: 0.271, SLG: 0.367														3 1 2 2 0 0 1										
25 Ryan Raburn, R OBP: 0.340, SLG: 0.479														2 0 1 2 0 0 1										
12 Gerald Laird, R OBP: 0.268, SLG: 0.307														1 0 0 0 0 1 0										
18 Johnny Damon, L OBP: 0.358, SLG: 0.405														7 1 4 0 0 0 3										
24 Miguel Cabrera, R OBP: 0.420, SLG: 0.821														6 2 2 2 1 1 2										
27 Jhonny Peralta, R OBP: 0.313, SLG: 0.402														7 0 2 1 0 0 5										
26 Brennan Boesch, L OBP: 0.327, SLG: 0.426														7 0 0 0 0 1 6										
15 Brandon Inge, R OBP: 0.321, SLG: 0.391														6 1 1 1 0 3 2										
13 Alex Avila, L OBP: 0.325, SLG: 0.351														4 3 3 1 0 0 0										
57 Casper Wells, R OBP: 0.366, SLG: 0.600														2 0 0 0 0 1 0										
39 Ramon Santiago, S OBP: 0.337, SLG: 0.319														4 1 2 0 0 0 1										
20 Scott Sizemore, R OBP: 0.306, SLG: 0.351														2 0 0 0 0 1 0										
<b>Inning Stats</b>	R: 1 E: 0 K: 1 S: 13	H: 3 LOB: 2 BB: 0 P: 15	R: 1 E: 0 K: 0 S: 16	H: 3 LOB: 2 BB: 0 P: 22	R: 0 E: 1 K: 1 S: 9	H: 0 LOB: 1 BB: 0 P: 13	R: 5 E: 0 K: 0 S: 22	H: 5 LOB: 0 BB: 0 P: 30	R: 2 E: 0 K: 0 S: 14	H: 3 LOB: 3 BB: 1 P: 29	R: 0 E: 0 K: 0 S: 9	H: 0 LOB: 0 BB: 0 P: 15	R: 1 E: 0 K: 0 S: 14	H: 2 LOB: 0 BB: 0 P: 21	R: 0 E: 0 K: 2 S: 9	H: 1 LOB: 1 BB: 0 P: 14	R: 0 E: 0 K: 1 S: 10	H: 0 LOB: 0 BB: 0 P: 10	R: 0 E: 0 K: 3 S: 9	H: 0 LOB: 0 BB: 0 P: 14	1B: 18 2B: 1 3B: 0 HR: 3	SF: 2 SAC: 0 DP: 1 HBP: 1	WP: 2 PB: 0 SB: 1 CS: 0	PA: 61
<b>PITCHER</b>	IP WLS BF H R ER SO BB IBB HBP BLK W/P HR S P ERA WHIP	48 Carl Pavano, R ERA: 3.83	15 Glen Perkins, L ERA: 6.35	54 Matt Guerrier, R ERA: 3.34	28 Jesse Crain, R ERA: 2.59	60 Jon Rauch, R ERA: 3.14	51 Brian Fuentes, L ERA: 2.96	50 Jose Mijares, L ERA: 3.0	17 Pat Neshek, R ERA: 4.32	44 Randy Flores, L ERA: 2.97														

AB	57
R	11
H	21
RBI	11
BB	1
SO	9
LOB	22





Batter	1	2	3	4	5	6	7	8	9	AB	R	H	RBI	BB	SO	LOB	TOP					
37 Ben Revere, L OBP: 0.259, SLG: 0.200	L8		F7			G6-3		1B		4	0	1	0	0	0	0						
1 Orlando Hudson, S OBP: 0.336, SLG: 0.371	1B			G6-3		G1-3		L9		4	0	1	0	0	0	1						
21 Delmon Young, R OBP: 0.333, SLG: 0.486	K			HR		5 WP 1B			K	4	1	2	1	0	2	1						
5 Michael Cuddyer, R OBP: 0.384, SLG: 0.414	P5			G6-3		K		G2-3		4	0	0	0	0	1	2						
16 Jason Kubel, L OBP: 0.322, SLG: 0.426	G4-3			L7				F7		4	0	0	0	0	0	0						
22 Danny Valencia, R OBP: 0.364, SLG: 0.471	K					G5-3		L1		3	0	0	0	0	1	0						
26 Jose Morales, S OBP: 0.314, SLG: 0.250	K							G5-3		2	0	0	0	1	1	0						
20 Matt Tolbert, S OBP: 0.307, SLG: 0.408				G5-3		F8		L3		3	0	0	0	0	0	1						
8 Nick Punto, S OBP: 0.320, SLG: 0.311	G5-3					K		G6-3		3	0	0	0	0	1	1						
<b>Inning Stats</b>	R: 0 H: 1 E: 0 K: 1 S: 7	H: 1 LOB: 1 BB: 0 P: 12	R: 0 H: 0 E: 0 K: 2 S: 8	H: 0 LOB: 0 BB: 0 P: 14	R: 0 H: 0 E: 0 K: 0 S: 5	H: 0 LOB: 0 BB: 0 P: 6	R: 1 H: 1 E: 0 K: 0 S: 11	H: 1 LOB: 0 BB: 0 P: 13	R: 0 H: 0 E: 0 K: 1 S: 9	H: 0 LOB: 1 BB: 0 P: 16	R: 0 H: 1 E: 0 K: 1 S: 12	H: 0 LOB: 1 BB: 0 P: 19	R: 0 H: 0 E: 0 K: 0 S: 9	H: 0 LOB: 0 BB: 0 P: 14	R: 0 H: 1 E: 0 K: 1 S: 8	H: 1 LOB: 1 BB: 0 P: 13	R: 0 H: 0 E: 0 K: 1 S: 10	H: 0 LOB: 0 BB: 0 P: 15	1B: 3 2B: 0 3B: 0 HR: 1	SF: 0 SAC: 0 DP: 0 HBP: 0	WP: 1 PB: 0 SB: 1 CS: 0	PA: 32
<b>PITCHER</b>	IP	WLS	BF	H	R	ER	SO	BB	IBB	HBP	BLK	WP	HR	S	P	ERA	WHIP					
21 Rick Porcello, R ERA: 5.01	8.0	W	29	4	1	1	5	1	0	0	0	1	1	69	107	1.12	0.625					
46 Jose Valverde, R ERA: 3.05	1.0		3	0	0	0	1	0	0	0	0	0	0	10	15	0.00	0.000					

Minnesota Twins @ Detroit Tigers  
Comerica Park, Detroit, MI  
Sun Sep 26 2010, 1:06 PM - 3:20 PM EDT  
Att: 32,021 - Partly Cloudy - 58 F

AB 31  
R 1  
H 4  
RBI 1  
BB 1  
SO 6  
LOB 6



Batter	1	2	3	4	5	6	7	8	9	AB	R	H	RBI	BB	SO	LOB	BOTTOM				
14 Austin Jackson, R OBP: 0.350, SLG: 0.407	2B		G6-3		G4-3		F8	K		5	0	1	0	0	1	1					
57 Casper Wells, R OBP: 0.393, SLG: 0.590	G5-3				F8		24 HR	1B		3	1	1	0	1	0	1					
25 Ryan Raburn, R OBP: 0.339, SLG: 0.477	G5-3		BB		K			P3		4	0	1	0	0	1	3					
24 Miguel Cabrera, R OBP: 0.419, SLG: 0.624	G6-3				G4-3		F9	HR		4	1	1	2	0	0	2					
27 Jhonny Peralta, R OBP: 0.313, SLG: 0.400	L4			15 FC5-4 BB		F8		E6		3	0	0	0	1	0	0					
15 Brandon Inge, R OBP: 0.323, SLG: 0.393	2B			20 FC5-4 1B			39 BB BB	F9		3	1	1	0	1	0	2					
20 Scott Sizemore, R OBP: 0.307, SLG: 0.351	K									3	1	1	0	0	2	2					
18 Johnny Damon, L OBP: 0.360, SLG: 0.407	K									1	0	1	0	0	0	0					
28 Will Rhymes, L OBP: 0.337, SLG: 0.382	K									0	0	0	0	0	0	0					
39 Ramon Santiago, S OBP: 0.340, SLG: 0.330	G3-1							SH1-3 1B		2	1	1	3	1	0	1					
12 Gerald Laird, R OBP: 0.264, SLG: 0.302	G6-3				G4-3			P3		4	0	0	0	0	0	3					
<b>Inning Stats</b>	R: 0 H: 1 E: 0 K: 0 S: 7	H: 1 LOB: 1 BB: 0 P: 9	R: 0 H: 1 E: 0 K: 1 S: 8	H: 1 LOB: 0 BB: 0 P: 14	R: 0 H: 0 E: 0 K: 1 S: 9	H: 0 LOB: 1 BB: 1 P: 14	R: 3 H: 2 E: 0 K: 0 S: 11	H: 2 LOB: 0 BB: 1 P: 17	R: 0 H: 1 E: 0 K: 0 S: 10	H: 0 LOB: 2 BB: 0 P: 14	R: 0 H: 0 E: 0 K: 1 S: 8	H: 0 LOB: 2 BB: 2 P: 21	R: 2 H: 2 E: 1 K: 0 S: 17	H: 2 LOB: 1 BB: 0 P: 25	R: 0 H: 1 E: 0 K: 1 S: 12	H: 1 LOB: 1 BB: 0 P: 13	1B: 4 2B: 2 3B: 0 HR: 2	SF: 0 SAC: 1 DP: 0 HBP: 0	WP: 0 PB: 0 SB: 0 CS: 0	PA: 37	
<b>PITCHER</b>	IP	WLS	BF	H	R	ER	SO	BB	IBB	HBP	BLK	WP	HR	S	P	ERA	WHIP				
52 Brian Duensing, L ERA: 2.44	6.2	L	32	7	5	5	3	4	0	0	0	0	2	67	109	6.75	1.650				
60 Jon Rauch, R ERA: 3.12	0.1		1	0	0	0	0	0	0	0	0	0	0	3	5	0.00	0.000				
31 Alex Burnett, R ERA: 5.0	1.0		4	1	0	0	1	0	0	0	0	0	0	12	13	0.00	1.000				

Minnesota Twins @ Detroit Tigers  
Comerica Park, Detroit, MI  
Sun Sep 26 2010, 1:06 PM - 3:20 PM EDT  
Att: 32,021 - Partly Cloudy - 58 F

AB 32  
R 5  
H 8  
RBI 5  
BB 4  
SO 4  
LOB 15









Batter	1	2	3	4	5	6	7	8	9	AB	R	H	RBI	BB	SO	LOB	TOP					
<b>2 Denard Span, L</b> (1, 8) OBP: 0.338, SLG: 0.357										2	1	0	0	2	0	1	<b>Minnesota Twins @ Kansas City Royals</b> Kauffman Stadium, Kansas City, MO Tue Sep 28 2010, 7:11 PM - 9:53 PM CDT Att: 18,487 - Clear - 71 F					
<b>37 Ben Revere, L</b> (8, 8) OBP: 0.250, SLG: 0.192										1	0	0	0	0	1	0						
<b>1 Orlando Hudson, S</b> (1, 10) OBP: 0.333, SLG: 0.369										2	0	0	0	2	0	2						
<b>24 Trevor Plouffe, R</b> (9, PH) OBP: 0.108, SLG: 0.222										1	0	0	0	0	1	0						
<b>21 Delmon Young, R</b> (1, 7) OBP: 0.319, SLG: 0.352										4	0	1	0	0	0	5						
<b>18 Jason Repko, R</b> (8, 7) OBP: 0.319, SLG: 0.352										0	0	0	0	0	0	0						
<b>16 Jason Kubel, L</b> (1, 9) OBP: 0.322, SLG: 0.431										3	0	0	0	1	0	5						
<b>5 Michael Cuddyer, R</b> (1, 3) OBP: 0.338, SLG: 0.417										4	0	2	1	0	1	2						
<b>12 Alexi Casilla, S</b> (8, 4) OBP: 0.335, SLG: 0.403										0	0	0	0	0	0	0						
<b>22 Danny Valencia, R</b> (1, 5) OBP: 0.356, SLG: 0.459										4	0	1	0	0	1	3						
<b>26 Jose Morales, S</b> (1, 2) OBP: 0.282, SLG: 0.219										4	0	0	0	0	2	2						
<b>20 Matt Tolbert, S</b> (1, 4) OBP: 0.302, SLG: 0.393										4	0	1	0	0	1	1						
<b>8 Nick Punto, S</b> (1, 6) OBP: 0.319, SLG: 0.308										3	0	0	0	1	1	2						
<b>Inning Stats</b>	R: 0 E: 0 K: 0 S: 12	H: 0 LOB: 1 BB: 0 P: 19	R: 0 E: 0 K: 0 S: 10	H: 1 LOB: 1 BB: 0 P: 15	R: 0 E: 0 K: 0 S: 11	H: 1 LOB: 2 BB: 1 P: 20	R: 0 E: 0 K: 0 S: 9	H: 2 LOB: 2 BB: 0 P: 14	R: 1 E: 0 K: 0 S: 11	H: 1 LOB: 2 BB: 3 P: 26	R: 0 E: 0 K: 1 S: 8	H: 0 LOB: 0 BB: 0 P: 11	R: 0 E: 0 K: 1 S: 7	H: 0 LOB: 2 BB: 2 P: 18	R: 0 E: 0 K: 3 S: 9	H: 0 LOB: 0 BB: 0 P: 14	R: 0 E: 0 K: 3 S: 9	H: 0 LOB: 0 BB: 0 P: 13	1B: 4 2B: 1 3B: 0 HR: 0	SF: 0 SAC: 0 DP: 1 HBP: 0	WP: 0 PB: 0 SB: 1 CS: 0	PA: 38
<b>PITCHER</b>	IP	WLS	BF	H	R	ER	SO	BB	IBB	HBP	BLK	WP	HR	S	P	ERA	WHIP					
<b>37 Sean O'Sullivan, R</b> (1, 1) ERA: 5.91	6.0	W	29	5	1	1	1	6	0	0	0	0	0	62	114	1.50	1.833					
<b>38 Blake Wood, R</b> (7, 1) ERA: 5.19	2.0		6	0	0	0	4	0	0	0	0	0	0	15	23	0.00	0.000					
<b>56 Greg Holland, R</b> (9, 1) ERA: 7.13	1.0		3	0	0	0	3	0	0	0	0	0	0	9	13	0.00	0.000					

Batter	1	2	3	4	5	6	7	8	9	AB	R	H	RBI	BB	SO	LOB	BOTTOM				
<b>1 Jarrod Dyson, L</b> (1, 8) OBP: 0.273, SLG: 0.390										4	2	0	1	1	2	1	<b>Minnesota Twins @ Kansas City Royals</b> Kauffman Stadium, Kansas City, MO Tue Sep 28 2010, 7:11 PM - 9:53 PM CDT Att: 18,487 - Clear - 71 F				
<b>13 Mike Aviles, R</b> (1, 4) OBP: 0.340, SLG: 0.423										4	2	3	1	0	0	0					
<b>16 Billy Butler, R</b> (1, 10) OBP: 0.389, SLG: 0.470										4	0	0	0	0	1	3					
<b>30 Kila Ka'aihue, L</b> (1, 3) OBP: 0.303, SLG: 0.390										3	4	3	4	1	0	0					
<b>11 Josh Fields, R</b> (1, 5) OBP: 0.333, SLG: 0.537										4	1	2	2	0	0	0					
<b>4 Alex Gordon, L</b> (1, 7) OBP: 0.317, SLG: 0.355										3	0	0	0	1	1	0					
<b>3 Yuniesky Betancourt, R</b> (1, 6) OBP: 0.284, SLG: 0.401										4	1	1	1	0	1	2					
<b>22 Lucas May, R</b> (1, 2) OBP: 0.200, SLG: 0.212										4	0	1	0	0	2	2					
<b>26 Jai Miller, R</b> (1, 9) OBP: 0.316, SLG: 0.365										4	0	0	0	0	3	2					
<b>Inning Stats</b>	R: 3 E: 0 K: 1 S: 14	H: 2 LOB: 0 BB: 1 P: 24	R: 2 E: 1 K: 0 S: 11	H: 3 LOB: 1 BB: 0 P: 20	R: 1 E: 0 K: 1 S: 7	H: 1 LOB: 0 BB: 0 P: 10	R: 0 E: 0 K: 2 S: 9	H: 0 LOB: 0 BB: 0 P: 11	R: 2 E: 0 K: 1 S: 14	H: 2 LOB: 2 BB: 2 P: 28	R: 0 E: 0 K: 1 S: 8	H: 0 LOB: 0 BB: 0 P: 11	R: 2 E: 0 K: 1 S: 17	H: 2 LOB: 0 BB: 0 P: 21	R: 0 E: 0 K: 3 S: 12	H: 0 LOB: 0 BB: 0 P: 15	1B: 4 2B: 1 3B: 2 HR: 3	SF: 0 SAC: 0 DP: 0 HBP: 0	WP: 0 PB: 0 SB: 3 CS: 0	PA: 37	
<b>PITCHER</b>	IP	WLS	BF	H	R	ER	SO	BB	IBB	HBP	BLK	WP	HR	S	P	ERA	WHIP				
<b>53 Nick Blackburn, R</b> (1, 1) ERA: 5.55	4.1	L	23	8	8	8	4	2	0	0	1	0	2	49	82	16.61	2.308				
<b>15 Glen Perkins, L</b> (5, 1) ERA: 6.41	2.2		11	2	2	2	3	1	0	0	0	0	1	31	43	6.75	1.125				
<b>55 Matt Capps, R</b> (8, 1) ERA: 2.54	1.0		3	0	0	0	3	0	0	0	0	0	0	12	15	0.00	0.000				



Batter	1	2	3	4	5	6	7	8	9	AB	R	H	RBI	BB	SO	LOB	TOP					
2 Denard Span, L (1,8) OBP: 0.336, SLG: 0.354										5	0	0	0	0	2	2						
1 Orlando Hudson, S (1,4) OBP: 0.338, SLG: 0.371										5	1	2	0	0	1	0						
21 Delmon Young, R (1,10) OBP: 0.336, SLG: 0.493										4	1	2	2	1	0	0						
37 Ben Revere, L (9,PR) OBP: 0.290, SLG: 0.192										0	0	0	0	0	0	0						
16 Jason Kubel, L (1,9) OBP: 0.319, SLG: 0.427										5	0	0	0	0	2	3						
5 Michael Cuddyer, R (1,3) OBP: 0.337, SLG: 0.415										5	1	1	0	0	1	1						
22 Danny Valencia, R (1,5) OBP: 0.362, SLG: 0.463										4	1	3	0	0	1	0						
18 Jason Repko, R (1,7) OBP: 0.331, SLG: 0.355										2	0	1	0	2	1	0						
41 Drew Butera, R (1,2) OBP: 0.240, SLG: 0.301										4	0	2	1	0	0	4						
12 Alexi Casilla, S (1,6) OBP: 0.327, SLG: 0.392										4	0	0	1	0	0	5						
<b>Inning Stats</b>	R: 0 H: 0 E: 0 K: 1 S: 9	H: 0 LOB: 0 BB: 0 P: 15	R: 0 H: 2 E: 1 K: 1 S: 9	H: 2 LOB: 2 BB: 1 P: 11	R: 0 H: 1 E: 0 K: 0 S: 9	H: 1 LOB: 2 BB: 1 P: 17	R: 0 H: 1 E: 0 K: 0 S: 9	H: 1 LOB: 2 BB: 1 P: 16	R: 0 H: 0 E: 0 K: 1 S: 10	H: 0 LOB: 0 BB: 0 P: 15	R: 2 H: 3 E: 0 K: 1 S: 15	H: 3 LOB: 2 BB: 1 P: 23	R: 1 H: 1 E: 0 K: 1 S: 8	H: 1 LOB: 1 BB: 0 P: 14	R: 0 H: 1 E: 0 K: 2 S: 9	H: 1 LOB: 1 BB: 0 P: 14	R: 1 H: 2 E: 0 K: 1 S: 10	H: 2 LOB: 0 BB: 0 P: 14	1B: 9 2B: 1 3B: 0 HR: 1	SF: 0 SAC: 0 DP: 0 HBP: 0	WP: 1 PB: 0 SB: 0 CS: 0	PA: 41
<b>PITCHER</b>	IP	WLS	BF	H	R	ER	SO	BB	IBB	HBP	BLK	WP	HR	S	P	ERA	WHIP					
44 Luke Hochevar, R (1,1) ERA: 4.81	6.0		28	7	2	2	4	3	0	0	0	1	0	61	97	3.00	1.667					
55 Gil Meche, R (7,1) ERA: 5.79	1.0	L	4	1	1	1	1	0	0	0	0	0	1	8	14	9.00	1.000					
51 Robinson Tejeda, R (8,1) ERA: 3.66	1.0		4	1	0	0	2	0	0	0	0	0	0	9	14	0.00	1.000					
57 Jesse Chavez, R (9,1) ERA: 5.98	1.0		5	2	1	1	1	0	0	0	0	0	0	10	14	9.00	2.000					

Minnesota Twins @ Kansas City Royals  
Kauffman Stadium, Kansas City, MO  
Wed Sep 29 2010, 7:11 PM - 10:10 PM CDT  
Att: 18,340 - Clear - 77 F

livebaseballscores.com

AB 38  
R 4  
H 11  
RBI 4  
BB 3  
SO 8  
LOB 15

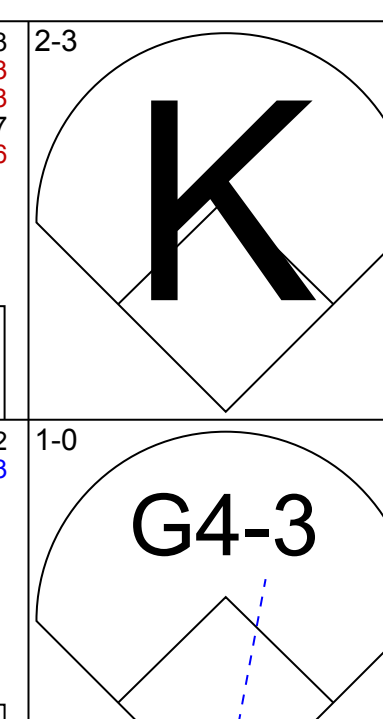
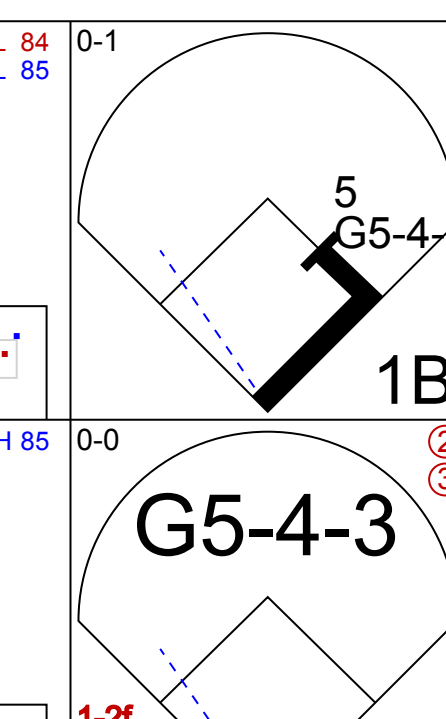
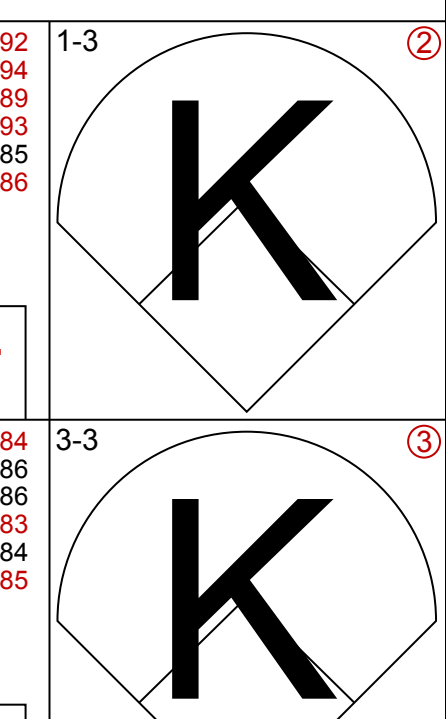
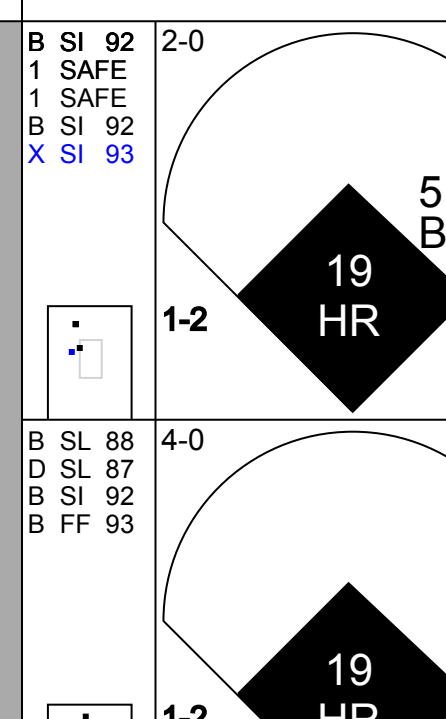
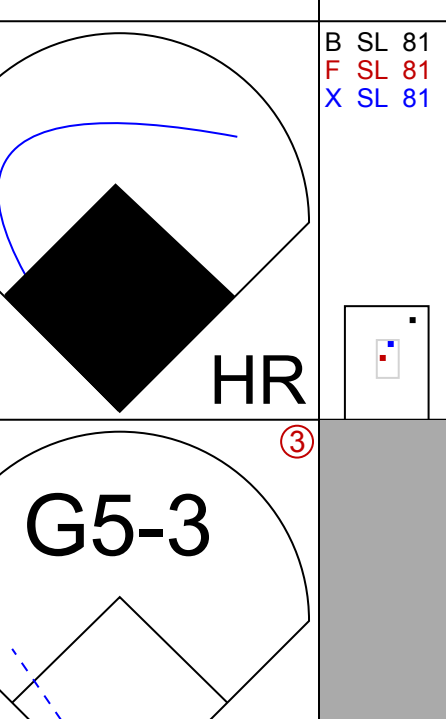
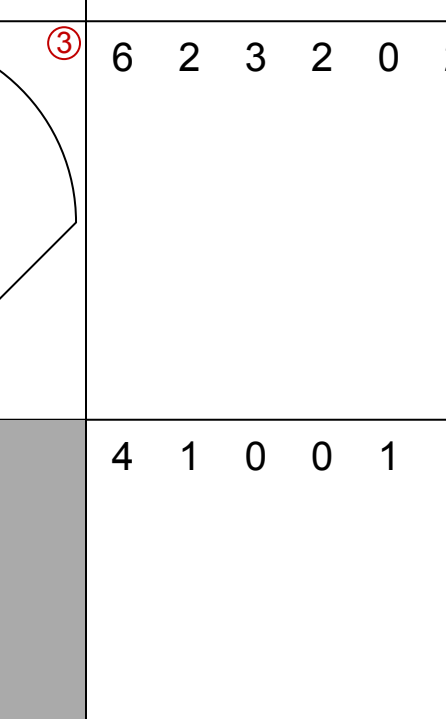



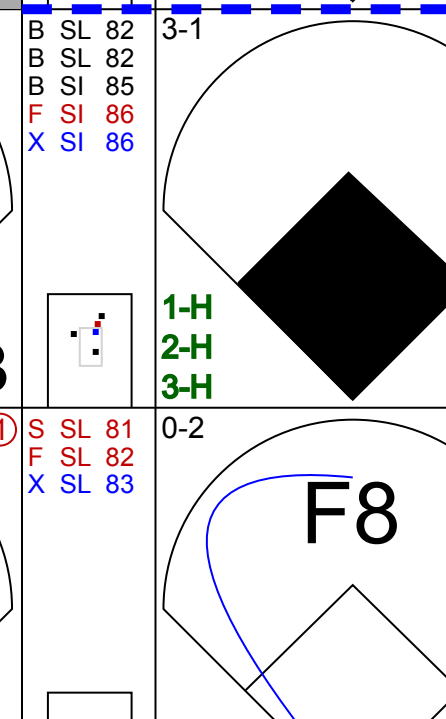
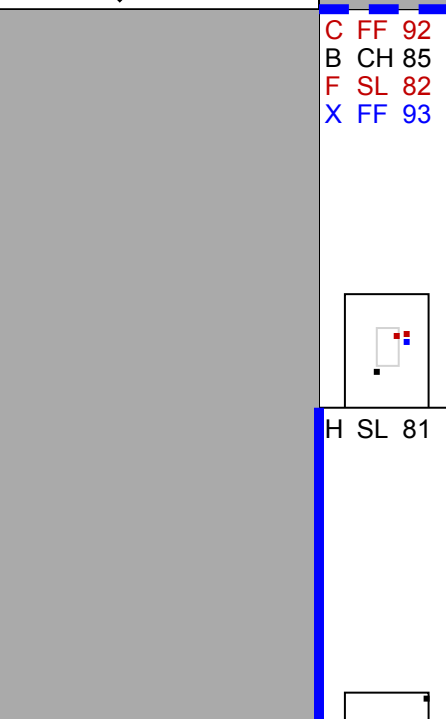

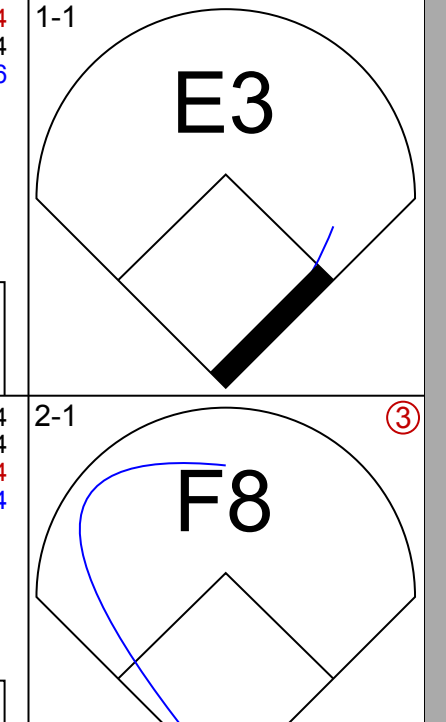
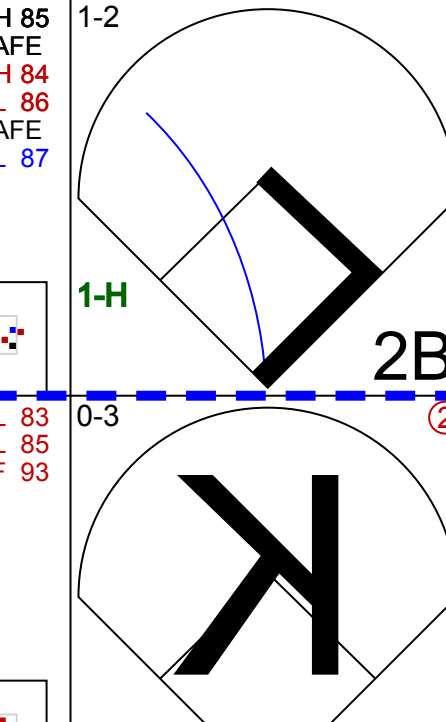
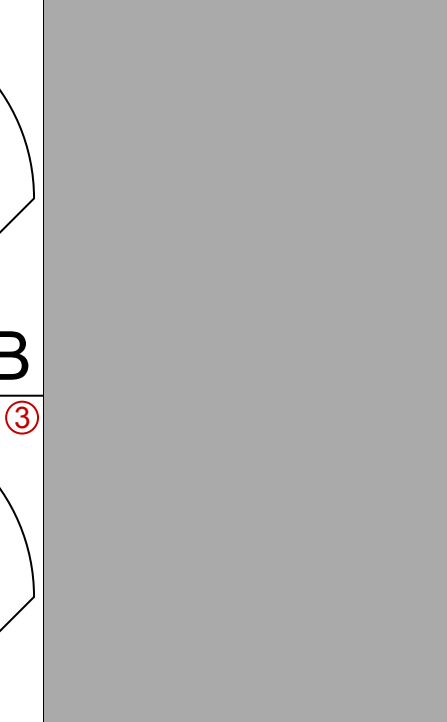
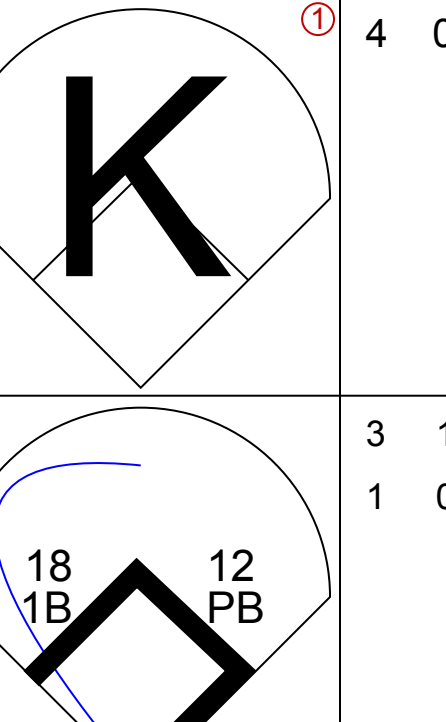
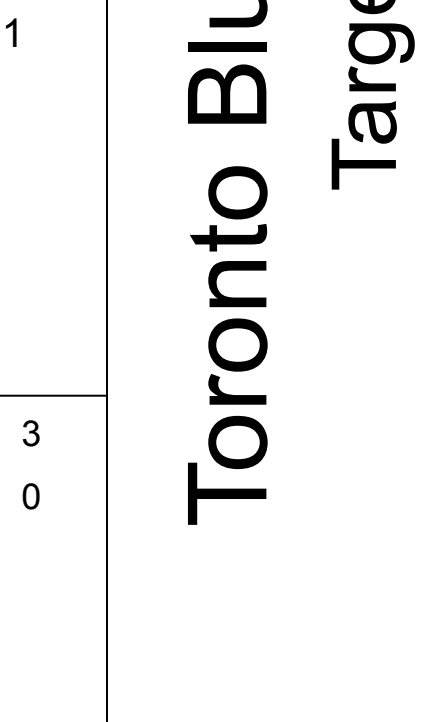
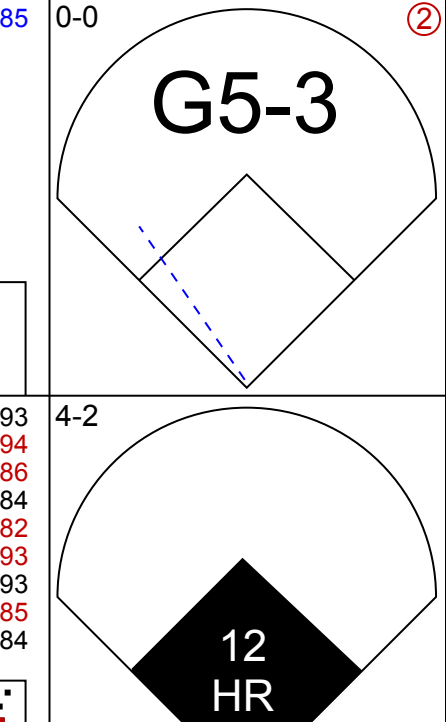
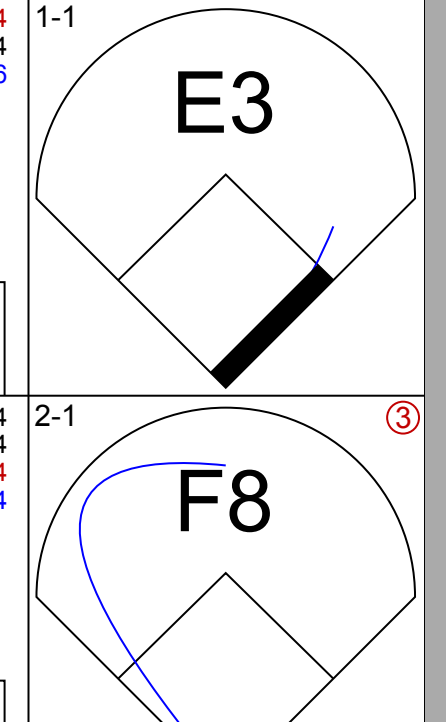
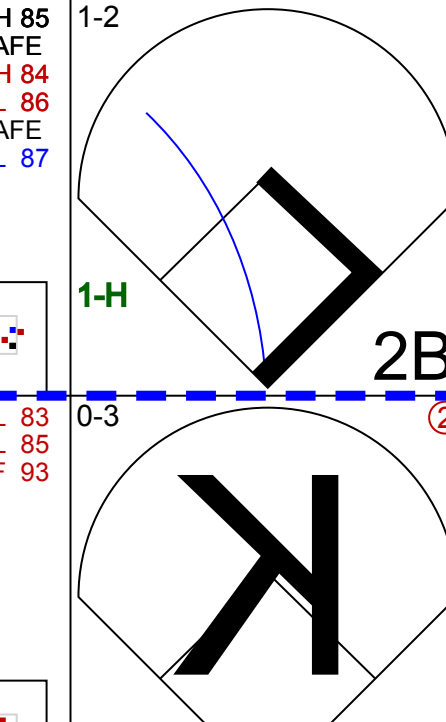
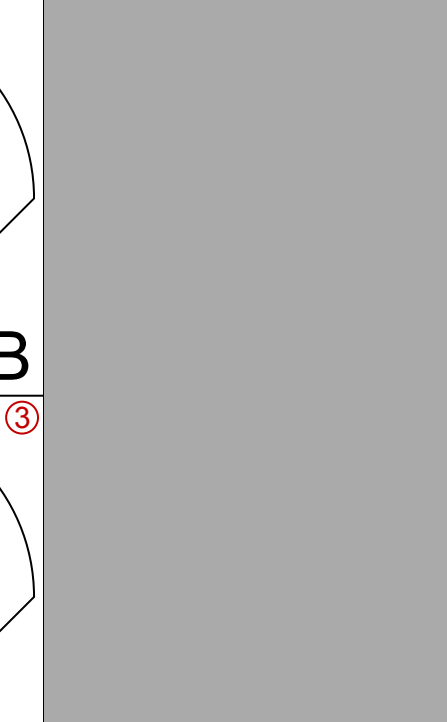
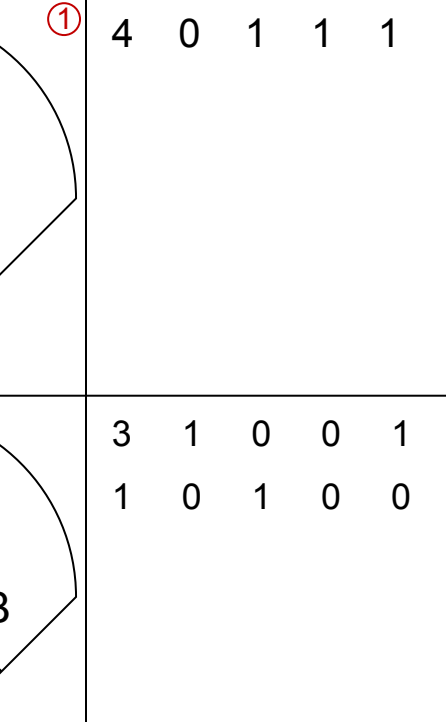
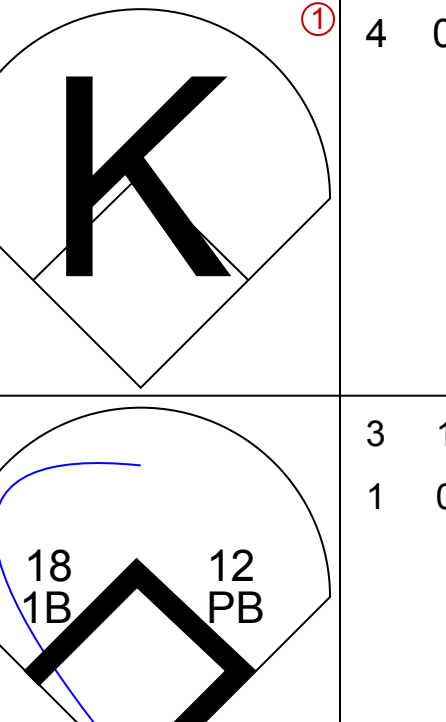
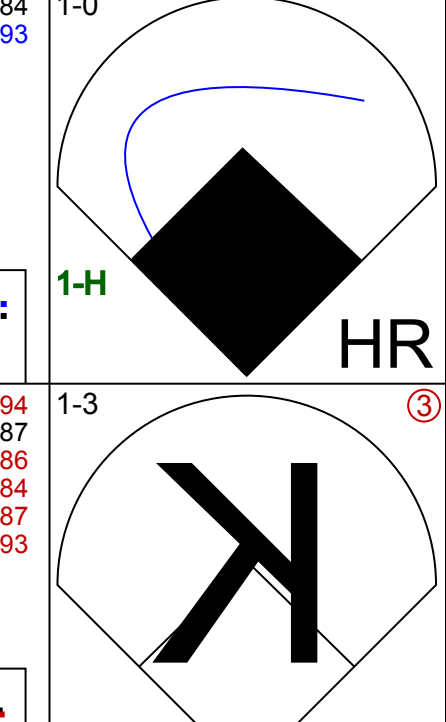

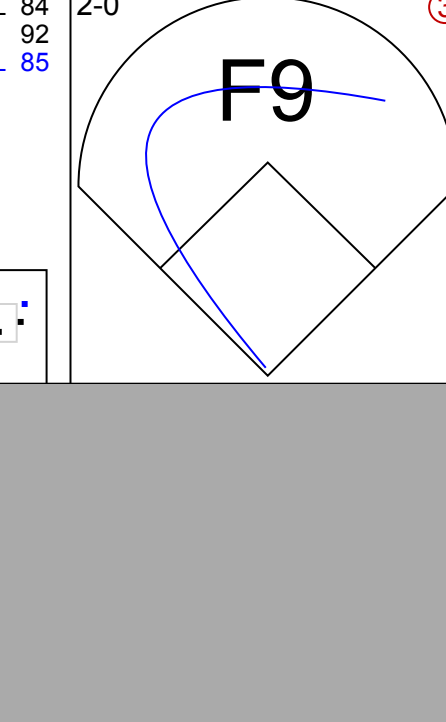
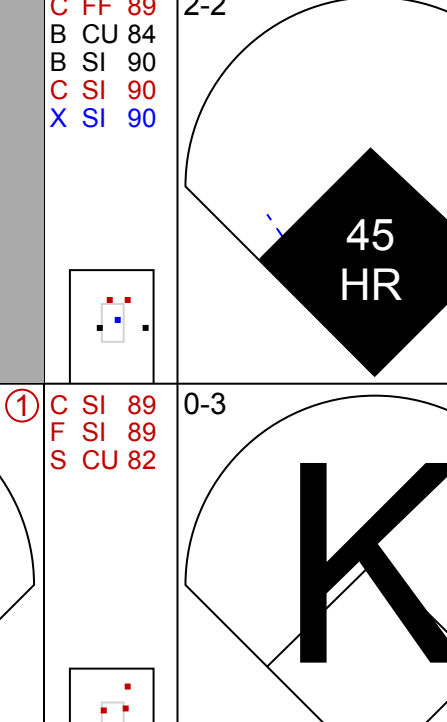
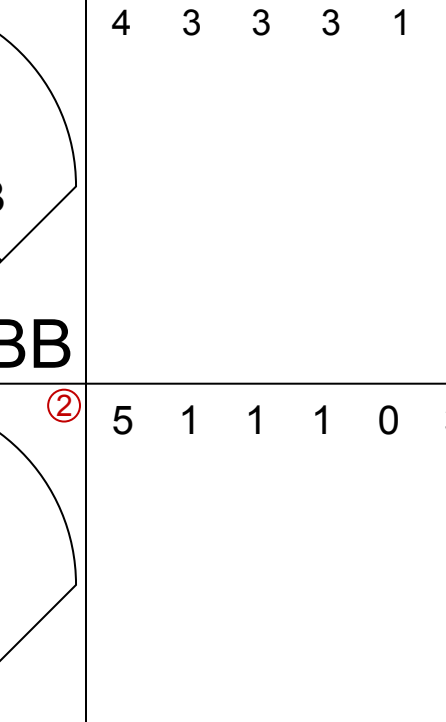
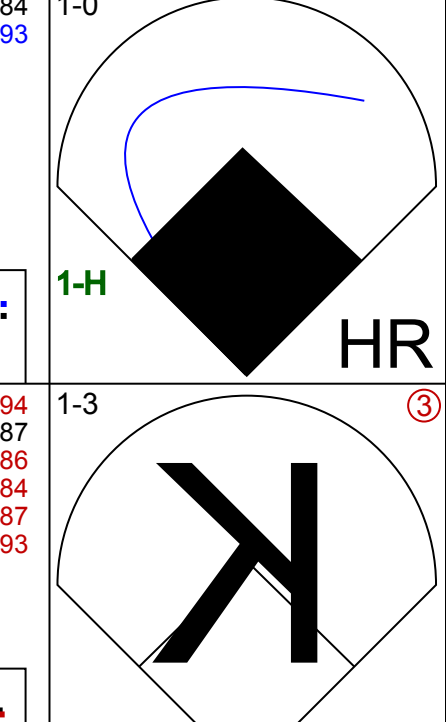

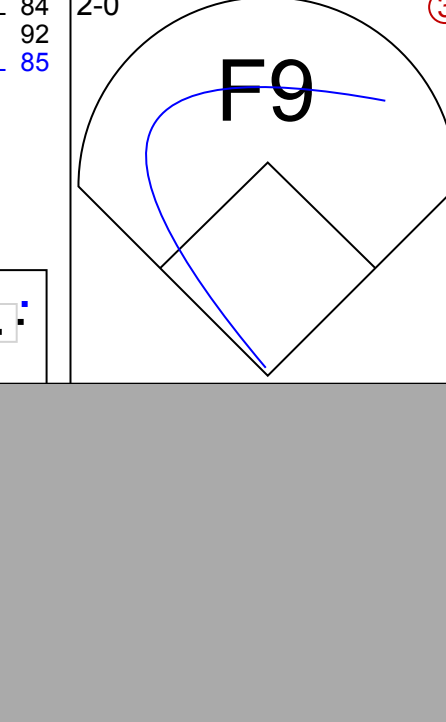
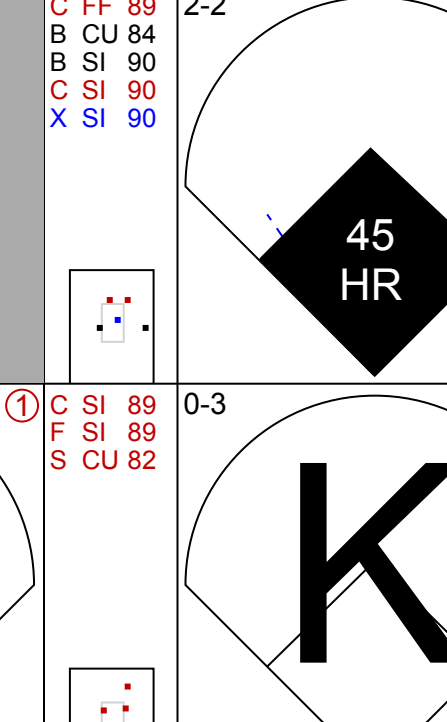
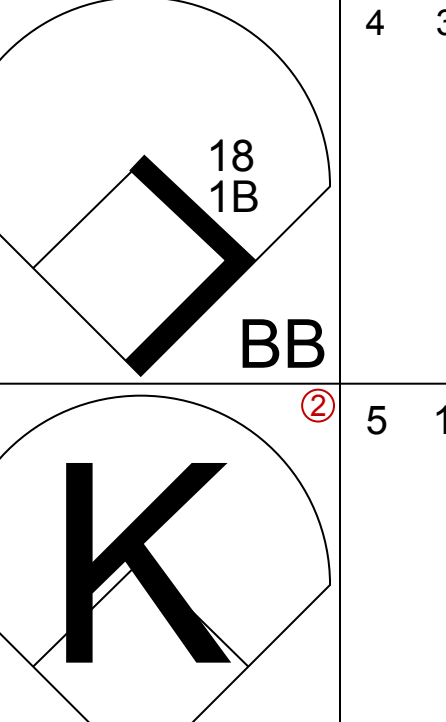
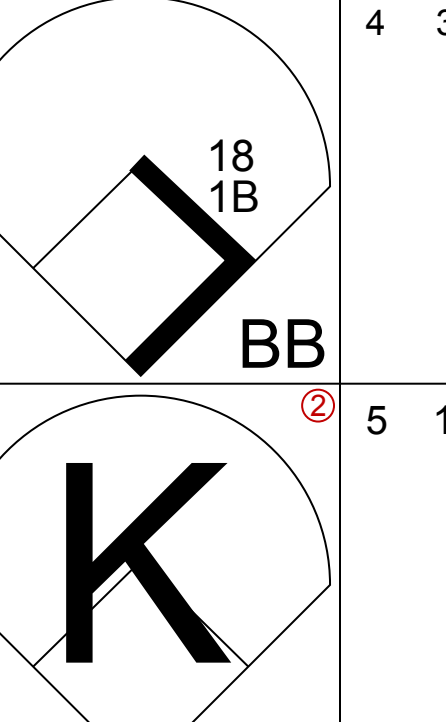
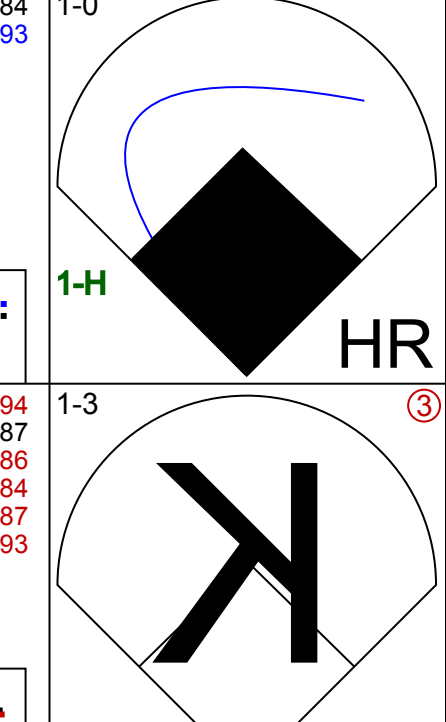

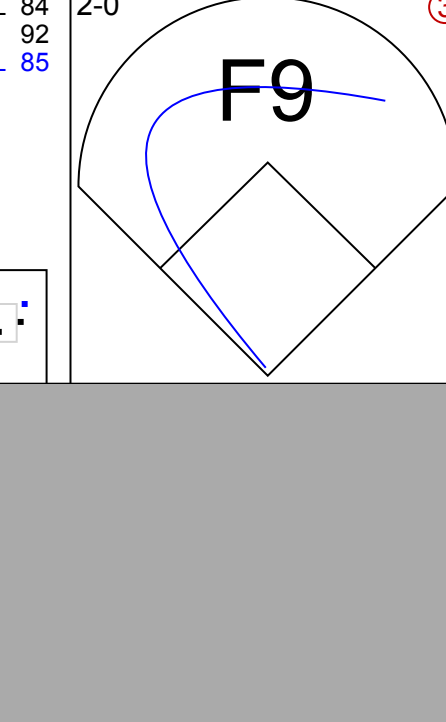
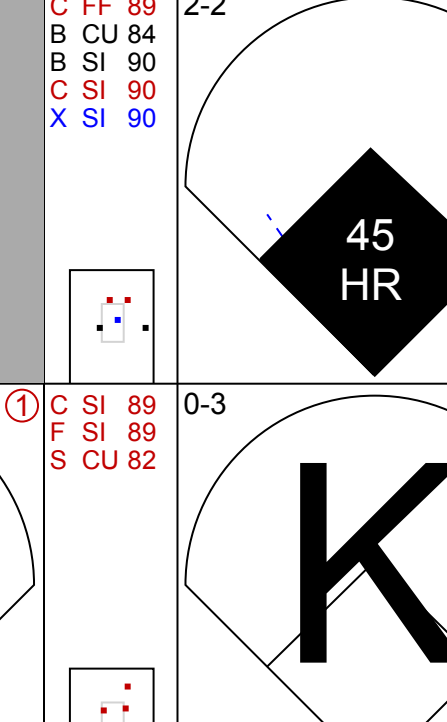
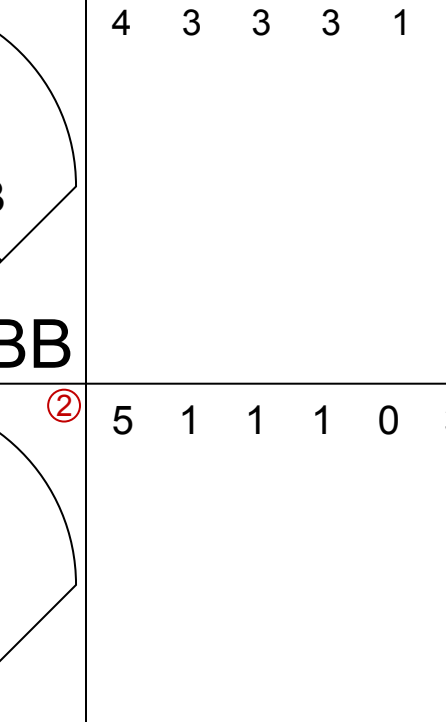
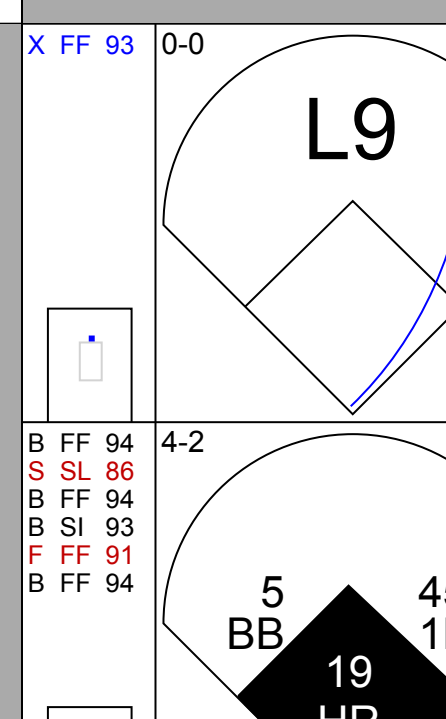
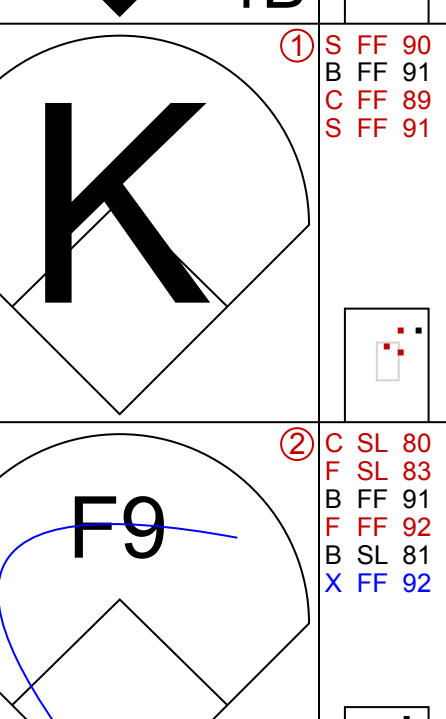
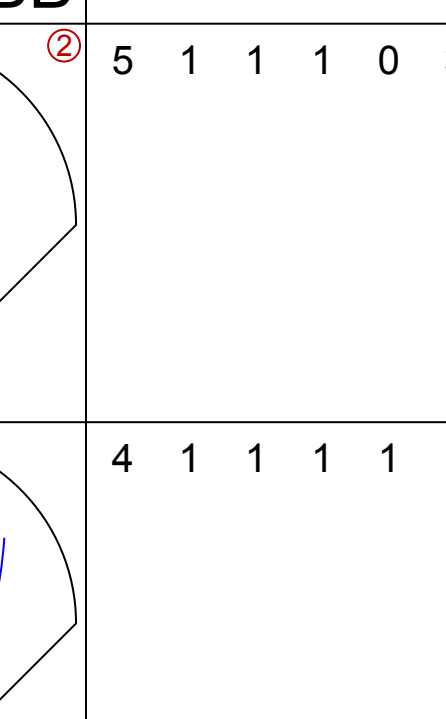
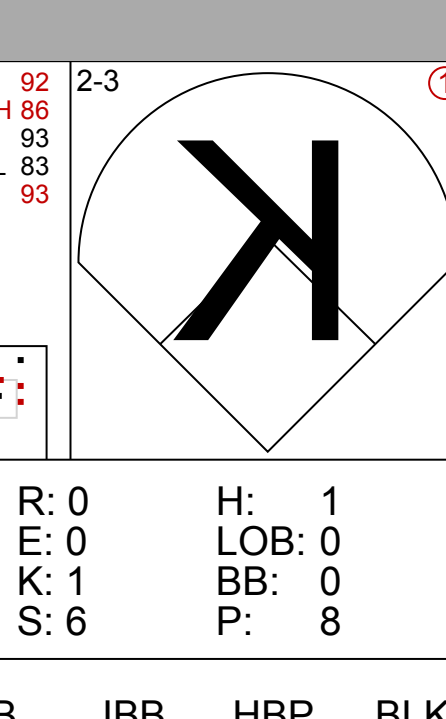
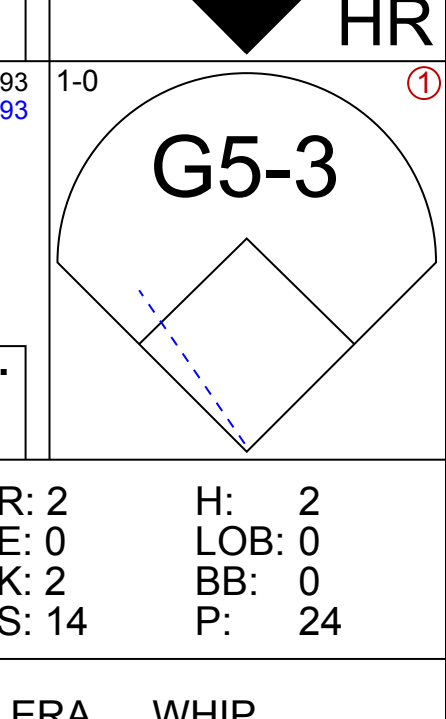
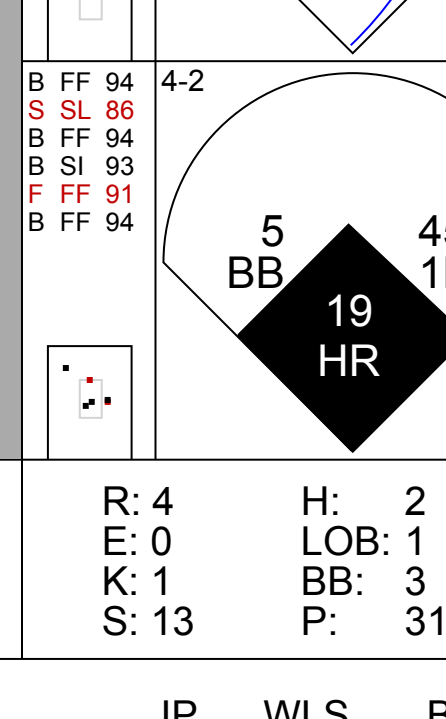
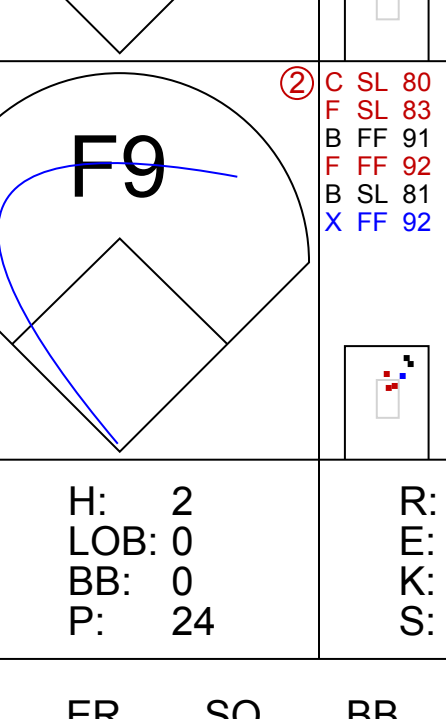
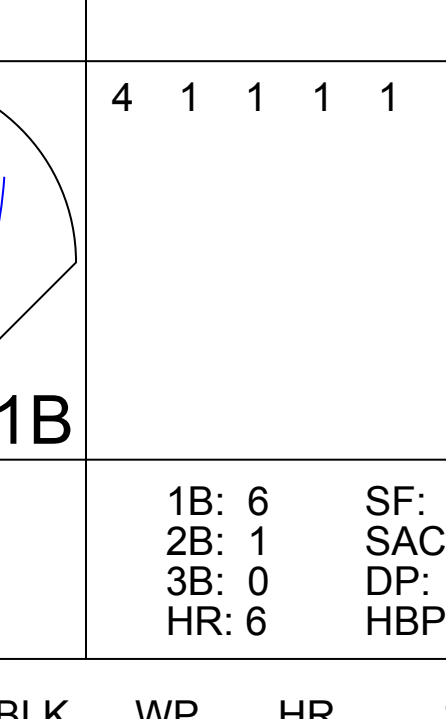
Batter	1	2	3	4	5	6	7	8	9	AB	R	H	RBI	BB	SO	LOB	BOTTOM					
1 Jarrod Dyson, L (1,8) OBP: 0.286, SLG: 0.364										3	0	0	0	2	2	4						
13 Mike Aviles, R (1,4) OBP: 0.338, SLG: 0.420										5	0	1	0	0	2	3						
16 Billy Butler, R (1,10) OBP: 0.389, SLG: 0.471										4	0	1	0	1	2	3						
30 Kila Ka'aihue, L (1,3) OBP: 0.302, SLG: 0.405										4	1	1	1	0	3	3						
24 Wilson Betemit, S (1,5) OBP: 0.389, SLG: 0.528										4	0	0	0	0	3	3						
4 Alex Gordon, L (1,7) OBP: 0.323, SLG: 0.354										1	1	0	0	2	0	0						
3 Yuniesky Betancourt, R (1,6) OBP: 0.287, SLG: 0.408										4	0	3	0	0	0	3						
22 Lucas May, R (1,2) OBP: 0.205, SLG: 0.216										4	0	1	1	0	1	3						
26 Jai Miller, R (1,9) OBP: 0.300, SLG: 0.345										3	0	0	0	0	2	4						
7 Gregor Blanco, L (9,PH) OBP: 0.356, SLG: 0.350										1	0	1	0	0	0	0						
<b>Inning Stats</b>	R: 0 H: 0 E: 0 K: 1 S: 5	H: 3 LOB: 1 BB: 1 P: 12	R: 2 H: 3 E: 0 K: 3 S: 19	H: 3 LOB: 2 BB: 1 P: 34	R: 0 H: 1 E: 0 K: 2 S: 12	H: 1 LOB: 1 BB: 0 P: 16	R: 0 H: 1 E: 0 K: 1 S: 12	H: 1 LOB: 2 BB: 2 P: 22	R: 0 H: 0 E: 0 K: 2 S: 9	H: 0 LOB: 0 BB: 0 P: 14	R: 0 H: 0 E: 0 K: 3 S: 9	H: 0 LOB: 0 BB: 0 P: 13	R: 0 H: 1 E: 0 K: 0 S: 15	H: 1 LOB: 1 BB: 0 P: 23	R: 0 H: 1 E: 0 K: 1 S: 8	H: 1 LOB: 1 BB: 1 P: 14	R: 0 H: 1 E: 0 K: 1 S: 10	H: 1 LOB: 1 BB: 1 P: 14	1B: 4 2B: 3 3B: 0 HR: 1	SF: 0 SAC: 0 DP: 1 HBP: 1	WP: 1 PB: 0 SB: 0 CS: 1	PA: 39
<b>PITCHER</b>	IP	WLS	BF	H	R	ER	SO	BB	IBB	HBP	BLK	WP	HR	S	P	ERA	WHIP					
30 Scott Baker, R (1,1) ERA: 4.49	5.0		25	4	2	2	9	4	0	1	0	0	0	15	22	0.00	0.000					
54 Matt Guerrier, R (6,1) ERA: 3.21	1.2	W	5	0	0	0	4	0	0	0	0	0	0	18	28	0.00	0.750					
51 Brian Fuentes, L (7,1) ERA: 2.87	1.1	H	5	1	0	0	1	0	0	0	0	0	0	8	14	0.00	2.000					
55 Matt Capps, R (9,1) ERA: 2.5	1.0	S	4	1	0	0	1	1	0	0	0	0	0	8	14	0.00	2.000					

Minnesota Twins @ Kansas City Royals  
Kauffman Stadium, Kansas City, MO  
Wed Sep 29 2010, 7:11 PM - 10:10 PM CDT  
Att: 18,340 - Clear - 77 F

livebaseballscores.com

AB 33  
R 2  
H 8  
RBI 2  
BB 5  
SO 15  
LOB 26




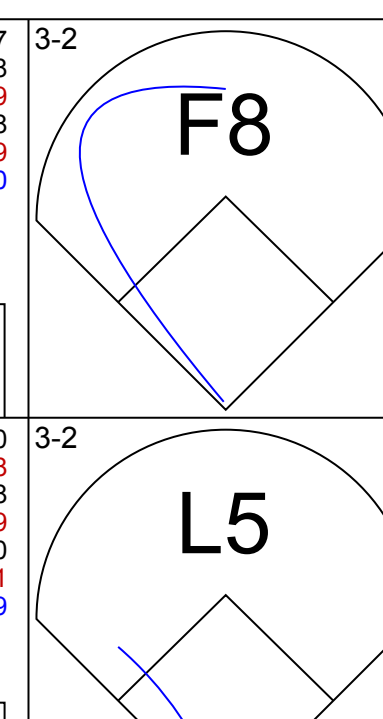
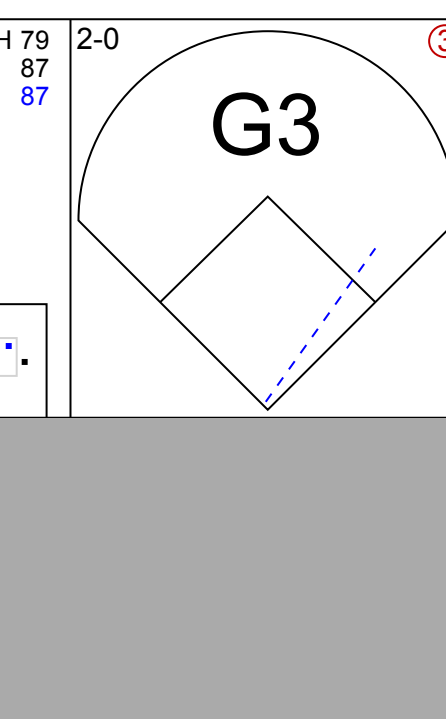
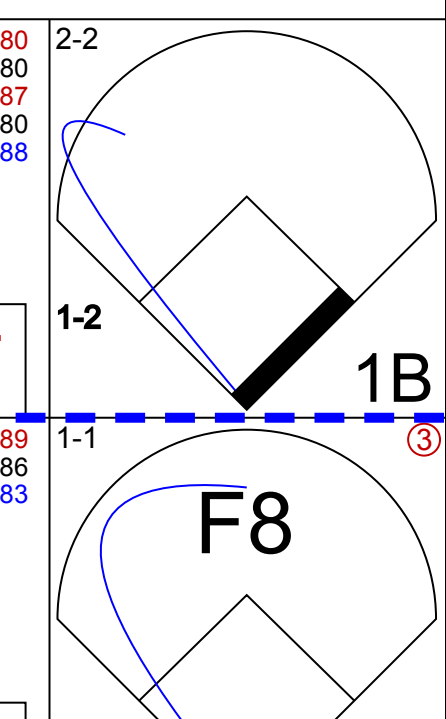
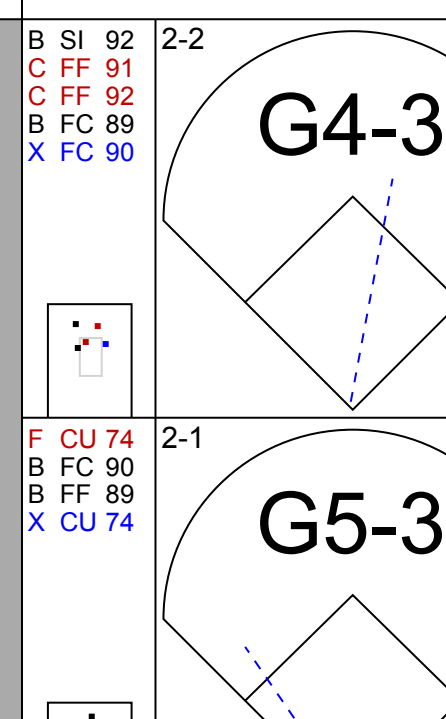
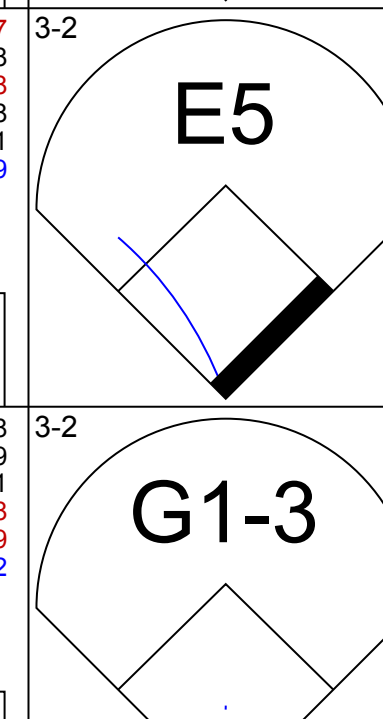
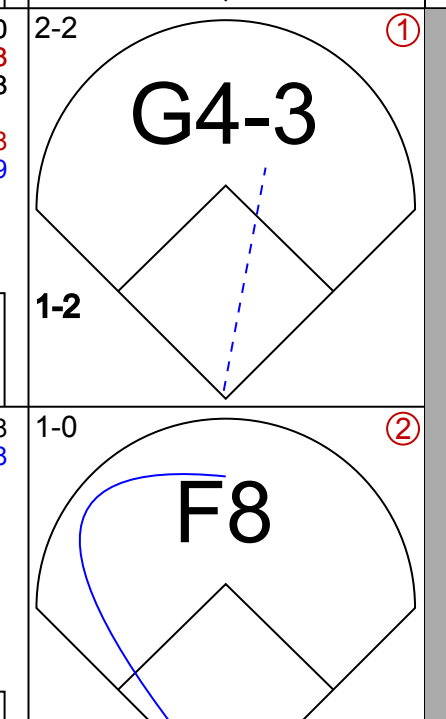

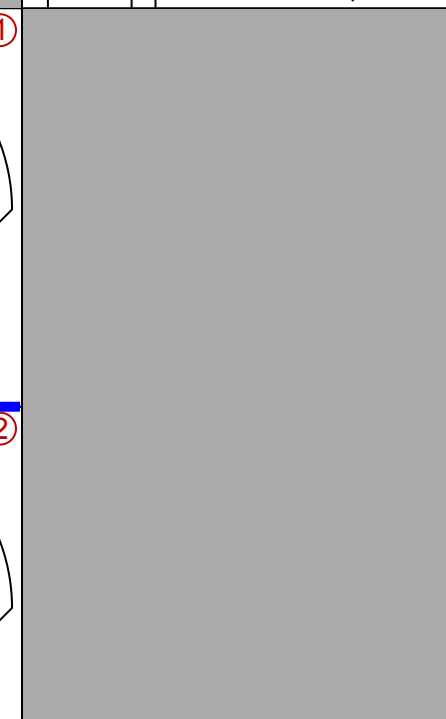

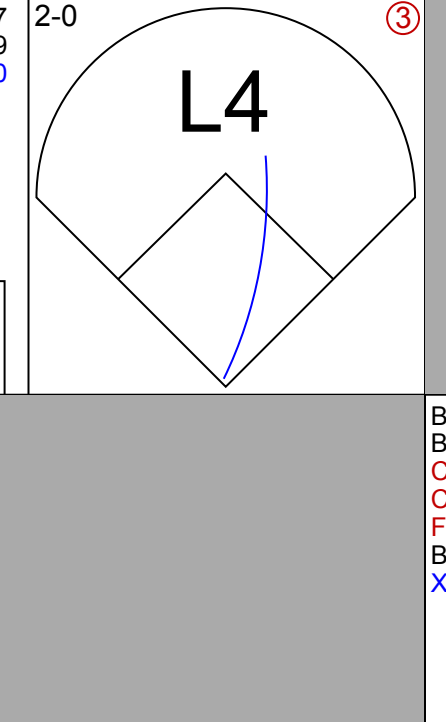
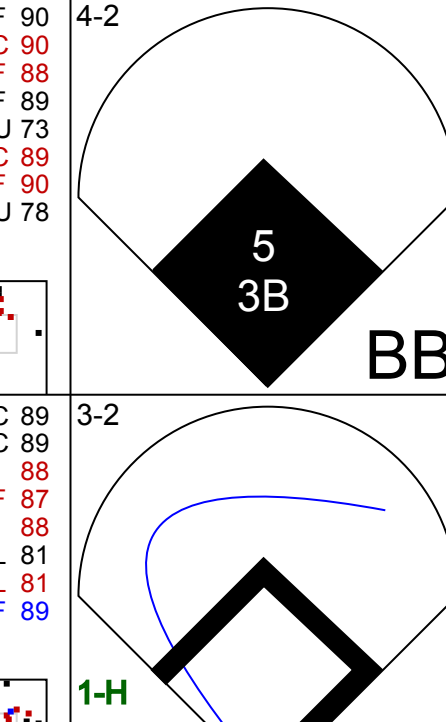
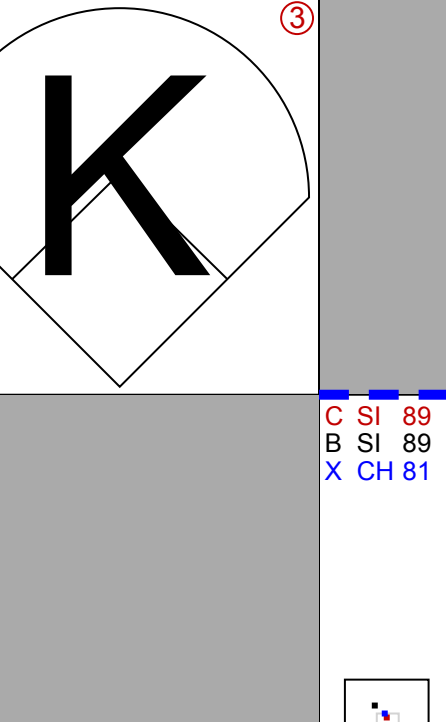

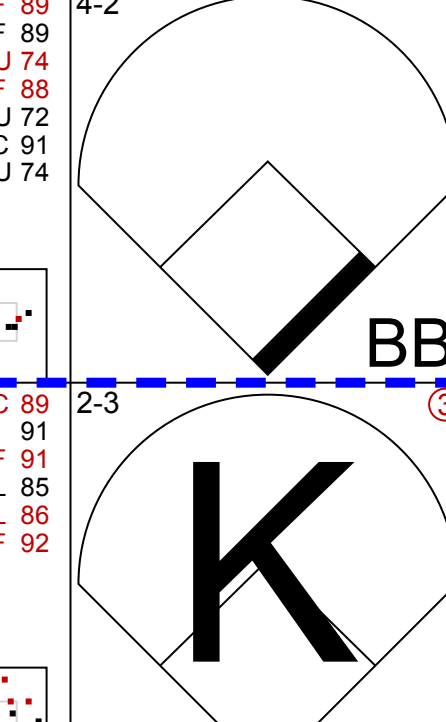
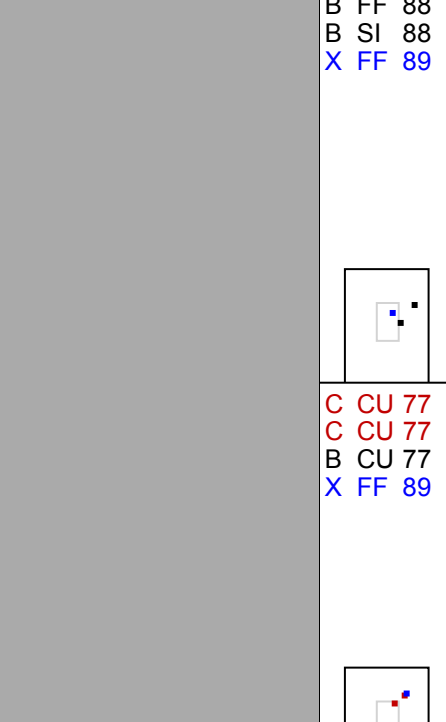


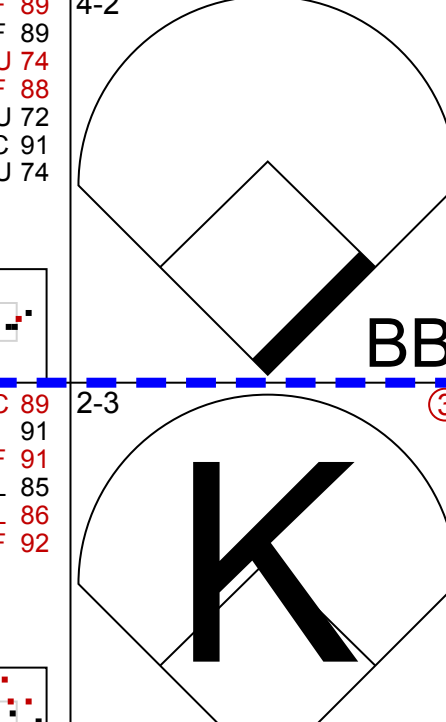
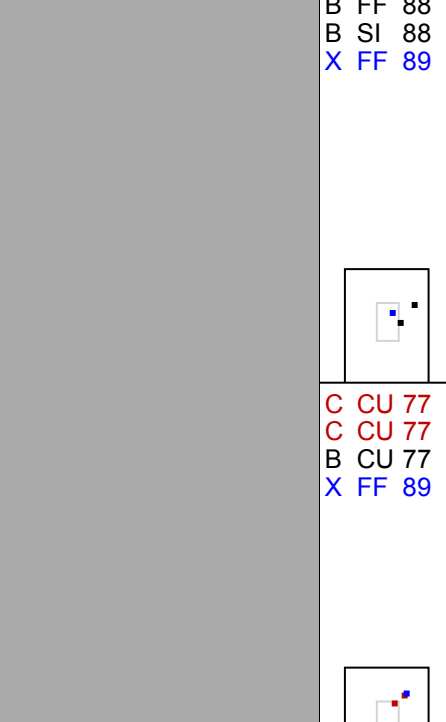
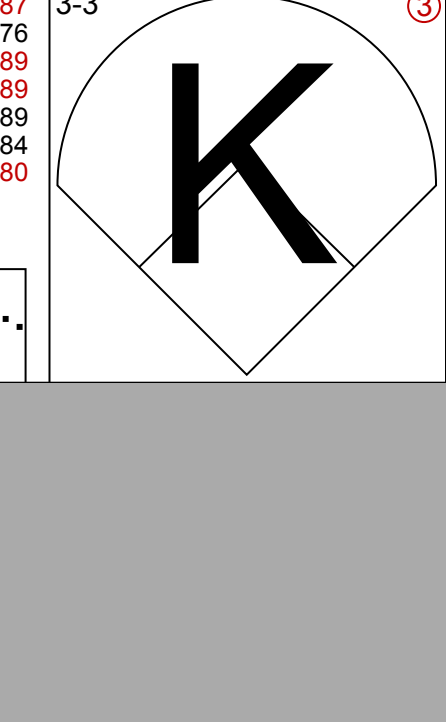

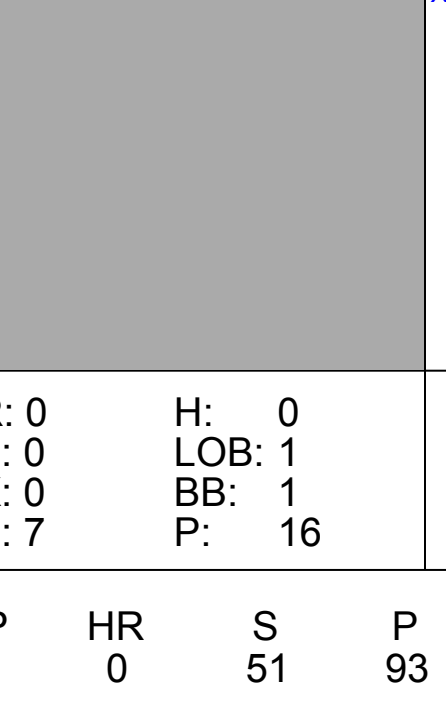



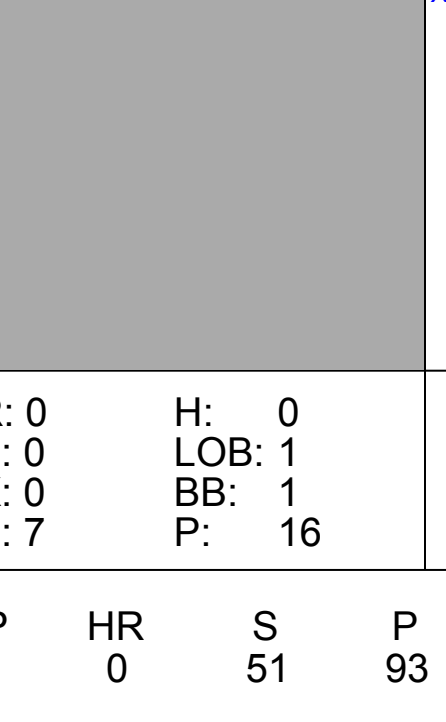






Batter	1	2	3	4	5	6	7	8	9	AB	R	H	RBI	BB	SO	LOB	TOP							
45 Travis Snider, L (1,7) OBP: 0.309, SLG: 0.471			 1B				 1B	 1-H	 X SL 81	6	2	3	2	0	2	3								
5 Yunel Escobar, R (1,6) OBP: 0.339, SLG: 0.321			 1-2				 1-2 2-3	 X SL 91		4	1	0	0	1	1	1								
19 José Bautista, R (1,3) OBP: 0.381, SLG: 0.625				 X SL 91		 1B	 1-H 2-H 3-H	 X SL 86	 X SL 81	5	3	3	5	0	1	0								
10 Vernon Wells, R (1,8) OBP: 0.330, SLG: 0.515		 X CH 82		 X CH 85		 X SL 83	 X SL 83		 H SL 81	4	0	0	0	0	0	1								
1 Dewayne Wise, L (8,8)									 HBP	0	1	0	0	0	0	0								
14 John Buck, R (1,10) OBP: 0.308, SLG: 0.486				 X SL 86		 1-H	 X SL 85		 S SL 90	4	0	1	1	1	1	1								
2 Aaron Hill, R (1,4) OBP: 0.274, SLG: 0.399		 BB		 X SL 94		 D SL 94	 D SL 94		 1-2	3	1	0	0	1	2	3								
3 Jarrett Hoffpauir, R (9,PH) OBP: 0.273, SLG: 0.258									 1-2	1	0	1	0	0	0	0								
12 Edwin Encarnación, R (1,5) OBP: 0.288, SLG: 0.453		 X CH 84		 X SL 93		 X SL 85		 1B	 1-2 2-3	4	3	3	3	1	0	1								
8 José Molina, R (1,2) OBP: 0.305, SLG: 0.380							 X FF 93	 S SL 89	 S SL 91	5	1	1	1	0	3	4								
18 Mike McCoy, R (1,9) OBP: 0.268, SLG: 0.240			 X SL 93		 X SL 93		 BB	 X SL 80	 1-2 2-3 3-H	4	1	1	1	1	1	1								
<b>Inning Stats</b>	R: 0 K: 2 S: 8	H: 0 LOB: 0 BB: 14	R: 2 K: 1 S: 13	H: 1 LOB: 0 BB: 1	R: 0 K: 1 S: 6	H: 1 LOB: 0 BB: 0	R: 0 K: 0 S: 7	H: 0 LOB: 0 BB: 12	R: 2 K: 2 S: 14	H: 2 LOB: 0 BB: 0	R: 1 K: 1 S: 13	H: 2 LOB: 1 BB: 19	R: 4 K: 1 S: 13	H: 2 LOB: 3 BB: 31	R: 2 K: 1 S: 16	H: 2 LOB: 0 BB: 24	R: 2 K: 2 S: 18	H: 3 LOB: 3 BB: 1	1B: 6 2B: 1 3B: 0 HR: 6	SF: 0 SAC: 0 DP: 1 HBP: 1	WP: 0 PB: 1 SB: 0 CS: 0	PA: 46		
<b>PITCHER</b>	IP WLS BF H R ER SO BB IBB HBP BLK WP HR S P ERA WHIP	5.1 L 23 6 5 5 6 1 0 0 0 0 3 57 91 8.44 1.312	1.0 6 1 3 3 1 2 0 0 0 0 0 9 17 13.50 3.000	1.0 5 2 2 2 1 0 0 0 0 0 1 16 24 18.00 2.000	1.0 8 3 2 2 2 1 0 1 0 0 1 18 29 18.00 4.000																			

Toronto Blue Jays @ Minnesota Twins  
Target Field, Minneapolis, MN  
Thu Sep 30 2010, 7:13 PM - 10:18 PM CDT  
Att: 39,477 - Clear - 69 F

livebaseballscorecards.com

AB 40  
R 13  
H 13  
RBI 13  
BB 5  
SO 11  
LOB 15




Batter	1	2	3	4	5	6	7	8	9	AB	R	H	RBI	BB	SO	LOB	BOTTOM						
2 Denard Span, L (1,8) OBP: 0.335, SLG: 0.353			 X SL 87		 1-2		 X SL 80			4	0	1	0	0	0	0							
1 Orlando Hudson, S (1,4) OBP: 0.333, SLG: 0.369				 BB	 X SL 83		 X SL 74			3	0	0	0	1	0	2							
24 Trevor Plouffe, R (8,4)										0	0	0	0	0	0	0							
7 Joe Mauer, L (1,10) OBP: 0.404, SLG: 0.469				 X SL 88		 X SL 87		 X SL 93		4	0	0	0	0	0	1							
21 Delmon Young, R (1,7) OBP: 0.333, SLG: 0.489				 X SL 88		 X SL 81		 X SL 84		4	0	0	0	0	1	2							
37 Ben Revere, L (9,7) OBP: 0.250, SLG: 0.192				 X CH 80		 BB		 X SL 84		2	1	0	0	1	0	1							
16 Jason Kubel, L (1,9) OBP: 0.319, SLG: 0.425		 X SL 87								1	0	0	0	1	0	1							
18 Jason Repko, R (8,PH) OBP: 0.329, SLG: 0.352										1	0	0	0	0	1	0							
5 Michael Cuddyer, R (1,3) OBP: 0.337, SLG: 0.418		 X SL 88			 X SL 88		 1-H		 X CH 81	3	0	1	1	0	0	0							
20 Matt Tolbert, S (8,3) OBP: 0.299, SLG: 0.388										1	0	0	0	0	0	0							
22 Danny Valencia, R (1,5) OBP: 0.363, SLG: 0.465		 X SL 80			 2B		 2-3		 X SL 88	3	1	1	0	1	1	0							
27 J.J. Hardy, R (1,6) OBP: 0.323, SLG: 0.401			 X CH 84		 X SL 88		 X SL 88		 X SL 77	4	0	0	0	0	1	3							
41 Drew Butera, R (1,2) OBP: 0.242, SLG: 0.302			 X CH 83				 X SL 91			3	0	1	1	0	0	0							
<b>Inning Stats</b>	R: 0 K: 0 S: 13	H: 0 LOB: 1 BB: 0	R: 0 K: 1 S: 11	H: 0 LOB: 0 BB: 0	R: 0 K: 0 S: 5	H: 0 LOB: 0 BB: 8	R: 0 K: 0 S: 7	H: 0 LOB: 1 BB: 16	R: 1 K: 0 S: 17	H: 3 LOB: 2 BB: 27	R: 1 K: 2 S: 22	H: 1 LOB: 2 BB: 38	R: 0 K: 1 S: 6	H: 0 LOB: 0 BB: 13	R: 0 K: 1 S: 6	H: 0 LOB: 0 BB: 9	R: 0 K: 0 S: 6	H: 0 LOB: 0 BB: 10	1B: 2 2B: 1 3B: 1 HR: 0	SF: 0 SAC: 0 DP: 0 HBP: 0	WP: 0 PB: 0 SB: 0 CS: 0	PA: 35	
<b>PITCHER</b>	IP WLS BF H R ER SO BB IBB HBP BLK WP HR S P ERA WHIP	4.2 19 3 0 0 0 0 1 0 0 0 0 0 4 6 0.00 0.000	0.2 2 0 0 0 0 0 0 0 0 0 0 0 4 6 0.00 0.000	0.1 4 1 1 1 1 2 0 0 0 0 0 0 16 29 27.00 9.000	1.1 W 4 0 0 0 1 0 0 0 0 0 0 0 11 19 0.00 0.000	1.0 3 0 0 0 0 1 0 0 0 0 0 0 6 9 0.00 0.000																	

Toronto Blue Jays @ Minnesota Twins  
Target Field, Minneapolis, MN  
Thu Sep 30 2010, 7:13 PM - 10:18 PM CDT  
Att: 39,477 - Clear - 69 F

livebaseballscorecards.com

AB 32  
R 2  
H 4  
RBI 2  
BB 3  
SO 4  
LOB 9





Batter	1	2	3	4	5	6	7	8	9	AB	R	H	RBI	BB	SO	LOB	TOP					
45 Travis Snider, L (1,7) OBP: 0.304, SLG: 0.463 1 Dewayne Wise, L (8,7) OBP: 0.283, SLG: 0.398	G6-3		F7		G6-3		E4	G6-3		5	0	0	0	0	0	3						
5 Yunel Escobar, R (1,6) OBP: 0.338, SLG: 0.318	G6-3			G5-3			G6-4-3		K	4	0	0	0	1	1	2						
19 José Bautista, R (1,9) OBP: 0.381, SLG: 0.625	K			10 2B	F8		K		10 S	5	0	2	0	0	2	3						
10 Vernon Wells, R (1,8) OBP: 0.332, SLG: 0.515		P3		1 SAFE	2B		F8		26 F9	3	1	1	0	2	0	0						
35 Lyle Overbay, L (1,3) OBP: 0.332, SLG: 0.438		1B		2B	G1-3		2B		12 HR	5	1	3	0	0	0	4						
2 Aaron Hill, R (1,4) OBP: 0.271, SLG: 0.395		F9		G5-3			F7		K	5	0	0	0	0	2	8						
26 Adam Lind, L (1,10)		K					G4-3		F9	4	1	1	0	0	1	4						
14 John Buck, R (1,2)			F9				12 1B		45 E	4	2	3	1	0	0	0						
12 Edwin Encarnación, R (1,5) OBP: 0.303, SLG: 0.466		G5-3					1B		5 G6-4-3	4	1	3	4	0	0	0						
Inning Stats	R: 0 E: 0 K: 1 S: 8	H: 0 LOB: 0 BB: 0 P: 15	R: 0 E: 0 K: 1 S: 10	H: 1 LOB: 1 BB: 0 P: 12	R: 0 E: 0 K: 0 S: 6	H: 0 LOB: 0 BB: 0 P: 7	R: 0 E: 0 K: 0 S: 11	H: 2 LOB: 2 BB: 0 P: 14	R: 1 E: 0 K: 0 S: 15	H: 3 LOB: 2 BB: 1 P: 25	R: 0 E: 0 K: 0 S: 7	H: 1 LOB: 1 BB: 0 P: 12	R: 1 E: 1 K: 1 S: 10	H: 2 LOB: 1 BB: 0 P: 15	R: 4 E: 0 K: 1 S: 23	H: 3 LOB: 0 BB: 1 P: 37	R: 0 E: 0 K: 2 S: 10	H: 1 LOB: 2 BB: 1 P: 20	1B: 8 2B: 4 3B: 0 HR: 1	SF: 0 SAC: 0 DP: 1 HBP: 0	WP: 0 PB: 0 SB: 1 CS: 0	PA: 42
PITCHER	IP	WLS	BF	H	R	ER	SO	BB	IBB	HBP	BLK	WP	HR	S	P	ERA	WHIP					
48 Carl Pavano, R (1,1) ERA: 3.75	7.0		30	9	2	1	3	1	0	0	0	0	0	67	100	1.29	1.429					
28 Jesse Crain, R (8,1) ERA: 3.04	1.0	L	7	3	4	4	1	1	0	0	0	0	1	23	37	36.00	4.000					
15 Glen Perkins, L (9,1) ERA: 6.1	1.0		5	1	0	0	2	0	1	0	0	0	0	10	20	0.00	1.000					

Toronto Blue Jays @ Minnesota Twins  
Target Field, Minneapolis, MN  
Fri Oct 01 2010, 7:13 PM - 9:59 PM CDT  
Att: 39,937 - Partly Cloudy - 58 F

AB	39
R	6
H	13
RBI	5
BB	3
SO	6
LOB	24



Batter	1	2	3	4	5	6	7	8	9	AB	R	H	RBI	BB	SO	LOB	BOTTOM					
2 Denard Span, L (1,8) OBP: 0.335, SLG: 0.353	L8		G4-3				7 1B	G4-3		4	1	1	0	0	0	0						
27 J.J. Hardy, R (1,6) OBP: 0.320, SLG: 0.396	G1-3			G4-3			K	G5-3		4	0	0	0	0	1	1						
7 Joe Mauer, L (1,2) OBP: 0.403, SLG: 0.467	G4-3			G5-3			21 G6-4-3		G4-3	4	0	1	1	0	0	0						
21 Delmon Young, R (1,7) OBP: 0.334, SLG: 0.495		HR		1B			G6-4-3		K	4	1	2	1	0	1	1						
25 Jim Thome, L (1,10) OBP: 0.409, SLG: 0.626 24 Trevor Plouffe, R (7,PH) OBP: 0.128, SLG: 0.316		K		G4-3					HR	2	0	0	0	0	1	1						
5 Michael Cuddyer, R (1,3) OBP: 0.336, SLG: 0.418		K					G4-3		16 1B	4	0	1	0	0	1	0						
16 Jason Kubel, L (1,9) OBP: 0.322, SLG: 0.428 18 Jason Repko, R (9,PR) OBP: 0.329, SLG: 0.352		K					1B			0	0	0	0	0	0	0						
22 Danny Valencia, R (1,5) OBP: 0.359, SLG: 0.459			G5-3				F8		P2	4	0	0	0	0	0	4						
8 Nick Punto, S (1,4) OBP: 0.316, SLG: 0.304		F9					G4-3		G4-3	3	0	0	0	0	0	1						
Inning Stats	R: 0 E: 0 K: 0 S: 9	H: 0 LOB: 0 BB: 0 P: 15	R: 1 E: 0 K: 3 S: 12	H: 1 LOB: 0 BB: 0 P: 19	R: 0 E: 0 K: 0 S: 8	H: 0 LOB: 0 BB: 0 P: 11	R: 0 E: 0 K: 0 S: 8	H: 1 LOB: 1 BB: 0 P: 12	R: 0 E: 0 K: 1 S: 11	H: 1 LOB: 0 BB: 0 P: 16	R: 1 E: 0 K: 1 S: 8	H: 2 LOB: 0 BB: 0 P: 14	R: 0 E: 0 K: 1 S: 9	H: 1 LOB: 0 BB: 0 P: 12	R: 0 E: 0 K: 0 S: 9	H: 0 LOB: 0 BB: 0 P: 11	R: 1 E: 0 K: 1 S: 17	H: 3 LOB: 2 BB: 1 P: 24	1B: 6 2B: 1 3B: 0 HR: 2	SF: 0 SAC: 0 DP: 1 HBP: 0	WP: 1 PB: 0 SB: 0 CS: 0	PA: 35
PITCHER	IP	WLS	BF	H	R	ER	SO	BB	IBB	HBP	BLK	WP	HR	S	P	ERA	WHIP					
24 Ricky Romero, L (1,1) ERA: 3.73	8.0		29	6	2	2	5	0	0	0	0	0	0	74	110	2.25	0.750					
54 Jason Frasor, R (9,1) ERA: 3.68	0.2		5	3	1	1	1	0	0	0	0	0	1	16	22	13.50	4.500					
63 Kevin Gregg, R (9,1) ERA: 3.24	0.1	S	1	0	0	0	0	0	0	0	0	0	0	1	2	0.00	0.000					

Toronto Blue Jays @ Minnesota Twins  
Target Field, Minneapolis, MN  
Fri Oct 01 2010, 7:13 PM - 9:59 PM CDT  
Att: 39,937 - Partly Cloudy - 58 F

AB	35
R	3
H	9
RBI	3
BB	0
SO	6
LOB	8






Batter	1	2	3	4	5	6	7	8	9	AB	R	H	RBI	BB	SO	LOB	TOP										
18 Mike McCoy, R OBP: 0.276, SLG: 0.253										4	0	1	0	1	0	1	<b>Toronto Blue Jays @ Minnesota Twins</b> Target Field, Minneapolis, MN Sat Oct 02 2010, 12:11 PM - 2:49 PM CDT Att: 40,235 - Partly Cloudy - 50 F										
5 Yunel Escobar, R OBP: 0.337, SLG: 0.318										4	1	1	0	0	1	3											
19 José Bautista, R OBP: 0.380, SLG: 0.621										3	0	0	0	1	1	0											
10 Vernon Wells, R OBP: 0.331, SLG: 0.515										4	0	1	1	0	0	0											
35 Lyle Overbay, L OBP: 0.332, SLG: 0.436										3	0	0	0	1	3	1											
2 Aaron Hill, R OBP: 0.271, SLG: 0.394										4	1	1	0	0	1	1											
14 John Buck, R OBP: 0.314, SLG: 0.489										4	1	2	0	0	0	0											
12 Edwin Encarnación, R OBP: 0.305, SLG: 0.474										3	1	1	2	1	0	0											
8 José Molina, R OBP: 0.304, SLG: 0.377										4	0	1	0	0	0	2											
<b>Inning Stats</b>	R: 1 E: 1 K: 1 S: 10	H: 2 LOB: 1 BB: 1 P: 19	R: 2 E: 1 K: 0 S: 8	H: 3 LOB: 1 BB: 0 P: 13	R: 0 E: 0 K: 1 S: 6	H: 0 LOB: 0 BB: 0 P: 9	R: 1 E: 0 K: 0 S: 14	H: 2 LOB: 2 BB: 2 P: 26	R: 0 E: 0 K: 1 S: 12	H: 1 LOB: 1 BB: 0 P: 21	R: 0 E: 0 K: 1 S: 12	H: 0 LOB: 0 BB: 0 P: 14	R: 0 E: 0 K: 2 S: 8	H: 0 LOB: 0 BB: 0 P: 14	R: 0 E: 0 K: 0 S: 12	H: 0 LOB: 0 BB: 0 P: 17		1B: 5 2B: 2 3B: 0 HR: 1	SF: 0 SAC: 0 DP: 1 HBP: 0	WP: 0 PB: 0 SB: 0 CS: 0	PA: 37						
<b>PITCHER</b>	IP	WLS	BF	H	R	ER	SO	BB	IBB	HBP	BLK	WP	HR	S	P	ERA	WHIP										
52 Brian Duensing, L ERA: 2.62	5.0		24	7	4	4	3	4	0	0	0	0	1	50	89	7.20	2.200										
59 Kevin Slowey, R ERA: 4.45	1.0		4	1	0	0	0	0	0	0	0	0	0	12	21	0.00	1.000										
54 Matt Guerrier, R ERA: 3.17	1.0		3	0	0	0	1	0	0	0	0	0	0	7	14	0.00	0.000										
51 Brian Fuentes, L ERA: 2.81	1.0		3	0	0	0	2	0	0	0	0	0	0	8	14	0.00	0.000										
55 Matt Capps, R ERA: 2.47	1.0	W	3	0	0	0	0	0	0	0	0	0	0	12	17	0.00	0.000										

Batter	1	2	3	4	5	6	7	8	9	AB	R	H	RBI	BB	SO	LOB	BOTTOM										
2 Denard Span, L OBP: 0.333, SLG: 0.350										4	0	0	0	0	0	1	<b>Toronto Blue Jays @ Minnesota Twins</b> Target Field, Minneapolis, MN Sat Oct 02 2010, 12:11 PM - 2:49 PM CDT Att: 40,235 - Partly Cloudy - 50 F										
1 Orlando Hudson, S OBP: 0.337, SLG: 0.372										4	1	1	0	0	1	1											
21 Delmon Young, R OBP: 0.334, SLG: 0.495										4	0	1	1	0	1	0											
37 Ben Revere, L OBP: 0.250, SLG: 0.192										0	1	0	0	0	0	0											
25 Jim Thome, L OBP: 0.410, SLG: 0.625										2	0	1	0	0	0	0											
20 Matt Tolbert, S OBP: 0.296, SLG: 0.384										1	0	0	0	0	0	0											
7 Joe Mauer, L OBP: 0.402, SLG: 0.467										1	0	0	0	0	0	1											
22 Danny Valencia, R OBP: 0.354, SLG: 0.453										4	0	0	0	0	0	2											
16 Jason Kubel, L OBP: 0.324, SLG: 0.427										3	1	1	0	1	0	0											
18 Jason Repko, R OBP: 0.329, SLG: 0.352										0	1	0	0	0	0	0											
26 Jose Morales, S OBP: 0.302, SLG: 0.257										3	1	1	0	1	1	0											
12 Alexi Casilla, S OBP: 0.331, SLG: 0.395										4	0	2	4	0	0	0											
41 Drew Butera, R OBP: 0.238, SLG: 0.298										2	0	0	0	0	1	1											
5 Michael Cuddyer, R OBP: 0.336, SLG: 0.418										1	0	0	0	0	0	0											
<b>Inning Stats</b>	R: 1 E: 0 K: 0 S: 10	H: 1 LOB: 0 BB: 0 P: 16	R: 0 E: 0 K: 1 S: 8	H: 0 LOB: 0 BB: 0 P: 13	R: 0 E: 0 K: 1 S: 7	H: 0 LOB: 0 BB: 0 P: 9	R: 0 E: 0 K: 1 S: 10	H: 1 LOB: 1 BB: 0 P: 12	R: 2 E: 0 K: 1 S: 14	H: 3 LOB: 1 BB: 0 P: 21	R: 0 E: 0 K: 0 S: 7	H: 0 LOB: 0 BB: 0 P: 10	R: 0 E: 0 K: 0 S: 7	H: 0 LOB: 0 BB: 0 P: 9	R: 0 E: 0 K: 0 S: 7	H: 0 LOB: 0 BB: 0 P: 11	R: 2 E: 0 K: 0 S: 15	H: 2 LOB: 2 BB: 2 P: 32	1B: 4 2B: 2 3B: 1 HR: 0	SF: 0 SAC: 0 DP: 0 HBP: 0	WP: 0 PB: 0 SB: 0 CS: 0	PA: 35					
<b>PITCHER</b>	IP	WLS	BF	H	R	ER	SO	BB	IBB	HBP	BLK	WP	HR	S	P	ERA	WHIP										
28 Shaun Marcum, R ERA: 3.64	7.0		26	5	3	3	4	0	0	0	0	0	0	63	90	3.86	0.714										
37 Scott Downs, L ERA: 2.64	1.0	H	3	0	0	0	0	0	0	0	0	0	0	7	11	0.00	0.000										
63 Kevin Gregg, R ERA: 3.51	0.2	L	6	2	2	2	0	2	0	0	0	0	0	15	32	27.00	6.000										

AB	33
R	4
H	8
RBI	3
BB	4
SO	6
LOB	8



WP	0
PB	0
SB	0
CS	0





Batter	1	2	3	4	5	6	7	8	9	AB	R	H	RBI	BB	SO	LOB	TOP								
1 Dewayne Wise, L OBP: 0.282, SLG: 0.393										4	0	1	0	0	1	0	Toronto Blue Jays @ Minnesota Twins Target Field, Minneapolis, MN Sun Oct 03 2010, 1:15 PM - 3:15 PM CDT Att: 40,664 - Partly Cloudy - 55 F								
6 John McDonald, R OBP: 0.273, SLG: 0.454										4	0	1	0	0	1	1									
19 José Bautista, R OBP: 0.378, SLG: 0.617										4	0	0	0	0	1	1									
35 Lyle Overbay, L OBP: 0.329, SLG: 0.433										4	0	0	0	0	0	1									
26 Adam Lind, L OBP: 0.287, SLG: 0.425										3	1	1	1	0	1	0									
12 Edwin Encarnación, R OBP: 0.355, SLG: 0.482										3	1	1	1	0	1	0									
9 J.P. Arencibia, R OBP: 0.189, SLG: 0.343										2	0	0	0	1	1	0									
3 Jarrett Hoffpauir, R OBP: 0.250, SLG: 0.235										3	0	0	0	0	0	1									
18 Mike McCoy, R OBP: 0.267, SLG: 0.244										3	0	0	0	0	1	0									
<b>Inning Stats</b>	R: 0 E: 0 K: 1 S: 7	H: 0 LOB: 0 BB: 0 P: 9	R: 0 E: 0 K: 2 S: 11	H: 0 LOB: 0 BB: 0 P: 14	R: 0 E: 0 K: 0 S: 7	H: 0 LOB: 0 BB: 0 P: 11	R: 0 E: 0 K: 0 S: 5	H: 1 LOB: 0 BB: 0 P: 7	R: 1 E: 0 K: 0 S: 15	H: 1 LOB: 1 BB: 1 P: 27	R: 0 E: 0 K: 2 S: 9	H: 0 LOB: 0 BB: 0 P: 12	R: 1 E: 0 K: 1 S: 10	H: 1 LOB: 0 BB: 0 P: 16	R: 0 E: 0 K: 1 S: 7	H: 0 LOB: 0 BB: 0 P: 10	R: 0 E: 0 K: 0 S: 10	H: 1 LOB: 1 BB: 0 P: 13	1B: 2 2B: 0 3B: 0 HR: 2	SF: 0 SAC: 0 DP: 1 HBP: 0	WP: 0 PB: 0 SB: 0 CS: 0	PA: 31			
<b>PITCHER</b>	IP	WLS	BF	H	R	ER	SO	BB	IBB	HBP	BLK	WP	HR	S	P	ERA	WHIP								
53 Nick Blackburn, R ERA: 5.42	7.0	L	24	3	2	2	6	1	0	0	0	0	2	64	96	2.57	0.571								
50 Jose Mijares, L ERA: 3.31	1.0		3	0	0	0	1	0	0	0	0	0	0	7	10	0.00	0.000								
15 Glen Perkins, L ERA: 5.82	1.0		4	1	0	0	0	0	0	0	0	0	0	10	13	0.00	1.000								

Toronto Blue Jays @ Minnesota Twins  
Target Field, Minneapolis, MN  
Sun Oct 03 2010, 1:15 PM - 3:15 PM CDT  
Att: 40,664 - Partly Cloudy - 55 F

AB	30
R	2
H	4
RBI	2
BB	1
SO	7
LOB	4



Batter	1	2	3	4	5	6	7	8	9	AB	R	H	RBI	BB	SO	LOB	BOTTOM								
2 Denard Span, L OBP: 0.331, SLG: 0.348										4	0	0	0	0	1	1	Toronto Blue Jays @ Minnesota Twins Target Field, Minneapolis, MN Sun Oct 03 2010, 1:15 PM - 3:15 PM CDT Att: 40,664 - Partly Cloudy - 55 F								
1 Orlando Hudson, S OBP: 0.338, SLG: 0.372										2	1	1	0	0	0	0									
8 Nick Punto, S OBP: 0.313, SLG: 0.302										2	0	0	0	0	0	1									
7 Joe Mauer, L OBP: 0.402, SLG: 0.469										2	0	1	0	0	1	1									
41 Drew Butera, R OBP: 0.237, SLG: 0.296										1	0	0	0	0	0	0									
26 Jose Morales, S OBP: 0.295, SLG: 0.250										1	0	0	0	0	0	0									
21 Delmon Young, R OBP: 0.333, SLG: 0.493										2	0	0	0	0	0	2									
37 Ben Revere, L OBP: 0.233, SLG: 0.179										2	0	0	0	0	1	0									
25 Jim Thome, L OBP: 0.412, SLG: 0.627										1	0	1	0	0	0	0									
24 Trevor Plouffe, R OBP: 0.143, SLG: 0.317										3	0	1	1	0	0	0									
5 Michael Cuddyer, R OBP: 0.336, SLG: 0.417										1	0	0	0	1	0	1									
20 Matt Tolbert, S OBP: 0.293, SLG: 0.379										1	0	0	0	0	1	0									
16 Jason Kubel, L OBP: 0.323, SLG: 0.427										1	0	0	0	0	0	1									
18 Jason Repko, R OBP: 0.324, SLG: 0.346										2	0	0	0	0	2	2									
22 Danny Valencia, R OBP: 0.351, SLG: 0.448										3	0	0	0	0	1	0									
27 J.J. Hardy, R OBP: 0.320, SLG: 0.394										2	0	0	0	1	1	0									
12 Alexi Casilla, S OBP: 0.331, SLG: 0.395										0	0	0	0	0	0	0									
<b>Inning Stats</b>	R: 0 E: 0 K: 0 S: 11	H: 1 LOB: 1 BB: 0 P: 15	R: 0 E: 0 K: 0 S: 8	H: 1 LOB: 0 BB: 0 P: 11	R: 0 E: 0 K: 1 S: 6	H: 0 LOB: 0 BB: 0 P: 9	R: 1 E: 0 K: 2 S: 19	H: 2 LOB: 2 BB: 1 P: 27	R: 0 E: 0 K: 0 S: 9	H: 0 LOB: 0 BB: 1 P: 15	R: 0 E: 0 K: 0 S: 5	H: 0 LOB: 0 BB: 0 P: 8	R: 0 E: 0 K: 3 S: 10	H: 0 LOB: 0 BB: 0 P: 15	R: 0 E: 0 K: 1 S: 7	H: 0 LOB: 0 BB: 0 P: 10	R: 0 E: 0 K: 1 S: 8	H: 0 LOB: 0 BB: 0 P: 10	1B: 3 2B: 1 3B: 0 HR: 0	SF: 0 SAC: 0 DP: 1 HBP: 0	WP: 0 PB: 1 SB: 1 CS: 0	PA: 32			
<b>PITCHER</b>	IP	WLS	BF	H	R	ER	SO	BB	IBB	HBP	BLK	WP	HR	S	P	ERA	WHIP								
34 Marc Rzepczynski, L ERA: 4.85	7.0	W	26	4	1	0	6	2	0	0	0	0	0	68	100	0.00	0.857								
43 Jesse Carlson, L ERA: 4.61	1.0	H	3	0	0	0	1	0	0	0	0	0	0	7	10	0.00	0.000								
57 Shawn Camp, R ERA: 2.98	1.0	S	3	0	0	0	1	0	0	0	0	0	0	8	10	0.00	0.000								

Toronto Blue Jays @ Minnesota Twins  
Target Field, Minneapolis, MN  
Sun Oct 03 2010, 1:15 PM - 3:15 PM CDT  
Att: 40,664 - Partly Cloudy - 55 F

AB	30
R	1
H	4
RBI	1
BB	2
SO	8
LOB	9









Batter	1	2	3	4	5	6	7	8	9	AB	R	H	RBI	BB	SO	LOB	TOP								
2 Derek Jeter, R OBP: 0.200, SLG: 0.200	G5-3		K		F8		SH1-4 1B		G5-3	5	0	1	1	0	1	1									
14 Curtis Granderson, L OBP: 0.500, SLG: 0.875	G6-3			25 1B 13 SF9 2B		13 1B 1B	SH1-4 1B		1B	4	1	3	1	0	0	0									
25 Mark Teixeira, S OBP: 0.400, SLG: 0.778	K			24 1B 1B		F8			F7	4	0	1	0	1	1	2									
13 Alex Rodriguez, R OBP: 0.333, SLG: 0.286	G6-3				SF9				F9	4	0	1	1	0	1	4									
24 Robinson Cano, L OBP: 0.250, SLG: 0.250	L8					F7			F7	4	0	1	0	0	0	5									
33 Nick Swisher, S OBP: 0.222, SLG: 0.333					G1-6-3 1B					4	0	1	0	0	0	4									
27 Greg Golson, R (8.9)					G1-6-3 1B				G5-3	0	0	0	0	0	0	0									
20 Jorge Posada, S OBP: 0.375, SLG: 0.286	G6-3				F9				F7	3	1	0	0	1	0	1									
17 Lance Berkman, S OBP: 0.500, SLG: 1.500					G3-1				K	4	2	2	2	0	1	0									
11 Brett Gardner, L OBP: 0.375, SLG: 0.286	K				K				G4-3	4	1	2	0	0	1	0									
<b>Inning Stats</b>	R: 0 E: 0 K: 1 S: 7	H: 0 LOB: 0 BB: 0 P: 11	R: 0 E: 0 K: 0 S: 8	H: 1 LOB: 1 BB: 0 P: 11	R: 0 E: 0 K: 2 S: 11	H: 0 LOB: 0 BB: 0 P: 15	R: 1 E: 0 K: 0 S: 7	H: 3 LOB: 1 BB: 0 P: 9	R: 1 E: 0 K: 0 S: 8	H: 1 LOB: 0 BB: 0 P: 11	R: 0 E: 0 K: 0 S: 9	H: 2 LOB: 2 BB: 0 P: 18	R: 2 E: 0 K: 1 S: 21	H: 3 LOB: 3 BB: 2 P: 34	R: 0 E: 0 K: 1 S: 8	H: 0 LOB: 0 BB: 0 P: 12	R: 1 E: 0 K: 0 S: 14	H: 2 LOB: 1 BB: 0 P: 21	1B: 8 2B: 3 3B: 0 HR: 1	SF: 1 SAC: 1 DP: 1 HBP: 0	WP: 0 PB: 0 SB: 1 CS: 0	PA: 40			
<b>PITCHER</b>	IP	WLS	BF	H	R	ER	SO	BB	IBB	HBP	BLK	WP	HR	S	P	ERA	WHIP								
48 Carl Pavano, R ERA: 6.0	6.0	L	28	10	4	4	3	1	0	0	0	0	1	60	93	6.00	1.833								
50 Jose Mijares, L ERA:	0.1		2	0	0	0	0	0	1	0	0	0	0	2	6	0.00	0.000								
60 Jon Rauch, R ERA:	0.2		2	0	0	0	1	0	0	0	0	0	0	9	10	0.00	0.000								
54 Matt Guerrier, R ERA:	1.0		3	0	0	0	1	0	0	0	0	0	0	8	12	0.00	0.000								
55 Matt Capps, R ERA: 9.0	1.0		5	2	1	1	0	0	0	0	0	0	0	14	21	9.00	2.000								

New York Yankees @ Minnesota Twins  
Target Field, Minneapolis, MN  
Thu Oct 07 2010, 5:10 PM - 8:09 PM CDT  
Att. 42,035 - Clear - 73 F

AB 36  
R 5  
H 12  
RBI 5  
BB 2  
SO 5  
LOB 17



Batter	1	2	3	4	5	6	7	8	9	AB	R	H	RBI	BB	SO	LOB	BOTTOM									
2 Denard Span, L OBP: 0.222, SLG: 0.222	G1-6-3 1B		F7		F8		G1-3		G1-3	4	0	1	0	0	0	0										
1 Orlando Hudson, S OBP: 0.250, SLG: 0.625	G1-6-3		F9			HR			K	4	1	1	1	0	1	1										
7 Joe Mauer, L OBP: 0.222, SLG: 0.222	K		G4-3		G4-3		G4-3		G6-4-3 1B	4	0	1	0	0	1	0										
21 Delmon Young, R OBP: 0.444, SLG: 0.625		5 G5-3 22 SF9 25 1B 1B			G5-3		G6-4-3 1B		G6-4-3 1B	4	1	2	0	0	0	1										
25 Jim Thome, L OBP: 0.333, SLG: 0.143		5 G5-3 1B			F8		G1-3		F7	4	0	1	0	0	0	1										
5 Michael Cuddyer, R OBP: 0.286, SLG: 0.857		G5-3			P3				K	3	0	0	0	0	1	2										
16 Jason Kubel, L (1.9)					K		P5			2	0	0	0	1	1	0										
22 Danny Valencia, R OBP: 0.286, SLG: 0.200		SF9			G5-3		K		K	2	0	0	1	0	1	0										
27 J.J. Hardy, R OBP: 0.143, SLG: 0.286	L4				F8				K	3	0	0	0	0	1	2										
<b>Inning Stats</b>	R: 0 E: 0 K: 1 S: 12	H: 1 LOB: 0 BB: 0 P: 16	R: 1 E: 0 K: 0 S: 11	H: 2 LOB: 2 BB: 1 P: 20	R: 0 E: 0 K: 0 S: 4	H: 0 LOB: 0 BB: 0 P: 6	R: 0 E: 0 K: 0 S: 7	H: 0 LOB: 0 BB: 0 P: 8	R: 0 E: 0 K: 1 S: 9	H: 0 LOB: 0 BB: 0 P: 12	R: 1 E: 0 K: 0 S: 8	H: 2 LOB: 1 BB: 0 P: 14	R: 0 E: 0 K: 2 S: 7	H: 0 LOB: 0 BB: 0 P: 12	R: 0 E: 0 K: 2 S: 9	H: 0 LOB: 0 BB: 0 P: 10	R: 0 E: 0 K: 0 S: 8	H: 1 LOB: 0 BB: 0 P: 13	1B: 4 2B: 0 3B: 1 HR: 1	SF: 1 SAC: 0 DP: 2 HBP: 0	WP: 0 PB: 0 SB: 0 CS: 0	PA: 32				
<b>PITCHER</b>	IP	WLS	BF	H	R	ER	SO	BB	IBB	HBP	BLK	WP	HR	S	P	ERA	WHIP									
46 Andy Pettitte, L ERA: 2.57	7.0	W	26	5	2	2	4	1	0	0	0	0	0	1	58	88	2.57	0.857								
39 Kerry Wood, R ERA:	1.0	H	3	0	0	0	2	0	0	0	0	0	0	9	10	0.00	0.000									
42 Mariano Rivera, R ERA:	1.0	S	3	1	0	0	0	0	0	0	0	0	0	8	13	0.00	1.000									

New York Yankees @ Minnesota Twins  
Target Field, Minneapolis, MN  
Thu Oct 07 2010, 5:10 PM - 8:09 PM CDT  
Att. 42,035 - Clear - 73 F

AB 30  
R 2  
H 6  
RBI 2  
BB 1  
SO 6  
LOB 7





Batter	1	2	3	4	5	6	7	8	9	AB	R	H	RBI	BB	SO	LOB	TOP											
2 Denard Span, L (1, 8) OBP: 0.308, SLG: 0.308	L6			G6-4-3 1B		F9		1B		4	0	2	0	0	0	0	<b>Minnesota Twins @ New York Yankees</b> Yankee Stadium, Bronx, NY Sat Oct 09 2010, 8:39 PM - 11:44 PM EDT Att: 50,840 - Clear - 63 F											
1 Orlando Hudson, S (1, 4) OBP: 0.333, SLG: 0.583	K			G6-4-3 1-2		1B		1B		4	0	2	1	0	1	1												
7 Joe Mauer, L (1, 2) OBP: 0.308, SLG: 0.250	G3			F7		1B		1B		3	0	1	0	1	0	0												
16 Jason Kubel, L (1, 9)		F7			F7		K		F5	4	0	0	0	0	1	5												
21 Delmon Young, R (1, 7) OBP: 0.385, SLG: 0.500		K			1B		G4-3		F8	4	0	1	0	0	1	3												
25 Jim Thome, L (1, 10) OBP: 0.308, SLG: 0.100							G4-3			3	0	0	0	1	2	0												
5 Michael Cuddyer, R (1, 3) OBP: 0.182, SLG: 0.545										4	0	0	0	0	2	2												
22 Danny Valencia, R (1, 5) OBP: 0.273, SLG: 0.333										4	1	1	0	0	0	2												
27 J.J. Hardy, R (1, 6) OBP: 0.100, SLG: 0.200										3	0	0	0	0	0	1												
<b>Inning Stats</b>	R: 0 E: 0 K: 1 S: 8	H: 0 LOB: 0 BB: 0 P: 10	R: 0 E: 0 K: 2 S: 9	H: 0 LOB: 0 BB: 0 P: 14	R: 0 E: 0 K: 1 S: 6	H: 0 LOB: 0 BB: 0 P: 7	R: 0 E: 0 K: 0 S: 5	H: 1 LOB: 0 BB: 0 P: 9	R: 0 E: 0 K: 1 S: 19	H: 1 LOB: 2 BB: 1 P: 32	R: 0 E: 0 K: 1 S: 14	H: 2 LOB: 2 BB: 0 P: 18	R: 0 E: 0 K: 0 S: 6	H: 0 LOB: 0 BB: 0 P: 9	R: 1 E: 0 K: 0 S: 16	H: 3 LOB: 3 BB: 1 P: 26	R: 0 E: 0 K: 1 S: 7	H: 0 LOB: 0 BB: 0 P: 12	1B: 6 2B: 1 3B: 0 HR: 0	SF: 0 SAC: 0 DP: 1 HBP: 0	WP: 0 PB: 0 CS: 0	PA: 35						
<b>PITCHER</b>	IP	WLS	BF	H	R	ER	SO	BB	IBB	HBP	BLK	WP	HR	S	P	ERA	WHIP											
65 Phil Hughes, R (1, 1) ERA: 4.5	7.0	W	25	4	0	0	6	1	0	0	0	0	0	0	67	99	0.00	0.714										
39 Kerry Wood, R (8, 1) ERA: 4.5	0.1		5	3	1	1	0	1	0	0	0	0	0	13	22	27.00	12.000											
48 Boone Logan, L (8, 1) ERA: 4.5	0.1	H	1	0	0	0	0	0	0	0	0	0	0	1	1	0.00	0.000											
30 David Robertson, R (8, 1) ERA: 4.5	0.1	H	1	0	0	0	0	0	0	0	0	0	0	2	3	0.00	0.000											
42 Mariano Rivera, R (9, 1) ERA: 4.5	1.0		3	0	0	0	1	0	0	0	0	0	0	7	12	0.00	0.000											
<b>Batter</b>	1	2	3	4	5	6	7	8	9	AB	R	H	RBI	BB	SO	LOB	BOTTOM											
2 Derek Jeter, R (1, 6) OBP: 0.286, SLG: 0.286	1B		G5-3		1B					4	0	2	0	0	1	0	<b>Minnesota Twins @ New York Yankees</b> Yankee Stadium, Bronx, NY Sat Oct 09 2010, 8:39 PM - 11:44 PM EDT Att: 50,840 - Clear - 63 F											
33 Nick Swisher, S (1, 9) OBP: 0.385, SLG: 0.750	F9		2B		BB					3	2	2	1	1	0	1												
25 Mark Teixeira, S (1, 3) OBP: 0.357, SLG: 0.615	F9		1B		K					4	0	1	1	0	1	3												
13 Alex Rodriguez, R (1, 5) OBP: 0.308, SLG: 0.273	P4		L5							4	0	1	0	0	0	2												
24 Robinson Cano, L (1, 4) OBP: 0.333, SLG: 0.500		3B			1B					4	2	2	0	0	0	1												
38 Marcus Thames, R (1, 10) OBP: 0.375, SLG: 0.714	P6				HR					4	1	2	2	0	0	1												
20 Jorge Posada, S (1, 2) OBP: 0.333, SLG: 0.273					K					4	0	1	1	0	2	1												
14 Curtis Granderson, L (1, 8) OBP: 0.500, SLG: 0.727					HR					3	1	1	0	1	0	1												
11 Brett Gardner, L (1, 7) OBP: 0.250, SLG: 0.200					BB					3	0	0	1	0	1	1												
<b>Inning Stats</b>	R: 0 E: 0 K: 0 S: 11	H: 1 LOB: 1 BB: 0 P: 16	R: 1 E: 0 K: 0 S: 9	H: 2 LOB: 0 BB: 0 P: 12	R: 1 E: 0 K: 0 S: 8	H: 2 LOB: 1 BB: 0 P: 11	R: 3 E: 0 K: 2 S: 26	H: 3 LOB: 2 BB: 2 P: 45	R: 0 E: 0 K: 0 S: 13	H: 0 LOB: 0 BB: 0 P: 15	R: 0 E: 0 K: 2 S: 7	H: 0 LOB: 0 BB: 0 P: 11	R: 1 E: 0 K: 0 S: 8	H: 2 LOB: 0 BB: 0 P: 11	R: 0 E: 0 K: 1 S: 11	H: 1 LOB: 1 BB: 0 P: 16	1B: 8 2B: 1 3B: 1 HR: 2	SF: 1 SAC: 0 DP: 2 HBP: 0	WP: 0 PB: 0 CS: 0	PA: 36								
<b>PITCHER</b>	IP	WLS	BF	H	R	ER	SO	BB	IBB	HBP	BLK	WP	HR	S	P	ERA	WHIP											
52 Brian Duensing, L (1, 1) ERA: 13.5	3.1	L	17	7	5	5	1	1	0	0	0	0	0	15	26	0.00	3.000											
54 Matt Guerrier, R (4, 1) ERA: 3.86	0.2		4	1	0	0	1	1	0	0	0	0	0	1	26	3.86	1.286											
30 Scott Baker, R (5, 1) ERA: 3.86	2.1		10	3	1	1	2	0	0	0	0	0	1	26	34	3.86	1.286											
50 Jose Mijares, L (7, 1) ERA: 3.86	0.2		1	0	0	0	0	0	0	0	0	0	0	2	3	0.00	0.000											
51 Brian Fuentes, L (8, 1) ERA: 3.86	1.0		4	1	0	0	1	0	0	0	0	0	0	11	16	0.00	1.000											