

Minnesota Twins - 2012

Batter	1	2	3	4	5	6	7	8	9	AB	R	H	RBI	BB	SO	LOB	TOP			
76 Jose Iglesias, R OBP: 0.500, SLG: 0.333 77 Pedro Ciriaco, R OBP: 0.333, SLG: 0.333										2	0	1	0	1	1	0	Boston Red Sox @ Minnesota Twins Hammond Stadium, Fort Myers, FL Mon Mar 05 2012, 7:08 PM - 10:19 PM EST Att: 8,106 - Clear - 70 F			
12 Ryan Sweeney, L 82 Alex Hassan, R										3	0	0	1	0	0	2				
20 Kevin Youkilis, R 83 Will Middlebrooks, R										2	0	0	0	1	0	1				
34 David Ortiz, L 62 Lars Anderson, L										3	1	2	1	0	1	1				
54 Darnell McDonald, R 86 J.C. Linares, R										2	1	1	0	0	0	0				
73 Josh Kroeger, L 71 Nate Spears, L										3	1	1	1	0	1	1				
10 Kelly Shoppach, R 92 Luis Exposito, R										2	1	1	0	0	1	0				
81 Dan Butler, R										1	0	0	0	1	0	0				
5 Nick Punto, S 84 Oscar Tejeda, R										1	0	0	0	0	0	0				
16 Jason Repko, R 85 Che-Hsuan Lin, R										1	0	0	0	0	0	0				
Inning Stats	R: 0 E: 0 K: 2 S: 7	H: 0 LOB: 1 BB: 1 P: 13	R: 4 E: 2 K: 0 S: 6	H: 3 LOB: 1 BB: 2 P: 15	R: 1 E: 0 K: 1 S: 7	H: 1 LOB: 0 BB: 0 P: 8	R: 0 E: 0 K: 1 S: 6	H: 1 LOB: 1 BB: 0 P: 7	R: 0 E: 0 K: 2 S: 8	H: 0 LOB: 0 BB: 0 P: 8	R: 5 E: 0 K: 0 S: 8	H: 4 LOB: 0 BB: 1 P: 15	R: 0 E: 0 K: 0 S: 3	H: 0 LOB: 0 BB: 0 P: 3	R: 0 E: 0 K: 2 S: 8	H: 1 LOB: 1 BB: 0 P: 8	1B: 6 2B: 3 3B: 0 HR: 2	SF: 0 SAC: 0 DP: 0 HBP: 0	WP: 3 PB: 0 SB: 3 CS: 0	PA: 42
PITCHER	IP WLS BF H R ER SO BB IBB HBP BLK WP HR S P ERA WHIP	21 Jason Marquis, R ERA: 21.6 49 Jeff Manship, R ERA: 6.75 62 Liam Hendriks, R ERA: 0.00 72 Carlos Gutierrez, R ERA: 0.00 76 Deolis Guerra, R ERA: 45.00	1.2 L 11 3 4 4 2 3 0 0 0 0 3 0 12 27 21.60 3.600	1.1 5 1 1 1 1 0 0 0 0 0 0 1 8 9 6.75 0.750	2.0 8 2 0 0 3 0 0 0 0 0 0 0 14 15 0.00 1.000	1.0 3 0 0 0 2 0 0 0 0 0 0 0 7 7 0.00 0.000	1.0 8 4 5 5 0 1 0 0 0 0 0 1 8 15 45.00 5.000	66 Brendan Wise, R ERA: 0.00 64 Tyler Robertson, L ERA: 1.000	1.0 3 0 0 0 0 0 0 0 0 0 0 0 0 8 8 0.00 0.000	1.0 4 1 0 0 2 0 0 0 0 0 0 0 8 8 0.00 1.000										

Batter	1	2	3	4	5	6	7	8	9	AB	R	H	RBI	BB	SO	LOB	BOTTOM			
2 Denard Span, L 23 Rene Tosoni, L										2	0	1	0	1	0	0	Boston Red Sox @ Minnesota Twins Hammond Stadium, Fort Myers, FL Mon Mar 05 2012, 7:08 PM - 10:19 PM EST Att: 8,106 - Clear - 70 F			
1 Tsuyoshi Nishitaka, S 26 Brian Dinkelman, L										3	0	1	1	0	0	1				
7 Joe Mauer, L 84 Dan Rohlfing, R										3	0	2	1	0	0	1				
33 Justin Morneau, L 39 Steve Pearce, R										2	0	0	0	0	1	1				
16 Josh Willingham, R 80 Oswaldo Arcia, L										1	0	1	0	1	0	0				
18 Ryan Doumit, S 24 Trevor Plouffe, R										1	0	1	0	1	0	0				
38 Luke Hughes, R 78 Wilkin Ramirez, R										3	0	0	0	0	1	5				
77 Brian Dozier, R 71 Pedro Florimón, S										2	0	0	0	0	1	5				
73 Michael Hollimon, S 37 Sean Burroughs, L										2	1	1	0	0	1	0				
Inning Stats	R: 0 E: 0 K: 0 S: 2	H: 0 LOB: 0 BB: 1 P: 6	R: 0 E: 0 K: 2 S: 7	H: 0 LOB: 1 BB: 1 P: 12	R: 0 E: 0 K: 1 S: 5	H: 0 LOB: 0 BB: 0 P: 5	R: 0 E: 0 K: 1 S: 8	H: 3 LOB: 3 BB: 0 P: 8	R: 2 E: 0 K: 1 S: 8	H: 4 LOB: 2 BB: 1 P: 12	R: 0 E: 0 K: 0 S: 3	H: 0 LOB: 0 BB: 0 P: 3	R: 0 E: 0 K: 1 S: 5	H: 0 LOB: 0 BB: 0 P: 5	R: 0 E: 0 K: 1 S: 5	H: 0 LOB: 0 BB: 0 P: 3		1B: 7 2B: 0 3B: 0 HR: 0	SF: 0 SAC: 0 DP: 2 HBP: 1	WP: 0 PB: 0 SB: 0 CS: 0
PITCHER	IP WLS BF H R ER SO BB IBB HBP BLK WP HR S P ERA WHIP	11 Clay Buchholz, R ERA: 0.00 44 Vicente Padilla, R ERA: 0.00 79 Will Inman, R ERA: 9.00 56 Brandon Duckworth, R ERA: 0.00 58 Jesse Carlson, L ERA: 0.00	2.0 W 8 0 0 0 2 2 0 0 0 0 0 0 0 13 13 0.00 1.000	3.1 9 3 0 0 2 0 0 0 0 0 0 0 11 15 9.00 2.500	5.1 10 4 2 2 1 1 0 0 1 0 0 0 11 15 9.00 2.500	2.0 6 0 0 0 2 0 0 0 0 0 0 0 10 10 0.00 0.000	1.0 3 0 0 0 0 0 0 0 0 0 0 0 3 3 0.00 0.000													



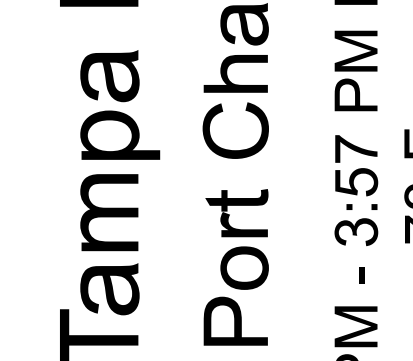
Batter	1	2	3	4	5	6	7	8	9	AB	R	H	RBI	BB	SO	LOB	TOP			
11 Ben Revere, L (1.7) 19 Darn Mastroianni, R (6.7) OBP: 0.571, SLG: 0.500 OBP: 0.500, SLG: 0.667			SH1-3 (1)		G4-3 (1)		G5-3 (3)			2	1	1	0	0	0	0	Minnesota Twins @ Tampa Bay Rays Charlotte Sports Park, Port Charlotte, FL Tue Mar 06 2012, 1:08 PM - 3:57 PM EST Att: 4,023 - Sunny - 78 F			
8 Jamey Carroll, R (1.6) 77 Brian Dozier, R (5.6) OBP: 0.375, SLG: 0.167 OBP: 0.200, SLG: 0.200			22 1B, 22 S, 18 S, BB		L4 (2)					2	1	1	0	1	0	0				
18 Ryan Doumit, S (1.2) 5 J.R. Towles, R (5.2) OBP: 0.500, SLG: 0.500 OBP: 0.500, SLG: 2.000			K (2)		F9 (3)					3	0	0	1	0	1	3				
27 Chris Parmelee, L (1.3) OBP: 0.500, SLG: 0.750			22 E, BB		G4-3 (1)					3	0	0	0	1	1	2				
22 Danny Valencia, R (1.5) OBP: 0.333, SLG: 0.444			E6 (2)		K (2)					4	0	1	1	0	1	1				
26 Brian Dinkelman, L (1.9) 80 Oswaldo Arcia, L (6.9) OBP: 0.333, SLG: 0.250 OBP: 0.500, SLG: 0.750			F7 (3)		G4-3 (3)					3	0	0	0	0	1	2				
39 Steve Pearce, R (1.10) 79 Matt Carson, R (9. PH) (9.10)					G4-3 (1)					3	0	0	0	0	0	0				
63 Joe Benson, R (1.8)					K (2)					4	0	0	0	0	3	1				
12 Alexi Casilla, S (1.4) 71 Pedro Florimón, S (7. PR) (7.4)			11 SH1-3, 22 S, 11 S, 1B		G6-3 (3)					3	1	2	0	0	0	0				
Inning Stats	R: 1 E: 1 K: 0 S: 5	H: 2 LOB: 1 BB: 0 P: 5	R: 0 E: 0 K: 1 S: 5	H: 0 LOB: 0 BB: 0 P: 5	R: 2 E: 1 K: 1 S: 7	H: 2 LOB: 2 BB: 2 P: 16	R: 0 E: 0 K: 1 S: 5	H: 0 LOB: 0 BB: 0 P: 3	R: 0 E: 0 K: 1 S: 5	H: 1 LOB: 1 BB: 0 P: 6	R: 0 E: 0 K: 1 S: 5	H: 1 LOB: 0 BB: 1 P: 5	R: 0 E: 0 K: 2 S: 7	H: 0 LOB: 1 BB: 1 P: 11	1B: 6 2B: 0 3B: 0 HR: 0	SF: 0 SAC: 1 DP: 0 HBP: 0		WP: 0 PB: 0 SB: 2 CS: 1	PA: 35	
PITCHER	IP WLS BF H R ER SO BB IBB HBP BLK WP HR S P ERA WHIP	IP WLS BF H R ER SO BB IBB HBP BLK WP HR S P ERA WHIP	IP WLS BF H R ER SO BB IBB HBP BLK WP HR S P ERA WHIP	IP WLS BF H R ER SO BB IBB HBP BLK WP HR S P ERA WHIP	IP WLS BF H R ER SO BB IBB HBP BLK WP HR S P ERA WHIP	IP WLS BF H R ER SO BB IBB HBP BLK WP HR S P ERA WHIP	IP WLS BF H R ER SO BB IBB HBP BLK WP HR S P ERA WHIP	IP WLS BF H R ER SO BB IBB HBP BLK WP HR S P ERA WHIP	IP WLS BF H R ER SO BB IBB HBP BLK WP HR S P ERA WHIP	IP WLS BF H R ER SO BB IBB HBP BLK WP HR S P ERA WHIP	IP WLS BF H R ER SO BB IBB HBP BLK WP HR S P ERA WHIP	IP WLS BF H R ER SO BB IBB HBP BLK WP HR S P ERA WHIP	IP WLS BF H R ER SO BB IBB HBP BLK WP HR S P ERA WHIP	IP WLS BF H R ER SO BB IBB HBP BLK WP HR S P ERA WHIP	IP WLS BF H R ER SO BB IBB HBP BLK WP HR S P ERA WHIP	IP WLS BF H R ER SO BB IBB HBP BLK WP HR S P ERA WHIP		IP WLS BF H R ER SO BB IBB HBP BLK WP HR S P ERA WHIP	IP WLS BF H R ER SO BB IBB HBP BLK WP HR S P ERA WHIP	IP WLS BF H R ER SO BB IBB HBP BLK WP HR S P ERA WHIP

Batter	1	2	3	4	5	6	7	8	9	AB	R	H	RBI	BB	SO	LOB	BOTTOM		
8 Desmond Jennings, R (1.10) 29 Tim Beckham, R (7. PH) (7.7) OBP: 0.200, SLG: 0.200 OBP: 0.222, SLG: 0.125					F8 (2)		G4-3 (3)			3	0	1	0	0	0	2	Minnesota Twins @ Tampa Bay Rays Charlotte Sports Park, Port Charlotte, FL Tue Mar 06 2012, 1:08 PM - 3:57 PM EST Att: 4,023 - Sunny - 78 F		
1 Sean Rodriguez, R (1.6) 26 Stephen Vogt, L (5. PH) (6.7) OBP: 0.800, SLG: 0.750 OBP: 0.444, SLG: 0.625			E7 (2)		F8 (3)					2	0	1	0	0	0	0			
23 Carlos Pena, L (1.3) 61 Juan Miranda, L (4.3)			F8 (3)							2	0	0	0	0	0	2			
11 Brandon Guyer, R (1.9) 9 Elliot Johnson, S (6.4) OBP: 0.125, SLG: 0.143 OBP: 0.333, SLG: 0.143					G6-3 (1)					2	0	0	0	0	0	0			
45 Jeff Salazar, L (1.8) OBP: 0.500, SLG: 0.875					F8 (2)					3	0	0	0	1	1	1			
63 Chris Gimenez, R (1.2) 21 Jose Lobaton, S (6.2) OBP: 0.125, SLG: 0.250 OBP: 0.333, SLG: 0.333					F9 (3)					2	0	0	0	0	0	1			
10 Will Rhymes, L (1.4) 66 Hak-Ju Lee, L (6.6) OBP: 0.125, SLG: 0.125 OBP: 0.333, SLG: 0.333										2	0	0	0	0	0	1			
60 Matt Mangini, L (1.5) OBP: 0.300, SLG: 0.222										4	0	2	0	0	1	2			
68 Jesús Feliciano, L (1.7) 65 Brad Coon, L (6.9) OBP: 0.375, SLG: 0.500 OBP: 0.500, SLG: 0.500					G4-3 (2)					2	0	1	0	0	0	0			
38 Robinson Chirinos, R (9. PH) (9.7) OBP: 0.500, SLG: 0.500										1	0	0	0	0	1	0			
Inning Stats	R: 0 E: 0 K: 0 S: 3	H: 0 LOB: 1 BB: 1 P: 7	R: 0 E: 1 K: 1 S: 7	H: 2 LOB: 0 BB: 0 P: 7	R: 0 E: 0 K: 0 S: 3	H: 0 LOB: 0 BB: 0 P: 3	R: 0 E: 0 K: 2 S: 7	H: 0 LOB: 0 BB: 0 P: 7	R: 0 E: 0 K: 2 S: 4	H: 1 LOB: 2 BB: 1 P: 8	R: 0 E: 0 K: 0 S: 6	H: 1 LOB: 1 BB: 1 P: 10	R: 2 E: 1 K: 0 S: 8	H: 2 LOB: 2 BB: 1 P: 8	1B: 7 2B: 1 3B: 0 HR: 0	SF: 0 SAC: 0 DP: 0 HBP: 0		WP: 0 PB: 0 SB: 0 CS: 0	PA: 39
PITCHER	IP WLS BF H R ER SO BB IBB HBP BLK WP HR S P ERA WHIP	IP WLS BF H R ER SO BB IBB HBP BLK WP HR S P ERA WHIP	IP WLS BF H R ER SO BB IBB HBP BLK WP HR S P ERA WHIP	IP WLS BF H R ER SO BB IBB HBP BLK WP HR S P ERA WHIP	IP WLS BF H R ER SO BB IBB HBP BLK WP HR S P ERA WHIP	IP WLS BF H R ER SO BB IBB HBP BLK WP HR S P ERA WHIP	IP WLS BF H R ER SO BB IBB HBP BLK WP HR S P ERA WHIP	IP WLS BF H R ER SO BB IBB HBP BLK WP HR S P ERA WHIP	IP WLS BF H R ER SO BB IBB HBP BLK WP HR S P ERA WHIP	IP WLS BF H R ER SO BB IBB HBP BLK WP HR S P ERA WHIP	IP WLS BF H R ER SO BB IBB HBP BLK WP HR S P ERA WHIP	IP WLS BF H R ER SO BB IBB HBP BLK WP HR S P ERA WHIP	IP WLS BF H R ER SO BB IBB HBP BLK WP HR S P ERA WHIP	IP WLS BF H R ER SO BB IBB HBP BLK WP HR S P ERA WHIP	IP WLS BF H R ER SO BB IBB HBP BLK WP HR S P ERA WHIP	IP WLS BF H R ER SO BB IBB HBP BLK WP HR S P ERA WHIP		IP WLS BF H R ER SO BB IBB HBP BLK WP HR S P ERA WHIP	IP WLS BF H R ER SO BB IBB HBP BLK WP HR S P ERA WHIP

AB 31
R 3
H 6
RBI 2
BB 3
SO 8
LOB 11



AB 36
R 2
H 8
RBI 1
BB 3
SO 5
LOB 16



Batter	1	2	3	4	5	6	7	8	9	AB	R	H	RBI	BB	SO	LOB	TOP										
2 Denard Span, L (1.8) 19 Darn Mastroianni, R (6.8) OBP: 0.558, SLG: 0.500 OBP: 0.460, SLG: 0.500	G4-3																3 0 1 1 0 0 0 1 1 0 0 0 0 0 0 2										
1 Tsuyoshi Nishioaka, S (1.4) 83 Ray Chang, R (5.4) OBP: 0.214, SLG: 0.357 OBP: 0.750, SLG: 0.500	F7																3 0 0 0 0 0 0 2 1 0 0 0 0 0 0 0										
16 Josh Willingham, R (1.9) 80 Oswaldo Arcia, L (6.9) OBP: 0.444, SLG: 0.167	F8																2 0 0 0 1 1 0 0 1 0 0 0 0 0 0 0										
70 Aaron Bates, R (1.3) OBP: 0.375, SLG: 0.286																	3 0 1 0 1 0 1 1										
26 Brian Dinkelman, L (1.10) 95 Daniel Rams, R (9, PH) OBP: 0.333, SLG: 0.273																	3 0 1 1 0 0 1 2 1 0 0 0 0 0 0 0										
37 Sean Burroughs, L (1.5) 39 Steve Pearce, R (7.5) OBP: 0.111, SLG: 0.111																	3 0 0 0 0 0 1 3 1 0 1 1 0 0 0 0										
11 Ben Revere, L (1.7) 23 Rene Tosoni, L (6.7) OBP: 0.375, SLG: 0.167																	2 0 0 0 0 0 1 3 2 0 1 0 0 0 0 1										
41 Drew Butera, R (1.2) 81 Danny Lehmann, R (6.2) OBP: 0.143, SLG: 0.143																	2 0 1 1 0 0 0 0 0 0 0 0 0 1 0 0										
71 Pedro Florimón, S (1.6) 77 Brian Dozier, R (9, PH) OBP: 0.167, SLG: 0.167																	3 0 0 0 0 0 0 3 1 0 0 0 0 0 0 2										
Inning Stats	R: 0 E: 0 K: 0 S: 4	H: 0 LOB: 0 BB: 0 P: 4	R: 0 E: 0 K: 3 S: 10	H: 1 LOB: 1 BB: 0 P: 10	R: 0 E: 0 K: 0 S: 4	H: 1 LOB: 1 BB: 0 P: 4	R: 0 E: 0 K: 0 S: 4	H: 1 LOB: 1 BB: 1 P: 8	R: 0 E: 0 K: 0 S: 2	H: 0 LOB: 0 BB: 1 P: 6	R: 0 E: 0 K: 0 S: 4	H: 1 LOB: 2 BB: 0 P: 5	R: 0 E: 0 K: 0 S: 3	H: 0 LOB: 0 BB: 0 P: 3	R: 0 E: 0 K: 0 S: 4	H: 1 LOB: 2 BB: 1 P: 8	1B: 6 2B: 0 3B: 0 HR: 0	SF: 0 SAC: 0 DP: 1 HBP: 1	WP: 0 PB: 0 SB: 0 CS: 0	PA: 36							
PITCHER	IP	WLS	BF	H	R	ER	SO	BB	IBB	HBP	BLK	WP	HR	S	P	ERA	WHIP										
16 Wei-Yin Chen, L (1.1) 59 Armando Galarraga, R (3.1) 38 Luis Ayala, R (5.1) 27 Matt Lindstrom, R (6.1) 64 Steve Johnson, R (7.1) ERA: 0.000 ERA: 0.000 ERA: 9.0 ERA: 1.000	2.0	2.0	7	1	0	0	3	0	0	0	0	0	0	14	14	0.00	0.500										
PITCHER	IP	WLS	BF	H	R	ER	SO	BB	IBB	HBP	BLK	WP	HR	S	P	ERA	WHIP										
95 Stu Pomeranz, R (8.1) 65 Oscar Villarreal, R (9.1) ERA: 0.000 ERA: 2.000	1.0	1.0	3	0	0	0	0	0	0	0	0	0	0	3	3	0.00	0.000										

Minnesota Twins @ Baltimore Orioles
Ed Smith Stadium, Sarasota, FL
Wed Mar 07 2012, 1:07 PM - 3:49 PM EST
Att: 5,080 - Sunny - 81 F

AB	32
R	0
H	6
RBI	0
BB	3
SO	3
LOB	20



Batter	1	2	3	4	5	6	7	8	9	AB	R	H	RBI	BB	SO	LOB	BOTTOM										
9 Endy Chavez, L (1.9) 13 Jai Miller, R (6.9) OBP: 0.444, SLG: 0.500 OBP: 0.400, SLG: 0.500																	2 1 2 0 1 0 0 1 0 1 3 1 0 0										
2 J.J. Hardy, R (1.6) 3 Ryan Flaherty, L (6.5) OBP: 0.500, SLG: 0.400 OBP: 0.333, SLG: 0.556																	3 0 1 1 0 0 0 4 2 0 0 0 0 1 2										
10 Adam Jones, R (1.8) 68 Steve Tolleson, R (6.6) OBP: 0.333, SLG: 0.333 OBP: 0.200, SLG: 0.200																	3 0 1 1 1 0 0 1 2 0 1 0 0 0 0										
19 Chris Davis, L (1.3) 51 Joe Mahoney, L (6.3) OBP: 0.500, SLG: 0.500 OBP: 0.200, SLG: 0.200																	3 0 1 1 0 0 0 3 2 0 0 0 0 0 1										
32 Matt Wieters, S (1.2) 73 Brian Ward, R (6.2) OBP: 0.200, SLG: 0.200																	3 0 1 1 0 0 1 0 1 0 0 0 0 0 0										
12 Mark Reynolds, R (1.5) 70 Xavier Avery, L (6.8) OBP: 0.333, SLG: 0.200 OBP: 0.375, SLG: 0.375																	3 1 1 1 0 0 1 2 1 1 1 0 0 0 0										
24 Wilson Betemit, S (1.10) 25 Josh Bell, S (6, PH) OBP: 0.250, SLG: 0.143																	2 0 0 0 1 0 2 0 1 0 0 1 0 0										
14 Nolan Reimold, R (1.7) 54 Matt Antonelli, R (7.4) OBP: 0.333, SLG: 0.200 OBP: 0.667, SLG: 0.500																	2 0 1 0 1 1 2 0 1 0 0 0 0 0										
11 Robert Andino, R (1.4) 80 Scott Beerer, R (7.9) OBP: 0.200, SLG: 0.200 OBP: 0.500, SLG: 0.500																	3 0 1 1 1 0 0 2 1 1 1 1 0 0 0										
Inning Stats	R: 0 E: 0 K: 0 S: 4	H: 1 LOB: 1 BB: 0 P: 4	R: 1 E: 0 K: 1 S: 9	H: 3 LOB: 3 BB: 1 P: 13	R: 0 E: 0 K: 1 S: 7	H: 2 LOB: 2 BB: 0 P: 7	R: 1 E: 0 K: 0 S: 4	H: 2 LOB: 2 BB: 2 P: 12	R: 0 E: 0 K: 1 S: 5	H: 0 LOB: 0 BB: 0 P: 5	R: 0 E: 0 K: 0 S: 3	H: 1 LOB: 1 BB: 1 P: 7	R: 0 E: 0 K: 0 S: 3	H: 0 LOB: 0 BB: 0 P: 3	R: 4 E: 0 K: 1 S: 8	H: 4 LOB: 1 BB: 1 P: 13	1B: 11 2B: 2 3B: 0 HR: 0	SF: 0 SAC: 0 DP: 2 HBP: 1	WP: 0 PB: 0 SB: 2 CS: 0	PA: 40							
PITCHER	IP	WLS	BF	H	R	ER	SO	BB	IBB	HBP	BLK	WP	HR	S	P	ERA	WHIP										
48 Carl Pavano, R (1.1) 31 Alex Burnett, R (4.1) 61 Jared Burton, R (5.1) 67 Luis Perdomo, R (6.1) 59 Esmelting Vasquez, R (7.1) ERA: 5.4 ERA: 4.5 ERA: 4.5 ERA: 4.5 ERA: 4.5	3.0	3.0	16	6	1	1	2	1	0	0	0	0	0	20	24	3.00	2.333										
PITCHER	IP	WLS	BF	H	R	ER	SO	BB	IBB	HBP	BLK	WP	HR	S	P	ERA	WHIP										
50 Jason Bulger, R (8.1) 85 Casey Fien, R (8.1) ERA: 81.0 ERA: 0.1	0.2	0.1	7	4	4	4	0	1	0	0	0	0	0	4	12	0.00	0.000										

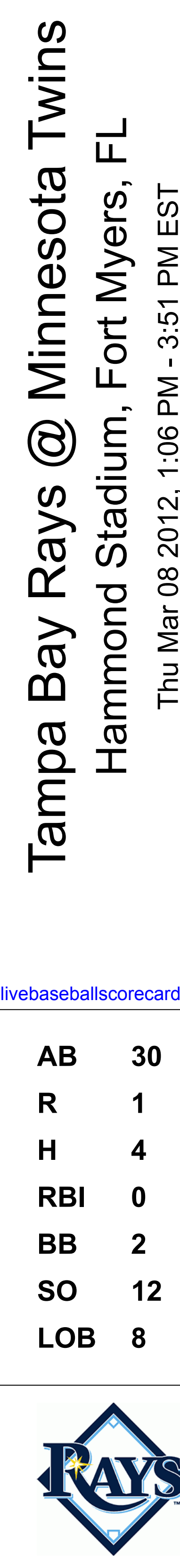
Minnesota Twins @ Baltimore Orioles
Ed Smith Stadium, Sarasota, FL
Wed Mar 07 2012, 1:07 PM - 3:49 PM EST
Att: 5,080 - Sunny - 81 F

AB	34
R	6
H	13
RBI	6
BB	5
SO	4
LOB	19



Batter	1	2	3	4	5	6	7	8	9	AB R H RBI BB SO LOB	TOP																									
8 Desmond Jennings, R (1.7) 74 Mark Thomas, R (6.2)	0-0 CS 1B			0-0 SH1-3 1B		0-3 K			0-3 K	3 0 2 0 0 1 0 1 0 0 0 0 1 0	<p>Tampa Bay Rays @ Minnesota Twins</p> <p>Hammond Stadium, Fort Myers, FL</p> <p>Thu Mar 08 2012, 1:06 PM - 3:51 PM EST</p> <p>Att: 7,830 - Cloudy - 83 F</p> <p>livebaseballscores.com</p>																									
9 Elliot Johnson, S (1.4) 40 Kevin Kiermaier, L (6.7)	0-3 K			0-0 SH1-3		0-0 66 66 1B			0-0 G3-1	2 0 1 0 0 1 1 1 0 0 0 0 0 0																										
1 Sean Rodriguez, R (1.6) 66 Hak-Ju Lee, L (4, PR) (4.6)	0-3 K			4-0 BB		1-0 F7			4-0 29 29 E BB	1 0 0 0 1 1 0 1 1 0 0 1 0 1																										
23 Carlos Pena, L (1.3) 29 Tim Beckham, R (6.4)		0-0 G6-3		0-3 K		0-3 K			1-0 E4 14 1B	2 0 0 0 0 1 2 2 0 0 0 0 1 0																										
63 Chris Gimenez, R (1.5) 14 Cole Figueroa, L (7.5)		0-3 K		0-3 K		0-3 K			0-0 1-2 1B	3 0 0 0 0 3 2 1 0 1 0 0 0 0																										
65 Brad Coon, L (1.9)		0-3 K			0-0 G4-3		0-3 K		0-0 G3-1	4 0 0 0 0 2 2																										
26 Stephen Vogt, L (1.2) 61 Juan Miranda, L (6.3)			0-3 K		0-0 F8				0-0 G3-1	2 0 0 0 0 1 0 1 0 0 0 0 0 0																										
68 Jesus Feliciano, L (1.8) 38 Isaias Velasquez, R (6.8)			0-0 G6-3		0-0 G4-3				0-0 G4-3	3 0 0 0 0 0 0 0 0 0 0 0 0 0																										
41 Nevin Ashley, R (1.10)			0-0 G6-3			0-0 L1			0-0 G4-3	3 0 0 0 0 0 0																										
Inning Stats	R: 0 E: 0 K: 2 S: 7	H: 1 LOB: 0 BB: 0 P: 7	R: 0 E: 0 K: 2 S: 7	H: 0 LOB: 0 BB: 0 P: 7	R: 0 E: 0 K: 1 S: 5	H: 0 LOB: 2 BB: 1 P: 5	R: 0 E: 0 K: 2 S: 8	H: 1 LOB: 0 BB: 1 P: 12	R: 0 E: 0 K: 0 S: 3	H: 0 LOB: 0 BB: 0 P: 3		R: 0 E: 0 K: 3 S: 9	H: 0 LOB: 0 BB: 0 P: 9	R: 0 E: 0 K: 0 S: 3	H: 0 LOB: 0 BB: 0 P: 3	R: 1 E: 1 K: 1 S: 7	H: 1 LOB: 2 BB: 1 P: 12	1B: 4 2B: 1 3B: 0 HR: 0	SF: 0 SAC: 1 DP: 1 HBP: 0	WP: 0 PB: 0 SB: 2 CS: 1	PA: 33															
PITCHER	IP WLS BF H R ER SO BB IBB HBP BLK WP HR S P ERA WHIP											PITCHER	IP WLS BF H R ER SO BB IBB HBP BLK WP HR S P ERA WHIP																							
47 Francisco Liriano, L (1.1) 62 Liam Hendriks, R (4.1) 58 Scott Diamond, L (5.1) 68 Daryl Thompson, R (6.1) 49 Jeff ManSHIP, R (7.1)	3.0 1.0 1.0 1.0 1.0	9 5 3 4 3	1 1 0 1 0	0 0 0 0 0	5 2 0 1 3	0 0 0 0 0	0 0 0 0 0	0 0 0 0 0	0 0 0 0 0	0 0 0 0 0	0 8 3 6 9	19 12 3 7 9	0.00 2.000 0.000 1.000 0.000	0.333 2.000 0.000 1.000 0.000	66 Brendan Wise, R (8.1) 72 Carlos Gutierrez, R (9.1)	1.0 1.0	L L	3 6	0 1	0 1	0 0	0 1	0 1	0 0	0 0	0 0	0 0	0 0	0 0	0 0	0 0	0 0	0 0	0 0	0.00 0.000 0.000 2.000	0.000 2.000

Batter	1	2	3	4	5	6	7	8	9	AB R H RBI BB SO LOB	BOTTOM												
2 Denard Span, L (1.8) 23 Rene Tosoni, L (6.8)	0-0 24 S 1B		4-0 7 S BB		0-3 K				0-0 G3-1	2 0 1 0 1 1 0 1 0 0 0 0 0 0	<p>Tampa Bay Rays @ Minnesota Twins</p> <p>Hammond Stadium, Fort Myers, FL</p> <p>Thu Mar 08 2012, 1:06 PM - 3:51 PM EST</p> <p>Att: 7,830 - Cloudy - 83 F</p> <p>livebaseballscores.com</p>												
24 Trevor Plouffe, R (1.7) 78 Wilkin Ramirez, R (7.7)	4-1 S BB BB BB BB BB		0-3 K		0-0 F7				0-0 G6-3	2 0 0 0 1 1 1 1 0 0 0 0 0 0													
7 Joe Mauer, L (1.2) 5 J.R. Towles, R (6.2) 19 Darin Mastroianni, R (8, PR) 81 Danny Lehmann, R (9.2)	0-0 L7		0-3 K		0-0 F9				0-0 70 1B	2 0 0 0 0 1 3 2 0 1 0 0 0 0 0 0 0 0 0 0 0 0 0 0 0 0 0 0													
33 Justin Morneau, L (1.3) 70 Aaron Bates, R (7.3)	0-0 F8		0-0 G4-3		0-0 P4				0-0 1B	3 0 0 0 0 0 3 1 0 1 0 0 0 0													
16 Josh Willingham, R (1.10) 95 Daniel Rams, R (8, PH) (9.10)	0-0 G6-3			0-0 18 G6-3 1B		0-3 K			0-2 K	3 0 1 0 0 1 2 1 0 0 0 0 1 2													
22 Danny Valencia, R (1.5) 39 Steve Pearce, R (7.5)		0-0 F8		0-3 K		4-0 1 BB			0-0 G4-3	2 0 0 0 0 1 1 1 0 0 0 1 0 0													
18 Ryan Doumit, S (1.9) 79 Matt Carson, R (6.9) 80 Oswaldo Arcia, L (9, PH)		4-0 BB		0-0 G6-3		0-0 F7			0-0 G3-1	1 0 0 0 1 0 1 1 0 0 0 0 0 1 1 0 0 0 0 0 0													
77 Brian Dozier, R (1.6) 1 Tsuyoshi Nishitaka, S (6.6)		0-0 F9			0-3 K				0-0 G4-3	2 0 0 0 0 1 1 2 0 1 0 0 0 0													
83 Ray Chang, R (1.4) 38 Luke Hughes, R (6.4)		0-0 G5-3			0-0 G3				0-3 K	2 0 0 0 0 0 1 1 0 0 0 0 1 2													
Inning Stats	R: 0 E: 0 K: 0 S: 5	H: 1 LOB: 2 BB: 1 P: 9	R: 0 E: 0 K: 0 S: 3	H: 0 LOB: 1 BB: 1 P: 7	R: 0 E: 0 K: 2 S: 7	H: 0 LOB: 1 BB: 1 P: 11	R: 0 E: 0 K: 1 S: 5	H: 1 LOB: 0 BB: 0 P: 5	R: 0 E: 0 K: 2 S: 7	H: 0 LOB: 0 BB: 0 P: 7		R: 0 E: 0 K: 0 S: 3	H: 0 LOB: 0 BB: 0 P: 3	R: 0 E: 0 K: 2 S: 8	H: 1 LOB: 2 BB: 1 P: 12	R: 0 E: 0 K: 1 S: 7	H: 2 LOB: 2 BB: 0 P: 7	R: 0 E: 0 K: 0 S: 3	H: 0 LOB: 0 BB: 0 P: 3	1B: 5 2B: 0 3B: 0 HR: 0	SF: 0 SAC: 0 DP: 1 HBP: 0	WP: 0 PB: 0 SB: 2 CS: 0	PA: 35
PITCHER	IP WLS BF H R ER SO BB IBB HBP BLK WP HR S P ERA WHIP											PITCHER	IP WLS BF H R ER SO BB IBB HBP BLK WP HR S P ERA WHIP										
35 Chris Archer, R (1.1) 57 Jake McGee, L (3.1) 72 Bryan Augenstein, R (4.1) 59 Matt Bush, R (7.1) 76 Matt Torra, R (8.1)	2.0 1.0 3.0 1.2 1.1	9 4 9 3 4	1 0 1 0 0	0 0 0 0 0	0 2 3 0 1	0 0 0 0 0	0 0 0 0 0	0 0 0 0 0	0 0 0 0 0	0 0 0 0 0	0 7 15 12 6	8 11 16 16 6	0.00 1.000 0.000 2.400 0.000	0.000 1.000 0.333 1.500									



Batter	1	2	3	4	5	6	7	8	9	AB	R	H	RBI	BB	SO	LOB	TOP											
15 Rafael Furcal, S OBP: 0.400, SLG: 1.000 88 Ryan Jackson, R OBP: 0.444, SLG: 0.286	F8		G4-3		HR		F9		G4-3	3	1	1	1	0	0	1	St. Louis Cardinals @ Minnesota Twins Hammond Stadium, Fort Myers, FL Fri Mar 09 2012, 1:09 PM - 4:03 PM EST Att: 8,237 - Cloudy - 84 F											
55 Skip Schumaker, L OBP: 0.333, SLG: 0.667 58 Pete Kozma, R OBP: 0.100, SLG: 0.111	G3		SF7		G3		G6-3		G6-3	2	0	0	1	0	0	0												
12 Lance Berkman, S OBP: 0.750, SLG: 0.667 38 Mark Hamilton, L OBP: 0.500, SLG: 0.375	FC5		1B		1B				K	2	0	2	0	1	0	0												
19 Jon Jay, L OBP: 0.455, SLG: 0.333 44 Erik Komatsu, L OBP: 0.333, SLG: 0.375	1B				K					2	0	1	0	1	1	1												
48 Tony Cruz, R OBP: 0.400, SLG: 0.400 61 Bryan Anderson, L OBP: 0.600, SLG: 0.750	FC5		FC5						G4-3	3	0	1	0	0	0	4												
33 Daniel Descalso, L OBP: 0.583, SLG: 0.800		F8							1B	4	0	2	0	0	1	0												
13 Matt Carpenter, L OBP: 0.333, SLG: 0.300 60 Steven Hill, R OBP: 0.667, SLG: 0.667 8 Eugenio Velez, S OBP: 0.143, SLG: 0.143	F8				K		F4		FC5-4	2	0	0	0	0	1	0												
43 Shane Robinson, R OBP: 0.308, SLG: 0.273	G4-3				G4-3		K		1B	4	0	1	1	0	1	2												
84 Zack Cox, L OBP: 0.250, SLG: 0.375					K		FC5		K	4	1	1	0	0	2	3												
Inning Stats	R: 0 E: 0 K: 0 S: 4	H: 1 LOB: 2 BB: 1 P: 8	R: 0 E: 0 K: 0 S: 3	H: 0 LOB: 0 BB: 0 P: 3	R: 1 E: 0 K: 0 S: 5	H: 2 LOB: 2 BB: 1 P: 9	R: 0 E: 0 K: 2 S: 7	H: 0 LOB: 0 BB: 0 P: 7	R: 1 E: 0 K: 1 S: 10	H: 2 LOB: 1 BB: 0 P: 12	R: 0 E: 0 K: 1 S: 7	H: 2 LOB: 2 BB: 0 P: 7	R: 0 E: 0 K: 1 S: 5	H: 0 LOB: 1 BB: 1 P: 9	R: 1 E: 0 K: 1 S: 8	H: 2 LOB: 1 BB: 0 P: 8		R: 0 E: 0 K: 1 S: 5	H: 0 LOB: 0 BB: 0 P: 5	1B: 7 2B: 1 3B: 0 HR: 1	SF: 1 SAC: 0 DP: 0 HBP: 0	WP: 0 PB: 0 SB: 2 CS: 0	PA: 39					
PITCHER	IP	WLS	BF	H	R	ER	SO	BB	IBB	HBP	BLK	WP	HR	S	P	ERA	WHIP											
21 Jason Marquis, R ERA: 9.64	3.0		14	3	1	1	0	2	0	0	0	0	0	0	12	20	3.00	1.667										
15 Glen Perkins, L ERA: 3.0	1.0		3	0	0	0	2	0	0	0	0	0	0	7	7	0.00	0.000											
55 Matt Capps, R ERA: 3.0	1.0	L	5	2	1	1	2	0	0	0	0	0	1	10	12	9.00	2.000											
54 Phil Dumatrai, L ERA: 3.0	1.0		5	2	0	0	1	0	0	0	0	0	0	7	7	0.00	2.000											
85 Casey Fien, R ERA:	1.0		4	0	0	0	1	1	0	0	0	0	0	5	9	0.00	1.000											
64 Tyler Robertson, L ERA: 4.5	1.0		5	2	1	1	1	0	0	0	0	0	0	8	8	9.00	2.000											
76 Deolis Guerra, R ERA: 22.5	1.0		3	0	0	0	1	0	0	0	0	0	0	5	5	0.00	0.000											

Batter	1	2	3	4	5	6	7	8	9	AB	R	H	RBI	BB	SO	LOB	BOTTOM										
11 Ben Revere, L OBP: 0.455, SLG: 0.333 79 Matt Carson, R OBP: 0.100, SLG: 0.111	G6-3		P3-1		G3-1		L6		BB	1	0	0	0	1	0	0	St. Louis Cardinals @ Minnesota Twins Hammond Stadium, Fort Myers, FL Fri Mar 09 2012, 1:09 PM - 4:03 PM EST Att: 8,237 - Cloudy - 84 F										
8 Jamey Carroll, R OBP: 0.273, SLG: 0.111 71 Pedro Florimón, S OBP: 0.222, SLG: 0.125	F8		P3-1		G5-3				BB	3	0	0	0	0	2	2											
7 Joe Mauer, L OBP: 0.300, SLG: 0.300 23 Rene Tosoni, L OBP: 0.222, SLG: 0.125	K				G3-1				BB	3	0	0	0	1	0	3											
27 Chris Parmelee, L OBP: 0.417, SLG: 0.600 38 Luke Hughes, R OBP: 0.333, SLG: 0.333	F8		K		F9		F8			2	1	0	0	0	1	0											
18 Ryan Doumit, S OBP: 0.500, SLG: 0.444 82 Chris Herrmann, L OBP: 0.333, SLG: 0.333	K		BB		P6		F8			2	0	1	0	0	1	0											
37 Sean Burroughs, L OBP: 0.286, SLG: 0.182 73 Michael Hollimon, S OBP: 0.667, SLG: 0.660	BB				F8		G4-3		BB	2	0	0	0	1	0	2											
26 Brian Dinkelman, L OBP: 0.357, SLG: 0.250 78 Wilkin Ramirez, R OBP: 0.286, SLG: 0.286	P3				BB				BB	1	0	0	0	1	0	1											
63 Joe Benson, R OBP: 0.167, SLG: 0.100 19 Darin Mastroianni, R OBP: 0.286, SLG: 0.333					BB				BB	2	1	2	0	0	0	0											
12 Alexi Casilla, S OBP: 0.500, SLG: 0.455 1 Tsuyoshi Nishio, S OBP: 0.278, SLG: 0.389	FC5-4				K				F5	2	0	0	0	1	4	2											
Inning Stats	R: 0 E: 0 K: 1 S: 5	H: 0 LOB: 0 BB: 0 P: 5	R: 0 E: 0 K: 1 S: 5	H: 0 LOB: 1 BB: 1 P: 9	R: 0 E: 0 K: 0 S: 3	H: 1 LOB: 1 BB: 1 P: 7	R: 1 E: 0 K: 2 S: 9	H: 1 LOB: 3 BB: 2 P: 17	R: 0 E: 0 K: 0 S: 3	H: 0 LOB: 0 BB: 0 P: 3	R: 0 E: 0 K: 0 S: 3	H: 2 LOB: 1 BB: 0 P: 4	R: 0 E: 0 K: 0 S: 3	H: 0 LOB: 1 BB: 1 P: 7	R: 1 E: 0 K: 0 S: 5	H: 2 LOB: 3 BB: 2 P: 13		1B: 6 2B: 1 3B: 0 HR: 0	SF: 0 SAC: 0 DP: 1 HBP: 0	WP: 1 PB: 0 SB: 0 CS: 0	PA: 39						
PITCHER	IP	WLS	BF	H	R	ER	SO	BB	IBB	HBP	BLK	WP	HR	S	P	ERA	WHIP										
50 Adam Wainwright, R ERA: 4.5	2.0		7	0	0	0	2	1	0	0	0	0	0	3	7	0.00	0.500										
72 Sam Freeman, L ERA: 4.5	1.0	H	4	1	0	0	0	1	0	0	0	0	0	3	7	0.00	2.000										
79 Trevor Rosenthal, R ERA: 4.5	1.0	W	7	1	1	1	2	2	0	0	0	1	0	9	17	9.00	3.000										
74 Joe Kelly, R ERA:	2.0	H	6	0	0	0	0	0	0	0	0	0	0	6	6	0.00	0.000										
40 Scott Linebrink, R ERA:	1.0	H	4	2	0	0	0	0	0	0	0	0	0	4	4	0.00	2.000										
46 Kyle McClellan, R ERA:	1.0		4	0	0	0	0	2	0	0	0	0	0	5	13	9.00	4.000										
66 Victor Marte, R ERA: 4.5	1.0	S	7	2	1	1	0	2	0	0	0	0	0	5	13	9.00	4.000										

Batter	1	2	3	4	5	6	7	8	9	AB	R	H	RBI	BB	SO	LOB	TOP																	
2 Denard Span, L (1,8) 63 Joe Benson, R (6,8) OBP: 0.467, SLG: 0.385 OBP: 0.154, SLG: 0.091										3	0	0	0	0	1	0	Minnesota Twins @ Pittsburgh Pirates McKechnie Field, Bradenton, FL Sat Mar 10 2012, 1:11 PM - 3:44 PM EST Att: 5,426 - Cloudy - 80 F																	
8 Jamey Carroll, R (1,6) 77 Brian Dozier, R (6,6) OBP: 0.214, SLG: 0.083 OBP: 0.111, SLG: 0.111										3	0	0	0	0	1	0																		
16 Josh Willingham, R (1,9) 23 Rene Tosoni, L (6,PR) OBP: 0.467, SLG: 0.273 OBP: 0.300, SLG: 0.125										2	0	1	0	1	1	0																		
33 Justin Morneau, L (1,10) OBP: 0.167, SLG: 0.167										4	1	1	0	0	1	2																		
22 Danny Valencia, R (1,5) 70 Aaron Bates, R (7,3) OBP: 0.357, SLG: 0.714 OBP: 0.400, SLG: 0.333										3	2	3	0	0	0	0																		
24 Trevor Plouffe, R (1,7) OBP: 0.214, SLG: 0.154										4	0	0	0	0	1	2																		
39 Steve Pearce, R (1,3) OBP: 0.133, SLG: 0.077										3	0	0	1	0	1	0																		
32 René Rivera, R (1,2) 82 Chris Herrmann, L (7,2) OBP: 0.400, SLG: 0.400 OBP: 0.250, SLG: 0.250										3	0	1	0	0	1	0																		
12 Alexi Casilla, S (1,4) 83 Ray Chang, R (7,4) OBP: 0.467, SLG: 0.500 OBP: 0.500, SLG: 0.250										3	0	1	0	0	0	1																		
										0	0	0	0	0	0	0																		
Inning Stats	R: 0 E: 0 K: 2 S: 8	H: 1 LOB: 1 BB: 0 P: 8	R: 0 E: 0 K: 0 S: 3	H: 0 LOB: 0 BB: 0 P: 3	R: 0 E: 0 K: 1 S: 5	H: 0 LOB: 0 BB: 0 P: 5	R: 0 E: 0 K: 2 S: 7	H: 0 LOB: 0 BB: 0 P: 7	R: 1 E: 0 K: 0 S: 5	H: 2 LOB: 1 BB: 0 P: 5	R: 3 E: 0 K: 0 S: 7	H: 2 LOB: 1 BB: 1 P: 13	R: 0 E: 0 K: 2 S: 8	H: 1 LOB: 1 BB: 0 P: 8	R: 0 E: 0 K: 0 S: 3	H: 0 LOB: 1 BB: 1 P: 7	R: 0 E: 0 K: 2 S: 7	H: 0 LOB: 0 BB: 0 P: 7	R: 0 E: 0 K: 2 S: 7	H: 0 LOB: 0 BB: 0 P: 7	1B: 3 2B: 2 3B: 0 HR: 1	SF: 1 SAC: 0 DP: 0 HBP: 0	WP: 0 PB: 0 SB: 0 CS: 0	PA: 35										
PITCHER	IP WLS BF H R ER SO BB IBB HBP BLK WP HR S P ERA WHIP																	ERA WHIP																
45 Erik Bedard, L (1,1) ERA: 3.6	3.0	10	1	0	0	3	0	0	0	0	0	0	0	0	16	16	0.00	0.333																
Joel Hanrahan, R (4,1) ERA:	1.0	3	0	0	0	2	0	0	0	0	0	0	0	0	7	7	0.00	0.000																
23 Jo-Jo Reyes, L (5,1) ERA: 7.71	3.0	15	5	4	4	2	1	0	0	0	0	0	1	20	26	12.00	2.000																	
39 Jason Grilli, R (8,1) ERA:	1.0	4	0	0	0	0	1	0	0	0	0	0	0	3	7	0.00	1.000																	
77 Juan Cruz, R (9,1) ERA:	1.0	3	0	0	0	2	0	0	0	0	0	0	0	7	7	0.00	0.000																	

AB	32
R	4
H	6
RBI	4
BB	2
SO	9
LOB	7



Batter	1	2	3	4	5	6	7	8	9	AB	R	H	RBI	BB	SO	LOB	BOTTOM																
7 Alex Presley, L (1,7) 49 Brandon Boggs, S (7,7) OBP: 0.400, SLG: 0.533										3	0	0	0	0	0	3	Minnesota Twins @ Pittsburgh Pirates McKechnie Field, Bradenton, FL Sat Mar 10 2012, 1:11 PM - 3:44 PM EST Att: 5,426 - Cloudy - 80 F																
2 Nate McLouth, L (1,9) 34 Quincy Latimore, R (7,9) OBP: 0.643, SLG: 0.636 OBP: 0.750, SLG: 1.250										2	0	2	0	1	0	0																	
86 Elicer Navarro, L (1,6) 10 Anderson Hernandez, S (7,6) OBP: 0.333, SLG: 0.333 OBP: 0.231, SLG: 0.231										3	1	1	0	0	0	2																	
26 Rod Barajas, R (1,2) 68 Eric Fryer, R (6,2) OBP: 0.455, SLG: 0.636 OBP: 0.444, SLG: 0.375										3	0	1	0	0	1	1																	
14 Casey McGehee, R (1,5) Elevys Gonzalez, S (7,5) OBP: 0.364, SLG: 0.545 OBP: 1.000, SLG: 2.000										3	1	3	1	0	0	0																	
41 Jake Fox, R (1,3) Matt Curry, L (7,3) OBP: 0.167, SLG: 0.167										3	0	1	0	0	0	2																	
62 Gorkys Hernández, R (1,8) 30 Evan Chambers, R (7,8) OBP: 0.333, SLG: 0.162										2	0	0	0	1	1	1																	
3 Chase d'Arnaud, R (1,4) 89 Drew Maggi, R (7,4) OBP: 0.364, SLG: 0.333										1	0	1	1	1	0	0																	
45 Erik Bedard, L (1,1) Joel Hanrahan, R (4,1) 24 Pedro Alvarez, L (6,PR) 23 Jo-Jo Reyes, L (5,1) 39 Jason Grilli, R (8,1) 77 Juan Cruz, R (9,1) 73 Robbie Grossman, S (9,PR) OBP: 0.167, SLG: 0.167										1	0	0	0	0	0	2																	
										0	0	0	0	0	0	0																	
Inning Stats	R: 0 E: 0 K: 0 S: 4	H: 1 LOB: 1 BB: 0 P: 4	R: 1 E: 0 K: 0 S: 5	H: 2 LOB: 2 BB: 1 P: 9	R: 1 E: 0 K: 0 S: 5	H: 4 LOB: 1 BB: 0 P: 6	R: 0 E: 0 K: 1 S: 6	H: 1 LOB: 1 BB: 0 P: 6	R: 0 E: 0 K: 1 S: 4	H: 0 LOB: 0 BB: 1 P: 9	R: 0 E: 0 K: 1 S: 6	H: 1 LOB: 2 BB: 1 P: 10	R: 0 E: 0 K: 1 S: 8	H: 1 LOB: 1 BB: 0 P: 8	R: 0 E: 1 K: 1 S: 6	H: 0 LOB: 1 BB: 0 P: 6	1B: 7 2B: 4 3B: 0 HR: 0	SF: 1 SAC: 0 DP: 0 HBP: 0	WP: 0 PB: 0 SB: 0 CS: 2	PA: 39													
PITCHER	IP WLS BF H R ER SO BB IBB HBP BLK WP HR S P ERA WHIP																	ERA WHIP															
56 Terry Doyle, R (1,1) ERA: 3.86	2.2	14	7	2	2	0	1	0	0	0	0	0	0	13	18	6.75	3.000																
51 Anthony Swarzak, R (3,1) ERA: 3.86	1.1	5	1	0	0	1	0	0	0	0	0	0	0	7	7	0.00	0.750																
61 Jared Burton, R (5,1) ERA:	1.0	3	0	0	0	1	1	0	0	0	0	0	0	4	9	0.00	1.000																
44 Matt Maloney, L (6,1) ERA:	1.0	5	1	0	0	1	1	0	0	0	0	0	0	6	10	0.00	2.000																
57 Kyle Waldrop, R (7,1) ERA:	1.0	4	1	0	0	1	0	0	0	0	0	0	0	6	6	0.00	1.000																

AB	35
R	2
H	11
RBI	2
BB	3
SO	7
LOB	21



Batter	1	2	3	4	5	6	7	8	9	AB	R	H	RBI	BB	SO	LOB	TOP										
11 Brett Gardner, L (1, 7) OBP: 0.333, SLG: 0.333 83 Zoilo Almonte, S (6, 7) OBP: 0.444, SLG: 0.667	G5-3		HBP				K			1	0	0	0	1	0	0	New York Yankees @ Minnesota Twins Hammond Stadium, Fort Myers, FL Sun Mar 11 2012, 1:07 PM - 3:36 PM EDT Att: 8,115 - Partly Cloudy - 82 F										
14 Curtis Granderson, L (1, 8) OBP: 0.357, SLG: 0.692 81 Melky Mesa, R (6, 8)	G3		H				K	F9		3	0	1	0	0	1	1											
33 Nick Swisher, S (1, 9) OBP: 0.286, SLG: 0.500 80 Raymond Kruml, L (6, PR) (6, 9)	F8		F9					G3		3	0	1	0	0	0	1											
27 Raul Ibanez, L (1, 10) OBP: 0.111, SLG: 0.167 90 Gary Sanchez, R (8, PH) (8, 10)	K							G3		3	0	0	0	0	1	1											
17 Francisco Cervelli, R (1, 2) OBP: 0.267, SLG: 0.308 89 Kyle Higashioka, R (6, 2)								F9		3	0	3	1	0	0	0											
91 Jorge Vazquez, R (1, 5) OBP: 0.167, SLG: 0.091 96 Walter Ibarra, S (6, 6)								1B		1	0	0	0	0	0	0											
60 Jayson Nix, R (1, 4) OBP: 0.333, SLG: 0.429 93 Luke Murton, R (6, 3)								1B		3	0	1	0	0	0	1											
68 Brandon Laird, R (1, 3) OBP: 0.250, SLG: 0.182 82 Corban Joseph, L (6, 4)								1B		2	0	0	0	0	0	2											
19 Ramiro Pena, S (1, 6) OBP: 0.364, SLG: 0.455 88 John Ryan Murphy, R (6, 5) OBP: 0.250, SLG: 0.250								1B		2	0	0	0	0	0	0											
										1	0	0	0	0	0	1											
Inning Stats	R: 0 E: 0 K: 0 S: 3	H: 0 LOB: 0 BB: 0 P: 3	R: 0 E: 0 K: 1 S: 7	H: 2 LOB: 2 BB: 0 P: 7	R: 0 E: 0 K: 0 S: 3	H: 1 LOB: 1 BB: 0 P: 4	R: 0 E: 0 K: 1 S: 6	H: 1 LOB: 1 BB: 0 P: 6	R: 0 E: 0 K: 1 S: 5	H: 0 LOB: 1 BB: 1 P: 9	R: 1 E: 0 K: 0 S: 5	H: 2 LOB: 2 BB: 0 P: 5	R: 0 E: 0 K: 1 S: 5	H: 1 LOB: 1 BB: 0 P: 5	R: 0 E: 0 K: 1 S: 6	H: 1 LOB: 1 BB: 0 P: 6	R: 0 E: 0 K: 0 S: 3	H: 1 LOB: 0 BB: 0 P: 3	1B: 6 2B: 3 3B: 0 HR: 0	SF: 0 SAC: 0 DP: 1 HBP: 1	WP: 0 PB: 0 SB: 1 CS: 1	PA: 35					
PITCHER	IP	WLS	BF	H	R	ER	SO	BB	IBB	HBP	BLK	WP	HR	S	P	ERA	WHIP										
53 Nick Blackburn, R (1, 1) ERA: 0.00	3.0		12	3	0	0	1	0	0	0	0	0	0	13	14	0.00	1.000										
52 Brian Duensing, L (4, 1) ERA: 2.25	1.0		4	1	0	0	1	0	0	0	0	0	0	6	6	0.00	1.000										
55 Matt Capps, R (5, 1) ERA: 4.5	1.0		4	0	0	0	1	1	0	0	0	0	0	5	9	0.00	1.000										
65 Aaron Thompson, L (6, 1) ERA: 2.7	1.0	B	5	2	1	1	0	0	0	0	0	0	0	5	5	9.00	2.000										
49 Jeff ManSHIP, R (7, 1)	1.0	W	3	1	0	0	1	0	0	0	0	0	0	5	5	0.00	1.000										
PITCHER	IP	WLS	BF	H	R	ER	SO	BB	IBB	HBP	BLK	WP	HR	S	P	ERA	WHIP										
72 Carlos Gutierrez, R (8, 1) ERA: 0.00	1.0	H	4	1	0	0	1	0	0	0	0	0	0	6	6	0.00	1.000										
66 Brendan Wise, R (9, 1) ERA: 0.00	1.0		3	1	0	0	0	0	0	0	0	0	0	3	3	0.00	1.000										

Batter	1	2	3	4	5	6	7	8	9	AB	R	H	RBI	BB	SO	LOB	BOTTOM										
11 Ben Revere, L (1, 7) OBP: 0.429, SLG: 0.333 78 Wilkin Ramirez, R (7, 7) OBP: 0.375, SLG: 0.286	FC5-4 1B		G6-3							3	0	1	0	0	0	1	New York Yankees @ Minnesota Twins Hammond Stadium, Fort Myers, FL Sun Mar 11 2012, 1:07 PM - 3:36 PM EDT Att: 8,115 - Partly Cloudy - 82 F										
8 Jamey Carroll, R (1, 6) OBP: 0.176, SLG: 0.067 71 Pedro Florimon, S (7, 6)	F7									3	0	0	0	0	2												
7 Joe Mauer, L (1, 2) OBP: 0.231, SLG: 0.231 5 J.R. Towles, R (7, 2) OBP: 0.400, SLG: 1.000	FC5-4 1-2									3	0	0	0	0	1												
33 Justin Morneau, L (1, 3) OBP: 0.267, SLG: 0.214 70 Aaron Bates, R (6, PR) (6, 3) OBP: 0.364, SLG: 0.300	G5-3									2	0	1	0	1	1												
16 Josh Willingham, R (1, 9) OBP: 0.444, SLG: 0.231 26 Brian Dinkelman, L (7, 9) OBP: 0.400, SLG: 0.385	P2									2	0	0	0	0	1												
18 Ryan Doumit, S (1, 10) OBP: 0.467, SLG: 0.364 38 Luke Hughes, R (8, PH) (8, 10)										2	0	0	0	1	4												
22 Danny Valencia, R (1, 5) OBP: 0.553, SLG: 0.654 73 Michael Hollimon, S (8, 5) OBP: 0.714, SLG: 1.167	G6-4-3 1-2									3	1	1	1	0	0	1											
63 Joe Benson, R (1, 8) OBP: 0.250, SLG: 0.429 19 Darin Mastroianni, R (8, 8) OBP: 0.250, SLG: 0.286										3	1	2	1	0	1	0											
12 Alexi Casilla, S (1, 4) OBP: 0.471, SLG: 0.500 83 Ray Chang, R (7, 4) OBP: 0.429, SLG: 0.200										2	0	1	0	0	0	0											
										1	0	0	0	0	1												
Inning Stats	R: 0 E: 0 K: 0 S: 4	H: 1 LOB: 1 BB: 0 P: 4	R: 0 E: 0 K: 0 S: 2	H: 0 LOB: 0 BB: 1 P: 6	R: 0 E: 0 K: 1 S: 5	H: 0 LOB: 0 BB: 0 P: 5	R: 0 E: 0 K: 0 S: 3	H: 0 LOB: 2 BB: 1 P: 8	R: 1 E: 0 K: 0 S: 5	H: 2 LOB: 1 BB: 0 P: 6	R: 0 E: 0 K: 0 S: 4	H: 1 LOB: 2 BB: 0 P: 4	R: 1 E: 0 K: 0 S: 5	H: 2 LOB: 1 BB: 1 P: 13	R: 3 E: 0 K: 0 S: 7	H: 2 LOB: 0 BB: 1 P: 14	R: 0 E: 0 K: 0 S: 3	H: 1 LOB: 0 BB: 0 P: 3	1B: 4 2B: 1 3B: 0 HR: 3	SF: 0 SAC: 0 DP: 1 HBP: 1	WP: 1 PB: 0 SB: 0 CS: 1	PA: 35					
PITCHER	IP	WLS	BF	H	R	ER	SO	BB	IBB	HBP	BLK	WP	HR	S	P	ERA	WHIP										
65 Phil Hughes, R (1, 1) ERA: 0.00	3.0		10	1	0	0	1	1	0	0	0	1	1	12	18	3.00	1.333										
86 Adam Warren, R (4, 1) ERA: 3.6	3.0		14	3	1	1	0	1	0	1	0	1	1	12	18	3.00	1.333										
95 Graham Stoneburner, R (7, 1) ERA: 9.0	1.0	L	5	2	1	1	0	1	0	0	0	0	1	5	13	9.00	3.000										
84 Adam Miller, R (8, 1) ERA: 54.0	1.0		6	2	3	3	0	1	0	0	0	0	1	7	14	27.00	3.000										

AB	33
R	1
H	9
RBI	1
BB	1
SO	5
LOB	16

AB	30
R	5
H	8
RBI	5
BB	4
SO	1
LOB	13



Batter	1	2	3	4	5	6	7	8	9	10	AB	R	H	RBI	BB	SO	LOB	
11 Ben Revere, L OBP: 0.412, SLG: 0.333 19 Darin Mastroianni, R OBP: 0.300, SLG: 0.333	G4-3		G4-6-3		E1			P3			3	0	1	0	0	0	1	
77 Brian Dozier, R OBP: 0.286, SLG: 0.385					G5-3					F3	4	0	2	0	1	0	3	
7 Joe Mauer, L OBP: 0.250, SLG: 0.200 95 Daniel Rams, R OBP: 0.100, SLG: 0.100			F8			G4-3		G6-4-3		K2-3	2	0	0	0	1	0	1	
27 Chris Parmelee, L OBP: 0.333, SLG: 0.462 70 Aaron Bates, R OBP: 0.333, SLG: 0.273	L3					G3-1					3	0	0	0	0	1	2	
18 Ryan Doumit, S OBP: 0.389, SLG: 0.286 81 Danny Lehmann, R OBP: 0.200, SLG: 0.200		G3			G4-3						3	0	0	0	0	0	0	
24 Trevor Plouffe, R OBP: 0.167, SLG: 0.118					G6-3						4	0	0	0	0	1	0	
37 Sean Burroughs, L OBP: 0.353, SLG: 0.231 83 Ray Chang, R OBP: 0.375, SLG: 0.167										F7	2	0	1	0	1	0	0	
38 Luke Hughes, R OBP: 0.214, SLG: 0.385											1	0	0	0	0	0	0	
23 Rene Tosoni, L OBP: 0.308, SLG: 0.100 80 Oswaldo Arcia, L OBP: 0.167, SLG: 0.167											4	2	2	1	0	0	2	
											2	0	0	0	1	0	2	
											1	0	1	0	0	0	0	
Inning Stats	R: 0 E: 0 K: 0 S: 3	H: 1 LOB: 1 BB: 1 P: 7	R: 0 E: 0 K: 1 S: 6	H: 1 LOB: 1 BB: 0 P: 6	R: 0 E: 0 K: 0 S: 3	H: 1 LOB: 1 BB: 1 P: 7	R: 0 E: 0 K: 1 S: 5	H: 0 LOB: 0 BB: 0 P: 5	R: 1 E: 1 K: 0 S: 5	H: 2 LOB: 1 BB: 0 P: 6	R: 0 E: 0 K: 0 S: 3	H: 0 LOB: 1 BB: 1 P: 7	R: 0 E: 0 K: 2 S: 7	H: 0 LOB: 0 BB: 0 P: 7	R: 1 E: 0 K: 1 S: 8	H: 3 LOB: 2 BB: 0 P: 9	1B: 6 2B: 1 3B: 1 HR: 1	SF: 0 SAC: 0 DP: 3 HBP: 0


TOP

Minnesota Twins @ Tampa Bay Rays
Charlotte Sports Park, Port Charlotte, FL
Mon Mar 12 2012, 1:06 PM - 4:01 PM EDT
Att: 5,031 - Sunny - 71 F

livebaseballscorecards.com

AB	35
R	2
H	8
RBI	1
BB	4
SO	5
LOB	14

WP: 0 PA: 39
PB: 0
SB: 0
CS: 0



Batter	1	2	3	4	5	6	7	8	9	10	AB	R	H	RBI	BB	SO	LOB			
8 Desmond Jennings, R OBP: 0.357, SLG: 0.387 68 Jesus Falciano, L OBP: 0.261, SLG: 0.250	G6-3							G4-3			3	0	2	1	0	0	0			
2 B.J. Upton, R OBP: 0.188, SLG: 0.333 65 Brad Cook, L OBP: 0.389, SLG: 0.385											2	0	0	0	1	1	1			
18 Ben Zobrist, S OBP: 0.313, SLG: 0.231 45 Jeff Salazar, R OBP: 0.444, SLG: 0.571											1	0	1	0	1	0	0			
20 Matt Joyce, L OBP: 0.253, SLG: 0.389 66 Hak-Ju Lee, L OBP: 0.235, SLG: 0.133											2	0	1	0	1	0	0			
7 Jeff Keppinger, R OBP: 0.438, SLG: 0.467 10 Will Rhymes, L OBP: 0.143, SLG: 0.143											3	0	0	0	0	1	1			
9 Elliot Johnson, S OBP: 0.333, SLG: 0.222 35 Henry Wrigley, R OBP: 1.000, SLG: 1.000											3	0	0	0	0	1	2			
											1	0	1	0	0	0	0			
60 Matt Mangini, L OBP: 0.364, SLG: 0.381 29 Tim Beckham, R OBP: 0.111, SLG: 0.059											2	0	0	0	0	0	0			
63 Chris Gimenez, R OBP: 0.200, SLG: 0.250 26 Stephen Vogt, L OBP: 0.435, SLG: 0.619											2	0	1	0	0	1	0			
21 Jose Lobaton, S OBP: 0.286, SLG: 0.308 24 Leslie Anderson, L											2	1	1	0	0	0	1			
											2	0	0	0	0	0	2			
Inning Stats	R: 0 E: 0 K: 1 S: 5	H: 0 LOB: 0 BB: 0 P: 5	R: 0 E: 0 K: 1 S: 5	H: 1 LOB: 0 BB: 0 P: 5	R: 1 E: 0 K: 1 S: 7	H: 2 LOB: 1 BB: 0 P: 7	R: 0 E: 0 K: 0 S: 4	H: 1 LOB: 1 BB: 1 P: 8	R: 0 E: 0 K: 1 S: 7	H: 2 LOB: 3 BB: 1 P: 11	R: 0 E: 0 K: 0 S: 3	H: 0 LOB: 0 BB: 0 P: 3	R: 0 E: 0 K: 0 S: 4	H: 2 LOB: 1 BB: 0 P: 5	R: 0 E: 0 K: 1 S: 7	H: 2 LOB: 2 BB: 0 P: 7	R: 0 E: 0 K: 1 S: 5	H: 0 LOB: 2 BB: 2 P: 13	1B: 9 2B: 1 3B: 0 HR: 0	SF: 0 SAC: 0 DP: 0 HBP: 0


BOTTOM

Minnesota Twins @ Tampa Bay Rays
Charlotte Sports Park, Port Charlotte, FL
Mon Mar 12 2012, 1:06 PM - 4:01 PM EDT
Att: 5,031 - Sunny - 71 F

livebaseballscorecards.com

AB	37
R	1
H	10
RBI	1
BB	4
SO	6
LOB	18

WP: 0 PA: 41
PB: 0
SB: 2
CS: 3



PITCHER	IP	WLS	BF	H	R	ER	SO	BB	IBB	HBP	BLK	WP	HR	S	P	ERA	WHIP
33 James Shields, R ERA: 4.0	4.0		15	3	0	0	2	2	0	0	0	0	0	17	25	0.00	1.250
43 Kyle Farnsworth, R ERA: 9.0	1.0	B	5	2	1	0	0	0	0	0	0	0	0	5	6	0.00	2.000
27 Cesar Ramos, L ERA: 9.0	1.0		3	0	0	0	0	0	0	0	0	0	0	3	3	0.00	0.000
72 Bryan Augenstein, R ERA: 6.75	1.0		4	0	0	0	0	1	0	0	0	0	0	3	7	0.00	1.000
59 Matt Bush, R ERA: 6.75	1.0		3	0	0	0	0	1	0	0	0	0	0	2	6	0.00	1.000
64 Tyler Robertson, L ERA: 3.0	1.0	W	5	2	0	0	1	2	0	0	0	0	0	5	13	0.00	2.000
68 Daryl Thompson, R ERA: 2.45	1.0	S	5	0	0	0	1	2	0	0	0	0	0	5	13	0.00	2.000

Batter	1	2	3	4	5	6	7	8	9	AB	R	H	RBI	BB	SO	LOB	TOP					
11 Robert Andino, R OBP: 0.320, SLG: 0.409 68 Steve Tolleson, R OBP: 0.444, SLG: 0.400	F8		G5-3			HR		SH1-3 95 BB 80 1B	F7	3	1	1	1	0	0	0						
24 Wilson Betemit, S OBP: 0.222, SLG: 0.130 3 Ryan Flaherty, L OBP: 0.346, SLG: 0.522	BB		G3			G4-3		SH1-3	K	2	0	0	0	1	0	0						
2 J.J. Hardy, R OBP: 0.469, SLG: 0.412 54 Matt Antonelli, R OBP: 0.476, SLG: 0.286	F8			F9		K		80 1B 80 BB E		3	0	0	0	0	1	1						
19 Chris Davis, L OBP: 0.296, SLG: 0.500 Joe Mahoney, L OBP: 0.143, SLG: 0.143	BB			G4-3		2B		K		4	0	2	0	0	1	2						
10 Adam Jones, R OBP: 0.238, SLG: 0.158 95 Trent Mummy, L OBP: 0.143, SLG: 0.143	K			K		G4-3		80 1B 80 E		3	0	0	0	0	2	3						
12 Mark Reynolds, R OBP: 0.425, SLG: 0.438 80 Scott Beener, R OBP: 0.389, SLG: 0.389		F7				60 CS 28 BB		K	E7	3	0	1	0	0	1	0						
28 Ronny Paulino, R OBP: 0.333, SLG: 0.364 91 Travis Adair, L OBP: 0.143, SLG: 0.143		G4-3				60 CS		G4-3 13	BB	3	0	2	0	1	0	0						
13 Jai Miller, R OBP: 0.276, SLG: 0.500 86 Buck Britton, L OBP: 0.500, SLG: 0.500		K				K		G4-3		3	0	0	0	0	2	3						
60 John Hester, R OBP: 0.143, SLG: 0.143 26 Gabriel Lino, R OBP: 0.143, SLG: 0.143				F9		F9		K	F4	3	0	0	0	0	1	3						
Inning Stats	R: 0 E: 0 K: 1 S: 6	H: 1 LOB: 2 BB: 1 P: 10	R: 0 E: 0 K: 1 S: 5	H: 0 LOB: 0 BB: 0 P: 5	R: 0 E: 0 K: 0 S: 3	H: 0 LOB: 0 BB: 0 P: 3	R: 0 E: 0 K: 1 S: 5	H: 0 LOB: 0 BB: 0 P: 5	R: 0 E: 0 K: 1 S: 5	H: 1 LOB: 1 BB: 1 P: 9	R: 1 E: 0 K: 1 S: 7	H: 2 LOB: 1 BB: 0 P: 8	R: 0 E: 0 K: 2 S: 8	H: 1 LOB: 1 BB: 0 P: 8	R: 2 E: 1 K: 1 S: 6	H: 2 LOB: 2 BB: 0 P: 14	R: 0 E: 0 K: 1 S: 7	H: 2 LOB: 2 BB: 0 P: 7	1B: 5 2B: 3 3B: 0 HR: 1	SF: 0 SAC: 1 DP: 0 HBP: 0	WP: 0 PB: 0 SB: 0 CS: 2	PA: 38
PITCHER	IP	WLS	BF	H	R	ER	SO	BB	IBB	HBP	BLK	WP	HR	S	P	ERA	WHIP					
53 Nick Blackburn, R ERA: 4.0	4.0	14	14	1	0	0	3	1	0	0	0	0	0	19	23	0.00	0.500					
52 Brian Duensing, L ERA: 1.8	1.0	H	4	1	0	0	1	1	0	0	0	0	0	5	9	0.00	2.000					
72 Carlos Gutierrez, R ERA: 1.8	2.0	B	9	3	1	1	3	0	0	0	0	0	1	15	16	4.50	1.500					
61 Jared Burton, R ERA: 1.8	1.0	L	6	2	2	1	1	2	0	0	0	0	0	6	14	9.00	4.000					
59 Esmerling Vasquez, R ERA: 1.8	1.0		5	2	0	0	1	0	0	0	0	0	0	7	7	0.00	2.000					

Baltimore Orioles @ Minnesota Twins
Hammond Stadium, Fort Myers, FL
Fri Mar 16 2012, 1:06 PM - 3:56 PM EDT
Att: 5,908 - Partly Cloudy - 81 F

AB 33
R 3
H 9
RBI 2
BB 4
SO 9
LOB 18



Batter	1	2	3	4	5	6	7	8	9	AB	R	H	RBI	BB	SO	LOB	BOTTOM				
2 Denard Span, L OBP: 0.480, SLG: 0.435 78 Wilkin Ramirez, R OBP: 0.231, SLG: 0.167	E1 22 G6-3 1 SH5-3		1B			F8		L4		3	0	1	0	0	0	0					
1 Tsuyoshi Nishioka, S OBP: 0.252, SLG: 0.348 77 Brian Dozier, R OBP: 0.294, SLG: 0.375	SH5-3		BB			P4		1B		1	0	0	0	1	0	0					
22 Danny Valencia, R OBP: 0.269, SLG: 0.577 71 Pedro Florimón, S OBP: 0.231, SLG: 0.091	G6-3		L8			F9		F8		3	0	0	0	0	2						
27 Chris Parmelee, L OBP: 0.478, SLG: 0.684	BB		CS			G4-3		38 FC6-4 18 1B		3	1	2	0	1	0	0					
18 Ryan Doumit, S OBP: 0.400, SLG: 0.300	G6-3		1B			F7		38 FC6-4		4	0	2	0	0	0	2					
23 Rene Tosoni, L OBP: 0.222, SLG: 0.067		G6-3				FC3-6 38 FC5-4		K		4	0	0	0	0	1	4					
38 Luke Hughes, R OBP: 0.333, SLG: 0.500		2B				FC5-4		F7		4	0	1	1	0	0	3					
32 René Rivera, R OBP: 0.333, SLG: 0.333 5 J.R. Towles, R OBP: 0.333, SLG: 0.833		K				K		F9		3	0	0	0	0	2	2					
11 Ben Revere, L OBP: 0.304, SLG: 0.238		F7				B1-3		G5-3		3	0	0	0	0	1						
Inning Stats	R: 0 E: 1 K: 0 S: 4	H: 0 LOB: 2 BB: 1 P: 8	R: 0 E: 0 K: 1 S: 6	H: 1 LOB: 1 BB: 0 P: 6	R: 0 E: 0 K: 0 S: 3	H: 1 LOB: 0 BB: 1 P: 7	R: 1 E: 0 K: 1 S: 7	H: 2 LOB: 1 BB: 0 P: 7	R: 0 E: 0 K: 0 S: 3	H: 0 LOB: 0 BB: 0 P: 3	R: 0 E: 0 K: 1 S: 5	H: 0 LOB: 0 BB: 0 P: 5	R: 0 E: 0 K: 1 S: 4	H: 1 LOB: 1 BB: 0 P: 4	R: 0 E: 0 K: 0 S: 5	H: 2 LOB: 2 BB: 0 P: 5	1B: 6 2B: 1 3B: 0 HR: 0	SF: 0 SAC: 1 DP: 0 HBP: 0	WP: 0 PB: 0 SB: 0 CS: 2	PA: 36	
PITCHER	IP	WLS	BF	H	R	ER	SO	BB	IBB	HBP	BLK	WP	HR	S	P	ERA	WHIP				
30 Chris Tillman, R ERA: 3.24	0.2		2	0	0	0	1	0	0	0	0	0	0	4	4	0.00	0.000				
37 Dana Eveland, L ERA: 2.53	3.0	W	9	0	0	0	1	0	0	0	0	0	0	11	11	0.00	0.000				
40 Troy Patton, L ERA: 4.5	1.1	H	7	3	0	0	0	0	0	0	0	0	0	7	7	0.00	2.250				
65 Oscar Villarreal, R ERA: 4.5	0.2	S	2	0	0	0	0	0	0	0	0	0	0	2	2	0.00	0.000				

Baltimore Orioles @ Minnesota Twins
Hammond Stadium, Fort Myers, FL
Fri Mar 16 2012, 1:06 PM - 3:56 PM EDT
Att: 5,908 - Partly Cloudy - 81 F

AB 32
R 1
H 7
RBI 1
BB 2
SO 3
LOB 17



Batter	1	2	3	4	5	6	7	8	9	AB	R	H	RBI	BB	SO	LOB	TOP					
12 Alexi Casilla, S OBP: 0.407, SLG: 0.400 73 Michael Hollimon, S OBP: 0.455, SLG: 0.700	G5-3	G5-3		L4			F7		K	4	0	0	0	0	0	4						
8 Jamey Carroll, R OBP: 0.214, SLG: 0.043 83 Ray Chang, R OBP: 0.417, SLG: 0.333	BB	G5-3		F8			F8		F9	3	0	0	0	1	0	4						
7 Joe Mauer, L OBP: 0.385, SLG: 0.304 70 Aaron Bates, R OBP: 0.313, SLG: 0.333	FC1			HBP					1B	2	0	1	0	1	0	1						
33 Justin Morneau, L OBP: 0.148, SLG: 0.115	F7			FC6-4					F9	4	0	0	0	0	1	5						
16 Josh Willingham, R OBP: 0.444, SLG: 0.400 79 Matt Carson, R	K			G4-6-3					G6-3	3	0	0	0	0	2	4						
24 Trevor Plouffe, R OBP: 0.321, SLG: 0.280										3	2	2	0	0	0	1						
37 Sean Burroughs, L OBP: 0.375, SLG: 0.350										4	0	2	0	0	1	1						
63 Joe Benson, R OBP: 0.304, SLG: 0.400										4	0	2	1	0	0	2						
41 Drew Butera, R OBP: 0.300, SLG: 0.400 82 Chris Herrmann, L OBP: 0.167, SLG: 0.167										2	0	1	1	0	1	0						
Inning Stats	R: 0 E: 1 K: 1 S: 6	H: 0 LOB: 2 BB: 1 P: 10	R: 1 E: 0 K: 0 S: 6	H: 3 LOB: 2 BB: 0 P: 6	R: 0 E: 0 K: 0 S: 2	H: 0 LOB: 0 BB: 0 P: 3	R: 1 E: 0 K: 0 S: 5	H: 2 LOB: 2 BB: 0 P: 6	R: 0 E: 0 K: 2 S: 7	H: 0 LOB: 1 BB: 1 P: 11	R: 0 E: 0 K: 2 S: 7	H: 0 LOB: 0 BB: 0 P: 7	R: 0 E: 0 K: 0 S: 4	H: 1 LOB: 1 BB: 0 P: 4	R: 0 E: 0 K: 0 S: 3	H: 1 LOB: 0 BB: 0 P: 3	R: 0 E: 0 K: 1 S: 6	H: 1 LOB: 1 BB: 0 P: 6	1B: 7 2B: 1 3B: 0 HR: 0	SF: 0 SAC: 1 DP: 2 HBP: 2	WP: 0 PB: 0 CS: 0	PA: 38
PITCHER	IP	WLS	BF	H	R	ER	SO	BB	IBB	HBP	BLK	WP	HR	S	P	ERA	WHIP					
31 Jon Lester, L ERA: 3.38	4.0	L	20	5	2	2	1	1	0	2	0	0	0	19	25	4.50	1.500					
30 Andrew Miller, L ERA:	1.0		4	0	0	0	2	1	0	0	0	0	0	7	11	0.00	1.000					
40 Andrew Bailey, R ERA: 4.5	1.0		3	0	0	0	2	0	0	0	0	0	0	7	7	0.00	0.000					
58 Jesse Carlson, L ERA: 2.25	1.0		4	1	0	0	0	0	0	0	0	0	0	4	4	0.00	1.000					
48 Scott Atchison, R ERA: 1.8	2.0		7	2	0	0	1	0	0	0	0	0	0	9	9	0.00	1.000					

Minnesota Twins @ Boston Red Sox
JetBlue Park, Ft. Myers, FL
Fri Mar 16 2012, 7:06 PM - 9:57 PM EDT
Att. 9,389 - Clear - 80 F

AB	33
R	2
H	8
RBI	2
BB	2
SO	6
LOB	25



Batter	1	2	3	4	5	6	7	8	9	AB	R	H	RBI	BB	SO	LOB	BOTTOM					
71 Nate Spears, L OBP: 0.368, SLG: 0.313	G5-3									4	0	0	0	0	2	1						
77 Pedro Ciriaco, R OBP: 0.588, SLG: 0.941 15 Derrick Gibson, R	G5-3									3	1	1	0	0	1	0						
20 Kevin Youkilis, R OBP: 0.316, SLG: 0.250 13 Heiker Meneses, R (4, PR)	G5-3									2	0	1	1	0	0	0						
34 David Ortiz, L OBP: 0.333, SLG: 0.684 60 Ryan Lavanway, R (7, PH) OBP: 0.412, SLG: 0.429 94 Ronald Bernudez, R (6, PR)										1	0	0	0	1	0	1						
54 Darnell McDonald, R OBP: 0.444, SLG: 1.056 93 Bryce Brentz, R OBP: 0.067, SLG: 0.067										2	0	2	0	0	0	0						
73 Josh Kroeger, L OBP: 0.260, SLG: 0.316 40 Andrew Bailey, R OBP: 0.250, SLG: 1.000 81 Dan Butler, R OBP: 0.250, SLG: 1.000 58 Jesse Carlson, L OBP: 0.167, SLG: 0.167 48 Scott Atchison, R										0	0	0	0	0	0	0						
10 Kelly Shoppach, R OBP: 0.231, SLG: 0.182 86 Tony Thomas, R										2	0	0	0	0	1	1						
62 Lars Anderson, L OBP: 0.500, SLG: 0.611										3	0	1	0	0	0	0						
16 Jason Repko, R OBP: 0.200, SLG: 0.111										2	0	0	0	0	2	0						
Inning Stats	R: 0 E: 0 K: 0 S: 3	H: 0 LOB: 0 BB: 0 P: 3	R: 0 E: 0 K: 2 S: 7	H: 0 LOB: 1 BB: 1 P: 11	R: 0 E: 0 K: 2 S: 7	H: 0 LOB: 0 BB: 0 P: 7	R: 1 E: 0 K: 0 S: 5	H: 2 LOB: 2 BB: 0 P: 5	R: 0 E: 0 K: 1 S: 5	H: 0 LOB: 0 BB: 0 P: 5	R: 0 E: 0 K: 2 S: 7	H: 0 LOB: 0 BB: 0 P: 7	R: 0 E: 0 K: 1 S: 7	H: 1 LOB: 1 BB: 0 P: 8	R: 0 E: 0 K: 0 S: 4	H: 1 LOB: 1 BB: 0 P: 4	R: 0 E: 0 K: 2 S: 9	H: 2 LOB: 2 BB: 0 P: 9	1B: 5 2B: 1 3B: 0 HR: 0	SF: 0 SAC: 1 DP: 0 HBP: 0	WP: 1 PB: 0 CS: 0	PA: 34
PITCHER	IP	WLS	BF	H	R	ER	SO	BB	IBB	HBP	BLK	WP	HR	S	P	ERA	WHIP					
62 Liam Hendriks, R ERA:	3.0	W	10	0	0	0	4	1	0	0	0	0	0	10	10	4.50	1.000					
50 Jason Bulger, R ERA: 2.25	2.0	H	8	2	1	1	1	0	0	0	0	0	0	14	15	0.00	0.500					
74 P.J. Walters, R ERA:	2.0	H	7	1	0	0	3	0	0	0	0	0	0	4	4	0.00	1.000					
57 Kyle Waldrop, R ERA:	1.0	H	4	1	0	0	0	0	0	0	0	0	0	9	9	0.00	2.000					
68 Darryl Thompson, R ERA: 1.33	1.0	S	5	2	0	0	2	0	0	0	0	0	0	9	9	0.00	2.000					

Minnesota Twins @ Boston Red Sox
JetBlue Park, Ft. Myers, FL
Fri Mar 16 2012, 7:06 PM - 9:57 PM EDT
Att. 9,389 - Clear - 80 F

AB	32
R	1
H	6
RBI	1
BB	1
SO	10
LOB	17



Batter	1	2	3	4	5	6	7	8	9	AB	R	H	RBI	BB	SO	LOB	TOP										
7 Alex Presley, L OBP: 0.412, SLG: 0.563 (1, 7)	B1-3		K						K	2	0	0	0	1	1	0	Pittsburgh Pirates @ Minnesota Twins Hammond Stadium, Fort Myers, FL Sun Mar 18 2012, 1:14 PM - 3:31 PM EDT Att: 7,851 - Partly Cloudy - 81 F										
30 Evan Chambers, R (6, 8)						BB				1	0	0	0	0	1	0											
12 Clint Barmes, R OBP: 0.380, SLG: 0.458 46 Garrett Jones, L OBP: 0.357, SLG: 0.615 (6, PH) (6, 3)	G6-3			P3					K	2	0	0	0	0	0	0											
31 Jose Tabata, R OBP: 0.231, SLG: 0.320 28 Dan Grovatt, L (7, 9)	G1-3			K					G4-3	3	0	0	0	0	1	0											
14 Casey McGehee, R OBP: 0.250, SLG: 0.375 68 Eric Fryer, R OBP: 0.369, SLG: 0.267 (8, 2)		F8		F9					F8	3	0	0	0	0	0	0											
18 Neil Walker, S OBP: 0.227, SLG: 0.227 5 Josh Harrison, R OBP: 0.667, SLG: 1.067 (7, 4)		F9		K					K	3	0	0	0	0	2	0											
41 Jake Fox, R OBP: 0.316, SLG: 0.667 69 Jordy Mercer, R OBP: 0.278, SLG: 0.250 (6, 6)				L4					G5-3	1	0	0	0	1	0	0											
2 Nate McLouth, L OBP: 0.474, SLG: 0.474 49 Brandon Boggs, S OBP: 0.261, SLG: 0.105 (4, 7)				K						1	0	0	0	0	1	1											
55 Michael McKenry, R OBP: 0.231, SLG: 0.167 24 Pedro Alvarez, L OBP: 0.192, SLG: 0.417 (8, PH) (8, 5)				G5-3					G4-3	2	0	0	0	0	0	0											
65 Matt Hague, R OBP: 0.375, SLG: 0.625 36 Yamaico Navarro, R OBP: 0.333, SLG: 0.320 (1, 10) (9, PH)				K					F8	2	0	0	0	0	1	0											
									K	1	0	0	0	0	1	0											
Inning Stats	R: 0 E: 0 K: 0 S: 3	H: 0 LOB: 0 BB: 0 P: 3	R: 0 E: 0 K: 1 S: 5	H: 0 LOB: 1 BB: 1 P: 9	R: 0 E: 0 K: 2 S: 7	H: 0 LOB: 0 BB: 0 P: 7	R: 0 E: 0 K: 1 S: 5	H: 0 LOB: 0 BB: 0 P: 5	R: 0 E: 0 K: 2 S: 7	H: 0 LOB: 1 BB: 1 P: 7	R: 0 E: 0 K: 0 S: 3	H: 0 LOB: 0 BB: 0 P: 5	R: 0 E: 0 K: 0 S: 3	H: 1 LOB: 0 BB: 0 P: 3	R: 0 E: 0 K: 3 S: 9	H: 0 LOB: 0 BB: 0 P: 9		1B: 1 2B: 0 3B: 0 HR: 0	SF: 0 SAC: 0 DP: 0 HBP: 0	WP: 0 PB: 0 SB: 0 CS: 0	PA: 29						
PITCHER	IP	WLS	BF	H	R	ER	SO	BB	IBB	HBP	BLK	WP	HR	S	P	ERA	WHIP										
47 Francisco Liriano, L ERA: 2.77 60 Jeff Gray, R ERA: 69 Samuel Deduno, R ERA: 67 Luis Perdomo, R ERA: 2.25 85 Casey Fien, R ERA:	5.0	W	16	0	0	0	6	1	0	0	0	0	0	3	7	0.00	1.000										

Batter	1	2	3	4	5	6	7	8	9	AB	R	H	RBI	BB	SO	LOB	BOTTOM										
12 Alexi Casilla, S OBP: 0.400, SLG: 0.393 71 Pedro Florimón, S OBP: 0.294, SLG: 0.267 (6, PH) (7, 4)	F8			G4-3					FC6-4	3	1	1	1	0	0	0	Pittsburgh Pirates @ Minnesota Twins Hammond Stadium, Fort Myers, FL Sun Mar 18 2012, 1:14 PM - 3:31 PM EDT Att: 7,851 - Partly Cloudy - 81 F										
8 Jamey Carroll, R OBP: 0.298, SLG: 0.154 77 Brian Dozier, R OBP: 0.333, SLG: 0.550 (7, 6)				P3					G4-3	3	1	2	2	0	0	0											
7 Joe Mauer, L OBP: 0.345, SLG: 0.269 32 René Rivera, R OBP: 0.455, SLG: 0.500 (7, 2)				G3-1						2	1	1	0	1	0	0											
33 Justin Morneau, L OBP: 0.167, SLG: 0.107 27 Chris Parmelee, L OBP: 0.393, SLG: 0.542 (8, 10)										3	0	0	1	0	1	2											
16 Josh Willingham, R OBP: 0.433, SLG: 0.364 26 Brian Dinkelman, L OBP: 0.381, SLG: 0.421 (6, 9)										2	0	0	0	1	0	0											
22 Danny Valencia, R OBP: 0.281, SLG: 0.625 83 Ray Chang, R OBP: 0.462, SLG: 0.500 (7, 5)										3	0	0	0	0	1	3											
24 Trevor Plouffe, R OBP: 0.344, SLG: 0.310 11 Ben Revere, L OBP: 0.370, SLG: 0.320 (7, PR) (8, 7)										4	1	2	1	0	0	0											
70 Aaron Bates, R OBP: 0.429, SLG: 0.450 73 Michael Hollimon, S OBP: 0.588, SLG: 0.733 (7, 3)										0	1	0	0	0	0	0											
63 Joe Benson, R OBP: 0.370, SLG: 0.435 (1, 8)										3	1	2	1	1	0	1											
										3	1	2	1	1	0	1											
Inning Stats	R: 0 E: 0 K: 2 S: 8	H: 1 LOB: 3 BB: 1 P: 13	R: 5 E: 0 K: 0 S: 8	H: 5 LOB: 0 BB: 0 P: 8	R: 0 E: 0 K: 0 S: 4	H: 1 LOB: 1 BB: 0 P: 4	R: 0 E: 0 K: 0 S: 3	H: 0 LOB: 0 BB: 0 P: 3	R: 0 E: 0 K: 0 S: 3	H: 0 LOB: 0 BB: 0 P: 3	R: 5 E: 0 K: 0 S: 10	H: 5 LOB: 1 BB: 1 P: 18	R: 0 E: 0 K: 2 S: 8	H: 1 LOB: 1 BB: 0 P: 8	1B: 8 2B: 4 3B: 0 HR: 1	SF: 0 SAC: 0 DP: 0 HBP: 1		WP: 3 PB: 0 SB: 0 CS: 0	PA: 41								
PITCHER	IP	WLS	BF	H	R	ER	SO	BB	IBB	HBP	BLK	WP	HR	S	P	ERA		WHIP									
50 Charlie Morton, R ERA: 9.0 47 Evan Meek, R ERA: 7.21 77 Juan Cruz, R ERA: 1.5 44 Tony Watson, L ERA: 9.0 63 Chris Leroux, R ERA: 12.46	3.0	L	18	7	5	5	2	1	0	0	0	0	0	3	25	15.00	2.667										
38 Tim Wood, R ERA: 2.45 48 Jared Hughes, R ERA: 3.0	0.2		4	2	1	1	0	0	0	0	0	0	0	2	6	0.00	1.000										

AB	27
R	0
H	1
RBI	0
BB	2
SO	10
LOB	2



AB	37
R	10
H	13
RBI	10
BB	3
SO	4
LOB	12





Batter	1	2	3	4	5	6	7	8	9	AB	R	H	RBI	BB	SO	LOB	TOP										
2 Denard Span, L OBP: 0.428, SLG: 0.355 79 Matt Carson, R OBP: 0.294, SLG: 0.154	G4-3	G4-3		FC6-4				F9		4	0	1	0	0	0	4	<p>Minnesota Twins @ Detroit Tigers</p> <p>Joker Marchant Stadium, Lakeland, FL</p> <p>Wed Mar 21, 2012, 1:06 PM - 4:00 PM EDT</p> <p>Att: 8,320 - Partly Cloudy - 80 F</p>										
8 Jamey Carroll, R OBP: 0.288, SLG: 0.188 77 Brian Dozier, R OBP: 0.333, SLG: 0.500	K			FC6-4	K	K		FC6-4		3	0	0	0	1	3	2											
22 Danny Valencia, R OBP: 0.338, SLG: 0.615 73 Michael Hollimon, S OBP: 0.500, SLG: 0.647	P4			FC6-4		P3		FC6-4		4	1	1	0	0	0	3											
27 Chris Parmelee, L OBP: 0.400, SLG: 0.613				G4-6-3		F8		F9		5	2	2	1	0	0	4											
18 Ryan Doumit, S OBP: 0.400, SLG: 0.333 41 Drew Butera, R OBP: 0.273, SLG: 0.364				G1-3	SF8			K		2	1	1	1	1	0	0											
38 Luke Hughes, R OBP: 0.355, SLG: 0.571 83 Ray Chang, R OBP: 0.429, SLG: 0.455				BB				F9		3	2	3	1	1	1	1											
63 Joe Benson, R OBP: 0.400, SLG: 0.567				BB				G6-3		4	1	2	2	1	0	0											
11 Ben Revere, L OBP: 0.394, SLG: 0.387 26 Brian Dinkelman, L OBP: 0.333, SLG: 0.381				P6	G4-3			F6		3	0	0	0	0	0	2											
12 Alexi Casilla, S OBP: 0.429, SLG: 0.387 71 Pedro Florimon, S OBP: 0.300, SLG: 0.235				E5				F7		2	0	1	0	1	0	0											
Inning Stats	R: 0 E: 0 K: 1 S: 5	H: 0 LOB: 0 BB: 0 P: 5	R: 3 E: 1 K: 0 S: 8	H: 2 LOB: 1 BB: 1 P: 15	R: 0 E: 0 K: 0 S: 2	H: 0 LOB: 0 BB: 1 P: 6	R: 0 E: 0 K: 0 S: 3	H: 0 LOB: 3 BB: 3 P: 15	R: 4 E: 0 K: 1 S: 9	H: 4 LOB: 0 BB: 0 P: 11	R: 0 E: 0 K: 1 S: 7	H: 2 LOB: 2 BB: 0 P: 7	R: 0 E: 0 K: 0 S: 3	H: 0 LOB: 1 BB: 0 P: 7	R: 0 E: 0 K: 1 S: 5	H: 0 LOB: 0 BB: 0 P: 5		1B: 6 2B: 1 3B: 1 HR: 2	SF: 1 SAC: 0 DP: 1 HBP: 0	WP: 0 PB: 0 SB: 1 CS: 0	PA: 43						
PITCHER	IP	WLS	BF	H	R	ER	SO	BB	IBB	HBP	BLK	WP	HR	S	P	ERA	WHIP										
43 Andy Oliver, L ERA: 2.13	3.2	L	18	2	3	3	1	5	0	0	0	0	1	17	40	7.36	1.909										
57 Adam Wilk, L ERA: 7.5	2.1		13	6	4	4	2	0	0	0	0	0	1	17	19	15.43	2.571										
20 Octavio Dotel, R ERA: 1.28	1.0		5	2	0	0	1	0	0	0	0	0	0	7	7	0.00	2.000										
64 Duane Below, L ERA: 5.19	1.0		4	0	0	0	0	1	0	0	0	0	0	3	7	0.00	1.000										
55 Daniel Schlereth, L ERA: 1.17	1.0		3	0	0	0	1	0	0	0	0	0	0	5	5	0.00	0.000										

Batter	1	2	3	4	5	6	7	8	9	AB	R	H	RBI	BB	SO	LOB	BOTTOM										
14 Austin Jackson, R OBP: 0.356, SLG: 0.410 24 Tyler Collins, L	G4-3				F8			F8		3	1	2	0	0	0	1	<p>Minnesota Twins @ Detroit Tigers</p> <p>Joker Marchant Stadium, Lakeland, FL</p> <p>Wed Mar 21, 2012, 1:06 PM - 4:00 PM EDT</p> <p>Att: 8,320 - Partly Cloudy - 80 F</p>										
26 Brennan Boesch, L OBP: 0.225, SLG: 0.474 21 Steven Moya, L OBP: 0.333, SLG: 0.667	G4-3				K			BB		2	0	0	0	1	1	3											
36 Clete Thomas, L OBP: 0.244, SLG: 0.385 50 Zach Maggard, R	SF7				F7			G5-3		2	0	0	1	0	0	4											
28 Prince Fielder, L OBP: 0.410, SLG: 0.571 32 Don Kelly, L OBP: 0.455, SLG: 0.567	G3				P5			P5		3	0	0	0	0	1	0											
21 Delmon Young, R OBP: 0.487, SLG: 1.000 66 Quintin Berry, L OBP: 0.391, SLG: 0.476					F7			G4-3		3	1	1	1	0	1	0											
13 Alex Avila, L OBP: 0.381, SLG: 0.379 67 Omir Santos, R OBP: 0.286, SLG: 0.308					K			F7		3	0	0	0	0	1	0											
27 Jhonny Peralta, R OBP: 0.353, SLG: 0.367 29 Dixon Machado, R OBP: 0.333, SLG: 0.667					G4-3			L4		3	0	0	0	0	0	0											
15 Brandon Inge, R OBP: 0.265, SLG: 0.375 9 Brent Dlugach, R					K			G6-3		2	0	1	0	0	1	0											
39 Ramon Santiago, S OBP: 0.355, SLG: 0.423 29 Danny Worth, R OBP: 0.400, SLG: 0.591					F7			P4		2	0	1	0	0	0	1											
Inning Stats	R: 1 E: 0 K: 0 S: 4	H: 1 LOB: 0 BB: 0 P: 5	R: 0 E: 0 K: 1 S: 5	H: 0 LOB: 0 BB: 0 P: 5	R: 0 E: 0 K: 1 S: 7	H: 2 LOB: 2 BB: 0 P: 7	R: 1 E: 0 K: 0 S: 4	H: 1 LOB: 0 BB: 0 P: 5	R: 0 E: 0 K: 2 S: 7	H: 0 LOB: 0 BB: 0 P: 7	R: 0 E: 0 K: 0 S: 3	H: 0 LOB: 0 BB: 0 P: 3	R: 0 E: 0 K: 0 S: 4	H: 1 LOB: 1 BB: 1 P: 8	R: 0 E: 0 K: 0 S: 3	H: 1 LOB: 0 BB: 0 P: 3		1B: 3 2B: 3 3B: 0 HR: 1	SF: 1 SAC: 0 DP: 1 HBP: 0	WP: 0 PB: 0 SB: 1 CS: 0	PA: 35						
PITCHER	IP	WLS	BF	H	R	ER	SO	BB	IBB	HBP	BLK	WP	HR	S	P	ERA	WHIP										
62 Liam Hendriks, R ERA: 1.64	4.0	W	16	4	2	2	2	2	0	0	0	0	0	13	22	0.00	1.000										
44 Matt Maloney, L ERA	2.0	H	8	1	0	0	3	1	0	0	0	0	0	13	17	0.00	1.000										
60 Jeff Gray, R ERA	1.0		3	0	0	0	0	0	0	0	0	0	0	3	3	0.00	0.000										
69 Samuel Deduno, R ERA: 3.0	1.0		5	1	1	1	0	1	0	0	0	0	0	4	8	9.00	2.000										
85 Casey Fien, R ERA	1.0		3	1	0	0	0	0	0	0	0	0	0	3	3	0.00	1.000										

AB	36
R	7
H	10
RBI	7
BB	6
SO	5
LOB	21




Batter	1	2	3	4	5	6	7	8	9	AB	R	H	RBI	BB	SO	LOB	TOP					
70 Xavier Avery, L (1, 8) OBP: 0.333, SLG: 0.417 95 Trent Mummy, L (7, 7) OBP: 0.286, SLG: 0.667	0-0 SH1-3 36 G6-3 2B	0-0 G4-3		0-0 1-H 2B			0-0 11 2B 1B	2-0 1-H HR		4	2	3	1	0	0	1	<p>Baltimore Orioles @ Minnesota Twins Hammond Stadium, Fort Myers, FL Thu Mar 22 2012, 1:17 PM - 3:40 PM EDT Att: 8,024 - Cloudy - 85 F</p> <p>livebaseballscorecards.com</p> <p>AB 40 R 11 H 14 RBI 11 BB 0 SO 4 LOB 11</p> 					
11 Robert Andino, R (1, 6) OBP: 0.308, SLG: 0.353 80 Scott Beerer, R (7, 9) OBP: 0.308, SLG: 0.308	0-0 SH1-3 2-3		0-0 G5-3	0-0 F7			0-0 36 1B 2B	0-0 G6-3		3	1	1	1	0	0	1						
36 Nick Johnson, L (1, 10) OBP: 0.400, SLG: 0.400 91 Travis Adair, L (8, PH) (8, 10)	0-0 G6-3 3-H		0-0 G3		0-0 F7		0-0 24 2B 1B	0-0 G3		4	0	1	2	0	0	0						
14 Nolan Reimold, R (1, 7) OBP: 0.258, SLG: 0.250 90 Glynn Davis, R (7, 8) (7, 8)	0-0 G5-3		0-0 24 HR 1B		0-0 G4-3		0-0 L5		0-0 G6-3	4	1	1	0	0	0	1						
24 Wilson Betemit, S (1, 5) OBP: 0.293, SLG: 0.343 92 Jason Esposito, R (7, PR) (7, 5)		0-0 19 2B 3B 1B	2-0 1-H HR		0-0 G6-3		0-0 1-3 2B		0-0 G4-3	4	2	3	2	0	0	0						
19 Chris Davis, L (1, 3) OBP: 0.300, SLG: 0.538 86 Buck Britton, L (7, 4) OBP: 0.500, SLG: 0.500		0-0 3 3B 2B	0-3 K		0-0 HR		0-3 K		0-3 K	4	2	2	1	0	2	2						
28 Ronny Paulino, R (1, 2) OBP: 0.227, SLG: 0.238 68 Steve Tolleson, R (6, 4) OBP: 0.346, SLG: 0.304 (7, 6)		0-0 G5-3		0-0 G6-3		0-0 P3	0-0 F7			3	0	0	0	0	0	2						
3 Ryan Flaherty, L (1, 9) OBP: 0.333, SLG: 0.500 (7, 3)		0-0 54 FC5-2 3B		0-0 70 2B 1B		0-0 G4-3		0-0 G4-3		4	1	2	2	0	0	0						
54 Matt Antonelli, R (1, 4) OBP: 0.371, SLG: 0.222 73 Brian Ward, R (6, 2) (6, 2)		0-0 FC5-2 3-H		0-0 F8		0-3 K		1-0 95 HR HBP		3	0	0	0	0	1	2						
										0	1	0	0	0	0	0						
Inning Stats	R: 1 E: 0 K: 0 S: 4	H: 1 LOB: 0 BB: 0 P: 4	R: 2 E: 0 K: 0 S: 6	H: 3 LOB: 1 BB: 0 P: 6	R: 2 E: 0 K: 1 S: 7	H: 2 LOB: 1 BB: 0 P: 9	R: 1 E: 0 K: 0 S: 5	H: 2 LOB: 1 BB: 0 P: 5	R: 0 E: 0 K: 0 S: 3	H: 0 LOB: 0 BB: 0 P: 3	R: 1 E: 0 K: 1 S: 6	H: 1 LOB: 0 BB: 0 P: 6	R: 2 E: 0 K: 1 S: 9	H: 4 LOB: 2 BB: 0 P: 9	R: 2 E: 0 K: 0 S: 4	H: 1 LOB: 0 BB: 0 P: 7	R: 0 E: 0 K: 1 S: 5	H: 0 LOB: 0 BB: 0 P: 5	1B: 5 2B: 5 3B: 1 HR: 3	SF: 0 SAC: 1 DP: 0 HBP: 1	WP: 0 PB: 0 SB: 1 CS: 0	PA: 42
PITCHER	IP WLS BF H R ER SO BB IBB HBP BLK WP HR S P ERA WHIP																					
48 Carl Pavano, R (1, 1) ERA: 6.11	4.0 L 20 8 6 6 1 0 0 0 0 0 0 1 22 24 13.50 2.000																					
52 Brian Duensing, L (5, 1) ERA: 3.0	1.0 3 0 0 0 0 0 0 0 0 0 0 0 3 3 0.00 0.000																					
55 Matt Capps, R (6, 1) ERA: 3.0	1.0 4 1 1 1 1 0 0 0 0 0 0 1 6 6 9.00 1.000																					
15 Glen Perkins, L (7, 1) ERA: 3.0	1.0 7 4 2 2 1 0 0 0 0 0 0 0 9 9 18.00 4.000																					
66 Brendan Wise, R (8, 1) ERA: 7.5	2.0 8 1 2 2 1 0 0 0 1 0 0 0 1 9 9.00 0.500																					

Batter	1	2	3	4	5	6	7	8	9	AB	R	H	RBI	BB	SO	LOB	BOTTOM	
11 Ben Revere, L (1, 7) OBP: 0.378, SLG: 0.400	0-0 7 2B 2B		0-0 G3			0-2 K		0-3 K		4	1	1	0	0	2	0	<p>Baltimore Orioles @ Minnesota Twins Hammond Stadium, Fort Myers, FL Thu Mar 22 2012, 1:17 PM - 3:40 PM EDT Att: 8,024 - Cloudy - 85 F</p> <p>livebaseballscorecards.com</p> <p>AB 30 R 1 H 5 RBI 1 BB 1 SO 8 LOB 10</p> 	
77 Brian Dozier, R (1, 6) OBP: 0.321, SLG: 0.440	0-0 F7		0-0 F8			4-0 7 G6-4-3 BB		0-0 P3		3	0	0	0	1	0	1		
7 Joe Mauer, L (1, 2) OBP: 0.371, SLG: 0.375 32 René Rivera, R (7, 2) OBP: 0.417, SLG: 0.455	0-0 33 G4-3 2B			0-0 1B		0-0 G6-4-3 1-2		0-0 P3		3	0	2	1	0	0	1		
33 Justin Morneau, L (1, 10) OBP: 0.167, SLG: 0.091 5 J.R. Towles, R (9, PH) OBP: 0.250, SLG: 0.455	0-0 G4-3 2-3			0-0 F7		0-0 L5		0-3 K		3	0	0	0	0	0	2		
16 Josh Willingham, R (1, 9) OBP: 0.389, SLG: 0.321 26 Brian Dinkelman, L (8, 9) OBP: 0.333, SLG: 0.381	0-0 F8			0-0 F9		0-3 K		0-3 K		3	0	0	0	0	1	2		
27 Chris Parnes, L (1, 3) OBP: 0.425, SLG: 0.606 73 Michael Hollimon, S (7, PH) OBP: 0.524, SLG: 0.722 (8, 3)		0-0 38 G5-4-3 1B		0-3 K		0-0 2B				2	0	1	0	0	1	1		
37 Sean Burroughs, L (1, 5) OBP: 0.379, SLG: 0.333		0-0 F7			0-0 F7		0-3 K			3	0	0	0	0	1	2		
38 Luke Hughes, R (1, 4) OBP: 0.333, SLG: 0.533 71 Pedro Florimon, S (8, 4) OBP: 0.286, SLG: 0.222		0-0 G5-4-3 1-2			0-0 F9			0-3 K		2	0	0	0	0	0	1		
63 Joe Benson, R (1, 8) OBP: 0.368, SLG: 0.515			0-0 G4-3		0-0 P3			0-3 K		3	0	0	0	0	1	0		
										0	0	0	0	0	0	0		
Inning Stats	R: 1 E: 0 K: 0 S: 5	H: 2 LOB: 1 BB: 0 P: 5	R: 0 E: 0 K: 0 S: 3	H: 1 LOB: 0 BB: 0 P: 3	R: 0 E: 0 K: 1 S: 6	H: 1 LOB: 1 BB: 0 P: 6	R: 0 E: 0 K: 1 S: 4	H: 0 LOB: 0 BB: 1 P: 8	R: 0 E: 0 K: 2 S: 8	H: 1 LOB: 1 BB: 0 P: 8	R: 0 E: 0 K: 3 S: 9	H: 0 LOB: 0 BB: 0 P: 9	R: 0 E: 0 K: 1 S: 5	H: 0 LOB: 0 BB: 0 P: 5	1B: 2 2B: 3 3B: 0 HR: 0	SF: 0 SAC: 0 DP: 2 HBP: 0	WP: 0 PB: 0 SB: 0 CS: 0	PA: 31
PITCHER	IP WLS BF H R ER SO BB IBB HBP BLK WP HR S P ERA WHIP																	
16 Wei-Yin Chen, L (1, 1) ERA: 3.0	5.0 W 18 4 1 1 1 1 0 0 0 0 0 0 4 8 1.80 0.800																	
43 Jim Johnson, R (6, 1) ERA: 4.0	1.0 3 0 0 0 0 1 1 0 0 0 0 0 4 8 0.00 1.000																	
37 Dana Eveland, L (7, 1) ERA: 2.25	1.0 4 1 0 0 0 2 0 0 0 0 0 0 8 8 0.00 1.000																	
30 Chris Tillman, R (8, 1) ERA: 2.89	1.0 3 0 0 0 0 3 0 0 0 0 0 0 9 9 0.00 0.000																	
48 Pat Neshek, R (9, 1) ERA:	1.0 3 0 0 0 0 1 0 0 0 0 0 0 5 5 0.00 0.000																	

Batter	1	2	3	4	5	6	7	8	9	AB	R	H	RBI	BB	SO	LOB	TOP						
2 Denard Span, L (1, 8) OBP: 0.395, SLG: 0.324 63 Joe Benson, R (6, 8) OBP: 0.359, SLG: 0.500	F8			G4-3	FC6-4		P2			3	0	0	0	0	0	2	Minnesota Twins @ New York Yankees George M. Steinbrenner Field, Tampa, FL Fri Mar 23 2012, 1:10 PM - 3:17 PM EDT Att: 10,688 - Partly Cloudy - 78 F						
71 Pedro Florimón, S (1, 4) OBP: 0.240, SLG: 0.182	F7			G3			G4-3			4	0	0	0	0	1	0							
18 Ryan Doumit, S (1, 3) OBP: 0.395, SLG: 0.333 38 Luke Hughes, R (6, 3) OBP: 0.324, SLG: 0.516	K			G1-3						3	1	1	0	0	1	0							
33 Justin Morneau, L (1, 10) OBP: 0.175, SLG: 0.135		F7								4	1	1	0	0	0	1							
16 Josh Willingham, R (1, 7) OBP: 0.410, SLG: 0.484 27 Chris Parmelee, L (6, 9) OBP: 0.395, SLG: 0.588		K								3	2	2	2	0	1	0							
37 Sean Burroughs, L (1, 5) OBP: 0.498, SLG: 0.370 73 Michael Hollimon, S (7, 5) OBP: 0.534, SLG: 0.722 5 J.R. Towles, R (8, 5) OBP: 0.231, SLG: 0.417										3	0	2	2	0	1	0							
77 Brian Dozier, R (1, 6) OBP: 0.281, SLG: 0.379										4	0	0	0	0	1	2							
26 Brian Dinkelman, L (1, 9) OBP: 0.333, SLG: 0.375										3	0	1	0	0	1	0							
41 Drew Butera, R (1, 2) OBP: 0.214, SLG: 0.286										3	0	0	0	0	0	2							
Inning Stats	R: 0 E: 0 K: 1 S: 5	H: 0 LOB: 0 BB: 0 P: 5	R: 0 E: 0 K: 2 S: 7	H: 0 LOB: 0 BB: 0 P: 7	R: 0 E: 0 K: 1 S: 5	H: 0 LOB: 0 BB: 0 P: 5	R: 0 E: 0 K: 0 S: 3	H: 0 LOB: 0 BB: 0 P: 3	R: 2 E: 0 K: 0 S: 6	H: 4 LOB: 2 BB: 0 P: 10	R: 0 E: 0 K: 0 S: 3	H: 0 LOB: 0 BB: 0 P: 3	R: 0 E: 0 K: 1 S: 5	H: 0 LOB: 0 BB: 0 P: 5	R: 0 E: 0 K: 1 S: 5	H: 0 LOB: 0 BB: 0 P: 5		1B: 4 2B: 2 3B: 0 HR: 1	SF: 0 SAC: 0 DP: 0 HBP: 0	WP: 0 PB: 0 CS: 0	PA: 34		
PITCHER	IP WLS BF H R ER SO BB IBB HBP BLK WP HR S P ERA WHIP																						
47 Iván Nova, R (1, 1) ERA: 6.86	7.0 W 28	7 4 4 5	0 0 0 0	0 0 0 0	0 0 0 0	0 1 38 39	5.14 1.000																
42 Mariano Rivera, R (8, 1) ERA: 1.93	1.0 H 3	0 0 0 1	0 0 0 0	0 0 0 0	0 0 5 5	0.00 0.000																	
29 Rafael Soriano, R (9, 1) ERA: 1.93	1.0 S 3	0 0 0 1	0 0 0 0	0 0 5 5	0.00 0.000																		

Batter	1	2	3	4	5	6	7	8	9	AB	R	H	RBI	BB	SO	LOB	BOTTOM					
2 Derek Jeter, R (1, 6) OBP: 0.364, SLG: 0.300 19 Ramiro Pena, S (4, 6) OBP: 0.364, SLG: 0.500			G6-4-3							2	0	1	0	0	0	1	Minnesota Twins @ New York Yankees George M. Steinbrenner Field, Tampa, FL Fri Mar 23 2012, 1:10 PM - 3:17 PM EDT Att: 10,688 - Partly Cloudy - 78 F					
14 Curtis Granderson, L (1, 8) OBP: 0.444, SLG: 0.710 85 Mason Williams, L (7, PH) OBP: 1.000, SLG: 1.000										3	0	0	0	0	1	1						
25 Mark Teixeira, S (1, 3) OBP: 0.389, SLG: 0.310 80 Reymond Nunez, R(7, PR) (8, 3)										3	0	0	1	1	1	2						
13 Alex Rodriguez, R (1, 5) OBP: 0.405, SLG: 0.594 60 Jayson Nix, R (7, PH) OBP: 0.321, SLG: 0.346										3	0	0	0	0	2	2						
55 Russell Martin, R (1, 2) OBP: 0.345, SLG: 0.346 66 Gustavo Molina, R (8, 2) OBP: 0.500, SLG: 0.750										3	1	1	0	0	0	1						
22 Andrew Jones, R (1, 10) OBP: 0.282, SLG: 0.206 81 Romnier Mustelier, R (7, PR) OBP: 0.500, SLG: 0.500										3	0	0	0	0	1	1						
26 Eduardo Núñez, R (1, 4) OBP: 0.529 96 Walter Ibarra, S (8, 4) OBP: 0.500, SLG: 0.500										3	1	3	2	0	0	0						
40 Bill Hall, R (1, 7) OBP: 0.333, SLG: 0.357										2	1	0	0	1	1	2						
64 Justin Maxwell, R (1, 9) OBP: 0.516, SLG: 0.630 79 Dan Brewer, R (8, 9)										3	1	2	1	0	0	1						
Inning Stats	R: 0 E: 0 K: 2 S: 8	H: 1 LOB: 1 BB: 0 P: 8	R: 0 E: 0 K: 1 S: 6	H: 1 LOB: 1 BB: 0 P: 6	R: 0 E: 0 K: 0 S: 3	H: 1 LOB: 0 BB: 0 P: 3	R: 0 E: 0 K: 1 S: 4	H: 0 LOB: 1 BB: 1 P: 8	R: 0 E: 0 K: 1 S: 7	H: 1 LOB: 1 BB: 0 P: 7	R: 1 E: 0 K: 1 S: 6	H: 1 LOB: 0 BB: 0 P: 6	R: 5 E: 1 K: 1 S: 10	H: 4 LOB: 1 BB: 1 P: 14	R: 0 E: 0 K: 0 S: 3	H: 0 LOB: 0 BB: 0 P: 3		1B: 6 2B: 2 3B: 0 HR: 1	SF: 0 SAC: 1 DP: 2 HBP: 0	WP: 0 PB: 0 CS: 0	PA: 34	
PITCHER	IP WLS BF H R ER SO BB IBB HBP BLK WP HR S P ERA WHIP																					
47 Francisco Liriano, L (1, 1) ERA: 2.0	5.0	18 4 0 0 5	1 0 0 0	0 0 0 0	0 1 10 14	36.00 5.000																
49 Jeff Manship, R (6, 1) ERA: 6.14	1.0 L 9	4 6 4 1	0 0 0 0	0 0 6 6	0.00 1.000																	
61 Jared Burton, R (7, 1) ERA: 1.29	1.0	4 1 0 0 1	0 0 0 0	0 0 3 3	0.00 0.000																	
57 Kyle Waldrop, R (8, 1) ERA: 1.5	1.0	3 0 0 0 0	0 0 0 0	0 0 3 3	0.00 0.000																	

AB 34
R 4
H 7
RBI 4
BB 0
SO 7
LOB 7



AB 31
R 6
H 9
RBI 6
BB 2
SO 7
LOB 12



Batter	1	2	3	4	5	6	7	8	9	AB	R	H	RBI	BB	SO	LOB	TOP					
8 Desmond Jennings, R OBP: 0.400, SLG: 0.533 65 Brad Coon, L OBP: 0.313, SLG: 0.296	F8	G4-3			F9		F4		E4 45 BB, 54 1B	4	0	0	0	0	0	5						
9 Elliot Johnson, S OBP: 0.209, SLG: 0.175 54 Robby Price, L OBP: 0.333, SLG: 0.333	G5-3		F7		K		F7		45 BB 1B	3	0	0	0	0	1	1						
3 Evan Longoria, R OBP: 0.268, SLG: 0.286 45 Jeff Salazar, L OBP: 0.485, SLG: 0.583	K		K				P4		31 SF9 3B	2	0	0	0	0	2	0						
20 Matt Joyce, L OBP: 0.317, SLG: 0.486 31 Greg Sexton, R		60 1B, 63 BB HBP	G4-3				SF9		F7	1	1	0	0	0	0	0						
1 Sean Rodriguez, R OBP: 0.367, SLG: 0.217 43 Michael Shendan, L OBP: 0.667, SLG: 1.000		63 FC5-4 10 1B BB			L5		G4-3		39 G6-3 2B	2	1	0	0	1	0	0						
60 Matt Mancini, L OBP: 0.381, SLG: 0.342 39 Juniel Querecuto, S		63 FC5-4 1B			G3		G4-3		G6-3	3	0	1	0	0	0	0						
63 Chris Gimenez, R OBP: 0.262, SLG: 0.325		FC5-6-4 68 FC4 10 1B 1B			G6-3				K	4	1	1	2	0	1	3						
10 Will Rhymes, L OBP: 0.267, SLG: 0.275 67 Cody Rogers, L		68 FC4 1B							G6-3	1	0	1	1	2	0	0						
68 Jesús Feliciano, L OBP: 0.341, SLG: 0.359 18 John Shelby, R OBP: 0.500, SLG: 0.500		FC4			G1-3				P5	3	0	1	0	0	0	3						
Inning Stats	R: 0 E: 0 K: 1 S: 5	H: 0 LOB: 0 BB: 0 P: 5	R: 2 E: 0 K: 0 S: 5	H: 2 LOB: 2 BB: 1 P: 10	R: 0 E: 0 K: 1 S: 5	H: 0 LOB: 0 BB: 0 P: 5	R: 0 E: 0 K: 0 S: 3	H: 0 LOB: 0 BB: 0 P: 3	R: 0 E: 0 K: 1 S: 5	H: 0 LOB: 1 BB: 1 P: 9	R: 1 E: 0 K: 0 S: 4	H: 1 LOB: 0 BB: 0 P: 4	R: 1 E: 0 K: 0 S: 6	H: 2 LOB: 2 BB: 1 P: 10	R: 0 E: 0 K: 1 S: 6	H: 1 LOB: 1 BB: 0 P: 6	R: 0 E: 1 K: 0 S: 5	H: 1 LOB: 3 BB: 1 P: 9	1B: 4 2B: 1 3B: 1 HR: 1	SF: 1 SAC: 0 DP: 0 HBP: 1	WP: 0 PB: 0 SB: 0 CS: 0	PA: 40
PITCHER	IP	WLS	BF	H	R	ER	SO	BB	IBB	HBP	BLK	WP	HR	S	P	ERA	WHIP					
60 Jeff Gray, R ERA: 3.0	2.0	W	10	2	2	2	1	1	0	1	0	0	0	10	15	9.00	1.500					
44 Matt Maloney, L ERA:	3.1	H	6	0	0	0	1	0	0	0	0	0	0	8	8	0.00	0.000					
15 Glen Perkins, L ERA: 2.57	1.0		4	0	0	0	1	1	0	0	0	0	0	5	9	0.00	1.000					
55 Matt Capps, R ERA: 3.86	1.0		4	1	1	1	0	0	0	0	0	0	0	4	4	9.00	1.000					
31 Alex Burnett, R ERA: 7.71	2.0		10	3	1	1	1	1	0	0	0	0	1	12	16	4.50	2.000					
PITCHER	IP	WLS	BF	H	R	ER	SO	BB	IBB	HBP	BLK	WP	HR	S	P	ERA	WHIP					
85 Casey Fien, R ERA:	1.0		6	1	0	0	0	1	0	0	0	0	0	5	9	0.00	2.000					

Tampa Bay Rays @ Minnesota Twins
Hammond Stadium, Fort Myers, FL
Sat Mar 24 2012, 3:09 PM - 6:30 PM EDT
Att: 6,292 - Sunny - 86 F

AB	34
R	4
H	7
RBI	4
BB	4
SO	4
LOB	20



Batter	1	2	3	4	5	6	7	8	9	AB	R	H	RBI	BB	SO	LOB	BOTTOM				
2 Denard Span, L OBP: 0.405, SLG: 0.378 26 Brian Dinkelman, L OBP: 0.310, SLG: 0.346	F8		L4	8 1B 3B		K		F8		3	1	1	2	1	0	1					
8 Jamey Carroll, R OBP: 0.333, SLG: 0.278 71 Pedro Florimón, S OBP: 0.222, SLG: 0.167		L4		1B		P6		K		4	2	3	1	0	0	2					
7 Joe Mauer, L OBP: 0.365, SLG: 0.389 11 Ben Revere, L OBP: 0.359, SLG: 0.378	K		16 1B, 22 WP 33 BB 1B			F7		E6 32 BB		4	2	2	0	0	1	2					
33 Justin Morneau, L OBP: 0.233, SLG: 0.333 32 René Rivera, R OBP: 0.400, SLG: 0.385			22 WP, 27 G3 16 1B BB		P6		K		BB	2	3	2	5	1	0	0					
16 Josh Willingham, R OBP: 0.405, SLG: 0.471 63 Joe Benson, R OBP: 0.333, SLG: 0.459			27 G3, 5 2B 22 WP 1B		G5-3		K		G1-3	3	1	1	0	0	0	0					
22 Danny Valencia, R OBP: 0.318, SLG: 0.571 73 Michael Hollimon, S OBP: 0.524, SLG: 0.722		G4-3		38 1B BB		K		41 1B, 27 BB 38 2B BB		3	2	0	0	2	1	2					
27 Chris Parmelee, L OBP: 0.395, SLG: 0.632		G3-1		F9				41 1B 38 2B BB		4	2	1	2	1	0	2					
5 J.R. Towles, R OBP: 0.353, SLG: 0.733 41 Drew Butera, R OBP: 0.297, SLG: 0.333				38 1B 2B		K		38 2B, 11 E 1B		3	3	2	2	1	1	0					
38 Luke Hughes, R OBP: 0.410, SLG: 0.722				2 3B 1B				11 E 2B		5	2	5	5	0	0	0					
Inning Stats	R: 2 E: 0 K: 1 S: 8	H: 2 LOB: 0 BB: 0 P: 10	R: 1 E: 0 K: 0 S: 7	H: 2 LOB: 2 BB: 1 P: 12	R: 4 E: 0 K: 0 S: 7	H: 4 LOB: 1 BB: 1 P: 12	R: 7 E: 0 K: 0 S: 10	H: 6 LOB: 1 BB: 2 P: 19	R: 0 E: 0 K: 2 S: 7	H: 0 LOB: 0 BB: 0 P: 7	R: 2 E: 0 K: 2 S: 9	H: 2 LOB: 0 BB: 0 P: 12	R: 0 E: 0 K: 2 S: 7	H: 0 LOB: 0 BB: 0 P: 7	R: 3 E: 1 K: 1 S: 8	H: 2 LOB: 3 BB: 3 P: 20	1B: 8 2B: 4 3B: 1 HR: 5	SF: 0 SAC: 0 DP: 0 HBP: 0	WP: 1 PB: 0 SB: 0 CS: 0	PA: 50	
PITCHER	IP	WLS	BF	H	R	ER	SO	BB	IBB	HBP	BLK	WP	HR	S	P	ERA	WHIP				
58 Jeremy Hellickson, R ERA: 6.43	2.0	L	11	3	4	4	2	2	0	0	0	0	0	13	21	18.00	2.500				
57 Jake McGee, L ERA: 2.45	2.0		8	2	2	2	4	0	0	0	0	0	2	16	19	9.00	1.000				
47 Brandon Gomes, R ERA: 9.64	0.2		6	2	3	2	1	2	0	0	0	0	0	6	14	27.00	6.000				
67 Ryan Reid, R ERA: 3.0	0.1		3	0	0	0	0	1	0	0	0	0	0	2	6	0.00	3.000				
PITCHER	IP	WLS	BF	H	R	ER	SO	BB	IBB	HBP	BLK	WP	HR	S	P	ERA	WHIP				

Tampa Bay Rays @ Minnesota Twins
Hammond Stadium, Fort Myers, FL
Sat Mar 24 2012, 3:09 PM - 6:30 PM EDT
Att: 6,292 - Sunny - 86 F

AB	43
R	19
H	18
RBI	17
BB	7
SO	8
LOB	17



Batter	1	2	3	4	5	6	7	8	9	AB	R	H	RBI	BB	SO	LOB	TOP									
11 Ben Revere, L (1, 7) Aaron Hicks, S (6, 8)	F9		G3			G5-4-3 1B		K		3	0	1	0	0	0	0										
38 Luke Hughes, R (1, 4) 95 James Beresford, L (6, FR)	HR			G3-1		G5-4-3 1B		G3		3	1	2	2	0	0	0										
22 Danny Valencia, R (1, 5) 73 Michael Hollimon, S (6, 5)	K			K		G5-4-3 1B		F7		3	0	0	0	0	2	2										
27 Chris Parmelee, L (1, 9)	K			K		F8			G4-3	4	0	0	0	0	2	2										
18 Ryan Doumit, S (1, 2) 32 René Rivera, R (7, 2)				G3-1		BB		G3		2	0	1	0	1	0	0										
37 Sean Burroughs, L (1, 3)	G3					F9				4	0	1	0	0	0	1										
26 Brian Dinkelman, L (1, 10)	K					1B				3	0	1	0	0	1	2										
63 Joe Benson, R (1, 8) (6, 7)				K		L6		K		3	0	0	0	0	2	4										
77 Brian Dozier, R (1, 6) 71 Pedro Florimón, S (7, PH)				P3		1B		K2-3		2	1	1	0	0	0	0										
						1B				1	0	0	0	0	1	2										
Inning Stats	R: 1 E: 0 K: 2 S: 8	H: 1 LOB: 0 BB: 0 P: 8	R: 0 E: 0 K: 1 S: 5	H: 0 LOB: 0 BB: 0 P: 5	R: 0 E: 0 K: 1 S: 5	H: 0 LOB: 0 BB: 0 P: 5	R: 0 E: 0 K: 2 S: 7	H: 0 LOB: 0 BB: 0 P: 7	R: 0 E: 0 K: 0 S: 3	H: 1 LOB: 1 BB: 1 P: 7	R: 1 E: 0 K: 0 S: 5	H: 3 LOB: 2 BB: 0 P: 5	R: 0 E: 0 K: 2 S: 9	H: 2 LOB: 2 BB: 0 P: 10	R: 0 E: 0 K: 1 S: 5	H: 0 LOB: 0 BB: 0 P: 5	R: 0 E: 0 K: 0 S: 3	H: 0 LOB: 0 BB: 0 P: 3	1B: 6 2B: 1 3B: 0 HR: 1	SF: 0 SAC: 0 DP: 2 HBP: 0	WP: 0 PB: 0 SB: 1 CS: 0	PA: 33				
PITCHER	IP	WLS	BF	H	R	ER	SO	BB	IBB	HBP	BLK	WP	HR	S	P	ERA	WHIP									
26 Kyle Lohse, R (1, 1) ERA: 3.66	6.0	W	22	5	2	2	6	1	0	0	0	0	0	1	33	10	3.00	1.000								
41 Mitchell Boggs, R (7, 1) ERA: 4.5	1.0	H	5	2	0	0	2	0	0	0	0	0	0	9	10	0.00	2.000									
59 Fernando Salas, R (8, 1) ERA: 3.0	1.0	H	3	0	0	0	1	0	0	0	0	0	0	5	5	0.00	0.000									
30 Jason Motte, R (9, 1) ERA: 2.08	1.0		3	0	0	0	0	0	0	0	0	0	0	3	3	0.00	0.000									

Minnesota Twins @ St. Louis Cardinals
Roger Dean Stadium, Jupiter, FL
Sun Mar 25 2012, 1:07 PM - 4:21 PM EDT
Att: 6,576 - Partly Cloudy - 84 F

AB	32
R	2
H	7
RBI	2
BB	1
SO	9
LOB	13



Batter	1	2	3	4	5	6	7	8	9	AB	R	H	RBI	BB	SO	LOB	BOTTOM									
33 Daniel Descalso, L (1, 4) (8, 6)	G5-3			G4-3		SH1-3 1B	G6-3			5	1	2	0	0	0	1										
3 Carlos Beltrán, S (1, 9) 43 Shane Robinson, R (6, FR)	K			HR		1B	G6-3			3	1	2	0	0	1	0										
7 Matt Holliday, R (1, 7) 44 Erik Komatsu, L (6, 7)	F9			HR		1B	HR			2	1	1	2	0	0	0										
12 Lance Berkman, S (1, 3) 48 Tony Cruz, R (6, FR)				G4-3		1B				3	0	1	1	0	1	0										
23 David Freese, R (1, 5) 13 Matt Carpenter, L (6, FR)				K		1B				2	0	0	0	0	2	0										
4 Yadier Molina, R (1, 2) 41 Mitchell Boggs, R (7, 1)						1B				1	1	1	1	0	0	0										
27 Tyler Greene, R (8, 4) OBP: 0.373, SLG: 0.455						1B				3	0	0	0	0	1	3										
19 Jon Jay, L (1, 8) 90 Chris Swauger, L (9, 7)				G1-3		L3				4	1	1	3	0	0	3										
15 Rafael Furcal, S (1, 6) Nick Longmire, R (7, PR)				G3						2	0	1	0	1	0	0										
59 Fernando Salas, R (8, 1)										0	0	0	0	0	0	0										
8 Eugenio Velez, S (8, PH) 30 Jason Motte, R (9, 1)						BB				1	0	0	0	0	0	0										
26 Kyle Lohse, R (1, 1)				K		G1-3				2	0	0	0	0	1	1										
61 Bryan Anderson, L (7, 2) ERA: 0.593, SLG: 0.684										2	0	1	0	0	0	0										
Inning Stats	R: 0 E: 0 K: 1 S: 5	H: 0 LOB: 0 BB: 0 P: 5	R: 0 E: 0 K: 2 S: 7	H: 0 LOB: 0 BB: 0 P: 7	R: 0 E: 0 K: 1 S: 5	H: 0 LOB: 0 BB: 0 P: 5	R: 2 E: 0 K: 1 S: 7	H: 2 LOB: 0 BB: 0 P: 7	R: 0 E: 0 K: 0 S: 3	H: 0 LOB: 1 BB: 1 P: 7	R: 1 E: 0 K: 1 S: 8	H: 3 LOB: 3 BB: 0 P: 9	R: 2 E: 0 K: 0 S: 8	H: 3 LOB: 1 BB: 0 P: 11	R: 4 E: 0 K: 0 S: 9	H: 4 LOB: 1 BB: 1 P: 14	1B: 7 2B: 2 3B: 0 HR: 3	SF: 0 SAC: 1 DP: 1 HBP: 1	WP: 0 PB: 0 SB: 0 CS: 0	PA: 38						
PITCHER	IP	WLS	BF	H	R	ER	SO	BB	IBB	HBP	BLK	WP	HR	S	P	ERA	WHIP									
53 Nick Blackburn, R (1, 1) ERA: 1.5	5.0		18	2	2	2	5	1	0	0	0	0	0	1	27	31	3.60	0.600								
52 Brian Duensing, L (6, 1) ERA: 1.29	1.0	L	7	3	1	1	1	0	0	1	0	0	0	8	9	9.00	3.000									
61 Jared Burton, R (7, 1) ERA: 1.29	0.0		0	0	0	0	0	0	0	0	0	0	0	0	0	∞	∞									
66 Brendan Wise, R (7, 1) ERA: 9.0	1.0		5	3	2	2	0	0	0	0	0	0	1	8	11	18.00	3.000									
96 Brad Thompson, R (8, 1) ERA: 54.0	0.2		7	4	4	4	0	1	0	0	0	0	1	8	13	54.00	7.500									

Minnesota Twins @ St. Louis Cardinals
Roger Dean Stadium, Jupiter, FL
Sun Mar 25 2012, 1:07 PM - 4:21 PM EDT
Att: 6,576 - Partly Cloudy - 84 F

AB	34
R	9
H	12
RBI	8
BB	2
SO	6
LOB	10



Batter	1	2	3	4	5	6	7	8	9	AB	R	H	RBI	BB	SO	LOB	TOP					
18 Ben Zobrist, S OBP: 0.372, SLG: 0.417										3	1	3	4	1	0	0	Tampa Bay Rays @ Minnesota Twins Hammond Stadium, Fort Myers, FL Mon Mar 26 2012, 1:09 PM - 4:26 PM EDT Att: 6,663 - Sunny - 81 F					
67 Cody Rogers, L OBP: 0.333, SLG: 1.333										1	1	1	2	0	0	0						
30 Luke Scott, L OBP: 0.212, SLG: 0.290										5	0	1	0	0	0	3						
75 Leonardo Reginatto, R OBP: 0.100, SLG: 2.000										0	0	0	0	0	0	0						
3 Evan Longoria, R OBP: 0.346, SLG: 0.346										3	1	1	0	1	0	2						
88 Julian Morillo, S OBP: 0.100, SLG: 0.100										1	0	0	0	0	0	1						
23 Carlos Pena, L OBP: 0.300, SLG: 0.219										4	0	0	0	0	2	3						
7 Shawn O'Malley, S OBP: 1.000, SLG: 2.000										1	1	1	0	0	0	0						
7 Jeff Keppinger, R OBP: 0.395, SLG: 0.400										3	1	2	1	0	0	0						
1 Sean Rodriguez, R OBP: 0.389, SLG: 0.250										1	0	0	0	1	0	1						
28 José Molina, R OBP: 0.273, SLG: 0.258										2	1	0	0	1	0	2						
21 Jose Lobaton, S OBP: 0.278, SLG: 0.294										2	0	1	1	0	0	1						
9 Elliot Johnson, S OBP: 0.245, SLG: 0.250										3	1	1	2	0	0	2						
50 Philip Wunderlich, L OBP: 0.286, SLG: 0.279										2	0	0	0	0	0	1						
10 Will Rhymes, L OBP: 0.286, SLG: 0.279										2	1	1	0	1	0	0						
45 Jeff Salazar, L OBP: 0.500, SLG: 0.615										2	1	1	0	0	0	1						
68 Jesús Feliciano, L OBP: 0.333, SLG: 0.349										3	1	1	0	0	0	1						
38 Isaias Velasquez, R OBP: 0.500, SLG: 0.615										1	0	0	0	0	0	1						
Inning Stats	R: 0 E: 0 K: 1 S: 6	H: 1 LOB: 1 P: 6	R: 4 E: 0 K: 0 S: 6	H: 3 LOB: 0 BB: 1 P: 10	R: 3 E: 0 K: 0 S: 7	H: 3 LOB: 1 BB: 1 P: 13	R: 0 E: 0 K: 0 S: 3	H: 1 LOB: 0 BB: 0 P: 3	R: 0 E: 0 K: 1 S: 6	H: 1 LOB: 1 BB: 0 P: 6	R: 0 E: 0 K: 0 S: 3	H: 0 LOB: 1 BB: 1 P: 7	R: 0 E: 0 K: 0 S: 2	H: 0 LOB: 1 BB: 2 P: 10	R: 2 E: 0 K: 0 S: 6	H: 3 LOB: 1 BB: 0 P: 6	R: 1 E: 0 K: 0 S: 5	H: 2 LOB: 1 BB: 0 P: 5	1B: 6 2B: 5 3B: 0 HR: 3	SF: 0 SAC: 0 DP: 2 HBP: 0	WP: 0 PB: 0 SB: 0 CS: 0	PA: 44
PITCHER	IP WLS BF H R ER SO BB IBB HBP BLK WP HR S P ERA WHIP																					
30 Scott Baker, R ERA: 13.5	2.2 L 16 7 7 7 0 1 1 0 0 0 0 2 18 24 23.62 3.000																					
49 Jeff Manship, R ERA: 5.19	1.1 5 1 0 0 0 1 0 0 0 0 0 0 4 8 0.00 1.500																					
62 Liam Hendriks, R ERA: 2.4	4.0 18 4 2 2 1 3 0 0 0 0 0 1 17 29 4.50 1.750																					
85 Casey Fien, R ERA: 1.23	1.0 5 2 1 1 0 0 0 0 0 0 0 0 5 5 9.00 2.000																					

Batter	1	2	3	4	5	6	7	8	9	AB	R	H	RBI	BB	SO	LOB	BOTTOM					
2 Denard Span, L OBP: 0.378, SLG: 0.350										3	0	0	0	0	0	5	Tampa Bay Rays @ Minnesota Twins Hammond Stadium, Fort Myers, FL Mon Mar 26 2012, 1:09 PM - 4:26 PM EDT Att: 6,663 - Sunny - 81 F					
63 Joe Benson, R OBP: 0.319, SLG: 0.429										2	0	1	0	0	0	0						
8 Jamey Carroll, R OBP: 0.333, SLG: 0.308										3	0	1	0	0	1	0						
71 Pedro Florimón, S OBP: 0.233, SLG: 0.185										2	0	1	0	0	0	1						
7 Joe Mauer, L OBP: 0.381, SLG: 0.385										3	1	1	0	0	2	1						
41 Drew Butera, R OBP: 0.294, SLG: 0.412										2	1	1	0	0	0	2						
33 Justin Morneau, L OBP: 0.239, SLG: 0.357										3	0	1	0	0	1	1						
73 Michael Hollimon, S OBP: 0.500, SLG: 0.650										1	0	0	0	1	1	1						
18 Ryan Doumit, S OBP: 0.409, SLG: 0.441										2	1	1	2	0	0	0						
26 Brian Dinkelman, L OBP: 0.353, SLG: 0.452										2	1	2	1	0	0	0						
22 Danny Valencia, R OBP: 0.288, SLG: 0.490										4	0	0	0	1	1	1						
27 Chris Parmelee, L OBP: 0.388, SLG: 0.591										1	0	1	0	1	0	0						
37 Sean Burroughs, L OBP: 0.405, SLG: 0.355										0	0	0	0	0	0	0						
38 Luke Hughes, R OBP: 0.409, SLG: 0.775										1	0	0	1	0	0	3						
11 Ben Revere, L OBP: 0.391, SLG: 0.395										3	0	2	0	1	0	1						
12 Alexi Casilla, S OBP: 0.410, SLG: 0.353										3	0	0	0	1	0	5						
Inning Stats	R: 0 E: 0 K: 1 S: 6	H: 1 LOB: 1 P: 6	R: 1 E: 0 K: 1 S: 6	H: 1 LOB: 2 BB: 2 P: 16	R: 0 E: 0 K: 3 S: 9	H: 0 LOB: 0 BB: 0 P: 9	R: 0 E: 0 K: 0 S: 5	H: 2 LOB: 3 BB: 1 P: 9	R: 1 E: 0 K: 0 S: 4	H: 2 LOB: 1 BB: 0 P: 4	R: 0 E: 1 K: 0 S: 3	H: 0 LOB: 2 BB: 0 P: 4	R: 0 E: 1 K: 1 S: 6	H: 1 LOB: 1 BB: 0 P: 6	R: 1 E: 0 K: 0 S: 5	H: 2 LOB: 3 BB: 0 P: 5	R: 1 E: 0 K: 0 S: 5	H: 3 LOB: 3 BB: 2 P: 13	1B: 6 2B: 7 3B: 0 HR: 1	SF: 2 SAC: 0 DP: 3 HBP: 1	WP: 0 PB: 0 SB: 0 CS: 0	PA: 43
PITCHER	IP WLS BF H R ER SO BB IBB HBP BLK WP HR S P ERA WHIP																					
34 Jeff Niemann, R ERA: 4.05	5.0 W 23 6 2 2 2 5 3 0 0 0 0 0 30 44 3.60 1.800																					
67 Ryan Reid, R ERA: 2.45	2.0 8 1 0 0 1 0 0 0 1 0 0 0 9 10 0.00 0.500																					
71 Marquis Fleming, R ERA: 0.75	1.0 5 2 1 1 0 0 0 0 0 0 0 0 5 5 9.00 2.000																					
40 Frank De Los Santos, L ERA: 9.0	1.0 7 3 1 1 0 0 2 0 0 0 0 0 5 13 9.00 5.000																					

Tampa Bay Rays @ Minnesota Twins
Hammond Stadium, Fort Myers, FL
Mon Mar 26 2012, 1:09 PM - 4:26 PM EDT
Att: 6,663 - Sunny - 81 F

AB 39
R 10
H 14
RBI 10
BB 5
SO 2
LOB 19



BOTTOM

Tampa Bay Rays @ Minnesota Twins
Hammond Stadium, Fort Myers, FL
Mon Mar 26 2012, 1:09 PM - 4:26 PM EDT
Att: 6,663 - Sunny - 81 F

AB 35
R 4
H 12
RBI 4
BB 5
SO 6
LOB 21



Batter	1	2	3	4	5	6	7	8	9	AB	R	H	RBI	BB	SO	LOB	TOP					
11 Jimmy Rollins, S OBP: 0.362, SLG: 0.400 13 Albert Cartwright, R (7.4) (8.6)	G6-3		51 1B 1-2 3-H		51 2B 1B		77 1B 3 2B HBP	F8		3	1	2	1	0	0	0						
51 Carlos Ruiz, R OBP: 0.500, SLG: 0.750 77 Tuffy Gosewisch, R OBP: 0.364, SLG: 0.429	G5-3		1B		3 2B 1-H G6-3		3 2B 31 G6-3 1B	1B		3	0	2	1	0	0	0						
3 Hunter Pence, R OBP: 0.286, SLG: 0.426 22 Scott Podsednik, L OBP: 0.415, SLG: 0.521 (8.9)	G5-3		1B		G6-3		29 1B 15 WP 2-H	K		4	1	1	1	0	1	4						
24 Ty Wigginton, R OBP: 0.293, SLG: 0.294 46 Raul Valdes, L (5.1)		G6-3	G4-3				G6-3		G4-3	3	0	0	0	0	0	4						
31 Erik Kratz, R OBP: 0.409, SLG: 0.682 57 David Herndon, R (7.1)										1	0	0	1	0	0	2						
10 Juan Pierre, L OBP: 0.353, SLG: 0.304 29 Hector Luna, R OBP: 0.348, SLG: 0.548 (8.4)					G5-3		15 WP 1B			5	1	3	1	0	0	1						
15 John Mayberry Jr., R OBP: 0.247, SLG: 0.250 (1.8)	G4-6-3									4	0	0	0	1	2	2						
16 Luis Montanez, R OBP: 0.385, SLG: 0.489 68 Tim Kennelly, R OBP: 0.167, SLG: 0.167 (8.3)			11 1B 11 1B 2B		11 2B BB					3	1	2	0	1	1	2						
11 Miguel Abreu, R OBP: 0.353, SLG: 0.588 (7.6)										3	0	2	0	0	0	1						
19 Laynce Nix, L OBP: 0.319, SLG: 0.225 (8.3)			51 1B 11 1B 1B		1-3 2B		F9		G4-3	2	0	0	0	0	0	1						
49 Vance Worley, R OBP: 0.200, SLG: 0.200 4 Pete Orr, L OBP: 0.365, SLG: 0.468 (5.5)										2	0	0	0	0	1	4						
										2	1	1	0	0	1	1						
Inning Stats	R: 0 E: 0 K: 0 S: 3	H: 0 LOB: 0 BB: 0 P: 3	R: 0 E: 0 K: 0 S: 3	H: 1 LOB: 0 BB: 0 P: 3	R: 1 E: 0 K: 2 S: 11	H: 4 LOB: 3 BB: 0 P: 11	R: 0 E: 0 K: 1 S: 6	H: 1 LOB: 2 BB: 1 P: 10	R: 1 E: 0 K: 0 S: 6	H: 2 LOB: 1 BB: 0 P: 6	R: 0 E: 0 K: 1 S: 6	H: 1 LOB: 1 BB: 0 P: 6	R: 3 E: 0 K: 2 S: 10	H: 3 LOB: 2 BB: 0 P: 12	R: 1 E: 0 K: 1 S: 7	H: 2 LOB: 1 BB: 0 P: 7	R: 1 E: 0 K: 1 S: 6	H: 1 LOB: 1 BB: 1 P: 11	1B: 9 2B: 5 3B: 0 HR: 1	SF: 0 SAC: 0 DP: 1 HBP: 1	WP: 1 PB: 1 SB: 0 CS: 0	PA: 44
PITCHER	IP WLS BF H R ER SO BB IBB HBP BLK WP HR S P ERA WHIP																					
47 Francisco Liriano, L ERA: 2.45 52 Brian Duensing, L ERA: 1.0 15 Glen Perkins, L ERA: 5.0 55 Matt Capps, R ERA: 4.0 31 Alex Bumett, R ERA: 7.88	4.0 W 20 8 2 2 3 1 0 0 0 0 0 0 26 30 4.50 2.250																					

Philadelphia Phillies @ Minnesota Twins
Hammond Stadium, Fort Myers, FL
Wed Mar 28, 2012, 1:09 PM - 3:51 PM EDT
Att: 8,190 - Partly Cloudy - 83 F

livebaseballscores.com

AB 41
R 7
H 15
RBI 6
BB 2
SO 8
LOB 25



Batter	1	2	3	4	5	6	7	8	9	AB	R	H	RBI	BB	SO	LOB	BOTTOM					
2 Denard Span, L OBP: 0.370, SLG: 0.340 26 Brian Dinkelman, L OBP: 0.343, SLG: 0.438 (6.9)	B1-3	SF9		7 1B 8 1B 33 1B 1B	G6-3			K		3	1	1	2	0	0	0						
8 Jamey Carroll, R OBP: 0.340, SLG: 0.326 77 Brian Dozier, R OBP: 0.306, SLG: 0.375 (7.6)	K	P3		33 1B 16 SF7 7 1B 1B			G6-3		G4-3	4	1	1	0	0	1	1						
7 Joe Mauer, L OBP: 0.360, SLG: 0.383 41 Drew Butera, R OBP: 0.278, SLG: 0.389 (7.2)				33 1B 38 HR 1B						4	2	3	1	0	0	0						
33 Justin Morneau, L OBP: 0.278, SLG: 0.440 (1.10)										4	2	3	3	0	1	1						
16 Josh Willingham, R OBP: 0.391, SLG: 0.459 73 Michael Hollimon, S OBP: 0.480, SLG: 0.619 (7.3)										3	0	1	1	0	1	1						
38 Luke Hughes, R OBP: 0.404, SLG: 0.771 (7.7)										4	2	2	3	0	1	3						
22 Danny Valencia, R OBP: 0.304, SLG: 0.491 (1.5)										4	2	2	0	0	1	0						
11 Ben Revere, L OBP: 0.370, SLG: 0.373 (6.8)										4	0	1	0	0	0	2						
12 Alexi Casilla, S OBP: 0.391, SLG: 0.325 (1.4)										3	1	0	0	0	0	2						
Inning Stats	R: 2 E: 0 K: 1 S: 8	H: 2 LOB: 0 BB: 0 P: 9	R: 2 E: 1 K: 0 S: 6	H: 2 LOB: 1 BB: 0 P: 6	R: 0 E: 0 K: 1 S: 6	H: 1 LOB: 1 BB: 0 P: 6	R: 7 E: 1 K: 1 S: 12	H: 6 LOB: 0 BB: 0 P: 13	R: 0 E: 0 K: 0 S: 3	H: 0 LOB: 0 BB: 0 P: 3	R: 0 E: 0 K: 2 S: 9	H: 2 LOB: 2 BB: 0 P: 9	R: 0 E: 0 K: 0 S: 3	H: 1 LOB: 0 BB: 0 P: 3	R: 0 E: 0 K: 2 S: 7	H: 0 LOB: 0 BB: 0 P: 7	R: 0 E: 0 K: 2 S: 6	H: 0 LOB: 0 BB: 0 P: 11	1B: 12 2B: 0 3B: 0 HR: 2	SF: 2 SAC: 1 DP: 1 HBP: 0	WP: 0 PB: 0 SB: 0 CS: 0	PA: 39
PITCHER	IP WLS BF H R ER SO BB IBB HBP BLK WP HR S P ERA WHIP																					
49 Vance Worley, R ERA: 4.5 46 Raul Valdes, L ERA: 1.69 57 David Herndon, R ERA: 2.77	4.0 L 25 8 2 0 0 2 0 0 0 0 0 0 12 12 0.00 1.000																					

Philadelphia Phillies @ Minnesota Twins
Hammond Stadium, Fort Myers, FL
Wed Mar 28, 2012, 1:09 PM - 3:51 PM EDT
Att: 8,190 - Partly Cloudy - 83 F

livebaseballscores.com

AB 36
R 11
H 14
RBI 10
BB 0
SO 7
LOB 10



Batter	1	2	3	4	5	6	7	8	9	AB	R	H	RBI	BB	SO	LOB	TOP			
11 Ben Revere, L (1.8) OBP: 0.393, SLG: 0.364										4	3	1	0	2	0	3	Minnesota Twins @ Pittsburgh Pirates McKechnie Field, Bradenton, FL Thu Mar 29 2012, 1:06 PM - 4:12 PM EDT Att: 4,241 - Sunny - 83 F			
Danny Santana, S (1.4) OBP: 0.500, SLG: 0.600										5	1	2	0	1	0	2				
5 J.R. Towles, R (9.1) OBP: 0.333, SLG: 0.632										0	0	0	0	0	0	0				
59 Esmerling Vasquez, R (9.1)										0	0	0	0	0	0	0				
22 Danny Valencia, R (1.10) OBP: 0.300, SLG: 0.473										2	0	0	2	0	0	2				
37 Sean Burroughs, L (7.10) OBP: 0.410, SLG: 0.364										2	0	1	0	0	0	1				
27 Chris Parmelee, L (1.3)										5	0	1	1	1	1	6				
38 Luke Hughes, R (1.5) OBP: 0.411, SLG: 0.745										3	1	1	1	1	0	2				
73 Michael Hollimon, S (6.5) OBP: 0.462, SLG: 0.951										1	0	0	0	0	0	0				
95 Angel Morales, R (1.9) OBP: 0.800, SLG: 1.000										3	2	2	0	2	0	2				
26 Brian Dinkelman, L (1.7) OBP: 0.400, SLG: 0.556										4	2	3	4	1	0	1				
77 Brian Dozier, R (1.6) OBP: 0.341, SLG: 0.486										5	1	3	3	0	0	2				
41 Drew Butera, R (1.2) OBP: 0.304, SLG: 0.364										4	1	1	0	1	0	6				
Inning Stats	R: 1 E: 0 K: 0 S: 2	H: 0 LOB: 1 BB: 3 P: 15	R: 2 E: 0 K: 0 S: 5	H: 1 LOB: 1 BB: 2 P: 13	R: 0 E: 0 K: 1 S: 4	H: 0 LOB: 1 BB: 1 P: 9	R: 7 E: 1 K: 0 S: 13	H: 8 LOB: 2 BB: 1 P: 19	R: 1 E: 0 K: 0 S: 4	H: 1 LOB: 1 BB: 1 P: 8	R: 0 E: 0 K: 0 S: 3	H: 1 LOB: 2 BB: 0 P: 3	R: 0 E: 0 K: 0 S: 5	H: 2 LOB: 2 BB: 0 P: 5	R: 0 E: 0 K: 0 S: 4	H: 1 LOB: 2 BB: 0 P: 4	1B: 10 2B: 3 3B: 0 HR: 2	SF: 1 SAC: 0 DP: 2 HBP: 1	WP: 0 PB: 0 SB: 4 CS: 1	PA: 49
PITCHER	IP WLS BF H R ER SO	IP WLS BF H R ER SO	IP WLS BF H R ER SO	IP WLS BF H R ER SO	IP WLS BF H R ER SO	IP WLS BF H R ER SO	IP WLS BF H R ER SO	IP WLS BF H R ER SO	IP WLS BF H R ER SO	IP WLS BF H R ER SO	IP WLS BF H R ER SO	IP WLS BF H R ER SO	IP WLS BF H R ER SO	IP WLS BF H R ER SO	IP WLS BF H R ER SO	IP WLS BF H R ER SO	ERA WHIP	ERA WHIP		
53 James McDonald, R (1.1) ERA: 8.1	3.2 L 24 7 4 10 10 1	2.1 13 4 1 1 1 0 1	4.0 13 7 1 0 10 10 1	2.0 13 4 1 0 10 10 1	2.0 13 4 1 0 10 10 1	0.0 0 0 0 0 0 0 0	0.0 0 0 0 0 0 0 0	0.0 0 0 0 0 0 0 0	0.0 0 0 0 0 0 0 0	0.0 0 0 0 0 0 0 0	0.0 0 0 0 0 0 0 0	0.0 0 0 0 0 0 0 0	0.0 0 0 0 0 0 0 0	0.0 0 0 0 0 0 0 0	0.0 0 0 0 0 0 0 0	0.0 0 0 0 0 0 0 0	3.86 2.571	24.55 3.818		
25 Daniel McCutchen, R (4.1) ERA: 8.1	2.1 13 4 1 1 1 0 1	1.0 3 1 0 0 0 0 0	0.0 0 0 0 0 0 0 0	0.0 0 0 0 0 0 0 0	0.0 0 0 0 0 0 0 0	0.0 0 0 0 0 0 0 0	0.0 0 0 0 0 0 0 0	0.0 0 0 0 0 0 0 0	0.0 0 0 0 0 0 0 0	0.0 0 0 0 0 0 0 0	0.0 0 0 0 0 0 0 0	0.0 0 0 0 0 0 0 0	0.0 0 0 0 0 0 0 0	0.0 0 0 0 0 0 0 0	0.0 0 0 0 0 0 0 0	0.0 0 0 0 0 0 0 0	0.00 2.000	0.00 1.000		
48 Jared Hughes, R (7.1) ERA: 3.6	1.0 3 1 0 0 0 0 0	0.0 0 0 0 0 0 0 0	0.0 0 0 0 0 0 0 0	0.0 0 0 0 0 0 0 0	0.0 0 0 0 0 0 0 0	0.0 0 0 0 0 0 0 0	0.0 0 0 0 0 0 0 0	0.0 0 0 0 0 0 0 0	0.0 0 0 0 0 0 0 0	0.0 0 0 0 0 0 0 0	0.0 0 0 0 0 0 0 0	0.0 0 0 0 0 0 0 0	0.0 0 0 0 0 0 0 0	0.0 0 0 0 0 0 0 0	0.0 0 0 0 0 0 0 0	0.00 2.000	0.00 1.000			
66 Matt McSwain, R (8.1) ERA: 1.9	1.0 5 2 0 0 0 0 0	0.0 0 0 0 0 0 0 0	0.0 0 0 0 0 0 0 0	0.0 0 0 0 0 0 0 0	0.0 0 0 0 0 0 0 0	0.0 0 0 0 0 0 0 0	0.0 0 0 0 0 0 0 0	0.0 0 0 0 0 0 0 0	0.0 0 0 0 0 0 0 0	0.0 0 0 0 0 0 0 0	0.0 0 0 0 0 0 0 0	0.0 0 0 0 0 0 0 0	0.0 0 0 0 0 0 0 0	0.0 0 0 0 0 0 0 0	0.0 0 0 0 0 0 0 0	0.00 2.000	0.00 1.000			
Jumbo Diaz, R (9.1) ERA: 1.9	1.0 4 1 0 0 0 0 0	0.0 0 0 0 0 0 0 0	0.0 0 0 0 0 0 0 0	0.0 0 0 0 0 0 0 0	0.0 0 0 0 0 0 0 0	0.0 0 0 0 0 0 0 0	0.0 0 0 0 0 0 0 0	0.0 0 0 0 0 0 0 0	0.0 0 0 0 0 0 0 0	0.0 0 0 0 0 0 0 0	0.0 0 0 0 0 0 0 0	0.0 0 0 0 0 0 0 0	0.0 0 0 0 0 0 0 0	0.0 0 0 0 0 0 0 0	0.0 0 0 0 0 0 0 0	0.00 1.000	0.00 1.000			

Batter	1	2	3	4	5	6	7	8	9	AB	R	H	RBI	BB	SO	LOB	BOTTOM					
7 Alex Presley, L (1.7) OBP: 0.407, SLG: 0.453										2	0	1	0	0	0	0	Minnesota Twins @ Pittsburgh Pirates McKechnie Field, Bradenton, FL Thu Mar 29 2012, 1:06 PM - 4:12 PM EDT Att: 4,241 - Sunny - 83 F					
10 Adalberto Santos, R (7.7) OBP: 0.500, SLG: 1.000										2	1	1	0	0	0	2						
5 Josh Harrison, R (1.6) OBP: 0.419, SLG: 0.590										2	1	0	0	1	1	4						
72 Greg Picart, S (7.4) OBP: 1.000, SLG: 2.500										2	1	2	1	0	0	0						
31 Jose Tabata, R (1.9) OBP: 0.302, SLG: 0.333										2	0	1	0	0	0	0						
46 Garrett Jones, L (5.9) OBP: 0.288, SLG: 0.469										3	1	1	1	1	0	1						
14 Casey McGehee, R (1.3) OBP: 0.347, SLG: 0.409										3	0	0	0	0	0	2						
Andy Vasquez, L (7.6) OBP: 0.500, SLG: 0.500										2	0	1	0	0	1	1						
18 Neil Walker, S (1.4) OBP: 0.290, SLG: 0.330										3	0	1	1	0	0	0						
48 Jared Hughes, R (7.1) ERA: 3.6										0	0	0	0	0	0	0						
66 Matt McSwain, R (8.1) ERA: 1.9										1	0	0	0	0	0	0						
Ashley Ponce, R (8.1) ERA: 1.9										0	0	0	0	0	0	0						
Jumbo Diaz, R (9.1) ERA: 1.9										1	0	0	0	0	0	1						
Eric Avila, R (9.1) ERA: 1.9										0	0	0	0	0	0	0						
2 Nate McLouth, L (1.8) OBP: 0.479, SLG: 0.550										4	2	1	0	1	1	4						
24 Pedro Alvarez, L (1.5) OBP: 0.182, SLG: 0.310										5	0	2	0	0	2	1						
55 Michael McKenry, R (1.2) OBP: 0.214, SLG: 0.185										4	0	0	1	0	1	3						
53 James McDonald, L (1.1) OBP: 0.500, SLG: 0.667										1	0	1	0	0	0	0						
25 Daniel McCutchen, R (4.1) ERA: 8.1										1	0	0	0	0	0	1						
65 Matt Hague, R (7.3) OBP: 0.372, SLG: 0.651										2	0	0	0	0	0	1						
Inning Stats	R: 1 E: 0 K: 0 S: 5	H: 2 LOB: 2 BB: 1 P: 9	R: 0 E: 0 K: 2 S: 9	H: 2 LOB: 0 BB: 0 P: 9	R: 0 E: 0 K: 0 S: 3	H: 0 LOB: 0 BB: 0 P: 3	R: 1 E: 0 K: 0 S: 4	H: 1 LOB: 1 BB: 1 P: 9	R: 0 E: 0 K: 0 S: 4	H: 0 LOB: 0 BB: 0 P: 4	R: 0 E: 0 K: 2 S: 7	H: 0 LOB: 0 BB: 0 P: 7	R: 1 E: 0 K: 1 S: 7	H: 2 LOB: 1 BB: 0 P: 7	R: 1 E: 1 K: 0 S: 6	H: 2 LOB: 2 BB: 0 P: 6	R: 2 E: 0 K: 2 S: 10	H: 3 LOB: 1 BB: 0 P: 12	1B: 8 2B: 3 3B: 1 HR: 0	SF: 0 SAC: 0 DP: 0 HBP: 1	WP: 1 PB: 0 SB: 0 CS: 0	PA: 43
PITCHER	IP WLS BF H R ER SO	IP WLS BF H R ER SO																				

Batter	1	2	3	4	5	6	7	8	9	AB	R	H	RBI	BB	SO	LOB	TOP				
2 Jacoby Ellsbury, L OBP: 0.265, SLG: 0.429 16 Jason Repko, R OBP: 0.341, SLG: 0.316										3	0	1	0	0	1	0					
15 Dustin Pedroia, R OBP: 0.353, SLG: 0.489 94 Ryan Dent, R OBP: 0.300, SLG: 0.222										3	0	0	0	1	1	2					
34 David Ortiz, L OBP: 0.250, SLG: 0.448 93 Bryce Brentz, R OBP: 0.333, SLG: 0.333										3	0	1	0	0	0	1					
20 Kevin Youkilis, R OBP: 0.372, SLG: 0.235 66 Zach Gentile, L OBP: 0.250, SLG: 0.450										3	1	1	0	1	0	2					
39 Jarrod Saltalamacchia, S OBP: 0.352, SLG: 0.448 60 Ryan Lavanway, R OBP: 0.459, SLG: 0.459										2	1	0	0	1	0	1					
7 Cody Ross, R OBP: 0.422, SLG: 0.854 71 Nate Spears, L OBP: 0.426, SLG: 0.450										3	2	2	4	0	0	0					
12 Ryan Sweeney, L OBP: 0.250, SLG: 0.314 92 Peter Hissey, L OBP: 0.500, SLG: 0.667										3	0	2	0	0	1	0					
3 Mike Aviles, R OBP: 0.296, SLG: 0.463 72 Mauro Gomez, R OBP: 0.375, SLG: 0.558										3	0	1	0	0	1	2					
5 Nick Punto, S OBP: 0.351, SLG: 0.313 77 Pedro Ciriaco, R OBP: 0.421, SLG: 0.622										3	0	1	0	0	0	0					
Inning Stats	R: 0 E: 0 K: 1 S: 5	H: 1 LOB: 0 BB: 0 P: 5	R: 2 E: 0 K: 1 S: 8	H: 2 LOB: 0 BB: 1 P: 12	R: 0 E: 0 K: 0 S: 4	H: 1 LOB: 1 BB: 0 P: 8	R: 0 E: 0 K: 0 S: 4	H: 0 LOB: 0 BB: 0 P: 5	R: 2 E: 0 K: 1 S: 7	H: 2 LOB: 1 BB: 0 P: 11	R: 1 E: 0 K: 0 S: 4	H: 1 LOB: 1 BB: 0 P: 4	R: 3 E: 0 K: 0 S: 6	H: 3 LOB: 1 BB: 0 P: 6	R: 1 E: 0 K: 1 S: 7	H: 1 LOB: 2 BB: 2 P: 15	1B: 8 2B: 1 3B: 0 HR: 3	SF: 1 SAC: 1 DP: 1 HBP: 0	WP: 0 PB: 0 SB: 1 CS: 1	PA: 43	
PITCHER	IP WLS BF H R ER SO BB IBB HBP BLK WP HR S P ERA WHIP	5.0 L 20 5 2 2 3 2 0 0 0 0 1 26 34 3.60 1.400	6.1 H 10 3 3 3 1 1 0 0 0 0 1 11 15 13.50 2.000	8.1 L 10 3 3 3 0 0 0 0 0 1 6 6 27.00 3.000	9.1 R 6 1 1 1 1 2 0 0 0 0 0 7 15 9.00 3.000																

Boston Red Sox @ Minnesota Twins
Hammond Stadium, Fort Myers, FL
Fri Mar 30 2012, 1:13 PM - 4:09 PM EDT
Att: 8,143 - Sunny - 84 F

livebaseballscorecards.com

AB 35
R 9
H 12
RBI 8
BB 5
SO 5
LOB 15

Batter	1	2	3	4	5	6	7	8	9	AB	R	H	RBI	BB	SO	LOB	BOTTOM				
2 Denard Span, L OBP: 0.368, SLG: 0.327 95 Angel Morales, R OBP: 0.714, SLG: 0.800										2	1	0	0	1	1	0					
77 Brian Dozier, R OBP: 0.304, SLG: 0.429										5	0	0	0	0	1	3					
7 Joe Mauer, L OBP: 0.415, SLG: 0.498 18 Ryan Doumit, S OBP: 0.435, SLG: 0.457										2	2	2	1	1	0	0					
33 Justin Morneau, L OBP: 0.291, SLG: 0.453 84 Estarlin De Los Santos, S OBP: 1.000, SLG: 2.500										3	0	1	1	0	0	2					
16 Josh Willingham, R OBP: 0.388, SLG: 0.436 83 Anderson Hidalgo, R										2	0	0	0	1	0	2					
37 Sean Burroughs, L OBP: 0.432, SLG: 0.378										4	0	2	3	1	2	1					
38 Luke Hughes, R OBP: 0.377, SLG: 0.679										5	0	0	0	0	1	5					
24 Trevor Plouffe, R OBP: 0.314, SLG: 0.281 82 Evan Bigley, R OBP: 0.500, SLG: 0.500										3	0	0	0	0	1	0					
73 Michael Hollimon, S OBP: 0.433, SLG: 0.520										3	0	0	0	1	1	1					
Inning Stats	R: 1 E: 0 K: 0 S: 4	H: 1 LOB: 1 BB: 1 P: 8	R: 0 E: 0 K: 2 S: 7	H: 0 LOB: 0 BB: 0 P: 7	R: 0 E: 0 K: 2 S: 7	H: 0 LOB: 0 BB: 0 P: 7	R: 0 E: 0 K: 1 S: 6	H: 1 LOB: 1 BB: 0 P: 6	R: 0 E: 0 K: 2 S: 7	H: 0 LOB: 0 BB: 0 P: 7	R: 2 E: 1 K: 0 S: 4	H: 2 LOB: 2 BB: 0 P: 4	R: 2 E: 0 K: 0 S: 5	H: 2 LOB: 3 BB: 3 P: 19	R: 2 E: 1 K: 0 S: 7	H: 3 LOB: 2 BB: 0 P: 7	1B: 8 2B: 1 3B: 0 HR: 1	SF: 0 SAC: 0 DP: 1 HBP: 0	WP: 0 PB: 0 SB: 0 CS: 0	PA: 44	
PITCHER	IP WLS BF H R ER SO BB IBB HBP BLK WP HR S P ERA WHIP	6.0 W 25 4 3 3 7 3 0 0 0 0 1 8 22 4.50 1.167	1.2 H 11 3 2 2 0 3 0 0 0 0 0 1 8 22 10.80 3.600	1.1 S 8 3 2 1 0 0 0 0 0 0 0 0 8 8 6.75 2.250																	

Boston Red Sox @ Minnesota Twins
Hammond Stadium, Fort Myers, FL
Fri Mar 30 2012, 1:13 PM - 4:09 PM EDT
Att: 8,143 - Sunny - 84 F

livebaseballscorecards.com

AB 38
R 7
H 10
RBI 7
BB 6
SO 7
LOB 21

Batter	1	2	3	4	5	6	7	8	9	AB	R	H	RBI	BB	SO	LOB	TOP			
11 Ben Revere, L (1,9) 99 Mark Dolenc, R (6,PH) (6,9)	G4-3		G6-3			G3			P1	3	1	1	1	0	0	0	Minnesota Twins @ Toronto Blue Jays Florida Auto Exchange Stadium, Dunedin, FL Fri Mar 30 2012, 1:10 PM - 3:49 PM EDT Att: 2,795 - Sunny - 81 F			
8 Jamey Carroll, R (1,6) 95 James Beresford, L (7,6)	22 E 1B		F7						L7	4	0	2	1	0	1	0				
22 Danny Valencia, R (1,5) Debinson Romero, R (7,5)	L5			P6	P5				P4	4	0	0	0	0	0	2				
27 Chris Parmelee, L (1,3)	G6-3			1B						3	1	2	1	1	0	1				
26 Brian Dinkelman, L (1,7)		E3 5 BB		P3					G5-3	4	1	1	0	0	0	2				
5 J.R. Towles, R (1,2) OBP: 0.360, SLG: 0.591		G5-4-3 BB		K					G5-3	3	0	1	0	1	1	1				
Jairo Perez, R (1,10) 79 Josmil Pinto, R (8,PH) (8,10)									F7	3	0	0	0	0	1	4				
Aaron Hicks, S (1,8) OBP: 0.400, SLG: 0.800		G5-4-3							K	4	1	2	1	0	1	2				
83 Ray Chang, R (1,4) OBP: 0.333, SLG: 0.333				K					L5	4	0	0	0	0	1	3				
Inning Stats	R: 0 E: 1 K: 0 S: 5	H: 1 LOB: 1 BB: 0 P: 5	R: 0 E: 1 K: 1 S: 5	H: 0 LOB: 1 BB: 1 P: 9	R: 0 E: 0 K: 1 S: 5	H: 0 LOB: 0 BB: 0 P: 5	R: 0 E: 0 K: 1 S: 6	H: 1 LOB: 1 BB: 0 P: 6	R: 2 E: 0 K: 0 S: 9	H: 3 LOB: 1 BB: 0 P: 6	R: 2 E: 0 K: 0 S: 9	H: 4 LOB: 2 BB: 0 P: 12	R: 0 E: 0 K: 1 S: 5	H: 0 LOB: 1 BB: 1 P: 9	R: 0 E: 0 K: 0 S: 3	H: 0 LOB: 0 BB: 0 P: 3	1B: 4 2B: 3 3B: 1 HR: 1	SF: 0 SAC: 0 DP: 1 HBP: 0	WP: 0 PB: 0 SB: 0 CS: 0	PA: 38
PITCHER	IP WLS BF H R ER SO BB IBB HBP BLK WP HR S P ERA WHIP																			
32 Aaron Laffey, L (1,1) ERA: 5.4	5.0 L 24 8 4 4 3 1 0 0 0 0 0 1 32 39 7.20 1.800																			
44 Casey Janssen, R (6,1) ERA: 9.0	1.1 5 1 0 0 1 0 0 0 0 0 0 0 7 7 0.00 0.750																			
Bobby Korecky, R (7,1) ERA: 3.0	0.2 3 0 0 0 0 1 0 0 0 0 0 0 2 6 0.00 1.500																			
48 Francisco Cordero, R (8,1) ERA: 3.0	1.0 3 0 0 0 1 0 0 0 0 0 0 0 5 5 0.00 0.000																			
21 Sergio Santos, R (9,1) ERA: 0.0	1.0 3 0 0 0 0 0 0 0 0 0 0 0 3 3 0.00 0.000																			

Batter	1	2	3	4	5	6	7	8	9	AB	R	H	RBI	BB	SO	LOB	BOTTOM					
5 Yunel Escobar, R (1,6) OBP: 0.315, SLG: 0.327	G6-3		FC6-4							3	0	1	0	0	0	1	Minnesota Twins @ Toronto Blue Jays Florida Auto Exchange Stadium, Dunedin, FL Fri Mar 30 2012, 1:10 PM - 3:49 PM EDT Att: 2,795 - Sunny - 81 F					
17 Omar Vizquel, S (8,6)			1-2							1	0	1	0	0	0	0						
2 Kelly Johnson, L (1,4) OBP: 0.385, SLG: 0.447	F8			G1-3					F8	3	0	0	0	0	1	1						
62 Jonathan Diaz, R (8,4) OBP: 0.450, SLG: 0.500									K	1	0	0	0	1	1							
19 José Bautista, R (1,9) OBP: 0.353, SLG: 0.622	G1									3	0	1	0	0	0	1						
John Tollisano, S (8,9) OBP: 0.500, SLG: 0.333										0	0	0	0	1	0	0						
10 Edwin Encarnación, R (1,3) OBP: 0.333, SLG: 0.547		G5-3							F8	3	0	0	0	0	2	1						
68 Yan Gomes, R (8,3) OBP: 0.371, SLG: 0.657										1	0	0	0	0	0	2						
13 Brett Lawrie, R (1,5) OBP: 0.559, SLG: 0.879	F9									3	0	1	0	0	0	1						
1 Luis Valbuena, L (7,FR) OBP: 0.195, SLG: 0.289				FC6-4					G6-3	1	0	0	0	0	0	0						
28 Colby Rasmus, L (1,8) OBP: 0.283, SLG: 0.239										3	0	1	0	0	1	0						
75 Danny Peralta, L (7,FR) OBP: 0.500, SLG: 2.000										1	1	1	1	0	0	0						
9 J.P. Arencibia, R (1,2) OBP: 0.355, SLG: 0.543										3	0	0	0	0	0	2						
71 A.J. Jimenez, R (9,2) OBP: 0.400, SLG: 0.444										1	0	0	0	0	1	0						
11 Rajai Davis, R (1,7) OBP: 0.348, SLG: 0.286										4	0	1	0	0	0	2						
6 Jeff Mathis, R (1,10) OBP: 0.270, SLG: 0.156										3	0	0	0	1	2	1						
Inning Stats	R: 0 E: 0 K: 0 S: 3	H: 0 LOB: 0 BB: 0 P: 3	R: 0 E: 0 K: 1 S: 5	H: 0 LOB: 0 BB: 0 P: 5	R: 0 E: 0 K: 0 S: 3	H: 0 LOB: 1 BB: 1 P: 7	R: 0 E: 0 K: 1 S: 6	H: 1 LOB: 1 BB: 0 P: 6	R: 0 E: 0 K: 0 S: 3	H: 0 LOB: 0 BB: 0 P: 3	R: 0 E: 0 K: 0 S: 4	H: 1 LOB: 1 BB: 0 P: 4	R: 0 E: 0 K: 1 S: 7	H: 2 LOB: 2 BB: 0 P: 7	R: 0 E: 0 K: 2 S: 8	H: 1 LOB: 1 BB: 1 P: 12	R: 1 E: 0 K: 2 S: 9	H: 2 LOB: 1 BB: 0 P: 10	1B: 6 2B: 0 3B: 0 HR: 1	SF: 0 SAC: 0 DP: 0 HBP: 0	WP: 0 PB: 0 SB: 0 CS: 0	PA: 36
PITCHER	IP WLS BF H R ER SO BB IBB HBP BLK WP HR S P ERA WHIP																					
62 Liam Hendriks, R (1,1) ERA: 1.8	5.0 W 17 1 0 0 2 1 0 0 0 0 0 0 4 4 0.00 1.000																					
66 Brendan Wise, R (6,1) ERA: 7.88	1.0 4 1 0 0 0 0 0 0 0 0 0 0 4 4 0.00 2.000																					
Bobby Lanigan, R (7,1) ERA: 0.0	1.0 5 2 0 0 1 0 0 0 0 0 0 0 7 7 0.00 2.000																					
96 Daniel Turpen, R (8,1) ERA: 0.0	1.0 5 1 0 0 2 1 0 0 0 0 0 0 8 12 0.00 2.000																					
39 Anthony Slama, R (9,1) ERA: 9.0	1.0 5 2 1 1 2 0 0 0 0 0 0 1 9 10 9.00 2.000																					

AB	36
R	4
H	9
RBI	4
BB	2
SO	5
LOB	17

AB	34
R	1
H	7
RBI	1
BB	2
SO	7
LOB	13



livebaseballscores.com

livebaseballscores.com

Batter	1	2	3	4	5	6	7	8	9	AB	R	H	RBI	BB	SO	LOB	TOP		
31 Jose Tabata, R OBP: 0.311, SLG: 0.339										4	0	2	0	0	1	2			
5 Josh Harrison, R OBP: 0.417, SLG: 0.571										3	0	1	1	0	1	1			
36 Yamaico Navarro, R OBP: 0.386, SLG: 0.442										4	0	1	0	0	1	2			
65 Matt Hague, R OBP: 0.373, SLG: 0.745										4	1	1	1	0	0	1			
24 Pedro Alvarez, L OBP: 0.188, SLG: 0.304										4	0	1	0	0	1	0			
17 Miles Durham, R OBP: 0.333, SLG: 0.333 Junior Sosa, L										3	0	1	0	0	0	0			
73 Robbie Grossman, S										4	0	1	0	0	1	2			
55 Michael McKenry, R OBP: 0.273, SLG: 0.323										3	1	2	1	0	1	1			
29 Kevin Correia, R OBP: 0.226, SLG: 0.320 66 Matt McSwain, R 25 Daniel McCutchen, R 41 Anthony Norman, L 38 Tim Wood, R 74 Ramon Cabrera, S 77 Juan Cruz, R 24 Ryan Beckman, R										0	0	0	0	0	0	0			
Inning Stats	R: 0 E: 0 K: 1 S: 5	H: 2 LOB: 0 BB: 0 P: 5	R: 0 E: 0 K: 0 S: 3	H: 0 LOB: 0 BB: 0 P: 3	R: 0 E: 0 K: 1 S: 6	H: 1 LOB: 1 BB: 0 P: 6	R: 0 E: 0 K: 1 S: 5	H: 1 LOB: 0 BB: 0 P: 5	R: 0 E: 0 K: 2 S: 8	H: 1 LOB: 1 BB: 0 P: 8	R: 0 E: 0 K: 0 S: 4	H: 1 LOB: 1 BB: 0 P: 4	R: 1 E: 0 K: 0 S: 6	H: 2 LOB: 1 BB: 0 P: 7	R: 1 E: 0 K: 0 S: 5	H: 2 LOB: 0 BB: 0 P: 5	1B: 8 2B: 1 3B: 1 HR: 2	SF: 1 SAC: 1 DP: 2 HBP: 0	WP: 0 PA: 35 CS: 1
PITCHER	IP WLS BF H R ER SO BB IBB HBP BLK WP HR S P ERA WHIP																		
51 Anthony Swarzak, R ERA: 2.93	6.0 W 21 6 1 1 6 0 0 0 0 0 0 0 33 33 1.50 1.000																		
15 Glen Perkins, L ERA: 4.5	7.1 1.0 4 1 0 0 0 0 0 0 0 0 0 4 4 0.00 1.000																		
55 Matt Capps, R ERA: 4.5	8.1 1.0 5 2 1 1 0 0 0 0 0 1 0 1 6 7 9.00 2.000																		
96 Caleb Thielbar, L ERA: 9.0	9.1 1.0 4 2 1 1 0 0 0 0 0 0 0 1 5 5 9.00 2.000																		

Pittsburgh Pirates @ Minnesota Twins
Hammond Stadium, Fort Myers, FL
Sat Mar 31 2012, 1:07 PM - 3:50 PM EDT
Att: 5,046 - Partly Cloudy - 84 F

AB 32
R 3
H 11
RBI 3
BB 0
SO 6
LOB 10



Batter	1	2	3	4	5	6	7	8	9	AB	R	H	RBI	BB	SO	LOB	BOTTOM		
2 Denard Span, L OBP: 0.403, SLG: 0.389										5	3	4	1	0	0	0			
11 Ben Revere, L OBP: 0.381, SLG: 0.397										0	0	0	0	0	0	0			
24 Trevor Plouffe, R OBP: 0.350, SLG: 0.351										5	1	3	2	0	0	1			
7 Joe Mauer, L OBP: 0.415										4	0	1	4	0	0	3			
5 J.R. Towles, R OBP: 0.346, SLG: 0.565										1	0	0	0	0	0	0			
33 Justin Morneau, L OBP: 0.295, SLG: 0.474										4	1	2	1	0	0	2			
37 Sean Burroughs, L OBP: 0.444, SLG: 0.395										1	0	1	0	0	0	0			
16 Josh Willingham, R OBP: 0.377, SLG: 0.419										4	1	1	0	0	0	3			
26 Brian Dinkelman, L OBP: 0.378, SLG: 0.537										1	0	0	0	0	0	1			
18 Ryan Doumit, S OBP: 0.431, SLG: 0.525										5	2	2	1	0	0	1			
22 Danny Valencia, R OBP: 0.290, SLG: 0.453										5	2	2	1	0	0	0			
27 Chris Parmelee, L OBP: 0.382, SLG: 0.559										4	2	1	1	1	0	3			
77 Brian Dozier, R OBP: 0.333, SLG: 0.511										5	3	3	4	0	0	1			
Inning Stats	R: 0 E: 0 K: 0 S: 3	H: 8 LOB: 2 BB: 0 P: 11	R: 4 E: 0 K: 0 S: 8	H: 5 LOB: 1 BB: 0 P: 8	R: 0 E: 0 K: 0 S: 3	H: 0 LOB: 0 BB: 0 P: 3	R: 3 E: 0 K: 0 S: 6	H: 3 LOB: 1 BB: 1 P: 10	R: 2 E: 0 K: 0 S: 6	H: 3 LOB: 1 BB: 0 P: 7	R: 0 E: 0 K: 0 S: 4	H: 1 LOB: 1 BB: 0 P: 4	R: 0 E: 0 K: 0 S: 3	H: 0 LOB: 0 BB: 0 P: 3	R: 0 E: 0 K: 0 S: 5	H: 0 LOB: 0 BB: 0 P: 5	1B: 13 2B: 5 3B: 0 HR: 2	SF: 0 SAC: 0 DP: 0 HBP: 0	WP: 0 PA: 45 CS: 0
PITCHER	IP WLS BF H R ER SO BB IBB HBP BLK WP HR S P ERA WHIP																		
29 Kevin Correia, R ERA: 7.71	2.1 L 19 12 10 10 0 0 0 0 0 0 0 0 6 6 0.00 0.600																		
66 Matt McSwain, R ERA: 9.25	3.1 1.2 6 1 0 0 0 0 0 0 0 0 0 6 6 0.00 0.600																		
25 Daniel McCutchen, R ERA: 0.62	5.1 1.0 7 3 3 3 0 1 0 0 0 0 0 6 10 27.00 4.000																		
38 Tim Wood, R ERA: 4.76	6.1 2.0 10 4 2 2 0 0 0 0 0 0 1 10 11 9.00 2.000																		
77 Juan Cruz, R ERA: 1.93	8.1 0.1 1 0 0 0 0 0 0 0 0 0 0 1 1 0.00 0.000																		

Pittsburgh Pirates @ Minnesota Twins
Hammond Stadium, Fort Myers, FL
Sat Mar 31 2012, 1:07 PM - 3:50 PM EDT
Att: 5,046 - Partly Cloudy - 84 F

AB 44
R 15
H 20
RBI 15
BB 1
SO 0
LOB 15



Batter	1	2	3	4	5	6	7	8	9	AB	R	H	RBI	BB	SO	LOB	TOP								
2 Denard Span, L (1, 8) OBP: 0.400, SLG: 0.375 90 Jhon Goncalves, R (7, PH) (7, 8)	F7		F7				G5-3			2	0	0	0	1	0	0									
8 Jamey Carroll, R (1, 6) OBP: 0.350, SLG: 0.358 84 Estarlin De Los Santos, R (6, 6) OBP: 0.667, SLG: 1.667	F9		F9				G4-3		F9	3	0	1	0	0	0	3									
27 Chris Parmelee, L (1, 10) OBP: 0.389, SLG: 0.597	F8									3	1	1	1	1	0	1									
18 Ryan Doumit, S (1, 2) OBP: 0.407, SLG: 0.488 79 Josmil Pinto, R (8, PH) (8, 2)	F8									3	0	0	0	0	0	1									
22 Danny Valencia, R (1, 5) OBP: 0.292, SLG: 0.448 Debinson Romero, R (6, 5)										3	0	1	0	0	0	0									
37 Sean Burroughs, L (1, 3) OBP: 0.429, SLG: 0.381										4	0	1	0	0	1	1									
38 Luke Hughes, R (1, 4) OBP: 0.369, SLG: 0.644 (7, 7)										3	0	0	0	0	2	2									
24 Trevor Plouffe, R (1, 9) OBP: 0.326, SLG: 0.325 95 James Beresford, L (7, 4) OBP: 0.333, SLG: 0.333										3	0	0	0	0	1	3									
11 Ben Revere, L (1, 7) OBP: 0.358, SLG: 0.371 (7, 9)										4	0	0	0	0	2	3									
Inning Stats	R: 0 E: 0 K: 0 S: 4	H: 1 LOB: 1 BB: 0 P: 4	R: 0 E: 0 K: 3 S: 10	H: 1 LOB: 1 BB: 0 P: 10	R: 0 E: 0 K: 1 S: 5	H: 0 LOB: 0 BB: 0 P: 5	R: 0 E: 0 K: 0 S: 3	H: 0 LOB: 0 BB: 0 P: 3	R: 0 E: 1 K: 1 S: 7	H: 1 LOB: 3 BB: 1 P: 11	R: 1 E: 0 K: 0 S: 4	H: 1 LOB: 0 BB: 0 P: 4	R: 0 E: 0 K: 0 S: 3	H: 0 LOB: 0 BB: 0 P: 5	R: 0 E: 0 K: 2 S: 7	H: 0 LOB: 1 BB: 1 P: 11	R: 0 E: 0 K: 1 S: 6	H: 1 LOB: 1 BB: 0 P: 6	1B: 3 2B: 1 3B: 0 HR: 1	SF: 0 SAC: 0 DP: 0 HBP: 1	WP: 1 PB: 0 SB: 0 CS: 0	PA: 36			
PITCHER	IP	WLS	BF	H	R	ER	SO	BB	IBB	HBP	BLK	WP	HR	S	P	ERA	WHIP								
44 Vicente Padilla, R (1, 1) ERA: 3.35	1.2		7	2	0	0	2	0	0	0	0	0	0	11	11	0.00	1.200								
48 Scott Atchison, R (2, 1) ERA: 2.84	2.2		9	1	0	0	3	0	0	0	0	0	0	15	15	0.00	0.375								
78 Justin Thomas, L (5, 1) ERA: 4.5	0.2		4	0	0	0	0	1	0	0	0	0	0	3	7	0.00	1.500								
99 Garrett Mock, R (6, 1) ERA: 4.5	2.0	W	8	1	1	1	0	0	0	1	0	1	1	7	9	4.50	0.500								
35 Brock Huntzinger, R (8, 1) ERA:	2.0		8	1	0	0	3	1	0	0	0	0	0	13	17	0.00	1.000								

Minnesota Twins @ Boston Red Sox
 JetBlue Park, Ft. Myers, FL
 Sun Apr 01 2012, 1:37 PM - 4:11 PM EDT
 Att: 9,712 - Partly Cloudy - 84 F

AB	33
R	1
H	5
RBI	1
BB	2
SO	8
LOB	17



Batter	1	2	3	4	5	6	7	8	9	AB	R	H	RBI	BB	SO	LOB	BOTTOM								
2 Jacoby Ellsbury, L (1, 8) OBP: 0.269, SLG: 0.462 16 Jason Repko, R (8, 8) OBP: 0.354, SLG: 0.333	G4-3		CI							3	0	1	1	0	0	0									
15 Dustin Pedroia, R (1, 4) OBP: 0.384, SLG: 0.510 5 Nick Punto, S (8, 5) OBP: 0.351, SLG: 0.313	G4-3		G6-3							4	0	2	0	0	0	1									
28 Adrián González, L (1, 3) OBP: 0.378, SLG: 0.475	G4-3									4	1	2	0	0	0	2									
20 Kevin Youkilis, R (1, 5) OBP: 0.370, SLG: 0.222 77 Pedro Ciriaco, R (6, PR) OBP: 0.442, SLG: 0.659	F7									2	0	0	0	0	0	2									
34 David Ortiz, L (1, 10) OBP: 0.264, SLG: 0.471										4	0	1	0	0	2	2									
7 Cody Ross, R (1, 7) OBP: 0.438, SLG: 0.860 71 Nate Spears, L (7, 7) OBP: 0.396, SLG: 0.400										2	1	1	1	0	0	0									
39 Jarrod Saltalamacchia, R (1, 2) OBP: 0.342, SLG: 0.394 81 Dan Butler, R (9, 2) OBP: 0.267, SLG: 0.467										4	0	0	0	0	3	5									
12 Ryan Sweeney, L (1, 9) OBP: 0.250, SLG: 0.308										4	1	1	1	0	0	3									
3 Mike Aviles, R (1, 6) OBP: 0.293, SLG: 0.466										4	1	1	1	0	0	0									
Inning Stats	R: 0 E: 0 K: 0 S: 4	H: 1 LOB: 1 BB: 0 P: 4	R: 0 E: 0 K: 1 S: 5	H: 0 LOB: 0 BB: 0 P: 5	R: 0 E: 1 K: 1 S: 3	H: 0 LOB: 1 BB: 0 P: 3	R: 0 E: 0 K: 1 S: 7	H: 2 LOB: 3 BB: 0 P: 8	R: 0 E: 0 K: 1 S: 4	H: 1 LOB: 1 BB: 0 P: 5	R: 4 E: 0 K: 1 S: 9	H: 4 LOB: 2 BB: 0 P: 11	R: 1 E: 0 K: 1 S: 7	H: 2 LOB: 1 BB: 0 P: 8	R: 0 E: 0 K: 1 S: 5	H: 0 LOB: 0 BB: 0 P: 5	1B: 4 2B: 5 3B: 1 HR: 0	SF: 0 SAC: 0 DP: 0 HBP: 2	WP: 1 PB: 0 SB: 3 CS: 0	PA: 36					
PITCHER	IP	WLS	BF	H	R	ER	SO	BB	IBB	HBP	BLK	WP	HR	S	P	ERA	WHIP								
48 Carl Pavano, R (1, 1) ERA: 6.17	5.2	L	27	7	4	4	3	0	0	2	0	0	0	31	35	6.35	1.235								
31 Alex Burnett, R (6, 1) ERA: 6.97	1.1		6	3	1	1	1	0	0	0	0	1	0	8	9	6.75	2.250								
Bobby Lanigan, R (8, 1) ERA:	1.0		3	0	0	0	1	0	0	0	0	0	0	5	5	0.00	0.000								

Minnesota Twins @ Boston Red Sox
 JetBlue Park, Ft. Myers, FL
 Sun Apr 01 2012, 1:37 PM - 4:11 PM EDT
 Att: 9,712 - Partly Cloudy - 84 F

AB	33
R	5
H	10
RBI	5
BB	0
SO	5
LOB	16



Batter	1	2	3	4	5	6	7	8	9	AB	R	H	RBI	BB	SO	LOB	TOP					
2 Denard Span, L OBP: 0.400, SLG: 0.383	G4-3			K		G1-3		E9 95 3B	G6-4-3 95 BB	4	1	1	0	1	1	0	Minnesota Twins @ Tampa Bay Rays Charlotte Sports Park, Port Charlotte, FL Mon Apr 02 2012, 1:10 PM - 3:55 PM EDT Att: 4,089 - Sunny - 82 F					
8 Jamey Carroll, R OBP: 0.348, SLG: 0.357 95 Andy Leer, R OBP: 0.500, SLG: 1.500	K			F8			33 1B 27 SF7	3B	G6-4-3 1-2	3	0	1	0	0	1	0						
18 Ryan Doumit, S OBP: 0.393, SLG: 0.467 84 Dan Rohlfing, R OBP: 0.143, SLG: 0.143	G3-1			K			K	K		2	0	0	0	0	1	0						
33 Justin Morneau, L OBP: 0.297, SLG: 0.467 90 Jhon Gonzalez, R OBP: 0.368, SLG: 0.569		G1-6-3			G4-3			G6-3		3	0	1	0	0	0	0						
16 Josh Willingham, R OBP: 0.375, SLG: 0.400 11 Ben Revere, L OBP: 0.368, SLG: 0.371		K			K					2	0	0	0	1	2	0						
27 Chris Parmelee, L OBP: 0.368, SLG: 0.569		K			G4-3					0	0	0	0	1	0	0						
										3	0	0	1	0	1	2						
22 Danny Valencia, R OBP: 0.316, SLG: 0.507										4	1	3	2	0	0	0						
38 Luke Hughes, R OBP: 0.362, SLG: 0.667										4	1	1	1	0	1	3						
96 Lance Ray, L OBP: 0.500, SLG: 1.500										4	1	2	1	0	2	0						
Inning Stats	R: 0 E: 0 K: 1 S: 5	H: 0 LOB: 0 BB: 0 P: 5	R: 0 E: 0 K: 2 S: 7	H: 0 LOB: 0 BB: 0 P: 7	R: 0 E: 0 K: 1 S: 5	H: 1 LOB: 0 BB: 0 P: 5	R: 0 E: 0 K: 2 S: 7	H: 0 LOB: 0 BB: 0 P: 7	R: 0 E: 0 K: 1 S: 5	H: 0 LOB: 0 BB: 0 P: 5	R: 1 E: 0 K: 1 S: 8	H: 1 LOB: 0 BB: 0 P: 11	R: 2 E: 0 K: 2 S: 10	H: 3 LOB: 2 BB: 1 P: 14	R: 2 E: 1 K: 1 S: 10	H: 3 LOB: 2 BB: 1 P: 17	R: 1 E: 0 K: 0 S: 5	H: 2 LOB: 1 BB: 1 P: 9	1B: 4 2B: 2 3B: 1 HR: 3	SF: 1 SAC: 0 DP: 2 HBP: 0	WP: 0 PB: 0 SB: 0 CS: 0	PA: 38
PITCHER	IP	WLS	BF	H	R	ER	SO	BB	IBB	HBP	BLK	WP	HR	S	P	ERA	WHIP					
14 David Price, L ERA: 3.13	4.0		12	1	0	0	6	0	0	0	0	0	0	24	24	0.00	0.250					
39 J.P. Howell, L ERA: 3.0	1.0	H	3	0	0	0	1	0	0	0	0	0	0	5	5	0.00	0.000					
71 Marquis Fleming, R ERA: 6.94	1.2	B	10	4	3	3	2	1	0	0	0	0	1	15	22	16.20	3.000					
67 Ryan Reid, R ERA: 4.5	0.2		5	3	2	2	2	0	0	0	0	0	1	11	14	27.00	4.500					
60 George Jensen, R ERA:	0.2		3	0	0	0	0	1	0	0	0	0	0	2	6	0.00	1.500					
PITCHER	IP	WLS	BF	H	R	ER	SO	BB	IBB	HBP	BLK	WP	HR	S	P	ERA	WHIP					
32 Victor Mateo, R ERA: 9.0	1.0		5	2	1	1	0	1	0	0	0	0	0	1	9	9.00	3.000					

AB	34
R	6
H	10
RBI	6
BB	3
SO	11
LOB	10



Batter	1	2	3	4	5	6	7	8	9	AB	R	H	RBI	BB	SO	LOB	BOTTOM					
8 Desmond Jennings, R OBP: 0.377, SLG: 0.531 Robi Estrada, S										3	0	0	0	1	2	2	Minnesota Twins @ Tampa Bay Rays Charlotte Sports Park, Port Charlotte, FL Mon Apr 02 2012, 1:10 PM - 3:55 PM EDT Att: 4,089 - Sunny - 82 F					
30 Luke Scott, L OBP: 0.285, SLG: 0.468 54 Robby Price, L OBP: 0.250, SLG: 0.250										4	1	1	0	0	2	3						
3 Evan Longoria, R OBP: 0.340, SLG: 0.609 67 Cody Rogers, L OBP: 0.600, SLG: 2.000										3	1	2	1	1	0	0						
18 Ben Zobrist, S OBP: 0.385, SLG: 0.353 97 Keith Castillo, S OBP: 0.500, SLG: 0.500										1	1	1	2	0	0	0						
23 Carlos Pena, L OBP: 0.254, SLG: 0.214										5	0	0	0	0	3	4						
7 Jeff Keppinger, R OBP: 0.338, SLG: 0.362 9 Elliot Johnson, S OBP: 0.270, SLG: 0.304										3	0	0	0	0	0	0						
28 José Molina, R OBP: 0.287, SLG: 0.302 15 Reid Brignac, L OBP: 0.333, SLG: 0.286										3	0	1	0	0	1	1						
45 Jeff Salazar, L OBP: 0.435, SLG: 0.528										4	1	1	0	0	2	1						
1 Sean Rodriguez, R OBP: 0.379, SLG: 0.354 26 Ty Morrison, L OBP: 1.000, SLG: 1.000										3	1	2	1	0	1	0						
Inning Stats	R: 0 E: 0 K: 1 S: 5	H: 1 LOB: 1 BB: 1 P: 9	R: 0 E: 1 K: 1 S: 5	H: 0 LOB: 0 BB: 0 P: 5	R: 1 E: 0 K: 1 S: 8	H: 3 LOB: 2 BB: 0 P: 8	R: 0 E: 0 K: 1 S: 6	H: 1 LOB: 1 BB: 0 P: 6	R: 2 E: 1 K: 3 S: 12	H: 2 LOB: 1 BB: 0 P: 12	R: 0 E: 0 K: 1 S: 5	H: 0 LOB: 0 BB: 0 P: 5	R: 1 E: 0 K: 2 S: 10	H: 1 LOB: 2 BB: 2 P: 20	R: 0 E: 0 K: 1 S: 5	H: 0 LOB: 0 BB: 0 P: 5	R: 2 E: 0 K: 0 S: 6	H: 3 LOB: 1 BB: 0 P: 7	1B: 7 2B: 2 3B: 0 HR: 2	SF: 0 SAC: 0 DP: 1 HBP: 0	WP: 0 PB: 0 SB: 0 CS: 1	PA: 41
PITCHER	IP	WLS	BF	H	R	ER	SO	BB	IBB	HBP	BLK	WP	HR	S	P	ERA	WHIP					
47 Francisco Liriano, L ERA: 1.64	5.0		23	7	3	1	7	1	0	0	0	0	0	36	40	1.80	1.600					
61 Jared Burton, R ERA: 1.64	1.0		3	0	0	0	1	0	0	0	0	0	0	5	5	0.00	0.000					
44 Matt Maloney, L ERA: 1.17	1.0		6	1	1	1	2	2	0	0	0	0	1	10	20	9.00	3.000					
15 Glen Perkins, L ERA: 4.09	1.0	H	3	0	0	0	1	0	0	0	0	0	0	5	5	0.00	0.000					
55 Matt Capps, R ERA: 5.75	1.0	B	6	3	2	2	0	0	0	0	0	0	1	6	7	18.00	3.000					
PITCHER	IP	WLS	BF	H	R	ER	SO	BB	IBB	HBP	BLK	WP	HR	S	P	ERA	WHIP					

AB	38
R	6
H	11
RBI	5
BB	3
SO	11
LOB	16



Batter	1	2	3	4	5	6	7	8	9	AB	R	H	RBI	BB	SO	LOB	TOP					
1 Danny Santana, S OBP: 0.400, SLG: 0.400										0	0	0	0	0	0	0	Fort Myers Miracle @ Minnesota Twins Hammond Stadium, Fort Myers, FL Wed Apr 04 2012, 1:09 PM - 3:56 PM EDT Att: 3,444 - Sunny - 86 F					
2 Jairo Perez, R 7 Anderson Hidalgo, R										0	0	0	0	0	0	0						
21 Oswaldo Arcia, L 8 Dan Rohlfing, R										4	1	1	1	0	0	3						
8 Dan Rohlfing, R 36 Josmil Pinto, R										0	1	0	0	0	0	0						
15 Lance Ray, L										0	0	0	0	0	0	0						
7 Angel Morales, R										0	2	0	0	0	0	0						
35 Daniel Rams, R										0	1	0	0	0	0	0						
44 Mike Gonzales, L 12 Andy Leer, R										3	1	1	0	0	1	3						
9 Levi Michael, R										4	0	3	1	0	1	2						
Inning Stats	R: 0 E: 0 K: 1 S: 6	H: 1 LOB: 2 BB: 1 P: 10	R: 0 E: 0 K: 2 S: 9	H: 2 LOB: 2 BB: 0 P: 9	R: 1 E: 0 K: 0 S: 4	H: 1 LOB: 0 BB: 0 P: 4	R: 2 E: 0 K: 1 S: 8	H: 3 LOB: 1 BB: 0 P: 8	R: 0 E: 0 K: 1 S: 5	H: 0 LOB: 0 BB: 0 P: 5	R: 2 E: 0 K: 0 S: 7	H: 4 LOB: 2 BB: 0 P: 7	R: 0 E: 0 K: 0 S: 3	H: 0 LOB: 0 BB: 0 P: 3	R: 0 E: 1 K: 1 S: 7	H: 1 LOB: 2 BB: 0 P: 7		R: 2 E: 0 K: 0 S: 5	H: 2 LOB: 1 BB: 1 P: 10	1B: 9 2B: 2 3B: 2 HR: 1	SF: 1 SAC: 1 DP: 0 HBP: 0	WP: 1 PB: 0 SB: 0 CS: 0
PITCHER	IP WLS BF H R ER SO BB IBB HBP BLK WP HR S P ERA WHIP																					
53 Nick Blackburn, R ERA: 5.4	5.0	23	7	3	3	5	1	0	0	0	0	0	0	0	1	32	36	5.40	1.600			
51 Anthony Swarzak, R ERA: 18.0	1.0	7	4	2	2	0	0	0	0	0	0	0	0	0	0	7	7	18.00	4.000			
31 Alex Burnett, R ERA:	1.0	W	3	0	0	0	0	0	0	0	0	0	0	0	0	3	3	0.00	0.000			
44 Matt Maloney, L ERA:	1.0	H	5	1	0	0	1	0	0	0	0	0	0	0	7	7	0.00	1.000				
61 Jared Burton, R ERA: 18.0	1.0	S	6	2	2	2	0	1	0	0	0	1	0	5	10	18.00	3.000					
Batter	1	2	3	4	5	6	7	8	9	AB	R	H	RBI	BB	SO	LOB	BOTTOM					
2 Denard Span, L OBP: 0.333, SLG: 0.333 97 Max Kepler, L OBP: 0.500, SLG: 0.500										3	0	1	0	0	0	0	Fort Myers Miracle @ Minnesota Twins Hammond Stadium, Fort Myers, FL Wed Apr 04 2012, 1:09 PM - 3:56 PM EDT Att: 3,444 - Sunny - 86 F					
12 Alexei Casilla, S 85 Jorge Polanco, S										3	2	1	2	1	0	2						
7 Joe Mauer, L 37 Sean Burroughs, L										2	0	2	0	0	0	0						
33 Justin Morneau, L 27 Chris Parmelee, L										1	0	1	1	0	0	0						
16 Josh Willingham, R 84 Niko Goodrum, S										2	0	1	0	0	0	2						
18 Ryan Doumit, S 91 Michael Quesada, R5, FH										2	0	0	0	0	1	2						
38 Luke Hughes, R 94 Travis Harrison, R										2	0	0	0	0	1	0						
24 Trevor Plouffe, R 11 Ben Revere, L										4	2	3	1	1	0	1						
Inning Stats	R: 0 E: 1 K: 0 S: 5	H: 2 LOB: 2 BB: 0 P: 5	R: 0 E: 0 K: 1 S: 6	H: 1 LOB: 1 BB: 0 P: 6	R: 1 E: 0 K: 1 S: 7	H: 2 LOB: 2 BB: 1 P: 11	R: 0 E: 0 K: 0 S: 5	H: 2 LOB: 2 BB: 0 P: 5	R: 0 E: 0 K: 0 S: 4	H: 1 LOB: 1 BB: 0 P: 4	R: 3 E: 0 K: 0 S: 5	H: 2 LOB: 3 BB: 3 P: 17	R: 3 E: 0 K: 0 S: 7	H: 4 LOB: 1 BB: 0 P: 8	R: 1 E: 0 K: 1 S: 9	H: 2 LOB: 1 BB: 0 P: 10		1B: 8 2B: 7 3B: 0 HR: 1	SF: 1 SAC: 0 DP: 0 HBP: 0	WP: 1 PB: 0 SB: 0 CS: 0	PA: 44	
PITCHER	IP WLS BF H R ER SO BB IBB HBP BLK WP HR S P ERA WHIP																					
45 Marty Popham, R ERA: 2.25	4.0	20	7	1	1	2	1	0	0	0	0	0	0	0	23	27	2.25	2.000				
30 Manuel Soliman, R ERA: 13.5	2.0	H	12	3	3	3	0	3	0	0	0	0	0	9	21	13.50	3.000					
20 Tony Davis, L ERA: 27.0	1.0	L	7	4	3	3	0	0	0	0	0	1	0	7	8	27.00	4.000					
38 Jhon Garcia, R ERA: 9.0	1.0		5	2	1	1	1	0	0	0	0	0	1	9	10	9.00	2.000					

Batter	1	2	3	4	5	6	7	8	9	AB	R	H	RBI	BB	SO	LOB	TOP			
2 Denard Span, L (1, 8)	G1-3			33 1B		G1-3		1-2		4	0	2	0	0	0	0	Minnesota Twins @ Baltimore Orioles Oriole Park at Camden Yards, Baltimore, MD Fri Apr 06 2012, 3:10 PM - 5:47 PM EDT Att: 46,773 - Sunny - 59 F			
8 Jamey Carroll, R (1, 6)	G1-6-3 BB			F8		G4-3		G5-3		3	0	0	0	1	0	3				
7 Joe Mauer, L (1, 2)	G1-6-3			L8				16 G5-3 BB		2	1	0	0	2	0	2				
33 Justin Morneau, L (1, 10)		G3						16 HR		4	0	1	0	0	2	2				
16 Josh Willingham, R (1, 7)	F9			1B						4	1	1	2	0	0	3				
18 Ryan Doumit, S (1, 9)				L7				HR		4	0	0	0	0	2	1				
22 Danny Valencia, R (1, 5)						F8				3	0	1	0	1	1	0				
27 Chris Parmelee, L (1, 3)						F8				4	0	1	0	0	1	1				
11 Ben Revere, L (9, PR)						F8		24 FC6-4		0	0	0	0	0	0	0				
12 Alexi Casilla, S (1, 4)								1B		2	0	0	0	0	0	0				
37 Sean Burroughs, L (8, PH)	G1-3					B1-3				1	0	0	0	0	0	1				
24 Trevor Plouffe, R (8, 4)								1-2		1	0	0	0	0	0	2				
Inning Stats	R: 0 E: 0 K: 0 S: 9	H: 0 LOB: 0 BB: 1 P: 17	R: 0 E: 0 K: 1 S: 7	H: 0 LOB: 0 BB: 0 P: 12	R: 0 E: 0 K: 2 S: 9	H: 0 LOB: 0 BB: 0 P: 10	R: 0 E: 0 K: 0 S: 8	H: 2 LOB: 2 BB: 0 P: 14	R: 0 E: 0 K: 0 S: 10	H: 0 LOB: 0 BB: 0 P: 14	R: 0 E: 0 K: 1 S: 9	H: 0 LOB: 1 BB: 1 P: 18	R: 0 E: 0 K: 0 S: 12	H: 2 LOB: 2 BB: 0 P: 18	R: 2 E: 0 K: 2 S: 13	H: 2 LOB: 2 BB: 2 P: 25	1B: 5 2B: 0 3B: 0 HR: 1	SF: 0 SAC: 0 DP: 1 HBP: 0	WP: 0 PB: 0 SB: 0 CS: 0	PA: 36
PITCHER	IP WLS BF H R ER SO BB IBB HBP BLK WP HR S P ERA WHIP																			
34 Jake Arrieta, R (1, 1)	7.0 W 24 2 0 0 4 2 0 0 0 0 0 60 97 0.00 0.571																			
27 Matt Lindstrom, R (8, 1)	1.0 5 2 0 0 0 0 0 0 0 0 0 12 18 0.00 2.000																			
40 Troy Patton, L (9, 1)	0.1 3 1 2 2 1 1 0 0 0 0 0 1 5 11 54.00 6.000																			
43 Jim Johnson, R (9, 1)	0.2 S 4 1 0 0 1 1 0 0 0 0 0 0 8 14 0.00 3.000																			

AB	32
R	2
H	6
RBI	2
BB	4
SO	6
LOB	15



Batter	1	2	3	4	5	6	7	8	9	AB	R	H	RBI	BB	SO	LOB	BOTTOM			
14 Nolan Reimold, R (1, 7)	G1-3		G6-3		G5-3			G4-3		4	0	0	0	0	0	1	Minnesota Twins @ Baltimore Orioles Oriole Park at Camden Yards, Baltimore, MD Fri Apr 06 2012, 3:10 PM - 5:47 PM EDT Att: 46,773 - Sunny - 59 F			
2 J.J. Hardy, R (1, 6)	21 HR		G4-3				21 3B			2	2	1	0	2	0	0				
21 Nick Markakis, L (1, 9)	HR				10 2B		32 G6-3			3	2	2	3	1	1	2				
10 Adam Jones, R (1, 8)	G5-3				32 G6-3		P6			4	0	1	0	0	1	3				
32 Matt Wieters, S (1, 2)	G3-1				2B		F7-2			3	0	0	1	0	0	2				
24 Wilson Betemit, S (1, 10)	L8				G3					3	0	1	0	0	0	1				
12 Mark Reynolds, R (1, 5)	F8				F8			G5-4-3		3	0	0	0	0	0	2				
19 Chris Davis, L (1, 3)					G3-1			F8		3	0	0	0	0	1	0				
11 Robert Andino, R (1, 4)					G6-3			F7		3	0	1	0	0	0	0				
Inning Stats	R: 2 E: 0 K: 0 S: 7	H: 1 LOB: 0 BB: 1 P: 13	R: 0 E: 0 K: 1 S: 8	H: 0 LOB: 0 BB: 0 P: 11	R: 0 E: 0 K: 0 S: 7	H: 0 LOB: 0 BB: 0 P: 13	R: 1 E: 0 K: 0 S: 8	H: 1 LOB: 1 BB: 1 P: 16	R: 0 E: 0 K: 0 S: 6	H: 0 LOB: 0 BB: 0 P: 9	R: 1 E: 0 K: 0 S: 12	H: 2 LOB: 0 BB: 0 P: 20	R: 0 E: 0 K: 0 S: 7	H: 1 LOB: 2 BB: 1 P: 13	R: 0 E: 0 K: 2 S: 15	H: 1 LOB: 1 BB: 1 P: 24		1B: 3 2B: 2 3B: 1 HR: 1	SF: 0 SAC: 0 DP: 2 HBP: 0	WP: 0 PB: 0 SB: 0 CS: 0
PITCHER	IP WLS BF H R ER SO BB IBB HBP BLK WP HR S P ERA WHIP																			
48 Carl Pavano, R (1, 1)	7.0 L 26 5 4 4 1 2 0 0 0 0 0 1 55 95 5.14 1.000																			
60 Jeff Gray, R (8, 1)	0.1 3 1 0 0 0 1 0 0 0 0 0 0 6 10 0.00 6.000																			
52 Brian Duensing, L (8, 1)	0.2 2 0 0 0 0 2 0 0 0 0 0 0 9 14 0.00 0.000																			

AB	28
R	4
H	6
RBI	4
BB	3
SO	3
LOB	11



Batter	1	2	3	4	5	6	7	8	9	AB	R	H	RBI	BB	SO	LOB	TOP	
2 Denard Span, L (1,8) OBP: 0.375, SLG: 0.375										4	0	1	0	0	1	0	Minnesota Twins @ Baltimore Orioles Oriole Park at Camden Yards, Baltimore, MD Sat Apr 07 2012, 7:08 PM - 9:44 PM EDT Att: 31,532 - Clear - 63 F	
8 Jamey Carroll, R (1,6) OBP: 0.375, SLG: 0.375										4	0	0	1	0	0	2		
7 Joe Mauer, L (1,2) OBP: 0.375, SLG: 0.167										4	0	1	1	0	0	1		
33 Justin Morneau, L (1,10) OBP: 0.375, SLG: 0.500										4	0	2	0	0	1	1		
16 Josh Willingham, R (1,7) OBP: 0.375, SLG: 0.714										3	0	1	0	0	2	2		
27 Chris Parmelee, L (1,3) OBP: 0.250, SLG: 0.143										3	0	0	0	1	0	3		
22 Danny Valencia, R (1,5) OBP: 0.250, SLG: 0.143										4	0	0	0	0	0	4		
11 Ben Revere, L (1,9) OBP: 0.250, SLG: 0.250										4	1	1	0	0	0	0		
12 Alexi Casilla, S (1,4) OBP: 0.200, SLG: 0.200										3	1	1	0	0	0	2		
Inning Stats	R: 0 H: 1 E: 0 K: 2 S: 11	H: 2 R: 0 ER: 0 K: 0 S: 8	H: 0 R: 0 ER: 0 K: 0 S: 7	H: 1 R: 0 ER: 0 K: 0 S: 9	H: 0 R: 0 ER: 0 K: 0 S: 7	H: 0 R: 0 ER: 0 K: 0 S: 5	H: 0 R: 0 ER: 0 K: 1 S: 10	H: 3 R: 2 ER: 1 K: 1 S: 15	H: 0 R: 0 ER: 0 K: 0 S: 7	1B: 6 2B: 1 3B: 0 HR: 0	SF: 0 DP: 2 HBP: 1	WP: 0 PB: 0 SB: 0 CS: 0	PA: 35					
PITCHER	IP: 7.0 WLS: W BF: 28 ERA: 0.00	H: 6 R: 2 ER: 0 K: 0 S: 3	H: 0 R: 0 ER: 0 K: 0 S: 3	H: 0 R: 0 ER: 0 K: 0 S: 8	H: 1 R: 0 ER: 0 K: 0 S: 15	H: 0 R: 0 ER: 0 K: 0 S: 7	H: 0 R: 0 ER: 0 K: 1 S: 10	H: 3 R: 2 ER: 1 K: 1 S: 15	H: 0 R: 0 ER: 0 K: 0 S: 7	IP: 7.0 WLS: W BF: 28 ERA: 0.00	WLS: W BF: 28 ERA: 0.00	WLS: W BF: 28 ERA: 0.00	WLS: W BF: 28 ERA: 0.00	WLS: W BF: 28 ERA: 0.00	WLS: W BF: 28 ERA: 0.00	WLS: W BF: 28 ERA: 0.00	WLS: W BF: 28 ERA: 0.00	WLS: W BF: 28 ERA: 0.00
29 Tommy Hunter, R (1,1) ERA: 0.00	7.0	6	2	0	3	1	0	1	0	0	0	0	0	0	0	0	0.00	1.000
47 Pedro Strop, R (8,1) ERA: 0.00	1.0	1	0	0	1	0	0	0	0	0	0	0	0	0	0	0	0.00	1.000
38 Luis Ayala, R (9,1) ERA: 0.00	1.0	0	0	0	0	0	0	0	0	0	0	0	0	0	0	0	0.00	0.000

Batter	1	2	3	4	5	6	7	8	9	AB	R	H	RBI	BB	SO	LOB	BOTTOM	
14 Nolan Reimold, R (1,7) OBP: 0.222, SLG: 0.222										5	0	2	1	0	2	1	Minnesota Twins @ Baltimore Orioles Oriole Park at Camden Yards, Baltimore, MD Sat Apr 07 2012, 7:08 PM - 9:44 PM EDT Att: 31,532 - Clear - 63 F	
2 J.J. Hardy, R (1,6) OBP: 0.375, SLG: 0.167										4	0	0	0	0	1	2		
21 Nick Markakis, L (1,9) OBP: 0.750, SLG: 1.857										4	1	3	1	0	1	0		
10 Adam Jones, R (1,8) OBP: 0.250, SLG: 0.750										4	1	1	1	0	0	2		
32 Matt Wieters, S (1,2) OBP: 0.429, SLG: 0.800										2	1	1	1	2	0	0		
12 Mark Reynolds, R (1,5) OBP: 0.429, SLG: 0.800										3	1	0	0	1	2	3		
3 Ryan Flaherty, L (9,5) OBP: 0.429, SLG: 0.800										0	0	0	0	0	0	0		
36 Nick Johnson, L (1,3) OBP: 0.429, SLG: 0.800										4	0	0	0	0	0	4		
28 Ronny Paulino, R (1,10) OBP: 1.000, SLG: 1.250										4	2	4	0	0	0	0		
11 Robert Andino, R (1,4) OBP: 0.429, SLG: 0.429										4	2	2	2	0	1	2		
Inning Stats	R: 0 H: 0 E: 0 K: 3 S: 9	H: 1 R: 1 ER: 0 K: 1 S: 8	H: 4 R: 2 ER: 1 K: 0 S: 15	H: 3 R: 3 ER: 1 K: 0 S: 13	H: 1 R: 0 ER: 0 K: 0 S: 13	H: 1 R: 0 ER: 0 K: 0 S: 9	H: 2 R: 2 ER: 1 K: 1 S: 10	H: 1 R: 0 ER: 0 K: 2 S: 14	H: 0 R: 0 ER: 0 K: 0 S: 7	1B: 9 2B: 1 3B: 0 HR: 3	SF: 0 DP: 3 HBP: 0	WP: 0 PB: 0 SB: 0 CS: 0	PA: 37					
PITCHER	IP: 4.0 WLS: L BF: 20 ERA: 11.25	H: 6 R: 6 ER: 5 K: 4 S: 14	H: 4 R: 6 ER: 5 K: 4 S: 14	H: 3 R: 1 ER: 1 K: 1 S: 22	H: 1 R: 0 ER: 0 K: 0 S: 19	H: 1 R: 0 ER: 0 K: 0 S: 14	H: 2 R: 2 ER: 1 K: 1 S: 15	H: 1 R: 0 ER: 0 K: 2 S: 14	H: 0 R: 0 ER: 0 K: 0 S: 7	IP: 4.0 WLS: L BF: 20 ERA: 11.25	WLS: L BF: 20 ERA: 11.25	WLS: L BF: 20 ERA: 11.25	WLS: L BF: 20 ERA: 11.25	WLS: L BF: 20 ERA: 11.25	WLS: L BF: 20 ERA: 11.25	WLS: L BF: 20 ERA: 11.25	WLS: L BF: 20 ERA: 11.25	
47 Francisco Liriano, L (1,1) ERA: 11.25	4.0	6	6	1	45	74	11.25	2.500	4.0	6	6	5	4	45	74	11.25	2.500	
31 Alex Burnett, R (5,1) ERA: 18.0	2.0	2	0	0	0	0	0	0	0	22	33	0.00	1.500	2.0	2	0	0	0
61 Jared Burton, R (7,1) ERA: 18.0	1.0	2	2	2	1	0	2	10	15	18.00	2.000	1.0	2	2	1	0	2	10
15 Glen Perkins, L (8,1) ERA: 18.0	1.0	1	0	0	2	0	0	14	18	0.00	1.000	1.0	1	0	2	0	0	14

Batter	1	2	3	4	5	6	7	8	9	AB	R	H	RBI	BB	SO	LOB	TOP					
2 Denard Span, L (1, 8) OBP: 0.250, SLG: 0.250	G3			G5-3			G4-3		G4-3	4	0	0	0	0	0	0	Minnesota Twins @ Baltimore Orioles Oriole Park at Camden Yards, Baltimore, MD Sun Apr 08 2012, 1:37 PM - 3:50 PM EDT Att: 14,738 - Sunny - 68 F					
8 Jamey Carroll, R (1, 6)	G6-3			K2-3			G6-3		G6-3	4	0	0	0	0	1	0						
7 Joe Mauer, L (1, 3)	F7			G4-3			G3		K	4	0	0	0	0	1	0						
33 Justin Morneau, L (1, 10) OBP: 0.455, SLG: 0.600	F8								16 2B	2	1	1	0	1	0	0						
16 Josh Willingham, R (1, 7) OBP: 0.455, SLG: 0.778									18 G6-3 BB	2	0	1	1	1	0	1						
18 Ryan Doumit, S (1, 2)									2H 2B	3	0	0	0	0	1	2						
37 Sean Burroughs, L (1, 5)									2B	2	0	0	0	1	1	0						
12 Alex Casilla, S (8, PR) OBP: 0.200, SLG: 0.200									BB	0	0	0	0	0	0	0						
38 Luke Hughes, R (1, 4) (8, 5)									K	3	0	0	0	0	2	2						
11 Ben Revere, L (1, 9) OBP: 0.167, SLG: 0.167									BB	2	0	0	0	0	0	0						
27 Chris Parmelee, L (8, PH) OBP: 0.222, SLG: 0.125									F9	1	0	0	0	0	0	2						
Inning Stats	R: 0 E: 0 K: 0 S: 9	H: 0 LOB: 0 BB: 0 P: 14	R: 0 E: 0 K: 0 S: 5	H: 0 LOB: 0 BB: 0 P: 9	R: 0 E: 0 K: 2 S: 11	H: 0 LOB: 0 BB: 0 P: 15	R: 0 E: 0 K: 1 S: 8	H: 0 LOB: 0 BB: 0 P: 11	R: 0 E: 0 K: 0 S: 3	H: 0 LOB: 0 BB: 1 P: 9	R: 0 E: 0 K: 0 S: 5	H: 0 LOB: 0 BB: 0 P: 7	R: 0 E: 0 K: 0 S: 7	H: 0 LOB: 0 BB: 0 P: 12	R: 1 E: 0 K: 2 S: 12	H: 2 LOB: 2 BB: 1 P: 20	R: 0 E: 0 K: 1 S: 8	H: 0 LOB: 0 BB: 0 P: 11	1B: 0 2B: 2 HR: 0	SF: 0 SAC: 0 HBP: 0	WP: 0 PB: 0 SB: 0 CS: 0	PA: 30
PITCHER	IP WLS BF H R ER SO BB IBB HBP BLK WP HR S P ERA WHIP	8.0 W 27 2 1 1 5 3 0 0 0 0 0 60 97 1.12 0.625	1.0 S 3 0 0 0 1 0 0 0 0 0 8 11 0.00 0.000																			


Batter	1	2	3	4	5	6	7	8	9	AB	R	H	RBI	BB	SO	LOB	BOTTOM			
9 Endy Chavez, L (1, 7) OBP: 0.250, SLG: 0.250	F9			G4-3			G4-3		G4-3	4	0	1	0	0	0	0	Minnesota Twins @ Baltimore Orioles Oriole Park at Camden Yards, Baltimore, MD Sun Apr 08 2012, 1:37 PM - 3:50 PM EDT Att: 14,738 - Sunny - 68 F			
2 J.J. Hardy, R (1, 6) OBP: 0.333, SLG: 0.500	HR			G6-3			G6-3		G6-3	4	1	1	1	0	0	2				
21 Nick Markakis, L (1, 9) OBP: 0.667, SLG: 1.444	F7						F9			2	0	0	0	2	0	2				
10 Adam Jones, R (1, 8) OBP: 0.333, SLG: 0.667	1B								L4	4	1	2	0	0	1	2				
32 Matt Wieters, S (1, 2) OBP: 0.273, SLG: 0.444	F7								G3-1	4	0	0	0	0	1	2				
36 Nick Johnson, L (1, 10)	F8								G6-3	2	1	0	0	1	0	0				
24 Wilson Betemit, S (1, 5) OBP: 0.286, SLG: 0.429	G4-3								G6-3	4	0	1	2	0	0	1				
19 Chris Davis, L (1, 3) OBP: 0.167, SLG: 0.167										3	0	1	0	0	0	1				
11 Robert Andino, R (1, 4) OBP: 0.400, SLG: 0.333	F9									2	0	0	0	1	0	2				
Inning Stats	R: 1 E: 0 K: 0 S: 16	H: 2 LOB: 1 BB: 0 P: 26	R: 0 E: 0 K: 0 S: 11	H: 1 LOB: 0 BB: 0 P: 16	R: 0 E: 0 K: 1 S: 9	H: 0 LOB: 1 BB: 1 P: 18	R: 0 E: 0 K: 0 S: 5	H: 0 LOB: 0 BB: 0 P: 7	R: 0 E: 0 K: 0 S: 10	H: 1 LOB: 2 BB: 1 P: 16	R: 2 E: 0 K: 1 S: 13	H: 2 LOB: 1 BB: 0 P: 20	R: 0 E: 0 K: 0 S: 3	H: 0 LOB: 1 BB: 1 P: 10	R: 0 E: 0 K: 0 S: 4	H: 0 LOB: 1 BB: 1 P: 9		1B: 4 2B: 1 3B: 0 HR: 1	SF: 0 SAC: 0 DP: 0 HBP: 1	WP: 0 PB: 0 SB: 2 CS: 0
PITCHER	IP WLS BF H R ER SO BB IBB HBP BLK WP HR S P ERA WHIP	5.0 L 21 4 2 2 1 1 0 0 0 0 15 28 10.80 1.800	1.2 9 2 2 2 1 1 0 0 0 0 0 4 9 0.00 1.500	0.2 3 0 0 0 0 1 0 0 0 0 0 1 2 0.00 0.000																

Batter	1	2	3	4	5	6	7	8	9	AB	R	H	RBI	BB	SO	LOB	TOP	
2 Erick Aybar, S OBP: 0.250, SLG: 0.316	G5-3			FC1-6 1B	G3			G1-3		4	0	1	0	0	0	0	Los Angeles Angels @ Minnesota Twins Target Field, Minneapolis, MN Wed Apr 11 2012, 7:14 PM - 9:59 PM CDT Att: 31,413 - Clear - 50 F	
47 Howie Kendrick, R OBP: 0.286, SLG: 0.350	F9			FC1-6 1B	G6-3			K		4	1	0	0	0	1			
5 Albert Pujols, R OBP: 0.333, SLG: 0.333	G6-3			1-H 1B	P3			K		4	0	1	1	0	1			
8 Kendrys Morales, S OBP: 0.300, SLG: 0.350	G4-3			F7	G3-1			G4-3		4	0	0	0	0	0			
48 Tori Hunter, R OBP: 0.381, SLG: 0.450	G6-3			K				2B		4	1	2	0	0	1			
10 Vernon Wells, R OBP: 0.167, SLG: 0.333	G5-3			17 1B 25 IHR	F7			G6-3		4	1	1	0	0	2			
6 Alberto Callaspo, S OBP: 0.091, SLG: 0.091				F9	F9			G4-3		4	0	0	0	0	3			
17 Chris Iannetta, R OBP: 0.429, SLG: 0.615				K	25 IHR 1B					3	1	2	1	0	1			
25 Peter Bourjos, R OBP: 0.214, SLG: 0.429				K	1-H IHR			G5-3		3	1	1	3	0	1			
Inning Stats	R: 0 H: 0 E: 0 K: 0 S: 13	H: 0 LOB: 0 BB: 0 P: 18	R: 0 H: 0 E: 0 K: 0 S: 10	H: 0 LOB: 0 BB: 0 P: 15	R: 0 H: 0 E: 0 K: 2 S: 10	H: 1 LOB: 1 BB: 0 P: 11	R: 3 H: 3 E: 0 K: 1 S: 14	H: 3 LOB: 0 BB: 0 P: 21	R: 0 H: 0 E: 0 K: 0 S: 5	H: 0 LOB: 0 BB: 0 P: 8	R: 1 H: 2 E: 0 K: 0 S: 13	H: 2 LOB: 1 BB: 0 P: 18	R: 0 H: 0 E: 0 K: 0 S: 10	H: 1 LOB: 1 BB: 0 P: 15	1B: 4 2B: 3 3B: 0 HR: 1	SF: 0 SAC: 0 DP: 0 HBP: 0	WP: 0 PA: 34 PB: 0 SB: 1 CS: 0	
PITCHER	IP WLS BF H R ER SO BB IBB HBP BLK WP HR S P ERA WHIP	IP WLS BF H R ER SO BB IBB HBP BLK WP HR S P ERA WHIP															IP WLS BF H R ER SO BB IBB HBP BLK WP HR S P ERA WHIP	
48 Carl Pavano, R ERA: 5.93	6.2	26	7	5	5	3	0	0	0	0	0	0	0	0	0	0	6.75	1.050
60 Jeff Gray, R ERA:	0.1	1	0	0	0	0	0	0	0	0	0	0	0	0	0	0	0.00	0.000
15 Glen Perkins, L ERA:	1.0	3	0	0	0	2	0	0	0	0	0	0	0	0	0	0	0.00	0.000
55 Matt Capps, R ERA:	1.0	4	1	0	0	0	0	0	0	0	0	0	0	0	0	0	0.00	1.000

Batter	1	2	3	4	5	6	7	8	9	AB	R	H	RBI	BB	SO	LOB	BOTTOM		
2 Denard Span, L OBP: 0.300, SLG: 0.222	G6-3 BB		F7		K			K		3	0	0	0	1	2	2	Los Angeles Angels @ Minnesota Twins Target Field, Minneapolis, MN Wed Apr 11 2012, 7:14 PM - 9:59 PM CDT Att: 31,413 - Clear - 50 F		
8 Jamey Carroll, R OBP: 0.250, SLG: 0.176	K			7 1B	G4-3					4	1	2	1	0	1				
7 Joe Mauer, L OBP: 0.250, SLG: 0.167	G6-3			16 HR 1B	F8			L4		4	1	1	1	0	2				
33 Justin Morneau, L OBP: 0.368, SLG: 0.412			K	K				G3-1		4	0	1	0	0	2				
16 Josh Willingham, R OBP: 0.421, SLG: 0.941	G6-3			1-H HR	G6-3			F9		4	1	1	2	0	1				
18 Ryan Doumit, S OBP: 0.200, SLG: 0.143	K			G3				P6		4	1	1	0	0	1				
22 Danny Valencia, R OBP: 0.200, SLG: 0.143			P4		K			27 3B 1B		3	1	1	0	0	1				
27 Chris Parmelee, L OBP: 0.333, SLG: 0.455				1-H 1B	L1			8 1B 3B		3	1	2	2	0	0				
12 Alexi Casilla, S OBP: 0.091, SLG: 0.091	K			G6-3				F7		3	0	0	0	0	1	2			
Inning Stats	R: 0 H: 0 E: 0 K: 1 S: 9	H: 0 LOB: 0 BB: 1 P: 13	R: 0 H: 0 E: 0 K: 2 S: 9	H: 0 LOB: 0 BB: 0 P: 15	R: 0 H: 1 E: 0 K: 1 S: 7	H: 1 LOB: 1 BB: 0 P: 11	R: 3 H: 3 E: 0 K: 2 S: 14	H: 3 LOB: 0 BB: 0 P: 21	R: 0 H: 0 E: 0 K: 1 S: 9	H: 0 LOB: 0 BB: 0 P: 13	R: 0 H: 1 E: 0 K: 0 S: 15	H: 1 LOB: 1 BB: 0 P: 24	R: 3 H: 4 E: 0 K: 1 S: 23	H: 4 LOB: 1 BB: 0 P: 32	R: 0 H: 0 E: 0 K: 0 S: 5	H: 0 LOB: 0 BB: 0 P: 10	1B: 6 2B: 1 3B: 1 HR: 1	SF: 0 SAC: 0 DP: 1 HBP: 0	WP: 0 PA: 33 PB: 0 SB: 0 CS: 0
PITCHER	IP WLS BF H R ER SO BB IBB HBP BLK WP HR S P ERA WHIP	IP WLS BF H R ER SO BB IBB HBP BLK WP HR S P ERA WHIP															IP WLS BF H R ER SO BB IBB HBP BLK WP HR S P ERA WHIP		
36 Jared Weaver, R ERA: 3.21	6.0	25	7	5	5	7	1	0	0	0	0	0	0	0	0	0	7.50	1.333	
21 Hisanori Takahashi, L ERA: 10.8	0.0	1	1	0	0	0	0	0	0	0	0	0	0	0	0	0	-	-	
32 LaTroy Hawkins, R ERA:	1.0	4	1	1	1	1	0	0	0	0	0	0	0	0	0	0	9.00	1.000	
55 Jason Istringhausen, R ERA:	1.0	3	0	0	0	0	0	0	0	0	0	0	0	0	0	0	0.00	0.000	


livebaseballscores.com

AB 34
R 5
H 8
RBI 5
BB 0
SO 5
LOB 7



livebaseballscores.com

AB 32
R 6
H 9
RBI 6
BB 1
SO 8
LOB 9



Batter	1	2	3	4	5	6	7	8	9	AB	R	H	RBI	BB	SO	LOB	TOP				
13 Maicer Izturis, S OBP: 0.500, SLG: 0.400										4	1	2	2	1	2	2	Los Angeles Angels @ Minnesota Twins Target Field, Minneapolis, MN Thu Apr 12 2012, 12:10 PM - 3:54 PM CDT Att: 31,782 - Partly Cloudy - 56 F				
47 Howie Kendrick, R OBP: 0.269, SLG: 0.292										4	0	0	0	1	1	5					
5 Albert Pujols, R OBP: 0.308, SLG: 0.304										5	1	1	0	0	0	3					
48 Torii Hunter, R OBP: 0.346, SLG: 0.400										5	1	1	0	0	1	2					
44 Mark Trumbo, R OBP: 0.500, SLG: 0.727										4	2	2	2	1	1	0					
10 Vernon Wells, R OBP: 0.217, SLG: 0.391										5	1	2	1	0	0	2					
6 Alberto Callaspo, S OBP: 0.125, SLG: 0.125										5	1	1	1	0	0	3					
46 Bobby Wilson, R OBP: 0.800, SLG: 0.667										2	1	2	0	1	0	0					
8 Kendrys Morales, S OBP: 0.296, SLG: 0.333										1	0	0	0	0	0	1					
17 Chris Iannetta, R OBP: 0.400, SLG: 0.571										1	0	0	0	0	0	1					
25 Peter Bourjos, R OBP: 0.294, SLG: 0.529										3	1	2	2	0	0	1					
Inning Stats	R: 0 E: 0 K: 0 S: 9	H: 1 LOB: 1 BB: 0 P: 14	R: 5 E: 0 K: 0 S: 21	H: 5 LOB: 1 BB: 1 P: 37	R: 0 E: 0 K: 1 S: 10	H: 0 LOB: 0 BB: 0 P: 12	R: 0 E: 0 K: 1 S: 9	H: 0 LOB: 1 BB: 0 P: 14	R: 1 E: 0 K: 2 S: 11	H: 1 LOB: 1 BB: 0 P: 14	R: 0 E: 0 K: 1 S: 10	H: 0 LOB: 0 BB: 0 P: 16	R: 1 E: 0 K: 0 S: 14	H: 2 LOB: 2 BB: 0 P: 24	R: 2 E: 0 K: 0 S: 17	H: 3 LOB: 1 BB: 0 P: 24	1B: 10 2B: 2 3B: 0 HR: 1	SF: 0 SAC: 1 DP: 0 HBP: 0	WP: 1 PB: 0 SB: 6 CS: 0	PA: 44	
PITCHER	IP: 5.0 WLS: 0 BF: 25 ERA: 18.00	WLS: 1 LOB: 1 BB: 0 P: 14	H: 7 R: 0 ER: 5 SO: 3 BB: 0 IBB: 0 HBP: 0 BLK: 0 WP: 0 HR: 0 S: 56 P: 91	H: 6 R: 0 ER: 2 SO: 2 BB: 0 IBB: 0 HBP: 0 BLK: 0 WP: 0 HR: 0 S: 21 P: 30	H: 5 R: 0 ER: 0 SO: 3 BB: 0 IBB: 0 HBP: 0 BLK: 0 WP: 0 HR: 3 S: 34 P: 27.00	H: 0 LOB: 1 BB: 0 P: 14	H: 0 LOB: 1 BB: 0 P: 14	H: 0 LOB: 1 BB: 0 P: 14	H: 1 LOB: 2 BB: 0 P: 24	H: 2 LOB: 2 BB: 0 P: 24	H: 3 LOB: 1 BB: 0 P: 24	H: 0 LOB: 0 BB: 0 P: 16	H: 0 LOB: 0 BB: 0 P: 16	H: 2 LOB: 2 BB: 0 P: 24	H: 3 LOB: 1 BB: 0 P: 24	H: 0 LOB: 0 BB: 0 P: 24	ERA: 18.00 WHIP: 3.000				
47 Francisco Liriano, L ERA: 10.0	(1, 1)	(1, 1)	(1, 1)	(1, 1)	(1, 1)	(1, 1)	(1, 1)	(1, 1)	(1, 1)	(1, 1)	(1, 1)	(1, 1)	(1, 1)	(1, 1)	(1, 1)	(1, 1)					
31 Alex Burnett, R ERA: 16.2	(6, 1)	(6, 1)	(6, 1)	(6, 1)	(6, 1)	(6, 1)	(6, 1)	(6, 1)	(6, 1)	(6, 1)	(6, 1)	(6, 1)	(6, 1)	(6, 1)	(6, 1)	(6, 1)					
61 Jared Burton, R ERA: 16.2	(8, 1)	(8, 1)	(8, 1)	(8, 1)	(8, 1)	(8, 1)	(8, 1)	(8, 1)	(8, 1)	(8, 1)	(8, 1)	(8, 1)	(8, 1)	(8, 1)	(8, 1)	(8, 1)					
52 Brian Duensing, L ERA: 16.2	(8, 1)	(8, 1)	(8, 1)	(8, 1)	(8, 1)	(8, 1)	(8, 1)	(8, 1)	(8, 1)	(8, 1)	(8, 1)	(8, 1)	(8, 1)	(8, 1)	(8, 1)	(8, 1)					
60 Jeff Gray, R ERA: 16.2	(8, 1)	(8, 1)	(8, 1)	(8, 1)	(8, 1)	(8, 1)	(8, 1)	(8, 1)	(8, 1)	(8, 1)	(8, 1)	(8, 1)	(8, 1)	(8, 1)	(8, 1)	(8, 1)					

Batter	1	2	3	4	5	6	7	8	9	AB	R	H	RBI	BB	SO	LOB	BOTTOM				
2 Denard Span, L OBP: 0.423, SLG: 0.391										5	1	4	1	1	0	2	Los Angeles Angels @ Minnesota Twins Target Field, Minneapolis, MN Thu Apr 12 2012, 12:10 PM - 3:54 PM CDT Att: 31,782 - Partly Cloudy - 56 F				
8 Jamey Carroll, R OBP: 0.308, SLG: 0.190										4	1	1	0	2	1	4					
7 Joe Mauer, L OBP: 0.320, SLG: 0.391										5	2	3	3	0	1	4					
33 Justin Morneau, L OBP: 0.333, SLG: 0.500										5	1	1	2	0	0	7					
16 Josh Willingham, R OBP: 0.458, SLG: 1.000										5	2	3	1	0	2	0					
27 Chris Parmelee, L OBP: 0.353, SLG: 0.500										5	1	2	0	0	2	1					
22 Danny Valencia, R OBP: 0.300, SLG: 0.316										5	2	3	1	0	2	2					
11 Ben Revere, L OBP: 0.182, SLG: 0.182										5	0	1	0	0	0	4					
12 Alexi Casilla, S OBP: 0.143, SLG: 0.143										3	0	1	0	0	1	0					
37 Sean Burroughs, L ERA: 10.13	(7, 1)	(7, 1)	(7, 1)	(7, 1)	(7, 1)	(7, 1)	(7, 1)	(7, 1)	(7, 1)	0	0	0	0	0	0	0					
38 Luke Hughes, R OBP: 0.200, SLG: 0.250	(8, 4)	(8, 4)	(8, 4)	(8, 4)	(8, 4)	(8, 4)	(8, 4)	(8, 4)	(8, 4)	1	0	1	2	0	0	0					
Inning Stats	R: 0 E: 0 K: 1 S: 11	H: 1 LOB: 1 BB: 0 P: 16	R: 0 E: 0 K: 2 S: 8	H: 0 LOB: 0 BB: 0 P: 10	R: 0 E: 0 K: 0 S: 17	H: 2 LOB: 3 BB: 1 P: 24	R: 0 E: 0 K: 2 S: 11	H: 1 LOB: 1 BB: 0 P: 14	R: 3 E: 0 K: 2 S: 19	H: 5 LOB: 2 BB: 0 P: 30	R: 0 E: 0 K: 0 S: 16	H: 2 LOB: 3 BB: 1 P: 28	R: 3 E: 0 K: 1 S: 16	H: 4 LOB: 1 BB: 0 P: 24	R: 4 E: 0 K: 1 S: 19	H: 5 LOB: 2 BB: 1 P: 34	1B: 14 2B: 3 3B: 0 HR: 3	SF: 1 SAC: 0 DP: 0 HBP: 0	WP: 1 PB: 0 SB: 2 CS: 0	PA: 47	
PITCHER	IP: 5.0 WLS: 0 BF: 25 ERA: 45.00	WLS: 1 LOB: 1 BB: 0 P: 16	H: 3 R: 0 ER: 0 SO: 0 BB: 0 IBB: 0 HBP: 0 BLK: 0 WP: 0 HR: 1 S: 66 P: 24	H: 3 R: 0 ER: 0 SO: 0 BB: 0 IBB: 0 HBP: 0 BLK: 0 WP: 0 HR: 1 S: 18 P: 45.00	H: 5 LOB: 2 BB: 0 P: 30	H: 2 LOB: 3 BB: 1 P: 28	H: 4 LOB: 1 BB: 0 P: 24	H: 5 LOB: 2 BB: 1 P: 34	ERA: 45.00 WHIP: 4.500												
24 Dan Haren, R ERA: 6.97	(1, 1)	(1, 1)	(1, 1)	(1, 1)	(1, 1)	(1, 1)	(1, 1)	(1, 1)	(1, 1)	(1, 1)	(1, 1)	(1, 1)	(1, 1)	(1, 1)	(1, 1)	(1, 1)					
21 Hisanori Takahashi, L ERA: 7.71	(6, 1)	(6, 1)	(6, 1)	(6, 1)	(6, 1)	(6, 1)	(6, 1)	(6, 1)	(6, 1)	(6, 1)	(6, 1)	(6, 1)	(6, 1)	(6, 1)	(6, 1)	(6, 1)					
40 Kevin Jepsen, R ERA: 10.13	(7, 1)	(7, 1)	(7, 1)	(7, 1)	(7, 1)	(7, 1)	(7, 1)	(7, 1)	(7, 1)	(7, 1)	(7, 1)	(7, 1)	(7, 1)	(7, 1)	(7, 1)	(7, 1)					
37 Scott Downs, L ERA: 10.13	(7, 1)	(7, 1)	(7, 1)	(7, 1)	(7, 1)	(7, 1)	(7, 1)	(7, 1)	(7, 1)	(7, 1)	(7, 1)	(7, 1)	(7, 1)	(7, 1)	(7, 1)	(7, 1)					
63 Rich Thompson, R ERA: 15.43	(7, 1)	(7, 1)	(7, 1)	(7, 1)	(7, 1)	(7, 1)	(7, 1)	(7, 1)	(7, 1)	(7, 1)	(7, 1)	(7, 1)	(7, 1)	(7, 1)	(7, 1)	(7, 1)					



Batter	1	2	3	4	5	6	7	8	9	AB	R	H	RBI	BB	SO	LOB	TOP				
5 Ian Kinsler, R OBP: 0.417, SLG: 0.875										5	1	1	1	0	0	0					
1 Elvis Andrus, R OBP: 0.241, SLG: 0.357										4	1	3	0	0	0	0					
32 Josh Hamilton, L OBP: 0.333, SLG: 0.563										4	1	1	0	0	1	2					
29 Adrián Beltré, R OBP: 0.273, SLG: 0.367										4	1	1	1	0	0	2					
10 Michael Young, R OBP: 0.344, SLG: 0.438										4	0	2	1	0	0	0					
17 Nelson Cruz, R OBP: 0.194, SLG: 0.241										4	0	0	0	0	1	3					
7 David Murphy, L OBP: 0.194, SLG: 0.241										3	0	0	1	0	1	1					
23 Craig Gentry, R										0	0	0	0	0	0	0					
25 Mike Napoli, R OBP: 0.318, SLG: 0.118										4	0	1	0	0	2	2					
18 Mitch Moreland, L OBP: 0.227, SLG: 0.300										4	0	0	0	0	0	4					
Inning Stats	R: 0 E: 0 K: 0 S: 9	H: 1 LOB: 1 BB: 0 P: 13	R: 0 E: 0 K: 1 S: 8	H: 0 LOB: 0 BB: 0 P: 13	R: 0 E: 0 K: 1 S: 9	H: 0 LOB: 0 BB: 0 P: 12	R: 3 E: 1 K: 0 S: 14	H: 4 LOB: 2 BB: 0 P: 16	R: 0 E: 0 K: 0 S: 10	H: 2 LOB: 2 BB: 0 P: 15	R: 1 E: 0 K: 0 S: 9	H: 1 LOB: 0 BB: 0 P: 17	R: 0 E: 0 K: 1 S: 8	H: 0 LOB: 0 BB: 0 P: 12	R: 0 E: 0 K: 1 S: 6	H: 0 LOB: 0 BB: 0 P: 8	1B: 7 2B: 1 3B: 0 HR: 1	SF: 1 SAC: 0 DP: 0 HBP: 0	WP: 0 PB: 0 SB: 0 CS: 0	PA: 37	
PITCHER	IP	WLS	BF	H	R	ER	SO	BB	IBB	HBP	BLK	WP	HR	S	P	ERA	WHIP				
51 Anthony Swarzak, R ERA: 3.75	7.0	L	31	9	4	4	3	0	0	0	0	0	1	68	97	5.14	1.286				
61 Jared Burton, R ERA: 10.13	1.0		3	0	0	0	1	0	0	0	0	0	0	8	12	0.00	0.000				
44 Matt Maloney, L ERA: 6.75	1.0		3	0	0	0	1	0	0	0	0	0	0	6	8	0.00	0.000				

Texas Rangers @ Minnesota Twins
Target Field, Minneapolis, MN
Fri Apr 13 2012, 7:12 PM - 9:39 PM CDT
Att: 31,400 - Overcast - 49 F

livebaseballscores.com

AB 36
R 4
H 9
RBI 4
BB 0
SO 5
LOB 14

Batter	1	2	3	4	5	6	7	8	9	AB	R	H	RBI	BB	SO	LOB	BOTTOM					
2 Denard Span, L OBP: 0.400, SLG: 0.407										4	0	1	0	0	1	1						
8 Jamey Carroll, R OBP: 0.333, SLG: 0.208										3	0	1	0	1	0	0						
7 Joe Mauer, L OBP: 0.370										4	0	1	0	0	1	3						
33 Justin Morneau, L OBP: 0.286, SLG: 0.423										4	0	0	0	0	1	1						
16 Josh Willingham, R OBP: 0.500, SLG: 0.958										2	1	1	0	1	0	0						
18 Ryan Doumit, S OBP: 0.263, SLG: 0.222										4	0	2	0	0	0	1						
22 Danny Valencia, R OBP: 0.250, SLG: 0.273										3	0	0	1	0	0	2						
24 Trevor Plouffe, R OBP: 0.143, SLG: 0.286										3	0	1	0	0	0	0						
27 Chris Parmelee, L OBP: 0.333, SLG: 0.471										1	0	0	0	0	1	2						
38 Luke Hughes, R OBP: 0.250, SLG: 0.286										3	0	1	0	0	1	2						
37 Sean Burroughs, L										1	0	0	0	0	0	2						
Inning Stats	R: 0 E: 0 K: 0 S: 8	H: 0 LOB: 0 BB: 0 P: 12	R: 1 E: 0 K: 1 S: 18	H: 2 LOB: 1 BB: 1 P: 29	R: 0 E: 0 K: 1 S: 13	H: 1 LOB: 1 BB: 0 P: 17	R: 0 E: 0 K: 0 S: 6	H: 0 LOB: 0 BB: 0 P: 11	R: 0 E: 0 K: 1 S: 10	H: 1 LOB: 2 BB: 1 P: 16	R: 0 E: 0 K: 0 S: 4	H: 1 LOB: 0 BB: 0 P: 6	R: 0 E: 0 K: 1 S: 8	H: 1 LOB: 0 BB: 0 P: 10	R: 0 E: 0 K: 0 S: 7	H: 1 LOB: 0 BB: 0 P: 10	R: 0 E: 0 K: 1 S: 13	H: 1 LOB: 2 BB: 0 P: 19	1B: 6 2B: 2 3B: 0 HR: 0	SF: 1 SAC: 0 DP: 2 HBP: 1	WP: 0 PB: 1 SB: 0 CS: 0	PA: 36
PITCHER	IP	WLS	BF	H	R	ER	SO	BB	IBB	HBP	BLK	WP	HR	S	P	ERA	WHIP					
54 Matt Harrison, L ERA: 0.64	8.0	W	31	7	1	1	4	0	0	0	0	0	0	74	111	1.12	1.125					
41 Alexi Ogando, R ERA: 1.59	1.0	S	5	1	0	0	1	0	0	0	0	0	0	13	19	0.00	1.000					

Texas Rangers @ Minnesota Twins
Target Field, Minneapolis, MN
Fri Apr 13 2012, 7:12 PM - 9:39 PM CDT
Att: 31,400 - Overcast - 49 F

livebaseballscores.com

AB 32
R 1
H 8
RBI 1
BB 2
SO 5
LOB 14

Batter	1	2	3	4	5	6	7	8	9	AB	R	H	RBI	BB	SO	LOB	TOP										
5 Ian Kinsler, R OBP: 0.348, SLG: 0.683	L7		G4-3		G5-4-3			BB	G4-3	4	1	0	0	1	0	1	Texas Rangers @ Minnesota Twins Target Field, Minneapolis, MN Sun Apr 15 2012, 1:13 PM - 4:01 PM CDT Att: 32,093 - Overcast - 62 F										
1 Elvis Andrus, R OBP: 0.237, SLG: 0.361	F8		F8			K		3B		4	1	1	1	0	1	0											
32 Josh Hamilton, L OBP: 0.381, SLG: 0.756					G3-1	G3		HR		4	1	2	2	0	0	0											
29 Adrian Beltré, R OBP: 0.333, SLG: 0.447	K		F8		F8	10-2B		F7		4	0	1	0	0	1	1											
10 Michael Young, R OBP: 0.390, SLG: 0.512								F9		4	0	3	0	0	0	0											
17 Nelson Cruz, R OBP: 0.332, SLG: 0.342	K				K					4	0	1	0	0	3	2											
7 David Murphy, L OBP: 0.323, SLG: 0.536	F7				F8			F9		3	0	0	0	0	0	2											
23 Craig Gentry, R						HBP				0	0	0	0	0	0	0											
25 Mike Napoli, R OBP: 0.267, SLG: 0.250	F8							F9		4	1	1	1	0	0	2											
8 Yorvit Torrealba, R OBP: 0.278, SLG: 0.294			G4-3					K		4	0	1	0	0	1	1											
																	AB 35 R 4 H 10 RBI 4 BB 1 SO 6 LOB 9										
Inning Stats	R: 0 E: 0 K: 1 S: 8	H: 1 LOB: 1 BB: 0 P: 12	R: 0 E: 0 K: 1 S: 10	H: 1 LOB: 1 BB: 0 P: 15	R: 0 E: 0 K: 0 S: 7	H: 0 LOB: 0 BB: 0 P: 10	R: 0 E: 0 K: 1 S: 10	H: 1 LOB: 1 BB: 0 P: 17	R: 1 E: 0 K: 0 S: 10	H: 2 LOB: 0 BB: 0 P: 14	R: 0 E: 0 K: 1 S: 12	H: 2 LOB: 2 BB: 0 P: 16	R: 0 E: 0 K: 2 S: 9	H: 0 LOB: 1 BB: 0 P: 10	R: 3 E: 0 K: 0 S: 14	H: 3 LOB: 1 BB: 1 P: 21		R: 0 E: 0 K: 0 S: 8	H: 0 LOB: 0 BB: 0 P: 11	1B: 5 2B: 2 3B: 1 HR: 2	SF: 0 SAC: 0 DP: 1 HBP: 1	WP: 0 PB: 0 SB: 1 CS: 0	PA: 37				
PITCHER	IP	WLS	BF	H	R	ER	SO	BB	IBB	HBP	BLK	WP	HR	S	P	ERA	WHIP										
62 Liam Hendriks, R ERA: 1.5	6.0		23	7	1	1	4	0	0	0	0	0	1	57	84	1.50	1.167										
61 Jared Burton, R ERA: 7.36	1.0	H	4	0	0	0	2	0	0	1	0	0	0	9	10	0.00	0.000										
15 Glen Perkins, L ERA: 10.38	0.0	L	3	2	3	3	0	1	0	0	0	0	1	4	10	∞	∞										
31 Alex Burnett, R ERA	1.0		4	1	0	0	0	0	0	0	0	0	0	10	11	0.00	1.000										
44 Matt Maloney, L ERA: 4.91	1.0		3	0	0	0	0	0	0	0	0	0	0	8	11	0.00	0.000										

Batter	1	2	3	4	5	6	7	8	9	AB	R	H	RBI	BB	SO	LOB	BOTTOM										
2 Denard Span, L OBP: 0.436, SLG: 0.556	L7			G6-3				BB		4	1	2	0	0	0	0	Texas Rangers @ Minnesota Twins Target Field, Minneapolis, MN Sun Apr 15 2012, 1:13 PM - 4:01 PM CDT Att: 32,093 - Overcast - 62 F										
8 Jamey Carroll, R OBP: 0.342, SLG: 0.226	G3			7-1B		7-1B		B1		4	0	2	1	0	0	1											
7 Joe Mauer, L OBP: 0.342, SLG: 0.333	G4-3			33-1B		BB		G3-6-3		2	0	0	0	2	0	1											
33 Justin Morneau, L OBP: 0.270, SLG: 0.353			K		G4-6-3					4	0	0	0	0	3	4											
16 Josh Willingham, R OBP: 0.514, SLG: 0.871	P5							K		4	1	1	0	0	1	2											
27 Chris Parmelee, L OBP: 0.269, SLG: 0.346	K							F7		4	0	0	0	0	2	3											
22 Danny Valencia, R OBP: 0.281, SLG: 0.300					P5					3	0	1	0	0	0	1											
36 Clete Thomas, L OBP: 0.333, SLG: 1.333					F9					3	1	1	2	0	1	1											
12 Alexi Casilla, S OBP: 0.190, SLG: 0.190					P4					3	0	0	0	0	0	1											
																	AB 31 R 3 H 7 RBI 3 BB 2 SO 7 LOB 14										
Inning Stats	R: 0 E: 0 K: 0 S: 11	H: 0 LOB: 0 BB: 0 P: 18	R: 0 E: 0 K: 2 S: 9	H: 0 LOB: 0 BB: 0 P: 17	R: 0 E: 0 K: 0 S: 5	H: 0 LOB: 0 BB: 0 P: 9	R: 0 E: 0 K: 0 S: 10	H: 1 LOB: 1 BB: 1 P: 16	R: 2 E: 0 K: 1 S: 11	H: 2 LOB: 0 BB: 0 P: 22	R: 1 E: 0 K: 2 S: 12	H: 2 LOB: 2 BB: 1 P: 23	R: 0 E: 0 K: 1 S: 9	H: 1 LOB: 0 BB: 0 P: 13	R: 0 E: 0 K: 0 S: 8	H: 1 LOB: 0 BB: 0 P: 10		R: 0 E: 0 K: 1 S: 5	H: 0 LOB: 0 BB: 0 P: 9	1B: 5 2B: 0 3B: 1 HR: 1	SF: 0 SAC: 0 DP: 2 HBP: 0	WP: 0 PB: 0 SB: 1 CS: 1	PA: 33				
PITCHER	IP	WLS	BF	H	R	ER	SO	BB	IBB	HBP	BLK	WP	HR	S	P	ERA	WHIP										
30 Neftali Feliz, R ERA: 2.25	5.0		21	5	3	3	3	2	0	0	0	0	0	16	25	0.00	0.500										
28 Robbie Ross Jr., L ERA	2.0	W	6	1	0	0	3	0	0	0	0	0	0	16	25	0.00	0.500										
37 Mike Adams, R ERA: 1.29	1.0	H	3	1	0	0	0	0	0	0	0	0	0	8	10	0.00	1.000										
36 Joe Nathan, R ERA: 6.0	1.0	S	3	0	0	0	1	0	0	0	0	0	0	5	9	0.00	0.000										

Batter	1	2	3	4	5	6	7	8	9	AB	R	H	RBI	BB	SO	LOB	TOP					
2 Denard Span, L (1, 8) OBP: 0.400, SLG: 0.500 36 Clete Thomas, L (3, FH) OBP: 0.400, SLG: 0.778	G3		8 1B 2B		F8			K2-3		1	0	0	0	0	0	0						
8 Jamey Carroll, R (1, 6) OBP: 0.340, SLG: 0.250	G6-3		2H 1B			K		F9		4	0	1	1	0	1	0						
7 Joe Mauer, L (1, 10) OBP: 0.383, SLG: 0.415	G4-3		K			G4-3		1B		4	0	1	0	0	1	1						
16 Josh Willingham, R (1, 7) OBP: 0.457, SLG: 0.800		HR	L7			G6-3		K		4	1	1	1	0	1	2						
18 Ryan Doumit, S (1, 2) OBP: 0.242, SLG: 0.219	K				K			G6-3		4	0	0	0	0	2	0						
22 Danny Valencia, R (1, 5) OBP: 0.250, SLG: 0.289	F9				G6-3			F9		4	0	0	0	0	0	0						
24 Trevor Plouffe, R (1, 9) OBP: 0.182, SLG: 0.200	F8				K			38 E BB		3	0	0	0	1	2	0						
38 Luke Hughes, R (1, 3) OBP: 0.182, SLG: 0.200			P3			K		E5 12 FC6		3	0	0	0	0	1	1						
12 Alexi Casilla, S (1, 4) OBP: 0.250, SLG: 0.259			36 BLK 2B 1B		P4			FC6		3	1	1	0	0	0	2						
Inning Stats	R: 0 H: 0 E: 0 K: 0 S: 10	H: 0 LOB: 0 BB: 0 P: 14	R: 1 H: 1 E: 0 K: 1 S: 12	H: 1 LOB: 0 BB: 0 P: 17	R: 2 H: 3 E: 0 K: 1 S: 18	H: 3 LOB: 1 BB: 0 P: 29	R: 0 H: 0 E: 0 K: 2 S: 8	H: 0 LOB: 0 BB: 0 P: 10	R: 0 H: 0 E: 0 K: 1 S: 5	H: 0 LOB: 0 BB: 0 P: 8	R: 0 H: 0 E: 0 K: 1 S: 7	H: 0 LOB: 0 BB: 0 P: 12	R: 0 H: 0 E: 0 K: 0 S: 10	H: 1 LOB: 1 BB: 0 P: 18	R: 0 H: 0 E: 0 K: 1 S: 12	H: 0 LOB: 0 BB: 0 P: 17	R: 0 H: 0 E: 0 K: 1 S: 8	H: 0 LOB: 0 BB: 0 P: 12	1B: 3 2B: 1 3B: 0 HR: 1	SF: 0 SAC: 0 DP: 0 HBP: 0	WP: 0 PB: 0 SB: 0 CS: 0	PA: 34
PITCHER	IP	WLS	BF	H	R	ER	SO	BB	IBB	HBP	BLK	WP	HR	S	P	ERA	WHIP					
52 CC Sabathia, L (1, 1) ERA: 5.99	7.1	W	28	4	3	3	7	1	0	0	1	0	1	73	112	3.68	0.682					
30 David Robertson, R (8, 1) ERA:	0.2		3	1	0	0	1	0	0	0	0	0	0	9	13	0.00	1.500					
53 Cory Wade, R (9, 1) ERA: 2.35	1.0		3	0	0	0	1	0	0	0	0	0	0	8	12	0.00	0.000					

Minnesota Twins @ New York Yankees
Yankee Stadium, Bronx, NY
Tue Apr 17 2012, 7:08 PM - 10:07 PM EDT
Att: 40,194 - Partly Cloudy - 73 F

AB	33
R	3
H	5
RBI	3
BB	1
SO	9
LOB	6



Batter	1	2	3	4	5	6	7	8	9	AB	R	H	RBI	BB	SO	LOB	BOTTOM					
2 Derek Jeter, R (1, 10) OBP: 0.385, SLG: 0.633	G4-3		SF9					FC6-4 33 1B		4	0	1	2	0	1	3						
33 Nick Swisher, S (1, 3) OBP: 0.346, SLG: 0.477	2B		G5-3		G5-3			1B		4	0	2	0	1	0	2						
24 Robinson Cano, L (1, 4) OBP: 0.327, SLG: 0.348	L3		G4-3		F9			L7		5	0	1	0	0	0	6						
13 Alex Rodriguez, R (1, 5) OBP: 0.333, SLG: 0.341	BB		L8		G1-3			K		4	0	0	0	1	1	1						
22 Andruw Jones, R (1, 9) OBP: 0.278, SLG: 0.625	K		14 E 26 1B		HR			L8		5	2	2	1	0	1	3						
14 Curtis Granderson, L (1, 8) OBP: 0.333, SLG: 0.500		26 1B 11 2B BB	E9 11 BB 19 1B		G3			F8		4	2	1	0	1	0	1						
26 Eduardo Núñez, R (1, 6) OBP: 0.467, SLG: 0.462		11 2B 1B	11 BB 19 1B		P6			G6-3		4	1	2	1	0	0	0						
11 Brett Gardner, L (1, 7) OBP: 0.424, SLG: 0.393		19 1B 2 SF9 BB	19 1B 2 SF9 BB		2B			1B		2	3	2	1	2	0	0						
19 Chris Stewart, R (1, 2) OBP: 0.286, SLG: 0.286	G5-3		2 SF9 1B		P5			2 FC6-4 1B		4	0	2	3	0	0	3						
Inning Stats	R: 0 H: 1 E: 0 K: 1 S: 13	H: 2 LOB: 2 BB: 1 P: 24	R: 1 H: 2 E: 0 K: 1 S: 10	H: 2 LOB: 3 BB: 2 P: 25	R: 4 H: 4 E: 0 K: 0 S: 17	H: 4 LOB: 1 BB: 1 P: 31	R: 1 H: 1 E: 0 K: 0 S: 9	H: 1 LOB: 0 BB: 0 P: 15	R: 1 H: 2 E: 0 K: 0 S: 9	H: 2 LOB: 1 BB: 0 P: 13	R: 0 H: 1 E: 0 K: 0 S: 8	H: 1 LOB: 1 BB: 0 P: 8	R: 1 H: 2 E: 0 K: 0 S: 12	H: 2 LOB: 2 BB: 1 P: 22	R: 0 H: 0 E: 0 K: 1 S: 7	H: 0 LOB: 0 BB: 0 P: 9	1B: 8 2B: 4 3B: 0 HR: 1	SF: 1 SAC: 0 DP: 0 HBP: 0	WP: 0 PB: 0 SB: 1 CS: 0	PA: 42		
PITCHER	IP	WLS	BF	H	R	ER	SO	BB	IBB	HBP	BLK	WP	HR	S	P	ERA	WHIP					
47 Francisco Liriano, L (1, 1) ERA: 11.91	2.1	L	18	7	5	5	2	4	0	0	0	0	0	37	76	19.29	4.714					
44 Matt Maloney, L (3, 1) ERA: 4.91	3.2		15	4	2	2	0	0	0	0	0	0	1	29	40	4.91	1.091					
60 Jeff Gray, R (7, 1) ERA: 2.25	1.0		6	2	1	1	0	1	0	0	0	0	0	12	22	9.00	3.000					
31 Alex Burnett, R (8, 1) ERA:	1.0		3	0	0	0	1	0	0	0	0	0	0	7	9	0.00	0.000					

Minnesota Twins @ New York Yankees
Yankee Stadium, Bronx, NY
Tue Apr 17 2012, 7:08 PM - 10:07 PM EDT
Att: 40,194 - Partly Cloudy - 73 F

AB	36
R	8
H	13
RBI	8
BB	5
SO	3
LOB	19



Batter	1	2	3	4	5	6	7	8	9	AB	R	H	RBI	BB	SO	LOB	TOP				
2 Denard Span, L OBP: 0.356, SLG: 0.426	G3-1		1B			P5		K		4	0	1	0	0	1	0	Minnesota Twins @ Tampa Bay Rays Tropicana Field, St. Petersburg, FL Sat Apr 21 2012, 7:11 PM - 10:13 PM EDT Att: 31,774 - Dome - 72 F				
8 Jamey Carroll, R OBP: 0.333, SLG: 0.281	K		G1-3			G6-3		P3		4	0	0	0	0	1						
7 Joe Mauer, L OBP: 0.409, SLG: 0.421	F7					3B BB 16 HBP 1B		F7		4	0	2	0	0	0						
16 Josh Willingham, R OBP: 0.431, SLG: 0.679		18 PB 33 G6-3 BB				K		33 BB HBP		2	1	1	0	1	1						
33 Justin Morneau, L OBP: 0.364, SLG: 0.583	G6-3					L8				3	0	1	0	1	0	2					
18 Ryan Doumit, S OBP: 0.222, SLG: 0.279	G3-1					G6-3		L5		3	0	0	1	0	0	5					
22 Danny Valencia, R OBP: 0.245, SLG: 0.314	K					G5-3		F9		4	0	0	0	0	2	2					
36 Clete Thomas, L OBP: 0.222, SLG: 0.412			K			P6		K2-3		4	0	0	0	0	3	1					
12 Alexi Casilla, S OBP: 0.262, SLG: 0.293	F9					F9		K		3	0	0	0	0	1	0					
Inning Stats	R: 0 E: 0 K: 1 S: 7	H: 0 LOB: 0 BB: 0 P: 10	R: 0 E: 0 K: 1 S: 11	H: 0 LOB: 1 BB: 1 P: 18	R: 0 E: 0 K: 1 S: 7	H: 1 LOB: 1 BB: 0 P: 8	R: 0 E: 0 K: 1 S: 8	H: 1 LOB: 1 BB: 0 P: 13	R: 0 E: 0 K: 0 S: 15	H: 0 LOB: 0 BB: 0 P: 10	R: 0 E: 0 K: 0 S: 15	H: 0 LOB: 0 BB: 0 P: 11	R: 0 E: 0 K: 1 S: 7	H: 0 LOB: 0 BB: 0 P: 13	R: 1 E: 0 K: 2 S: 15	H: 2 LOB: 1 BB: 0 P: 20	1B: 4 2B: 1 3B: 0 HR: 0	SF: 1 SAC: 0 DP: 0 HBP: 1	WP: 0 PB: 1 SB: 1 CS: 0	PA: 35	
PITCHER	IP WLS BF H R ER SO	IP WLS BF H R ER SO	IP WLS BF H R ER SO	IP WLS BF H R ER SO	IP WLS BF H R ER SO	IP WLS BF H R ER SO	IP WLS BF H R ER SO	IP WLS BF H R ER SO	IP WLS BF H R ER SO	IP WLS BF H R ER SO	IP WLS BF H R ER SO	IP WLS BF H R ER SO	IP WLS BF H R ER SO	IP WLS BF H R ER SO	IP WLS BF H R ER SO	IP WLS BF H R ER SO	ERA WHIP	ERA WHIP			
33 James Shields, R ERA: 2.76	8.0	W	32	5	1	1	7	2	0	0	1	0	0	0	0	0	0	0	0	1.12	0.875
56 Fernando Rodney, R ERA: 1.42	1.0	S	3	0	0	0	2	0	0	0	0	0	0	0	0	0	0	0	0	0.00	0.000

Batter	1	2	3	4	5	6	7	8	9	AB	R	H	RBI	BB	SO	LOB	BOTTOM				
8 Desmond Jennings, R OBP: 0.324, SLG: 0.539	K		G5-3		B3-5		23 HBP 18 E 3 1B	F8		5	1	1	0	0	1	3	Minnesota Twins @ Tampa Bay Rays Tropicana Field, St. Petersburg, FL Sat Apr 21 2012, 7:11 PM - 10:13 PM EDT Att: 31,774 - Dome - 72 F				
18 Ben Zobrist, S OBP: 0.375, SLG: 0.380	G1-3		K			K		FC4 23 HBP		4	0	0	0	0	2	1					
23 Carlos Pena, L OBP: 0.448, SLG: 0.556	1B		K			30 F8 3 1B BB		3 E HBP		2	1	1	0	1	1	0					
3 Evan Longoria, R OBP: 0.424, SLG: 0.571	P4		K			30 F8 2 1B 1B		E5 30 G4-6-3		4	1	1	1	0	1	3					
30 Luke Scott, L OBP: 0.310, SLG: 0.600	K					F8		G4-6-3		4	0	1	0	0	1	5					
20 Matt Joyce, L OBP: 0.376, SLG: 0.615	K					2 1B G5-4-3		2 1B IBB		3	1	1	0	1	1	0					
2 B.J. Upton, R OBP: 0.429, SLG: 0.333	28 HBP 1B		G5-4-3			E8		1 WP 28 BB 1 FC6-2 BB		3	0	2	2	1	0	2					
28 José Molina, R OBP: 0.314, SLG: 0.323						G6-3		1 WP 1 FC6-2 BB		2	0	1	0	1	0	1					
1 Sean Rodriguez, R OBP: 0.304, SLG: 0.282	P4					SH5-3 8 B3-5 2B		G5-3		3	0	0	0	0	0	4					
Inning Stats	R: 0 E: 0 K: 1 S: 9	H: 1 LOB: 1 BB: 0 P: 17	R: 0 E: 0 K: 2 S: 9	H: 1 LOB: 2 BB: 0 P: 15	R: 0 E: 0 K: 2 S: 10	H: 0 LOB: 0 BB: 0 P: 15	R: 0 E: 0 K: 1 S: 17	H: 2 LOB: 1 BB: 0 P: 23	R: 0 E: 0 K: 0 S: 5	H: 1 LOB: 0 BB: 0 P: 6	R: 3 E: 1 K: 1 S: 20	H: 2 LOB: 1 BB: 2 P: 34	R: 1 E: 2 K: 0 S: 14	H: 1 LOB: 2 BB: 0 P: 24	R: 0 E: 0 K: 0 S: 14	H: 0 LOB: 2 BB: 2 P: 29	1B: 6 2B: 3 3B: 0 HR: 0	SF: 0 SAC: 1 DP: 3 HBP: 2	WP: 1 PB: 0 SB: 0 CS: 0	PA: 37	
PITCHER	IP WLS BF H R ER SO	IP WLS BF H R ER SO	IP WLS BF H R ER SO	IP WLS BF H R ER SO	IP WLS BF H R ER SO	IP WLS BF H R ER SO	IP WLS BF H R ER SO	IP WLS BF H R ER SO	IP WLS BF H R ER SO	IP WLS BF H R ER SO	IP WLS BF H R ER SO	IP WLS BF H R ER SO	IP WLS BF H R ER SO	IP WLS BF H R ER SO	IP WLS BF H R ER SO	IP WLS BF H R ER SO	ERA WHIP	ERA WHIP			
48 Carl Pavano, R ERA: 4.73	6.0	L	26	7	3	2	7	1	1	1	0	0	0	0	0	0	0	0	0	3.00	1.333
31 Alex Burnett, R ERA	0.1		5	1	1	0	0	0	0	0	0	1	0	0	0	0	0	0	0	0.00	3.000
52 Brian Duensing, L ERA: 2.57	1.0		2	0	0	0	0	0	0	0	0	0	0	0	0	0	0	0	0	0.00	0.000
60 Jeff Gray, R ERA: 2.57	0.2		4	0	0	0	0	2	0	0	0	0	0	0	0	0	1	0	0	0.00	3.000

AB	31
R	1
H	5
RBI	1
BB	2
SO	9
LOB	12



AB	30
R	4
H	8
RBI	3
BB	4
SO	7
LOB	19



Batter	1	2	3	4	5	6	7	8	9	AB	R	H	RBI	BB	SO	LOB	TOP										
2 Denard Span, L (1, 8) OBP: 0.368, SLG: 0.422	G6-3		BB			1B	F8			3	1	1	0	1	0	0	Minnesota Twins @ Tampa Bay Rays Tropicana Field, St. Petersburg, FL Sun Apr 22 2012, 1:41 PM - 4:34 PM EDT Att: 26,507 - Dome - 72 F livebaseballscorecards.com										
8 Jamey Carroll, R (1, 6) OBP: 0.343, SLG: 0.295	P4		G4-3			1B		1B		4	1	2	0	0	0	1											
7 Joe Mauer, L (1, 2) OBP: 0.386, SLG: 0.393	G4-3			E3		P5		K		4	0	0	0	0	1	3											
16 Josh Willingham, R (1, 7) OBP: 0.435, SLG: 0.655		BB		FC5-4		HBP		G1-3		2	0	0	0	1	0	2											
33 Justin Morneau, L (1, 10) OBP: 0.339, SLG: 0.538	G3-4-3		L3			K		G4-3		4	0	0	0	0	1	6											
27 Chris Parmelee, L (1, 3) OBP: 0.310, SLG: 0.425	K					G4-3				2	0	0	0	0	1	1											
18 Ryan Doumit, S (6, PH) OBP: 0.234, SLG: 0.289	K					1B				2	0	1	2	0	0	0											
22 Danny Valencia, R (1, 5) OBP: 0.228, SLG: 0.291	K					G5-3		K		4	0	0	0	0	2	3											
36 Clete Thomas, L (1, 9) OBP: 0.227, SLG: 0.381			K			1B		K		4	0	1	0	0	3	0											
12 Alexi Casilla, S (1, 4) OBP: 0.244, SLG: 0.273	K					K		G4-3		3	0	0	0	0	2	1											
Inning Stats	R: 0 E: 0 K: 0 S: 6	H: 0 LOB: 0 BB: 0 P: 9	R: 0 E: 0 K: 2 S: 10	H: 0 LOB: 1 BB: 1 P: 18	R: 0 E: 0 K: 2 S: 10	H: 0 LOB: 1 BB: 1 P: 19	R: 0 E: 1 K: 0 S: 8	H: 1 LOB: 0 BB: 0 P: 12	R: 0 E: 0 K: 1 S: 9	H: 1 LOB: 0 BB: 0 P: 14	R: 2 E: 0 K: 1 S: 12	H: 3 LOB: 2 BB: 0 P: 20	R: 0 E: 0 K: 1 S: 6	H: 0 LOB: 0 BB: 0 P: 10	R: 0 E: 0 K: 1 S: 10	H: 1 LOB: 1 BB: 0 P: 14	1B: 5 2B: 1 3B: 0 HR: 0	SF: 0 SAC: 0 DP: 1 HBP: 1	WP: 0 PB: 0 SB: 1 CS: 0	PA: 35							
PITCHER	IP	WLS	BF	H	R	ER	SO	BB	IBB	HBP	BLK	WP	HR	S	P	ERA	WHIP										
34 Jeff Niemann, R (1, 1) ERA: 4.11	5.1	W	22	3	2	2	5	2	0	1	0	0	0	47	80	3.38	0.938										
57 Jake McGee, L (6, 1) ERA: 6.0	0.1	H	1	0	0	0	1	0	0	0	0	0	0	4	6	0.00	0.000										
40 Wade Davis, R (6, 1) ERA: 2.35	1.1	H	5	1	0	0	1	0	0	0	0	0	0	10	16	0.00	0.750										
62 Joel Peralta, R (8, 1) ERA: 11.12	1.0	H	4	1	0	0	1	0	0	0	0	0	0	10	14	0.00	1.000										
56 Fernando Rodney, R (9, 1) ERA: 1.23	1.0		3	0	0	0	2	0	0	0	0	0	0	9	13	0.00	0.000										

Batter	1	2	3	4	5	6	7	8	9	AB	R	H	RBI	BB	SO	LOB	BOTTOM										
8 Desmond Jennings, R (1, 7) OBP: 0.319, SLG: 0.385	F8		SF8			HR		K		3	1	1	3	0	1	0	Minnesota Twins @ Tampa Bay Rays Tropicana Field, St. Petersburg, FL Sun Apr 22 2012, 1:41 PM - 4:34 PM EDT Att: 26,507 - Dome - 72 F livebaseballscorecards.com										
18 Ben Zobrist, S (1, 9) OBP: 0.353, SLG: 0.358	K		SF7			K		G6-3		3	0	0	1	0	2	0											
23 Carlos Pena, L (1, 3) OBP: 0.451, SLG: 0.536	F9		K			BB				2	1	0	0	2	1	1											
3 Evan Longoria, R (1, 5) OBP: 0.443, SLG: 0.593		BB								3	1	2	0	1	1	1											
7 Jeff Keppinger, R (1, 10) OBP: 0.213, SLG: 0.304	F7							F8		4	0	0	0	0	0	4											
2 B.J. Upton, R (1, 8) OBP: 0.273, SLG: 0.250	G6-4-3							SF9		2	0	0	2	0	0	1											
1 Sean Rodriguez, R (1, 6) OBP: 0.320, SLG: 0.286								K		3	1	1	0	1	1	1											
16 Chris Gimenez, R (1, 2) OBP: 0.429, SLG: 0.462										2	1	1	0	1	1	1											
9 Eliot Johnson, S (1, 4) OBP: 0.333, SLG: 0.091										2	1	0	0	0	1	1											
Inning Stats	R: 0 E: 0 K: 1 S: 8	H: 0 LOB: 0 BB: 0 P: 15	R: 0 E: 0 K: 0 S: 6	H: 0 LOB: 0 BB: 1 P: 10	R: 2 E: 0 K: 1 S: 11	H: 2 LOB: 1 BB: 2 P: 27	R: 1 E: 0 K: 0 S: 9	H: 1 LOB: 0 BB: 0 P: 13	R: 2 E: 0 K: 2 S: 13	H: 2 LOB: 1 BB: 1 P: 21	R: 0 E: 0 K: 1 S: 10	H: 1 LOB: 1 BB: 0 P: 12	R: 0 E: 0 K: 2 S: 9	H: 0 LOB: 0 BB: 0 P: 15	R: 1 E: 0 K: 1 S: 10	H: 1 LOB: 1 BB: 1 P: 20		1B: 3 2B: 1 3B: 0 HR: 1	SF: 4 SAC: 0 DP: 1 HBP: 1	WP: 0 PB: 1 SB: 2 CS: 0	PA: 34						
PITCHER	IP	WLS	BF	H	R	ER	SO	BB	IBB	HBP	BLK	WP	HR	S	P	ERA	WHIP										
47 Francisco Liriano, L (1, 1) ERA: 11.02	5.0	L	22	3	5	5	4	4	0	1	0	0	0	47	86	9.00	1.400										
51 Anthony Swarzak, R (6, 1) ERA: 5.54	2.0		7	1	0	0	3	0	0	0	0	0	0	19	27	0.00	0.500										
15 Glen Perkins, L (8, 1) ERA: 6.53	1.0		5	1	1	1	1	1	0	0	0	0	0	10	20	9.00	2.000										

Batter	1	2	3	4	5	6	7	8	9	AB	R	H	RBI	BB	SO	LOB	TOP				
3 Mike Aviles, R OBP: 0.328, SLG: 0.455										4	1	1	0	0	0	1					
12 Ryan Sweeney, L OBP: 0.429, SLG: 0.622										4	0	2	0	0	1	2					
15 Dustin Pedroia, R OBP: 0.348, SLG: 0.492										4	0	2	0	0	1	1					
28 Adrián González, L OBP: 0.299, SLG: 0.417										3	0	0	1	0	1	3					
34 David Ortiz, L OBP: 0.477, SLG: 0.678										4	0	2	0	0	1	2					
20 Kevin Youkilis, R OBP: 0.290, SLG: 0.283										4	1	0	0	0	0	2					
39 Jarrod Saltalamacchia, R OBP: 0.276, SLG: 0.474										4	2	2	2	0	0	1					
7 Cody Ross, R OBP: 0.350, SLG: 0.623										4	2	2	3	0	1	0					
23 Marlon Byrd, R OBP: 0.157, SLG: 0.085										4	0	1	0	0	0	0					
Inning Stats	R: 1 H: 2 E: 0 K: 1 S: 13	H: 2 LOB: 0 BB: 0 P: 21	R: 2 H: 2 E: 0 K: 1 S: 13	H: 2 LOB: 0 BB: 0 P: 21	R: 0 H: 1 E: 0 K: 1 S: 11	H: 1 LOB: 1 BB: 0 P: 17	R: 0 H: 1 E: 0 K: 0 S: 7	H: 1 LOB: 0 BB: 0 P: 12	R: 0 H: 0 E: 0 K: 0 S: 12	H: 2 LOB: 1 BB: 0 P: 9	R: 2 H: 3 E: 0 K: 0 S: 13	H: 3 LOB: 1 BB: 0 P: 20	R: 0 H: 0 E: 0 K: 2 S: 11	H: 0 LOB: 0 BB: 0 P: 14	R: 1 H: 1 E: 0 K: 0 S: 11	H: 1 LOB: 0 BB: 0 P: 17	1B: 8 2B: 1 3B: 0 HR: 3	SF: 1 SAC: 0 DP: 2 HBP: 0	WP: 0 PB: 0 SB: 0 CS: 1	PA: 37	
PITCHER	IP WLS BF H R ER SO BB IBB HBP BLK WP HR S P ERA WHIP	IP WLS BF H R ER SO BB IBB HBP BLK WP HR S P ERA WHIP	IP WLS BF H R ER SO BB IBB HBP BLK WP HR S P ERA WHIP	IP WLS BF H R ER SO BB IBB HBP BLK WP HR S P ERA WHIP	IP WLS BF H R ER SO BB IBB HBP BLK WP HR S P ERA WHIP	IP WLS BF H R ER SO BB IBB HBP BLK WP HR S P ERA WHIP	IP WLS BF H R ER SO BB IBB HBP BLK WP HR S P ERA WHIP	IP WLS BF H R ER SO BB IBB HBP BLK WP HR S P ERA WHIP	IP WLS BF H R ER SO BB IBB HBP BLK WP HR S P ERA WHIP	IP WLS BF H R ER SO BB IBB HBP BLK WP HR S P ERA WHIP	IP WLS BF H R ER SO BB IBB HBP BLK WP HR S P ERA WHIP	IP WLS BF H R ER SO BB IBB HBP BLK WP HR S P ERA WHIP	IP WLS BF H R ER SO BB IBB HBP BLK WP HR S P ERA WHIP	IP WLS BF H R ER SO BB IBB HBP BLK WP HR S P ERA WHIP	IP WLS BF H R ER SO BB IBB HBP BLK WP HR S P ERA WHIP	IP WLS BF H R ER SO BB IBB HBP BLK WP HR S P ERA WHIP	IP WLS BF H R ER SO BB IBB HBP BLK WP HR S P ERA WHIP	IP WLS BF H R ER SO BB IBB HBP BLK WP HR S P ERA WHIP	IP WLS BF H R ER SO BB IBB HBP BLK WP HR S P ERA WHIP	IP WLS BF H R ER SO BB IBB HBP BLK WP HR S P ERA WHIP	IP WLS BF H R ER SO BB IBB HBP BLK WP HR S P ERA WHIP

Boston Red Sox @ Minnesota Twins
Target Field, Minneapolis, MN
Mon Apr 23 2012, 7:13 PM - 10:23 PM CDT
Att: 32,351 - Partly Cloudy - 62 F

AB 35
R 6
H 12
RBI 6
BB 0
SO 5
LOB 12

Batter	1	2	3	4	5	6	7	8	9	AB	R	H	RBI	BB	SO	LOB	BOTTOM					
2 Denard Span, L OBP: 0.370, SLG: 0.412										4	0	1	0	1	1	1						
8 Jamey Carroll, R OBP: 0.338, SLG: 0.292										4	0	1	0	0	0	2						
7 Joe Mauer, L OBP: 0.405, SLG: 0.406										3	1	2	0	1	0	1						
16 Josh Willingham, R OBP: 0.425, SLG: 0.623										3	1	0	0	1	1	3						
33 Justin Morneau, L OBP: 0.333, SLG: 0.509										3	0	0	0	1	1	2						
18 Ryan Doumit, S OBP: 0.255, SLG: 0.327										4	1	2	2	0	0	2						
22 Danny Valencia, R OBP: 0.230, SLG: 0.339										4	1	1	2	0	0	1						
27 Chris Parmelee, L OBP: 0.304, SLG: 0.409										4	0	1	0	0	1	0						
36 Clete Thomas, L OBP: 0.227, SLG: 0.381										0	0	0	0	0	0	0						
24 Trevor Plouffe, R OBP: 0.263, SLG: 0.188										3	1	0	0	1	0	1						
Inning Stats	R: 0 H: 1 E: 0 K: 1 S: 13	H: 1 LOB: 1 BB: 1 P: 20	R: 0 H: 1 E: 0 K: 0 S: 8	H: 1 LOB: 0 BB: 0 P: 12	R: 0 H: 0 E: 0 K: 2 S: 8	H: 0 LOB: 0 BB: 0 P: 14	R: 4 H: 3 E: 1 K: 1 S: 18	H: 3 LOB: 0 BB: 1 P: 30	R: 1 H: 1 E: 0 K: 0 S: 9	H: 1 LOB: 1 BB: 2 P: 19	R: 0 H: 0 E: 0 K: 0 S: 9	H: 0 LOB: 0 BB: 0 P: 9	R: 0 H: 0 E: 0 K: 0 S: 6	H: 0 LOB: 0 BB: 0 P: 8	R: 0 H: 1 E: 1 K: 0 S: 10	H: 1 LOB: 2 BB: 1 P: 21	R: 0 H: 1 E: 0 K: 0 S: 11	H: 1 LOB: 1 BB: 0 P: 15	1B: 6 2B: 1 3B: 0 HR: 1	SF: 0 SAC: 0 DP: 3 HBP: 0	WP: 0 PB: 0 SB: 0 CS: 0	PA: 37
PITCHER	IP WLS BF H R ER SO BB IBB HBP BLK WP HR S P ERA WHIP	IP WLS BF H R ER SO BB IBB HBP BLK WP HR S P ERA WHIP	IP WLS BF H R ER SO BB IBB HBP BLK WP HR S P ERA WHIP	IP WLS BF H R ER SO BB IBB HBP BLK WP HR S P ERA WHIP	IP WLS BF H R ER SO BB IBB HBP BLK WP HR S P ERA WHIP	IP WLS BF H R ER SO BB IBB HBP BLK WP HR S P ERA WHIP	IP WLS BF H R ER SO BB IBB HBP BLK WP HR S P ERA WHIP	IP WLS BF H R ER SO BB IBB HBP BLK WP HR S P ERA WHIP	IP WLS BF H R ER SO BB IBB HBP BLK WP HR S P ERA WHIP	IP WLS BF H R ER SO BB IBB HBP BLK WP HR S P ERA WHIP	IP WLS BF H R ER SO BB IBB HBP BLK WP HR S P ERA WHIP	IP WLS BF H R ER SO BB IBB HBP BLK WP HR S P ERA WHIP	IP WLS BF H R ER SO BB IBB HBP BLK WP HR S P ERA WHIP	IP WLS BF H R ER SO BB IBB HBP BLK WP HR S P ERA WHIP	IP WLS BF H R ER SO BB IBB HBP BLK WP HR S P ERA WHIP	IP WLS BF H R ER SO BB IBB HBP BLK WP HR S P ERA WHIP	IP WLS BF H R ER SO BB IBB HBP BLK WP HR S P ERA WHIP	IP WLS BF H R ER SO BB IBB HBP BLK WP HR S P ERA WHIP	IP WLS BF H R ER SO BB IBB HBP BLK WP HR S P ERA WHIP	IP WLS BF H R ER SO BB IBB HBP BLK WP HR S P ERA WHIP	IP WLS BF H R ER SO BB IBB HBP BLK WP HR S P ERA WHIP	

Boston Red Sox @ Minnesota Twins
Target Field, Minneapolis, MN
Mon Apr 23 2012, 7:13 PM - 10:23 PM CDT
Att: 32,351 - Partly Cloudy - 62 F


AB 32
R 5
H 8
RBI 4
BB 5
SO 4
LOB 13

Batter	1	2	3	4	5	6	7	8	9	AB	R	H	RBI	BB	SO	LOB	TOP					
17 Chris Getz, L OBP: 0.341, SLG: 0.436 11 Yunesky Betancourt, R OBP: 0.350, SLG: 0.413	G4-3		G4-3		F9			BB	L7	3	0	0	0	1	0	0						
4 Alex Gordon, L OBP: 0.337, SLG: 0.427	G4-3			2B		F8		G3		4	1	1	0	0	0	1						
16 Billy Butler, R OBP: 0.367, SLG: 0.576	L9			1B				1B		4	0	3	0	0	0	0						
35 Eric Hosmer, L OBP: 0.274, SLG: 0.388		G4-3		FC4-6				G4-6-3		4	1	0	1	0	0	4						
21 Jeff Francoeur, R OBP: 0.273, SLG: 0.301		G6-3								3	1	1	0	1	0	0						
8 Mike Moustakas, L OBP: 0.375, SLG: 0.534				1B						3	1	2	2	0	0	1						
27 Brayan Peña, S OBP: 0.317, SLG: 0.410				HR						3	0	0	0	1	1	2						
2 Alcides Escobar, R OBP: 0.329, SLG: 0.449						P6				4	0	1	1	0	1	2						
1 Jarrod Dyson, L OBP: 0.263, SLG: 0.294										4	0	1	0	0	0	0						
Inning Stats	R: 0 H: 0 E: 0 K: 0 S: 9	H: 0 LOB: 0 BB: 0 P: 12	R: 1 H: 1 E: 0 K: 0 S: 8	H: 1 LOB: 0 BB: 0 P: 11	R: 0 H: 0 E: 0 K: 1 S: 8	H: 0 LOB: 0 BB: 0 P: 13	R: 2 H: 4 E: 0 K: 0 S: 10	H: 4 LOB: 1 BB: 0 P: 18	R: 0 H: 0 E: 0 K: 0 S: 7	H: 1 LOB: 0 BB: 0 P: 12	R: 0 H: 1 E: 0 K: 0 S: 7	H: 1 LOB: 1 BB: 0 P: 14	R: 0 H: 0 E: 0 K: 0 S: 9	H: 0 LOB: 1 BB: 1 P: 14	R: 0 H: 1 E: 0 K: 0 S: 13	H: 1 LOB: 2 BB: 1 P: 23	R: 1 H: 2 E: 0 K: 1 S: 18	H: 2 LOB: 2 BB: 1 P: 30	1B: 7 2B: 1 3B: 0 HR: 1	SF: 0 SAC: 0 DP: 2 HBP: 1	WP: 1 PB: 0 SB: 2 CS: 0	PA: 37
PITCHER	IP	WLS	BF	H	R	ER	SO	BB	IBB	HBP	BLK	WP	HR	S	P	ERA	WHIP					
21 Jason Marquis, R ERA: 6.23	6.0	W	22	6	3	3	1	0	0	0	0	0	1	49	80	4.50	1.000					
61 Jared Burton, R ERA: 3.0	1.0	H	4	0	0	0	0	1	0	1	0	0	0	9	14	0.00	1.000					
15 Glen Perkins, L ERA: 6.48	1.0		5	1	0	0	0	1	0	0	0	0	0	13	23	0.00	2.000					
55 Matt Capps, R ERA: 5.63	1.0		6	2	1	1	1	1	0	0	0	1	0	18	30	9.00	3.000					

Kansas City Royals @ Minnesota Twins
Target Field, Minneapolis, MN
Sun Apr 29 2012, 1:12 PM - 4:13 PM CDT
Att: 34,201 - Cloudy - 55 F

livebaseballscorecards.com

AB 33
R 4
H 9
RBI 4
BB 3
SO 2
LOB 12




Batter	1	2	3	4	5	6	7	8	9	AB	R	H	RBI	BB	SO	LOB	BOTTOM					
2 Denard Span, L OBP: 0.387, SLG: 0.430	BB			L3				G6-3		4	1	1	0	1	0	0						
8 Jamey Carroll, R OBP: 0.333, SLG: 0.263		P6				G6-3				3	1	1	0	2	0	1						
7 Joe Mauer, L OBP: 0.419, SLG: 0.438										4	1	1	1	1	0	1						
16 Josh Willingham, R OBP: 0.457, SLG: 0.706										5	2	3	2	0	0	2						
33 Justin Morneau, L OBP: 0.321, SLG: 0.472										4	1	1	0	0	2	3						
22 Danny Valencia, R OBP: 0.247, SLG: 0.380										4	1	3	2	0	1	1						
18 Ryan Doumit, S OBP: 0.250, SLG: 0.344										3	0	1	2	0	0	3						
24 Trevor Plouffe, R OBP: 0.306, SLG: 0.276 36 Clete Thomas, L OBP: 0.217, SLG: 0.354										3	0	0	0	1	1	4						
12 Alexi Casilla, S OBP: 0.293, SLG: 0.321										4	0	0	0	0	0	6						
Inning Stats	R: 4 H: 4 E: 1 K: 1 S: 22	H: 4 LOB: 2 BB: 1 P: 39	R: 0 H: 0 E: 0 K: 0 S: 7	H: 0 LOB: 0 BB: 0 P: 9	R: 2 H: 2 E: 0 K: 0 S: 11	H: 2 LOB: 1 BB: 1 P: 18	R: 0 H: 0 E: 0 K: 0 S: 5	H: 0 LOB: 0 BB: 1 P: 12	R: 0 H: 2 E: 1 K: 1 S: 14	H: 2 LOB: 3 BB: 0 P: 19	R: 0 H: 1 E: 0 K: 0 S: 10	H: 1 LOB: 1 BB: 0 P: 14	R: 1 H: 2 E: 0 K: 2 S: 14	H: 2 LOB: 1 BB: 0 P: 24	R: 0 H: 0 E: 0 K: 0 S: 8	H: 0 LOB: 2 BB: 2 P: 20	1B: 6 2B: 3 3B: 2 HR: 0	SF: 1 SAC: 0 DP: 1 HBP: 0	WP: 0 PB: 0 SB: 0 CS: 1	PA: 40		
PITCHER	IP	WLS	BF	H	R	ER	SO	BB	IBB	HBP	BLK	WP	HR	S	P	ERA	WHIP					
52 Bruce Chen, L ERA: 4.23	2.2	L	17	6	6	6	1	2	0	0	0	0	0	37	62	20.25	3.000					
47 Nate Adcock, R ERA: 1.69	5.1		23	5	1	1	3	3	0	0	0	0	0	54	93	1.69	1.500					

Kansas City Royals @ Minnesota Twins
Target Field, Minneapolis, MN
Sun Apr 29 2012, 1:12 PM - 4:13 PM CDT
Att: 34,201 - Cloudy - 55 F

livebaseballscorecards.com

AB 34
R 7
H 11
RBI 7
BB 5
SO 4
LOB 21



Batter	1	2	3	4	5	6	7	8	9	AB	R	H	RBI	BB	SO	LOB	TOP				
2 Denard Span, L (1, 8) OBP: 0.378, SLG: 0.418	G6-3		K			F8		G4-3		5	0	1	1	0	1	2					
8 Jamey Carroll, R (1, 6) OBP: 0.320, SLG: 0.250	G6-3		K			G3		FC1-6 37 FC3-6 16 1B		4	1	0	0	0	1	2					
16 Josh Willingham, R (1, 7) OBP: 0.447, SLG: 0.681	P3					P3		FC3-6 37 FC3-6 1B		4	0	1	0	0	0	0					
33 Justin Morneau, L (1, 10) OBP: 0.313, SLG: 0.459		G3-1								2	0	0	0	0	1	0					
37 Sean Burroughs, L (7, PH) OBP: 0.167, SLG: 0.176										2	0	0	0	0	0	2					
22 Danny Valencia, R (1, 5) OBP: 0.260, SLG: 0.387		G1-3								4	0	2	1	0	0	0					
18 Ryan Doumit, S (1, 2) OBP: 0.265, SLG: 0.344										3	0	1	0	1	0	3					
24 Trevor Plouffe, R (1, 9) OBP: 0.275, SLG: 0.242										4	0	0	0	0	1	2					
27 Chris Parmelee, L (1, 3) OBP: 0.310, SLG: 0.358										3	1	0	0	0	0	0					
12 Alexi Casilla, S (1, 4) OBP: 0.323, SLG: 0.367										4	1	3	1	0	0	0					
Inning Stats	R: 0 H: 0 E: 0 K: 0 S: 5	H: 0 LOB: 0 BB: 0 P: 7	R: 0 H: 0 E: 0 K: 1 S: 11	H: 0 LOB: 1 BB: 1 P: 17	R: 0 H: 1 E: 0 K: 2 S: 13	H: 1 LOB: 1 BB: 0 P: 19	R: 0 H: 1 E: 0 K: 1 S: 8	H: 1 LOB: 1 BB: 0 P: 14	R: 0 H: 0 E: 0 K: 0 S: 8	H: 0 LOB: 0 BB: 0 P: 13	R: 0 H: 1 E: 0 K: 0 S: 8	H: 1 LOB: 1 BB: 0 P: 9	R: 3 H: 4 E: 0 K: 0 S: 17	H: 4 LOB: 2 BB: 0 P: 28	R: 0 H: 1 E: 0 K: 0 S: 9	H: 1 LOB: 1 BB: 0 P: 12	1B: 7 2B: 1 3B: 0 HR: 0	SF: 0 SAC: 0 DP: 1 HBP: 1	WP: 0 PB: 0 SB: 2 CS: 0	PA: 37	
PITCHER	IP	WLS	BF	H	R	ER	SO	BB	IBB	HBP	BLK	WP	HR	S	P	ERA	WHIP				
33 C.J. Wilson, L (1, 1) ERA: 2.7	7.1	W	29	5	3	3	4	1	0	1	0	0	0	69	108	3.68	0.818				
32 LaTroy Hawkins, R (8, 1) ERA: 1.17	0.1	H	3	2	0	0	0	0	0	0	0	0	0	7	10	0.00	6.000				
37 Scott Downs, L (8, 1) ERA:	1.1	S	5	1	0	0	0	0	0	0	0	0	0	11	15	0.00	0.750				

Minnesota Twins @ Los Angeles Angels
Angel Stadium of Anaheim, Anaheim, CA
Mon Apr 30 2012, 7:08 PM - 9:34 PM PDT
Att: 27,027 - Cloudy - 64 F

AB 35
R 3
H 8
RBI 3
BB 1
SO 4
LOB 11



Batter	1	2	3	4	5	6	7	8	9	AB	R	H	RBI	BB	SO	LOB	BOTTOM				
27 Mike Trout, R (1, 8) OBP: 0.167, SLG: 0.182	G6-3		L3-6 2B			F7		G3-1		4	0	1	0	0	0	0					
13 Maicer Izturis, S (1, 5) OBP: 0.375, SLG: 0.300	K		L3-6			F9		F8		4	0	0	0	0	1	1					
5 Albert Pujols, R (1, 3) OBP: 0.265, SLG: 0.304	4B 1B 2B		F8			K		F8		4	1	1	0	0	1	0					
8 Kendrys Morales, S (1, 10) OBP: 0.338, SLG: 0.388	4B 1B BB					4B HR 1B		P5		3	1	2	0	1	0	0					
48 Torii Hunter, R (1, 9) OBP: 0.348, SLG: 0.447	47 FC6-4 1B					1B HR		G4-3		4	1	2	3	0	0	1					
47 Howie Kendrick, R (1, 4) OBP: 0.297, SLG: 0.398	FC6-4					G6-3		F8		3	0	0	0	0	3						
10 Vernon Wells, R (1, 7) OBP: 0.244, SLG: 0.425						1B		F8		3	0	1	0	0	0	1					
2 Erick Aybar, S (1, 6) OBP: 0.259, SLG: 0.272						F8		F8		3	0	0	0	0	0	1					
17 Chris Iannetta, R (1, 2) OBP: 0.328, SLG: 0.481						G6-3		HR		3	1	1	1	0	0	1					
Inning Stats	R: 1 H: 2 E: 0 K: 1 S: 16	H: 2 LOB: 2 BB: 1 P: 31	R: 0 H: 0 E: 0 K: 0 S: 5	H: 0 LOB: 0 BB: 0 P: 8	R: 0 H: 1 E: 0 K: 0 S: 4	H: 1 LOB: 0 BB: 0 P: 6	R: 2 H: 3 E: 0 K: 0 S: 10	H: 3 LOB: 1 BB: 0 P: 18	R: 0 H: 1 E: 0 K: 0 S: 7	H: 1 LOB: 0 BB: 0 P: 10	R: 1 H: 1 E: 0 K: 0 S: 7	H: 1 LOB: 0 BB: 0 P: 11	R: 0 H: 0 E: 0 K: 0 S: 6	H: 0 LOB: 0 BB: 0 P: 9	1B: 4 2B: 3 3B: 0 HR: 2	SF: 0 SAC: 0 DP: 1 HBP: 0	WP: 0 PB: 0 SB: 0 CS: 0	PA: 32			
PITCHER	IP	WLS	BF	H	R	ER	SO	BB	IBB	HBP	BLK	WP	HR	S	P	ERA	WHIP				
53 Nick Blackburn, R (1, 1) ERA: 6.64	6.0	L	25	7	3	3	2	1	0	0	0	0	1	50	85	4.50	1.333				
31 Alex Burnett, R (7, 1) ERA: 1.42	1.0		4	1	1	1	0	0	0	0	0	0	1	7	11	9.00	1.000				
61 Jared Burton, R (8, 1) ERA: 2.7	1.0		3	0	0	0	0	0	0	0	0	0	0	6	9	0.00	0.000				

Minnesota Twins @ Los Angeles Angels
Angel Stadium of Anaheim, Anaheim, CA
Mon Apr 30 2012, 7:08 PM - 9:34 PM PDT
Att: 27,027 - Cloudy - 64 F

AB 31
R 4
H 8
RBI 4
BB 1
SO 2
LOB 8



Batter	1	2	3	4	5	6	7	8	9	AB	R	H	RBI	BB	SO	LOB	TOP					
2 Denard Span, L OBP: 0.392, SLG: 0.426										3	0	2	0	1	0	0	Minnesota Twins @ Los Angeles Angels Angel Stadium of Anaheim, Anaheim, CA Tue May 01 2012, 7:06 PM - 9:16 PM PDT Att: 30,039 - Overcast - 60 F					
12 Alexi Casilla, S OBP: 0.303, SLG: 0.344										4	0	0	0	0	1	2						
7 Joe Mauer, L OBP: 0.406, SLG: 0.422										3	0	0	0	0	0	0						
16 Josh Willingham, R OBP: 0.432, SLG: 0.653										3	0	0	0	0	0	0						
22 Danny Valencia, R OBP: 0.250, SLG: 0.372										3	0	0	0	0	0	0						
18 Ryan Doumit, S OBP: 0.288, SLG: 0.343										3	0	1	0	0	0	0						
27 Chris Parmelee, L OBP: 0.295, SLG: 0.339										3	0	0	0	0	1	1						
36 Clete Thomas, L OBP: 0.192, SLG: 0.320										3	0	0	0	0	2	0						
8 Jamey Carroll, R OBP: 0.310, SLG: 0.241										3	0	0	0	0	2	0						
Inning Stats	R: 0 E: 0 K: 0 S: 7	H: 1 LOB: 0 BB: 0 P: 10	R: 0 E: 0 K: 0 S: 8	H: 1 LOB: 1 BB: 0 P: 13	R: 0 E: 0 K: 2 S: 9	H: 1 LOB: 0 BB: 0 P: 13	R: 0 E: 0 K: 0 S: 7	H: 0 LOB: 0 BB: 0 P: 8	R: 0 E: 0 K: 1 S: 7	H: 0 LOB: 0 BB: 0 P: 11	R: 0 E: 0 K: 0 S: 10	H: 0 LOB: 0 BB: 0 P: 13	R: 0 E: 0 K: 0 S: 8	H: 0 LOB: 0 BB: 0 P: 15	R: 0 E: 0 K: 0 S: 9	H: 0 LOB: 0 BB: 0 P: 9	R: 0 E: 0 K: 3 S: 11	H: 0 LOB: 1 BB: 1 P: 17	1B: 3 2B: 0 3B: 0 HR: 0	SF: 0 SAC: 0 DP: 1 HBP: 0	WP: 0 PB: 0 SB: 0 CS: 0	PA: 30
PITCHER 57 Jerome Williams, R ERA: 3.55	IP: 9.0 WLS: W BF: 29 H: 3 R: 0 ER: 0 SO: 6 BB: 1 IBB: 0 HBP: 0 BLK: 0 WP: 0 HR: 0 S: 76 P: 109 ERA: 0.00 WHIP: 0.444															PITCHER						

Batter	1	2	3	4	5	6	7	8	9	AB	R	H	RBI	BB	SO	LOB	BOTTOM			
27 Mike Trout, R OBP: 0.250, SLG: 0.214										3	1	1	0	1	1	0	Minnesota Twins @ Los Angeles Angels Angel Stadium of Anaheim, Anaheim, CA Tue May 01 2012, 7:06 PM - 9:16 PM PDT Att: 30,039 - Overcast - 60 F			
6 Alberto Callaspo, S OBP: 0.294, SLG: 0.170										3	0	0	0	0	1	1				
5 Albert Pujols, R OBP: 0.255, SLG: 0.292										4	0	0	1	0	0	2				
48 Torii Hunter, R OBP: 0.375, SLG: 0.494										2	1	2	2	1	0	0				
44 Mark Trumbo, R OBP: 0.345, SLG: 0.500										4	0	0	0	0	2	4				
47 Howie Kendrick, R OBP: 0.288, SLG: 0.471										4	1	3	1	0	0	1				
10 Vernon Wells, R OBP: 0.247, SLG: 0.422										3	0	1	0	0	0	1				
2 Erick Aybar, S OBP: 0.250, SLG: 0.262										3	0	0	0	0	1	2				
17 Chris Iannetta, R OBP: 0.328, SLG: 0.464										2	1	0	0	1	0	1				
Inning Stats	R: 0 E: 0 K: 1 S: 9	H: 0 LOB: 0 BB: 0 P: 12	R: 2 E: 0 K: 2 S: 10	H: 2 LOB: 0 BB: 0 P: 17	R: 2 E: 0 K: 0 S: 10	H: 2 LOB: 1 BB: 1 P: 19	R: 0 E: 0 K: 0 S: 7	H: 1 LOB: 1 BB: 0 P: 13	R: 0 E: 0 K: 2 S: 9	H: 0 LOB: 2 BB: 2 P: 20	R: 0 E: 0 K: 0 S: 8	H: 2 LOB: 0 BB: 0 P: 14	R: 0 E: 0 K: 0 S: 8	H: 0 LOB: 0 BB: 0 P: 10	R: 0 E: 0 K: 0 S: 8	H: 0 LOB: 1 BB: 0 P: 13	1B: 4 2B: 0 3B: 1 HR: 2	SF: 0 SAC: 1 DP: 1 HBP: 1	WP: 0 PB: 0 SB: 1 CS: 0	PA: 33
PITCHER 47 Francisco Liriano, L ERA: 9.97 51 Anthony Swarzak, R ERA: 4.64 60 Jeff Gray, R ERA: 1.68	IP: 5.1 WLS: L BF: 25 H: 7 R: 4 ER: 4 SO: 5 BB: 2 IBB: 0 HBP: 0 BLK: 0 WP: 0 HR: 2 S: 51 P: 91 ERA: 6.75 WHIP: 1.688															PITCHER				

AB	28
R	0
H	3
RBI	0
BB	1
SO	6
LOB	3



AB	28
R	4
H	7
RBI	4
BB	3
SO	5
LOB	12



Batter	1	2	3	4	5	6	7	8	9	AB	R	H	RBI	BB	SO	LOB	TOP			
2 Denard Span, L (1,8) OBP: 0.377, SLG: 0.408										4	0	0	0	0	1	0	Minnesota Twins @ Los Angeles Angels Angel Stadium of Anaheim, Anaheim, CA Wed May 02 2012, 7:08 PM - 9:35 PM PDT Att: 27,288 - Cloudy - 63 F			
12 Alexi Casilla, S (1,4) OBP: 0.286, SLG: 0.324										4	0	0	0	0	2	0				
7 Joe Mauer, L (1,10) OBP: 0.394, SLG: 0.407										3	0	0	0	0	0	0				
16 Josh Willingham, R (1,7) OBP: 0.229, SLG: 0.636										2	0	0	0	1	1	0				
18 Ryan Doumit, S (1,2) OBP: 0.257, SLG: 0.329										3	0	0	0	0	1	1				
27 Chris Parmelee, L (1,3) OBP: 0.281, SLG: 0.322										3	0	0	0	0	2	0				
24 Trevor Plouffe, R (1,5) OBP: 0.256, SLG: 0.222										3	0	0	0	0	0	1				
36 Clete Thomas, L (1,9) OBP: 0.172, SLG: 0.286										3	0	0	0	0	1	0				
8 Jamey Carroll, R (1,6) OBP: 0.301, SLG: 0.233										3	0	0	0	0	1	0				
Inning Stats	R: 0 E: 0 K: 1 S: 8	H: 0 LOB: 0 BB: 0 P: 12	R: 0 E: 0 K: 3 S: 10	H: 0 LOB: 1 BB: 0 P: 16	R: 0 E: 0 K: 1 S: 7	H: 0 LOB: 0 BB: 0 P: 10	R: 0 E: 0 K: 0 S: 9	H: 0 LOB: 0 BB: 0 P: 14	R: 0 E: 0 K: 1 S: 10	H: 0 LOB: 0 BB: 0 P: 14	R: 0 E: 0 K: 1 S: 9	H: 0 LOB: 1 BB: 1 P: 18	R: 0 E: 0 K: 0 S: 8	H: 0 LOB: 0 BB: 0 P: 13	R: 0 E: 0 K: 1 S: 7	H: 0 LOB: 0 BB: 0 P: 10	1B: 0 2B: 0 3B: 0 HR: 0	SF: 0 SAC: 0 DP: 0 HBP: 0	WP: 0 PB: 1 SB: 0 CS: 0	PA: 29
PITCHER 36 Jered Weaver, R (1,1) ERA: 1.61	IP: 9.0 WLS: W BF: 29 H: 0 R: 0 ER: 0 SO: 9 BB: 1 IBB: 0 HBP: 0 BLK: 0 WP: 0 HR: 0 S: 77 P: 121 ERA: 0.00 WHIP: 0.111																			

AB	28
R	0
H	0
RBI	0
BB	1
SO	9
LOB	2



Batter	1	2	3	4	5	6	7	8	9	AB	R	H	RBI	BB	SO	LOB	BOTTOM			
2 Erick Aybar, S (1,6) OBP: 0.247, SLG: 0.258										5	0	1	1	0	1	3	Minnesota Twins @ Los Angeles Angels Angel Stadium of Anaheim, Anaheim, CA Wed May 02 2012, 7:08 PM - 9:35 PM PDT Att: 27,288 - Cloudy - 63 F			
10 Vernon Wells, R (1,7) OBP: 0.244, SLG: 0.409										5	1	1	0	0	0	3				
5 Albert Pujols, R (1,3) OBP: 0.252, SLG: 0.287										5	1	1	0	0	0	1				
8 Kendrys Morales, S (1,10) OBP: 0.355, SLG: 0.458										5	1	3	2	0	1	1				
48 Torii Hunter, R (1,9) OBP: 0.380, SLG: 0.495										4	2	2	0	0	0	2				
47 Howie Kendrick, R (1,4) OBP: 0.318, SLG: 0.527										4	3	4	3	0	0	0				
44 Mark Trumbo, R (1,5) OBP: 0.356, SLG: 0.519										4	1	2	2	0	0	2				
17 Chris Iannetta, R (1,2) OBP: 0.324, SLG: 0.441										3	0	0	0	0	1	2				
25 Peter Bourjos, R (1,8) OBP: 0.255, SLG: 0.280										2	0	1	1	1	1	0				
Inning Stats	R: 1 E: 0 K: 1 S: 11	H: 2 LOB: 1 BB: 0 P: 19	R: 2 E: 0 K: 0 S: 13	H: 3 LOB: 1 BB: 0 P: 21	R: 3 E: 0 K: 0 S: 18	H: 5 LOB: 2 BB: 0 P: 30	R: 3 E: 0 K: 1 S: 18	H: 3 LOB: 0 BB: 0 P: 22	R: 0 E: 0 K: 1 S: 10	H: 0 LOB: 1 BB: 1 P: 17	R: 0 E: 0 K: 0 S: 6	H: 2 LOB: 2 BB: 0 P: 12	R: 0 E: 0 K: 1 S: 7	H: 0 LOB: 0 BB: 0 P: 7	R: 0 E: 0 K: 0 S: 7	H: 0 LOB: 0 BB: 0 P: 9	1B: 10 2B: 3 3B: 0 HR: 2	SF: 0 SAC: 1 DP: 1 HBP: 1	WP: 0 PB: 0 SB: 2 CS: 0	PA: 40
PITCHER 62 Liam Hendriks, R (1,1) ERA: 9.0	IP: 2.1 WLS: L BF: 16 H: 9 R: 6 ER: 6 SO: 0 BB: 0 IBB: 0 HBP: 1 BLK: 0 WP: 0 HR: 1 S: 35 P: 60 ERA: 23.14 WHIP: 3.857																			
44 Matt Maloney, L (3,1) ERA: 7.35	IP: 0.2 WLS: 3 BF: 1 H: 0 R: 0 ER: 0 SO: 0 BB: 0 IBB: 0 HBP: 0 BLK: 0 WP: 0 HR: 0 S: 7 P: 10 ERA: 0.00 WHIP: 1.500																			
31 Alex Burnett, R (4,1) ERA: 3.07	IP: 2.0 WLS: 10 BF: 3 H: 3 R: 3 ER: 3 SO: 2 BB: 1 IBB: 0 HBP: 0 BLK: 0 WP: 0 HR: 1 S: 28 P: 39 ERA: 13.50 WHIP: 2.000																			
52 Brian Duensing, L (6,1) ERA: 3.72	IP: 1.0 WLS: 5 BF: 2 H: 2 R: 0 ER: 0 SO: 0 BB: 0 IBB: 0 HBP: 0 BLK: 0 WP: 0 HR: 0 S: 6 P: 12 ERA: 0.00 WHIP: 2.000																			
15 Glen Perkins, L (7,1) ERA: 5.79	IP: 1.0 WLS: 3 BF: 0 H: 0 R: 0 ER: 0 SO: 1 BB: 0 IBB: 0 HBP: 0 BLK: 0 WP: 0 HR: 0 S: 7 P: 7 ERA: 0.00 WHIP: 0.000																			

AB	37
R	9
H	15
RBI	9
BB	1
SO	4
LOB	14



Batter	1	2	3	4	5	6	7	8	9	AB	R	H	RBI	BB	SO	LOB	TOP										
2 Denard Span, L (1,8) OBP: 0.360, SLG: 0.388	F7		G6-3			G1-3	E1		K	5	0	0	1	0	1	2											
8 Jamey Carroll, R (1,6) OBP: 0.315, SLG: 0.245	1B			G4-3		1B	FC3-6			4	0	2	1	1	0	2											
7 Joe Mauer, L (1,10) OBP: 0.404, SLG: 0.404	G4-3					1B			F8	3	0	1	1	2	0	2											
16 Josh Willingham, R (1,7) OBP: 0.421, SLG: 0.613	K					G5-3				3	0	0	0	0	2	4											
18 Ryan Doumit, S (1,9) OBP: 0.244, SLG: 0.311		P3			G1-3		P6		F9	4	0	0	0	0	0	6											
22 Danny Valencia, R (1,5) OBP: 0.236, SLG: 0.354						P4		G6-3	F9	4	0	0	0	0	1	0											
27 Chris Parmelee, L (1,3) OBP: 0.279, SLG: 0.333						G4-3			K	4	1	1	0	0	2	0											
12 Alexi Casilla, S (1,4) OBP: 0.297, SLG: 0.324			G1-3						B5-3	3	1	1	0	1	0	0											
41 Drew Butera, R (1,2) OBP: 0.267, SLG: 0.216							P3			2	0	0	0	0	1	1											
24 Trevor Plouffe, R (7,PH)										1	1	0	0	1	0	0											
Inning Stats	R: 0 H: 1 E: 0 K: 1 S: 17	H: 1 LOB: 1 BB: 0 P: 23	R: 0 H: 0 E: 0 K: 2 S: 8	H: 0 LOB: 0 BB: 0 P: 17	R: 0 H: 0 E: 0 K: 1 S: 7	H: 0 LOB: 0 BB: 0 P: 8	R: 0 H: 0 E: 0 K: 1 S: 11	H: 0 LOB: 1 BB: 1 P: 18	R: 0 H: 1 E: 0 K: 0 S: 8	H: 1 LOB: 1 BB: 0 P: 9	R: 0 H: 1 E: 0 K: 0 S: 8	H: 1 LOB: 2 BB: 2 P: 19	R: 3 H: 2 E: 1 K: 0 S: 23	H: 2 LOB: 3 BB: 2 P: 48	R: 0 H: 0 E: 0 K: 1 S: 7	H: 0 LOB: 1 BB: 0 P: 11	R: 0 H: 0 E: 0 K: 1 S: 12	H: 0 LOB: 1 BB: 1 P: 18	1B: 4 2B: 1 3B: 0 HR: 0	SF: 0 SAC: 0 DP: 0 HBP: 1	WP: 0 PB: 0 SB: 1 CS: 0	PA: 39					
PITCHER	IP	WLS	BF	H	R	ER	SO	BB	IBB	HBP	BLK	WP	HR	S	P	ERA	WHIP										
38 Jason Vargas, L (1,1) ERA: 3.09	6.1		25	4	1	1	5	2	0	0	0	0	0	63	103	1.42	0.947										
54 Tom Wilhelmsen, R (7,1) ERA: 2.7	0.1	L	4	0	1	0	0	2	0	0	0	0	0	11	22	0.00	6.000										
41 Charlie Furbush, L (7,1) ERA: 5.19	0.0		1	1	1	0	0	0	0	0	0	0	0	2	5	∞	∞										
35 Steve Delabar, R (7,1) ERA: 4.5	1.1		5	0	0	0	1	0	0	1	0	0	0	13	23	0.00	0.000										
43 Brandon League, R (9,1) ERA: 2.57	1.0		4	0	0	0	1	1	0	0	0	0	0	12	18	0.00	1.000										

Minnesota Twins @ Seattle Mariners
Safeco Field, Seattle, WA
Fri May 04 2012, 7:11 PM - 9:53 PM PDT
Att: 22,492 - Roof Closed - 50 F

AB 33
R 3
H 5
RBI 3
BB 5
SO 7
LOB 17



Batter	1	2	3	4	5	6	7	8	9	AB	R	H	RBI	BB	SO	LOB	BOTTOM										
13 Dustin Ackley, L (1,4) OBP: 0.289, SLG: 0.321	1B		CS	F9	F7			G1-3		4	0	1	0	0	0	2											
16 Alex Liddi, R (1,5) OBP: 0.346, SLG: 0.438	F7			P3				K		4	0	1	0	0	1	1											
51 Ichiro Suzuki, L (1,9) OBP: 0.320, SLG: 0.393	G4-6-3			P6			FC2-6		K	4	0	0	0	0	1	2											
63 Jesus Montero, R (1,2) OBP: 0.299, SLG: 0.452							F9		K	4	1	2	0	0	1	1											
15 Kyle Seager, L (1,10) OBP: 0.303, SLG: 0.483							G6-3		F7	4	1	1	1	0	1	2											
17 Justin Smoak, S (1,3) OBP: 0.240, SLG: 0.290							F8			3	0	0	0	0	0	2											
20 Mike Carp, L (1,7) OBP: 0.154, SLG: 0.231										3	0	1	1	0	1	0											
55 Michael Saunders, L (1,8) OBP: 0.295, SLG: 0.453										3	0	0	0	0	1	1											
26 Brendan Ryan, R (1,6) OBP: 0.284, SLG: 0.254										3	0	2	0	0	1	0											
Inning Stats	R: 0 H: 1 E: 0 K: 0 S: 5	H: 1 LOB: 0 BB: 0 P: 8	R: 0 H: 1 E: 0 K: 1 S: 7	H: 1 LOB: 0 BB: 0 P: 9	R: 0 H: 1 E: 0 K: 0 S: 6	H: 1 LOB: 0 BB: 0 P: 10	R: 0 H: 0 E: 0 K: 0 S: 4	H: 0 LOB: 0 BB: 0 P: 6	R: 2 H: 4 E: 0 K: 1 S: 17	H: 4 LOB: 2 BB: 0 P: 24	R: 0 H: 1 E: 0 K: 0 S: 8	H: 1 LOB: 1 BB: 0 P: 12	R: 0 H: 0 E: 0 K: 1 S: 6	H: 0 LOB: 0 BB: 0 P: 7	R: 0 H: 0 E: 0 K: 2 S: 10	H: 0 LOB: 0 BB: 0 P: 14	R: 0 H: 0 E: 0 K: 2 S: 7	H: 0 LOB: 0 BB: 0 P: 9	1B: 5 2B: 3 3B: 0 HR: 0	SF: 0 SAC: 0 DP: 2 HBP: 0	WP: 0 PB: 0 SB: 0 CS: 1	PA: 33					
PITCHER	IP	WLS	BF	H	R	ER	SO	BB	IBB	HBP	BLK	WP	HR	S	P	ERA	WHIP										
48 Carl Pavano, R (1,1) ERA: 4.62	6.0		23	2	2	2	2	2	0	0	0	0	0	47	69	3.00	1.333										
52 Brian Duensing, L (7,1) ERA: 3.59	1.0	H	3	0	0	0	1	0	0	0	0	0	0	6	7	0.00	0.000										
15 Glen Perkins, L (8,1) ERA: 5.23	1.0	H	3	0	0	0	2	0	0	0	0	0	0	10	14	0.00	0.000										
55 Matt Capps, R (9,1) ERA: 4.5	1.0	S	3	0	0	0	2	0	0	0	0	0	0	7	9	0.00	0.000										

Minnesota Twins @ Seattle Mariners
Safeco Field, Seattle, WA
Fri May 04 2012, 7:11 PM - 9:53 PM PDT
Att: 22,492 - Roof Closed - 50 F

AB 32
R 2
H 8
RBI 2
BB 0
SO 7
LOB 11



Batter	1	2	3	4	5	6	7	8	9	AB	R	H	RBI	BB	SO	LOB	TOP										
2 Denard Span, L (1, 8) OBP: 0.357, SLG: 0.383	G4-3			G4-3 7 SH1-3 1B		K			K	4	0	1	0	0	2	0											
8 Jamey Carroll, R (1, 6) OBP: 0.306, SLG: 0.237	F8			SH1-3		F9			G5-3	3	0	0	0	0	0	0											
7 Joe Mauer, L (1, 10) OBP: 0.389, SLG: 0.387	G1-3			G4-3		F7			G4-3	4	0	0	0	0	0	1											
16 Josh Willingham, R (1, 7) OBP: 0.418, SLG: 0.598		G5-3		18 BB		K			K	2	0	0	0	1	1	0											
18 Ryan Doumit, S (1, 2) OBP: 0.247, SLG: 0.303		K		BB		K			K	2	0	0	0	1	2	0											
27 Chris Parmelee, L (1, 3) OBP: 0.268, SLG: 0.318		K		F7		G6-3			K	3	0	0	0	0	1	3											
22 Danny Valencia, R (1, 5) OBP: 0.230, SLG: 0.341				K2-3		G6-3			K	3	0	0	0	0	2	0											
25 Erik Komatsu, L (1, 9) OBP: 0.250, SLG: 0.182		G4-3		F7		G4-3			K	3	0	0	0	0	0	0											
12 Alexi Casilla, S (1, 4) OBP: 0.286, SLG: 0.311		K2-3		G3-1		K			K	3	0	0	0	0	2	0											
Inning Stats	R: 0 E: 0 K: 0 S: 5	H: 0 LOB: 0 BB: 0 P: 9	R: 0 E: 0 K: 2 S: 8	H: 0 LOB: 0 BB: 0 P: 13	R: 0 E: 0 K: 2 S: 12	H: 0 LOB: 0 BB: 0 P: 16	R: 0 E: 0 K: 0 S: 11	H: 1 LOB: 3 BB: 2 P: 22	R: 0 E: 0 K: 0 S: 6	H: 0 LOB: 0 BB: 0 P: 7	R: 0 E: 0 K: 1 S: 10	H: 0 LOB: 0 BB: 0 P: 14	R: 0 E: 0 K: 2 S: 9	H: 0 LOB: 0 BB: 0 P: 13	R: 0 E: 0 K: 2 S: 10	H: 0 LOB: 0 BB: 0 P: 13	R: 0 E: 0 K: 1 S: 11	H: 0 LOB: 0 BB: 0 P: 16	1B: 1 2B: 0 3B: 0 HR: 0	SF: 0 SAC: 1 DP: 0 HBP: 0	WP: 0 PB: 0 CS: 0	PA: 30					
PITCHER	IP	WLS	BF	H	R	ER	SO	BB	IBB	HBP	BLK	WP	HR	S	P	ERA	WHIP										
34 Félix Hernández, R (1, 1) ERA: 1.89	8.0	W	27	1	0	0	9	2	0	0	0	0	0	71	107	0.00	0.375										
35 Steve Delabar, R (9, 1) ERA: 4.2	1.0		3	0	0	0	1	0	0	0	0	0	0	11	16	0.00	0.000										

Minnesota Twins @ Seattle Mariners
Safeco Field, Seattle, WA
Sat May 05 2012, 6:11 PM - 8:43 PM PDT
Att: 28,437 - Partly Cloudy - 56 F

AB	27
R	0
H	1
RBI	0
BB	2
SO	10
LOB	4



Batter	1	2	3	4	5	6	7	8	9	AB	R	H	RBI	BB	SO	LOB	BOTTOM										
13 Dustin Ackley, L (1, 4) OBP: 0.304, SLG: 0.325	G5-3			51 BB		G1-3 63 1B 26 SH1-4			51 3B	2	2	1	0	2	0	0											
26 Brendan Ryan, R (1, 6) OBP: 0.274, SLG: 0.246	G1-3			K		SH1-4			SF7	2	0	0	1	0	1	2											
51 Ichiro Suzuki, L (1, 9) OBP: 0.333, SLG: 0.412				G4-6-3		G1-3 63 1B			15 HR	2	2	1	2	2	0	2											
63 Jesus Montero, R (1, 2) OBP: 0.297, SLG: 0.443	G5-3			15 BB		G1-3			P3	4	0	1	0	0	0	5											
15 Kyle Seager, L (1, 5) OBP: 0.312, SLG: 0.516	G4-3			G6-4-3		G1-3			27 BB	4	1	2	4	0	0	1											
27 John Jaso, L (1, 10) OBP: 0.393, SLG: 0.640				G1-3		G1-3			G6-3	3	0	1	0	1	0	1											
17 Justin Smoak, S (1, 3) OBP: 0.240, SLG: 0.281				20 BB		F8			P2	3	0	0	0	1	0	2											
20 Mike Carp, L (1, 7) OBP: 0.188, SLG: 0.200				G4-6-3		P6			F9	2	0	0	0	1	0	2											
33 Casper Wells, R (7, PR) OBP: 0.286, SLG: 0.385				13 BB		G3			K	1	1	0	0	0	0	0											
55 Michael Saunders, L (1, 8) OBP: 0.303, SLG: 0.449				13 BB		G3			K	3	1	1	0	1	1	0											
Inning Stats	R: 0 E: 0 K: 0 S: 6	H: 0 LOB: 1 BB: 1 P: 13	R: 0 E: 0 K: 0 S: 5	H: 1 LOB: 1 BB: 1 P: 13	R: 0 E: 0 K: 1 S: 10	H: 0 LOB: 2 BB: 2 P: 19	R: 0 E: 0 K: 0 S: 5	H: 1 LOB: 0 BB: 0 P: 9	R: 0 E: 0 K: 0 S: 9	H: 0 LOB: 0 BB: 0 P: 17	R: 2 E: 0 K: 0 S: 12	H: 2 LOB: 2 BB: 2 P: 23	R: 5 E: 0 K: 0 S: 16	H: 3 LOB: 1 BB: 2 P: 28	R: 0 E: 0 K: 1 S: 11	H: 0 LOB: 0 BB: 0 P: 16	1B: 5 2B: 0 3B: 1 HR: 1	SF: 1 SAC: 1 DP: 3 HBP: 0	WP: 0 PB: 0 CS: 0	PA: 36							
PITCHER	IP	WLS	BF	H	R	ER	SO	BB	IBB	HBP	BLK	WP	HR	S	P	ERA	WHIP										
21 Jason Marquis, R (1, 1) ERA: 5.4	6.0	L	25	4	2	2	1	6	0	0	0	0	0	7	17	108.00	9.000										
51 Anthony Swarzak, R (7, 1) ERA: 5.82	0.1		4	1	4	4	0	2	0	0	0	0	0	7	17	108.00	9.000										
44 Matt Maloney, L (7, 1) ERA: 8.18	0.0		1	1	0	0	0	0	0	0	0	0	0	2	2	∞	∞										
60 Jeff Gray, R (7, 1) ERA: 2.38	0.2		3	1	1	1	0	0	0	0	0	0	1	7	9	13.50	1.500										
31 Alex Burnett, R (8, 1) ERA: 2.67	1.0		3	0	0	0	1	0	0	0	0	0	0	11	16	0.00	0.000										

Minnesota Twins @ Seattle Mariners
Safeco Field, Seattle, WA
Sat May 05 2012, 6:11 PM - 8:43 PM PDT
Att: 28,437 - Partly Cloudy - 56 F

AB	26
R	7
H	7
RBI	7
BB	8
SO	2
LOB	15



Batter	1	2	3	4	5	6	7	8	9	AB	R	H	RBI	BB	SO	LOB	TOP										
2 Denard Span, L (1,8) OBP: 0.361, SLG: 0.382										3	0	1	0	1	1	0											
8 Jamey Carroll, R (1,6) OBP: 0.304, SLG: 0.238										4	0	1	0	0	0	2											
7 Joe Mauer, L (1,2) OBP: 0.375, SLG: 0.371										4	0	0	0	0	1	2											
16 Josh Willingham, R (1,7) OBP: 0.402, SLG: 0.570										4	0	0	0	0	1	0											
18 Ryan Doumit, S (1,10) OBP: 0.282, SLG: 0.405										3	2	3	2	1	0	0											
27 Chris Parmelee, L (1,3) OBP: 0.267, SLG: 0.304										3	0	0	0	1	1	1											
22 Danny Valencia, R (1,5) OBP: 0.231, SLG: 0.330										3	0	0	0	1	0	3											
25 Erik Komatsu, L (1,9) OBP: 0.250, SLG: 0.160										3	0	0	0	1	1	1											
12 Alexi Casilla, S (1,4) OBP: 0.275, SLG: 0.299										3	0	0	0	0	1	1											
Inning Stats	R: 0 E: 0 K: 2 S: 12	H: 1 LOB: 0 BB: 0 P: 18	R: 0 E: 0 K: 0 S: 12	H: 0 LOB: 1 BB: 1 P: 16	R: 0 E: 0 K: 1 S: 13	H: 1 LOB: 1 BB: 0 P: 17	R: 0 E: 0 K: 0 S: 7	H: 1 LOB: 0 BB: 1 P: 13	R: 0 E: 0 K: 1 S: 8	H: 0 LOB: 0 BB: 0 P: 11	R: 0 E: 0 K: 0 S: 9	H: 0 LOB: 0 BB: 0 P: 12	R: 1 E: 0 K: 1 S: 12	H: 1 LOB: 1 BB: 1 P: 18	R: 0 E: 0 K: 0 S: 10	H: 0 LOB: 0 BB: 1 P: 18	R: 1 E: 0 K: 1 S: 15	H: 1 LOB: 1 BB: 1 P: 26	1B: 3 2B: 0 3B: 0 HR: 2	SF: 0 SAC: 0 DP: 1 HBP: 0	WP: 0 PB: 0 SB: 0 CS: 1	PA: 35					
PITCHER	IP	WLS	BF	H	R	ER	SO	BB	IBB	HBP	BLK	WP	HR	S	P	ERA	WHIP										
45 Hector Noesi, R (1,1) ERA: 6.3	7.0	W	27	4	1	1	5	3	0	0	0	0	1	73	105	1.29	1.000										
44 Lucas Luetge, L (8,1) ERA:	1.0		3	0	0	0	0	1	0	0	0	0	0	10	18	0.00	1.000										
54 Tom Wilhelmson, R (9,1) ERA: 3.06	1.0		5	1	1	1	1	1	0	0	0	0	1	15	26	9.00	2.000										

Minnesota Twins @ Seattle Mariners
Safeco Field, Seattle, WA
Sun May 06 2012, 1:11 PM - 3:41 PM PDT
Att: 23,913 - Sunny - 56 F

AB	30
R	2
H	5
RBI	2
BB	5
SO	6
LOB	10



Batter	1	2	3	4	5	6	7	8	9	AB	R	H	RBI	BB	SO	LOB	BOTTOM										
13 Dustin Ackley, L (1,4) OBP: 0.310, SLG: 0.342										3	2	1	0	1	2	0											
26 Brendan Ryan, R (1,6) OBP: 0.273, SLG: 0.250										3	1	1	1	0	1	0											
51 Ichiro Suzuki, L (1,9) OBP: 0.338, SLG: 0.405										2	0	0	0	2	0	2											
63 Jesus Montero, R (1,10) OBP: 0.295, SLG: 0.446										4	1	1	2	0	1	2											
15 Kyle Seager, L (1,5) OBP: 0.320, SLG: 0.511										3	0	1	1	1	0	0											
27 John Jaso, L (1,2) OBP: 0.375, SLG: 0.586										4	0	1	0	0	1	1											
17 Justin Smoak, S (1,3) OBP: 0.241, SLG: 0.280										4	0	1	0	0	1	4											
20 Mike Carp, L (1,7) OBP: 0.211, SLG: 0.389										3	1	1	1	0	0	4											
33 Casper Wells, R (9,7) OBP: 0.286, SLG: 0.385										0	0	0	0	0	0	0											
55 Michael Saunders, L (1,8) OBP: 0.294, SLG: 0.435										3	0	0	0	0	2	0											
Inning Stats	R: 3 E: 0 K: 0 S: 13	H: 3 LOB: 1 BB: 1 P: 27	R: 1 E: 0 K: 2 S: 9	H: 1 LOB: 0 BB: 0 P: 15	R: 0 E: 0 K: 0 S: 11	H: 1 LOB: 3 BB: 2 P: 21	R: 1 E: 0 K: 1 S: 10	H: 1 LOB: 0 BB: 0 P: 12	R: 0 E: 0 K: 0 S: 8	H: 0 LOB: 0 BB: 0 P: 10	R: 0 E: 0 K: 1 S: 8	H: 1 LOB: 0 BB: 0 P: 13	R: 0 E: 0 K: 2 S: 9	H: 0 LOB: 1 BB: 1 P: 16	R: 0 E: 0 K: 2 S: 7	H: 0 LOB: 0 BB: 0 P: 12	R: 0 E: 0 K: 2 S: 11	H: 0 LOB: 0 BB: 0 P: 26	1B: 4 2B: 1 3B: 1 HR: 1	SF: 1 SAC: 0 DP: 1 HBP: 0	WP: 0 PB: 0 SB: 0 CS: 0	PA: 34					
PITCHER	IP	WLS	BF	H	R	ER	SO	BB	IBB	HBP	BLK	WP	HR	S	P	ERA	WHIP										
53 Nick Blackburn, R (1,1) ERA: 6.84	6.0	L	27	7	5	5	4	3	0	0	0	0	1	59	98	7.50	1.667										
52 Brian Duensing, L (7,1) ERA: 3.09	1.0		4	0	0	0	2	1	0	0	0	0	0	9	16	0.00	1.000										
61 Jared Burton, R (8,1) ERA: 2.45	1.0		3	0	0	0	2	0	0	0	0	0	0	7	12	0.00	0.000										

Minnesota Twins @ Seattle Mariners
Safeco Field, Seattle, WA
Sun May 06 2012, 1:11 PM - 3:41 PM PDT
Att: 23,913 - Sunny - 56 F

AB	29
R	5
H	7
RBI	5
BB	4
SO	8
LOB	13



Batter	1	2	3	4	5	6	7	8	9	AB	R	H	RBI	BB	SO	LOB	TOP			
13 Maicer Izturis, S OBP: 0.393, SLG: 0.346										3	2	0	1	1	2		Los Angeles Angels @ Minnesota Twins Target Field, Minneapolis, MN Mon May 07 2012, 7:11 PM - 10:11 PM CDT Att: 31,382 - Partly Cloudy - 65 F			
6 Alberto Callaspo, S OBP: 0.297, SLG: 0.300										4	2	2	3	1	1	3				
5 Albert Pujols, R OBP: 0.336, SLG: 0.291										5	0	1	2	0	0	2				
48 Torii Hunter, R OBP: 0.356, SLG: 0.434										4	1	0	0	1	1	2				
44 Mark Trumbo, R OBP: 0.346, SLG: 0.514										5	0	0	0	0	1	0				
47 Howie Kendrick, R OBP: 0.300, SLG: 0.486										5	1	2	0	0	2	1				
10 Vernon Wells, R OBP: 0.267, SLG: 0.416										4	0	2	0	0	1	1				
17 Chris Iannetta, R OBP: 0.320, SLG: 0.406										2	1	0	0	2	1	2				
25 Peter Bourjos, R OBP: 0.259, SLG: 0.288										2	1	1	1	0	0	0				
Inning Stats	R: 1 H: 1 E: 0 K: 1 S: 11	H: 1 LOB: 0 BB: 0 P: 18	R: 0 H: 1 E: 0 K: 2 S: 16	H: 1 LOB: 1 BB: 0 P: 24	R: 2 H: 1 E: 0 K: 0 S: 9	H: 1 LOB: 0 BB: 1 P: 20	R: 1 H: 2 E: 0 K: 1 S: 10	H: 2 LOB: 2 BB: 1 P: 20	R: 0 H: 0 E: 0 K: 1 S: 10	H: 0 LOB: 0 BB: 0 P: 14	R: 1 H: 2 E: 0 K: 1 S: 13	H: 2 LOB: 2 BB: 1 P: 23	R: 0 H: 1 E: 0 K: 1 S: 9	H: 1 LOB: 1 BB: 0 P: 10	R: 3 H: 2 E: 2 K: 1 S: 14	H: 2 LOB: 1 BB: 1 P: 22	1B: 8 2B: 1 3B: 0 HR: 1	SF: 1 SAC: 2 DP: 1 HBP: 0	WP: 1 PB: 0 SB: 0 CS: 0	PA: 42
PITCHER	IP WLS BF H R ER SO BB IBB HBP BLK WP HR S P ERA WHIP																			
47 Francisco Liriano, L ERA: 9.45	(1, 1) 5.0 L 22 5 4 4 4 3 0 0 0 0 1 1 50 90 7.20 1.600																			
51 Anthony Swarzak, R ERA: 5.79	(6, 1) 1.2 8 2 1 1 2 1 0 0 0 0 0 0 20 34 5.40 1.800																			
60 Jeff Gray, R ERA: 2.15	(7, 1) 1.1 5 1 0 0 1 0 0 0 0 0 0 0 12 13 0.00 0.750																			
15 Glen Perkins, L ERA: 5.56	(9, 1) 1.0 7 2 3 1 1 1 0 0 0 0 0 0 14 22 9.00 3.000																			

Batter	1	2	3	4	5	6	7	8	9	AB	R	H	RBI	BB	SO	LOB	BOTTOM					
2 Denard Span, L OBP: 0.350, SLG: 0.368										4	0	0	1	0	1	4	Los Angeles Angels @ Minnesota Twins Target Field, Minneapolis, MN Mon May 07 2012, 7:11 PM - 10:11 PM CDT Att: 31,382 - Partly Cloudy - 65 F					
20 Brian Dozier, R OBP: 0.250, SLG: 0.250										4	1	1	0	0	0	4						
7 Joe Mauer, L OBP: 0.371, SLG: 0.366										4	0	1	1	0	1	0						
18 Ryan Doumit, S OBP: 0.270, SLG: 0.390										3	0	0	1	0	1	0						
22 Danny Valencia, R OBP: 0.221, SLG: 0.315										4	0	0	0	0	1	1						
27 Chris Parmelee, L OBP: 0.266, SLG: 0.301											4	1	1	0	0	0						
24 Trevor Plouffe, R OBP: 0.286, SLG: 0.205											2	0	0	0	2	0						
25 Erik Komatsu, L OBP: 0.281, SLG: 0.207											4	0	2	0	0	0						
8 Jamey Carroll, R OBP: 0.305, SLG: 0.250											3	1	1	0	0	5						
Inning Stats	R: 0 H: 0 E: 0 K: 1 S: 7	H: 0 LOB: 0 BB: 0 P: 10	R: 0 H: 0 E: 0 K: 0 S: 6	H: 0 LOB: 0 BB: 0 P: 10	R: 0 H: 1 E: 1 K: 0 S: 16	H: 1 LOB: 2 BB: 1 P: 28	R: 0 H: 0 E: 0 K: 0 S: 6	H: 0 LOB: 0 BB: 0 P: 8	R: 1 H: 2 E: 0 K: 0 S: 11	H: 2 LOB: 2 BB: 1 P: 23	R: 0 H: 0 E: 0 K: 1 S: 7	H: 0 LOB: 0 BB: 0 P: 10	R: 0 H: 0 E: 0 K: 0 S: 7	H: 0 LOB: 0 BB: 0 P: 9	R: 2 H: 3 E: 0 K: 2 S: 15	H: 3 LOB: 1 BB: 0 P: 26	R: 0 H: 0 E: 0 K: 0 S: 9	H: 0 LOB: 0 BB: 0 P: 14	1B: 5 2B: 2 3B: 0 HR: 0	SF: 1 SAC: 0 DP: 1 HBP: 0	WP: 1 PB: 0 SB: 0 CS: 0	PA: 35
PITCHER	IP WLS BF H R ER SO BB IBB HBP BLK WP HR S P ERA WHIP																					
36 Jared Weaver, R ERA: 1.6	(1, 1) 6.0 W 23 3 1 1 2 2 0 0 0 0 0 0 7 9 1.50 0.833																					
21 Hisanori Takahashi, L ERA: 8.59	(7, 1) 1.0 3 0 0 0 0 0 0 0 0 0 0 0 7 9 0.00 0.000																					
52 David Carpenter, R ERA: 5.4	(8, 1) 0.1 4 3 2 2 1 0 0 0 0 0 0 0 10 18 54.00 9.000																					
51 Jordan Walden, R ERA: 6.0	(8, 1) 0.2 H 2 0 0 0 1 0 0 0 0 0 1 0 5 8 0.00 0.000																					
55 Jason Isringhausen, R ERA: 2.79	(9, 1) 1.0 3 0 0 0 0 0 0 0 0 0 0 0 9 14 0.00 0.000																					


AB	34
R	8
H	10
RBI	6
BB	5
SO	8
LOB	13



Batter	1	2	3	4	5	6	7	8	9	AB	R	H	RBI	BB	SO	LOB	TOP					
27 Mike Trout, R OBP: 0.297, SLG: 0.424										3	0	1	0	1	1	0						
6 Alberto Callaspo, S OBP: 0.279, SLG: 0.281										4	0	0	0	0	0	2						
5 Albert Pujols, R OBP: 0.228, SLG: 0.281										4	0	0	0	0	0	1						
48 Torii Hunter, R OBP: 0.344, SLG: 0.418										4	0	0	0	0	3	0						
44 Mark Trumbo, R OBP: 0.346, SLG: 0.520										3	0	1	0	0	2	0						
47 Howie Kendrick, R OBP: 0.301, SLG: 0.482										3	0	1	0	0	0	1						
10 Vernon Wells, R OBP: 0.269, SLG: 0.413										3	0	1	0	0	0	1						
2 Erick Aybar, S OBP: 0.229, SLG: 0.248										3	0	0	0	0	1	2						
17 Chris Iannetta, R OBP: 0.312, SLG: 0.394										2	0	0	0	0	1	0						
13 Maicer Izturis, S OBP: 0.367, SLG: 0.340										1	0	0	0	0	0	0						
46 Bobby Wilson, R OBP: 0.308, SLG: 0.217										0	0	0	0	0	0	0						
Inning Stats	R: 0 E: 0 K: 0 S: 9	H: 1 LOB: 0 BB: 0 P: 13	R: 0 E: 0 K: 2 S: 12	H: 2 LOB: 2 BB: 0 P: 17	R: 0 E: 0 K: 1 S: 8	H: 0 LOB: 1 BB: 1 P: 19	R: 0 E: 0 K: 0 S: 8	H: 1 LOB: 1 BB: 0 P: 14	R: 0 E: 0 K: 1 S: 7	H: 0 LOB: 0 BB: 0 P: 13	R: 0 E: 0 K: 1 S: 7	H: 0 LOB: 0 BB: 0 P: 11	R: 0 E: 0 K: 1 S: 11	H: 0 LOB: 0 BB: 0 P: 15	R: 0 E: 0 K: 1 S: 7	H: 0 LOB: 0 BB: 0 P: 10	R: 0 E: 0 K: 1 S: 8	H: 0 LOB: 0 BB: 0 P: 13	1B: 3 2B: 1 3B: 0 HR: 0	SF: 0 SAC: 0 DP: 1 HBP: 0	WP: 0 PB: 1 SB: 0 CS: 0	PA: 31
PITCHER	IP	WLS	BF	H	R	ER	SO	BB	IBB	HBP	BLK	WP	HR	S	P	ERA	WHIP					
58 Scott Diamond, L ERA: 2.25	7.0	W	25	4	0	0	6	1	0	0	0	0	0	62	102	0.00	0.714					
61 Jared Burton, R ERA: 4.09	1.0		3	0	0	0	1	0	0	0	0	0	0	7	10	0.00	0.000					
55 Matt Capps, R ERA: 4.09	1.0		3	0	0	0	1	0	0	0	0	0	0	8	13	0.00	0.000					

Los Angeles Angels @ Minnesota Twins
Target Field, Minneapolis, MN
Tue May 08 2012, 7:13 PM - 9:48 PM CDT
Att: 30,776 - Partly Cloudy - 52 F


AB	30
R	0
H	4
RBI	0
BB	1
SO	8
LOB	7



Batter	1	2	3	4	5	6	7	8	9	AB	R	H	RBI	BB	SO	LOB	BOTTOM				
25 Erik Komatsu, L OBP: 0.243, SLG: 0.182										4	0	0	1	0	0	2					
20 Brian Dozier, R OBP: 0.444, SLG: 0.375										4	1	2	1	1	0	1					
7 Joe Mauer, L OBP: 0.380, SLG: 0.381										4	0	2	0	1	0	2					
16 Josh Willingham, R OBP: 0.415, SLG: 0.584										3	1	2	1	1	0	2					
18 Ryan Doumit, S OBP: 0.280, SLG: 0.424										3	1	1	2	1	1	3					
22 Danny Valencia, R OBP: 0.212, SLG: 0.302										4	0	0	0	0	1	3					
24 Trevor Plouffe, R OBP: 0.302, SLG: 0.233										4	1	2	0	0	0	0					
41 Drew Butera, R OBP: 0.167, SLG: 0.167										4	1	1	0	0	1	1					
8 Jamey Carroll, R OBP: 0.314, SLG: 0.271										3	0	2	0	0	0	0					
Inning Stats	R: 3 E: 0 K: 0 S: 16	H: 3 LOB: 0 BB: 0 P: 23	R: 0 E: 0 K: 0 S: 11	H: 1 LOB: 1 BB: 0 P: 17	R: 0 E: 0 K: 0 S: 11	H: 1 LOB: 2 BB: 2 P: 22	R: 2 E: 0 K: 0 S: 13	H: 4 LOB: 2 BB: 0 P: 22	R: 0 E: 0 K: 0 S: 11	H: 1 LOB: 1 BB: 0 P: 18	R: 0 E: 0 K: 1 S: 14	H: 2 LOB: 3 BB: 1 P: 28	R: 0 E: 0 K: 2 S: 9	H: 0 LOB: 0 BB: 0 P: 10	R: 0 E: 0 K: 0 S: 9	H: 0 LOB: 1 BB: 1 P: 18	1B: 8 2B: 3 3B: 0 HR: 1	SF: 1 SAC: 1 DP: 1 HBP: 0	WP: 0 PB: 0 SB: 1 CS: 0	PA: 39	
PITCHER	IP	WLS	BF	H	R	ER	SO	BB	IBB	HBP	BLK	WP	HR	S	P	ERA	WHIP				
24 Dan Haren, R ERA: 4.19	3.2	L	20	4	0	0	5	0	0	0	0	0	0	48	78	12.27	2.727				
35 David Pauley, R ERA: 9.22	4.0		18	4	0	0	3	1	1	0	0	0	0	45	77	0.00	1.250				
21 Hisanori Takahashi, L ERA: 9.22	0.1		1	0	0	0	0	0	0	0	0	0	0	1	3	0.00	0.000				

Los Angeles Angels @ Minnesota Twins
Target Field, Minneapolis, MN
Tue May 08 2012, 7:13 PM - 9:48 PM CDT
Att: 30,776 - Partly Cloudy - 52 F

AB	33
R	5
H	12
RBI	5
BB	4
SO	3
LOB	14



Batter	1	2	3	4	5	6	7	8	9	AB	R	H	RBI	BB	SO	LOB	TOP				
27 Mike Trout, R OBP: 0.333, SLG: 0.500										5	2	3	2	0	1	0	Los Angeles Angels @ Minnesota Twins Target Field, Minneapolis, MN Wed May 09 2012, 7:12 PM - 9:54 PM CDT Att: 31,915 - Partly Cloudy - 65 F				
6 Alberto Callaspo, S OBP: 0.391, SLG: 0.399										4	2	2	1	1	0	2					
5 Albert Pujols, R OBP: 0.285, SLG: 0.286										5	0	2	2	0	0	1					
8 Kendrys Morales, S OBP: 0.344, SLG: 0.424										4	0	1	0	0	1	1					
48 Tori Hunter, R OBP: 0.333, SLG: 0.404										4	0	0	0	0	0	3					
47 Howie Kendrick, R OBP: 0.316, SLG: 0.500										4	1	3	0	0	0	0					
10 Vernon Wells, R OBP: 0.259, SLG: 0.398										4	0	0	0	0	0	3					
2 Erick Aybar, S OBP: 0.239, SLG: 0.257										4	1	2	0	0	0	1					
46 Bobby Wilson, R OBP: 0.300, SLG: 0.222										4	0	1	0	0	0	3					
Inning Stats	R: 0 H: 0 E: 0 K: 1 S: 11	H: 0 LOB: 0 BB: 0 P: 16	R: 0 H: 2 E: 0 K: 0 S: 6	H: 2 LOB: 1 BB: 0 P: 9	R: 3 H: 4 E: 1 K: 0 S: 14	H: 4 LOB: 1 BB: 0 P: 16	R: 0 H: 2 E: 0 K: 0 S: 10	H: 2 LOB: 1 BB: 0 P: 16	R: 2 H: 3 E: 0 K: 1 S: 13	H: 3 LOB: 0 BB: 0 P: 17	R: 0 H: 0 E: 0 K: 0 S: 11	H: 0 LOB: 0 BB: 0 P: 16	R: 0 H: 0 E: 0 K: 0 S: 5	H: 0 LOB: 0 BB: 0 P: 8	R: 0 H: 0 E: 0 K: 0 S: 13	H: 0 LOB: 1 BB: 1 P: 21	1B: 10 2B: 4 3B: 0 HR: 0	SF: 0 SAC: 0 DP: 3 HBP: 0	WP: 0 PB: 0 SB: 1 CS: 0	PA: 39	
PITCHER	IP WLS BF H R ER SO BB IBB HBP BLK WP HR S P ERA WHIP	IP WLS BF H R ER SO BB IBB HBP BLK WP HR S P ERA WHIP	IP WLS BF H R ER SO BB IBB HBP BLK WP HR S P ERA WHIP	IP WLS BF H R ER SO BB IBB HBP BLK WP HR S P ERA WHIP	IP WLS BF H R ER SO BB IBB HBP BLK WP HR S P ERA WHIP	IP WLS BF H R ER SO BB IBB HBP BLK WP HR S P ERA WHIP	IP WLS BF H R ER SO BB IBB HBP BLK WP HR S P ERA WHIP	IP WLS BF H R ER SO BB IBB HBP BLK WP HR S P ERA WHIP	IP WLS BF H R ER SO BB IBB HBP BLK WP HR S P ERA WHIP	IP WLS BF H R ER SO BB IBB HBP BLK WP HR S P ERA WHIP	IP WLS BF H R ER SO BB IBB HBP BLK WP HR S P ERA WHIP	IP WLS BF H R ER SO BB IBB HBP BLK WP HR S P ERA WHIP	IP WLS BF H R ER SO BB IBB HBP BLK WP HR S P ERA WHIP	IP WLS BF H R ER SO BB IBB HBP BLK WP HR S P ERA WHIP	IP WLS BF H R ER SO BB IBB HBP BLK WP HR S P ERA WHIP	IP WLS BF H R ER SO BB IBB HBP BLK WP HR S P ERA WHIP	IP WLS BF H R ER SO BB IBB HBP BLK WP HR S P ERA WHIP	IP WLS BF H R ER SO BB IBB HBP BLK WP HR S P ERA WHIP	IP WLS BF H R ER SO BB IBB HBP BLK WP HR S P ERA WHIP	IP WLS BF H R ER SO BB IBB HBP BLK WP HR S P ERA WHIP	IP WLS BF H R ER SO BB IBB HBP BLK WP HR S P ERA WHIP
48 Carl Pavano, R ERA: 5.02	4.0	20	10	5	4	1	0	0	0	0	0	0	0	0	0	0	9.00	2.500			
31 Alex Burnett, R ERA: 3.06	2.0	9	4	1	1	1	0	0	0	0	0	0	0	0	0	0	4.50	2.000			
52 Brian Duensing, L ERA: 2.45	3.0	10	0	0	0	0	1	0	0	0	0	0	0	0	0	0	0.00	0.333			

Batter	1	2	3	4	5	6	7	8	9	AB	R	H	RBI	BB	SO	LOB	BOTTOM				
2 Denard Span, L OBP: 0.346, SLG: 0.364										4	0	1	0	0	0	3	Los Angeles Angels @ Minnesota Twins Target Field, Minneapolis, MN Wed May 09 2012, 7:12 PM - 9:54 PM CDT Att: 31,915 - Partly Cloudy - 65 F				
20 Brian Dozier, R OBP: 0.308, SLG: 0.250										4	0	0	0	0	1	1					
7 Joe Mauer, L OBP: 0.376, SLG: 0.370										3	0	0	0	1	0	0					
16 Josh Willingham, R OBP: 0.418, SLG: 0.624										4	1	2	1	0	1	2					
18 Ryan Doumit, S OBP: 0.289, SLG: 0.443										3	1	1	0	1	1	2					
22 Danny Valencia, R OBP: 0.204, SLG: 0.250										4	0	0	1	0	0	2					
25 Erik Komatsu, L OBP: 0.268, SLG: 0.171										2	0	0	0	2	0	2					
41 Drew Butera, R OBP: 0.333, SLG: 0.333										3	0	2	0	0	0	0					
27 Chris Parmelee, L OBP: 0.263, SLG: 0.297										1	0	0	0	0	0	1					
8 Jamey Carroll, R OBP: 0.312, SLG: 0.264										3	0	0	0	1	0	4					
Inning Stats	R: 0 H: 0 E: 0 K: 1 S: 8	H: 1 LOB: 0 BB: 0 P: 11	R: 0 H: 1 E: 0 K: 0 S: 7	H: 1 LOB: 1 BB: 1 P: 16	R: 0 H: 0 E: 0 K: 0 S: 9	H: 0 LOB: 0 BB: 1 P: 16	R: 0 H: 0 E: 0 K: 0 S: 7	H: 0 LOB: 0 BB: 0 P: 9	R: 1 H: 1 E: 0 K: 0 S: 11	H: 1 LOB: 0 BB: 0 P: 17	R: 0 H: 1 E: 0 K: 0 S: 8	H: 1 LOB: 1 BB: 0 P: 12	R: 0 H: 1 E: 0 K: 2 S: 16	H: 1 LOB: 2 BB: 1 P: 28	R: 0 H: 0 E: 0 K: 0 S: 7	H: 0 LOB: 1 BB: 1 P: 14	1B: 3 2B: 1 3B: 1 HR: 1	SF: 0 SAC: 0 DP: 2 HBP: 0	WP: 0 PB: 0 SB: 0 CS: 0	PA: 36	
PITCHER	IP WLS BF H R ER SO BB IBB HBP BLK WP HR S P ERA WHIP	IP WLS BF H R ER SO BB IBB HBP BLK WP HR S P ERA WHIP	IP WLS BF H R ER SO BB IBB HBP BLK WP HR S P ERA WHIP	IP WLS BF H R ER SO BB IBB HBP BLK WP HR S P ERA WHIP	IP WLS BF H R ER SO BB IBB HBP BLK WP HR S P ERA WHIP	IP WLS BF H R ER SO BB IBB HBP BLK WP HR S P ERA WHIP	IP WLS BF H R ER SO BB IBB HBP BLK WP HR S P ERA WHIP	IP WLS BF H R ER SO BB IBB HBP BLK WP HR S P ERA WHIP	IP WLS BF H R ER SO BB IBB HBP BLK WP HR S P ERA WHIP	IP WLS BF H R ER SO BB IBB HBP BLK WP HR S P ERA WHIP	IP WLS BF H R ER SO BB IBB HBP BLK WP HR S P ERA WHIP	IP WLS BF H R ER SO BB IBB HBP BLK WP HR S P ERA WHIP	IP WLS BF H R ER SO BB IBB HBP BLK WP HR S P ERA WHIP	IP WLS BF H R ER SO BB IBB HBP BLK WP HR S P ERA WHIP	IP WLS BF H R ER SO BB IBB HBP BLK WP HR S P ERA WHIP	IP WLS BF H R ER SO BB IBB HBP BLK WP HR S P ERA WHIP	IP WLS BF H R ER SO BB IBB HBP BLK WP HR S P ERA WHIP	IP WLS BF H R ER SO BB IBB HBP BLK WP HR S P ERA WHIP	IP WLS BF H R ER SO BB IBB HBP BLK WP HR S P ERA WHIP	IP WLS BF H R ER SO BB IBB HBP BLK WP HR S P ERA WHIP	IP WLS BF H R ER SO BB IBB HBP BLK WP HR S P ERA WHIP
54 Ervin Santana, R ERA: 5.09	1.1	29	6	2	2	2	3	0	0	0	0	0	0	0	0	0	2.46	1.227			
49 Ernesto Frieri, R ERA: 1.88	0.2	3	0	0	0	2	1	0	0	0	0	0	0	0	0	0	0.00	1.500			
51 Jordan Walden, R ERA: 5.14	1.0	4	0	0	0	0	1	0	0	0	0	0	0	0	0	0	0.00	1.000			

AB	38
R	6
H	14
RBI	5
BB	1
SO	2
LOB	14



Batter	1	2	3	4	5	6	7	8	9	AB	R	H	RBI	BB	SO	LOB	TOP					
2 Kelly Johnson, L OBP: 0.377, SLG: 0.448										5	1	1	0	0	2	1						
5 Yunel Escobar, R OBP: 0.319, SLG: 0.341										4	3	4	0	1	0	0						
19 José Bautista, R OBP: 0.319, SLG: 0.336										3	0	0	0	1	1	4						
10 Edwin Encarnación, R OBP: 0.326, SLG: 0.577										4	1	1	2	1	1	2						
14 Eric Thames, L OBP: 0.302, SLG: 0.381										4	0	0	1	0	2	4						
13 Brett Lawrie, R OBP: 0.328, SLG: 0.403										4	1	2	2	0	1	0						
28 Colby Rasmus, L OBP: 0.289, SLG: 0.376										3	0	2	1	1	0	2						
26 Adam Lind, L OBP: 0.274, SLG: 0.333										4	0	0	0	0	1	3						
9 J.P. Arencibia, R OBP: 0.266, SLG: 0.386										4	0	0	0	0	1	2						
Inning Stats	R: 2 H: 2 E: 0 K: 1 S: 10	H: 2 LOB: 2 BB: 2 P: 25	R: 0 H: 0 E: 0 K: 0 S: 6	H: 0 LOB: 0 BB: 0 P: 8	R: 3 H: 3 E: 0 K: 1 S: 17	H: 3 LOB: 1 BB: 0 P: 28	R: 1 H: 2 E: 0 K: 0 S: 14	H: 2 LOB: 2 BB: 1 P: 25	R: 0 H: 1 E: 0 K: 1 S: 7	H: 1 LOB: 1 BB: 0 P: 11	R: 0 H: 1 E: 0 K: 1 S: 7	H: 0 LOB: 0 BB: 0 P: 9	R: 0 H: 0 E: 0 K: 1 S: 9	H: 0 LOB: 0 BB: 0 P: 14	R: 0 H: 0 E: 0 K: 3 S: 12	H: 0 LOB: 1 BB: 1 P: 17	R: 0 H: 1 E: 0 K: 1 S: 9	H: 1 LOB: 0 BB: 0 P: 14	1B: 9 2B: 1 3B: 0 HR: 0	SF: 1 SAC: 0 DP: 0 HBP: 1	WP: 2 PB: 2 SB: 1 CS: 1	PA: 41
PITCHER	IP WLS BF H R ER SO BB IBB HBP BLK WP HR S P ERA WHIP	4.0 L 23 7 6 5 2 3 0 0 0 0 1 0 47 86 11.25 2.500	3.0 10 2 0 0 3 0 0 0 0 0 0 23 34 0.00 0.667	1.0 4 0 0 0 3 1 0 0 0 0 0 12 17 0.00 1.000	1.0 4 1 0 0 1 0 0 0 0 1 0 9 14 0.00 1.000																	
21 Jason Marquis, R ERA: 6.26																						
51 Anthony Swarzak, R ERA: 5.13																						
15 Glen Perkins, L ERA: 5.11																						
60 Jeff Gray, R ERA: 1.98																						

Toronto Blue Jays @ Minnesota Twins
Target Field, Minneapolis, MN
Thu May 10 2012, 7:12 PM - 9:56 PM CDT
Att: 31,438 - Clear - 73 F

livebaseballscorecards.com

AB	35
R	6
H	10
RBI	6
BB	4
SO	9
LOB	18



Batter	1	2	3	4	5	6	7	8	9	AB	R	H	RBI	BB	SO	LOB	BOTTOM					
2 Denard Span, L OBP: 0.351, SLG: 0.364										3	0	1	0	1	0	0						
20 Brian Dozier, R OBP: 0.294, SLG: 0.250										4	0	1	0	0	1	2						
7 Joe Mauer, L OBP: 0.372, SLG: 0.360										3	0	0	0	1	1	2						
16 Josh Willingham, R OBP: 0.421, SLG: 0.646										3	1	1	1	1	1	1						
18 Ryan Doumit, S OBP: 0.277, SLG: 0.424										4	0	0	0	0	0	1						
24 Trevor Plouffe, R OBP: 0.298, SLG: 0.234										4	0	1	0	0	2	0						
25 Erik Komatsu, L OBP: 0.295, SLG: 0.211										3	0	2	0	0	0	2						
19 Darin Mastroianni, R OBP: 0.277, SLG: 0.336										3	0	0	0	0	0	1						
12 Alexi Casilla, S OBP: 0.277, SLG: 0.300										3	1	1	0	0	1	1						
Inning Stats	R: 0 H: 1 E: 0 K: 0 S: 12	H: 1 LOB: 1 BB: 1 P: 21	R: 0 H: 1 E: 1 K: 0 S: 7	H: 1 LOB: 0 BB: 0 P: 10	R: 1 H: 1 E: 1 K: 0 S: 12	H: 1 LOB: 1 BB: 1 P: 20	R: 0 H: 1 E: 0 K: 0 S: 10	H: 1 LOB: 1 BB: 1 P: 16	R: 0 H: 0 E: 0 K: 1 S: 9	H: 0 LOB: 0 BB: 0 P: 11	R: 1 H: 2 E: 0 K: 0 S: 7	H: 2 LOB: 0 BB: 0 P: 10	R: 0 H: 1 E: 0 K: 1 S: 10	H: 1 LOB: 1 BB: 0 P: 13	R: 0 H: 0 E: 0 K: 2 S: 9	H: 0 LOB: 0 BB: 0 P: 10	R: 0 H: 0 E: 0 K: 2 S: 10	H: 0 LOB: 0 BB: 0 P: 14	1B: 6 2B: 0 3B: 0 HR: 1	SF: 0 SAC: 0 DP: 3 HBP: 0	WP: 0 PB: 0 SB: 0 CS: 0	PA: 33
PITCHER	IP WLS BF H R ER SO BB IBB HBP BLK WP HR S P ERA WHIP	7.0 W 27 7 2 1 2 3 0 0 0 0 0 0 9 10 1.29 1.429	1.0 3 0 0 0 2 0 0 0 0 0 0 9 10 0.00 0.000	1.0 3 0 0 0 2 0 0 0 0 0 0 10 14 0.00 0.000																		
37 Henderson Alvarez III, R ERA: 2.61																						
47 Luis Perez, L ERA: 2.65																						
54 Jason Frasor, R ERA: 3.46																						

Toronto Blue Jays @ Minnesota Twins
Target Field, Minneapolis, MN
Thu May 10 2012, 7:12 PM - 9:56 PM CDT
Att: 31,438 - Clear - 73 F

livebaseballscorecards.com

AB	30
R	2
H	7
RBI	1
BB	3
SO	6
LOB	10



Batter	1	2	3	4	5	6	7	8	9	AB	R	H	RBI	BB	SO	LOB	TOP											
2 Kelly Johnson, L OBP: 0.371, SLG: 0.438	G1-3		FC1-6		K		K		G6-3	5	0	1	0	0	2	3	Toronto Blue Jays @ Minnesota Twins Target Field, Minneapolis, MN Fri May 11 2012, 9:02 PM - 12:18 AM CDT Att: 33,387 - Rain - 51 F											
5 Yunel Escobar, R OBP: 0.309, SLG: 0.328	K		G1-4-3		FC6		P3		G6-3	5	0	0	0	0	1	4												
19 José Bautista, R OBP: 0.322, SLG: 0.390	HR				G5-3		G6-3		P5	5	2	2	2	0	0	1												
10 Edwin Encarnación, R OBP: 0.331, SLG: 0.595	G5-3				K		HR		HR	3	2	1	1	1	1	0												
14 Eric Thames, L OBP: 0.318, SLG: 0.420	G1-3				13 BB		HR		28 G3-6	3	2	2	2	1	0	0												
13 Brett Lawrie, R OBP: 0.341, SLG: 0.414	G1-3				28 BB		HR		28 G3-6	4	0	3	0	0	0	0												
28 Colby Rasmus, L OBP: 0.288, SLG: 0.372	F9				1B		1B		1B	4	0	1	1	0	0	3												
26 Adam Lind, L OBP: 0.275, SLG: 0.327										2	0	0	0	1	1													
8 Ben Francisco, R OBP: 0.308, SLG: 0.353										1	0	0	0	0	0	1												
9 J.P. Arencibia, R OBP: 0.265, SLG: 0.380										4	0	1	0	0	0	2												
Inning Stats	R: 1 E: 0 K: 1 S: 10	H: 1 LOB: 0 BB: 0 P: 17	R: 0 E: 0 K: 0 S: 6	H: 0 LOB: 0 BB: 0 P: 9	R: 0 E: 0 K: 0 S: 5	H: 1 LOB: 1 BB: 1 P: 9	R: 1 E: 0 K: 1 S: 14	H: 2 LOB: 2 BB: 1 P: 24	R: 0 E: 1 K: 1 S: 8	H: 0 LOB: 0 BB: 0 P: 12	R: 3 E: 0 K: 1 S: 16	H: 3 LOB: 1 BB: 1 P: 25	R: 0 E: 0 K: 1 S: 7	H: 0 LOB: 0 BB: 0 P: 12	R: 1 E: 0 K: 0 S: 12	H: 3 LOB: 1 BB: 0 P: 17	R: 0 E: 0 K: 0 S: 7	H: 1 LOB: 0 BB: 0 P: 12	1B: 7 2B: 0 3B: 0 HR: 4	SF: 0 SAC: 0 DP: 2 HBP: 0	WP: 1 PB: 0 SB: 0 CS: 0	PA: 39						
PITCHER	IP	WLS	BF	H	R	ER	SO	BB	IBB	HBP	BLK	WP	HR	S	P	ERA	WHIP											
53 Nick Blackburn, R ERA: 7.18	5.0	W	23	6	5	5	3	3	0	0	0	0	0	3	47	81	9.00	1.800										
31 Alex Burnett, R ERA: 2.99	1.0	H	4	1	0	0	1	0	0	0	0	0	0	12	15	0.00	1.000											
61 Jared Burton, R ERA: 2.08	1.0	H	3	0	0	0	1	0	0	0	0	0	0	7	12	0.00	0.000											
15 Glen Perkins, L ERA: 5.4	1.0	H	5	3	1	1	0	0	0	0	0	0	1	12	17	9.00	3.000											
55 Matt Capps, R ERA: 3.75	1.0	S	4	1	0	0	0	0	0	0	0	1	0	7	12	0.00	1.000											

AB	36
R	6
H	11
RBI	6
BB	3
SO	5
LOB	15



Batter	1	2	3	4	5	6	7	8	9	AB	R	H	RBI	BB	SO	LOB	BOTTOM										
2 Denard Span, L OBP: 0.360, SLG: 0.376	16 BB					L5		P6		4	2	2	0	1	0	0	Toronto Blue Jays @ Minnesota Twins Target Field, Minneapolis, MN Fri May 11 2012, 9:02 PM - 12:18 AM CDT Att: 33,387 - Rain - 51 F										
20 Brian Dozier, R OBP: 0.227, SLG: 0.190	G5-3				K2-3		B1-3		P6	5	0	0	0	0	2	4											
7 Joe Mauer, L OBP: 0.388, SLG: 0.363	16 BB				16 WP				G6-3	2	2	1	0	3	0	0											
16 Josh Willingham, R OBP: 0.424, SLG: 0.646	18 BB				G6-3				K	3	1	1	1	1	1	2											
18 Ryan Doumit, S OBP: 0.295, SLG: 0.426										2	1	1	2	2	1	1											
25 Erik Komatsu, L OBP: 0.295, SLG: 0.211					K					0	1	0	0	0	0	0											
24 Trevor Plouffe, R OBP: 0.279, SLG: 0.216	K2-3				G5-3				F7	4	0	0	0	0	2	7											
27 Chris Parmelee, L OBP: 0.262, SLG: 0.286	G4-3				G6-3				F7	3	0	0	1	1	0	4											
19 Darin Mastroianni, R OBP: 0.286, SLG: 0.286										4	0	2	3	0	1	0											
8 Jamey Carroll, R OBP: 0.310, SLG: 0.257					G4-3				G6-3	3	0	0	0	1	0	4											
Inning Stats	R: 2 E: 0 K: 1 S: 15	H: 1 LOB: 2 BB: 3 P: 33	R: 0 E: 0 K: 2 S: 19	H: 1 LOB: 1 BB: 1 P: 29	R: 0 E: 0 K: 1 S: 13	H: 1 LOB: 1 BB: 0 P: 22	R: 0 E: 0 K: 0 S: 8	H: 0 LOB: 0 BB: 0 P: 13	R: 4 E: 0 K: 2 S: 20	H: 3 LOB: 2 BB: 3 P: 40	R: 0 E: 0 K: 1 S: 10	H: 0 LOB: 1 BB: 1 P: 18	R: 1 E: 0 K: 0 S: 7	H: 1 LOB: 2 BB: 1 P: 12	R: 0 E: 0 K: 0 S: 5	H: 0 LOB: 0 BB: 0 P: 7	1B: 5 2B: 2 3B: 0 HR: 0	SF: 0 SAC: 0 DP: 0 HBP: 0	WP: 2 PB: 0 SB: 0 CS: 1	PA: 39							
PITCHER	IP	WLS	BF	H	R	ER	SO	BB	IBB	HBP	BLK	WP	HR	S	P	ERA	WHIP										
4 Kyle Drabek, R ERA: 3.66	4.1	L	20	4	3	3	5	4	0	0	0	1	0	62	109	6.23	1.846										
33 Carlos Villanueva, R ERA: 5.54	0.2		7	2	3	3	1	2	1	0	0	0	0	13	28	40.50	6.000										
34 Joel Carreno, R ERA: 5.23	2.0		9	1	1	1	1	2	0	0	0	0	0	17	30	4.50	1.500										
38 Darren Oliver, L ERA: 1.74	1.0		3	0	0	0	0	0	0	0	0	0	0	5	7	0.00	0.000										

AB	30
R	7
H	7
RBI	7
BB	9
SO	7
LOB	22



Batter	1	2	3	4	5	6	7	8	9	AB	R	H	RBI	BB	SO	LOB	TOP					
2 Kelly Johnson, L OBP: 0.367, SLG: 0.432	G4-3		G4-3			G1-6-3		K		4	0	1	0	0	1	1	Toronto Blue Jays @ Minnesota Twins Target Field, Minneapolis, MN Sat May 12 2012, 6:12 PM - 9:00 PM CDT Att: 38,820 - Clear - 69 F					
5 Yunel Escobar, R OBP: 0.307, SLG: 0.326	G5-4-3		G1-3			G1-6-3		G6-3		4	0	1	0	0	0	1						
19 José Bautista, R OBP: 0.327, SLG: 0.418	G5-4-3		G5-3			HR				4	1	2	1	0	0	1						
10 Edwin Encarnación, R OBP: 0.322, SLG: 0.577		K		K		P3		K		4	0	0	0	0	3	1						
14 Eric Thames, L OBP: 0.307, SLG: 0.404	G4-3					K				4	0	0	0	0	2	1						
11 Rajai Davis, R OBP: 0.278, SLG: 0.313										0	0	0	0	0	0	0						
13 Brett Lawrie, R OBP: 0.333, SLG: 0.405	F9					G6-3		G4-3		3	0	0	0	0	0	0						
28 Colby Rasmus, L OBP: 0.297, SLG: 0.388						2B		F7		3	1	2	0	0	0	0						
26 Adam Lind, L OBP: 0.276, SLG: 0.327			K			1B		G6-3		3	0	1	1	0	1	1						
6 Jeff Mathis, R OBP: 0.357, SLG: 0.565	F9					K		K		3	0	0	0	0	2	2						
Inning Stats	R: 0 E: 0 K: 0 S: 9	H: 1 LOB: 0 BB: 0 P: 14	R: 0 E: 0 K: 1 S: 11	H: 0 LOB: 0 BB: 0 P: 18	R: 0 E: 0 K: 1 S: 10	H: 1 LOB: 1 BB: 0 P: 16	R: 0 E: 0 K: 1 S: 7	H: 0 LOB: 0 BB: 0 P: 8	R: 1 E: 0 K: 2 S: 13	H: 2 LOB: 1 BB: 0 P: 21	R: 1 E: 0 K: 0 S: 11	H: 2 LOB: 0 BB: 0 P: 16	R: 0 E: 0 K: 0 S: 5	H: 0 LOB: 0 BB: 0 P: 7	R: 0 E: 0 K: 2 S: 13	H: 0 LOB: 0 BB: 0 P: 15	R: 0 E: 0 K: 2 S: 11	H: 1 LOB: 1 BB: 0 P: 14	1B: 5 2B: 1 3B: 0 HR: 1	SF: 0 SAC: 0 DP: 2 HBP: 0	WP: 0 PB: 0 SB: 0 CS: 0	PA: 32
PITCHER	IP WLS BF H R ER SO BB IBB HBP BLK WP HR S P ERA WHIP	IP WLS BF H R ER SO BB IBB HBP BLK WP HR S P ERA WHIP															IP WLS BF H R ER SO BB IBB HBP BLK WP HR S P ERA WHIP					
39 P.J. Walters, R ERA: 3.0	6.0	L	22	6	2	2	5	0	0	0	0	0	0	0	0	0	0	1	61	93	3.00	1.000
52 Brian Duensing, L ERA: 2.16	2.0		6	0	0	0	2	0	0	0	0	0	0	0	0	0	0	0	18	22	0.00	0.000
60 Jeff Gray, R ERA: 1.84	1.0		4	1	0	0	2	0	0	0	0	0	0	0	0	0	0	0	11	14	0.00	1.000

AB	32
R	2
H	7
RBI	2
BB	0
SO	9
LOB	8



Batter	1	2	3	4	5	6	7	8	9	AB	R	H	RBI	BB	SO	LOB	BOTTOM					
2 Denard Span, L OBP: 0.355, SLG: 0.364	G4-3		G6-3		L7				L7	4	0	0	0	1	0	0	Toronto Blue Jays @ Minnesota Twins Target Field, Minneapolis, MN Sat May 12 2012, 6:12 PM - 9:00 PM CDT Att: 38,820 - Clear - 69 F					
20 Brian Dozier, R OBP: 0.299, SLG: 0.280	F8		1B			G6-3		G6-3		4	1	2	0	0	0	2						
7 Joe Mauer, L OBP: 0.391, SLG: 0.376	G6-3		1B			G4-3				4	0	2	0	0	0	1						
16 Josh Willingham, R OBP: 0.418, SLG: 0.627		G6-3		K		BB		F9		3	0	0	0	1	1	3						
18 Ryan Doumit, S OBP: 0.303, SLG: 0.417						BB				2	0	0	0	2	2	2						
25 Erik Komatsu, L OBP: 0.295, SLG: 0.211		K				K				0	0	0	0	0	0	0						
24 Trevor Plouffe, R OBP: 0.277, SLG: 0.204						BB		BB		3	0	0	1	1	1	4						
27 Chris Parmelee, L ERA: 5.53										3	0	0	0	0	0	3						
12 Alexi Casilla, S OBP: 0.274, SLG: 0.296			F8		G6-3			P7		1	0	0	0	0	1	2						
19 Darin Mastroianni, R OBP: 0.273, SLG: 0.200										3	0	0	0	1	1	0						
8 Jamey Carroll, R OBP: 0.308, SLG: 0.256			F9-3			G5-6-3				4	0	1	0	0	1	1						
Inning Stats	R: 0 E: 0 K: 0 S: 9	H: 0 LOB: 0 BB: 0 P: 16	R: 0 E: 0 K: 2 S: 7	H: 0 LOB: 0 BB: 0 P: 10	R: 0 E: 0 K: 0 S: 8	H: 0 LOB: 1 BB: 1 P: 14	R: 1 E: 0 K: 1 S: 16	H: 2 LOB: 2 BB: 2 P: 27	R: 0 E: 0 K: 0 S: 5	H: 0 LOB: 0 BB: 0 P: 9	R: 0 E: 0 K: 1 S: 12	H: 1 LOB: 2 BB: 1 P: 21	R: 0 E: 0 K: 1 S: 16	H: 1 LOB: 2 BB: 1 P: 28	R: 0 E: 0 K: 1 S: 11	H: 1 LOB: 2 BB: 1 P: 15	R: 0 E: 0 K: 1 S: 8	H: 0 LOB: 0 BB: 0 P: 12	1B: 3 2B: 3 3B: 0 HR: 0	SF: 0 SAC: 0 DP: 1 HBP: 0	WP: 1 PB: 0 SB: 0 CS: 0	PA: 37
PITCHER	IP WLS BF H R ER SO BB IBB HBP BLK WP HR S P ERA WHIP	IP WLS BF H R ER SO BB IBB HBP BLK WP HR S P ERA WHIP															IP WLS BF H R ER SO BB IBB HBP BLK WP HR S P ERA WHIP					
36 Drew Hutchison, R ERA: 5.53	6.0	W	24	3	1	1	4	4	0	0	0	0	0	0	0	0	0					
48 Francisco Cordero, R ERA: 8.76	1.0	H	5	1	0	0	1	1	0	0	0	0	0	0	0	0	1					
54 Jason Frasor, R ERA: 3.26	0.2	H	4	1	0	0	0	1	0	0	0	0	0	0	0	0	7					
47 Luis Perez, L ERA: 2.6	0.1	H	1	0	0	0	1	0	0	0	0	0	0	0	0	0	4					
44 Casey Janssen, R ERA: 4.38	1.0	S	3	0	0	0	1	0	0	0	0	0	0	0	0	0	8					

AB	31
R	1
H	5
RBI	1
BB	6
SO	7
LOB	18



Batter	1	2	3	4	5	6	7	8	9	AB	R	H	RBI	BB	SO	LOB	TOP					
2 Kelly Johnson, L (1,4) OBP: 0.362, SLG: 0.423										5	1	1	0	0	2	3	Toronto Blue Jays @ Minnesota Twins Target Field, Minneapolis, MN Sun May 13 2012, 1:14 PM - 4:13 PM CDT Att: 36,889 - Partly Cloudy - 71 F					
5 Yunel Escobar, R (1,6) OBP: 0.306, SLG: 0.324										4	1	1	1	0	1	1						
19 José Bautista, R (1,9) OBP: 0.325, SLG: 0.413										4	0	1	0	0	0	3						
10 Edwin Encarnación, R (1,3) OBP: 0.333, SLG: 0.590										4	0	3	0	0	1	1						
8 Ben Francisco, R (1,10) OBP: 0.318, SLG: 0.300										3	0	0	0	0	1	4						
14 Eric Thames, L (8,PH) OBP: 0.304, SLG: 0.400										1	0	0	1	0	0	2						
13 Brett Lawrie, R (1,5) OBP: 0.331, SLG: 0.400										4	0	1	0	0	0	1						
28 Colby Rasmus, L (1,8) OBP: 0.288, SLG: 0.375										4	0	0	0	0	0	1						
9 J.P. Arencibia, R (1,2) OBP: 0.265, SLG: 0.375										4	0	1	0	0	0	0						
6 Jeff Mathis, R (9,PR) OBP: 0.357, SLG: 0.565										0	0	0	0	0	0	0						
11 Rajai Davis, R (1,7) OBP: 0.308, SLG: 0.343										3	1	2	0	0	0	0						
26 Adam Lind, L (9,PH) OBP: 0.274, SLG: 0.324										1	0	0	0	0	0	1						
Inning Stats	R: 0 E: 1 K: 1 S: 14	H: 1 LOB: 2 BB: 0 P: 19	R: 0 E: 0 K: 0 S: 4	H: 0 LOB: 0 BB: 7	R: 0 E: 0 K: 1 S: 10	H: 1 LOB: 1 BB: 0 P: 14	R: 0 E: 0 K: 0 S: 13	H: 2 LOB: 1 BB: 23	R: 0 E: 0 K: 1 S: 5	H: 0 LOB: 0 BB: 0 P: 8	R: 0 E: 0 K: 1 S: 8	H: 1 LOB: 1 BB: 0 P: 17	R: 0 E: 0 K: 0 S: 9	H: 0 LOB: 0 BB: 13	R: 3 E: 0 K: 0 S: 17	H: 4 LOB: 1 BB: 25	R: 0 E: 0 K: 1 S: 9	H: 1 LOB: 2 BB: 14	1B: 9 2B: 2 3B: 0 HR: 0	SF: 0 SAC: 0 DP: 1 HBP: 0	WP: 1 PB: 0 CS: 0	PA: 37
PITCHER	IP WLS BF H R ER SO BB IBB HBP BLK WP HR S P ERA WHIP																					
58 Scott Diamond, L (1,1) ERA: 4.05	7.0 W 26 5 0 0 4 0 0 0 0 0 0 0 63 101 0.00 0.714																					
61 Jared Burton, R (8,1) ERA: 4.05	0.1 5 4 3 3 0 0 0 0 0 0 0 0 12 17 81.00 12.000																					
15 Glen Perkins, L (8,1) ERA: 5.14	0.2 H 2 0 0 0 0 0 0 0 0 0 1 0 5 8 0.00 0.000																					
55 Matt Capps, R (9,1) ERA: 3.46	1.0 S 4 1 0 0 1 0 0 0 0 0 0 0 9 14 0.00 1.000																					

Batter	1	2	3	4	5	6	7	8	9	AB	R	H	RBI	BB	SO	LOB	BOTTOM				
2 Denard Span, L (1,8) OBP: 0.356, SLG: 0.361										4	1	1	0	1	0	1	Toronto Blue Jays @ Minnesota Twins Target Field, Minneapolis, MN Sun May 13 2012, 1:14 PM - 4:13 PM CDT Att: 36,889 - Partly Cloudy - 71 F				
20 Brian Dozier, R (1,6) OBP: 0.290, SLG: 0.400										5	2	2	1	0	0	2					
7 Joe Mauer, L (1,3) OBP: 0.406, SLG: 0.387										2	1	1	0	3	0	0					
16 Josh Willingham, R (1,7) OBP: 0.413, SLG: 0.610										3	0	0	1	1	0	5					
18 Ryan Doumit, S (1,10) OBP: 0.310, SLG: 0.420										4	0	2	2	0	0	0					
24 Trevor Plouffe, R (1,5) OBP: 0.290, SLG: 0.228										3	0	1	0	1	0	3					
25 Erik Komatsu, L (1,9) OBP: 0.313, SLG: 0.220										3	0	1	0	1	0	2					
41 Drew Butera, R (1,2) OBP: 0.308, SLG: 0.250										3	0	0	0	1	0	3					
8 Jamey Carroll, R (1,4) OBP: 0.314, SLG: 0.264										4	0	2	0	0	0	4					
Inning Stats	R: 0 E: 0 K: 0 S: 10	H: 1 LOB: 1 BB: 0 P: 18	R: 0 E: 0 K: 0 S: 9	H: 1 LOB: 1 BB: 1 P: 15	R: 1 E: 0 K: 0 S: 7	H: 2 LOB: 1 BB: 1 P: 18	R: 0 E: 0 K: 0 S: 7	H: 1 LOB: 2 BB: 1 P: 14	R: 3 E: 0 K: 0 S: 14	H: 3 LOB: 1 BB: 2 P: 28	R: 0 E: 0 K: 0 S: 12	H: 1 LOB: 3 BB: 2 P: 22	R: 0 E: 1 K: 0 S: 9	H: 1 LOB: 2 BB: 1 P: 17	R: 0 E: 0 K: 0 S: 6	H: 0 LOB: 0 BB: 0 P: 9		1B: 7 2B: 2 3B: 0 HR: 1	SF: 0 SAC: 0 DP: 3 HBP: 0	WP: 0 PB: 1 SB: 1 CS: 0	PA: 39
PITCHER	IP WLS BF H R ER SO BB IBB HBP BLK WP HR S P ERA WHIP																				
24 Ricky Romero, L (1,1) ERA: 3.88	5.1 L 27 9 4 4 4 0 5 0 0 0 0 0 1 51 9 6.75 2.625																				
34 Joel Carreno, R (6,1) ERA: 4.5	1.2 9 1 0 0 0 3 0 0 0 0 0 0 17 33 0.00 2.400																				
38 Darren Oliver, L (8,1) ERA: 1.59	1.0 3 0 0 0 0 0 0 0 0 0 0 0 6 9 0.00 0.000																				

Batter	1	2	3	4	5	6	7	8	9	AB	R	H	RBI	BB	SO	LOB	TOP										
17 Shin-Soo Choo, L (1,9) OBP: 0.362, SLG: 0.330	F7		K					K		4	0	1	1	0	2	0	Cleveland Indians @ Minnesota Twins Target Field, Minneapolis, MN Mon May 14, 2012, 7:12 PM - 9:54 PM CDT Att: 32,313 - Partly Cloudy - 84 F										
22 Jason Kipnis, L (1,4) OBP: 0.346, SLG: 0.475	G4-3				G4-6-3			F9	F7	5	1	1	0	0	0	3											
13 Asdrubal Cabrera, S (1,6) OBP: 0.414, SLG: 0.550	G3							F9		3	1	1	0	1	0	0											
48 Travis Hafner, L (1,10)								F9		3	0	1	1	1	0	1											
41 Carlos Santana, S (1,2) (9,3)								F9		2	0	1	1	1	1	1											
23 Michael Brantley, L (1,8) OBP: 0.301, SLG: 0.362	G4-3							F9		4	0	0	0	0	1	5											
4 Jose Lopez, R (1,5)										4	1	1	0	0	0	1											
35 Casey Kotchman, L (1,3) OBP: 0.277, SLG: 0.311										4	1	2	2	0	0	0											
6 Lou Marson, R (9,FR) OBP: 0.200, SLG: 0.190										0	1	0	0	0	0	0											
47 Shelley Duncan, R (1,7) OBP: 0.320, SLG: 0.341										3	0	0	0	0	2	0											
2 Aaron Cunningham, R (7,7) OBP: 0.300, SLG: 0.251										1	0	0	0	0	0	1											
Inning Stats	R: 0 E: 0 K: 0 S: 6	H: 0 LOB: 0 BB: 0 P: 7	R: 0 E: 0 K: 1 S: 6	H: 1 LOB: 1 BB: 0 P: 11	R: 0 E: 0 K: 2 S: 12	H: 0 LOB: 0 BB: 0 P: 18	R: 2 E: 0 K: 0 S: 7	H: 2 LOB: 0 BB: 0 P: 10	R: 2 E: 0 K: 0 S: 9	H: 2 LOB: 0 BB: 0 P: 16	R: 0 E: 0 K: 0 S: 8	H: 1 LOB: 1 BB: 0 P: 10	R: 0 E: 0 K: 1 S: 9	H: 0 LOB: 0 BB: 0 P: 11	R: 0 E: 0 K: 2 S: 17	H: 0 LOB: 3 BB: 3 P: 31	R: 1 E: 0 K: 0 S: 9	H: 2 LOB: 2 BB: 0 P: 16	1B: 4 2B: 3 HR: 1	SF: 1 SAC: 0 HBP: 1	WP: 1 PB: 0 SB: 0 CS: 0	PA: 38					
PITCHER	IP	WLS	BF	H	R	ER	SO	BB	IBB	HBP	BLK	WP	HR	S	P	ERA	WHIP										
48 Carl Pavano, R (1,1) ERA: 5.14	6.0		24	6	4	4	3	0	0	1	0	0	1	48	72	6.00	1.000										
47 Francisco Liriano, L (7,1) ERA: 8.79	2.0		9	0	0	0	3	3	0	0	0	0	0	26	42	0.00	1.500										
55 Matt Capps, R (9,1) ERA: 3.86	1.0	L	5	2	1	1	0	0	0	0	0	1	0	9	16	9.00	2.000										

Batter	1	2	3	4	5	6	7	8	9	AB	R	H	RBI	BB	SO	LOB	BOTTOM											
2 Denard Span, L (1,8) OBP: 0.358, SLG: 0.358	P6		G5-3							4	1	1	0	1	0	1	Cleveland Indians @ Minnesota Twins Target Field, Minneapolis, MN Mon May 14, 2012, 7:12 PM - 9:54 PM CDT Att: 32,313 - Partly Cloudy - 84 F											
20 Brian Dozier, R (1,6) OBP: 0.286, SLG: 0.364	G1-4-3									3	0	0	0	1	0	3												
7 Joe Mauer, L (1,3) OBP: 0.395, SLG: 0.374	G3									4	0	0	0	0	1	5												
16 Josh Willingham, R (1,7) OBP: 0.408, SLG: 0.606										4	1	1	1	0	0	0												
18 Ryan Doumit, S (1,10)										3	1	1	2	1	0	0												
24 Trevor Plouffe, R (1,5) OBP: 0.288, SLG: 0.217										3	0	0	0	1	1	1												
12 Alexi Casilla, S (8,FR) OBP: 0.274, SLG: 0.296										0	0	0	0	0	0	0												
19 Darin Mastroianni, R (1,9) OBP: 0.267, SLG: 0.214										4	1	1	0	0	1	2												
41 Drew Butera, R (1,2) OBP: 0.250, SLG: 0.200										3	0	0	0	0	0	1												
27 Chris Parmelee, L (9,PH) OBP: 0.250, SLG: 0.272										1	0	0	0	0	1	0												
8 Jamey Carroll, R (1,4) OBP: 0.319, SLG: 0.266										3	0	1	0	1	0	0												
Inning Stats	R: 0 E: 0 K: 0 S: 6	H: 0 LOB: 0 BB: 0 P: 8	R: 0 E: 0 K: 1 S: 7	H: 0 LOB: 0 BB: 0 P: 12	R: 1 E: 0 K: 0 S: 10	H: 1 LOB: 2 BB: 2 P: 20	R: 0 E: 0 K: 0 S: 9	H: 0 LOB: 1 BB: 1 P: 17	R: 0 E: 0 K: 0 S: 9	H: 2 LOB: 2 BB: 0 P: 14	R: 0 E: 0 K: 0 S: 9	H: 0 LOB: 0 BB: 0 P: 15	R: 0 E: 0 K: 1 S: 8	H: 0 LOB: 0 BB: 0 P: 11	R: 3 E: 0 K: 1 S: 20	H: 2 LOB: 1 BB: 2 P: 36	R: 0 E: 0 K: 1 S: 9	H: 0 LOB: 0 BB: 0 P: 12	1B: 3 2B: 1 HR: 1	SF: 0 SAC: 0 HBP: 0	WP: 0 PB: 1 SB: 1 CS: 0	PA: 37						
PITCHER	IP	WLS	BF	H	R	ER	SO	BB	IBB	HBP	BLK	WP	HR	S	P	ERA	WHIP											
58 Jeanmar Gómez, R (1,1) ERA: 3.75	7.0		27	3	1	0	0	0	0	0	0	0	0	12	22	27.00	3.000											
52 Vinnie Pestano, R (8,1) ERA: 3.07	0.2	H	4	1	2	2	1	1	0	0	0	0	0	1	7	13	∞	∞										
50 Nick Hagadone, L (8,1) ERA: 1.74	0.0	B	2	1	1	1	0	1	0	0	0	0	0	1	1	0.00	0.000											
38 Joe Smith, R (8,1) ERA: 2.81	0.1	W	1	0	0	0	0	0	0	0	0	0	0	1	1	0.00	0.000											
54 Chris Perez, R (9,1) ERA: 3.68	1.0	S	3	0	0	0	1	0	0	0	0	0	0	9	12	0.00	0.000											




Batter	1	2	3	4	5	6	7	8	9	AB	R	H	RBI	BB	SO	LOB	TOP										
17 Shin-Soo Choo, L (1,9) OBP: 0.371, SLG: 0.373	G6-3		13 1B 2B		HR	BB			G4-3	4	2	2	1	1	0	0	Cleveland Indians @ Minnesota Twins Target Field, Minneapolis, MN Tue May 15 2012, 12:14 PM - 2:39 PM CDT Att: 35,732 - Partly Cloudy - 72 F										
22 Jason Kipnis, L (1,4) OBP: 0.336, SLG: 0.458	F7		L3		K	F8			F9	5	0	0	0	0	1	2											
13 Asdrubal Cabrera, S (1,6) OBP: 0.413, SLG: 0.521	P6		41 G4-6-3 1B		HR				F7	5	1	2	2	0	0	0											
41 Carlos Santana, S (1,10) OBP: 0.382, SLG: 0.431		35 1B 2B	G4-6-3		HR				F7	4	2	2	1	0	0	1											
23 Michael Brantley, L (1,8) OBP: 0.307, SLG: 0.380	F7				HR				G6-3	4	0	2	0	0	0	1											
4 Jose Lopez, R (1,5) OBP: 0.200, SLG: 0.367	G5-3								33 FC3-6 1B	4	0	1	0	0	0	3											
33 Johnny Damon, L (1,7) OBP: 0.200, SLG: 0.213		35 1B BB							1-2	3	0	0	0	1	0	3											
2 Aaron Cunningham, R (8,7) OBP: 0.308, SLG: 0.261									1-2	0	0	0	0	0	0	0											
35 Casey Kotchman, L (1,3) OBP: 0.285, SLG: 0.312		1-3 2-H 1B							F8	3	0	1	1	1	0	1											
6 Lou Marson, R (1,2) OBP: 0.233, SLG: 0.160	K								G3	4	0	0	0	0	1	5											
Inning Stats	R: 0 E: 0 K: 0 S: 13	H: 0 LOB: 0 BB: 0 P: 18	R: 1 E: 0 K: 1 S: 11	H: 2 LOB: 2 BB: 1 P: 18	R: 1 E: 0 K: 0 S: 13	H: 2 LOB: 0 BB: 0 P: 21	R: 0 E: 0 K: 0 S: 9	H: 1 LOB: 2 BB: 1 P: 19	R: 3 E: 0 K: 1 S: 13	H: 4 LOB: 1 BB: 0 P: 19	R: 0 E: 0 K: 0 S: 8	H: 0 LOB: 1 BB: 1 P: 12	R: 0 E: 0 K: 0 S: 8	H: 0 LOB: 0 BB: 0 P: 9	R: 0 E: 0 K: 0 S: 9	H: 1 LOB: 1 BB: 0 P: 14	R: 0 E: 0 K: 0 S: 8	H: 0 LOB: 0 BB: 0 P: 11	1B: 4 2B: 2 3B: 1 HR: 3	SF: 0 SAC: 0 DP: 1 HBP: 0	WP: 0 PB: 0 SB: 1 CS: 0	PA: 39					
PITCHER	IP	WLS	BF	H	R	ER	SO	BB	IBB	HBP	BLK	WP	HR	S	P	ERA	WHIP										
21 Jason Marquis, R (1,1) ERA: 6.68	5.0	L	25	9	5	5	2	2	0	0	0	0	3	59	95	9.00	2.200										
51 Anthony Swarzak, R (6,1) ERA: 4.75	2.0		7	0	0	0	0	1	0	0	0	0	0	16	21	0.00	0.500										
52 Brian Duensing, L (8,1) ERA: 2.04	1.0		4	1	0	0	0	0	0	0	0	0	0	9	14	0.00	1.000										
31 Alex Burnett, R (9,1) ERA: 2.75	1.0		3	0	0	0	0	0	0	0	0	0	0	8	11	0.00	0.000										
Batter	1	2	3	4	5	6	7	8	9	AB	R	H	RBI	BB	SO	LOB	BOTTOM										
19 Darin Mastroianni, R (1,8) OBP: 0.211, SLG: 0.167	G5-3		G4-6-3			G5-3			G5-3	4	0	0	0	0	0	2	Cleveland Indians @ Minnesota Twins Target Field, Minneapolis, MN Tue May 15 2012, 12:14 PM - 2:39 PM CDT Att: 35,732 - Partly Cloudy - 72 F										
7 Joe Mauer, L (1,2) OBP: 0.391, SLG: 0.365	G4-3		16 G4-6-3 BB			G3-1			G6-3	3	0	0	0	1	0	0											
16 Josh Willingham, R (1,7) OBP: 0.403, SLG: 0.589	F8		G4-6-3			G4-3			18 G5-6-3 BB	3	0	0	0	1	0	1											
18 Ryan Doumit, S (1,10) OBP: 0.314, SLG: 0.439		L3				G3-1			20 FC4-6 1B	4	0	1	0	0	0	1											
20 Brian Dozier, R (1,6) OBP: 0.333, SLG: 0.432		27 G4-6-3 1B				25 G4-3 2B			FC4-6 25 1B 27 BB	4	0	3	0	0	0	1											
27 Chris Parmelee, L (1,3) OBP: 0.250, SLG: 0.262		G4-6-3				G6-3			25 1B BB	3	0	0	0	1	0	3											
25 Erik Komatsu, L (1,9) OBP: 0.314, SLG: 0.227			L7			G4-3			1-2 BB	3	0	1	0	0	0	1											
12 Alexi Casilla, S (1,4) OBP: 0.276, SLG: 0.310						G6-3			F9	3	0	1	0	0	0	4											
8 Jamey Carroll, R (1,5) OBP: 0.319, SLG: 0.262			19 G4-6-3 BB			G5-3			F9	2	0	0	0	1	0	0											
Inning Stats	R: 0 E: 0 K: 0 S: 5	H: 0 LOB: 0 BB: 0 P: 7	R: 0 E: 0 K: 0 S: 8	H: 1 LOB: 0 BB: 0 P: 10	R: 0 E: 0 K: 0 S: 10	H: 1 LOB: 1 BB: 1 P: 18	R: 0 E: 0 K: 0 S: 5	H: 0 LOB: 0 BB: 1 P: 12	R: 0 E: 0 K: 0 S: 7	H: 1 LOB: 1 BB: 0 P: 10	R: 0 E: 0 K: 0 S: 9	H: 0 LOB: 0 BB: 0 P: 13	R: 0 E: 0 K: 0 S: 14	H: 2 LOB: 3 BB: 1 P: 22	R: 0 E: 0 K: 0 S: 9	H: 0 LOB: 0 BB: 0 P: 16	R: 0 E: 0 K: 0 S: 9	H: 1 LOB: 1 BB: 1 P: 19	1B: 4 2B: 2 3B: 0 HR: 0	SF: 0 SAC: 0 DP: 4 HBP: 0	WP: 0 PB: 0 SB: 0 CS: 0	PA: 33					
PITCHER	IP	WLS	BF	H	R	ER	SO	BB	IBB	HBP	BLK	WP	HR	S	P	ERA	WHIP										
26 Derek Lowe, R (1,1) ERA: 2.05	9.0	W	33	6	0	0	0	4	0	0	0	0	0	76	127	0.00	1.111										

AB 36
R 5
H 10
RBI 5
BB 3
SO 2
LOB 16



AB 29
R 0
H 6
RBI 0
BB 4
SO 0
LOB 13



Batter	1	2	3	4	5	6	7	8	9	AB	R	H	RBI	BB	SO	LOB	TOP								
2 Denard Span, L OBP: 0.372, SLG: 0.380 31 Alex Burnett, R 25 Erik Komatsu, L OBP: 0.298, SLG: 0.220 47 Francisco Liriano, L OBP: 0.309, SLG: 0.453										5	3	4	3	0	0	0									
20 Brian Dozier, R OBP: 0.399, SLG: 0.453										6	1	1	0	0	2	7									
7 Joe Mauer, L OBP: 0.386, SLG: 0.383										5	2	3	3	0	1	1									
16 Josh Willingham, R OBP: 0.416, SLG: 0.613										5	1	2	2	0	2	3									
33 Justin Morneau, L OBP: 0.320, SLG: 0.494										4	1	2	3	0	1	0									
24 Trevor Plouffe, R OBP: 0.284, SLG: 0.284										5	0	0	0	0	2	4									
12 Alexi Casilla, S OBP: 0.287, SLG: 0.295										4	1	1	0	1	0	3									
8 Jamey Carroll, R OBP: 0.316, SLG: 0.266										4	0	0	0	1	0	3									
58 Scott Diamond, L OBP: 0.333, SLG: 0.333 51 Anthony Swarzak, R OBP: 0.346, SLG: 0.417 11 Ben Revere, L OBP: 0.346, SLG: 0.417										3	1	1	0	0	2	4									
Inning Stats	R: 2 E: 0 K: 0 S: 14	H: 2 LOB: 0 BB: 0 P: 20	R: 0 E: 0 K: 2 S: 12	H: 0 LOB: 1 BB: 1 P: 20	R: 0 E: 0 K: 1 S: 10	H: 0 LOB: 0 BB: 0 P: 15	R: 0 E: 0 K: 1 S: 11	H: 1 LOB: 1 BB: 0 P: 20	R: 2 E: 0 K: 3 S: 21	H: 3 LOB: 1 BB: 0 P: 29	R: 2 E: 0 K: 3 S: 22	H: 1 LOB: 2 BB: 1 P: 35	R: 1 E: 0 K: 0 S: 13	H: 3 LOB: 2 BB: 0 P: 18	R: 4 E: 0 K: 2 S: 18	H: 5 LOB: 1 BB: 0 P: 26	R: 0 E: 1 K: 0 S: 11	H: 1 LOB: 1 BB: 0 P: 15	1B: 11 2B: 3 3B: 1 HR: 1	SF: 1 SAC: 0 DP: 1 HBP: 0	WP: 0 PB: 0 SB: 1 CS: 0	PA: 47			
PITCHER	IP WLS BF H R ER SO BB IBB HBP BLK WP HR S P ERA WHIP	IP WLS BF H R ER SO BB IBB HBP BLK WP HR S P ERA WHIP	IP WLS BF H R ER SO BB IBB HBP BLK WP HR S P ERA WHIP	IP WLS BF H R ER SO BB IBB HBP BLK WP HR S P ERA WHIP	IP WLS BF H R ER SO BB IBB HBP BLK WP HR S P ERA WHIP	IP WLS BF H R ER SO BB IBB HBP BLK WP HR S P ERA WHIP	IP WLS BF H R ER SO BB IBB HBP BLK WP HR S P ERA WHIP	IP WLS BF H R ER SO BB IBB HBP BLK WP HR S P ERA WHIP	IP WLS BF H R ER SO BB IBB HBP BLK WP HR S P ERA WHIP	IP WLS BF H R ER SO BB IBB HBP BLK WP HR S P ERA WHIP	IP WLS BF H R ER SO BB IBB HBP BLK WP HR S P ERA WHIP	IP WLS BF H R ER SO BB IBB HBP BLK WP HR S P ERA WHIP	IP WLS BF H R ER SO BB IBB HBP BLK WP HR S P ERA WHIP	IP WLS BF H R ER SO BB IBB HBP BLK WP HR S P ERA WHIP	IP WLS BF H R ER SO BB IBB HBP BLK WP HR S P ERA WHIP	IP WLS BF H R ER SO BB IBB HBP BLK WP HR S P ERA WHIP	IP WLS BF H R ER SO BB IBB HBP BLK WP HR S P ERA WHIP	IP WLS BF H R ER SO BB IBB HBP BLK WP HR S P ERA WHIP	IP WLS BF H R ER SO BB IBB HBP BLK WP HR S P ERA WHIP	IP WLS BF H R ER SO BB IBB HBP BLK WP HR S P ERA WHIP	IP WLS BF H R ER SO BB IBB HBP BLK WP HR S P ERA WHIP	IP WLS BF H R ER SO BB IBB HBP BLK WP HR S P ERA WHIP	IP WLS BF H R ER SO BB IBB HBP BLK WP HR S P ERA WHIP	IP WLS BF H R ER SO BB IBB HBP BLK WP HR S P ERA WHIP	
41 Marco Estrada, R ERA: 4.63 26 Manny Parra, L ERA: 2.95 48 Tim Lillard, R ERA: 4.42 40 Jose Veras, R ERA: 6.5 54 Vinnie Chulk, R ERA: 10.0	5.0 L 22 6 4 4 5 1 0 0 0 0 0 1 68 104 7.20 1.400	0.2 6 1 2 0 2 1 0 0 0 0 0 0 18 29 0.00 3.000	0.1 1 0 0 1 0 0 0 0 0 0 0 0 4 6 0.00 0.000	1.0 6 3 1 1 0 0 0 0 0 0 0 0 13 18 9.00 3.000	1.0 8 5 4 4 2 0 0 0 0 0 0 0 18 26 36.00 5.000																				
1 Corey Hart, R OBP: 0.318, SLG: 0.525										5	2	2	0	0	2	3									
7 Norichika Aoki, L OBP: 0.394, SLG: 0.433										4	0	2	1	0	0	0									
8 Ryan Braun, R OBP: 0.394, SLG: 0.626										4	1	3	2	0	0	1									
16 Aramis Ramirez, R OBP: 0.289, SLG: 0.366										4	0	0	0	0	0	4									
20 Jonathan Lucroy, R OBP: 0.380, SLG: 0.505										3	0	1	0	1	0	1									
23 Rickie Weeks Jr., R OBP: 0.297, SLG: 0.297										3	0	1	0	1	0	3									
45 Travis Ishikawa, L OBP: 0.306, SLG: 0.544										4	0	1	0	0	0	2									
3 Cesar Izturis, S OBP: 0.254, SLG: 0.266										4	0	1	0	0	1	0									
41 Marco Estrada, R 14 Brooks Conant, S 26 Manny Parra, L 48 Tim Lillard, R 40 Jose Veras, R 2 Vinnie Chulk, R 54 Vinnie Chulk, R 29 John Anderson, R 29 Edward Mujica, R										1	0	0	0	0	0	0									
Inning Stats	R: 1 E: 0 K: 0 S: 13	H: 2 LOB: 2 BB: 1 P: 24	R: 0 E: 0 K: 1 S: 10	H: 0 LOB: 0 BB: 0 P: 14	R: 1 E: 0 K: 0 S: 12	H: 3 LOB: 1 BB: 0 P: 20	R: 0 E: 0 K: 0 S: 4	H: 1 LOB: 0 BB: 0 P: 4	R: 0 E: 0 K: 2 S: 9	H: 0 LOB: 0 BB: 0 P: 13	R: 1 E: 0 K: 0 S: 13	H: 2 LOB: 1 BB: 0 P: 18	R: 0 E: 0 K: 1 S: 11	H: 0 LOB: 0 BB: 0 P: 13	R: 0 E: 0 K: 0 S: 5	H: 1 LOB: 0 BB: 0 P: 7	R: 0 E: 0 K: 0 S: 18	H: 2 LOB: 3 BB: 1 P: 31	1B: 7 2B: 4 3B: 0 HR: 1	SF: 0 SAC: 0 DP: 2 HBP: 0	WP: 1 PB: 0 SB: 0 CS: 2	PA: 37			
PITCHER	IP WLS BF H R ER SO BB IBB HBP BLK WP HR S P ERA WHIP	IP WLS BF H R ER SO BB IBB HBP BLK WP HR S P ERA WHIP	IP WLS BF H R ER SO BB IBB HBP BLK WP HR S P ERA WHIP	IP WLS BF H R ER SO BB IBB HBP BLK WP HR S P ERA WHIP	IP WLS BF H R ER SO BB IBB HBP BLK WP HR S P ERA WHIP	IP WLS BF H R ER SO BB IBB HBP BLK WP HR S P ERA WHIP	IP WLS BF H R ER SO BB IBB HBP BLK WP HR S P ERA WHIP	IP WLS BF H R ER SO BB IBB HBP BLK WP HR S P ERA WHIP	IP WLS BF H R ER SO BB IBB HBP BLK WP HR S P ERA WHIP	IP WLS BF H R ER SO BB IBB HBP BLK WP HR S P ERA WHIP	IP WLS BF H R ER SO BB IBB HBP BLK WP HR S P ERA WHIP	IP WLS BF H R ER SO BB IBB HBP BLK WP HR S P ERA WHIP	IP WLS BF H R ER SO BB IBB HBP BLK WP HR S P ERA WHIP	IP WLS BF H R ER SO BB IBB HBP BLK WP HR S P ERA WHIP	IP WLS BF H R ER SO BB IBB HBP BLK WP HR S P ERA WHIP	IP WLS BF H R ER SO BB IBB HBP BLK WP HR S P ERA WHIP	IP WLS BF H R ER SO BB IBB HBP BLK WP HR S P ERA WHIP	IP WLS BF H R ER SO BB IBB HBP BLK WP HR S P ERA WHIP	IP WLS BF H R ER SO BB IBB HBP BLK WP HR S P ERA WHIP	IP WLS BF H R ER SO BB IBB HBP BLK WP HR S P ERA WHIP	IP WLS BF H R ER SO BB IBB HBP BLK WP HR S P ERA WHIP	IP WLS BF H R ER SO BB IBB HBP BLK WP HR S P ERA WHIP	IP WLS BF H R ER SO BB IBB HBP BLK WP HR S P ERA WHIP	IP WLS BF H R ER SO BB IBB HBP BLK WP HR S P ERA WHIP	
58 Scott Diamond, L ERA: 1.4 51 Anthony Swarzak, R ERA: 4.5 31 Alex Burnett, R ERA: 2.5 47 Francisco Liriano, L ERA: 8.31	5.1 W 23 1 0 0 0 0 0 0 0 0 0 16 20 0.00 0.000	1.2 H 5 0 0 0 1 0 0 0 0 0 0 0 5 7 0.00 1.000	1.0 3 1 0 0 0 0 0 0 0 0 0 0 5 7 0.00 1.000	1.0 6 2 0 0 1 1 0 0 0 0 0 0 18 31 0.00 3.000																					

Minnesota Twins @ Milwaukee Brewers
Miller Park, Milwaukee, WI
Fri May 18 2012, 7:13 PM - 10:46 PM CDT
Att: 32,421 - Clear - 77 F

AB	44
R	11
H	16
RBI	11
BB	2
SO	10
LOB	25



Minnesota Twins @ Milwaukee Brewers
Miller Park, Milwaukee, WI
Fri May 18 2012, 7:13 PM - 10:46 PM CDT
Att: 32,421 - Clear - 77 F

AB	35
R	3
H	11
RBI	3
BB	2
SO	5
LOB	17



Batter	1	2	3	4	5	6	7	8	9	10	11	AB	R	H	RBI	BB	SO	LOB	TOP							
2 Denard Span, L OBP: 0.364, SLG: 0.367												5	1	0	0	1	0	0								
11 Ben Revere, L OBP: 0.387, SLG: 0.500												4	1	2	1	0	0	0								
16 Josh Willingham, R OBP: 0.409, SLG: 0.594												4	0	0	0	1	3	5								
33 Justin Morneau, L OBP: 0.324, SLG: 0.478												3	0	0	0	2	0	3								
20 Brian Dozier, R OBP: 0.300, SLG: 0.446												3	0	1	2	0	0	0								
12 Alex Casilla, S OBP: 0.274, SLG: 0.280												5	1	0	0	0	0	5								
60 Jeff Gray, R												0	0	0	0	0	0									
55 Matt Capps, R												0	0	0	0	0	0									
41 Drew Butera, R OBP: 0.385, SLG: 0.480												5	1	2	0	0	0	0								
8 Jamey Carroll, R OBP: 0.321, SLG: 0.273												4	0	2	1	0	1	0								
48 Carl Pavano, R												2	0	0	0	0	1	1								
18 Ryan Doumit, S												0	0	0	0	0	0									
25 Brian Duensing, L												0	0	0	0	0	0									
7 Joe Mauer, L												1	0	0	0	0	0									
61 Jared Burton, L												0	0	0	0	0	0									
15 Glen Perkins, L												0	0	0	0	0	0									
24 Trevor Plouffe, R												0	0	0	0	0	0									
Inning Stats	R: 0 E: 0 K: 0 S: 5	H: 0 LOB: 0 BB: 0 P: 9	R: 0 E: 0 K: 0 S: 12	H: 0 LOB: 0 BB: 0 P: 18	R: 0 E: 0 K: 2 S: 7	H: 1 LOB: 0 BB: 0 P: 9	R: 1 E: 0 K: 0 S: 19	H: 1 LOB: 2 BB: 2 P: 35	R: 0 E: 0 K: 2 S: 10	H: 0 LOB: 0 BB: 0 P: 15	R: 1 E: 1 K: 1 S: 14	H: 1 LOB: 2 BB: 2 P: 22	R: 1 E: 0 K: 1 S: 17	H: 1 LOB: 3 BB: 3 P: 32	R: 0 E: 0 K: 1 S: 10	H: 0 LOB: 1 BB: 0 P: 19	R: 0 E: 0 K: 1 S: 8	H: 0 LOB: 0 BB: 0 P: 12	R: 0 E: 0 K: 0 S: 7	H: 0 LOB: 0 BB: 0 P: 8	R: 1 E: 0 K: 0 S: 7	H: 1 LOB: 0 BB: 0 P: 15	1B: 4 2B: 3 3B: 0 HR: 1	SF: 2 SAC: 1 DP: 2 HBP: 1	WP: 0 PB: 0 SB: 1 CS: 0	PA: 46
PITCHER	IP: 6.0 WLS: 24 BF: 24 H: 2 R: 2 ER: 1 SO: 3 BB: 2 IBB: 1 HBP: 0 BLK: 0 WP: 0 HR: 0 S: 67 P: 108 ERA: 4.62 WHIP: 0.833	IP: 0.1 WLS: 3 BF: 1 H: 1 R: 1 ER: 0 SO: 0 BB: 0 IBB: 0 HBP: 0 BLK: 0 WP: 0 HR: 0 S: 9 P: 27.00 ERA: 3.00 WHIP: 3.000	IP: 0.0 WLS: 2 BF: 0 H: 0 R: 0 ER: 0 SO: 0 BB: 0 IBB: 0 HBP: 0 BLK: 0 WP: 0 HR: 0 S: 4 P: 9.00 ERA: 2.25 WHIP: 1.000	IP: 0.2 WLS: 2 BF: 0 H: 0 R: 0 ER: 0 SO: 1 BB: 0 IBB: 0 HBP: 0 BLK: 0 WP: 0 HR: 0 S: 10 P: 14.00 ERA: 6.27 WHIP: 0.000	IP: 1.0 WLS: 5 BF: 3 H: 3 R: 1 ER: 1 SO: 0 BB: 0 IBB: 0 HBP: 0 BLK: 0 WP: 0 HR: 0 S: 19 P: 19.00 ERA: 5.19 WHIP: 3.000	PITCHER	IP: 1.0 WLS: 7 BF: 1 H: 1 R: 1 ER: 0 SO: 0 BB: 0 IBB: 0 HBP: 0 BLK: 0 WP: 0 HR: 0 S: 14 P: 22.00 ERA: 4.73 WHIP: 0.500	IP: 2.0 WLS: 7 BF: 1 H: 1 R: 1 ER: 0 SO: 0 BB: 0 IBB: 0 HBP: 0 BLK: 0 WP: 0 HR: 14 S: 23 P: 4.50 ERA: 3.1 WHIP: 0.500																		

Minnesota Twins @ Milwaukee Brewers
 Miller Park, Milwaukee, WI
 Sat May 19 2012, 3:11 PM - 6:56 PM CDT
 Att: 42,398 - Party Cloudy - 84 F


AB	37
R	5
H	8
RBI	5
BB	5
SO	5
LOB	16



Batter	1	2	3	4	5	6	7	8	9	10	11	AB	R	H	RBI	BB	SO	LOB	BOTTOM							
1 Corey Hart, R OBP: 0.321, SLG: 0.528												5	0	2	0	0	3	0								
2 Nyjer Morgan, L OBP: 0.265, SLG: 0.221												5	3	3	0	0	1	2								
8 Ryan Braun, R OBP: 0.394, SLG: 0.618												5	0	2	1	0	1	3								
16 Aramis Ramirez, R OBP: 0.287, SLG: 0.381												5	1	1	2	0	0	5								
20 Jonathan Lucroy, R OBP: 0.381, SLG: 0.496												4	0	1	1	1	0	0								
23 Rickie Weeks Jr., R OBP: 0.268, SLG: 0.287												5	0	0	0	0	4	3								
5 Taylor Green, L												2	0	0	0	0	0	0								
7 Norichika Aoki, L												1	0	0	0	0	0	0								
59 John Axford, R												0	0	0	0	0	0	0								
3 Cesar Izquierdo, S												2	0	0	0	0	0	1								
29 Edwin Maysonet, R OBP: 0.250, SLG: 0.400												4	0	0	0	0	0	0								
26 Manny Parra, L												0	0	0	0	0	0	0								
49 Yovani Gallardo, R												2	0	0	0	0	2	0								
50 Kameron Loe, R												0	0	0	0	0	0	0								
46 Juan Pablo Perez, R												0	0	0	0	0	0	0								
40 Jose Veras, R												0	0	0	0	0	0	0								
14 Brooks Conrad, S												1	0	0	0	0	0	0								
9 George Kotterman, L												1	0	0	0	0	1	0								
Inning Stats	R: 0 E: 0 K: 0 S: 11	H: 1 LOB: 1 BB: 0 P: 15	R: 0 E: 0 K: 1 S: 7	H: 0 LOB: 0 BB: 0 P: 10	R: 0 E: 0 K: 2 S: 9	H: 0 LOB: 0 BB: 0 P: 11	R: 1 E: 0 K: 1 S: 11	H: 2 LOB: 1 BB: 0 P: 17	R: 0 E: 0 K: 1 S: 12	H: 0 LOB: 0 BB: 0 P: 13	R: 1 E: 0 K: 1 S: 14	H: 2 LOB: 2 BB: 1 P: 20	R: 0 E: 0 K: 1 S: 7	H: 0 LOB: 0 BB: 0 P: 10	R: 2 E: 0 K: 2 S: 16	H: 2 LOB: 0 BB: 0 P: 25	R: 0 E: 0 K: 2 S: 8	H: 0 LOB: 0 BB: 0 P: 10	R: 0 E: 0 K: 2 S: 12	H: 2 LOB: 2 BB: 0 P: 16	R: 0 E: 0 K: 1 S: 6	H: 0 LOB: 0 BB: 0 P: 7	1B: 7 2B: 1 3B: 0 HR: 1	SF: 0 SAC: 0 DP: 0 HBP: 0	WP: 0 PB: 0 SB: 3 CS: 0	PA: 43
PITCHER	IP: 6.0 WLS: 1 BF: 24 H: 5 R: 0 ER: 2 SO: 6 BB: 0 IBB: 0 HBP: 0 BLK: 0 WP: 0 HR: 0 S: 60 P: 86 ERA: 4.91 WHIP: 0.833	IP: 1.0 WLS: 3 BF: 5 H: 0 R: 0 ER: 0 SO: 1 BB: 0 IBB: 0 HBP: 0 BLK: 0 WP: 0 HR: 0 S: 7 P: 10.00 ERA: 1.8 WHIP: 0.000	IP: 1.0 WLS: 2 BF: 2 H: 2 R: 2 ER: 2 SO: 0 BB: 0 IBB: 0 HBP: 0 BLK: 0 WP: 0 HR: 1 S: 16 P: 25.00 ERA: 4.24 WHIP: 2.000	IP: 1.0 WLS: 3 BF: 0 H: 0 R: 0 ER: 0 SO: 2 BB: 0 IBB: 0 HBP: 0 BLK: 0 WP: 0 HR: 8 S: 10 P: 10.00 ERA: 4.24 WHIP: 0.000	IP: 1.0 WLS: 5 BF: 3 H: 3 R: 1 ER: 1 SO: 0 BB: 0 IBB: 0 HBP: 0 BLK: 0 WP: 0 HR: 12 S: 16 P: 0.00 ERA: 2.0 WHIP: 2.000	PITCHER	IP: 1.0 WLS: 3 BF: 1 H: 1 R: 1 ER: 0 SO: 0 BB: 0 IBB: 0 HBP: 0 BLK: 0 WP: 0 HR: 0 S: 14 P: 22.00 ERA: 4.73 WHIP: 0.500	IP: 2.0 WLS: 7 BF: 1 H: 1 R: 1 ER: 0 SO: 0 BB: 0 IBB: 0 HBP: 0 BLK: 0 WP: 0 HR: 14 S: 23 P: 4.50 ERA: 3.1 WHIP: 0.500																		

Minnesota Twins @ Milwaukee Brewers
 Miller Park, Milwaukee, WI
 Sat May 19 2012, 3:11 PM - 6:56 PM CDT
 Att: 42,398 - Party Cloudy - 84 F

AB	42
R	4
H	9
RBI	4
BB	1
SO	14
LOB	13



Batter	1	2	3	4	5	6	7	8	9	AB R H RBI BB SO LOB	TOP											
2 Denard Span, L (1,8) OBP: 0.360, SLG: 0.365	F9	1B		16 1B 2B		G6-3		G3		5 1 2 1 0 0 0	Minnesota Twins @ Chicago White Sox U.S. Cellular Field, Chicago, IL Tue May 22 2012, 8:13 PM - 10:34 PM EDT Att: 20,026 - Clear - 62 F livebaseballscorecards.com											
11 Ben Revere, L (1,9) OBP: 0.341, SLG: 0.432	G4-3	F8		G6-3		K		F8		5 0 0 0 0 1 3												
7 Joe Mauer, L (1,2) OBP: 0.401, SLG: 0.400	1B	BB		16 1B 33 HR IBB		G4-3		G4-3		3 1 1 0 2 0 0												
16 Josh Willingham, R (1,7) OBP: 0.404, SLG: 0.578	P3	K		33 HR 1B		F8		P2		5 1 1 2 0 1 3												
33 Justin Morneau, L (1,3) OBP: 0.321, SLG: 0.490	18 2B 12 2B BB	P4		HR		F8				3 2 1 3 1 0 0												
18 Ryan Doumit, S (1,10) OBP: 0.338, SLG: 0.456	12 2B	K		G3		20 FC6-4 1B				4 1 2 0 0 1 0												
25 Erik Komatsu, L (7, PR) OBP: 0.293, SLG: 0.216	2B			G3		1B				0 0 0 0 0 0 0												
20 Brian Dozier, R (1,6) OBP: 0.275, SLG: 0.400	K	K		K		FC6-4				4 0 0 0 0 3 3												
12 Alexi Casilla, S (1,4) OBP: 0.277, SLG: 0.292	8 1B 2B	P2		K		K2-3				4 1 1 2 0 2 0												
8 Jamey Carroll, R (1,5) OBP: 0.318, SLG: 0.267	2 WP 2 1B 1B	2B		2 2B 16 1B HBP		G5-3		G5-3		3 2 1 1 0 0 0												
Inning Stats	R: 0 E: 0 K: 0 S: 8	H: 1 LOB: 1 BB: 0 P: 13	R: 4 E: 0 K: 2 S: 22	H: 4 LOB: 2 BB: 2 P: 40	R: 0 E: 0 K: 2 S: 9	H: 0 LOB: 0 BB: 0 P: 12	R: 5 E: 0 K: 0 S: 11	H: 3 LOB: 0 BB: 1 P: 24	R: 0 E: 0 K: 2 S: 8	H: 0 LOB: 0 BB: 0 P: 12	R: 0 E: 0 K: 1 S: 11	H: 0 LOB: 0 BB: 0 P: 14	R: 0 E: 0 K: 0 S: 12	H: 1 LOB: 1 BB: 0 P: 17	R: 0 E: 0 K: 1 S: 9	H: 0 LOB: 0 BB: 0 P: 12	R: 0 E: 0 K: 0 S: 7	H: 0 LOB: 0 BB: 0 P: 9	1B: 5 2B: 3 3B: 0 HR: 1	SF: 0 SAC: 0 DP: 0 HBP: 1	WP: 1 PB: 0 SB: 1 CS: 0	PA: 40
PITCHER	IP WLS BF H R ER SO BB IBB HBP BLK WP HR S P ERA WHIP											IP WLS BF H R ER SO BB IBB HBP BLK WP HR S P ERA WHIP										
34 Gavin Floyd, R (1,1) ERA: 4.66	3.2 L 23 8 9 9 4 2 1 1 0 0 1 1 49 88 22.09 2.727																					
48 Zach Stewart, R (4,1) ERA: 3.79	3.1 11 1 0 0 3 0 0 0 0 0 0 0 32 44 0.00 0.300																					
77 Will Ohman, L (8,1) ERA: 6.32	2.0 6 0 0 0 1 0 0 0 0 0 0 0 16 21 0.00 0.000																					

Batter	1	2	3	4	5	6	7	8	9	AB R H RBI BB SO LOB	BOTTOM											
30 Alejandro De Aza, L (1,8) OBP: 0.360, SLG: 0.415	F7		L3			G4-3			K	4 0 0 0 0 1 1	Minnesota Twins @ Chicago White Sox U.S. Cellular Field, Chicago, IL Tue May 22 2012, 8:13 PM - 10:34 PM EDT Att: 20,026 - Clear - 62 F livebaseballscorecards.com											
15 Gordon Beckham, R (1,4) OBP: 0.275, SLG: 0.370	HR		L7			L7			K	3 1 1 1 0 0 0												
5 Orlando Hudson, S (8,5) OBP: 0.265, SLG: 0.323	HR								18 2B 14 G4-3 1B	1 1 1 0 0 0 0												
44 Adam Dunn, L (1,10) OBP: 0.390, SLG: 0.588	K			14 G5-4 BB		K			14 G4-3 2B	2 0 0 0 1 2 0												
18 Brent Lillibridge, R (9, PH) OBP: 0.255, SLG: 0.214	K			14 G5-4 BB		K			14 G4-3 2B	1 0 1 0 0 0 0												
14 Paul Konerko, R (1,3) OBP: 0.455, SLG: 0.608	2B		G5-4-3			12 G3-1 1B			G4-3	4 0 2 1 0 0 2												
12 A.J. Pierzynski, L (1,2) OBP: 0.331, SLG: 0.475	G6-3		G6-3			G3-1			G1-3	3 0 0 0 0 0 2												
1 Kosuke Fukudome, L (8,9) OBP: 0.280, SLG: 0.195	G6-3		G6-3			G3-1			G1-3	1 0 0 0 0 0 1												
51 Alex Rios, R (1,9) OBP: 0.331, SLG: 0.369	F9			24 G6-3 HBP		F9				2 0 0 0 0 0 1												
17 Tyler Flowers, R (8,2) OBP: 0.290, SLG: 0.500	F9			24 G6-3 HBP		F9				0 0 0 0 0 0 0												
24 Dayan Viciedo, R (1,7) OBP: 0.265, SLG: 0.417	F8		G6-3			K			K	3 0 0 0 0 1 1												
10 Alexei Ramirez, R (1,6) OBP: 0.227, SLG: 0.257	K					F8			K	3 0 0 0 0 2 0												
38 Eduardo Escobar, S (1,5) OBP: 0.213, SLG: 0.209				30 L3 BB		K			K	2 0 0 0 1 2 0												
Inning Stats	R: 1 E: 0 K: 1 S: 8	H: 2 LOB: 1 BB: 0 P: 13	R: 0 E: 0 K: 1 S: 6	H: 0 LOB: 0 BB: 0 P: 10	R: 0 E: 0 K: 0 S: 7	H: 0 LOB: 0 BB: 1 P: 14	R: 0 E: 0 K: 0 S: 5	H: 0 LOB: 0 BB: 1 P: 13	R: 0 E: 0 K: 0 S: 5	H: 0 LOB: 0 BB: 0 P: 7	R: 0 E: 0 K: 1 S: 6	H: 0 LOB: 0 BB: 0 P: 8	R: 0 E: 0 K: 1 S: 9	H: 1 LOB: 1 BB: 0 P: 14	R: 0 E: 0 K: 3 S: 10	H: 0 LOB: 0 BB: 0 P: 10	R: 1 E: 0 K: 1 S: 13	H: 2 LOB: 1 BB: 0 P: 21	1B: 2 2B: 3 3B: 0 HR: 1	SF: 0 SAC: 0 DP: 3 HBP: 1	WP: 0 PB: 0 SB: 0 CS: 0	PA: 32
PITCHER	IP WLS BF H R ER SO BB IBB HBP BLK WP HR S P ERA WHIP											IP WLS BF H R ER SO BB IBB HBP BLK WP HR S P ERA WHIP										
39 P.J. Walters, R (1,1) ERA: 2.95	9.0 W 32 5 2 2 8 2 0 1 0 0 1 69 110 2.00 0.778																					

Batter	1	2	3	4	5	6	7	8	9	AB	R	H	RBI	BB	SO	LOB	TOP										
2 Denard Span, L OBP: 0.352, SLG: 0.356	G4-3		G1-3			K		G1-3		4	0	0	0	0	1	2	Minnesota Twins @ Chicago White Sox U.S. Cellular Field, Chicago, IL Wed May 23 2012, 8:11 PM - 10:38 PM EDT Att: 20,064 - Partly Cloudy - 72 F										
19 Darin Mastroianni, R OBP: 0.240, SLG: 0.136 12 Alexi Casilla, S OBP: 0.274, SLG: 0.290	B2			E4 G6-4-3				K		2	0	0	0	1	0	0											
7 Joe Mauer, L OBP: 0.409, SLG: 0.401										2	0	1	0	2	0	1											
16 Josh Willingham, R OBP: 0.400, SLG: 0.565	K									3	0	0	0	1	2	3											
33 Justin Morneau, L OBP: 0.310, SLG: 0.470										4	0	0	0	0	2	3											
18 Ryan Doumit, S OBP: 0.328, SLG: 0.441										4	0	0	0	0	1	1											
20 Brian Dozier, R OBP: 0.278, SLG: 0.397										3	0	1	0	0	0	0											
24 Trevor Plouffe, R OBP: 0.274, SLG: 0.329										3	0	1	0	0	0	1											
8 Jamey Carroll, R OBP: 0.318, SLG: 0.268										3	0	1	0	0	0	1											
Inning Stats	R: 0 H: 1 E: 0 K: 1 S: 9	H: 1 LOB: 1 BB: 0 P: 13	R: 0 H: 0 E: 0 K: 1 S: 10	H: 0 LOB: 0 BB: 0 P: 15	R: 0 H: 0 E: 0 K: 0 S: 8	H: 0 LOB: 0 BB: 0 P: 13	R: 0 H: 1 E: 0 K: 1 S: 9	H: 1 LOB: 1 BB: 0 P: 13	R: 0 H: 0 E: 0 K: 1 S: 9	H: 0 LOB: 0 BB: 1 P: 13	R: 0 H: 2 E: 0 K: 1 S: 12	H: 2 LOB: 2 BB: 2 P: 18	R: 0 H: 0 E: 0 K: 0 S: 12	H: 0 LOB: 1 BB: 2 P: 23	1B: 4 2B: 0 3B: 0 HR: 0	SF: 0 SAC: 0 DP: 3 HBP: 0	WP: 0 PB: 0 SB: 0 CS: 0	PA: 33									
PITCHER	IP	WLS	BF	H	R	ER	SO	BB	IBB	HBP	BLK	WP	HR	S	P	ERA	WHIP										
49 Chris Sale, L ERA: 2.5	7.0	W	24	2	0	0	6	2	0	0	0	0	0	64	97	0.00	0.571										
26 Jesse Crain, R ERA: 1.69	1.0		5	2	0	0	1	0	0	0	0	0	0	12	18	0.00	2.000										
37 Matt Thornton, L ERA: 3.44	1.0		4	0	0	0	0	2	0	0	0	0	0	12	23	0.00	2.000										

Batter	1	2	3	4	5	6	7	8	9	AB	R	H	RBI	BB	SO	LOB	BOTTOM										
30 Alejandro De Aza, L OBP: 0.363, SLG: 0.417			FC3-6 G5-3			K				4	1	2	0	0	1	3	Minnesota Twins @ Chicago White Sox U.S. Cellular Field, Chicago, IL Wed May 23 2012, 8:11 PM - 10:38 PM EDT Att: 20,064 - Partly Cloudy - 72 F										
15 Gordon Beckham, R OBP: 0.288, SLG: 0.359	FC4		G5-3		L9			G5-3		4	0	0	0	0	0	3											
44 Adam Dunn, L OBP: 0.386, SLG: 0.579					L9					4	0	1	1	0	2	2											
14 Paul Konerko, R OBP: 0.462, SLG: 0.633			K					K		4	3	3	1	0	1	2											
51 Alex Rios, R OBP: 0.329, SLG: 0.386										4	2	1	2	0	0	3											
12 A.J. Pierzynski, L OBP: 0.342, SLG: 0.486										3	0	2	1	1	0	0											
24 Dayan Viciedo, R OBP: 0.257, SLG: 0.404										4	0	0	0	0	1	4											
10 Alexei Ramirez, R OBP: 0.227, SLG: 0.253										3	0	0	0	1	0	2											
5 Orlando Hudson, S OBP: 0.265, SLG: 0.320										4	0	1	1	0	2	3											
Inning Stats	R: 1 H: 2 E: 1 K: 1 S: 13	H: 2 LOB: 1 BB: 0 P: 16	R: 0 H: 0 E: 1 K: 0 S: 7	H: 0 LOB: 0 BB: 0 P: 11	R: 0 H: 1 E: 0 K: 1 S: 11	H: 1 LOB: 1 BB: 0 P: 17	R: 2 H: 3 E: 0 K: 0 S: 12	H: 3 LOB: 0 BB: 0 P: 16	R: 0 H: 1 E: 0 K: 1 S: 8	H: 1 LOB: 1 BB: 0 P: 13	R: 2 H: 2 E: 1 K: 1 S: 10	H: 2 LOB: 2 BB: 1 P: 21	R: 1 H: 1 E: 0 K: 1 S: 13	H: 1 LOB: 0 BB: 0 P: 14	R: 0 H: 0 E: 0 K: 2 S: 8	H: 0 LOB: 1 BB: 1 P: 14	1B: 7 2B: 2 3B: 0 HR: 2	SF: 0 SAC: 0 DP: 3 HBP: 0	WP: 0 PB: 0 SB: 0 CS: 0	PA: 36							
PITCHER	IP	WLS	BF	H	R	ER	SO	BB	IBB	HBP	BLK	WP	HR	S	P	ERA	WHIP										
58 Scott Diamond, L ERA: 1.78	6.0	L	28	9	5	2	4	0	1	0	0	0	1	61	94	3.00	1.500										
31 Alex Burnett, R ERA: 2.92	1.0		4	1	1	1	1	0	0	0	0	0	1	13	14	9.00	1.000										
47 Francisco Liriano, L ERA: 6.04	1.0		4	0	0	0	2	1	0	0	0	0	0	8	14	0.00	1.000										

AB	29
R	0
H	4
RBI	0
BB	4
SO	7
LOB	14



AB	34
R	6
H	10
RBI	6
BB	2
SO	7
LOB	22



Batter	1	2	3	4	5	6	7	8	9	AB	R	H	RBI	BB	SO	LOB	TOP									
52 Quintin Berry, L (1,8) OBP: 0.458, SLG: 0.476	4-1 FC 86 FF 84 FF 87 FF 88 12 1B BB		X SL 74 0-0 12 S		M FF 93 L FF 87 X SL 76 0-2 12 SH2-4 1B		F FF 93 S FF 92 X SL 86 0-2 G6-3		B FF 93 C FF 93 X SL 94 1-2 24 HR 1B	4	2	3	0	1	0	0										
12 Andy Dirks, L (1,7) OBP: 0.378, SLG: 0.528	D CH 78 SAFE 1 SAFE FF 85 FF 86 FF 88 FF 89 24 1B 1B		B FF 90 C SL 75 C SL 75 2-3 K		X FF 86 0-0 SH2-4		B CH 93 S SI 92 B SI 94 X FF 92 3-1 28 1B 1B		B FF 93 1 SAFE B SI 92 F FF 93 X FF 94 2-1 F7	4	1	2	0	0	1	2										
24 Miguel Cabrera, R (1,5) OBP: 0.370, SLG: 0.503	B FF 89 D FC 89 X FF 89 2-0 1B		B FF 91 C SL 77 S SL 77 1-2 G1-3		F FF 89 B FF 90 B CH 78 X SL 75 2-1 P4		X CH 87 0-0 F8		S FF 96 F FF 94 X FF 94 0-2 HR	5	1	2	3	0	0	4										
28 Prince Fielder, L (1,3) OBP: 0.379, SLG: 0.489	D CH 78 E: 0 B FF 88 B FF 89 26 BB			C CH 76 X CH 77 0-1 13 F9 2B		IN 68 IN 71 IN 70 4-0 IBB		F SI 94 F SI 93 X FF 93 0-2 1B		B SL 88 B SI 83 F CH 88 X FF 94 2-1 F7	3	0	2	0	2	0	0									
26 Brennan Boesch, L (1,10) OBP: 0.288, SLG: 0.381	X FC 87 0-0 G4-3-6-4			B FF 88 B FF 87 B FF 87 27 S BB		B FF 89 F FF 82 F CH 76 FF 91 C FF 91 2-3 K		F CH 88 F SI 93 X CH 89 0-2 G1-3		S SL 88 X CH 89 0-1 G4-3	4	0	0	0	1	1	6									
13 Alex Avila, L (1,2) OBP: 0.318, SLG: 0.412		C SL 74 B FF 88 X FF 88 2-1 F8		B FF 88 C SL 73 B FF 87 X FF 90 2-2 F9		C SL 73 B FF 88 B FF 90 B FF 89 B SL 74 4-2 27 1B BB		X SI 96 0-0 27 G5-3 1B			3	0	1	0	1	0	2									
9 Gerald Laird, R (8,PR) OBP: 0.316, SLG: 0.429		C FF 87 F FF 88 B FF 89 S SL 76 1-3 K		D CH 79 SAFE B CH 78 S SL 74 H FF 90 32 G6-4-3 HBP		B SL 74 X FF 87 1-0 25 G5-4-3 1B		F SI 96 B SL 85 X FF 96 1-1 G5-3			3	0	1	0	0	1	1									
32 Don Kelly, L (1,9) OBP: 0.261, SLG: 0.164		C SL 75 B FC 86 X CH 78 1-1 P5		X FF 91 0-0 G6-4-3		X FF 87 0-0 B5		S FF 96 B FF 97 B SL 86 S SL 85 S SL 85 2-3 K			3	0	0	0	0	0	5									
21 Delmon Young, R (8,PH) OBP: 0.302, SLG: 0.361																										
39 Ramon Santiago, S (9,4) OBP: 0.266, SLG: 0.257																										
25 Ryan Raburn, R (1,4) OBP: 0.215, SLG: 0.218				C FF 86 C SL 74 FF 89 0-3 K		B FF 86 B SI 91 X CU 70 1-1 12 SH2-4 52 1B 1B		B FF 89 X SL 74 1-0 G5-4-3		S FF 97 B FF 97 S SL 85 S SL 85 1-3 K	4	0	1	0	0	2	4									
Inning Stats	R: 2 K: 0 S: 6	H: 2 LOB: 0 BB: 2 P: 18	R: 0 E: 0 K: 1 S: 7	H: 0 LOB: 0 BB: 1 P: 11	R: 0 E: 0 K: 2 S: 11	H: 1 LOB: 1 BB: 0 P: 14	R: 0 E: 0 K: 0 S: 8	H: 1 LOB: 2 BB: 1 P: 17	R: 0 E: 0 K: 1 S: 12	H: 2 LOB: 3 BB: 1 P: 21	R: 0 E: 0 K: 0 S: 6	H: 1 LOB: 1 BB: 0 P: 12	R: 0 E: 0 K: 2 S: 12	H: 2 LOB: 2 BB: 0 P: 15	R: 0 E: 0 K: 2 S: 11	H: 1 LOB: 2 BB: 0 P: 10	R: 2 K: 0 S: 12	H: 2 LOB: 0 BB: 0 P: 17	1B: 10 2B: 1 3B: 0 HR: 1	SF: 0 SAC: 1 DP: 3 HBP: 1	WP: 0 PB: 0 SB: 3 CS: 0	PA: 41				
PITCHER	IP WLS BF H R ER SO BB IBB HBP BLK WP HR S P ERA WHIP	IP WLS BF H R ER SO BB IBB HBP BLK WP HR S P ERA WHIP	IP WLS BF H R ER SO BB IBB HBP BLK WP HR S P ERA WHIP	IP WLS BF H R ER SO BB IBB HBP BLK WP HR S P ERA WHIP	IP WLS BF H R ER SO BB IBB HBP BLK WP HR S P ERA WHIP	IP WLS BF H R ER SO BB IBB HBP BLK WP HR S P ERA WHIP	IP WLS BF H R ER SO BB IBB HBP BLK WP HR S P ERA WHIP	IP WLS BF H R ER SO BB IBB HBP BLK WP HR S P ERA WHIP	IP WLS BF H R ER SO BB IBB HBP BLK WP HR S P ERA WHIP	IP WLS BF H R ER SO BB IBB HBP BLK WP HR S P ERA WHIP	IP WLS BF H R ER SO BB IBB HBP BLK WP HR S P ERA WHIP	IP WLS BF H R ER SO BB IBB HBP BLK WP HR S P ERA WHIP	IP WLS BF H R ER SO BB IBB HBP BLK WP HR S P ERA WHIP	IP WLS BF H R ER SO BB IBB HBP BLK WP HR S P ERA WHIP	IP WLS BF H R ER SO BB IBB HBP BLK WP HR S P ERA WHIP	IP WLS BF H R ER SO BB IBB HBP BLK WP HR S P ERA WHIP	IP WLS BF H R ER SO BB IBB HBP BLK WP HR S P ERA WHIP	IP WLS BF H R ER SO BB IBB HBP BLK WP HR S P ERA WHIP	IP WLS BF H R ER SO BB IBB HBP BLK WP HR S P ERA WHIP	IP WLS BF H R ER SO BB IBB HBP BLK WP HR S P ERA WHIP	IP WLS BF H R ER SO BB IBB HBP BLK WP HR S P ERA WHIP	IP WLS BF H R ER SO BB IBB HBP BLK WP HR S P ERA WHIP	IP WLS BF H R ER SO BB IBB HBP BLK WP HR S P ERA WHIP	IP WLS BF H R ER SO BB IBB HBP BLK WP HR S P ERA WHIP	IP WLS BF H R ER SO BB IBB HBP BLK WP HR S P ERA WHIP	IP WLS BF H R ER SO BB IBB HBP BLK WP HR S P ERA WHIP

Detroit Tigers @ Minnesota Twins
 Target Field, Minneapolis, MN
 Sun May 27 2012, 1:13 PM - 4:33 PM CDT
 Att: 38,710 - Partly Cloudy - 85 F

AB	34
R	4
H	12
RBI	3
BB	5
SO	6
LOB	26



Batter	1	2	3	4	5	6	7	8	9	AB	R	H	RBI	BB	SO	LOB	BOTTOM									
2 Denard Span, L (1,8) OBP: 0.364, SLG: 0.408	B SI 90 C CH 84 X SL 84 1-2 16 BB 1B		C FF 91 C SL 84 0-3 K		B FF 91 B SI 90 C FF 90 X FF 91 3-1 G4-3		X FF 91 0-0 FC1-6 11 FC6		X FF 92 0-0 16 S 1B	5	0	2	0	0	1	1										
11 Ben Revere, L (1,9) OBP: 0.338, SLG: 0.400	C FF 93 B FF 94 X CH 83 1-1 P6		B FF 92 X SI 92 1-0 E5 7 G1-3 1B		C SI 90 B CU 91 X CH 83 1-1 7 S 2B 1B		1 SAFE C SI 90 B SI 92 X SI 91 1-1 FC6		B FF 92 X FF 94 1-0 B5	5	1	2	0	0	0	3										
7 Joe Mauer, L (1,2) OBP: 0.405, SLG: 0.418	B FF 93 X CH 83 1-0 F8		D CH 84 B FF 93 B FF 93 F CU 79 F FF 94 F FF 94 F FF 94 2-2 G1-3		B SI 92 B FF 93 B FF 93 B SI 92 X CH 83 3-1 16 1B 2B		C FF 92 B SL 86 B CU 76 B SI 92 F FF 90 X FF 93 0-2 33 CS 1B		C FF 94 B FF 94 X FF 94 1-1 L7	5	1	2	1	0	0	3										
16 Josh Willingham, R (1,7) OBP: 0.397, SLG: 0.533	D SL 86 E: 0 B FF 94 F FF 93 D SI 93 1-2 BB		H SI 92 1-0 HBP		C FF 93 B SI 92 X SI 92 1-1 18 S 1B		1 SAFE B SI 92 X FF 90 1-0 F8		F FF 94 B FF 95 B FF 95 S FF 94 S FF 94 B FF 94 4-2 BB	2	0	1	1	2	0	1										
19 Darin Mastroianni, R (9,PR) OBP: 0.240, SLG: 0.136																										
33 Justin Morneau, L (1,3) OBP: 0.305, SLG: 0.525	C SI 94 B SI 94 X SL 86 2-2 F7		F CH 84 B SI 92 S SI 96 1-3 K		C SI 92 B SI 91 X SI 92 1-1 F7		F SL 84 B FF 91 1 SAFE X SL 86 0-2 F8		X FS 85 0-0 F9	5	0	0	0	0	1	8										
18 Ryan Doumit, S (1,10) OBP: 0.333, SLG: 0.446		B SI 92 F FF 91 F CH 84 B SI 90 X CU 79 2-2 P2		C CU 78 C CH 83 B SI 86 B SI 86 X SI 92 3-2 24 G3-1 12 1B 2B		B SI 92 IN 65 IN 66 4-0 24 FC5-4 IBB		B CH 83 F FF 90 X FF 91 1-2 F8			3	1	1	0	1	0	0									
24 Trevor Plouffe, R (1,5) OBP: 0.262, SLG: 0.322	B SI 90 B SL 85 X SI 92 2-0 F7			C SL 84 F FF 91 X FF 92 0-2 G3-1		S SL 84 X FF 91 0-1 FC5-4		B FF 97 B FF 96 B SI 97 B SI 96 S SL 87 2-3 K			4	0	0	0	0	1	3									
20 Brian Dozier, R (9,6) OBP: 0.259, SLG: 0.370																										
12 Alexi Casilla, S (1,4) OBP: 0.292, SLG: 0.322	F SI 92 B SL 85 B CH 82 C FF 92 B FF 93 B CH 78 4-2 BB		S CH 84 F FF 93 X SI 93 1-2 8 G4-6-3 1B				X SI 80 0-0 8 CS 1B		F FF 97 B FF 98 B SI 97 S FF 98 X FF 97 2-2 3B			3	0	3	1	1	0	0								
8 Jamey Carroll, R (1,6) OBP: 0.324, SLG: 0.273	C FF 92 X FF 92 0-1 G6-3		P PO 86 X FF 91 1-0 G4-6-3		B SI 91 S SI 92 X FF 91 2-2 2 FC1-6 1B		B SI 91 S SI 92 X FF 91 2-2 2 FC1-6 1B		D SL 86 B FF 98 B SI 97 B SI 96 X FF 98 3-2 F8			4	0	1	0	0	3									
Inning Stats	R: 0 K: 0 S: 11	H: 1 LOB: 2 BB: 1 P: 20	R: 0 E: 0 K: 0 S: 8	H: 0 LOB: 1 BB: 1 P: 16	R: 0 E: 1 K: 2 S: 15	H: 1 LOB: 2 BB: 0 P: 20	R: 1 E: 0 K: 0 S: 11	H: 2 LOB: 0 BB: 0 P: 15	R: 2 E: 0 K: 0 S: 12	H: 3 LOB: 2 BB: 1 P: 25	R: 0 E: 0 K: 0 S: 7	H: 2 LOB: 1 BB: 0 P: 10	R: 0 E: 0 K: 0 S: 7	H: 1 LOB: 0 BB: 0 P: 11	R: 0 E: 0 K: 1 S: 15	H: 1 LOB: 1 BB: 0 P: 23	R: 0 E: 0 K: 0 S: 8	H: 1 LOB: 2 BB: 1 P: 14	1B: 9 2B: 2 3B: 1 HR: 0	SF: 0 SAC: 0 DP: 1 HBP: 1	WP: 0 PB: 0 SB: 3 CS: 2	PA: 41				
PITCHER	IP WLS BF H R ER SO BB IBB HBP BLK WP HR S P ERA WHIP	IP WLS BF H R ER SO BB IBB HBP BLK WP HR S P ERA WHIP	IP WLS BF H R ER SO BB IBB HBP BLK WP HR S P ERA WHIP	IP WLS BF H R ER SO BB IBB HBP BLK WP HR S P ERA WHIP	IP WLS BF H R ER SO BB IBB HBP BLK WP HR S P ERA WHIP	IP WLS BF H R ER SO BB IBB HBP BLK WP HR S P ERA WHIP	IP WLS BF H R ER SO BB IBB HBP BLK WP HR S P ERA WHIP	IP WLS BF H R ER SO BB IBB HBP BLK WP HR S P ERA WHIP	IP WLS BF H R ER SO BB IBB HBP BLK WP HR S P ERA WHIP	IP WLS BF H R ER SO BB IBB HBP BLK WP HR S P ERA WHIP	IP WLS BF H R ER SO BB IBB HBP BLK WP HR S P ERA WHIP	IP WLS BF H R ER SO BB IBB HBP BLK WP HR S P ERA WHIP	IP WLS BF H R ER SO BB IBB HBP BLK WP HR S P ERA WHIP	IP WLS BF H R ER SO BB IBB HBP BLK WP HR S P ERA WHIP	IP WLS BF H R ER SO BB IBB HBP BLK WP HR S P ERA WHIP	IP WLS BF H R ER SO BB IBB HBP BLK WP HR S P ERA WHIP	IP WLS BF H R ER SO BB IBB HBP BLK WP HR S P ERA WHIP	IP WLS BF H R ER SO BB IBB HBP BLK WP HR S P ERA WHIP	IP WLS BF H R ER SO BB IBB HBP BLK WP HR S P ERA WHIP	IP WLS BF H R ER SO BB IBB HBP BLK WP HR S P ERA WHIP	IP WLS BF H R ER SO BB IBB HBP BLK WP HR S P ERA WHIP	IP WLS BF H R ER SO BB IBB HBP BLK WP HR S P ERA WHIP	IP WLS BF H R ER SO BB IBB HBP BLK WP HR S P ERA WHIP	IP WLS BF H R ER SO BB IBB HBP BLK WP HR S P ERA WHIP	IP WLS BF H R ER SO BB IBB HBP BLK WP HR S P ERA WHIP	IP WLS BF H R ER SO BB IBB HBP BLK WP HR S P ERA WHIP

Detroit Tigers @ Minnesota Twins
 Target Field, Minneapolis, MN
 Sun May 27 2012, 1:13 PM - 4:33 PM CDT
 Att: 38,710 - Partly Cloudy - 85 F

AB	36
R	3
H	12
RBI	3
BB	4
SO	3
LOB	22



Batter	1	2	3	4	5	6	7	8	9	AB	R	H	RBI	BB	SO	LOB	TOP
19 Jemile Weeks, S OBP: 0.296, SLG: 0.315										4	0	2	0	1	0	4	Oakland Athletics @ Minnesota Twins Target Field, Minneapolis, MN Mon May 28 2012, 1:14 PM - 4:34 PM CDT Att: 34,709 - Partly Cloudy - 74 F
4 Coco Crisp, S OBP: 0.206, SLG: 0.167										5	0	0	0	0	0	8	
16 Josh Reddick, L OBP: 0.338, SLG: 0.568										4	2	2	1	1	0	0	
31 Jonny Gomes, R OBP: 0.364, SLG: 0.412										3	1	0	0	2	2	3	
7 Brandon Inge, R OBP: 0.257, SLG: 0.455										2	0	0	0	1	0	1	
8 Kurt Suzuki, R OBP: 0.248, SLG: 0.265										4	0	1	1	0	1	1	
25 Kila Ka'aihue, L OBP: 0.289, SLG: 0.402										4	1	1	1	0	1	2	
12 Collin Cowgill, R OBP: 0.294, SLG: 0.234										4	0	3	0	0	0	0	
17 Adam Rosales, R OBP: 0.467, SLG: 0.200										3	0	1	0	0	1	1	
15 Seth Smith, L OBP: 0.351, SLG: 0.352										1	0	0	0	0	0	1	
Inning Stats	R: 1 H: 2 E: 0 K: 0 S: 10	H: 2 LOB: 0 BB: 0 P: 19	R: 0 H: 1 E: 0 K: 1 S: 8	H: 1 LOB: 0 BB: 0 P: 10	R: 0 H: 0 E: 0 K: 1 S: 8	H: 0 LOB: 1 BB: 0 P: 14	R: 0 H: 1 E: 1 K: 0 S: 12	H: 1 LOB: 2 BB: 0 P: 13	R: 0 H: 2 E: 0 K: 1 S: 14	R: 1 H: 1 E: 0 K: 0 S: 13	H: 1 LOB: 1 BB: 2 P: 26	R: 0 H: 0 E: 1 K: 1 S: 10	H: 0 LOB: 3 BB: 2 P: 21	1B: 7 2B: 0 3B: 1 HR: 2	SF: 0 SAC: 0 DP: 4 HBP: 1	WP: 1 PB: 0 SB: 0 CS: 1	PA: 41
PITCHER	IP WLS BF H R ER SO BB IBB HBP BLK WP HR S P ERA WHIP																
58 Scott Diamond, L ERA: 2.27	6.1	27	9	3	3	4	1	0	1	0	1	2	62	99	4.26	1.579	
60 Jeff Gray, R ERA: 4.35	1.0	5	0	1	1	0	2	0	0	0	0	0	11	24	9.00	2.000	
31 Alex Burnett, R ERA: 2.84	0.2	W	2	1	0	0	0	0	0	0	0	0	8	13	0.00	1.500	
55 Matt Capps, R ERA: 3.79	1.0	S	6	0	0	1	1	1	0	0	0	0	10	21	0.00	1.000	


Batter	1	2	3	4	5	6	7	8	9	AB	R	H	RBI	BB	SO	LOB	BOTTOM	
2 Denard Span, L OBP: 0.362, SLG: 0.404										4	0	1	0	0	0	1	Oakland Athletics @ Minnesota Twins Target Field, Minneapolis, MN Mon May 28 2012, 1:14 PM - 4:34 PM CDT Att: 34,709 - Partly Cloudy - 74 F	
19 Darin Mastroianni, R OBP: 0.241, SLG: 0.120										3	1	0	0	1	1	1		
7 Joe Mauer, L OBP: 0.412, SLG: 0.422										3	2	2	0	1	0	1		
16 Josh Willingham, R OBP: 0.399, SLG: 0.535										3	1	1	1	1	0	1		
33 Justin Morneau, L OBP: 0.304, SLG: 0.529										3	0	1	2	0	1	1		
18 Ryan Doumit, S OBP: 0.331, SLG: 0.439										2	0	0	1	1	0	1		
20 Brian Dozier, R OBP: 0.258, SLG: 0.357										3	0	0	0	1	0	2		
24 Trevor Plouffe, R OBP: 0.262, SLG: 0.351										4	1	1	1	0	1	2		
8 Jamey Carroll, R OBP: 0.324, SLG: 0.273										0	0	0	0	0	0	0		
12 Alexi Casilla, S OBP: 0.293, SLG: 0.317										2	0	0	0	1	0	0		
Inning Stats	R: 0 H: 1 E: 0 K: 0 S: 6	H: 0 LOB: 0 BB: 0 P: 10	R: 0 H: 0 E: 0 K: 1 S: 7	H: 0 LOB: 0 BB: 0 P: 11	R: 0 H: 1 E: 0 K: 1 S: 10	H: 1 LOB: 1 BB: 0 P: 17	R: 1 H: 1 E: 0 K: 0 S: 7	H: 1 LOB: 2 BB: 1 P: 14	R: 2 H: 1 E: 0 K: 0 S: 13	R: 0 H: 0 E: 0 K: 0 S: 6	R: 2 H: 2 E: 0 K: 0 S: 13	H: 2 LOB: 2 BB: 2 P: 27	R: 0 H: 1 E: 0 K: 0 S: 13	H: 2 LOB: 1 BB: 2 P: 27	1B: 3 2B: 2 3B: 0 HR: 1	SF: 2 SAC: 0 DP: 2 HBP: 0	WP: 0 PB: 0 SB: 2 CS: 0	PA: 35
PITCHER	IP WLS BF H R ER SO BB IBB HBP BLK WP HR S P ERA WHIP																	
54 Travis Blackley, L ERA: 3.38	5.0	18	3	1	1	3	1	0	0	0	0	0	43	72	1.80	0.800		
77 Jordan Norberto, L ERA: 4.07	0.2	B	5	1	2	2	0	0	0	0	0	11	24	27.00	4.500			
50 Grant Balfour, R ERA: 3.7	1.1	5	0	0	0	0	1	0	0	0	0	8	17	0.00	0.750			
48 Ryan Cook, R ERA: 0.75	1.0	L	7	2	2	2	0	2	0	0	0	13	27	18.00	4.000			

Batter	1	2	3	4	5	6	7	8	9	AB	R	H	RBI	BB	SO	LOB	TOP										
19 Jemile Weeks, S (1,4) OBP: 0.299, SLG: 0.313	4-1 C FF 89 B CU 72 D FF 90 B FF 90 B FF 90		2-1 C CU 73 D FF 79 X FF 88			2-1 C FF 89 B SL 84 X FF 88			1-3 B FF 95 C FF 95 S SL 85		4	0	1	0	1	1											
12 Collin Cowgill, R (1,7) OBP: 0.321, SLG: 0.240	2-2 B CU 73 C SAFE 69 C SAFE 69 D SAFE 64 C FF 89 C CU 73		4-2 B SL 85 S SL 84 D CU 73 F FF 90 F FF 90 F FF 90 F SL 83			2-0 B FF 89 B SL 84 X FF 89		2-2 B SL 93 D CU 76 C SI 91 F SL 85 X SL 86	4-2 B SL 84 F FF 95 B SL 84 B SL 84 B SL 84		3	0	1	1	2	0	1										
16 Josh Reddick, L (1,9) OBP: 0.340, SLG: 0.559	3-3 B FF 91 B CH 82 C FF 82 C CU 74 C FF 88		4-2 C CH 80 B FF 90 B CH 81 F CU 74 B FF 89 B CH 81			1-2 F CH 82 B FF 89 X CU 73		0-0 X SL 82	4-2 C FF 95 B SL 84 B SL 84 B SL 84		3	0	0	0	2	1	2										
15 Seth Smith, L (1,10) OBP: 0.354, SLG: 0.351		2-2 B SL 88 S CH 82 M CU 75	3-2 B CU 74 F FF 89 B CH 82 B CH 81 X CH 81			2-0 B SL 91 B SL 90 X FF 91		1-2 F SL 92 B SL 84 X SL 93	4-2 B FF 95 C FF 95 S SL 85		3	1	1	0	0	0	3										
31 Jonny Gomes, R (9,PH) OBP: 0.370, SLG: 0.412																											
7 Brandon Inge, R (1,5) OBP: 0.253, SLG: 0.437	1-2 C FF 90 B SL 82 C FF 90 X SL 86					0-0 X SL 80		2-3 B FF 93 F CU 82 B SL 91 X FF 88	2-3 B SL 84 C FF 95 S SL 85		5	0	1	0	0	2	4										
25 Kila Ka'aihue, L (1,3) OBP: 0.297, SLG: 0.394	4-2 C FF 90 C CH 82 B CH 81 B FF 91 B FF 90					0-1 C FF 87 X CH 81		2-1 B SL 92 B SL 92 X SL 92	4-1 B CH 88 C CH 87 D CH 88 B FF 92 B CH 88		2	0	0	0	2	0	1										
8 Kurt Suzuki, R (1,2) OBP: 0.248, SLG: 0.265	2-0 B SL 85 X FF 89					1-1 C FF 88 B FF 88 X CH 80		2-2 B CH 81 B FF 90 C FF 91 X CH 84	3-1 C CH 88 B FF 92 X FF 92		4	1	1	0	0	0	4										
4 Coco Crisp, S (1,8) OBP: 0.229, SLG: 0.194						0-0 X CH 80		1-0 B SL 89 X SL 89	1-2 C CH 88 F CH 88 D CH 88 F CH 89 X CH 89		2	0	2	1	1	0	0										
2 Cliff Pennington, S (1,6) OBP: 0.258, SLG: 0.277						0-1 C FF 88 X CH 80		2-1 B CU 74 B SL 91 X SL 86	0-0 X SL 91		3	0	0	0	0	0	5										
Inning Stats	R: 0 E: 0 K: 1 S: 7	H: 0 LOB: 0 BB: 1 P: 16	R: 0 E: 0 K: 0 S: 9	H: 0 LOB: 1 BB: 1 P: 18	R: 0 E: 0 K: 0 S: 19	H: 0 LOB: 3 BB: 3 P: 36	R: 0 E: 0 K: 0 S: 10	H: 2 LOB: 2 BB: 0 P: 11	R: 0 E: 0 K: 0 S: 6	H: 0 LOB: 0 BB: 0 P: 12	R: 1 E: 0 K: 0 S: 12	H: 3 LOB: 2 BB: 0 P: 19	R: 1 E: 0 K: 1 S: 15	H: 2 LOB: 2 BB: 1 P: 26	R: 0 E: 0 K: 2 S: 12	H: 0 LOB: 2 BB: 3 P: 25	1B: 6 2B: 1 3B: 0 HR: 0	SF: 0 SAC: 2 DP: 2 HBP: 1	WP: 1 PB: 0 SB: 1 CS: 2	PA: 41							
PITCHER	IP	WLS	BF	H	R	ER	SO	BB	IBB	HBP	BLK	WP	HR	S	P	ERA	WHIP										
38 Cole De Vries, R (1,1) ERA: 2.7	5.0		21	2	0	0	1	5	0	1	0	0	0	51	19	0.00	1.400										
49 Jeff Manship, R (6,1) ERA: 6.75	1.1		5	1	1	1	0	0	0	0	0	0	0	9	19	6.75	0.750										
52 Brian Duensing, L (7,1) ERA: 3.2	0.2		5	3	1	1	0	0	0	0	0	0	0	11	16	13.50	4.500										
61 Jared Burton, R (8,1) ERA: 4.12	1.0		5	1	0	0	1	1	0	0	0	0	0	12	22	0.00	2.000										
15 Glen Perkins, L (9,1) ERA: 3.43	1.0	W	5	0	0	0	2	3	0	0	0	1	0	12	25	0.00	3.000										

Oakland Athletics @ Minnesota Twins
Target Field, Minneapolis, MN
Tue May 29 2012, 7:12 PM - 10:35 PM CDT
Att: 31,781 - Overcast - 62 F

livebaseballscorecards.com

AB 29
R 2
H 7
RBI 2
BB 9
SO 4
LOB 21




Batter	1	2	3	4	5	6	7	8	9	AB	R	H	RBI	BB	SO	LOB	BOTTOM										
2 Denard Span, L (1,8) OBP: 0.368, SLG: 0.400	1-2 C FF 91 B FF 95 X CH 83		4-1 B CH 81 B FF 94 B FF 92 D FF 93			4-1 C CH 79 B FF 93 B FF 92 D CH 80		0-2 C SL 92 F SL 86 X SL 92	4-2 C SI 90 C SAFE 91 B SL 91 B SL 91 B SL 91 B SL 91		2	0	0	0	3	0											
11 Ben Revere, L (1,9) OBP: 0.344, SLG: 0.417	0-1 C SI 96 X FF 96		1-2 1 SAFE 92 B FF 92 S CH 82 F FF 95 X CH 84			1-0 B FF 92 X FF 92		1-0 B SL 86 X SL 90	0-1 C SI 90 X SL 90		5	0	2	0	0	0	5										
7 Joe Mauer, L (1,10) OBP: 0.402, SLG: 0.410	0-2 C FF 95 S CH 81 X CH 82 X FF 84					1-1 F FF 94 B FF 93 X SL 81		2-2 B FF 93 B FF 90 F FF 90 F FF 90 X CH 83	1-3 C SI 90 B SL 84 S SL 91		5	1	0	0	0	1	4										
16 Josh Willingham, R (1,7) OBP: 0.399, SLG: 0.547	2-2 B SL 82 F FF 95 X SL 96					3-3 B FF 94 B FF 94 C SL 84 C SL 84 Y SL 84		2-2 C FF 94 F SL 85 C SL 84 B SL 87 Y SL 84	1-0 B CH 73 X SL 91		4	1	1	3	1	2	1										
33 Justin Morneau, L (1,3) OBP: 0.317, SLG: 0.548			2-1 B SL 91 B SL 92 X FF 93			1-0 B CH 81 X FF 92		2-1 B CU 72 C FF 91 B SL 79 X SL 79	4-1 B FF 91 B FF 93 C FF 93 B FF 92		3	0	2	0	1	0	0										
18 Ryan Doumit, S (1,2) OBP: 0.336, SLG: 0.432			2-3 C CH 79 B FF 94 S CH 82 F FF 96 B SL 83 S CH 84			4-2 B FF 93 B FF 94 S CH 80 S CH 80 B CH 81		4-0 D CH 81 H IN 76 IN 75	0-1 C SL 86 X FF 92		2	0	0	0	2	1	2										
20 Brian Dozier, R (1,6) OBP: 0.247, SLG: 0.341			2-3 B SL 93 C FF 94 B FF 95 S SL 83 F FF 95			1-0 B SL 82 X FF 92		2-2 B FF 93 F SL 82 D CH 83 X FF 94	0-1 C SL 86 X SL 95		4	0	0	0	0	1	6										
24 Trevor Plouffe, R (1,5) OBP: 0.261, SLG: 0.347						0-1 C FF 90 X SL 83		1-0 B FF 89 X SL 84	2-1 F FF 91 D CH 81 X FF 93		4	0	1	0	0	1	5										
8 Jamey Carroll, R (1,4) OBP: 0.325, SLG: 0.274			1-2 C FF 93 B SL 85 X SL 82			0-0 X FF 92		2-1 C SI 90 B SL 91 S SL 91	2-1 B SL 90 B SL 90 X SL 90		3	1	1	0	0	1	0										
Inning Stats	R: 0 E: 0 K: 0 S: 12	H: 1 LOB: 1 BB: 0 P: 15	R: 0 E: 0 K: 2 S: 10	H: 0 LOB: 0 BB: 0 P: 16	R: 0 E: 0 K: 0 S: 10	H: 0 LOB: 1 BB: 1 P: 16	R: 0 E: 0 K: 1 S: 9	H: 1 LOB: 2 BB: 1 P: 19	R: 0 E: 0 K: 0 S: 4	H: 1 LOB: 3 BB: 1 P: 10	R: 0 E: 0 K: 1 S: 15	H: 1 LOB: 1 BB: 1 P: 29	R: 0 E: 0 K: 2 S: 11	H: 0 LOB: 2 BB: 2 P: 20	R: 3 E: 0 K: 0 S: 10	H: 2 LOB: 0 BB: 1 P: 19	1B: 3 2B: 3 3B: 0 HR: 1	SF: 0 SAC: 1 DP: 1 HBP: 0	WP: 0 PB: 0 SB: 0 CS: 0	PA: 40							
PITCHER	IP	WLS	BF	H	R	ER	SO	BB	IBB	HBP	BLK	WP	HR	S	P	ERA	WHIP										
11 Jarrod Parker, R (1,1) ERA: 2.88	6.0		26	4	0	0	4	3	1	0	0	0	0	60	105	0.00	1.167										
13 Jerry Blevins, L (7,1) ERA: 1.96	1.0	H	4	1	0	0	2	0	0	0	0	0	0	11	14	0.00	1.000										
50 Grant Balfour, R (8,1) ERA: 3.55	1.0	H	5	0	0	0	1	2	0	0	0	0	0	11	20	0.00	2.000										
40 Brian Fuentes, L (9,1) ERA: 4.12	0.2	L	5	2	3	3	0	1	0	0	0	0	1	10	19	40.50	4.500										

Oakland Athletics @ Minnesota Twins
Target Field, Minneapolis, MN
Tue May 29 2012, 7:12 PM - 10:35 PM CDT
Att: 31,781 - Overcast - 62 F

livebaseballscorecards.com

AB 32
R 3
H 7
RBI 3
BB 7
SO 7
LOB 23



Batter	1	2	3	4	5	6	7	8	9	AB	R	H	RBI	BB	SO	LOB	TOP		
19 Jemile Weeks, S OBP: 0.298, SLG: 0.312										4	0	1	0	0	1	1			
12 Collin Cowgill, R OBP: 0.333, SLG: 0.284										3	0	1	0	1	1	0			
16 Josh Reddick, L OBP: 0.333, SLG: 0.547										4	0	0	0	0	1	3			
31 Jonny Gomes, R OBP: 0.366, SLG: 0.400										3	0	0	0	1	2	1			
20 Josh Donaldson, R OBP: 0.140, SLG: 0.235										3	0	0	0	0	0	2			
8 Kurt Suzuki, R OBP: 0.244, SLG: 0.260										3	0	0	0	0	1	0			
10 Daric Barton, L OBP: 0.325, SLG: 0.283										3	0	0	0	0	2	0			
4 Coco Crisp, S OBP: 0.231, SLG: 0.198										3	0	1	0	0	1	0			
2 Cliff Pennington, S OBP: 0.259, SLG: 0.274										2	0	0	0	1	1	1			
Inning Stats	R: 0 H: 1 E: 0 K: 1 S: 12	H: 1 R: 0 ER: 0 LOB: 1 BB: 1 P: 21	R: 0 H: 1 E: 0 K: 3 S: 12	H: 1 R: 0 ER: 0 LOB: 1 BB: 1 P: 17	R: 0 H: 1 E: 0 K: 1 S: 7	H: 0 R: 0 ER: 0 LOB: 0 BB: 0 P: 11	R: 0 H: 0 E: 0 K: 2 S: 9	H: 0 R: 0 ER: 0 LOB: 0 BB: 0 P: 14	R: 0 H: 0 E: 0 K: 0 S: 8	H: 0 R: 0 ER: 0 LOB: 0 BB: 0 P: 12	R: 0 H: 0 E: 0 K: 0 S: 7	H: 0 R: 0 ER: 0 LOB: 0 BB: 1 P: 11	R: 0 H: 0 E: 0 K: 1 S: 6	H: 0 R: 0 ER: 0 LOB: 0 BB: 0 P: 7	1B: 2 2B: 3 HR: 0	SF: 0 SAC: 0 DP: 2 HBP: 0	WP: 0 PB: 0 SB: 0 CS: 0	PA: 31	
PITCHER	IP: 6.0 WLS: 7 BF: 22 ERA: 7.2	WLS: 2 BF: 6 ERA: 2.63	WLS: 3 BF: 0 ERA: 4.15	H: 3 R: 0 ER: 0 SO: 9	H: 0 R: 0 ER: 0 SO: 1	H: 0 R: 0 ER: 0 SO: 0	H: 0 R: 0 ER: 0 SO: 15	H: 0 R: 0 ER: 0 SO: 23	H: 0 R: 0 ER: 0 SO: 7	H: 0 R: 0 ER: 0 SO: 8	H: 0 R: 0 ER: 0 SO: 11	H: 0 R: 0 ER: 0 SO: 11	H: 0 R: 0 ER: 0 SO: 7	H: 0 R: 0 ER: 0 SO: 7	BB: 2 IBB: 0 HBP: 0 BLK: 0	WP: 0 HR: 0 S: 6	ERA: 0.00 WHIP: 0.833	ERA: 0.00 WHIP: 0.500	ERA: 0.00 WHIP: 0.000

Oakland Athletics @ Minnesota Twins
Target Field, Minneapolis, MN
Wed May 30 2012, 12:11 PM - 2:26 PM CDT
Att: 35,103 - Partly Cloudy - 58 F

AB 28
R 0
H 3
RBI 0
BB 3
SO 10
LOB 8



Batter	1	2	3	4	5	6	7	8	9	AB	R	H	RBI	BB	SO	LOB	BOTTOM		
2 Denard Span, L OBP: 0.365, SLG: 0.402										4	1	1	0	0	0	0			
11 Ben Revere, L OBP: 0.343, SLG: 0.413										3	0	1	0	0	0	0			
7 Joe Mauer, L OBP: 0.408, SLG: 0.408										1	2	0	0	3	0	0			
16 Josh Willingham, R OBP: 0.401, SLG: 0.564										4	1	2	3	0	2	2			
33 Justin Morneau, L OBP: 0.315, SLG: 0.535										3	0	0	0	0	1	3			
20 Brian Dozier, R OBP: 0.247, SLG: 0.337										4	0	1	1	0	0	1			
12 Alexi Casilla, S OBP: 0.294, SLG: 0.325										3	0	1	0	0	1	2			
41 Drew Butera, R OBP: 0.368, SLG: 0.364										3	0	0	0	0	0	1			
8 Jamey Carroll, R OBP: 0.320, SLG: 0.269										3	0	0	0	0	1	1			
Inning Stats	R: 2 H: 3 E: 0 K: 0 S: 10	H: 0 R: 0 ER: 0 LOB: 0 BB: 0 P: 7	R: 0 H: 1 E: 0 K: 1 S: 10	H: 1 R: 0 ER: 0 LOB: 1 BB: 1 P: 23	R: 0 H: 1 E: 0 K: 0 S: 8	H: 1 R: 2 ER: 0 LOB: 1 BB: 1 P: 20	R: 0 H: 0 E: 0 K: 2 S: 7	H: 0 R: 0 ER: 0 LOB: 0 BB: 0 P: 11	R: 0 H: 0 E: 0 K: 0 S: 13	H: 0 R: 0 ER: 0 LOB: 0 BB: 0 P: 18	R: 0 H: 0 E: 0 K: 2 S: 7	H: 0 R: 0 ER: 0 LOB: 0 BB: 0 P: 12	R: 0 H: 0 E: 0 K: 1 S: 6	H: 0 R: 0 ER: 0 LOB: 0 BB: 0 P: 7	1B: 3 2B: 3 3B: 0 HR: 1	SF: 0 SAC: 1 DP: 1 HBP: 1	WP: 0 PB: 0 SB: 1 CS: 2	PA: 33	
PITCHER	IP: 5.0 WLS: 5 BF: 24 ERA: 6.51	WLS: 3 BF: 0 ERA: 6.14	WLS: 3 BF: 0 ERA: 3.91	H: 4 R: 0 ER: 4 SO: 2	H: 0 R: 0 ER: 0 SO: 0	H: 1 R: 0 ER: 0 SO: 7	H: 0 R: 0 ER: 0 SO: 11	H: 0 R: 0 ER: 0 SO: 18	H: 0 R: 0 ER: 0 SO: 13	H: 0 R: 0 ER: 0 SO: 18	H: 0 R: 0 ER: 0 SO: 11	H: 0 R: 0 ER: 0 SO: 12	H: 0 R: 0 ER: 0 SO: 7	H: 0 R: 0 ER: 0 SO: 7	BB: 3 IBB: 0 HBP: 0 BLK: 0	WP: 0 HR: 1 S: 6	ERA: 0.00 WHIP: 1.800	ERA: 0.00 WHIP: 0.000	ERA: 0.00 WHIP: 0.000

Oakland Athletics @ Minnesota Twins
Target Field, Minneapolis, MN
Wed May 30 2012, 12:11 PM - 2:26 PM CDT
Att: 35,103 - Partly Cloudy - 58 F

AB 28
R 4
H 6
RBI 4
BB 3
SO 5
LOB 10



Batter	1	2	3	4	5	6	7	8	9	AB	R	H	RBI	BB	SO	LOB	TOP					
2 Denard Span, L (1, 8) OBP: 0.363, SLG: 0.399	F9		L7			L7											4 0 1 0 0 0 1					
11 Ben Revers, L (1, 9) OBP: 0.324, SLG: 0.388	F8		L5			L4											4 0 0 0 0 0 2					
7 Joe Mauer, L (1, 10) OBP: 0.401, SLG: 0.399	G4-3					G6-3		F7									4 0 0 0 0 0 1					
16 Josh Willingham, R (1, 7) OBP: 0.403, SLG: 0.560																	3 1 1 0 1 2 0					
33 Justin Morneau, L (1, 3) OBP: 0.306, SLG: 0.519																	4 0 0 0 0 0 2					
18 Ryan Doumit, S (1, 2) OBP: 0.347, SLG: 0.442																	4 0 3 0 0 0 0					
20 Brian Dozier, R (1, 6) OBP: 0.250, SLG: 0.337																	3 0 1 1 0 0 3					
12 Alexi Casilla, S (1, 4) OBP: 0.288, SLG: 0.318																	3 0 0 0 0 2 2					
8 Jamey Carroll, R (1, 5) OBP: 0.315, SLG: 0.264																	3 0 0 0 0 0 0					
Inning Stats	R: 0 H: 0 E: 0 K: 0 S: 12	H: 0 LOB: 0 BB: 0 P: 20	R: 0 H: 1 E: 0 K: 0 S: 8	LOB: 1 BB: 1 P: 17	R: 0 H: 0 E: 1 K: 1 S: 12	H: 0 LOB: 1 BB: 0 P: 20	R: 0 H: 0 E: 0 K: 1 S: 9	H: 0 LOB: 0 BB: 0 P: 15	R: 0 H: 1 E: 0 K: 0 S: 6	H: 1 LOB: 0 BB: 0 P: 7	R: 0 H: 0 E: 0 K: 0 S: 6	H: 0 LOB: 0 BB: 0 P: 9	R: 1 H: 3 E: 1 K: 1 S: 16	H: 3 LOB: 2 BB: 0 P: 25	R: 0 H: 1 E: 0 K: 1 S: 10	H: 1 LOB: 1 BB: 0 P: 14	R: 0 H: 0 E: 0 K: 1 S: 7	H: 0 LOB: 0 BB: 0 P: 10	1B: 6 2B: 0 3B: 0 HR: 0	SF: 0 SAC: 0 DP: 2 HBP: 0	WP: 0 PB: 0 SB: 0 CS: 0	PA: 33
PITCHER	IP	WLS	BF	H	R	ER	SO	BB	IBB	HBP	BLK	WP	HR	S	P	ERA	WHIP					
26 Derek Lowe, R (1, 1) ERA: 3.06	6.2	W	25	5	1	1	2	1	0	0	0	0	0	66	108	1.35	0.900					
50 Nick Hagadone, L (7, 1) ERA: 2.04	1.1		5	1	0	0	1	0	0	0	0	0	0	13	19	0.00	0.750					
57 Jeremy Accardo, R (9, 1) ERA: 1.93	1.0		3	0	0	0	1	0	0	0	0	0	0	7	10	0.00	0.000					

Minnesota Twins @ Cleveland Indians
 Progressive Field, Cleveland, OH
 Fri Jun 01 2012, 7:07 PM - 9:37 PM EDT
 Att: 19,904 - Overcast - 60 F

AB	32
R	1
H	6
RBI	1
BB	1
SO	4
LOB	11



Batter	1	2	3	4	5	6	7	8	9	AB	R	H	RBI	BB	SO	LOB	BOTTOM					
17 Shin-Soo Choo, L (1, 9) OBP: 0.383, SLG: 0.396	K																5 2 2 0 0 2 3					
22 Jason Kipnis, L (1, 4) OBP: 0.344, SLG: 0.463																	5 1 2 4 0 0 2					
13 Asdrubal Cabrera, S (1, 6) OBP: 0.397, SLG: 0.470																	5 0 1 0 0 2 2					
4 Jose Lopez, R (1, 10) OBP: 0.297, SLG: 0.402																	5 0 2 0 0 0 4					
23 Michael Brantley, L (1, 8) OBP: 0.312, SLG: 0.379																	4 0 1 1 0 0 2					
35 Casey Ketchum, L (1, 3) OBP: 0.290, SLG: 0.316																	4 0 0 0 0 0 2					
33 Johnny Damon, L (1, 7) OBP: 0.271, SLG: 0.267																	4 1 2 0 0 0 0					
2 Aaron Cunningham, R (8, 7) OBP: 0.297, SLG: 0.246																	0 0 0 0 0 0 0					
8 Lonnie Chisenhall, L (1, 5) OBP: 0.385, SLG: 0.846																	4 2 3 2 0 1 0					
6 Lou Marson, R (1, 2) OBP: 0.311, SLG: 0.216																	3 1 1 0 1 0 2					
Inning Stats	R: 0 H: 1 E: 0 K: 2 S: 12	H: 2 LOB: 0 BB: 0 P: 18	R: 2 H: 2 E: 0 K: 0 S: 11	H: 2 LOB: 0 BB: 0 P: 14	R: 1 H: 2 E: 1 K: 0 S: 10	H: 2 LOB: 1 BB: 0 P: 15	R: 4 H: 4 E: 0 K: 0 S: 18	H: 4 LOB: 1 BB: 1 P: 30	R: 0 H: 2 E: 0 K: 0 S: 13	H: 2 LOB: 2 BB: 0 P: 21	R: 0 H: 1 E: 0 K: 1 S: 12	H: 1 LOB: 1 BB: 0 P: 16	R: 0 H: 0 E: 0 K: 1 S: 7	H: 0 LOB: 0 BB: 0 P: 8	R: 0 H: 2 E: 0 K: 1 S: 16	H: 2 LOB: 2 BB: 0 P: 21	R: 0 H: 0 E: 0 K: 1 S: 16	H: 0 LOB: 0 BB: 0 P: 21	1B: 11 2B: 1 3B: 0 HR: 2	SF: 0 SAC: 0 DP: 0 HBP: 0	WP: 0 PB: 0 SB: 2 CS: 0	PA: 40
PITCHER	IP	WLS	BF	H	R	ER	SO	BB	IBB	HBP	BLK	WP	HR	S	P	ERA	WHIP					
48 Carl Pavano, R (1, 1) ERA: 6.0	3.2	L	22	9	7	6	2	1	0	0	0	0	0	2	48	7.13	2.727					
51 Anthony Swarzak, R (4, 1) ERA: 5.28	3.1		13	3	0	0	2	0	0	0	0	0	0	35	51	0.00	0.900					
52 Brian Duensing, L (8, 1) ERA: 3.08	1.0		5	2	0	0	1	0	0	0	0	0	0	16	21	0.00	2.000					

Minnesota Twins @ Cleveland Indians
 Progressive Field, Cleveland, OH
 Fri Jun 01 2012, 7:07 PM - 9:37 PM EDT
 Att: 19,904 - Overcast - 60 F

AB	39
R	7
H	14
RBI	7
BB	1
SO	5
LOB	17



Batter	1	2	3	4	5	6	7	8	9	AB	R	H	RBI	BB	SO	LOB	TOP							
2 Denard Span, L (1,8) OBP: 0.364, SLG: 0.399										5	1	2	0	0	1	0	Minnesota Twins @ Cleveland Indians Progressive Field, Cleveland, OH Sat Jun 02 2012, 7:16 PM - 10:14 PM EDT Att: 25,469 - Cloudy - 71 F							
11 Ben Revers, L (1,9) OBP: 0.325, SLG: 0.389										5	2	2	0	0	1	1								
7 Joe Mauer, L (1,2) OBP: 0.405, SLG: 0.420										5	1	3	3	0	0	2								
16 Josh Willingham, R (1,7) OBP: 0.400, SLG: 0.553										4	0	1	0	0	0	2								
33 Justin Morneau, L (1,3) OBP: 0.305, SLG: 0.511										4	1	1	1	0	1	2								
18 Ryan Doumit, S (1,10) OBP: 0.344, SLG: 0.432										3	1	0	0	1	0	0								
20 Brian Dozier, R (1,6) OBP: 0.250, SLG: 0.333										4	0	1	0	0	0	3								
24 Trevor Plouffe, R (1,5) OBP: 0.270, SLG: 0.382										4	1	2	3	0	0	1								
12 Alexi Casilla, S (8,4) OBP: 0.286, SLG: 0.318										0	0	0	0	0	0	0								
8 Jamey Carroll, R (1,4) (8,5) OBP: 0.308, SLG: 0.258										4	0	0	0	0	1	3								
Inning Stats	R: 4 H: 5 E: 0 K: 0 S: 22	H: 5 LOB: 2 BB: 1 P: 32	R: 0 H: 2 E: 0 K: 2 S: 11	H: 2 LOB: 2 BB: 0 P: 17	R: 0 H: 1 E: 0 K: 1 S: 11	H: 1 LOB: 1 BB: 0 P: 16	R: 0 H: 1 E: 0 K: 0 S: 5	H: 1 LOB: 0 BB: 0 P: 7	R: 0 H: 0 E: 0 K: 0 S: 8	H: 0 LOB: 0 BB: 0 P: 12	R: 1 H: 1 E: 0 K: 0 S: 9	H: 1 LOB: 0 BB: 0 P: 13	R: 2 H: 2 E: 0 K: 0 S: 10	H: 2 LOB: 0 BB: 0 P: 13	R: 0 H: 0 E: 0 K: 0 S: 6	H: 0 LOB: 0 BB: 0 P: 9	R: 0 H: 0 E: 0 K: 1 S: 8	H: 0 LOB: 0 BB: 0 P: 12	1B: 10 2B: 0 3B: 0 HR: 2	SF: 0 SAC: 0 DP: 2 HBP: 0	WP: 1 PB: 0 SB: 0 CS: 0	PA: 39		
PITCHER	IP WLS BF H R ER SO BB IBB HBP BLK WP HR S P ERA WHIP	IP WLS BF H R ER SO BB IBB HBP BLK WP HR S P ERA WHIP	IP WLS BF H R ER SO BB IBB HBP BLK WP HR S P ERA WHIP	IP WLS BF H R ER SO BB IBB HBP BLK WP HR S P ERA WHIP	IP WLS BF H R ER SO BB IBB HBP BLK WP HR S P ERA WHIP	IP WLS BF H R ER SO BB IBB HBP BLK WP HR S P ERA WHIP	IP WLS BF H R ER SO BB IBB HBP BLK WP HR S P ERA WHIP	IP WLS BF H R ER SO BB IBB HBP BLK WP HR S P ERA WHIP	IP WLS BF H R ER SO BB IBB HBP BLK WP HR S P ERA WHIP	IP WLS BF H R ER SO BB IBB HBP BLK WP HR S P ERA WHIP	IP WLS BF H R ER SO BB IBB HBP BLK WP HR S P ERA WHIP	IP WLS BF H R ER SO BB IBB HBP BLK WP HR S P ERA WHIP	IP WLS BF H R ER SO BB IBB HBP BLK WP HR S P ERA WHIP	IP WLS BF H R ER SO BB IBB HBP BLK WP HR S P ERA WHIP	IP WLS BF H R ER SO BB IBB HBP BLK WP HR S P ERA WHIP	IP WLS BF H R ER SO BB IBB HBP BLK WP HR S P ERA WHIP	IP WLS BF H R ER SO BB IBB HBP BLK WP HR S P ERA WHIP	IP WLS BF H R ER SO BB IBB HBP BLK WP HR S P ERA WHIP	IP WLS BF H R ER SO BB IBB HBP BLK WP HR S P ERA WHIP	IP WLS BF H R ER SO BB IBB HBP BLK WP HR S P ERA WHIP	IP WLS BF H R ER SO BB IBB HBP BLK WP HR S P ERA WHIP	IP WLS BF H R ER SO BB IBB HBP BLK WP HR S P ERA WHIP	IP WLS BF H R ER SO BB IBB HBP BLK WP HR S P ERA WHIP	
43 Josh Tomlin, R (1,1) ERA: 5.32	6.0 L 28 10 5 5 3 1 0 0 0 0 1 66 97 7.50 1.833	6.0 L 28 10 5 5 3 1 0 0 0 0 1 66 97 7.50 1.833	6.0 L 28 10 5 5 3 1 0 0 0 0 1 66 97 7.50 1.833	6.0 L 28 10 5 5 3 1 0 0 0 0 1 66 97 7.50 1.833	6.0 L 28 10 5 5 3 1 0 0 0 0 1 66 97 7.50 1.833	6.0 L 28 10 5 5 3 1 0 0 0 0 1 66 97 7.50 1.833	6.0 L 28 10 5 5 3 1 0 0 0 0 1 66 97 7.50 1.833	6.0 L 28 10 5 5 3 1 0 0 0 0 1 66 97 7.50 1.833	6.0 L 28 10 5 5 3 1 0 0 0 0 1 66 97 7.50 1.833	6.0 L 28 10 5 5 3 1 0 0 0 0 1 66 97 7.50 1.833	6.0 L 28 10 5 5 3 1 0 0 0 0 1 66 97 7.50 1.833	6.0 L 28 10 5 5 3 1 0 0 0 0 1 66 97 7.50 1.833	6.0 L 28 10 5 5 3 1 0 0 0 0 1 66 97 7.50 1.833	6.0 L 28 10 5 5 3 1 0 0 0 0 1 66 97 7.50 1.833	6.0 L 28 10 5 5 3 1 0 0 0 0 1 66 97 7.50 1.833	6.0 L 28 10 5 5 3 1 0 0 0 0 1 66 97 7.50 1.833	6.0 L 28 10 5 5 3 1 0 0 0 0 1 66 97 7.50 1.833	6.0 L 28 10 5 5 3 1 0 0 0 0 1 66 97 7.50 1.833	6.0 L 28 10 5 5 3 1 0 0 0 0 1 66 97 7.50 1.833	6.0 L 28 10 5 5 3 1 0 0 0 0 1 66 97 7.50 1.833	6.0 L 28 10 5 5 3 1 0 0 0 0 1 66 97 7.50 1.833	6.0 L 28 10 5 5 3 1 0 0 0 0 1 66 97 7.50 1.833	6.0 L 28 10 5 5 3 1 0 0 0 0 1 66 97 7.50 1.833	6.0 L 28 10 5 5 3 1 0 0 0 0 1 66 97 7.50 1.833
49 Tony Sipp, L (7,1) ERA: 6.86	1.0 5 2 2 2 0 0 0 0 0 1 10 13 18.00 2.000	1.0 5 2 2 2 0 0 0 0 0 1 10 13 18.00 2.000	1.0 5 2 2 2 0 0 0 0 0 1 10 13 18.00 2.000	1.0 5 2 2 2 0 0 0 0 0 1 10 13 18.00 2.000	1.0 5 2 2 2 0 0 0 0 0 1 10 13 18.00 2.000	1.0 5 2 2 2 0 0 0 0 0 1 10 13 18.00 2.000	1.0 5 2 2 2 0 0 0 0 0 1 10 13 18.00 2.000	1.0 5 2 2 2 0 0 0 0 0 1 10 13 18.00 2.000	1.0 5 2 2 2 0 0 0 0 0 1 10 13 18.00 2.000	1.0 5 2 2 2 0 0 0 0 0 1 10 13 18.00 2.000	1.0 5 2 2 2 0 0 0 0 0 1 10 13 18.00 2.000	1.0 5 2 2 2 0 0 0 0 0 1 10 13 18.00 2.000	1.0 5 2 2 2 0 0 0 0 0 1 10 13 18.00 2.000	1.0 5 2 2 2 0 0 0 0 0 1 10 13 18.00 2.000	1.0 5 2 2 2 0 0 0 0 0 1 10 13 18.00 2.000	1.0 5 2 2 2 0 0 0 0 0 1 10 13 18.00 2.000	1.0 5 2 2 2 0 0 0 0 0 1 10 13 18.00 2.000	1.0 5 2 2 2 0 0 0 0 0 1 10 13 18.00 2.000	1.0 5 2 2 2 0 0 0 0 0 1 10 13 18.00 2.000	1.0 5 2 2 2 0 0 0 0 0 1 10 13 18.00 2.000	1.0 5 2 2 2 0 0 0 0 0 1 10 13 18.00 2.000	1.0 5 2 2 2 0 0 0 0 0 1 10 13 18.00 2.000	1.0 5 2 2 2 0 0 0 0 0 1 10 13 18.00 2.000	1.0 5 2 2 2 0 0 0 0 0 1 10 13 18.00 2.000
38 Joe Smith, R (8,1) ERA: 3.52	1.0 3 0 0 0 0 0 0 0 0 1 0 8 12 0.00 0.000	1.0 3 0 0 0 0 0 0 0 0 1 0 8 12 0.00 0.000	1.0 3 0 0 0 0 0 0 0 0 1 0 8 12 0.00 0.000	1.0 3 0 0 0 0 0 0 0 0 1 0 8 12 0.00 0.000	1.0 3 0 0 0 0 0 0 0 0 1 0 8 12 0.00 0.000	1.0 3 0 0 0 0 0 0 0 0 1 0 8 12 0.00 0.000	1.0 3 0 0 0 0 0 0 0 0 1 0 8 12 0.00 0.000	1.0 3 0 0 0 0 0 0 0 0 1 0 8 12 0.00 0.000	1.0 3 0 0 0 0 0 0 0 0 1 0 8 12 0.00 0.000	1.0 3 0 0 0 0 0 0 0 0 1 0 8 12 0.00 0.000	1.0 3 0 0 0 0 0 0 0 0 1 0 8 12 0.00 0.000	1.0 3 0 0 0 0 0 0 0 0 1 0 8 12 0.00 0.000	1.0 3 0 0 0 0 0 0 0 0 1 0 8 12 0.00 0.000	1.0 3 0 0 0 0 0 0 0 0 1 0 8 12 0.00 0.000	1.0 3 0 0 0 0 0 0 0 0 1 0 8 12 0.00 0.000	1.0 3 0 0 0 0 0 0 0 0 1 0 8 12 0.00 0.000	1.0 3 0 0 0 0 0 0 0 0 1 0 8 12 0.00 0.000	1.0 3 0 0 0 0 0 0 0 0 1 0 8 12 0.00 0.000	1.0 3 0 0 0 0 0 0 0 0 1 0 8 12 0.00 0.000	1.0 3 0 0 0 0 0 0 0 0 1 0 8 12 0.00 0.000	1.0 3 0 0 0 0 0 0 0 0 1 0 8 12 0.00 0.000	1.0 3 0 0 0 0 0 0 0 0 1 0 8 12 0.00 0.000	1.0 3 0 0 0 0 0 0 0 0 1 0 8 12 0.00 0.000	1.0 3 0 0 0 0 0 0 0 0 1 0 8 12 0.00 0.000
51 Scott Barnes, L (9,1) ERA:	1.0 3 0 0 0 0 1 0 0 0 0 0 8 12 0.00 0.000	1.0 3 0 0 0 0 1 0 0 0 0 0 8 12 0.00 0.000	1.0 3 0 0 0 0 1 0 0 0 0 0 8 12 0.00 0.000	1.0 3 0 0 0 0 1 0 0 0 0 0 8 12 0.00 0.000	1.0 3 0 0 0 0 1 0 0 0 0 0 8 12 0.00 0.000	1.0 3 0 0 0 0 1 0 0 0 0 0 8 12 0.00 0.000	1.0 3 0 0 0 0 1 0 0 0 0 0 8 12 0.00 0.000	1.0 3 0 0 0 0 1 0 0 0 0 0 8 12 0.00 0.000	1.0 3 0 0 0 0 1 0 0 0 0 0 8 12 0.00 0.000	1.0 3 0 0 0 0 1 0 0 0 0 0 8 12 0.00 0.000	1.0 3 0 0 0 0 1 0 0 0 0 0 8 12 0.00 0.000	1.0 3 0 0 0 0 1 0 0 0 0 0 8 12 0.00 0.000	1.0 3 0 0 0 0 1 0 0 0 0 0 8 12 0.00 0.000	1.0 3 0 0 0 0 1 0 0 0 0 0 8 12 0.00 0.000	1.0 3 0 0 0 0 1 0 0 0 0 0 8 12 0.00 0.000	1.0 3 0 0 0 0 1 0 0 0 0 0 8 12 0.00 0.000	1.0 3 0 0 0 0 1 0 0 0 0 0 8 12 0.00 0.000	1.0 3 0 0 0 0 1 0 0 0 0 0 8 12 0.00 0.000	1.0 3 0 0 0 0 1 0 0 0 0 0 8 12 0.00 0.000	1.0 3 0 0 0 0 1 0 0 0 0 0 8 12 0.00 0.000	1.0 3 0 0 0 0 1 0 0 0 0 0 8 12 0.00 0.000	1.0 3 0 0 0 0 1 0 0 0 0 0 8 12 0.00 0.000	1.0 3 0 0 0 0 1 0 0 0 0 0 8 12 0.00 0.000	1.0 3 0 0 0 0 1 0 0 0 0 0 8 12 0.00 0.000
Batter	1	2	3	4	5	6	7	8	9	AB	R	H	RBI	BB	SO	LOB	BOTTOM							
17 Shin-Soo Choo, L (1,9) OBP: 0.379, SLG: 0.391										5	1	1	0	0	2	3	Minnesota Twins @ Cleveland Indians Progressive Field, Cleveland, OH Sat Jun 02 2012, 7:16 PM - 10:14 PM EDT Att: 25,469 - Cloudy - 71 F							
22 Jason Kipnis, L (1,4) OBP: 0.345, SLG: 0.462										5	2	2	0	0	1	2								
13 Asdrubal Cabrera, S (1,6) OBP: 0.390, SLG: 0.467										3	0	1	1	1	1	1								
4 Jose Lopez, R (1,10) OBP: 0.305, SLG: 0.400			</																					

Batter	1	2	3	4	5	6	7	8	9	AB	R	H	RBI	BB	SO	LOB	TOP					
2 Denard Span, L OBP: 0.360, SLG: 0.391										4	1	0	0	1	1	3	Minnesota Twins @ Cleveland Indians Progressive Field, Cleveland, OH Sun Jun 03 2012, 3:07 PM - 5:52 PM EDT Att: 21,238 - Partly Cloudy - 73 F					
11 Ben Revere, L OBP: 0.321, SLG: 0.377										5	1	1	0	0	0	2						
7 Joe Mauer, L OBP: 0.407, SLG: 0.419 19 Darin Mastroianni, R OBP: 0.231, SLG: 0.115										3	1	1	1	1	1	1						
16 Josh Willingham, R OBP: 0.400, SLG: 0.560										5	1	2	1	0	1	1						
33 Justin Morneau, L OBP: 0.301, SLG: 0.500										5	0	1	1	0	1	2						
18 Ryan Doumit, S OBP: 0.269, SLG: 0.426										4	0	1	1	0	1	2						
20 Brian Dozier, R OBP: 0.269, SLG: 0.353										3	1	2	0	1	1	1						
24 Trevor Plouffe, R OBP: 0.286, SLG: 0.406 8 Jamey Carroll, R OBP: 0.308, SLG: 0.258										4	1	3	0	0	1	1						
12 Alexi Casilla, S OBP: 0.280, SLG: 0.313										2	0	0	2	0	0	3						
Inning Stats	R: 1 E: 0 K: 1 S: 14	H: 1 LOB: 1 BB: 1 P: 25	R: 0 E: 0 K: 1 S: 15	H: 1 LOB: 1 BB: 0 P: 21	R: 1 E: 0 K: 1 S: 11	H: 2 LOB: 2 BB: 1 P: 18	R: 1 E: 0 K: 0 S: 7	H: 2 LOB: 1 BB: 0 P: 13	R: 0 E: 0 K: 0 S: 5	H: 0 LOB: 0 BB: 0 P: 9	R: 0 E: 0 K: 0 S: 10	H: 1 LOB: 2 BB: 1 P: 17	R: 2 E: 0 K: 3 S: 18	H: 3 LOB: 1 BB: 0 P: 24	R: 1 E: 1 K: 1 S: 11	H: 1 LOB: 0 BB: 0 P: 18		R: 0 E: 0 K: 0 S: 7	H: 0 LOB: 0 BB: 0 P: 9	1B: 7 2B: 4 3B: 0 HR: 0	SF: 2 SAC: 0 DP: 0 HBP: 0	WP: 1 PB: 0 SB: 2 CS: 0
PITCHER	IP WLS BF H R ER SO BB IBB HBP BLK WP HR S P ERA WHIP	IP WLS BF H R ER SO BB IBB HBP BLK WP HR S P ERA WHIP	IP WLS BF H R ER SO BB IBB HBP BLK WP HR S P ERA WHIP	IP WLS BF H R ER SO BB IBB HBP BLK WP HR S P ERA WHIP	IP WLS BF H R ER SO BB IBB HBP BLK WP HR S P ERA WHIP	IP WLS BF H R ER SO BB IBB HBP BLK WP HR S P ERA WHIP	IP WLS BF H R ER SO BB IBB HBP BLK WP HR S P ERA WHIP	IP WLS BF H R ER SO BB IBB HBP BLK WP HR S P ERA WHIP	IP WLS BF H R ER SO BB IBB HBP BLK WP HR S P ERA WHIP	IP WLS BF H R ER SO BB IBB HBP BLK WP HR S P ERA WHIP	IP WLS BF H R ER SO BB IBB HBP BLK WP HR S P ERA WHIP	IP WLS BF H R ER SO BB IBB HBP BLK WP HR S P ERA WHIP	IP WLS BF H R ER SO BB IBB HBP BLK WP HR S P ERA WHIP	IP WLS BF H R ER SO BB IBB HBP BLK WP HR S P ERA WHIP	IP WLS BF H R ER SO BB IBB HBP BLK WP HR S P ERA WHIP	IP WLS BF H R ER SO BB IBB HBP BLK WP HR S P ERA WHIP	IP WLS BF H R ER SO BB IBB HBP BLK WP HR S P ERA WHIP					
63 Justin Masterson, R ERA: 3.09	6.0	L	28	7	3	3	3	0	0	0	1	0	62	103	4.50	1.667						
50 Nick Hagadone, L ERA: 2.95	0.2		5	3	2	2	0	0	0	0	0	0	15	20	27.00	4.500						
57 Jeremy Accardo, R ERA: 1.69	1.1		5	1	1	0	2	0	0	0	0	0	14	22	0.00	0.750						
54 Chris Perez, R ERA: 2.53	1.0		3	0	0	0	0	0	0	0	0	0	7	9	0.00	0.000						
Batter	1	2	3	4	5	6	7	8	9	AB	R	H	RBI	BB	SO	LOB	BOTTOM					
17 Shin-Soo Choo, L OBP: 0.381, SLG: 0.399										4	0	2	0	0	0	2	Minnesota Twins @ Cleveland Indians Progressive Field, Cleveland, OH Sun Jun 03 2012, 3:07 PM - 5:52 PM EDT Att: 21,238 - Partly Cloudy - 73 F					
22 Jason Kipnis, L OBP: 0.339, SLG: 0.453									4	1	0	0	0	0	2							
13 Asdrubal Cabrera, S OBP: 0.397, SLG: 0.462									4	1	1	0	0	0	0							
4 Jose Lopez, R OBP: 0.303, SLG: 0.398									3	0	1	1	0	0	0							
23 Michael Brantley, L OBP: 0.315, SLG: 0.379									4	0	2	0	0	0	2							
47 Shelley Duncan, R OBP: 0.315, SLG: 0.361									4	0	1	1	0	1	3							
7 Matt LaPorta, R OBP: 0.250, SLG: 0.250									4	1	1	0	0	1	1							
2 Aaron Cunningham, R OBP: 0.284, SLG: 0.233 35 Casey Kotchman, L OBP: 0.282, SLG: 0.307										3	0	0	0	0	0	1						
6 Lou Marson, R OBP: 0.314, SLG: 0.256 8 Lonnie Chisenhall, L OBP: 0.333, SLG: 0.697										3	0	1	1	0	0	0						
Inning Stats	R: 0 E: 0 K: 0 S: 5	H: 1 LOB: 0 BB: 0 P: 6	R: 0 E: 0 K: 0 S: 6	H: 1 LOB: 0 BB: 0 P: 11	R: 0 E: 1 K: 1 S: 9	H: 0 LOB: 1 BB: 0 P: 11	R: 2 E: 1 K: 0 S: 13	H: 2 LOB: 1 BB: 0 P: 22	R: 0 E: 0 K: 0 S: 6	H: 1 LOB: 1 BB: 0 P: 11	R: 0 E: 0 K: 1 S: 12	H: 1 LOB: 1 BB: 0 P: 14	R: 1 E: 1 K: 0 S: 10	H: 1 LOB: 1 BB: 0 P: 18	R: 0 E: 0 K: 0 S: 8	H: 1 LOB: 1 BB: 0 P: 11		R: 0 E: 0 K: 0 S: 5	H: 1 LOB: 0 BB: 0 P: 5	1B: 7 2B: 2 3B: 0 HR: 0	SF: 1 SAC: 0 DP: 2 HBP: 0	WP: 0 PB: 0 SB: 0 CS: 0
PITCHER	IP WLS BF H R ER SO BB IBB HBP BLK WP HR S P ERA WHIP	IP WLS BF H R ER SO BB IBB HBP BLK WP HR S P ERA WHIP	IP WLS BF H R ER SO BB IBB HBP BLK WP HR S P ERA WHIP	IP WLS BF H R ER SO BB IBB HBP BLK WP HR S P ERA WHIP	IP WLS BF H R ER SO BB IBB HBP BLK WP HR S P ERA WHIP	IP WLS BF H R ER SO BB IBB HBP BLK WP HR S P ERA WHIP	IP WLS BF H R ER SO BB IBB HBP BLK WP HR S P ERA WHIP	IP WLS BF H R ER SO BB IBB HBP BLK WP HR S P ERA WHIP	IP WLS BF H R ER SO BB IBB HBP BLK WP HR S P ERA WHIP	IP WLS BF H R ER SO BB IBB HBP BLK WP HR S P ERA WHIP	IP WLS BF H R ER SO BB IBB HBP BLK WP HR S P ERA WHIP	IP WLS BF H R ER SO BB IBB HBP BLK WP HR S P ERA WHIP	IP WLS BF H R ER SO BB IBB HBP BLK WP HR S P ERA WHIP	IP WLS BF H R ER SO BB IBB HBP BLK WP HR S P ERA WHIP	IP WLS BF H R ER SO BB IBB HBP BLK WP HR S P ERA WHIP	IP WLS BF H R ER SO BB IBB HBP BLK WP HR S P ERA WHIP						
58 Scott Diamond, L ERA: 1.86	1.0		4	1	0	0	0	0	0	0	0	8	11	0.00	1.000							
15 Glen Perkins, L ERA: 3.13	1.0	H	4	1	0	0	0	0	0	0	0	8	11	0.00	1.000							
55 Matt Capps, R ERA: 3.43	1.0	S	3	1	0	0	0	0	0	0	0	5	5	0.00	1.000							

Batter	1	2	3	4	5	6	7	8	9	AB	R	H	RBI	BB	SO	LOB	TOP			
2 Denard Span, L (1, 8) OBP: 0.351, SLG: 0.376										4	0	0	0	0	3	2				
19 Darin Mastroianni, R (1, 9) OBP: 0.242, SLG: 0.136										3	0	1	0	0	1	0				
11 Ben Revere, L (9, PH) OBP: 0.333, SLG: 0.386										1	0	0	0	0	0	0				
16 Josh Willingham, R (1, 7) OBP: 0.406, SLG: 0.577										4	0	1	0	0	1	1				
33 Justin Morneau, L (1, 3) OBP: 0.297, SLG: 0.500										3	0	0	0	1	1	0				
18 Ryan Doumit, S (1, 10) OBP: 0.323, SLG: 0.400										4	0	0	0	0	0	2				
24 Trevor Plouffe, R (1, 5) OBP: 0.281, SLG: 0.412										4	0	0	0	0	0	2				
20 Brian Dozier, R (1, 6) OBP: 0.276, SLG: 0.373										3	0	2	0	0	1	0				
41 Drew Butera, R (1, 2) OBP: 0.341, SLG: 0.333										3	0	0	0	0	1	2				
8 Jamey Carroll, R (1, 4) OBP: 0.322, SLG: 0.283										3	0	1	0	0	0	0				
Inning Stats	R: 0 H: 0 E: 0 K: 2 S: 10	H: 0 LOB: 0 BB: 0 P: 16	R: 0 H: 0 E: 0 K: 0 S: 9	H: 0 LOB: 0 BB: 0 P: 13	R: 0 H: 2 E: 0 K: 1 S: 13	H: 2 LOB: 1 BB: 0 P: 17	R: 0 H: 0 E: 0 K: 1 S: 6	H: 0 LOB: 0 BB: 0 P: 8	R: 0 H: 1 E: 0 K: 0 S: 7	H: 1 LOB: 1 BB: 0 P: 10	R: 0 H: 0 E: 0 K: 1 S: 6	H: 0 LOB: 0 BB: 0 P: 10	R: 0 H: 0 E: 1 K: 3 S: 11	H: 0 LOB: 1 BB: 0 P: 15	R: 0 H: 1 E: 0 K: 0 S: 10	H: 1 LOB: 2 BB: 1 P: 19	1B: 3 2B: 2 3B: 0 HR: 0	SF: 0 SAC: 0 DP: 0 HBP: 0	WP: 0 PB: 0 SB: 1 CS: 1	PA: 33
PITCHER	IP WLS BF H R ER SO BB IBB HBP BLK WP HR S P ERA WHIP																			
52 Bruce Chen, L (1, 1) ERA: 4.37	7.0 W 24 4 0 0 5 0 0 0 0 0 0 0 62 88 0.00 0.571																			
56 Greg Holland, R (8, 1) ERA: 5.06	1.0 H 4 0 0 0 3 0 0 0 0 0 0 0 11 15 0.00 0.000																			
51 Jonathan Broxton, R (9, 1) ERA: 1.59	1.0 S 5 1 0 0 0 1 0 0 0 0 0 0 10 19 0.00 2.000																			

Minnesota Twins @ Kansas City Royals
Kauffman Stadium, Kansas City, MO
Tue Jun 05 2012, 7:12 PM - 9:35 PM CDT
Att: 23,934 - Clear - 83 F

AB 32
R 0
H 5
RBI 0
BB 1
SO 8
LOB 9




Batter	1	2	3	4	5	6	7	8	9	AB	R	H	RBI	BB	SO	LOB	BOTTOM			
4 Alex Gordon, L (1, 7) OBP: 0.337, SLG: 0.377										3	0	1	0	1	1	0				
9 Johnny Giavotella, R (1, 4) OBP: 0.274, SLG: 0.276										4	0	0	0	0	1	2				
16 Billy Butler, R (1, 10) OBP: 0.357, SLG: 0.512										4	0	2	0	0	0	1				
12 Mitch Maier, L (6, PR) (9, 10) OBP: 0.290, SLG: 0.364										0	0	0	0	0	0	0				
8 Mike Moustakas, L (1, 5) OBP: 0.347, SLG: 0.503										4	0	0	0	0	3	3				
21 Jeff Francoeur, R (1, 9) OBP: 0.321, SLG: 0.433										3	0	1	0	0	2	1				
35 Eric Hosmer, L (1, 3) OBP: 0.277, SLG: 0.376										3	1	1	0	0	1	2				
27 Brayan Peña, S (1, 2) OBP: 0.281, SLG: 0.376										3	0	1	1	0	1	2				
1 Jarrod Dyson, L (1, 8) OBP: 0.326, SLG: 0.313										3	0	1	0	0	0	0				
2 Alcides Escobar, R (1, 6) OBP: 0.327, SLG: 0.381										3	0	0	0	0	0	2				
Inning Stats	R: 0 H: 0 E: 0 K: 0 S: 5	H: 3 LOB: 2 BB: 1 P: 13	R: 1 H: 3 E: 0 K: 0 S: 16	H: 3 LOB: 2 BB: 0 P: 22	R: 0 H: 0 E: 0 K: 1 S: 8	H: 0 LOB: 0 BB: 0 P: 15	R: 0 H: 0 E: 0 K: 4 S: 16	H: 0 LOB: 1 BB: 0 P: 24	R: 0 H: 0 E: 0 K: 1 S: 6	H: 0 LOB: 0 BB: 0 P: 9	R: 0 H: 1 E: 0 K: 1 S: 8	H: 1 LOB: 1 BB: 0 P: 13	R: 0 H: 1 E: 0 K: 0 S: 8	H: 1 LOB: 2 BB: 0 P: 11	R: 0 H: 2 E: 0 K: 1 S: 11	H: 2 LOB: 2 BB: 0 P: 15	1B: 5 2B: 2 3B: 0 HR: 0	SF: 0 SAC: 0 DP: 1 HBP: 0	WP: 1 PB: 0 SB: 1 CS: 1	PA: 32
PITCHER	IP WLS BF H R ER SO BB IBB HBP BLK WP HR S P ERA WHIP																			
47 Francisco Liriano, L (1, 1) ERA: 6.48	6.0 L 23 4 1 1 0 8 1 0 0 0 0 0 59 96 1.50 0.833																			
52 Brian Duensing, L (7, 1) ERA: 2.76	1.0 3 1 0 0 0 0 0 0 0 0 0 0 8 11 0.00 1.000																			
51 Anthony Swarzak, R (8, 1) ERA: 5.16	0.2 4 2 0 0 0 0 0 0 0 0 0 0 8 12 0.00 3.000																			
15 Glen Perkins, L (8, 1) ERA: 3.09	0.1 1 0 0 0 1 0 0 0 0 0 0 0 3 3 0.00 0.000																			

Minnesota Twins @ Kansas City Royals
Kauffman Stadium, Kansas City, MO
Tue Jun 05 2012, 7:12 PM - 9:35 PM CDT
Att: 23,934 - Clear - 83 F

AB 30
R 1
H 7
RBI 1
BB 1
SO 9
LOB 13



Batter	1	2	3	4	5	6	7	8	9	AB	R	H	RBI	BB	SO	LOB	TOP																		
11 Ben Revere, L OBP: 0.337, SLG: 0.409	L1-3		G4-3						G6-3	5	2	2	0	0	0	1	Minnesota Twins @ Kansas City Royals Kauffman Stadium, Kansas City, MO Wed Jun 06 2012, 7:12 PM - 10:14 PM CDT Att: 18,386 - Clear - 81 F livebaseballscorecards.com																		
8 Jamey Carroll, R OBP: 0.324, SLG: 0.282	E6		F8						K	4	2	1	1	1	1	0																			
16 Josh Willingham, R OBP: 0.408, SLG: 0.573	18 2B		G1-3						K	3	0	1	0	0	1	1																			
33 Justin Morneau, L OBP: 0.302, SLG: 0.500	F8								K	4	0	2	2	0	1	3																			
18 Ryan Doumit, S OBP: 0.327, SLG: 0.409									K	4	0	2	1	0	0	3																			
24 Trevor Plouffe, R OBP: 0.273, SLG: 0.398	G6-3								K	4	0	0	0	0	1	4																			
20 Brian Dozier, R OBP: 0.267, SLG: 0.360									F8	4	0	0	0	0	0	1																			
12 Alexi Casilla, S OBP: 0.278, SLG: 0.304	K2-3								G3	3	0	0	0	1	2	0																			
19 Darin Mastroianni, R OBP: 0.243, SLG: 0.152	G1-3									4	0	1	0	0	0	1	AB 35 R 4 H 9 RBI 4 BB 2 SO 6 LOB 14 																		
Inning Stats	R: 1 H: 2 E: 1 K: 0 S: 11	H: 2 LOB: 2 BB: 0 P: 18	R: 0 H: 0 E: 0 K: 1 S: 8	H: 0 LOB: 0 BB: 0 P: 10	R: 0 H: 0 E: 0 K: 0 S: 7	H: 0 LOB: 0 BB: 0 P: 11	R: 0 H: 2 E: 0 K: 0 S: 6	H: 1 LOB: 1 BB: 0 P: 9	R: 2 H: 2 E: 0 K: 1 S: 14	H: 2 LOB: 2 BB: 1 P: 25	R: 0 H: 0 E: 0 K: 0 S: 7	H: 0 LOB: 1 BB: 1 P: 16	R: 1 H: 2 E: 0 K: 2 S: 11	H: 2 LOB: 1 BB: 0 P: 16	R: 0 H: 0 E: 0 K: 1 S: 9	H: 0 LOB: 0 BB: 0 P: 16		R: 0 H: 1 E: 0 K: 1 S: 6	H: 1 LOB: 0 BB: 0 P: 10	1B: 7 2B: 1 3B: 1 HR: 0	SF: 0 SAC: 0 DP: 2 HBP: 1	WP: 0 PB: 0 SB: 1 CS: 0	PA: 38												
PITCHER	IP WLS BF H R ER SO BB IBB HBP BLK WP HR S P ERA WHIP	IP WLS BF H R ER SO BB IBB HBP BLK WP HR S P ERA WHIP																																	
59 Felipe Paulino, R ERA: 1.67	0.2	4	1	1	0	0	0	0	0	0	0	0	0	0	0	0		0.00	1.500																
39 Luis Mendoza, R ERA: 5.36	5.0	L	22	5	2	2	2	2	0	1	0	0	0	0	42	71		3.60	1.400																
40 Kelvin Herrera, R ERA: 3.34	0.2	4	2	1	1	1	0	0	0	0	0	0	0	0	8	13		13.50	3.000																
50 Jose Mijares, L ERA: 2.19	0.2	2	0	0	0	1	0	0	0	0	0	0	0	6	8	0.00		0.000																	
43 Aaron Crow, R ERA: 3.2	1.0	3	0	0	0	1	0	0	0	0	0	0	0	9	16	0.00		0.000																	


Batter	1	2	3	4	5	6	7	8	9	AB	R	H	RBI	BB	SO	LOB	BOTTOM																	
4 Alex Gordon, L OBP: 0.340, SLG: 0.377	F7								G4-3	3	1	1	0	1	0	1	Minnesota Twins @ Kansas City Royals Kauffman Stadium, Kansas City, MO Wed Jun 06 2012, 7:12 PM - 10:14 PM CDT Att: 18,386 - Clear - 81 F livebaseballscorecards.com																	
11 Yuniesky Betancourt, R OBP: 0.316, SLG: 0.446	P5								K	4	1	1	2	0	1	2																		
16 Billy Butler, R OBP: 0.355, SLG: 0.507	G5-3								K	4	0	1	0	0	1	0																		
8 Mike Moustakas, L OBP: 0.345, SLG: 0.497	F8								K	4	0	1	0	0	0	2																		
21 Jeff Francoeur, R OBP: 0.316, SLG: 0.425	E6								P3	4	0	0	0	0	0	1																		
35 Eric Hosmer, L OBP: 0.281, SLG: 0.376									K	3	0	1	0	1	1	1																		
9 Johnny Giavotella, R OBP: 0.273, SLG: 0.214	K								G4-3	4	0	1	0	0	1	3																		
1 Jarrod Dyson, L OBP: 0.324, SLG: 0.311									G4-3	4	0	1	0	0	0	1																		
33 Humberto Quintero, R OBP: 0.259, SLG: 0.355	FC4-6								K	3	0	0	0	0	1	1																		
27 Bryan Peña, S OBP: 0.276, SLG: 0.372									K	1	0	0	0	0	1	0																		
Inning Stats	R: 2 H: 2 E: 1 K: 1 S: 19	H: 1 LOB: 1 BB: 0 P: 19	R: 0 H: 0 E: 0 K: 0 S: 6	H: 0 LOB: 0 BB: 0 P: 9	R: 0 H: 1 E: 0 K: 0 S: 5	H: 1 LOB: 0 BB: 0 P: 10	R: 0 H: 1 E: 0 K: 0 S: 9	H: 1 LOB: 2 BB: 1 P: 20	R: 0 H: 1 E: 0 K: 0 S: 16	H: 1 LOB: 1 BB: 0 P: 21	R: 0 H: 0 E: 0 K: 2 S: 10	H: 0 LOB: 0 BB: 0 P: 13	R: 0 H: 1 E: 0 K: 2 S: 12	H: 1 LOB: 1 BB: 0 P: 17	R: 0 H: 0 E: 0 K: 1 S: 14	H: 0 LOB: 0 BB: 0 P: 20	1B: 6 2B: 0 3B: 0 HR: 1	SF: 0 SAC: 0 DP: 1 HBP: 0	WP: 0 PB: 0 SB: 0 CS: 0	PA: 36														
PITCHER	IP WLS BF H R ER SO BB IBB HBP BLK WP HR S P ERA WHIP	IP WLS BF H R ER SO BB IBB HBP BLK WP HR S P ERA WHIP																																
53 Nick Blackburn, R ERA: 7.75	5.0	W	22	5	2	2	2	2	0	0	0	0	0	0	16	21	0.00	1.000																
49 Jeff Manship, R ERA: 3.86	1.0	H	4	1	0	0	0	0	0	0	0	0	0	0	13	17	0.00	0.000																
61 Jared Burton, R ERA: 3.57	1.1	H	4	0	0	0	3	0	0	0	0	0	0	0	9	13	0.00	1.500																
15 Glen Perkins, L ERA: 3.0	0.2	H	3	1	0	0	1	0	0	0	0	0	0	9	13	0.00	1.500																	
55 Matt Capps, R ERA: 3.22	1.0	S	3	0	0	0	1	0	0	0	0	0	0	14	20	0.00	0.000																	

Batter	1	2	3	4	5	6	7	8	9	AB	R	H	RBI	BB	SO	LOB	TOP				
5 Reed Johnson, R OBP: 0.391, SLG: 0.426										3	3	2	0	2	1	0					
13 Starlin Castro, R OBP: 0.320, SLG: 0.445										5	3	3	0	0	1	2					
9 David DeJesus, L OBP: 0.370, SLG: 0.401										4	1	1	3	0	1	3					
12 Alfonso Soriano, R OBP: 0.321, SLG: 0.507										4	1	1	1	1	1	3					
3 Jeff Baker, R OBP: 0.303, SLG: 0.343										3	0	0	1	0	1	3					
21 Joe Mather, R OBP: 0.324, SLG: 0.422										4	0	1	1	0	1	2					
15 Darwin Barney, R OBP: 0.318, SLG: 0.395										4	0	1	1	0	0	1					
2 Ian Stewart, L OBP: 0.288, SLG: 0.339										4	0	0	0	0	2	0					
55 Koyie Hill, S OBP: 0.179, SLG: 0.205										4	0	0	0	0	2	0					
Inning Stats	R: 1 E: 0 K: 2 S: 12	H: 2 LOB: 1 BB: 0 P: 14	R: 0 E: 0 K: 0 S: 10	H: 0 LOB: 0 BB: 0 P: 14	R: 0 E: 0 K: 1 S: 7	H: 0 LOB: 0 BB: 1 P: 14	R: 0 E: 0 K: 1 S: 6	H: 0 LOB: 0 BB: 0 P: 11	R: 3 E: 0 K: 1 S: 14	H: 2 LOB: 1 BB: 2 P: 29	R: 0 E: 0 K: 1 S: 6	H: 0 LOB: 0 BB: 0 P: 7	R: 2 E: 1 K: 1 S: 11	H: 2 LOB: 2 BB: 0 P: 15	R: 2 E: 0 K: 2 S: 18	H: 3 LOB: 1 BB: 0 P: 28	1B: 5 2B: 4 3B: 0 HR: 0	SF: 1 SAC: 0 DP: 0 HBP: 1	WP: 2 PB: 0 SB: 1 CS: 0	PA: 40	
PITCHER	IP WLS BF H R ER SO BB IBB HBP BLK WP HR S P ERA WHIP	5.2 L 24 4 4 4 6 2 1 0 0 2 0 54 89 6.35 1.059	6.1 1.1 4 0 0 0 1 0 0 0 0 0 0 8 10 0.00 0.000	8.1 1.0 6 2 2 1 1 0 0 0 1 0 0 0 11 15 9.00 2.000	9.1 1.0 6 3 2 2 2 0 0 0 0 0 0 0 18 28 18.00 3.000																

Chicago Cubs @ Minnesota Twins
Target Field, Minneapolis, MN
Sun Jun 10 2012, 1:13 PM - 4:06 PM CDT
Att: 37,526 - Partly Cloudy - 88 F

livebaseballscores.com

AB 35
R 8
H 9
RBI 7
BB 3
SO 10
LOB 14




Batter	1	2	3	4	5	6	7	8	9	AB	R	H	RBI	BB	SO	LOB	BOTTOM					
2 Denard Span, L OBP: 0.350, SLG: 0.376										3	0	0	0	1	0	2						
11 Ben Revere, L OBP: 0.355, SLG: 0.416										4	0	1	0	0	0	3						
7 Joe Mauer, L OBP: 0.406, SLG: 0.422										4	0	0	0	0	3	2						
16 Josh Willingham, R OBP: 0.414, SLG: 0.563										3	1	1	0	0	0	0						
33 Justin Morneau, L OBP: 0.319, SLG: 0.506										4	1	1	0	0	1	2						
24 Trevor Plouffe, R OBP: 0.299, SLG: 0.473										4	0	2	0	0	2	0						
20 Brian Dozier, R OBP: 0.256, SLG: 0.339										4	0	0	0	0	0	4						
41 Drew Butera, R OBP: 0.333, SLG: 0.325										3	0	1	0	0	0	1						
18 Ryan Doumit, S OBP: 0.324, SLG: 0.428										0	0	0	1	0	0	0						
8 Jamey Carroll, R OBP: 0.330, SLG: 0.295										4	0	2	1	0	0	2						
Inning Stats	R: 0 E: 0 K: 1 S: 10	H: 1 LOB: 2 BB: 0 P: 14	R: 0 E: 0 K: 1 S: 10	H: 0 LOB: 0 BB: 0 P: 12	R: 0 E: 0 K: 1 S: 8	H: 1 LOB: 1 BB: 0 P: 10	R: 0 E: 0 K: 2 S: 11	H: 0 LOB: 0 BB: 0 P: 14	R: 0 E: 0 K: 0 S: 16	H: 1 LOB: 2 BB: 1 P: 28	R: 0 E: 0 K: 0 S: 8	H: 0 LOB: 0 BB: 0 P: 12	R: 0 E: 1 K: 0 S: 7	H: 1 LOB: 1 BB: 0 P: 11	R: 0 E: 0 K: 1 S: 10	H: 0 LOB: 0 BB: 0 P: 16	R: 2 E: 0 K: 0 S: 23	H: 4 LOB: 2 BB: 0 P: 35	1B: 7 2B: 1 3B: 0 HR: 0	SF: 1 SAC: 1 DP: 0 HBP: 1	WP: 0 PB: 0 SB: 1 CS: 0	PA: 37
PITCHER	IP WLS BF H R ER SO BB IBB HBP BLK WP HR S P ERA WHIP	8.0 W 30 4 0 0 6 1 0 0 0 0 0 80 117 0.00 0.625	1.0 7 4 2 2 0 0 0 0 0 0 0 23 35 18.00 4.000																			

Chicago Cubs @ Minnesota Twins
Target Field, Minneapolis, MN
Sun Jun 10 2012, 1:13 PM - 4:06 PM CDT
Att: 37,526 - Partly Cloudy - 88 F

livebaseballscores.com

AB 33
R 2
H 8
RBI 2
BB 1
SO 6
LOB 16



Batter	1	2	3	4	5	6	7	8	9	AB	R	H	RBI	BB	SO	LOB	TOP			
11 Jimmy Rollins, S OBP: 0.298, SLG: 0.355										5	1	1	0	0	2	2				
10 Juan Pierre, L OBP: 0.365, SLG: 0.374										5	1	3	0	0	0	0				
24 Ty Wigginton, R OBP: 0.323, SLG: 0.395										0	0	0	0	0	0	0				
3 Hunter Pence, R OBP: 0.348, SLG: 0.482										5	2	3	0	0	0	2				
25 Jim Thome, L OBP: 0.383, SLG: 0.488										4	2	2	4	1	0	1				
18 Mike Fontenot, L OBP: 0.406, SLG: 0.432										0	0	0	0	0	0	0				
8 Shane Victorino, S OBP: 0.320, SLG: 0.414										5	0	1	0	0	0	4				
51 Carlos Ruiz, R OBP: 0.419, SLG: 0.578										3	2	3	1	2	0	0				
27 Placido Polanco, R OBP: 0.310, SLG: 0.364										5	0	0	0	0	0	8				
15 John Mayberry Jr., R OBP: 0.259, SLG: 0.347										5	1	2	4	0	1	4				
7 Michael Martinez, S OBP: 0.357, SLG: 0.308										4	0	0	0	1	1	4				
Inning Stats	R: 6 H: 6 E: 0 K: 0 S: 22	H: 6 LOB: 0 BB: 0 P: 30	R: 0 H: 1 E: 0 K: 1 S: 14	H: 1 LOB: 2 BB: 1 P: 21	R: 1 H: 2 E: 0 K: 1 S: 8	H: 2 LOB: 1 BB: 0 P: 16	R: 2 H: 2 E: 0 K: 0 S: 11	H: 2 LOB: 1 BB: 1 P: 22	R: 0 H: 0 E: 0 K: 0 S: 4	H: 1 LOB: 0 BB: 0 P: 6	R: 0 H: 1 E: 0 K: 0 S: 8	H: 1 LOB: 1 BB: 0 P: 12	R: 0 H: 1 E: 0 K: 0 S: 8	H: 1 LOB: 1 BB: 1 P: 11	R: 0 H: 1 E: 1 K: 2 S: 13	H: 1 LOB: 3 BB: 1 P: 21	1B: 9 2B: 4 3B: 0 HR: 2	SF: 0 SAC: 0 DP: 2 HBP: 0	WP: 0 PB: 0 SB: 0 CS: 0	PA: 45
PITCHER	IP WLS BF H R ER SO BB IBB HBP BLK WP HR S P ERA WHIP																			
39 P.J. Walters, R ERA: 5.4	0.0 L 4 4 4 4 0 0 0 0 0 0 0 10 15																			
49 Jeff Manship, R ERA: 5.88	3.0 15 5 3 3 2 1 0 0 0 0 1 34 52 9.00 2.000																			
51 Anthony Swarzak, R ERA: 5.17	4.0 16 4 2 2 0 2 0 0 0 0 1 31 54 4.50 1.500																			
60 Jeff Gray, R ERA: 4.97	1.0 4 1 0 0 0 0 0 0 0 1 0 8 11 0.00 1.000																			
15 Glen Perkins, L ERA: 3.38	1.0 6 1 0 0 2 0 1 0 0 0 0 13 21 0.00 1.000																			

Philadelphia Phillies @ Minnesota Twins
Target Field, Minneapolis, MN
Wed Jun 13 2012, 7:11 PM - 10:16 PM CDT
Att: 32,581 - Partly Cloudy - 76 F

AB 41
R 9
H 15
RBI 9
BB 4
SO 4
LOB 25

Batter	1	2	3	4	5	6	7	8	9	AB	R	H	RBI	BB	SO	LOB	BOTTOM					
2 Denard Span, L OBP: 0.364, SLG: 0.400										5	1	3	1	0	0	2						
11 Ben Revere, L OBP: 0.371, SLG: 0.423										5	2	2	1	0	0	2						
7 Joe Mauer, L OBP: 0.406, SLG: 0.423										5	0	1	2	0	2	2						
16 Josh Willingham, R OBP: 0.405, SLG: 0.575										5	1	1	2	0	1	4						
33 Justin Morneau, L OBP: 0.314, SLG: 0.494										3	0	0	1	1	0	1						
18 Ryan Doumit, S OBP: 0.325, SLG: 0.429										4	0	0	0	0	3	3						
24 Trevor Plouffe, R OBP: 0.307, SLG: 0.522										4	1	1	1	0	3	0						
20 Brian Dozier, R OBP: 0.246, SLG: 0.331										4	1	1	0	0	2	0						
8 Jamey Carroll, R OBP: 0.340, SLG: 0.309										3	2	1	0	1	1	0						
Inning Stats	R: 0 H: 1 E: 0 K: 1 S: 9	H: 1 LOB: 0 BB: 0 P: 9	R: 1 H: 1 E: 0 K: 1 S: 11	H: 1 LOB: 0 BB: 0 P: 15	R: 2 H: 2 E: 1 K: 1 S: 19	H: 2 LOB: 2 BB: 1 P: 29	R: 0 H: 0 E: 0 K: 2 S: 9	H: 0 LOB: 0 BB: 0 P: 13	R: 0 H: 1 E: 0 K: 0 S: 5	H: 1 LOB: 0 BB: 0 P: 10	R: 1 H: 1 E: 0 K: 1 S: 9	H: 1 LOB: 1 BB: 0 P: 10	R: 4 H: 4 E: 0 K: 2 S: 19	H: 4 LOB: 1 BB: 1 P: 36	R: 0 H: 0 E: 0 K: 3 S: 11	H: 0 LOB: 1 BB: 0 P: 15	R: 0 H: 0 E: 0 K: 1 S: 6	H: 0 LOB: 0 BB: 0 P: 8	1B: 6 2B: 2 3B: 0 HR: 2	SF: 0 SAC: 0 DP: 1 HBP: 0	WP: 2 PB: 0 SB: 1 CS: 0	PA: 40
PITCHER	IP WLS BF H R ER SO BB IBB HBP BLK WP HR S P ERA WHIP																					
35 Cole Hamels, L ERA: 3.34	6.0 W 28 8 7 6 6 2 0 0 0 0 1 0 14 23 9.00 1.667																					
37 Antonio Bastardo, L ERA: 2.53	1.0 H 5 2 1 1 2 0 0 0 0 0 1 0 14 23 9.00 2.000																					
50 Chad Qualls, R ERA: 4.56	0.2 H 3 0 0 0 3 0 0 0 0 0 1 0 9 12 0.00 0.000																					
58 Jonathan Papelbon, R ERA: 2.1	1.1 S 4 0 0 0 1 0 0 0 0 0 0 0 8 11 0.00 0.000																					

Philadelphia Phillies @ Minnesota Twins
Target Field, Minneapolis, MN
Wed Jun 13 2012, 7:11 PM - 10:16 PM CDT
Att: 32,581 - Partly Cloudy - 76 F

AB 38
R 8
H 10
RBI 8
BB 2
SO 12
LOB 14

Batter	1	2	3	4	5	6	7	8	9	AB	R	H	RBI	BB	SO	LOB	TOP										
11 Jimmy Rollins, S OBP: 0.304, SLG: 0.364	G5-3		G4-3 25 HR				F7		G4-3 27 1B	5	2	3	0	0	0	0	Philadelphia Phillies @ Minnesota Twins Target Field, Minneapolis, MN Thu Jun 14 2012, 7:12 PM - 9:49 PM CDT Att: 32,205 - Overcast - 67 F										
27 Placido Polanco, R OBP: 0.308, SLG: 0.360	G6-3		G4-3	G5-3			K		G4-3 1-H	5	0	1	1	0	1	2											
3 Hunter Pence, R OBP: 0.349, SLG: 0.478									F8	4	1	1	0	1	0	1											
25 Jim Thome, L OBP: 0.292, SLG: 0.545									G6-3	3	1	1	3	1	0	0											
8 Shane Victorino, S OBP: 0.319, SLG: 0.409	P5		G1-4-3				F8		G6-3	3	1	0	0	1	0	2											
51 Carlos Ruiz, R OBP: 0.420, SLG: 0.579									G6-3	3	0	1	1	0	0	0											
24 Ty Wigginton, R OBP: 0.322, SLG: 0.409									G6-3	4	1	1	1	0	1	2											
15 John Mayberry Jr., R OBP: 0.259, SLG: 0.340									G6-3	3	0	0	0	1	0	0											
7 Michael Martinez, S OBP: 0.278, SLG: 0.235									G4-3	4	0	0	0	0	1	1											
Inning Stats	R: 0 H: 1 E: 0 K: 0 S: 13	H: 1 LOB: 2 BB: 1 P: 20	R: 1 H: 1 E: 0 K: 1 S: 11	H: 1 LOB: 0 BB: 0 P: 15	R: 3 H: 2 E: 0 K: 0 S: 15	LOB: 1 BB: 1 P: 26	R: 0 H: 1 E: 0 K: 0 S: 11	H: 1 LOB: 1 BB: 0 P: 17	R: 0 H: 0 E: 0 K: 0 S: 7	H: 0 LOB: 0 BB: 0 P: 11	R: 0 H: 0 E: 0 K: 0 S: 8	H: 0 LOB: 0 BB: 0 P: 11	R: 0 H: 0 E: 0 K: 1 S: 10	H: 0 LOB: 0 BB: 0 P: 15	R: 1 H: 1 E: 0 K: 1 S: 12	H: 1 LOB: 1 BB: 1 P: 21	R: 1 H: 2 E: 0 K: 0 S: 17	H: 2 LOB: 1 BB: 1 P: 28	1B: 4 2B: 2 3B: 0 HR: 2	SF: 0 SAC: 0 DP: 1 HBP: 1	WP: 0 PB: 0 SB: 1 CS: 0	PA: 39					
PITCHER	IP	WLS	BF	H	R	ER	SO	BB	IBB	HBP	BLK	WP	HR	S	P	ERA	WHIP										
58 Scott Diamond, L ERA: 2.13	6.0	L	26	5	4	4	1	2	0	1	0	0	2	65	100	6.00	1.167										
17 Lester Oliveros, R ERA: 5.4	1.2		7	1	1	1	1	1	0	0	0	0	0	19	32	5.40	1.200										
31 Alex Burnett, R ERA: 2.27	0.1		1	0	0	0	1	0	0	0	0	0	0	3	4	0.00	0.000										
60 Jeff Gray, R ERA: 5.13	1.0		5	2	1	1	0	1	0	0	0	0	0	17	28	9.00	3.000										

Batter	1	2	3	4	5	6	7	8	9	AB	R	H	RBI	BB	SO	LOB	BOTTOM										
2 Denard Span, L OBP: 0.358, SLG: 0.393	G4-3		G3-1				G4-3		G1-4-3	4	0	0	0	0	0	0	Philadelphia Phillies @ Minnesota Twins Target Field, Minneapolis, MN Thu Jun 14 2012, 7:12 PM - 9:49 PM CDT Att: 32,205 - Overcast - 67 F										
11 Ben Revere, L OBP: 0.397, SLG: 0.417							F8		K	4	0	1	0	0	1	0											
7 Joe Mauer, L OBP: 0.407, SLG: 0.425									L7	4	0	2	0	0	1	1											
16 Josh Willingham, R OBP: 0.398, SLG: 0.564										4	0	0	0	0	3	3											
33 Justin Morneau, L OBP: 0.313, SLG: 0.489										4	0	1	0	0	0	1											
24 Trevor Plouffe, R OBP: 0.306, SLG: 0.535										4	1	1	1	0	0	1											
27 Chris Parmelee, L OBP: 0.255, SLG: 0.250										4	0	0	0	0	2	1											
12 Alexi Casilla, S OBP: 0.284, SLG: 0.317										3	0	2	0	0	0	0											
8 Jamey Carroll, R OBP: 0.336, SLG: 0.305										3	0	0	0	0	0	2											
Inning Stats	R: 0 H: 1 E: 0 K: 2 S: 10	H: 2 LOB: 1 BB: 0 P: 17	R: 1 H: 1 E: 0 K: 1 S: 11	H: 2 LOB: 0 BB: 0 P: 14	R: 0 H: 0 E: 0 K: 0 S: 6	LOB: 0 BB: 0 P: 8	R: 0 H: 1 E: 0 K: 1 S: 6	H: 1 LOB: 1 BB: 0 P: 8	R: 0 H: 0 E: 0 K: 0 S: 9	H: 0 LOB: 0 BB: 0 P: 13	R: 0 H: 1 E: 0 K: 0 S: 11	H: 1 LOB: 1 BB: 0 P: 18	R: 0 H: 1 E: 0 K: 1 S: 8	H: 1 LOB: 1 BB: 0 P: 10	R: 0 H: 1 E: 0 K: 2 S: 10	H: 1 LOB: 0 BB: 0 P: 15	R: 0 H: 0 E: 0 K: 0 S: 7	H: 0 LOB: 0 BB: 0 P: 8	1B: 5 2B: 1 3B: 0 HR: 1	SF: 0 SAC: 0 DP: 0 HBP: 0	WP: 1 PB: 0 SB: 1 CS: 0	PA: 34					
PITCHER	IP	WLS	BF	H	R	ER	SO	BB	IBB	HBP	BLK	WP	HR	S	P	ERA	WHIP										
56 Joe Blanton, R ERA: 4.93	9.0	W	34	7	1	1	7	0	0	0	0	1	1	78	111	1.00	0.778										

AB	34
R	6
H	8
RBI	6
BB	4
SO	3
LOB	8

AB	34
R	1
H	7
RBI	1
BB	0
SO	7
LOB	9



Batter	1	2	3	4	5	6	7	8	9	AB	R	H	RBI	BB	SO	LOB	TOP										
7 Norichika Aoki, L OBP: 0.356, SLG: 0.455	G4-3		G4-3			F7		G4-3		4	0	0	0	0	0	1	Milwaukee Brewers @ Minnesota Twins Target Field, Minneapolis, MN Fri Jun 15 2012, 7:11 PM - 10:11 PM CDT Att: 37,295 - Overcast - 78 F										
27 Carlos Gómez, R OBP: 0.310, SLG: 0.400	F7					8 HR		F8		2	1	0	0	2	0	0											
8 Ryan Braun, R OBP: 0.391, SLG: 0.602			CS							3	1	2	3	1	1	0											
16 Aramis Ramirez, R OBP: 0.328, SLG: 0.439	F8									4	0	0	0	0	1	2											
1 Corey Hart, R OBP: 0.309, SLG: 0.496										4	1	1	0	0	2	0											
23 Rickie Weeks Jr., R OBP: 0.302, SLG: 0.282										3	0	0	0	0	1	1											
21 Cody Ransom, R OBP: 0.331, SLG: 0.394										3	0	0	0	0	2	1											
5 Taylor Green, L OBP: 0.306, SLG: 0.419										1	0	0	0	0	1	1											
12 Martin Maldonado, R OBP: 0.354, SLG: 0.548										4	1	2	2	0	1	1											
29 Edwin Maysonet, R OBP: 0.259, SLG: 0.300										3	1	0	0	1	0	1											
Inning Stats	R: 0 E: 0 K: 0 S: 7	H: 0 LOB: 1 BB: 1 P: 15	R: 0 E: 0 K: 3 S: 14	H: 0 LOB: 1 BB: 0 P: 20	R: 0 E: 0 K: 0 S: 8	H: 0 LOB: 0 BB: 1 P: 16	R: 0 E: 0 K: 1 S: 10	H: 0 LOB: 0 BB: 0 P: 14	R: 0 E: 0 K: 1 S: 7	H: 0 LOB: 3 BB: 0 P: 11	R: 3 E: 0 K: 1 S: 16	H: 1 LOB: 0 BB: 2 P: 28	R: 0 E: 0 K: 1 S: 10	H: 1 LOB: 1 BB: 0 P: 17	R: 0 E: 0 K: 1 S: 14	H: 1 LOB: 1 BB: 0 P: 18	R: 2 E: 0 K: 1 S: 14	H: 2 LOB: 0 BB: 0 P: 19	1B: 2 2B: 1 3B: 0 HR: 2	SF: 0 SAC: 0 DP: 0 HBP: 1	WP: 0 PB: 0 SB: 1 CS: 1	PA: 37					
PITCHER	IP	WLS	BF	H	R	ER	SO	BB	IBB	HBP	BLK	WP	HR	S	P	ERA	WHIP										
47 Francisco Liriano, L ERA: 6.24	6.0		23	1	3	3	6	4	0	1	0	0	1	62	104	4.50	0.833										
52 Brian Duensing, L ERA: 3.38	1.0		4	1	0	0	1	0	0	0	0	0	0	10	17	0.00	1.000										
61 Jared Burton, R ERA: 3.51	1.0		4	1	0	0	1	0	0	0	0	0	1	14	18	0.00	1.000										
55 Matt Capps, R ERA: 3.55	1.0	L	5	2	2	2	1	0	0	0	0	0	1	14	19	18.00	2.000										

Batter	1	2	3	4	5	6	7	8	9	AB	R	H	RBI	BB	SO	LOB	BOTTOM										
2 Denard Span, L OBP: 0.353, SLG: 0.386	F8									4	0	0	0	0	2	2	Milwaukee Brewers @ Minnesota Twins Target Field, Minneapolis, MN Fri Jun 15 2012, 7:11 PM - 10:11 PM CDT Att: 37,295 - Overcast - 78 F										
11 Ben Revere, L OBP: 0.352, SLG: 0.400	G6-3									5	0	0	0	0	0	2											
7 Joe Mauer, L OBP: 0.411, SLG: 0.423	K									3	0	1	0	2	1	0											
16 Josh Willingham, R OBP: 0.396, SLG: 0.558										4	0	1	0	0	2	5											
18 Ryan Doumit, S OBP: 0.318, SLG: 0.419										4	0	0	0	0	4	3											
24 Trevor Plouffe, R OBP: 0.311, SLG: 0.575	P6									4	2	2	2	0	0	1											
20 Brian Dozier, R OBP: 0.260, SLG: 0.343	G1-3									4	1	3	0	0	0	1											
41 Drew Butera, R OBP: 0.333, SLG: 0.326										3	0	1	0	0	0	1											
27 Chris Parmelee, L OBP: 0.252, SLG: 0.247										1	0	0	0	0	0	1											
12 Alexi Casilla, S OBP: 0.289, SLG: 0.322										4	0	2	1	0	0	1											
Inning Stats	R: 0 E: 0 K: 1 S: 9	H: 0 LOB: 0 BB: 0 P: 10	R: 0 E: 0 K: 1 S: 11	H: 1 LOB: 1 BB: 0 P: 16	R: 0 E: 0 K: 1 S: 6	H: 0 LOB: 0 BB: 0 P: 7	R: 0 E: 0 K: 2 S: 10	H: 0 LOB: 1 BB: 1 P: 19	R: 2 E: 0 K: 0 S: 15	H: 4 LOB: 3 BB: 1 P: 26	R: 1 E: 0 K: 2 S: 21	H: 3 LOB: 2 BB: 0 P: 31	R: 0 E: 0 K: 2 S: 10	H: 1 LOB: 1 BB: 0 P: 15	R: 0 E: 0 K: 0 S: 7	H: 1 LOB: 1 BB: 0 P: 13	R: 0 E: 0 K: 0 S: 6	H: 0 LOB: 0 BB: 0 P: 10	1B: 8 2B: 0 3B: 0 HR: 2	SF: 0 SAC: 1 DP: 0 HBP: 0	WP: 1 PB: 0 SB: 0 CS: 0	PA: 39					
PITCHER	IP	WLS	BF	H	R	ER	SO	BB	IBB	HBP	BLK	WP	HR	S	P	ERA	WHIP										
49 Yovani Gallardo, R ERA: 4.23	6.0		28	8	3	3	7	1	1	0	0	0	0	3	5	0.00	3.000										
26 Manny Parra, L ERA: 4.11	1.2	W	6	1	0	0	2	0	0	0	0	0	0	14	23	0.00	0.600										
50 Kameron Loe, R ERA: 2.83	1.0	S	3	0	0	0	0	0	0	0	0	0	0	6	10	0.00	0.000										

AB	31
R	5
H	5
RBI	5
BB	4
SO	9
LOB	8



AB	36
R	3
H	10
RBI	3
BB	2
SO	9
LOB	17




Batter	1	2	3	4	5	6	7	8	9	AB	R	H	RBI	BB	SO	LOB	TOP		
2 Denard Span, L OBP: 0.353, SLG: 0.398	G4-3		G4-3			G5-3	HR		K	5	1	1	2	0	1	3	Minnesota Twins @ Pittsburgh Pirates PNC Park, Pittsburgh, PA Tue Jun 19 2012, 7:08 PM - 10:17 PM EDT Att: 19,936 - Partly Cloudy - 89 F		
11 Ben Revere, L OBP: 0.346, SLG: 0.385	G6-3		G4-3			BB	G5-3		G3-1	4	0	0	0	1	0	3			
16 Josh Willingham, R OBP: 0.385, SLG: 0.533	K				G5-3	BB		G6-3		4	0	1	0	0	1	0			
33 Justin Morneau, L OBP: 0.300, SLG: 0.460		G3-1		K		F8		L8		4	0	0	0	0	1	2			
24 Trevor Plouffe, R OBP: 0.341, SLG: 0.568	F9			BB				BB		3	0	2	0	1	0	0			
18 Ryan Doumit, S OBP: 0.314, SLG: 0.409	BB		F7			K		G3		4	0	1	0	0	1	5			
20 Brian Dozier, R OBP: 0.263, SLG: 0.338	G4-3				G5-3		BB		P4	4	0	1	0	0	0	1			
8 Jamey Carroll, R OBP: 0.341, SLG: 0.309			G4-3		G4-3		FC5-4		BB	3	1	1	0	1	0	1			
58 Scott Diamond, L OBP: 0.236, SLG: 0.350			SH5-4							1	0	0	0	0	0	0			
31 Alex Burnett, R OBP: 0.256, SLG: 0.354					G3					1	0	0	0	0	0	1			
27 Chris Parmelee, L OBP: 0.256, SLG: 0.354										0	0	0	0	0	0	1			
49 Jeff Manship, R OBP: 0.256, SLG: 0.354										0	0	0	0	0	0	0			
52 Brian Duensing, L OBP: 0.294, SLG: 0.327										1	0	1	0	0	0	0			
12 Alex Casilla, S OBP: 0.294, SLG: 0.327										1	0	1	0	0	0	0			
Inning Stats	R: 0 H: 0 E: 0 K: 1 S: 7	H: 0 LOB: 0 P: 10	R: 0 H: 1 E: 0 K: 0 S: 12	H: 1 LOB: 1 BB: 0 P: 20	R: 0 H: 1 E: 0 K: 0 S: 13	H: 1 LOB: 1 BB: 0 P: 19	R: 0 H: 1 E: 0 K: 1 S: 11	H: 1 LOB: 3 BB: 2 P: 23	R: 0 H: 1 E: 0 K: 0 S: 12	H: 1 LOB: 2 BB: 1 P: 23	R: 0 H: 1 E: 0 K: 1 S: 12	H: 1 LOB: 2 BB: 1 P: 23	R: 0 H: 1 E: 0 K: 1 S: 12	H: 1 LOB: 2 BB: 1 P: 23	1B: 7 2B: 0 3B: 0 HR: 1	SF: 0 SAC: 1 DP: 0 HBP: 0	WP: 0 PA: 38 PB: 0 SB: 1 CS: 0		
PITCHER	IP WLS BF H R ER SO BB IBB HBP BLK WP HR S P ERA WHIP	PITCHER																	
29 Kevin Correia, R ERA: 4.12	5.1 W 21 4 0 0 2 1 0 0 0 0 0 61 97 0.00 0.938																		
44 Tony Watson, L ERA: 3.63	0.2 H 3 0 0 0 1 1 0 0 0 0 0 5 11 0.00 1.500																		
37 Juan Cruz, R ERA: 2.66	1.0 5 2 2 2 1 0 0 0 0 0 1 14 18 0.00 2.000																		
30 Chris Resop, R ERA: 3.82	2.0 9 2 0 0 1 1 0 0 0 0 0 17 33 0.00 1.500																		
Batter	1	2	3	4	5	6	7	8	9	AB	R	H	RBI	BB	SO	LOB	BOTTOM		
31 Jose Tabata, R OBP: 0.290, SLG: 0.338	G6-3	F8			G6-3	G6-3			F9	5	0	0	0	0	0	2	Minnesota Twins @ Pittsburgh Pirates PNC Park, Pittsburgh, PA Tue Jun 19 2012, 7:08 PM - 10:17 PM EDT Att: 19,936 - Partly Cloudy - 89 F		
5 Josh Harrison, R OBP: 0.311, SLG: 0.436	HR	K			BB		HR		F8	5	3	3	1	0	1	2			
22 Andrew McCutchen, R OBP: 0.390, SLG: 0.562	BB		G4-3		BB		HR			4	1	3	2	1	0	0			
14 Casey McGehee, R OBP: 0.329, SLG: 0.366	BB		F9		SF8		K		G6-3	4	0	1	1	0	1	2			
18 Neil Walker, S OBP: 0.328, SLG: 0.368	G6-3		G6-3		L7		BB			3	1	0	0	1	0	3			
24 Pedro Alvarez, L OBP: 0.280, SLG: 0.459	BB				G3		BB			3	1	2	0	1	0	0			
26 Rod Barajas, R OBP: 0.279, SLG: 0.378	G4-3				F9		F8		SF7	3	0	0	1	0	0	4			
12 Clint Barmes, R OBP: 0.222, SLG: 0.305			SH1-4		BB		F9			4	1	3	1	0	0	1			
29 Kevin Correia, R OBP: 0.150, SLG: 0.150					G5-3					1	0	0	0	0	0	1			
44 Tony Watson, L ERA: 2.16										0	0	0	0	0	0	0			
65 Matt Hague, R OBP: 0.265, SLG: 0.250										1	0	0	1	0	0	0			
37 Juan Cruz, R ERA: 7.27										0	0	0	0	0	0	0			
30 Chris Resop, R ERA: 3.12										0	0	0	0	1	0	0			
Inning Stats	R: 1 H: 3 E: 0 K: 0 S: 10	H: 3 LOB: 3 BB: 1 P: 23	R: 0 H: 1 E: 0 K: 1 S: 11	H: 1 LOB: 1 BB: 0 P: 16	R: 0 H: 0 E: 0 K: 0 S: 8	H: 0 LOB: 0 BB: 0 P: 12	R: 0 H: 1 E: 0 K: 0 S: 12	H: 1 LOB: 1 BB: 1 P: 16	R: 1 H: 1 E: 0 K: 0 S: 13	H: 1 LOB: 1 BB: 1 P: 23	R: 2 H: 2 E: 0 K: 0 S: 8	H: 2 LOB: 0 BB: 0 P: 18	R: 3 H: 3 E: 0 K: 1 S: 15	H: 3 LOB: 1 BB: 1 P: 26	R: 0 H: 1 E: 0 K: 0 S: 10	H: 1 LOB: 2 BB: 1 P: 19	1B: 7 2B: 3 3B: 0 HR: 2	SF: 2 SAC: 1 DP: 0 HBP: 0	WP: 1 PA: 40 PB: 0 SB: 3 CS: 0
PITCHER	IP WLS BF H R ER SO BB IBB HBP BLK WP HR S P ERA WHIP	PITCHER																	
58 Scott Diamond, L ERA: 2.57	5.1 L 26 8 4 4 4 2 0 0 0 0 1 0 4 10 6.75 1.875																		
31 Alex Burnett, R ERA: 2.16	0.2 2 0 0 0 0 0 0 0 0 0 1 0 4 10 0.00 0.000																		
49 Jeff Manship, R ERA: 7.27	0.1 4 2 3 3 1 1 0 0 0 0 0 1 9 17 81.00 9.000																		
52 Brian Duensing, L ERA: 3.12	1.2 8 2 0 0 0 1 0 0 0 0 0 0 16 28 0.00 1.800																		

Batter	1	2	3	4	5	6	7	8	9	AB	R	H	RBI	BB	SO	LOB	TOP			
2 Denard Span, L (1,8) OBP: 0.351, SLG: 0.395	G1-4-3	L7			1B		G3			4	0	1	0	0	0	1				
11 Ben Revers, L (1,9) OBP: 0.335, SLG: 0.374	F8		G6-3					G4-3		4	0	0	0	0	1	1				
16 Josh Willingham, R (1,7) OBP: 0.387, SLG: 0.549	24 1B	2B	K		F9			HR		4	2	2	1	0	1	1				
33 Justin Morneau, L (1,3) OBP: 0.304, SLG: 0.458	24 1B	BB	L8			L8		20 FC6-4	1B	3	0	1	0	1	0	0				
24 Trevor Plouffe, R (1,5) OBP: 0.339, SLG: 0.560	20 BB	1B		K		K		F9		4	0	1	1	0	2	1				
20 Brian Dozier, R (1,6) OBP: 0.282, SLG: 0.331	BB			G5-3		P6		FC6-4		3	0	0	0	1	0	1				
8 Jamey Carroll, R (1,4) OBP: 0.340, SLG: 0.308	L1				1B		G6-3		G5-3	4	0	1	0	0	0	3				
41 Drew Butera, R (1,2) OBP: 0.309, SLG: 0.320			K		P4			L8		4	0	1	0	0	1	1				
47 Francisco Liriano, L (1,1) 61 Jared Burton, R (7,1) 19 Darin Mastroianni, R (9,PH) 15 Glen Perkins, L (9,1)		K				K		P3		3	0	0	0	0	2	1				
Inning Stats	R: 1 H: 2 E: 0 K: 0 S: 15	L: 2 BB: 2 P: 27	R: 0 H: 0 E: 0 K: 2 S: 8	L: 0 BB: 0 P: 12	R: 0 H: 0 E: 0 K: 1 S: 6	L: 0 BB: 0 P: 10	R: 0 H: 1 E: 0 K: 1 S: 11	L: 0 BB: 0 P: 17	R: 0 H: 1 E: 0 K: 2 S: 15	L: 0 BB: 0 P: 19	R: 0 H: 1 E: 0 K: 0 S: 9	L: 1 BB: 0 P: 11	R: 1 H: 2 E: 0 K: 0 S: 9	L: 2 BB: 0 P: 10	R: 0 H: 0 E: 0 K: 0 S: 5	L: 0 BB: 0 P: 8	1B: 4 2B: 2 3B: 0 HR: 1	SF: 0 SAC: 0 DP: 0 HBP: 0	WP: 0 PB: 0 SB: 0 CS: 0	PA: 36
PITCHER	IP WLS BF H R ER SO BB IBB HBP BLK WP HR S P ERA WHIP																			
45 Erik Bedard, L (1,1) ERA: 4.13	6.0	24	4	1	0	1	7	2	0	0	0	0	0	0	0	64	97	1.50	1.000	
48 Jared Hughes, R (7,1) ERA: 2.02	1.0	4	1	0	0	0	0	0	0	0	0	0	0	0	7	11	0.00	1.000		
39 Jason Grilli, R (8,1) ERA: 2.03	1.0	L	5	2	1	1	0	0	0	0	0	0	0	1	9	10	9.00	2.000		
43 Doug Slaten, L (9,1) ERA: 2.45	1.0	3	0	0	0	0	0	0	0	0	0	0	0	5	8	0.00	0.000			

Minnesota Twins @ Pittsburgh Pirates
PNC Park, Pittsburgh, PA
Wed Jun 20 2012, 7:08 PM - 9:50 PM EDT
Att: 19,878 - Partly Cloudy - 91 F


AB 34
R 2
H 7
RBI 2
BB 2
SO 7
LOB 10



Batter	1	2	3	4	5	6	7	8	9	AB	R	H	RBI	BB	SO	LOB	BOTTOM			
31 Jose Tabata, R (1,7) OBP: 0.286, SLG: 0.333	K		G6-3			SH3-4	G3			3	0	0	0	0	1	2				
5 Josh Harrison, R (1,9) OBP: 0.311, SLG: 0.443				G4-3		FC1-5-6		G4-3		3	0	1	0	0	0	1				
7 Alex Presley, L (8,PH) OBP: 0.244, SLG: 0.360	2B									1	0	0	0	0	0	0				
22 Andrew McCutchen, R (1,8) OBP: 0.382, SLG: 0.599	K			G6-3						3	0	1	0	1	1	1				
14 Casey McGehee, R (1,3) OBP: 0.327, SLG: 0.362	G6-3									4	0	1	0	0	1	4				
18 Neil Walker, S (1,4) OBP: 0.323, SLG: 0.362		G6-3			F9		P4		K	4	0	0	0	0	1	2				
24 Pedro Alvarez, L (1,5) OBP: 0.284, SLG: 0.455		G1-3				K2-3				2	1	0	0	1	1	0				
69 Jordy Mercer, R (8,FR) OBP: 0.273, SLG: 0.111							55 BB 26 SF8		BB	0	0	0	0	0	0	0				
12 Clint Barmes, R (1,6) OBP: 0.223, SLG: 0.304					F9				K	4	0	1	0	0	2	1				
55 Michael McKenry, R (1,2) OBP: 0.273, SLG: 0.348					F9					3	0	0	0	1	1	1				
45 Erik Bedard, L (1,1) 65 Matt Hughes, R (5,PH) 48 Jared Hughes, R (7,1) 26 Rod Barajas, R (8,PH) 39 Jason Grilli, R (8,1) 43 Doug Slaten, L (9,1) 46 Garrett Jones, L (9,PH)										1	0	0	0	0	0	0				
Inning Stats	R: 0 H: 1 E: 0 K: 2 S: 10	L: 1 BB: 0 P: 13	R: 0 H: 0 E: 0 K: 1 S: 7	L: 0 BB: 0 P: 11	R: 0 H: 0 E: 0 K: 1 S: 8	L: 0 BB: 0 P: 11	R: 0 H: 1 E: 0 K: 0 S: 6	L: 1 BB: 0 P: 9	R: 0 H: 1 E: 0 K: 1 S: 11	L: 0 BB: 1 P: 20	R: 0 H: 1 E: 0 K: 0 S: 14	L: 1 BB: 1 P: 26	R: 0 H: 1 E: 0 K: 1 S: 12	L: 1 BB: 0 P: 15	R: 0 H: 0 E: 0 K: 2 S: 7	L: 0 BB: 1 P: 14	1B: 4 2B: 1 3B: 0 HR: 0	SF: 1 SAC: 1 DP: 0 HBP: 1	WP: 0 PB: 0 SB: 0 CS: 0	PA: 36
PITCHER	IP WLS BF H R ER SO BB IBB HBP BLK WP HR S P ERA WHIP																			
47 Francisco Liriano, L (1,1) ERA: 5.74	6.2	27	4	1	1	0	6	1	1	1	0	0	0	0	7	14	0.00	0.750		
61 Jared Burton, R (7,1) ERA: 3.21	1.1	W	5	1	0	0	1	0	0	0	0	0	0	0	15	19	0.00	0.750		
15 Glen Perkins, L (9,1) ERA: 3.63	1.0	S	4	0	0	0	2	1	0	0	0	0	0	7	14	0.00	1.000			

Minnesota Twins @ Pittsburgh Pirates
PNC Park, Pittsburgh, PA
Wed Jun 20 2012, 7:08 PM - 9:50 PM EDT
Att: 19,878 - Partly Cloudy - 91 F

AB 30
R 1
H 5
RBI 1
BB 3
SO 9
LOB 13



Batter	1	2	3	4	5	6	7	8	9	AB	R	H	RBI	BB	SO	LOB	TOP					
2 Denard Span, L (1,8) OBP: 0.350, SLG: 0.393										4	0	1	0	0	1	1	Minnesota Twins @ Pittsburgh Pirates PNC Park, Pittsburgh, PA Thu Jun 21 2012, 7:08 PM - 9:36 PM EDT Att: 21,563 - Partly Cloudy - 90 F					
11 Ben Revere, L (1,9) OBP: 0.325, SLG: 0.364										4	0	0	0	0	0	2						
16 Josh Willingham, R (1,7) OBP: 0.390, SLG: 0.545										2	0	0	0	0	1	0						
19 Darin Mastroianni, R (8,7)										1	0	0	0	0	0	0						
33 Justin Morneau, L (1,3) OBP: 0.309, SLG: 0.467										3	0	2	0	0	0	1						
27 Chris Parmelee, L (8,3)										1	0	1	0	0	0	0						
24 Trevor Plouffe, R (1,5) OBP: 0.337, SLG: 0.558										4	1	1	0	0	0	3						
18 Ryan Doumit, S (1,2) OBP: 0.313, SLG: 0.405										4	0	1	1	0	0	2						
20 Brian Dozier, R (1,6) OBP: 0.257, SLG: 0.325										3	0	0	0	0	1	2						
12 Alexi Casilla, S (1,4) OBP: 0.288, SLG: 0.320										3	0	0	0	0	1	0						
49 Jeff Manship, R (7,1)										0	0	0	0	0	0	0						
60 Jeff Gray, R (8,1)										0	0	0	0	0	0	0						
62 Liam Hendriks, R (1,1)										2	0	0	0	0	1	0						
31 Alex Burnett, R (6,1)										0	0	0	0	0	0	0						
8 Jamey Carroll, R (7,4) OBP: 0.339, SLG: 0.307										1	0	0	0	0	0	0						
Inning Stats	R: 0 E: 0 K: 2 S: 8	H: 0 LOB: 0 BB: 0 P: 12	R: 0 E: 0 K: 0 S: 10	H: 1 LOB: 1 BB: 0 P: 14	R: 0 E: 0 K: 1 S: 10	H: 1 LOB: 1 BB: 0 P: 17	R: 1 E: 0 K: 0 S: 6	H: 2 LOB: 1 BB: 0 P: 12	R: 0 E: 0 K: 1 S: 8	H: 0 LOB: 1 BB: 0 P: 11	R: 0 E: 0 K: 0 S: 8	H: 1 LOB: 1 BB: 0 P: 14	R: 0 E: 0 K: 1 S: 8	H: 0 LOB: 0 BB: 0 P: 13	R: 0 E: 0 K: 0 S: 8	H: 0 LOB: 0 BB: 0 P: 11	R: 0 E: 0 K: 0 S: 10	H: 1 LOB: 1 BB: 0 P: 16	1B: 4 2B: 2 3B: 0 HR: 0	SF: 0 SAC: 0 DP: 1 HBP: 1	WP: 0 PB: 0 SB: 1 CS: 0	PA: 33
PITCHER 53 James McDonald, R (1,1) ERA: 2.19	IP: 9.0 WLS: W BF: 34 H: 6 R: 1 ER: 1 SO: 5 BB: 0 IBB: 0 HBP: 1 BLK: 0 WP: 0 HR: 0 S: 76 P: 120 ERA: 1.00 WHIP: 0.667															PITCHER						

Batter	1	2	3	4	5	6	7	8	9	AB	R	H	RBI	BB	SO	LOB	BOTTOM			
7 Alex Presley, L (1,7) OBP: 0.249, SLG: 0.361										5	1	2	0	0	0	0	Minnesota Twins @ Pittsburgh Pirates PNC Park, Pittsburgh, PA Thu Jun 21 2012, 7:08 PM - 9:36 PM EDT Att: 21,563 - Partly Cloudy - 90 F			
18 Neil Walker, S (1,4) OBP: 0.318, SLG: 0.355										5	1	0	0	0	0	3				
22 Andrew McCutchen, R (1,8) OBP: 0.397, SLG: 0.574										4	2	3	3	0	1	0				
46 Garrett Jones, L (1,9) OBP: 0.277, SLG: 0.478										4	1	2	3	0	0	1				
31 Jose Tabata, R (8,9) OBP: 0.296, SLG: 0.333										0	0	0	0	0	0	0				
14 Casey McGehee, R (1,3) OBP: 0.326, SLG: 0.359										4	0	1	0	0	1	0				
24 Pedro Alvarez, L (1,5) OBP: 0.288, SLG: 0.470										4	2	2	1	0	1	2				
26 Rod Barajas, R (1,2) OBP: 0.282, SLG: 0.396										3	1	1	2	0	1	0				
5 Josh Harrison, R (1,6) OBP: 0.309, SLG: 0.436										4	0	1	0	0	0	1				
53 James McDonald, L (1,1) OBP: 0.138, SLG: 0.107										4	1	0	0	0	1	1				
Inning Stats	R: 1 E: 0 K: 1 S: 13	H: 3 LOB: 2 BB: 0 P: 24	R: 3 E: 1 K: 0 S: 16	H: 3 LOB: 1 BB: 0 P: 23	R: 0 E: 0 K: 0 S: 6	H: 0 LOB: 1 BB: 0 P: 10	R: 0 E: 0 K: 0 S: 11	H: 0 LOB: 0 BB: 0 P: 15	R: 0 E: 0 K: 2 S: 8	H: 0 LOB: 0 BB: 0 P: 13	R: 2 E: 0 K: 1 S: 17	H: 3 LOB: 1 BB: 0 P: 26	R: 3 E: 0 K: 1 S: 14	H: 3 LOB: 0 BB: 0 P: 21	R: 0 E: 0 K: 0 S: 7	H: 0 LOB: 0 BB: 0 P: 8	1B: 7 2B: 1 3B: 1 HR: 3	SF: 0 SAC: 0 DP: 0 HBP: 1	WP: 0 PB: 0 SB: 1 CS: 0	PA: 38
PITCHER 62 Liam Hendriks, R (1,1) ERA: 7.39	IP: 5.0 WLS: L BF: 25 H: 8 R: 6 ER: 3 SO: 3 BB: 0 IBB: 0 HBP: 0 BLK: 0 WP: 0 HR: 1 S: 59 P: 94 ERA: 5.40 WHIP: 1.600															PITCHER				
31 Alex Burnett, R (6,1) ERA: 2.1	1.0	4	1	0	0	1	0	0	0	0	0	12	17	0.00	1.000					
49 Jeff Manship, R (7,1) ERA: 9.31	1.0	6	3	3	3	1	0	0	0	0	2	14	21	27.00	3.000					
60 Jeff Gray, R (8,1) ERA: 4.45	1.0	3	0	0	0	0	0	0	0	0	0	7	8	0.00	0.000					

AB	32
R	1
H	6
RBI	1
BB	0
SO	5
LOB	11



Batter	1	2	3	4	5	6	7	8	9	AB	R	H	RBI	BB	SO	LOB	TOP																						
2 Denard Span, L OBP: 0.347, SLG: 0.387	G6-3		G3		G1-3			P6		4	0	0	1	1	0	0																							
11 Ben Revers, L OBP: 0.344, SLG: 0.381	1B		E6 16 S 16 SF9	1B		33 BB 16 BB	SF9		33 G4-3 16 F8	4	1	4	1	0	0	0																							
16 Josh Willingham, R OBP: 0.383, SLG: 0.538	G2-3		SF9			33 BB	G5-3		F8	3	0	0	1	1	0	4																							
33 Justin Morneau, L OBP: 0.306, SLG: 0.457	K		G4-3			24 FC6	G6-3		G4-3	4	0	0	0	1	1	2																							
24 Trevor Plouffe, R OBP: 0.333, SLG: 0.548	G6-3		G6-3		FC6		K		K	5	1	1	0	0	2	4																							
18 Ryan Doumit, S OBP: 0.326, SLG: 0.438										4	2	4	1	0	0	0																							
20 Brian Dozier, R OBP: 0.251, SLG: 0.317	G6-3		F8				P3		F9	4	0	0	1	0	0	3																							
8 Jamey Carroll, R OBP: 0.337, SLG: 0.306	K		F8						K	4	1	1	0	0	2	1																							
53 Nick Blackburn, R 7 Joe Mauer, L 62 Liam Hendriks, R 60 Jeff Gray, R 31 Alex Burnett, R 19 Darin Mastroianni, R 61 Jared Burton, R 15 Glen Perkins, L	K		K		G4-3				K	2	0	0	0	0	1	1																							
Inning Stats	R: 0 E: 0 K: 1 S: 10	H: 1 LOB: 1 BB: 0 P: 17	R: 1 E: 0 K: 2 S: 18	H: 2 LOB: 1 BB: 0 P: 24	R: 1 E: 1 K: 0 S: 10	H: 1 LOB: 0 BB: 0 P: 13	R: 1 E: 0 K: 0 S: 6	H: 1 LOB: 0 BB: 0 P: 9	R: 0 E: 0 K: 0 S: 15	H: 1 LOB: 3 BB: 2 P: 28	R: 2 E: 0 K: 0 S: 16	H: 2 LOB: 2 BB: 2 P: 28	R: 0 E: 0 K: 1 S: 9	H: 1 LOB: 1 BB: 0 P: 15	R: 0 E: 0 K: 2 S: 10	H: 0 LOB: 0 BB: 0 P: 12	R: 0 E: 0 K: 1 S: 9	H: 1 LOB: 1 BB: 0 P: 12	1B: 8 2B: 1 3B: 0 HR: 1	SF: 2 SAC: 0 DP: 0 HBP: 0	WP: 0 PB: 0 SB: 2 CS: 0	PA: 41																	
PITCHER	IP	WLS	BF	H	R	ER	SO	BB	IBB	HBP	BLK	WP	HR	S	P	ERA	WHIP	PITCHER					IP	WLS	BF	H	R	ER	SO	BB	IBB	HBP	BLK	WP	HR	S	P	ERA	WHIP
34 Homer Bailey, R ERA: 4.2	5.1	L	27	8	5	4	3	3	0	0	0	0	1	69	106	6.75	2.062																						
45 Bill Bray, L ERA: 12.0	0.1	B	2	0	0	0	0	1	0	0	0	0	0	3	7	0.00	3.000																						
66 Logan Ondrusek, R ERA: 3.0	0.1		1	0	0	0	0	0	0	0	0	0	0	3	6	0.00	0.000																						
63 Sam LeCure, R ERA: 3.49	2.0		7	1	0	0	3	0	0	0	0	0	0	19	27	0.00	0.500																						
51 Sean Marshall, L ERA: 2.93	1.0		4	1	0	0	1	0	0	0	0	0	0	9	12	0.00	1.000																						

Minnesota Twins @ Cincinnati Reds
Great American Ball Park, Cincinnati, OH
Fri Jun 22 2012, 7:13 PM - 10:32 PM EDT
Att: 33,531 - Partly Cloudy - 88 F

AB	35
R	5
H	10
RBI	5
BB	4
SO	7
LOB	15



Batter	1	2	3	4	5	6	7	8	9	AB	R	H	RBI	BB	SO	LOB	BOTTOM																						
2 Zack Cozart, R OBP: 0.305, SLG: 0.422	28 HR		F8		F8		G5-3		K	5	1	1	0	0	1	2																							
28 Chris Heisey, R OBP: 0.306, SLG: 0.371	HR		K		K		G4-3		K	5	1	2	2	0	2	2																							
19 Joey Votto, L OBP: 0.483, SLG: 0.650	G4-3		F8		F7		G4-3			3	0	0	0	1	0	1																							
4 Brandon Phillips, R OBP: 0.328, SLG: 0.445	G4-3		F8				27 BB 48 BB		G6-3	4	0	1	0	0	0	2																							
32 Jay Bruce, L OBP: 0.324, SLG: 0.521					P5		F7		F8	3	0	0	0	1	0	1																							
48 Ryan Ludwick, R OBP: 0.305, SLG: 0.461	F9				27 HR		27 BB 1B		P3	3	1	1	0	1	0	1																							
27 Scott Rolen, R OBP: 0.250, SLG: 0.336	G1-3				HR				29 BB 15 SH1-4	4	1	3	2	0	0	0																							
39 Devin Mesoraco, R OBP: 0.294, SLG: 0.351	G6-3		G6-3		G6-3		K		SH1-4	3	0	0	0	0	1	3																							
15 Wilson Valdez, R OBP: 0.233, SLG: 0.288										0	0	0	0	0	0	0																							
34 Homer Bailey, R 45 Bill Bray, L 66 Logan Ondrusek, R 21 Todd Frazier, R 63 Sam LeCure, R 51 Sean Marshall, L 29 Ryan Hanigan, R	F9				K		F8			2	0	0	0	0	1	0																							
Inning Stats	R: 2 E: 0 K: 0 S: 11	H: 2 LOB: 1 BB: 2 P: 23	R: 0 E: 0 K: 0 S: 6	H: 0 LOB: 0 BB: 0 P: 7	R: 0 E: 0 K: 0 S: 8	H: 1 LOB: 1 BB: 0 P: 10	R: 2 E: 0 K: 1 S: 10	H: 2 LOB: 0 BB: 0 P: 14	R: 0 E: 0 K: 1 S: 11	H: 2 LOB: 3 BB: 1 P: 15	R: 0 E: 0 K: 0 S: 16	H: 2 LOB: 0 BB: 1 P: 26	R: 0 E: 0 K: 0 S: 5	H: 0 LOB: 0 BB: 0 P: 8	R: 0 E: 0 K: 0 S: 9	H: 0 LOB: 0 BB: 0 P: 12	R: 0 E: 0 K: 2 S: 14	H: 2 LOB: 2 BB: 0 P: 18	1B: 5 2B: 2 3B: 0 HR: 2	SF: 0 SAC: 1 DP: 1 HBP: 0	WP: 0 PB: 0 SB: 0 CS: 0	PA: 38																	
PITCHER	IP	WLS	BF	H	R	ER	SO	BB	IBB	HBP	BLK	WP	HR	S	P	ERA	WHIP	PITCHER					IP	WLS	BF	H	R	ER	SO	BB	IBB	HBP	BLK	WP	HR	S	P	ERA	WHIP
53 Nick Blackburn, R ERA: 7.45	5.0	W	21	5	4	4	2	2	0	0	0	0	2	46	69	0.00	1.400																						
60 Jeff Gray, R ERA: 4.4	0.1	H	4	2	0	0	0	1	0	0	0	0	0	10	18	0.00	9.000																						
31 Alex Burnett, R ERA: 2.0	1.2	H	5	0	0	0	1	0	0	0	0	0	0	11	16	0.00	0.000																						
61 Jared Burton, R ERA: 3.1	1.0	H	3	0	0	0	0	0	0	0	0	0	0	9	12	0.00	0.000																						
15 Glen Perkins, L ERA: 2.93	1.0	S	5	2	0	0	2	0	0	0	0	0	0	14	18	0.00	2.000																						

Minnesota Twins @ Cincinnati Reds
Great American Ball Park, Cincinnati, OH
Fri Jun 22 2012, 7:13 PM - 10:32 PM EDT
Att: 33,531 - Partly Cloudy - 88 F

AB	34
R	4
H	9
RBI	4
BB	3
SO	5
LOB	15



Batter	1	2	3	4	5	6	7	8	9	AB	R	H	RBI	BB	SO	LOB	TOP										
2 Denard Span, L (1,8) OBP: 0.342, SLG: 0.381										4	0	0	0	0	0	0	Minnesota Twins @ Cincinnati Reds Great American Ball Park, Cincinnati, OH Sat Jun 23 2012, 4:14 PM - 6:51 PM EDT Att: 41,750 - Partly Cloudy - 90 F										
11 Ben Revers, L (1,9) OBP: 0.335, SLG: 0.371										4	0	0	0	0	0												
7 Joe Mauer, L (1,3) OBP: 0.414, SLG: 0.429										4	0	1	0	0	0												
16 Josh Willingham, R (1,7) OBP: 0.385, SLG: 0.535										3	0	1	0	0	2	1											
24 Trevor Plouffe, R (1,5) OBP: 0.328, SLG: 0.538										3	0	0	0	0	3	2											
18 Ryan Doumit, S (1,2) OBP: 0.326, SLG: 0.437										3	0	1	0	0	2	1											
20 Brian Dozier, R (1,6) OBP: 0.247, SLG: 0.311										3	0	0	0	0	1	2											
8 Jamey Carroll, R (1,4) OBP: 0.337, SLG: 0.303										2	0	0	0	1	0	0											
52 Brian Duensing, L (1,1)										1	0	0	0	0	1	0											
51 Anthony Swarzak, R (4,1)										1	0	0	0	0	1	2											
27 Chris Parmelee, L (6,PH)										1	0	0	0	0	0	0											
55 Matt Capps, R (8,1)										0	0	0	0	0	0	0											
Inning Stats	R: 0 E: 0 K: 0 S: 10	H: 0 LOB: 0 BB: 0 P: 16	R: 0 E: 0 K: 2 S: 9	H: 1 LOB: 0 BB: 0 P: 14	R: 0 E: 0 K: 1 S: 7	H: 0 LOB: 0 BB: 0 P: 12	R: 0 E: 0 K: 1 S: 11	H: 1 LOB: 1 BB: 0 P: 15	R: 0 E: 0 K: 2 S: 14	H: 0 LOB: 0 BB: 1 P: 25	R: 0 E: 0 K: 0 S: 13	H: 0 LOB: 0 BB: 0 P: 18	R: 0 E: 0 K: 3 S: 11	H: 0 LOB: 1 BB: 0 P: 18	R: 0 E: 0 K: 0 S: 11	H: 0 LOB: 0 BB: 0 P: 15	R: 0 E: 0 K: 1 S: 8	H: 0 LOB: 0 BB: 0 P: 12	1B: 2 2B: 2 HR: 0	SF: 0 SAC: 0 HBP: 1	WP: 0 PB: 0 SB: 0 CS: 1	PA: 31					
PITCHER	IP	WLS	BF	H	R	ER	SO	BB	IBB	HBP	BLK	WP	HR	S	P	ERA	WHIP										
47 Johnny Cueto, R (1,1) ERA: 2.21	7.0	W	25	3	0	0	9	1	0	1	0	0	0	75	118	0.00	0.571										
33 Jose Arredondo, R (8,1) ERA: 1.99	1.0		3	0	0	0	0	0	0	0	0	0	0	11	15	0.00	0.000										
31 Alfredo Simon, R (9,1) ERA: 1.91	1.0		3	0	0	0	1	0	0	0	0	0	0	8	12	0.00	0.000										

AB	29
R	0
H	3
RBI	0
BB	1
SO	10
LOB	8



Batter	1	2	3	4	5	6	7	8	9	AB	R	H	RBI	BB	SO	LOB	BOTTOM										
2 Zack Cozart, R (1,6) OBP: 0.300, SLG: 0.414										5	0	0	0	0	1	5	Minnesota Twins @ Cincinnati Reds Great American Ball Park, Cincinnati, OH Sat Jun 23 2012, 4:14 PM - 6:51 PM EDT Att: 41,750 - Partly Cloudy - 90 F										
28 Chris Heisey, R (1,8) OBP: 0.305, SLG: 0.368										4	0	1	0	0	1	0											
19 Joey Volto, L (1,3) OBP: 0.484, SLG: 0.645										2	1	0	0	2	0	1											
4 Brandon Phillips, R (1,4) OBP: 0.327, SLG: 0.454										4	1	1	2	0	1	1											
32 Jay Bruce, L (1,9) OBP: 0.326, SLG: 0.525										4	2	2	0	0	0	0											
27 Scott Rolen, R (1,5) OBP: 0.297, SLG: 0.355										3	2	2	1	1	0	0											
21 Todd Frazier, R (1,7) OBP: 0.333, SLG: 0.546										4	0	2	0	0	0	2											
29 Ryan Hanigan, R (1,2) OBP: 0.369, SLG: 0.352										2	0	0	0	2	0	3											
47 Johnny Cueto, R (1,1) ERA: 3.82	3.0	L	15	4	4	4	4	2	0	0	0	0	0	0	0	0		AB 31 R 6 H 8 RBI 5 BB 5 SO 4 LOB 16									
33 Jose Arredondo, R (8,1) ERA: 4.53	4.0		16	3	1	1	2	0	2	0	0	0	0	0	0	0											
43 Miguel Cairo, R (6,PH)	1.0		6	1	1	0	1	1	0	0	0	0	0	0	0	0											
31 Alfredo Simon, R (9,1) ERA: 3.42	1.0		6	1	1	0	1	1	0	0	0	0	0	0	0	0											
Inning Stats	R: 0 E: 0 K: 0 S: 15	H: 0 LOB: 1 BB: 1 P: 21	R: 0 E: 0 K: 0 S: 7	H: 1 LOB: 0 BB: 0 P: 14	R: 0 E: 0 K: 1 S: 7	H: 0 LOB: 0 BB: 0 P: 9	R: 4 E: 0 K: 0 S: 16	H: 3 LOB: 1 BB: 2 P: 33	R: 0 E: 0 K: 2 S: 7	H: 0 LOB: 0 BB: 0 P: 9	R: 0 E: 0 K: 0 S: 13	H: 2 LOB: 2 BB: 1 P: 22	R: 0 E: 0 K: 0 S: 4	H: 1 LOB: 0 BB: 0 P: 4	R: 1 E: 1 K: 1 S: 13	H: 1 LOB: 2 BB: 1 P: 23	1B: 4 2B: 3 HR: 1	SF: 0 SAC: 1 HBP: 0	WP: 0 PB: 0 SB: 0 CS: 0	PA: 37							
PITCHER	IP	WLS	BF	H	R	ER	SO	BB	IBB	HBP	BLK	WP	HR	S	P	ERA	WHIP										
52 Brian Duensing, L (1,1)	3.0	L	15	4	4	4	4	2	0	0	0	0	0	0	0	12.00	2.000										
51 Anthony Swarzak, R (4,1)	4.0		16	3	1	1	2	0	2	0	0	0	0	29	49	2.25	0.750										
55 Matt Capps, R (8,1)	1.0		6	1	1	0	1	1	0	0	0	0	0	13	23	0.00	2.000										



Batter	1	2	3	4	5	6	7	8	9	AB	R	H	RBI	BB	SO	LOB	TOP							
11 Ben Revere, L OBP: 0.340, SLG: 0.374										4	0	2	0	0	0	0								
19 Darin Mastroianni, R OBP: 0.294, SLG: 0.290										3	0	0	0	0	0	1								
7 Joe Mauer, L OBP: 0.416, SLG: 0.434										4	1	2	0	0	0	1								
2 Denard Span, L OBP: 0.342, SLG: 0.381										4	1	2	2	0	0	1								
41 Drew Butera, R OBP: 0.309, SLG: 0.320										4	1	2	2	0	0	1								
16 Josh Willingham, R OBP: 0.386, SLG: 0.551										4	0	0	1	0	1	2								
33 Justin Morneau, L OBP: 0.301, SLG: 0.448											4	0	0	1	0	1	2							
24 Trevor Plouffe, R OBP: 0.327, SLG: 0.549											4	1	1	1	0	1	2							
61 Jared Burton, R											0	0	0	0	0	0								
20 Brian Dozier, R OBP: 0.243, SLG: 0.306											3	0	0	0	0	1								
12 Alexi Casilla, S OBP: 0.283, SLG: 0.314										3	0	0	0	0	0	0								
58 Scott Diamond, L OBP: 0.143, SLG: 0.143											3	0	0	0	0	2	0							
8 Jamey Carroll, R OBP: 0.337, SLG: 0.303											0	0	0	0	0	0	0							
Inning Stats	R: 0 E: 0 K: 0 S: 10	H: 1 LOB: 1 BB: 0 P: 15	R: 0 E: 0 K: 2 S: 8	H: 0 LOB: 0 BB: 0 P: 12	R: 0 E: 0 K: 0 S: 6	H: 0 LOB: 0 BB: 0 P: 8	R: 0 E: 0 K: 1 S: 6	H: 0 LOB: 0 BB: 0 P: 9	R: 1 E: 0 K: 0 S: 6	H: 1 LOB: 0 BB: 0 P: 8	R: 0 E: 0 K: 1 S: 8	H: 1 LOB: 0 BB: 0 P: 13	R: 1 E: 0 K: 0 S: 6	H: 2 LOB: 1 BB: 0 P: 9	R: 0 E: 0 K: 1 S: 9	H: 0 LOB: 0 BB: 0 P: 12	R: 2 E: 0 K: 2 S: 19	H: 2 LOB: 1 BB: 0 P: 30	1B: 3 2B: 2 3B: 0 HR: 2	SF: 0 SAC: 1 DP: 0 HBP: 0	WP: 0 PB: 0 SB: 0 CS: 1	PA: 33		
PITCHER	IP: 8.0 WLS: 0 BF: 28 ERA: 4.46	WLS: 1 BF: 28 ERA: 4.46	H: 5 R: 2 ER: 2 SO: 2	H: 2 R: 2 ER: 2 SO: 2	BB: 0 IBB: 0 HBP: 0 BLK: 0	BB: 0 IBB: 0 HBP: 0 BLK: 0	WP: 0 HR: 1 S: 59 P: 86	HR: 1 S: 59 P: 86	ERA: 2.25 WHIP: 0.625	ERA: 2.25 WHIP: 0.625	IP: 1.0 WLS: 0 BF: 5 ERA: 2.04	WLS: 0 BF: 5 ERA: 2.04	H: 2 R: 2 ER: 2 SO: 2	H: 2 R: 2 ER: 2 SO: 2	BB: 0 IBB: 0 HBP: 0 BLK: 0	BB: 0 IBB: 0 HBP: 0 BLK: 0	WP: 0 HR: 1 S: 19 P: 30	HR: 1 S: 19 P: 30	18.00 2.000	18.00 2.000	ERA: 2.04	ERA: 2.04	WHIP: 2.000	WHIP: 2.000

Minnesota Twins @ Cincinnati Reds
Great American Ball Park, Cincinnati, OH
Sun Jun 24 2012, 1:11 PM - 3:32 PM EDT
Att: 34,513 - Partly Cloudy - 90 F

AB	32
R	4
H	7
RBI	4
BB	0
SO	7
LOB	8



Batter	1	2	3	4	5	6	7	8	9	AB	R	H	RBI	BB	SO	LOB	BOTTOM							
28 Chris Heisey, R OBP: 0.298, SLG: 0.359										5	0	0	0	0	0	5								
15 Wilson Valdez, R OBP: 0.244, SLG: 0.276										5	1	2	1	0	1	3								
19 Joey Volto, L OBP: 0.484, SLG: 0.653										3	1	1	2	0	2	0								
4 Brandon Phillips, R OBP: 0.326, SLG: 0.449										3	0	0	0	0	1	0								
32 Jay Bruce, L OBP: 0.325, SLG: 0.520										4	0	1	0	0	1	3								
48 Ryan Ludwick, R OBP: 0.309, SLG: 0.465										3	0	1	0	1	0	0								
21 Todd Frazier, R OBP: 0.331, SLG: 0.535										3	0	0	0	1	1	1								
39 Devin Mesoraco, R OBP: 0.304, SLG: 0.371										3	1	2	0	0	1	0								
9 Willie Hays, L OBP: 0.170, SLG: 0.205										0	0	0	0	0	0	0								
44 Mike Leake, R OBP: 0.333, SLG: 0.500										2	0	1	0	0	0	1								
54 Aroldis Chapman, L ERA: 2.67										0	0	0	0	0	0	0								
27 Scott Rolen, R OBP: 0.273, SLG: 0.355										0	0	0	0	1	0	0								
Inning Stats	R: 0 E: 0 K: 2 S: 8	H: 0 LOB: 0 BB: 0 P: 10	R: 0 E: 0 K: 1 S: 7	H: 0 LOB: 1 BB: 1 P: 13	R: 1 E: 0 K: 0 S: 11	H: 2 LOB: 3 BB: 0 P: 14	R: 0 E: 0 K: 2 S: 9	H: 0 LOB: 0 BB: 0 P: 11	R: 0 E: 0 K: 1 S: 5	H: 1 LOB: 0 BB: 0 P: 5	R: 0 E: 0 K: 1 S: 7	H: 2 LOB: 2 BB: 0 P: 7	R: 0 E: 0 K: 0 S: 9	H: 1 LOB: 1 BB: 0 P: 10	R: 2 E: 0 K: 1 S: 9	H: 2 LOB: 0 BB: 0 P: 12	R: 0 E: 0 K: 0 S: 8	H: 0 LOB: 2 BB: 2 P: 16	1B: 5 2B: 2 3B: 0 HR: 1	SF: 0 SAC: 2 DP: 1 HBP: 2	WP: 0 PB: 0 SB: 1 CS: 0	PA: 38		
PITCHER	IP: 8.0 WLS: 0 BF: 33 ERA: 2.67	WLS: 0 BF: 33 ERA: 2.67	H: 8 R: 3 ER: 3 SO: 7	H: 3 R: 3 ER: 3 SO: 7	BB: 1 IBB: 0 HBP: 2 BLK: 0	BB: 1 IBB: 0 HBP: 2 BLK: 0	WP: 0 HR: 1 S: 65 P: 82	HR: 1 S: 65 P: 82	ERA: 3.38 WHIP: 1.125	ERA: 3.38 WHIP: 1.125	IP: 1.0 WLS: 0 BF: 5 ERA: 3.0	WLS: 0 BF: 5 ERA: 3.0	H: 3 R: 0 ER: 0 SO: 0	H: 0 R: 0 ER: 0 SO: 0	BB: 2 IBB: 0 HBP: 0 BLK: 0	BB: 2 IBB: 0 HBP: 0 BLK: 0	WP: 0 HR: 1 S: 16 P: 16	HR: 1 S: 16 P: 16	0.00 2.000	0.00 2.000	ERA: 3.0	ERA: 3.0	WHIP: 2.000	WHIP: 2.000

Minnesota Twins @ Cincinnati Reds
Great American Ball Park, Cincinnati, OH
Sun Jun 24 2012, 1:11 PM - 3:32 PM EDT
Att: 34,513 - Partly Cloudy - 90 F


AB	31
R	3
H	8
RBI	3
BB	3
SO	7
LOB	13



Batter	1	2	3	4	5	6	7	8	9	AB	R	H	RBI	BB	SO	LOB	TOP				
30 Alejandro De Aza, L OBP: 0.363, SLG: 0.491										4	0	0	0	0	1	2					
20 Kevin Youkilis, R OBP: 0.314, SLG: 0.373										4	0	1	0	0	0	0					
44 Adam Dunn, L OBP: 0.358, SLG: 0.522										4	0	0	0	0	4	1					
14 Paul Konerko, R OBP: 0.415, SLG: 0.556										3	0	0	0	1	0	1					
51 Alex Rios, R OBP: 0.333, SLG: 0.468										4	1	2	0	0	0	0					
12 A.J. Pierzynski, L OBP: 0.335, SLG: 0.493										3	0	0	0	1	1	3					
24 Dayan Viciedo, R OBP: 0.292, SLG: 0.445										3	0	0	0	1	0	1					
10 Alexei Ramirez, R OBP: 0.266, SLG: 0.293										3	0	2	1	0	0	1					
15 Gordon Beckham, R OBP: 0.300, SLG: 0.386										3	0	0	0	0	0	3					
Inning Stats	R: 0 E: 0 K: 1 S: 8	H: 0 LOB: 0 BB: 0 P: 11	R: 0 E: 0 K: 0 S: 6	H: 0 LOB: 0 BB: 0 P: 11	R: 0 E: 1 K: 1 S: 8	H: 1 LOB: 1 BB: 0 P: 12	R: 0 E: 0 K: 2 S: 13	H: 1 LOB: 2 BB: 1 P: 26	R: 0 E: 0 K: 1 S: 5	H: 0 LOB: 0 BB: 0 P: 10	R: 1 E: 0 K: 0 S: 13	H: 1 LOB: 1 BB: 1 P: 24	R: 0 E: 0 K: 1 S: 17	H: 1 LOB: 1 BB: 0 P: 21	R: 0 E: 0 K: 0 S: 10	H: 0 LOB: 1 BB: 1 P: 21	1B: 4 2B: 1 3B: 0 HR: 0	SF: 1 SAC: 0 DP: 0 HBP: 0	WP: 1 PB: 0 CS: 0	PA: 35	
PITCHER	IP	WLS	BF	H	R	ER	SO	BB	IBB	HBP	BLK	WP	HR	S	P	ERA	WHIP				
47 Francisco Liriano, L ERA: 5.3	7.0	W	27	4	1	1	5	2	0	0	0	1	0	59	104	1.29	0.857				
15 Glen Perkins, L ERA: 2.84	1.0	H	4	1	0	0	1	0	0	0	0	0	0	17	21	0.00	1.000				
61 Jared Burton, R ERA: 2.9	1.0	S	4	0	0	0	0	1	0	0	0	0	0	10	21	0.00	1.000				

Chicago White Sox @ Minnesota Twins
Target Field, Minneapolis, MN
Mon Jun 25 2012, 7:11 PM - 10:11 PM CDT
Att: 35,659 - Clear - 76 F


AB 31
R 1
H 5
RBI 1
BB 3
SO 6
LOB 12



Batter	1	2	3	4	5	6	7	8	9	AB	R	H	RBI	BB	SO	LOB	BOTTOM				
2 Denard Span, L OBP: 0.343, SLG: 0.389										5	1	2	0	0	1	3					
11 Ben Revere, L OBP: 0.353, SLG: 0.388										5	0	4	0	0	0	2					
7 Joe Mauer, L OBP: 0.419, SLG: 0.440										4	1	3	1	0	0	1					
16 Josh Willingham, R OBP: 0.390, SLG: 0.547										2	0	0	0	2	0	2					
33 Justin Morneau, L OBP: 0.303, SLG: 0.444										4	0	1	0	1	2	5					
24 Trevor Plouffe, R OBP: 0.325, SLG: 0.545										3	1	1	1	0	2	4					
20 Brian Dozier, R OBP: 0.249, SLG: 0.306										3	1	1	0	1	1	2					
41 Drew Butera, R OBP: 0.305, SLG: 0.333										4	0	1	0	0	2	4					
8 Jamey Carroll, R OBP: 0.340, SLG: 0.304										3	0	1	1	1	0	1					
Inning Stats	R: 1 E: 0 K: 0 S: 10	H: 2 LOB: 0 BB: 0 P: 15	R: 2 E: 1 K: 1 S: 17	H: 4 LOB: 2 BB: 0 P: 22	R: 0 E: 0 K: 1 S: 13	H: 2 LOB: 2 BB: 0 P: 20	R: 0 E: 0 K: 2 S: 10	H: 0 LOB: 0 BB: 0 P: 13	R: 0 E: 0 K: 2 S: 15	H: 1 LOB: 2 BB: 1 P: 24	R: 0 E: 0 K: 1 S: 9	H: 1 LOB: 1 BB: 0 P: 15	R: 1 E: 0 K: 0 S: 16	H: 2 LOB: 3 BB: 3 P: 33	R: 0 E: 0 K: 1 S: 11	H: 2 LOB: 3 BB: 1 P: 20	1B: 11 2B: 3 3B: 0 HR: 0	SF: 2 SAC: 0 DP: 3 HBP: 1	WP: 0 PB: 0 SB: 1 CS: 0	PA: 41	
PITCHER	IP	WLS	BF	H	R	ER	SO	BB	IBB	HBP	BLK	WP	HR	S	P	ERA	WHIP				
44 Jake Peavy, R ERA: 2.84	6.0	L	28	10	3	3	7	1	0	0	0	0	0	74	109	4.50	1.833				
53 Héctor Santiago, L ERA: 4.44	0.1		4	2	1	1	0	2	0	0	0	0	0	10	19	27.00	12.000				
65 Nate Jones, R ERA: 3.06	0.2		4	0	0	0	0	2	0	0	0	0	0	7	19	0.00	3.000				
77 Will Ohman, L ERA: 5.84	1.0		5	2	0	0	1	0	0	1	0	0	0	10	15	0.00	2.000				

Chicago White Sox @ Minnesota Twins
Target Field, Minneapolis, MN
Mon Jun 25 2012, 7:11 PM - 10:11 PM CDT
Att: 35,659 - Clear - 76 F

AB 33
R 4
H 14
RBI 3
BB 5
SO 8
LOB 24



Batter	1	2	3	4	5	6	7	8	9	AB	R	H	RBI	BB	SO	LOB	TOP										
30 Alejandro De Aza, L (1, 8) OBP: 0.359, SLG: 0.395										4	0	0	0	0	1	0											
20 Kevin Youkilis, R (1, 5) OBP: 0.312, SLG: 0.370										4	0	1	0	0	1	0											
44 Adam Dunn, L (1, 10) OBP: 0.353, SLG: 0.514										4	0	0	0	0	2	1											
14 Paul Konerko, R (1, 3) 38 Eduardo Escobar, S (9, 5) OBP: 0.309, SLG: 0.254										3	1	0	0	1	0	1											
51 Alex Rios, R (1, 9) OBP: 0.336, SLG: 0.480										4	2	2	2	0	0	0											
24 Davan Vicedo, R (1, 7) OBP: 0.287, SLG: 0.438										4	0	0	0	0	1	1											
10 Alexei Ramirez, R (1, 6) OBP: 0.270, SLG: 0.304										3	0	2	1	0	1	0											
17 Tyler Flowers, R (1, 2) OBP: 0.250, SLG: 0.320										3	0	0	0	0	2	2											
15 Gordon Beckham, R (1, 4) OBP: 0.297, SLG: 0.382										3	0	0	0	0	0	1											
Inning Stats	R: 0 E: 0 K: 1 S: 10	H: 1 LOB: 1 BB: 0 P: 18	R: 0 E: 0 K: 1 S: 9	H: 1 LOB: 1 BB: 0 P: 11	R: 0 E: 0 K: 0 S: 11	H: 0 LOB: 0 BB: 0 P: 13	R: 2 E: 0 K: 1 S: 10	H: 1 LOB: 0 BB: 1 P: 17	R: 0 E: 0 K: 0 S: 8	H: 0 LOB: 0 BB: 0 P: 11	R: 0 E: 0 K: 0 S: 5	H: 0 LOB: 0 BB: 0 P: 11	R: 1 E: 0 K: 1 S: 13	H: 2 LOB: 1 BB: 0 P: 19	R: 0 E: 0 K: 3 S: 10	H: 0 LOB: 0 BB: 0 P: 15	R: 0 E: 0 K: 0 S: 10	H: 0 LOB: 0 BB: 0 P: 14	1B: 3 2B: 0 3B: 1 HR: 1	SF: 0 SAC: 0 DP: 0 HBP: 0	WP: 0 PB: 0 SB: 2 CS: 0	PA: 33					
PITCHER	IP	WLS	BF	H	R	ER	SO	BB	IBB	HBP	BLK	WP	HR	S	P	ERA	WHIP										
62 Liam Hendriks, R (1, 1) ERA: 6.82	6.1	L	25	5	3	3	5	1	0	0	0	0	1	61	92	4.26	0.947										
60 Jeff Gray, R (7, 1) ERA: 4.31	0.2		2	0	0	0	0	0	0	0	0	0	0	5	8	0.00	0.000										
64 Tyler Robertson, L (8, 1) ERA:	1.0		3	0	0	0	3	0	0	0	0	0	0	10	15	0.00	0.000										
51 Anthony Swarzak, R (9, 1) ERA: 4.75	1.0		3	0	0	0	0	0	0	0	0	0	0	10	14	0.00	0.000										

Chicago White Sox @ Minnesota Twins
Target Field, Minneapolis, MN
Tue Jun 26 2012, 7:12 PM - 9:53 PM CDT
Att: 35,102 - Clear - 81 F

livebaseballscores.com

AB 32
R 3
H 5
RBI 3
BB 1
SO 8
LOB 6

Batter	1	2	3	4	5	6	7	8	9	AB	R	H	RBI	BB	SO	LOB	BOTTOM										
2 Denard Span, L (1, 8) OBP: 0.341, SLG: 0.389										5	0	1	0	0	1	2											
11 Ben Revere, L (1, 9) OBP: 0.351, SLG: 0.390										4	0	1	0	0	2	1											
7 Joe Mauer, L (1, 2) OBP: 0.417, SLG: 0.436										4	0	1	0	0	2	2											
16 Josh Willingham, R (1, 7) OBP: 0.388, SLG: 0.542										4	0	1	0	0	2	2											
33 Justin Morneau, L (1, 3) OBP: 0.302, SLG: 0.438										3	1	0	0	1	1	2											
24 Trevor Plouffe, R (1, 5) OBP: 0.319, SLG: 0.533										4	0	0	0	0	2	3											
18 Ryan Doumit, S (1, 10) 19 Darin Mastroianni, R (9, PR) OBP: 0.264, SLG: 0.250										3	0	1	0	0	1	0											
12 Alexi Casilla, S (1, 4) 27 Chris Parmelee, L (9, PH) 20 Brian Dozier, R (9, PR) OBP: 0.249, SLG: 0.306										3	0	1	0	0	0	0											
8 Jamey Carroll, R (1, 6) OBP: 0.338, SLG: 0.303										4	0	1	2	0	1	2											
Inning Stats	R: 0 E: 0 K: 1 S: 11	H: 1 LOB: 1 BB: 0 P: 16	R: 0 E: 0 K: 1 S: 9	H: 1 LOB: 2 BB: 0 P: 16	R: 0 E: 0 K: 3 S: 14	H: 1 LOB: 1 BB: 0 P: 23	R: 0 E: 0 K: 1 S: 7	H: 0 LOB: 0 BB: 0 P: 9	R: 0 E: 0 K: 1 S: 6	H: 0 LOB: 0 BB: 0 P: 9	R: 0 E: 0 K: 2 S: 9	H: 2 LOB: 2 BB: 0 P: 13	R: 0 E: 0 K: 0 S: 6	H: 0 LOB: 0 BB: 0 P: 9	R: 0 E: 0 K: 1 S: 8	H: 0 LOB: 0 BB: 0 P: 11	R: 2 E: 0 K: 2 S: 15	H: 2 LOB: 2 BB: 1 P: 26	1B: 4 2B: 3 3B: 0 HR: 0	SF: 0 SAC: 0 DP: 0 HBP: 2	WP: 1 PB: 0 SB: 0 CS: 0	PA: 37					
PITCHER	IP	WLS	BF	H	R	ER	SO	BB	IBB	HBP	BLK	WP	HR	S	P	ERA	WHIP										
34 Gavin Floyd, R (1, 1) ERA: 4.8	7.0	W	27	5	0	0	9	0	0	1	0	0	1	62	95	0.00	0.714										
37 Matt Thornton, L (8, 1) ERA: 3.09	1.0	H	3	0	0	0	1	0	0	0	0	0	0	8	11	0.00	0.000										
43 Addison Reed, R (9, 1) ERA: 4.33	1.0	S	7	2	2	2	2	1	0	1	0	0	0	15	26	18.00	3.000										

Chicago White Sox @ Minnesota Twins
Target Field, Minneapolis, MN
Tue Jun 26 2012, 7:12 PM - 9:53 PM CDT
Att: 35,102 - Clear - 81 F

livebaseballscores.com

AB 34
R 2
H 7
RBI 2
BB 1
SO 12
LOB 14

Batter	1	2	3	4	5	6	7	8	9	AB	R	H	RBI	BB	SO	LOB	TOP					
30 Alejandro De Aza, L (1, 8) OBP: 0.311, SLG: 0.397										6	1	3	1	0	1	3						
38 Eduardo Escobar, S (1, 5) OBP: 0.311, SLG: 0.262										6	3	2	0	0	1	5						
20 Kevin Youkilis, R (1, 3) OBP: 0.322, SLG: 0.386										4	1	3	2	0	0	1						
17 Tyler Flowers, R (7, 3) OBP: 0.263, SLG: 0.333										1	1	1	0	0	0	0						
44 Adam Dunn, L (1, 10) OBP: 0.357, SLG: 0.527										5	1	3	4	0	0	1						
51 Alex Rios, R (1, 9) OBP: 0.340, SLG: 0.496										5	2	3	2	0	1	2						
12 A.J. Pierzynski, L (1, 2) OBP: 0.332, SLG: 0.498										4	1	1	1	0	0	1						
10 Alexei Ramirez, R (1, 6) OBP: 0.269, SLG: 0.302										5	1	1	0	0	0	3						
7 Jordan Danks, L (1, 7) OBP: 0.389, SLG: 0.444										5	0	2	1	0	2	1						
5 Orlando Hudson, S (1, 4) OBP: 0.258, SLG: 0.306										5	1	2	0	0	0	3						
Inning Stats	R: 0 E: 0 K: 1 S: 10	H: 1 LOB: 1 BB: 0 P: 18	R: 1 E: 1 K: 0 S: 13	H: 2 LOB: 2 BB: 0 P: 17	R: 1 E: 0 K: 1 S: 8	H: 2 LOB: 0 BB: 0 P: 10	R: 0 E: 0 K: 1 S: 6	H: 0 LOB: 0 BB: 0 P: 7	R: 4 E: 0 K: 0 S: 14	H: 4 LOB: 0 BB: 0 P: 19	R: 3 E: 0 K: 0 S: 16	H: 5 LOB: 2 BB: 0 P: 22	R: 1 E: 0 K: 0 S: 15	H: 2 LOB: 0 BB: 0 P: 18	R: 2 E: 0 K: 1 S: 21	H: 4 LOB: 2 BB: 0 P: 30	R: 0 E: 0 K: 1 S: 12	H: 1 LOB: 1 BB: 0 P: 16	1B: 16 2B: 2 3B: 1 HR: 2	SF: 1 SAC: 0 DP: 1 HBP: 0	WP: 1 PB: 0 CS: 0	PA: 47
PITCHER	IP WLS BF H R ER SO BB IBB HBP BLK WP HR S P ERA WHIP	5.0 L 24 9 6 6 3 0 0 0 0 1 2 51 71 10.80 1.800	1.0 8 5 3 3 0 0 0 0 0 0 0 16 22 27.00 5.000	1.0 4 2 1 1 0 0 0 0 0 0 0 15 18 9.00 2.000	0.2 6 4 2 2 1 0 0 0 0 0 0 18 25 27.00 6.000	1.1 5 1 0 0 1 0 0 0 0 0 0 15 21 0.00 0.750	PITCHER										IP WLS BF H R ER SO BB IBB HBP BLK WP HR S P ERA WHIP	5.0 L 24 9 6 6 3 0 0 0 0 1 2 51 71 10.80 1.800				
53 Nick Blackburn, R (1, 1) ERA: 7.74																	5.0 L 24 9 6 6 3 0 0 0 0 1 2 51 71 10.80 1.800					
49 Jeff Manship, R (6, 1) ERA: 10.97																	1.0 8 5 3 3 0 0 0 0 0 0 0 16 22 27.00 5.000					
60 Jeff Gray, R (7, 1) ERA: 4.45																	1.0 4 2 1 1 0 0 0 0 0 0 0 15 18 9.00 2.000					
64 Tyler Robertson, L (8, 1) ERA: 10.8																	0.2 6 4 2 2 1 0 0 0 0 0 0 18 25 27.00 6.000					
31 Alex Burnett, R (8, 1) ERA: 1.93																	1.1 5 1 0 0 1 0 0 0 0 0 0 15 21 0.00 0.750					
Batter	1	2	3	4	5	6	7	8	9	AB	R	H	RBI	BB	SO	LOB	BOTTOM					
2 Denard Span, L (1, 8) OBP: 0.341, SLG: 0.396										3	1	1	0	0	0	1						
19 Darin Mastroianni, R (8, 7) OBP: 0.276, SLG: 0.327										3	0	0	1	0	0	0						
11 Ben Revere, L (1, 9) OBP: 0.343, SLG: 0.383										3	0	0	1	0	0	0						
7 Joe Mauer, L (1, 10) OBP: 0.414, SLG: 0.433										4	0	1	0	0	2	0						
16 Josh Willingham, R (1, 7) OBP: 0.384, SLG: 0.535										3	0	0	0	0	2	1						
27 Chris Parmelee, L (8, 9) OBP: 0.269, SLG: 0.259										3	0	0	0	0	2	1						
33 Justin Morneau, L (1, 3) OBP: 0.301, SLG: 0.435										4	0	1	0	0	1	2						
24 Trevor Plouffe, R (1, 5) OBP: 0.322, SLG: 0.530										3	0	1	0	0	0	1						
18 Ryan Doumit, S (1, 2) OBP: 0.332, SLG: 0.443										3	0	1	0	0	0	2						
20 Brian Dozier, R (1, 6) OBP: 0.254, SLG: 0.324										3	2	1	2	1	0	3						
8 Jamey Carroll, R (1, 4) OBP: 0.337, SLG: 0.299										3	0	0	0	1	1	3						
Inning Stats	R: 0 E: 0 K: 1 S: 7	H: 0 LOB: 0 BB: 0 P: 8	R: 0 E: 0 K: 1 S: 9	H: 0 LOB: 0 BB: 0 P: 11	R: 0 E: 0 K: 0 S: 12	H: 1 LOB: 1 BB: 1 P: 21	R: 0 E: 0 K: 0 S: 9	H: 1 LOB: 1 BB: 0 P: 13	R: 1 E: 0 K: 2 S: 10	H: 2 LOB: 0 BB: 0 P: 15	R: 1 E: 0 K: 2 S: 10	H: 1 LOB: 1 BB: 0 P: 13	R: 0 E: 0 K: 0 S: 7	H: 1 LOB: 1 BB: 0 P: 12	R: 2 E: 0 K: 0 S: 10	H: 1 LOB: 0 BB: 1 P: 23	R: 1 E: 0 K: 1 S: 14	H: 1 LOB: 2 BB: 0 P: 23	1B: 4 2B: 1 3B: 1 HR: 2	SF: 1 SAC: 0 DP: 1 HBP: 2	WP: 0 PB: 0 CS: 0	PA: 36
PITCHER	IP WLS BF H R ER SO BB IBB HBP BLK WP HR S P ERA WHIP	7.0 W 26 7 2 2 2 1 1 0 2 0 0 1 24 46 13.50 1.500	2.0 11 2 3 3 1 1 0 2 0 0 0 1 24 46 13.50 1.500	PITCHER										IP WLS BF H R ER SO BB IBB HBP BLK WP HR S P ERA WHIP	7.0 W 26 7 2 2 2 1 1 0 2 0 0 1 24 46 13.50 1.500							
49 Chris Sale, L (1, 1) ERA: 2.27																	7.0 W 26 7 2 2 2 1 1 0 2 0 0 1 24 46 13.50 1.500					
77 Will Ohman, L (8, 1) ERA: 6.41																	2.0 11 2 3 3 1 1 0 2 0 0 0 1 24 46 13.50 1.500					

Chicago White Sox @ Minnesota Twins
Target Field, Minneapolis, MN
Wed Jun 27 2012, 12:11 PM - 2:58 PM CDT
Att: 36,539 - Sunny - 83 F

AB	46
R	12
H	21
RBI	11
BB	0
SO	5
LOB	20

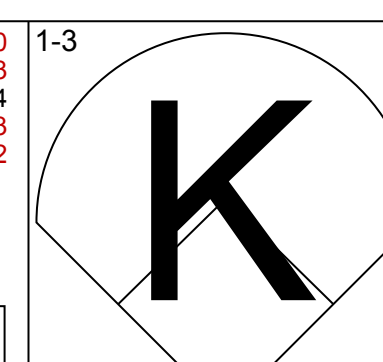
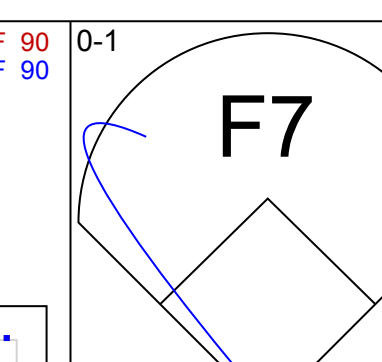
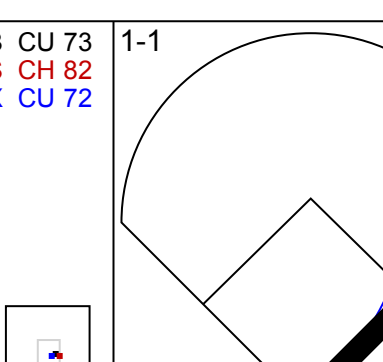
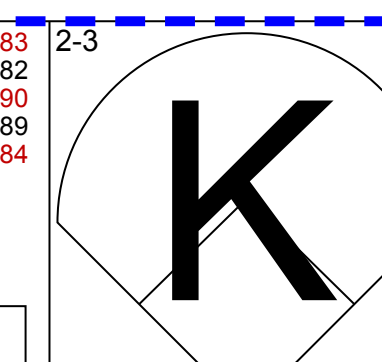
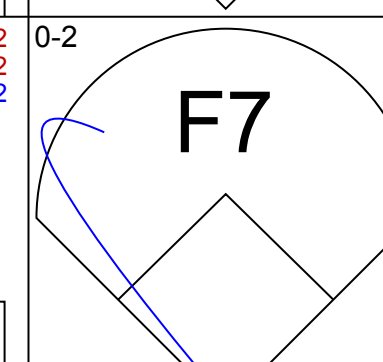
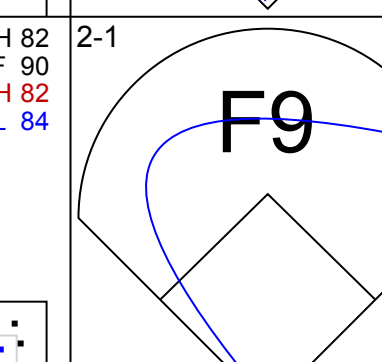
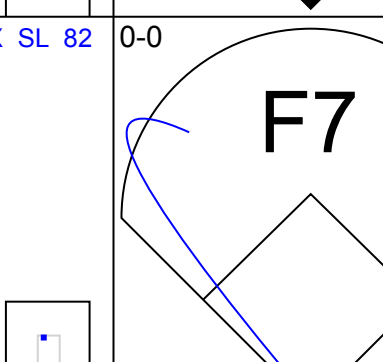
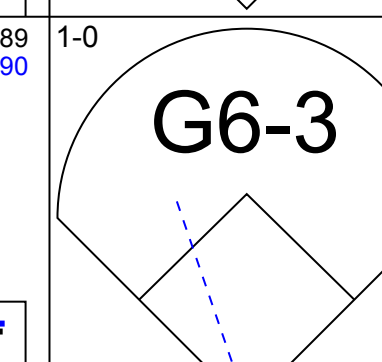
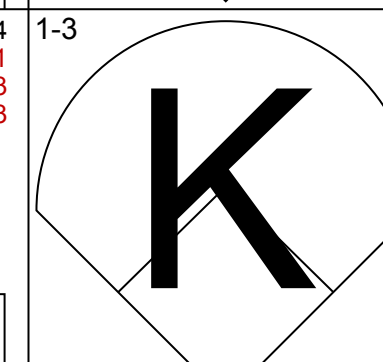
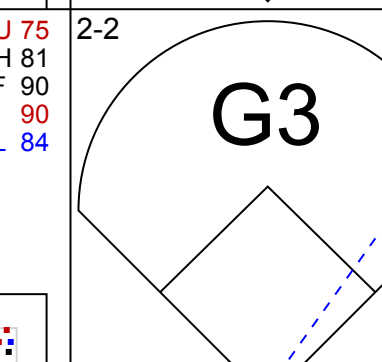

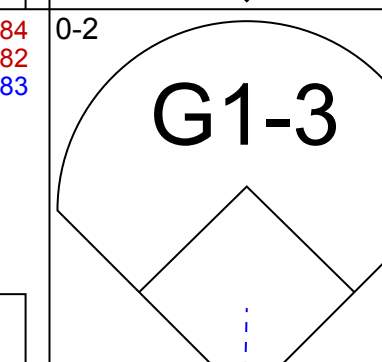
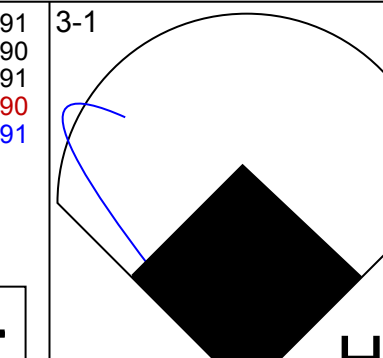
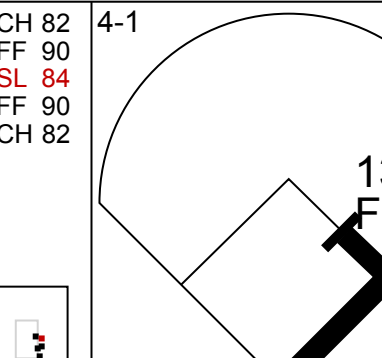
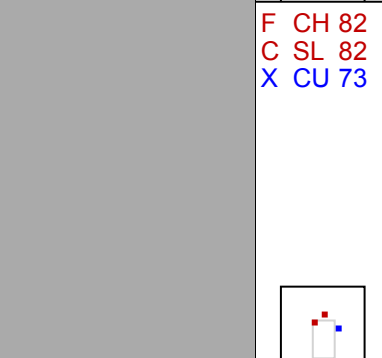

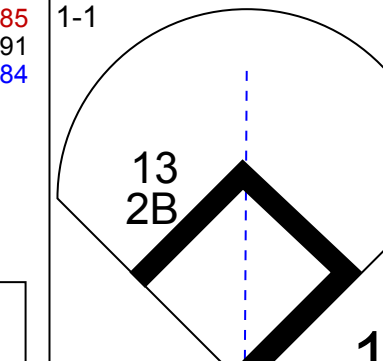
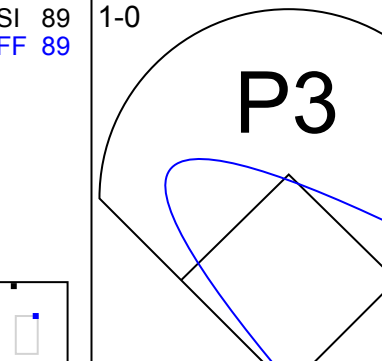
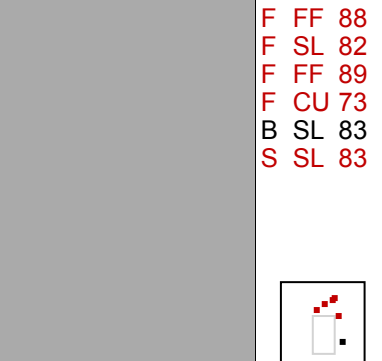





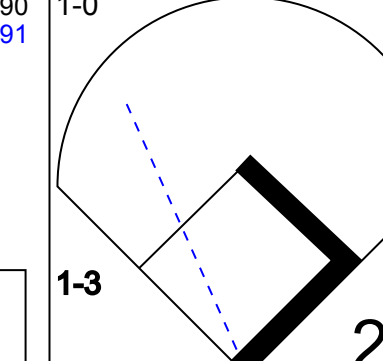
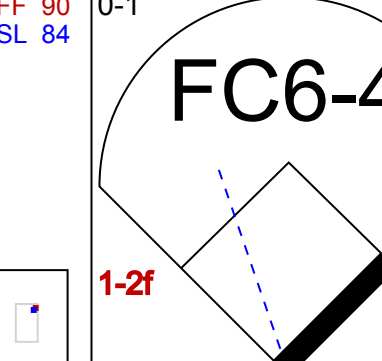



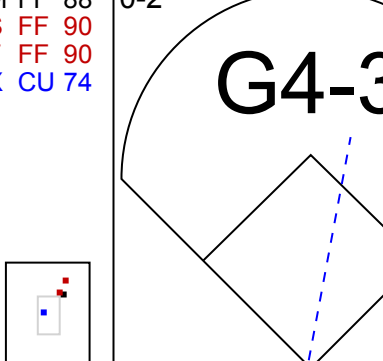
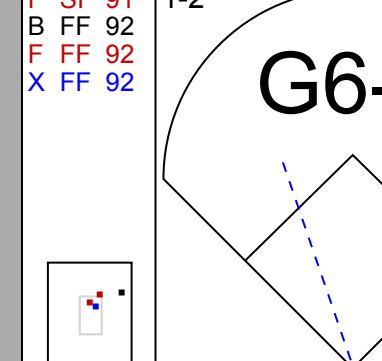

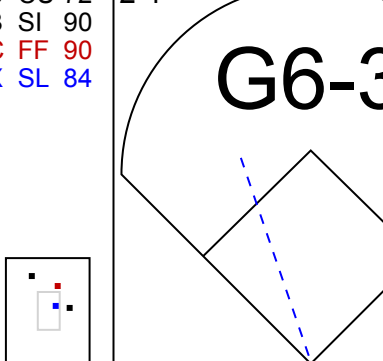
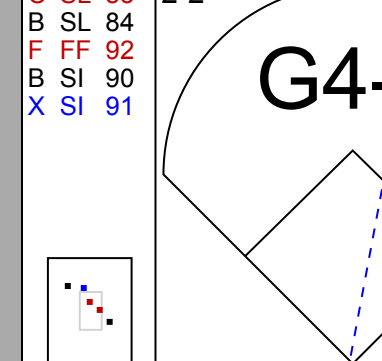


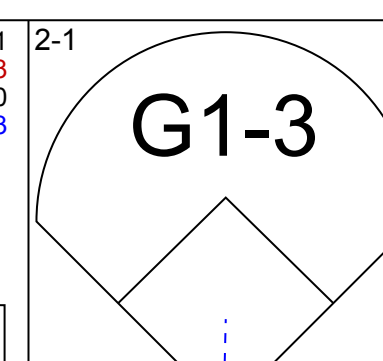
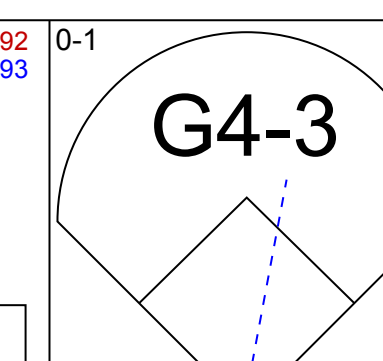
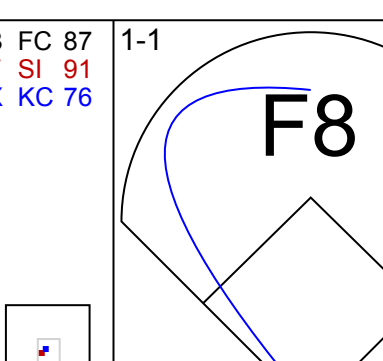
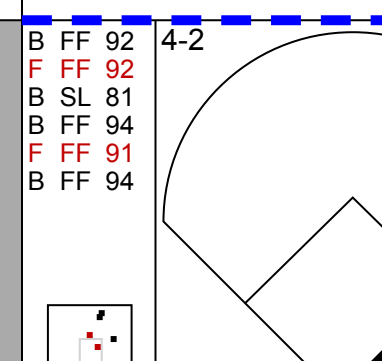
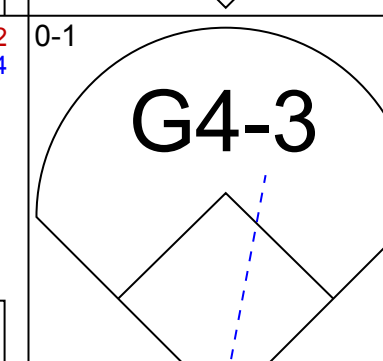
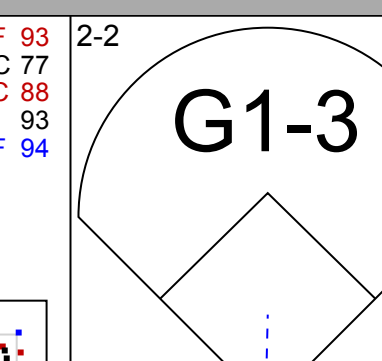
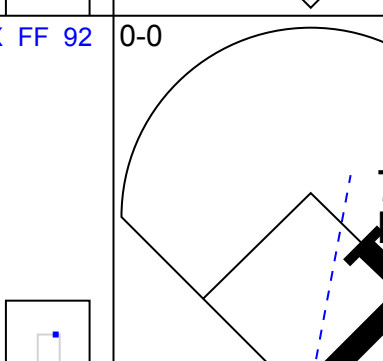
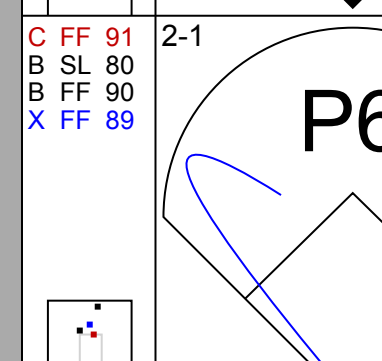
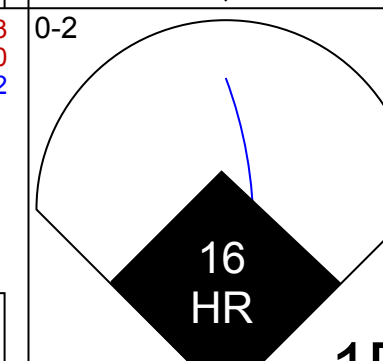
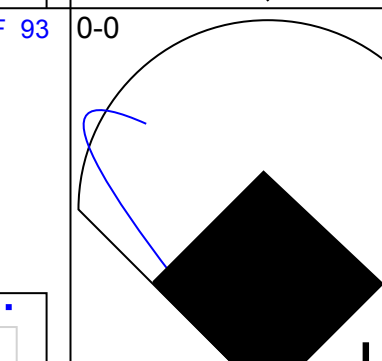
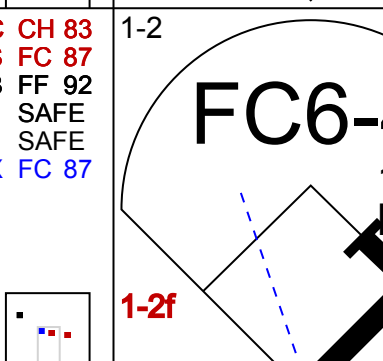
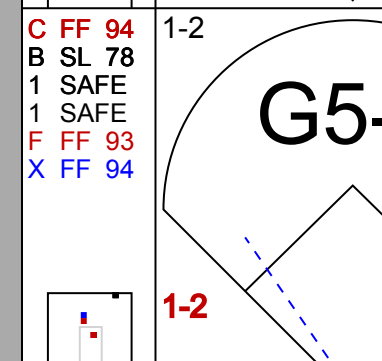
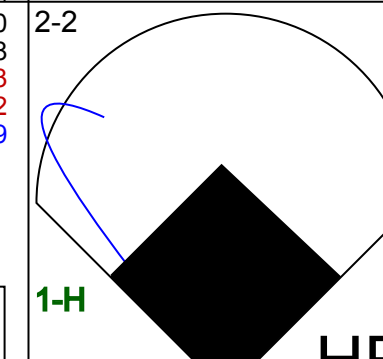
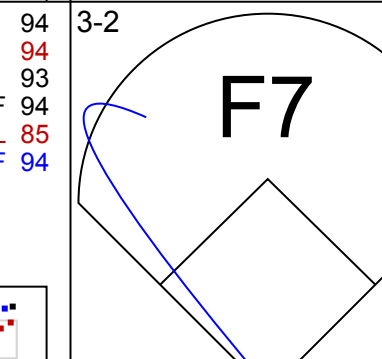
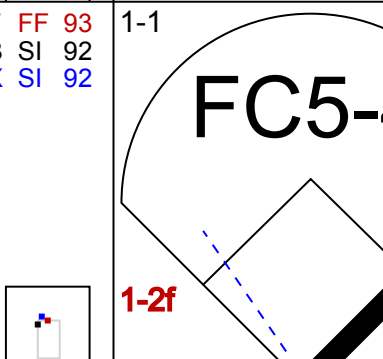

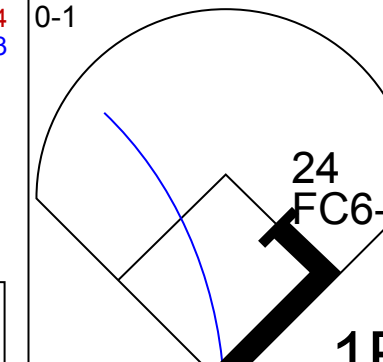
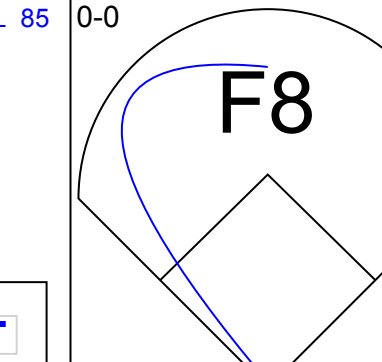


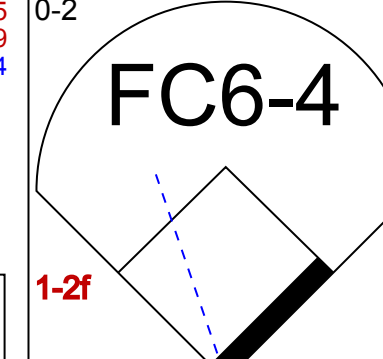
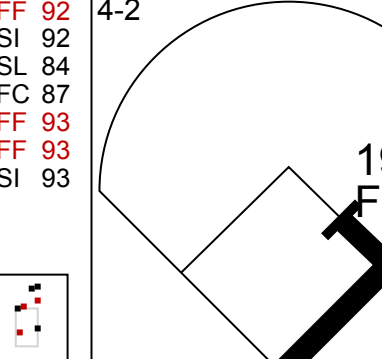
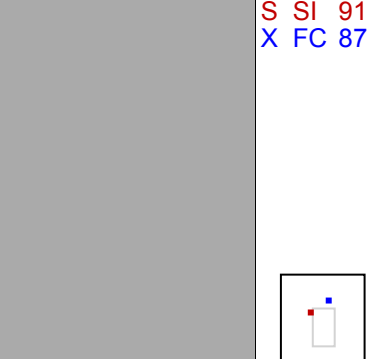
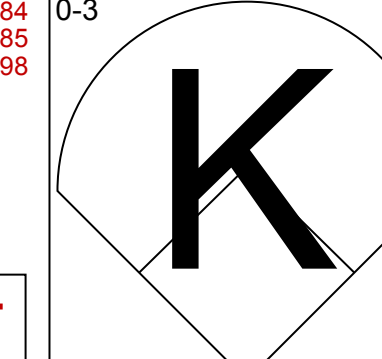




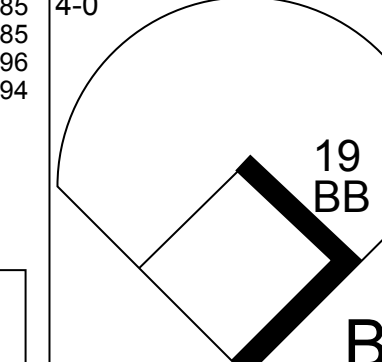




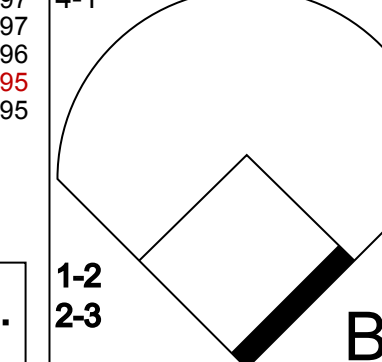




Chicago White Sox @ Minnesota Twins
Target Field, Minneapolis, MN
Wed Jun 27 2012, 12:11 PM - 2:58 PM CDT
Att: 36,539 - Sunny - 83 F

AB	31
R	5
H	8
RBI	5
BB	2
SO	6
LOB	13



Batter	1	2	3	4	5	6	7	8	9	AB	R	H	RBI	BB	SO	LOB	TOP					
4 Alex Gordon, L (1, 7) OBP: 0.366, SLG: 0.420										5	1	2	0	0	1	2	Kansas City Royals @ Minnesota Twins Target Field, Minneapolis, MN Fri Jun 29 2012, 7:12 PM - 10:01 PM CDT Att: 33,359 - Partly Cloudy - 88 F					
11 Yuniesky Betancourt, R (1, 4) OBP: 0.253, SLG: 0.460										5	1	2	1	0	0	3						
8 Mike Moustakas, L (1, 5) OBP: 0.340, SLG: 0.487										5	0	0	0	0	1	4						
16 Billy Butler, R (1, 10) OBP: 0.364, SLG: 0.511										2	0	1	1	3	0	0						
21 Jeff Francoeur, R (1, 9) OBP: 0.298, SLG: 0.396										4	0	0	0	0	1	5						
35 Eric Hosmer, L (1, 3) OBP: 0.289, SLG: 0.371										4	0	1	1	0	0	3						
13 Salvador Perez, R (1, 2) OBP: 0.350, SLG: 0.700										4	1	2	1	0	0	3						
30 Jason Bourgeois, R (1, 8) OBP: 0.333, SLG: 0.316										3	0	1	0	0	0	1						
1 Jarrod Dyson, L (7, 8) OBP: 0.315, SLG: 0.296										1	0	0	0	0	0	0						
2 Alcides Escobar, R (1, 6) OBP: 0.355, SLG: 0.428										4	1	2	0	0	1	0						
Inning Stats	R: 1 E: 0 K: 0 S: 12	H: 2 LOB: 1 BB: 0 P: 18	R: 1 E: 0 K: 0 S: 14	H: 3 LOB: 2 BB: 0 P: 19	R: 0 E: 0 K: 1 S: 5	H: 0 LOB: 0 BB: 0 P: 10	R: 0 E: 0 K: 0 S: 7	H: 0 LOB: 0 BB: 0 P: 8	R: 1 E: 0 K: 0 S: 15	H: 3 LOB: 3 BB: 1 P: 26	R: 0 E: 0 K: 1 S: 8	H: 1 LOB: 0 BB: 0 P: 10	R: 1 E: 0 K: 2 S: 19	H: 2 LOB: 3 BB: 1 P: 26	R: 0 E: 0 K: 0 S: 9	H: 0 LOB: 0 BB: 0 P: 10	R: 0 E: 0 K: 0 S: 6	H: 0 LOB: 0 BB: 1 P: 14	1B: 8 2B: 2 3B: 0 HR: 1	SF: 0 SAC: 0 DP: 1 HBP: 1	WP: 0 PB: 0 SB: 0 CS: 0	PA: 41
PITCHER	IP WLS BF H R ER SO BB IBB HBP BLK WP HR S P ERA WHIP																					
52 Brian Duensing, L (1, 1) ERA: 4.1	4.0 L 20 8 3 3 1 0 0 0 0 0 0 1 45 66 6.75 2.000																					
51 Anthony Swarzak, R (5, 1) ERA: 4.58	2.0 7 1 0 0 1 0 1 0 0 0 0 0 16 25 0.00 0.500																					
64 Tyler Robertson, L (7, 1) ERA: 11.57	0.2 3 1 1 1 2 0 0 0 0 0 0 0 0 10 11 13.50 1.500																					
57 Kyle Waldrop, R (7, 1) ERA	1.1 7 1 0 0 0 1 0 0 1 0 0 0 0 18 25 0.00 1.500																					
31 Alex Burnett, R (9, 1) ERA: 1.88	1.0 4 0 0 0 0 1 0 0 0 0 0 0 0 6 14 0.00 1.000																					
Batter	1	2	3	4	5	6	7	8	9	AB	R	H	RBI	BB	SO	LOB	BOTTOM					
2 Denard Span, L (1, 8) OBP: 0.340, SLG: 0.391										3	1	0	0	1	0	0	Kansas City Royals @ Minnesota Twins Target Field, Minneapolis, MN Fri Jun 29 2012, 7:12 PM - 10:01 PM CDT Att: 33,359 - Partly Cloudy - 88 F					
11 Ben Revere, L (1, 9) OBP: 0.346, SLG: 0.386										4	1	2	0	0	1	0						
7 Joe Mauer, L (1, 2) OBP: 0.415, SLG: 0.439										4	0	2	1	0	0	1						
16 Josh Willingham, R (1, 7) OBP: 0.379, SLG: 0.527										4	0	0	1	0	1	2						
33 Justin Morneau, L (1, 3) OBP: 0.305, SLG: 0.436										4	0	2	0	0	0	1						
24 Trevor Plouffe, R (1, 5) OBP: 0.316, SLG: 0.519										4	1	0	0	0	1	3						
18 Ryan Doumit, S (1, 10) OBP: 0.332, SLG: 0.442										3	0	1	1	0	1	0						
20 Brian Dozier, R (1, 6) OBP: 0.250, SLG: 0.318										3	0	0	0	0	1	1						
8 Jamey Carroll, R (1, 4) OBP: 0.333, SLG: 0.296										3	0	0	0	0	0	0						
Inning Stats	R: 0 E: 0 K: 0 S: 7	H: 1 LOB: 0 BB: 0 P: 14	R: 1 E: 0 K: 0 S: 11	H: 2 LOB: 1 BB: 0 P: 16	R: 0 E: 0 K: 0 S: 6	H: 0 LOB: 0 BB: 0 P: 10	R: 0 E: 0 K: 0 S: 10	H: 2 LOB: 1 BB: 0 P: 19	R: 0 E: 0 K: 1 S: 8	H: 0 LOB: 0 BB: 0 P: 11	R: 0 E: 0 K: 1 S: 8	H: 0 LOB: 0 BB: 0 P: 13	R: 0 E: 0 K: 2 S: 10	H: 0 LOB: 0 BB: 0 P: 15	R: 0 E: 0 K: 1 S: 11	H: 0 LOB: 0 BB: 0 P: 17		R: 2 E: 0 K: 0 S: 9	H: 2 LOB: 1 BB: 1 P: 17	1B: 6 2B: 1 3B: 0 HR: 0	SF: 0 SAC: 0 DP: 1 HBP: 0	WP: 1 PB: 0 SB: 0 CS: 1
PITCHER	IP WLS BF H R ER SO BB IBB HBP BLK WP HR S P ERA WHIP																					
39 Luis Mendoza, R (1, 1) ERA: 4.5	8.0 W 27 5 1 1 5 0 0 0 0 0 0 0 71 115 1.12 0.625																					
51 Jonathan Broxton, R (9, 1) ERA: 2.05	1.0 S 6 2 2 2 0 1 0 0 0 0 0 0 0 9 17 18.00 3.000																					

Batter	1	2	3	4	5	6	7	8	9	AB	R	H	RBI	BB	SO	LOB	TOP										
4 Alex Gordon, L (1, 7) OBP: 0.367, SLG: 0.420										4	0	1	0	0	2	0	Kansas City Royals @ Minnesota Twins Target Field, Minneapolis, MN Sat Jun 30 2012, 6:17 PM - 8:59 PM CDT Att: 37,629 - Clear - 91 F										
11 Yuniesky Betancourt, R (1, 4) OBP: 0.266, SLG: 0.439										4	0	0	0	0	0	1											
8 Mike Moustakas, L (1, 5) OBP: 0.331, SLG: 0.472										4	0	0	0	0	1	0											
16 Billy Butler, R (1, 10) OBP: 0.365, SLG: 0.516										3	1	2	1	1	0	0											
21 Jeff Francoeur, R (1, 9) OBP: 0.294, SLG: 0.390										4	0	1	0	0	1	2											
35 Eric Hosmer, L (1, 3) OBP: 0.291, SLG: 0.378										4	0	1	0	0	1	3											
13 Salvador Perez, R (1, 2) OBP: 0.333, SLG: 0.667										4	0	1	0	0	0	2											
1 Jarrod Dyson, L (1, 8) OBP: 0.311, SLG: 0.295										3	0	0	0	0	1	2											
2 Alcides Escobar, R (1, 6) OBP: 0.352, SLG: 0.422										3	0	0	0	0	1	2											
Inning Stats	R: 0 E: 0 K: 2 S: 10	H: 0 LOB: 0 BB: 0 P: 12	R: 1 E: 0 K: 2 S: 18	H: 3 LOB: 2 BB: 0 P: 26	R: 0 E: 0 K: 0 S: 7	H: 0 LOB: 0 BB: 0 P: 11	R: 0 E: 0 K: 0 S: 6	H: 0 LOB: 1 BB: 0 P: 13	R: 0 E: 0 K: 2 S: 16	H: 1 LOB: 1 BB: 0 P: 20	R: 0 E: 0 K: 0 S: 10	H: 0 LOB: 0 BB: 0 P: 13	R: 0 E: 0 K: 1 S: 7	H: 0 LOB: 0 BB: 0 P: 10	R: 0 E: 0 K: 0 S: 11	H: 1 LOB: 1 BB: 0 P: 16	1B: 3 2B: 2 3B: 0 HR: 1	SF: 0 SAC: 0 DP: 0 HBP: 0	WP: 0 PB: 0 SB: 0 CS: 0	PA: 34							
PITCHER	IP	WLS	BF	H	R	ER	SO	BB	IBB	HBP	BLK	WP	HR	S	P	ERA	WHIP										
38 Cole De Vries, R (1, 1) ERA: 3.43	6.0	W	24	5	1	1	6	1	0	0	0	0	1	66	94	1.50	1.000										
31 Alex Burnett, R (7, 1) ERA: 1.53	1.0		3	0	0	0	0	0	0	0	0	0	0	10	13	0.00	0.000										
64 Tyler Robertson, L (8, 1) ERA: 8.1	1.0		3	0	0	0	1	0	0	0	0	0	0	7	10	0.00	0.000										
61 Jared Burton, R (9, 1) ERA: 2.81	1.0		4	1	0	0	0	0	0	0	0	0	0	11	16	0.00	1.000										

Batter	1	2	3	4	5	6	7	8	9	AB	R	H	RBI	BB	SO	LOB	BOTTOM										
11 Ben Revere, L (1, 8) OBP: 0.346, SLG: 0.376										3	0	0	0	1	0	0	Kansas City Royals @ Minnesota Twins Target Field, Minneapolis, MN Sat Jun 30 2012, 6:17 PM - 8:59 PM CDT Att: 37,629 - Clear - 91 F										
8 Jamey Carroll, R (1, 6) OBP: 0.332, SLG: 0.295										4	0	1	0	0	0	1											
7 Joe Mauer, L (1, 2) OBP: 0.416, SLG: 0.448										4	2	2	1	0	0	2											
16 Josh Willingham, R (1, 7) OBP: 0.381, SLG: 0.532										4	1	1	2	0	0	1											
33 Justin Morneau, L (1, 10) OBP: 0.308, SLG: 0.441										4	0	2	0	0	0	0											
24 Trevor Plouffe, R (1, 5) OBP: 0.326, SLG: 0.541										3	1	1	0	1	1	2											
27 Chris Parmelee, L (1, 3) OBP: 0.277, SLG: 0.290										3	1	1	1	1	0	2											
19 Darin Mastroianni, R (1, 9) OBP: 0.302, SLG: 0.321										3	0	1	1	1	0	1											
12 Alexi Casilla, S (1, 4) OBP: 0.288, SLG: 0.323										4	0	0	0	0	1	5											
Inning Stats	R: 2 E: 0 K: 0 S: 15	H: 3 LOB: 1 BB: 0 P: 19	R: 1 E: 0 K: 0 S: 9	H: 1 LOB: 0 BB: 0 P: 9	R: 1 E: 0 K: 0 S: 8	H: 1 LOB: 0 BB: 0 P: 13	R: 0 E: 0 K: 0 S: 9	H: 0 LOB: 1 BB: 1 P: 19	R: 0 E: 0 K: 0 S: 8	H: 1 LOB: 1 BB: 0 P: 11	R: 1 E: 0 K: 0 S: 12	H: 2 LOB: 1 BB: 0 P: 15	R: 0 E: 0 K: 0 S: 7	H: 0 LOB: 0 BB: 1 P: 14	R: 0 E: 0 K: 2 S: 15	H: 1 LOB: 3 BB: 2 P: 28	1B: 4 2B: 2 3B: 0 HR: 3	SF: 0 SAC: 0 DP: 0 HBP: 0	WP: 0 PB: 1 SB: 2 CS: 0	PA: 36							
PITCHER	IP	WLS	BF	H	R	ER	SO	BB	IBB	HBP	BLK	WP	HR	S	P	ERA	WHIP										
44 Luke Hochevar, R (1, 1) ERA: 5.23	6.0	L	27	8	5	5	0	1	0	0	0	0	3	61	86	7.50	1.500										
50 Jose Mijares, L (7, 1) ERA: 1.79	1.0		3	0	0	0	0	1	0	0	0	0	0	7	14	0.00	1.000										
56 Greg Holland, R (8, 1) ERA: 4.1	1.0		6	1	0	0	2	2	0	0	0	0	0	15	28	0.00	3.000										

Batter	1	2	3	4	5	6	7	8	9	AB	R	H	RBI	BB	SO	LOB	TOP						
4 Alex Gordon, L (1, 7) OBP: 0.370, SLG: 0.421										4	0	1	0	2	0	2							
2 Alcides Escobar, R (1, 6) OBP: 0.353, SLG: 0.417										3	0	0	0	2	1	3							
16 Billy Butler, R (1, 10) OBP: 0.365, SLG: 0.512										4	1	1	0	1	2	5							
21 Jeff Francoeur, R (1, 9) OBP: 0.307, SLG: 0.387										5	0	1	0	0	1	2							
11 Yuniesky Betancourt, R (1, 5) OBP: 0.289, SLG: 0.434										4	1	1	0	1	0	1							
35 Eric Hosmer, L (1, 3) OBP: 0.300, SLG: 0.384										4	2	3	0	0	0	0							
27 Brayan Peña, S (1, 2) OBP: 0.350, SLG: 0.351										4	2	2	2	0	1	1							
30 Jason Bourgeois, R (1, 8) OBP: 0.321, SLG: 0.280										3	1	0	1	0	1	3							
1 Jarrod Dyson, L (8, PH) OBP: 0.316, SLG: 0.293										1	0	0	0	0	0	0							
13 Salvador Perez, R (9, PH) OBP: 0.360, SLG: 0.720										1	1	1	0	0	0	0							
19 Irving Falu, S (1, 4) OBP: 0.333, SLG: 0.434										5	0	3	4	0	2	0							
Inning Stats	R: 0 H: 0 E: 0 K: 1 S: 12	H: 0 LOB: 1 BB: 1 P: 21	R: 0 H: 0 E: 0 K: 1 S: 8	H: 0 LOB: 0 BB: 0 P: 13	R: 0 H: 0 E: 0 K: 1 S: 7	H: 0 LOB: 1 BB: 1 P: 15	R: 1 H: 2 E: 0 K: 2 S: 18	H: 2 LOB: 2 BB: 1 P: 24	R: 0 H: 1 E: 0 K: 1 S: 10	H: 1 LOB: 1 BB: 1 P: 19	R: 4 H: 3 E: 1 K: 0 S: 11	H: 3 LOB: 2 BB: 1 P: 24	R: 0 H: 2 E: 0 K: 0 S: 11	H: 2 LOB: 0 BB: 0 P: 17	R: 0 H: 1 E: 0 K: 2 S: 17	H: 1 LOB: 2 BB: 1 P: 29	R: 3 H: 4 E: 0 K: 0 S: 14	H: 4 LOB: 1 BB: 0 P: 18	1B: 10 2B: 3 HR: 0	SF: 1 SAC: 0 HBP: 1	WP: 1 PB: 0 SB: 1 CS: 1	PA: 46	
PITCHER	IP WLS BF H R ER SO BB IBB HBP BLK WP HR S P ERA WHIP	IP WLS BF H R ER SO BB IBB HBP BLK WP HR S P ERA WHIP	IP WLS BF H R ER SO BB IBB HBP BLK WP HR S P ERA WHIP	IP WLS BF H R ER SO BB IBB HBP BLK WP HR S P ERA WHIP	IP WLS BF H R ER SO BB IBB HBP BLK WP HR S P ERA WHIP	IP WLS BF H R ER SO BB IBB HBP BLK WP HR S P ERA WHIP	IP WLS BF H R ER SO BB IBB HBP BLK WP HR S P ERA WHIP	IP WLS BF H R ER SO BB IBB HBP BLK WP HR S P ERA WHIP	IP WLS BF H R ER SO BB IBB HBP BLK WP HR S P ERA WHIP	IP WLS BF H R ER SO BB IBB HBP BLK WP HR S P ERA WHIP	IP WLS BF H R ER SO BB IBB HBP BLK WP HR S P ERA WHIP	IP WLS BF H R ER SO BB IBB HBP BLK WP HR S P ERA WHIP	IP WLS BF H R ER SO BB IBB HBP BLK WP HR S P ERA WHIP	IP WLS BF H R ER SO BB IBB HBP BLK WP HR S P ERA WHIP	IP WLS BF H R ER SO BB IBB HBP BLK WP HR S P ERA WHIP	IP WLS BF H R ER SO BB IBB HBP BLK WP HR S P ERA WHIP	IP WLS BF H R ER SO BB IBB HBP BLK WP HR S P ERA WHIP	IP WLS BF H R ER SO BB IBB HBP BLK WP HR S P ERA WHIP	IP WLS BF H R ER SO BB IBB HBP BLK WP HR S P ERA WHIP	IP WLS BF H R ER SO BB IBB HBP BLK WP HR S P ERA WHIP	IP WLS BF H R ER SO BB IBB HBP BLK WP HR S P ERA WHIP	IP WLS BF H R ER SO BB IBB HBP BLK WP HR S P ERA WHIP	IP WLS BF H R ER SO BB IBB HBP BLK WP HR S P ERA WHIP

Kansas City Royals @ Minnesota Twins
Target Field, Minneapolis, MN
Sun Jul 01 2012, 1:16 PM - 4:19 PM CDT
Att: 37,819 - Sunny - 91 F

AB	38
R	8
H	13
RBI	7
BB	6
SO	8
LOB	17



Batter	1	2	3	4	5	6	7	8	9	AB	R	H	RBI	BB	SO	LOB	BOTTOM						
2 Denard Span, L (1, 8) OBP: 0.344, SLG: 0.390										3	0	1	2	0	1	0							
8 Jamey Carroll, R (1, 4) OBP: 0.331, SLG: 0.291										3	1	0	0	1	0	1							
7 Joe Mauer, L (1, 10) OBP: 0.414, SLG: 0.445										4	1	1	0	0	1	1							
16 Josh Willingham, R (1, 7) OBP: 0.379, SLG: 0.539										4	1	1	3	0	1	0							
33 Justin Morneau, L (1, 3) OBP: 0.307, SLG: 0.442										4	1	1	0	0	2	0							
24 Trevor Plouffe, R (1, 5) OBP: 0.329, SLG: 0.570										4	2	2	2	0	1	1							
19 Darin Mastroianni, R (1, 9) OBP: 0.313, SLG: 0.322										3	1	1	0	1	0	0							
41 Drew Butera, R (1, 2) OBP: 0.302, SLG: 0.379										4	1	1	3	0	1	1							
20 Brian Dozier, R (1, 6) OBP: 0.260, SLG: 0.333										3	2	1	0	1	0	0							
Inning Stats	R: 0 H: 0 E: 0 K: 0 S: 6	H: 1 LOB: 0 BB: 0 P: 10	R: 1 H: 1 E: 0 K: 0 S: 8	H: 1 LOB: 0 BB: 0 P: 11	R: 0 H: 0 E: 0 K: 2 S: 10	H: 0 LOB: 0 BB: 0 P: 13	R: 0 H: 0 E: 0 K: 1 S: 10	H: 0 LOB: 0 BB: 0 P: 14	R: 0 H: 1 E: 0 K: 1 S: 12	H: 1 LOB: 0 BB: 0 P: 16	R: 5 H: 4 E: 0 K: 1 S: 23	H: 4 LOB: 1 BB: 1 P: 35	R: 1 H: 1 E: 1 K: 0 S: 10	H: 1 LOB: 1 BB: 1 P: 17	R: 3 H: 2 E: 0 K: 2 S: 11	H: 2 LOB: 0 BB: 1 P: 20	R: 3 H: 4 E: 0 K: 0 S: 14	H: 4 LOB: 1 BB: 0 P: 18	1B: 3 2B: 1 HR: 4	SF: 0 SAC: 1 HBP: 0	WP: 0 PB: 0 SB: 2 CS: 0	PA: 36	
PITCHER	IP WLS BF H R ER SO BB IBB HBP BLK WP HR S P ERA WHIP	IP WLS BF H R ER SO BB IBB HBP BLK WP HR S P ERA WHIP	IP WLS BF H R ER SO BB IBB HBP BLK WP HR S P ERA WHIP	IP WLS BF H R ER SO BB IBB HBP BLK WP HR S P ERA WHIP	IP WLS BF H R ER SO BB IBB HBP BLK WP HR S P ERA WHIP	IP WLS BF H R ER SO BB IBB HBP BLK WP HR S P ERA WHIP	IP WLS BF H R ER SO BB IBB HBP BLK WP HR S P ERA WHIP	IP WLS BF H R ER SO BB IBB HBP BLK WP HR S P ERA WHIP	IP WLS BF H R ER SO BB IBB HBP BLK WP HR S P ERA WHIP	IP WLS BF H R ER SO BB IBB HBP BLK WP HR S P ERA WHIP	IP WLS BF H R ER SO BB IBB HBP BLK WP HR S P ERA WHIP	IP WLS BF H R ER SO BB IBB HBP BLK WP HR S P ERA WHIP	IP WLS BF H R ER SO BB IBB HBP BLK WP HR S P ERA WHIP	IP WLS BF H R ER SO BB IBB HBP BLK WP HR S P ERA WHIP	IP WLS BF H R ER SO BB IBB HBP BLK WP HR S P ERA WHIP	IP WLS BF H R ER SO BB IBB HBP BLK WP HR S P ERA WHIP	IP WLS BF H R ER SO BB IBB HBP BLK WP HR S P ERA WHIP	IP WLS BF H R ER SO BB IBB HBP BLK WP HR S P ERA WHIP	IP WLS BF H R ER SO BB IBB HBP BLK WP HR S P ERA WHIP	IP WLS BF H R ER SO BB IBB HBP BLK WP HR S P ERA WHIP	IP WLS BF H R ER SO BB IBB HBP BLK WP HR S P ERA WHIP	IP WLS BF H R ER SO BB IBB HBP BLK WP HR S P ERA WHIP	IP WLS BF H R ER SO BB IBB HBP BLK WP HR S P ERA WHIP

Kansas City Royals @ Minnesota Twins
Target Field, Minneapolis, MN
Sun Jul 01 2012, 1:16 PM - 4:19 PM CDT
Att: 37,819 - Sunny - 91 F

AB	32
R	10
H	9
RBI	10
BB	3
SO	7
LOB	4



Batter	1	2	3	4	5	6	7	8	9	AB	R	H	RBI	BB	SO	LOB	TOP				
2 Denard Span, L OBP: 0.339, SLG: 0.382										5	0	1	0	0	1	0					
11 Ben Revers, L OBP: 0.355, SLG: 0.382										4	2	2	0	1	1	2					
7 Joe Mauer, L OBP: 0.420, SLG: 0.464										5	3	3	1	0	1	1					
16 Josh Willingham, R OBP: 0.383, SLG: 0.551										3	1	2	3	1	0	1					
33 Justin Morneau, L OBP: 0.307, SLG: 0.434										4	1	1	0	1	0	4					
24 Trevor Plouffe, R OBP: 0.328, SLG: 0.569										4	1	1	2	1	1	5					
18 Ryan Doumit, S OBP: 0.344, SLG: 0.449										3	0	0	1	1	2	2					
20 Brian Dozier, R OBP: 0.262, SLG: 0.332										5	0	0	0	0	3	5					
12 Alexi Casilla, S OBP: 0.282, SLG: 0.315										4	0	0	0	0	1	1					
Inning Stats	R: 1 E: 0 K: 0 S: 11	H: 2 LOB: 1 BB: 0 P: 16	R: 0 E: 0 K: 2 S: 10	H: 0 LOB: 0 BB: 0 P: 11	R: 5 E: 1 K: 2 S: 28	H: 4 LOB: 0 BB: 0 P: 44	R: 0 E: 0 K: 1 S: 7	H: 0 LOB: 2 BB: 0 P: 12	R: 0 E: 0 K: 2 S: 14	H: 1 LOB: 2 BB: 1 P: 20	R: 1 E: 0 K: 0 S: 12	H: 2 LOB: 1 BB: 1 P: 22	R: 0 E: 0 K: 1 S: 6	H: 0 LOB: 0 BB: 0 P: 9	R: 1 E: 0 K: 1 S: 17	H: 1 LOB: 2 BB: 2 P: 32	1B: 5 2B: 2 3B: 0 HR: 3	SF: 2 SAC: 0 DP: 0 HBP: 0	WP: 1 PB: 0 SB: 2 CS: 0	PA: 44	
PITCHER	IP	WLS	BF	H	R	ER	SO	BB	IBB	HBP	BLK	WP	HR	S	P	ERA	WHIP				
64 Duane Below, L ERA: 2.75	(1, 1)	2.2	14	5	5	2	3	0	0	0	1	1	1	42	60	6.75	1.875				
56 Jose Ortega, R ERA: 3.38	(3, 1)	2.1	10	1	1	0	4	1	0	0	0	0	1	28	44	0.00	0.857				
60 Brayan Villarreal, R ERA: 1.61	(6, 1)	2.0	L 11	3	1	1	1	1	1	0	0	0	0	24	42	4.50	2.000				
53 Joaquin Benoit, R ERA: 2.37	(8, 1)	1.0	5	1	1	1	1	1	0	0	0	0	1	12	22	9.00	2.000				
38 Darin Downs, L ERA:	(9, 1)	1.0	4	0	0	0	0	1	0	0	0	0	0	11	19	0.00	1.000				

Minnesota Twins @ Detroit Tigers
Comerica Park, Detroit, MI
Tue Jul 03 2012, 8:36 PM - 12:01 AM EDT
Att: 36,757 - Cloudy - 79 F

AB	37
R	8
H	10
RBI	7
BB	5
SO	10
LOB	21



Batter	1	2	3	4	5	6	7	8	9	AB	R	H	RBI	BB	SO	LOB	BOTTOM					
14 Austin Jackson, R OBP: 0.402, SLG: 0.532										4	1	1	2	0	1	2						
52 Quintin Berry, L OBP: 0.388, SLG: 0.394										3	0	1	0	1	0	0						
24 Miguel Cabrera, R OBP: 0.378, SLG: 0.538										4	0	0	0	0	0	4						
28 Prince Fielder, L OBP: 0.379, SLG: 0.484										4	1	1	0	0	0	0						
21 Delmon Young, R OBP: 0.291, SLG: 0.377										4	0	0	0	0	0	1						
13 Alex Avila, L OBP: 0.337, SLG: 0.401										4	1	1	0	0	1	0						
25 Ryan Raburn, R OBP: 0.236, SLG: 0.261										4	1	1	1	0	1	0						
26 Brennan Boesch, L OBP: 0.274, SLG: 0.362										4	1	3	3	0	0	0						
39 Ramon Santiago, S OBP: 0.301, SLG: 0.310										4	1	2	0	0	0	1						
Inning Stats	R: 0 E: 0 K: 0 S: 7	H: 0 LOB: 0 BB: 0 P: 13	R: 3 E: 0 K: 0 S: 17	H: 5 LOB: 3 BB: 1 P: 29	R: 0 E: 0 K: 1 S: 7	H: 0 LOB: 0 BB: 0 P: 8	R: 3 E: 0 K: 0 S: 17	H: 3 LOB: 0 BB: 0 P: 25	R: 0 E: 0 K: 0 S: 8	H: 0 LOB: 0 BB: 0 P: 13	R: 0 E: 0 K: 1 S: 11	H: 1 LOB: 0 BB: 0 P: 18	R: 0 E: 0 K: 0 S: 6	H: 0 LOB: 0 BB: 0 P: 10	R: 0 E: 0 K: 0 S: 8	H: 0 LOB: 0 BB: 0 P: 12	R: 0 E: 0 K: 0 S: 7	H: 0 LOB: 0 BB: 0 P: 11	1B: 7 2B: 2 3B: 0 HR: 2	SF: 0 SAC: 0 DP: 1 HBP: 0	WP: 0 PB: 0 SB: 0 CS: 1	PA: 37
PITCHER	IP	WLS	BF	H	R	ER	SO	BB	IBB	HBP	BLK	WP	HR	S	P	ERA	WHIP					
53 Nick Blackburn, R ERA: 8.1	(1, 1)	4.0	21	8	6	6	1	0	0	0	0	0	0	19	31	0.00	0.500					
60 Jeff Gray, R ERA: 4.05	(5, 1)	2.0	W 6	1	0	0	1	0	0	0	0	0	0	6	10	0.00	1.000					
57 Kyle Waldrop, R ERA:	(7, 1)	1.0	H 3	1	0	0	1	0	0	0	0	0	0	8	12	0.00	0.000					
64 Tyler Robertson, L ERA: 5.4	(8, 1)	1.0	H 3	0	0	0	0	0	0	0	0	0	0	7	11	0.00	0.000					
15 Glen Perkins, L ERA: 3.28	(9, 1)	1.0	S 3	0	0	0	0	0	0	0	0	0	0	7	11	0.00	0.000					

Minnesota Twins @ Detroit Tigers
Comerica Park, Detroit, MI
Tue Jul 03 2012, 8:36 PM - 12:01 AM EDT
Att: 36,757 - Cloudy - 79 F

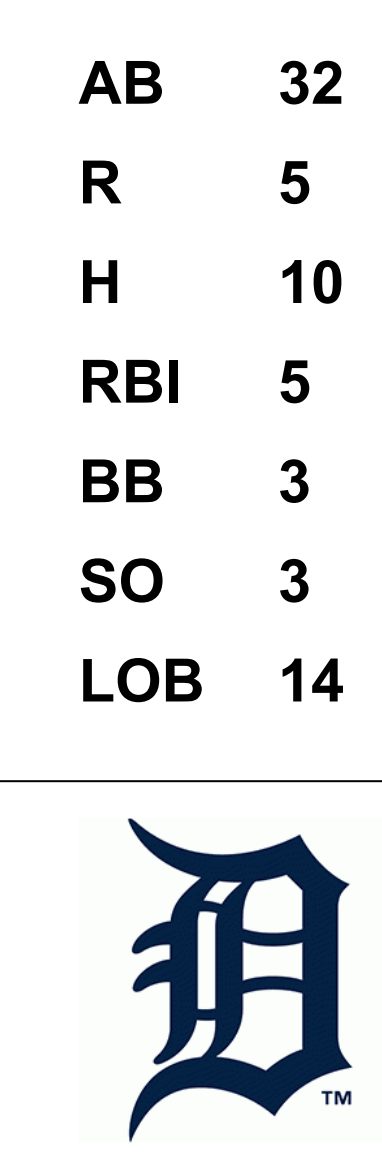
AB	35
R	6
H	10
RBI	6
BB	1
SO	3
LOB	8



Batter	1	2	3	4	5	6	7	8	9	AB	R	H	RBI	BB	SO	LOB	TOP					
2 Denard Span, L OBP: 0.341, SLG: 0.383	G4-3			1B		1B			K	4	0	2	0	0	1	0	Minnesota Twins @ Detroit Tigers Comerica Park, Detroit, MI Wed Jul 04 2012, 9:33 PM - 12:04 AM EDT Att: 41,023 - Cloudy - 78 F					
11 Ben Revers, L OBP: 0.351, SLG: 0.374	F7			FC4-6		F7			G6-3	4	0	0	0	0	2							
7 Joe Mauer, L OBP: 0.415, SLG: 0.457	G4-3			G6-4-3		F7			F7	4	0	0	0	0	1							
16 Josh Willingham, R OBP: 0.380, SLG: 0.545		K				G6-3			G6-3	3	0	0	0	0	2							
27 Chris Parmelee, L OBP: 0.278, SLG: 0.320		L8				HR			K	3	1	1	1	0	1							
24 Trevor Plouffe, R OBP: 0.328, SLG: 0.566		F8				1B			G4-3	3	0	1	0	0	0							
18 Ryan Doumit, S OBP: 0.340, SLG: 0.443				F9		G6-3			K	3	0	0	0	0	1							
8 Jamey Carroll, R OBP: 0.325, SLG: 0.284				G6-3		G5-3			BB	2	0	0	0	1	0							
12 Alexi Casilla, S OBP: 0.277, SLG: 0.310				G1-3		K			K	3	0	0	0	0	2							
Inning Stats	R: 0 E: 0 K: 0 S: 6	H: 0 LOB: 0 BB: 0 P: 10	R: 0 E: 0 K: 1 S: 10	H: 0 LOB: 0 BB: 0 P: 16	R: 0 E: 0 K: 0 S: 5	H: 0 LOB: 0 BB: 0 P: 7	R: 0 E: 0 K: 0 S: 8	H: 1 LOB: 0 BB: 0 P: 9	R: 1 E: 0 K: 1 S: 10	H: 2 LOB: 0 BB: 0 P: 13	R: 0 E: 0 K: 1 S: 8	H: 1 LOB: 1 BB: 0 P: 12	R: 0 E: 0 K: 1 S: 5	H: 0 LOB: 0 BB: 0 P: 10	R: 0 E: 0 K: 2 S: 13	H: 0 LOB: 1 BB: 1 P: 23		R: 0 E: 0 K: 1 S: 10	H: 0 LOB: 0 BB: 0 P: 15	1B: 3 2B: 0 3B: 0 HR: 1	SF: 0 SAC: 0 DP: 2 HBP: 0	WP: 0 PB: 0 SB: 0 CS: 0
PITCHER 35 Justin Verlander, R ERA: 2.58	IP: 9.0 WLS: W BF: 30	H: 4 R: 1 ER: 1 SO: 7	BB: 1 IBB: 0 HBP: 0 BLK: 0	WP: 0 HR: 1 S: 75 P: 115	ERA: 1.00 WHIP: 0.556	PITCHER	IP: 9.0 WLS: W BF: 30	H: 4 R: 1 ER: 1 SO: 7	BB: 1 IBB: 0 HBP: 0 BLK: 0	WP: 0 HR: 1 S: 75 P: 115	ERA: 1.00 WHIP: 0.556											

Batter	1	2	3	4	5	6	7	8	9	AB	R	H	RBI	BB	SO	LOB	BOTTOM			
14 Austin Jackson, R OBP: 0.410, SLG: 0.547	1B					BB			1B	3	1	3	0	1	0	0	Minnesota Twins @ Detroit Tigers Comerica Park, Detroit, MI Wed Jul 04 2012, 9:33 PM - 12:04 AM EDT Att: 41,023 - Cloudy - 78 F			
25 Ryan Raburn, R OBP: 0.230, SLG: 0.255	FC4-6		G4-3		G4-6-3		G6-3		G6-3	4	1	0	0	0	5					
24 Miguel Cabrera, R OBP: 0.385, SLG: 0.584	2B				IBB		HR		HR	3	3	3	3	1	0					
28 Prince Fielder, L OBP: 0.377, SLG: 0.484	2B		G4-6-3				F8		P3	4	0	1	2	0	2					
21 Delmon Young, R OBP: 0.290, SLG: 0.375	P4				K		1B		L9	4	0	1	0	0	1					
27 Jhonny Peralta, R OBP: 0.331, SLG: 0.383	F8				K		F9		1B	4	0	1	0	0	1					
26 Brennan Boesch, L OBP: 0.274, SLG: 0.382	G4-3				G3		1B		L3	3	0	1	0	0	0					
32 Don Kelly, L OBP: 0.288, SLG: 0.253									L3	1	0	0	0	0	1					
13 Alex Avila, L OBP: 0.330, SLG: 0.392	G6-3				L1-2-3		G4-3		K	4	0	0	0	0	1					
39 Ramon Santiago, S OBP: 0.302, SLG: 0.306	F8				BB		P4			2	0	0	0	1	0					
Inning Stats	R: 2 E: 0 K: 0 S: 13	H: 3 LOB: 1 BB: 0 P: 19	R: 0 E: 0 K: 0 S: 8	H: 0 LOB: 0 BB: 0 P: 12	R: 0 E: 0 K: 2 S: 6	H: 1 LOB: 1 BB: 1 P: 14	R: 0 E: 0 K: 2 S: 8	H: 0 LOB: 0 BB: 0 P: 12	R: 0 E: 0 K: 0 S: 10	H: 0 LOB: 2 BB: 2 P: 23	R: 1 E: 0 K: 0 S: 11	H: 3 LOB: 1 BB: 0 P: 17	R: 2 E: 1 K: 0 S: 9	H: 2 LOB: 0 BB: 0 P: 13	R: 0 E: 0 K: 1 S: 10	H: 1 LOB: 1 BB: 0 P: 15	1B: 5 2B: 2 3B: 1 HR: 2	SF: 0 SAC: 0 DP: 2 HBP: 0	WP: 0 PB: 0 SB: 0 CS: 0	PA: 35
PITCHER 52 Brian Duensing, L ERA: 4.11	IP: 1.1 WLS: L BF: 17	H: 4 R: 2 ER: 2 SO: 2	BB: 0 IBB: 0 HBP: 0 BLK: 0	WP: 0 HR: 0 S: 39 P: 64	ERA: 4.15 WHIP: 0.923	PITCHER	IP: 1.2 WLS: L BF: 9	H: 3 R: 1 ER: 1 SO: 0	BB: 0 IBB: 0 HBP: 0 BLK: 0	WP: 0 HR: 1 S: 17 P: 33	ERA: 5.40 WHIP: 3.000	PITCHER	IP: 2.0 WLS: L BF: 9	H: 3 R: 2 ER: 2 SO: 1	BB: 0 IBB: 0 HBP: 0 BLK: 0	WP: 0 HR: 1 S: 19 P: 28	ERA: 9.00 WHIP: 1.500			

AB	29
R	1
H	4
RBI	1
BB	1
SO	7
LOB	5



Batter	1	2	3	4	5	6	7	8	9	AB	R	H	RBI	BB	SO	LOB	TOP										
2 Denard Span, L OBP: 0.342, SLG: 0.384										5	0	2	1	0	1	0											
11 Ben Revers, L OBP: 0.346, SLG: 0.369										5	0	1	0	0	1	2											
7 Joe Mauer, L OBP: 0.418, SLG: 0.458										4	0	2	1	1	1	0											
18 Ryan Doumit, S OBP: 0.341, SLG: 0.446										5	0	2	0	0	2	3											
33 Justin Morneau, L OBP: 0.306, SLG: 0.431										4	0	1	0	0	1	3											
24 Trevor Plouffe, R OBP: 0.326, SLG: 0.560										4	1	1	0	0	2	2											
19 Darin Mastroianni, R OBP: 0.339, SLG: 0.349										4	1	3	0	0	0	0											
20 Brian Dozier, R OBP: 0.271, SLG: 0.340										4	1	3	1	0	1	1											
8 Jamey Carroll, R OBP: 0.321, SLG: 0.279										4	0	0	0	0	1	6											
Inning Stats	R: 0 E: 0 K: 0 S: 7	H: 1 LOB: 1 BB: 1 P: 12	R: 1 E: 0 K: 0 S: 15	H: 4 LOB: 2 BB: 0 P: 22	R: 0 E: 0 K: 0 S: 14	H: 2 LOB: 2 BB: 0 P: 18	R: 2 E: 0 K: 0 S: 17	H: 5 LOB: 3 BB: 0 P: 26	R: 0 E: 0 K: 1 S: 11	H: 1 LOB: 1 BB: 0 P: 15	R: 0 E: 0 K: 2 S: 7	H: 0 LOB: 0 BB: 0 P: 9	R: 0 E: 0 K: 3 S: 11	H: 0 LOB: 0 BB: 0 P: 18	R: 0 E: 0 K: 2 S: 7	H: 1 LOB: 0 BB: 0 P: 10	R: 0 E: 0 K: 2 S: 10	H: 1 LOB: 1 BB: 0 P: 17	1B: 14 2B: 1 3B: 0 HR: 0	SF: 0 SAC: 0 DP: 1 HBP: 0	WP: 0 PB: 0 SB: 5 CS: 1	PA: 40					
PITCHER	IP	WLS	BF	H	R	ER	SO	BB	IBB	HBP	BLK	WP	HR	S	P	ERA	WHIP										
21 Rick Porcello, R ERA: 4.47	3.2		22	12	3	3	0	1	0	0	0	0	0	52	77	7.36	3.545										
38 Darin Downs, L ERA:	3.0		10	1	0	0	5	0	0	0	0	0	0	26	36	0.00	0.333										
20 Octavio Dotel, R ERA: 3.67	1.1	W	4	1	0	0	3	0	0	0	0	0	0	11	17	0.00	0.750										
46 Jose Valverde, R ERA: 3.55	1.0		4	1	0	0	2	0	0	0	0	0	0	10	17	0.00	1.000										

Minnesota Twins @ Detroit Tigers
Comerica Park, Detroit, MI
Thu Jul 05 2012, 2:28 PM - 5:26 PM EDT
Att: 33,350 - Overcast - 79 F

AB 39
R 3
H 15
RBI 3
BB 1
SO 10
LOB 17



Batter	1	2	3	4	5	6	7	8	9	AB	R	H	RBI	BB	SO	LOB	BOTTOM										
14 Austin Jackson, R OBP: 0.412, SLG: 0.559										4	2	2	0	0	1	1											
25 Ryan Raburn, R OBP: 0.227, SLG: 0.250										3	0	0	0	0	0	1											
52 Quintin Berry, L OBP: 0.392, SLG: 0.394										0	1	0	0	1	0	0											
24 Miguel Cabrera, R OBP: 0.386, SLG: 0.583										4	1	2	2	0	1	0											
28 Prince Fielder, L OBP: 0.376, SLG: 0.490										4	1	1	3	0	2	1											
21 Delmon Young, R OBP: 0.296, SLG: 0.389										3	1	2	1	1	0	1											
27 Jhonny Peralta, R OBP: 0.330, SLG: 0.381										4	1	1	0	0	0	2											
26 Brennan Boesch, L OBP: 0.274, SLG: 0.364										4	0	1	1	0	0	1											
32 Don Kelly, L OBP: 0.288, SLG: 0.253										0	0	0	0	0	0	0											
9 Gerald Laird, R OBP: 0.337, SLG: 0.389										3	0	0	0	0	0	2											
39 Ramon Santiago, S OBP: 0.297, SLG: 0.301										3	0	0	0	0	0	1											
Inning Stats	R: 0 E: 0 K: 1 S: 7	H: 0 LOB: 0 BB: 0 P: 12	R: 0 E: 0 K: 1 S: 6	H: 0 LOB: 0 BB: 1 P: 11	R: 0 E: 0 K: 0 S: 6	H: 0 LOB: 0 BB: 0 P: 9	R: 1 E: 0 K: 1 S: 13	H: 2 LOB: 1 BB: 0 P: 17	R: 1 E: 1 K: 0 S: 9	H: 2 LOB: 1 BB: 0 P: 12	R: 0 E: 0 K: 1 S: 9	H: 0 LOB: 0 BB: 0 P: 14	R: 0 E: 0 K: 0 S: 10	H: 1 LOB: 0 BB: 0 P: 16	R: 5 E: 0 K: 0 S: 13	H: 4 LOB: 0 BB: 1 P: 22	1B: 4 2B: 2 3B: 1 HR: 2	SF: 0 SAC: 0 DP: 1 HBP: 0	WP: 0 PB: 0 SB: 0 CS: 0	PA: 34							
PITCHER	IP	WLS	BF	H	R	ER	SO	BB	IBB	HBP	BLK	WP	HR	S	P	ERA	WHIP										
58 Scott Diamond, L ERA: 2.62	7.0		26	5	2	2	4	1	0	0	0	0	0	8	14	81.00	9.000										
31 Alex Burnett, R ERA: 2.41	0.1	L	4	2	3	3	0	1	0	0	0	0	0	1	2	∞	∞										
64 Tyler Robertson, L ERA: 7.2	0.0		1	1	1	1	0	0	0	0	0	0	1	1	2	∞	∞										
51 Anthony Swarzak, R ERA: 4.48	0.2		3	1	1	1	0	0	0	0	0	0	1	4	6	13.50	1.500										

Minnesota Twins @ Detroit Tigers
Comerica Park, Detroit, MI
Thu Jul 05 2012, 2:28 PM - 5:26 PM EDT
Att: 33,350 - Overcast - 79 F

AB 32
R 7
H 9
RBI 7
BB 2
SO 4
LOB 10



Batter	1	2	3	4	5	6	7	8	9	AB	R	H	RBI	BB	SO	LOB	TOP							
11 Ben Revere, L (1, 8) OBP: 0.358, SLG: 0.374										3	1	2	0	1	0	0	Minnesota Twins @ Texas Rangers Rangers Ballpark in Arlington, Arlington, TX Fri Jul 06 2012, 8:09 PM - 11:05 PM EDT Att: 47,240 - Partly Cloudy - 98 F							
19 Darin Mastroianni, R (1, 9) OBP: 0.355, SLG: 0.359										4	0	2	0	1	0	2								
7 Joe Mauer, L (1, 10) OBP: 0.414, SLG: 0.455										4	1	1	2	0	2	3								
16 Josh Willingham, R (1, 7) OBP: 0.377, SLG: 0.537										4	1	0	0	1	0	4								
33 Justin Morneau, L (1, 3) OBP: 0.309, SLG: 0.444										4	1	2	2	0	1	2								
24 Trevor Plouffe, R (1, 5) OBP: 0.325, SLG: 0.555										4	0	1	0	0	1	0								
20 Brian Dozier, R (1, 6) ERA: 13.09										4	0	0	0	0	1	2								
41 Drew Butera, R (1, 2) OBP: 0.299, SLG: 0.371										4	1	1	0	0	2	1								
12 Alexi Casilla, S (1, 4) OBP: 0.273, SLG: 0.305										3	0	0	0	0	0	0								
Inning Stats	R: 0 E: 0 K: 2 S: 12	H: 1 LOB: 2 BB: 1 P: 23	R: 0 E: 0 K: 1 S: 8	H: 0 LOB: 0 BB: 0 P: 12	R: 3 E: 1 K: 0 S: 25	H: 3 LOB: 2 BB: 1 P: 37	R: 1 E: 0 K: 0 S: 8	H: 2 LOB: 2 BB: 0 P: 12	R: 0 E: 1 K: 0 S: 5	H: 0 LOB: 1 BB: 0 P: 7	R: 0 E: 0 K: 0 S: 8	H: 0 LOB: 0 BB: 1 P: 15	R: 1 E: 0 K: 1 S: 8	H: 1 LOB: 0 BB: 0 P: 10	R: 0 E: 0 K: 2 S: 9	H: 0 LOB: 0 BB: 0 P: 15		R: 0 E: 0 K: 1 S: 10	H: 2 LOB: 1 BB: 0 P: 14	1B: 8 2B: 1 3B: 0 HR: 1	SF: 1 SAC: 1 DP: 1 HBP: 1	WP: 1 PB: 0 CS: 1	PA: 41	
PITCHER	IP WLS BF H R ER SO BB IBB HBP BLK WP HR S P ERA WHIP	IP WLS BF H R ER SO BB IBB HBP BLK WP HR S P ERA WHIP	IP WLS BF H R ER SO BB IBB HBP BLK WP HR S P ERA WHIP	IP WLS BF H R ER SO BB IBB HBP BLK WP HR S P ERA WHIP	IP WLS BF H R ER SO BB IBB HBP BLK WP HR S P ERA WHIP	IP WLS BF H R ER SO BB IBB HBP BLK WP HR S P ERA WHIP	IP WLS BF H R ER SO BB IBB HBP BLK WP HR S P ERA WHIP	IP WLS BF H R ER SO BB IBB HBP BLK WP HR S P ERA WHIP	IP WLS BF H R ER SO BB IBB HBP BLK WP HR S P ERA WHIP	IP WLS BF H R ER SO BB IBB HBP BLK WP HR S P ERA WHIP	IP WLS BF H R ER SO BB IBB HBP BLK WP HR S P ERA WHIP	IP WLS BF H R ER SO BB IBB HBP BLK WP HR S P ERA WHIP	IP WLS BF H R ER SO BB IBB HBP BLK WP HR S P ERA WHIP	IP WLS BF H R ER SO BB IBB HBP BLK WP HR S P ERA WHIP	IP WLS BF H R ER SO BB IBB HBP BLK WP HR S P ERA WHIP	IP WLS BF H R ER SO BB IBB HBP BLK WP HR S P ERA WHIP	IP WLS BF H R ER SO BB IBB HBP BLK WP HR S P ERA WHIP	IP WLS BF H R ER SO BB IBB HBP BLK WP HR S P ERA WHIP	IP WLS BF H R ER SO BB IBB HBP BLK WP HR S P ERA WHIP	IP WLS BF H R ER SO BB IBB HBP BLK WP HR S P ERA WHIP	IP WLS BF H R ER SO BB IBB HBP BLK WP HR S P ERA WHIP	IP WLS BF H R ER SO BB IBB HBP BLK WP HR S P ERA WHIP	IP WLS BF H R ER SO BB IBB HBP BLK WP HR S P ERA WHIP	IP WLS BF H R ER SO BB IBB HBP BLK WP HR S P ERA WHIP

Batter	1	2	3	4	5	6	7	8	9	AB	R	H	RBI	BB	SO	LOB	BOTTOM							
5 Ian Kinsler, R (1, 4) OBP: 0.339, SLG: 0.443										3	0	0	0	2	0	2	Minnesota Twins @ Texas Rangers Rangers Ballpark in Arlington, Arlington, TX Fri Jul 06 2012, 8:09 PM - 11:05 PM EDT Att: 47,240 - Partly Cloudy - 98 F							
1 Elvis Andrus, R (1, 6) OBP: 0.372, SLG: 0.398										3	0	0	0	2	1	3								
32 Josh Hamilton, L (1, 7) OBP: 0.384, SLG: 0.641										2	0	0	0	0	2									
27 Leonys Martin, L (6, PH) OBP: 0.281, SLG: 0.448										1	0	0	0	0	1									
21 Brandon Snyder, R (7, PH) OBP: 0.333, SLG: 0.481										2	0	0	0	0	1	3								
29 Adrián Beltré, R (1, 5) OBP: 0.354, SLG: 0.518										4	1	1	0	0	1	3								
10 Michael Young, R (1, 10) OBP: 0.300, SLG: 0.349										3	0	1	0	1	0	0								
17 Nelson Cruz, R (1, 9) OBP: 0.318, SLG: 0.430										3	0	2	1	1	0	0								
25 Mike Napoli, R (1, 3) OBP: 0.335, SLG: 0.426										3	0	0	0	1	1	5								
8 Yorvit Torrealba, R (1, 2) OBP: 0.284, SLG: 0.309										4	0	0	0	0	3	5								
23 Craig Gentry, R (1, 8) OBP: 0.413, SLG: 0.452										4	0	2	0	0	1	0								
Inning Stats	R: 0 E: 0 K: 1 S: 7	H: 0 LOB: 1 BB: 1 P: 13	R: 0 E: 0 K: 1 S: 10	H: 1 LOB: 0 BB: 0 P: 15	R: 0 E: 0 K: 0 S: 8	H: 1 LOB: 0 BB: 0 P: 13	R: 0 E: 0 K: 1 S: 7	H: 1 LOB: 2 BB: 1 P: 15	R: 0 E: 0 K: 1 S: 9	H: 0 LOB: 1 BB: 1 P: 16	R: 1 E: 0 K: 1 S: 8	H: 2 LOB: 1 BB: 1 P: 16	R: 0 E: 0 K: 1 S: 11	H: 0 LOB: 2 BB: 2 P: 23	R: 0 E: 0 K: 1 S: 10	H: 0 LOB: 1 BB: 1 P: 16	R: 0 E: 0 K: 1 S: 10	H: 1 LOB: 0 BB: 0 P: 11	1B: 5 2B: 1 3B: 0 HR: 0	SF: 0 SAC: 0 DP: 1 HBP: 0	WP: 0 PB: 1 CS: 0	PA: 39		
PITCHER	IP WLS BF H R ER SO BB IBB HBP BLK WP HR S P ERA WHIP	IP WLS BF H R ER SO BB IBB HBP BLK WP HR S P ERA WHIP	IP WLS BF H R ER SO BB IBB HBP BLK WP HR S P ERA WHIP	IP WLS BF H R ER SO BB IBB HBP BLK WP HR S P ERA WHIP	IP WLS BF H R ER SO BB IBB HBP BLK WP HR S P ERA WHIP	IP WLS BF H R ER SO BB IBB HBP BLK WP HR S P ERA WHIP	IP WLS BF H R ER SO BB IBB HBP BLK WP HR S P ERA WHIP	IP WLS BF H R ER SO BB IBB HBP BLK WP HR S P ERA WHIP	IP WLS BF H R ER SO BB IBB HBP BLK WP HR S P ERA WHIP	IP WLS BF H R ER SO BB IBB HBP BLK WP HR S P ERA WHIP	IP WLS BF H R ER SO BB IBB HBP BLK WP HR S P ERA WHIP	IP WLS BF H R ER SO BB IBB HBP BLK WP HR S P ERA WHIP	IP WLS BF H R ER SO BB IBB HBP BLK WP HR S P ERA WHIP	IP WLS BF H R ER SO BB IBB HBP BLK WP HR S P ERA WHIP	IP WLS BF H R ER SO BB IBB HBP BLK WP HR S P ERA WHIP	IP WLS BF H R ER SO BB IBB HBP BLK WP HR S P ERA WHIP	IP WLS BF H R ER SO BB IBB HBP BLK WP HR S P ERA WHIP	IP WLS BF H R ER SO BB IBB HBP BLK WP HR S P ERA WHIP	IP WLS BF H R ER SO BB IBB HBP BLK WP HR S P ERA WHIP	IP WLS BF H R ER SO BB IBB HBP BLK WP HR S P ERA WHIP	IP WLS BF H R ER SO BB IBB HBP BLK WP HR S P ERA WHIP	IP WLS BF H R ER SO BB IBB HBP BLK WP HR S P ERA WHIP	IP WLS BF H R ER SO BB IBB HBP BLK WP HR S P ERA WHIP	IP WLS BF H R ER SO BB IBB HBP BLK WP HR S P ERA WHIP

AB	34
R	5
H	9
RBI	4
BB	3
SO	7
LOB	14



livebaseballscores.com

livebaseballscores.com

Batter	1	2	3	4	5	6	7	8	9	10	AB	R	H	RBI	BB	SO	LOB	TOP
2 Denard Span, L OBP: 0.340, SLG: 0.381	(1,8)		(2,2)		(3,1)		(2,3)			(2,2)	5	0	1	0	0	1	1	
11 Ben Revere, L OBP: 0.355, SLG: 0.369	(1,9)		(2,2)		(0,1)			(1,0)		(1,2)	5	0	1	0	0	0	1	
7 Joe Mauer, L OBP: 0.417, SLG: 0.452	(1,2)		(4,2)		(2,2)			(4,1)		(1,2)	2	0	0	0	3	0	1	
16 Josh Willingham, R OBP: 0.377, SLG: 0.544	(1,7)		(2,3)		(0,0)			(4,2)		(3,3)	4	1	1	1	1	2	3	
33 Justin Morneau, L OBP: 0.311, SLG: 0.445		(3,2)		(2,2)		(0,1)				(0,1)	4	1	2	0	0	0	2	
18 Ryan Doumit, S OBP: 0.345, SLG: 0.456		(0,1)		(1,3)		(2,3)				(1,2)	4	1	2	0	0	2	1	
19 Darin Mastroianni, R OBP: 0.355, SLG: 0.358											0	0	0	0	0	0	0	
24 Trevor Plouffe, R OBP: 0.324, SLG: 0.549											4	0	1	1	0	0	3	
20 Brian Dozier, R OBP: 0.266, SLG: 0.332											4	0	1	1	0	1	3	
8 Jamey Carroll, R OBP: 0.320, SLG: 0.283											4	0	1	0	0	1	2	
Inning Stats	R: 0 E: 0 K: 1 S: 9	H: 1 LOB: 1 BB: 1 P: 14	R: 2 E: 0 K: 0 S: 9	H: 3 LOB: 0 BB: 0 P: 14	R: 0 E: 0 K: 1 S: 10	H: 0 LOB: 1 BB: 1 P: 19	R: 0 E: 0 K: 2 S: 11	H: 1 LOB: 0 BB: 0 P: 17	R: 0 E: 0 K: 1 S: 10	H: 2 LOB: 1 BB: 0 P: 17	R: 0 E: 0 K: 1 S: 12	H: 1 LOB: 2 BB: 0 P: 16	R: 0 E: 0 K: 1 S: 13	H: 1 LOB: 1 BB: 0 P: 20	1B: 6 2B: 4 3B: 0 HR: 1	SF: 0 SAC: 0 DP: 3 HBP: 0	WP: 0 PB: 1 SB: 2 CS: 1	PA: 40
PITCHER	IP WLS BF H R ER SO	IP WLS BF H R ER SO	IP WLS BF H R ER SO	IP WLS BF H R ER SO	IP WLS BF H R ER SO	IP WLS BF H R ER SO	IP WLS BF H R ER SO	IP WLS BF H R ER SO	IP WLS BF H R ER SO	IP WLS BF H R ER SO	IP WLS BF H R ER SO	IP WLS BF H R ER SO	IP WLS BF H R ER SO	IP WLS BF H R ER SO	ERA WHIP	ERA WHIP		
45 Derek Holland, L ERA: 5.05	(1,1) 6.0	(7,1) 0.2	(7,1) 1.1	(9,1) 2.0														
52 Tanner Scheppers, R ERA: 3.49	(7,1) 0.2	(7,1) 1.1	(9,1) 2.0															
28 Robbie Ross Jr., L ERA: 0.96																		
36 Joe Nathan, R ERA: 1.77																		

Minnesota Twins @ Texas Rangers
Rangers Ballpark in Arlington, Arlington, TX
Sat Jul 07 2012, 7:17 PM - 11:04 PM EDT
Att: 47,067 - Partly Cloudy - 83 F


AB	36
R	3
H	10
RBI	3
BB	4
SO	7
LOB	17



Batter	1	2	3	4	5	6	7	8	9	10	AB	R	H	RBI	BB	SO	LOB	BOTTOM						
5 Ian Kinsler, R OBP: 0.337, SLG: 0.439	(1,4)		(0,0)								5	0	1	0	0	2	3							
1 Elvis Andrus, R OBP: 0.370, SLG: 0.394	(1,6)		(2,2)								5	0	1	0	0	2	3							
32 Josh Hamilton, L OBP: 0.384, SLG: 0.646	(1,10)		(1,1)								4	1	1	1	1	0	0							
29 Adrián Beltré, R OBP: 0.358, SLG: 0.529		(3,2)		(0,1)							5	3	3	1	0	0	3							
17 Nelson Cruz, R OBP: 0.322, SLG: 0.439		(3,2)		(2,1)							5	0	3	2	0	1	0							
10 Michael Young, R OBP: 0.296, SLG: 0.344											4	0	0	0	0	1	2							
7 David Murphy, L OBP: 0.379, SLG: 0.488											3	0	1	0	1	0	2							
25 Mike Napoli, R OBP: 0.341, SLG: 0.424											1	0	0	0	3	0	0							
23 Craig Gentry, R OBP: 0.412, SLG: 0.445											2	0	0	0	1	0	2							
Inning Stats	R: 0 E: 0 K: 1 S: 6	H: 0 LOB: 0 BB: 0 P: 10	R: 1 E: 0 K: 1 S: 14	H: 2 LOB: 2 BB: 1 P: 27	R: 0 E: 0 K: 0 S: 5	H: 0 LOB: 0 BB: 1 P: 11	R: 0 E: 0 K: 0 S: 7	H: 2 LOB: 0 BB: 0 P: 10	R: 0 E: 0 K: 1 S: 12	H: 1 LOB: 2 BB: 1 P: 21	R: 1 E: 1 K: 0 S: 9	H: 1 LOB: 1 BB: 0 P: 14	R: 0 E: 0 K: 2 S: 12	H: 2 LOB: 3 BB: 0 P: 20	R: 0 E: 0 K: 1 S: 13	H: 0 LOB: 2 BB: 2 P: 25	R: 0 E: 0 K: 2 S: 8	H: 0 LOB: 0 BB: 0 P: 13	R: 1 E: 0 K: 0 S: 9	H: 2 LOB: 1 BB: 0 P: 11	1B: 6 2B: 2 3B: 0 HR: 2	SF: 0 SAC: 1 DP: 2 HBP: 0	WP: 2 PB: 0 SB: 1 CS: 0	PA: 41
PITCHER	IP WLS BF H R ER SO	IP WLS BF H R ER SO	IP WLS BF H R ER SO	IP WLS BF H R ER SO	IP WLS BF H R ER SO	IP WLS BF H R ER SO	IP WLS BF H R ER SO	IP WLS BF H R ER SO	IP WLS BF H R ER SO	IP WLS BF H R ER SO	IP WLS BF H R ER SO	IP WLS BF H R ER SO	IP WLS BF H R ER SO	IP WLS BF H R ER SO	ERA WHIP	ERA WHIP								
21 Samuel Deduno, R ERA: 5.06	(1,1) 5.1	(6,1) 1.1	(7,1) 0.0																					
60 Jeff Gray, R ERA: 3.93																								
64 Tyler Robertson, L ERA: 7.2																								
31 Alex Burnett, R ERA: 2.34																								
61 Jared Burton, R ERA: 2.55																								

Minnesota Twins @ Texas Rangers
Rangers Ballpark in Arlington, Arlington, TX
Sat Jul 07 2012, 7:17 PM - 11:04 PM EDT
Att: 47,067 - Partly Cloudy - 83 F

AB	34
R	4
H	10
RBI	4
BB	6
SO	6
LOB	15



Batter	1	2	3	4	5	6	7	8	9	AB	R	H	RBI	BB	SO	LOB	TOP				
19 Jemile Weeks, S OBP: 0.309, SLG: 0.309	F8	K			F8	G6-3			G6-3	5	0	0	0	0	1	3					
15 Seth Smith, L OBP: 0.364, SLG: 0.447	F7		F7		HR		K		3B	5	1	2	2	0	1	0					
16 Josh Reddick, L OBP: 0.348, SLG: 0.526	52 2B	1B	52 HR	1B	K		52 WP	1B	G6-3	5	2	3	0	0	1	1					
52 Yoenis Cespedes, R(1, 10) OBP: 0.385, SLG: 0.483	22 HR	2B	1-H	HR		G6-3			G4-3	5	2	2	3	0	1	2					
37 Brandon Moss, L OBP: 0.323, SLG: 0.667	22 HR	HBP		K			HR		K	3	2	1	1	0	2	1					
22 Chris Carter, R OBP: 0.385, SLG: 0.875	1-H	HR		G5-3			K		G5-3	4	1	1	3	0	1	0					
7 Brandon Inge, R OBP: 0.269, SLG: 0.353	F8				F9		8 1B	1B	K	4	0	1	0	0	1	0					
2 Cliff Pennington, S OBP: 0.266, SLG: 0.290		F8		G4-3			K		F8	4	0	0	0	0	1	1					
8 Kurt Suzuki, R OBP: 0.252, SLG: 0.267	F8			F7				1B	E8	4	1	2	0	0	0	0					
Inning Stats	R: 4 E: 0 K: 0 S: 18	H: 3 LOB: 0 BB: 0 P: 25	R: 0 E: 0 K: 1 S: 8	H: 0 LOB: 0 BB: 0 P: 14	R: 2 E: 0 K: 1 S: 13	H: 2 LOB: 0 BB: 0 P: 15	R: 0 E: 0 K: 0 S: 13	H: 0 LOB: 0 BB: 0 P: 19	R: 1 E: 0 K: 2 S: 15	H: 3 LOB: 2 BB: 0 P: 23	R: 0 E: 0 K: 3 S: 12	H: 1 LOB: 1 BB: 0 P: 19	R: 0 E: 0 K: 1 S: 7	H: 0 LOB: 0 BB: 0 P: 11	R: 1 E: 1 K: 0 S: 15	H: 2 LOB: 1 BB: 0 P: 23	1B: 5 2B: 2 3B: 1 HR: 4	SF: 0 SAC: 0 DP: 0 HBP: 1	WP: 1 PB: 0 SB: 0 CS: 0	PA: 40	
PITCHER	IP	WLS	BF	H	R	ER	SO	BB	IBB	HBP	BLK	WP	HR	S	P	ERA	WHIP				
38 Cole De Vries, R ERA: 4.37	5.0	L	22	6	7	7	3	0	0	1	0	0	3	61	85	12.60	1.200				
51 Anthony Swarzak, R ERA: 4.35	1.0		6	3	1	1	2	0	0	0	0	0	1	15	23	9.00	3.000				
64 Tyler Robertson, L ERA: 6.0	1.0		4	1	0	0	3	0	0	0	0	1	0	12	19	0.00	1.000				
55 Matt Capps, R ERA: 3.29	1.0		3	0	0	0	1	0	0	0	0	0	7	11	0.00	0.000					
60 Jeff Gray, R ERA: 4.09	1.0		5	2	1	1	0	0	0	0	0	0	0	15	23	9.00	2.000				

Oakland Athletics @ Minnesota Twins
Target Field, Minneapolis, MN
Sat Jul 14 2012, 6:23 PM - 9:20 PM CDT
Att: 39,084 - Partly Cloudy - 90 F

AB 39
R 9
H 12
RBI 9
BB 0
SO 9
LOB 8



Batter	1	2	3	4	5	6	7	8	9	AB	R	H	RBI	BB	SO	LOB	BOTTOM					
2 Denard Span, L OBP: 0.340, SLG: 0.380	K								G3	5	0	3	0	0	1	0						
11 Ben Revere, L OBP: 0.345, SLG: 0.367	G1-3								G4-3	5	0	2	0	0	0	2						
7 Joe Mauer, L OBP: 0.416, SLG: 0.447	1B		FC4-6	1B					K	4	1	1	0	1	1	3						
16 Josh Willingham, R OBP: 0.382, SLG: 0.567	F7								HR	4	1	2	1	0	1	1						
33 Justin Morneau, L OBP: 0.310, SLG: 0.438	G6-3								G4-3	4	0	1	1	0	0	0						
24 Trevor Plouffe, R OBP: 0.323, SLG: 0.536	G5-3								F8	4	0	1	0	0	1	0						
18 Ryan Doumit, S OBP: 0.344, SLG: 0.456	1B									4	0	2	0	0	0	3						
20 Brian Dozier, R OBP: 0.272, SLG: 0.343	HR									3	1	1	1	1	0	3						
8 Jamey Carroll, R OBP: 0.313, SLG: 0.274	K								L3	4	0	1	0	0	1	2						
Inning Stats	R: 0 E: 0 K: 1 S: 11	H: 1 LOB: 1 BB: 0 P: 15	R: 0 E: 0 K: 0 S: 12	H: 1 LOB: 0 BB: 0 P: 16	R: 1 E: 0 K: 1 S: 9	H: 3 LOB: 1 BB: 0 P: 15	R: 0 E: 0 K: 2 S: 8	H: 0 LOB: 0 BB: 0 P: 11	R: 0 E: 0 K: 0 S: 10	H: 2 LOB: 2 BB: 1 P: 14	R: 1 E: 0 K: 0 S: 13	H: 3 LOB: 1 BB: 1 P: 23	R: 0 E: 0 K: 0 S: 10	H: 2 LOB: 1 BB: 0 P: 16	R: 1 E: 0 K: 0 S: 12	H: 2 LOB: 2 BB: 1 P: 21	R: 0 E: 0 K: 1 S: 9	H: 0 LOB: 0 BB: 0 P: 14	1B: 10 2B: 3 3B: 0 HR: 2	SF: 0 SAC: 0 DP: 2 HBP: 0	WP: 0 PB: 0 SB: 0 CS: 0	PA: 39
PITCHER	IP	WLS	BF	H	R	ER	SO	BB	IBB	HBP	BLK	WP	HR	S	P	ERA	WHIP					
57 Tommy Milone, L ERA: 3.54	6.0	W	26	10	2	2	4	1	0	0	0	0	1	63	94	3.00	1.833					
77 Jordan Norberto, L ERA: 3.18	1.1		6	3	1	1	0	0	0	0	0	0	1	15	23	6.75	2.250					
58 Evan Scribner, R ERA:	0.2		4	1	0	0	0	1	0	0	0	0	0	7	14	0.00	3.000					
13 Jerry Blevins, L ERA: 2.5	1.0		3	0	0	0	1	0	0	0	0	0	0	9	14	0.00	0.000					


Oakland Athletics @ Minnesota Twins
Target Field, Minneapolis, MN
Sat Jul 14 2012, 6:23 PM - 9:20 PM CDT
Att: 39,084 - Partly Cloudy - 90 F


AB 37
R 3
H 14
RBI 3
BB 2
SO 5
LOB 14



Batter	1	2	3	4	5	6	7	8	9	AB R H RBI BB SO LOB	TOP																	
21 Nick Markakis, L (1,9) OBP: 0.348, SLG: 0.468										4 2 3 0 1 0 1	<p>Baltimore Orioles @ Minnesota Twins Target Field, Minneapolis, MN Tue Jul 17 2012, 7:12 PM - 10:54 PM CDT Att: 32,202 - Partly Cloudy - 90 F</p> <p>livebaseballscorecards.com</p> <p>AB 33 R 4 H 9 RBI 3 BB 7 SO 11 LOB 22</p>																	
2 J.J. Hardy, R (1,6) OBP: 0.297, SLG: 0.372										4 0 1 0 1 0 3																		
25 Jim Thome, L (1,10) OBP: 0.348, SLG: 0.434										2 1 0 0 3 2 4																		
10 Adam Jones, R (1,8) OBP: 0.335, SLG: 0.533										5 1 1 3 0 1 4																		
32 Matt Wieters, S (1,2) OBP: 0.337, SLG: 0.436										3 0 2 0 1 0 2																		
12 Mark Reynolds, R (1,3) OBP: 0.335, SLG: 0.389										4 0 0 0 0 1 4																		
19 Chris Davis, L (1,7)										3 0 0 0 1 3 1																		
24 Wilson Betemit, S (1,5)										4 0 2 0 0 1 1																		
3 Ryan Flaherty, L (1,4) OBP: 0.231, SLG: 0.263										3 0 0 0 0 2 2																		
6 Steve Tolleson, R (8,PH) OBP: 0.254, SLG: 0.356										1 0 0 0 0 1 0																		
Inning Stats	R: 1 E: 1 K: 0 S: 16	H: 1 LOB: 2 BB: 2 P: 32	R: 0 E: 0 K: 1 S: 12	H: 0 LOB: 0 BB: 1 P: 18	R: 0 E: 0 K: 1 S: 12	H: 2 LOB: 2 BB: 0 P: 17	R: 0 E: 0 K: 3 S: 10	H: 1 LOB: 1 BB: 2 P: 16	R: 3 E: 0 K: 1 S: 12	H: 2 LOB: 1 BB: 2 P: 23	R: 0 E: 0 K: 1 S: 10	H: 1 LOB: 2 BB: 1 P: 19	R: 0 E: 0 K: 0 S: 7	H: 0 LOB: 0 BB: 0 P: 7	R: 0 E: 0 K: 3 S: 10	H: 0 LOB: 0 BB: 0 P: 13	R: 0 E: 0 K: 1 S: 8	H: 1 LOB: 1 BB: 1 P: 14	1B: 8 2B: 0 3B: 0 HR: 1	SF: 0 SAC: 0 DP: 3 HBP: 0	WP: 1 PB: 0 SB: 0 CS: 0	PA: 40						
PITCHER	IP WLS BF H R ER SO BB IBB HBP BLK WP HR S P ERA WHIP											IP WLS BF H R ER SO BB IBB HBP BLK WP HR S P ERA WHIP																
21 Samuel Deduno, R (1,1) ERA: 5.99	4.1		23	6	4	3	5	5	0	0	0	0	1	1	57	99	6.23	2.538										
60 Jeff Gray, R (5,1) ERA: 4.59	1.0		4	1	0	0	1	0	0	0	0	0	0	0	8	11	0.00	1.000										
64 Tyler Robertson, L (6,1) ERA: 4.7	0.2		3	0	0	0	1	0	1	0	0	0	0	0	7	15	0.00	0.000										
31 Alex Burnett, R (7,1) ERA: 2.78	1.0	W	3	1	0	0	0	0	0	0	0	0	0	0	7	7	0.00	1.000										
15 Glen Perkins, L (8,1) ERA: 2.95	1.0	H	4	1	0	0	3	0	0	0	0	0	0	0	11	14	0.00	1.000										

Batter	1	2	3	4	5	6	7	8	9	AB R H RBI BB SO LOB	BOTTOM																	
2 Denard Span, L (1,8) OBP: 0.349, SLG: 0.389										3 1 1 0 2 1 3	<p>Baltimore Orioles @ Minnesota Twins Target Field, Minneapolis, MN Tue Jul 17 2012, 7:12 PM - 10:54 PM CDT Att: 32,202 - Partly Cloudy - 90 F</p> <p>livebaseballscorecards.com</p> <p>AB 36 R 6 H 12 RBI 6 BB 8 SO 3 LOB 28</p>																	
11 Ben Revere, L (1,9) OBP: 0.347, SLG: 0.368										5 0 1 1 0 0 4																		
7 Joe Mauer, L (1,2) OBP: 0.420, SLG: 0.461										4 0 3 1 1 0 0																		
16 Josh Willingham, R (1,7) OBP: 0.386, SLG: 0.563										3 1 1 0 2 1 3																		
33 Justin Morneau, L (1,3) OBP: 0.319, SLG: 0.445										3 1 0 0 2 0 5																		
24 Trevor Plouffe, R (1,5) OBP: 0.292, SLG: 0.530										4 1 1 0 1 0 5																		
18 Ryan Doumit, S (1,10) OBP: 0.342, SLG: 0.452										5 1 2 2 0 0 1																		
20 Brian Dozier, R (1,6) OBP: 0.277, SLG: 0.341										5 0 1 1 0 0 3																		
8 Jamey Carroll, R (1,4) OBP: 0.323, SLG: 0.285										4 1 2 1 0 1 4																		
Inning Stats	R: 0 E: 0 K: 0 S: 9	H: 1 LOB: 1 BB: 1 P: 17	R: 0 E: 0 K: 0 S: 14	H: 2 LOB: 2 BB: 0 P: 17	R: 0 E: 0 K: 1 S: 11	H: 1 LOB: 2 BB: 1 P: 21	R: 1 E: 0 K: 0 S: 15	H: 1 LOB: 2 BB: 2 P: 29	R: 3 E: 0 K: 2 S: 19	H: 3 LOB: 2 BB: 2 P: 34		R: 0 E: 0 K: 0 S: 8	H: 1 LOB: 2 BB: 1 P: 14	R: 2 E: 1 K: 0 S: 21	H: 3 LOB: 3 BB: 1 P: 32	R: 0 E: 0 K: 0 S: 5	H: 0 LOB: 0 BB: 0 P: 11	1B: 9 2B: 3 3B: 0 HR: 0	SF: 0 SAC: 0 DP: 1 HBP: 0	WP: 0 PB: 0 SB: 0 CS: 0	PA: 44							
PITCHER	IP WLS BF H R ER SO BB IBB HBP BLK WP HR S P ERA WHIP											IP WLS BF H R ER SO BB IBB HBP BLK WP HR S P ERA WHIP																
53 Zack Britton, L (1,1) ERA: 9.0	4.0		23	6	4	4	1	6	0	0	0	0	0	0	33	46	9.00	3.000										
38 Luis Ayala, R (5,1) ERA: 2.58	2.2	L	14	4	2	0	2	0	1	0	0	0	0	0	15	29	0.00	2.250										
47 Pedro Strop, R (7,1) ERA: 1.54	1.1		7	2	0	0	0	1	0	0	0	0	0	0	15	29	0.00	2.250										

Batter	1	2	3	4	5	6	7	8	9	AB	R	H	RBI	BB	SO	LOB	TOP				
21 Nick Markakis, L OBP: 0.350, SLG: 0.467	G1-3		1B				F9			3	0	1	0	1	0	0	<p>Baltimore Orioles @ Minnesota Twins Target Field, Minneapolis, MN Wed Jul 18 2012, 7:11 PM - 9:56 PM CDT Att: 33,195 - Overcast - 76 F</p>				
2 J.J. Hardy, R OBP: 0.297, SLG: 0.370	1B		K				F7		F9	4	1	1	0	0	1	2					
10 Adam Jones, R OBP: 0.337, SLG: 0.547	HR		K				G6-3			4	1	2	2	0	1	2					
32 Matt Wieters, S OBP: 0.333, SLG: 0.430	K		FC6-4				K		G4-3	4	0	0	0	0	2	2					
12 Mark Reynolds, R OBP: 0.333, SLG: 0.383	K						K		K	3	0	0	0	1	3	1					
51 Steve Pearce, R OBP: 0.321, SLG: 0.437										2	0	1	0	1	0	1					
9 Endy Chavez, L OBP: 0.205, SLG: 0.243										1	0	0	0	0	0	0					
24 Wilson Betemit, S OBP: 0.315, SLG: 0.417										4	0	0	0	0	2	3	<p>AB 32 R 2 H 5 RBI 2 BB 3 SO 12 LOB 14</p> 				
31 Taylor Teagarden, R OBP: 0.200, SLG: 0.444										4	0	0	0	0	3	2					
6 Steve Tolleson, R OBP: 0.242, SLG: 0.339										3	0	0	0	0	0	1					
Inning Stats	R: 2 H: 2 K: 2 S: 12	H: 2 LOB: 0 BB: 0 P: 17	R: 0 H: 0 K: 2 S: 9	H: 0 LOB: 1 BB: 1 P: 17	R: 0 H: 1 K: 2 S: 11	H: 1 LOB: 0 BB: 0 P: 16	R: 0 H: 0 K: 2 S: 10	H: 0 LOB: 1 BB: 1 P: 20	R: 0 H: 1 K: 0 S: 11	H: 1 LOB: 1 BB: 0 P: 17	R: 0 H: 0 K: 0 S: 8	H: 0 LOB: 0 BB: 0 P: 14	R: 0 H: 1 K: 1 S: 13	H: 1 LOB: 0 BB: 0 P: 17	R: 0 H: 0 K: 1 S: 11	H: 0 LOB: 0 BB: 0 P: 14		1B: 3 2B: 0 3B: 1 HR: 1	SF: 0 SAC: 0 DP: 0 HBP: 0	WP: 0 PB: 0 SB: 0 CS: 0	PA: 35
PITCHER	IP WLS BF H R ER SO BB IBB HBP BLK WP HR S P ERA WHIP	IP WLS BF H R ER SO BB IBB HBP BLK WP HR S P ERA WHIP	IP WLS BF H R ER SO BB IBB HBP BLK WP HR S P ERA WHIP	IP WLS BF H R ER SO BB IBB HBP BLK WP HR S P ERA WHIP	IP WLS BF H R ER SO BB IBB HBP BLK WP HR S P ERA WHIP	IP WLS BF H R ER SO BB IBB HBP BLK WP HR S P ERA WHIP	IP WLS BF H R ER SO BB IBB HBP BLK WP HR S P ERA WHIP	IP WLS BF H R ER SO BB IBB HBP BLK WP HR S P ERA WHIP	IP WLS BF H R ER SO BB IBB HBP BLK WP HR S P ERA WHIP	IP WLS BF H R ER SO BB IBB HBP BLK WP HR S P ERA WHIP	IP WLS BF H R ER SO BB IBB HBP BLK WP HR S P ERA WHIP	IP WLS BF H R ER SO BB IBB HBP BLK WP HR S P ERA WHIP	IP WLS BF H R ER SO BB IBB HBP BLK WP HR S P ERA WHIP	IP WLS BF H R ER SO BB IBB HBP BLK WP HR S P ERA WHIP	IP WLS BF H R ER SO BB IBB HBP BLK WP HR S P ERA WHIP	IP WLS BF H R ER SO BB IBB HBP BLK WP HR S P ERA WHIP		ERA WHIP	ERA WHIP		
47 Francisco Liriano, L ERA: 4.81	6.0	L	25	4	2	2	10	3	0	0	0	0	0	0	0	0		3.00	1.167		
50 Casey Fien, R ERA:	2.0		7	1	0	0	1	0	0	0	0	0	0	0	0	0	0.00	0.500			
15 Glen Perkins, L ERA: 2.88	1.0		3	0	0	0	1	0	0	0	0	0	0	0	0	0	0.00	0.000			

Batter	1	2	3	4	5	6	7	8	9	AB	R	H	RBI	BB	SO	LOB	BOTTOM				
2 Denard Span, L OBP: 0.350, SLG: 0.388	1B		F7				G4-3			3	0	1	0	1	0	2	<p>Baltimore Orioles @ Minnesota Twins Target Field, Minneapolis, MN Wed Jul 18 2012, 7:11 PM - 9:56 PM CDT Att: 33,195 - Overcast - 76 F</p>				
11 Ben Revere, L OBP: 0.345, SLG: 0.366	FC5-4		G1-6-3				B1-3			4	0	1	0	0	0	3					
7 Joe Mauer, L OBP: 0.415, SLG: 0.455	G6-4-3						L8			4	0	0	0	0	0	3					
16 Josh Willingham, R OBP: 0.390, SLG: 0.574							HR			3	1	2	1	1	0	0					
33 Justin Morneau, L OBP: 0.315, SLG: 0.438							G6-3			4	0	0	0	0	0	4					
24 Trevor Plouffe, R OBP: 0.335, SLG: 0.532										3	0	2	0	0	0	0					
12 Alexi Casilla, S OBP: 0.271, SLG: 0.303										0	0	0	0	0	0	0					
20 Brian Dozier, R OBP: 0.272, SLG: 0.335										4	0	0	0	0	0	4	<p>AB 33 R 1 H 8 RBI 1 BB 2 SO 1 LOB 20</p> 				
41 Drew Butera, R OBP: 0.288, SLG: 0.353										2	0	1	0	0	0	0					
18 Ryan Doumit, S OBP: 0.339, SLG: 0.449										2	0	0	0	0	0	3					
8 Jamey Carroll, R OBP: 0.322, SLG: 0.284										4	0	1	0	0	1	1					
Inning Stats	R: 0 H: 1 K: 0 S: 9	H: 1 LOB: 0 BB: 0 P: 14	R: 0 H: 1 K: 0 S: 17	H: 1 LOB: 1 BB: 0 P: 22	R: 0 H: 2 K: 0 S: 14	H: 2 LOB: 0 BB: 0 P: 17	R: 1 H: 1 K: 0 S: 7	H: 1 LOB: 0 BB: 0 P: 12	R: 0 H: 0 K: 0 S: 7	H: 0 LOB: 0 BB: 0 P: 11	R: 0 H: 0 K: 0 S: 3	H: 0 LOB: 0 BB: 0 P: 7	R: 0 H: 1 K: 1 S: 10	H: 1 LOB: 3 BB: 2 P: 21	R: 0 H: 1 K: 0 S: 4	H: 1 LOB: 1 BB: 0 P: 6		1B: 7 2B: 0 3B: 0 HR: 1	SF: 0 SAC: 0 DP: 2 HBP: 1	WP: 0 PB: 0 SB: 0 CS: 0	PA: 36
PITCHER	IP WLS BF H R ER SO BB IBB HBP BLK WP HR S P ERA WHIP	IP WLS BF H R ER SO BB IBB HBP BLK WP HR S P ERA WHIP	IP WLS BF H R ER SO BB IBB HBP BLK WP HR S P ERA WHIP	IP WLS BF H R ER SO BB IBB HBP BLK WP HR S P ERA WHIP	IP WLS BF H R ER SO BB IBB HBP BLK WP HR S P ERA WHIP	IP WLS BF H R ER SO BB IBB HBP BLK WP HR S P ERA WHIP	IP WLS BF H R ER SO BB IBB HBP BLK WP HR S P ERA WHIP	IP WLS BF H R ER SO BB IBB HBP BLK WP HR S P ERA WHIP	IP WLS BF H R ER SO BB IBB HBP BLK WP HR S P ERA WHIP	IP WLS BF H R ER SO BB IBB HBP BLK WP HR S P ERA WHIP	IP WLS BF H R ER SO BB IBB HBP BLK WP HR S P ERA WHIP	IP WLS BF H R ER SO BB IBB HBP BLK WP HR S P ERA WHIP	IP WLS BF H R ER SO BB IBB HBP BLK WP HR S P ERA WHIP	IP WLS BF H R ER SO BB IBB HBP BLK WP HR S P ERA WHIP	IP WLS BF H R ER SO BB IBB HBP BLK WP HR S P ERA WHIP	IP WLS BF H R ER SO BB IBB HBP BLK WP HR S P ERA WHIP		ERA WHIP	ERA WHIP		
29 Tommy Hunter, R ERA: 5.71	7.1	W	27	6	1	1	1	0	0	0	0	0	0	0	0	0	1.23	0.818			
40 Troy Patton, L ERA: 3.21	0.2	H	5	1	0	0	0	1	1	0	0	0	0	0	0	0	0.00	3.000			
43 Jim Johnson, R ERA: 2.5	1.0	S	4	1	0	0	0	0	0	0	0	0	0	0	0	0	0.00	1.000			

Batter	1	2	3	4	5	6	7	8	9	AB	R	H	RBI	BB	SO	LOB	TOP			
21 Nick Markakis, L (1.9) OBP: 0.347, SLG: 0.461	F7		1B		F7		FC5		K	5	0	1	0	0	1	1				
2 J.J. Hardy, R (1.6) OBP: 0.259, SLG: 0.369	F9		1B		F8		25 G6-3 IBB		K	4	0	1	0	1	1	0				
25 Jim Thome, L (1.10) OBP: 0.342, SLG: 0.423	10 1B		F8		K		G6-3		K	5	0	1	0	0	2	5				
10 Adam Jones, R (1.8) OBP: 0.336, SLG: 0.543	1B		F8		G5-3		P4			4	0	1	0	0	0	2				
32 Matt Wieters, S (1.2) OBP: 0.332, SLG: 0.426	K		G1-3		L6		19 G4-3 24 BB			3	1	0	0	1	1	4				
24 Wilson Betemit, S (1.5) OBP: 0.317, SLG: 0.414	K				F9		12 1B 19 G4-3 BB			2	1	0	0	2	1	0				
19 Chris Davis, L (1.7) 9 Endy Chavez, L (8.7) OBP: 0.205, SLG: 0.243	HR		K				SH5-4 3 12 1B 21 E BB		G4-3	3	2	1	1	1	1	3	AB 33 R 4 H 7 RBI 3 BB 5 SO 9 LOB 18			
12 Mark Reynolds, R (1.3) OBP: 0.336, SLG: 0.385	F7		K		K		21 E 3 SH5-4 1B		1B	4	0	2	2	0	1	1				
3 Ryan Flaherty, L (1.4) OBP: 0.224, SLG: 0.255	F7		F7		P6		SH5-4 1-2 2-3		K	3	0	0	0	0	1	2				
Inning Stats	R: 0 H: 2 E: 0 K: 1 S: 11	H: 2 BB: 0 P: 20	R: 1 H: 1 E: 0 K: 1 S: 7	H: 1 LOB: 0 BB: 0 P: 11	R: 0 H: 2 E: 0 K: 0 S: 10	H: 2 LOB: 2 BB: 0 P: 16	R: 0 H: 0 E: 0 K: 2 S: 11	H: 0 LOB: 1 BB: 1 P: 21	R: 0 H: 0 E: 0 K: 0 S: 10	H: 0 LOB: 0 BB: 0 P: 12	R: 1 H: 1 E: 0 K: 0 S: 14	H: 1 LOB: 2 BB: 2 P: 27	R: 2 H: 1 E: 0 K: 1 S: 14	H: 1 LOB: 1 BB: 2 P: 27	R: 0 H: 0 E: 0 K: 3 S: 9	H: 0 LOB: 0 BB: 0 P: 13	1B: 6 2B: 0 3B: 0 HR: 1	SF: 0 SAC: 1 DP: 1 HBP: 0	WP: 0 PB: 0 SB: 0 CS: 0	PA: 39
PITCHER	IP WLS BF H R ER SO BB IBB HBP BLK WP HR S P ERA WHIP	IP WLS BF H R ER SO BB IBB HBP BLK WP HR S P ERA WHIP	IP WLS BF H R ER SO BB IBB HBP BLK WP HR S P ERA WHIP	IP WLS BF H R ER SO BB IBB HBP BLK WP HR S P ERA WHIP	IP WLS BF H R ER SO BB IBB HBP BLK WP HR S P ERA WHIP	IP WLS BF H R ER SO BB IBB HBP BLK WP HR S P ERA WHIP	IP WLS BF H R ER SO BB IBB HBP BLK WP HR S P ERA WHIP	IP WLS BF H R ER SO BB IBB HBP BLK WP HR S P ERA WHIP	IP WLS BF H R ER SO BB IBB HBP BLK WP HR S P ERA WHIP	IP WLS BF H R ER SO BB IBB HBP BLK WP HR S P ERA WHIP	IP WLS BF H R ER SO BB IBB HBP BLK WP HR S P ERA WHIP	IP WLS BF H R ER SO BB IBB HBP BLK WP HR S P ERA WHIP	IP WLS BF H R ER SO BB IBB HBP BLK WP HR S P ERA WHIP	IP WLS BF H R ER SO BB IBB HBP BLK WP HR S P ERA WHIP	IP WLS BF H R ER SO BB IBB HBP BLK WP HR S P ERA WHIP	IP WLS BF H R ER SO BB IBB HBP BLK WP HR S P ERA WHIP	IP WLS BF H R ER SO BB IBB HBP BLK WP HR S P ERA WHIP	IP WLS BF H R ER SO BB IBB HBP BLK WP HR S P ERA WHIP		
38 Cole De Vries, R (1.1) ERA: 3.95	6.0	24	5	1	1	5	1	0	0	0	0	0	0	0	0	0	1.50	1.000		
52 Brian Duensing, L (7.1) ERA: 4.95	1.0	6	1	1	0	0	1	1	0	0	0	0	0	0	0	14	27	0.00	2.000	
31 Alex Burnett, R (8.1) ERA: 3.15	0.1	L 3	0	2	2	0	2	0	0	0	0	0	0	0	4	13	54.00	6.000		
64 Tyler Robertson, L (8.1) ERA: 4.5	0.1	H 1	0	0	0	0	0	0	0	0	0	0	0	3	6	0.00	0.000			
51 Anthony Swarzak, R (8.1) ERA: 4.15	1.1	B 5	1	0	0	4	0	0	0	0	0	0	0	16	21	0.00	0.750			

Baltimore Orioles @ Minnesota Twins
Target Field, Minneapolis, MN
Thu Jul 19 2012, 12:12 PM - 3:26 PM CDT
Att: 37,676 - Overcast - 75 F

AB	33
R	4
H	7
RBI	3
BB	5
SO	9
LOB	18



Batter	1	2	3	4	5	6	7	8	9	AB	R	H	RBI	BB	SO	LOB	BOTTOM					
2 Denard Span, L (1.8) OBP: 0.346, SLG: 0.382	G6-3	P3		F7			E7 11 FC4		F7	5	0	0	0	0	0	2						
11 Ben Revere, L (1.9) OBP: 0.342, SLG: 0.362	16 S 7 BB 16 1B		K		P6		FC4		G6-3	5	1	1	0	0	1	1						
7 Joe Mauer, L (1.2) OBP: 0.416, SLG: 0.457	1 SAFE FF 91 FF 91 FF 91 1 SAFE 1 SAFE SL 79 FF 91	4-1 16 1B 24 2B BB		F8		16 F9 2B		G4-3		3	1	1	0	1	0	1						
16 Josh Willingham, R (1.10) OBP: 0.392, SLG: 0.571	24 2B 1-2 2H 1B		F9		F8		F8		19 FC6-4 33 1B BB	3	0	1	1	1	0	1						
33 Justin Morneau, L (1.3) OBP: 0.317, SLG: 0.439	K			20 1B 12 SF9 18 HBP 1B		K		19 FC6-4 1B		4	1	2	0	0	2	3						
24 Trevor Plouffe, R (1.5) OBP: 0.333, SLG: 0.531	1-3 2H 2B		K		G5-3		G5-3		P5	4	0	1	1	0	1	3						
18 Ryan Doumit, S (1.7) OBP: 0.339, SLG: 0.445	K			12 SF9 20 1B HBP		F8		FC6-4		2	0	0	0	0	1	2	AB 34 R 3 H 7 RBI 3 BB 2 SO 5 LOB 17					
19 Darin Mastroianni, R (8.7) OBP: 0.346, SLG: 0.347	K			1-2 2-3 1B		F9		F8		4	0	1	0	0	0	2						
20 Brian Dozier, R (1.6) OBP: 0.272, SLG: 0.333	F7		G1-3		SF9		B1-3		G1-3	3	0	0	1	0	0	0						
12 Alexi Casilla, S (1.4) OBP: 0.265, SLG: 0.298	G1-3									3	0	0	1	0	0	0						
Inning Stats	R: 2 H: 3 E: 0 K: 2 S: 18	H: 3 LOB: 2 BB: 1 P: 28	R: 0 H: 0 E: 0 K: 0 S: 5	H: 0 LOB: 0 BB: 0 P: 8	R: 0 H: 0 E: 0 K: 1 S: 6	H: 0 LOB: 0 BB: 0 P: 9	R: 1 H: 2 E: 0 K: 1 S: 15	H: 2 LOB: 2 BB: 0 P: 21	R: 0 H: 1 E: 0 K: 1 S: 9	H: 1 LOB: 1 BB: 0 P: 13	R: 0 H: 0 E: 0 K: 0 S: 10	H: 0 LOB: 0 BB: 0 P: 17	R: 0 H: 0 E: 1 K: 0 S: 6	H: 0 LOB: 1 BB: 0 P: 12	R: 0 H: 1 E: 0 K: 0 S: 18	H: 1 LOB: 2 BB: 1 P: 24	R: 0 H: 0 E: 0 K: 0 S: 8	H: 0 LOB: 0 BB: 0 P: 11	1B: 5 2B: 2 3B: 0 HR: 0	SF: 1 SAC: 0 DP: 0 HBP: 1	WP: 0 PB: 0 SB: 1 CS: 0	PA: 38
PITCHER	IP WLS BF H R ER SO BB IBB HBP BLK WP HR S P ERA WHIP	IP WLS BF H R ER SO BB IBB HBP BLK WP HR S P ERA WHIP	IP WLS BF H R ER SO BB IBB HBP BLK WP HR S P ERA WHIP	IP WLS BF H R ER SO BB IBB HBP BLK WP HR S P ERA WHIP	IP WLS BF H R ER SO BB IBB HBP BLK WP HR S P ERA WHIP	IP WLS BF H R ER SO BB IBB HBP BLK WP HR S P ERA WHIP	IP WLS BF H R ER SO BB IBB HBP BLK WP HR S P ERA WHIP	IP WLS BF H R ER SO BB IBB HBP BLK WP HR S P ERA WHIP	IP WLS BF H R ER SO BB IBB HBP BLK WP HR S P ERA WHIP	IP WLS BF H R ER SO BB IBB HBP BLK WP HR S P ERA WHIP	IP WLS BF H R ER SO BB IBB HBP BLK WP HR S P ERA WHIP	IP WLS BF H R ER SO BB IBB HBP BLK WP HR S P ERA WHIP	IP WLS BF H R ER SO BB IBB HBP BLK WP HR S P ERA WHIP	IP WLS BF H R ER SO BB IBB HBP BLK WP HR S P ERA WHIP	IP WLS BF H R ER SO BB IBB HBP BLK WP HR S P ERA WHIP	IP WLS BF H R ER SO BB IBB HBP BLK WP HR S P ERA WHIP	IP WLS BF H R ER SO BB IBB HBP BLK WP HR S P ERA WHIP	IP WLS BF H R ER SO BB IBB HBP BLK WP HR S P ERA WHIP				
16 Wei-Yin Chen, L (1.1) ERA: 3.8	7.0	30	6	3	3	5	1	0	1	0	0	0	0	0	0	0	3.86	1.000				
56 Darren O'Day, R (8.1) ERA: 3.16	0.0	1	0	0	0	0	1	0	0	0	0	0	0	0	0	6	10	∞	∞			
40 Troy Patton, L (8.1) ERA: 3.21	0.0	1	1	0	0	0	0	0	0	0	0	0	0	0	3	4	∞	∞				
47 Pedro Strop, R (8.1) ERA: 1.5	1.0	H 3	0	0	0	0	0	0	0	0	0	0	0	9	10	0.00	0.000					
43 Jim Johnson, R (9.1) ERA: 2.43	1.0	S 3	0	0	0	0	0	0	0	0	0	0	0	8	11	0.00	0.000					

Baltimore Orioles @ Minnesota Twins
Target Field, Minneapolis, MN
Thu Jul 19 2012, 12:12 PM - 3:26 PM CDT
Att: 37,676 - Overcast - 75 F

AB	34
R	3
H	7
RBI	3
BB	2
SO	5
LOB	17



Batter	1	2	3	4	5	6	7	8	9	10	11	AB	R	H	RBI	BB	SO	LOB	TOP						
11 Ben Revere, L OBP: 0.340, SLG: 0.359 (1, 8)	G3		G4-3		G4-3			1B		K2-3		5	0	1	0	0	1	1							
8 Jamey Carroll, R OBP: 0.317, SLG: 0.279 (9, 5)	G5-3		G5-3		G1-3			K		K2-3		5	0	0	0	0	2	2							
7 Joe Mauer, L OBP: 0.421, SLG: 0.464 (1, 3)	1B		1B					1B				4	1	3	0	1	1	0							
16 Josh Willingham, R OBP: 0.392, SLG: 0.569 2 Denard Span, L OBP: 0.346, SLG: 0.382 (11, PR)	1B		F9					FC6-4				5	0	2	1	0	0	3							
33 Justin Morneau, L OBP: 0.312, SLG: 0.432 (1, 10)	F9				G4-3			G4-3				5	0	0	0	0	1	3							
24 Trevor Plouffe, R OBP: 0.330, SLG: 0.525 20 Brian Dozier, R OBP: 0.270, SLG: 0.331 (9, PH)	G5-3		K		K			L1				3	0	0	0	0	1	0							
18 Ryan Doumit, S OBP: 0.338, SLG: 0.446 (1, 2)	K		K		G3			G3				4	0	1	0	0	1	0							
19 Darin Mastroianni, R OBP: 0.353, SLG: 0.421 (11, 7)	HR		K		K			K				4	1	2	1	0	2	1							
12 Alexi Casilla, S OBP: 0.260, SLG: 0.292 (1, 4)	K				F7			F8				4	0	0	0	0	1	1							
Inning Stats	R: 0 E: 0 K: 0 S: 17	H: 2 LOB: 2 BB: 0 P: 27	R: 1 E: 0 K: 2 S: 9	H: 1 LOB: 0 BB: 0 P: 15	R: 0 E: 0 K: 0 S: 10	H: 1 LOB: 1 BB: 0 P: 17	R: 0 E: 0 K: 2 S: 10	H: 1 LOB: 1 BB: 0 P: 16	R: 0 E: 0 K: 1 S: 7	H: 0 LOB: 0 BB: 0 P: 11	R: 0 E: 0 K: 1 S: 8	H: 0 LOB: 0 BB: 0 P: 15	R: 0 E: 0 K: 1 S: 6	H: 0 LOB: 0 BB: 0 P: 8	R: 0 E: 0 K: 1 S: 10	H: 1 LOB: 2 BB: 1 P: 19	R: 0 E: 0 K: 2 S: 15	H: 1 LOB: 1 BB: 0 P: 16	R: 1 E: 0 K: 1 S: 10	H: 2 LOB: 1 BB: 0 P: 14	1B: 5 2B: 2 3B: 1 HR: 1	SF: 0 SAC: 0 DP: 0 HBP: 0	WP: 0 PB: 0 SB: 1 CS: 1	PA: 42	
PITCHER	IP WLS BF H R ER SO BB IBB HBP BLK WP HR S P ERA WHIP	44 Luke Hochevar, R ERA: 4.91 40 Kelvin Herrera, R ERA: 2.79 56 Greg Holland, R ERA: 3.25 51 Jonathan Broxton, R ERA: 2.34	7.0 1.0 2.0 1.0	26 5 7 4	1 0 0 1	1 0 0 1	6 1 0 1	0 0 0 0	0 0 0 0	0 0 0 0	0 0 0 0	0 0 0 0	10 10 24 10	19 0.00 0.00 9.00	1.29 1.00 0.50 2.00										

Minnesota Twins @ Kansas City Royals
Kauffman Stadium, Kansas City, MO
Fri Jul 20 2012, 7:10 PM - 10:32 PM CDT
Att: 25,719 - Clear - 93 F

livebaseballscores.com

AB 41
R 2
H 9
RBI 2
BB 1
SO 12
LOB 13



Batter	1	2	3	4	5	6	7	8	9	10	11	AB	R	H	RBI	BB	SO	LOB	BOTTOM						
4 Alex Gordon, L OBP: 0.374, SLG: 0.429 (1, 7)	G4-3		L4		K			K		F7		5	0	0	0	0	2	1							
2 Aloides Escobar, R OBP: 0.353, SLG: 0.435 (1, 6)	2B		G4-3		G6-3			1B				5	0	3	0	0	0	0							
16 Billy Butler, R OBP: 0.362, SLG: 0.488 (1, 10)	G5-3		G1-3		F8			G4-6-3				5	0	0	0	0	0	3							
8 Mike Moustakas, L OBP: 0.320, SLG: 0.476 (1, 5)	F8		G5-3		1B			G1-3				5	0	1	0	0	0	2							
6 Lorenzo Cain, R OBP: 0.304, SLG: 0.476 1 Jarrod Dyson, L OBP: 0.311, SLG: 0.313 (10, 8)	G4-3		FC4-6		F8			K				4	0	1	0	0	1	1							
35 Eric Hosmer, L OBP: 0.294, SLG: 0.359 (1, 3)	F9		FC4-6		1B			K				4	1	1	0	0	1	1							
21 Jeff Francoeur, R OBP: 0.290, SLG: 0.378 (1, 9)	1B		F9		L4			P4				4	0	1	0	0	2								
13 Salvador Perez, R OBP: 0.387, SLG: 0.644 (1, 2)	1B		F9		F8			F8				4	0	1	0	0	0	1							
11 Yuniesky Betancourt, R OBP: 0.261, SLG: 0.410 17 Chris Getz, L OBP: 0.333, SLG: 0.390 (7, PR)	FC6-4		FC6-4		K			2B				3	0	1	1	0	1	2							
Inning Stats	R: 0 E: 0 K: 0 S: 11	H: 1 LOB: 1 BB: 0 P: 16	R: 0 E: 0 K: 0 S: 13	H: 2 LOB: 2 BB: 0 P: 15	R: 0 E: 0 K: 0 S: 7	H: 0 LOB: 0 BB: 0 P: 10	R: 0 E: 0 K: 0 S: 14	H: 1 LOB: 1 BB: 0 P: 18	R: 0 E: 0 K: 2 S: 9	H: 1 LOB: 1 BB: 0 P: 13	R: 0 E: 0 K: 0 S: 8	H: 0 LOB: 0 BB: 0 P: 12	R: 1 E: 0 K: 1 S: 18	H: 2 LOB: 1 BB: 0 P: 23	R: 0 E: 0 K: 0 S: 8	H: 0 LOB: 0 BB: 0 P: 11	R: 0 E: 0 K: 0 S: 7	H: 0 LOB: 0 BB: 0 P: 10	R: 0 E: 0 K: 0 S: 9	H: 1 LOB: 1 BB: 0 P: 11	1B: 6 2B: 3 3B: 0 HR: 0	SF: 0 SAC: 0 DP: 1 HBP: 0	WP: 0 PB: 0 SB: 0 CS: 0	PA: 41	
PITCHER	IP WLS BF H R ER SO BB IBB HBP BLK WP HR S P ERA WHIP	53 Nick Blackburn, R ERA: 7.46 64 Tyler Robertson, L ERA: 4.32 61 Jared Burton, R ERA: 2.35 50 Casey Fien, R ERA: 15 Glen Perkins, L ERA: 2.81	(1, 1) (7, 1) (8, 1) (9, 1) (11, 1)	6.2 0.1 1.0 2.0 1.0	27 1 3 6 4	7 0 1 0 1	0 0 0 0 0	0 0 0 0 0	0 0 0 0 0	0 0 0 0 0	0 0 0 0 0	0 0 0 0 0	0 0 0 0 0	0 0 0 0 0	0 0 0 0 0	0 0 0 0 0	0 0 0 0 0	0 0 0 0 0	0 0 0 0 0	0 0 0 0 0	0 0 0 0 0	0 0 0 0 0	0 0 0 0 0	0 0 0 0 0	0 0 0 0 0

Minnesota Twins @ Kansas City Royals
Kauffman Stadium, Kansas City, MO
Fri Jul 20 2012, 7:10 PM - 10:32 PM CDT
Att: 25,719 - Clear - 93 F

livebaseballscores.com

AB 41
R 1
H 9
RBI 1
BB 0
SO 5
LOB 14



Batter	1	2	3	4	5	6	7	8	9	AB	R	H	RBI	BB	SO	LOB	TOP								
2 Denard Span, L OBP: 0.342, SLG: 0.378 19 Darn Mastroianni, R OBP: 0.353, SLG: 0.421										4	0	0	0	0	2	2	Minnesota Twins @ Kansas City Royals Kauffman Stadium, Kansas City, MO Sat Jul 21 2012, 6:11 PM - 9:11 PM CDT Att: 26,747 - Clear - 99 F								
11 Ben Revere, L OBP: 0.342, SLG: 0.367										3	1	1	0	1	0	2									
7 Joe Mauer, L OBP: 0.420, SLG: 0.463										3	0	1	1	0	0	0									
16 Josh Willingham, R (1, 10) OBP: 0.393, SLG: 0.567										3	1	1	0	1	0	2									
18 Ryan Doumit, S OBP: 0.337, SLG: 0.443										4	0	1	0	0	1	2									
27 Chris Parmelee, L OBP: 0.286, SLG: 0.327										4	1	2	1	0	1	1									
20 Brian Dozier, R (1, 6)										4	0	0	0	0	1	3									
12 Alexi Casilla, S (1, 4)										3	0	1	0	0	0	0									
8 Jamey Carroll, R (1, 5)										3	0	1	1	0	0	1									
Inning Stats	R: 0 E: 0 K: 1 S: 8	H: 0 LOB: 0 BB: 0 P: 11	R: 0 E: 0 K: 0 S: 7	H: 1 LOB: 1 BB: 1 P: 16	R: 0 E: 0 K: 1 S: 6	H: 0 LOB: 0 BB: 0 P: 10	R: 2 E: 0 K: 1 S: 14	H: 3 LOB: 1 BB: 0 P: 22	R: 0 E: 0 K: 0 S: 5	H: 0 LOB: 0 BB: 0 P: 7	R: 0 E: 0 K: 1 S: 9	H: 0 LOB: 1 BB: 1 P: 16	R: 1 E: 0 K: 0 S: 14	H: 3 LOB: 2 BB: 0 P: 24	R: 0 E: 0 K: 0 S: 6	H: 1 LOB: 0 BB: 0 P: 10		R: 0 E: 0 K: 1 S: 7	H: 0 LOB: 0 BB: 0 P: 11	1B: 6 2B: 1 3B: 1 HR: 0	SF: 0 SAC: 1 DP: 3 HBP: 1	WP: 0 PB: 0 SB: 0 CS: 0	PA: 35		
PITCHER	IP	WLS	BF	H	R	ER	SO	BB	IBB	HBP	BLK	WP	HR	S	P	ERA	WHIP								
39 Luis Mendoza, R (1, 1) ERA: 4.31	6.1	W	27	7	3	3	4	2	0	1	0	0	0	55	93	4.26	1.421								
50 Jose Mijares, L (7, 1) ERA: 1.72	0.2	H	3	1	0	0	0	0	0	0	0	0	0	12	19	0.00	1.500								
43 Aaron Crow, R (8, 1) ERA: 3.89	2.0	S	5	0	0	0	1	0	0	0	0	0	0	9	15	0.00	0.000								

Batter	1	2	3	4	5	6	7	8	9	AB	R	H	RBI	BB	SO	LOB	BOTTOM								
4 Alex Gordon, L OBP: 0.376, SLG: 0.432										5	2	3	1	0	1	2	Minnesota Twins @ Kansas City Royals Kauffman Stadium, Kansas City, MO Sat Jul 21 2012, 6:11 PM - 9:11 PM CDT Att: 26,747 - Clear - 99 F								
2 Alcides Escobar, R (1, 6) OBP: 0.354, SLG: 0.434										5	1	2	0	0	0	3									
16 Billy Butler, R (1, 10) OBP: 0.363, SLG: 0.487										5	1	2	0	0	0	6									
6 Lorenzo Cain, R (1, 8) OBP: 0.340, SLG: 0.522 1 Jarrod Dyson, L (7, PR) OBP: 0.311, SLG: 0.313										4	0	3	3	0	0	1									
13 Salvador Perez, R (1, 2) OBP: 0.380, SLG: 0.618										3	0	0	0	1	0	3									
8 Mike Moustakas, L (1, 5) OBP: 0.322, SLG: 0.476										4	1	2	1	0	0	3									
21 Jeff Francoeur, R (1, 9) OBP: 0.289, SLG: 0.379										4	1	1	0	0	0	5									
35 Eric Hosmer, L (1, 3) OBP: 0.296, SLG: 0.359										3	0	1	0	1	1	1									
11 Yuniesky Betancourt, R (1, 4) OBP: 0.271, SLG: 0.417 17 Chris Getz, L (8, PR) OBP: 0.333, SLG: 0.390										4	0	2	2	0	0	1									
Inning Stats	R: 1 E: 1 K: 0 S: 11	H: 2 LOB: 1 BB: 0 P: 14	R: 1 E: 0 K: 1 S: 18	H: 3 LOB: 2 BB: 0 P: 26	R: 0 E: 0 K: 0 S: 5	H: 1 LOB: 0 BB: 0 P: 7	R: 0 E: 0 K: 0 S: 11	H: 1 LOB: 1 BB: 1 P: 18	R: 2 E: 0 K: 0 S: 9	H: 3 LOB: 2 BB: 1 P: 19	R: 0 E: 0 K: 1 S: 8	H: 0 LOB: 0 BB: 0 P: 12	R: 1 E: 0 K: 0 S: 13	H: 2 LOB: 1 BB: 0 P: 19	R: 2 E: 0 K: 0 S: 13	H: 4 LOB: 2 BB: 0 P: 22		1B: 13 2B: 5 3B: 0 HR: 0	SF: 0 SAC: 0 DP: 5 HBP: 0	WP: 1 PB: 0 SB: 0 CS: 0	PA: 39				
PITCHER	IP	WLS	BF	H	R	ER	SO	BB	IBB	HBP	BLK	WP	HR	S	P	ERA	WHIP								
58 Scott Diamond, L (1, 1) ERA: 3.16	6.0	L	28	10	4	4	2	1	0	0	0	0	0	11	16	6.00	1.833								
60 Jeff Gray, R (7, 1) ERA: 4.73	0.2		4	2	1	1	0	0	0	0	0	0	0	10	17	27.00	4.500								
52 Brian Duensing, L (7, 1) ERA: 5.26	0.2		5	3	2	2	0	0	0	0	0	0	0	5	8	0.00	1.500								
31 Alex Burnett, R (8, 1) ERA: 3.11	0.2		2	1	0	0	0	0	0	0	0	0	0	5	8	0.00	1.500								

AB	31
R	3
H	8
RBI	3
BB	2
SO	5
LOB	13



AB	37
R	7
H	16
RBI	7
BB	2
SO	2
LOB	25



Batter	1	2	3	4	5	6	7	8	9	AB	R	H	RBI	BB	SO	LOB	TOP										
2 Denard Span, L OBP: 0.340, SLG: 0.378	G3		K	G3			2B		K	5	0	1	1	0	2	2	Minnesota Twins @ Kansas City Royals Kauffman Stadium, Kansas City, MO Sun Jul 22 2012, 1:16 PM - 4:01 PM CDT Att: 23,252 - Sunny - 98 F										
11 Ben Revere, L OBP: 0.344, SLG: 0.366	K		7 BB 18 1B		G3		1B			3	1	1	0	1	1	0											
7 Joe Mauer, L OBP: 0.421, SLG: 0.460			18 BB 20 2B		G4-3		G6-4-3			2	1	0	0	2	0	1											
16 Josh Willingham, R OBP: 0.389, SLG: 0.560	G5-3		F6						F7	4	0	0	0	0	1	4											
18 Ryan Doumit, S OBP: 0.262, SLG: 0.470		HR	20 2B			HR			K	4	3	3	4	0	1	0											
20 Brian Dozier, R OBP: 0.325, SLG: 0.328	L7		2H			F8			F7	4	0	1	2	0	0	0											
12 Alexi Casilla, S OBP: 0.260, SLG: 0.286			G3-1						F9	4	0	0	0	0	2	1											
41 Drew Butera, R OBP: 0.273, SLG: 0.333	F7				G5-3					4	0	0	0	0	2	0											
8 Jamey Carroll, R OBP: 0.323, SLG: 0.287			7 BB 18 1B		F7		2B			3	2	2	0	1	0	0											
Inning Stats	R: 0 E: 0 K: 1 S: 10	H: 0 LOB: 1 BB: 1 P: 18	R: 1 E: 0 K: 1 S: 8	H: 1 LOB: 0 BB: 0 P: 14	R: 4 E: 0 K: 1 S: 18	H: 3 LOB: 1 BB: 2 P: 30	R: 0 E: 0 K: 0 S: 13	H: 0 LOB: 0 BB: 0 P: 19	R: 0 E: 0 K: 1 S: 7	H: 0 LOB: 0 BB: 0 P: 10	R: 1 E: 0 K: 2 S: 13	H: 1 LOB: 0 BB: 0 P: 18	R: 1 E: 0 K: 0 S: 9	H: 3 LOB: 0 BB: 0 P: 12	R: 0 E: 0 K: 1 S: 12	H: 0 LOB: 0 BB: 0 P: 16		R: 0 E: 0 K: 2 S: 13	H: 0 LOB: 1 BB: 1 P: 22	1B: 4 2B: 2 3B: 0 HR: 2	SF: 0 SAC: 0 DP: 1 HBP: 0	WP: 0 PB: 0 SB: 0 CS: 0	PA: 37				
PITCHER	IP	WLS	BF	H	R	ER	SO	BB	IBB	HBP	BLK	WP	HR	S	P	ERA	WHIP										
33 Jeremy Guthrie, R ERA: 6.49	5.0	L	22	4	5	5	4	3	0	0	0	0	1	56	91	9.00	1.400										
55 Tim Collins, L ERA: 3.59	2.0		8	4	2	2	2	0	0	0	0	0	1	22	30	9.00	2.000										
31 Louis Coleman, R ERA: 4.11	2.0		7	0	0	0	3	1	0	0	0	0	0	25	38	0.00	0.500										

Batter	1	2	3	4	5	6	7	8	9	AB	R	H	RBI	BB	SO	LOB	BOTTOM										
4 Alex Gordon, L OBP: 0.374, SLG: 0.430	G4-3						F7		SF7	4	0	1	1	0	1	3	Minnesota Twins @ Kansas City Royals Kauffman Stadium, Kansas City, MO Sun Jul 22 2012, 1:16 PM - 4:01 PM CDT Att: 23,252 - Sunny - 98 F										
2 Alcides Escobar, R OBP: 0.352, SLG: 0.430				1B						3	0	0	0	1	0	4											
11 Yuniesky Betancourt, R OBP: 0.275, SLG: 0.436			L6				FC6-4		HR	1	1	1	1	0	0	0											
8 Mike Moustakas, L OBP: 0.325, SLG: 0.478	K			16 BB 6 SF8					K	3	2	1	0	2	2	1											
16 Billy Butler, R OBP: 0.364, SLG: 0.496		G5-3				L9			HR	4	1	2	2	0	0	1											
6 Lorenzo Cain, R OBP: 0.315, SLG: 0.490		G5-3				L8			G4-3	3	0	0	1	0	0	1											
13 Salvador Perez, R OBP: 0.373, SLG: 0.600							G4-3		K	4	0	1	0	0	2	2											
21 Jeff Francoeur, R OBP: 0.286, SLG: 0.375									G5-3	4	0	0	0	0	0	2											
35 Eric Hosmer, L OBP: 0.298, SLG: 0.363			K							4	1	2	0	0	1	0											
17 Chris Getz, L OBP: 0.338, SLG: 0.393			G3						G4-3	4	0	2	0	0	0	1											
Inning Stats	R: 0 E: 0 K: 1 S: 8	H: 0 LOB: 1 BB: 1 P: 14	R: 0 E: 0 K: 0 S: 10	H: 1 LOB: 1 BB: 0 P: 12	R: 0 E: 0 K: 1 S: 14	H: 1 LOB: 1 BB: 0 P: 17	R: 1 E: 0 K: 1 S: 9	H: 1 LOB: 1 BB: 1 P: 16	R: 0 E: 0 K: 0 S: 15	H: 0 LOB: 1 BB: 1 P: 17	R: 0 E: 0 K: 0 S: 7	H: 0 LOB: 1 BB: 1 P: 13	R: 0 E: 0 K: 0 S: 16	H: 2 LOB: 2 BB: 0 P: 24	R: 2 E: 0 K: 1 S: 13	H: 2 LOB: 0 BB: 0 P: 17	R: 2 E: 0 K: 1 S: 13	H: 2 LOB: 0 BB: 0 P: 16	1B: 6 2B: 3 3B: 0 HR: 2	SF: 2 SAC: 0 DP: 1 HBP: 0	WP: 0 PB: 0 SB: 1 CS: 1	PA: 39					
PITCHER	IP	WLS	BF	H	R	ER	SO	BB	IBB	HBP	BLK	WP	HR	S	P	ERA	WHIP										
21 Samuel Deduno, R ERA: 3.94	6.1	W	27	6	1	1	4	3	0	0	0	0	0	73	104	1.42	1.421										
64 Tyler Robertson, L ERA: 5.0	0.2		3	1	1	1	0	0	0	0	0	0	0	8	11	13.50	1.500										
51 Anthony Swarzak, R ERA: 4.24	1.0		4	1	1	1	1	0	0	0	0	0	1	11	15	9.00	1.000										
15 Glen Perkins, L ERA: 3.16	1.0		5	2	2	2	1	0	0	0	0	0	1	13	16	18.00	2.000										

Batter	1	2	3	4	5	6	7	8	9	AB	R	H	RBI	BB	SO	LOB	TOP										
2 Denard Span, L (1, 8) OBP: 0.344, SLG: 0.384										5	1	3	0	0	0	3	Minnesota Twins @ Chicago White Sox U.S. Cellular Field, Chicago, IL Mon Jul 23 2012, 8:12 PM - 10:59 PM EDT Att: 37,788 - Partly Cloudy - 90 F										
11 Ben Revers, L (1, 9) OBP: 0.345, SLG: 0.366										3	1	1	0	2	0	3											
7 Joe Mauer, L (1, 3) (8, 2) OBP: 0.424, SLG: 0.458										3	0	1	0	2	0	3											
16 Josh Willingham, R (1, 7) OBP: 0.384, SLG: 0.551										5	0	0	0	0	1	6											
18 Ryan Doumit, S (1, 10) OBP: 0.341, SLG: 0.478										4	1	1	1	0	0	1											
20 Brian Dozier, R (1, 6) OBP: 0.299, SLG: 0.331										4	1	2	0	0	1	0											
12 Alexi Casilla, S (1, 4) OBP: 0.259, SLG: 0.286										4	0	1	0	0	0	3											
41 Drew Butera, R (1, 2) 27 Chris Parmelee, L (8, PH) (8, 3) OBP: 0.288, SLG: 0.338 OBP: 0.324, SLG: 0.324										2	0	1	0	1	0	1											
8 Jamey Carroll, R (1, 5) OBP: 0.325, SLG: 0.288										3	0	1	0	1	1	3											
Inning Stats	R: 1 E: 0 K: 0 S: 12	H: 1 LOB: 1 BB: 2 P: 27	R: 1 E: 0 K: 0 S: 9	H: 2 LOB: 2 BB: 1 P: 17	R: 0 E: 0 K: 0 S: 4	H: 0 LOB: 0 BB: 1 P: 9	R: 0 E: 0 K: 0 S: 6	H: 1 LOB: 0 BB: 0 P: 6	R: 1 E: 1 K: 0 S: 13	H: 2 LOB: 1 BB: 1 P: 19	R: 0 E: 0 K: 1 S: 12	H: 0 LOB: 2 BB: 1 P: 21	R: 0 E: 0 K: 0 S: 10	H: 2 LOB: 1 BB: 0 P: 14	R: 1 E: 0 K: 1 S: 16	H: 2 LOB: 1 BB: 0 P: 27		R: 0 E: 0 K: 1 S: 9	H: 1 LOB: 0 BB: 0 P: 13	1B: 9 2B: 1 3B: 0 HR: 1	SF: 0 SAC: 0 DP: 5 HBP: 0	WP: 1 PB: 0 SB: 1 CS: 0	PA: 40				
PITCHER	IP	WLS	BF	H	R	ER	SO	BB	IBB	HBP	BLK	WP	HR	S	P	ERA	WHIP										
34 Gavin Floyd, R (1, 1) ERA: 4.46	6.0	W	27	6	3	2	1	6	0	0	0	1	0	56	99	3.00	2.000										
37 Matt Thornton, L (7, 1) ERA: 3.75	1.0		4	2	0	0	0	0	0	0	0	0	0	10	14	0.00	2.000										
26 Jesse Crain, R (8, 1) ERA: 2.7	0.2		4	2	1	1	1	0	0	0	0	0	1	13	21	13.50	3.000										
39 Brett Myers, R (8, 1) ERA: 3.48	0.1	H	1	0	0	0	0	0	0	0	0	0	0	3	6	0.00	0.000										
43 Addison Reed, R (9, 1) ERA: 4.11	1.0	S	4	1	0	0	1	0	0	0	0	0	0	9	13	0.00	1.000										

Batter	1	2	3	4	5	6	7	8	9	AB	R	H	RBI	BB	SO	LOB	BOTTOM										
30 Alejandro De Aza, L (1, 8) OBP: 0.346, SLG: 0.408										4	2	3	0	0	0	0	Minnesota Twins @ Chicago White Sox U.S. Cellular Field, Chicago, IL Mon Jul 23 2012, 8:12 PM - 10:59 PM EDT Att: 37,788 - Partly Cloudy - 90 F										
20 Kevin Youkilis, R (1, 5) OBP: 0.336, SLG: 0.421										3	1	1	0	1	0	2											
44 Adam Dunn, L (1, 10) OBP: 0.350, SLG: 0.498										4	1	1	2	0	0	4											
14 Paul Konerko, R (1, 3) OBP: 0.403, SLG: 0.515										4	2	3	3	0	0	1											
51 Alex Rios, R (1, 9) OBP: 0.348, SLG: 0.528										4	1	1	2	0	1	2											
12 A.J. Pierzynski, L (1, 2) OBP: 0.335, SLG: 0.509										3	0	1	0	0	1	0											
24 Dayan Viciedo, R (1, 7) OBP: 0.292, SLG: 0.438										4	0	0	0	0	0	2											
10 Alexei Ramirez, R (1, 6) OBP: 0.282, SLG: 0.334										4	0	0	0	0	1	1											
15 Gordon Beckham, R (1, 4) OBP: 0.288, SLG: 0.360										3	0	0	0	0	2	0											
Inning Stats	R: 3 E: 0 K: 1 S: 18	H: 2 LOB: 0 BB: 1 P: 26	R: 0 E: 0 K: 1 S: 6	H: 0 LOB: 0 BB: 0 P: 8	R: 4 E: 0 K: 1 S: 17	H: 5 LOB: 1 BB: 0 P: 22	R: 0 E: 0 K: 0 S: 9	H: 1 LOB: 1 BB: 0 P: 11	R: 0 E: 0 K: 0 S: 10	H: 0 LOB: 0 BB: 0 P: 14	R: 0 E: 0 K: 1 S: 8	H: 0 LOB: 0 BB: 0 P: 10	R: 0 E: 0 K: 0 S: 5	H: 1 LOB: 1 BB: 0 P: 8	R: 0 E: 0 K: 1 S: 7	H: 0 LOB: 0 BB: 0 P: 10		R: 0 E: 0 K: 1 S: 9	H: 0 LOB: 0 BB: 0 P: 13	1B: 5 2B: 2 3B: 0 HR: 3	SF: 0 SAC: 0 DP: 1 HBP: 1	WP: 0 PB: 0 SB: 1 CS: 0	PA: 35				
PITCHER	IP	WLS	BF	H	R	ER	SO	BB	IBB	HBP	BLK	WP	HR	S	P	ERA	WHIP										
47 Francisco Liriano, L (1, 1) ERA: 5.31	2.2	L	16	7	7	7	2	1	0	0	0	0	0	34	43	0.00	0.750										
52 Brian Duensing, L (3, 1) ERA: 4.86	4.0		15	3	0	0	2	0	0	1	0	0	0	8	13	0.00	0.000										
31 Alex Burnett, R (7, 1) ERA: 3.02	1.1		4	0	0	0	1	0	0	0	0	0	0	8	13	0.00	0.000										

AB	34
R	4
H	11
RBI	1
BB	6
SO	3
LOB	24



AB	33
R	7
H	10
RBI	7
BB	1
SO	5
LOB	12



Batter	1	2	3	4	5	6	7	8	9	AB	R	H	RBI	BB	SO	LOB	TOP								
2 Denard Span, L (1,8) OBP: 0.345, SLG: 0.385	G6-3		P5			7 1B 16 HR	1-2 1B			4	1	2	0	0	0	1	Minnesota Twins @ Chicago White Sox U.S. Cellular Field, Chicago, IL Tue Jul 24 2012, 8:11 PM - 11:18 PM EDT Att: 34,715 - Partly Cloudy - 75 F								
19 Darin Mastroianni, R (1,9) OBP: 0.337, SLG: 0.400	F8		B5-3			L9	1-2 1B	K		4	0	0	0	0	1	4									
7 Joe Mauer, L (1,3) OBP: 0.422, SLG: 0.456	F7			G6-3		16 HR	G4-3			4	1	1	0	0	0	2									
16 Josh Willingham, R (1,7) OBP: 0.385, SLG: 0.568		P3		HR		16 HR		K		4	2	2	4	0	1	0									
33 Justin Morneau, L (1,10) OBP: 0.314, SLG: 0.436		G3		1B		HR		G4-3		4	0	2	0	0	0	0									
18 Ryan Doumit, S (1,2) OBP: 0.340, SLG: 0.473		HBP		G5-3		F9		G5-3		3	0	0	0	0	0	1									
20 Brian Dozier, R (1,6) OBP: 0.265, SLG: 0.325		FC4		K		F7				4	0	0	0	0	1	2									
12 Alexi Casilla, S (1,4) OBP: 0.259, SLG: 0.285			FC4-6	G6-3		G1-3		G4-3		4	0	1	0	0	0	0									
8 Jamey Carroll, R (1,5) OBP: 0.324, SLG: 0.285		FC4-6		F9		BB		K		3	0	0	0	1	1	1									
Inning Stats	R: 0 E: 0 K: 0 S: 5	H: 0 LOB: 0 BB: 0 P: 8	R: 0 E: 0 K: 0 S: 6	H: 0 LOB: 1 BB: 0 P: 13	R: 0 E: 0 K: 0 S: 10	H: 1 LOB: 1 BB: 0 P: 12	R: 1 E: 0 K: 0 S: 12	H: 2 LOB: 0 BB: 0 P: 18	R: 0 E: 0 K: 1 S: 8	H: 0 LOB: 0 BB: 0 P: 13	R: 3 E: 0 K: 0 S: 19	H: 4 LOB: 1 BB: 0 P: 28	R: 0 E: 0 K: 1 S: 15	H: 1 LOB: 2 BB: 1 P: 23	R: 0 E: 0 K: 1 S: 8	H: 0 LOB: 0 BB: 0 P: 11	R: 0 E: 0 K: 1 S: 8	H: 0 LOB: 0 BB: 0 P: 13	1B: 5 2B: 1 3B: 0 HR: 2	SF: 0 SAC: 0 DP: 0 HBP: 1	WP: 0 PB: 0 SB: 0 CS: 0	PA: 36			
PITCHER	IP	WLS	BF	H	R	ER	SO	BB	IBB	HBP	BLK	WP	HR	S	P	ERA	WHIP								
62 Jose Quintana, L (1,1) ERA: 2.58	6.1		28	8	4	4	1	1	0	1	0	0	2	70	108	5.68	1.421								
65 Nate Jones, R (7,1) ERA: 3.43	1.0	W	3	0	0	0	2	0	0	0	0	0	0	8	11	0.00	0.000								
37 Matt Thornton, L (8,1) ERA: 3.7	0.2	H	2	0	0	0	0	0	0	0	0	0	0	5	7	0.00	0.000								
39 Brett Myers, R (9,1) ERA: 3.38	1.0		3	0	0	0	1	0	0	0	0	0	0	8	13	0.00	0.000								

Batter	1	2	3	4	5	6	7	8	9	AB	R	H	RBI	BB	SO	LOB	BOTTOM								
30 Alejandro De Aza, L (1,8) OBP: 0.347, SLG: 0.405	L9			F8		L9		20 E 44 2B		3	1	0	0	1	0	0	Minnesota Twins @ Chicago White Sox U.S. Cellular Field, Chicago, IL Tue Jul 24 2012, 8:11 PM - 11:18 PM EDT Att: 34,715 - Partly Cloudy - 75 F								
20 Kevin Youkilis, R (1,5) OBP: 0.337, SLG: 0.416	P3		P4		K		44 HR	44 2B		3	2	0	0	2	1	2									
44 Adam Dunn, L (1,10) OBP: 0.353, SLG: 0.512	14 2B 51 E		K		K		HR	38 G4-3 51 1B		5	3	3	4	0	2	0									
14 Paul Konerko, R (1,3) OBP: 0.410, SLG: 0.533								51 2B 24 E		4	1	4	1	0	0	0									
38 Eduardo Escobar, S (7, PR) OBP: 0.291, SLG: 0.250								G4-3		1	1	0	0	0	0	1									
51 Alex Rios, R (1,9) OBP: 0.349, SLG: 0.529	E6		K		F9		24 E	10 HR		5	2	2	1	0	1	2									
10 Alexei Ramirez, R (1,8) OBP: 0.286, SLG: 0.344	P3		24 FC6-4			G6-3		24 E		4	1	2	2	1	0	2									
24 Dayan Viciedo, R (1,7) OBP: 0.294, SLG: 0.437		P2	FC6-4					HR		5	0	2	2	0	0	2									
17 Tyler Flowers, R (1,2) OBP: 0.259, SLG: 0.301					G5-3			G4-3		4	0	1	0	1	0	1									
15 Gordon Beckham, R (1,4) OBP: 0.285, SLG: 0.356		P3			F9			G6-4-3		4	0	0	0	0	0	5									
Inning Stats	R: 1 E: 1 K: 0 S: 14	H: 2 LOB: 2 BB: 0 P: 23	R: 0 E: 0 K: 0 S: 9	H: 1 LOB: 2 BB: 0 P: 17	R: 0 E: 0 K: 2 S: 10	H: 2 LOB: 2 BB: 0 P: 14	R: 0 E: 0 K: 0 S: 7	H: 0 LOB: 0 BB: 0 P: 12	R: 1 E: 0 K: 2 S: 10	H: 1 LOB: 0 BB: 0 P: 14	R: 0 E: 0 K: 0 S: 8	H: 1 LOB: 1 BB: 0 P: 15	R: 4 E: 1 K: 0 S: 15	H: 4 LOB: 2 BB: 3 P: 33	R: 5 E: 0 K: 0 S: 13	H: 3 LOB: 0 BB: 2 P: 28	R: 5 E: 0 K: 0 S: 13	H: 3 LOB: 0 BB: 2 P: 28	1B: 7 2B: 4 3B: 0 HR: 3	SF: 0 SAC: 0 DP: 1 HBP: 1	WP: 0 PB: 0 SB: 1 CS: 0	PA: 44			
PITCHER	IP	WLS	BF	H	R	ER	SO	BB	IBB	HBP	BLK	WP	HR	S	P	ERA	WHIP								
38 Cole De Vries, R (1,1) ERA: 3.64	6.0		27	7	2	1	4	0	0	1	0	0	1	6	13	54.00	6.000								
64 Tyler Robertson, L (7,1) ERA: 6.75	0.1	B	3	1	2	2	0	1	0	0	0	0	0	1	6	16	∞								
50 Casey Fien, R (7,1) ERA: 2.16	0.0	L	5	3	2	2	0	1	1	0	0	0	0	7	16	∞	∞								
60 Jeff Gray, R (7,1) ERA: 5.31	0.2		4	1	3	3	0	2	0	0	0	0	0	5	17	40.50	4.500								
51 Anthony Swarzak, R (8,1) ERA: 4.43	1.0		5	2	2	2	0	0	0	0	0	0	1	10	15	18.00	2.000								


AB	34
R	4
H	8
RBI	4
BB	1
SO	4
LOB	11



Batter	1	2	3	4	5	6	7	8	9	AB	R	H	RBI	BB	SO	LOB	TOP							
2 Denard Span, L OBP: 0.348, SLG: 0.392										4	1	2	0	1	0	0	Minnesota Twins @ Chicago White Sox U.S. Cellular Field, Chicago, IL Wed Jul 25 2012, 2:11 PM - 5:19 PM EDT Att: 32,261 - Partly Cloudy - 92 F							
11 Ben Revere, L OBP: 0.346, SLG: 0.363										5	0	1	0	0	0	4								
7 Joe Mauer, L OBP: 0.420, SLG: 0.452										3	1	0	0	1	0	1								
16 Josh Willingham, R OBP: 0.384, SLG: 0.563										3	0	0	0	1	1	2								
33 Justin Morneau, L OBP: 0.314, SLG: 0.437										4	0	1	1	0	0	1								
18 Ryan Doumit, S OBP: 0.339, SLG: 0.470										4	0	1	0	0	1	2								
20 Brian Dozier, R OBP: 0.268, SLG: 0.326										3	0	1	0	1	2	2								
12 Alexi Casilla, S 19 Darin Mastroianni, R OBP: 0.344, SLG: 0.400										3	0	0	0	0	3	4								
8 Jamey Carroll, R OBP: 0.320, SLG: 0.281										4	0	0	0	0	0	2								
Inning Stats	R: 1 H: 2 E: 0 K: 0 S: 11	H: 2 LOB: 1 BB: 1 P: 21	R: 0 H: 0 E: 0 K: 2 S: 10	H: 0 LOB: 0 BB: 0 P: 14	R: 0 H: 0 E: 0 K: 0 S: 7	H: 0 LOB: 0 BB: 0 P: 11	R: 1 H: 1 E: 0 K: 3 S: 16	H: 2 LOB: 2 BB: 0 P: 26	R: 0 H: 1 E: 0 K: 1 S: 17	H: 1 LOB: 1 BB: 0 P: 22	R: 0 H: 2 E: 0 K: 1 S: 18	H: 2 LOB: 2 BB: 0 P: 27	R: 0 H: 0 E: 0 K: 1 S: 9	H: 0 LOB: 0 BB: 0 P: 13	R: 0 H: 0 E: 0 K: 1 S: 9	H: 0 LOB: 0 BB: 0 P: 12	R: 0 H: 0 E: 0 K: 1 S: 18	H: 0 LOB: 3 BB: 3 P: 35	1B: 3 2B: 3 3B: 0 HR: 0	SF: 0 SAC: 0 DP: 1 HBP: 0	WP: 1 PB: 0 SB: 0 CS: 0	PA: 38		
PITCHER	IP WLS BF H R ER SO BB IBB HBP BLK WP HR S P ERA WHIP	IP WLS BF H R ER SO BB IBB HBP BLK WP HR S P ERA WHIP	IP WLS BF H R ER SO BB IBB HBP BLK WP HR S P ERA WHIP	IP WLS BF H R ER SO BB IBB HBP BLK WP HR S P ERA WHIP	IP WLS BF H R ER SO BB IBB HBP BLK WP HR S P ERA WHIP	IP WLS BF H R ER SO BB IBB HBP BLK WP HR S P ERA WHIP	IP WLS BF H R ER SO BB IBB HBP BLK WP HR S P ERA WHIP	IP WLS BF H R ER SO BB IBB HBP BLK WP HR S P ERA WHIP	IP WLS BF H R ER SO BB IBB HBP BLK WP HR S P ERA WHIP	IP WLS BF H R ER SO BB IBB HBP BLK WP HR S P ERA WHIP	IP WLS BF H R ER SO BB IBB HBP BLK WP HR S P ERA WHIP	IP WLS BF H R ER SO BB IBB HBP BLK WP HR S P ERA WHIP	IP WLS BF H R ER SO BB IBB HBP BLK WP HR S P ERA WHIP	IP WLS BF H R ER SO BB IBB HBP BLK WP HR S P ERA WHIP	IP WLS BF H R ER SO BB IBB HBP BLK WP HR S P ERA WHIP	IP WLS BF H R ER SO BB IBB HBP BLK WP HR S P ERA WHIP	IP WLS BF H R ER SO BB IBB HBP BLK WP HR S P ERA WHIP	IP WLS BF H R ER SO BB IBB HBP BLK WP HR S P ERA WHIP	IP WLS BF H R ER SO BB IBB HBP BLK WP HR S P ERA WHIP	IP WLS BF H R ER SO BB IBB HBP BLK WP HR S P ERA WHIP	IP WLS BF H R ER SO BB IBB HBP BLK WP HR S P ERA WHIP	IP WLS BF H R ER SO BB IBB HBP BLK WP HR S P ERA WHIP	IP WLS BF H R ER SO BB IBB HBP BLK WP HR S P ERA WHIP	IP WLS BF H R ER SO BB IBB HBP BLK WP HR S P ERA WHIP

Batter	1	2	3	4	5	6	7	8	9	AB	R	H	RBI	BB	SO	LOB	BOTTOM							
30 Alejandro De Aza, L OBP: 0.346, SLG: 0.404										4	1	1	0	0	0	1	Minnesota Twins @ Chicago White Sox U.S. Cellular Field, Chicago, IL Wed Jul 25 2012, 2:11 PM - 5:19 PM EDT Att: 32,261 - Partly Cloudy - 92 F							
20 Kevin Youkilis, R OBP: 0.338, SLG: 0.417										2	0	1	1	0	0	0								
38 Eduardo Escobar, S OBP: 0.275, SLG: 0.244										4	1	1	0	0	1	2								
44 Adam Dunn, L OBP: 0.352, SLG: 0.512										3	0	1	1	0	1	1								
14 Paul Konerko, R OBP: 0.408, SLG: 0.532										3	2	1	2	1	0	2								
51 Alex Rios, R OBP: 0.350, SLG: 0.536										4	2	2	0	0	0	1								
10 Alexei Ramirez, R OBP: 0.288, SLG: 0.349										4	2	2	0	0	0	1								
24 Dayan Viciedo, R OBP: 0.259, SLG: 0.454										4	1	3	4	0	0	0								
7 Jordan Danks, L OBP: 0.286, SLG: 0.333										0	0	0	0	0	0	0								
17 Tyler Flowers, R OBP: 0.259, SLG: 0.312										4	0	1	0	0	2	2								
15 Gordon Beckham, R OBP: 0.284, SLG: 0.355										4	1	1	0	0	2	1								
Inning Stats	R: 0 H: 0 E: 0 K: 0 S: 10	H: 2 LOB: 0 BB: 0 P: 16	R: 2 H: 3 E: 0 K: 1 S: 15	H: 3 LOB: 1 BB: 0 P: 21	R: 2 H: 3 E: 0 K: 0 S: 12	H: 3 LOB: 1 BB: 0 P: 19	R: 2 H: 3 E: 0 K: 1 S: 12	H: 3 LOB: 1 BB: 0 P: 17	R: 0 H: 0 E: 0 K: 1 S: 12	H: 0 LOB: 0 BB: 0 P: 16	R: 0 H: 1 E: 0 K: 1 S: 12	H: 1 LOB: 1 BB: 0 P: 17	R: 0 H: 0 E: 0 K: 2 S: 8	H: 0 LOB: 0 BB: 0 P: 11	R: 0 H: 0 E: 0 K: 2 S: 8	H: 0 LOB: 0 BB: 0 P: 11	1B: 6 2B: 5 3B: 0 HR: 2	SF: 1 SAC: 0 DP: 1 HBP: 0	WP: 0 PB: 0 SB: 1 CS: 0	PA: 36				
PITCHER	IP WLS BF H R ER SO BB IBB HBP BLK WP HR S P ERA WHIP	IP WLS BF H R ER SO BB IBB HBP BLK WP HR S P ERA WHIP	IP WLS BF H R ER SO BB IBB HBP BLK WP HR S P ERA WHIP	IP WLS BF H R ER SO BB IBB HBP BLK WP HR S P ERA WHIP	IP WLS BF H R ER SO BB IBB HBP BLK WP HR S P ERA WHIP	IP WLS BF H R ER SO BB IBB HBP BLK WP HR S P ERA WHIP	IP WLS BF H R ER SO BB IBB HBP BLK WP HR S P ERA WHIP	IP WLS BF H R ER SO BB IBB HBP BLK WP HR S P ERA WHIP	IP WLS BF H R ER SO BB IBB HBP BLK WP HR S P ERA WHIP	IP WLS BF H R ER SO BB IBB HBP BLK WP HR S P ERA WHIP	IP WLS BF H R ER SO BB IBB HBP BLK WP HR S P ERA WHIP	IP WLS BF H R ER SO BB IBB HBP BLK WP HR S P ERA WHIP	IP WLS BF H R ER SO BB IBB HBP BLK WP HR S P ERA WHIP	IP WLS BF H R ER SO BB IBB HBP BLK WP HR S P ERA WHIP	IP WLS BF H R ER SO BB IBB HBP BLK WP HR S P ERA WHIP	IP WLS BF H R ER SO BB IBB HBP BLK WP HR S P ERA WHIP	IP WLS BF H R ER SO BB IBB HBP BLK WP HR S P ERA WHIP	IP WLS BF H R ER SO BB IBB HBP BLK WP HR S P ERA WHIP	IP WLS BF H R ER SO BB IBB HBP BLK WP HR S P ERA WHIP	IP WLS BF H R ER SO BB IBB HBP BLK WP HR S P ERA WHIP	IP WLS BF H R ER SO BB IBB HBP BLK WP HR S P ERA WHIP	IP WLS BF H R ER SO BB IBB HBP BLK WP HR S P ERA WHIP	IP WLS BF H R ER SO BB IBB HBP BLK WP HR S P ERA WHIP	IP WLS BF H R ER SO BB IBB HBP BLK WP HR S P ERA WHIP

AB 33
R 2
H 6
RBI 1
BB 5
SO 7
LOB 18



AB 34
R 8
H 12
RBI 8
BB 1
SO 6
LOB 11



Batter	1	2	3	4	5	6	7	8	9	AB	R	H	RBI	BB	SO	LOB	TOP					
17 Shin-Soo Choo, L OBP: 0.379, SLG: 0.490 33 Johnny Damon, L OBP: 0.292, SLG: 0.344	G4-3			G4-3		K			F8	3	0	0	0	1	0		Cleveland Indians @ Minnesota Twins Target Field, Minneapolis, MN Fri Jul 27 2012, 7:12 PM - 9:36 PM CDT Att: 37,820 - Partly Cloudy - 77 F					
13 Asdrubal Cabrera, S OBP: 0.347, SLG: 0.442 1 Brent Lillibridge, R OBP: 0.207, SLG: 0.173	F8			G6-3		G6-3			G6-3	3	0	0	0	0	0							
22 Jason Kipnis, L OBP: 0.344, SLG: 0.408	F7			F7					F7	4	0	0	0	0	0							
23 Michael Brantley, L OBP: 0.344, SLG: 0.419		G3-1				F9			G4-3	3	0	0	0	0	0							
41 Carlos Santana, S OBP: 0.362, SLG: 0.381		K				G4-3			F9	3	0	0	0	1	0							
48 Travis Hafner, L OBP: 0.317, SLG: 0.447										3	0	2	0	0	1	0						
4 Jose Lopez, R OBP: 0.269, SLG: 0.383				K					F7	3	0	1	0	0	1	1						
47 Shelley Duncan, R OBP: 0.317, SLG: 0.421				G6-3						3	0	0	0	0	2	3						
6 Lou Marson, R OBP: 0.367, SLG: 0.358				F9					FC6-4	3	0	0	0	0	0	1						
Inning Stats	R: 0 E: 0 K: 0 S: 4	H: 0 LOB: 0 BB: 0 P: 7	R: 0 E: 0 K: 2 S: 8	H: 0 LOB: 0 BB: 0 P: 14	R: 0 E: 0 K: 1 S: 8	H: 0 LOB: 0 BB: 0 P: 11	R: 0 E: 0 K: 0 S: 8	H: 0 LOB: 0 BB: 0 P: 11	R: 0 E: 0 K: 1 S: 10	H: 2 LOB: 2 BB: 0 P: 13	R: 0 E: 0 K: 1 S: 8	H: 0 LOB: 0 BB: 0 P: 15	R: 0 E: 0 K: 0 S: 5	H: 0 LOB: 0 BB: 0 P: 7	R: 0 E: 0 K: 1 S: 10	H: 1 LOB: 1 BB: 0 P: 13		R: 0 E: 0 K: 0 S: 6	H: 0 LOB: 0 BB: 0 P: 7	1B: 3 2B: 0 3B: 0 HR: 0	SF: 0 SAC: 0 DP: 0 HBP: 0	WP: 0 PB: 0 SB: 0 CS: 0
PITCHER 58 Scott Diamond, L ERA: 2.88	IP: 9.0 WLS: W BF: 30	H: 3 R: 0 ER: 0 SO: 6	BB: 0 IBB: 0 HBP: 0 BLK: 0	WP: 0 HR: 0 S: 67 P: 98	ERA: 0.00 WHIP: 0.333	PITCHER										IP: 9.0 WLS: W BF: 30	H: 3 R: 0 ER: 0 SO: 6	BB: 0 IBB: 0 HBP: 0 BLK: 0	WP: 0 HR: 0 S: 67 P: 98	ERA: 0.00 WHIP: 0.333		

Batter	1	2	3	4	5	6	7	8	9	AB	R	H	RBI	BB	SO	LOB	BOTTOM			
2 Denard Span, L OBP: 0.354, SLG: 0.395	L8			11 S 7 1B		7 1B			11 G6-4-3	3	3	2	0	2	0	2	Cleveland Indians @ Minnesota Twins Target Field, Minneapolis, MN Fri Jul 27 2012, 7:12 PM - 9:36 PM CDT Att: 37,820 - Partly Cloudy - 77 F			
11 Ben Revere, L OBP: 0.344, SLG: 0.360	F7			16 HR		K			G6-4-3	5	1	1	1	0	2	7				
7 Joe Mauer, L OBP: 0.422, SLG: 0.454	33 HR			16 HR		G3-1			F7	5	3	3	2	0	0	0				
16 Josh Willingham, R OBP: 0.384, SLG: 0.570	K			16 HR		F8			F9	5	1	2	4	0	1	2				
33 Justin Morneau, L OBP: 0.318, SLG: 0.448	HR			G5-3		18 HR			F7	4	1	2	3	1	0	0				
18 Ryan Doumit, S OBP: 0.341, SLG: 0.470	P4			F7		8 L1-3			G6-4-3	4	0	2	1	0	0	1				
20 Brian Dozier, R OBP: 0.268, SLG: 0.324				P4		F9			G6-4-3	4	0	1	0	0	0	4				
8 Jamey Carroll, R OBP: 0.322, SLG: 0.282				G6-3		L1-3			2 BB	3	0	1	0	0	0	1				
12 Alexi Casilla, S OBP: 0.260, SLG: 0.282	F7			11 S 2 1B		7 1B			P5	3	2	1	0	1	0	3				
Inning Stats	R: 3 E: 0 K: 1 S: 16	H: 3 LOB: 0 BB: 0 P: 24	R: 0 E: 0 K: 1 S: 13	H: 1 LOB: 2 BB: 0 P: 16	R: 0 E: 0 K: 0 S: 7	H: 1 LOB: 1 BB: 0 P: 8	R: 5 E: 0 K: 0 S: 13	H: 5 LOB: 0 BB: 0 P: 22	R: 0 E: 0 K: 0 S: 7	H: 1 LOB: 0 BB: 0 P: 10	R: 3 E: 0 K: 1 S: 14	H: 3 LOB: 2 BB: 3 P: 29	R: 0 E: 0 K: 0 S: 10	H: 1 LOB: 1 BB: 1 P: 20	R: 0 E: 0 K: 0 S: 7	H: 0 LOB: 0 BB: 0 P: 13		1B: 13 2B: 1 3B: 0 HR: 2	SF: 0 SAC: 0 DP: 3 HBP: 1	WP: 0 PB: 0 SB: 2 CS: 0
PITCHER 43 Josh Tomlin, R ERA: 5.87 57 Jeremy Accardo, R ERA: 4.31 37 Cody Allen, R ERA:	IP: 4.0 WLS: L BF: 23	H: 10 R: 8 ER: 8 SO: 2	BB: 0 IBB: 0 HBP: 0 BLK: 0	WP: 0 HR: 2 S: 49 P: 70	ERA: 18.00 WHIP: 2.500	PITCHER										IP: 4.0 WLS: L BF: 23	H: 10 R: 8 ER: 8 SO: 2	BB: 0 IBB: 0 HBP: 0 BLK: 0	WP: 0 HR: 2 S: 49 P: 70	ERA: 18.00 WHIP: 2.500



Batter	1	2	3	4	5	6	7	8	9	AB	R	H	RBI	BB	SO	LOB	TOP						
17 Shin-Soo Choo, L OBP: 0.382, SLG: 0.489	1-0 G6-3 1B		4-2 G6-4-3 BB		3-1 G6-3			1-3 K	4-2 BB	3	1	1	0	2	1	1	Cleveland Indians @ Minnesota Twins Target Field, Minneapolis, MN Sat Jul 28 2012, 6:11 PM - 9:05 PM CDT Att: 39,166 - Partly Cloudy - 82 F						
23 Michael Brantley, L OBP: 0.344, SLG: 0.416 4 Jose Lopez, R OBP: 0.271, SLG: 0.381	4-0 BB		1-1 G6-4-3		2-3 K			4-0 BB	0-0 E5 BB	2	0	0	0	1	1	1							
22 Jason Kipnis, L OBP: 0.343, SLG: 0.404	2-1 G1-3		0-3 K		1-0 G3-1			2-3 K	3-0 BB	4	0	0	1	1	2	3							
41 Carlos Santana, S OBP: 0.362, SLG: 0.389	1-2 G5-3			2-2 P5		4-2 BB		1-1 HR	2-3 K	4	1	1	3	1	1	4							
48 Travis Hafner, L OBP: 0.355, SLG: 0.440	4-1 BB			2-1 F9		0-1 F8		1-1 F8		3	0	0	0	1	0	1							
33 Johnny Damon, L OBP: 0.287, SLG: 0.337	0-1 FC6			1-3 K			3-2 G4-3		3-1 G3-1	4	0	0	0	0	1	2							
35 Casey Kotchman, L OBP: 0.293, SLG: 0.361		2-3 K		1-1 G3-1			4-1 BB		4-0 BB	2	1	0	0	2	1	0							
9 Jack Hannahan, L OBP: 0.301, SLG: 0.348		0-3 K		0-0 1B			1-0 G3-1		2-2 L7	4	0	1	0	0	1	2							
1 Brent Lillibridge, R OBP: 0.209, SLG: 0.176		0-1 G3		0-3 K			0-2 L6		2-1 BB	4	1	1	0	0	1	2							
Inning Stats	R: 1 H: 1 E: 0 K: 0 S: 9	H: 1 LOB: 2 BB: 2 P: 21	R: 0 H: 0 E: 0 K: 2 S: 9	H: 0 LOB: 0 BB: 1 P: 11	R: 0 H: 0 E: 0 K: 1 S: 9	H: 0 LOB: 0 BB: 1 P: 14	R: 0 H: 1 E: 0 K: 1 S: 8	H: 1 LOB: 1 BB: 0 P: 12	R: 0 H: 0 E: 0 K: 1 S: 10	H: 0 LOB: 1 BB: 1 P: 17	R: 0 H: 0 E: 0 K: 0 S: 8	H: 0 LOB: 1 BB: 1 P: 16	R: 2 H: 1 E: 0 K: 2 S: 10	H: 1 LOB: 0 BB: 3 P: 19	R: 2 H: 1 E: 1 K: 1 S: 14	H: 1 LOB: 3 BB: 3 P: 35	1B: 3 2B: 0 3B: 0 HR: 1	SF: 0 SAC: 0 DP: 1 HBP: 0	WP: 0 PB: 0 SB: 1 CS: 0	PA: 40			
PITCHER	IP WLS BF H R ER SO BB IBB HBP BLK WP HR S P ERA WHIP	IP WLS BF H R ER SO BB IBB HBP BLK WP HR S P ERA WHIP	IP WLS BF H R ER SO BB IBB HBP BLK WP HR S P ERA WHIP	IP WLS BF H R ER SO BB IBB HBP BLK WP HR S P ERA WHIP	IP WLS BF H R ER SO BB IBB HBP BLK WP HR S P ERA WHIP	IP WLS BF H R ER SO BB IBB HBP BLK WP HR S P ERA WHIP	IP WLS BF H R ER SO BB IBB HBP BLK WP HR S P ERA WHIP	IP WLS BF H R ER SO BB IBB HBP BLK WP HR S P ERA WHIP	IP WLS BF H R ER SO BB IBB HBP BLK WP HR S P ERA WHIP	IP WLS BF H R ER SO BB IBB HBP BLK WP HR S P ERA WHIP	IP WLS BF H R ER SO BB IBB HBP BLK WP HR S P ERA WHIP	IP WLS BF H R ER SO BB IBB HBP BLK WP HR S P ERA WHIP	IP WLS BF H R ER SO BB IBB HBP BLK WP HR S P ERA WHIP	IP WLS BF H R ER SO BB IBB HBP BLK WP HR S P ERA WHIP	IP WLS BF H R ER SO BB IBB HBP BLK WP HR S P ERA WHIP	IP WLS BF H R ER SO BB IBB HBP BLK WP HR S P ERA WHIP	IP WLS BF H R ER SO BB IBB HBP BLK WP HR S P ERA WHIP						
21 Samuel Deduno, R ERA: 3.13	7.0	W	27	2	1	1	6	5	0	0	0	0	0	0	0	0	0	0	0	62	105	1.29	1.000
64 Tyler Robertson, L ERA: 7.54	1.0		5	1	2	2	2	1	0	0	0	0	0	1	10	19	18.00	2.000					
67 Luis Perdomo, R ERA:	0.2		7	1	2	0	0	3	0	0	0	0	0	0	11	30	0.00	6.000					
50 Casey Fien, R ERA: 1.74	0.1		1	0	0	0	1	0	0	0	0	0	0	0	3	5	0.00	0.000					

AB	31
R	5
H	4
RBI	4
BB	9
SO	9
LOB	18



Batter	1	2	3	4	5	6	7	8	9	AB	R	H	RBI	BB	SO	LOB	BOTTOM						
2 Denard Span, L OBP: 0.352, SLG: 0.395	1-1 G4-3			1-2 G3-1		2-2 G4-3		1-2 F8		5	1	1	2	0	0	1	Cleveland Indians @ Minnesota Twins Target Field, Minneapolis, MN Sat Jul 28 2012, 6:11 PM - 9:05 PM CDT Att: 39,166 - Partly Cloudy - 82 F						
11 Ben Revere, L OBP: 0.346, SLG: 0.368	0-1 G4-3			1-0 G4-3		2-1 BB		0-1 BB		5	1	3	2	0	0	0							
7 Joe Mauer, L OBP: 0.422, SLG: 0.452	1-1 G4-3			4-1 BB		3-3 K		3-2 BB		4	1	1	1	1	1	2							
16 Josh Willingham, R OBP: 0.384, SLG: 0.575		1-1 G4-3		2-2 HR		2-2 G5-3		1-3 K		4	2	1	2	1	1	1							
33 Justin Morneau, L OBP: 0.317, SLG: 0.443		2-2 G4-3		2-0 G1-3		1-0 HBP				3	1	0	0	0	1	1							
18 Ryan Doumit, S OBP: 0.343, SLG: 0.470		1-0 G3			1-2 G1-3		1-1 1B		0-1 1B	4	0	2	0	0	0	0							
22 Danny Valencia, R OBP: 0.206, SLG: 0.298			0-3 K		0-2 E5		1-0 FC5-4		1-0 FC5-4	4	2	1	1	0	1	2							
20 Brian Dozier, R OBP: 0.271, SLG: 0.325			0-1 F8		2-1 BB		4-1 BB		3-1 F7	3	2	1	0	1	0	1							
12 Alexi Casilla, S OBP: 0.264, SLG: 0.300			2-2 G1-4-3		0-0 BB		2-2 P4			4	2	2	4	0	0	0							
Inning Stats	R: 0 H: 0 E: 0 K: 0 S: 6	H: 0 LOB: 0 BB: 0 P: 8	R: 0 H: 0 E: 0 K: 0 S: 6	H: 0 LOB: 0 BB: 0 P: 10	R: 0 H: 0 E: 0 K: 1 S: 8	H: 0 LOB: 0 BB: 0 P: 10	R: 2 H: 1 E: 1 K: 0 S: 10	H: 1 LOB: 1 BB: 1 P: 20	R: 3 H: 3 E: 1 K: 1 S: 19	H: 3 LOB: 1 BB: 0 P: 28	R: 5 H: 4 E: 0 K: 0 S: 21	H: 4 LOB: 1 BB: 1 P: 35	R: 1 H: 2 E: 0 K: 1 S: 12	H: 2 LOB: 1 BB: 1 P: 19	R: 1 H: 2 E: 0 K: 1 S: 15	H: 2 LOB: 1 BB: 0 P: 22	1B: 6 2B: 4 3B: 1 HR: 1	SF: 0 SAC: 0 DP: 0 HBP: 1	WP: 0 PB: 0 SB: 2 CS: 0	PA: 40			
PITCHER	IP WLS BF H R ER SO BB IBB HBP BLK WP HR S P ERA WHIP	IP WLS BF H R ER SO BB IBB HBP BLK WP HR S P ERA WHIP	IP WLS BF H R ER SO BB IBB HBP BLK WP HR S P ERA WHIP	IP WLS BF H R ER SO BB IBB HBP BLK WP HR S P ERA WHIP	IP WLS BF H R ER SO BB IBB HBP BLK WP HR S P ERA WHIP	IP WLS BF H R ER SO BB IBB HBP BLK WP HR S P ERA WHIP	IP WLS BF H R ER SO BB IBB HBP BLK WP HR S P ERA WHIP	IP WLS BF H R ER SO BB IBB HBP BLK WP HR S P ERA WHIP	IP WLS BF H R ER SO BB IBB HBP BLK WP HR S P ERA WHIP	IP WLS BF H R ER SO BB IBB HBP BLK WP HR S P ERA WHIP	IP WLS BF H R ER SO BB IBB HBP BLK WP HR S P ERA WHIP	IP WLS BF H R ER SO BB IBB HBP BLK WP HR S P ERA WHIP	IP WLS BF H R ER SO BB IBB HBP BLK WP HR S P ERA WHIP	IP WLS BF H R ER SO BB IBB HBP BLK WP HR S P ERA WHIP	IP WLS BF H R ER SO BB IBB HBP BLK WP HR S P ERA WHIP	IP WLS BF H R ER SO BB IBB HBP BLK WP HR S P ERA WHIP							
63 Justin Masterson, R ERA: 4.47	1.1		7	3	1	1	1	1	0	0	0	0	0	0	0	0	0	0	0	16	27	6.75	3.000
32 Esmil Rogers, R ERA: 5.55	1.0		5	2	1	1	1	0	0	0	0	0	0	0	0	0	0	0	0	15	22	9.00	2.000
49 Tony Sipp, L ERA: 5.45																							

AB	36
R	12
H	12
RBI	12
BB	3
SO	4
LOB	8




Batter	1	2	3	4	5	6	7	8	9	AB	R	H	RBI	BB	SO	LOB	TOP																																																																																			
30 Alejandro De Aza, L OBP: 0.350, SLG: 0.407										5	1	4	2	0	0	1	Chicago White Sox @ Minnesota Twins Target Field, Minneapolis, MN Mon Jul 30 2012, 7:14 PM - 10:20 PM CDT Att: 35,018 - Partly Cloudy - 85 F																																																																																			
20 Kevin Youkilis, R OBP: 0.341, SLG: 0.413										3	0	0	0	1	1	4																																																																																				
44 Adam Dunn, L OBP: 0.352, SLG: 0.508										5	0	0	0	0	0	7																																																																																				
14 Paul Konerko, R OBP: 0.402, SLG: 0.524										4	1	1	1	0	0	0																																																																																				
51 Alex Rios, R OBP: 0.345, SLG: 0.527										5	1	2	0	0	0	1																																																																																				
12 A.J. Pierzynski, L OBP: 0.336, SLG: 0.513										5	1	1	3	0	2	2																																																																																				
24 Dayan Viedro, R OBP: 0.297, SLG: 0.439										4	0	0	0	0	1	1																																																																																				
10 Alexei Ramirez, R OBP: 0.289, SLG: 0.353										3	2	0	0	0	0	0																																																																																				
15 Gordon Beckham, R OBP: 0.285, SLG: 0.358										4	0	2	0	0	0	1																																																																																				
Inning Stats	R: 4 H: 4 K: 1 S: 21	H: 4 LOB: 0 BB: 0 P: 31	R: 0 H: 0 K: 0 S: 11	H: 1 LOB: 1 BB: 1 P: 20	R: 0 H: 0 K: 0 S: 5	H: 0 LOB: 0 BB: 0 P: 8	R: 1 H: 2 K: 0 S: 21	H: 2 LOB: 2 BB: 0 P: 30	R: 0 H: 0 K: 2 S: 7	H: 0 LOB: 1 BB: 0 P: 11	R: 0 H: 1 K: 0 S: 14	H: 1 LOB: 1 BB: 0 P: 19	R: 0 H: 1 K: 1 S: 12	H: 1 LOB: 1 BB: 0 P: 14	1B: 8 2B: 1 3B: 0 HR: 1	SF: 0 SAC: 0 DP: 0 HBP: 3		WP: 1 PB: 0 CS: 2 SA: 0																																																																																		
PITCHER	IP WLS BF H R ER SO BB IBB HBP BLK WP HR S P ERA WHIP	<table border="1"> <tr> <td>38 Cole De Vries, R ERA: 3.98</td> <td>5.0</td> <td>25</td> <td>7</td> <td>5</td> <td>4</td> <td>3</td> <td>1</td> <td>0</td> <td>1</td> <td>0</td> <td>1</td> <td>1</td> <td>65</td> <td>100</td> <td>7.20</td> <td>1.600</td> </tr> <tr> <td>50 Casey Fien, R ERA: 1.59</td> <td>1.0</td> <td>5</td> <td>1</td> <td>0</td> <td>0</td> <td>0</td> <td>0</td> <td>0</td> <td>1</td> <td>0</td> <td>0</td> <td>0</td> <td>21</td> <td>28</td> <td>0.00</td> <td>1.000</td> </tr> <tr> <td>31 Alex Burnett, R ERA: 2.9</td> <td>1.0</td> <td>3</td> <td>0</td> <td>0</td> <td>0</td> <td>0</td> <td>0</td> <td>0</td> <td>0</td> <td>0</td> <td>0</td> <td>7</td> <td>10</td> <td>0.00</td> <td>0.000</td> </tr> <tr> <td>61 Jared Burton, R ERA: 2.4</td> <td>1.0</td> <td>5</td> <td>1</td> <td>1</td> <td>1</td> <td>0</td> <td>0</td> <td>0</td> <td>1</td> <td>0</td> <td>0</td> <td>0</td> <td>14</td> <td>19</td> <td>9.00</td> <td>1.000</td> </tr> <tr> <td>15 Glen Perkins, L ERA: 2.98</td> <td>1.0</td> <td>4</td> <td>1</td> <td>0</td> <td>0</td> <td>1</td> <td>0</td> <td>0</td> <td>0</td> <td>0</td> <td>0</td> <td>0</td> <td>12</td> <td>14</td> <td>0.00</td> <td>1.000</td> </tr> </table>															38 Cole De Vries, R ERA: 3.98	5.0	25	7	5	4	3	1	0	1	0	1	1	65	100	7.20	1.600	50 Casey Fien, R ERA: 1.59	1.0	5	1	0	0	0	0	0	1	0	0	0	21	28	0.00	1.000	31 Alex Burnett, R ERA: 2.9	1.0	3	0	0	0	0	0	0	0	0	0	7	10	0.00	0.000	61 Jared Burton, R ERA: 2.4	1.0	5	1	1	1	0	0	0	1	0	0	0	14	19	9.00	1.000	15 Glen Perkins, L ERA: 2.98	1.0	4	1	0	0	1	0	0	0	0	0	0	12	14	0.00	1.000
38 Cole De Vries, R ERA: 3.98	5.0	25	7	5	4	3	1	0	1	0	1	1	65	100	7.20	1.600																																																																																				
50 Casey Fien, R ERA: 1.59	1.0	5	1	0	0	0	0	0	1	0	0	0	21	28	0.00	1.000																																																																																				
31 Alex Burnett, R ERA: 2.9	1.0	3	0	0	0	0	0	0	0	0	0	7	10	0.00	0.000																																																																																					
61 Jared Burton, R ERA: 2.4	1.0	5	1	1	1	0	0	0	1	0	0	0	14	19	9.00	1.000																																																																																				
15 Glen Perkins, L ERA: 2.98	1.0	4	1	0	0	1	0	0	0	0	0	0	12	14	0.00	1.000																																																																																				
Batter	1	2	3	4	5	6	7	8	9	AB	R	H	RBI	BB	SO	LOB	BOTTOM																																																																																			
2 Denard Span, L OBP: 0.356, SLG: 0.396										3	1	2	0	0	0	0	Chicago White Sox @ Minnesota Twins Target Field, Minneapolis, MN Mon Jul 30 2012, 7:14 PM - 10:20 PM CDT Att: 35,018 - Partly Cloudy - 85 F																																																																																			
11 Ben Revere, L OBP: 0.349, SLG: 0.375										4	1	1	0	0	0	1																																																																																				
7 Joe Mauer, L OBP: 0.416, SLG: 0.444										4	1	1	1	0	0	1																																																																																				
16 Josh Willingham, R OBP: 0.386, SLG: 0.571										3	1	2	1	1	1	0																																																																																				
33 Justin Morneau, L OBP: 0.324, SLG: 0.458										4	1	2	0	0	0	3																																																																																				
18 Ryan Doumit, S OBP: 0.340, SLG: 0.463										4	1	1	2	0	1	2																																																																																				
22 Danny Valencia, R OBP: 0.209, SLG: 0.297										3	0	2	2	0	0	0																																																																																				
12 Alexi Casilla, S OBP: 0.282, SLG: 0.297										0	1	0	0	0	0	0																																																																																				
20 Brian Dozier, R OBP: 0.272, SLG: 0.324										3	0	0	0	0	0	1																																																																																				
8 Jamey Carroll, R OBP: 0.321, SLG: 0.282										3	0	1	1	0	0	0																																																																																				
Inning Stats	R: 4 H: 5 K: 0 S: 16	H: 5 LOB: 1 BB: 0 P: 27	R: 0 H: 1 K: 0 S: 9	H: 1 LOB: 0 BB: 0 P: 14	R: 2 H: 2 K: 0 S: 13	H: 2 LOB: 1 BB: 1 P: 20	R: 0 H: 0 K: 0 S: 6	H: 0 LOB: 0 BB: 0 P: 10	R: 0 H: 0 K: 0 S: 8	H: 0 LOB: 0 BB: 0 P: 12	R: 0 H: 1 K: 2 S: 10	H: 1 LOB: 1 BB: 0 P: 17	R: 0 H: 1 K: 0 S: 5	H: 1 LOB: 2 BB: 0 P: 7	1B: 11 2B: 1 3B: 0 HR: 0	SF: 2 SAC: 2 DP: 1 HBP: 0	WP: 0 PB: 0 CS: 0 SA: 0																																																																																			
PITCHER	IP WLS BF H R ER SO BB IBB HBP BLK WP HR S P ERA WHIP	<table border="1"> <tr> <td>62 Jose Quintana, L ERA: 2.8</td> <td>7.0</td> <td>29</td> <td>10</td> <td>6</td> <td>4</td> <td>2</td> <td>1</td> <td>0</td> <td>0</td> <td>0</td> <td>0</td> <td>0</td> <td>63</td> <td>99</td> <td>5.14</td> <td>1.571</td> </tr> <tr> <td>37 Matt Thornton, L ERA: 3.69</td> <td>1.0</td> <td>4</td> <td>1</td> <td>0</td> <td>0</td> <td>2</td> <td>0</td> <td>0</td> <td>0</td> <td>0</td> <td>0</td> <td>0</td> <td>10</td> <td>17</td> <td>0.00</td> <td>1.000</td> </tr> <tr> <td>39 Brett Myers, R ERA: 3.15</td> <td>0.1</td> <td>3</td> <td>1</td> <td>1</td> <td>0</td> <td>0</td> <td>0</td> <td>0</td> <td>0</td> <td>0</td> <td>0</td> <td>0</td> <td>5</td> <td>7</td> <td>0.00</td> <td>3.000</td> </tr> </table>															62 Jose Quintana, L ERA: 2.8	7.0	29	10	6	4	2	1	0	0	0	0	0	63	99	5.14	1.571	37 Matt Thornton, L ERA: 3.69	1.0	4	1	0	0	2	0	0	0	0	0	0	10	17	0.00	1.000	39 Brett Myers, R ERA: 3.15	0.1	3	1	1	0	0	0	0	0	0	0	0	5	7	0.00	3.000																																	
62 Jose Quintana, L ERA: 2.8	7.0	29	10	6	4	2	1	0	0	0	0	0	63	99	5.14	1.571																																																																																				
37 Matt Thornton, L ERA: 3.69	1.0	4	1	0	0	2	0	0	0	0	0	0	10	17	0.00	1.000																																																																																				
39 Brett Myers, R ERA: 3.15	0.1	3	1	1	0	0	0	0	0	0	0	0	5	7	0.00	3.000																																																																																				


Batter	1	2	3	4	5	6	7	8	9	AB	R	H	RBI	BB	SO	LOB	TOP																					
30 Alejandro De Aza, L (1, 8) OBP: 0.347, SLG: 0.403	G6-3		F8			G4-1		F8		4	0	0	0	0	0	0	Chicago White Sox @ Minnesota Twins Target Field, Minneapolis, MN Tue Jul 31 2012, 7:11 PM - 9:52 PM CDT Att: 36,424 - Partly Cloudy - 77 F																					
20 Kevin Youkilis, R (1, 5) OBP: 0.337, SLG: 0.406	G6-3		F9			F9		G6-3		4	0	0	0	0	0	0																						
44 Adam Dunn, L (1, 10) OBP: 0.351, SLG: 0.506	K					K				4	0	1	0	0	2	0																						
14 Paul Konerko, R (1, 3) OBP: 0.401, SLG: 0.520		G5-3						F9	P4	3	0	0	0	1	0	1																						
51 Alex Rios, R (1, 9) OBP: 0.346, SLG: 0.530		12 1B 24 SF9 2B				F9		G4-3		4	2	2	0	0	0	1																						
12 A.J. Pierzynski, L (1, 2) OBP: 0.341, SLG: 0.525						F7				3	2	2	2	0	0	1																						
24 Dayan Viciedo, R (1, 7) OBP: 0.296, SLG: 0.438										3	0	1	1	0	0	0																						
10 Alexei Ramirez, R (1, 6) OBP: 0.289, SLG: 0.352										4	0	1	1	0	0	1																						
15 Gordon Beckham, R (1, 4) OBP: 0.282, SLG: 0.354										4	0	0	0	0	0	2																						
Inning Stats	R: 0 E: 0 K: 1 S: 12	H: 0 LOB: 0 BB: 0 P: 15	R: 1 E: 0 K: 0 S: 8	H: 2 LOB: 1 BB: 0 P: 12	R: 0 E: 0 K: 0 S: 6	H: 0 LOB: 0 BB: 0 P: 9	R: 0 E: 0 K: 0 S: 7	H: 0 LOB: 1 BB: 1 P: 14	R: 0 E: 0 K: 1 S: 10	H: 0 LOB: 0 BB: 0 P: 10	R: 0 E: 0 K: 1 S: 10	H: 0 LOB: 0 BB: 0 P: 13	R: 1 E: 0 K: 0 S: 12	H: 2 LOB: 2 BB: 0 P: 18	R: 0 E: 0 K: 0 S: 11	H: 1 LOB: 1 BB: 0 P: 15	R: 2 E: 0 K: 0 S: 14	H: 2 LOB: 0 BB: 0 P: 18	1B: 5 2B: 1 3B: 0 HR: 1	SF: 1 SAC: 0 DP: 0 HBP: 1	WP: 0 PB: 0 SB: 0 CS: 0	PA: 36																
PITCHER	IP	WLS	BF	H	R	ER	SO	BB	IBB	HBP	BLK	WP	HR	S	P	ERA	WHIP	PITCHER				IP	WLS	BF	H	R	ER	SO	BB	IBB	HBP	BLK	WP	HR	S	P	ERA	WHIP
53 Nick Blackburn, R (1, 1) ERA: 7.43	8.0		31	5	2	2	2	1	0	1	0	0	0	73	106	2.25	0.750																					
60 Jeff Gray, R (9, 1) ERA: 5.62	1.0	L	5	2	2	2	0	0	0	0	0	0	1	14	18	18.00	2.000																					

Batter	1	2	3	4	5	6	7	8	9	AB	R	H	RBI	BB	SO	LOB	BOTTOM																					
2 Denard Span, L (1, 8) OBP: 0.361, SLG: 0.402	19 L4-3 1B									5	0	4	1	0	1	0	Chicago White Sox @ Minnesota Twins Target Field, Minneapolis, MN Tue Jul 31 2012, 7:11 PM - 9:52 PM CDT Att: 36,424 - Partly Cloudy - 77 F																					
19 Darin Mastroianni, R (1, 9) OBP: 0.347, SLG: 0.393	L4-3		F8							4	1	1	0	1	1	4																						
7 Joe Mauer, L (1, 10) OBP: 0.414, SLG: 0.439	K									4	1	0	0	1	2	5																						
16 Josh Willingham, R (1, 7) OBP: 0.385, SLG: 0.566		K								3	0	0	0	1	2	2																						
33 Justin Morneau, L (1, 3) OBP: 0.324, SLG: 0.453										3	0	0	1	1	0	2																						
18 Ryan Doumit, S (1, 2) OBP: 0.336, SLG: 0.456										4	0	0	0	0	1	4																						
22 Danny Valencia, R (1, 5) OBP: 0.210, SLG: 0.296										4	0	1	1	0	1	1																						
20 Brian Dozier, R (1, 6) OBP: 0.269, SLG: 0.320										3	0	0	0	0	1	3																						
11 Ben Revere, L (9, PH) OBP: 0.351, SLG: 0.377										1	1	1	0	0	0	0																						
8 Jamey Carroll, R (1, 4) OBP: 0.321, SLG: 0.280										3	0	0	0	1	0	1																						
Inning Stats	R: 0 E: 0 K: 1 S: 7	H: 1 LOB: 0 BB: 0 P: 10	R: 0 E: 0 K: 2 S: 12	H: 0 LOB: 1 BB: 1 P: 21	R: 0 E: 0 K: 1 S: 17	H: 1 LOB: 2 BB: 1 P: 28	R: 0 E: 0 K: 2 S: 9	H: 0 LOB: 0 BB: 0 P: 13	R: 0 E: 0 K: 1 S: 8	H: 0 LOB: 0 BB: 0 P: 13	R: 2 E: 0 K: 1 S: 12	H: 2 LOB: 3 BB: 2 P: 28	R: 0 E: 0 K: 0 S: 7	H: 1 LOB: 2 BB: 1 P: 16	R: 0 E: 0 K: 0 S: 7	H: 0 LOB: 0 BB: 0 P: 11	R: 1 E: 0 K: 1 S: 12	H: 2 LOB: 1 BB: 0 P: 18	1B: 7 2B: 1 3B: 0 HR: 0	SF: 0 SAC: 0 DP: 1 HBP: 0	WP: 0 PB: 0 SB: 3 CS: 0	PA: 39																
PITCHER	IP	WLS	BF	H	R	ER	SO	BB	IBB	HBP	BLK	WP	HR	S	P	ERA	WHIP	PITCHER				IP	WLS	BF	H	R	ER	SO	BB	IBB	HBP	BLK	WP	HR	S	P	ERA	WHIP
58 Francisco Liriano, L (1, 1) ERA: 5.18	6.0		26	4	2	2	8	4	0	0	0	0	0	65	113	3.00	1.333																					
26 Jesse Crain, R (7, 1) ERA: 2.42	1.0		5	1	0	0	0	1	0	0	0	0	0	7	16	0.00	2.000																					
37 Matt Thornton, L (8, 1) ERA: 3.6	1.0	W	3	0	0	0	0	0	0	0	0	0	0	7	11	0.00	0.000																					
43 Addison Reed, R (9, 1) ERA: 4.14	1.0	S	5	2	1	1	1	0	0	0	0	0	0	12	18	9.00	2.000																					

AB 33
R 4
H 7
RBI 4
BB 1
SO 2
LOB 6



AB 34
R 3
H 7
RBI 3
BB 5
SO 9
LOB 22




Batter	1	2	3	4	5	6	7	8	9	AB	R	H	RBI	BB	SO	LOB	TOP								
30 Alejandro De Aza, L (1.8) OBP: 0.336, SLG: 0.409										4	1	3	1	0	0	0									
20 Kevin Youkilis, R (1.5) OBP: 0.336, SLG: 0.404										4	0	1	0	0	1	3									
44 Adam Dunn, L (1.3) OBP: 0.348, SLG: 0.501										3	0	0	1	0	1	3									
14 Paul Konerko, R (1.10) OBP: 0.397, SLG: 0.514										4	0	0	0	0	0	1									
51 Alex Rios, R (1.9) OBP: 0.348, SLG: 0.529										4	1	2	0	0	0	0									
10 Alexei Ramirez, R (1.6) OBP: 0.286, SLG: 0.349										4	0	0	0	0	1	2									
24 Dayan Viciedo, R (1.7) OBP: 0.306, SLG: 0.343										4	0	1	0	0	1	1									
7 Jordan Danks, L (0.7) OBP: 0.306, SLG: 0.343										0	0	0	0	0	0	0									
17 Tyler Flowers, R (1.2) OBP: 0.263, SLG: 0.308										3	1	2	1	0	0	1									
5 Orlando Hudson, S (1.4) OBP: 0.250, SLG: 0.295										3	0	0	0	0	0	3									
Inning Stats	R: 1 H: 1 E: 0 K: 0 S: 9	H: 1 LOB: 0 BB: 0 P: 12	R: 0 H: 0 E: 0 K: 0 S: 5	H: 0 LOB: 0 BB: 0 P: 5	R: 0 H: 1 E: 0 K: 0 S: 6	H: 1 LOB: 0 BB: 0 P: 11	R: 0 H: 1 E: 0 K: 0 S: 7	H: 1 LOB: 0 BB: 0 P: 12	R: 1 H: 2 E: 0 K: 1 S: 13	H: 2 LOB: 1 BB: 0 P: 17	R: 0 H: 1 E: 0 K: 2 S: 12	H: 1 LOB: 1 BB: 0 P: 19	R: 0 H: 0 E: 0 K: 0 S: 4	H: 0 LOB: 0 BB: 0 P: 9	R: 1 H: 2 E: 0 K: 0 S: 9	H: 2 LOB: 1 BB: 0 P: 12	R: 0 H: 1 E: 0 K: 1 S: 14	H: 1 LOB: 1 BB: 0 P: 15	1B: 8 2B: 1 3B: 0 HR: 0	SF: 1 SAC: 0 DP: 2 HBP: 0	WP: 2 PB: 0 SB: 1 CS: 0	PA: 34			
PITCHER	IP	WLS	BF	H	R	ER	SO	BB	IBB	HBP	BLK	WP	HR	S	P	ERA	WHIP								
58 Scott Diamond, L (1.1) ERA: 2.93	7.1	L	28	8	3	3	3	0	0	0	0	2	0	63	93	3.68	1.091								
61 Jared Burton, R (0.1) ERA: 2.35	0.2		2	0	0	0	0	0	0	0	0	0	0	2	4	0.00	0.000								
31 Alex Burnett, R (0.1) ERA: 2.84	1.0		4	1	0	0	1	0	0	0	0	0	0	14	15	0.00	1.000								

Chicago White Sox @ Minnesota Twins
Target Field, Minneapolis, MN
Wed Aug 01 2012, 12:12 PM - 3:00 PM CDT
Att: 34,823 - Cloudy - 81 F

livebaseballscorecards.com

AB	33
R	3
H	9
RBI	3
BB	0
SO	4
LOB	14




Batter	1	2	3	4	5	6	7	8	9	AB	R	H	RBI	BB	SO	LOB	BOTTOM								
2 Denard Span, L (1.8) OBP: 0.360, SLG: 0.400										4	0	1	0	0	0	1									
11 Ben Revere, L (1.9) OBP: 0.353, SLG: 0.382										4	1	2	0	0	0	1									
7 Joe Mauer, L (1.2) OBP: 0.414, SLG: 0.437										2	0	0	1	2	0	2									
16 Josh Willingham, R (1.7) OBP: 0.381, SLG: 0.560										4	0	0	0	0	2	3									
33 Justin Morneau, L (1.3) OBP: 0.320, SLG: 0.448										4	0	0	0	0	0	0									
18 Ryan Doumit, S (1.10) OBP: 0.335, SLG: 0.457										4	0	1	0	0	2	0									
19 Darin Mastroianni, R (0. PR) OBP: 0.347, SLG: 0.393										0	0	0	0	0	0	0									
22 Danny Valencia, R (1.5) OBP: 0.220, SLG: 0.322										3	1	1	1	1	1	0									
12 Alexi Casilla, S (0. PR) OBP: 0.262, SLG: 0.297										0	0	0	0	0	0	0									
20 Brian Dozier, R (1.6) OBP: 0.269, SLG: 0.319										4	0	1	0	0	2	2									
8 Jamey Carroll, R (1.4) OBP: 0.318, SLG: 0.277										3	0	0	0	0	1	1									
Inning Stats	R: 1 H: 1 E: 1 K: 0 S: 8	H: 1 LOB: 0 BB: 0 P: 11	R: 1 H: 1 E: 0 K: 1 S: 11	H: 1 LOB: 0 BB: 0 P: 12	R: 0 H: 1 E: 0 K: 2 S: 10	H: 1 LOB: 2 BB: 1 P: 20	R: 0 H: 0 E: 0 K: 1 S: 7	H: 0 LOB: 0 BB: 0 P: 13	R: 0 H: 1 E: 0 K: 0 S: 10	H: 1 LOB: 0 BB: 0 P: 11	R: 0 H: 0 E: 0 K: 1 S: 6	H: 0 LOB: 0 BB: 1 P: 16	R: 0 H: 0 E: 0 K: 2 S: 11	H: 0 LOB: 0 BB: 0 P: 17	R: 0 H: 1 E: 1 K: 1 S: 9	H: 1 LOB: 2 BB: 0 P: 14	R: 0 H: 1 E: 0 K: 0 S: 14	H: 1 LOB: 3 BB: 1 P: 24	1B: 3 2B: 4 3B: 0 HR: 1	SF: 0 SAC: 0 DP: 2 HBP: 0	WP: 0 PB: 0 SB: 4 CS: 1	PA: 35			
PITCHER	IP	WLS	BF	H	R	ER	SO	BB	IBB	HBP	BLK	WP	HR	S	P	ERA	WHIP								
44 Jake Peavy, R (1.1) ERA: 3.04	8.0	W	30	5	2	1	8	2	0	0	0	0	0	72	114	1.12	0.875								
43 Addison Reed, R (0.1) ERA: 4.03	1.0	S	5	1	0	0	0	1	0	0	0	0	0	14	24	0.00	2.000								

Chicago White Sox @ Minnesota Twins
Target Field, Minneapolis, MN
Wed Aug 01 2012, 12:12 PM - 3:00 PM CDT
Att: 34,823 - Cloudy - 81 F

livebaseballscorecards.com

AB	32
R	2
H	6
RBI	2
BB	3
SO	8
LOB	10



Batter	1	2	3	4	5	6	7	8	9	AB	R	H	RBI	BB	SO	LOB	TOP							
2 Denard Span, L (1, 8) OBP: 0.359, SLG: 0.401										4	1	1	1	0	1	1	Minnesota Twins @ Boston Red Sox Fenway Park, Boston, MA Thu Aug 02 2012, 7:14 PM - 9:48 PM EDT Att: 37,191 - Partly Cloudy - 84 F							
11 Ben Revere, L (1, 9) OBP: 0.352, SLG: 0.381										4	0	1	1	0	1	0								
16 Josh Willingham, R (1, 10) OBP: 0.378, SLG: 0.553										4	0	0	0	0	2	1								
33 Justin Morneau, L (1, 3) OBP: 0.322, SLG: 0.451										4	1	2	0	0	1	0								
18 Ryan Doumit, S (1, 7) OBP: 0.337, SLG: 0.459										3	0	1	1	1	1	1								
19 Darn Mastroianni, R (9, PR) OBP: 0.347, SLG: 0.393										0	0	0	0	0	0	0								
22 Danny Valencia, R (1, 5) OBP: 0.220, SLG: 0.320										4	1	1	0	0	2	1								
20 Brian Dozier, R (1, 6) OBP: 0.275, SLG: 0.339										4	2	3	2	0	0	0								
41 Drew Butera, R (1, 2) OBP: 0.274, SLG: 0.321										4	0	0	0	0	0	3								
12 Alexi Casilla, S (1, 4) OBP: 0.259, SLG: 0.293										3	0	0	0	0	0	2								
Inning Stats	R: 0 E: 0 K: 2 S: 9	H: 0 LOB: 0 BB: 0 P: 12	R: 0 E: 0 K: 1 S: 6	H: 0 LOB: 0 BB: 0 P: 10	R: 2 E: 0 K: 0 S: 11	H: 3 LOB: 1 BB: 0 P: 18	R: 0 E: 0 K: 1 S: 6	H: 1 LOB: 0 BB: 0 P: 11	R: 0 E: 0 K: 1 S: 10	H: 1 LOB: 1 BB: 0 P: 15	R: 1 E: 0 K: 2 S: 14	H: 2 LOB: 1 BB: 0 P: 17	R: 0 E: 0 K: 0 S: 6	H: 0 LOB: 0 BB: 0 P: 11	R: 0 E: 0 K: 1 S: 8	H: 0 LOB: 0 BB: 0 P: 11	R: 2 E: 0 K: 1 S: 17	H: 2 LOB: 1 BB: 1 P: 26	1B: 4 2B: 4 3B: 0 HR: 1	SF: 0 SAC: 0 DP: 1 HBP: 0	WP: 0 PB: 0 SB: 0 CS: 0	PA: 35		
PITCHER	IP WLS BF H R ER SO BB IBB HBP BLK WP HR S P ERA WHIP	8.0 L 30 7 3 3 7 0 0 0 0 0 0 70 105 3.38 0.875	1.0 5 2 2 2 1 1 0 0 0 0 0 1 17 26 18.00 3.000																					

AB	34
R	5
H	9
RBI	5
BB	1
SO	8
LOB	9



Batter	1	2	3	4	5	6	7	8	9	AB	R	H	RBI	BB	SO	LOB	BOTTOM						
2 Jacoby Ellsbury, L (1, 8) OBP: 0.327, SLG: 0.359										4	0	0	0	0	0	0	Minnesota Twins @ Boston Red Sox Fenway Park, Boston, MA Thu Aug 02 2012, 7:14 PM - 9:48 PM EDT Att: 37,191 - Partly Cloudy - 84 F						
13 Carl Crawford, L (1, 7) OBP: 0.276, SLG: 0.370										4	0	0	0	0	1	0							
15 Dustin Pedroia, R (1, 4) OBP: 0.318, SLG: 0.402										3	0	0	0	1	0	0							
28 Adrián González, L (1, 3) OBP: 0.345, SLG: 0.447										3	0	2	0	1	1	0							
7 Cody Ross, R (1, 10) OBP: 0.336, SLG: 0.517										3	0	0	0	1	0	3							
20 Ryan Lavanway, R (1, 2) OBP: 0.326, SLG: 0.514										3	0	0	0	1	1	2							
64 Will Middlebrooks, R (1, 5) OBP: 0.326, SLG: 0.514										3	0	0	0	0	0	2							
55 Ryan Kalish, L (1, 9) OBP: 0.243, SLG: 0.242										3	0	0	0	0	1	0							
23 Pedro Ciriaco, R (1, 6) OBP: 0.338, SLG: 0.421										3	0	0	0	0	1	0							
Inning Stats	R: 0 E: 0 K: 0 S: 12	H: 0 LOB: 2 BB: 2 P: 26	R: 0 E: 0 K: 0 S: 6	H: 0 LOB: 0 BB: 0 P: 13	R: 0 E: 0 K: 0 S: 6	H: 0 LOB: 0 BB: 0 P: 11	R: 0 E: 0 K: 0 S: 9	H: 1 LOB: 2 BB: 1 P: 16	R: 0 E: 0 K: 1 S: 9	H: 0 LOB: 0 BB: 0 P: 17	R: 0 E: 0 K: 0 S: 8	H: 1 LOB: 2 BB: 1 P: 18	R: 0 E: 0 K: 1 S: 7	H: 0 LOB: 0 BB: 0 P: 13	R: 0 E: 0 K: 1 S: 7	H: 0 LOB: 0 BB: 0 P: 10		R: 0 E: 0 K: 2 S: 9	H: 0 LOB: 0 BB: 0 P: 15	1B: 1 2B: 1 3B: 0 HR: 0	SF: 0 SAC: 0 DP: 0 HBP: 0	WP: 0 PB: 0 SB: 0 CS: 0	PA: 33
PITCHER	IP WLS BF H R ER SO BB IBB HBP BLK WP HR S P ERA WHIP	6.0 W 24 2 0 0 1 4 0 0 0 0 0 50 101 0.00 1.000	1.0 H 3 0 0 0 1 0 0 0 0 0 0 7 13 0.00 0.000	2.0 S 6 0 0 0 3 0 0 0 0 0 0 16 25 0.00 0.000																			


AB	29
R	0
H	2
RBI	0
BB	4
SO	5
LOB	7



Batter	1	2	3	4	5	6	7	8	9	10	AB	R	H	RBI	BB	SO	LOB	TOP
2 Denard Span, L OBP: 0.354, SLG: 0.395	G4-3	G4-3			FC5-4 16 BB	G4-3		G4-3		G4-3	6	1	0	0	0	0	6	Minnesota Twins @ Boston Red Sox Fenway Park, Boston, MA Fri Aug 03 2012, 7:14 PM - 11:21 PM EDT Att: 37,285 - Partly Cloudy - 88 F
11 Ben Revere, L OBP: 0.351, SLG: 0.380			G4-3			G5-3			G6-3	K	6	1	2	0	0	1	2	
7 Joe Mauer, L OBP: 0.417, SLG: 0.436							G4-3		K		3	1	1	0	2	1	0	
16 Josh Willingham, R OBP: 0.378, SLG: 0.549	F8		G1-4-3				F8			33 HBP	3	1	0	1	2	0	3	
33 Justin Morneau, L OBP: 0.351, SLG: 0.464											4	1	4	2	0	0	0	
22 Danny Valencia, R OBP: 0.212, SLG: 0.310		F9									4	0	0	1	0	3	5	
19 Darin Mastroianni, R OBP: 0.350, SLG: 0.404											5	1	2	1	0	0	2	
20 Brian Dozier, R OBP: 0.271, SLG: 0.333											5	0	0	0	0	1	3	
8 Jamey Carroll, R OBP: 0.327, SLG: 0.289											4	0	4	1	1	0	0	
Inning Stats	R: 0 E: 0 K: 0 S: 12	H: 2 LOB: 1 BB: 0 P: 19	R: 1 E: 0 K: 13	H: 2 LOB: 2 BB: 22	R: 0 E: 0 K: 10 S: 10	H: 1 LOB: 1 BB: 0 P: 12	R: 4 E: 0 K: 0 S: 18	H: 3 LOB: 1 BB: 2 P: 33	R: 0 E: 0 K: 1 S: 11	H: 1 LOB: 1 BB: 0 P: 15	R: 0 E: 0 K: 2 S: 10	H: 0 LOB: 2 BB: 18	R: 1 E: 0 K: 15	H: 2 LOB: 1 BB: 0 P: 19	1B: 9 2B: 4 3B: 0 HR: 0	SF: 1 SAC: 0 DP: 1 HBP: 1	WP: 0 PB: 0 SB: 0 CS: 2	PA: 47
PITCHER	IP WLS BF H R ER SO BB IBB HBP BLK WP HR S P ERA WHIP	5.0 0.1 25 8 5 5 2 4 0 0 0 0 0 10 12 9.00 2.400	6.1 0.1 2 1 0 0 0 0 0 0 0 0 0 11 17 0.00 3.000	6.1 1.1 5 1 0 0 0 0 0 0 0 0 0 9 12 0.00 0.750	7.1 1.0 4 1 0 0 1 0 0 0 0 0 0 11 17 0.00 1.000	8.1 1.0 5 0 0 0 1 1 0 1 0 0 0 9 19 0.00 1.000	44 Vicente Padilla, R ERA: 3.92	IP WLS BF H R ER SO BB IBB HBP BLK WP HR S P ERA WHIP	1.1 0 6 2 1 1 2 0 0 0 0 0 0 18 22 6.75 1.500									

Minnesota Twins @ Boston Red Sox
 Fenway Park, Boston, MA
 Fri Aug 03 2012, 7:14 PM - 11:21 PM EDT
 Att: 37,285 - Partly Cloudy - 88 F

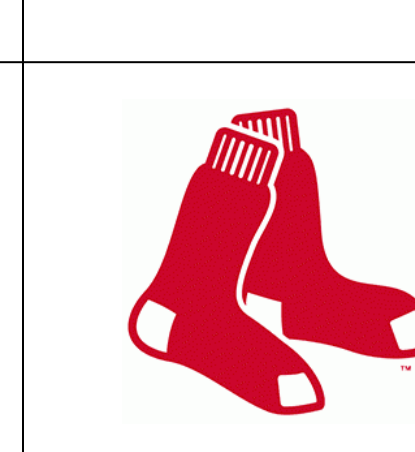
AB	40
R	6
H	13
RBI	6
BB	5
SO	6
LOB	21

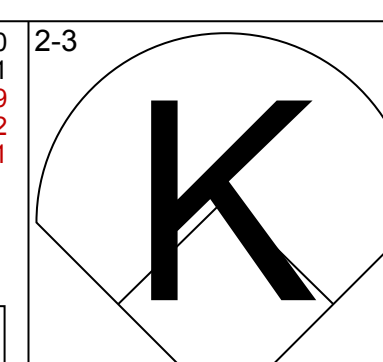
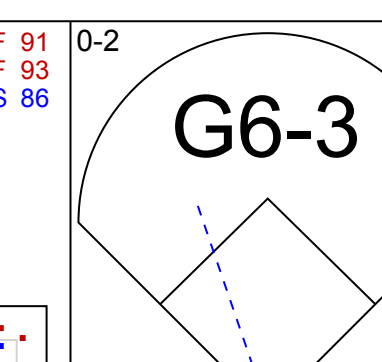
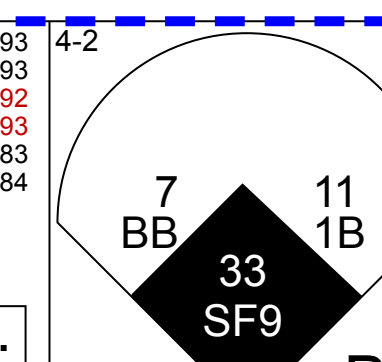
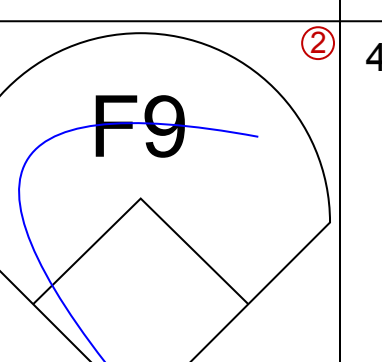
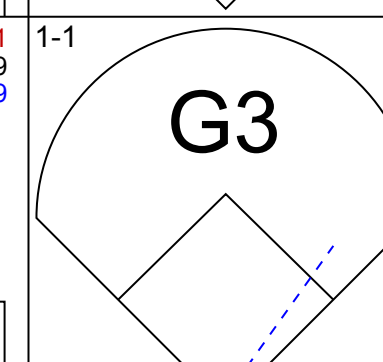
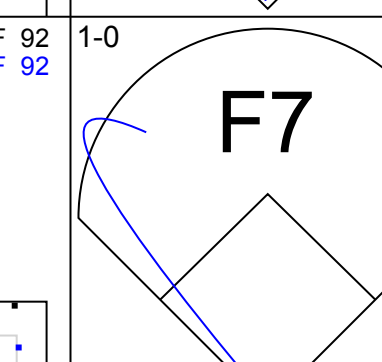
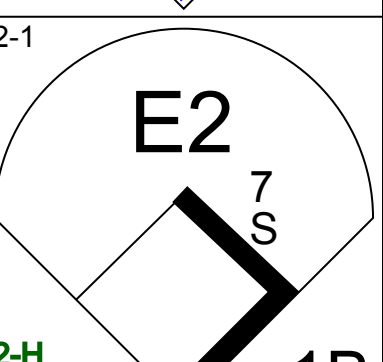
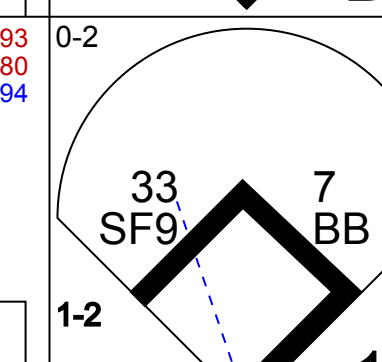
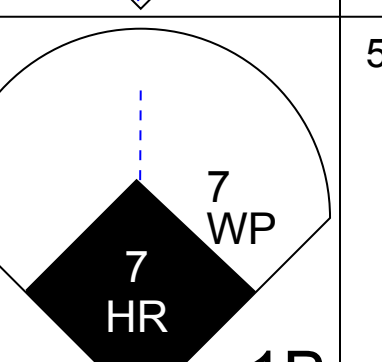
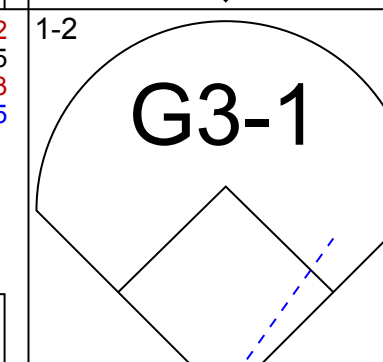
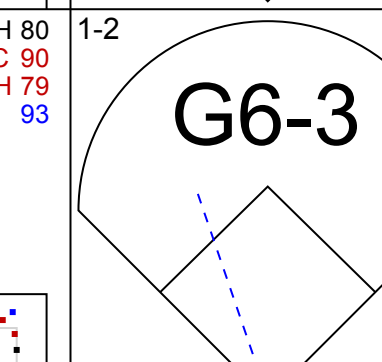
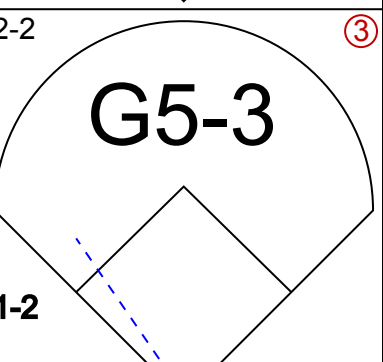
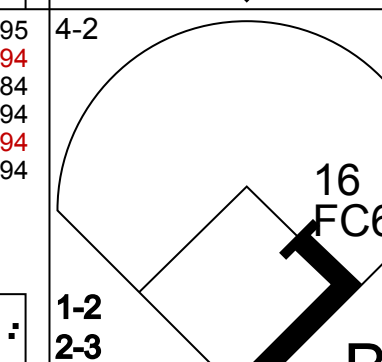
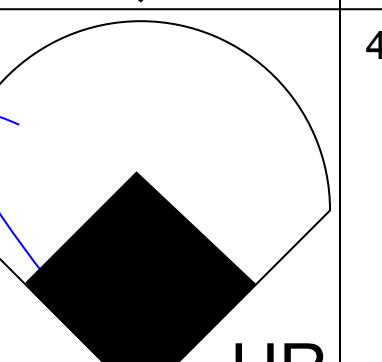
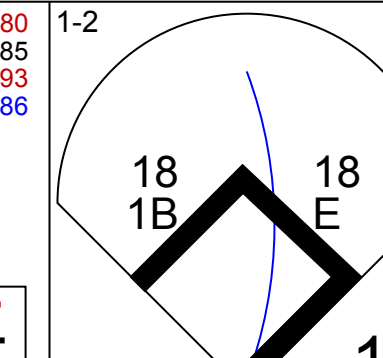
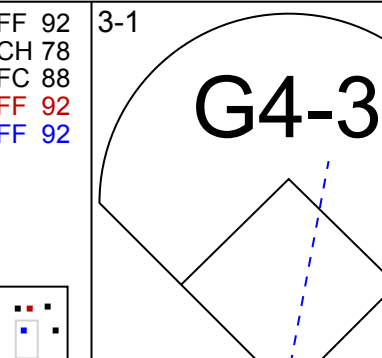
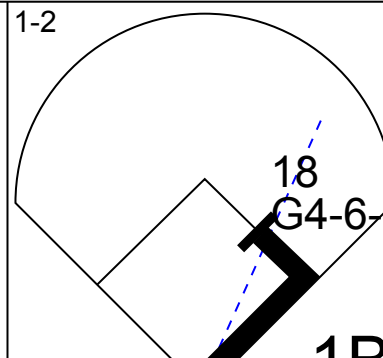
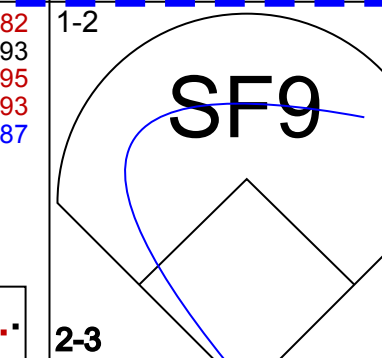
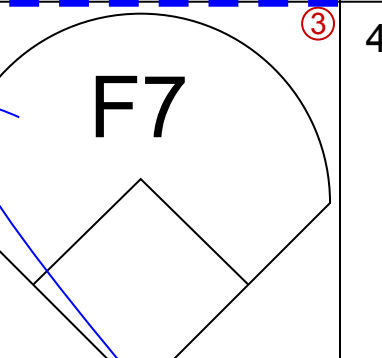
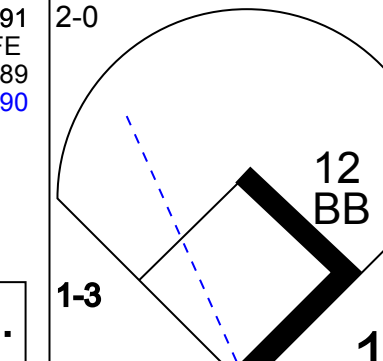
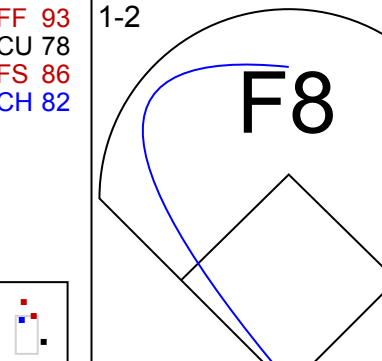
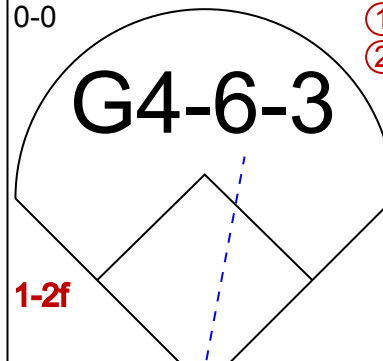
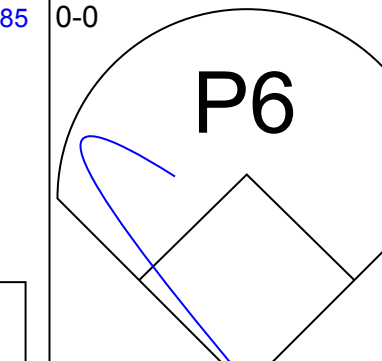
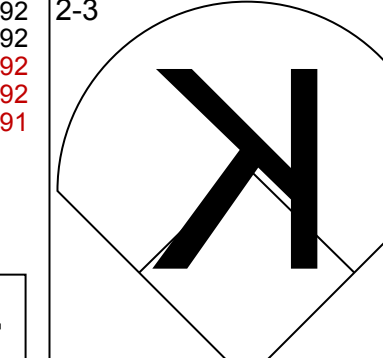
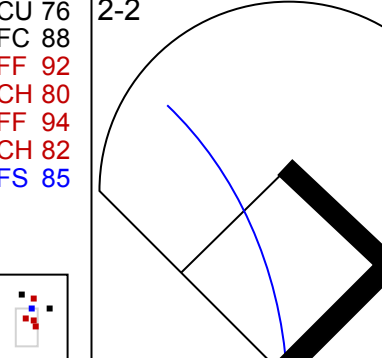
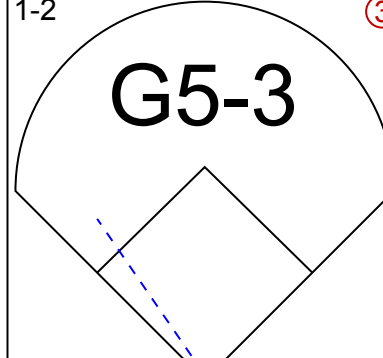
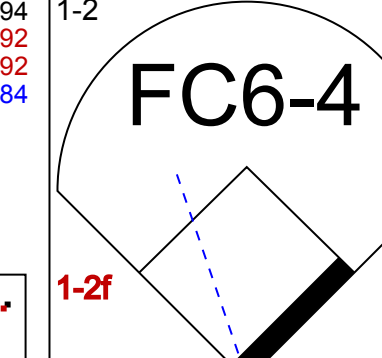
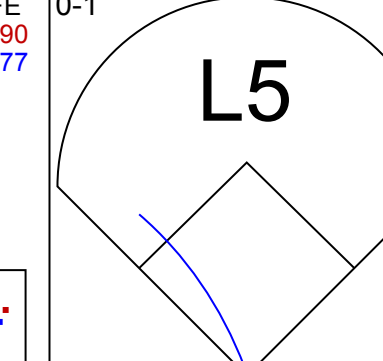
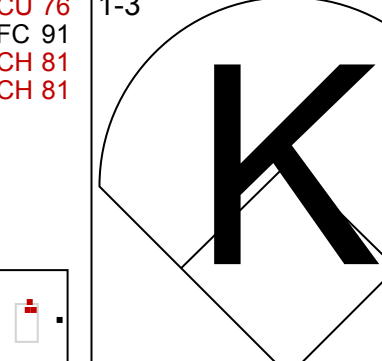
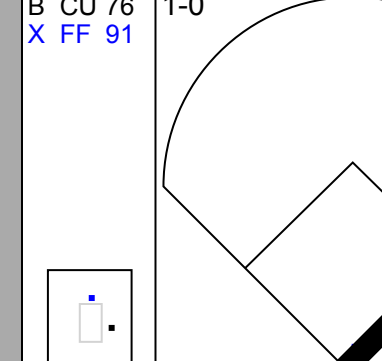
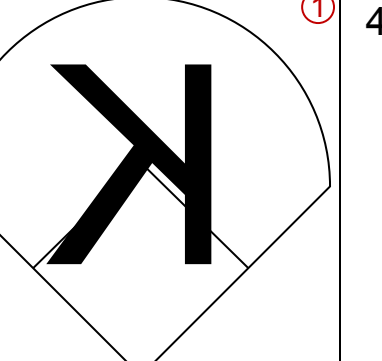
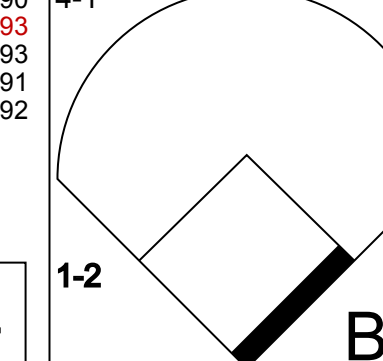
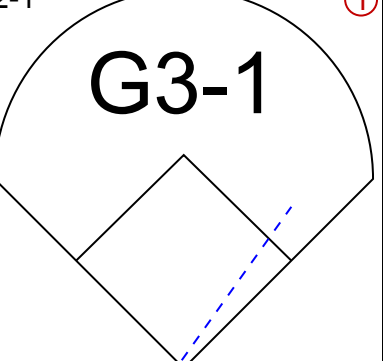
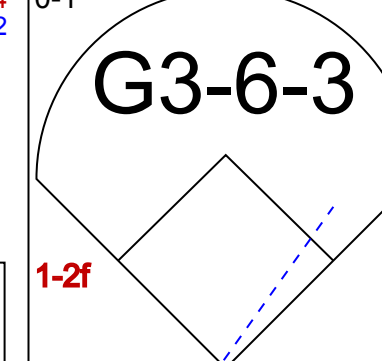
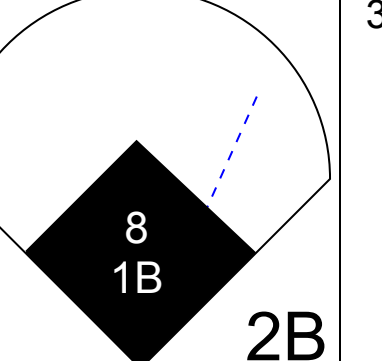
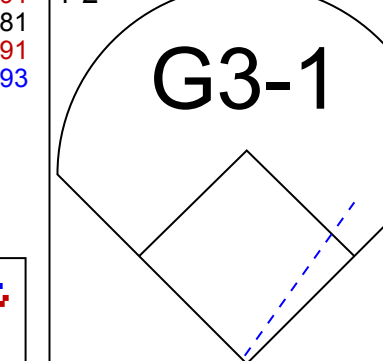
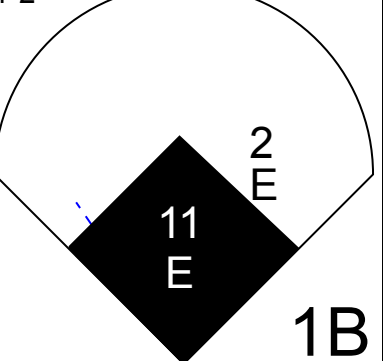
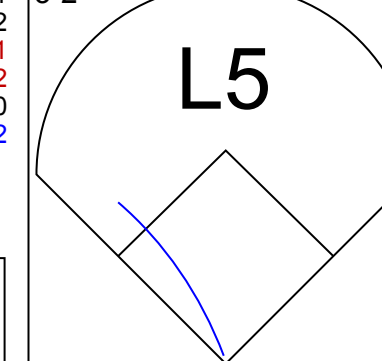
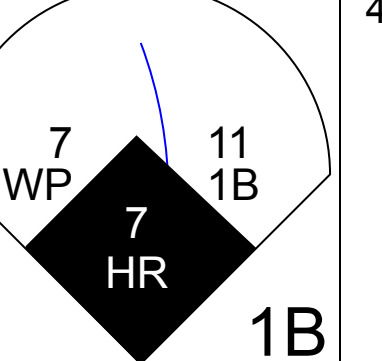


Batter	1	2	3	4	5	6	7	8	9	10	AB	R	H	RBI	BB	SO	LOB	BOTTOM				
2 Jacoby Ellsbury, L OBP: 0.322, SLG: 0.352											5	0	1	0	0	2	6	Minnesota Twins @ Boston Red Sox Fenway Park, Boston, MA Fri Aug 03 2012, 7:14 PM - 11:21 PM EDT Att: 37,285 - Partly Cloudy - 88 F				
15 Dustin Pedroia, R OBP: 0.319, SLG: 0.402											5	1	2	0	0	1	4					
7 Cody Ross, R OBP: 0.337, SLG: 0.516											5	1	2	0	0	1	2					
28 Adrián González, L OBP: 0.346, SLG: 0.445											4	1	1	1	1	0	3					
20 Ryan Lavarnway, R OBP: 0.222, SLG: 0.250											5	0	1	0	0	0	6					
23 Pedro Ciriaco, R OBP: 0.338, SLG: 0.421											0	0	0	0	0	0	0					
64 Will Middlebrooks, R OBP: 0.319, SLG: 0.504											5	0	0	0	0	1	4					
13 Carl Crawford, L OBP: 0.302, SLG: 0.458											5	2	3	3	0	1	0					
10 Kelly Shoppach, R OBP: 0.348, SLG: 0.504											5	0	2	1	0	1	0					
3 Mike Aviles, R OBP: 0.279, SLG: 0.396											4	0	2	0	1	1	0					
Inning Stats	R: 0 E: 0 K: 0 S: 12	H: 2 LOB: 1 BB: 0 P: 17	R: 1 E: 0 K: 10 S: 12	H: 3 LOB: 2 BB: 18	R: 4 E: 0 K: 15 S: 15	H: 4 LOB: 0 BB: 23	R: 0 E: 0 K: 0 S: 7	H: 1 LOB: 0 BB: 0 P: 6	R: 0 E: 2 K: 0 S: 7	H: 0 LOB: 1 BB: 0 P: 13	R: 0 E: 0 K: 2 S: 9	H: 1 LOB: 2 BB: 20	R: 0 E: 0 K: 1 S: 15	H: 2 LOB: 3 BB: 21	R: 0 E: 0 K: 1 S: 14	H: 1 LOB: 1 BB: 15	R: 0 E: 0 K: 1 S: 9	H: 0 LOB: 0 BB: 15	1B: 10 2B: 3 3B: 0 HR: 1	SF: 0 SAC: 0 DP: 3 HBP: 0	WP: 0 PB: 0 SB: 0 CS: 0	PA: 45
PITCHER	IP WLS BF H R ER SO BB IBB HBP BLK WP HR S P ERA WHIP	6.0 1.0 5 1 0 0 2 0 0 0 0 0 0 16 20 3.00 1.667	7.1 1.0 5 1 0 0 2 0 0 0 0 0 0 12 20 0.00 1.000	8.1 0.1 4 2 0 0 0 0 0 0 0 0 0 8 12 0.00 9.000	8.1 0.1 1 0 0 0 1 0 0 0 0 0 0 5 7 0.00 0.000	8.1 1.1 W 5 1 0 0 1 0 0 0 0 0 0 16 17 0.00 0.750	61 Jared Burton, R ERA: 2.3	IP WLS BF H R ER SO BB IBB HBP BLK WP HR S P ERA WHIP	1.0 0 3 0 0 0 1 0 0 0 0 0 0 15 15 0.00 0.000													

Minnesota Twins @ Boston Red Sox
 Fenway Park, Boston, MA
 Fri Aug 03 2012, 7:14 PM - 11:21 PM EDT
 Att: 37,285 - Partly Cloudy - 88 F


AB	43
R	5
H	14
RBI	5
BB	2
SO	8
LOB	25

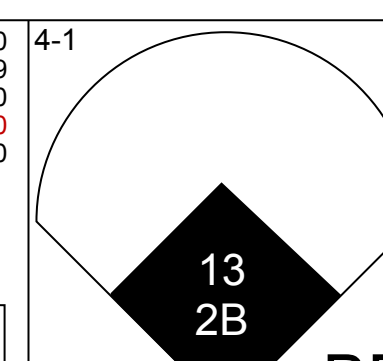
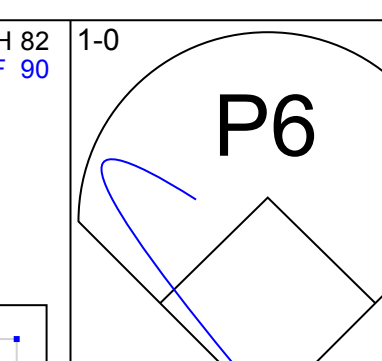
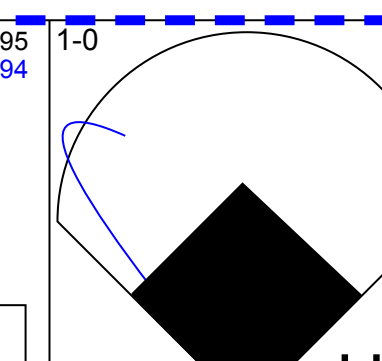
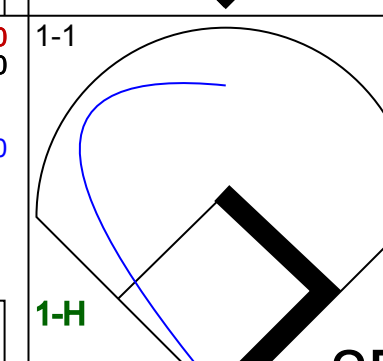
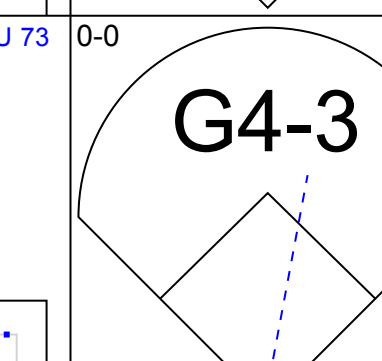

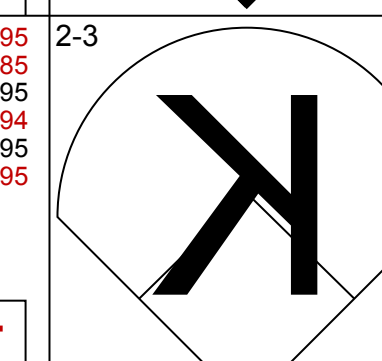
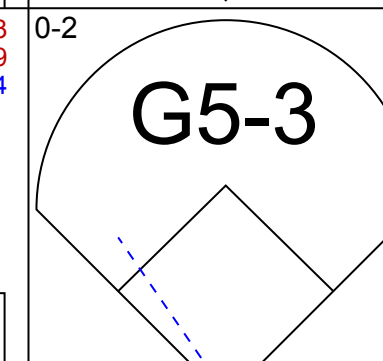
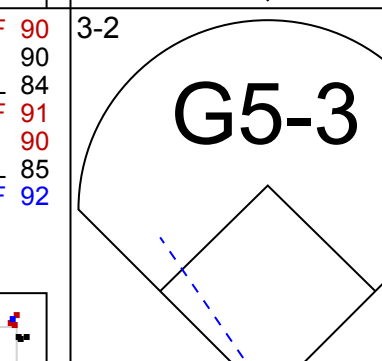

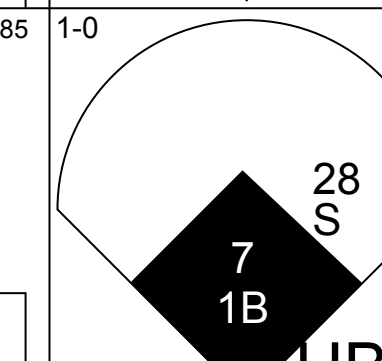
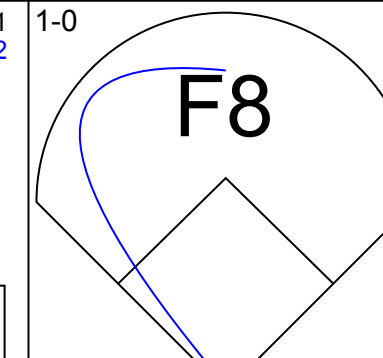
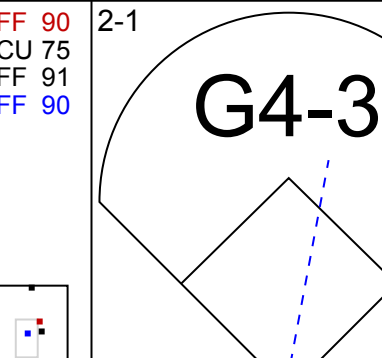
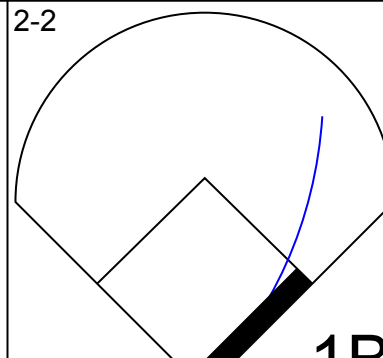
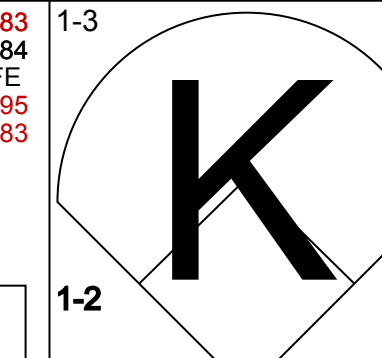
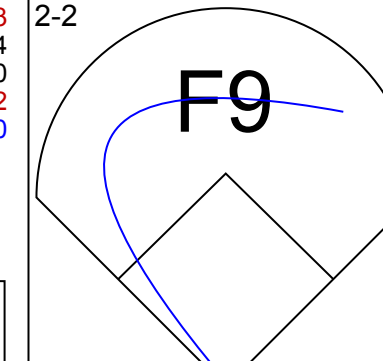
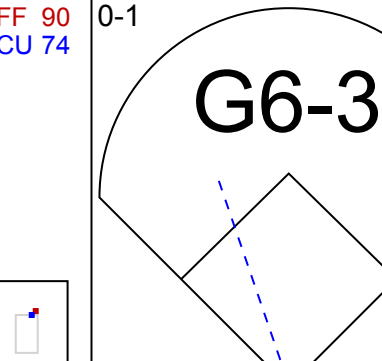
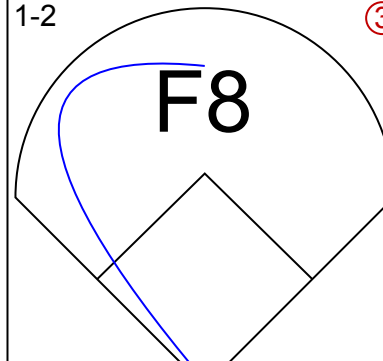
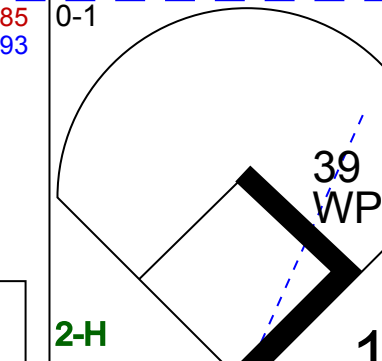
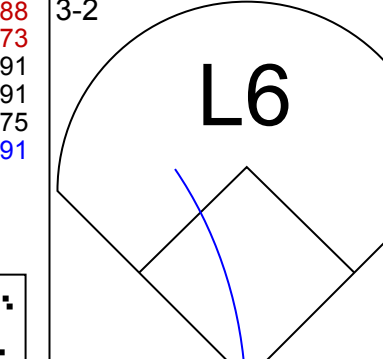
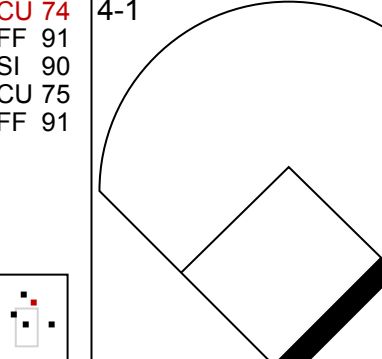
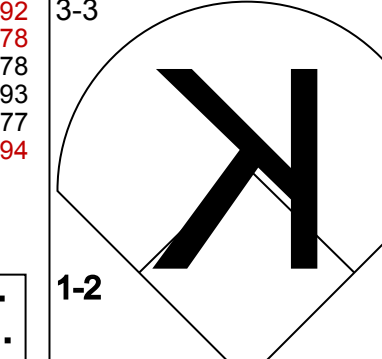
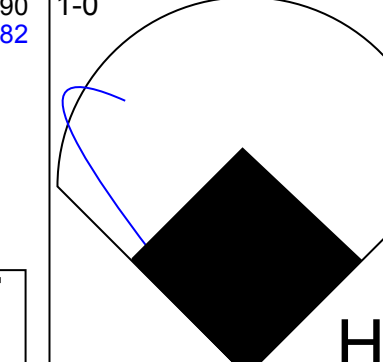
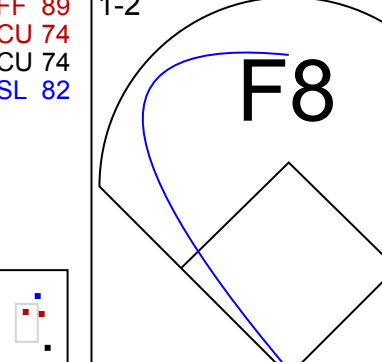
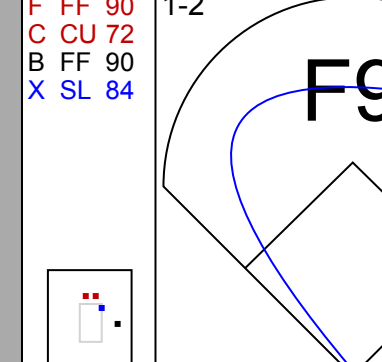
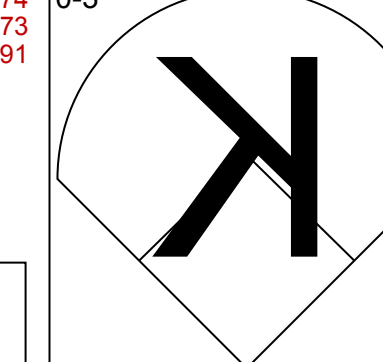
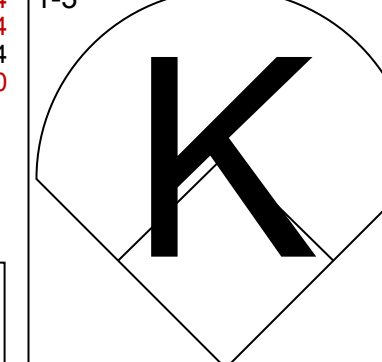
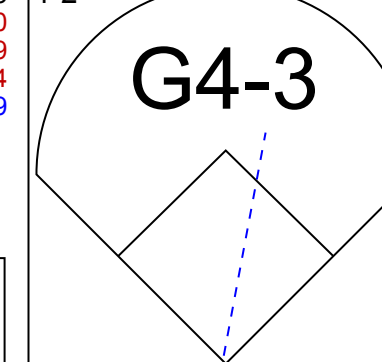
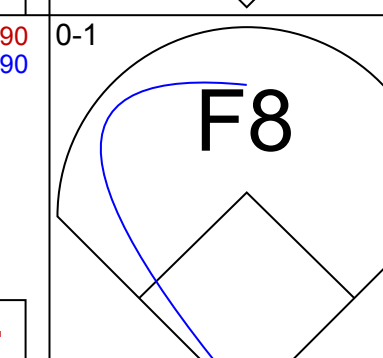
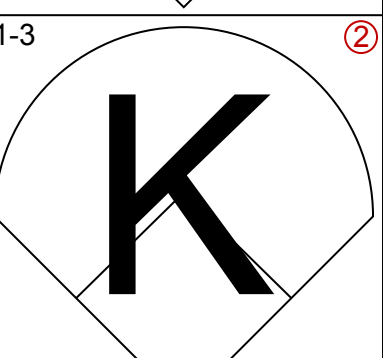
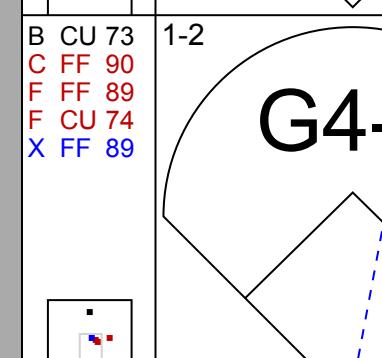
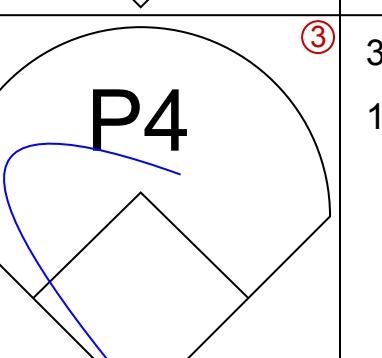


Batter	1	2	3	4	5	6	7	8	9	AB	R	H	RBI	BB	SO	LOB	TOP					
2 Denard Span, L (1, 8) OBP: 0.352, SLG: 0.391										4	1	0	0	1	1	2						
11 Ben Revere, L (1, 9) OBP: 0.355, SLG: 0.383										5	1	3	0	0	0	0						
7 Joe Mauer, L (1, 3) OBP: 0.416, SLG: 0.442										4	1	1	3	1	0	1						
33 Justin Morneau, L (1, 10) OBP: 0.332, SLG: 0.465										4	0	2	1	0	0	0						
18 Ryan Doumit, S (1, 2) OBP: 0.336, SLG: 0.456										4	0	1	0	0	0	3						
19 Darin Mastroianni, R (1, 7) OBP: 0.359, SLG: 0.413										3	0	1	0	0	1	2						
16 Josh Willingham, R (8, PH) OBP: 0.377, SLG: 0.547										1	0	0	0	0	0	2						
20 Brian Dozier, R (1, 6) OBP: 0.270, SLG: 0.332										4	0	1	0	0	2	3						
12 Alexi Casilla, S (1, 4) OBP: 0.263, SLG: 0.298										3	1	1	0	1	0	1						
8 Jamey Carroll, R (1, 5) OBP: 0.329, SLG: 0.291										4	2	2	1	0	0	3						
Inning Stats	R: 0 E: 0 K: 1 S: 8	H: 0 LOB: 0 BB: 0 P: 12	R: 0 E: 1 K: 1 S: 13	H: 2 LOB: 3 BB: 1 P: 23	R: 0 E: 0 K: 0 S: 7	H: 0 LOB: 0 BB: 0 P: 9	R: 0 E: 0 K: 1 S: 13	H: 1 LOB: 1 BB: 0 P: 20	R: 1 E: 2 K: 0 S: 12	H: 2 LOB: 1 BB: 0 P: 20	R: 0 E: 0 K: 0 S: 7	H: 1 LOB: 0 BB: 0 P: 9	R: 0 E: 0 K: 0 S: 6	H: 1 LOB: 0 BB: 0 P: 10	R: 1 E: 0 K: 0 S: 15	H: 1 LOB: 2 BB: 2 P: 25	R: 4 E: 0 K: 1 S: 16	H: 4 LOB: 0 BB: 0 P: 25	1B: 9 2B: 2 3B: 0 HR: 1	SF: 1 SAC: 0 DP: 2 HBP: 0	WP: 1 PB: 0 SB: 1 CS: 0	PA: 40
PITCHER	IP	WLS	BF	H	R	ER	SO	BB	IBB	HBP	BLK	WP	HR	S	P	ERA	WHIP					
11 Clay Buchholz, R (1, 1) ERA: 4.48	7.0		27	7	1	0	3	1	0	0	0	0	0	66	103	0.00	1.143					
30 Andrew Miller, L (8, 1) ERA: 3.25	0.0		3	1	1	1	0	2	0	0	0	0	0	7	15	∞	∞					
91 Alfredo Aceves, R (8, 1) ERA: 4.37	1.2	L	9	4	4	4	1	0	0	0	0	1	1	23	34	21.60	2.400					
32 Craig Breslow, L (9, 1) ERA: 2.53	0.1		1	0	0	0	0	0	0	0	0	0	0	1	1	0.00	0.000					

Minnesota Twins @ Boston Red Sox
Fenway Park, Boston, MA
Sat Aug 04 2012, 7:14 PM - 10:34 PM EDT
Att: 37,914 - Partly Cloudy - 79 F


AB 36
R 6
H 12
RBI 5
BB 3
SO 4
LOB 17



Batter	1	2	3	4	5	6	7	8	9	AB	R	H	RBI	BB	SO	LOB	BOTTOM					
55 Ryan Kalish, L (1, 8) OBP: 0.247, SLG: 0.235										2	1	0	0	1	1	0						
23 Pedro Ciriaco, R (8, PH) OBP: 0.346, SLG: 0.468										1	1	1	1	0	0	0						
2 Jacoby Ellsbury, L (9, 8) OBP: 0.322, SLG: 0.352										0	0	0	0	0	0	0						
13 Carl Crawford, L (1, 7) OBP: 0.299, SLG: 0.460										4	0	1	1	0	1	0						
15 Dustin Pedroia, R (1, 4) OBP: 0.318, SLG: 0.399										3	1	0	0	0	0	1						
28 Adrián González, L (1, 3) OBP: 0.345, SLG: 0.443										4	0	1	0	0	1	2						
7 Cody Ross, R (1, 9) OBP: 0.335, SLG: 0.514										4	0	1	1	0	0	2						
39 Jarrod Saltalamacchia, R (10) OBP: 0.290, SLG: 0.500										3	0	1	0	1	1	1						
3 Mike Aviles, R (1, 6) OBP: 0.279, SLG: 0.403										4	1	1	1	0	0	2						
10 Kelly Shoppach, R (1, 2) OBP: 0.340, SLG: 0.492										3	0	0	0	0	3	1						
20 Ryan Lavanway, R (9, PH) OBP: 0.200, SLG: 0.222										1	0	0	0	0	0	0						
5 Nick Punto, S (1, 5) OBP: 0.307, SLG: 0.278										3	0	0	0	0	1	1						
64 Will Middlebrooks, R (9, PH) OBP: 0.318, SLG: 0.502										1	0	0	0	0	0	0						
Inning Stats	R: 1 E: 0 K: 0 S: 10	H: 1 LOB: 1 BB: 1 P: 18	R: 1 E: 0 K: 1 S: 9	H: 1 LOB: 0 BB: 0 P: 13	R: 0 E: 0 K: 0 S: 6	H: 0 LOB: 0 BB: 0 P: 10	R: 0 E: 0 K: 0 S: 8	H: 0 LOB: 1 BB: 1 P: 15	R: 0 E: 0 K: 3 S: 9	H: 0 LOB: 0 BB: 0 P: 12	R: 0 E: 0 K: 0 S: 15	H: 1 LOB: 1 BB: 0 P: 22	R: 0 E: 0 K: 1 S: 15	H: 1 LOB: 0 BB: 0 P: 19	R: 2 E: 0 K: 3 S: 13	H: 2 LOB: 1 BB: 0 P: 21	R: 0 E: 0 K: 0 S: 6	H: 0 LOB: 0 BB: 0 P: 9	1B: 3 2B: 1 3B: 0 HR: 2	SF: 0 SAC: 0 DP: 0 HBP: 1	WP: 1 PB: 0 SB: 1 CS: 0	PA: 36
PITCHER	IP	WLS	BF	H	R	ER	SO	BB	IBB	HBP	BLK	WP	HR	S	P	ERA	WHIP					
38 Cole De Vries, R (1, 1) ERA: 3.81	7.0		27	4	2	2	5	2	0	0	0	0	1	8	13	27.00	1.500					
15 Glen Perkins, L (8, 1) ERA: 3.17	0.2		4	1	2	2	2	0	0	1	0	0	0	1	8	13	27.00	1.500				
31 Alex Burnett, R (8, 1) ERA: 2.81	0.1	W	2	1	0	0	1	0	0	0	0	1	0	5	8	0.00	3.000					
61 Jared Burton, R (9, 1) ERA: 2.25	1.0	S	3	0	0	0	0	0	0	0	0	0	0	6	9	0.00	0.000					

Minnesota Twins @ Boston Red Sox
Fenway Park, Boston, MA
Sat Aug 04 2012, 7:14 PM - 10:34 PM EDT
Att: 37,914 - Partly Cloudy - 79 F

AB 33
R 4
H 6
RBI 4
BB 2
SO 8
LOB 10



Batter	1	2	3	4	5	6	7	8	9	AB	R	H	RBI	BB	SO	LOB	TOP					
11 Ben Revere, L (1.8) OBP: 0.354, SLG: 0.383			FC4-6 19 1B 1-2		SF8 3-H			K 1-2		3	0	1	1	0	1	2	Minnesota Twins @ Boston Red Sox Fenway Park, Boston, MA Sun Aug 05 2012, 1:38 PM - 4:51 PM EDT Att: 37,019 - Partly Cloudy - 89 F					
19 Darin Mastroianni, R (1.9) OBP: 0.346, SLG: 0.466					K 3-3			P6 3-1		4	0	1	0	0	2	2						
7 Joe Mauer, L (1.2) OBP: 0.413, SLG: 0.437			G1 1-2		G6-3 2-2			G6-3 1-2		4	0	0	0	0	1	4						
16 Josh Willingham, R (1.7) OBP: 0.378, SLG: 0.554					G6-3 3-2			L9 3-2		3	1	1	1	1	0	0						
33 Justin Morneau, L (1.3) OBP: 0.332, SLG: 0.461					G4-3 1-0			F8 1-2		3	1	0	0	1	0	2						
18 Ryan Doumit, S (1.10) OBP: 0.338, SLG: 0.466					G6-3 1-1			G3 1-2		3	1	0	0	1	0	0						
20 Brian Dozier, R (1.6) OBP: 0.267, SLG: 0.328					1B 1-1			K 3-3		4	0	0	0	0	1	1						
12 Alexi Casilla, S (1.4) OBP: 0.263, SLG: 0.294					K 3-3			G4-3 0-2		3	1	0	0	1	1	0						
8 Jamey Carroll, R (1.5) OBP: 0.331, SLG: 0.295					G6-3 4-1			K 1-3		3	0	1	0	1	1	1						
Inning Stats	R: 0 E: 0 K: 2 S: 17	H: 1 LOB: 2 BB: 1 P: 26	R: 0 E: 0 K: 1 S: 9	H: 0 LOB: 0 BB: 0 P: 16	R: 0 E: 0 K: 0 S: 9	H: 1 LOB: 1 BB: 1 P: 15	R: 0 E: 0 K: 0 S: 9	H: 1 LOB: 1 BB: 0 P: 14	R: 1 E: 0 K: 1 S: 10	H: 0 LOB: 0 BB: 1 P: 20	R: 0 E: 0 K: 0 S: 9	H: 0 LOB: 0 BB: 0 P: 15	R: 0 E: 0 K: 1 S: 9	H: 0 LOB: 0 BB: 0 P: 13	R: 0 E: 0 K: 1 S: 11	H: 1 LOB: 0 BB: 0 P: 17	R: 3 E: 0 K: 1 S: 13	H: 2 LOB: 0 BB: 1 P: 23	1B: 3 2B: 1 3B: 0 HR: 2	SF: 1 SAC: 0 DP: 0 HBP: 0	WP: 0 PB: 0 SB: 2 CS: 0	PA: 36
PITCHER	IP WLS BF H R ER SO BB IBB HBP BLK WP HR S P ERA WHIP																					
46 Franklin Morales, L (1.1) ERA: 3.14	6.0 W 23 3 1 1 4 3 0 0 0 0 0 63 106 1.50 1.000																					
37 Mark Melancon, R (7.1) ERA: 7.46	1.2 H 6 1 0 0 2 0 0 0 0 0 0 16 25 0.00 0.600																					
32 Craig Breslow, L (8.1) ERA: 2.51	0.1 1 0 0 0 0 0 0 0 0 0 0 4 5 0.00 0.000																					
44 Vicente Padilla, R (9.1) ERA: 4.62	0.0 3 2 3 3 0 1 0 0 0 0 2 6 14 = =																					
91 Alfredo Aceves, R (9.1) ERA: 4.28	1.0 S 3 0 0 0 1 0 0 0 0 0 0 7 9 0.00 0.000																					

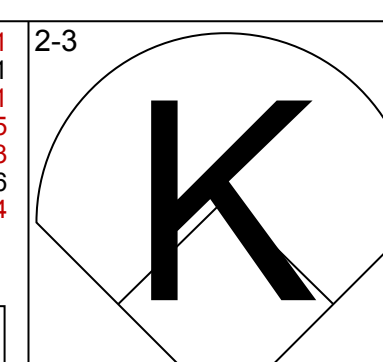
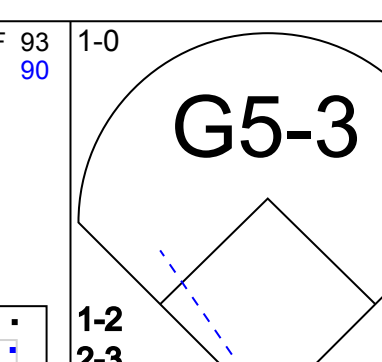
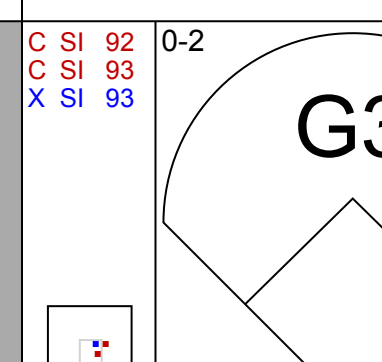
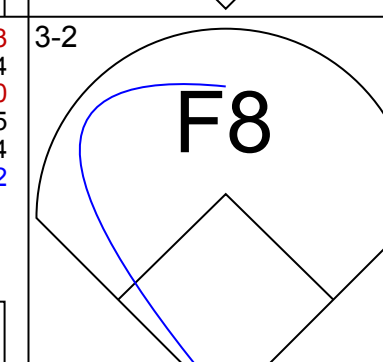
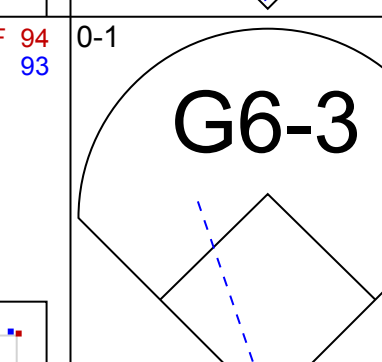

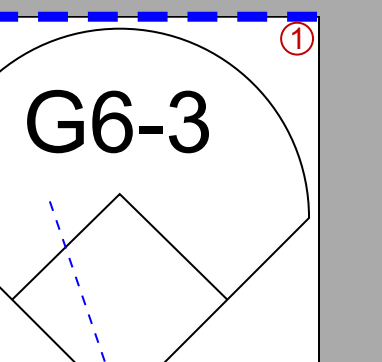
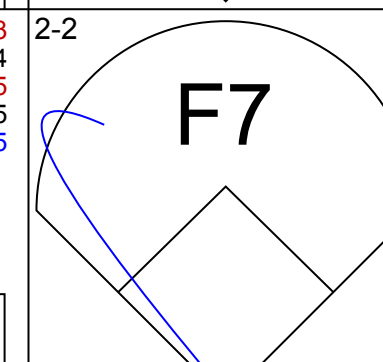
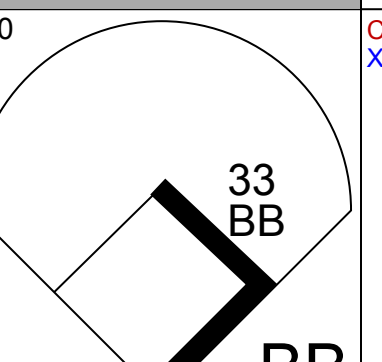

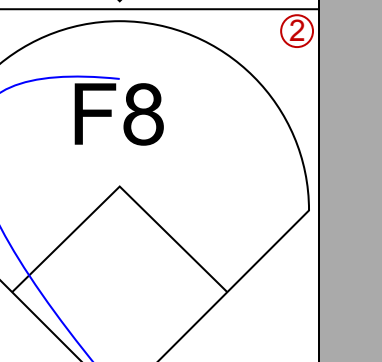
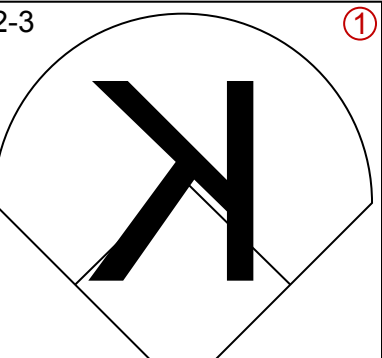
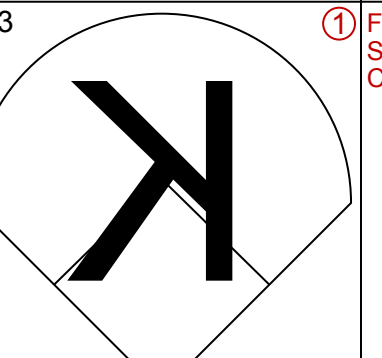

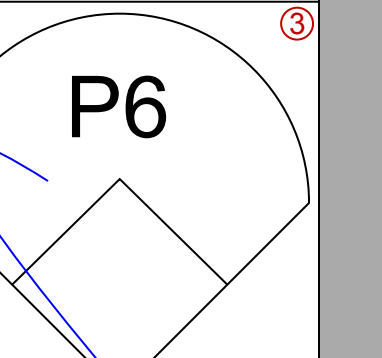
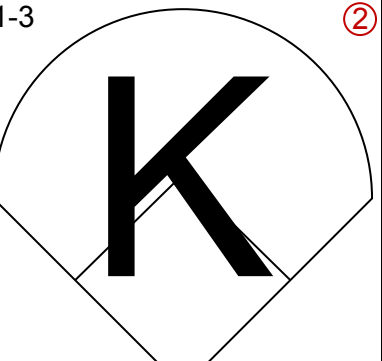

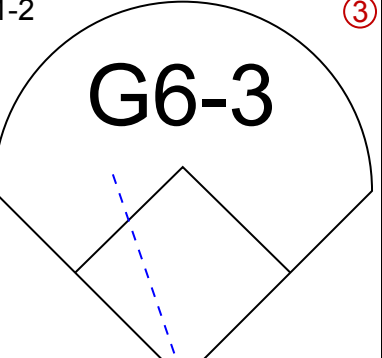
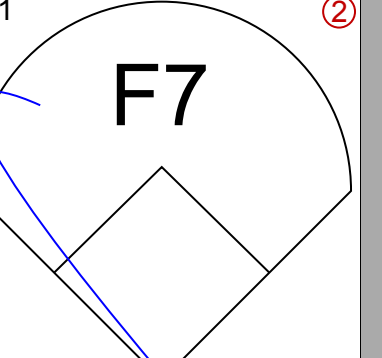

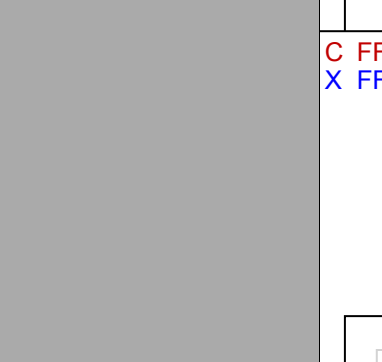
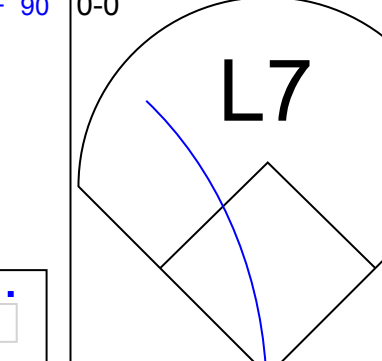
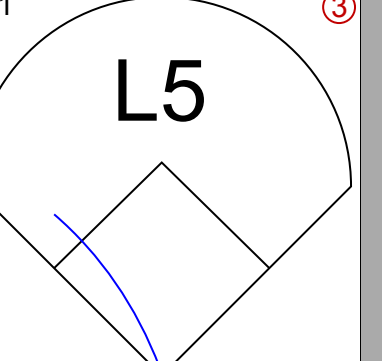

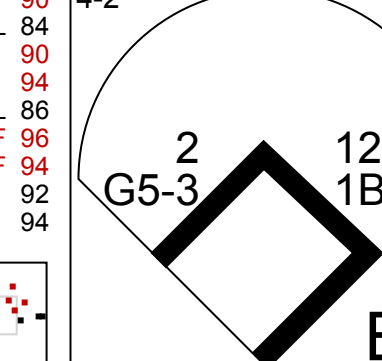
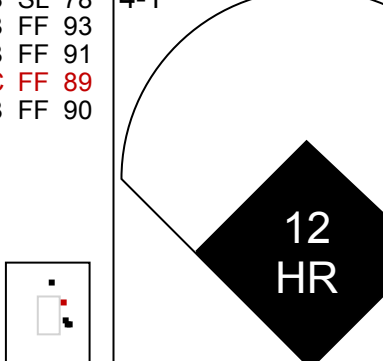

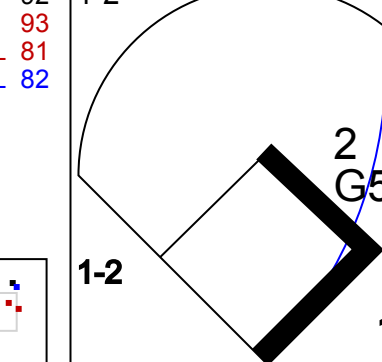
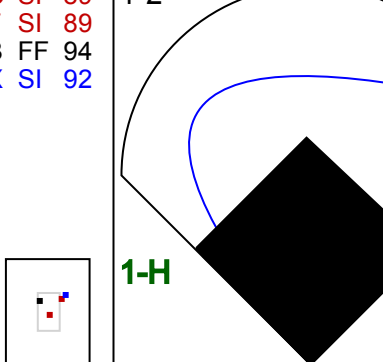
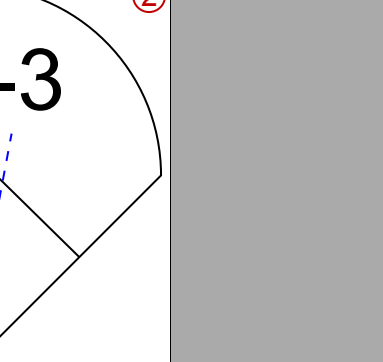
Batter	1	2	3	4	5	6	7	8	9	AB	R	H	RBI	BB	SO	LOB	BOTTOM			
2 Jacoby Ellsbury, L (1.8) OBP: 0.317, SLG: 0.357			15 1B 28 1B 1-3		P6 1-0			SF8 1-0		4	1	1	1	0	1	2	Minnesota Twins @ Boston Red Sox Fenway Park, Boston, MA Sun Aug 05 2012, 1:38 PM - 4:51 PM EDT Att: 37,019 - Partly Cloudy - 89 F			
13 Carl Crawford, L (1.7) OBP: 0.319, SLG: 0.471			G6-3 1-2		F9 2-2			L3 3-H		5	2	3	1	0	0	2				
15 Dustin Pedroia, R (1.4) OBP: 0.318, SLG: 0.397			28 1B 1-2		F9 0-0			G5-3 0-1		4	0	1	0	0	0	3				
28 Adrián González, L (1.3) OBP: 0.349, SLG: 0.452			28 1B 2-3		F9 0-1			G5-3 1-2		3	1	2	3	1	0	1				
7 Cody Ross, R (1.10) OBP: 0.338, SLG: 0.514			1B 3-H		HR 1-H			G5-3 1-2		4	0	2	1	0	0	2				
39 Jarrod Saltalamacchia, R (1.2) OBP: 0.287, SLG: 0.493			1B 3-H		HR 1-H			G5-3 1-2		4	0	2	1	0	0	2				
64 Will Middlebrooks, R (1.5) OBP: 0.321, SLG: 0.502			1B 3-H		HR 1-H			G5-3 1-2		4	0	2	0	0	1	0				
55 Ryan Kalish, L (1.9) OBP: 0.247, SLG: 0.250			1B 3-H		HR 1-H			G5-3 1-2		4	1	1	0	0	2	2				
3 Mike Aviles, R (1.6) OBP: 0.284, SLG: 0.405			1B 3-H		HR 1-H			G5-3 1-2		3	1	2	0	1	0	0				
Inning Stats	R: 0 E: 0 K: 1 S: 12	H: 1 LOB: 1 BB: 0 P: 17	R: 0 E: 0 K: 2 S: 14	H: 1 LOB: 0 BB: 0 P: 19	R: 2 E: 0 K: 0 S: 18	H: 4 LOB: 2 BB: 0 P: 25	R: 0 E: 0 K: 1 S: 7	H: 0 LOB: 0 BB: 0 P: 9	R: 2 E: 0 K: 0 S: 13	H: 3 LOB: 0 BB: 0 P: 20	R: 0 E: 0 K: 0 S: 14	H: 2 LOB: 2 BB: 0 P: 19	R: 1 E: 0 K: 0 S: 8	H: 2 LOB: 1 BB: 1 P: 14	R: 1 E: 0 K: 1 S: 11	H: 1 LOB: 1 BB: 1 P: 21	1B: 11 2B: 3 3B: 0 HR: 1	SF: 1 SAC: 0 DP: 1 HBP: 0	WP: 0 PB: 0 SB: 3 CS: 0	PA: 39
PITCHER	IP WLS BF H R ER SO BB IBB HBP BLK WP HR S P ERA WHIP																			
53 Nick Blackburn, R (1.1) ERA: 7.42	5.0 L 23 9 4 4 4 0 0 0 0 0 0 1 64 9.00 1.800																			
49 Jeff Manship, R (6.1) ERA: 9.95	2.0 10 4 1 1 0 0 1 0 0 0 0 22 33 4.50 2.000																			
67 Luis Perdomo, R (8.1) ERA: 5.4	1.0 5 1 1 1 1 1 0 0 0 0 0 11 21 9.00 2.000																			

AB	31
R	4
H	6
RBI	4
BB	4
SO	7
LOB	12



AB	35
R	6
H	14
RBI	6
BB	2
SO	5
LOB	16

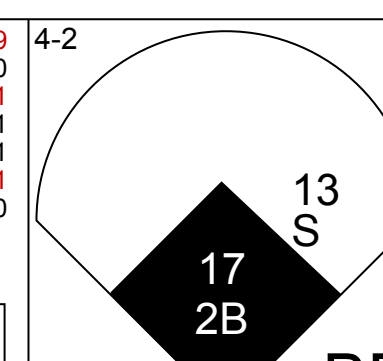
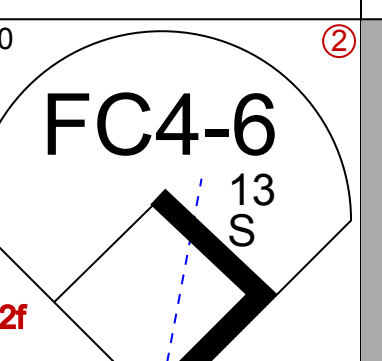
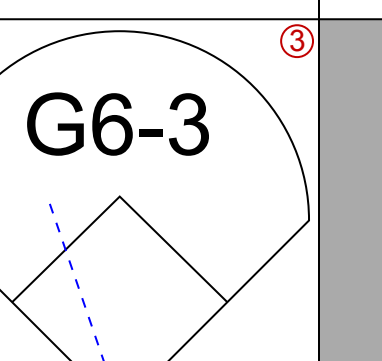
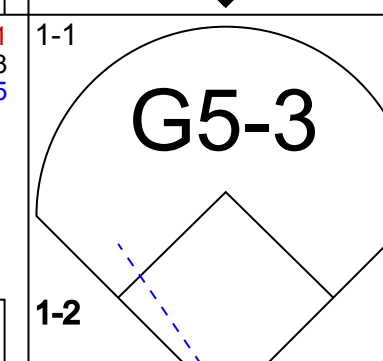
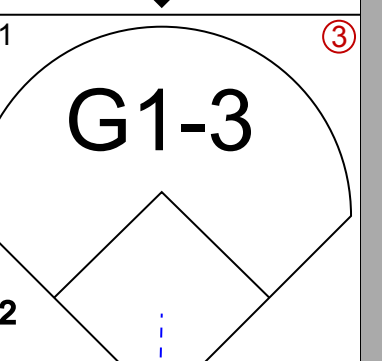

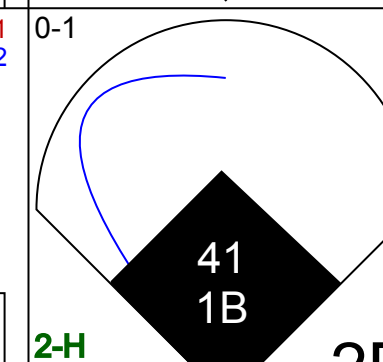
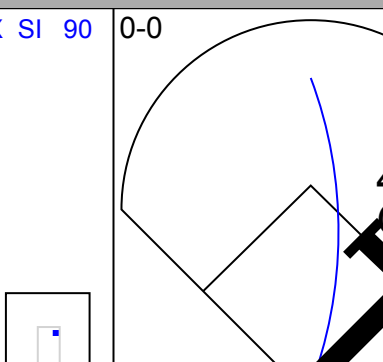
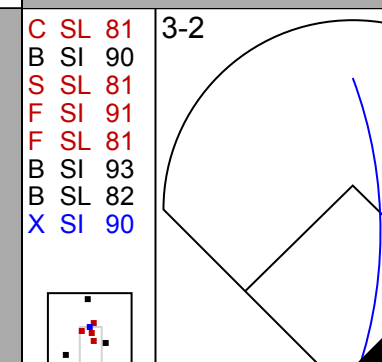
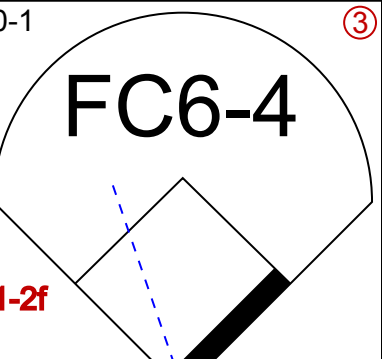
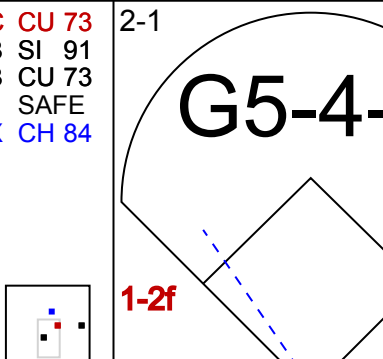
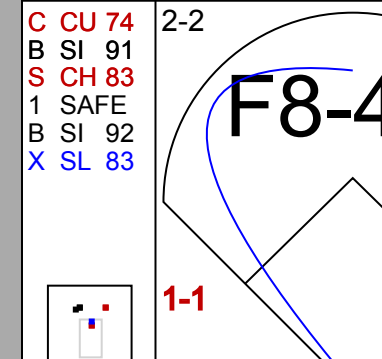
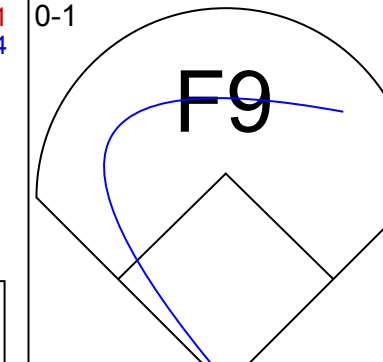

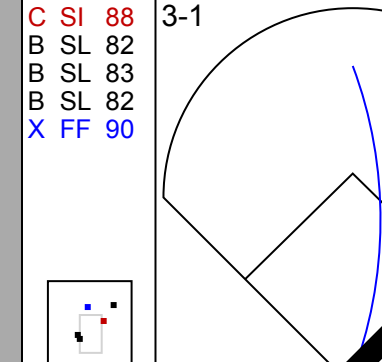
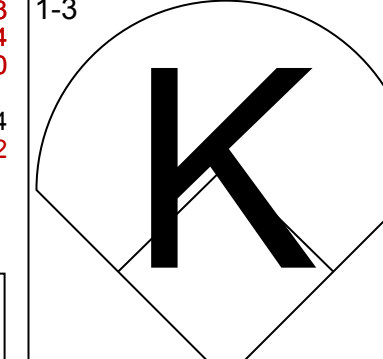
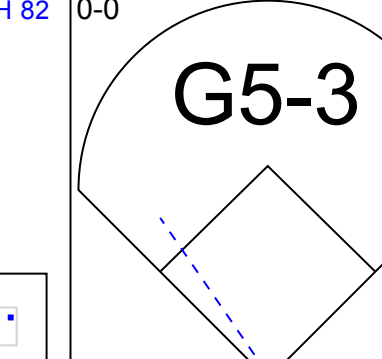
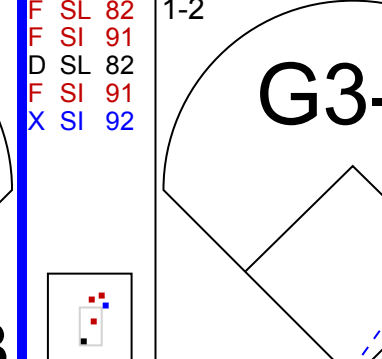
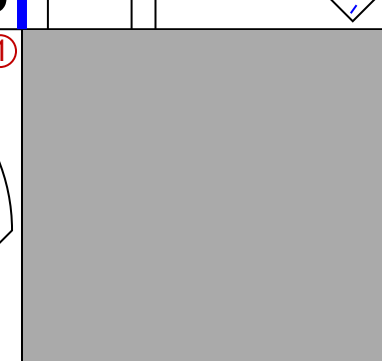
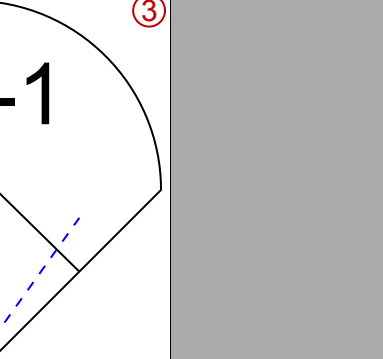
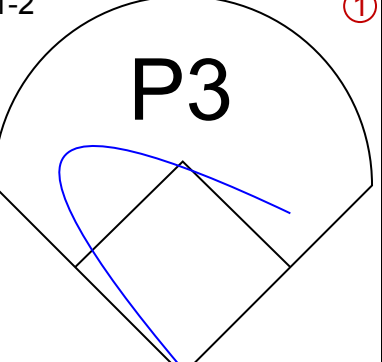
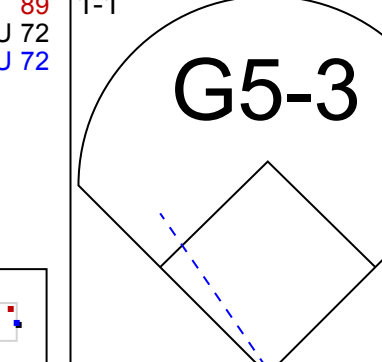

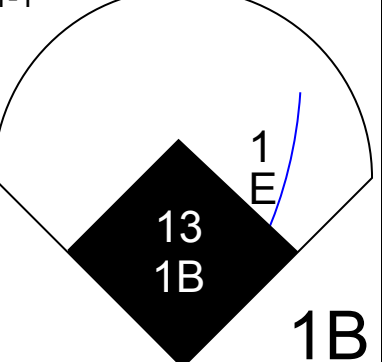


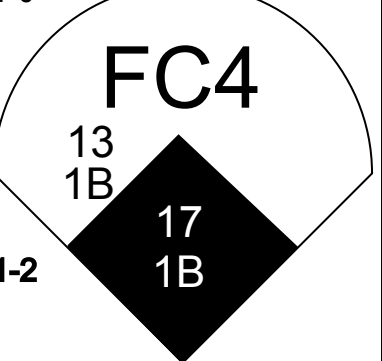
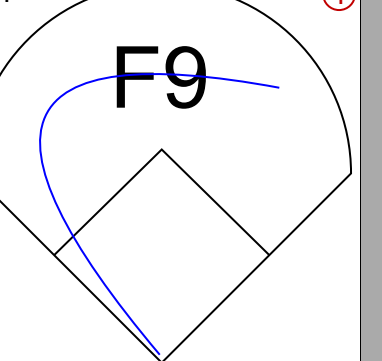


Batter	1	2	3	4	5	6	7	8	9	AB	R	H	RBI	BB	SO	LOB	TOP										
2 Denard Span, L OBP: 0.351, SLG: 0.390										4	0	1	0	0	1	2											
11 Ben Revers, L OBP: 0.356, SLG: 0.382										4	0	0	0	0	1	3											
7 Joe Mauer, L OBP: 0.413, SLG: 0.438										3	0	0	0	1	0	1											
16 Josh Willingham, R OBP: 0.376, SLG: 0.549										4	0	0	0	0	3	2											
33 Justin Morneau, L OBP: 0.332, SLG: 0.472										3	0	0	0	1	2	0											
18 Ryan Doumit, S OBP: 0.343, SLG: 0.485										4	0	1	0	0	0	2											
1 Tsuyoshi Nishioka, S (1.4)										4	0	0	0	0	0	3											
20 Brian Dozier, R OBP: 0.274, SLG: 0.327										2	1	0	0	2	0	1											
12 Alexi Casilla, S OBP: 0.267, SLG: 0.313										3	1	2	2	0	0	0											
Inning Stats	R: 0 E: 0 K: 1 S: 11	H: 0 LOB: 0 BB: 0 P: 18	R: 0 E: 0 K: 2 S: 11	H: 0 LOB: 0 BB: 0 P: 15	R: 0 E: 0 K: 0 S: 12	H: 1 LOB: 2 BB: 1 P: 18	R: 0 E: 0 K: 1 S: 7	H: 0 LOB: 2 BB: 2 P: 16	R: 2 E: 0 K: 2 S: 15	H: 2 LOB: 1 BB: 1 P: 25	R: 0 E: 0 K: 1 S: 9	H: 0 LOB: 0 BB: 0 P: 10	R: 0 E: 0 K: 0 S: 8	H: 0 LOB: 0 BB: 0 P: 9	R: 0 E: 0 K: 0 S: 9	H: 1 LOB: 1 BB: 0 P: 12	1B: 2 2B: 1 3B: 0 HR: 1	SF: 0 SAC: 0 DP: 0 HBP: 0	WP: 0 PB: 0 SB: 0 CS: 0	PA: 35							
PITCHER	IP	WLS	BF	H	R	ER	SO	BB	IBB	HBP	BLK	WP	HR	S	P	ERA	WHIP										
63 Justin Masterson, R ERA: 4.68	7.0	W	28	3	2	2	7	4	0	0	0	0	1	73	111	2.57	1.000										
52 Vinny Pectano, R ERA: 1.26	1.0		3	0	0	0	0	0	0	0	0	0	0	9	11	0.00	0.000										
32 Esmil Rogers, R ERA: 5.24	1.0		4	1	0	0	0	0	0	0	0	0	0	9	12	0.00	1.000										

Minnesota Twins @ Cleveland Indians
Progressive Field, Cleveland, OH
 Wed Aug 08 2012, 12:10 PM - 2:34 PM EDT
 Att: 18,805 - Partly Cloudy - 83 F

AB 31
R 2
H 4
RBI 2
BB 4
SO 7
LOB 14



Batter	1	2	3	4	5	6	7	8	9	AB	R	H	RBI	BB	SO	LOB	BOTTOM										
22 Jason Kipnis, L OBP: 0.335, SLG: 0.386										3	1	0	1	1	1	4											
13 Asdrúbal Cabrera, S OBP: 0.346, SLG: 0.453										4	0	1	1	0	0	3											
17 Shin-Soo Choo, L OBP: 0.376, SLG: 0.481										4	1	4	2	0	0	0											
41 Carlos Santana, S OBP: 0.363, SLG: 0.407										4	0	1	1	0	0	4											
23 Michael Brantley, L OBP: 0.347, SLG: 0.423										4	0	1	0	0	1	1											
47 Shelley Duncan, R OBP: 0.319, SLG: 0.431										3	0	1	0	0	1	1											
12 Ezequiel Carrera, L OBP: 0.381, SLG: 0.714										1	1	0	0	0	0	1											
6 Lou Marson, R OBP: 0.340, SLG: 0.331										3	0	0	0	0	0	0											
35 Casey Kotchman, L OBP: 0.291, SLG: 0.353										3	2	2	1	1	0	1											
1 Brent Lillibridge, R OBP: 0.215, SLG: 0.198										4	1	1	0	0	0	3											
Inning Stats	R: 2 E: 0 K: 1 S: 15	H: 2 LOB: 1 BB: 1 P: 21	R: 2 E: 1 K: 1 S: 15	H: 3 LOB: 2 BB: 0 P: 20	R: 0 E: 0 K: 0 S: 5	H: 0 LOB: 0 BB: 0 P: 7	R: 0 E: 0 K: 0 S: 6	H: 1 LOB: 1 BB: 0 P: 9	R: 0 E: 0 K: 1 S: 6	H: 1 LOB: 0 BB: 0 P: 9	R: 2 E: 0 K: 0 S: 10	H: 2 LOB: 1 BB: 0 P: 15	R: 0 E: 0 K: 0 S: 14	H: 2 LOB: 1 BB: 0 P: 23	R: 0 E: 0 K: 0 S: 8	H: 0 LOB: 1 BB: 1 P: 17	1B: 8 2B: 4 3B: 0 HR: 0	SF: 1 SAC: 1 DP: 2 HBP: 0	WP: 0 PB: 0 SB: 3 CS: 0	PA: 37							
PITCHER	IP	WLS	BF	H	R	ER	SO	BB	IBB	HBP	BLK	WP	HR	S	P	ERA	WHIP										
52 Brian Duensing, L ERA: 4.46	7.0	L	33	11	6	4	0	0	0	0	0	0	0	71	104	5.14	1.714										
50 Casey Fien, R ERA: 1.26	1.0		4	0	0	0	0	1	0	0	0	0	0	8	17	0.00	1.000										

Minnesota Twins @ Cleveland Indians
Progressive Field, Cleveland, OH
 Wed Aug 08 2012, 12:10 PM - 2:34 PM EDT
 Att: 18,805 - Partly Cloudy - 83 F

AB 33
R 6
H 11
RBI 6
BB 2
SO 3
LOB 18



Batter	1	2	3	4	5	6	7	8	9	10	AB	R	H	RBI	BB	SO	LOB	TOP				
8 Desmond Jennings, R (1, 7) OBP: 0.313, SLG: 0.389											4	2	2	1	1	1	0	Tampa Bay Rays @ Minnesota Twins Target Field, Minneapolis, MN Sun Aug 12 2012, 1:13 PM - 4:34 PM CDT Att: 35,327 - Overcast - 68 F				
2 B.J. Upton, R (1, 8) OBP: 0.301, SLG: 0.392										3	1	0	0	2	1	2						
18 Ben Zobrist, S (1, 9) OBP: 0.373, SLG: 0.444										4	0	2	0	0	1	1						
3 Evan Longoria, R (1, 10) OBP: 0.407, SLG: 0.505										4	0	1	0	1	1	2						
5 Sam Fuld, L (10, PR) OBP: 0.324, SLG: 0.343										0	1	0	0	0	0	0						
7 Jeff Keppinger, R (1, 5) OBP: 0.377, SLG: 0.445										5	1	2	2	0	0	3						
23 Carlos Pena, L (1, 3) OBP: 0.322, SLG: 0.348										4	1	0	0	0	1	1						
19 Ryan Roberts, R (1, 4) OBP: 0.313, SLG: 0.353										4	1	3	2	1	1	0						
1 Sean Rodriguez, R (1, 6) OBP: 0.275, SLG: 0.325										3	0	1	1	0	1	1						
20 Matt Joyce, L (10, PH) OBP: 0.376, SLG: 0.496										0	0	0	0	0	0	0						
9 Elliot Johnson, S (10, 6) OBP: 0.314, SLG: 0.342										4	0	0	0	0	1	5						
59 Jose Lobaton, S (1, 2) OBP: 0.335, SLG: 0.313										4	0	0	0	0	1	5						
Inning Stats	R: 1 E: 0 K: 0 S: 12	H: 2 LOB: 0 BB: 0 P: 16	R: 1 E: 0 K: 2 S: 9	H: 1 LOB: 0 BB: 0 P: 13	R: 0 E: 0 K: 1 S: 8	H: 0 LOB: 1 BB: 1 P: 14	R: 0 E: 0 K: 0 S: 7	H: 1 LOB: 0 BB: 0 P: 8	R: 1 E: 0 K: 0 S: 8	H: 2 LOB: 1 BB: 1 P: 16	R: 0 E: 0 K: 0 S: 12	H: 1 LOB: 1 BB: 0 P: 17	R: 0 E: 0 K: 0 S: 8	H: 1 LOB: 1 BB: 0 P: 16	R: 0 E: 0 K: 0 S: 10	H: 0 LOB: 2 BB: 1 P: 17	R: 4 E: 0 K: 0 S: 16	H: 3 LOB: 3 BB: 2 P: 32	1B: 5 2B: 5 3B: 0 HR: 2	SF: 0 SAC: 2 DP: 3 HBP: 2	WP: 0 PB: 0 SB: 2 CS: 1	PA: 45
PITCHER	IP WLS BF H R ER SO BB IBB HBP BLK WP HR S P ERA WHIP	7.0 1.0 4.0 5.0 1.0 0.0 0.0 2.0 0.0 0.0 0.0 0.0 2.0 64 95 3.86 1.429	58 Scott Diamond, L ERA: 2.97	61 Jared Burton, R ERA: 2.15	15 Glen Perkins, L ERA: 3.04	31 Alex Burnett, R ERA: 3.25	64 Tyler Robertson, L ERA: 6.92	PITCHER	IP WLS BF H R ER SO BB IBB HBP BLK WP HR S P ERA WHIP	0.1 0.1 3.0 2.0 0.0 0.0 0.0 0.0 0.0 0.0 0.0 0.0 0.0 8 11 0.00 6.000	50 Casey Fien, R ERA: 1.15											

AB	36
R	7
H	12
RBI	7
BB	5
SO	8
LOB	15



Batter	1	2	3	4	5	6	7	8	9	10	AB	R	H	RBI	BB	SO	LOB	BOTTOM				
2 Denard Span, L (1, 8) OBP: 0.351, SLG: 0.397											3	1	1	0	0	0	1	Tampa Bay Rays @ Minnesota Twins Target Field, Minneapolis, MN Sun Aug 12 2012, 1:13 PM - 4:34 PM CDT Att: 35,327 - Overcast - 68 F				
11 Ben Revere, L (1, 9) OBP: 0.345, SLG: 0.369										5	0	0	0	0	0	3						
7 Joe Mauer, L (1, 2) OBP: 0.412, SLG: 0.437										4	0	1	1	1	1	1						
16 Josh Willingham, R (1, 10) OBP: 0.374, SLG: 0.544										4	1	1	0	1	2	2						
33 Justin Morneau, L (1, 3) OBP: 0.339, SLG: 0.460										4	1	2	2	1	1	1						
18 Ryan Doumit, S (1, 7) OBP: 0.339, SLG: 0.485										5	0	1	0	0	0	5						
12 Alexi Casilla, S (1, 4) OBP: 0.255, SLG: 0.297										5	0	0	0	0	0	6						
20 Brian Dozier, R (1, 6) OBP: 0.271, SLG: 0.332										4	0	0	0	0	0	1						
8 Jamey Carroll, R (1, 5) OBP: 0.333, SLG: 0.290										2	0	1	0	1	0	0						
Inning Stats	R: 0 E: 0 K: 0 S: 8	H: 0 LOB: 0 BB: 0 P: 14	R: 2 E: 1 K: 0 S: 12	H: 1 LOB: 0 BB: 0 P: 20	R: 1 E: 0 K: 1 S: 9	H: 2 LOB: 1 BB: 0 P: 12	R: 0 E: 0 K: 1 S: 9	H: 1 LOB: 1 BB: 0 P: 14	R: 0 E: 1 K: 0 S: 8	H: 0 LOB: 1 BB: 0 P: 10	R: 0 E: 0 K: 0 S: 6	H: 1 LOB: 1 BB: 0 P: 10	R: 0 E: 0 K: 1 S: 6	H: 0 LOB: 2 BB: 2 P: 17	R: 0 E: 0 K: 0 S: 7	H: 1 LOB: 1 BB: 0 P: 9	R: 0 E: 0 K: 1 S: 14		H: 1 LOB: 2 BB: 1 P: 22	1B: 4 2B: 2 3B: 0 HR: 1	SF: 0 SAC: 1 DP: 1 HBP: 0	WP: 0 PB: 0 SB: 2 CS: 0
PITCHER	IP WLS BF H R ER SO BB IBB HBP BLK WP HR S P ERA WHIP	7.0 1.0 5.0 4.0 1.0 0.0 0.0 2.0 1.0 0.0 0.0 0.0 0.0 6 9 2.57 0.857	33 James Shields, R ERA: 4.02	62 Joel Peralta, R ERA: 3.50	43 Kyle Farnsworth, R ERA: 4.26	39 J.P. Howell, L ERA: 2.81	56 Fernando Rodney, R ERA: 0.83	PITCHER	IP WLS BF H R ER SO BB IBB HBP BLK WP HR S P ERA WHIP	1.1 0.1 3.0 2.0 0.0 0.0 0.0 0.0 0.0 0.0 0.0 0.0 0.0 8 11 0.00 0.000												


AB	38
R	3
H	7
RBI	3
BB	4
SO	4
LOB	22



Batter	1	2	3	4	5	6	7	8	9	AB	R	H	RBI	BB	SO	LOB	TOP								
14 Austin Jackson, R OBP: 0.397, SLG: 0.514										4	1	1	0	1	2	2									
12 Andy Dirks, L OBP: 0.383, SLG: 0.506										4	1	1	0	0	0	3									
24 Miguel Cabrera, R OBP: 0.386, SLG: 0.579										4	0	1	1	0	1	1									
28 Prince Fielder, L OBP: 0.399, SLG: 0.508										3	0	0	0	1	1	2									
13 Alex Avila, L OBP: 0.364, SLG: 0.408										4	0	0	0	0	2	4									
21 Delmon Young, R OBP: 0.294, SLG: 0.395										4	0	1	1	0	0	0									
26 Brennan Boesch, L 18 Jeff Baker, R OBP: 0.303, SLG: 0.444										2	1	0	0	1	2	0									
27 Jhonny Peralta, R OBP: 0.329, SLG: 0.414										2	0	1	1	2	0	0									
4 Omar Infante, R OBP: 0.313, SLG: 0.448										4	0	1	0	0	0	2									
Inning Stats	R: 0 E: 0 K: 1 S: 7	H: 0 LOB: 2 BB: 2 P: 20	R: 0 E: 0 K: 1 S: 8	H: 0 LOB: 1 BB: 1 P: 16	R: 0 E: 0 K: 0 S: 6	H: 0 LOB: 0 BB: 0 P: 8	R: 0 E: 0 K: 2 S: 7	H: 0 LOB: 0 BB: 0 P: 9	R: 1 E: 0 K: 1 S: 10	H: 2 LOB: 1 BB: 1 P: 19	R: 0 E: 0 K: 0 S: 6	H: 0 LOB: 1 BB: 1 P: 8	R: 0 E: 0 K: 1 S: 8	H: 0 LOB: 1 BB: 1 P: 14	R: 2 E: 0 K: 1 S: 16	H: 4 LOB: 2 BB: 0 P: 23	R: 0 E: 0 K: 1 S: 9	H: 0 LOB: 0 BB: 0 P: 12	1B: 4 2B: 3 3B: 0 HR: 0	SF: 0 SAC: 0 DP: 1 HBP: 0	WP: 0 PB: 0 SB: 0 CS: 0	PA: 37			
PITCHER	IP	WLS	BF	H	R	ER	SO	BB	IBB	HBP	BLK	WP	HR	S	P	ERA	WHIP								
21 Samuel Deduno, R ERA: 3.38	7.0	W	30	5	3	3	6	5	0	0	0	0	0	58	103	3.86	1.429								
64 Tyler Robertson, L ERA: 6.59	0.2		3	1	0	0	1	0	0	0	0	0	0	8	11	0.00	1.500								
60 Jeff Gray, R ERA: 5.05	1.1		4	0	0	0	1	0	0	0	0	0	0	11	15	0.00	0.000								

Detroit Tigers @ Minnesota Twins
Target Field, Minneapolis, MN
Mon Aug 13 2012, 7:11 PM - 10:15 PM CDT
Att: 34,366 - Partly Cloudy - 80 F


AB 32
R 3
H 6
RBI 3
BB 5
SO 8
LOB 16



Batter	1	2	3	4	5	6	7	8	9	AB	R	H	RBI	BB	SO	LOB	BOTTOM								
11 Ben Revere, L OBP: 0.346, SLG: 0.369										5	1	2	0	0	0	2									
19 Darin Mastroianni, R OBP: 0.361, SLG: 0.444										5	1	3	3	0	1	1									
7 Joe Mauer, L OBP: 0.416, SLG: 0.440										4	2	3	0	1	0	1									
16 Josh Willingham, R OBP: 0.377, SLG: 0.545										3	1	2	1	1	0	1									
33 Justin Morneau, L OBP: 0.338, SLG: 0.476										5	0	1	1	0	0	5									
18 Ryan Doumit, S OBP: 0.343, SLG: 0.497										4	2	3	3	0	1	2									
24 Trevor Plouffe, R OBP: 0.325, SLG: 0.517										4	0	0	0	0	1	2									
8 Jamey Carroll, R OBP: 0.337, SLG: 0.295										4	1	3	0	0	0	0									
12 Alexi Casilla, S OBP: 0.255, SLG: 0.300										4	1	1	1	0	2	3									
Inning Stats	R: 0 E: 0 K: 0 S: 9	H: 1 LOB: 1 BB: 0 P: 12	R: 0 E: 0 K: 0 S: 13	H: 2 LOB: 2 BB: 0 P: 19	R: 1 E: 0 K: 1 S: 21	H: 3 LOB: 0 BB: 0 P: 30	R: 0 E: 0 K: 1 S: 6	H: 0 LOB: 0 BB: 0 P: 8	R: 1 E: 0 K: 0 S: 11	H: 3 LOB: 1 BB: 1 P: 17	R: 3 E: 0 K: 1 S: 17	H: 4 LOB: 0 BB: 0 P: 23	R: 3 E: 0 K: 1 S: 22	H: 3 LOB: 1 BB: 1 P: 31	R: 1 E: 0 K: 1 S: 12	H: 2 LOB: 1 BB: 0 P: 19	1B: 15 2B: 1 3B: 0 HR: 2	SF: 1 SAC: 0 DP: 1 HBP: 0	WP: 1 PB: 0 SB: 2 CS: 1	PA: 41					
PITCHER	IP	WLS	BF	H	R	ER	SO	BB	IBB	HBP	BLK	WP	HR	S	P	ERA	WHIP								
19 Anibal Sanchez, R ERA: 4.52	5.1	L	27	12	8	5	3	1	0	0	0	0	0	5	7	0.00	1.500								
40 Phil Coke, L ERA: 3.86	0.2		2	1	0	0	0	0	0	0	0	0	0	5	7	0.00	1.500								
64 Duane Below, L ERA: 3.88	1.0		7	3	3	3	1	1	0	0	0	0	1	22	31	27.00	4.000								
53 Joaquin Benoit, R ERA: 3.53	0.2		4	2	1	1	1	0	0	0	0	0	0	11	18	13.50	3.000								
38 Darin Downs, L ERA: 2.03	0.1		1	0	0	0	0	0	0	0	0	0	0	1	1	0.00	0.000								

Detroit Tigers @ Minnesota Twins
Target Field, Minneapolis, MN
Mon Aug 13 2012, 7:11 PM - 10:15 PM CDT
Att: 34,366 - Partly Cloudy - 80 F

AB 38
R 9
H 18
RBI 9
BB 2
SO 5
LOB 17




Batter	1	2	3	4	5	6	7	8	9	AB	R	H	RBI	BB	SO	LOB	TOP								
14 Austin Jackson, R OBP: 0.400, SLG: 0.515										3	1	1	1	2	0	2									
4 Omar Infante, R OBP: 0.314, SLG: 0.453										5	3	2	0	0	0	2									
24 Miguel Cabrera, R OBP: 0.388, SLG: 0.581										5	1	3	2	0	1	3									
28 Prince Fielder, L OBP: 0.397, SLG: 0.504										4	0	0	0	1	1	4									
27 Jhonny Peralta, R OBP: 0.328, SLG: 0.411										5	0	1	2	0	2	3									
21 Delmon Young, R OBP: 0.296, SLG: 0.397										5	0	2	1	0	0	3									
18 Jeff Baker, R OBP: 0.297, SLG: 0.434										3	0	0	0	0	1	1	AB 39								
52 Quintin Berry, L OBP: 0.353, SLG: 0.374										1	0	0	0	0	2		R 8								
12 Andy Dirks, L OBP: 0.394, SLG: 0.526										3	2	2	1	2	0	0	H 13								
9 Gerald Laird, R OBP: 0.351, SLG: 0.410										5	1	2	1	0	0	3	RBI 8								
	R: 2 E: 0 K: 1 S: 15	H: 2 LOB: 1 BB: 1 P: 23	R: 2 E: 0 K: 0 S: 12	H: 3 LOB: 1 BB: 0 P: 15	R: 0 E: 0 K: 2 S: 10	H: 1 LOB: 1 BB: 0 P: 18	R: 0 E: 0 K: 0 S: 10	H: 0 LOB: 1 BB: 0 P: 16	R: 0 E: 0 K: 1 S: 8	H: 1 LOB: 0 BB: 0 P: 12	R: 1 E: 0 K: 0 S: 5	H: 1 LOB: 0 BB: 0 P: 7	R: 1 E: 0 K: 1 S: 13	H: 2 LOB: 0 BB: 0 P: 16	R: 0 E: 0 K: 0 S: 7	H: 2 LOB: 2 BB: 1 P: 15	R: 2 E: 2 K: 0 S: 20	H: 1 LOB: 3 BB: 2 P: 38	1B: 7 2B: 3 3B: 2 HR: 1	SF: 0 SAC: 1 DP: 1 HBP: 0	WP: 0 PB: 0 SB: 0 CS: 0	PA: 45			
PITCHER	IP	WLS	BF	H	R	ER	SO	BB	IBB	HBP	BLK	WP	HR	S	P	ERA	WHIP								
52 Brian Duensing, L ERA: 4.69	6.0	L	28	8	5	5	4	2	0	0	0	0	1	60	91	7.50	1.667								
50 Casey Fien, R ERA: 1.59	7.1		7	3	1	1	1	0	1	0	0	0	0	15	24	6.75	2.250								
31 Alex Burnett, R ERA: 3.19	1.0		7	2	2	0	0	0	1	0	0	0	0	18	31	0.00	2.000								
67 Luis Perdomo, R ERA: 1.5	0.2		3	0	0	0	0	0	1	0	0	0	0	7	14	0.00	0.000								
Batter	1	2	3	4	5	6	7	8	9	AB	R	H	RBI	BB	SO	LOB	BOTTOM								
11 Ben Revere, L OBP: 0.346, SLG: 0.370										5	1	2	0	0	0	2									
19 Darin Mastroianni, R OBP: 0.352, SLG: 0.452										3	1	0	1	0	0	2									
7 Joe Mauer, L OBP: 0.415, SLG: 0.437										3	0	0	0	1	1	3									
16 Josh Willingham, R OBP: 0.376, SLG: 0.550										4	1	1	3	0	2	2									
33 Justin Morneau, L OBP: 0.337, SLG: 0.477										4	0	1	0	0	1	0									
18 Ryan Doumit, S OBP: 0.342, SLG: 0.497										4	0	1	0	0	0	1									
24 Trevor Plouffe, R OBP: 0.321, SLG: 0.509										4	0	0	0	0	1	1	AB 34								
8 Jamey Carroll, R OBP: 0.334, SLG: 0.292										4	1	0	0	0	2	1	R 4								
12 Alexi Casilla, S OBP: 0.259, SLG: 0.300										3	0	1	0	1	1	2	H 6								
	R: 0 E: 0 K: 0 S: 11	H: 1 LOB: 1 BB: 0 P: 13	R: 0 E: 0 K: 0 S: 6	H: 0 LOB: 0 BB: 0 P: 10	R: 4 E: 2 K: 1 S: 17	H: 2 LOB: 0 BB: 0 P: 23	R: 0 E: 0 K: 2 S: 11	H: 1 LOB: 1 BB: 0 P: 14	R: 0 E: 0 K: 1 S: 6	H: 0 LOB: 0 BB: 1 P: 13	R: 0 E: 0 K: 1 S: 7	H: 0 LOB: 0 BB: 0 P: 11	R: 0 E: 0 K: 1 S: 12	H: 0 LOB: 1 BB: 1 P: 19	R: 0 E: 0 K: 1 S: 12	H: 1 LOB: 1 BB: 0 P: 17	R: 0 E: 0 K: 1 S: 17	H: 1 LOB: 1 BB: 0 P: 22	1B: 3 2B: 2 3B: 0 HR: 1	SF: 0 SAC: 1 DP: 0 HBP: 0	WP: 0 PB: 0 SB: 0 CS: 0	PA: 37			
PITCHER	IP	WLS	BF	H	R	ER	SO	BB	IBB	HBP	BLK	WP	HR	S	P	ERA	WHIP								
58 Doug Fister, R ERA: 3.24	8.0		33	5	4	4	0	2	0	0	0	0	0	17	20	0.00	0.875								
46 Jose Valverde, R ERA: 3.7	1.0		4	1	0	0	1	0	0	0	0	0	0	17	22	0.00	1.000								

Detroit Tigers @ Minnesota Twins
Target Field, Minneapolis, MN
Tue Aug 14 2012, 7:12 PM - 10:05 PM CDT
Att: 37,544 - Overcast - 75 F

livebaseballscores.com


AB 39
R 8
H 13
RBI 8
BB 5
SO 5
LOB 23



Detroit Tigers @ Minnesota Twins
Target Field, Minneapolis, MN
Tue Aug 14 2012, 7:12 PM - 10:05 PM CDT
Att: 37,544 - Overcast - 75 F

livebaseballscores.com

AB 34
R 4
H 6
RBI 4
BB 2
SO 8
LOB 14



Batter	1	2	3	4	5	6	7	8	9	AB	R	H	RBI	BB	SO	LOB	TOP							
14 Austin Jackson, R OBP: 0.395, SLG: 0.508										5	0	0	0	0	1	4								
12 Andy Dirks, L OBP: 0.394, SLG: 0.526										4	1	1	0	1	2	2								
24 Miguel Cabrera, R OBP: 0.388, SLG: 0.585										5	1	2	2	0	0	1								
28 Prince Fielder, L OBP: 0.401, SLG: 0.506										4	0	3	0	0	0	0								
13 Alex Avila, L OBP: 0.361, SLG: 0.404										5	1	1	0	0	1	5								
21 Delmon Young, R OBP: 0.295, SLG: 0.403										4	1	1	2	0	1	3								
27 Jhonny Peralta, R OBP: 0.329, SLG: 0.418										4	1	2	0	0	0	2								
4 Omar Infante, R OBP: 0.313, SLG: 0.451										4	0	1	1	0	0	1								
52 Quintin Berry, L OBP: 0.355, SLG: 0.374										3	0	1	0	1	1									
Inning Stats	R: 1 E: 0 K: 2 S: 11	H: 2 LOB: 1 BB: 0 P: 18	R: 0 E: 0 K: 0 S: 9	H: 0 LOB: 0 BB: 0 P: 13	R: 0 E: 0 K: 1 S: 10	H: 0 LOB: 1 BB: 1 P: 21	R: 2 E: 0 K: 0 S: 11	H: 3 LOB: 2 BB: 1 P: 19	R: 1 E: 0 K: 1 S: 18	H: 3 LOB: 2 BB: 0 P: 26	R: 0 E: 0 K: 1 S: 11	H: 1 LOB: 1 BB: 0 P: 16	R: 0 E: 0 K: 1 S: 9	H: 0 LOB: 1 BB: 0 P: 19	R: 1 E: 0 K: 1 S: 12	H: 2 LOB: 1 BB: 0 P: 17	R: 0 E: 0 K: 0 S: 6	H: 1 LOB: 0 BB: 0 P: 8	1B: 7 2B: 3 3B: 0 HR: 2	SF: 0 SAC: 0 DP: 1 HBP: 1	WP: 0 PB: 0 SB: 1 CS: 0	PA: 41		
PITCHER	IP WLS BF H R ER SO BB IBB HBP BLK WP HR S P ERA WHIP	IP WLS BF H R ER SO BB IBB HBP BLK WP HR S P ERA WHIP	IP WLS BF H R ER SO BB IBB HBP BLK WP HR S P ERA WHIP	IP WLS BF H R ER SO BB IBB HBP BLK WP HR S P ERA WHIP	IP WLS BF H R ER SO BB IBB HBP BLK WP HR S P ERA WHIP	IP WLS BF H R ER SO BB IBB HBP BLK WP HR S P ERA WHIP	IP WLS BF H R ER SO BB IBB HBP BLK WP HR S P ERA WHIP	IP WLS BF H R ER SO BB IBB HBP BLK WP HR S P ERA WHIP	IP WLS BF H R ER SO BB IBB HBP BLK WP HR S P ERA WHIP	IP WLS BF H R ER SO BB IBB HBP BLK WP HR S P ERA WHIP	IP WLS BF H R ER SO BB IBB HBP BLK WP HR S P ERA WHIP	IP WLS BF H R ER SO BB IBB HBP BLK WP HR S P ERA WHIP	IP WLS BF H R ER SO BB IBB HBP BLK WP HR S P ERA WHIP	IP WLS BF H R ER SO BB IBB HBP BLK WP HR S P ERA WHIP	IP WLS BF H R ER SO BB IBB HBP BLK WP HR S P ERA WHIP	IP WLS BF H R ER SO BB IBB HBP BLK WP HR S P ERA WHIP	IP WLS BF H R ER SO BB IBB HBP BLK WP HR S P ERA WHIP	IP WLS BF H R ER SO BB IBB HBP BLK WP HR S P ERA WHIP	IP WLS BF H R ER SO BB IBB HBP BLK WP HR S P ERA WHIP	IP WLS BF H R ER SO BB IBB HBP BLK WP HR S P ERA WHIP	IP WLS BF H R ER SO BB IBB HBP BLK WP HR S P ERA WHIP	IP WLS BF H R ER SO BB IBB HBP BLK WP HR S P ERA WHIP	IP WLS BF H R ER SO BB IBB HBP BLK WP HR S P ERA WHIP	IP WLS BF H R ER SO BB IBB HBP BLK WP HR S P ERA WHIP

Detroit Tigers @ Minnesota Twins
Target Field, Minneapolis, MN
Wed Aug 15 2012, 12:12 PM - 3:20 PM CDT
Att: 37,118 - Cloudy - 72 F

AB 38
R 5
H 12
RBI 5
BB 2
SO 6
LOB 19



Batter	1	2	3	4	5	6	7	8	9	AB	R	H	RBI	BB	SO	LOB	BOTTOM							
11 Ben Revere, L OBP: 0.348, SLG: 0.377										4	1	2	0	0	1	0								
19 Darin Mastroianni, R OBP: 0.349, SLG: 0.455										4	0	1	0	0	3	1								
7 Joe Mauer, L OBP: 0.416, SLG: 0.438										4	0	2	1	0	1	1								
16 Josh Willingham, R OBP: 0.373, SLG: 0.544										4	0	0	0	0	2	3								
33 Justin Morneau, L OBP: 0.338, SLG: 0.478										3	0	1	0	1	1	0								
18 Ryan Doumit, S OBP: 0.341, SLG: 0.493										3	0	0	0	1	1	1								
24 Trevor Plouffe, R OBP: 0.317, SLG: 0.502										4	0	0	0	0	2	3								
8 Jamey Carroll, R OBP: 0.332, SLG: 0.289										3	0	0	0	0	2	3								
12 Alexi Casilla, S OBP: 0.256, SLG: 0.297										3	0	0	0	0	1	2								
Inning Stats	R: 0 E: 0 K: 2 S: 15	H: 1 LOB: 1 BB: 0 P: 22	R: 0 E: 0 K: 3 S: 15	H: 0 LOB: 2 BB: 2 P: 27	R: 0 E: 0 K: 1 S: 11	H: 2 LOB: 1 BB: 0 P: 14	R: 0 E: 0 K: 1 S: 9	H: 0 LOB: 0 BB: 0 P: 14	R: 0 E: 0 K: 2 S: 8	H: 0 LOB: 0 BB: 0 P: 11	R: 0 E: 0 K: 2 S: 8	H: 0 LOB: 0 BB: 0 P: 15	R: 0 E: 0 K: 1 S: 9	H: 1 LOB: 1 BB: 0 P: 14	R: 1 E: 0 K: 2 S: 16	H: 2 LOB: 1 BB: 0 P: 23	R: 0 E: 0 K: 2 S: 9	H: 0 LOB: 0 BB: 0 P: 13	1B: 4 2B: 1 3B: 1 HR: 0	SF: 0 SAC: 0 DP: 0 HBP: 0	WP: 0 PB: 0 SB: 0 CS: 1	PA: 34		
PITCHER	IP WLS BF H R ER SO BB IBB HBP BLK WP HR S P ERA WHIP	IP WLS BF H R ER SO BB IBB HBP BLK WP HR S P ERA WHIP	IP WLS BF H R ER SO BB IBB HBP BLK WP HR S P ERA WHIP	IP WLS BF H R ER SO BB IBB HBP BLK WP HR S P ERA WHIP	IP WLS BF H R ER SO BB IBB HBP BLK WP HR S P ERA WHIP	IP WLS BF H R ER SO BB IBB HBP BLK WP HR S P ERA WHIP	IP WLS BF H R ER SO BB IBB HBP BLK WP HR S P ERA WHIP	IP WLS BF H R ER SO BB IBB HBP BLK WP HR S P ERA WHIP	IP WLS BF H R ER SO BB IBB HBP BLK WP HR S P ERA WHIP	IP WLS BF H R ER SO BB IBB HBP BLK WP HR S P ERA WHIP	IP WLS BF H R ER SO BB IBB HBP BLK WP HR S P ERA WHIP	IP WLS BF H R ER SO BB IBB HBP BLK WP HR S P ERA WHIP	IP WLS BF H R ER SO BB IBB HBP BLK WP HR S P ERA WHIP	IP WLS BF H R ER SO BB IBB HBP BLK WP HR S P ERA WHIP	IP WLS BF H R ER SO BB IBB HBP BLK WP HR S P ERA WHIP	IP WLS BF H R ER SO BB IBB HBP BLK WP HR S P ERA WHIP	IP WLS BF H R ER SO BB IBB HBP BLK WP HR S P ERA WHIP	IP WLS BF H R ER SO BB IBB HBP BLK WP HR S P ERA WHIP	IP WLS BF H R ER SO BB IBB HBP BLK WP HR S P ERA WHIP	IP WLS BF H R ER SO BB IBB HBP BLK WP HR S P ERA WHIP	IP WLS BF H R ER SO BB IBB HBP BLK WP HR S P ERA WHIP	IP WLS BF H R ER SO BB IBB HBP BLK WP HR S P ERA WHIP	IP WLS BF H R ER SO BB IBB HBP BLK WP HR S P ERA WHIP	IP WLS BF H R ER SO BB IBB HBP BLK WP HR S P ERA WHIP

Detroit Tigers @ Minnesota Twins
Target Field, Minneapolis, MN
Wed Aug 15 2012, 12:12 PM - 3:20 PM CDT
Att: 37,118 - Cloudy - 72 F

AB 32
R 1
H 6
RBI 1
BB 2
SO 14
LOB 14



Batter	1	2	3	4	5	6	7	8	9	AB	R	H	RBI	BB	SO	LOB	TOP										
19 Darin Mastroianni, R (1, 8) OBP: 0.338, SLG: 0.412	G1-3			F8	K			K		4	0	0	0	0	2	3											
7 Joe Mauer, L (1, 2) OBP: 0.416, SLG: 0.446	F7			L7		G6-4-3 1B		HR		4	1	2	1	0	0	0											
16 Josh Willingham, R (1, 7) OBP: 0.372, SLG: 0.549	L6			P5		G6-4-3 1-2		HR		4	1	1	1	0	0	1											
33 Justin Morneau, L (1, 3) OBP: 0.337, SLG: 0.478		F7			18 E 22 1B 2B	K		F7		4	1	1	0	0	1	0											
18 Ryan Doumit, S (1, 10) OBP: 0.338, SLG: 0.487		K			FC6 22 1B		K		K	4	0	0	0	0	3	1											
24 Trevor Plouffe, R (1, 5) OBP: 0.316, SLG: 0.498		F9			P4				P3	4	0	1	0	0	0	2											
22 Matt Carson, R (1, 9) OBP: 0.250, SLG: 0.250				K		F9 8 BB 1B		F8		4	0	1	1	0	1	1											
8 Jamey Carroll, R (1, 4) OBP: 0.332, SLG: 0.288			G6-3			G4-3				2	0	0	0	1	0	1											
25 Pedro Florimón, S (1, 6) OBP: 0.332, SLG: 0.288			G6-3			BB				3	0	0	0	0	1	3											
Inning Stats	R: 0 E: 0 K: 0 S: 10	H: 0 LOB: 0 BB: 0 P: 14	R: 0 E: 0 K: 1 S: 8	H: 0 LOB: 0 BB: 0 P: 9	R: 0 E: 0 K: 1 S: 6	H: 0 LOB: 0 BB: 0 P: 13	R: 0 E: 0 K: 0 S: 6	H: 0 LOB: 0 BB: 0 P: 10	R: 1 E: 1 K: 2 S: 19	H: 2 LOB: 3 BB: 1 P: 27	R: 0 E: 0 K: 1 S: 8	H: 1 LOB: 1 BB: 0 P: 13	R: 0 E: 0 K: 1 S: 8	H: 1 LOB: 1 BB: 0 P: 11	R: 2 E: 0 K: 1 S: 12	H: 2 LOB: 0 BB: 0 P: 18	R: 0 E: 0 K: 1 S: 7	H: 0 LOB: 0 BB: 0 P: 9	1B: 3 2B: 1 3B: 0 HR: 2	SF: 0 SAC: 0 DP: 1 HBP: 0	WP: 0 PB: 0 SB: 0 CS: 0	PA: 34					
PITCHER	IP	WLS	BF	H	R	ER	SO	BB	IBB	HBP	BLK	WP	HR	S	P	ERA	WHIP										
18 Hisashi Iwakuma, R (1, 1) ERA: 3.79	7.0	W	26	4	1	0	6	1	0	0	0	0	0	65	97	0.00	0.714										
46 Stephen Pryor, R (8, 1) ERA: 2.35	0.2		4	2	2	2	1	0	0	0	0	0	2	11	17	27.00	3.000										
44 Lucas Luetge, L (8, 1) ERA: 2.53	0.1	H	1	0	0	0	0	0	0	0	0	0	0	1	1	0.00	0.000										
54 Tom Wilhelmsen, R (9, 1) ERA: 2.47	1.0	S	3	0	0	0	1	0	0	0	0	0	0	7	9	0.00	0.000										

Minnesota Twins @ Seattle Mariners
Safeco Field, Seattle, WA
Fri Aug 17 2012, 7:12 PM - 9:46 PM PDT
Att: 22,602 - Clear - 79 F

AB	33
R	3
H	6
RBI	3
BB	1
SO	8
LOB	12



Batter	1	2	3	4	5	6	7	8	9	AB	R	H	RBI	BB	SO	LOB	BOTTOM										
13 Dustin Ackley, L (1, 4) OBP: 0.296, SLG: 0.330	F7	P6		FC6-4				L8		5	0	1	1	0	0	4											
55 Michael Saunders, L (1, 8) OBP: 0.290, SLG: 0.385	15 S 27 HR 1B		L5		F9	K				4	1	1	0	0	1	1											
15 Kyle Seager, L (1, 5) OBP: 0.309, SLG: 0.400	F7		F8		P6	G4-3				4	0	0	0	0	0	2											
27 John Jaso, L (1, 10) OBP: 0.402, SLG: 0.500	2H HR		BB		17 1B 1B		P6			3	1	2	2	1	0	0											
17 Justin Smoak, S (1, 3) OBP: 0.254, SLG: 0.320	G1-3		P6				K			4	0	1	0	0	1	1											
30 Miguel Olivo, R (1, 2) OBP: 0.231, SLG: 0.376		HR		12 1B 1B	G4-3		K			4	1	2	1	0	1	2											
12 Trayvon Robinson, S (1, 7) OBP: 0.309, SLG: 0.354		F7		13 FC6-4 1B		10 2B 2B		F7		4	1	2	0	0	0	0											
10 Eric Thames, L (1, 9) OBP: 0.286, SLG: 0.364				K		26 SH5-4 13 1B 2B		26 G5-3 BB		3	1	2	1	1	1	2											
26 Brendan Ryan, R (1, 6) OBP: 0.288, SLG: 0.286		F7		P2		SH5-4		G5-3		3	0	0	0	0	0	4											
Inning Stats	R: 2 E: 0 K: 0 S: 9	H: 2 LOB: 0 BB: 0 P: 13	R: 1 E: 0 K: 0 S: 10	H: 2 LOB: 1 BB: 0 P: 15	R: 0 E: 0 K: 0 S: 9	H: 0 LOB: 1 BB: 1 P: 17	R: 0 E: 0 K: 1 S: 10	H: 2 LOB: 2 BB: 0 P: 14	R: 0 E: 0 K: 0 S: 11	H: 2 LOB: 0 BB: 0 P: 16	R: 2 E: 0 K: 1 S: 11	H: 3 LOB: 1 BB: 0 P: 15	R: 0 E: 0 K: 2 S: 9	H: 0 LOB: 0 BB: 0 P: 15	R: 0 E: 0 K: 0 S: 9	H: 0 LOB: 1 BB: 1 P: 16	R: 0 E: 0 K: 0 S: 9	H: 0 LOB: 0 BB: 0 P: 9	1B: 7 2B: 2 3B: 0 HR: 2	SF: 0 SAC: 1 DP: 0 HBP: 0	WP: 0 PB: 0 SB: 1 CS: 0	PA: 37					
PITCHER	IP	WLS	BF	H	R	ER	SO	BB	IBB	HBP	BLK	WP	HR	S	P	ERA	WHIP										
53 Nick Blackburn, R (1, 1) ERA: 7.39	5.1	L	28	11	5	5	1	1	0	0	0	0	0	5	5	8.44	2.250										
64 Tyler Robertson, L (6, 1) ERA: 6.29	0.2		2	0	0	0	1	0	0	0	0	0	0	5	5	0.00	0.000										
50 Casey Fien, R (7, 1) ERA: 1.5	1.0		3	0	0	0	2	0	0	0	0	0	0	9	15	0.00	0.000										
51 Anthony Swarzak, R (8, 1) ERA: 4.37	1.0		4	0	0	0	0	1	0	0	0	0	0	9	16	0.00	1.000										

Minnesota Twins @ Seattle Mariners
Safeco Field, Seattle, WA
Fri Aug 17 2012, 7:12 PM - 9:46 PM PDT
Att: 22,602 - Clear - 79 F

AB	34
R	5
H	11
RBI	5
BB	2
SO	4
LOB	16



Batter	1	2	3	4	5	6	7	8	9	AB R H RBI BB SO LOB	TOP									
11 Ben Revere, L OBP: 0.346, SLG: 0.372	G4-3		L7		K2-3		G3-1		BB	4 0 0 0 1 1 1	Minnesota Twins @ Seattle Mariners Safeco Field, Seattle, WA Sun Aug 19 2012, 1:12 PM - 4:18 PM PDT Att: 22,635 - Cloudy - 68 F									
12 Alexi Casilla, S OBP: 0.295, SLG: 0.292	G1-3		B1-3		G3		BB		L8	4 0 0 0 1 0 3										
7 Joe Mauer, L OBP: 0.412, SLG: 0.438	F8				G4-3		BB		G6-3	5 0 1 0 0 1 4										
16 Josh Willingham, R OBP: 0.369, SLG: 0.543		FC3-6	F8		G6-3		F7			4 1 1 0 0 0 2										
33 Justin Morneau, L OBP: 0.338, SLG: 0.475		BB	F8		BB		F9			3 0 1 0 1 0 0										
18 Ryan Doumit, S OBP: 0.338, SLG: 0.485	FC3-6		FC5-4		BB		G4-3			4 0 2 0 0 0 2										
24 Trevor Plouffe, R OBP: 0.311, SLG: 0.488	SF7		BB		BB		F7			2 0 0 1 1 0 1										
22 Matt Carson, R OBP: 0.417, SLG: 0.417		BB	K		K		G1-3			4 0 1 0 0 2 4										
25 Pedro Florimón, S OBP: 0.400, SLG: 0.667	K		G3		F8		BB			3 0 1 0 1 1 5										
Inning Stats	R: 0 E: 0 K: 0 S: 13	H: 0 LOB: 0 BB: 0 P: 17	R: 1 E: 0 K: 1 S: 18	H: 2 LOB: 2 BB: 1 P: 25	R: 0 E: 0 K: 1 S: 8	H: 1 LOB: 1 BB: 0 P: 10	R: 0 E: 0 K: 1 S: 14	H: 1 LOB: 1 BB: 0 P: 20	R: 0 E: 0 K: 1 S: 10	H: 2 LOB: 3 BB: 1 P: 19	R: 0 E: 0 K: 0 S: 11	H: 0 LOB: 1 BB: 1 P: 18	R: 0 E: 0 K: 0 S: 11	H: 0 LOB: 0 BB: 0 P: 15	R: 0 E: 0 K: 0 S: 15	H: 0 LOB: 2 BB: 2 P: 26	1B: 5 2B: 2 3B: 0 HR: 0	SF: 1 SAC: 0 DP: 0 HBP: 0	WP: 0 PB: 0 SB: 1 CS: 0	PA: 39
PITCHER	IP WLS BF H R ER SO BB IBB HBP BLK WP HR S P ERA WHIP											IP WLS BF H R ER SO BB IBB HBP BLK WP HR S P ERA WHIP								
49 Blake Beavan, R ERA: 5.0	5.1 W 24 7 1 1 3 1 0 0 0 0 0 72 97 1.69 1.500																			
58 Carter Capps, R ERA: 4.5	0.2 H 3 0 0 0 1 1 0 0 0 0 0 5 13 0.00 1.500																			
36 Oliver Pérez, L ERA: 1.93	0.2 H 3 0 0 0 1 1 0 0 0 0 0 9 16 0.00 1.500																			
53 Josh Kinney, R ERA: 4.4	2.1 S 9 0 0 0 0 2 0 0 0 0 0 28 43 0.00 0.857																			

Batter	1	2	3	4	5	6	7	8	9	AB R H RBI BB SO LOB	BOTTOM									
13 Dustin Ackley, L OBP: 0.304, SLG: 0.337	FC3-6		BB		G4-3		BB		K	4 2 2 0 1 1 0	Minnesota Twins @ Seattle Mariners Safeco Field, Seattle, WA Sun Aug 19 2012, 1:12 PM - 4:18 PM PDT Att: 22,635 - Cloudy - 68 F									
55 Michael Saunders, L OBP: 0.295, SLG: 0.395	FC3-6		BB		HBP		HR		K	4 2 2 2 0 1 1										
15 Kyle Seager, L OBP: 0.312, SLG: 0.399	G6-4-3		BB		BB		F7			2 0 1 0 2 0 0										
27 John Jaso, L OBP: 0.402, SLG: 0.495	G6-4-3		BB		FC4-6		BB			2 1 0 1 2 0 4										
63 Jesus Montero, R OBP: 0.302, SLG: 0.394	G4-3		BB		L6		F9			4 0 0 0 0 0 5										
17 Justin Smoak, S OBP: 0.299, SLG: 0.333	K		BB		P4		BB			3 0 1 0 1 1 2										
10 Eric Thames, L OBP: 0.293, SLG: 0.375	BB		G3		G1-6-3		BB			4 0 3 1 0 0 2										
12 Trayvon Robinson, S OBP: 0.300, SLG: 0.315	BB		K		G1-6-3		G4-3			3 0 0 0 1 1 3										
61 Munenori Kawasaki, L OBP: 0.285, SLG: 0.213	FC6-4		G3		G6-3		K			4 0 0 0 0 1 2										
Inning Stats	R: 0 E: 0 K: 0 S: 5	H: 2 LOB: 1 BB: 0 P: 8	R: 0 E: 0 K: 1 S: 10	H: 1 LOB: 2 BB: 1 P: 18	R: 2 E: 0 K: 0 S: 14	H: 1 LOB: 4 BB: 2 P: 30	R: 0 E: 0 K: 1 S: 9	H: 0 LOB: 0 BB: 0 P: 13	R: 0 E: 0 K: 0 S: 12	H: 1 LOB: 2 BB: 1 P: 19	R: 0 E: 0 K: 0 S: 8	H: 1 LOB: 0 BB: 0 P: 12	R: 3 E: 0 K: 0 S: 13	H: 4 LOB: 2 BB: 1 P: 23	R: 0 E: 0 K: 3 S: 9	H: 0 LOB: 0 BB: 0 P: 14	1B: 6 2B: 2 3B: 0 HR: 1	SF: 0 SAC: 0 DP: 3 HBP: 1	WP: 0 PB: 0 SB: 1 CS: 0	PA: 38
PITCHER	IP WLS BF H R ER SO BB IBB HBP BLK WP HR S P ERA WHIP											IP WLS BF H R ER SO BB IBB HBP BLK WP HR S P ERA WHIP								
21 Samuel Deduno, R ERA: 3.33	6.0 L 27 5 2 2 2 6 0 0 0 0 0 1 13 3.00 1.833																			
60 Jeff Gray, R ERA: 5.93	1.0 8 4 3 3 0 1 0 0 0 0 0 1 23 27.00 5.000																			
15 Glen Perkins, L ERA: 2.92	1.0 3 0 0 0 3 0 0 0 0 0 0 9 14 0.00 0.000																			

Batter	1	2	3	4	5	6	7	8	9	AB	R	H	RBI	BB	SO	LOB	TOP			
11 Ben Revere, L (1, 8) OBP: 0.346, SLG: 0.372										4	1	1	0	0	1	0	Minnesota Twins @ Oakland Athletics Oakland Coliseum, Oakland, CA Tue Aug 21 2012, 7:07 PM - 9:39 PM PDT Att: 13,116 - Partly Cloudy - 62 F			
19 Darin Mastroianni, R (1, 9) OBP: 0.338, SLG: 0.463										3	0	0	0	0	2	1				
7 Joe Mauer, L (1, 10) OBP: 0.411, SLG: 0.437										3	0	0	0	0	0	1				
16 Josh Willingham, R (1, 7) OBP: 0.371, SLG: 0.545										3	0	1	0	0	1	0				
33 Justin Morneau, L (1, 3) OBP: 0.336, SLG: 0.470										3	0	1	0	0	1	0				
18 Ryan Doumit, S (1, 2) OBP: 0.337, SLG: 0.478										3	0	1	0	0	0	0				
24 Trevor Plouffe, R (1, 5) OBP: 0.309, SLG: 0.479										3	0	0	0	0	1	2				
8 Jamey Carroll, R (1, 4) OBP: 0.324, SLG: 0.280										3	0	0	0	0	1	0				
25 Pedro Florimón, S (1, 6) OBP: 0.471, SLG: 0.600										3	0	0	0	0	2	0				
Inning Stats	R: 1 E: 0 K: 1 S: 15	H: 2 LOB: 0 BB: 0 P: 21	R: 0 E: 0 K: 0 S: 9	H: 0 LOB: 0 BB: 0 P: 11	R: 0 E: 0 K: 1 S: 8	H: 0 LOB: 0 BB: 0 P: 11	R: 0 E: 0 K: 1 S: 6	H: 0 LOB: 0 BB: 0 P: 10	R: 0 E: 0 K: 2 S: 11	H: 0 LOB: 0 BB: 0 P: 14	R: 0 E: 0 K: 1 S: 7	H: 0 LOB: 0 BB: 0 P: 10	R: 0 E: 0 K: 2 S: 7	H: 0 LOB: 0 BB: 0 P: 9	R: 0 E: 0 K: 1 S: 8	H: 0 LOB: 0 BB: 0 P: 11	1B: 4 2B: 3 3B: 1 HR: 0	SF: 0 SAC: 0 DP: 0 HBP: 0	WP: 1 PB: 0 SB: 1 CS: 1	PA: 29
PITCHER	IP WLS BF H R ER SO BB IBB HBP BLK WP HR S P ERA WHIP																			
49 Brett Anderson, L (1, 1) ERA: 1.29	7.0 W 22 4 1 1 6 0 0 0 0 0 1 0 62 86 1.29 0.571																			
62 Sean Doolittle, L (8, 1) ERA: 3.54	1.0 H 3 0 0 0 2 0 0 0 0 0 0 0 7 9 0.00 0.000																			
50 Grant Balfour, R (9, 1) ERA: 2.51	1.0 S 3 0 0 0 1 0 0 0 0 0 0 0 8 11 0.00 0.000																			


Batter	1	2	3	4	5	6	7	8	9	AB	R	H	RBI	BB	SO	LOB	BOTTOM			
4 Coco Crisp, S (1, 8) OBP: 0.312, SLG: 0.383										5	1	2	0	0	0	1	Minnesota Twins @ Oakland Athletics Oakland Coliseum, Oakland, CA Tue Aug 21 2012, 7:07 PM - 9:39 PM PDT Att: 13,116 - Partly Cloudy - 62 F			
5 Stephen Drew, L (1, 6) OBP: 0.283, SLG: 0.302										4	0	0	0	0	1	2				
16 Josh Reddick, L (1, 9) OBP: 0.319, SLG: 0.485										3	1	1	1	1	0	1				
52 Yoenis Cespedes, R (1, 7) OBP: 0.365, SLG: 0.512										3	0	1	0	1	0	1				
22 Chris Carter, R (1, 3) OBP: 0.391, SLG: 0.574										4	0	1	1	0	1	3				
15 Seth Smith, L (1, 10) OBP: 0.350, SLG: 0.429										2	2	2	0	2	0	0				
20 Josh Donaldson, R (1, 5) OBP: 0.233, SLG: 0.333										4	0	2	1	0	1	4				
36 Derek Norris, R (1, 2) OBP: 0.282, SLG: 0.364										4	0	1	1	0	0	2				
17 Adam Rosales, R (1, 4) OBP: 0.338, SLG: 0.339										4	0	0	0	0	0	4				
Inning Stats	R: 0 E: 0 K: 0 S: 11	H: 1 LOB: 2 BB: 1 P: 20	R: 1 E: 0 K: 0 S: 12	H: 1 LOB: 1 BB: 1 P: 23	R: 0 E: 0 K: 0 S: 13	H: 0 LOB: 1 BB: 1 P: 25	R: 0 E: 0 K: 1 S: 10	H: 1 LOB: 0 BB: 0 P: 14	R: 0 E: 0 K: 1 S: 9	H: 0 LOB: 0 BB: 0 P: 11	R: 1 E: 0 K: 1 S: 17	H: 3 LOB: 2 BB: 0 P: 24	R: 2 E: 0 K: 0 S: 9	H: 4 LOB: 2 BB: 1 P: 19	R: 0 E: 0 K: 0 S: 6	H: 0 LOB: 0 BB: 0 P: 9	1B: 7 2B: 3 3B: 0 HR: 0	SF: 0 SAC: 0 DP: 1 HBP: 0	WP: 0 PB: 0 SB: 0 CS: 0	PA: 37
PITCHER	IP WLS BF H R ER SO BB IBB HBP BLK WP HR S P ERA WHIP																			
38 Cole De Vries, R (1, 1) ERA: 4.89	5.2 L 26 6 2 2 3 3 0 0 0 0 0 0 12 22 27.00 6.000																			
51 Anthony Swarzak, R (6, 1) ERA: 4.55	0.2 7 4 2 2 0 0 1 0 0 0 0 0 5 9 0.00 0.000																			
60 Jeff Gray, R (7, 1) ERA: 5.44	1.1 3 0 0 0 0 0 0 0 0 0 0 0 5 9 0.00 0.000																			
64 Tyler Robertson, L (8, 1) ERA: 6.75	0.1 1 0 0 0 0 0 0 0 0 0 0 0 2 2 0.00 0.000																			


AB 28
R 1
H 4
RBI 0
BB 0
SO 9
LOB 4



AB 33
R 4
H 10
RBI 4
BB 4
SO 3
LOB 18



Batter	1	2	3	4	5	6	7	8	9	AB	R	H	RBI	BB	SO	LOB	TOP			
11 Ben Revere, L OBP: 0.342, SLG: 0.367	G3		F8		G4-3			F8		4	0	0	0	0	0	0	Minnesota Twins @ Oakland Athletics Oakland Coliseum, Oakland, CA Wed Aug 22 2012, 12:39 PM - 3:12 PM PDT Att: 16,657 - Partly Cloudy - 63 F			
12 Alexi Casilla, S OBP: 0.251, SLG: 0.287	E6		K		P4			F7		4	0	0	0	0	1	0				
7 Joe Mauer, L OBP: 0.410, SLG: 0.434	F8						G4-3			3	0	0	0	1	1					
16 Josh Willingham, R OBP: 0.368, SLG: 0.540	G5-3		P4				K			4	0	0	0	0	2	2				
18 Ryan Doumit, S OBP: 0.338, SLG: 0.477		2B 41 G6-3 1B					F9			3	1	1	0	0	1	0				
22 Matt Carson, R OBP: 0.338, SLG: 0.500					FC5 41 G6-4-3					4	0	2	0	0	0	1				
24 Trevor Plouffe, R OBP: 0.306, SLG: 0.473		2B								4	0	0	0	0	1	6				
41 Drew Butera, R OBP: 0.264, SLG: 0.306					G6-4-3					3	0	0	1	0	1	4				
25 Pedro Florimón, S OBP: 0.400, SLG: 0.500										3	0	0	0	0	1	2				
																	AB 32 R 1 H 3 RBI 1 BB 1 SO 8 LOB 16			
																				
Inning Stats	R: 0 H: 0 E: 0 K: 0 S: 12	H: 0 LOB: 1 BB: 0 P: 18	R: 1 H: 2 E: 0 K: 0 S: 10	H: 2 LOB: 1 BB: 0 P: 15	R: 0 H: 0 E: 0 K: 1 S: 11	H: 0 LOB: 1 BB: 1 P: 18	R: 0 H: 0 E: 2 K: 1 S: 7	H: 0 LOB: 0 BB: 0 P: 10	R: 0 H: 0 E: 0 K: 1 S: 7	H: 0 LOB: 0 BB: 0 P: 11	R: 0 H: 0 E: 0 K: 1 S: 9	H: 0 LOB: 0 BB: 0 P: 12	R: 0 H: 0 E: 0 K: 1 S: 7	H: 0 LOB: 1 BB: 0 P: 9	R: 0 H: 1 E: 0 K: 3 S: 12	H: 1 LOB: 1 BB: 0 P: 19	1B: 2 2B: 1 3B: 0 HR: 0	SF: 0 SAC: 0 DP: 1 HBP: 1	WP: 0 PB: 0 SB: 0 CS: 0	PA: 34
PITCHER	IP WLS BF H R ER SO BB IBB HBP BLK WP HR S P ERA WHIP																			
57 Tommy Milone, L ERA: 3.87	(1, 1)	8.0 W 30 2 1 1 5 1 0 1 0 0 0 69 102 1.12 0.375																		
48 Ryan Cook, R ERA: 2.99	(9, 1)	1.0 4 1 0 0 3 0 0 0 0 0 0 0 12 19 0.00 1.000																		

Batter	1	2	3	4	5	6	7	8	9	AB	R	H	RBI	BB	SO	LOB	BOTTOM			
4 Coco Crisp, S OBP: 0.319, SLG: 0.401										3	3	3	2	1	0	0	Minnesota Twins @ Oakland Athletics Oakland Coliseum, Oakland, CA Wed Aug 22 2012, 12:39 PM - 3:12 PM PDT Att: 16,657 - Partly Cloudy - 63 F			
5 Stephen Drew, L OBP: 0.288, SLG: 0.298	F8									2	0	0	0	2	0	2				
16 Josh Reddick, L OBP: 0.320, SLG: 0.484										3	0	1	1	1	0	4				
52 Yoenis Cespedes, R OBP: 0.367, SLG: 0.511	F8									3	0	1	2	1	1	2				
22 Chris Carter, R OBP: 0.381, SLG: 0.556	G5-3									4	0	0	0	0	1	6				
15 Seth Smith, L OBP: 0.345, SLG: 0.423										4	0	0	0	0	0	2				
20 Josh Donaldson, R OBP: 0.241, SLG: 0.346										4	1	2	0	0	0	0				
14 George Kottaras, L OBP: 0.383, SLG: 0.349										4	0	0	0	0	0	2				
2 Cliff Pennington, S OBP: 0.285, SLG: 0.288										3	1	1	0	0	2	1				
																	AB 30 R 5 H 8 RBI 5 BB 5 SO 4 LOB 19			
																				
Inning Stats	R: 1 H: 1 E: 0 K: 0 S: 10	H: 1 LOB: 1 BB: 1 P: 21	R: 0 H: 0 E: 0 K: 0 S: 9	H: 0 LOB: 0 BB: 0 P: 13	R: 2 H: 3 E: 0 K: 0 S: 13	H: 3 LOB: 1 BB: 1 P: 25	R: 1 H: 2 E: 0 K: 1 S: 14	H: 2 LOB: 1 BB: 0 P: 18	R: 0 H: 0 E: 0 K: 1 S: 12	H: 0 LOB: 0 BB: 1 P: 20	R: 0 H: 0 E: 0 K: 0 S: 11	H: 0 LOB: 0 BB: 0 P: 16	R: 1 H: 1 E: 1 K: 2 S: 12	H: 1 LOB: 2 BB: 2 P: 25	R: 0 H: 1 E: 0 K: 0 S: 10	H: 1 LOB: 0 BB: 0 P: 13	1B: 4 2B: 3 3B: 0 HR: 1	SF: 0 SAC: 0 DP: 1 HBP: 0	WP: 1 PB: 0 SB: 1 CS: 1	PA: 35
PITCHER	IP WLS BF H R ER SO BB IBB HBP BLK WP HR S P ERA WHIP																			
62 Liam Hendriks, R ERA: 7.06	(1, 1)	5.0 L 23 6 4 4 0 0 3 0 0 0 0 0 0 11 16 0.00 0.000																		
31 Alex Burnett, R ERA: 3.05	(6, 1)	1.0 3 0 0 0 0 0 0 0 0 0 0 0 0 11 16 0.00 0.000																		
64 Tyler Robertson, L ERA: 7.04	(7, 1)	0.2 5 1 1 1 1 1 1 1 0 0 0 0 1 7 17 13.50 3.000																		
50 Casey Fien, R ERA: 1.31	(7, 1)	0.1 1 0 0 0 0 1 0 0 0 0 0 0 0 5 8 0.00 0.000																		
15 Glen Perkins, L ERA: 2.87	(8, 1)	1.0 3 1 0 0 0 0 0 0 0 0 0 0 0 10 13 0.00 1.000																		

Batter	1	2	3	4	5	6	7	8	9	AB	R	H	RBI	BB	SO	LOB	TOP									
2 Denard Span, L OBP: 0.353, SLG: 0.399										5	0	2	1	1	0	2	Minnesota Twins @ Texas Rangers Rangers Ballpark in Arlington, Arlington, TX Thu Aug 23 2012, 8:07 PM - 11:45 PM EDT Att: 33,762 - Clear - 92 F									
11 Ben Revers, L OBP: 0.343, SLG: 0.366										4	1	1	0	1	0	3										
7 Joe Mauer, L OBP: 0.414, SLG: 0.437										2	0	1	1	2	1	1										
18 Ryan Doumit, S OBP: 0.334, SLG: 0.471										5	0	0	0	0	2	9										
33 Justin Morneau, L OBP: 0.333, SLG: 0.464										5	0	0	0	0	2	5										
Matt Carson, R OBP: 0.381, SLG: 0.429										5	1	1	0	0	3	0										
24 Trevor Plouffe, R OBP: 0.310, SLG: 0.475										5	2	3	0	0	1	0										
8 Jamey Carroll, R OBP: 0.328, SLG: 0.285										4	1	3	0	0	0	0										
25 Pedro Florimón, S OBP: 0.400, SLG: 0.500										4	1	1	1	1	1	4										
Inning Stats	R: 1 E: 0 K: 0 S: 12	H: 2 LOB: 1 BB: 0 P: 15	R: 0 E: 0 K: 1 S: 9	H: 0 LOB: 0 BB: 0 P: 13	R: 1 E: 0 K: 2 S: 13	H: 1 LOB: 2 BB: 0 P: 21	R: 0 E: 0 K: 1 S: 8	H: 1 LOB: 1 BB: 0 P: 9	R: 0 E: 0 K: 0 S: 8	H: 1 LOB: 2 BB: 1 P: 14	R: 0 E: 0 K: 0 S: 15	H: 3 LOB: 3 BB: 2 P: 28	R: 0 E: 0 K: 3 S: 13	H: 2 LOB: 2 BB: 0 P: 15	R: 0 E: 0 K: 2 S: 11	H: 0 LOB: 1 BB: 1 P: 20		R: 2 E: 1 K: 1 S: 18	H: 2 LOB: 2 BB: 1 P: 33	1B: 9 2B: 3 3B: 0 HR: 0	SF: 0 SAC: 2 DP: 0 HBP: 1	WP: 1 PB: 0 SB: 2 CS: 0	PA: 47			
PITCHER	IP	WLS	BF	H	R	ER	SO	BB	IBB	HBP	BLK	WP	HR	S	P	ERA	WHIP									
44 Roy Oswalt, R ERA: 5.94	(1, 1)	5.1		26	7	4	3	4	1	0	1	0	1	0	55	77	5.06	1.500								
50 Michael Kirkman, L ERA: 4.05	(6, 1)	0.1	B	4	1	0	0	0	2	0	0	0	0	0	9	21	0.00	9.000								
41 Alexi Ogando, R ERA: 2.75	(6, 1)	1.1		6	2	0	0	3	0	0	0	0	0	14	17	0.00	1.000									
37 Mike Adams, R ERA: 2.63	(8, 1)	1.0	W	4	0	0	0	2	1	0	0	0	0	11	20	0.00	1.000									
52 Tanner Scheppers, R ERA: 4.74	(9, 1)	0.2		6	2	2	0	1	1	0	0	0	0	14	26	0.00	4.500									
52 Tanner Scheppers, R ERA: 4.74	(9, 1)	0.2		6	2	2	0	1	1	0	0	0	0	14	26	0.00	4.500									

Batter	1	2	3	4	5	6	7	8	9	AB	R	H	RBI	BB	SO	LOB	BOTTOM									
5 Ian Kinsler, R OBP: 0.339, SLG: 0.431										3	3	1	1	2	1	0	Minnesota Twins @ Texas Rangers Rangers Ballpark in Arlington, Arlington, TX Thu Aug 23 2012, 8:07 PM - 11:45 PM EDT Att: 33,762 - Clear - 92 F									
1 Elvis Andrus, R OBP: 0.394, SLG: 0.350										5	1	2	1	0	1	1										
32 Josh Hamilton, L OBP: 0.353, SLG: 0.579										3	0	2	5	1	0	0										
29 Adrian Beltré, R OBP: 0.346, SLG: 0.511										5	2	3	1	0	0	3										
17 Nelson Cruz, R OBP: 0.332, SLG: 0.464										4	1	0	0	0	1	4										
10 Michael Young, R OBP: 0.304, SLG: 0.350										1	0	0	0	1	0	2										
18 Mitch Moreland, L OBP: 0.341, SLG: 0.520										2	1	1	1	0	0	0										
7 David Murphy, L OBP: 0.393, SLG: 0.492										3	1	0	0	1	1	2										
8 Geovany Soto, R OBP: 0.287, SLG: 0.357										4	1	1	1	0	0	2										
9 Mike Olt, R OBP: 0.310, SLG: 0.227										4	0	0	0	0	2	4										
52 Tanner Scheppers, R ERA: 4.74	(9, 1)	0.2		6	2	2	0	1	1	0	0	0	0	14	26	0.00	4.500									
36 Joe Nathan, R ERA: 4.74	(9, 1)	0.1	S	1	0	0	0	0	0	0	0	0	0	4	7	0.00	0.000									
Inning Stats	R: 2 E: 0 K: 0 S: 18	H: 2 LOB: 2 BB: 2 P: 33	R: 0 E: 0 K: 1 S: 9	H: 1 LOB: 0 BB: 0 P: 14	R: 0 E: 0 K: 1 S: 11	H: 1 LOB: 2 BB: 1 P: 19	R: 0 E: 0 K: 0 S: 5	H: 0 LOB: 0 BB: 0 P: 6	R: 2 E: 0 K: 0 S: 14	H: 2 LOB: 0 BB: 0 P: 20	R: 0 E: 0 K: 1 S: 10	H: 0 LOB: 0 BB: 0 P: 11	R: 0 E: 0 K: 1 S: 7	H: 0 LOB: 0 BB: 0 P: 9	R: 6 E: 2 K: 1 S: 23	H: 4 LOB: 2 BB: 2 P: 43	1B: 5 2B: 5 3B: 0 HR: 1	SF: 1 SAC: 0 DP: 1 HBP: 0	WP: 1 PB: 0 SB: 0 CS: 0	PA: 40						
PITCHER	IP	WLS	BF	H	R	ER	SO	BB	IBB	HBP	BLK	WP	HR	S	P	ERA	WHIP									
58 Scott Diamond, L ERA: 3.04	(1, 1)	2.1		11	3	2	2	1	1	0	0	0	1	1	27	39	6.75	1.500								
51 Anthony Swarzak, R ERA: 4.66	(3, 1)	2.2		12	3	2	2	1	1	0	0	0	1	1	27	39	6.75	1.500								
60 Jeff Gray, R ERA: 5.23	(6, 1)	2.0		6	0	0	0	2	0	0	0	0	0	17	20	0.00	0.000									
61 Jared Burton, R ERA: 2.27	(8, 1)	0.2	L	9	3	6	1	1	1	1	0	0	0	17	34	13.50	6.000									
64 Tyler Robertson, L ERA: 6.89	(8, 1)	0.1		2	1	0	0	0	0	0	0	0	0	6	9	0.00	3.000									

livebaseballscorecards.com

AB 39
R 6
H 12
RBI 3
BB 5
SO 10
LOB 24

livebaseballscorecards.com

AB 34
R 10
H 10
RBI 10
BB 5
SO 5
LOB 18

Batter	1	2	3	4	5	6	7	8	9	AB	R	H	RBI	BB	SO	LOB	TOP											
2 Denard Span, L OBP: 0.352, SLG: 0.397										5	0	1	0	0	0	2	Minnesota Twins @ Texas Rangers Rangers Ballpark in Arlington, Arlington, TX Sat Aug 25 2012, 4:08 PM - 7:16 PM EDT Att: 44,215 - Partly Cloudy - 91 F											
11 Ben Revers, L OBP: 0.340, SLG: 0.364										4	1	1	0	1	2	2												
7 Joe Mauer, L OBP: 0.409, SLG: 0.433										4	0	1	1	0	2	3												
16 Josh Willingham, R OBP: 0.365, SLG: 0.535										4	0	0	0	0	2	4												
33 Justin Morneau, L OBP: 0.336, SLG: 0.472										4	1	4	1	0	0	0												
18 Ryan Doumit, S OBP: 0.333, SLG: 0.466										4	0	1	0	0	1	3												
24 Trevor Plouffe, R OBP: 0.309, SLG: 0.467										3	0	0	0	1	0	3												
8 Jamey Carroll, R OBP: 0.332, SLG: 0.291										4	1	2	0	0	1	2												
25 Pedro Florimón, S OBP: 0.406, SLG: 0.464										3	0	2	1	1	1	0												
Inning Stats	R: 0 E: 0 K: 1 S: 10	H: 0 LOB: 1 BB: 1 P: 18	R: 0 E: 0 K: 1 S: 11	H: 1 LOB: 1 BB: 0 P: 15	R: 0 E: 0 K: 0 S: 8	H: 0 LOB: 0 BB: 1 P: 16	R: 1 E: 0 K: 1 S: 10	H: 2 LOB: 1 BB: 0 P: 17	R: 1 E: 0 K: 3 S: 19	H: 3 LOB: 2 BB: 0 P: 28	R: 0 E: 0 K: 1 S: 11	H: 2 LOB: 2 BB: 0 P: 15	R: 1 E: 0 K: 0 S: 14	H: 3 LOB: 1 BB: 0 P: 17	R: 0 E: 0 K: 0 S: 13	H: 1 LOB: 1 BB: 1 P: 18		R: 0 E: 0 K: 2 S: 10	H: 0 LOB: 0 BB: 0 P: 14	1B: 8 2B: 3 3B: 0 HR: 1	SF: 0 SAC: 0 DP: 3 HBP: 0	WP: 1 PB: 0 SB: 1 CS: 0	PA: 38					
PITCHER	IP	WLS	BF	H	R	ER	SO	BB	IBB	HBP	BLK	WP	HR	S	P	ERA	WHIP											
46 Ryan Dempster, R ERA: 2.99	(1, 1)	6.0	W	26	8	2	2	7	2	0	0	0	1	1	69	109	3.00	1.667										
28 Robbie Ross Jr., L ERA: 1.81	(7, 1)	1.0		5	3	1	1	0	0	0	0	0	0	14	17	9.00	3.000											
57 Mark Lowe, R ERA: 2.0	(8, 1)	1.0		4	1	0	0	0	1	0	0	0	0	13	18	0.00	2.000											
52 Tanner Scheppers, R ERA: 4.56	(9, 1)	1.0		3	0	0	0	2	0	0	0	0	0	10	14	0.00	0.000											

Batter	1	2	3	4	5	6	7	8	9	AB	R	H	RBI	BB	SO	LOB	BOTTOM										
5 Ian Kinsler, R OBP: 0.333, SLG: 0.443										5	1	3	4	0	0	2	Minnesota Twins @ Texas Rangers Rangers Ballpark in Arlington, Arlington, TX Sat Aug 25 2012, 4:08 PM - 7:16 PM EDT Att: 44,215 - Partly Cloudy - 91 F										
1 Elvis Andrus, R OBP: 0.364, SLG: 0.389										5	0	1	0	0	0	2											
32 Josh Hamilton, L OBP: 0.353, SLG: 0.576										4	1	2	0	0	1	1											
29 Adrián Beltré, R OBP: 0.349, SLG: 0.523										4	0	0	0	0	1	2											
17 Nelson Cruz, R OBP: 0.331, SLG: 0.465										4	1	2	1	0	0	1											
7 David Murphy, L OBP: 0.395, SLG: 0.496										4	1	2	0	0	1	1											
8 Geovany Soto, R OBP: 0.291, SLG: 0.360										4	2	2	1	0	1	1											
23 Craig Gentry, R OBP: 0.383, SLG: 0.397										3	2	1	0	1	0	2											
18 Mitch Moreland, L OBP: 0.342, SLG: 0.528										4	1	1	3	0	2	5											
Inning Stats	R: 2 E: 0 K: 2 S: 17	H: 3 LOB: 1 BB: 0 P: 26	R: 3 E: 1 K: 1 S: 13	H: 4 LOB: 0 BB: 0 P: 23	R: 4 E: 1 K: 1 S: 22	H: 4 LOB: 1 BB: 1 P: 37	R: 0 E: 0 K: 0 S: 6	H: 0 LOB: 0 BB: 0 P: 6	R: 0 E: 1 K: 0 S: 10	H: 1 LOB: 2 BB: 0 P: 20	R: 0 E: 0 K: 0 S: 8	H: 1 LOB: 1 BB: 0 P: 11	R: 0 E: 0 K: 1 S: 7	H: 0 LOB: 0 BB: 0 P: 10	R: 0 E: 0 K: 1 S: 10	H: 1 LOB: 0 BB: 0 P: 14		R: 0 E: 0 K: 1 S: 10	H: 0 LOB: 0 BB: 0 P: 14	1B: 8 2B: 4 3B: 1 HR: 2	SF: 0 SAC: 0 DP: 1 HBP: 0	WP: 0 PB: 0 SB: 0 CS: 1	PA: 38				
PITCHER	IP	WLS	BF	H	R	ER	SO	BB	IBB	HBP	BLK	WP	HR	S	P	ERA	WHIP										
52 Brian Duensing, L ERA: 5.28	(1, 1)	2.1	L	17	10	9	3	1	0	0	0	0	0	24	44	7.41	4.714										
31 Alex Burnett, R ERA: 2.91	(3, 1)	2.2		11	2	0	0	1	0	0	0	0	0	8	11	0.00	0.750										
50 Casey Fien, R ERA: 1.25	(6, 1)	1.0		4	1	0	0	0	0	0	0	0	0	7	10	0.00	0.000										
64 Tyler Robertson, L ERA: 6.48	(7, 1)	1.0		3	0	0	0	1	0	0	0	0	0	10	14	0.00	1.000										
15 Glen Perkins, L ERA: 2.82	(8, 1)	1.0		3	1	0	0	1	0	0	0	0	0	10	14	0.00	1.000										

AB 35
R 3
H 12
RBI 3
BB 3
SO 9
LOB 19



AB 37
R 9
H 14
RBI 9
BB 1
SO 6
LOB 17



Batter	1	2	3	4	5	6	7	8	9	AB	R	H	RBI	BB	SO	LOB	TOP								
2 Denard Span, L (1,8) OBP: 0.352, SLG: 0.397	G4-3	G5-3							P6	5	2	2	0	0	0	1									
11 Ben Revers, L (1,9) OBP: 0.346, SLG: 0.376	7 16 2B G4-3 BB		E3 33 SF7 1B							4	3	4	1	1	0	0									
7 Joe Mauer, L (1,3) OBP: 0.407, SLG: 0.431	G4-3		FC1 24 S 1B						F8	5	0	1	1	1	0	4									
16 Josh Willingham, R (1,7) OBP: 0.364, SLG: 0.533			K						F7	5	0	1	1	0	2	5									
33 Justin Morneau, L (1,10) OBP: 0.333, SLG: 0.469	G4-3		SF7						F7	3	0	0	1	0	0	3									
24 Trevor Plouffe, R (1,5) OBP: 0.308, SLG: 0.464			K						F7	4	0	1	1	0	3	1									
8 Jamey Carroll, R (1,4) OBP: 0.331, SLG: 0.291									G4-3	4	1	1	0	0	0	2									
41 Drew Butera, R (1,2) OBP: 0.263, SLG: 0.303									F9	4	0	1	0	0	0	0									
25 Pedro Florimón, S (1,6) OBP: 0.361, SLG: 0.406	G4-3								K	4	0	0	1	0	1	1									
Inning Stats	R: 1 E: 0 K: 0 S: 15	H: 1 LOB: 1 BB: 1 P: 25	R: 1 E: 0 K: 1 S: 11	H: 2 LOB: 1 BB: 0 P: 15	R: 1 E: 0 K: 2 S: 15	H: 1 LOB: 0 BB: 0 P: 20	R: 0 E: 0 K: 0 S: 6	H: 0 LOB: 0 BB: 0 P: 10	R: 2 E: 0 K: 1 S: 15	H: 4 LOB: 2 BB: 0 P: 21	R: 1 E: 0 K: 0 S: 12	H: 2 LOB: 1 BB: 0 P: 15	R: 0 E: 0 K: 1 S: 10	H: 0 LOB: 0 BB: 0 P: 14	R: 0 E: 0 K: 1 S: 6	H: 1 LOB: 1 BB: 0 P: 14	1B: 9 2B: 1 3B: 1 HR: 0	SF: 1 SAC: 0 DP: 0 HBP: 0	WP: 0 PB: 0 SB: 1 CS: 0	PA: 40					
PITCHER	IP WLS BF H R ER SO BB IBB HBP BLK WP HR S P ERA WHIP	IP WLS BF H R ER SO BB IBB HBP BLK WP HR S P ERA WHIP	IP WLS BF H R ER SO BB IBB HBP BLK WP HR S P ERA WHIP	IP WLS BF H R ER SO BB IBB HBP BLK WP HR S P ERA WHIP	IP WLS BF H R ER SO BB IBB HBP BLK WP HR S P ERA WHIP	IP WLS BF H R ER SO BB IBB HBP BLK WP HR S P ERA WHIP	IP WLS BF H R ER SO BB IBB HBP BLK WP HR S P ERA WHIP	IP WLS BF H R ER SO BB IBB HBP BLK WP HR S P ERA WHIP	IP WLS BF H R ER SO BB IBB HBP BLK WP HR S P ERA WHIP	IP WLS BF H R ER SO BB IBB HBP BLK WP HR S P ERA WHIP	IP WLS BF H R ER SO BB IBB HBP BLK WP HR S P ERA WHIP	IP WLS BF H R ER SO BB IBB HBP BLK WP HR S P ERA WHIP	IP WLS BF H R ER SO BB IBB HBP BLK WP HR S P ERA WHIP	IP WLS BF H R ER SO BB IBB HBP BLK WP HR S P ERA WHIP	IP WLS BF H R ER SO BB IBB HBP BLK WP HR S P ERA WHIP	IP WLS BF H R ER SO BB IBB HBP BLK WP HR S P ERA WHIP	IP WLS BF H R ER SO BB IBB HBP BLK WP HR S P ERA WHIP	IP WLS BF H R ER SO BB IBB HBP BLK WP HR S P ERA WHIP	IP WLS BF H R ER SO BB IBB HBP BLK WP HR S P ERA WHIP	IP WLS BF H R ER SO BB IBB HBP BLK WP HR S P ERA WHIP	IP WLS BF H R ER SO BB IBB HBP BLK WP HR S P ERA WHIP				
39 Scott Feldman, R (1,1) ERA: 4.95	5.2 L 29 10 6 5 4 1 0 0 0 0 0 0 73 104 7.94 1.941	5.2 L 29 10 6 5 4 1 0 0 0 0 0 0 0 73 104 7.94 1.941	5.2 L 29 10 6 5 4 1 0 0 0 0 0 0 0 73 104 7.94 1.941	5.2 L 29 10 6 5 4 1 0 0 0 0 0 0 0 73 104 7.94 1.941	5.2 L 29 10 6 5 4 1 0 0 0 0 0 0 0 73 104 7.94 1.941	5.2 L 29 10 6 5 4 1 0 0 0 0 0 0 0 73 104 7.94 1.941	5.2 L 29 10 6 5 4 1 0 0 0 0 0 0 0 73 104 7.94 1.941	5.2 L 29 10 6 5 4 1 0 0 0 0 0 0 0 73 104 7.94 1.941	5.2 L 29 10 6 5 4 1 0 0 0 0 0 0 0 73 104 7.94 1.941	5.2 L 29 10 6 5 4 1 0 0 0 0 0 0 0 73 104 7.94 1.941	5.2 L 29 10 6 5 4 1 0 0 0 0 0 0 0 73 104 7.94 1.941	5.2 L 29 10 6 5 4 1 0 0 0 0 0 0 0 73 104 7.94 1.941	5.2 L 29 10 6 5 4 1 0 0 0 0 0 0 0 73 104 7.94 1.941	5.2 L 29 10 6 5 4 1 0 0 0 0 0 0 0 73 104 7.94 1.941	5.2 L 29 10 6 5 4 1 0 0 0 0 0 0 0 73 104 7.94 1.941	5.2 L 29 10 6 5 4 1 0 0 0 0 0 0 0 73 104 7.94 1.941	5.2 L 29 10 6 5 4 1 0 0 0 0 0 0 0 73 104 7.94 1.941	5.2 L 29 10 6 5 4 1 0 0 0 0 0 0 0 73 104 7.94 1.941	5.2 L 29 10 6 5 4 1 0 0 0 0 0 0 0 73 104 7.94 1.941	5.2 L 29 10 6 5 4 1 0 0 0 0 0 0 0 73 104 7.94 1.941	5.2 L 29 10 6 5 4 1 0 0 0 0 0 0 0 73 104 7.94 1.941	5.2 L 29 10 6 5 4 1 0 0 0 0 0 0 0 73 104 7.94 1.941			
50 Michael Kirkman, L (6,1) ERA: 3.95	1.1 4 0 0 0 1 0 0 0 0 0 0 0 1 16 0.00 0.000	1.1 4 0 0 0 1 0 0 0 0 0 0 0 0 16 0.00 0.000	1.1 4 0 0 0 1 0 0 0 0 0 0 0 0 16 0.00 0.000	1.1 4 0 0 0 1 0 0 0 0 0 0 0 0 16 0.00 0.000	1.1 4 0 0 0 1 0 0 0 0 0 0 0 0 16 0.00 0.000	1.1 4 0 0 0 1 0 0 0 0 0 0 0 0 16 0.00 0.000	1.1 4 0 0 0 1 0 0 0 0 0 0 0 0 16 0.00 0.000	1.1 4 0 0 0 1 0 0 0 0 0 0 0 0 16 0.00 0.000	1.1 4 0 0 0 1 0 0 0 0 0 0 0 0 16 0.00 0.000	1.1 4 0 0 0 1 0 0 0 0 0 0 0 0 16 0.00 0.000	1.1 4 0 0 0 1 0 0 0 0 0 0 0 0 16 0.00 0.000	1.1 4 0 0 0 1 0 0 0 0 0 0 0 0 16 0.00 0.000	1.1 4 0 0 0 1 0 0 0 0 0 0 0 0 16 0.00 0.000	1.1 4 0 0 0 1 0 0 0 0 0 0 0 0 16 0.00 0.000	1.1 4 0 0 0 1 0 0 0 0 0 0 0 0 16 0.00 0.000	1.1 4 0 0 0 1 0 0 0 0 0 0 0 0 16 0.00 0.000	1.1 4 0 0 0 1 0 0 0 0 0 0 0 0 16 0.00 0.000	1.1 4 0 0 0 1 0 0 0 0 0 0 0 0 16 0.00 0.000	1.1 4 0 0 0 1 0 0 0 0 0 0 0 0 16 0.00 0.000	1.1 4 0 0 0 1 0 0 0 0 0 0 0 0 16 0.00 0.000	1.1 4 0 0 0 1 0 0 0 0 0 0 0 0 16 0.00 0.000	1.1 4 0 0 0 1 0 0 0 0 0 0 0 0 16 0.00 0.000	1.1 4 0 0 0 1 0 0 0 0 0 0 0 0 16 0.00 0.000		
37 Mike Adams, R (8,1) ERA: 2.57	1.0 3 0 0 0 1 0 0 0 0 0 0 0 6 8 0.00 0.000	1.0 3 0 0 0 1 0 0 0 0 0 0 0 6 8 0.00 0.000	1.0 3 0 0 0 1 0 0 0 0 0 0 0 6 8 0.00 0.000	1.0 3 0 0 0 1 0 0 0 0 0 0 0 6 8 0.00 0.000	1.0 3 0 0 0 1 0 0 0 0 0 0 0 6 8 0.00 0.000	1.0 3 0 0 0 1 0 0 0 0 0 0 0 6 8 0.00 0.000	1.0 3 0 0 0 1 0 0 0 0 0 0 0 6 8 0.00 0.000	1.0 3 0 0 0 1 0 0 0 0 0 0 0 6 8 0.00 0.000	1.0 3 0 0 0 1 0 0 0 0 0 0 0 6 8 0.00 0.000	1.0 3 0 0 0 1 0 0 0 0 0 0 0 6 8 0.00 0.000	1.0 3 0 0 0 1 0 0 0 0 0 0 0 6 8 0.00 0.000	1.0 3 0 0 0 1 0 0 0 0 0 0 0 6 8 0.00 0.000	1.0 3 0 0 0 1 0 0 0 0 0 0 0 6 8 0.00 0.000	1.0 3 0 0 0 1 0 0 0 0 0 0 0 6 8 0.00 0.000	1.0 3 0 0 0 1 0 0 0 0 0 0 0 6 8 0.00 0.000	1.0 3 0 0 0 1 0 0 0 0 0 0 0 6 8 0.00 0.000	1.0 3 0 0 0 1 0 0 0 0 0 0 0 6 8 0.00 0.000	1.0 3 0 0 0 1 0 0 0 0 0 0 0 6 8 0.00 0.000	1.0 3 0 0 0 1 0 0 0 0 0 0 0 6 8 0.00 0.000	1.0 3 0 0 0 1 0 0 0 0 0 0 0 6 8 0.00 0.000	1.0 3 0 0 0 1 0 0 0 0 0 0 0 6 8 0.00 0.000	1.0 3 0 0 0 1 0 0 0 0 0 0 0 6 8 0.00 0.000	1.0 3 0 0 0 1 0 0 0 0 0 0 0 6 8 0.00 0.000	1.0 3 0 0 0 1 0 0 0 0 0 0 0 6 8 0.00 0.000	1.0 3 0 0 0 1 0 0 0 0 0 0 0 6 8 0.00 0.000
19 Koji Uehara, R (9,1) ERA: 2.01	1.0 4 1 0 0 0 0 0 0 0 0 0 0 11 14 0.00 1.000	1.0 4 1 0 0 0 0 0 0 0 0 0 0 11 14 0.00 1.000	1.0 4 1 0 0 0 0 0 0 0 0 0 0 11 14 0.00 1.000	1.0 4 1 0 0 0 0 0 0 0 0 0 0 11 14 0.00 1.000	1.0 4 1 0 0 0 0 0 0 0 0 0 0 11 14 0.00 1.000	1.0 4 1 0 0 0 0 0 0 0 0 0 0 11 14 0.00 1.000	1.0 4 1 0 0 0 0 0 0 0 0 0 0 11 14 0.00 1.000	1.0 4 1 0 0 0 0 0 0 0 0 0 0 11 14 0.00 1.000	1.0 4 1 0 0 0 0 0 0 0 0 0 0 11 14 0.00 1.000	1.0 4 1 0 0 0 0 0 0 0 0 0 0 11 14 0.00 1.000	1.0 4 1 0 0 0 0 0 0 0 0 0 0 11 14 0.00 1.000	1.0 4 1 0 0 0 0 0 0 0 0 0 0 11 14 0.00 1.000	1.0 4 1 0 0 0 0 0 0 0 0 0 0 11 14 0.00 1.000	1.0 4 1 0 0 0 0 0 0 0 0 0 0 11 14 0.00 1.000	1.0 4 1 0 0 0 0 0 0 0 0 0 0 11 14 0.00 1.000	1.0 4 1 0 0 0 0 0 0 0 0 0 0 11 14 0.00 1.000	1.0 4 1 0 0 0 0 0 0 0 0 0 0 11 14 0.00 1.000	1.0 4 1 0 0 0 0 0 0 0 0 0 0 11 14 0.00 1.000	1.0 4 1 0 0 0 0 0 0 0 0 0 0 11 14 0.00 1.000	1.0 4 1 0 0 0 0 0 0 0 0 0 0 11 14 0.00 1.000	1.0 4 1 0 0 0 0 0 0 0 0 0 0 11 14 0.00 1.000	1.0 4 1 0 0 0 0 0 0 0 0 0 0 11 14 0.00 1.000	1.0 4 1 0 0 0 0 0 0 0 0 0 0 11 14 0.00 1.000	1.0 4 1 0 0 0 0 0 0 0 0 0 0 11 14 0.00 1.000	1.0 4 1 0 0 0 0 0 0 0 0 0 0 11 14 0.00 1.000

Minnesota Twins @ Texas Rangers
Rangers Ballpark in Arlington, Arlington, TX
Sun Aug 26 2012, 3:10 PM - 7:44 PM EDT
Att: 37,785 - Cloudy - 87 F

AB	38
R	6
H	11
RBI	6
BB	1
SO	6
LOB	17



Batter	1	2	3	4	5	6	7	8	9	AB	R	H	RBI	BB	SO	LOB	BOTTOM
5 Ian Kinsler, R (1,4) OBP: 0.343, SLG: 0.442	32 18 1B P3								F9	4	1	1	0	0	0	1	
18 Mitch Moreland, L (1,3) OBP: 0.354, SLG: 0.527	32 1B PB								K	4	2	2	0	0	2	0	
32 Josh Hamilton, L (1,7) OBP: 0.354, SLG: 0.582									F7	4	1	2	4	0	0	0	
29 Adrián Beltré, R (1,5) OBP: 0.346, SLG: 0.519	K								F8	4	0	0	0	0	1	1	
17 Nelson Cruz, R (1,9) OBP: 0.330, SLG: 0.470	K								L7	4	1	1	1	0	1	1	
7 David Murphy, L (1,10) OBP: 0.391, SLG: 0.490	G4-3								F8	4	0	0	0	0	1	1	
8 Geovany Soto, R (1,2) OBP: 0.290, SLG: 0.355									G5-3	3	0	0	0	1	1	0	
23 Craig Gentry, R (1,8) OBP: 0.378, SLG: 0.391									SH1-3	3	0	0	0	0	2	1	
3 Luis Hernandez, S (1,6) OBP: 0.364, SLG: 0.388									G4-3	2	0	0	0	0	0	1	
1 Elvis Andrus, R (7,PH) OBP: 0.364, SLG: 0.388									G4-3	1	0	0	0	0	1	0	
Inning Stats	R: 2 E: 0 K: 2 S: 23	H: 3 LOB: 1 BB: 0 P: 33	R: 0 E: 0 K: 1 S: 14	H: 0 LOB: 1 BB: 0 P: 21	R: 0 E: 0 K: 1 S: 8	H: 0 LOB: 0 BB: 0 P: 11	R: 0 E: 0 K: 0 S: 9	H: 0 LOB: 0 BB: 0 P: 14	R: 0 E: 0 K: 1 S: 12	H: 0 LOB: 0 BB: 0 P: 19	R: 3 E: 0 K: 1 S: 11	H: 3 LOB: 1 BB: 1 P: 22	R: 0 E: 0 K: 2 S: 8	H: 0 LOB: 0 BB: 0 P: 12	R: 0 E: 0 K: 0		

Batter	1	2	3	4	5	6	7	8	9	AB	R	H	RBI	BB	SO	LOB	TOP					
13 Dustin Ackley, L (1,4) OBP: 0.303, SLG: 0.334										4	0	0	0	0	0	0						
21 Franklin Gutierrez, R (1,8) OBP: 0.346, SLG: 0.447										2	0	1	0	1	1	0						
15 Kyle Seager, L (1,5) OBP: 0.312, SLG: 0.405										3	0	0	0	1	1	2						
63 Jesus Montero, R (1,10) OBP: 0.300, SLG: 0.401											4	0	0	0	0	3						
27 John Jaso, L (1,2) OBP: 0.400, SLG: 0.475											3	0	1	0	0	0						
17 Justin Smoak, S (1,3) OBP: 0.282, SLG: 0.325											3	0	0	0	0	2						
10 Eric Thames, L (1,9) OBP: 0.295, SLG: 0.421											3	1	1	1	0	2						
12 Trayvon Robinson, S (1,7) OBP: 0.306, SLG: 0.351											2	0	0	0	1	0						
26 Brendan Ryan, R (1,6) OBP: 0.286, SLG: 0.277											3	0	0	0	0	2						
Inning Stats	R: 0 E: 0 K: 0 S: 11	H: 1 LOB: 1 BB: 1 P: 16	R: 0 E: 0 K: 1 S: 7	H: 0 LOB: 0 BB: 0 P: 11	R: 0 E: 0 K: 1 S: 6	H: 0 LOB: 0 BB: 0 P: 8	R: 0 E: 0 K: 1 S: 9	H: 0 LOB: 0 BB: 0 P: 13	R: 0 E: 0 K: 2 S: 8	H: 1 LOB: 2 BB: 1 P: 15	R: 0 E: 0 K: 0 S: 3	H: 0 LOB: 0 BB: 0 P: 5	R: 0 E: 0 K: 1 S: 8	H: 0 LOB: 0 BB: 0 P: 12	R: 1 E: 0 K: 0 S: 6	H: 1 LOB: 0 BB: 0 P: 10	R: 0 E: 0 K: 1 S: 7	H: 0 LOB: 0 BB: 1 P: 13	1B: 2 2B: 1 3B: 0 HR: 1	SF: 0 SAC: 0 DP: 3 HBP: 1	WP: 0 PB: 0 CS: 0	PA: 31
PITCHER 62 Liam Hendriks, R (1,1) ERA: 6.02	IP: 9.0 WLS: L BF: 31 H: 3 R: 1 ER: 1 SO: 6 BB: 3 IBB: 0 HBP: 1 BLK: 0 WP: 0 HR: 1 S: 65 P: 103 ERA: 1.00 WHIP: 0.667															PITCHER						

Seattle Mariners @ Minnesota Twins
Target Field, Minneapolis, MN
Mon Aug 27 2012, 7:11 PM - 9:22 PM CDT
Att: 31,883 - Clear - 84 F

livebaseballscores.com

AB 27
R 1
H 3
RBI 1
BB 3
SO 6
LOB 9

Batter	1	2	3	4	5	6	7	8	9	AB	R	H	RBI	BB	SO	LOB	BOTTOM					
2 Denard Span, L (1,8) OBP: 0.349, SLG: 0.393										4	0	0	0	0	1	2						
11 Ben Revere, L (1,9) OBP: 0.345, SLG: 0.372										4	0	0	0	0	1	0						
7 Joe Mauer, L (1,2) OBP: 0.406, SLG: 0.429										4	0	1	0	0	0	0						
16 Josh Willingham, R (1,10) OBP: 0.387, SLG: 0.533											2	0	1	0	1	0						
19 Darin Mastroianni, R (0, PR) OBP: 0.336, SLG: 0.394											0	0	0	0	0	0						
33 Justin Morneau, L (1,3) OBP: 0.332, SLG: 0.472											4	0	1	0	0	1						
18 Ryan Doumit, S (1,7) OBP: 0.330, SLG: 0.462										3	0	0	0	0	1	1						
24 Trevor Plouffe, R (1,5) OBP: 0.308, SLG: 0.463											3	0	1	0	0	1						
8 Jamey Carroll, R (1,4) OBP: 0.329, SLG: 0.289										3	0	0	0	0	0	2						
25 Pedro Florimón, S (1,6) OBP: 0.359, SLG: 0.400										3	0	1	0	0	1	0						
Inning Stats	R: 0 E: 0 K: 0 S: 6	H: 0 LOB: 0 BB: 0 P: 9	R: 0 E: 0 K: 1 S: 7	H: 0 LOB: 0 BB: 1 P: 12	R: 0 E: 0 K: 1 S: 8	H: 0 LOB: 0 BB: 0 P: 12	R: 0 E: 0 K: 2 S: 11	H: 1 LOB: 2 BB: 0 P: 17	R: 0 E: 0 K: 1 S: 11	H: 2 LOB: 2 BB: 0 P: 13	R: 0 E: 0 K: 0 S: 7	H: 0 LOB: 0 BB: 0 P: 12	R: 0 E: 0 K: 0 S: 5	H: 1 LOB: 1 BB: 0 P: 6	R: 0 E: 0 K: 0 S: 8	H: 0 LOB: 0 BB: 0 P: 12	R: 0 E: 0 K: 0 S: 6	H: 1 LOB: 1 BB: 0 P: 7	1B: 4 2B: 0 3B: 1 HR: 0	SF: 0 SAC: 0 DP: 2 HBP: 1	WP: 0 PB: 0 CS: 0	PA: 32
PITCHER 34 Félix Hernández, R (1,1) ERA: 2.43	IP: 9.0 WLS: W BF: 32 H: 5 R: 0 ER: 0 SO: 5 BB: 1 IBB: 0 HBP: 1 BLK: 0 WP: 0 HR: 0 S: 69 P: 100 ERA: 0.00 WHIP: 0.667															PITCHER						

Seattle Mariners @ Minnesota Twins
Target Field, Minneapolis, MN
Mon Aug 27 2012, 7:11 PM - 9:22 PM CDT
Att: 31,883 - Clear - 84 F

livebaseballscores.com

AB 30
R 0
H 5
RBI 0
BB 1
SO 5
LOB 10

Batter	1	2	3	4	5	6	7	8	9	AB	R	H	RBI	BB	SO	LOB	TOP					
13 Dustin Ackley, L (1,4) OBP: 0.302, SLG: 0.339	F7		G4-3				G3		K2-3	5	1	1	3	0	1	3	Seattle Mariners @ Minnesota Twins Target Field, Minneapolis, MN Tue Aug 28 2012, 7:11 PM - 10:06 PM CDT Att: 29,854 - Overcast - 83 F					
21 Franklin Gutierrez, R (1,8) OBP: 0.333, SLG: 0.412	G6-3		15 2B				G6-3		K	4	1	0	0	1	2	2						
15 Kyle Seager, L (1,5) OBP: 0.314, SLG: 0.408	1B		2B				G6-3		L7	4	0	2	2	0	0	1						
63 Jesus Montero, R (1,10) OBP: 0.297, SLG: 0.397	G3		G4-3				G1-3		G1-3	4	0	0	0	0	0	2						
17 Justin Smoak, S (1,3) OBP: 0.259, SLG: 0.321	G3						F7		G4-3	4	0	0	0	0	0	0						
30 Miguel Olivo, R (1,2) OBP: 0.229, SLG: 0.365	K2-3						G1-3		E5 12 FC6-4	4	0	1	0	0	1	0						
10 Eric Thames, L (1,9) OBP: 0.290, SLG: 0.413	L7						F8		F7	4	0	0	0	0	0	2						
12 Trayvon Robinson, S (1,7) OBP: 0.315, SLG: 0.358			F8				26 1B 13 HR 26 S		FC6-4	4	1	2	0	0	0	1						
26 Brendan Ryan, R (1,6) OBP: 0.291, SLG: 0.289	13 2B 15 2B		13 2B 15 2B				13 HR 13 HR		13 G3 13 HR	4	2	3	0	0	0	1						
									P3	4	2	3	0	0	0	1						
Inning Stats	R: 0 E: 0 K: 0 S: 9	H: 1 LOB: 1 BB: 0 P: 10	R: 0 E: 0 K: 1 S: 8	H: 0 LOB: 0 BB: 0 P: 11	R: 2 E: 0 K: 0 S: 20	H: 2 LOB: 1 BB: 1 P: 29	R: 0 E: 0 K: 0 S: 6	H: 0 LOB: 0 BB: 0 P: 7	R: 3 E: 0 K: 0 S: 12	H: 3 LOB: 0 BB: 0 P: 14	R: 0 E: 0 K: 0 S: 6	H: 0 LOB: 1 BB: 0 P: 8	R: 0 E: 0 K: 1 S: 12	H: 1 LOB: 1 BB: 0 P: 17	R: 0 E: 0 K: 0 S: 10	H: 1 LOB: 1 BB: 0 P: 16	R: 0 E: 0 K: 2 S: 11	H: 1 LOB: 1 BB: 0 P: 15	1B: 5 2B: 3 HR: 1	SF: 0 SAC: 0 DP: 0 HBP: 0	WP: 0 PB: 0 SB: 2 CS: 0	PA: 38
PITCHER	IP WLS BF H R ER SO BB IBB HBP BLK WP HR S P ERA WHIP	7.0 L 30 7 5 5 2 1 0 0 0 0 1 73 96 6.43 1.143	1.0 4 1 0 0 0 0 0 0 0 0 0 10 16 0.00 1.000	1.0 4 1 0 0 2 0 0 0 0 0 0 11 15 0.00 1.000											IP WLS BF H R ER SO BB IBB HBP BLK WP HR S P ERA WHIP							

Batter	1	2	3	4	5	6	7	8	9	AB	R	H	RBI	BB	SO	LOB	BOTTOM					
11 Ben Revere, L (1,8) OBP: 0.344, SLG: 0.370	19 G6-3 BB		SF8				G4-3		K2-3	2	0	0	1	1	1	1	Seattle Mariners @ Minnesota Twins Target Field, Minneapolis, MN Tue Aug 28 2012, 7:11 PM - 10:06 PM CDT Att: 29,854 - Overcast - 83 F					
19 Darin Mastroianni, R (1,9) OBP: 0.333, SLG: 0.385	G6-3		G5-3				7 G1-6-3 BB		G6-3	3	0	0	0	1	0	2						
7 Joe Mauer, L (1,2) OBP: 0.403, SLG: 0.425	F7		K				G1-6-3		G4-3	4	0	0	0	0	1	2						
16 Josh Willingham, R (1,7) OBP: 0.368, SLG: 0.532			33 FC4-6 HBP				F9		K	3	1	1	0	0	1	0						
33 Justin Morneau, L (1,3) OBP: 0.331, SLG: 0.469	FC4-6		G3				G3		8 FC6-4 1B	4	0	1	0	0	1	2						
18 Ryan Doumit, S (1,10) OBP: 0.329, SLG: 0.463	K		F7				F7		F8	4	0	1	1	0	1	2						
24 Trevor Plouffe, R (1,5) OBP: 0.307, SLG: 0.459	K						P4		K	3	0	0	0	1	2	2						
8 Jamey Carroll, R (1,4) OBP: 0.330, SLG: 0.289			11 PB 11 SF8 25 WP				11 PB 11 WP		FC6-4	3	1	1	0	1	0	3						
25 Pedro Florimón, S (1,6) OBP: 0.357, SLG: 0.378			11 PB				L7		G5-3	2	0	0	0	1	0	1						
										3	1	1	0	1	0	3						
Inning Stats	R: 0 E: 0 K: 0 S: 5	H: 0 LOB: 0 BB: 1 P: 12	R: 0 E: 0 K: 2 S: 9	H: 0 LOB: 1 BB: 0 P: 15	R: 1 E: 0 K: 1 S: 10	H: 0 LOB: 2 BB: 2 P: 21	R: 0 E: 0 K: 0 S: 9	H: 0 LOB: 0 BB: 0 P: 14	R: 0 E: 0 K: 0 S: 9	H: 1 LOB: 1 BB: 0 P: 16	R: 0 E: 0 K: 1 S: 7	H: 0 LOB: 0 BB: 1 P: 14	R: 0 E: 0 K: 1 S: 13	H: 1 LOB: 1 BB: 0 P: 15	R: 0 E: 0 K: 1 S: 8	H: 0 LOB: 0 BB: 0 P: 10	R: 1 E: 0 K: 1 S: 12	H: 2 LOB: 2 BB: 1 P: 26	1B: 3 2B: 1 3B: 0 HR: 0	SF: 1 SAC: 0 DP: 2 HBP: 1	WP: 1 PB: 1 SB: 0 CS: 0	PA: 35
PITCHER	IP WLS BF H R ER SO BB IBB HBP BLK WP HR S P ERA WHIP	6.0 W 22 1 1 0 0 4 0 0 0 0 1 49 92 0.00 0.833	0.1 2 1 0 0 0 0 0 0 0 0 0 7 8 0.00 3.000	1.2 5 0 0 0 2 0 0 0 0 0 0 14 17 0.00 0.000	0.2 4 2 1 1 1 0 0 0 0 0 0 9 18 13.50 3.000	0.1 S 2 0 0 0 0 1 0 0 0 0 0 0 3 8 0.00 3.000											IP WLS BF H R ER SO BB IBB HBP BLK WP HR S P ERA WHIP					

Batter	1	2	3	4	5	6	7	8	9	AB	R	H	RBI	BB	SO	LOB	TOP										
13 Dustin Ackley, L (1,4) OBP: 0.300, SLG: 0.336	G6-3		G4-3			K2-3			G4-3	4	0	0	0	0	1	0											
12 Travon Robinson, S (1,7) OBP: 0.312, SLG: 0.353	1B			K2-3			K		K	4	0	1	0	0	3	0											
15 Kyle Seager, L (1,5) OBP: 0.314, SLG: 0.408	L8			G5-3			1B			3	0	1	0	0	0	1											
27 John Jaso, L (1,10) OBP: 0.396, SLG: 0.469	K2-3			K			G6-3			3	0	0	0	0	2	2											
17 Justin Smoak, S (1,3) OBP: 0.258, SLG: 0.319		G1-3			G4-3				K	3	0	0	0	0	1	1											
10 Eric Thames, L (1,9) OBP: 0.287, SLG: 0.408	K				K				L8	3	0	0	0	0	2	0											
30 Miguel Olivo, R (1,2) OBP: 0.227, SLG: 0.361	K				G2-3				F8	3	0	0	0	0	1	0											
9 Chone Figgins, S (1,8) OBP: 0.260, SLG: 0.278			G3			G3-1			P4	3	0	0	0	0	0	0											
61 Munenori Kawasaki, L (1,6) OBP: 0.287, SLG: 0.206			G5-3			G1			G4-3	3	0	0	0	0	0	0											
Inning Stats	R: 0 E: 0 K: 1 S: 9	H: 1 LOB: 1 BB: 0 P: 16	R: 0 E: 0 K: 2 S: 7	H: 0 LOB: 0 BB: 0 P: 7	R: 0 E: 0 K: 0 S: 7	H: 0 LOB: 0 BB: 0 P: 14	R: 0 E: 0 K: 2 S: 11	H: 0 LOB: 0 BB: 0 P: 13	R: 0 E: 0 K: 1 S: 12	H: 0 LOB: 0 BB: 0 P: 15	R: 0 E: 0 K: 1 S: 11	H: 0 LOB: 1 BB: 0 P: 18	R: 0 E: 0 K: 0 S: 6	H: 0 LOB: 0 BB: 0 P: 10	R: 0 E: 0 K: 1 S: 11	H: 0 LOB: 0 BB: 0 P: 17	1B: 2 2B: 0 3B: 0 HR: 0	SF: 0 SAC: 0 DP: 0 HBP: 0	WP: 0 PB: 0 SB: 1 CS: 0	PA: 29							
PITCHER	IP	WLS	BF	H	R	ER	SO	BB	IBB	HBP	BLK	WP	HR	S	P	ERA	WHIP										
21 Samuel Deduno, R (1,1) ERA: 3.72	7.0	W	23	2	0	0	9	0	0	0	0	0	0	68	98	0.00	0.286										
64 Tyler Robertson, L (8,1) ERA: 5.11	1.0		3	0	0	0	0	0	0	0	0	0	0	6	10	0.00	0.000										
51 Anthony Swarzak, R (9,1) ERA: 4.6	1.0		3	0	0	0	1	0	0	0	0	0	0	11	17	0.00	0.000										

Seattle Mariners @ Minnesota Twins
Target Field, Minneapolis, MN
Wed Aug 29 2012, 7:15 PM - 10:02 PM CDT
Att: 29,281 - Clear - 91 F

AB 29
R 0
H 2
RBI 0
BB 0
SO 10
LOB 4



Batter	1	2	3	4	5	6	7	8	9	AB	R	H	RBI	BB	SO	LOB	BOTTOM										
11 Ben Revere, L (1,8) OBP: 0.340, SLG: 0.365	G4-3		K		G5-3					5	0	0	0	0	1	5											
8 Jamey Carroll, R (1,4) OBP: 0.331, SLG: 0.290	G5-3		1B		L6					5	2	2	0	0	0	1											
7 Joe Mauer, L (1,10) OBP: 0.405, SLG: 0.431	L7		1B		G4-3					5	1	3	2	0	0	1											
16 Josh Willingham, R (1,7) OBP: 0.369, SLG: 0.539										3	1	2	2	0	0	2											
19 Darin Mastroianni, R (8,7) OBP: 0.338, SLG: 0.390										1	0	1	0	0	0	0											
33 Justin Morneau, L (1,3) OBP: 0.332, SLG: 0.470	K		1B		HR					4	1	2	2	0	2	1											
18 Ryan Doumit, S (1,2) OBP: 0.330, SLG: 0.462	FC2-4		K		1B					5	0	2	0	0	1	4											
27 Chris Parmelee, L (1,9) OBP: 0.288, SLG: 0.336	K									5	2	2	0	0	1	5											
24 Trevor Plouffe, R (1,5) OBP: 0.312, SLG: 0.472			1B		HR					4	2	2	4	1	1	4											
25 Pedro Florimon, S (1,6) OBP: 0.391, SLG: 0.410			1B		2B					2	1	1	0	2	1	0											
Inning Stats	R: 0 E: 0 K: 0 S: 6	H: 0 LOB: 0 BB: 0 P: 10	R: 0 E: 0 K: 2 S: 14	H: 1 LOB: 0 BB: 0 P: 19	R: 3 E: 0 K: 2 S: 23	H: 3 LOB: 2 BB: 2 P: 37	R: 2 E: 0 K: 0 S: 14	H: 3 LOB: 1 BB: 0 P: 20	R: 1 E: 0 K: 1 S: 19	H: 2 LOB: 1 BB: 0 P: 25	R: 0 E: 0 K: 1 S: 6	H: 0 LOB: 0 BB: 0 P: 6	R: 3 E: 0 K: 0 S: 23	H: 4 LOB: 2 BB: 1 P: 35	R: 1 E: 0 K: 1 S: 19	H: 4 LOB: 3 BB: 0 P: 24	1B: 11 2B: 3 3B: 1 HR: 2	SF: 2 SAC: 0 DP: 0 HBP: 0	WP: 0 PB: 0 SB: 0 CS: 0	PA: 44							
PITCHER	IP	WLS	BF	H	R	ER	SO	BB	IBB	HBP	BLK	WP	HR	S	P	ERA	WHIP										
38 Jason Vargas, L (1,1) ERA: 3.95	4.2	L	25	4	3	6	5	2	0	0	0	0	0	69	102	11.57	2.357										
58 Carter Capps, R (5,1) ERA: 5.87	2.0		10	4	3	3	1	0	0	0	0	0	0	31	39	13.50	2.000										
44 Lucas Luetge, L (7,1) ERA: 2.55	1.1		9	4	1	1	1	1	0	0	0	0	0	24	35	6.75	3.750										

Seattle Mariners @ Minnesota Twins
Target Field, Minneapolis, MN
Wed Aug 29 2012, 7:15 PM - 10:02 PM CDT
Att: 29,281 - Clear - 91 F

AB 39
R 10
H 17
RBI 10
BB 3
SO 7
LOB 23



Batter	1	2	3	4	5	6	7	8	9	AB R H RBI BB SO LOB	TOP											
19 Darin Mastroianni, R OBP: 0.340, SLG: 0.386										4 1 1 0 1 1 0	Minnesota Twins @ Kansas City Royals Kauffman Stadium, Kansas City, MO Sat Sep 01 2012, 3:32 PM - 6:02 PM CDT Drizzle - 77 F livebaseballscorecards.com											
8 Jamey Carroll, R OBP: 0.335, SLG: 0.295										4 0 3 0 0 0 0												
16 Josh Willingham, R (1, 10)										3 1 0 0 1 0 4												
33 Justin Morneau, L OBP: 0.330, SLG: 0.469										2 0 1 2 1 1 1												
18 Ryan Doumit, S OBP: 0.331, SLG: 0.461										4 0 1 1 0 2 4												
27 Chris Parmelee, L OBP: 0.293, SLG: 0.347										4 0 2 0 0 1 0												
11 Ben Revere, L OBP: 0.338, SLG: 0.361										0 0 0 0 0 0 0												
24 Trevor Plouffe, R OBP: 0.310, SLG: 0.465										4 0 1 0 0 0 2												
22 Matt Carson, R OBP: 0.320, SLG: 0.360										4 0 0 0 0 1 3												
25 Pedro Florimón, S OBP: 0.352, SLG: 0.362										4 1 1 0 0 0 2												
Inning Stats	R: 1 H: 2 E: 0 K: 1 S: 14	H: 2 R: 0 ER: 0 LOB: 1 BB: 0 P: 23	R: 0 H: 1 E: 0 K: 0 S: 10	H: 1 R: 0 ER: 0 LOB: 1 BB: 0 P: 14	R: 0 H: 1 E: 0 K: 1 S: 11	H: 1 R: 0 ER: 0 LOB: 1 BB: 0 P: 18	R: 0 H: 1 E: 0 K: 2 S: 8	H: 1 R: 0 ER: 0 LOB: 2 BB: 1 P: 10	R: 2 H: 3 E: 0 K: 0 S: 6	H: 3 R: 0 ER: 0 LOB: 2 BB: 1 P: 12	R: 0 H: 1 E: 0 K: 0 S: 6	H: 1 R: 0 ER: 0 LOB: 2 BB: 0 P: 8	R: 0 H: 1 E: 0 K: 0 S: 8	H: 1 R: 0 ER: 0 LOB: 2 BB: 2 P: 19	R: 0 H: 0 E: 0 K: 1 S: 7	H: 0 R: 0 ER: 0 LOB: 0 BB: 0 P: 11	R: 0 H: 0 E: 0 K: 1 S: 9	H: 0 R: 0 ER: 0 LOB: 0 BB: 0 P: 14	1B: 8 2B: 2 3B: 0 HR: 0	SF: 1 SAC: 1 DP: 1 HBP: 0	WP: 0 PB: 0 CS: 0	PA: 38
PITCHER	IP WLS BF H R ER SO BB IBB HBP BLK WP HR S P ERA WHIP											IP WLS BF H R ER SO BB IBB HBP BLK WP HR S P ERA WHIP										
53 Will Smith, L ERA: 5.45	6.0 L 28 9 3 3 4 1 1 0 0 0 0 0 58 92 4.50 1.667																					
32 Vin Mazzaro, R ERA: 5.6	3.0 10 1 0 0 2 0 1 0 0 0 0 0 21 37 0.00 0.333																					

Batter	1	2	3	4	5	6	7	8	9	AB R H RBI BB SO LOB	BOTTOM							
6 Lorenzo Cain, R OBP: 0.302, SLG: 0.379										4 0 1 0 0 0 2	Minnesota Twins @ Kansas City Royals Kauffman Stadium, Kansas City, MO Sat Sep 01 2012, 3:32 PM - 6:02 PM CDT Drizzle - 77 F livebaseballscorecards.com							
2 Alcides Escobar, R OBP: 0.338, SLG: 0.398										4 0 0 0 0 1 1								
4 Alex Gordon, L OBP: 0.369, SLG: 0.450										3 0 1 0 1 0 1								
16 Billy Butler, R OBP: 0.372, SLG: 0.503										4 0 1 0 0 0 3								
8 Mike Moustakas, L OBP: 0.306, SLG: 0.440										4 1 1 0 0 1 1								
27 Brayan Peña, S OBP: 0.277, SLG: 0.330										4 0 1 0 0 0 0								
21 Jeff Francoeur, R OBP: 0.286, SLG: 0.358										3 0 0 0 0 1 2								
35 Eric Hosmer, L OBP: 0.311, SLG: 0.369										4 0 1 0 0 1 3								
9 Johnny Giavotella, R OBP: 0.250, SLG: 0.259										3 0 1 1 0 0 1								
Inning Stats	R: 0 H: 1 E: 0 K: 0 S: 13	H: 0 R: 0 ER: 0 LOB: 0 BB: 0 P: 8	R: 0 H: 0 E: 0 K: 1 S: 6	H: 0 R: 0 ER: 0 LOB: 0 BB: 0 P: 8	R: 0 H: 1 E: 0 K: 1 S: 6	H: 1 R: 0 ER: 0 LOB: 1 BB: 0 P: 11	R: 0 H: 1 E: 0 K: 0 S: 9	H: 1 R: 0 ER: 0 LOB: 1 BB: 0 P: 13	R: 0 H: 3 E: 0 K: 1 S: 13	H: 3 R: 0 ER: 0 LOB: 2 BB: 0 P: 24		R: 0 H: 0 E: 0 K: 0 S: 7	H: 0 R: 0 ER: 0 LOB: 0 BB: 1 P: 14	R: 0 H: 0 E: 0 K: 1 S: 8	H: 0 R: 0 ER: 0 LOB: 1 BB: 0 P: 12	1B: 7 2B: 1 3B: 0 HR: 0	SF: 0 SAC: 0 DP: 1 HBP: 1	WP: 0 PB: 0 CS: 0
PITCHER	IP WLS BF H R ER SO BB IBB HBP BLK WP HR S P ERA WHIP											IP WLS BF H R ER SO BB IBB HBP BLK WP HR S P ERA WHIP						
38 Cole De Vries, R ERA: 4.41	6.2 W 27 7 1 1 3 0 0 0 0 0 0 0 58 94 1.35 1.050																	
31 Alex Burnett, R ERA: 2.85	0.1 H 1 0 0 0 0 0 0 0 0 0 0 3 6 0.00 0.000																	
61 Jared Burton, R ERA: 2.13	1.0 H 3 0 0 0 0 1 0 0 0 0 0 7 14 0.00 1.000																	
15 Glen Perkins, L ERA: 2.67	1.0 S 4 0 0 0 1 0 0 1 0 0 0 8 12 0.00 0.000																	

Batter	1	2	3	4	5	6	7	8	9	AB	R	H	RBI	BB	SO	LOB	TOP				
11 Ben Revere, L OBP: 0.339, SLG: 0.360										4	2	1	0	1	0	1	Minnesota Twins @ Kansas City Royals Kauffman Stadium, Kansas City, MO Sat Sep 01 2012, 6:43 PM - 9:49 PM CDT Att: 23,189 - Cloudy - 77 F				
12 Alexi Casilla, S OBP: 0.298, SLG: 0.291										5	1	2	0	0	1	3					
7 Joe Mauer, L OBP: 0.406, SLG: 0.437										3	1	1	4	1	0	1					
33 Justin Morneau, L OBP: 0.330, SLG: 0.467										4	0	1	0	0	1	2					
16 Josh Willingham, R OBP: 0.368, SLG: 0.538										3	1	1	0	1	0	1					
22 Matt Carson, R OBP: 0.320, SLG: 0.360										0	0	0	0	0	0	0					
27 Chris Parmelee, L OBP: 0.299, SLG: 0.371										3	1	1	3	1	0	1					
19 Darin Mastroianni, R OBP: 0.340, SLG: 0.386										0	0	0	0	0	0	0					
24 Trevor Plouffe, R OBP: 0.307, SLG: 0.459										4	0	0	0	0	1	1					
41 Drew Butera, R OBP: 0.263, SLG: 0.293										3	1	0	0	1	1	1					
25 Pedro Florimón, S OBP: 0.362, SLG: 0.392										4	1	2	0	0	1	0					
Inning Stats	R: 4 E: 0 K: 1 S: 15	H: 3 LOB: 0 BB: 2 P: 26	R: 4 E: 0 K: 2 S: 21	H: 3 LOB: 1 BB: 2 P: 40	R: 0 E: 0 K: 0 S: 6	H: 0 LOB: 0 BB: 0 P: 10	R: 0 E: 0 K: 0 S: 6	H: 1 LOB: 0 BB: 0 P: 11	R: 0 E: 0 K: 0 S: 7	H: 1 LOB: 0 BB: 0 P: 11	R: 0 E: 0 K: 0 S: 8	H: 0 LOB: 0 BB: 0 P: 10	R: 0 E: 0 K: 1 S: 12	H: 0 LOB: 1 BB: 1 P: 18	R: 0 E: 0 K: 1 S: 8	H: 0 LOB: 0 BB: 0 P: 10	1B: 6 2B: 1 3B: 0 HR: 2	SF: 0 SAC: 0 DP: 3 HBP: 0	WP: 1 PB: 0 SB: 0 CS: 0	PA: 38	
PITCHER	IP WLS BF H R ER SO BB IBB HBP BLK WP HR S P ERA WHIP	IP WLS BF H R ER SO BB IBB HBP BLK WP HR S P ERA WHIP	IP WLS BF H R ER SO BB IBB HBP BLK WP HR S P ERA WHIP	IP WLS BF H R ER SO BB IBB HBP BLK WP HR S P ERA WHIP	IP WLS BF H R ER SO BB IBB HBP BLK WP HR S P ERA WHIP	IP WLS BF H R ER SO BB IBB HBP BLK WP HR S P ERA WHIP	IP WLS BF H R ER SO BB IBB HBP BLK WP HR S P ERA WHIP	IP WLS BF H R ER SO BB IBB HBP BLK WP HR S P ERA WHIP	IP WLS BF H R ER SO BB IBB HBP BLK WP HR S P ERA WHIP	IP WLS BF H R ER SO BB IBB HBP BLK WP HR S P ERA WHIP	IP WLS BF H R ER SO BB IBB HBP BLK WP HR S P ERA WHIP	IP WLS BF H R ER SO BB IBB HBP BLK WP HR S P ERA WHIP	IP WLS BF H R ER SO BB IBB HBP BLK WP HR S P ERA WHIP	IP WLS BF H R ER SO BB IBB HBP BLK WP HR S P ERA WHIP	IP WLS BF H R ER SO BB IBB HBP BLK WP HR S P ERA WHIP	IP WLS BF H R ER SO BB IBB HBP BLK WP HR S P ERA WHIP	IP WLS BF H R ER SO BB IBB HBP BLK WP HR S P ERA WHIP	IP WLS BF H R ER SO BB IBB HBP BLK WP HR S P ERA WHIP	IP WLS BF H R ER SO BB IBB HBP BLK WP HR S P ERA WHIP	IP WLS BF H R ER SO BB IBB HBP BLK WP HR S P ERA WHIP	IP WLS BF H R ER SO BB IBB HBP BLK WP HR S P ERA WHIP

AB	33
R	8
H	9
RBI	7
BB	5
SO	5
LOB	11



Batter	1	2	3	4	5	6	7	8	9	AB	R	H	RBI	BB	SO	LOB	BOTTOM					
7 David Lough, L OBP: 0.400, SLG: 0.400										5	2	2	0	0	0	0	Minnesota Twins @ Kansas City Royals Kauffman Stadium, Kansas City, MO Sat Sep 01 2012, 6:43 PM - 9:49 PM CDT Att: 23,189 - Cloudy - 77 F					
2 Alcides Escobar, R OBP: 0.330, SLG: 0.394										5	1	0	0	0	2							
4 Alex Gordon, L OBP: 0.369, SLG: 0.449										5	0	2	1	0	2	1						
16 Billy Butler, R OBP: 0.376, SLG: 0.507										4	3	3	1	1	0	1						
13 Salvador Perez, R OBP: 0.330, SLG: 0.500										5	1	4	1	0	0	2						
1 Jarrod Dyson, L OBP: 0.333, SLG: 0.337										0	0	0	0	0	0	0						
8 Mike Moustakas, L OBP: 0.307, SLG: 0.442										5	0	2	2	0	2	3						
6 Lorenzo Cain, R OBP: 0.299, SLG: 0.371										4	0	0	0	1	2	5						
35 Eric Hosmer, L OBP: 0.311, SLG: 0.368										4	0	1	2	0	1	0						
34 Tony Abreu, S OBP: 0.286, SLG: 0.357										4	0	0	0	1	2							
Inning Stats	R: 2 E: 0 K: 1 S: 16	H: 4 LOB: 2 BB: 0 P: 25	R: 0 E: 0 K: 1 S: 9	H: 0 LOB: 0 BB: 0 P: 13	R: 1 E: 0 K: 2 S: 16	H: 3 LOB: 2 BB: 0 P: 23	R: 2 E: 1 K: 1 S: 16	H: 3 LOB: 2 BB: 0 P: 22	R: 0 E: 0 K: 2 S: 7	H: 0 LOB: 0 BB: 0 P: 11	R: 0 E: 0 K: 0 S: 8	H: 0 LOB: 0 BB: 0 P: 10	R: 2 E: 0 K: 0 S: 13	H: 2 LOB: 2 BB: 2 P: 26	R: 0 E: 0 K: 0 S: 12	H: 1 LOB: 1 BB: 0 P: 21	R: 0 E: 0 K: 1 S: 11	H: 1 LOB: 1 BB: 0 P: 13	1B: 12 2B: 2 3B: 0 HR: 0	SF: 0 SAC: 0 DP: 0 HBP: 0	WP: 1 PB: 0 SB: 0 CS: 1	PA: 43
PITCHER	IP WLS BF H R ER SO BB IBB HBP BLK WP HR S P ERA WHIP	IP WLS BF H R ER SO BB IBB HBP BLK WP HR S P ERA WHIP	IP WLS BF H R ER SO BB IBB HBP BLK WP HR S P ERA WHIP	IP WLS BF H R ER SO BB IBB HBP BLK WP HR S P ERA WHIP	IP WLS BF H R ER SO BB IBB HBP BLK WP HR S P ERA WHIP	IP WLS BF H R ER SO BB IBB HBP BLK WP HR S P ERA WHIP	IP WLS BF H R ER SO BB IBB HBP BLK WP HR S P ERA WHIP	IP WLS BF H R ER SO BB IBB HBP BLK WP HR S P ERA WHIP	IP WLS BF H R ER SO BB IBB HBP BLK WP HR S P ERA WHIP	IP WLS BF H R ER SO BB IBB HBP BLK WP HR S P ERA WHIP	IP WLS BF H R ER SO BB IBB HBP BLK WP HR S P ERA WHIP	IP WLS BF H R ER SO BB IBB HBP BLK WP HR S P ERA WHIP	IP WLS BF H R ER SO BB IBB HBP BLK WP HR S P ERA WHIP	IP WLS BF H R ER SO BB IBB HBP BLK WP HR S P ERA WHIP	IP WLS BF H R ER SO BB IBB HBP BLK WP HR S P ERA WHIP	IP WLS BF H R ER SO BB IBB HBP BLK WP HR S P ERA WHIP	IP WLS BF H R ER SO BB IBB HBP BLK WP HR S P ERA WHIP	IP WLS BF H R ER SO BB IBB HBP BLK WP HR S P ERA WHIP	IP WLS BF H R ER SO BB IBB HBP BLK WP HR S P ERA WHIP	IP WLS BF H R ER SO BB IBB HBP BLK WP HR S P ERA WHIP	IP WLS BF H R ER SO BB IBB HBP BLK WP HR S P ERA WHIP	

AB	41
R	7
H	14
RBI	7
BB	2
SO	8
LOB	16



Batter	1	2	3	4	5	6	7	8	9	AB	R	H	RBI	BB	SO	LOB	TOP										
11 Ben Revere, L OBP: 0.337, SLG: 0.358	G4-3		P6				F7		K	5	0	1	0	0	1	0	Minnesota Twins @ Kansas City Royals Kauffman Stadium, Kansas City, MO Sun Sep 02 2012, 1:14 PM - 4:08 PM CDT Att: 23,641 - Sunny - 86 F										
8 Jamey Carroll, R OBP: 0.336, SLG: 0.297	2B G4-3		CS			FC4	G5-3			4	1	2	0	0	0	1											
7 Joe Mauer, L OBP: 0.409, SLG: 0.442	2B G4-3		K			FC1-5	1B			4	0	3	0	0	1	1											
33 Justin Morneau, L OBP: 0.329, SLG: 0.465	G4-3		K			FC1-5	1B			4	1	1	1	0	1	2											
18 Ryan Doumit, S OBP: 0.328, SLG: 0.457	G1-3		K			FC1-5	1B			4	1	0	0	0	1	3											
27 Chris Parmelee, L OBP: 0.305, SLG: 0.398	HR		1B			K	K			4	1	2	1	0	2	2											
22 Matt Carson, R OBP: 0.310, SLG: 0.321	L5		F7			BB	K2-3			3	0	0	0	1	1	1											
12 Alexi Casilla, S OBP: 0.261, SLG: 0.294	G6-3		G3			1B	K			4	0	2	2	0	1	0											
25 Pedro Florimón, S OBP: 0.344, SLG: 0.370	G3-1		G3			K	K			3	0	0	0	0	1	3											
24 Trevor Plouffe, R OBP: 0.306, SLG: 0.458	G3-1		G3			K	K			1	0	0	0	0	1	0											
Inning Stats	R: 1 H: 2 E: 0 K: 0 S: 10	H: 2 LOB: 1 BB: 0 P: 16	R: 1 H: 1 E: 0 K: 0 S: 10	H: 1 LOB: 0 BB: 0 P: 17	R: 0 H: 1 E: 0 K: 1 S: 8	H: 1 LOB: 1 BB: 0 P: 13	R: 0 H: 1 E: 0 K: 2 S: 12	H: 1 LOB: 1 BB: 0 P: 21	R: 0 H: 2 E: 0 K: 0 S: 9	H: 2 LOB: 1 BB: 0 P: 17	R: 2 H: 3 E: 0 K: 2 S: 19	H: 3 LOB: 2 BB: 1 P: 32	R: 0 H: 1 E: 0 K: 0 S: 9	H: 1 LOB: 0 BB: 0 P: 12	R: 0 H: 0 E: 0 K: 2 S: 9	H: 0 LOB: 0 BB: 0 P: 10	R: 0 H: 0 E: 0 K: 3 S: 13	H: 0 LOB: 0 BB: 0 P: 18	1B: 9 2B: 2 3B: 0 HR: 1	SF: 0 SAC: 0 DP: 1 HBP: 0	WP: 0 PB: 0 SB: 0 CS: 1	PA: 37					
PITCHER	IP	WLS	BF	H	R	ER	SO	BB	IBB	HBP	BLK	WP	HR	S	P	ERA	WHIP										
39 Luis Mendoza, R ERA: 4.48	5.0		20	7	2	2	3	0	0	0	0	0	1	49	84	3.60	1.400										
55 Tim Collins, L ERA: 3.29	1.0	W	7	3	2	2	2	1	0	0	0	0	0	19	32	18.00	4.000										
67 Francisley Bueno, L ERA: 1.8	1.2	H	6	1	0	0	1	0	0	0	0	0	0	13	16	0.00	0.600										
43 Aaron Crow, R ERA: 3.48	0.1	H	1	0	0	0	1	0	0	0	0	0	0	5	6	0.00	0.000										
56 Greg Holland, R ERA: 2.78	1.0	S	3	0	0	0	3	0	0	0	0	0	0	13	18	0.00	0.000										

Batter	1	2	3	4	5	6	7	8	9	AB	R	H	RBI	BB	SO	LOB	BOTTOM										
7 David Lough, L OBP: 0.400, SLG: 0.500	P6						F9		FC3-2	5	1	2	0	0	0	4	Minnesota Twins @ Kansas City Royals Kauffman Stadium, Kansas City, MO Sun Sep 02 2012, 1:14 PM - 4:08 PM CDT Att: 23,641 - Sunny - 86 F										
2 Alcides Escobar, R OBP: 0.333, SLG: 0.390	F9		G5-3			FC1-5	G5-3		K	5	0	0	0	0	1	6											
4 Alex Gordon, L OBP: 0.368, SLG: 0.447	BB		F9			F8	L9			3	0	0	0	1	0	2											
16 Billy Butler, R OBP: 0.375, SLG: 0.505	F8		K			1B	K			4	0	1	1	0	2	1											
13 Salvador Perez, R OBP: 0.333, SLG: 0.497	F7		F7			F7	F7			3	2	1	0	1	0	2											
8 Mike Moustakas, L OBP: 0.308, SLG: 0.442	BB		BB			F9	F8			4	1	2	0	0	0	0											
6 Lorenzo Cain, R OBP: 0.303, SLG: 0.376	1B		1B			L4	G6-3			3	1	1	1	1	0	0											
35 Eric Hosmer, L OBP: 0.312, SLG: 0.370	BB		BB			K	K			2	1	1	1	1	1	0											
34 Tony Abreu, S OBP: 0.344, SLG: 0.406	SF7		SF7			1B	FC3-2			4	0	3	3	0	1	3											
	1B		1B			1B	1B																				
Inning Stats	R: 0 H: 0 E: 0 K: 0 S: 7	H: 0 LOB: 1 BB: 1 P: 14	R: 3 H: 3 E: 0 K: 0 S: 15	H: 3 LOB: 1 BB: 2 P: 25	R: 0 H: 0 E: 0 K: 1 S: 8	H: 0 LOB: 0 BB: 0 P: 9	R: 0 H: 0 E: 0 K: 1 S: 6	H: 0 LOB: 0 BB: 0 P: 8	R: 1 H: 3 E: 0 K: 0 S: 10	H: 3 LOB: 2 BB: 0 P: 14	R: 1 H: 2 E: 0 K: 0 S: 12	H: 2 LOB: 1 BB: 0 P: 17	R: 0 H: 0 E: 0 K: 1 S: 9	H: 0 LOB: 0 BB: 0 P: 14	R: 1 H: 3 E: 0 K: 2 S: 14	H: 3 LOB: 3 BB: 1 P: 22	R: 0 H: 0 E: 0 K: 2 S: 14	H: 0 LOB: 0 BB: 0 P: 10	1B: 8 2B: 3 3B: 0 HR: 0	SF: 1 SAC: 0 DP: 0 HBP: 0	WP: 0 PB: 0 SB: 2 CS: 0	PA: 38					
PITCHER	IP	WLS	BF	H	R	ER	SO	BB	IBB	HBP	BLK	WP	HR	S	P	ERA	WHIP										
59 Esmerling Vasquez, R ERA: 7.94	5.2	L	26	7	5	5	2	3	0	0	0	0	0	52	79	7.94	1.765										
64 Tyler Robertson, L ERA: 5.68	1.0		4	1	0	0	0	0	0	0	0	0	0	12	17	0.00	1.000										
31 Alex Burnett, R ERA: 2.97	0.2		6	3	1	1	2	0	1	0	0	0	0	12	20	13.50	4.500										
52 Brian Duensing, L ERA: 5.23	0.2		2	0	0	0	1	0	0	0	0	0	0	5	7	0.00	0.000										

AB	36
R	4
H	11
RBI	4
BB	1
SO	10
LOB	13



AB	33
R	6
H	11
RBI	6
BB	4
SO	5
LOB	18



Batter	1	2	3	4	5	6	7	8	9	AB	R	H	RBI	BB	SO	LOB	TOP			
11 Ben Revere, L (1, 8) OBP: 0.336, SLG: 0.354	G4-3		HBP		G3		L1			3	0	0	0	0	0	0	Minnesota Twins @ Chicago White Sox U.S. Cellular Field, Chicago, IL Wed Sep 05 2012, 2:10 PM - 4:50 PM EDT Att: 17,336 - Partly Cloudy - 85 F			
5 Eduardo Escobar, S (1, 4) OBP: 0.295, SLG: 0.287	F7		SF8		G4-3			3B G4-6-3 1B		3	0	1	1	0	0					
7 Joe Mauer, L (1, 10) OBP: 0.412, SLG: 0.440	K		L9			18 FC4-6 BB		K		3	0	0	0	1	2	3				
33 Justin Morneau, L (1, 3) OBP: 0.331, SLG: 0.461		K		G5-3				G4-6-3		4	0	0	0	0	2	2				
18 Ryan Doumit, S (1, 2) OBP: 0.331, SLG: 0.469	G4-3			27 1B		FC4-6 27 1B			24 1B 22 SF8 2B	4	1	2	0	0	0	1				
27 Chris Parmelee, L (1, 9) OBP: 0.318, SLG: 0.429	G3								P6	4	0	2	0	0	0	1				
24 Trevor Plouffe, R (1, 5) OBP: 0.306, SLG: 0.456			F8		P5				16 DI 1B	4	0	1	0	0	0	4				
22 Matt Carson, R (1, 7) OBP: 0.314, SLG: 0.313			11 HBP 5 SF8 1B		G6-3				SF8	3	1	1	1	0	1	2				
25 Pedro Florimón, S (1, 6) OBP: 0.330, SLG: 0.356									3-H F9	3	0	1	0	0	0	0				
16 Josh Willingham, R (9, PH) OBP: 0.365, SLG: 0.533			5 SF8 11 HBP 1B						F7	1	0	0	0	0	0	1				
Inning Stats	R: 0 E: 0 K: 1 S: 8	H: 0 LOB: 0 BB: 0 P: 11	R: 0 E: 0 K: 1 S: 8	H: 0 LOB: 0 BB: 0 P: 10	R: 1 E: 0 K: 0 S: 12	H: 2 LOB: 2 BB: 0 P: 22	R: 0 E: 0 K: 0 S: 16	H: 2 LOB: 2 BB: 0 P: 21	R: 0 E: 0 K: 1 S: 13	H: 1 LOB: 2 BB: 1 P: 17	R: 0 E: 0 K: 1 S: 18	H: 0 LOB: 0 BB: 0 P: 14	R: 0 E: 0 K: 1 S: 11	H: 1 LOB: 0 BB: 0 P: 15	R: 1 E: 0 K: 0 S: 14	H: 2 LOB: 1 BB: 0 P: 20	1B: 6 2B: 2 HR: 0	SF: 2 SAC: 0 HBP: 1	WP: 0 PB: 0 SB: 0 CS: 0	PA: 36
PITCHER	IP WLS BF H R ER SO BB IBB HBP BLK WP HR S P ERA WHIP																			
44 Jake Peavy, R (1, 1) ERA: 3.22	6.0 W 25 5 1 1 3 1 0 1 0 0 0 75 107 1.50 1.000																			
39 Brett Myers, R (7, 1) ERA: 3.51	1.0 3 0 0 0 1 0 0 0 0 0 0 8 14 0.00 0.000																			
37 Matt Thornton, L (8, 1) ERA: 3.56	1.0 3 1 0 0 1 0 0 0 0 0 0 11 15 0.00 1.000																			
43 Addison Reed, R (9, 1) ERA: 4.28	1.0 5 2 1 1 0 0 0 0 0 0 0 14 20 9.00 2.000																			

Batter	1	2	3	4	5	6	7	8	9	AB	R	H	RBI	BB	SO	LOB	BOTTOM	
28 Dewayne Wise, L (1, 8) OBP: 0.316, SLG: 0.466	44 BB 20 S 51 HR 1B	20 G5-3 1B		CS		F8		G3-1		5	1	2	0	0	0	2	Minnesota Twins @ Chicago White Sox U.S. Cellular Field, Chicago, IL Wed Sep 05 2012, 2:10 PM - 4:50 PM EDT Att: 17,336 - Partly Cloudy - 85 F	
20 Kevin Youkilis, R (1, 5) OBP: 0.344, SLG: 0.420	44 BB 51 HR BB	G5-3				F8		G5-3		3	1	0	0	1	0	2		
44 Adam Dunn, L (1, 3) OBP: 0.340, SLG: 0.485	44 BB 51 HR BB					F8				3	1	1	0	1	2	2		
18 Jose Lopez, R (7, PR) OBP: 0.277, SLG: 0.370	44 BB 51 HR BB					K				0	0	0	0	0	0	0		
14 Paul Konerko, R (1, 10) OBP: 0.378, SLG: 0.493	F4			F8		51 HR BB		12 FC3-2 2B		3	1	1	0	1	0	3		
51 Alex Rios, R (1, 9) OBP: 0.329, SLG: 0.516	1-H 2-H 3-H HR			F8		12 FC3-2 IBB		12 FC3-2 IBB		3	2	2	6	1	0	0		
12 A.J. Pierzynski, L (1, 2) OBP: 0.326, SLG: 0.517	K			L6		G3-1		FC3-2		4	0	0	0	0	1	3		
24 Dayan Viciedo, R (1, 7) OBP: 0.292, SLG: 0.424	G6-3					G6-3		K		3	0	0	0	0	1	0		
7 Jordan Danks, L (7, 7) OBP: 0.258, SLG: 0.298				K						1	0	0	0	0	1	3		
10 Alexei Ramirez, R (1, 6) OBP: 0.293, SLG: 0.376		P4		G4-3					P2	4	0	1	0	0	0	0		
15 Gordon Beckham, R (1, 4) OBP: 0.287, SLG: 0.365		20 G5-3 28 1B				E1 28 CS			G6-3	4	0	2	0	0	0	0		
Inning Stats	R: 4 E: 0 K: 1 S: 19	H: 2 LOB: 2 BB: 2 P: 32	R: 0 E: 0 K: 1 S: 13	H: 2 LOB: 0 BB: 0 P: 22	R: 0 E: 0 K: 0 S: 7	H: 0 LOB: 0 BB: 0 P: 11	R: 0 E: 1 K: 1 S: 5	H: 0 LOB: 0 BB: 0 P: 9	R: 0 E: 0 K: 1 S: 9	H: 3 LOB: 2 BB: 1 P: 13	R: 2 E: 0 K: 0 S: 18	H: 2 LOB: 3 BB: 1 P: 22	R: 0 E: 0 K: 0 S: 6	H: 0 LOB: 0 BB: 0 P: 9	1B: 6 2B: 1 3B: 0 HR: 2	SF: 0 SAC: 0 DP: 0 HBP: 0	WP: 0 PB: 0 SB: 1 CS: 1	PA: 38
PITCHER	IP WLS BF H R ER SO BB IBB HBP BLK WP HR S P ERA WHIP																	
39 P.J. Walters, R (1, 1) ERA: 6.05	5.0 L 23 5 6 6 4 3 0 0 0 0 0 0 10 13 0.00 3.000																	
31 Alex Burnett, R (6, 1) ERA: 2.93	0.2 4 2 0 0 0 0 0 0 0 0 0 0 10 13 0.00 3.000																	
52 Brian Duensing, L (6, 1) ERA: 5.15	1.1 7 2 0 0 1 0 1 0 0 0 0 0 14 25 0.00 1.500																	
61 Jared Burton, R (8, 1) ERA: 2.09	1.0 3 0 0 0 0 0 0 0 0 0 0 0 6 9 0.00 0.000																	



Batter	1	2	3	4	5	6	7	8	9	AB	R	H	RBI	BB	SO	LOB	TOP							
17 Shin-Soo Choo, L (1,9) OBP: 0.370, SLG: 0.452										5	0	3	1	0	0	1	Cleveland Indians @ Minnesota Twins Target Field, Minneapolis, MN Fri Sep 07 2012, 7:12 PM - 10:32 PM CDT Att: 30,111 - Overcast - 64 F livebaseballscorecards.com							
22 Jason Kipnis, L (1,4) OBP: 0.325, SLG: 0.383										4	2	1	0	1	1	3								
13 Adrúbal Cabrera, S (1,6) OBP: 0.341, SLG: 0.423										2	0	0	0	3	0	3								
41 Carlos Santana, S (1,2) OBP: 0.362, SLG: 0.404										5	1	0	0	0	0	8								
23 Michael Brantley, L (1,8) OBP: 0.342, SLG: 0.411										3	2	2	1	2	0	2								
4 Russ Canzler, R (1,10) OBP: 0.425, SLG: 0.600										4	1	3	3	1	1	3								
35 Casey Kotchman, L (1,3) OBP: 0.285, SLG: 0.343										5	0	1	1	0	0	4								
25 Vinny Rottino, R (1,7) OBP: 0.250, SLG: 0.317										3	0	0	0	0	1	0								
46 Cord Phelps, S (7,PH) OBP: 0.312, SLG: 0.419										1	0	0	0	0	0	0								
12 Ezequiel Carrera, L (7,7) OBP: 0.312, SLG: 0.419										1	0	0	0	0	0	0								
9 Jack Hannahan, L (1,5) OBP: 0.298, SLG: 0.324										5	1	2	0	0	0	3								
Inning Stats	R: 0 E: 0 K: 1 S: 16	H: 1 LOB: 2 BB: 1 P: 27	R: 0 E: 0 K: 1 S: 13	H: 0 LOB: 0 BB: 1 P: 20	R: 0 E: 0 K: 0 S: 7	H: 1 LOB: 1 BB: 0 P: 11	R: 2 E: 0 K: 0 S: 9	H: 2 LOB: 0 BB: 0 P: 13	R: 2 E: 0 K: 0 S: 20	H: 4 LOB: 3 BB: 1 P: 37	R: 0 E: 0 K: 0 S: 6	H: 0 LOB: 0 BB: 0 P: 10	R: 3 E: 0 K: 0 S: 13	H: 3 LOB: 2 BB: 3 P: 30	R: 0 E: 0 K: 1 S: 11	H: 1 LOB: 3 BB: 2 P: 22	R: 0 E: 0 K: 0 S: 9	H: 0 LOB: 0 BB: 0 P: 13	1B: 9 2B: 2 3B: 0 HR: 1	SF: 0 SAC: 0 DP: 2 HBP: 0	WP: 1 PB: 0 CS: 1	PA: 45		
PITCHER	IP WLS BF H R ER SO BB IBB HBP BLK WP HR S P ERA WHIP	IP WLS BF H R ER SO BB IBB HBP BLK WP HR S P ERA WHIP	IP WLS BF H R ER SO BB IBB HBP BLK WP HR S P ERA WHIP	IP WLS BF H R ER SO BB IBB HBP BLK WP HR S P ERA WHIP	IP WLS BF H R ER SO BB IBB HBP BLK WP HR S P ERA WHIP	IP WLS BF H R ER SO BB IBB HBP BLK WP HR S P ERA WHIP	IP WLS BF H R ER SO BB IBB HBP BLK WP HR S P ERA WHIP	IP WLS BF H R ER SO BB IBB HBP BLK WP HR S P ERA WHIP	IP WLS BF H R ER SO BB IBB HBP BLK WP HR S P ERA WHIP	IP WLS BF H R ER SO BB IBB HBP BLK WP HR S P ERA WHIP	IP WLS BF H R ER SO BB IBB HBP BLK WP HR S P ERA WHIP	IP WLS BF H R ER SO BB IBB HBP BLK WP HR S P ERA WHIP	IP WLS BF H R ER SO BB IBB HBP BLK WP HR S P ERA WHIP	IP WLS BF H R ER SO BB IBB HBP BLK WP HR S P ERA WHIP	IP WLS BF H R ER SO BB IBB HBP BLK WP HR S P ERA WHIP	IP WLS BF H R ER SO BB IBB HBP BLK WP HR S P ERA WHIP	IP WLS BF H R ER SO BB IBB HBP BLK WP HR S P ERA WHIP	IP WLS BF H R ER SO BB IBB HBP BLK WP HR S P ERA WHIP	IP WLS BF H R ER SO BB IBB HBP BLK WP HR S P ERA WHIP	IP WLS BF H R ER SO BB IBB HBP BLK WP HR S P ERA WHIP	IP WLS BF H R ER SO BB IBB HBP BLK WP HR S P ERA WHIP	IP WLS BF H R ER SO BB IBB HBP BLK WP HR S P ERA WHIP	IP WLS BF H R ER SO BB IBB HBP BLK WP HR S P ERA WHIP	IP WLS BF H R ER SO BB IBB HBP BLK WP HR S P ERA WHIP
62 Liam Hendriks, R (1,1) ERA: 6.2	5.0	L	5	0	2	2	0	0	0	0	0	8	20	18.00	2.000									
64 Tyler Robertson, L (6,1) ERA: 5.85	1.0	L	5	3	1	0	0	0	0	0	0	8	20	19.00	12.000									
31 Alex Burnett, R (7,1) ERA: 3.06	0.1		5	3	1	0	0	0	0	0	0	0	12	23.00	1.200									
57 Kyle Waldrop, R (7,1) ERA: 2.84	1.2		7	1	0	0	1	1	0	0	0	0	9	13.00	0.000									
15 Glen Perkins, L (9,1) ERA: 2.58	1.0		3	0	0	0	0	0	0	0	0	0	9	13.00	0.000									
Batter	1	2	3	4	5	6	7	8	9	AB	R	H	RBI	BB	SO	LOB	BOTTOM							
11 Ben Revere, L (1,8) OBP: 0.334, SLG: 0.352										5	1	1	1	0	1	3	Cleveland Indians @ Minnesota Twins Target Field, Minneapolis, MN Fri Sep 07 2012, 7:12 PM - 10:32 PM CDT Att: 30,111 - Overcast - 64 F livebaseballscorecards.com							
5 Eduardo Escobar, S (1,4) OBP: 0.287, SLG: 0.278										3	0	0	0	0	1	2								
22 Matt Carson, R (9,PH) OBP: 0.306, SLG: 0.303										3	2	1	0	1	2	0								
7 Joe Mauer, L (1,2) OBP: 0.413, SLG: 0.440										3	1	2	3	1	0	0								
16 Josh Willingham, R (1,10) OBP: 0.368, SLG: 0.538										2	0	0	1	1	0	1								
33 Justin Morneau, L (1,3) OBP: 0.331, SLG: 0.459										4	0	0	0	0	1	4								
18 Ryan Doumit, S (1,7) OBP: 0.282, SLG: 0.464										4	0	0	0	0	1	4								
27 Chris Parmelee, L (1,9) OBP: 0.310, SLG: 0.420										3	0	0	1	0	1	1								
24 Trevor Plouffe, R (1,5) OBP: 0.308, SLG: 0.458										3	0	1	0	1	2	1								
12 Alexi Casilla, S (9,PR) OBP: 0.259, SLG: 0.292										0	1	0	0	0	0	0								
25 Pedro Florimón, S (1,6) OBP: 0.343, SLG: 0.365										4	1	2	0	0	0	1								
Inning Stats	R: 0 E: 0 K: 2 S: 8	H: 0 LOB: 0 BB: 0 P: 12	R: 1 E: 0 K: 1 S: 13	H: 0 LOB: 2 BB: 2 P: 26	R: 3 E: 0 K: 0 S: 10	H: 3 LOB: 1 BB: 1 P: 21	R: 0 E: 0 K: 2 S: 9	H: 0 LOB: 0 BB: 0 P: 13	R: 0 E: 0 K: 1 S: 7	H: 0 LOB: 0 BB: 0 P: 7	R: 0 E: 0 K: 1 S: 6	H: 0 LOB: 0 BB: 0 P: 11	R: 0 E: 0 K: 1 S: 15	H: 1 LOB: 2 BB: 1 P: 23	R: 1 E: 0 K: 0 S: 12	H: 2 LOB: 1 BB: 0 P: 17	R: 1 E: 0 K: 1 S: 13	H: 1 LOB: 1 BB: 0 P: 19	1B: 4 2B: 3 3B: 0 HR: 0	SF: 2 SAC: 1 DP: 0 HBP: 0	WP: 0 PB: 0 CS: 0	PA: 38		
PITCHER	IP WLS BF H R ER SO BB IBB HBP BLK WP HR S P ERA WHIP	IP WLS BF H R ER SO BB IBB HBP BLK WP HR S P ERA WHIP	IP WLS BF H R ER SO BB IBB HBP BLK WP HR S P ERA WHIP	IP WLS BF H R ER SO BB IBB HBP BLK WP HR S P ERA WHIP	IP WLS BF H R ER SO BB IBB HBP BLK WP HR S P ERA WHIP	IP WLS BF H R ER SO BB IBB HBP BLK WP HR S P ERA WHIP	IP WLS BF H R ER SO BB IBB HBP BLK WP HR S P ERA WHIP	IP WLS BF H R ER SO BB IBB HBP BLK WP HR S P ERA WHIP	IP WLS BF H R ER SO BB IBB HBP BLK WP HR S P ERA WHIP	IP WLS BF H R ER SO BB IBB HBP BLK WP HR S P ERA WHIP	IP WLS BF H R ER SO BB IBB HBP BLK WP HR S P ERA WHIP	IP WLS BF H R ER SO BB IBB HBP BLK WP HR S P ERA WHIP	IP WLS BF H R ER SO BB IBB HBP BLK WP HR S P ERA WHIP	IP WLS BF H R ER SO BB IBB HBP BLK WP HR S P ERA WHIP	IP WLS BF H R ER SO BB IBB HBP BLK WP HR S P ERA WHIP	IP WLS BF H R ER SO BB IBB HBP BLK WP HR S P ERA WHIP	IP WLS BF H R ER SO BB IBB HBP BLK WP HR S P ERA WHIP	IP WLS BF H R ER SO BB IBB HBP BLK WP HR S P ERA WHIP	IP WLS BF H R ER SO BB IBB HBP BLK WP HR S P ERA WHIP	IP WLS BF H R ER SO BB IBB HBP BLK WP HR S P ERA WHIP	IP WLS BF H R ER SO BB IBB HBP BLK WP HR S P ERA WHIP	IP WLS BF H R ER SO BB IBB HBP BLK WP HR S P ERA WHIP	IP WLS BF H R ER SO BB IBB HBP BLK WP HR S P ERA WHIP	IP WLS BF H R ER SO BB IBB HBP BLK WP HR S P ERA WHIP
58 Jeanmar Gómez, R (1,1) ERA: 5.33	3.0	W	10	0	0	4	0	0	0	0	0	24	33	0.00	0.000									
31 David Huff, L (4,1) ERA: 3.05	0.2	H	4	1	0	0	1	1	0	0	0	13	21	0.00	3.000									
3B Joe Smith, R (7,1) ERA: 3.05	1.0	H	5	2	1	1	0	0	0	0	0	12	17	9.00	2.000									
52 Vinnie Pestano, R (8,1) ERA: 2.08	1.0	S	4	1	1	1	1	0	0	0	0	13	19	9.00	1.000									
54 Chris Perez, R (9,1) ERA: 3.62	1.0	S	4	1	1	1	1	0	0	0	0	13	19	9.00	1.000									

Batter	1	2	3	4	5	6	7	8	9	AB	R	H	RBI	BB	SO	LOB	TOP										
17 Shin-Soo Choo, L (1,9) OBP: 0.371, SLG: 0.453										4	0	2	0	0	2	0											
22 Jason Kipnis, L (1,10) OBP: 0.326, SLG: 0.381										3	0	0	0	1	0	1											
13 Andruw Cabera, S (1,6) OBP: 0.330, SLG: 0.420										4	0	0	0	0	1	3											
41 Carlos Santana, S (1,2) OBP: 0.360, SLG: 0.401										3	0	0	0	0	0	2											
23 Michael Brantley, L (1,8) OBP: 0.341, SLG: 0.409										3	0	0	0	0	0	0											
4 Russ Canzler, R (1,3) OBP: 0.375, SLG: 0.522										3	0	0	0	0	0	0											
46 Cord Phelps, S (1,4)										3	0	0	0	0	0	1	AB 29										
9 Jack Hannahan, L (1,5)										3	0	1	0	0	0	0	R 0										
12 Ezequiel Carrera, L (1,7) OBP: 0.302, SLG: 0.404										3	0	0	0	0	1	2	H 3										
Inning Stats	R: 0 E: 0 K: 1 S: 8	H: 1 LOB: 1 BB: 1 P: 18	R: 0 E: 1 K: 0 S: 12	H: 1 LOB: 2 BB: 0 P: 22	R: 0 E: 0 K: 1 S: 7	H: 0 LOB: 0 BB: 0 P: 11	R: 0 E: 0 K: 0 S: 6	H: 0 LOB: 0 BB: 0 P: 10	R: 0 E: 0 K: 0 S: 8	H: 1 LOB: 0 BB: 0 P: 12	R: 0 E: 0 K: 0 S: 6	H: 0 LOB: 0 BB: 0 P: 13	R: 0 E: 0 K: 1 S: 8	H: 0 LOB: 0 BB: 0 P: 15	R: 0 E: 0 K: 1 S: 10	H: 0 LOB: 0 BB: 0 P: 14	1B: 3 2B: 0 3B: 0 HR: 0	SF: 0 SAC: 0 DP: 2 HBP: 0	WP: 0 PB: 0 SB: 0 CS: 0	PA: 30							
PITCHER	IP	WLS	BF	H	R	ER	SO	BB	IBB	HBP	BLK	WP	HR	S	P	ERA	WHIP										
38 Cole De Vries, R (1,1) ERA: 4.11	6.0	W	21	3	0	0	2	1	0	0	0	0	0	47	84	0.00	0.667										
52 Brian Duensing, L (7,1) ERA: 5.1	1.0	H	3	0	0	0	0	0	0	0	0	0	0	8	13	0.00	0.000										
61 Jared Burton, R (8,1) ERA: 2.05	1.0	H	3	0	0	0	1	0	0	0	0	0	0	8	15	0.00	0.000										
15 Glen Perkins, L (9,1) ERA: 2.54	1.0	S	3	0	0	0	1	0	0	0	0	0	0	10	14	0.00	0.000										

Cleveland Indians @ Minnesota Twins
Target Field, Minneapolis, MN
Sat Sep 08 2012, 6:52 PM - 9:49 PM CDT
Att: 33,698 - Partly Cloudy - 70 F

AB	29
R	0
H	3
RBI	0
BB	1
SO	4
LOB	9



Batter	1	2	3	4	5	6	7	8	9	AB	R	H	RBI	BB	SO	LOB	BOTTOM										
11 Ben Revere, L (1,8) OBP: 0.338, SLG: 0.355										3	2	2	0	1	1	0											
8 Jamey Carroll, R (1,4) OBP: 0.340, SLG: 0.306										3	1	1	0	0	1	1											
7 Joe Mauer, L (1,2) OBP: 0.411, SLG: 0.438										4	0	1	1	0	1	3											
16 Josh Willingham, R (1,10) OBP: 0.369, SLG: 0.537										1	0	0	1	2	1	0											
33 Justin Morneau, L (1,3) OBP: 0.334, SLG: 0.459										2	0	1	1	2	0	2											
18 Ryan Doumit, S (1,7) OBP: 0.328, SLG: 0.462										4	0	1	0	0	1	5	AB 28										
19 Darin Mastroianni, R (8,PR) OBP: 0.333, SLG: 0.372										0	0	0	0	0	0	0	R 3										
27 Chris Parmelee, L (1,9) OBP: 0.309, SLG: 0.415										4	0	1	0	0	0	5	H 7										
24 Trevor Plouffe, R (1,5) OBP: 0.307, SLG: 0.454										3	0	0	0	0	0	1	RBI 3										
25 Pedro Florimón, S (1,6) OBP: 0.324, SLG: 0.343										4	0	0	0	0	2		BB 5										
Inning Stats	R: 0 E: 0 K: 1 S: 10	H: 0 LOB: 2 BB: 2 P: 22	R: 0 E: 0 K: 0 S: 11	H: 0 LOB: 0 BB: 0 P: 16	R: 2 E: 0 K: 0 S: 34	H: 2 LOB: 1 BB: 1 P: 49	R: 0 E: 0 K: 0 S: 6	H: 1 LOB: 0 BB: 0 P: 7	R: 1 E: 0 K: 2 S: 23	H: 2 LOB: 3 BB: 2 P: 39	R: 0 E: 0 K: 1 S: 10	H: 0 LOB: 0 BB: 0 P: 15	R: 0 E: 0 K: 1 S: 7	H: 0 LOB: 0 BB: 0 P: 9	R: 0 E: 0 K: 0 S: 11	H: 2 LOB: 2 BB: 0 P: 18	1B: 7 2B: 0 3B: 0 HR: 0	SF: 1 SAC: 0 DP: 2 HBP: 2	WP: 0 PB: 0 SB: 3 CS: 0	PA: 36							
PITCHER	IP	WLS	BF	H	R	ER	SO	BB	IBB	HBP	BLK	WP	HR	S	P	ERA	WHIP										
34 Zach McAllister, R (1,1) ERA: 4.31	3.0	L	15	2	2	2	1	3	0	0	0	0	0	55	87	6.00	1.667										
44 Chris Seddon, L (4,1) ERA: 4.7	1.1		7	3	1	1	1	1	0	0	0	0	0	18	28	6.75	3.000										
57 Scott Maine, L (5,1) ERA: 4.64	0.2		3	0	0	0	1	1	0	0	0	0	0	11	18	0.00	1.500										
56 Frank Herrmann, R (6,1) ERA: 4.15	1.0		3	0	0	0	1	0	0	0	0	0	0	10	15	0.00	0.000										
49 Tony Sipp, L (7,1) ERA: 4.6	1.0		3	0	0	0	1	0	0	0	0	0	0	7	9	0.00	0.000										

Cleveland Indians @ Minnesota Twins
Target Field, Minneapolis, MN
Sat Sep 08 2012, 6:52 PM - 9:49 PM CDT
Att: 33,698 - Partly Cloudy - 70 F

AB	28
R	3
H	7
RBI	3
BB	5
SO	5
LOB	19



Batter	1	2	3	4	5	6	7	8	9	AB	R	H	RBI	BB	SO	LOB	TOP					
17 Shin-Soo Choo, L (1, 9) OBP: 0.371, SLG: 0.448										3	1	0	0	1	1	1						
23 Michael Brantley, L (1, 8) OBP: 0.340, SLG: 0.406										4	0	1	0	0	0	1						
41 Carlos Santana, S (1, 10) OBP: 0.359, SLG: 0.410										3	0	0	1	0	0	0						
4 Russ Canzler, R (1, 7) OBP: 0.323, SLG: 0.433										4	0	0	0	0	0	1						
35 Casey Kotchman, L (1, 3) OBP: 0.282, SLG: 0.339										4	0	0	0	0	1	0						
8 Lonnie Chisenhall, L (1, 5) OBP: 0.308, SLG: 0.493										3	1	1	1	1	1	0						
46 Cord Phelps, S (1, 4)										3	0	0	0	0	2	1	AB 29 R 2 H 3 RBI 2 BB 3 SO 6 LOB 5					
1 Brent Lillibridge, R (1, 6) OBP: 0.231, SLG: 0.291										3	0	1	0	0	1	0						
6 Lou Marson, R (1, 2) OBP: 0.335, SLG: 0.298										2	0	0	0	1	0	1						
Inning Stats	R: 0 H: 0 E: 0 K: 1 S: 8	H: 0 LOB: 0 BB: 0 P: 12	R: 0 H: 0 E: 0 K: 1 S: 13	H: 0 LOB: 1 BB: 1 P: 21	R: 0 H: 0 E: 0 K: 0 S: 12	H: 0 LOB: 1 BB: 1 P: 17	R: 0 H: 0 E: 0 K: 0 S: 7	H: 0 LOB: 0 BB: 0 P: 14	R: 0 H: 0 E: 0 K: 3 S: 10	H: 0 LOB: 0 BB: 0 P: 11	R: 1 H: 1 E: 0 K: 0 S: 11	H: 1 LOB: 1 BB: 1 P: 18	R: 1 H: 2 E: 0 K: 1 S: 11	H: 2 LOB: 1 BB: 0 P: 15	R: 0 H: 0 E: 0 K: 0 S: 9	H: 0 LOB: 0 BB: 0 P: 13	R: 0 H: 0 E: 0 K: 0 S: 7	H: 0 LOB: 0 BB: 0 P: 10	1B: 2 2B: 0 3B: 0 HR: 1	SF: 1 SAC: 0 DP: 0 HBP: 0	WP: 0 PB: 0 SB: 0 CS: 0	PA: 33
PITCHER	IP WLS BF H R ER SO BB IBB HBP BLK WP HR S P ERA WHIP																					
21 Samuel Deduno, R (1, 1) ERA: 3.55	7.0 W 27 3 2 2 6 3 0 0 0 0 0 1 72 108 2.57 0.857																					
64 Tyler Robertson, L (8, 1) ERA: 5.57	1.0 3 0 0 0 0 0 0 0 0 0 0 0 9 13 0.00 0.000																					
57 Kyle Waldrop, R (9, 1) ERA: 2.63	1.0 3 0 0 0 0 0 0 0 0 0 0 0 7 10 0.00 0.000																					

Cleveland Indians @ Minnesota Twins
Target Field, Minneapolis, MN
Mon Sep 10 2012, 7:11 PM - 9:40 PM CDT
Att: 27,526 - Partly Cloudy - 80 F

livebaseballscores.com

Batter	1	2	3	4	5	6	7	8	9	AB	R	H	RBI	BB	SO	LOB	BOTTOM			
11 Ben Revere, L (1, 8) OBP: 0.338, SLG: 0.354										4	1	1	1	0	0	2				
12 Alexi Casilla, S (1, 4) OBP: 0.283, SLG: 0.292										3	2	1	0	1	0	1				
7 Joe Mauer, L (1, 2) OBP: 0.414, SLG: 0.447										4	0	2	1	0	0	1				
33 Justin Morneau, L (1, 3) OBP: 0.336, SLG: 0.472										3	0	1	2	0	0	1				
16 Josh Willingham, R (1, 10) OBP: 0.368, SLG: 0.534										3	0	0	0	1	1	1				
18 Ryan Doumit, S (1, 7) ERA: 4.98										4	1	1	1	0	0	2				
19 Darin Mastroianni, R (9, 7) OBP: 0.325, SLG: 0.362										3	0	1	0	0	1	0				
24 Trevor Plouffe, R (1, 5) OBP: 0.309, SLG: 0.456										4	1	1	0	0	1	2	AB 32 R 7 H 10 RBI 6 BB 2 SO 3 LOB 12			
22 Matt Carson, R (1, 9) OBP: 0.300, SLG: 0.297										4	2	2	1	0	0	2				
25 Pedro Florimón, S (1, 6) OBP: 0.329, SLG: 0.387										4	2	2	1	0	0	2				
Inning Stats	R: 0 H: 0 E: 0 K: 0 S: 5	H: 0 LOB: 0 BB: 0 P: 6	R: 0 H: 0 E: 0 K: 1 S: 9	H: 0 LOB: 0 BB: 0 P: 14	R: 0 H: 0 E: 0 K: 1 S: 9	H: 0 LOB: 1 BB: 0 P: 11	R: 1 H: 2 E: 0 K: 0 S: 8	H: 2 LOB: 0 BB: 0 P: 14	R: 0 H: 0 E: 0 K: 1 S: 7	H: 0 LOB: 0 BB: 0 P: 7	R: 2 H: 3 E: 0 K: 0 S: 13	H: 3 LOB: 2 BB: 1 P: 20	R: 3 H: 3 E: 0 K: 0 S: 19	H: 3 LOB: 1 BB: 1 P: 30	R: 1 H: 2 E: 0 K: 0 S: 14	H: 2 LOB: 1 BB: 0 P: 21	1B: 6 2B: 2 3B: 1 HR: 1	SF: 1 SAC: 0 DP: 1 HBP: 1	WP: 1 PB: 0 SB: 1 CS: 0	PA: 36
PITCHER	IP WLS BF H R ER SO BB IBB HBP BLK WP HR S P ERA WHIP																			
63 Justin Masterson, R (1, 1) ERA: 4.98	6.2 L 29 7 6 6 3 2 0 1 0 0 0 0 5 65 94 8.10 1.350																			
57 Scott Maine, L (7, 1) ERA: 4.57	0.1 2 1 0 0 0 0 0 0 0 0 0 0 5 8 0.00 3.000																			
56 Frank Herrmann, R (8, 1) ERA: 4.66	1.0 5 2 1 1 0 0 0 0 0 0 0 0 1 14 21 9.00 2.000																			

Cleveland Indians @ Minnesota Twins
Target Field, Minneapolis, MN
Mon Sep 10 2012, 7:11 PM - 9:40 PM CDT
Att: 27,526 - Partly Cloudy - 80 F

livebaseballscores.com

Batter	1	2	3	4	5	6	7	8	9	AB	R	H	RBI	BB	SO	LOB	TOP								
6 Lorenzo Cain, R OBP: 0.315, SLG: 0.421										5	1	3	2	0	0	2									
2 Alcides Escobar, R OBP: 0.338, SLG: 0.398										5	1	2	2	0	0	2									
4 Alex Gordon, L OBP: 0.362, SLG: 0.449										5	1	1	0	0	0	4									
16 Billy Butler, R OBP: 0.372, SLG: 0.497										4	0	1	0	1	0	2									
13 Salvador Perez, R OBP: 0.342, SLG: 0.504										4	1	2	1	0	0	1									
8 Mike Moustakas, L OBP: 0.304, SLG: 0.430										4	0	0	0	1	1	2									
21 Jeff Francoeur, R OBP: 0.287, SLG: 0.362										4	1	1	1	1	0	4									
35 Eric Hosmer, L OBP: 0.313, SLG: 0.380										5	3	3	1	0	0	1									
9 Johnny Giavotella, R OBP: 0.292, SLG: 0.316										5	1	3	1	0	1	2									
Inning Stats	R: 0 H: 1 E: 0 K: 0 S: 7	H: 1 LOB: 1 BB: 0 P: 10	R: 3 H: 4 E: 0 K: 2 S: 16	H: 1 LOB: 1 BB: 0 P: 24	R: 1 H: 1 E: 0 K: 0 S: 7	H: 1 LOB: 0 BB: 0 P: 11	R: 0 H: 1 E: 0 K: 0 S: 12	H: 1 LOB: 1 BB: 1 P: 19	R: 0 H: 1 E: 0 K: 0 S: 13	H: 2 LOB: 3 BB: 2 P: 23	R: 0 H: 1 E: 0 K: 0 S: 8	H: 1 LOB: 1 BB: 0 P: 11	R: 0 H: 1 E: 0 K: 0 S: 9	H: 3 LOB: 0 BB: 0 P: 13	R: 4 H: 3 E: 0 K: 0 S: 17	H: 2 LOB: 1 BB: 0 P: 24	R: 1 H: 2 E: 0 K: 0 S: 9	H: 2 LOB: 1 BB: 0 P: 13	1B: 8 2B: 4 3B: 3 HR: 1	SF: 1 SAC: 0 DP: 1 HBP: 1	WP: 2 PB: 0 SB: 0 CS: 0	PA: 46			
PITCHER	IP WLS BF H R ER SO BB IBB HBP BLK WP HR S P ERA WHIP	IP WLS BF H R ER SO BB IBB HBP BLK WP HR S P ERA WHIP	IP WLS BF H R ER SO BB IBB HBP BLK WP HR S P ERA WHIP	IP WLS BF H R ER SO BB IBB HBP BLK WP HR S P ERA WHIP	IP WLS BF H R ER SO BB IBB HBP BLK WP HR S P ERA WHIP	IP WLS BF H R ER SO BB IBB HBP BLK WP HR S P ERA WHIP	IP WLS BF H R ER SO BB IBB HBP BLK WP HR S P ERA WHIP	IP WLS BF H R ER SO BB IBB HBP BLK WP HR S P ERA WHIP	IP WLS BF H R ER SO BB IBB HBP BLK WP HR S P ERA WHIP	IP WLS BF H R ER SO BB IBB HBP BLK WP HR S P ERA WHIP	IP WLS BF H R ER SO BB IBB HBP BLK WP HR S P ERA WHIP	IP WLS BF H R ER SO BB IBB HBP BLK WP HR S P ERA WHIP	IP WLS BF H R ER SO BB IBB HBP BLK WP HR S P ERA WHIP	IP WLS BF H R ER SO BB IBB HBP BLK WP HR S P ERA WHIP	IP WLS BF H R ER SO BB IBB HBP BLK WP HR S P ERA WHIP	IP WLS BF H R ER SO BB IBB HBP BLK WP HR S P ERA WHIP	IP WLS BF H R ER SO BB IBB HBP BLK WP HR S P ERA WHIP	IP WLS BF H R ER SO BB IBB HBP BLK WP HR S P ERA WHIP	IP WLS BF H R ER SO BB IBB HBP BLK WP HR S P ERA WHIP	IP WLS BF H R ER SO BB IBB HBP BLK WP HR S P ERA WHIP	IP WLS BF H R ER SO BB IBB HBP BLK WP HR S P ERA WHIP	IP WLS BF H R ER SO BB IBB HBP BLK WP HR S P ERA WHIP	IP WLS BF H R ER SO BB IBB HBP BLK WP HR S P ERA WHIP	IP WLS BF H R ER SO BB IBB HBP BLK WP HR S P ERA WHIP	IP WLS BF H R ER SO BB IBB HBP BLK WP HR S P ERA WHIP
58 Scott Diamond, L ERA: 3.46	6.0	L	30	10	4	4	2	3	0	0	0	0	0	0	0	1	0	63	98	6.00	2.167				
67 Luis Perdomo, R ERA: 5.19	7.1		7	3	3	3	0	0	0	1	0	0	0	0	0	1	1	11	17	27.00	3.000				
31 Alex Burnett, R ERA: 3.25	8.1		2.0	9	3	2	2	0	0	0	0	0	0	0	0	0	1	1	24	33	9.00	1.500			

Kansas City Royals @ Minnesota Twins
 Target Field, Minneapolis, MN
 Tue Sep 11 2012, 7:11 PM - 10:08 PM CDT
 Att: 28,993 - Clear - 93 F

AB	41
R	9
H	16
RBI	8
BB	3
SO	2
LOB	20



Batter	1	2	3	4	5	6	7	8	9	AB	R	H	RBI	BB	SO	LOB	BOTTOM								
11 Ben Revere, L OBP: 0.340, SLG: 0.357										5	0	3	0	0	0	2									
8 Jamey Carroll, R OBP: 0.339, SLG: 0.305										4	1	1	0	1	1	3									
16 Josh Willingham, R OBP: 0.367, SLG: 0.532										4	0	1	0	0	1	3									
33 Justin Morneau, L OBP: 0.339, SLG: 0.473										3	0	2	0	1	1	2									
18 Ryan Doumit, S OBP: 0.326, SLG: 0.463										4	0	1	1	0	1	3									
24 Trevor Plouffe, R OBP: 0.306, SLG: 0.451										4	0	0	0	0	2	3									
19 Darin Mastroianni, R OBP: 0.335, SLG: 0.368										3	0	2	0	1	1	0									
5 Eduardo Escobar, S OBP: 0.293, SLG: 0.279										3	0	1	0	1	0	2									
25 Pedro Florimón, S OBP: 0.314, SLG: 0.367										4	0	0	0	0	2	4									
Inning Stats	R: 0 H: 2 E: 0 K: 2 S: 11	H: 1 LOB: 1 BB: 0 P: 17	R: 0 H: 1 E: 0 K: 1 S: 12	H: 1 LOB: 0 BB: 0 P: 13	R: 0 H: 1 E: 0 K: 1 S: 9	H: 1 LOB: 0 BB: 0 P: 11	R: 0 H: 1 E: 0 K: 1 S: 15	H: 0 LOB: 1 BB: 2 P: 21	R: 0 H: 1 E: 0 K: 1 S: 8	H: 1 LOB: 1 BB: 0 P: 14	R: 0 H: 1 E: 0 K: 0 S: 11	H: 1 LOB: 1 BB: 0 P: 16	R: 1 H: 2 E: 1 K: 1 S: 11	H: 2 LOB: 2 BB: 1 P: 21	R: 0 H: 2 E: 0 K: 1 S: 13	H: 2 LOB: 0 BB: 0 P: 21	1B: 11 2B: 0 3B: 0 HR: 0	SF: 0 SAC: 0 DP: 2 HBP: 0	WP: 0 PB: 0 SB: 0 CS: 3	PA: 38					
PITCHER	IP WLS BF H R ER SO BB IBB HBP BLK WP HR S P ERA WHIP	IP WLS BF H R ER SO BB IBB HBP BLK WP HR S P ERA WHIP	IP WLS BF H R ER SO BB IBB HBP BLK WP HR S P ERA WHIP	IP WLS BF H R ER SO BB IBB HBP BLK WP HR S P ERA WHIP	IP WLS BF H R ER SO BB IBB HBP BLK WP HR S P ERA WHIP	IP WLS BF H R ER SO BB IBB HBP BLK WP HR S P ERA WHIP	IP WLS BF H R ER SO BB IBB HBP BLK WP HR S P ERA WHIP	IP WLS BF H R ER SO BB IBB HBP BLK WP HR S P ERA WHIP	IP WLS BF H R ER SO BB IBB HBP BLK WP HR S P ERA WHIP	IP WLS BF H R ER SO BB IBB HBP BLK WP HR S P ERA WHIP	IP WLS BF H R ER SO BB IBB HBP BLK WP HR S P ERA WHIP	IP WLS BF H R ER SO BB IBB HBP BLK WP HR S P ERA WHIP	IP WLS BF H R ER SO BB IBB HBP BLK WP HR S P ERA WHIP	IP WLS BF H R ER SO BB IBB HBP BLK WP HR S P ERA WHIP	IP WLS BF H R ER SO BB IBB HBP BLK WP HR S P ERA WHIP	IP WLS BF H R ER SO BB IBB HBP BLK WP HR S P ERA WHIP	IP WLS BF H R ER SO BB IBB HBP BLK WP HR S P ERA WHIP	IP WLS BF H R ER SO BB IBB HBP BLK WP HR S P ERA WHIP	IP WLS BF H R ER SO BB IBB HBP BLK WP HR S P ERA WHIP	IP WLS BF H R ER SO BB IBB HBP BLK WP HR S P ERA WHIP	IP WLS BF H R ER SO BB IBB HBP BLK WP HR S P ERA WHIP	IP WLS BF H R ER SO BB IBB HBP BLK WP HR S P ERA WHIP	IP WLS BF H R ER SO BB IBB HBP BLK WP HR S P ERA WHIP	IP WLS BF H R ER SO BB IBB HBP BLK WP HR S P ERA WHIP	IP WLS BF H R ER SO BB IBB HBP BLK WP HR S P ERA WHIP
53 Will Smith, L ERA: 4.94	7.0	W	27	7	0	0	0	3	0	0	0	0	0	0	0	0	107	0.00	1.429						
43 Aaron Crow, R ERA: 3.47	8.1		6	2	1	1	1	1	0	0	0	0	0	0	0	11	21	9.00	3.000						
31 Louis Coleman, R ERA: 4.09	9.1		5	2	0	0	1	0	0	0	0	0	0	0	0	13	21	0.00	2.000						

Kansas City Royals @ Minnesota Twins
 Target Field, Minneapolis, MN
 Tue Sep 11 2012, 7:11 PM - 10:08 PM CDT
 Att: 28,993 - Clear - 93 F

AB	34
R	1
H	11
RBI	1
BB	4
SO	9
LOB	22



Batter	1	2	3	4	5	6	7	8	9	AB	R	H	RBI	BB	SO	LOB	TOP					
7 David Lough, L OBP: 0.320, SLG: 0.348										6	1	2	0	0	1	3						
2 Alcides Escobar, R OBP: 0.338, SLG: 0.399										4	2	2	1	0	1	1						
4 Alex Gordon, L OBP: 0.360, SLG: 0.447										5	2	1	2	0	0	4						
16 Billy Butler, R OBP: 0.374, SLG: 0.498										5	0	3	3	0	0	1						
13 Salvador Perez, R OBP: 0.343, SLG: 0.515										5	1	2	2	0	0	3						
8 Mike Moustakas, L OBP: 0.305, SLG: 0.429										4	0	1	0	0	1	2						
6 Lorenzo Cain, R OBP: 0.313, SLG: 0.416										5	0	1	1	0	1	5						
35 Eric Hosmer, L OBP: 0.315, SLG: 0.380										3	2	1	0	2	1	2						
9 Johnny Giavotella, R OBP: 0.289, SLG: 0.312										5	2	1	0	0	1	2						
Inning Stats	R: 0 H: 1 E: 0 K: 1 S: 11	H: 1 LOB: 1 BB: 0 P: 12	R: 0 H: 0 E: 0 K: 1 S: 6	H: 0 LOB: 0 BB: 0 P: 8	R: 0 H: 0 E: 0 K: 0 S: 8	H: 0 LOB: 2 BB: 1 P: 16	R: 1 H: 1 E: 0 K: 1 S: 8	H: 1 LOB: 0 BB: 0 P: 14	R: 5 H: 6 E: 0 K: 1 S: 19	H: 6 LOB: 2 BB: 1 P: 33	R: 0 H: 0 E: 0 K: 0 S: 5	H: 0 LOB: 2 BB: 0 P: 7	R: 0 H: 2 E: 0 K: 0 S: 11	H: 2 LOB: 2 BB: 0 P: 18	R: 4 H: 4 E: 2 K: 0 S: 27	H: 4 LOB: 2 BB: 0 P: 39	R: 0 H: 0 E: 0 K: 2 S: 10	H: 0 LOB: 0 BB: 0 P: 16	1B: 13 2B: 1 3B: 0 HR: 1	SF: 0 SAC: 0 DP: 1 HBP: 2	WP: 0 PB: 0 SB: 0 CS: 0	PA: 46
PITCHER	IP WLS BF H R ER SO BB IBB HBP BLK WP HR S P ERA WHIP	IP WLS BF H R ER SO BB IBB HBP BLK WP HR S P ERA WHIP	IP WLS BF H R ER SO BB IBB HBP BLK WP HR S P ERA WHIP	IP WLS BF H R ER SO BB IBB HBP BLK WP HR S P ERA WHIP	IP WLS BF H R ER SO BB IBB HBP BLK WP HR S P ERA WHIP	IP WLS BF H R ER SO BB IBB HBP BLK WP HR S P ERA WHIP	IP WLS BF H R ER SO BB IBB HBP BLK WP HR S P ERA WHIP	IP WLS BF H R ER SO BB IBB HBP BLK WP HR S P ERA WHIP	IP WLS BF H R ER SO BB IBB HBP BLK WP HR S P ERA WHIP	39 P.J. Walters, R ERA: 6.7	51 Anthony Swarzak, R ERA: 4.53	52 Brian Duensing, L ERA: 5.09	50 Casey Fien, R ERA: 1.65	64 Tyler Robertson, L ERA: 6.0	57 Kyle Waldrop, R ERA: 2.51	67 Luis Perdomo, R ERA: 4.66						
Batter	1	2	3	4	5	6	7	8	9	AB	R	H	RBI	BB	SO	LOB	BOTTOM					
2 Denard Span, L OBP: 0.352, SLG: 0.400										5	2	3	0	0	1	1						
11 Ben Revere, L OBP: 0.337, SLG: 0.353										5	0	0	0	0	0	4						
16 Josh Willingham, R OBP: 0.368, SLG: 0.529										4	1	1	1	1	1	1						
33 Justin Morneau, L OBP: 0.340, SLG: 0.470										3	1	0	0	2	2	2						
18 Ryan Doumit, S OBP: 0.327, SLG: 0.465									3	1	1	1	1	0	1							
8 Jamey Carroll, R OBP: 0.338, SLG: 0.305									3	0	1	3	0	0	0							
12 Alexi Casilla, S OBP: 0.262, SLG: 0.291									4	0	1	0	0	0	3							
41 Drew Butera, R OBP: 0.279, SLG: 0.302										3	0	1	0	1	2	1						
25 Pedro Florimón, S OBP: 0.303, SLG: 0.354										3	0	0	0	0	1	2						
Inning Stats	R: 1 H: 2 E: 0 K: 1 S: 14	H: 2 LOB: 1 BB: 0 P: 22	R: 0 H: 1 E: 0 K: 1 S: 13	H: 1 LOB: 0 BB: 0 P: 21	R: 2 H: 1 E: 0 K: 0 S: 15	H: 1 LOB: 2 BB: 3 P: 29	R: 0 H: 0 E: 0 K: 1 S: 10	H: 0 LOB: 0 BB: 0 P: 16	R: 2 H: 2 E: 0 K: 1 S: 14	H: 2 LOB: 1 BB: 1 P: 22	R: 0 H: 0 E: 0 K: 1 S: 10	H: 0 LOB: 0 BB: 1 P: 17	R: 0 H: 0 E: 0 K: 0 S: 5	H: 0 LOB: 0 BB: 0 P: 11	R: 0 H: 1 E: 0 K: 1 S: 13	H: 1 LOB: 1 BB: 0 P: 20	R: 0 H: 1 E: 0 K: 1 S: 11	H: 1 LOB: 0 BB: 0 P: 15	1B: 6 2B: 1 3B: 1 HR: 0	SF: 1 SAC: 1 DP: 0 HBP: 0	WP: 0 PB: 0 SB: 0 CS: 0	PA: 40
PITCHER	IP WLS BF H R ER SO BB IBB HBP BLK WP HR S P ERA WHIP	IP WLS BF H R ER SO BB IBB HBP BLK WP HR S P ERA WHIP	IP WLS BF H R ER SO BB IBB HBP BLK WP HR S P ERA WHIP	IP WLS BF H R ER SO BB IBB HBP BLK WP HR S P ERA WHIP	IP WLS BF H R ER SO BB IBB HBP BLK WP HR S P ERA WHIP	IP WLS BF H R ER SO BB IBB HBP BLK WP HR S P ERA WHIP	IP WLS BF H R ER SO BB IBB HBP BLK WP HR S P ERA WHIP	IP WLS BF H R ER SO BB IBB HBP BLK WP HR S P ERA WHIP	IP WLS BF H R ER SO BB IBB HBP BLK WP HR S P ERA WHIP	IP WLS BF H R ER SO BB IBB HBP BLK WP HR S P ERA WHIP	44 Luke Hochevar, R ERA: 5.48	55 Tim Collins, L ERA: 3.09	40 Kelvin Herrera, R ERA: 2.33	67 Francisley Bueno, L ERA: 1.5	41 Drew Butera, R ERA: 2.51	67 Luis Perdomo, R ERA: 4.66						

Kansas City Royals @ Minnesota Twins
Target Field, Minneapolis, MN
Wed Sep 12 2012, 7:11 PM - 10:36 PM CDT
Att: 28,139 - Partly Cloudy - 58 F

AB 42
R 10
H 14
RBI 9
BB 2
SO 6
LOB 23



Kansas City Royals @ Minnesota Twins
Target Field, Minneapolis, MN
Wed Sep 12 2012, 7:11 PM - 10:36 PM CDT
Att: 28,139 - Partly Cloudy - 58 F

AB 33
R 5
H 8
RBI 5
BB 5
SO 7
LOB 15




Batter	1	2	3	4	5	6	7	8	9	10	AB	R	H	RBI	BB	SO	LOB	TOP						
7 David Lough, L OBP: 0.310, SLG: 0.407 21 Jeff Francoeur, R OBP: 0.286, SLG: 0.381	G6-3	L8			16 2B	K			P6		4	1	1	0	0	1	2							
2 Alcides Escobar, R OBP: 0.337, SLG: 0.397	G5-3	G4-3			G5-3	F7			F8	F8	5	1	1	0	0	0	1							
4 Alex Gordon, L OBP: 0.341, SLG: 0.447	G5-3	K			K	F8			F8	2B	4	1	1	0	1	2	1							
16 Billy Butler, R OBP: 0.374, SLG: 0.499 34 Tony Abreu, S OBP: 0.318, SLG: 0.409	G5-3	G5-3			G5-3	K			K	K	4	0	2	1	0	1	2							
13 Salvador Perez, R OBP: 0.344, SLG: 0.511	F8	F8			P4	P3				IBB	4	0	1	2	1	0	2							
8 Mike Moustakas, L OBP: 0.304, SLG: 0.426	F7	F7			K	K			K	G6-3	5	0	1	0	0	2	2							
6 Lorenzo Cain, R OBP: 0.316, SLG: 0.419 27 Brayan Peña, S OBP: 0.278, SLG: 0.328	G5-3	G5-3			G5-3	K			K		3	0	1	0	1	1	2							
35 Eric Hosmer, L OBP: 0.316, SLG: 0.379	K	K			G4-6-3	G4-3			G4-3		2	0	0	0	2	1	0							
9 Johnny Giavotella, R OBP: 0.281, SLG: 0.303	G5-3	G5-3			G4-6-3	G2-3			G4-3		4	0	0	0	0	0	4							
Inning Stats	R: 2 E: 0 K: 0 S: 17	H: 3 LOB: 2 BB: 1 P: 30	R: 0 E: 0 K: 1 S: 13	H: 0 LOB: 0 BB: 0 P: 17	R: 0 E: 0 K: 1 S: 11	H: 1 LOB: 1 BB: 0 P: 16	R: 0 E: 0 K: 1 S: 13	H: 1 LOB: 1 BB: 1 P: 20	R: 1 E: 0 K: 1 S: 15	H: 2 LOB: 1 BB: 0 P: 15	R: 0 E: 0 K: 1 S: 13	H: 0 LOB: 2 BB: 2 P: 24	R: 0 E: 0 K: 1 S: 7	H: 0 LOB: 0 BB: 0 P: 9	R: 0 E: 0 K: 2 S: 7	H: 0 LOB: 0 BB: 0 P: 12	R: 0 E: 0 K: 0 S: 12	H: 0 LOB: 0 BB: 0 P: 14	R: 0 E: 0 K: 1 S: 12	H: 1 LOB: 2 BB: 1 P: 22	1B: 4 2B: 3 3B: 1 HR: 0	SF: 0 SAC: 0 DP: 1 HBP: 0	WP: 0 PB: 0 SB: 1 CS: 0	PA: 42
PITCHER	IP WLS BF H R ER SO	IP WLS BF H R ER SO	IP WLS BF H R ER SO	IP WLS BF H R ER SO	IP WLS BF H R ER SO	IP WLS BF H R ER SO	IP WLS BF H R ER SO	IP WLS BF H R ER SO	IP WLS BF H R ER SO	IP WLS BF H R ER SO	IP WLS BF H R ER SO	IP WLS BF H R ER SO	IP WLS BF H R ER SO	IP WLS BF H R ER SO	IP WLS BF H R ER SO	IP WLS BF H R ER SO	IP WLS BF H R ER SO	IP WLS BF H R ER SO	IP WLS BF H R ER SO	IP WLS BF H R ER SO	ERA WHIP	ERA WHIP	ERA WHIP	
62 Liam Hendriks, R ERA: 6.14 64 Tyler Robertson, L ERA: 5.73 50 Casey Fien, R ERA: 1.59 61 Jared Burton, R ERA: 2.15 15 Glen Perkins, L ERA: 2.45	5.0 1.0 1.0 1.0 2.0	WLS 5 3 3 W	BF 23 0 0 8	H 7 0 0 1	R 3 0 0 0	ER 3 0 0 0	SO 3 2 1 1	BB 2 2 0 0	IBB 0 0 0 0	HBP 0 0 0 0	BLK 0 0 0 0	WP 0 0 0 0	HR 0 0 0 0	S 64 13 7 7 24	P 98 24 9 12 36	ERA 5.40 0.00 0.00 0.00 0.00	WHIP 1.800 2.000 0.000 0.000 0.500							

Kansas City Royals @ Minnesota Twins
 Target Field, Minneapolis, MN
 Thu Sep 13 2012, 7:11 PM - 10:24 PM CDT
 Att: 28,669 - Clear - 73 F

livebaseballscorecards.com

AB 37
 R 3
 H 8
 RBI 3
 BB 5
 SO 9
 LOB 17




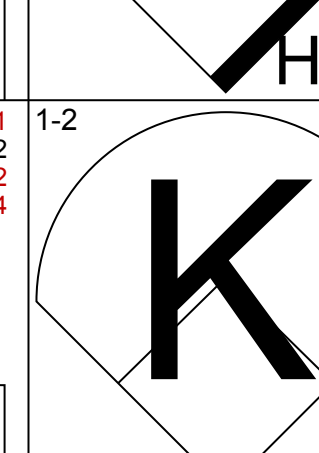
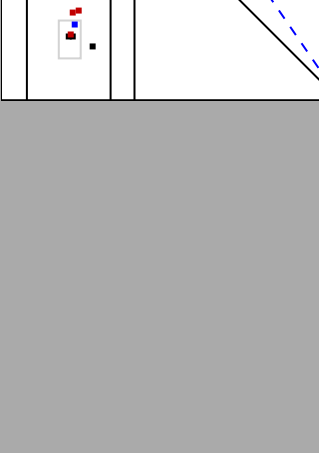
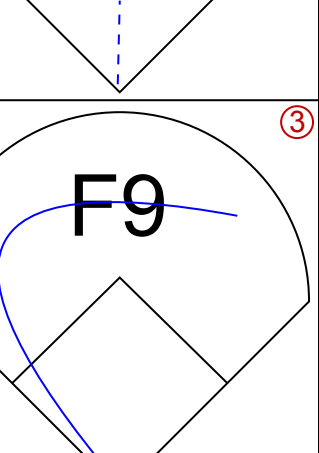
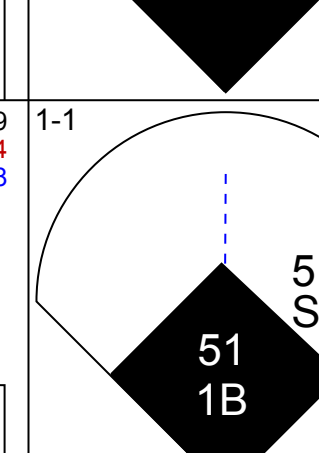
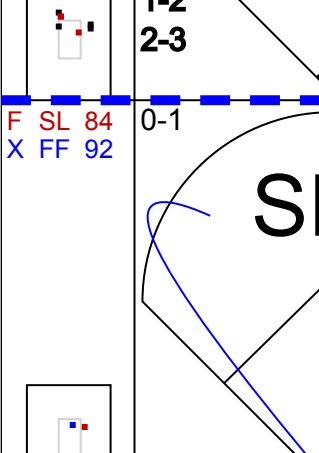



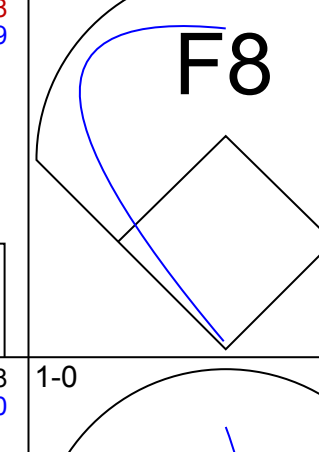
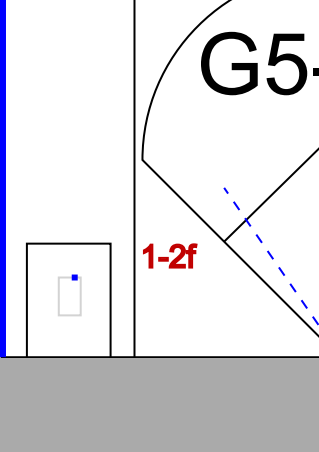

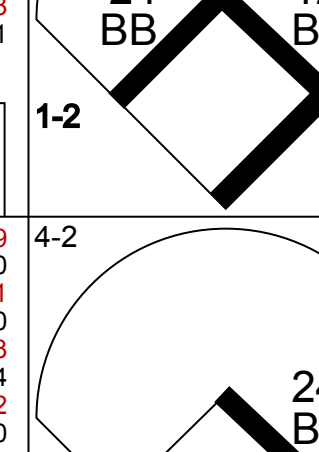

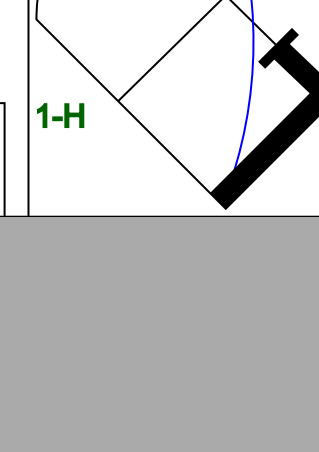



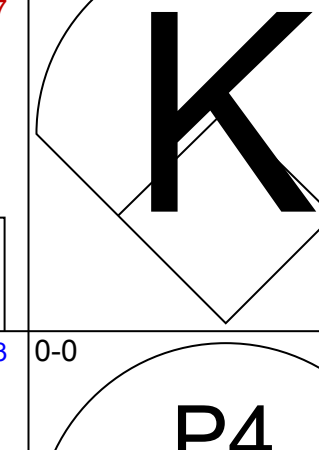

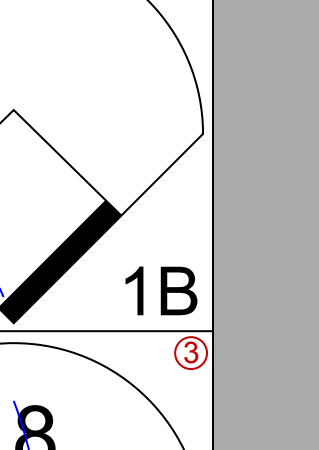
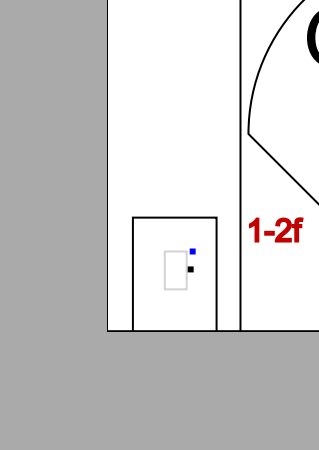
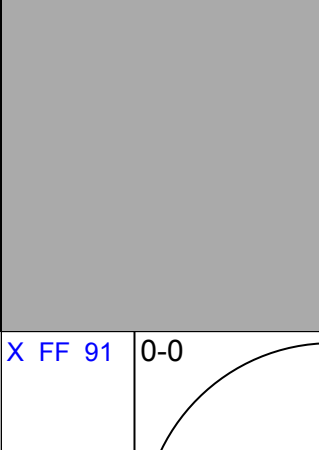
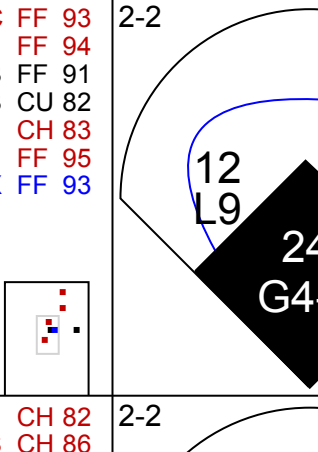
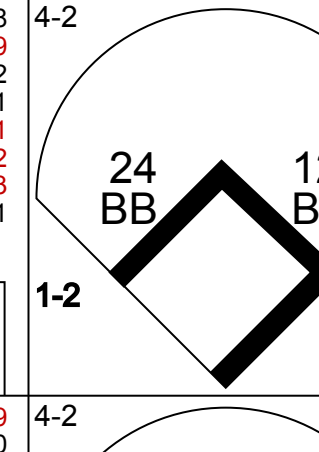

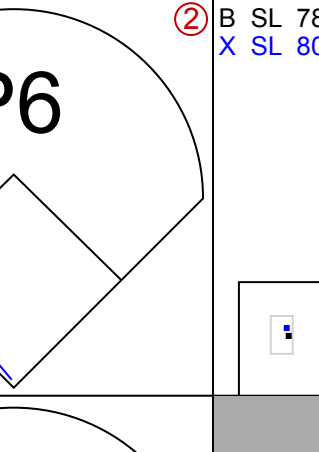
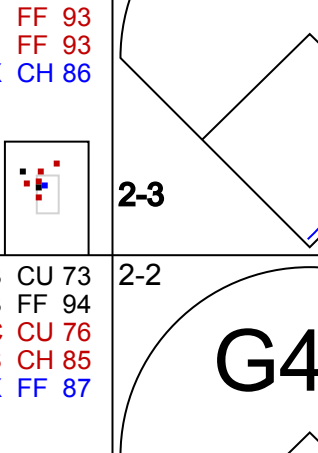
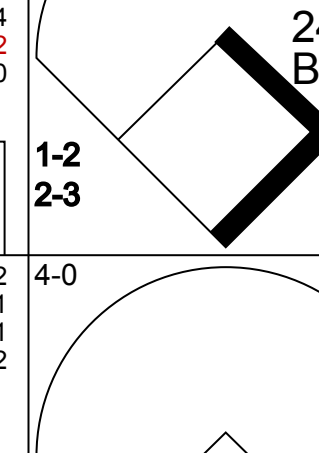

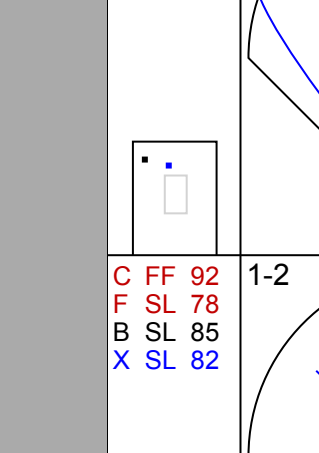
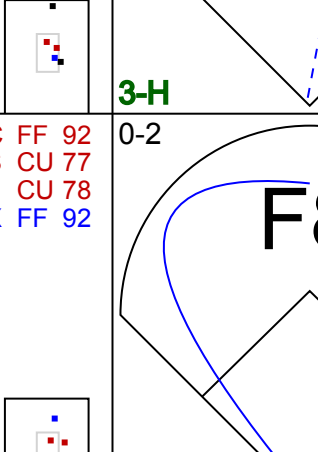
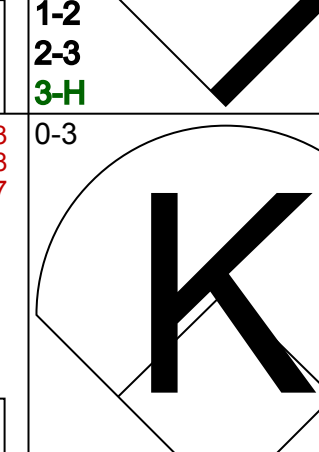

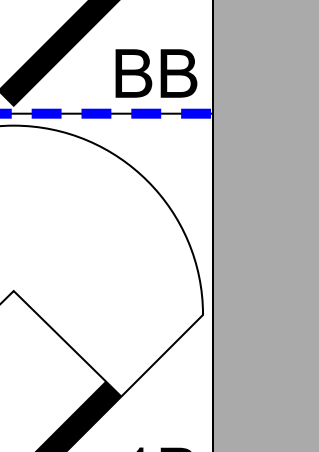
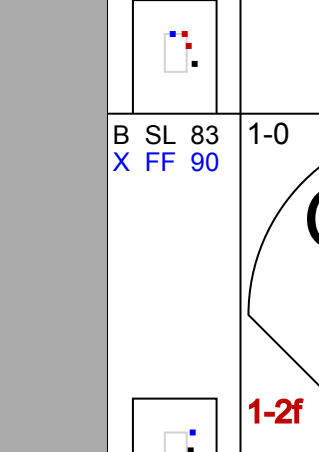


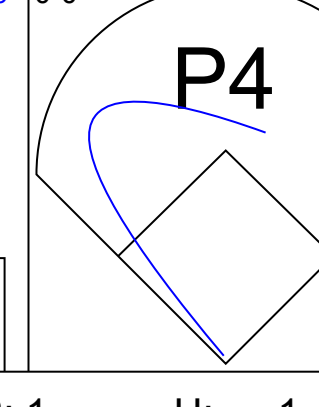

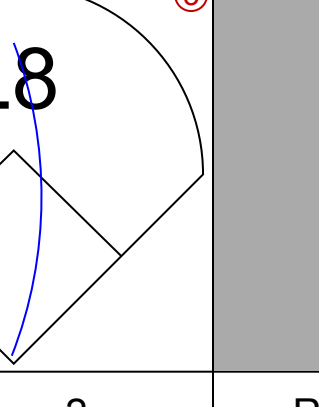

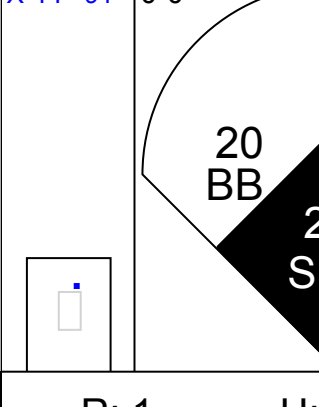
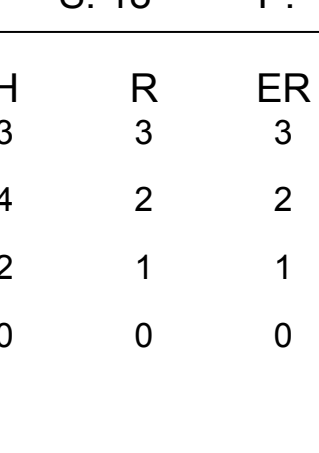
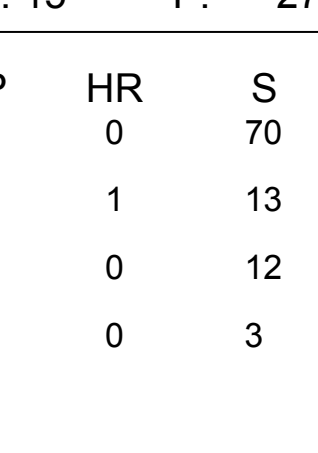
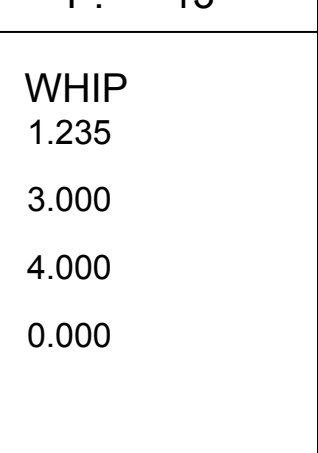

Batter	1	2	3	4	5	6	7	8	9	10	AB	R	H	RBI	BB	SO	LOB	BOTTOM						
2 Denard Span, L OBP: 0.350, SLG: 0.400	G4-3		F7			G3		FC4-6			5	0	1	1	0	0	2							
11 Ben Revere, L OBP: 0.336, SLG: 0.351	G6-3		L4			G4-3		BB			3	0	0	0	1	0	0							
16 Josh Willingham, R OBP: 0.369, SLG: 0.534	HR					K		BB			3	1	1	2	1	2	0							
33 Justin Morneau, L OBP: 0.341, SLG: 0.469	1B					BB		BB			3	0	1	0	1	1	3							
24 Trevor Plouffe, R OBP: 0.308, SLG: 0.460	L6					K		BB			4	1	2	1	0	1	2							
19 Darin Mastroianni, R OBP: 0.328, SLG: 0.359	G6-3					K		BB			4	0	0	0	0	2	2							
5 Eduardo Escobar, S OBP: 0.283, SLG: 0.269	G6-3					K2-3		L4			4	0	0	0	0	2	0							
41 Drew Butera, R OBP: 0.287, SLG: 0.296						BB		P3			2	1	0	0	1	1	0							
25 Pedro Florimon, S OBP: 0.297, SLG: 0.345 27 Chris Parmelee, L OBP: 0.311, SLG: 0.414 12 Alexi Casilla, S OBP: 0.265, SLG: 0.297	G1-3					G4-6-3		BB			2	0	0	0	0	0	1							
Inning Stats	R: 1 E: 0 K: 0 S: 10	H: 2 LOB: 1 BB: 0 P: 13	R: 0 E: 0 K: 1 S: 7	H: 0 LOB: 0 BB: 0 P: 15	R: 0 E: 0 K: 0 S: 7	H: 0 LOB: 0 BB: 0 P: 13	R: 0 E: 0 K: 3 S: 13	H: 0 LOB: 1 BB: 1 P: 24	R: 0 E: 0 K: 1 S: 10	H: 0 LOB: 0 BB: 0 P: 15	R: 0 E: 0 K: 1 S: 9	H: 1 LOB: 0 BB: 0 P: 10	R: 1 E: 0 K: 1 S: 16	H: 1 LOB: 3 BB: 2 P: 29	R: 1 E: 0 K: 2 S: 9	H: 1 LOB: 0 BB: 0 P: 13	R: 1 E: 0 K: 0 S: 4	H: 2 LOB: 1 BB: 0 P: 5	1B: 3 2B: 2 3B: 0 HR: 2	SF: 0 SAC: 0 DP: 2 HBP: 1	WP: 0 PB: 0 SB: 0 CS: 0	PA: 37		
PITCHER	IP WLS BF H R ER SO	IP WLS BF H R ER SO	IP WLS BF H R ER SO	IP WLS BF H R ER SO	IP WLS BF H R ER SO	IP WLS BF H R ER SO	IP WLS BF H R ER SO	IP WLS BF H R ER SO	IP WLS BF H R ER SO	IP WLS BF H R ER SO	IP WLS BF H R ER SO	IP WLS BF H R ER SO	IP WLS BF H R ER SO	IP WLS BF H R ER SO	IP WLS BF H R ER SO	IP WLS BF H R ER SO	IP WLS BF H R ER SO	IP WLS BF H R ER SO	IP WLS BF H R ER SO	IP WLS BF H R ER SO	ERA WHIP	ERA WHIP	ERA WHIP	
39 Luis Mendoza, R ERA: 4.5 43 Aaron Crow, R ERA: 3.41 40 Kelvin Herrera, R ERA: 2.47 56 Greg Holland, R ERA: 2.98 67 Francisco Bueno, L ERA: 2.25	6.0 1.0 0.2 1.1 0.0	WLS 3 H 5 L	BF 21 1 6 2	H 1 1 1 2	R 1 0 1 1	ER 1 0 1 1	SO 6 0 3 1	BB 2 0 0 0	IBB 0 0 0 0	HBP 0 0 0 0	BLK 0 0 0 0	WP 0 0 0 0	HR 0 0 0 0	S 56 8 16 4	P 96 10 18 24 5	ERA 1.50 0.00 13.50 6.75 -	WHIP 0.667 1.000 3.000 1.500 -							

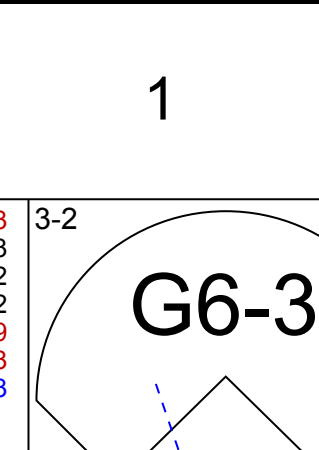

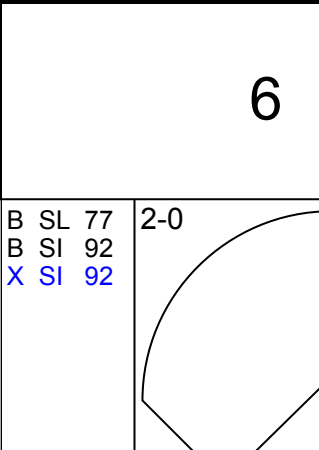
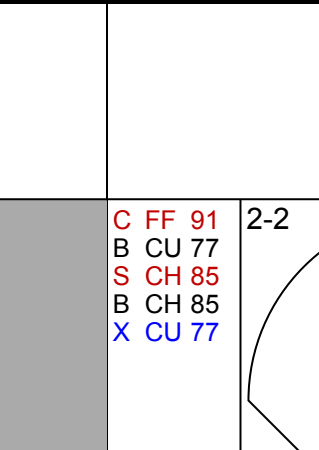
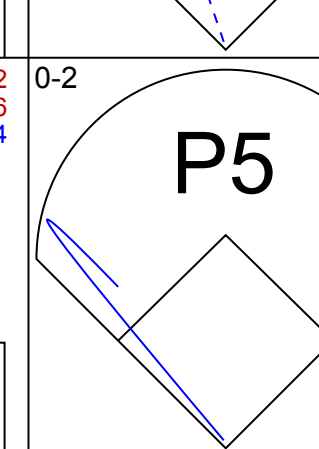
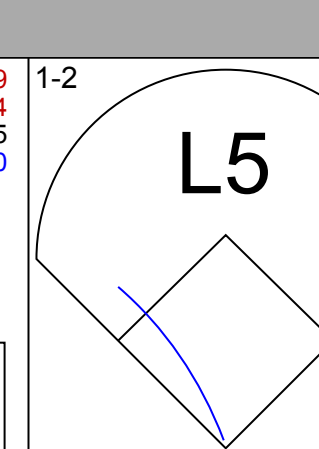
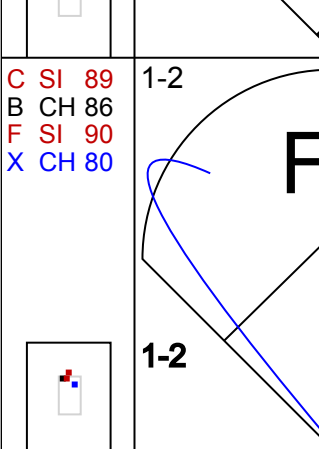

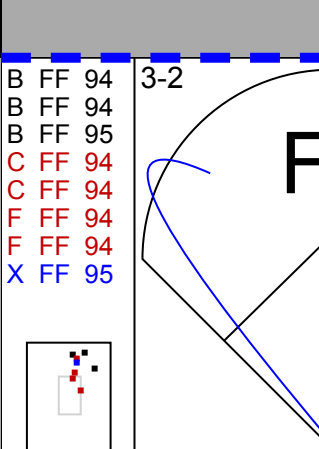

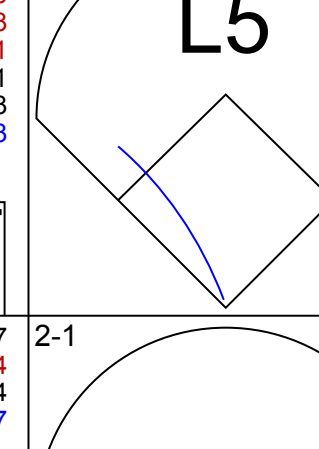
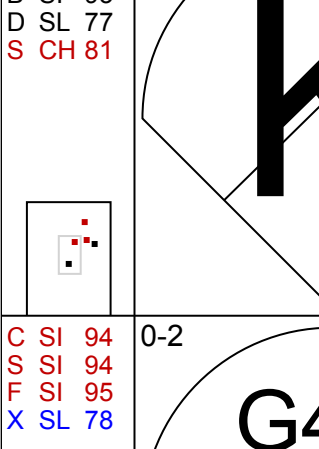

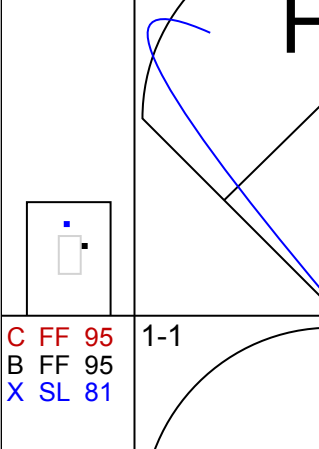

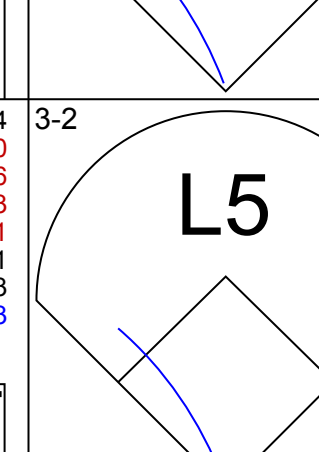
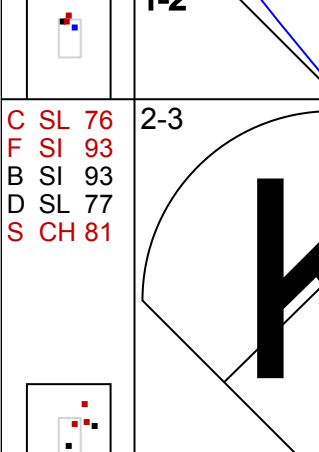

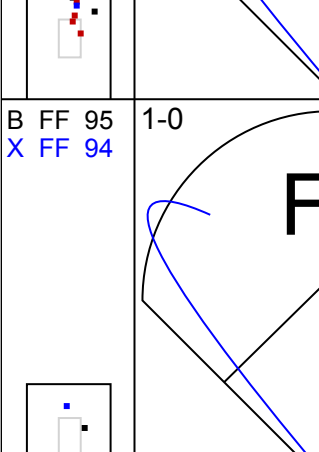
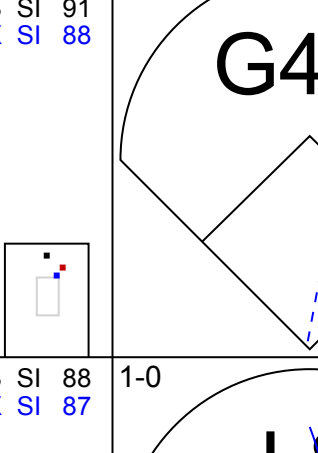
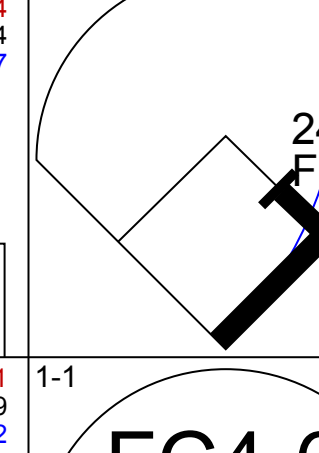
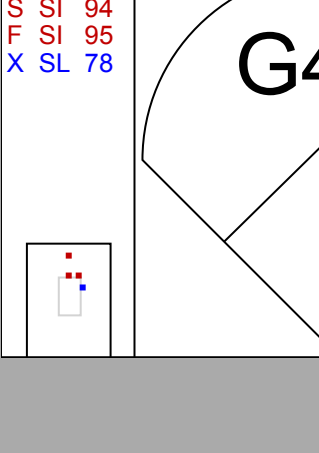
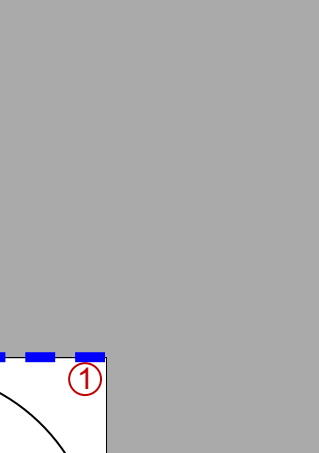
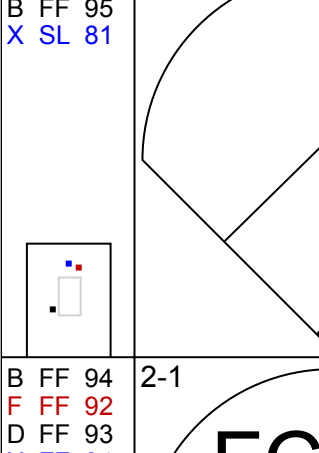
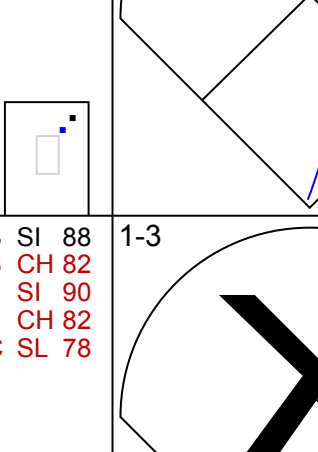
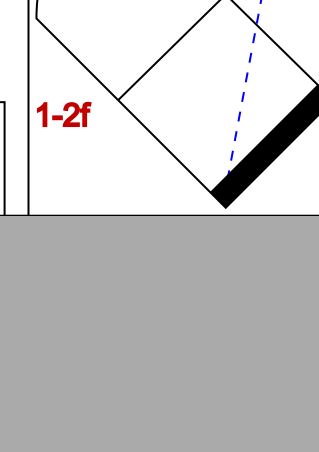

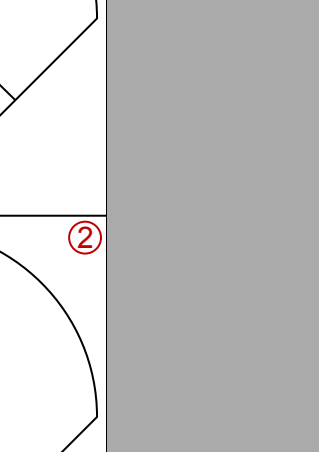
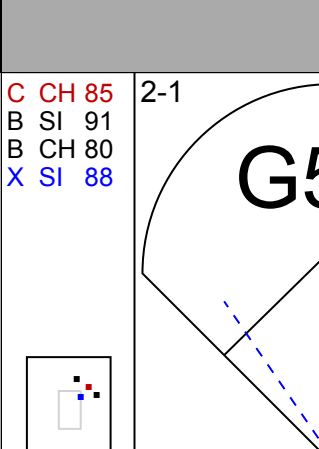
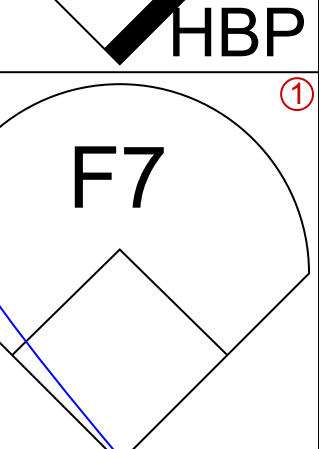
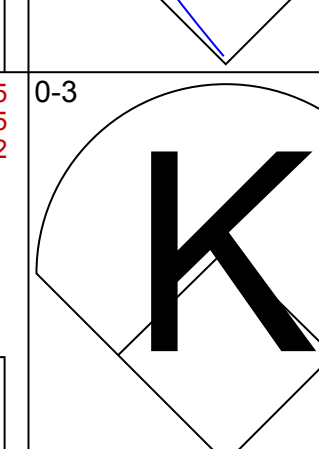
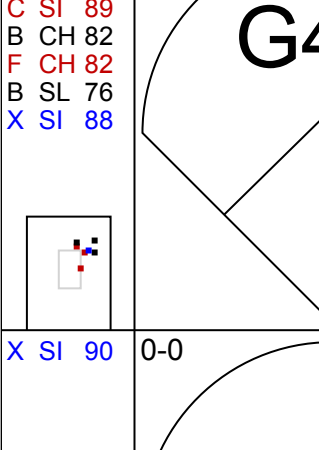
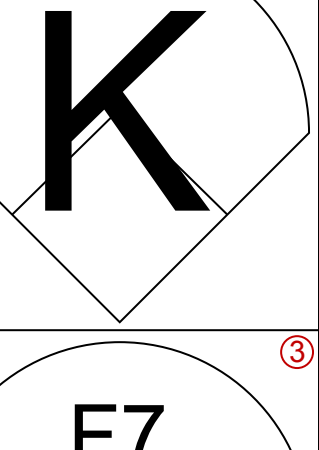
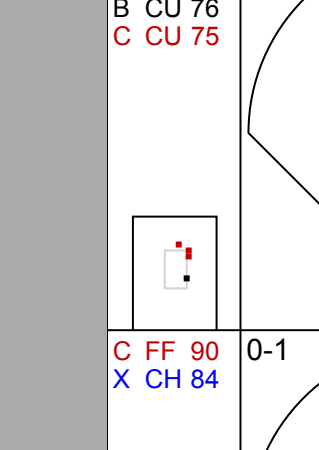
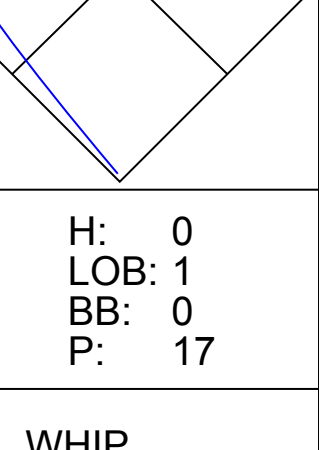
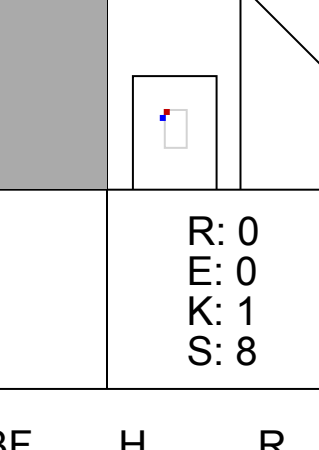
Kansas City Royals @ Minnesota Twins
 Target Field, Minneapolis, MN
 Thu Sep 13 2012, 7:11 PM - 10:24 PM CDT
 Att: 28,669 - Clear - 73 F

livebaseballscorecards.com


AB 32
 R 4
 H 7
 RBI 4
 BB 4
 SO 9
 LOB 10



Batter	1	2	3	4	5	6	7	8	9	AB	R	H	RBI	BB	SO	LOB	TOP					
30 Alejandro De Aza, L OBP: 0.343, SLG: 0.396										4	0	0	0	1	1	0	Chicago White Sox @ Minnesota Twins Target Field, Minneapolis, MN Fri Sep 14 2012, 7:11 PM - 9:58 PM CDT Att: 30,729 - Clear - 74 F					
20 Kevin Youkilis, R OBP: 0.344, SLG: 0.437										3	1	1	1	1	0	0						
28 Dewayne Wise, L OBP: 0.310, SLG: 0.477										4	1	1	1	0	1	1						
14 Paul Konerko, R OBP: 0.379, SLG: 0.492										4	1	1	0	0	1	2						
18 Jose Lopez, R OBP: 0.271, SLG: 0.360										1	0	0	0	0	0	2						
51 Alex Rios, R OBP: 0.326, SLG: 0.511										3	1	2	1	1	0	0						
12 A.J. Pierzynski, L OBP: 0.292, SLG: 0.516										3	1	1	0	1	0	1						
24 Dayan Viciedo, R OBP: 0.326, SLG: 0.420										2	0	1	2	2	0	0						
10 Alexei Ramirez, R OBP: 0.293, SLG: 0.381										4	0	1	1	0	1	4						
15 Gordon Beckham, R OBP: 0.293, SLG: 0.384										4	1	1	0	0	0	5						
Inning Stats	R: 0 E: 0 K: 3 S: 11	H: 0 LOB: 1 BB: 0 P: 19	R: 1 E: 0 K: 0 S: 18	H: 1 LOB: 0 BB: 24 P: 24	R: 0 E: 0 K: 0 S: 10	H: 0 LOB: 0 BB: 0 P: 16	R: 1 E: 0 K: 1 S: 15	H: 1 LOB: 3 BB: 3 P: 27	R: 0 E: 0 K: 0 S: 9	H: 2 LOB: 2 BB: 1 P: 19	R: 2 E: 0 K: 0 S: 10	H: 3 LOB: 1 BB: 0 P: 17	R: 0 E: 0 K: 0 S: 5	H: 1 LOB: 0 BB: 8 P: 8	R: 1 E: 0 K: 0 S: 10	H: 1 LOB: 2 BB: 2 P: 18	1B: 7 2B: 1 3B: 0 HR: 1	SF: 1 SAC: 0 DP: 2 HBP: 1	WP: 0 PB: 0 SB: 1 CS: 0	PA: 40		
PITCHER	IP	WLS	BF	H	R	ER	SO	BB	IBB	HBP	BLK	WP	HR	S	P	ERA	WHIP					
59 Esmerling Vasquez, R ERA: 7.52	(1, 1)	5.2	L	25	3	3	3	4	4	0	1	0	0	0	70	113	4.76	1.235				
57 Kyle Waldrop, R ERA: 3.45	(6, 1)	1.1		7	4	2	2	0	0	0	0	0	1	13	22	13.50	3.000					
67 Luis Perdomo, R ERA: 5.06	(8, 1)	1.0		6	2	1	1	0	2	0	0	0	0	12	23	9.00	4.000					
31 Alex Burnett, R ERA: 3.2	(9, 1)	1.0		2	0	0	0	0	0	0	0	0	0	3	3	0.00	0.000					

Batter	1	2	3	4	5	6	7	8	9	AB	R	H	RBI	BB	SO	LOB	BOTTOM				
2 Denard Span, L OBP: 0.349, SLG: 0.399										4	0	1	0	0	1	1	Chicago White Sox @ Minnesota Twins Target Field, Minneapolis, MN Fri Sep 14 2012, 7:11 PM - 9:58 PM CDT Att: 30,729 - Clear - 74 F				
8 Jamey Carroll, R OBP: 0.335, SLG: 0.302										4	0	0	0	0	0	1					
16 Josh Willingham, R OBP: 0.366, SLG: 0.530										4	0	0	0	0	2	1					
33 Justin Morneau, L OBP: 0.342, SLG: 0.470										4	0	2	0	0	0	1					
24 Trevor Plouffe, R OBP: 0.305, SLG: 0.455										4	0	0	0	0	0	2					
19 Darin Mastroianni, R OBP: 0.328, SLG: 0.354										2	0	0	0	0	1	0					
22 Matt Carson, R OBP: 0.279, SLG: 0.275										3	0	0	0	0	1	1					
41 Drew Butera, R OBP: 0.279, SLG: 0.287										3	0	0	0	0	2	1					
25 Pedro Florimón, S OBP: 0.298, SLG: 0.345										3	0	1	0	0	0	1					
Inning Stats	R: 0 E: 0 K: 1 S: 11	H: 0 LOB: 0 BB: 0 P: 17	R: 0 E: 0 K: 1 S: 7	H: 0 LOB: 0 BB: 0 P: 10	R: 0 E: 0 K: 1 S: 13	H: 1 LOB: 1 BB: 0 P: 20	R: 0 E: 0 K: 0 S: 12	H: 1 LOB: 1 BB: 0 P: 19	R: 0 E: 0 K: 1 S: 11	H: 1 LOB: 1 BB: 0 P: 16	R: 0 E: 0 K: 1 S: 6	H: 0 LOB: 0 BB: 0 P: 6	R: 0 E: 0 K: 1 S: 8	H: 0 LOB: 0 BB: 0 P: 11	R: 0 E: 0 K: 0 S: 10	H: 1 LOB: 1 BB: 0 P: 17		1B: 4 2B: 0 3B: 0 HR: 0	SF: 0 SAC: 0 DP: 0 HBP: 1	WP: 0 PB: 0 SB: 1 CS: 0	PA: 32
PITCHER	IP	WLS	BF	H	R	ER	SO	BB	IBB	HBP	BLK	WP	HR	S	P	ERA	WHIP				
49 Chris Sale, L ERA: 2.78	(1, 1)	6.0	W	22	3	0	0	5	0	0	0	0	0	65	99	0.00	0.500				
39 Brett Myers, R ERA: 3.56	(7, 1)	2.0		6	0	0	0	2	0	0	0	0	0	14	17	0.00	0.000				
37 Matt Thornton, L ERA: 3.36	(9, 1)	1.0		4	1	0	0	0	0	0	0	0	0	10	17	0.00	1.000				

AB	32
R	6
H	9
RBI	6
BB	6
SO	4
LOB	15



AB	31
R	0
H	4
RBI	0
BB	0
SO	7
LOB	9



Batter	1	2	3	4	5	6	7	8	9	AB	R	H	RBI	BB	SO	LOB	TOP					
30 Alejandro De Aza, L OBP: 0.343, SLG: 0.392										5	0	0	0	0	4	2						
20 Kevin Youkilis, R OBP: 0.342, SLG: 0.432	 14 G6-3 BB									4	1	0	0	1	2	1						
44 Adam Dunn, L OBP: 0.271, SLG: 0.360	 1B		 BB					 2B		3	1	2	0	1	0	0						
14 Paul Konerko, R OBP: 0.380, SLG: 0.497			 BB							3	1	1	3	1	0	1						
51 Alex Rios, R OBP: 0.324, SLG: 0.507										4	0	0	0	0	2	4						
12 A.J. Pierzynski, L OBP: 0.325, SLG: 0.513		 BB								3	0	0	0	1	0	3						
24 Dayan Viciedo, R OBP: 0.258, SLG: 0.298									 10 1B BB	2	1	0	0	1	0	1						
7 Jordan Danks, L OBP: 0.258, SLG: 0.299		 15 1B BB								3	0	1	1	1	1	1						
5 Orlando Hudson, S OBP: 0.310, SLG: 0.477										4	0	1	1	0	0	2						
10 Alexei Ramirez, R OBP: 0.295, SLG: 0.381		 BB								4	0	1	1	0	0	2						
15 Gordon Beckham, R OBP: 0.292, SLG: 0.383										4	0	1	1	0	0	2						
Inning Stats	R: 1 E: 0 K: 2 S: 11	H: 1 LOB: 1 BB: 1 P: 23	R: 0 E: 0 K: 0 S: 6	H: 0 LOB: 1 BB: 2 P: 18	R: 2 E: 0 K: 2 S: 12	H: 1 LOB: 0 BB: 1 P: 24	R: 1 E: 0 K: 2 S: 11	H: 1 LOB: 0 BB: 1 P: 21	R: 0 E: 0 K: 0 S: 7	H: 0 LOB: 0 BB: 0 P: 11	R: 0 E: 0 K: 0 S: 3	H: 0 LOB: 0 BB: 0 P: 5	R: 0 E: 0 K: 1 S: 6	H: 1 LOB: 3 BB: 1 P: 23	R: 1 E: 0 K: 0 S: 10	H: 1 LOB: 1 BB: 1 P: 20	1B: 3 2B: 1 3B: 0 HR: 1	SF: 0 SAC: 0 DP: 1 HBP: 0	WP: 3 PB: 0 CS: 1	PA: 38		
PITCHER	IP WLS BF H R ER SO BB IBB HBP BLK WP HR S P ERA WHIP																					
21 Samuel Deduno, R ERA: 3.84	4.0 L 19 3 4 4 6 5 0 0 0 0 2 1 40 86 9.00 2.000																					
52 Brian Duensing, L ERA: 4.92	3.1 12 1 0 0 2 1 0 0 0 0 1 0 23 40 0.00 0.600																					
50 Casey Fien, R ERA: 1.57	0.1 1 0 0 0 1 0 0 0 0 0 0 0 4 6 0.00 0.000																					
64 Tyler Robertson, L ERA: 6.04	0.1 2 0 1 1 0 1 0 0 0 0 0 0 4 8 27.00 3.000																					
31 Alex Burnett, R ERA: 3.15	1.0 4 1 0 0 0 0 0 0 0 0 0 0 8 14 0.00 1.000																					
Batter	1	2	3	4	5	6	7	8	9	AB	R	H	RBI	BB	SO	LOB	BOTTOM					
11 Ben Revere, L OBP: 0.335, SLG: 0.348									 2 1B 33 G4-6-3 BB	3	1	0	0	1	2	0						
5 Eduardo Escobar, S OBP: 0.276, SLG: 0.261									 16 BB 1B	3	0	0	0	0	0	0						
2 Denard Span, L OBP: 0.351, SLG: 0.400									 16 BB 1B	1	0	1	0	0	0	0						
16 Josh Willingham, R OBP: 0.367, SLG: 0.528									 BB	2	0	0	0	2	2	0						
22 Matt Carson, R OBP: 0.279, SLG: 0.275									 BB	0	0	0	0	0	0	0						
33 Justin Morneau, L OBP: 0.342, SLG: 0.467								 HBP		3	1	0	0	0	1	3						
24 Trevor Plouffe, R OBP: 0.305, SLG: 0.460										4	1	1	2	0	0	2						
27 Chris Parmelee, L OBP: 0.306, SLG: 0.406										3	0	0	0	0	2	0						
19 Darin Mastroianni, R OBP: 0.322, SLG: 0.346										3	0	0	0	0	3	0						
41 Drew Butera, R OBP: 0.281, SLG: 0.282										2	0	0	0	1	0	0						
25 Pedro Florimón, S OBP: 0.289, SLG: 0.333										3	0	0	0	0	1	1						
Inning Stats	R: 0 E: 0 K: 0 S: 7	H: 0 LOB: 1 BB: 1 P: 12	R: 0 E: 0 K: 1 S: 6	H: 0 LOB: 0 BB: 0 P: 10	R: 0 E: 0 K: 1 S: 9	H: 0 LOB: 0 BB: 0 P: 17	R: 0 E: 0 K: 2 S: 12	H: 0 LOB: 0 BB: 0 P: 20	R: 0 E: 0 K: 2 S: 9	H: 0 LOB: 0 BB: 0 P: 13	R: 0 E: 0 K: 1 S: 5	H: 0 LOB: 0 BB: 1 P: 12	R: 2 E: 0 K: 2 S: 10	H: 1 LOB: 0 BB: 0 P: 16	R: 0 E: 0 K: 2 S: 10	H: 0 LOB: 0 BB: 0 P: 11	R: 1 E: 0 K: 0 S: 13	H: 1 LOB: 2 BB: 2 P: 25	1B: 1 2B: 0 3B: 0 HR: 1	SF: 0 SAC: 0 DP: 2 HBP: 1	WP: 0 PB: 0 SB: 0 CS: 0	PA: 32
PITCHER	IP WLS BF H R ER SO BB IBB HBP BLK WP HR S P ERA WHIP																					
58 Francisco Liriano, L ERA: 5.24	7.0 W 24 1 2 2 9 2 0 1 0 0 0 0 10 11 0.00 0.429																					
26 Jesse Crain, R ERA: 2.59	1.0 H 3 0 0 0 2 0 0 0 0 0 0 0 10 11 0.00 0.000																					
43 Addison Reed, R ERA: 4.91	0.0 3 1 1 1 0 2 0 0 0 0 0 0 9 17 * * *																					
37 Matt Thornton, L ERA: 3.3	1.0 S 2 0 0 0 0 0 0 0 0 0 0 0 4 8 0.00 0.000																					

Chicago White Sox @ Minnesota Twins
Target Field, Minneapolis, MN
Sat Sep 15 2012, 12:13 PM - 2:51 PM CDT
Att: 36,308 - Sunny - 71 F

AB 31
R 5
H 5
RBI 5
BB 7
SO 9
LOB 15



Chicago White Sox @ Minnesota Twins
Target Field, Minneapolis, MN
Sat Sep 15 2012, 12:13 PM - 2:51 PM CDT
Att: 36,308 - Sunny - 71 F

AB 27
R 3
H 2
RBI 2
SO 11
LOB 6



Batter	1	2	3	4	5	6	7	8	9	AB	R	H	RBI	BB	SO	LOB	TOP										
28 Dewayne Wise, L (1, 8) OBP: 0.307, SLG: 0.480	G1-3		SF8		L5	SF7				3	0	1	2	0	0	0	Chicago White Sox @ Minnesota Twins Target Field, Minneapolis, MN Sun Sep 16 2012, 1:14 PM - 4:08 PM CDT Att: 31,722 - Sunny - 73 F										
20 Kevin Youkilis, R (1, 5) OBP: 0.344, SLG: 0.435	L8				G3					4	0	2	2	0	0	0											
18 Jose Lopez, R (8, PH) OBP: 0.270, SLG: 0.358										1	0	0	0	0	1	1											
44 Adam Dunn, L (1, 3) OBP: 0.344, SLG: 0.495										4	1	2	2	0	1	1											
66 Ray Olmedo, S (8, 5) OBP: 0.200, SLG: 0.233	K		G4-3							1	0	0	0	0	0	0											
14 Paul Konerko, R (1, 10) OBP: 0.377, SLG: 0.493										4	0	0	0	0	0	2											
29 Dan Johnson, L (9, PH) OBP: 0.571, SLG: 0.545										1	0	0	0	0	0	0											
51 Alex Rios, R (1, 9) OBP: 0.326, SLG: 0.512										3	2	2	0	0	0	0											
7 Jordan Danks, L (8, 8) OBP: 0.250, SLG: 0.288										2	0	0	0	0	0	0											
24 Davan Vicedo, R (1, 7) OBP: 0.294, SLG: 0.428	K									4	1	2	3	0	1	0											
10 Alexei Ramirez, R (1, 6) OBP: 0.293, SLG: 0.378										4	1	0	0	0	0	1											
17 Tyler Flowers, R (1, 2) OBP: 0.312, SLG: 0.444										2	2	0	0	2	0	1											
15 Gordon Beckham, R (1, 4) OBP: 0.294, SLG: 0.382										3	2	1	0	1	0	0											
Inning Stats	R: 0 E: 0 K: 1 S: 12	H: 0 LOB: 0 BB: 0 P: 18	R: 0 E: 0 K: 1 S: 8	H: 0 LOB: 0 BB: 0 P: 11	R: 2 E: 0 K: 0 S: 10	H: 2 LOB: 1 BB: 1 P: 21	R: 1 E: 0 K: 0 S: 12	H: 2 LOB: 1 BB: 0 P: 17	R: 0 E: 0 K: 0 S: 8	H: 0 LOB: 0 BB: 0 P: 11	R: 6 E: 1 K: 0 S: 26	H: 5 LOB: 2 BB: 2 P: 47	R: 0 E: 0 K: 0 S: 9	H: 0 LOB: 0 BB: 0 P: 12	R: 0 E: 0 K: 1 S: 14	H: 1 LOB: 1 BB: 0 P: 16	R: 0 E: 0 K: 0 S: 7	H: 0 LOB: 0 BB: 0 P: 11	1B: 4 2B: 3 3B: 1 HR: 2	SF: 2 SAC: 0 DP: 0 HBP: 0	WP: 0 PB: 0 SB: 2 CS: 0	PA: 41					
PITCHER	IP	WLS	BF	H	R	ER	SO	BB	IBB	HBP	BLK	WP	HR	S	P	ERA	WHIP										
58 Scott Diamond, L (1, 1) ERA: 3.69	5.1	L	24	7	6	6	2	1	0	0	0	0	2	61	94	10.12	1.500										
51 Anthony Swarzak, R (6, 1) ERA: 4.91	0.1		5	1	2	0	0	2	0	0	0	0	0	12	26	0.00	9.000										
57 Kyle Waldrop, R (6, 1) ERA: 3.18	1.1		5	1	1	0	0	0	0	0	0	0	0	12	17	0.00	0.750										
61 Jared Burton, R (8, 1) ERA: 2.11	1.0		4	1	0	0	1	0	0	0	0	0	0	14	16	0.00	1.000										
15 Glen Perkins, L (9, 1) ERA: 2.42	1.0		3	0	0	0	0	0	0	0	0	0	0	7	11	0.00	0.000										

Batter	1	2	3	4	5	6	7	8	9	AB	R	H	RBI	BB	SO	LOB	BOTTOM										
2 Denard Span, L (1, 8) OBP: 0.348, SLG: 0.397	F9		F7		L8					4	0	0	0	0	1	3	Chicago White Sox @ Minnesota Twins Target Field, Minneapolis, MN Sun Sep 16 2012, 1:14 PM - 4:08 PM CDT Att: 31,722 - Sunny - 73 F										
11 Ben Revere, L (1, 7) OBP: 0.333, SLG: 0.345	F8				G3	G6-3				4	0	0	0	0	1	0											
7 Joe Mauer, L (1, 3) OBP: 0.415, SLG: 0.456										3	1	2	1	0	1	0											
19 Darin Mastroianni, R (8, 9) OBP: 0.326, SLG: 0.348										0	0	0	0	1	0	0											
33 Justin Morneau, L (1, 10) OBP: 0.342, SLG: 0.465										2	0	0	0	1	0	0											
22 Matt Carson, R (8, PH) OBP: 0.273, SLG: 0.268	G1-3									1	0	0	0	0	1	1											
18 Ryan Doumit, S (1, 2) OBP: 0.325, SLG: 0.462										3	0	0	0	0	1	2											
23 Chris Herrmann, L (8, 2) OBP: 0.305, SLG: 0.399										1	0	0	0	0	0	1											
27 Chris Parmelee, L (1, 9) OBP: 0.305, SLG: 0.399										3	0	0	0	1	2	2											
24 Trevor Plouffe, R (1, 5) OBP: 0.304, SLG: 0.461										4	1	1	0	0	1	1											
12 Alexi Casilla, S (1, 4) OBP: 0.268, SLG: 0.304										4	0	2	1	0	0	0											
25 Pedro Florimon, S (1, 6) OBP: 0.290, SLG: 0.333										3	0	1	0	0	2	1											
Inning Stats	R: 1 E: 0 K: 0 S: 9	H: 1 LOB: 0 BB: 0 P: 14	R: 0 E: 0 K: 1 S: 12	H: 0 LOB: 0 BB: 0 P: 17	R: 0 E: 0 K: 1 S: 8	H: 0 LOB: 0 BB: 0 P: 9	R: 0 E: 0 K: 2 S: 17	H: 1 LOB: 2 BB: 1 P: 27	R: 1 E: 0 K: 1 S: 13	H: 2 LOB: 1 BB: 0 P: 18	R: 0 E: 0 K: 1 S: 12	H: 0 LOB: 0 BB: 0 P: 16	R: 0 E: 0 K: 1 S: 18	H: 2 LOB: 2 BB: 1 P: 28	R: 0 E: 0 K: 1 S: 12	H: 0 LOB: 1 BB: 1 P: 19	R: 0 E: 0 K: 1 S: 7	H: 0 LOB: 0 BB: 0 P: 10	1B: 2 2B: 3 3B: 0 HR: 1	SF: 0 SAC: 0 DP: 1 HBP: 0	WP: 0 PB: 0 SB: 0 CS: 0	PA: 35					
PITCHER	IP	WLS	BF	H	R	ER	SO	BB	IBB	HBP	BLK	WP	HR	S	P	ERA	WHIP										
44 Jake Peavy, R (1, 1) ERA: 3.26	6.0	W	23	4	2	2	6	1	0	0	0	0	0	18	28	3.00	0.833										
48 Brian Omogrosso, R (7, 1) ERA: 3.45	1.0		5	2	0	0	1	1	0	0	0	0	0	18	28	0.00	3.000										
46 Donnie Veal, L (8, 1) ERA: 0.84	1.0		4	0	0	0	1	1	0	0	0	0	0	12	19	0.00	1.000										
41 Philip Humber, R (9, 1) ERA: 6.44	1.0		3	0	0	0	1	0	0	0	0	0	0	7	10	0.00	0.000										

AB	36
R	9
H	10
RBI	9
BB	3
SO	3
LOB	6



AB	32
R	2
H	6
RBI	2
BB	3
SO	9
LOB	12



Batter	1	2	3	4	5	6	7	8	9	AB	R	H	RBI	BB	SO	LOB	TOP					
2 Denard Span, L (1.8) OBP: 0.350, SLG: 0.401	G5-3		7 1B	F8		16 1B		G4-3		4	2	1	0	1	0	2	Minnesota Twins @ Cleveland Indians Progressive Field, Cleveland, OH Wed Sep 19 2012, 7:08 PM - 10:18 PM EDT Att. 13,519 - Clear - 62 F					
8 Jamey Carroll, R (1.4) OBP: 0.338, SLG: 0.310	16 1B		7 1B			16 1B		2B		5	1	3	0	0	0	1						
7 Joe Mauer, L (1.10) OBP: 0.419, SLG: 0.457	F7		16 1B			16 HR		L7		4	1	1	1	1	1	3						
16 Josh Willingham, R (1.7) OBP: 0.369, SLG: 0.532										5	1	4	4	0	0	0						
22 Matt Carson, R (9.7) OBP: 0.273, SLG: 0.268			33 1B							0	0	0	0	0	0	0						
33 Justin Morneau, L (1.3) OBP: 0.338, SLG: 0.458	K		G6-4-3							4	1	0	0	1	2	5						
27 Chris Parmelee, L (1.9) OBP: 0.300, SLG: 0.390										5	0	1	0	0	1	0						
11 Ben Revere, L (9.9) OBP: 0.333, SLG: 0.344	F8							L9		0	0	0	0	0	0	0						
24 Trevor Plouffe, R (1.5) OBP: 0.303, SLG: 0.456	P3									4	0	2	0	0	0	0						
23 Chris Herrmann, L (1.2) OBP: 0.333, SLG: 0.344	G3-1									4	0	0	1	0	2	3						
25 Pedro Florimón, S (1.6) OBP: 0.292, SLG: 0.327										3	0	0	0	1	0	2						
Inning Stats	R: 0 E: 0 K: 1 S: 15	H: 2 LOB: 2 BB: 0 P: 22	R: 0 E: 0 K: 0 S: 9	H: 0 LOB: 0 BB: 0 P: 15	R: 2 E: 0 K: 0 S: 9	H: 4 LOB: 1 BB: 0 P: 18	R: 0 E: 0 K: 2 S: 14	H: 1 LOB: 2 BB: 1 P: 22	R: 3 E: 0 K: 0 S: 13	H: 3 LOB: 2 BB: 2 P: 26	R: 1 E: 0 K: 1 S: 9	H: 1 LOB: 1 BB: 1 P: 16	R: 0 E: 0 K: 1 S: 10	H: 0 LOB: 0 BB: 0 P: 16	R: 0 E: 0 K: 0 S: 9	H: 1 LOB: 1 BB: 0 P: 12	R: 0 E: 0 K: 1 S: 9	H: 0 LOB: 0 BB: 0 P: 16	1B: 9 2B: 2 3B: 0 HR: 1	SF: 0 SAC: 0 DP: 1 HBP: 0	WP: 0 PB: 0 SB: 2 CS: 0	PA: 42
PITCHER	IP WLS BF H R ER SO BB IBB HBP BLK WP HR S P ERA WHIP																					
34 Zach McAllister, R (1.1) ERA: 4.31	4.1 L 22 8 4 4 3 2 0 0 0 0 0 1 53 91 8.31 2.308																					
44 Chris Seddon, L (5.1) ERA: 4.4	1.2 10 3 2 2 1 2 0 0 0 0 0 0 16 28 10.80 3.000																					
57 Scott Maine, L (7.1) ERA: 4.88	1.0 3 0 0 0 1 0 0 0 0 0 0 0 10 16 0.00 0.000																					
49 Tony Sipp, L (8.1) ERA: 4.5	1.0 4 1 0 0 0 0 0 0 0 0 0 0 9 12 0.00 1.000																					
56 Frank Herrmann, R (9.1) ERA: 3.29	1.0 3 0 0 0 1 0 0 0 0 0 0 0 9 16 0.00 0.000																					
Batter	1	2	3	4	5	6	7	8	9	AB	R	H	RBI	BB	SO	LOB	BOTTOM					
17 Shin-Soo Choo, L (1.9) OBP: 0.366, SLG: 0.433	F8		G6-3					K		5	0	0	0	0	2	3	Minnesota Twins @ Cleveland Indians Progressive Field, Cleveland, OH Wed Sep 19 2012, 7:08 PM - 10:18 PM EDT Att. 13,519 - Clear - 62 F					
22 Jason Kipnis, L (1.4) OBP: 0.327, SLG: 0.379	G4-3									4	1	2	2	0	0	0						
13 Asdrúbal Cabrera, S (1.6) OBP: 0.232, SLG: 0.280										3	1	1	1	0	0	1						
1 Brent Lillibridge, R (8.6) OBP: 0.232, SLG: 0.280	HR									1	0	1	0	0	0	0						
41 Carlos Santana, S (1.2) OBP: 0.357, SLG: 0.423	G3		P5							3	0	0	0	1	0	3						
23 Michael Brantley, L (1.8) OBP: 0.338, SLG: 0.598										4	0	1	1	0	0	1						
48 Travis Hafner, L (1.10) OBP: 0.354, SLG: 0.446										3	0	0	0	0	1	2						
4 Russ Canzler, R (1.3) OBP: 0.283, SLG: 0.345										4	0	0	0	0	0	2						
8 Lonnie Chisenhall, L (1.5) OBP: 0.311, SLG: 0.475										4	0	1	0	0	1	2						
25 Vinny Rottino, R (1.7) OBP: 0.273, SLG: 0.340										3	2	1	0	1	1	1						
Inning Stats	R: 1 E: 0 K: 0 S: 7	H: 1 LOB: 0 BB: 0 P: 12	R: 0 E: 0 K: 1 S: 9	H: 0 LOB: 1 BB: 0 P: 15	R: 1 E: 0 K: 0 S: 17	H: 1 LOB: 1 BB: 1 P: 29	R: 0 E: 1 K: 0 S: 8	H: 0 LOB: 0 BB: 0 P: 14	R: 0 E: 0 K: 1 S: 11	H: 0 LOB: 0 BB: 0 P: 14	R: 0 E: 0 K: 0 S: 7	H: 0 LOB: 0 BB: 1 P: 13	R: 0 E: 0 K: 0 S: 6	H: 0 LOB: 0 BB: 0 P: 8	R: 2 E: 0 K: 2 S: 13	H: 4 LOB: 2 BB: 0 P: 20	R: 0 E: 0 K: 1 S: 9	H: 1 LOB: 1 BB: 0 P: 15	1B: 5 2B: 1 3B: 0 HR: 1	SF: 0 SAC: 0 DP: 1 HBP: 1	WP: 1 PB: 1 SB: 1 CS: 0	PA: 37
PITCHER	IP WLS BF H R ER SO BB IBB HBP BLK WP HR S P ERA WHIP																					
62 Liam Hendriks, R (1.1) ERA: 5.88	6.0 W 23 2 2 2 2 2 0 0 0 0 0 0 14 19 10.80 1.800																					
31 Alex Burnett, R (7.1) ERA: 3.34	1.2 8 3 2 2 1 0 0 0 0 0 0 0 14 19 10.80 1.800																					
64 Tyler Robertson, L (8.1) ERA: 5.63	0.1 H 2 1 0 0 1 0 0 0 0 0 0 0 5 9 0.00 3.000																					
15 Glen Perkins, L (9.1) ERA: 2.48	1.0 S 4 1 0 0 1 0 0 0 0 0 0 0 9 15 0.00 1.000																					

Batter	1	2	3	4	5	6	7	8	9	AB	R	H	RBI	BB	SO	LOB	TOP			
2 Denard Span, L OBP: 0.348, SLG: 0.400	P5		G1-6-3 1B		FC6			L4		4	0	1	0	0	0	1	Minnesota Twins @ Detroit Tigers Comerica Park, Detroit, MI Sat Sep 22 2012, 4:06 PM - 6:28 PM EDT Att: 40,586 - Overcast - 58 F			
11 Ben Revers, L OBP: 0.331, SLG: 0.341	G4-3		G1-6-3		K			1B		4	0	1	0	0	1	2				
7 Joe Mauer, L OBP: 0.418, SLG: 0.455	FC5 2B				1B			K		4	0	2	0	0	1	1				
16 Josh Willingham, R OBP: 0.367, SLG: 0.528	FC5				1B					4	0	1	0	0	1	1				
33 Justin Morneau, L OBP: 0.339, SLG: 0.456					K			K		4	0	1	0	0	3	2				
18 Ryan Doumit, S OBP: 0.321, SLG: 0.455					F7					4	0	0	0	0	1	3				
24 Trevor Plouffe, R OBP: 0.303, SLG: 0.461					G4-3					3	0	0	0	0	0	3				
12 Alexi Casilla, S OBP: 0.270, SLG: 0.309					P5					3	0	1	0	0	0	1				
25 Pedro Florimón, S OBP: 0.304, SLG: 0.330					G4-3			F9		3	0	0	0	0	0	1				
Inning Stats	R: 0 E: 0 K: 0 S: 8	H: 1 LOB: 1 BB: 0 P: 11	R: 0 E: 0 K: 1 S: 11	H: 1 LOB: 1 BB: 0 P: 20	R: 0 E: 0 K: 1 S: 7	H: 1 LOB: 0 BB: 0 P: 7	R: 0 E: 0 K: 1 S: 10	H: 2 LOB: 2 BB: 0 P: 15	R: 0 E: 0 K: 1 S: 8	H: 0 LOB: 0 BB: 0 P: 14	R: 0 E: 0 K: 0 S: 6	H: 0 LOB: 0 BB: 0 P: 9	R: 0 E: 0 K: 1 S: 10	H: 1 LOB: 1 BB: 0 P: 18	R: 0 E: 0 K: 2 S: 8	H: 0 LOB: 0 BB: 0 P: 11	1B: 5 2B: 2 3B: 0 HR: 0	SF: 0 SAC: 0 DP: 1 HBP: 0	WP: 0 PB: 0 SB: 0 CS: 0	PA: 33
PITCHER 58 Doug Fister, R ERA: 3.43	IP: 9.0 WLS: 7 BF: 33	H: 7 R: 0 ER: 0 SO: 7	BB: 0 IBB: 0 HBP: 0 BLK: 0	WP: 0 HR: 0 S: 76 P: 117	ERA: 0.00 WHIP: 0.778	PITCHER										IP: 9.0 WLS: 7 BF: 33	H: 7 R: 0 ER: 0 SO: 7	BB: 0 IBB: 0 HBP: 0 BLK: 0	WP: 0 HR: 0 S: 76 P: 117	ERA: 0.00 WHIP: 0.778

Batter	1	2	3	4	5	6	7	8	9	AB	R	H	RBI	BB	SO	LOB	BOTTOM			
14 Austin Jackson, R OBP: 0.381, SLG: 0.483	HR		F8		F8			G6-4-3		5	1	1	1	0	0	4	Minnesota Twins @ Detroit Tigers Comerica Park, Detroit, MI Sat Sep 22 2012, 4:06 PM - 6:28 PM EDT Att: 40,586 - Overcast - 58 F			
52 Quintin Berry, L OBP: 0.346, SLG: 0.372	G3		24 S 1B		K			HBP		4	1	1	0	0	1	0				
24 Miguel Cabrera, R OBP: 0.398, SLG: 0.616	G4-3		28 1B 21 HR BB		HR			G5-3		4	2	1	1	1	0	1				
28 Prince Fielder, L OBP: 0.409, SLG: 0.519			21 HR 1B		1B			21 FC6-4 1B		3	1	3	1	1	0	0				
21 Delmon Young, R OBP: 0.301, SLG: 0.423	L5		1-H 3-H HR		F9			FC6-4		4	1	1	3	0	0	3				
12 Andy Dirks, L OBP: 0.373, SLG: 0.491			13 1B 2B		K			G3-1		4	2	2	0	0	1	1				
27 Jhonny Peralta, R OBP: 0.311, SLG: 0.394	G6-3		3-H K		L6			G6-3		4	0	0	0	0	1	1				
13 Alex Avila, L OBP: 0.356, SLG: 0.388			3-H 4 FC5-4 BB		G6-3			G3-1		3	0	1	1	1	0	0				
4 Omar Infante, R OBP: 0.303, SLG: 0.421	F9		1-2 FC5-4		1B			G6-4-3 1B		4	0	2	0	0	0	2				
Inning Stats	R: 1 E: 0 K: 0 S: 8	H: 1 LOB: 1 BB: 1 P: 13	R: 1 E: 0 K: 0 S: 11	H: 2 LOB: 1 BB: 0 P: 16	R: 5 E: 1 K: 1 S: 17	H: 4 LOB: 1 BB: 2 P: 29	R: 1 E: 0 K: 2 S: 15	H: 2 LOB: 1 BB: 0 P: 20	R: 0 E: 0 K: 0 S: 9	H: 1 LOB: 1 BB: 0 P: 12	R: 0 E: 0 K: 0 S: 11	H: 0 LOB: 0 BB: 0 P: 17	R: 0 E: 0 K: 0 S: 5	H: 0 LOB: 0 BB: 0 P: 10	R: 0 E: 0 K: 0 S: 7	H: 1 LOB: 1 BB: 0 P: 12	1B: 7 2B: 1 3B: 1 HR: 3	SF: 0 SAC: 0 DP: 1 HBP: 1	WP: 1 PB: 0 SB: 1 CS: 0	PA: 39
PITCHER 21 Samuel Deduno, R ERA: 4.54	IP: 2.1 WLS: 1 BF: 17	H: 7 R: 7 ER: 7 SO: 1	BB: 3 IBB: 0 HBP: 0 BLK: 0	WP: 0 HR: 2 S: 32 P: 53	ERA: 27.00 WHIP: 4.286	PITCHER										IP: 2.1 WLS: 1 BF: 17	H: 7 R: 7 ER: 7 SO: 1	BB: 3 IBB: 0 HBP: 0 BLK: 0	WP: 0 HR: 2 S: 32 P: 53	ERA: 27.00 WHIP: 4.286
51 Anthony Swarzak, R ERA: 4.59	3.2	4	1	1	2	0	0	0	0	0	1	39	54	2.46	1.091					
67 Luis Perdomo, R ERA: 4.26	2.0	1	0	0	0	0	0	1	0	0	0	12	22	0.00	0.500					

AB	33
R	0
H	7
RBI	0
BB	0
SO	7
LOB	15

AB	35
R	8
H	12
RBI	7
BB	3
SO	3
LOB	12



livebaseballscores.com

livebaseballscores.com

Batter	1	2	3	4	5	6	7	8	9	AB	R	H	RBI	BB	SO	LOB	TOP	
2 Denard Span, L OBP: 0.345, SLG: 0.395										5	0	0	0	0	2	4	Minnesota Twins @ Detroit Tigers Comerica Park, Detroit, MI Sun Sep 23 2012, 1:06 PM - 4:10 PM EDT Att: 40,438 - Partly Cloudy - 55 F	
11 Ben Revere, L OBP: 0.335, SLG: 0.349										4	3	3	1	1	0	0		
7 Joe Mauer, L OBP: 0.419, SLG: 0.462										4	1	3	4	0	0	0		
16 Josh Willingham, R OBP: 0.365, SLG: 0.527										5	1	1	0	0	1	3		
22 Matt Carson, R OBP: 0.273, SLG: 0.268										0	0	0	0	0	0	0		
33 Justin Morneau, L OBP: 0.339, SLG: 0.454										4	1	1	1	1	0	2		
18 Ryan Doumit, S OBP: 0.322, SLG: 0.455										4	2	1	0	1	1	1		
24 Trevor Plouffe, R OBP: 0.302, SLG: 0.458										5	0	1	1	0	3	1		
5 Eduardo Escobar, S OBP: 0.276, SLG: 0.262										4	1	2	1	0	1	2		
25 Pedro Florimón, S OBP: 0.327, SLG: 0.327										4	1	1	1	0	1	2		
Inning Stats	R: 0 H: 2 E: 0 K: 1 S: 15	H: 2 LOB: 2 BB: 0 P: 24	R: 0 H: 0 E: 0 K: 1 S: 5	H: 0 LOB: 0 BB: 5 P: 5	R: 0 H: 0 E: 0 K: 0 S: 6	H: 0 LOB: 0 BB: 0 P: 10	R: 0 H: 0 E: 0 K: 0 S: 15	H: 1 LOB: 1 BB: 0 P: 23	R: 5 H: 5 E: 0 K: 2 S: 19	H: 5 LOB: 1 BB: 1 P: 33	R: 1 H: 0 E: 0 K: 0 S: 12	H: 0 LOB: 0 BB: 1 P: 22	R: 4 H: 5 E: 0 K: 1 S: 17	H: 5 LOB: 1 BB: 0 P: 27	R: 0 H: 0 E: 0 K: 2 S: 9	H: 0 LOB: 0 BB: 0 P: 14	1B: 9 SF: 1 2B: 2 3B: 2 HR: 0	WP: 1 PA: 43 PB: 0 SB: 3 CS: 0
PITCHER	IP WLS BF H R ER SO BB IBB HBP BLK WP HR S P ERA WHIP																	
37 Max Scherzer, R ERA: 3.92	5.0 L 22 6 3 3 4 1 0 0 0 0 0 56 86 5.40 1.400																	
40 Phil Coke, L ERA: 3.96	0.0 B 2 1 0 0 0 1 0 0 0 0 0 2 6 ∞ ∞																	
60 Brayan Villarreal, R ERA: 2.22	1.2 7 1 3 2 2 1 0 0 0 0 1 0 22 39 10.80 1.200																	
38 Darin Downs, L ERA: 3.66	1.0 7 4 4 4 1 0 0 0 0 0 0 13 20 36.00 4.000																	
36 Luke Putkonen, R ERA: 4.73	1.1 5 1 0 0 2 0 0 0 0 0 0 15 23 0.00 0.750																	

Batter	1	2	3	4	5	6	7	8	9	AB	R	H	RBI	BB	SO	LOB	BOTTOM	
14 Austin Jackson, R OBP: 0.380, SLG: 0.480										3	0	0	0	1	2	0	Minnesota Twins @ Detroit Tigers Comerica Park, Detroit, MI Sun Sep 23 2012, 1:06 PM - 4:10 PM EDT Att: 40,438 - Partly Cloudy - 55 F	
26 Brennan Boesch, L OBP: 0.290, SLG: 0.377										4	1	1	0	0	0	1		
4 Omar Infante, R OBP: 0.303, SLG: 0.419										4	1	1	1	0	0	1		
24 Miguel Cabrera, R OBP: 0.397, SLG: 0.615										4	1	1	1	0	1	0		
29 Danny Worth, R OBP: 0.321, SLG: 0.254										0	0	0	0	0	0	0		
28 Prince Fielder, L OBP: 0.407, SLG: 0.516										3	0	0	0	0	1	1		
32 Don Kelly, L OBP: 0.275, SLG: 0.252										1	1	1	0	0	0	0		
21 Delmon Young, R OBP: 0.301, SLG: 0.422										4	0	1	1	0	1	1		
27 Jhonny Peralta, R OBP: 0.310, SLG: 0.392										3	0	0	0	1	1	1		
12 Andy Dirks, L OBP: 0.366, SLG: 0.484										4	1	0	0	0	0	3		
34 Avisail Garcia, R OBP: 0.429, SLG: 0.375										3	0	2	2	1	0	0		
9 Gerald Laird, R OBP: 0.337, SLG: 0.370										4	0	0	0	0	2	3		
Inning Stats	R: 0 H: 0 E: 0 K: 1 S: 7	H: 0 LOB: 0 BB: 0 P: 8	R: 0 H: 0 E: 0 K: 1 S: 7	H: 0 LOB: 0 BB: 0 P: 10	R: 0 H: 0 E: 0 K: 1 S: 7	H: 0 LOB: 0 BB: 0 P: 10	R: 2 H: 3 E: 0 K: 0 S: 14	H: 3 LOB: 2 BB: 1 P: 28	R: 0 H: 0 E: 0 K: 1 S: 7	H: 0 LOB: 0 BB: 0 P: 11	R: 0 H: 0 E: 0 K: 1 S: 9	H: 0 LOB: 1 BB: 1 P: 16	R: 0 H: 0 E: 0 K: 1 S: 12	H: 0 LOB: 0 BB: 0 P: 18	R: 2 H: 2 E: 1 K: 2 S: 12	H: 2 LOB: 1 BB: 0 P: 18	1B: 5 SF: 0 2B: 1 3B: 0 HR: 0	WP: 1 PA: 36 PB: 0 SB: 0 CS: 1
PITCHER	IP WLS BF H R ER SO BB IBB HBP BLK WP HR S P ERA WHIP																	
58 Scott Diamond, L ERA: 3.64	7.0 W 27 4 2 2 5 3 0 0 0 0 0 0 12 18 0.00 0.000																	
50 Casey Fien, R ERA: 1.39	1.0 3 0 0 0 1 0 0 0 0 0 0 12 18 0.00 0.000																	
31 Alex Burnett, R ERA: 3.29	1.0 6 2 2 0 2 0 0 0 0 0 1 0 12 18 0.00 2.000																	

Batter	1	2	3	4	5	6	7	8	9	10	AB	R	H	RBI	BB	SO	LOB	TOP						
11 Ben Revere, L (1.8) OBP: 0.332, SLG: 0.345 (10, 9)	G4-3		K2-3		FC3-2		E3			G5-3	5	0	0	0	0	1	4	Minnesota Twins @ Detroit Tigers Comerica Park, Detroit, MI Sun Sep 23 2012, 7:06 PM - 10:13 PM EDT Att. 39,839 - Partly Cloudy - 56 F						
8 Jamey Carroll, R (1.4) OBP: 0.339, SLG: 0.311	F8		F8		FC5-2-9-1-5		F9			F9	5	0	2	1	0	0	3							
7 Joe Mauer, L (1.2) OBP: 0.416, SLG: 0.457	G3				F8		G1-3			F7	5	0	0	0	0	0	1							
16 Josh Willingham, R (1.7) OBP: 0.366, SLG: 0.526					G4-3					F8	3	0	1	0	1	0	0							
5 Eduardo Escobar, S (10.8) OBP: 0.276, SLG: 0.262	BB									F8	0	0	0	0	0	0	0							
33 Justin Morneau, L (1.3) OBP: 0.341, SLG: 0.455	L7									F7	4	0	2	0	0	0	2							
18 Ryan Doumit, S (1.10) OBP: 0.319, SLG: 0.451	L5				F8					K	4	0	0	0	0	1	3							
24 Trevor Plouffe, R (1.5) OBP: 0.301, SLG: 0.454										K	3	0	0	0	1	3	2							
22 Matt Carson, R (1.9) OBP: 0.271, SLG: 0.267 (10, 7)	P4									K	4	0	1	0	0	1	0							
25 Pedro Florimon, S (1.6) OBP: 0.297, SLG: 0.321										K	2	1	0	0	0	1	0							
2 Denard Span, L (10, PH) OBP: 0.346, SLG: 0.397 (10, 8)	P4				SH					G5-3	2	1	0	0	0	1	0							
					FC3-2					K	1	1	1	0	0	0	0							
Inning Stats	R: 0 E: 0 K: 0 S: 11	H: 1 LOB: 2 BB: 1 P: 22	R: 0 E: 0 K: 1 S: 8	H: 0 LOB: 0 BB: 0 P: 15	R: 0 E: 0 K: 1 S: 9	H: 0 LOB: 0 BB: 0 P: 13	R: 0 E: 0 K: 0 S: 9	H: 1 LOB: 1 BB: 0 P: 13	R: 1 E: 2 K: 0 S: 11	H: 1 LOB: 3 BB: 1 P: 19	R: 0 E: 0 K: 2 S: 12	H: 2 LOB: 2 BB: 0 P: 17	R: 0 E: 1 K: 1 S: 10	H: 0 LOB: 1 BB: 0 P: 14	R: 0 E: 0 K: 0 S: 9	H: 0 LOB: 0 BB: 0 P: 16	R: 0 E: 0 K: 2 S: 8	H: 0 LOB: 0 BB: 0 P: 12	R: 1 E: 0 K: 0 S: 9	H: 2 LOB: 0 BB: 0 P: 17	1B: 7 2B: 0 3B: 0 HR: 0	SF: 0 SAC: 1 DP: 0 HBP: 0	WP: 0 PB: 0 SB: 1 CS: 0	PA: 39
PITCHER	IP WLS BF H R ER SO	IP WLS BF H R ER SO	IP WLS BF H R ER SO	IP WLS BF H R ER SO	IP WLS BF H R ER SO	IP WLS BF H R ER SO	IP WLS BF H R ER SO	IP WLS BF H R ER SO	IP WLS BF H R ER SO	IP WLS BF H R ER SO	IP WLS BF H R ER SO	IP WLS BF H R ER SO	IP WLS BF H R ER SO	IP WLS BF H R ER SO	IP WLS BF H R ER SO	IP WLS BF H R ER SO	IP WLS BF H R ER SO	IP WLS BF H R ER SO	IP WLS BF H R ER SO	IP WLS BF H R ER SO	ERA WHIP	ERA WHIP		
33 Drew Smyly, L ERA: 4.24	4.1	2.2	2.0	2.0	2.0	2.0	2.0	2.0	2.0	2.0	4.1	2.2	2.0	2.0	2.0	2.0	2.0	2.0	2.0	2.0	2.0	0.00	1.154	
62 Al Albuquerque, R ERA:	5.1	2.0	6.0	0.0	0.0	0.0	0.0	0.0	0.0	0.0	25	35	0.00	0.750										
53 Joaquin Benoit, R ERA: 3.19	8.1	2.0	6.0	0.0	0.0	2.0	0.0	0.0	0.0	17	28	0.00	0.000											
46 Jose Valverde, R ERA: 4.08	10.1	1.0	L	4	2	1	1	0	0	0	9	17	9.00	2.000										

AB	36
R	2
H	7
RBI	1
BB	2
SO	7
LOB	15



Batter	1	2	3	4	5	6	7	8	9	10	AB	R	H	RBI	BB	SO	LOB	BOTTOM					
14 Austin Jackson, R (1.8) OBP: 0.379, SLG: 0.478			G1-3		F8			K			4	1	1	0	0	1	0	Minnesota Twins @ Detroit Tigers Comerica Park, Detroit, MI Sun Sep 23 2012, 7:06 PM - 10:13 PM EDT Att. 39,839 - Partly Cloudy - 56 F					
52 Quintin Berry, L (1.7) OBP: 0.345, SLG: 0.370	P6		G4-3					P1			4	0	1	0	0	0	1						
24 Miguel Cabrera, R (1.5) OBP: 0.396, SLG: 0.614								P4			4	0	1	1	0	1	1						
28 Prince Fielder, L (1.3) OBP: 0.408, SLG: 0.516	F9										4	0	2	0	0	1	1						
21 Delmon Young, R (1.10) OBP: 0.299, SLG: 0.419	K										4	0	0	0	0	1	4						
26 Brennan Boesch, L (1.9) OBP: 0.289, SLG: 0.376			G3-1		FC4-6						2	0	0	0	0	1	0						
34 Avisail Garcia, R (7, PH) OBP: 0.432, SLG: 0.382 (8, 9)											2	0	1	0	0	0	0						
27 Jhonny Peralta, R (1.6) OBP: 0.308, SLG: 0.389	F9										4	0	0	0	0	3	2						
13 Alex Avila, L (1.2) OBP: 0.356, SLG: 0.386											2	0	0	0	1	0	1						
9 Gerald Laird, R (10, PH) OBP: 0.335, SLG: 0.368											1	0	0	0	0	0	0						
39 Ramon Santiago, S (1.4) OBP: 0.286, SLG: 0.275											2	0	0	0	0	1	1						
4 Omar Infante, R (8, PH) OBP: 0.302, SLG: 0.418 (9, 4)											1	0	0	0	0	0	0						
Inning Stats	R: 1 E: 0 K: 1 S: 15	H: 2 LOB: 1 BB: 0 P: 25	R: 0 E: 0 K: 1 S: 8	H: 0 LOB: 1 BB: 1 P: 16	R: 0 E: 0 K: 1 S: 11	H: 0 LOB: 0 BB: 0 P: 13	R: 0 E: 0 K: 1 S: 8	H: 1 LOB: 1 BB: 0 P: 16	R: 0 E: 0 K: 0 S: 5	H: 2 LOB: 1 BB: 0 P: 11	R: 0 E: 0 K: 1 S: 7	H: 1 LOB: 0 BB: 0 P: 9	R: 0 E: 0 K: 1 S: 6	H: 0 LOB: 0 BB: 0 P: 9	R: 0 E: 0 K: 1 S: 9	H: 0 LOB: 0 BB: 0 P: 10	R: 0 E: 0 K: 1 S: 7	H: 0 LOB: 0 BB: 0 P: 8	1B: 5 2B: 1 3B: 0 HR: 0	SF: 0 SAC: 0 DP: 2 HBP: 0	WP: 1 PB: 0 SB: 0 CS: 0	PA: 35	
PITCHER	IP WLS BF H R ER SO	IP WLS BF H R ER SO	IP WLS BF H R ER SO	IP WLS BF H R ER SO	IP WLS BF H R ER SO	IP WLS BF H R ER SO	IP WLS BF H R ER SO	IP WLS BF H R ER SO	IP WLS BF H R ER SO	IP WLS BF H R ER SO	IP WLS BF H R ER SO	IP WLS BF H R ER SO	IP WLS BF H R ER SO	IP WLS BF H R ER SO	IP WLS BF H R ER SO	IP WLS BF H R ER SO	IP WLS BF H R ER SO	IP WLS BF H R ER SO	IP WLS BF H R ER SO	IP WLS BF H R ER SO	ERA WHIP	ERA WHIP	
39 P.J. Walters, R ERA: 5.88	6.0	2.0	6.0	1.0	2.0	0.0	0.0	0.0	0.0	0.0	6.0	2.0	6.0	1.0	2.0	0.0	0.0	0.0					
52 Brian Duensing, L ERA: 4.86	7.1	2.0	6.0	1.0	0.0	0.0	0.0	0.0	0.0	0.0	13	18	0.00	0.500									
61 Jared Burton, R ERA: 2.01	9.1	1.0	W	3	0	0	0	1	0	0	9	10	0.00	0.000									
15 Glen Perkins, L ERA: 2.44	10.1	1.0	S	3	0	0	0	1	0	0	7	8	0.00	0.000									

AB	34
R	1
H	6
RBI	1
BB	1
SO	8
LOB	12



Batter	1	2	3	4	5	6	7	8	9	AB	R	H	RBI	BB	SO	LOB	TOP				
2 Derek Jeter, R OBP: 0.368, SLG: 0.439										3	1	1	0	2	1	1					
31 Ichiro Suzuki, L OBP: 0.304, SLG: 0.393										5	1	1	0	0	0	3					
13 Alex Rodriguez, R OBP: 0.350, SLG: 0.440										5	0	1	0	0	0	5					
24 Robinson Cano, L OBP: 0.362, SLG: 0.519										4	0	0	1	0	0	2					
33 Nick Swisher, S OBP: 0.351, SLG: 0.464										4	1	1	2	0	1	1					
14 Curtis Granderson, L OBP: 0.331, SLG: 0.487										3	1	1	1	1	1	1					
27 Raul Ibanez, L OBP: 0.400, SLG: 0.625										4	1	2	1	0	1	1					
60 Chris Dickerson, L OBP: 0.400, SLG: 0.625										4	0	0	0	0	0	1					
55 Russell Martin, R OBP: 0.307, SLG: 0.381										4	0	0	0	0	0	1					
12 Eric Chavez, L OBP: 0.341, SLG: 0.487										4	1	3	1	0	1	0					
Inning Stats	R: 3 E: 0 K: 1 S: 16	H: 2 LOB: 1 BB: 1 P: 26	R: 0 E: 0 K: 0 S: 10	H: 2 LOB: 1 BB: 0 P: 14	R: 0 E: 0 K: 0 S: 6	H: 0 LOB: 0 BB: 0 P: 7	R: 1 E: 0 K: 1 S: 10	H: 1 LOB: 0 BB: 0 P: 13	R: 0 E: 0 K: 2 S: 7	H: 0 LOB: 0 BB: 0 P: 11	R: 0 E: 0 K: 0 S: 9	H: 1 LOB: 1 BB: 0 P: 12	R: 2 E: 0 K: 0 S: 13	H: 2 LOB: 1 BB: 1 P: 21	R: 0 E: 0 K: 1 S: 13	H: 0 LOB: 1 BB: 1 P: 23	S: 11	1B: 5 2B: 1 3B: 0 HR: 4	SF: 0 SAC: 0 DP: 1 HBP: 0	WP: 0 PB: 0 CS: 0	PA: 39
PITCHER	IP WLS BF H R ER SO BB IBB HBP BLK WP HR S P ERA WHIP																				
62 Liam Hendriks, R ERA: 6.09	6.1 L 27 8 6 6 4 1 0 0 0 0 0 4 65 92 8.53 1.421																				
67 Luis Perdomo, R ERA: 4.05	0.2 3 0 0 0 0 1 0 0 0 0 0 0 6 12 0.00 1.500																				
64 Tyler Robertson, L ERA: 5.4	1.0 4 0 0 0 1 1 0 0 0 0 0 0 13 23 0.00 1.000																				
55 Matt Capps, R ERA: 3.88	1.0 5 2 0 0 0 0 0 0 0 0 0 0 11 17 0.00 2.000																				

New York Yankees @ Minnesota Twins
Target Field, Minneapolis, MN
Mon Sep 24 2012, 7:12 PM - 9:57 PM CDT
Att: 33,720 - Clear - 75 F

livebaseballscores.com

AB 36
R 6
H 10
RBI 6
BB 3
SO 5
LOB 15

Batter	1	2	3	4	5	6	7	8	9	AB	R	H	RBI	BB	SO	LOB	BOTTOM				
2 Denard Span, L OBP: 0.347, SLG: 0.398										4	0	2	0	0	0	1					
11 Ben Revere, L OBP: 0.331, SLG: 0.344										4	0	1	0	0	0	1					
7 Joe Mauer, L OBP: 0.415, SLG: 0.456										4	0	1	0	0	1	2					
16 Josh Willingham, R OBP: 0.366, SLG: 0.524										2	0	0	0	1	1	2					
23 Chris Herrmann, L OBP: 0.331, SLG: 0.344										1	0	0	0	0	0	0					
33 Justin Morneau, L OBP: 0.340, SLG: 0.453										4	1	1	0	0	1	3					
18 Ryan Doumit, S OBP: 0.321, SLG: 0.453										3	1	1	0	1	0	3					
24 Trevor Plouffe, R OBP: 0.298, SLG: 0.450										4	0	0	0	0	2	3					
8 Jamey Carroll, R OBP: 0.339, SLG: 0.311										3	0	1	0	0	0	0					
27 Chris Parmelee, L OBP: 0.304, SLG: 0.406										1	0	1	2	0	0	0					
25 Pedro Florimon, S OBP: 0.303, SLG: 0.354										4	1	2	1	0	0	1					
Inning Stats	R: 0 E: 0 K: 1 S: 14	H: 2 LOB: 3 BB: 1 P: 23	R: 0 E: 0 K: 1 S: 8	H: 0 LOB: 0 BB: 0 P: 12	R: 0 E: 0 K: 0 S: 10	H: 2 LOB: 1 BB: 0 P: 15	R: 0 E: 0 K: 0 S: 8	H: 2 LOB: 2 BB: 0 P: 12	R: 0 E: 0 K: 1 S: 6	H: 0 LOB: 0 BB: 0 P: 12	R: 0 E: 0 K: 0 S: 8	H: 0 LOB: 0 BB: 0 P: 11	R: 1 E: 0 K: 1 S: 15	H: 1 LOB: 0 BB: 0 P: 21	R: 2 E: 0 K: 1 S: 12	H: 2 LOB: 1 BB: 1 P: 21	S: 12	1B: 7 2B: 1 3B: 1 HR: 1	SF: 0 SAC: 0 DP: 2 HBP: 0	WP: 0 PB: 0 CS: 0	PA: 36
PITCHER	IP WLS BF H R ER SO BB IBB HBP BLK WP HR S P ERA WHIP																				
46 Andy Pettitte, L ERA: 2.71	6.0 W 23 7 0 0 0 3 1 0 0 0 0 0 8 11 0.00 0.000																				
62 Joba Chamberlain, R ERA: 4.91	1.0 3 0 0 0 0 0 0 0 0 0 0 0 8 11 0.00 0.000																				
53 Cory Wade, R ERA: 4.46	0.2 3 1 1 1 0 0 0 0 0 0 0 1 8 12 13.50 1.500																				
63 Justin Thomas, L ERA: 8.22	0.2 4 1 2 2 1 1 0 0 0 0 0 0 12 20 27.00 3.000																				
30 David Robertson, R ERA: 2.84	0.2 3 1 0 0 1 0 0 0 0 0 0 0 7 10 0.00 1.500																				

New York Yankees @ Minnesota Twins
Target Field, Minneapolis, MN
Mon Sep 24 2012, 7:12 PM - 9:57 PM CDT
Att: 33,720 - Clear - 75 F

livebaseballscores.com

AB 34
R 3
H 10
RBI 3
BB 2
SO 5
LOB 16

Batter	1	2	3	4	5	6	7	8	9	AB	R	H	RBI	BB	SO	LOB	TOP									
2 Derek Jeter, R OBP: 0.367, SLG: 0.437										4	0	1	0	0	0	0										
31 Ichiro Suzuki, L OBP: 0.306, SLG: 0.392										4	0	1	0	0	0	1										
13 Alex Rodriguez, R OBP: 0.347, SLG: 0.436										4	0	0	0	0	2	2										
24 Robinson Cano, L OBP: 0.366, SLG: 0.521										3	1	3	0	1	0	0										
33 Nick Swisher, S OBP: 0.350, SLG: 0.469										4	1	1	2	0	1	4										
14 Curtis Granderson, L OBP: 0.319, SLG: 0.483										4	0	0	0	0	2	1										
55 Russell Martin, R OBP: 0.309, SLG: 0.389										4	1	2	1	0	1	0										
27 Raul Ibanez, L OBP: 0.304, SLG: 0.449										2	0	0	0	1	1											
22 Andrew Jones, R OBP: 0.297, SLG: 0.413										1	1	1	1	0	0	0										
17 Jayson Nix, R OBP: 0.311, SLG: 0.391										4	0	0	0	0	1	1										
Inning Stats	R: 0 E: 0 K: 1 S: 14	H: 2 LOB: 0 BB: 0 P: 24	R: 0 E: 0 K: 1 S: 9	H: 0 LOB: 1 BB: 1 P: 15	R: 0 E: 0 K: 1 S: 6	H: 1 LOB: 1 BB: 0 P: 11	R: 2 E: 0 K: 2 S: 15	H: 3 LOB: 1 BB: 0 P: 22	R: 0 E: 0 K: 0 S: 8	H: 0 LOB: 0 BB: 0 P: 9	R: 0 E: 0 K: 0 S: 11	H: 1 LOB: 0 BB: 0 P: 21	R: 1 E: 0 K: 0 S: 9	H: 1 LOB: 0 BB: 0 P: 15	R: 0 E: 0 K: 1 S: 13	H: 0 LOB: 1 BB: 1 P: 23	R: 1 E: 0 K: 2 S: 14	H: 1 LOB: 0 BB: 0 P: 18	1B: 6 2B: 2 3B: 0 HR: 3	SF: 0 SAC: 0 DP: 2 HBP: 0	WP: 0 PB: 0 CS: 2	PA: 36				
PITCHER	IP WLS BF H R ER SO BB IBB HBP BLK WP HR S P ERA WHIP																									
59 Esmerling Vasquez, R ERA: 5.88	6.0	24	7	2	2	5	1	0	0	0	0	1	63	102	3.00	1.333										
50 Casey Fien, R ERA: 1.62	7.1	4	1	1	1	0	0	0	0	0	0	1	9	15	9.00	1.000										
61 Jared Burton, R ERA: 1.97	8.1	4	0	0	0	1	1	0	0	0	0	0	13	23	0.00	1.000										
15 Glen Perkins, L ERA: 2.54	9.1	4	1	1	1	2	0	0	0	0	0	1	14	18	9.00	1.000										

New York Yankees @ Minnesota Twins
Target Field, Minneapolis, MN
Tue Sep 25 2012, 7:11 PM - 10:08 PM CDT
Att: 33,346 - Partly Cloudy - 64 F

AB 34
R 4
H 9
RBI 4
BB 2
SO 8
LOB 10



Batter	1	2	3	4	5	6	7	8	9	AB	R	H	RBI	BB	SO	LOB	BOTTOM									
2 Denard Span, L OBP: 0.346, SLG: 0.398										4	1	1	2	0	0	0										
11 Ben Revere, L OBP: 0.331, SLG: 0.342										3	0	0	0	1	1	0										
7 Joe Mauer, L OBP: 0.417, SLG: 0.458										4	1	3	1	0	1	0										
33 Justin Morneau, L OBP: 0.338, SLG: 0.449										4	0	0	0	0	1	4										
18 Ryan Doumit, S OBP: 0.322, SLG: 0.453										4	1	2	0	0	0	1										
27 Chris Parmelee, L OBP: 0.308, SLG: 0.411										3	1	1	0	1	0	1										
22 Matt Carson, R OBP: 0.271, SLG: 0.267										0	0	0	0	0	0	0										
24 Trevor Plouffe, R OBP: 0.296, SLG: 0.445										4	0	0	0	0	0	4										
12 Alexi Casilla, S OBP: 0.270, SLG: 0.309										0	0	0	0	0	0	0										
8 Jamey Carroll, R OBP: 0.338, SLG: 0.312										3	1	1	0	0	0	1										
25 Pedro Florimón, S OBP: 0.296, SLG: 0.345										3	0	0	0	0	1	3										
Inning Stats	R: 0 E: 0 K: 0 S: 10	H: 1 LOB: 1 BB: 0 P: 11	R: 0 E: 0 K: 0 S: 11	H: 1 LOB: 0 BB: 0 P: 19	R: 0 E: 0 K: 1 S: 7	H: 0 LOB: 0 BB: 0 P: 10	R: 1 E: 1 K: 1 S: 13	H: 2 LOB: 1 BB: 0 P: 17	R: 0 E: 0 K: 0 S: 5	H: 0 LOB: 0 BB: 0 P: 9	R: 0 E: 0 K: 1 S: 6	H: 0 LOB: 0 BB: 0 P: 7	R: 4 E: 0 K: 1 S: 28	H: 4 LOB: 2 BB: 2 P: 46	R: 0 E: 0 K: 0 S: 8	H: 0 LOB: 0 BB: 0 P: 14	1B: 6 2B: 2 3B: 0 HR: 0	SF: 0 SAC: 0 DP: 0 HBP: 0	WP: 1 PB: 0 CS: 0	PA: 34						
PITCHER	IP WLS BF H R ER SO BB IBB HBP BLK WP HR S P ERA WHIP																									
65 Phil Hughes, R ERA: 4.05	6.2	27	6	4	3	4	1	0	0	0	1	0	11	20	27.00	9.000										
48 Boone Logan, L ERA: 3.53	7.1	4	2	1	1	0	1	0	0	0	0	0	8	14	0.00	0.000										
34 Derek Lowe, R ERA: 5.26	8.1	3	0	0	0	0	0	0	0	0	0	0	8	14	0.00	0.000										

New York Yankees @ Minnesota Twins
Target Field, Minneapolis, MN
Tue Sep 25 2012, 7:11 PM - 10:08 PM CDT
Att: 33,346 - Partly Cloudy - 64 F

AB 32
R 5
H 8
RBI 3
BB 2
SO 4
LOB 14



Batter	1	2	3	4	5	6	7	8	9	AB	R	H	RBI	BB	SO	LOB	TOP
31 Ichiro Suzuki, L (1,9) 11 Brett Gardner, L (9,7) OBP: 0.309, SLG: 0.392										5	1	2	0	0	1	2	
2 Derek Jeter, R (1,6) OBP: 0.366, SLG: 0.435										4	1	0	0	1	1	1	
24 Robinson Cano, L (1,4) OBP: 0.367, SLG: 0.523										5	1	2	2	0	2	0	
33 Nick Swisher, S (1,3) OBP: 0.351, SLG: 0.467										4	1	1	1	1	1	1	
14 Curtis Granderson, L (1,8) OBP: 0.318, SLG: 0.484										5	1	1	2	0	1	2	
12 Eric Chavez, L (1,5) OBP: 0.343, SLG: 0.483										2	0	0	0	2	1	0	
27 Raul Ibanez, L (1,10) OBP: 0.306, SLG: 0.452										4	1	2	0	0	1	2	
19 Chris Stewart, R (1,2) OBP: 0.291, SLG: 0.324										3	0	1	0	1	0	1	
60 Chris Dickerson, L (1,7) OBP: 0.429, SLG: 0.833										4	2	2	2	0	1	4	
Inning Stats	R: 0 E: 0 K: 2 S: 8	H: 0 LOB: 0 BB: 0 P: 13	R: 0 E: 0 K: 1 S: 10	H: 0 LOB: 1 BB: 2 P: 21	R: 6 E: 0 K: 1 S: 21	H: 5 LOB: 3 BB: 3 P: 37	R: 0 E: 0 K: 0 S: 7	H: 0 LOB: 0 BB: 0 P: 9	R: 0 E: 0 K: 2 S: 9	H: 3 LOB: 0 BB: 0 P: 10	R: 0 E: 0 K: 1 S: 12	H: 2 LOB: 2 BB: 0 P: 21	R: 0 E: 0 K: 1 S: 12	H: 1 LOB: 1 BB: 0 P: 18	1B: 6 2B: 3 3B: 1 HR: 1	SF: 0 SAC: 0 DP: 1 HBP: 0	WP: 2 PA: 41 CS: 0
PITCHER	IP WLS BF H R ER SO BB IBB HBP BLK WP HR S P ERA WHIP																
21 Samuel Deduno, R (1,1) ERA: 4.44	1.2	6	0	0	0	2	2	0	0	0	0	0	0	15	30	0.00	1.200
52 Brian Duensing, L (2,1) ERA: 5.15	1.0	L	10	5	6	6	1	2	0	0	0	1	0	19	31	54.00	7.000
51 Anthony Swarzak, R (3,1) ERA: 4.91	3.1		13	3	2	2	3	1	0	0	0	0	1	28	37	5.40	1.200
57 Kyle Waldrop, R (7,1) ERA: 2.79	2.0		8	2	0	0	2	0	0	0	0	0	0	19	30	0.00	1.000
67 Luis Perdomo, R (9,1) ERA: 3.77	1.0		4	1	0	0	1	0	0	0	0	1	0	12	18	0.00	1.000

New York Yankees @ Minnesota Twins
Target Field, Minneapolis, MN
Wed Sep 26 2012, 12:13 PM - 3:06 PM CDT
Att: 33,251 - Sunny - 59 F

AB	36
R	8
H	11
RBI	7
BB	5
SO	9
LOB	13



Batter	1	2	3	4	5	6	7	8	9	AB	R	H	RBI	BB	SO	LOB	BOTTOM		
2 Denard Span, L (1,8) OBP: 0.344, SLG: 0.395										4	0	0	0	0	0	4			
11 Ben Revere, L (1,9) OBP: 0.326, SLG: 0.340										4	0	0	0	0	2	0			
7 Joe Mauer, L (1,10) OBP: 0.414, SLG: 0.454										4	0	0	0	0	3	0			
18 Ryan Doumit, S (1,2) OBP: 0.322, SLG: 0.451										4	1	1	0	0	1	0			
27 Chris Parmelee, L (1,3) OBP: 0.302, SLG: 0.401										4	0	0	0	0	2	1			
22 Matt Carson, R (1,7) OBP: 0.265, SLG: 0.265										4	0	1	1	0	2	0			
8 Jamey Carroll, R (1,5) OBP: 0.340, SLG: 0.312										2	1	1	0	1	0	1			
23 Chris Herrmann, L (9,PH) OBP: 0.091, SLG: 0.091										1	0	1	0	0	0	0			
12 Alexi Casilla, S (1,4) OBP: 0.273, SLG: 0.312										4	0	2	0	0	0	2			
25 Pedro Florimón, S (1,6) OBP: 0.297, SLG: 0.345										3	0	1	1	0	1	2			
Inning Stats	R: 0 E: 0 K: 1 S: 8	H: 2 LOB: 0 BB: 0 P: 11	R: 1 E: 0 K: 0 S: 16	H: 2 LOB: 1 BB: 0 P: 20	R: 0 E: 0 K: 1 S: 8	H: 0 LOB: 0 BB: 0 P: 13	R: 0 E: 0 K: 3 S: 9	H: 0 LOB: 0 BB: 0 P: 10	R: 0 E: 0 K: 2 S: 8	H: 0 LOB: 0 BB: 0 P: 10	R: 1 E: 0 K: 1 S: 18	H: 3 LOB: 2 BB: 0 P: 21	R: 0 E: 0 K: 1 S: 7	H: 0 LOB: 0 BB: 0 P: 10	R: 0 E: 0 K: 1 S: 10	H: 1 LOB: 1 BB: 0 P: 17	1B: 7 2B: 0 3B: 0 HR: 0	SF: 0 SAC: 0 DP: 0 HBP: 0	WP: 0 PA: 35 CS: 0
PITCHER	IP WLS BF H R ER SO BB IBB HBP BLK WP HR S P ERA WHIP																		
52 CC Sabathia, L (1,1) ERA: 3.42	8.0	W	31	6	2	2	10	1	0	0	0	0	0	89	118	2.25	0.875		
38 Cody Eppley, R (9,1) ERA: 3.45	1.0		4	1	0	0	1	0	0	0	0	0	0	10	17	0.00	1.000		

New York Yankees @ Minnesota Twins
Target Field, Minneapolis, MN
Wed Sep 26 2012, 12:13 PM - 3:06 PM CDT
Att: 33,251 - Sunny - 59 F

AB	34
R	2
H	7
RBI	2
BB	1
SO	11
LOB	10





Batter	1	2	3	4	5	6	7	8	9	AB	R	H	RBI	BB	SO	LOB	TOP			
14 Austin Jackson, R OBP: 0.380, SLG: 0.483	G6-3			F9		G6-3		E5 4 HR		4	1	0	0	0	0	0	Detroit Tigers @ Minnesota Twins Target Field, Minneapolis, MN Fri Sep 28 2012, 7:12 PM - 9:40 PM CDT Att: 30,315 - Partly Cloudy - 74 F			
4 Omar Infante, R OBP: 0.392, SLG: 0.424	G6-3			G5-3		G6-3		HR		4	1	1	2	0	0					
24 Miguel Cabrera, R OBP: 0.392, SLG: 0.602	G5-3			1B		2B 1B		G5-3		4	0	2	0	0	0	0				
28 Prince Fielder, L OBP: 0.409, SLG: 0.519		F8		P5		2B 1B		K		4	0	1	0	0	1	1				
21 Delmon Young, R OBP: 0.304, SLG: 0.422	F7					1B		G6-3		4	0	2	0	0	0	0				
27 Johnny Peralta, R OBP: 0.362, SLG: 0.381	G5-3					1B		P3		4	0	0	0	0	0	1				
12 Andy Dirks, L OBP: 0.365, SLG: 0.475		F7				FC3		G3-1		4	0	0	0	0	0	1				
34 Avisail Garcia, R OBP: 0.386, SLG: 0.341				K		L8		G6-3		3	0	0	0	0	1	2				
9 Gerald Laird, R OBP: 0.333, SLG: 0.365				G6-3		G4-3		G4-3		3	0	0	0	0	0	2				
Inning Stats	R: 0 H: 0 E: 0 K: 0 S: 8	H: 0 LOB: 0 BB: 0 P: 12	R: 0 H: 0 E: 0 K: 0 S: 5	H: 0 LOB: 0 BB: 0 P: 9	R: 0 H: 0 E: 0 K: 1 S: 5	H: 0 LOB: 0 BB: 0 P: 7	R: 0 H: 1 E: 0 K: 0 S: 10	H: 1 LOB: 1 BB: 0 P: 13	R: 0 H: 3 E: 0 K: 0 S: 8	H: 0 LOB: 0 BB: 0 P: 14	R: 0 H: 0 E: 0 K: 0 S: 5	H: 0 LOB: 0 BB: 0 P: 7	R: 2 H: 1 E: 1 K: 1 S: 11	H: 1 LOB: 0 BB: 0 P: 12	R: 0 H: 0 E: 0 K: 0 S: 6	H: 0 LOB: 0 BB: 0 P: 8	1B: 5 2B: 0 3B: 0 HR: 1	SF: 0 SAC: 0 DP: 0 HBP: 0	WP: 0 PB: 0 SB: 0 CS: 0	PA: 34
PITCHER	IP WLS BF H R ER SO BB IBB HBP BLK WP HR S P ERA WHIP	IP WLS BF H R ER SO BB IBB HBP BLK WP HR S P ERA WHIP	IP WLS BF H R ER SO BB IBB HBP BLK WP HR S P ERA WHIP	IP WLS BF H R ER SO BB IBB HBP BLK WP HR S P ERA WHIP	IP WLS BF H R ER SO BB IBB HBP BLK WP HR S P ERA WHIP	IP WLS BF H R ER SO BB IBB HBP BLK WP HR S P ERA WHIP	IP WLS BF H R ER SO BB IBB HBP BLK WP HR S P ERA WHIP	IP WLS BF H R ER SO BB IBB HBP BLK WP HR S P ERA WHIP	IP WLS BF H R ER SO BB IBB HBP BLK WP HR S P ERA WHIP	IP WLS BF H R ER SO BB IBB HBP BLK WP HR S P ERA WHIP	IP WLS BF H R ER SO BB IBB HBP BLK WP HR S P ERA WHIP	IP WLS BF H R ER SO BB IBB HBP BLK WP HR S P ERA WHIP	IP WLS BF H R ER SO BB IBB HBP BLK WP HR S P ERA WHIP	IP WLS BF H R ER SO BB IBB HBP BLK WP HR S P ERA WHIP	IP WLS BF H R ER SO BB IBB HBP BLK WP HR S P ERA WHIP	IP WLS BF H R ER SO BB IBB HBP BLK WP HR S P ERA WHIP	IP WLS BF H R ER SO BB IBB HBP BLK WP HR S P ERA WHIP			
58 Scott Diamond, L ERA: 3.54	7.1	W	29	6	2	1	1	0	0	0	0	0	0	0	0	0	1.23	0.818		
61 Jared Burton, R ERA: 1.95	0.2	W	2	0	0	0	1	0	0	0	0	0	0	0	0	0	0.00	0.000		
15 Glen Perkins, L ERA: 2.5	1.0	S	3	0	0	0	0	0	0	0	0	0	0	0	0	0	0.00	0.000		

Batter	1	2	3	4	5	6	7	8	9	AB	R	H	RBI	BB	SO	LOB	BOTTOM			
2 Denard Span, L OBP: 0.345, SLG: 0.395	G1-3			1B		G4-3		BB		3	1	1	0	1	0	0	Detroit Tigers @ Minnesota Twins Target Field, Minneapolis, MN Fri Sep 28 2012, 7:12 PM - 9:40 PM CDT Att: 30,315 - Partly Cloudy - 74 F			
11 Ben Revere, L OBP: 0.326, SLG: 0.337	K			G4-3		K		SH4-3		3	0	0	0	0	2	2				
7 Joe Mauer, L OBP: 0.415, SLG: 0.453	BB			K		G6-3		IBB		2	1	0	0	2	1	2				
33 Justin Morneau, L OBP: 0.337, SLG: 0.447	K			P5		E3 18 HR		BB		3	1	0	0	1	1	1				
18 Ryan Doumit, S OBP: 0.323, SLG: 0.460		K		F8		HR		2B		4	1	2	4	0	1	0				
19 Darin Mastroianni, R OBP: 0.359, SLG: 0.350		K		F8		HR		2B		0	0	0	0	0	0	0				
24 Trevor Plouffe, R OBP: 0.293, SLG: 0.441	G5-3			G5-3		F7		K		4	0	0	0	0	1	2				
8 Jamey Carroll, R OBP: 0.340, SLG: 0.312										0	0	0	0	0	0	0				
22 Matt Carson, R OBP: 0.250, SLG: 0.245	F9			P3		F8		K		4	0	0	0	0	1	2				
5 Eduardo Escobar, S OBP: 0.285, SLG: 0.266				F8						2	0	1	0	0	0	0				
12 Alexi Casilla, S OBP: 0.273, SLG: 0.312				1B						0	0	0	0	0	0	0				
25 Pedro Florimón, S OBP: 0.290, SLG: 0.336				F9		K		G4-3		3	0	0	0	0	1	2				
Inning Stats	R: 0 H: 0 E: 0 K: 2 S: 14	H: 0 LOB: 1 BB: 1 P: 25	R: 0 H: 0 E: 0 K: 1 S: 12	H: 0 LOB: 0 BB: 0 P: 19	R: 0 H: 2 E: 0 K: 1 S: 15	H: 2 LOB: 0 BB: 0 P: 18	R: 0 H: 0 E: 0 K: 0 S: 6	H: 0 LOB: 0 BB: 0 P: 11	R: 0 H: 0 E: 0 K: 1 S: 8	H: 0 LOB: 0 BB: 0 P: 11	R: 2 H: 1 E: 1 K: 0 S: 16	H: 1 LOB: 1 BB: 0 P: 21	R: 2 H: 1 E: 0 K: 2 S: 12	H: 1 LOB: 2 BB: 3 P: 28	R: 0 H: 0 E: 0 K: 0 S: 6	H: 0 LOB: 0 BB: 0 P: 8	1B: 2 2B: 1 3B: 0 HR: 1	SF: 0 SAC: 1 DP: 0 HBP: 1	WP: 0 PB: 0 SB: 1 CS: 0	PA: 34
PITCHER	IP WLS BF H R ER SO BB IBB HBP BLK WP HR S P ERA WHIP	IP WLS BF H R ER SO BB IBB HBP BLK WP HR S P ERA WHIP	IP WLS BF H R ER SO BB IBB HBP BLK WP HR S P ERA WHIP	IP WLS BF H R ER SO BB IBB HBP BLK WP HR S P ERA WHIP	IP WLS BF H R ER SO BB IBB HBP BLK WP HR S P ERA WHIP	IP WLS BF H R ER SO BB IBB HBP BLK WP HR S P ERA WHIP	IP WLS BF H R ER SO BB IBB HBP BLK WP HR S P ERA WHIP	IP WLS BF H R ER SO BB IBB HBP BLK WP HR S P ERA WHIP	IP WLS BF H R ER SO BB IBB HBP BLK WP HR S P ERA WHIP	IP WLS BF H R ER SO BB IBB HBP BLK WP HR S P ERA WHIP	IP WLS BF H R ER SO BB IBB HBP BLK WP HR S P ERA WHIP	IP WLS BF H R ER SO BB IBB HBP BLK WP HR S P ERA WHIP	IP WLS BF H R ER SO BB IBB HBP BLK WP HR S P ERA WHIP	IP WLS BF H R ER SO BB IBB HBP BLK WP HR S P ERA WHIP	IP WLS BF H R ER SO BB IBB HBP BLK WP HR S P ERA WHIP	IP WLS BF H R ER SO BB IBB HBP BLK WP HR S P ERA WHIP	IP WLS BF H R ER SO BB IBB HBP BLK WP HR S P ERA WHIP			
33 Drew Smyly, L ERA: 4.01	5.1		19	2	0	0	0	1	0	0	0	0	0	0	0	0	0.00	0.562		
40 Phil Coke, L ERA: 4.05	0.2		4	1	2	1	1	0	0	0	1	12	15	13.50	1.500					
20 Octavio Dotel, R ERA: 3.7	1.0		4	0	0	0	0	0	0	0	9	11	0.00	0.000						
60 Brayan Villarreal, R ERA: 2.52	1.0	L	7	1	2	2	2	2	1	0	0	12	28	18.00	3.000					

AB	34
R	2
H	6
RBI	2
BB	0
SO	2
LOB	7



Batter	1	2	3	4	5	6	7	8	9	AB	R	H	RBI	BB	SO	LOB	TOP										
14 Austin Jackson, R OBP: 0.378, SLG: 0.480	G6-3	F9			G6-3			24 HR	F8	5	1	1	0	0	0	3	<p>Detroit Tigers @ Minnesota Twins Target Field, Minneapolis, MN Sat Sep 29 2012, 3:07 PM - 6:29 PM CDT Att: 32,839 - Sunny - 80 F</p> <p>livebaseballscores.com</p> <p>AB 36 R 6 H 8 RBI 6 BB 2 SO 9 LOB 9</p> 										
52 Quintin Berry, L OBP: 0.335, SLG: 0.363	L7		K				24 HR		K	4	1	1	0	1	2	1											
24 Miguel Cabrera, R OBP: 0.391, SLG: 0.604	K		K		F9					4	1	1	3	0	2	1											
28 Prince Fielder, L OBP: 0.408, SLG: 0.522		HR	L3			K			L7	4	1	1	1	0	1	0											
21 Delmon Young, R OBP: 0.302, SLG: 0.419	P3				E5				K	4	0	0	0	0	2	0											
12 Andy Dirks, L OBP: 0.387, SLG: 0.485					F9					4	2	2	1	0	0	1											
27 Jhonny Peralta, R OBP: 0.305, SLG: 0.382										4	0	1	1	0	1	1											
13 Alex Avila, L OBP: 0.353, SLG: 0.390					F7				G4-3	4	0	0	0	0	1	2											
4 Omar Infante, R OBP: 0.303, SLG: 0.423					G5-3					3	0	1	0	1	0	0											
Inning Stats	R: 0 E: 0 K: 1 S: 9	H: 0 LOB: 0 BB: 0 P: 11	R: 2 E: 0 K: 1 S: 20	H: 3 LOB: 2 BB: 1 P: 33	R: 0 E: 0 K: 2 S: 9	H: 0 LOB: 0 BB: 0 P: 15	R: 0 E: 0 K: 1 S: 10	H: 0 LOB: 1 BB: 0 P: 15	R: 0 E: 0 K: 2 S: 12	H: 0 LOB: 0 BB: 0 P: 11	R: 0 E: 0 K: 0 S: 5	H: 0 LOB: 0 BB: 0 P: 8	R: 4 E: 0 K: 1 S: 12	H: 3 LOB: 0 BB: 1 P: 23	R: 0 E: 0 K: 1 S: 10	H: 1 LOB: 1 BB: 0 P: 18		1B: 4 2B: 1 3B: 0 HR: 3	SF: 0 SAC: 0 DP: 0 HBP: 0	WP: 0 PB: 0 SB: 3 CS: 0	PA: 38						
PITCHER	IP	WLS	BF	H	R	ER	SO	BB	IBB	HBP	BLK	WP	HR	S	P	ERA	WHIP										
39 P.J. Walters, R ERA: 5.69	5.0	L	21	4	2	2	5	1	0	0	0	0	1	60	92	3.60	1.000										
52 Brian Duensing, L ERA: 5.07	1.2		5	0	0	0	2	0	0	0	0	0	0	12	16	0.00	0.000										
31 Alex Burnett, R ERA: 3.54	0.1		3	1	2	2	0	1	0	0	0	0	0	4	10	54.00	6.000										
50 Casey Fien, R ERA: 2.1	1.0		5	2	2	2	1	0	0	0	0	0	2	10	16	18.00	2.000										
67 Luis Perdomo, R ERA: 5.52	1.0		4	1	0	0	1	0	0	0	0	0	0	10	18	0.00	1.000										

Batter	1	2	3	4	5	6	7	8	9	AB	R	H	RBI	BB	SO	LOB	BOTTOM										
2 Denard Span, L OBP: 0.344, SLG: 0.392	P4		L7		G4-3			E6 33 BB 18 HR	33 DI BB	4	1	0	0	1	0	2	<p>Detroit Tigers @ Minnesota Twins Target Field, Minneapolis, MN Sat Sep 29 2012, 3:07 PM - 6:29 PM CDT Att: 32,839 - Sunny - 80 F</p> <p>livebaseballscores.com</p> <p>AB 34 R 4 H 6 RBI 4 BB 6 SO 10 LOB 22</p> 										
11 Ben Revere, L OBP: 0.327, SLG: 0.338	G6-3							G1-3	L7	5	0	2	0	0	0	2											
7 Joe Mauer, L OBP: 0.415, SLG: 0.450	F7									3	1	0	0	2	0	2											
33 Justin Morneau, L OBP: 0.336, SLG: 0.443		K			K					4	1	0	0	1	3	4											
18 Ryan Doumit, S OBP: 0.323, SLG: 0.465	G4-3				K					4	1	1	4	0	1	3											
27 Chris Parmelee, L OBP: 0.301, SLG: 0.398		K								4	0	1	0	0	3	2											
24 Trevor Plouffe, R OBP: 0.295, SLG: 0.444			K					FC4-6 1B	FC3-5 2B	4	0	2	0	0	1	1											
8 Jamey Carroll, R OBP: 0.340, SLG: 0.310		G6-3								3	0	0	0	1	0	2											
25 Pedro Florimón, S OBP: 0.289, SLG: 0.328										3	0	0	0	1	2	4											
Inning Stats	R: 0 E: 0 K: 0 S: 6	H: 0 LOB: 0 BB: 0 P: 12	R: 0 E: 0 K: 2 S: 10	H: 0 LOB: 0 BB: 0 P: 14	R: 0 E: 0 K: 1 S: 10	H: 0 LOB: 1 BB: 1 P: 18	R: 0 E: 0 K: 3 S: 17	H: 1 LOB: 2 BB: 1 P: 27	R: 0 E: 0 K: 0 S: 4	H: 1 LOB: 1 BB: 0 P: 6	R: 0 E: 0 K: 1 S: 12	H: 1 LOB: 1 BB: 0 P: 17	R: 0 E: 0 K: 1 S: 13	H: 1 LOB: 0 BB: 0 P: 17	R: 4 E: 0 K: 2 S: 26	H: 2 LOB: 2 BB: 3 P: 46		R: 0 E: 0 K: 0 S: 9	H: 0 LOB: 1 BB: 1 P: 19	1B: 4 2B: 1 3B: 0 HR: 1	SF: 0 SAC: 0 DP: 0 HBP: 0	WP: 0 PB: 0 SB: 1 CS: 0	PA: 40				
PITCHER	IP	WLS	BF	H	R	ER	SO	BB	IBB	HBP	BLK	WP	HR	S	P	ERA	WHIP										
35 Justin Verlander, R ERA: 2.64	7.0	W	28	4	1	1	8	2	0	0	0	0	0	76	117	1.29	0.857										
53 Joaquin Benoit, R ERA: 3.6	0.1		4	1	3	2	0	2	0	0	0	0	1	9	20	54.00	9.000										
62 Al Alburquerque, R ERA: 3.9	0.2	H	4	1	0	0	2	1	0	0	1	0	0	13	20	0.00	3.000										
46 Jose Valverde, R ERA: 3.9	1.0	S	4	0	0	0	0	1	0	0	0	0	0	9	19	0.00	1.000										

Batter	1	2	3	4	5	6	7	8	9	AB	R	H	RBI	BB	SO	LOB	TOP								
14 Austin Jackson, R OBP: 0.379, SLG: 0.480	G5-3		F9			SH1-4 52		HR 28		4	1	2	0	0	0	0									
52 Quintin Berry, L OBP: 0.332, SLG: 0.359	G1-3			G4-3		SH1-4		K		3	0	0	0	0	1	1									
24 Miguel Cabrera, R OBP: 0.390, SLG: 0.601	G6-3			G3		G3-6-1 28		L6		3	0	0	0	1	0	1									
28 Prince Fielder, L OBP: 0.407, SLG: 0.525		G6-3		P2		G3-6-1		HR		4	1	1	2	0	0	2									
21 Delmon Young, R OBP: 0.302, SLG: 0.419					F9			G5-3		4	0	1	0	0	1	0									
12 Andy Dirks, L OBP: 0.369, SLG: 0.490																									
34 Avisail Garcia, R OBP: 0.378, SLG: 0.333																									
27 Jhonny Peralta, R OBP: 0.307, SLG: 0.382																									
13 Alex Avila, L OBP: 0.350, SLG: 0.386																									
4 Omar Infante, R OBP: 0.302, SLG: 0.421																									
Inning Stats	R: 0 E: 0 K: 0 S: 7	H: 0 LOB: 0 BB: 0 P: 10	R: 0 E: 0 K: 0 S: 12	H: 1 LOB: 1 BB: 0 P: 15	R: 0 E: 0 K: 1 S: 7	H: 0 LOB: 0 BB: 0 P: 9	R: 0 E: 0 K: 0 S: 5	H: 0 LOB: 0 BB: 0 P: 7	R: 0 E: 0 K: 1 S: 19	H: 2 LOB: 2 BB: 0 P: 26	R: 0 E: 0 K: 0 S: 4	H: 1 LOB: 1 BB: 1 P: 10	R: 0 E: 0 K: 1 S: 14	H: 1 LOB: 2 BB: 1 P: 22	R: 2 E: 0 K: 1 S: 10	H: 2 LOB: 0 BB: 0 P: 13	R: 0 E: 0 K: 2 S: 8	H: 0 LOB: 0 BB: 0 P: 8	1B: 4 2B: 2 3B: 0 HR: 1	SF: 0 SAC: 1 DP: 1 HBP: 0	WP: 0 PB: 0 SB: 0 CS: 0	PA: 35			
PITCHER	IP	WLS	BF	H	R	ER	SO	BB	IBB	HBP	BLK	WP	HR	S	P	ERA	WHIP								
62 Liam Hendriks, R ERA: 5.99	7.0		27	5	0	0	3	1	1	0	0	0	0	68	99	0.00	0.857								
61 Jared Burton, R ERA: 2.21	1.0	L	5	2	2	2	1	0	0	0	0	0	1	10	13	18.00	2.000								
15 Glen Perkins, L ERA: 2.47	1.0		3	0	0	0	2	0	0	0	0	0	0	8	8	0.00	0.000								

Detroit Tigers @ Minnesota Twins
Target Field, Minneapolis, MN
Sun Sep 30 2012, 1:12 PM - 3:54 PM CDT
Att: 32,554 - Partly Cloudy - 70 F

AB 32
R 2
H 7
RBI 2
BB 2
SO 6
LOB 14



Batter	1	2	3	4	5	6	7	8	9	AB	R	H	RBI	BB	SO	LOB	BOTTOM								
2 Denard Span, L OBP: 0.342, SLG: 0.390	F7		G6-3		G4-3				F8	5	0	1	0	0	0	1									
11 Ben Revere, L OBP: 0.326, SLG: 0.335	G4-3		G3						L8	4	0	0	0	1	0	2									
7 Joe Mauer, L OBP: 0.418, SLG: 0.452									G3	4	0	3	0	1	0	0									
33 Justin Morneau, L OBP: 0.333, SLG: 0.440										4	0	0	0	0	0	7									
18 Ryan Doumit, S OBP: 0.320, SLG: 0.461										4	0	0	0	0	2	3									
27 Chris Parmelee, L OBP: 0.294, SLG: 0.389										4	0	0	0	0	1	3									
24 Trevor Plouffe, R OBP: 0.297, SLG: 0.446										3	0	2	0	0	0	0									
8 Jamey Carroll, R OBP: 0.341, SLG: 0.312										1	1	1	0	0	0	0									
12 Alexi Casilla, S OBP: 0.277, SLG: 0.315										3	0	2	0	0	0	1									
25 Pedro Florimón, S OBP: 0.288, SLG: 0.326										4	0	1	1	0	1	3									
Inning Stats	R: 0 E: 0 K: 0 S: 10	H: 1 LOB: 1 BB: 0 P: 14	R: 0 E: 0 K: 2 S: 11	H: 1 LOB: 0 BB: 0 P: 19	R: 0 E: 0 K: 0 S: 6	H: 0 LOB: 0 BB: 0 P: 11	R: 0 E: 0 K: 1 S: 11	H: 1 LOB: 1 BB: 0 P: 17	R: 0 E: 0 K: 0 S: 10	H: 1 LOB: 2 BB: 1 P: 16	R: 1 E: 0 K: 0 S: 9	H: 3 LOB: 3 BB: 1 P: 16	R: 0 E: 0 K: 0 S: 13	H: 2 LOB: 2 BB: 0 P: 15	R: 0 E: 0 K: 0 S: 7	H: 0 LOB: 0 BB: 0 P: 8	1B: 10 2B: 0 3B: 0 HR: 0	SF: 0 SAC: 1 DP: 0 HBP: 0	WP: 0 PB: 0 SB: 2 CS: 0	PA: 39					
PITCHER	IP	WLS	BF	H	R	ER	SO	BB	IBB	HBP	BLK	WP	HR	S	P	ERA	WHIP								
19 Anibal Sánchez, R ERA: 3.86	6.1		27	7	1	1	4	0	1	0	0	0	0	64	102	1.42	1.263								
40 Phil Coke, L ERA: 4.0	0.2	W	4	1	0	0	0	0	1	0	0	0	0	6	13	0.00	1.500								
20 Octavio Dotel, R ERA: 3.63	1.0	H	5	2	0	0	0	0	0	0	0	0	0	13	15	0.00	2.000								
46 Jose Valverde, R ERA: 3.84	1.0	S	3	0	0	0	0	0	0	0	0	0	0	7	8	0.00	0.000								

Detroit Tigers @ Minnesota Twins
Target Field, Minneapolis, MN
Sun Sep 30 2012, 1:12 PM - 3:54 PM CDT
Att: 32,554 - Partly Cloudy - 70 F

AB 36
R 1
H 10
RBI 1
BB 2
SO 4
LOB 20



Batter	1	2	3	4	5	6	7	8	9	10	AB	R	H	RBI	BB	SO	LOB	TOP									
11 Ben Revere, L (1.8) OBP: 0.327, SLG: 0.336 (8, 9)											5	1	2	0	0	1	0										
8 Jamey Carroll, R (1.4) OBP: 0.343, SLG: 0.317 (9, 5)											5	2	3	1	0	1	1										
7 Joe Mauer, L (1.10) OBP: 0.416, SLG: 0.450											5	0	1	1	0	1	2										
27 Chris Parmelee, L (1.3)											4	1	2	0	0	0	2										
24 Trevor Plouffe, R (1.5)											3	1	2	3	1	1	1										
12 Alexi Casilla, S (9.4) OBP: 0.279, SLG: 0.315											0	0	0	0	0	0	0										
22 Matt Carson, R (1.9) OBP: 0.246, SLG: 0.241 (8, 7)											5	0	1	0	0	1	4										
23 Chris Herrmann, L (1.7)											3	0	0	0	1	0	2										
2 Denard Span, L (8.8) OBP: 0.344, SLG: 0.390											5	0	1	0	0	1	6										
41 Drew Butera, R (1.2) OBP: 0.277, SLG: 0.287											5	0	0	0	0	2	7										
25 Pedro Florimon, S (1.6) OBP: 0.278, SLG: 0.313											5	0	0	0	0	2	7										
Inning Stats	R: 0 E: 0 K: 0 S: 8	H: 1 LOB: 0 BB: 0 P: 10	R: 2 E: 0 K: 0 S: 10	H: 2 LOB: 1 BB: 0 P: 15	R: 1 E: 0 K: 0 S: 9	H: 3 LOB: 2 BB: 0 P: 18	R: 0 E: 0 K: 0 S: 4	H: 0 LOB: 0 BB: 0 P: 6	R: 1 E: 1 K: 0 S: 7	H: 2 LOB: 0 BB: 0 P: 13	R: 0 E: 0 K: 0 S: 8	H: 1 LOB: 2 BB: 1 P: 15	R: 1 E: 0 K: 2 S: 13	H: 2 LOB: 1 BB: 0 P: 23	R: 0 E: 0 K: 3 S: 10	H: 0 LOB: 1 BB: 1 P: 17	R: 0 E: 0 K: 2 S: 8	H: 0 LOB: 0 BB: 0 P: 10	R: 0 E: 0 K: 1 S: 10	H: 1 LOB: 3 BB: 1 P: 15	1B: 7 2B: 5 3B: 0 HR: 1	SF: 0 SAC: 0 DP: 2 HBP: 2	WP: 0 PB: 0 SB: 1 CS: 0	PA: 45			
PITCHER	IP 5.0	WLS 22	BF 8	H 4	R 3	ER 0	SO 0	BB 0	IBB 0	HBP 0	BLK 0	WP 0	HR 1	S 38	P 62	ERA 5.40	WHIP 1.600										
32 Aaron Laffey, L (1.1) ERA: 4.56																											
58 Chad Beck, R (6.1) ERA: 6.32																											
27 Brett Cecil, L (7.1) ERA: 5.72																											
49 Brad Lincoln, R (7.1) ERA: 3.68																											
44 Casey Janssen, R (9.1) ERA: 2.59																											

Minnesota Twins @ Toronto Blue Jays
Rogers Centre, Toronto, ON
Mon Oct 01 2012, 7:08 PM - 10:21 PM EDT
Att. 12,359 - Roof Closed - 68 F

AB 40
R 5
H 12
RBI 5
BB 3
SO 8
LOB 25



Batter	1	2	3	4	5	6	7	8	9	10	AB	R	H	RBI	BB	SO	LOB	BOTTOM								
11 Rajai Davis, R (1.9) OBP: 0.310, SLG: 0.380 (10, 7)											5	1	1	0	0	2	2									
28 Colby Rasmus, L (1.8) OBP: 0.298, SLG: 0.400											4	0	0	0	0	1	1									
14 Moisés Sierra, R (9, PH) OBP: 0.278, SLG: 0.383 (10, 9)											1	0	0	0	0	1	0									
13 Brett Lawrie, R (1.5) OBP: 0.324, SLG: 0.408											4	1	2	0	1	1	1									
26 Adam Lind, L (1.3) OBP: 0.312, SLG: 0.418											4	1	4	2	0	0	0									
18 Mike McCoy, R (7, PR) OBP: 0.232, SLG: 0.250											0	0	0	0	0	0	0									
68 Yan Gomes, R (8, 3) OBP: 0.271, SLG: 0.379											1	1	1	1	0	0	0									
5 Yunel Escobar, R (1.10) OBP: 0.296, SLG: 0.344											3	0	0	0	1	2	3									
2 Kelly Johnson, L (1.4) OBP: 0.313, SLG: 0.359											3	1	1	0	1	0	2									
17 Omar Vizquel, S (10, PH) OBP: 0.264, SLG: 0.280											1	0	0	0	0	1	1									
3 Adeiny Hechavarria, R (1.6) OBP: 0.280, SLG: 0.361											4	1	1	0	0	0	3									
6 Jeff Mathis, R (1.2) OBP: 0.249, SLG: 0.393											4	0	1	2	0	2	1									
9 J.P. Arencibia, R (10, PH) OBP: 0.277, SLG: 0.441											1	0	0	0	0	1	1									
8 Anthony Gose, L (1.7) OBP: 0.296, SLG: 0.309 (10, 8)											4	0	1	1	1	1	2									
Inning Stats	R: 1 E: 0 K: 0 S: 10	H: 2 LOB: 2 BB: 1 P: 15	R: 0 E: 0 K: 1 S: 7	H: 0 LOB: 0 BB: 0 P: 10	R: 0 E: 0 K: 0 S: 10	H: 2 LOB: 2 BB: 0 P: 19	R: 0 E: 0 K: 0 S: 12	H: 0 LOB: 0 BB: 0 P: 18	R: 0 E: 0 K: 0 S: 8	H: 0 LOB: 0 BB: 0 P: 15	R: 2 E: 0 K: 1 S: 12	H: 2 LOB: 2 BB: 2 P: 23	R: 1 E: 0 K: 3 S: 16	H: 2 LOB: 1 BB: 0 P: 23	R: 0 E: 0 K: 2 S: 13	H: 1 LOB: 2 BB: 1 P: 20	R: 1 E: 0 K: 3 S: 11	H: 1 LOB: 0 BB: 0 P: 13	R: 1 E: 0 K: 1 S: 13	H: 2 LOB: 1 BB: 0 P: 15	1B: 9 2B: 2 3B: 0 HR: 1	SF: 0 SAC: 2 DP: 0 HBP: 0	WP: 1 PB: 0 SB: 1 CS: 0	PA: 45		
PITCHER	IP 5.2	WLS 26	BF 6	H 3	R 3	ER 1	SO 3	BB 3	IBB 0	HBP 0	BLK 0	WP 0	HR 0	S 56	P 94	ERA 4.76	WHIP 1.000									
59 Esmerling Vasquez, R (1.1) ERA: 5.68																										
31 Alex Burnett, R (8.1) ERA: 3.62																										
64 Tyler Robertson, L (7.1) ERA: 3.4																										
50 Casey Fien, R (7.1) ERA: 2.08																										
61 Jared Burton, R (8.1) ERA: 2.15																										
PITCHER	IP 10.1	WLS 4	BF 4	H 2	R 1	ER 1	SO 3	BB 0	IBB 0	HBP 0	BLK 0	WP 0	HR 1	S 13	P 15	ERA 13.50	WHIP 3.000									
15 Glen Perkins, L (9, 1) ERA: 2.56																										
52 Brian Duensing, L (10, 1) ERA: 5.12																										

Minnesota Twins @ Toronto Blue Jays
Rogers Centre, Toronto, ON
Mon Oct 01 2012, 7:08 PM - 10:21 PM EDT
Att. 12,359 - Roof Closed - 68 F

AB 39
R 6
H 12
RBI 6
BB 4
SO 11
LOB 16



Batter	1	2	3	4	5	6	7	8	9	AB	R	H	RBI	BB	SO	LOB	TOP											
2 Denard Span, L (1, 8) OBP: 0.345, SLG: 0.398	F8			2B		1-H HR		F7		4	1	2	2	0	0	0	Minnesota Twins @ Toronto Blue Jays Rogers Centre, Toronto, ON Tue Oct 02 2012, 7:08 PM - 9:40 PM EDT Att: 13,930 - Roof Closed - 68 F											
11 Ben Revers, L (1, 9) OBP: 0.330, SLG: 0.339	G4-6-3 1B			G2-3		27 CS 1B		27 CS 1B		4	0	3	0	0	0	1												
7 Joe Mauer, L (1, 10) OBP: 0.415, SLG: 0.448	G4-6-3			G6-4-3 BB		27 G6-4-3 BB		F8		3	0	0	0	1	1	3												
27 Chris Parmelee, L (1, 3) OBP: 0.296, SLG: 0.388	F8			G6-4-3		G5-3		CS		4	0	0	0	0	1	3												
24 Trevor Plouffe, R (1, 5) OBP: 0.301, SLG: 0.457	F7			G5-3		G4-3 2B		P4		4	1	1	0	0	0	0												
22 Matt Carson, R (1, 7) OBP: 0.292, SLG: 0.258 19 Darin Mastroianni, R (9, PR) OBP: 0.329, SLG: 0.350	K2-3			1B		G6-3		1B		4	0	2	0	0	1	1												
23 Chris Herrmann, L (1, 2) OBP: 0.105, SLG: 0.056	G3-1			G3		G4-3		G6-3		4	0	0	0	0	1	3												
12 Alexi Casilla, S (1, 4) OBP: 0.280, SLG: 0.319	G5-3			G3		G3		2B		3	0	1	1	0	0	1												
5 Eduardo Escobar, S (1, 6) OBP: 0.286, SLG: 0.268	G3			G3		2 HR 1B		G4-3		3	1	1	0	0	0	1												
Inning Stats	R: 0 E: 0 K: 0 S: 5	H: 1 LOB: 0 BB: 0 P: 9	R: 0 E: 0 K: 1 S: 12	H: 0 LOB: 0 BB: 0 P: 17	R: 0 E: 0 K: 0 S: 5	H: 0 LOB: 0 BB: 0 P: 7	R: 0 E: 0 K: 0 S: 11	H: 1 LOB: 1 BB: 1 P: 18	R: 0 E: 0 K: 1 S: 12	H: 1 LOB: 0 BB: 0 P: 20	R: 2 E: 0 K: 1 S: 10	H: 3 LOB: 0 BB: 0 P: 12	R: 1 E: 0 K: 0 S: 13	H: 2 LOB: 1 BB: 0 P: 18	R: 0 E: 0 K: 0 S: 9	H: 1 LOB: 1 BB: 0 P: 13		R: 0 E: 0 K: 1 S: 10	H: 1 LOB: 1 BB: 0 P: 13	1B: 6 2B: 3 3B: 0 HR: 1	SF: 0 SAC: 0 DP: 2 HBP: 0	WP: 0 PB: 0 SB: 0 CS: 2	PA: 35					
PITCHER	IP	WLS	BF	H	R	ER	SO	BB	IBB	HBP	BLK	WP	HR	S	P	ERA	WHIP											
64 Chad Jenkins, R (1, 1) ERA: 4.5	5.0	W	19	5	2	2	2	1	0	0	0	0	0	1	48	74	3.60	1.200										
62 Aaron Loup, L (6, 1) ERA: 2.54	1.0	H	3	1	0	0	1	0	0	0	0	0	0	7	9	0.00	1.000											
50 Steve Delabar, R (7, 1) ERA: 3.82	1.0	H	5	2	1	1	0	0	0	0	0	0	0	13	18	9.00	2.000											
38 Darren Oliver, L (8, 1) ERA: 2.06	1.0	H	3	1	0	0	0	0	0	0	0	0	0	9	13	0.00	1.000											
44 Casey Janssen, R (9, 1) ERA: 2.54	1.0	S	4	1	0	0	1	0	0	0	0	0	0	10	13	0.00	1.000											

Batter	1	2	3	4	5	6	7	8	9	AB	R	H	RBI	BB	SO	LOB	BOTTOM											
11 Rajai Davis, R (1, 7) OBP: 0.309, SLG: 0.379	P4			G6-4-3 1B		G6-3		L1-3		4	0	1	1	0	0	1	Minnesota Twins @ Toronto Blue Jays Rogers Centre, Toronto, ON Tue Oct 02 2012, 7:08 PM - 9:40 PM EDT Att: 13,930 - Roof Closed - 68 F											
5 Yunel Escobar, R (1, 6) OBP: 0.300, SLG: 0.344	P3			G6-4-3 1B		G6-3		FC6-4 BB		3	0	1	1	1	0	2												
13 Brett Lawrie, R (1, 5) OBP: 0.326, SLG: 0.407	G5-3			G1-6-3 BB		E5 1B		FC6-4 E		3	0	1	0	1	0	1												
26 Adam Lind, L (1, 3) OBP: 0.311, SLG: 0.414	F7			G1-6-3		G4-6-3 BB		E1		3	0	0	0	1	0	2												
9 J.P. Arencibia, R (1, 2) OBP: 0.277, SLG: 0.439	K			2 HR 1B		F8		F8		4	1	1	0	0	1	4												
2 Kelly Johnson, L (1, 10) OBP: 0.313, SLG: 0.365	K			HR		G4-6-3		G4-3		3	1	1	2	0	1	2												
3 Adeiny Hechavarria, R (1, 4) OBP: 0.281, SLG: 0.369	G6-3			L8		G4-3		G4-3		3	1	1	0	0	0	0												
14 Moisés Sierra, R (1, 9) OBP: 0.273, SLG: 0.375	G6-3			G5-3		G4-3		G4-3		3	0	0	0	0	0	1												
8 Anthony Gose, L (1, 8) OBP: 0.302, SLG: 0.307	1B			5 1B		G6-3		G6-3		1	1	0	0	2	0	0												
Inning Stats	R: 0 E: 0 K: 0 S: 7	H: 0 LOB: 0 BB: 0 P: 10	R: 0 E: 0 K: 2 S: 8	H: 0 LOB: 0 BB: 0 P: 16	R: 1 E: 0 K: 0 S: 8	H: 2 LOB: 1 BB: 1 P: 13	R: 2 E: 0 K: 0 S: 12	H: 2 LOB: 0 BB: 1 P: 20	R: 1 E: 0 K: 0 S: 5	H: 1 LOB: 1 BB: 1 P: 10	R: 0 E: 1 K: 0 S: 6	H: 1 LOB: 1 BB: 1 P: 14	R: 0 E: 0 K: 0 S: 7	H: 0 LOB: 0 BB: 0 P: 8	R: 0 E: 1 K: 0 S: 12	H: 0 LOB: 2 BB: 1 P: 20		R: 0 E: 0 K: 0 S: 10	H: 0 LOB: 1 BB: 1 P: 13	1B: 4 2B: 1 3B: 0 HR: 1	SF: 0 SAC: 0 DP: 3 HBP: 0	WP: 0 PB: 0 SB: 0 CS: 0	PA: 32					
PITCHER	IP	WLS	BF	H	R	ER	SO	BB	IBB	HBP	BLK	WP	HR	S	P	ERA	WHIP											
51 Anthony Swarzak, R (1, 1) ERA: 5.03	5.0	L	20	5	4	4	2	3	0	0	0	0	0	1	40	69	7.20	1.600										
57 Kyle Waldrop, R (6, 1) ERA: 2.53	2.0	7	1	0	0	0	0	1	0	0	0	0	0	13	22	0.00	1.000											
67 Luis Perdomo, R (8, 1) ERA: 3.38	0.2	3	0	0	0	0	0	1	0	0	0	0	0	6	10	0.00	1.500											
64 Tyler Robertson, L (8, 1) ERA: 5.4	0.0	1	0	0	0	0	0	0	0	0	0	0	0	3	6	∞	∞											
50 Casey Fien, R (8, 1) ERA: 2.06	0.1	1	0	0	0	0	0	0	0	0	0	0	0	3	4	0.00	0.000											

AB	33
R	3
H	10
RBI	3
BB	1
SO	4
LOB	13



AB	27
R	4
H	6
RBI	4
BB	5
SO	2
LOB	13



Batter	1	2	3	4	5	6	7	8	9	AB	R	H	RBI	BB	SO	LOB	TOP					
2 Denard Span, L OBP: 0.342, SLG: 0.395										4	0	0	0	0	1	0	Minnesota Twins @ Toronto Blue Jays Rogers Centre, Toronto, ON Wed Oct 03 2012, 7:08 PM - 9:28 PM EDT Att: 19,769 - Roof Closed - 68 F					
11 Ben Revers, L OBP: 0.335, SLG: 0.342										4	1	3	0	0	1	0						
7 Joe Mauer, L OBP: 0.416, SLG: 0.446										2	0	0	0	2	0	1						
27 Chris Parmelee, L OBP: 0.290, SLG: 0.380										4	0	0	0	0	3	5						
24 Trevor Plouffe, R OBP: 0.301, SLG: 0.455										2	0	0	0	1	1	2						
12 Alexi Casilla, S OBP: 0.282, SLG: 0.321										1	0	1	0	0	0	0						
22 Matt Carson, R OBP: 0.246, SLG: 0.242										4	0	0	1	0	2	5						
5 Eduardo Escobar, S OBP: 0.278, SLG: 0.260										4	0	0	0	0	3	3						
41 Drew Butera, R OBP: 0.270, SLG: 0.279										3	0	0	0	0	0	0						
25 Pedro Florimón, S OBP: 0.272, SLG: 0.307										3	0	0	0	0	0	0						
Inning Stats	R: 0 E: 0 K: 2 S: 12	H: 1 LOB: 1 BB: 0 P: 16	R: 0 E: 0 K: 3 S: 10	H: 0 LOB: 0 BB: 0 P: 11	R: 0 E: 0 K: 0 S: 10	H: 0 LOB: 0 BB: 0 P: 14	R: 1 E: 0 K: 2 S: 13	H: 1 LOB: 2 BB: 2 P: 27	R: 0 E: 0 K: 0 S: 5	H: 0 LOB: 0 BB: 0 P: 9	R: 0 E: 0 K: 2 S: 9	H: 1 LOB: 3 BB: 1 P: 16	R: 0 E: 0 K: 1 S: 6	H: 0 LOB: 0 BB: 0 P: 7	R: 0 E: 0 K: 1 S: 9	H: 0 LOB: 1 BB: 0 P: 10	R: 0 E: 0 K: 0 S: 7	H: 1 LOB: 1 BB: 0 P: 8	1B: 4 2B: 0 3B: 0 HR: 0	SF: 0 SAC: 0 DP: 0 HBP: 0	WP: 0 PB: 0 SB: 1 CS: 0	PA: 34
PITCHER	IP WLS BF H R ER SO BB IBB HBP BLK WP HR S P ERA WHIP																					
23 Brandon Morrow, R ERA: 2.96	8.0 W 30 3 1 1 11 3 0 0 0 0 0 74 110 1.12 0.750																					
31 Brandon Lyon, R ERA: 3.1	1.0 S 4 1 0 0 0 0 0 0 0 0 0 7 8 0.00 1.000																					
Batter	1	2	3	4	5	6	7	8	9	AB	R	H	RBI	BB	SO	LOB	BOTTOM					
11 Rajai Davis, R OBP: 0.309, SLG: 0.378										4	1	1	1	0	0	1	Minnesota Twins @ Toronto Blue Jays Rogers Centre, Toronto, ON Wed Oct 03 2012, 7:08 PM - 9:28 PM EDT Att: 19,769 - Roof Closed - 68 F					
3 Adayni Hachavarría, R OBP: 0.280, SLG: 0.365										4	0	1	1	0	0	0						
13 Brett Lawrie, R OBP: 0.324, SLG: 0.405										3	0	0	0	0	2	1						
26 Adam Lind, L OBP: 0.314, SLG: 0.414										2	0	1	0	1	0	0						
68 Yan Gomes, R OBP: 0.264, SLG: 0.367										3	0	0	0	0	0	2						
9 J.P. Arencibia, R OBP: 0.275, SLG: 0.435										3	0	0	0	0	2	0						
17 Omar Vizquel, S OBP: 0.265, SLG: 0.281										3	0	1	0	0	1	0						
18 Mike McCoy, R OBP: 0.232, SLG: 0.250										0	0	0	0	0	0	0						
14 Moisés Sierra, R OBP: 0.274, SLG: 0.374										3	0	1	0	0	1	1						
8 Anthony Gose, L OBP: 0.303, SLG: 0.319										3	1	1	0	0	0	1						
Inning Stats	R: 0 E: 0 K: 1 S: 7	H: 0 LOB: 0 BB: 0 P: 9	R: 0 E: 0 K: 1 S: 9	H: 0 LOB: 1 BB: 1 P: 17	R: 2 E: 0 K: 1 S: 15	H: 3 LOB: 1 BB: 0 P: 22	R: 0 E: 0 K: 0 S: 9	H: 1 LOB: 0 BB: 0 P: 14	R: 0 E: 0 K: 0 S: 10	H: 1 LOB: 1 BB: 0 P: 18	R: 0 E: 0 K: 1 S: 8	H: 0 LOB: 0 BB: 0 P: 12	R: 0 E: 0 K: 2 S: 8	H: 1 LOB: 0 BB: 0 P: 9	R: 0 E: 0 K: 0 S: 8	H: 0 LOB: 0 BB: 0 P: 12	1B: 5 2B: 0 3B: 1 HR: 0	SF: 0 SAC: 0 DP: 2 HBP: 0	WP: 1 PB: 0 SB: 1 CS: 0	PA: 29		
PITCHER	IP WLS BF H R ER SO BB IBB HBP BLK WP HR S P ERA WHIP																					
58 Scott Diamond, L ERA: 3.54	5.0 L 19 5 2 2 3 1 0 0 0 0 0 50 80 3.60 1.200																					
31 Alex Burnett, R ERA: 3.52	2.0 7 1 0 0 3 0 0 0 0 0 0 16 21 0.00 0.500																					
67 Luis Perdomo, R ERA: 3.18	1.0 3 0 0 0 0 0 0 0 0 0 0 8 12 0.00 0.000																					