

# Minnesota Twins - 2013









Batter	1	2	3	4	5	6	7	8	9	AB	R	H	RBI	BB	SO	LOB	TOP											
7 Alex Presley, L (1, 8) 60 Darren Ford, R (6, 8)										3	1	1	0	0	1	1	<b>Pittsburgh Pirates @ Minnesota Twins</b> Hammond Stadium, Fort Myers, FL Mon Feb 25 2013, 1:04 PM - 3:50 PM EST Att: 5,048 - Partly Cloudy - 82 F											
10 Jordy Mercer, R (1, 6) 15 Chase d'Arnaud, R (6, 6)										3	0	2	0	0	0	0												
23 Travis Snider, L (1, 9) 31 Jose Tabata, R (6, 9)										1	0	1	2	0	0	0												
17 Jerry Sands, R (1, 10) 25 Clint Robinson, L (7, PH) (7, 10)										3	0	0	0	0	0	3												
46 Garrett Jones, L (1, 3) 43 Jared Goedert, R (6, 3)										3	1	1	0	0	0	0												
65 Matt Hague, R (1, 5) 5 Josh Harrison, R (6, 5)										3	0	1	0	0	0	1												
59 Tony Sanchez, R (1, 2) 73 Lucas May, R (5, 2)										2	0	1	0	0	0	1												
26 Felix Pie, L (1, 7) 79 Gregory Polanco, L (6, 7)										3	0	1	1	0	0	3												
58 Anderson Hernandez, S (1, 4) 66 Ivan De Jesus, Jr., R (6, 4)										3	1	1	0	0	1	3												
<b>Inning Stats</b>	R: 0 E: 0 K: 1 S: 6	H: 1 LOB: 1 BB: 0 P: 6	R: 0 E: 0 K: 0 S: 4	H: 1 LOB: 1 BB: 0 P: 4	R: 1 E: 0 K: 0 S: 5	H: 2 LOB: 1 BB: 0 P: 5	R: 1 E: 0 K: 1 S: 7	H: 2 LOB: 1 BB: 0 P: 7	R: 1 E: 0 K: 0 S: 4	H: 2 LOB: 0 BB: 0 P: 4	R: 0 E: 0 K: 0 S: 4	H: 1 LOB: 2 BB: 0 P: 5	R: 1 E: 0 K: 1 S: 8	H: 1 LOB: 0 BB: 0 P: 9	R: 0 E: 0 K: 0 S: 5	H: 1 LOB: 1 BB: 0 P: 6		R: 0 E: 0 K: 0 S: 4	H: 2 LOB: 1 BB: 0 P: 4	1B: 10 2B: 3 3B: 0 HR: 1	SF: 2 SAC: 0 DP: 2 HBP: 1	WP: 1 PB: 0 SB: 0 CS: 0	PA: 39					
<b>PITCHER</b>	IP	WLS	BF	H	R	ER	SO	BB	IBB	HBP	BLK	WP	HR	S	P	ERA	WHIP											
49 Vance Worley, R (1, 1) 31 Alex Burnett, R (3, 1) 50 Casey Fien, R (4, 1) 68 Bryan Augenstein, R (5, 1) 21 Samuel Deduno, R (6, 1)	2.0 1.0 1.0 1.0 1.0		8 5 5 4 5	2 2 2 2 1	0 1 1 1 0	0 1 1 1 0	0 1 1 0 0	0 0 0 0 0	0 0 0 0 0	0 0 0 0 0	0 0 0 0 0	0 0 0 0 0	0 0 0 0 0	0 0 0 0 0	10 5 7 4 4	10 5 7 4 5	0.00 9.00 9.00 9.00 0.00	1.000 2.000 2.000 2.000 1.000										
59 Esmerling Vasquez, R (7, 1) 38 Cole De Vries, R (8, 1) 60 Pedro Hernandez, L (9, 1)	1.0 1.0 1.0	B W S	4 4 4	1 1 2	1 0 0	1 0 0	1 0 0	0 0 0	0 0 0	0 0 0	0 0 0	0 0 0	0 0 0	0 0 0	1 0 0	1 5 4	1.000 9.00 0.00	1.000 1.000 2.000										

Batter	1	2	3	4	5	6	7	8	9	AB	R	H	RBI	BB	SO	LOB	BOTTOM											
12 Joe Benson, R (1, 8) 19 Darin Mastroianni, R (6, 8)										3	0	0	0	0	1	3	<b>Pittsburgh Pirates @ Minnesota Twins</b> Hammond Stadium, Fort Myers, FL Mon Feb 25 2013, 1:04 PM - 3:50 PM EST Att: 5,048 - Partly Cloudy - 82 F											
8 Jamey Carroll, R (1, 5) 80 Mark Sobolewski, R (6, 5)										3	1	1	0	0	1	0												
7 Joe Mauer, L (1, 10) 13 Jeff Clement, L (8, PH) (9, 10)										2	1	0	0	1	0	0												
16 Josh Willingham, R (1, 7) 48 Brandon Boggs, S (6, 7)										2	1	1	0	1	1	0												
33 Justin Morneau, L (1, 3) 55 Chris Colabello, R (6, 3)										2	1	1	3	0	0	1												
9 Ryan Doumit, S (1, 2) 77 Eric Fryer, R (6, 2)										2	0	0	0	0	0	1												
22 Wilkin Ramirez, R (1, 9) 26 Brian Dinkelman, L (6, 9)										2	0	1	0	0	0	1												
2 Brian Dozier, R (1, 4) Eddie Rosario, L (6, 4)										2	0	1	1	0	1	1												
1 Ray Olmedo, S (1, 6) 5 Eduardo Escobar, S (6, 6)										2	0	1	0	0	0	1												
<b>Inning Stats</b>	R: 0 E: 0 K: 0 S: 3	H: 0 LOB: 0 BB: 0 P: 3	R: 0 E: 0 K: 0 S: 3	H: 1 LOB: 0 BB: 0 P: 3	R: 0 E: 0 K: 1 S: 6	H: 1 LOB: 1 BB: 0 P: 6	R: 4 E: 0 K: 1 S: 9	H: 4 LOB: 2 BB: 2 P: 17	R: 0 E: 0 K: 2 S: 7	H: 0 LOB: 0 BB: 0 P: 7	R: 0 E: 0 K: 1 S: 5	H: 0 LOB: 0 BB: 0 P: 5	R: 0 E: 0 K: 0 S: 3	H: 0 LOB: 0 BB: 0 P: 3	R: 1 E: 0 K: 1 S: 7	H: 2 LOB: 1 BB: 0 P: 7		R: 0 E: 0 K: 0 S: 3	H: 0 LOB: 0 BB: 0 P: 4	1B: 5 2B: 4 3B: 0 HR: 0	SF: 0 SAC: 0 DP: 1 HBP: 0	WP: 0 PB: 0 SB: 0 CS: 0	PA: 33					
<b>PITCHER</b>	IP	WLS	BF	H	R	ER	SO	BB	IBB	HBP	BLK	WP	HR	S	P	ERA	WHIP											
38 Kyle McPherson, R (1, 1) 30 Jeanmar Gómez, R (3, 1) 62 Brooks Brown, R (4, 1) 63 Chris Leroux, R (5, 1) 57 Phil Irwin, R (6, 1)	2.0 1.1 0.2 1.0 1.0		6 9 4 3 3	1 3 2 0 0	0 4 0 0 0	0 4 0 0 0	0 1 0 2 1	0 2 0 0 1	0 2 0 0 0	0 0 0 0 0	0 0 0 0 0	0 0 0 0 0	0 0 0 0 0	0 0 0 0 0	9 17 6 7 5	6 17 6 7 5	0.00 27.00 0.00 0.00 0.00	0.500 3.750 3.000 0.000 0.000										
69 Ryan Reid, R (7, 1) 71 Kris Johnson, L (8, 1)	1.0 1.0		3 5	0 2	0 1	0 1	0 1	0 0	0 0	0 0	0 0	0 0	0 0	0 0	3 7	3 7	0.00 9.00	0.000 2.000										





Batter	1	2	3	4	5	6	7	8	9	AB	R	H	RBI	BB	SO	LOB	TOP																		
32 Aaron Hicks, S OBP: 0.286, SLG: 0.429 11 Clete Thomas, L OBP: 0.286, SLG: 0.286	F9	G5-3		19 1B		7 BB		G4-3	F9	4	1	2	1	0	0	2																			
19 Darin Mastroianni, R OBP: 0.250, SLG: 0.375 26 Brian Dinkelmann, L OBP: 0.600, SLG: 0.333	G4-3		G6-3	33 CS	7 BB	L4		84 2B		4	0	1	1	0	0	1																			
7 Joe Mauer, L OBP: 0.500, SLG: 0.167 84 Dan Rohlfing, R OBP: 0.250, SLG: 0.500	P2			33 2B						2	1	1	0	2	0	0																			
33 Justin Morneau, L OBP: 0.444, SLG: 0.667 13 Jeff Clement, L										4	1	2	1	0	0	2																			
24 Trevor Plouffe, R OBP: 0.667, SLG: 0.500 80 Mark Sobolewski, R	FC6-4			24 1B						2	1	1	1	1	0	1																			
55 Chris Colabello, R OBP: 0.300, SLG: 0.400 44 Chris Herrmann, L	G4-3	G6-3								3	0	0	0	0	0	3																			
12 Joe Benson, R OBP: 0.250, SLG: 0.571										4	2	1	2	1	3	3																			
2 Brian Dozier, R OBP: 0.429, SLG: 0.500 Eddie Rosario, L OBP: 0.667, SLG: 1.000										2	1	1	0	1	0	0																			
25 Pedro Florimón, S OBP: 0.286, SLG: 0.333 83 Danny Santana, S OBP: 0.571, SLG: 0.250	E6									3	0	0	0	0	1	2																			
<b>Inning Stats</b>	R: 0 E: 0 K: 0 S: 3	H: 0 LOB: 0 BB: 0 P: 3	R: 2 E: 2 K: 0 S: 7	H: 2 LOB: 2 BB: 1 P: 14	R: 2 E: 0 K: 1 S: 8	H: 3 LOB: 1 BB: 0 P: 8	R: 1 E: 0 K: 1 S: 6	H: 2 LOB: 1 BB: 1 P: 11	R: 0 E: 0 K: 1 S: 5	H: 0 LOB: 1 BB: 1 P: 9	R: 1 E: 0 K: 0 S: 5	H: 2 LOB: 2 BB: 1 P: 9	R: 2 E: 0 K: 1 S: 6	H: 1 LOB: 0 BB: 1 P: 10	R: 0 E: 0 K: 0 S: 4	H: 1 LOB: 2 BB: 1 P: 8	R: 0 E: 0 K: 1 S: 6	H: 1 LOB: 2 BB: 1 P: 10	1B: 6 2B: 4 3B: 0 HR: 2	SF: 0 SAC: 0 DP: 0 HBP: 0	WP: 0 PB: 0 SB: 1 CS: 1	PA: 47													
<b>PITCHER</b>	IP	WLS	BF	H	R	ER	SO	BB	IBB	HBP	BLK	WP	HR	S	P	ERA	WHIP	<b>PITCHER</b>	IP	WLS	BF	H	R	ER	SO	BB	IBB	HBP	BLK	WP	HR	S	P	ERA	WHIP
24 Ricky Romero, L ERA: 10.8	1.2		8	2	2	2	2	1	0	0	0	0	1	8	14	10.80	1.800	31 Michael Schwimer, R ERA: 4.5	1.0		4	0	0	0	1	1	0	0	0	0	0	5	9	9.00	1.000
57 Juan Pablo Perez, L ERA: 16.2	0.1	H	2	0	0	0	0	0	0	0	0	0	0	2	3	0.00	0.000	34 Ramon Ortiz, R ERA: 4.5	1.0		6	2	1	1	0	1	0	0	0	0	0	5	9	9.00	1.000
50 Steve Delabar, R ERA: 16.2	0.2	L	5	3	2	2	0	0	0	0	0	0	0	5	5	27.00	4.500	54 Dave Bush, R ERA: 6.0	1.0		5	1	2	2	1	1	0	0	0	0	1	6	10	18.00	2.000
16 Bobby Korecky, R ERA: 4.5	0.1		1	0	0	0	1	0	0	0	0	0	0	3	3	0.00	0.000	37 Neil Wagner, R ERA: 4.5	1.0		5	1	0	0	0	1	0	0	0	0	0	4	8	0.00	2.000
32 Emil Rogers, R ERA: 4.5	1.0		5	2	1	1	1	1	0	0	0	0	0	6	11	9.00	3.000	66 Rich Thompson, R ERA: 4.5	1.0		5	1	0	0	1	1	0	0	0	0	0	6	10	0.00	2.000

Minnesota Twins @ Toronto Blue Jays  
Florida Auto Exchange Stadium, Dunedin, FL  
Tue Feb 26 2013, 1:08 PM - 4:07 PM EST  
Att. 2,702 - Overcast - 68 F

AB 39  
R 8  
H 12  
RBI 8  
BB 7  
SO 5  
LOB 22



Batter	1	2	3	4	5	6	7	8	9	AB	R	H	RBI	BB	SO	LOB	BOTTOM																		
1 Emilio Bonifácio, S OBP: 0.300, SLG: 0.400 73 Lance Zawadzki, L OBP: 0.750, SLG: 1.250	G4-3	F7		FC4						3	1	1	0	0	0	3																			
3 Maicer Izturis, S OBP: 0.333, SLG: 0.333	G4-3	G4-3								3	0	0	0	0	0	2																			
67 Eugenio Velez, S OBP: 0.333, SLG: 0.333										1	0	0	0	0	0	1																			
11 Rajai Davis, R OBP: 0.333, SLG: 0.333 8 Ricardo Nanita, L										3	1	2	1	0	0	0																			
26 Adam Lind, L OBP: 0.444, SLG: 1.000 58 Luis Jimenez, L OBP: 0.125, SLG: 0.125										3	1	1	2	0	0	1																			
22 Henry Blanco, R OBP: 0.143, SLG: 0.143 30 Josh Thole, L										3	0	1	0	0	0	0																			
17 Ryan Langerhans, L OBP: 0.222, SLG: 0.222 14 Moisés Sierra, R OBP: 0.286, SLG: 0.286										2	0	0	0	0	2	1																			
69 Sean Ochinko, R OBP: 0.333, SLG: 0.667 6 A.J. Jimenez, R										2	0	0	0	0	1	1																			
70 Andy LaRoche, R OBP: 0.222, SLG: 0.667 68 Ryan Schimpf, L OBP: 0.200, SLG: 0.400										3	1	2	1	0	0	0																			
8 Anthony Gose, L OBP: 0.556, SLG: 0.714 72 Adam Loewen, L										1	0	1	0	1	0	0																			
<b>Inning Stats</b>	R: 3 E: 0 K: 2 S: 11	H: 4 LOB: 1 BB: 0 P: 12	R: 0 E: 0 K: 0 S: 4	H: 1 LOB: 1 BB: 0 P: 5	R: 0 E: 0 K: 0 S: 3	H: 0 LOB: 0 BB: 0 P: 3	R: 0 E: 0 K: 1 S: 6	H: 1 LOB: 2 BB: 1 P: 10	R: 0 E: 0 K: 0 S: 3	H: 1 LOB: 1 BB: 0 P: 3	R: 1 E: 0 K: 1 S: 6	H: 2 LOB: 0 BB: 0 P: 6	R: 0 E: 0 K: 0 S: 3	H: 0 LOB: 0 BB: 0 P: 3	R: 0 E: 0 K: 1 S: 5	H: 0 LOB: 0 BB: 0 P: 5	1B: 5 2B: 2 3B: 0 HR: 2	SF: 0 SAC: 0 DP: 2 HBP: 0	WP: 0 PB: 1 SB: 1 CS: 0	PA: 35															
<b>PITCHER</b>	IP	WLS	BF	H	R	ER	SO	BB	IBB	HBP	BLK	WP	HR	S	P	ERA	WHIP	<b>PITCHER</b>	IP	WLS	BF	H	R	ER	SO	BB	IBB	HBP	BLK	WP	HR	S	P	ERA	WHIP
37 Mike Pelfrey, R ERA: 16.2	1.1	W	4	0	0	0	0	0	0	0	0	0	0	4	5	0.00	0.000	72 Michael Tonkin, R ERA: 4.5	1.0		3	0	0	0	1	0	0	0	0	0	5	5	0.00	0.000	
57 Ryan Pressly, R ERA: 4.5	2.0	H	8	2	0	0	1	1	0	0	0	0	0	9	13	0.00	1.500	67 Luis Perdomo, R ERA: 4.5	1.0		3	0	0	0	0	0	0	0	0	5	5	0.00	0.000		
20 Josh Roenicke, R ERA: 4.5	1.0	H	3	0	0	0	0	0	0	0	0	0	0	3	3	0.00	0.000																		
64 Tyler Robertson, L ERA: 13.5	1.0		4	2	1	1	1	0	0	0	0	0	0	1	6	9.00	2.000																		

Minnesota Twins @ Toronto Blue Jays  
Florida Auto Exchange Stadium, Dunedin, FL  
Tue Feb 26 2013, 1:08 PM - 4:07 PM EST  
Att. 2,702 - Overcast - 68 F

AB 34  
R 4  
H 9  
RBI 4  
BB 1  
SO 5  
LOB 9













Batter	1	2	3	4	5	6	7	8	9	AB	R	H	RBI	BB	SO	LOB	TOP			
32 Aaron Hicks, S OBP: 0.333, SLG: 0.500	F8	SF8		P6		K		2B 80 SF8 1B		4	1	1	1	0	1	1	<b>Minnesota Twins @ Miami Marlins</b> Roger Dean Stadium, Jupiter, FL Fri Mar 01 2013, 1:09 PM - 4:01 PM EST Att. 2,700 - Overcast - 66 F			
8 Jamey Carroll, R OBP: 0.333, SLG: 0.417 Eddie Rosario, L OBP: 0.636, SLG: 1.000	24 1B 13 1B	24 FC6-4 1B			P5	G5-3		80 SF8 55 2B		4	1	2	1	0	0	1				
24 Trevor Plouffe, R OBP: 0.365, SLG: 0.333 80 Mark Sobolewski, R OBP: 0.250, SLG: 0.286	13 1B	FC6-4 1B			K		13 F8 55 1B	SF8		4	0	2	0	0	1	1				
27 Chris Parmelee, L OBP: 0.231, SLG: 0.308 55 Chris Colabelo, R OBP: 0.400, SLG: 0.590	K				K		26 BB 1B			3	0	1	0	0	2	2				
13 Jeff Clement, L OBP: 0.357, SLG: 0.182	1-2 3H 1B			L9			48 E 41 1B 48 FC4 BB	F8	L9	4	1	1	1	1	0	4				
48 Brandon Boggs, S OBP: 0.308, SLG: 0.500 11 Clete Thomas, L OBP: 0.273, SLG: 0.364	F8			K		FC4 41 1B 25 2B	K		G4-3	3	1	0	0	0	1	4				
22 Wilkin Ramirez, R OBP: 0.400, SLG: 0.700 26 Brian Dinkelman, L OBP: 0.500, SLG: 0.286		25 G1-3 32 SF8 2B		K		K			F8	3	1	1	0	0	2	3				
41 Drew Butera, R OBP: 0.714, SLG: 0.600 44 Chris Herrmann, L OBP: 0.429, SLG: 0.400		32 SF8 8 1B 25 G1-3		L5		25 2B 1B	F8			3	2	2	1	0	0	0				
25 Pedro Florimón, S OBP: 0.250, SLG: 0.364 83 Danny Santana, S OBP: 0.444, SLG: 0.167		G1-3		F8		1-3 3H 2B		P5	G1-3	3	0	1	2	0	0	2				
<b>Inning Stats</b>	R: 1 E: 0 K: 1 S: 8	H: 3 LOB: 2 BB: 0 P: 8	R: 2 E: 0 K: 0 S: 6	H: 3 LOB: 1 BB: 0 P: 6	R: 0 E: 0 K: 2 S: 8	H: 1 LOB: 1 BB: 0 P: 8	R: 0 E: 0 K: 0 S: 3	H: 0 LOB: 0 BB: 0 P: 3	R: 0 E: 0 K: 2 S: 7	H: 2 LOB: 1 BB: 1 P: 14	R: 0 E: 0 K: 1 S: 7	H: 2 LOB: 3 BB: 1 P: 11	R: 2 E: 0 K: 0 S: 6	H: 3 LOB: 1 BB: 0 P: 6	R: 0 E: 0 K: 0 S: 4	H: 1 LOB: 1 BB: 0 P: 4		1B: 10 2B: 5 3B: 0 HR: 0	SF: 2 SAC: 0 DP: 0 HBP: 0	WP: 0 PB: 0 SB: 0 CS: 0
<b>PITCHER</b>	IP WLS BF H R ER SO BB IBB HBP BLK WP HR S P ERA WHIP	37 Henderson Alvarez III, R ERA: 6.75 23 Wade LeBlanc, L ERA: 31 Steve Cishek, R ERA: 4.5 60 Jon Rauch, R ERA: 7.71 62 Jordan Smith, R ERA:	2.0 3.0 1.2 1.1 1.0	WLS BF H R ER SO BB IBB HBP BLK WP HR S P ERA WHIP	12 10 11 3 3 4 0 0 0 0 0 0 0 14 18 20 11 4	3 6 4 2 2 3 0 0 0 0 0 0 0 14 18 20 11 4	3.000 0.333 3.000 3.000 1.000	<b>PITCHER</b>	IP WLS BF H R ER SO BB IBB HBP BLK WP HR S P ERA WHIP	60 Pedro Hernandez, L (7, 1) ERA: 72 Michael Tonkin, R (8, 1) ERA: 67 Luis Perdomo, R (9, 1) ERA: 6.0	1.0 1.0 1.0	WLS BF H R ER SO BB IBB HBP BLK WP HR S P ERA WHIP	4 3 0 0 0 0 0 0 0 0 0 0 6 6 5 5 7	0.00 9.00 0.00 0.00 18.00	3.500 3.000 1.000 0.000 2.000					

Batter	1	2	3	4	5	6	7	8	9	AB	R	H	RBI	BB	SO	LOB	BOTTOM			
9 Juan Pierre, L OBP: 0.455, SLG: 0.636 76 Christian Yelich, L OBP: 0.417, SLG: 0.545	30 1B 27 SF8			B1		K			G3-1	3	1	2	1	0	0	0	<b>Minnesota Twins @ Miami Marlins</b> Roger Dean Stadium, Jupiter, FL Fri Mar 01 2013, 1:09 PM - 4:01 PM EST Att. 2,700 - Overcast - 66 F			
30 Placido Polanco, R OBP: 0.455, SLG: 0.400 15 Kevin Kouzmanoff, R OBP: 0.286, SLG: 0.857	18 BB 17 1B	L7		18 WP 1B			G6-3		HR	3	1	2	0	0	0	1				
27 Giancarlo Stanton, R OBP: 0.444, SLG: 0.800	SF8			P4			61 C6-4 BB	F8		3	0	0	1	1	1	2				
18 Casey Kotchman, L OBP: 0.625, SLG: 1.143 61 Jordan Brown, L OBP: 0.143, SLG: 0.286	8 1B 8 E 17 1B	BB		8 F7 3 1B 17 1B		G3		FC6-4	G4-3	2	2	1	0	1	0	1				
17 Donovan Solano, R OBP: 0.455, SLG: 0.500 72 Derek Dietrich, L OBP: 0.286, SLG: 0.333	8 E 1B			2 FC4 3 1B		G1-3		K		3	0	2	1	0	0	0				
8 Chris Coghlan, L OBP: 0.394, SLG: 0.455 11 Bryan Petersen, L	E8			F7		K			L8	3	0	1	0	0	1	2				
3 Adeiny Hechavarria, R OBP: 0.273, SLG: 0.111 12 Matt Downs, R OBP: 0.300, SLG: 0.700	G4-6-3			2 FC4 1B		G6-3			G4-3	3	0	1	1	0	0	2				
53 Kyle Skipworth, L OBP: 0.222, SLG: 0.250 74 Jake Jefferies, L				F8		K			P6	3	1	1	0	0	1	2				
2 Gorkys Hernández, R 77 Jake Marisnick, R OBP: 0.633, SLG: 1.400				G6-3		F8			76 G3-1 15 HR 2B	1	1	1	0	0	0	0				
<b>Inning Stats</b>	R: 3 E: 1 K: 0 S: 6	H: 4 LOB: 1 BB: 1 P: 11	R: 1 E: 0 K: 1 S: 7	H: 2 LOB: 0 BB: 0 P: 7	R: 1 E: 0 K: 0 S: 6	H: 3 LOB: 2 BB: 0 P: 6	R: 0 E: 0 K: 0 S: 4	H: 1 LOB: 1 BB: 0 P: 5	R: 0 E: 0 K: 2 S: 7	H: 0 LOB: 0 BB: 0 P: 7	R: 0 E: 0 K: 2 S: 5	H: 0 LOB: 1 BB: 1 P: 9	R: 0 E: 0 K: 0 S: 3	H: 0 LOB: 0 BB: 0 P: 3	R: 2 E: 0 K: 0 S: 5	H: 2 LOB: 0 BB: 0 P: 6		1B: 9 2B: 2 3B: 0 HR: 1	SF: 1 SAC: 0 DP: 1 HBP: 0	WP: 1 PB: 0 SB: 0 CS: 0
<b>PITCHER</b>	IP WLS BF H R ER SO BB IBB HBP BLK WP HR S P ERA WHIP	49 Vance Worley, R ERA: 6.75 20 Josh Roenicke, R ERA: 57 Ryan Pressly, R ERA: 43 Tim Wood, R ERA: 64 Tyler Robertson, L ERA: 9.0	1.0 3.1 4.1 5.1 6.1	IP WLS BF H R ER SO BB IBB HBP BLK WP HR S P ERA WHIP	6 3 1 0 0 0 0 0 0 0 0 0 0 6 6 5 5 7	9.00 3.000 0.00 0.000 0.000 0.000	<b>PITCHER</b>	IP WLS BF H R ER SO BB IBB HBP BLK WP HR S P ERA WHIP	60 Pedro Hernandez, L (7, 1) ERA: 72 Michael Tonkin, R (8, 1) ERA: 67 Luis Perdomo, R (9, 1) ERA: 6.0	1.0 1.0 1.0	WLS BF H R ER SO BB IBB HBP BLK WP HR S P ERA WHIP	4 3 0 0 0 0 0 0 0 0 0 0 6 6 5 5 7	0.00 9.00 0.00 0.000 18.00							









Batter	1	2	3	4	5	6	7	8	9	AB	R	H	RBI	BB	SO	LOB	TOP																	
32 Aaron Hicks, S OBP: 0.278, SLG: 0.412	F9		K		K			L3		3	0	0	0	0	2	2	<b>Minnesota Twins @ Tampa Bay Rays</b> Charlotte Sports Park, Port Charlotte, FL Sun Mar 03 2013, 1:07 PM - 3:54 PM EST Att: 4,548 - Partly Cloudy - 53 F																	
11 Clete Thomas, L OBP: 0.250, SLG: 0.333										1	0	0	0	0	0																			
2 Brian Dozier, R OBP: 0.429, SLG: 0.455	P3						F7			3	1	1	0	0	0																			
5 Eduardo Escobar, S OBP: 0.250, SLG: 0.267										1	0	1	0	0	0																			
16 Josh Willingham, R OBP: 0.379, SLG: 0.765										3	0	0	0	0	1																			
26 Brian Dinkelman, L OBP: 0.417, SLG: 0.222	K						F8			1	0	0	0	0	1																			
9 Ryan Doumit, S OBP: 0.235, SLG: 0.375		K								3	0	1	0	0	1																			
77 Eric Fryer, R OBP: 0.250, SLG: 0.500										1	1	1	0	0	0																			
24 Trevor Plouffe, R OBP: 0.438, SLG: 0.400										3	0	2	1	0	1																			
80 Mark Sobolewski, R OBP: 0.333, SLG: 0.500										1	0	1	1	0	0																			
12 Joe Benson, R OBP: 0.313, SLG: 0.385										3	0	0	0	0	1																			
48 Brandon Boggs, S OBP: 0.267, SLG: 0.429	F8									1	0	0	0	0	1																			
22 Wilkin Ramirez, R OBP: 0.286, SLG: 0.500										4	0	0	0	0	1																			
13 Jeff Clement, L OBP: 0.375, SLG: 0.231										2	0	1	0	0	1																			
84 Dan Rohlfing, R OBP: 0.333, SLG: 0.400										1	0	0	0	1	1																			
1 Ray Olmedo, S OBP: 0.333, SLG: 0.417										4	0	1	0	0	0																			
<b>Inning Stats</b>	R: 0 E: 0 K: 1 S: 5	H: 0 LOB: 0 BB: 0 P: 6	R: 0 E: 0 K: 2 S: 7	H: 0 LOB: 0 BB: 0 P: 7	R: 0 E: 0 K: 2 S: 8	H: 1 LOB: 1 BB: 0 P: 8	R: 1 E: 0 K: 0 S: 5	H: 2 LOB: 1 BB: 0 P: 7	R: 0 E: 0 K: 1 S: 6	H: 1 LOB: 1 BB: 0 P: 6	R: 0 E: 0 K: 1 S: 7	H: 2 LOB: 2 BB: 0 P: 7	R: 0 E: 0 K: 1 S: 5	H: 0 LOB: 0 BB: 0 P: 5	R: 0 E: 0 K: 0 S: 3	H: 1 LOB: 0 BB: 0 P: 3	R: 1 E: 0 K: 2 S: 9	H: 2 LOB: 2 BB: 1 P: 13	1B: 6 2B: 3 3B: 0 HR: 0	SF: 0 SAC: 0 DP: 1 HBP: 0	WP: 0 PB: 1 SB: 0 CS: 1	PA: 36												
<b>PITCHER</b>	IP WLS BF H R ER SO BB IBB HBP BLK WP HR S P ERA WHIP	IP WLS BF H R ER SO BB IBB HBP BLK WP HR S P ERA WHIP																																
14 David Price, L ERA: 5.0	3.0	10	2	1	0	0	5	0	0	0	0	0	0	0	0	0	0.00	0.333	<b>51 Felipe Vázquez, L</b> ERA: 5.4	1.0	6	2	1	1	2	1	0	0	0	0	0	0	9.00	2.000
35 Jamey Wright, R ERA: 5.0	1.0	5	2	1	1	0	0	0	0	0	0	0	0	0	0	0	0.00	2.000		0.00	3.000													
62 Joel Peralta, R ERA: 11.57	1.0	W	4	1	0	0	1	0	0	0	0	0	0	0	0	0	0.00	1.000		0.00	0.000													
57 Jake McGee, L ERA: 1.8	1.0	H	5	2	0	0	1	0	0	0	0	0	0	0	0	0	0.00	2.000		0.00	0.500													
73 J.D. Martin, R ERA: 1.8	2.0	6	1	0	0	0	1	0	0	0	0	0	0	0	0	0	0.00	0.500																

Batter	1	2	3	4	5	6	7	8	9	AB	R	H	RBI	BB	SO	LOB	BOTTOM																	
8 Desmond Jennings, R OBP: 0.643, SLG: 0.556	F9									2	1	1	0	1	0	0	<b>Minnesota Twins @ Tampa Bay Rays</b> Charlotte Sports Park, Port Charlotte, FL Sun Mar 03 2013, 1:07 PM - 3:54 PM EST Att: 4,548 - Partly Cloudy - 53 F																	
16 Chris Gimenez, R OBP: 0.417, SLG: 0.700										1	1	1	3	0	0																			
2 Kelly Johnson, L OBP: 0.287, SLG: 0.286	G3-1									3	1	1	2	0	0																			
66 Jason Bourgeois, R OBP: 0.357, SLG: 0.333										2	0	0	0	0	1																			
3 Evan Longoria, R OBP: 0.545, SLG: 0.690										3	0	1	0	0	0																			
10 Brandon Guyer, R OBP: 0.500, SLG: 0.400										1	0	0	0	1	1																			
20 Matt Joyce, L OBP: 0.643, SLG: 0.800										3	0	1	1	0	1																			
36 Hak-Ju Lee, L OBP: 0.300, SLG: 0.125										1	0	0	0	0	1																			
11 Yunel Escobar, R OBP: 0.313, SLG: 0.600										3	1	1	0	0	0																			
38 Robinson Chirinos, R OBP: 0.286, SLG: 0.364										1	0	0	0	0	0																			
7 Mike Fontenot, L OBP: 0.467, SLG: 0.417										1	0	1	0	2	0																			
21 James Loney, L OBP: 0.286, SLG: 0.357										2	0	1	1	0	0																			
86 Leslie Anderson, L OBP: 0.444, SLG: 0.765										2	0	0	0	0	4																			
59 Jose Lobaton, S OBP: 0.300, SLG: 0.222										2	0	0	0	0	0																			
29 Tim Beckham, R OBP: 0.250, SLG: 0.455										1	1	0	0	0	0																			
5 Sam Fuld, L OBP: 0.273, SLG: 0.455										2	1	1	0	0	0																			
60 Wil Myers, R OBP: 0.313, SLG: 0.500										2	1	1	0	0	1																			
<b>Inning Stats</b>	R: 0 E: 0 K: 0 S: 4	H: 1 LOB: 1 BB: 0 P: 4	R: 0 E: 0 K: 0 S: 3	H: 0 LOB: 0 BB: 0 P: 3	R: 0 E: 0 K: 0 S: 3	H: 0 LOB: 1 BB: 1 P: 7	R: 1 E: 0 K: 1 S: 8	H: 3 LOB: 2 BB: 0 P: 8	R: 3 E: 0 K: 0 S: 7	H: 4 LOB: 2 BB: 1 P: 11	R: 1 E: 0 K: 1 S: 6	H: 1 LOB: 0 BB: 0 P: 6	R: 0 E: 0 K: 1 S: 5	H: 0 LOB: 2 BB: 2 P: 13	R: 2 E: 0 K: 2 S: 9	H: 1 LOB: 0 BB: 0 P: 14	1B: 5 2B: 3 3B: 1 HR: 1	SF: 1 SAC: 0 DP: 0 HBP: 1	WP: 0 PB: 0 SB: 1 CS: 0	PA: 39														
<b>PITCHER</b>	IP WLS BF H R ER SO BB IBB HBP BLK WP HR S P ERA WHIP	IP WLS BF H R ER SO BB IBB HBP BLK WP HR S P ERA WHIP																																
37 Mike Pelfrey, R ERA: 5.79	3.0	11	1	0	0	0	0	1	0	0	0	0	0	0	0	0	0.00	0.667	<b>74 B.J. Hershman, R</b> ERA: 18.0	1.0	5	1	2	2	2	0	0	0	0	0	0	0	18.00	1.000
31 Alex Burnett, R ERA: 6.0	1.0	B	6	3	1	1	1	0	0	0	0	0	0	0	0	0	9.00	3.000		0.00	0.000													
61 Jared Burton, R ERA: 10.13	1.0	L	8	4	3	3	0	1	0	0	0	0	0	0	0	0	27.00	5.000		0.00	0.000													
50 Casey Fien, R ERA: 6.0	1.0		4	1	1	1	1	0	0	0	0	0	0	0	0	0	9.00	1.000		0.00	0.000													
65 Trevor May, R ERA: 6.0	1.0		5	0	0	0	1	2	0	0	0	0	0	0	0	0	0.00	2.000		0.00	0.000													

AB	35
R	2
H	9
RBI	2
BB	1
SO	10
LOB	13

AB	33
R	7
H	10
RBI	7
BB	4
SO	5
LOB	13





Batter	1	2	3	4	5	6	7	8	9	AB	R	H	RBI	BB	SO	LOB	TOP			
32 Aaron Hicks, S OBP: 0.304, SLG: 0.545										5	2	2	2	0	1	1	<b>Minnesota Twins @ St. Louis Cardinals</b> Roger Dean Stadium, Jupiter, FL Mon Mar 04 2013, 1:10 PM - 3:40 PM EST Att: 4,703 - Sunny - 65 F			
2 Brian Dozier, R OBP: 0.368, SLG: 0.375										5	1	1	0	0	1	0				
24 Trevor Plouffe, R OBP: 0.400, SLG: 0.389										3	0	1	1	0	0	0				
80 Mark Sobolewski, R OBP: 0.400, SLG: 0.667										1	0	1	0	0	0	0				
27 Chris Parmelee, L OBP: 0.368, SLG: 0.353										2	1	2	0	1	0	0				
11 Clete Thomas, L OBP: 0.214, SLG: 0.286										2	0	0	0	0	1	1				
12 Joe Benson, R OBP: 0.316, SLG: 0.375										3	0	1	1	0	0	3				
48 Brandon Boggs, S OBP: 0.294, SLG: 0.625										2	1	1	1	0	0	1				
22 Wilkin Ramirez, R OBP: 0.294, SLG: 0.471										3	0	1	0	0	0	1				
82 Josmil Pinto, R OBP: 0.250, SLG: 0.250										1	0	0	0	0	0	0				
44 Chris Herrmann, L OBP: 0.273, SLG: 0.222										3	0	0	0	0	2	4				
84 Dan Rohlfing, R OBP: 0.429, SLG: 0.500										1	1	1	0	0	0	0				
26 Brian Dinkelman, L OBP: 0.400, SLG: 0.182										2	0	0	0	1	0	2				
13 Jeff Clement, L OBP: 0.353, SLG: 0.214										1	0	0	0	0	0	1				
25 Pedro Florimón, S OBP: 0.294, SLG: 0.375										3	1	1	0	0	0	1				
83 Danny Santana, S OBP: 0.500, SLG: 0.429										1	0	1	1	0	0	0				
<b>Inning Stats</b>	R: 3 E: 1 K: 0 S: 7	H: 4 LOB: 1 BB: 0 P: 7	R: 0 E: 0 K: 0 S: 3	H: 0 LOB: 0 BB: 0 P: 3	R: 0 E: 0 K: 0 S: 3	H: 1 LOB: 1 BB: 1 P: 7	R: 0 E: 0 K: 1 S: 5	H: 0 LOB: 0 BB: 1 P: 9	R: 0 E: 0 K: 1 S: 7	H: 2 LOB: 2 BB: 0 P: 7	R: 2 E: 0 K: 0 S: 6	H: 2 LOB: 0 BB: 0 P: 7	R: 2 E: 0 K: 0 S: 8	H: 3 LOB: 1 BB: 0 P: 11	R: 0 E: 0 K: 2 S: 8	H: 1 LOB: 1 BB: 0 P: 8	1B: 9 2B: 3 3B: 0 HR: 2	SF: 1 SAC: 0 DP: 2 HBP: 0	WP: 1 PB: 0 SB: 0 CS: 0	PA: 41
<b>PITCHER</b>	IP WLS BF H R ER SO BB IBB HBP BLK WP HR S P ERA WHIP	IP WLS BF H R ER SO BB IBB HBP BLK WP HR S P ERA WHIP																		
31 Lance Lynn, R ERA: 8.31	2.1 L 12 5 3 2 0 0 0 0 0 0 0 0 0 0 7.71 2.143																			
36 Randy Choate, L ERA: 2.45	0.2 2 0 0 0 0 0 1 0 0 0 0 1 0 1 5 0.00 1.500																			
74 Michael Wacha, R ERA: 2.45	2.2 11 2 0 0 3 1 0 0 0 0 0 0 0 16 20 0.00 1.125																			
66 Victor Marte, R ERA: 5.4	0.1 1 0 0 0 0 0 0 0 0 0 0 0 0 1 1 0.00 0.000																			
30 Jason Motte, R ERA: 12.0	1.0 5 2 2 2 0 0 0 0 0 0 0 0 1 6 7 18.00 2.000																			
44 Edward Mujica, R ERA: 6.0	1.0 6 3 2 2 0 0 0 0 0 0 0 0 0 1 8 11 18.00 3.000																			
65 Keith Butler, R ERA: 6.0	1.0 4 1 0 0 2 0 0 0 0 0 0 0 0 0 8 8 0.00 1.000																			

Batter	1	2	3	4	5	6	7	8	9	AB	R	H	RBI	BB	SO	LOB	BOTTOM					
19 Jon Jay, L OBP: 0.421, SLG: 0.471										3	0	1	0	0	1	0	<b>Minnesota Twins @ St. Louis Cardinals</b> Roger Dean Stadium, Jupiter, FL Mon Mar 04 2013, 1:10 PM - 3:40 PM EST Att: 4,703 - Sunny - 65 F					
43 Shane Robinson, R OBP: 0.619, SLG: 1.056										0	0	0	0	0	0	0						
81 Adam Ehrlich, L OBP: 0.619, SLG: 1.056										0	0	0	0	1	0	0						
33 Daniel Descalso, L OBP: 0.400, SLG: 0.520										3	0	1	0	0	0	2						
79 Kolten Wong, L OBP: 0.200, SLG: 0.333										1	0	0	0	0	0	2						
7 Matt Holliday, R OBP: 0.313, SLG: 0.385										3	0	0	0	0	0	1						
56 Adron Chambers, L OBP: 0.280, SLG: 0.429										1	0	0	0	0	0	1						
21 Allen Craig, R OBP: 0.733, SLG: 1.000										1	0	0	0	2	0	0						
60 Justin Christian, R OBP: 0.316, SLG: 0.389										0	0	0	0	0	0	0						
23 David Freese, R OBP: 0.375, SLG: 0.571										2	0	0	0	0	0	1						
16 Ronny Cedeno, R OBP: 0.222, SLG: 0.188										1	0	0	0	0	0	1						
87 Oscar Taveras, L OBP: 0.320, SLG: 0.458										2	0	0	0	0	1	1						
88 Starlin Rodriguez, R OBP: 0.250, SLG: 0.500										1	0	0	0	0	0	0						
12 Ty Wigginton, R OBP: 0.240, SLG: 0.143										2	0	0	0	1	0	0						
82 Audry Pérez, R OBP: 0.237, SLG: 0.154										0	0	0	0	0	0	0						
38 Pete Kozma, R OBP: 0.458, SLG: 0.636										2	0	0	0	0	0	0						
8 Ryan Jackson, R OBP: 0.287, SLG: 0.154										1	0	0	0	0	0	1						
48 Tony Cruz, R OBP: 0.313, SLG: 0.286										1	0	0	0	1	0	0						
46 J.R. Towles, R OBP: 0.556, SLG: 0.429										0	0	0	0	1	0	0						
<b>Inning Stats</b>	R: 0 E: 0 K: 1 S: 5	H: 0 LOB: 0 BB: 0 P: 5	R: 0 E: 0 K: 1 S: 5	H: 0 LOB: 0 BB: 0 P: 5	R: 0 E: 0 K: 0 S: 3	H: 0 LOB: 0 BB: 0 P: 3	R: 0 E: 0 K: 0 S: 3	H: 1 LOB: 0 BB: 0 P: 3	R: 0 E: 0 K: 0 S: 2	H: 0 LOB: 0 BB: 1 P: 6	R: 0 E: 0 K: 0 S: 4	H: 1 LOB: 2 BB: 1 P: 8	R: 0 E: 0 K: 0 S: 2	H: 0 LOB: 1 BB: 1 P: 6	R: 0 E: 0 K: 0 S: 2	H: 0 LOB: 1 BB: 2 P: 10	R: 0 E: 0 K: 0 S: 2	H: 0 LOB: 1 BB: 2 P: 10	1B: 2 2B: 0 3B: 0 HR: 0	SF: 0 SAC: 0 DP: 5 HBP: 0	WP: 0 PB: 0 SB: 0 CS: 0	PA: 30
<b>PITCHER</b>	IP WLS BF H R ER SO BB IBB HBP BLK WP HR S P ERA WHIP	IP WLS BF H R ER SO BB IBB HBP BLK WP HR S P ERA WHIP																				
38 Cole De Vries, R ERA: 0.00	2.0 W 6 1 0 0 0 0 0 0 0 0 0 0 6 6 0.00 0.500																					
39 P.J. Walters, R ERA: 0.00	2.0 H 6 1 0 0 0 0 0 0 0 0 0 0 6 6 0.00 0.500																					
57 Ryan Pressly, R ERA: 0.00	2.0 H 8 1 0 0 0 2 0 0 0 0 0 0 6 14 0.00 1.500																					
66 Alex Meyer, R ERA: 0.00	2.0 6 0 0 0 0 2 0 0 0 0 0 0 4 12 0.00 1.000																					
72 Michael Tonkin, R ERA: 0.00	1.0 4 0 0 0 0 2 0 0 0 0 0 0 2 10 0.00 2.000																					

AB	38
R	7
H	13
RBI	6
BB	2
SO	5
LOB	15



AB	24
R	0
H	2
RBI	0
BB	6
SO	2
LOB	10





Batter	1	2	3	4	5	6	7	8	9	AB	R	H	RBI	BB	SO	LOB	TOP										
8 Desmond Jennings, R OBP: 0.563, SLG: 0.455 7 Mike Fontenot, L OBP: 0.450, SLG: 0.333										2	0	0	0	0	1	2											
2 Kelly Johnson, L OBP: 0.278, SLG: 0.294 66 Jason Bourgeois, R OBP: 0.353, SLG: 0.333										3	0	1	0	0	1	0											
3 Evan Longoria, R OBP: 0.500, SLG: 0.538 26 Stephen Vogt, L OBP: 0.357, SLG: 0.500										3	0	1	0	0	1	2											
20 Matt Joyce, L OBP: 0.588, SLG: 0.692 10 Brandon Guyer, R OBP: 0.444, SLG: 0.500										3	0	1	0	0	0	1											
11 Yunel Escobar, R OBP: 0.368, SLG: 0.588 24 Rich Thompson, L OBP: 0.375, SLG: 0.375 87 Cole Figueroa, L OBP: 0.500, SLG: 0.692										2	1	1	0	1	0	1											
21 James Loney, L OBP: 0.235, SLG: 0.294 36 Hak-Ju Lee, L OBP: 0.308, SLG: 0.182										3	0	0	0	0	0	3											
86 Leslie Anderson, L OBP: 0.409, SLG: 0.714 69 Nick Weglarz, L (8, PH)										3	1	1	1	0	0	2											
60 Wil Myers, R OBP: 0.318, SLG: 0.421 38 Robinson Chirinos, R (7, 2)										2	0	1	0	1	1	0											
59 Jose Lobaton, S OBP: 0.385, SLG: 0.273 40 Kevin Kiermaier, L OBP: 0.300, SLG: 0.556										2	0	1	1	1	1	1											
<b>Inning Stats</b>	R: 0 E: 0 K: 2 S: 7	H: 0 LOB: 0 BB: 0 P: 7	R: 2 E: 0 K: 1 S: 8	H: 3 LOB: 2 BB: 1 P: 12	R: 0 E: 0 K: 0 S: 4	H: 1 LOB: 1 BB: 0 P: 4	R: 0 E: 0 K: 1 S: 5	H: 0 LOB: 0 BB: 0 P: 5	R: 0 E: 0 K: 0 S: 3	H: 1 LOB: 2 BB: 1 P: 7	R: 0 E: 0 K: 0 S: 3	H: 1 LOB: 0 BB: 0 P: 5	R: 0 E: 0 K: 1 S: 5	H: 1 LOB: 0 BB: 0 P: 5	R: 5 E: 0 K: 2 S: 12	H: 5 LOB: 1 BB: 1 P: 18	R: 1 E: 0 K: 0 S: 5	H: 2 LOB: 1 BB: 0 P: 5	1B: 11 2B: 2 3B: 1 HR: 0	SF: 0 SAC: 1 DP: 3 HBP: 0	WP: 0 PB: 0 SB: 4 CS: 0	PA: 42					
<b>PITCHER</b>	IP	WLS	BF	H	R	ER	SO	BB	IBB	HBP	BLK	WP	HR	S	P	ERA	WHIP										
62 Liam Hendriks, R ERA: 3.38	3.0		14	4	2	2	3	1	0	0	0	0	0	19	23	6.00	1.667										
52 Brian Duensing, L ERA: 4.5	2.0		7	1	0	0	1	1	0	0	0	0	0	8	12	0.00	1.000										
20 Josh Roenicke, R ERA: 3.6	2.0		7	2	0	0	1	1	0	0	0	0	0	8	12	0.00	1.500										
43 Tim Wood, R ERA: 9.64	0.2	L	8	5	5	5	1	1	0	0	0	0	0	9	15	67.50	9.000										
64 Tyler Robertson, L ERA: 8.31	1.1		6	2	1	1	1	0	0	0	0	0	0	8	8	6.75	1.500										

Tampa Bay Rays @ Minnesota Twins  
Hammond Stadium, Fort Myers, FL  
Tue Mar 05 2013, 1:05 PM - 4:02 PM EST  
Att: 6,022 - Sunny - 72 F

AB 37  
R 8  
H 14  
RBI 7  
BB 4  
SO 7  
LOB 18



Batter	1	2	3	4	5	6	7	8	9	AB	R	H	RBI	BB	SO	LOB	BOTTOM										
12 Joe Benson, R OBP: 0.292, SLG: 0.300										4	1	0	0	1	1	2											
8 Jamey Carroll, R OBP: 0.444, SLG: 0.438 80 Mark Sobolewski, R OBP: 0.417, SLG: 0.636										2	1	1	0	1	0	0											
16 Josh Willingham, R OBP: 0.500, SLG: 0.650 26 Brian Dinkelman, L OBP: 0.375, SLG: 0.167										3	0	0	0	0	0	3											
9 Ryan Doumit, S OBP: 0.250, SLG: 0.333 81 Danny Lehmann, R (7, PH)										2	0	0	0	1	2	2											
24 Trevor Plouffe, R OBP: 0.435, SLG: 0.450 73 Kyle Knudson, R OBP: 1.000, SLG: 1.000										2	1	1	2	1	0	1											
48 Brandon Boggs, S OBP: 0.238, SLG: 0.500										4	0	0	0	0	0	3											
84 Dan Rohlfing, R OBP: 0.545, SLG: 0.625										2	1	1	1	2	1	0											
1 Ray Olmedo, S OBP: 0.333, SLG: 0.533 5 Eduardo Escobar, S OBP: 0.235, SLG: 0.250										3	1	1	1	0	1	1											
25 Pedro Florimón, S OBP: 0.300, SLG: 0.368 83 Danny Santana, S OBP: 0.455, SLG: 0.375										3	0	1	1	0	0	1											
<b>Inning Stats</b>	R: 2 E: 0 K: 1 S: 7	H: 2 LOB: 1 BB: 1 P: 11	R: 0 E: 0 K: 1 S: 5	H: 0 LOB: 1 BB: 1 P: 11	R: 0 E: 0 K: 0 S: 3	H: 0 LOB: 0 BB: 1 P: 7	R: 0 E: 0 K: 1 S: 5	H: 0 LOB: 0 BB: 0 P: 5	R: 0 E: 0 K: 1 S: 5	H: 3 LOB: 1 BB: 1 P: 12	R: 3 E: 0 K: 1 S: 8	H: 3 LOB: 1 BB: 1 P: 12	R: 0 E: 0 K: 0 S: 3	H: 1 LOB: 0 BB: 0 P: 3	R: 0 E: 0 K: 0 S: 4	H: 1 LOB: 1 BB: 1 P: 8	R: 0 E: 0 K: 1 S: 5	H: 0 LOB: 0 BB: 0 P: 5	1B: 4 2B: 2 3B: 1 HR: 0	SF: 0 SAC: 0 DP: 2 HBP: 0	WP: 2 PB: 1 SB: 0 CS: 0	PA: 38					
<b>PITCHER</b>	IP	WLS	BF	H	R	ER	SO	BB	IBB	HBP	BLK	WP	HR	S	P	ERA	WHIP										
55 Matt Moore, L ERA: 9.0	2.2		12	2	2	2	2	2	0	0	0	0	0	14	24	6.75	1.500										
72 Will Inman, R ERA:	0.1		2	0	0	0	0	1	0	0	0	0	0	1	5	0.00	3.000										
40 Roberto Hernandez, R ERA: 3.0	2.2		10	0	1	1	3	2	0	0	0	0	0	14	22	3.38	0.750										
76 Matt Buschmann, R ERA: 9.0	0.1		4	3	2	2	0	0	0	0	0	0	0	4	4	54.00	9.000										
52 Josh Lueke, R ERA: 1.69	1.0	W	3	1	0	0	0	0	0	0	0	0	0	3	3	0.00	1.000										
<b>PITCHER</b>	IP	WLS	BF	H	R	ER	SO	BB	IBB	HBP	BLK	WP	HR	S	P	ERA	WHIP										
31 Mike Montgomery, L ERA: 12.0	1.0		4	1	0	0	0	1	0	0	0	0	0	5	5	0.00	0.000										
85 Juan Sandoval, R ERA: 2.09	1.0	S	3	0	0	0	1	0	0	0	0	0	0	5	5	0.00	0.000										

Tampa Bay Rays @ Minnesota Twins  
Hammond Stadium, Fort Myers, FL  
Tue Mar 05 2013, 1:05 PM - 4:02 PM EST  
Att: 6,022 - Sunny - 72 F

AB 32  
R 5  
H 7  
RBI 5  
BB 6  
SO 6  
LOB 15





Batter	1	2	3	4	5	6	7	8	9	AB	R	H	RBI	BB	SO	LOB	TOP																		
16 Ángel Pagán, S OBP: 0.333, SLG: 0.500 13 Jesús Feliciano, L (4, 8)										3	1	2	1	0	0	2																			
19 Irving Fatu, S OBP: 0.500, SLG: 0.500 17 Eddie Rosario, L OBP: 0.286, SLG: 0.286										2	0	1	0	0	0	2																			
51 Alex Rios, R 24 Martín Maldonado, R OBP: 0.500, SLG: 0.333										1	0	0	1	0	0	0																			
15 Carlos Beltrán, S OBP: 0.400, SLG: 0.600 3 Luis Figueroa, S OBP: 0.750, SLG: 0.750										2	0	1	0	0	0	0																			
4 Yadier Molina, R 28 José Molina, R OBP: 0.250, SLG: 0.250										2	0	0	0	0	1	2																			
14 Mike Aviles, R OBP: 0.444, SLG: 0.857										3	2	1	1	0	1	2																			
20 Pedro Valdes, L OBP: 0.500, SLG: 1.000										5	2	3	3	0	0	0																			
44 Carlos Rivera, L OBP: 0.625, SLG: 0.714										4	0	2	1	1	1	1																			
26 Andy González, R OBP: 0.444, SLG: 0.444										5	0	2	0	0	1	3																			
<b>Inning Stats</b>	R: 1 E: 0 K: 0 S: 5	H: 3 LOB: 1 BB: 0 P: 5	R: 1 E: 0 K: 1 S: 8	H: 3 LOB: 2 BB: 0 P: 8	R: 0 E: 0 K: 1 S: 5	H: 0 LOB: 0 BB: 0 P: 5	R: 1 E: 1 K: 1 S: 8	H: 2 LOB: 2 BB: 0 P: 8	R: 0 E: 0 K: 0 S: 3	H: 1 LOB: 0 BB: 0 P: 3	R: 2 E: 0 K: 1 S: 8	H: 1 LOB: 1 BB: 0 P: 12	R: 2 E: 0 K: 0 S: 7	H: 4 LOB: 2 BB: 0 P: 7	R: 1 E: 0 K: 0 S: 4	H: 2 LOB: 2 BB: 0 P: 12	R: 0 E: 0 K: 0 S: 3	H: 1 LOB: 1 BB: 1 P: 7	1B: 14 2B: 2 3B: 1 HR: 1	SF: 2 SAC: 0 DP: 3 HBP: 1	WP: 0 PB: 0 SB: 0 CS: 0	PA: 46													
<b>PITCHER</b>	IP WLS BF H R ER SO BB IBB HBP BLK WP HR S P ERA WHIP	49 Vance Worley, R ERA: 5.4	50 Casey Fien, R ERA: 18.0	61 Jared Burton, R ERA: 18.0	31 Alex Burnett, R ERA: 20.25	54 Anthony Slama, R ERA: 18.0	IP WLS BF H R ER SO BB IBB HBP BLK WP HR S P ERA WHIP	32 J.C. Romero, L ERA: 9.0	35 Giovanni Soto, L ERA: 9.0	33 Randy Fontanez, R ERA: 9.0	41 Adalberto Flores, R ERA: 9.0	Saul Rivera, R ERA: 9.0	IP WLS BF H R ER SO BB IBB HBP BLK WP HR S P ERA WHIP	31 Giancarlo Alvarado, R ERA: 108.0	53 Mario Santiago, R ERA: 108.0	65 Efraín Nieves, L ERA: 9.0	37 José Berrios, R ERA: 9.0	38 Fernando Cabrera, R ERA: 9.0	32 J.C. Romero, L ERA: 9.0	35 Giovanni Soto, L ERA: 9.0	33 Randy Fontanez, R ERA: 9.0	41 Adalberto Flores, R ERA: 9.0	Saul Rivera, R ERA: 9.0	IP WLS BF H R ER SO BB IBB HBP BLK WP HR S P ERA WHIP	31 Giancarlo Alvarado, R ERA: 108.0	53 Mario Santiago, R ERA: 108.0	65 Efraín Nieves, L ERA: 9.0	37 José Berrios, R ERA: 9.0	38 Fernando Cabrera, R ERA: 9.0	32 J.C. Romero, L ERA: 9.0	35 Giovanni Soto, L ERA: 9.0	33 Randy Fontanez, R ERA: 9.0	41 Adalberto Flores, R ERA: 9.0	Saul Rivera, R ERA: 9.0	IP WLS BF H R ER SO BB IBB HBP BLK WP HR S P ERA WHIP
<b>Batter</b>	<b>1</b>	<b>2</b>	<b>3</b>	<b>4</b>	<b>5</b>	<b>6</b>	<b>7</b>	<b>8</b>	<b>9</b>	<b>AB</b>	<b>R</b>	<b>H</b>	<b>RBI</b>	<b>BB</b>	<b>SO</b>	<b>LOB</b>	<b>BOTTOM</b>																		
32 Aaron Hicks, S OBP: 1.000, SLG: 2.500 26 Brian Dinkelman, L OBP: 1.000, SLG: 1.500										2	2	2	1	1	0	0																			
5 Eduardo Escobar, S OBP: 0.400, SLG: 0.250										4	1	1	2	1	0	3																			
80 Mark Sobolewski, R (1, 5)										3	0	0	1	0	3	2																			
13 Jeff Clement, L 84 Dan Rohlfing, R (5, 3)										1	0	0	1	2	0	0																			
22 Wilkin Ramirez, R OBP: 0.200, SLG: 0.800										5	1	1	1	0	1	6																			
48 Brandon Boggs, S OBP: 0.667, SLG: 0.500 77 Eric Fryer, R (7, PH) (8, 10)										2	0	1	1	1	0	2																			
82 Josmil Pinto, R OBP: 0.333, SLG: 0.667 73 Kyle Knudson, R (6, 2)										3	1	1	0	0	0	4																			
11 Clete Thomas, L (5, 8)										3	0	0	0	0	1	1																			
83 Danny Santana, S OBP: 0.500, SLG: 0.333										3	1	1	0	1	0	2																			
<b>Inning Stats</b>	R: 1 E: 0 K: 1 S: 7	H: 1 LOB: 2 BB: 2 P: 16	R: 4 E: 0 K: 1 S: 7	H: 2 LOB: 3 BB: 4 P: 24	R: 0 E: 0 K: 1 S: 6	H: 1 LOB: 1 BB: 0 P: 6	R: 0 E: 0 K: 1 S: 5	H: 0 LOB: 0 BB: 0 P: 5	R: 0 E: 0 K: 0 S: 3	H: 1 LOB: 0 BB: 0 P: 4	R: 1 E: 0 K: 1 S: 6	H: 1 LOB: 0 BB: 0 P: 6	R: 1 E: 0 K: 0 S: 6	H: 1 LOB: 1 BB: 0 P: 7	R: 0 E: 0 K: 1 S: 6	H: 2 LOB: 1 BB: 0 P: 6	R: 0 E: 0 K: 0 S: 3	H: 0 LOB: 1 BB: 1 P: 7	1B: 5 2B: 2 3B: 0 HR: 2	SF: 1 SAC: 0 DP: 1 HBP: 2	WP: 0 PB: 0 SB: 1 CS: 0	PA: 43													
<b>PITCHER</b>	IP WLS BF H R ER SO BB IBB HBP BLK WP HR S P ERA WHIP	31 Giancarlo Alvarado, R ERA: 108.0	53 Mario Santiago, R ERA: 108.0	65 Efraín Nieves, L ERA: 9.0	37 José Berrios, R ERA: 9.0	38 Fernando Cabrera, R ERA: 9.0	32 J.C. Romero, L ERA: 9.0	35 Giovanni Soto, L ERA: 9.0	33 Randy Fontanez, R ERA: 9.0	41 Adalberto Flores, R ERA: 9.0	Saul Rivera, R ERA: 9.0	IP WLS BF H R ER SO BB IBB HBP BLK WP HR S P ERA WHIP	31 Giancarlo Alvarado, R ERA: 108.0	53 Mario Santiago, R ERA: 108.0	65 Efraín Nieves, L ERA: 9.0	37 José Berrios, R ERA: 9.0	38 Fernando Cabrera, R ERA: 9.0	32 J.C. Romero, L ERA: 9.0	35 Giovanni Soto, L ERA: 9.0	33 Randy Fontanez, R ERA: 9.0	41 Adalberto Flores, R ERA: 9.0	Saul Rivera, R ERA: 9.0	IP WLS BF H R ER SO BB IBB HBP BLK WP HR S P ERA WHIP												

Puerto Rico @ Minnesota Twins  
Hammond Stadium, Fort Myers, FL  
Wed Mar 06 2013, 12:10 PM - 3:40 PM EST  
Att: 3,654 - Partly Cloudy - 66 F

AB 37  
R 8  
H 16  
RBI 8  
BB 3  
SO 4  
LOB 17



Puerto Rico @ Minnesota Twins  
Hammond Stadium, Fort Myers, FL  
Wed Mar 06 2013, 12:10 PM - 3:40 PM EST  
Att: 3,654 - Partly Cloudy - 66 F

AB 33  
R 7  
H 9  
RBI 7  
BB 7  
SO 6  
LOB 22





Batter	1	2	3	4	5	6	7	8	9	AB	R	H	RBI	BB	SO	LOB	TOP					
2 Jacoby Ellsbury, L OBP: 0.316, SLG: 0.294 48 Mitch Maier, L OBP: 0.316, SLG: 0.188	0-0 G6-3 15 7 15 1B	0-0 F7		0-0 FC1-4 15 2B		0-3 K		4-0 13 13 1B BB	0-0 FC4-6	3 1 1 0 0 0 4 2 2 0 1 1 1 1												
15 Dustin Pedroia, R OBP: 0.500, SLG: 0.647 13 Heiker Meneses, R OBP: 0.625, SLG: 0.571	SAFE 0-0 G6-3		0-0 12 12 1B 1B	0-0 12 12 HR 2B		0-0 G4-3		1-0 76 76 1B HBP	0-0 F7	4 2 2 2 0 0 1 2 0 1 1 0 0 1												
7 Stephen Drew, L OBP: 0.276, SLG: 0.250 76 Jonathan Diaz, R OBP: 0.375, SLG: 0.250	0-0 G5-4-3 12 12 1B		0-0 F8	0-0 12 12 HR HBP		0-0 G5-3		1-0 1-2 HBP	0-0 G5-3	3 1 1 1 0 0 1 1 0 0 0 0 0 1												
12 Mike Napoli, R OBP: 0.571, SLG: 1.429 37 Mike Carp, L OBP: 0.294, SLG: 0.267	0-0 G5-4-3		0-0 20 20 1B	0-2 1-2 HR			0-0 G4-3	0-3 K		3 1 2 3 0 0 1 2 0 0 0 0 1 2												
20 Ryan Lavanway, R OBP: 0.235, SLG: 0.250 71 Mark Hamilton, L OBP: 0.316, SLG: 0.250		0-0 G6-3	0-0 1-3 1B	0-3 K			4-0 74 74 1B BB	0-0 F7		2 0 1 1 0 0 0 2 0 0 0 1 1 3												
39 Jarrod Saltalamacchia, R OBP: 0.444, SLG: 0.650 61 Dan Butler, R OBP: 0.545, SLG: 0.571		0-3 K	0-0 F9		4-6 29 29 G4-6-3 BB		0-3 K		0-0 74 74 1B 2B	2 0 0 0 1 1 1 2 1 1 0 0 1 1												
29 Daniel Nava, S OBP: 0.303, SLG: 0.278 74 Jackie Bradley Jr., L OBP: 0.600, SLG: 0.550		0-0 44 44 2B 1B		0-3 K		0-0 G4-6-3		1-2 1B	0-0 26 26 FC1 75 1B E	3 1 1 0 0 1 1 2 1 2 1 0 0 0							AB 41					
25 Ryan Sweeney, L OBP: 0.375, SLG: 0.250 75 J.C. Linares, R OBP: 0.409, SLG: 0.600		4-0 44 44 2B BB		4-0 2 44 FC1-4 1B BB		0-0 1B		0-0 F7	0-0 26 48 E FC4-6 1B	1 1 1 0 2 0 0 2 1 1 0 0 0 2							R 12					
44 Drew Sutton, S OBP: 0.524, SLG: 0.357 26 Brock Holt, L OBP: 0.292, SLG: 0.227		0-0 1-3 2B		0-0 2 2 FC1-4 1B		0-3 K			0-0 F7	3 0 2 1 0 1 1 2 0 0 0 0 0 1							H 16					
<b>Inning Stats</b>	R: 1 E: 1 K: 0 S: 4	H: 2 LOB: 0 BB: 0 P: 4	R: 1 E: 0 K: 1 S: 7	H: 2 LOB: 2 BB: 1 P: 11	R: 1 E: 0 K: 0 S: 5	H: 3 LOB: 1 BB: 0 P: 5	R: 5 E: 0 K: 2 S: 12	H: 3 LOB: 1 BB: 1 P: 17	R: 0 E: 0 K: 1 S: 5	H: 1 LOB: 1 BB: 1 P: 9	R: 0 E: 0 K: 1 S: 5	H: 0 LOB: 0 BB: 0 P: 5	R: 0 E: 0 K: 1 S: 6	H: 1 LOB: 2 BB: 1 P: 10	R: 1 E: 0 K: 1 S: 6	H: 1 LOB: 2 BB: 1 P: 12	R: 3 E: 1 K: 0 S: 7	H: 3 LOB: 1 BB: 0 P: 7	1B: 12 2B: 3 3B: 0 HR: 1	SF: 0 SAC: 0 DP: 2 HBP: 2	WP: 0 PB: 0 CS: 0	PA: 48
<b>PITCHER</b>	IP WLS BF H R ER SO BB IBB HBP BLK WP HR S P ERA WHIP																	<b>PITCHER</b>	IP WLS BF H R ER SO BB IBB HBP BLK WP HR S P ERA WHIP			
30 Kevin Correia, R ERA: 6.75 71 Caleb Thielbar, L ERA: 11.25 39 P.J. Walters, R ERA: 65 Trevor May, R ERA: 2.7 74 B.J. Hermesen, R ERA: 13.5	2.1 L 13 6 3 2 1 1 0 0 0 0 0 0 14 18 7.71 3.000																					

**Boston Red Sox @ Minnesota Twins**  
Hammond Stadium, Fort Myers, FL  
Thu Mar 07 2013, 1:05 PM - 4:25 PM EST  
Att: 6,310 - Sunny - 62 F

livebaseballscorecards.com  
AB 41  
R 12  
H 16  
RBI 11  
BB 5  
SO 7  
LOB 22



Batter	1	2	3	4	5	6	7	8	9	AB	R	H	RBI	BB	SO	LOB	BOTTOM					
12 Joe Benson, R OBP: 0.276, SLG: 0.250	0-3 K		0-3 K	4-0 1-2 2-3 BB			0-3 K		0-3 K	4 0 0 0 1 4 0												
8 Jamey Carroll, R OBP: 0.381, SLG: 0.368 95 Doug Bernier, R	0-0 G4-3		0-0 G4-3	0-0 F9-2			0-3 K			3 0 0 0 0 0 3 1 0 0 0 0 1 0												
16 Josh Willingham, R OBP: 0.480, SLG: 0.591 96 Danny Ortiz, L OBP: 1.000, SLG: 3.000	0-0 F8			4-0 24 9 1B 1B 5 1B BB		0-3 K		0-0 77 77 SF8 3B		2 1 0 0 1 1 0 1 1 1 0 0 0 0												
9 Ryan Doumit, S OBP: 0.261, SLG: 0.333 77 Eric Fryer, R OBP: 0.200, SLG: 0.500		0-0 F9		0-0 5 24 1B 1B 13 1B 1B		0-0 G3		0-0 SF8		3 1 1 0 0 0 0 0 0 0 1 0 0 0												
24 Trevor Plouffe, R OBP: 0.444, SLG: 0.458		0-0 5 5 1B 1B		0-0 13 5 1B 1B 1 1B 1B		0-0 G5-3		0-0 G5-3		4 1 2 0 0 0 0												
5 Eduardo Escobar, S OBP: 0.333, SLG: 0.350		0-0 1-3 1B		0-0 13 13 1B 1B 1 1B 1B			0-3 K		0-0 1B	4 1 3 1 0 1 0												
13 Jeff Clement, L OBP: 0.333, SLG: 0.222		0-0 P3		0-0 12 1 BB 1B 8 F9-2 1B			0-3 K		0-3 K	4 0 1 1 0 2 3												
48 Brandon Boggs, S OBP: 0.200, SLG: 0.417		0-3 K		0-3 K			0-3 K			4 0 0 0 0 4 5												
1 Ray Olmedo, S OBP: 0.333, SLG: 0.500 81 Danny Lehmann, R OBP: 0.333, SLG: 0.222			0-3 K	0-0 12 12 BB 1B			0-0 G4-3		0-0 F8	3 0 1 2 0 1 0 1 0 0 0 0 0 0												
<b>Inning Stats</b>	R: 0 E: 0 K: 1 S: 5	H: 0 LOB: 0 BB: 0 P: 5	R: 0 E: 0 K: 1 S: 7	H: 2 LOB: 0 BB: 0 P: 7	R: 0 E: 0 K: 2 S: 7	H: 0 LOB: 0 BB: 0 P: 7	R: 4 E: 0 K: 1 S: 9	H: 5 LOB: 2 BB: 2 P: 17	R: 0 E: 0 K: 1 S: 5	H: 0 LOB: 0 BB: 0 P: 5	R: 0 E: 0 K: 3 S: 9	H: 0 LOB: 0 BB: 0 P: 9	R: 0 E: 0 K: 2 S: 7	H: 0 LOB: 0 BB: 0 P: 7	R: 1 E: 0 K: 1 S: 7	H: 2 LOB: 1 BB: 0 P: 7	R: 0 E: 0 K: 2 S: 7	H: 0 LOB: 0 BB: 0 P: 7	1B: 8 2B: 1 3B: 1 HR: 0	SF: 1 SAC: 0 DP: 1 HBP: 0	WP: 0 PB: 0 CS: 0	PA: 37
<b>PITCHER</b>	IP WLS BF H R ER SO BB IBB HBP BLK WP HR S P ERA WHIP																	<b>PITCHER</b>	IP WLS BF H R ER SO BB IBB HBP BLK WP HR S P ERA WHIP			
11 Clay Buchholz, R ERA: 52 Joel Hanrahan, R ERA: 18.0 37 Chris Carpenter, R ERA: 19 Koji Uehara, R ERA: 51 Daniel Bard, R ERA:	3.0 W 11 6 4 4 4 1 1 0 0 0 0 0 7 11 0.00 0.667																	64 Allen Webster, R ERA: 2.25 (7, 1)	3.0 S 11 2 1 1 5 0 0 0 0 0 0 0 5 5 0.00 0.000			

**Boston Red Sox @ Minnesota Twins**  
Hammond Stadium, Fort Myers, FL  
Thu Mar 07 2013, 1:05 PM - 4:25 PM EST  
Att: 6,310 - Sunny - 62 F

livebaseballscorecards.com  
AB 34  
R 5  
H 9  
RBI 5  
BB 2  
SO 14  
LOB 11





Batter	1	2	3	4	5	6	7	8	9	AB	R	H	RBI	BB	SO	LOB	TOP							
32 Aaron Hicks, S (1.8) OBP: 0.393, SLG: 0.926										5	4	4	6	0	1	3	<b>Minnesota Twins @ Philadelphia Phillies</b> Bright House Field, Clearwater, FL Thu Mar 07 2013, 1:08 PM - 4:17 PM EST Att: 6,972 - Sunny - 68 F							
2 Brian Dozier, R (1.4) OBP: 0.292, SLG: 0.286										5	0	0	0	0	2	1								
80 Mark Sobolewski, R (1.5) OBP: 0.294, SLG: 0.438										5	0	0	0	0	3	0								
26 Brian Dinkelman, L (1.9) OBP: 0.286, SLG: 0.118										5	0	0	0	0	0	1								
22 Wilkin Ramirez, R (1.7) OBP: 0.364, SLG: 0.500										5	1	3	0	0	1	0								
84 Dan Rohlfing, R (1.3) OBP: 0.500, SLG: 0.818										3	1	1	1	0	2	2								
11 Clete Thomas, L (7.9) OBP: 0.313, SLG: 0.333										1	1	1	0	1	0	0								
82 Josmil Pinto, R (1.10) OBP: 0.333, SLG: 0.250										4	1	1	0	1	2	2								
44 Chris Herrmann, L (1.2) OBP: 0.357, SLG: 0.200										1	0	0	0	2	1	1								
73 Kyle Knudson, R (7.2) OBP: 0.333, SLG: 0.333										2	0	0	0	0	1	5								
25 Pedro Florimón, S (1.6) OBP: 0.348, SLG: 0.381										2	1	1	0	1	0	1								
83 Danny Santana, S (8, PH) OBP: 0.500, SLG: 0.444										1	1	1	1	0	0	0								
<b>Inning Stats</b>	R: 1 E: 0 K: 1 S: 7	H: 1 LOB: 0 BB: 0 P: 7	R: 0 E: 0 K: 3 S: 11	H: 2 LOB: 1 BB: 1 P: 15	R: 0 E: 0 K: 0 S: 3	H: 0 LOB: 0 BB: 0 P: 3	R: 1 E: 0 K: 1 S: 8	H: 1 LOB: 1 BB: 1 P: 15	R: 1 E: 0 K: 2 S: 8	H: 1 LOB: 0 BB: 0 P: 9	R: 0 E: 0 K: 3 S: 10	H: 1 LOB: 1 BB: 0 P: 11	R: 2 E: 0 K: 2 S: 8	H: 1 LOB: 0 BB: 1 P: 14	R: 5 E: 1 K: 1 S: 9	H: 3 LOB: 1 BB: 2 P: 20	R: 0 E: 0 K: 0 S: 4	H: 2 LOB: 1 BB: 0 P: 4	1B: 8 2B: 0 3B: 0 HR: 4	SF: 0 SAC: 0 DP: 1 HBP: 0	WP: 2 PB: 0 SB: 2 CS: 0	PA: 44		
<b>PITCHER</b>	IP WLS BF H R ER SO BB IBB HBP BLK WP HR S P ERA WHIP	3.2 16 4 2 2 5 1 0 0 0 0 2 28 35 4.91 1.364	1.1 6 1 1 1 2 1 0 0 0 0 1 9 14 6.75 1.500	1.1 H 7 2 2 2 4 1 0 0 0 0 1 14 21 13.50 2.250	0.2 H 2 0 0 0 1 0 0 0 0 0 0 4 4 0.00 0.000	0.1 L 6 3 5 4 1 2 0 0 0 0 1 0 6 16 108.00 15.000																		

AB	39
R	10
H	12
RBI	8
BB	5
SO	13
LOB	16



Batter	1	2	3	4	5	6	7	8	9	AB	R	H	RBI	BB	SO	LOB	BOTTOM					
2 Ben Revere, L (1.8) OBP: 0.343, SLG: 0.333										4	0	1	1	0	0	3	<b>Minnesota Twins @ Philadelphia Phillies</b> Bright House Field, Clearwater, FL Thu Mar 07 2013, 1:08 PM - 4:17 PM EST Att: 6,972 - Sunny - 68 F					
7 Michael Martinez, S (7.8) OBP: 0.222, SLG: 0.333										1	0	0	0	0	1	0						
13 Freddy Galvis, S (1.6) OBP: 0.286, SLG: 0.519										5	1	1	0	0	1	4						
26 Chase Utley, L (1.4) OBP: 0.435, SLG: 0.294										3	0	0	1	1	0	1						
74 César Hernández, S (8.4) OBP: 0.273, SLG: 0.200										1	0	0	0	0	1	1						
6 Ryan Howard, L (1.3) OBP: 0.389, SLG: 0.727										3	0	1	0	0	1	0						
24 Josh Fields, R (6.3) OBP: 0.176, SLG: 0.353										1	0	0	0	0	1	1						
10 Michael Young, R (1.5) OBP: 0.355, SLG: 0.448										3	2	2	0	0	0	1						
28 Kevin Frandsen, R (6.5) OBP: 0.375, SLG: 0.696										1	0	0	0	0	0	1						
9 Dornic Brown, L (1.7) OBP: 0.514, SLG: 0.767										4	1	2	0	0	0	0						
71 Jermaine Mitchell, L (9.7) OBP: 0.571, SLG: 1.167										0	0	0	0	0	0	0						
18 Darin Ruf, R (1.10) OBP: 0.313, SLG: 0.259										4	1	2	3	0	0	0						
15 John Mayberry Jr., R (1.9) OBP: 0.343, SLG: 0.438										3	1	2	0	1	0	2						
31 Erik Kratz, R (1.2) OBP: 0.200, SLG: 0.400										4	0	2	1	0	1	3						
<b>Inning Stats</b>	R: 1 E: 0 K: 1 S: 6	H: 4 LOB: 1 BB: 1 P: 13	R: 1 E: 0 K: 0 S: 6	H: 3 LOB: 2 BB: 0 P: 6	R: 0 E: 0 K: 0 S: 4	H: 1 LOB: 0 BB: 0 P: 4	R: 0 E: 0 K: 0 S: 5	H: 2 LOB: 2 BB: 0 P: 5	R: 0 E: 0 K: 1 S: 4	H: 0 LOB: 1 BB: 1 P: 8	R: 0 E: 0 K: 1 S: 6	H: 1 LOB: 1 BB: 0 P: 6	R: 0 E: 0 K: 3 S: 9	H: 0 LOB: 0 BB: 0 P: 9	1B: 11 2B: 1 3B: 1 HR: 0	SF: 0 SAC: 0 DP: 2 HBP: 0	WP: 3 PB: 0 SB: 0 CS: 1	PA: 39				
<b>PITCHER</b>	IP WLS BF H R ER SO BB IBB HBP BLK WP HR S P ERA WHIP	2.1 16 8 6 6 1 1 0 0 0 0 0 6 6 0.00 0.600	2.0 8 3 0 0 0 0 0 0 0 0 0 8 8 0.00 1.500	2.0 W 7 1 0 0 2 1 0 0 0 0 0 10 14 0.00 1.000	1.0 3 0 0 0 3 0 0 0 0 0 0 9 9 0.00 0.000																	

AB	37
R	6
H	13
RBI	6
BB	2
SO	6
LOB	16





Batter	1	2	3	4	5	6	7	8	9	AB	R	H	RBI	BB	SO	LOB	TOP			
32 Aaron Hicks, S (1, 8) OBP: 0.387, SLG: 0.900 11 Clete Thomas, L (5, 9) OBP: 0.333, SLG: 0.353	F7		2B		F8		1B		P6	3	1	1	0	0	0	0	<b>Minnesota Twins @ Boston Red Sox</b> JetBlue Park, Ft. Myers, FL Fri Mar 08 2013, 7:07 PM - 9:57 PM EST Att: 9,529 - Partly Cloudy - 65 F			
2 Brian Dozier, R (1, 4) OBP: 0.333, SLG: 0.304 5 Eduardo Escobar, S (5, 4) OBP: 0.318, SLG: 0.333	K		1B		BB		F7			2	1	1	1	1	1	0				
16 Josh Willingham, R (1, 10) OBP: 0.464, SLG: 0.560 1 Ray Olmedo, S (6, PH) OBP: 0.316, SLG: 0.474 (8, 10)	P6		1B		K				K2-3	3	0	1	0	0	1	1				
9 Ryan Doumit, S (1, 2) OBP: 0.308, SLG: 0.375 77 Eric Fryer, R (6, 2) OBP: 0.333, SLG: 0.600		1B	1B		G4-3				48 PB 80 G2-3	1	0	1	0	0	0	0				
24 Trevor Plouffe, R (1, 5) OBP: 0.433, SLG: 0.444 80 Mark Sobolewski, R (6, 5) OBP: 0.278, SLG: 0.412	K		P5						G2-3	3	0	1	0	0	1	3				
48 Brandon Boggs, S (1, 7) OBP: 0.172, SLG: 0.357	FC6-4				G4-3		F7		F9	4	0	0	0	0	0	3				
12 Joe Benson, R (1, 9) OBP: 0.242, SLG: 0.214 (5, 8)	G5-3				F9		F9		F9	4	0	0	0	0	0	2				
13 Jeff Clement, L (1, 3) OBP: 0.333, SLG: 0.286 26 Brian Dinkelman, L (7, 3) OBP: 0.318, SLG: 0.167			F8		F8		F8		85 FC6-4	3	0	1	0	0	0	0				
25 Pedro Florimón, S (1, 6) OBP: 0.308, SLG: 0.333 85 James Beresford, L (7, 6)			G6-3		G4-3		G6-3		FC6-4	3	0	0	0	0	0	1				
<b>Inning Stats</b>	R: 0 E: 0 K: 1 S: 5	H: 0 LOB: 0 BB: 0 P: 6	R: 0 E: 0 K: 1 S: 6	H: 1 LOB: 1 BB: 0 P: 6	R: 2 E: 0 K: 0 S: 7	H: 4 LOB: 2 BB: 0 P: 7	R: 0 E: 0 K: 0 S: 4	H: 1 LOB: 1 BB: 0 P: 4	R: 0 E: 0 K: 1 S: 3	H: 1 LOB: 1 BB: 0 P: 5	R: 0 E: 0 K: 0 S: 4	H: 1 LOB: 1 BB: 0 P: 4	R: 0 E: 0 K: 1 S: 6	H: 1 LOB: 1 BB: 0 P: 7	R: 0 E: 0 K: 0 S: 4	H: 1 LOB: 1 BB: 0 P: 4		1B: 8 2B: 2 3B: 0 HR: 0	SF: 0 SAC: 0 DP: 0 HBP: 0	WP: 0 PB: 1 SB: 0 CS: 1
<b>PITCHER</b>	IP WLS BF H R ER SO BB IBB HBP BLK WP HR S P ERA WHIP																			
46 Ryan Dempster, R (1, 1) ERA: 2.08	3.2 L 16 5 2 2 2 0 0 0 0 0 0 0 20 21 4.91 1.364																			
63 Alex Wilson, R (4, 1) ERA:	1.1 6 1 0 0 1 1 0 0 0 0 0 0 7 11 0.00 1.500																			
77 Anthony Carter, R (6, 1) ERA:	2.0 7 2 0 0 0 0 0 0 0 0 0 0 7 9 0.00 1.000																			
83 Chris Hernandez, L (8, 1) ERA: 5.63	2.0 8 2 0 0 1 0 0 0 0 0 0 0 10 11 0.00 1.000																			

Batter	1	2	3	4	5	6	7	8	9	AB	R	H	RBI	BB	SO	LOB	BOTTOM					
2 Jacoby Ellsbury, L (1, 8) OBP: 0.318, SLG: 0.300 48 Mitch Maier, L (6, 8) OBP: 0.300, SLG: 0.176	FC1		K		G4-3		F8			3	0	1	0	0	1	0	<b>Minnesota Twins @ Boston Red Sox</b> JetBlue Park, Ft. Myers, FL Fri Mar 08 2013, 7:07 PM - 9:57 PM EST Att: 9,529 - Partly Cloudy - 65 F					
15 Dustin Pedroia, R (1, 4) OBP: 0.435, SLG: 0.550 23 Pedro Ciriaco, R (7, 4) OBP: 0.318, SLG: 0.429	F9		K				G5-3		K	3	0	0	0	0	1	1						
25 Ryan Sweeney, L (1, 9) OBP: 0.497, SLG: 0.273 80 Jeremy Hazelbaker, L (7, 9) OBP: 0.462, SLG: 0.455	FC1		BB				K		G5-3	2	0	1	0	1	1	0						
5 Jonny Gomes, R (1, 7) OBP: 0.294, SLG: 0.529 37 Mike Carp, L (7, 7) OBP: 0.333, SLG: 0.313	FC1		P4				29 BB			3	0	1	0	0	0	3						
29 Daniel Nava, S (1, 3) OBP: 0.304, SLG: 0.250 71 Mark Hamilton, L (6, PR) OBP: 0.300, SLG: 0.235 (7, 3)	K		G5-3				BB		K	2	0	0	0	1	1	3						
16 Will Middlebrooks, R (1, 5) OBP: 0.231, SLG: 0.167 26 Brock Holt, L (7, 5) OBP: 0.280, SLG: 0.217	F9				F8		K		G3	3	0	0	0	0	1	5						
20 Ryan Lavarney, R (1, 2) OBP: 0.271, SLG: 0.222 70 Christian Vázquez, R (6, 2) OBP: 0.286, SLG: 0.308			K		G5-3				G6-3	2	0	0	0	0	1	0						
35 Lyle Overbay, L (1, 10) OBP: 0.304, SLG: 0.368 50 Mauro Gomez, R (7, PR) OBP: 0.364, SLG: 0.278 (8, 10)	K						K		50 WP	2	0	0	0	1	2	0						
10 Jose Iglesias, R (1, 6) OBP: 0.292, SLG: 0.522 76 Jonathan Diaz, R (7, PR) OBP: 0.353, SLG: 0.231 (8, 6)	F9		G6-3				FC6-4		K	3	0	0	0	0	0	1						
<b>Inning Stats</b>	R: 0 E: 0 K: 1 S: 7	H: 1 LOB: 3 BB: 1 P: 11	R: 0 E: 0 K: 2 S: 7	H: 0 LOB: 0 BB: 0 P: 7	R: 0 E: 0 K: 2 S: 8	H: 1 LOB: 1 BB: 0 P: 8	R: 0 E: 0 K: 0 S: 3	H: 0 LOB: 0 BB: 0 P: 3	R: 0 E: 0 K: 1 S: 5	H: 0 LOB: 0 BB: 0 P: 5	R: 0 E: 0 K: 2 S: 8	H: 1 LOB: 2 BB: 1 P: 12	R: 0 E: 0 K: 0 S: 3	H: 0 LOB: 1 BB: 1 P: 7	R: 0 E: 0 K: 2 S: 8	H: 1 LOB: 1 BB: 0 P: 8		R: 0 E: 0 K: 1 S: 6	H: 1 LOB: 1 BB: 0 P: 7	1B: 4 2B: 1 3B: 0 HR: 0	SF: 0 SAC: 0 DP: 0 HBP: 0	WP: 1 PB: 0 SB: 0 CS: 0
<b>PITCHER</b>	IP WLS BF H R ER SO BB IBB HBP BLK WP HR S P ERA WHIP																					
37 Mike Pelfrey, R (1, 1) ERA: 3.52	3.0 W 13 2 0 0 0 1 0 0 0 0 0 0 8 8 0.00 0.000																					
52 Brian Duensing, L (4, 1) ERA: 3.39	2.0 H 6 0 0 0 1 0 0 0 0 0 0 0 8 8 0.00 0.000																					
20 Josh Roenicke, R (6, 1) ERA: 2.57	2.0 H 9 1 0 0 2 2 0 0 0 0 0 0 11 19 0.00 1.500																					
72 Michael Tonkin, R (8, 1) ERA:	1.0 H 4 1 0 0 2 0 0 0 0 0 0 0 8 8 0.00 1.000																					
64 Tyler Robertson, L (9, 1) ERA: 6.75	1.0 S 4 1 0 0 1 0 0 0 0 0 1 0 6 7 0.00 1.000																					





Batter	1	2	3	4	5	6	7	8	9	AB	R	H	RBI	BB	SO	LOB	TOP								
19 Darin Mastroianni, R (1.9) OBP: 0.429, SLG: 0.643 84 Dan Rohlfing, R (5.3) OBP: 0.439, SLG: 0.692	0-0 BB 1B		0-0 F8		0-0 1-2 2-H 1B		0-0 P4		0-0 F4	3	0	2	1	0	0	0									
8 Jamey Carroll, R (1.4) OBP: 0.400, SLG: 0.333 83 Danny Santana, S (7.6) OBP: 0.538, SLG: 0.444	SAFE BB 1-2 BB	4-0 BB		0-0 G6-3	4-0 1B 2-3 BB		0-0 FC6-4		4-0 22 BB 11 1B BB	2	0	0	0	2	0	1									
12 Joe Benson, R (1.8) OBP: 0.222, SLG: 0.194 11 Clete Thomas, L (5.8) OBP: 0.350, SLG: 0.368	0-0 F9			0-0 L7	0-0 G1-3			0-0 F8	0-0 22 BB 1B	3	0	0	0	0	0	4									
22 Wilkin Ramirez, R (1.7) OBP: 0.333, SLG: 0.423	0-3 K			0-3 K				0-0 E6	0-3 1-2 2-3 3-H BB	4	0	0	1	1	3	1									
48 Brandon Boggs, S (1.10) OBP: 0.176, SLG: 0.364		0-0 L4		0-0 26 G6-3 82 SF8 2B				0-0 F7	0-3 K	5	1	1	0	0	2	4									
26 Brian Dinkelman, L (1.3) OBP: 0.269, SLG: 0.136		0-0 G6-3		0-0 G6-3	0-0 L8			0-0 L4		4	0	0	0	0	0	2									
82 Josmil Pinto, R (1.2) OBP: 0.231, SLG: 0.182		0-0 G6-3			0-0 SF8			0-0 P4	0-0 G5-3	3	0	0	1	0	0	0									
5 Eduardo Escobar, S (1.6) OBP: 0.385, SLG: 0.417			0-3 K		4-0 3-H 1 1B 19 1B BB			0-0 1 1B 2B	0-0 83 WP 11 1B 80 WP 1B	3	3	2	0	1	1	0									
1 Ray Olmedo, S (1.5) OBP: 0.364, SLG: 0.500 80 Mark Sobolewski, R (7.5) OBP: 0.316, SLG: 0.444			0-0 G1-3		0-0 8 S 19 1B 1-2 1B			0-0 8 FC6-4 2-H 1B	1-0 11 1B 22 BB 83 WP 1B	3	0	2	1	0	0	0									
<b>Inning Stats</b>	R: 0 E: 0 K: 1 S: 5	H: 1 LOB: 1 BB: 1 P: 9	R: 0 E: 0 K: 0 S: 3	H: 0 LOB: 0 BB: 0 P: 3	R: 0 E: 0 K: 1 S: 5	H: 0 LOB: 0 BB: 0 P: 5	R: 0 E: 0 K: 1 S: 5	H: 0 LOB: 0 BB: 0 P: 5	R: 2 E: 0 K: 0 S: 6	H: 3 LOB: 3 BB: 2 P: 14	R: 0 E: 0 K: 2 S: 7	H: 0 LOB: 0 BB: 0 P: 7	R: 1 E: 0 K: 0 S: 5	H: 2 LOB: 1 BB: 0 P: 5	R: 0 E: 1 K: 0 S: 4	H: 0 LOB: 1 BB: 0 P: 4	R: 2 E: 0 K: 1 S: 8	H: 3 LOB: 3 BB: 2 P: 17	1B: 7 2B: 2 3B: 0 HR: 0	SF: 1 SAC: 0 DP: 0 HBP: 0	WP: 2 PB: 0 SB: 2 CS: 0	PA: 41			
<b>PITCHER</b>	IP	WLS	BF	H	R	ER	SO	BB	IBB	HBP	BLK	WP	HR	S	P	ERA	WHIP								
34 A.J. Burnett, R (1.1) ERA: 7.88	4.2		17	2	2	2	3	2	0	0	0	0	0	21	29	3.86	0.857								
48 Jared Hughes, R (5.1) ERA:	1.1		7	2	0	0	2	1	0	0	0	0	0	10	14	0.00	2.250								
32 Vin Mazzaro, R (7.1) ERA: 5.4	2.0	L	9	2	1	1	0	0	0	0	0	0	0	9	9	4.50	1.000								
45 Andy Oliver, L (9.1) ERA: 15.43	1.0		8	3	2	2	1	2	0	0	0	2	0	8	17	18.00	5.000								

Minnesota Twins @ Pittsburgh Pirates  
McKechnie Field, Bradenton, FL  
Sat Mar 09 2013, 1:13 PM - 4:21 PM EST  
Att: 5,877 - Sunny - 75 F

AB	35
R	5
H	9
RBI	5
BB	5
SO	6
LOB	15



Batter	1	2	3	4	5	6	7	8	9	AB	R	H	RBI	BB	SO	LOB	BOTTOM								
7 Alex Presley, L (1.7) OBP: 0.273, SLG: 0.250 26 Felix Pie, L (7.7) OBP: 0.364, SLG: 0.579	0-0 22 FC5-4 23 E 25 SF7 1B		0-0 F7		0-0 F8		0-3 K		4-0 2 1B 1-2 2-3 BB	3	1	1	0	0	0	0									
23 Travis Snider, L (1.9) OBP: 0.320, SLG: 0.429 2 Brad Hawpe, L (7.9) OBP: 0.238, SLG: 0.158	0-0 E8 22 FC5-4		0-0 P4		0-0 2B			0-0 G3	0-0 1-3 2-H 3-H 1B	3	0	1	0	0	0	1									
22 Andrew McCutchen, R (1.8) OBP: 0.253, SLG: 0.125 60 Darren Ford, R (7.8) OBP: 0.222, SLG: 0.222	0-0 FC5-4 55 S		0-0 L9		0-3 K			0-0 G4-3	0-0 G5-3	3	0	0	0	0	1	3									
25 Clint Robinson, L (1.3) OBP: 0.188, SLG: 0.267 46 Matt Curry, L (7.3) OBP: 1.000, SLG: 1.000	0-0 SF7			0-0 G4-3				0-0 F7	0-0 17 FC6-4 1B	2	0	0	1	0	0	0									
55 Russell Martin, R (1.10) OBP: 0.313, SLG: 0.308 17 Jerry Sands, R (8. PH) OBP: 0.200, SLG: 0.158	1-0 F7			0-0 43 G4-3 2B				0-3 K	0-0 FC6-4 1-2 1B	3	0	1	0	0	1	1									
43 Jared Goert, R (1.5) OBP: 0.474, SLG: 0.600 65 Matt Hague, R (7.5) OBP: 0.300, SLG: 0.316		4-0 BB		0-0 G4-3				0-3 K	0-0 P4	2	0	0	0	1	1	1									
59 Tony Sanchez, R (1.2) OBP: 0.353, SLG: 0.308 73 Lucas May, R (8.2) OBP: 0.467, SLG: 0.571		0-0 P6		0-0 F8				0-0 G6-3	4-0 26 BB 10 BB 2 1B 1B	3	1	1	0	0	0	0									
66 Iván De Jesús Jr., R (1.6) OBP: 0.375, SLG: 0.600 10 Jordy Mercer, R (8.6) OBP: 0.471, SLG: 0.538		0-3 K			3-2 HR			0-0 G3-1	1-2 2 1B BB	3	1	1	1	0	1	1									
5 Josh Harrison, R (1.4) OBP: 0.200, SLG: 0.063 89 Drew Maggi, R (8.4)		0-0 F9			0-0 G6-3			1-0 HBP	0-0 P3	2	0	0	0	0	0	1									
<b>Inning Stats</b>	R: 1 E: 1 K: 0 S: 5	H: 1 LOB: 1 BB: 0 P: 6	R: 0 E: 0 K: 1 S: 5	H: 0 LOB: 1 BB: 1 P: 9	R: 0 E: 0 K: 0 S: 3	H: 0 LOB: 0 BB: 0 P: 3	R: 0 E: 0 K: 0 S: 4	H: 1 LOB: 1 BB: 0 P: 4	R: 1 E: 0 K: 1 S: 9	H: 2 LOB: 1 BB: 0 P: 12	R: 0 E: 0 K: 2 S: 7	H: 0 LOB: 0 BB: 0 P: 7	R: 0 E: 0 K: 1 S: 5	H: 0 LOB: 1 BB: 0 P: 6	R: 0 E: 0 K: 0 S: 4	H: 1 LOB: 1 BB: 0 P: 4	R: 2 E: 0 K: 0 S: 5	H: 2 LOB: 2 BB: 2 P: 13	1B: 4 2B: 2 3B: 0 HR: 1	SF: 1 SAC: 0 DP: 0 HBP: 1	WP: 0 PB: 0 SB: 1 CS: 0	PA: 39			
<b>PITCHER</b>	IP	WLS	BF	H	R	ER	SO	BB	IBB	HBP	BLK	WP	HR	S	P	ERA	WHIP								
38 Cole De Vries, R (1.1) ERA:	3.0		12	1	1	0	1	1	0	0	0	0	0	13	18	0.00	0.667								
50 Casey Fien, R (4.1) ERA:	2.0		9	3	1	1	1	0	0	0	0	0	1	13	16	4.50	1.500								
66 Alex Meyer, R (6.1) ERA:	3.0	W	11	1	0	0	3	0	0	1	0	0	0	16	17	0.00	0.333								
54 Anthony Slama, R (9.1) ERA: 11.57	0.2	H	6	2	2	2	0	2	0	0	0	0	0	4	12	27.00	6.000								
98 Virgil Vasquez, R (9.1) ERA:	0.1	S	1	0	0	0	0	0	0	0	0	0	0	1	1	0.00	0.000								

Minnesota Twins @ Pittsburgh Pirates  
McKechnie Field, Bradenton, FL  
Sat Mar 09 2013, 1:13 PM - 4:21 PM EST  
Att: 5,877 - Sunny - 75 F

AB	34
R	4
H	7
RBI	4
BB	3
SO	5
LOB	16






Batter	1	2	3	4	5	6	7	8	9	AB	R	H	RBI	BB	SO	LOB	TOP										
6 Starling Marte, R OBP: 0.417, SLG: 0.545 14 Taylor Lewis, L (7, 7)	L4		K	P4			SH1-3	K		3	0	0	0	0	1	4											
23 Travis Snider, L OBP: 0.286, SLG: 0.375 56 Andrew Lamb, L OBP: 0.500, SLG: 0.750 (1, 9) (6, 9)	P5		F8				16 1B	G4-3		3	0	0	0	0	1	1											
22 Andrew McCutchen, R OBP: 0.373, SLG: 0.316 16 Mel Rojas Jr., S (1, 8) (6, 8)	G6-3		HR	P4			25 BB	G4-3		3	1	1	2	0	0	0											
14 Gaby Sanchez, R OBP: 0.391, SLG: 0.800 80 Jeff Larish, L OBP: 0.687, SLG: 0.667 (1, 3) (6, 3)		3-2 HR	G5-3	F7			25 BB	E4		3	1	1	1	0	0	0											
78 Brandon Inge, R OBP: 0.200, SLG: 0.158 43 Jared Goedert, R OBP: 0.429, SLG: 0.529 (1, 5) (6, 5)	F9			K			P3	K		3	0	0	0	0	2	0											
25 Clint Robinson, L OBP: 0.250, SLG: 0.278 79 Gregory Polanco, L (6, PH) OBP: 0.333, SLG: 0.333 (1, 10) (9, 10)	G5-3			10 HBP	66 1B		F7	G3		3	0	1	0	1	0	0											
66 Iván De Jesús Jr., R OBP: 0.350, SLG: 0.526 (1, 4)	K			10 HBP	1B		G6-3	FC6-4		4	0	1	0	0	1	3											
59 Tony Sanchez, R OBP: 0.400, SLG: 0.533 48 Andy Vasquez, L (7, PR) 74 Carlos Paulino, R OBP: 0.286, SLG: 0.167 (1, 2) (7, 2)			1-2 HR	K			6 SH1-3	10 SH	P3	2	1	1	1	1	1	2											
10 Jordy Mercer, R OBP: 0.550, SLG: 0.571 (1, 6)			4-0 HR	BB	1-2 2-3 HBP		SH	6 SH1-3	1B	1	2	1	0	1	0	0											
<b>Inning Stats</b>	R: 0 E: 0 K: 0 S: 3	H: 0 LOB: 0 BB: 0 P: 3	R: 1 E: 0 K: 1 S: 8	H: 1 LOB: 0 BB: 0 P: 11	R: 3 E: 0 K: 1 S: 9	H: 2 LOB: 0 BB: 1 P: 15	R: 0 E: 0 K: 2 S: 9	H: 2 LOB: 3 BB: 0 P: 10	R: 0 E: 0 K: 1 S: 5	H: 0 LOB: 0 BB: 0 P: 5	R: 0 E: 0 K: 1 S: 5	H: 0 LOB: 0 BB: 0 P: 5	R: 3 E: 1 K: 0 S: 7	H: 3 LOB: 3 BB: 2 P: 15	R: 0 E: 0 K: 1 S: 6	H: 1 LOB: 1 BB: 0 P: 6	R: 0 E: 1 K: 1 S: 6	H: 0 LOB: 1 BB: 0 P: 6	1B: 6 2B: 0 3B: 0 HR: 3	SF: 0 SAC: 2 DP: 0 HBP: 1	WP: 0 PB: 0 CS: 0	PA: 42					
<b>PITCHER</b>	IP	WLS	BF	H	R	ER	SO	BB	IBB	HBP	BLK	WP	HR	S	P	ERA	WHIP										
62 Liam Hendriks, R ERA: 5.73 60 Pedro Hernandez, L ERA: 4.1 31 Alex Burnett, R ERA: 9.0 61 Jared Burton, R ERA: 7.36 43 Tim Wood, R ERA: 6.75	3.0		13	3	4	4	2	1	0	0	0	0	3	20	29	12.00	1.333										

**Pittsburgh Pirates @ Minnesota Twins**  
Hammond Stadium, Fort Myers, FL  
Sun Mar 10 2013, 1:20 PM - 4:03 PM EDT  
Att: 7,364 - Sunny - 75 F

AB 36  
R 7  
H 9  
RBI 7  
BB 3  
SO 8  
LOB 16



Batter	1	2	3	4	5	6	7	8	9	AB	R	H	RBI	BB	SO	LOB	BOTTOM										
32 Aaron Hicks, S OBP: 0.412, SLG: 0.875 11 Clete Thomas, L OBP: 0.318, SLG: 0.333 (1, 8) (7, 8)	G4-3		BB		5 1B	9 PB	K		G4-3	2	1	1	1	1	0	0											
5 Eduardo Escobar, S OBP: 0.375, SLG: 0.407 80 Mark Sobolewski, R OBP: 0.286, SLG: 0.400 (1, 5) (7, 5)	G6-3		F9		9 PB	16 BB	F8		K	3	0	1	0	0	0	1											
16 Josh Willingham, R OBP: 0.454, SLG: 0.667 12 Joe Benson, R OBP: 0.216, SLG: 0.188 (1, 10) (5, PR) (6, 10)	HR		F7		9 PB	BB	K		K	2	1	1	1	1	0	1											
9 Ryan Doumit, S OBP: 0.276, SLG: 0.333 81 Danny Lehmann, R (7, 2) 73 Kyle Knudson, R OBP: 0.333, SLG: 0.333 (1, 2) (9, 2)	G4-3		F9		1-2 2-3 3-1		K	26 FC4-6	HBP	0	0	0	0	0	0	0											
78 Oswaldo Arcia, L (1, 9) 26 Brian Dinkelman, L OBP: 0.259, SLG: 0.130 (7, 9)	K			L9			K	FC4-6	84 1B	3	0	0	0	0	2	2											
19 Darin Mastroianni, R OBP: 0.444, SLG: 0.563 (1, 7)	2 1B	BB		P3			K	84 1B	BB	2	1	0	0	2	1	0											
13 Jeff Clement, L OBP: 0.296, SLG: 0.250 84 Dan Rohlfing, R OBP: 0.471, SLG: 0.714 (1, 3) (7, 3)	F9			G6-3			G5-3	2 FC6-4	1B	3	0	0	0	0	0	1											
2 Brian Dozier, R OBP: 0.355, SLG: 0.370 (1, 4)	1-1 1B				32 1B	2B	P4	FC6-4		4	1	2	1	0	0	3											
25 Pedro Florimón, S OBP: 0.276, SLG: 0.296 85 James Beresford, L (8, 6)	G1-3				F7		K		G4-3	3	0	0	0	0	1	2											
<b>Inning Stats</b>	R: 1 E: 0 K: 0 S: 5	H: 1 LOB: 0 BB: 0 P: 8	R: 1 E: 0 K: 1 S: 6	H: 1 LOB: 1 BB: 1 P: 11	R: 0 E: 0 K: 0 S: 3	H: 0 LOB: 1 BB: 1 P: 7	R: 0 E: 0 K: 0 S: 3	H: 0 LOB: 0 BB: 0 P: 3	R: 2 E: 0 K: 2 S: 10	H: 3 LOB: 2 BB: 1 P: 14	R: 0 E: 0 K: 1 S: 5	H: 0 LOB: 0 BB: 0 P: 5	R: 0 E: 0 K: 2 S: 7	H: 0 LOB: 0 BB: 0 P: 7	R: 0 E: 0 K: 1 S: 6	H: 1 LOB: 3 BB: 1 P: 11	R: 0 E: 0 K: 1 S: 5	H: 0 LOB: 0 BB: 0 P: 5	1B: 4 2B: 1 3B: 0 HR: 1	SF: 0 SAC: 0 DP: 0 HBP: 1	WP: 1 PB: 1 SB: 0 CS: 0	PA: 38					
<b>PITCHER</b>	IP	WLS	BF	H	R	ER	SO	BB	IBB	HBP	BLK	WP	HR	S	P	ERA	WHIP										
36 Jonathan Sánchez, L ERA: 11.81 72 Stolmy Pimentel, R ERA: 2.45 81 Roman Colon, R ERA: 7.1 52 Mike Zagurski, L ERA: 2.7 62 Brooks Brown, R ERA: 2.7	2.0		9	2	2	2	1	1	0	0	0	0	0	13	21	3.38	1.875										
<b>PITCHER</b>	IP	WLS	BF	H	R	ER	SO	BB	IBB	HBP	BLK	WP	HR	S	P	ERA	WHIP										
68 Vic Black, R ERA: 2.25	1.0		3	0	0	0	1	0	0	0	0	0	0	5	5	0.00	0.000										

**Pittsburgh Pirates @ Minnesota Twins**  
Hammond Stadium, Fort Myers, FL  
Sun Mar 10 2013, 1:20 PM - 4:03 PM EDT  
Att: 7,364 - Sunny - 75 F

AB 33  
R 4  
H 6  
RBI 3  
BB 4  
SO 8  
LOB 14





Batter	1	2	3	4	5	6	7	8	9	10	AB	R	H	RBI	BB	SO	LOB	TOP				
32 Aaron Hicks, S OBP: 0.378, SLG: 0.800 11 Clete Thomas, L OBP: 0.333, SLG: 0.391			G4-3		F8		K				3	0	0	0	0	1	0					
5 Eduardo Escobar, S OBP: 0.375, SLG: 0.400 1 Ray Olmedo, S OBP: 0.375, SLG: 0.583	G4-3				K2-3			G5-3			3	0	1	0	0	1	0					
8 Jamey Carroll, R OBP: 0.393, SLG: 0.333 80 Mark Sobolewski, R OBP: 0.261, SLG: 0.381	G5-3		F8					G5-3		SF8	3	0	1	0	0	0	1					
78 Oswaldo Arcia, L OBP: 0.375, SLG: 0.429			CS						K		K	4	2	2	0	0	2	0				
12 Joe Benson, R OBP: 0.202, SLG: 0.257		E6					G5-4-3					3	2	1	0	1	0	2				
13 Jeff Clement, L OBP: 0.300, SLG: 0.259 77 Eric Fryer, R OBP: 0.375, SLG: 0.857					K		K				K	3	0	1	1	0	2	3				
19 Darin Mastroianni, R OBP: 0.450, SLG: 0.585 48 Brandon Boggs, S OBP: 0.194, SLG: 0.371					SF9							1	0	1	1	0	0	0				
84 Dan Rohlfing, R OBP: 0.400, SLG: 0.588		F8										3	0	0	0	0	1	4				
26 Brian Dinkelmann, L (9, PH) OBP: 0.250, SLG: 0.125		F8			K		F8		G4-3			1	0	0	0	0	0	1				
2 Brian Dozier, R OBP: 0.314, SLG: 0.323		G5-4-3					G5-3		G1-3			4	0	0	0	0	0	4				
<b>Inning Stats</b>	R: 0 E: 0 K: 1 S: 5	H: 0 LOB: 0 BB: 0 P: 5	R: 2 E: 1 K: 0 S: 6	H: 3 LOB: 1 BB: 0 P: 6	R: 0 E: 0 K: 0 S: 4	H: 1 LOB: 0 BB: 0 P: 4	R: 1 E: 0 K: 2 S: 8	H: 1 LOB: 1 BB: 0 P: 10	R: 0 E: 0 K: 1 S: 5	H: 0 LOB: 0 BB: 0 P: 5	R: 0 E: 0 K: 1 S: 5	H: 1 LOB: 1 BB: 0 P: 6	R: 0 E: 0 K: 1 S: 5	H: 0 LOB: 0 BB: 0 P: 5	R: 1 E: 0 K: 0 S: 5	H: 2 LOB: 1 BB: 1 P: 5	R: 2 E: 0 K: 2 S: 9	H: 2 LOB: 1 BB: 1 P: 13	1B: 6 2B: 2 3B: 3 HR: 0	SF: 2 SAC: 0 DP: 2 HBP: 2	WP: 1 PB: 0 SB: 1 CS: 1	PA: 43
<b>PITCHER</b>	IP	WLS	BF	H	R	ER	SO	BB	IBB	HBP	BLK	WP	HR	S	P	ERA	WHIP					
40 Roberto Hernandez, R ERA: 3.6	4.0		17	5	3	2	3	0	0	0	1	0	0	0	0	4.50	1.250					
35 Jamey Wright, R ERA: 5.4	1.0		3	0	0	0	1	0	0	0	0	0	0	0	5	5	0.00	0.000				
43 Kyle Farnsworth, R ERA:	1.0		4	1	0	0	1	0	0	0	1	0	0	0	5	6	0.00	1.000				
62 Jose Peralta, R ERA:	1.0		4	1	0	0	1	0	0	0	0	0	0	0	6	7	0.00	1.000				
57 Jake McGee, L ERA: 5.23	1.0		3	0	0	0	1	0	0	0	0	0	0	0	5	5	0.00	0.000				
<b>PITCHER</b>	IP	WLS	BF	H	R	ER	SO	BB	IBB	HBP	BLK	WP	HR	S	P	ERA	WHIP					
73 J.D. Martin, R ERA: 6.0	1.0		7	4	3	3	0	0	0	0	0	0	0	7	7	27.00	4.000					
75 Kirby Yates, R ERA:	1.0		4	0	0	0	2	1	0	0	0	0	0	7	11	0.00	1.000					

Minnesota Twins @ Tampa Bay Rays  
Charlotte Sports Park, Port Charlotte, FL  
Mon Mar 11 2013, 7:08 PM - 10:25 PM EDT  
Att: 5,017 - Partly Cloudy - 78 F


AB	37
R	6
H	11
RBI	5
BB	1
SO	9
LOB	18



Batter	1	2	3	4	5	6	7	8	9	10	AB	R	H	RBI	BB	SO	LOB	BOTTOM				
8 Desmond Jennings, R OBP: 0.583, SLG: 0.829 60 Wil Myers, R OBP: 0.333, SLG: 0.423					F9		G5-3				2	1	1	0	1	0	1					
2 Kelly Johnson, L OBP: 0.298, SLG: 0.217 16 Chris Gimenez, R OBP: 0.462, SLG: 0.667	K		F7					K		K	2	0	0	0	1	1	2					
3 Evan Longoria, R OBP: 0.321, SLG: 0.619 66 Jason Bourgeois, R OBP: 0.455, SLG: 0.389			G6-4-3							G4-3	3	0	2	2	0	0	1					
20 Matt Joyce, L OBP: 0.379, SLG: 0.375 7 Mike Fontenot, L OBP: 0.387, SLG: 0.280	G4-3				F8			K			3	0	0	0	0	1	3					
11 Yanel Escobar, R OBP: 0.321, SLG: 0.500 10 Brandon Guver, R OBP: 0.412, SLG: 0.400	G1-3				G6-3		K					3	0	0	0	0	1					
30 Luke Scott, L OBP: 0.400, SLG: 0.714 26 Stephen Vogt, L OBP: 0.273, SLG: 0.364							G3-1		G4-3			3	1	2	1	0	0	0				
19 Ryan Roberts, R OBP: 0.280, SLG: 0.609 87 Cole Figueroa, L OBP: 0.429, SLG: 0.526	F8				K		K			K	2	0	0	0	0	1	2					
21 James Loney, L OBP: 0.321, SLG: 0.333 1 Sean Rodriguez, R OBP: 0.138, SLG: 0.393								K		P5	2	1	2	0	0	0	0					
59 Jose Lobaton, S OBP: 0.286, SLG: 0.222 67 Mark Thomas, R OBP: 0.222, SLG: 0.556	G4-6-3				K		G4-3					2	0	0	0	0	1	2				
<b>Inning Stats</b>	R: 1 E: 0 K: 1 S: 7	H: 2 LOB: 1 BB: 0 P: 7	R: 1 E: 0 K: 0 S: 6	H: 2 LOB: 0 BB: 0 P: 6	R: 0 E: 0 K: 0 S: 2	H: 0 LOB: 0 BB: 1 P: 6	R: 0 E: 0 K: 1 S: 6	H: 1 LOB: 1 BB: 0 P: 6	R: 1 E: 0 K: 2 S: 9	H: 2 LOB: 2 BB: 1 P: 13	R: 0 E: 0 K: 1 S: 5	H: 0 LOB: 0 BB: 0 P: 5	R: 1 E: 0 K: 2 S: 9	H: 2 LOB: 1 BB: 0 P: 9	R: 0 E: 0 K: 1 S: 6	H: 1 LOB: 2 BB: 1 P: 10	R: 0 E: 0 K: 2 S: 8	H: 1 LOB: 2 BB: 1 P: 12	1B: 6 2B: 4 3B: 0 HR: 1	SF: 0 SAC: 0 DP: 2 HBP: 0	WP: 0 PB: 0 SB: 2 CS: 0	PA: 43
<b>PITCHER</b>	IP	WLS	BF	H	R	ER	SO	BB	IBB	HBP	BLK	WP	HR	S	P	ERA	WHIP					
49 Vance Worley, R ERA: 5.63	4.0		16	5	2	2	2	1	0	0	0	0	0	0	0	4.50	1.500					
57 Ryan Pressly, R ERA: 1.13	1.0	B	6	2	1	1	2	1	0	0	0	0	0	0	9	13	9.00	3.000				
64 Tyler Robertson, L ERA: 5.68	1.0		3	0	0	0	2	0	0	0	0	0	0	0	7	7	0.00	0.000				
52 Brian Duensing, L ERA: 3.0	1.0		3	0	0	0	1	0	0	0	0	0	0	0	5	5	0.00	0.000				
67 Luis Perdomo, R ERA: 4.5	1.0		5	2	1	1	2	0	0	0	0	0	0	0	9	9	9.00	2.000				

Minnesota Twins @ Tampa Bay Rays  
Charlotte Sports Park, Port Charlotte, FL  
Mon Mar 11 2013, 7:08 PM - 10:25 PM EDT  
Att: 5,017 - Partly Cloudy - 78 F

AB	39
R	4
H	11
RBI	4
BB	4
SO	12
LOB	19





Batter	1	2	3	4	5	6	7	8	9	AB	R	H	RBI	BB	SO	LOB	TOP										
12 Alexi Casilla, S OBP: 0.397, SLG: 0.385 6 Russ Canzler, R OBP: 0.269, SLG: 0.208	F7		FC3-6 1B		CS	G4-3		F8	58 2B	3	0	1	0	0	0	0											
3 Ryan Flaherty, L OBP: 0.310, SLG: 0.538 28 Steve Pearce, R OBP: 0.480, SLG: 1.000	F9		FC3-6			G3-1			SF7	3	0	0	0	0	0	1											
13 Manny Machado, R OBP: 0.423, SLG: 0.350 58 Yamaico Navarro, R OBP: 0.440, SLG: 0.368	F8		F8			F7		K	71 WP 71 1B	3	0	0	0	0	0	1											
72 Jason Pridie, L OBP: 0.320, SLG: 0.625 71 L.J. Hoess, R OBP: 0.359, SLG: 0.444		G4-3			G4-1			K	63 G6-3 45 1B	3	1	1	0	0	0	0											
31 Taylor Teagarden, R OBP: 0.222, SLG: 0.222 63 Chris Robinson, R OBP: 0.375, SLG: 0.259		G4-3			G5-3				63 G6-3 45 1B	2	0	0	0	0	0	0											
45 Travis Ishikawa, L OBP: 0.250, SLG: 0.261 81 Buck Britton, L OBP: 0.167, SLG: 0.167		G4-3			G6-3				35 BB 69 1B	3	0	1	1	0	0	0											
35 Danny Valencia, R OBP: 0.321, SLG: 0.250			F7		G6-3				69 1B 86 1B	2	1	0	0	2	0	0											
60 Chris Dickerson, L OBP: 0.417, SLG: 0.450 69 Numan Romero, S OBP: 0.417, SLG: 0.264			HR		G4-3			F8	6 1B 28 SF7 86 1B	3	1	1	1	0	0	2											
25 Trayvon Robinson, S OBP: 0.286, SLG: 0.464 86 Kyle Hudson, L OBP: 1.000, SLG: 1.000			12 1B					FC6-4	58 S 58 2B 6 1B	3	1	2	0	0	0	2											
<b>Inning Stats</b>	R: 0 E: 0 K: 0 S: 3	H: 0 LOB: 0 BB: 0 P: 3	R: 0 E: 0 K: 0 S: 3	H: 0 LOB: 0 BB: 0 P: 3	R: 2 E: 1 K: 0 S: 6	H: 3 LOB: 1 BB: 0 P: 6	R: 0 E: 0 K: 0 S: 3	H: 0 LOB: 0 BB: 0 P: 3	R: 0 E: 0 K: 0 S: 3	H: 1 LOB: 0 BB: 0 P: 4	R: 0 E: 0 K: 0 S: 3	H: 0 LOB: 0 BB: 0 P: 3	R: 1 E: 0 K: 0 S: 5	H: 2 LOB: 2 BB: 1 P: 10	R: 0 E: 0 K: 2 S: 7	H: 0 LOB: 1 BB: 2 P: 11	R: 6 E: 0 K: 0 S: 8	H: 5 LOB: 1 BB: 2 P: 18	1B: 9 2B: 1 3B: 0 HR: 1	SF: 1 SAC: 0 DP: 0 HBP: 0	WP: 2 PA: 42 PB: 0 SB: 3 CS: 1						
<b>PITCHER</b>	IP	WLS	BF	H	R	ER	SO	BB	IBB	HBP	BLK	WP	HR	S	P	ERA	WHIP										
30 Kevin Correia, R ERA: 4.76	4.2		18	4	2	1	0	0	0	0	0	0	1	18	18	1.93	0.857										
50 Casey Fien, R ERA: 4.29	1.1		3	0	0	0	0	0	0	0	0	0	0	3	4	0.00	0.000										
32 Kyle Gibson, R ERA: 9.0	2.0		10	2	1	1	2	2	0	0	0	0	0	12	21	4.50	2.000										
20 Josh Roenicke, R ERA: 8.22	0.2	L	7	3	5	5	0	2	0	0	0	1	0	5	13	67.50	7.500										
71 Caleb Thielbar, L ERA: 12.46	0.1		3	2	1	1	0	0	0	0	0	1	0	3	5	27.00	6.000										

**Baltimore Orioles @ Minnesota Twins**  
Hammond Stadium, Fort Myers, FL  
Wed Mar 13 2013, 7:05 PM - 10:10 PM EDT  
Att: 7,635 - Clear - 76 F

AB 36  
R 9  
H 11  
RBI 8  
BB 4  
SO 2  
LOB 11



Batter	1	2	3	4	5	6	7	8	9	AB	R	H	RBI	BB	SO	LOB	BOTTOM										
32 Aaron Hicks, S OBP: 0.350, SLG: 0.737 12 Joe Benson, R OBP: 0.273, SLG: 0.297	K			K	G5-3			1 HR 2B	K	3	0	0	0	0	2	2											
2 Brian Dozier, R OBP: 0.288, SLG: 0.294 1 Ray Olmedo, S OBP: 0.400, SLG: 0.720	G6-3			G4-3			F7	2H HR		3	0	0	0	0	0	0											
16 Josh Willingham, R OBP: 0.445, SLG: 0.643 19 Darin Mastroianni, R OBP: 0.455, SLG: 0.556	K						K	13 S BB		1	0	0	0	1	1	0											
33 Justin Morneau, L OBP: 0.400, SLG: 0.700 13 Jeff Clement, L OBP: 0.290, SLG: 0.250	K			G1-3			K			3	0	0	0	0	2	1											
9 Ryan Doumit, S OBP: 0.290, SLG: 0.345 73 Kyle Knudson, R OBP: 0.200, SLG: 0.200	K						G4-3	K		2	1	1	0	0	1	0											
27 Chris Parmelee, L OBP: 0.333, SLG: 0.316 48 Brandon Boggs, S OBP: 0.184, SLG: 0.351	K									2	0	0	0	0	2	1											
78 Oswaldo Arcia, L OBP: 0.417, SLG: 0.490			K							3	0	1	0	1	1	0											
5 Eduardo Escobar, S OBP: 0.353, SLG: 0.375 80 Mark Sobolewski, R OBP: 0.240, SLG: 0.345				G4-3	FC6			85 BB BB		2	0	0	0	0	1	1											
25 Pedro Florimón, S OBP: 0.258, SLG: 0.276 85 James Beresford, L OBP: 0.333, SLG: 0.571				G4-3	P3			HR		2	0	0	0	0	2	0											
<b>Inning Stats</b>	R: 0 E: 0 K: 2 S: 7	H: 0 LOB: 0 BB: 0 P: 7	R: 0 E: 0 K: 3 S: 9	H: 0 LOB: 0 BB: 0 P: 9	R: 0 E: 0 K: 1 S: 5	H: 0 LOB: 0 BB: 0 P: 5	R: 0 E: 0 K: 1 S: 5	H: 0 LOB: 1 BB: 1 P: 9	R: 1 E: 1 K: 1 S: 8	H: 2 LOB: 2 BB: 0 P: 8	R: 0 E: 0 K: 2 S: 7	H: 0 LOB: 0 BB: 0 P: 7	R: 0 E: 0 K: 1 S: 5	H: 0 LOB: 0 BB: 0 P: 5	R: 3 E: 0 K: 2 S: 14	H: 3 LOB: 1 BB: 1 P: 23	R: 0 E: 0 K: 2 S: 7	H: 0 LOB: 2 BB: 2 P: 15	1B: 2 2B: 1 3B: 0 HR: 2	SF: 0 SAC: 0 DP: 0 HBP: 0	WP: 0 PA: 37 PB: 0 SB: 2 CS: 0						
<b>PITCHER</b>	IP	WLS	BF	H	R	ER	SO	BB	IBB	HBP	BLK	WP	HR	S	P	ERA	WHIP										
17 Brian Matusz, L ERA: 2.7	1.0	H	6	2	1	0	1	0	0	0	0	0	0	8	8	0.00	2.000										
40 Troy Patton, L ERA: 4.29	2.0	H	6	0	0	0	3	0	0	0	0	0	0	12	12	0.00	0.000										
29 Tommy Hunter, R ERA: 3.52	1.0	W	7	3	3	3	2	1	0	0	0	0	2	14	23	27.00	4.000										
78 Todd Redmond, R ERA: 5.83	1.0		5	0	0	0	2	2	0	0	0	0	0	7	15	0.00	2.000										
91 Chris Petrin, L ERA:																											

**Baltimore Orioles @ Minnesota Twins**  
Hammond Stadium, Fort Myers, FL  
Wed Mar 13 2013, 7:05 PM - 10:10 PM EDT  
Att: 7,635 - Clear - 76 F

AB 33  
R 4  
H 5  
RBI 3  
BB 4  
SO 15  
LOB 12









Batter	1	2	3	4	5	6	7	8	9	AB	R	H	RBI	BB	SO	LOB	TOP								
32 Aaron Hicks, S (1, 8) OBP: 0.364, SLG: 0.732										3	0	1	0	1	2	2	<b>Minnesota Twins @ Boston Red Sox</b> JetBlue Park, Ft. Myers, FL Fri Mar 15 2013, 7:09 PM - 9:59 PM EDT Att: 9,770 - Clear - 71 F								
8 Jamey Carroll, R (1, 5) OBP: 0.361, SLG: 0.313										3	0	1	0	0	1	2									
1 Ray Olmedo, S (6, 5) OBP: 0.387, SLG: 0.621										0	0	0	0	1	0	0									
27 Chris Parmelee, L (1, 3) OBP: 0.370, SLG: 0.435										3	0	0	0	0	1	3									
55 Chris Colabello, R (6, 3) OBP: 0.389, SLG: 0.438										1	0	0	0	0	1	2									
9 Ryan Doumit, S (1, 2) OBP: 0.286, SLG: 0.313										3	0	0	0	1	0	2									
84 Dan Rohlfing, R (8, 2) OBP: 0.400, SLG: 0.588										0	0	0	0	0	0	0									
78 Oswaldo Arcia, L (1, 9) OBP: 0.278, SLG: 0.250										3	0	0	0	0	0	1									
26 Brian Dinkelman, L (6, 9) OBP: 0.258, SLG: 0.115										1	0	0	0	0	1	3									
12 Joe Benson, R (1, 10) OBP: 0.302, SLG: 0.333										4	0	0	0	0	1	0									
2 Brian Dozier, R (1, 4) OBP: 0.310, SLG: 0.342										4	0	2	0	0	0	0	<b>AB 33</b> <b>R 0</b> <b>H 7</b> <b>RBI 0</b> <b>BB 3</b> <b>SO 8</b> <b>LOB 18</b>								
5 Eduardo Escobar, S (1, 6) OBP: 0.342, SLG: 0.361										4	0	1	0	0	1	2									
19 Darin Mastroianni, R (1, 7) OBP: 0.462, SLG: 0.591										4	0	2	0	0	0	1									
<b>Inning Stats</b>	R: 0 E: 0 K: 1 S: 5	H: 0 LOB: 1 BB: 1 P: 9	R: 0 E: 0 K: 2 S: 8	H: 1 LOB: 1 BB: 0 P: 8	R: 0 E: 0 K: 1 S: 6	H: 1 LOB: 1 BB: 0 P: 6	R: 0 E: 0 K: 0 S: 3	H: 0 LOB: 0 BB: 0 P: 3	R: 0 E: 0 K: 1 S: 6	H: 2 LOB: 1 BB: 0 P: 6	R: 0 E: 0 K: 0 S: 4	H: 1 LOB: 1 BB: 0 P: 4	R: 0 E: 0 K: 0 S: 3	H: 0 LOB: 0 BB: 0 P: 3	R: 0 E: 0 K: 3 S: 10	H: 1 LOB: 3 BB: 2 P: 18		R: 0 E: 0 K: 0 S: 4	H: 1 LOB: 1 BB: 0 P: 4	1B: 4 2B: 3 3B: 0 HR: 0	SF: 0 SAC: 0 DP: 1 HBP: 0	WP: 0 PB: 0 SB: 1 CS: 0	PA: 36		
<b>PITCHER</b>	IP	WLS	BF	H	R	ER	SO	BB	IBB	HBP	BLK	WP	HR	S	P	ERA	WHIP	<b>PITCHER</b>							
22 Felix Doubront, L (1, 1) ERA: 2.08	4.0	W	15	2	0	0	4	1	0	0	0	0	0	22	16	0.00	0.750								
36 Junichi Tazawa, R (5, 1) ERA: 2.45	2.0	H	8	3	0	0	1	0	0	0	0	0	0	10	10	0.00	1.500								
37 Chris Carpenter, R (7, 1) ERA: 2.45	2.0	H	9	1	0	0	3	2	0	0	0	0	0	13	21	0.00	1.500								
77 Anthony Carter, R (9, 1) ERA:	1.0		4	1	0	0	0	0	0	0	0	0	0	4	4	0.00	1.000								

Batter	1	2	3	4	5	6	7	8	9	AB	R	H	RBI	BB	SO	LOB	BOTTOM								
2 Jacoby Ellsbury, L (1, 8) OBP: 0.361, SLG: 0.355										3	1	1	0	0	0	2	<b>Minnesota Twins @ Boston Red Sox</b> JetBlue Park, Ft. Myers, FL Fri Mar 15 2013, 7:09 PM - 9:59 PM EDT Att: 9,770 - Clear - 71 F								
26 Shannon Wickerson, R (7, 8) OBP: 0.167, SLG: 0.167										3	0	1	0	0	0	2									
5 Jonny Gomes, R (1, 7) OBP: 0.241, SLG: 0.379										1	1	1	0	0	0	0									
29 Daniel Nava, S (7, 7) OBP: 0.400, SLG: 0.333										3	0	2	0	0	0	1									
15 Dustin Pedroia, R (1, 4) OBP: 0.417, SLG: 0.452										1	0	1	1	0	0	0									
13 Heiker Meneses, R (6, PR) OBP: 0.667, SLG: 0.750										3	0	2	0	0	0	1									
12 Mike Napoli, R (1, 3) OBP: 0.409, SLG: 0.700										3	1	0	0	0	0	2									
35 Lyle Overbay, L (7, 3) OBP: 0.344, SLG: 0.423										1	0	0	0	0	1	2									
39 Jarrod Saltalamacchia, S (1, 2) OBP: 0.481, SLG: 0.750										3	1	2	2	0	0	0									
61 Dan Butler, R (7, 2) OBP: 0.400, SLG: 0.400										0	0	0	1	0	0	0									
16 Will Middlebrooks, R (1, 5) OBP: 0.310, SLG: 0.423										3	0	0	0	0	1	1									
19 Ryan Dent, R (7, 5) OBP: 0.375, SLG: 0.286										1	0	0	0	0	1	1									
37 Mike Carp, L (1, 10) OBP: 0.267, SLG: 0.357										3	0	0	0	0	1	0	<b>AB 32</b> <b>R 5</b> <b>H 11</b> <b>RBI 4</b> <b>BB 0</b> <b>SO 4</b> <b>LOB 11</b>								
25 Ryan Sweeney, L (1, 9) OBP: 0.368, SLG: 0.303										3	0	0	0	0	0	0									
43 Brandon Jacobs, R (8, 9) OBP: 0.500, SLG: 0.550										0	0	0	0	0	0	0									
82 Deven Marrero, R (1, 6) OBP: 0.600, SLG: 0.600										3	0	2	0	0	0	0									
15 Derrick Gibson, R (8, 6) OBP: 0.667, SLG: 0.500										0	0	0	0	0	0	0									
<b>Inning Stats</b>	R: 1 E: 0 K: 0 S: 4	H: 2 LOB: 0 BB: 0 P: 4	R: 0 E: 0 K: 0 S: 3	H: 0 LOB: 0 BB: 0 P: 3	R: 0 E: 0 K: 0 S: 4	H: 1 LOB: 1 BB: 0 P: 4	R: 2 E: 0 K: 2 S: 10	H: 2 LOB: 0 BB: 0 P: 11	R: 0 E: 0 K: 0 S: 4	H: 1 LOB: 1 BB: 0 P: 4	R: 0 E: 0 K: 0 S: 4	H: 2 LOB: 1 BB: 0 P: 4	R: 0 E: 0 K: 0 S: 3	H: 0 LOB: 0 BB: 0 P: 3	R: 2 E: 0 K: 2 S: 10	H: 3 LOB: 1 BB: 0 P: 10	1B: 8 2B: 2 3B: 0 HR: 1	SF: 1 SAC: 0 DP: 2 HBP: 0	WP: 0 PB: 0 SB: 0 CS: 0	PA: 33					
<b>PITCHER</b>	IP	WLS	BF	H	R	ER	SO	BB	IBB	HBP	BLK	WP	HR	S	P	ERA	WHIP	<b>PITCHER</b>							
62 Liam Hendriks, R (1, 1) ERA: 6.0	4.0	L	16	5	3	3	2	0	0	0	0	0	0	21	22	6.75	1.250								
60 Pedro Hernandez, L (5, 1) ERA:	3.0		11	3	0	0	0	0	0	0	0	0	0	11	11	0.00	1.000								
52 Brian Duensing, L (8, 1) ERA: 4.5	1.0		6	3	2	2	2	0	0	0	0	0	0	10	10	18.00	3.000								

**Minnesota Twins @ Boston Red Sox**  
 JetBlue Park, Ft. Myers, FL  
 Fri Mar 15 2013, 7:09 PM - 9:59 PM EDT  
 Att: 9,770 - Clear - 71 F



**Minnesota Twins @ Boston Red Sox**  
 JetBlue Park, Ft. Myers, FL  
 Fri Mar 15 2013, 7:09 PM - 9:59 PM EDT  
 Att: 9,770 - Clear - 71 F





Batter	1	2	3	4	5	6	7	8	9	AB	R	H	RBI	BB	SO	LOB	TOP
7 Alex Presley, L (1, 7) 28 Dan Grovatt, L (8, 7)										2	1	2	0	2	0	0	
31 Jose Tabata, R (1, 9) 37 Willy Garcia, R (8, 9)										4	0	0	0	0	0	4	
22 Andrew McCutchen, R (1, 8) 26 Felix Pie, L (7, 8)										1	0	0	0	2	0	0	
14 Gaby Sanchez, R (1, 5) 5 Josh Harrison, R (7, 5)										1	0	0	1	1	0	2	
18 Neil Walker, S (1, 4) 10 Jordy Mercer, R (7, 4)										3	0	0	0	0	1	2	
2 Brad Hawpe, L (1, 10) 48 Andy Vasquez, L (9, PR)										3	0	1	0	1	1	0	
78 Brandon Inge, R (1, 3) 43 Jared Goedert, R (7, 3)										3	0	0	0	0	1	2	
12 Clint Barnes, R (1, 6) 66 Ivan De Jesus, Jr., R (7, 6)										3	0	0	0	0	1	1	
19 Michael McKenry, R (1, 2) 74 Carlos Paulino, R (8, 2)										3	0	0	0	0	0	0	
<b>Inning Stats</b>	R: 1 E: 0 K: 0 S: 4	H: 1 LOB: 1 BB: 1 P: 8	R: 0 E: 0 K: 1 S: 5	H: 0 LOB: 0 BB: 0 P: 5	R: 0 E: 0 K: 1 S: 6	H: 1 LOB: 1 BB: 0 P: 6	R: 0 E: 0 K: 0 S: 2	H: 0 LOB: 0 BB: 1 P: 6	R: 0 E: 0 K: 1 S: 5	H: 0 LOB: 0 BB: 0 P: 5	R: 0 E: 0 K: 2 S: 8	H: 1 LOB: 2 BB: 1 P: 12	1B: 2 2B: 3 3B: 0 HR: 0	SF: 1 SAC: 0 DP: 3 HBP: 0	WP: 1 PB: 0 SB: 0 CS: 0	PA: 34	
<b>PITCHER</b>	IP WLS BF H R ER SO BB IBB HBP BLK WP HR S P ERA WHIP																
38 Cole De Vries, R (1, 1) ERA: 0.9	3.0	13	2	1	1	1	2	0	0	0	0	1	0	13	21	3.00	1.333
64 Tyler Robertson, L (4, 1) ERA: 4.32	2.0	7	1	0	0	1	1	0	0	0	0	0	0	8	12	0.00	1.000
39 P.J. Walters, R (6, 1) ERA:	3.0	W	9	0	0	1	2	0	0	0	0	0	0	9	17	0.00	0.667
67 Luis Perdomo, R (9, 1) ERA: 3.86	1.0	S	5	1	0	0	1	0	0	0	0	0	0	8	12	0.00	2.000

Pittsburgh Pirates @ Minnesota Twins  
Hammond Stadium, Fort Myers, FL  
Sat Mar 16 2013, 1:12 PM - 3:57 PM EDT  
Att: 6,012 - Sunny - 72 F

AB 27  
R 1  
H 4  
RBI 1  
BB 6  
SO 5  
LOB 14



Batter	1	2	3	4	5	6	7	8	9	AB	R	H	RBI	BB	SO	LOB	BOTTOM	
32 Aaron Hicks, S (1, 8) 11 Clete Thomas, L (8, 8)										4	1	1	0	0	2	0		
2 Brian Dozier, R (1, 4) 80 Mark Sobolewski, R (7, 5)										3	0	1	0	0	0	1		
16 Josh Willingham, R (1, 7) 22 Wilkin Ramirez, R (6, 7)										3	0	2	1	0	0	0		
33 Justin Morneau, L (1, 3) 55 Chris Colabello, R (6, 3)										3	0	1	0	0	1	3		
9 Ryan Doumit, S (1, 10) 13 Jeff Clement, L (8, PH) (9, 10)										3	0	1	0	0	2	3		
12 Joe Benson, R (1, 9) 48 Brandon Boggs, S (7, 9)										3	0	0	0	0	1	1		
1 Ray Olmedo, S (1, 5) (7, 4)										4	0	1	0	0	1	3		
41 Drew Butera, R (1, 2)										4	0	0	0	0	1	5		
25 Pedro Florimón, S (1, 6)										3	0	0	0	0	2	2		
<b>Inning Stats</b>	R: 1 E: 0 K: 1 S: 7	H: 2 LOB: 1 BB: 0 P: 8	R: 0 E: 0 K: 0 S: 4	H: 1 LOB: 0 BB: 0 P: 5	R: 0 E: 0 K: 2 S: 9	H: 2 LOB: 2 BB: 0 P: 9	R: 0 E: 1 K: 1 S: 6	H: 0 LOB: 1 BB: 0 P: 7	R: 0 E: 0 K: 2 S: 8	H: 1 LOB: 1 BB: 0 P: 8	R: 0 E: 0 K: 1 S: 6	H: 0 LOB: 0 BB: 0 P: 7	R: 1 E: 0 K: 2 S: 8	H: 1 LOB: 2 BB: 2 P: 17	1B: 8 2B: 0 3B: 0 HR: 0	SF: 0 SAC: 0 DP: 1 HBP: 0	WP: 2 PB: 0 SB: 1 CS: 0	PA: 35
<b>PITCHER</b>	IP WLS BF H R ER SO BB IBB HBP BLK WP HR S P ERA WHIP																	
75 Gerrit Cole, R (1, 1) ERA: 3.6	4.0	18	5	1	1	4	0	0	0	0	0	0	0	26	29	2.25	1.250	
37 Justin Wilson, L (5, 1) ERA: 0.9	3.0	11	2	0	0	5	0	0	0	0	0	0	0	21	21	0.00	0.667	
71 Kris Johnson, L (8, 1) ERA: 3.18	1.0	L	6	1	1	1	2	0	0	0	1	0	0	8	17	9.00	3.000	

Pittsburgh Pirates @ Minnesota Twins  
Hammond Stadium, Fort Myers, FL  
Sat Mar 16 2013, 1:12 PM - 3:57 PM EDT  
Att: 6,012 - Sunny - 72 F

AB 33  
R 2  
H 8  
RBI 2  
BB 2  
SO 11  
LOB 19






Batter	1	2	3	4	5	6	7	8	9	AB	R	H	RBI	BB	SO	LOB	TOP										
32 Aaron Hicks, S OBP: 0.353, SLG: 0.660 19 Darn Mastroianni, R OBP: 0.444, SLG: 0.952										2	0	0	0	1	1	1	<b>Minnesota Twins @ Baltimore Orioles</b> Ed Smith Stadium, Sarasota, FL Sun Mar 17 2013, 1:08 PM - 3:42 PM EDT Att: 6,194 - Cloudy - 73 F										
8 Jamey Carroll, R OBP: 0.375, SLG: 0.333										4	0	2	0	0	0	1											
9 Ryan Doumit, S OBP: 0.275, SLG: 0.297 84 Dan Rohlfing, R OBP: 0.364, SLG: 0.526										2	0	0	0	0	0	2											
33 Justin Morneau, L OBP: 0.310, SLG: 0.517 13 Jeff Clement, L OBP: 0.343, SLG: 0.267										3	0	0	0	0	1	0											
22 Wilkin Ramirez, R OBP: 0.412, SLG: 0.500										4	0	2	0	0	2	0											
27 Chris Parmelee, L OBP: 0.400, SLG: 0.440 48 Brandon Boggs, S OBP: 0.214, SLG: 0.439										2	0	1	0	1	1	1											
12 Joe Benson, R OBP: 0.267, SLG: 0.288										4	0	0	0	0	0	3											
5 Eduardo Escobar, S OBP: 0.317, SLG: 0.333										3	0	0	0	0	0	0											
25 Pedro Florimón, S OBP: 0.268, SLG: 0.263										2	0	0	0	0	0	0											
<b>Inning Stats</b>	R: 0 E: 0 K: 1 S: 5	H: 0 LOB: 0 BB: 0 P: 6	R: 0 E: 0 K: 1 S: 5	H: 0 LOB: 1 BB: 1 P: 9	R: 0 E: 0 K: 0 S: 4	H: 1 LOB: 2 BB: 0 P: 5	R: 0 E: 0 K: 0 S: 4	H: 2 LOB: 1 BB: 0 P: 4	R: 0 E: 0 K: 2 S: 8	H: 1 LOB: 1 BB: 0 P: 8	R: 0 E: 0 K: 0 S: 3	H: 0 LOB: 0 BB: 0 P: 3	R: 0 E: 0 K: 0 S: 3	H: 1 LOB: 0 BB: 0 P: 3	R: 1 E: 0 K: 1 S: 8	H: 1 LOB: 0 BB: 0 P: 11		1B: 4 2B: 1 3B: 0 HR: 1	SF: 0 SAC: 0 DP: 2 HBP: 1	WP: 0 PB: 0 SB: 1 CS: 0	PA: 34						
<b>PITCHER</b>	IP	WLS	BF	H	R	ER	SO	BB	IBB	HBP	BLK	WP	HR	S	P	ERA	WHIP										
52 Steve Johnson, R ERA: 2.0	4.0	W	16	3	0	0	2	1	0	1	0	0	0	18	24	0.00	1.000										
43 Jim Johnson, R ERA:	1.0	H	4	0	0	0	0	1	0	0	0	0	0	4	8	0.00	1.000										
56 Darren O'Day, R ERA:	1.0		4	1	0	0	2	0	0	0	0	0	0	8	8	0.00	1.000										
48 Jair Jurrjens, R ERA: 7.27	3.0	S	10	2	1	1	1	0	0	0	0	0	1	14	17	3.00	0.667										

Batter	1	2	3	4	5	6	7	8	9	AB	R	H	RBI	BB	SO	LOB	BOTTOM										
1 Brian Roberts, S OBP: 0.375, SLG: 0.500 63 Chris Robinson, R OBP: 0.333, SLG: 0.250										3	0	0	0	1	0	3	<b>Minnesota Twins @ Baltimore Orioles</b> Ed Smith Stadium, Sarasota, FL Sun Mar 17 2013, 1:08 PM - 3:42 PM EDT Att: 6,194 - Cloudy - 73 F										
13 Manny Machado, R OBP: 0.364, SLG: 0.269 6 Russ Canzler, R OBP: 0.300, SLG: 0.222										3	1	0	0	1	1	1											
9 Nate McLouth, L OBP: 0.333, SLG: 0.385 90 Adam Greenberg, L OBP: 0.333, SLG: 0.385										4	0	0	0	0	1	3											
32 Matt Wieters, S OBP: 0.556, SLG: 0.958 58 Yamaico Navarro, R OBP: 0.419, SLG: 0.400										3	2	2	2	0	0	0											
19 Chris Davis, L OBP: 0.379, SLG: 0.481 85 Brandon Waring, R OBP: 0.379, SLG: 0.481										4	1	1	0	0	1	0											
2 J.J. Hardy, R OBP: 0.372, SLG: 0.200 69 Niuman Romero, S OBP: 0.417, SLG: 0.364										4	2	1	1	0	1	2											
36 Conor Jackson, R OBP: 0.410, SLG: 0.703										4	0	3	0	0	0	1											
60 Chris Dickerson, L OBP: 0.419, SLG: 0.423 Glynn Davis, R OBP: 0.419, SLG: 0.423										3	1	2	1	0	0	1											
51 Lew Ford, R OBP: 0.516, SLG: 0.793 86 Kyle Hudson, L OBP: 1.000, SLG: 1.000										3	0	1	3	0	1	3											
<b>Inning Stats</b>	R: 0 E: 0 K: 0 S: 2	H: 0 LOB: 0 BB: 1 P: 6	R: 2 E: 0 K: 0 S: 7	H: 4 LOB: 2 BB: 0 P: 7	R: 0 E: 1 K: 0 S: 3	H: 0 LOB: 0 BB: 0 P: 3	R: 1 E: 0 K: 2 S: 11	H: 2 LOB: 1 BB: 0 P: 14	R: 2 E: 0 K: 1 S: 7	H: 1 LOB: 0 BB: 1 P: 12	R: 0 E: 0 K: 1 S: 5	H: 0 LOB: 0 BB: 0 P: 5	R: 0 E: 0 K: 0 S: 4	H: 1 LOB: 1 BB: 0 P: 4	R: 0 E: 0 K: 0 S: 4	H: 1 LOB: 1 BB: 0 P: 4		1B: 7 2B: 1 3B: 0 HR: 2	SF: 0 SAC: 0 DP: 3 HBP: 0	WP: 0 PB: 1 SB: 1 CS: 0	PA: 35						
<b>PITCHER</b>	IP	WLS	BF	H	R	ER	SO	BB	IBB	HBP	BLK	WP	HR	S	P	ERA	WHIP										
49 Vance Worley, R ERA: 6.0	4.0	L	18	6	3	3	2	1	0	0	0	0	1	23	30	6.75	1.750										
50 Casey Fien, R ERA: 6.14	1.0		5	1	2	2	1	1	0	0	0	0	1	7	12	18.00	2.000										
61 Jared Burton, R ERA: 4.05	2.0		8	2	2	0	2	0	0	0	0	0	0	12	12	0.00	1.000										
20 Josh Roenicke, R ERA: 7.27	1.0		4	1	0	0	0	0	0	0	0	0	0	4	4	0.00	1.000										

AB	31
R	1
H	6
RBI	1
BB	2
SO	5
LOB	9






Batter	1	2	3	4	5	6	7	8	9	AB	R	H	RBI	BB	SO	LOB	TOP		
76 Christian Yelich, L (1, 7) OBP: 0.469, SLG: 0.857	0-0 15 CS 1B	1-3 1-2 K			0-2 HR					3	1	2	1	0	1	2			
1 Chone Figgins, S (1, 4) OBP: 0.367, SLG: 0.308	0-0 P5	0-0 G3-2			0-0 15 G5-4-3 1B					3	0	1	0	0	0	3			
15 Kevin Kouzmanoff, R (1, 3) OBP: 0.379, SLG: 0.776	1-0 F8		0-0 G4-3		0-0 G5-4-3					3	0	0	0	0	0	2			
26 Austin Kearns, R (1, 9) OBP: 0.212, SLG: 0.071		4-0 22 1B 22 E BB	0-0 L6		0-3 K2-3					2	1	0	0	1	1	0			
13 Chris Valaika, R (1, 5) OBP: 0.182, SLG: 0.290		0-0 12 HBP 22 E 53 BB 1B	1-0 HR							2	2	2	1	0	0	0			
22 Nick Green, R (1, 6) OBP: 0.343, SLG: 0.344		0-0 E9 53 BB 12 HBP 2 1B	0-0 F7							2	1	1	0	0	0	0			
12 Matt Downs, R (1, 10) OBP: 0.175, SLG: 0.324		1-0 53 BB 2 1B HBP	0-3 K							1	1	0	0	0	1	0			
53 Kyle Skipworth, L (1, 2) OBP: 0.259, SLG: 0.261		4-0 2 1B 1 G3-2 BB	0-0 L9							1	0	0	1	1	0	0			
2 Gorkys Hernández, R (1, 8) OBP: 0.395, SLG: 0.333		0-0 76 S 1B	0-0 G6-3							2	0	1	2	0	0	0			
<b>Inning Stats</b>	R: 0 E: 0 K: 0 S: 3	H: 1 LOB: 0 BB: 0 P: 4	R: 4 E: 1 K: 1 S: 7	H: 3 LOB: 1 BB: 2 P: 17	R: 1 E: 0 K: 0 S: 4	H: 1 LOB: 0 BB: 0 P: 5	R: 0 E: 0 K: 1 S: 5	H: 0 LOB: 0 BB: 0 P: 5	R: 1 E: 0 K: 1 S: 8	H: 2 LOB: 0 BB: 0 P: 8									
<b>PITCHER</b>	IP	WLS	BF	H	R	ER	SO	BB	IBB	HBP	BLK	WP	HR	S	P	ERA	WHIP		
30 Kevin Correia, R (1, 1) ERA: 6.46	4.0	L	18	5	5	5	2	2	0	1	0	0	1	19	31	11.25	1.750		
43 Tim Wood, R (5, 1) ERA: 5.99	1.0		4	2	1	1	1	0	0	0	0	0	1	8	8	9.00	2.000		

**Miami Marlins @ Minnesota Twins**  
Hammond Stadium, Fort Myers, FL  
Mon Mar 18 2013, 1:07 PM - 2:37 PM EDT  
Att: 5,866 - Cloudy - 79 F

livebaseballscores.com

AB 19  
R 6  
H 7  
RBI 5  
BB 2  
SO 3  
LOB 7




WP: 0 PA: 22  
FB: 0  
SB: 0  
CS: 1  
1B: 5 SF: 0  
2B: 1 SAC: 0  
3B: 0 DP: 2  
HR: 2 HBP: 1

Batter	1	2	3	4	5	6	7	8	9	AB	R	H	RBI	BB	SO	LOB	BOTTOM		
32 Aaron Hicks, S (1, 8) OBP: 0.352, SLG: 0.633	4-0 2 HR BB	0-0 F9			0-0 G3-1					2	1	0	0	1	0	1			
2 Brian Dozier, R (1, 4) OBP: 0.313, SLG: 0.409	2-1 1-H HR		0-0 F8		0-3 K					3	1	1	2	0	1	0			
7 Joe Mauer, L (1, 2) OBP: 0.579, SLG: 0.429	0-0 16 FC5-4 1B		0-0 G3		0-0 16 HBP 1B					3	0	2	0	0	0	0			
16 Josh Willingham, R (1, 7) OBP: 0.500, SLG: 0.600	0-0 FC5-4		0-0 1B		1-0 HBP					2	0	1	0	0	0	1			
33 Justin Morneau, L (1, 3) OBP: 0.281, SLG: 0.469	0-0 P6		0-0 G1-3		0-3 K					3	0	0	0	0	1	4			
13 Jeff Clement, L (1, 10) OBP: 0.324, SLG: 0.250	0-0 F7			0-3 K						2	0	0	0	0	1	1			
19 Darin Mastroianni, R (1, 9) OBP: 0.449, SLG: 0.950		0-0 L3		0-0 5 G3 1B						2	0	1	0	0	0	0			
5 Eduardo Escobar, S (1, 5) OBP: 0.302, SLG: 0.317		0-0 F7		0-0 G3						2	0	0	0	0	0	1			
25 Pedro Florimón, S (1, 6) OBP: 0.279, SLG: 0.256		4-0 BB		0-0 G6-3						1	0	0	0	1	0	1			
<b>Inning Stats</b>	R: 2 E: 0 K: 0 S: 6	H: 2 LOB: 1 BB: 1 P: 12	R: 0 E: 0 K: 0 S: 3	H: 0 LOB: 1 BB: 1 P: 7	R: 0 E: 0 K: 0 S: 4	H: 1 LOB: 0 BB: 0 P: 4	R: 0 E: 0 K: 1 S: 6	H: 1 LOB: 1 BB: 0 P: 6	R: 0 E: 0 K: 2 S: 8	H: 1 LOB: 2 BB: 0 P: 9									
<b>PITCHER</b>	IP	WLS	BF	H	R	ER	SO	BB	IBB	HBP	BLK	WP	HR	S	P	ERA	WHIP		
24 Nathan Eovaldi, R (1, 1) ERA: 3.38	5.0	W	23	5	2	2	3	2	0	1	0	0	1	27	38	3.60	1.400		

**Miami Marlins @ Minnesota Twins**  
Hammond Stadium, Fort Myers, FL  
Mon Mar 18 2013, 1:07 PM - 2:37 PM EDT  
Att: 5,866 - Cloudy - 79 F


livebaseballscores.com


AB 20  
R 2  
H 5  
RBI 2  
BB 2  
SO 3  
LOB 9



WP: 0 PA: 23  
FB: 0  
SB: 0  
CS: 0  
1B: 4 SF: 0  
2B: 0 SAC: 0  
3B: 0 DP: 0  
HR: 1 HBP: 1



Batter	1	2	3	4	5	6	7	8	9	AB R H RBI BB SO LOB	TOP																								
											<p>Tampa Bay Rays @ Minnesota Twins Hammond Stadium, Fort Myers, FL Wed Mar 20 2013, 7:05 PM EDT</p> <p><a href="http://livebaseballscorecards.com">livebaseballscorecards.com</a></p> <p>AB 0 R 0 H 0 RBI 0 BB 0 SO 0 LOB 0</p> 																								
Inning Stats										1B: 0 SF: 0 WP: 0 PA: 0 2B: 0 SAC: 0 FB: 0 3B: 0 DP: 0 SB: 0 HR: 0 HBP: 0 CS: 0																									
PITCHER	IP	WLS	BF	H	R	ER	SO	BB	IBB	HBP	BLK	WP	HR	S	P	ERA	WHIP	PITCHER	IP	WLS	BF	H	R	ER	SO	BB	IBB	HBP	BLK	WP	HR	S	P	ERA	WHIP

Batter	1	2	3	4	5	6	7	8	9	AB R H RBI BB SO LOB	BOTTOM																								
											<p>Tampa Bay Rays @ Minnesota Twins Hammond Stadium, Fort Myers, FL Wed Mar 20 2013, 7:05 PM EDT</p> <p><a href="http://livebaseballscorecards.com">livebaseballscorecards.com</a></p> <p>AB 0 R 0 H 0 RBI 0 BB 0 SO 0 LOB 0</p> 																								
Inning Stats										1B: 0 SF: 0 WP: 0 PA: 0 2B: 0 SAC: 0 FB: 0 3B: 0 DP: 0 SB: 0 HR: 0 HBP: 0 CS: 0																									
PITCHER	IP	WLS	BF	H	R	ER	SO	BB	IBB	HBP	BLK	WP	HR	S	P	ERA	WHIP	PITCHER	IP	WLS	BF	H	R	ER	SO	BB	IBB	HBP	BLK	WP	HR	S	P	ERA	WHIP



Batter	1	2	3	4	5	6	7	8	9	AB	R	H	RBI	BB	SO	LOB	TOP																					
32 Aaron Hicks, S (1, 8) OBP: 0.339, SLG: 0.623	G4-3		SF8			K		F8		4	0	1	1	0	1	1	<b>Minnesota Twins @ New York Yankees</b> George M. Steinbrenner Field, Tampa, FL Thu Mar 21 2013, 7:06 PM - 10:01 PM EDT Att: 10,698 - Partly Cloudy - 63 F																					
2 Brian Dozier, R (1, 4) OBP: 0.308, SLG: 0.383	K		2B			K				3	0	0	0	1	2	1																						
5 Eduardo Escobar, S (6, 4) OBP: 0.318, SLG: 0.333			BB					1B		1	0	1	1	0	0	0																						
13 Jeff Clement, L (1, 10) OBP: 0.341, SLG: 0.286	K2-3		P5							3	0	1	0	1	1	2																						
95 Doug Bernier, R (8, 10) OBP: 0.318, SLG: 0.333			BB					K		1	0	0	0	0	1	1																						
27 Chris Parmelee, L (1, 3) OBP: 0.400, SLG: 0.414						L6				4	0	1	1	1	2	3																						
Miguel Sanó, R (1, 5) OBP: 0.400, SLG: 0.400								F8		5	1	2	0	0	1	3																						
19 Darin Mastroianni, R (1, 9) OBP: 0.469, SLG: 0.607	F8									3	1	2	0	0	0	1																						
48 Brandon Boggs, S (6, 9) OBP: 0.295, SLG: 0.419								P6		2	0	0	0	0	1	1																						
12 Joe Benson, R (1, 7) OBP: 0.283, SLG: 0.283										1	1	0	0	2	1	1																						
22 Wilkin Ramirez, R (6, 7) OBP: 0.389, SLG: 0.471								K		2	0	0	0	0	1	1																						
41 Drew Butera, R (1, 2) OBP: 0.400, SLG: 0.385										4	1	1	3	0	2	3																						
25 Pedro Florimón, S (1, 6) OBP: 0.283, SLG: 0.262										3	1	1	0	0	2	1																						
1 Ray Olmedo, S (6, 6) OBP: 0.389, SLG: 0.576										0	1	0	0	1	0	0																						
<b>Inning Stats</b>	R: 0 E: 0 K: 2 S: 7	H: 0 LOB: 0 BB: 0 P: 8	R: 0 E: 1 K: 2 S: 8	H: 1 LOB: 2 BB: 1 P: 13	R: 0 E: 1 K: 2 S: 8	H: 1 LOB: 2 BB: 1 P: 13	R: 5 E: 1 K: 1 S: 10	H: 5 LOB: 2 BB: 2 P: 19	R: 0 E: 0 K: 3 S: 10	H: 1 LOB: 1 BB: 0 P: 11	R: 0 E: 0 K: 2 S: 8	H: 1 LOB: 1 BB: 0 P: 8	R: 0 E: 0 K: 1 S: 5	H: 0 LOB: 0 BB: 0 P: 5	R: 1 E: 0 K: 1 S: 6	H: 1 LOB: 1 BB: 1 P: 10	R: 0 E: 0 K: 1 S: 5	H: 0 LOB: 1 BB: 1 P: 9	1B: 6 2B: 4 3B: 0 HR: 0	SF: 1 SAC: 0 DP: 0 HBP: 0	WP: 0 PB: 0 CS: 3	PA: 43																
<b>PITCHER</b>	IP	WLS	BF	H	R	ER	SO	BB	IBB	HBP	BLK	WP	HR	S	P	ERA	WHIP	<b>PITCHER</b>				IP	WLS	BF	H	R	ER	SO	BB	IBB	HBP	BLK	WP	HR	S	P	ERA	WHIP
41 David Phelps, R (1, 1) ERA: 3.97	3.2	L	20	6	5	5	6	3	0	0	0	0	0	29	45	12.27	2.455	48 Boone Logan, L (8, 1) ERA: 4.5				1.0		5	1	1	1	1	1	0	0	0	0	0	6	10	9.00	2.000
86 Juan Cedeno, L (4, 1) ERA: 3.0	0.1		3	1	0	0	1	1	0	0	0	0	0	4	8	0.00	6.000	89 Preston Claiborne, R (8, 1) ERA: 1.0				1.0		4	0	0	0	1	1	0	0	0	0	5	9	0.00	1.000	
42 Mariano Rivera, R (5, 1) ERA: 3.0	1.0		4	1	0	0	3	0	0	0	0	0	0	10	11	0.00	1.000																					
30 David Robertson, R (6, 1) ERA: 3.0	1.0		4	1	0	0	2	0	0	0	0	0	0	8	8	0.00	1.000																					
34 David Aardsma, R (7, 1) ERA: 3.0	1.0		3	0	0	0	1	0	0	0	0	0	0	5	5	0.00	0.000																					
<b>Batter</b>	1	2	3	4	5	6	7	8	9	AB <td>R <td>H <td>RBI <td>BB <td>SO <td>LOB <td>BOTTOM</td> </td></td></td></td></td></td>	R <td>H <td>RBI <td>BB <td>SO <td>LOB <td>BOTTOM</td> </td></td></td></td></td>	H <td>RBI <td>BB <td>SO <td>LOB <td>BOTTOM</td> </td></td></td></td>	RBI <td>BB <td>SO <td>LOB <td>BOTTOM</td> </td></td></td>	BB <td>SO <td>LOB <td>BOTTOM</td> </td></td>	SO <td>LOB <td>BOTTOM</td> </td>	LOB <td>BOTTOM</td>	BOTTOM																					
11 Brett Gardner, L (1, 8) OBP: 0.382, SLG: 0.333	G4-3									2	0	0	0	1	1	0	<b>Minnesota Twins @ New York Yankees</b> George M. Steinbrenner Field, Tampa, FL Thu Mar 21 2013, 7:06 PM - 10:01 PM EDT Att: 10,698 - Partly Cloudy - 63 F																					
63 Melky Mesa, R (7, 8) OBP: 0.255, SLG: 0.383										1	0	0	0	0	0	0																						
31 Ichiro Suzuki, L (1, 7) OBP: 0.415, SLG: 0.432	G6-3									3	0	0	0	0	0	1																						
60 Thomas Neal, R (8, 9) OBP: 0.333, SLG: 0.400										1	0	0	0	0	1	0																						
24 Robinson Canó, L (1, 4) OBP: 0.300, SLG: 0.450	G6-3									2	1	1	0	0	0	0																						
85 Gil Velazquez, R (6, 4) OBP: 0.407, SLG: 0.304										2	0	0	0	0	0	0																						
36 Kevin Youkilis, R (1, 3) OBP: 0.289, SLG: 0.676										1	0	0	0	1	0	0																						
12 Dan Johnson, L (5, 3) OBP: 0.275, SLG: 0.065										2	0	0	0	0	1	0																						
33 Travis Hafner, L (1, 10) OBP: 0.243, SLG: 0.258										2	0	0	0	1	0	1																						
97 José Pirela, R (8, PH) OBP: 0.313, SLG: 0.500										1	0	0	0	0	1	0																						
22 Brennan Boesch, L (1, 9) OBP: 0.226, SLG: 0.214										3	0	0	0	0	1	3																						
95 Rommie Mustelier, R (8, 5) OBP: 0.323, SLG: 0.429										1	0	0	0	0	0	0																						
26 Eduardo Núñez, R (1, 6) OBP: 0.292, SLG: 0.262										2	0	0	0	0	0	3																						
93 Walter Ibarra, S (7, 6) OBP: 0.421, SLG: 0.389										0	0	0	0	0	0	0																						
17 Jayson Nix, R (1, 5) OBP: 0.255, SLG: 0.214										3	0	0	0	0	0	1																						
96 Addison Maruszak, R (8, 7) OBP: 0.160, SLG: 0.280										0	0	0	0	0	0	0																						
29 Francisco Cervelli, R (1, 2) OBP: 0.278, SLG: 0.313										2	0	0	0	0	0	0																						
Austin Romine, R (7, 2) OBP: 0.222, SLG: 0.222										1	0	0	0	0	0	1																						
<b>Inning Stats</b>	R: 0 E: 0 K: 0 S: 3	H: 0 LOB: 0 BB: 0 P: 3	R: 0 E: 0 K: 1 S: 5	H: 0 LOB: 1 BB: 1 P: 9	R: 0 E: 0 K: 1 S: 5	H: 0 LOB: 0 BB: 0 P: 5	R: 1 E: 1 K: 0 S: 5	H: 1 LOB: 2 BB: 1 P: 9	R: 0 E: 0 K: 0 S: 3	H: 0 LOB: 1 BB: 1 P: 7	R: 0 E: 0 K: 1 S: 5	H: 0 LOB: 0 BB: 0 P: 5	R: 0 E: 0 K: 0 S: 3	H: 0 LOB: 1 BB: 0 P: 6	R: 0 E: 0 K: 1 S: 5	H: 0 LOB: 0 BB: 0 P: 5	R: 0 E: 0 K: 1 S: 5	H: 0 LOB: 0 BB: 0 P: 5	1B: 1 2B: 0 3B: 0 HR: 0	SF: 0 SAC: 0 DP: 0 HBP: 1	WP: 0 PB: 0 CS: 0	PA: 33																
<b>PITCHER</b>	IP	WLS	BF	H	R	ER	SO	BB	IBB	HBP	BLK	WP	HR	S	P	ERA	WHIP	<b>PITCHER</b>				IP	WLS	BF	H	R	ER	SO	BB	IBB	HBP	BLK	WP	HR	S	P	ERA	WHIP
62 Liam Hendriks, R (1, 1) ERA: 4.74	4.0	W	16	1	1	0	2	2	0	0	0	0	0	18	26	0.00	0.750	48 Boone Logan, L (8, 1) ERA: 4.5				1.0		5	1	1	1	1	1	0	0	0	0	6	10	9.00	2.000	
36 Cole De Vries, R (5, 1) ERA: 0.64	4.0	H	14	0	0	0	2	1	0	1	1	0	0	16	23	0.00	0.250	89 Preston Claiborne, R (8, 1) ERA: 1.0				1.0		4	0	0	0	1	1	0	0	0	5	9	0.00	1.000		
60 Pedro Hernandez, L (8, 1) ERA: 3.0	1.0		3	0	0	0	1	0	0	0	0	0	0	5	5	0.00	0.000																					

AB	36
R	6
H	10
RBI	6
BB	6
SO	15
LOB	19

AB	29
R	1
H	1
RBI	0
BB	3
SO	5
LOB	10






Batter	1	2	3	4	5	6	7	8	9	AB	R	H	RBI	BB	SO	LOB	TOP					
26 Eduardo Núñez, R OBP: 0.308, SLG: 0.283 85 Gil Velazquez, R OBP: 0.393, SLG: 0.292										4	2	2	0	0	0	2						
Corban Joseph, L OBP: 0.293, SLG: 0.324										5	2	2	1	0	0	1						
24 Robinson Cano, L OBP: 0.304, SLG: 0.500 98 Reegie Corona, S OBP: 0.310, SLG: 0.485										2	0	1	2	0	0	1						
97 José Pirela, R OBP: 0.300, SLG: 0.367 12 Dan Johnson, L OBP: 0.298, SLG: 0.063										4	0	1	1	0	2	2						
40 Ben Francisco, R OBP: 0.405, SLG: 0.541 Ramón Flores, L OBP: 0.357, SLG: 0.182										4	1	1	1	0	0	2						
19 Chris Stewart, R OBP: 0.283, SLG: 0.361 87 Francisco Arcia, L OBP: 0.750, SLG: 0.667										4	1	1	1	0	0	1						
60 Thomas Neal, R OBP: 0.349, SLG: 0.436 96 Addison Maruszak, R OBP: 0.160, SLG: 0.280										4	1	2	0	0	0	0						
63 Melky Mesa, R OBP: 0.255, SLG: 0.373										4	1	1	1	0	1	1						
95 Ronnier Mustelier, R OBP: 0.371, SLG: 0.500 93 Walter Ibarra, S OBP: 0.421, SLG: 0.389										4	0	3	2	0	0	1						
<b>Inning Stats</b>	R: 1 E: 0 K: 0 S: 4	H: 1 LOB: 0 BB: 0 P: 5	R: 1 E: 1 K: 0 S: 5	H: 1 LOB: 1 BB: 0 P: 5	R: 2 E: 0 K: 1 S: 8	H: 3 LOB: 1 BB: 0 P: 8	R: 0 E: 0 K: 1 S: 6	H: 1 LOB: 1 BB: 0 P: 6	R: 1 E: 0 K: 0 S: 4	H: 2 LOB: 0 BB: 0 P: 4	R: 0 E: 0 K: 0 S: 3	H: 0 LOB: 0 BB: 0 P: 3	R: 0 E: 0 K: 0 S: 3	H: 1 LOB: 0 BB: 0 P: 3	R: 4 E: 0 K: 1 S: 9	H: 5 LOB: 1 BB: 1 P: 13	R: 0 E: 0 K: 0 S: 3	H: 0 LOB: 0 BB: 0 P: 3	1B: 8 2B: 5 3B: 1 HR: 0	SF: 1 SAC: 0 DP: 2 HBP: 0	WP: 0 PB: 0 CS: 0	PA: 40
<b>PITCHER</b>	IP WLS BF H R ER SO BB IBB HBP BLK WP HR S P ERA WHIP																					
49 Vance Worley, R ERA: 6.35	5.0	23	8	5	4	2	0	0	0	0	0	0	0	0	27	28	7.20	1.600				
52 Brian Duensing, L ERA: 4.09	1.0	3	0	0	0	0	0	0	0	0	0	0	0	0	3	3	0.00	0.000				
57 Ryan Pressly, R ERA: 0.82	1.0	3	1	0	0	0	0	0	0	0	0	0	0	3	3	0.00	1.000					
64 Tyler Robertson, L ERA: 7.71	1.0	L	8	5	4	4	1	1	0	0	0	0	0	9	13	36.00	6.000					
20 Josh Roenicke, R ERA: 6.52	1.0	3	0	0	0	0	0	0	0	0	0	0	0	3	3	0.00	0.000					

New York Yankees @ Minnesota Twins  
Hammond Stadium, Fort Myers, FL  
Fri Mar 22 2013, 1:07 PM - 3:45 PM EDT  
Att. 8,366 - Overcast - 73 F

AB 38  
R 9  
H 14  
RBI 9  
BB 1  
SO 3  
LOB 12



Batter	1	2	3	4	5	6	7	8	9	AB	R	H	RBI	BB	SO	LOB	BOTTOM					
48 Brandon Boggs, S OBP: 0.224, SLG: 0.417										5	0	2	2	0	0	3						
8 Jamey Carroll, R OBP: 0.333, SLG: 0.293										5	0	0	0	0	1	4						
7 Joe Mauer, L OBP: 0.500, SLG: 0.353 84 Dan Rohlfing, R OBP: 0.375, SLG: 0.667										3	0	0	0	0	0	0						
16 Josh Willingham, R OBP: 0.478, SLG: 0.953 19 Darin Mastroianni, R OBP: 0.455, SLG: 0.586										3	0	0	0	1	2	0						
33 Justin Morneau, L OBP: 0.278, SLG: 0.528 13 Jeff Clement, L OBP: 0.333, SLG: 0.278										4	1	1	1	0	0	1						
9 Ryan Doumit, S OBP: 0.326, SLG: 0.410 27 Chris Parmelee, L OBP: 0.378, SLG: 0.387										2	3	2	1	1	0	0						
24 Trevor Plouffe, R OBP: 0.455, SLG: 0.590 5 Eduardo Escobar, S OBP: 0.311, SLG: 0.326										3	1	2	0	0	1	1						
22 Wilkin Ramirez, R OBP: 0.450, SLG: 0.568										3	1	3	0	0	0	0						
1 Ray Olmedo, S OBP: 0.350, SLG: 0.528										3	0	0	1	0	0	4						
<b>Inning Stats</b>	R: 0 E: 0 K: 0 S: 3	H: 0 LOB: 0 BB: 0 P: 3	R: 3 E: 1 K: 1 S: 11	H: 5 LOB: 2 BB: 0 P: 13	R: 0 E: 0 K: 0 S: 3	H: 0 LOB: 0 BB: 0 P: 3	R: 1 E: 1 K: 1 S: 6	H: 1 LOB: 1 BB: 1 P: 10	R: 0 E: 0 K: 0 S: 5	H: 0 LOB: 0 BB: 0 P: 5	R: 1 E: 0 K: 0 S: 5	H: 2 LOB: 2 BB: 0 P: 6	R: 0 E: 0 K: 1 S: 5	H: 0 LOB: 1 BB: 1 P: 9	R: 1 E: 1 K: 0 S: 6	H: 2 LOB: 2 BB: 0 P: 6	R: 1 E: 0 K: 0 S: 5	H: 1 LOB: 0 BB: 0 P: 7	1B: 5 2B: 3 3B: 0 HR: 3	SF: 1 SAC: 0 DP: 0 HBP: 1	WP: 0 PB: 0 CS: 0	PA: 42
<b>PITCHER</b>	IP WLS BF H R ER SO BB IBB HBP BLK WP HR S P ERA WHIP																					
47 Iván Nova, R ERA: 4.19	1.1	24	7	5	4	3	1	0	0	0	0	0	0	8	13	0.00	1.200					
43 Jim Miller, R ERA: 1.53	1.0	W	8	1	0	0	1	1	0	1	0	0	0	6	6	0.00	2.000					
99 Branden Pinder, R ERA: 3.24	1.0	S	4	1	1	1	0	0	0	0	0	0	0	1	5	7	9.00	1.000				

New York Yankees @ Minnesota Twins  
Hammond Stadium, Fort Myers, FL  
Fri Mar 22 2013, 1:07 PM - 3:45 PM EDT  
Att. 8,366 - Overcast - 73 F

AB 38  
R 7  
H 11  
RBI 6  
BB 2  
SO 4  
LOB 13





Batter	1	2	3	4	5	6	7	8	9	AB	R	H	RBI	BB	SO	LOB	TOP											
32 Aaron Hicks, S (1, 8) OBP: 0.359, SLG: 0.607 48 Brandon Boggs, S (7, 8) OBP: 0.220, SLG: 0.408	G6-3		FC5-4	BB		F8	BB		K	3	0	1	1	2	0	0	<b>Minnesota Twins @ Tampa Bay Rays</b> Charlotte Sports Park, Port Charlotte, FL Sat Mar 23 2013, 1:09 PM - 4:05 PM EDT Att: 5,073 - Sunny - 84 F <a href="http://livebaseballscorecards.com">livebaseballscorecards.com</a>											
2 Brian Dozier, R (1, 4) OBP: 0.321, SLG: 0.380 95 Nate Hanson, R (6, 5)	1B		FC5-4	BB		BB	BB			3	0	1	0	1	0	4												
16 Josh Willingham, R (1, 10) OBP: 0.440, SLG: 0.500 13 Jeff Clement, L (6, PH) OBP: 0.326, SLG: 0.270 (8, 10)	F7		K	K		F7			P3	4	0	0	0	0	2	7												
9 Ryan Doumit, S (1, 2) OBP: 0.319, SLG: 0.395 41 Drew Butera, R (7, PR) OBP: 0.436, SLG: 0.500 (7, 2)	G1-3		K			BB			K	4	1	0	0	0	0	0												
22 Wilkin Ramirez, R (1, 7) OBP: 0.465, SLG: 0.600 55 Chris Colabello, R (6, 3) OBP: 0.429, SLG: 0.444	BB	84 S		K		BB			BB	3	1	2	0	0	1	0												
19 Darin Mastroianni, R (1, 9) OBP: 0.421, SLG: 0.515	K		K	K		FC5-2-6			F8	4	0	0	0	0	2	4												
84 Dan Rohlfing, R (1, 3) OBP: 0.379, SLG: 0.615 (6, 7)	BB		BB	BB		K			K	5	1	2	1	0	3	6												
5 Eduardo Escobar, S (1, 5) OBP: 0.320, SLG: 0.333 (6, 4)	G5-4-3		BB	BB		F9			G3-1	5	1	2	2	0	0	3												
25 Pedro Florimón, S (1, 6) OBP: 0.306, SLG: 0.273 96 Jason Christian, L (6, 6)	BB		FC5-4	BB		G6-3			K	2	0	1	0	1	0	0												
			BB	BB		BB				2	0	0	0	0	2	2												
<b>Inning Stats</b>	R: 0 E: 0 K: 0 S: 4	H: 1 LOB: 1 P: 4	R: 1 E: 0 K: 1 S: 6	H: 2 LOB: 0 BB: 0 P: 7	R: 0 E: 0 K: 2 S: 9	H: 2 LOB: 2 BB: 0 P: 9	R: 2 E: 1 K: 3 S: 12	H: 2 LOB: 3 BB: 2 P: 20	R: 0 E: 0 K: 1 S: 7	H: 0 LOB: 1 BB: 1 P: 7	R: 2 E: 0 K: 4 S: 13	H: 1 LOB: 3 BB: 2 P: 22	R: 1 E: 0 K: 1 S: 7	H: 2 LOB: 1 BB: 0 P: 7	R: 0 E: 0 K: 2 S: 7	H: 0 LOB: 0 BB: 0 P: 7		1B: 10 2B: 2 3B: 0 HR: 0	SF: 0 SAC: 0 DP: 1 HBP: 1	WP: 1 PB: 0 SB: 3 CS: 0	PA: 46							
<b>PITCHER</b>	IP	WLS	BF	H	R	ER	SO	BB	IBB	HBP	BLK	WP	HR	S	P	ERA		WHIP										
14 David Price, L (1, 1) ERA: 2.77	5.0		26	9	3	2	7	2	0	0	0	0	0	38	47	3.60		2.200										
80 Jim Paduch, R (6, 1) ERA: 5.4	2.0	L	12	1	2	2	4	3	0	1	0	1	0	16	29	9.00		2.000										
43 Kyle Farnsworth, R (8, 1) ERA: 1.69	0.1		3	2	1	1	0	0	0	0	0	0	0	3	3	27.00		6.000										
27 Cesar Ramos, L (8, 1) ERA: 2.7	0.2		2	0	0	0	1	0	0	0	0	0	0	4	4	0.00		0.000										
61 Merrill Kelly, R (9, 1) ERA:	1.0		3	0	0	0	2	0	0	0	0	0	0	7	7	0.00	0.000											

Batter	1	2	3	4	5	6	7	8	9	AB	R	H	RBI	BB	SO	LOB	BOTTOM											
8 Desmond Jennings, R (1, 8) OBP: 0.412, SLG: 0.517 1 Sean Rodriguez, R (6, 9) OBP: 0.235, SLG: 0.391	G6-3		FC6-4			F8			K2-3	3	0	0	0	0	0	1	<b>Minnesota Twins @ Tampa Bay Rays</b> Charlotte Sports Park, Port Charlotte, FL Sat Mar 23 2013, 1:09 PM - 4:05 PM EDT Att: 5,073 - Sunny - 84 F <a href="http://livebaseballscorecards.com">livebaseballscorecards.com</a>											
18 Ben Zobrist, S (1, 9) OBP: 0.273, SLG: 0.345 86 Leslie Anderson, L (6, 7) OBP: 0.420, SLG: 0.583	F9		K			F7			G3	3	0	0	0	0	1	1												
20 Matt Joyce, L (1, 7) OBP: 0.354, SLG: 0.341 66 Jason Bourgeois, R (6, 8) OBP: 0.371, SLG: 0.300	G3		L6			K			G3	3	0	0	0	0	1	1												
3 Evan Longoria, R (1, 5) OBP: 0.429, SLG: 0.605 64 Shelley Duncan, R (7, 3) OBP: 0.262, SLG: 0.539	BB		BB			L5			G1-4-3	2	1	1	0	1	0	0												
30 Luke Scott, L (1, 10) OBP: 0.378, SLG: 0.765 19 Ryan Roberts, R (9, PH) OBP: 0.196, SLG: 0.349	BB		G3-4-1			G6-3			K	2	0	0	0	1	0	1												
11 Yunel Escobar, R (1, 6) OBP: 0.283, SLG: 0.395 7 Mike Fontenot, L (7, 5) OBP: 0.292, SLG: 0.200	K		BB			BB			K	3	1	2	1	0	1	2												
21 James Loney, L (1, 3) OBP: 0.304, SLG: 0.302 87 Cole Figueroa, L (7, 6) OBP: 0.405, SLG: 0.469	G6-4-3		BB			F9			G3	3	1	1	1	0	0	3												
59 Jose Lobaton, S (1, 2) OBP: 0.325, SLG: 0.343 Joey Rickard, R (7, PR)	HR		BB			BB				3	1	3	1	0	0	0												
16 Chris Gimenez, R (8, 2) OBP: 0.400, SLG: 0.541	BB		BB			BB				0	0	0	0	0	0	0												
2 Kelly Johnson, L (1, 4) OBP: 0.260, SLG: 0.143 81 Reid Redman, R (8, 4)	BB		BB			G6-3			G6-3	2	0	0	0	1	0	2												
			BB			BB				0	0	0	0	0	0	0												
<b>Inning Stats</b>	R: 0 E: 0 K: 0 S: 3	H: 0 LOB: 0 BB: 0 P: 3	R: 0 E: 0 K: 1 S: 5	H: 1 LOB: 1 BB: 1 P: 9	R: 1 E: 0 K: 1 S: 6	H: 1 LOB: 1 BB: 1 P: 10	R: 3 E: 1 K: 0 S: 5	H: 3 LOB: 0 BB: 1 P: 9	R: 0 E: 0 K: 1 S: 5	H: 0 LOB: 0 BB: 0 P: 5	R: 0 E: 0 K: 0 S: 4	H: 1 LOB: 1 BB: 0 P: 4	R: 0 E: 0 K: 1 S: 5	H: 0 LOB: 0 BB: 0 P: 5	R: 0 E: 0 K: 2 S: 7	H: 0 LOB: 0 BB: 0 P: 7		1B: 3 2B: 3 3B: 0 HR: 1	SF: 0 SAC: 0 DP: 3 HBP: 0	WP: 0 PB: 0 SB: 0 CS: 0	PA: 34							
<b>PITCHER</b>	IP	WLS	BF	H	R	ER	SO	BB	IBB	HBP	BLK	WP	HR	S	P	ERA		WHIP										
30 Kevin Correia, R (1, 1) ERA: 6.3	1.1	W	5	1	0	0	1	0	0	0	0	0	0	7	7	0.00		0.750										
43 Tim Wood, R (5, 1) ERA: 4.91	1.0	H	3	1	0	0	1	0	0	0	0	0	0	5	5	0.00		1.000										
15 Glen Perkins, L (7, 1) ERA:	1.0	H	3	0	0	0	0	0	0	0	0	0	0	3	3	0.00		0.000										
31 Alex Burnett, R (8, 1) ERA: 7.71	1.0	H	3	0	0	0	0	0	0	0	0	0	0	3	3	0.00	0.000											
50 Casey Fien, R (9, 1) ERA: 5.4	1.0	S	3	0	0	0	2	0	0	0	0	0	0	7	7	0.00	0.000											




Batter	1	2	3	4	5	6	7	8	9	AB	R	H	RBI	BB	SO	LOB	TOP					
8 Anthony Gose, L (1, 9) OBP: 0.404, SLG: 0.400	F7		K						F8	2	0	0	0	2	1	0	<b>Toronto Blue Jays @ Minnesota Twins</b> Hammond Stadium, Fort Myers, FL Sun Mar 24 2013, 1:10 PM - 4:11 PM EDT Att. 7,312 - Overcast - 82 F					
46 Aaron Muñoz, R (9, PH)										1	0	0	0	0	0	0						
59 Jim Negyich, L (1, 4) OBP: 0.474, SLG: 0.667	G4-3								G3	5	0	1	0	0	1	1						
11 Rajai Davis, R (1, 7) OBP: 0.238, SLG: 0.488	G3									4	1	3	1	0	0	0						
75 Chris Hawkins, L (7, 7)										0	0	0	0	0	0	0						
28 Colby Rasmus, L (1, 8) OBP: 0.364, SLG: 0.242										3	0	0	0	1	1	2						
18 Kenny Wilson, R (7, 9) OBP: 0.400, SLG: 0.250										0	0	0	0	0	0	0						
30 Josh Thole, L (1, 2) OBP: 0.237, SLG: 0.286										3	0	1	0	0	0	3						
69 Sean Ochoiko, R (7, PH) OBP: 0.294, SLG: 0.333										1	0	0	0	0	0	2						
70 Andy LaRoche, R (1, 5) OBP: 0.294, SLG: 0.542										3	2	1	0	1	0	1						
58 Luis Jimenez, L (1, 3) OBP: 0.267, SLG: 0.419										4	2	2	4	0	1	0						
15 Mike Nickeas, R (1, 10) OBP: 0.297, SLG: 0.273										2	0	0	0	0	0	0						
72 Adam Loewen, L (6, PH) OBP: 0.214, SLG: 0.083										2	0	0	0	0	0	0						
18 Mike McCoy, R (1, 6) OBP: 0.188, SLG: 0.194										2	0	0	0	0	2	0						
85 Munenori Kawasaki, L (5, 6)										2	0	0	0	0	1	0						
<b>Inning Stats</b>	R: 0 E: 0 K: 0 S: 3	H: 0 LOB: 0 BB: 0 P: 4	R: 2 E: 0 K: 0 S: 7	H: 2 LOB: 0 BB: 0 P: 9	R: 0 E: 0 K: 2 S: 9	H: 2 LOB: 3 BB: 1 P: 13	R: 2 E: 0 K: 1 S: 7	H: 1 LOB: 0 BB: 2 P: 17	R: 1 E: 0 K: 1 S: 7	H: 2 LOB: 1 BB: 0 P: 8	R: 0 E: 0 K: 2 S: 7	H: 0 LOB: 0 BB: 0 P: 7	R: 0 E: 0 K: 1 S: 6	H: 1 LOB: 2 BB: 1 P: 10	R: 0 E: 0 K: 0 S: 3	H: 0 LOB: 0 BB: 0 P: 3	R: 0 E: 0 K: 0 S: 3	H: 0 LOB: 0 BB: 0 P: 4	1B: 5 2B: 0 3B: 0 HR: 3	SF: 0 SAC: 0 DP: 0 HBP: 0	WP: 0 PB: 0 SB: 0 CS: 1	PA: 39
<b>PITCHER</b>	IP WLS BF H R ER SO BB IBB HBP BLK WP HR S P ERA WHIP																					
39 P.J. Walters, R (1, 1) ERA: 2.08	3.0 W 15 4 3 3 2 2 0 0 0 0 0 1 19 30 9.00 2.000																					
52 Brian Duensing, L (4, 1) ERA: 4.85	2.0 9 3 2 2 2 1 0 0 0 0 0 2 14 21 9.00 2.000																					
61 Jared Burton, R (6, 1) ERA: 3.52	1.0 3 0 0 0 2 0 0 0 0 0 0 0 7 7 0.00 0.000																					
20 Josh Roenicke, R (7, 1) ERA: 5.4	2.0 8 1 0 0 1 1 0 0 0 0 0 0 9 13 0.00 1.000																					
95 Bruce Pugh, R (9, 1) ERA:	1.0 3 0 0 0 0 0 0 0 0 0 0 0 3 4 0.00 0.000																					

Batter	1	2	3	4	5	6	7	8	9	AB	R	H	RBI	BB	SO	LOB	BOTTOM			
32 Aaron Hicks, S (1, 8) OBP: 0.397, SLG: 0.650										4	3	4	1	0	0	0	<b>Toronto Blue Jays @ Minnesota Twins</b> Hammond Stadium, Fort Myers, FL Sun Mar 24 2013, 1:10 PM - 4:11 PM EDT Att. 7,312 - Overcast - 82 F			
19 Darn Mastroianni, R (6, 8) OBP: 0.410, SLG: 0.500										1	0	0	0	0	1	0				
2 Brian Dozier, R (1, 4) OBP: 0.350, SLG: 0.463										4	3	3	2	0	0	1				
8 Jamey Carroll, R (6, 4) OBP: 0.348, SLG: 0.310										1	0	1	0	0	0	0				
7 Joe Mauer, L (1, 2) OBP: 0.520, SLG: 0.690										3	2	2	6	0	0	0				
41 Drew Butera, R (5, PH) OBP: 0.444, SLG: 0.688										2	1	1	1	0	0	1				
33 Justin Morneau, L (1, 3) OBP: 0.300, SLG: 0.590										3	2	1	2	1	0	0				
84 Dan Rohlfing, R (6, 3) OBP: 0.367, SLG: 0.593										1	0	0	0	0	0	0				
24 Trevor Plouffe, R (1, 5) OBP: 0.432, SLG: 0.500										4	1	1	0	0	0	1				
1 Ray Olmedo, S (7, 5) OBP: 0.341, SLG: 0.514										1	0	0	0	0	0	0				
27 Chris Parmelee, L (1, 9) OBP: 0.357, SLG: 0.389										5	0	1	0	0	0	1				
13 Jeff Clement, L (1, 10) OBP: 0.298, SLG: 0.244										4	0	0	1	0	1	2				
48 Brandon Boggs, S (1, 7) OBP: 0.241, SLG: 0.404										3	1	1	1	1	0	2				
25 Pedro Florimón, S (1, 6) OBP: 0.302, SLG: 0.255										3	1	0	0	1	0	1				
<b>Inning Stats</b>	R: 4 E: 0 K: 0 S: 9	H: 4 LOB: 1 BB: 1 P: 16	R: 2 E: 0 K: 0 S: 7	H: 2 LOB: 0 BB: 0 P: 10	R: 0 E: 0 K: 0 S: 3	H: 0 LOB: 0 BB: 0 P: 3	R: 7 E: 0 K: 0 S: 11	H: 6 LOB: 1 BB: 2 P: 22	R: 1 E: 0 K: 0 S: 5	H: 2 LOB: 0 BB: 0 P: 5	R: 0 E: 0 K: 1 S: 6	H: 0 LOB: 1 BB: 0 P: 6	R: 0 E: 0 K: 1 S: 6	H: 1 LOB: 1 BB: 0 P: 6	R: 0 E: 0 K: 0 S: 3	H: 0 LOB: 0 BB: 0 P: 3	1B: 7 2B: 4 3B: 0 HR: 4	SF: 0 SAC: 0 DP: 1 HBP: 0	WP: 2 PB: 0 SB: 0 CS: 0	PA: 42
<b>PITCHER</b>	IP WLS BF H R ER SO BB IBB HBP BLK WP HR S P ERA WHIP																			
54 Dave Bush, R (1, 1) ERA: 6.23	2.0 L 13 6 6 6 0 1 0 0 0 0 0 0 2 16 26 27.00 3.500																			
33 Jeremy Jeffress, R (3, 1) ERA: 9.0	1.0 8 3 5 5 0 2 0 0 0 0 0 0 6 14 45.00 5.000																			
80 Guillermo Moscoso, R (4, 1) ERA: 12.86	1.0 6 3 2 2 0 0 0 0 0 1 1 1 8 11 18.00 3.000																			
78 Tyson Brummett, R (5, 1) ERA: 3.68	2.0 8 2 1 1 1 0 0 0 0 0 0 1 1 11 11 4.50 1.000																			
62 Aaron Loup, L (7, 1) ERA: 1.0	1.0 4 1 0 0 1 0 0 0 0 0 0 0 6 6 0.00 1.000																			


livebaseballscores.com

**AB 34**  
**R 5**  
**H 8**  
**RBI 5**  
**BB 4**  
**SO 7**  
**LOB 9**



livebaseballscores.com

**AB 39**  
**R 14**  
**H 15**  
**RBI 14**  
**BB 3**  
**SO 2**  
**LOB 9**





Batter	1	2	3	4	5	6	7	8	9	AB	R	H	RBI	BB	SO	LOB	TOP					
33 Daniel Descalso, L OBP: 0.387, SLG: 0.475	F8		G3							4	1	2	0	1	0	0	<b>St. Louis Cardinals @ Minnesota Twins</b> Hammond Stadium, Fort Myers, FL Mon Mar 25 2013, 1:10 PM - 4:34 PM EDT Att: 8,161 - Sunny - 73 F					
43 Shane Robinson, R OBP: 0.476, SLG: 0.707	G1-3		G6-3							5	2	2	0	0	0	3						
13 Matt Carpenter, L OBP: 0.444, SLG: 0.483	G1-3		K							5	0	1	0	0	1	5						
53 Matt Adams, L OBP: 0.365, SLG: 0.544	2B									5	1	2	3	0	2	2						
87 Oscar Taveras, L OBP: 0.347, SLG: 0.456	1B									5	0	4	0	0	1	0						
12 Ty Wigginton, R OBP: 0.267, SLG: 0.370	F8									3	0	1	0	0	0	3						
91 Jermaine Curtis, R OBP: 0.267, SLG: 0.370										1	0	0	0	0	0	1						
26 Trevor Rosenthal, R OBP: 0.267, SLG: 0.370										0	0	0	0	0	0	0						
97 Adam Melker, L OBP: 0.267, SLG: 0.370										1	0	1	0	0	0	0						
41 Mitchell Boggs, R OBP: 0.267, SLG: 0.370										0	0	0	0	0	0	0						
56 Adron Chambers, L OBP: 0.274, SLG: 0.327		G5-3								3	0	0	1	1	1	2						
48 Tony Cruz, R OBP: 0.295, SLG: 0.275		F8								3	0	1	0	1	1	2						
98 Charles Tilson, L OBP: 0.214, SLG: 0.370										0	0	0	0	0	0	0						
32 Rob Johnson, R OBP: 0.214, SLG: 0.370										1	0	0	0	0	0	2						
40 Shelby Miller, R OBP: 0.286, SLG: 0.208										1	0	0	0	0	1	0						
44 Edward Mujica, R OBP: 0.400, SLG: 0.545										0	0	0	0	0	0	0						
89 Greg Garcia, L OBP: 0.400, SLG: 0.545										1	0	0	0	0	0	0						
38 Pete Kozma, R OBP: 0.400, SLG: 0.545										1	0	0	0	0	0	2						
96 Ildemaro Vargas, S OBP: 0.400, SLG: 0.545										0	0	0	0	0	0	0						
<b>Inning Stats</b>	R: 1 E: 0 K: 0 S: 6	H: 3 LOB: 2 BB: 0 P: 6	R: 0 E: 0 K: 1 S: 5	H: 0 LOB: 0 BB: 0 P: 5	R: 0 E: 0 K: 1 S: 5	H: 0 LOB: 0 BB: 0 P: 5	R: 0 E: 0 K: 2 S: 8	H: 1 LOB: 1 BB: 0 P: 8	R: 0 E: 0 K: 0 S: 4	H: 1 LOB: 2 BB: 1 P: 8	R: 0 E: 0 K: 1 S: 6	H: 1 LOB: 2 BB: 0 P: 10	R: 0 E: 0 K: 1 S: 7	H: 2 LOB: 2 BB: 0 P: 7	R: 0 E: 0 K: 1 S: 6	H: 1 LOB: 2 BB: 1 P: 10	R: 3 E: 0 K: 0 S: 8	H: 5 LOB: 2 BB: 0 P: 8	1B: 13 2B: 1 3B: 0 HR: 0	SF: 1 SAC: 1 DP: 0 HBP: 0	WP: 1 PB: 0 CS: 1	PA: 44
<b>PITCHER</b>	IP WLS BF H R ER SO BB IBB HBP BLK WP HR S P ERA WHIP																					
37 Mike Pelfrey, R ERA: 5.52	5.0	21	5	1	1	4	1	0	0	0	0	0	0	0	28	32	1.80	1.200				
57 Ryan Pressly, R ERA: 0.71	1.2	8	2	0	0	1	1	0	0	0	0	0	0	9	13	0.00	1.800					
64 Tyler Robertson, L ERA: 6.75	1.1	7	2	0	0	2	1	0	0	0	1	0	0	10	14	0.00	2.250					
96 Jason Lane, L ERA: 27.0	1.0	L	8	5	3	3	0	0	0	0	0	0	8	8	27.00	5.000						

Batter	1	2	3	4	5	6	7	8	9	AB	R	H	RBI	BB	SO	LOB	BOTTOM					
19 Darin Mastroianni, R OBP: 0.372, SLG: 0.459	F9		G5-3							3	0	0	1	0	1	1	<b>St. Louis Cardinals @ Minnesota Twins</b> Hammond Stadium, Fort Myers, FL Mon Mar 25 2013, 1:10 PM - 4:34 PM EDT Att: 8,161 - Sunny - 73 F					
32 Aaron Hicks, S OBP: 0.466, SLG: 0.656										1	0	1	0	0	0	0						
8 Jamey Carroll, R OBP: 0.380, SLG: 0.302	1B									1	1	0	0	3	0	1						
96 Jason Christian, L OBP: 0.466, SLG: 0.656	BB									1	0	0	0	0	0	2						
7 Joe Mauer, L OBP: 0.552, SLG: 0.699	1B									3	0	2	0	1	0	2						
81 Danny Lehmann, R OBP: 0.356, SLG: 0.385										1	0	0	0	0	0	1						
16 Josh Willingham, R OBP: 0.434, SLG: 0.489										3	0	1	0	0	0	3						
22 Wilkin Ramirez, R OBP: 0.455, SLG: 0.585										1	0	0	0	0	0	1						
33 Justin Morneau, L OBP: 0.279, SLG: 0.548										3	0	0	0	0	1	3						
84 Dan Rohlfing, R OBP: 0.387, SLG: 0.593										0	0	0	0	1	0	0						
9 Ryan Doumit, S OBP: 0.320, SLG: 0.391										3	0	1	0	0	0	0						
25 Pedro Florimón, S OBP: 0.315, SLG: 0.255										0	0	0	0	1	0	0						
27 Chris Parmelee, L OBP: 0.356, SLG: 0.385										3	0	1	0	0	0	0						
97 Evan Bigley, R OBP: 0.315, SLG: 0.255										1	0	0	0	0	0	2						
24 Trevor Plouffe, R OBP: 0.425, SLG: 0.486										3	0	1	0	0	0	2						
95 Nate Hanson, R OBP: 0.352, SLG: 0.404										1	1	0	0	0	1	1						
5 Eduardo Escobar, S OBP: 0.352, SLG: 0.404										4	1	3	0	0	0	1						
<b>Inning Stats</b>	R: 1 E: 0 K: 1 S: 6	H: 1 LOB: 1 BB: 1 P: 11	R: 0 E: 0 K: 0 S: 4	H: 2 LOB: 1 BB: 0 P: 4	R: 0 E: 0 K: 0 S: 4	H: 2 LOB: 1 BB: 1 P: 9	R: 0 E: 0 K: 0 S: 3	H: 0 LOB: 0 BB: 0 P: 3	R: 0 E: 0 K: 1 S: 6	H: 1 LOB: 2 BB: 1 P: 10	R: 0 E: 0 K: 0 S: 3	H: 0 LOB: 0 BB: 0 P: 3	R: 2 E: 0 K: 0 S: 5	H: 2 LOB: 1 BB: 1 P: 10	R: 0 E: 0 K: 1 S: 4	H: 0 LOB: 1 BB: 2 P: 12	R: 0 E: 0 K: 0 S: 4	H: 2 LOB: 1 BB: 0 P: 4	1B: 8 2B: 2 3B: 0 HR: 0	SF: 1 SAC: 0 DP: 3 HBP: 0	WP: 2 PB: 0 CS: 0	PA: 39
<b>PITCHER</b>	IP WLS BF H R ER SO BB IBB HBP BLK WP HR S P ERA WHIP																					
40 Shelby Miller, R ERA: 9.28	1.1	19	6	1	1	2	2	0	0	0	0	0	2	6	0.00	1.500						
58 Joe Kelly, R ERA: 5.54	2.0	9	2	2	2	0	1	0	0	0	1	0	8	13	9.00	1.500						
26 Trevor Rosenthal, R ERA: 3.65	1.0	W	4	0	0	0	2	0	0	0	0	0	4	12	0.00	2.000						
41 Mitchell Boggs, R ERA: 1.25	1.0	S	4	2	0	0	0	0	0	0	0	0	4	4	0.00	2.000						







Batter	1	2	3	4	5	6	7	8	9	AB	R	H	RBI	BB	SO	LOB	TOP										
96 Byron Buxton, R OBP: 0.400, SLG: 0.250										4	3	1	0	1	1	3	<b>Minnesota Twins @ Pittsburgh Pirates</b> McKechnie Field, Bradenton, FL Wed Mar 27 2013, 1:10 PM - 4:19 PM EDT Att: 7,141 - Partly Cloudy - 55 F										
2 Brian Dozier, R OBP: 0.348, SLG: 0.435										4	0	1	0	1	2	2											
7 Joe Mauer, L OBP: 0.563, SLG: 0.615 77 Eric Fryer, R OBP: 0.357, SLG: 0.615										3	0	2	1	0	0	0											
27 Chris Parmelee, L OBP: 0.377, SLG: 0.447 Antoan Richardson, S										3	0	1	0	0	0	3											
24 Trevor Plouffe, R OBP: 0.386, SLG: 0.439 84 Dan Rohlfing, R OBP: 0.353, SLG: 0.533										3	0	0	0	0	1	2											
99 Kennys Vargas, S OBP: 0.400, SLG: 0.250										4	2	1	0	0	1	0											
96 Danny Ortiz, L OBP: 0.429, SLG: 1.143										5	1	2	2	0	0	1											
8 Jamey Carroll, R OBP: 0.356, SLG: 0.283 85 James Beresford, L OBP: 0.300, SLG: 0.550										3	0	0	0	0	0	2											
95 Doug Bernier, R OBP: 0.667, SLG: 0.800										1	0	0	0	0	0	0											
<b>Inning Stats</b>	R: 1 E: 0 K: 1 S: 7	H: 2 LOB: 1 BB: 0 P: 8	R: 1 E: 0 K: 0 S: 4	H: 1 LOB: 0 BB: 0 P: 5	R: 0 E: 0 K: 1 S: 6	H: 1 LOB: 1 BB: 0 P: 6	R: 0 E: 0 K: 1 S: 5	H: 0 LOB: 0 BB: 0 P: 5	R: 0 E: 0 K: 1 S: 6	H: 2 LOB: 2 BB: 1 P: 10	R: 0 E: 0 K: 0 S: 4	H: 1 LOB: 1 BB: 0 P: 4	R: 1 E: 1 K: 2 S: 8	H: 2 LOB: 1 BB: 1 P: 12	R: 4 E: 1 K: 1 S: 11	H: 4 LOB: 2 BB: 1 P: 18		R: 0 E: 0 K: 0 S: 3	H: 0 LOB: 0 BB: 0 P: 3	1B: 11 2B: 1 3B: 0 HR: 1	SF: 0 SAC: 0 DP: 0 HBP: 1	WP: 1 PB: 0 SB: 1 CS: 2	PA: 43				
<b>PITCHER</b>	IP	WLS	BF	H	R	ER	SO	BB	IBB	HBP	BLK	WP	HR	S	P	ERA	WHIP										
34 A.J. Burnett, R ERA: 7.36	3.0		14	4	2	2	2	0	0	1	0	1	0	17	19	6.00	1.333										
30 Jeanmar Gómez, R ERA: 5.94	3.2	L	15	4	1	1	3	2	0	0	0	0	0	19	27	2.46	1.636										
63 Chris Leroux, R ERA: 9.72	1.0		9	4	4	2	2	1	0	0	0	0	1	13	20	18.00	5.000										
36 David Bromberg, R ERA: 2.45	1.1		5	1	0	0	0	0	0	0	0	0	0	5	5	0.00	0.750										

Batter	1	2	3	4	5	6	7	8	9	AB	R	H	RBI	BB	SO	LOB	BOTTOM										
6 Starling Marte, R OBP: 0.391, SLG: 0.492										5	1	3	0	0	1	0	<b>Minnesota Twins @ Pittsburgh Pirates</b> McKechnie Field, Bradenton, FL Wed Mar 27 2013, 1:10 PM - 4:19 PM EDT Att: 7,141 - Partly Cloudy - 55 F										
46 Garrett Jones, L OBP: 0.348, SLG: 0.359										4	2	1	0	1	1	3											
22 Andrew McCutchen, R OBP: 0.345, SLG: 0.479										5	0	2	0	0	0	4											
24 Pedro Alvarez, L OBP: 0.273, SLG: 0.462										5	1	4	3	0	0	2											
18 Neil Walker, S OBP: 0.263, SLG: 0.283										5	0	0	1	0	1	4											
55 Russell Martin, R OBP: 0.304, SLG: 0.237										3	0	1	0	0	0	0											
23 Travis Snider, L OBP: 0.327, SLG: 0.370										3	0	0	0	1	2	4											
12 Clint Barmes, R OBP: 0.200, SLG: 0.349										4	0	0	0	0	1	2											
5 Josh Harrison, R OBP: 0.333, SLG: 0.333										4	0	1	0	0	1	1											
<b>Inning Stats</b>	R: 1 E: 0 K: 2 S: 10	H: 3 LOB: 3 BB: 0 P: 11	R: 0 E: 0 K: 2 S: 9	H: 2 LOB: 0 BB: 0 P: 9	R: 1 E: 0 K: 1 S: 7	H: 1 LOB: 0 BB: 0 P: 8	R: 0 E: 0 K: 0 S: 3	H: 0 LOB: 0 BB: 0 P: 3	R: 0 E: 0 K: 0 S: 4	H: 1 LOB: 1 BB: 0 P: 4	R: 0 E: 0 K: 0 S: 8	H: 1 LOB: 1 BB: 0 P: 8	R: 0 E: 0 K: 0 S: 4	H: 2 LOB: 1 BB: 0 P: 4	R: 0 E: 0 K: 0 S: 3	H: 0 LOB: 1 BB: 1 P: 7		R: 2 E: 0 K: 0 S: 5	H: 2 LOB: 1 BB: 1 P: 9	1B: 10 2B: 1 3B: 0 HR: 1	SF: 0 SAC: 0 DP: 1 HBP: 1	WP: 1 PB: 0 SB: 0 CS: 0	PA: 41				
<b>PITCHER</b>	IP	WLS	BF	H	R	ER	SO	BB	IBB	HBP	BLK	WP	HR	S	P	ERA	WHIP										
49 Vance Worley, R ERA: 5.73	5.0		23	7	2	2	5	0	0	1	0	0	0	8	8	0.00	1.000										
52 Brian Duensing, L ERA: 4.5	1.0	W	4	1	0	0	2	0	0	0	0	0	0	8	8	0.00	1.000										
20 Josh Roenicke, R ERA: 4.97	1.0	H	4	2	0	0	0	0	0	0	0	0	0	4	4	0.00	2.000										
Daniel Turpen, R ERA	1.0		4	0	0	0	0	1	0	0	0	0	0	3	7	0.00	1.000										
95 Bruce Pugh, R ERA: 9.0	1.0		6	2	2	2	0	1	0	0	0	1	0	5	9	18.00	3.000										





Batter	1	2	3	4	5	6	7	8	9	AB	R	H	RBI	BB	SO	LOB	TOP			
32 Aaron Hicks, S OBP: 0.410, SLG: 0.657 64 Tyler Robertson, L (8, 1)										4	0	1	0	0	1	0	<b>Minnesota Twins @ Boston Red Sox</b> JetBlue Park, Ft. Myers, FL Thu Mar 28 2013, 7:09 PM - 9:54 PM EDT Att: 9,748 - Partly Cloudy - 67 F			
7 Joe Mauer, L OBP: 0.543, SLG: 0.621 81 Danny Lehmann, R (7, 2)										3	0	1	0	0	1	0				
16 Josh Willingham, R OBP: 0.450, SLG: 0.540 98 Jhon Goncalves, R OBP: 1.000, SLG: 1.000 (6, 7)										2	0	1	0	1	1	1				
27 Chris Parmelee, L OBP: 0.375, SLG: 0.440 84 Dan Rohlfing, R OBP: 0.343, SLG: 0.516 (7, 3)										3	0	1	0	0	1	2				
9 Ryan Doumit, S OBP: 0.304, SLG: 0.392 97 Evan Bigley, R (7, 10)										2	0	0	0	0	1	1				
24 Trevor Plouffe, R OBP: 0.362, SLG: 0.409 95 Nate Hanson, R (7, 5)										3	0	0	0	0	1	2				
22 Wilkin Ramirez, R OBP: 0.442, SLG: 0.592 (8, 8)										4	0	0	0	0	1	2				
5 Eduardo Escobar, S OBP: 0.333, SLG: 0.382 (1, 4)										3	0	0	0	0	2	2				
25 Pedro Florimon, S OBP: 0.311, SLG: 0.245 (1, 6)										2	1	0	0	1	2	0				
<b>Inning Stats</b>	R: 0 E: 0 K: 1 S: 5	H: 0 LOB: 1 BB: 1 P: 9	R: 0 E: 0 K: 1 S: 5	H: 0 LOB: 0 BB: 0 P: 5	R: 0 E: 0 K: 1 S: 5	H: 0 LOB: 0 BB: 0 P: 5	R: 0 E: 0 K: 1 S: 10	H: 1 LOB: 1 BB: 0 P: 10	R: 0 E: 0 K: 2 S: 8	H: 1 LOB: 1 BB: 0 P: 8	R: 0 E: 1 K: 2 S: 9	H: 1 LOB: 2 BB: 0 P: 9	R: 1 E: 0 K: 1 S: 6	H: 2 LOB: 1 BB: 1 P: 10	R: 0 E: 0 K: 1 S: 5	H: 0 LOB: 0 BB: 0 P: 5		1B: 4 2B: 1 3B: 0 HR: 0	SF: 0 SAC: 0 DP: 1 HBP: 0	WP: 0 PB: 0 SB: 0 CS: 0
<b>PITCHER</b>	IP WLS BF H R ER SO BB IBB HBP BLK WP HR S P ERA WHIP																			
11 Clay Buchholz, R ERA: 0.79	4.0 W 14	1 0 0 0 6	1 0 0 0 0	0 0 0 0 0	0 0 0 0 0	0 0 0 0 0	0 0 0 0 0	0 0 0 0 0	0 0 0 0 0	0 0 0 0 0	0 0 0 0 0	0 0 0 0 0	0 0 0 0 0	0 0 0 0 0	0 0 0 0 0	0 0 0 0 0	0.00	0.500		
52 Joel Hanrahan, R ERA: 7.39	1.0 H 3	0 0 0 0 1	0 0 0 0 0	0 0 0 0 0	0 0 0 0 0	0 0 0 0 0	0 0 0 0 0	0 0 0 0 0	0 0 0 0 0	0 0 0 0 0	0 0 0 0 0	0 0 0 0 0	0 0 0 0 0	0 0 0 0 0	0 0 0 0 0	0 0 0 0 0	0.00	0.000		
19 Koji Uehara, R ERA: 3.18	1.0 H 4	1 0 0 0 2	0 0 0 0 0	0 0 0 0 0	0 0 0 0 0	0 0 0 0 0	0 0 0 0 0	0 0 0 0 0	0 0 0 0 0	0 0 0 0 0	0 0 0 0 0	0 0 0 0 0	0 0 0 0 0	0 0 0 0 0	0 0 0 0 0	0 0 0 0 0	0.00	1.000		
91 Alfredo Aceves, R ERA: 3.18	2.0 H 10	3 1 1 3	1 0 0 0 0	0 0 0 0 0	0 0 0 0 0	0 0 0 0 0	0 0 0 0 0	0 0 0 0 0	0 0 0 0 0	0 0 0 0 0	0 0 0 0 0	0 0 0 0 0	0 0 0 0 0	0 0 0 0 0	0 0 0 0 0	0 0 0 0 0	4.50	2.000		
97 Jeremy Keirt, R ERA: 3.18	1.0 3	0 0 0 1	0 0 0 0 0	0 0 0 0 0	0 0 0 0 0	0 0 0 0 0	0 0 0 0 0	0 0 0 0 0	0 0 0 0 0	0 0 0 0 0	0 0 0 0 0	0 0 0 0 0	0 0 0 0 0	0 0 0 0 0	0 0 0 0 0	0 0 0 0 0	0.00	0.000		

Batter	1	2	3	4	5	6	7	8	9	AB	R	H	RBI	BB	SO	LOB	BOTTOM			
2 Jacoby Ellsbury, L OBP: 0.370, SLG: 0.383 37 Mike Carp, L OBP: 0.244, SLG: 0.310 (8, 7)										3	1	2	0	1	1	0	<b>Minnesota Twins @ Boston Red Sox</b> JetBlue Park, Ft. Myers, FL Thu Mar 28 2013, 7:09 PM - 9:54 PM EDT Att: 9,748 - Partly Cloudy - 67 F			
29 Daniel Nava, S OBP: 0.433, SLG: 0.354 (1, 10)										4	0	1	0	0	1	5				
15 Dustin Pedroia, R OBP: 0.339, SLG: 0.345 19 Ryan Dent, R OBP: 0.308, SLG: 0.182 (8, 4)										4	0	0	1	0	0	5				
12 Mike Napoli, R OBP: 0.353, SLG: 0.500 75 J.C. Linares, R OBP: 0.355, SLG: 0.586 (9, 7)										4	0	0	0	0	1	0				
16 Will Middlebrooks, R OBP: 0.386, SLG: 0.558 23 Pedro Ciriaco, R OBP: 0.364, SLG: 0.438 (8, 5)										3	0	0	0	0	0	0				
18 Shane Victorino, S OBP: 0.289, SLG: 0.308 25 Ryan Sweeney, L OBP: 0.308, SLG: 0.239 (7, 9)										3	1	2	0	0	0	0				
5 Jonny Gomes, R OBP: 0.369, SLG: 0.519 74 Jackie Bradley Jr., L OBP: 0.521, SLG: 0.644 (6, 7)										2	0	1	0	0	0	1				
3 David Ross, R OBP: 0.250, SLG: 0.222 Dan Butler, R OBP: 0.375, SLG: 0.364 (9, 2)										4	0	1	3	0	0	3				
10 Jose Iglesias, R OBP: 0.328, SLG: 0.453 (1, 6)										4	0	2	1	0	1	0				
<b>Inning Stats</b>	R: 1 E: 0 K: 0 S: 4	H: 1 LOB: 0 BB: 0 P: 4	R: 0 E: 0 K: 0 S: 4	H: 1 LOB: 1 BB: 0 P: 4	R: 0 E: 0 K: 0 S: 3	H: 0 LOB: 1 BB: 1 P: 7	R: 0 E: 0 K: 0 S: 3	H: 0 LOB: 0 BB: 0 P: 3	R: 0 E: 0 K: 1 S: 8	H: 3 LOB: 3 BB: 0 P: 8	R: 2 E: 1 K: 1 S: 6	H: 2 LOB: 1 BB: 0 P: 8	R: 0 E: 0 K: 2 S: 8	H: 1 LOB: 1 BB: 0 P: 8	R: 3 E: 0 K: 0 S: 6	H: 3 LOB: 1 BB: 1 P: 10		1B: 9 2B: 2 3B: 0 HR: 0	SF: 0 SAC: 0 DP: 0 HBP: 1	WP: 0 PB: 0 SB: 2 CS: 0
<b>PITCHER</b>	IP WLS BF H R ER SO BB IBB HBP BLK WP HR S P ERA WHIP																			
30 Kevin Correia, R ERA: 5.4	5.0 L 21	5 1 1 1 1	2 2 2 1 0	0 0 0 0 0	0 0 0 0 0	0 0 0 0 0	0 0 0 0 0	0 0 0 0 0	0 0 0 0 0	0 0 0 0 0	0 0 0 0 0	0 0 0 0 0	0 0 0 0 0	0 0 0 0 0	0 0 0 0 0	0 0 0 0 0	18.00	2.000		
61 Jared Burton, R ERA: 4.66	1.0 5	2 2 2 1 0	0 0 0 0 0	0 0 0 0 0	0 0 0 0 0	0 0 0 0 0	0 0 0 0 0	0 0 0 0 0	0 0 0 0 0	0 0 0 0 0	0 0 0 0 0	0 0 0 0 0	0 0 0 0 0	0 0 0 0 0	0 0 0 0 0	0 0 0 0 0	0.00	1.000		
57 Ryan Pressly, R ERA: 0.66	1.0 4	1 0 0 2 0	0 0 0 0 0	0 0 0 0 0	0 0 0 0 0	0 0 0 0 0	0 0 0 0 0	0 0 0 0 0	0 0 0 0 0	0 0 0 0 0	0 0 0 0 0	0 0 0 0 0	0 0 0 0 0	0 0 0 0 0	0 0 0 0 0	0 0 0 0 0	0.00	1.000		
64 Tyler Robertson, L ERA: 8.49	1.0 7	3 3 3 0 1	0 0 0 0 0	0 0 0 0 0	0 0 0 0 0	0 0 0 0 0	0 0 0 0 0	0 0 0 0 0	0 0 0 0 0	0 0 0 0 0	0 0 0 0 0	0 0 0 0 0	0 0 0 0 0	0 0 0 0 0	0 0 0 0 0	0 0 0 0 0	27.00	4.000		



Batter	1	2	3	4	5	6	7	8	9	AB	R	H	RBI	BB	SO	LOB	TOP					
2 Jacoby Ellsbury, L (1, 8) OBP: 0.368, SLG: 0.380 84 Ronald Bernudez, R (6, 8) OBP: 0.714, SLG: 0.714	G1-4-3			K		15 1B 1-2		FC5-4 1B		3	0	1	0	0	1	0	<b>Boston Red Sox @ Minnesota Twins</b> Hammond Stadium, Fort Myers, FL Fri Mar 29 2013, 1:10 PM - 4:05 PM EDT Att: 7,569 - Sunny - 71 F					
18 Shane Victorino, S (1, 9) OBP: 0.271, SLG: 0.286 Bryce Brentz, R (6, 9) OBP: 0.400, SLG: 0.778	P2			K		F8		FC5-4 1-2		3	0	0	0	0	1	2						
15 Dustin Pedroia, R (1, 4) OBP: 0.358, SLG: 0.345 81 Justin Henry, L (6, PR) OBP: 0.111, SLG: 0.111	K			K				G4-3		3	0	1	1	0	2	0						
12 Mike Napoli, R (1, 3) OBP: 0.352, SLG: 0.479 29 Daniel Nava, S (6, 3) OBP: 0.426, SLG: 0.347		16 G6-4-3 BB				P4		K		2	0	0	0	1	1	2						
16 Will Middlebrooks, R (1, 5) OBP: 0.383, SLG: 0.537 92 Michael Almanzar, R (7, 5) OBP: 1.000, SLG: 2.000		G6-4-3 1-2						F7		2	0	0	0	1	0	1						
39 Jarrod Saltalamacchia, S (1, 2) OBP: 0.367, SLG: 0.488 90 Blake Swihart, S (7, 2) OBP: 0.687, SLG: 1.333								F7		3	0	0	0	0	1	1						
5 Jonny Gomes, R (1, 10) OBP: 0.350, SLG: 0.491 10 Jose Iglesias, R (9, PH) OBP: 0.324, SLG: 0.446								10 G6-3 2-H		3	0	0	0	0	1	1						
74 Jackie Bradley Jr., L (1, 7) OBP: 0.521, SLG: 0.633 37 Mike Carp, L (7, 7) OBP: 0.234, SLG: 0.295								2-H		2	3	0	0	0	0	1						
23 Pedro Ciriaco, R (1, 6) OBP: 0.361, SLG: 0.486 15 Derrik Gibson, R (8, PR) OBP: 0.750, SLG: 0.667								84 1B 3B		3	0	1	0	0	1	1						
										0	1	0	0	0	0	0						
<b>Inning Stats</b>	R: 0 E: 0 K: 1 S: 5	H: 0 LOB: 0 BB: 0 P: 5	R: 0 E: 0 K: 0 S: 2	H: 0 LOB: 0 BB: 1 P: 6	R: 0 E: 0 K: 0 S: 3	H: 0 LOB: 0 BB: 0 P: 3	R: 0 E: 0 K: 3 S: 9	H: 0 LOB: 0 BB: 0 P: 9	R: 0 E: 0 K: 2 S: 7	H: 0 LOB: 1 BB: 1 P: 11	R: 1 E: 0 K: 2 S: 9	H: 2 LOB: 2 BB: 1 P: 13	R: 0 E: 0 K: 0 S: 3	H: 0 LOB: 0 BB: 0 P: 3	R: 1 E: 0 K: 0 S: 5	H: 2 LOB: 2 BB: 0 P: 5	R: 1 E: 0 K: 0 S: 5	H: 2 LOB: 1 BB: 0 P: 5	1B: 3 2B: 2 3B: 1 HR: 0	SF: 0 SAC: 0 DP: 1 HBP: 0	WP: 0 PB: 0 SB: 0 CS: 0	PA: 35
<b>PITCHER</b>	IP WLS BF H R ER SO BB IBB HBP BLK WP HR S P ERA WHIP																					
38 Cole De Vries, R (1, 1) ERA: 0.53	3.0 W 9 0 0 0 3 1 0 0 0 0 0 0 10 14 0.00 0.333																					
50 Casey Fien, R (4, 1) ERA: 5.56	1.0 H 3 0 0 0 1 0 0 0 0 0 0 0 9 9 0.00 0.000																					
54 Anthony Slama, R (5, 1) ERA: 8.31	2.0 H 10 2 1 1 4 2 0 0 0 0 0 0 16 24 4.50 2.000																					
95 Bruce Pugh, R (7, 1) ERA: 6.75	2.0 H 8 2 1 1 0 0 0 0 0 0 0 0 8 8 4.50 1.000																					
Daniel Turpen, R (9, 1) ERA: 4.5	1.0 5 2 1 1 0 0 0 0 0 0 0 0 5 5 9.00 2.000																					

Batter	1	2	3	4	5	6	7	8	9	AB	R	H	RBI	BB	SO	LOB	BOTTOM			
8 Jamey Carroll, R (1, 10) OBP: 0.368, SLG: 0.300 11 Clete Thomas, L (8, PH) OBP: 0.308, SLG: 0.360	G4-3							F8		4	2	2	0	0	1	0	<b>Boston Red Sox @ Minnesota Twins</b> Hammond Stadium, Fort Myers, FL Fri Mar 29 2013, 1:10 PM - 4:05 PM EDT Att: 7,569 - Sunny - 71 F			
2 Brian Dozier, R (1, 4) OBP: 0.347, SLG: 0.431 95 Doug Bernier, R (7, 4) OBP: 0.750, SLG: 1.000	K							85 2B		3	0	1	0	0	2	0				
24 Trevor Plouffe, R (1, 5) OBP: 0.360, SLG: 0.391 85 James Beresford, L (7, 5) OBP: 0.333, SLG: 0.600	F8							85 WP		2	0	0	0	1	0	0				
9 Ryan Doumit, S (1, 2) OBP: 0.310, SLG: 0.385 77 Eric Fryer, R (5, 2) OBP: 0.313, SLG: 0.533		K2-3						84 1B		1	1	0	0	1	1	0				
27 Chris Parmelee, L (1, 3) OBP: 0.390, SLG: 0.431 84 Dan Rohlfing, R (7, 3) OBP: 0.361, SLG: 0.531		22 2B 5 BB						27 BB		2	0	0	1	0	0	4				
22 Wilkin Ramirez, R (1, 8) OBP: 0.446, SLG: 0.604								22 FC6-4		1	1	0	0	2	0	2				
5 Eduardo Escobar, S (1, 7) OBP: 0.344, SLG: 0.407								22 1B		1	0	1	2	0	0	0				
22 Wilkin Ramirez, R (1, 8) OBP: 0.446, SLG: 0.604								5 2B		4	1	2	0	0	1	2				
5 Eduardo Escobar, S (1, 7) OBP: 0.344, SLG: 0.407								5 1B		4	0	2	3	0	1	2				
96 Danny Ortiz, L (1, 9) OBP: 0.273, SLG: 0.727								2-H 3-H		2	2	0	0	0	0	3				
25 Pedro Florimón, S (1, 6) OBP: 0.308, SLG: 0.246								2-H 3-H		4	1	1	0	0	0	3				
										1B: 8 2B: 4 3B: 0 HR: 0	SF: 0 SAC: 0 DP: 1 HBP: 0	WP: 2 PB: 0 SB: 0 CS: 0	PA: 39							
<b>Inning Stats</b>	R: 0 E: 0 K: 1 S: 5	H: 0 LOB: 0 BB: 0 P: 5	R: 2 E: 0 K: 1 S: 7	H: 2 LOB: 1 BB: 1 P: 11	R: 0 E: 0 K: 2 S: 7	H: 0 LOB: 0 BB: 0 P: 7	R: 1 E: 0 K: 0 S: 4	H: 1 LOB: 2 BB: 2 P: 12	R: 1 E: 0 K: 0 S: 4	H: 2 LOB: 1 BB: 1 P: 8	R: 0 E: 0 K: 1 S: 5	H: 0 LOB: 0 BB: 0 P: 5	R: 3 E: 0 K: 1 S: 10	H: 5 LOB: 2 BB: 0 P: 11	R: 1 E: 0 K: 0 S: 5	H: 2 LOB: 1 BB: 0 P: 6	1B: 8 2B: 4 3B: 0 HR: 0	SF: 0 SAC: 0 DP: 1 HBP: 0	WP: 2 PB: 0 SB: 0 CS: 0	PA: 39
<b>PITCHER</b>	IP WLS BF H R ER SO BB IBB HBP BLK WP HR S P ERA WHIP																			
46 Ryan Dempster, R (1, 1) ERA: 3.74	4.0 L 18 3 3 3 4 3 0 0 0 0 0 0 23 35 6.75 1.500																			
36 Junichi Tazawa, R (5, 1) ERA: 3.65	1.0 5 2 1 1 0 1 0 0 0 0 0 0 4 8 9.00 3.000																			
59 Clayton Mortensen, R (6, 1) ERA: 5.25	1.0 3 0 0 0 1 0 0 0 0 0 0 0 5 5 0.00 0.000																			
59 Marco Antonio Duarte, R (7, 1) ERA: 8.1	1.0 8 5 3 3 1 0 0 0 0 0 1 0 10 11 27.00 5.000																			
94 Robby Scott, L (8, 1) ERA: 9.0	1.0 5 2 1 1 0 0 0 0 0 0 1 0 5 6 9.00 2.000																			

AB	32
R	3
H	6
RBI	3
BB	3
SO	8
LOB	14



AB	35
R	8
H	12
RBI	8
BB	4
SO	6
LOB	18





Batter	1	2	3	4	5	6	7	8	9	AB	R	H	RBI	BB	SO	LOB	TOP			
32 Aaron Hicks, S OBP: 0.407, SLG: 0.644 96 Danny Ortiz, L OBP: 0.308, SLG: 0.769	F7	F8			FC5 7 HBP 1B	F7			81 1B 5 FC3-6 2B	3	0	1	0	0	0	2				
7 Joe Mauer, L OBP: 0.583, SLG: 0.613 81 Danny Lehmann, R OBP: 0.250, SLG: 0.143	27 1B 24 1B 1B	K			24 FC5 HBP 1-2	F7			5 FC3-6 97 BB 1B	2	0	1	0	0	1	2				
16 Josh Willingham, R OBP: 0.429, SLG: 0.509 97 Evan Bigley, R	K			F7	K				5 FC3-6 BB 1-2	3	0	0	0	0	2	3				
24 Trevor Plouffe, R OBP: 0.377, SLG: 0.408 5 Eduardo Escobar, S OBP: 0.333, SLG: 0.393	27 1B 1-2 1B				FC5 1-2 2-3 1B				FC3-6 CS 1	3	0	2	0	0	0	2				
27 Chris Parmelee, L OBP: 0.387, SLG: 0.426 Harold Garcia, S	1-2 2-3 1B			F7	G3				E4 22 1B 26 1B 1-2	3	0	1	0	0	0	3				
22 Wilkin Ramirez, R OBP: 0.433, SLG: 0.579	K			F9		P3			26 1B 2-3 1B	4	0	1	0	0	1	4				
84 Dan Rohlfing, R OBP: 0.325, SLG: 0.472				F8	K					4	0	0	0	0	3	2				
2 Brian Dozier, R OBP: 0.347, SLG: 0.441 26 Brian Dinkelman, L OBP: 0.291, SLG: 0.146				F9	F9	E5 25 1B			95 G6-4-3 1-2 3-H 1B	3	0	1	0	0	0	0				
25 Pedro Florimón, S OBP: 0.324, SLG: 0.254 95 Doug Bernier, R OBP: 0.667, SLG: 0.875					K				G6-4-3 1-2 1B	2	0	1	0	1	1	0				
<b>Inning Stats</b>	R: 0 E: 0 K: 2 S: 10	H: 3 LOB: 3 BB: 0 P: 10	R: 0 E: 0 K: 1 S: 6	H: 1 LOB: 2 BB: 1 P: 10	R: 0 E: 0 K: 0 S: 4	H: 1 LOB: 1 BB: 0 P: 4	R: 0 E: 0 K: 2 S: 7	H: 0 LOB: 0 BB: 0 P: 7	R: 0 E: 0 K: 1 S: 6	H: 1 LOB: 2 BB: 0 P: 7	R: 0 E: 0 K: 2 S: 7	H: 0 LOB: 0 BB: 0 P: 7	R: 1 E: 1 K: 1 S: 7	H: 2 LOB: 1 BB: 0 P: 7	R: 1 E: 0 K: 1 S: 6	H: 2 LOB: 1 BB: 1 P: 10	1B: 9 2B: 2 3B: 0 HR: 0	SF: 0 SAC: 0 DP: 1 HBP: 1	WP: 0 PB: 0 SB: 0 CS: 1	PA: 41
<b>PITCHER</b>	IP WLS BF H R ER SO BB IBB HBP BLK WP HR S P ERA WHIP	22 Felix Doubront, L ERA: 3.0	5.0 W 23 6 0 0 6 1 0 1 0 0 0 0 33 38 0.00 1.400	19 Koji Uehara, R ERA:	0.2 2 0 0 0 1 0 0 0 0 0 0 0 4 4 0.00 0.000	97 Jeremy Kehrt, R ERA:	0.1 3 1 0 0 0 0 0 0 0 0 0 0 3 3 0.00 3.000	30 Andrew Miller, L ERA: 1.93	1.0 3 0 0 0 2 0 0 0 0 0 0 0 7 7 0.00 0.000	40 Andrew Bailey, R ERA: 2.53	1.0 5 2 1 0 1 0 0 0 0 0 0 0 7 7 0.00 2.000	52 Joel Hanrahan, R ERA: 7.56	1.0 S 5 2 1 1 1 1 0 0 0 0 0 0 1 10 9.00 3.000							

Minnesota Twins @ Boston Red Sox  
 JetBlue Park, Ft. Myers, FL  
 Sat Mar 30 2013, 1:38 PM - 4:27 PM EDT  
 Att: 9,724 - Partly Cloudy - 76 F

AB	38
R	2
H	11
RBI	2
BB	2
SO	11
LOB	26



Batter	1	2	3	4	5	6	7	8	9	AB	R	H	RBI	BB	SO	LOB	BOTTOM				
2 Jacoby Ellsbury, L OBP: 0.373, SLG: 0.385 74 Jackie Bradley Jr., L OBP: 0.507, SLG: 0.613	15 G6-3 12 1B 1B		L4	K			G3			2	1	1	0	0	0	0					
18 Shane Victorino, S OBP: 0.275, SLG: 0.289 Keury De La Cruz, L OBP: 0.500, SLG: 1.000	F7		F7				G4-3			3	0	1	2	0	0	1					
15 Dustin Pedroia, R OBP: 0.343, SLG: 0.350 23 Pedro Ciriaco, R OBP: 0.342, SLG: 0.459	G6-3			F9			P4			2	0	1	0	0	0	1					
11 Mookie Betts, R	1-2 1B		12 HBP 1B							0	0	0	0	0	0	0					
12 Mike Napoli, R OBP: 0.375, SLG: 0.490 37 Mike Carp, L OBP: 0.245, SLG: 0.289	2H 1B			HBP		16 G6-4-3 BB			F7	1	0	1	1	0	0	0					
16 Will Middlebrooks, R OBP: 0.387, SLG: 0.536 16 David Renfroe, R OBP: 0.460, SLG: 0.250			F9			G6-4-3			P6	2	1	1	0	0	0	2					
39 Jarrod Saltalamacchia, R OBP: 0.373, SLG: 0.489 3 David Ross, R OBP: 0.242, SLG: 0.214									P5	2	1	1	0	0	1	1					
65 Alberto Rosario, R				10 1B 18 1B 1B						1	0	0	0	0	0	0					
5 Jonny Gomes, R OBP: 0.339, SLG: 0.474 48 Mitch Maier, L OBP: 0.433, SLG: 0.385	F8			F8					10 G6-4-3 1B	2	0	0	0	0	0	2					
29 Daniel Nava, S OBP: 0.438, SLG: 0.365									F8	3	1	2	1	0	0	1					
10 Jose Iglesias, R OBP: 0.324, SLG: 0.441 5 Mike Miller, R	P4			18 1B 1-2 2-3 1B					G6-4-3	3	0	1	0	0	0	2					
<b>Inning Stats</b>	R: 1 E: 0 K: 0 S: 4	H: 2 LOB: 1 BB: 0 P: 4	R: 1 E: 0 K: 1 S: 7	H: 2 LOB: 1 BB: 0 P: 8	R: 0 E: 0 K: 0 S: 4	H: 1 LOB: 2 BB: 0 P: 5	R: 2 E: 0 K: 1 S: 9	H: 4 LOB: 2 BB: 0 P: 9	R: 0 E: 0 K: 1 S: 4	H: 0 LOB: 0 BB: 1 P: 8	R: 0 E: 0 K: 0 S: 3	H: 1 LOB: 0 BB: 0 P: 3	R: 0 E: 0 K: 0 S: 3	H: 0 LOB: 0 BB: 0 P: 3	R: 0 E: 0 K: 0 S: 3	H: 0 LOB: 0 BB: 0 P: 3	1B: 10 2B: 0 3B: 0 HR: 0	SF: 0 SAC: 0 DP: 2 HBP: 1	WP: 0 PB: 0 SB: 1 CS: 0	PA: 33	
<b>PITCHER</b>	IP WLS BF H R ER SO BB IBB HBP BLK WP HR S P ERA WHIP	37 Mike Pelfrey, R ERA: 6.38	3.2 L 20 9 4 0 2 1 0 0 0 0 0 0 5 9 9.82 2.455	20 Josh Roenicke, R ERA: 4.5	1.1 4 0 0 0 1 1 0 0 0 0 0 0 5 9 0.00 0.750	64 Tyler Robertson, L ERA: 7.82	1.0 3 1 0 0 0 0 0 0 0 0 0 0 3 3 0.00 1.000	52 Brian Duensing, L ERA: 4.2	1.0 3 0 0 0 0 0 0 0 0 0 0 0 3 3 0.00 0.000	61 Jared Burton, R ERA: 4.22	1.0 3 0 0 0 0 0 0 0 0 0 0 0 3 3 0.00 0.000										

Minnesota Twins @ Boston Red Sox  
 JetBlue Park, Ft. Myers, FL  
 Sat Mar 30 2013, 1:38 PM - 4:27 PM EDT  
 Att: 9,724 - Partly Cloudy - 76 F

AB	31
R	4
H	10
RBI	4
BB	1
SO	3
LOB	16





Batter	1	2	3	4	5	6	7	8	9	AB	R	H	RBI	BB	SO	LOB	TOP							
14 Austin Jackson, R OBP: 0.200, SLG: 0.200										5	1	1	0	0	1	3	<b>Detroit Tigers @ Minnesota Twins</b> Target Field, Minneapolis, MN Mon Apr 01 2013, 3:19 PM - 6:45 PM CDT Att: 38,282 - Sunny - 35 F							
48 Toni Hunter, R OBP: 0.400, SLG: 0.600										5	0	2	0	0	1	3								
24 Miguel Cabrera, R OBP: 0.500, SLG: 0.750										5	1	0	1	0	2	2								
28 Prince Fielder, L OBP: 0.500, SLG: 0.750										4	1	2	1	0	0	1								
41 Victor Martinez, S OBP: 0.500, SLG: 0.750										3	0	0	0	1	1	2								
12 Andy Dirks, L OBP: 0.500, SLG: 0.750										2	0	0	0	1	0	1								
27 Jhonny Peralta, R OBP: 0.750, SLG: 0.667										3	1	2	0	1	1	1								
13 Alex Avila, L OBP: 0.500, SLG: 0.500										4	0	0	0	0	2	6								
4 Omar Infante, R OBP: 0.500, SLG: 0.500										4	0	2	1	0	0	3								
<b>Inning Stats</b>	R: 2 H: 3 E: 0 K: 1 S: 16	H: 3 LOB: 1 BB: 0 P: 24	R: 1 H: 2 E: 0 K: 1 S: 9	H: 2 LOB: 0 BB: 0 P: 14	R: 0 H: 1 E: 0 K: 0 S: 7	H: 1 LOB: 1 BB: 0 P: 8	R: 0 H: 1 E: 0 K: 1 S: 17	H: 1 LOB: 3 BB: 1 P: 28	R: 0 H: 0 E: 0 K: 0 S: 11	H: 0 LOB: 0 BB: 0 P: 14	R: 0 H: 1 E: 0 K: 0 S: 9	H: 1 LOB: 1 BB: 0 P: 13	R: 0 H: 0 E: 0 K: 3 S: 13	H: 0 LOB: 0 BB: 0 P: 17	R: 1 H: 1 E: 0 K: 1 S: 8	H: 2 LOB: 1 BB: 2 P: 21		R: 0 H: 0 E: 0 K: 1 S: 8	H: 0 LOB: 0 BB: 0 P: 13	1B: 7 2B: 2 3B: 0 HR: 0	SF: 0 SAC: 1 DP: 1 HBP: 0	WP: 2 PB: 0 SB: 1 CS: 0	PA: 39	
<b>PITCHER</b>	IP WLS BF H R ER SO BB IBB HBP BLK WP HR S P ERA WHIP	IP WLS BF H R ER SO BB IBB HBP BLK WP HR S P ERA WHIP	IP WLS BF H R ER SO BB IBB HBP BLK WP HR S P ERA WHIP	IP WLS BF H R ER SO BB IBB HBP BLK WP HR S P ERA WHIP	IP WLS BF H R ER SO BB IBB HBP BLK WP HR S P ERA WHIP	IP WLS BF H R ER SO BB IBB HBP BLK WP HR S P ERA WHIP	IP WLS BF H R ER SO BB IBB HBP BLK WP HR S P ERA WHIP	IP WLS BF H R ER SO BB IBB HBP BLK WP HR S P ERA WHIP	IP WLS BF H R ER SO BB IBB HBP BLK WP HR S P ERA WHIP	IP WLS BF H R ER SO BB IBB HBP BLK WP HR S P ERA WHIP	IP WLS BF H R ER SO BB IBB HBP BLK WP HR S P ERA WHIP	IP WLS BF H R ER SO BB IBB HBP BLK WP HR S P ERA WHIP	IP WLS BF H R ER SO BB IBB HBP BLK WP HR S P ERA WHIP	IP WLS BF H R ER SO BB IBB HBP BLK WP HR S P ERA WHIP	IP WLS BF H R ER SO BB IBB HBP BLK WP HR S P ERA WHIP	IP WLS BF H R ER SO BB IBB HBP BLK WP HR S P ERA WHIP	IP WLS BF H R ER SO BB IBB HBP BLK WP HR S P ERA WHIP	IP WLS BF H R ER SO BB IBB HBP BLK WP HR S P ERA WHIP	IP WLS BF H R ER SO BB IBB HBP BLK WP HR S P ERA WHIP	IP WLS BF H R ER SO BB IBB HBP BLK WP HR S P ERA WHIP	IP WLS BF H R ER SO BB IBB HBP BLK WP HR S P ERA WHIP	IP WLS BF H R ER SO BB IBB HBP BLK WP HR S P ERA WHIP	IP WLS BF H R ER SO BB IBB HBP BLK WP HR S P ERA WHIP	IP WLS BF H R ER SO BB IBB HBP BLK WP HR S P ERA WHIP

Batter	1	2	3	4	5	6	7	8	9	AB	R	H	RBI	BB	SO	LOB	BOTTOM							
32 Aaron Hicks, S OBP: 0.500, SLG: 0.500										4	0	0	0	1	3	1	<b>Detroit Tigers @ Minnesota Twins</b> Target Field, Minneapolis, MN Mon Apr 01 2013, 3:19 PM - 6:45 PM CDT Att: 38,282 - Sunny - 35 F							
7 Joe Mauer, L OBP: 0.500, SLG: 1.000										4	1	3	0	1	0	1								
16 Josh Willingham, R OBP: 0.200, SLG: 0.200										5	0	1	0	0	2	4								
33 Justin Morneau, L OBP: 0.400, SLG: 0.500											4	0	1	0	1	1								
9 Ryan Doumit, S OBP: 0.200, SLG: 0.200											5	0	1	1	0	2		1						
24 Trevor Plouffe, R OBP: 0.250, SLG: 0.500											4	1	1	0	0	1		4						
27 Chris Parmelee, L OBP: 0.500, SLG: 0.500											2	0	0	0	2	1		4						
2 Brian Dozier, R OBP: 0.500, SLG: 0.500										3	0	0	0	1	2	1								
25 Pedro Florimón, S OBP: 0.500, SLG: 0.500											2	0	1	0	0	0		0						
22 Wilkin Ramirez, R OBP: 0.500, SLG: 0.500										1	0	0	0	0	0	2								
5 Eduardo Escobar, S OBP: 0.500, SLG: 0.500											1	0	0	0	0	0								
<b>Inning Stats</b>	R: 0 H: 1 E: 0 K: 1 S: 9	H: 0 LOB: 1 BB: 1 P: 20	R: 0 H: 1 E: 0 K: 2 S: 11	H: 1 LOB: 1 BB: 0 P: 17	R: 0 H: 1 E: 0 K: 1 S: 11	H: 1 LOB: 1 BB: 0 P: 18	R: 0 H: 1 E: 0 K: 2 S: 11	H: 1 LOB: 2 BB: 1 P: 21	R: 0 H: 0 E: 0 K: 1 S: 11	H: 0 LOB: 2 BB: 2 P: 27	R: 1 H: 3 E: 0 K: 2 S: 15	H: 3 LOB: 3 BB: 1 P: 28	R: 0 H: 0 E: 0 K: 1 S: 8	H: 0 LOB: 1 BB: 1 P: 18	R: 0 H: 0 E: 0 K: 1 S: 7	H: 0 LOB: 0 BB: 0 P: 8	1B: 5 2B: 3 3B: 0 HR: 0	SF: 0 SAC: 0 DP: 0 HBP: 0	WP: 1 PB: 0 SB: 0 CS: 0	PA: 41				
<b>PITCHER</b>	IP WLS BF H R ER SO BB IBB HBP BLK WP HR S P ERA WHIP	IP WLS BF H R ER SO BB IBB HBP BLK WP HR S P ERA WHIP	IP WLS BF H R ER SO BB IBB HBP BLK WP HR S P ERA WHIP	IP WLS BF H R ER SO BB IBB HBP BLK WP HR S P ERA WHIP	IP WLS BF H R ER SO BB IBB HBP BLK WP HR S P ERA WHIP	IP WLS BF H R ER SO BB IBB HBP BLK WP HR S P ERA WHIP	IP WLS BF H R ER SO BB IBB HBP BLK WP HR S P ERA WHIP	IP WLS BF H R ER SO BB IBB HBP BLK WP HR S P ERA WHIP	IP WLS BF H R ER SO BB IBB HBP BLK WP HR S P ERA WHIP	IP WLS BF H R ER SO BB IBB HBP BLK WP HR S P ERA WHIP	IP WLS BF H R ER SO BB IBB HBP BLK WP HR S P ERA WHIP	IP WLS BF H R ER SO BB IBB HBP BLK WP HR S P ERA WHIP	IP WLS BF H R ER SO BB IBB HBP BLK WP HR S P ERA WHIP	IP WLS BF H R ER SO BB IBB HBP BLK WP HR S P ERA WHIP	IP WLS BF H R ER SO BB IBB HBP BLK WP HR S P ERA WHIP	IP WLS BF H R ER SO BB IBB HBP BLK WP HR S P ERA WHIP	IP WLS BF H R ER SO BB IBB HBP BLK WP HR S P ERA WHIP	IP WLS BF H R ER SO BB IBB HBP BLK WP HR S P ERA WHIP	IP WLS BF H R ER SO BB IBB HBP BLK WP HR S P ERA WHIP	IP WLS BF H R ER SO BB IBB HBP BLK WP HR S P ERA WHIP	IP WLS BF H R ER SO BB IBB HBP BLK WP HR S P ERA WHIP	IP WLS BF H R ER SO BB IBB HBP BLK WP HR S P ERA WHIP	IP WLS BF H R ER SO BB IBB HBP BLK WP HR S P ERA WHIP	IP WLS BF H R ER SO BB IBB HBP BLK WP HR S P ERA WHIP

livebaseballscores.com

AB 35  
R 4  
H 9  
RBI 3  
BB 3  
SO 8  
LOB 22

livebaseballscores.com

AB 35  
R 2  
H 8  
RBI 1  
BB 6  
SO 12  
LOB 19



Batter	1	2	3	4	5	6	7	8	9	AB	R	H	RBI	BB	SO	LOB	TOP			
14 Austin Jackson, R OBP: 0.333, SLG: 0.250	1-1 1B		4-2 48 1B BB		0-0 F8		1-0 G4-3			3	1	1	0	1	0	2				
48 Toni Hunter, R OBP: 0.444, SLG: 0.556	0-0 P6		0-1 24 1B		0-1 24 1B		1-2 P3			4	0	2	0	0	0	1				
24 Miguel Cabrera, R OBP: 0.222, SLG: 0.222	1-3 K		1-0 2-H 1B		0-1 F8		1-0 F8			4	0	2	2	0	1	1				
28 Prince Fielder, L OBP: 0.250, SLG: 0.375	1-0 G5-3		2-1 G3-1		1-2 F7		3-3 K			4	0	0	0	0	1	3				
41 Victor Martinez, S (1, 10)	2-1 G4-3		0-3 K		3-2 F8		0-1 P3			4	0	0	0	0	1	0				
12 Andy Dirks, L (1, 7)	1-1 F8		2-2 G4-3		2-1 G3-1		0-3 K2-3			4	0	0	0	0	1	0				
27 Jhonny Peralta, R OBP: 0.375, SLG: 0.286	0-0 L6		2-1 F9		2-0 G4-3		3-1 F7			4	0	0	0	0	0	0				
13 Alex Avila, L OBP: 0.143, SLG: 0.143	1-2 F8		1-2 G4-3		3-2 FC1-6 1B					3	0	1	0	0	0	0				
4 Omar Infante, R OBP: 0.429, SLG: 0.429	1-1 G6-3		0-1 FC1-6 48 1B 24 1B 1B		1-2 FC1-6					3	1	1	0	0	0	1				
<b>Inning Stats</b>	R: 0 E: 0 K: 1 S: 8	H: 1 LOB: 1 BB: 0 P: 11	R: 0 E: 0 K: 0 S: 5	H: 0 LOB: 0 BB: 0 P: 8	R: 1 E: 0 K: 0 S: 17	H: 2 LOB: 2 BB: 1 P: 26	R: 0 E: 0 K: 1 S: 8	H: 0 LOB: 0 BB: 0 P: 12	R: 1 E: 0 K: 0 S: 9	H: 3 LOB: 2 BB: 0 P: 11	R: 0 E: 0 K: 0 S: 9	H: 0 LOB: 0 BB: 0 P: 15	R: 0 E: 0 K: 0 S: 7	H: 1 LOB: 1 BB: 0 P: 14	R: 0 E: 0 K: 1 S: 7	H: 0 LOB: 0 BB: 0 P: 10	1B: 7 2B: 0 3B: 0 HR: 0	SF: 0 SAC: 0 DP: 0 HBP: 0	WP: 0 PB: 0 SB: 0 CS: 0	PA: 34
<b>PITCHER</b>	IP WLS BF H R ER SO BB IBB HBP BLK WP HR S P ERA WHIP	IP WLS BF H R ER SO BB IBB HBP BLK WP HR S P ERA WHIP	IP WLS BF H R ER SO BB IBB HBP BLK WP HR S P ERA WHIP	IP WLS BF H R ER SO BB IBB HBP BLK WP HR S P ERA WHIP	IP WLS BF H R ER SO BB IBB HBP BLK WP HR S P ERA WHIP	IP WLS BF H R ER SO BB IBB HBP BLK WP HR S P ERA WHIP	IP WLS BF H R ER SO BB IBB HBP BLK WP HR S P ERA WHIP	IP WLS BF H R ER SO BB IBB HBP BLK WP HR S P ERA WHIP	IP WLS BF H R ER SO BB IBB HBP BLK WP HR S P ERA WHIP	IP WLS BF H R ER SO BB IBB HBP BLK WP HR S P ERA WHIP	IP WLS BF H R ER SO BB IBB HBP BLK WP HR S P ERA WHIP	IP WLS BF H R ER SO BB IBB HBP BLK WP HR S P ERA WHIP	IP WLS BF H R ER SO BB IBB HBP BLK WP HR S P ERA WHIP	IP WLS BF H R ER SO BB IBB HBP BLK WP HR S P ERA WHIP	IP WLS BF H R ER SO BB IBB HBP BLK WP HR S P ERA WHIP	IP WLS BF H R ER SO BB IBB HBP BLK WP HR S P ERA WHIP	IP WLS BF H R ER SO BB IBB HBP BLK WP HR S P ERA WHIP			
30 Kevin Correia, R ERA: 2.57	7.0	28	7	2	2	2	1	0	0	0	0	0	0	0	63	97	2.57	1.143		
61 Jared Burton, R ERA:	1.0	3	0	0	0	1	0	0	0	0	0	0	0	7	12	0.00	0.000			
15 Glen Perkins, L ERA:	1.0	W	3	0	0	0	1	0	0	0	0	0	0	7	10	0.00	0.000			

Detroit Tigers @ Minnesota Twins  
Target Field, Minneapolis, MN  
Wed Apr 03 2013, 3:12 PM - 6:11 PM CDT  
Att: 22,963 - Sunny - 46 F

AB 33  
R 2  
H 7  
RBI 2  
BB 1  
SO 4  
LOB 8



Batter	1	2	3	4	5	6	7	8	9	AB	R	H	RBI	BB	SO	LOB	BOTTOM					
32 Aaron Hicks, S (1, 8)	4-2 7 G4-3 BB		0-3 K		1-2 F9		3-3 K			3	0	0	0	1	2	2						
7 Joe Mauer, L OBP: 0.500, SLG: 0.500	3-2 G4-3		2-3 K		2-2 F8		2-1 G3-1			4	0	0	0	0	1	2						
16 Josh Willingham, R OBP: 0.333, SLG: 0.143	1-1 F8		4-2 24 FC6-4 33 1B BB		2-3 K		4-2 33 G3 BB			2	0	0	0	2	1	1						
19 Darin Mastroianni, R (8, FR)										0	0	0	0	0	0	0						
33 Justin Morneau, L OBP: 0.444, SLG: 0.429	4-2 BB		3-2 FC6-4 24 1B		2-2 F8		1-2 G3			3	0	1	0	1	0	1						
9 Ryan Doumit, S OBP: 0.111, SLG: 0.111	1-1 G6-3		0-3 K		2-3 K		0-1 G4-3			4	0	0	0	0	2	6						
24 Trevor Plouffe, R OBP: 0.375, SLG: 0.333	1-3 K2-3		0-0 FC6-4		4-1 22 2B BB		4-2 2 1B 5 2B BB			2	1	0	0	2	1	2						
8 Jamey Carroll, R (8, FR)			1-2 2-3							0	1	0	0	0	0	0						
27 Chris Parmelee, L (1, 9)	1-2 G4-3		2-3 K		1-1 P4		3-3 K			4	0	0	0	0	2	4						
2 Brian Dozier, R OBP: 0.250, SLG: 0.143	1-2 F9		1-1 P4		1-2 K		1-2 K			4	1	1	0	0	1	1						
25 Pedro Florimón, S OBP: 0.500, SLG: 0.500			3-2 L9		1-2 2B		1-2 2B			2	0	1	0	0	0	0						
22 Wilkin Ramirez, R OBP: 0.500, SLG: 1.000										1	0	1	1	0	0	0						
5 Eduardo Escobar, S OBP: 0.500, SLG: 1.000										1	0	1	2	0	0	0						
<b>Inning Stats</b>	R: 0 E: 0 K: 0 S: 13	H: 0 LOB: 2 BB: 2 P: 26	R: 0 E: 0 K: 1 S: 11	H: 0 LOB: 0 BB: 0 P: 14	R: 0 E: 0 K: 2 S: 10	H: 0 LOB: 0 BB: 0 P: 15	R: 0 E: 0 K: 2 S: 13	H: 1 LOB: 2 BB: 1 P: 22	R: 0 E: 0 K: 0 S: 12	H: 1 LOB: 1 BB: 0 P: 18	R: 0 E: 0 K: 2 S: 10	H: 0 LOB: 0 BB: 0 P: 16	R: 1 E: 0 K: 3 S: 13	H: 1 LOB: 1 BB: 1 P: 24	R: 0 E: 0 K: 0 S: 10	H: 0 LOB: 2 BB: 1 P: 17	R: 2 E: 0 K: 0 S: 8	H: 2 LOB: 2 BB: 1 P: 13	1B: 3 2B: 2 3B: 0 HR: 0	SF: 0 SAC: 0 DP: 0 HBP: 0	WP: 0 PB: 0 SB: 1 CS: 0	PA: 36
<b>PITCHER</b>	IP WLS BF H R ER SO BB IBB HBP BLK WP HR S P ERA WHIP	IP WLS BF H R ER SO BB IBB HBP BLK WP HR S P ERA WHIP	IP WLS BF H R ER SO BB IBB HBP BLK WP HR S P ERA WHIP	IP WLS BF H R ER SO BB IBB HBP BLK WP HR S P ERA WHIP	IP WLS BF H R ER SO BB IBB HBP BLK WP HR S P ERA WHIP	IP WLS BF H R ER SO BB IBB HBP BLK WP HR S P ERA WHIP	IP WLS BF H R ER SO BB IBB HBP BLK WP HR S P ERA WHIP	IP WLS BF H R ER SO BB IBB HBP BLK WP HR S P ERA WHIP	IP WLS BF H R ER SO BB IBB HBP BLK WP HR S P ERA WHIP	IP WLS BF H R ER SO BB IBB HBP BLK WP HR S P ERA WHIP	IP WLS BF H R ER SO BB IBB HBP BLK WP HR S P ERA WHIP	IP WLS BF H R ER SO BB IBB HBP BLK WP HR S P ERA WHIP	IP WLS BF H R ER SO BB IBB HBP BLK WP HR S P ERA WHIP	IP WLS BF H R ER SO BB IBB HBP BLK WP HR S P ERA WHIP	IP WLS BF H R ER SO BB IBB HBP BLK WP HR S P ERA WHIP	IP WLS BF H R ER SO BB IBB HBP BLK WP HR S P ERA WHIP	IP WLS BF H R ER SO BB IBB HBP BLK WP HR S P ERA WHIP					
19 Anibal Sánchez, R ERA: 6.75	5.0	20	2	0	0	5	3	0	0	0	0	0	0	0	59	95	6.75	0.750				
38 Darin Downs, L ERA: 6.75	1.1	H	5	0	1	1	3	1	0	0	0	0	0	0	14	24	6.75	0.750				
60 Brayán Villareal, R ERA:	0.2	H	3	1	0	0	2	0	0	0	0	0	0	9	16	0.00	1.500					
53 Joaquín Benoit, R ERA: 3.86	1.0	H	5	0	1	1	0	2	0	0	0	0	0	12	23	9.00	2.000					
40 Phil Coke, L ERA: 9.0	0.1	L	3	2	1	1	0	0	0	0	0	0	0	6	7	27.00	6.000					

Detroit Tigers @ Minnesota Twins  
Target Field, Minneapolis, MN  
Wed Apr 03 2013, 3:12 PM - 6:11 PM CDT  
Att: 22,963 - Sunny - 46 F

AB 30  
R 3  
H 5  
RBI 3  
BB 6  
SO 10  
LOB 19





Batter	1	2	3	4	5	6	7	8	9	AB	R	H	RBI	BB	SO	LOB	TOP			
14 Austin Jackson, R OBP: 0.428, SLG: 0.417										4	1	2	0	1	0	1	<b>Detroit Tigers @ Minnesota Twins</b> Target Field, Minneapolis, MN Thu Apr 04 2013, 12:12 PM - 3:44 PM CDT Att: 24,752 - Partly Cloudy - 46 F			
48 Toni Hunter, R OBP: 0.286, SLG: 0.357										5	1	0	1	0	2	5				
24 Miguel Cabrera, R OBP: 0.286, SLG: 0.231										4	0	1	1	1	0	3				
28 Prince Fielder, L OBP: 0.167, SLG: 0.250										4	0	0	0	0	1	4				
41 Victor Martinez, S OBP: 0.250, SLG: 0.182										4	0	2	0	0	0	3				
32 Don Kelly, L OBP: 0.500, SLG: 0.500										2	0	1	0	0	0	1				
18 Matt Tuiasosopo, R (6, PH)										1	0	0	0	0	0	1				
12 Andy Dirks, L (8, PH)										0	0	0	0	1	0	0				
27 Jhonny Peralta, R OBP: 0.333, SLG: 0.273										4	0	1	0	0	1	3				
13 Alex Avila, L OBP: 0.182, SLG: 0.100										3	0	0	0	1	1	4				
4 Omar Infante, R OBP: 0.455, SLG: 0.400										3	0	1	0	1	0	1				
<b>Inning Stats</b>	R: 1 E: 0 K: 0 S: 11	H: 1 LOB: 0 BB: 0 P: 15	R: 0 E: 0 K: 1 S: 12	H: 1 LOB: 1 BB: 0 P: 20	R: 1 E: 1 K: 0 S: 9	H: 1 LOB: 1 BB: 0 P: 13	R: 0 E: 0 K: 0 S: 10	H: 0 LOB: 0 BB: 2 P: 14	R: 0 E: 0 K: 0 S: 13	H: 2 LOB: 2 BB: 0 P: 22	R: 0 E: 0 K: 2 S: 13	H: 1 LOB: 2 BB: 2 P: 23	R: 0 E: 0 K: 1 S: 5	H: 0 LOB: 0 BB: 0 P: 10	R: 0 E: 0 K: 1 S: 11	H: 1 LOB: 1 BB: 0 P: 15	1B: 7 2B: 1 3B: 0 HR: 0	SF: 0 SAC: 0 DP: 2 HBP: 0	WP: 0 PB: 1 SB: 1 CS: 0	PA: 39
<b>PITCHER</b>	IP WLS BF H R ER SO BB IBB HBP BLK WP HR S P ERA WHIP	IP WLS BF H R ER SO BB IBB HBP BLK WP HR S P ERA WHIP	IP WLS BF H R ER SO BB IBB HBP BLK WP HR S P ERA WHIP	IP WLS BF H R ER SO BB IBB HBP BLK WP HR S P ERA WHIP	IP WLS BF H R ER SO BB IBB HBP BLK WP HR S P ERA WHIP	IP WLS BF H R ER SO BB IBB HBP BLK WP HR S P ERA WHIP	IP WLS BF H R ER SO BB IBB HBP BLK WP HR S P ERA WHIP	IP WLS BF H R ER SO BB IBB HBP BLK WP HR S P ERA WHIP	IP WLS BF H R ER SO BB IBB HBP BLK WP HR S P ERA WHIP	IP WLS BF H R ER SO BB IBB HBP BLK WP HR S P ERA WHIP	IP WLS BF H R ER SO BB IBB HBP BLK WP HR S P ERA WHIP	IP WLS BF H R ER SO BB IBB HBP BLK WP HR S P ERA WHIP	IP WLS BF H R ER SO BB IBB HBP BLK WP HR S P ERA WHIP	IP WLS BF H R ER SO BB IBB HBP BLK WP HR S P ERA WHIP	IP WLS BF H R ER SO BB IBB HBP BLK WP HR S P ERA WHIP	IP WLS BF H R ER SO BB IBB HBP BLK WP HR S P ERA WHIP	IP WLS BF H R ER SO BB IBB HBP BLK WP HR S P ERA WHIP			
37 Mike Pelfrey, R ERA: 6.75	1.1	5.1	0.2	0.1	0.1	0.1	0.1	0.1	0.1	1.0	1.0	1.0	1.0	1.0	1.0	1.0	0.00	1.312		
52 Brian Duensing, L ERA: 6.75	(6, 1)	(6, 1)	(7, 1)	(7, 1)	(7, 1)	(7, 1)	(7, 1)	(7, 1)	(7, 1)	(8, 1)	(9, 1)	(9, 1)	(9, 1)	(9, 1)	(9, 1)	(9, 1)	0.00	1.000		
20 Josh Roenicke, R ERA: 6.75	(7, 1)	(7, 1)	(7, 1)	(7, 1)	(7, 1)	(7, 1)	(7, 1)	(7, 1)	(7, 1)	(8, 1)	(9, 1)	(9, 1)	(9, 1)	(9, 1)	(9, 1)	(9, 1)	0.00	1.000		
64 Tyler Robertson, L ERA: 6.75	(7, 1)	(7, 1)	(7, 1)	(7, 1)	(7, 1)	(7, 1)	(7, 1)	(7, 1)	(7, 1)	(8, 1)	(9, 1)	(9, 1)	(9, 1)	(9, 1)	(9, 1)	(9, 1)	0.00	1.000		
50 Casey Fien, R ERA: 6.75	(7, 1)	(7, 1)	(7, 1)	(7, 1)	(7, 1)	(7, 1)	(7, 1)	(7, 1)	(7, 1)	(8, 1)	(9, 1)	(9, 1)	(9, 1)	(9, 1)	(9, 1)	(9, 1)	0.00	1.000		

Batter	1	2	3	4	5	6	7	8	9	AB	R	H	RBI	BB	SO	LOB	BOTTOM			
32 Aaron Hicks, S OBP: 0.214, SLG: 0.083										5	0	1	2	0	2	0	<b>Detroit Tigers @ Minnesota Twins</b> Target Field, Minneapolis, MN Thu Apr 04 2013, 12:12 PM - 3:44 PM CDT Att: 24,752 - Partly Cloudy - 46 F			
7 Joe Mauer, L OBP: 0.357, SLG: 0.385										5	1	1	0	0	1	1				
16 Josh Willingham, R OBP: 0.385, SLG: 0.500										3	1	2	1	1	0	0				
19 Darin Mastroianni, R										0	0	0	0	0	0	0				
33 Justin Morneau, L OBP: 0.538, SLG: 0.500										3	1	2	0	1	0	0				
9 Ryan Doumit, S OBP: 0.154, SLG: 0.231										4	1	1	0	0	0	3				
24 Trevor Plouffe, R OBP: 0.417, SLG: 0.667										3	1	1	1	1	0	2				
27 Chris Parmelee, L OBP: 0.250, SLG: 0.100										4	1	1	1	0	2	2				
8 Jamey Carroll, R OBP: 0.500, SLG: 0.333										3	1	1	0	1	0	2				
25 Pedro Florimón, S OBP: 0.417, SLG: 0.500										4	1	1	2	0	1	1				
<b>Inning Stats</b>	R: 0 E: 0 K: 0 S: 11	H: 0 LOB: 0 BB: 0 P: 12	R: 0 E: 0 K: 1 S: 7	H: 0 LOB: 0 BB: 0 P: 12	R: 2 E: 0 K: 1 S: 14	H: 2 LOB: 0 BB: 0 P: 23	R: 1 E: 0 K: 0 S: 12	H: 2 LOB: 1 BB: 0 P: 22	R: 0 E: 0 K: 0 S: 8	H: 0 LOB: 0 BB: 0 P: 9	R: 0 E: 0 K: 1 S: 8	H: 1 LOB: 2 BB: 1 P: 16	R: 0 E: 0 K: 2 S: 11	H: 0 LOB: 0 BB: 0 P: 16	R: 5 E: 0 K: 2 S: 27	H: 4 LOB: 1 BB: 2 P: 43	1B: 6 2B: 2 3B: 0 HR: 2	SF: 0 SAC: 0 DP: 0 HBP: 0	WP: 2 PB: 0 SB: 1 CS: 0	PA: 38
<b>PITCHER</b>	IP WLS BF H R ER SO BB IBB HBP BLK WP HR S P ERA WHIP	IP WLS BF H R ER SO BB IBB HBP BLK WP HR S P ERA WHIP	IP WLS BF H R ER SO BB IBB HBP BLK WP HR S P ERA WHIP	IP WLS BF H R ER SO BB IBB HBP BLK WP HR S P ERA WHIP	IP WLS BF H R ER SO BB IBB HBP BLK WP HR S P ERA WHIP	IP WLS BF H R ER SO BB IBB HBP BLK WP HR S P ERA WHIP	IP WLS BF H R ER SO BB IBB HBP BLK WP HR S P ERA WHIP	IP WLS BF H R ER SO BB IBB HBP BLK WP HR S P ERA WHIP	IP WLS BF H R ER SO BB IBB HBP BLK WP HR S P ERA WHIP	IP WLS BF H R ER SO BB IBB HBP BLK WP HR S P ERA WHIP	IP WLS BF H R ER SO BB IBB HBP BLK WP HR S P ERA WHIP	IP WLS BF H R ER SO BB IBB HBP BLK WP HR S P ERA WHIP	IP WLS BF H R ER SO BB IBB HBP BLK WP HR S P ERA WHIP	IP WLS BF H R ER SO BB IBB HBP BLK WP HR S P ERA WHIP	IP WLS BF H R ER SO BB IBB HBP BLK WP HR S P ERA WHIP	IP WLS BF H R ER SO BB IBB HBP BLK WP HR S P ERA WHIP	IP WLS BF H R ER SO BB IBB HBP BLK WP HR S P ERA WHIP			
21 Rick Porcello, R ERA: 5.06	(1, 1)	(6, 1)	(7, 1)	(8, 1)	(8, 1)	(8, 1)	(8, 1)	(8, 1)	(8, 1)	(1, 1)	(6, 1)	(7, 1)	(8, 1)	(8, 1)	(8, 1)	(8, 1)	0.00	1.500		
20 Octavio Dotel, R ERA: 3.86	(6, 1)	(6, 1)	(7, 1)	(8, 1)	(8, 1)	(8, 1)	(8, 1)	(8, 1)	(8, 1)	(1, 1)	(6, 1)	(7, 1)	(8, 1)	(8, 1)	(8, 1)	(8, 1)	0.00	0.000		
38 Darin Downs, L ERA: 3.86	(7, 1)	(7, 1)	(7, 1)	(8, 1)	(8, 1)	(8, 1)	(8, 1)	(8, 1)	(8, 1)	(1, 1)	(6, 1)	(7, 1)	(8, 1)	(8, 1)	(8, 1)	(8, 1)	0.00	0.000		
60 Brayan Villarreal, R ERA: 33.75	(8, 1)	(8, 1)	(8, 1)	(8, 1)	(8, 1)	(8, 1)	(8, 1)	(8, 1)	(8, 1)	(1, 1)	(6, 1)	(7, 1)	(8, 1)	(8, 1)	(8, 1)	(8, 1)	67.50	9.000		
62 Alburquerque, R ERA: 33.75	(8, 1)	(8, 1)	(8, 1)	(8, 1)	(8, 1)	(8, 1)	(8, 1)	(8, 1)	(8, 1)	(1, 1)	(6, 1)	(7, 1)	(8, 1)	(8, 1)	(8, 1)	(8, 1)	0.00	0.000		

livebaseballscores.com

AB 34  
R 2  
H 8  
RBI 2  
BB 5  
SO 5  
LOB 26

livebaseballscores.com

AB 34  
R 8  
H 10  
RBI 8  
BB 4  
SO 7  
LOB 11



Batter	1	2	3	4	5	6	7	8	9	AB	R	H	RBI	BB	SO	LOB	TOP					
32 Aaron Hicks, S OBP: 0.158, SLG: 0.059			FC3-6	F8		FC5-4			L7	5	0	0	0	0	1	4						
7 Joe Mauer, L OBP: 0.263, SLG: 0.278	F7		G4-3	G4-3				K	G3-1	5	0	0	0	0	1	1						
16 Josh Willingham, R OBP: 0.389, SLG: 0.600	K								K	5	1	2	0	0	3	0						
33 Justin Morneau, L OBP: 0.471, SLG: 0.385		F7								3	1	0	0	1	0	1						
9 Ryan Doumit, S OBP: 0.235, SLG: 0.313										3	1	1	0	1	1	3						
24 Trevor Plouffe, R OBP: 0.500, SLG: 0.667										3	0	2	0	0	1	2						
27 Chris Parmelee, L OBP: 0.250, SLG: 0.143										4	1	1	1	0	0	5						
2 Brian Dozier, R OBP: 0.333, SLG: 0.455										4	1	2	3	0	0	1						
5 Eduardo Escobar, S OBP: 0.500, SLG: 0.667										4	0	2	1	0	2	3						
<b>Inning Stats</b>	R: 0 E: 0 K: 2 S: 14	H: 0 LOB: 0 BB: 0 P: 17	R: 0 E: 0 K: 0 S: 9	H: 1 LOB: 1 BB: 0 P: 15	R: 0 E: 0 K: 0 S: 11	H: 1 LOB: 1 BB: 0 P: 15	R: 4 E: 0 K: 2 S: 19	H: 4 LOB: 1 BB: 1 P: 32	R: 0 E: 0 K: 1 S: 6	H: 0 LOB: 0 BB: 0 P: 8	R: 1 E: 0 K: 1 S: 10	H: 2 LOB: 2 BB: 1 P: 17	R: 0 E: 0 K: 1 S: 10	H: 1 LOB: 1 BB: 0 P: 14	R: 0 E: 0 K: 1 S: 12	H: 1 LOB: 0 BB: 0 P: 20	R: 0 E: 0 K: 1 S: 9	H: 0 LOB: 0 BB: 0 P: 16	1B: 6 2B: 3 3B: 1 HR: 0	SF: 0 SAC: 0 DP: 1 HBP: 1	WP: 0 PB: 0 SB: 0 CS: 0	PA: 39
<b>PITCHER</b>	IP	WLS	BF	H	R	ER	SO	BB	IBB	HBP	BLK	WP	HR	S	P	ERA	WHIP					
34 Jake Arrieta, R ERA: 9.0	5.0		24	7	5	5	5	2	0	1	0	0	0	61	93	9.00	1.800					
40 Troy Patton, L ERA: 9.0	1.1		5	1	0	0	2	0	0	0	0	0	0	11	15	0.00	0.750					
38 Luis Ayala, R ERA: 9.0	1.2	W	7	2	0	0	1	0	0	0	0	0	0	19	30	0.00	1.200					
47 Pedro Strop, R ERA: 13.5	1.0		3	0	0	0	1	0	0	0	0	0	0	9	16	0.00	0.000					

Minnesota Twins @ Baltimore Orioles  
 Oriole Park at Camden Yards, Baltimore, MD  
 Fri Apr 05 2013, 3:12 PM - 6:42 PM EDT  
 Att: 46,653 - Sunny - 60 F

AB 36  
 R 5  
 H 10  
 RBI 5  
 BB 2  
 SO 9  
 LOB 20



Batter	1	2	3	4	5	6	7	8	9	AB	R	H	RBI	BB	SO	LOB	BOTTOM					
9 Nate McLouth, L OBP: 0.397, SLG: 0.385	G4-3									5	2	2	0	0	0	4						
13 Manny Machado, R OBP: 0.211, SLG: 0.222	F9									4	0	1	1	0	0	1						
21 Nick Markakis, L OBP: 0.300, SLG: 0.222										4	2	2	0	1	0	2						
10 Adam Jones, R OBP: 0.526, SLG: 0.684	G6-3									5	3	3	2	0	0	1						
19 Chris Davis, L OBP: 0.611, SLG: 1.600										4	1	2	5	0	0	0						
32 Matt Wieters, S OBP: 0.596, SLG: 0.714										4	0	2	0	1	0	0						
2 J.J. Hardy, R OBP: 0.222, SLG: 0.471										4	0	1	1	1	1	2						
3 Ryan Flaherty, L OBP: 0.222, SLG: 0.471										3	0	0	0	0	2	5						
12 Alex Casilla, S OBP: 0.222, SLG: 0.471										1	0	0	0	0	1	2						
14 Nolan Reimold, R OBP: 0.462, SLG: 0.300										3	1	1	0	1	0	3						
<b>Inning Stats</b>	R: 0 E: 0 K: 0 S: 12	H: 1 LOB: 1 BB: 0 P: 18	R: 0 E: 0 K: 0 S: 6	H: 0 LOB: 0 BB: 0 P: 9	R: 1 E: 0 K: 0 S: 14	H: 2 LOB: 1 BB: 0 P: 19	R: 1 E: 0 K: 1 S: 14	H: 2 LOB: 3 BB: 1 P: 25	R: 2 E: 0 K: 0 S: 21	H: 3 LOB: 2 BB: 1 P: 34	R: 0 E: 0 K: 0 S: 11	H: 0 LOB: 1 BB: 1 P: 17	R: 0 E: 0 K: 1 S: 11	H: 2 LOB: 2 BB: 0 P: 17	R: 5 E: 0 K: 1 S: 15	H: 4 LOB: 0 BB: 1 P: 24	R: 0 E: 0 K: 1 S: 9	H: 0 LOB: 0 BB: 0 P: 16	1B: 11 2B: 2 3B: 0 HR: 1	SF: 1 SAC: 1 DP: 0 HBP: 0	WP: 1 PB: 0 SB: 1 CS: 0	PA: 43
<b>PITCHER</b>	IP	WLS	BF	H	R	ER	SO	BB	IBB	HBP	BLK	WP	HR	S	P	ERA	WHIP					
62 Liam Hendriks, R ERA: 7.71	4.2		24	8	4	4	4	1	0	0	0	1	0	12	22	0.00	2.000					
57 Ryan Pressly, R ERA: 3.86	1.0		5	0	0	0	1	2	0	0	0	0	0	9	13	0.00	2.000					
50 Casey Fien, R ERA: 18.0	0.2	L	6	3	4	4	1	0	1	0	0	0	0	15	24	54.00	4.500					
64 Tyler Robertson, L ERA: 9.0	0.2		3	1	1	1	1	0	0	0	0	0	1	5	8	13.50	1.500					

Minnesota Twins @ Baltimore Orioles  
 Oriole Park at Camden Yards, Baltimore, MD  
 Fri Apr 05 2013, 3:12 PM - 6:42 PM EDT  
 Att: 46,653 - Sunny - 60 F

AB 37  
 R 9  
 H 14  
 RBI 9  
 BB 4  
 SO 4  
 LOB 20





Batter	1	2	3	4	5	6	7	8	9	AB	R	H	RBI	BB	SO	LOB	TOP				
32 Aaron Hicks, S OBP: 0.125, SLG: 0.045	F8	K		FC6-4		K			E3	5	1	0	0	0	2	4					
7 Joe Mauer, L OBP: 0.261, SLG: 0.261	K		L7			K			K	5	0	1	0	0	3	1					
16 Josh Willingham, R 19 Darin Mastroianni, R	K									2	1	0	0	0	3	2	0				
33 Justin Morneau, L OBP: 0.500, SLG: 0.444										0	0	0	0	0	0	0					
9 Ryan Doumit, S OBP: 0.273, SLG: 0.381										5	2	3	1	0	1	2					
24 Trevor Plouffe, R 5 Eduardo Escobar, S										2	0	0	1	0	2	2					
27 Chris Parmelee, L OBP: 0.350, SLG: 0.412										0	0	0	0	0	0	0					
2 Brian Dozier, R OBP: 0.250, SLG: 0.357										3	1	2	2	1	0	1					
25 Pedro Florimón, S 8 Jamey Carroll, R										3	0	0	1	0	1	2					
Inning Stats	R: 0 E: 0 K: 2 S: 8	H: 0 LOB: 0 BB: 0 P: 13	R: 1 E: 0 K: 2 S: 15	H: 2 LOB: 3 BB: 2 P: 27	R: 4 E: 0 K: 0 S: 20	H: 3 LOB: 0 BB: 1 P: 34	R: 0 E: 0 K: 0 S: 13	H: 2 LOB: 2 BB: 1 P: 20	R: 0 E: 0 K: 1 S: 10	H: 1 LOB: 1 BB: 0 P: 15	R: 0 E: 0 K: 2 S: 9	H: 0 LOB: 0 BB: 0 P: 14	R: 0 E: 0 K: 1 S: 10	H: 0 LOB: 1 BB: 0 P: 18	R: 1 E: 1 K: 2 S: 13	H: 1 LOB: 2 BB: 1 P: 25	1B: 7 2B: 1 3B: 0 HR: 1	SF: 2 SAC: 0 DP: 0 HBP: 1	WP: 0 PB: 0 SB: 0 CS: 2	PA: 42	
PITCHER	IP	WLS	BF	H	R	ER	SO	BB	IBB	HBP	BLK	WP	HR	S	P	ERA	WHIP				
30 Chris Tillman, R ERA: 12.27	3.2		21	7	5	5	4	4	0	0	0	0	1	55	93	12.27	3.000				
66 T.J. McFarland, L ERA:	3.1		11	1	0	0	5	0	0	0	0	0	0	28	40	0.00	0.300				
56 Darren O'Day, R ERA:	1.0		3	0	0	0	1	0	0	1	0	0	0	18	0	0.00	0.000				
43 Jim Johnson, R ERA:	1.0	L	6	1	1	0	2	1	0	0	0	0	0	13	25	0.00	2.000				

Minnesota Twins @ Baltimore Orioles  
 Oriole Park at Camden Yards, Baltimore, MD  
 Sat Apr 06 2013, 7:08 PM - 10:25 PM EDT  
 Att: 40,704 - Clear - 51 F

AB 33  
 R 6  
 H 9  
 RBI 6  
 BB 5  
 SO 12  
 LOB 14



Batter	1	2	3	4	5	6	7	8	9	AB	R	H	RBI	BB	SO	LOB	BOTTOM					
9 Nate McLouth, L OBP: 0.316, SLG: 0.333	F9		L8			G6-3			G6-3	5	1	1	0	0	0	0						
13 Manny Machado, R OBP: 0.292, SLG: 0.273										4	3	2	0	1	0	0						
21 Nick Markakis, L OBP: 0.400, SLG: 0.435										5	1	4	0	0	0	0						
10 Adam Jones, R OBP: 0.522, SLG: 0.652										4	0	2	3	0	1	3						
19 Chris Davis, L OBP: 0.591, SLG: 1.389										3	0	1	1	1	1	3						
32 Matt Wieters, S OBP: 0.455, SLG: 0.556										4	0	0	0	0	0	7						
2 J.J. Hardy, R OBP: 0.227, SLG: 0.429										4	0	1	0	0	0	2						
3 Ryan Flaherty, L										4	0	0	0	0	1	1						
14 Nolan Reimold, R OBP: 0.353, SLG: 0.214										4	0	0	0	0	1	1						
Inning Stats	R: 2 E: 1 K: 1 S: 15	H: 3 LOB: 1 BB: 0 P: 23	R: 0 E: 0 K: 0 S: 6	H: 0 LOB: 0 BB: 0 P: 8	R: 1 E: 0 K: 1 S: 12	H: 2 LOB: 2 BB: 1 P: 22	R: 0 E: 0 K: 0 S: 6	H: 1 LOB: 0 BB: 0 P: 9	R: 2 E: 0 K: 0 S: 15	H: 4 LOB: 2 BB: 0 P: 26	R: 0 E: 0 K: 1 S: 6	H: 0 LOB: 0 BB: 0 P: 9	R: 0 E: 0 K: 0 S: 12	H: 1 LOB: 2 BB: 1 P: 21	R: 0 E: 0 K: 1 S: 10	H: 0 LOB: 0 BB: 0 P: 15	R: 0 E: 0 K: 0 S: 6	H: 0 LOB: 0 BB: 0 P: 12	1B: 9 2B: 2 3B: 0 HR: 0	SF: 0 SAC: 0 DP: 1 HBP: 0	WP: 0 PB: 0 SB: 0 CS: 0	PA: 39
PITCHER	IP	WLS	BF	H	R	ER	SO	BB	IBB	HBP	BLK	WP	HR	S	P	ERA	WHIP					
49 Vance Worley, R ERA: 5.73	5.0		25	10	5	4	2	1	0	0	0	0	0	28	45	0.00	0.667					
20 Josh Roenicke, R ERA:	3.0	W	11	1	0	0	2	1	0	0	0	0	0	6	12	0.00	0.000					
15 Glen Perkins, L ERA:	1.0	S	3	0	0	0	0	0	0	0	0	0	0	6	12	0.00	0.000					

Minnesota Twins @ Baltimore Orioles  
 Oriole Park at Camden Yards, Baltimore, MD  
 Sat Apr 06 2013, 7:08 PM - 10:25 PM EDT  
 Att: 40,704 - Clear - 51 F

AB 37  
 R 5  
 H 11  
 RBI 4  
 BB 2  
 SO 4  
 LOB 17









Batter	1	2	3	4	5	6	7	8	9	AB	R	H	RBI	BB	SO	LOB	TOP			
32 Aaron Hicks, S OBP: 0.125, SLG: 0.067										4	0	0	0	0	2	3	<b>Minnesota Twins @ Kansas City Royals</b> Kauffman Stadium, Kansas City, MO Mon Apr 08 2013, 3:15 PM - 5:46 PM CDT Att: 40,073 - Overcast - 73 F			
7 Joe Mauer, L OBP: 0.313, SLG: 0.300										4	1	2	0	0	0	2				
16 Josh Willingham, R 19 Darin Mastroianni, R										3	0	1	0	0	0	1				
33 Justin Morneau, L OBP: 0.400, SLG: 0.385										4	0	0	0	0	1	4				
9 Ryan Doumit, S OBP: 0.233, SLG: 0.310										4	0	1	1	0	1	2				
24 Trevor Plouffe, R OBP: 0.393, SLG: 0.429										4	0	1	0	0	1	1				
27 Chris Parmelee, L OBP: 0.400, SLG: 0.450											3	0	2	0	1	0				
2 Brian Dozier, R OBP: 0.174, SLG: 0.238											4	0	0	0	0	2		3		
25 Pedro Florimón, S OBP: 0.563, SLG: 0.500											2	0	1	0	1	0				
<b>Inning Stats</b>	R: 1 H: 4 E: 0 K: 1 S: 14	H: 4 LOB: 2 BB: 0 P: 17	R: 0 H: 0 E: 0 K: 2 S: 7	H: 0 LOB: 0 BB: 0 P: 11	R: 0 H: 0 E: 0 K: 0 S: 7	H: 0 LOB: 0 BB: 0 P: 9	R: 0 H: 2 E: 0 K: 1 S: 12	H: 2 LOB: 2 BB: 0 P: 17	R: 0 H: 0 E: 0 K: 1 S: 7	H: 0 LOB: 1 BB: 0 P: 10	R: 0 H: 1 E: 0 K: 1 S: 11	H: 1 LOB: 1 BB: 1 P: 18	R: 0 H: 1 E: 0 K: 0 S: 11	H: 1 LOB: 0 BB: 1 P: 14	R: 0 H: 0 E: 0 K: 1 S: 10	H: 0 LOB: 1 BB: 1 P: 16	1B: 8 2B: 0 3B: 0 HR: 0	SF: 0 SAC: 0 DP: 1 HBP: 1	WP: 0 PB: 0 SB: 0 CS: 1	PA: 35
<b>PITCHER</b>	IP WLS BF H R ER SO BB IBB HBP BLK WP HR S P ERA WHIP																			
54 Ervin Santana, R ERA: 3.21	(1, 1) 8.0 W 32 8 1 1 7 1 0 1 0 0 0 75 104 1.12 1.125																			
43 Aaron Crow, R ERA:	(9, 1) 1.0 S 3 0 0 0 1 1 0 0 0 0 0 10 16 0.00 1.000																			

Batter	1	2	3	4	5	6	7	8	9	AB	R	H	RBI	BB	SO	LOB	BOTTOM			
4 Alex Gordon, L OBP: 0.419, SLG: 0.552										4	1	1	1	0	1	0	<b>Minnesota Twins @ Kansas City Royals</b> Kauffman Stadium, Kansas City, MO Mon Apr 08 2013, 3:15 PM - 5:46 PM CDT Att: 40,073 - Overcast - 73 F			
2 Alcides Escobar, R OBP: 0.323, SLG: 0.464										4	1	1	1	0	0	0				
16 Billy Butler, R OBP: 0.346, SLG: 0.364										3	0	1	1	1	0	0				
1 Jarrod Dyson, L OBP: 0.200, SLG: 0.400										0	0	0	0	0	0	0				
8 Mike Moustakas, L OBP: 0.269, SLG: 0.292										3	0	0	0	1	0	1				
13 Salvador Perez, R OBP: 0.226, SLG: 0.233										4	0	2	0	0	0	1				
35 Eric Hosmer, L OBP: 0.476, SLG: 0.389										3	0	1	0	0	0	2				
21 Jeff Francoeur, R OBP: 0.321, SLG: 0.370										3	0	1	0	0	0	1				
6 Lorenzo Cain, R OBP: 0.333, SLG: 0.300										3	1	2	0	0	0	2				
17 Chris Getz, L OBP: 0.286, SLG: 0.476										2	0	0	0	0	0	3				
<b>Inning Stats</b>	R: 0 H: 0 E: 0 K: 0 S: 8	H: 2 LOB: 2 BB: 0 P: 15	R: 0 H: 0 E: 0 K: 0 S: 12	H: 0 LOB: 0 BB: 0 P: 19	R: 0 H: 0 E: 0 K: 0 S: 6	H: 1 LOB: 0 BB: 0 P: 10	R: 0 H: 1 E: 0 K: 0 S: 7	H: 1 LOB: 0 BB: 0 P: 9	R: 0 H: 0 E: 0 K: 1 S: 6	H: 0 LOB: 0 BB: 0 P: 11	R: 0 H: 1 E: 0 K: 0 S: 6	H: 1 LOB: 1 BB: 0 P: 9	R: 3 H: 4 E: 0 K: 0 S: 11	H: 4 LOB: 1 BB: 1 P: 19	R: 0 H: 0 E: 0 K: 0 S: 11	H: 0 LOB: 0 BB: 0 P: 19	1B: 7 2B: 2 3B: 0 HR: 0	SF: 0 SAC: 1 DP: 2 HBP: 0	WP: 1 PB: 1 SB: 0 CS: 1	PA: 32
<b>PITCHER</b>	IP WLS BF H R ER SO BB IBB HBP BLK WP HR S P ERA WHIP																			
30 Kevin Correia, R ERA: 3.14	(1, 1) 7.1 L 29 8 3 3 1 1 0 0 0 0 1 0 4 9 3.68 1.227																			
61 Jared Burton, R ERA:	(8, 1) 0.1 2 1 0 0 0 1 0 0 0 0 1 0 4 9 0.00 6.000																			
50 Casey Fien, R ERA: 15.43	(8, 1) 0.1 1 0 0 0 0 0 0 0 0 0 0 0 1 1 0.00 0.000																			

AB	32
R	1
H	8
RBI	1
BB	2
SO	8
LOB	16



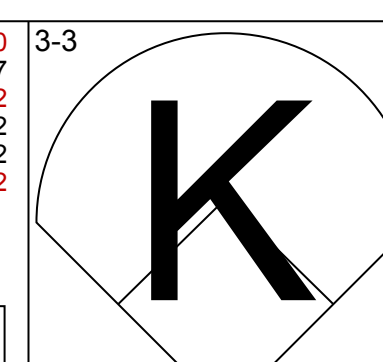
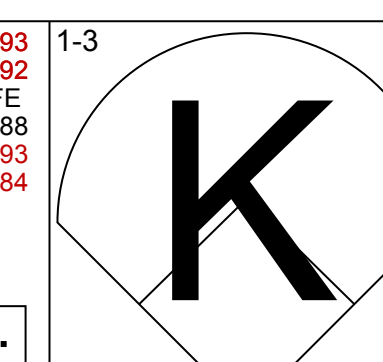
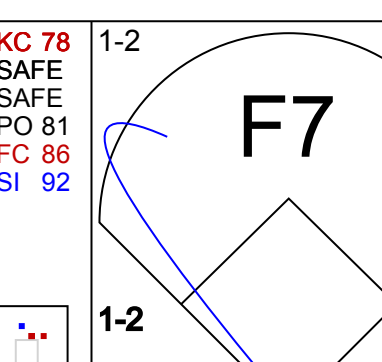
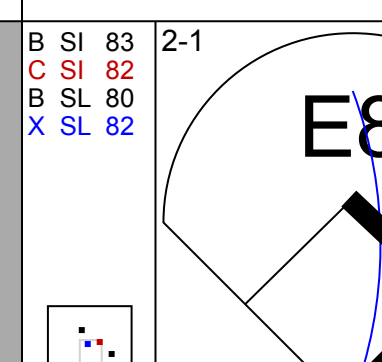
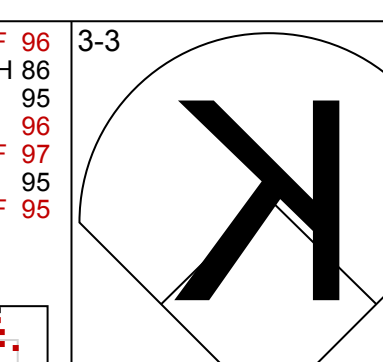
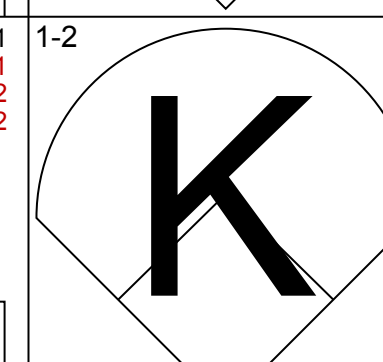
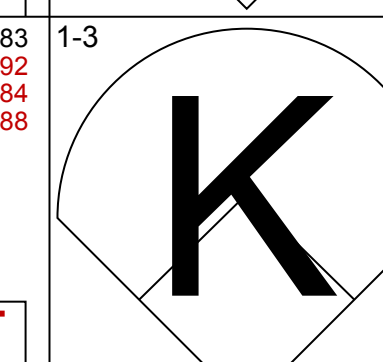
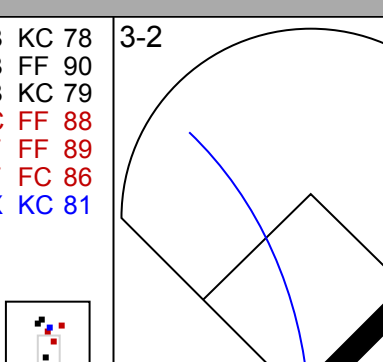
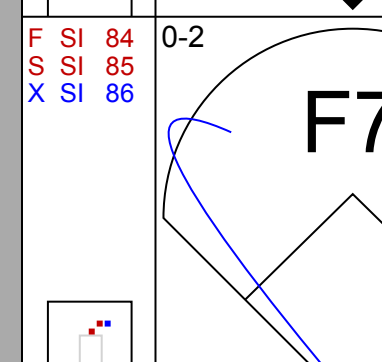
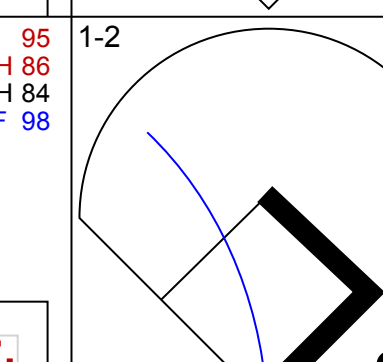
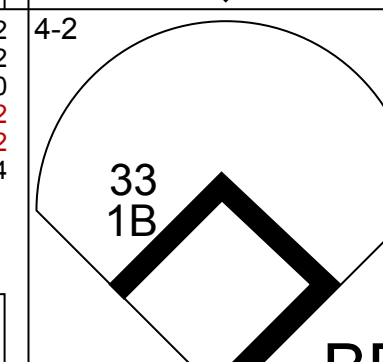
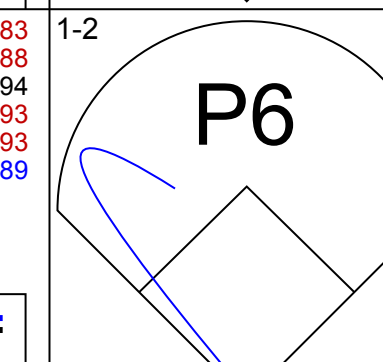
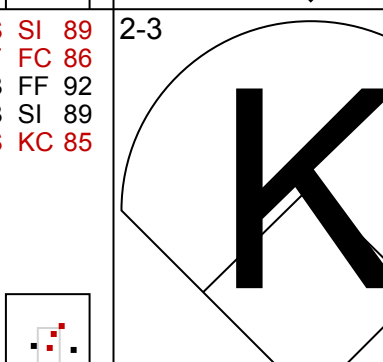
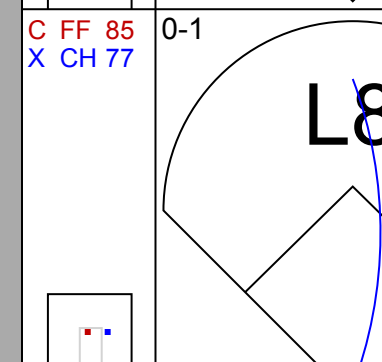
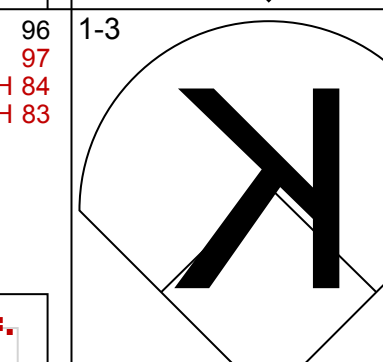
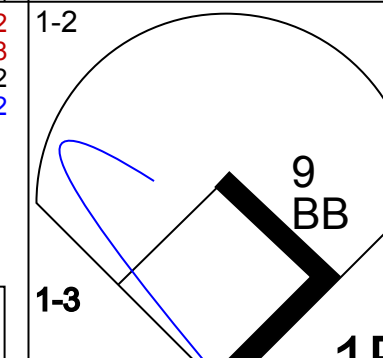
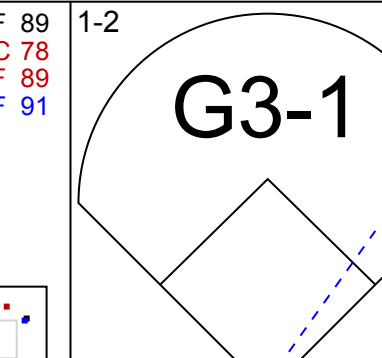
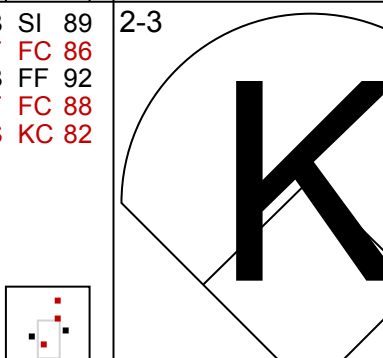
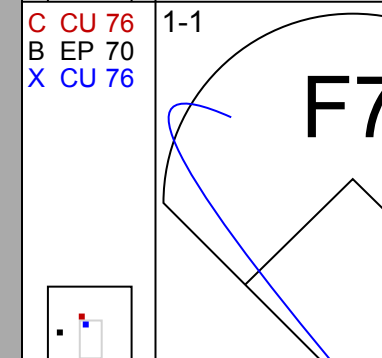
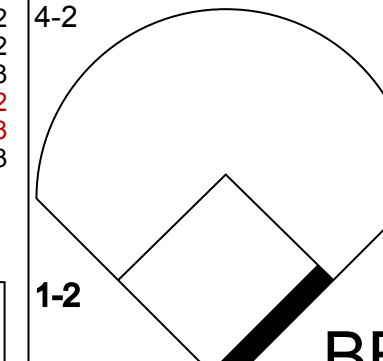
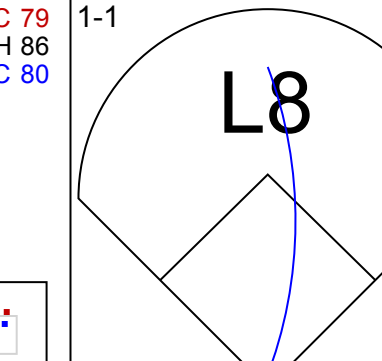
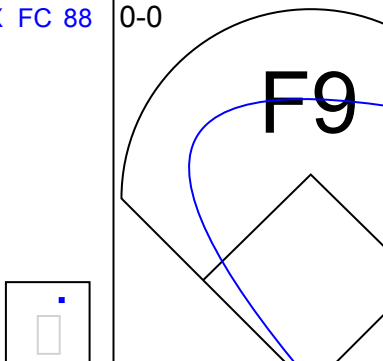
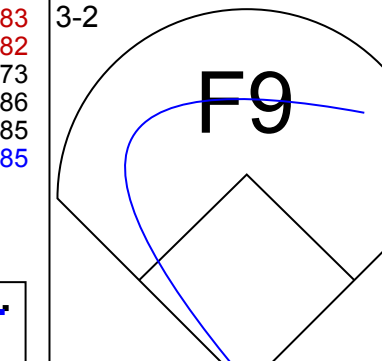
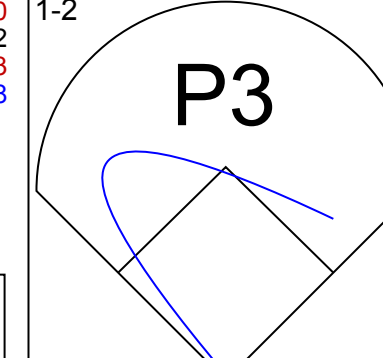
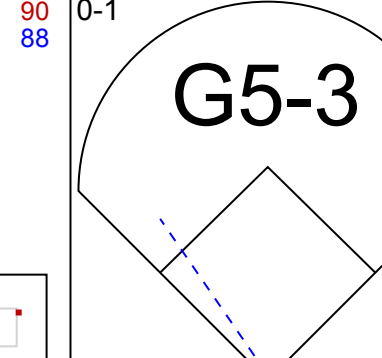
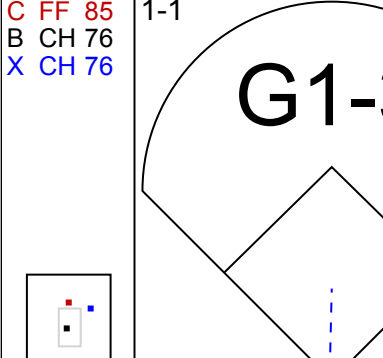
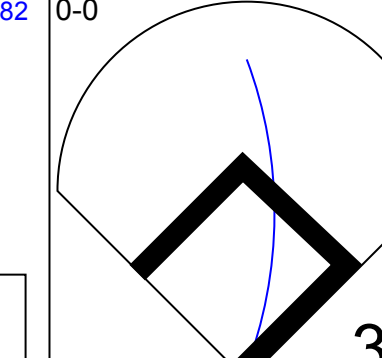
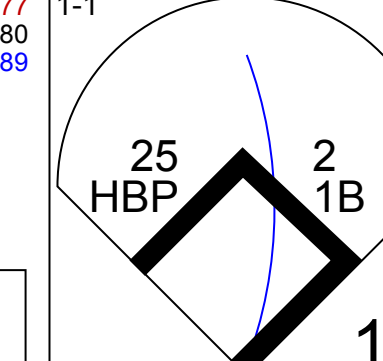
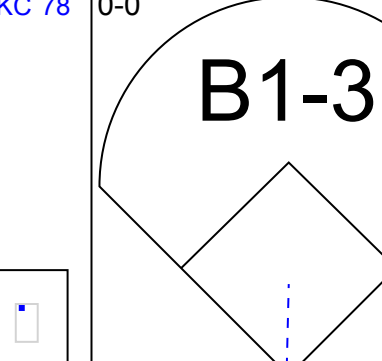
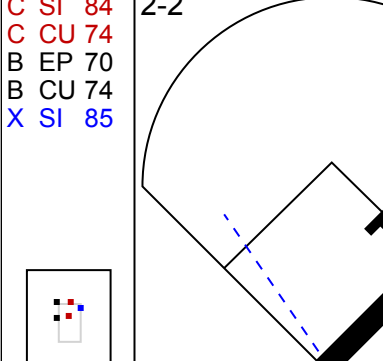
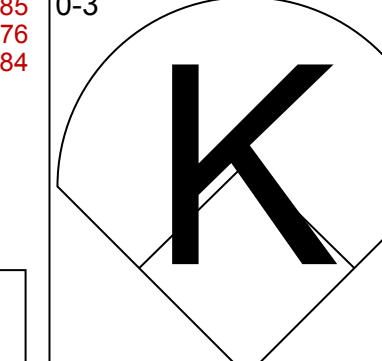
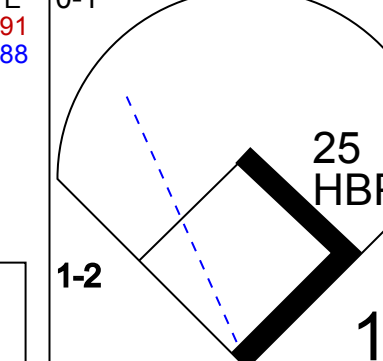
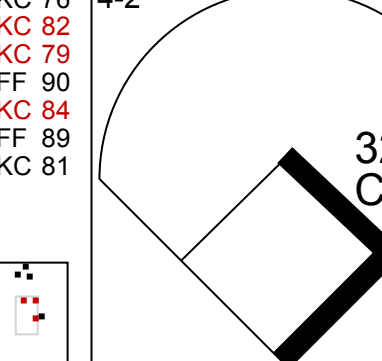
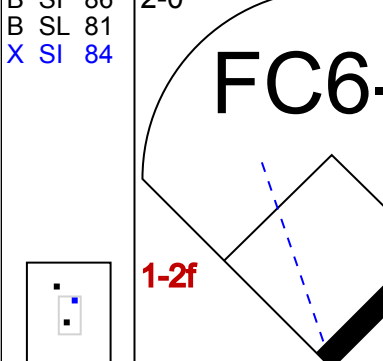
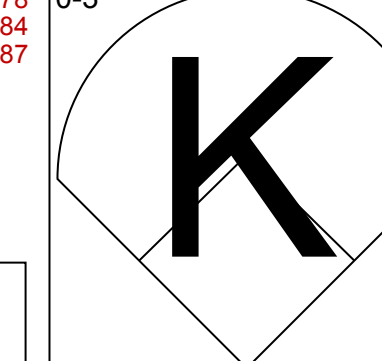
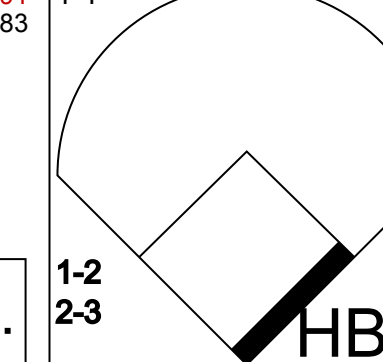
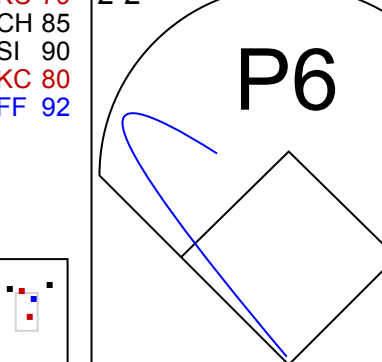
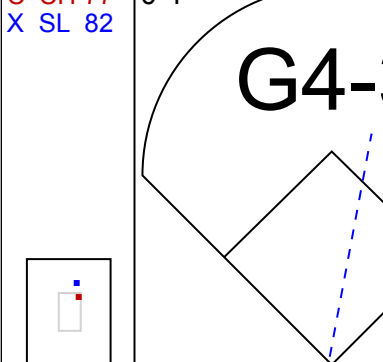

AB	29
R	3
H	9
RBI	3
BB	2
SO	1
LOB	10







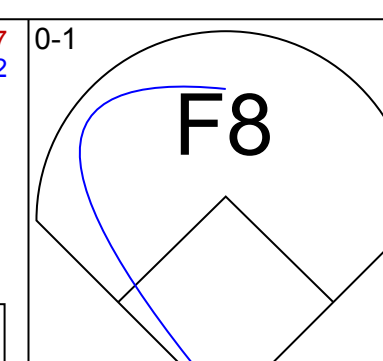
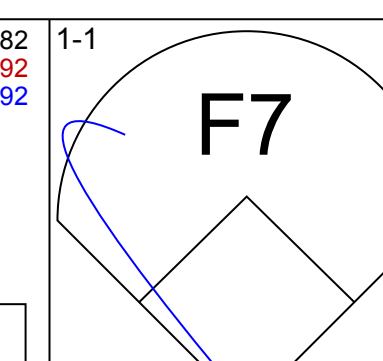
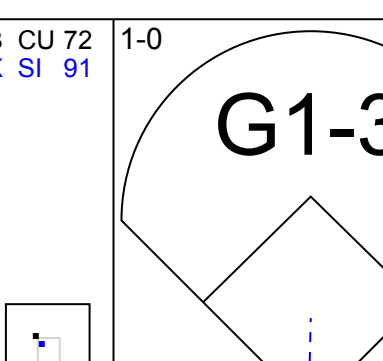
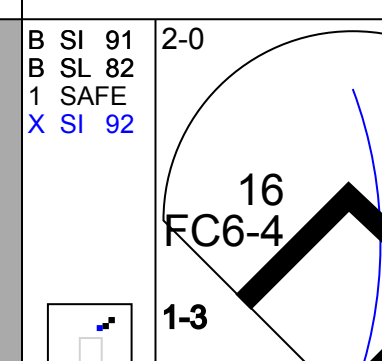
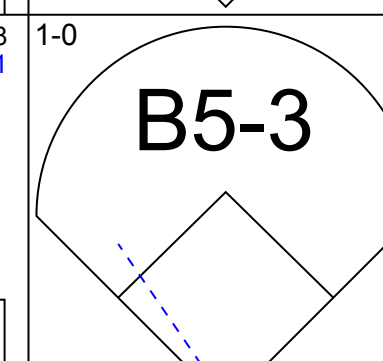
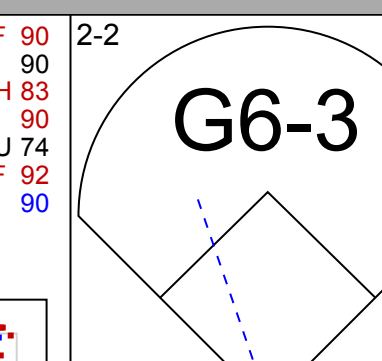
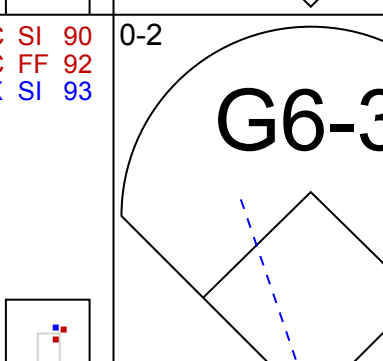
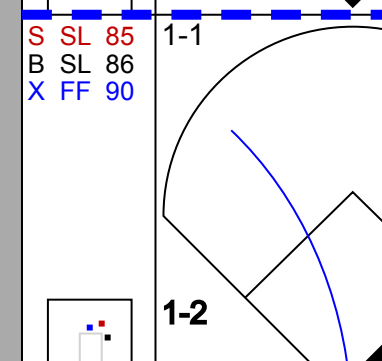

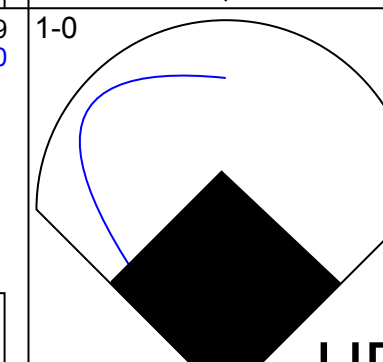
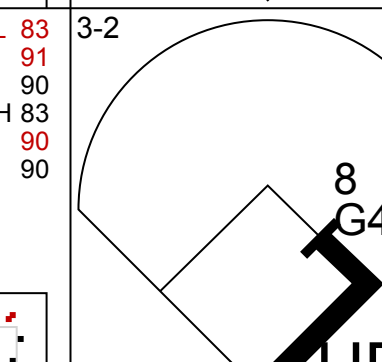

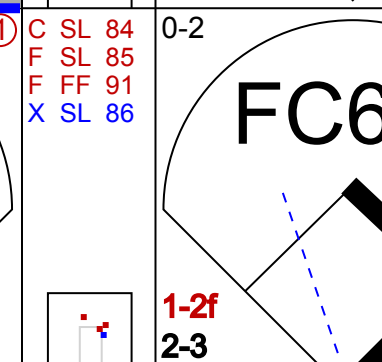

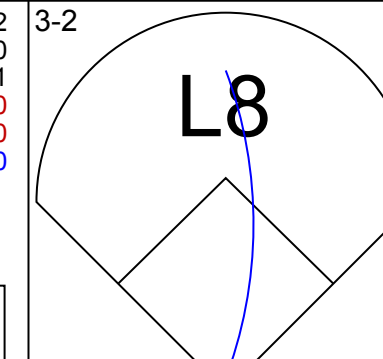
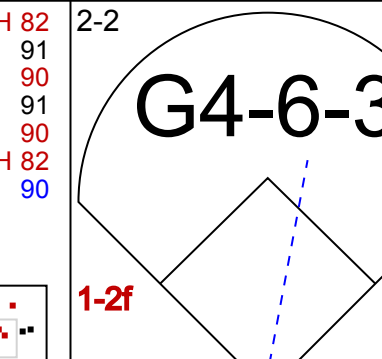

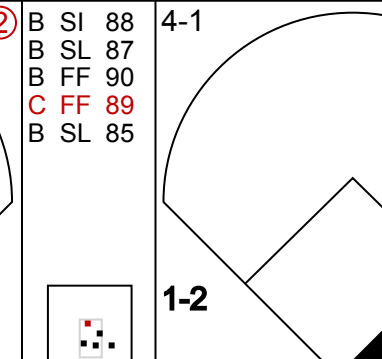

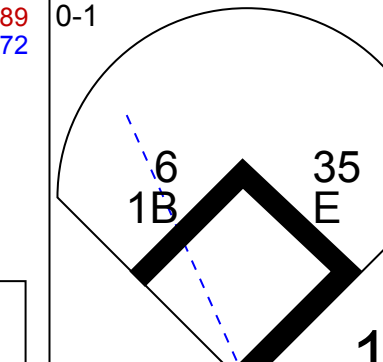
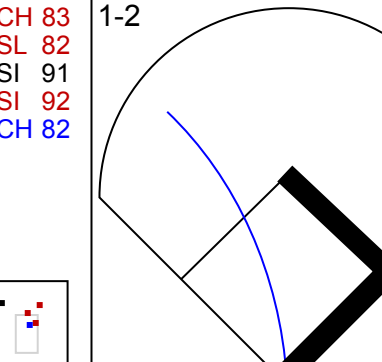
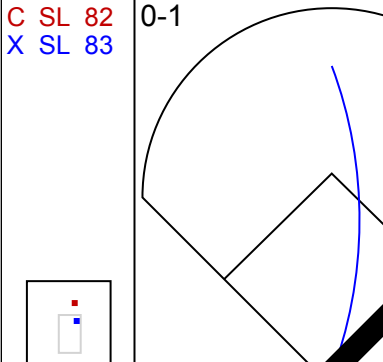
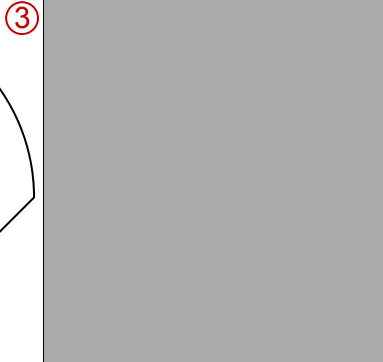
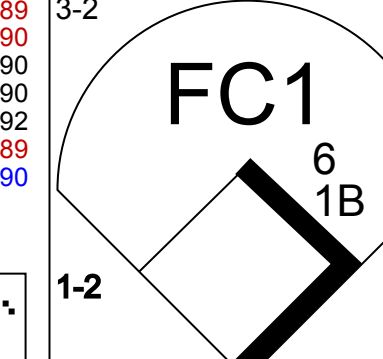
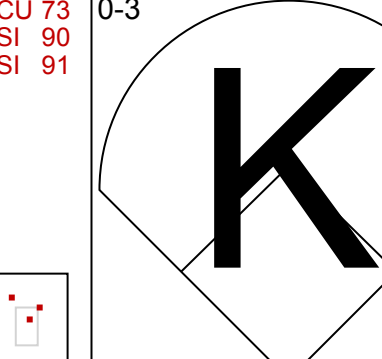
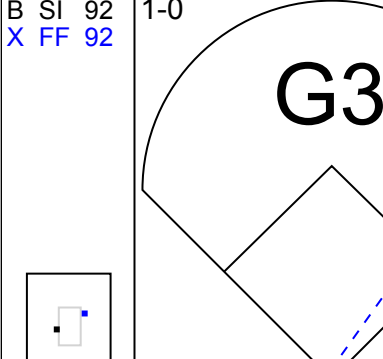
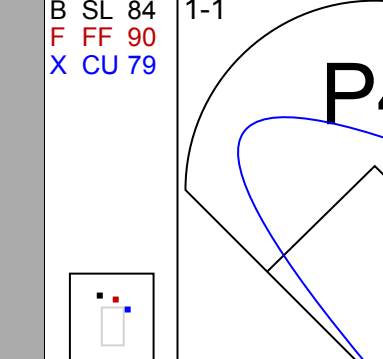
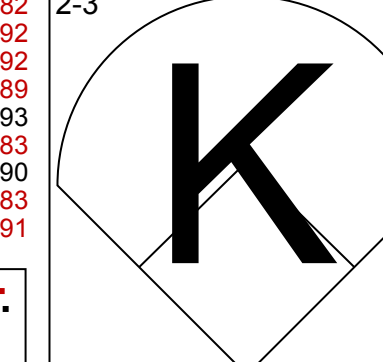
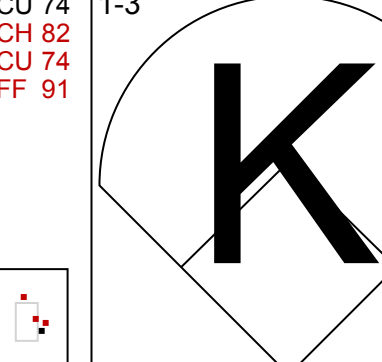
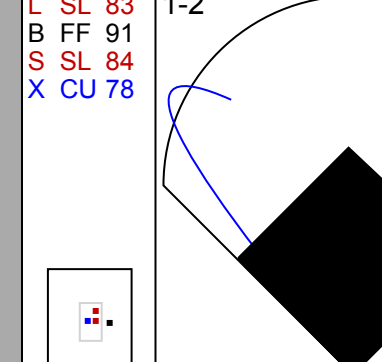
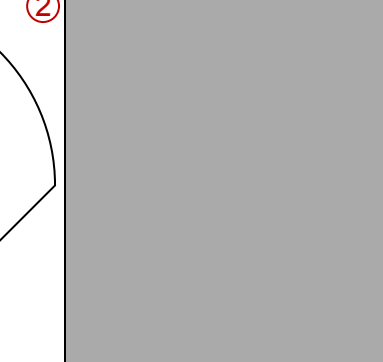
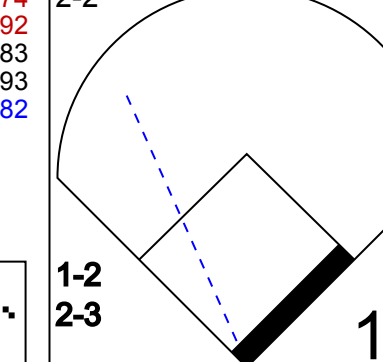


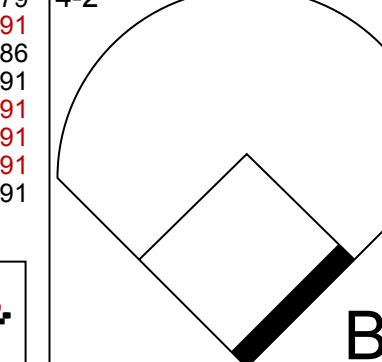
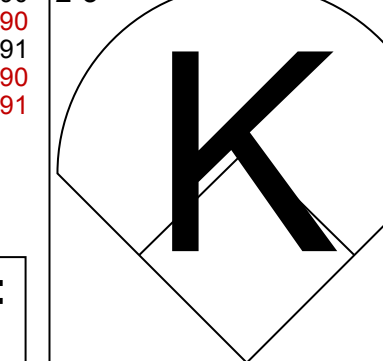

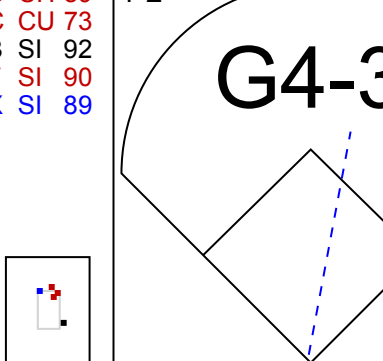
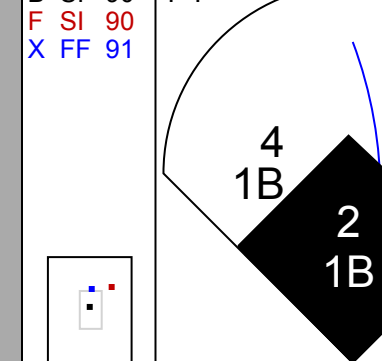


Batter	1	2	3	4	5	6	7	8	9	AB	R	H	RBI	BB	SO	LOB	TOP				
32 Aaron Hicks, S OBP: 0.108, SLG: 0.057										5	0	0	0	0	3	4					
7 Joe Mauer, L OBP: 0.310, SLG: 0.400										5	0	2	0	0	2	4					
16 Josh Willingham, R OBP: 0.450, SLG: 0.517										4	0	0	0	1	2	6					
33 Justin Morneau, L OBP: 0.342, SLG: 0.324										4	0	1	0	0	1	2					
9 Ryan Doumit, S OBP: 0.211, SLG: 0.250										3	0	0	0	1	0	1					
24 Trevor Plouffe, R OBP: 0.361, SLG: 0.483										4	0	1	0	0	0	3					
27 Chris Parmelee, L OBP: 0.394, SLG: 0.407										4	0	2	0	0	1	1					
2 Brian Dozier, R OBP: 0.222, SLG: 0.250										3	0	1	0	1	1	2					
25 Pedro Florimón, S OBP: 0.500, SLG: 0.400										3	0	0	0	0	1	2					
<b>Inning Stats</b>	R: 0 E: 0 K: 2 S: 16	H: 1 LOB: 3 BB: 2 P: 30	R: 0 E: 0 K: 2 S: 17	H: 2 LOB: 3 BB: 0 P: 22	R: 0 E: 0 K: 0 S: 7	H: 0 LOB: 0 BB: 0 P: 9	R: 0 E: 0 K: 0 S: 11	H: 0 LOB: 1 BB: 1 P: 17	R: 0 E: 0 K: 2 S: 8	H: 1 LOB: 1 BB: 0 P: 13	R: 0 E: 0 K: 0 S: 9	H: 0 LOB: 1 BB: 0 P: 12	R: 0 E: 0 K: 2 S: 10	H: 1 LOB: 1 BB: 0 P: 10	R: 0 E: 0 K: 3 S: 13	H: 1 LOB: 1 BB: 0 P: 21	1B: 5 2B: 1 3B: 1 HR: 0	SF: 0 SAC: 0 DP: 0 HBP: 1	WP: 0 PB: 0 SB: 0 CS: 1	PA: 39	
<b>PITCHER</b>	IP WLS BF ERA WHIP	IP WLS BF ERA WHIP	IP WLS BF ERA WHIP	IP WLS BF ERA WHIP	IP WLS BF ERA WHIP	IP WLS BF ERA WHIP	IP WLS BF ERA WHIP	IP WLS BF ERA WHIP	IP WLS BF ERA WHIP	IP WLS BF ERA WHIP	IP WLS BF ERA WHIP	IP WLS BF ERA WHIP	IP WLS BF ERA WHIP	IP WLS BF ERA WHIP	IP WLS BF ERA WHIP	IP WLS BF ERA WHIP	IP WLS BF ERA WHIP	IP WLS BF ERA WHIP	IP WLS BF ERA WHIP	IP WLS BF ERA WHIP	
22 Wade Davis, R ERA: 4.0	5.0 W 23	4 R 0	0 ER 0	6 SO 6	3 BB 3	0 IBB 0	1 HBP 1	0 BLK 0	0 WP 0	0 HR 0	62 S 62	96 P 96	0.00 ERA 0.00	1.400 WHIP 1.400							
52 Bruce Chen, L ERA:	3.0 H 12	2 R 0	0 ER 0	2 SO 2	0 BB 0	0 IBB 0	0 HBP 0	0 BLK 0	0 WP 0	0 HR 0	27 S 27	38 P 38	0.00 ERA 0.00	0.667 WHIP 0.667							
40 Kelvin Herrera, R ERA:	1.0 S 4	1 R 0	0 ER 0	3 SO 3	0 BB 0	0 IBB 0	0 HBP 0	0 BLK 0	0 WP 0	0 HR 0	13 S 13	21 P 21	0.00 ERA 0.00	1.000 WHIP 1.000							

Minnesota Twins @ Kansas City Royals  
Kauffman Stadium, Kansas City, MO  
Wed Apr 10 2013, 7:11 PM - 10:13 PM CDT  
Att: 10,069 - Overcast - 45 F

AB 35  
R 0  
H 7  
RBI 0  
BB 3  
SO 11  
LOB 25



Batter	1	2	3	4	5	6	7	8	9	AB	R	H	RBI	BB	SO	LOB	BOTTOM				
4 Alex Gordon, L OBP: 0.410, SLG: 0.568										4	0	1	0	0	0	3					
2 Alcides Escobar, R OBP: 0.359, SLG: 0.472										4	0	1	1	0	0	0					
16 Billy Butler, R OBP: 0.382, SLG: 0.517										3	1	1	1	0	0	2					
8 Mike Moustakas, L OBP: 0.265, SLG: 0.258										3	0	0	0	1	0	1					
13 Salvador Perez, R OBP: 0.282, SLG: 0.342										4	0	3	0	0	0	3					
35 Eric Hosmer, L OBP: 0.387, SLG: 0.308										4	0	0	0	0	1	3					
21 Jeff Francoeur, R OBP: 0.306, SLG: 0.457										4	1	1	1	0	2	3					
6 Lorenzo Cain, R OBP: 0.375, SLG: 0.370										3	0	1	0	1	0	1					
17 Chris Getz, L OBP: 0.241, SLG: 0.379										4	1	1	0	0	1	4					
<b>Inning Stats</b>	R: 1 E: 0 K: 0 S: 7	H: 1 LOB: 0 BB: 0 P: 12	R: 0 E: 1 K: 2 S: 21	H: 2 LOB: 3 BB: 0 P: 31	R: 0 E: 0 K: 0 S: 13	H: 0 LOB: 0 BB: 0 P: 20	R: 0 E: 0 K: 2 S: 16	H: 1 LOB: 1 BB: 0 P: 21	R: 0 E: 0 K: 0 S: 8	H: 0 LOB: 0 BB: 0 P: 10	R: 0 E: 0 K: 0 S: 8	H: 1 LOB: 1 BB: 0 P: 10	R: 2 E: 0 K: 0 S: 20	H: 4 LOB: 3 BB: 1 P: 30	R: 0 E: 0 K: 0 S: 11	H: 0 LOB: 1 BB: 1 P: 17	1B: 6 2B: 1 3B: 0 HR: 2	SF: 0 SAC: 0 DP: 1 HBP: 1	WP: 0 PB: 0 SB: 0 CS: 0	PA: 36	
<b>PITCHER</b>	IP WLS BF ERA WHIP	IP WLS BF ERA WHIP	IP WLS BF ERA WHIP	IP WLS BF ERA WHIP	IP WLS BF ERA WHIP	IP WLS BF ERA WHIP	IP WLS BF ERA WHIP	IP WLS BF ERA WHIP	IP WLS BF ERA WHIP	IP WLS BF ERA WHIP	IP WLS BF ERA WHIP	IP WLS BF ERA WHIP	IP WLS BF ERA WHIP	IP WLS BF ERA WHIP	IP WLS BF ERA WHIP	IP WLS BF ERA WHIP	IP WLS BF ERA WHIP	IP WLS BF ERA WHIP	IP WLS BF ERA WHIP	IP WLS BF ERA WHIP	
62 Liam Hendriks, R ERA: 4.66	5.0 L 20	4 R 1	1 ER 1	0 SO 4	0 BB 0	0 IBB 0	0 HBP 0	0 BLK 0	0 WP 0	1 HR 1	65 S 65	94 P 94	1.80 ERA 1.80	0.800 WHIP 0.800							
20 Josh Roenicke, R ERA: 1.5	1.1 6	2 R 1	1 ER 1	0 SO 0	0 BB 0	0 IBB 0	0 HBP 0	0 BLK 0	0 WP 0	1 HR 1	13 S 13	16 P 16	6.75 ERA 6.75	1.500 WHIP 1.500							
52 Brian Duensing, L ERA: 6.0	0.0 2	2 R 0	0 ER 0	0 SO 0	0 BB 0	0 IBB 0	0 HBP 0	0 BLK 0	0 WP 0	0 HR 0	3 S 3	6 P 6	∞ ERA ∞	∞ WHIP ∞							
50 Casey Fien, R ERA: 9.0	1.2 8	1 R 1	1 ER 1	0 SO 0	2 BB 2	0 IBB 0	0 HBP 0	0 BLK 0	0 WP 0	0 HR 0	23 S 23	35 P 35	5.40 ERA 5.40	1.800 WHIP 1.800							

Minnesota Twins @ Kansas City Royals  
Kauffman Stadium, Kansas City, MO  
Wed Apr 10 2013, 7:11 PM - 10:13 PM CDT  
Att: 10,069 - Overcast - 45 F

AB 33  
R 3  
H 9  
RBI 3  
BB 2  
SO 4  
LOB 20





Batter	1	2	3	4	5	6	7	8	9	AB	R	H	RBI	BB	SO	LOB	TOP			
1 Jordan Valdespin, L OBP: 0.478, SLG: 0.500										5	3	2	1	1	0	2	<b>New York Mets @ Minnesota Twins</b> Target Field, Minneapolis, MN Fri Apr 12 2013, 7:13 PM - 10:35 PM CDT Att: 23,735 - Snow - 34 F			
28 Daniel Murphy, L OBP: 0.405, SLG: 0.711										5	3	4	4	0	0	0				
5 David Wright, R OBP: 0.422, SLG: 0.432										5	2	3	4	1	0	1				
29 Ike Davis, L OBP: 0.244, SLG: 0.200										4	2	0	0	2	1	3				
44 John Buck, R OBP: 0.350, SLG: 0.865										5	2	1	4	0	0	2				
21 Lucas Duda, L OBP: 0.482, SLG: 0.655										3	1	0	0	1	2	2				
20 Anthony Recker, R OBP: 0.200, SLG: 0.400										1	0	0	0	0	1	0				
6 Marlon Byrd, R OBP: 0.333, SLG: 0.364										5	0	2	2	0	0	1				
23 Mike Baxter, L OBP: 0.476, SLG: 0.375										5	2	1	0	0	0	3				
11 Rubén Tejeda, R OBP: 0.366, SLG: 0.343										5	1	2	0	0	0	4				
<b>Inning Stats</b>	R: 5 E: 1 K: 1 S: 23	H: 4 LOB: 1 BB: 1 P: 40	R: 5 E: 0 K: 0 S: 24	H: 5 LOB: 1 BB: 1 P: 39	R: 0 E: 0 K: 0 S: 10	H: 0 LOB: 0 BB: 0 P: 14	R: 0 E: 0 K: 0 S: 10	H: 1 LOB: 1 BB: 0 P: 14	R: 0 E: 0 K: 0 S: 12	H: 1 LOB: 1 BB: 0 P: 20	R: 4 E: 0 K: 1 S: 15	H: 2 LOB: 2 BB: 2 P: 30	R: 0 E: 0 K: 1 S: 7	H: 0 LOB: 0 BB: 0 P: 11	R: 2 E: 0 K: 0 S: 14	H: 2 LOB: 1 BB: 1 P: 23	1B: 8 2B: 4 3B: 2 HR: 1	SF: 1 SAC: 0 DP: 0 HBP: 0	WP: 0 PB: 0 SB: 0 CS: 0	PA: 49
<b>PITCHER</b>	IP WLS BF H R ER SO BB IBB HBP BLK WP HR S P ERA WHIP																			
49 Vance Worley, R ERA: 10.5	1.0 L 13 7 9 7 1 2 0 0 0 0 0 0 34 57 63.00 9.000																			
60 Pedro Hernandez, L ERA: 3.95	4.1 17 4 1 1 1 0 0 0 0 0 1 45 69 2.08 0.923																			
57 Ryan Pressly, R ERA:	1.2 10 2 4 0 1 2 0 0 0 0 0 20 40 0.00 2.400																			
52 Brian Duensing, L ERA: 4.5	1.0 3 0 0 0 1 0 0 0 0 0 0 7 11 0.00 0.000																			
15 Glen Perkins, L ERA: 4.5	1.0 6 2 2 2 0 1 0 0 0 0 0 0 14 23 18.00 3.000																			

Batter	1	2	3	4	5	6	7	8	9	AB	R	H	RBI	BB	SO	LOB	BOTTOM			
32 Aaron Hicks, S OBP: 0.119, SLG: 0.051										4	2	0	0	1	1	1	<b>New York Mets @ Minnesota Twins</b> Target Field, Minneapolis, MN Fri Apr 12 2013, 7:13 PM - 10:35 PM CDT Att: 23,735 - Snow - 34 F			
7 Joe Mauer, L OBP: 0.348, SLG: 0.442										3	2	2	0	1	0	1				
5 Eduardo Escobar, S OBP: 0.500, SLG: 0.833										1	0	0	0	0	0	0				
16 Josh Willingham, R OBP: 0.499, SLG: 0.445										4	0	0	1	0	0	4				
19 Darin Mastroianni, R OBP: 0.400, SLG: 0.250										0	0	0	0	0	0	0				
33 Justin Morneau, L OBP: 0.357, SLG: 0.368										4	1	2	1	0	0	2				
27 Chris Parmelee, L OBP: 0.394, SLG: 0.407										0	0	0	0	0	0	0				
9 Ryan Doumit, S OBP: 0.262, SLG: 0.263										2	0	1	2	1	0	1				
24 Trevor Plouffe, R OBP: 0.359, SLG: 0.469										3	0	1	1	0	0	3				
8 Jamey Carroll, R OBP: 0.222, SLG: 0.125										1	0	0	0	0	0	0				
22 Wilkin Ramirez, R OBP: 0.200, SLG: 0.300										4	0	0	0	0	2	3				
2 Brian Dozier, R OBP: 0.194, SLG: 0.214										4	0	0	0	0	0	0				
25 Pedro Florimón, S OBP: 0.458, SLG: 0.333										3	0	0	0	1	0	0				
<b>Inning Stats</b>	R: 2 E: 0 K: 0 S: 13	H: 2 LOB: 2 BB: 1 P: 27	R: 0 E: 0 K: 0 S: 12	H: 0 LOB: 1 BB: 1 P: 20	R: 0 E: 0 K: 0 S: 9	H: 1 LOB: 1 BB: 1 P: 20	R: 0 E: 0 K: 1 S: 5	H: 0 LOB: 0 BB: 0 P: 6	R: 3 E: 1 K: 0 S: 18	H: 2 LOB: 1 BB: 1 P: 28	R: 0 E: 0 K: 0 S: 8	H: 0 LOB: 0 BB: 0 P: 13	R: 0 E: 0 K: 1 S: 11	H: 0 LOB: 0 BB: 0 P: 13	R: 0 E: 0 K: 1 S: 7	H: 0 LOB: 0 BB: 0 P: 11	1B: 4 2B: 2 3B: 0 HR: 0	SF: 0 SAC: 0 DP: 1 HBP: 1	WP: 1 PB: 0 SB: 0 CS: 0	PA: 38
<b>PITCHER</b>	IP WLS BF H R ER SO BB IBB HBP BLK WP HR S P ERA WHIP																			
49 Jonathon Niese, L ERA: 3.57	5.0 W 25 5 5 4 1 0 0 0 0 0 0 21 33 0.00 0.500																			
50 Scott Atchison, R ERA: 1.69	2.0 7 1 0 0 0 0 0 0 0 0 0 0 21 33 0.00 0.500																			
46 Greg Burke, R ERA: 4.76	1.0 3 0 0 0 1 0 0 0 0 0 0 0 11 13 0.00 0.000																			
47 Aaron Laffey, L ERA: 5.06	1.0 3 0 0 0 1 0 0 0 0 0 0 0 7 11 0.00 0.000																			

AB	43
R	16
H	15
RBI	15
BB	5
SO	4
LOB	18

AB	33
R	5
H	6
RBI	5
BB	4
SO	3
LOB	15





Batter	1	2	3	4	5	6	7	8	9	AB	R	H	RBI	BB	SO	LOB	TOP										
4 Collin Cowgill, R OBP: 0.149, SLG: 0.407 1 Jordany Valdespin, L OBP: 0.469, SLG: 0.476 9 Kirk Nieuwenhuis, L OBP: 0.182, SLG: 0.273	G6-3		G5-3				B1-3		K	4	1	1	1	0	0	1											
28 Daniel Murphy, L OBP: 0.413, SLG: 0.690	44 WP 1B		G4-3				K			4	0	2	1	0	1	1											
5 David Wright, R OBP: 0.408, SLG: 0.415	K			G6-3			K			4	0	1	1	0	2	1											
44 John Buck, R OBP: 0.318, SLG: 0.780	F9			L8		G6-3		F9		4	0	0	0	0	0	3											
21 Lucas Duda, L OBP: 0.452, SLG: 0.613 23 Mike Baxter, L OBP: 0.455, SLG: 0.353		F8		G4-3				F7		2	0	0	0	1	0	0											
6 Marlon Byrd, R OBP: 0.325, SLG: 0.432		F9						F9		4	1	1	1	0	1	3											
29 Ike Davis, L OBP: 0.244, SLG: 0.205			G4-3							4	0	1	0	0	0	0											
Justin Turner, R OBP: 0.467, SLG: 0.600										4	1	3	0	0	0	0											
11 Rubén Tejada, R OBP: 0.356, SLG: 0.359										4	1	1	0	0	0	2											
<b>Inning Stats</b>	R: 0 E: 0 K: 1 S: 10	H: 1 LOB: 1 BB: 0 P: 18	R: 0 E: 0 K: 0 S: 7	H: 0 LOB: 0 BB: 0 P: 12	R: 0 E: 0 K: 0 S: 9	H: 1 LOB: 1 BB: 0 P: 15	R: 0 E: 0 K: 0 S: 6	H: 0 LOB: 0 BB: 0 P: 9	R: 4 E: 0 K: 1 S: 21	H: 7 LOB: 3 BB: 1 P: 39	R: 0 E: 0 K: 0 S: 8	H: 0 LOB: 0 BB: 0 P: 11	R: 0 E: 0 K: 2 S: 7	H: 0 LOB: 0 BB: 0 P: 7	R: 0 E: 0 K: 0 S: 6	H: 0 LOB: 0 BB: 0 P: 9	R: 0 E: 0 K: 1 S: 14	H: 1 LOB: 1 BB: 0 P: 22	1B: 7 2B: 2 3B: 0 HR: 1	SF: 0 SAC: 0 DP: 0 HBP: 0	WP: 2 PB: 0 SB: 0 CS: 0	PA: 37					
<b>PITCHER</b>	IP	WLS	BF	H	R	ER	SO	BB	IBB	HBP	BLK	WP	HR	S	P	ERA	WHIP										
58 Scott Diamond, L ERA: 8.31 20 Josh Roenicke, R ERA: 1.17 50 Casey Fien, R ERA: 6.0 61 Jared Burton, R ERA:	4.1	L	20	8	4	4	1	0	0	0	0	1	1	46	78	8.31	1.846										
	1.2		7	1	0	0	1	1	0	0	0	0	0	15	26	0.00	1.200										
	2.0		6	0	0	0	2	0	0	0	0	0	0	13	16	0.00	0.000										
	1.0		4	1	0	0	1	0	0	0	0	1	0	14	22	0.00	1.000										

New York Mets @ Minnesota Twins  
Target Field, Minneapolis, MN  
Sat Apr 13 2013, 3:12 PM - 5:51 PM CDT  
Att: 28,804 - Overcast - 35 F

AB 36  
R 4  
H 10  
RBI 4  
BB 1  
SO 5  
LOB 12



Batter	1	2	3	4	5	6	7	8	9	AB	R	H	RBI	BB	SO	LOB	BOTTOM										
32 Aaron Hicks, S OBP: 0.109, SLG: 0.047	K		K				F7		K	4	0	0	0	0	3	0											
7 Joe Mauer, L OBP: 0.340, SLG: 0.447	F7			P6				G3		4	1	1	0	0	0	0											
16 Josh Willingham, R OBP: 0.417, SLG: 0.472	G5-3							G5-3		3	0	1	1	1	0	0											
33 Justin Morneau, L OBP: 0.348, SLG: 0.429										4	1	1	1	0	1	2											
9 Ryan Doumit, S OBP: 0.261, SLG: 0.244										3	0	0	0	1	1	1											
24 Trevor Plouffe, R OBP: 0.333, SLG: 0.429										3	0	0	0	0	0	1											
27 Chris Parmelee, L OBP: 0.361, SLG: 0.367										3	0	0	0	0	1	1											
2 Brian Dozier, R OBP: 0.206, SLG: 0.226										3	0	1	0	0	1	0											
5 Eduardo Escobar, S OBP: 0.400, SLG: 0.667										3	0	0	0	0	1	1											
<b>Inning Stats</b>	R: 0 E: 0 K: 1 S: 7	H: 0 LOB: 0 BB: 0 P: 14	R: 0 E: 0 K: 1 S: 7	H: 0 LOB: 1 BB: 1 P: 14	R: 0 E: 0 K: 1 S: 10	H: 0 LOB: 0 BB: 0 P: 15	R: 0 E: 0 K: 0 S: 4	H: 0 LOB: 0 BB: 1 P: 10	R: 0 E: 0 K: 1 S: 7	H: 0 LOB: 0 BB: 0 P: 9	R: 0 E: 0 K: 2 S: 10	H: 0 LOB: 0 BB: 0 P: 14	R: 1 E: 0 K: 0 S: 10	H: 1 LOB: 0 BB: 0 P: 15	R: 0 E: 0 K: 0 S: 12	H: 1 LOB: 1 BB: 0 P: 16	R: 1 E: 0 K: 2 S: 14	H: 2 LOB: 1 BB: 0 P: 17	1B: 1 2B: 2 3B: 0 HR: 1	SF: 0 SAC: 0 DP: 1 HBP: 0	WP: 0 PB: 0 SB: 0 CS: 0	PA: 32					
<b>PITCHER</b>	IP	WLS	BF	H	R	ER	SO	BB	IBB	HBP	BLK	WP	HR	S	P	ERA	WHIP										
33 Matt Harvey, R ERA: 0.82 39 Bobby Parnell, R ERA: 2.7	8.0	W	27	2	1	1	6	2	0	0	0	0	0	17	107	0.82	0.500										
	1.0	S	5	2	1	1	2	0	0	0	0	0	0	14	17	9.00	2.000										

New York Mets @ Minnesota Twins  
Target Field, Minneapolis, MN  
Sat Apr 13 2013, 3:12 PM - 5:51 PM CDT  
Att: 28,804 - Overcast - 35 F

AB 30  
R 2  
H 4  
RBI 2  
BB 2  
SO 8  
LOB 6





Batter	1	2	3	4	5	6	7	8	9	AB	R	H	RBI	BB	SO	LOB	TOP					
25 Peter Bourjos, R OBP: 0.289, SLG: 0.472	(1, 8) C FC 89 B CU 77 X SL 88	2-2 	(1, 0) B SL 87 X FF 89	G4-3 1-2f 	(1, 2) L SL 87 B CH 85 B CU 77 X CH 88	2-2 G5-3 1-2 	(1, 3) C FC 89 B CU 77 X SL 88	K 3 	(1, 1) B FF 89 B CH 85 C FF 90 X SL 88	3-1 G2-3 1 	4	1	1	1	0	1	3	<b>Los Angeles Angels @ Minnesota Twins</b> Target Field, Minneapolis, MN Mon Apr 15 2013, 7:12 PM - 10:00 PM CDT Att: 23,535 - Cloudy - 38 F				
27 Mike Trout, R OBP: 0.333, SLG: 0.464	(1, 7) C SL 87 B CH 85 F FF 90 X SL 88	1-3 K 1 	(1, 0) B CH 85 X SL 87	1-0 	(1, 0) B CH 86 X SL 88	2-0 	(1, 3) B FF 89 B CH 85 C FF 90 X SL 88	G2-3 1 	(1, 3) B FF 89 B CH 85 C FF 90 X SL 88	3-1 G2-3 1 	4	0	2	0	0	1	0					
5 Albert Pujols, R OBP: 0.431, SLG: 0.511	(1, 3) C SL 86 X FF 90	0-1 P2 2 	(1, 0) X FF 89	0-0 G5-3 3 	(1, 0) B FF 90 X SL 88	1-0 G6-3 3 	(1, 3) B FF 89 B CH 85 C FF 90 X SL 88	0-2 1B 2 	(1, 3) C SL 84 F FF 90 X SL 88	0-2 1B 2 	4	0	1	0	0	0	2					
32 Josh Hamilton, L OBP: 0.276, SLG: 0.412	(1, 9) C CU 76 B CH 85 B CH 86 F FF 90 C CH 84	3-3 K 3 	(1, 0) B FF 90 X SL 88	3-1 G4-3 1 	(1, 0) B CH 84 X SL 88	0-1 P6 1 	(1, 3) C FF 91 B CH 86 F FF 90 X SL 88	1-3 K 2 	(1, 3) B FF 89 B CH 85 C FF 90 X SL 88	1-3 K 2 	4	0	0	0	0	2	1					
44 Mark Trumbo, R OBP: 0.333, SLG: 0.463	(1, 10) B FC 88 X FF 89	1-0 47 G4-6-3 1B 1 	(1, 0) B FF 90 X SL 88	2-2 47 G3 2B 2 	(1, 0) B FF 90 X SL 88	0-0 G3 2 	(1, 3) C FF 89 B CU 77 B SL 88 X SL 88	2-3 K 2 	(1, 3) C FF 89 B CU 77 B SL 88 X SL 88	2-3 K 2 	4	0	2	0	0	1	1					
47 Howie Kendrick, R OBP: 0.333, SLG: 0.408	(1, 4) C CH 88 F FF 90 X SL 88	1-2 G4-6-3 1 1-2f 	(1, 0) C CH 88 F FF 90 X SL 88	0-0 G3 2 	(1, 0) X FF 90	0-0 G3 2 	(1, 2) C CU 76 B CH 86 F FF 90 X SL 88	2-2 G6-3 3 	(1, 2) B FF 89 B CH 85 C FF 90 X SL 88	1-2 P4 1 	4	0	0	0	0	0	2					
17 Chris Iannetta, R OBP: 0.302, SLG: 0.389	(1, 2) B SL 88 B FF 90 X SL 87	2-0 F8 3 	(1, 2) C FF 91 B FF 90 B CH 85 F FF 90 X SL 88	4-2 BB 3 	(1, 0) X SL 88	0-0 P5 1 	(1, 0) B FF 89 X SL 88	1-0 E7 1 	(1, 0) S FF 90 X FF 90	0-1 L7 2 	3	0	0	0	1	0	0					
20 Brendan Harris, R OBP: 0.278, SLG: 0.438	(1, 6) C FF 89 B SL 88 B FF 90 X SL 87	3-2 HR 3 	(1, 2) C FF 88 B SL 88 F FF 90 X SL 88	1-2 F9 3 	(1, 0) X FF 90	0-0 K 2 	(1, 0) B FF 89 X SL 88	1-0 E7 1 	(1, 2) C FF 90 B FF 90 B SL 88 X SL 88	3-2 L8 3 	4	1	1	1	0	0	2					
18 Luis Jimenez, R OBP: 0.462, SLG: 0.583	(1, 5) C SL 88 X FF 90	1-1 25 G4-3 1B 1 	(1, 0) X FF 90	0-0 25 CS 1B 1 	(1, 3) C SL 87 B CU 77 S CU 76	1-3 K 2 	(1, 0) X SL 88	0-0 P5 1 	(1, 0) S FF 90 X FF 90	0-1 L7 2 	3	0	2	0	0	1	1					
<b>Inning Stats</b>	R: 1 E: 0 K: 2 S: 11	H: 1 LOB: 0 BB: 0 P: 17	R: 0 E: 0 K: 0 S: 5	H: 1 LOB: 0 BB: 0 P: 9	R: 1 E: 0 K: 0 S: 8	H: 3 LOB: 1 BB: 0 P: 14	R: 0 E: 0 K: 0 S: 13	H: 1 LOB: 2 BB: 0 P: 23	R: 0 E: 0 K: 1 S: 6	H: 2 LOB: 1 BB: 0 P: 11	R: 0 E: 0 K: 1 S: 10	H: 0 LOB: 0 BB: 0 P: 14	R: 0 E: 1 K: 2 S: 9	H: 0 LOB: 1 BB: 0 P: 13	R: 0 E: 0 K: 1 S: 10	H: 1 LOB: 0 BB: 0 P: 14	R: 0 E: 0 K: 0 S: 8	H: 0 LOB: 0 BB: 0 P: 12	1B: 5 2B: 2 3B: 0 HR: 2	SF: 0 SAC: 0 DP: 2 HBP: 0	WP: 0 PB: 0 SB: 0 CS: 1	PA: 35
<b>PITCHER</b>	IP WLS BF H R ER SO BB IBB HBP BLK WP HR S P ERA WHIP	7.0 W 28 8 2 2 5 1 0 0 0 0 2 62 101 2.57 1.286	1.0 H 4 1 0 0 1 0 0 0 0 0 10 14 0.00 1.000	1.0 3 0 0 0 0 0 0 0 0 0 0 8 12 0.00 0.000	<b>PITCHER</b>										IP WLS BF H R ER SO BB IBB HBP BLK WP HR S P ERA WHIP	IP WLS BF H R ER SO BB IBB HBP BLK WP HR S P ERA WHIP						

Batter	1	2	3	4	5	6	7	8	9	AB	R	H	RBI	BB	SO	LOB	BOTTOM	
19 Darin Mastroianni, R OBP: 0.300, SLG: 0.222	(1, 8) C FC 86 X SL 82	0-1 G1-3 1 	(1, 2) C SL 81 B FF 88 F CU 76 X FC 84	1-2 7 S 33 2B 1B 1 	(1, 0) 1 SAFE X SL 79	0-0 F8 3 	(1, 2) B SL 86 F SI 86 F FC 84 X SL 81	2-3 K 2 	(1, 1) B FF 91 X FF 92	1-1 G6-3 1 	5	1	1	0	0	1	3	
7 Joe Mauer, L OBP: 0.382, SLG: 0.558	(1, 2) C FF 87 B CH 82 C FF 88 B CH 82 X CH 82	2-2 9 1B 2B 1 	(1, 2) C FF 86 B SL 81 F FF 88 B CH 82 S FF 88	1-2 K 1 	(1, 0) C CU 76 X FF 87	0-1 HR 1 	(1, 2) C SL 86 F SI 86 X SL 87	0-2 1B 2 	(1, 2) C FF 90 F FF 93 X SL 81	0-2 1B 2 	5	2	4	3	0	1	1	
33 Justin Morneau, L OBP: 0.333, SLG: 0.426	(1, 3) C FF 88 T FF 89 D CU 76 B CH 82 S CH 82	2-3 K 2 	(1, 2) B SL 80 B CH 83 F CH 83 F FF 88 F FF 88 B CH 83 X CH 83	3-2 2B 2 	(1, 1) C CU 79 B CU 73 X SL 83	1-1 F8 1 	(1, 1) F SI 86 X SL 86	0-1 G5-3 3 	(1, 0) C SL 79 X FF 92	0-1 F7 2 	5	0	1	1	0	1	3	
9 Ryan Doumit, S OBP: 0.255, SLG: 0.239	(1, 10) C CU 76 B CH 82 X FF 88	1-1 2H 1B 1 	(1, 0) C CH 82 F CH 82 F CU 79 X CH 82	1-2 K 2 	(1, 0) B CU 73 X CH 81	1-0 G4-3 2 	(1, 0) C SL 87 X FC 84	0-1 F9 1 	(1, 3) B FF 93 S SL 80 S SL 80	1-3 K 3 	5	0	1	1	0	2	2	
27 Chris Parmelee, L OBP: 0.350, SLG: 0.333	(1, 9) C CH 82 B SL 80 D CH 82 F CU 79 X CH 82	1-2 G4-3 3 	(1, 2) B SL 81 D CH 82 F FF 88 S CH 82	2-3 K 3 	(1, 0) C SL 81 D SL 80 X SL 80	4-1 24 2B BB 1 	(1, 2) B SL 81 F SI 86 X SL 86	3-2 K 2 	(1, 3) B SL 81 B FF 93 F FF 93 X SL 82	3-2 K 2 	3	0	0	0	1	2	2	
24 Trevor Plouffe, R OBP: 0.348, SLG: 0.538	(1, 5) C FF 86 F FF 87 X FC 86	0-2 G6-3 1 	(1, 0) X CH 85	0-0 HR 1 	(1, 1) C FC 84 D SL 81 X FC 84	1-1 2B 1 	(1, 3) B SL 81 B FF 93 F FF 93 X SL 82	3-3 K 3 	(1, 0) X SL 88	0-0 SH1-4 1 	4	1	2	1	0	1	0	
31 Oswaldo Arcia, L OBP: 0.333, SLG: 0.333	(1, 7) B FF 87 X FF 87	1-0 E9 1B 1 	(1, 0) B FF 87 X FF 87	1-0 F8 1 	(1, 1) C CU 77 B CU 71 X CH 81	1-1 F8 1 	(1, 0) X SL 80	0-0 F7 3 	(1, 2) B FF 93 C FF 93 B SL 82 B SL 82	4-2 2 WP 25 S 2B BB 1 	3	0	1	0	0	0	2	
32 Aaron Hicks, S OBP: 0.128, SLG: 0.047	(1, 8) B FF 87 X FF 87	1-0 E9 1B 1 	(1, 0) B FF 87 X FF 87	1-0 F8 1 	(1, 1) C CU 77 B CU 71 X CH 81	1-1 F8 1 	(1, 0) X SL 80	0-0 F7 3 	(1, 2) B FF 93 C FF 93 B SL 82 B SL 82	4-2 2 WP 25 S 2B BB 1 	0	1	0	0	1	0	0	
2 Brian Dozier, R OBP: 0.237, SLG: 0.212	(1, 4) B CU 77 C FF 88 F FF 88 X FC 84	1-2 G2-3 2 	(1, 0) X FF 89	0-0 G5-3 2 	(1, 0) X SL 83	0-0 G5-3 2 	(1, 0) B SL 86 B SL 87 B SL 86 B SL 86	4-1 19 WP 7 1B BB 1 	(1, 2) B SL 81 B FF 93 F FF 93 X SL 82	3-2 25 SH1-4 2B BB 1 	2	2	0	0	2	0	1	
25 Pedro Florimón, S OBP: 0.481, SLG: 0.429	(1, 6) X FF 87	0-0 F8 3 	(1, 0) X FF 89	0-0 F8 3 	(1, 0) X SL 83	0-0 SH1-4 1 	(1, 0) X SL 88	0-0 SH1-4 1 	(1, 0) C FF 91 F FF 92 X FF 92	1-3 7 1B 2B 1 	3	1	2	2	0	0	1	
<b>Inning Stats</b>	R: 1 E: 0 K: 1 S: 14	H: 2 LOB: 1 BB: 0 P: 20	R: 0 E: 1 K: 0 S: 8	H: 1 LOB: 0 BB: 0 P: 10	R: 1 E: 0 K: 3 S: 19	H: 2 LOB: 1 BB: 0 P: 27	R: 1 E: 0 K: 0 S: 7	H: 2 LOB: 1 BB: 0 P: 8	R: 1 E: 0 K: 1 S: 11	H: 1 LOB: 1 BB: 1 P: 17	R: 0 E: 0 K: 2 S: 12	H: 0 LOB: 0 BB: 0 P: 18	R: 3 E: 0 K: 1 S: 19	H: 2 LOB: 1 BB: 2 P: 28	1B: 6 2B: 4 3B: 0 HR: 2	SF: 0 SAC: 1 DP: 0 HBP: 0	WP: 2 PB: 0 SB: 0 CS: 0	PA: 40
<b>PITCHER</b>	IP WLS BF H R ER SO BB IBB HBP BLK WP HR S P ERA WHIP	4.2 L 24 9 4 4 4 1 0 0 0 1 0 21 30 4.50 1.000	2.0 8 1 1 1 2 1 0 0 0 1 0 21 30 4.50 1.000	0.1 4 1 3 3 1 2 0 0 0 1 0 12 22 81.00 9.000	1.0 4 1 0 0 1 0 0 0 0 0 0 10 12 0.00 1.000	<b>PITCHER</b>										IP WLS BF H R ER SO BB IBB HBP BLK WP HR S P ERA WHIP	IP WLS BF H R ER SO BB IBB HBP BLK WP HR S P ERA WHIP	

AB	34
R	2
H	9
RBI	2
BB	1
SO	6
LOB	12



AB	35
R	8
H	12
RBI	8
BB	4
SO	8
LOB	15





Batter	1	2	3	4	5	6	7	8	9	AB	R	H	RBI	BB	SO	LOB	TOP								
25 Peter Bourjos, R OBP: 0.256, SLG: 0.415										5	1	0	1	0	1	6									
27 Mike Trout, R OBP: 0.354, SLG: 0.483										4	0	2	3	1	1	0									
5 Albert Pujols, R OBP: 0.413, SLG: 0.480										5	0	1	1	0	0	2									
32 Josh Hamilton, L OBP: 0.258, SLG: 0.382										4	0	0	0	0	1	3									
44 Mark Trumbo, R OBP: 0.344, SLG: 0.466										4	0	2	0	0	1	1									
47 Howie Kendrick, R OBP: 0.310, SLG: 0.377										4	1	0	0	0	1	2									
17 Chris Iannetta, R OBP: 0.319, SLG: 0.400										4	1	2	0	0	1	0									
18 Luis Jimenez, R OBP: 0.471, SLG: 0.625										4	2	2	0	0	1	0									
7 Andrew Romine, S OBP: 0.154, SLG: 0.083										2	0	0	1	1	0	2									
39 JB Shuck, L OBP: 0.400, SLG: 0.444										1	1	1	0	0	0	0									
<b>Inning Stats</b>	R: 0 E: 0 K: 0 S: 6	H: 0 LOB: 0 BB: 0 P: 10	R: 0 E: 0 K: 1 S: 10	H: 0 LOB: 0 BB: 0 P: 16	R: 3 E: 0 K: 0 S: 15	H: 4 LOB: 1 BB: 1 P: 28	R: 1 E: 0 K: 0 S: 13	H: 3 LOB: 2 BB: 1 P: 22	R: 0 E: 0 K: 1 S: 11	H: 0 LOB: 0 BB: 0 P: 20	R: 0 E: 0 K: 3 S: 10	H: 0 LOB: 0 BB: 0 P: 12	R: 0 E: 0 K: 1 S: 7	H: 0 LOB: 0 BB: 0 P: 8	R: 0 E: 0 K: 0 S: 10	H: 1 LOB: 1 BB: 0 P: 12	R: 2 E: 1 K: 1 S: 19	H: 2 LOB: 1 BB: 0 P: 27	1B: 8 2B: 2 3B: 0 HR: 0	SF: 0 SAC: 0 DP: 1 HBP: 0	WP: 0 PB: 0 SB: 0 CS: 0	PA: 39			
<b>PITCHER</b>	IP WLS BF H R ER SO BB IBB HBP BLK WP HR S P ERA WHIP	IP WLS BF H R ER SO BB IBB HBP BLK WP HR S P ERA WHIP	IP WLS BF H R ER SO BB IBB HBP BLK WP HR S P ERA WHIP	IP WLS BF H R ER SO BB IBB HBP BLK WP HR S P ERA WHIP	IP WLS BF H R ER SO BB IBB HBP BLK WP HR S P ERA WHIP	IP WLS BF H R ER SO BB IBB HBP BLK WP HR S P ERA WHIP	IP WLS BF H R ER SO BB IBB HBP BLK WP HR S P ERA WHIP	IP WLS BF H R ER SO BB IBB HBP BLK WP HR S P ERA WHIP	IP WLS BF H R ER SO BB IBB HBP BLK WP HR S P ERA WHIP	IP WLS BF H R ER SO BB IBB HBP BLK WP HR S P ERA WHIP	IP WLS BF H R ER SO BB IBB HBP BLK WP HR S P ERA WHIP	IP WLS BF H R ER SO BB IBB HBP BLK WP HR S P ERA WHIP	IP WLS BF H R ER SO BB IBB HBP BLK WP HR S P ERA WHIP	IP WLS BF H R ER SO BB IBB HBP BLK WP HR S P ERA WHIP	IP WLS BF H R ER SO BB IBB HBP BLK WP HR S P ERA WHIP	IP WLS BF H R ER SO BB IBB HBP BLK WP HR S P ERA WHIP	IP WLS BF H R ER SO BB IBB HBP BLK WP HR S P ERA WHIP	IP WLS BF H R ER SO BB IBB HBP BLK WP HR S P ERA WHIP	IP WLS BF H R ER SO BB IBB HBP BLK WP HR S P ERA WHIP	IP WLS BF H R ER SO BB IBB HBP BLK WP HR S P ERA WHIP	IP WLS BF H R ER SO BB IBB HBP BLK WP HR S P ERA WHIP	IP WLS BF H R ER SO BB IBB HBP BLK WP HR S P ERA WHIP	IP WLS BF H R ER SO BB IBB HBP BLK WP HR S P ERA WHIP	IP WLS BF H R ER SO BB IBB HBP BLK WP HR S P ERA WHIP	IP WLS BF H R ER SO BB IBB HBP BLK WP HR S P ERA WHIP

**Los Angeles Angels @ Minnesota Twins**  
 Target Field, Minneapolis, MN  
 Tue Apr 16 2013, 7:12 PM - 10:42 PM CDT  
 Att: 23,299 - Partly Cloudy - 45 F

**AB 37**  
**R 6**  
**H 10**  
**RBI 6**  
**BB 2**  
**SO 7**  
**LOB 16**

Batter	1	2	3	4	5	6	7	8	9	AB	R	H	RBI	BB	SO	LOB	BOTTOM								
2 Brian Dozier, R OBP: 0.279, SLG: 0.243										4	1	2	2	1	0	2									
7 Joe Mauer, L OBP: 0.417, SLG: 0.579										5	0	4	3	0	0	2									
33 Justin Morneau, L OBP: 0.339, SLG: 0.423										5	0	2	1	0	0	5									
24 Trevor Plouffe, R OBP: 0.314, SLG: 0.477										5	0	0	0	0	1	4									
9 Ryan Doumit, S OBP: 0.286, SLG: 0.280										4	2	2	0	1	0	1									
27 Chris Parmelee, L OBP: 0.333, SLG: 0.316										5	0	1	0	0	1	3									
22 Wilkin Ramirez, R OBP: 0.308, SLG: 0.417										2	1	2	1	0	0	0									
5 Eduardo Escobar, S OBP: 0.412, SLG: 0.647										2	2	1	0	0	0	1									
32 Aaron Hicks, S OBP: 0.157, SLG: 0.044										2	2	0	0	2	0	2									
25 Pedro Florimón, S OBP: 0.484, SLG: 0.435										2	0	1	1	1	0	0									
<b>Inning Stats</b>	R: 0 E: 0 K: 0 S: 13	H: 1 LOB: 1 BB: 0 P: 19	R: 3 E: 0 K: 0 S: 23	H: 3 LOB: 2 BB: 2 P: 38	R: 1 E: 0 K: 0 S: 14	H: 2 LOB: 1 BB: 0 P: 19	R: 1 E: 0 K: 0 S: 14	H: 3 LOB: 1 BB: 0 P: 17	R: 2 E: 0 K: 0 S: 11	H: 2 LOB: 2 BB: 2 P: 26	R: 0 E: 0 K: 1 S: 10	H: 1 LOB: 0 BB: 0 P: 15	R: 1 E: 0 K: 0 S: 15	H: 3 LOB: 3 BB: 0 P: 21	R: 0 E: 0 K: 1 S: 7	H: 0 LOB: 1 BB: 1 P: 14	1B: 14 2B: 2 3B: 0 HR: 0	SF: 2 SAC: 0 DP: 1 HBP: 0	WP: 1 PB: 0 SB: 0 CS: 0	PA: 43					
<b>PITCHER</b>	IP WLS BF H R ER SO BB IBB HBP BLK WP HR S P ERA WHIP	IP WLS BF H R ER SO BB IBB HBP BLK WP HR S P ERA WHIP	IP WLS BF H R ER SO BB IBB HBP BLK WP HR S P ERA WHIP	IP WLS BF H R ER SO BB IBB HBP BLK WP HR S P ERA WHIP	IP WLS BF H R ER SO BB IBB HBP BLK WP HR S P ERA WHIP	IP WLS BF H R ER SO BB IBB HBP BLK WP HR S P ERA WHIP	IP WLS BF H R ER SO BB IBB HBP BLK WP HR S P ERA WHIP	IP WLS BF H R ER SO BB IBB HBP BLK WP HR S P ERA WHIP	IP WLS BF H R ER SO BB IBB HBP BLK WP HR S P ERA WHIP	IP WLS BF H R ER SO BB IBB HBP BLK WP HR S P ERA WHIP	IP WLS BF H R ER SO BB IBB HBP BLK WP HR S P ERA WHIP	IP WLS BF H R ER SO BB IBB HBP BLK WP HR S P ERA WHIP	IP WLS BF H R ER SO BB IBB HBP BLK WP HR S P ERA WHIP	IP WLS BF H R ER SO BB IBB HBP BLK WP HR S P ERA WHIP	IP WLS BF H R ER SO BB IBB HBP BLK WP HR S P ERA WHIP	IP WLS BF H R ER SO BB IBB HBP BLK WP HR S P ERA WHIP	IP WLS BF H R ER SO BB IBB HBP BLK WP HR S P ERA WHIP	IP WLS BF H R ER SO BB IBB HBP BLK WP HR S P ERA WHIP	IP WLS BF H R ER SO BB IBB HBP BLK WP HR S P ERA WHIP	IP WLS BF H R ER SO BB IBB HBP BLK WP HR S P ERA WHIP	IP WLS BF H R ER SO BB IBB HBP BLK WP HR S P ERA WHIP	IP WLS BF H R ER SO BB IBB HBP BLK WP HR S P ERA WHIP	IP WLS BF H R ER SO BB IBB HBP BLK WP HR S P ERA WHIP	IP WLS BF H R ER SO BB IBB HBP BLK WP HR S P ERA WHIP	IP WLS BF H R ER SO BB IBB HBP BLK WP HR S P ERA WHIP

**Los Angeles Angels @ Minnesota Twins**  
 Target Field, Minneapolis, MN  
 Tue Apr 16 2013, 7:12 PM - 10:42 PM CDT  
 Att: 23,299 - Partly Cloudy - 45 F

**AB 36**  
**R 8**  
**H 15**  
**RBI 8**  
**BB 5**  
**SO 2**  
**LOB 20**







Batter	1	2	3	4	5	6	7	8	9	AB	R	H	RBI	BB	SO	LOB	TOP										
8 Jamey Carroll, R OBP: 0.286, SLG: 0.231	G5-3		K2-3			FC5-2 16 BB	7 BB		K	5	2	2	0	0	2	1	<b>Minnesota Twins @ Chicago White Sox</b> U.S. Cellular Field, Chicago, IL Sun Apr 21 2013, 2:12 PM - 5:09 PM EDT Att: 19,587 - Partly Cloudy - 53 F										
7 Joe Mauer, L OBP: 0.437, SLG: 0.547	G1-3		K			33 BB	16 FC5-2		K	3	1	0	0	2	2	0											
16 Josh Willingham, R OBP: 0.421, SLG: 0.477	K					FC5-2 33 BB				4	0	2	3	0	1	3											
33 Justin Morneau, L OBP: 0.323, SLG: 0.373		F9				G1-6-3				3	0	0	1	1	0	2											
9 Ryan Doumit, S OBP: 0.290, SLG: 0.291		K				G3-1				4	0	0	0	0	3	3											
24 Trevor Plouffe, R OBP: 0.288, SLG: 0.412		P3				G6-3				3	1	0	0	1	0	0											
31 Oswaldo Arcia, L OBP: 0.200, SLG: 0.111						F7				3	0	0	0	1	2	1											
32 Aaron Hicks, S OBP: 0.200, SLG: 0.059										3	1	1	1	1	1	1											
5 Eduardo Escobar, S OBP: 0.409, SLG: 0.591						F7				4	0	1	0	0	0	2											
<b>Inning Stats</b>	R: 0 E: 0 K: 1 S: 10	H: 0 LOB: 0 BB: 0 P: 15	R: 0 E: 0 K: 1 S: 6	H: 0 LOB: 0 BB: 0 P: 9	R: 0 E: 0 K: 2 S: 11	H: 1 LOB: 1 BB: 1 P: 18	R: 0 E: 0 K: 1 S: 10	H: 0 LOB: 0 BB: 0 P: 15	R: 0 E: 0 K: 0 S: 4	H: 0 LOB: 0 BB: 0 P: 9	R: 1 E: 0 K: 1 S: 16	H: 2 LOB: 3 BB: 2 P: 30	R: 4 E: 0 K: 1 S: 18	H: 3 LOB: 1 BB: 2 P: 34	R: 0 E: 0 K: 2 S: 12	H: 0 LOB: 1 BB: 1 P: 22		R: 0 E: 0 K: 2 S: 9	H: 0 LOB: 0 BB: 0 P: 9	1B: 5 2B: 1 3B: 0 HR: 0	SF: 0 SAC: 0 DP: 1 HBP: 0	WP: 0 PB: 1 SB: 1 CS: 0	PA: 38				
<b>PITCHER</b>	IP	WLS	BF	H	R	ER	SO	BB	IBB	HBP	BLK	WP	HR	S	P	ERA	WHIP										
34 Gavin Floyd, R ERA: 4.98	6.0		23	3	1	1	6	3	0	0	0	0	0	57	96	1.50	1.000										
27 Matt Lindstrom, R ERA: 3.12	0.2	L	5	2	3	3	1	1	0	0	0	0	0	14	24	40.50	4.500										
46 Donnie Veal, L ERA: 1.93	0.0		1	0	0	0	1	0	0	0	0	0	0	4	∞	∞	∞										
26 Jesse Crain, R ERA: 2.35	1.1		6	1	1	1	2	1	0	0	0	0	0	16	28	6.75	1.500										
43 Addison Reed, R ERA: 1.13	1.0		3	0	0	0	2	0	0	0	0	0	0	9	9	0.00	0.000										

Batter	1	2	3	4	5	6	7	8	9	AB	R	H	RBI	BB	SO	LOB	BOTTOM										
30 Alejandro De Aza, L OBP: 0.270, SLG: 0.471	K					E1 7 SF8			K	4	2	2	0	0	2	0	<b>Minnesota Twins @ Chicago White Sox</b> U.S. Cellular Field, Chicago, IL Sun Apr 21 2013, 2:12 PM - 5:09 PM EDT Att: 19,587 - Partly Cloudy - 53 F										
7 Jeff Keppinger, R OBP: 0.148, SLG: 0.167	L7					SF8			L5	3	0	0	2	0	0	0											
51 Alex Rios, R OBP: 0.387, SLG: 0.597	G1-3					F8			K	3	0	0	0	1	1	0											
14 Paul Konerko, R OBP: 0.314, SLG: 0.452	F9					G6-3			P4	4	0	1	0	0	0	0											
44 Adam Dunn, L OBP: 0.159, SLG: 0.262	K					K			K	4	1	1	1	0	3	2											
10 Alexei Ramirez, R OBP: 0.353, SLG: 0.435	P4					K			K	3	0	0	0	0	1	0											
12 Conor Gillaspie, L OBP: 0.317, SLG: 0.400						K			F9	3	0	0	0	0	1	0											
21 Tyler Flowers, R OBP: 0.315, SLG: 0.479						K			K	2	0	1	0	1	1	0											
28 Dewayne Wise, L OBP: 0.125, SLG: 0.125						G4-3			K	3	0	0	0	0	1	2											
<b>Inning Stats</b>	R: 0 E: 0 K: 1 S: 8	H: 0 LOB: 0 BB: 0 P: 15	R: 0 E: 0 K: 1 S: 9	H: 0 LOB: 0 BB: 0 P: 14	R: 0 E: 0 K: 0 S: 9	H: 1 LOB: 0 BB: 0 P: 16	R: 1 E: 0 K: 1 S: 12	H: 2 LOB: 2 BB: 1 P: 22	R: 0 E: 0 K: 2 S: 12	H: 0 LOB: 1 BB: 1 P: 18	R: 1 E: 1 K: 0 S: 9	H: 1 LOB: 0 BB: 0 P: 12	R: 1 E: 0 K: 1 S: 11	H: 1 LOB: 0 BB: 0 P: 18	R: 0 E: 0 K: 2 S: 10	H: 0 LOB: 0 BB: 0 P: 14		R: 0 E: 0 K: 2 S: 10	H: 0 LOB: 0 BB: 0 P: 11	1B: 3 2B: 2 3B: 0 HR: 1	SF: 1 SAC: 0 DP: 2 HBP: 0	WP: 1 PB: 0 SB: 0 CS: 1	PA: 32				
<b>PITCHER</b>	IP	WLS	BF	H	R	ER	SO	BB	IBB	HBP	BLK	WP	HR	S	P	ERA	WHIP										
58 Scott Diamond, L ERA: 4.35	6.0	W	22	4	2	1	5	2	0	0	0	0	1	11	18	9.00	1.000										
20 Josh Roenicke, R ERA: 2.09	1.0	H	4	1	1	1	1	0	0	0	0	0	0	10	14	0.00	0.000										
61 Jared Burton, R ERA:	1.0	H	3	0	0	0	2	0	0	0	0	0	0	10	14	0.00	0.000										
15 Glen Perkins, L ERA: 2.7	1.0	S	3	0	0	0	2	0	0	0	0	0	0	10	11	0.00	0.000										

AB	32
R	5
H	6
RBI	5
BB	6
SO	11
LOB	13



AB	29
R	3
H	5
RBI	3
BB	2
SO	10
LOB	4





Batter	1	2	3	4	5	6	7	8	9	AB	R	H	RBI	BB	SO	LOB	TOP
9 Juan Pierre, L OBP: 0.227, SLG: 0.236										4	1	1	0	0	1	1	<b>Miami Marlins @ Minnesota Twins</b> Target Field, Minneapolis, MN Tue Apr 23 2013, 1:12 PM - 3:37 PM CDT Att: 25,716 - Partly Cloudy - 38 F
30 Placido Polanco, R OBP: 0.342, SLG: 0.353										3	0	1	0	0	0	1	
27 Giancarlo Stanton, R OBP: 0.311, SLG: 0.216										3	0	0	0	0	1	1	
29 Greg Dobbs, L OBP: 0.288, SLG: 0.317										4	1	1	1	0	0	2	
20 Justin Ruggiano, R OBP: 0.292, SLG: 0.448										4	1	1	0	0	1	2	
25 Joe Mauer, L OBP: 0.250, SLG: 0.250																	
13 Chris Valaika, R OBP: 0.321, SLG: 0.385																	
21 Miguel Olivo, R OBP: 0.222, SLG: 0.346																	
22 Nick Green, R OBP: 0.267, SLG: 0.267																	AB 32
17 Donovan Solano, R OBP: 0.297, SLG: 0.254																	R 3
																	H 6
																	RBI 3
																	BB 1
																	SO 8
																	LOB 9



Batter	1	2	3	4	5	6	7	8	9	AB	R	H	RBI	BB	SO	LOB	TOP
8 Chris Coghlan, L (1, 7) OBP: 0.227, SLG: 0.220										5	0	1	0	0	0	2	<b>Miami Marlins @ Minnesota Twins</b> Target Field, Minneapolis, MN Tue Apr 23 2013, 7:11 PM - 10:51 PM CDT Att: 23,300 - Clear - 42 F
30 Placido Polanco, R (1, 5) OBP: 0.333, SLG: 0.342										5	1	1	0	0	1	5	
27 Giancarlo Stanton, R (1, 9) OBP: 0.333, SLG: 0.295										4	2	2	2	1	0	2	
29 Greg Dobbs, L (1, 10)										5	1	2	0	0	0	4	
20 Justin Ruggiano, R (1, 8) OBP: 0.286, SLG: 0.431										5	2	1	1	0	1	3	
19 Rob Brantly, L (1, 2)										5	0	3	4	0	0	0	
13 Chris Valaika, R (1, 6)										4	0	2	1	1	0	1	
25 Joe Mahoney, L (1, 3)										5	1	2	0	0	0	5	
17 Donovan Solano, R (1, 4) OBP: 0.308, SLG: 0.268										4	1	2	0	0	0	1	
<b>Inning Stats</b>	R: 3 H: 3 E: 0 K: 0 S: 13	H: 3 R: 1 ER: 0 LOB: 2 BB: 1 P: 25	R: 1 H: 3 E: 0 K: 1 S: 20	H: 3 R: 0 ER: 0 LOB: 0 BB: 0 P: 13	R: 0 H: 1 E: 0 K: 0 S: 6	H: 2 R: 1 ER: 0 LOB: 1 BB: 1 P: 26	R: 0 H: 0 E: 0 K: 0 S: 7	H: 4 R: 2 ER: 0 LOB: 1 BB: 0 P: 32	R: 1 H: 2 E: 0 K: 0 S: 9	H: 1 R: 0 ER: 0 LOB: 1 BB: 0 P: 20	1B: 12 R: 5 H: 0 HR: 0	SF: 0 2B: 5 3B: 0 HR: 0	WP: 0 PB: 0 SB: 0 CS: 0	PA: 44			
<b>PITCHER</b>	IP WLS BF H R ER SO BB IBB HBP BLK WP HR S P ERA WHIP																
37 Mike Pelfrey, R (1, 1) ERA: 7.94	4.2 L 24 9 5 5 2 1 0 0 0 0 0 58 94 9.64 2.143																
51 Anthony Swarzak, R (5, 1) ERA: 2.51	1.2 9 3 2 2 0 1 0 0 0 0 0 23 38 10.80 2.400																
57 Ryan Pressly, R (7, 1) ERA: 1.23	1.2 7 3 1 1 0 0 0 0 0 0 0 22 29 5.40 1.800																
60 Pedro Hernandez, L (9, 1) ERA: 3.48	1.0 4 1 0 0 0 0 0 0 0 0 0 11 20 0.00 1.000																

AB	42
R	8
H	16
RBI	8
BB	2
SO	2
LOB	23



Batter	1	2	3	4	5	6	7	8	9	AB	R	H	RBI	BB	SO	LOB	BOTTOM
2 Brian Dozier, R (1, 4) OBP: 0.310, SLG: 0.314										4	1	0	0	1	0	2	<b>Miami Marlins @ Minnesota Twins</b> Target Field, Minneapolis, MN Tue Apr 23 2013, 7:11 PM - 10:51 PM CDT Att: 23,300 - Clear - 42 F
7 Joe Mauer, L (1, 10)										4	0	2	1	1	0	0	
31 Oswaldo Arcia, L (1, 7)										5	0	1	0	0	1	2	
33 Justin Morneau, L (1, 3) OBP: 0.297, SLG: 0.338										5	0	0	0	0	2	5	
9 Ryan Doumit, S (1, 2) OBP: 0.288, SLG: 0.305										4	1	1	0	0	1	4	
27 Chris Parmelee, L (1, 9) OBP: 0.328, SLG: 0.306										4	0	0	0	0	1	1	
5 Eduardo Escobar, S (1, 6) OBP: 0.500, SLG: 0.720										3	2	3	0	1	0	0	
32 Aaron Hicks, S (1, 8) OBP: 0.224, SLG: 0.073										2	1	1	1	1	1	1	
8 Jamey Carroll, R (1, 5) OBP: 0.278, SLG: 0.235										4	0	1	1	0	2	4	
<b>Inning Stats</b>	R: 0 H: 0 E: 0 K: 0 S: 7	H: 0 R: 0 ER: 0 LOB: 0 BB: 0 P: 16	R: 3 H: 3 E: 0 K: 2 S: 24	H: 3 R: 0 ER: 0 LOB: 1 BB: 0 P: 35	R: 0 H: 1 E: 0 K: 1 S: 8	H: 2 R: 1 ER: 0 LOB: 2 BB: 2 P: 25	R: 1 H: 1 E: 0 K: 0 S: 10	H: 0 R: 0 ER: 0 LOB: 0 BB: 0 P: 10	R: 1 H: 2 E: 0 K: 2 S: 14	H: 0 R: 0 ER: 0 LOB: 1 BB: 1 P: 22	1B: 7 R: 5 H: 9 HR: 0	SF: 1 2B: 1 3B: 1 HR: 0	WP: 1 PB: 1 SB: 0 CS: 0	PA: 40			
<b>PITCHER</b>	IP WLS BF H R ER SO BB IBB HBP BLK WP HR S P ERA WHIP																
47 Ricky Nolasco, R (1, 1) ERA: 3.81	5.0 W 23 6 3 2 4 1 0 0 0 0 0 66 99 3.60 1.400																
44 AJ Ramos, R (6, 1) ERA: 3.55	1.0 H 5 1 1 1 0 2 0 0 0 0 0 10 24 9.00 3.000																
40 Mike Dunn, L (7, 1) ERA: 2.61	2.0 H 8 2 1 1 3 0 0 0 0 0 0 20 32 4.50 1.000																
31 Steve Cishek, R (9, 1) ERA: 5.0	1.0 S 4 0 0 0 1 1 0 0 0 0 0 12 20 0.00 1.000																

AB	35
R	5
H	9
RBI	3
BB	4
SO	8
LOB	19





Batter	1	2	3	4	5	6	7	8	9	AB	R	H	RBI	BB	SO	LOB	TOP										
5 Ian Kinsler, R OBP: 0.396, SLG: 0.506	G4-3		FC4-6 1B		F8		FC1-6 1B		2B	5	0	3	0	0	0	1											
1 Elvis Andrus, R OBP: 0.291, SLG: 0.300	G5-3		FC4-6 27 FC4-6 1-2		2B		FC1-6 1-2		P3	5	0	1	1	0	0	3											
27 Lance Berkman, S OBP: 0.447, SLG: 0.500	G4-3		FC4-6 29 FC4-6 1-2		K		F8			4	0	0	0	0	1	3											
29 Adrián Beltré, R OBP: 0.308, SLG: 0.410		G1-3 12 G1-3 17 1B 2B	FC6-4				G4-3		F8	4	1	1	0	0	0	2											
12 A.J. Pierzynski, L OBP: 0.320, SLG: 0.493	G1-3			G6-3			G4-3 7 BB 17 1B		G4-3	4	0	1	0	0	0	1											
17 Nelson Cruz, R OBP: 0.367, SLG: 0.542					7 CS BB		7 BB 1B		F9	3	0	2	1	1	0	0											
7 David Murphy, L OBP: 0.247, SLG: 0.329					K				K	2	0	0	0	2	2	1											
18 Mitch Moreland, L OBP: 0.256, SLG: 0.375					K		K		P4	4	0	1	0	0	2	3											
2 Leonys Martín, L OBP: 0.304, SLG: 0.357									G6-3	3	1	1	0	0	0	5											
23 Craig Gentry, R OBP: 0.350, SLG: 0.441									G6-3	1	0	0	0	0	0	0											
<b>Inning Stats</b>	R: 0 E: 0 K: 0 S: 8	H: 0 LOB: 0 BB: 0 P: 14	R: 1 E: 0 K: 0 S: 23	H: 3 LOB: 2 BB: 1 P: 37	R: 0 E: 0 K: 0 S: 10	H: 1 LOB: 1 BB: 0 P: 13	R: 0 E: 0 K: 1 S: 10	H: 0 LOB: 0 BB: 1 P: 18	R: 1 E: 0 K: 2 S: 14	H: 2 LOB: 1 BB: 0 P: 20	R: 0 E: 0 K: 1 S: 14	H: 2 LOB: 3 BB: 1 P: 25	R: 0 E: 0 K: 0 S: 8	H: 1 LOB: 1 BB: 0 P: 10	R: 0 E: 0 K: 1 S: 6	H: 0 LOB: 0 BB: 0 P: 8	R: 0 E: 0 K: 0 S: 9	H: 1 LOB: 1 BB: 0 P: 12	1B: 7 2B: 4 3B: 0 HR: 0	SF: 0 SAC: 0 DP: 1 HBP: 0	WP: 0 PB: 0 SB: 0 CS: 1	PA: 38					
<b>PITCHER</b>	IP	WLS	BF	H	R	ER	SO	BB	IBB	HBP	BLK	WP	HR	S	P	ERA	WHIP										
49 Vance Worley, R ERA: 6.38	5.0	L	21	6	2	2	3	2	0	0	0	0	0	65	102	3.60	1.600										
20 Josh Roenicke, R ERA: 1.69	2.0		10	3	0	0	1	1	0	0	0	0	0	22	35	0.00	2.000										
52 Brian Duensing, L ERA: 2.84	1.2		5	0	0	0	1	0	0	0	0	0	0	12	16	0.00	0.000										
50 Casey Fien, R ERA: 4.7	0.1		2	1	0	0	0	0	0	0	0	0	0	3	4	0.00	3.000										

Texas Rangers @ Minnesota Twins  
Target Field, Minneapolis, MN  
Thu Apr 25 2013, 7:12 PM - 10:04 PM CDT  
Att: 25,459 - Clear - 51 F

AB	35
R	2
H	10
RBI	2
BB	3
SO	5
LOB	19



Batter	1	2	3	4	5	6	7	8	9	AB	R	H	RBI	BB	SO	LOB	BOTTOM										
2 Brian Dozier, R OBP: 0.306, SLG: 0.327	K			L9		G6-4-3				4	0	1	0	0	1	1											
7 Joe Mauer, L OBP: 0.429, SLG: 0.500	F7			F7			G4-3		16 G6-4-3 IBB	3	0	0	0	1	0	0											
16 Josh Willingham, R OBP: 0.400, SLG: 0.490	P3			F8			HR		G6-4-3	4	1	1	1	0	0	3											
33 Justin Morneau, L OBP: 0.295, SLG: 0.333		L7			27 G3 1B		G6-3		K	4	0	1	0	0	1	0											
27 Chris Parmelee, L OBP: 0.323, SLG: 0.302		G3				G3			G6-3	4	0	1	0	0	0	1											
24 Trevor Plouffe, R OBP: 0.313, SLG: 0.414							24 1B			4	0	2	0	0	0	1											
8 Jamey Carroll, R OBP: 0.278, SLG: 0.235						G5-3				0	0	0	0	0	0	0											
31 Oswaldo Arcia, L OBP: 0.190, SLG: 0.300										2	0	0	0	0	0	1											
9 Ryan Doumit, S OBP: 0.279, SLG: 0.295						P5				2	0	0	0	0	0	3											
32 Aaron Hicks, S OBP: 0.229, SLG: 0.086						G1-3				3	0	1	0	0	0	0											
25 Pedro Florimón, S OBP: 0.385, SLG: 0.323										2	0	0	0	0	0	1											
22 Wilkin Ramirez, R OBP: 0.333, SLG: 0.429										1	0	1	0	0	0	0											
5 Eduardo Escobar, S OBP: 0.500, SLG: 0.720										0	0	0	0	0	0	0											
<b>Inning Stats</b>	R: 0 E: 0 K: 1 S: 9	H: 0 LOB: 0 BB: 0 P: 14	R: 0 E: 0 K: 0 S: 5	H: 0 LOB: 0 BB: 0 P: 8	R: 0 E: 0 K: 0 S: 11	H: 0 LOB: 0 BB: 0 P: 17	R: 0 E: 0 K: 0 S: 5	H: 0 LOB: 0 BB: 0 P: 8	R: 0 E: 0 K: 0 S: 13	H: 1 LOB: 1 BB: 0 P: 14	R: 0 E: 0 K: 0 S: 5	H: 1 LOB: 0 BB: 0 P: 7	R: 1 E: 0 K: 0 S: 20	H: 3 LOB: 2 BB: 0 P: 25	R: 0 E: 0 K: 0 S: 10	H: 2 LOB: 3 BB: 1 P: 21	R: 0 E: 0 K: 1 S: 10	H: 1 LOB: 1 BB: 0 P: 13	1B: 6 2B: 1 3B: 0 HR: 1	SF: 0 SAC: 0 DP: 2 HBP: 0	WP: 0 PB: 0 SB: 0 CS: 0	PA: 34					
<b>PITCHER</b>	IP	WLS	BF	H	R	ER	SO	BB	IBB	HBP	BLK	WP	HR	S	P	ERA	WHIP										
49 Nick Tepesch, R ERA: 2.55	6.2	W	24	5	1	1	1	0	0	0	0	0	0	65	90	1.35	0.750										
46 Robbie Ross Jr., L ERA: 0.96	0.1	H	1	0	0	0	0	0	0	0	0	0	0	3	3	0.00	0.000										
52 Tanner Scheppers, R ERA:	1.0	H	5	2	0	0	0	0	1	0	0	0	0	10	21	0.00	2.000										
36 Joe Nathan, R ERA: 1.08	1.0	S	4	1	0	0	1	0	0	0	0	0	0	10	13	0.00	1.000										

Texas Rangers @ Minnesota Twins  
Target Field, Minneapolis, MN  
Thu Apr 25 2013, 7:12 PM - 10:04 PM CDT  
Att: 25,459 - Clear - 51 F

AB	33
R	1
H	8
RBI	1
BB	1
SO	2
LOB	11





Batter	1	2	3	4	5	6	7	8	9	AB	R	H	RBI	BB	SO	LOB	TOP										
5 Ian Kinsler, R OBP: 0.396, SLG: 0.511										5	0	2	1	0	1	2											
1 Elvis Andrus, R OBP: 0.297, SLG: 0.316										5	1	2	0	0	0	3											
27 Lance Berkman, S OBP: 0.450, SLG: 0.515										4	1	2	1	0	1	2											
29 Adrian Beltré, R OBP: 0.305, SLG: 0.437										4	1	1	1	0	1	2											
17 Nelson Cruz, R OBP: 0.372, SLG: 0.552										4	0	2	1	0	1	1											
7 David Murphy, L OBP: 0.247, SLG: 0.325										4	0	1	0	0	1	2											
8 Geovany Soto, R OBP: 0.278, SLG: 0.250										3	0	1	0	1	0	2											
18 Mitch Moreland, L OBP: 0.268, SLG: 0.408										4	0	2	0	0	1	2											
23 Craig Gentry, R OBP: 0.318, SLG: 0.395										4	1	0	0	0	1	3											
<b>Inning Stats</b>	R: 2 H: 3 E: 0 K: 2 S: 17	H: 3 LOB: 1 BB: 0 P: 25	R: 0 H: 2 E: 0 K: 0 S: 13	H: 2 LOB: 1 BB: 0 P: 18	R: 0 H: 2 E: 0 K: 0 S: 7	H: 2 LOB: 1 BB: 0 P: 11	R: 0 H: 1 E: 0 K: 0 S: 6	H: 1 LOB: 0 BB: 0 P: 9	R: 0 H: 1 E: 0 K: 1 S: 10	H: 2 LOB: 1 BB: 0 P: 12	R: 0 H: 1 E: 1 K: 1 S: 12	H: 1 LOB: 2 BB: 0 P: 22	R: 0 H: 0 E: 0 K: 2 S: 8	H: 0 LOB: 0 BB: 0 P: 13	R: 1 H: 1 E: 0 K: 1 S: 14	H: 1 LOB: 1 BB: 1 P: 23	1B: 6 2B: 6 HR: 1	SF: 0 SAC: 0 DP: 2 HBP: 0	WP: 0 PB: 0 SB: 1 CS: 0	PA: 38							
<b>PITCHER</b>	IP	WLS	BF	H	R	ER	SO	BB	IBB	HBP	BLK	WP	HR	S	P	ERA	WHIP										
58 Scott Diamond, L ERA: 4.32	6.1	L	27	12	3	3	4	0	0	0	0	0	1	68	97	4.26	1.895										
57 Ryan Pressly, R ERA: 1.95	2.1		10	1	1	1	3	1	0	0	0	0	0	23	40	3.86	0.857										
50 Casey Fien, R ERA: 4.5	0.1		1	0	0	0	0	0	0	0	0	0	0	5	7	0.00	0.000										

Texas Rangers @ Minnesota Twins  
Target Field, Minneapolis, MN  
Fri Apr 26 2013, 7:11 PM - 9:57 PM CDT  
Att: 27,404 - Partly Cloudy - 71 F

AB 37  
R 4  
H 13  
RBI 4  
BB 1  
SO 7  
LOB 19



Batter	1	2	3	4	5	6	7	8	9	AB	R	H	RBI	BB	SO	LOB	BOTTOM										
2 Brian Dozier, R OBP: 0.303, SLG: 0.322										4	0	1	0	0	0	1											
7 Joe Mauer, L OBP: 0.409, SLG: 0.474										4	0	0	0	0	0	1											
16 Josh Willingham, R OBP: 0.391, SLG: 0.491										4	1	1	0	0	1	2											
33 Justin Morneau, L OBP: 0.305, SLG: 0.355										4	1	2	0	0	0	1											
27 Chris Parmelee, L OBP: 0.303, SLG: 0.281										4	0	0	0	0	1	4											
24 Trevor Plouffe, R OBP: 0.310, SLG: 0.403										4	0	1	0	0	2	2											
31 Oswaldo Arcia, L OBP: 0.200, SLG: 0.417										4	1	1	3	0	1	1											
32 Aaron Hicks, S OBP: 0.233, SLG: 0.098										3	0	1	0	0	0	1											
9 Ryan Doumit, S OBP: 0.275, SLG: 0.290										3	0	1	0	0	1	1											
25 Pedro Florimón, S OBP: 0.381, SLG: 0.324										3	0	1	0	0	1	1											
<b>Inning Stats</b>	R: 0 H: 1 E: 1 K: 0 S: 11	H: 0 LOB: 0 BB: 0 P: 19	R: 0 H: 0 E: 0 K: 2 S: 9	H: 0 LOB: 0 BB: 0 P: 12	R: 0 H: 1 E: 0 K: 0 S: 7	H: 1 LOB: 0 BB: 0 P: 12	R: 0 H: 0 E: 0 K: 1 S: 10	H: 0 LOB: 0 BB: 0 P: 15	R: 0 H: 1 E: 0 K: 1 S: 10	H: 1 LOB: 1 BB: 0 P: 15	R: 0 H: 1 E: 0 K: 0 S: 6	H: 1 LOB: 1 BB: 0 P: 9	R: 0 H: 1 E: 0 K: 0 S: 7	H: 1 LOB: 1 BB: 0 P: 12	R: 0 H: 0 E: 0 K: 0 S: 9	H: 0 LOB: 0 BB: 0 P: 13	R: 3 H: 3 E: 0 K: 2 S: 14	H: 3 LOB: 0 BB: 0 P: 21	1B: 5 2B: 2 HR: 1	SF: 0 SAC: 0 DP: 1 HBP: 0	WP: 0 PB: 0 SB: 1 CS: 0	PA: 35					
<b>PITCHER</b>	IP	WLS	BF	H	R	ER	SO	BB	IBB	HBP	BLK	WP	HR	S	P	ERA	WHIP										
51 Justin Grimm, R ERA: 1.59	7.0	W	26	5	0	0	4	0	0	0	0	0	0	9	13	0.00	0.714										
52 Tanner Scheppers, R ERA: 1.59	1.0	H	3	0	0	0	0	0	0	0	0	0	0	9	13	0.00	0.000										
58 Jose Ortiz, L ERA: 2.77	0.1		3	2	2	2	1	0	0	0	0	0	0	9	13	54.00	6.000										
36 Joe Nathan, R ERA: 2.0	0.2	S	3	1	1	1	1	0	0	0	0	0	1	5	8	13.50	1.500										

Texas Rangers @ Minnesota Twins  
Target Field, Minneapolis, MN  
Fri Apr 26 2013, 7:11 PM - 9:57 PM CDT  
Att: 27,404 - Partly Cloudy - 71 F

AB 35  
R 3  
H 8  
RBI 3  
BB 0  
SO 6  
LOB 14





Batter	1	2	3	4	5	6	7	8	9	AB	R	H	RBI	BB	SO	LOB	TOP										
5 Ian Kinsler, R OBP: 0.400, SLG: 0.533										4	0	2	0	0	0	0	<b>Texas Rangers @ Minnesota Twins</b> Target Field, Minneapolis, MN Sat Apr 27 2013, 3:12 PM - 6:03 PM CDT Att: 37,503 - Partly Cloudy - 73 F										
23 Craig Gentry, R OBP: 0.319, SLG: 0.390										3	0	1	0	0	0	2											
2 Leonys Martin, L OBP: 0.298, SLG: 0.349										1	0	0	0	0	1	1											
29 Adrian Beltré, R OBP: 0.293, SLG: 0.418										4	0	0	0	0	1	4											
17 Nelson Cruz, R OBP: 0.378, SLG: 0.544										3	1	1	0	1	2	0											
12 A.J. Pierzynski, L OBP: 0.329, SLG: 0.486										3	1	1	0	1	1	0											
15 Jeff Baker, R OBP: 0.455, SLG: 0.556										3	0	1	0	1	1	3											
7 David Murphy, L OBP: 0.237, SLG: 0.310										4	0	0	0	0	1	5											
18 Mitch Moreland, L OBP: 0.267, SLG: 0.413										4	0	1	2	0	1	1											
3 Leury Garcia, S OBP: 0.267, SLG: 0.357										4	0	1	0	0	2	1											
<b>Inning Stats</b>	R: 0 E: 0 K: 0 S: 8	H: 1 LOB: 0 BB: 0 P: 12	R: 0 E: 0 K: 2 S: 12	H: 2 LOB: 1 BB: 0 P: 20	R: 0 E: 0 K: 0 S: 13	H: 2 LOB: 2 BB: 0 P: 20	R: 0 E: 0 K: 1 S: 12	H: 0 LOB: 1 BB: 1 P: 16	R: 0 E: 0 K: 0 S: 7	H: 0 LOB: 0 BB: 0 P: 12	R: 0 E: 0 K: 2 S: 8	H: 0 LOB: 0 BB: 0 P: 11	R: 0 E: 0 K: 1 S: 10	H: 1 LOB: 1 BB: 0 P: 13	R: 0 E: 0 K: 2 S: 17	H: 1 LOB: 1 BB: 0 P: 21	R: 2 E: 0 K: 2 S: 17	H: 1 LOB: 2 BB: 2 P: 28	1B: 5 2B: 3 3B: 0 HR: 0	SF: 0 SAC: 0 DP: 0 HBP: 0	WP: 0 PB: 0 SB: 1 CS: 1	PA: 37					
<b>PITCHER</b>	IP	WLS	BF	H	R	ER	SO	BB	IBB	HBP	BLK	WP	HR	S	P	ERA	WHIP										
60 Pedro Hernandez, L	5.0	W	19	5	0	0	3	1	0	0	0	0	0	52	80	0.00	1.200										
51 Anthony Swarzak, R	1.1	H	5	1	0	0	2	0	0	0	0	0	0	12	16	0.00	0.750										
52 Brian Duensing, L	0.2	H	2	0	0	0	1	0	0	0	0	0	0	6	8	0.00	0.000										
61 Jared Burton, R	1.0		4	1	0	0	2	0	0	0	0	0	0	17	21	0.00	1.000										
15 Glen Perkins, L	1.0		6	1	2	2	2	2	0	0	0	0	0	17	28	18.00	3.000										

Batter	1	2	3	4	5	6	7	8	9	AB	R	H	RBI	BB	SO	LOB	BOTTOM										
2 Brian Dozier, R OBP: 0.300, SLG: 0.323										3	1	1	1	0	1	1	<b>Texas Rangers @ Minnesota Twins</b> Target Field, Minneapolis, MN Sat Apr 27 2013, 3:12 PM - 6:03 PM CDT Att: 37,503 - Partly Cloudy - 73 F										
7 Joe Mauer, L OBP: 0.391, SLG: 0.451										4	0	0	0	0	2	2											
16 Josh Willingham, R OBP: 0.397, SLG: 0.542										4	2	2	2	0	1	0											
9 Ryan Doumit, S OBP: 0.274, SLG: 0.303										4	0	1	0	0	1	1											
22 Wilkin Ramirez, R OBP: 0.316, SLG: 0.389										4	1	1	1	0	1	1											
31 Oswaldo Arcia, L OBP: 0.241, SLG: 0.407										3	2	1	0	1	0	0											
32 Aaron Hicks, S OBP: 0.234, SLG: 0.123										4	1	1	2	0	1	1											
5 Eduardo Escobar, S OBP: 0.500, SLG: 0.690										4	0	2	0	0	0	1											
25 Pedro Florimón, S OBP: 0.356, SLG: 0.297										3	0	0	1	0	0	3											
<b>Inning Stats</b>	R: 0 E: 0 K: 1 S: 7	H: 0 LOB: 0 BB: 0 P: 10	R: 0 E: 0 K: 1 S: 9	H: 0 LOB: 0 BB: 0 P: 14	R: 1 E: 1 K: 1 S: 9	H: 1 LOB: 1 BB: 0 P: 13	R: 0 E: 0 K: 0 S: 7	H: 0 LOB: 0 BB: 0 P: 9	R: 0 E: 0 K: 1 S: 7	H: 0 LOB: 0 BB: 0 P: 11	R: 2 E: 0 K: 1 S: 16	H: 3 LOB: 1 BB: 0 P: 20	R: 1 E: 0 K: 0 S: 13	H: 1 LOB: 1 BB: 1 P: 20	R: 3 E: 0 K: 1 S: 21	H: 4 LOB: 1 BB: 0 P: 26		1B: 6 2B: 2 3B: 0 HR: 1	SF: 1 SAC: 0 DP: 0 HBP: 0	WP: 2 PB: 0 SB: 1 CS: 0	PA: 35						
<b>PITCHER</b>	IP	WLS	BF	H	R	ER	SO	BB	IBB	HBP	BLK	WP	HR	S	P	ERA	WHIP										
45 Derek Holland, L	7.0	L	28	5	4	3	6	1	0	0	0	0	0	21	26	3.86	0.857										
50 Michael Kirkman, L	1.0		7	4	3	3	1	0	0	0	0	0	0	21	26	27.00	4.000										

AB	33
R	2
H	8
RBI	2
BB	3
SO	10
LOB	17



AB	33
R	7
H	9
RBI	7
BB	1
SO	7
LOB	10





Batter	1	2	3	4	5	6	7	8	9	AB	R	H	RBI	BB	SO	LOB	TOP										
5 Ian Kinsler, R (1,4) OBP: 0.394, SLG: 0.521	F9		G4-3		F6			1B		4	0	1	0	0	0	3	<b>Texas Rangers @ Minnesota Twins</b> Target Field, Minneapolis, MN Sun Apr 28 2013, 1:13 PM - 3:47 PM CDT Att: 35,751 - Cloudy - 74 F										
1 Elvis Andrus, R (1,6) OBP: 0.286, SLG: 0.313	G5-3			1B	FC4			F8		4	0	1	0	0	0	3											
27 Lance Berkman, S (1,10) OBP: 0.440, SLG: 0.493	F7			1B				F8		3	0	0	0	1	0	1											
29 Adrian Beltré, R (1,5) OBP: 0.282, SLG: 0.400		G1-3		K				F9		4	0	0	0	1	2												
12 A.J. Pierzynski, L (1,2) OBP: 0.325, SLG: 0.474	G4-3			G2-3				1B		4	0	1	0	0	0	2											
17 Nelson Cruz, R (1,9) OBP: 0.363, SLG: 0.521		K		G5-3				K		4	0	0	0	0	2	3											
7 David Murphy, L (1,7) OBP: 0.227, SLG: 0.297			G6-3		G3-1					4	0	0	0	0	0	1											
18 Mitch Moreland, L (1,3) OBP: 0.281, SLG: 0.422			1B		1B			G4-3		3	0	2	0	0	0	0											
2 Leonys Martin, L (1,8) OBP: 0.320, SLG: 0.370			1B		1B			F8		3	0	2	0	0	0	0											
<b>Inning Stats</b>	R: 0 H: 0 E: 0 K: 0 S: 7	H: 0 LOB: 0 BB: 0 P: 10	R: 0 H: 0 E: 0 K: 1 S: 7	H: 0 LOB: 0 BB: 0 P: 10	R: 0 H: 2 E: 0 K: 0 S: 7	H: 1 LOB: 1 BB: 0 P: 12	R: 0 H: 1 E: 0 K: 1 S: 11	H: 1 LOB: 2 BB: 0 P: 19	R: 0 H: 2 E: 0 K: 0 S: 11	H: 2 LOB: 2 BB: 0 P: 14	R: 0 H: 0 E: 0 K: 0 S: 4	H: 0 LOB: 0 BB: 0 P: 6	R: 0 H: 0 E: 0 K: 0 S: 9	H: 0 LOB: 0 BB: 0 P: 16	R: 0 H: 1 E: 0 K: 0 S: 9	H: 1 LOB: 1 BB: 0 P: 15	R: 0 H: 1 E: 0 K: 1 S: 14	H: 1 LOB: 1 BB: 0 P: 18	1B: 7 2B: 0 3B: 0 HR: 0	SF: 0 SAC: 0 DP: 0 HBP: 0	WP: 0 PB: 0 CS: 0	PA: 34					
<b>PITCHER</b>	IP	WLS	BF	H	R	ER	SO	BB	IBB	HBP	BLK	WP	HR	S	P	ERA	WHIP										
30 Kevin Correia, R (1,1) ERA: 2.23	8.0	W	30	6	0	0	2	1	0	0	0	0	0	65	102	0.00	0.875										
50 Casey Fien, R (9,1) ERA: 4.0	1.0		4	1	0	0	1	0	0	0	0	0	0	14	18	0.00	1.000										

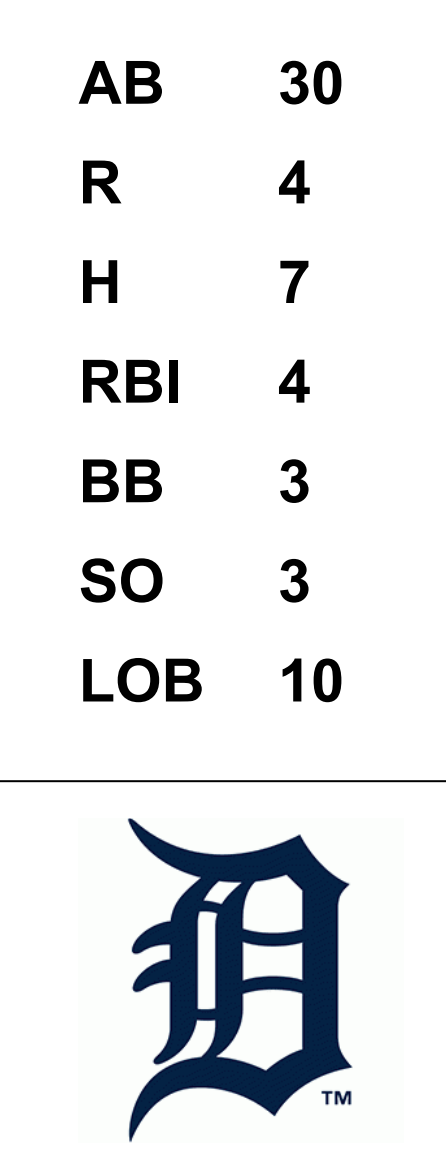
Batter	1	2	3	4	5	6	7	8	9	AB	R	H	RBI	BB	SO	LOB	BOTTOM										
2 Brian Dozier, R (1,4) OBP: 0.311, SLG: 0.333	G1-3		1B			P6	1B			4	0	2	1	0	0	0	<b>Texas Rangers @ Minnesota Twins</b> Target Field, Minneapolis, MN Sun Apr 28 2013, 1:13 PM - 3:47 PM CDT Att: 35,751 - Cloudy - 74 F										
7 Joe Mauer, L (1,2) OBP: 0.375, SLG: 0.430	P6			F7		F8	G6-4-3			4	0	0	0	0	0	2											
16 Josh Willingham, R (1,10) OBP: 0.403, SLG: 0.525	K			BB	BB	HR		P2		2	2	0	0	2	1	0											
33 Justin Morneau, L (1,3) OBP: 0.314, SLG: 0.400	G4-3			1B		HR		F7		4	1	2	2	0	0	0											
27 Chris Parmelee, L (1,9) OBP: 0.300, SLG: 0.283	G3-1			SF8		F8		1B		3	0	1	1	0	0	0											
31 Oswaldo Arcia, L (1,7) OBP: 0.242, SLG: 0.387	K			L7				K		4	0	1	0	0	2	2											
32 Aaron Hicks, S (1,8) OBP: 0.238, SLG: 0.132		K			L9			1B		3	1	1	0	0	1	0											
5 Eduardo Escobar, S (1,6) OBP: 0.455, SLG: 0.625		F8			F7			FC1-5		3	1	0	0	0	0	2											
8 Jamey Carroll, R (1,5) OBP: 0.333, SLG: 0.300		1B			G6-3			1B		3	0	2	1	0	0	0											
<b>Inning Stats</b>	R: 0 H: 0 E: 0 K: 1 S: 8	H: 0 LOB: 0 BB: 0 P: 11	R: 0 H: 0 E: 0 K: 1 S: 9	H: 0 LOB: 0 BB: 0 P: 13	R: 0 H: 2 E: 0 K: 1 S: 12	H: 2 LOB: 2 BB: 0 P: 16	R: 1 H: 1 E: 0 K: 0 S: 11	H: 1 LOB: 1 BB: 1 P: 17	R: 0 H: 0 E: 0 K: 0 S: 10	H: 0 LOB: 0 BB: 0 P: 14	R: 2 H: 1 E: 0 K: 0 S: 16	H: 1 LOB: 0 BB: 1 P: 26	R: 2 H: 4 E: 0 K: 0 S: 17	H: 4 LOB: 1 BB: 0 P: 25	R: 0 H: 1 E: 0 K: 1 S: 8	H: 1 LOB: 1 BB: 0 P: 14	1B: 8 2B: 0 3B: 0 HR: 1	SF: 1 SAC: 0 DP: 1 HBP: 0	WP: 0 PB: 0 CS: 0	PA: 33							
<b>PITCHER</b>	IP	WLS	BF	H	R	ER	SO	BB	IBB	HBP	BLK	WP	HR	S	P	ERA	WHIP										
41 Alexi Ogando, R (1,1) ERA: 3.38	6.0	L	23	4	3	3	3	2	0	0	0	0	0	66	97	4.50	1.000										
58 Joe Ortiz, L (7,1) ERA: 4.05	0.1		4	3	2	2	0	0	0	0	0	0	0	10	14	54.00	9.000										
44 Jason Frasor, R (7,1) ERA: 2.84	0.0		1	1	0	0	0	0	0	0	0	0	0	2	4	∞	∞										
46 Robbie Ross Jr., L (7,1) ERA: 0.82	1.2		5	1	0	0	1	0	0	0	0	0	0	13	21	0.00	0.600										



Batter	1	2	3	4	5	6	7	8	9	AB	R	H	RBI	BB	SO	LOB	TOP										
2 Brian Dozier, R OBP: 0.295, SLG: 0.314	F9		G5-3		K			K		4	0	0	0	0	2	1	<b>Minnesota Twins @ Detroit Tigers</b> Comerica Park, Detroit, MI Mon Apr 29 2013, 7:09 PM - 9:55 PM EDT Att: 29,878 - Partly Cloudy - 65 F										
7 Joe Mauer, L OBP: 0.360, SLG: 0.411	F7		G4-3		F8			G4-3		4	0	0	0	0	0	1											
16 Josh Willingham, R (1, 10) OBP: 0.395, SLG: 0.554	HR		K		K			P3		4	1	1	1	0	2	1											
33 Justin Morneau, L OBP: 0.300, SLG: 0.381	G3			L7			P6			4	0	0	0	0	0	0											
27 Chris Parmelee, L OBP: 0.297, SLG: 0.297	K			31 2B			G4-3			4	1	1	0	0	1	0											
24 Trevor Plouffe, R OBP: 0.307, SLG: 0.394	32 WP		31 1B	K			F9			4	1	1	0	0	1	1											
31 Oswaldo Arcia, L OBP: 0.278, SLG: 0.441	32 G3-1		32 WP	2H			K			3	0	2	1	0	1	0											
32 Aaron Hicks, S OBP: 0.229, SLG: 0.127	G3-1			K			K			3	0	0	1	0	2	2											
25 Pedro Florimón, S OBP: 0.354, SLG: 0.300	G1-3						K			3	0	1	0	0	1	1											
<b>Inning Stats</b>	R: 1 E: 0 K: 0 S: 9	H: 1 LOB: 0 BB: 0 P: 12	R: 1 E: 0 K: 1 S: 19	H: 2 LOB: 1 BB: 0 P: 25	R: 0 E: 0 K: 1 S: 11	H: 0 LOB: 0 BB: 0 P: 13	R: 1 E: 0 K: 2 S: 14	H: 2 LOB: 1 BB: 0 P: 19	R: 0 E: 0 K: 2 S: 8	H: 1 LOB: 0 BB: 0 P: 12	R: 0 E: 0 K: 0 S: 10	H: 0 LOB: 0 BB: 0 P: 14	R: 0 E: 0 K: 3 S: 9	H: 0 LOB: 0 BB: 0 P: 13	R: 0 E: 0 K: 1 S: 9	H: 0 LOB: 0 BB: 0 P: 15	R: 0 E: 0 K: 0 S: 7	H: 0 LOB: 0 BB: 0 P: 11	1B: 3 2B: 2 3B: 0 HR: 1	SF: 0 SAC: 0 DP: 0 HBP: 0	WP: 1 PB: 0 SB: 1 CS: 0	PA: 33					
<b>PITCHER</b>	IP	WLS	BF	H	R	ER	SO	BB	IBB	HBP	BLK	WP	HR	S	P	ERA	WHIP										
37 Max Scherzer, R ERA: 4.02	7.1	W	28	6	3	3	10	0	0	0	0	1	1	83	114	3.68	0.818										
33 Drew Smyly, L ERA: 1.59	1.1	H	4	0	0	0	0	0	0	0	0	0	0	12	18	0.00	0.000										
53 Joaquin Benoit, R ERA: 2.31	0.1	S	1	0	0	0	0	0	0	0	0	0	0	1	2	0.00	0.000										

Batter	1	2	3	4	5	6	7	8	9	AB	R	H	RBI	BB	SO	LOB	BOTTOM										
14 Austin Jackson, R OBP: 0.358, SLG: 0.398	12 G5-3		G6-3		F9			F9		4	0	1	0	0	0	1	<b>Minnesota Twins @ Detroit Tigers</b> Comerica Park, Detroit, MI Mon Apr 29 2013, 7:09 PM - 9:55 PM EDT Att: 29,878 - Partly Cloudy - 65 F										
12 Andy Dirks, L OBP: 0.311, SLG: 0.275	G5-3		HR				24 BB	24 FC6-4		3	2	2	1	1	0	1											
24 Miguel Cabrera, R OBP: 0.442, SLG: 0.541	BB		F8				28 HR	FC6-4		2	1	0	0	2	0	1											
28 Prince Fielder, L OBP: 0.414, SLG: 0.562	F4				G3		HR	F8		4	1	1	3	0	0	2											
41 Victor Martinez, S OBP: 0.272, SLG: 0.242	F7				F8		K	F7		4	0	0	0	0	1	2											
27 Jhonny Peralta, R OBP: 0.340, SLG: 0.413	G6-3				G6-3		2B	G6-3		4	0	1	0	0	0	0											
13 Alex Avila, L OBP: 0.233, SLG: 0.265	G6-3				4 G6-4-3		K			3	0	1	0	0	1	1											
4 Omar Infante, R OBP: 0.326, SLG: 0.427	G4-3				G6-4-3		G1-3			3	0	0	0	0	0	2											
32 Don Kelly, L OBP: 0.276, SLG: 0.308	F7							K		3	0	1	0	0	1	0											
<b>Inning Stats</b>	R: 0 E: 0 K: 0 S: 15	H: 1 LOB: 2 BB: 1 P: 23	R: 0 E: 0 K: 0 S: 7	H: 0 LOB: 0 BB: 0 P: 9	R: 1 E: 0 K: 0 S: 10	H: 1 LOB: 0 BB: 0 P: 17	R: 0 E: 0 K: 0 S: 5	H: 0 LOB: 0 BB: 0 P: 7	R: 0 E: 0 K: 0 S: 9	H: 2 LOB: 1 BB: 0 P: 16	R: 3 E: 0 K: 2 S: 17	H: 3 LOB: 1 BB: 1 P: 26	R: 0 E: 0 K: 1 S: 10	H: 0 LOB: 1 BB: 1 P: 18	R: 0 E: 0 K: 0 S: 10	H: 0 LOB: 0 BB: 0 P: 11	1B: 3 2B: 1 3B: 1 HR: 2	SF: 0 SAC: 0 DP: 1 HBP: 0	WP: 0 PB: 0 SB: 0 CS: 0	PA: 33							
<b>PITCHER</b>	IP	WLS	BF	H	R	ER	SO	BB	IBB	HBP	BLK	WP	HR	S	P	ERA	WHIP										
37 Mike Pelfrey, R ERA: 7.66	5.1	L	24	7	4	4	1	2	0	0	0	0	2	57	90	6.75	1.688										
52 Brian Duensing, L ERA: 2.16	1.1		5	0	0	0	2	1	0	0	0	0	0	13	23	0.00	0.750										
20 Josh Roenicke, R ERA: 1.5	1.1		4	0	0	0	0	0	0	0	0	0	0	13	14	0.00	0.000										

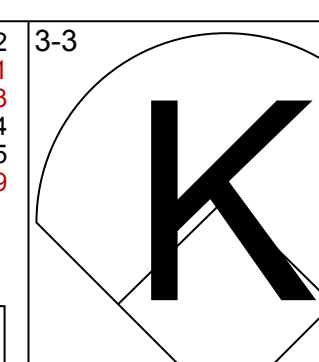
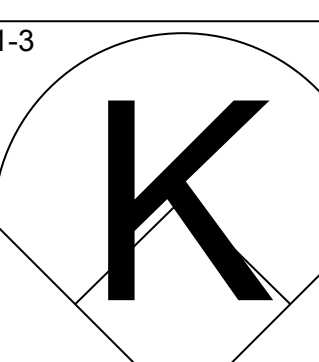
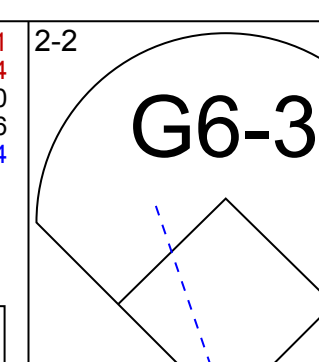
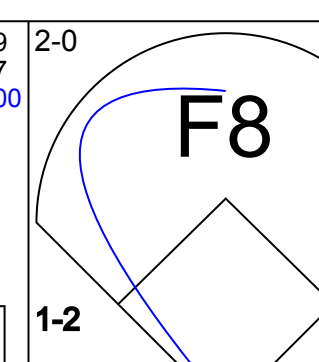
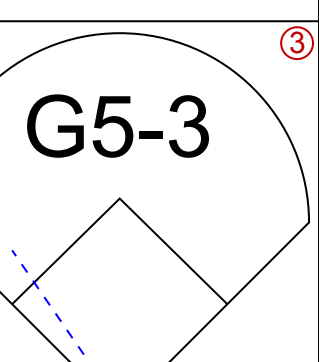
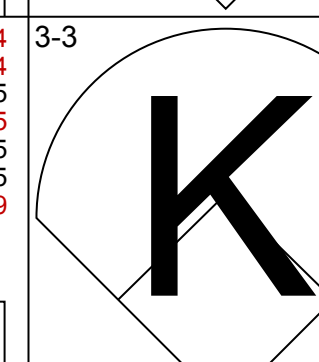
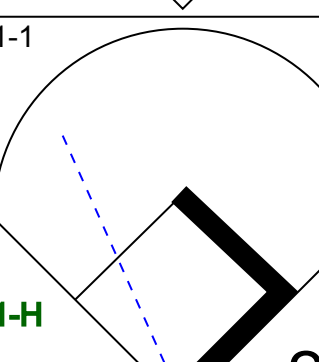
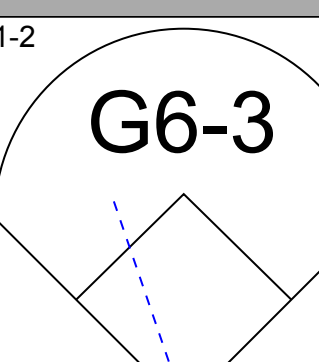
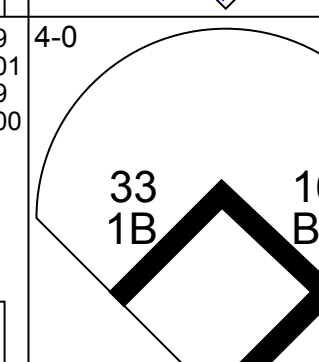
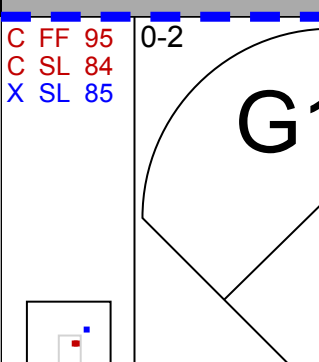
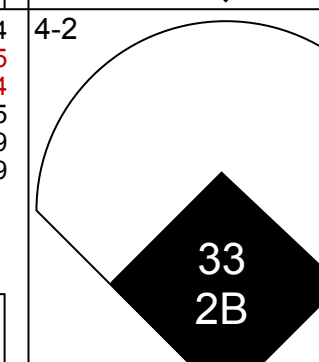
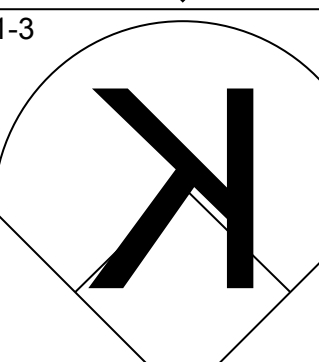
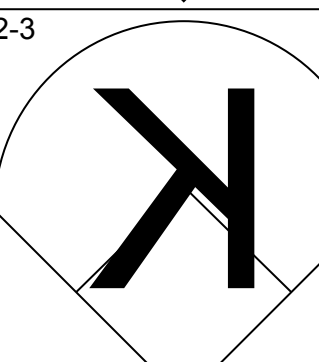
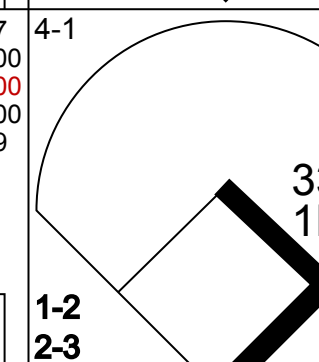
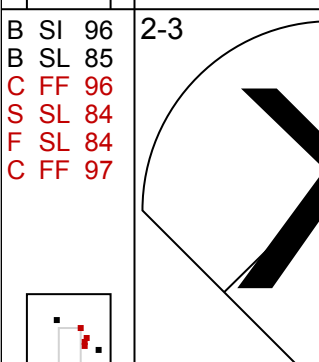
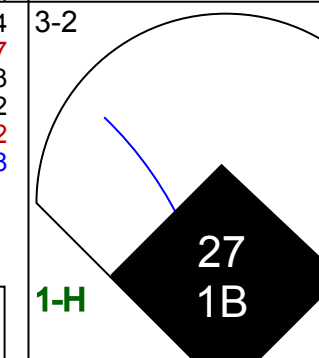
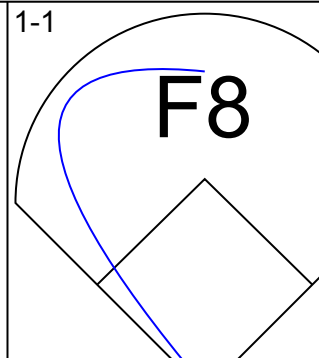
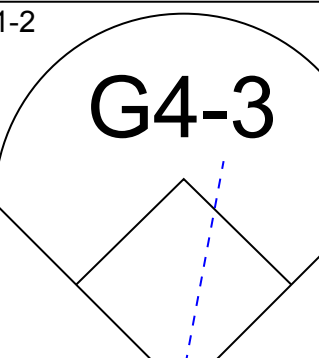
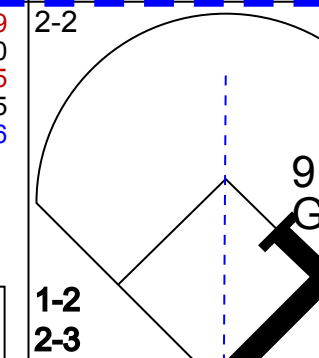
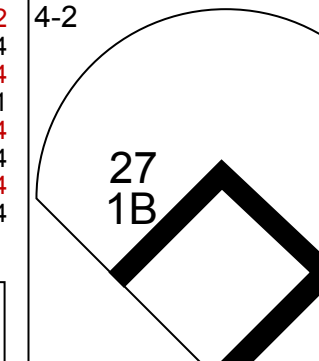

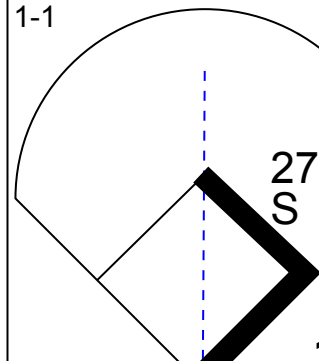
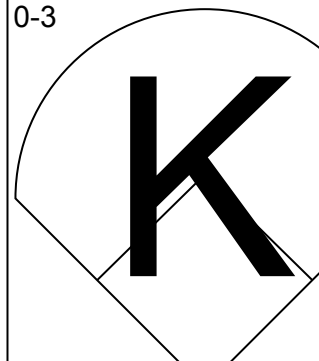
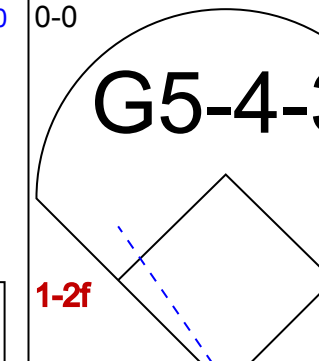
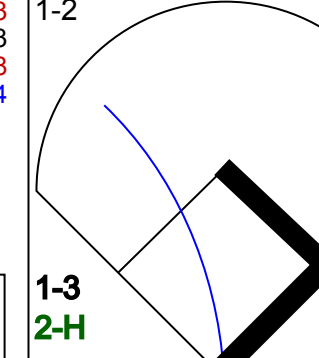
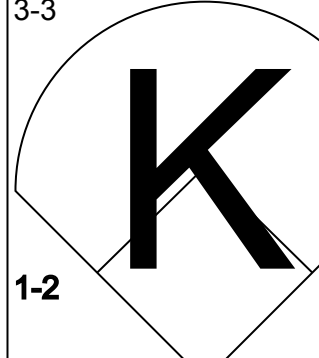
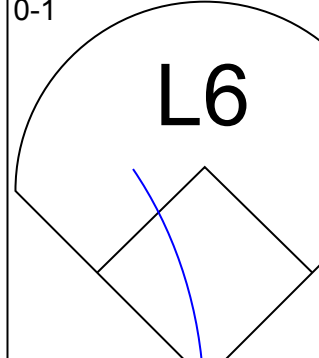
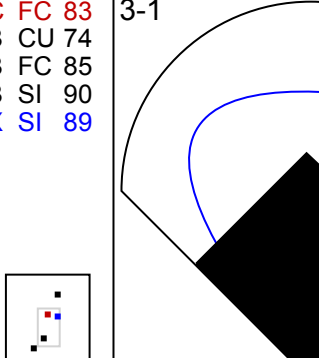
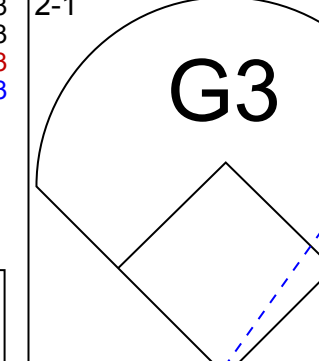
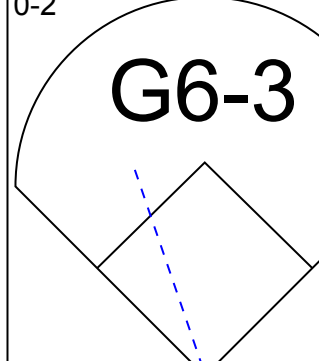
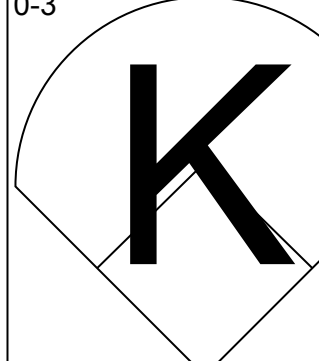
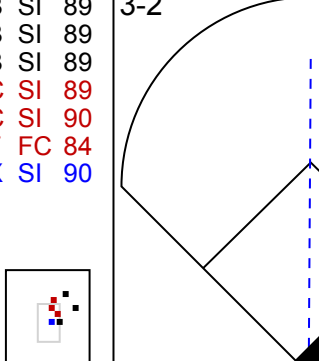
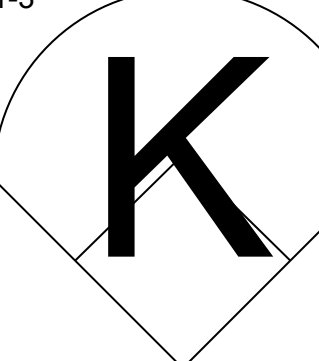
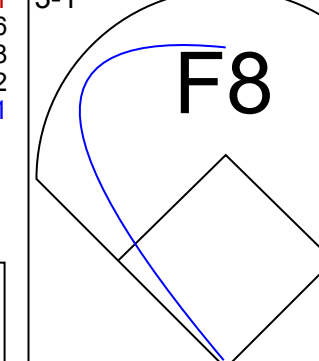
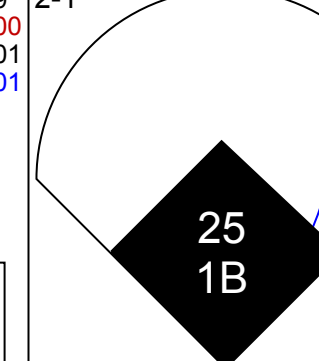
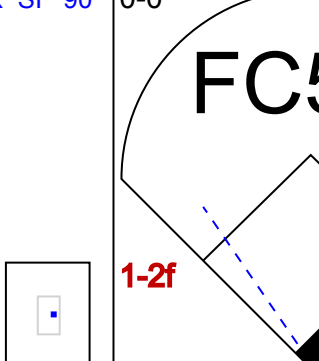
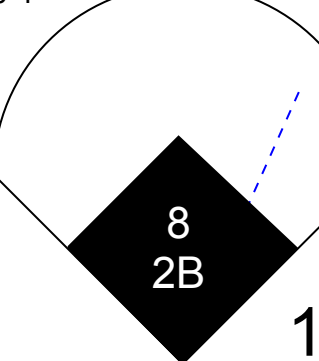
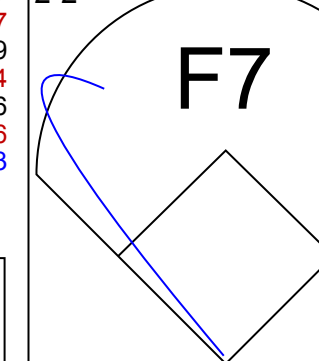
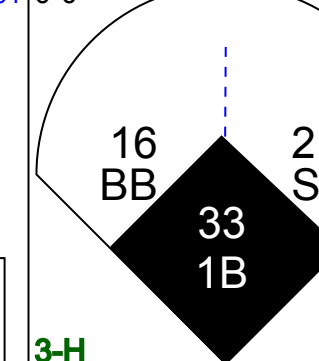
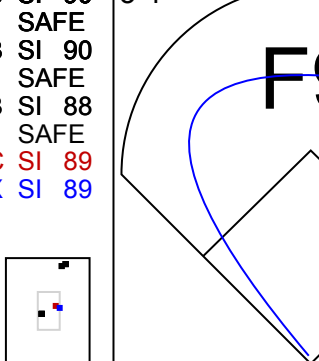
AB	33
R	3
H	6
RBI	3
BB	0
SO	10
LOB	7







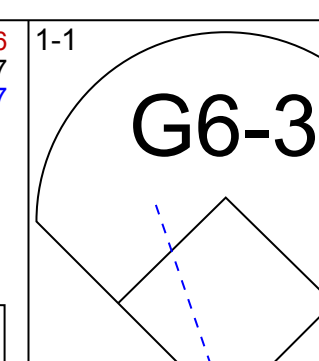
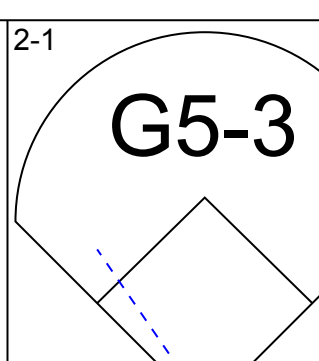
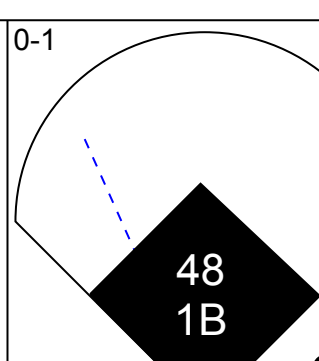
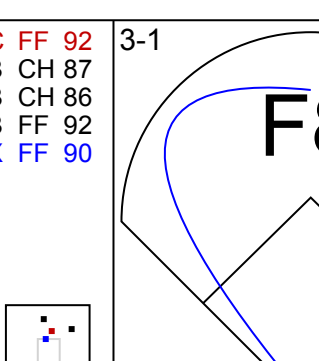
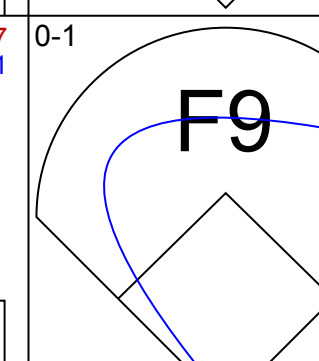
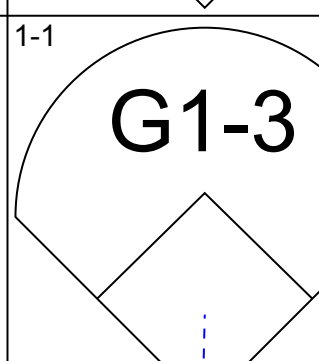
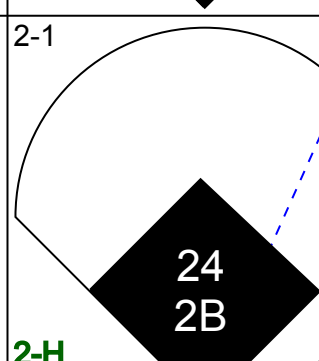
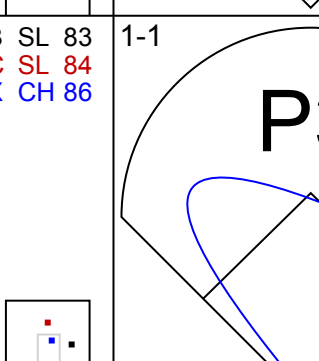
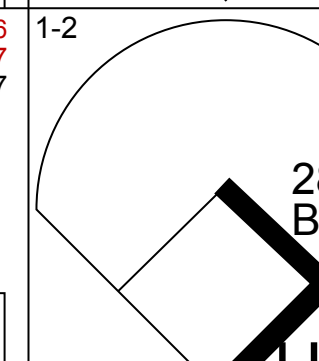
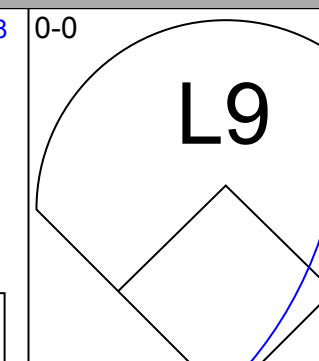
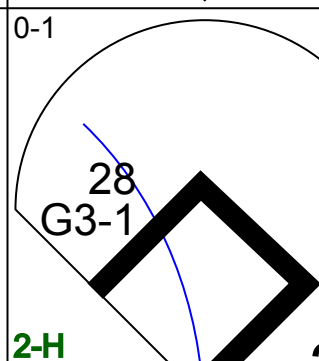

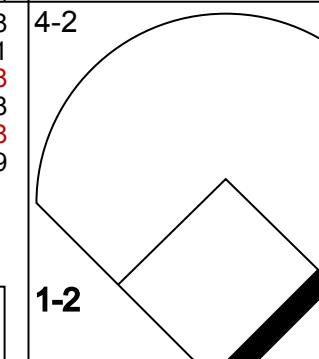
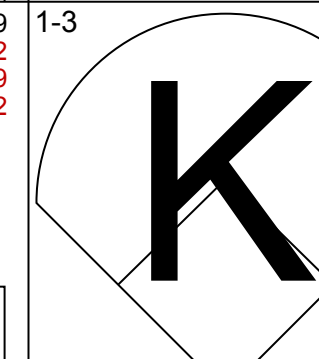
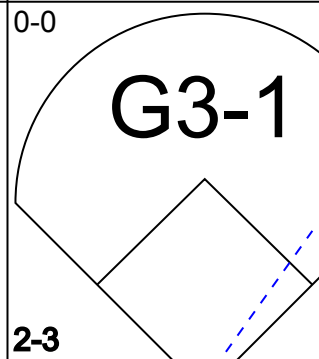

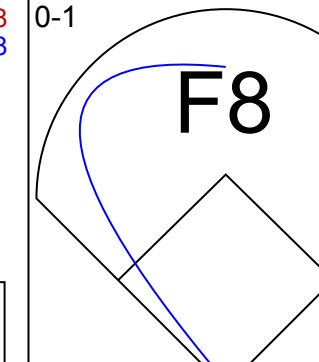
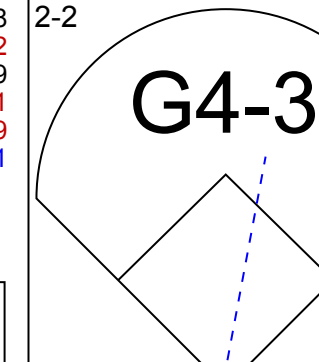
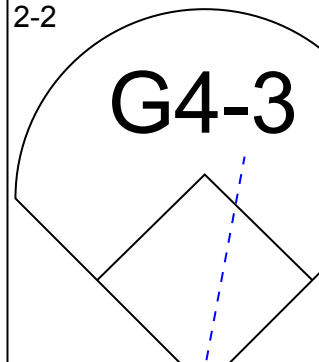

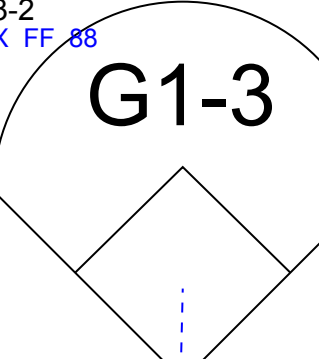
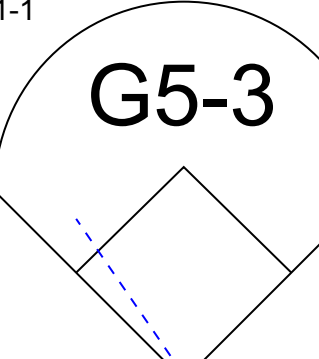
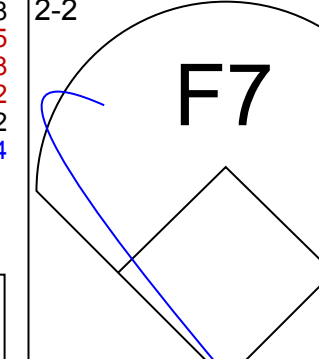
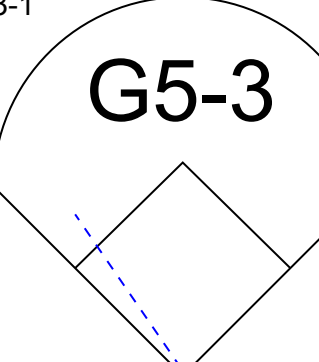
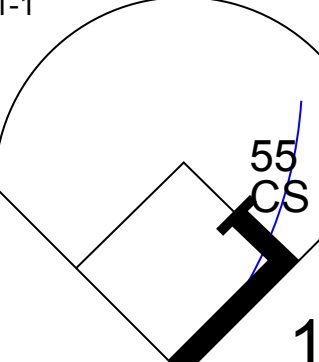
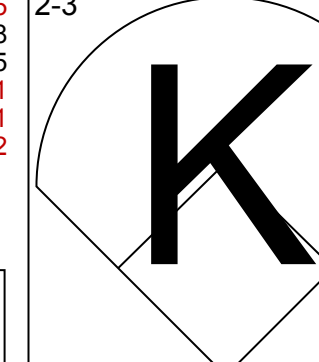
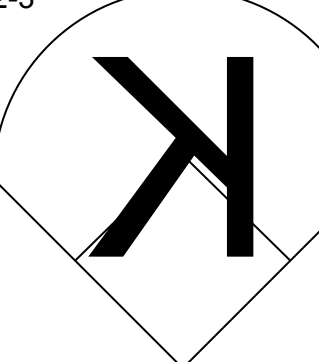
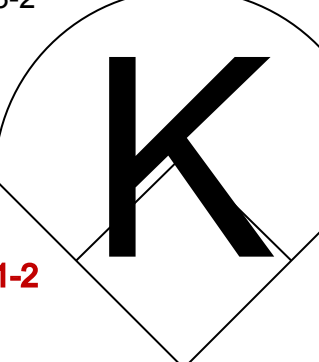
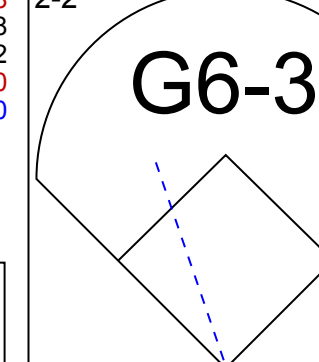



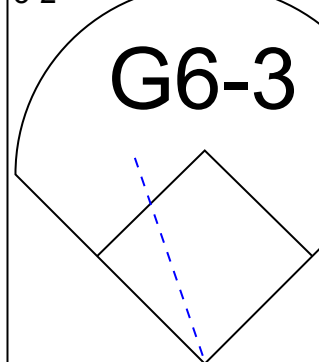
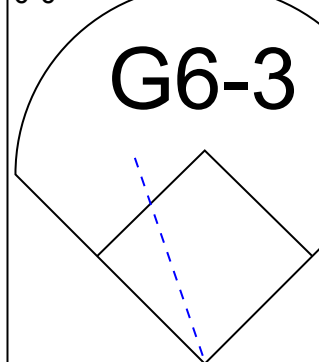
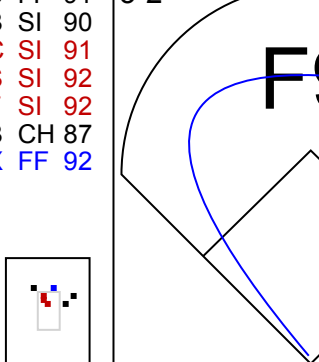


Batter	1	2	3	4	5	6	7	8	9	AB	R	H	RBI	BB	SO	LOB	TOP							
2 Brian Dozier, R OBP: 0.277, SLG: 0.293										5	0	0	0	0	2	3								
8 Jamey Carroll, R OBP: 0.346, SLG: 0.333										4	0	1	1	1	1	0								
16 Josh Willingham, R (1, 10) OBP: 0.400, SLG: 0.521										3	1	0	0	2	3	1								
33 Justin Morneau, L OBP: 0.313, SLG: 0.391										5	1	2	2	0	1	0								
9 Ryan Doumit, S OBP: 0.282, SLG: 0.300										3	0	1	0	1	1	3								
27 Chris Parmelee, L OBP: 0.305, SLG: 0.347										4	1	2	2	0	1	1								
31 Oswaldo Arcia, L OBP: 0.273, SLG: 0.390										4	0	1	0	0	1	3								
32 Aaron Hicks, S OBP: 0.230, SLG: 0.160										4	1	1	0	0	1	1								
25 Pedro Florimón, S OBP: 0.345, SLG: 0.298										4	2	2	1	0	0	1								
<b>Inning Stats</b>	R: 2 H: 2 E: 0 K: 2 S: 21	H: 2 LOB: 2 BB: 2 P: 41	R: 1 H: 2 E: 0 K: 3 S: 14	H: 2 LOB: 1 BB: 0 P: 18	R: 0 H: 1 E: 0 K: 1 S: 10	H: 0 LOB: 0 BB: 0 P: 15	R: 0 H: 0 E: 0 K: 0 S: 10	H: 0 LOB: 0 BB: 0 P: 17	R: 0 H: 0 E: 0 K: 1 S: 10	H: 3 LOB: 2 BB: 2 P: 14	R: 2 H: 3 E: 0 K: 0 S: 9	H: 2 LOB: 1 BB: 0 P: 23	R: 1 H: 2 E: 0 K: 0 S: 12	H: 0 LOB: 0 BB: 0 P: 12	R: 0 H: 0 E: 0 K: 2 S: 10	H: 2 LOB: 1 BB: 0 P: 23	R: 0 H: 0 E: 0 K: 2 S: 10	1B: 6 2B: 2 3B: 1 HR: 1	SF: 0 SAC: 0 DP: 1 HBP: 0	WP: 0 PB: 0 SB: 2 CS: 0	PA: 40			
<b>PITCHER</b>	IP WLS BF H R ER SO BB IBB HBP BLK WP HR S P ERA WHIP	IP WLS BF H R ER SO BB IBB HBP BLK WP HR S P ERA WHIP	IP WLS BF H R ER SO BB IBB HBP BLK WP HR S P ERA WHIP	IP WLS BF H R ER SO BB IBB HBP BLK WP HR S P ERA WHIP	IP WLS BF H R ER SO BB IBB HBP BLK WP HR S P ERA WHIP	IP WLS BF H R ER SO BB IBB HBP BLK WP HR S P ERA WHIP	IP WLS BF H R ER SO BB IBB HBP BLK WP HR S P ERA WHIP	IP WLS BF H R ER SO BB IBB HBP BLK WP HR S P ERA WHIP	IP WLS BF H R ER SO BB IBB HBP BLK WP HR S P ERA WHIP	IP WLS BF H R ER SO BB IBB HBP BLK WP HR S P ERA WHIP	IP WLS BF H R ER SO BB IBB HBP BLK WP HR S P ERA WHIP	IP WLS BF H R ER SO BB IBB HBP BLK WP HR S P ERA WHIP	IP WLS BF H R ER SO BB IBB HBP BLK WP HR S P ERA WHIP	IP WLS BF H R ER SO BB IBB HBP BLK WP HR S P ERA WHIP	IP WLS BF H R ER SO BB IBB HBP BLK WP HR S P ERA WHIP	IP WLS BF H R ER SO BB IBB HBP BLK WP HR S P ERA WHIP	IP WLS BF H R ER SO BB IBB HBP BLK WP HR S P ERA WHIP	IP WLS BF H R ER SO BB IBB HBP BLK WP HR S P ERA WHIP	IP WLS BF H R ER SO BB IBB HBP BLK WP HR S P ERA WHIP	IP WLS BF H R ER SO BB IBB HBP BLK WP HR S P ERA WHIP	IP WLS BF H R ER SO BB IBB HBP BLK WP HR S P ERA WHIP			
19 Anibal Sánchez, R ERA: 1.82	6.0	L	25	5	3	3	9	2	0	0	0	0	0	0	0	0	0	0	0	75	115	4.50	1.167	
43 Bruce Rondón, R ERA: 11.57	0.1	5	2	2	2	0	0	2	0	0	0	0	0	0	0	0	0	0	0	5	17	54.00	12.000	
38 Darin Downs, L ERA: 3.38	1.2	7	3	1	1	0	0	0	0	0	0	0	0	0	0	0	0	0	0	1	16	29	5.40	1.800
56 Jose Ortega, R ERA:	1.0	3	0	0	0	0	2	0	0	0	0	0	0	0	0	0	0	0	0	0	10	12	0.00	0.000

Minnesota Twins @ Detroit Tigers  
Comerica Park, Detroit, MI  
Wed May 01 2013, 1:10 PM - 4:02 PM EDT  
Att: 36,028 - Sunny - 73 F

AB	36
R	6
H	10
RBI	6
BB	4
SO	11
LOB	13



Batter	1	2	3	4	5	6	7	8	9	AB	R	H	RBI	BB	SO	LOB	BOTTOM							
14 Austin Jackson, R OBP: 0.352, SLG: 0.397										4	1	1	0	0	0	0								
48 Tori Hunter, R OBP: 0.405, SLG: 0.490										4	1	1	1	0	0	0								
24 Miguel Cabrera, R OBP: 0.446, SLG: 0.571										3	0	2	1	0	0	0								
28 Prince Fielder, L OBP: 0.420, SLG: 0.583										3	0	1	0	1	1	1								
41 Victor Martinez, S OBP: 0.279, SLG: 0.263										4	0	0	0	0	0	5								
18 Matt Tuiasosopo, R OBP: 0.382, SLG: 0.433										2	0	0	0	0	0	0								
12 Andy Dirks, L (7, PH) OBP: 0.313, SLG: 0.281										2	0	0	0	0	1	1								
27 Jhonny Peralta, R OBP: 0.336, SLG: 0.404										3	0	1	0	0	1	0								
55 Brayan Peña, S OBP: 0.226, SLG: 0.233										3	0	0	0	0	2	1								
39 Ramon Santiago, S OBP: 0.091, SLG: 0.182										3	0	0	0	0	0	0								
<b>Inning Stats</b>	R: 0 H: 0 E: 0 K: 0 S: 10	H: 0 LOB: 1 BB: 1 P: 16	R: 0 H: 0 E: 0 K: 1 S: 12	H: 0 LOB: 0 BB: 0 P: 20	R: 0 H: 0 E: 0 K: 0 S: 8	H: 0 LOB: 0 BB: 0 P: 14	R: 0 H: 0 E: 0 K: 1 S: 8	H: 0 LOB: 0 BB: 0 P: 11	R: 0 H: 0 E: 0 K: 1 S: 7	H: 1 LOB: 0 BB: 0 P: 12	R: 2 H: 3 E: 0 K: 0 S: 11	H: 3 LOB: 1 BB: 0 P: 15	R: 0 H: 0 E: 0 K: 1 S: 11	H: 0 LOB: 0 BB: 0 P: 17	R: 0 H: 0 E: 0 K: 0 S: 8	H: 0 LOB: 0 BB: 0 P: 15	R: 0 H: 2 E: 0 K: 1 S: 11	H: 2 LOB: 1 BB: 0 P: 13	R: 0 H: 0 E: 0 K: 2 S: 10	H: 2 LOB: 0 BB: 0 P: 23	1B: 4 2B: 2 3B: 0 HR: 0	SF: 0 SAC: 0 DP: 1 HBP: 1	WP: 0 PB: 0 SB: 0 CS: 1	PA: 33
<b>PITCHER</b>	IP WLS BF H R ER SO BB IBB HBP BLK WP HR S P ERA WHIP	IP WLS BF H R ER SO BB IBB HBP BLK WP HR S P ERA WHIP	IP WLS BF H R ER SO BB IBB HBP BLK WP HR S P ERA WHIP	IP WLS BF H R ER SO BB IBB HBP BLK WP HR S P ERA WHIP	IP WLS BF H R ER SO BB IBB HBP BLK WP HR S P ERA WHIP	IP WLS BF H R ER SO BB IBB HBP BLK WP HR S P ERA WHIP	IP WLS BF H R ER SO BB IBB HBP BLK WP HR S P ERA WHIP	IP WLS BF H R ER SO BB IBB HBP BLK WP HR S P ERA WHIP	IP WLS BF H R ER SO BB IBB HBP BLK WP HR S P ERA WHIP	IP WLS BF H R ER SO BB IBB HBP BLK WP HR S P ERA WHIP	IP WLS BF H R ER SO BB IBB HBP BLK WP HR S P ERA WHIP	IP WLS BF H R ER SO BB IBB HBP BLK WP HR S P ERA WHIP	IP WLS BF H R ER SO BB IBB HBP BLK WP HR S P ERA WHIP	IP WLS BF H R ER SO BB IBB HBP BLK WP HR S P ERA WHIP	IP WLS BF H R ER SO BB IBB HBP BLK WP HR S P ERA WHIP	IP WLS BF H R ER SO BB IBB HBP BLK WP HR S P ERA WHIP	IP WLS BF H R ER SO BB IBB HBP BLK WP HR S P ERA WHIP	IP WLS BF H R ER SO BB IBB HBP BLK WP HR S P ERA WHIP	IP WLS BF H R ER SO BB IBB HBP BLK WP HR S P ERA WHIP	IP WLS BF H R ER SO BB IBB HBP BLK WP HR S P ERA WHIP	IP WLS BF H R ER SO BB IBB HBP BLK WP HR S P ERA WHIP	IP WLS BF H R ER SO BB IBB HBP BLK WP HR S P ERA WHIP		
58 Scott Diamond, L ERA: 3.97	6.0	W	23	4	2	2	3	1	0	1	0	0	0	0	0	0								
50 Casey Fien, R ERA: 3.5	1.0	H	3	0	0	0	1	0	0	0	0	0	0	0	0	0								
61 Jared Burton, R ERA: 0.87	1.0	3	0	0	0	0	0	0	0	0	0	0	0	0	0	0								
15 Glen Perkins, L ERA: 3.72	1.0	4	2	0	0	0	1	0	0	0	0	0	0	0	0	0								

Minnesota Twins @ Detroit Tigers  
Comerica Park, Detroit, MI  
Wed May 01 2013, 1:10 PM - 4:02 PM EDT  
Att: 36,028 - Sunny - 73 F

AB	31
R	2
H	6
RBI	2
BB	1
SO	5
LOB	8





Batter	1	2	3	4	5	6	7	8	9	10	AB	R	H	RBI	BB	SO	LOB	TOP						
2 Brian Dozier, R OBP: 0.299, SLG: 0.316	(1,4) C FF 93 0-2 X SI 94		B FF 93 1-0 X FF 93	X FF 93 0-0	C FF 90 3-2 B SI 90 B FF 94 B FF 92 X FF 90		C FF 90 2-2 B SI 90 B FF 94 B FF 92 X FF 90		C FF 95 2-2 B KC 93 B FF 94 F FF 95 F FF 96 X FF 96		4	1	3	0	0	0	0							
7 Joe Mauer, L OBP: 0.349, SLG: 0.394	(1,2) B FF 93 3-2 B CH 94 C FF 91 F FF 93 X FF 92		B SI 91 2-1 B CH 94 C FF 93 X FF 94		C FF 92 1-2 B FF 92 C SL 78 F FF 95 T SL 87		B FF 92 1-0 X CH 95		C SI 83 2-3 C SI 89 1 SAFE F CU 73 B CU 72 C SI 90		5	0	1	0	0	2	3							
33 Justin Morneau, L OBP: 0.317, SLG: 0.389	(1,3) X SI 94 0-0		B SI 85 4-1 B SI 84 B FF 92 B SI 92		X SL 83 0-0		B SI 91 2-2 C SI 80 B SI 80 B SI 84 X SL 81		F SL 85 0-1 X CU 71		3	1	1	1	1	0	2							
9 Ryan Doumit, S OBP: 0.277, SLG: 0.293	(1,10) B SI 92 1-0 X FF 94		C SI 84 1-3 F SI 93 S SL 96		C SI 90 0-1 X SI 91		B SI 87 3-2 B SI 88 C KC 84 C KC 86 B SI 85 X KC 85		1 SAFE 1 SAFE 1 SAFE F SI 89 F SL 85 1 SAFE S FF 90		5	1	1	1	0	2	4							
27 Chris Parmelee, L OBP: 0.310, SLG: 0.382	(1,9) C FF 94 1-3 F SI 92 C SL 84		X FF 94 0-0		H SL 80 1-0		B FF 95 2-2 C KC 84 C KC 86 B SI 85 X KC 85		C FF 93 1-3 F SI 94 B FF 94 C SL 83		4	2	1	2	0	2	2							
24 Trevor Plouffe, R OBP: 0.310, SLG: 0.419	(1,5) B FF 94 1-0 X FF 95				B SI 91 1-1 C SI 82 X SI 90		X FF 96 0-0		B SI 82 1-1 C FF 94 X SL 82		5	1	2	1	0	0	1							
5 Eduardo Escobar, S (10, PR) OBP: 0.395, SLG: 0.541	(10,6) X FF 94 0-0				X SI 90 0-1 X CH 85						5	0	2	1	0	1	1							
31 Oswaldo Arcia, L OBP: 0.286, SLG: 0.413	(1,7) B SI 90 1-0 X FF 95				C SI 92 2-3 B SI 84 B SI 85 C SI 83						3	0	0	0	1	1	1							
32 Aaron Hicks, S OBP: 0.231, SLG: 0.154	(1,8) B SI 90 1-0 X FF 95				B FF 93 4-2 B FF 90 C SI 83 B SI 85 B FF 92						0	0	0	0	0	0	0							
16 Josh Willingham, R (10, PH) OBP: 0.407, SLG: 0.521	(10,5) B FF 96 2-0 B FF 94 X FF 94				C SI 90 0-3 S SL 86		B FF 93 2-1 C FF 93 X FF 92		B KC 84 3-2 B FF 95 F FF 95 B KC 83 X FF 96		4	0	0	0	0	1	3							
8 Jamey Carroll, R OBP: 0.346, SLG: 0.333	(10,8) B SI 90 1-0 X FF 95				B SI 82 1-2 D SI 88 B SI 88 B FF 90				B SI 87 1-1 S SL 86 X SL 86		4	1	1	2	1	2	1							
25 Pedro Florimon, S OBP: 0.322, SLG: 0.275	(1,6) B FF 96 2-0 B FF 94 X FF 94				C FF 92 1-2 D SI 88 B SI 88 B FF 90				C FF 91 2-3 B FF 93 S CU 77		5	0	1	0	0	3	2							
22 Wilkin Ramirez, R (10, PH) OBP: 0.375, SLG: 0.455	(10,8) B SI 85 4-0 B SI 86 B FF 90				C FF 92 0-2 C SI 96 X CU 76				C FF 92 2-3 B FF 93 B SI 88 B FF 92 C SI 87		5	0	0	0	0	1	1							
<b>Inning Stats</b>	R: 1 E: 0 K: 0 S: 8	H: 2 LOB: 0 BB: 0 P: 12	R: 1 E: 0 K: 1 S: 7	H: 2 LOB: 1 BB: 0 P: 10	R: 0 E: 0 K: 1 S: 8	H: 1 LOB: 2 BB: 1 P: 16	R: 0 E: 0 K: 1 S: 8	H: 0 LOB: 0 BB: 0 P: 11	R: 0 E: 0 K: 2 S: 9	H: 0 LOB: 1 BB: 0 P: 10	R: 1 E: 0 K: 0 S: 9	H: 1 LOB: 2 BB: 1 P: 17	R: 3 E: 0 K: 0 S: 16	H: 3 LOB: 0 BB: 0 P: 27	R: 0 E: 0 K: 2 S: 12	H: 1 LOB: 1 BB: 0 P: 17	R: 0 E: 0 K: 1 S: 9	H: 1 LOB: 2 BB: 1 P: 15	1B: 8 2B: 1 3B: 0 HR: 2	SF: 1 SAC: 1 DP: 1 HBP: 1	WP: 1 PB: 1 SB: 1 CS: 0	PA: 45		
<b>PITCHER</b>	IP ERA	WLS 3.64	BF 31	H 8	R 5	ER 5	SO 5	BB 2	IBB 0	HBP 1	BLK 0	WP 1	HR 1	S 60	P 98	ERA 6.75	WHIP 1.500							
63 Justin Masterson, R ERA: 3.64	(1,1) 6.2																							
37 Cody Allen, R ERA: 2.93	(7,1) 1.1	B	6	2	1	1	1	0	0	0	0	0	1	19	30	6.75	1.500							
37 Cody Allen, R ERA: 2.93	(9,1) 1.1	B	6	2	1	1	1	0	0	0	0	0	1	19	30	6.75	1.500							
53 Rich Hill, L ERA: 2.84	(9,1) 1.0		3	0	0	0	2	0	0	0	0	0	0	8	11	0.00	0.000							
54 Chris Perez, R ERA: 1.0	(10,1) 1.0	W	5	1	0	0	1	1	0	0	0	0	0	9	15	0.00	2.000							

Minnesota Twins @ Cleveland Indians  
Progressive Field, Cleveland, OH  
Fri May 03 2013, 7:06 PM - 10:33 PM EDT  
Att: 20,200 - Clear - 76 F

AB 39  
R 6  
H 11  
RBI 6  
BB 3  
SO 9  
LOB 19



Batter	1	2	3	4	5	6	7	8	9	10	AB	R	H	RBI	BB	SO	LOB	BOTTOM					
23 Michael Brantley, L OBP: 0.375, SLG: 0.400	(1,7) C FF 90 0-1 X FF 98		X FF 90 0-0		B SL 83 1-0 X SL 83		B SI 83 2-3 F SI 83 F SI 85 C FF 94		B FF 92 4-0 B CH 86 I IN 78 I IN 75		4	1	1	0	1	1	4						
22 Jason Kipnis, L OBP: 0.275, SLG: 0.304	(1,4) C FF 89 0-1 X CU 76		X FF 88 0-0		1 SAFE F FF 90 1 SAFE L SL 82 D SL 84 B SL 83 B SL 83 X SL 84		X SI 93 0-0		B SI 84 1-1 C CH 87 X CH 88		5	0	2	4	0	0	3						
13 Adruval Cabrerera, S OBP: 0.287, SLG: 0.359	(1,8) B FF 90 4-1 B CH 83 C FF 89 B CH 82		S FF 92 0-1 X FC 87		X SI 84 0-0		B SI 82 1-0 X SI 83		X FF 92 0-0 3-H		4	0	0	0	1	0	6						
12 Mark Reynolds, R OBP: 0.362, SLG: 0.641	(1,10) C FF 90 2-3 F FF 91 B CH 82 1 SAFE F FF 92 F SL 83 D SI 86 1 SAFE		B SI 85 4-0 B SI 86 B FF 90		C FF 92 1-2 D SI 88 B SI 88 B FF 90				B SI 83 3-3 B SI 83 S SL 86 S FF 93 B CU 75 S FF 95		4	1	1	2	1	2	1						
41 Carlos Santana, S OBP: 0.458, SLG: 0.679	(1,3) C FF 88 0-3 C FF 90 F FF 91 S SL 86		F SL 86 2-2 B FF 88 D FF 89 X FF 94		C FF 89 0-2 C SI 96 X CU 76				C FF 91 2-3 B FF 93 S CU 77		5	0	1	0	0	3	2						
9 Ryan Raburn, R OBP: 0.375, SLG: 0.600	(1,9) C SI 85 2-2 B SI 87 B FF 91 X SI 84		B SI 85 4-0 B SI 86 B FF 90		C SI 85 1-0 X CH 81		S CH 85 2-2 B SI 87 D FC 88 D FC 88 X SI 88		B SI 82 2-1 F FF 92 B SI 84 X SL 83		5	0	0	0	0	1	1						
4 Mike Aviles, R OBP: 0.309, SLG: 0.449	(1,5) B SI 85 4-1 B FF 90 C FF 89 B CH 94		B SI 85 1-0 X CH 82		C CU 72 0-1 X FF 88				C SI 85 0-2 F CH 89 F CH 87 X CH 88		4	2	3	0	1	0	0						
10 Yan Gomes, R OBP: 0.290, SLG: 0.344	(1,3) C FF 89 1-1 B FF 89		F SL 82 1-1 X CH 82		B FF 89 1-1 X SL 85				B CH 86 2-0 B FF 91 1 SAFE X SI 91		2	2	1	0	1	0	1						
25 Jason Kipnis, L OBP: 0.281, SLG: 0.483	(8, PH) C FF 89 1-1 B FF 89		F SL 82 1-1 X CH 82		B FF 89 1-1 X SL 85				B CH 86 2-0 B FF 91 1 SAFE X SI 91		1	0	0	0	0	0	0						
37 Cody Allen, R ERA: 2.93	(9,1) 1.0	H	3	0	0	0	2	0	0	0	0	0	0	0	0	0	0						
53 Rich Hill, L ERA: 2.84	(9,1) 1.0	B	6	2	1	1	0	0	1	0	0	0	0	9	16	9.00	2.000						
54 Chris Perez, R ERA: 1.0	(10,1) 1.1	L	6	2	1	1	2	0	0	0	0	0	0	12	20	6.75	1.500						
11 Drew Stubbs, R OBP: 0.340, SLG: 0.420	(1,8) B FF 89 1-0 1 SAFE X CH 82		B FF 89 1-0 X CH 82		C SI 84 0-2 C SI 92 X SI 92				B SI 85 3-1 B SI 88 B FF 88 C FF 89 X FF 88		5	1	4	1	0	0	1						
<b>Inning Stats</b>	R: 0 E: 0 K: 1 S: 11	H: 0 LOB: 1 BB: 1 P: 17	R: 0 E: 0 K: 1 S: 9	H: 0 LOB: 0 BB: 1 P: 16	R: 2 E: 0 K: 0 S: 10	H: 3 LOB: 2 BB: 1 P: 18	R: 0 E: 0 K: 0 S: 14	H: 3 LOB: 1 BB: 0 P: 21	R: 2 E: 0 K: 1 S: 10	H: 2 LOB: 2 BB: 1 P: 20	R: 0 E: 0 K: 2 S: 8	H: 0 LOB: 0 BB: 0 P: 15	R: 1 E: 0 K: 0 S: 9	H: 2 LOB: 2 BB: 1 P: 16	R: 0 E: 0 K: 2 S: 8	H: 0 LOB: 0 BB: 0 P: 13	R: 1 E: 0 K: 0 S: 4	H: 2 LOB: 1 BB: 0 P: 7	1B: 7 2B: 4 3B: 1 HR: 1	SF: 0 SAC: 1 DP: 0 HBP: 0	WP: 0 PB: 0 SB: 0 CS: 1	PA: 46	
<b>PITCHER</b>	IP ERA	WLS 3.92	BF 27	H 8	R 5	ER 5	SO 2	BB 4	IBB 0	HBP 0	BLK 1	WP 0	HR 1	S 57	P 95	ERA 8.44	WHIP 2.250						
60 Pedro Hernandez, L (1,1) ERA: 3.92	(1,1) 5.1																						
52 Brian Duensing, L (6,1) ERA: 2.0	(6,1) 0.2																						
20 Josh Roenicke, R (7,1) ERA: 1.38	(7,1) 1.0	H	3	0	0	0	2	0	0	0	0	0	0	8	15	0.00	0.000						
61 Jared Burton, R (8,1) ERA: 1.59	(8,1) 1.0	B	6	2	1	1	0	0	1	0	0	0	0	9	16	9.00	2.000						
50 Casey Fien, R (9,1) ERA: 3.97	(9,1) 1.1	L	6	2	1	1	2	0	0	0	0	0	0	12	20	6.75	1.500						

Minnesota Twins @ Cleveland Indians  
Progressive Field, Cleveland, OH  
Fri May 03 2013, 7:06 PM - 10:33 PM EDT  
Att: 20,200 - Clear - 76 F

AB 39  
R 7  
H 13  
RBI 7  
BB 5  
SO 7  
LOB 20





Batter	1	2	3	4	5	6	7	8	9	AB	R	H	RBI	BB	SO	LOB	TOP					
2 Brian Dozier, R OBP: 0.293, SLG: 0.301										4	0	0	0	1	0	4						
7 Joe Mauer, L OBP: 0.351, SLG: 0.388										4	1	1	0	1	2	2						
16 Josh Willingham, R OBP: 0.406, SLG: 0.520										4	0	1	0	1	0	3						
33 Justin Morneau, L OBP: 0.306, SLG: 0.374										4	0	0	0	0	1	3						
24 Trevor Plouffe, R OBP: 0.307, SLG: 0.423										4	1	1	0	0	1	2						
9 Ryan Doumit, S OBP: 0.276, SLG: 0.291										4	0	1	1	0	1	1						
27 Chris Parmelee, L OBP: 0.308, SLG: 0.367										3	0	0	0	1	2	3						
32 Aaron Hicks, S OBP: 0.242, SLG: 0.198										3	1	1	1	1	1	1						
25 Pedro Florimón, S OBP: 0.328, SLG: 0.283										2	0	1	1	0	1	0						
31 Oswaldo Arcia, L OBP: 0.300, SLG: 0.426										1	0	1	0	0	0	0						
5 Eduardo Escobar, S OBP: 0.385, SLG: 0.526										1	0	0	0	0	0	1						
<b>Inning Stats</b>	R: 0 E: 0 K: 1 S: 10	H: 1 LOB: 1 BB: 0 P: 14	R: 1 E: 0 K: 1 S: 22	H: 2 LOB: 2 BB: 1 P: 35	R: 0 E: 0 K: 1 S: 10	H: 1 LOB: 0 BB: 0 P: 14	R: 0 E: 0 K: 3 S: 10	H: 0 LOB: 0 BB: 0 P: 11	R: 1 E: 0 K: 1 S: 10	H: 1 LOB: 0 BB: 0 P: 12	R: 0 E: 0 K: 0 S: 5	H: 0 LOB: 0 BB: 0 P: 9	R: 0 E: 0 K: 1 S: 9	H: 1 LOB: 3 BB: 1 P: 18	R: 1 E: 0 K: 0 S: 15	H: 1 LOB: 2 BB: 2 P: 28	R: 0 E: 1 K: 1 S: 12	H: 0 LOB: 2 BB: 1 P: 22	1B: 4 2B: 2 3B: 0 HR: 1	SF: 0 SAC: 0 DP: 1 HBP: 0	WP: 1 PB: 0 SB: 0 CS: 0	PA: 39
<b>PITCHER</b>	IP WLS BF H R ER SO BB IBB HBP BLK WP HR S P ERA WHIP																	<b>PITCHER</b>	IP WLS BF H R ER SO BB IBB HBP BLK WP HR S P ERA WHIP			
26 Scott Kazmir, L ERA: 6.28	(1, 1) 6.0 W 23 5 2 2 7 1 0 0 0 0 0 1 67 95 3.00 1.000																					
27 Bryan Shaw, R ERA: 0.99	(7, 1) 1.0 H 5 1 0 0 1 1 0 0 0 0 1 0 9 18 0.00 2.000																					
38 Joe Smith, R ERA: 0.93	(8, 1) 1.0 6 1 1 1 0 2 0 0 0 0 0 0 15 28 9.00 3.000																					
54 Chris Perez, R ERA: 0.9	(9, 1) 1.0 5 0 0 0 1 1 0 0 0 0 0 0 12 22 0.00 1.000																					
<b>Batter</b>	<b>1</b>	<b>2</b>	<b>3</b>	<b>4</b>	<b>5</b>	<b>6</b>	<b>7</b>	<b>8</b>	<b>9</b>	<b>AB</b>	<b>R</b>	<b>H</b>	<b>RBI</b>	<b>BB</b>	<b>SO</b>	<b>LOB</b>	<b>BOTTOM</b>					
23 Michael Brantley, L OBP: 0.368, SLG: 0.390										5	0	1	1	0	1	0						
22 Jason Kipnis, L OBP: 0.293, SLG: 0.386										4	2	3	2	0	0	0						
13 Asdrúbal Cabrera, S OBP: 0.295, SLG: 0.366										3	1	1	1	1	1	0						
33 Nick Swisher, S OBP: 0.381, SLG: 0.437										4	1	1	1	0	0	4						
12 Mark Reynolds, R OBP: 0.367, SLG: 0.635										4	0	2	1	0	0	0						
41 Carlos Santana, S OBP: 0.459, SLG: 0.655										3	0	0	0	1	0	2						
8 Lonnie Chisenhall, L OBP: 0.269, SLG: 0.400										3	1	1	0	0	0	1						
11 Drew Stubbs, R OBP: 0.337, SLG: 0.424										4	1	1	0	0	2	3						
1 Ezequiel Carrera, L OBP: 0.300, SLG: 0.176										4	1	2	1	0	1	1						
<b>Inning Stats</b>	R: 2 E: 0 K: 1 S: 12	H: 2 LOB: 0 BB: 0 P: 22	R: 2 E: 0 K: 1 S: 20	H: 3 LOB: 3 BB: 1 P: 34	R: 0 E: 0 K: 0 S: 4	H: 0 LOB: 1 BB: 1 P: 10	R: 0 E: 0 K: 1 S: 5	H: 0 LOB: 0 BB: 0 P: 9	R: 0 E: 0 K: 1 S: 18	H: 1 LOB: 1 BB: 0 P: 27	R: 0 E: 0 K: 1 S: 7	H: 1 LOB: 0 BB: 0 P: 12	R: 2 E: 0 K: 0 S: 18	H: 3 LOB: 1 BB: 0 P: 24	R: 1 E: 0 K: 0 S: 8	H: 2 LOB: 0 BB: 0 P: 12	1B: 7 2B: 2 3B: 1 HR: 2	SF: 0 SAC: 0 DP: 1 HBP: 1	WP: 0 PB: 0 SB: 1 CS: 0	PA: 37		
<b>PITCHER</b>	IP WLS BF H R ER SO BB IBB HBP BLK WP HR S P ERA WHIP																	<b>PITCHER</b>	IP WLS BF H R ER SO BB IBB HBP BLK WP HR S P ERA WHIP			
30 Kevin Correia, R ERA: 2.83	(1, 1) 5.0 L 24 4 4 4 4 2 0 0 1 0 0 2 59 102 7.20 1.600																					
51 Anthony Swarzak, R ERA: 2.51	(6, 1) 2.0 9 4 2 2 1 0 0 0 0 0 0 25 36 9.00 2.000																					
57 Ryan Pressly, R ERA: 2.31	(8, 1) 1.0 4 2 1 1 0 0 0 0 0 0 0 8 12 9.00 2.000																					

Minnesota Twins @ Cleveland Indians  
Progressive Field, Cleveland, OH  
Sat May 04 2013, 1:08 PM - 3:57 PM EDT  
Att: 17,830 - Partly Cloudy - 68 F

AB 34  
R 3  
H 7  
RBI 3  
BB 5  
SO 9  
LOB 20



Minnesota Twins @ Cleveland Indians  
Progressive Field, Cleveland, OH  
Sat May 04 2013, 1:08 PM - 3:57 PM EDT  
Att: 17,830 - Partly Cloudy - 68 F

AB 34  
R 7  
H 12  
RBI 7  
BB 2  
SO 5  
LOB 11





Batter	1	2	3	4	5	6	7	8	9	AB	R	H	RBI	BB	SO	LOB	TOP										
8 Jamey Carroll, R OBP: 0.397, SLG: 0.357										4	2	2	0	1	1	0	Minnesota Twins @ Cleveland Indians Progressive Field, Cleveland, OH Sun May 05 2013, 1:08 PM - 4:06 PM EDT Att: 14,015 - Partly Cloudy - 66 F										
7 Joe Mauer, L OBP: 0.394, SLG: 0.400										2	0	1	1	2	1	1											
16 Josh Willingham, R OBP: 0.400, SLG: 0.500										3	0	0	0	1	1	3											
33 Justin Morneau, L OBP: 0.304, SLG: 0.369										4	0	1	1	0	0	0											
27 Chris Parmelee, L OBP: 0.305, SLG: 0.354										3	1	0	0	1	3	2											
24 Trevor Plouffe, R OBP: 0.326, SLG: 0.463										2	1	1	2	1	0	0											
31 Oswaldo Arcia, L OBP: 0.296, SLG: 0.412										4	0	1	0	0	3	4											
32 Aaron Hicks, S OBP: 0.232, SLG: 0.188										4	0	0	0	0	2	1											
5 Eduardo Escobar, S OBP: 0.349, SLG: 0.476										4	0	0	0	0	0	0											
<b>Inning Stats</b>	R: 0 E: 0 K: 1 S: 9	H: 1 LOB: 0 BB: 0 P: 10	R: 2 E: 0 K: 1 S: 10	H: 1 LOB: 0 BB: 1 P: 19	R: 0 E: 0 K: 0 S: 9	H: 0 LOB: 1 BB: 1 P: 17	R: 0 E: 0 K: 1 S: 5	H: 0 LOB: 0 BB: 0 P: 6	R: 0 E: 0 K: 1 S: 9	H: 1 LOB: 0 BB: 0 P: 16	R: 1 E: 0 K: 2 S: 19	H: 2 LOB: 3 BB: 3 P: 37	R: 1 E: 0 K: 1 S: 12	H: 1 LOB: 1 BB: 1 P: 24	R: 0 E: 0 K: 2 S: 12	H: 0 LOB: 1 BB: 0 P: 20	R: 0 E: 0 K: 2 S: 10	H: 0 LOB: 0 BB: 0 P: 13	1B: 4 2B: 1 3B: 0 HR: 1	SF: 0 SAC: 0 DP: 1 HBP: 1	WP: 0 PB: 1 SB: 0 CS: 1	PA: 37					
<b>PITCHER</b>	IP	WLS	BF	H	R	ER	SO	BB	IBB	HBP	BLK	WP	HR	S	P	ERA	WHIP										
28 Corey Kluber, R ERA: 3.06	5.2	L	23	5	3	3	5	4	0	0	0	0	1	54	92	4.76	1.588										
37 Cody Allen, R ERA: 2.57	0.1		2	0	0	0	1	1	0	0	0	0	0	7	13	0.00	3.000										
32 Matt Albers, R ERA: 4.15	1.0		5	1	1	1	1	1	0	0	0	0	0	12	24	9.00	2.000										
51 Scott Barnes, L ERA: 6.0	2.0		7	0	0	0	4	0	0	1	0	0	0	22	33	0.00	0.000										

Batter	1	2	3	4	5	6	7	8	9	AB	R	H	RBI	BB	SO	LOB	BOTTOM										
23 Michael Brantley, L OBP: 0.355, SLG: 0.376										4	0	0	0	0	1	1	Minnesota Twins @ Cleveland Indians Progressive Field, Cleveland, OH Sun May 05 2013, 1:08 PM - 4:06 PM EDT Att: 14,015 - Partly Cloudy - 66 F										
22 Jason Kipnis, L OBP: 0.281, SLG: 0.368										4	0	0	0	0	1	1											
13 Asdrúbal Cabrera, S OBP: 0.294, SLG: 0.374										4	1	1	0	0	1	0											
33 Nick Swisher, S OBP: 0.367, SLG: 0.418										4	0	0	0	0	2	1											
12 Mark Reynolds, R OBP: 0.363, SLG: 0.622										2	0	0	1	1	2	0											
41 Carlos Santana, S OBP: 0.471, SLG: 0.690										3	1	2	1	1	1	1											
9 Ryan Raburn, R OBP: 0.382, SLG: 0.594										4	0	2	0	0	1	2											
8 Lonnie Chisenhall, L OBP: 0.268, SLG: 0.397										3	0	1	0	0	1	3											
4 Mike Aviles, R OBP: 0.304, SLG: 0.440										1	0	0	0	0	1	1											
11 Drew Stubbs, R OBP: 0.327, SLG: 0.411										3	0	0	0	0	2												
<b>Inning Stats</b>	R: 0 E: 0 K: 0 S: 10	H: 0 LOB: 0 BB: 0 P: 15	R: 0 E: 0 K: 2 S: 9	H: 0 LOB: 1 BB: 1 P: 15	R: 0 E: 0 K: 0 S: 8	H: 1 LOB: 0 BB: 0 P: 13	R: 1 E: 0 K: 2 S: 16	H: 3 LOB: 2 BB: 0 P: 26	R: 0 E: 0 K: 1 S: 7	H: 0 LOB: 0 BB: 0 P: 12	R: 0 E: 0 K: 2 S: 7	H: 0 LOB: 0 BB: 0 P: 11	R: 0 E: 0 K: 1 S: 6	H: 0 LOB: 1 BB: 1 P: 13	R: 0 E: 0 K: 1 S: 7	H: 0 LOB: 0 BB: 0 P: 13	R: 1 E: 0 K: 2 S: 14	H: 2 LOB: 1 BB: 0 P: 20	1B: 4 2B: 1 3B: 0 HR: 1	SF: 1 SAC: 0 DP: 0 HBP: 0	WP: 0 PB: 0 SB: 1 CS: 0	PA: 35					
<b>PITCHER</b>	IP	WLS	BF	H	R	ER	SO	BB	IBB	HBP	BLK	WP	HR	S	P	ERA	WHIP										
37 Mike Pelfrey, R ERA: 6.35	6.0		23	4	1	1	7	1	0	0	0	0	0	6	13	0.00	1.000										
20 Josh Roenicke, R ERA: 1.29	1.0	H	4	0	0	0	1	1	0	0	0	0	0	6	13	0.00	1.000										
61 Jared Burton, R ERA: 1.46	1.0	H	3	0	0	0	1	0	0	0	0	0	0	7	13	0.00	0.000										
15 Glen Perkins, L ERA: 4.22	1.0	S	5	2	1	1	2	0	0	0	0	0	1	14	20	9.00	2.000										

livebaseballscorecards.com







Batter	1	2	3	4	5	6	7	8	9	AB	R	H	RBI	BB	SO	LOB	TOP					
8 Jamey Carroll, R OBP: 0.333, SLG: 0.303	G3-1		G4-3		K			E5 7 2B 33 1B	G6-3	5	1	0	0	0	1	2						
7 Joe Mauer, L OBP: 0.380, SLG: 0.430	K			G1-6-3 33 16 BB		P6		G6-3 33 1B 24 1B		4	1	2	1	1	1	0						
16 Josh Willingham, R OBP: 0.409, SLG: 0.494	K			G1-6-3 33 BB		G6-3		G6-3 24 1B 9 FC3-2 33 1B	F8	3	0	0	0	2	1	1						
33 Justin Morneau, L OBP: 0.303, SLG: 0.366				G1-6-3 1B				G6-3 24 1B 9 1B		4	1	2	1	0	1	2						
24 Trevor Plouffe, R OBP: 0.327, SLG: 0.437	F9			G5-3				K		4	0	1	1	0	1	2						
9 Ryan Doumit, S OBP: 0.280, SLG: 0.341	F7							K		4	2	2	1	0	0	3						
27 Chris Parmelee, L OBP: 0.288, SLG: 0.322	K							K		4	0	0	0	0	1	4						
22 Wilkin Ramirez, R OBP: 0.357, SLG: 0.423			G4-3					F7		3	0	1	1	0	0	0						
32 Aaron Hicks, S OBP: 0.231, SLG: 0.200								L6		1	0	0	0	0	0	2						
2 Brian Dozier, R OBP: 0.284, SLG: 0.323			K					E5 7 2B		4	1	0	0	0	3	1						
<b>Inning Stats</b>	R: 0 E: 0 K: 2 S: 10	H: 0 LOB: 0 BB: 0 P: 14	R: 0 E: 0 K: 1 S: 12	H: 1 LOB: 1 BB: 0 P: 18	R: 0 E: 0 K: 1 S: 9	H: 0 LOB: 0 BB: 0 P: 12	R: 0 E: 0 K: 0 S: 8	H: 1 LOB: 1 BB: 1 P: 15	R: 1 E: 0 K: 2 S: 12	H: 2 LOB: 1 BB: 0 P: 17	R: 0 E: 0 K: 1 S: 9	H: 0 LOB: 0 BB: 0 P: 11	R: 1 E: 0 K: 1 S: 13	H: 1 LOB: 0 BB: 0 P: 16	R: 4 E: 3 K: 0 S: 15	H: 3 LOB: 2 BB: 1 P: 27	R: 0 E: 0 K: 1 S: 8	H: 0 LOB: 1 BB: 1 P: 17	1B: 5 2B: 2 3B: 0 HR: 1	SF: 0 SAC: 0 DP: 1 HBP: 0	WP: 0 PB: 0 SB: 0 CS: 0	PA: 39
<b>PITCHER</b>	IP	WLS	BF	H	R	ER	SO	BB	IBB	HBP	BLK	WP	HR	S	P	ERA	WHIP					
46 Ryan Dempster, R ERA: 2.93	7.0	L	28	5	4	3	8	1	0	0	1	0	1	76	110	3.86	0.857					
32 Craig Breslow, L ERA: 5.0	0.0		4	3	1	0	0	1	0	0	0	0	0	8	15	∞	∞					
63 Alex Wilson, R ERA: 1.54	2.0		7	0	1	0	1	1	0	0	0	0	0	12	22	0.00	0.500					

Minnesota Twins @ Boston Red Sox  
Fenway Park, Boston, MA  
Tue May 07 2013, 7:11 PM - 10:12 PM EDT  
Att: 30,549 - Partly Cloudy - 64 F

AB 36  
R 6  
H 8  
RBI 5  
BB 3  
SO 9  
LOB 17



Batter	1	2	3	4	5	6	7	8	9	AB	R	H	RBI	BB	SO	LOB	BOTTOM					
2 Jacoby Ellsbury, L OBP: 0.329, SLG: 0.389	G6-4-3 15 1B		P5			F8			G3-6-3 18 BB	3	0	1	0	1	0	1						
18 Shane Victorino, S OBP: 0.347, SLG: 0.341	F8		G3			F7			G3-6-3 1-2f	4	0	0	0	0	0	3						
15 Dustin Pedroia, R OBP: 0.399, SLG: 0.370	G6-4-3 1-2f					G6-3				3	0	0	0	1	0	1						
34 David Ortiz, L OBP: 0.444, SLG: 0.776						G6-3				4	0	1	0	0	0	1						
12 Mike Napoli, R OBP: 0.317, SLG: 0.527						P4				3	0	0	0	0	0	1						
5 Jonny Gomes, R OBP: 0.373, SLG: 0.321						F7				3	0	0	0	0	0	1						
16 Will Middlebrooks, R OBP: 0.341, SLG: 0.579										2	0	0	0	0	1	1						
23 Pedro Ciriaco, R OBP: 0.333, SLG: 0.360						G4-3				1	0	0	0	0	1	0						
7 Stephen Drew, L OBP: 0.318, SLG: 0.392						G3				3	0	1	0	0	0	0						
3 David Ross, R OBP: 0.341, SLG: 0.579										1	0	0	0	0	0	1						
39 Jarrod Saltalamacchia, S OBP: 0.323, SLG: 0.470						P3				2	1	1	1	0	1	0						
<b>Inning Stats</b>	R: 0 E: 0 K: 0 S: 11	H: 1 LOB: 0 BB: 0 P: 14	R: 0 E: 0 K: 1 S: 15	H: 1 LOB: 1 BB: 0 P: 21	R: 0 E: 0 K: 0 S: 9	H: 1 LOB: 1 BB: 0 P: 15	R: 0 E: 0 K: 0 S: 9	H: 0 LOB: 0 BB: 0 P: 11	R: 0 E: 0 K: 1 S: 7	H: 0 LOB: 0 BB: 0 P: 7	R: 0 E: 0 K: 0 S: 9	H: 0 LOB: 0 BB: 0 P: 15	R: 0 E: 0 K: 1 S: 7	H: 0 LOB: 0 BB: 0 P: 8	R: 1 E: 0 K: 0 S: 6	H: 1 LOB: 1 BB: 2 P: 17	1B: 3 2B: 0 3B: 0 HR: 1	SF: 0 SAC: 0 DP: 2 HBP: 0	WP: 0 PB: 0 SB: 0 CS: 0	PA: 31		
<b>PITCHER</b>	IP	WLS	BF	H	R	ER	SO	BB	IBB	HBP	BLK	WP	HR	S	P	ERA	WHIP					
58 Scott Diamond, L ERA: 3.03	7.0	W	23	3	0	0	2	0	0	0	0	0	1	13	25	4.50	1.500					
20 Josh Roenicke, R ERA: 1.69	2.0		8	1	1	1	1	2	0	0	0	0	1	13	25	4.50	1.500					

Minnesota Twins @ Boston Red Sox  
Fenway Park, Boston, MA  
Tue May 07 2013, 7:11 PM - 10:12 PM EDT  
Att: 30,549 - Partly Cloudy - 64 F

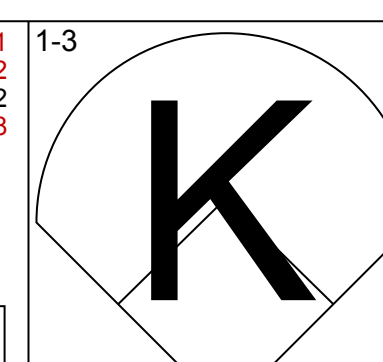
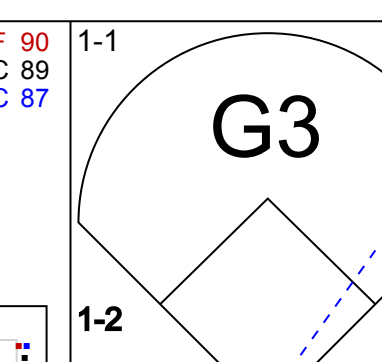
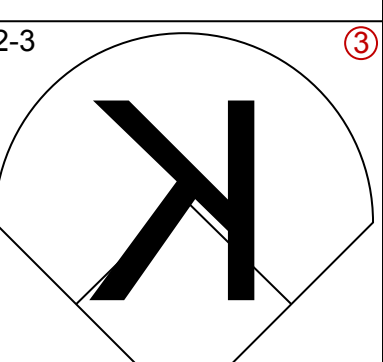
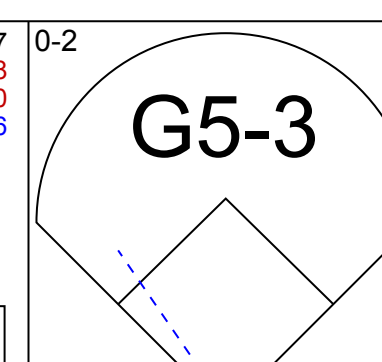
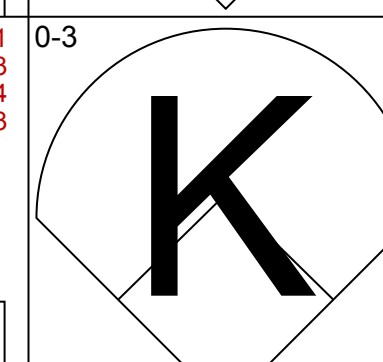
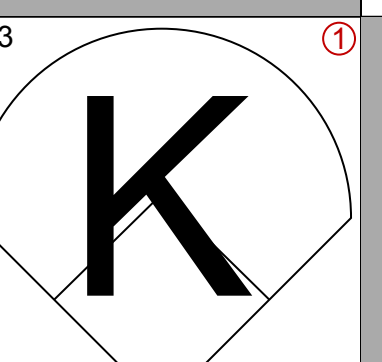
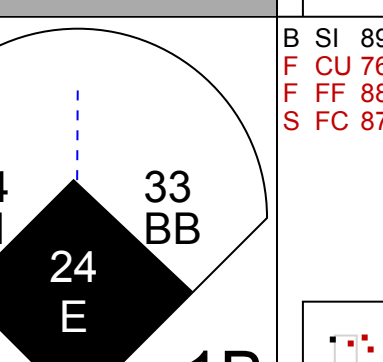
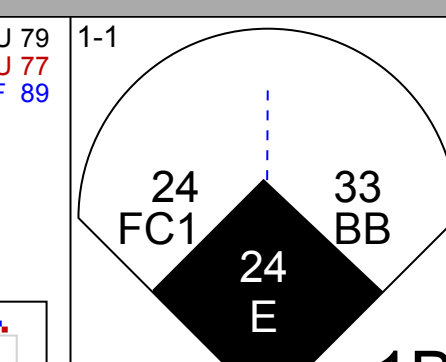
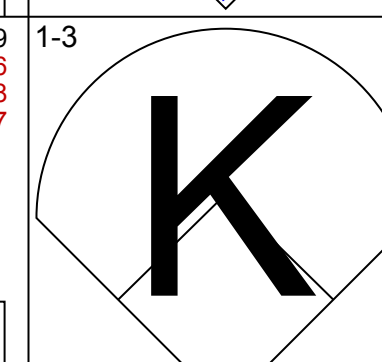
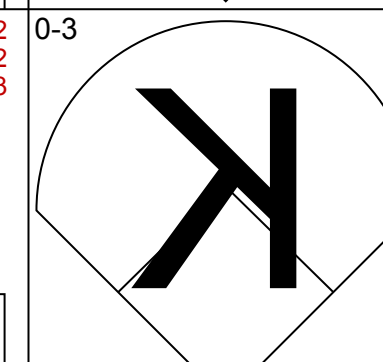
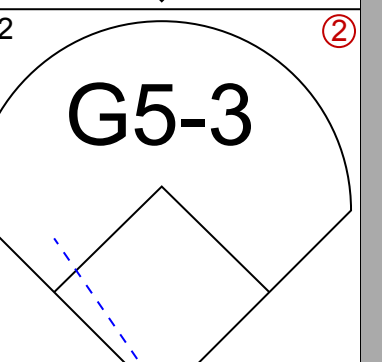
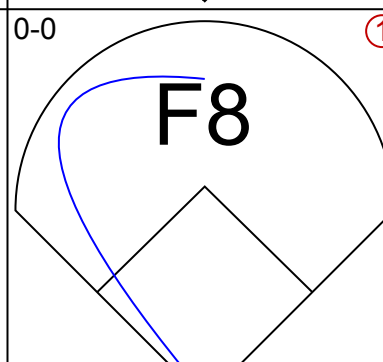
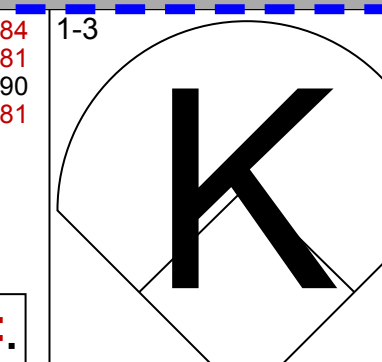
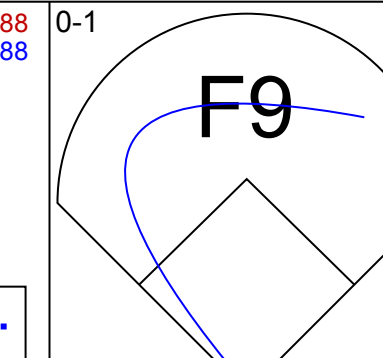
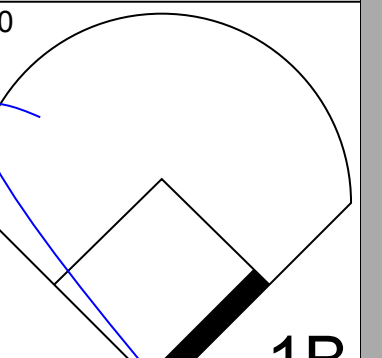
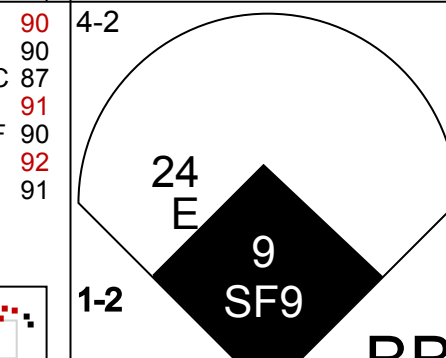
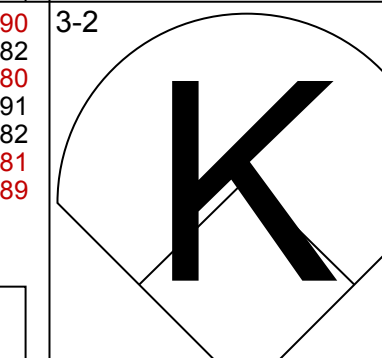
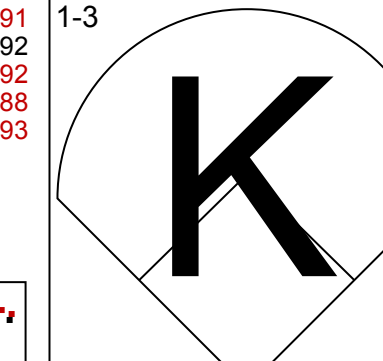
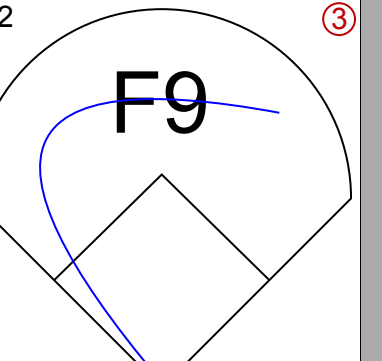
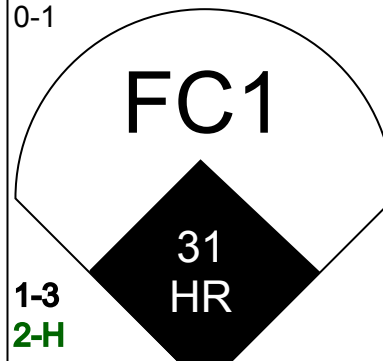
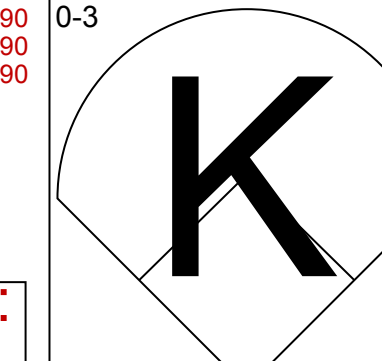
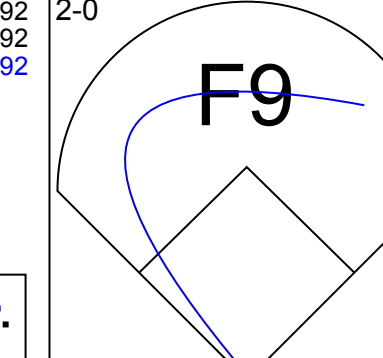
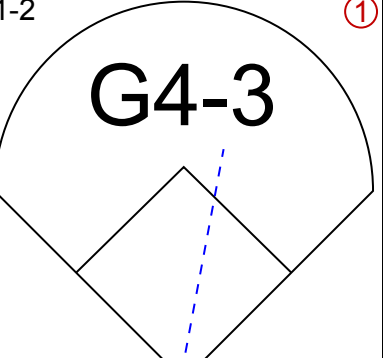
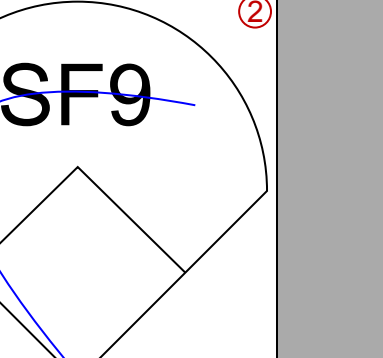
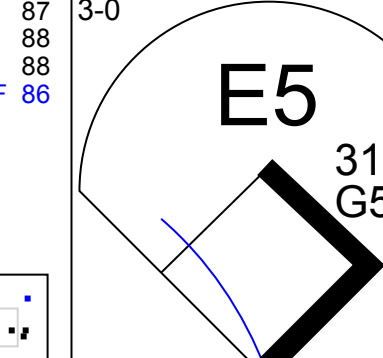
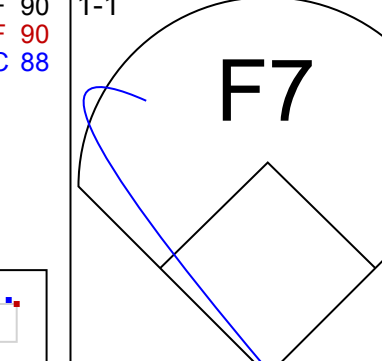
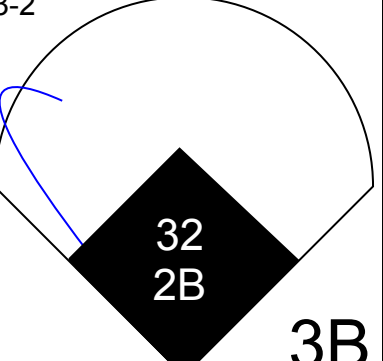
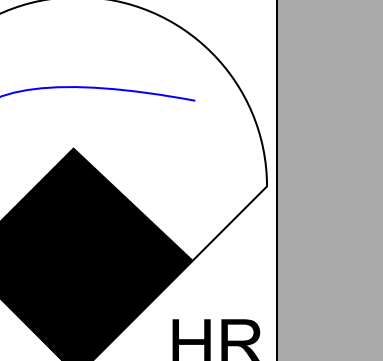
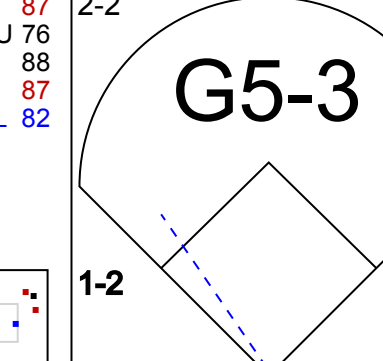
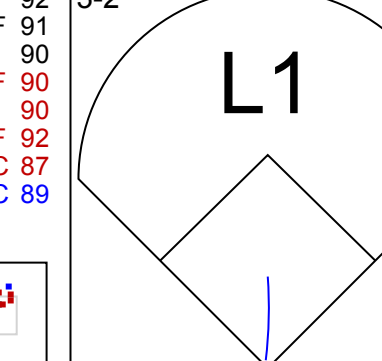
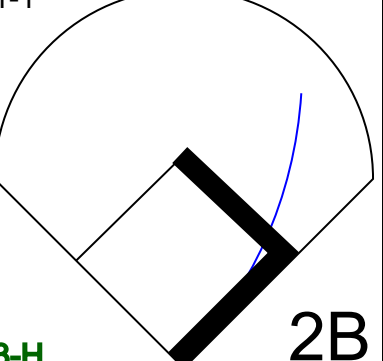
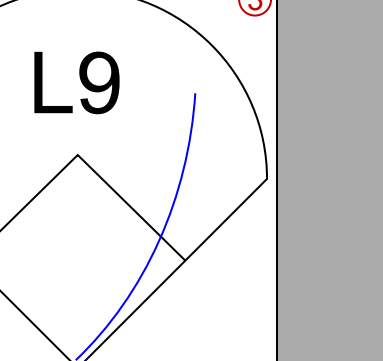
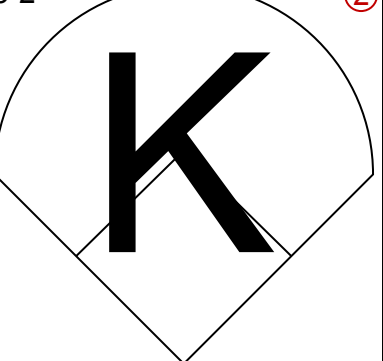
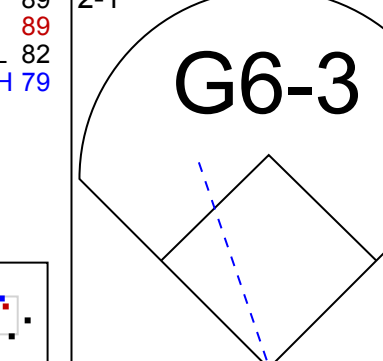
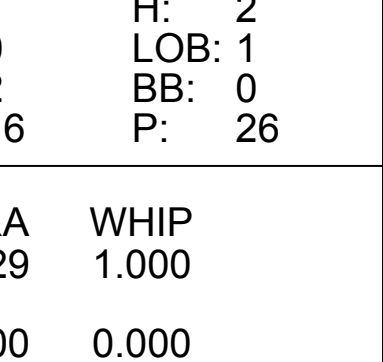
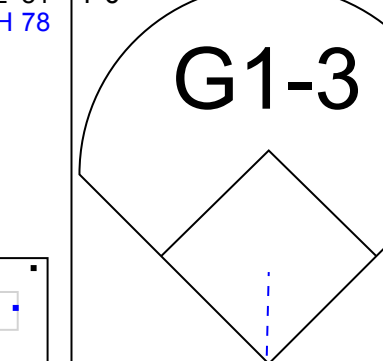
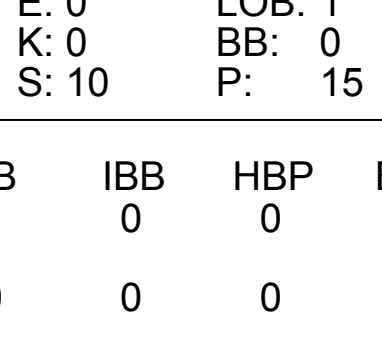
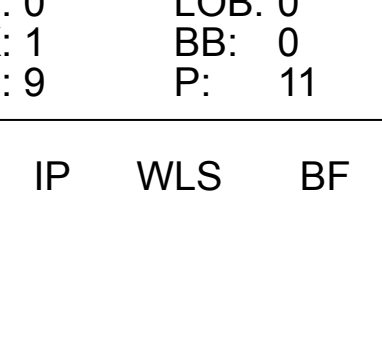
AB 29  
R 1  
H 4  
RBI 1  
BB 2  
SO 3  
LOB 10







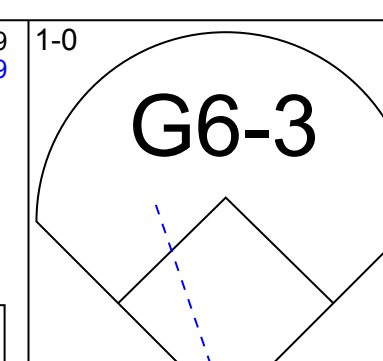
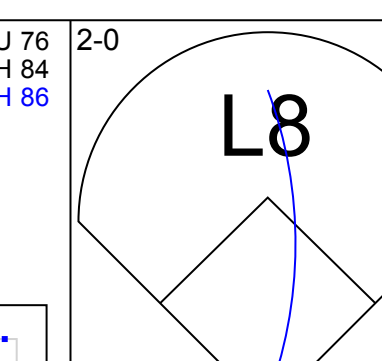
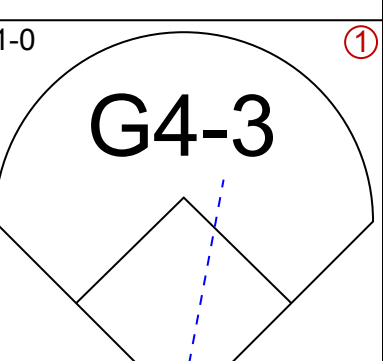
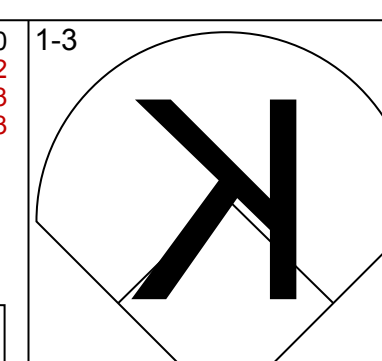
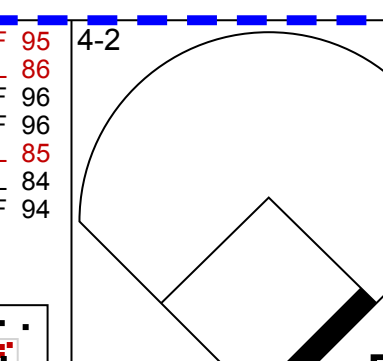
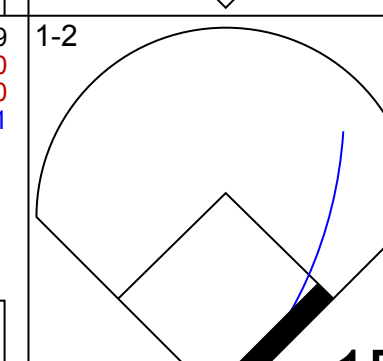
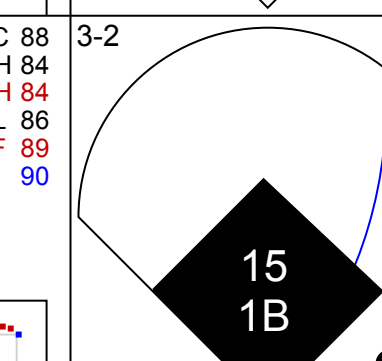
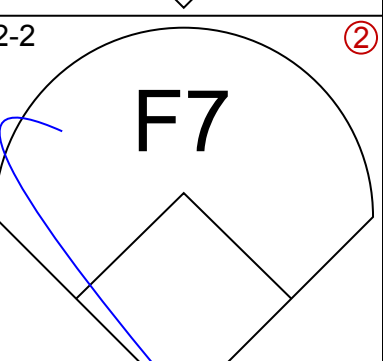
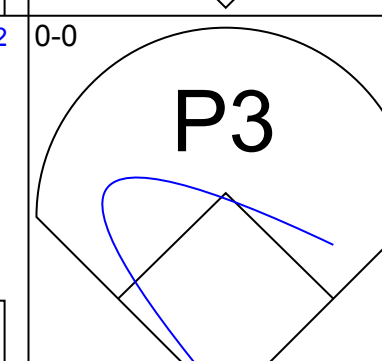
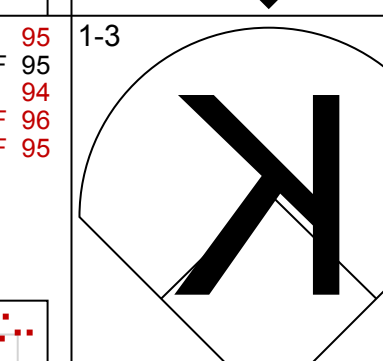
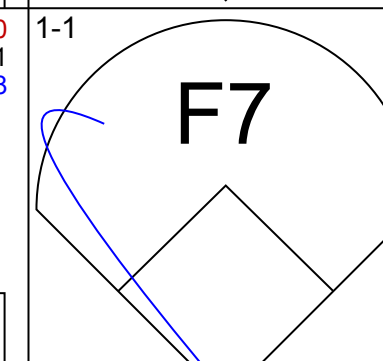
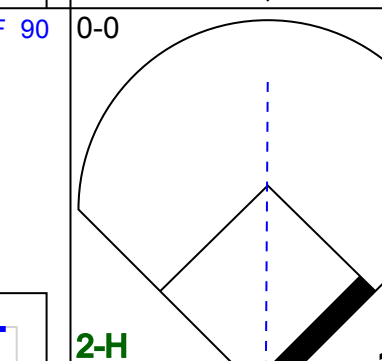
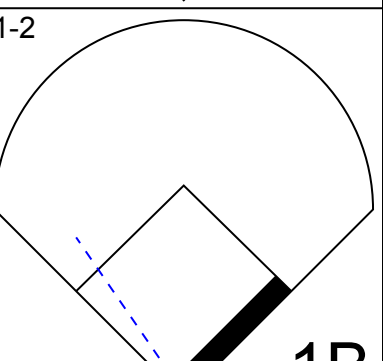
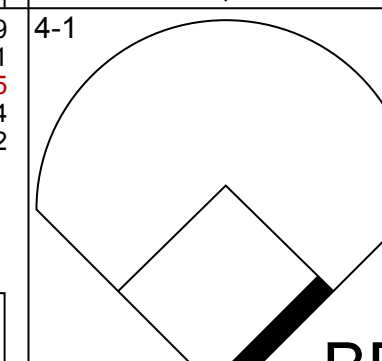
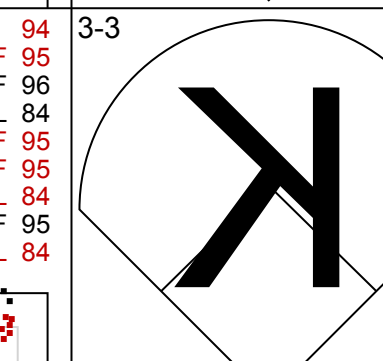
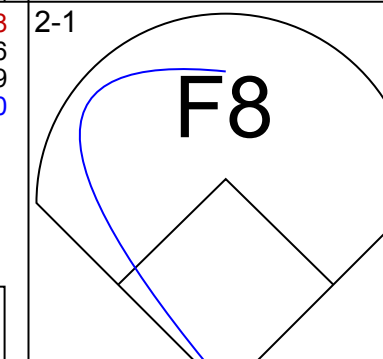
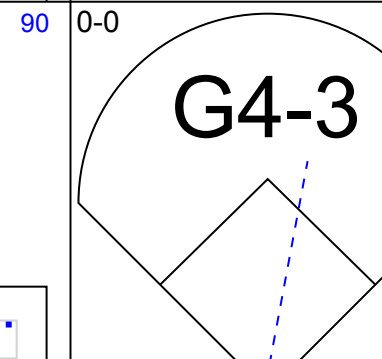
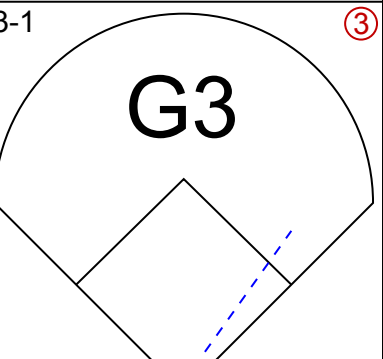
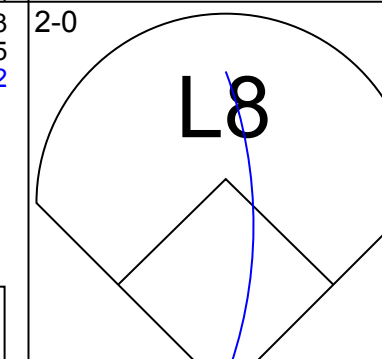
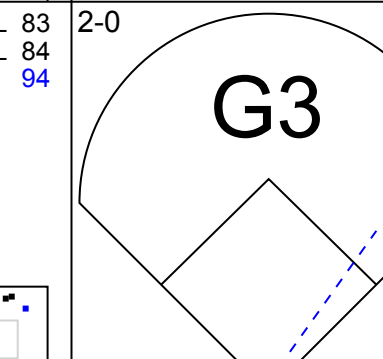
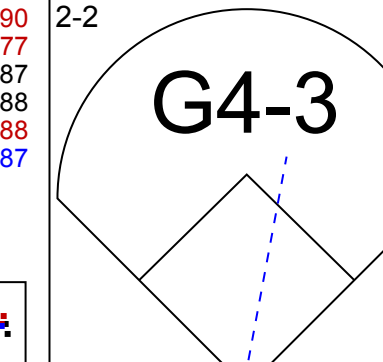
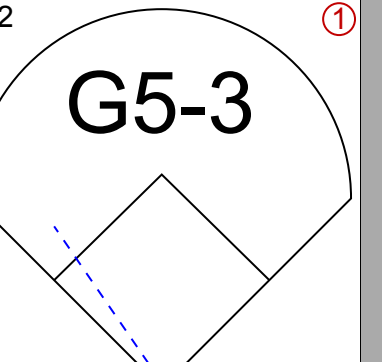
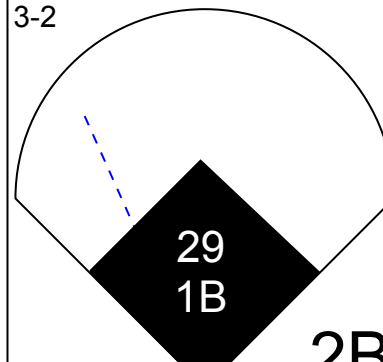
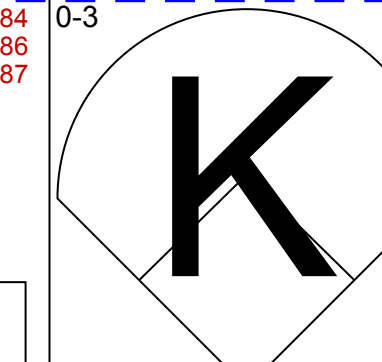

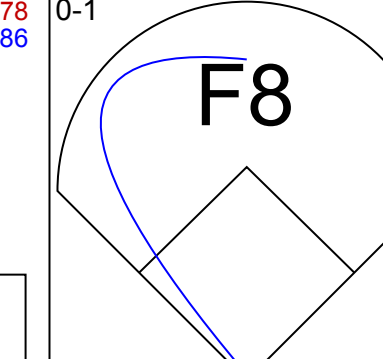
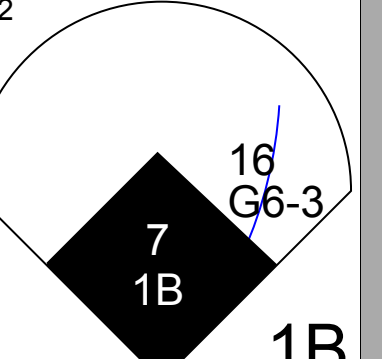
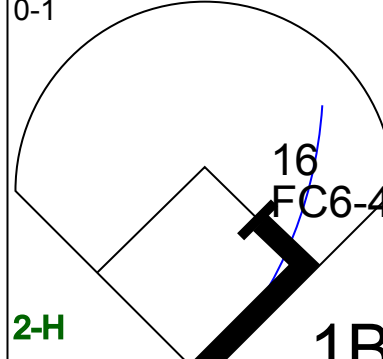
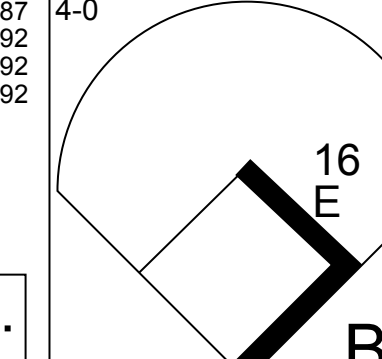

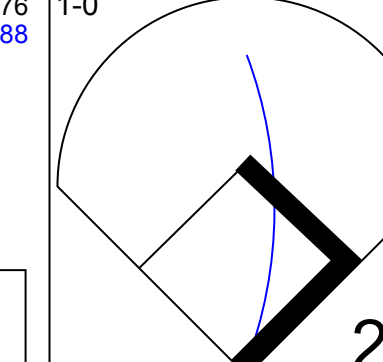
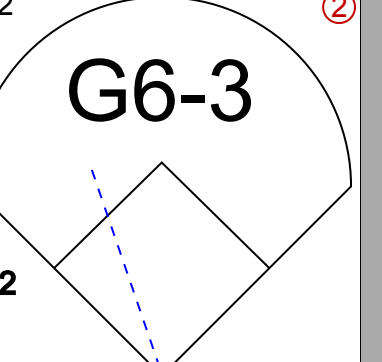
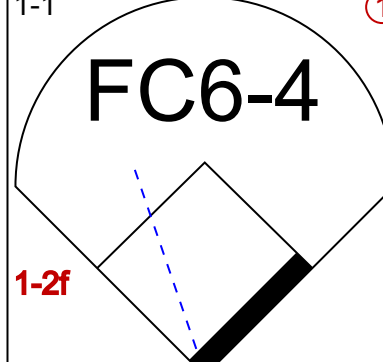
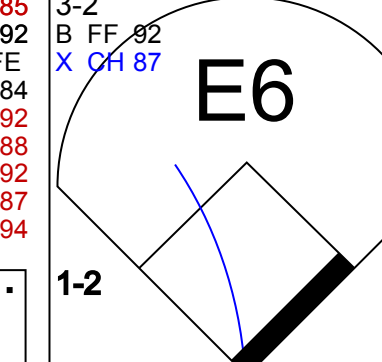

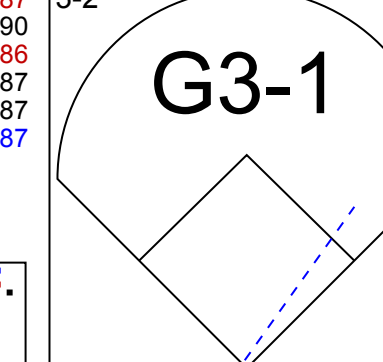
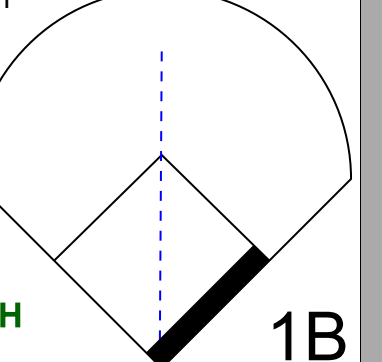
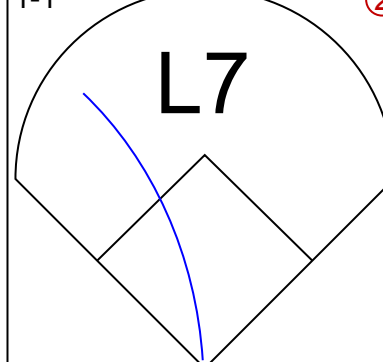
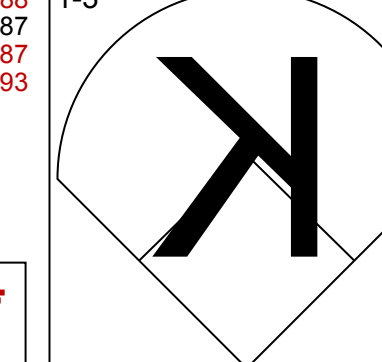

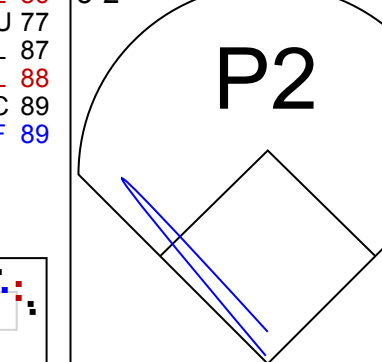





Batter	1	2	3	4	5	6	7	8	9	AB	R	H	RBI	BB	SO	LOB	TOP					
2 Brian Dozier, R OBP: 0.274, SLG: 0.309										4	0	0	0	0	2	2						
7 Joe Mauer, L OBP: 0.388, SLG: 0.447										4	1	1	0	0	3	0						
16 Josh Willingham, R OBP: 0.392, SLG: 0.452										4	0	0	0	0	2	1						
33 Justin Morneau, L OBP: 0.311, SLG: 0.378										3	1	1	0	1	1	0						
24 Trevor Plouffe, R OBP: 0.324, SLG: 0.438										4	1	0	0	0	2	2						
9 Ryan Doumit, S OBP: 0.291, SLG: 0.376										3	0	0	1	0	0	0						
31 Oswaldo Arcia, L OBP: 0.353, SLG: 0.547										4	2	2	2	0	0	1						
27 Chris Parmelee, L OBP: 0.288, SLG: 0.322										0	0	0	0	0	0	0						
32 Aaron Hicks, S OBP: 0.239, SLG: 0.214										4	0	1	1	0	0	1						
25 Pedro Florimón, S OBP: 0.319, SLG: 0.344										3	0	1	0	0	1	1						
5 Eduardo Escobar, S OBP: 0.356, SLG: 0.477										1	0	0	0	0	0	1						
<b>Inning Stats</b>	R: 0 E: 0 K: 3 S: 10	H: 0 LOB: 0 BB: 0 P: 11	R: 0 E: 0 K: 1 S: 7	H: 0 LOB: 0 BB: 0 P: 10	R: 0 E: 0 K: 0 S: 10	H: 1 LOB: 1 BB: 0 P: 15	R: 0 E: 0 K: 1 S: 11	H: 1 LOB: 1 BB: 0 P: 12	R: 1 E: 0 K: 2 S: 16	H: 2 LOB: 1 BB: 0 P: 26	R: 4 E: 1 K: 0 S: 11	H: 2 LOB: 0 BB: 1 P: 17	R: 0 E: 0 K: 3 S: 10	H: 0 LOB: 0 BB: 0 P: 14	R: 0 E: 0 K: 0 S: 7	H: 0 LOB: 1 BB: 0 P: 15	1B: 3 2B: 1 3B: 1 HR: 1	SF: 1 SAC: 0 DP: 0 HBP: 0	WP: 0 PB: 0 SB: 1 CS: 0	PA: 36		
<b>PITCHER</b>	IP WLS BF H R ER SO BB IBB HBP BLK WP HR S P ERA WHIP	IP WLS BF H R ER SO BB IBB HBP BLK WP HR S P ERA WHIP	IP WLS BF H R ER SO BB IBB HBP BLK WP HR S P ERA WHIP	IP WLS BF H R ER SO BB IBB HBP BLK WP HR S P ERA WHIP	IP WLS BF H R ER SO BB IBB HBP BLK WP HR S P ERA WHIP	IP WLS BF H R ER SO BB IBB HBP BLK WP HR S P ERA WHIP	IP WLS BF H R ER SO BB IBB HBP BLK WP HR S P ERA WHIP	IP WLS BF H R ER SO BB IBB HBP BLK WP HR S P ERA WHIP	IP WLS BF H R ER SO BB IBB HBP BLK WP HR S P ERA WHIP	IP WLS BF H R ER SO BB IBB HBP BLK WP HR S P ERA WHIP	IP WLS BF H R ER SO BB IBB HBP BLK WP HR S P ERA WHIP	IP WLS BF H R ER SO BB IBB HBP BLK WP HR S P ERA WHIP	IP WLS BF H R ER SO BB IBB HBP BLK WP HR S P ERA WHIP	IP WLS BF H R ER SO BB IBB HBP BLK WP HR S P ERA WHIP	IP WLS BF H R ER SO BB IBB HBP BLK WP HR S P ERA WHIP	IP WLS BF H R ER SO BB IBB HBP BLK WP HR S P ERA WHIP	IP WLS BF H R ER SO BB IBB HBP BLK WP HR S P ERA WHIP	IP WLS BF H R ER SO BB IBB HBP BLK WP HR S P ERA WHIP	IP WLS BF H R ER SO BB IBB HBP BLK WP HR S P ERA WHIP	IP WLS BF H R ER SO BB IBB HBP BLK WP HR S P ERA WHIP	IP WLS BF H R ER SO BB IBB HBP BLK WP HR S P ERA WHIP	
41 John Lackey, R ERA: 2.82	7.0	L	29	6	5	1	8	1	0	0	0	0	0	0	0	0	0	1	74	102	1.29	1.000
19 Koji Uehara, R ERA: 2.45	1.0		3	0	0	0	3	0	0	0	0	0	0	0	0	0	0	0	10	14	0.00	0.000
32 Craig Breslow, L ERA: 4.5	1.0		4	0	0	0	0	0	0	0	0	0	0	0	0	0	0	0	7	15	0.00	0.000

Minnesota Twins @ Boston Red Sox  
Fenway Park, Boston, MA  
Thu May 09 2013, 7:11 PM - 10:15 PM EDT  
Att: 31,571 - Cloudy - 57 F

AB 34  
R 5  
H 6  
RBI 4  
BB 1  
SO 11  
LOB 9



Batter	1	2	3	4	5	6	7	8	9	AB	R	H	RBI	BB	SO	LOB	BOTTOM					
2 Jacoby Ellsbury, L OBP: 0.321, SLG: 0.368										4	0	0	0	1	1	0						
18 Shane Victorino, S OBP: 0.355, SLG: 0.392										5	1	2	0	0	1	1						
15 Dustin Pedroia, R OBP: 0.411, SLG: 0.390										4	0	2	1	1	1	2						
34 David Ortiz, L OBP: 0.384, SLG: 0.662										5	0	0	0	0	0	5						
12 Mike Napoli, R OBP: 0.327, SLG: 0.529										4	1	1	0	0	1	0						
29 Daniel Nava, S OBP: 0.395, SLG: 0.510										3	1	2	1	1	0	0						
16 Will Middlebrooks, R OBP: 0.229, SLG: 0.379										4	0	1	0	0	0	3						
7 Stephen Drew, L OBP: 0.323, SLG: 0.390										4	0	1	1	0	1	4						
3 David Ross, R OBP: 0.319, SLG: 0.537										3	0	0	0	0	2	2						
37 Mike Carp, L OBP: 0.421, SLG: 0.800										1	0	0	0	0	1	2						
39 Jarrod Saltalamacchia, R OBP: 0.330, SLG: 0.483										0	0	0	0	0	0	0						
<b>Inning Stats</b>	R: 0 E: 0 K: 0 S: 8	H: 1 LOB: 1 BB: 0 P: 13	R: 0 E: 0 K: 0 S: 10	H: 1 LOB: 1 BB: 0 P: 16	R: 1 E: 0 K: 0 S: 9	H: 2 LOB: 1 BB: 0 P: 17	R: 1 E: 0 K: 1 S: 15	H: 2 LOB: 1 BB: 0 P: 25	R: 0 E: 0 K: 0 S: 9	H: 1 LOB: 1 BB: 0 P: 16	R: 1 E: 0 K: 1 S: 13	H: 2 LOB: 1 BB: 0 P: 20	R: 0 E: 0 K: 1 S: 6	H: 0 LOB: 1 BB: 1 P: 13	R: 0 E: 1 K: 3 S: 17	H: 0 LOB: 2 BB: 1 P: 25	R: 0 E: 0 K: 2 S: 14	H: 0 LOB: 1 BB: 1 P: 24	1B: 6 2B: 3 3B: 0 HR: 0	SF: 0 SAC: 0 DP: 0 HBP: 0	WP: 0 PB: 0 SB: 0 CS: 0	PA: 40
<b>PITCHER</b>	IP WLS BF H R ER SO BB IBB HBP BLK WP HR S P ERA WHIP	IP WLS BF H R ER SO BB IBB HBP BLK WP HR S P ERA WHIP	IP WLS BF H R ER SO BB IBB HBP BLK WP HR S P ERA WHIP	IP WLS BF H R ER SO BB IBB HBP BLK WP HR S P ERA WHIP	IP WLS BF H R ER SO BB IBB HBP BLK WP HR S P ERA WHIP	IP WLS BF H R ER SO BB IBB HBP BLK WP HR S P ERA WHIP	IP WLS BF H R ER SO BB IBB HBP BLK WP HR S P ERA WHIP	IP WLS BF H R ER SO BB IBB HBP BLK WP HR S P ERA WHIP	IP WLS BF H R ER SO BB IBB HBP BLK WP HR S P ERA WHIP	IP WLS BF H R ER SO BB IBB HBP BLK WP HR S P ERA WHIP	IP WLS BF H R ER SO BB IBB HBP BLK WP HR S P ERA WHIP	IP WLS BF H R ER SO BB IBB HBP BLK WP HR S P ERA WHIP	IP WLS BF H R ER SO BB IBB HBP BLK WP HR S P ERA WHIP	IP WLS BF H R ER SO BB IBB HBP BLK WP HR S P ERA WHIP	IP WLS BF H R ER SO BB IBB HBP BLK WP HR S P ERA WHIP	IP WLS BF H R ER SO BB IBB HBP BLK WP HR S P ERA WHIP	IP WLS BF H R ER SO BB IBB HBP BLK WP HR S P ERA WHIP	IP WLS BF H R ER SO BB IBB HBP BLK WP HR S P ERA WHIP	IP WLS BF H R ER SO BB IBB HBP BLK WP HR S P ERA WHIP	IP WLS BF H R ER SO BB IBB HBP BLK WP HR S P ERA WHIP	IP WLS BF H R ER SO BB IBB HBP BLK WP HR S P ERA WHIP	
30 Kevin Correia, R ERA: 3.09	1.2	H	6	0	0	0	2	1	0	0	0	0	0	0	0	0	0	0	11	21	0.00	0.600
52 Brian Duensing, L ERA: 2.13	1.0	H	5	0	0	0	3	1	0	0	0	0	0	0	0	0	0	0	17	25	0.00	1.000
61 Jared Burton, R ERA: 1.93	1.0	S	4	0	0	0	2	1	0	0	0	0	0	0	0	0	0	0	14	24	0.00	1.000

Minnesota Twins @ Boston Red Sox  
Fenway Park, Boston, MA  
Thu May 09 2013, 7:11 PM - 10:15 PM EDT  
Att: 31,571 - Cloudy - 57 F

AB 37  
R 3  
H 9  
RBI 3  
BB 3  
SO 8  
LOB 19










Batter	1	2	3	4	5	6	7	8	9	AB	R	H	RBI	BB	SO	LOB	TOP																					
9 Nate McLouth, L OBP: 0.378, SLG: 0.441	G1-3		G4-3	P6		F8		K		5	0	0	0	0	1	4																						
13 Manny Machado, R OBP: 0.363, SLG: 0.513	2B		G4-3			1B		P6		5	1	3	1	0	0	0																						
21 Nick Markakis, L OBP: 0.337, SLG: 0.382	1B		1B			1B		F7		5	1	2	1	0	0	3																						
10 Adam Jones, R OBP: 0.352, SLG: 0.490	2B		G1-3			K		K		5	1	1	0	0	2	3																						
19 Chris Davis, L OBP: 0.409, SLG: 0.653	1B		L9			G4-3		G3-1		4	0	1	1	0	0	2																						
32 Matt Wieters, S OBP: 0.314, SLG: 0.430	SF7-4		HR			IBB		1B		2	1	2	2	1	0	0																						
2 J.J. Hardy, R OBP: 0.292, SLG: 0.378	F8		1B			F9		G4-3		4	0	1	0	0	0	4																						
3 Ryan Flaherty, L OBP: 0.223, SLG: 0.202	F8		1B			HBP		G6-3		2	1	1	0	0	0	0																						
12 Alexi Casilla, S OBP: 0.282, SLG: 0.282	G1-3		F6			1B		G6-3		1	0	0	0	0	0	0																						
14 Nolan Reimold, R OBP: 0.314, SLG: 0.327										4	0	1	0	0	0	2																						
<b>Inning Stats</b>	R: 3 E: 0 K: 0 S: 12	H: 4 LOB: 0 BB: 0 P: 19	R: 0 E: 0 K: 0 S: 5	H: 0 LOB: 0 BB: 0 P: 10	R: 0 E: 0 K: 0 S: 9	H: 1 LOB: 1 BB: 0 P: 16	R: 1 E: 0 K: 0 S: 21	H: 3 LOB: 2 BB: 0 P: 31	R: 0 E: 1 K: 1 S: 12	H: 1 LOB: 3 BB: 1 P: 20	R: 0 E: 0 K: 0 S: 8	H: 1 LOB: 1 BB: 0 P: 14	R: 0 E: 0 K: 1 S: 8	H: 0 LOB: 0 BB: 0 P: 12	R: 0 E: 0 K: 1 S: 9	H: 0 LOB: 0 BB: 0 P: 11	1B: 9 2B: 3 3B: 0 HR: 1	SF: 1 SAC: 0 DP: 2 HBP: 1	WP: 0 PB: 0 SB: 0 CS: 0	PA: 40																		
<b>PITCHER</b>	IP	WLS	BF	H	R	ER	SO	BB	IBB	HBP	BLK	WP	HR	S	P	ERA	WHIP	<b>PITCHER</b>				IP	WLS	BF	H	R	ER	SO	BB	IBB	HBP	BLK	WP	HR	S	P	ERA	WHIP
49 Vance Worley, R ERA: 7.15	5.1	W	29	11	5	5	1	0	1	1	0	0	1	66	111	8.44	2.062																					
52 Brian Duensing, L ERA: 1.84	2.0	H	6	1	0	0	0	0	0	0	0	0	0	13	22	0.00	0.500																					
50 Casey Fien, R ERA: 4.6	0.2	H	2	0	0	0	1	0	0	0	0	0	0	5	6	0.00	0.000																					
61 Jared Burton, R ERA: 1.69	1.0	S	3	0	0	0	1	0	0	0	0	0	0	9	11	0.00	0.000																					

Baltimore Orioles @ Minnesota Twins  
Target Field, Minneapolis, MN  
Sat May 11 2013, 6:11 PM - 8:56 PM CDT  
Att: 32,221 - Partly Cloudy - 53 F

livebaseballscorecards.com

AB 37  
R 5  
H 12  
RBI 5  
BB 1  
SO 3  
LOB 18




Batter	1	2	3	4	5	6	7	8	9	AB	R	H	RBI	BB	SO	LOB	BOTTOM																					
2 Brian Dozier, R OBP: 0.270, SLG: 0.314	F7		P4	2B		G1-6-3		G5-3		5	1	1	2	0	0	2																						
7 Joe Mauer, L OBP: 0.409, SLG: 0.485	1B		1B	IBB		1B		K		4	3	3	1	1	1	0																						
9 Ryan Doumit, S OBP: 0.295, SLG: 0.394	K		G4-3	BB		HR				3	1	1	2	1	1	2																						
33 Justin Morneau, L OBP: 0.326, SLG: 0.394	K		1B	1B		1B				4	0	3	3	0	1	1																						
24 Trevor Plouffe, R OBP: 0.317, SLG: 0.429	L9		P3	FC6-4		G4-3				4	0	0	0	0	0	4																						
27 Chris Parmelee, L OBP: 0.303, SLG: 0.330	BB		1B	1B		F7		G5-3		3	1	1	0	1	0	0																						
31 Oswaldo Arcia, L OBP: 0.336, SLG: 0.507	K		F8	F8		F8		K		4	0	0	0	0	2	2																						
22 Wilkin Ramirez, R OBP: 0.303, SLG: 0.355	G4-3		P4	P4		G6-3		G5-3		4	0	0	0	0	0	2																						
5 Eduardo Escobar, S OBP: 0.358, SLG: 0.460	2B		2B	BB		BB		K		2	2	1	0	2	1	0																						
<b>Inning Stats</b>	R: 0 E: 0 K: 2 S: 13	H: 1 LOB: 1 BB: 0 P: 17	R: 0 E: 0 K: 1 S: 9	H: 0 LOB: 1 BB: 1 P: 20	R: 2 E: 0 K: 0 S: 12	H: 3 LOB: 0 BB: 0 P: 20	R: 4 E: 0 K: 0 S: 14	H: 3 LOB: 2 BB: 3 P: 31	R: 0 E: 0 K: 0 S: 8	H: 0 LOB: 0 BB: 1 P: 10	R: 2 E: 0 K: 0 S: 13	H: 3 LOB: 1 BB: 1 P: 19	R: 0 E: 0 K: 1 S: 7	H: 0 LOB: 0 BB: 0 P: 10	R: 0 E: 0 K: 2 S: 8	H: 0 LOB: 0 BB: 0 P: 12	1B: 6 2B: 3 3B: 0 HR: 1	SF: 0 SAC: 0 DP: 1 HBP: 0	WP: 1 PB: 0 SB: 0 CS: 0	PA: 38																		
<b>PITCHER</b>	IP	WLS	BF	H	R	ER	SO	BB	IBB	HBP	BLK	WP	HR	S	P	ERA	WHIP	<b>PITCHER</b>				IP	WLS	BF	H	R	ER	SO	BB	IBB	HBP	BLK	WP	HR	S	P	ERA	WHIP
52 Steve Johnson, R ERA: 13.5	4.0	L	23	7	6	6	3	3	1	0	0	0	1	21	29	9.00	2.500																					
40 Troy Patton, L ERA: 3.39	2.0		9	3	2	2	0	1	0	0	0	0	0	7	10	0.00	0.000																					
17 Brian Matusz, L ERA: 3.14	1.0		3	0	0	0	1	0	0	0	0	0	0	8	12	0.00	0.000																					
47 Pedro Strop, R ERA: 4.85	1.0		3	0	0	0	2	0	0	0	0	0	0	8	12	0.00	0.000																					

Baltimore Orioles @ Minnesota Twins  
Target Field, Minneapolis, MN  
Sat May 11 2013, 6:11 PM - 8:56 PM CDT  
Att: 32,221 - Partly Cloudy - 53 F

livebaseballscorecards.com

AB 33  
R 8  
H 10  
RBI 8  
BB 5  
SO 6  
LOB 13









Batter	1	2	3	4	5	6	7	8	9	AB	R	H	RBI	BB	SO	LOB	TOP						
30 Alejandro De Aza, L (1.8) OBP: 0.294, SLG: 0.451										5	2	3	0	0	1	1							
10 Alexei Ramirez, R (1.6) OBP: 0.312, SLG: 0.362										4	1	3	0	0	0	0							
51 Alex Rios, R (1.9) OBP: 0.340, SLG: 0.507										4	0	1	2	0	1	3							
24 Dayan Viciedo, R (1.10) OBP: 0.313, SLG: 0.441										3	0	0	1	0	2	3							
44 Adam Dunn, L (1.3) OBP: 0.235, SLG: 0.300										3	0	0	0	1	1	2							
7 Jeff Keppinger, R (1.5) OBP: 0.180, SLG: 0.198										3	0	0	0	0	1								
12 Conor Gillaspie, L (8.5) OBP: 0.337, SLG: 0.440										1	0	0	0	0	3								
39 Casper Wells, R (1.7) OBP: 0.158, SLG: 0.167										4	0	1	0	0	0	0							
21 Tyler Flowers, R (1.2) OBP: 0.267, SLG: 0.354										4	0	2	0	0	1	1							
1 Tyler Greene, R (1.4) OBP: 0.293, SLG: 0.410										4	0	0	0	0	2	3							
<b>Inning Stats</b>	R: 2 E: 0 K: 1 S: 19	H: 3 LOB: 1 BB: 0 P: 33	R: 0 E: 0 K: 0 S: 5	H: 1 LOB: 0 BB: 0 P: 6	R: 0 E: 0 K: 1 S: 10	H: 0 LOB: 0 BB: 0 P: 14	R: 0 E: 0 K: 1 S: 7	H: 0 LOB: 0 BB: 0 P: 10	R: 0 E: 0 K: 1 S: 6	H: 2 LOB: 1 BB: 0 P: 19	R: 0 E: 0 K: 1 S: 12	H: 1 LOB: 1 BB: 0 P: 15	R: 0 E: 0 K: 1 S: 8	H: 2 LOB: 3 BB: 1 P: 15	R: 0 E: 0 K: 1 S: 10	H: 1 LOB: 1 BB: 0 P: 12	1B: 8 2B: 2 3B: 0 HR: 0	SF: 1 SAC: 0 DP: 1 HBP: 0	WP: 1 PB: 0 SB: 0 CS: 0	PA: 37			
<b>PITCHER</b>	IP: 5.1 ERA: 5.79	WLS: W BF: 21	H: 6 R: 3 ER: 3 SO: 4	R: 0 LOB: 0 BB: 0 P: 3	R: 0 LOB: 0 BB: 0 P: 3	R: 0 LOB: 0 BB: 0 P: 1	R: 0 LOB: 0 BB: 0 P: 8	R: 0 LOB: 0 BB: 0 P: 15	R: 0 LOB: 0 BB: 0 P: 12	R: 0 LOB: 0 BB: 0 P: 10	R: 0 LOB: 0 BB: 0 P: 10	R: 0 LOB: 0 BB: 0 P: 10	R: 0 LOB: 0 BB: 0 P: 10	R: 0 LOB: 0 BB: 0 P: 10	R: 0 LOB: 0 BB: 0 P: 10	R: 0 LOB: 0 BB: 0 P: 10	ERA: 5.06 WHIP: 1.125						
60 Pedro Hernandez, L (1.1)	IP: 5.1 ERA: 5.79	WLS: W BF: 21	H: 6 R: 3 ER: 3 SO: 4	R: 0 LOB: 0 BB: 0 P: 3	R: 0 LOB: 0 BB: 0 P: 3	R: 0 LOB: 0 BB: 0 P: 1	R: 0 LOB: 0 BB: 0 P: 8	R: 0 LOB: 0 BB: 0 P: 15	R: 0 LOB: 0 BB: 0 P: 12	R: 0 LOB: 0 BB: 0 P: 10	R: 0 LOB: 0 BB: 0 P: 10	R: 0 LOB: 0 BB: 0 P: 10	R: 0 LOB: 0 BB: 0 P: 10	R: 0 LOB: 0 BB: 0 P: 10	R: 0 LOB: 0 BB: 0 P: 10	R: 0 LOB: 0 BB: 0 P: 10	ERA: 5.06 WHIP: 1.125						
20 Josh Roenicke, R (6.1)	IP: 1.2 ERA: 3.0	WLS: H BF: 6	H: 1 R: 0 ER: 0 SO: 3	R: 0 LOB: 0 BB: 0 P: 1	R: 0 LOB: 0 BB: 0 P: 1	R: 0 LOB: 0 BB: 0 P: 0	R: 0 LOB: 0 BB: 0 P: 0	R: 0 LOB: 0 BB: 0 P: 0	R: 0 LOB: 0 BB: 0 P: 0	R: 0 LOB: 0 BB: 0 P: 0	R: 0 LOB: 0 BB: 0 P: 0	R: 0 LOB: 0 BB: 0 P: 0	R: 0 LOB: 0 BB: 0 P: 0	R: 0 LOB: 0 BB: 0 P: 0	R: 0 LOB: 0 BB: 0 P: 0	R: 0 LOB: 0 BB: 0 P: 0	ERA: 0.00 WHIP: 0.600						
61 Jared Burton, R (8.1)	IP: 1.0 ERA: 1.59	WLS: H BF: 6	H: 2 R: 0 ER: 0 SO: 1	R: 0 LOB: 0 BB: 0 P: 1	R: 0 LOB: 0 BB: 0 P: 1	R: 0 LOB: 0 BB: 0 P: 0	R: 0 LOB: 0 BB: 0 P: 0	R: 0 LOB: 0 BB: 0 P: 0	R: 0 LOB: 0 BB: 0 P: 0	R: 0 LOB: 0 BB: 0 P: 0	R: 0 LOB: 0 BB: 0 P: 0	R: 0 LOB: 0 BB: 0 P: 0	R: 0 LOB: 0 BB: 0 P: 0	R: 0 LOB: 0 BB: 0 P: 0	R: 0 LOB: 0 BB: 0 P: 0	R: 0 LOB: 0 BB: 0 P: 0	ERA: 0.00 WHIP: 3.000						
50 Casey Fien, R (9.1)	IP: 1.0 ERA: 4.32	WLS: 4 BF: 1	H: 0 R: 0 ER: 0 SO: 1	R: 0 LOB: 0 BB: 0 P: 0	R: 0 LOB: 0 BB: 0 P: 0	R: 0 LOB: 0 BB: 0 P: 0	R: 0 LOB: 0 BB: 0 P: 0	R: 0 LOB: 0 BB: 0 P: 0	R: 0 LOB: 0 BB: 0 P: 0	R: 0 LOB: 0 BB: 0 P: 0	R: 0 LOB: 0 BB: 0 P: 0	R: 0 LOB: 0 BB: 0 P: 0	R: 0 LOB: 0 BB: 0 P: 0	R: 0 LOB: 0 BB: 0 P: 0	R: 0 LOB: 0 BB: 0 P: 0	R: 0 LOB: 0 BB: 0 P: 0	ERA: 0.00 WHIP: 1.000						

**Chicago White Sox @ Minnesota Twins**  
Target Field, Minneapolis, MN  
Mon May 13 2013, 7:15 PM - 10:04 PM CDT  
Att: 25,605 - Clear - 72 F

livebaseballscorecards.com

AB 35  
R 3  
H 10  
RBI 3  
BB 1  
SO 9  
LOB 17

Batter	1	2	3	4	5	6	7	8	9	AB	R	H	RBI	BB	SO	LOB	BOTTOM						
2 Brian Dozier, R (1.4) OBP: 0.281, SLG: 0.306										5	1	1	0	0	1	3							
7 Joe Mauer, L (1.2) OBP: 0.381, SLG: 0.496										2	2	1	0	3	1	0							
16 Josh Willingham, R (1.7) OBP: 0.361, SLG: 0.413										4	1	0	1	1	1	5							
33 Justin Morneau, L (1.3) OBP: 0.340, SLG: 0.415										5	1	3	4	0	1	2							
9 Ryan Doumit, S (1.10) OBP: 0.281, SLG: 0.374										4	0	1	1	0	1	5							
24 Trevor Plouffe, R (1.5) OBP: 0.313, SLG: 0.425										4	0	1	2	0	1	3							
31 Oswaldo Arcia, L (1.9) OBP: 0.333, SLG: 0.506										4	0	1	0	0	2	1							
32 Aaron Hicks, S (1.8) OBP: 0.256, SLG: 0.286										3	3	2	2	1	0	0							
25 Pedro Florimón, S (1.6) OBP: 0.329, SLG: 0.368										4	2	2	0	0	0	0							
<b>Inning Stats</b>	R: 0 E: 0 K: 1 S: 12	H: 2 LOB: 2 BB: 0 P: 16	R: 0 E: 0 K: 2 S: 13	H: 0 LOB: 0 BB: 0 P: 20	R: 4 E: 1 K: 0 S: 22	H: 3 LOB: 1 BB: 1 P: 37	R: 1 E: 0 K: 1 S: 13	H: 1 LOB: 0 BB: 0 P: 17	R: 0 E: 0 K: 1 S: 10	H: 1 LOB: 1 BB: 0 P: 12	R: 1 E: 0 K: 2 S: 8	H: 1 LOB: 2 BB: 1 P: 17	R: 0 E: 0 K: 1 S: 8	H: 3 LOB: 1 BB: 3 P: 29	R: 4 E: 0 K: 0 S: 12	H: 3 LOB: 1 BB: 3 P: 29	1B: 5 2B: 5 3B: 0 HR: 2	SF: 1 SAC: 0 DP: 1 HBP: 0	WP: 0 PB: 0 SB: 1 CS: 0	PA: 41			
<b>PITCHER</b>	IP: 5.2 ERA: 2.23	WLS: L BF: 27	H: 8 R: 0 ER: 3 SO: 6	R: 1 LOB: 1 BB: 1 P: 3	R: 0 LOB: 0 BB: 0 P: 3	R: 0 LOB: 0 BB: 0 P: 8	R: 0 LOB: 0 BB: 0 P: 17	R: 0 LOB: 0 BB: 0 P: 12	R: 0 LOB: 0 BB: 0 P: 10	R: 0 LOB: 0 BB: 0 P: 10	R: 0 LOB: 0 BB: 0 P: 10	R: 0 LOB: 0 BB: 0 P: 10	R: 0 LOB: 0 BB: 0 P: 10	R: 0 LOB: 0 BB: 0 P: 10	R: 0 LOB: 0 BB: 0 P: 10	R: 0 LOB: 0 BB: 0 P: 10	ERA: 4.76 WHIP: 1.588						
53 Héctor Santiago, L (1.1)	IP: 5.2 ERA: 2.23	WLS: L BF: 27	H: 8 R: 0 ER: 3 SO: 6	R: 1 LOB: 1 BB: 1 P: 3	R: 0 LOB: 0 BB: 0 P: 3	R: 0 LOB: 0 BB: 0 P: 8	R: 0 LOB: 0 BB: 0 P: 17	R: 0 LOB: 0 BB: 0 P: 12	R: 0 LOB: 0 BB: 0 P: 10	R: 0 LOB: 0 BB: 0 P: 10	R: 0 LOB: 0 BB: 0 P: 10	R: 0 LOB: 0 BB: 0 P: 10	R: 0 LOB: 0 BB: 0 P: 10	R: 0 LOB: 0 BB: 0 P: 10	R: 0 LOB: 0 BB: 0 P: 10	R: 0 LOB: 0 BB: 0 P: 10	ERA: 4.76 WHIP: 1.588						
27 Matt Lindstrom, R (6.1)	IP: 0.1 ERA: 4.11	WLS: 1 BF: 0	H: 0 R: 0 ER: 0 SO: 1	R: 0 LOB: 0 BB: 0 P: 1	R: 0 LOB: 0 BB: 0 P: 1	R: 0 LOB: 0 BB: 0 P: 0	R: 0 LOB: 0 BB: 0 P: 0	R: 0 LOB: 0 BB: 0 P: 0	R: 0 LOB: 0 BB: 0 P: 0	R: 0 LOB: 0 BB: 0 P: 0	R: 0 LOB: 0 BB: 0 P: 0	R: 0 LOB: 0 BB: 0 P: 0	R: 0 LOB: 0 BB: 0 P: 0	R: 0 LOB: 0 BB: 0 P: 0	R: 0 LOB: 0 BB: 0 P: 0	R: 0 LOB: 0 BB: 0 P: 0	ERA: 0.00 WHIP: 0.000						
48 Brian Omogrosso, R (7.1)	IP: 1.0 ERA: 5.4	WLS: 5 BF: 1	H: 1 R: 0 ER: 0 SO: 1	R: 0 LOB: 0 BB: 0 P: 1	R: 0 LOB: 0 BB: 0 P: 1	R: 0 LOB: 0 BB: 0 P: 0	R: 0 LOB: 0 BB: 0 P: 0	R: 0 LOB: 0 BB: 0 P: 0	R: 0 LOB: 0 BB: 0 P: 0	R: 0 LOB: 0 BB: 0 P: 0	R: 0 LOB: 0 BB: 0 P: 0	R: 0 LOB: 0 BB: 0 P: 0	R: 0 LOB: 0 BB: 0 P: 0	R: 0 LOB: 0 BB: 0 P: 0	R: 0 LOB: 0 BB: 0 P: 0	R: 0 LOB: 0 BB: 0 P: 0	ERA: 0.00 WHIP: 2.000						
54 Deunte Heath, R (8.1)	IP: 1.0 ERA: 11.12	WLS: 8 BF: 3	H: 4 R: 3 ER: 4 SO: 0	R: 2 LOB: 1 BB: 0 P: 2	R: 1 LOB: 1 BB: 0 P: 0	R: 0 LOB: 0 BB: 0 P: 0	R: 0 LOB: 0 BB: 0 P: 12	R: 29 LOB: 1 BB: 0 P: 29	R: 0 LOB: 0 BB: 0 P: 0	R: 0 LOB: 0 BB: 0 P: 0	R: 0 LOB: 0 BB: 0 P: 0	R: 0 LOB: 0 BB: 0 P: 0	R: 0 LOB: 0 BB: 0 P: 0	R: 0 LOB: 0 BB: 0 P: 0	R: 0 LOB: 0 BB: 0 P: 0	R: 0 LOB: 0 BB: 0 P: 0	ERA: 36.00 WHIP: 5.000						

**Chicago White Sox @ Minnesota Twins**  
Target Field, Minneapolis, MN  
Mon May 13 2013, 7:15 PM - 10:04 PM CDT  
Att: 25,605 - Clear - 72 F

livebaseballscorecards.com

AB 35  
R 10  
H 12  
RBI 10  
BB 5  
SO 8  
LOB 19



Batter	1	2	3	4	5	6	7	8	9	AB R H RBI BB SO LOB	TOP											
30 Alejandro De Aza, L (1.7) OBP: 0.236, SLG: 0.448	G3-1		F8			G4-6-3		SH1-4	F7	4 0 1 0 0 0 2	<b>Chicago White Sox @ Minnesota Twins</b> Target Field, Minneapolis, MN Tue May 14 2013, 7:11 PM - 9:54 PM CDT Att: 32,023 - Clear - 92 F											
10 Alexei Ramirez, R (1.6) OBP: 0.317, SLG: 0.366	1B		F8			G4-6-3		1B		4 0 2 1 0 0 2												
51 Alex Rios, R (1.9) OBP: 0.344, SLG: 0.503	G4-6-3					G6-3				3 0 1 0 1 0 2												
44 Adam Dunn, L (1.3) OBP: 0.236, SLG: 0.323		HR								4 1 1 1 0 2 3												
24 Dayan Viciedo, R (1.10) OBP: 0.324, SLG: 0.484		HR								3 1 1 1 1 0 3												
12 Conor Gillaspie, L (1.5) OBP: 0.343, SLG: 0.442										4 0 2 0 0 0 1												
7 Jeff Keppinger, R (1.4) OBP: 0.174, SLG: 0.192										4 0 0 0 0 1 3												
28 Dewayne Wise, L (1.8) OBP: 0.288, SLG: 0.373										4 1 2 0 0 0 0												
21 Tyler Flowers, R (1.2) OBP: 0.275, SLG: 0.370										4 1 2 1 0 1 2												
<b>Inning Stats</b>	R: 0 E: 0 K: 0 S: 5	H: 1 LOB: 0 BB: 0 P: 7	R: 2 E: 0 K: 0 S: 9	H: 3 LOB: 0 BB: 0 P: 12	R: 0 E: 0 K: 1 S: 7	H: 0 LOB: 0 BB: 0 P: 11	R: 0 E: 0 K: 1 S: 14	H: 1 LOB: 0 BB: 0 P: 20	R: 0 E: 0 K: 0 S: 12	H: 0 LOB: 0 BB: 0 P: 18		R: 0 E: 0 K: 0 S: 8	H: 2 LOB: 1 BB: 0 P: 11	R: 0 E: 0 K: 0 S: 6	H: 0 LOB: 1 BB: 1 P: 15	R: 2 E: 0 K: 1 S: 12	H: 3 LOB: 2 BB: 1 P: 20	R: 0 E: 0 K: 1 S: 14	H: 2 LOB: 2 BB: 0 P: 20	1B: 8 2B: 2 3B: 0 HR: 2	SF: 0 SAC: 1 DP: 4 HBP: 0	WP: 0 PB: 0 SB: 1 CS: 0
<b>PITCHER</b>	IP WLS BF H R ER SO BB IBB HBP BLK WP HR S P ERA WHIP											IP WLS BF H R ER SO BB IBB HBP BLK WP HR S P ERA WHIP										
30 Kevin Correia, R (1.1) ERA: 3.35	7.0 L 27 9 4 4 2 1 0 0 0 0 0 2 64 100 5.14 1.429																					
50 Casey Fien, R (8.1) ERA: 4.24	0.1 3 1 0 0 0 0 0 1 0 0 0 0 4 8 0.00 3.000																					
52 Brian Duensing, L (8.1) ERA: 1.76	0.2 2 0 0 0 1 0 0 0 0 0 0 0 5 6 0.00 0.000																					
57 Ryan Pressly, R (9.1) ERA: 1.53	1.0 5 2 0 0 1 0 0 0 0 0 0 0 14 20 0.00 2.000																					

Batter	1	2	3	4	5	6	7	8	9	AB R H RBI BB SO LOB	BOTTOM											
2 Brian Dozier, R (1.4) OBP: 0.258, SLG: 0.296	G5-3									4 0 0 0 0 2 0	<b>Chicago White Sox @ Minnesota Twins</b> Target Field, Minneapolis, MN Tue May 14 2013, 7:11 PM - 9:54 PM CDT Att: 32,023 - Clear - 92 F											
7 Joe Mauer, L (1.2) OBP: 0.426, SLG: 0.489	1B									4 0 1 0 0 1 1												
16 Josh Willingham, R (1.7) OBP: 0.377, SLG: 0.417	G6-4-3									4 1 1 0 0 2 1												
33 Justin Morneau, L (1.3) OBP: 0.344, SLG: 0.424										4 1 2 0 0 0 1												
5 Eduardo Escobar, S (9, PR) OBP: 0.339, SLG: 0.434										0 0 0 0 0 0 0												
27 Chris Parmelee, L (1.9) OBP: 0.291, SLG: 0.324										4 0 0 0 0 1 3												
24 Trevor Plouffe, R (1.5) OBP: 0.313, SLG: 0.422										3 0 1 1 0 1 1												
31 Oswaldo Arcia, L (1.10) OBP: 0.333, SLG: 0.500										3 0 1 1 0 0 1												
32 Aaron Hicks, S (1.8) OBP: 0.250, SLG: 0.278										3 0 0 0 0 0 1												
25 Pedro Florimón, S (1.6) OBP: 0.316, SLG: 0.352										3 0 0 0 0 1 0												
<b>Inning Stats</b>	R: 0 E: 0 K: 0 S: 8	H: 1 LOB: 0 BB: 0 P: 11	R: 0 E: 0 K: 0 S: 10	H: 0 LOB: 0 BB: 0 P: 18	R: 0 E: 0 K: 1 S: 8	H: 0 LOB: 0 BB: 0 P: 14	R: 0 E: 0 K: 2 S: 10	H: 0 LOB: 0 BB: 0 P: 14	R: 1 E: 0 K: 1 S: 11	H: 2 LOB: 1 BB: 0 P: 16	R: 0 E: 1 K: 1 S: 13	H: 0 LOB: 0 BB: 0 P: 19	R: 1 E: 0 K: 0 S: 10	H: 2 LOB: 1 BB: 0 P: 12	R: 0 E: 0 K: 1 S: 9	H: 0 LOB: 0 BB: 0 P: 14	R: 0 E: 0 K: 1 S: 8	H: 1 LOB: 1 BB: 0 P: 10	1B: 4 2B: 2 3B: 0 HR: 0	SF: 0 SAC: 0 DP: 1 HBP: 0	WP: 0 PB: 0 SB: 0 CS: 1	PA: 33
<b>PITCHER</b>	IP WLS BF H R ER SO BB IBB HBP BLK WP HR S P ERA WHIP											IP WLS BF H R ER SO BB IBB HBP BLK WP HR S P ERA WHIP										
44 Jake Peavy, R (1.1) ERA: 2.96	7.0 W 25 5 2 2 2 0 0 0 0 0 0 0 70 104 2.57 0.714																					
26 Jesse Crain, R (8.1) ERA: 1.0	1.0 H 3 0 0 0 1 0 0 0 0 0 0 0 9 14 0.00 0.000																					
43 Addison Reed, R (9.1) ERA: 2.65	1.0 S 4 1 0 0 1 0 0 0 0 0 0 0 8 10 0.00 1.000																					

AB	34
R	4
H	12
RBI	4
BB	2
SO	4
LOB	18



AB	32
R	2
H	6
RBI	2
BB	0
SO	8
LOB	9



livebaseballscorecards.com

livebaseballscorecards.com



Batter	1	2	3	4	5	6	7	8	9	AB	R	H	RBI	BB	SO	LOB	TOP								
28 Dewayne Wise, L (1,8) OBP: 0.263, SLG: 0.339	F7		F7	G6-3		F7		G1-3		5	0	0	0	0	0	0									
10 Alexei Ramirez, R (1,6) OBP: 0.313, SLG: 0.360	F9		K			L6		K		5	1	1	0	0	2	0									
51 Alex Rios, R (1,9) OBP: 0.358, SLG: 0.524			44 HR			G3		44 HR		4	3	3	0	1	0	0									
44 Adam Dunn, L (1,3) OBP: 0.255, SLG: 0.391			HR			G4-3		HR		4	2	3	5	1	0	0									
14 Paul Konerko, R (1,10) OBP: 0.278, SLG: 0.346	P4		BB			K		P4		4	1	1	0	1	1	4									
12 Conor Gillaspie, L (1,5) OBP: 0.355, SLG: 0.444			P2			7 1B		P4		4	1	2	0	1	0	1									
24 Davan Vicedo, R (1,7) OBP: 0.339, SLG: 0.530			G3			SF8		F3		4	1	2	2	0	0	3									
30 Alejandro De Aza, L (9,PR) OBP: 0.293, SLG: 0.446						HR		1B		0	0	0	0	0	0	0									
7 Jeff Keppinger, R (1,4) OBP: 0.182, SLG: 0.207			G1-3			F8		F8		5	0	2	2	0	0	2									
38 Hector Gimenez, S (1,2) OBP: 0.233, SLG: 0.292			K			K		F8		5	0	0	0	0	3	6									
<b>Inning Stats</b>	R: 0 E: 0 K: 0 S: 8	H: 1 LOB: 2 BB: 1 P: 15	R: 0 E: 0 K: 1 S: 7	H: 1 LOB: 0 BB: 1 P: 14	R: 2 E: 0 K: 1 S: 21	H: 2 LOB: 1 BB: 1 P: 31	R: 1 E: 0 K: 1 S: 9	H: 1 LOB: 0 BB: 1 P: 16	R: 2 E: 0 K: 1 S: 21	H: 4 LOB: 3 BB: 1 P: 32	R: 0 E: 0 K: 0 S: 5	H: 0 LOB: 0 BB: 0 P: 6	R: 2 E: 0 K: 0 S: 13	H: 3 LOB: 1 BB: 0 P: 19	R: 2 E: 0 K: 1 S: 8	H: 1 LOB: 0 BB: 1 P: 17	R: 0 E: 0 K: 1 S: 14	H: 1 LOB: 0 BB: 0 P: 16	1B: 8 HR: 3	SF: 1 2B: 2 3B: 1 HBP: 0	WP: 0 PB: 0 SB: 1 CS: 0	PA: 45			
<b>PITCHER</b>	IP	WLS	BF	H	R	ER	SO	BB	IBB	HBP	BLK	WP	HR	S	P	ERA	WHIP								
37 Mike Pelfrey, R (1,1) ERA: 6.57	4.0	L	22	8	5	5	3	2	0	0	0	0	2	56	91	11.25	2.500								
51 Anthony Swarzak, R (5,1) ERA: 2.96	2.0		8	1	0	0	1	0	1	0	0	0	0	15	23	0.00	0.500								
52 Brian Duensing, L (7,1) ERA: 2.87	0.1		3	2	2	2	0	0	0	0	0	0	0	7	10	54.00	6.000								
20 Josh Roenicke, R (7,1) ERA: 3.86	1.2		8	2	2	2	1	1	0	0	0	0	1	14	26	10.80	1.800								
15 Glen Perkins, L (9,1) ERA: 3.29	1.0		4	1	0	0	1	0	0	0	0	0	0	14	16	0.00	1.000								

Chicago White Sox @ Minnesota Twins  
Target Field, Minneapolis, MN  
Wed May 15 2013, 12:11 PM - 3:37 PM CDT  
Att: 35,613 - Partly Cloudy - 67 F

livebaseballscorecards.com

AB 40  
R 9  
H 14  
RBI 9  
BB 4  
SO 6  
LOB 16



Batter	1	2	3	4	5	6	7	8	9	AB	R	H	RBI	BB	SO	LOB	BOTTOM								
8 Jamey Carroll, R (1,4) OBP: 0.346, SLG: 0.333	1B					G1-3		G1-3		5	2	3	1	0	1	0									
7 Joe Mauer, L (1,10) OBP: 0.531, SLG: 0.500	G4-3					G4-3		K		5	0	3	0	0	1	0									
16 Josh Willingham, R (1,7) OBP: 0.378, SLG: 0.411	G4-3					G6-3		G3		4	0	1	2	0	0	3									
33 Justin Morneau, L (1,3) OBP: 0.346, SLG: 0.424	L6					G2-3		G4-3		5	0	2	0	0	0	3									
9 Ryan Doumit, S (1,2) OBP: 0.280, SLG: 0.369	G4-3					K		F7		4	0	1	0	0	1	4									
31 Oswaldo Arcia, L (1,9) OBP: 0.318, SLG: 0.476	K					K		G1-3		4	0	0	0	0	2	6									
32 Aaron Hicks, S (1,8) OBP: 0.242, SLG: 0.268	P3					G1-3		K		4	0	0	0	0	1	4									
5 Eduardo Escobar, S (1,5) OBP: 0.333, SLG: 0.474	HR					G1-3		F7		4	1	1	1	0	0	2									
25 Pedro Florimón, S (1,6) OBP: 0.317, SLG: 0.342	G4-3					G3		G6-3		2	1	0	0	1	0	0									
27 Matt Lindstrom, R (8,PH) OBP: 0.288, SLG: 0.320										1	0	0	0	0	0	0									
2 Brian Dozier, R (9,4) OBP: 0.258, SLG: 0.296										0	0	0	0	0	0	0									
<b>Inning Stats</b>	R: 1 E: 0 K: 1 S: 15	H: 3 LOB: 2 BB: 0 P: 21	R: 1 E: 0 K: 0 S: 16	H: 3 LOB: 0 BB: 0 P: 25	R: 0 E: 0 K: 0 S: 10	H: 2 LOB: 0 BB: 0 P: 16	R: 0 E: 0 K: 1 S: 7	H: 0 LOB: 0 BB: 0 P: 14	R: 0 E: 0 K: 2 S: 10	H: 1 LOB: 2 BB: 0 P: 19	R: 2 E: 0 K: 0 S: 18	H: 2 LOB: 1 BB: 1 P: 27	R: 0 E: 0 K: 1 S: 8	H: 0 LOB: 0 BB: 0 P: 11	R: 0 E: 0 K: 0 S: 9	H: 0 LOB: 0 BB: 0 P: 17	R: 0 E: 0 K: 1 S: 8	H: 0 LOB: 0 BB: 0 P: 11	1B: 8 HR: 1	SF: 0 2B: 2 3B: 0 HBP: 1	WP: 0 PB: 0 SB: 1 CS: 0	PA: 40			
<b>PITCHER</b>	IP	WLS	BF	H	R	ER	SO	BB	IBB	HBP	BLK	WP	HR	S	P	ERA	WHIP								
33 Dylan Axelrod, R (1,1) ERA: 4.27	5.1	W	27	9	3	3	4	1	0	1	0	0	0	11	16	27.00	6.000								
27 Matt Lindstrom, R (6,1) ERA: 4.6	0.1	H	3	2	1	1	0	0	0	0	0	0	0	10	13	0.00	0.000								
37 Matt Thornton, L (6,1) ERA: 2.13	1.1	H	4	0	0	0	1	0	0	0	0	0	0	9	17	0.00	0.000								
65 Nate Jones, R (8,1) ERA: 4.76	1.0		3	0	0	0	0	0	0	0	0	0	0	9	17	0.00	0.000								
48 Brian Omigrosso, R (9,1) ERA: 3.39	1.0		3	0	0	0	1	0	0	0	0	0	0	8	11	0.00	0.000								

Chicago White Sox @ Minnesota Twins  
Target Field, Minneapolis, MN  
Wed May 15 2013, 12:11 PM - 3:37 PM CDT  
Att: 35,613 - Partly Cloudy - 67 F

livebaseballscorecards.com

AB 38  
R 4  
H 11  
RBI 4  
BB 1  
SO 6  
LOB 22





Batter	1	2	3	4	5	6	7	8	9	10	AB	R	H	RBI	BB	SO	LOB	TOP		
2 Jacoby Ellsbury, L OBP: 0.312, SLG: 0.346	G1-3		F7		F7				G6-3		5	0	1	1	0	0	1	<b>Boston Red Sox @ Minnesota Twins</b> Target Field, Minneapolis, MN Fri May 17 2013, 7:13 PM - 10:36 PM CDT Att: 30,210 - Overcast - 59 F		
29 Daniel Nava, S OBP: 0.391, SLG: 0.482	E4 G4-3 1B								K		4	1	2	0	1	2	2			
15 Dustin Pedroia, R OBP: 0.423, SLG: 0.415	G4-3		G4-6-3		G4-6-3						5	1	1	0	0	0	6			
34 David Ortiz, L OBP: 0.338, SLG: 0.611											4	0	3	1	1	0	0			
23 Pedro Ciriaco, R OBP: 0.361, SLG: 0.448											0	0	0	0	0	0	0			
16 Will Middlebrooks, R OBP: 0.239, SLG: 0.417	G5-3										4	0	0	0	0	0	3			
7 Stephen Drew, L OBP: 0.336, SLG: 0.410											3	0	1	0	2	0	0			
5 Jonny Gomes, R OBP: 0.333, SLG: 0.310	G6-3										2	1	0	1	2	0	2			
37 Mike Carp, L OBP: 0.370, SLG: 0.667											4	0	0	0	1	2	7			
39 Jarrod Saltalamacchia, R OBP: 0.333, SLG: 0.467	K										4	0	2	0	0	2	1			
<b>Inning Stats</b>	R: 1 E: 1 K: 0 S: 22	H: 2 LOB: 1 BB: 0 P: 31	R: 0 E: 0 K: 1 S: 10	H: 0 LOB: 1 BB: 1 P: 18	R: 0 E: 0 K: 0 S: 5	H: 0 LOB: 0 BB: 1 P: 9	R: 0 E: 0 K: 0 S: 8	H: 1 LOB: 2 BB: 1 P: 14	R: 0 E: 0 K: 0 S: 5	H: 1 LOB: 0 BB: 0 P: 17	R: 0 E: 0 K: 2 S: 13	H: 2 LOB: 2 BB: 1 P: 20	R: 0 E: 0 K: 2 S: 12	H: 0 LOB: 0 BB: 0 P: 18	R: 1 E: 0 K: 0 S: 9	H: 1 LOB: 2 BB: 2 P: 20	1B: 9 2B: 1 3B: 0 HR: 0	SF: 1 SAC: 1 DP: 3 HBP: 0	WP: 0 PB: 0 SB: 1 CS: 0	PA: 44
<b>PITCHER</b>	IP WLS BF H R ER SO BB IBB HBP BLK WP HR S P ERA WHIP	6.0 0.2 0.1 1.0 1.0	24 5 1 5 3	6 2 0 1 0	1 1 0 0 0	0 2 0 1 0	1 0 0 0 0	0 0 0 0 0	0 0 0 0 0	0 0 0 0 0	0 0 0 0 0	0 0 0 0 0	0 0 0 0 0	0 0 0 0 0	0 0 0 0 0	0 0 0 0 0	0 0 0 0 0	0.00 13.50 0.00 2.00 0.00	1.500 4.500 0.000 2.000 0.000	
49 Vance Worley, R ERA: 6.2	20 Josh Roenicke, R ERA: 3.92	1.0	6	1	1	1	0	0	0	0	0	0	0	0	0	0	0	9.00	2.000	
52 Brian Duensing, L ERA: 3.31	50 Casey Fien, R ERA: 4.15	0.1	1	0	0	0	0	0	0	0	0	0	0	0	0	0	0	0.00	0.000	
61 Jared Burton, R ERA: 1.5	15 Glen Perkins, L ERA: 3.07	1.0	3	0	0	0	2	0	0	0	0	0	0	0	0	0	0	0.00	0.000	

**Boston Red Sox @ Minnesota Twins**  
 Target Field, Minneapolis, MN  
 Fri May 17 2013, 7:13 PM - 10:36 PM CDT  
 Att: 30,210 - Overcast - 59 F

AB	35
R	3
H	10
RBI	3
BB	7
SO	6
LOB	22



Batter	1	2	3	4	5	6	7	8	9	10	AB	R	H	RBI	BB	SO	LOB	BOTTOM				
2 Brian Dozier, R OBP: 0.258, SLG: 0.288	G4-3		F7								3	0	0	0	1	1	0	<b>Boston Red Sox @ Minnesota Twins</b> Target Field, Minneapolis, MN Fri May 17 2013, 7:13 PM - 10:36 PM CDT Att: 30,210 - Overcast - 59 F				
22 Wilkin Ramirez, R OBP: 0.289, SLG: 0.333											1	0	0	0	0	1	0					
27 Chris Parmelee, L OBP: 0.287, SLG: 0.318	K		P5								4	0	1	0	0	2	0					
16 Josh Willingham, R OBP: 0.367, SLG: 0.397	K										4	0	0	0	0	2	3					
33 Justin Morneau, L OBP: 0.337, SLG: 0.412											4	0	0	0	0	2	3					
9 Ryan Doumit, S OBP: 0.279, SLG: 0.360											3	0	0	0	1	2	0					
31 Oswaldo Arcia, L OBP: 0.315, SLG: 0.460											3	0	0	0	1	2	0					
24 Trevor Plouffe, R OBP: 0.311, SLG: 0.425											4	1	1	0	0	1	2					
32 Aaron Hicks, S OBP: 0.242, SLG: 0.267											4	0	1	0	0	0	1					
25 Pedro Florimon, S OBP: 0.314, SLG: 0.377											4	1	1	2	0	1	1					
<b>Inning Stats</b>	R: 0 E: 0 K: 2 S: 9	H: 0 LOB: 0 BB: 0 P: 12	R: 0 E: 0 K: 3 S: 9	H: 0 LOB: 0 BB: 0 P: 11	R: 2 E: 0 K: 0 S: 8	H: 2 LOB: 2 BB: 0 P: 10	R: 0 E: 0 K: 1 S: 12	H: 0 LOB: 2 BB: 2 P: 26	R: 0 E: 0 K: 1 S: 16	H: 2 LOB: 3 BB: 1 P: 26	R: 0 E: 0 K: 1 S: 11	H: 0 LOB: 0 BB: 0 P: 15	R: 0 E: 0 K: 1 S: 7	H: 0 LOB: 0 BB: 0 P: 15	R: 0 E: 0 K: 1 S: 7	H: 0 LOB: 0 BB: 0 P: 9	R: 0 E: 0 K: 2 S: 10	H: 0 LOB: 0 BB: 0 P: 16	1B: 2 2B: 1 3B: 0 HR: 1	SF: 0 SAC: 0 DP: 0 HBP: 0	WP: 0 PB: 0 SB: 0 CS: 0	PA: 37
<b>PITCHER</b>	IP WLS BF H R ER SO BB IBB HBP BLK WP HR S P ERA WHIP	7.0 1.2 0.1 1.0 1.0	4 0 0 0 0	2 0 0 0 0	2 0 0 0 0	0 0 0 0 0	0 0 0 0 0	0 0 0 0 0	0 0 0 0 0	0 0 0 0 0	0 0 0 0 0	0 0 0 0 0	0 0 0 0 0	0 0 0 0 0	0 0 0 0 0	0 0 0 0 0	0 0 0 0 0	2.57 0.000 0.000 0.000 0.000	1.000 0.000 0.000 0.000 0.000			
11 Clay Buchholz, R ERA: 1.78	30 Andrew Miller, L ERA: 4.15	0.1	W	1	0	0	0	0	0	0	0	0	0	0	0	0	0	0.00	0.000			
63 Alex Wilson, R ERA: 1.46	19 Koji Uehara, R ERA: 2.16	1.0	S	3	0	0	0	2	0	0	0	0	0	0	0	0	0	0.00	0.000			

**Boston Red Sox @ Minnesota Twins**  
 Target Field, Minneapolis, MN  
 Fri May 17 2013, 7:13 PM - 10:36 PM CDT  
 Att: 30,210 - Overcast - 59 F

AB	34
R	2
H	4
RBI	2
BB	3
SO	14
LOB	10










Batter	1	2	3	4	5	6	7	8	9	AB	R	H	RBI	BB	SO	LOB	TOP				
18 Shane Victorino, S OBP: 0.343, SLG: 0.363										4	1	1	0	1	0	2					
5 Jonny Gomes, R OBP: 0.340, SLG: 0.316										4	1	1	0	1	0	1					
15 Dustin Pedroia, R OBP: 0.432, SLG: 0.442										5	2	2	3	0	1	2					
34 David Ortiz, L OBP: 0.407, SLG: 0.667										5	0	2	0	0	1	3					
12 Mike Napoli, R OBP: 0.332, SLG: 0.506										4	0	1	1	1	1	2					
29 Daniel Nava, S OBP: 0.392, SLG: 0.504											5	0	2	0	0	1	2				
16 Will Middlebrooks, R OBP: 0.249, SLG: 0.431											5	1	1	1	0	2	6				
39 Jarrod Saltalamacchia, S OBP: 0.339, SLG: 0.463										3	0	1	0	1	1	3					
23 Pedro Ciriaco, R OBP: 0.289, SLG: 0.342										4	0	0	0	0	0	3					
<b>Inning Stats</b>	R: 0 E: 0 K: 0 S: 12	H: 1 LOB: 1 BB: 0 P: 17	R: 1 E: 0 K: 1 S: 11	H: 1 LOB: 0 BB: 0 P: 19	R: 1 E: 1 K: 1 S: 18	H: 1 LOB: 2 BB: 1 P: 30	R: 0 E: 0 K: 0 S: 13	H: 2 LOB: 2 BB: 0 P: 18	R: 1 E: 0 K: 0 S: 20	H: 4 LOB: 3 BB: 0 P: 30	R: 0 E: 0 K: 2 S: 8	H: 0 LOB: 0 BB: 0 P: 12	R: 0 E: 0 K: 2 S: 11	H: 0 LOB: 1 BB: 1 P: 20	R: 2 E: 0 K: 1 S: 21	H: 2 LOB: 2 BB: 2 P: 34	1B: 9 2B: 0 3B: 0 HR: 2	SF: 0 SAC: 0 DP: 0 HBP: 0	WP: 0 PB: 0 SB: 1 CS: 0	PA: 43	
<b>PITCHER</b>	IP WLS BF H R ER SO BB IBB HBP BLK WP HR S P ERA WHIP	4.1 L 24 9 3 3 2 1 0 0 0 0 1 70 107 6.23 2.308	5.1 L 8 0 0 0 2 0 0 0 0 0 0 17 25 0.00 0.000	8.1 L 4 0 0 0 2 1 0 0 0 0 0 11 20 0.00 1.000	9.1 L 7 2 2 2 1 2 0 0 0 0 1 21 34 18.00 4.000																

**Boston Red Sox @ Minnesota Twins**  
Target Field, Minneapolis, MN  
Sun May 19 2013, 1:14 PM - 7:28 PM CDT  
Att: 33,042 - Partly Cloudy - 80 F


AB	39
R	5
H	11
RBI	5
BB	4
SO	7
LOB	24



Batter	1	2	3	4	5	6	7	8	9	AB	R	H	RBI	BB	SO	LOB	BOTTOM					
8 Jamey Carroll, R OBP: 0.361, SLG: 0.339										4	0	1	0	0	0	0						
7 Joe Mauer, L OBP: 0.420, SLG: 0.490										4	0	0	0	0	3	3						
33 Justin Morneau, L OBP: 0.337, SLG: 0.408										4	0	1	0	0	0	0						
24 Trevor Plouffe, R OBP: 0.326, SLG: 0.433										4	1	2	0	0	1	0						
31 Oswaldo Arcia, L OBP: 0.327, SLG: 0.435										3	0	0	0	0	1	2						
22 Wilkin Ramirez, R OBP: 0.286, SLG: 0.350										4	0	1	0	0	3	4						
27 Chris Parmelee, L OBP: 0.278, SLG: 0.306										4	0	0	0	0	1	4						
32 Aaron Hicks, S OBP: 0.237, SLG: 0.254										2	0	0	0	0	0	1						
16 Josh Willingham, R OBP: 0.359, SLG: 0.393										2	0	0	0	1	0							
25 Pedro Florimón, S OBP: 0.319, SLG: 0.369																						
<b>Inning Stats</b>	R: 0 E: 0 K: 1 S: 8	H: 0 LOB: 0 BB: 0 P: 14	R: 0 E: 0 K: 1 S: 6	H: 0 LOB: 0 BB: 0 P: 10	R: 0 E: 0 K: 1 S: 8	H: 0 LOB: 0 BB: 0 P: 14	R: 0 E: 0 K: 0 S: 9	H: 0 LOB: 0 BB: 0 P: 13	R: 1 E: 1 K: 1 S: 10	H: 1 LOB: 1 BB: 0 P: 17	R: 0 E: 0 K: 1 S: 9	H: 0 LOB: 0 BB: 0 P: 16	R: 0 E: 0 K: 1 S: 8	H: 0 LOB: 0 BB: 0 P: 10	R: 0 E: 0 K: 3 S: 14	H: 2 LOB: 3 BB: 1 P: 23	R: 0 E: 0 K: 2 S: 12	H: 2 LOB: 2 BB: 0 P: 16	1B: 3 2B: 2 3B: 0 HR: 0	SF: 0 SAC: 0 DP: 0 HBP: 1	WP: 0 PB: 0 SB: 0 CS: 0	PA: 34
<b>PITCHER</b>	IP WLS BF H R ER SO BB IBB HBP BLK WP HR S P ERA WHIP	6.0 L 20 1 1 0 5 0 0 0 0 0 0 8 10 0.00 0.167	7.1 L 3 0 0 0 1 0 0 0 0 0 0 8 10 0.00 0.000	8.1 L 6 2 0 0 3 1 0 0 0 0 0 14 23 0.00 3.000	9.1 L 5 2 0 0 2 0 0 0 0 0 0 12 16 0.00 2.000																	

**Boston Red Sox @ Minnesota Twins**  
Target Field, Minneapolis, MN  
Sun May 19 2013, 1:14 PM - 7:28 PM CDT  
Att: 33,042 - Partly Cloudy - 80 F

AB	32
R	1
H	5
RBI	0
BB	1
SO	11
LOB	15













Batter	1	2	3	4	5	6	7	8	9	AB	R	H	RBI	BB	SO	LOB	TOP					
5 Eduardo Escobar, S OBP: 0.303, SLG: 0.429	F9		G6-3			E5	FC5-4		F8	5	0	0	0	0	0	1						
25 Pedro Florimón, S OBP: 0.311, SLG: 0.347	K		F9			FC5-4 33 WP 1B		G6-3		4	1	0	0	1	1	1						
16 Josh Willingham, R OBP: 0.367, SLG: 0.409				G5-3		F9				4	0	1	0	1	1	2						
33 Justin Morneau, L OBP: 0.351, SLG: 0.414	F8			P4						4	0	2	1	0	0	1						
9 Ryan Doumit, S OBP: 0.292, SLG: 0.367		G5-3		F8						4	0	1	0	0	0	2						
55 Chris Colabello, R (1.9)		L9			G6-3					4	0	0	0	0	2	4						
32 Aaron Hicks, S OBP: 0.245, SLG: 0.284			P3							4	1	3	1	0	0	0						
2 Brian Dozier, R OBP: 0.250, SLG: 0.286		L9								4	0	1	0	0	2	2						
49 Vance Worley, R 20 Josh Roenicke, R 57 Ryan Pressly, R 22 Wilkin Ramirez, R 56 Caleb Thielbar, R 31 Oswaldo Arcia, L			G6-3							1	0	0	0	0	0	0						
<b>Inning Stats</b>	R: 0 H: 0 E: 0 K: 1 S: 10	H: 0 LOB: 1 BB: 1 P: 19	R: 0 H: 1 E: 0 K: 0 S: 8	H: 1 LOB: 1 BB: 0 P: 10	R: 0 H: 0 E: 0 K: 0 S: 5	H: 0 LOB: 0 BB: 0 P: 9	R: 0 H: 0 E: 0 K: 0 S: 9	H: 0 LOB: 0 BB: 0 P: 13	R: 0 H: 1 E: 0 K: 0 S: 8	H: 1 LOB: 1 BB: 0 P: 14	R: 1 H: 2 E: 1 K: 1 S: 13	H: 2 LOB: 2 BB: 0 P: 18	R: 0 H: 1 E: 0 K: 2 S: 13	H: 1 LOB: 1 BB: 0 P: 17	R: 0 H: 2 E: 0 K: 1 S: 14	H: 2 LOB: 2 BB: 0 P: 22	R: 2 H: 2 E: 0 K: 2 S: 16	H: 2 LOB: 1 BB: 1 P: 29	1B: 6 2B: 1 3B: 0 HR: 2	SF: 0 SAC: 0 DP: 0 HBP: 0	WP: 1 PB: 0 CS: 0	PA: 39
<b>PITCHER</b>	IP WLS BF ERA WHIP	IP WLS BF ERA WHIP	IP WLS BF ERA WHIP	IP WLS BF ERA WHIP	IP WLS BF ERA WHIP	IP WLS BF ERA WHIP	IP WLS BF ERA WHIP	IP WLS BF ERA WHIP	IP WLS BF ERA WHIP	IP WLS BF ERA WHIP	IP WLS BF ERA WHIP	IP WLS BF ERA WHIP	IP WLS BF ERA WHIP	IP WLS BF ERA WHIP	IP WLS BF ERA WHIP	IP WLS BF ERA WHIP	IP WLS BF ERA WHIP	IP WLS BF ERA WHIP	IP WLS BF ERA WHIP	IP WLS BF ERA WHIP	IP WLS BF ERA WHIP	IP WLS BF ERA WHIP
28 Paul Maholm, L ERA: 3.38	7.1	W	31	7	1	0	4	1	0	0	0	0	0	0	0	0	0	0.00	1.091			
57 Cory Rasmus, R ERA: 10.8	1.2		8	2	2	2	3	1	0	0	0	0	0	0	0	0	2	23	39	10.80	1.800	

Minnesota Twins @ Atlanta Braves  
Turner Field, Atlanta, GA  
Wed May 22 2013, 12:12 PM - 3:08 PM EDT  
Att: 27,798 - Partly Cloudy - 84 F

AB 37  
R 3  
H 9  
RBI 3  
BB 2  
SO 7  
LOB 15



Batter	1	2	3	4	5	6	7	8	9	AB	R	H	RBI	BB	SO	LOB	BOTTOM					
17 Jordan Schafer, L OBP: 0.434, SLG: 0.426							G4-3			3	1	1	0	2	1	2						
14 Ramiro Pena, S OBP: 0.352, SLG: 0.460				FC4-6 5 BB 24 HR		G1-3				5	2	2	1	0	0	2						
22 Jason Heyward, L OBP: 0.309, SLG: 0.296										4	2	2	1	0	0	0						
5 Freddie Freeman, L OBP: 0.359, SLG: 0.394	F7-2									4	1	0	0	1	1	3						
24 Evan Gattis, R OBP: 0.308, SLG: 0.587										3	1	1	4	0	1	1						
23 Chris Johnson, R OBP: 0.386, SLG: 0.500										3	0	2	1	1	0	0						
26 Dan Uggla, R OBP: 0.291, SLG: 0.385										3	0	1	0	1	0	3						
2 B.J. Upton, R OBP: 0.246, SLG: 0.264										4	1	1	1	0	0	3						
28 Paul Maholm, L OBP: 0.167, SLG: 0.208										4	0	0	0	0	1	3						
57 Cory Rasmus, R (8.1)										0	0	0	0	0	0	0						
<b>Inning Stats</b>	R: 1 H: 2 E: 0 K: 1 S: 18	H: 2 LOB: 1 BB: 1 P: 29	R: 0 H: 1 E: 0 K: 0 S: 7	H: 1 LOB: 1 BB: 0 P: 12	R: 2 H: 2 E: 0 K: 2 S: 16	H: 2 LOB: 2 BB: 0 P: 22	R: 5 H: 5 E: 0 K: 0 S: 16	H: 5 LOB: 1 BB: 1 P: 33	R: 0 H: 0 E: 0 K: 0 S: 12	H: 0 LOB: 0 BB: 0 P: 19	R: 0 H: 0 E: 0 K: 1 S: 11	H: 0 LOB: 2 BB: 2 P: 20	R: 0 H: 0 E: 0 K: 0 S: 4	H: 0 LOB: 0 BB: 0 P: 8	R: 0 H: 0 E: 0 K: 0 S: 4	H: 0 LOB: 0 BB: 0 P: 8	1B: 6 2B: 2 3B: 0 HR: 3	SF: 0 SAC: 0 DP: 1 HBP: 2	WP: 1 PB: 0 CS: 0	PA: 40		
<b>PITCHER</b>	IP WLS BF ERA WHIP	IP WLS BF ERA WHIP	IP WLS BF ERA WHIP	IP WLS BF ERA WHIP	IP WLS BF ERA WHIP	IP WLS BF ERA WHIP	IP WLS BF ERA WHIP	IP WLS BF ERA WHIP	IP WLS BF ERA WHIP	IP WLS BF ERA WHIP	IP WLS BF ERA WHIP	IP WLS BF ERA WHIP	IP WLS BF ERA WHIP	IP WLS BF ERA WHIP	IP WLS BF ERA WHIP	IP WLS BF ERA WHIP	IP WLS BF ERA WHIP	IP WLS BF ERA WHIP	IP WLS BF ERA WHIP	IP WLS BF ERA WHIP	IP WLS BF ERA WHIP	IP WLS BF ERA WHIP
49 Vance Worley, R ERA: 7.21	3.2	L	24	10	8	8	0	2	0	2	0	0	0	0	0	0	0	19.64	3.273			
20 Josh Roenicke, R ERA: 3.29	1.1		5	0	0	0	0	1	0	0	0	0	0	0	0	0	1	0.00	0.750			
57 Ryan Pressly, R ERA: 1.59	1.0		3	0	0	0	0	0	0	0	0	0	0	0	0	0	0	0.00	0.000			
56 Caleb Thielbar, L ERA:	2.0		8	0	0	0	1	2	0	0	0	0	0	0	0	0	0	0.00	1.000			

Minnesota Twins @ Atlanta Braves  
Turner Field, Atlanta, GA  
Wed May 22 2013, 12:12 PM - 3:08 PM EDT  
Att: 27,798 - Partly Cloudy - 84 F

AB 33  
R 8  
H 10  
RBI 8  
BB 5  
SO 4  
LOB 17







Batter	1	2	3	4	5	6	7	8	9	AB	R	H	RBI	BB	SO	LOB	TOP										
8 Jamey Carroll, R OBP: 0.352, SLG: 0.348	G5-3		16 HR	G6-4-3		G6-3		G6-3		5	1	3	0	0	0	0	<b>Minnesota Twins @ Detroit Tigers</b> Comerica Park, Detroit, MI Thu May 23 2013, 8:10 PM - 11:38 PM EDT Att: 32,804 - Cloudy - 43 F										
7 Joe Mauer, L OBP: 0.416, SLG: 0.476	G5-4-3		16 HR	G6-4-3		G4-3		G4-3		5	1	2	1	0	0	3											
16 Josh Willingham, R OBP: 0.368, SLG: 0.453	G5-4-3		HR			E6		HR		5	2	2	4	0	1	1											
33 Justin Morneau, L OBP: 0.353, SLG: 0.416		27 FC6-4	G4-3		F8					4	1	1	0	0	1	1											
9 Ryan Doumit, S OBP: 0.284, SLG: 0.356	F9		F8		F7					4	0	0	0	0	0	3											
27 Chris Parmelee, L OBP: 0.289, SLG: 0.311	FC6-4		1B		BB					3	0	2	0	1	0	1											
2 Brian Dozier, R OBP: 0.243, SLG: 0.277	FC6-4		G4-3		K					4	0	0	1	0	2	5											
32 Aaron Hicks, S OBP: 0.245, SLG: 0.283	K				G3					4	0	1	0	0	2	1											
25 Pedro Florimón, S OBP: 0.318, SLG: 0.354					G6-3					1	1	1	0	0	0	0											
5 Eduardo Escobar, S OBP: 0.290, SLG: 0.409			8 HR		G6-3					3	0	0	0	0	0	1											
<b>Inning Stats</b>	R: 0 E: 0 K: 0 S: 10	H: 1 LOB: 0 BB: 0 P: 15	R: 1 E: 0 K: 1 S: 17	H: 2 LOB: 1 BB: 0 P: 23	R: 4 E: 0 K: 0 S: 18	H: 5 LOB: 1 BB: 0 P: 26	R: 0 E: 0 K: 0 S: 8	H: 2 LOB: 1 BB: 0 P: 14	R: 0 E: 0 K: 1 S: 13	H: 0 LOB: 1 BB: 1 P: 24	R: 0 E: 0 K: 0 S: 12	H: 1 LOB: 1 BB: 0 P: 17	R: 1 E: 0 K: 1 S: 9	H: 1 LOB: 1 BB: 0 P: 18	R: 0 E: 0 K: 1 S: 9	H: 0 LOB: 0 BB: 0 P: 15	R: 0 E: 0 K: 2 S: 11	H: 0 LOB: 0 BB: 0 P: 16	1B: 8 2B: 2 3B: 0 HR: 2	SF: 0 SAC: 0 DP: 2 HBP: 1	WP: 1 PB: 0 SB: 1 CS: 0	PA: 40					
<b>PITCHER</b>	IP	WLS	BF	H	R	ER	SO	BB	IBB	HBP	BLK	WP	HR	S	P	ERA	WHIP										
21 Rick Porcello, R ERA: 6.28	5.0		25	10	5	5	2	1	0	0	0	1	1	66	102	9.00	2.200										
38 Darin Downs, L ERA: 2.92	1.2		8	2	1	1	0	0	0	1	0	0	1	18	30	5.40	1.200										
56 Jose Ortega, R ERA: 4.32	0.1		1	0	0	0	1	0	0	0	0	0	0	3	5	0.00	0.000										
53 Joaquin Benoit, R ERA: 1.29	1.0	W	3	0	0	0	1	0	0	0	0	0	0	9	15	0.00	0.000										
46 Jose Valverde, R ERA: 0.82	1.0	S	3	0	0	0	2	0	0	0	0	0	0	11	16	0.00	0.000										

Batter	1	2	3	4	5	6	7	8	9	AB	R	H	RBI	BB	SO	LOB	BOTTOM										
4 Omar Infante, R OBP: 0.351, SLG: 0.443	F8		F8			24 HR		24 HR		5	2	3	0	0	0	0	<b>Minnesota Twins @ Detroit Tigers</b> Comerica Park, Detroit, MI Thu May 23 2013, 8:10 PM - 11:38 PM EDT Att: 32,804 - Cloudy - 43 F										
48 Torii Hunter, R OBP: 0.360, SLG: 0.412	24 HR		G6-3		24 HR		K			3	1	1	0	1	1	1											
24 Miguel Cabrera, R OBP: 0.467, SLG: 0.701	HR		K							3	2	2	3	2	1	0											
28 Prince Fielder, L OBP: 0.406, SLG: 0.512	P3				P5					5	1	2	2	0	0	3											
41 Victor Martinez, S OBP: 0.275, SLG: 0.306										4	0	2	1	0	1	0											
32 Don Kelly, L OBP: 0.275, SLG: 0.306										1	0	0	0	0	0	2											
27 Jhonny Peralta, R OBP: 0.379, SLG: 0.470	K									5	0	2	1	0	2	3											
18 Matt Tuiasosopo, R OBP: 0.466, SLG: 0.511										3	0	1	0	0	0	1											
55 Brayan Peña, S OBP: 0.317, SLG: 0.450	G5-4-3									4	0	1	0	0	1	4											
34 Avisail Garcia, R OBP: 0.250, SLG: 0.500										2	1	1	0	0	0	0											
12 Andy Dirks, L OBP: 0.319, SLG: 0.408										2	0	0	0	0	1	5											
<b>Inning Stats</b>	R: 2 E: 0 K: 1 S: 17	H: 3 LOB: 1 BB: 0 P: 23	R: 0 E: 0 K: 0 S: 7	H: 1 LOB: 0 BB: 0 P: 12	R: 0 E: 0 K: 1 S: 7	H: 0 LOB: 0 BB: 0 P: 10	R: 0 E: 0 K: 1 S: 10	H: 0 LOB: 0 BB: 0 P: 13	R: 1 E: 0 K: 1 S: 16	H: 3 LOB: 3 BB: 1 P: 30	R: 0 E: 0 K: 2 S: 14	H: 2 LOB: 2 BB: 0 P: 22	R: 3 E: 0 K: 1 S: 20	H: 4 LOB: 3 BB: 1 P: 35	R: 1 E: 0 K: 0 S: 10	H: 2 LOB: 2 BB: 1 P: 17	1B: 12 2B: 2 3B: 0 HR: 1	SF: 0 SAC: 1 DP: 1 HBP: 1	WP: 0 PB: 0 SB: 0 CS: 0	PA: 42							
<b>PITCHER</b>	IP	WLS	BF	H	R	ER	SO	BB	IBB	HBP	BLK	WP	HR	S	P	ERA	WHIP										
58 Scott Diamond, L ERA: 4.96	5.2		26	9	3	3	5	1	0	0	0	0	0	11	19	27.00	3.000										
50 Casey Fien, R ERA: 4.95	0.2	H	4	1	2	2	2	1	0	0	0	0	0	4	8	∞	∞										
52 Brian Duensing, L ERA: 4.0	0.0		2	2	0	0	0	0	0	0	0	0	0	4	8	∞	∞										
61 Jared Burton, R ERA: 2.49	1.2	L	10	3	2	2	0	0	1	1	0	0	0	18	30	10.80	1.800										

**AB 38**  
**R 6**  
**H 12**  
**RBI 6**  
**BB 1**  
**SO 6**  
**LOB 16**



**AB 37**  
**R 7**  
**H 15**  
**RBI 7**  
**BB 3**  
**SO 7**  
**LOB 19**





Batter	1	2	3	4	5	6	7	8	9	AB	R	H	RBI	BB	SO	LOB	TOP					
8 Jamey Carroll, R OBP: 0.347, SLG: 0.333										3	0	0	0	1	2	0						
7 Joe Mauer, L OBP: 0.412, SLG: 0.471										4	0	1	0	0	2	1						
16 Josh Willingham, R OBP: 0.360, SLG: 0.440										4	0	0	0	0	2	2						
33 Justin Morneau, L OBP: 0.345, SLG: 0.407										4	0	0	0	0	2	2						
31 Oswaldo Arcia, L OBP: 0.318, SLG: 0.449										3	0	0	0	0	1	0						
27 Chris Parmelee, L OBP: 0.290, SLG: 0.306										2	0	0	0	1	0	0						
5 Eduardo Escobar, S OBP: 0.292, SLG: 0.397										2	0	0	0	1	1	1						
32 Aaron Hicks, S OBP: 0.242, SLG: 0.279										2	0	0	0	0	1	1						
9 Ryan Doumit, S OBP: 0.292, SLG: 0.353										1	0	0	0	0	0	1						
2 Brian Dozier, R OBP: 0.239, SLG: 0.273										2	0	0	0	0	0	0						
55 Chris Colabello, R OBP: 0.318, SLG: 0.354										1	0	0	0	0	1	1						
25 Pedro Florimón, S OBP: 0.318, SLG: 0.354										0	0	0	0	0	0	0						
<b>Inning Stats</b>	R: 0 E: 0 K: 0 S: 7	H: 0 LOB: 1 BB: 1 P: 14	R: 0 E: 0 K: 1 S: 10	H: 0 LOB: 1 BB: 1 P: 15	R: 0 E: 0 K: 1 S: 10	H: 0 LOB: 0 BB: 0 P: 13	R: 0 E: 0 K: 3 S: 11	H: 0 LOB: 0 BB: 0 P: 15	R: 0 E: 0 K: 1 S: 10	H: 0 LOB: 0 BB: 0 P: 14	R: 0 E: 0 K: 2 S: 12	H: 0 LOB: 0 BB: 0 P: 19	R: 0 E: 0 K: 0 S: 5	H: 0 LOB: 0 BB: 0 P: 9	R: 0 E: 0 K: 1 S: 8	H: 0 LOB: 1 BB: 1 P: 15	R: 0 E: 0 K: 3 S: 12	H: 1 LOB: 1 BB: 0 P: 16	1B: 1 2B: 0 3B: 0 HR: 0	SF: 0 SAC: 0 DP: 0 HBP: 0	WP: 0 PB: 0 SB: 0 CS: 0	PA: 31
<b>PITCHER</b> 19 Anibal Sánchez, R ERA: 2.38	IP: 9.0 WLS: W BF: 31	H: 1 R: 0 ER: 0 SO: 12	BB: 3 IBB: 0 HBP: 0 BLK: 0	WP: 0 HR: 0 S: 85 P: 130	ERA: 0.00 WHIP: 0.444											IP: 9.0 WLS: W BF: 31	H: 1 R: 0 ER: 0 SO: 12	BB: 3 IBB: 0 HBP: 0 BLK: 0	WP: 0 HR: 0 S: 85 P: 130	ERA: 0.00 WHIP: 0.444		

Minnesota Twins @ Detroit Tigers  
Comerica Park, Detroit, MI  
Fri May 24 2013, 7:09 PM - 9:43 PM EDT  
Att: 39,789 - Clear - 55 F

AB 28  
R 0  
H 1  
RBI 0  
BB 3  
SO 12  
LOB 9



Batter	1	2	3	4	5	6	7	8	9	AB	R	H	RBI	BB	SO	LOB	BOTTOM			
12 Andy Dirks, L OBP: 0.329, SLG: 0.415										5	1	3	0	0	1	0				
4 Omar Infante, R OBP: 0.353, SLG: 0.438										4	0	1	2	1	0	1				
24 Miguel Cabrera, R OBP: 0.463, SLG: 0.691										4	0	1	2	0	1	3				
28 Prince Fielder, L OBP: 0.408, SLG: 0.506										2	0	0	0	2	0	2				
41 Victor Martinez, S OBP: 0.275, SLG: 0.305										4	0	1	0	0	0	5				
27 Jhonny Peralta, R OBP: 0.382, SLG: 0.470										4	1	2	0	0	0	1				
13 Alex Avila, L OBP: 0.248, SLG: 0.286										4	0	0	0	0	3	3				
32 Don Kelly, L OBP: 0.274, SLG: 0.348										4	2	1	2	0	0	2				
34 Avisail García, R OBP: 0.313, SLG: 0.500										4	2	2	0	0	1	0				
<b>Inning Stats</b>	R: 0 E: 0 K: 0 S: 8	H: 1 LOB: 2 BB: 1 P: 15	R: 3 E: 0 K: 1 S: 25	H: 4 LOB: 3 BB: 2 P: 44	R: 2 E: 0 K: 0 S: 10	H: 2 LOB: 0 BB: 0 P: 14	R: 0 E: 0 K: 0 S: 6	H: 0 LOB: 0 BB: 0 P: 9	R: 0 E: 0 K: 1 S: 8	H: 0 LOB: 0 BB: 0 P: 12	R: 1 E: 0 K: 1 S: 14	H: 3 LOB: 2 BB: 0 P: 20	R: 0 E: 0 K: 1 S: 10	H: 1 LOB: 1 BB: 0 P: 16	R: 0 E: 0 K: 2 S: 8	H: 0 LOB: 0 BB: 0 P: 12	1B: 10 2B: 0 3B: 0 HR: 1	SF: 0 SAC: 0 DP: 0 HBP: 0	WP: 0 PB: 0 SB: 0 CS: 0	PA: 38
<b>PITCHER</b> 21 Samuel Deduno, R ERA: 10.13	IP: 5.1 WLS: L	H: 9 R: 6 ER: 6 SO: 2	BB: 3 IBB: 0 HBP: 0 BLK: 0	WP: 0 HR: 1 S: 62 P: 102	ERA: 10.12 WHIP: 2.250											IP: 5.1 WLS: L	H: 9 R: 6 ER: 6 SO: 2	BB: 3 IBB: 0 HBP: 0 BLK: 0	WP: 0 HR: 1 S: 62 P: 102	ERA: 10.12 WHIP: 2.250
57 Ryan Pressly, R ERA: 1.49	IP: 1.2 WLS: W	H: 2 R: 0 ER: 0 SO: 2	BB: 0 IBB: 0 HBP: 0 BLK: 0	WP: 0 HR: 0 S: 19 P: 28	ERA: 0.00 WHIP: 1.200											IP: 1.2 WLS: W	H: 2 R: 0 ER: 0 SO: 2	BB: 0 IBB: 0 HBP: 0 BLK: 0	WP: 0 HR: 0 S: 19 P: 28	ERA: 0.00 WHIP: 1.200
56 Caleb Thielbar, L ERA:	IP: 1.0 WLS: W	H: 0 R: 0 ER: 0 SO: 2	BB: 0 IBB: 0 HBP: 0 BLK: 0	WP: 0 HR: 0 S: 8 P: 12	ERA: 0.00 WHIP: 0.000											IP: 1.0 WLS: W	H: 0 R: 0 ER: 0 SO: 2	BB: 0 IBB: 0 HBP: 0 BLK: 0	WP: 0 HR: 0 S: 8 P: 12	ERA: 0.00 WHIP: 0.000

Minnesota Twins @ Detroit Tigers  
Comerica Park, Detroit, MI  
Fri May 24 2013, 7:09 PM - 9:43 PM EDT  
Att: 39,789 - Clear - 55 F

AB 35  
R 6  
H 11  
RBI 6  
BB 3  
SO 6  
LOB 17





Batter	1	2	3	4	5	6	7	8	9	AB	R	H	RBI	BB	SO	LOB	TOP
8 Jamey Carroll, R OBP: 0.338, SLG: 0.324	G6-3	F9			G1-3		1B		K	5	0	1	0	0	1	1	<b>Minnesota Twins @ Detroit Tigers</b> Comerica Park, Detroit, MI Sat May 25 2013, 4:08 PM - 6:53 PM EDT Att: 41,927 - Sunny - 63 F <a href="http://livebaseballscorecards.com">livebaseballscorecards.com</a>
7 Joe Mauer, L OBP: 0.419, SLG: 0.494	HR		1B		1B		K2-3			4	1	3	1	0	1	1	
16 Josh Willingham, R OBP: 0.369, SLG: 0.444	33 2B		1B		P4			1B		3	1	2	0	1	0	1	
33 Justin Morneau, L OBP: 0.343, SLG: 0.409	2B		G3-6-1		G3			F8		4	1	1	1	0	0	4	
55 Chris Colabello, R OBP: 0.111, SLG: 0.111	K		G6-3		G4-6-3 1B			K		4	0	1	0	0	2	3	
27 Chris Parmelee, L OBP: 0.111, SLG: 0.304	1B		L7		G4-6-3			K		4	0	1	1	0	1	2	
22 Wilkin Ramirez, R OBP: 0.271, SLG: 0.311	FC5-4				K			G4-3		2	0	0	0	0	1	1	
32 Aaron Hicks, S OBP: 0.241, SLG: 0.277	1-2				HBP			K		1	0	0	0	0	0	0	
5 Eduardo Escobar, S OBP: 0.276, SLG: 0.375	G4-3				K			G4-3		4	0	0	0	0	1	1	
25 Pedro Florimón, S OBP: 0.315, SLG: 0.343	K				K			K		3	0	0	0	1	3	1	
<b>Inning Stats</b>	R: 3 H: 3 E: 0 K: 1 S: 21	WLS: 1 BF: 29	H: 0 R: 0 ER: 0 SO: 6	H: 0 R: 0 ER: 0 SO: 9	H: 2 R: 0 ER: 0 SO: 7	H: 0 R: 0 ER: 0 SO: 14	H: 0 R: 0 ER: 0 SO: 11	H: 1 R: 0 ER: 0 SO: 10	H: 1 R: 0 ER: 0 SO: 14	H: 1 R: 0 ER: 0 SO: 12	H: 0 R: 0 ER: 0 SO: 16	H: 0 R: 0 ER: 0 SO: 16	1B: 7 2B: 2 3B: 0 HR: 1	SF: 0 SAC: 0 DP: 2 HBP: 1	WP: 0 PB: 0 SB: 0 CS: 0	PA: 37	
<b>PITCHER</b>	IP	WLS	BF	H	R	ER	SO	BB	IBB	HBP	BLK	WP	HR	S	P	ERA	WHIP
58 Doug Fister, R ERA: 3.65	7.0	L	29	8	3	3	7	1	0	1	0	0	1	77	116	3.86	1.286
36 Luke Putkonen, R ERA:	0.0		1	1	0	0	0	0	0	0	0	0	0	4	7	∞	∞
40 Phil Coke, L ERA: 6.91	1.0		3	0	0	0	2	0	0	0	0	0	0	10	15	0.00	0.000
56 Jose Ortega, R ERA: 3.86	1.0		4	0	0	0	1	1	0	0	0	0	0	10	16	0.00	1.000

Batter	1	2	3	4	5	6	7	8	9	AB	R	H	RBI	BB	SO	LOB	BOTTOM
12 Andy Dirks, L OBP: 0.327, SLG: 0.410	P4	K			48 2B		K			4	1	1	0	0	2	3	<b>Minnesota Twins @ Detroit Tigers</b> Comerica Park, Detroit, MI Sat May 25 2013, 4:08 PM - 6:53 PM EDT Att: 41,927 - Sunny - 63 F <a href="http://livebaseballscorecards.com">livebaseballscorecards.com</a>
48 Torii Hunter, R OBP: 0.358, SLG: 0.414	K		G5-3		1B		L7			4	0	1	1	0	1	0	
24 Miguel Cabrera, R OBP: 0.459, SLG: 0.682	1B		G5-3		K		F8			4	0	1	0	0	1	1	
28 Prince Fielder, L OBP: 0.400, SLG: 0.494	P6		F8				G1-3			4	0	0	0	0	0	1	
41 Victor Martinez, S OBP: 0.274, SLG: 0.303	G3		G3		F7		G1-3			4	0	1	0	0	0	0	
27 Jhonny Peralta, R OBP: 0.379, SLG: 0.483	G4-6-3		G5-3		HR		P3			4	1	1	1	0	0	1	
55 Brayan Peña, S OBP: 0.343, SLG: 0.469	4 2B		G4-3				1B			4	0	3	0	0	0	0	
4 Omar Infante, R OBP: 0.350, SLG: 0.440	2B		F8		F8		F9			4	0	1	0	0	0	2	
32 Don Kelly, L OBP: 0.280, SLG: 0.343	2B		F8		F8		P4			1	0	0	0	1	0	0	
34 Avisail García, R OBP: 0.278, SLG: 0.444	BB						K			2	0	0	0	0	1	1	
<b>Inning Stats</b>	R: 0 H: 1 E: 0 K: 1 S: 8	WLS: 1 BF: 26	H: 3 R: 2 ER: 2 SO: 15	H: 3 R: 2 ER: 2 SO: 24	H: 0 R: 0 ER: 0 SO: 7	H: 0 R: 0 ER: 0 SO: 11	H: 2 R: 1 ER: 0 SO: 12	H: 2 R: 0 ER: 0 SO: 13	H: 0 R: 0 ER: 0 SO: 16	H: 1 R: 0 ER: 0 SO: 13	H: 1 R: 0 ER: 0 SO: 13	H: 0 R: 0 ER: 0 SO: 16	1B: 6 2B: 2 3B: 0 HR: 1	SF: 0 SAC: 0 DP: 1 HBP: 0	WP: 0 PB: 0 SB: 0 CS: 0	PA: 36	
<b>PITCHER</b>	IP	WLS	BF	H	R	ER	SO	BB	IBB	HBP	BLK	WP	HR	S	P	ERA	WHIP
39 P.J. Walters, R ERA: 3.0	6.0	W	26	8	2	2	3	1	0	0	0	0	0	6	7	0.00	0.000
52 Brian Duensing, L ERA: 3.65	0.2	H	2	0	0	0	1	0	0	0	0	0	0	6	7	0.00	0.000
20 Josh Roenicke, R ERA: 3.24	0.1	H	1	0	0	0	0	0	0	0	0	0	0	3	6	0.00	0.000
61 Jared Burton, R ERA: 2.38	1.0	H	3	0	0	0	0	0	0	0	0	0	0	11	16	0.00	0.000
15 Glen Perkins, L ERA: 3.24	1.0	S	4	1	0	0	1	0	0	0	0	0	0	11	13	0.00	1.000



Batter	1	2	3	4	5	6	7	8	9	AB	R	H	RBI	BB	SO	LOB	TOP										
8 Jamey Carroll, R OBP: 0.333, SLG: 0.321	G6-3		G1-3		16 PB 2-H 1B		G4-3			4	0	1	1	0	0	1	<b>Minnesota Twins @ Detroit Tigers</b> Comerica Park, Detroit, MI Sun May 26 2013, 1:09 PM - 4:13 PM EDT Att: 42,394 - Sunny - 68 F										
7 Joe Mauer, L OBP: 0.411, SLG: 0.483	G4-3		K		G5-3		F7			4	0	0	0	0	1	2											
16 Josh Willingham, R OBP: 0.286, SLG: 0.435	K		G6-3							3	0	0	0	1	2	0											
33 Justin Morneau, L OBP: 0.342, SLG: 0.402		5 E 9 BB BB			K		F9			3	0	0	0	1	1	2											
9 Ryan Doumit, S OBP: 0.281, SLG: 0.346		5 E BB			G3-1		F8			3	0	0	0	1	1	0											
27 Chris Parmelee, L OBP: 0.288, SLG: 0.302	F7						G5-3			4	0	1	0	0	0	2											
5 Eduardo Escobar, S OBP: 0.275, SLG: 0.360										3	0	0	0	1	1	3											
32 Aaron Hicks, S OBP: 0.235, SLG: 0.269							F8			4	0	0	0	0	2	4											
25 Pedro Florimón, S OBP: 0.322, SLG: 0.353										3	1	1	0	1	1	4											
<b>Inning Stats</b>	R: 0 E: 0 K: 1 S: 10	H: 0 LOB: 0 BB: 0 P: 13	R: 0 E: 1 K: 1 S: 13	H: 0 LOB: 3 BB: 2 P: 27	R: 0 E: 0 K: 1 S: 8	H: 0 LOB: 0 BB: 0 P: 11	R: 0 E: 0 K: 1 S: 11	H: 1 LOB: 1 BB: 0 P: 15	R: 1 E: 0 K: 1 S: 19	H: 2 LOB: 2 BB: 1 P: 30	R: 0 E: 0 K: 1 S: 9	H: 0 LOB: 0 BB: 0 P: 13	R: 0 E: 0 K: 0 S: 9	H: 0 LOB: 1 BB: 1 P: 20	R: 0 E: 0 K: 2 S: 9	H: 0 LOB: 0 BB: 0 P: 16	R: 0 E: 0 K: 1 S: 10	H: 0 LOB: 1 BB: 1 P: 20	1B: 2 2B: 1 3B: 0 HR: 0	SF: 0 SAC: 0 DP: 0 HBP: 0	WP: 0 PB: 1 SB: 0 CS: 0	PA: 36					
<b>PITCHER</b>	IP	WLS	BF	H	R	ER	SO	BB	IBB	HBP	BLK	WP	HR	S	P	ERA	WHIP										
37 Max Scherzer, R ERA: 3.42	6.0	W	25	3	1	1	6	3	0	0	0	0	0	70	109	1.50	1.000										
36 Luke Putkonen, R ERA:	0.2		3	0	0	0	0	1	0	0	0	0	0	8	17	0.00	1.500										
33 Drew Smyly, L ERA: 2.3	2.1		8	0	0	0	3	1	0	0	0	0	0	20	39	0.00	0.429										

Batter	1	2	3	4	5	6	7	8	9	AB	R	H	RBI	BB	SO	LOB	BOTTOM										
12 Andy Dirks, L OBP: 0.325, SLG: 0.401	K		G4-6-3		G4-3					3	0	0	0	1	1	2	<b>Minnesota Twins @ Detroit Tigers</b> Comerica Park, Detroit, MI Sun May 26 2013, 1:09 PM - 4:13 PM EDT Att: 42,394 - Sunny - 68 F										
48 Tori Hunter, R OBP: 0.356, SLG: 0.426					G5-3		F8			4	1	1	1	0	0	2											
24 Miguel Cabrera, R OBP: 0.460, SLG: 0.677	P4									3	2	1	0	1	0	1											
28 Prince Fielder, L OBP: 0.397, SLG: 0.494	F7						L8			4	0	1	1	0	1	1											
41 Victor Martinez, S OBP: 0.274, SLG: 0.302										4	1	1	0	0	1	1											
13 Alex Avila, L OBP: 0.248, SLG: 0.285										4	1	1	1	0	3	1											
4 Omar Infante, R OBP: 0.350, SLG: 0.435										2	1	0	0	1	0	1											
32 Don Kelly, L OBP: 0.286, SLG: 0.338										1	0	0	0	1	1	0											
34 Avisail Garcia, R OBP: 0.316, SLG: 0.579										1	0	1	3	0	0	0											
39 Ramon Santiago, S OBP: 0.211, SLG: 0.257										2	0	0	0	1	0	1											
<b>Inning Stats</b>	R: 1 E: 0 K: 1 S: 7	H: 1 LOB: 0 BB: 0 P: 11	R: 0 E: 0 K: 2 S: 10	H: 0 LOB: 0 BB: 0 P: 16	R: 0 E: 0 K: 0 S: 10	H: 0 LOB: 1 BB: 2 P: 21	R: 1 E: 0 K: 1 S: 13	H: 1 LOB: 1 BB: 1 P: 24	R: 0 E: 0 K: 1 S: 14	H: 0 LOB: 0 BB: 0 P: 20	R: 4 E: 0 K: 0 S: 16	H: 4 LOB: 1 BB: 1 P: 31	R: 0 E: 0 K: 0 S: 7	H: 0 LOB: 0 BB: 1 P: 13	R: 0 E: 0 K: 2 S: 9	H: 0 LOB: 0 BB: 0 P: 14	1B: 3 2B: 1 3B: 1 HR: 1	SF: 0 SAC: 0 DP: 2 HBP: 0	WP: 0 PB: 0 SB: 1 CS: 0	PA: 33							
<b>PITCHER</b>	IP	WLS	BF	H	R	ER	SO	BB	IBB	HBP	BLK	WP	HR	S	P	ERA	WHIP										
37 Mike Pelfrey, R ERA: 6.85	5.2	L	24	5	5	5	5	3	0	0	0	0	0	1	5	∞	∞										
50 Casey Fien, R ERA: 5.4	0.0		1	0	0	0	0	1	0	0	0	0	0	1	5	∞	∞										
56 Caleb Thielbar, L ERA:	0.1		2	1	1	1	0	0	0	0	0	0	0	6	8	27.00	3.000										
51 Anthony Swarzak, R ERA: 3.66	2.0		6	0	0	0	2	1	0	0	0	0	0	16	27	0.00	0.500										

AB	31
R	1
H	3
RBI	1
BB	5
SO	9
LOB	18



AB	28
R	6
H	6
RBI	6
BB	5
SO	7
LOB	10













Batter	1	2	3	4	5	6	7	8	9	AB	R	H	RBI	BB	SO	LOB	TOP	
7 Norichika Aoki, L (1,9) OBP: 0.369, SLG: 0.402										3	0	0	0	0	0	1		
9 Jean Segura, R (1,6) OBP: 0.397, SLG: 0.560										3	0	0	0	0	0	1		
8 Ryan Braun, R (1,7) OBP: 0.391, SLG: 0.548										2	0	0	0	2	0	1		
16 Aramis Ramirez, R (1,10) OBP: 0.386, SLG: 0.526										4	0	1	0	0	1	4		
27 Carlos Gómez, R (1,8) OBP: 0.372, SLG: 0.600										4	1	2	0	0	0	2		
20 Jonathan Lucroy, R (1,2) OBP: 0.282, SLG: 0.336										4	0	1	0	0	1	3		
3 Yuniesky Betancourt, R (1,3) OBP: 0.251, SLG: 0.367										4	0	0	1	0	1	2	AB 31	
23 Rickie Weeks Jr., R (1,4) OBP: 0.286, SLG: 0.275										3	0	1	0	0	1	2	R 1	
14 Jeff Bianchi, R (1,5) OBP: 0.270, SLG: 0.333										4	0	0	0	0	0	3	H 5	
<b>Inning Stats</b>	R: 0 H: 0 E: 0 K: 1 S: 8	H: 0 LOB: 1 BB: 0 P: 14	R: 1 H: 2 E: 0 K: 0 S: 11	H: 2 LOB: 1 BB: 0 P: 18	R: 0 H: 0 E: 0 K: 0 S: 8	H: 0 LOB: 1 BB: 1 P: 15	R: 0 H: 1 E: 0 K: 0 S: 7	H: 1 LOB: 1 BB: 0 P: 11	R: 0 H: 0 E: 0 K: 1 S: 9	H: 0 LOB: 1 BB: 0 P: 11	R: 0 H: 0 E: 0 K: 0 S: 7	H: 0 LOB: 1 BB: 1 P: 14	R: 0 H: 1 E: 0 K: 2 S: 12	H: 1 LOB: 1 BB: 0 P: 14	1B: 3 2B: 2 3B: 0 HR: 0	SF: 0 SAC: 0 DP: 1 HBP: 3	WP: 0 PB: 0 SB: 0 CS: 0	PA: 36
<b>PITCHER</b>	IP WLS BF H R ER SO BB IBB HBP BLK WP HR S P ERA WHIP																	
21 Samuel Deduno, R (1,1) ERA: 5.11	7.0 W 30 4 1 1 2 2 0 0 3 1 0 0 56 100 1.29 0.857																	
50 Casey Fien, R (8,1) ERA: 4.84	1.0 H 2 0 0 0 0 0 0 0 0 0 0 0 6 7 0.00 0.000																	
15 Glen Perkins, L (9,1) ERA: 3.2	1.0 S 4 1 0 0 2 0 0 0 0 0 0 0 12 14 0.00 1.000																	

Milwaukee Brewers @ Minnesota Twins  
Target Field, Minneapolis, MN  
Wed May 29 2013, 7:12 PM - 9:44 PM CDT  
Att: 31,359 - Overcast - 74 F

AB 31  
R 1  
H 5  
RBI 1  
BB 2  
SO 4  
LOB 19



Batter	1	2	3	4	5	6	7	8	9	AB	R	H	RBI	BB	SO	LOB	BOTTOM			
5 Eduardo Escobar, S (1,5) OBP: 0.271, SLG: 0.354										4	1	1	0	0	1	0				
2 Brian Dozier, R (1,4) OBP: 0.255, SLG: 0.281										4	1	1	0	0	2	0				
7 Joe Mauer, L (1,10) OBP: 0.410, SLG: 0.482										3	0	1	0	1	0	2				
16 Josh Willingham, R (1,7) OBP: 0.364, SLG: 0.444										4	0	1	0	0	1	3				
9 Ryan Doumit, S (1,9) OBP: 0.287, SLG: 0.365										3	1	1	2	1	0	0				
27 Chris Parmelee, L (1,3) OBP: 0.289, SLG: 0.326										4	0	1	0	0	1	3				
12 Chris Herrmann, L (1,2) OBP: 0.333, SLG: 0.333										3	0	1	1	0	0	0	AB 31			
32 Aaron Hicks, S (1,8) OBP: 0.240, SLG: 0.323										3	1	1	1	0	2	2	R 4			
25 Pedro Florimón, S (1,6) OBP: 0.323, SLG: 0.354										3	0	0	0	0	0	0	H 8			
<b>Inning Stats</b>	R: 3 H: 5 E: 1 K: 1 S: 23	H: 5 LOB: 2 BB: 0 P: 31	R: 0 H: 0 E: 0 K: 2 S: 8	H: 0 LOB: 0 BB: 0 P: 10	R: 0 H: 1 E: 0 K: 0 S: 9	H: 1 LOB: 0 BB: 0 P: 14	R: 1 H: 1 E: 0 K: 0 S: 9	H: 1 LOB: 0 BB: 0 P: 15	R: 0 H: 0 E: 0 K: 1 S: 10	H: 0 LOB: 0 BB: 0 P: 16	R: 0 H: 0 E: 0 K: 1 S: 5	H: 0 LOB: 0 BB: 0 P: 8	R: 0 H: 0 E: 0 K: 1 S: 7	H: 0 LOB: 3 BB: 2 P: 12	R: 0 H: 1 E: 0 K: 2 S: 11	H: 1 LOB: 3 BB: 2 P: 25	1B: 5 2B: 2 3B: 0 HR: 1	SF: 0 SAC: 0 DP: 1 HBP: 0	WP: 0 PB: 0 SB: 0 CS: 0	PA: 33
<b>PITCHER</b>	IP WLS BF H R ER SO BB IBB HBP BLK WP HR S P ERA WHIP																			
41 Marco Estrada, R (1,1) ERA: 4.96	7.0 L 27 7 4 4 2 2 0 0 0 0 0 0 71 106 5.14 1.000																			
32 Tom Gorzelanny, L (8,1) ERA: 2.37	1.0 6 1 0 0 2 2 0 0 0 0 0 0 11 25 0.00 3.000																			

Milwaukee Brewers @ Minnesota Twins  
Target Field, Minneapolis, MN  
Wed May 29 2013, 7:12 PM - 9:44 PM CDT  
Att: 31,359 - Overcast - 74 F

AB 31  
R 4  
H 8  
RBI 4  
BB 2  
SO 7  
LOB 10





Batter	1	2	3	4	5	6	7	8	9	AB	R	H	RBI	BB	SO	LOB	TOP					
27 Carlos Gómez, R OBP: 0.368, SLG: 0.589										5	0	1	1	0	1	2						
9 Jean Segura, R OBP: 0.397, SLG: 0.554										4	0	1	0	1	0	1						
8 Ryan Braun, R OBP: 0.386, SLG: 0.541										4	0	1	1	0	3	0						
16 Aramis Ramirez, R OBP: 0.387, SLG: 0.512										4	1	1	0	1	1	4						
20 Jonathan Lucroy, R OBP: 0.281, SLG: 0.333										4	1	1	0	1	0	1						
3 Yunesky Betancourt, R OBP: 0.251, SLG: 0.384										4	1	1	0	0	0	4						
22 Logan Schafer, L OBP: 0.271, SLG: 0.278										4	1	3	3	0	0	0						
23 Rickie Weeks Jr., R OBP: 0.285, SLG: 0.280										4	1	1	0	0	1	2						
14 Jeff Bianchi, R OBP: 0.293, SLG: 0.375										4	1	2	1	0	0	2						
<b>Inning Stats</b>	R: 0 E: 0 K: 0 S: 6	H: 2 LOB: 1 BB: 0 P: 7	R: 0 E: 0 K: 0 S: 8	H: 0 LOB: 0 BB: 0 P: 9	R: 0 E: 0 K: 0 S: 8	H: 1 LOB: 1 BB: 0 P: 15	R: 0 E: 0 K: 1 S: 12	H: 1 LOB: 1 BB: 0 P: 15	R: 0 E: 0 K: 1 S: 10	H: 1 LOB: 1 BB: 0 P: 14	R: 3 E: 0 K: 2 S: 11	H: 3 LOB: 1 BB: 1 P: 22	R: 1 E: 0 K: 1 S: 11	H: 2 LOB: 3 BB: 2 P: 25	R: 2 E: 0 K: 0 S: 10	H: 2 LOB: 0 BB: 0 P: 15	R: 0 E: 0 K: 1 S: 8	H: 0 LOB: 0 BB: 0 P: 12	1B: 8 2B: 3 3B: 1 HR: 0	SF: 1 SAC: 0 DP: 1 HBP: 0	WP: 1 PB: 0 SB: 0 CS: 0	PA: 41
<b>PITCHER</b>	IP WLS BF H R ER SO BB IBB HBP BLK WP HR S P ERA WHIP																					
39 P.J. Walters, R ERA: 4.5	6.0 W 28 10 4 4 4 1 0 0 0 0 0 60 89 6.00 1.833																					
20 Josh Roenicke, R ERA: 2.53	1.0 H 5 0 0 0 1 2 0 0 0 0 1 0 6 18 0.00 2.000																					
52 Brian Duensing, L ERA: 4.43	0.1 3 2 2 2 0 0 0 0 0 0 0 4 5 54.00 6.000																					
57 Ryan Pressly, R ERA: 1.33	0.2 H 2 0 0 0 0 0 0 0 0 0 0 6 10 0.00 0.000																					
61 Jared Burton, R ERA: 2.1	1.0 S 3 0 0 0 1 0 0 0 0 0 0 8 12 0.00 0.000																					

**Milwaukee Brewers @ Minnesota Twins**  
 Target Field, Minneapolis, MN  
 Thu May 30 2013, 7:11 PM - 10:07 PM CDT  
 Att: 32,688 - Overcast - 74 F

livebaseballscorecards.com

AB 37  
R 6  
H 12  
RBI 6  
BB 3  
SO 6  
LOB 16

Batter	1	2	3	4	5	6	7	8	9	AB	R	H	RBI	BB	SO	LOB	BOTTOM					
8 Jamey Carroll, R OBP: 0.297, SLG: 0.277										5	0	1	0	0	0	4						
2 Brian Dozier, R OBP: 0.259, SLG: 0.300										4	2	1	1	0	0	5						
7 Joe Mauer, L OBP: 0.412, SLG: 0.497										4	1	2	2	0	1	1						
16 Josh Willingham, R OBP: 0.366, SLG: 0.442										3	0	1	1	1	1	1						
33 Justin Morneau, L OBP: 0.346, SLG: 0.392										3	2	1	0	1	1	2						
9 Ryan Doumit, S OBP: 0.292, SLG: 0.388										4	1	2	2	0	1	0						
27 Chris Parmelee, L OBP: 0.295, SLG: 0.353										4	1	2	2	0	0	1						
32 Aaron Hicks, S OBP: 0.246, SLG: 0.323										3	0	1	0	1	0	0						
25 Pedro Florimón, S OBP: 0.328, SLG: 0.353										3	1	1	0	1	0	2						
<b>Inning Stats</b>	R: 0 E: 0 K: 0 S: 8	H: 1 LOB: 0 BB: 0 P: 11	R: 0 E: 0 K: 0 S: 8	H: 0 LOB: 0 BB: 1 P: 14	R: 1 E: 0 K: 0 S: 12	H: 1 LOB: 0 BB: 0 P: 17	R: 4 E: 0 K: 0 S: 18	H: 4 LOB: 0 BB: 0 P: 30	R: 1 E: 0 K: 1 S: 14	H: 2 LOB: 1 BB: 0 P: 19	R: 1 E: 0 K: 0 S: 8	H: 2 LOB: 1 BB: 1 P: 15	R: 1 E: 0 K: 2 S: 13	H: 1 LOB: 1 BB: 0 P: 19	R: 0 E: 0 K: 1 S: 15	H: 1 LOB: 3 BB: 2 P: 28	R: 0 E: 0 K: 1 S: 8	H: 0 LOB: 0 BB: 0 P: 12	1B: 8 2B: 1 3B: 0 HR: 4	SF: 0 SAC: 0 DP: 2 HBP: 1	WP: 0 PB: 0 SB: 1 CS: 1	PA: 38
<b>PITCHER</b>	IP WLS BF H R ER SO BB IBB HBP BLK WP HR S P ERA WHIP																					
26 Kyle Lohse, R ERA: 4.37	4.2 L 21 8 6 6 0 1 0 0 0 0 0 4 57 87 11.57 1.929																					
48 Dornovan Hand, R ERA: 5.06	2.1 11 3 2 2 3 1 0 1 0 0 0 24 38 7.71 1.714																					
59 John Axford, R ERA: 5.79	1.0 6 1 0 0 1 2 0 0 0 0 0 0 15 28 0.00 3.000																					

**Milwaukee Brewers @ Minnesota Twins**  
 Target Field, Minneapolis, MN  
 Thu May 30 2013, 7:11 PM - 10:07 PM CDT  
 Att: 32,688 - Overcast - 74 F

livebaseballscorecards.com

AB 33  
R 8  
H 12  
RBI 8  
BB 4  
SO 4  
LOB 16







Batter	1	2	3	4	5	6	7	8	9	AB R H RBI BB SO LOB	TOP														
9 Endy Chavez, L OBP: 0.288, SLG: 0.361	G3	FC5-4 BB		G4-3		G4-3	G4-3		G6-4-3 BB	4 0 1 0 1 0 2	<b>Seattle Mariners @ Minnesota Twins</b> Target Field, Minneapolis, MN Sat Jun 01 2013, 12:11 PM - 3:16 PM CDT Att: 33,417 - Partly Cloudy - 68 F														
12 Jason Bay, R OBP: 0.343, SLG: 0.479	HR	FC5-4			L8		HR		G6-4-3	5 2 2 2 0 0 2															
15 Kyle Seager, L OBP: 0.343, SLG: 0.469	HR			G3	G3		1B		K	5 2 2 1 0 1 0															
8 Kendrys Morales, S OBP: 0.364, SLG: 0.490	G6-3			K	P6		1B			4 0 1 0 0 1 0															
28 Raul Ibanez, L OBP: 0.281, SLG: 0.512	1B			K			G3			4 0 2 1 0 1 0															
6 Nick Franklin, S OBP: 0.381, SLG: 0.588	BB				F9		G4-3		F8	3 0 0 0 1 0 2															
55 Michael Saunders, L OBP: 0.281, SLG: 0.364	L7			2B			1B		F7	4 0 2 0 0 0 2															
7 Kelly Shoppach, R OBP: 0.289, SLG: 0.360		G6-3		K			G1-4-3		K	4 0 0 0 0 2 2															
26 Brendan Ryan, R OBP: 0.269, SLG: 0.285		P3					F8		P3	4 0 1 0 0 0 0															
<b>Inning Stats</b>	R: 2 H: 3 E: 0 K: 0 S: 13	WLS: 3 BF: 23 LOB: 1	R: 0 H: 0 E: 0 K: 0 S: 8	ER: 0 LOB: 1 BB: 1 P: 15	R: 0 H: 0 E: 0 K: 2 S: 9	WLS: 0 BF: 13 LOB: 0	R: 0 H: 2 E: 0 K: 1 S: 11	ER: 0 LOB: 2 BB: 0 P: 18	R: 0 H: 0 E: 0 K: 0 S: 7	WLS: 1 BF: 17 LOB: 0	R: 0 H: 1 E: 0 K: 0 S: 14	ER: 0 LOB: 1 BB: 0 P: 17	R: 2 H: 4 E: 0 K: 0 S: 14	WLS: 4 BF: 24 LOB: 0	R: 0 H: 0 E: 0 K: 1 S: 9	WLS: 0 BF: 13 LOB: 0	R: 0 H: 1 E: 0 K: 1 S: 8	WLS: 1 BF: 15 LOB: 0	1B: 7 2B: 1 3B: 0 HR: 3	SF: 0 SAC: 0 DP: 1 HBP: 0	WP: 0 PB: 0 SB: 0 CS: 0	PA: 39			
<b>PITCHER</b>	IP WLS BF H R ER SO BB IBB HBP BLK WP HR S P ERA WHIP	IP WLS BF H R ER SO BB IBB HBP BLK WP HR S P ERA WHIP	IP WLS BF H R ER SO BB IBB HBP BLK WP HR S P ERA WHIP	IP WLS BF H R ER SO BB IBB HBP BLK WP HR S P ERA WHIP	IP WLS BF H R ER SO BB IBB HBP BLK WP HR S P ERA WHIP	IP WLS BF H R ER SO BB IBB HBP BLK WP HR S P ERA WHIP	IP WLS BF H R ER SO BB IBB HBP BLK WP HR S P ERA WHIP	IP WLS BF H R ER SO BB IBB HBP BLK WP HR S P ERA WHIP	IP WLS BF H R ER SO BB IBB HBP BLK WP HR S P ERA WHIP	IP WLS BF H R ER SO BB IBB HBP BLK WP HR S P ERA WHIP	IP WLS BF H R ER SO BB IBB HBP BLK WP HR S P ERA WHIP	IP WLS BF H R ER SO BB IBB HBP BLK WP HR S P ERA WHIP	IP WLS BF H R ER SO BB IBB HBP BLK WP HR S P ERA WHIP	IP WLS BF H R ER SO BB IBB HBP BLK WP HR S P ERA WHIP	IP WLS BF H R ER SO BB IBB HBP BLK WP HR S P ERA WHIP	IP WLS BF H R ER SO BB IBB HBP BLK WP HR S P ERA WHIP	IP WLS BF H R ER SO BB IBB HBP BLK WP HR S P ERA WHIP	IP WLS BF H R ER SO BB IBB HBP BLK WP HR S P ERA WHIP	IP WLS BF H R ER SO BB IBB HBP BLK WP HR S P ERA WHIP	IP WLS BF H R ER SO BB IBB HBP BLK WP HR S P ERA WHIP	IP WLS BF H R ER SO BB IBB HBP BLK WP HR S P ERA WHIP	IP WLS BF H R ER SO BB IBB HBP BLK WP HR S P ERA WHIP	IP WLS BF H R ER SO BB IBB HBP BLK WP HR S P ERA WHIP	IP WLS BF H R ER SO BB IBB HBP BLK WP HR S P ERA WHIP	IP WLS BF H R ER SO BB IBB HBP BLK WP HR S P ERA WHIP

AB	37
R	4
H	11
RBI	4
BB	2
SO	5
LOB	10



Batter	1	2	3	4	5	6	7	8	9	AB R H RBI BB SO LOB	BOTTOM														
5 Eduardo Escobar, S OBP: 0.267, SLG: 0.337	F7	K			F7		F8		BB BB	4 1 0 0 1 1 2	<b>Seattle Mariners @ Minnesota Twins</b> Target Field, Minneapolis, MN Sat Jun 01 2013, 12:11 PM - 3:16 PM CDT Att: 33,417 - Partly Cloudy - 68 F														
7 Joe Mauer, L OBP: 0.413, SLG: 0.490	BB			G1-3	L7		1B		BB BB	3 1 1 0 2 0 0															
16 Josh Willingham, R OBP: 0.355, SLG: 0.424	K			F7	F9		F8		SF7	4 0 0 1 0 1 2															
9 Ryan Doumit, S OBP: 0.294, SLG: 0.404	F8			G4-3			2B		3B	5 1 3 2 0 0 1															
27 Chris Parmelee, L OBP: 0.311, SLG: 0.366		BB		1B	1B		F9		K	3 1 1 0 1 1 2															
55 Chris Colabello, R OBP: 0.133, SLG: 0.133	FC6			1B	1B		G6-3		FC1-6 BB	4 0 1 0 0 0 3															
2 Brian Dozier, R OBP: 0.265, SLG: 0.299	F8			FC2-5	1B		1B		BB	3 0 1 1 1 0 4															
32 Aaron Hicks, S OBP: 0.235, SLG: 0.308	FC1			F8			P5		FC4	4 0 0 0 0 0 6															
25 Pedro Florimón, S OBP: 0.341, SLG: 0.369	K			K			K		BB WP	3 1 0 0 1 3 4															
<b>Inning Stats</b>	R: 0 H: 0 E: 0 K: 1 S: 12	WLS: 0 BF: 22 LOB: 1	R: 1 H: 0 E: 2 K: 2 S: 15	ER: 0 LOB: 2 BB: 1 P: 26	R: 0 H: 0 E: 0 K: 0 S: 4	WLS: 0 BF: 8 LOB: 0	R: 0 H: 2 E: 0 K: 1 S: 15	ER: 0 LOB: 0 BB: 0 P: 17	R: 0 H: 0 E: 0 K: 0 S: 6	WLS: 1 BF: 8 LOB: 0	R: 1 H: 2 E: 0 K: 0 S: 10	ER: 0 LOB: 1 BB: 0 P: 17	R: 0 H: 1 E: 0 K: 1 S: 9	WLS: 1 BF: 13 LOB: 0	R: 0 H: 1 E: 0 K: 1 S: 10	WLS: 0 BF: 19 LOB: 1	R: 3 H: 1 E: 0 K: 0 S: 8	WLS: 1 BF: 23 LOB: 3	1B: 5 2B: 1 3B: 1 HR: 0	SF: 1 SAC: 0 DP: 0 HBP: 0	WP: 1 PB: 0 SB: 0 CS: 0	PA: 40			
<b>PITCHER</b>	IP WLS BF H R ER SO BB IBB HBP BLK WP HR S P ERA WHIP	IP WLS BF H R ER SO BB IBB HBP BLK WP HR S P ERA WHIP	IP WLS BF H R ER SO BB IBB HBP BLK WP HR S P ERA WHIP	IP WLS BF H R ER SO BB IBB HBP BLK WP HR S P ERA WHIP	IP WLS BF H R ER SO BB IBB HBP BLK WP HR S P ERA WHIP	IP WLS BF H R ER SO BB IBB HBP BLK WP HR S P ERA WHIP	IP WLS BF H R ER SO BB IBB HBP BLK WP HR S P ERA WHIP	IP WLS BF H R ER SO BB IBB HBP BLK WP HR S P ERA WHIP	IP WLS BF H R ER SO BB IBB HBP BLK WP HR S P ERA WHIP	IP WLS BF H R ER SO BB IBB HBP BLK WP HR S P ERA WHIP	IP WLS BF H R ER SO BB IBB HBP BLK WP HR S P ERA WHIP	IP WLS BF H R ER SO BB IBB HBP BLK WP HR S P ERA WHIP	IP WLS BF H R ER SO BB IBB HBP BLK WP HR S P ERA WHIP	IP WLS BF H R ER SO BB IBB HBP BLK WP HR S P ERA WHIP	IP WLS BF H R ER SO BB IBB HBP BLK WP HR S P ERA WHIP	IP WLS BF H R ER SO BB IBB HBP BLK WP HR S P ERA WHIP	IP WLS BF H R ER SO BB IBB HBP BLK WP HR S P ERA WHIP	IP WLS BF H R ER SO BB IBB HBP BLK WP HR S P ERA WHIP	IP WLS BF H R ER SO BB IBB HBP BLK WP HR S P ERA WHIP	IP WLS BF H R ER SO BB IBB HBP BLK WP HR S P ERA WHIP	IP WLS BF H R ER SO BB IBB HBP BLK WP HR S P ERA WHIP	IP WLS BF H R ER SO BB IBB HBP BLK WP HR S P ERA WHIP	IP WLS BF H R ER SO BB IBB HBP BLK WP HR S P ERA WHIP	IP WLS BF H R ER SO BB IBB HBP BLK WP HR S P ERA WHIP	IP WLS BF H R ER SO BB IBB HBP BLK WP HR S P ERA WHIP

AB	33
R	5
H	7
RBI	4
BB	6
SO	6
LOB	24






Batter	1	2	3	4	5	6	7	8	9	AB	R	H	RBI	BB	SO	LOB	TOP						
55 Michael Saunders, L (1, 8) OBP: 0.333, SLG: 0.363										3	0	1	0	1	1	1							
12 Jason Bay, R (1, 7) OBP: 0.333, SLG: 0.463										4	0	0	0	0	1	2							
15 Kyle Seager, L (1, 5) OBP: 0.342, SLG: 0.465										4	0	1	0	0	0	1							
8 Kendrys Morales, S (1, 10)										4	0	2	0	0	1	0							
28 Raul Ibanez, L (1, 9)										3	0	0	0	0	1	2							
16 Alex Liddi, R (1, 3)										3	0	0	0	0	2	0							
1 Carlos Triunfel, R (1, 4)										3	0	0	0	0	1	0							
2 Jesús Sucre, R (1, 2) OBP: 0.250, SLG: 0.190										3	0	1	0	0	0	0							
26 Brendan Ryan, R (1, 6) OBP: 0.264, SLG: 0.279										3	0	0	0	0	0	1							
<b>Inning Stats</b>	R: 0 E: 0 K: 0 S: 9	H: 3 LOB: 2 BB: 0 P: 15	R: 0 E: 0 K: 1 S: 8	H: 0 LOB: 0 BB: 0 P: 15	R: 0 E: 0 K: 1 S: 10	H: 0 LOB: 0 BB: 0 P: 16	R: 0 E: 0 K: 0 S: 8	H: 1 LOB: 0 BB: 0 P: 14	R: 0 E: 0 K: 1 S: 9	H: 0 LOB: 0 BB: 0 P: 14	R: 0 E: 0 K: 2 S: 11	H: 0 LOB: 0 BB: 0 P: 14	R: 0 E: 0 K: 0 S: 7	H: 1 LOB: 1 BB: 0 P: 11	R: 0 E: 0 K: 2 S: 8	H: 0 LOB: 0 BB: 0 P: 9	1B: 5 2B: 1 3B: 0 HR: 0	SF: 0 SAC: 0 DP: 1 HBP: 0	WP: 0 PB: 0 SB: 0 CS: 0	PA: 31			
<b>PITCHER</b>	IP WLS BF H R ER SO BB IBB HBP BLK WP HR S P ERA WHIP	6.0 W 21 4 0 0 3 1 0 0 0 0 0 57 95 0.00 0.833	IP WLS BF H R ER SO BB IBB HBP BLK WP HR S P ERA WHIP	1.0 3 0 0 0 2 0 0 0 0 0 0 7 11 0.00 0.000	1.0 3 0 0 0 2 0 0 0 0 0 0 8 9 0.00 0.000	IP WLS BF H R ER SO BB IBB HBP BLK WP HR S P ERA WHIP	1.0 3 0 0 0 2 0 0 0 0 0 0 8 9 0.00 0.000	IP WLS BF H R ER SO BB IBB HBP BLK WP HR S P ERA WHIP	1.0 3 0 0 0 2 0 0 0 0 0 0 8 9 0.00 0.000	IP WLS BF H R ER SO BB IBB HBP BLK WP HR S P ERA WHIP	1.0 3 0 0 0 2 0 0 0 0 0 0 8 9 0.00 0.000	IP WLS BF H R ER SO BB IBB HBP BLK WP HR S P ERA WHIP	1.0 3 0 0 0 2 0 0 0 0 0 0 8 9 0.00 0.000	IP WLS BF H R ER SO BB IBB HBP BLK WP HR S P ERA WHIP	1.0 3 0 0 0 2 0 0 0 0 0 0 8 9 0.00 0.000	IP WLS BF H R ER SO BB IBB HBP BLK WP HR S P ERA WHIP	1.0 3 0 0 0 2 0 0 0 0 0 0 8 9 0.00 0.000	IP WLS BF H R ER SO BB IBB HBP BLK WP HR S P ERA WHIP	1.0 3 0 0 0 2 0 0 0 0 0 0 8 9 0.00 0.000	IP WLS BF H R ER SO BB IBB HBP BLK WP HR S P ERA WHIP	1.0 3 0 0 0 2 0 0 0 0 0 0 8 9 0.00 0.000	IP WLS BF H R ER SO BB IBB HBP BLK WP HR S P ERA WHIP	1.0 3 0 0 0 2 0 0 0 0 0 0 8 9 0.00 0.000

Seattle Mariners @ Minnesota Twins  
Target Field, Minneapolis, MN  
Sun Jun 02 2013, 1:15 PM - 3:53 PM CDT  
Att: 34,876 - Partly Cloudy - 60 F

AB 30  
R 0  
H 5  
RBI 0  
BB 1  
SO 7  
LOB 7



Batter	1	2	3	4	5	6	7	8	9	AB	R	H	RBI	BB	SO	LOB	BOTTOM						
5 Eduardo Escobar, S (1, 5) OBP: 0.274, SLG: 0.341										5	1	2	1	0	1	1							
7 Joe Mauer, L (1, 3) OBP: 0.417, SLG: 0.490										4	1	2	0	1	0	1							
16 Josh Willingham, R (1, 10)										5	1	2	3	0	1	1							
9 Ryan Doumit, S (1, 2) OBP: 0.292, SLG: 0.416										5	1	1	1	0	2	3							
27 Chris Parmelee, L (1, 9) OBP: 0.308, SLG: 0.367										5	0	1	0	0	0	3							
12 Chris Herrmann, L (1, 7) OBP: 0.429, SLG: 0.857										4	2	2	1	0	0	1							
2 Brian Dozier, R (1, 4) OBP: 0.276, SLG: 0.335										4	2	3	2	0	0	0							
32 Aaron Hicks, S (1, 8) OBP: 0.246, SLG: 0.335										4	2	3	1	0	1	2							
25 Pedro Florimón, S (1, 6) OBP: 0.331, SLG: 0.360										3	0	0	1	0	0	2							
<b>Inning Stats</b>	R: 0 E: 0 K: 1 S: 9	H: 4 LOB: 1 BB: 0 P: 27	R: 0 E: 0 K: 0 S: 10	H: 1 LOB: 0 BB: 0 P: 15	R: 2 E: 0 K: 0 S: 9	H: 2 LOB: 0 BB: 0 P: 13	R: 2 E: 0 K: 1 S: 13	H: 3 LOB: 2 BB: 1 P: 24	R: 1 E: 0 K: 0 S: 17	H: 3 LOB: 0 BB: 0 P: 25	R: 2 E: 0 K: 0 S: 13	H: 3 LOB: 1 BB: 0 P: 20	R: 0 E: 0 K: 2 S: 8	H: 0 LOB: 0 BB: 0 P: 14	1B: 8 2B: 3 3B: 1 HR: 4	SF: 1 SAC: 0 DP: 0 HBP: 0	WP: 1 PB: 0 SB: 0 CS: 0	PA: 41					
<b>PITCHER</b>	IP WLS BF H R ER SO BB IBB HBP BLK WP HR S P ERA WHIP	4.2 L 24 7 7 7 1 1 0 0 0 0 1 1 35 52 11.57 3.000	IP WLS BF H R ER SO BB IBB HBP BLK WP HR S P ERA WHIP	2.1 14 7 3 3 2 0 0 0 0 0 0 1 1 35 52 11.57 3.000	1.0 3 0 0 0 2 0 0 0 0 0 0 8 9 0.00 0.000	IP WLS BF H R ER SO BB IBB HBP BLK WP HR S P ERA WHIP	1.0 3 0 0 0 2 0 0 0 0 0 0 8 9 0.00 0.000	IP WLS BF H R ER SO BB IBB HBP BLK WP HR S P ERA WHIP	1.0 3 0 0 0 2 0 0 0 0 0 0 8 9 0.00 0.000	IP WLS BF H R ER SO BB IBB HBP BLK WP HR S P ERA WHIP	1.0 3 0 0 0 2 0 0 0 0 0 0 8 9 0.00 0.000	IP WLS BF H R ER SO BB IBB HBP BLK WP HR S P ERA WHIP	1.0 3 0 0 0 2 0 0 0 0 0 0 8 9 0.00 0.000	IP WLS BF H R ER SO BB IBB HBP BLK WP HR S P ERA WHIP	1.0 3 0 0 0 2 0 0 0 0 0 0 8 9 0.00 0.000	IP WLS BF H R ER SO BB IBB HBP BLK WP HR S P ERA WHIP	1.0 3 0 0 0 2 0 0 0 0 0 0 8 9 0.00 0.000	IP WLS BF H R ER SO BB IBB HBP BLK WP HR S P ERA WHIP	1.0 3 0 0 0 2 0 0 0 0 0 0 8 9 0.00 0.000	IP WLS BF H R ER SO BB IBB HBP BLK WP HR S P ERA WHIP	1.0 3 0 0 0 2 0 0 0 0 0 0 8 9 0.00 0.000	IP WLS BF H R ER SO BB IBB HBP BLK WP HR S P ERA WHIP	1.0 3 0 0 0 2 0 0 0 0 0 0 8 9 0.00 0.000

Seattle Mariners @ Minnesota Twins  
Target Field, Minneapolis, MN  
Sun Jun 02 2013, 1:15 PM - 3:53 PM CDT  
Att: 34,876 - Partly Cloudy - 60 F

AB 39  
R 10  
H 16  
RBI 10  
BB 1  
SO 5  
LOB 14









Batter	1	2	3	4	5	6	7	8	9	AB	R	H	RBI	BB	SO	LOB	TOP								
5 Eduardo Escobar, S OBP: 0.270, SLG: 0.326										4	1	0	0	1	1	3									
7 Joe Mauer, L OBP: 0.498, SLG: 0.481										5	0	1	0	0	1	1									
16 Josh Willingham, R OBP: 0.372, SLG: 0.445										3	0	2	1	1	1	0									
33 Justin Morneau, L OBP: 0.346, SLG: 0.383										3	0	1	0	2	2	3									
9 Ryan Doumit, S OBP: 0.297, SLG: 0.434										5	0	1	0	0	1	7									
27 Chris Parmelee, L OBP: 0.315, SLG: 0.359										3	0	0	0	2	1	4									
2 Brian Dozier, R OBP: 0.282, SLG: 0.331										3	0	1	0	0	0	3									
12 Chris Herrmann, L (7, PH) OBP: 0.375, SLG: 0.750										4	0	1	0	0	2	0									
8 Jamey Carroll, R (7, 4) OBP: 0.282, SLG: 0.255										4	0	1	0	0	0	2									
32 Aaron Hicks, S (1, 8)																									
25 Pedro Florimón, S (1, 6)																									
<b>Inning Stats</b>	R: 1 E: 0 K: 1 S: 21	H: 1 LOB: 3 BB: 3 P: 39	R: 0 E: 0 K: 1 S: 7	H: 0 LOB: 0 BB: 0 P: 11	R: 0 E: 0 K: 0 S: 9	H: 1 LOB: 2 BB: 0 P: 11	R: 0 E: 0 K: 1 S: 11	H: 1 LOB: 1 BB: 0 P: 16	R: 0 E: 0 K: 1 S: 8	H: 1 LOB: 1 BB: 0 P: 11	R: 0 E: 0 K: 0 S: 10	H: 2 LOB: 2 BB: 0 P: 14	R: 0 E: 0 K: 1 S: 16	H: 1 LOB: 3 BB: 2 P: 27	R: 0 E: 0 K: 1 S: 13	H: 0 LOB: 0 BB: 0 P: 19	R: 0 E: 0 K: 3 S: 15	H: 1 LOB: 2 BB: 1 P: 26	1B: 7 2B: 1 3B: 0 HR: 0	SF: 0 SAC: 0 DP: 0 HBP: 1	WP: 0 PB: 0 SB: 1 CS: 0	PA: 42			
<b>PITCHER</b>	IP WLS BF H R ER SO BB IBB HBP BLK WP HR S P ERA WHIP	IP WLS BF H R ER SO BB IBB HBP BLK WP HR S P ERA WHIP	IP WLS BF H R ER SO BB IBB HBP BLK WP HR S P ERA WHIP	IP WLS BF H R ER SO BB IBB HBP BLK WP HR S P ERA WHIP	IP WLS BF H R ER SO BB IBB HBP BLK WP HR S P ERA WHIP	IP WLS BF H R ER SO BB IBB HBP BLK WP HR S P ERA WHIP	IP WLS BF H R ER SO BB IBB HBP BLK WP HR S P ERA WHIP	IP WLS BF H R ER SO BB IBB HBP BLK WP HR S P ERA WHIP	IP WLS BF H R ER SO BB IBB HBP BLK WP HR S P ERA WHIP	IP WLS BF H R ER SO BB IBB HBP BLK WP HR S P ERA WHIP	IP WLS BF H R ER SO BB IBB HBP BLK WP HR S P ERA WHIP	IP WLS BF H R ER SO BB IBB HBP BLK WP HR S P ERA WHIP	IP WLS BF H R ER SO BB IBB HBP BLK WP HR S P ERA WHIP	IP WLS BF H R ER SO BB IBB HBP BLK WP HR S P ERA WHIP	IP WLS BF H R ER SO BB IBB HBP BLK WP HR S P ERA WHIP	IP WLS BF H R ER SO BB IBB HBP BLK WP HR S P ERA WHIP	IP WLS BF H R ER SO BB IBB HBP BLK WP HR S P ERA WHIP	IP WLS BF H R ER SO BB IBB HBP BLK WP HR S P ERA WHIP	IP WLS BF H R ER SO BB IBB HBP BLK WP HR S P ERA WHIP	IP WLS BF H R ER SO BB IBB HBP BLK WP HR S P ERA WHIP	IP WLS BF H R ER SO BB IBB HBP BLK WP HR S P ERA WHIP	IP WLS BF H R ER SO BB IBB HBP BLK WP HR S P ERA WHIP	IP WLS BF H R ER SO BB IBB HBP BLK WP HR S P ERA WHIP		
11 Jeremy Guthrie, R (1, 1) ERA: 3.66	6.0 W 28	6 1 1 4	3 0 1 0	0 0 0 0	0 0 15 24	1.50 4.500	1.500																		
55 Tim Collins, L (7, 1) ERA: 2.95	0.2 H 5	1 0 0 1	2 0 0 0	0 0 0 0	0 0 1 3	0.00 0.000	0.000																		
43 Aaron Crow, R (7, 1) ERA: 4.32	0.1 H 1	0 0 0 0	0 0 0 0	0 0 0 0	0 0 13 19	0.00 0.000	0.000																		
40 Kelvin Herrera, R (8, 1) ERA: 4.64	1.0 H 3	0 0 0 1	0 0 0 0	0 0 0 0	0 0 15 26	0.00 2.000	2.000																		
56 Greg Holland, R (9, 1) ERA: 2.37	1.0 S 5	1 0 0 3	1 0 0 0	0 0 0 0	0 0 15 26	0.00 2.000	2.000																		
<b>Batter</b>	<b>1</b>	<b>2</b>	<b>3</b>	<b>4</b>	<b>5</b>	<b>6</b>	<b>7</b>	<b>8</b>	<b>9</b>	<b>AB</b>	<b>R</b>	<b>H</b>	<b>RBI</b>	<b>BB</b>	<b>SO</b>	<b>LOB</b>	<b>BOTTOM</b>								
4 Alex Gordon, L (1, 7) OBP: 0.361, SLG: 0.468										3	0	0	0	1	1	1									
35 Eric Hosmer, L (1, 3) OBP: 0.313, SLG: 0.325										4	1	0	0	0	0	1									
13 Salvador Perez, R (1, 2) OBP: 0.331, SLG: 0.408										3	2	2	1	1	0	0									
16 Billy Butler, R (1, 10) OBP: 0.384, SLG: 0.401										3	1	3	1	1	0	0									
8 Mike Moustakas, L (1, 5) OBP: 0.247, SLG: 0.292										4	0	0	0	0	1	6									
6 Lorenzo Cain, R (1, 8) OBP: 0.344, SLG: 0.384										3	0	0	0	1	1	1									
7 David Lough, L (1, 9) OBP: 0.319, SLG: 0.444										4	0	2	2	0	0	0									
21 Jeff Francoeur, R (9, 9) OBP: 0.246, SLG: 0.319										0	0	0	0	0	0	0									
17 Chris Getz, L (1, 4) OBP: 0.266, SLG: 0.288										3	0	0	0	1	0	3									
2 Alcides Escobar, R (1, 6) OBP: 0.277, SLG: 0.332										3	0	1	0	0	1	1									
<b>Inning Stats</b>	R: 3 E: 1 K: 0 S: 14	H: 2 LOB: 2 BB: 2 P: 28	R: 0 E: 0 K: 0 S: 13	H: 0 LOB: 0 BB: 0 P: 18	R: 0 E: 0 K: 0 S: 7	H: 2 LOB: 1 BB: 0 P: 9	R: 0 E: 0 K: 1 S: 11	H: 2 LOB: 1 BB: 0 P: 16	R: 0 E: 0 K: 0 S: 15	H: 1 LOB: 1 BB: 0 P: 22	R: 0 E: 0 K: 1 S: 13	H: 0 LOB: 1 BB: 1 P: 23	R: 1 E: 0 K: 1 S: 12	H: 1 LOB: 2 BB: 2 P: 26	R: 0 E: 0 K: 1 S: 9	H: 0 LOB: 0 BB: 0 P: 10	R: 0 E: 0 K: 3 S: 15	H: 0 LOB: 2 BB: 1 HBP: 0	1B: 6 2B: 2 3B: 1 HR: 0	SF: 0 SAC: 0 DP: 3 HBP: 0	WP: 1 PB: 0 SB: 0 CS: 0	PA: 35			
<b>PITCHER</b>	IP WLS BF H R ER SO BB IBB HBP BLK WP HR S P ERA WHIP	IP WLS BF H R ER SO BB IBB HBP BLK WP HR S P ERA WHIP	IP WLS BF H R ER SO BB IBB HBP BLK WP HR S P ERA WHIP	IP WLS BF H R ER SO BB IBB HBP BLK WP HR S P ERA WHIP	IP WLS BF H R ER SO BB IBB HBP BLK WP HR S P ERA WHIP	IP WLS BF H R ER SO BB IBB HBP BLK WP HR S P ERA WHIP	IP WLS BF H R ER SO BB IBB HBP BLK WP HR S P ERA WHIP	IP WLS BF H R ER SO BB IBB HBP BLK WP HR S P ERA WHIP	IP WLS BF H R ER SO BB IBB HBP BLK WP HR S P ERA WHIP	IP WLS BF H R ER SO BB IBB HBP BLK WP HR S P ERA WHIP	IP WLS BF H R ER SO BB IBB HBP BLK WP HR S P ERA WHIP	IP WLS BF H R ER SO BB IBB HBP BLK WP HR S P ERA WHIP	IP WLS BF H R ER SO BB IBB HBP BLK WP HR S P ERA WHIP	IP WLS BF H R ER SO BB IBB HBP BLK WP HR S P ERA WHIP	IP WLS BF H R ER SO BB IBB HBP BLK WP HR S P ERA WHIP	IP WLS BF H R ER SO BB IBB HBP BLK WP HR S P ERA WHIP	IP WLS BF H R ER SO BB IBB HBP BLK WP HR S P ERA WHIP	IP WLS BF H R ER SO BB IBB HBP BLK WP HR S P ERA WHIP	IP WLS BF H R ER SO BB IBB HBP BLK WP HR S P ERA WHIP	IP WLS BF H R ER SO BB IBB HBP BLK WP HR S P ERA WHIP	IP WLS BF H R ER SO BB IBB HBP BLK WP HR S P ERA WHIP	IP WLS BF H R ER SO BB IBB HBP BLK WP HR S P ERA WHIP	IP WLS BF H R ER SO BB IBB HBP BLK WP HR S P ERA WHIP	IP WLS BF H R ER SO BB IBB HBP BLK WP HR S P ERA WHIP	
39 P.J. Walters, R (1, 1) ERA: 3.0	6.0 L 27	7 3 0 0	3 0 0 0	0 0 0 0	0 0 2 7	0.00 1.500	1.500																		
56 Caleb Thielbar, L (7, 1) ERA: 3.1	0.2 H 2	0 0 0 0	1 0 0 0	0 0 0 0	0 0 1 10	0.00 6.000	6.000																		
20 Josh Roenicke, R (7, 1) ERA: 3.1	0.1 H 3	1 1 1 1	1 0 0 0	0 0 0 0	0 0 9 10	0.00 0.000	0.000																		
51 Anthony Swarzak, R (8, 1) ERA: 3.11	1.0 S 3	0 0 0 0	0 0 0 0	0 0 0 0	0 0 9 10	0.00 0.000	0.000																		

Minnesota Twins @ Kansas City Royals  
Kauffman Stadium, Kansas City, MO  
Wed Jun 05 2013, 7:12 PM - 10:13 PM CDT  
Att: 12,407 - Overcast - 67 F

AB	35
R	1
H	8
RBI	1
BB	6
SO	9
LOB	26



Minnesota Twins @ Kansas City Royals  
Kauffman Stadium, Kansas City, MO  
Wed Jun 05 2013, 7:12 PM - 10:13 PM CDT  
Att: 12,407 - Overcast - 67 F

AB	30
R	4
H	8
RBI	4
BB	5
SO	4
LOB	13





Batter	1	2	3	4	5	6	7	8	9	AB	R	H	RBI	BB	SO	LOB	TOP	
8 Jamey Carroll, R OBP: 0.278, SLG: 0.245										4	1	0	0	1	0	1		
7 Joe Mauer, L OBP: 0.404, SLG: 0.473										4	0	0	0	1	1	4		
16 Josh Willingham, R OBP: 0.370, SLG: 0.438										3	1	0	0	0	2	0		
33 Justin Morneau, L OBP: 0.349, SLG: 0.386										4	0	2	0	0	1	1		
9 Ryan Doumit, S OBP: 0.302, SLG: 0.449										3	1	1	2	1	1	3		
27 Chris Parmelee, L OBP: 0.308, SLG: 0.350										4	0	0	0	0	1	5		
11 Clete Thomas, L										4	0	0	0	0	1	2		
2 Brian Dozier, R OBP: 0.281, SLG: 0.329										4	0	1	0	0	1	0		
25 Pedro Florimón, S OBP: 0.325, SLG: 0.358										4	0	1	0	0	0	1		
<b>Inning Stats</b>	R: 3 H: 1 E: 0 K: 3 S: 18	H: 0 R: 0 ER: 0 LOB: 0 BB: 0 P: 10	R: 0 H: 1 E: 0 K: 1 S: 11	H: 1 R: 0 ER: 0 LOB: 2 BB: 1 P: 16	R: 0 H: 1 E: 0 K: 2 S: 18	H: 0 R: 0 ER: 0 LOB: 0 BB: 0 P: 16	R: 0 H: 0 E: 0 K: 1 S: 11	H: 0 R: 0 ER: 0 LOB: 0 BB: 0 P: 7	R: 0 H: 0 E: 0 K: 0 S: 7	H: 1 R: 0 ER: 0 LOB: 1 BB: 0 P: 20	1B: 3 2B: 1 3B: 0 HR: 1	SF: 0 SAC: 0 DP: 0 HBP: 1	WP: 1 PB: 0 SB: 0 CS: 0	PA: 38				
<b>PITCHER</b>	IP: 5.0 WLS: 0 BF: 25 ERA: 5.66	IP: 1.0 WLS: 0 BF: 3 ERA: 2.52	IP: 2.0 WLS: 1 BF: 6 ERA: 2.66	IP: 1.0 WLS: 0 BF: 4 ERA: 2.25	IP: 1.0 WLS: 0 BF: 4 ERA: 2.25	IP: 1.0 WLS: 0 BF: 4 ERA: 2.25	IP: 1.0 WLS: 0 BF: 4 ERA: 2.25	IP: 1.0 WLS: 0 BF: 4 ERA: 2.25	IP: 1.0 WLS: 0 BF: 4 ERA: 2.25	IP: 1.0 WLS: 0 BF: 4 ERA: 2.25	IP: 1.0 WLS: 0 BF: 4 ERA: 2.25	IP: 1.0 WLS: 0 BF: 4 ERA: 2.25	IP: 1.0 WLS: 0 BF: 4 ERA: 2.25	IP: 1.0 WLS: 0 BF: 4 ERA: 2.25	IP: 1.0 WLS: 0 BF: 4 ERA: 2.25	IP: 1.0 WLS: 0 BF: 4 ERA: 2.25	IP: 1.0 WLS: 0 BF: 4 ERA: 2.25	IP: 1.0 WLS: 0 BF: 4 ERA: 2.25

Minnesota Twins @ Kansas City Royals  
Kauffman Stadium, Kansas City, MO  
Thu Jun 06 2013, 7:11 PM - 10:07 PM CDT  
Att: 14,942 - Partly Cloudy - 73 F

AB 34  
R 3  
H 5  
RBI 2  
BB 3  
SO 8  
LOB 17



Batter	1	2	3	4	5	6	7	8	9	AB	R	H	RBI	BB	SO	LOB	BOTTOM	
4 Alex Gordon, L OBP: 0.360, SLG: 0.468										4	1	1	0	0	1	0		
35 Eric Hosmer, L OBP: 0.321, SLG: 0.335										3	1	2	1	1	0	0		
13 Salvador Perez, R OBP: 0.329, SLG: 0.404										4	1	1	1	0	0	2		
16 Billy Butler, R OBP: 0.386, SLG: 0.408										4	0	2	1	0	0	1		
23 Elliot Johnson, S OBP: 0.276, SLG: 0.289										4	1	1	0	0	0	2		
8 Mike Moustakas, L OBP: 0.247, SLG: 0.291										4	1	1	0	0	0	2		
6 Lorenzo Cain, R OBP: 0.347, SLG: 0.402										4	2	2	2	0	1	0		
7 David Lough, L OBP: 0.314, SLG: 0.429										4	0	1	0	0	1	4		
17 Chris Getz, L OBP: 0.267, SLG: 0.289										3	0	1	2	0	0	1		
2 Alcides Escobar, R OBP: 0.273, SLG: 0.328										3	0	0	0	0	0	3		
<b>Inning Stats</b>	R: 0 H: 0 E: 0 K: 1 S: 7	H: 4 R: 2 ER: 0 LOB: 1 BB: 0 P: 16	R: 0 H: 0 E: 0 K: 0 S: 3	H: 0 R: 0 ER: 0 LOB: 0 BB: 1 P: 9	R: 0 H: 0 E: 0 K: 1 S: 8	H: 0 R: 0 ER: 0 LOB: 0 BB: 0 P: 12	R: 1 H: 2 E: 0 K: 0 S: 11	H: 1 R: 0 ER: 0 LOB: 1 BB: 0 P: 18	R: 0 H: 1 E: 1 K: 0 S: 14	H: 4 R: 4 ER: 0 LOB: 1 BB: 0 P: 29	1B: 7 2B: 4 3B: 0 HR: 1	SF: 0 SAC: 0 DP: 2 HBP: 0	WP: 0 PB: 0 SB: 0 CS: 0	PA: 34				
<b>PITCHER</b>	IP: 6.1 WLS: 0 BF: 25 ERA: 6.4	IP: 0.1 WLS: 0 BF: 1 ERA: 4.15	IP: 0.1 WLS: 0 BF: 1 ERA: 4.5	IP: 0.2 WLS: L BF: 6 ERA: 3.29	IP: 0.1 WLS: 0 BF: 1 ERA: 1.27	IP: 0.1 WLS: 0 BF: 1 ERA: 1.27	IP: 0.1 WLS: 0 BF: 1 ERA: 1.27	IP: 0.1 WLS: 0 BF: 1 ERA: 1.27	IP: 0.1 WLS: 0 BF: 1 ERA: 1.27	IP: 0.1 WLS: 0 BF: 1 ERA: 1.27	IP: 0.1 WLS: 0 BF: 1 ERA: 1.27	IP: 0.1 WLS: 0 BF: 1 ERA: 1.27	IP: 0.1 WLS: 0 BF: 1 ERA: 1.27	IP: 0.1 WLS: 0 BF: 1 ERA: 1.27	IP: 0.1 WLS: 0 BF: 1 ERA: 1.27	IP: 0.1 WLS: 0 BF: 1 ERA: 1.27	IP: 0.1 WLS: 0 BF: 1 ERA: 1.27	IP: 0.1 WLS: 0 BF: 1 ERA: 1.27

Minnesota Twins @ Kansas City Royals  
Kauffman Stadium, Kansas City, MO  
Thu Jun 06 2013, 7:11 PM - 10:07 PM CDT  
Att: 14,942 - Partly Cloudy - 73 F

AB 33  
R 7  
H 11  
RBI 7  
BB 1  
SO 3  
LOB 13





Batter	1	2	3	4	5	6	7	8	9	10	11	AB	R	H	RBI	BB	SO	LOB	TOP							
8 Jamey Carroll, R OBP: 0.275, SLG: 0.236	(1.5) C FF 91 B FF 92 F FF 93 F FF 94 X FF 94	2-2 F9	4-2 FC4-6 BB	1-1 F9	2-2 F9	2-2 L7	0-0 G5-6-3	1-0 SH3	4 0 0 0 1 0 1																	
7 Joe Mauer, L OBP: 0.410, SLG: 0.493	(1.2) C FF 90 B FF 94 X FF 93	1-1 G1-3	2-0 FC4-6	2-2 HR	3-2 2B	1-2 1B	1-2 1B	4-0 IBB	5 1 3 1 1 0 1																	
9 Ryan Doumit, S OBP: 0.307, SLG: 0.448	(1.9) C SI 93 B CU 79 F FF 93 F FF 94 X FF 94	4-2 BB	1-1 F8	0-1 G5-3	1-2 G6-3	0-2 1B	1-3 1B	0-1 1B	5 0 2 1 1 0 1																	
16 Josh Willingham, R OBP: 0.364, SLG: 0.429	(1.7) C SI 92 B CU 79 F FF 93 F FF 94 X FF 94	2-2 G6-3	0-0 33 E 1B	0-1 G6-3	0-2 G5-3	3-3 K	1-3 K	6 1 1 0 0 2 6	0 0 0 0 0 0 0																	
15 Glen Perkins, L	(11.1) C SI 94 B CU 84																									
33 Justin Morneau, L OBP: 0.351, SLG: 0.390	(1.3) C FF 91 B FF 92 F FF 93 F FF 94 X FF 94	0-2 L7	1-1 E3 2 1B	1-2 2B	4-1 27 WP 32 SH5-3 BB	2-2 27 G3 32 SH1-4 1B	1-3 K	3 1 1 0 1 0 0	2 0 1 0 0 1 2																	
5 Eduardo Escobar, S OBP: 0.275, SLG: 0.330	(8.4) C SI 91 B CU 78 F FF 93 F FF 94 X FF 94	3-1 G4-6-3 1B	4-2 2 1B BB	1-3 K	0-0 SH5-3	1-2 SH1-4		2 0 1 0 1 1 1																		
32 Aaron Hicks, S OBP: 0.232, SLG: 0.333	(1.8) C SI 91 B CU 78 F FF 93 F FF 94 X FF 94	1-2 G4-6-3 1B	0-2 1B	3-3 K	2-2 F7	1-1 G3		3 0 1 1 0 1 2	2 0 0 0 0 0 3																	
2 Brian Dozier, R OBP: 0.282, SLG: 0.329	(1.4) C SI 93 B CU 78 F FF 93 F FF 94 X FF 94	1-2 G4-6-3 1B	1-2 1B	4-0 IBB	0-1 L1-3			4 0 0 0 1 2 5																		
27 Chris Parmelee, L OBP: 0.304, SLG: 0.346	(8.3) C SI 93 B CU 78 F FF 93 F FF 94 X FF 94																									
25 Pedro Florimón, S OBP: 0.321, SLG: 0.348	(1.6) C SI 92 B CU 79 F FF 93 F FF 94 X FF 94	0-3 K	1-3 K	1-3 IBB	1-2 G5-6-3 1B			3 0 0 0 0 0 3 4	0 0 0 0 0 0 0 0																	
30 Kevin Correia, R OBP: 0.288, SLG: 0.329	(7.1) C SI 91 B CU 78 F FF 93 F FF 94 X FF 94																									
52 Brian Duensing, L OBP: 0.260, SLG: 0.320	(8.1) C SI 91 B CU 78 F FF 93 F FF 94 X FF 94																									
11 Clete Thomas, L OBP: 0.260, SLG: 0.320	(8.1) C SI 91 B CU 78 F FF 93 F FF 94 X FF 94																									
61 Jared Burton, R OBP: 0.260, SLG: 0.320	(8.1) C SI 91 B CU 78 F FF 93 F FF 94 X FF 94																									
20 Josh Roenicke, R OBP: 0.260, SLG: 0.320	(10.1) C SI 91 B CU 78 F FF 93 F FF 94 X FF 94																									
12 Chris Herrmann, L OBP: 0.260, SLG: 0.320	(11.7) C SI 91 B CU 78 F FF 93 F FF 94 X FF 94																									
<b>Inning Stats</b>	R: 0 E: 0 K: 0 S: 16	H: 0 LOB: 1 BB: 1 P: 25	R: 0 E: 0 K: 0 S: 8	H: 1 LOB: 0 BB: 0 P: 12	R: 0 E: 0 K: 2 S: 10	H: 0 LOB: 1 BB: 1 P: 16	R: 2 E: 1 K: 2 S: 17	H: 2 LOB: 2 BB: 1 P: 24	R: 1 E: 0 K: 0 S: 9	H: 1 LOB: 0 BB: 0 P: 12	R: 0 E: 0 K: 3 S: 15	H: 1 LOB: 2 BB: 1 P: 25	R: 0 E: 0 K: 0 S: 12	H: 1 LOB: 1 BB: 0 P: 18	R: 0 E: 0 K: 0 S: 8	H: 0 LOB: 2 BB: 2 P: 14	R: 0 E: 0 K: 1 S: 15	H: 3 LOB: 2 BB: 0 P: 20	R: 0 E: 0 K: 0 S: 8	H: 1 LOB: 1 BB: 2 P: 11	R: 1 E: 0 K: 2 S: 10	H: 1 LOB: 2 BB: 2 P: 21	1B: 8 2B: 2 3B: 0 HR: 1	SF: 0 SAC: 3 DP: 2 HBP: 0	WP: 1 PB: 0 SB: 0 CS: 0	PA: 50
<b>PITCHER</b>	47 Gio Gonzalez, L ERA: 3.59	(1.1) IP: 6.0 WLS: 0.2 BF: 3 H: 1 R: 3 ER: 0 SO: 7 BB: 0 IBB: 0 HBP: 0 BLK: 0 WP: 0 HR: 0 S: 9 P: 114 ERA: 3.00 WHIP: 1.500	58 Fernando Abad, L ERA: 2.88	(7.1) IP: 0.2 WLS: 0.1 BF: 1 H: 0 R: 0 ER: 0 SO: 0 BB: 0 IBB: 0 HBP: 0 BLK: 0 WP: 0 HR: 0 S: 3 P: 3 ERA: 0.00 WHIP: 0.000	22 Drew Storen, R ERA: 4.13	(7.1) IP: 0.1 WLS: 1.0 BF: 4 H: 0 R: 0 ER: 0 SO: 0 BB: 1 IBB: 0 HBP: 0 BLK: 0 WP: 1 HR: 0 S: 14 P: 14 ERA: 2.88 WHIP: 1.000	36 Tyler Clippard, R ERA: 2.88	(8.1) IP: 1.0 WLS: 5.3 BF: 3 H: 0 R: 0 ER: 0 SO: 1 BB: 0 IBB: 0 HBP: 0 BLK: 0 WP: 0 HR: 15 S: 20 P: 20 ERA: 0.00 WHIP: 3.000	29 Rafael Soriano, R ERA: 2.83	(9.1) IP: 1.0 WLS: 0.2 BF: 3 H: 0 R: 0 ER: 0 SO: 1 BB: 0 IBB: 0 HBP: 0 BLK: 0 WP: 0 HR: 0 S: 15 P: 15 ERA: 0.00 WHIP: 0.000	51 Erik Davis, R ERA: 9.0	(10.1) IP: 0.1 WLS: 0.2 BF: 2 H: 0 R: 0 ER: 0 SO: 0 BB: 0 IBB: 0 HBP: 0 BLK: 0 WP: 0 HR: 4 S: 5 P: 6 ERA: 0.00 WHIP: 0.000	46 Ian Krol, L ERA: 3.34	(10.1) IP: 1.0 WLS: L BF: 6 H: 1 R: 1 ER: 1 SO: 2 BB: 1 IBB: 0 HBP: 0 BLK: 0 WP: 1 HR: 10 S: 21 P: 21 ERA: 9.00 WHIP: 2.000	35 Craig Stammen, R ERA: 3.34	(11.1) IP: 1.0 WLS: L BF: 6 H: 1 R: 1 ER: 1 SO: 2 BB: 1 IBB: 0 HBP: 0 BLK: 0 WP: 1 HR: 10 S: 21 P: 21 ERA: 9.00 WHIP: 2.000										

Minnesota Twins @ Washington Nationals  
Nationals Park, Washington, DC  
Sat Jun 08 2013, 4:09 PM - 7:50 PM EDT  
Att: 41,587 - Sunny - 82 F


livebaseballscores.com  
AB 40  
R 4  
H 11  
RBI 3  
BB 7  
SO 10  
LOB 26



Batter	1	2	3	4	5	6	7	8	9	10	11	AB	R	H	RBI	BB	SO	LOB	BOTTOM							
2 Denard Span, L OBP: 0.324, SLG: 0.365	(1.8) C FF 91 B FF 90	0-1 28 G5-4-3 1B	1-1 28 HR 1B				2-2 G6-3			3-2 28 FC6-4 1B		5 1 3 0 0 1 2														
28 Jayson Werth, R OBP: 0.292, SLG: 0.398	(1.9) C SI 90 B SI 89 X SI 89	0-1 G5-4-3	1-2 HR	1-1 G3-1	1-3 K	1-1 G3-1	1-3 K	1-3 K	1-3 K	1-2 FC6-4		5 1 1 2 0 1 2														
11 Ryan Zimmerman, R OBP: 0.344, SLG: 0.433	(1.5) C FF 89 B SI 89 S CU 78	2-3 K	1-3 K	0-1 F9	2-2 F9	0-1 F9	1-3 K	1-3 K	1-3 K	1-2 G4-3		5 0 0 0 0 3 0														
25 Adam LaRoche, L OBP: 0.332, SLG: 0.444	(1.3) B SI 91 X SI 90	1-0 F8	1-3 K	2-2 F8	2-2 F8	2-1 1B	2-0 F8	2-2 F8	2-2 P6			5 0 1 0 0 1 0														
20 Ian Desmond, R OBP: 0.299, SLG: 0.469	(1.6) X SL 90	0-0 F9	2-1 G6-3	0-1 G1-3	2-2 G4-3	2-2 G4-3	0-0 G4-3	0-0 G4-3	0-0 1B			5 0 1 0 0 0 1														
6 Anthony Rendon, R OBP: 0.359, SLG: 0.353	(1.4) C FF 91 B SI 88 B FF 92 X FF 90	2-2 2B	3-3 K	1-1 SH1-4 24 2B 1B	1-1 SH1-4	1-1 SH1-4	1-1 SH1-4	1-2 K	2-2 L7			5 1 2 0 0 2 1														
33 Roger Bernadina, L OBP: 0.228, SLG: 0.287	(1.7) B SI 89 B SI 88 F CH 86 B SI 88 F FC 89 C SI 86	3-3 K	0-1 47 F9 2B	1-1 SH1-4	1-1 SH1-4	1-1 SH1-4	1-1 SH1-4	1-1 F8				3 0 1 0 0 1 1														
24 Kurt Suzuki, R OBP: 0.299, SLG: 0.343	(1.2) C SI 89 B CU 78 X SI 91	2-1 L5	2-1 G6-3	0-0 G6-3	2-1 F9 2B	1-1 F9	1-1 F9	1-1 F9	1-0 L8			4 0 1 1 0 0 1														
47 Eric Gregerson, R ERA: 4.11	(1.1) IP: 6.1 WLS: 0.2 BF: 26 H: 8 R: 3 ER: 3 SO: 7 BB: 0 IBB: 0 HBP: 0 BLK: 0 WP: 0 HR: 1 S: 63 P: 94 ERA: 4.26 WHIP: 1.263	52 Brian Duensing, L ERA: 4.03	(7.1) IP: 0.2 WLS: 3.0 BF: 3 H: 0 R: 0 ER: 0 SO: 2 BB: 0 IBB: 0 HBP: 0 BLK: 0 WP: 0 HR: 7 S: 11 P: 11 ERA: 0.00 WHIP: 0.000	50 Casey Fien, R ERA: 4.32	(8.1) IP: 1.0 WLS: 3.0 BF: 3 H: 0 R: 0 ER: 0 SO: 1 BB: 0 IBB: 0 HBP: 0 BLK: 0 WP: 0 HR: 7 S: 11 P: 11 ERA: 0.00 WHIP: 0.000	61 Jared Burton, R ERA: 3.18	(9.1) IP: 1.0 WLS: 4.1 BF: 4 H: 1 R: 0 ER: 0 SO: 0 BB: 0 IBB: 0 HBP: 0 BLK: 0 WP: 0 HR: 14 S: 20 P: 20 ERA: 0.00 WHIP: 1.000	20 Josh Roenicke, R ERA: 3.0	(10.1) IP: 1.0 WLS: W BF: 4 H: 1 R: 0 ER: 0 SO: 0 BB: 0 IBB: 0 HBP: 0 BLK: 0 WP: 0 HR: 14 S: 20 P: 20 ERA: 0.00 WHIP: 1.000	15 Glen Perkins, L ERA: 2.78	(11.1) IP: 1.0 WLS: S BF: 4 H: 1 R: 0 ER: 0 SO: 0 BB: 0 IBB: 0 HBP: 0 BLK: 0 WP: 0 HR: 0 S: 12 P: 17 ERA: 0.00 WHIP: 1.000															
<b>Inning Stats</b>	R: 0 E: 0 K: 1 S: 7	H: 1 LOB: 0 BB: 0 P: 9	R: 0 E: 0 K: 1 S: 9	H: 1 LOB: 1 BB: 0 P: 15	R: 2 E: 0 K: 2 S: 13	H: 2 LOB: 0 BB: 0 P: 19	R: 0 E: 0 K: 2 S: 8	H: 0 LOB: 0 BB: 0 P: 14	R: 0 E: 0 K: 1 S: 9	H: 1 LOB: 1 BB: 0 P: 13	R: 0 E: 0 K: 0 S: 11	H: 1 LOB: 1 BB: 0 P: 14	R: 1 E: 0 K: 0 S: 12	H: 2 LOB: 1 BB: 0 P: 19	R: 0 E: 0 K: 2 S: 7	H: 0 LOB: 0 BB: 0 P: 11	R: 0 E: 0 K: 1 S: 7	H: 0 LOB: 0 BB: 0 P: 11	R: 0 E: 0 K: 0 S: 14	H: 1 LOB: 1 BB: 0 P: 20	R: 0 E: 0 K: 0 S: 12	H: 1 LOB: 1 BB: 0 P: 17	1B: 6 2B: 3 3B: 0 HR: 1	SF: 0 SAC: 1 DP: 1 HBP: 0	WP: 0 PB: 0 SB: 0 CS: 0	PA: 42

Minnesota Twins @ Washington Nationals  
Nationals Park, Washington, DC  
Sat Jun 08 2013, 4:09 PM - 7:50 PM EDT  
Att: 41,587 - Sunny - 82 F

livebaseballscores.com  
AB 41  
R 3  
H 10  
RBI 3  
BB 0  
SO 10  
LOB 10





Batter	1	2	3	4	5	6	7	8	9	AB	R	H	RBI	BB	SO	LOB	TOP			
5 Eduardo Escobar, S OBP: 0.274, SLG: 0.320	G3-1							P4		3	0	0	0	1	0	1	<b>Minnesota Twins @ Washington Nationals</b> Nationals Park, Washington, DC Sun Jun 09 2013, 1:36 PM - 4:23 PM EDT Att: 38,516 - Overcast - 79 F			
11 Clete Thomas, L OBP: 0.111, SLG: 0.111	F8		E4			G3		L8		4	0	0	0	0	0	2				
9 Bryan Doumit, S OBP: 0.301, SLG: 0.439	G6-3		K					F8		4	0	0	0	0	1	2				
33 Justin Morneau, L OBP: 0.346, SLG: 0.382		K		G4-3				P4		4	0	0	0	0	2	0				
27 Chris Parmelee, L OBP: 0.314, SLG: 0.358								G3-1		3	0	2	0	1	0	0				
32 Aaron Hicks, S OBP: 0.252, SLG: 0.332										4	0	1	0	0	1	3				
2 Bryan Dozier, R OBP: 0.281, SLG: 0.324										3	0	0	0	1	1	2				
25 Pedro Florimón, S OBP: 0.313, SLG: 0.338										4	0	0	0	0	2	2				
58 Scott Diamond, L (1, 1)										2	0	0	0	0	1	0				
57 Ryan Pressly, R (5, 1)										0	0	0	0	0	0	0				
20 Josh Roenicke, R (6, 1)										0	0	0	0	0	0	0				
55 Chris Colabello, R OBP: 0.125, SLG: 0.125										1	0	0	0	0	1	0				
56 Caleb Thielbar, R (7, 1)										0	0	0	0	0	0	0				
<b>Inning Stats</b>	R: 0 E: 0 K: 0 S: 9	H: 0 LOB: 0 BB: 0 P: 13	R: 0 E: 0 K: 3 S: 16	H: 0 LOB: 1 BB: 1 P: 23	R: 0 E: 1 K: 3 S: 20	H: 0 LOB: 2 BB: 1 P: 28	R: 0 E: 0 K: 0 S: 5	H: 1 LOB: 1 BB: 0 P: 5	R: 0 E: 1 K: 1 S: 10	H: 0 LOB: 1 BB: 0 P: 15	R: 0 E: 0 K: 0 S: 8	H: 1 LOB: 1 BB: 0 P: 14	R: 0 E: 0 K: 1 S: 9	H: 0 LOB: 0 BB: 0 P: 13	R: 0 E: 0 K: 0 S: 8	H: 1 LOB: 2 BB: 1 P: 17	1B: 2 2B: 1 3B: 0 HR: 0	SF: 0 SAC: 0 DP: 0 HBP: 0	WP: 0 PB: 0 SB: 0 CS: 0	PA: 35
<b>PITCHER</b>	IP WLS BF H R ER SO BB IBB HBP BLK WP HR S P ERA WHIP																			
27 Jordan Zimmermann, R ERA: 2.0	7.0 W 27 2 0 0 8 2 0 0 0 0 0 0 77 111 0.00 0.571																			
46 Ian Krol, L ERA:	1.0 3 0 0 0 0 0 0 0 0 0 0 0 8 9 0.00 0.000																			
64 Xavier Cedeño, L ERA: 9.82	1.0 5 1 0 0 1 1 0 0 0 0 0 0 11 17 0.00 2.000																			



Batter	1	2	3	4	5	6	7	8	9	AB	R	H	RBI	BB	SO	LOB	BOTTOM			
26 Jeff Kobernus, R OBP: 0.500, SLG: 0.333	F7							L6		4	0	2	0	1	0	0	<b>Minnesota Twins @ Washington Nationals</b> Nationals Park, Washington, DC Sun Jun 09 2013, 1:36 PM - 4:23 PM EDT Att: 38,516 - Overcast - 79 F			
1 Steve Lombardozzi, S OBP: 0.236, SLG: 0.284	F9							G4-6-3		5	1	1	0	0	0	4				
11 Ryan Zimmerman, R OBP: 0.340, SLG: 0.432	G6-3							F9		5	1	1	0	0	1	2				
28 Jayson Werth, R OBP: 0.306, SLG: 0.405										3	1	2	0	1	0	1				
25 Adam LaRoche, L OBP: 0.336, SLG: 0.447										3	2	2	1	0	1	1				
14 Chris Marrero, R (7, PH) (8, 3)										1	0	0	0	0	0	0				
20 Ian Desmond, R OBP: 0.306, SLG: 0.474										4	2	3	2	0	0	0				
6 Anthony Rendon, R OBP: 0.395, SLG: 0.405										3	0	2	3	1	0	2				
24 Kurt Suzuki, R OBP: 0.298, SLG: 0.336										3	0	0	0	1	0	4				
27 Jordan Zimmermann, R OBP: 0.138, SLG: 0.107										3	0	0	0	0	2	2				
46 Ian Krol, L ERA: 1.24										0	0	0	0	0	0	0				
12 Tyler Moore, R OBP: 0.230, SLG: 0.274										1	0	1	0	0	0	0				
64 Xavier Cedeño, L ERA:										0	0	0	0	0	0	0				
<b>Inning Stats</b>	R: 0 E: 0 K: 0 S: 8	H: 2 LOB: 2 BB: 0 P: 10	R: 0 E: 0 K: 1 S: 12	H: 2 LOB: 0 BB: 0 P: 18	R: 0 E: 1 K: 1 S: 7	H: 1 LOB: 0 BB: 0 P: 12	R: 2 E: 1 K: 1 S: 11	H: 4 LOB: 1 BB: 0 P: 21	R: 5 E: 0 K: 1 S: 15	H: 4 LOB: 2 BB: 3 P: 34	R: 0 E: 0 K: 0 S: 7	H: 1 LOB: 1 BB: 0 P: 11	R: 0 E: 0 K: 0 S: 10	H: 0 LOB: 1 BB: 1 P: 19	R: 0 E: 0 K: 0 S: 9	H: 2 LOB: 1 BB: 0 P: 14	1B: 12 2B: 3 3B: 0 HR: 0	SF: 0 SAC: 0 DP: 2 HBP: 0	WP: 2 PB: 0 SB: 0 CS: 0	PA: 39
<b>PITCHER</b>	IP WLS BF H R ER SO BB IBB HBP BLK WP HR S P ERA WHIP																			
58 Scott Diamond, L ERA: 5.19	4.2 L 24 10 7 6 3 1 1 0 0 0 0 2 0 8 17 0.00 4.500																			
57 Ryan Pressly, R ERA: 1.24	0.2 5 2 0 0 1 1 0 0 0 0 0 0 0 5 7 0.00 0.000																			
20 Josh Roenicke, R ERA: 2.93	0.2 2 0 0 0 0 0 0 0 0 0 0 0 0 5 7 0.00 0.000																			
56 Caleb Thielbar, L ERA:	2.0 8 2 0 0 0 1 0 0 0 0 0 0 0 19 33 0.00 1.500																			













Batter	1	2	3	4	5	6	7	8	9	AB	R	H	RBI	BB	SO	LOB	TOP
10 Michael Young, R OBP: 0.352, SLG: 0.360	G4-3	G4-3						K		4	1	1	0	0	1	0	<b>Philadelphia Phillies @ Minnesota Twins</b> Target Field, Minneapolis, MN Wed Jun 12 2013, 7:12 PM - 10:06 PM CDT Att: 28,910 - Partly Cloudy - 74 F
2 Ben Revere, L OBP: 0.296, SLG: 0.284	6 BB 9 SF7 11 1B		K				2B	11 1B		4	1	3	1	0	1	0	
11 Jimmy Rollins, S OBP: 0.328, SLG: 0.385	3 BB 1B		G4-3				F7	1B		4	1	2	0	0	0	1	
6 Ryan Howard, L OBP: 0.297, SLG: 0.431	3 1B		G6-3				G4-1	K		3	0	0	0	1	1	2	
9 Dornic Brown, L OBP: 0.319, SLG: 0.579	SF7						G4-3	K		3	0	0	1	0	1	2	
3 Delmon Young, R OBP: 0.280, SLG: 0.417	3-H 1B		K				G6-3	G4-1		4	0	1	1	0	1	0	
15 John Mayberry Jr., R OBP: 0.314, SLG: 0.441	F8		K				K	F9		4	0	0	0	0	2	2	
13 Freddy Galvis, S OBP: 0.280, SLG: 0.366		G3					G4-3	F8		4	0	0	0	0	0	0	
39 Steven Lerud, L		K					K	G4-1		3	0	0	0	0	2	0	
<b>Inning Stats</b>	R: 2 H: 3 E: 0 K: 0 S: 13	WLS: 1 BF: 22	H: 0 R: 0 ER: 0 SO: 12	H: 0 R: 0 ER: 0 SO: 12	H: 0 R: 0 ER: 0 SO: 13	H: 0 R: 0 ER: 0 SO: 13	H: 2 R: 1 ER: 0 SO: 11	H: 0 R: 0 ER: 0 SO: 13	H: 0 R: 0 ER: 0 SO: 12	H: 0 R: 0 ER: 0 SO: 8	1B: 6 2B: 1 3B: 0 HR: 0	SF: 1 SAC: 0 DP: 0 HBP: 0	WP: 0 PB: 0 SB: 0 CS: 0	PA: 35			
<b>PITCHER</b>	IP	WLS	BF	H	R	ER	SO	BB	IBB	HBP	BLK	WP	HR	S	P	ERA	WHIP
37 Mike Pelfrey, R ERA: 6.12	7.0		27	5	3	3	7	1	0	0	0	0	0	70	112	3.86	0.857
50 Casey Fien, R ERA: 4.29	0.1		3	2	0	0	1	0	0	0	0	0	0	5	7	0.00	6.000
52 Brian Duensing, L ERA: 3.7	0.2	W	2	0	0	0	1	0	0	0	0	0	0	5	5	0.00	0.000
15 Glen Perkins, L ERA: 2.55	1.0	S	3	0	0	0	0	0	0	0	0	0	0	5	8	0.00	0.000

Batter	1	2	3	4	5	6	7	8	9	AB	R	H	RBI	BB	SO	LOB	BOTTOM
8 Jamey Carroll, R OBP: 0.280, SLG: 0.240	F9							L1-6		4	0	1	0	0	0	3	<b>Philadelphia Phillies @ Minnesota Twins</b> Target Field, Minneapolis, MN Wed Jun 12 2013, 7:12 PM - 10:06 PM CDT Att: 28,910 - Partly Cloudy - 74 F
27 Chris Parmelee, L OBP: 0.306, SLG: 0.347	1B									1	0	0	0	0	0	1	
7 Joe Mauer, L OBP: 0.416, SLG: 0.494	16 2B BB									2	0	1	0	2	0	2	
9 Ryan Doumit, S OBP: 0.289, SLG: 0.418	L8									4	0	0	0	0	0	3	
2 Brian Dozier, R OBP: 0.281, SLG: 0.322										0	0	0	0	0	0	0	
16 Josh Willingham, R OBP: 0.357, SLG: 0.424	2B									4	0	1	0	0	0	2	
33 Justin Morneau, L OBP: 0.349, SLG: 0.387	BB									3	0	0	0	1	0	2	
31 Oswaldo Arcia, L OBP: 0.330, SLG: 0.472	G3									4	3	3	0	0	0	3	
11 Clete Thomas, L OBP: 0.294, SLG: 0.412	8 1B 1B									4	1	4	2	0	0	0	
5 Eduardo Escobar, S OBP: 0.301, SLG: 0.359	F8									3	0	2	0	0	0	1	
25 Pedro Florimón, S OBP: 0.305, SLG: 0.342	K									4	0	0	1	0	2	6	
<b>Inning Stats</b>	R: 0 H: 1 E: 0 K: 0 S: 15	WLS: 2 BF: 29	H: 2 R: 0 ER: 0 SO: 10	H: 0 R: 0 ER: 0 SO: 7	H: 3 R: 1 ER: 0 SO: 14	H: 0 R: 0 ER: 0 SO: 10	H: 2 R: 0 ER: 0 SO: 16	H: 1 R: 0 ER: 0 SO: 9	H: 3 R: 2 ER: 0 SO: 11	1B: 8 2B: 5 3B: 0 HR: 0	SF: 0 SAC: 1 DP: 2 HBP: 0	WP: 1 PB: 0 SB: 0 CS: 0	PA: 37				
<b>PITCHER</b>	IP	WLS	BF	H	R	ER	SO	BB	IBB	HBP	BLK	WP	HR	S	P	ERA	WHIP
50 Tyler Clouty, R ERA: 3.41	5.0		23	6	3	1	2	3	0	0	0	0	0	56	99	1.80	1.800
55 Joe Savery, L ERA: 3.0	1.0	H	6	3	1	1	0	0	0	0	0	0	0	18	25	9.00	3.000
40 Michael Stutes, R ERA: 1.65	0.2	H	2	0	0	0	0	0	0	0	0	0	0	6	10	0.00	0.000
59 Antonio Bastardo, L ERA: 3.18	0.1	L	4	3	2	2	0	0	0	0	0	0	0	7	7	54.00	9.000
30 Justin De Fratus, R ERA: 1.64	1.0		2	0	0	0	0	0	0	0	0	1	0	5	9	0.00	0.000



Batter	1	2	3	4	5	6	7	8	9	AB	R	H	RBI	BB	SO	LOB	TOP			
2 Ben Revere, L (1, 8) OBP: 0.306, SLG: 0.304										6	2	4	0	0	0	1	<b>Philadelphia Phillies @ Minnesota Twins</b> Target Field, Minneapolis, MN Thu Jun 13 2013, 7:13 PM - 10:05 PM CDT Att: 28,519 - Partly Cloudy - 78 F			
10 Michael Young, R (1, 5) OBP: 0.333, SLG: 0.361										5	0	2	1	0	0	4				
11 Jimmy Rollins, S (1, 6) OBP: 0.326, SLG: 0.381										5	0	1	1	0	1	2				
6 Ryan Howard, L (1, 3) OBP: 0.303, SLG: 0.435										5	0	3	1	0	1	2				
9 Dornic Brown, L (1, 7) OBP: 0.324, SLG: 0.576										3	0	1	0	2	0	2				
3 Delmon Young, R (1, 10) OBP: 0.277, SLG: 0.408										5	0	1	0	0	2	7				
19 Laynce Nix, L (1, 9) OBP: 0.270, SLG: 0.305										5	0	2	0	0	1	4				
15 John Mayberry Jr., R (9, PR) OBP: 0.314, SLG: 0.441										0	0	0	0	0	0	0				
13 Freddy Galvis, S (1, 4) OBP: 0.277, SLG: 0.360										5	0	1	0	0	1	5				
12 Humberto Quintero, R (1, 2) OBP: 0.256, SLG: 0.378										3	0	0	0	0	3	1				
28 Kevin Frandsen, R (8, PH) OBP: 0.365, SLG: 0.473										1	1	1	0	0	0	0				
39 Steven Lerud, L (8, 2)										1	0	0	0	0	1	1				
<b>Inning Stats</b>	R: 1 H: 2 E: 1 K: 1 S: 20	H: 2 LOB: 2 BB: 0 P: 31	R: 0 H: 2 E: 0 K: 2 S: 12	H: 2 LOB: 2 BB: 0 P: 18	R: 0 H: 2 E: 0 K: 1 S: 13	H: 2 LOB: 2 BB: 0 P: 21	R: 0 H: 1 E: 0 K: 1 S: 14	H: 1 LOB: 1 BB: 0 P: 22	R: 0 H: 1 E: 1 K: 1 S: 11	H: 3 LOB: 2 BB: 0 P: 16	R: 0 H: 1 E: 0 K: 0 S: 6	H: 1 LOB: 1 BB: 0 P: 7	R: 2 H: 3 E: 0 K: 1 S: 11	H: 3 LOB: 2 BB: 1 P: 19	R: 0 H: 1 E: 0 K: 2 S: 12	H: 1 LOB: 1 BB: 0 P: 17	1B: 14 2B: 1 3B: 1 HR: 0	SF: 0 SAC: 0 DP: 1 HBP: 0	WP: 0 PB: 1 SB: 1 CS: 0	PA: 46
<b>PITCHER</b>	IP WLS BF H R ER SO BB IBB HBP BLK WP HR S P ERA WHIP																	ERA WHIP		
30 Kevin Correia, R (1, 1) ERA: 3.97	5.0	26	8	1	1	6	1	0	0	0	0	0	0	0	70	112	1.80	1.800		
51 Anthony Swarzak, R (8, 1) ERA: 3.21	2.0	9	4	0	0	1	0	0	0	0	0	0	0	15	23	0.00	2.000			
61 Jared Burton, R (8, 1) ERA: 3.68	1.0	L	7	3	2	2	1	0	1	0	0	0	0	11	19	18.00	3.000			
20 Josh Roenicke, R (9, 1) ERA: 2.9	0.1	2	1	0	0	1	0	0	0	0	0	0	0	6	8	0.00	3.000			
56 Caleb Thielbar, L (9, 1) ERA:	0.2	2	0	0	0	1	0	0	0	0	0	0	0	6	9	0.00	0.000			

AB	44
R	3
H	16
RBI	3
BB	2
SO	10
LOB	29



Batter	1	2	3	4	5	6	7	8	9	AB	R	H	RBI	BB	SO	LOB	BOTTOM			
8 Jamey Carroll, R (1, 5) OBP: 0.274, SLG: 0.234										3	0	0	0	0	0	0	<b>Philadelphia Phillies @ Minnesota Twins</b> Target Field, Minneapolis, MN Thu Jun 13 2013, 7:13 PM - 10:05 PM CDT Att: 28,519 - Partly Cloudy - 78 F			
12 Chris Herrmann, L (9, PH) OBP: 0.533, SLG: 0.769										1	0	0	0	0	1	0				
7 Joe Mauer, L (1, 2) OBP: 0.418, SLG: 0.492										3	1	1	0	1	1	0				
9 Ryan Doumit, S (1, 9) OBP: 0.290, SLG: 0.417										3	1	1	0	0	0	1				
27 Chris Parmelee, L (8, 9) OBP: 0.304, SLG: 0.345										1	0	0	0	0	0	0				
16 Josh Willingham, R (1, 10) OBP: 0.353, SLG: 0.417										3	0	0	0	0	1	2				
33 Justin Morneau, L (1, 3) OBP: 0.349, SLG: 0.390										3	0	1	2	0	0	0				
31 Oswaldo Arcia, L (1, 7) OBP: 0.322, SLG: 0.459										3	0	0	0	0	0	1				
11 Clete Thomas, L (1, 8) OBP: 0.250, SLG: 0.350										3	0	0	0	0	3	0				
2 Brian Dozier, R (1, 4) OBP: 0.276, SLG: 0.317										3	0	0	0	0	1	0				
5 Eduardo Escobar, S (1, 6) OBP: 0.293, SLG: 0.349										3	0	0	0	0	2	0				
<b>Inning Stats</b>	R: 0 H: 0 E: 0 K: 0 S: 9	H: 0 LOB: 0 BB: 0 P: 15	R: 0 H: 0 E: 0 K: 1 S: 9	H: 0 LOB: 0 BB: 0 P: 15	R: 0 H: 0 E: 0 K: 2 S: 10	H: 0 LOB: 0 BB: 0 P: 13	R: 0 H: 1 E: 0 K: 0 S: 10	H: 1 LOB: 0 BB: 0 P: 14	R: 0 H: 0 E: 0 K: 3 S: 10	H: 0 LOB: 0 BB: 0 P: 12	R: 2 H: 2 E: 0 K: 0 S: 15	H: 2 LOB: 1 BB: 1 P: 25	R: 0 H: 0 E: 0 K: 1 S: 7	H: 0 LOB: 0 BB: 0 P: 12	R: 0 H: 0 E: 0 K: 2 S: 10	H: 0 LOB: 0 BB: 0 P: 12	1B: 2 2B: 1 3B: 0 HR: 0	SF: 0 SAC: 0 DP: 1 HBP: 0	WP: 0 PB: 0 SB: 0 CS: 0	PA: 30
<b>PITCHER</b>	IP WLS BF H R ER SO BB IBB HBP BLK WP HR S P ERA WHIP																	ERA WHIP		
33 Cliff Lee, L (1, 1) ERA: 2.55	7.0	W	24	3	2	2	6	1	0	0	0	0	0	0	68	101	2.57	0.571		
37 Mike Adams, R (8, 1) ERA: 4.03	1.0	H	3	0	0	0	1	0	0	0	0	0	0	7	12	0.00	0.000			
58 Jonathan Papelbon, R (9, 1) ERA: 1.52	1.0	S	3	0	0	0	2	0	0	0	0	0	0	10	12	0.00	0.000			





Batter	1	2	3	4	5	6	7	8	9	AB	R	H	RBI	BB	SO	LOB	TOP							
14 Austin Jackson, R OBP: 0.331, SLG: 0.364	G5-3		G6-3			G1-3	L8			3	1	0	0	1	0	0								
48 Toni Hunter, R OBP: 0.341, SLG: 0.393	F8			F8		G1-3		F8		4	0	0	0	0	0	1								
24 Miguel Cabrera, R OBP: 0.447, SLG: 0.630	G5-3			L9		IBB		G6-3		3	1	0	0	1	0	0								
28 Prince Fielder, L OBP: 0.390, SLG: 0.502		G6-3		2B		41 2B		F7		4	1	2	2	0	0	0								
41 Victor Martinez, S OBP: 0.282, SLG: 0.343		G6-3		F9		2B		P3		4	1	1	1	0	0	1								
27 Jhonny Peralta, R OBP: 0.386, SLG: 0.489						2B				3	0	2	1	1	0	0								
18 Matt Tuiasosopo, R OBP: 0.470, SLG: 0.515										3	0	0	0	0	1	2								
32 Don Kelly, L OBP: 0.333, SLG: 0.365						K		K		1	0	0	0	0	1	1								
4 Omar Infante, R OBP: 0.332, SLG: 0.413										4	0	0	0	0	0	1								
13 Alex Avila, L OBP: 0.315, SLG: 0.280										3	0	0	0	0	2	0								
<b>Inning Stats</b>	R: 0 E: 0 K: 0 S: 8	H: 0 LOB: 0 BB: 0 P: 10	R: 0 E: 0 K: 0 S: 11	H: 1 LOB: 1 BB: 0 P: 21	R: 0 E: 0 K: 1 S: 7	H: 0 LOB: 0 BB: 0 P: 10	R: 0 E: 0 K: 0 S: 14	H: 1 LOB: 1 BB: 0 P: 17	R: 0 E: 0 K: 0 S: 9	H: 0 LOB: 0 BB: 0 P: 13	R: 4 E: 0 K: 1 S: 17	H: 3 LOB: 1 BB: 2 P: 32	R: 0 E: 0 K: 1 S: 5	H: 0 LOB: 0 BB: 0 P: 8	R: 0 E: 0 K: 0 S: 5	H: 0 LOB: 0 BB: 0 P: 9	R: 0 E: 0 K: 1 S: 9	H: 0 LOB: 1 BB: 1 P: 14	1B: 0 2B: 5 HR: 0	SF: 0 SAC: 0 DP: 0	WP: 0 PB: 0 SB: 0 CS: 0	PA: 35		
<b>PITCHER</b>	IP WLS BF H R ER SO BB IBB HBP BLK WP HR S P ERA WHIP	5.2 L 24 5 4 4 1 1 1 0 0 0 0 0 63 98 6.35 1.059	6.1 1.1 4 0 0 0 2 0 0 0 0 0 0 0 8 13 0.00 0.000	8.1 1.0 3 0 0 0 0 0 0 0 0 0 0 5 9 0.00 0.000	9.1 1.0 4 0 0 0 1 1 0 0 0 0 0 9 14 0.00 1.000																			

Detroit Tigers @ Minnesota Twins  
Target Field, Minneapolis, MN  
Fri Jun 14 2013, 7:42 PM - 10:31 PM CDT  
Att: 29,571 - Cloudy - 76 F

AB 32  
R 4  
H 5  
RBI 4  
BB 3  
SO 4  
LOB 6



Batter	1	2	3	4	5	6	7	8	9	AB	R	H	RBI	BB	SO	LOB	BOTTOM						
8 Jamey Carroll, R OBP: 0.268, SLG: 0.228	K									3	0	0	0	0	1	0							
27 Chris Parmelee, L OBP: 0.303, SLG: 0.343										1	0	0	0	0	2								
5 Eduardo Escobar, S OBP: 0.293, SLG: 0.349										0	0	0	0	0	0								
7 Joe Mauer, L OBP: 0.415, SLG: 0.485	K									3	0	0	0	1	1	0							
9 Ryan Doumit, S OBP: 0.289, SLG: 0.414	F8									4	0	1	0	0	0	1							
16 Josh Willingham, R OBP: 0.352, SLG: 0.411										3	0	0	0	0	2	1							
33 Justin Morneau, L OBP: 0.344, SLG: 0.384										4	0	0	0	0	2	1							
31 Oswaldo Arcia, L OBP: 0.322, SLG: 0.464										3	0	1	0	0	0	0							
11 Clete Thomas, L OBP: 0.304, SLG: 0.364										2	0	1	0	1	0	1							
2 Brian Dozier, R OBP: 0.274, SLG: 0.314										2	0	0	0	0	0	2							
25 Pedro Florimón, S OBP: 0.299, SLG: 0.335										3	0	0	0	0	1	3							
<b>Inning Stats</b>	R: 0 E: 0 K: 2 S: 7	H: 0 LOB: 0 BB: 0 P: 13	R: 0 E: 0 K: 2 S: 7	H: 0 LOB: 0 BB: 0 P: 7	R: 0 E: 0 K: 0 S: 10	H: 1 LOB: 0 BB: 0 P: 13	R: 0 E: 0 K: 1 S: 12	H: 1 LOB: 1 BB: 0 P: 19	R: 0 E: 0 K: 0 S: 9	H: 0 LOB: 0 BB: 0 P: 17	R: 0 E: 0 K: 0 S: 7	H: 0 LOB: 0 BB: 0 P: 10	R: 0 E: 0 K: 0 S: 11	H: 0 LOB: 0 BB: 0 P: 15	R: 0 E: 0 K: 1 S: 15	H: 0 LOB: 2 BB: 1 P: 25	R: 0 E: 0 K: 1 S: 9	H: 0 LOB: 1 BB: 1 P: 17	1B: 2 2B: 1 HR: 0	SF: 0 SAC: 0 DP: 1	WP: 0 PB: 0 SB: 0 CS: 1	PA: 33	
<b>PITCHER</b>	IP WLS BF H R ER SO BB IBB HBP BLK WP HR S P ERA WHIP	7.0 W 23 3 0 0 0 1 0 0 0 0 0 8 16 0.00 3.000	0.1 3 0 0 0 0 1 0 0 0 0 0 0 8 16 0.00 3.000	0.2 H 2 0 0 0 1 0 0 0 0 0 0 7 9 0.00 0.000	1.0 4 0 0 0 1 1 0 1 0 0 0 9 17 0.00 1.000																		

Detroit Tigers @ Minnesota Twins  
Target Field, Minneapolis, MN  
Fri Jun 14 2013, 7:42 PM - 10:31 PM CDT  
Att: 29,571 - Cloudy - 76 F

AB 28  
R 0  
H 3  
RBI 0  
BB 2  
SO 7  
LOB 11





Batter	1	2	3	4	5	6	7	8	9	AB	R	H	RBI	BB	SO	LOB	TOP								
14 Austin Jackson, R OBP: 0.335, SLG: 0.367	F8		1B			1B		G6-3		4	0	2	0	0	0	0									
12 Andy Dirks, L OBP: 0.299, SLG: 0.348	G4-3		G4-3			G4-3		G4-3		4	0	0	0	0	0	3									
24 Miguel Cabrera, R OBP: 0.448, SLG: 0.631	G5-3									3	2	1	0	0	0	0									
28 Prince Fielder, L OBP: 0.391, SLG: 0.506		G4-3								4	1	2	0	0	0	0									
41 Victor Martinez, S OBP: 0.281, SLG: 0.339		G5-3								3	0	0	0	1	0	3									
27 Jhonny Peralta, R OBP: 0.388, SLG: 0.487										3	0	1	2	1	1	2									
32 Don Kelly, L OBP: 0.340, SLG: 0.388										3	0	2	0	0	0	1									
48 Tori Hunter, R OBP: 0.340, SLG: 0.391										1	0	0	0	0	1	0									
4 Omar Infante, R OBP: 0.327, SLG: 0.406										4	0	0	0	0	0	2									
13 Alex Avila, L OBP: 0.281, SLG: 0.275										3	0	0	0	0	1	1									
55 Brayan Peña, S OBP: 0.323, SLG: 0.409										1	0	0	0	0	0	0									
<b>Inning Stats</b>	R: 0 E: 0 K: 0 S: 8	H: 0 LOB: 0 BB: 0 P: 12	R: 0 E: 0 K: 1 S: 8	H: 0 LOB: 0 BB: 0 P: 12	R: 0 E: 0 K: 0 S: 11	H: 2 LOB: 2 BB: 0 P: 14	R: 2 E: 0 K: 0 S: 14	H: 2 LOB: 1 BB: 0 P: 21	R: 0 E: 0 K: 1 S: 7	H: 1 LOB: 0 BB: 0 P: 9	R: 0 E: 0 K: 0 S: 11	H: 2 LOB: 2 BB: 0 P: 19	R: 0 E: 0 K: 0 S: 5	H: 0 LOB: 0 BB: 0 P: 6	R: 1 E: 1 K: 0 S: 6	H: 1 LOB: 1 BB: 1 P: 13	R: 0 E: 0 K: 1 S: 7	H: 0 LOB: 0 BB: 0 P: 9	1B: 5 2B: 3 3B: 0 HR: 0	SF: 0 SAC: 0 DP: 2 HBP: 1	WP: 1 PB: 0 SB: 0 CS: 0	PA: 36			
<b>PITCHER</b>	IP	WLS	BF	H	R	ER	SO	BB	IBB	HBP	BLK	WP	HR	S	P	ERA	WHIP								
21 Samuel Deduno, R ERA: 3.26	7.0	W	28	7	2	2	2	1	0	1	0	1	0	64	93	2.57	1.143								
61 Jared Burton, R ERA: 3.56	1.0		5	1	1	0	0	1	0	0	0	0	0	6	13	0.00	2.000								
15 Glen Perkins, L ERA: 2.45	1.0	S	3	0	0	0	1	0	0	0	0	0	0	7	9	0.00	0.000								

Detroit Tigers @ Minnesota Twins  
Target Field, Minneapolis, MN  
Sat Jun 15 2013, 6:17 PM - 8:57 PM CDT  
Att: 35,017 - Partly Cloudy - 68 F

AB 33  
R 3  
H 8  
RBI 2  
BB 2  
SO 3  
LOB 12



Batter	1	2	3	4	5	6	7	8	9	AB	R	H	RBI	BB	SO	LOB	BOTTOM								
11 Clete Thomas, L OBP: 0.321, SLG: 0.370	G4-3		K2-3	K		K				5	0	2	0	0	3	4									
7 Joe Mauer, L OBP: 0.415, SLG: 0.482	L8		BB			F8		G4-6-3		4	0	1	2	1	0	2									
9 Ryan Doumit, S OBP: 0.288, SLG: 0.411	G4-3		BB			K2-3				4	0	1	0	0	2	2									
33 Justin Morneau, L OBP: 0.346, SLG: 0.386	K									4	1	2	0	0	1	1									
31 Oswaldo Arcia, L OBP: 0.328, SLG: 0.470			BB			F9		G6-3		3	1	1	0	1	0	2									
24 Trevor Plouffe, R OBP: 0.350, SLG: 0.467			BB							3	2	3	3	1	0	0									
27 Chris Parmelee, L OBP: 0.307, SLG: 0.352										4	1	2	0	0	1	2									
2 Brian Dozier, R OBP: 0.278, SLG: 0.314										3	1	1	1	1	0	3									
25 Pedro Florimón, S OBP: 0.300, SLG: 0.335										3	0	1	0	0	1	0									
<b>Inning Stats</b>	R: 0 E: 0 K: 1 S: 8	H: 1 LOB: 1 BB: 0 P: 10	R: 0 E: 0 K: 1 S: 11	H: 0 LOB: 2 BB: 2 P: 21	R: 0 E: 0 K: 1 S: 9	H: 1 LOB: 1 BB: 1 P: 18	R: 2 E: 0 K: 1 S: 17	H: 3 LOB: 2 BB: 1 P: 26	R: 0 E: 0 K: 1 S: 11	H: 1 LOB: 1 BB: 0 P: 17	R: 3 E: 0 K: 2 S: 16	H: 4 LOB: 1 BB: 0 P: 20	R: 1 E: 0 K: 0 S: 14	H: 3 LOB: 1 BB: 0 P: 21	R: 0 E: 0 K: 1 S: 9	H: 1 LOB: 0 BB: 0 P: 12	1B: 10 2B: 3 3B: 0 HR: 1	SF: 0 SAC: 1 DP: 2 HBP: 0	WP: 0 PB: 0 SB: 0 CS: 0	PA: 38					
<b>PITCHER</b>	IP	WLS	BF	H	R	ER	SO	BB	IBB	HBP	BLK	WP	HR	S	P	ERA	WHIP								
19 Anibal Sánchez, R ERA: 2.76	3.2		18	5	2	2	3	4	0	0	0	0	0	30	40	11.57	2.143								
38 Darin Downs, L ERA: 3.91	2.1	L	12	5	3	3	4	0	0	0	0	0	0	14	21	9.00	3.000								
57 Evan Reed, R ERA: 3.6	1.0		5	3	1	1	0	0	0	0	0	0	0	9	12	0.00	1.000								
36 Luke Putkonen, R ERA: 2.25	1.0		3	1	0	0	1	0	0	0	0	0	0	9	12	0.00	1.000								

Detroit Tigers @ Minnesota Twins  
Target Field, Minneapolis, MN  
Sat Jun 15 2013, 6:17 PM - 8:57 PM CDT  
Att: 35,017 - Partly Cloudy - 68 F

AB 33  
R 6  
H 14  
RBI 6  
BB 4  
SO 8  
LOB 16





Batter	1	2	3	4	5	6	7	8	9	AB	R	H	RBI	BB	SO	LOB	TOP					
14 Austin Jackson, R OBP: 0.337, SLG: 0.387										5	2	2	2	0	0	3						
48 Toni Hunter, R OBP: 0.341, SLG: 0.407										5	1	2	3	0	1	0						
24 Miguel Cabrera, R OBP: 0.447, SLG: 0.625										4	0	1	0	1	3	3						
28 Prince Fielder, L OBP: 0.389, SLG: 0.502										4	0	1	0	0	0	2						
41 Victor Martinez, S OBP: 0.285, SLG: 0.339										3	0	1	0	1	0	1						
27 Jhonny Peralta, R OBP: 0.385, SLG: 0.481										3	0	0	0	1	2	3						
12 Andy Dirks, L OBP: 0.293, SLG: 0.341										4	0	0	0	0	2	1	AB 35					
4 Omar Infante, R OBP: 0.329, SLG: 0.408										4	1	2	0	0	0	0	R 5					
13 Alex Avila, L OBP: 0.271, SLG: 0.288										3	1	2	0	0	1	2	H 11					
55 Brayan Peña, S OBP: 0.323, SLG: 0.409										0	0	0	0	0	0	0	RBI 5					
<b>Inning Stats</b>	R: 2 E: 0 K: 1 S: 16	H: 4 LOB: 1 BB: 0 P: 22	R: 0 E: 0 K: 0 S: 8	H: 1 LOB: 1 BB: 0 P: 14	R: 0 E: 0 K: 2 S: 13	H: 1 LOB: 2 BB: 1 P: 22	R: 2 E: 0 K: 1 S: 14	H: 2 LOB: 0 BB: 1 P: 24	R: 0 E: 0 K: 0 S: 4	H: 1 LOB: 0 BB: 1 P: 9	R: 0 E: 0 K: 1 S: 9	H: 0 LOB: 0 BB: 0 P: 17	R: 0 E: 0 K: 1 S: 8	H: 0 LOB: 0 BB: 0 P: 11	R: 0 E: 0 K: 1 S: 7	H: 0 LOB: 0 BB: 0 P: 10	R: 1 E: 0 K: 2 S: 22	H: 2 LOB: 3 BB: 0 P: 31	1B: 7 2B: 3 3B: 0 HR: 2	SF: 0 SAC: 0 DP: 3 HBP: 1	WP: 1 PB: 0 SB: 1 CS: 1	PA: 39
<b>PITCHER</b>	IP WLS BF H R ER SO BB IBB HBP BLK WP HR S P ERA WHIP																	<b>PITCHER</b>	IP WLS BF H R ER SO BB IBB HBP BLK WP HR S P ERA WHIP			
39 P.J. Walters, R ERA: 3.23	5.1 L 26 9 4 4 4 3 0 0 0 0 2 60 101 6.75 2.250																					
51 Anthony Swarzak, R ERA: 3.09	1.2 4 0 0 0 2 0 0 0 0 0 12 18 0.00 0.000																					
52 Brian Duensing, L ERA: 3.86	1.1 6 1 1 1 2 0 0 0 1 0 0 12 17 6.75 0.750																					
20 Josh Roenicke, R ERA: 2.84	0.2 3 1 0 0 1 0 0 0 0 1 0 17 24 0.00 1.500																					

Detroit Tigers @ Minnesota Twins  
Target Field, Minneapolis, MN  
Sun Jun 16 2013, 1:13 PM - 3:53 PM CDT  
Att: 39,317 - Partly Cloudy - 82 F

AB 35  
R 5  
H 11  
RBI 5  
BB 3  
SO 9  
LOB 15



Batter	1	2	3	4	5	6	7	8	9	AB	R	H	RBI	BB	SO	LOB	BOTTOM					
11 Clete Thomas, L OBP: 0.313, SLG: 0.355										4	0	1	1	0	0	0						
7 Joe Mauer, L OBP: 0.409, SLG: 0.474										4	0	0	0	0	0	2						
9 Ryan Doumit, S OBP: 0.288, SLG: 0.405										3	0	0	0	1	1	0						
33 Justin Morneau, L OBP: 0.341, SLG: 0.379										4	0	0	0	0	0	1						
31 Oswaldo Arcia, L OBP: 0.318, SLG: 0.454										4	0	0	0	0	2	0						
24 Trevor Plouffe, R OBP: 0.344, SLG: 0.457										3	0	0	0	0	1	0						
27 Chris Parmelee, L OBP: 0.302, SLG: 0.346										3	0	0	0	0	3	0	AB 30					
2 Brian Dozier, R OBP: 0.284, SLG: 0.340										3	2	2	1	0	0	0	R 2					
25 Pedro Florimón, S OBP: 0.301, SLG: 0.331										2	0	0	0	1	1	0	H 3					
<b>Inning Stats</b>	R: 0 E: 0 K: 0 S: 7	H: 0 LOB: 0 BB: 0 P: 11	R: 0 E: 0 K: 0 S: 11	H: 0 LOB: 0 BB: 0 P: 17	R: 0 E: 0 K: 1 S: 8	H: 0 LOB: 0 BB: 1 P: 13	R: 0 E: 0 K: 0 S: 10	H: 0 LOB: 1 BB: 1 P: 17	R: 0 E: 0 K: 2 S: 8	H: 0 LOB: 0 BB: 0 P: 10	R: 1 E: 0 K: 1 S: 7	H: 1 LOB: 0 BB: 0 P: 12	R: 0 E: 0 K: 1 S: 6	H: 0 LOB: 0 BB: 0 P: 11	R: 1 E: 0 K: 2 S: 14	H: 2 LOB: 2 BB: 1 P: 24	R: 0 E: 0 K: 1 S: 8	H: 0 LOB: 0 BB: 0 P: 12	1B: 1 2B: 1 3B: 0 HR: 1	SF: 0 SAC: 0 DP: 0 HBP: 0	WP: 0 PB: 0 SB: 0 CS: 0	PA: 32
<b>PITCHER</b>	IP WLS BF H R ER SO BB IBB HBP BLK WP HR S P ERA WHIP																	<b>PITCHER</b>	IP WLS BF H R ER SO BB IBB HBP BLK WP HR S P ERA WHIP			
58 Doug Fister, R ERA: 3.21	7.2 W 27 2 2 2 7 2 0 0 0 0 1 68 110 2.35 0.522																					
53 Joaquin Benoit, R ERA: 1.8	1.1 S 5 1 0 0 1 0 0 0 0 0 0 11 17 0.00 0.750																					

Detroit Tigers @ Minnesota Twins  
Target Field, Minneapolis, MN  
Sun Jun 16 2013, 1:13 PM - 3:53 PM CDT  
Att: 39,317 - Partly Cloudy - 82 F

AB 30  
R 2  
H 3  
RBI 2  
BB 2  
SO 8  
LOB 3





Batter	1	2	3	4	5	6	7	8	9	AB	R	H	RBI	BB	SO	LOB	TOP					
30 Alejandro De Aza, L OBP: 0.309, SLG: 0.413	G3		P6		FC6-5-4-6 10 1B		K		G1-3	5	0	0	1	0	1	2						
10 Alexei Ramirez, R OBP: 0.297, SLG: 0.328	G6-3						F8			4	0	2	0	0	0	1						
51 Alex Rios, R OBP: 0.345, SLG: 0.475	G4-3		K							3	1	0	0	1	1	1						
44 Adam Dunn, L OBP: 0.275, SLG: 0.440		P5			G6-3		L8			4	0	0	0	0	1	1						
14 Paul Konerko, R OBP: 0.314, SLG: 0.365										4	1	4	1	0	0	0						
20 Jordan Danks, L OBP: 0.241, SLG: 0.240										0	0	0	0	0	0	0						
12 Conor Gillaspie, L OBP: 0.316, SLG: 0.390										4	1	1	2	0	1	3						
24 Dayan Viciedo, R OBP: 0.266, SLG: 0.365										4	1	1	0	0	1	2						
15 Gordon Beckham, R OBP: 0.364, SLG: 0.366										4	1	2	0	0	1	0						
21 Tyler Flowers, R OBP: 0.272, SLG: 0.380										3	0	1	1	0	1	0						
<b>Inning Stats</b>	R: 0 H: 0 K: 0 S: 6	H: 0 LOB: 0 BB: 11	R: 2 H: 2 K: 0 S: 15	H: 2 LOB: 0 BB: 23	R: 0 H: 1 K: 1 S: 9	H: 1 LOB: 1 BB: 15	R: 0 H: 1 K: 0 S: 5	H: 1 LOB: 0 BB: 10	R: 1 H: 3 K: 1 S: 8	H: 3 LOB: 2 BB: 9	R: 0 H: 1 K: 1 S: 7	H: 1 LOB: 1 BB: 0 P: 9	R: 1 H: 2 K: 1 S: 13	H: 2 LOB: 1 BB: 0 P: 18	R: 1 H: 1 K: 1 S: 8	H: 1 LOB: 2 BB: 1 P: 18	R: 0 H: 0 K: 2 S: 10	H: 0 LOB: 0 BB: 13	1B: 8 2B: 2 HR: 1	SF: 1 SAC: 0 HBP: 0	WP: 2 PB: 0 CS: 0	PA: 37
<b>PITCHER</b>	IP	WLS	BF	H	R	ER	SO	BB	IBB	HBP	BLK	WP	HR	S	P	ERA	WHIP					
37 Mike Pelfrey, R ERA: 6.11	6.0		26	10	4	4	3	0	0	0	0	0	1	57	87	6.00	1.667					
50 Casey Fien, R ERA: 3.9	1.0	H	3	0	0	0	1	0	0	0	0	2	0	6	8	0.00	0.000					
61 Jared Burton, R ERA: 3.73	1.0	W	5	1	1	1	1	1	0	0	0	0	0	8	18	9.00	2.000					
15 Glen Perkins, L ERA: 2.36	1.0	S	3	0	0	0	2	0	0	0	0	0	0	10	13	0.00	0.000					

Chicago White Sox @ Minnesota Twins  
Target Field, Minneapolis, MN  
Tue Jun 18 2013, 7:12 PM - 10:09 PM CDT  
Att: 30,387 - Partly Cloudy - 73 F

AB 35  
R 5  
H 11  
RBI 5  
BB 1  
SO 7  
LOB 10



Batter	1	2	3	4	5	6	7	8	9	AB	R	H	RBI	BB	SO	LOB	BOTTOM					
11 Clete Thomas, L OBP: 0.324, SLG: 0.343	E4 7 HR	G3		F8						4	2	1	0	1	0	0						
7 Joe Mauer, L OBP: 0.412, SLG: 0.492										5	2	3	2	0	0	1						
9 Ryan Doumit, S OBP: 0.298, SLG: 0.416										4	0	3	2	1	1	0						
16 Josh Willingham, R OBP: 0.352, SLG: 0.408										4	1	1	0	1	1	4						
27 Chris Parmelee, L OBP: 0.302, SLG: 0.346										0	0	0	0	0	0	0						
33 Justin Morneau, L OBP: 0.339, SLG: 0.381										4	1	1	0	0	0	5						
31 Oswaldo Arcia, L OBP: 0.316, SLG: 0.443										3	0	0	0	1	2	3						
24 Trevor Plouffe, R OBP: 0.341, SLG: 0.451										4	0	1	2	0	0	2						
2 Brian Dozier, R OBP: 0.283, SLG: 0.344										4	1	1	0	0	1	2						
25 Pedro Florimón, S OBP: 0.305, SLG: 0.335										4	0	2	1	0	1	0						
<b>Inning Stats</b>	R: 4 H: 5 K: 1 S: 19	H: 5 LOB: 2 BB: 1 P: 35	R: 0 H: 1 K: 0 S: 13	H: 1 LOB: 1 BB: 21	R: 0 H: 0 K: 1 S: 9	H: 0 LOB: 0 BB: 9	R: 0 H: 0 K: 1 S: 9	H: 0 LOB: 0 BB: 13	R: 0 H: 1 K: 2 S: 11	H: 1 LOB: 1 BB: 0 P: 17	R: 1 H: 3 K: 0 S: 11	H: 3 LOB: 1 BB: 0 P: 19	R: 0 H: 1 K: 1 S: 19	H: 1 LOB: 2 BB: 1 P: 27	R: 2 H: 2 K: 0 S: 13	H: 2 LOB: 1 BB: 1 P: 25	R: 0 H: 0 K: 0 S: 10	H: 0 LOB: 0 BB: 13	1B: 8 2B: 4 HR: 1	SF: 0 SAC: 0 HBP: 0	WP: 2 PB: 0 CS: 1	PA: 40
<b>PITCHER</b>	IP	WLS	BF	H	R	ER	SO	BB	IBB	HBP	BLK	WP	HR	S	P	ERA	WHIP					
33 Dylan Axelrod, R ERA: 4.39	6.0		29	10	5	4	5	2	0	0	0	1	0	16	24	6.00	2.000					
37 Matt Thornton, L ERA: 3.47	0.2		4	1	0	0	1	1	0	0	0	1	0	16	24	0.00	3.000					
40 Ramon Troncoso, R ERA: 6.75	1.1	L	7	2	2	2	0	1	0	0	0	0	0	16	28	13.50	2.250					

Chicago White Sox @ Minnesota Twins  
Target Field, Minneapolis, MN  
Tue Jun 18 2013, 7:12 PM - 10:09 PM CDT  
Att: 30,387 - Partly Cloudy - 73 F

AB 36  
R 7  
H 13  
RBI 7  
BB 4  
SO 6  
LOB 17





Batter	1	2	3	4	5	6	7	8	9	AB	R	H	RBI	BB	SO	LOB	TOP			
30 Alejandro De Aza, L (1.8) OBP: 0.308, SLG: 0.422										4	1	1	1	0	1	1	Chicago White Sox @ Minnesota Twins Target Field, Minneapolis, MN Wed Jun 19 2013, 7:13 PM - 10:10 PM CDT Att: 30,003 - Partly Cloudy - 83 F			
10 Alexei Ramirez, R (1.6) OBP: 0.297, SLG: 0.331										4	1	1	0	0	1	0				
51 Alex Rios, R (1.9) OBP: 0.341, SLG: 0.470										3	0	0	0	0	0	0				
39 Casper Wells, R (7.9) OBP: 0.194, SLG: 0.176										1	0	0	0	0	0	2				
44 Adam Dunn, L (1.10) OBP: 0.275, SLG: 0.436										4	0	1	2	0	1	0				
14 Paul Konerko, R (1.3) OBP: 0.313, SLG: 0.363										4	0	1	0	0	1	0				
12 Conor Gillaspie, L (1.5) OBP: 0.315, SLG: 0.392										4	1	1	0	0	1	2				
24 Dayan Viciedo, R (1.7) OBP: 0.315, SLG: 0.368										4	0	2	1	0	0	0				
15 Gordon Beckham, R (1.4) OBP: 0.358, SLG: 0.373										4	0	1	0	0	2	2				
21 Tyler Flowers, R (1.2) OBP: 0.271, SLG: 0.377										4	1	1	0	0	2	1				
<b>Inning Stats</b>	R: 1 H: 1 E: 0 K: 12 S: 12	H: 1 LOB: 0 BB: 0 P: 19	R: 0 H: 1 E: 0 K: 12 S: 12	H: 1 LOB: 1 BB: 0 P: 18	R: 0 H: 0 E: 0 K: 10 S: 10	H: 0 LOB: 0 BB: 0 P: 16	R: 0 H: 0 E: 0 K: 0 S: 7	H: 0 LOB: 1 BB: 0 P: 12	R: 0 H: 1 E: 0 K: 2 S: 11	H: 0 LOB: 0 BB: 0 P: 7	R: 1 H: 2 E: 0 K: 2 S: 13	H: 2 LOB: 1 BB: 0 P: 22	R: 2 H: 4 E: 0 K: 0 S: 12	H: 0 LOB: 2 BB: 0 P: 19	R: 0 H: 0 E: 0 K: 2 S: 9	H: 0 LOB: 0 BB: 0 P: 11	1B: 5 2B: 3 3B: 0 HR: 1	SF: 0 SAC: 0 DP: 0 HBP: 0	WP: 0 PB: 0 SB: 0 CS: 0	PA: 36
<b>PITCHER</b>	IP WLS BF H R ER SO BB IBB HBP BLK WP HR S P ERA WHIP																			
30 Kevin Correia, R (1.1) ERA: 3.87	6.2 W 25 5 2 2 6 0 0 0 0 0 1 67 104 2.70 0.750																			
57 Ryan Pressly, R (7.1) ERA: 1.74	1.0 5 2 2 2 1 0 0 0 0 0 0 10 18 18.00 2.000																			
52 Brian Duensing, L (8.1) ERA: 3.86	0.0 1 1 0 0 0 0 0 0 0 0 0 2 2 ∞ ∞																			
20 Josh Roenicke, R (8.1) ERA: 2.81	0.1 H 2 1 0 0 0 0 0 0 0 0 0 4 4 0.00 3.000																			
15 Glen Perkins, L (9.1) ERA: 2.28	1.0 S 3 0 0 0 2 0 0 0 0 0 0 9 11 0.00 0.000																			

Batter	1	2	3	4	5	6	7	8	9	AB	R	H	RBI	BB	SO	LOB	BOTTOM			
2 Brian Dozier, R (1.4) OBP: 0.295, SLG: 0.360										2	1	1	3	2	0	0	Chicago White Sox @ Minnesota Twins Target Field, Minneapolis, MN Wed Jun 19 2013, 7:13 PM - 10:10 PM CDT Att: 30,003 - Partly Cloudy - 83 F			
7 Joe Mauer, L (1.2) OBP: 0.409, SLG: 0.486										5	1	1	0	0	1	4				
9 Ryan Doumit, S (1.9) OBP: 0.309, SLG: 0.424										3	0	2	0	2	0	0				
16 Josh Willingham, R (1.10) OBP: 0.357, SLG: 0.410										4	2	2	1	1	1	3				
33 Justin Morneau, L (1.3) OBP: 0.341, SLG: 0.394										5	1	2	2	0	1	6				
24 Trevor Plouffe, R (1.5) OBP: 0.337, SLG: 0.443										5	0	1	1	0	2	1				
31 Oswaldo Arcia, L (1.7) OBP: 0.328, SLG: 0.444										2	1	1	0	1	0	2				
11 Clete Thomas, L (1.8) OBP: 0.317, SLG: 0.316										3	1	0	0	1	1	4				
25 Pedro Florimón, S (1.6) OBP: 0.298, SLG: 0.327										4	0	0	0	0	0	3				
<b>Inning Stats</b>	R: 0 H: 1 E: 0 K: 3 S: 12	H: 2 LOB: 2 BB: 0 P: 17	R: 3 H: 4 E: 0 K: 1 S: 11	H: 2 LOB: 1 BB: 1 P: 24	R: 1 H: 3 E: 0 K: 1 S: 14	H: 3 LOB: 2 BB: 0 P: 18	R: 0 H: 2 E: 1 K: 0 S: 15	H: 2 LOB: 3 BB: 1 P: 24	R: 0 H: 0 E: 0 K: 0 S: 10	H: 0 LOB: 1 BB: 0 P: 18	R: 3 H: 2 E: 0 K: 1 S: 14	H: 2 LOB: 2 BB: 2 P: 28	R: 0 H: 0 E: 0 K: 0 S: 14	H: 0 LOB: 2 BB: 2 P: 26	R: 0 H: 0 E: 0 K: 0 S: 7	H: 0 LOB: 1 BB: 1 P: 12	1B: 7 2B: 1 3B: 0 HR: 2	SF: 0 SAC: 0 DP: 1 HBP: 2	WP: 2 PB: 0 SB: 0 CS: 0	PA: 42
<b>PITCHER</b>	IP WLS BF H R ER SO BB IBB HBP BLK WP HR S P ERA WHIP																			
49 Chris Sale, L (1.1) ERA: 2.69	5.0 L 27 8 4 4 4 5 1 1 2 0 0 1 1 62 101 7.20 1.800																			
54 Deurtee Heath, R (6.1) ERA: 11.74	2.0 11 2 3 3 1 4 0 0 0 0 1 1 28 54 13.50 3.000																			
40 Ramon Troncoso, R (8.1) ERA: 5.4	1.0 4 0 0 0 0 0 0 0 0 0 0 0 7 12 0.00 1.000																			



Batter	1	2	3	4	5	6	7	8	9	AB	R	H	RBI	BB	SO	LOB	TOP					
30 Alejandro De Aza, L (1, 8) OBP: 0.306, SLG: 0.416	F8		K2-3		B4		F7		BB	4	0	0	0	1	1	0						
10 Alexei Ramirez, R (1, 6) OBP: 0.306, SLG: 0.343	1B				1B		2B		1B	5	0	4	0	0	1	0						
51 Alex Rios, R (1, 9) OBP: 0.339, SLG: 0.465	G6-3				G4-3		1B		F7	5	1	1	0	0	0	6						
14 Paul Konerko, R (1, 10) OBP: 0.316, SLG: 0.378	P4				1B		HR		G1-3	4	2	2	2	0	0	1						
44 Adam Dunn, L (1, 3) OBP: 0.278, SLG: 0.448	L4				BB		HR		F8	3	1	1	1	1	0	0						
24 Davan Vicedo, R (1, 7) OBP: 0.271, SLG: 0.365	G4-3				1B		F7		P4	4	0	1	0	0	0	0						
7 Jeff Keppinger, R (1, 5) OBP: 0.234, SLG: 0.255	G4-3				E5		K		G4-3	4	0	0	0	0	1	2						
15 Gordon Beckham, R (1, 4) OBP: 0.341, SLG: 0.354			F8		F9		G5-3		L6	4	0	0	0	0	0	3						
38 Hector Gimenez, S (1, 2) OBP: 0.282, SLG: 0.367	G6-3				F9		G6-3		2B	4	0	1	0	0	0	0						
<b>Inning Stats</b>	R: 0 H: 1 E: 0 K: 0 S: 11	H: 1 LOB: 1 BB: 0 P: 19	R: 0 H: 0 E: 0 K: 0 S: 5	H: 0 LOB: 0 BB: 0 P: 9	R: 0 H: 0 E: 0 K: 1 S: 7	H: 0 LOB: 0 BB: 0 P: 10	R: 1 H: 3 E: 0 K: 0 S: 14	H: 3 LOB: 3 BB: 0 P: 22	R: 0 H: 0 E: 0 K: 1 S: 8	H: 0 LOB: 0 BB: 0 P: 11	R: 3 H: 3 E: 0 K: 1 S: 12	H: 3 LOB: 2 BB: 0 P: 23	R: 0 H: 1 E: 0 K: 0 S: 15	H: 0 LOB: 1 BB: 0 P: 21	R: 0 H: 0 E: 0 K: 0 S: 9	H: 0 LOB: 0 BB: 0 P: 15	R: 0 H: 2 E: 0 K: 0 S: 17	H: 2 LOB: 3 BB: 1 P: 23	1B: 6 2B: 2 HR: 2	SF: 0 SAC: 0 DP: 0 HBP: 0	WP: 0 PB: 0 CS: 1	PA: 39
<b>PITCHER</b>	IP WLS BF H R ER SO BB IBB HBP BLK WP HR S P ERA WHIP																					
58 Scott Diamond, L (1, 1) ERA: 5.27	5.1 W 24 7 4 3 2 1 0 0 0 0 0 2 52 86 5.06 1.500																					
51 Anthony Swarzak, R (6, 1) ERA: 2.98	1.2 H 6 1 0 0 1 0 0 0 0 0 0 0 20 29 0.00 0.600																					
50 Casey Fien, R (8, 1) ERA: 3.77	1.0 3 0 0 0 0 0 0 0 0 0 0 0 15 0.00 0.000																					
61 Jared Burton, R (9, 1) ERA: 3.62	1.0 6 2 0 0 0 1 0 0 0 0 0 0 17 23 0.00 3.000																					

Chicago White Sox @ Minnesota Twins  
Target Field, Minneapolis, MN  
Thu Jun 20 2013, 12:12 PM - 3:17 PM CDT  
Att: 35,837 - Overcast - 82 F

livebaseballscorecards.com

AB 37  
R 4  
H 10  
RBI 3  
BB 2  
SO 3  
LOB 12



Batter	1	2	3	4	5	6	7	8	9	AB	R	H	RBI	BB	SO	LOB	BOTTOM			
2 Brian Dozier, R (1, 4) OBP: 0.297, SLG: 0.373	P4				G6-3		F9		BB	4	1	1	2	1	0	0				
7 Joe Mauer, L (1, 10) OBP: 0.412, SLG: 0.492	1B				1B		2B		K	5	1	3	0	0	1	1				
9 Ryan Doumit, S (1, 2) OBP: 0.310, SLG: 0.428	1B				2B		E6		K	5	1	2	0	0	1	3				
16 Josh Willingham, R (1, 7) OBP: 0.358, SLG: 0.407	K				1B		BB		K	4	0	1	0	1	2	3				
27 Chris Parmelee, L (9, 9) OBP: 0.302, SLG: 0.346					1B		BB		K	0	0	0	0	0	0	0				
33 Justin Morneau, L (1, 3) OBP: 0.339, SLG: 0.391	P6				K		F7		1B	4	0	1	2	0	1	3				
24 Trevor Plouffe, R (1, 5) OBP: 0.335, SLG: 0.438	P6				F7		1B		F8	4	1	1	0	0	0	3				
31 Oswaldo Arcia, L (1, 9) OBP: 0.340, SLG: 0.477	HR				F8		1B		1B	4	1	3	2	0	0	0				
11 Clete Thomas, L (1, 8) OBP: 0.333, SLG: 0.405	E4				HR		P5		K	4	2	2	1	0	1	2				
5 Eduardo Escobar, S (1, 6) OBP: 0.292, SLG: 0.373	G6-3				HR		K		G3	4	1	1	1	0	1	1				
<b>Inning Stats</b>	R: 0 H: 2 E: 0 K: 1 S: 16	H: 3 LOB: 2 BB: 0 P: 26	R: 3 H: 3 E: 1 K: 0 S: 15	H: 3 LOB: 0 BB: 0 P: 23	R: 0 H: 2 E: 0 K: 1 S: 9	H: 2 LOB: 1 BB: 0 P: 11	R: 2 H: 3 E: 0 K: 0 S: 15	H: 3 LOB: 1 BB: 0 P: 24	R: 1 H: 2 E: 0 K: 0 S: 11	H: 2 LOB: 1 BB: 0 P: 17	R: 2 H: 2 E: 1 K: 1 S: 17	H: 2 LOB: 2 BB: 1 P: 27	R: 0 H: 1 E: 0 K: 1 S: 12	H: 0 LOB: 0 BB: 0 P: 19	R: 0 H: 0 E: 0 K: 3 S: 11	H: 0 LOB: 1 BB: 1 P: 19	1B: 9 2B: 3 3B: 0 HR: 4	SF: 0 SAC: 0 DP: 1 HBP: 0	WP: 1 PB: 0 SB: 0 CS: 1	PA: 40
<b>PITCHER</b>	IP WLS BF H R ER SO BB IBB HBP BLK WP HR S P ERA WHIP																			
50 John Danks, L (1, 1) ERA: 5.4	5.0 L 26 12 6 6 2 0 0 0 0 0 0 4 66 101 10.80 2.400																			
27 Matt Lindstrom, R (6, 1) ERA: 2.73	1.0 7 2 2 0 1 1 0 0 0 0 0 0 17 27 0.00 3.000																			
26 Jesse Crain, R (7, 1) ERA: 0.55	1.0 3 1 0 0 1 0 0 0 0 0 0 0 12 19 0.00 1.000																			
40 Ramon Troncoso, R (8, 1) ERA: 4.5	1.0 4 0 0 0 3 1 0 0 0 0 0 0 11 19 0.00 1.000																			

Chicago White Sox @ Minnesota Twins  
Target Field, Minneapolis, MN  
Thu Jun 20 2013, 12:12 PM - 3:17 PM CDT  
Att: 35,837 - Overcast - 82 F

livebaseballscorecards.com

AB 38  
R 8  
H 15  
RBI 8  
BB 2  
SO 7  
LOB 16





Batter	1	2	3	4	5	6	7	8	9	AB	R	H	RBI	BB	SO	LOB	TOP											
2 Brian Dozier, R OBP: 0.296, SLG: 0.385										4	1	1	1	0	0	1	<b>Minnesota Twins @ Cleveland Indians</b> Progressive Field, Cleveland, OH Fri Jun 21 2013, 7:08 PM - 9:40 PM EDT Att: 26,442 - Cloudy - 77 F											
7 Joe Mauer, L OBP: 0.410, SLG: 0.493										4	0	1	0	0	1	1												
9 Ryan Doumit, S OBP: 0.306, SLG: 0.420										4	0	0	0	0	1													
16 Josh Willingham, R OBP: 0.353, SLG: 0.400										4	0	0	0	0	2	1												
33 Justin Morneau, L OBP: 0.335, SLG: 0.385										4	0	0	0	0	1	0												
24 Trevor Plouffe, R OBP: 0.341, SLG: 0.449										3	0	2	0	0	0	0												
31 Oswaldo Arcia, L OBP: 0.333, SLG: 0.466										3	0	0	0	0	1	2												
11 Clete Thomas, L OBP: 0.313, SLG: 0.378										3	0	0	0	0	2	1												
8 Jamey Carroll, R OBP: 0.271, SLG: 0.240										2	0	1	0	0	0	1												
27 Chris Parmelee, L OBP: 0.300, SLG: 0.344										1	0	0	0	0	1	0												
25 Pedro Florimon, S OBP: 0.298, SLG: 0.327										0	0	0	0	0	0	0												
<b>Inning Stats</b>	R: 0 E: 0 K: 1 S: 10	H: 1 LOB: 1 BB: 0 P: 13	R: 0 E: 0 K: 0 S: 4	H: 3 LOB: 0 BB: 5 P: 5	R: 0 E: 0 K: 1 S: 13	H: 1 LOB: 1 BB: 0 P: 21	R: 0 E: 0 K: 0 S: 6	H: 0 LOB: 0 BB: 0 P: 7	R: 0 E: 0 K: 0 S: 11	H: 0 LOB: 1 BB: 0 P: 16	R: 1 E: 0 K: 2 S: 9	H: 1 LOB: 0 BB: 0 P: 11	R: 0 E: 0 K: 3 S: 12	H: 0 LOB: 1 BB: 0 P: 22	R: 0 E: 0 K: 1 S: 10	H: 0 LOB: 0 BB: 0 P: 14	R: 0 E: 0 K: 0 S: 9	H: 0 LOB: 0 BB: 0 P: 11	1B: 1 2B: 3 3B: 0 HR: 1	SF: 0 SAC: 0 DP: 1 HBP: 0	WP: 0 PB: 0 SB: 0 CS: 0	PA: 32						
<b>PITCHER</b>	IP	WLS	BF	H	R	ER	SO	BB	IBB	HBP	BLK	WP	HR	S	P	ERA	WHIP											
26 Scott Kazmir, L ERA: 5.37	(1, 1)	7.0	W	26	5	1	1	7	0	0	0	0	0	1	65	95	1.29	0.714										
36 Joe Smith, R ERA: 1.71	(8, 1)	1.0		3	0	0	0	1	0	0	0	0	0	10	14	0.00	0.000											
52 Vinnie Pestano, R ERA: 3.86	(9, 1)	1.0		3	0	0	0	0	0	0	0	0	0	9	11	0.00	0.000											

AB	32
R	1
H	5
RBI	1
BB	0
SO	8
LOB	8



Batter	1	2	3	4	5	6	7	8	9	AB	R	H	RBI	BB	SO	LOB	BOTTOM										
24 Michael Bourn, L OBP: 0.344, SLG: 0.392										4	1	2	0	0	1	2	<b>Minnesota Twins @ Cleveland Indians</b> Progressive Field, Cleveland, OH Fri Jun 21 2013, 7:08 PM - 9:40 PM EDT Att: 26,442 - Cloudy - 77 F										
4 Mike Aviles, R OBP: 0.299, SLG: 0.398										3	0	0	0	1	0	3											
22 Jason Kipnis, L OBP: 0.343, SLG: 0.457										3	0	1	3	0	2	0											
41 Carlos Santana, S OBP: 0.383, SLG: 0.481										4	0	0	0	0	0	4											
23 Michael Brantley, L OBP: 0.330, SLG: 0.372										4	1	1	0	0	2	0											
12 Mark Reynolds, R OBP: 0.313, SLG: 0.435										3	1	2	1	1	1	0											
8 Lonnie Chisenhall, L OBP: 0.268, SLG: 0.330										2	0	1	0	1	0	0											
7 John McDonald, R OBP: 0.163, SLG: 0.079										1	1	0	0	0	0	1											
10 Yan Gomes, R OBP: 0.278, SLG: 0.515										4	0	0	0	0	1	4											
11 Drew Stubbs, R OBP: 0.291, SLG: 0.374										2	1	1	1	1	0	0											
<b>Inning Stats</b>	R: 0 E: 0 K: 2 S: 8	H: 0 LOB: 0 BB: 0 P: 14	R: 1 E: 0 K: 1 S: 12	H: 3 LOB: 1 BB: 0 P: 21	R: 1 E: 0 K: 0 S: 11	H: 1 LOB: 1 BB: 1 P: 17	R: 0 E: 0 K: 1 S: 8	H: 0 LOB: 0 BB: 0 P: 10	R: 0 E: 0 K: 2 S: 9	H: 0 LOB: 0 BB: 0 P: 15	R: 0 E: 0 K: 3 S: 16	H: 0 LOB: 3 BB: 2 P: 31	R: 0 E: 0 K: 1 S: 8	H: 0 LOB: 1 BB: 1 P: 16	1B: 7 2B: 1 3B: 0 HR: 0	SF: 1 SAC: 0 DP: 0 HBP: 0	WP: 0 PB: 0 SB: 0 CS: 0	PA: 35									
<b>PITCHER</b>	IP	WLS	BF	H	R	ER	SO	BB	IBB	HBP	BLK	WP	HR	S	P	ERA	WHIP										
21 Samuel Deduno, R ERA: 3.72	(1, 1)	6.0	L	25	6	4	4	6	2	0	0	0	0	6	103	6.00	1.333										
20 Josh Roenicke, R ERA: 3.06	(7, 1)	0.1		2	1	0	0	0	0	0	0	0	0	6	9	0.00	3.000										
52 Brian Duensing, L ERA: 3.76	(7, 1)	0.2		4	1	1	1	0	1	0	0	0	0	5	11	13.50	3.000										
56 Caleb Thielbar, L ERA:	(8, 1)	1.0		4	0	0	0	1	1	0	0	0	0	8	16	0.00	1.000										

AB	30
R	5
H	8
RBI	5
BB	4
SO	7
LOB	14









Batter	1	2	3	4	5	6	7	8	9	AB	R	H	RBI	BB	SO	LOB	TOP										
11 Clete Thomas, L OBP: 0.328, SLG: 0.389	F9	FC3-6			7 BB 1B	P3		G4-3		5	1	1	0	0	0	3											
7 Joe Mauer, L OBP: 0.413, SLG: 0.504	9 WP 16 BB 2B	G4-3			31 BB 24 BB 1B		9 BB 16 WP 1B	K2-3		4	3	2	0	1	1	2											
9 Ryan Doumit, S OBP: 0.305, SLG: 0.413 15 Glen Perkins, L	31 BB 16 BB BB		G6-3		L8		16 BB 1B		31 BB 2B 1B	4	1	2	0	1	0	2											
16 Josh Willingham, R OBP: 0.352, SLG: 0.398	1B				F7		24 BB G4-6-3 1B	F8		5	0	2	2	0	1	3											
31 Oswaldo Arcia, L OBP: 0.338, SLG: 0.486	F8				24 BB 1B		L9	24 WP 2B		4	0	2	2	1	0	4											
24 Trevor Plouffe, R OBP: 0.339, SLG: 0.440	K				F7		G4-6-3	G5-3		5	0	1	1	0	1	6											
27 Chris Parmelee, L OBP: 0.311, SLG: 0.392					P6			2 FC6-4 1B		4	0	2	0	0	1	2											
2 Brian Dozier, R OBP: 0.302, SLG: 0.376	L7				K		25 CS BB	FC6-4 11 WP 1B		3	0	0	0	1	1	2											
25 Pedro Florimón, S OBP: 0.339, SLG: 0.331					G3-1			F7		3	0	0	0	1	1	2											
<b>Inning Stats</b>	R: 1 H: 2 E: 0 K: 1 S: 16	H: 2 LOB: 2 BB: 1 P: 26	R: 0 H: 1 E: 0 K: 0 S: 15	H: 1 LOB: 2 BB: 1 P: 26	R: 0 H: 0 E: 0 K: 1 S: 13	H: 0 LOB: 1 BB: 1 P: 21	R: 0 H: 0 E: 0 K: 1 S: 9	H: 0 LOB: 0 BB: 0 P: 13	R: 2 H: 3 E: 0 K: 1 S: 12	H: 3 LOB: 2 BB: 1 P: 21	R: 0 H: 0 E: 0 K: 1 S: 10	H: 0 LOB: 0 BB: 0 P: 16	R: 1 H: 3 E: 0 K: 0 S: 18	H: 3 LOB: 0 BB: 0 P: 26	R: 0 H: 1 E: 0 K: 0 S: 7	H: 1 LOB: 1 BB: 0 P: 9	R: 1 H: 2 E: 0 K: 1 S: 12	H: 2 LOB: 0 BB: 0 P: 20	1B: 10 2B: 2 3B: 0 HR: 0	SF: 0 SAC: 0 DP: 1 HBP: 0	WP: 4 PB: 0 SB: 0 CS: 1	PA: 42					
<b>PITCHER</b>	IP	WLS	BF	H	R	ER	SO	BB	IBB	HBP	BLK	WP	HR	S	P	ERA	WHIP										
59 Carlos Carrasco, R ERA: 7.78	4.2	L	24	6	3	3	3	4	0	0	0	1	0	62	104	5.79	2.143										
50 Nick Hagadone, L ERA: 5.95	1.1		6	2	1	1	2	1	0	0	0	1	0	20	30	6.75	2.250										
32 Matt Albers, R ERA: 2.59	1.1		5	2	0	0	2	0	0	0	0	0	0	14	18	0.00	1.500										
53 Rich Hill, L ERA: 7.58	1.0		4	1	1	1	1	0	0	0	0	1	0	10	15	9.00	1.000										
37 Cody Allen, R ERA: 1.97	0.2		3	1	0	0	0	0	0	0	0	1	0	6	11	0.00	1.500										
<b>Batter</b>	<b>1</b>	<b>2</b>	<b>3</b>	<b>4</b>	<b>5</b>	<b>6</b>	<b>7</b>	<b>8</b>	<b>9</b>	<b>AB</b>	<b>R</b>	<b>H</b>	<b>RBI</b>	<b>BB</b>	<b>SO</b>	<b>LOB</b>	<b>BOTTOM</b>										
24 Michael Bourn, L OBP: 0.361, SLG: 0.404	4 CS 1B	F7			1B					5	0	3	0	0	1	2											
4 Mike Aviles, R OBP: 0.293, SLG: 0.379	G3				G6-3					4	1	0	0	1	0	3											
22 Jason Kipnis, L OBP: 0.359, SLG: 0.486					22 BB					4	0	3	1	1	0	0											
33 Nick Swisher, S OBP: 0.331, SLG: 0.393	G1-3				41 BB G5-3 2B					5	0	0	0	0	1	4											
12 Mark Reynolds, R OBP: 0.315, SLG: 0.426					9 BB 10 SF7 41 BB G5-3 BB					2	1	0	0	2	1	0											
41 Carlos Santana, S OBP: 0.388, SLG: 0.477					9 BB G5-3 BB					3	0	0	0	1	1	2											
9 Ryan Raburn, R OBP: 0.357, SLG: 0.528 23 Michael Brantley, L OBP: 0.326, SLG: 0.567					F8					2	0	0	0	1	0	2											
10 Yan Gomes, R OBP: 0.277, SLG: 0.505	SF7				G6-3					2	0	0	1	1	1	0											
11 Drew Stubbs, R OBP: 0.294, SLG: 0.385	K				F7					4	1	1	1	0	1	4											
<b>Inning Stats</b>	R: 0 H: 1 E: 0 K: 0 S: 5	H: 1 LOB: 1 BB: 1 P: 14	R: 1 H: 0 E: 0 K: 1 S: 11	H: 0 LOB: 3 BB: 3 P: 28	R: 1 H: 1 E: 0 K: 0 S: 9	H: 1 LOB: 2 BB: 2 P: 20	R: 0 H: 1 E: 0 K: 0 S: 7	H: 1 LOB: 1 BB: 0 P: 11	R: 0 H: 0 E: 0 K: 2 S: 10	H: 0 LOB: 0 BB: 0 P: 19	R: 1 H: 2 E: 0 K: 2 S: 14	H: 2 LOB: 1 BB: 0 P: 21	R: 0 H: 1 E: 0 K: 0 S: 12	H: 1 LOB: 2 BB: 1 P: 20	R: 0 H: 2 E: 0 K: 0 S: 8	H: 2 LOB: 1 BB: 0 P: 13	1B: 5 2B: 2 3B: 0 HR: 1	SF: 1 SAC: 0 DP: 1 HBP: 0	WP: 0 PB: 0 SB: 0 CS: 1	PA: 40							
<b>PITCHER</b>	IP	WLS	BF	H	R	ER	SO	BB	IBB	HBP	BLK	WP	HR	S	P	ERA	WHIP										
60 Pedro Hernandez, L ERA: 5.54	5.0	H	23	3	2	2	2	6	0	0	0	0	1	40	85	3.60	1.800										
50 Casey Fien, R ERA: 3.52	2.0	H	8	2	1	1	4	0	0	0	0	0	1	24	40	4.50	1.000										
61 Jared Burton, R ERA: 3.51	1.0	H	5	1	0	0	0	1	0	0	0	0	0	12	20	0.00	2.000										
15 Glen Perkins, L ERA: 2.2	1.0	S	4	2	0	0	0	0	0	0	0	0	0	8	13	0.00	2.000										

Minnesota Twins @ Cleveland Indians  
 Progressive Field, Cleveland, OH  
 Sun Jun 23 2013, 1:07 PM - 4:46 PM EDT  
 Att: 17,143 - Sunny - 88 F

AB	37
R	5
H	12
RBI	5
BB	5
SO	6
LOB	26



Minnesota Twins @ Cleveland Indians  
 Progressive Field, Cleveland, OH  
 Sun Jun 23 2013, 1:07 PM - 4:46 PM EDT  
 Att: 17,143 - Sunny - 88 F

AB	32
R	3
H	8
RBI	3
BB	7
SO	6
LOB	17





Batter	1	2	3	4	5	6	7	8	9	AB	R	H	RBI	BB	SO	LOB	TOP		
11 Clete Thomas, L (1, 8) OBP: 0.333, SLG: 0.397	F9		F7		P4		K		K	4	1	1	0	1	1	0	<b>Minnesota Twins @ Miami Marlins</b> Marlins Park, Miami, FL Tue Jun 25 2013, 7:13 PM - 10:07 PM EDT Att: 14,581 - Roof Closed - 78 F		
2 Brian Dozier, R (1, 4) OBP: 0.304, SLG: 0.374	P4		BB		BB		K		K	4	0	1	0	1	2	1			
7 Joe Mauer, L (1, 2) OBP: 0.414, SLG: 0.504	L5		F7		BB		BB		BB	4	1	2	0	0	0	2			
16 Josh Willingham, R (1, 7) OBP: 0.351, SLG: 0.396	F7		BB		FC6-4		BB		L7	4	0	1	1	0	0	3			
33 Justin Morneau, L (1, 3) OBP: 0.331, SLG: 0.383	F7		F7		G4-3		L4		L4	4	0	0	0	0	0	3			
31 Oswaldo Arcia, L (1, 9) OBP: 0.342, SLG: 0.486	BB		BB		K		BB		BB	4	0	2	0	0	1	0			
24 Trevor Plouffe, R (1, 5) OBP: 0.342, SLG: 0.438	BB		BB		P4		K		BB	3	0	1	1	1	1	0			
25 Pedro Florimón, S (1, 6) OBP: 0.297, SLG: 0.326	K		K		K		G6-3		F8	3	0	0	0	0	2	2			
27 Chris Parmelee, L (8, PH) OBP: 0.310, SLG: 0.389	K		K		K		G6-3		F8	1	0	0	0	0	0	2			
8 Jamey Carroll, R (8, 6) OBP: 0.271, SLG: 0.240	K		K		K		G6-3		F8	0	0	0	0	0	0	0			
30 Kevin Correia, R (1, 1) 5 Eduardo Escobar, S (7, PH) 52 Brian Duensing, L (7, 1) 20 Josh Roenicke, R (7, 1) 56 Caleb Thielbar, R (8, 1) 9 Ryan Doumit, S (8, PH) OBP: 0.304, SLG: 0.441	K		K		G5-3		F8		F7	2	0	0	0	0	1	0			
<b>Inning Stats</b>	R: 0 E: 0 K: 0 S: 9	H: 0 LOB: 0 BB: 0 P: 14	R: 0 E: 0 K: 1 S: 12	H: 1 LOB: 2 BB: 1 P: 21	R: 1 E: 0 K: 1 S: 17	H: 2 LOB: 2 BB: 1 P: 26	R: 0 E: 0 K: 1 S: 6	H: 0 LOB: 0 BB: 0 P: 11	R: 0 E: 0 K: 2 S: 8	H: 1 LOB: 1 BB: 0 P: 12	R: 0 E: 0 K: 1 S: 14	H: 3 LOB: 2 BB: 0 P: 25	R: 1 E: 1 K: 0 S: 18	H: 0 LOB: 0 BB: 0 P: 11	1B: 7 2B: 1 3B: 0 HR: 0	SF: 0 SAC: 0 DP: 0 HBP: 0	WP: 0 PB: 0 SB: 0 CS: 0	PA: 38	
<b>PITCHER</b>	IP WLS BF H R ER SO BB IBB HBP BLK WP HR S P ERA WHIP	IP WLS BF H R ER SO BB IBB HBP BLK WP HR S P ERA WHIP	IP WLS BF H R ER SO BB IBB HBP BLK WP HR S P ERA WHIP	IP WLS BF H R ER SO BB IBB HBP BLK WP HR S P ERA WHIP	IP WLS BF H R ER SO BB IBB HBP BLK WP HR S P ERA WHIP	IP WLS BF H R ER SO BB IBB HBP BLK WP HR S P ERA WHIP	IP WLS BF H R ER SO BB IBB HBP BLK WP HR S P ERA WHIP	IP WLS BF H R ER SO BB IBB HBP BLK WP HR S P ERA WHIP	IP WLS BF H R ER SO BB IBB HBP BLK WP HR S P ERA WHIP	IP WLS BF H R ER SO BB IBB HBP BLK WP HR S P ERA WHIP	IP WLS BF H R ER SO BB IBB HBP BLK WP HR S P ERA WHIP	IP WLS BF H R ER SO BB IBB HBP BLK WP HR S P ERA WHIP	IP WLS BF H R ER SO BB IBB HBP BLK WP HR S P ERA WHIP	IP WLS BF H R ER SO BB IBB HBP BLK WP HR S P ERA WHIP	IP WLS BF H R ER SO BB IBB HBP BLK WP HR S P ERA WHIP	IP WLS BF H R ER SO BB IBB HBP BLK WP HR S P ERA WHIP	IP WLS BF H R ER SO BB IBB HBP BLK WP HR S P ERA WHIP	IP WLS BF H R ER SO BB IBB HBP BLK WP HR S P ERA WHIP	IP WLS BF H R ER SO BB IBB HBP BLK WP HR S P ERA WHIP



Batter	1	2	3	4	5	6	7	8	9	AB	R	H	RBI	BB	SO	LOB	BOTTOM			
9 Juan Pierre, L (1, 7) OBP: 0.290, SLG: 0.300	BB		G1-3		G1-3		K			3	0	0	0	1	1	0	<b>Minnesota Twins @ Miami Marlins</b> Marlins Park, Miami, FL Tue Jun 25 2013, 7:13 PM - 10:07 PM EDT Att: 14,581 - Roof Closed - 78 F			
59 Ed Lucas, R (1, 5) OBP: 0.376, SLG: 0.368	L9		L9		BB		BB			3	1	1	0	1	0	1				
27 Giancarlo Stanton, R (1, 9) OBP: 0.345, SLG: 0.499	BB		G6-3		BB		K			3	1	1	0	1	1	1				
5 Logan Morrison, L (1, 3) OBP: 0.357, SLG: 0.513	K		E3		BB		BB		BB	4	1	2	0	0	1	1				
48 Marcell Ozuna, R (1, 8) OBP: 0.333, SLG: 0.435	E6		F9		E8		BB		BB	4	0	2	2	0	0	1				
19 Rob Brantly, L (1, 2) OBP: 0.288, SLG: 0.292	P5		P5		FC4-6		P2			4	0	1	0	0	0	4				
3 Adeiny Hechavarría, R (1, 6) OBP: 0.294, SLG: 0.299	G6-4-3		F9		L9		IBB			3	0	0	0	1	0	4				
51 Derek Dietrich, L (1, 4) OBP: 0.264, SLG: 0.393	L6		K		K		K			4	1	1	1	0	2	3				
31 Steve Cishek, R (9, 1)	L6		K		K		K			0	0	0	0	0	0	0				
16 José Fernández, R (1, 1) OBP: 0.290, SLG: 0.240	G5-3		G5-3		F7		K		F8	1	0	0	0	0	0	0				
54 Jordan Eason, L (5, PH) OBP: 0.287, SLG: 0.306	G5-3		G5-3		F7		K		F8	1	0	0	0	0	0	0				
44 AJ Ramos, R (8, 1) OBP: 0.287, SLG: 0.306	G5-3		G5-3		F7		K		F8	1	0	0	0	0	0	0				
20 Justin Ruggiano, R (7, PH) OBP: 0.287, SLG: 0.306	G5-3		G5-3		F7		K		F8	1	0	0	0	0	0	0				
40 Mike Dunn, L (8, 1) OBP: 0.287, SLG: 0.306	G5-3		G5-3		F7		K		F8	1	0	0	0	0	0	0				
50 Chad Qualls, R (8, 1) OBP: 0.287, SLG: 0.306	G5-3		G5-3		F7		K		F8	1	0	0	0	0	0	0				
30 Plácido Polanco, R (8, PH) OBP: 0.287, SLG: 0.306	G5-3		G5-3		F7		K		F8	1	0	0	0	0	0	0				
<b>Inning Stats</b>	R: 0 E: 0 K: 1 S: 11	H: 1 LOB: 1 BB: 1 P: 22	R: 0 E: 1 K: 0 S: 5	H: 1 LOB: 0 BB: 0 P: 11	R: 0 E: 0 K: 0 S: 9	H: 0 LOB: 0 BB: 0 P: 13	R: 0 E: 1 K: 0 S: 5	H: 0 LOB: 1 BB: 0 P: 7	R: 0 E: 0 K: 0 S: 8	H: 0 LOB: 0 BB: 0 P: 12	R: 2 E: 1 K: 0 S: 9	H: 3 LOB: 2 BB: 1 P: 16	R: 1 E: 0 K: 3 S: 13	H: 1 LOB: 1 BB: 1 P: 21	R: 1 E: 0 K: 1 S: 13	H: 2 LOB: 2 BB: 1 P: 23	1B: 4 2B: 3 3B: 0 HR: 1	SF: 0 SAC: 0 DP: 1 HBP: 0	WP: 0 PB: 0 SB: 0 CS: 1	PA: 36
<b>PITCHER</b>	IP WLS BF H R ER SO BB IBB HBP BLK WP HR S P ERA WHIP	IP WLS BF H R ER SO BB IBB HBP BLK WP HR S P ERA WHIP	IP WLS BF H R ER SO BB IBB HBP BLK WP HR S P ERA WHIP	IP WLS BF H R ER SO BB IBB HBP BLK WP HR S P ERA WHIP	IP WLS BF H R ER SO BB IBB HBP BLK WP HR S P ERA WHIP	IP WLS BF H R ER SO BB IBB HBP BLK WP HR S P ERA WHIP	IP WLS BF H R ER SO BB IBB HBP BLK WP HR S P ERA WHIP	IP WLS BF H R ER SO BB IBB HBP BLK WP HR S P ERA WHIP	IP WLS BF H R ER SO BB IBB HBP BLK WP HR S P ERA WHIP	IP WLS BF H R ER SO BB IBB HBP BLK WP HR S P ERA WHIP	IP WLS BF H R ER SO BB IBB HBP BLK WP HR S P ERA WHIP	IP WLS BF H R ER SO BB IBB HBP BLK WP HR S P ERA WHIP	IP WLS BF H R ER SO BB IBB HBP BLK WP HR S P ERA WHIP	IP WLS BF H R ER SO BB IBB HBP BLK WP HR S P ERA WHIP	IP WLS BF H R ER SO BB IBB HBP BLK WP HR S P ERA WHIP	IP WLS BF H R ER SO BB IBB HBP BLK WP HR S P ERA WHIP	IP WLS BF H R ER SO BB IBB HBP BLK WP HR S P ERA WHIP	IP WLS BF H R ER SO BB IBB HBP BLK WP HR S P ERA WHIP	IP WLS BF H R ER SO BB IBB HBP BLK WP HR S P ERA WHIP	









Batter	1	2	3	4	5	6	7	8	9	AB	R	H	RBI	BB	SO	LOB	TOP									
4 Alex Gordon, L (1, 7) OBP: 0.348, SLG: 0.422										4	0	1	0	0	2	0	<b>Kansas City Royals @ Minnesota Twins</b> Target Field, Minneapolis, MN Thu Jun 27 2013, 7:13 PM - 9:41 PM CDT Att: 28,040 - Partly Cloudy - 84 F									
2 Alcides Escobar, R (1, 6) OBP: 0.282, SLG: 0.338										4	0	2	0	0	0	1										
35 Eric Hosmer, L (1, 3) OBP: 0.321, SLG: 0.375										4	0	0	0	0	0	3										
16 Billy Butler, R (1, 10) OBP: 0.380, SLG: 0.393										3	0	1	0	1	0	1										
21 Jeff Francoeur, R (9, PR) OBP: 0.250, SLG: 0.324										0	0	0	0	0	0	0										
13 Salvador Perez, R (1, 2) OBP: 0.325, SLG: 0.427										4	1	2	1	0	0	1										
8 Mike Moustakas, L (1, 5) OBP: 0.269, SLG: 0.308										4	0	0	0	0	1	3										
7 David Lough, L (1, 9) OBP: 0.325, SLG: 0.416										2	0	0	0	1	2	2										
6 Lorenzo Cain, R (9, PH) OBP: 0.322, SLG: 0.380										1	0	1	0	0	0	0										
23 Elliot Johnson, S (1, 4) OBP: 0.256, SLG: 0.306										3	0	0	0	0	0	3										
24 Miguel Tejada, R (9, PH) OBP: 0.250, SLG: 0.324										1	0	0	0	0	0	3										
1 Jarrod Dyson, L (1, 8) OBP: 0.302, SLG: 0.569										3	0	0	0	0	0	0										
<b>Inning Stats</b>	R: 0 E: 0 K: 0 S: 11	H: 1 LOB: 1 BB: 0 P: 18	R: 0 E: 0 K: 1 S: 8	H: 0 LOB: 0 BB: 0 P: 10	R: 0 E: 0 K: 1 S: 9	H: 0 LOB: 0 BB: 0 P: 14	R: 0 E: 0 K: 0 S: 5	H: 0 LOB: 0 BB: 0 P: 6	R: 1 E: 0 K: 0 S: 7	H: 1 LOB: 0 BB: 1 P: 13	R: 0 E: 0 K: 1 S: 10	H: 2 LOB: 2 BB: 0 P: 13	R: 0 E: 0 K: 1 S: 10	H: 1 LOB: 1 BB: 0 P: 13	R: 0 E: 0 K: 1 S: 12	H: 1 LOB: 3 BB: 1 P: 20	1B: 5 2B: 1 3B: 0 HR: 1	SF: 0 SAC: 0 DP: 1 HBP: 0	WP: 0 PB: 0 SB: 0 CS: 0	PA: 35						
<b>PITCHER</b>	IP WLS BF H R ER SO BB IBB HBP BLK WP HR S P ERA WHIP																									
21 Samuel Deduno, R (1, 1) ERA: 3.32	7.0 W 26	5 1 1 3	1 0 0 0	0 0 0 0	0 0 0 0	0 0 0 0	0 0 0 0	0 0 0 0	0 0 10 13	0.00 1.000																
61 Jared Burton, R (8, 1) ERA: 3.41	1.0 H 4	1 0 0 1	0 0 0 0	0 0 0 0	0 0 0 0	0 0 0 0	0 0 0 0	0 0 0 0	0 0 10 13	0.00 1.000																
15 Glen Perkins, L (9, 1) ERA: 2.12	1.0 S 5	1 0 0 1	1 0 0 0	0 0 0 0	0 0 0 0	0 0 0 0	0 0 0 0	0 0 0 0	0 0 12 20	0.00 2.000																

AB	33
R	1
H	7
RBI	1
BB	2
SO	5
LOB	17



Batter	1	2	3	4	5	6	7	8	9	AB	R	H	RBI	BB	SO	LOB	BOTTOM									
11 Clete Thomas, L (1, 8) OBP: 0.333, SLG: 0.369										4	1	1	0	0	1	2	<b>Kansas City Royals @ Minnesota Twins</b> Target Field, Minneapolis, MN Thu Jun 27 2013, 7:13 PM - 9:41 PM CDT Att: 28,040 - Partly Cloudy - 84 F									
7 Joe Mauer, L (1, 2) OBP: 0.412, SLG: 0.498										4	0	0	0	0	0	1										
16 Josh Willingham, R (1, 10) OBP: 0.352, SLG: 0.393										3	1	1	0	1	0	0										
33 Justin Morneau, L (1, 3) OBP: 0.332, SLG: 0.391										4	0	2	1	0	1	0										
31 Oswaldo Arcia, L (1, 7) OBP: 0.352, SLG: 0.487										3	0	1	1	0	2	0										
24 Trevor Plouffe, R (1, 5) OBP: 0.340, SLG: 0.432										3	1	1	0	0	0	2										
27 Chris Parmelee, L (1, 9) OBP: 0.309, SLG: 0.379										2	0	0	0	1	1	0										
2 Brian Dozier, R (1, 4) OBP: 0.300, SLG: 0.364										3	0	0	0	0	1	2										
25 Pedro Florimón, S (1, 6) OBP: 0.293, SLG: 0.322										2	0	0	1	0	0	0										
<b>Inning Stats</b>	R: 0 E: 0 K: 0 S: 10	H: 0 LOB: 0 BB: 0 P: 15	R: 0 E: 0 K: 1 S: 8	H: 0 LOB: 0 BB: 0 P: 15	R: 0 E: 0 K: 1 S: 5	H: 0 LOB: 0 BB: 0 P: 9	R: 2 E: 0 K: 0 S: 12	H: 4 LOB: 1 BB: 0 P: 15	R: 0 E: 0 K: 1 S: 6	H: 0 LOB: 0 BB: 0 P: 9	R: 0 E: 0 K: 0 S: 12	H: 1 LOB: 2 BB: 1 P: 23	R: 1 E: 1 K: 2 S: 21	H: 1 LOB: 2 BB: 1 P: 34	R: 0 E: 0 K: 1 S: 9	H: 0 LOB: 0 BB: 0 P: 12		1B: 4 2B: 2 3B: 0 HR: 0	SF: 1 SAC: 0 DP: 1 HBP: 0	WP: 0 PB: 0 SB: 0 CS: 0	PA: 31					
<b>PITCHER</b>	IP WLS BF H R ER SO BB IBB HBP BLK WP HR S P ERA WHIP																									
11 Jeremy Guthrie, R (1, 1) ERA: 4.11	6.1 L 26	6 3 2 4	2 0 0 2	0 0 0 0	0 0 0 0	0 0 0 0	0 0 0 0	0 0 0 0	0 0 16 21	0.00 0.000																
53 Will Smith, L (7, 1) ERA: 5.4	1.2	5 0 0 0	0 0 0 2	0 0 0 0	0 0 0 0	0 0 0 0	0 0 0 0	0 0 0 0	0 0 16 21	0.00 0.000																

AB	28
R	3
H	6
RBI	3
BB	2
SO	6
LOB	7





Batter	1	2	3	4	5	6	7	8	9	AB	R	H	RBI	BB	SO	LOB	TOP					
4 Alex Gordon, L OBP: 0.346, SLG: 0.418	G3	2H 1B		K			F7		G4-3	5	0	1	1	0	1	0	<b>Kansas City Royals @ Minnesota Twins</b> Target Field, Minneapolis, MN Fri Jun 28 2013, 7:36 PM - 10:31 PM CDT Att: 28,916 - Cloudy - 72 F					
2 Alcides Escobar, R OBP: 0.284, SLG: 0.337	35 HR 1B	G1-3				G6-3			F9	4	2	1	0	1	0	1						
35 Eric Hosmer, L OBP: 0.327, SLG: 0.402	16 HR 1B									4	3	3	3	0	0	0						
16 Billy Butler, R OBP: 0.385, SLG: 0.410	2H HR			8 HR 1B						4	2	3	3	0	0	0						
13 Salvador Perez, R OBP: 0.324, SLG: 0.424	F8									4	0	1	0	0	1	1						
8 Mike Moustakas, L OBP: 0.289, SLG: 0.320	P6									4	1	1	2	0	0	2						
6 Lorenzo Cain, R OBP: 0.325, SLG: 0.384		4 HR 2B								3	1	1	0	1	0	0						
23 Elliot Johnson, S OBP: 0.248, SLG: 0.297		P3								4	0	0	0	0	1	2						
7 David Lough, L OBP: 0.314, SLG: 0.402										4	0	0	0	0	1	1						
<b>Inning Stats</b>	R: 3 E: 0 K: 0 S: 10	H: 2 LOB: 0 BB: 1 P: 21	R: 1 E: 0 K: 1 S: 17	H: 2 LOB: 1 BB: 0 P: 26	R: 2 E: 0 K: 0 S: 15	H: 2 LOB: 0 BB: 0 P: 21	R: 0 E: 0 K: 2 S: 14	H: 0 LOB: 0 BB: 0 P: 19	R: 1 E: 0 K: 0 S: 8	H: 3 LOB: 1 BB: 0 P: 11	R: 0 E: 0 K: 0 S: 5	H: 0 LOB: 0 BB: 0 P: 11	R: 2 E: 0 K: 1 S: 10	H: 2 LOB: 0 BB: 0 P: 15	R: 0 E: 0 K: 0 S: 3	H: 0 LOB: 0 BB: 1 P: 8		R: 0 E: 0 K: 0 S: 9	H: 0 LOB: 0 BB: 0 P: 12	1B: 6 2B: 1 3B: 0 HR: 4	SF: 0 SAC: 0 DP: 2 HBP: 0	WP: 0 PB: 0 SB: 0 CS: 0
<b>PITCHER</b>	IP WLS BF H R ER SO BB IBB HBP BLK WP HR S P ERA WHIP	IP WLS BF H R ER SO BB IBB HBP BLK WP HR S P ERA WHIP	<b>PITCHER</b>														IP WLS BF H R ER SO BB IBB HBP BLK WP HR S P ERA WHIP					
39 P.J. Walters, R ERA: 6.03	3.0	L	16	6	6	6	1	1	0	0	0	0	0	0	0	0	2	42	68	18.00	2.3333	
51 Anthony Swarzak, R ERA: 3.98	4.0		16	5	3	3	3	0	0	0	0	0	0	0	0	0	2	37	56	6.75	1.250	
20 Josh Roenicke, R ERA: 3.21	1.0		3	0	0	0	0	1	0	0	0	0	0	0	0	0	3	8	8	0.00	1.000	
56 Caleb Thielbar, L ERA:	1.0		3	0	0	0	0	0	0	0	0	0	0	0	0	0	9	12	0.00	0.000		

AB	36
R	9
H	11
RBI	9
BB	2
SO	4
LOB	7



Batter	1	2	3	4	5	6	7	8	9	AB	R	H	RBI	BB	SO	LOB	BOTTOM					
11 Clete Thomas, L OBP: 0.338, SLG: 0.414	K									5	1	2	1	0	2	1	<b>Kansas City Royals @ Minnesota Twins</b> Target Field, Minneapolis, MN Fri Jun 28 2013, 7:36 PM - 10:31 PM CDT Att: 28,916 - Cloudy - 72 F					
7 Joe Mauer, L OBP: 0.408, SLG: 0.491	G4-3									4	0	0	0	1	1	2						
9 Ryan Doumit, S OBP: 0.299, SLG: 0.402	K									5	0	0	0	0	2	2						
16 Josh Willingham, R OBP: 0.354, SLG: 0.392		K								3	1	1	0	1	1	0						
33 Justin Morneau, L OBP: 0.334, SLG: 0.396	K									4	1	2	1	0	1	0						
31 Oswaldo Arcia, L OBP: 0.348, SLG: 0.481	G3-1									4	0	1	0	0	0	1						
24 Trevor Plouffe, R OBP: 0.338, SLG: 0.428										4	0	1	0	0	0	3						
2 Brian Dozier, R OBP: 0.303, SLG: 0.371										4	0	2	1	0	0	3						
25 Pedro Florimón, S OBP: 0.292, SLG: 0.321										4	0	1	0	0	0	6						
<b>Inning Stats</b>	R: 0 E: 0 K: 2 S: 8	H: 0 LOB: 0 BB: 0 P: 10	R: 0 E: 0 K: 2 S: 9	H: 0 LOB: 0 BB: 0 P: 15	R: 0 E: 0 K: 1 S: 12	H: 2 LOB: 2 BB: 0 P: 16	R: 2 E: 0 K: 0 S: 18	H: 4 LOB: 2 BB: 0 P: 30	R: 1 E: 0 K: 0 S: 8	H: 1 LOB: 0 BB: 0 P: 15	R: 0 E: 0 K: 0 S: 11	H: 0 LOB: 0 BB: 0 P: 17	R: 0 E: 0 K: 0 S: 13	H: 1 LOB: 2 BB: 1 P: 25	R: 0 E: 0 K: 0 S: 13	H: 2 LOB: 3 BB: 1 P: 24		R: 0 E: 0 K: 2 S: 9	H: 0 LOB: 0 BB: 0 P: 14	1B: 7 2B: 2 3B: 0 HR: 1	SF: 0 SAC: 0 DP: 0 HBP: 0	WP: 0 PB: 0 SB: 0 CS: 0
<b>PITCHER</b>	IP WLS BF H R ER SO BB IBB HBP BLK WP HR S P ERA WHIP	IP WLS BF H R ER SO BB IBB HBP BLK WP HR S P ERA WHIP	<b>PITCHER</b>														IP WLS BF H R ER SO BB IBB HBP BLK WP HR S P ERA WHIP					
33 James Shields, R ERA: 2.99	6.1	W	27	8	3	3	5	0	0	0	0	0	0	0	0	0	1	74	117	4.26	1.263	
55 Tim Collins, L ERA: 2.51	0.2		3	0	0	0	0	1	0	0	0	0	0	0	0	0	5	11	0.00	1.500		
52 Bruce Chen, L ERA: 2.22	0.1		4	2	0	0	0	1	0	0	0	0	0	0	0	0	9	16	0.00	9.000		
43 Aaron Crow, R ERA: 3.97	0.2		2	0	0	0	0	0	0	0	0	0	0	0	0	0	4	8	0.00	0.000		
27 Juan Gutierrez, R ERA: 2.92	1.0		3	0	0	0	2	0	0	0	0	0	0	0	0	0	9	14	0.00	0.000		

AB	37
R	3
H	10
RBI	3
BB	2
SO	7
LOB	18





Batter	1	2	3	4	5	6	7	8	9	AB	R	H	RBI	BB	SO	LOB	TOP										
4 Alex Gordon, L OBP: 0.341, SLG: 0.412										5	0	0	0	0	2	2	<b>Kansas City Royals @ Minnesota Twins</b> Target Field, Minneapolis, MN Sat Jun 29 2013, 3:11 PM - 6:04 PM CDT Att: 36,881 - Cloudy - 75 F										
2 Alcides Escobar, R OBP: 0.286, SLG: 0.336										4	1	1	1	0	0	0											
35 Eric Hosmer, L OBP: 0.332, SLG: 0.405										3	0	2	0	1	0	1											
16 Billy Butler, R OBP: 0.383, SLG: 0.408										4	0	1	0	0	2	4											
13 Salvador Perez, R OBP: 0.287, SLG: 0.426										4	0	2	1	0	2	1											
8 Mike Moustakas, L OBP: 0.273, SLG: 0.328										4	0	2	0	0	0	2											
6 Lorenzo Cain, R OBP: 0.320, SLG: 0.378										4	0	0	0	0	2	4											
24 Miguel Tejada, R OBP: 0.308, SLG: 0.392										4	0	1	0	0	1	4											
1 Jarrod Dyson, L OBP: 0.304, SLG: 0.556										3	1	1	0	0	1	1											
21 Jeff Francoeur, R OBP: 0.249, SLG: 0.322										1	0	0	0	0	1	0											
<b>Inning Stats</b>	R: 0 E: 0 K: 1 S: 9	H: 1 LOB: 1 BB: 0 P: 12	R: 0 E: 0 K: 2 S: 10	H: 1 LOB: 1 BB: 0 P: 13	R: 2 E: 0 K: 1 S: 18	H: 4 LOB: 2 BB: 0 P: 25	R: 0 E: 0 K: 0 S: 13	H: 1 LOB: 1 BB: 0 P: 20	R: 0 E: 0 K: 1 S: 9	H: 0 LOB: 0 BB: 0 P: 15	R: 0 E: 0 K: 2 S: 8	H: 0 LOB: 0 BB: 0 P: 11	R: 0 E: 0 K: 2 S: 17	H: 2 LOB: 3 BB: 1 P: 26	R: 0 E: 0 K: 2 S: 10	H: 0 LOB: 0 BB: 0 P: 17	1B: 8 2B: 2 3B: 0 HR: 0	SF: 0 SAC: 0 DP: 1 HBP: 1	WP: 0 PB: 0 SB: 1 CS: 0	PA: 38							
<b>PITCHER</b>	IP	WLS	BF	H	R	ER	SO	BB	IBB	HBP	BLK	WP	HR	S	P	ERA	WHIP										
44 Kyle Gibson, R ERA: 3.0	6.0	W	26	8	2	2	5	0	0	1	0	0	0	64	91	3.00	1.333										
52 Brian Duensing, L ERA: 3.51	1.0		4	0	0	0	2	1	0	0	0	0	0	10	17	0.00	1.000										
50 Casey Fien, R ERA: 3.58	1.0		5	2	0	0	2	0	0	0	0	0	0	15	20	0.00	2.000										
15 Glen Perkins, L ERA: 2.05	1.0		3	0	0	0	2	0	0	0	0	0	0	10	17	0.00	0.000										

Batter	1	2	3	4	5	6	7	8	9	AB	R	H	RBI	BB	SO	LOB	BOTTOM										
11 Clete Thomas, L OBP: 0.333, SLG: 0.405										4	0	1	0	0	2	3	<b>Kansas City Royals @ Minnesota Twins</b> Target Field, Minneapolis, MN Sat Jun 29 2013, 3:11 PM - 6:04 PM CDT Att: 36,881 - Cloudy - 75 F										
2 Brian Dozier, R OBP: 0.306, SLG: 0.370										3	2	1	0	1	2	1											
7 Joe Mauer, L OBP: 0.409, SLG: 0.488										2	1	0	0	2	2	0											
33 Justin Morneau, L OBP: 0.340, SLG: 0.403										3	1	2	2	1	1	0											
24 Trevor Plouffe, R OBP: 0.337, SLG: 0.443										3	1	1	3	0	1	1											
31 Oswaldo Arcia, L OBP: 0.341, SLG: 0.468										4	0	0	0	0	2	2											
27 Chris Parmelee, L OBP: 0.308, SLG: 0.374										3	1	0	0	1	1	0											
8 Jamey Carroll, R OBP: 0.276, SLG: 0.246										4	0	2	0	0	0	0											
25 Pedro Florimón, S OBP: 0.297, SLG: 0.326										3	0	2	1	0	0	0											
<b>Inning Stats</b>	R: 5 E: 0 K: 2 S: 28	H: 4 LOB: 2 BB: 3 P: 53	R: 1 E: 0 K: 0 S: 13	H: 1 LOB: 1 BB: 2 P: 23	R: 0 E: 0 K: 0 S: 7	H: 1 LOB: 0 BB: 0 P: 9	R: 0 E: 0 K: 2 S: 8	H: 1 LOB: 0 BB: 0 P: 9	R: 0 E: 0 K: 2 S: 13	H: 0 LOB: 0 BB: 0 P: 16	R: 0 E: 0 K: 3 S: 12	H: 1 LOB: 1 BB: 0 P: 17	R: 0 E: 0 K: 0 S: 7	H: 0 LOB: 0 BB: 0 P: 13	R: 0 E: 0 K: 0 S: 7	H: 0 LOB: 0 BB: 0 P: 13		1B: 7 2B: 1 3B: 0 HR: 1	SF: 1 SAC: 0 DP: 1 HBP: 0	WP: 0 PB: 0 SB: 0 CS: 1	PA: 35						
<b>PITCHER</b>	IP	WLS	BF	H	R	ER	SO	BB	IBB	HBP	BLK	WP	HR	S	P	ERA	WHIP										
22 Wade Davis, R ERA: 5.55	1.0	L	13	5	6	6	2	5	0	0	0	0	0	42	58	5.55	10.000										
53 Will Smith, L ERA: 3.09	5.0		15	3	0	0	6	0	0	0	0	0	0	19	30	0.00	0.500										
44 Luke Hochevar, R ERA: 2.37	2.0		7	1	0	0	3	0	0	0	0	0	0	19	30	0.00	0.500										







Batter	1	2	3	4	5	6	7	8	9	AB	R	H	RBI	BB	SO	LOB	TOP			
11 Brett Gardner, L (1, 8) OBP: 0.347, SLG: 0.453	K2-3		L7		K2-3		2B		1B	5	1	2	0	0	2	0	<b>New York Yankees @ Minnesota Twins</b> Target Field, Minneapolis, MN Mon Jul 01 2013, 7:14 PM - 10:34 PM CDT Att: 29,619 - Partly Cloudy - 83 F			
17 Jayson Nix, R (1, 6) OBP: 0.303, SLG: 0.304	K		E5 24 HR		G5-3		P3		2B	5	2	1	0	0	1					
24 Robinson Cano, L (1, 4) OBP: 0.370, SLG: 0.527	HR		HR		G6-3			2B	IBB	4	4	3	3	1	0					
12 Vernon Wells, R (1, 9) 31 Ichiro Suzuki, L (8, PH) (8, 9) OBP: 0.266, SLG: 0.368 OBP: 0.309, SLG: 0.369	1B		1B		G4-6-3		L9		L1	3	0	2	0	0	0	0				
33 Travis Hafner, L (1, 10) OBP: 0.322, SLG: 0.432	G4-3		G4-6-3		BB		F8		1B	4	1	1	1	1	0	3				
45 Zoilo Almonte, S (1, 7) OBP: 0.282, SLG: 0.500	G5-3		1B		G5-3		G5-3		1B	5	1	3	2	0	0	1				
55 Lyle Overbay, L (1, 3) OBP: 0.282, SLG: 0.431	1B		F8		G3-1		G5-3		1B	4	0	1	0	1	1	5				
19 Chris Stewart, R (1, 2) OBP: 0.321, SLG: 0.329	K		G1-3		G4-3		G4-3		BB	4	0	0	2	1	1	3				
39 David Adams, R (1, 5) OBP: 0.241, SLG: 0.262	K		G5-3		G6-3		F8		G4-3	5	0	0	0	0	1	5				
<b>Inning Stats</b>	R: 1 H: 2 E: 0 K: 2 S: 12	H: 2 BB: 0 P: 23	R: 0 H: 1 E: 0 K: 2 S: 11	H: 1 LOB: 0 P: 16	R: 2 H: 2 E: 1 K: 0 S: 7	H: 2 LOB: 0 P: 12	R: 0 H: 1 E: 0 K: 0 S: 6	H: 1 LOB: 1 P: 10	R: 0 H: 0 E: 0 K: 1 S: 7	H: 0 LOB: 0 P: 10	R: 0 H: 0 E: 0 K: 0 S: 6	H: 1 LOB: 0 P: 11	R: 3 H: 3 E: 1 K: 0 S: 13	H: 3 LOB: 1 P: 24	R: 4 H: 4 E: 0 K: 1 S: 23	H: 4 LOB: 2 P: 40		1B: 9 2B: 3 3B: 0 HR: 2	SF: 0 SAC: 0 DP: 1 HBP: 1	WP: 3 PB: 1 CS: 0
<b>PITCHER</b>	IP WLS BF H R ER SO BB IBB HBP BLK WP HR S P ERA WHIP	IP WLS BF H R ER SO BB IBB HBP BLK WP HR S P ERA WHIP	IP WLS BF H R ER SO BB IBB HBP BLK WP HR S P ERA WHIP	IP WLS BF H R ER SO BB IBB HBP BLK WP HR S P ERA WHIP	IP WLS BF H R ER SO BB IBB HBP BLK WP HR S P ERA WHIP	IP WLS BF H R ER SO BB IBB HBP BLK WP HR S P ERA WHIP	IP WLS BF H R ER SO BB IBB HBP BLK WP HR S P ERA WHIP	IP WLS BF H R ER SO BB IBB HBP BLK WP HR S P ERA WHIP	IP WLS BF H R ER SO BB IBB HBP BLK WP HR S P ERA WHIP	IP WLS BF H R ER SO BB IBB HBP BLK WP HR S P ERA WHIP	IP WLS BF H R ER SO BB IBB HBP BLK WP HR S P ERA WHIP	IP WLS BF H R ER SO BB IBB HBP BLK WP HR S P ERA WHIP	IP WLS BF H R ER SO BB IBB HBP BLK WP HR S P ERA WHIP	IP WLS BF H R ER SO BB IBB HBP BLK WP HR S P ERA WHIP	IP WLS BF H R ER SO BB IBB HBP BLK WP HR S P ERA WHIP	IP WLS BF H R ER SO BB IBB HBP BLK WP HR S P ERA WHIP				
58 Scott Diamond, L (1, 1) ERA: 5.18	6.2	28	7	3	2	5	1	0	0	0	0	0	0	0	0	0	2.70	1.200		
50 Casey Fien, R (7, 1) ERA: 3.55	0.1	1	0	0	0	0	0	0	0	0	0	0	0	0	0	0	0.00	0.000		
61 Jared Burton, R (8, 1) ERA: 4.29	0.1	L	4	3	3	0	0	0	0	0	0	0	0	0	0	0	81.00	9.000		
52 Brian Duensing, L (8, 1) ERA: 4.55	1.1	10	4	4	3	1	1	1	0	0	0	0	0	0	0	0	20.25	3.750		
20 Josh Roenicke, R (9, 1) ERA: 3.34	0.1	2	0	0	0	0	1	0	0	0	0	0	0	0	0	0	0.00	3.000		

Batter	1	2	3	4	5	6	7	8	9	AB	R	H	RBI	BB	SO	LOB	BOTTOM					
11 Clete Thomas, L (1, 8) OBP: 0.330, SLG: 0.415	2B 9 1B	K		F8		L3			K	4	1	0	0	1	2	1	<b>New York Yankees @ Minnesota Twins</b> Target Field, Minneapolis, MN Mon Jul 01 2013, 7:14 PM - 10:34 PM CDT Att: 29,619 - Partly Cloudy - 83 F					
2 Brian Dozier, R (1, 4) OBP: 0.310, SLG: 0.375	1B	G6-3			F9		BB		1B	4	1	2	0	1	0	0						
9 Ryan Doumit, S (1, 2) OBP: 0.302, SLG: 0.400	2B		L8		24 BB		G4-6-3		FC4-6	5	1	2	2	0	0	2						
33 Justin Morneau, L (1, 3) OBP: 0.342, SLG: 0.407	G5-3		BB		K		HBP		G4-3	3	0	0	0	1	1	3						
24 Trevor Plouffe, R (1, 10) OBP: 0.336, SLG: 0.447	F9		L9		BB		F8			3	0	0	0	1	0	3						
31 Oswaldo Arcia, L (1, 7) OBP: 0.346, SLG: 0.464	E1		L4		L8		K		K	4	0	1	1	0	1	3						
27 Chris Parmelee, L (1, 9) OBP: 0.318, SLG: 0.400	BB		F7		HR		2B			3	1	2	1	1	0	0						
8 Jamey Carroll, R (1, 5) OBP: 0.277, SLG: 0.248	BB		G5-3		P6		K		K	3	0	1	0	0	0	2						
7 Joe Mauer, L (8, PH) (8, 9) OBP: 0.402, SLG: 0.478	G5-3		1B		1B		K		K	1	0	0	0	0	1	1						
25 Pedro Florimón, S (9, 6) OBP: 0.296, SLG: 0.325										0	0	0	0	0	0	0						
5 Eduardo Escobar, S (1, 6) OBP: 0.265, SLG: 0.336	F8		F9		K2-3		K		K	4	0	0	0	0	2	2						
<b>Inning Stats</b>	R: 3 H: 3 E: 1 K: 0 S: 25	H: 3 LOB: 2 P: 42	R: 0 H: 0 E: 0 K: 1 S: 6	H: 0 LOB: 0 P: 7	R: 0 H: 0 E: 0 K: 0 S: 4	H: 0 LOB: 1 P: 11	R: 0 H: 1 E: 0 K: 0 S: 7	H: 1 LOB: 1 P: 10	R: 0 H: 1 E: 0 K: 1 S: 13	H: 1 LOB: 0 P: 25	R: 1 H: 1 E: 0 K: 1 S: 11	H: 1 LOB: 0 P: 16	R: 0 H: 0 E: 0 K: 0 S: 5	H: 0 LOB: 1 P: 11	R: 0 H: 1 E: 0 K: 3 S: 13	H: 1 LOB: 1 P: 21	R: 0 H: 1 E: 0 K: 1 S: 13	H: 1 LOB: 0 P: 17	1B: 5 2B: 2 3B: 0 HR: 1	SF: 0 SAC: 0 DP: 1 HBP: 1	WP: 0 PB: 0 CS: 0	PA: 40
<b>PITCHER</b>	IP WLS BF H R ER SO BB IBB HBP BLK WP HR S P ERA WHIP	IP WLS BF H R ER SO BB IBB HBP BLK WP HR S P ERA WHIP	IP WLS BF H R ER SO BB IBB HBP BLK WP HR S P ERA WHIP	IP WLS BF H R ER SO BB IBB HBP BLK WP HR S P ERA WHIP	IP WLS BF H R ER SO BB IBB HBP BLK WP HR S P ERA WHIP	IP WLS BF H R ER SO BB IBB HBP BLK WP HR S P ERA WHIP	IP WLS BF H R ER SO BB IBB HBP BLK WP HR S P ERA WHIP	IP WLS BF H R ER SO BB IBB HBP BLK WP HR S P ERA WHIP	IP WLS BF H R ER SO BB IBB HBP BLK WP HR S P ERA WHIP	IP WLS BF H R ER SO BB IBB HBP BLK WP HR S P ERA WHIP	IP WLS BF H R ER SO BB IBB HBP BLK WP HR S P ERA WHIP	IP WLS BF H R ER SO BB IBB HBP BLK WP HR S P ERA WHIP	IP WLS BF H R ER SO BB IBB HBP BLK WP HR S P ERA WHIP	IP WLS BF H R ER SO BB IBB HBP BLK WP HR S P ERA WHIP	IP WLS BF H R ER SO BB IBB HBP BLK WP HR S P ERA WHIP	IP WLS BF H R ER SO BB IBB HBP BLK WP HR S P ERA WHIP						
46 Andy Pettitte, L (1, 1) ERA: 4.4	5.0	25	6	4	4	2	4	0	0	0	0	0	0	0	0	0	7.20	2.000				
27 Shawn Kelley, R (8, 1) ERA: 4.06	1.0	3	0	0	0	1	0	0	0	0	0	0	0	0	0	0	0.00	0.000				
62 Joba Chamberlain, R (7, 1) ERA: 6.75	1.0	W	4	0	0	0	1	0	1	0	0	0	0	0	0	0	11.00	1.000				
30 David Robertson, R (8, 1) ERA: 2.51	1.0	H	4	1	0	0	0	0	0	0	0	0	0	0	0	0	13.21	0.000				
42 Mariano Rivera, R (9, 1) ERA: 1.5	1.0	4	1	0	0	1	0	0	0	0	0	0	0	0	0	0	0.00	1.000				

AB	41
R	10
H	14
RBI	8
BB	4
SO	6
LOB	21

AB	34
R	4
H	8
RBI	4
BB	5
SO	7
LOB	17









Batter	1	2	3	4	5	6	7	8	9	AB	R	H	RBI	BB	SO	LOB	TOP										
11 Brett Gardner, L OBP: 0.341, SLG: 0.441	G6-3		G3			BB	K			3	1	0	0	1	1	1	<b>New York Yankees @ Minnesota Twins</b> Target Field, Minneapolis, MN Wed Jul 03 2013, 7:11 PM - 10:00 PM CDT Att: 38,457 - Partly Cloudy - 83 F										
31 Ichiro Suzuki, L OBP: 0.313, SLG: 0.372	F7		P5			2B		G6-3		4	1	1	0	0	0	1											
24 Robinson Cano, L OBP: 0.376, SLG: 0.541	1B			BB		2B		L8		3	1	2	2	1	0	0											
33 Travis Hafner, L OBP: 0.316, SLG: 0.421	F8			F9		1B		K		4	0	1	0	0	1	2											
45 Zoilo Almonte, S OBP: 0.340, SLG: 0.457	K			F7		K		G5-3		4	0	0	0	0	2	3											
55 Lyle Overbay, L OBP: 0.278, SLG: 0.423	K			L8		SF8		K		3	0	0	1	0	2	1											
19 Chris Stewart, R OBP: 0.306, SLG: 0.311	G6-3			F7		G6-3		F8		4	0	0	0	0	0	1											
61 Luis Alfonso Cruz, R OBP: 0.171, SLG: 0.165			F8		F7		G6-3			3	0	0	0	0	0	0											
39 David Adams, R OBP: 0.252, SLG: 0.274				BB		K				2	0	0	0	1	2	0											
<b>Inning Stats</b>	R: 0 H: 1 E: 0 K: 0 S: 6	H: 1 LOB: 1 BB: 0 P: 8	R: 0 H: 0 E: 0 K: 2 S: 10	H: 0 LOB: 0 BB: 0 P: 16	R: 0 H: 0 E: 0 K: 0 S: 6	H: 0 LOB: 1 BB: 1 P: 16	R: 0 H: 0 E: 0 K: 0 S: 8	H: 0 LOB: 0 BB: 0 P: 15	R: 0 H: 0 E: 0 K: 1 S: 7	H: 0 LOB: 0 BB: 0 P: 12	R: 3 H: 3 E: 0 K: 1 S: 13	H: 3 LOB: 1 BB: 1 P: 22	R: 0 H: 0 E: 0 K: 2 S: 8	H: 0 LOB: 0 BB: 0 P: 11	R: 0 H: 0 E: 0 K: 1 S: 9	H: 0 LOB: 0 BB: 0 P: 14		R: 0 H: 0 E: 0 K: 1 S: 6	H: 0 LOB: 0 BB: 0 P: 8	1B: 2 2B: 2 3B: 0 HR: 0	SF: 1 SAC: 0 DP: 0 HBP: 0	WP: 0 PB: 0 CS: 0	PA: 34				
<b>PITCHER</b>	IP	WLS	BF	H	R	ER	SO	BB	IBB	HBP	BLK	WP	HR	S	P	ERA	WHIP										
39 P.J. Walters, R ERA: 5.95	5.0	L	22	4	3	3	3	3	0	0	0	0	0	43	79	5.40	1.400										
56 Caleb Thielbar, L ERA:	2.0		6	0	0	0	3	0	0	0	0	0	0	15	21	0.00	0.000										
50 Casey Fien, R ERA: 3.44	1.0		3	0	0	0	1	0	0	0	0	0	0	9	14	0.00	0.000										
15 Glen Perkins, L ERA: 1.99	1.0		3	0	0	0	1	0	0	0	0	0	0	6	8	0.00	0.000										

Batter	1	2	3	4	5	6	7	8	9	AB	R	H	RBI	BB	SO	LOB	BOTTOM										
2 Brian Dozier, R OBP: 0.314, SLG: 0.375	G6-3		BB				1B		K	3	1	1	0	2	1	1	<b>New York Yankees @ Minnesota Twins</b> Target Field, Minneapolis, MN Wed Jul 03 2013, 7:11 PM - 10:00 PM CDT Att: 38,457 - Partly Cloudy - 83 F										
7 Joe Mauer, L OBP: 0.399, SLG: 0.474	F7		F9		G4-3		K		P6	5	0	1	1	0	1	4											
9 Ryan Doumit, S OBP: 0.303, SLG: 0.398	1B		E6			K		K		4	0	1	0	0	2	2											
33 Justin Morneau, L OBP: 0.333, SLG: 0.396	F7		K		F9		G1-3			4	0	0	0	0	1	4											
24 Trevor Plouffe, R OBP: 0.338, SLG: 0.457	K2-3		F9		HR		G6-3			4	1	1	1	0	1	2											
31 Oswaldo Arcia, L OBP: 0.353, SLG: 0.468	1B		K		K		G4-3			4	0	1	0	0	2	2											
32 Aaron Hicks, S OBP: 0.253, SLG: 0.330	F8			BB		K		K		3	0	0	0	1	2	1											
11 Clete Thomas, L OBP: 0.333, SLG: 0.414			L6				G6-3			4	0	2	0	0	0	1											
25 Pedro Florimón, S OBP: 0.288, SLG: 0.315	L9						G5-4-3			3	0	0	0	0	1	4											
27 Chris Parmelee, L OBP: 0.315, SLG: 0.395			K							1	0	1	0	0	0	0											
5 Eduardo Escobar, S OBP: 0.265, SLG: 0.336										0	0	0	0	0	0	0											
<b>Inning Stats</b>	R: 0 H: 1 E: 0 K: 0 S: 11	H: 2 LOB: 2 BB: 0 P: 15	R: 0 H: 2 E: 0 K: 1 S: 14	H: 2 LOB: 0 BB: 0 P: 19	R: 1 H: 1 E: 1 K: 2 S: 16	H: 1 LOB: 2 BB: 1 P: 28	R: 0 H: 0 E: 0 K: 1 S: 12	H: 0 LOB: 2 BB: 2 P: 21	R: 1 H: 1 E: 0 K: 2 S: 10	H: 1 LOB: 0 BB: 0 P: 12	R: 0 H: 1 E: 0 K: 1 S: 6	H: 1 LOB: 0 BB: 0 P: 9	R: 0 H: 1 E: 0 K: 2 S: 12	H: 1 LOB: 1 BB: 0 P: 17	R: 0 H: 0 E: 0 K: 1 S: 11	H: 0 LOB: 0 BB: 0 P: 17	R: 0 H: 1 E: 0 K: 1 S: 11	H: 1 LOB: 1 BB: 0 P: 16	1B: 6 2B: 1 3B: 0 HR: 1	SF: 0 SAC: 0 DP: 1 HBP: 0	WP: 0 PB: 0 CS: 0	PA: 38					
<b>PITCHER</b>	IP	WLS	BF	H	R	ER	SO	BB	IBB	HBP	BLK	WP	HR	S	P	ERA	WHIP										
52 CC Sabathia, L ERA: 4.06	7.0	W	31	7	2	2	9	3	0	0	0	0	0	81	121	2.57	1.429										
30 David Robertson, R ERA: 2.43	1.0	H	3	0	0	0	1	0	0	0	0	0	0	11	17	0.00	0.000										
42 Mariano Rivera, R ERA: 1.44	1.0	S	4	1	0	0	1	0	0	0	0	0	0	11	16	0.00	1.000										



Batter	1	2	3	4	5	6	7	8	9	AB	R	H	RBI	BB	SO	LOB	TOP					
31 Ichiro Suzuki, L (1.8)										5	2	3	2	0	1	0						
45 Zoilo Almonte, S (1.7)										5	1	2	1	0	0	0						
24 Robinson Cano, L (1.4)										4	0	0	1	0	1	2						
33 Travis Hafner, L (1.10)										4	2	3	0	0	1	0						
12 Vernon Wells, R (1.9)										4	1	2	3	0	1	2						
55 Lyle Overbay, L (1.3)										3	1	0	0	1	1	3						
61 Luis Alfonso Cruz, R (1.6)										4	0	2	1	0	1	2						
40 Alberto Gonzalez, R (1.5)										4	1	1	1	0	0	1						
53 Austin Romine, R (1.2)										4	1	0	0	0	0	2						
<b>Inning Stats</b>	R: 3 E: 0 K: 1 S: 16	H: 4 LOB: 1 BB: 0 P: 22	R: 0 E: 0 K: 0 S: 13	H: 2 LOB: 2 BB: 0 P: 16	R: 2 E: 0 K: 0 S: 7	H: 2 LOB: 0 BB: 0 P: 13	R: 0 E: 0 K: 0 S: 5	H: 0 LOB: 0 BB: 0 P: 9	R: 0 E: 0 K: 1 S: 5	H: 1 LOB: 0 BB: 0 P: 5	R: 4 E: 0 K: 0 S: 15	H: 3 LOB: 0 BB: 1 P: 26	R: 0 E: 0 K: 2 S: 10	H: 1 LOB: 1 BB: 0 P: 16	R: 0 E: 0 K: 1 S: 11	H: 0 LOB: 0 BB: 0 P: 14	R: 0 E: 0 K: 1 S: 7	H: 0 LOB: 0 BB: 0 P: 12	1B: 7 2B: 5 3B: 1 HR: 0	SF: 1 SAC: 0 DP: 2 HBP: 1	WP: 1 PB: 0 CS: 0	PA: 40
<b>PITCHER</b>	IP WLS BF H R ER SO BB IBB HBP BLK WP HR S P ERA WHIP	IP WLS BF H R ER SO BB IBB HBP BLK WP HR S P ERA WHIP															IP WLS BF H R ER SO BB IBB HBP BLK WP HR S P ERA WHIP					
44 Kyle Gibson, R (1.1)	5.1 L 27 11 8 8 2 1 0 0 0 1 0 52 79 13.50 2.250																					
52 Brian Duensing, L (6.1)	1.2 7 2 1 1 2 0 0 0 0 0 0 0 19 28 5.40 1.200																					
20 Josh Roenicke, R (8.1)	1.0 3 0 0 0 1 0 0 0 0 0 0 0 11 14 0.00 0.000																					
61 Jared Burton, R (9.1)	1.0 3 0 0 0 1 0 0 0 0 0 0 0 7 12 0.00 0.000																					

**New York Yankees @ Minnesota Twins**  
Target Field, Minneapolis, MN  
Thu Jul 04 2013, 1:11 PM - 4:39 PM CDT  
Att: 38,260 - Partly Cloudy - 83 F

livebaseballscores.com

AB 37  
R 9  
H 13  
RBI 9  
BB 1  
SO 6  
LOB 12

Batter	1	2	3	4	5	6	7	8	9	AB	R	H	RBI	BB	SO	LOB	BOTTOM					
2 Brian Dozier, R (1.4)										5	0	1	1	0	1	3						
7 Joe Mauer, L (1.2)										4	0	1	1	0	3	1						
31 Oswaldo Arcia, L (1.7)										5	0	0	0	0	1	2						
33 Justin Morneau, L (1.10)										3	2	2	2	0	0	1						
24 Trevor Plouffe, R (1.5)										4	0	1	0	0	0	1						
27 Chris Parmelee, L (1.3)										3	1	1	0	1	0	0						
32 Aaron Hicks, S (1.8)										4	1	2	0	0	1	2						
11 Clete Thomas, L (1.9)										4	0	1	0	0	1	5						
25 Pedro Florimon, S (1.6)										3	1	2	1	0	1	1						
9 Ryan Doumit, S (8, PH)										1	0	0	0	0	0	2						
5 Eduardo Escobar, S (9.6)										0	0	0	0	0	0	0						
<b>Inning Stats</b>	R: 0 E: 0 K: 0 S: 11	H: 1 LOB: 1 BB: 0 P: 18	R: 0 E: 0 K: 0 S: 8	H: 0 LOB: 0 BB: 0 P: 13	R: 0 E: 0 K: 1 S: 13	H: 2 LOB: 1 BB: 0 P: 21	R: 1 E: 0 K: 0 S: 8	H: 1 LOB: 0 BB: 0 P: 12	R: 0 E: 0 K: 2 S: 11	H: 1 LOB: 1 BB: 0 P: 13	R: 0 E: 0 K: 2 S: 10	H: 0 LOB: 1 BB: 0 P: 15	R: 3 E: 0 K: 0 S: 19	H: 4 LOB: 1 BB: 0 P: 33	R: 1 E: 0 K: 2 S: 20	H: 2 LOB: 2 BB: 1 P: 31	R: 0 E: 0 K: 1 S: 12	H: 0 LOB: 0 BB: 0 P: 17	1B: 9 2B: 0 3B: 0 HR: 2	SF: 1 SAC: 0 DP: 1 HBP: 1	WP: 0 PB: 0 CS: 0	PA: 39
<b>PITCHER</b>	IP WLS BF H R ER SO BB IBB HBP BLK WP HR S P ERA WHIP	IP WLS BF H R ER SO BB IBB HBP BLK WP HR S P ERA WHIP															IP WLS BF H R ER SO BB IBB HBP BLK WP HR S P ERA WHIP					
41 David Phelps, R (1.1)	6.1 W 27 8 4 4 5 0 0 0 0 0 1 6 21 5.68 1.263																					
62 Joba Chamberlain, R (7.1)	0.0 1 1 0 0 0 0 0 0 0 0 0 3 6 - -																					
48 Boone Logan, L (7.1)	0.2 5 2 1 1 0 1 0 0 0 0 1 16 25 13.50 4.500																					
27 Shawn Kelley, R (8.1)	1.0 H 3 0 0 0 2 0 0 0 0 0 9 14 0.00 0.000																					
30 David Robertson, R (9.1)	1.0 3 0 0 0 1 0 0 0 0 0 0 12 17 0.00 0.000																					

**New York Yankees @ Minnesota Twins**  
Target Field, Minneapolis, MN  
Thu Jul 04 2013, 1:11 PM - 4:39 PM CDT  
Att: 38,260 - Partly Cloudy - 83 F

livebaseballscores.com

AB 36  
R 5  
H 11  
RBI 5  
BB 1  
SO 8  
LOB 18



Batter	1	2	3	4	5	6	7	8	9	AB	R	H	RBI	BB	SO	LOB	TOP			
2 Brian Dozier, R OBP: 0.314, SLG: 0.378										4	0	2	0	0	0	0				
7 Joe Mauer, L OBP: 0.395, SLG: 0.469										4	0	1	0	0	0	2				
9 Ryan Doumit, S OBP: 0.301, SLG: 0.394										4	0	1	0	0	0	2				
33 Justin Morneau, L OBP: 0.334, SLG: 0.413										4	0	0	0	0	1	3				
24 Trevor Plouffe, R OBP: 0.330, SLG: 0.444										4	0	0	0	0	2	2				
31 Oswaldo Arcia, L OBP: 0.347, SLG: 0.456										4	0	2	0	0	0	0				
27 Chris Parmelee, L OBP: 0.317, SLG: 0.392										4	0	1	0	0	0	1				
32 Aaron Hicks, S OBP: 0.254, SLG: 0.328										3	0	0	0	0	2	3				
25 Pedro Florimón, S OBP: 0.289, SLG: 0.316										3	0	0	0	0	0	1				
<b>Inning Stats</b>	R: 0 H: 2 E: 0 K: 2 S: 16	H: 0 LOB: 2 BB: 0 P: 20	R: 0 H: 0 E: 0 K: 0 S: 7	H: 0 LOB: 0 BB: 0 P: 10	R: 0 H: 1 E: 0 K: 0 S: 12	H: 1 LOB: 1 BB: 0 P: 15	R: 0 H: 2 E: 0 K: 1 S: 13	H: 2 LOB: 2 BB: 0 P: 17	R: 0 H: 0 E: 0 K: 0 S: 8	H: 0 LOB: 0 BB: 0 P: 11	R: 0 H: 1 E: 0 K: 1 S: 12	H: 1 LOB: 1 BB: 0 P: 19	R: 0 H: 1 E: 0 K: 0 S: 10	H: 1 LOB: 1 BB: 0 P: 15	R: 0 H: 0 E: 0 K: 0 S: 9	H: 0 LOB: 0 BB: 0 P: 14	1B: 6 2B: 1 3B: 0 HR: 0	SF: 0 SAC: 0 DP: 0 HBP: 0	WP: 0 PB: 0 SB: 0 CS: 0	PA: 34
<b>PITCHER</b>	IP WLS BF H R ER SO BB IBB HBP BLK WP HR S P ERA WHIP																			
56 Mark Buehrle, L ERA: 4.5	(1, 1) 7.0 W 27 6 0 0 5 0 0 0 0 0 0 0 0 0 0 0 0.00 0.857																			
27 Brett Cecil, L ERA: 1.43	(8, 1) 1.0 4 1 0 0 0 0 0 0 0 0 0 0 0 0 0 0 0.00 1.000																			
29 Dustin McGowan, R ERA: 2.16	(9, 1) 1.0 3 0 0 0 0 0 0 0 0 0 0 0 0 0 0 0 0.00 0.000																			

Minnesota Twins @ Toronto Blue Jays  
Rogers Centre, Toronto, ON  
Fri Jul 05 2013, 7:09 PM - 9:34 PM EDT  
Att: 25,672 - Roof Closed - 68 F

AB 34  
R 0  
H 7  
RBI 0  
BB 0  
SO 5  
LOB 14



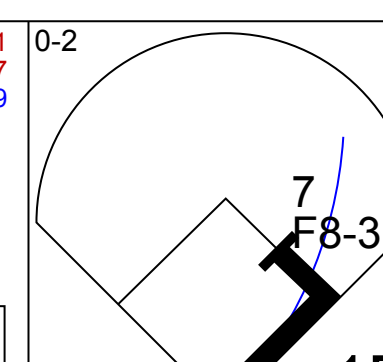
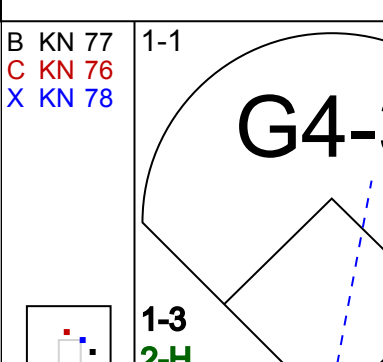
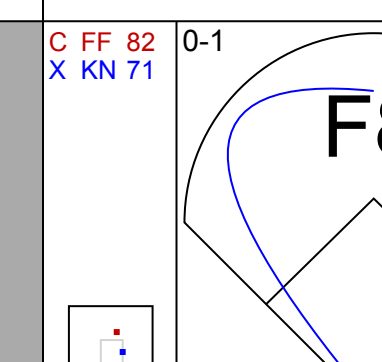
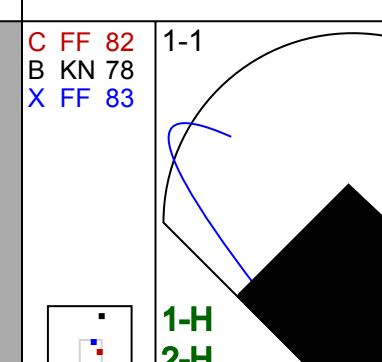
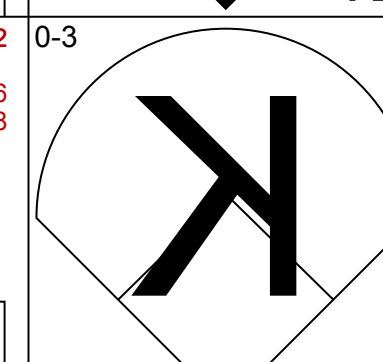
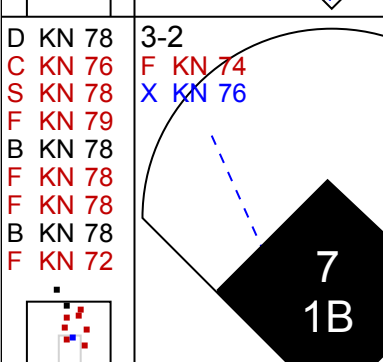
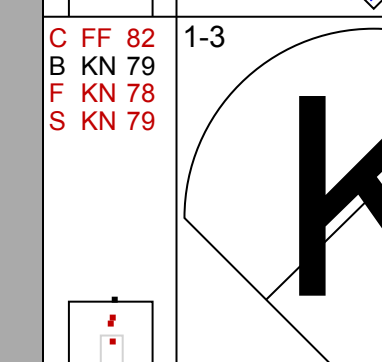
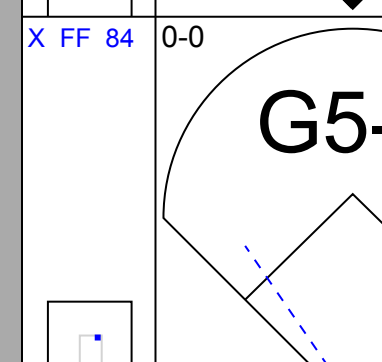
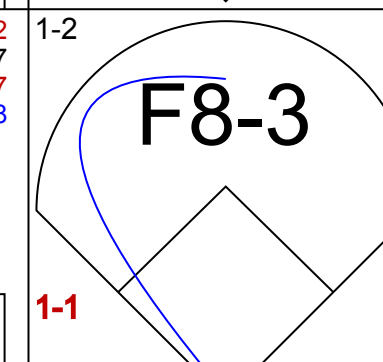
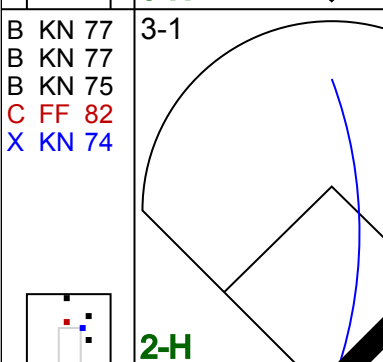

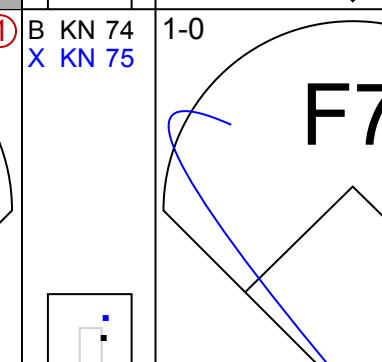
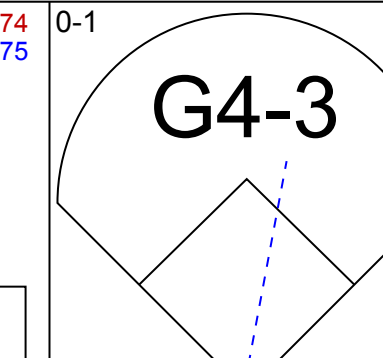
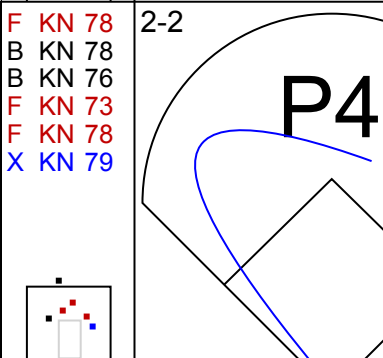


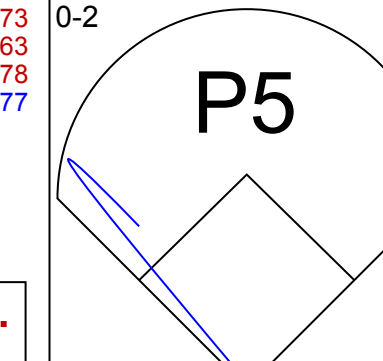
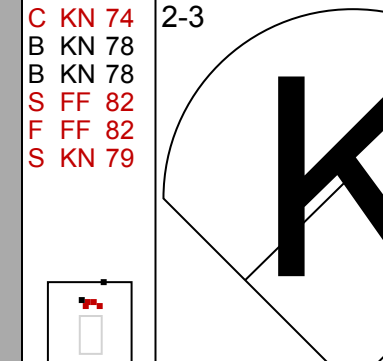
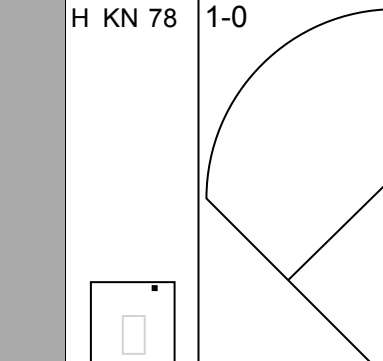
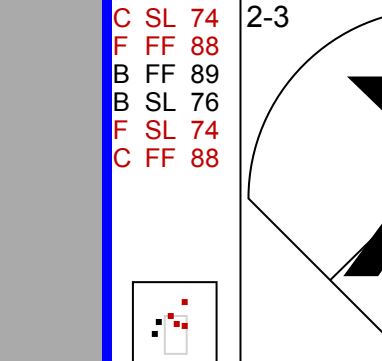
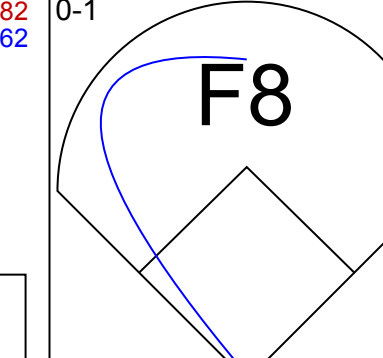
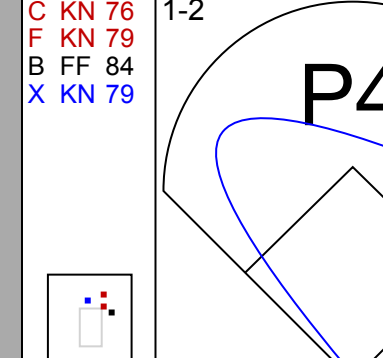
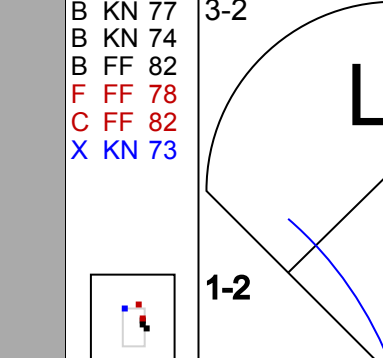
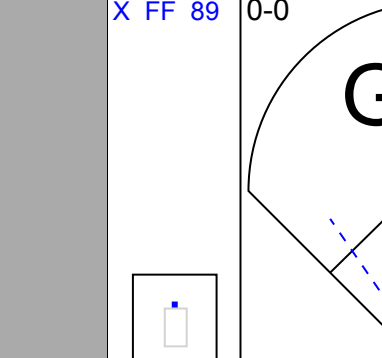
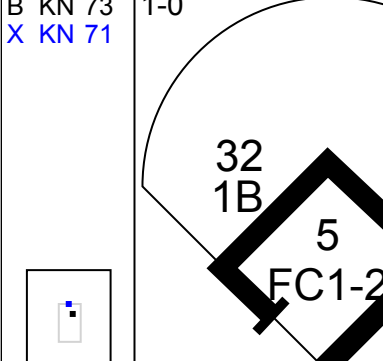
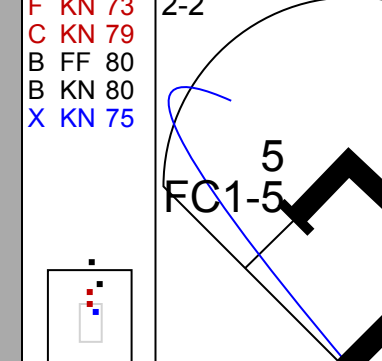
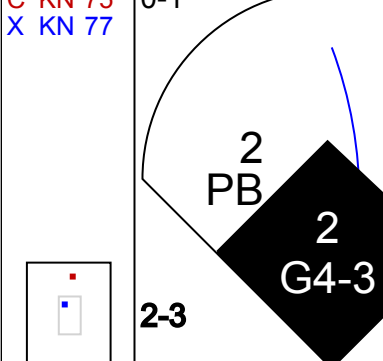
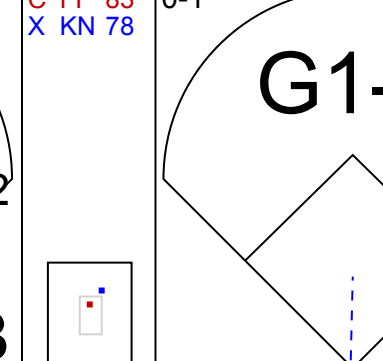
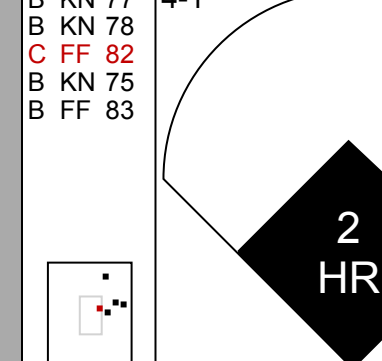
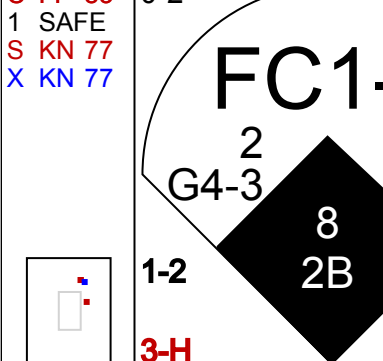
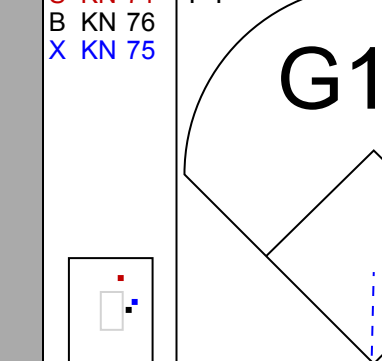
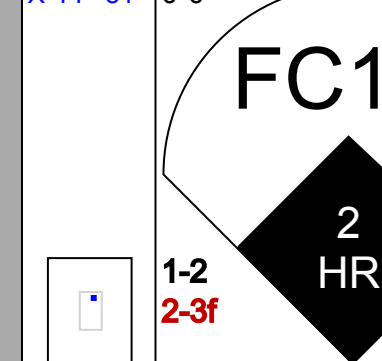
Batter	1	2	3	4	5	6	7	8	9	AB	R	H	RBI	BB	SO	LOB	BOTTOM			
7 José Reyes, S OBP: 0.398, SLG: 0.500										4	1	3	2	0	0	0				
19 José Bautista, R OBP: 0.387, SLG: 0.525										4	1	3	2	0	0	1				
10 Edwin Encarnación, R OBP: 0.352, SLG: 0.531										3	0	0	0	1	0	4				
26 Adam Lind, L OBP: 0.373, SLG: 0.528										4	0	1	0	0	1	2				
28 Colby Rasmus, L OBP: 0.316, SLG: 0.461										4	0	1	0	0	0	2				
11 Rajai Davis, R OBP: 0.333, SLG: 0.366										4	0	0	0	0	1	2				
3 Maicer Izturis, S OBP: 0.273, SLG: 0.335										3	1	1	0	1	0	0				
9 J.P. Arencibia, R OBP: 0.245, SLG: 0.415										3	1	1	0	1	1	0				
66 Munenori Kawasaki, L OBP: 0.320, SLG: 0.305										3	0	0	0	0	1	2				
<b>Inning Stats</b>	R: 0 H: 2 E: 0 K: 0 S: 11	H: 2 LOB: 1 BB: 0 P: 18	R: 0 H: 2 E: 0 K: 0 S: 8	H: 2 LOB: 2 BB: 0 P: 13	R: 1 H: 2 E: 0 K: 1 S: 16	H: 2 LOB: 1 BB: 1 P: 25	R: 3 H: 3 E: 0 K: 0 S: 16	H: 3 LOB: 2 BB: 2 P: 27	R: 0 H: 1 E: 0 K: 1 S: 8	H: 1 LOB: 1 BB: 0 P: 11	R: 0 H: 0 E: 0 K: 1 S: 12	H: 0 LOB: 0 BB: 0 P: 16	R: 0 H: 0 E: 0 K: 0 S: 6	H: 0 LOB: 0 BB: 0 P: 8	R: 0 H: 0 E: 0 K: 0 S: 9	H: 0 LOB: 0 BB: 0 P: 14	1B: 6 2B: 3 3B: 0 HR: 1	SF: 0 SAC: 1 DP: 1 HBP: 0	WP: 0 PB: 0 SB: 1 CS: 0	PA: 36
<b>PITCHER</b>	IP WLS BF H R ER SO BB IBB HBP BLK WP HR S P ERA WHIP																			
30 Kevin Correia, R ERA: 4.19	(1, 1) 6.0 L 30 10 4 4 3 0 3 0 0 0 0 0 0 0 0 0 6.00 2.167																			
57 Ryan Pressly, R ERA: 2.43	(7, 1) 2.0 6 0 0 0 1 0 0 0 0 0 0 0 0 0 0 0 0.00 0.000																			

Minnesota Twins @ Toronto Blue Jays  
Rogers Centre, Toronto, ON  
Fri Jul 05 2013, 7:09 PM - 9:34 PM EDT  
Att: 25,672 - Roof Closed - 68 F

AB 32  
R 4  
H 10  
RBI 4  
BB 3  
SO 4  
LOB 13

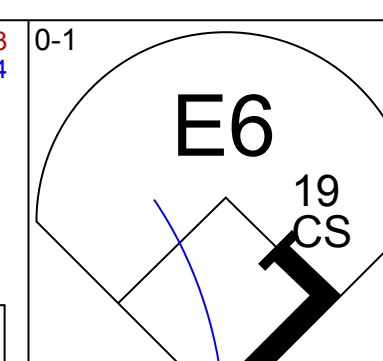
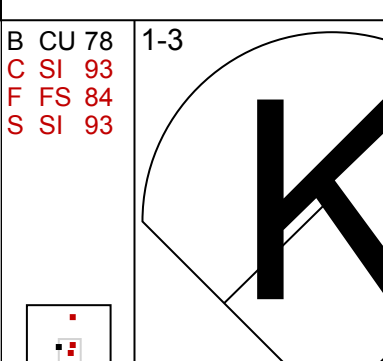


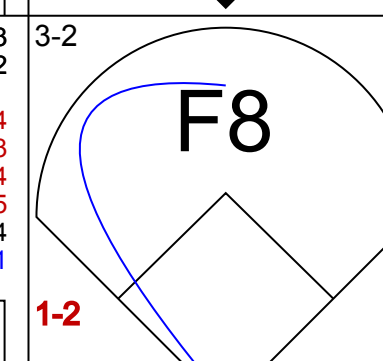
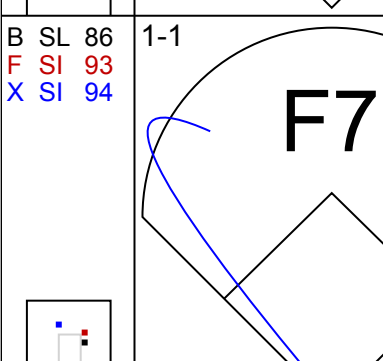


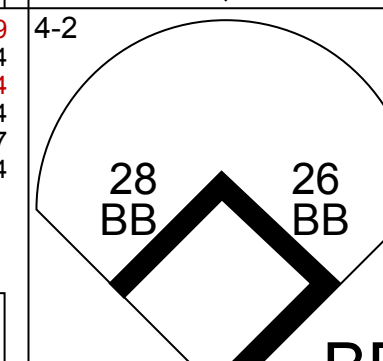
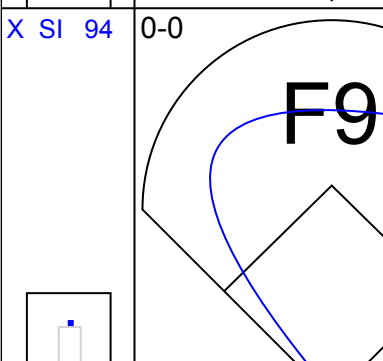


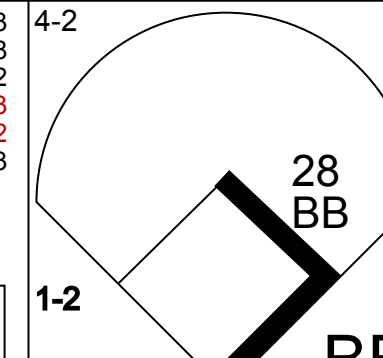
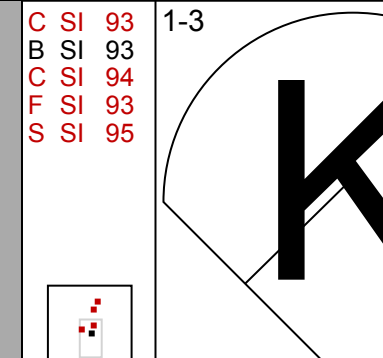
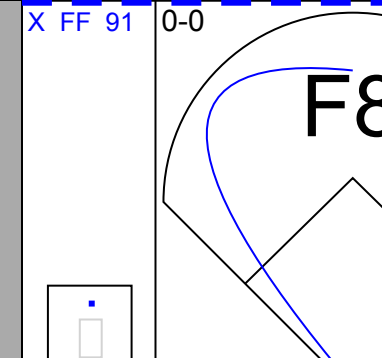
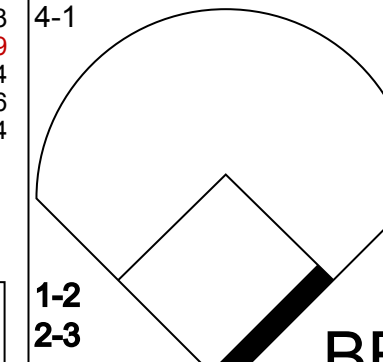
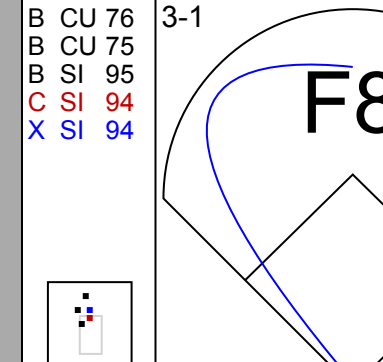
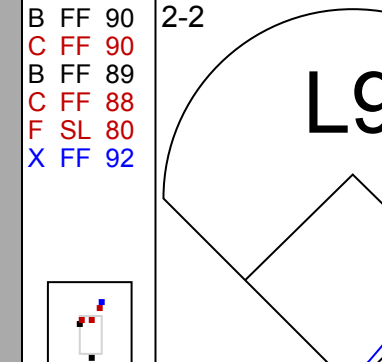
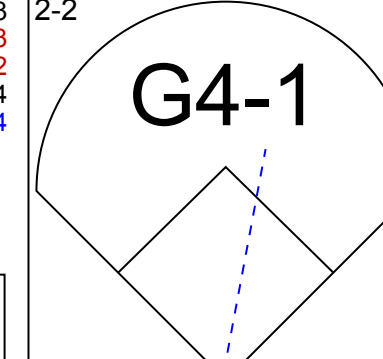
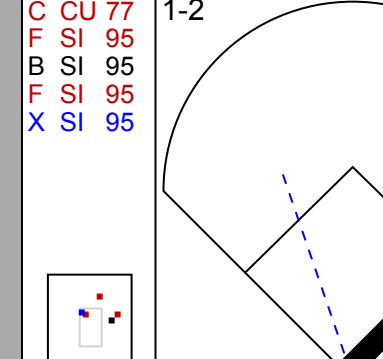
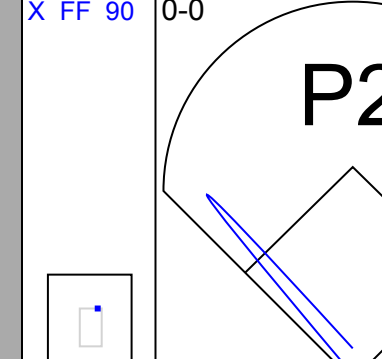
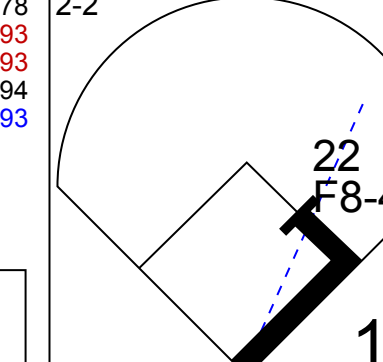

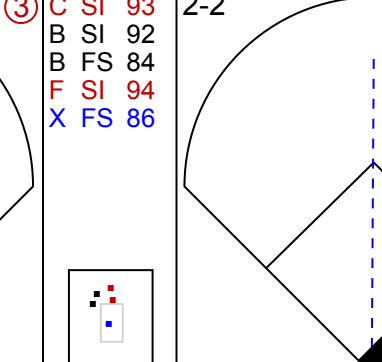

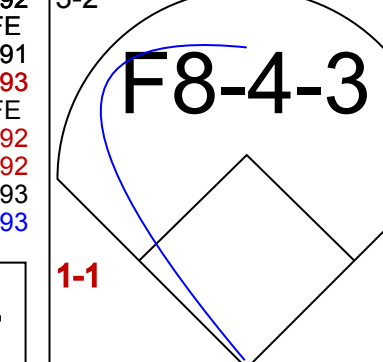
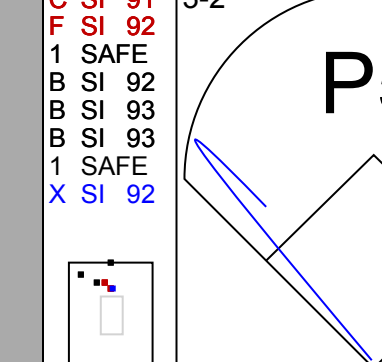

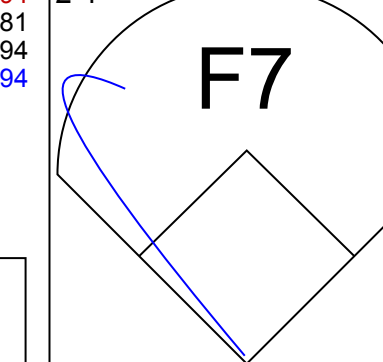
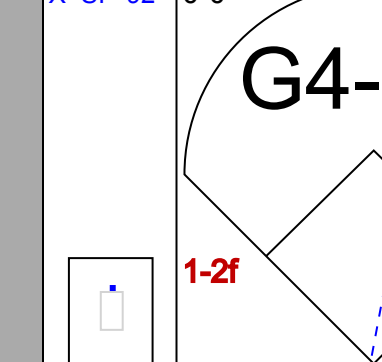





Batter	1	2	3	4	5	6	7	8	9	AB	R	H	RBI	BB	SO	LOB	TOP			
2 Brian Dozier, R OBP: 0.317, SLG: 0.391										4	1	2	4	0	0	1	<b>Minnesota Twins @ Toronto Blue Jays</b> Rogers Centre, Toronto, ON Sat Jul 06 2013, 1:09 PM - 3:41 PM EDT Att: 37,034 - Partly Cloudy - 77 F			
8 Jamey Carroll, R OBP: 0.276, SLG: 0.255										4	1	1	1	0	2	1				
7 Joe Mauer, L OBP: 0.393, SLG: 0.466										4	0	1	1	0	0	1				
33 Justin Morneau, L OBP: 0.330, SLG: 0.408										4	0	0	0	0	0	1				
31 Oswaldo Arcia, L OBP: 0.347, SLG: 0.451										2	0	0	0	0	1	0				
11 Clete Thomas, L OBP: 0.327, SLG: 0.402										1	0	0	0	0	1	0				
24 Trevor Plouffe, R OBP: 0.325, SLG: 0.435										4	0	0	0	0	0	1				
27 Chris Parmelee, L OBP: 0.324, SLG: 0.405										3	0	2	0	1	0	0				
32 Aaron Hicks, S OBP: 0.259, SLG: 0.329										3	2	1	0	1	1	1				
5 Eduardo Escobar, S OBP: 0.257, SLG: 0.325										4	2	0	0	0	1	4				
<b>Inning Stats</b>	R: 0 E: 0 K: 1 S: 9	H: 1 LOB: 0 BB: 0 P: 10	R: 0 E: 0 K: 0 S: 8	H: 0 LOB: 0 BB: 0 P: 8	R: 3 E: 0 K: 0 S: 22	H: 4 LOB: 1 BB: 0 P: 32	R: 0 E: 0 K: 1 S: 10	H: 0 LOB: 1 BB: 0 P: 17	R: 0 E: 0 K: 0 S: 11	H: 0 LOB: 0 BB: 0 P: 9	R: 3 E: 0 K: 0 S: 9	H: 2 LOB: 0 BB: 1 P: 17	R: 0 E: 0 K: 1 S: 8	H: 0 LOB: 0 BB: 0 P: 13	R: 0 E: 0 K: 2 S: 9	H: 0 LOB: 0 BB: 0 P: 13	1B: 3 2B: 4 3B: 0 HR: 1	SF: 0 SAC: 0 DP: 1 HBP: 1	WP: 0 PB: 1 SB: 1 CS: 0	PA: 36
<b>PITCHER</b>	IP WLS BF H R ER SO BB IBB HBP BLK WP HR S P ERA WHIP	IP WLS BF H R ER SO BB IBB HBP BLK WP HR S P ERA WHIP	IP WLS BF H R ER SO BB IBB HBP BLK WP HR S P ERA WHIP	IP WLS BF H R ER SO BB IBB HBP BLK WP HR S P ERA WHIP	IP WLS BF H R ER SO BB IBB HBP BLK WP HR S P ERA WHIP	IP WLS BF H R ER SO BB IBB HBP BLK WP HR S P ERA WHIP	IP WLS BF H R ER SO BB IBB HBP BLK WP HR S P ERA WHIP	IP WLS BF H R ER SO BB IBB HBP BLK WP HR S P ERA WHIP	IP WLS BF H R ER SO BB IBB HBP BLK WP HR S P ERA WHIP	IP WLS BF H R ER SO BB IBB HBP BLK WP HR S P ERA WHIP	IP WLS BF H R ER SO BB IBB HBP BLK WP HR S P ERA WHIP	IP WLS BF H R ER SO BB IBB HBP BLK WP HR S P ERA WHIP	IP WLS BF H R ER SO BB IBB HBP BLK WP HR S P ERA WHIP	IP WLS BF H R ER SO BB IBB HBP BLK WP HR S P ERA WHIP	IP WLS BF H R ER SO BB IBB HBP BLK WP HR S P ERA WHIP	IP WLS BF H R ER SO BB IBB HBP BLK WP HR S P ERA WHIP	IP WLS BF H R ER SO BB IBB HBP BLK WP HR S P ERA WHIP			

AB	33
R	6
H	7
RBI	6
BB	2
SO	6
LOB	10



Batter	1	2	3	4	5	6	7	8	9	AB	R	H	RBI	BB	SO	LOB	BOTTOM					
7 José Reyes, S OBP: 0.380, SLG: 0.476										4	0	0	0	0	1	1	<b>Minnesota Twins @ Toronto Blue Jays</b> Rogers Centre, Toronto, ON Sat Jul 06 2013, 1:09 PM - 3:41 PM EDT Att: 37,034 - Partly Cloudy - 77 F					
19 José Bautista, R OBP: 0.383, SLG: 0.518										4	0	0	0	0	1	0						
10 Edwin Encarnación, R OBP: 0.351, SLG: 0.526										3	0	0	0	1	0	0						
26 Adam Lind, L OBP: 0.371, SLG: 0.521										3	0	0	0	1	2	0						
28 Colby Rasmus, L OBP: 0.316, SLG: 0.458										2	0	0	0	1	0	0						
11 Rajai Davis, R OBP: 0.333, SLG: 0.365										3	0	1	0	0	0	3						
3 Maicer Izturis, S OBP: 0.281, SLG: 0.343										3	0	3	0	0	0	0						
22 Josh Thole, L OBP: 0.194, SLG: 0.121										3	0	0	0	0	0	3						
66 Munenori Kawasaki, L OBP: 0.315, SLG: 0.300										3	0	0	0	0	0	2						
<b>Inning Stats</b>	R: 0 E: 1 K: 0 S: 15	H: 0 LOB: 3 BB: 3 P: 32	R: 0 E: 0 K: 0 S: 9	H: 1 LOB: 0 BB: 0 P: 16	R: 0 E: 0 K: 1 S: 6	H: 0 LOB: 0 BB: 0 P: 8	R: 0 E: 0 K: 1 S: 11	H: 1 LOB: 0 BB: 0 P: 18	R: 0 E: 0 K: 0 S: 7	H: 1 LOB: 0 BB: 0 P: 12	R: 0 E: 0 K: 0 S: 8	H: 0 LOB: 0 BB: 0 P: 11	R: 0 E: 0 K: 0 S: 6	H: 0 LOB: 0 BB: 0 P: 8	R: 0 E: 0 K: 0 S: 11	H: 1 LOB: 0 BB: 0 P: 14		R: 0 E: 0 K: 1 S: 7	H: 0 LOB: 0 BB: 0 P: 11	1B: 4 2B: 1 3B: 0 HR: 0	SF: 0 SAC: 0 DP: 2 HBP: 0	WP: 0 PB: 0 SB: 0 CS: 2
<b>PITCHER</b>	IP WLS BF H R ER SO BB IBB HBP BLK WP HR S P ERA WHIP	IP WLS BF H R ER SO BB IBB HBP BLK WP HR S P ERA WHIP	IP WLS BF H R ER SO BB IBB HBP BLK WP HR S P ERA WHIP	IP WLS BF H R ER SO BB IBB HBP BLK WP HR S P ERA WHIP	IP WLS BF H R ER SO BB IBB HBP BLK WP HR S P ERA WHIP	IP WLS BF H R ER SO BB IBB HBP BLK WP HR S P ERA WHIP	IP WLS BF H R ER SO BB IBB HBP BLK WP HR S P ERA WHIP	IP WLS BF H R ER SO BB IBB HBP BLK WP HR S P ERA WHIP	IP WLS BF H R ER SO BB IBB HBP BLK WP HR S P ERA WHIP	IP WLS BF H R ER SO BB IBB HBP BLK WP HR S P ERA WHIP	IP WLS BF H R ER SO BB IBB HBP BLK WP HR S P ERA WHIP	IP WLS BF H R ER SO BB IBB HBP BLK WP HR S P ERA WHIP	IP WLS BF H R ER SO BB IBB HBP BLK WP HR S P ERA WHIP	IP WLS BF H R ER SO BB IBB HBP BLK WP HR S P ERA WHIP	IP WLS BF H R ER SO BB IBB HBP BLK WP HR S P ERA WHIP	IP WLS BF H R ER SO BB IBB HBP BLK WP HR S P ERA WHIP	IP WLS BF H R ER SO BB IBB HBP BLK WP HR S P ERA WHIP					









Batter	1	2	3	4	5	6	7	8	9	AB R H RBI BB SO LOB	TOP									
2 Brian Dozier, R OBP: 0.316, SLG: 0.387	1-1 C SI 91 H SI 92 G4-6-3 7 BB HBP		2-1 B SI 91 B CH 84 X SI 92 7 G6-3 2B		3-2 C SI 89 B SI 91 B CH 85 B CH 88 C SI 90 X SI 91 G6-3		1-2 B FF 92 C FF 93 F CH 85 B FF 93 X CH 84 L7		3-2 B SI 94 B SI 92 C SI 94 F CH 84 X SI 95 F9	4 0 1 1 0 0 2	<b>Minnesota Twins @ Tampa Bay Rays</b> Tropicana Field, St. Petersburg, FL Mon Jul 08 2013, 7:11 PM - 10:07 PM EDT Att: 11,516 - Dome - 72 F <a href="http://livebaseballscorecards.com">livebaseballscorecards.com</a>									
7 Joe Mauer, L OBP: 0.391, SLG: 0.461	4-1 B SI 89 B CH 82 B SI 88 C FF 88 B SI 88 9 G4-6-3 BB		1-2 B SI 85 F CH 85 C SI 92 F SI 92 X CH 86 7 G6-3		4-0 D CH 84 B CH 86 B FF 93 9 G3-1 BB		1-2 C SI 93 F FF 92 B FF 93 X FF 93 G3-1		0-1 C SI 96 X SI 97 L6	3 0 0 0 2 0 2										
9 Ryan Doumit, S OBP: 0.296, SLG: 0.388	0-1 C SI 84 X SI 92 G4-6-3		3-2 B SI 92 F CH 85 B SI 84 X SI 94 7 F7		0-0 X SI 92 G3-1		1-2 S CH 86 B CH 84 X CH 87 F7			4 0 0 0 0 0 5										
33 Justin Morneau, L OBP: 0.335, SLG: 0.416	1-1 C FF 91 D CH 84 X CH 84 G4-3			0-0 X SI 84 HR		4-0 I IN 64 I IN 67 I IN 67 IBB		1-2 C FF 89 S SI 81 S CU 79 X FS 82 P6		3 1 1 1 1 0 1										
24 Trevor Plouffe, R OBP: 0.326, SLG: 0.447		2-3 C SI 84 B CH 85 C SI 92 B SI 91 X SI 92 K		1-2 C SI 92 B CH 85 X SI 91 31 1B 27 SF9		0-0 X SI 91 F9		1-3 C CU 79 S SI 81 B FF 90 C FF 90 K		4 1 1 0 0 2 3										
31 Oswaldo Arcia, L OBP: 0.345, SLG: 0.447		1-2 B SI 92 F SI 85 X CH 86 G4-3		1-0 B SI 89 X SI 91 1B		0-1 T SI 91 X CH 86 L3		1-2 C CU 78 S FS 81 X FS 82 F7		4 0 1 0 0 0 0										
27 Chris Parmelee, L OBP: 0.314, SLG: 0.392		1-3 B SI 92 F SI 86 X SI 86 K		1-2 B SI 92 F SI 86 X SI 86 SF9		2-0 B SI 85 X CH 87 F7		0-2 C SI 88 X CH 85 G6-3		3 0 0 1 0 1 0										
32 Aaron Hicks, S OBP: 0.271, SLG: 0.372			2-1 B SI 91 C SI 90 X SI 85 25 2B 2		0-1 F SI 92 X SI 94 25 1B PO		0-0 X CH 86 3B		2-1 B CU 75 F SI 88 B CH 84 X FC 86 25 2B 25 WP 25 1B	4 2 4 0 0 0 0										
25 Pedro Florimón, S OBP: 0.288, SLG: 0.313			1-1 B SI 91 X SI 84 G3		1-1 S CH 86 I SAFE PO		1-0 B SI 91 X CH 85 9 G3-1 2 S 1B		3-2 C CH 83 B SI 86 F CH 86 X FC 87 7 1B 2H	4 0 2 1 0 1 2										
<b>Inning Stats</b>	R: 0 E: 0 K: 0 S: 6	H: 0 LOB: 1 BB: 1 P: 12	R: 0 E: 0 K: 2 S: 10	H: 0 LOB: 0 BB: 0 P: 14	R: 1 E: 0 K: 0 S: 14	H: 2 LOB: 1 BB: 0 P: 23	R: 2 E: 0 K: 0 S: 12	H: 4 LOB: 0 BB: 0 P: 16	R: 0 E: 0 K: 1 S: 7	H: 1 LOB: 1 BB: 0 P: 11	R: 0 E: 0 K: 0 S: 10	H: 0 LOB: 0 BB: 0 P: 13	R: 0 E: 0 K: 1 S: 9	H: 0 LOB: 0 BB: 0 P: 12	R: 1 E: 0 K: 0 S: 13	H: 2 LOB: 1 BB: 0 P: 21	1B: 5 2B: 3 3B: 1 HR: 1	SF: 1 SAC: 0 DP: 1 HBP: 1	WP: 1 PB: 0 SB: 1 CS: 0	PA: 39
<b>PITCHER</b>	IP WLS BF H R ER SO BB IBB HBP BLK WP HR S P ERA WHIP											IP WLS BF H R ER SO BB IBB HBP BLK WP HR S P ERA WHIP								
40 Roberto Hernandez, R ERA: 4.93	(1, 1) 6.0 27 8 3 3 3 2 1 1 0 0 1 55 94 4.50 1.667																			
54 Alex Torres, L ERA: 0.36	(7, 1) 1.0 W 3 0 0 0 0 0 0 0 0 0 0 10 13 0.00 0.000																			
62 Joel Peralta, R ERA: 3.4	(8, 1) 1.0 H 3 0 0 0 1 0 0 0 0 0 0 9 12 0.00 0.000																			
35 Jamey Wright, R ERA: 3.07	(9, 1) 0.1 S 3 2 1 1 0 0 0 0 0 0 1 0 8 13 27.00 6.000																			
56 Fernando Rodney, R ERA: 4.1	(9, 1) 0.2 S 2 0 0 0 0 0 0 0 0 0 0 0 5 8 0.00 0.000																			

Batter	1	2	3	4	5	6	7	8	9	AB R H RBI BB SO LOB	BOTTOM									
8 Desmond Jennings, R OBP: 0.336, SLG: 0.454	0-1 C FC 88 X FC 90 G1-3		1-0 B CU 78 X FC 88 30 G3-6-3 1B		4-2 B CU 78 C FC 89 F FC 89 B FC 89 B FC 90 3 1B 18 G3 BB		1-2 C CU 75 F FC 86 B CU 81 X CU 81 18 HR 3B		0-1 C FF 94 X CU 80 F8	4 2 2 0 1 0 1	<b>Minnesota Twins @ Tampa Bay Rays</b> Tropicana Field, St. Petersburg, FL Mon Jul 08 2013, 7:11 PM - 10:07 PM EDT Att: 11,516 - Dome - 72 F <a href="http://livebaseballscorecards.com">livebaseballscorecards.com</a>									
30 Luke Scott, L OBP: 0.342, SLG: 0.452	3-1 B FC 90 B FC 88 B FC 89 C FC 89 X FC 89 HR		0-1 I SAFE X FC 88 G3-6-3		1-1 C FC 90 I SAFE X FC 89 P6		2-3 B SI 87 C SI 89 B SI 90 S SI 91 K			4 1 1 1 0 1 3										
18 Ben Zobrist, S OBP: 0.350, SLG: 0.389	2-2 B FC 90 B CH 81 C FC 90 C CH 92 T CU 79 K		0-2 C FC 90 X FC 92 2B		1-0 B FC 89 X FC 89 G3		2-1 F SI 89 B SI 90 B SI 90 X SI 89 G3			4 1 2 2 0 1 1										
3 Evan Longoria, R OBP: 0.365, SLG: 0.521	0-2 C FC 90 X FC 92 G1-3		3-3 F FC 91 B CH 84 S CH 84 B CU 81 S CU 80 K		1-1 F CU 80 X FC 90 1B		1-2 C SI 85 B CH 85 X SI 85 F7			4 0 1 1 0 1 1										
21 James Loney, L OBP: 0.371, SLG: 0.477		1-0 B FC 90 X FC 89 9 FC6-4 1B		2-1 B FC 91 C FC 90 X CU 80 11 WP 2B		3-2 B FC 90 C CH 84 C FC 90 B CU 82 X CU 80 G6-3		1-1 S CH 87 B CH 88 X CH 89 G4-3		4 0 2 0 0 0 1										
9 Wil Myers, R OBP: 0.275, SLG: 0.388		3-2 B FC 89 F FC 90 B CH 84 C FC 86 X FC 90 20 1B 28 1B		3-3 B FC 91 C FC 90 C CH 84 D CU 82 S FC 91 K		0-0 X FC 89 L8		4-0 B SI 84 B FF 84 D FF 92 28 1B 11 SF9 BB		3 2 0 0 1 1 2										
20 Matt Joyce, L OBP: 0.329, SLG: 0.454		2-0 B CU 78 D FC 90 X FC 90 28 1B		4-1 B FC 92 B CH 83 D CH 84 B FC 91 11 WP BB		2-0 B FF 89 B FC 82 X FF 87 F8		2-3 C FF 94 B FF 94 D SI 88 F CU 92 S CU 82 K		3 0 1 0 1 1 1										
28 José Molina, R OBP: 0.318, SLG: 0.346		0-0 X FC 91 11 G6-4-3 1B		0-1 C FC 91 X CH 84 F4		0-0 X FC 90 G5-3		0-0 X FF 94 11 E 1B		4 0 2 1 0 0 2										
11 Yunel Escobar, R OBP: 0.313, SLG: 0.371		0-0 X FC 90 G6-4-3		2-2 C CU 80 B CH 82 X CU 83 G5-3				0-1 C CU 77 X CH 82 HR		3 1 1 2 0 0 4										
<b>Inning Stats</b>	R: 1 E: 0 K: 1 S: 10	H: 1 LOB: 0 BB: 0 P: 15	R: 1 E: 0 K: 0 S: 7	H: 3 LOB: 1 BB: 0 P: 13	R: 0 E: 0 K: 1 S: 9	H: 2 LOB: 1 BB: 0 P: 13	R: 0 E: 0 K: 1 S: 11	H: 1 LOB: 2 BB: 1 P: 22	R: 1 E: 0 K: 0 S: 10	H: 1 LOB: 1 BB: 1 P: 20	R: 0 E: 0 K: 0 S: 3	H: 0 LOB: 0 BB: 0 P: 5	R: 3 E: 0 K: 1 S: 15	H: 3 LOB: 0 BB: 0 P: 22	R: 1 E: 1 K: 1 S: 9	H: 1 LOB: 1 BB: 1 P: 15	1B: 6 2B: 2 3B: 1 HR: 3	SF: 1 SAC: 0 DP: 2 HBP: 0	WP: 1 PB: 0 SB: 0 CS: 0	PA: 37
<b>PITCHER</b>	IP WLS BF H R ER SO BB IBB HBP BLK WP HR S P ERA WHIP											IP WLS BF H R ER SO BB IBB HBP BLK WP HR S P ERA WHIP								
21 Samuel Deduno, R ERA: 3.9	(1, 1) 6.0 L 28 10 5 5 3 2 0 0 0 0 0 1 55 94 7.50 2.000																			
56 Caleb Thielbar, L ERA: 0.45	(7, 1) 0.1 2 1 1 1 1 0 0 0 0 0 0 1 5 9 27.00 3.000																			
61 Jared Burton, R ERA: 3.99	(7, 1) 0.2 2 0 0 0 0 0 0 0 0 0 0 0 5 7 0.00 0.000																			
57 Ryan Pressly, R ERA: 2.99	(8, 1) 1.0 5 1 1 1 1 1 0 0 0 0 0 0 9 15 9.00 2.000																			

AB 33  
R 4  
H 10  
RBI 4  
BB 3  
SO 4  
LOB 15



AB 33  
R 7  
H 12  
RBI 7  
BB 3  
SO 5  
LOB 16





Batter	1	2	3	4	5	6	7	8	9	AB	R	H	RBI	BB	SO	LOB	TOP										
2 Brian Dozier, R OBP: 0.315, SLG: 0.383										3	1	0	0	0	1	0											
7 Joe Mauer, L OBP: 0.392, SLG: 0.464										4	0	2	0	0	0	1											
9 Ryan Doumit, S OBP: 0.295, SLG: 0.388										3	0	1	1	1	0	1											
33 Justin Morneau, L OBP: 0.331, SLG: 0.410										4	0	0	0	0	1	3											
24 Trevor Plouffe, R OBP: 0.325, SLG: 0.443										4	0	1	0	0	2	2											
31 Oswaldo Arcia, L OBP: 0.338, SLG: 0.438										4	0	0	0	0	1	3											
27 Chris Parmelee, L OBP: 0.314, SLG: 0.391										3	0	1	0	0	2	0											
32 Aaron Hicks, S OBP: 0.272, SLG: 0.369										2	0	0	0	0	0	0											
25 Pedro Florimón, S OBP: 0.285, SLG: 0.309										3	0	0	0	0	0	2											
<b>Inning Stats</b>	R: 0 E: 0 K: 0 S: 10	H: 1 LOB: 1 BB: 0 P: 13	R: 0 E: 0 K: 0 S: 11	H: 2 LOB: 2 BB: 0 P: 15	R: 0 E: 0 K: 1 S: 8	H: 0 LOB: 0 BB: 0 P: 13	R: 0 E: 0 K: 0 S: 6	H: 0 LOB: 0 BB: 0 P: 12	R: 0 E: 0 K: 1 S: 10	H: 0 LOB: 0 BB: 0 P: 16	R: 1 E: 1 K: 0 S: 8	H: 0 LOB: 0 BB: 0 P: 15	R: 0 E: 0 K: 2 S: 11	H: 0 LOB: 0 BB: 0 P: 16	R: 0 E: 0 K: 0 S: 5	H: 0 LOB: 0 BB: 0 P: 7	R: 0 E: 0 K: 3 S: 18	H: 2 LOB: 2 BB: 0 P: 24	1B: 4 2B: 1 3B: 0 HR: 0	SF: 1 SAC: 0 DP: 1 HBP: 2	WP: 0 PB: 0 SB: 0 CS: 0	PA: 33					
<b>PITCHER</b>	IP	WLS	BF	H	R	ER	SO	BB	IBB	HBP	BLK	WP	HR	S	P	ERA	WHIP										
22 Chris Archer, R ERA: 3.59	6.0	W	22	3	1	0	2	0	0	0	0	0	0	53	84	0.00	0.500										
54 Alex Torres, L ERA: 0.35	1.0	H	3	0	0	0	2	0	0	0	0	0	0	11	16	0.00	0.000										
57 Jake McGee, L ERA: 4.72	1.0	H	3	0	0	0	0	0	0	0	0	0	0	5	7	0.00	0.000										
56 Fernando Rodney, R ERA: 3.99	1.0	S	5	2	0	0	3	0	0	0	0	0	0	18	24	0.00	2.000										

Minnesota Twins @ Tampa Bay Rays  
Tropicana Field, St. Petersburg, FL  
Tue Jul 09 2013, 7:11 PM - 9:56 PM EDT  
Att: 12,777 - Dome - 72 F

AB 30  
R 1  
H 5  
RBI 1  
BB 0  
SO 7  
LOB 12



Batter	1	2	3	4	5	6	7	8	9	AB	R	H	RBI	BB	SO	LOB	BOTTOM										
8 Desmond Jennings, R OBP: 0.334, SLG: 0.450										3	1	0	0	1	0	0											
30 Luke Scott, L OBP: 0.345, SLG: 0.450										3	1	1	0	1	0	0											
18 Ben Zobrist, S OBP: 0.349, SLG: 0.386										3	0	0	0	1	0	3											
3 Evan Longoria, R OBP: 0.361, SLG: 0.515										4	0	0	0	0	1	4											
21 James Loney, L OBP: 0.370, SLG: 0.472										3	1	0	0	1	1	1											
20 Matt Joyce, L OBP: 0.326, SLG: 0.453										3	1	1	2	0	0	0											
2 Kelly Johnson, L OBP: 0.313, SLG: 0.431										3	0	1	2	0	1	0											
5 Sam Fuld, L OBP: 0.267, SLG: 0.298										0	0	0	0	0	0	0											
59 Jose Lobaton, S OBP: 0.343, SLG: 0.412										3	0	2	0	0	1	0											
11 Yunel Escobar, R OBP: 0.310, SLG: 0.367										3	0	0	0	0	1	3											
<b>Inning Stats</b>	R: 0 E: 0 K: 0 S: 7	H: 0 LOB: 0 BB: 0 P: 9	R: 0 E: 0 K: 0 S: 7	H: 0 LOB: 0 BB: 0 P: 12	R: 0 E: 0 K: 1 S: 8	H: 1 LOB: 1 BB: 0 P: 15	R: 4 E: 0 K: 1 S: 14	H: 3 LOB: 2 BB: 3 P: 33	R: 0 E: 0 K: 0 S: 8	H: 0 LOB: 0 BB: 1 P: 15	R: 0 E: 0 K: 1 S: 12	H: 0 LOB: 0 BB: 0 P: 18	R: 0 E: 0 K: 1 S: 9	H: 0 LOB: 0 BB: 0 P: 13	R: 0 E: 0 K: 1 S: 15	H: 1 LOB: 1 BB: 0 P: 22	1B: 4 2B: 2 3B: 0 HR: 0	SF: 0 SAC: 0 DP: 1 HBP: 0	WP: 1 PB: 0 SB: 0 CS: 1	PA: 32							
<b>PITCHER</b>	IP	WLS	BF	H	R	ER	SO	BB	IBB	HBP	BLK	WP	HR	S	P	ERA	WHIP										
44 Kyle Gibson, R ERA: 7.27	6.0	L	25	4	4	4	3	4	0	0	0	1	0	56	102	6.00	1.333										
20 Josh Roenicke, R ERA: 3.59	1.0		3	0	0	0	1	0	0	0	0	0	0	9	13	0.00	0.000										
52 Brian Duensing, L ERA: 5.01	0.1		2	1	0	0	0	0	0	0	0	0	0	8	13	0.00	3.000										
50 Casey Fien, R ERA: 3.28	0.2		2	0	0	0	1	0	0	0	0	0	0	7	9	0.00	0.000										

Minnesota Twins @ Tampa Bay Rays  
Tropicana Field, St. Petersburg, FL  
Tue Jul 09 2013, 7:11 PM - 9:56 PM EDT  
Att: 12,777 - Dome - 72 F

AB 28  
R 4  
H 5  
RBI 4  
BB 4  
SO 5  
LOB 11





Batter	1	2	3	4	5	6	7	8	9	10	11	12	13	AB	R	H	RBI	BB	SO	LOB	TOP			
11 Clete Thomas, L OBP: 0.324, SLG: 0.380	F7		P6		1B			P4		K2-3		K		6	0	1	1	0	2	1				
8 Jamey Carroll, R OBP: 0.271, SLG: 0.250	K		G6-3		1B			K			L7		L5	3	0	0	0	0	2	1				
27 Chris Parmelee, L (6, PH) OBP: 0.313, SLG: 0.390														1	0	0	0	0	1	0				
2 Brian Dozier, R OBP: 0.313, SLG: 0.380														2	0	0	0	0	0	0				
7 Joe Mauer, L OBP: 0.395, SLG: 0.466	L8		G6-3											5	0	3	0	1	0	0				
33 Justin Morneau, L OBP: 0.329, SLG: 0.406			K		K									6	0	1	0	0	3	3				
9 Ryan Doumit, S OBP: 0.299, SLG: 0.394					G4-3									6	0	3	0	0	1	3				
31 Oswaldo Arcia, L OBP: 0.329, SLG: 0.424					G5-3									6	0	0	0	0	4	7				
32 Aaron Hicks, S OBP: 0.270, SLG: 0.369					K									5	1	1	0	0	2	3				
5 Eduardo Escobar, S OBP: 0.268, SLG: 0.328														5	1	2	0	0	2	1				
25 Pedro Florimón, S OBP: 0.283, SLG: 0.320														5	1	1	2	0	2	2				
Inning Stats	R: 0 E: 0 K: 1 S: 10	H: 0 LOB: 0 BB: 17	R: 0 E: 0 K: 2 S: 13	H: 1 LOB: 1 BB: 18	R: 2 E: 0 K: 0 S: 10	H: 2 LOB: 0 BB: 12	R: 0 E: 0 K: 2 S: 8	H: 0 LOB: 0 BB: 11	R: 1 E: 0 K: 1 S: 14	H: 2 LOB: 1 BB: 22	R: 0 E: 0 K: 3 S: 8	H: 0 LOB: 0 BB: 13	R: 0 E: 0 K: 2 S: 15	H: 2 LOB: 2 BB: 16	R: 0 E: 0 K: 1 S: 8	H: 0 LOB: 0 BB: 10	R: 0 E: 0 K: 2 S: 12	H: 1 LOB: 2 BB: 17	R: 0 E: 0 K: 1 S: 7	H: 2 LOB: 2 BB: 12	1B: 9 2B: 2 3B: 0 HR: 1	SF: 0 SAC: 0 DP: 1 HBP: 0	W/P: 0 PB: 0 SB: 0 CS: 0	PA: 51
PITCHER	IP	WLS	BF	H	R	ER	SO	BB	IBB	HBP	BLK	WP	HR	S	P	ERA	WHIP							
58 Jeremy Hellickson, R ERA: 4.67	(7, 1)	6.0	23	6	3	3	8	0	0	0	0	0	1	63	95	4.50	1.000							
57 Jake McBee, L ERA: 4.98	(1, 1)	1.0	3	0	0	0	3	0	0	0	0	0	0	9	13	0.00	0.000							
62 Joel Peralta, R ERA: 3.32	(8, 1)	1.0	3	0	0	0	2	0	0	0	0	0	0	15	22	0.00	0.000							
56 Fernando Rodney, R ERA: 3.89	(9, 1)	1.0	5	2	0	0	2	0	0	0	0	0	0	11	16	0.00	2.000							
35 Jamey Wright, R ERA: 2.93	(10, 1)	2.0	8	1	0	0	1	1	0	0	0	0	0	15	24	0.00	1.000							
PITCHER	IP	WLS	BF	H	R	ER	SO	BB	IBB	HBP	BLK	WP	HR	S	P	ERA	WHIP							
43 Kyle Farnsworth, R (12, 1) ERA: 4.44	(12, 1)	1.1	5	1	0	0	2	0	0	0	0	0	0	13	19	0.00	0.750							
27 Cesar Ramos, L (13, 1) ERA: 4.2	(13, 1)	0.2	W	4	2	0	0	1	0	0	0	0	0	6	10	0.00	3.000							
Batter	1	2	3	4	5	6	7	8	9	10	11	12	13	AB	R	H	RBI <td>BB</td> <td>SO</td> <td>LOB</td> <td>BOTTOM</td>	BB	SO	LOB	BOTTOM			
8 Desmond Jennings, R OBP: 0.333, SLG: 0.466	G6-3		K		K									7	0	2	0	0	2	2				
30 Luke Scott, L OBP: 0.358, SLG: 0.451														4	0	2	0	3	1	2				
18 Ben Zobrist, S OBP: 0.350, SLG: 0.383														5	0	1	1	2	2	3				
3 Evan Longoria, R OBP: 0.303, SLG: 0.312														4	0	1	0	2	2	4				
21 James Loney, L OBP: 0.366, SLG: 0.466														6	1	1	0	0	2	6				
9 Wil Myers, R OBP: 0.289, SLG: 0.389														5	1	2	0	1	0	1				
2 Kelly Johnson, L OBP: 0.314, SLG: 0.442														5	1	2	2	0	2	1				
1 Sean Rodriguez, R (12, PH) OBP: 0.328, SLG: 0.390														0	0	0	0	0	0	0				
5 Sam Fuld, L (12, PH) OBP: 0.293, SLG: 0.293														1	0	0	0	0	1	2				
28 José Molina, R OBP: 0.314, SLG: 0.342														2	0	0	0	0	1	0				
20 Matt Joyce, L (6, PH) OBP: 0.326, SLG: 0.461														1	0	0	0	0	0	0				
59 Jose Lobaton, S OBP: 0.339, SLG: 0.406														2	0	0	0	0	1	0				
11 Yunel Escobar, R OBP: 0.307, SLG: 0.364														5	1	1	1	0	2	0				
Inning Stats	R: 0 E: 0 K: 1 S: 10	H: 1 LOB: 2 BB: 19	R: 1 E: 0 K: 1 S: 13	H: 2 LOB: 1 BB: 19	R: 0 E: 0 K: 0 S: 8	H: 0 LOB: 0 BB: 14	R: 0 E: 0 K: 3 S: 14	H: 2 LOB: 2 BB: 26	R: 0 E: 0 K: 2 S: 7	H: 1 LOB: 2 BB: 19	R: 0 E: 0 K: 1 S: 12	H: 1 LOB: 1 BB: 19	R: 0 E: 0 K: 2 S: 9	H: 1 LOB: 1 BB: 16	R: 0 E: 0 K: 1 S: 12	H: 1 LOB: 2 BB: 17	R: 1 E: 1 K: 0 S: 10	H: 2 LOB: 2 BB: 18	1B: 11 2B: 0 3B: 0 HR: 1	SF: 1 SAC: 1 DP: 1 HBP: 0	W/P: 0 PB: 0 SB: 2 CS: 0	PA: 57		
PITCHER	IP	WLS	BF	H	R	ER	SO	BB	IBB	HBP	BLK	WP	HR	S	P	ERA	WHIP							
30 Kevin Correia, R ERA: 4.23	(1, 1)	5.1	25	5	3	3	6	5	0	0	0	0	0	6	19	0.00	1.500							
61 Jared Burton, R (6, 1) ERA: 3.92	(6, 1)	0.2	3	1	0	0	1	0	0	0	0	0	0	8	7	0.00	0.000							
56 Caleb Thielbar, L (7, 1) ERA: 0.43	(7, 1)	1.0	4	0	0	0	2	0	1	0	0	0	0	8	17	0.00	0.000							
50 Casey Fien, R (8, 1) ERA: 3.19	(8, 1)	1.0	3	0	0	0	1	0	0	0	0	0	0	7	8	0.00	0.000							
51 Anthony Swarzak, R (9, 1) ERA: 3.61	(9, 1)	2.2	11	3	0	0	4	0	0	0	0	0	0	31	50	0.00	1.125							
PITCHER	IP	WLS	BF	H	R	ER	SO	BB	IBB	HBP	BLK	WP	HR	S	P	ERA	WHIP							
52 Brian Duensing, L (11, 1) ERA: 4.86	(11, 1)	1.0	5	1	0	0	1	0	1	0	0	0	0	9	17	0.00	1.000							
57 Ryan Pressly, R (12, 1) ERA: 2.74	(12, 1)	1.0	L	6	2	1	1	1	0	0	0	0	0	13	22	9.00	3.000							

Minnesota Twins @ Tampa Bay Rays  
Tropicana Field, St. Petersburg, FL  
Wed Jul 10 2013, 7:13 PM - 11:59 PM EDT  
Att. 12,757 - Dome - 72 F

AB 50  
R 3  
H 12  
RBI 3  
BB 1  
SO 19  
LOB 21



Minnesota Twins @ Tampa Bay Rays  
Tropicana Field, St. Petersburg, FL  
Wed Jul 10 2013, 7:13 PM - 11:59 PM EDT  
Att. 12,757 - Dome - 72 F

AB 47  
R 4  
H 12  
RBI 4  
BB 8  
SO 16  
LOB 21





Batter	1	2	3	4	5	6	7	8	9	AB	R	H	RBI	BB	SO	LOB	TOP																			
2 Brian Dozier, R OBP: 0.313, SLG: 0.381	P5			P6		8 1B 2B		F9		4	1	1	0	0	0	2	<b>Minnesota Twins @ Tampa Bay Rays</b> Tropicana Field, St. Petersburg, FL Thu Jul 11 2013, 12:13 PM - 3:10 PM EDT Att: 24,751 - Dome - 72 F																			
8 Jamey Carroll, R OBP: 0.272, SLG: 0.252	P4			L7						3	0	1	1	0	0	0																				
9 Ryan Doumit, S OBP: 0.301, SLG: 0.394										0	0	0	0	1	0	0																				
5 Eduardo Escobar, S OBP: 0.266, SLG: 0.526										0	0	0	0	0	0	0																				
7 Joe Mauer, L OBP: 0.397, SLG: 0.465	K									3	0	1	2	1	2	1																				
24 Trevor Plouffe, R OBP: 0.320, SLG: 0.436				K2-3						4	0	0	0	0	3	3																				
27 Chris Parmelee, L OBP: 0.308, SLG: 0.383										4	0	0	0	0	2	0																				
31 Oswaldo Arcia, L OBP: 0.323, SLG: 0.416										4	0	0	0	0	3	0																				
32 Aaron Hicks, S OBP: 0.266, SLG: 0.363										4	0	0	0	0	1	0																				
11 Clete Thomas, L OBP: 0.325, SLG: 0.373										2	1	0	0	1	1	0																				
25 Pedro Florimón, S OBP: 0.283, SLG: 0.320										3	1	1	0	0	1	0																				
<b>Inning Stats</b>	R: 0 E: 0 K: 1 S: 7	H: 0 LOB: 0 BB: 0 P: 8	R: 0 E: 0 K: 2 S: 8	H: 0 LOB: 0 BB: 0 P: 13	R: 0 E: 0 K: 1 S: 7	H: 0 LOB: 0 BB: 0 P: 10	R: 0 E: 0 K: 1 S: 10	H: 0 LOB: 1 BB: 1 P: 15	R: 0 E: 0 K: 1 S: 9	H: 0 LOB: 0 BB: 0 P: 15	R: 1 E: 0 K: 2 S: 14	H: 2 LOB: 1 BB: 0 P: 22	R: 0 E: 0 K: 2 S: 7	H: 0 LOB: 0 BB: 0 P: 13	R: 2 E: 0 K: 1 S: 13	H: 2 LOB: 2 BB: 2 P: 28	R: 0 E: 0 K: 2 S: 9	H: 0 LOB: 0 BB: 0 P: 12	1B: 3 2B: 1 3B: 0 HR: 0	SF: 0 SAC: 0 DP: 0 HBP: 0	WP: 0 PB: 0 SB: 0 CS: 0	PA: 34														
<b>PITCHER</b>	IP	WLS	BF	H	R	ER	SO	BB	IBB	HBP	BLK	WP	HR	S	P	ERA	WHIP	<b>PITCHER</b>	IP	WLS	BF	H	R	ER	SO	BB	IBB	HBP	BLK	WP	HR	S	P	ERA	WHIP	
55 Matt Moore, L ERA: 3.44	7.1	W	27	3	3	3	10	2	0	0	0	0	0	67	106	3.68	0.682																			
54 Alex Torres, L ERA: 0.34	0.1	H	3	1	0	0	0	1	0	0	0	0	0	5	14	0.00	6.000																			
62 Joel Peralta, R ERA: 3.29	0.1	H	1	0	0	0	1	0	0	0	0	0	0	3	4	0.00	0.000																			
57 Jake McGee, L ERA: 4.46	1.0	S	3	0	0	0	2	0	0	0	0	0	0	9	12	0.00	0.000																			
<b>Batter</b>	<b>1</b>	<b>2</b>	<b>3</b>	<b>4</b>	<b>5</b>	<b>6</b>	<b>7</b>	<b>8</b>	<b>9</b>	<b>AB</b>	<b>R</b>	<b>H</b>	<b>RBI</b>	<b>BB</b>	<b>SO</b>	<b>LOB</b>	<b>BOTTOM</b>																			
20 Matt Joyce, L OBP: 0.327, SLG: 0.448	P5									4	0	1	0	0	1	1	<b>Minnesota Twins @ Tampa Bay Rays</b> Tropicana Field, St. Petersburg, FL Thu Jul 11 2013, 12:13 PM - 3:10 PM EDT Att: 24,751 - Dome - 72 F																			
9 Wil Myers, R OBP: 0.307, SLG: 0.404										4	0	3	2	0	1	0																				
30 Luke Scott, L OBP: 0.361, SLG: 0.466										3	1	1	1	1	0	3																				
3 Evan Longoria, R OBP: 0.362, SLG: 0.518										4	1	1	1	0	1	3																				
21 James Loney, L OBP: 0.368, SLG: 0.470										4	0	2	0	0	0	0																				
2 Kelly Johnson, L OBP: 0.311, SLG: 0.437										3	0	0	0	0	3	2																				
11 Yunel Escobar, R OBP: 0.306, SLG: 0.363										1	0	0	0	0	0	0																				
59 Jose Lobaton, S OBP: 0.331, SLG: 0.396										4	0	0	0	0	0	2																				
5 Sam Fuld, L OBP: 0.258, SLG: 0.287										3	0	0	0	0	0	0																				
1 Sean Rodriguez, R OBP: 0.328, SLG: 0.388										2	1	1	0	0	1	0																				
18 Ben Zobrist, S OBP: 0.352, SLG: 0.391										1	1	1	0	0	0	0																				
<b>Inning Stats</b>	R: 0 E: 0 K: 0 S: 10	H: 1 LOB: 1 BB: 0 P: 19	R: 0 E: 0 K: 1 S: 8	H: 0 LOB: 0 BB: 0 P: 15	R: 1 E: 0 K: 0 S: 9	H: 3 LOB: 1 BB: 0 P: 15	R: 0 E: 0 K: 1 S: 6	H: 1 LOB: 0 BB: 0 P: 9	R: 0 E: 0 K: 1 S: 9	H: 0 LOB: 0 BB: 0 P: 15	R: 2 E: 0 K: 2 S: 19	H: 3 LOB: 1 BB: 0 P: 31	R: 1 E: 0 K: 2 S: 17	H: 2 LOB: 2 BB: 1 P: 29	R: 0 E: 0 K: 0 S: 5	H: 0 LOB: 0 BB: 0 P: 7	1B: 6 2B: 1 3B: 0 HR: 2	SF: 0 SAC: 0 DP: 1 HBP: 0	WP: 0 PB: 0 SB: 1 CS: 0	PA: 34																
<b>PITCHER</b>	IP	WLS	BF	H	R	ER	SO	BB	IBB	HBP	BLK	WP	HR	S	P	ERA	WHIP	<b>PITCHER</b>	IP	WLS	BF	H	R	ER	SO	BB	IBB	HBP	BLK	WP	HR	S	P	ERA	WHIP	
37 Mike Pelfrey, R ERA: 5.55	6.0	L	25	8	3	3	5	0	0	0	0	0	0	2	61	4.50	1.333																			
20 Josh Roenicke, R ERA: 3.75	0.2		5	2	1	1	1	1	0	0	0	0	0	14	24	13.50	4.500																			
59 Michael Tonkin, R ERA:	1.1		4	0	0	0	1	0	0	0	0	0	0	8	12	0.00	0.000																			

AB	31
R	3
H	4
RBI	3
BB	3
SO	13
LOB	6



AB	33
R	4
H	10
RBI	4
BB	1
SO	7
LOB	11





Batter	1	2	3	4	5	6	7	8	9	AB	R	H	RBI	BB	SO	LOB	TOP										
2 Brian Dozier, R OBP: 0.314, SLG: 0.385	L7		FC5		K		WP		G3	5	0	2	0	0	1	0	<b>Minnesota Twins @ New York Yankees</b> Yankee Stadium, Bronx, NY Fri Jul 12, 2013, 7:11 PM - 11:55 PM EDT Att: 40,247 - Cloudy - 73 F										
27 Chris Parmelee, L OBP: 0.304, SLG: 0.377	F7		F8		G5-3		K			4	0	0	0	0	1	3											
7 Joe Mauer, L OBP: 0.401, SLG: 0.470	1B		FC5		2B		K			3	0	2	0	1	1	2											
33 Justin Morneau, L OBP: 0.331, SLG: 0.405	1B		K				K			3	0	1	0	1	2	4											
9 Ryan Doumit, S OBP: 0.297, SLG: 0.388	G3-4-3		FC5		G4-3				G4-3	4	0	0	0	0	0	6											
24 Trevor Plouffe, R OBP: 0.317, SLG: 0.437	32 G3		1B		31 WP		F7		K	4	0	2	0	0	1	0											
31 Oswaldo Arcia, L OBP: 0.317, SLG: 0.408	K		K		K		K		K	4	0	0	0	0	4	2											
32 Aaron Hicks, S OBP: 0.262, SLG: 0.357	G3		F7		G3		G3		L6	4	0	0	0	0	0	2											
25 Pedro Florimón, S OBP: 0.284, SLG: 0.320	G1						7 WP		K	3	0	1	0	0	1	2											
11 Clete Thomas, L OBP: 0.322, SLG: 0.369							2' 1B			1	0	0	0	0	1	0											
<b>Inning Stats</b>	R: 0 H: 2 E: 0 K: 0 S: 9	H: 2 LOB: 2 BB: 0 P: 17	R: 0 H: 1 E: 0 K: 1 S: 14	H: 1 LOB: 1 BB: 0 P: 22	R: 0 H: 1 E: 0 K: 1 S: 10	H: 1 LOB: 2 BB: 1 P: 19	R: 0 H: 1 E: 0 K: 2 S: 10	H: 1 LOB: 1 BB: 1 P: 18	R: 0 H: 0 E: 0 K: 1 S: 9	H: 0 LOB: 0 BB: 0 P: 17	R: 0 H: 2 E: 0 K: 3 S: 15	H: 2 LOB: 2 BB: 0 P: 26	R: 0 H: 0 E: 0 K: 2 S: 8	H: 0 LOB: 0 BB: 0 P: 15	R: 0 H: 0 E: 0 K: 1 S: 7	H: 0 LOB: 0 BB: 0 P: 9	1B: 6 2B: 2 3B: 0 HR: 0	SF: 0 SAC: 0 DP: 0 HBP: 0	WP: 2 PB: 0 SB: 0 CS: 0	PA: 37							
<b>PITCHER</b>	IP	WLS	BF	H	R	ER	SO	BB	IBB	HBP	BLK	WP	HR	S	P	ERA	WHIP										
18 Hiroki Kuroda, R ERA: 2.65	5.0	W	23	6	0	0	5	2	0	0	0	1	0	52	90	0.00	1.600										
38 Preston Claiborne, R ERA: 2.51	1.0	H	5	2	0	0	1	0	0	0	0	0	0	15	26	0.00	2.000										
48 Boone Logan, L ERA: 2.22	1.0	H	3	0	0	0	3	0	0	0	0	1	0	10	17	0.00	0.000										
30 David Robertson, R ERA: 2.11	1.0	H	3	0	0	0	2	0	0	0	0	0	0	8	15	0.00	0.000										
42 Mariano Rivera, R ERA: 1.83	1.0	S	3	0	0	0	1	0	0	0	0	0	0	7	9	0.00	0.000										

Batter	1	2	3	4	5	6	7	8	9	AB	R	H	RBI	BB	SO	LOB	BOTTOM										
11 Brett Gardner, L OBP: 0.339, SLG: 0.424	K		G4-3		31 G4-3		31 S			3	1	1	1	1	1	0	<b>Minnesota Twins @ New York Yankees</b> Yankee Stadium, Bronx, NY Fri Jul 12, 2013, 7:11 PM - 11:55 PM EDT Att: 40,247 - Cloudy - 73 F										
31 Ichiro Suzuki, L OBP: 0.314, SLG: 0.375	G6-3		G4-3		G4-3		BB			3	0	0	0	1	0	1											
24 Robinson Canó, L OBP: 0.385, SLG: 0.535	12 BB		12 FC5-4		12 CS		G4-3			2	0	1	1	2	0	2											
12 Vernon Wells, R OBP: 0.280, SLG: 0.378	45 FC3-6		FC5-4		CS		K			3	0	1	0	1	1	1											
45 Zoilo Almonte, S OBP: 0.310, SLG: 0.359	FC3-6				F8		G5-3		G4-3	4	0	0	0	0	0	2											
55 Lyle Overbay, L OBP: 0.299, SLG: 0.438	26 FC5-4		1B		F9		BB		1B	3	0	2	0	1	0	0											
26 Eduardo Núñez, R OBP: 0.280, SLG: 0.272	FC5-4		G3		K		K		K	4	0	0	0	0	3	3											
61 Luis Alfonso Cruz, R OBP: 0.191, SLG: 0.195	G3						P3			3	1	1	0	0	0	1											
19 Chris Stewart, R OBP: 0.321, SLG: 0.311	G6-3				11 SH3-4		G5-3			2	0	0	0	0	0	1											
<b>Inning Stats</b>	R: 0 H: 0 E: 0 K: 1 S: 9	H: 1 LOB: 1 BB: 0 P: 16	R: 0 H: 0 E: 0 K: 0 S: 14	H: 0 LOB: 1 BB: 1 P: 21	R: 0 H: 0 E: 0 K: 1 S: 10	H: 0 LOB: 0 BB: 0 P: 12	R: 2 H: 3 E: 0 K: 0 S: 15	H: 3 LOB: 0 BB: 0 P: 20	R: 0 H: 1 E: 0 K: 1 S: 10	H: 1 LOB: 1 BB: 1 P: 20	R: 0 H: 0 E: 0 K: 0 S: 13	H: 0 LOB: 2 BB: 2 P: 24	R: 0 H: 1 E: 0 K: 2 S: 11	H: 1 LOB: 1 BB: 0 P: 15	1B: 5 2B: 1 3B: 0 HR: 0	SF: 0 SAC: 1 DP: 0 HBP: 0		WP: 0 PB: 0 SB: 1 CS: 1	PA: 35								
<b>PITCHER</b>	IP	WLS	BF	H	R	ER	SO	BB	IBB	HBP	BLK	WP	HR	S	P	ERA	WHIP										
58 Scott Diamond, L ERA: 5.32	3.1	L	14	2	2	2	1	0	0	0	0	0	0	14	18	18.00	2.000										
57 Ryan Pressly, R ERA: 3.09	1.1		5	2	0	0	0	1	0	0	0	0	0	14	24	0.00	2.250										
52 Brian Duensing, L ERA: 4.67	1.1		6	0	0	0	1	2	0	0	0	0	0	16	30	0.00	1.500										
61 Jared Burton, R ERA: 3.79	1.0		4	1	0	0	2	0	0	0	0	0	0	11	15	0.00	1.000										



Batter	1	2	3	4	5	6	7	8	9	AB	R	H	RBI	BB	SO	LOB	TOP											
2 Brian Dozier, R OBP: 0.310, SLG: 0.380										4	0	0	0	0	1	1	<b>Minnesota Twins @ New York Yankees</b> Yankee Stadium, Bronx, NY Sat Jul 13 2013, 1:11 PM - 3:51 PM EDT Att: 40,301 - Partly Cloudy - 76 F											
7 Joe Mauer, L OBP: 0.402, SLG: 0.473										4	0	2	0	0	1	1												
33 Justin Morneau, L OBP: 0.327, SLG: 0.400										4	0	0	0	0	2	2												
9 Ryan Doumit, S OBP: 0.297, SLG: 0.397										4	1	1	1	0	2	1												
24 Trevor Plouffe, R OBP: 0.322, SLG: 0.446										4	1	1	1	0	0	1												
27 Chris Parmelee, L OBP: 0.303, SLG: 0.372										3	0	0	0	1	2	0												
32 Aaron Hicks, S OBP: 0.262, SLG: 0.355										4	1	1	0	0	2	1												
11 Clete Thomas, L OBP: 0.314, SLG: 0.358										3	0	0	0	0	1	1												
25 Pedro Florimón, S OBP: 0.289, SLG: 0.335										2	1	1	2	1	0	0												
<b>Inning Stats</b>	R: 0 E: 0 K: 2 S: 8	H: 0 LOB: 0 BB: 0 P: 10	R: 1 E: 0 K: 3 S: 12	H: 1 LOB: 0 BB: 0 P: 18	R: 0 E: 0 K: 1 S: 11	H: 0 LOB: 0 BB: 0 P: 14	R: 0 E: 0 K: 1 S: 6	H: 1 LOB: 1 BB: 0 P: 9	R: 0 E: 0 K: 1 S: 7	H: 0 LOB: 0 BB: 0 P: 11	R: 0 E: 0 K: 1 S: 10	H: 0 LOB: 0 BB: 1 P: 17	R: 1 E: 0 K: 1 S: 12	H: 1 LOB: 0 BB: 0 P: 19	R: 2 E: 0 K: 1 S: 14	H: 3 LOB: 1 BB: 0 P: 23	R: 0 E: 0 K: 0 S: 5	H: 0 LOB: 1 BB: 1 P: 9	1B: 2 2B: 1 3B: 0 HR: 3	SF: 0 SAC: 0 DP: 0 HBP: 0	WP: 0 PB: 0 SB: 0 CS: 1	PA: 35						
<b>PITCHER</b>	IP	WLS	BF	H	R	ER	SO	BB	IBB	HBP	BLK	WP	HR	S	P	ERA	WHIP											
65 Phil Hughes, R ERA: 4.97	(1, 1)	7.1	L	27	5	4	4	10	1	0	0	0	0	3	73	108	4.91	0.818										
27 Shawn Kelley, R ERA: 3.67	(8, 1)	0.2		3	1	0	0	1	0	0	0	0	0	7	13	0.00	1.500											
62 Joba Chamberlain, R ERA: 5.24	(9, 1)	1.0		4	0	0	0	0	1	0	0	0	0	5	9	0.00	1.000											

Batter	1	2	3	4	5	6	7	8	9	AB	R	H	RBI	BB	SO	LOB	BOTTOM										
11 Brett Gardner, L OBP: 0.338, SLG: 0.422										4	0	1	0	0	0	3	<b>Minnesota Twins @ New York Yankees</b> Yankee Stadium, Bronx, NY Sat Jul 13 2013, 1:11 PM - 3:51 PM EDT Att: 40,301 - Partly Cloudy - 76 F										
31 Ichiro Suzuki, L OBP: 0.316, SLG: 0.380										4	1	2	0	0	1	3											
24 Robinson Canó, L OBP: 0.384, SLG: 0.531										4	0	1	1	0	1	1											
12 Vernon Wells, R OBP: 0.280, SLG: 0.376										4	0	1	0	0	1	2											
55 Lyle Overbay, L OBP: 0.299, SLG: 0.433										3	0	0	0	1	0	2											
45 Zoilo Almonte, S OBP: 0.318, SLG: 0.358										3	0	1	0	1	0	1											
61 Luis Alfonso Cruz, R OBP: 0.197, SLG: 0.190										4	0	0	0	0	0	1											
40 Alberto Gonzalez, R OBP: 0.220, SLG: 0.286										2	0	0	0	0	0	0											
33 Travis Hafner, L OBP: 0.316, SLG: 0.412										1	0	1	0	0	0	0											
26 Eduardo Núñez, R OBP: 0.277, SLG: 0.269										1	0	0	0	0	0	1											
53 Austin Romine, R OBP: 0.182, SLG: 0.213										3	0	1	0	1	0	2											
<b>Inning Stats</b>	R: 1 E: 0 K: 0 S: 8	H: 2 LOB: 0 BB: 0 P: 11	R: 0 E: 0 K: 0 S: 6	H: 0 LOB: 0 BB: 0 P: 10	R: 0 E: 0 K: 0 S: 11	H: 1 LOB: 1 BB: 0 P: 14	R: 0 E: 0 K: 1 S: 7	H: 1 LOB: 1 BB: 1 P: 17	R: 0 E: 0 K: 1 S: 11	H: 1 LOB: 2 BB: 1 P: 21	R: 0 E: 0 K: 1 S: 11	H: 0 LOB: 1 BB: 1 P: 20	R: 0 E: 0 K: 0 S: 9	H: 1 LOB: 2 BB: 0 P: 13	R: 0 E: 0 K: 0 S: 9	H: 1 LOB: 1 BB: 0 P: 10	R: 0 E: 0 K: 0 S: 9	H: 1 LOB: 1 BB: 0 P: 11	1B: 6 2B: 2 3B: 0 HR: 0	SF: 0 SAC: 0 DP: 1 HBP: 0	WP: 1 PB: 0 SB: 0 CS: 1	PA: 37					
<b>PITCHER</b>	IP	WLS	BF	H	R	ER	SO	BB	IBB	HBP	BLK	WP	HR	S	P	ERA	WHIP										
21 Samuel Deduno, R ERA: 3.61	(1, 1)	7.0	W	28	6	1	1	3	3	0	0	0	0	63	106	1.29	1.286										
50 Casey Fien, R ERA: 3.03	(8, 1)	1.0	H	4	1	0	0	0	0	0	0	0	0	9	10	0.00	1.000										
15 Glen Perkins, L ERA: 1.87	(9, 1)	1.0	S	4	1	0	0	0	0	0	0	0	0	9	11	0.00	1.000										



Batter	1	2	3	4	5	6	7	8	9	AB	R	H	RBI	BB	SO	LOB	TOP										
<b>2 Brian Dozier, R</b> OBP: 0.310, SLG: 0.386										6	1	2	1	0	1	5	<b>Minnesota Twins @ New York Yankees</b> Yankee Stadium, Bronx, NY Sun Jul 14 2013, 1:10 PM - 4:45 PM EDT Att: 43,131 - Partly Cloudy - 88 F										
<b>7 Joe Mauer, L</b> OBP: 0.402, SLG: 0.473										4	1	1	0	1	1												
<b>33 Justin Morneau, L</b> OBP: 0.331, SLG: 0.406										5	1	3	1	0	0	1											
<b>9 Ryan Doumit, S</b> OBP: 0.295, SLG: 0.393										5	1	1	0	0	2	4											
<b>24 Trevor Plouffe, R</b> OBP: 0.293, SLG: 0.445										5	3	2	0	0	2	2											
<b>32 Aaron Hicks, S</b> OBP: 0.284, SLG: 0.366										4	1	1	3	1	2	2											
<b>11 Clete Thomas, L</b> OBP: 0.309, SLG: 0.351										5	0	1	0	0	1	2											
<b>8 Jamey Carroll, R</b> OBP: 0.276, SLG: 0.252										4	1	1	1	1	3	3											
<b>25 Pedro Florimón, S</b> OBP: 0.295, SLG: 0.342										4	1	2	1	1	2	1											
<b>Inning Stats</b>	R: 0 E: 0 K: 1 S: 8	H: 0 LOB: 0 BB: 0 P: 14	R: 2 E: 0 K: 1 S: 15	H: 4 LOB: 2 BB: 0 P: 20	R: 3 E: 1 K: 1 S: 14	H: 2 LOB: 0 BB: 0 P: 25	R: 3 E: 1 K: 2 S: 23	H: 2 LOB: 1 BB: 2 P: 34	R: 0 E: 0 K: 2 S: 7	H: 0 LOB: 0 BB: 0 P: 12	R: 0 E: 0 K: 1 S: 13	H: 2 LOB: 2 BB: 0 P: 14	R: 0 E: 0 K: 2 S: 9	H: 0 LOB: 0 BB: 0 P: 15	R: 1 E: 0 K: 1 S: 12	H: 2 LOB: 1 BB: 0 P: 23		R: 0 E: 0 K: 3 S: 15	H: 2 LOB: 3 BB: 2 P: 32	1B: 8 2B: 5 3B: 0 HR: 1	SF: 0 SAC: 0 DP: 0 HBP: 0	WP: 0 PB: 1 CS: 0	PA: 46				
<b>PITCHER</b>	IP	WLS	BF	H	R	ER	SO	BB	IBB	HBP	BLK	WP	HR	S	P	ERA	WHIP										
<b>52 CC Sabathia, L</b> ERA: 4.07	4.0	L	23	8	8	3	5	2	0	0	0	0	1	60	93	6.75	2.500										
<b>38 Preston Claiborne, R</b> ERA: 2.43	1.0		3	0	0	0	2	0	0	0	0	0	0	7	12	0.00	0.000										
<b>43 Adam Warren, R</b> ERA: 3.09	2.1		11	4	1	1	4	0	0	0	0	0	0	31	44	3.86	1.714										
<b>48 Boone Logan, L</b> ERA: 2.16	0.2		2	0	0	0	0	0	0	0	0	0	0	3	8	0.00	0.000										
<b>62 Joba Chamberlain, R</b> ERA: 5.4	1.0		7	2	1	1	3	2	0	0	0	0	0	15	32	9.00	4.000										

Batter	1	2	3	4	5	6	7	8	9	AB	R	H	RBI	BB	SO	LOB	BOTTOM											
<b>31 Ichiro Suzuki, L</b> OBP: 0.320, SLG: 0.393										5	2	3	2	0	0	1	<b>Minnesota Twins @ New York Yankees</b> Yankee Stadium, Bronx, NY Sun Jul 14 2013, 1:10 PM - 4:45 PM EDT Att: 43,131 - Partly Cloudy - 88 F											
<b>45 Zoilo Almonte, S</b> OBP: 0.312, SLG: 0.349									5	0	1	0	0	1	3													
<b>24 Robinson Canó, L</b> OBP: 0.386, SLG: 0.531										4	0	2	1	1	0	1												
<b>33 Travis Hafner, L</b> OBP: 0.314, SLG: 0.407										5	0	1	0	0	1	5												
<b>12 Vernon Wells, R</b> OBP: 0.276, SLG: 0.371										4	0	0	0	0	1	4												
<b>55 Lyle Overbay, L</b> OBP: 0.308, SLG: 0.437										2	1	2	0	2	0	0												
<b>26 Eduardo Núñez, R</b> OBP: 0.285, SLG: 0.271										3	1	1	0	1	0	3												
<b>61 Luis Alfonso Cruz, R</b> OBP: 0.194, SLG: 0.188										2	0	0	0	1	0	3												
<b>19 Chris Stewart, R</b> OBP: 0.316, SLG: 0.306										3	0	0	1	0	0	6												
<b>53 Austin Romine, R</b> OBP: 0.179, SLG: 0.211										1	0	0	0	0	1	0												
<b>Inning Stats</b>	R: 0 E: 0 K: 0 S: 9	H: 1 LOB: 0 BB: 0 P: 15	R: 0 E: 0 K: 1 S: 15	H: 1 LOB: 3 BB: 2 P: 27	R: 1 E: 1 K: 0 S: 9	H: 2 LOB: 1 BB: 0 P: 15	R: 2 E: 0 K: 0 S: 8	H: 1 LOB: 1 BB: 1 P: 18	R: 0 E: 0 K: 0 S: 11	H: 0 LOB: 0 BB: 0 P: 12	R: 0 E: 0 K: 0 S: 11	H: 1 LOB: 1 BB: 1 P: 21	R: 1 E: 0 K: 1 S: 15	H: 1 LOB: 1 BB: 1 P: 24	R: 0 E: 0 K: 0 S: 6	H: 1 LOB: 0 BB: 0 P: 9	R: 0 E: 0 K: 2 S: 15	H: 2 LOB: 2 BB: 0 P: 19	1B: 9 2B: 2 3B: 0 HR: 1	SF: 0 SAC: 0 DP: 4 HBP: 1	WP: 0 PB: 0 CS: 0	PA: 40						
<b>PITCHER</b>	IP	WLS	BF	H	R	ER	SO	BB	IBB	HBP	BLK	WP	HR	S	P	ERA	WHIP											
<b>44 Kyle Gibson, R</b> ERA: 6.45	5.0	W	24	5	3	2	1	4	0	0	0	0	0	9	15	0.00	1.000											
<b>51 Anthony Swarzak, R</b> ERA: 3.55	1.0		3	1	0	0	0	0	0	0	0	0	0	9	15	0.00	1.000											
<b>56 Caleb Thielbar, L</b> ERA: 0.83	0.2		4	1	1	1	1	1	0	0	0	0	0	1	13	22	13.50	3.000										
<b>61 Jared Burton, R</b> ERA: 3.67	1.1		4	1	0	0	0	0	0	0	0	0	0	8	11	0.00	0.750											
<b>15 Glen Perkins, L</b> ERA: 1.82	1.0		5	2	0	0	2	0	0	0	0	0	0	15	19	0.00	2.000											

AB	42
R	10
H	14
RBI	7
BB	4
SO	14
LOB	21



AB	34
R	4
H	10
RBI	4
BB	5
SO	4
LOB	26





Batter	1	2	3	4	5	6	7	8	9	AB	R	H	RBI	BB	SO	LOB	TOP										
24 Michael Bourn, L (1, 8) OBP: 0.333, SLG: 0.371	G3		L4-6 13 1-H 2-H 2B		1 SAFE C SI 90 B SI 90 X SI 90	1-2 1B				4	0	2	2	0	1	0	<b>Cleveland Indians @ Minnesota Twins</b> Target Field, Minneapolis, MN Fri Jul 19 2013, 7:12 PM - 10:10 PM CDT Att: 36,280 - Partly Cloudy - 84 F										
13 Asdrúbal Cabrera, S (1, 6) OBP: 0.311, SLG: 0.415	L6		L4-6		1 SAFE C SI 90 B SI 90 X SI 90	2-3 1B				4	0	0	0	0	2	3											
22 Jason Kipnis, L (1, 4) OBP: 0.382, SLG: 0.509	F8				C CU 75 X FS 85	0-1 G6-3				3	0	0	0	1	0	0											
33 Nick Swisher, S (1, 3)		F8			C SI 85 B SI 90 X SI 90	2-1 F8				4	0	0	0	0	3	1											
23 Michael Brantley, L (1, 7) OBP: 0.335, SLG: 0.587	F7				C SI 87 B SI 90 X SI 90	2-1 BB				3	0	1	0	1	0	0											
41 Carlos Santana, S (1, 10) OBP: 0.381, SLG: 0.461	K				B SI 91 C SI 90 X SI 90	3-1 F7				3	0	0	0	1	1	1											
8 Lonnie Chisenhall, L (1, 5) OBP: 0.284, SLG: 0.413 12 Mark Reynolds, R (9, PH) OBP: 0.306, SLG: 0.385			24 2B		C FS 86 B SI 90 X SI 90	3-2 G4-3				3	1	1	0	0	0	2											
10 Yan Gomes, R (1, 2) OBP: 0.287, SLG: 0.466			K		C SI 93 B SI 90 X SI 90	0-3 G5-3				3	0	0	0	0	2	1											
11 Drew Stubbs, R (1, 9) OBP: 0.299, SLG: 0.385			24 2B HBP		C SI 88 B SI 90 X SI 90	3-2 BB				1	1	0	0	1	1	0											
<b>Inning Stats</b>	R: 0 E: 0 K: 0 S: 13	H: 0 LOB: 0 BB: 0 P: 16	R: 0 E: 0 K: 2 S: 8	H: 0 LOB: 0 BB: 0 P: 11	R: 2 E: 0 K: 1 S: 13	H: 2 LOB: 0 BB: 0 P: 22	R: 0 E: 0 K: 0 S: 10	H: 0 LOB: 1 BB: 1 P: 19	R: 0 E: 0 K: 1 S: 15	H: 1 LOB: 2 BB: 1 P: 27	R: 0 E: 0 K: 1 S: 9	H: 1 LOB: 2 BB: 1 P: 21	R: 0 E: 0 K: 3 S: 10	H: 0 LOB: 0 BB: 0 P: 14	R: 0 E: 0 K: 2 S: 8	H: 0 LOB: 1 BB: 1 P: 17	R: 0 E: 0 K: 1 S: 8	H: 0 LOB: 0 BB: 0 P: 9	1B: 2 2B: 4 3B: 0 HR: 0	SF: 0 SAC: 0 DP: 2 HBP: 1	WP: 0 PB: 0 SB: 0 CS: 1	PA: 34					
<b>PITCHER</b>	IP	WLS	BF	H	R	ER	SO	BB	IBB	HBP	BLK	WP	HR	S	P	ERA	WHIP										
37 Mike Pelfrey, R (1, 1) ERA: 5.4	5.2		24	4	2	2	5	3	0	1	0	0	0	67	113	3.18	1.235										
52 Brian Duensing, L (6, 1) ERA: 4.53	0.1		1	0	0	0	0	0	0	0	0	0	0	1	3	0.00	0.000										
61 Jared Burton, R (7, 1) ERA: 3.59	1.0		3	0	0	0	3	0	0	0	0	0	0	10	14	0.00	0.000										
50 Casey Fien, R (8, 1) ERA: 2.95	1.0	W	3	0	0	0	2	1	0	0	0	0	0	8	17	0.00	1.000										
15 Glen Perkins, L (9, 1) ERA: 1.77	1.0	S	3	0	0	0	1	0	0	0	0	0	0	8	9	0.00	0.000										

Batter	1	2	3	4	5	6	7	8	9	AB	R	H	RBI	BB	SO	LOB	BOTTOM										
2 Brian Dozier, R (1, 4) OBP: 0.307, SLG: 0.381	F8		CS		B SI 87 C SI 88 X SI 88	2-2 P3				4	1	0	0	0	0	2	<b>Cleveland Indians @ Minnesota Twins</b> Target Field, Minneapolis, MN Fri Jul 19 2013, 7:12 PM - 10:10 PM CDT Att: 36,280 - Partly Cloudy - 84 F										
24 Trevor Plouffe, R (1, 5) OBP: 0.326, SLG: 0.444	K				B SI 88 C SI 88 X SI 88	4-2 BB				3	0	1	2	1	1	2											
7 Joe Mauer, L (1, 2) OBP: 0.403, SLG: 0.472	G4-3				B SI 94 C SI 94 X SI 94	3-1 G4-6-3				3	0	1	1	1	0	1											
33 Justin Morneau, L (1, 3) OBP: 0.330, SLG: 0.407		G6-3			B SI 82 C SI 82 X SI 82	3-3 K				4	0	1	0	0	1	2											
9 Ryan Doumit, S (1, 9) OBP: 0.298, SLG: 0.393		P4			C SI 94 B SI 94 X SI 94	1-2 G5-3				3	0	1	0	1	0	0											
55 Chris Colabello, R (1, 10) OBP: 0.100, SLG: 0.100		G4-3			C CH 78 X SI 93	0-1 G5-3				4	0	0	0	0	1	4											
32 Aaron Hicks, S (1, 8) OBP: 0.261, SLG: 0.361			L9		C SI 90 B SI 90 X SI 90	1-2 L9				3	0	0	0	0	0	1											
11 Clete Thomas, L (1, 7) OBP: 0.310, SLG: 0.351					C SI 94 B SI 94 X SI 94	1-2 BB				3	0	1	0	0	2	1											
25 Pedro Florimón, S (1, 6) OBP: 0.299, SLG: 0.343			FC6-4 2 CS		B SI 88 C CH 88 X CH 88	2-2 BB				2	2	1	0	1	0	1											
<b>Inning Stats</b>	R: 0 E: 0 K: 1 S: 11	H: 0 LOB: 0 BB: 0 P: 17	R: 0 E: 0 K: 0 S: 8	H: 1 LOB: 0 BB: 0 P: 15	R: 0 E: 0 K: 0 S: 8	H: 0 LOB: 0 BB: 1 P: 17	R: 0 E: 0 K: 1 S: 10	H: 0 LOB: 0 BB: 0 P: 14	R: 2 E: 1 K: 1 S: 17	H: 1 LOB: 2 BB: 2 P: 30	R: 0 E: 0 K: 2 S: 12	H: 1 LOB: 1 BB: 0 P: 19	R: 1 E: 1 K: 0 S: 15	H: 3 LOB: 3 BB: 1 P: 24	1B: 5 2B: 1 3B: 0 HR: 0	SF: 0 SAC: 0 DP: 2 HBP: 0	WP: 1 PB: 0 SB: 0 CS: 1	PA: 34									
<b>PITCHER</b>	IP	WLS	BF	H	R	ER	SO	BB	IBB	HBP	BLK	WP	HR	S	P	ERA	WHIP										
26 Scott Kazmir, L (1, 1) ERA: 4.3	6.0		22	2	2	0	3	3	0	0	0	0	0	65	106	0.00	0.833										
37 Cody Allen, R (7, 1) ERA: 2.21	1.0		4	1	0	0	2	0	0	0	0	1	0	12	19	0.00	1.000										
3B Joe Smith, R (8, 1) ERA: 2.92	1.0	L	7	3	1	1	0	0	1	0	0	0	0	15	24	9.00	3.000										





Batter	1	2	3	4	5	6	7	8	9	AB	R	H	RBI	BB	SO	LOB	TOP										
24 Michael Bourn, L (1, 8) OBP: 0.332, SLG: 0.367	G4-3			22 BB		FC4-6		L7		3	1	0	0	1	0	1	<b>Cleveland Indians @ Minnesota Twins</b> Target Field, Minneapolis, MN Sat Jul 20 2013, 6:12 PM - 9:07 PM CDT Att: 38,626 - Clear - 79 F										
13 Asdrúbal Cabrera, S (1, 6) OBP: 0.310, SLG: 0.412	P2			F9		F7				4	0	1	0	0	0	2											
22 Jason Kipnis, L (1, 4) OBP: 0.383, SLG: 0.518	F7			1B		HR		F8		4	1	2	2	0	0	0											
33 Nick Swisher, S (1, 9) OBP: 0.347, SLG: 0.391	G4-3			K		F7				4	0	1	0	0	1	2											
11 Drew Stubbs, R (9, PR) OBP: 0.299, SLG: 0.385								23 SH1-3		0	0	0	0	0	0	0											
23 Michael Brantley, L (1, 7) OBP: 0.332, SLG: 0.583	G3			F7				SH1-3		3	0	0	0	0	0	2											
41 Carlos Santana, S (1, 2) OBP: 0.379, SLG: 0.457	F8									1-2																	
25 Jason Giambi, L (1, 10) OBP: 0.304, SLG: 0.402																											
9 Ryan Raburn, R (7, PH) OBP: 0.369, SLG: 0.536																											
12 Mark Reynolds, R (1, 3) OBP: 0.303, SLG: 0.381																											
8 Lonnie Chisenhall, L (1, 5) OBP: 0.285, SLG: 0.411																											
<b>Inning Stats</b>	R: 0 E: 0 K: 0 S: 8	H: 0 LOB: 0 BB: 0 P: 12	R: 0 E: 0 K: 0 S: 8	H: 0 LOB: 0 BB: 0 P: 14	R: 0 E: 0 K: 0 S: 7	H: 0 LOB: 0 BB: 0 P: 12	R: 0 E: 0 K: 1 S: 14	H: 1 LOB: 2 BB: 1 P: 26	R: 0 E: 0 K: 2 S: 8	H: 0 LOB: 0 BB: 0 P: 16	R: 2 E: 0 K: 0 S: 10	H: 2 LOB: 0 BB: 0 P: 13	R: 0 E: 0 K: 0 S: 11	H: 0 LOB: 1 BB: 1 P: 21	R: 0 E: 0 K: 0 S: 8	H: 1 LOB: 0 BB: 0 P: 10	R: 0 E: 0 K: 1 S: 10	H: 1 LOB: 2 BB: 0 P: 17	1B: 4 2B: 0 3B: 0 HR: 1	SF: 0 SAC: 1 DP: 0 HBP: 1	WP: 0 PB: 0 SB: 0 CS: 0	PA: 34					
<b>PITCHER</b>	IP	WLS	BF	H	R	ER	SO	BB	IBB	HBP	BLK	WP	HR	S	P	ERA	WHIP										
30 Kevin Correia, R (1, 1) ERA: 4.17	6.0	W	22	3	2	2	3	1	0	0	0	0	1	55	93	3.00	0.667										
52 Brian Duensing, L (7, 1) ERA: 4.59	0.1	H	3	0	0	0	0	1	0	1	0	0	0	6	11	0.00	3.000										
61 Jared Burton, R (7, 1) ERA: 3.53	0.2	H	2	0	0	0	0	0	0	0	0	0	0	5	10	0.00	0.000										
50 Casey Fien, R (8, 1) ERA: 2.88	1.0	H	3	1	0	0	0	0	0	0	0	0	0	8	10	0.00	1.000										
15 Glen Perkins, L (9, 1) ERA: 1.72	1.0	S	4	1	0	0	1	0	0	0	0	0	0	10	17	0.00	1.000										
<b>Batter</b>	<b>1</b>	<b>2</b>	<b>3</b>	<b>4</b>	<b>5</b>	<b>6</b>	<b>7</b>	<b>8</b>	<b>9</b>	<b>AB</b>	<b>R</b>	<b>H</b>	<b>RBI</b>	<b>BB</b>	<b>SO</b>	<b>LOB</b>	<b>BOTTOM</b>										
2 Brian Dozier, R (1, 4) OBP: 0.303, SLG: 0.375	F9									4	0	0	0	0	1	0	<b>Cleveland Indians @ Minnesota Twins</b> Target Field, Minneapolis, MN Sat Jul 20 2013, 6:12 PM - 9:07 PM CDT Att: 38,626 - Clear - 79 F										
24 Trevor Plouffe, R (1, 5) OBP: 0.321, SLG: 0.437	K									4	0	0	0	0	4	0											
7 Joe Mauer, L (1, 2) OBP: 0.406, SLG: 0.476	2B									3	1	2	0	1	0	0											
33 Justin Morneau, L (1, 3) OBP: 0.334, SLG: 0.409	BB									3	1	2	0	1	0	0											
9 Ryan Doumit, S (1, 9) OBP: 0.297, SLG: 0.391	K									4	1	1	1	0	1	5											
55 Chris Colabello, R (1, 10) OBP: 0.125, SLG: 0.125	F9									4	0	1	1	0	1	1											
32 Aaron Hicks, S (1, 8) OBP: 0.257, SLG: 0.355	L9									4	0	0	0	0	2	3											
11 Clete Thomas, L (1, 7) OBP: 0.310, SLG: 0.345	BB									2	0	0	1	1	0	1											
25 Pedro Florimón, S (1, 6) OBP: 0.295, SLG: 0.339	K									3	0	0	0	0	1	2											
<b>Inning Stats</b>	R: 0 E: 0 K: 2 S: 14	H: 1 LOB: 2 BB: 1 P: 23	R: 0 E: 0 K: 1 S: 8	H: 0 LOB: 1 BB: 1 P: 16	R: 0 E: 0 K: 1 S: 15	H: 2 LOB: 0 BB: 0 P: 25	R: 0 E: 0 K: 1 S: 9	H: 0 LOB: 0 BB: 0 P: 13	R: 0 E: 0 K: 2 S: 9	H: 0 LOB: 0 BB: 0 P: 16	R: 3 E: 1 K: 1 S: 13	H: 2 LOB: 1 BB: 1 P: 22	R: 0 E: 0 K: 1 S: 9	H: 0 LOB: 0 BB: 0 P: 12	R: 0 E: 0 K: 1 S: 10	H: 1 LOB: 1 BB: 0 P: 15		1B: 5 2B: 1 3B: 0 HR: 0	SF: 0 SAC: 0 DP: 0 HBP: 0	WP: 1 PB: 0 SB: 0 CS: 0	PA: 34						
<b>PITCHER</b>	IP	WLS	BF	H	R	ER	SO	BB	IBB	HBP	BLK	WP	HR	S	P	ERA	WHIP										
28 Corey Kluber, R (1, 1) ERA: 3.69	5.0	L	20	3	1	3	2	1	0	0	0	0	0	5	11	∞	∞										
53 Rich Hill, L (6, 1) ERA: 6.75	0.0	L	3	1	3	2	0	1	0	0	0	0	0	5	11	∞	∞										
27 Bryan Shaw, R (6, 1) ERA: 4.22	1.0	B	4	1	0	0	1	0	0	0	0	0	0	8	11	0.00	1.000										
52 Vinnie Pestano, R (7, 1) ERA: 4.31	1.0		3	0	0	0	1	0	0	0	0	0	0	9	12	0.00	0.000										
32 Matt Albers, R (8, 1) ERA: 3.12	1.0		4	1	0	0	1	0	0	0	0	1	0	10	15	0.00	1.000										



Batter	1	2	3	4	5	6	7	8	9	AB	R	H	RBI	BB	SO	LOB	TOP					
11 Drew Stubbs, R OBP: 0.301, SLG: 0.384										4	0	1	0	1	0	3						
13 Asdrúbal Cabrera, S OBP: 0.305, SLG: 0.465										5	1	0	0	0	0	3						
22 Jason Kipnis, L OBP: 0.386, SLG: 0.527										4	2	2	3	1	0	1						
33 Nick Swisher, S OBP: 0.345, SLG: 0.387										5	1	1	0	0	0	3						
41 Carlos Santana, S OBP: 0.381, SLG: 0.455										3	1	1	0	1	0	0						
12 Mark Reynolds, R OBP: 0.303, SLG: 0.378										3	1	0	0	1	1	4						
23 Michael Brantley, L OBP: 0.332, SLG: 0.386										4	0	1	3	0	0	1						
9 Ryan Raburn, R OBP: 0.372, SLG: 0.542										4	0	2	0	0	1	1						
4 Mike Aviles, R OBP: 0.294, SLG: 0.374										3	1	1	1	0	0	1						
<b>Inning Stats</b>	R: 0 E: 0 K: 12 S: 12	H: 1 LOB: 1 BB: 0 P: 16	R: 1 E: 0 K: 15 S: 15	H: 1 LOB: 2 BB: 1 P: 26	R: 2 E: 1 K: 0 S: 7	H: 1 LOB: 0 BB: 1 P: 14	R: 0 E: 0 K: 10 S: 10	H: 1 LOB: 1 BB: 1 P: 16	R: 3 E: 0 K: 0 S: 12	H: 3 LOB: 1 BB: 1 P: 20	R: 0 E: 0 K: 8 S: 8	H: 0 LOB: 0 BB: 0 P: 12	R: 0 E: 0 K: 7 S: 7	H: 0 LOB: 0 BB: 0 P: 13	R: 0 E: 0 K: 11 S: 11	H: 0 LOB: 0 BB: 0 P: 13	R: 1 E: 0 K: 0 S: 11	H: 2 LOB: 1 BB: 1 P: 17	1B: 6 2B: 1 3B: 1 HR: 1	SF: 1 SAC: 0 DP: 2 HBP: 0	WP: 0 PB: 0 CS: 0	PA: 40
<b>PITCHER</b>	IP WLS BF H R ER SO BB IBB HBP BLK WP HR S P ERA WHIP	4.2 L 25 7 6 5 0 3 0 0 0 0 0 1 55 91 9.64 2.143	1.1 4 0 0 0 0 0 0 0 0 0 0 0 9 13 0.00 0.000	1.0 3 0 0 0 0 0 0 0 0 0 0 0 7 13 0.00 0.000	1.0 3 0 0 0 2 0 0 0 0 0 0 11 13 0.00 0.000	1.0 5 2 1 1 0 1 0 0 0 0 0 11 17 9.00 3.000																

Cleveland Indians @ Minnesota Twins  
Target Field, Minneapolis, MN  
Sun Jul 21 2013, 1:15 PM - 3:52 PM CDT  
Att: 31,753 - Partly Cloudy - 75 F

AB	35
R	7
H	9
RBI	7
BB	4
SO	2
LOB	17



Batter	1	2	3	4	5	6	7	8	9	AB	R	H	RBI	BB	SO	LOB	BOTTOM				
2 Brian Dozier, R OBP: 0.305, SLG: 0.384										4	1	2	0	0	1	0					
12 Chris Herrmann, L OBP: 0.421, SLG: 0.588										4	0	0	0	0	1	2					
7 Joe Mauer, L OBP: 0.402, SLG: 0.471										4	0	0	1	0	2	1					
33 Justin Morneau, L OBP: 0.331, SLG: 0.405										4	0	0	0	0	0	2					
9 Ryan Doumit, S OBP: 0.295, SLG: 0.387										3	0	0	0	0	2	1					
24 Trevor Plouffe, R OBP: 0.319, SLG: 0.433										2	0	0	0	0	2	0					
17 Doug Bernier, R										0	0	0	0	1	0	0					
11 Clete Thomas, L OBP: 0.303, SLG: 0.336										3	0	0	0	0	1	1					
32 Aaron Hicks, S OBP: 0.262, SLG: 0.354										1	0	0	0	1	0	0					
25 Pedro Florimón, S OBP: 0.292, SLG: 0.335										3	0	0	0	0	1	3					
<b>Inning Stats</b>	R: 0 E: 0 K: 1 S: 12	H: 0 LOB: 0 BB: 0 P: 17	R: 0 E: 0 K: 2 S: 13	H: 0 LOB: 0 BB: 0 P: 16	R: 0 E: 0 K: 2 S: 11	H: 0 LOB: 0 BB: 0 P: 16	R: 0 E: 0 K: 2 S: 8	H: 0 LOB: 0 BB: 0 P: 8	R: 0 E: 0 K: 1 S: 7	H: 0 LOB: 0 BB: 0 P: 10	R: 1 E: 1 K: 0 S: 8	H: 1 LOB: 1 BB: 0 P: 14	R: 0 E: 0 K: 1 S: 6	H: 0 LOB: 2 BB: 2 P: 15	R: 0 E: 0 K: 1 S: 9	H: 1 LOB: 1 BB: 0 P: 12	1B: 0 2B: 2 3B: 0 HR: 0	SF: 0 SAC: 0 DP: 1 HBP: 1	WP: 0 PB: 0 CS: 1	PA: 31	
<b>PITCHER</b>	IP WLS BF H R ER SO BB IBB HBP BLK WP HR S P ERA WHIP	7.0 W 23 1 1 0 0 2 0 0 0 0 0 4 12 1.29 0.143	0.1 3 0 0 0 1 2 0 0 0 0 0 4 12 0.00 6.000	0.2 1 0 0 0 0 0 0 0 0 0 0 2 3 0.00 0.000	1.0 4 1 0 0 1 0 0 0 0 0 0 9 12 0.00 1.000																

Cleveland Indians @ Minnesota Twins  
Target Field, Minneapolis, MN  
Sun Jul 21 2013, 1:15 PM - 3:52 PM CDT  
Att: 31,753 - Partly Cloudy - 75 F

AB	28
R	1
H	2
RBI	1
BB	2
SO	10
LOB	10









Batter	1	2	3	4	5	6	7	8	9	10	AB	R	H	RBI	BB	SO	LOB	TOP				
2 Brian Dozier, R OBP: 0.304, SLG: 0.378	F9		2H 1B			P5	G4-3		G3-1	F9	6	0	1	1	0	0	2					
8 Jamey Carroll, R OBP: 0.278, SLG: 0.255	G1-3		K					G4-3			6	1	2	0	0	1	1					
33 Justin Morneau, L OBP: 0.332, SLG: 0.401	K										4	2	2	0	1	1	0					
9 Ryan Doumit, S OBP: 0.295, SLG: 0.390		F7		G4-3		F4					5	1	2	2	0	0	2					
55 Chris Colabello, R OBP: 0.129, SLG: 0.129																						
24 Trevor Plouffe, R OBP: 0.315, SLG: 0.427	K			K		FC5-4		G6-3		P3	2	0	0	0	0	0	3					
11 Clete Thomas, L OBP: 0.319, SLG: 0.386	K										4	2	2	0	1	1	1					
12 Chris Herrmann, L OBP: 0.458, SLG: 0.727											5	1	3	4	0	1	1					
32 Aaron Hicks, S OBP: 0.266, SLG: 0.360											3	1	1	0	0	1	1					
25 Pedro Florimon, S OBP: 0.294, SLG: 0.352											5	2	2	3	0	2	3					
<b>Inning Stats</b>	R: 0 E: 0 K: 1 S: 9	H: 0 LOB: 0 BB: 0 P: 13	R: 0 E: 0 K: 2 S: 8	H: 0 LOB: 0 BB: 0 P: 10	R: 1 E: 0 K: 1 S: 14	H: 2 LOB: 1 BB: 0 P: 17	R: 0 E: 0 K: 1 S: 7	H: 0 LOB: 0 BB: 0 P: 11	R: 0 E: 0 K: 3 S: 12	H: 1 LOB: 1 BB: 0 P: 17	R: 0 E: 0 K: 0 S: 10	H: 1 LOB: 2 BB: 1 P: 19	R: 1 E: 0 K: 0 S: 13	H: 2 LOB: 1 BB: 0 P: 13	R: 0 E: 0 K: 1 S: 7	H: 1 LOB: 0 BB: 0 P: 11	R: 7 E: 0 K: 0 S: 23	H: 6 LOB: 0 BB: 1 P: 40	1B: 9 2B: 4 3B: 0 HR: 2	SF: 0 SAC: 2 DP: 0 HBP: 0	WP: 0 PB: 0 SB: 0 CS: 0	PA: 47
<b>PITCHER</b>	IP	WLS	BF	H	R	ER	SO	BB	IBB	HBP	BLK	WP	HR	S	P	ERA	WHIP					
48 Tommy Hanson, R ERA: 4.75	5.1		20	4	1	1	8	0	0	0	0	0	0	4	11	1.69	0.750					
37 Scott Downs, L ERA: 1.24	0.2	H	3	0	0	0	0	0	0	0	0	0	0	4	11	0.00	1.500					
65 Dane De La Rosa, R ERA: 3.9	1.0	B	5	2	1	1	0	0	0	0	0	0	0	13	20	9.00	2.000					
40 Kevin Jepsen, R ERA: 4.01	1.0		5	2	1	1	0	0	0	0	0	0	0	8	13	9.00	2.000					
Garrett Richards, R ERA: 4.66	1.0		4	1	0	0	1	0	0	0	0	0	0	7	11	0.00	1.000					
<b>PITCHER</b>	IP	WLS	BF	H	R	ER	SO	BB	IBB	HBP	BLK	WP	HR	S	P	ERA	WHIP					
49 Ernesto Frieri, R ERA: 3.8	0.1	L	6	4	5	5	0	0	0	0	0	0	0	1	7	13	27.00	3.000				
31 Billy Buckner, R ERA: 4.67	0.2		4	2	2	2	0	0	0	0	0	0	0	1	7	13	27.00	3.000				

Minnesota Twins @ Los Angeles Angels  
Angel Stadium of Anaheim, Anaheim, CA  
Tue Jul 23 2013, 7:11 PM - 10:47 PM PDT  
Att: 39,177 - Clear - 76 F

AB 43  
R 10  
H 15  
RBI 10  
BB 2  
SO 9  
LOB 16



Batter	1	2	3	4	5	6	7	8	9	10	AB	R	H	RBI	BB	SO	LOB	BOTTOM				
39 JB Shuck, L OBP: 0.332, SLG: 0.367	G4-3				G1-3						5	0	1	0	0	1	3					
27 Mike Trout, R OBP: 0.402, SLG: 0.563											5	0	2	0	0	1	1					
5 Albert Pujols, R OBP: 0.326, SLG: 0.439	K										5	1	3	1	0	1	2					
47 Howie Kendrick, R OBP: 0.346, SLG: 0.460	L9										5	0	1	0	0	0	4					
6 Alberto Callaspo, S OBP: 0.322, SLG: 0.361											3	0	0	0	1	0	2					
12 Tommy Field, R (9, PH) (10, S)											1	1	0	0	0	1	1					
44 Mark Trumbo, R OBP: 0.313, SLG: 0.476											4	1	2	1	0	0	0					
16 Hank Conger, L OBP: 0.309, SLG: 0.453											2	0	0	0	1	1	0					
17 Chris Iannetta, R OBP: 0.353, SLG: 0.343 (9, PH) (10, 2)											1	0	0	0	0	0	3					
19 Collin Cowgill, R OBP: 0.247, SLG: 0.357											3	0	1	0	1	2	1					
2 Erick Aybar, S OBP: 0.304, SLG: 0.383											3	0	0	1	1	0	1					
<b>Inning Stats</b>	R: 0 E: 0 K: 1 S: 11	H: 1 LOB: 1 BB: 0 P: 15	R: 0 E: 0 K: 1 S: 9	H: 0 LOB: 1 BB: 1 P: 19	R: 0 E: 0 K: 1 S: 6	H: 0 LOB: 0 BB: 0 P: 12	R: 2 E: 0 K: 0 S: 7	H: 2 LOB: 0 BB: 0 P: 14	R: 0 E: 0 K: 1 S: 9	H: 0 LOB: 0 BB: 0 P: 16	R: 0 E: 0 K: 1 S: 10	H: 1 LOB: 1 BB: 0 P: 14	R: 0 E: 0 K: 1 S: 13	H: 2 LOB: 1 BB: 0 P: 14	R: 1 E: 0 K: 0 S: 14	H: 1 LOB: 3 BB: 0 P: 29	R: 0 E: 0 K: 1 S: 10	H: 1 LOB: 1 BB: 0 P: 16	1B: 7 2B: 2 3B: 0 HR: 2	SF: 0 SAC: 0 DP: 3 HBP: 0	WP: 0 PB: 0 SB: 1 CS: 0	PA: 41
<b>PITCHER</b>	IP	WLS	BF	H	R	ER	SO	BB	IBB	HBP	BLK	WP	HR	S	P	ERA	WHIP					
44 Kyle Gibson, R ERA: 5.72	6.0		23	5	2	2	4	1	0	0	0	0	0	10	14	3.00	1.000					
61 Jared Burton, R ERA: 3.45	1.0		4	1	0	0	1	0	0	0	0	0	0	13	14	0.00	2.000					
50 Casey Fien, R ERA: 2.98	1.0	H	4	2	0	0	1	0	0	0	0	0	0	14	29	9.00	4.000					
15 Glen Perkins, L ERA: 1.85	1.0	W	6	1	1	1	0	3	0	0	0	0	0	14	29	9.00	4.000					
20 Josh Roenicke, R ERA: 3.57	1.0		4	1	0	0	1	0	0	0	0	0	0	10	16	0.00	1.000					

Minnesota Twins @ Los Angeles Angels  
Angel Stadium of Anaheim, Anaheim, CA  
Tue Jul 23 2013, 7:11 PM - 10:47 PM PDT  
Att: 39,177 - Clear - 76 F

AB 37  
R 3  
H 10  
RBI 3  
BB 4  
SO 7  
LOB 18





Batter	1	2	3	4	5	6	7	8	9	AB	R	H	RBI	BB	SO	LOB	TOP										
11 Clete Thomas, L OBP: 0.317, SLG: 0.377										3	0	0	0	1	2	0											
17 Doug Bernier, R OBP: 0.400, SLG: 0.375										3	0	1	0	0	1	0											
33 Justin Morneau, L OBP: 0.329, SLG: 0.397										4	0	0	0	0	1	3											
9 Ryan Doumit, S OBP: 0.297, SLG: 0.388										2	0	0	0	2	0	1											
8 Jamey Carroll, R OBP: 0.276, SLG: 0.255										0	0	0	0	0	0	0											
12 Chris Herrmann, L OBP: 0.393, SLG: 0.615										4	0	0	0	0	3	3											
24 Trevor Plouffe, R OBP: 0.312, SLG: 0.422										3	0	0	0	0	0	0											
55 Chris Colabello, R OBP: 0.118, SLG: 0.118										3	0	0	0	0	1	0											
32 Aaron Hicks, S OBP: 0.267, SLG: 0.359										3	0	1	0	0	0	0											
25 Pedro Florimón, S OBP: 0.291, SLG: 0.348										3	0	0	0	0	2	1											
<b>Inning Stats</b>	R: 0 H: 1 E: 0 K: 2 S: 17	H: 1 LOB: 0 BB: 0 P: 23	R: 0 H: 0 E: 0 K: 2 S: 11	H: 0 LOB: 0 BB: 0 P: 15	R: 0 H: 0 E: 0 K: 2 S: 10	H: 0 LOB: 0 BB: 0 P: 14	R: 0 H: 0 E: 0 K: 0 S: 6	H: 0 LOB: 0 BB: 0 P: 11	R: 0 H: 0 E: 0 K: 0 S: 8	H: 0 LOB: 0 BB: 0 P: 12	R: 0 H: 0 E: 0 K: 2 S: 7	H: 0 LOB: 1 BB: 1 P: 12	R: 0 H: 1 E: 0 K: 1 S: 10	H: 1 LOB: 1 BB: 0 P: 16	R: 0 H: 0 E: 0 K: 1 S: 10	H: 0 LOB: 2 BB: 2 P: 20	1B: 2 2B: 0 3B: 0 HR: 0	SF: 0 SAC: 0 DP: 1 HBP: 1	WP: 0 PB: 0 SB: 2 CS: 0	PA: 32							
<b>PITCHER</b>	IP	WLS	BF	H	R	ER	SO	BB	IBB	HBP	BLK	WP	HR	S	P	ERA	WHIP										
36 Jered Weaver, R ERA: 2.98	8.0	W	27	2	0	0	9	1	0	0	0	0	0	76	114	0.00	0.375										
49 Ernesto Frieri, R ERA: 3.71	1.0	S	5	0	0	0	1	2	0	1	0	0	0	10	20	0.00	2.000										

Minnesota Twins @ Los Angeles Angels  
Angel Stadium of Anaheim, Anaheim, CA  
Wed Jul 24 2013, 12:39 PM - 3:22 PM PDT  
Att: 38,209 - Sunny - 79 F

AB 28  
R 0  
H 2  
RBI 0  
BB 3  
SO 10  
LOB 8



Batter	1	2	3	4	5	6	7	8	9	AB	R	H	RBI	BB	SO	LOB	BOTTOM										
39 JB Shuck, L OBP: 0.331, SLG: 0.365										4	1	1	0	0	0	3											
27 Mike Trout, R OBP: 0.400, SLG: 0.559										3	0	0	0	0	2	3											
5 Albert Pujols, R OBP: 0.326, SLG: 0.437										4	0	1	1	0	0	1											
44 Mark Trumbo, R OBP: 0.314, SLG: 0.476										4	0	2	0	0	0	1											
47 Howie Kendrick, R OBP: 0.345, SLG: 0.456										3	0	0	0	1	1	2											
6 Alberto Callaspo, S OBP: 0.319, SLG: 0.357										3	0	0	0	0	0	3											
17 Chris Iannetta, R OBP: 0.349, SLG: 0.338										3	0	0	0	0	2	0											
19 Collin Cowgill, R OBP: 0.263, SLG: 0.370										3	0	2	0	0	0	0											
2 Erick Aybar, S OBP: 0.304, SLG: 0.382										3	0	1	0	0	0	1											
<b>Inning Stats</b>	R: 1 H: 2 E: 0 K: 1 S: 10	H: 0 LOB: 0 BB: 0 P: 20	R: 0 H: 0 E: 0 K: 1 S: 10	H: 0 LOB: 0 BB: 0 P: 13	R: 0 H: 0 E: 0 K: 0 S: 8	H: 0 LOB: 0 BB: 0 P: 14	R: 0 H: 1 E: 0 K: 1 S: 8	H: 1 LOB: 0 BB: 0 P: 13	R: 0 H: 1 E: 0 K: 1 S: 9	H: 1 LOB: 2 BB: 1 P: 18	R: 0 H: 2 E: 0 K: 0 S: 11	H: 2 LOB: 2 BB: 0 P: 17	R: 0 H: 0 E: 0 K: 0 S: 6	H: 0 LOB: 0 BB: 0 P: 13	R: 0 H: 0 E: 0 K: 1 S: 6	H: 0 LOB: 0 BB: 0 P: 13	1B: 7 2B: 0 3B: 0 HR: 0	SF: 0 SAC: 0 DP: 1 HBP: 1	WP: 0 PB: 0 SB: 1 CS: 0	PA: 32							
<b>PITCHER</b>	IP	WLS	BF	H	R	ER	SO	BB	IBB	HBP	BLK	WP	HR	S	P	ERA	WHIP										
37 Mike Pelfrey, R ERA: 5.15	6.0	L	24	5	1	1	5	1	0	1	0	0	0	56	94	1.50	1.000										
51 Anthony Swarzak, R ERA: 3.35	2.0		8	2	0	0	0	0	0	0	0	0	0	17	30	0.00	1.000										

Minnesota Twins @ Los Angeles Angels  
Angel Stadium of Anaheim, Anaheim, CA  
Wed Jul 24 2013, 12:39 PM - 3:22 PM PDT  
Att: 38,209 - Sunny - 79 F

AB 30  
R 1  
H 7  
RBI 1  
BB 1  
SO 5  
LOB 14









Batter	1	2	3	4	5	6	7	8	9	10	11	12	13	AB R H RBI BB SO LOB	TOP							
2 Brian Dozier, R OBP: 0.304, SLG: 0.373														4 0 1 0 1 0 1	<b>Minnesota Twins @ Seattle Mariners</b> Safeco Field, Seattle, WA Fri Jul 26 2013, 7:11 PM - 11:04 PM PDT Att. 23,172 - Clear - 62 F							
8 Jamey Carroll, R OBP: 0.270, SLG: 0.250 24 Trevor Plouffe, R OBP: 0.306, SLG: 0.414														3 0 0 0 0 0 1 3 0 1 1 0 1 2								
33 Justin Morneau, L OBP: 0.323, SLG: 0.388														6 0 0 0 0 0 2 3								
9 Ryan Doumit, S OBP: 0.295, SLG: 0.383														5 0 1 0 0 0 3 2								
12 Chris Hermann, L OBP: 0.368, SLG: 0.543														4 0 0 0 1 2 1								
11 Clete Thomas, L OBP: 0.305, SLG: 0.360														5 0 1 0 0 0 2 1								
32 Aaron Hicks, S OBP: 0.266, SLG: 0.352														5 1 1 0 0 0 2 1								
41 Drew Butera, R 55 Chris Colabello, R OBP: 0.171, SLG: 0.223														2 0 0 0 0 0 1 0 3 1 1 2 0 1 1								
25 Pedro Florimon, S OBP: 0.292, SLG: 0.351														5 1 2 0 0 0 1 0								
<b>Inning Stats</b>	R: 0 E: 0 K: 1 S: 7	H: 1 LOB: 1 BB: 0 P: 10	R: 0 E: 0 K: 1 S: 5	H: 0 LOB: 0 BB: 0 P: 10	R: 0 E: 0 K: 1 S: 8	H: 1 LOB: 1 BB: 0 P: 12	R: 0 E: 0 K: 1 S: 8	H: 0 LOB: 0 BB: 0 P: 14	R: 0 E: 0 K: 2 S: 11	H: 0 LOB: 0 BB: 0 P: 17	R: 0 E: 0 K: 1 S: 6	H: 1 LOB: 1 BB: 0 P: 9	R: 0 E: 0 K: 1 S: 14	H: 0 LOB: 1 BB: 1 P: 25		R: 0 E: 0 K: 1 S: 10	H: 0 LOB: 1 BB: 1 P: 18	R: 2 E: 0 K: 1 S: 13	H: 3 LOB: 1 BB: 0 P: 18	1B: 6 2B: 1 3B: 0 HR: 1	SF: 0 SAC: 1 DP: 1 HBP: 0	WP: 1 PB: 0 SB: 0 CS: 0
<b>PITCHER</b>	IP WLS BF H R ER SO P ERA WHIP	<b>PITCHER</b> IP WLS BF H R ER SO P ERA WHIP																				
34 Félix Hernández, R ERA: 2.34	9.0	3	5	1	1	11	0	0	0	0	0	0	0	0	6	9	0.00	0.000				
41 Charlie Furbush, L ERA: 3.27	1.0	4	0	0	0	1	1	0	0	0	0	0	0	0	14	25	0.00	1.000				
54 Tom Wilhelmsen, R ERA: 3.69	1.0	4	0	0	0	1	1	0	0	0	0	0	0	0	10	18	0.00	1.000				
50 Oliver Pérez, L ERA: 2.35	1.0	L	6	3	2	2	1	0	0	0	0	0	0	0	1	13	18	18.00	3.000			

AB	45
R	3
H	8
RBI	3
BB	2
SO	15
LOB	13

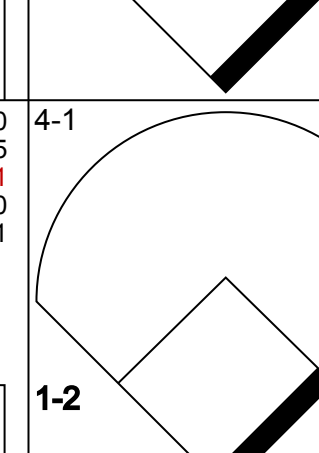
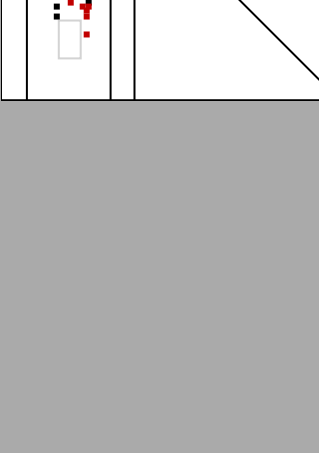

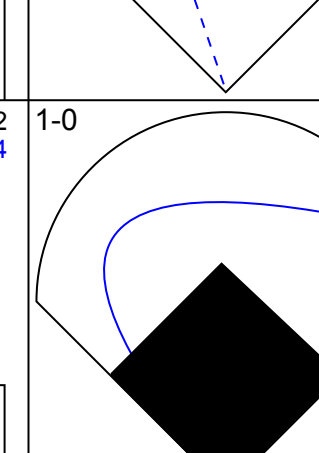

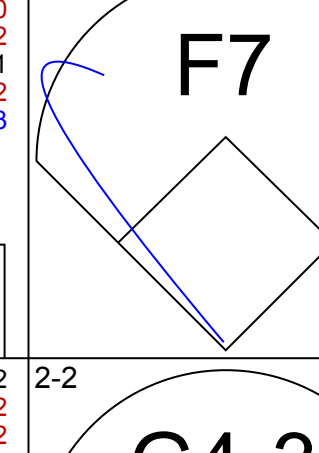


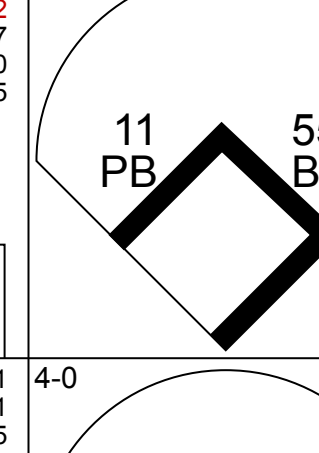

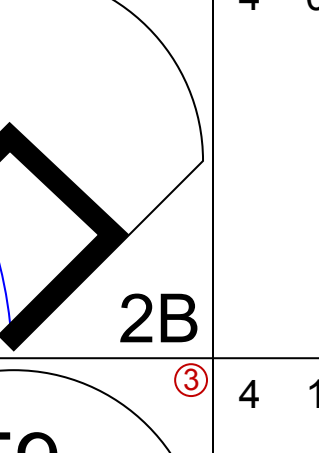
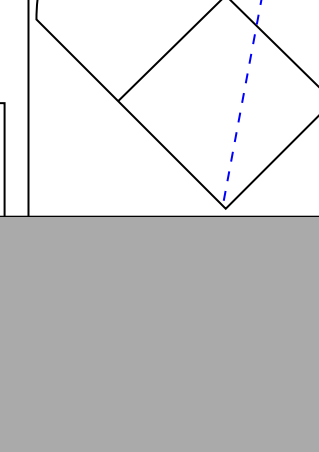
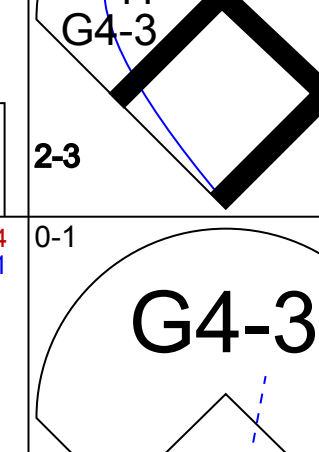
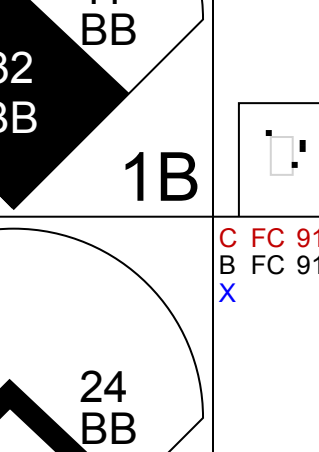
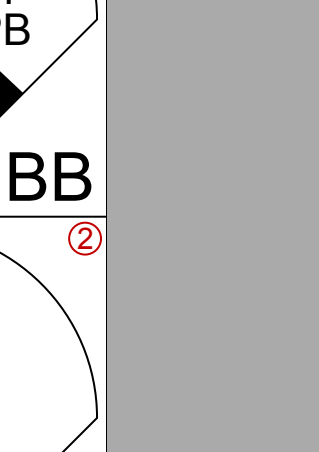
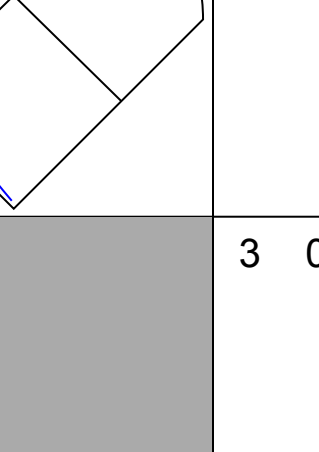

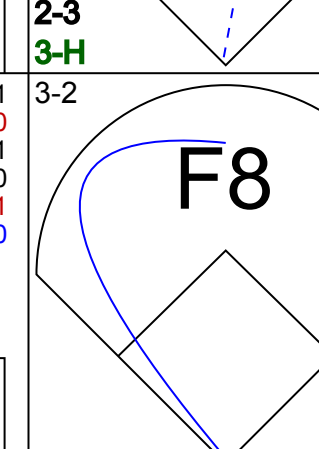
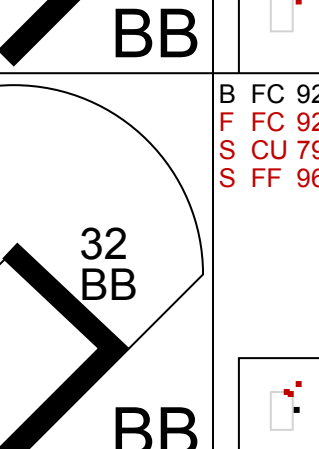
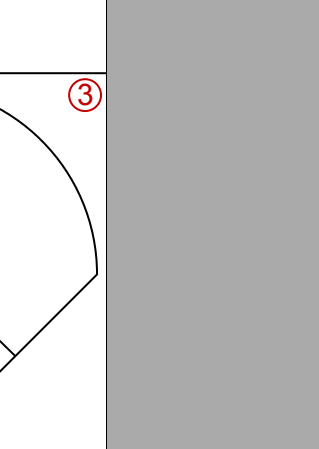



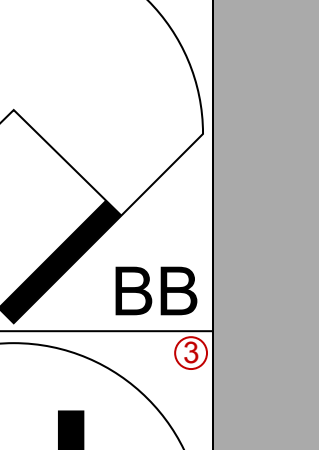
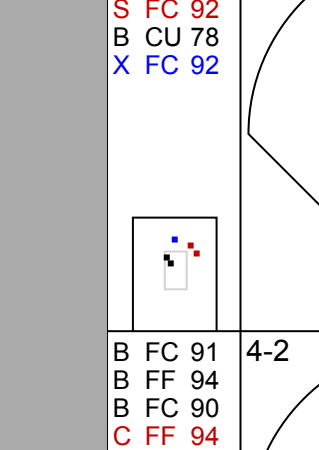

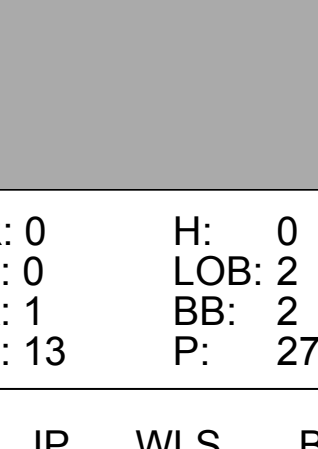
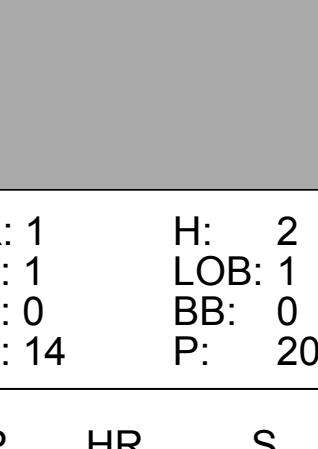
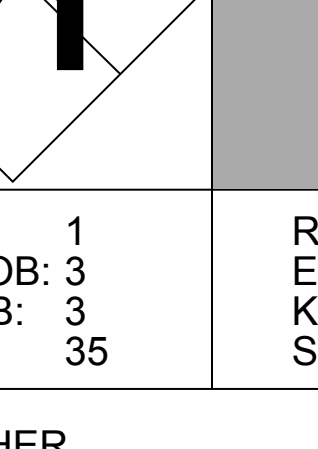
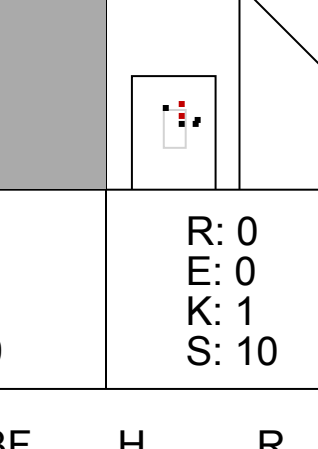

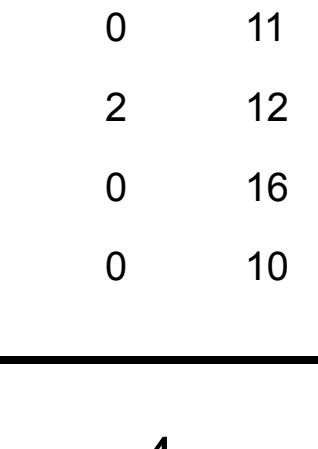


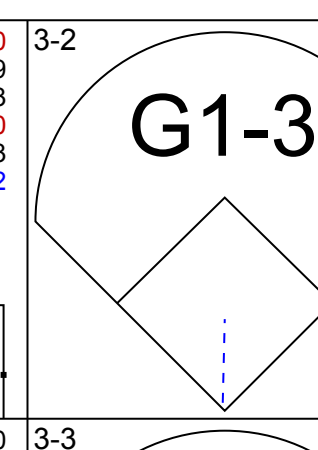
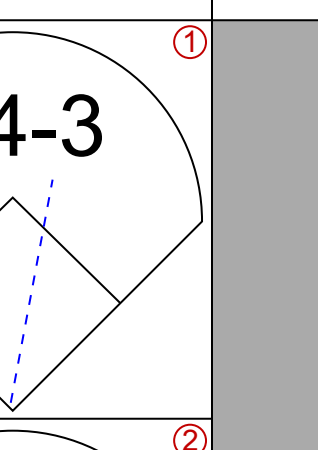
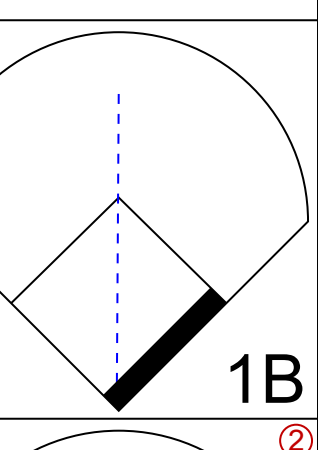
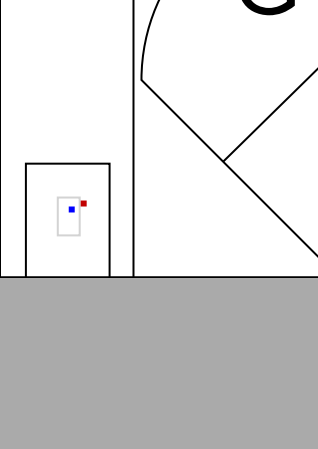

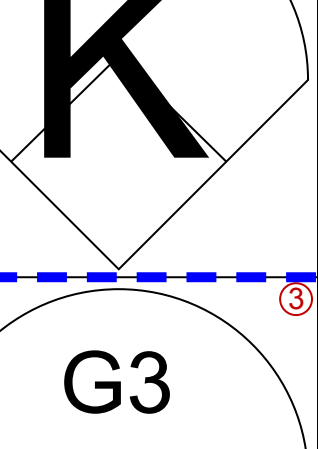


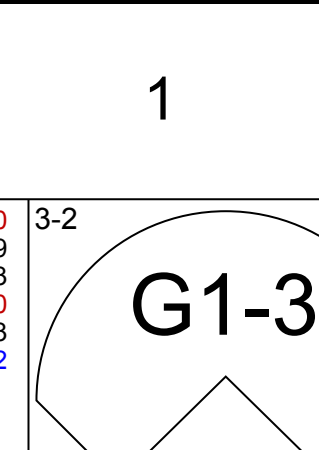
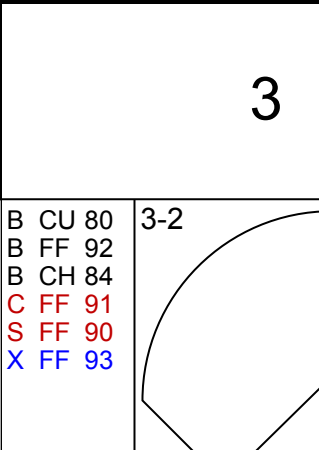


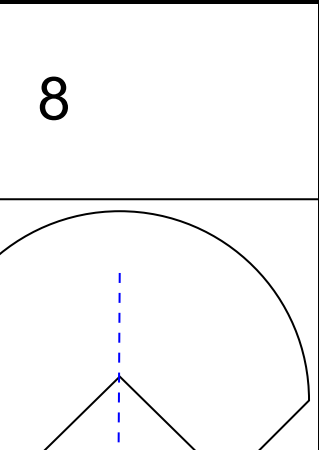
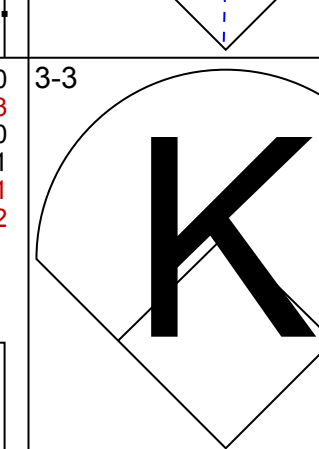
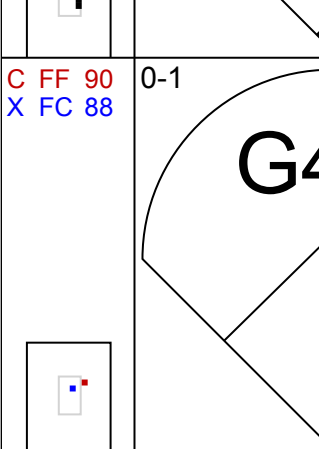


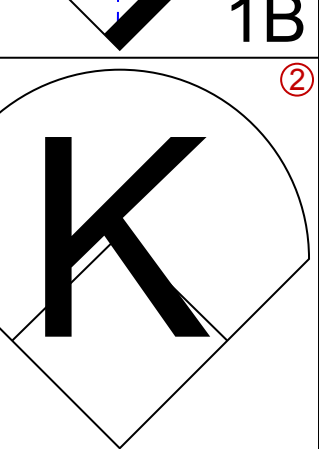
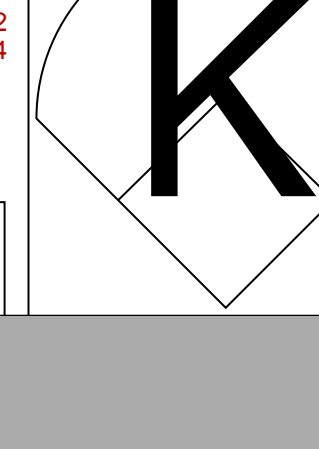
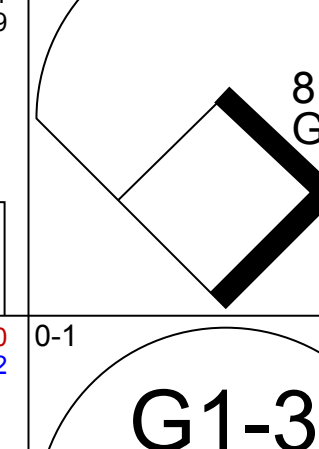
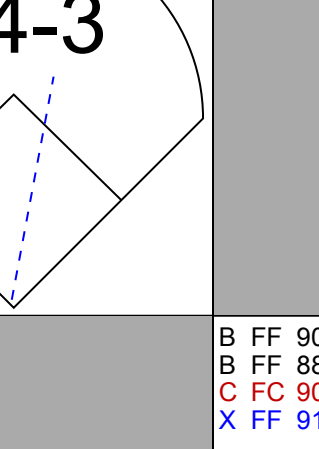
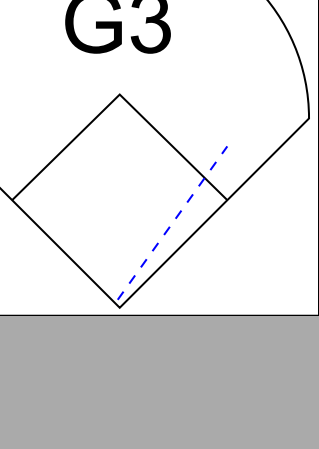
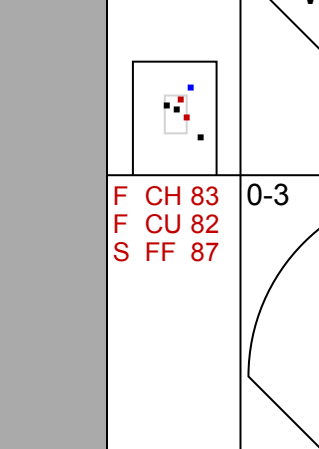
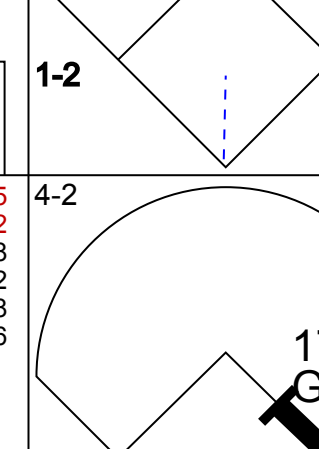
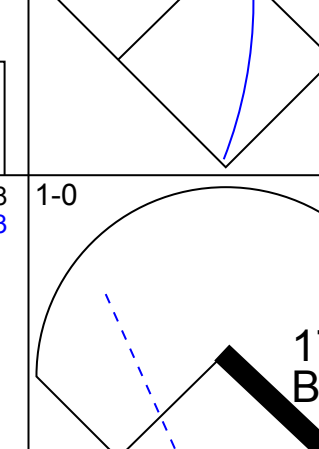
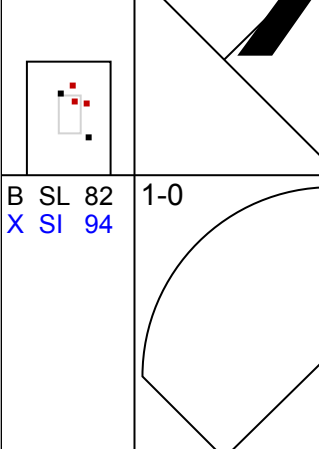
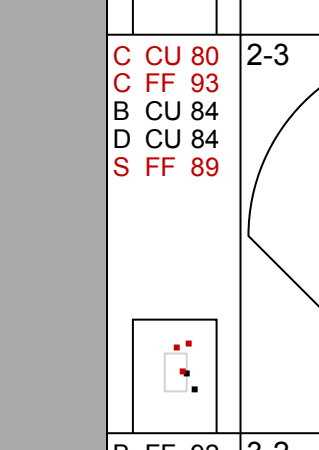
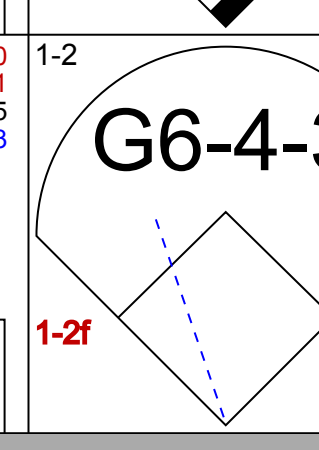
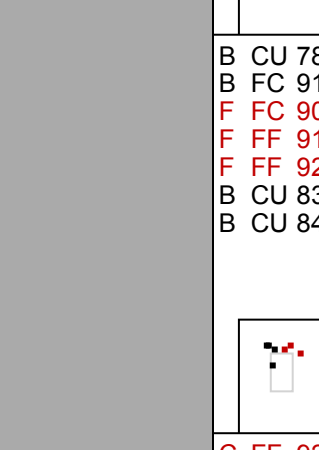
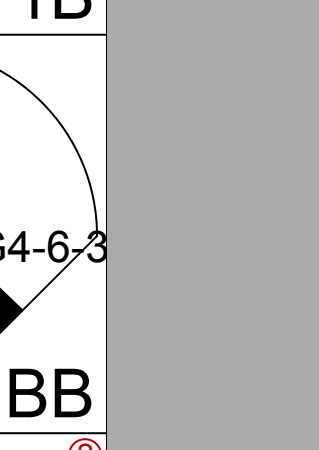
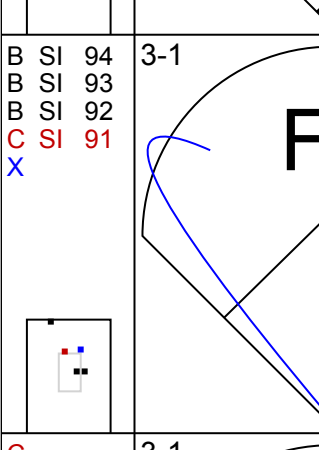
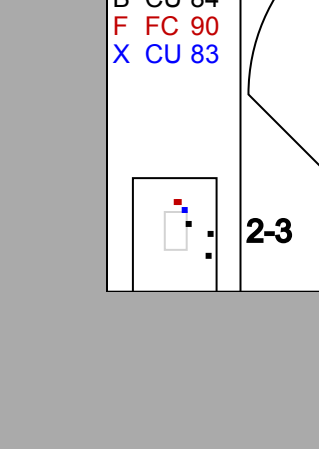

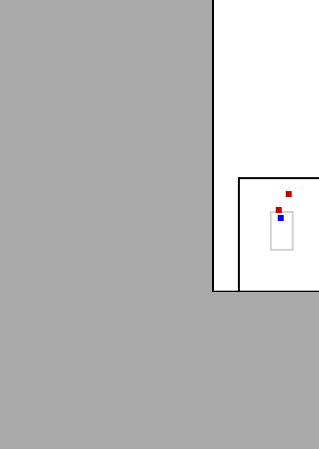
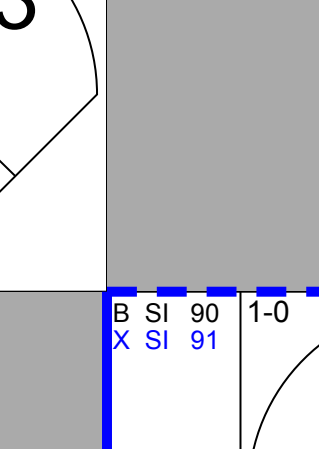
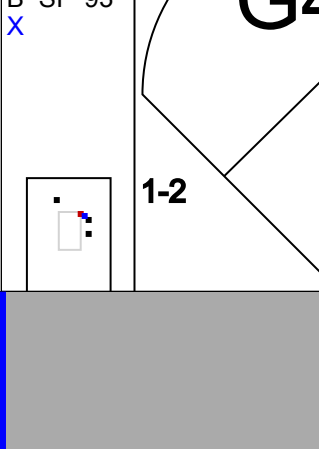

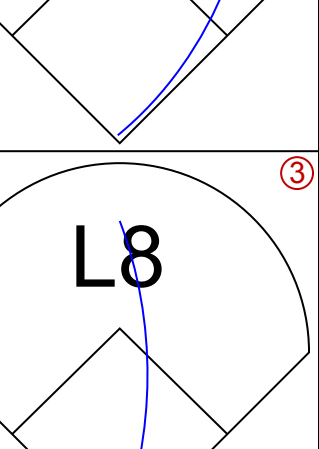


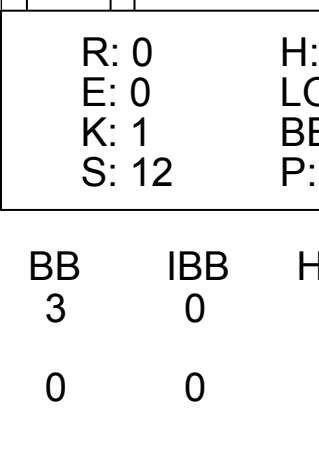
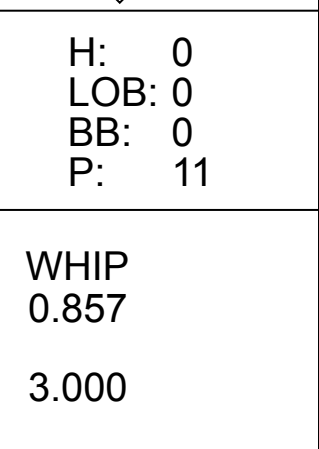
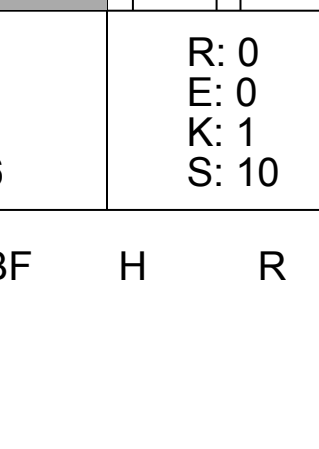
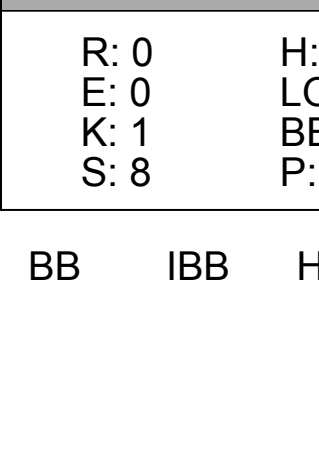


Batter	1	2	3	4	5	6	7	8	9	10	11	12	13	AB R H RBI BB SO LOB	BOTTOM											
12 Jason Bay, R OBP: 0.298, SLG: 0.393 9 Endy Chavez, L OBP: 0.303, SLG: 0.349														3 0 0 0 0 0 2 3 0 2 0 0 0 0	<b>Minnesota Twins @ Seattle Mariners</b> Safeco Field, Seattle, WA Fri Jul 26 2013, 7:11 PM - 11:04 PM PDT Att. 23,172 - Clear - 62 F											
6 Nick Franklin, S OBP: 0.336, SLG: 0.465														6 0 3 1 0 1 2 6 0 0 0 0 0 3 5												
28 Raul Ibanez, L OBP: 0.309, SLG: 0.545														5 1 2 1 1 1 0												
8 Kendrys Morales, S OBP: 0.341, SLG: 0.470														6 0 3 0 0 1 3												
15 Kyle Seager, L OBP: 0.356, SLG: 0.484														5 0 0 0 1 0 5												
17 Justin Smoak, S OBP: 0.361, SLG: 0.413														6 0 1 0 0 2 2												
13 Dustin Ackley, L OBP: 0.292, SLG: 0.280														3 1 0 0 0 0 1 2 0 0 0 0 0 0												
26 Brendan Ryan, R OBP: 0.254, SLG: 0.264 5 Brad Miller, L OBP: 0.311, SLG: 0.402														5 0 1 0 0 2 1												
33 Henry Blanco, R OBP: 0.262, SLG: 0.267														5 0 1 0 0 2 1												
<b>Inning Stats</b>	R: 0 E: 0 K: 0 S: 6	H: 0 LOB: 0 BB: 0 P: 9	R: 0 E: 0 K: 0 S: 7	H: 1 LOB: 1 BB: 0 P: 10	R: 0 E: 0 K: 1 S: 5	H: 1 LOB: 2 BB: 1 P: 27	R: 1 E: 0 K: 0 S: 16	H: 3 LOB: 2 BB: 0 P: 23	R: 0 E: 0 K: 0 S: 5	H: 0 LOB: 0 BB: 0 P: 10	R: 0 E: 1 K: 0 S: 9	H: 1 LOB: 2 BB: 0 P: 15	R: 0 E: 0 K: 2 S: 15	H: 1 LOB: 1 BB: 0 P: 19		R: 0 E: 0 K: 2 S: 8	H: 0 LOB: 0 BB: 0 P: 8	R: 0 E: 0 K: 2 S: 13	H: 1 LOB: 1 BB: 1 P: 20	R: 0 E: 0 K: 2 S: 14	H: 2 LOB: 2 BB: 0 P: 18	R: 1 E: 0 K: 0 S: 9	H: 2 LOB: 0 BB: 0 P: 16	1B: 9 2B: 2 3B: 0 HR: 1	SF: 0 SAC: 0 DP: 2 HBP: 0	WP: 0 PB: 0 SB: 0 CS: 0
<b>PITCHER</b>	IP WLS BF H R ER SO P ERA WHIP	<b>PITCHER</b> IP WLS BF H R ER SO P ERA WHIP																								
58 Scott Diamond, L ERA: 5.26	6.2	2	5	1	1	1	0	0	0	0	0	0	0	5	6	0.00	3.000									
61 Jared Burton, R ERA: 3.43	0.1	4	1	0	0	2	0	0	0	0	0	0	0	15	19	0.00	1.000									
56 Caleb Thielbar, L ERA: 0.73	1.0	6	0	0	0	4	0	0	0	0	0	0	0	17	21	0.00	0.000									
50 Casey Fien, R ERA: 2.84	2.0	W	9	3	0	3	1	0	0	0	0	0	0	23	38	0.00	2.000									

AB	50
R	2
H	12
RBI	2
BB	2
SO	10
LOB	21





Batter	1	2	3	4	5	6	7	8	9	AB	R	H	RBI	BB	SO	LOB	TOP				
2 Brian Dozier, R OBP: 0.303, SLG: 0.380										5	1	1	1	0	3	2	<b>Minnesota Twins @ Seattle Mariners</b> Safeco Field, Seattle, WA Sat Jul 27 2013, 1:12 PM - 4:26 PM PDT Att: 24,531 - Sunny - 65 F				
12 Chris Herrmann, L OBP: 0.349, SLG: 0.487										4	0	0	0	1	2	1					
33 Justin Morneau, L OBP: 0.327, SLG: 0.401										4	2	2	1	1	1	0					
9 Ryan Doumit, S OBP: 0.297, SLG: 0.385										4	0	1	0	1	0	3					
55 Chris Colabello, R OBP: 0.217, SLG: 0.250										4	1	2	0	1	0	3					
11 Clete Thomas, L OBP: 0.304, SLG: 0.352										3	0	0	1	1	0	3					
24 Trevor Plouffe, R OBP: 0.307, SLG: 0.410										3	0	0	0	1	1	3					
32 Aaron Hicks, S OBP: 0.265, SLG: 0.348										3	0	0	1	1	1	0					
17 Doug Bernier, R OBP: 0.467, SLG: 0.500										3	0	1	0	1	1	3					
<b>Inning Stats</b>	R: 0 H: 0 E: 0 K: 1 S: 13	H: 0 LOB: 2 BB: 2 P: 27	R: 0 H: 0 E: 0 K: 1 S: 15	H: 1 LOB: 0 BB: 0 P: 22	R: 0 H: 0 E: 0 K: 1 S: 10	H: 0 LOB: 0 BB: 0 P: 16	R: 1 H: 2 E: 1 K: 0 S: 14	H: 1 LOB: 1 BB: 0 P: 20	R: 0 H: 1 E: 0 K: 2 S: 14	H: 1 LOB: 3 BB: 3 P: 22	R: 2 H: 2 E: 0 K: 1 S: 13	H: 2 LOB: 2 BB: 2 P: 29	R: 0 H: 0 E: 0 K: 1 S: 10	H: 0 LOB: 1 BB: 1 P: 18	R: 0 H: 1 E: 0 K: 0 S: 10	H: 1 LOB: 0 BB: 0 P: 14	1B: 3 2B: 2 3B: 0 HR: 2	SF: 0 SAC: 0 DP: 0 HBP: 0	WP: 1 PB: 1 SB: 0 CS: 1	PA: 42	
<b>PITCHER</b>	IP	WLS	BF	H	R	ER	SO	BB	IBB	HBP	BLK	WP	HR	S	P	ERA	WHIP				
39 Aaron Harang, R ERA: 4.89	5.0	L	20	3	1	1	5	2	0	0	0	0	0	66	107	1.80	1.000				
41 Charlie Furbush, L ERA: 3.43	0.2		5	1	1	1	1	2	0	0	0	0	0	11	25	13.50	4.500				
31 Yoervis Medina, R ERA: 2.93	0.2		5	2	2	2	1	1	0	0	0	0	2	12	23	27.00	4.500				
40 Danny Farquhar, R ERA: 6.43	1.2		7	0	0	0	2	3	0	0	0	0	0	16	34	0.00	1.800				
44 Lucas Luetge, L ERA: 5.19	1.0		4	1	0	0	0	0	0	0	0	1	0	10	14	0.00	1.000				

Batter	1	2	3	4	5	6	7	8	9	AB	R	H	RBI	BB	SO	LOB	BOTTOM				
5 Brad Miller, L OBP: 0.318, SLG: 0.406										4	0	2	0	0	0	0	<b>Minnesota Twins @ Seattle Mariners</b> Safeco Field, Seattle, WA Sat Jul 27 2013, 1:12 PM - 4:26 PM PDT Att: 24,531 - Sunny - 65 F				
6 Nick Franklin, S OBP: 0.332, SLG: 0.455										4	0	0	0	0	3	3					
28 Raul Ibanez, L OBP: 0.308, SLG: 0.539										3	0	0	0	1	1	2					
8 Kendrys Morales, S OBP: 0.340, SLG: 0.470										4	0	1	0	0	1	1					
15 Kyle Seager, L OBP: 0.360, SLG: 0.485										3	0	2	0	1	1	1					
17 Justin Smoak, S OBP: 0.359, SLG: 0.408										3	0	0	0	1	1	4					
9 Endy Chavez, L OBP: 0.298, SLG: 0.343										4	0	0	0	0	0	4					
35 Humberto Quintero, R OBP: 0.286, SLG: 0.394										2	0	0	0	0	1	0					
55 Michael Saunders, L OBP: 0.312, SLG: 0.396										1	0	1	0	0	0	0					
33 Henry Blanco, R OBP: 0.252, SLG: 0.267										0	0	0	0	0	0	0					
13 Dustin Ackley, L OBP: 0.278, SLG: 0.276										3	0	0	0	0	0	1					
<b>Inning Stats</b>	R: 0 H: 0 E: 0 K: 2 S: 9	H: 1 LOB: 0 BB: 0 P: 17	R: 0 H: 1 E: 0 K: 2 S: 12	H: 1 LOB: 0 BB: 0 P: 20	R: 0 H: 1 E: 0 K: 1 S: 12	H: 1 LOB: 1 BB: 0 P: 19	R: 0 H: 0 E: 0 K: 0 S: 7	H: 0 LOB: 2 BB: 2 P: 16	R: 0 H: 0 E: 0 K: 1 S: 6	H: 0 LOB: 0 BB: 0 P: 11	R: 0 H: 1 E: 0 K: 0 S: 9	H: 1 LOB: 1 BB: 1 P: 16	R: 0 H: 2 E: 0 K: 1 S: 10	H: 2 LOB: 2 BB: 0 P: 21	R: 0 H: 1 E: 0 K: 1 S: 8	H: 1 LOB: 0 BB: 0 P: 17	1B: 5 2B: 1 3B: 0 HR: 0	SF: 0 SAC: 0 DP: 2 HBP: 0	WP: 1 PB: 0 SB: 0 CS: 0	PA: 34	
<b>PITCHER</b>	IP	WLS	BF	H	R	ER	SO	BB	IBB	HBP	BLK	WP	HR	S	P	ERA	WHIP				
21 Samuel Deduno, R ERA: 3.18	7.0	W	25	3	0	0	6	3	0	0	0	1	0	63	110	0.00	0.857				
20 Josh Roenicke, R ERA: 3.43	0.2		4	2	0	0	1	0	0	0	0	0	0	9	18	0.00	3.000				
61 Jared Burton, R ERA: 3.4	0.1	H	1	0	0	0	0	0	0	0	0	0	0	1	3	0.00	0.000				
51 Anthony Swarzak, R ERA: 3.3	1.0		4	1	0	0	1	0	0	0	0	0	0	8	17	0.00	1.000				

AB	33
R	4
H	7
RBI	4
BB	8
SO	9
LOB	18



AB	31
R	0
H	6
RBI	0
BB	3
SO	8
LOB	16





Batter	1	2	3	4	5	6	7	8	9	AB	R	H	RBI	BB	SO	LOB	TOP					
2 Brian Dozier, R (1,4) OBP: 0.303, SLG: 0.383 8 Jamey Carroll, R (6,4) OBP: 0.270, SLG: 0.247										3	0	1	0	0	2	0	<b>Minnesota Twins @ Seattle Mariners</b> Safeco Field, Seattle, WA Sun Jul 28 2013, 1:11 PM - 3:51 PM PDT Att: 35,103 - Partly Cloudy - G3 F					
12 Chris Herrmann, L (1,2) OBP: 0.340, SLG: 0.488										4	0	1	0	0	1	1						
33 Justin Morneau, L (1,10) OBP: 0.324, SLG: 0.396										4	0	0	0	0	2	2						
9 Ryan Doumit, S (1,9) OBP: 0.304, SLG: 0.392										2	2	2	0	2	0	0						
55 Chris Colabello, R (1,3) OBP: 0.240, SLG: 0.333										4	2	2	2	0	1	3						
11 Clete Thomas, L (1,7) OBP: 0.302, SLG: 0.349										4	0	1	1	0	1	1						
24 Trevor Plouffe, R (1,5) OBP: 0.306, SLG: 0.407										4	0	1	0	0	0	3						
32 Aaron Hicks, S (1,8) OBP: 0.265, SLG: 0.348										3	0	1	1	0	0	1						
25 Pedro Florimón, S (1,6) OBP: 0.288, SLG: 0.346										4	0	0	0	0	3	3						
<b>Inning Stats</b>	R: 0 E: 0 K: 1 S: 9	H: 0 LOB: 0 BB: 0 P: 15	R: 2 E: 0 K: 1 S: 16	H: 3 LOB: 1 BB: 0 P: 23	R: 0 E: 0 K: 1 S: 9	H: 1 LOB: 2 BB: 1 P: 19	R: 0 E: 0 K: 0 S: 6	H: 0 LOB: 0 BB: 0 P: 9	R: 0 E: 0 K: 2 S: 10	H: 1 LOB: 1 BB: 1 P: 15	R: 2 E: 0 K: 1 S: 15	H: 2 LOB: 1 BB: 1 P: 25	R: 0 E: 0 K: 3 S: 9	H: 0 LOB: 0 BB: 0 P: 14	R: 0 E: 0 K: 2 S: 13	H: 1 LOB: 1 BB: 0 P: 20	R: 0 E: 0 K: 0 S: 8	H: 1 LOB: 0 BB: 0 P: 10	1B: 5 2B: 3 HR: 1	SF: 1 SAC: 0 DP: 1 HBP: 0	WP: 1 PB: 0 CS: 0	PA: 37
<b>PITCHER</b>	IP	WLS	BF	H	R	ER	SO	BB	IBB	HBP	BLK	WP	HR	S	P	ERA	WHIP					
50 Erasmo Ramírez, R (1,1) ERA: 7.71	6.0	W	27	7	4	4	6	2	0	0	0	0	1	65	106	6.00	1.500					
40 Danny Farquhar, R (7,1) ERA: 5.0	2.0	H	7	1	0	0	5	0	0	0	0	1	0	22	34	0.00	0.500					
54 Tom Wilhelmson, R (9,1) ERA: 3.61	1.0	S	3	1	0	0	0	0	0	0	0	0	0	8	10	0.00	1.000					

Batter	1	2	3	4	5	6	7	8	9	AB	R	H	RBI	BB	SO	LOB	BOTTOM					
5 Brad Miller, L (1,6) OBP: 0.333, SLG: 0.414										3	2	0	1	1	1	0	<b>Minnesota Twins @ Seattle Mariners</b> Safeco Field, Seattle, WA Sun Jul 28 2013, 1:11 PM - 3:51 PM PDT Att: 35,103 - Partly Cloudy - G3 F					
6 Nick Franklin, S (1,4) OBP: 0.340, SLG: 0.492										4	2	3	4	0	1	1						
15 Kyle Seager, L (1,5) OBP: 0.356, SLG: 0.481										3	0	0	1	0	0	1						
8 Kendrys Morales, S (1,3) OBP: 0.337, SLG: 0.465										4	0	0	0	0	0	2						
28 Raul Ibanez, L (1,10) OBP: 0.307, SLG: 0.535										4	0	1	0	0	1	2						
55 Michael Saunders, L (1,7) OBP: 0.311, SLG: 0.376										4	1	1	1	0	1	1						
9 Endy Chavez, L (1,9) OBP: 0.297, SLG: 0.342										4	0	1	0	0	0	1						
13 Dustin Ackley, L (1,8) OBP: 0.275, SLG: 0.273										3	0	0	0	0	1	2						
33 Henry Blanco, R (1,2) OBP: 0.253, SLG: 0.256										3	1	0	0	0	1	1						
<b>Inning Stats</b>	R: 0 E: 0 K: 1 S: 8	H: 1 LOB: 1 BB: 0 P: 15	R: 0 E: 0 K: 0 S: 8	H: 1 LOB: 0 BB: 0 P: 15	R: 1 E: 1 K: 0 S: 11	H: 2 LOB: 0 BB: 0 P: 21	R: 4 E: 0 K: 1 S: 16	H: 3 LOB: 0 BB: 1 P: 29	R: 0 E: 0 K: 1 S: 9	H: 0 LOB: 0 BB: 0 P: 15	R: 0 E: 0 K: 1 S: 6	H: 0 LOB: 0 BB: 0 P: 8	R: 1 E: 0 K: 1 S: 13	H: 1 LOB: 0 BB: 0 P: 20	R: 0 E: 0 K: 1 S: 9	H: 0 LOB: 0 BB: 0 P: 14	R: 0 E: 0 K: 0 S: 8	H: 0 LOB: 0 BB: 0 P: 10	1B: 5 2B: 0 3B: 0 HR: 3	SF: 1 SAC: 0 DP: 1 HBP: 0	WP: 1 PB: 0 CS: 0	PA: 34
<b>PITCHER</b>	IP	WLS	BF	H	R	ER	SO	BB	IBB	HBP	BLK	WP	HR	S	P	ERA	WHIP					
44 Kyle Gibson, R (1,1) ERA: 6.21	5.0	L	24	7	5	5	3	1	0	0	0	0	1	2	52	9.00	1.600					
51 Anthony Swarzak, R (6,1) ERA: 3.34	2.0	7	1	1	1	2	0	0	0	0	0	0	1	19	28	4.50	0.500					
56 Caleb Thielbar, L (8,1) ERA: 0.7	1.0	3	0	0	0	0	1	0	0	0	0	0	0	9	14	0.00	0.000					

AB	34
R	4
H	9
RBI	4
BB	2
SO	11
LOB	14



AB	32
R	6
H	8
RBI	6
BB	1
SO	6
LOB	11





Batter	1	2	3	4	5	6	7	8	9	AB	R	H	RBI	BB	SO	LOB	TOP			
4 Alex Gordon, L OBP: 0.343, SLG: 0.404										4	1	2	0	1	0	2				
35 Eric Hosmer, L OBP: 0.335, SLG: 0.432										5	1	3	1	0	1	1				
16 Billy Butler, R OBP: 0.374, SLG: 0.406										5	0	0	0	0	2	6				
13 Salvador Perez, R OBP: 0.312, SLG: 0.386										4	1	2	0	1	0	2				
7 David Lough, L OBP: 0.308, SLG: 0.432										4	0	0	1	0	1	4				
24 Miguel Tejada, R OBP: 0.317, SLG: 0.400										4	1	2	1	0	1	0				
23 Elliot Johnson, S OBP: 0.235, SLG: 0.267										1	0	0	0	0	1	2				
8 Mike Moustakas, L OBP: 0.285, SLG: 0.360										3	2	2	4	1	1	0				
2 Alcides Escobar, R OBP: 0.265, SLG: 0.313										4	0	0	0	0	0	2				
1 Jarrod Dyson, L OBP: 0.340, SLG: 0.451										4	1	1	0	0	1	2				
<b>Inning Stats</b>	R: 0 H: 2 E: 0 K: 2 S: 13	H: 2 LOB: 2 BB: 0 P: 18	R: 0 H: 1 E: 0 K: 1 S: 15	LOB: 2 BB: 1 P: 26	R: 4 H: 4 E: 0 K: 0 S: 15	LOB: 4 BB: 0 P: 25	R: 0 H: 1 E: 0 K: 1 S: 14	LOB: 1 BB: 1 P: 24	R: 0 H: 0 E: 0 K: 0 S: 4	H: 0 LOB: 0 BB: 0 P: 6	R: 0 H: 0 E: 0 K: 0 S: 9	H: 0 LOB: 0 BB: 0 P: 12	R: 1 H: 1 E: 0 K: 1 S: 9	H: 1 LOB: 0 BB: 0 P: 12	R: 2 H: 3 E: 0 K: 1 S: 15	H: 3 LOB: 2 BB: 1 P: 23	1B: 9 2B: 1 3B: 0 HR: 2	SF: 1 SAC: 0 DP: 0 HBP: 0	WP: 0 PA: 42 PB: 0 SB: 0 CS: 0	
<b>PITCHER</b>	IP WLS BF H R ER SO BB IBB HBP BLK WP HR S P ERA WHIP	4.0 L 22 8 4 4 4 2 0 0 0 0 1 57 93 9.00 2.500	3.0 9 0 0 2 0 0 0 0 0 0 1 34 36 0.00 0.000	1.0 7 4 3 3 1 0 0 0 0 0 1 13 16 27.00 4.000	1.0 4 0 0 0 1 0 1 0 0 0 0 11 19 0.00 0.000															

**Kansas City Royals @ Minnesota Twins**  
 Target Field, Minneapolis, MN  
 Tue Jul 30 2013, 7:12 PM - 10:13 PM CDT  
 Att: 33,085 - Overcast - 72 F

AB	38
R	7
H	12
RBI	7
BB	3
SO	8
LOB	21



Batter	1	2	3	4	5	6	7	8	9	AB	R	H	RBI	BB	SO	LOB	BOTTOM				
11 Clete Thomas, L OBP: 0.301, SLG: 0.347										4	1	1	0	0	1	0					
8 Jamey Carroll, R OBP: 0.270, SLG: 0.247										4	1	1	0	0	1	1					
7 Joe Mauer, L OBP: 0.408, SLG: 0.474										4	0	2	1	0	1	1					
33 Justin Morneau, L OBP: 0.323, SLG: 0.393										3	0	0	0	1	1	2					
9 Ryan Doumit, S OBP: 0.306, SLG: 0.391										3	0	1	1	1	1	0					
55 Chris Colabello, R OBP: 0.222, SLG: 0.308										4	0	0	0	0	1	4					
24 Trevor Plouffe, R OBP: 0.303, SLG: 0.493										3	0	0	0	0	0	2					
32 Aaron Hicks, S OBP: 0.262, SLG: 0.344										3	0	0	0	0	1	0					
25 Pedro Florimón, S OBP: 0.285, SLG: 0.342										3	0	0	0	0	2	0					
<b>Inning Stats</b>	R: 1 H: 2 E: 0 K: 1 S: 15	H: 2 LOB: 1 BB: 0 P: 23	R: 0 H: 0 E: 0 K: 0 S: 8	LOB: 0 BB: 0 P: 10	R: 0 H: 0 E: 0 K: 2 S: 9	LOB: 0 BB: 0 P: 14	R: 1 H: 2 E: 0 K: 0 S: 16	LOB: 2 BB: 1 P: 23	R: 0 H: 0 E: 0 K: 2 S: 8	H: 0 LOB: 0 BB: 0 P: 12	R: 0 H: 0 E: 0 K: 2 S: 11	H: 0 LOB: 0 BB: 0 P: 17	R: 0 H: 0 E: 0 K: 1 S: 9	H: 0 LOB: 0 BB: 0 P: 14	R: 0 H: 0 E: 0 K: 0 S: 5	H: 0 LOB: 0 BB: 0 P: 8	R: 0 H: 1 E: 0 K: 1 S: 14	H: 1 LOB: 2 BB: 1 P: 25	1B: 5 2B: 1 3B: 0 HR: 0	SF: 0 SAC: 0 DP: 1 HBP: 0	WP: 0 PA: 33 PB: 0 SB: 0 CS: 1
<b>PITCHER</b>	IP WLS BF H R ER SO BB IBB HBP BLK WP HR S P ERA WHIP	7.0 W 25 4 2 2 2 1 0 0 0 0 0 76 113 2.57 0.714	1.0 H 3 0 0 0 0 0 0 0 0 0 0 5 8 0.00 0.000	1.0 5 1 0 0 1 0 0 0 0 0 0 14 25 0.00 2.000																	

**Kansas City Royals @ Minnesota Twins**  
 Target Field, Minneapolis, MN  
 Tue Jul 30 2013, 7:12 PM - 10:13 PM CDT  
 Att: 33,085 - Overcast - 72 F

AB	31
R	2
H	5
RBI	2
BB	2
SO	9
LOB	10





Batter	1	2	3	4	5	6	7	8	9	AB	R	H	RBI	BB	SO	LOB	TOP										
4 Alex Gordon, L OBP: 0.344, SLG: 0.409										5	2	2	0	0	0	1	<b>Kansas City Royals @ Minnesota Twins</b> Target Field, Minneapolis, MN Wed Jul 31 2013, 7:11 PM - 10:31 PM CDT Att: 32,789 - Partly Cloudy - 80 F <a href="http://livebaseballscorecards.com">livebaseballscorecards.com</a>										
35 Eric Hosmer, L OBP: 0.336, SLG: 0.434										5	1	2	0	0	0	0											
16 Billy Butler, R OBP: 0.373, SLG: 0.405										3	0	1	2	0	0	2											
13 Salvador Perez, R OBP: 0.311, SLG: 0.384										4	0	1	0	0	1	0											
7 David Lough, L OBP: 0.317, SLG: 0.443										4	1	3	0	0	0	2											
24 Miguel Tejada, R OBP: 0.315, SLG: 0.395										4	0	1	1	0	1	2											
23 Elliot Johnson, S OBP: 0.235, SLG: 0.267										0	0	0	0	0	0	0											
8 Mike Moustakas, L OBP: 0.287, SLG: 0.365										4	0	2	0	0	2	1											
2 Alcides Escobar, R OBP: 0.262, SLG: 0.309										4	0	0	0	0	1	3											
1 Jarrod Dyson, L OBP: 0.337, SLG: 0.442										4	0	1	0	0	1	2											
<b>Inning Stats</b>	R: 0 E: 0 K: 0 S: 8	H: 0 LOB: 0 BB: 0 P: 9	R: 1 E: 0 K: 1 S: 17	H: 3 LOB: 2 BB: 0 P: 25	R: 1 E: 0 K: 1 S: 8	H: 2 LOB: 0 BB: 0 P: 12	R: 0 E: 0 K: 0 S: 11	H: 2 LOB: 1 BB: 0 P: 15	R: 0 E: 0 K: 0 S: 10	H: 1 LOB: 1 BB: 0 P: 14	R: 0 E: 0 K: 1 S: 12	H: 3 LOB: 2 BB: 0 P: 29	R: 0 E: 0 K: 3 S: 13	H: 0 LOB: 0 BB: 0 P: 18	R: 0 E: 0 K: 0 S: 7	H: 0 LOB: 0 BB: 0 P: 10	1B: 9 2B: 4 3B: 1 HR: 0	SF: 1 SAC: 0 DP: 2 HBP: 0	WP: 0 PB: 0 SB: 1 CS: 1	PA: 38							
<b>PITCHER</b>	IP	WLS	BF	H	R	ER	SO	BB	IBB	HBP	BLK	WP	HR	S	P	ERA	WHIP										
30 Kevin Correia, R ERA: 4.49	6.0	L	25	10	2	2	3	0	0	0	0	0	0	66	94	3.00	1.667										
56 Caleb Thielbar, L ERA: 0.99	0.2	L	4	1	2	0	0	0	0	0	0	0	0	8	12	0.00	1.500										
50 Casey Fien, R ERA: 2.82	0.1	L	3	2	0	0	0	0	0	0	0	0	0	13	17	0.00	6.000										
61 Jared Burton, R ERA: 3.33	1.0	L	3	0	0	0	3	0	0	0	0	0	0	13	18	0.00	0.000										
15 Glen Perkins, L ERA: 1.99	1.0	L	3	0	0	0	0	0	0	0	0	0	0	7	10	0.00	0.000										

Batter	1	2	3	4	5	6	7	8	9	AB	R	H	RBI	BB	SO	LOB	BOTTOM										
11 Clete Thomas, L OBP: 0.298, SLG: 0.348										5	0	1	0	0	1	2	<b>Kansas City Royals @ Minnesota Twins</b> Target Field, Minneapolis, MN Wed Jul 31 2013, 7:11 PM - 10:31 PM CDT Att: 32,789 - Partly Cloudy - 80 F <a href="http://livebaseballscorecards.com">livebaseballscorecards.com</a>										
8 Jamey Carroll, R OBP: 0.273, SLG: 0.247										4	0	1	0	0	1	1											
7 Joe Mauer, L OBP: 0.410, SLG: 0.475										4	0	2	0	1	1	2											
33 Justin Morneau, L OBP: 0.321, SLG: 0.391										5	1	1	0	0	2	5											
9 Ryan Doumit, S OBP: 0.308, SLG: 0.394											5	1	2	0	0	3		3									
24 Trevor Plouffe, R OBP: 0.303, SLG: 0.404										4	0	1	1	0	0	3											
12 Chris Herrmann, L OBP: 0.353, SLG: 0.478										3	0	1	1	1	1	1											
32 Aaron Hicks, S OBP: 0.262, SLG: 0.343										4	0	1	0	0	0	4											
25 Pedro Florimón, S OBP: 0.286, SLG: 0.353										3	1	1	1	0	2	4											
55 Chris Colabello, R OBP: 0.218, SLG: 0.302										1	0	0	0	0	1	2											
17 Doug Bernier, R OBP: 0.467, SLG: 0.500										0	0	0	0	0	0	0											
<b>Inning Stats</b>	R: 0 E: 0 K: 1 S: 14	H: 0 LOB: 2 BB: 1 P: 26	R: 0 E: 0 K: 1 S: 13	H: 1 LOB: 1 BB: 0 P: 21	R: 0 E: 0 K: 1 S: 13	H: 1 LOB: 0 BB: 0 P: 20	R: 0 E: 0 K: 1 S: 6	H: 0 LOB: 0 BB: 0 P: 10	R: 1 E: 0 K: 0 S: 7	H: 1 LOB: 0 BB: 0 P: 11	R: 1 E: 0 K: 1 S: 12	H: 3 LOB: 3 BB: 1 P: 19	R: 0 E: 0 K: 2 S: 13	H: 1 LOB: 1 BB: 0 P: 18	R: 1 E: 0 K: 3 S: 15	H: 3 LOB: 2 BB: 0 P: 22	R: 0 E: 1 K: 2 S: 12	H: 1 LOB: 1 BB: 0 P: 17	1B: 7 2B: 3 3B: 0 HR: 1	SF: 0 SAC: 0 DP: 0 HBP: 1	WP: 0 PB: 0 SB: 2 CS: 0	PA: 41					
<b>PITCHER</b>	IP	WLS	BF	H	R	ER	SO	BB	IBB	HBP	BLK	WP	HR	S	P	ERA	WHIP										
11 Jeremy Guthrie, R ERA: 4.22	6.0	W	27	6	2	2	5	2	0	0	0	0	0	65	107	3.00	1.333										
55 Tim Collins, L ERA: 4.3	1.0	H	4	1	0	0	2	0	0	0	0	0	0	13	18	0.00	1.000										
40 Kelvin Herrera, R ERA: 4.89	0.1	H	4	3	1	1	1	0	0	0	0	0	0	7	11	27.00	9.000										
43 Aaron Crow, R ERA: 2.91	0.2	H	2	0	0	0	2	0	0	0	0	0	0	8	11	0.00	0.000										
56 Greg Holland, R ERA: 1.76	1.0	S	4	1	0	0	2	0	0	0	0	0	0	12	17	0.00	1.000										



Batter	1	2	3	4	5	6	7	8	9	AB	R	H	RBI	BB	SO	LOB	TOP			
4 Alex Gordon, L (1, 7) OBP: 0.344, SLG: 0.414	G4-3		35 SF9 3B	F7		F8		1B		5	1	2	0	0	0	4	<b>Kansas City Royals @ Minnesota Twins</b> Target Field, Minneapolis, MN Thu Aug 01 2013, 12:12 PM - 3:11 PM CDT Att: 35,448 - Partly Cloudy - 78 F			
35 Eric Hosmer, L (1, 3) OBP: 0.332, SLG: 0.430	K		SF9		F8	FC1-6 16 S 1B		G4-3		4	1	0	1	0	1	3				
16 Billy Butler, R (1, 10) OBP: 0.374, SLG: 0.405	F9		G6-3		13 2B 24 FC6-4 1B			F8		5	1	2	2	0	0	0				
13 Salvador Perez, R (1, 2) OBP: 0.312, SLG: 0.387		24 E 8 SF9 1B	F8		24 FC6-4 1B			K		5	1	2	0	0	1	1				
6 Lorenzo Cain, R (1, 8) OBP: 0.325, SLG: 0.367		8 SF9 24 E 27 1B 1B		8 1B 24 1B 2 FC6-4 BB	24 FC6-4 1B			G5-3		2	2	1	0	3	0	0				
24 Miguel Tejada, R (1, 4) OBP: 0.311, SLG: 0.388	FC5 27 1B 8 SF9 1B			2 FC6-4 8 1B 1B	FC6-4 1B			G6-3		5	0	1	1	0	1	5				
8 Mike Moustakas, L (1, 5) OBP: 0.287, SLG: 0.365	SF9			2 FC6-4 1B	G4-3			F8		3	0	1	1	0	0	2				
27 Justin Maxwell, R (1, 9) OBP: 0.316, SLG: 0.386				F9		35 FC1-6 16 1B BB		G6-3		3	1	1	1	1	0	3				
2 Alcides Escobar, R (1, 6) OBP: 0.262, SLG: 0.309	G5-4-3			FC6-4				G4-3		4	0	1	1	0	0	4				
<b>Inning Stats</b>	R: 0 E: 0 K: 1 S: 8	H: 0 LOB: 0 BB: 0 P: 9	R: 2 E: 1 K: 0 S: 11	H: 3 LOB: 1 BB: 0 P: 17	R: 1 E: 0 K: 0 S: 6	H: 1 LOB: 0 BB: 0 P: 9	R: 1 E: 0 K: 0 S: 16	H: 2 LOB: 2 BB: 1 P: 24	R: 1 E: 0 K: 0 S: 14	H: 2 LOB: 2 BB: 1 P: 25	R: 2 E: 0 K: 1 S: 14	H: 2 LOB: 1 BB: 1 P: 22	R: 0 E: 0 K: 0 S: 8	H: 1 LOB: 1 BB: 0 P: 13	R: 0 E: 0 K: 1 S: 12	H: 0 LOB: 1 BB: 1 P: 17		1B: 9 2B: 1 3B: 1 HR: 0	SF: 2 SAC: 0 DP: 1 HBP: 0	WP: 0 PB: 0 SB: 1 CS: 0
<b>PITCHER</b>	IP WLS BF H R ER SO BB IBB HBP BLK WP HR S P ERA WHIP	5.0 L 27 9 7 6 1 2 1 0 0 0 0 0 59 92 10.80 2.200	3.0 11 2 0 0 1 0 0 0 0 0 0 0 26 35 0.00 0.667	1.0 4 0 0 0 1 1 0 0 0 0 0 0 12 17 0.00 1.000	<b>PITCHER</b>										IP WLS BF H R ER SO BB IBB HBP BLK WP HR S P ERA WHIP					

AB	36
R	7
H	11
RBI	7
BB	4
SO	3
LOB	22



Batter	1	2	3	4	5	6	7	8	9	AB	R	H	RBI	BB	SO	LOB	BOTTOM			
2 Brian Dozier, R (1, 4) OBP: 0.304, SLG: 0.384	F9		17 G6-3 7 G4-3 2B			F9			K2-3	4	1	1	0	1	1	1	<b>Kansas City Royals @ Minnesota Twins</b> Target Field, Minneapolis, MN Thu Aug 01 2013, 12:12 PM - 3:11 PM CDT Att: 35,448 - Partly Cloudy - 78 F			
17 Doug Bernier, R (1, 6) OBP: 0.368, SLG: 0.375	F8		G6-3			K				4	0	0	0	0	2	3				
7 Joe Mauer, L (1, 10) OBP: 0.409, SLG: 0.472	G1-3		G4-3			G4-3				4	0	1	1	0	0	0				
33 Justin Morneau, L (1, 3) OBP: 0.323, SLG: 0.402		24 WP 2B	HR			F7				4	1	2	1	0	1	1				
9 Ryan Doumit, S (1, 2) OBP: 0.310, SLG: 0.392		F7				F7				2	0	0	0	2	0	2				
24 Trevor Plouffe, R (1, 5) OBP: 0.302, SLG: 0.400		12 BB BB				F8				3	0	0	0	1	1	3				
12 Chris Herrmann, L (1, 9) OBP: 0.345, SLG: 0.449						G6-3				3	0	0	0	1	1	0				
32 Aaron Hicks, S (1, 8) OBP: 0.259, SLG: 0.338		F7				L8				4	0	0	0	0	2	3				
11 Clete Thomas, L (1, 7) OBP: 0.303, SLG: 0.348										3	0	1	0	1	1	3				
<b>Inning Stats</b>	R: 0 E: 0 K: 0 S: 6	H: 1 LOB: 3 BB: 2 P: 7	R: 2 E: 0 K: 1 S: 13	H: 1 LOB: 2 BB: 1 P: 25	R: 2 E: 0 K: 1 S: 17	H: 2 LOB: 1 BB: 1 P: 29	R: 0 E: 0 K: 3 S: 11	H: 1 LOB: 2 BB: 1 P: 20	R: 0 E: 0 K: 0 S: 12	H: 0 LOB: 1 BB: 1 P: 21	R: 0 E: 0 K: 2 S: 8	H: 0 LOB: 0 BB: 0 P: 12	R: 0 E: 0 K: 0 S: 8	H: 0 LOB: 1 BB: 1 P: 14	R: 0 E: 0 K: 3 S: 10	H: 0 LOB: 0 BB: 0 P: 17		1B: 2 2B: 2 3B: 0 HR: 1	SF: 0 SAC: 0 DP: 1 HBP: 0	WP: 1 PB: 0 SB: 0 CS: 0
<b>PITCHER</b>	IP WLS BF H R ER SO BB IBB HBP BLK WP HR S P ERA WHIP	6.0 W 28 6 2 0 2 1 0 0 0 0 0 16 26 0.00 0.500	2.0 6 0 0 0 2 1 0 0 0 0 0 0 10 17 0.00 0.000	<b>PITCHER</b>										IP WLS BF H R ER SO BB IBB HBP BLK WP HR S P ERA WHIP						

AB	31
R	2
H	5
RBI	2
BB	6
SO	9
LOB	16





Batter	1	2	3	4	5	6	7	8	9	10	11	12	13	AB	R	H	RBI	BB	SO	LOB	TOP																																																																																			
6 Jonathan Villar, S OBP: 0.296, SLG: 0.268	G6-3		K		BB		G1-3			K			SH5-4	4	1	0	0	1	2	2																																																																																				
10 Jake Elmore, R OBP: 0.307, SLG: 0.308	G5-3				BB			F8		P6			G6-3	4	0	0	0	2	0	1																																																																																				
15 Jason Castro, L OBP: 0.326, SLG: 0.457	P5								K				G6-3	6	0	1	2	0	2	4																																																																																				
29 Brett Wallace, L OBP: 0.275, SLG: 0.445					G4-3								G4-3	4	0	1	0	1	0	2																																																																																				
22 Carlos Corporan, S OBP: 0.306, SLG: 0.400		F7			G5-4-3					K			G1	5	0	0	0	0	1	2																																																																																				
59 Marc Krauss, L OBP: 0.230, SLG: 0.379													G6-3	3	0	0	0	0	1	1																																																																																				
28 L.J. Hoes, R OBP: 0.143, SLG: 0.143	L3				K				G4-3				G6-3	2	1	1	0	0	0	0																																																																																				
30 Matt Dominguez, R OBP: 0.268, SLG: 0.399													G6-3	5	0	2	1	0	1	0																																																																																				
2 Brandon Barnes, R OBP: 0.299, SLG: 0.360													K	4	0	1	0	0	1	0																																																																																				
19 Robbie Grossman, S OBP: 0.345, SLG: 0.315													G6-3	4	1	1	0	1	3	3																																																																																				
<b>Inning Stats</b>	<table border="1"> <tr> <td>R: 0</td><td>H: 0</td><td>R: 0</td><td>H: 1</td><td>R: 0</td><td>H: 2</td><td>R: 0</td><td>H: 0</td><td>R: 2</td><td>H: 1</td><td>R: 0</td><td>H: 0</td><td>R: 0</td><td>H: 0</td><td>R: 0</td><td>H: 0</td><td>R: 0</td><td>H: 1</td><td>1B: 5</td><td>SF: 0</td><td>WP: 1</td><td>PA: 48</td> </tr> <tr> <td>E: 0</td><td>LOB: 0</td><td>E: 0</td><td>LOB: 0</td><td>E: 0</td><td>LOB: 1</td><td>E: 0</td><td>LOB: 0</td><td>E: 0</td><td>LOB: 0</td><td>E: 0</td><td>LOB: 0</td><td>E: 0</td><td>LOB: 0</td><td>E: 0</td><td>LOB: 0</td><td>E: 0</td><td>LOB: 0</td><td>2B: 3</td><td>SAC: 1</td><td>PB: 0</td><td></td> </tr> <tr> <td>K: 0</td><td>BB: 0</td><td>K: 0</td><td>BB: 0</td><td>K: 3</td><td>BB: 1</td><td>K: 1</td><td>BB: 1</td><td>K: 1</td><td>BB: 2</td><td>K: 1</td><td>BB: 0</td><td>K: 0</td><td>BB: 0</td><td>K: 2</td><td>BB: 0</td><td>K: 0</td><td>BB: 0</td><td>3B: 0</td><td>DP: 2</td><td>SB: 1</td><td></td> </tr> <tr> <td>S: 10</td><td>P: 15</td><td>S: 5</td><td>P: 9</td><td>S: 16</td><td>P: 26</td><td>S: 7</td><td>P: 12</td><td>S: 16</td><td>P: 32</td><td>S: 7</td><td>P: 10</td><td>S: 8</td><td>P: 11</td><td>S: 6</td><td>P: 7</td><td>S: 9</td><td>P: 15</td><td>HR: 0</td><td>HBP: 1</td><td>CS: 1</td><td></td> </tr> </table>													R: 0	H: 0	R: 0	H: 1	R: 0	H: 2	R: 0	H: 0	R: 2	H: 1	R: 0	H: 0	R: 0	H: 0	R: 0	H: 0	R: 0	H: 1	1B: 5	SF: 0	WP: 1	PA: 48	E: 0	LOB: 0	E: 0	LOB: 0	E: 0	LOB: 1	E: 0	LOB: 0	E: 0	LOB: 0	E: 0	LOB: 0	E: 0	LOB: 0	E: 0	LOB: 0	E: 0	LOB: 0	2B: 3	SAC: 1	PB: 0		K: 0	BB: 0	K: 0	BB: 0	K: 3	BB: 1	K: 1	BB: 1	K: 1	BB: 2	K: 1	BB: 0	K: 0	BB: 0	K: 2	BB: 0	K: 0	BB: 0	3B: 0	DP: 2	SB: 1		S: 10	P: 15	S: 5	P: 9	S: 16	P: 26	S: 7	P: 12	S: 16	P: 32	S: 7	P: 10	S: 8	P: 11	S: 6	P: 7	S: 9	P: 15	HR: 0	HBP: 1	CS: 1				
R: 0	H: 0	R: 0	H: 1	R: 0	H: 2	R: 0	H: 0	R: 2	H: 1	R: 0	H: 0	R: 0	H: 0	R: 0	H: 0	R: 0	H: 1	1B: 5	SF: 0	WP: 1	PA: 48																																																																																			
E: 0	LOB: 0	E: 0	LOB: 0	E: 0	LOB: 1	E: 0	LOB: 0	E: 0	LOB: 0	E: 0	LOB: 0	E: 0	LOB: 0	E: 0	LOB: 0	E: 0	LOB: 0	2B: 3	SAC: 1	PB: 0																																																																																				
K: 0	BB: 0	K: 0	BB: 0	K: 3	BB: 1	K: 1	BB: 1	K: 1	BB: 2	K: 1	BB: 0	K: 0	BB: 0	K: 2	BB: 0	K: 0	BB: 0	3B: 0	DP: 2	SB: 1																																																																																				
S: 10	P: 15	S: 5	P: 9	S: 16	P: 26	S: 7	P: 12	S: 16	P: 32	S: 7	P: 10	S: 8	P: 11	S: 6	P: 7	S: 9	P: 15	HR: 0	HBP: 1	CS: 1																																																																																				
<b>PITCHER</b>	<table border="1"> <tr> <td>21 Samuel Deduno, R ERA: 3.17</td> <td>IP: 6.0</td><td>WLS: 3</td><td>BF: 25</td><td>H: 4</td><td>R: 2</td><td>ER: 2</td><td>SO: 5</td><td>BB: 5</td><td>IBB: 0</td><td>HBP: 0</td><td>BLK: 0</td><td>WP: 1</td><td>HR: 0</td><td>S: 61</td><td>P: 104</td><td>ERA: 3.00</td><td>WHIP: 1.500</td> </tr> <tr> <td>61 Jared Burton, R ERA: 3.26</td> <td>1.0</td><td>3</td><td>0</td><td>0</td><td>0</td><td>1</td><td>0</td><td>0</td><td>1</td><td>0</td><td>0</td><td>0</td><td>0</td><td>8</td><td>11</td><td>0.00</td><td>0.000</td> </tr> <tr> <td>56 Caleb Thielbar, L ERA: 0.66</td> <td>1.0</td><td>3</td><td>0</td><td>0</td><td>0</td><td>1</td><td>0</td><td>0</td><td>0</td><td>0</td><td>0</td><td>0</td><td>0</td><td>6</td><td>7</td><td>0.00</td><td>0.000</td> </tr> <tr> <td>15 Glen Perkins, L ERA: 2.14</td> <td>1.0</td><td>4</td><td>2</td><td>1</td><td>1</td><td>1</td><td>1</td><td>0</td><td>0</td><td>0</td><td>0</td><td>0</td><td>0</td><td>14</td><td>17</td><td>9.00</td><td>2.000</td> </tr> <tr> <td>50 Casey Fien, R ERA: 2.76</td> <td>1.0</td><td>3</td><td>0</td><td>0</td><td>0</td><td>2</td><td>0</td><td>0</td><td>0</td><td>0</td><td>0</td><td>0</td><td>0</td><td>9</td><td>13</td><td>0.00</td><td>0.000</td> </tr> </table>													21 Samuel Deduno, R ERA: 3.17	IP: 6.0	WLS: 3	BF: 25	H: 4	R: 2	ER: 2	SO: 5	BB: 5	IBB: 0	HBP: 0	BLK: 0	WP: 1	HR: 0	S: 61	P: 104	ERA: 3.00	WHIP: 1.500	61 Jared Burton, R ERA: 3.26	1.0	3	0	0	0	1	0	0	1	0	0	0	0	8	11	0.00	0.000	56 Caleb Thielbar, L ERA: 0.66	1.0	3	0	0	0	1	0	0	0	0	0	0	0	6	7	0.00	0.000	15 Glen Perkins, L ERA: 2.14	1.0	4	2	1	1	1	1	0	0	0	0	0	0	14	17	9.00	2.000	50 Casey Fien, R ERA: 2.76	1.0	3	0	0	0	2	0	0	0	0	0	0	0	9	13	0.00	0.000	
21 Samuel Deduno, R ERA: 3.17	IP: 6.0	WLS: 3	BF: 25	H: 4	R: 2	ER: 2	SO: 5	BB: 5	IBB: 0	HBP: 0	BLK: 0	WP: 1	HR: 0	S: 61	P: 104	ERA: 3.00	WHIP: 1.500																																																																																							
61 Jared Burton, R ERA: 3.26	1.0	3	0	0	0	1	0	0	1	0	0	0	0	8	11	0.00	0.000																																																																																							
56 Caleb Thielbar, L ERA: 0.66	1.0	3	0	0	0	1	0	0	0	0	0	0	0	6	7	0.00	0.000																																																																																							
15 Glen Perkins, L ERA: 2.14	1.0	4	2	1	1	1	1	0	0	0	0	0	0	14	17	9.00	2.000																																																																																							
50 Casey Fien, R ERA: 2.76	1.0	3	0	0	0	2	0	0	0	0	0	0	0	9	13	0.00	0.000																																																																																							
<b>PITCHER</b>	<table border="1"> <tr> <td>20 Josh Roenicke, R ERA: 3.2</td> <td>IP: 1.0</td><td>WLS: 3</td><td>BF: 3</td><td>H: 0</td><td>R: 0</td><td>ER: 0</td><td>SO: 0</td><td>BB: 0</td><td>IBB: 0</td><td>HBP: 0</td><td>BLK: 0</td><td>WP: 0</td><td>HR: 0</td><td>S: 6</td><td>P: 10</td><td>ERA: 0.00</td><td>WHIP: 0.000</td> </tr> <tr> <td>57 Ryan Pressly, R ERA: 3.08</td> <td>2.0</td><td>W: 7</td><td>1</td><td>0</td><td>0</td><td>0</td><td>1</td><td>0</td><td>0</td><td>0</td><td>0</td><td>0</td><td>0</td><td>15</td><td>26</td><td>0.00</td><td>0.500</td> </tr> </table>													20 Josh Roenicke, R ERA: 3.2	IP: 1.0	WLS: 3	BF: 3	H: 0	R: 0	ER: 0	SO: 0	BB: 0	IBB: 0	HBP: 0	BLK: 0	WP: 0	HR: 0	S: 6	P: 10	ERA: 0.00	WHIP: 0.000	57 Ryan Pressly, R ERA: 3.08	2.0	W: 7	1	0	0	0	1	0	0	0	0	0	0	15	26	0.00	0.500																																																							
20 Josh Roenicke, R ERA: 3.2	IP: 1.0	WLS: 3	BF: 3	H: 0	R: 0	ER: 0	SO: 0	BB: 0	IBB: 0	HBP: 0	BLK: 0	WP: 0	HR: 0	S: 6	P: 10	ERA: 0.00	WHIP: 0.000																																																																																							
57 Ryan Pressly, R ERA: 3.08	2.0	W: 7	1	0	0	0	1	0	0	0	0	0	0	15	26	0.00	0.500																																																																																							

Houston Astros @ Minnesota Twins  
Target Field, Minneapolis, MN  
Fri Aug 02 2013, 7:13 PM - 11:39 PM CDT  
Att. 30,633 - Partly Cloudy - 78 F

AB 41  
R 3  
H 7  
RBI 3  
BB 5  
SO 11  
LOB 15



Batter	1	2	3	4	5	6	7	8	9	10	11	12	13	AB	R	H	RBI	BB	SO	LOB	BOTTOM																																																																																			
2 Brian Dozier, R OBP: 0.306, SLG: 0.388	L9		L6		G6-3			G4-3		F8			F8	7	1	3	2	0	0	2																																																																																				
7 Joe Mauer, L OBP: 0.403, SLG: 0.466	G1-4-3		SF8					G4-3		FC4-6			G3	5	0	0	1	0	0	3																																																																																				
33 Justin Morneau, L OBP: 0.323, SLG: 0.404	P5		G4-3							P6			L8	6	0	2	1	0	0	3																																																																																				
9 Ryan Douriet, S OBP: 0.307, SLG: 0.388		G4-3			F7			L9		L9			G5-3	6	0	1	0	0	0	1																																																																																				
31 Oswaldo Arcia, L OBP: 0.317, SLG: 0.406			K					K		K			F8	6	0	2	0	0	3	3																																																																																				
24 Trevor Plouffe, R OBP: 0.303, SLG: 0.396					F9					E6			G4-3	5	0	1	0	1	1	4																																																																																				
55 Chris Colabello, R OBP: 0.220, SLG: 0.286			L9																																																																																																					
17 Doug Bernier, R OBP: 0.361, SLG: 0.353					FC6-4			K																																																																																																
11 Clete Thomas, L OBP: 0.306, SLG: 0.346													G3	3	0	0	0	1	1	3																																																																																				
26 Pedro Florimon, S OBP: 0.296, SLG: 0.351																																																																																																								
12 Chris Herrmann, L OBP: 0.272, SLG: 0.344																																																																																																								
50 Casey Fien, R ERA: 2.76																																																																																																								
20 Josh Roenicke, R ERA: 3.2																																																																																																								
49 Jesus Castro, R ERA: 4.08																																																																																																								
37 Ryan Pressly, R ERA: 3.08																																																																																																								
30 Kevin Correia, R ERA: 4.64																																																																																																								
<b>Inning Stats</b>	<table border="1"> <tr> <td>R: 0</td><td>H: 0</td><td>R: 0</td><td>H: 1</td><td>R: 1</td><td>H: 2</td><td>R: 0</td><td>H: 1</td><td>R: 0</td><td>H: 0</td><td>R: 1</td><td>H: 3</td><td>R: 0</td><td>H: 0</td><td>R: 0</td><td>H: 1</td><td>1B: 9</td><td>SF: 1</td><td>WP: 1</td><td>PA: 55</td> </tr> <tr> <td>E: 0</td><td>LOB: 0</td><td>E: 0</td><td>LOB: 1</td><td>E: 0</td><td>LOB: 1</td><td>E: 0</td><td>LOB: 1</td><td>E: 0</td><td>LOB: 1</td><td>E: 0</td><td>LOB: 2</td><td>E: 0</td><td>LOB: 1</td><td>E: 0</td><td>LOB: 0</td><td>2B: 2</td><td>SAC: 2</td><td>PB: 0</td><td></td> </tr> <tr> <td>K: 0</td><td>BB: 0</td><td>K: 1</td><td>BB: 0</td><td>K: 0</td><td>BB: 0</td><td>K: 1</td><td>BB: 1</td><td>K: 2</td><td>BB: 1</td><td>K: 2</td><td>BB: 0</td><td>K: 0</td><td>BB: 0</td><td>K: 1</td><td>BB: 1</td><td>3B: 0</td><td>DP: 0</td><td>SB: 0</td><td></td> </tr> <tr> <td>S: 11</td><td>P: 16</td><td>S: 10</td><td>P: 14</td><td>S: 12</td><td>P: 19</td><td>S: 8</td><td>P: 13</td><td>S: 8</td><td>P: 8</td><td>S: 9</td><td>P: 15</td><td>S: 7</td><td>P: 14</td><td>S: 8</td><td>P: 13</td><td>HR: 0</td><td>HBP: 0</td><td>CS: 0</td><td></td> </tr> </table>													R: 0	H: 0	R: 0	H: 1	R: 1	H: 2	R: 0	H: 1	R: 0	H: 0	R: 1	H: 3	R: 0	H: 0	R: 0	H: 1	1B: 9	SF: 1	WP: 1	PA: 55	E: 0	LOB: 0	E: 0	LOB: 1	E: 0	LOB: 1	E: 0	LOB: 1	E: 0	LOB: 1	E: 0	LOB: 2	E: 0	LOB: 1	E: 0	LOB: 0	2B: 2	SAC: 2	PB: 0		K: 0	BB: 0	K: 1	BB: 0	K: 0	BB: 0	K: 1	BB: 1	K: 2	BB: 1	K: 2	BB: 0	K: 0	BB: 0	K: 1	BB: 1	3B: 0	DP: 0	SB: 0		S: 11	P: 16	S: 10	P: 14	S: 12	P: 19	S: 8	P: 13	S: 8	P: 8	S: 9	P: 15	S: 7	P: 14	S: 8	P: 13	HR: 0	HBP: 0	CS: 0												
R: 0	H: 0	R: 0	H: 1	R: 1	H: 2	R: 0	H: 1	R: 0	H: 0	R: 1	H: 3	R: 0	H: 0	R: 0	H: 1	1B: 9	SF: 1	WP: 1	PA: 55																																																																																					
E: 0	LOB: 0	E: 0	LOB: 1	E: 0	LOB: 1	E: 0	LOB: 1	E: 0	LOB: 1	E: 0	LOB: 2	E: 0	LOB: 1	E: 0	LOB: 0	2B: 2	SAC: 2	PB: 0																																																																																						
K: 0	BB: 0	K: 1	BB: 0	K: 0	BB: 0	K: 1	BB: 1	K: 2	BB: 1	K: 2	BB: 0	K: 0	BB: 0	K: 1	BB: 1	3B: 0	DP: 0	SB: 0																																																																																						
S: 11	P: 16	S: 10	P: 14	S: 12	P: 19	S: 8	P: 13	S: 8	P: 8	S: 9	P: 15	S: 7	P: 14	S: 8	P: 13	HR: 0	HBP: 0	CS: 0																																																																																						
<b>PITCHER</b>	<table border="1"> <tr> <td>48 Jarrod Cosart, R ERA: 0.96</td> <td>IP: 7.0</td><td>WLS: 5</td><td>BF: 27</td><td>H: 5</td><td>R: 1</td><td>ER: 1</td><td>SO: 4</td><td>BB: 1</td><td>IBB: 0</td><td>HBP: 0</td><td>BLK: 0</td><td>WP: 0</td><td>HR: 0</td><td>S: 62</td><td>P: 99</td><td>ERA: 1.29</td><td>WHIP: 0.857</td> </tr> <tr> <td>66 José Cisnero, R ERA: 3.99</td> <td>0.1</td><td>B: 4</td><td>3</td><td>1</td><td>1</td><td>0</td><td>0</td><td>0</td><td>0</td><td>0</td><td>0</td><td>0</td><td>0</td><td>13</td><td>25</td><td>27.00</td><td>9.000</td> </tr> <tr> <td>53 Wesley Wright, L ERA: 4.08</td> <td>0.1</td><td>1</td><td>0</td><td>0</td><td>0</td><td>1</td><td>0</td><td>0</td><td>0</td><td>0</td><td>0</td><td>0</td><td>0</td><td>3</td><td>3</td><td>0.00</td><td>0.000</td> </tr> <tr> <td>35 Josh Fields, R ERA: 6.5</td> <td>0.2</td><td>3</td><td>0</td><td>1</td><td>1</td><td>1</td><td>1</td><td>1</td><td>0</td><td>0</td><td>0</td><td>0</td><td>0</td><td>9</td><td>16</td><td>13.50</td><td>1.500</td> </tr> <tr> <td>63 Chia-Jen Lo, R ERA: 4.64</td> <td>0.2</td><td>B: 4</td><td>1</td><td>0</td><td>0</td><td>0</td><td>0</td><td>1</td><td>0</td><td>0</td><td>0</td><td>1</td><td>0</td><td>10</td><td>17</td><td>0.00</td><td>3.000</td> </tr> </table>													48 Jarrod Cosart, R ERA: 0.96	IP: 7.0	WLS: 5	BF: 27	H: 5	R: 1	ER: 1	SO: 4	BB: 1	IBB: 0	HBP: 0	BLK: 0	WP: 0	HR: 0	S: 62	P: 99	ERA: 1.29	WHIP: 0.857	66 José Cisnero, R ERA: 3.99	0.1	B: 4	3	1	1	0	0	0	0	0	0	0	0	13	25	27.00	9.000	53 Wesley Wright, L ERA: 4.08	0.1	1	0	0	0	1	0	0	0	0	0	0	0	3	3	0.00	0.000	35 Josh Fields, R ERA: 6.5	0.2	3	0	1	1	1	1	1	0	0	0	0	0	9	16	13.50	1.500	63 Chia-Jen Lo, R ERA: 4.64	0.2	B: 4	1	0	0	0	0	1	0	0	0	1	0	10	17	0.00	3.000	
48 Jarrod Cosart, R ERA: 0.96	IP: 7.0	WLS: 5	BF: 27	H: 5	R: 1	ER: 1	SO: 4	BB: 1	IBB: 0	HBP: 0	BLK: 0	WP: 0	HR: 0	S: 62	P: 99	ERA: 1.29	WHIP: 0.857																																																																																							
66 José Cisnero, R ERA: 3.99	0.1	B: 4	3	1	1	0	0	0	0	0	0	0	0	13	25	27.00	9.000																																																																																							
53 Wesley Wright, L ERA: 4.08	0.1	1	0	0	0	1	0	0	0	0	0	0	0	3	3	0.00	0.000																																																																																							
35 Josh Fields, R ERA: 6.5	0.2	3	0	1	1	1	1	1	0	0	0	0	0	9	16	13.50	1.500																																																																																							
63 Chia-Jen Lo, R ERA: 4.64	0.2	B: 4	1	0	0	0	0	1	0	0	0	1	0	10	17	0.00	3.000																																																																																							
<b>PITCHER</b>	<table border="1"> <tr> <td>54 Travis Blackley, L ERA: 4.89</td> <td>IP: 1.0</td><td>WLS: 5</td><td>BF: 5</td><td>H: 0</td><td>R: 0</td><td>ER: 0</td><td>SO: 1</td><td>BB: 1</td><td>IBB: 0</td><td>HBP: 0</td><td>BLK: 0</td><td>WP: 0</td><td>HR: 0</td><td>S: 11</td><td>P: 19</td><td>ERA: 0.00</td><td>WHIP: 0.000</td> </tr> <tr> <td>61 Josh Zeid, R ERA: 4.89</td> <td>1.0</td><td>3</td><td>0</td><td>0</td><td>0</td><td>0</td><td>0</td><td>0</td><td>0</td><td>0</td><td>0</td><td>0</td><td>0</td><td>8</td><td>13</td><td>0.00</td><td>0.000</td> </tr> <tr> <td>60 Dallas Keuchel, L ERA: 4.64</td> <td>1.2</td><td>L: 8</td><td>2</td><td>1</td><td>1</td><td>0</td><td>1</td><td>0</td><td>0</td><td>0</td><td>0</td><td>0</td><td>0</td><td>18</td><td>31</td><td>5.40</td><td>1.800</td> </tr> </table>													54 Travis Blackley, L ERA: 4.89	IP: 1.0	WLS: 5	BF: 5	H: 0	R: 0	ER: 0	SO: 1	BB: 1	IBB: 0	HBP: 0	BLK: 0	WP: 0	HR: 0	S: 11	P: 19	ERA: 0.00	WHIP: 0.000	61 Josh Zeid, R ERA: 4.89	1.0	3	0	0	0	0	0	0	0	0	0	0	0	8	13	0.00	0.000	60 Dallas Keuchel, L ERA: 4.64	1.2	L: 8	2	1	1	0	1	0	0	0	0	0	0	18	31	5.40	1.800																																					
54 Travis Blackley, L ERA: 4.89	IP: 1.0	WLS: 5	BF: 5	H: 0	R: 0	ER: 0	SO: 1	BB: 1	IBB: 0	HBP: 0	BLK: 0	WP: 0	HR: 0	S: 11	P: 19	ERA: 0.00	WHIP: 0.000																																																																																							
61 Josh Zeid, R ERA: 4.89	1.0	3	0	0	0	0	0	0	0	0	0	0	0	8	13	0.00	0.000																																																																																							
60 Dallas Keuchel, L ERA: 4.64	1.2	L: 8	2	1	1	0	1	0	0	0	0	0	0	18	31	5.40	1.800																																																																																							

Houston Astros @ Minnesota Twins  
Target Field, Minneapolis, MN  
Fri Aug 02 2013, 7:13 PM - 11:39 PM CDT  
Att. 30,633 - Partly Cloudy - 78 F

AB 47  
R 4  
H 11  
RBI 4  
BB 5  
SO 7  
LOB 23





Batter	1	2	3	4	5	6	7	8	9	AB	R	H	RBI	BB	SO	LOB	TOP			
6 Jonathan Villar, S OBP: 0.308, SLG: 0.267										4	1	1	0	1	1	2				
27 Jose Altuve, R OBP: 0.321, SLG: 0.362										5	0	1	1	1	0	3	3			
15 Jason Castro, L OBP: 0.324, SLG: 0.454										5	0	1	0	0	2	1				
23 Chris Carter, R OBP: 0.312, SLG: 0.426										4	0	0	0	0	1	2				
29 Brett Wallace, L OBP: 0.282, SLG: 0.466										3	1	1	1	1	1	2				
30 Matt Dominguez, R OBP: 0.288, SLG: 0.400										4	1	1	0	0	0	2				
19 Robbie Grossman, S OBP: 0.349, SLG: 0.321										4	1	2	1	0	2	1				
2 Brandon Barnes, R OBP: 0.302, SLG: 0.362										4	0	2	0	0	2	1				
28 L.J. Hoes, R OBP: 0.167, SLG: 0.167										4	0	1	1	0	0	2				
<b>Inning Stats</b>	R: 1 E: 0 K: 1 S: 12	H: 2 LOB: 1 BB: 0 P: 23	R: 0 E: 0 K: 0 S: 13	H: 2 LOB: 3 BB: 1 P: 23	R: 3 E: 0 K: 1 S: 22	H: 5 LOB: 2 BB: 0 P: 35	R: 0 E: 0 K: 2 S: 8	H: 0 LOB: 0 BB: 0 P: 14	R: 0 E: 0 K: 1 S: 12	H: 0 LOB: 1 BB: 1 P: 22	R: 0 E: 0 K: 2 S: 14	H: 1 LOB: 0 BB: 0 P: 20	R: 0 E: 0 K: 2 S: 10	H: 0 LOB: 0 BB: 0 P: 14	R: 0 E: 0 K: 1 S: 11	H: 0 LOB: 0 BB: 0 P: 19	1B: 7 2B: 2 3B: 0 HR: 1	SF: 0 SAC: 0 DP: 0 HBP: 0	WP: 1 PB: 0 SB: 2 CS: 0	PA: 39
<b>PITCHER</b>	IP WLS BF H R ER SO BB IBB HBP BLK WP HR S P ERA WHIP																			
44 Kyle Gibson, R ERA: 6.69	3.0	19	9	4	4	2	1	0	0	0	0	0	0	0	1	47	81	12.00	3.333	
51 Anthony Swarzak, R ERA: 3.95	3.0	10	0	0	0	5	1	0	0	0	0	0	0	0	0	28	46	0.00	0.333	
52 Brian Duensing, L ERA: 4.65	1.0	W 4	1	0	0	2	0	0	0	0	0	0	0	0	1	0	14	20	0.00	1.000
50 Casey Fien, R ERA: 2.7	1.0	H 3	0	0	0	2	0	0	0	0	0	0	0	0	0	10	14	0.00	0.000	
15 Glen Perkins, L ERA: 2.09	1.0	S 3	0	0	0	1	0	0	0	0	0	0	0	0	0	11	19	0.00	0.000	

Houston Astros @ Minnesota Twins  
Target Field, Minneapolis, MN  
Sat Aug 03 2013, 6:11 PM - 9:35 PM CDT  
Att: 38,078 - Partly Cloudy - 76 F

AB 37  
R 4  
H 10  
RBI 4  
BB 2  
SO 12  
LOB 16



Batter	1	2	3	4	5	6	7	8	9	AB	R	H	RBI	BB	SO	LOB	BOTTOM			
2 Brian Dozier, R OBP: 0.310, SLG: 0.398										4	2	2	1	1	1	1				
7 Joe Mauer, L OBP: 0.402, SLG: 0.463										3	1	0	1	1	0	2				
33 Justin Morneau, L OBP: 0.325, SLG: 0.403										3	0	1	0	1	0	0				
9 Ryan Doumit, S OBP: 0.309, SLG: 0.389										4	0	2	1	0	0	1				
24 Trevor Plouffe, R OBP: 0.299, SLG: 0.391										4	0	0	0	0	1	5				
31 Oswaldo Arcia, L OBP: 0.325, SLG: 0.419										3	1	2	1	1	1	1				
55 Chris Colabello, R OBP: 0.206, SLG: 0.267										4	0	0	0	0	1	6				
11 Clete Thomas, L OBP: 0.310, SLG: 0.352										3	2	1	0	1	1	1				
17 Doug Bernier, R OBP: 0.375, SLG: 0.350										3	0	1	1	0	2	1				
<b>Inning Stats</b>	R: 1 E: 0 K: 1 S: 12	H: 2 LOB: 1 BB: 0 P: 17	R: 2 E: 0 K: 1 S: 12	H: 2 LOB: 1 BB: 1 P: 24	R: 0 E: 0 K: 0 S: 9	H: 1 LOB: 0 BB: 0 P: 14	R: 0 E: 0 K: 3 S: 14	H: 1 LOB: 1 BB: 0 P: 20	R: 0 E: 0 K: 0 S: 4	H: 0 LOB: 0 BB: 1 P: 9	R: 0 E: 1 K: 1 S: 13	H: 0 LOB: 1 BB: 0 P: 20	R: 3 E: 0 K: 0 S: 21	H: 3 LOB: 3 BB: 3 P: 41	R: 0 E: 0 K: 1 S: 8	H: 0 LOB: 0 BB: 0 P: 10	1B: 5 2B: 2 3B: 2 HR: 0	SF: 0 SAC: 1 DP: 2 HBP: 0	WP: 0 PB: 0 SB: 1 CS: 0	PA: 37
<b>PITCHER</b>	IP WLS BF H R ER SO BB IBB HBP BLK WP HR S P ERA WHIP																			
45 Erik Bedard, L ERA: 4.29	6.0	25	6	3	3	6	2	0	0	0	0	0	0	0	0	64	104	4.50	1.333	
64 Lucas Harrell, R ERA: 5.37	2.0	L 12	3	3	3	1	2	1	0	0	0	0	0	0	29	51	13.50	2.500		

Houston Astros @ Minnesota Twins  
Target Field, Minneapolis, MN  
Sat Aug 03 2013, 6:11 PM - 9:35 PM CDT  
Att: 38,078 - Partly Cloudy - 76 F

AB 31  
R 6  
H 9  
RBI 5  
BB 5  
SO 7  
LOB 18





Batter	1	2	3	4	5	6	7	8	9	AB	R	H	RBI	BB	SO	LOB	TOP							
19 Robbie Grossman, S (1, 7) OBP: 0.350, SLG: 0.324										5	1	2	0	0	1	0	<b>Houston Astros @ Minnesota Twins</b> Target Field, Minneapolis, MN Sun Aug 04 2013, 1:15 PM - 4:16 PM CDT Att: 34,780 - Overcast - 72 F							
27 Jose Altuve, R (1, 4) OBP: 0.322, SLG: 0.361										4	0	1	0	1	1	2								
15 Jason Castro, L (1, 2) OBP: 0.330, SLG: 0.454										2	1	1	0	3	1	1								
29 Brett Wallace, L (1, 3) OBP: 0.281, SLG: 0.459										4	0	1	1	0	1	5								
10 Jake Elmore, R (9, PH) OBP: 0.303, SLG: 0.304										3	0	1	1	1	0	2								
23 Chris Carter, R (1, 10) OBP: 0.314, SLG: 0.426										3	0	1	1	1	0	2								
59 Marc Krauss, L (1, 9) OBP: 0.234, SLG: 0.377										3	0	1	0	0	1	2								
28 L.J. Hoos, R (7, PH) OBP: 0.158, SLG: 0.158										1	0	0	0	0	0	3								
30 Matt Dominguez, R (1, 5) OBP: 0.271, SLG: 0.401										4	0	2	0	0	1	0								
2 Brandon Barnes, R (1, 8) OBP: 0.298, SLG: 0.356										4	0	0	0	0	0	3								
6 Jonathan Villar, S (1, 6) OBP: 0.286, SLG: 0.245										4	0	0	0	0	2	2								
<b>Inning Stats</b>	R: 0 E: 0 K: 2 S: 13	H: 1 LOB: 1 BB: 0 P: 19	R: 0 E: 0 K: 1 S: 14	H: 2 LOB: 2 BB: 0 P: 24	R: 0 E: 0 K: 0 S: 8	H: 0 LOB: 2 BB: 2 P: 21	R: 0 E: 0 K: 1 S: 10	H: 1 LOB: 0 BB: 0 P: 14	R: 2 E: 0 K: 0 S: 15	H: 3 LOB: 2 BB: 1 P: 26	R: 0 E: 0 K: 0 S: 6	H: 0 LOB: 0 BB: 0 P: 7	R: 0 E: 0 K: 1 S: 9	H: 1 LOB: 3 BB: 2 P: 19	R: 0 E: 0 K: 2 S: 10	H: 0 LOB: 0 BB: 0 P: 14	R: 0 E: 0 K: 1 S: 12	H: 1 LOB: 1 BB: 0 P: 16	1B: 9 2B: 1 3B: 0 HR: 0	SF: 0 SAC: 0 DP: 1 HBP: 0	WP: 0 PB: 0 SB: 2 CS: 0	PA: 40		
<b>PITCHER</b>	IP WLS BF H R ER SO BB IBB HBP BLK WP HR S P ERA WHIP	IP WLS BF H R ER SO BB IBB HBP BLK WP HR S P ERA WHIP	IP WLS BF H R ER SO BB IBB HBP BLK WP HR S P ERA WHIP	IP WLS BF H R ER SO BB IBB HBP BLK WP HR S P ERA WHIP	IP WLS BF H R ER SO BB IBB HBP BLK WP HR S P ERA WHIP	IP WLS BF H R ER SO BB IBB HBP BLK WP HR S P ERA WHIP	IP WLS BF H R ER SO BB IBB HBP BLK WP HR S P ERA WHIP	IP WLS BF H R ER SO BB IBB HBP BLK WP HR S P ERA WHIP	IP WLS BF H R ER SO BB IBB HBP BLK WP HR S P ERA WHIP	IP WLS BF H R ER SO BB IBB HBP BLK WP HR S P ERA WHIP	IP WLS BF H R ER SO BB IBB HBP BLK WP HR S P ERA WHIP	IP WLS BF H R ER SO BB IBB HBP BLK WP HR S P ERA WHIP	IP WLS BF H R ER SO BB IBB HBP BLK WP HR S P ERA WHIP	IP WLS BF H R ER SO BB IBB HBP BLK WP HR S P ERA WHIP	IP WLS BF H R ER SO BB IBB HBP BLK WP HR S P ERA WHIP	IP WLS BF H R ER SO BB IBB HBP BLK WP HR S P ERA WHIP	IP WLS BF H R ER SO BB IBB HBP BLK WP HR S P ERA WHIP	IP WLS BF H R ER SO BB IBB HBP BLK WP HR S P ERA WHIP	IP WLS BF H R ER SO BB IBB HBP BLK WP HR S P ERA WHIP	IP WLS BF H R ER SO BB IBB HBP BLK WP HR S P ERA WHIP	IP WLS BF H R ER SO BB IBB HBP BLK WP HR S P ERA WHIP	IP WLS BF H R ER SO BB IBB HBP BLK WP HR S P ERA WHIP	IP WLS BF H R ER SO BB IBB HBP BLK WP HR S P ERA WHIP	IP WLS BF H R ER SO BB IBB HBP BLK WP HR S P ERA WHIP
37 Mike Pelfrey, R (1, 1) ERA: 5.23	5.0	24	7	2	2	4	3	0	0	0	0	0	0	0	0	0	3.60	2.000						
20 Josh Roenicke, R (6, 1) ERA: 3.11	1.1	5	1	0	0	1	0	0	0	0	0	0	0	0	0	0	12	0.00	0.750					
56 Caleb Thielbar, L (7, 1) ERA: 0.64	0.2	W	4	0	0	0	2	0	0	0	0	0	0	0	0	5	14	0.00	3.000					
61 Jared Burton, R (8, 1) ERA: 3.19	1.0	H	3	0	0	0	0	0	0	0	0	0	0	0	0	10	14	0.00	0.000					
15 Glen Perkins, L (9, 1) ERA: 2.05	1.0	S	4	1	0	0	1	0	0	0	0	0	0	0	0	12	16	0.00	1.000					
<b>Batter</b>	<b>1</b>	<b>2</b>	<b>3</b>	<b>4</b>	<b>5</b>	<b>6</b>	<b>7</b>	<b>8</b>	<b>9</b>	<b>AB</b>	<b>R</b>	<b>H</b>	<b>RBI</b>	<b>BB</b>	<b>SO</b>	<b>LOB</b>	<b>BOTTOM</b>							
2 Brian Dozier, R (1, 4) OBP: 0.307, SLG: 0.394										4	0	0	0	0	2	1	<b>Houston Astros @ Minnesota Twins</b> Target Field, Minneapolis, MN Sun Aug 04 2013, 1:15 PM - 4:16 PM CDT Att: 34,780 - Overcast - 72 F							
12 Chris Herrmann, L (1, 9) OBP: 0.325, SLG: 0.423										3	0	0	0	1	0	1								
7 Joe Mauer, L (1, 10) OBP: 0.403, SLG: 0.464										3	1	1	0	1	1	2								
33 Justin Morneau, L (1, 3) OBP: 0.326, SLG: 0.412										4	1	2	2	0	0	2								
9 Ryan Doumit, S (1, 2) OBP: 0.307, SLG: 0.386										3	0	0	0	0	2	2								
31 Oswaldo Arcia, L (1, 7) OBP: 0.325, SLG: 0.431										3	1	1	1	0	1	1								
11 Clete Thomas, L (1, 8) OBP: 0.305, SLG: 0.345										3	0	0	0	0	2	1								
8 Jamey Carroll, R (1, 5) OBP: 0.267, SLG: 0.241										3	0	0	0	0	2	0								
17 Doug Bernier, R (1, 6) OBP: 0.370, SLG: 0.348										3	0	1	0	0	1	0								
<b>Inning Stats</b>	R: 2 E: 0 K: 1 S: 12	H: 1 LOB: 0 BB: 1 P: 22	R: 0 E: 0 K: 3 S: 10	H: 0 LOB: 0 BB: 0 P: 14	R: 0 E: 0 K: 2 S: 11	H: 1 LOB: 1 BB: 0 P: 19	R: 0 E: 0 K: 0 S: 10	H: 1 LOB: 1 BB: 0 P: 15	R: 0 E: 0 K: 1 S: 7	H: 0 LOB: 0 BB: 0 P: 9	R: 0 E: 0 K: 1 S: 9	H: 0 LOB: 1 BB: 1 P: 16	R: 1 E: 0 K: 2 S: 16	H: 1 LOB: 0 BB: 0 P: 22	R: 0 E: 0 K: 1 S: 11	H: 1 LOB: 0 BB: 0 P: 19		1B: 2 2B: 1 3B: 0 HR: 2	SF: 0 SAC: 0 DP: 0 HBP: 0	WP: 0 PB: 0 SB: 1 CS: 0	PA: 31			
<b>PITCHER</b>	IP WLS BF H R ER SO BB IBB HBP BLK WP HR S P ERA WHIP	IP WLS BF H R ER SO BB IBB HBP BLK WP HR S P ERA WHIP	IP WLS BF H R ER SO BB IBB HBP BLK WP HR S P ERA WHIP	IP WLS BF H R ER SO BB IBB HBP BLK WP HR S P ERA WHIP	IP WLS BF H R ER SO BB IBB HBP BLK WP HR S P ERA WHIP	IP WLS BF H R ER SO BB IBB HBP BLK WP HR S P ERA WHIP	IP WLS BF H R ER SO BB IBB HBP BLK WP HR S P ERA WHIP	IP WLS BF H R ER SO BB IBB HBP BLK WP HR S P ERA WHIP	IP WLS BF H R ER SO BB IBB HBP BLK WP HR S P ERA WHIP	IP WLS BF H R ER SO BB IBB HBP BLK WP HR S P ERA WHIP	IP WLS BF H R ER SO BB IBB HBP BLK WP HR S P ERA WHIP	IP WLS BF H R ER SO BB IBB HBP BLK WP HR S P ERA WHIP	IP WLS BF H R ER SO BB IBB HBP BLK WP HR S P ERA WHIP	IP WLS BF H R ER SO BB IBB HBP BLK WP HR S P ERA WHIP	IP WLS BF H R ER SO BB IBB HBP BLK WP HR S P ERA WHIP	IP WLS BF H R ER SO BB IBB HBP BLK WP HR S P ERA WHIP	IP WLS BF H R ER SO BB IBB HBP BLK WP HR S P ERA WHIP	IP WLS BF H R ER SO BB IBB HBP BLK WP HR S P ERA WHIP	IP WLS BF H R ER SO BB IBB HBP BLK WP HR S P ERA WHIP	IP WLS BF H R ER SO BB IBB HBP BLK WP HR S P ERA WHIP	IP WLS BF H R ER SO BB IBB HBP BLK WP HR S P ERA WHIP	IP WLS BF H R ER SO BB IBB HBP BLK WP HR S P ERA WHIP	IP WLS BF H R ER SO BB IBB HBP BLK WP HR S P ERA WHIP	IP WLS BF H R ER SO BB IBB HBP BLK WP HR S P ERA WHIP
41 Brad Peacock, R (1, 1) ERA: 7.25	7.0	L	27	4	3	10	2	0	0	0	0	0	0	0	0	0	3.86	0.857						
35 Josh Fields, R (8, 1) ERA: 6.27	0.2	3	1	0	0	1	0	0	0	0	0	0	0	0	0	10	16	0.00	1.500					
53 Wesley Wright, L (8, 1) ERA: 4.05	0.1	1	0	0	0	0	0	0	0	0	0	0	0	0	0	1	3	0.00	0.000					



Batter	1	2	3	4	5	6	7	8	9	AB	R	H	RBI	BB	SO	LOB	TOP			
2 Brian Dozier, R OBP: 0.304, SLG: 0.389										4	0	0	0	0	1	1				
7 Joe Mauer, L OBP: 0.402, SLG: 0.463 55 Chris Colabello, R OBP: 0.203, SLG: 0.262										3	0	1	0	0	0	0				
33 Justin Morneau, L OBP: 0.324, SLG: 0.408										4	0	0	0	0	0	1				
9 Ryan Doumit, S OBP: 0.309, SLG: 0.388										3	0	1	0	1	0	0				
31 Oswaldo Arcia, L OBP: 0.321, SLG: 0.425										3	0	0	0	0	2	3				
24 Trevor Plouffe, R OBP: 0.296, SLG: 0.387										3	0	0	0	0	1	1				
12 Chris Herrmann, L OBP: 0.333, SLG: 0.400										3	0	0	0	0	1	0				
11 Clete Thomas, L OBP: 0.305, SLG: 0.345										3	0	1	0	0	0	0				
17 Doug Bernier, R OBP: 0.367, SLG: 0.346										3	0	1	0	0	1	1				
<b>Inning Stats</b>	R: 0 E: 0 K: 1 S: 14	H: 1 LOB: 2 BB: 1 P: 24	R: 0 E: 0 K: 2 S: 11	H: 1 LOB: 1 BB: 0 P: 16	R: 0 E: 0 K: 0 S: 7	H: 0 LOB: 0 BB: 0 P: 10	R: 0 E: 0 K: 1 S: 6	H: 1 LOB: 1 BB: 0 P: 8	R: 0 E: 0 K: 0 S: 5	H: 0 LOB: 0 BB: 0 P: 6	R: 0 E: 0 K: 2 S: 9	H: 0 LOB: 0 BB: 0 P: 15	R: 0 E: 0 K: 0 S: 4	H: 0 LOB: 0 BB: 0 P: 6	R: 0 E: 0 K: 1 S: 8	H: 0 LOB: 0 BB: 0 P: 11	1B: 3 2B: 1 3B: 0 HR: 0	SF: 0 SAC: 0 DP: 0 HBP: 0	WP: 0 PB: 0 SB: 0 CS: 0	PA: 32
<b>PITCHER</b> 11 Jeremy Guthrie, R ERA: 3.96	IP: 9.0 WLS: W BF: 31 H: 4 R: 0 ER: 0 SO: 7 BB: 1 IBB: 0 HBP: 0 BLK: 0 WP: 0 HR: 0 S: 71 P: 106 ERA: 0.00 WHIP: 0.556																			

Minnesota Twins @ Kansas City Royals  
Kauffman Stadium, Kansas City, MO  
Mon Aug 05 2013, 7:15 PM - 9:46 PM CDT  
Att: 21,474 - Partly Cloudy - 85 F

AB 30  
R 0  
H 4  
RBI 0  
BB 1  
SO 7  
LOB 7



Batter	1	2	3	4	5	6	7	8	9	AB	R	H	RBI	BB	SO	LOB	BOTTOM			
6 Lorenzo Cain, R OBP: 0.329, SLG: 0.366 27 Justin Maxwell, R OBP: 0.329, SLG: 0.420										3	2	2	1	1	0	0				
35 Eric Hosmer, L OBP: 0.337, SLG: 0.439										5	2	3	5	0	0	1				
16 Billy Butler, R OBP: 0.374, SLG: 0.402										4	1	2	2	1	0	1				
4 Alex Gordon, L OBP: 0.336, SLG: 0.403										5	0	0	0	0	2	6				
24 Miguel Tejada, R OBP: 0.329, SLG: 0.397 23 Elliot Johnson, S OBP: 0.233, SLG: 0.258										3	0	0	0	1	0	3				
8 Mike Moustakas, L OBP: 0.290, SLG: 0.374										5	1	4	2	0	0	0				
26 George Kottaras, L OBP: 0.380, SLG: 0.449										4	2	1	0	1	2	3				
2 Alcides Escobar, R OBP: 0.260, SLG: 0.303										4	2	2	2	0	1	1				
1 Jarrod Dyson, L OBP: 0.322, SLG: 0.425										4	2	1	0	0	1	4				
<b>Inning Stats</b>	R: 0 E: 0 K: 1 S: 12	H: 2 LOB: 2 BB: 0 P: 18	R: 6 E: 0 K: 1 S: 17	H: 5 LOB: 3 BB: 3 P: 33	R: 0 E: 0 K: 1 S: 8	H: 0 LOB: 0 BB: 0 P: 13	R: 0 E: 0 K: 0 S: 9	H: 0 LOB: 0 BB: 0 P: 16	R: 0 E: 0 K: 2 S: 11	H: 1 LOB: 1 BB: 0 P: 12	R: 3 E: 0 K: 1 S: 15	H: 3 LOB: 1 BB: 1 P: 27	R: 4 E: 0 K: 0 S: 18	H: 5 LOB: 1 BB: 0 P: 30	R: 0 E: 0 K: 0 S: 7	H: 0 LOB: 0 BB: 0 P: 9	1B: 12 2B: 3 3B: 0 HR: 1	SF: 0 SAC: 0 DP: 1 HBP: 0	WP: 0 PB: 0 SB: 0 CS: 0	PA: 43
<b>PITCHER</b> 30 Kevin Correia, R ERA: 4.84 52 Brian Duensing, L ERA: 4.33 57 Ryan Pressly, R ERA: 4.17 56 Caleb Thielbar, L ERA: 0.63 8 Jamey Carroll, R ERA:	IP: 2.0 WLS: L BF: 16 H: 7 R: 6 ER: 6 SO: 6 BB: 3 IBB: 0 HBP: 0 BLK: 0 WP: 0 HR: 0 S: 29 P: 51 ERA: 27.00 WHIP: 5.000																			

Minnesota Twins @ Kansas City Royals  
Kauffman Stadium, Kansas City, MO  
Mon Aug 05 2013, 7:15 PM - 9:46 PM CDT  
Att: 21,474 - Partly Cloudy - 85 F

AB 39  
R 13  
H 16  
RBI 13  
BB 4  
SO 6  
LOB 19





Batter	1	2	3	4	5	6	7	8	9	AB	R	H	RBI	BB	SO	LOB	TOP															
<b>2 Brian Dozier, R</b> OBP: 0.305, SLG: 0.399										4	1	2	3	0	0	1																
<b>8 Jamey Carroll, R</b> OBP: 0.271, SLG: 0.247										4	1	1	0	1	0	2																
<b>7 Joe Mauer, L</b> OBP: 0.399, SLG: 0.458										4	0	0	0	0	1	2																
<b>33 Justin Morneau, L</b> OBP: 0.323, SLG: 0.413										4	1	1	2	0	1	1																
<b>31 Oswaldo Arcia, L</b> OBP: 0.316, SLG: 0.418										4	0	0	0	0	3	1																
<b>55 Chris Colabello, R</b> OBP: 0.221, SLG: 0.323										4	2	2	1	0	0	0																
<b>12 Chris Herrmann, L</b> OBP: 0.343, SLG: 0.397										3	2	1	0	1	1	0																
<b>11 Clete Thomas, L</b> OBP: 0.309, SLG: 0.345										3	0	1	0	0	2	1																
<b>17 Doug Bernier, R</b> OBP: 0.333, SLG: 0.310										3	0	0	0	0	0	2																
<b>Inning Stats</b>	R: 3 H: 2 E: 1 K: 1 S: 19	WLS: 2 BF: 29 LOB: 0 BB: 1 P: 36	R: 1 H: 0 E: 0 K: 0 S: 8	LOB: 1 BB: 1 P: 14	R: 0 H: 0 E: 0 K: 1 S: 9	LOB: 0 BB: 0 P: 12	R: 1 H: 2 E: 0 K: 0 S: 8	LOB: 1 BB: 0 P: 11	R: 0 H: 1 E: 0 K: 0 S: 9	LOB: 1 BB: 0 P: 16	R: 2 H: 3 E: 0 K: 1 S: 13	LOB: 1 BB: 0 P: 21	R: 0 H: 0 E: 0 K: 3 S: 12	LOB: 0 BB: 0 P: 16	R: 0 H: 0 E: 0 K: 2 S: 10	LOB: 0 BB: 0 P: 16	R: 0 H: 0 E: 0 K: 0 S: 7	LOB: 0 BB: 0 P: 12	1B: 4 2B: 1 3B: 0 HR: 3	SF: 1 SAC: 1 DP: 0 HBP: 1	WP: 0 PB: 0 SB: 0 CS: 0	PA: 38										
<b>PITCHER</b>	IP WLS BF H R ER SO BB IBB HBP BLK WP HR S P ERA WHIP	IP WLS BF H R ER SO BB IBB HBP BLK WP HR S P ERA WHIP															IP WLS BF H R ER SO BB IBB HBP BLK WP HR S P ERA WHIP															
<b>33 James Shields, R</b> ERA: 3.36	6.0	L	29	8	7	7	3	2	0	1	1	0	0	3	66	110	10.50	1.667														
<b>53 Will Smith, L</b> ERA: 3.26	3.0		9	0	0	0	5	0	0	0	0	0	0	0	29	44	0.00	0.000														

Minnesota Twins @ Kansas City Royals  
Kauffman Stadium, Kansas City, MO  
Tue Aug 06 2013, 7:13 PM - 9:44 PM CDT  
Att: 18,924 - Partly Cloudy - 87 F

AB 33  
R 7  
H 8  
RBI 6  
BB 2  
SO 8  
LOB 10



Batter	1	2	3	4	5	6	7	8	9	AB	R	H	RBI	BB	SO	LOB	BOTTOM															
<b>6 Lorenzo Cain, R</b> OBP: 0.325, SLG: 0.362										4	0	0	0	0	0	2																
<b>35 Eric Hosmer, L</b> OBP: 0.341, SLG: 0.440										3	0	2	0	1	0	0																
<b>16 Billy Butler, R</b> OBP: 0.373, SLG: 0.399										3	0	0	0	1	0	2																
<b>4 Alex Gordon, L</b> OBP: 0.333, SLG: 0.400										4	0	0	0	0	0	4																
<b>27 Justin Maxwell, R</b> OBP: 0.323, SLG: 0.411										3	0	0	0	0	0	1																
<b>8 Mike Moustakas, L</b> OBP: 0.286, SLG: 0.371										3	0	0	0	0	0	0																
<b>24 Miguel Tejada, R</b> OBP: 0.322, SLG: 0.389										3	0	0	0	0	0	0																
<b>26 George Kottaras, L</b> OBP: 0.368, SLG: 0.431										3	0	0	0	0	2	0																
<b>2 Alcides Escobar, R</b> OBP: 0.263, SLG: 0.305										3	0	2	0	0	0	0																
<b>Inning Stats</b>	R: 0 H: 1 E: 0 K: 0 S: 8	WLS: 1 BF: 29 LOB: 0 BB: 0 P: 11	R: 0 H: 0 E: 0 K: 0 S: 6	LOB: 0 BB: 0 P: 10	R: 0 H: 0 E: 0 K: 1 S: 8	LOB: 0 BB: 0 P: 11	R: 0 H: 0 E: 0 K: 0 S: 7	LOB: 0 BB: 0 P: 10	R: 0 H: 1 E: 0 K: 0 S: 10	LOB: 1 BB: 0 P: 16	R: 0 H: 1 E: 0 K: 0 S: 9	LOB: 1 BB: 0 P: 17	R: 0 H: 0 E: 0 K: 1 S: 9	LOB: 0 BB: 0 P: 14	R: 0 H: 1 E: 0 K: 0 S: 9	LOB: 2 BB: 2 P: 20	1B: 4 2B: 0 3B: 0 HR: 0	SF: 0 SAC: 0 DP: 2 HBP: 0	WP: 0 PB: 0 SB: 0 CS: 0	PA: 31												
<b>PITCHER</b>	IP WLS BF H R ER SO BB IBB HBP BLK WP HR S P ERA WHIP	IP WLS BF H R ER SO BB IBB HBP BLK WP HR S P ERA WHIP															IP WLS BF H R ER SO BB IBB HBP BLK WP HR S P ERA WHIP															
<b>63 Andrew Albers, L</b> ERA: 2.66	8.1	W	29	4	0	0	0	1	0	0	0	0	0	0	67	109	0.00	0.600														
<b>50 Casey Fien, R</b> ERA: 2.66	0.2		2	0	0	0	0	1	0	0	0	0	0	4	9	0.00	1.500															

Minnesota Twins @ Kansas City Royals  
Kauffman Stadium, Kansas City, MO  
Tue Aug 06 2013, 7:13 PM - 9:44 PM CDT  
Att: 18,924 - Partly Cloudy - 87 F

AB 29  
R 0  
H 4  
RBI 0  
BB 2  
SO 2  
LOB 9





Batter	1	2	3	4	5	6	7	8	9	AB	R	H	RBI	BB	SO	LOB	TOP					
2 Brian Dozier, R OBP: 0.309, SLG: 0.410										5	1	3	1	0	1	1	<b>Minnesota Twins @ Kansas City Royals</b> Kauffman Stadium, Kansas City, MO Wed Aug 07 2013, 7:13 PM - 10:20 PM CDT Att: 20,192 - Partly Cloudy - 86 F <a href="http://livebaseballscorecards.com">livebaseballscorecards.com</a>					
8 Jamey Carroll, R OBP: 0.276, SLG: 0.253										4	0	2	0	0	1	1						
7 Joe Mauer, L OBP: 0.400, SLG: 0.460										1	0	1	0	0	0	0						
33 Justin Morneau, L OBP: 0.324, SLG: 0.413										5	0	2	0	0	2	3						
55 Chris Colabelo, R OBP: 0.236, SLG: 0.313										2	0	0	0	2	2	3						
9 Ryan Doumit, S OBP: 0.310, SLG: 0.389										2	0	1	0	0	0	2						
12 Chris Herrmann, L OBP: 0.333, SLG: 0.383										2	0	0	0	0	1	2						
24 Trevor Plouffe, R OBP: 0.282, SLG: 0.383										3	0	0	0	1	2	4						
31 Oswaldo Arcia, L OBP: 0.315, SLG: 0.415										4	0	1	0	0	2	2						
11 Clete Thomas, L OBP: 0.308, SLG: 0.339										3	1	0	0	1	2	3						
25 Pedro Florimón, S OBP: 0.282, SLG: 0.348										4	0	0	0	0	3	2						
<b>Inning Stats</b>	R: 1 H: 2 E: 0 K: 2 S: 17	H: 2 LOB: 2 BB: 1 P: 31	R: 0 H: 1 E: 0 K: 3 S: 13	H: 1 LOB: 1 BB: 0 P: 19	R: 0 H: 2 E: 0 K: 2 S: 13	H: 2 LOB: 2 BB: 0 P: 22	R: 1 H: 1 E: 0 K: 1 S: 15	H: 1 LOB: 1 BB: 0 P: 26	R: 0 H: 0 E: 0 K: 1 S: 9	H: 0 LOB: 0 BB: 0 P: 15	R: 0 H: 2 E: 0 K: 1 S: 9	H: 2 LOB: 1 BB: 0 P: 13	R: 0 H: 0 E: 0 K: 2 S: 11	H: 0 LOB: 2 BB: 2 P: 26	R: 0 H: 1 E: 0 K: 2 S: 12	H: 1 LOB: 1 BB: 0 P: 18	1B: 8 2B: 1 3B: 1 HR: 0	SF: 0 SAC: 0 DP: 2 HBP: 0	WP: 2 PB: 0 SB: 1 CS: 0	PA: 39		
<b>PITCHER</b>	IP WLS BF H R ER SO BB IBB HBP BLK WP HR S P ERA WHIP	IP WLS BF H R ER SO BB IBB HBP BLK WP HR S P ERA WHIP	IP WLS BF H R ER SO BB IBB HBP BLK WP HR S P ERA WHIP	IP WLS BF H R ER SO BB IBB HBP BLK WP HR S P ERA WHIP	IP WLS BF H R ER SO BB IBB HBP BLK WP HR S P ERA WHIP	IP WLS BF H R ER SO BB IBB HBP BLK WP HR S P ERA WHIP	IP WLS BF H R ER SO BB IBB HBP BLK WP HR S P ERA WHIP	IP WLS BF H R ER SO BB IBB HBP BLK WP HR S P ERA WHIP	IP WLS BF H R ER SO BB IBB HBP BLK WP HR S P ERA WHIP	IP WLS BF H R ER SO BB IBB HBP BLK WP HR S P ERA WHIP	IP WLS BF H R ER SO BB IBB HBP BLK WP HR S P ERA WHIP	IP WLS BF H R ER SO BB IBB HBP BLK WP HR S P ERA WHIP	IP WLS BF H R ER SO BB IBB HBP BLK WP HR S P ERA WHIP	IP WLS BF H R ER SO BB IBB HBP BLK WP HR S P ERA WHIP	IP WLS BF H R ER SO BB IBB HBP BLK WP HR S P ERA WHIP	IP WLS BF H R ER SO BB IBB HBP BLK WP HR S P ERA WHIP	IP WLS BF H R ER SO BB IBB HBP BLK WP HR S P ERA WHIP	IP WLS BF H R ER SO BB IBB HBP BLK WP HR S P ERA WHIP	IP WLS BF H R ER SO BB IBB HBP BLK WP HR S P ERA WHIP	IP WLS BF H R ER SO BB IBB HBP BLK WP HR S P ERA WHIP	IP WLS BF H R ER SO BB IBB HBP BLK WP HR S P ERA WHIP	
41 Danny Duffy, L ERA: 4.91	3.2	19	6	2	2	7	2	0	0	0	0	0	0	0	0	0	1	0	54	93	4.91	2.182
31 Louis Coleman, R ERA:	1.2	5	1	0	0	2	0	0	0	0	0	0	0	0	0	0	0	0	14	21	0.00	0.600
55 Tim Collins, L ERA: 4.28	1.0	3	0	0	0	3	0	0	0	0	0	0	0	0	0	0	0	0	9	14	0.00	0.000
43 Aaron Crow, R ERA: 2.95	0.2	3	2	0	0	0	0	0	0	0	0	0	0	0	0	0	0	0	6	9	0.00	3.000
40 Kelvin Herrera, R ERA: 4.29	1.0	5	0	0	0	2	2	0	0	0	0	1	0	11	26	0.00	2.000					
<b>PITCHER</b>	IP WLS BF H R ER SO BB IBB HBP BLK WP HR S P ERA WHIP	IP WLS BF H R ER SO BB IBB HBP BLK WP HR S P ERA WHIP	IP WLS BF H R ER SO BB IBB HBP BLK WP HR S P ERA WHIP	IP WLS BF H R ER SO BB IBB HBP BLK WP HR S P ERA WHIP	IP WLS BF H R ER SO BB IBB HBP BLK WP HR S P ERA WHIP	IP WLS BF H R ER SO BB IBB HBP BLK WP HR S P ERA WHIP	IP WLS BF H R ER SO BB IBB HBP BLK WP HR S P ERA WHIP	IP WLS BF H R ER SO BB IBB HBP BLK WP HR S P ERA WHIP	IP WLS BF H R ER SO BB IBB HBP BLK WP HR S P ERA WHIP	IP WLS BF H R ER SO BB IBB HBP BLK WP HR S P ERA WHIP	IP WLS BF H R ER SO BB IBB HBP BLK WP HR S P ERA WHIP	IP WLS BF H R ER SO BB IBB HBP BLK WP HR S P ERA WHIP	IP WLS BF H R ER SO BB IBB HBP BLK WP HR S P ERA WHIP	IP WLS BF H R ER SO BB IBB HBP BLK WP HR S P ERA WHIP	IP WLS BF H R ER SO BB IBB HBP BLK WP HR S P ERA WHIP	IP WLS BF H R ER SO BB IBB HBP BLK WP HR S P ERA WHIP	IP WLS BF H R ER SO BB IBB HBP BLK WP HR S P ERA WHIP	IP WLS BF H R ER SO BB IBB HBP BLK WP HR S P ERA WHIP	IP WLS BF H R ER SO BB IBB HBP BLK WP HR S P ERA WHIP	IP WLS BF H R ER SO BB IBB HBP BLK WP HR S P ERA WHIP	IP WLS BF H R ER SO BB IBB HBP BLK WP HR S P ERA WHIP	
7 David Lough, L OBP: 0.314, SLG: 0.439										4	0	1	0	0	1	3	<b>Minnesota Twins @ Kansas City Royals</b> Kauffman Stadium, Kansas City, MO Wed Aug 07 2013, 7:13 PM - 10:20 PM CDT Att: 20,192 - Partly Cloudy - 86 F <a href="http://livebaseballscorecards.com">livebaseballscorecards.com</a>					
35 Eric Hosmer, L OBP: 0.342, SLG: 0.443										4	1	2	0	0	1	1						
16 Billy Butler, R OBP: 0.374, SLG: 0.403										4	1	2	0	0	0	3						
4 Alex Gordon, L OBP: 0.335, SLG: 0.410										4	1	2	2	0	1	3						
6 Lorenzo Cain, R OBP: 0.325, SLG: 0.361										4	0	1	1	0	0	1						
8 Mike Moustakas, L OBP: 0.288, SLG: 0.368										3	0	0	0	1	0	1						
24 Miguel Tejada, R OBP: 0.327, SLG: 0.392										4	1	2	0	0	0	2						
23 Elliot Johnson, S OBP: 0.233, SLG: 0.258										4	1	2	0	0	0	1						
12 Brett Hayes, R OBP: 0.500, SLG: 0.750										4	1	2	0	0	0	1						
2 Alcides Escobar, R OBP: 0.265, SLG: 0.307										4	0	2	2	0	0	1						
<b>Inning Stats</b>	R: 0 H: 2 E: 0 K: 0 S: 13	H: 0 LOB: 0 BB: 0 P: 20	R: 0 H: 0 E: 0 K: 0 S: 7	H: 0 LOB: 0 BB: 0 P: 11	R: 1 H: 2 E: 0 K: 1 S: 11	H: 2 LOB: 1 BB: 0 P: 14	R: 2 H: 4 E: 0 K: 1 S: 19	H: 4 LOB: 1 BB: 0 P: 26	R: 1 H: 3 E: 0 K: 1 S: 10	H: 3 LOB: 0 BB: 0 P: 16	R: 0 H: 1 E: 0 K: 0 S: 9	H: 1 LOB: 1 BB: 0 P: 13	R: 1 H: 2 E: 0 K: 0 S: 7	H: 2 LOB: 2 BB: 1 P: 15	R: 0 H: 0 E: 0 K: 0 S: 8	H: 0 LOB: 0 BB: 0 P: 11	1B: 9 2B: 4 3B: 0 HR: 1	SF: 0 SAC: 1 DP: 1 HBP: 0	WP: 0 PB: 0 SB: 0 CS: 0	PA: 37		
<b>PITCHER</b>	IP WLS BF H R ER SO BB IBB HBP BLK WP HR S P ERA WHIP	IP WLS BF H R ER SO BB IBB HBP BLK WP HR S P ERA WHIP	IP WLS BF H R ER SO BB IBB HBP BLK WP HR S P ERA WHIP	IP WLS BF H R ER SO BB IBB HBP BLK WP HR S P ERA WHIP	IP WLS BF H R ER SO BB IBB HBP BLK WP HR S P ERA WHIP	IP WLS BF H R ER SO BB IBB HBP BLK WP HR S P ERA WHIP	IP WLS BF H R ER SO BB IBB HBP BLK WP HR S P ERA WHIP	IP WLS BF H R ER SO BB IBB HBP BLK WP HR S P ERA WHIP	IP WLS BF H R ER SO BB IBB HBP BLK WP HR S P ERA WHIP	IP WLS BF H R ER SO BB IBB HBP BLK WP HR S P ERA WHIP	IP WLS BF H R ER SO BB IBB HBP BLK WP HR S P ERA WHIP	IP WLS BF H R ER SO BB IBB HBP BLK WP HR S P ERA WHIP	IP WLS BF H R ER SO BB IBB HBP BLK WP HR S P ERA WHIP	IP WLS BF H R ER SO BB IBB HBP BLK WP HR S P ERA WHIP	IP WLS BF H R ER SO BB IBB HBP BLK WP HR S P ERA WHIP	IP WLS BF H R ER SO BB IBB HBP BLK WP HR S P ERA WHIP	IP WLS BF H R ER SO BB IBB HBP BLK WP HR S P ERA WHIP	IP WLS BF H R ER SO BB IBB HBP BLK WP HR S P ERA WHIP	IP WLS BF H R ER SO BB IBB HBP BLK WP HR S P ERA WHIP	IP WLS BF H R ER SO BB IBB HBP BLK WP HR S P ERA WHIP	IP WLS BF H R ER SO BB IBB HBP BLK WP HR S P ERA WHIP	
21 Samuel Deduno, R ERA: 3.38	5.2	27	12	4	4	3	0	0	0	0	0	0	0	0	0	0	0	0	67	97	6.35	2.118
56 Caleb Thielbar, L ERA: 0.92	0.2	4	2	1	1	0	0	0	0	0	0	0	0	0	0	0	0	0	6	11	13.50	3.000
20 Josh Roenicke, R ERA: 3.06	0.2	3	0	0	0	0	0	1	0	0	0	0	0	0	0	0	0	0	3	7	0.00	0.000
61 Jared Burton, R ERA: 3.12	1.0	3	0	0	0	0	0	0	0	0	0	0	0	0	0	0	0	0	8	11	0.00	0.000



Batter	1	2	3	4	5	6	7	8	9	AB	R	H	RBI	BB	SO	LOB	TOP						
2 Brian Dozier, R OBP: 0.310, SLG: 0.411										4	0	1	0	1	3	2							
7 Joe Mauer, L OBP: 0.400, SLG: 0.456										3	1	0	0	2	2	3							
16 Josh Willingham, R OBP: 0.350, SLG: 0.390										5	0	0	0	0	3	5							
33 Justin Morneau, L OBP: 0.325, SLG: 0.428										5	2	2	5	0	1	0							
55 Chris Colabello, R OBP: 0.263, SLG: 0.386										3	1	2	1	1	1	0							
12 Chris Herrmann, L OBP: 0.329, SLG: 0.377										1	0	0	0	0	1	0							
31 Oswaldo Arcia, L OBP: 0.312, SLG: 0.423										5	1	1	1	0	0	2							
24 Trevor Plouffe, R OBP: 0.301, SLG: 0.384										2	0	1	0	2	1	1							
11 Clete Thomas, L OBP: 0.307, SLG: 0.333										3	1	0	0	1	1	4							
25 Pedro Florimón, S OBP: 0.282, SLG: 0.344										3	1	0	0	1	2	1							
<b>Inning Stats</b>	R: 0 E: 0 K: 2 S: 9	H: 0 LOB: 0 BB: 0 P: 12	R: 1 E: 0 K: 0 S: 14	H: 1 LOB: 1 BB: 1 P: 21	R: 0 E: 0 K: 2 S: 11	H: 1 LOB: 1 BB: 0 P: 19	R: 0 E: 0 K: 0 S: 8	H: 2 LOB: 2 BB: 0 P: 10	R: 0 E: 0 K: 3 S: 12	H: 0 LOB: 1 BB: 1 P: 24	R: 0 E: 0 K: 2 S: 11	H: 0 LOB: 1 BB: 1 P: 18	R: 4 E: 0 K: 3 S: 19	H: 1 LOB: 0 BB: 3 P: 38	R: 1 E: 0 K: 2 S: 20	H: 1 LOB: 2 BB: 2 P: 34	R: 1 E: 0 K: 1 S: 10	H: 1 LOB: 0 BB: 0 P: 13	1B: 1 2B: 2 3B: 0 HR: 4	SF: 0 SAC: 0 DP: 0 HBP: 0	WP: 0 PB: 0 SB: 1 CS: 0	PA: 42	
<b>PITCHER</b>	IP ERA WLS BF H R ER SO BB IBB HBP BLK WP HR S P ERA WHIP	6.0 4.52 0.1 1 0 0 0 9 5 0 0 0 0 0 1 66 113 4.50 1.500	7.1 3.48 0.1 1 0 0 0 1 0 0 0 0 0 0 0 4 6 0.00 0.000	7.1 7.16 0.2 3 1 2 2 2 0 0 0 0 0 1 13 18 27.00 1.500	8.1 2.38 1.0 6 1 1 1 2 2 0 0 0 0 0 1 20 34 9.00 3.000	<b>PITCHER</b>	IP ERA WLS BF H R ER SO BB IBB HBP BLK WP HR S P ERA WHIP	1.0 5.75 1.0 4 1 1 1 1 0 0 0 0 0 0 0 1 5 ∞ ∞	9.1 5.75 1.0 4 1 1 1 1 0 0 0 0 0 0 0 1 10 13 9.00 1.000														
50 John Danks, L ERA: 4.52																							
27 Matt Lindstrom, R ERA: 3.48																							
46 Donnie Veal, L ERA: 7.16																							
65 Nate Jones, R ERA: 3.9																							
41 David Purcey, L ERA: 2.38																							
30 Alejandro De Aza, L OBP: 0.312, SLG: 0.431										4	1	1	0	0	0	0							
15 Gordon Beckham, R OBP: 0.348, SLG: 0.430										4	2	1	0	1	0	1							
10 Alexei Ramirez, R OBP: 0.312, SLG: 0.363										5	1	2	4	0	0	1							
44 Adam Dunn, L OBP: 0.330, SLG: 0.460										4	0	0	0	1	1	2							
14 Paul Konerko, R OBP: 0.305, SLG: 0.361										4	1	1	1	0	0	1							
12 Conor Gillaspie, L OBP: 0.296, SLG: 0.372										3	0	1	0	1	2	0							
20 Jordan Danks, L OBP: 0.250, SLG: 0.240										2	0	1	0	1	0	0							
21 Tyler Flowers, R OBP: 0.244, SLG: 0.348										4	0	0	0	0	2	5							
18 Blake Tekotte, L OBP: 0.296, SLG: 0.250										4	0	0	0	0	3	3							
<b>Inning Stats</b>	R: 0 E: 0 K: 0 S: 7	H: 0 LOB: 0 BB: 0 P: 12	R: 1 E: 0 K: 0 S: 13	H: 2 LOB: 1 BB: 1 P: 22	R: 0 E: 0 K: 0 S: 5	H: 0 LOB: 0 BB: 0 P: 7	R: 0 E: 0 K: 1 S: 10	H: 1 LOB: 2 BB: 0 P: 17	R: 2 E: 0 K: 1 S: 17	H: 1 LOB: 1 BB: 2 P: 31	R: 0 E: 0 K: 3 S: 11	H: 0 LOB: 1 BB: 1 P: 20	R: 0 E: 0 K: 0 S: 7	H: 0 LOB: 0 BB: 0 P: 11	R: 0 E: 0 K: 1 S: 7	H: 0 LOB: 0 BB: 0 P: 11	R: 2 E: 0 K: 2 S: 11	H: 3 LOB: 1 BB: 0 P: 12	1B: 4 2B: 1 3B: 0 HR: 2	SF: 0 SAC: 0 DP: 0 HBP: 2	WP: 0 PB: 0 SB: 0 CS: 0	PA: 40	
<b>PITCHER</b>	IP ERA WLS BF H R ER SO BB IBB HBP BLK WP HR S P ERA WHIP	5.2 6.43 0.1 1 0 0 0 4 4 0 0 0 0 0 3 60 105 4.76 1.412	6.1 4.3 1.0 4 0 0 0 1 0 0 0 0 0 0 3 4 0.00 0.000	7.1 3.06 1.0 4 0 0 0 1 0 0 0 0 0 0 7 11 0.00 0.000	8.1 2.61 1.0 3 0 0 0 1 0 0 0 0 0 0 7 11 0.00 0.000	9.1 2.4 1.0 6 3 2 2 2 0 0 0 0 0 0 11 12 18.00 3.000	<b>PITCHER</b>	IP ERA WLS BF H R ER SO BB IBB HBP BLK WP HR S P ERA WHIP	1.1 6.43 0.1 1 0 0 0 1 0 0 0 0 0 0 0 3 4 0.00 0.000	7.1 3.06 1.0 4 0 0 0 1 0 0 0 0 0 0 7 11 0.00 0.000	8.1 2.61 1.0 3 0 0 0 1 0 0 0 0 0 0 7 11 0.00 0.000	9.1 2.4 1.0 6 3 2 2 2 0 0 0 0 0 0 11 12 18.00 3.000											

Minnesota Twins @ Chicago White Sox  
U.S. Cellular Field, Chicago, IL  
Fri Aug 09 2013, 2:12 PM - 5:25 PM EDT  
Att: 17,439 - Partly Cloudy - 82 F

AB 34  
R 7  
H 7  
RBI 7  
BB 8  
SO 15  
LOB 18



Minnesota Twins @ Chicago White Sox  
U.S. Cellular Field, Chicago, IL  
Fri Aug 09 2013, 2:12 PM - 5:25 PM EDT  
Att: 17,439 - Partly Cloudy - 82 F

AB 34  
R 5  
H 7  
RBI 5  
BB 4  
SO 8  
LOB 13










Batter	1	2	3	4	5	6	7	8	9	AB	R	H	RBI	BB	SO	LOB	TOP										
2 Brian Dozier, R OBP: 0.315, SLG: 0.414	G5-3		7 HR HBP	2B		BB		BB		2	1	1	0	2	0	0	<b>Minnesota Twins @ Chicago White Sox</b> U.S. Cellular Field, Chicago, IL Sat Aug 10 2013, 4:07 PM - 7:35 PM EDT Att: 24,529 - Sunny - 77 F										
7 Joe Mauer, L OBP: 0.399, SLG: 0.453	G4-3		33 HR 1B	BB		K		L7		4	1	1	0	1	1	3											
33 Justin Morneau, L OBP: 0.322, SLG: 0.428	16 E BB		33 HR 1B	G4-3		G1-3		G4-3		4	1	1	3	1	0	4											
16 Josh Willingham, R (1, 10) OBP: 0.351, SLG: 0.402	K		3-H 3-H HR			2B		K		5	0	1	0	0	3	1											
31 Oswaldo Arcia, L OBP: 0.312, SLG: 0.447	G4-3		HR	K2-3		2B		F7		5	1	2	1	0	1	1											
55 Chris Colabello, R OBP: 0.298, SLG: 0.387	1B		BB	24 G6-4-3 BB		K		K		2	0	1	0	2	1	1											
24 Trevor Plouffe, R OBP: 0.297, SLG: 0.379	F9		K	G6-4-3		K		K		4	0	0	0	0	2	5											
11 Clete Thomas, L OBP: 0.308, SLG: 0.340	P6					25 SH2-4 2B		K		4	0	1	0	0	2	1											
25 Pedro Florimón, S OBP: 0.278, SLG: 0.339	G3-1		F8			SH2-4		K		3	0	0	0	0	1	0											
<b>Inning Stats</b>	R: 0 H: 0 K: 1 S: 11	H: 0 LOB: 1 BB: 1 P: 22	R: 0 H: 1 K: 0 S: 7	H: 1 LOB: 1 BB: 0 P: 10	R: 4 H: 3 K: 2 S: 22	H: 3 LOB: 1 BB: 1 P: 37	R: 0 H: 1 K: 1 S: 12	H: 1 LOB: 1 BB: 1 P: 20	R: 0 H: 1 K: 1 S: 8	H: 1 LOB: 1 BB: 1 P: 14	R: 0 H: 1 K: 3 S: 14	H: 1 LOB: 1 BB: 0 P: 20	R: 0 H: 0 K: 2 S: 14	H: 0 LOB: 1 BB: 1 P: 23	R: 0 H: 0 K: 0 S: 6	H: 0 LOB: 0 BB: 0 P: 9		1B: 2 2B: 4 3B: 0 HR: 2	SF: 0 SAC: 1 DP: 1 HBP: 1	WP: 0 PB: 0 SB: 0 CS: 0	PA: 41						
<b>PITCHER</b>	IP	WLS	BF	H	R	ER	SO	BB	IBB	HBP	BLK	WP	HR	S	P	ERA	WHIP										
64 André Rienzo, R ERA: 4.42	5.1		28	7	4	4	5	5	0	1	0	0	2	63	112	6.75	2.250										
41 David Purcey, L ERA: 2.19	1.0	W	4	1	0	0	2	0	0	0	0	0	0	10	17	0.00	1.000										
65 Nate Jones, R ERA: 3.81	1.1	H	5	0	0	0	4	1	0	0	0	0	0	21	29	0.00	0.750										
46 Donnie Veal, L ERA: 6.88	0.1	H	1	0	0	0	0	0	0	0	0	0	0	1	2	0.00	0.000										
43 Addison Reed, R ERA: 3.61	1.0	S	3	0	0	0	0	0	0	0	0	0	0	6	9	0.00	0.000										

Batter	1	2	3	4	5	6	7	8	9	AB	R	H	RBI	BB	SO	LOB	BOTTOM										
15 Gordon Beckham, R (1, 4) OBP: 0.355, SLG: 0.423	10 2B 14 SF7 BB		12 E FC3-6	12 G1-6-3 BB		12 1B BB		BB		1	2	0	0	4	0	1	<b>Minnesota Twins @ Chicago White Sox</b> U.S. Cellular Field, Chicago, IL Sat Aug 10 2013, 4:07 PM - 7:35 PM EDT Att: 24,529 - Sunny - 77 F										
12 Conor Gillaspie, L OBP: 0.294, SLG: 0.368	F7		E9	G1-6-3		1B		P5		5	0	1	1	0	0	4											
10 Alexei Ramirez, R OBP: 0.310, SLG: 0.368	2B		G4-3			F7		G5-3		5	0	1	0	0	1	4											
44 Adam Dunn, L OBP: 0.336, SLG: 0.464	BB		G6-3			F7		14 1B 2B		3	0	1	0	1	0	0											
14 Paul Konerko, R OBP: 0.307, SLG: 0.363	SF7		26 FC5-4 1B	G6-3		G6-3		1B		3	0	2	1	0	0	0											
26 Avisail Garcia, R OBP: 0.277, SLG: 0.364	K		FC5-4			36 SH5-4 18 SF8 20 BB 1B		K		4	1	1	0	0	2	5											
20 Jordan Danks, L OBP: 0.258, SLG: 0.291			G1-3			18 SF8 36 SH5-4 12 1B BB		F9		2	2	1	1	1	0	1											
7 Jeff Keppinger, R OBP: 0.284, SLG: 0.279			HR			18 SF8 36 SH5-4 12 1B BB		F9		1	0	0	0	0	0	2											
21 Tyler Flowers, R OBP: 0.244, SLG: 0.348						18 SF8 36 SH5-4 12 1B BB		K		0	0	0	0	0	0	0											
36 Josh Phegley, R OBP: 0.214, SLG: 0.354			15 FC3-6 BB			18 SF8 36 SH5-4 12 1B BB		K		1	0	0	0	1	0	0											
30 Alejandro De Aza, L OBP: 0.330, SLG: 0.428			15 BB P5			18 SF8 36 SH5-4 12 1B BB		L8		1	0	0	0	0	1	2											
18 Blake Tekotte, L OBP: 0.303, SLG: 0.357			15 BB HBP			18 SF8 36 SH5-4 12 1B BB		L8		2	0	0	1	0	0	1											
<b>Inning Stats</b>	R: 1 H: 1 K: 1 S: 17	H: 1 LOB: 2 BB: 2 P: 33	R: 2 H: 1 K: 0 S: 15	H: 1 LOB: 1 BB: 1 P: 23	R: 0 H: 1 K: 0 S: 8	H: 1 LOB: 1 BB: 0 P: 10	R: 0 H: 0 K: 0 S: 6	H: 0 LOB: 1 BB: 1 P: 13	R: 0 H: 2 K: 2 S: 14	H: 2 LOB: 2 BB: 2 P: 25	R: 2 H: 2 K: 2 S: 12	H: 2 LOB: 2 BB: 0 P: 17	R: 0 H: 0 K: 0 S: 10	H: 0 LOB: 1 BB: 1 P: 16	R: 0 H: 0 K: 0 S: 6	H: 0 LOB: 0 BB: 0 P: 9	1B: 4 2B: 2 3B: 0 HR: 1	SF: 2 SAC: 1 DP: 1 HBP: 1	WP: 0 PB: 0 SB: 0 CS: 0	PA: 39							
<b>PITCHER</b>	IP	WLS	BF	H	R	ER	SO	BB	IBB	HBP	BLK	WP	HR	S	P	ERA	WHIP										
37 Mike Pelfrey, R ERA: 5.32	5.0	L	25	4	5	4	2	5	0	1	0	0	0	17	25	0.00	3.000										
51 Anthony Swarzak, R ERA: 3.07	1.1	B	8	3	0	0	1	1	0	0	0	0	0	1	3	0.00	0.000										
56 Caleb Thielbar, L ERA: 0.89	0.1		1	0	0	0	0	0	0	0	0	0	0	1	3	0.00	0.000										
57 Ryan Pressly, R ERA: 4.07	1.1		5	0	0	0	1	1	0	0	0	0	0	14	22	0.00	0.750										

AB	33
R	4
H	8
RBI	4
BB	6
SO	11
LOB	16



AB	28
R	5
H	7
RBI	4
BB	7
SO	4
LOB	20





Batter	1	2	3	4	5	6	7	8	9	AB	R	H	RBI	BB	SO	LOB	TOP										
<b>2 Brian Dozier, R</b> OBP: 0.316, SLG: 0.422										5	1	2	3	0	3	0											
<b>Jamey Carroll, R</b> OBP: 0.283, SLG: 0.262										4	1	1	0	0	0	1											
<b>7 Joe Mauer, L</b> OBP: 0.402, SLG: 0.462										3	1	2	2	1	0	1											
<b>33 Justin Morneau, L</b> OBP: 0.321, SLG: 0.429										4	0	1	0	0	2	2											
<b>16 Josh Willingham, R</b> OBP: 0.347, SLG: 0.395										4	0	0	0	0	0	2											
<b>31 Oswaldo Arcia, L</b> OBP: 0.315, SLG: 0.452										4	0	2	0	0	1	2											
<b>55 Chris Colabelo, R</b> <b>12 Chris Herrmann, L</b> OBP: 0.347, SLG: 0.422										4	1	1	0	0	0	3											
<b>11 Clete Thomas, L</b> OBP: 0.302, SLG: 0.333										4	0	0	0	0	2	3											
<b>17 Doug Bernier, R</b> OBP: 0.325, SLG: 0.265										3	1	0	0	1	1	1											
<b>Inning Stats</b>	R: 0 H: 1 E: 0 K: 2 S: 12	H: 1 LOB: 1 BB: 0 P: 19	R: 0 H: 1 E: 0 K: 1 S: 10	H: 1 LOB: 1 BB: 0 P: 17	R: 0 H: 0 E: 0 K: 1 S: 7	H: 0 LOB: 0 BB: 0 P: 14	R: 0 H: 0 E: 0 K: 1 S: 11	H: 0 LOB: 1 BB: 1 P: 21	R: 5 H: 4 E: 0 K: 1 S: 18	H: 4 LOB: 1 BB: 1 P: 28	R: 0 H: 1 E: 0 K: 0 S: 8	H: 1 LOB: 1 BB: 0 P: 14	R: 0 H: 1 E: 0 K: 0 S: 10	H: 1 LOB: 0 BB: 0 P: 17	R: 0 H: 1 E: 0 K: 0 S: 7	H: 1 LOB: 1 BB: 0 P: 12	R: 0 H: 0 E: 0 K: 3 S: 9	H: 0 LOB: 0 BB: 0 P: 12	1B: 5 2B: 2 3B: 0 HR: 2	SF: 0 SAC: 0 DP: 1 HBP: 0	WP: 0 PB: 0 SB: 0 CS: 0	PA: 37					
<b>PITCHER</b>	IP	WLS	BF	H	R	ER	SO	BB	IBB	HBP	BLK	WP	HR	S	P	ERA	WHIP										
<b>62 Jose Quintana, L</b> ERA: 3.7	5.0	L	23	6	5	5	6	2	0	0	0	0	2	58	99	9.00	1.600										
<b>33 Dylan Axelrod, R</b> ERA: 5.09	4.0		14	3	0	0	3	0	0	0	0	0	0	34	53	0.00	0.750										

**Minnesota Twins @ Chicago White Sox**  
U.S. Cellular Field, Chicago, IL  
Sun Aug 11 2013, 2:11 PM - 5:02 PM EDT  
Att: 26,344 - Partly Cloudy - 79 F

AB	35
R	5
H	9
RBI	5
BB	2
SO	9
LOB	15



Batter	1	2	3	4	5	6	7	8	9	AB	R	H	RBI	BB	SO	LOB	BOTTOM										
<b>30 Alejandro De Aza, L</b> OBP: 0.329, SLG: 0.429										4	0	1	0	0	2	1											
<b>15 Gordon Beckham, R</b> OBP: 0.350, SLG: 0.415										4	0	0	0	0	1	2											
<b>10 Alexei Ramirez, R</b> OBP: 0.309, SLG: 0.367										4	0	1	0	0	0	1											
<b>44 Adam Dunn, L</b> OBP: 0.335, SLG: 0.469										4	1	1	1	0	2	2											
<b>14 Paul Konerko, R</b> OBP: 0.304, SLG: 0.359										4	0	0	0	0	1	0											
<b>26 Avisail Garcia, R</b> OBP: 0.276, SLG: 0.359										4	0	1	0	0	1	0											
<b>12 Conor Gillaspie, L</b> OBP: 0.297, SLG: 0.377										3	1	1	1	1	1	0											
<b>21 Tyler Flowers, R</b> OBP: 0.245, SLG: 0.348										3	0	1	0	0	2	2											
<b>20 Jared Danks, L</b> OBP: 0.254, SLG: 0.286										1	0	0	0	0	1	0											
<b>18 Blake Tekotte, L</b> OBP: 0.306, SLG: 0.355										3	0	1	0	0	1	3											
<b>Inning Stats</b>	R: 0 H: 1 E: 0 K: 2 S: 11	H: 1 LOB: 1 BB: 0 P: 15	R: 0 H: 1 E: 0 K: 2 S: 14	H: 1 LOB: 2 BB: 1 P: 23	R: 0 H: 1 E: 0 K: 1 S: 9	H: 1 LOB: 0 BB: 0 P: 13	R: 0 H: 0 E: 0 K: 1 S: 7	H: 0 LOB: 0 BB: 0 P: 9	R: 0 H: 1 E: 0 K: 1 S: 8	H: 1 LOB: 1 BB: 0 P: 14	R: 0 H: 0 E: 0 K: 0 S: 7	H: 0 LOB: 0 BB: 0 P: 10	R: 0 H: 1 E: 0 K: 0 S: 8	H: 1 LOB: 1 BB: 0 P: 14	R: 0 H: 0 E: 0 K: 2 S: 8	H: 0 LOB: 0 BB: 0 P: 10	R: 2 H: 2 E: 0 K: 3 S: 14	H: 2 LOB: 0 BB: 0 P: 23	1B: 4 2B: 1 3B: 0 HR: 2	SF: 0 SAC: 0 DP: 0 HBP: 0	WP: 0 PB: 0 SB: 2 CS: 0	PA: 35					
<b>PITCHER</b>	IP	WLS	BF	H	R	ER	SO	BB	IBB	HBP	BLK	WP	HR	S	P	ERA	WHIP										
<b>30 Kevin Correia, R</b> ERA: 4.59	7.0	W	27	5	0	0	7	1	0	0	0	0	0	64	98	0.00	0.857										
<b>61 Jared Burton, R</b> ERA: 3.0	1.0		3	0	0	0	2	0	0	0	0	0	0	8	10	0.00	0.000										
<b>50 Casey Fien, R</b> ERA: 2.92	1.0		5	2	2	2	3	0	0	0	0	0	2	14	23	18.00	2.000										

**Minnesota Twins @ Chicago White Sox**  
U.S. Cellular Field, Chicago, IL  
Sun Aug 11 2013, 2:11 PM - 5:02 PM EDT  
Att: 26,344 - Partly Cloudy - 79 F

AB	34
R	2
H	7
RBI	2
BB	1
SO	12
LOB	11






Batter	1	2	3	4	5	6	7	8	9	AB	R	H	RBI	BB	SO	LOB	TOP					
24 Michael Bourn, L OBP: 0.325, SLG: 0.359	G4-3			G5-3		L7			G4-3	4	0	0	0	0	0	0	Cleveland Indians @ Minnesota Twins Target Field, Minneapolis, MN Mon Aug 12 2013, 7:12 PM - 9:32 PM CDT Att: 30,922 - Cloudy - 77 F					
33 Nick Swisher, S OBP: 0.339, SLG: 0.397	F9			G4-3					G6-3	4	0	0	0	0	0							
22 Jason Kipnis, L OBP: 0.369, SLG: 0.482	F8								F8	3	0	1	0	0	0							
13 Asdrúbal Cabrera, S OBP: 0.290, SLG: 0.395		K							L8	3	0	0	0	0	1	1						
41 Carlos Santana, S OBP: 0.363, SLG: 0.444		G1-3								3	0	0	0	0	0	0						
10 Yan Gomes, R OBP: 0.353, SLG: 0.532		F9								3	0	1	0	0	0	0						
23 Michael Brantley, L OBP: 0.332, SLG: 0.597										3	0	0	0	0	0	1						
4 Mike Aviles, R OBP: 0.289, SLG: 0.384										3	0	0	0	0	0	1						
11 Drew Stubbs, R OBP: 0.302, SLG: 0.365										3	0	0	0	0	1	0						
<b>Inning Stats</b>	R: 0 E: 0 K: 0 S: 8	H: 0 LOB: 0 BB: 0 P: 11	R: 0 E: 0 K: 1 S: 9	H: 0 LOB: 0 BB: 0 P: 10	R: 0 E: 0 K: 1 S: 8	H: 0 LOB: 0 BB: 0 P: 12	R: 0 E: 0 K: 0 S: 12	H: 1 LOB: 1 BB: 0 P: 14	R: 0 E: 0 K: 0 S: 7	H: 0 LOB: 0 BB: 0 P: 9	R: 0 E: 0 K: 0 S: 11	H: 0 LOB: 0 BB: 0 P: 16	R: 0 E: 0 K: 0 S: 6	H: 0 LOB: 0 BB: 0 P: 10	R: 0 E: 0 K: 0 S: 7	H: 1 LOB: 1 BB: 0 P: 10	R: 0 E: 0 K: 0 S: 8	H: 0 LOB: 0 BB: 0 P: 10	1B: 2 2B: 0 3B: 0 HR: 0	SF: 0 SAC: 0 DP: 0 HBP: 0	WP: 0 PB: 0 SB: 0 CS: 0	PA: 29
<b>PITCHER</b> 63 Andrew Albers, L ERA:	IP	WLS	BF	H	R	ER	SO	BB	IBB	HBP	BLK	WP	HR	S	P	ERA	WHIP					
	9.0	W	29	2	0	0	2	0	0	0	0	0	0	76	102	0.00	0.222					

Batter	1	2	3	4	5	6	7	8	9	AB	R	H	RBI	BB	SO	LOB	BOTTOM				
2 Brian Dozier, R OBP: 0.315, SLG: 0.428	HR			G6-3						4	1	1	1	0	0	0	Cleveland Indians @ Minnesota Twins Target Field, Minneapolis, MN Mon Aug 12 2013, 7:12 PM - 9:32 PM CDT Att: 30,922 - Cloudy - 77 F				
7 Joe Mauer, L OBP: 0.399, SLG: 0.458	K			G6-3						4	0	0	0	0	1	0					
33 Justin Morneau, L OBP: 0.319, SLG: 0.425	G4-3			G4-3						4	0	0	0	0	0	0					
16 Josh Willingham, R OBP: 0.349, SLG: 0.392	G5-3									2	0	0	0	2	0	0					
31 Oswaldo Arcia, L OBP: 0.321, SLG: 0.452										2	1	1	0	2	1	1					
24 Trevor Plouffe, R OBP: 0.303, SLG: 0.391										3	1	2	2	1	0	2					
12 Chris Herrmann, L OBP: 0.342, SLG: 0.403										3	0	0	0	1	3	4					
11 Clete Thomas, L OBP: 0.298, SLG: 0.328										3	0	0	0	0	2	5					
25 Pedro Florimón, S OBP: 0.276, SLG: 0.336										3	0	0	0	0	2	3					
<b>Inning Stats</b>	R: 1 E: 0 K: 1 S: 10	H: 1 LOB: 0 BB: 0 P: 13	R: 2 E: 0 K: 3 S: 15	H: 2 LOB: 0 BB: 0 P: 21	R: 0 E: 0 K: 0 S: 9	H: 0 LOB: 0 BB: 0 P: 11	R: 0 E: 0 K: 1 S: 12	H: 0 LOB: 3 BB: 3 P: 26	R: 0 E: 0 K: 0 S: 10	H: 0 LOB: 0 BB: 0 P: 15	R: 0 E: 0 K: 2 S: 11	H: 0 LOB: 2 BB: 2 P: 23	R: 0 E: 0 K: 1 S: 10	H: 0 LOB: 0 BB: 0 P: 16	R: 0 E: 0 K: 1 S: 12	H: 1 LOB: 2 BB: 1 P: 19	1B: 2 2B: 0 3B: 0 HR: 2	SF: 0 SAC: 0 DP: 0 HBP: 0	WP: 0 PB: 0 SB: 0 CS: 0	PA: 34	
<b>PITCHER</b> 31 Danny Salazar, R ERA: 4.68 35 Marc Rzepczynski, L ERA: 4.67 27 Bryan Shaw, R ERA: 4.18 37 Cody Allen, R ERA: 2.55	IP	WLS	BF	H	R	ER	SO	BB	IBB	HBP	BLK	WP	HR	S	P	ERA	WHIP				
	4.0	L	18	3	3	3	5	3	0	0	0	0	0	21	38	0.00	1.000				
	2.0		8	0	0	0	2	2	0	0	0	0	0	10	16	0.00	0.000				
	1.0		3	0	0	0	1	0	0	0	0	0	0	12	19	0.00	2.000				
	1.0		5	1	0	0	1	1	0	0	0	0	0								

**AB** 29  
**R** 0  
**H** 2  
**RBI** 0  
**BB** 0  
**SO** 2  
**LOB** 3



**AB** 28  
**R** 3  
**H** 4  
**RBI** 3  
**BB** 6  
**SO** 9  
**LOB** 15









Batter	1	2	3	4	5	6	7	8	9	10	11	12	AB	R	H	RBI	BB	SO	LOB	TOP			
24 Michael Bourn, L OBP: 0.319, SLG: 0.352													6	0	1	0	0	3	0				
33 Nick Swisher, S OBP: 0.335, SLG: 0.389													6	1	1	0	0	3	1				
22 Jason Kipnis, L OBP: 0.372, SLG: 0.483													5	2	3	0	1	1	0				
41 Carlos Santana, S OBP: 0.361, SLG: 0.445													5	3	1	1	0	0	5				
23 Michael Brantley, L OBP: 0.331, SLG: 0.395													5	1	2	3	0	0	1				
25 Jason Giambi, L OBP: 0.292, SLG: 0.395													3	2	2	3	1	0	0				
10 Yan Gomes, R OBP: 0.358, SLG: 0.534													1	0	0	0	1	1	0				
4 Mike Aviles, R OBP: 0.290, SLG: 0.383													6	0	2	2	0	0	4				
8 Lonnie Chisenhall, L OBP: 0.269, SLG: 0.359													2	0	0	0	0	0	2				
13 Asdrubal Cabrera, S OBP: 0.288, SLG: 0.389													3	0	0	0	0	2	2				
11 Drew Stubbs, R OBP: 0.296, SLG: 0.390													5	0	0	0	0	1	0				
<b>Inning Stats</b>	R: 0 E: 0 K: 1 S: 9	H: 1 LOB: 1 BB: 1 P: 17	R: 0 E: 0 K: 0 S: 8	H: 1 LOB: 1 BB: 0 P: 14	R: 0 E: 0 K: 1 S: 8	H: 0 LOB: 0 BB: 0 P: 14	R: 2 E: 0 K: 0 S: 11	H: 2 LOB: 1 BB: 0 P: 18	R: 0 E: 0 K: 1 S: 10	H: 0 LOB: 0 BB: 0 P: 15	R: 1 E: 0 K: 1 S: 10	H: 2 LOB: 2 BB: 1 P: 17	R: 0 E: 0 K: 1 S: 7	H: 0 LOB: 0 BB: 0 P: 13	R: 1 E: 0 K: 1 S: 7	H: 1 LOB: 0 BB: 0 P: 10	R: 0 E: 0 K: 2 S: 8	H: 2 LOB: 2 BB: 0 P: 21	1B: 9 2B: 2 3B: 0 HR: 2	SF: 1 SAC: 0 DP: 1 HBP: 1	WP: 1 PB: 0 SB: 0 CS: 1	PA: 52	
<b>PITCHER</b>	IP 5.1	WLS 5	BF 24	H 6	R 3	ER 3	SO 3	BB 2	IBB 0	HBP 1	BLK 0	WP 0	HR 0	S 50	P 8	ERA 0.00	WHIP 1.500						
44 Kyle Gibson, R ERA: 2.27																							
20 Josh Roenicke, R ERA: 2.98																							
56 Caleb Thielbar, L ERA: 3.58																							
61 Jared Burton, R ERA: 2.94																							
50 Casey Fien, R ERA: 3.44																							
52 Brian Duensing, L ERA: 4.05																							
15 Glen Perkins, L ERA: 2.45																							
57 Ryan Pressly, R ERA: 4.06																							

Cleveland Indians @ Minnesota Twins  
Target Field, Minneapolis, MN  
Wed Aug 14 2013, 12:11 PM - 4:31 PM CDT  
Att. 35,133 - Partly Cloudy - 73 F

AB 47  
R 9  
H 12  
RBI 9  
BB 3  
SO 11  
LOB 15



Batter	1	2	3	4	5	6	7	8	9	10	11	12	AB	R	H	RBI	BB	SO	LOB	BOTTOM				
2 Brian Dozier, R OBP: 0.312, SLG: 0.420													6	0	1	1	1	1	4					
7 Joe Mauer, L OBP: 0.402, SLG: 0.467													7	2	5	4	0	1	0					
33 Justin Morneau, L OBP: 0.318, SLG: 0.424													6	1	2	0	0	0	3					
16 Josh Willingham, R OBP: 0.340, SLG: 0.399													2	1	0	1	1	1	2					
12 Chris Herrmann, L OBP: 0.337, SLG: 0.394													1	0	1	0	0	0	0					
31 Oswaldo Arcia, L OBP: 0.320, SLG: 0.452													6	0	1	1	0	3	5					
24 Trevor Plouffe, R OBP: 0.297, SLG: 0.382													6	0	1	0	0	2	3					
55 Chris Colabello, R OBP: 0.304, SLG: 0.396													4	0	2	1	0	0	0					
22 Wilkin Ramirez, R OBP: 0.260, SLG: 0.298													2	0	0	0	0	0	0					
11 Cleto Thomas, L OBP: 0.304, SLG: 0.343													6	2	3	0	0	1	3					
25 Pedro Florimon, S OBP: 0.277, SLG: 0.331													4	2	1	0	1	2	2					
<b>Inning Stats</b>	R: 2 E: 0 K: 1 S: 16	H: 3 LOB: 1 BB: 0 P: 21	R: 2 E: 0 K: 0 S: 14	H: 4 LOB: 1 BB: 0 P: 16	R: 0 E: 0 K: 0 S: 12	H: 0 LOB: 0 BB: 0 P: 9	R: 0 E: 0 K: 2 S: 12	H: 1 LOB: 1 BB: 0 P: 13	R: 0 E: 0 K: 0 S: 16	H: 2 LOB: 2 BB: 0 P: 20	R: 2 E: 0 K: 0 S: 12	H: 2 LOB: 1 BB: 1 P: 24	R: 1 E: 0 K: 1 S: 14	H: 2 LOB: 3 BB: 2 P: 30	R: 0 E: 0 K: 1 S: 10	H: 0 LOB: 1 BB: 0 P: 20	R: 0 E: 0 K: 1 S: 9	H: 1 LOB: 1 BB: 0 P: 14	R: 0 E: 0 K: 2 S: 8	H: 0 LOB: 0 BB: 0 P: 11	1B: 13 2B: 3 3B: 0 HR: 1	SF: 1 SAC: 0 DP: 1 HBP: 2	WP: 0 PB: 0 SB: 0 CS: 0	PA: 56
<b>PITCHER</b>	IP 4.1	WLS 7	BF 22	H 10	R 4	ER 4	SO 4	BB 0	IBB 0	HBP 0	BLK 0	WP 0	HR 0	S 58	P 71	ERA 8.31	WHIP 2.308							
53 Rich Hill, L ERA: 6.12																								
32 Matt Albers, R ERA: 3.45																								
27 Bryan Shaw, R ERA: 4.08																								
37 Cody Allen, R ERA: 2.44																								
54 Chris Perez, R ERA: 3.32																								
38 Joe Smith, R ERA: 2.74																								

Cleveland Indians @ Minnesota Twins  
Target Field, Minneapolis, MN  
Wed Aug 14 2013, 12:11 PM - 4:31 PM CDT  
Att. 35,133 - Partly Cloudy - 73 F

AB 50  
R 8  
H 17  
RBI 8  
BB 3  
SO 11  
LOB 22





Batter	1	2	3	4	5	6	7	8	9	AB	R	H	RBI	BB	SO	LOB	TOP						
30 Alejandro De Aza, L (1,7) OBP: 0.331, SLG: 0.423										4	2	1	0	1	1	3	Chicago White Sox @ Minnesota Twins Target Field, Minneapolis, MN Thu Aug 15 2013, 7:13 PM - 9:59 PM CDT Att: 32,851 - Overcast - 78 F						
15 Gordon Beckham, R (1,4) OBP: 0.361, SLG: 0.416										2	1	1	0	0	0	1							
7 Jeff Keppinger, R (4,4) OBP: 0.267, SLG: 0.285										2	0	0	0	0	1	2							
10 Alexei Ramirez, R (1,6) OBP: 0.310, SLG: 0.365										3	0	0	1	0	0	2							
44 Adam Dunn, L (1,10) OBP: 0.339, SLG: 0.464										4	0	1	1	0	1	0							
14 Paul Konerko, R (1,3) OBP: 0.306, SLG: 0.360										3	0	2	1	0	0	0							
26 Avisail Garcia, R (1,9) OBP: 0.284, SLG: 0.367										4	0	1	0	0	0	3							
12 Conor Gillaspie, L (1,5) OBP: 0.300, SLG: 0.374										4	0	1	0	0	0	1							
36 Josh Phegley, R (1,2) OBP: 0.232, SLG: 0.355										4	0	1	0	0	1	1							
20 Jordan Danks, L (1,8) OBP: 0.272, SLG: 0.297										4	0	1	0	0	1	2							
<b>Inning Stats</b>	R: 2 H: 3 E: 0 K: 0 S: 14	H: 3 LOB: 1 BB: 0 P: 18	R: 0 H: 0 E: 0 K: 2 S: 12	H: 0 LOB: 0 BB: 0 P: 15	R: 1 H: 0 E: 0 K: 1 S: 8	H: 0 LOB: 0 BB: 1 P: 14	R: 0 H: 1 E: 0 K: 0 S: 7	H: 1 LOB: 1 BB: 0 P: 9	R: 0 H: 0 E: 0 K: 1 S: 9	H: 0 LOB: 0 BB: 0 P: 12	R: 0 H: 1 E: 0 K: 0 S: 8	H: 1 LOB: 1 BB: 0 P: 13	R: 0 H: 2 E: 0 K: 0 S: 7	H: 2 LOB: 2 BB: 0 P: 11	R: 0 H: 1 E: 0 K: 0 S: 8	H: 1 LOB: 1 BB: 0 P: 11	R: 0 H: 1 E: 0 K: 1 S: 10	H: 1 LOB: 1 BB: 0 P: 12	1B: 8 2B: 1 3B: 0 HR: 0	SF: 2 SAC: 0 DP: 0 HBP: 0	WP: 0 PB: 0 CS: 0	PA: 37	
<b>PITCHER</b>	IP WLS BF H R ER SO BB IBB HBP BLK WP HR S P ERA WHIP	IP WLS BF H R ER SO BB IBB HBP BLK WP HR S P ERA WHIP	IP WLS BF H R ER SO BB IBB HBP BLK WP HR S P ERA WHIP	IP WLS BF H R ER SO BB IBB HBP BLK WP HR S P ERA WHIP	IP WLS BF H R ER SO BB IBB HBP BLK WP HR S P ERA WHIP	IP WLS BF H R ER SO BB IBB HBP BLK WP HR S P ERA WHIP	IP WLS BF H R ER SO BB IBB HBP BLK WP HR S P ERA WHIP	IP WLS BF H R ER SO BB IBB HBP BLK WP HR S P ERA WHIP	IP WLS BF H R ER SO BB IBB HBP BLK WP HR S P ERA WHIP	IP WLS BF H R ER SO BB IBB HBP BLK WP HR S P ERA WHIP	IP WLS BF H R ER SO BB IBB HBP BLK WP HR S P ERA WHIP	IP WLS BF H R ER SO BB IBB HBP BLK WP HR S P ERA WHIP	IP WLS BF H R ER SO BB IBB HBP BLK WP HR S P ERA WHIP	IP WLS BF H R ER SO BB IBB HBP BLK WP HR S P ERA WHIP	IP WLS BF H R ER SO BB IBB HBP BLK WP HR S P ERA WHIP	IP WLS BF H R ER SO BB IBB HBP BLK WP HR S P ERA WHIP	IP WLS BF H R ER SO BB IBB HBP BLK WP HR S P ERA WHIP	IP WLS BF H R ER SO BB IBB HBP BLK WP HR S P ERA WHIP	IP WLS BF H R ER SO BB IBB HBP BLK WP HR S P ERA WHIP	IP WLS BF H R ER SO BB IBB HBP BLK WP HR S P ERA WHIP	IP WLS BF H R ER SO BB IBB HBP BLK WP HR S P ERA WHIP	IP WLS BF H R ER SO BB IBB HBP BLK WP HR S P ERA WHIP	IP WLS BF H R ER SO BB IBB HBP BLK WP HR S P ERA WHIP
37 Mike Pelfrey, R (1,1) ERA: 5.26	6.1	27	7	3	3	4	1	0	0	0	0	0	0	0	0	0	0	0	62	88	4.26	1.263	
56 Caleb Thielbar, L (7,1) ERA: 0.97	0.1	1	0	0	0	0	0	0	0	0	0	0	0	0	1	1	0.00	0.000					
20 Josh Roenicke, R (7,1) ERA: 2.9	1.1	5	1	0	0	0	0	0	0	0	0	0	0	0	10	14	0.00	0.750					
61 Jared Burton, R (9,1) ERA: 2.89	1.0	W 4	1	0	0	1	0	0	0	0	0	0	0	0	10	12	0.00	1.000					

Batter	1	2	3	4	5	6	7	8	9	AB	R	H	RBI	BB	SO	LOB	BOTTOM						
2 Brian Dozier, R (1,4) OBP: 0.309, SLG: 0.415										4	1	0	0	0	1	0	Chicago White Sox @ Minnesota Twins Target Field, Minneapolis, MN Thu Aug 15 2013, 7:13 PM - 9:59 PM CDT Att: 32,851 - Overcast - 78 F						
7 Joe Mauer, L (1,2) OBP: 0.401, SLG: 0.467										4	1	1	0	0	0	1							
33 Justin Morneau, L (1,3) OBP: 0.318, SLG: 0.422										3	0	1	1	1	0	0							
16 Josh Willingham, R (1,10) OBP: 0.350, SLG: 0.398										3	0	1	1	1	0	0							
31 Oswaldo Arcia, L (1,7) OBP: 0.319, SLG: 0.449										4	0	1	0	0	0	3							
24 Trevor Plouffe, R (1,5) OBP: 0.299, SLG: 0.393										4	1	2	1	0	0	1							
55 Chris Colabello, R (1,9) OBP: 0.275, SLG: 0.328										3	0	0	0	1	1	1							
17 Doug Bernier, R (9, PR) OBP: 0.325, SLG: 0.265										0	1	0	0	0	0	0							
11 Clete Thomas, L (1,8) OBP: 0.307, SLG: 0.351										4	0	2	0	0	0	2							
25 Pedro Florimon, S (1,6) OBP: 0.275, SLG: 0.328										3	0	0	0	0	0	2							
12 Chris Herrmann, L (9, PH) OBP: 0.345, SLG: 0.403										1	0	1	1	0	0	0							
<b>Inning Stats</b>	R: 0 H: 0 E: 0 K: 0 S: 6	H: 1 LOB: 0 BB: 0 P: 11	R: 0 H: 0 E: 0 K: 1 S: 9	H: 1 LOB: 1 BB: 0 P: 16	R: 0 H: 0 E: 0 K: 0 S: 5	H: 0 LOB: 0 BB: 0 P: 10	R: 0 H: 0 E: 0 K: 0 S: 11	H: 0 LOB: 0 BB: 0 P: 16	R: 1 H: 2 E: 0 K: 0 S: 12	H: 2 LOB: 1 BB: 0 P: 19	R: 1 H: 1 E: 0 K: 1 S: 13	H: 1 LOB: 1 BB: 0 P: 21	R: 0 H: 1 E: 0 K: 0 S: 9	H: 1 LOB: 1 BB: 0 P: 13	R: 1 H: 2 E: 0 K: 1 S: 11	H: 2 LOB: 1 BB: 1 P: 22	R: 0 H: 1 E: 0 K: 0 S: 8	H: 2 LOB: 2 BB: 1 P: 15	1B: 6 2B: 2 3B: 0 HR: 1	SF: 0 SAC: 0 DP: 1 HBP: 0	WP: 0 PB: 0 CS: 0	PA: 36	
<b>PITCHER</b>	IP WLS BF H R ER SO BB IBB HBP BLK WP HR S P ERA WHIP	IP WLS BF H R ER SO BB IBB HBP BLK WP HR S P ERA WHIP	IP WLS BF H R ER SO BB IBB HBP BLK WP HR S P ERA WHIP	IP WLS BF H R ER SO BB IBB HBP BLK WP HR S P ERA WHIP	IP WLS BF H R ER SO BB IBB HBP BLK WP HR S P ERA WHIP	IP WLS BF H R ER SO BB IBB HBP BLK WP HR S P ERA WHIP	IP WLS BF H R ER SO BB IBB HBP BLK WP HR S P ERA WHIP	IP WLS BF H R ER SO BB IBB HBP BLK WP HR S P ERA WHIP	IP WLS BF H R ER SO BB IBB HBP BLK WP HR S P ERA WHIP	IP WLS BF H R ER SO BB IBB HBP BLK WP HR S P ERA WHIP	IP WLS BF H R ER SO BB IBB HBP BLK WP HR S P ERA WHIP	IP WLS BF H R ER SO BB IBB HBP BLK WP HR S P ERA WHIP	IP WLS BF H R ER SO BB IBB HBP BLK WP HR S P ERA WHIP	IP WLS BF H R ER SO BB IBB HBP BLK WP HR S P ERA WHIP	IP WLS BF H R ER SO BB IBB HBP BLK WP HR S P ERA WHIP	IP WLS BF H R ER SO BB IBB HBP BLK WP HR S P ERA WHIP	IP WLS BF H R ER SO BB IBB HBP BLK WP HR S P ERA WHIP	IP WLS BF H R ER SO BB IBB HBP BLK WP HR S P ERA WHIP	IP WLS BF H R ER SO BB IBB HBP BLK WP HR S P ERA WHIP	IP WLS BF H R ER SO BB IBB HBP BLK WP HR S P ERA WHIP	IP WLS BF H R ER SO BB IBB HBP BLK WP HR S P ERA WHIP	IP WLS BF H R ER SO BB IBB HBP BLK WP HR S P ERA WHIP	IP WLS BF H R ER SO BB IBB HBP BLK WP HR S P ERA WHIP
64 André Rienzo, R (1,1) ERA: 3.7	6.0	23	4	2	1	2	0	0	0	0	0	0	0	0	0	0	0	0	56	93	1.50	0.667	
27 Matt Lindstrom, R (7,1) ERA: 3.4	1.0	H 4	1	0	0	0	0	0	0	0	0	0	0	0	9	13	0.00	1.000					
65 Nate Jones, R (8,1) ERA: 3.96	0.1	B 4	2	1	1	1	1	0	0	0	0	0	0	0	9	18	27.00	9.000					
46 Donnie Veal, L (8,1) ERA: 6.5	0.2	1	0	0	0	0	0	0	0	0	0	0	0	0	2	4	0.00	0.000					
40 Ramon Troncoso, R (9,1) ERA: 5.25	0.1	L 4	2	1	1	0	1	0	0	0	0	0	0	0	8	15	27.00	9.000					





Batter	1	2	3	4	5	6	7	8	9	AB	R	H	RBI	BB	SO	LOB	TOP						
30 Alejandro De Aza, L OBP: 0.329, SLG: 0.420										5	0	1	0	0	1	1	<b>Chicago White Sox @ Minnesota Twins</b> Target Field, Minneapolis, MN Fri Aug 16 2013, 7:11 PM - 10:14 PM CDT Att: 28,834 - Partly Cloudy - 78 F						
7 Jeff Keppinger, R OBP: 0.299, SLG: 0.296										4	2	2	1	0	0	1							
10 Alexei Ramirez, R OBP: 0.309, SLG: 0.364										4	0	1	0	0	0	0							
44 Adam Dunn, L OBP: 0.342, SLG: 0.473										3	2	2	1	1	0	2							
14 Paul Konerko, R OBP: 0.303, SLG: 0.356										4	0	0	0	0	1	3							
26 Avisail Garcia, R OBP: 0.283, SLG: 0.363										4	1	1	0	0	0	2							
12 Conor Gillaspie, L OBP: 0.297, SLG: 0.370										3	0	0	0	0	0	2							
15 Gordon Beckham, R OBP: 0.364, SLG: 0.421										4	0	2	2	0	2	1							
24 Dayan Viedro, R OBP: 0.290, SLG: 0.400										4	0	0	0	0	1	3							
20 Jordan Danks, L OBP: 0.272, SLG: 0.297										4	0	0	0	0	1	3							
36 Josh Phegley, R OBP: 0.222, SLG: 0.340										4	0	0	0	0	1	3							
<b>Inning Stats</b>	R: 0 E: 0 K: 0 S: 6	H: 1 LOB: 0 BB: 0 P: 10	R: 2 E: 0 K: 2 S: 11	H: 3 LOB: 1 BB: 0 P: 13	R: 2 E: 0 K: 0 S: 10	H: 2 LOB: 0 BB: 0 P: 17	R: 0 E: 0 K: 1 S: 8	H: 0 LOB: 0 BB: 0 P: 11	R: 0 E: 0 K: 0 S: 5	H: 0 LOB: 0 BB: 0 P: 9	R: 0 E: 0 K: 0 S: 5	H: 0 LOB: 0 BB: 0 P: 11	R: 0 E: 0 K: 0 S: 9	H: 1 LOB: 1 BB: 0 P: 14	R: 1 E: 1 K: 0 S: 16	H: 2 LOB: 2 BB: 0 P: 27	R: 0 E: 0 K: 2 S: 11	H: 1 LOB: 1 BB: 0 P: 15	1B: 7 2B: 1 3B: 0 HR: 2	SF: 0 SAC: 0 DP: 2 HBP: 0	WP: 1 PB: 0 CS: 0	PA: 37	
<b>PITCHER</b>	IP WLS BF H R ER SO BB IBB HBP BLK WP HR S P ERA WHIP	IP WLS BF H R ER SO BB IBB HBP BLK WP HR S P ERA WHIP	IP WLS BF H R ER SO BB IBB HBP BLK WP HR S P ERA WHIP	IP WLS BF H R ER SO BB IBB HBP BLK WP HR S P ERA WHIP	IP WLS BF H R ER SO BB IBB HBP BLK WP HR S P ERA WHIP	IP WLS BF H R ER SO BB IBB HBP BLK WP HR S P ERA WHIP	IP WLS BF H R ER SO BB IBB HBP BLK WP HR S P ERA WHIP	IP WLS BF H R ER SO BB IBB HBP BLK WP HR S P ERA WHIP	IP WLS BF H R ER SO BB IBB HBP BLK WP HR S P ERA WHIP	IP WLS BF H R ER SO BB IBB HBP BLK WP HR S P ERA WHIP	IP WLS BF H R ER SO BB IBB HBP BLK WP HR S P ERA WHIP	IP WLS BF H R ER SO BB IBB HBP BLK WP HR S P ERA WHIP	IP WLS BF H R ER SO BB IBB HBP BLK WP HR S P ERA WHIP	IP WLS BF H R ER SO BB IBB HBP BLK WP HR S P ERA WHIP	IP WLS BF H R ER SO BB IBB HBP BLK WP HR S P ERA WHIP	IP WLS BF H R ER SO BB IBB HBP BLK WP HR S P ERA WHIP	IP WLS BF H R ER SO BB IBB HBP BLK WP HR S P ERA WHIP	IP WLS BF H R ER SO BB IBB HBP BLK WP HR S P ERA WHIP	IP WLS BF H R ER SO BB IBB HBP BLK WP HR S P ERA WHIP	IP WLS BF H R ER SO BB IBB HBP BLK WP HR S P ERA WHIP	IP WLS BF H R ER SO BB IBB HBP BLK WP HR S P ERA WHIP	IP WLS BF H R ER SO BB IBB HBP BLK WP HR S P ERA WHIP	IP WLS BF H R ER SO BB IBB HBP BLK WP HR S P ERA WHIP

AB	36
R	5
H	10
RBI	4
BB	1
SO	5
LOB	15



Batter	1	2	3	4	5	6	7	8	9	AB	R	H	RBI	BB	SO	LOB	BOTTOM						
2 Brian Dozier, R OBP: 0.310, SLG: 0.414										4	0	1	1	1	0	0	<b>Chicago White Sox @ Minnesota Twins</b> Target Field, Minneapolis, MN Fri Aug 16 2013, 7:11 PM - 10:14 PM CDT Att: 28,834 - Partly Cloudy - 78 F						
7 Joe Mauer, L OBP: 0.405, SLG: 0.477										4	1	3	1	1	0	2							
33 Justin Morneau, L OBP: 0.316, SLG: 0.420										5	0	1	0	0	3	6							
16 Josh Willingham, R OBP: 0.355, SLG: 0.399										2	0	1	0	1	1	0							
9 Ryan Doumit, S OBP: 0.309, SLG: 0.387										4	0	1	0	0	1	5							
24 Trevor Plouffe, R OBP: 0.296, SLG: 0.388										4	0	0	0	0	2	2							
22 Wilkin Ramirez, R OBP: 0.326, SLG: 0.340										3	1	1	0	0	0	0							
31 Oswaldo Arcia, L OBP: 0.318, SLG: 0.447										4	0	0	0	0	2	3							
11 Clete Thomas, L OBP: 0.302, SLG: 0.344										3	0	1	0	0	0	1							
17 Doug Bernier, R OBP: 0.326, SLG: 0.270										1	0	0	0	0	1	0							
12 Chris Herrmann, L OBP: 0.341, SLG: 0.397										1	0	0	0	0	1	0							
<b>Inning Stats</b>	R: 1 E: 0 K: 0 S: 11	H: 2 LOB: 1 BB: 1 P: 20	R: 0 E: 0 K: 1 S: 7	H: 0 LOB: 0 BB: 0 P: 12	R: 0 E: 0 K: 2 S: 20	H: 1 LOB: 3 BB: 1 P: 33	R: 0 E: 0 K: 1 S: 6	H: 0 LOB: 0 BB: 0 P: 8	R: 0 E: 0 K: 1 S: 12	H: 1 LOB: 1 BB: 0 P: 17	R: 0 E: 0 K: 1 S: 6	H: 0 LOB: 0 BB: 0 P: 8	R: 1 E: 0 K: 2 S: 15	H: 2 LOB: 2 BB: 1 P: 28	R: 0 E: 0 K: 1 S: 15	H: 2 LOB: 2 BB: 0 P: 22	R: 0 E: 0 K: 1 S: 15	H: 1 LOB: 1 BB: 0 P: 22	1B: 7 2B: 0 3B: 1 HR: 1	SF: 0 SAC: 0 DP: 1 HBP: 1	WP: 0 PB: 0 SB: 0 CS: 0	PA: 39	
<b>PITCHER</b>	IP WLS BF H R ER SO BB IBB HBP BLK WP HR S P ERA WHIP	IP WLS BF H R ER SO BB IBB HBP BLK WP HR S P ERA WHIP	IP WLS BF H R ER SO BB IBB HBP BLK WP HR S P ERA WHIP	IP WLS BF H R ER SO BB IBB HBP BLK WP HR S P ERA WHIP	IP WLS BF H R ER SO BB IBB HBP BLK WP HR S P ERA WHIP	IP WLS BF H R ER SO BB IBB HBP BLK WP HR S P ERA WHIP	IP WLS BF H R ER SO BB IBB HBP BLK WP HR S P ERA WHIP	IP WLS BF H R ER SO BB IBB HBP BLK WP HR S P ERA WHIP	IP WLS BF H R ER SO BB IBB HBP BLK WP HR S P ERA WHIP	IP WLS BF H R ER SO BB IBB HBP BLK WP HR S P ERA WHIP	IP WLS BF H R ER SO BB IBB HBP BLK WP HR S P ERA WHIP	IP WLS BF H R ER SO BB IBB HBP BLK WP HR S P ERA WHIP	IP WLS BF H R ER SO BB IBB HBP BLK WP HR S P ERA WHIP	IP WLS BF H R ER SO BB IBB HBP BLK WP HR S P ERA WHIP	IP WLS BF H R ER SO BB IBB HBP BLK WP HR S P ERA WHIP	IP WLS BF H R ER SO BB IBB HBP BLK WP HR S P ERA WHIP	IP WLS BF H R ER SO BB IBB HBP BLK WP HR S P ERA WHIP	IP WLS BF H R ER SO BB IBB HBP BLK WP HR S P ERA WHIP	IP WLS BF H R ER SO BB IBB HBP BLK WP HR S P ERA WHIP	IP WLS BF H R ER SO BB IBB HBP BLK WP HR S P ERA WHIP	IP WLS BF H R ER SO BB IBB HBP BLK WP HR S P ERA WHIP	IP WLS BF H R ER SO BB IBB HBP BLK WP HR S P ERA WHIP	IP WLS BF H R ER SO BB IBB HBP BLK WP HR S P ERA WHIP

AB	35
R	2
H	9
RBI	2
BB	3
SO	10
LOB	21






Batter	1	2	3	4	5	6	7	8	9	AB	R	H	RBI	BB	SO	LOB	TOP			
30 Alejandro De Aza, L OBP: 0.332, SLG: 0.427										4	3	2	2	0	0	1				
15 Gordon Beckham, R OBP: 0.397, SLG: 0.412										5	0	0	0	0	0	2				
10 Alexei Ramirez, R OBP: 0.309, SLG: 0.365										4	0	1	0	0	0	1				
14 Paul Konerko, R OBP: 0.303, SLG: 0.355										4	0	1	1	0	0	1				
44 Adam Dunn, L OBP: 0.346, SLG: 0.480										4	1	3	1	0	1	1				
26 Avisail Garcia, R OBP: 0.282, SLG: 0.368										4	1	1	1	0	2	3				
7 Jeff Keppinger, R OBP: 0.272, SLG: 0.296										3	1	1	0	1	0	0				
24 Dayan Viedro, R OBP: 0.290, SLG: 0.409										3	1	1	3	0	1	1				
20 Jordan Danks, L OBP: 0.297, SLG: 0.397										4	0	1	0	0	0	1				
36 Josh Phegley, R OBP: 0.223, SLG: 0.337										4	0	1	0	0	0	1				
<b>Inning Stats</b>	R: 1 E: 0 K: 1 S: 9	H: 2 LOB: 1 BB: 0 P: 17	R: 0 E: 0 K: 1 S: 7	H: 1 LOB: 0 BB: 0 P: 11	R: 0 E: 0 K: 0 S: 6	H: 1 LOB: 0 BB: 0 P: 13	R: 4 E: 0 K: 0 S: 15	H: 3 LOB: 0 BB: 0 P: 24	R: 0 E: 0 K: 0 S: 7	H: 1 LOB: 0 BB: 0 P: 7	R: 0 E: 0 K: 1 S: 9	H: 0 LOB: 0 BB: 0 P: 15	R: 1 E: 0 K: 1 S: 12	H: 2 LOB: 2 BB: 0 P: 18	R: 2 E: 0 K: 0 S: 12	H: 2 LOB: 0 BB: 0 P: 19	1B: 6 2B: 4 3B: 0 HR: 2	SF: 0 SAC: 0 DP: 3 HBP: 1	WP: 0 PB: 0 SB: 1 CS: 0	PA: 38
<b>PITCHER</b>	IP WLS BF H R ER SO BB IBB HBP BLK WP HR S P ERA WHIP																			
63 Andrew Albers, L ERA: 1.85	7.0 L 27 8 5 5 3 1 0 0 0 0 0 1 59 97 6.43 1.286																			
20 Josh Roenicke, R ERA: 3.04	0.2 4 1 1 1 0 0 0 0 1 0 0 0 5 8 13.50 1.500																			
56 Caleb Thielbar, L ERA: 0.87	0.0 1 1 0 0 0 0 0 0 0 0 0 0 4 6 ∞ ∞																			
50 Casey Fien, R ERA: 3.71	1.1 6 2 2 2 1 0 0 0 0 0 1 15 23 13.50 1.500																			

Chicago White Sox @ Minnesota Twins  
Target Field, Minneapolis, MN  
Sat Aug 17 2013, 6:11 PM - 9:00 PM CDT  
Att: 36,833 - Partly Cloudy - 81 F


AB 36  
R 8  
H 12  
RBI 8  
BB 1  
SO 4  
LOB 11



Batter	1	2	3	4	5	6	7	8	9	AB	R	H	RBI	BB	SO	LOB	BOTTOM					
2 Brian Dozier, R OBP: 0.311, SLG: 0.416										5	1	2	0	0	2	2						
7 Joe Mauer, L OBP: 0.403, SLG: 0.476										5	1	1	2	0	2	3						
16 Josh Willingham, R OBP: 0.357, SLG: 0.407										4	1	2	1	0	2	0						
9 Ryan Doumit, S OBP: 0.311, SLG: 0.397										4	1	2	2	0	0	1						
22 Wilkin Ramirez, R OBP: 0.298, SLG: 0.346										2	0	1	0	2	1	0						
24 Trevor Plouffe, R OBP: 0.292, SLG: 0.383										4	0	0	0	0	1	4						
12 Chris Herrmann, L OBP: 0.326, SLG: 0.377										4	0	0	0	0	0	3						
11 Clete Thomas, L OBP: 0.301, SLG: 0.343										4	0	1	0	0	1	1						
25 Pedro Florimon, S OBP: 0.278, SLG: 0.331										3	1	2	0	0	0	0						
33 Justin Morneau, L OBP: 0.316, SLG: 0.419										1	0	0	0	0	0	0						
<b>Inning Stats</b>	R: 0 E: 0 K: 3 S: 9	H: 0 LOB: 0 BB: 0 P: 13	R: 0 E: 0 K: 1 S: 7	H: 0 LOB: 0 BB: 0 P: 9	R: 3 E: 0 K: 1 S: 18	H: 4 LOB: 1 BB: 0 P: 29	R: 0 E: 0 K: 0 S: 8	H: 1 LOB: 0 BB: 0 P: 11	R: 0 E: 0 K: 1 S: 12	H: 2 LOB: 1 BB: 0 P: 17	R: 0 E: 0 K: 2 S: 14	H: 1 LOB: 2 BB: 1 P: 22	R: 0 E: 0 K: 0 S: 8	H: 1 LOB: 1 BB: 0 P: 12	R: 2 E: 0 K: 0 S: 11	H: 2 LOB: 1 BB: 1 P: 19	R: 0 E: 0 K: 1 S: 5	H: 0 LOB: 0 BB: 0 P: 7	1B: 6 2B: 4 3B: 0 HR: 1	SF: 0 SAC: 0 DP: 2 HBP: 0	WP: 0 PB: 0 SB: 0 CS: 0	PA: 38
<b>PITCHER</b>	IP WLS BF H R ER SO BB IBB HBP BLK WP HR S P ERA WHIP																					
49 Chris Sale, L ERA: 2.78	7.0 W 29 9 3 3 0 1 0 0 0 0 0 1 76 113 3.86 1.429																					
65 Nate Jones, R ERA: 4.12	1.0 H 6 2 2 2 0 1 0 0 0 0 0 1 11 19 18.00 3.000																					
43 Addison Reed, R ERA: 3.36	1.0 S 3 0 0 0 1 0 0 0 0 0 0 0 5 7 0.00 0.000																					

Chicago White Sox @ Minnesota Twins  
Target Field, Minneapolis, MN  
Sat Aug 17 2013, 6:11 PM - 9:00 PM CDT  
Att: 36,833 - Partly Cloudy - 81 F

AB 36  
R 5  
H 11  
RBI 5  
SO 9  
LOB 14





Batter	1	2	3	4	5	6	7	8	9	AB	R	H	RBI	BB	SO	LOB	TOP																						
30 Alejandro De Aza, L (1,8) OBP: 0.331, SLG: 0.424	G3-1		HBP 15 G5-3 10 2B	G4-3		K			G4-3	4	1	0	0	0	1	1	Chicago White Sox @ Minnesota Twins Target Field, Minneapolis, MN Sun Aug 18 2013, 1:13 PM - 4:11 PM CDT Att: 32,905 - Partly Cloudy - 82 F																						
15 Gordon Beckham, R (1,4) OBP: 0.354, SLG: 0.405	HBP 10 BLK 1B		G5-3	K			G6-3		K	4	1	0	0	0	2	2																							
10 Alexei Ramirez, R (1,6) OBP: 0.312, SLG: 0.376	1B		2B 44 G3 26 2B		HR		F8			4	2	3	3	0	0	0																							
44 Adam Dunn, L (1,10)	K		G3		K		K			4	0	0	0	0	3	2																							
14 Paul Konerko, R (1,3)	FC5-4		HBP 26 2B	G5-3				BB 7 G4-6-3 26 BB		2	0	0	0	1	0	1																							
26 Avisail Garcia, R (1,9) OBP: 0.297, SLG: 0.392	G1-3		2B 3-H		2B 7 1B			BB 7 G4-6-3		3	1	2	1	1	0	0																							
7 Jeff Keppinger, R (1,5) OBP: 0.274, SLG: 0.298	F8		F8		1B 2-H			BB 7 G4-6-3		4	0	2	1	0	0	4																							
24 Dayan Viedo, R (1,7) 20 Jordan Danks, L (8,8) OBP: 0.260, SLG: 0.307	G2-3		L5		G1-3			G3-1		4	0	0	0	0	0	2																							
36 Josh Phegley, R (1,2) OBP: 0.224, SLG: 0.343	G6-3		2B 30 G4-3		F9			F8		0	0	0	0	0	0	0																							
Inning Stats	R: 1 E: 0 K: 1 S: 12	H: 1 LOB: 1 BB: 0 P: 19	R: 0 E: 0 K: 0 S: 10	H: 1 LOB: 1 BB: 0 P: 16	R: 2 E: 0 K: 0 S: 7	H: 2 LOB: 2 BB: 0 P: 16	R: 0 E: 0 K: 1 S: 13	H: 1 LOB: 1 BB: 0 P: 20	R: 2 E: 0 K: 1 S: 14	H: 3 LOB: 3 BB: 0 P: 24	R: 0 E: 0 K: 1 S: 9	H: 0 LOB: 0 BB: 2 P: 12	R: 0 E: 0 K: 1 S: 6	H: 0 LOB: 0 BB: 2 P: 10	R: 0 E: 0 K: 0 S: 6	H: 0 LOB: 1 BB: 2 P: 17		R: 0 E: 0 K: 1 S: 10	H: 0 LOB: 0 BB: 0 P: 10	1B: 3 2B: 4 3B: 0 HR: 1	SF: 0 SAC: 0 DP: 1 HBP: 3	WP: 0 PB: 0 SB: 0 CS: 0	PA: 38																
PITCHER	IP	WLS	BF	H	R	ER	SO	BB	IBB	HBP	BLK	WP	HR	S	P	ERA	WHIP	PITCHER					IP	WLS	BF	H	R	ER	SO	BB	IBB	HBP	BLK	WP	HR	S	P	ERA	WHIP
21 Samuel Deduno, R (1,1) ERA: 3.82	5.0	L	25	8	5	5	3	0	0	3	1	0	1	56	95	9.00	1.600																						
57 Ryan Pressly, R (6,1) ERA: 3.85	3.0		10	0	0	0	2	2	0	0	0	0	0	21	39	0.00	0.667																						
15 Glen Perkins, L (9,1) ERA: 2.4	1.0		3	0	0	0	1	0	0	0	0	0	0	10	10	0.00	0.000																						

Batter	1	2	3	4	5	6	7	8	9	AB	R	H	RBI	BB	SO	LOB	BOTTOM																							
2 Brian Dozier, R (1,4) OBP: 0.312, SLG: 0.418	1B 33 G6-3 7 1B		2B 16 2B	P3		F8		F7		5	1	2	0	0	0	3	Chicago White Sox @ Minnesota Twins Target Field, Minneapolis, MN Sun Aug 18 2013, 1:13 PM - 4:11 PM CDT Att: 32,905 - Partly Cloudy - 82 F																							
7 Joe Mauer, L (1,10)	1B 33 G6-3		F7		G6-3	G6-3		BB 9 DI		4	0	1	0	1	0	2																								
16 Josh Willingham, R (1,7) OBP: 0.357, SLG: 0.408	K		2B 9 BB 24 BB		BB 9 1B 33 1B		E5 24 FC5-4		F9	4	0	1	1	1	1	3																								
33 Justin Morneau, L (1,3)	G6-3		P5		1B 9 1B		K		K	5	0	1	0	0	2	5																								
9 Ryan Doumit, S (1,2) OBP: 0.310, SLG: 0.394	F8		E5 24 BB		1B		K		G6-3	5	0	1	0	0	1	5																								
24 Trevor Plouffe, R (1,5) OBP: 0.295, SLG: 0.386	E7 31 G4-3		BB		P3		FC5-4			3	1	1	0	1	0	4																								
31 Oswaldo Arcia, L (1,9) OBP: 0.317, SLG: 0.444	G4-3		BB		F9		P5		1B 12 WP	4	0	1	1	0	0	3																								
22 Wilkin Ramirez, R (1,8) OBP: 0.311, SLG: 0.375	G1-3		1B 25 G5-3		2B		K		K	4	0	2	0	0	1	1																								
25 Pedro Florimón, S (1,6) 12 Chris Herrmann, L (8,PH) 17 Doug Bernier, R (9,6) OBP: 0.276, SLG: 0.328 OBP: 0.322, SLG: 0.372 OBP: 0.326, SLG: 0.270	G5-3		G5-3		F9		K		K	3	0	0	0	0	0	2																								
Inning Stats	R: 0 E: 0 K: 1 S: 13	H: 2 LOB: 2 BB: 0 P: 17	R: 1 E: 1 K: 0 S: 10	H: 1 LOB: 0 BB: 0 P: 17	R: 1 E: 1 K: 0 S: 12	H: 2 LOB: 2 BB: 1 P: 23	R: 0 E: 0 K: 0 S: 12	H: 1 LOB: 1 BB: 0 P: 19	R: 0 E: 0 K: 0 S: 18	H: 2 LOB: 3 BB: 1 P: 29	R: 0 E: 0 K: 0 S: 9	H: 1 LOB: 1 BB: 0 P: 12	R: 0 E: 1 K: 2 S: 9	H: 0 LOB: 1 BB: 0 P: 12	R: 0 E: 0 K: 2 S: 12	H: 1 LOB: 1 BB: 0 P: 17		R: 0 E: 0 K: 1 S: 10	H: 0 LOB: 1 BB: 1 P: 17	1B: 6 2B: 4 3B: 0 HR: 0	SF: 0 SAC: 0 DP: 0 HBP: 0	WP: 1 PB: 0 SB: 0 CS: 0	PA: 41																	
PITCHER	IP	WLS	BF	H	R	ER	SO	BB	IBB	HBP	BLK	WP	HR	S	P	ERA	WHIP	PITCHER					IP	WLS	BF	H	R	ER	SO	BB	IBB	HBP	BLK	WP	HR	S	P	ERA	WHIP	
53 Héctor Santiago, L (1,1) ERA: 3.27	6.0	W	29	9	2	1	1	2	0	0	0	0	1	0	21	29	0.00	0.500																						
27 Matt Lindstrom, R (7,1) ERA: 3.29	2.0	H	8	1	0	0	4	0	0	0	0	1	0	21	29	0.00	0.500																							
43 Addison Reed, R (9,1) ERA: 3.3	1.0	S	4	0	0	0	1	1	0	0	0	0	0	10	17	0.00	1.000																							





Batter	1	2	3	4	5	6	7	8	9	AB	R	H	RBI	BB	SO	LOB	TOP							
22 Eric Young Jr. S OBP: 0.311, SLG: 0.337										5	1	2	1	0	0	3								
28 Daniel Murphy, L OBP: 0.324, SLG: 0.397										5	0	2	1	0	0	1								
6 Marlon Byrd, R OBP: 0.336, SLG: 0.523										5	2	2	1	0	1	4								
29 Ike Davis, L OBP: 0.324, SLG: 0.318										4	0	0	0	1	3	1								
30 Andrew Brown, R OBP: 0.333, SLG: 0.487										4	0	2	1	1	1	0								
4 Wilmer Flores, R OBP: 0.310, SLG: 0.436										4	1	2	1	0	0	4								
15 Travis d'Arnaud, R										3	0	0	0	1	2	3								
12 Juan Lagares, R OBP: 0.287, SLG: 0.396										4	2	2	0	0	2	0								
3 Omar Quintanilla, L OBP: 0.313, SLG: 0.298										4	0	2	1	0	2	0								
<b>Inning Stats</b>	R: 1 E: 0 K: 1 S: 11	H: 3 LOB: 2 BB: 1 P: 20	R: 1 E: 0 K: 0 S: 13	H: 3 LOB: 1 BB: 0 P: 23	R: 0 E: 0 K: 1 S: 6	H: 0 LOB: 0 BB: 0 P: 8	R: 2 E: 0 K: 0 S: 16	H: 4 LOB: 2 BB: 1 P: 25	R: 0 E: 0 K: 2 S: 13	H: 0 LOB: 0 BB: 0 P: 19	R: 0 E: 0 K: 2 S: 8	H: 0 LOB: 0 BB: 0 P: 13	R: 1 E: 0 K: 2 S: 15	H: 2 LOB: 2 BB: 1 P: 24	R: 0 E: 0 K: 2 S: 10	H: 0 LOB: 0 BB: 0 P: 14	R: 1 E: 0 K: 1 S: 7	H: 1 LOB: 0 BB: 0 P: 9	1B: 12 2B: 2 HR: 1	SF: 0 SAC: 0 DP: 2 HBP: 0	WP: 0 PB: 0 SB: 0 CS: 0	PA: 41		
<b>PITCHER</b>	IP ERA WHIP	WLS BF	H R ER SO	BB IBB HBP BLK	WP HR S P	ERA WHIP	<b>PITCHER</b>	IP ERA WHIP	WLS BF	H R ER SO	BB IBB HBP BLK	WP HR S P	ERA WHIP											
44 Kyle Gibson, R ERA: 6.53	3.2	L 20	10 4 4 2	2 0 0 0	0 0 43 72	9.82 3.273	51 Anthony Swarzak, R ERA: 2.57	3.0	13 3 1 5	1 0 0 0	0 0 36 55	3.00 1.333	52 Brian Duensing, L ERA: 3.91	1.1	4 0 0 3	0 0 0 0	0 0 13 19	0.00 0.000	61 Jared Burton, R ERA: 3.0	1.0	4 1 1 1	0 0 0 0	0 1 7 9	9.00 1.000

New York Mets @ Minnesota Twins  
Target Field, Minneapolis, MN  
Mon Aug 19 2013, 1:12 PM - 4:04 PM CDT  
Att: 30,913 - Cloudy - 78 F

AB 38  
R 6  
H 14  
RBI 6  
BB 3  
SO 11  
LOB 16



Batter	1	2	3	4	5	6	7	8	9	AB	R	H	RBI	BB	SO	LOB	BOTTOM					
2 Brian Dozier, R OBP: 0.311, SLG: 0.417										4	0	1	0	0	1	1						
7 Joe Mauer, L OBP: 0.404, SLG: 0.476										4	0	2	0	0	1	1						
16 Josh Willingham, R OBP: 0.353, SLG: 0.403										4	0	0	0	0	2	3						
33 Justin Morneau, L OBP: 0.316, SLG: 0.418										3	0	1	0	1	0	3						
9 Ryan Doumit, S OBP: 0.307, SLG: 0.390										4	0	0	0	0	2	2						
31 Oswaldo Arcia, L OBP: 0.313, SLG: 0.438										4	0	0	0	0	2	2						
24 Trevor Plouffe, R OBP: 0.297, SLG: 0.390										4	1	2	0	0	0	1						
11 Clete Thomas, L OBP: 0.300, SLG: 0.341										4	0	1	0	0	0	1						
25 Pedro Florimón, S OBP: 0.273, SLG: 0.325										3	0	0	0	0	1	2						
<b>Inning Stats</b>	R: 0 E: 0 K: 0 S: 6	H: 0 LOB: 0 BB: 0 P: 8	R: 0 E: 0 K: 2 S: 10	H: 0 LOB: 1 BB: 1 P: 18	R: 0 E: 0 K: 1 S: 9	H: 1 LOB: 1 BB: 0 P: 13	R: 0 E: 0 K: 2 S: 11	H: 1 LOB: 1 BB: 0 P: 16	R: 0 E: 0 K: 1 S: 6	H: 0 LOB: 0 BB: 0 P: 7	R: 0 E: 0 K: 0 S: 7	H: 2 LOB: 1 BB: 0 P: 9	R: 1 E: 1 K: 1 S: 9	H: 1 LOB: 0 BB: 0 P: 14	R: 0 E: 0 K: 2 S: 11	H: 1 LOB: 1 BB: 0 P: 17	R: 0 E: 0 K: 0 S: 12	H: 1 LOB: 1 BB: 0 P: 18	1B: 4 2B: 3 HR: 0	SF: 0 SAC: 0 DP: 1 HBP: 0	WP: 0 PB: 0 SB: 0 CS: 0	PA: 35
<b>PITCHER</b>	IP ERA WHIP	WLS BF	H R ER SO	BB IBB HBP BLK	WP HR S P	ERA WHIP	<b>PITCHER</b>	IP ERA WHIP	WLS BF	H R ER SO	BB IBB HBP BLK	WP HR S P	ERA WHIP									
35 Dillon Gee, R ERA: 3.6	7.2	W 30	6 1 0 9	1 0 0 0	0 0 67 99	0.00 0.913	56 Scott Rice, L ERA: 3.42	0.1	1 0 0 0	0 0 0 0	0 0 2 3	0.00 0.000	50 Scott Atchison, R ERA: 3.23	1.0	4 1 0 0	0 0 0 0	0 0 12 18	0.00 1.000				

New York Mets @ Minnesota Twins  
Target Field, Minneapolis, MN  
Mon Aug 19 2013, 1:12 PM - 4:04 PM CDT  
Att: 30,913 - Cloudy - 78 F

AB 34  
R 1  
H 7  
RBI 0  
BB 1  
SO 9  
LOB 16





Batter	1	2	3	4	5	6	7	8	9	AB	R	H	RBI	BB	SO	LOB	TOP			
2 Brian Dozier, R OBP: 0.310, SLG: 0.414										5	1	1	0	0	1	0				
12 Chris Herrmann, L OBP: 0.330, SLG: 0.370										3	1	1	0	1	1	0				
16 Josh Willingham, R (1, 10) OBP: 0.354, SLG: 0.399										3	0	0	0	2	2	1				
33 Justin Morneau, L OBP: 0.321, SLG: 0.431										5	1	4	4	0	1	2				
9 Ryan Doumit, S OBP: 0.308, SLG: 0.388											4	0	1	0	1	1				
22 Wilkin Ramirez, R OBP: 0.308, SLG: 0.367										4	1	1	0	0	1	5				
24 Trevor Plouffe, R OBP: 0.296, SLG: 0.392										4	0	1	1	0	1	5				
11 Clete Thomas, L OBP: 0.296, SLG: 0.335										4	0	0	0	0	2	1				
25 Pedro Florimón, S OBP: 0.276, SLG: 0.334										3	2	1	1	1	2	0				
<b>Inning Stats</b>	R: 0 E: 0 K: 2 S: 10	H: 0 LOB: 0 BB: 0 P: 14	R: 0 E: 0 K: 1 S: 9	H: 2 LOB: 1 BB: 0 P: 15	R: 0 E: 0 K: 1 S: 6	H: 0 LOB: 0 BB: 0 P: 7	R: 3 E: 0 K: 2 S: 22	H: 4 LOB: 1 BB: 0 P: 35	R: 2 E: 0 K: 1 S: 13	H: 2 LOB: 3 BB: 3 P: 29	R: 1 E: 0 K: 1 S: 12	H: 1 LOB: 2 BB: 2 P: 25	R: 0 E: 0 K: 0 S: 7	H: 0 LOB: 0 BB: 0 P: 14	R: 0 E: 0 K: 2 S: 9	H: 1 LOB: 1 BB: 0 P: 16	1B: 6 2B: 2 3B: 0 HR: 2	SF: 0 SAC: 1 DP: 1 HBP: 0	WP: 1 PB: 0 SB: 0 CS: 0	PA: 41
<b>PITCHER</b>	IP WLS BF H R ER SO BB IBB HBP BLK WP HR S P ERA WHIP	IP WLS BF H R ER SO BB IBB HBP BLK WP HR S P ERA WHIP	IP WLS BF H R ER SO BB IBB HBP BLK WP HR S P ERA WHIP	IP WLS BF H R ER SO BB IBB HBP BLK WP HR S P ERA WHIP	IP WLS BF H R ER SO BB IBB HBP BLK WP HR S P ERA WHIP	IP WLS BF H R ER SO BB IBB HBP BLK WP HR S P ERA WHIP	IP WLS BF H R ER SO BB IBB HBP BLK WP HR S P ERA WHIP	IP WLS BF H R ER SO BB IBB HBP BLK WP HR S P ERA WHIP	IP WLS BF H R ER SO BB IBB HBP BLK WP HR S P ERA WHIP	IP WLS BF H R ER SO BB IBB HBP BLK WP HR S P ERA WHIP	IP WLS BF H R ER SO BB IBB HBP BLK WP HR S P ERA WHIP	IP WLS BF H R ER SO BB IBB HBP BLK WP HR S P ERA WHIP	IP WLS BF H R ER SO BB IBB HBP BLK WP HR S P ERA WHIP	IP WLS BF H R ER SO BB IBB HBP BLK WP HR S P ERA WHIP	IP WLS BF H R ER SO BB IBB HBP BLK WP HR S P ERA WHIP	IP WLS BF H R ER SO BB IBB HBP BLK WP HR S P ERA WHIP	IP WLS BF H R ER SO BB IBB HBP BLK WP HR S P ERA WHIP	IP WLS BF H R ER SO BB IBB HBP BLK WP HR S P ERA WHIP	IP WLS BF H R ER SO BB IBB HBP BLK WP HR S P ERA WHIP	IP WLS BF H R ER SO BB IBB HBP BLK WP HR S P ERA WHIP

Minnesota Twins @ Detroit Tigers  
Comerica Park, Detroit, MI  
Tue Aug 20 2013, 7:10 PM - 10:25 PM EDT  
Att: 37,964 - Partly Cloudy - 82 F

AB	35
R	6
H	10
RBI	6
BB	5
SO	12
LOB	15




Batter	1	2	3	4	5	6	7	8	9	AB	R	H	RBI	BB	SO	LOB	BOTTOM			
14 Austin Jackson, R OBP: 0.333, SLG: 0.405										5	0	2	1	0	1	2				
48 Tori Hunter, R OBP: 0.341, SLG: 0.465										4	1	1	0	1	0	4				
24 Miguel Cabrera, R OBP: 0.450, SLG: 0.684										5	0	1	0	0	1	3				
28 Prince Fielder, L OBP: 0.348, SLG: 0.441										4	1	1	2	0	0	1				
41 Victor Martinez, S OBP: 0.338, SLG: 0.403										4	0	2	0	0	0	0				
12 Andy Dirks, L OBP: 0.314, SLG: 0.347										3	0	0	0	1	0	3				
4 Omar Infante, R OBP: 0.339, SLG: 0.437										4	0	0	0	0	1	4				
55 Brayan Peña, S OBP: 0.332, SLG: 0.419										4	1	2	0	0	1	0				
50 Bryan Holaday, R (9, PR) OBP: 0.273, SLG: 0.220										0	0	0	0	0	0	0				
1 Jose Iglesias, R OBP: 0.367, SLG: 0.398										3	0	2	0	0	0	1				
<b>Inning Stats</b>	R: 0 E: 0 K: 1 S: 10	H: 1 LOB: 1 BB: 0 P: 10	R: 0 E: 0 K: 1 S: 9	H: 2 LOB: 1 BB: 0 P: 13	R: 1 E: 0 K: 0 S: 13	H: 1 LOB: 1 BB: 1 P: 23	R: 0 E: 0 K: 0 S: 5	H: 0 LOB: 0 BB: 0 P: 10	R: 1 E: 0 K: 0 S: 8	H: 1 LOB: 0 BB: 0 P: 12	R: 1 E: 0 K: 0 S: 14	H: 3 LOB: 2 BB: 0 P: 22	R: 0 E: 0 K: 1 S: 13	H: 2 LOB: 2 BB: 0 P: 20	R: 0 E: 0 K: 1 S: 15	H: 1 LOB: 2 BB: 1 P: 23	1B: 9 2B: 0 3B: 1 HR: 1	SF: 0 SAC: 0 DP: 2 HBP: 1	WP: 0 PB: 1 SB: 0 CS: 0	PA: 39
<b>PITCHER</b>	IP WLS BF H R ER SO BB IBB HBP BLK WP HR S P ERA WHIP	IP WLS BF H R ER SO BB IBB HBP BLK WP HR S P ERA WHIP	IP WLS BF H R ER SO BB IBB HBP BLK WP HR S P ERA WHIP	IP WLS BF H R ER SO BB IBB HBP BLK WP HR S P ERA WHIP	IP WLS BF H R ER SO BB IBB HBP BLK WP HR S P ERA WHIP	IP WLS BF H R ER SO BB IBB HBP BLK WP HR S P ERA WHIP	IP WLS BF H R ER SO BB IBB HBP BLK WP HR S P ERA WHIP	IP WLS BF H R ER SO BB IBB HBP BLK WP HR S P ERA WHIP	IP WLS BF H R ER SO BB IBB HBP BLK WP HR S P ERA WHIP	IP WLS BF H R ER SO BB IBB HBP BLK WP HR S P ERA WHIP	IP WLS BF H R ER SO BB IBB HBP BLK WP HR S P ERA WHIP	IP WLS BF H R ER SO BB IBB HBP BLK WP HR S P ERA WHIP	IP WLS BF H R ER SO BB IBB HBP BLK WP HR S P ERA WHIP	IP WLS BF H R ER SO BB IBB HBP BLK WP HR S P ERA WHIP	IP WLS BF H R ER SO BB IBB HBP BLK WP HR S P ERA WHIP	IP WLS BF H R ER SO BB IBB HBP BLK WP HR S P ERA WHIP	IP WLS BF H R ER SO BB IBB HBP BLK WP HR S P ERA WHIP	IP WLS BF H R ER SO BB IBB HBP BLK WP HR S P ERA WHIP	IP WLS BF H R ER SO BB IBB HBP BLK WP HR S P ERA WHIP	IP WLS BF H R ER SO BB IBB HBP BLK WP HR S P ERA WHIP


Minnesota Twins @ Detroit Tigers  
Comerica Park, Detroit, MI  
Tue Aug 20 2013, 7:10 PM - 10:25 PM EDT  
Att: 37,964 - Partly Cloudy - 82 F

AB	36
R	3
H	11
RBI	3
BB	2
SO	4
LOB	18





Batter	1	2	3	4	5	6	7	8	9	AB	R	H	RBI	BB	SO	LOB	TOP										
2 Brian Dozier, R OBP: 0.310, SLG: 0.412	F9		G6-3		K		12 S 1-H 1B			4	0	1	1	0	1	0	<b>Minnesota Twins @ Detroit Tigers</b> Comerica Park, Detroit, MI Wed Aug 21 2013, 7:09 PM - 10:13 PM EDT Att: 38,092 - Partly Cloudy - 82 F  <b>AB 33</b> <b>R 1</b> <b>H 6</b> <b>RBI 1</b> <b>BB 2</b> <b>SO 12</b> <b>LOB 7</b> 										
12 Chris Herrmann, L OBP: 0.316, SLG: 0.353	K		G4-3		G1-3		F7			4	0	0	0	0	1												
33 Justin Morneau, L OBP: 0.322, SLG: 0.434	9 WP 1B		55 WP 2B		G4-3			K		4	0	2	0	0	1												
9 Ryan Doumit, S OBP: 0.308, SLG: 0.385	F9		55 WP BB			K		K		3	0	0	0	1	2												
55 Chris Colabello, R OBP: 0.290, SLG: 0.356		K		K		K		G6-3		4	0	0	0	0	3	2											
24 Trevor Plouffe, R OBP: 0.293, SLG: 0.387	F9			P3		G5-3			G1-3	4	0	0	0	0	0												
11 Clete Thomas, L OBP: 0.295, SLG: 0.333	22 1B			G4-3			K		K	4	0	1	0	0	2												
22 Wilkin Ramirez, R OBP: 0.319, SLG: 0.391							G5-3		K	4	0	2	0	0	1	0											
25 Pedro Florimón, S OBP: 0.276, SLG: 0.332	F8						2 S 1B BB			2	1	0	0	1	1	3											
<b>Inning Stats</b>	R: 0 E: 0 K: 1 S: 11	H: 1 LOB: 1 BB: 0 P: 15	R: 0 E: 0 K: 1 S: 11	H: 2 LOB: 2 BB: 0 P: 17	R: 0 E: 0 K: 1 S: 15	H: 1 LOB: 1 BB: 1 P: 21	R: 0 E: 0 K: 1 S: 10	H: 1 LOB: 1 BB: 0 P: 16	R: 0 E: 0 K: 1 S: 9	H: 0 LOB: 0 BB: 0 P: 13	R: 0 E: 0 K: 2 S: 10	H: 0 LOB: 0 BB: 0 P: 17	R: 0 E: 0 K: 2 S: 9	H: 0 LOB: 0 BB: 0 P: 16	1B: 4 2B: 2 3B: 0 HR: 0	SF: 0 SAC: 0 DP: 0 HBP: 0	WP: 2 PB: 2 SB: 2 CS: 0	PA: 35									
<b>PITCHER</b>	IP WLS BF H R ER SO BB IBB HBP BLK WP HR S P ERA WHIP	6.2 L 28 6 1 1 8 2 0 0 0 2 0 74 112 1.35 1.200	1.0 W 3 0 0 0 2 0 0 0 0 0 8 14 0.00 0.000	1.1 S 4 0 0 0 2 0 0 0 0 0 13 23 0.00 0.000	<b>PITCHER</b>										IP WLS BF H R ER SO BB IBB HBP BLK WP HR S P ERA WHIP												
19 Anibal Sánchez, R ERA: 2.45											6.2	L	28	6	1	1	8	2	0	0	0	2	0	74	112	1.35	1.200
33 Drew Smyly, L ERA: 2.01											1.0	W	3	0	0	0	2	0	0	0	0	0	0	8	14	0.00	0.000
31 Jose Veras, R ERA: 2.85											1.1	S	4	0	0	0	2	0	0	0	0	0	0	13	23	0.00	0.000

Batter	1	2	3	4	5	6	7	8	9	AB	R	H	RBI	BB	SO	LOB	BOTTOM									
14 Austin Jackson, R OBP: 0.336, SLG: 0.407	24 F9 48 G6-3 1B		G6-3		K		48 2B 1B	48 E 24 1B		5	2	3	0	0	1	1	<b>Minnesota Twins @ Detroit Tigers</b> Comerica Park, Detroit, MI Wed Aug 21 2013, 7:09 PM - 10:13 PM EDT Att: 38,092 - Partly Cloudy - 82 F  <b>AB 38</b> <b>R 7</b> <b>H 14</b> <b>RBI 6</b> <b>BB 3</b> <b>SO 3</b> <b>LOB 24</b> 									
48 Tori Hunter, R OBP: 0.341, SLG: 0.466	G6-3				FC5		28 PB 2B	24 1B		5	2	2	2	0	0	4										
24 Miguel Cabrera, R OBP: 0.449, SLG: 0.682	F9		F7			G6-3	41 2B IBB	28 1B 2B		4	1	1	3	1	0	2										
39 Ramon Santiago, S OBP: 0.294, SLG: 0.301										0	0	0	0	0	0	0										
28 Prince Fielder, L OBP: 0.348, SLG: 0.439	G4-3		F8			41 FC4-6 BB	41 2B K	41 BB 1B		4	0	1	0	1	1	3										
41 Victor Martinez, S OBP: 0.341, SLG: 0.406		G6-3			4 G6-4-3 1B	FC4-6	41 2B K	41 BB 1B		4	0	2	1	1	0	1										
12 Andy Dirks, L OBP: 0.314, SLG: 0.347					F8					3	0	1	0	0	0	2										
18 Matt Tuiasosopo, R (7, PH) OBP: 0.391, SLG: 0.496										0	0	0	0	0	0	0										
32 Don Kelly, L OBP: 0.346, SLG: 0.380										2	0	0	0	0	0	5										
4 Omar Infante, R OBP: 0.338, SLG: 0.435		F9			G6-4-3					4	1	1	0	0	0	2										
1 Jose Iglesias, R OBP: 0.369, SLG: 0.399										4	0	2	0	0	1	1										
50 Bryan Holaday, R OBP: 0.280, SLG: 0.261										3	1	1	0	0	0	3										
<b>Inning Stats</b>	R: 0 E: 0 K: 0 S: 7	H: 1 LOB: 1 BB: 0 P: 9	R: 0 E: 0 K: 0 S: 13	H: 2 LOB: 2 BB: 0 P: 16	R: 0 E: 0 K: 0 S: 7	H: 1 LOB: 1 BB: 0 P: 12	R: 0 E: 0 K: 0 S: 11	H: 1 LOB: 1 BB: 0 P: 15	R: 0 E: 0 K: 1 S: 8	H: 1 LOB: 1 BB: 0 P: 10	R: 0 E: 0 K: 0 S: 11	H: 0 LOB: 1 BB: 1 P: 21	R: 4 E: 0 K: 1 S: 21	H: 4 LOB: 2 BB: 1 P: 34	R: 3 E: 1 K: 1 S: 18	H: 4 LOB: 3 BB: 1 P: 26	1B: 11 2B: 3 3B: 0 HR: 0	SF: 0 SAC: 1 DP: 1 HBP: 0	WP: 0 PB: 1 SB: 0 CS: 0	PA: 42						
<b>PITCHER</b>	IP WLS BF H R ER SO BB IBB HBP BLK WP HR S P ERA WHIP	6.2 L 30 4 0 0 1 1 0 0 0 0 6 10 ∞ ∞	0.0 L 2 1 0 0 1 0 0 0 0 0 6 10 ∞ ∞	0.1 L 1 0 0 0 0 0 0 0 0 2 3 0.00 0.000	1.0 L 9 4 3 0 1 1 0 0 0 0 0 18 26 0.00 5.000	<b>PITCHER</b>										IP WLS BF H R ER SO BB IBB HBP BLK WP HR S P ERA WHIP										
30 Kevin Correia, R ERA: 4.52											6.2	L	30	4	0	0	1	1	0	0	0	0	6	10	∞	∞
56 Caleb Thielbar, L ERA: 0.87											0.0	L	2	1	0	0	1	0	0	0	0	0	6	10	∞	∞
50 Casey Fien, R ERA: 3.68											0.1	L	1	0	0	0	0	0	0	0	0	2	3	0.00	0.000	
59 Michael Tonkin, R ERA:											1.0	L	9	4	3	0	1	1	0	0	0	0	18	26	0.00	5.000







Batter	1	2	3	4	5	6	7	8	9	AB	R	H	RBI	BB	SO	LOB	TOP										
<b>2 Brian Dozier, R</b> OBP: 0.311, SLG: 0.412										3	1	0	0	2	1	1											
<b>12 Chris Herrmann, L</b> OBP: 0.333, SLG: 0.411										5	0	2	1	0	1	2											
<b>33 Justin Morneau, L</b> OBP: 0.324, SLG: 0.428										3	1	0	0	2	2	1											
<b>16 Josh Willingham, R</b> OBP: 0.351, SLG: 0.395										4	0	1	2	0	1	3											
<b>9 Ryan Doumit, S</b> OBP: 0.308, SLG: 0.392										4	0	1	0	0	1	4											
<b>24 Trevor Plouffe, R</b> OBP: 0.292, SLG: 0.386										4	1	1	0	0	2	4											
<b>11 Clete Thomas, L</b> OBP: 0.301, SLG: 0.340										3	1	2	0	1	0	0											
<b>22 Wilkin Ramirez, R</b> OBP: 0.299, SLG: 0.361										4	0	0	0	0	1	4											
<b>25 Pedro Florimón, S</b> OBP: 0.279, SLG: 0.338										4	1	2	1	0	1	0											
<b>Inning Stats</b>	R: 0 E: 0 K: 3 S: 16	H: 1 LOB: 3 BB: 2 P: 29	R: 2 E: 0 K: 3 S: 17	H: 3 LOB: 1 BB: 0 P: 24	R: 0 E: 0 K: 1 S: 10	H: 0 LOB: 0 BB: 0 P: 12	R: 0 E: 0 K: 1 S: 6	H: 0 LOB: 0 BB: 0 P: 7	R: 0 E: 0 K: 2 S: 11	H: 0 LOB: 0 BB: 0 P: 14	R: 0 E: 0 K: 0 S: 16	H: 1 LOB: 2 BB: 1 P: 28	R: 2 E: 1 K: 0 S: 12	H: 2 LOB: 1 BB: 2 P: 22	R: 1 E: 0 K: 0 S: 8	H: 2 LOB: 0 BB: 0 P: 11	R: 0 E: 0 K: 0 S: 6	H: 0 LOB: 0 BB: 0 P: 7	1B: 3 2B: 6 3B: 0 HR: 0	SF: 0 SAC: 0 DP: 1 HBP: 0	WP: 1 PB: 0 SB: 0 CS: 2	PA: 39					
<b>PITCHER</b>	IP	WLS	BF	H	R	ER	SO	BB	IBB	HBP	BLK	WP	HR	S	P	ERA	WHIP										
<b>30 Ubaldo Jiménez, R</b> ERA: 3.95	6.0	L	26	5	2	2	10	3	0	0	0	1	0	76	114	3.00	1.333										
<b>27 Bryan Shaw, R</b> ERA: 3.97	0.0		2	1	2	2	0	1	0	0	0	0	0	2	6	∞	∞										
<b>53 Rich Hill, L</b> ERA: 6.09	0.2		2	0	0	0	0	0	1	0	0	0	0	3	7	0.00	0.000										
<b>37 Cody Allen, R</b> ERA: 2.24	0.1		2	1	0	0	0	0	0	0	0	0	0	7	9	0.00	3.000										
<b>32 Matt Albers, R</b> ERA: 3.4	2.0		7	2	1	1	0	0	0	0	0	0	0	14	18	4.50	1.000										

Minnesota Twins @ Cleveland Indians  
Progressive Field, Cleveland, OH  
Fri Aug 23 2013, 7:08 PM - 10:07 PM EDT  
Att: 23,218 - Clear - 75 F

livebaseballscorecards.com

AB 34  
R 5  
H 9  
RBI 4  
BB 5  
SO 10  
LOB 19

Batter	1	2	3	4	5	6	7	8	9	AB	R	H	RBI	BB	SO	LOB	BOTTOM										
<b>24 Michael Bourn, L</b> OBP: 0.324, SLG: 0.360										3	1	1	0	1	2	0											
<b>33 Nick Swisher, S</b> OBP: 0.339, SLG: 0.404										3	0	0	0	1	1	1											
<b>22 Jason Kipnis, L</b> OBP: 0.363, SLG: 0.462										4	0	0	0	0	2	3											
<b>41 Carlos Santana, S</b> OBP: 0.369, SLG: 0.449										3	0	2	1	1	1	0											
<b>23 Michael Brantley, L</b> OBP: 0.329, SLG: 0.386										3	0	0	0	1	1	3											
<b>13 Adrián Beltrán, S</b> OBP: 0.293, SLG: 0.388										4	0	1	0	0	0	2											
<b>25 Jason Giambi, L</b> OBP: 0.281, SLG: 0.388										2	0	0	0	0	0	0											
<b>10 Yan Gomes, R</b> OBP: 0.347, SLG: 0.500										2	0	1	0	0	1	0											
<b>8 Lonnie Chisenhall, L</b> OBP: 0.267, SLG: 0.360										2	0	0	0	0	0	0											
<b>4 Mike Aviles, R</b> OBP: 0.294, SLG: 0.381										2	0	1	0	0	0	2											
<b>11 Drew Stubbs, R</b> OBP: 0.300, SLG: 0.367										3	0	0	0	0	2	1											
<b>Inning Stats</b>	R: 1 E: 0 K: 0 S: 12	H: 2 LOB: 1 BB: 0 P: 23	R: 0 E: 0 K: 0 S: 6	H: 0 LOB: 0 BB: 0 P: 8	R: 0 E: 0 K: 3 S: 9	H: 0 LOB: 0 BB: 0 P: 12	R: 0 E: 0 K: 1 S: 8	H: 1 LOB: 1 BB: 1 P: 15	R: 0 E: 0 K: 1 S: 9	H: 0 LOB: 0 BB: 0 P: 13	R: 0 E: 0 K: 1 S: 9	H: 0 LOB: 2 BB: 3 P: 24	R: 0 E: 0 K: 1 S: 7	H: 1 LOB: 1 BB: 0 P: 12	R: 0 E: 0 K: 1 S: 8	H: 0 LOB: 0 BB: 0 P: 12	R: 0 E: 0 K: 2 S: 16	H: 2 LOB: 2 BB: 0 P: 23	1B: 6 2B: 0 3B: 0 HR: 0	SF: 0 SAC: 0 DP: 1 HBP: 0	WP: 2 PB: 0 SB: 1 CS: 2	PA: 35					
<b>PITCHER</b>	IP	WLS	BF	H	R	ER	SO	BB	IBB	HBP	BLK	WP	HR	S	P	ERA	WHIP										
<b>21 Samuel Deduno, R</b> ERA: 3.89	6.0	W	23	3	1	1	6	4	0	0	0	0	0	53	95	1.50	1.167										
<b>52 Brian Duensing, L</b> ERA: 3.71	2.2	H	10	2	0	0	4	0	0	0	0	0	0	27	42	0.00	0.750										
<b>50 Casey Fien, R</b> ERA: 3.59	0.1		2	1	0	0	0	0	0	0	0	0	0	4	5	0.00	3.000										

Minnesota Twins @ Cleveland Indians  
Progressive Field, Cleveland, OH  
Fri Aug 23 2013, 7:08 PM - 10:07 PM EDT  
Att: 23,218 - Clear - 75 F

livebaseballscorecards.com

AB 31  
R 1  
H 6  
RBI 1  
BB 4  
SO 10  
LOB 12



Batter	1	2	3	4	5	6	7	8	9	AB	R	H	RBI	BB	SO	LOB	TOP											
2 Brian Dozier, R OBP: 0.311, SLG: 0.418	G5-3		SF8		K			HR		3	1	1	2	0	1	1	<b>Minnesota Twins @ Cleveland Indians</b> Progressive Field, Cleveland, OH Sat Aug 24 2013, 7:06 PM - 9:49 PM EDT Att: 26,870 - Clear - 74 F											
12 Chris Herrmann, L OBP: 0.321, SLG: 0.394	K		F7		F7			F7		4	0	0	0	0	1	2												
33 Justin Morneau, L OBP: 0.321, SLG: 0.425	G5-3				P6			K		4	0	0	0	0	1	0												
16 Josh Willingham, R (1, 10) OBP: 0.350, SLG: 0.393		F7			F8			F8		4	0	1	0	0	0	0												
9 Ryan Doumit, S OBP: 0.308, SLG: 0.390		F8			F8			F8		4	0	1	0	0	0	0												
31 Oswaldo Arcia, L OBP: 0.309, SLG: 0.431					K			K		4	0	0	0	0	3	2												
24 Trevor Plouffe, R OBP: 0.294, SLG: 0.388					L8			HBP		3	0	1	0	0	0	2												
11 Clete Thomas, L OBP: 0.305, SLG: 0.339								P5		1	1	0	0	2	0	1												
22 Wilkin Ramirez, R (9, PH) OBP: 0.309, SLG: 0.355								K		1	0	0	0	0	1	1												
25 Pedro Florimón, S OBP: 0.280, SLG: 0.338					FC4-6			K		3	0	1	0	0	1	2												
<b>Inning Stats</b>	R: 0 E: 0 K: 1 S: 6	H: 0 LOB: 0 BB: 0 P: 7	R: 0 E: 0 K: 1 S: 8	H: 0 LOB: 0 BB: 0 P: 13	R: 1 E: 0 K: 0 S: 9	H: 1 LOB: 1 BB: 1 P: 17	R: 0 E: 0 K: 1 S: 17	H: 2 LOB: 2 BB: 0 P: 21	R: 0 E: 0 K: 1 S: 12	H: 0 LOB: 1 BB: 1 P: 19	R: 0 E: 0 K: 0 S: 5	H: 0 LOB: 0 BB: 0 P: 8	R: 0 E: 0 K: 1 S: 9	H: 0 LOB: 0 BB: 0 P: 15	R: 1 E: 0 K: 1 S: 9	H: 1 LOB: 0 BB: 0 P: 14	R: 0 E: 0 K: 2 S: 9	H: 1 LOB: 1 BB: 0 P: 14	1B: 3 2B: 1 3B: 0 HR: 1	SF: 1 SAC: 0 DP: 0 HBP: 1	WP: 1 PB: 0 SB: 0 CS: 0	PA: 35						
<b>PITCHER</b>	IP	WLS	BF	H	R	ER	SO	BB	IBB	HBP	BLK	WP	HR	S	P	ERA	WHIP											
34 Zach McAllister, R ERA: 3.81	(1, 1)	7.1	W	29	4	2	2	5	2	0	1	0	1	1	70	106	2.46	0.818										
27 Bryan Shaw, R ERA: 3.92	(8, 1)	0.2		2	0	0	0	1	0	0	0	0	0	0	5	8	0.00	0.000										
35 Marc Rzepczynski, L ERA: 4.12	(9, 1)	1.0		4	1	0	0	2	0	0	0	0	0	0	9	14	0.00	1.000										

Batter	1	2	3	4	5	6	7	8	9	AB	R	H	RBI	BB	SO	LOB	BOTTOM											
24 Michael Bourn, L OBP: 0.324, SLG: 0.358	G4-3		P6		BB			G3-1		3	1	0	0	1	0	1	<b>Minnesota Twins @ Cleveland Indians</b> Progressive Field, Cleveland, OH Sat Aug 24 2013, 7:06 PM - 9:49 PM EDT Att: 26,870 - Clear - 74 F											
33 Nick Swisher, S OBP: 0.339, SLG: 0.405	F8		G3-1		2B			F8		4	1	1	2	0	0	1												
22 Jason Kipnis, L OBP: 0.366, SLG: 0.470					L4					3	2	2	2	1	0	1												
41 Carlos Santana, S OBP: 0.371, SLG: 0.455	HR		HR					F8		3	1	1	2	1	0	1												
23 Michael Brantley, L OBP: 0.328, SLG: 0.384	G6-3				G3-1			F7		4	0	1	1	0	0	1												
13 Asdrubal Cabrera, S OBP: 0.292, SLG: 0.369		L9			G3-1			L6		4	0	1	0	0	0	2												
10 Yan Gomes, R OBP: 0.341, SLG: 0.490		L8			G1-3			F9		4	0	0	0	0	0	3												
8 Lonnie Chisenhall, L OBP: 0.267, SLG: 0.363		F8			P6			WP		4	0	1	0	0	1	1												
11 Drew Stubbs, R OBP: 0.302, SLG: 0.369					G1-3			G5-3		4	2	2	0	0	0	1												
<b>Inning Stats</b>	R: 2 E: 0 K: 0 S: 15	H: 2 LOB: 0 BB: 0 P: 21	R: 0 E: 0 K: 0 S: 6	H: 0 LOB: 0 BB: 0 P: 11	R: 2 E: 0 K: 0 S: 12	H: 2 LOB: 0 BB: 0 P: 18	R: 0 E: 0 K: 0 S: 7	H: 1 LOB: 1 BB: 0 P: 15	R: 3 E: 0 K: 0 S: 17	H: 3 LOB: 2 BB: 2 P: 29	R: 0 E: 0 K: 1 S: 9	H: 0 LOB: 0 BB: 0 P: 14	R: 0 E: 0 K: 0 S: 9	H: 0 LOB: 1 BB: 1 P: 16	R: 0 E: 0 K: 0 S: 13	H: 1 LOB: 1 BB: 0 P: 15		1B: 4 2B: 3 3B: 0 HR: 2	SF: 0 SAC: 0 DP: 0 HBP: 0	WP: 2 PB: 0 SB: 1 CS: 0	PA: 36							
<b>PITCHER</b>	IP	WLS	BF	H	R	ER	SO	BB	IBB	HBP	BLK	WP	HR	S	P	ERA	WHIP											
62 Liam Hendriks, R ERA: 6.2	(1, 1)	4.1	L	21	7	7	0	0	1	0	0	0	0	28	46	0.00	1.125											
51 Anthony Swarzak, R ERA: 2.78	(5, 1)	2.2		11	1	0	0	1	2	0	0	0	0	0	28	46	0.00	1.125										
57 Ryan Pressly, R ERA: 3.79	(8, 1)	1.0		4	1	0	0	0	0	0	0	0	1	0	13	15	0.00	1.000										










Batter	1	2	3	4	5	6	7	8	9	AB	R	H	RBI	BB	SO	LOB	TOP				
4 Alex Gordon, L OBP: 0.330, SLG: 0.422	G4-3		2B		F7		K	2B		5	0	2	3	0	1	0	<b>Kansas City Royals @ Minnesota Twins</b> Target Field, Minneapolis, MN Tue Aug 27 2013, 7:13 PM - 10:21 PM CDT Att: 27,006 - Partly Cloudy - 91 F				
64 Emilio Bonifacio, S OBP: 0.284, SLG: 0.333	B5-3		K		35 BB		2B	1B		4	0	2	0	1	1	1					
35 Eric Hosmer, L OBP: 0.345, SLG: 0.443	L6		G6-3		13 FC6-4		L6	G4-3		4	0	0	0	1	0	3					
16 Billy Butler, R OBP: 0.387, SLG: 0.436	F8		13 FC6-4		K		K	K	HR	5	1	2	1	0	2	2					
13 Salvador Perez, R OBP: 0.306, SLG: 0.387	7 1B		FC6-4		FC6-4		7 1B	P4		5	1	2	0	0	0	3					
7 David Lough, L OBP: 0.307, SLG: 0.406	1B		FC6		K		1B	G4-3		5	1	2	0	0	1	1					
17 Chris Getz, L OBP: 0.288, SLG: 0.279	F8		K		K		1B	G1-3		5	1	1	1	0	2	4					
2 Alcides Escobar, R OBP: 0.262, SLG: 0.300	L6		1 FC4-6		F8		1B	4 2B		3	1	1	0	1	0	2					
1 Jarrod Dyson, L OBP: 0.318, SLG: 0.371	L6		L6		FC4-6		K	4 2B		4	1	1	1	0	1	3					
<b>Inning Stats</b>	R: 0 E: 0 K: 0 S: 8	H: 0 LOB: 0 BB: 0 P: 13	R: 0 E: 0 K: 0 S: 9	H: 2 LOB: 2 BB: 0 P: 14	R: 0 E: 0 K: 1 S: 9	H: 1 LOB: 1 BB: 0 P: 14	R: 0 E: 1 K: 1 S: 10	H: 2 LOB: 3 BB: 0 P: 19	R: 0 E: 0 K: 2 S: 11	H: 0 LOB: 2 BB: 2 P: 21	R: 0 E: 0 K: 2 S: 17	H: 1 LOB: 1 BB: 0 P: 24	R: 5 E: 0 K: 1 S: 26	H: 6 LOB: 1 BB: 1 P: 40	R: 1 E: 0 K: 0 S: 8	H: 1 LOB: 0 BB: 0 P: 14	1B: 9 2B: 3 3B: 0 HR: 1	SF: 0 SAC: 0 DP: 0 HBP: 0	WP: 0 PB: 0 CS: 0	PA: 43	
<b>PITCHER</b>	IP	WLS	BF	H	R	ER	SO	BB	IBB	HBP	BLK	WP	HR	S	P	ERA	WHIP				
30 Kevin Correia, R ERA: 4.32	7.0		30	6	0	0	7	2	0	0	0	0	0	72	118	0.00	1.143				
61 Jared Burton, R ERA: 3.77	0.1	L	5	3	4	4	1	1	0	0	0	0	0	18	28	108.00	12.000				
56 Caleb Thielbar, L ERA: 1.11	0.2		4	3	1	1	0	0	0	0	0	0	0	8	12	13.50	4.500				
57 Ryan Pressly, R ERA: 3.88	1.0		4	1	1	1	0	0	0	0	0	0	1	8	14	9.00	1.000				

Batter	1	2	3	4	5	6	7	8	9	AB	R	H	RBI	BB	SO	LOB	BOTTOM				
2 Brian Dozier, R OBP: 0.311, SLG: 0.417	K		P3			K		2B		4	0	1	1	0	2	1	<b>Kansas City Royals @ Minnesota Twins</b> Target Field, Minneapolis, MN Tue Aug 27 2013, 7:13 PM - 10:21 PM CDT Att: 27,006 - Partly Cloudy - 91 F				
12 Chris Herrmann, L OBP: 0.308, SLG: 0.375	K		K			F9		K		4	0	0	0	0	3	3					
33 Justin Morneau, L OBP: 0.318, SLG: 0.420	F8				G3		G4-3	K		4	0	0	0	0	1	3					
16 Josh Willingham, R OBP: 0.347, SLG: 0.391		9 BB			K		F9		G4-3	4	0	1	0	0	1	0					
9 Ryan Doumit, S OBP: 0.310, SLG: 0.387					L3		P4		K	3	0	0	0	1	1	0					
55 Chris Colabello, R OBP: 0.280, SLG: 0.333					K		G1-3		K	3	0	0	0	1	2	2					
24 Trevor Plouffe, R OBP: 0.290, SLG: 0.382	K				G5-4-3			25 BB	11 BB	3	1	1	0	0	1	3					
11 Clete Thomas, L OBP: 0.305, SLG: 0.337					G3			25 BB		3	0	1	0	0	0	2					
25 Pedro Florimón, S OBP: 0.286, SLG: 0.343			G4-3					2 BB		1	0	0	0	2	0	0					
<b>Inning Stats</b>	R: 0 E: 0 K: 2 S: 8	H: 1 LOB: 2 BB: 1 P: 22	R: 0 E: 0 K: 1 S: 5	H: 0 LOB: 0 BB: 0 P: 9	R: 0 E: 0 K: 1 S: 7	H: 0 LOB: 0 BB: 0 P: 11	R: 0 E: 0 K: 0 S: 4	H: 0 LOB: 0 BB: 1 P: 9	R: 0 E: 0 K: 1 S: 11	H: 0 LOB: 1 BB: 1 P: 19	R: 0 E: 0 K: 0 S: 9	H: 0 LOB: 0 BB: 0 P: 13	R: 1 E: 0 K: 2 S: 17	H: 3 LOB: 2 BB: 1 P: 27	R: 0 E: 0 K: 2 S: 9	H: 0 LOB: 0 BB: 0 P: 13	1B: 3 2B: 1 3B: 0 HR: 0	SF: 0 SAC: 0 DP: 1 HBP: 0	WP: 0 PB: 0 CS: 0	PA: 33	
<b>PITCHER</b>	IP	WLS	BF	H	R	ER	SO	BB	IBB	HBP	BLK	WP	HR	S	P	ERA	WHIP				
33 James Shields, R ERA: 3.14	7.1		28	4	1	1	7	4	0	0	0	0	0	67	114	1.23	1.091				
53 Will Smith, L ERA: 3.18	0.2	H	2	0	0	0	2	0	0	0	0	0	0	6	7	0.00	0.000				
40 Kelvin Herrera, R ERA: 3.53	1.0		3	0	0	0	2	0	0	0	0	0	0	9	13	0.00	0.000				

**AB 40**  
**R 6**  
**H 13**  
**RBI 6**  
**BB 3**  
**SO 8**  
**LOB 19**



**AB 29**  
**R 1**  
**H 4**  
**RBI 1**  
**BB 4**  
**SO 11**  
**LOB 14**





Batter	1	2	3	4	5	6	7	8	9	AB R H RBI BB SO LOB	TOP											
4 Alex Gordon, L OBP: 0.331, SLG: 0.428	G3-1		HR		F7		G3-6-3		1B	5 2 2 1 0 0 2	<b>Kansas City Royals @ Minnesota Twins</b> Target Field, Minneapolis, MN Wed Aug 28 2013, 7:11 PM - 10:05 PM CDT Att: 27,379 - Partly Cloudy - 88 F											
64 Emilio Bonifacio, S OBP: 0.263, SLG: 0.331	K		B1-3		F9			K	1B	5 1 1 0 0 2 1												
35 Eric Hosmer, L OBP: 0.345, SLG: 0.444	G6-3				F8				1B	4 1 1 0 1 0 0												
16 Billy Butler, R OBP: 0.387, SLG: 0.436	G4-3				E5				1B	5 2 2 2 0 0 0												
13 Salvador Perez, R OBP: 0.312, SLG: 0.410					HR				1B	5 2 4 4 0 0 2												
27 Justin Maxwell, R OBP: 0.338, SLG: 0.458					G3-1					4 0 0 0 0 1 2												
7 David Lough, L OBP: 0.307, SLG: 0.406	K				G3-1				HBP	0 0 0 0 0 0 0												
21 Jamey Carroll, R OBP: 0.264, SLG: 0.241	G6-3				F8				L9	4 0 0 0 1 0 5												
2 Alcides Escobar, R OBP: 0.262, SLG: 0.300			L6		L9					4 0 1 0 0 0 0												
1 Jarrod Dyson, L OBP: 0.323, SLG: 0.381	G4-3		G4-3							4 0 2 0 0 0 2												
<b>Inning Stats</b>	R: 0 E: 0 K: 1 S: 9	H: 0 LOB: 0 BB: 0 P: 13	R: 0 E: 0 K: 1 S: 11	H: 1 LOB: 1 BB: 0 P: 16	R: 1 E: 0 K: 0 S: 13	H: 1 LOB: 0 BB: 0 P: 20	R: 2 E: 1 K: 0 S: 9	H: 1 LOB: 0 BB: 0 P: 14	R: 0 E: 0 K: 0 S: 9	H: 1 LOB: 1 BB: 0 P: 11	R: 0 E: 0 K: 0 S: 9	H: 1 LOB: 2 BB: 0 P: 12	R: 0 E: 0 K: 0 S: 13	H: 1 LOB: 0 BB: 0 P: 13	R: 3 E: 0 K: 1 S: 15	H: 4 LOB: 2 BB: 1 P: 23	R: 2 E: 0 K: 0 S: 12	H: 3 LOB: 1 BB: 1 P: 23	1B: 7 2B: 3 3B: 0 HR: 3	SF: 0 SAC: 0 DP: 2 HBP: 1	WP: 0 PB: 0 SB: 1 CS: 0	PA: 43
<b>PITCHER</b>	IP WLS BF H R ER SO BB IBB HBP BLK WP HR S P ERA WHIP											IP WLS BF H R ER SO BB IBB HBP BLK WP HR S P ERA WHIP										
63 Andrew Albers, L ERA: 2.92	7.0 L 28 6 3 2 2 0 0 0 0 0 0 2 73 99 2.57 0.857																					
50 Casey Fien, R ERA: 4.09	0.1 4 3 3 3 1 0 0 0 0 0 1 9 13 81.00 9.000																					
52 Brian Duensing, L ERA: 3.66	0.2 4 1 0 0 0 1 0 0 0 0 0 6 10 0.00 3.000																					
51 Anthony Swarzak, R ERA: 2.96	1.0 7 3 2 2 0 1 0 1 0 0 0 12 23 18.00 4.000																					

AB	40
R	8
H	13
RBI	7
BB	2
SO	3
LOB	14



Batter	1	2	3	4	5	6	7	8	9	AB R H RBI BB SO LOB	BOTTOM											
2 Brian Dozier, R OBP: 0.309, SLG: 0.414	F8		F8			F8		F9		4 0 0 0 0 0 2	<b>Kansas City Royals @ Minnesota Twins</b> Target Field, Minneapolis, MN Wed Aug 28 2013, 7:11 PM - 10:05 PM CDT Att: 27,379 - Partly Cloudy - 88 F											
22 Wilkin Ramirez, R OBP: 0.294, SLG: 0.363	FC4-6		K			G6-3			K	4 0 1 0 0 2 2												
33 Justin Morneau, L OBP: 0.318, SLG: 0.425	FC4-6				F9				HR	4 1 1 1 0 0 2												
16 Josh Willingham, R OBP: 0.343, SLG: 0.386	L7				F7				G6-3	4 0 0 0 0 1 1												
24 Trevor Plouffe, R OBP: 0.293, SLG: 0.382					K					3 0 1 0 1 1 0												
12 Chris Herrmann, L OBP: 0.306, SLG: 0.370	G1-6-3					F7			BB	4 0 1 0 0 1 2												
55 Chris Colabello, R OBP: 0.273, SLG: 0.323	K									3 0 0 0 0 2 1												
11 Clete Thomas, L OBP: 0.301, SLG: 0.333									G4-3	3 0 0 0 0 2 0												
25 Pedro Florimon, S OBP: 0.289, SLG: 0.346									K	3 0 2 0 0 1 0												
<b>Inning Stats</b>	R: 0 E: 0 K: 0 S: 10	H: 1 LOB: 1 BB: 0 P: 13	R: 0 E: 0 K: 1 S: 8	H: 1 LOB: 0 BB: 0 P: 11	R: 0 E: 0 K: 2 S: 13	H: 1 LOB: 1 BB: 0 P: 20	R: 0 E: 0 K: 1 S: 8	H: 0 LOB: 0 BB: 0 P: 12	R: 0 E: 0 K: 0 S: 10	H: 1 LOB: 1 BB: 0 P: 14		R: 0 E: 0 K: 0 S: 12	H: 1 LOB: 1 BB: 0 P: 17	R: 0 E: 0 K: 1 S: 15	H: 1 LOB: 0 BB: 0 P: 21	R: 0 E: 0 K: 1 S: 10	H: 0 LOB: 0 BB: 0 P: 12	R: 1 E: 0 K: 2 S: 14	H: 1 LOB: 1 BB: 1 P: 21	1B: 5 2B: 0 3B: 0 HR: 1	SF: 0 SAC: 0 DP: 1 HBP: 0	WP: 0 PB: 0 SB: 2 CS: 0
<b>PITCHER</b>	IP WLS BF H R ER SO BB IBB HBP BLK WP HR S P ERA WHIP											IP WLS BF H R ER SO BB IBB HBP BLK WP HR S P ERA WHIP										
41 Danny Duffy, L ERA: 1.1	6.2 W 24 4 0 0 0 1 0 0 0 0 0 0 73 103 0.00 0.750																					
44 Luke Hochevar, R ERA: 1.99	1.1 H 4 0 0 0 1 0 0 0 0 0 0 13 17 0.00 0.000																					
43 Aaron Crow, R ERA: 3.12	1.0 5 1 1 1 2 1 0 0 0 0 0 1 14 21 9.00 2.000																					

AB	32
R	1
H	6
RBI	1
BB	1
SO	10
LOB	10





Batter	1	2	3	4	5	6	7	8	9	AB	R	H	RBI	BB	SO	LOB	TOP			
4 Alex Gordon, L (1, 7) OBP: 0.330, SLG: 0.426										4	0	1	1	0	1	0	<b>Kansas City Royals @ Minnesota Twins</b> Target Field, Minneapolis, MN Thu Aug 29 2013, 12:14 PM - 2:50 PM CDT Att: 28,012 - Partly Cloudy - 87 F			
64 Emilio Bonifacio, S (1, 5) OBP: 0.279, SLG: 0.357										4	0	0	0	0	1	2				
35 Eric Hosmer, L (1, 3) OBP: 0.345, SLG: 0.442										4	0	1	0	0	2	0				
16 Billy Butler, R (1, 10) OBP: 0.386, SLG: 0.433										3	1	0	0	1	1					
27 Justin Maxwell, R (1, 9) OBP: 0.341, SLG: 0.456										3	1	1	0	0	2	1				
26 George Kottaras, L (1, 2) OBP: 0.357, SLG: 0.391										3	0	0	0	0	0	4				
13 Salvador Perez, R (9, PH) OBP: 0.314, SLG: 0.411										1	0	1	0	0	0	0				
2 Alcides Escobar, R (1, 6) OBP: 0.262, SLG: 0.300										4	0	1	1	0	1	1				
17 Chris Getz, L (1, 4) OBP: 0.293, SLG: 0.281										2	1	1	1	1	1	0				
1 Jarrod Dyson, L (1, 8) OBP: 0.317, SLG: 0.373										3	0	0	0	0	0	3				
<b>Inning Stats</b>	R: 0 H: 0 E: 0 K: 2 S: 12	H: 0 LOB: 0 BB: 0 P: 19	R: 3 H: 3 E: 0 K: 1 S: 20	H: 3 LOB: 2 BB: 1 P: 35	R: 0 H: 1 E: 0 K: 1 S: 13	H: 1 LOB: 1 BB: 0 P: 17	R: 0 H: 0 E: 0 K: 0 S: 7	H: 0 LOB: 0 BB: 1 P: 11	R: 0 H: 0 E: 0 K: 0 S: 6	H: 1 LOB: 0 BB: 0 P: 8	R: 0 H: 0 E: 0 K: 1 S: 9	H: 0 LOB: 0 BB: 0 P: 11	R: 0 H: 0 E: 0 K: 1 S: 6	H: 0 LOB: 0 BB: 0 P: 9	R: 0 H: 1 E: 0 K: 3 S: 13	H: 1 LOB: 1 BB: 0 P: 15	1B: 6 2B: 0 3B: 0 HR: 0	SF: 0 SAC: 0 DP: 2 HBP: 1	WP: 0 PB: 0 CS: 3	PA: 34
<b>PITCHER</b>	IP WLS BF H R ER SO	IP WLS BF H R ER SO	IP WLS BF H R ER SO	IP WLS BF H R ER SO	IP WLS BF H R ER SO	IP WLS BF H R ER SO	IP WLS BF H R ER SO	IP WLS BF H R ER SO	IP WLS BF H R ER SO	IP WLS BF H R ER SO	IP WLS BF H R ER SO	IP WLS BF H R ER SO	IP WLS BF H R ER SO	IP WLS BF H R ER SO	IP WLS BF H R ER SO	IP WLS BF H R ER SO	ERA WHIP	ERA WHIP	ERA WHIP	
21 Samuel Deduno, R (1, 1) ERA: 3.83	3.0 L 15 4 3 3 4	3.0 9 1 0 0 0 4	3.0 6 0 0 0 2 0	3.0 4 1 0 0 3 3	3.0 1 0 0 0 0 0	3.0 0 0 0 0 0 0	3.0 0 0 0 0 0 0	3.0 0 0 0 0 0 0	3.0 0 0 0 0 0 0	3.0 0 0 0 0 0 0	3.0 0 0 0 0 0 0	3.0 0 0 0 0 0 0	3.0 0 0 0 0 0 0	3.0 0 0 0 0 0 0	3.0 0 0 0 0 0 0	3.0 0 0 0 0 0 0	9.00 1.667	0.00 0.667	0.00 0.000	0.00 1.000
57 Ryan Pressly, R (4, 1) ERA: 3.7	3.0 9 1 0 0 0 4	3.0 6 0 0 0 2 0	3.0 4 1 0 0 3 3	3.0 1 0 0 0 0 0	3.0 0 0 0 0 0 0	3.0 0 0 0 0 0 0	3.0 0 0 0 0 0 0	3.0 0 0 0 0 0 0	3.0 0 0 0 0 0 0	3.0 0 0 0 0 0 0	3.0 0 0 0 0 0 0	3.0 0 0 0 0 0 0	3.0 0 0 0 0 0 0	3.0 0 0 0 0 0 0	3.0 0 0 0 0 0 0	3.0 0 0 0 0 0 0	0.00 0.667	0.00 0.000	0.00 0.000	0.00 1.000
56 Caleb Thielbar, L (7, 1) ERA: 1.05	2.0 6 0 0 0 2 0	2.0 4 1 0 0 3 3	2.0 1 0 0 0 2 0	2.0 0 0 0 0 0 0	2.0 0 0 0 0 0 0	2.0 0 0 0 0 0 0	2.0 0 0 0 0 0 0	2.0 0 0 0 0 0 0	2.0 0 0 0 0 0 0	2.0 0 0 0 0 0 0	2.0 0 0 0 0 0 0	2.0 0 0 0 0 0 0	2.0 0 0 0 0 0 0	2.0 0 0 0 0 0 0	2.0 0 0 0 0 0 0	2.0 0 0 0 0 0 0	0.00 1.000	0.00 1.000	0.00 1.000	0.00 1.000
15 Glen Perkins, L (9, 1) ERA: 2.26	1.0 4 1 0 0 3 3	1.0 0 0 0 0 3 3	1.0 0 0 0 0 3 3	1.0 0 0 0 0 3 3	1.0 0 0 0 0 3 3	1.0 0 0 0 0 3 3	1.0 0 0 0 0 3 3	1.0 0 0 0 0 3 3	1.0 0 0 0 0 3 3	1.0 0 0 0 0 3 3	1.0 0 0 0 0 3 3	1.0 0 0 0 0 3 3	1.0 0 0 0 0 3 3	1.0 0 0 0 0 3 3	1.0 0 0 0 0 3 3	1.0 0 0 0 0 3 3	0.00 1.000	0.00 1.000	0.00 1.000	0.00 1.000

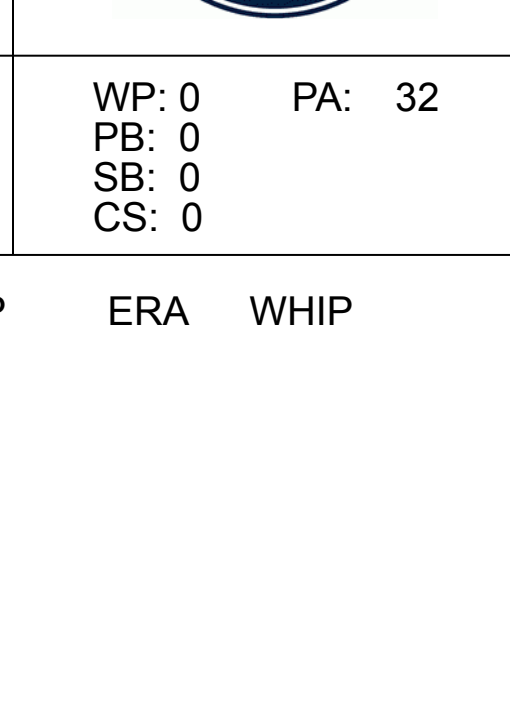
Batter	1	2	3	4	5	6	7	8	9	AB	R	H	RBI	BB	SO	LOB	BOTTOM					
2 Brian Dozier, R (1, 4) OBP: 0.310, SLG: 0.421										4	1	2	1	0	0	0	<b>Kansas City Royals @ Minnesota Twins</b> Target Field, Minneapolis, MN Thu Aug 29 2013, 12:14 PM - 2:50 PM CDT Att: 28,012 - Partly Cloudy - 87 F					
25 Pedro Florimon, S (1, 6) OBP: 0.286, SLG: 0.341										4	0	0	0	0	1	1						
33 Justin Morneau, L (1, 10) OBP: 0.315, SLG: 0.422										4	0	0	0	0	0	0						
16 Josh Willingham, R (1, 7) OBP: 0.345, SLG: 0.384										2	0	0	0	2	0	0						
9 Ryan Doumit, S (1, 2) OBP: 0.310, SLG: 0.386										4	0	1	0	0	1	1						
24 Trevor Plouffe, R (1, 5) OBP: 0.293, SLG: 0.384										3	0	1	0	0	2	1						
55 Chris Colabello, R (1, 3) OBP: 0.265, SLG: 0.314										3	0	0	0	0	2	1						
22 Wilkin Ramirez, R (1, 9) OBP: 0.302, SLG: 0.370										1	0	1	0	0	0	0						
12 Chris Herrmann, L (6, PH) OBP: 0.301, SLG: 0.364										2	0	0	0	0	1	0						
11 Clete Thomas, L (1, 8) OBP: 0.298, SLG: 0.329										3	0	0	0	0	1	1						
<b>Inning Stats</b>	R: 0 H: 0 E: 0 K: 0 S: 7	H: 0 LOB: 0 BB: 0 P: 8	R: 0 H: 1 E: 0 K: 1 S: 10	H: 1 LOB: 0 BB: 0 P: 15	R: 0 H: 2 E: 0 K: 0 S: 13	H: 2 LOB: 1 BB: 0 P: 18	R: 0 H: 1 E: 0 K: 1 S: 10	H: 1 LOB: 1 BB: 1 P: 21	R: 0 H: 0 E: 0 K: 0 S: 10	H: 0 LOB: 0 BB: 0 P: 16	R: 1 H: 1 E: 0 K: 0 S: 13	H: 1 LOB: 0 BB: 0 P: 18	R: 0 H: 0 E: 0 K: 1 S: 11	H: 0 LOB: 0 BB: 0 P: 15	R: 0 H: 0 E: 0 K: 2 S: 8	H: 0 LOB: 0 BB: 0 P: 13	R: 0 H: 0 E: 0 K: 2 S: 8	H: 0 LOB: 1 BB: 1 P: 14	1B: 3 2B: 1 3B: 0 HR: 1	SF: 0 SAC: 0 DP: 1 HBP: 0	WP: 0 PB: 0 CS: 0	PA: 32
<b>PITCHER</b>	IP WLS BF H R ER SO	IP WLS BF H R ER SO	IP WLS BF H R ER SO	IP WLS BF H R ER SO	IP WLS BF H R ER SO	IP WLS BF H R ER SO	IP WLS BF H R ER SO	IP WLS BF H R ER SO	IP WLS BF H R ER SO	IP WLS BF H R ER SO	IP WLS BF H R ER SO	IP WLS BF H R ER SO	IP WLS BF H R ER SO	IP WLS BF H R ER SO	IP WLS BF H R ER SO	IP WLS BF H R ER SO	ERA WHIP	ERA WHIP	ERA WHIP			
52 Bruce Chen, L (1, 1) ERA: 2.79	5.2 W 21 5 1 1 3	5.2 H 4 0 0 1 1	5.2 0 0 0 0 1 1	5.2 0 0 0 0 1 1	5.2 0 0 0 0 1 1	5.2 0 0 0 0 1 1	5.2 0 0 0 0 1 1	5.2 0 0 0 0 1 1	5.2 0 0 0 0 1 1	5.2 0 0 0 0 1 1	5.2 0 0 0 0 1 1	5.2 0 0 0 0 1 1	5.2 0 0 0 0 1 1	5.2 0 0 0 0 1 1	5.2 0 0 0 0 1 1	5.2 0 0 0 0 1 1	1.59 1.059	0.00 0.000	0.00 0.000	0.00 1.000		
40 Kelvin Herrera, R (6, 1) ERA: 3.44	1.1 H 4 0 0 0 1	1.1 0 0 0 0 0 1	1.1 0 0 0 0 0 1	1.1 0 0 0 0 0 1	1.1 0 0 0 0 0 1	1.1 0 0 0 0 0 1	1.1 0 0 0 0 0 1	1.1 0 0 0 0 0 1	1.1 0 0 0 0 0 1	1.1 0 0 0 0 0 1	1.1 0 0 0 0 0 1	1.1 0 0 0 0 0 1	1.1 0 0 0 0 0 1	1.1 0 0 0 0 0 1	1.1 0 0 0 0 0 1	1.1 0 0 0 0 0 1	0.00 0.000	0.00 0.000	0.00 0.000	0.00 1.000		
53 Will Smith, L (8, 1) ERA: 3.04	1.0 H 3 0 0 0 2	1.0 0 0 0 0 0 2	1.0 0 0 0 0 0 2	1.0 0 0 0 0 0 2	1.0 0 0 0 0 0 2	1.0 0 0 0 0 0 2	1.0 0 0 0 0 0 2	1.0 0 0 0 0 0 2	1.0 0 0 0 0 0 2	1.0 0 0 0 0 0 2	1.0 0 0 0 0 0 2	1.0 0 0 0 0 0 2	1.0 0 0 0 0 0 2	1.0 0 0 0 0 0 2	1.0 0 0 0 0 0 2	1.0 0 0 0 0 0 2	0.00 0.000	0.00 0.000	0.00 0.000	0.00 1.000		
56 Greg Holland, R (9, 1) ERA: 1.38	1.0 S 4 0 0 0 2	1.0 0 0 0 0 0 2	1.0 0 0 0 0 0 2	1.0 0 0 0 0 0 2	1.0 0 0 0 0 0 2	1.0 0 0 0 0 0 2	1.0 0 0 0 0 0 2	1.0 0 0 0 0 0 2	1.0 0 0 0 0 0 2	1.0 0 0 0 0 0 2	1.0 0 0 0 0 0 2	1.0 0 0 0 0 0 2	1.0 0 0 0 0 0 2	1.0 0 0 0 0 0 2	1.0 0 0 0 0 0 2	1.0 0 0 0 0 0 2	0.00 1.38	0.00 1.000	0.00 1.000	0.00 1.000		

AB	31
R	3
H	6
RBI	3
BB	2
SO	9
LOB	12



AB	30
R	1
H	5
RBI	1
BB	2
SO	8
LOB	5

AB	31
R	3
H	6
RBI	3
BB	2
SO	9
LOB	12



AB	30
R	1
H	



Batter	1	2	3	4	5	6	7	8	9	AB	R	H	RBI	BB	SO	LOB	TOP										
<b>2 Brian Dozier, R</b> OBP: 0.310, SLG: 0.418										3	1	0	0	1	2	1											
<b>12 Chris Herrmann, L</b> OBP: 0.299, SLG: 0.386										4	1	1	2	0	1	0											
<b>Justin Morneau, L</b> OBP: 0.315, SLG: 0.426										4	1	1	1	0	1	0											
<b>16 Josh Willingham, R</b> OBP: 0.346, SLG: 0.383										3	0	1	0	1	1	0											
<b>9 Ryan Doumit, S</b> OBP: 0.307, SLG: 0.382										4	0	0	0	0	1	2											
<b>24 Trevor Plouffe, R</b> OBP: 0.293, SLG: 0.386										3	0	1	0	0	2	0											
<b>11 Clete Thomas, L</b> OBP: 0.299, SLG: 0.329										3	0	1	0	0	2	0											
<b>19 Darin Mastroianni, R</b> OBP: 0.231, SLG: 0.167										3	0	0	0	0	1	0											
<b>25 Pedro Florimón, S</b> OBP: 0.287, SLG: 0.341										3	0	1	0	0	2	0											
<b>Inning Stats</b>	R: 0 E: 0 K: 1 S: 6	H: 0 LOB: 0 BB: 0 P: 12	R: 0 E: 0 K: 1 S: 5	H: 0 LOB: 0 BB: 1 P: 10	R: 0 E: 0 K: 2 S: 9	H: 0 LOB: 0 BB: 0 P: 13	R: 0 E: 0 K: 1 S: 9	H: 0 LOB: 0 BB: 0 P: 15	R: 0 E: 0 K: 2 S: 9	H: 0 LOB: 0 BB: 0 P: 12	R: 0 E: 0 K: 3 S: 10	H: 0 LOB: 0 BB: 0 P: 16	R: 3 E: 0 K: 1 S: 18	H: 4 LOB: 2 BB: 1 P: 31	R: 0 E: 0 K: 1 S: 6	H: 1 LOB: 0 BB: 0 P: 9	R: 0 E: 0 K: 1 S: 9	H: 1 LOB: 1 BB: 0 P: 12	1B: 3 2B: 1 3B: 0 HR: 2	SF: 0 SAC: 0 DP: 1 HBP: 0	WP: 0 PB: 0 CS: 1	PA: 33					
<b>PITCHER</b>	IP	WLS	BF	H	R	ER	SO	BB	IBB	HBP	BLK	WP	HR	S	P	ERA	WHIP										
<b>11 Yu Darvish, R</b> ERA: 2.73	(1, 1)	6.2	L	24	3	3	11	2	0	0	0	0	2	65	107	4.05	0.750										
<b>56 Neal Cotts, L</b> ERA: 1.2	(7, 1)	0.1		1	1	0	0	0	0	0	0	0	0	1	2	0.00	3.000										
<b>52 Tanner Scheppers, R</b> ERA: 2.08	(8, 1)	1.0		3	1	0	0	0	0	0	0	0	0	6	9	0.00	1.000										
<b>46 Robbie Ross Jr., L</b> ERA: 2.62	(9, 1)	1.0		4	1	0	0	1	0	0	0	0	0	9	12	0.00	1.000										

Minnesota Twins @ Texas Rangers  
Rangers Ballpark in Arlington, Arlington, TX  
Fri Aug 30 2013, 8:08 PM - 10:53 PM EDT  
Att: 34,815 - Clear - 100 F

AB	30
R	3
H	6
RBI	3
BB	2
SO	13
LOB	3



Batter	1	2	3	4	5	6	7	8	9	AB	R	H	RBI	BB	SO	LOB	BOTTOM										
<b>2 Leonys Martin, L</b> OBP: 0.323, SLG: 0.387										3	0	0	0	1	0	1											
<b>1 Elvis Andrus, R</b> OBP: 0.323, SLG: 0.314										4	0	0	0	0	1	3											
<b>5 Ian Kinsler, R</b> OBP: 0.349, SLG: 0.418										4	1	1	0	0	0	0											
<b>29 Adrián Beltré, R</b> OBP: 0.382, SLG: 0.539										4	0	0	0	0	0	1											
<b>12 A.J. Pierzynski, L</b> OBP: 0.305, SLG: 0.442										4	0	1	1	0	0	0											
<b>51 Alex Rios, R</b> OBP: 0.324, SLG: 0.414										3	0	1	0	1	1	0											
<b>18 Mitch Moreland, L</b> OBP: 0.306, SLG: 0.461										2	0	0	0	1	0	2											
<b>15 Jeff Baker, R</b> OBP: 0.364, SLG: 0.608										1	0	0	0	0	1	0											
<b>13 Jurickson Profar, S</b> OBP: 0.312, SLG: 0.340										4	1	1	1	0	1	2											
<b>7 David Murphy, L</b> OBP: 0.281, SLG: 0.378										2	0	1	0	0	0	0											
<b>23 Craig Gentry, R</b> OBP: 0.362, SLG: 0.376										1	0	1	0	0	0	0											
<b>Inning Stats</b>	R: 0 E: 0 K: 1 S: 8	H: 0 LOB: 0 BB: 0 P: 13	R: 0 E: 0 K: 1 S: 6	H: 0 LOB: 0 BB: 0 P: 10	R: 1 E: 0 K: 0 S: 8	H: 2 LOB: 1 BB: 1 P: 17	R: 1 E: 0 K: 0 S: 10	H: 1 LOB: 2 BB: 2 P: 25	R: 0 E: 0 K: 0 S: 8	H: 2 LOB: 0 BB: 0 P: 15	R: 0 E: 0 K: 0 S: 10	H: 2 LOB: 2 BB: 0 P: 17	R: 0 E: 0 K: 0 S: 12	H: 1 LOB: 1 BB: 0 P: 22	R: 0 E: 0 K: 0 S: 8	H: 0 LOB: 0 BB: 0 P: 11	R: 0 E: 0 K: 2 S: 9	H: 0 LOB: 0 BB: 0 P: 13	1B: 3 2B: 1 3B: 1 HR: 1	SF: 0 SAC: 0 DP: 1 HBP: 0	WP: 0 PB: 0 CS: 0	PA: 35					
<b>PITCHER</b>	IP	WLS	BF	H	R	ER	SO	BB	IBB	HBP	BLK	WP	HR	S	P	ERA	WHIP										
<b>62 Liam Hendriks, R</b> ERA: 5.13	(1, 1)	6.0	W	25	5	2	1	2	0	0	0	0	1	50	97	1.50	1.333										
<b>52 Brian Duensing, L</b> ERA: 3.61	(7, 1)	0.2	H	3	1	0	0	0	0	0	0	0	0	11	19	0.00	1.500										
<b>20 Josh Roenicke, R</b> ERA: 3.08	(7, 1)	0.1	H	1	0	0	0	0	0	0	0	0	0	1	3	0.00	0.000										
<b>61 Jared Burton, R</b> ERA: 3.7	(8, 1)	1.0	H	3	0	0	0	0	0	0	0	0	0	8	11	0.00	0.000										
<b>15 Glen Perkins, L</b> ERA: 2.22	(9, 1)	1.0	S	3	0	0	0	2	0	0	0	0	0	9	13	0.00	0.000										

Minnesota Twins @ Texas Rangers  
Rangers Ballpark in Arlington, Arlington, TX  
Fri Aug 30 2013, 8:08 PM - 10:53 PM EDT  
Att: 34,815 - Clear - 100 F

AB	32
R	2
H	6
RBI	2
BB	3
SO	4
LOB	9





Batter	1	2	3	4	5	6	7	8	9	AB	R	H	RBI	BB	SO	LOB	TOP											
<b>2 Brian Dozier, R</b> OBP: 0.311, SLG: 0.426										4	1	2	1	0	0	0	<b>Minnesota Twins @ Texas Rangers</b> Rangers Ballpark in Arlington, Arlington, TX Sat Aug 31 2013, 8:09 PM - 11:11 PM EDT Att: 36,041 - Clear - 100 F											
<b>12 Chris Herrmann, L</b> OBP: 0.298, SLG: 0.376										3	0	0	0	1	2	0												
<b>16 Josh Willingham, R</b> OBP: 0.343, SLG: 0.378										4	0	0	0	0	2	1												
<b>9 Ryan Doumit, S</b> OBP: 0.307, SLG: 0.379										3	0	0	0	1	3	0												
<b>24 Trevor Plouffe, R</b> OBP: 0.293, SLG: 0.385										4	0	1	0	0	1	1												
<b>17 Doug Bernier, R</b> OBP: 0.346, SLG: 0.289										0	0	0	0	0	0	0												
<b>55 Chris Colabello, R</b> OBP: 0.265, SLG: 0.305										3	0	0	0	1	1	1												
<b>11 Clete Thomas, L</b> OBP: 0.302, SLG: 0.333										3	0	2	0	0	0	2												
<b>19 Darin Mastroianni, R</b> OBP: 0.200, SLG: 0.143										2	0	0	0	0	1	3												
<b>25 Pedro Florimón, S</b> OBP: 0.284, SLG: 0.338										3	0	0	0	0	1	1												
<b>Inning Stats</b>	R: 1 H: 1 E: 0 K: 2 S: 10	H: 1 LOB: 0 BB: 1 P: 20	R: 0 H: 1 E: 0 K: 0 S: 13	H: 1 LOB: 1 BB: 0 P: 19	R: 0 H: 0 E: 0 K: 1 S: 8	H: 0 LOB: 0 BB: 0 P: 14	R: 0 H: 0 E: 0 K: 1 S: 8	H: 0 LOB: 0 BB: 0 P: 11	R: 0 H: 1 E: 0 K: 2 S: 10	H: 1 LOB: 1 BB: 0 P: 13	R: 0 H: 0 E: 0 K: 1 S: 8	H: 0 LOB: 2 BB: 0 P: 12	R: 0 H: 0 E: 0 K: 2 S: 16	H: 0 LOB: 2 BB: 2 P: 30	R: 0 H: 1 E: 0 K: 0 S: 11	H: 1 LOB: 0 BB: 0 P: 15	R: 0 H: 1 E: 0 K: 2 S: 10	H: 1 LOB: 1 BB: 0 P: 19	1B: 4 SF: 0 2B: 1 3B: 0 HR: 1	SF: 0 SAC: 1 DP: 1 HBP: 0	WP: 0 PB: 0 SB: 0 CS: 1	PA: 33						
<b>PITCHER</b>	IP	WLS	BF	H	R	ER	SO	BB	IBB	HBP	BLK	WP	HR	S	P	ERA	WHIP	<b>PITCHER</b>										
<b>22 Matt Garza, R</b> ERA: 3.55	(1, 1)	7.0		26	3	1	1	9	3	0	0	0	0	1	73	119	1.29	0.857										
<b>44 Jason Frasor, R</b> ERA: 2.51	(8, 1)	1.0		3	1	0	0	0	0	0	0	0	0	0	11	15	0.00	1.000										
<b>36 Joe Nathan, R</b> ERA: 1.51	(9, 1)	1.0	W	4	1	0	0	2	0	0	0	0	0	0	10	19	0.00	1.000										

Batter	1	2	3	4	5	6	7	8	9	AB	R	H	RBI	BB	SO	LOB	BOTTOM											
<b>2 Leonys Martin, L</b> OBP: 0.322, SLG: 0.385										5	0	1	1	0	1	1	<b>Minnesota Twins @ Texas Rangers</b> Rangers Ballpark in Arlington, Arlington, TX Sat Aug 31 2013, 8:09 PM - 11:11 PM EDT Att: 36,041 - Clear - 100 F											
<b>1 Elvis Andrus, R</b> OBP: 0.324, SLG: 0.315										1	0	1	0	0	0	0												
<b>9 Adam Rosales, R</b> OBP: 0.264, SLG: 0.333										3	1	1	0	0	1	0												
<b>5 Ian Kinsler, R</b> OBP: 0.348, SLG: 0.417										4	0	1	0	0	1	1												
<b>29 Adrian Beltré, R</b> OBP: 0.381, SLG: 0.538										3	0	1	1	0	2	1												
<b>12 AJ Pierzynski, L</b> OBP: 0.307, SLG: 0.443										4	0	2	0	0	1	0												
<b>51 Alex Rios, R</b> OBP: 0.324, SLG: 0.415										4	1	1	0	0	0	4												
<b>18 Mitch Moreland, L</b> OBP: 0.304, SLG: 0.457										3	0	0	0	0	0	0												
<b>15 Jeff Baker, R</b> OBP: 0.369, SLG: 0.608										0	0	0	0	1	0	0												
<b>13 Jurickson Profar, S</b> OBP: 0.311, SLG: 0.339										4	0	1	0	0	1	2												
<b>7 David Murphy, L</b> OBP: 0.279, SLG: 0.375										3	0	0	0	0	2	1												
<b>23 Craig Gentry, R</b> OBP: 0.364, SLG: 0.376										0	0	0	0	1	0	0												
<b>Inning Stats</b>	R: 1 H: 3 E: 0 K: 0 S: 9	H: 1 LOB: 0 BB: 0 P: 16	R: 0 H: 1 E: 0 K: 1 S: 11	H: 1 LOB: 1 BB: 0 P: 16	R: 0 H: 0 E: 0 K: 1 S: 9	H: 0 LOB: 0 BB: 0 P: 12	R: 0 H: 0 E: 0 K: 1 S: 5	H: 0 LOB: 0 BB: 0 P: 9	R: 0 H: 2 E: 0 K: 2 S: 13	H: 2 LOB: 2 BB: 0 P: 20	R: 0 H: 0 E: 0 K: 1 S: 9	H: 0 LOB: 0 BB: 0 P: 13	R: 0 H: 1 E: 0 K: 2 S: 9	H: 1 LOB: 1 BB: 0 P: 13	R: 1 H: 2 E: 0 K: 0 S: 11	H: 2 LOB: 3 BB: 2 P: 26	1B: 8 SF: 1 2B: 1 3B: 0 HR: 0	SF: 1 SAC: 0 DP: 0 HBP: 0	WP: 0 PB: 0 SB: 0 CS: 0	PA: 37								
<b>PITCHER</b>	IP	WLS	BF	H	R	ER	SO	BB	IBB	HBP	BLK	WP	HR	S	P	ERA	WHIP	<b>PITCHER</b>										
<b>37 Mike Pelfrey, R</b> ERA: 4.86	(1, 1)	7.0		27	6	1	1	7	0	0	0	0	0	9	13	0.00	1.000											
<b>50 Casey Fien, R</b> ERA: 4.0	(8, 1)	1.0		4	1	0	0	2	0	0	0	0	0	0	9	13	0.00	1.000										
<b>56 Caleb Thielbar, L</b> ERA: 1.29	(9, 1)	0.2	L	4	1	1	1	0	0	1	0	0	0	0	6	16	13.50	1.500										
<b>20 Josh Roenicke, R</b> ERA: 3.08	(9, 1)	0.0		1	0	0	0	0	1	0	0	0	0	0	2	6	∞	∞										
<b>52 Brian Duensing, L</b> ERA: 3.61	(9, 1)	0.0		1	1	0	0	0	0	0	0	0	0	0	3	4	∞	∞										

AB 29  
R 1  
H 5  
RBI 1  
BB 3  
SO 11  
LOB 9



AB 34  
R 2  
H 9  
RBI 2  
BB 2  
SO 9  
LOB 10













Batter	1	2	3	4	5	6	7	8	9	10	11	12	AB	R	H	RBI	BB	SO	LOB	TOP		
1 Alex Presley, L (1.8) OBP: 0.303, SLG: 0.395													7	1	2	1	0	2	5			
19 Darin Mastroianni, R (1.7) OBP: 0.267, SLG: 0.321														6	1	3	3	0	0	3		
2 Brian Dozier, R (1.4) OBP: 0.313, SLG: 0.437														6	1	1	2	1	0	1		
16 Josh Willingham, R (1.10) OBP: 0.341, SLG: 0.370														5	1	0	0	2	1	3		
24 Trevor Plouffe, R (1.5) OBP: 0.304, SLG: 0.408														6	1	4	2	0	1	1		
55 Chris Colabello, R (1.3) OBP: 0.280, SLG: 0.370														5	0	2	0	1	2	3		
31 Oswaldo Arcia, L (1.9) OBP: 0.306, SLG: 0.427														3	0	0	0	1	2	5		
11 Cleste Thomas, L (8.9) OBP: 0.303, SLG: 0.328														2	1	0	0	0	0	2		
43 Josmil Pinto, R (1.2) OBP: 0.700, SLG: 0.889														5	2	4	0	1	1	0		
25 Pedro Florimon, S (1.6) OBP: 0.283, SLG: 0.330														5	0	0	0	0	1	5		
9 Ryan Doumit, S (12, PH) ERA: 10.13														0	0	0	0	1	0	0		
17 Doug Bernier, R (12, PR) OBP: 0.351, SLG: 0.306														0	1	0	0	0	0	0		
66 Kevin Chapman, L (12.1) ERA: 2.53																						
<b>Inning Stats</b>	R: 2 E: 0 K: 13	H: 2 LOB: 0 BB: 20	R: 0 E: 0 K: 18	H: 1 LOB: 2 BB: 33	R: 0 E: 0 K: 11	H: 2 LOB: 1 BB: 22	R: 0 E: 0 K: 11	H: 1 LOB: 2 BB: 23	R: 0 E: 0 K: 10	H: 2 LOB: 1 BB: 19	R: 0 E: 0 K: 11	H: 1 LOB: 0 BB: 13	R: 0 E: 0 K: 17	H: 0 LOB: 1 BB: 17	R: 0 E: 0 K: 11	H: 1 LOB: 1 BB: 13	R: 3 E: 0 K: 17	H: 3 LOB: 2 BB: 29	1B: 10 2B: 4 3B: 0 HR: 2	SF: 1 SAC: 0 DP: 1 HBP: 0	WP: 2 PB: 1 SB: 0 CS: 1	PA: 59
<b>PITCHER</b>	IP WLS BF H R ER SO BB IBB HBP BLK WP HR S P ERA WHIP																					
48 Jarred Cosart, R (1.1) ERA: 2.13	4.0 20 5 4 0 5 2 0 0 0 1 0 32 63 9.00 2.000																					
64 Lucas Harrell, R (5.1) ERA: 5.69	3.0 14 4 0 0 2 2 0 0 0 0 0 0 9 13 9.00 2.000																					
67 Jorge De Leon, R (8.1) ERA: 10.13	1.0 5 2 2 1 0 0 0 0 0 0 0 0 9 13 9.00 2.000																					
61 Josh Zeid, R (9.1) ERA: 5.63	3.0 11 2 0 0 3 0 0 0 0 0 0 29 41 0.00 0.667																					
66 Kevin Chapman, L (12.1) ERA: 2.53	1.0 L 8 3 3 3 0 2 0 0 0 1 0 17 29 27.00 5.000																					

Minnesota Twins @ Houston Astros  
Minute Maid Park, Houston, TX  
Tue Sep 03 2013, 7:10 PM - 11:28 PM CDT  
Att. 13,493 - Roof Closed - 73 F

AB 50  
R 9  
H 16  
RBI 8  
BB 7  
SO 10  
LOB 28



Batter	1	2	3	4	5	6	7	8	9	10	11	12	AB	R	H	RBI	BB	SO	LOB	BOTTOM						
19 Robbie Grossman, R (1.10) OBP: 0.332, SLG: 0.370													5	0	2	0	0	0	0							
44 Matt Paganzzi, R (12, PH) ERA: 10.13													5	0	0	0	0	0	2							
27 Jose Altuve, R (1.4) OBP: 0.307, SLG: 0.347													5	1	2	0	0	0	0							
8 Trevor Crowe, S (1.7) OBP: 0.297, SLG: 0.313													5	1	1	1	0	2	2							
23 Chris Carter, R (1.3) OBP: 0.317, SLG: 0.455													3	2	0	0	1	2	0							
29 Brett Wallace, L (1.5) OBP: 0.289, SLG: 0.451													5	1	1	0	0	1	2							
28 L.J. Hoos, R (1.9) OBP: 0.360, SLG: 0.350													5	1	1	0	0	1	2							
2 Brandon Barnes, R (1.8) OBP: 0.296, SLG: 0.356													4	1	3	5	1	0	0							
6 Jonathan Villar, S (1.6) ERA: 5.19													1	0	1	0	0	0	0							
9 Marwin Gonzalez, S (4.6) OBP: 0.250, SLG: 0.316													2	0	0	0	2	0	1							
39 Cody Clark, R (1.2) ERA: 10.13													4	0	0	0	0	1	0							
10 Jake Elmore, R (12, PH) OBP: 0.313, SLG: 0.330													1	0	0	0	0	1	2							
<b>Inning Stats</b>	R: 0 E: 0 K: 5	H: 1 LOB: 0 BB: 0	R: 1 E: 0 K: 7	H: 1 LOB: 0 BB: 10	R: 0 E: 0 K: 11	H: 1 LOB: 0 BB: 11	R: 0 E: 0 K: 10	H: 0 LOB: 0 BB: 15	R: 0 E: 0 K: 10	H: 1 LOB: 1 BB: 15	R: 2 E: 0 K: 14	H: 2 LOB: 1 BB: 29	R: 0 E: 0 K: 13	H: 0 LOB: 0 BB: 20	R: 3 E: 0 K: 17	H: 3 LOB: 0 BB: 21	R: 0 E: 0 K: 15	H: 0 LOB: 0 BB: 8	R: 0 E: 0 K: 9	H: 0 LOB: 0 BB: 15	R: 0 E: 0 K: 14	H: 0 LOB: 2 BB: 25	1B: 8 2B: 0 3B: 0 HR: 2	SF: 0 SAC: 0 DP: 3 HBP: 1	WP: 1 PB: 0 SB: 0 CS: 1	PA: 47
<b>PITCHER</b>	IP WLS BF H R ER SO BB IBB HBP BLK WP HR S P ERA WHIP																									
60 Pedro Hernandez, L (1.1) ERA: 4.04	6.0 21 6 2 2 3 1 0 0 0 0 1 42 70 3.00 1.000																									
50 Casey Fien, R (7.1) ERA: 4.04	0.2 H 4 1 1 1 1 1 0 0 0 0 0 8 14 13.50 3.000																									
52 Brian Duensing, L (7.1) ERA: 3.59	0.1 H 1 0 0 0 0 1 0 0 0 0 1 0 3 9 0.00 3.000																									
61 Jared Burton, R (8.1) ERA: 3.73	1.0 H 3 0 0 0 0 0 0 0 0 0 0 13 20 0.00 0.000																									
15 Glen Perkins, L (9.1) ERA: 2.63	1.0 B 6 3 3 3 0 0 0 1 0 0 1 13 21 27.00 3.000																									
<b>PITCHER</b>	IP WLS BF H R ER SO BB IBB HBP BLK WP HR S P ERA WHIP																									
56 Caleb Thielbar, L (10.1) ERA: 1.22	2.0 W 6 0 0 0 2 0 0 0 0 0 0 0 15 23 0.00 0.000																									
20 Josh Roenicke, R (12.1) ERA: 2.91	1.0 S 5 0 0 0 1 2 0 0 0 0 0 0 14 25 0.00 2.000																									

Minnesota Twins @ Houston Astros  
Minute Maid Park, Houston, TX  
Tue Sep 03 2013, 7:10 PM - 11:28 PM CDT  
Att. 13,493 - Roof Closed - 73 F

AB 41  
R 6  
H 10  
RBI 6  
BB 4  
SO 7  
LOB 11





Batter	1	2	3	4	5	6	7	8	9	AB R H RBI BB SO LOB	TOP																						
1 Alex Presley, L (1,8) OBP: 0.312, SLG: 0.433	2-1 19 G1-6-3 1B		3-2 1-H 2-H HR			2-1 L7		0-1 G4-3		4 1 2 3 0 0 1	<b>Minnesota Twins @ Houston Astros</b> Minute Maid Park, Houston, TX Wed Sep 04 2013, 1:11 PM - 4:14 PM CDT Att: 14,874 - Roof Closed - 73 F																						
19 Darin Mastroianni, R (1,7) OBP: 0.235, SLG: 0.261	1-1 G1-6-3		0-0 F8			1-2 G5-3		2-2 G6-3		4 0 0 1 0 0 1																							
2 Brian Dozier, R (1,4) OBP: 0.311, SLG: 0.433	2-1 P6		3-3 K			2-1 P2		3-H G6-3		4 0 0 0 0 1 0																							
9 Ryan Doumit, S (1,10) OBP: 0.310, SLG: 0.387		2-2 G6-3					1-0 55 BB 31 HBP 1B		0-2 HR	4 1 2 1 0 0 0																							
24 Trevor Plouffe, R (1,5) OBP: 0.301, SLG: 0.404		2-0 P4					2-3 K		0-0 F9	4 0 0 0 0 1 1																							
31 Oswaldo Arcia, L (1,9) OBP: 0.307, SLG: 0.422		1-1 G4-3					4-2 55 BB HBP		0-1 G4-3	3 0 0 0 0 1 0																							
55 Chris Colabelo, R (1,3) OBP: 0.294, SLG: 0.372			1-1 12 BB 1 HR 1B				4-0 12 G4-6-3 BB		4-1 43 BB 1B	2 1 1 0 2 1 0																							
17 Doug Bernier, R (9, PR) OBP: 0.351, SLG: 0.306							1-2 2-3 G4-6-3		2-2 1B	0 0 0 0 0 0 0																							
12 Chris Herrmann, L (1,2) OBP: 0.312, SLG: 0.377							0-2 G4-6-3		2-2 1B	2 1 0 0 1 0 3																							
43 Josmil Pinto, R (9, PH) OBP: 0.227, SLG: 0.900			1-2 1 HR BB				1-2 2-3 G4-6-3		1-2 1B	1 0 1 0 0 0 0																							
25 Pedro Florimón, S (1,6) OBP: 0.302, SLG: 0.337			2-1 F7					2-1 G4-3 19 G6-3 2B		3-3 K	4 1 1 0 0 1 4																						
<b>Inning Stats</b>	R: 0 E: 0 K: 0 S: 6	H: 1 LOB: 0 BB: 0 P: 11	R: 0 E: 0 K: 0 S: 7	H: 0 LOB: 0 BB: 0 P: 12	R: 3 E: 0 K: 1 S: 20	H: 2 LOB: 0 BB: 1 P: 33	R: 0 E: 0 K: 1 S: 7	H: 0 LOB: 0 BB: 0 P: 10	R: 0 E: 0 K: 0 S: 9	H: 0 LOB: 0 BB: 0 P: 14	R: 0 E: 0 K: 0 S: 7	H: 1 LOB: 2 BB: 1 P: 20	R: 1 E: 0 K: 0 S: 11	H: 1 LOB: 0 BB: 0 P: 17	R: 1 E: 0 K: 1 S: 13	H: 2 LOB: 2 BB: 1 P: 22	1B: 4 2B: 1 3B: 0 HR: 2	SF: 0 SAC: 0 DP: 2 HBP: 1	WP: 0 PB: 0 SB: 0 CS: 0	PA: 36													
<b>PITCHER</b>	IP WLS BF H R ER SO BB IBB HBP BLK WP HR S P ERA WHIP																																
18 Jordan Lyles, R (1,1) ERA: 5.08	6.1	W	24	4	3	3	4	1	0	1	0	0	0	1	62	105	4.26	0.789															
45 Erik Bedard, L (7,1) ERA: 4.6	2.2	W	12	3	2	2	1	2	0	0	0	0	0	1	27	46	6.75	1.875															

Batter	1	2	3	4	5	6	7	8	9	AB R H RBI BB SO LOB	BOTTOM																						
6 Jonathan Villar, S (1,6) OBP: 0.352, SLG: 0.368	2-2 K	0-0 27 F8 2B		3-3 K		2-3 K			1-1 27 SH1-3 8 1B	5 1 2 0 0 3 0	<b>Minnesota Twins @ Houston Astros</b> Minute Maid Park, Houston, TX Wed Sep 04 2013, 1:11 PM - 4:14 PM CDT Att: 14,874 - Roof Closed - 73 F																						
27 Jose Altuve, R (1,4) OBP: 0.309, SLG: 0.350	0-2 29 2B	0-1 F8		1-1 8 1B					0-0 SH1-3	4 2 2 0 0 0 1																							
8 Trevor Crowe, S (1,7) OBP: 0.302, SLG: 0.318	0-0 29 2B 18 1B	1-0 G4-3		2-2 2H 1B					0-1 2H 1B	5 1 2 2 0 1 2																							
29 Brett Wallace, L (1,5) OBP: 0.293, SLG: 0.457	3-2 18 1B 2 SF9 2B		2-2 F8		0-0 G4-3				2-1 1B	4 1 2 1 0 0 1																							
23 Chris Carter, R (1,3) OBP: 0.321, SLG: 0.456	4-2 2 SF9 18 1B BB		0-1 2 G6-3 18 BB 1B		0-1 18 G4-3 2 1B 1B				3-1 L5	3 1 2 0 1 0 1																							
18 Marc Krauss, L (1,10) OBP: 0.221, SLG: 0.325	3-2 2 SF9 1B		4-0 2 G6-3 BB		3-2 2 G4-3 BB				1-0 G3	3 0 1 1 1 0 2																							
2 Brandon Barnes, R (1,8) OBP: 0.296, SLG: 0.356	0-2 SF9 1B		2-2 G6-3		0-1 28 CS 1B				3-1 G5-3	3 0 1 2 0 0 2																							
28 L.J. Hoes, R (1,9) OBP: 0.291, SLG: 0.339	1-2 F9		1-3 K		0-2 G5-3				2-0 L9	4 0 0 0 0 1 5																							
44 Matt Paganzzi, R (1,2) OBP: 0.291, SLG: 0.339		0-1 G6-3		0-0 G6-3		1-2 G2-3			2-1 P6	4 0 0 0 0 0 0																							
<b>Inning Stats</b>	R: 3 E: 1 K: 1 S: 26	H: 3 LOB: 2 BB: 1 P: 39	R: 0 E: 0 K: 0 S: 6	H: 1 LOB: 1 BB: 0 P: 7	R: 0 E: 0 K: 1 S: 12	H: 1 LOB: 2 BB: 1 P: 21	R: 1 E: 0 K: 1 S: 12	H: 2 LOB: 1 BB: 0 P: 18	R: 1 E: 0 K: 0 S: 16	H: 2 LOB: 0 BB: 0 P: 19	R: 0 E: 0 K: 1 S: 9	H: 0 LOB: 0 BB: 0 P: 12	R: 0 E: 0 K: 1 S: 8	H: 1 LOB: 1 BB: 0 P: 16	R: 0 E: 0 K: 0 S: 5	H: 0 LOB: 0 BB: 0 P: 12	R: 1 E: 0 K: 0 S: 5	H: 2 LOB: 1 BB: 0 P: 6	1B: 9 2B: 3 3B: 0 HR: 0	SF: 1 SAC: 1 DP: 0 HBP: 0	WP: 0 PB: 0 SB: 1 CS: 1	PA: 39											
<b>PITCHER</b>	IP WLS BF H R ER SO BB IBB HBP BLK WP HR S P ERA WHIP																																
62 Liam Hendriks, R (1,1) ERA: 5.28	4.1	L	24	8	5	3	3	0	0	0	0	0	0	0	28	46	0.00	0.545															
57 Ryan Pressly, R (5,1) ERA: 3.5	3.2	L	12	2	0	0	2	0	0	0	0	0	0	0	5	6	27.00	6.000															
52 Brian Duensing, L (9,1) ERA: 3.74	0.1	L	3	2	1	1	0	0	0	0	0	0	0	0	0	0	0	0															

AB	32
R	5
H	7
RBI	5
BB	3
SO	5
LOB	10



AB	35
R	6
H	12
RBI	6
BB	2
SO	5
LOB	14





Batter	1	2	3	4	5	6	7	8	9	AB	R	H	RBI	BB	SO	LOB	TOP					
7 José Reyes, S OBP: 0.350, SLG: 0.419	E6 11 WP 10 SF7		10 BB 13 1B				FC6-4 11 1B			3	2	1	1	1	0	1	<b>Toronto Blue Jays @ Minnesota Twins</b> Target Field, Minneapolis, MN Fri Sep 06 2013, 7:11 PM - 10:03 PM CDT Att: 27,044 - Partly Cloudy - 89 F					
11 Rajai Davis, R OBP: 0.313, SLG: 0.370	G6-3		F7	P4			10 G6-4-3 1B			4	0	1	0	0	0	5						
10 Edwin Encarnación, R OBP: 0.375, SLG: 0.546	SF7		13 1B 14 2B				G6-4-3			2	1	0	1	1	1	2						
26 Adam Lind, L OBP: 0.352, SLG: 0.470	K		K				F8			4	0	0	0	0	2	3						
13 Brett Lawrie, R OBP: 0.312, SLG: 0.412	G6-3		14 2B				G4-3			4	1	1	2	0	1	0						
14 Moisés Sierra, R OBP: 0.319, SLG: 0.439	K		2B				G6-3			4	0	1	2	0	1	0						
17 Ryan Goins, L OBP: 0.306, SLG: 0.354	K						G4-3			4	0	1	0	0	1	0						
8 Anthony Gose, L OBP: 0.268, SLG: 0.321			22 1B 7 1B				G3			4	1	1	0	0	1	1						
22 Josh Thole, L OBP: 0.243, SLG: 0.221							P5			3	1	1	0	0	0	1						
9 J.P. Arencibia, R OBP: 0.242, SLG: 0.389			10 BB 13 1B				E6 7 FC6-4			1	0	0	0	0	0	0						
<b>Inning Stats</b>	R: 1 E: 1 K: 1 S: 11	H: 0 LOB: 0 BB: 0 P: 14	R: 0 E: 0 K: 2 S: 10	H: 0 LOB: 0 BB: 0 P: 13	R: 5 E: 0 K: 1 S: 17	H: 5 LOB: 1 BB: 1 P: 28	R: 0 E: 0 K: 0 S: 7	H: 1 LOB: 2 BB: 1 P: 14	R: 0 E: 0 K: 2 S: 8	H: 0 LOB: 0 BB: 0 P: 11	R: 0 E: 0 K: 1 S: 15	H: 0 LOB: 0 BB: 0 P: 22	R: 0 E: 1 K: 0 S: 11	H: 1 LOB: 1 BB: 0 P: 15	R: 0 E: 0 K: 0 S: 7	H: 0 LOB: 0 BB: 0 P: 11	R: 0 E: 0 K: 0 S: 6	H: 0 LOB: 0 BB: 0 P: 7	1B: 4 2B: 3 3B: 0 HR: 0	SF: 1 SAC: 0 DP: 1 HBP: 0	WP: 1 PB: 0 SB: 0 CS: 0	PA: 36
<b>PITCHER</b>	IP WLS BF H R ER SO BB IBB HBP BLK WP HR S P ERA WHIP	IP WLS BF H R ER SO BB IBB HBP BLK WP HR S P ERA WHIP	IP WLS BF H R ER SO BB IBB HBP BLK WP HR S P ERA WHIP	IP WLS BF H R ER SO BB IBB HBP BLK WP HR S P ERA WHIP	IP WLS BF H R ER SO BB IBB HBP BLK WP HR S P ERA WHIP	IP WLS BF H R ER SO BB IBB HBP BLK WP HR S P ERA WHIP	IP WLS BF H R ER SO BB IBB HBP BLK WP HR S P ERA WHIP	IP WLS BF H R ER SO BB IBB HBP BLK WP HR S P ERA WHIP	IP WLS BF H R ER SO BB IBB HBP BLK WP HR S P ERA WHIP	IP WLS BF H R ER SO BB IBB HBP BLK WP HR S P ERA WHIP	IP WLS BF H R ER SO BB IBB HBP BLK WP HR S P ERA WHIP	IP WLS BF H R ER SO BB IBB HBP BLK WP HR S P ERA WHIP	IP WLS BF H R ER SO BB IBB HBP BLK WP HR S P ERA WHIP	IP WLS BF H R ER SO BB IBB HBP BLK WP HR S P ERA WHIP	IP WLS BF H R ER SO BB IBB HBP BLK WP HR S P ERA WHIP	IP WLS BF H R ER SO BB IBB HBP BLK WP HR S P ERA WHIP	IP WLS BF H R ER SO BB IBB HBP BLK WP HR S P ERA WHIP					

AB	33
R	6
H	7
RBI	6
BB	2
SO	7
LOB	13



Batter	1	2	3	4	5	6	7	8	9	AB	R	H	RBI	BB	SO	LOB	BOTTOM					
1 Alex Presley, L OBP: 0.306, SLG: 0.432	L7						G4-3			5	0	1	0	0	0	1	<b>Toronto Blue Jays @ Minnesota Twins</b> Target Field, Minneapolis, MN Fri Sep 06 2013, 7:11 PM - 10:03 PM CDT Att: 27,044 - Partly Cloudy - 89 F					
11 Clete Thomas, L OBP: 0.295, SLG: 0.323	F7		L5				G4-3			4	0	0	0	0	1							
9 Ryan Doumit, S OBP: 0.310, SLG: 0.386										1	0	0	0	0	1							
2 Brian Dozier, R OBP: 0.310, SLG: 0.431	L7		K				F9			4	1	1	0	0	1							
16 Josh Willingham, R OBP: 0.341, SLG: 0.367										3	0	0	0	1	2							
24 Trevor Plouffe, R OBP: 0.303, SLG: 0.408			31 1B 55 1B							4	1	2	1	0	1							
31 Oswaldo Arcia, L OBP: 0.313, SLG: 0.428			55 1B							3	1	2	0	1	0							
19 Darin Mastroianni, R OBP: 0.235, SLG: 0.281										0	0	0	0	0	0							
55 Chris Colabello, R OBP: 0.300, SLG: 0.400										4	1	2	3	0	1							
43 Jasmil Pinto, R OBP: 0.667, SLG: 1.000			G6-4-3							4	1	2	1	0	2							
25 Pedro Florimón, S OBP: 0.280, SLG: 0.334										3	0	0	0	0	1							
12 Chris Herrmann, L OBP: 0.309, SLG: 0.374			F9							1	0	0	0	0	0							
<b>Inning Stats</b>	R: 0 E: 0 K: 0 S: 5	H: 3 LOB: 1 BB: 0 P: 7	R: 1 E: 0 K: 1 S: 16	H: 3 LOB: 0 BB: 0 P: 23	R: 0 E: 0 K: 1 S: 14	H: 1 LOB: 1 BB: 0 P: 16	R: 0 E: 0 K: 2 S: 8	H: 0 LOB: 0 BB: 0 P: 14	R: 0 E: 0 K: 0 S: 9	H: 1 LOB: 0 BB: 0 P: 15	R: 0 E: 0 K: 0 S: 7	H: 0 LOB: 1 BB: 1 P: 13	R: 2 E: 0 K: 1 S: 13	H: 2 LOB: 0 BB: 0 P: 19	R: 1 E: 1 K: 1 S: 15	H: 2 LOB: 2 BB: 1 P: 27	R: 1 E: 1 K: 1 S: 11	H: 1 LOB: 1 BB: 0 P: 19	1B: 5 2B: 4 3B: 0 HR: 2	SF: 0 SAC: 0 DP: 2 HBP: 0	WP: 2 PB: 0 SB: 0 CS: 1	PA: 38
<b>PITCHER</b>	IP WLS BF H R ER SO BB IBB HBP BLK WP HR S P ERA WHIP	IP WLS BF H R ER SO BB IBB HBP BLK WP HR S P ERA WHIP	IP WLS BF H R ER SO BB IBB HBP BLK WP HR S P ERA WHIP	IP WLS BF H R ER SO BB IBB HBP BLK WP HR S P ERA WHIP	IP WLS BF H R ER SO BB IBB HBP BLK WP HR S P ERA WHIP	IP WLS BF H R ER SO BB IBB HBP BLK WP HR S P ERA WHIP	IP WLS BF H R ER SO BB IBB HBP BLK WP HR S P ERA WHIP	IP WLS BF H R ER SO BB IBB HBP BLK WP HR S P ERA WHIP	IP WLS BF H R ER SO BB IBB HBP BLK WP HR S P ERA WHIP	IP WLS BF H R ER SO BB IBB HBP BLK WP HR S P ERA WHIP	IP WLS BF H R ER SO BB IBB HBP BLK WP HR S P ERA WHIP	IP WLS BF H R ER SO BB IBB HBP BLK WP HR S P ERA WHIP	IP WLS BF H R ER SO BB IBB HBP BLK WP HR S P ERA WHIP	IP WLS BF H R ER SO BB IBB HBP BLK WP HR S P ERA WHIP	IP WLS BF H R ER SO BB IBB HBP BLK WP HR S P ERA WHIP	IP WLS BF H R ER SO BB IBB HBP BLK WP HR S P ERA WHIP						









Batter	1	2	3	4	5	6	7	8	9	AB	R	H	RBI	BB	SO	LOB	TOP										
7 José Reyes, S OBP: 0.352, SLG: 0.430	G6-3		1B		G4-6-3			1B		4	1	2	1	0	0	1	<b>Toronto Blue Jays @ Minnesota Twins</b> Target Field, Minneapolis, MN Sun Sep 08 2013, 1:14 PM - 3:44 PM CDT Att: 29,450 - Overcast - 75 F										
11 Rajai Davis, R OBP: 0.315, SLG: 0.372	K		P3			P4		2B		4	0	1	1	0	1	2											
13 Brett Lawrie, R OBP: 0.313, SLG: 0.419	G1-3		L4			K		G6-3		4	0	0	0	0	1	3											
26 Adam Lind, L OBP: 0.350, SLG: 0.480	G4-3				F7				K	4	0	0	0	0	2	0											
16 Mark DeRosa, R OBP: 0.317, SLG: 0.413	1B				1B			G6-3		3	0	2	0	1	0	0											
14 Moisés Sierra, R OBP: 0.302, SLG: 0.426	P4				P5			G4-3		4	0	0	0	0	0	3											
9 J.P. Arencibia, R OBP: 0.239, SLG: 0.383	K				K			F9		4	0	0	0	0	2	3											
17 Ryan Goins, L OBP: 0.327, SLG: 0.373			F9					SH3-4		3	1	2	0	0	0	0											
22 Kevin Pillar, R OBP: 0.254, SLG: 0.276					F9			SH3-4		2	0	1	0	0	0	1											
8 Anthony Gose, L OBP: 0.267, SLG: 0.341	1B									0	0	0	0	0	0	0											
<b>Inning Stats</b>	R: 0 H: 0 E: 0 K: 1 S: 11	H: 0 LOB: 0 BB: 0 P: 16	R: 0 H: 1 E: 0 K: 1 S: 13	H: 1 LOB: 1 BB: 0 P: 17	R: 0 H: 2 E: 0 K: 0 S: 11	H: 2 LOB: 2 BB: 0 P: 16	R: 0 H: 1 E: 0 K: 1 S: 10	H: 1 LOB: 1 BB: 0 P: 16	R: 0 H: 1 E: 0 K: 2 S: 6	H: 1 LOB: 0 BB: 0 P: 10	R: 0 H: 0 E: 0 K: 2 S: 11	H: 0 LOB: 0 BB: 0 P: 15	R: 0 H: 0 E: 0 K: 0 S: 6	H: 0 LOB: 0 BB: 0 P: 7	R: 2 H: 3 E: 0 K: 0 S: 11	H: 3 LOB: 0 BB: 0 P: 16	R: 0 H: 0 E: 0 K: 1 S: 15	H: 0 LOB: 1 BB: 1 P: 22	1B: 7 2B: 1 3B: 0 HR: 0	SF: 0 SAC: 1 DP: 1 HBP: 0	WP: 0 PB: 0 SB: 1 CS: 1	PA: 34					
<b>PITCHER</b>	IP	WLS	BF	H	R	ER	SO	BB	IBB	HBP	BLK	WP	HR	S	P	ERA	WHIP										
63 Andrew Albers, L ERA: 3.35	7.0		25	5	0	0	5	0	0	0	0	0	0	68	97	0.00	0.714										
61 Jared Burton, R ERA: 3.96	1.0	L	5	3	2	2	0	0	0	0	0	0	0	11	16	18.00	3.000										
15 Glen Perkins, L ERA: 2.59	1.0		4	0	0	0	1	1	0	0	0	0	0	15	22	0.00	1.000										

Batter	1	2	3	4	5	6	7	8	9	AB	R	H	RBI	BB	SO	LOB	BOTTOM										
1 Alex Presley, L OBP: 0.327, SLG: 0.437	G5-3							1B		3	0	2	0	1	0	0	<b>Toronto Blue Jays @ Minnesota Twins</b> Target Field, Minneapolis, MN Sun Sep 08 2013, 1:14 PM - 3:44 PM CDT Att: 29,450 - Overcast - 75 F										
12 Chris Herrmann, L OBP: 0.303, SLG: 0.365	F8							1B		3	0	0	0	0	0	3											
43 Josmil Pinto, R OBP: 0.550, SLG: 0.789	G4-3							F7		1	0	0	0	0	0	1											
2 Brian Dozier, R OBP: 0.311, SLG: 0.428	G5-3									4	0	0	0	0	1	2											
31 Oswaldo Arcia, L OBP: 0.317, SLG: 0.427	L7							1B		4	0	1	0	0	0	2											
9 Ryan Doumit, S OBP: 0.307, SLG: 0.381	G5-3									4	0	0	0	0	0	1											
24 Trevor Plouffe, R OBP: 0.304, SLG: 0.406	55 FC6-4 1B									4	0	1	0	0	2	1											
55 Chris Colabello, R OBP: 0.293, SLG: 0.382	FC6-4 1B									3	0	0	0	0	1	1											
11 Clete Thomas, L OBP: 0.296, SLG: 0.320								F8		3	0	0	0	0	1	0											
25 Pedro Florimón, S OBP: 0.280, SLG: 0.336	F7									3	0	1	0	0	1	0											
<b>Inning Stats</b>	R: 0 H: 0 E: 0 K: 0 S: 7	H: 1 LOB: 1 BB: 0 P: 11	R: 0 H: 1 E: 0 K: 0 S: 9	H: 1 LOB: 0 BB: 0 P: 12	R: 0 H: 0 E: 0 K: 1 S: 6	H: 0 LOB: 1 BB: 1 P: 12	R: 0 H: 0 E: 0 K: 0 S: 7	H: 0 LOB: 0 BB: 0 P: 9	R: 0 H: 2 E: 0 K: 0 S: 6	H: 2 LOB: 2 BB: 0 P: 9	R: 0 H: 0 E: 0 K: 0 S: 7	H: 0 LOB: 0 BB: 0 P: 14	R: 0 H: 0 E: 0 K: 1 S: 11	H: 1 LOB: 1 BB: 0 P: 20	R: 0 H: 1 E: 0 K: 2 S: 9	H: 1 LOB: 1 BB: 0 P: 9	1B: 4 2B: 1 3B: 0 HR: 0	SF: 0 SAC: 0 DP: 0 HBP: 0	WP: 0 PB: 0 SB: 0 CS: 0	PA: 33							
<b>PITCHER</b>	IP	WLS	BF	H	R	ER	SO	BB	IBB	HBP	BLK	WP	HR	S	P	ERA	WHIP										
32 Esmil Rogers, R ERA: 4.46	7.2	W	27	3	0	0	4	1	0	0	0	0	0	2	3												
27 Brett Cecil, L ERA: 2.53	0.0		1	1	0	0	0	0	0	0	0	0	0	2	3												
21 Sergio Santos, R ERA: 2.04	0.1	H	1	0	0	0	0	0	0	0	0	0	0	3	5	0.00	0.000										
44 Casey Janssen, R ERA: 2.81	1.0	S	4	1	0	0	2	0	0	0	0	0	0	9	9	0.00	1.000										



Batter	1	2	3	4	5	6	7	8	9	AB	R	H	RBI	BB	SO	LOB	TOP				
19 Collin Cowgill, R OBP: 0.254, SLG: 0.361	F8		G6-3		P4	G5-3			G6-4-3	5	0	1	0	0	0	2	<b>Los Angeles Angels @ Minnesota Twins</b> Target Field, Minneapolis, MN Mon Sep 09 2013, 6:12 PM - 9:30 PM CDT Att: 21,826 - Partly Cloudy - 93 F				
2 Erick Aybar, S OBP: 0.293, SLG: 0.376	L6		G6-3		G5-3				G3	5	0	1	0	0	0	1					
27 Mike Trout, R OBP: 0.437, SLG: 0.572										4	1	1	0	1	3	2					
44 Mark Trumbo, R OBP: 0.293, SLG: 0.456	F8									4	1	2	0	0	1	1					
32 Josh Hamilton, L OBP: 0.299, SLG: 0.422										4	0	2	1	0	2	1					
17 Chris Iannetta, R OBP: 0.287, SLG: 0.347										4	1	1	0	0	1	3					
56 Kole Calhoun, L OBP: 0.364, SLG: 0.492										4	0	3	1	0	1	1					
10 Grant Green, R OBP: 0.293, SLG: 0.313										4	0	0	1	0	1	4					
12 Tommy Field, R OBP: 0.190, SLG: 0.150										4	0	1	0	0	0	2					
<b>Inning Stats</b>	R: 0 E: 0 K: 0 S: 7	H: 1 LOB: 1 BB: 0 P: 15	R: 0 E: 0 K: 1 S: 12	H: 1 LOB: 1 BB: 0 P: 16	R: 0 E: 0 K: 1 S: 9	H: 1 LOB: 1 BB: 0 P: 15	R: 2 E: 0 K: 1 S: 13	H: 3 LOB: 1 BB: 0 P: 23	R: 1 E: 0 K: 1 S: 15	H: 2 LOB: 2 BB: 1 P: 25	R: 0 E: 0 K: 0 S: 8	H: 1 LOB: 0 BB: 0 P: 12	R: 0 E: 0 K: 2 S: 10	H: 1 LOB: 1 BB: 0 P: 14	R: 0 E: 0 K: 1 S: 14	H: 2 LOB: 1 BB: 0 P: 22		1B: 7 2B: 5 3B: 0 HR: 0	SF: 0 SAC: 0 DP: 1 HBP: 0	WP: 0 PB: 0 SB: 0 CS: 0	PA: 39
<b>PITCHER</b>	IP	WLS	BF	H	R	ER	SO	BB	IBB	HBP	BLK	WP	HR	S	P	ERA	WHIP				
60 Pedro Hernandez, L ERA: 5.25	4.2		23	8	3	3	3	1	0	0	0	0	0	52	89	5.79	1.929				
57 Ryan Pressly, R ERA: 3.44	1.1	5	1	0	0	1	0	0	0	0	0	0	0	12	17	0.00	0.750				
50 Casey Fien, R ERA: 3.92	1.0	W	3	0	0	0	2	0	0	0	0	0	0	9	17	0.00	0.000				
52 Brian Duensing, L ERA: 3.62	0.2	H	3	1	0	0	1	0	0	0	0	0	0	7	11	0.00	1.500				
61 Jared Burton, R ERA: 3.94	0.1	H	1	0	0	0	1	0	0	0	0	0	0	3	3	0.00	0.000				
15 Glen Perkins, L ERA: 2.54	1.0	S	4	2	0	0	1	0	0	0	0	0	0	14	22	0.00	2.000				

Batter	1	2	3	4	5	6	7	8	9	AB	R	H	RBI	BB	SO	LOB	BOTTOM				
1 Alex Presley, L OBP: 0.313, SLG: 0.417			P5	P6		F8	F8			5	0	0	0	0	1	7	<b>Los Angeles Angels @ Minnesota Twins</b> Target Field, Minneapolis, MN Mon Sep 09 2013, 6:12 PM - 9:30 PM CDT Att: 21,826 - Partly Cloudy - 93 F				
43 Josmil Pinto, R OBP: 0.200, SLG: 0.913										4	2	3	1	1	0	1					
2 Brian Dozier, R OBP: 0.314, SLG: 0.429										4	1	2	0	1	1	2					
31 Oswaldo Arcia, L OBP: 0.312, SLG: 0.419										5	1	0	0	0	2	7					
11 Clete Thomas, L OBP: 0.296, SLG: 0.320										0	0	0	0	0	0	0					
9 Ryan Doumit, S OBP: 0.310, SLG: 0.385										4	1	2	1	1	0	4					
17 Doug Bernier, R OBP: 0.351, SLG: 0.306										0	0	0	0	0	0	0					
24 Trevor Plouffe, R OBP: 0.305, SLG: 0.409										4	0	2	3	0	1	1					
55 Chris Colabelo, R OBP: 0.291, SLG: 0.373										3	0	0	0	1	1	2					
27 Chris Parnelle, L OBP: 0.303, SLG: 0.369										2	0	0	0	1	0	0					
19 Darin Mastroianni, R OBP: 0.231, SLG: 0.270										1	0	0	0	0	1	3					
25 Pedro Florimon, S OBP: 0.285, SLG: 0.339										3	1	2	1	1	1	2					
<b>Inning Stats</b>	R: 0 E: 0 K: 1 S: 12	H: 2 LOB: 2 BB: 0 P: 15	R: 0 E: 0 K: 1 S: 8	H: 0 LOB: 0 BB: 0 P: 8	R: 1 E: 0 K: 1 S: 11	H: 3 LOB: 2 BB: 0 P: 15	R: 0 E: 0 K: 1 S: 10	H: 1 LOB: 2 BB: 1 P: 18	R: 2 E: 0 K: 1 S: 14	H: 2 LOB: 1 BB: 1 P: 22	R: 0 E: 0 K: 0 S: 10	H: 1 LOB: 0 BB: 0 P: 11	R: 2 E: 1 K: 1 S: 16	H: 0 LOB: 3 BB: 4 P: 37	R: 1 E: 0 K: 2 S: 12	H: 2 LOB: 1 BB: 0 P: 17	1B: 6 2B: 5 3B: 0 HR: 0	SF: 1 SAC: 0 DP: 0 HBP: 0	WP: 0 PB: 0 SB: 2 CS: 0	PA: 42	
<b>PITCHER</b>	IP	WLS	BF	H	R	ER	SO	BB	IBB	HBP	BLK	WP	HR	S	P	ERA	WHIP				
36 Jered Weaver, R ERA: 3.38	6.0		29	9	3	3	5	2	0	0	0	0	0	65	89	4.50	1.833				
46 Cory Rasmus, R ERA: 5.14	0.1	L	5	0	2	0	0	2	1	0	0	0	0	7	21	0.00	6.000				
54 Buddy Boshers, L ERA: 4.35	0.2		3	0	0	0	1	1	0	0	0	0	0	9	16	0.00	1.500				
38 Juan Gutierrez, R ERA: 4.28	1.0		5	2	1	1	2	0	0	0	0	0	0	12	17	9.00	2.000				

AB 38  
R 3  
H 12  
RBI 3  
BB 1  
SO 9  
LOB 17



AB 35  
R 6  
H 11  
RBI 6  
BB 6  
SO 8  
LOB 29





Batter	1	2	3	4	5	6	7	8	9	AB	R	H	RBI	BB	SO	LOB	TOP										
4 Coco Crisp, S OBP: 0.330, SLG: 0.435	F8			8 S 1B	G4-3		FC4-6			4	0	1	0	0	0	2											
20 Josh Donaldson, R OBP: 0.371, SLG: 0.494	K			K		37 HBP 52 1B		F8		4	1	1	0	0	2	1											
8 Jed Lowrie, S OBP: 0.342, SLG: 0.432	F8			P5				K		4	0	0	0	0	2	2											
37 Brandon Moss, L OBP: 0.333, SLG: 0.496			K	K		18 F8-6 52 1B HBP		P6		3	0	0	0	0	2	1											
52 Yoenis Cespedes, R OBP: 0.297, SLG: 0.429			K			18 HR HBP		F9		3	1	1	1	0	1	0											
18 Alberto Callaspo, S OBP: 0.331, SLG: 0.389			P5			18 HR HBP		K		4	1	1	2	0	1	2											
10 Darc Barton, L OBP: 0.328, SLG: 0.357																											
7 Nate Freiman, R OBP: 0.335, SLG: 0.406																											
21 Stephen Vogt, L OBP: 0.304, SLG: 0.413																											
36 Derek Norris, R OBP: 0.333, SLG: 0.385																											
28 Eric Sogard, L OBP: 0.324, SLG: 0.375																											
<b>Inning Stats</b>	R: 0 H: 0 E: 0 K: 1 S: 6	H: 0 LOB: 0 BB: 0 P: 11	R: 0 H: 0 E: 0 K: 2 S: 10	H: 0 LOB: 0 BB: 0 P: 14	R: 0 H: 1 E: 0 K: 0 S: 9	H: 1 LOB: 0 BB: 0 P: 12	R: 0 H: 1 E: 0 K: 2 S: 14	H: 1 LOB: 1 BB: 0 P: 25	R: 2 H: 3 E: 0 K: 0 S: 9	H: 3 LOB: 1 BB: 0 P: 15	R: 1 H: 2 E: 0 K: 1 S: 15	H: 2 LOB: 1 BB: 0 P: 22	R: 0 H: 1 E: 0 K: 1 S: 10	H: 1 LOB: 0 BB: 0 P: 16	R: 0 H: 0 E: 0 K: 1 S: 7	H: 0 LOB: 0 BB: 0 P: 10	R: 0 H: 0 E: 0 K: 2 S: 8	H: 0 LOB: 0 BB: 0 P: 10	1B: 7 2B: 1 3B: 0 HR: 1	SF: 0 SAC: 0 DP: 2 HBP: 2	WP: 0 PB: 0 SB: 1 CS: 1	PA: 34					
<b>PITCHER</b>	IP	WLS	BF	H	R	ER	SO	BB	IBB	HBP	BLK	WP	HR	S	P	ERA	WHIP										
62 Liam Hendriks, R ERA: 5.25	5.1		23	7	3	3	6	0	0	2	0	0	1	60	96	5.06	1.312										
56 Caleb Thielbar, L ERA: 1.53	1.2	H	5	1	0	0	0	0	0	0	0	0	0	13	19	0.00	0.600										
51 Anthony Swarzak, R ERA: 2.82	1.0	W	3	0	0	0	1	0	0	0	0	0	0	7	10	0.00	0.000										
15 Glen Perkins, L ERA: 2.5	1.0	S	3	0	0	0	2	0	0	0	0	0	0	8	10	0.00	0.000										

Oakland Athletics @ Minnesota Twins  
Target Field, Minneapolis, MN  
Tue Sep 10 2013, 7:12 PM - 10:07 PM CDT  
Att: 26,017 - Partly Cloudy - 80 F

livebaseballscores.com



AB	32
R	3
H	8
RBI	3
BB	0
SO	9
LOB	10

Batter	1	2	3	4	5	6	7	8	9	AB	R	H	RBI	BB	SO	LOB	BOTTOM										
1 Alex Presley, L OBP: 0.319, SLG: 0.420	G5-3						G5-3			4	0	2	0	0	1	2											
43 Josmil Pinto, R OBP: 0.552, SLG: 0.808	G5-3						K			3	0	0	0	1	2	1											
2 Brian Dozier, R OBP: 0.311, SLG: 0.425	G5-3						G5-3			4	0	0	0	0	2	3											
31 Oswaldo Arcia, L OBP: 0.314, SLG: 0.430	G4-3									4	1	2	1	0	1	1											
11 Clete Thomas, L OBP: 0.296, SLG: 0.320	G4-3						K			0	1	0	0	0	0	0											
9 Ryan Doumit, S OBP: 0.309, SLG: 0.383	G4-3						HR			4	0	1	0	0	1	1											
16 Josh Willingham, R OBP: 0.345, SLG: 0.383																											
19 Darin Mastroianni, R OBP: 0.231, SLG: 0.270																											
24 Trevor Plouffe, R OBP: 0.302, SLG: 0.405	G4-3						G4-3			4	0	0	0	0	0	3											
27 Chris Parmelee, L OBP: 0.310, SLG: 0.370										2	0	1	0	2	0	0											
25 Pedro Florimon, S OBP: 0.285, SLG: 0.338										4	0	1	0	0	0	4											
<b>Inning Stats</b>	R: 0 H: 1 E: 0 K: 0 S: 6	H: 3 LOB: 1 BB: 0 P: 12	R: 1 H: 3 E: 0 K: 1 S: 15	H: 3 LOB: 2 BB: 0 P: 21	R: 0 H: 0 E: 0 K: 2 S: 10	H: 0 LOB: 0 BB: 0 P: 16	R: 0 H: 0 E: 0 K: 0 S: 5	H: 0 LOB: 0 BB: 0 P: 9	R: 0 H: 1 E: 0 K: 1 S: 13	H: 1 LOB: 2 BB: 1 P: 21	R: 1 H: 2 E: 0 K: 0 S: 11	H: 2 LOB: 2 BB: 2 P: 22	R: 0 H: 0 E: 0 K: 2 S: 9	H: 0 LOB: 0 BB: 0 P: 11	R: 2 H: 2 E: 0 K: 1 S: 12	H: 2 LOB: 1 BB: 1 P: 20	1B: 6 2B: 0 3B: 0 HR: 3	SF: 0 SAC: 0 DP: 1 HBP: 0	WP: 0 PB: 0 SB: 0 CS: 0	PA: 36							
<b>PITCHER</b>	IP	WLS	BF	H	R	ER	SO	BB	IBB	HBP	BLK	WP	HR	S	P	ERA	WHIP										
11 Jarrod Parker, R ERA: 3.55	6.0		27	7	2	2	4	3	0	0	0	0	0	13	15	6.75	0.750										
62 Sean Doolittle, L ERA: 3.45	1.1	H	5	1	1	1	3	0	0	0	0	0	0	7	13	27.00	6.000										
48 Ryan Cook, R ERA: 2.18	0.1	L	3	1	1	1	0	1	0	0	0	0	0	1	3	0.00	0.000										
13 Jerry Blevins, L ERA: 3.54	0.1		1	0	0	0	0	0	0	0	0	0	0	1	3	0.00	0.000										

Oakland Athletics @ Minnesota Twins  
Target Field, Minneapolis, MN  
Tue Sep 10 2013, 7:12 PM - 10:07 PM CDT  
Att: 26,017 - Partly Cloudy - 80 F

livebaseballscores.com



AB	32
R	4
H	9
RBI	4
BB	4
SO	7
LOB	15



Batter	1	2	3	4	5	6	7	8	9	AB	R	H	RBI	BB	SO	LOB	TOP				
4 Coco Crisp, S OBP: 0.331, SLG: 0.442 35 Michael Choice, R OBP: 0.300, SLG: 0.333	G3		HR	2B	G4-3	G3-1		FC		4	2	2	1	0	0	0					
20 Josh Donaldson, R OBP: 0.374, SLG: 0.495 12 Andy Parrino, S OBP: 0.172, SLG: 0.148	G3		HBP	2B	HR	F8		K		3	2	2	1	0	0	0					
8 Jed Lowrie, S OBP: 0.343, SLG: 0.440 19 Jemile Weeks, S	L4		G4-3	2B	HR	G3-1		E6		4	2	2	4	0	0	1					
37 Brandon Moss, L OBP: 0.338, SLG: 0.502			CS	BB	BB	L8		G1-6-3		5	3	3	2	1	1	3					
52 Yoenis Cespedes, R OBP: 0.299, SLG: 0.435 16 Josh Reddick, L OBP: 0.300, SLG: 0.366			P3	2B	2B					3	1	2	3	0	0	1					
10 Danic Barton, L OBP: 0.348, SLG: 0.383 7 Nate Freiman, R OBP: 0.333, SLG: 0.403			CS	BB	BB					4	1	3	2	0	0	1					
15 Seth Smith, L OBP: 0.322, SLG: 0.380			BB	BB	BB					4	2	2	1	2	0	2					
21 Stephen Vogt, L OBP: 0.314, SLG: 0.445			K	K	1B					6	2	3	3	0	2	4					
28 Eric Sogard, L OBP: 0.323, SLG: 0.372			K		G1-3					5	1	1	1	0	1	5					
<b>Inning Stats</b>	R: 0 E: 0 K: 0 S: 7	H: 0 LOB: 0 BB: 0 P: 10	R: 1 E: 0 K: 2 S: 16	H: 2 LOB: 2 BB: 1 P: 29	R: 2 E: 0 K: 0 S: 12	H: 2 LOB: 0 BB: 0 P: 24	R: 10 E: 0 K: 1 S: 32	H: 10 LOB: 0 BB: 0 P: 49	R: 3 E: 0 K: 0 S: 17	H: 4 LOB: 3 BB: 2 P: 29	R: 0 E: 0 K: 0 S: 13	H: 1 LOB: 0 BB: 0 P: 14	R: 0 E: 0 K: 1 S: 10	H: 0 LOB: 0 BB: 0 P: 13	R: 2 E: 1 K: 1 S: 14	H: 2 LOB: 1 BB: 1 P: 27	1B: 11 2B: 8 3B: 0 HR: 3	SF: 1 SAC: 0 DP: 1 HBP: 1	WP: 0 PB: 0 SB: 0 CS: 1	PA: 54	
<b>PITCHER</b>	IP WLS BF H R ER SO BB IBB HBP BLK WP HR S P ERA WHIP	IP WLS BF H R ER SO BB IBB HBP BLK WP HR S P ERA WHIP	IP WLS BF H R ER SO BB IBB HBP BLK WP HR S P ERA WHIP	IP WLS BF H R ER SO BB IBB HBP BLK WP HR S P ERA WHIP	IP WLS BF H R ER SO BB IBB HBP BLK WP HR S P ERA WHIP	IP WLS BF H R ER SO BB IBB HBP BLK WP HR S P ERA WHIP	IP WLS BF H R ER SO BB IBB HBP BLK WP HR S P ERA WHIP	IP WLS BF H R ER SO BB IBB HBP BLK WP HR S P ERA WHIP	IP WLS BF H R ER SO BB IBB HBP BLK WP HR S P ERA WHIP	IP WLS BF H R ER SO BB IBB HBP BLK WP HR S P ERA WHIP	IP WLS BF H R ER SO BB IBB HBP BLK WP HR S P ERA WHIP	IP WLS BF H R ER SO BB IBB HBP BLK WP HR S P ERA WHIP	IP WLS BF H R ER SO BB IBB HBP BLK WP HR S P ERA WHIP	IP WLS BF H R ER SO BB IBB HBP BLK WP HR S P ERA WHIP	IP WLS BF H R ER SO BB IBB HBP BLK WP HR S P ERA WHIP	IP WLS BF H R ER SO BB IBB HBP BLK WP HR S P ERA WHIP	IP WLS BF H R ER SO BB IBB HBP BLK WP HR S P ERA WHIP	IP WLS BF H R ER SO BB IBB HBP BLK WP HR S P ERA WHIP	IP WLS BF H R ER SO BB IBB HBP BLK WP HR S P ERA WHIP	IP WLS BF H R ER SO BB IBB HBP BLK WP HR S P ERA WHIP	IP WLS BF H R ER SO BB IBB HBP BLK WP HR S P ERA WHIP

Oakland Athletics @ Minnesota Twins  
Target Field, Minneapolis, MN  
Wed Sep 11 2013, 7:11 PM - 10:53 PM CDT  
Att: 24,522 - Partly Cloudy - 83 F

AB 47  
R 18  
H 22  
RBI 18  
BB 4  
SO 5  
LOB 21



Batter	1	2	3	4	5	6	7	8	9	AB	R	H	RBI	BB	SO	LOB	BOTTOM					
1 Alex Presley, L OBP: 0.319, SLG: 0.426 11 Clete Thomas, L OBP: 0.295, SLG: 0.319	K		F8		2B		F9			3	0	1	1	0	1	1						
5 Eduardo Escobar, S OBP: 0.297, SLG: 0.321	K		BB		K		FC5-4			3	0	0	0	1	2	2						
2 Brian Dozier, R OBP: 0.312, SLG: 0.426 17 Doug Bernier, R OBP: 0.356, SLG: 0.300	G5-3		1B		FC8					2	0	1	1	0	0	0						
31 Oswaldo Arcia, L OBP: 0.311, SLG: 0.426 55 Chris Colabello, R OBP: 0.299, SLG: 0.370	G1-3		K		P5		P4			3	0	0	0	0	1	2						
24 Trevor Plouffe, R OBP: 0.300, SLG: 0.401	K		K		K		P4			4	0	0	0	0	3	1						
16 Josh Willingham, R OBP: 0.348, SLG: 0.385 54 Eric Fryer, R OBP: 0.500, SLG: 2.000	1B		BB		HR		FC1-4-6			1	0	1	0	1	0	0						
27 Chris Parmelee, L OBP: 0.305, SLG: 0.364	G3		G4-6-3		K					4	0	0	0	0	1	2						
12 Chris Herrmann, L OBP: 0.301, SLG: 0.362			BB		G1		G6-3			4	1	1	0	0	0	0						
25 Pedro Florimon, S OBP: 0.287, SLG: 0.336			K		BB		FC5-4			2	1	0	0	2	2	1						
<b>Inning Stats</b>	R: 0 E: 0 K: 2 S: 10	H: 1 LOB: 1 BB: 0 P: 13	R: 1 E: 0 K: 1 S: 8	H: 2 LOB: 1 BB: 0 P: 14	R: 1 E: 0 K: 2 S: 14	H: 2 LOB: 2 BB: 1 P: 24	R: 0 E: 0 K: 1 S: 8	H: 0 LOB: 0 BB: 1 P: 15	R: 1 E: 0 K: 0 S: 15	H: 1 LOB: 1 BB: 1 P: 25	R: 1 E: 0 K: 2 S: 9	H: 1 LOB: 0 BB: 0 P: 19	R: 0 E: 0 K: 0 S: 11	H: 0 LOB: 1 BB: 1 P: 17	R: 0 E: 0 K: 0 S: 6	H: 0 LOB: 1 BB: 1 P: 13	R: 0 E: 0 K: 1 S: 8	H: 0 LOB: 0 BB: 0 P: 12	1B: 3 2B: 1 3B: 0 HR: 1	SF: 0 SAC: 0 DP: 1 HBP: 0	WP: 0 PB: 0 SB: 0 CS: 0	PA: 36
<b>PITCHER</b>	IP WLS BF H R ER SO BB IBB HBP BLK WP HR S P ERA WHIP	IP WLS BF H R ER SO BB IBB HBP BLK WP HR S P ERA WHIP	IP WLS BF H R ER SO BB IBB HBP BLK WP HR S P ERA WHIP	IP WLS BF H R ER SO BB IBB HBP BLK WP HR S P ERA WHIP	IP WLS BF H R ER SO BB IBB HBP BLK WP HR S P ERA WHIP	IP WLS BF H R ER SO BB IBB HBP BLK WP HR S P ERA WHIP	IP WLS BF H R ER SO BB IBB HBP BLK WP HR S P ERA WHIP	IP WLS BF H R ER SO BB IBB HBP BLK WP HR S P ERA WHIP	IP WLS BF H R ER SO BB IBB HBP BLK WP HR S P ERA WHIP	IP WLS BF H R ER SO BB IBB HBP BLK WP HR S P ERA WHIP	IP WLS BF H R ER SO BB IBB HBP BLK WP HR S P ERA WHIP	IP WLS BF H R ER SO BB IBB HBP BLK WP HR S P ERA WHIP	IP WLS BF H R ER SO BB IBB HBP BLK WP HR S P ERA WHIP	IP WLS BF H R ER SO BB IBB HBP BLK WP HR S P ERA WHIP	IP WLS BF H R ER SO BB IBB HBP BLK WP HR S P ERA WHIP	IP WLS BF H R ER SO BB IBB HBP BLK WP HR S P ERA WHIP	IP WLS BF H R ER SO BB IBB HBP BLK WP HR S P ERA WHIP	IP WLS BF H R ER SO BB IBB HBP BLK WP HR S P ERA WHIP	IP WLS BF H R ER SO BB IBB HBP BLK WP HR S P ERA WHIP	IP WLS BF H R ER SO BB IBB HBP BLK WP HR S P ERA WHIP	IP WLS BF H R ER SO BB IBB HBP BLK WP HR S P ERA WHIP	

Oakland Athletics @ Minnesota Twins  
Target Field, Minneapolis, MN  
Wed Sep 11 2013, 7:11 PM - 10:53 PM CDT  
Att: 24,522 - Partly Cloudy - 83 F

AB 31  
R 3  
H 5  
RBI 3  
BB 5  
SO 10  
LOB 13





Batter	1	2	3	4	5	6	7	8	9	AB	R	H	RBI	BB	SO	LOB	TOP								
4 Coco Crisp, S OBP: 0.328, SLG: 0.437	G1-3		FC6-4 20 BB		E5 20 S	P6		F8		5	2	0	1	0	0	2									
20 Josh Donaldson, R OBP: 0.375, SLG: 0.494	F9		8 BB		8 G3				G5-3	3	1	1	1	2	0	0									
8 Jed Lowrie, S OBP: 0.344, SLG: 0.440	G1-3		52 BB		G3				52 G5-4-3	5	1	2	1	0	0	2									
52 Yoenis Cespedes, R(1, 10) OBP: 0.300, SLG: 0.438	F9		3B		1B				G5-4-3	5	0	2	2	0	1	2									
18 Alberto Callaspo, S OBP: 0.330, SLG: 0.356	G4-3		G6-3		K					4	0	0	0	0	1	3									
25 Chris Young, R OBP: 0.289, SLG: 0.386	G6-3				L8					4	2	2	0	0	0	0									
16 Josh Reddick, L OBP: 0.302, SLG: 0.375			K							2	1	1	3	1	1	0									
36 Derek Norris, R OBP: 0.336, SLG: 0.391			10 BB 4 FC6-4		F9					4	1	2	0	0	1	1									
10 Daric Barton, L OBP: 0.342, SLG: 0.375			4 FC6-4		G4-3					4	0	1	0	0	0	2									
<b>Inning Stats</b>	R: 0 H: 0 E: 0 K: 0 S: 9	H: 0 LOB: 0 BB: 0 P: 13	R: 0 H: 0 E: 0 K: 0 S: 6	H: 0 LOB: 0 BB: 0 P: 10	R: 4 H: 4 E: 0 K: 1 S: 17	H: 4 LOB: 1 BB: 1 P: 27	R: 0 H: 0 E: 0 K: 0 S: 11	H: 0 LOB: 1 BB: 1 P: 16	R: 1 H: 2 E: 1 K: 1 S: 22	H: 2 LOB: 1 BB: 0 P: 33	R: 1 H: 2 E: 0 K: 0 S: 11	H: 2 LOB: 1 BB: 0 P: 18	R: 0 H: 0 E: 0 K: 1 S: 9	H: 0 LOB: 1 BB: 1 P: 19	R: 2 H: 2 E: 0 K: 1 S: 11	H: 2 LOB: 0 BB: 0 P: 19	R: 0 H: 1 E: 0 K: 0 S: 6	H: 1 LOB: 0 BB: 0 P: 7	1B: 6 2B: 2 3B: 2 HR: 1	SF: 1 SAC: 0 DP: 2 HBP: 0	WP: 0 PB: 0 SB: 1 CS: 0	PA: 40			
<b>PITCHER</b>	IP	WLS	BF	H	R	ER	SO	BB	IBB	HBP	BLK	WP	HR	S	P	ERA	WHIP								
58 Scott Diamond, L ERA: 5.61	4.2	L	22	6	5	4	1	2	0	0	0	0	0	61	93	7.71	1.714								
51 Anthony Swarzak, R ERA: 2.58	1.1		6	2	1	1	1	0	0	0	0	0	0	15	24	6.75	1.500								
64 Shairon Martis, R ERA:	1.0		4	0	0	0	1	1	0	0	0	0	0	9	19	0.00	1.000								
52 Brian Duensing, L ERA: 3.88	1.0		5	2	2	2	1	0	0	0	0	0	1	11	19	18.00	2.000								
61 Jared Burton, R ERA: 3.88	1.0		3	1	0	0	0	0	0	0	0	0	0	6	7	0.00	1.000								

Oakland Athletics @ Minnesota Twins  
Target Field, Minneapolis, MN  
Thu Sep 12 2013, 12:13 PM - 2:58 PM CDT  
Att: 26,188 - Partly Cloudy - 70 F

AB 36  
R 8  
H 11  
RBI 8  
BB 3  
SO 4  
LOB 12



Batter	1	2	3	4	5	6	7	8	9	AB	R	H	RBI	BB	SO	LOB	BOTTOM								
1 Alex Presley, L OBP: 0.317, SLG: 0.420	K				P3					4	0	1	1	0	1	0									
43 Josmil Pinto, R OBP: 0.515, SLG: 0.733	G4-3				2 BB 1B					4	0	1	0	0	1	2									
2 Brian Dozier, R OBP: 0.311, SLG: 0.423	G2-3				31 BB 14-3					3	0	0	0	1	0	0									
31 Oswaldo Arcia, L OBP: 0.313, SLG: 0.437	K				L4-3					4	1	2	1	0	1	2									
9 Ryan Doumit, S OBP: 0.307, SLG: 0.380	K				G3					4	0	0	0	0	1	1									
16 Josh Willingham, R OBP: 0.347, SLG: 0.384	K				K					4	0	1	0	0	2	0									
24 Trevor Plouffe, R OBP: 0.299, SLG: 0.490	K				F7					4	1	1	0	0	1	2									
55 Chris Colabello, R OBP: 0.284, SLG: 0.362	G4-3				L8					3	0	0	0	0	0	1									
25 Pedro Florimón, S OBP: 0.287, SLG: 0.336	K				K2-3					3	0	1	0	0	2	0									
<b>Inning Stats</b>	R: 0 H: 0 E: 0 K: 1 S: 8	H: 0 LOB: 0 BB: 0 P: 10	R: 0 H: 0 E: 0 K: 3 S: 11	H: 0 LOB: 0 BB: 0 P: 15	R: 0 H: 0 E: 0 K: 2 S: 14	H: 0 LOB: 0 BB: 0 P: 20	R: 0 H: 1 E: 0 K: 0 S: 11	H: 1 LOB: 1 BB: 1 P: 21	R: 0 H: 0 E: 0 K: 1 S: 6	H: 0 LOB: 0 BB: 0 P: 12	R: 0 H: 0 E: 0 K: 1 S: 9	H: 0 LOB: 0 BB: 0 P: 11	R: 1 H: 1 E: 0 K: 0 S: 5	H: 1 LOB: 0 BB: 0 P: 8	R: 1 H: 3 E: 0 K: 1 S: 15	H: 3 LOB: 2 BB: 0 P: 23	R: 0 H: 2 E: 0 K: 0 S: 7	H: 2 LOB: 2 BB: 0 P: 11	1B: 6 2B: 1 3B: 0 HR: 1	SF: 0 SAC: 0 DP: 1 HBP: 0	WP: 1 PB: 0 SB: 0 CS: 0	PA: 34			
<b>PITCHER</b>	IP	WLS	BF	H	R	ER	SO	BB	IBB	HBP	BLK	WP	HR	S	P	ERA	WHIP								
64 A.J. Griffin, R ERA: 3.81	7.0	W	23	2	1	1	1	1	0	0	0	0	0	64	97	1.29	0.429								
61 Dan Otero, R ERA: 1.64	1.0		6	3	1	1	1	0	0	0	0	0	0	15	23	9.00	3.000								
50 Grant Balfour, R ERA: 2.54	1.0		5	2	0	0	0	0	0	0	0	1	0	7	11	0.00	2.000								

Oakland Athletics @ Minnesota Twins  
Target Field, Minneapolis, MN  
Thu Sep 12 2013, 12:13 PM - 2:58 PM CDT  
Att: 26,188 - Partly Cloudy - 70 F

AB 33  
R 2  
H 7  
RBI 2  
BB 1  
SO 9  
LOB 8





Batter	1	2	3	4	5	6	7	8	9	AB	R	H	RBI	BB	SO	LOB	TOP					
7 David DeJesus, L (1,7) OBP: 0.332, SLG: 0.388										4	0	1	0	0	1	2	<b>Tampa Bay Rays @ Minnesota Twins</b> Target Field, Minneapolis, MN Fri Sep 13 2013, 7:12 PM - 10:03 PM CDT Att: 27,292 - Clear - 67 F					
18 Ben Zobrist, S (1,4) OBP: 0.353, SLG: 0.404										3	0	0	0	1	1	3						
21 James Loney, L (1,3) OBP: 0.356, SLG: 0.434										4	0	1	1	0	0	2						
3 Evan Longoria, R (1,5) OBP: 0.345, SLG: 0.501										4	0	0	0	0	2	3						
2 Kelly Johnson, L (1,10) OBP: 0.312, SLG: 0.427										4	0	1	0	0	0	0						
9 Wil Myers, R (1,9) OBP: 0.353, SLG: 0.469										4	1	1	0	0	0	1						
5 Sam Fuld, L (9,9) OBP: 0.277, SLG: 0.278										0	0	0	0	0	0	0						
8 Desmond Jennings, R (1,8) OBP: 0.325, SLG: 0.398										4	0	1	1	0	1	0						
28 José Molina, R (1,2) OBP: 0.302, SLG: 0.313										4	1	1	0	0	2	2						
11 Yunel Escobar, R (1,6) OBP: 0.333, SLG: 0.380										4	1	3	1	0	1	0						
<b>Inning Stats</b>	R: 0 E: 0 K: 1 S: 6	H: 0 LOB: 0 BB: 0 P: 13	R: 1 E: 0 K: 1 S: 10	H: 2 LOB: 1 BB: 0 P: 15	R: 1 E: 0 K: 1 S: 12	H: 2 LOB: 1 BB: 0 P: 16	R: 0 E: 1 K: 1 S: 9	H: 0 LOB: 1 BB: 0 P: 14	R: 0 E: 0 K: 0 S: 8	H: 0 LOB: 0 BB: 0 P: 14	R: 1 E: 0 K: 0 S: 8	H: 3 LOB: 0 BB: 0 P: 9	R: 0 E: 0 K: 1 S: 9	H: 1 LOB: 0 BB: 0 P: 17	R: 0 E: 0 K: 2 S: 8	H: 0 LOB: 0 BB: 0 P: 11	1B: 5 2B: 5 3B: 0 HR: 0	SF: 0 SAC: 0 DP: 1 HBP: 0	WP: 1 PB: 0 SB: 0 CS: 1	PA: 37		
<b>PITCHER</b>	IP WLS BF H R ER SO BB IBB HBP BLK WP HR S P ERA WHIP	IP WLS BF H R ER SO BB IBB HBP BLK WP HR S P ERA WHIP	IP WLS BF H R ER SO BB IBB HBP BLK WP HR S P ERA WHIP	IP WLS BF H R ER SO BB IBB HBP BLK WP HR S P ERA WHIP	IP WLS BF H R ER SO BB IBB HBP BLK WP HR S P ERA WHIP	IP WLS BF H R ER SO BB IBB HBP BLK WP HR S P ERA WHIP	IP WLS BF H R ER SO BB IBB HBP BLK WP HR S P ERA WHIP	IP WLS BF H R ER SO BB IBB HBP BLK WP HR S P ERA WHIP	IP WLS BF H R ER SO BB IBB HBP BLK WP HR S P ERA WHIP	IP WLS BF H R ER SO BB IBB HBP BLK WP HR S P ERA WHIP	IP WLS BF H R ER SO BB IBB HBP BLK WP HR S P ERA WHIP	IP WLS BF H R ER SO BB IBB HBP BLK WP HR S P ERA WHIP	IP WLS BF H R ER SO BB IBB HBP BLK WP HR S P ERA WHIP	IP WLS BF H R ER SO BB IBB HBP BLK WP HR S P ERA WHIP	IP WLS BF H R ER SO BB IBB HBP BLK WP HR S P ERA WHIP	IP WLS BF H R ER SO BB IBB HBP BLK WP HR S P ERA WHIP	IP WLS BF H R ER SO BB IBB HBP BLK WP HR S P ERA WHIP					
30 Kevin Correia, R (1,1) ERA: 4.31	6.0	L	28	8	3	3	5	1	0	0	0	0	0	0	0	0	1	0	60	96	4.50	1.500
56 Caleb Thielbar, L (7,1) ERA: 1.79	1.0		1	0	0	0	0	0	0	0	0	0	0	0	0	0	0	0	3	3	0.00	0.000
57 Ryan Pressly, R (8,1) ERA: 3.61	1.0		4	1	0	0	1	0	0	0	0	0	0	0	0	0	0	0	9	17	0.00	1.000
50 Casey Fien, R (9,1) ERA: 3.86	1.0		3	0	0	0	2	0	0	0	0	0	0	0	0	0	0	0	8	11	0.00	0.000

AB	35
R	3
H	9
RBI	3
BB	1
SO	8
LOB	13



Batter	1	2	3	4	5	6	7	8	9	AB	R	H	RBI	BB	SO	LOB	BOTTOM					
1 Alex Presley, L (1,8) OBP: 0.315, SLG: 0.415										4	0	1	0	0	1	1	<b>Tampa Bay Rays @ Minnesota Twins</b> Target Field, Minneapolis, MN Fri Sep 13 2013, 7:12 PM - 10:03 PM CDT Att: 27,292 - Clear - 67 F					
43 Josmil Pinto, R (1,2) OBP: 0.459, SLG: 0.647										4	0	0	0	0	0	2						
2 Brian Dozier, R (1,4) OBP: 0.309, SLG: 0.420										4	0	0	0	0	1	0						
31 Oswaldo Arcia, L (1,10) OBP: 0.310, SLG: 0.431										4	0	0	0	0	3	0						
24 Trevor Plouffe, R (1,5) OBP: 0.301, SLG: 0.401										4	0	2	0	0	0	0						
27 Chris Parmelee, L (1,3) OBP: 0.307, SLG: 0.365										2	0	1	0	0	1	1						
55 Chris Colabello, R (7,PH) OBP: 0.282, SLG: 0.360										1	0	0	0	0	1	1						
19 Darin Mastroianni, R (1,7) OBP: 0.239, SLG: 0.256										2	0	0	0	0	0	2						
11 Clete Thomas, L (1,9) OBP: 0.292, SLG: 0.315										3	0	0	0	0	2	2						
5 Eduardo Escobar, S (1,6) OBP: 0.268, SLG: 0.321										3	0	1	0	0	2	2						
<b>Inning Stats</b>	R: 0 E: 0 K: 0 S: 7	H: 1 LOB: 0 BB: 0 P: 10	R: 0 E: 1 K: 2 S: 11	H: 1 LOB: 0 BB: 0 P: 16	R: 0 E: 0 K: 1 S: 10	H: 0 LOB: 0 BB: 0 P: 15	R: 0 E: 0 K: 1 S: 8	H: 0 LOB: 0 BB: 0 P: 12	R: 0 E: 0 K: 2 S: 13	H: 1 LOB: 2 BB: 0 P: 20	R: 0 E: 0 K: 1 S: 9	H: 0 LOB: 0 BB: 0 P: 14	R: 0 E: 0 K: 1 S: 12	H: 1 LOB: 0 BB: 0 P: 13	R: 0 E: 0 K: 2 S: 11	H: 1 LOB: 0 BB: 0 P: 13	R: 0 E: 0 K: 1 S: 11	H: 0 LOB: 0 BB: 0 P: 13	1B: 5 2B: 0 3B: 0 HR: 0	SF: 0 SAC: 0 DP: 1 HBP: 1	WP: 0 PB: 0 SB: 0 CS: 0	PA: 32
<b>PITCHER</b>	IP WLS BF H R ER SO BB IBB HBP BLK WP HR S P ERA WHIP	IP WLS BF H R ER SO BB IBB HBP BLK WP HR S P ERA WHIP	IP WLS BF H R ER SO BB IBB HBP BLK WP HR S P ERA WHIP	IP WLS BF H R ER SO BB IBB HBP BLK WP HR S P ERA WHIP	IP WLS BF H R ER SO BB IBB HBP BLK WP HR S P ERA WHIP	IP WLS BF H R ER SO BB IBB HBP BLK WP HR S P ERA WHIP	IP WLS BF H R ER SO BB IBB HBP BLK WP HR S P ERA WHIP	IP WLS BF H R ER SO BB IBB HBP BLK WP HR S P ERA WHIP	IP WLS BF H R ER SO BB IBB HBP BLK WP HR S P ERA WHIP	IP WLS BF H R ER SO BB IBB HBP BLK WP HR S P ERA WHIP	IP WLS BF H R ER SO BB IBB HBP BLK WP HR S P ERA WHIP	IP WLS BF H R ER SO BB IBB HBP BLK WP HR S P ERA WHIP	IP WLS BF H R ER SO BB IBB HBP BLK WP HR S P ERA WHIP	IP WLS BF H R ER SO BB IBB HBP BLK WP HR S P ERA WHIP	IP WLS BF H R ER SO BB IBB HBP BLK WP HR S P ERA WHIP	IP WLS BF H R ER SO BB IBB HBP BLK WP HR S P ERA WHIP						
22 Chris Archer, R (1,1) ERA: 3.03	6.0	W	21	3	0	0	7	0	0	0	0	0	0	0	0	0	0	0	58	87	0.00	0.500
57 Jake McGee, L (7,1) ERA: 3.89	1.0	H	4	1	0	0	1	0	0	0	0	0	0	0	0	0	0	0	12	13	0.00	1.000
62 Joel Peralta, R (8,1) ERA: 2.98	1.0	H	4	1	0	0	2	0	0	0	0	0	0	0	0	0	0	0	11	13	0.00	1.000
56 Fernando Rodney, R (9,1) ERA: 3.56	1.0	S	3	0	0	0	1	0	0	0	0	0	0	0	0	0	0	0	11	13	0.00	0.000














Batter	1	2	3	4	5	6	7	8	9	AB	R	H	RBI	BB	SO	LOB	TOP					
1 Alex Presley, L (1,8) OBP: 0.307, SLG: 0.393										4	0	2	0	1	0	1	<b>Minnesota Twins @ Chicago White Sox</b> U.S. Cellular Field, Chicago, IL Mon Sep 16 2013, 8:13 PM - 11:26 PM EDT Att: 15,018 - Clear - 57 F					
5 Eduardo Escobar, S (1,4) OBP: 0.288, SLG: 0.324										5	0	0	0	0	1	4						
24 Trevor Plouffe, R (1,5) OBP: 0.307, SLG: 0.493										1	0	1	0	1	0	0						
17 Doug Bernier, R (6,PH) OBP: 0.344, SLG: 0.288										2	0	0	0	0	1	0						
31 Oswaldo Arcia, L (1,7) OBP: 0.308, SLG: 0.427										4	1	2	0	0	1	4						
16 Josh Willingham, R (1,10) OBP: 0.351, SLG: 0.382										3	0	1	0	0	1	2						
54 Eric Fryer, R (8,PH) OBP: 0.333, SLG: 1.333										1	0	0	0	0	1	1						
27 Chris Parmelee, L (1,3) OBP: 0.288, SLG: 0.363										3	0	1	1	0	0	0						
43 Josmil Pinto, R (1,2) OBP: 0.422, SLG: 0.634										4	0	0	0	0	2	4						
12 Chris Herrmann, L (1,9) OBP: 0.301, SLG: 0.358										4	0	1	0	0	1	0						
25 Pedro Florimon, S (1,6) OBP: 0.285, SLG: 0.336										3	0	0	0	0	3	0						
19 Darin Mastroianni, R (8,4) OBP: 0.213, SLG: 0.227										1	0	0	0	0	0	1						
<b>Inning Stats</b>	R: 0 H: 0 E: 1 K: 2 S: 16	H: 0 LOB: 2 BB: 2 P: 31	R: 0 H: 0 E: 0 K: 0 S: 9	H: 0 LOB: 0 BB: 0 P: 13	R: 0 H: 2 E: 0 K: 1 S: 13	H: 2 LOB: 0 BB: 0 P: 20	R: 0 H: 0 E: 0 K: 1 S: 7	H: 0 LOB: 0 BB: 0 P: 10	R: 0 H: 0 E: 0 K: 2 S: 8	H: 0 LOB: 0 BB: 0 P: 11	R: 0 H: 2 E: 0 K: 2 S: 17	H: 2 LOB: 3 BB: 0 P: 27	R: 0 H: 1 E: 0 K: 2 S: 10	H: 1 LOB: 1 BB: 0 P: 15	R: 1 H: 2 E: 0 K: 1 S: 12	H: 2 LOB: 1 BB: 0 P: 17	R: 0 H: 1 E: 0 K: 0 S: 8	H: 1 LOB: 1 BB: 0 P: 10	1B: 8 2B: 0 3B: 0 HR: 0	SF: 0 SAC: 0 DP: 0 HBP: 1	WP: 3 PB: 0 SB: 0 CS: 0	PA: 38
<b>PITCHER</b>	IP WLS BF H R ER SO BB IBB HBP BLK WP HR S P ERA WHIP	IP WLS BF H R ER SO BB IBB HBP BLK WP HR S P ERA WHIP															IP WLS BF H R ER SO BB IBB HBP BLK WP HR S P ERA WHIP					
45 Erik Johnson, R (1,1) ERA: 2.87	6.0 W 25 4 0 0 8 2 0 1 0 1 0 70 112 0.00 1.000																					
46 Donnie Veal, L (7,1) ERA: 5.04	1.0 4 1 0 0 2 0 0 0 0 1 0 10 15 0.00 1.000																					
40 Daniel Webb, R (8,1) ERA: 7.2	1.0 5 2 1 1 1 0 0 0 0 1 0 12 17 9.00 2.000																					
27 Matt Lindstrom, R (9,1) ERA: 2.97	1.0 4 1 0 0 0 0 0 0 0 0 0 8 10 0.00 1.000																					

Batter	1	2	3	4	5	6	7	8	9	AB	R	H	RBI	BB	SO	LOB	BOTTOM			
30 Alejandro De Aza, L (1,8) OBP: 0.319, SLG: 0.400										4	1	1	1	1	1	0	<b>Minnesota Twins @ Chicago White Sox</b> U.S. Cellular Field, Chicago, IL Mon Sep 16 2013, 8:13 PM - 11:26 PM EDT Att: 15,018 - Clear - 57 F			
10 Alexei Ramirez, R (1,6) OBP: 0.311, SLG: 0.376										4	2	4	3	1	0	0				
12 Conor Gillaspie, L (1,5) OBP: 0.311, SLG: 0.390										5	1	1	1	0	0	4				
14 Paul Konerko, R (1,3) OBP: 0.317, SLG: 0.360										4	1	1	1	0	1	0				
5 Marcus Semien, R (7,5) OBP: 0.337, SLG: 0.370										1	0	0	0	0	0	0				
44 Adam Dunn, L (1,10) OBP: 0.321, SLG: 0.440										3	1	1	1	1	1	2				
38 Miguel Gonzalez, R (8,PH) OBP: 0.250, SLG: 0.250										1	0	0	0	0	0	0				
24 Dayan Viciedo, R (1,7) OBP: 0.302, SLG: 0.422										4	3	2	2	1	1	1				
20 Jordan Danks, L (1,9) OBP: 0.336, SLG: 0.408										4	2	2	2	1	0	0				
15 Gordon Beckham, R (1,4) OBP: 0.302, SLG: 0.360										3	1	1	1	1	0	2				
39 Bryan Anderson, L (1,2) OBP: 0.302, SLG: 0.360										4	0	0	0	0	0	4				
<b>Inning Stats</b>	R: 7 H: 6 E: 0 K: 0 S: 29	H: 6 LOB: 3 BB: 3 P: 53	R: 0 H: 1 E: 0 K: 1 S: 10	H: 1 LOB: 1 BB: 1 P: 20	R: 0 H: 1 E: 0 K: 0 S: 7	H: 1 LOB: 0 BB: 0 P: 9	R: 2 H: 2 E: 0 K: 1 S: 14	H: 2 LOB: 0 BB: 0 P: 21	R: 0 H: 1 E: 0 K: 1 S: 11	H: 1 LOB: 1 BB: 0 P: 16	R: 2 H: 1 E: 0 K: 1 S: 14	H: 1 LOB: 1 BB: 2 P: 26	R: 1 H: 1 E: 0 K: 0 S: 7	H: 1 LOB: 0 BB: 0 P: 13	R: 0 H: 0 E: 0 K: 0 S: 7	H: 0 LOB: 0 BB: 0 P: 14	1B: 7 2B: 2 3B: 0 HR: 4	SF: 0 SAC: 0 DP: 0 HBP: 0	WP: 0 PB: 0 SB: 0 CS: 0	PA: 43
<b>PITCHER</b>	IP WLS BF H R ER SO BB IBB HBP BLK WP HR S P ERA WHIP	IP WLS BF H R ER SO BB IBB HBP BLK WP HR S P ERA WHIP															IP WLS BF H R ER SO BB IBB HBP BLK WP HR S P ERA WHIP			
62 Liam Hendriks, R (1,1) ERA: 6.87	0.2 L 10 5 7 7 0 0 0 0 0 0 9 12 0.00 3.000																			
59 Michael Tonkin, R (1,1) ERA: 7.88	0.1 2 1 0 0 0 0 0 0 0 0 0 9 12 0.00 3.000																			
38 Cole De Vries, R (2,1) ERA: 7.88	5.0 24 6 4 4 4 3 0 0 0 0 3 56 92 7.20 1.800																			
56 Caleb Thielbar, L (7,1) ERA: 1.96	1.0 4 1 1 1 0 0 0 0 0 0 1 7 13 9.00 1.000																			
57 Ryan Pressly, R (8,1) ERA: 3.56	1.0 3 0 0 0 0 0 0 0 0 0 0 7 14 0.00 0.000																			



Batter	1	2	3	4	5	6	7	8	9	AB	R	H	RBI	BB	SO	LOB	TOP																																																																																																		
19 Darin Mastroianni, R OBP: 0.235, SLG: 0.234 (1, 8)	G4-3 ①		1B FC6-4 ①		K ①		BB 2 1B 24 WP ①	K ③		3	1	1	0	1	1	0	<b>Minnesota Twins @ Chicago White Sox</b> U.S. Cellular Field, Chicago, IL Tue Sep 17 2013, 8:12 PM - 11:44 PM EDT Att: 15,964 - Cloudy - 65 F  <b>livebaseballscorecards.com</b>  AB 37 R 3 H 11 RBI 2 BB 3 SO 8 LOB 25  																																																																																																		
12 Chris Herrmann, L OBP: 0.291, SLG: 0.305 (8, PH) 5 Eduardo Escobar, S OBP: 0.268, SLG: 0.324 (8, 6)	1B ①	1B FC6-4 24 S ①	1B ①	1B ②	1B ②	1B ②	1B ②	1B ②	L5 ①	5	2	3	0	0	0	1																																																																																																			
2 Brian Dozier, R OBP: 0.311, SLG: 0.420 (1, 4)	1B ①	1B ②	2B ②						F8 ②	5	0	2	2	0	0	2																																																																																																			
24 Trevor Plouffe, R OBP: 0.308, SLG: 0.405 (1, 5)	F8 ②		2B ②						F8 ②	5	0	2	2	0	0	2																																																																																																			
31 Oswaldo Arcia, L OBP: 0.305, SLG: 0.390 (7, PR) 1 Alex Presley, L OBP: 0.291, SLG: 0.314 (7, 8)	G4-3 ③		K ②						L6 ③	4	0	0	0	0	1	3																																																																																																			
9 Ryan Doumit, S OBP: 0.313, SLG: 0.391 (1, 10) 11 Clete Thomas, L OBP: 0.291, SLG: 0.314 (7, PR) (7, 10)		1B 43 1B ①	K ③							4	0	3	0	0	1	1																																																																																																			
16 Josh Willingham, R OBP: 0.287, SLG: 0.380 (1, 7)	P3 ①		1B ①							4	0	1	0	0	1	4																																																																																																			
43 Josmil Pinto, R OBP: 0.208, SLG: 0.600 (1, 2)	1B ①		1B ①							4	0	1	0	0	1	5																																																																																																			
55 Chris Colabelo, R OBP: 0.287, SLG: 0.352 (1, 3)	1B ②		BB 25 G6-4-3 ②							2	0	0	0	2	1	2																																																																																																			
25 Pedro Florimón, S OBP: 0.283, SLG: 0.333 (8, PH) 27 Chris Parmelee, L OBP: 0.307, SLG: 0.362 (8, 9)	L4 ③		G6-4-3 ③						K ②	3	0	0	0	0	0	7																																																																																																			
										1	0	0	0	0	1	0																																																																																																			
<b>Inning Stats</b>	R: 0 H: 1 E: 0 K: 0 S: 15	H: 1 LOB: 1 BB: 0 P: 22	R: 0 H: 2 E: 0 K: 1 S: 13	H: 2 LOB: 1 BB: 0 P: 19	R: 1 H: 2 E: 0 K: 2 S: 11	H: 2 LOB: 1 BB: 0 P: 16	R: 0 H: 1 E: 0 K: 1 S: 9	H: 1 LOB: 1 BB: 1 P: 16	R: 0 H: 1 E: 0 K: 0 S: 7	H: 1 LOB: 3 BB: 1 P: 13	R: 2 H: 3 E: 1 K: 1 S: 13	H: 0 LOB: 2 BB: 1 P: 25	R: 0 H: 0 E: 0 K: 2 S: 9	H: 0 LOB: 0 BB: 0 P: 14	R: 0 H: 0 E: 0 K: 0 S: 9	H: 0 LOB: 0 BB: 0 P: 12		1B: 9 2B: 2 3B: 0 HR: 0	SF: 0 SAC: 0 DP: 1 HBP: 0	WP: 1 PB: 0 SB: 1 CS: 1	PA: 40																																																																																														
<b>PITCHER</b>	IP WLS BF H R ER SO BB IBB HBP BLK WP HR S P ERA WHIP	IP WLS BF H R ER SO BB IBB HBP BLK WP HR S P ERA WHIP	IP WLS BF H R ER SO BB IBB HBP BLK WP HR S P ERA WHIP	IP WLS BF H R ER SO BB IBB HBP BLK WP HR S P ERA WHIP	IP WLS BF H R ER SO BB IBB HBP BLK WP HR S P ERA WHIP	IP WLS BF H R ER SO BB IBB HBP BLK WP HR S P ERA WHIP	IP WLS BF H R ER SO BB IBB HBP BLK WP HR S P ERA WHIP	IP WLS BF H R ER SO BB IBB HBP BLK WP HR S P ERA WHIP	IP WLS BF H R ER SO BB IBB HBP BLK WP HR S P ERA WHIP	IP WLS BF H R ER SO BB IBB HBP BLK WP HR S P ERA WHIP	IP WLS BF H R ER SO BB IBB HBP BLK WP HR S P ERA WHIP	IP WLS BF H R ER SO BB IBB HBP BLK WP HR S P ERA WHIP	IP WLS BF H R ER SO BB IBB HBP BLK WP HR S P ERA WHIP	IP WLS BF H R ER SO BB IBB HBP BLK WP HR S P ERA WHIP	IP WLS BF H R ER SO BB IBB HBP BLK WP HR S P ERA WHIP	IP WLS BF H R ER SO BB IBB HBP BLK WP HR S P ERA WHIP		IP WLS BF H R ER SO BB IBB HBP BLK WP HR S P ERA WHIP	IP WLS BF H R ER SO BB IBB HBP BLK WP HR S P ERA WHIP	IP WLS BF H R ER SO BB IBB HBP BLK WP HR S P ERA WHIP	IP WLS BF H R ER SO BB IBB HBP BLK WP HR S P ERA WHIP	IP WLS BF H R ER SO BB IBB HBP BLK WP HR S P ERA WHIP	IP WLS BF H R ER SO BB IBB HBP BLK WP HR S P ERA WHIP																																																																																												
62 Jose Quintana, L ERA: 3.49 52 Jake Patrick, R ERA: 2.53 46 Donnie Veal, L ERA: 4.97 27 Matt Lindstrom, R ERA: 2.93 65 Nate Jones, R ERA: 3.7	6.0 W 27 8 1 1 5 2 0 0 0 0 0 0 64 102 1.50 1.667	6.0 L 23 4 1 1 5 1 0 0 0 0 0 0 61 96 6.23 2.308	6.0 W 27 8 1 1 5 2 0 0 0 0 0 0 64 102 1.50 1.667	6.0 L 23 4 1 1 5 1 0 0 0 0 0 0 61 96 6.23 2.308	6.0 W 27 8 1 1 5 2 0 0 0 0 0 0 64 102 1.50 1.667	6.0 L 23 4 1 1 5 1 0 0 0 0 0 0 61 96 6.23 2.308	6.0 W 27 8 1 1 5 2 0 0 0 0 0 0 64 102 1.50 1.667	6.0 L 23 4 1 1 5 1 0 0 0 0 0 0 61 96 6.23 2.308	6.0 W 27 8 1 1 5 2 0 0 0 0 0 0 64 102 1.50 1.667	6.0 L 23 4 1 1 5 1 0 0 0 0 0 0 61 96 6.23 2.308	6.0 W 27 8 1 1 5 2 0 0 0 0 0 0 64 102 1.50 1.667	6.0 L 23 4 1 1 5 1 0 0 0 0 0 0 61 96 6.23 2.308	6.0 W 27 8 1 1 5 2 0 0 0 0 0 0 64 102 1.50 1.667	6.0 L 23 4 1 1 5 1 0 0 0 0 0 0 61 96 6.23 2.308	6.0 W 27 8 1 1 5 2 0 0 0 0 0 0 64 102 1.50 1.667	6.0 L 23 4 1 1 5 1 0 0 0 0 0 0 61 96 6.23 2.308		6.0 W 27 8 1 1 5 2 0 0 0 0 0 0 64 102 1.50 1.667	6.0 L 23 4 1 1 5 1 0 0 0 0 0 0 61 96 6.23 2.308	6.0 W 27 8 1 1 5 2 0 0 0 0 0 0 64 102 1.50 1.667	6.0 L 23 4 1 1 5 1 0 0 0 0 0 0 61 96 6.23 2.308	6.0 W 27 8 1 1 5 2 0 0 0 0 0 0 64 102 1.50 1.667	6.0 L 23 4 1 1 5 1 0 0 0 0 0 0 61 96 6.23 2.308	6.0 W 27 8 1 1 5 2 0 0 0 0 0 0 64 102 1.50 1.667	6.0 L 23 4 1 1 5 1 0 0 0 0 0 0 61 96 6.23 2.308	6.0 W 27 8 1 1 5 2 0 0 0 0 0 0 64 102 1.50 1.667	6.0 L 23 4 1 1 5 1 0 0 0 0 0 0 61 96 6.23 2.308	6.0 W 27 8 1 1 5 2 0 0 0 0 0 0 64 102 1.50 1.667	6.0 L 23 4 1 1 5 1 0 0 0 0 0 0 61 96 6.23 2.308	6.0 W 27 8 1 1 5 2 0 0 0 0 0 0 64 102 1.50 1.667	6.0 L 23 4 1 1 5 1 0 0 0 0 0 0 61 96 6.23 2.308	6.0 W 27 8 1 1 5 2 0 0 0 0 0 0 64 102 1.50 1.667	6.0 L 23 4 1 1 5 1 0 0 0 0 0 0 61 96 6.23 2.308	6.0 W 27 8 1 1 5 2 0 0 0 0 0 0 64 102 1.50 1.667	6.0 L 23 4 1 1 5 1 0 0 0 0 0 0 61 96 6.23 2.308	6.0 W 27 8 1 1 5 2 0 0 0 0 0 0 64 102 1.50 1.667	6.0 L 23 4 1 1 5 1 0 0 0 0 0 0 61 96 6.23 2.308	6.0 W 27 8 1 1 5 2 0 0 0 0 0 0 64 102 1.50 1.667	6.0 L 23 4 1 1 5 1 0 0 0 0 0 0 61 96 6.23 2.308	6.0 W 27 8 1 1 5 2 0 0 0 0 0 0 64 102 1.50 1.667	6.0 L 23 4 1 1 5 1 0 0 0 0 0 0 61 96 6.23 2.308	6.0 W 27 8 1 1 5 2 0 0 0 0 0 0 64 102 1.50 1.667	6.0 L 23 4 1 1 5 1 0 0 0 0 0 0 61 96 6.23 2.308	6.0 W 27 8 1 1 5 2 0 0 0 0 0 0 64 102 1.50 1.667	6.0 L 23 4 1 1 5 1 0 0 0 0 0 0 61 96 6.23 2.308	6.0 W 27 8 1 1 5 2 0 0 0 0 0 0 64 102 1.50 1.667	6.0 L 23 4 1 1 5 1 0 0 0 0 0 0 61 96 6.23 2.308	6.0 W 27 8 1 1 5 2 0 0 0 0 0 0 64 102 1.50 1.667	6.0 L 23 4 1 1 5 1 0 0 0 0 0 0 61 96 6.23 2.308	6.0 W 27 8 1 1 5 2 0 0 0 0 0 0 64 102 1.50 1.667	6.0 L 23 4 1 1 5 1 0 0 0 0 0 0 61 96 6.23 2.308	6.0 W 27 8 1 1 5 2 0 0 0 0 0 0 64 102 1.50 1.667	6.0 L 23 4 1 1 5 1 0 0 0 0 0 0 61 96 6.23 2.308	6.0 W 27 8 1 1 5 2 0 0 0 0 0 0 64 102 1.50 1.667	6.0 L 23 4 1 1 5 1 0 0 0 0 0 0 61 96 6.23 2.308	6.0 W 27 8 1 1 5 2 0 0 0 0 0 0 64 102 1.50 1.667	6.0 L 23 4 1 1 5 1 0 0 0 0 0 0 61 96 6.23 2.308	6.0 W 27 8 1 1 5 2 0 0 0 0 0 0 64 102 1.50 1.667	6.0 L 23 4 1 1 5 1 0 0 0 0 0 0 61 96 6.23 2.308	6.0 W 27 8 1 1 5 2 0 0 0 0 0 0 64 102 1.50 1.667	6.0 L 23 4 1 1 5 1 0 0 0 0 0 0 61 96 6.23 2.308	6.0 W 27 8 1 1 5 2 0 0 0 0 0 0 64 102 1.50 1.667	6.0 L 23 4 1 1 5 1 0 0 0 0 0 0 61 96 6.23 2.308	6.0 W 27 8 1 1 5 2 0 0 0 0 0 0 64 102 1.50 1.667	6.0 L 23 4 1 1 5 1 0 0 0 0 0 0 61 96 6.23 2.308	6.0 W 27 8 1 1 5 2 0 0 0 0 0 0 64 102 1.50 1.667	6.0 L 23 4 1 1 5 1 0 0 0 0 0 0 61 96 6.23 2.308	6.0 W 27 8 1 1 5 2 0 0 0 0 0 0 64 102 1.50 1.667	6.0 L 23 4 1 1 5 1 0 0 0 0 0 0 61 96 6.23 2.308	6.0 W 27 8 1 1 5 2 0 0 0 0 0 0 64 102 1.50 1.667	6.0 L 23 4 1 1 5 1 0 0 0 0 0 0 61 96 6.23 2.308	6.0 W 27 8 1 1 5 2 0 0 0 0 0 0 64 102 1.50 1.667	6.0 L 23 4 1 1 5 1 0 0 0 0 0 0 61 96 6.23 2.308	6.0 W 27 8 1 1 5 2 0 0 0 0 0 0 64 102 1.50 1.667	6.0 L 23 4 1 1 5 1 0 0 0 0 0 0 61 96 6.23 2.308	6.0 W 27 8 1 1 5 2 0 0 0 0 0 0 64 102 1.50 1.667	6.0 L 23 4 1 1 5 1 0 0 0 0 0 0 61 96 6.23 2.308	6.0 W 27 8 1 1 5 2 0 0 0 0 0 0 64 102 1.50 1.667	6.0 L 23 4 1 1 5 1 0 0 0 0 0 0 61 96 6.23 2.308	6.0 W 27 8 1 1 5 2 0 0 0 0 0 0 64 102 1.50 1.667	6.0 L 23 4 1 1 5 1 0 0 0 0 0 0 61 96 6.23 2.308	6.0 W 27 8 1 1 5 2 0 0 0 0 0 0 64 102 1.50 1.667	6.0 L 23 4 1 1 5 1 0 0 0 0 0 0 61 96 6.23 2.308	6.0 W 27 8 1 1 5 2 0 0 0 0 0 0 64 102 1.50 1.667	6.0 L 23 4 1 1 5 1 0 0 0 0 0 0 61 96 6.23 2.308	6.0 W 27 8 1 1 5 2 0 0 0 0 0 0 64 102 1.50 1.667	6.0 L 23 4 1 1 5 1 0 0 0 0 0 0 61 96 6.23 2.308	6.0 W 27 8 1 1 5 2 0 0 0 0 0 0 64 102 1.50 1.667	6.0 L 23 4 1 1 5 1 0 0 0 0 0 0 61 96 6.23 2.308	6.0 W 27 8 1 1 5 2 0 0 0 0 0 0 64 102 1.50 1.667	6.0 L 23 4 1 1 5 1 0 0 0 0 0 0 61 96 6.23 2.308	6.0 W 27 8 1 1 5 2 0 0 0 0 0 0 64 102 1.50 1.667	6.0 L 23 4 1 1 5 1 0 0 0 0 0 0 61 96 6.23 2.308	6.0 W 27 8 1 1 5 2 0 0 0 0 0 0 64 102 1.50 1.667	6.0 L 23 4 1 1 5 1 0 0 0 0 0 0 61 96 6.23 2.308	6.0 W 27 8 1 1 5 2 0 0 0 0 0 0 64 102 1.50 1.667	6.0 L 23 4 1 1 5 1 0 0 0 0 0 0 61 96 6.23 2.308	6.0 W 27 8 1 1 5 2 0 0 0 0 0 0 64 102 1.50 1.667	6.0 L 23 4 1 1 5 1 0 0 0 0 0 0 61 96 6.23 2.308	6.0 W 27 8 1 1 5 2 0 0 0 0 0 0 64 102 1.50 1.667	6.0 L 23 4 1 1 5 1 0 0 0 0 0 0 61 96 6.23 2.308	6.0 W 27 8 1 1 5 2 0 0 0 0 0 0 64 102 1.50 1.667	6.0 L 23 4 1 1 5 1 0 0 0 0 0 0 61 96 6.23 2.308	6.0 W 27 8 1 1 5 2 0 0 0 0 0 0 64 102 1.50 1.667	6.0 L 23 4 1 1 5 1 0 0 0 0 0 0 61 96 6.23 2.308	6.0 W 27 8 1 1 5 2 0 0 0 0 0 0 64 102 1.50 1.667	6.0 L 23 4 1 1 5 1 0 0 0 0 0 0 61 96 6.23 2.308	6.0 W 27 8 1 1 5 2 0 0 0 0 0 0 64 102 1.50 1.667	6.0 L 23 4 1 1 5 1 0 0 0 0 0 0 61 96 6.23 2.308	6.0 W 27 8 1 1 5 2 0 0 0 0 0 0 64 102 1.50 1.667	6.0 L 23 4 1 1 5 1 0 0 0 0 0 0 61 96 6.23 2.308	6.0 W 27 8 1 1 5 2 0 0 0 0 0 0 64 102 1.50 1.667	6.0 L 23 4 1 1 5 1 0 0 0 0 0 0 61 96 6.23 2.308	6.0 W 27 8 1 1 5 2 0 0 0 0 0 0 64 102 1.50 1.667	6.0 L 23 4 1 1 5 1 0 0 0 0







Batter	1	2	3	4	5	6	7	8	9	AB	R	H	RBI	BB	SO	LOB	TOP								
1 Alex Presley, L (1, 8) OBP: 0.300, SLG: 0.375										4	0	0	1	1	1	6	<b>Minnesota Twins @ Oakland Athletics</b> O.co Coliseum, Oakland, CA Thu Sep 19 2013, 10:08 PM - 1:48 AM EDT Att: 11,461 - Clear - 72 F								
2 Brian Dozier, R (1, 4) OBP: 0.311, SLG: 0.417										5	0	1	1	0	1	4									
24 Trevor Plouffe, R (1, 5) OBP: 0.302, SLG: 0.397										5	0	0	0	0	3	2									
5 Eduardo Escobar, S (8, 5) OBP: 0.267, SLG: 0.329										0	0	0	0	0	0	0									
31 Oswaldo Arcia, L (1, 9) OBP: 0.306, SLG: 0.428										5	2	2	1	0	2	2									
9 Ryan Doumit, S (1, 10) OBP: 0.312, SLG: 0.390										5	0	1	0	0	2	1									
16 Josh Willingham, R (1, 7) OBP: 0.306, SLG: 0.377										3	1	0	0	2	1	1									
43 Josmil Pinto, R (1, 2) OBP: 0.407, SLG: 0.580										5	1	2	1	0	0	2									
27 Chris Parmelee, L (1, 3) OBP: 0.317, SLG: 0.369										3	1	3	0	1	0	0									
17 Doug Bernier, R (8, PR) OBP: 0.344, SLG: 0.288										0	0	0	0	0	0	0									
25 Pedro Florimón, S (1, 6) OBP: 0.286, SLG: 0.334										2	0	1	1	1	0	1									
12 Chris Herrmann, L (8, PH) OBP: 0.297, SLG: 0.353										1	1	0	1	0	0	1									
55 Chris Colabello, R (8, 3) OBP: 0.287, SLG: 0.351										0	0	0	0	0	0	0									
<b>Inning Stats</b>	R: 0 E: 0 K: 0 S: 8	H: 0 LOB: 0 BB: 0 P: 12	R: 0 E: 0 K: 2 S: 13	H: 0 LOB: 1 BB: 1 P: 22	R: 1 E: 1 K: 0 S: 11	H: 1 LOB: 0 BB: 0 P: 16	R: 0 E: 0 K: 2 S: 11	H: 0 LOB: 0 BB: 0 P: 15	R: 0 E: 1 K: 1 S: 13	H: 1 LOB: 3 BB: 1 P: 23	R: 2 E: 0 K: 3 S: 17	H: 3 LOB: 2 BB: 2 P: 33	R: 1 E: 0 K: 3 S: 17	H: 2 LOB: 1 BB: 0 P: 26	R: 2 E: 0 K: 1 S: 15	H: 3 LOB: 2 BB: 1 P: 24	R: 0 E: 0 K: 0 S: 6	H: 0 LOB: 0 BB: 0 P: 6	1B: 9 2B: 3 3B: 0 HR: 1	SF: 0 SAC: 0 DP: 1 HBP: 0	WP: 3 PB: 0 SB: 0 CS: 0	PA: 43			
<b>PITCHER</b>	IP WLS BF H R ER SO BB IBB HBP BLK WP HR S P ERA WHIP	IP WLS BF H R ER SO BB IBB HBP BLK WP HR S P ERA WHIP	IP WLS BF H R ER SO BB IBB HBP BLK WP HR S P ERA WHIP	IP WLS BF H R ER SO BB IBB HBP BLK WP HR S P ERA WHIP	IP WLS BF H R ER SO BB IBB HBP BLK WP HR S P ERA WHIP	IP WLS BF H R ER SO BB IBB HBP BLK WP HR S P ERA WHIP	IP WLS BF H R ER SO BB IBB HBP BLK WP HR S P ERA WHIP	IP WLS BF H R ER SO BB IBB HBP BLK WP HR S P ERA WHIP	IP WLS BF H R ER SO BB IBB HBP BLK WP HR S P ERA WHIP	IP WLS BF H R ER SO BB IBB HBP BLK WP HR S P ERA WHIP	IP WLS BF H R ER SO BB IBB HBP BLK WP HR S P ERA WHIP	IP WLS BF H R ER SO BB IBB HBP BLK WP HR S P ERA WHIP	IP WLS BF H R ER SO BB IBB HBP BLK WP HR S P ERA WHIP	IP WLS BF H R ER SO BB IBB HBP BLK WP HR S P ERA WHIP	IP WLS BF H R ER SO BB IBB HBP BLK WP HR S P ERA WHIP	IP WLS BF H R ER SO BB IBB HBP BLK WP HR S P ERA WHIP	IP WLS BF H R ER SO BB IBB HBP BLK WP HR S P ERA WHIP	IP WLS BF H R ER SO BB IBB HBP BLK WP HR S P ERA WHIP	IP WLS BF H R ER SO BB IBB HBP BLK WP HR S P ERA WHIP	IP WLS BF H R ER SO BB IBB HBP BLK WP HR S P ERA WHIP	IP WLS BF H R ER SO BB IBB HBP BLK WP HR S P ERA WHIP	IP WLS BF H R ER SO BB IBB HBP BLK WP HR S P ERA WHIP	IP WLS BF H R ER SO BB IBB HBP BLK WP HR S P ERA WHIP	IP WLS BF H R ER SO BB IBB HBP BLK WP HR S P ERA WHIP	
67 Dan Straily, R (1, 1) ERA: 4.08	5.2	WLS: 24	BF: 24	H: 3	R: 3	ER: 2	SO: 6	BB: 3	IBB: 0	HBP: 0	BLK: 0	WP: 1	HR: 0	S: 66	P: 105	ERA: 3.18	WHIP: 1.059								
61 Dan Otero, R (6, 1) ERA: 1.47	0.0	B: 2	BF: 2	H: 1	R: 0	ER: 0	SO: 0	BB: 1	IBB: 0	HBP: 0	BLK: 0	WP: 0	HR: 0	S: 3	P: 8	ERA: ∞	WHIP: ∞								
49 Brett Anderson, L (6, 1) ERA: 6.37	1.1	B: 7	BF: 7	H: 3	R: 1	ER: 3	SO: 0	BB: 0	IBB: 0	HBP: 0	BLK: 0	WP: 0	HR: 1	S: 21	P: 34	ERA: 6.75	WHIP: 2.250								
48 Ryan Cook, R (8, 1) ERA: 2.69	0.1	H: 4	BF: 4	H: 2	R: 2	ER: 2	SO: 0	BB: 1	IBB: 0	HBP: 0	BLK: 0	WP: 1	HR: 0	S: 8	P: 14	ERA: 54.00	WHIP: 9.000								
60 Jesse Chavez, R (8, 1) ERA: 4.19	0.1	B: 2	BF: 2	H: 1	R: 0	ER: 0	SO: 1	BB: 0	IBB: 0	HBP: 0	BLK: 0	WP: 0	HR: 0	S: 5	P: 7	ERA: 0.00	WHIP: 3.000								

AB	38
R	6
H	10
RBI	6
BB	5
SO	10
LOB	20



Batter	1	2	3	4	5	6	7	8	9	AB	R	H	RBI	BB	SO	LOB	BOTTOM								
4 Coco Crisp, S (1, 8) OBP: 0.330, SLG: 0.439										4	2	2	2	1	0	0	<b>Minnesota Twins @ Oakland Athletics</b> O.co Coliseum, Oakland, CA Thu Sep 19 2013, 10:08 PM - 1:48 AM EDT Att: 11,461 - Clear - 72 F								
20 Josh Donaldson, R (1, 5) OBP: 0.385, SLG: 0.504										4	1	2	0	1	0	3									
8 Jed Lowrie, S (1, 6) OBP: 0.342, SLG: 0.436										5	1	1	3	0	0	2									
37 Brandon Moss, L (1, 7) OBP: 0.340, SLG: 0.513										3	1	1	0	1	0	1									
16 Josh Reddick, L (1, 9) OBP: 0.299, SLG: 0.376										3	1	1	1	1	0	1									
15 Seth Smith, L (1, 10) OBP: 0.326, SLG: 0.383										3	0	2	0	0	0	1									
35 Michael Choice, R (7, PH) OBP: 0.333, SLG: 0.364										1	0	0	0	0	0	0									
21 Stephen Vogt, L (1, 2) OBP: 0.297, SLG: 0.420										1	0	0	1	0	1	1									
36 Derek Norris, R (6, PH) OBP: 0.336, SLG: 0.389										2	0	0	0	0	0	0									
10 Daric Barton, L (1, 3) OBP: 0.330, SLG: 0.341										2	1	1	0	2	1	0									
28 Eric Sogard, L (1, 4) OBP: 0.320, SLG: 0.367										2	0	0	0	0	0	2									
18 Alberto Callaspo, S (6, PH) OBP: 0.320, SLG: 0.355										2	1	1	1	0	1	1									
<b>Inning Stats</b>	R: 0 E: 0 K: 0 S: 7	H: 1 LOB: 1 BB: 0 P: 11	R: 0 E: 0 K: 1 S: 10	H: 2 LOB: 2 BB: 1 P: 18	R: 0 E: 0 K: 0 S: 10	H: 0 LOB: 1 BB: 1 P: 22	R: 2 E: 0 K: 0 S: 18	H: 2 LOB: 3 BB: 3 P: 35	R: 0 E: 0 K: 0 S: 8	H: 1 LOB: 1 BB: 0 P: 15	R: 4 E: 0 K: 1 S: 18	H: 4 LOB: 0 BB: 0 P: 29	R: 0 E: 0 K: 1 S: 9	H: 0 LOB: 0 BB: 0 P: 14	R: 2 E: 0 K: 1 S: 10	H: 1 LOB: 0 BB: 1 P: 21	R: 0 E: 0 K: 0 S: 6	H: 0 LOB: 0 BB: 0 P: 6	1B: 5 2B: 3 3B: 0 HR: 3	SF: 1 SAC: 0 DP: 0 HBP: 0	WP: 1 PB: 0 SB: 0 CS: 1	PA: 39			
<b>PITCHER</b>	IP WLS BF H R ER SO BB IBB HBP BLK WP HR S P ERA WHIP	IP WLS BF H R ER SO BB IBB HBP BLK WP HR S P ERA WHIP	IP WLS BF H R ER SO BB IBB HBP BLK WP HR S P ERA WHIP	IP WLS BF H R ER SO BB IBB HBP BLK WP HR S P ERA WHIP	IP WLS BF H R ER SO BB IBB HBP BLK WP HR S P ERA WHIP	IP WLS BF H R ER SO BB IBB HBP BLK WP HR S P ERA WHIP	IP WLS BF H R ER SO BB IBB HBP BLK WP HR S P ERA WHIP	IP WLS BF H R ER SO BB IBB HBP BLK WP HR S P ERA WHIP	IP WLS BF H R ER SO BB IBB HBP BLK WP HR S P ERA WHIP	IP WLS BF H R ER SO BB IBB HBP BLK WP HR S P ERA WHIP	IP WLS BF H R ER SO BB IBB HBP BLK WP HR S P ERA WHIP	IP WLS BF H R ER SO BB IBB HBP BLK WP HR S P ERA WHIP	IP WLS BF H R ER SO BB IBB HBP BLK WP HR S P ERA WHIP	IP WLS BF H R ER SO BB IBB HBP BLK WP HR S P ERA WHIP	IP WLS BF H R ER SO BB IBB HBP BLK WP HR S P ERA WHIP	IP WLS BF H R ER SO BB IBB HBP BLK WP HR S P ERA WHIP	IP WLS BF H R ER SO BB IBB HBP BLK WP HR S P ERA WHIP	IP WLS BF H R ER SO BB IBB HBP BLK WP HR S P ERA WHIP	IP WLS BF H R ER SO BB IBB HBP BLK WP HR S P ERA WHIP	IP WLS BF H R ER SO BB IBB HBP BLK WP HR S P ERA WHIP	IP WLS BF H R ER SO BB IBB HBP BLK WP HR S P ERA WHIP	IP WLS BF H R ER SO BB IBB HBP BLK WP HR S P ERA WHIP	IP WLS BF H R ER SO BB IBB HBP BLK WP HR S P ERA WHIP	IP WLS BF H R ER SO BB IBB HBP BLK WP HR S P ERA WHIP	
30 Kevin Correia, R (1, 1) ERA: 4.29	5.0	WLS: 24	BF: 24	H: 6	R: 2	ER: 2	SO: 1	BB: 5	IBB: 0	HBP: 0	BLK: 0	WP: 1	HR: 0	S: 53	P: 101	ERA: 3.60	WHIP: 2.200								
52 Brian Duensing, L (6, 1) ERA: 4.09	0.2	B: 4	BF: 4	H: 2	R: 2	ER: 2	SO: 1	BB: 0	IBB: 0	HBP: 0	BLK: 0	WP: 0	HR: 1	S: 12	P: 21	ERA: 27.00	WHIP: 3.000								
51 Anthony Swarzak, R (6, 1) ERA: 3.01	0.0	B: 2	BF: 2	H: 2	R: 2	ER: 2	SO: 0	BB: 0	IBB: 0	HBP: 0	BLK: 0	WP: 0	HR: 1	S: 4	P: 5	ERA: ∞	WHIP: ∞								
56 Caleb Thielbar, L (6, 1) ERA: 1.93	0.2	B: 2	BF: 2	H: 0	R: 0	ER: 0	SO: 0	BB: 0	IBB: 0	HBP: 0	BLK: 0	WP: 0	HR: 0	S: 5	P: 7	ERA: 0.00	WHIP: 0.000								
64 Shairon Martin, R (7, 1) ERA: 5.08	1.2	L: 7	BF: 7	H: 1	R: 2	ER: 2	SO: 1	BB: 1	IBB: 0	HBP: 0	BLK: 0	WP: 1	HR: 0	S: 16	P: 31	ERA: 10.80	WHIP: 1.200								

AB	32
R	8
H	11
RBI	8
BB	6
SO	3
LOB	12





Batter	1	2	3	4	5	6	7	8	9	AB	R	H	RBI	BB	SO	LOB	TOP			
1 Alex Presley, L (1,8) OBP: 0.299, SLG: 0.372										4	0	1	0	0	0	0	<b>Minnesota Twins @ Oakland Athletics</b> O.co Coliseum, Oakland, CA Fri Sep 20 2013, 10:09 PM - 1:04 AM EDT Att: 36,067 - Overcast - 60 F			
12 Chris Hermann, L (1,2) OBP: 0.288, SLG: 0.343										4	0	0	0	0	1	1				
2 Brian Dozier, R (1,4) OBP: 0.310, SLG: 0.415										3	0	0	0	0	1	1				
17 Doug Bernier, R (6,4) OBP: 0.339, SLG: 0.283										1	0	0	0	0	1	0				
31 Oswaldo Arcia, L (1,9) OBP: 0.305, SLG: 0.429										4	0	1	0	0	2	1				
16 Josh Willingham, R (1,10) OBP: 0.353, SLG: 0.382										3	0	2	0	0	1	0				
55 Chris Colabello, R (9,PH) OBP: 0.286, SLG: 0.349										1	0	0	0	0	1	1				
27 Chris Parmelee, L (1,3) OBP: 0.316, SLG: 0.365										3	0	0	0	1	1	3				
5 Eduardo Escobar, S (1,5) OBP: 0.273, SLG: 0.333										4	0	2	0	0	2	1				
11 Clete Thomas, L (1,7) OBP: 0.288, SLG: 0.307										3	0	0	0	0	2	4				
25 Pedro Florimón, S (1,6) OBP: 0.284, SLG: 0.332										3	0	0	0	0	1	2				
<b>Inning Stats</b>	R: 0 E: 0 K: 1 S: 13	H: 1 LOB: 1 BB: 0 P: 19	R: 0 E: 0 K: 3 S: 15	H: 2 LOB: 2 BB: 0 P: 16	R: 0 E: 0 K: 1 S: 11	H: 0 LOB: 0 BB: 0 P: 13	R: 0 E: 0 K: 1 S: 12	H: 1 LOB: 2 BB: 0 P: 20	R: 0 E: 0 K: 1 S: 9	H: 0 LOB: 0 BB: 0 P: 10	R: 0 E: 0 K: 2 S: 12	H: 0 LOB: 0 BB: 0 P: 13	R: 0 E: 0 K: 1 S: 9	H: 0 LOB: 0 BB: 0 P: 12	R: 0 E: 0 K: 2 S: 22	H: 1 LOB: 1 BB: 0 P: 27	1B: 4 2B: 2 3B: 0 HR: 0	SF: 0 SAC: 0 DP: 0 HBP: 0	WP: 0 PB: 0 SB: 1 CS: 0	PA: 34
<b>PITCHER</b>	IP WLS BF H R ER SO BB IBB HBP BLK WP HR S P ERA WHIP																			
40 Bartolo Colon, R (1,1) ERA: 2.64	6.0 W 24 5 0 0 8 1 0 0 0 0 0 0 72 94 0.00 1.000																			
57 Tommy Milone, L (7,1) ERA: 4.17	2.0 6 0 0 0 3 0 0 0 0 0 0 0 18 25 0.00 0.000																			
58 Evan Scribner, R (9,1) ERA: 3.86	1.0 4 1 0 0 2 0 0 0 0 0 0 0 22 27 0.00 1.000																			

Batter	1	2	3	4	5	6	7	8	9	AB	R	H	RBI	BB	SO	LOB	BOTTOM			
4 Coco Crisp, S (1,8) OBP: 0.330, SLG: 0.437										3	1	0	0	1	0	1	<b>Minnesota Twins @ Oakland Athletics</b> O.co Coliseum, Oakland, CA Fri Sep 20 2013, 10:09 PM - 1:04 AM EDT Att: 36,067 - Overcast - 60 F			
15 Seth Smith, L (7,7) OBP: 0.325, SLG: 0.382										1	0	0	0	0	0	0				
20 Josh Donaldson, R (1,5) OBP: 0.388, SLG: 0.510										3	2	2	2	1	0	0				
12 Andy Parrino, S (7,6) OBP: 0.147, SLG: 0.125										1	0	0	0	0	1	0				
8 Jed Lowrie, S (1,6) OBP: 0.341, SLG: 0.435										4	1	1	0	0	1	1				
28 Eric Sogard, L (7,4) OBP: 0.320, SLG: 0.367										0	0	0	0	0	0	0				
52 Yoenis Cespedes, R(1,10) OBP: 0.299, SLG: 0.447										4	1	1	1	0	1	2				
36 Derek Norris, R (1,2) OBP: 0.341, SLG: 0.396										3	3	2	0	0	1	0				
25 Chris Young, R (1,7) OBP: 0.283, SLG: 0.382										4	1	0	0	0	1	2				
19 Jemile Weeks, S (9,8) OBP: 0.283, SLG: 0.382										0	0	0	0	0	0	0				
18 Alberto Callaspo, S (1,4) OBP: 0.331, SLG: 0.357										4	1	2	2	0	0	1				
16 Josh Reddick, L (1,9) OBP: 0.301, SLG: 0.379										3	1	2	1	0	0	1				
35 Michael Choice, R (7,PH) OBP: 0.308, SLG: 0.333										1	0	0	0	0	0	0				
10 Daric Barton, L (1,3) OBP: 0.327, SLG: 0.337										4	0	1	0	0	0	2				
<b>Inning Stats</b>	R: 0 E: 0 K: 0 S: 5	H: 1 LOB: 0 BB: 0 P: 7	R: 3 E: 1 K: 1 S: 18	H: 4 LOB: 1 BB: 0 P: 27	R: 0 E: 0 K: 1 S: 9	H: 0 LOB: 0 BB: 0 P: 14	R: 1 E: 0 K: 0 S: 14	H: 2 LOB: 1 BB: 0 P: 25	R: 5 E: 1 K: 0 S: 18	H: 3 LOB: 1 BB: 1 P: 34	R: 2 E: 0 K: 2 S: 11	H: 1 LOB: 0 BB: 1 P: 19	R: 0 E: 0 K: 0 S: 7	H: 0 LOB: 0 BB: 0 P: 8	R: 0 E: 0 K: 1 S: 5	H: 0 LOB: 0 BB: 0 P: 11	1B: 8 2B: 1 3B: 0 HR: 2	SF: 0 SAC: 0 DP: 1 HBP: 1	WP: 1 PB: 0 SB: 1 CS: 0	PA: 38
<b>PITCHER</b>	IP WLS BF H R ER SO BB IBB HBP BLK WP HR S P ERA WHIP																			
63 Andrew Albers, L (1,1) ERA: 3.98	4.2 L 24 8 8 4 2 1 0 0 0 1 1 16 30 7.71 1.929																			
57 Ryan Pressly, R (5,1) ERA: 3.86	1.1 8 3 3 2 2 1 0 0 0 0 0 1 16 30 13.50 3.000																			
59 Michael Tonkin, R (7,1) ERA: 3.86	2.0 6 0 0 0 2 0 0 0 0 0 0 0 12 19 0.00 0.000																			

AB	33
R	0
H	6
RBI	0
BB	1
SO	13
LOB	14



AB	35
R	11
H	11
RBI	6
BB	2
SO	5
LOB	10

AB	3
R	1
H	0
RBI	0
BB	0
SO	0
LOB	0

AB	3
R	2
H	2
RBI	2
BB	1
SO	0
LOB	0

AB	4
R	1
H	1
RBI	1
BB	1
SO	0
LOB	1

AB	4
R	1
H	0
RBI	0
BB	0
SO	0
LOB	0

AB	4
R	1
H	1
RBI	2
BB	2
SO	0
LOB	1



Batter	1	2	3	4	5	6	7	8	9	AB	R	H	RBI	BB	SO	LOB	TOP										
1 Alex Presley, L (1, 8) OBP: 0.297, SLG: 0.368	G3		FC7			L8		G6-4-3 1B		4	0	1	0	0	0	0											
2 Brian Dozier, R (1, 4) OBP: 0.311, SLG: 0.417	1B			P3		2B		G6-4-3 1-2		4	0	2	0	0	0	1											
24 Trevor Plouffe, R (1, 5) OBP: 0.302, SLG: 0.396	F8			1B		G6-3			L8	4	0	1	0	0	0	2											
31 Oswaldo Arcia, L (1, 7) OBP: 0.302, SLG: 0.424	F8			1B		F8			K	4	0	0	0	0	1	3											
9 Ryan Doumit, S (1, 10) OBP: 0.309, SLG: 0.387	G3			G3					G5-3	4	0	0	0	0	1	1											
43 Josmil Pinto, R (1, 2) OBP: 0.421, SLG: 0.642	K					HR				3	1	2	1	0	1	0											
27 Chris Parmelee, L (1, 9) OBP: 0.313, SLG: 0.361	G1					F8			FC3-6 1B	3	0	0	0	0	0	1											
55 Chris Colabello, R (1, 3) OBP: 0.281, SLG: 0.342				F8		P3			G4-3	3	0	0	0	0	0	1											
25 Pedro Florimón, S (1, 6) OBP: 0.282, SLG: 0.329	L8					F8			K	3	0	0	0	0	1	0											
<b>Inning Stats</b>	R: 0 E: 0 K: 0 S: 12	H: 1 LOB: 1 BB: 0 P: 18	R: 0 E: 0 K: 1 S: 9	H: 0 LOB: 0 BB: 0 P: 14	R: 0 E: 0 K: 0 S: 7	H: 0 LOB: 0 BB: 0 P: 14	R: 0 E: 0 K: 0 S: 7	H: 1 LOB: 1 BB: 0 P: 12	R: 1 E: 0 K: 0 S: 11	H: 1 LOB: 0 BB: 0 P: 17	R: 0 E: 0 K: 0 S: 10	H: 1 LOB: 1 BB: 0 P: 18	R: 0 E: 0 K: 1 S: 14	H: 1 LOB: 1 BB: 0 P: 19	R: 0 E: 0 K: 1 S: 9	H: 1 LOB: 0 BB: 0 P: 11	R: 0 E: 0 K: 1 S: 9	H: 0 LOB: 0 BB: 0 P: 14	1B: 4 2B: 1 3B: 0 HR: 1	SF: 0 SAC: 0 DP: 1 HBP: 0	WP: 0 PB: 0 SB: 0 CS: 0	PA: 32					
<b>PITCHER</b>	IP	WLS	BF	H	R	ER	SO	BB	IBB	HBP	BLK	WP	HR	S	P	ERA	WHIP										
11 Jarrod Parker, R (1, 1) ERA: 3.74	6.0	W	22	4	1	1	1	0	0	0	0	0	1	56	93	1.50	0.667										
61 Dan Otero, R (7, 1) ERA: 1.43	1.0		4	1	0	0	1	0	0	0	0	0	0	14	19	0.00	1.000										
13 Jerry Blevins, L (8, 1) ERA: 3.33	2.0		6	1	0	0	2	0	0	0	0	0	0	18	25	0.00	0.500										

Minnesota Twins @ Oakland Athletics  
O.co Coliseum, Oakland, CA  
Sat Sep 21 2013, 6:08 PM - 8:59 PM EDT  
Att: 26,393 - Overcast - 64 F

AB	32
R	1
H	6
RBI	1
BB	0
SO	4
LOB	9



Batter	1	2	3	4	5	6	7	8	9	AB	R	H	RBI	BB	SO	LOB	BOTTOM										
25 Chris Young, R (1, 8) OBP: 0.279, SLG: 0.378	F8	SF9	G4-3			P6		K		4	0	0	1	0	1	2											
8 Jed Lowrie, S (1, 6) OBP: 0.345, SLG: 0.438	52 F9 20 1B 18 1B	F9				E3 1B		F8		5	1	3	0	0	0	1											
20 Josh Donaldson, R (1, 5) OBP: 0.388, SLG: 0.511	18 1B	52 1B				K		K		5	1	2	0	0	2	2											
52 Yoenis Cespedes, R (1, 10) OBP: 0.300, SLG: 0.452	F9	18 HR				K		HR		5	2	2	3	0	1	4											
18 Alberto Callaspo, S (1, 4) OBP: 0.335, SLG: 0.369	22 BB	HR				G4-3		22 HR		5	2	4	3	0	0	1											
22 Kurt Suzuki, R (1, 2) OBP: 0.291, SLG: 0.338	BB	G5-3				P3		HR		4	1	1	2	1	0	1											
16 Josh Reddick, L (1, 9) OBP: 0.303, SLG: 0.381	K		10 F9 2B			P4		BB		3	0	1	0	1	1	3											
35 Michael Choice, R (1, 7) OBP: 0.353, SLG: 0.375		E6 10 1B 25 SF9	FC					FC		4	1	2	0	0	0	2											
10 Daric Barton, L (1, 3) OBP: 0.324, SLG: 0.333		20 2B 52 1B	F9			K		F7		4	1	1	0	0	1	3											
<b>Inning Stats</b>	R: 1 E: 0 K: 1 S: 13	H: 3 LOB: 3 BB: 1 P: 26	R: 5 E: 1 K: 0 S: 15	H: 5 LOB: 0 BB: 0 P: 26	R: 0 E: 0 K: 0 S: 11	H: 1 LOB: 1 BB: 0 P: 16	R: 0 E: 0 K: 0 S: 9	H: 1 LOB: 1 BB: 0 P: 13	R: 0 E: 0 K: 1 S: 12	H: 1 LOB: 1 BB: 0 P: 15	R: 0 E: 1 K: 2 S: 10	H: 1 LOB: 1 BB: 0 P: 16	R: 2 E: 0 K: 1 S: 16	H: 2 LOB: 1 BB: 1 P: 26	R: 1 E: 0 K: 1 S: 9	H: 2 LOB: 1 BB: 0 P: 16	1B: 10 2B: 3 3B: 0 HR: 3	SF: 1 SAC: 0 DP: 0 HBP: 0	WP: 0 PB: 0 SB: 0 CS: 0	PA: 42							
<b>PITCHER</b>	IP	WLS	BF	H	R	ER	SO	BB	IBB	HBP	BLK	WP	HR	S	P	ERA	WHIP										
60 Pedro Hernandez, L (1, 1) ERA: 6.05	2.0	L	15	8	6	6	1	1	0	0	0	0	1	28	52	27.00	4.500										
62 Liam Hendriks, R (3, 1) ERA: 6.54	6.0		27	8	3	3	7	1	0	0	0	0	2	67	102	4.50	1.500										

Minnesota Twins @ Oakland Athletics  
O.co Coliseum, Oakland, CA  
Sat Sep 21 2013, 6:08 PM - 8:59 PM EDT  
Att: 26,393 - Overcast - 64 F

AB	39
R	9
H	16
RBI	9
BB	2
SO	6
LOB	19





Batter	1	2	3	4	5	6	7	8	9	AB	R	H	RBI	BB	SO	LOB	TOP	
1 Alex Presley, L (1,8) OBP: 0.301, SLG: 0.369										5	2	2	0	0	1	2		
2 Brian Dozier, R (1,4) OBP: 0.313, SLG: 0.421										5	2	3	1	0	1	2		
24 Trevor Plouffe, R (1,5) OBP: 0.301, SLG: 0.392										4	1	0	0	1	1	4		
31 Oswaldo Arcia, L (1,7) OBP: 0.308, SLG: 0.436										4	1	3	6	1	0	0		
43 Josmil Pinto, R (1,10) OBP: 0.403, SLG: 0.603										5	0	1	0	0	3	1		
27 Chris Parmelee, L (1,3) OBP: 0.312, SLG: 0.359										4	0	1	0	0	1	3		
19 Darin Mastroianni, R (1,9) OBP: 0.232, SLG: 0.216										3	0	0	0	1	2	1		
25 Pedro Florimón, S (1,6) OBP: 0.284, SLG: 0.329										3	0	1	0	1	1	0		
54 Eric Fryer, R (1,2) OBP: 0.400, SLG: 0.778										3	1	1	0	1	1	4		
<b>Inning Stats</b>	R: 1 H: 3 E: 1 K: 1 S: 17	H: 3 R: 0 ER: 0 K: 0 S: 6	H: 1 R: 3 ER: 0 K: 2 S: 17	H: 3 R: 0 ER: 0 K: 0 S: 10	H: 0 R: 0 ER: 0 K: 0 S: 8	H: 0 R: 0 ER: 0 K: 2 S: 8	H: 2 R: 1 ER: 0 K: 1 S: 7	H: 0 R: 0 ER: 0 K: 3 S: 15	H: 3 R: 2 ER: 0 K: 2 S: 14	1B: 9 2B: 3 3B: 0 HR: 1	SF: 0 SAC: 0 DP: 2 HBP: 0	WP: 1 PB: 0 SB: 0 CS: 0	PA: 41					
<b>PITCHER</b>	IP: 5.0 WLS: W BF: 23 ERA: 2.9	IP: 2.0 WLS: 7 BF: 2 ERA: 6.29	IP: 1.0 WLS: 6 BF: 0 ERA: 2.64	IP: 1.0 WLS: 5 BF: 3 ERA: 4.39	IP: 5.0 WLS: W BF: 23 ERA: 7.20	IP: 2.0 WLS: 7 BF: 2 ERA: 4.50	IP: 1.0 WLS: 6 BF: 0 ERA: 0.00	IP: 1.0 WLS: 5 BF: 3 ERA: 18.00	IP: 3.0 WLS: 2 BF: 15 ERA: 3.000	IP: 1.0 WLS: 5 BF: 3 ERA: 18.000								

Minnesota Twins @ Oakland Athletics  
O.co Coliseum, Oakland, CA  
Sun Sep 22 2013, 4:10 PM - 7:12 PM EDT  
Att: 30,589 - Cloudy - 63 F

AB	36
R	7
H	12
RBI	7
BB	5
SO	11
LOB	17



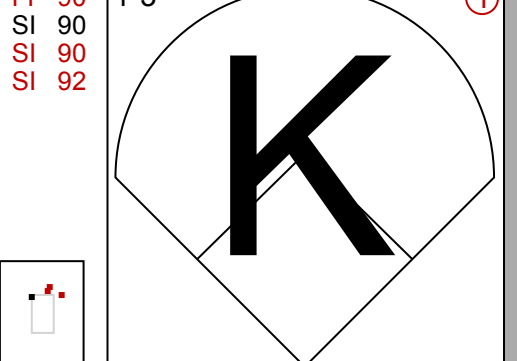
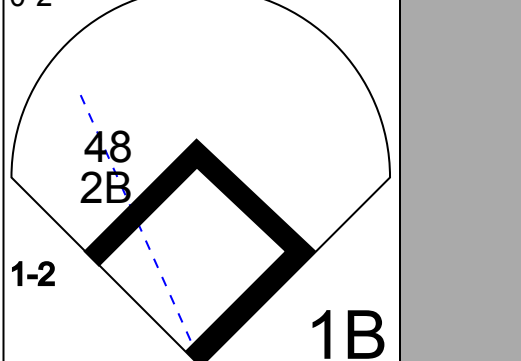
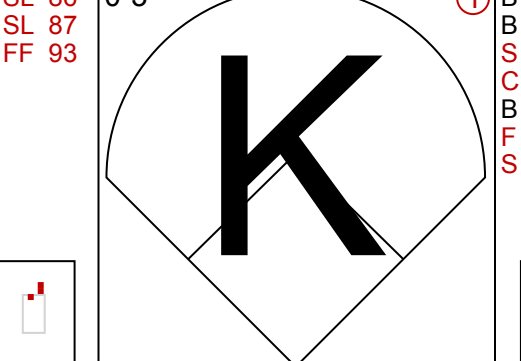

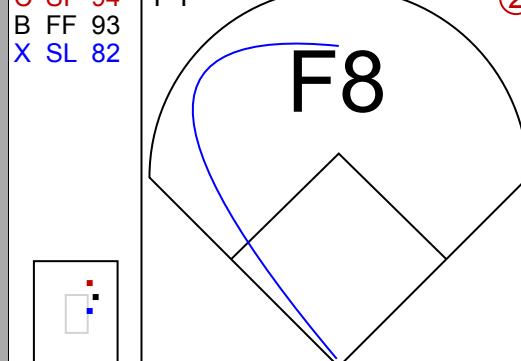
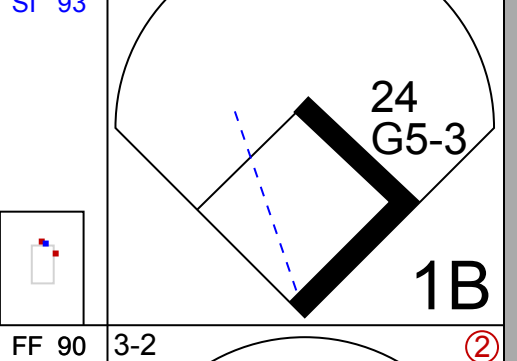
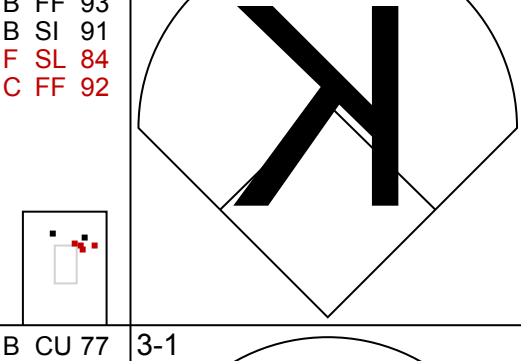
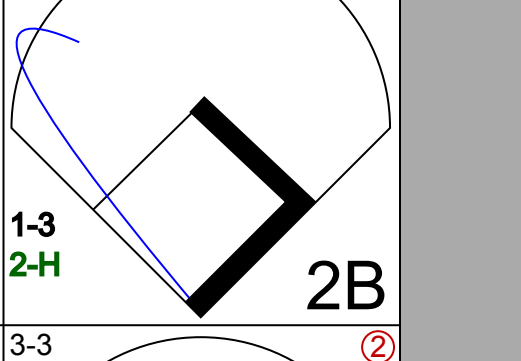
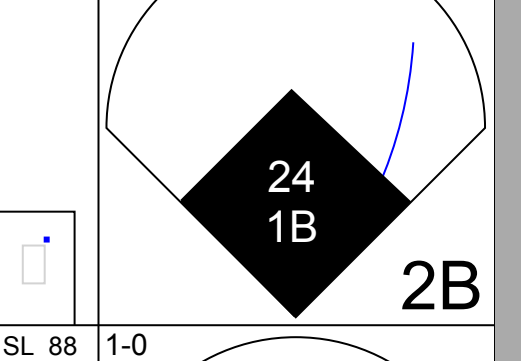
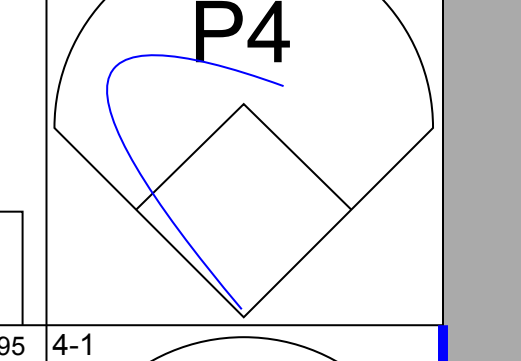
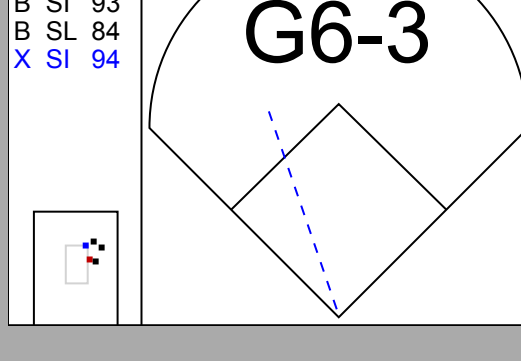
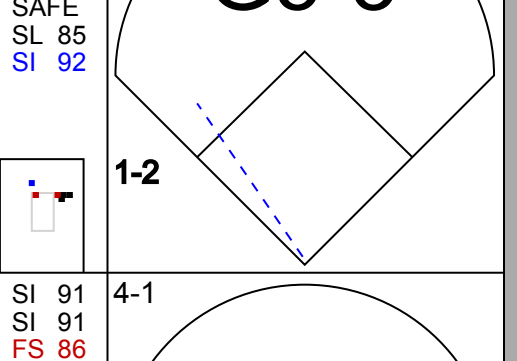
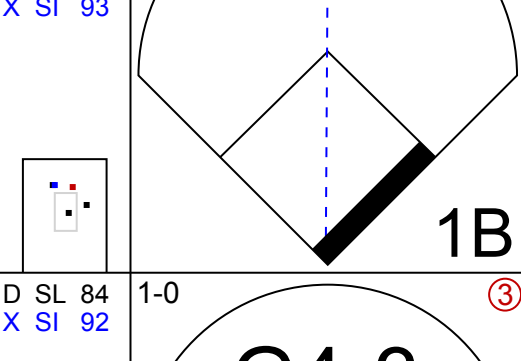
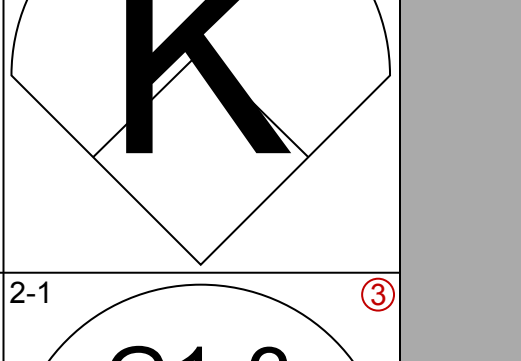
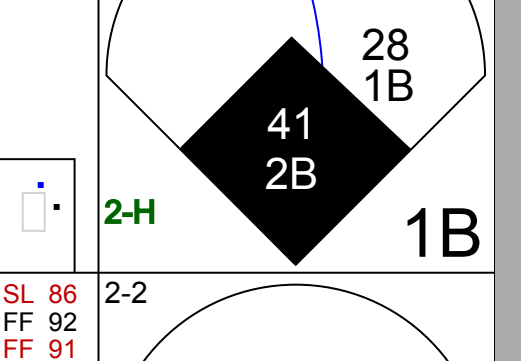
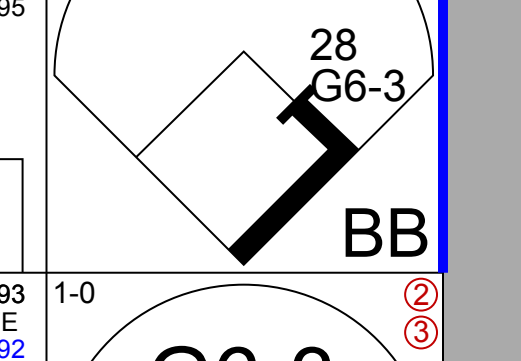

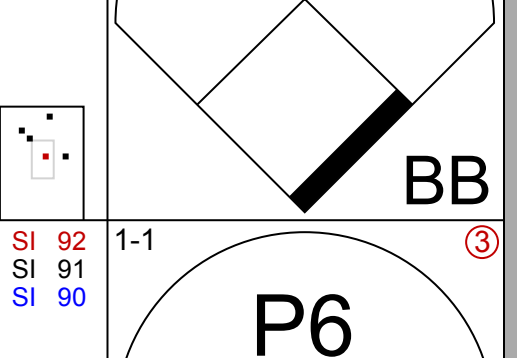
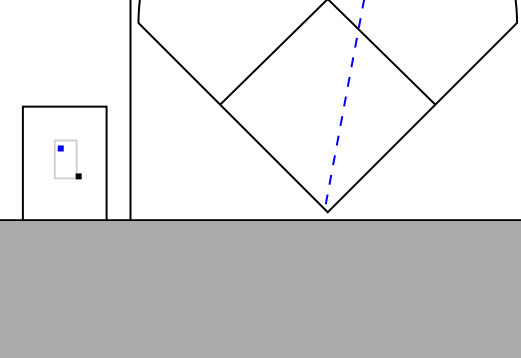
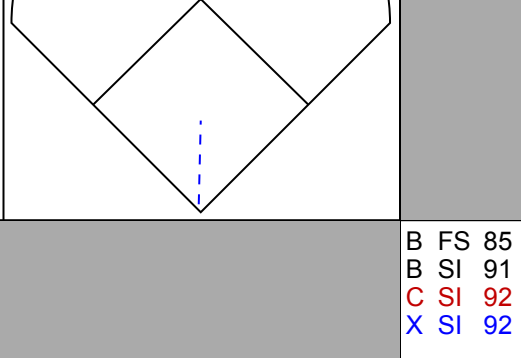
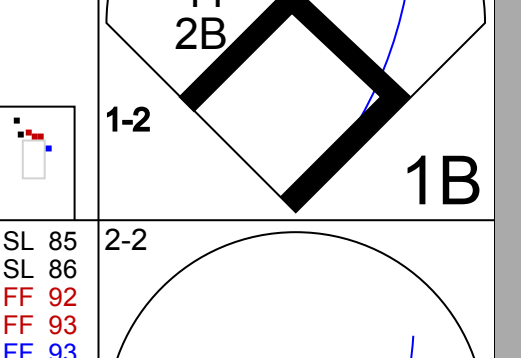
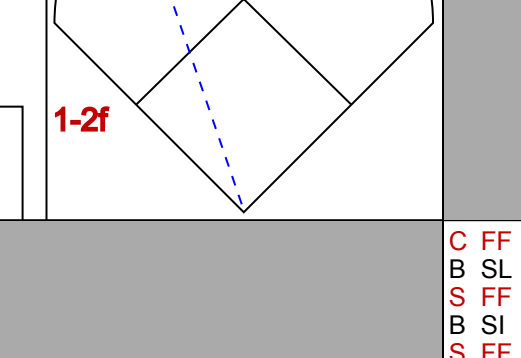

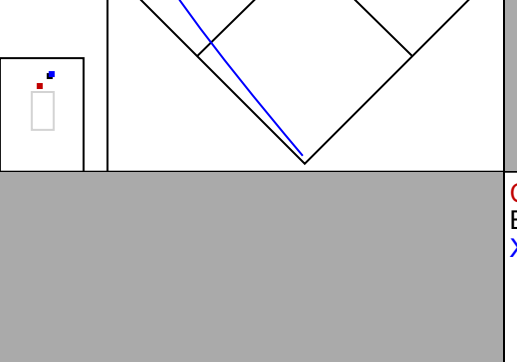
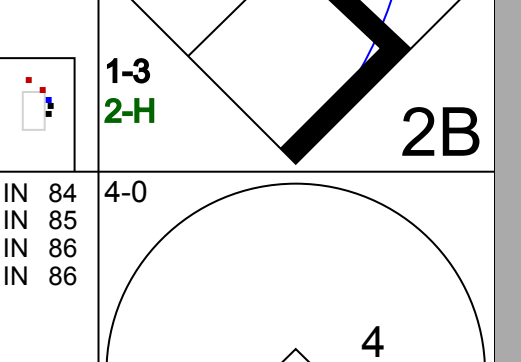





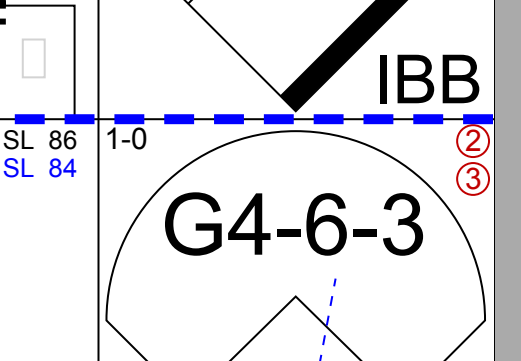


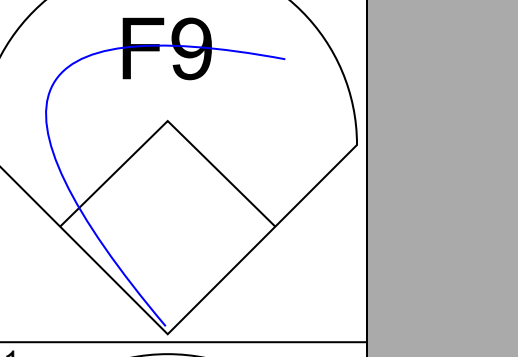
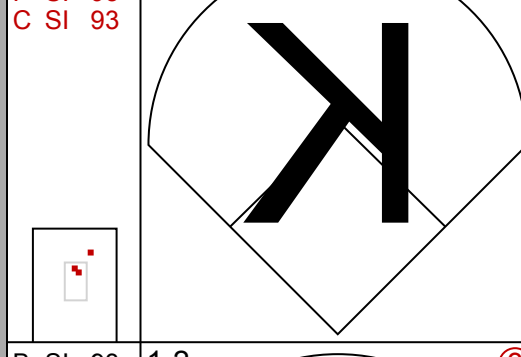
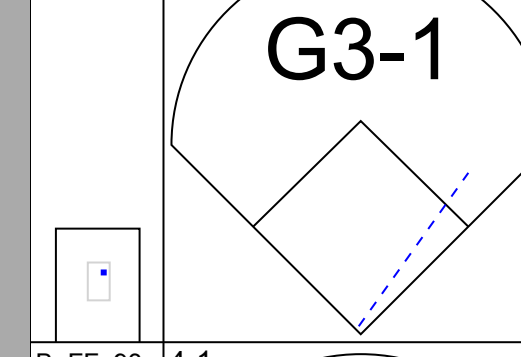
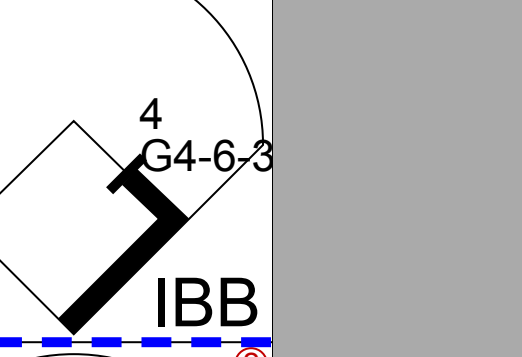
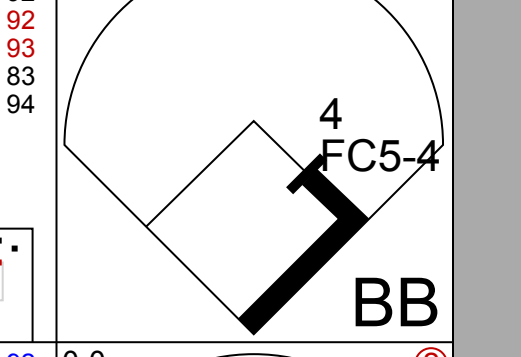
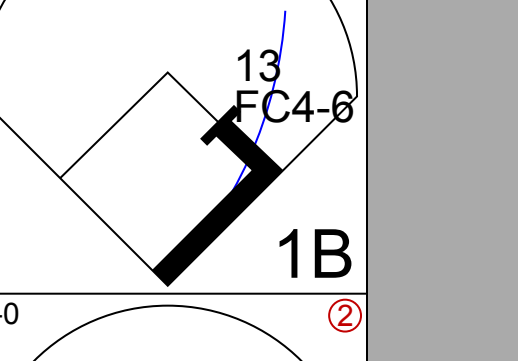
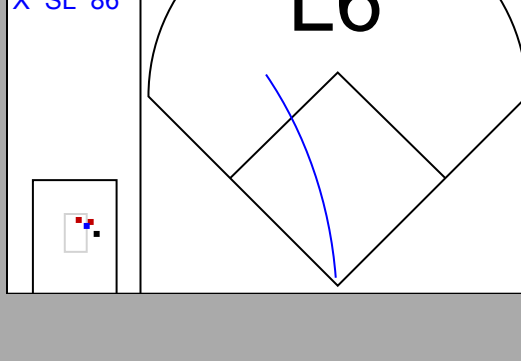
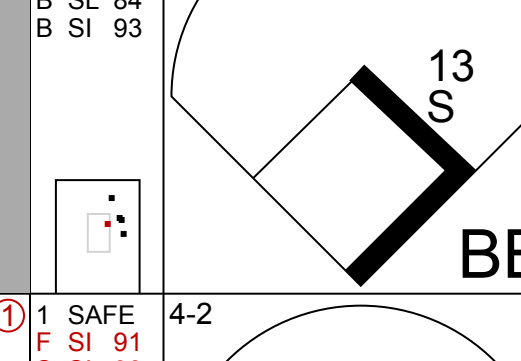
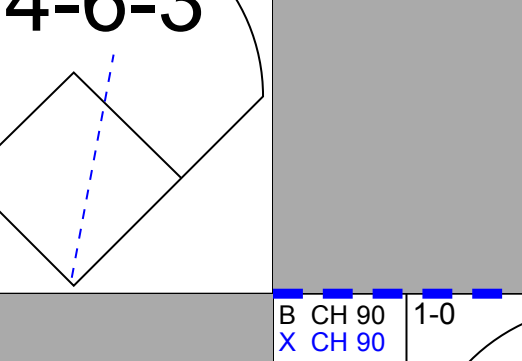
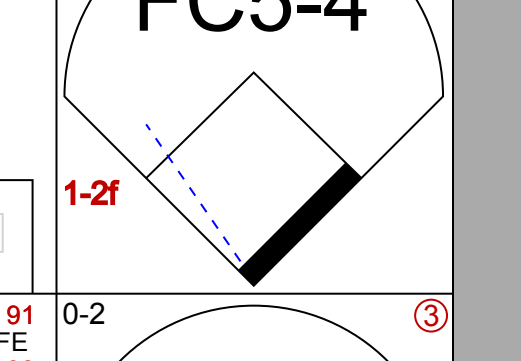
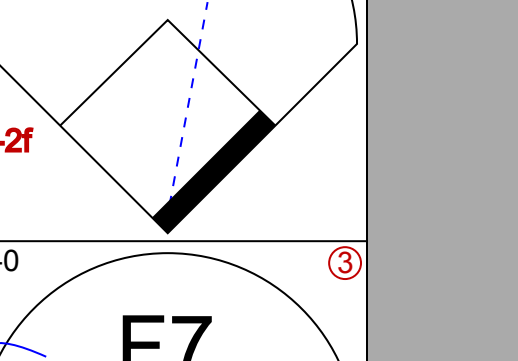

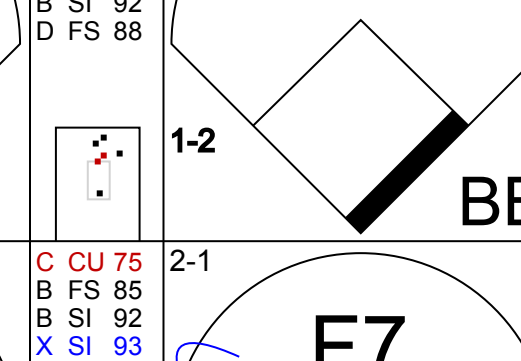
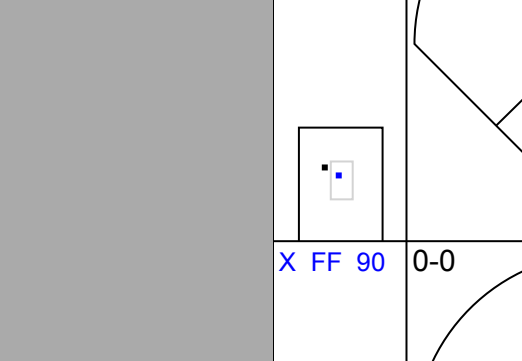
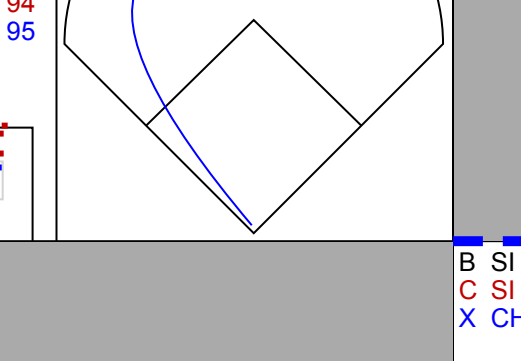
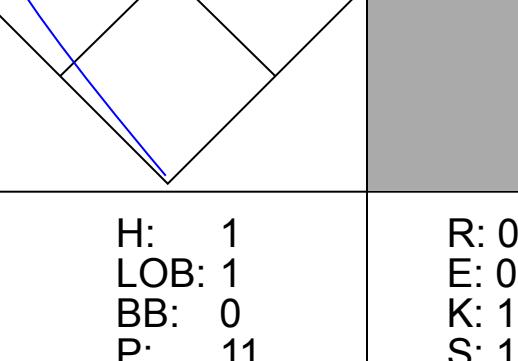

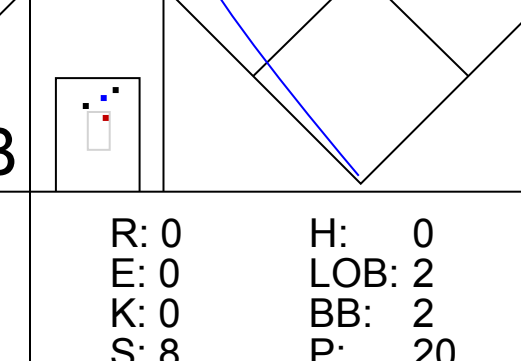
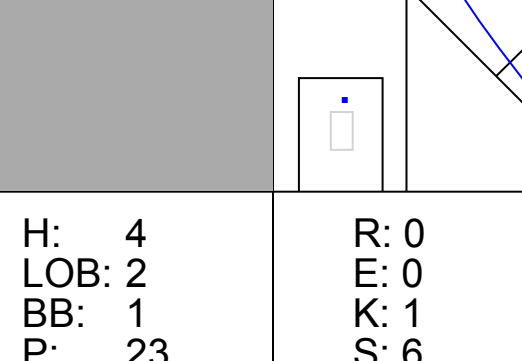
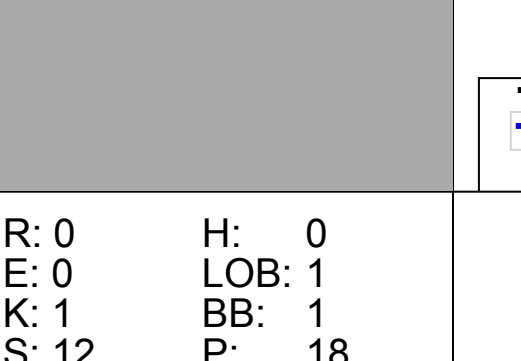
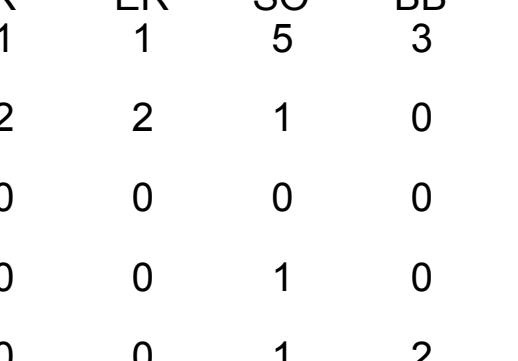
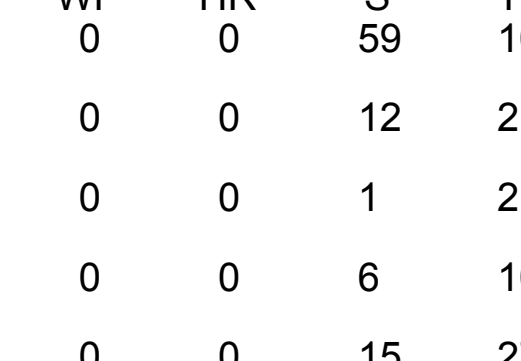
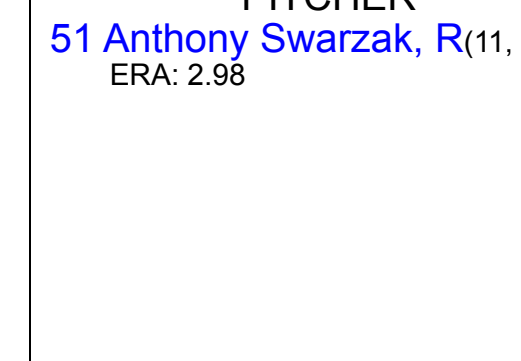
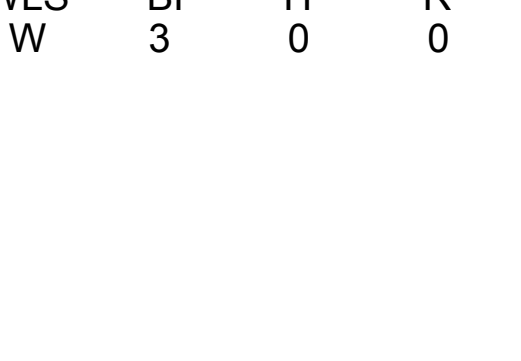
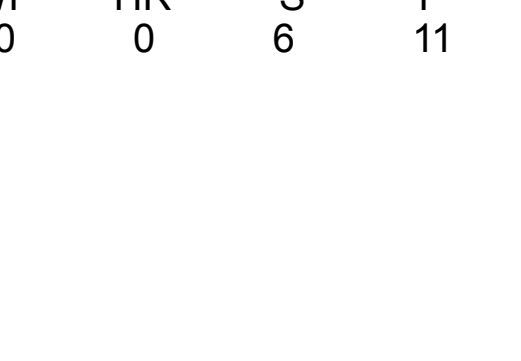
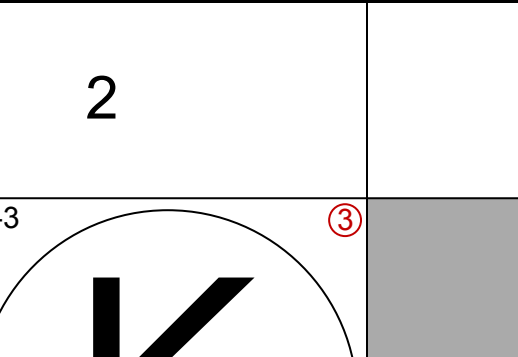


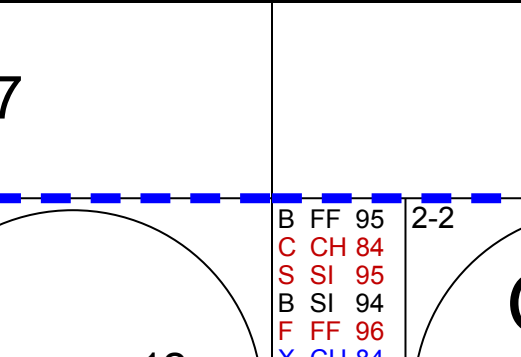
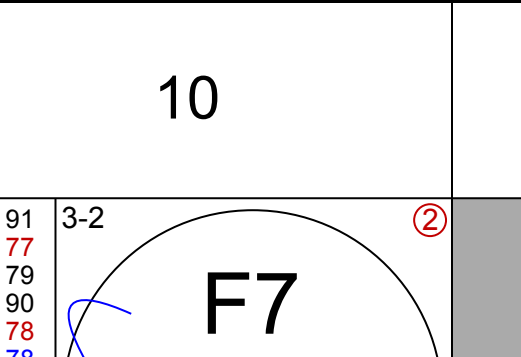
Batter	1	2	3	4	5	6	7	8	9	AB	R	H	RBI	BB	SO	LOB	BOTTOM	
4 Coco Crisp, S (1,8) OBP: 0.332, SLG: 0.443										4	1	2	4	1	0	0		
8 Jed Lowrie, S (1,6) OBP: 0.344, SLG: 0.443										5	2	2	1	0	0	4		
20 Josh Donaldson, R (1,5) OBP: 0.388, SLG: 0.511										4	0	1	1	1	0	0		
37 Brandon Moss, L (1,7) OBP: 0.339, SLG: 0.513										4	1	1	1	0	2	1		
52 Yoenis Cespedes, R (1,10) OBP: 0.297, SLG: 0.448										5	0	0	0	0	2	3		
16 Josh Reddick, L (1,9) OBP: 0.303, SLG: 0.379										2	1	0	1	1	0	0		
10 Daric Barton, L (1,3) OBP: 0.349, SLG: 0.398										3	3	3	1	1	0	0		
21 Stephen Vogt, L (1,2) OBP: 0.295, SLG: 0.410										3	1	0	0	1	1	2		
28 Eric Sogard, L (1,4) OBP: 0.325, SLG: 0.369										3	2	2	2	1	0	0		
<b>Inning Stats</b>	R: 0 H: 0 E: 0 K: 0 S: 9	H: 4 R: 6 ER: 0 K: 1 S: 20	H: 1 R: 1 ER: 0 K: 1 S: 8	H: 1 R: 0 ER: 0 K: 0 S: 12	H: 2 R: 1 ER: 0 K: 0 S: 14	H: 1 R: 0 ER: 0 K: 0 S: 7	H: 2 R: 1 ER: 0 K: 1 S: 14	H: 0 R: 0 ER: 0 K: 2 S: 7	H: 0 R: 0 ER: 0 K: 2 S: 15	1B: 5 2B: 3 3B: 0 HR: 3	SF: 2 SAC: 0 DP: 0 HBP: 0	WP: 0 PB: 0 SB: 2 CS: 0	PA: 41					
<b>PITCHER</b>	IP: 2.0 WLS: L BF: 13 ERA: 11.7	IP: 2.0 WLS: 8 BF: 2 ERA: 6.14	IP: 1.1 WLS: 9 BF: 3 ERA: 4.23	IP: 1.2 WLS: 8 BF: 2 ERA: 4.12	IP: 1.0 WLS: 3 BF: 0 ERA: 1.88	IP: 5.0 WLS: W BF: 23 ERA: 27.00	IP: 2.0 WLS: 7 BF: 2 ERA: 9.00	IP: 1.1 WLS: 6 BF: 0 ERA: 13.50	IP: 1.2 WLS: 8 BF: 2 ERA: 5.40	IP: 1.0 WLS: 5 BF: 3 ERA: 18.000								

Minnesota Twins @ Oakland Athletics  
O.co Coliseum, Oakland, CA  
Sun Sep 22 2013, 4:10 PM - 7:12 PM EDT  
Att: 30,589 - Cloudy - 63 F

AB	33
R	11
H	11
RBI	11
BB	6
SO	5
LOB	10





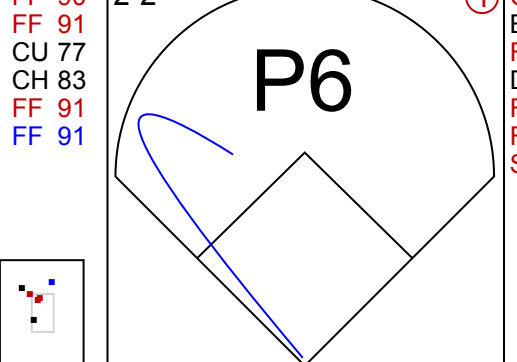

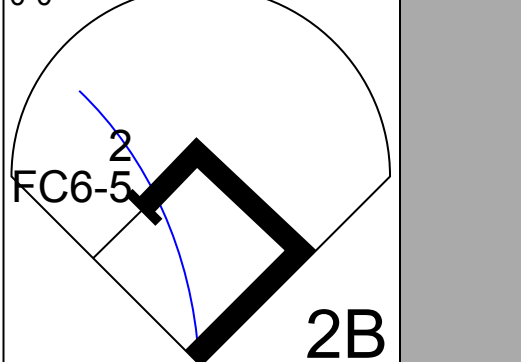
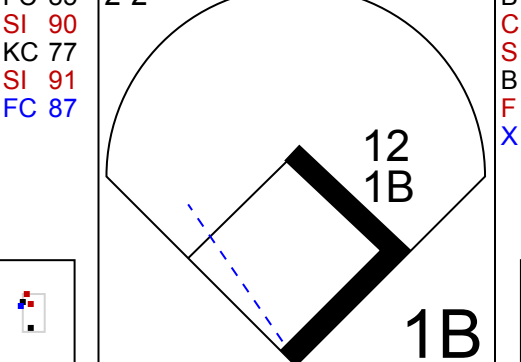
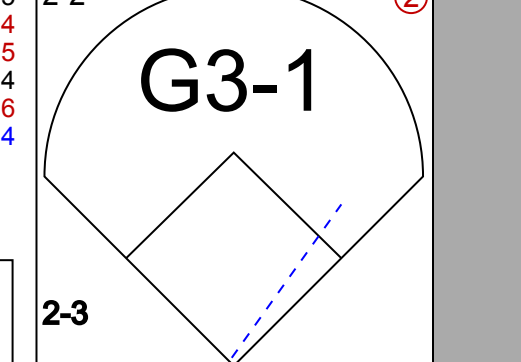

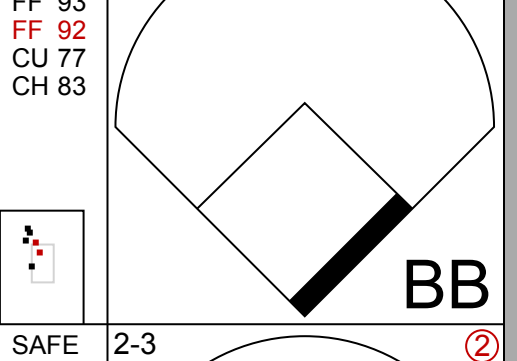
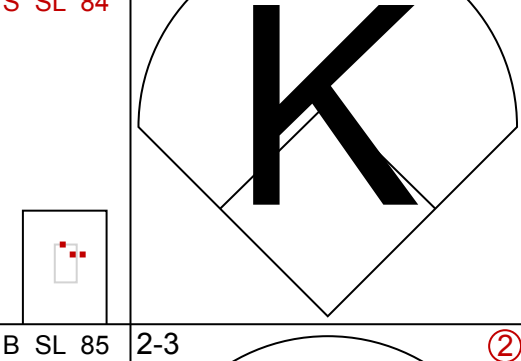
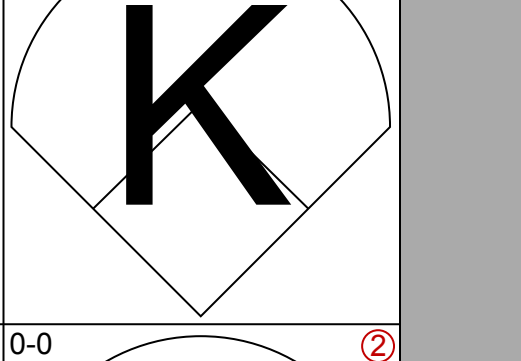
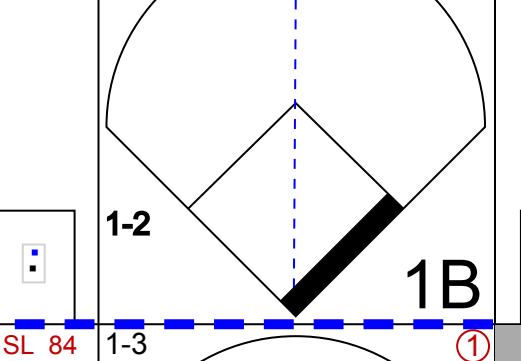
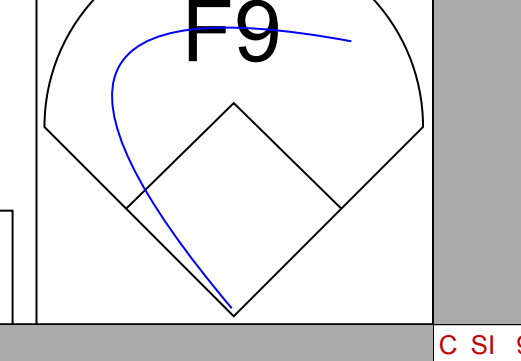
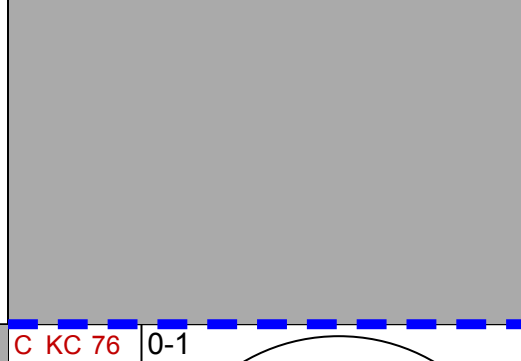
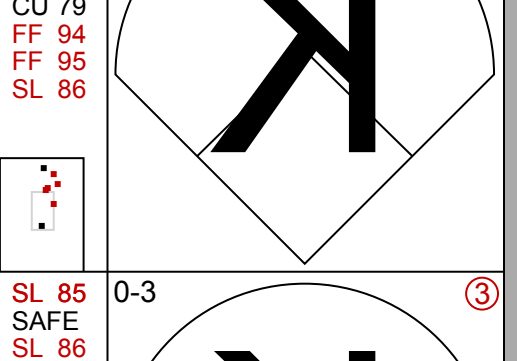
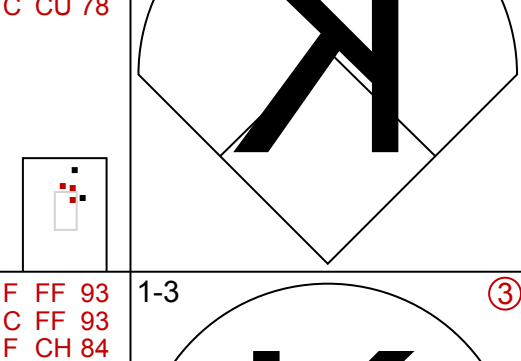
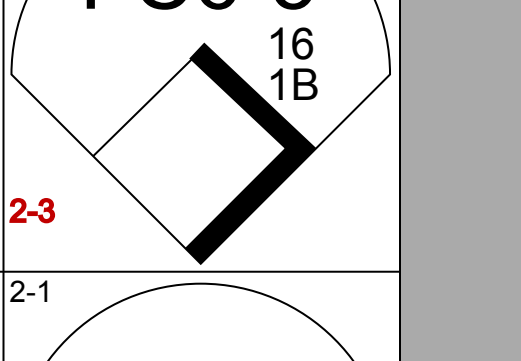
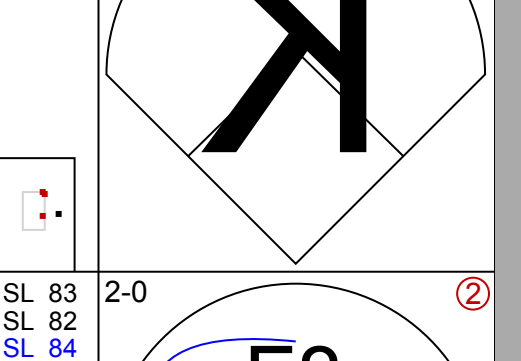

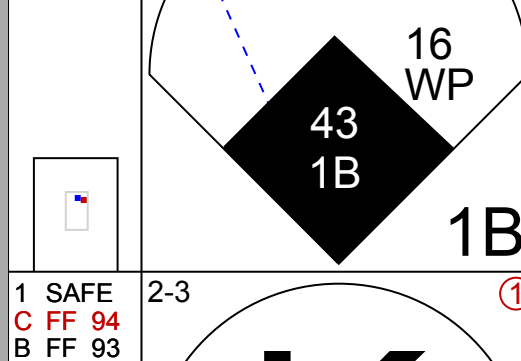


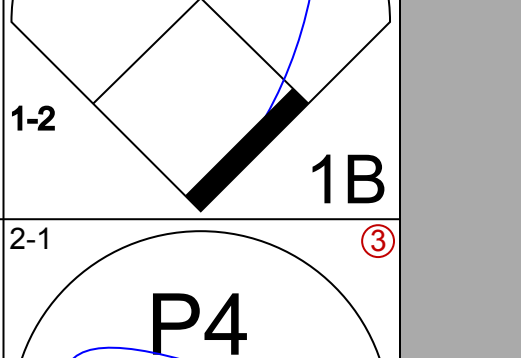
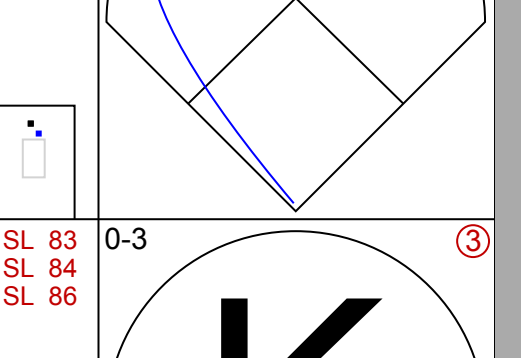

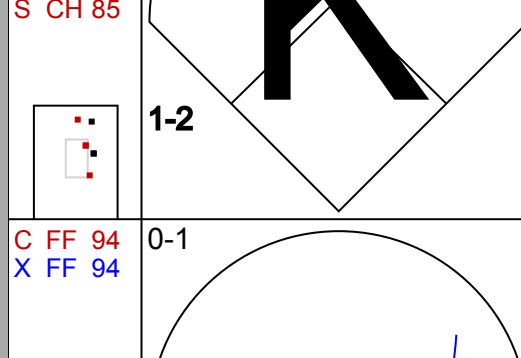


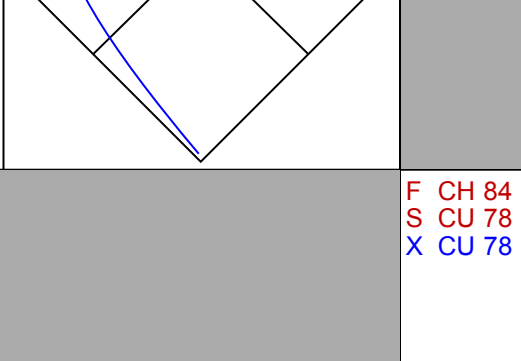
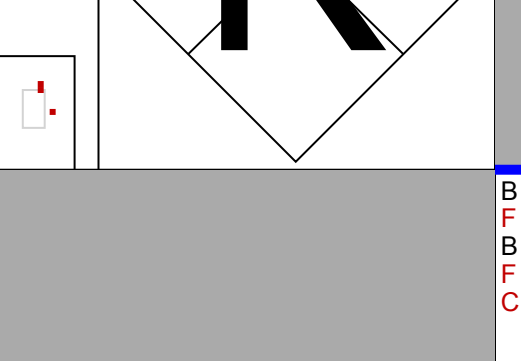
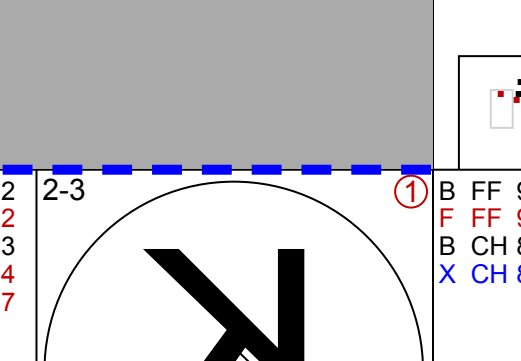
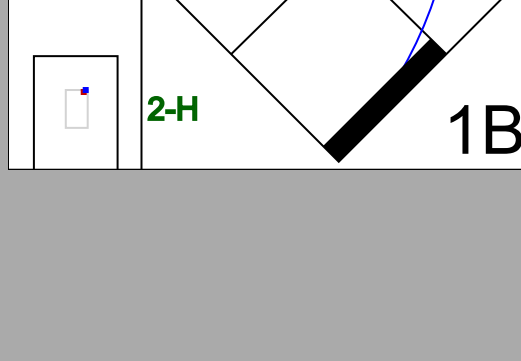


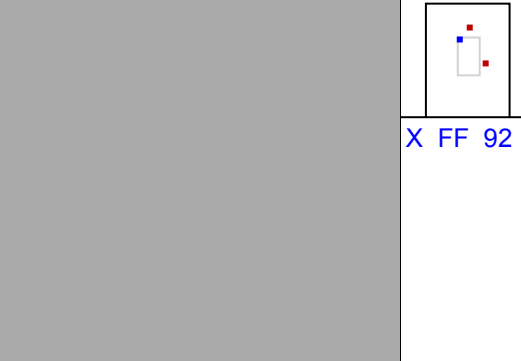

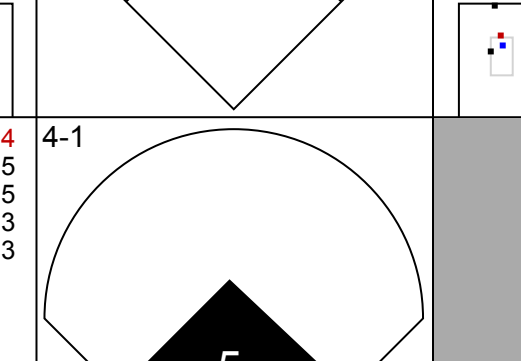



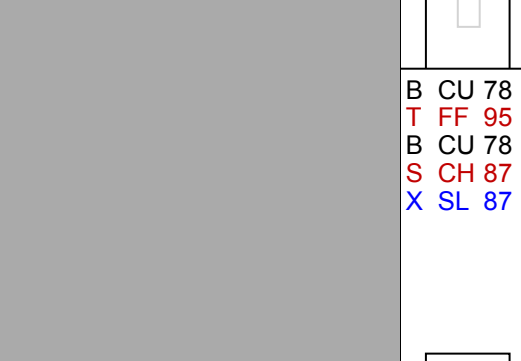

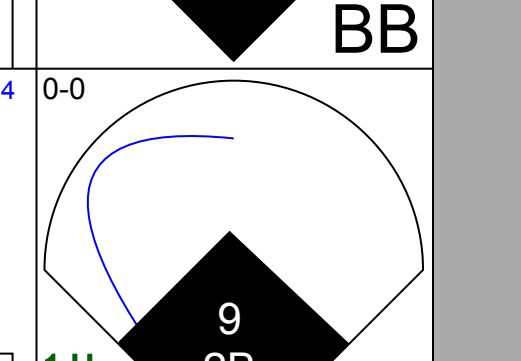





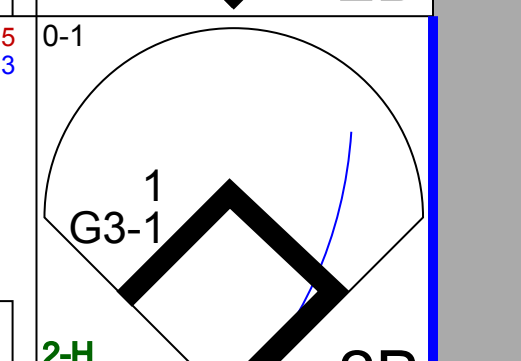

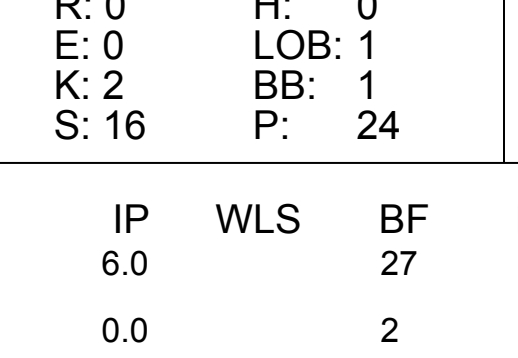
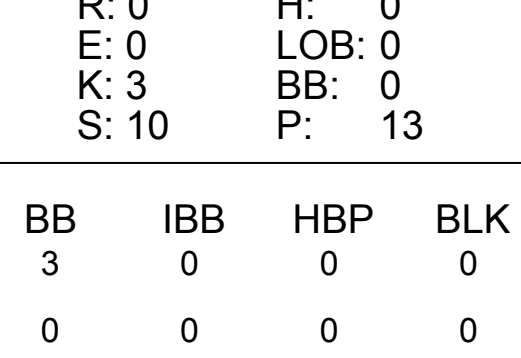
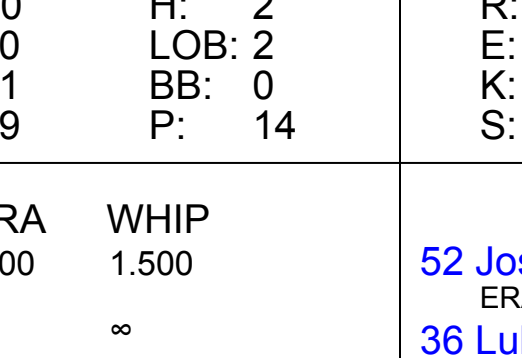
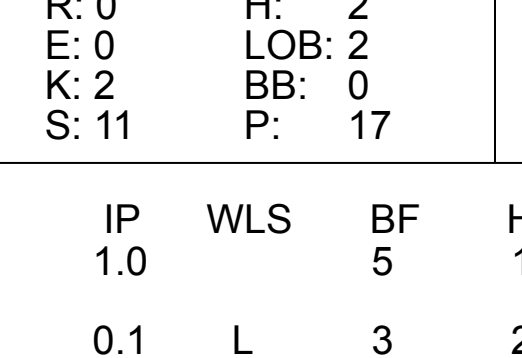
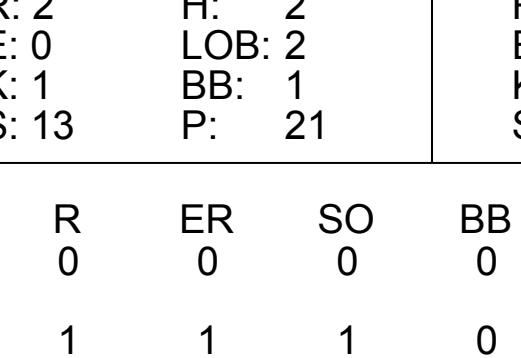
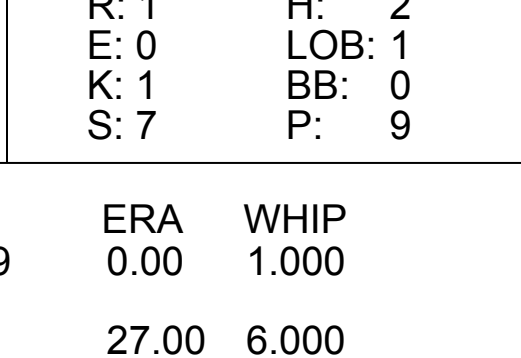
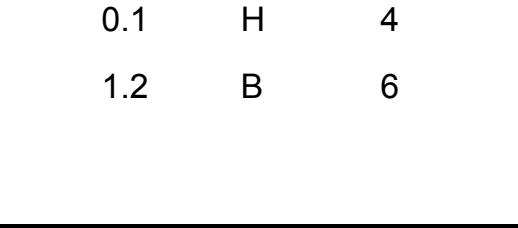

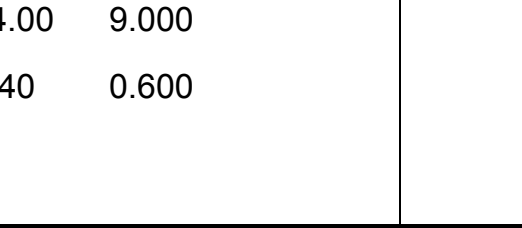



Batter	1	2	3	4	5	6	7	8	9	10	11	AB	R	H	RBI	BB	SO	LOB	TOP											
14 Austin Jackson, R OBP: 0.336, SLG: 0.406			G4-3									6	0	1	0	0	3	0												
48 Torii Hunter, R OBP: 0.332, SLG: 0.465												6	1	3	1	0	1	0												
24 Miguel Cabrera, R OBP: 0.446, SLG: 0.646												4	1	2	1	1	1	3												
32 Don Kelly, L OBP: 0.321, SLG: 0.357												0	0	0	0	0	0	0												
28 Prince Fielder, L OBP: 0.364, SLG: 0.464			G4-3		G1-3							4	0	1	0	1	0	4												
41 Victor Martinez, S OBP: 0.356, SLG: 0.428												5	0	1	1	0	1	2												
12 Andy Dirks, L OBP: 0.328, SLG: 0.371												3	0	0	0	1	1	0												
18 Matt Tuiasosopo, R (PH) OBP: 0.364, SLG: 0.433												0	0	0	0	1	0	0												
4 Omar Infante, R OBP: 0.343, SLG: 0.445												4	0	1	0	1	0	4												
13 Alex Avila, L OBP: 0.318, SLG: 0.382												3	0	0	0	1	1	1												
55 Bryan Peres, S OBP: 0.321, SLG: 0.404												1	0	0	0	0	0	1												
39 Ramon Santiago, S OBP: 0.301, SLG: 0.294												5	1	1	0	0	0	3												
<b>Inning Stats</b>	R: 0 E: 0 K: 1 S: 12	H: 1 LOB: 2 BB: 1 P: 21	R: 0 E: 0 K: 0 S: 6	H: 1 LOB: 1 BB: 0 P: 11	R: 0 E: 0 K: 1 S: 10	H: 1 LOB: 1 BB: 0 P: 17	R: 0 E: 0 K: 1 S: 8	H: 0 LOB: 0 BB: 0 P: 9	R: 1 E: 0 K: 2 S: 15	H: 3 LOB: 2 BB: 0 P: 24	R: 0 E: 0 K: 1 S: 8	H: 0 LOB: 2 BB: 2 P: 20	R: 2 E: 0 K: 1 S: 13	H: 4 LOB: 2 BB: 1 P: 23	R: 0 E: 0 K: 1 S: 6	H: 0 LOB: 0 BB: 0 P: 10	R: 0 E: 0 K: 0 S: 3	H: 0 LOB: 1 BB: 1 P: 9	R: 0 E: 0 K: 1 S: 12	H: 0 LOB: 1 BB: 1 P: 18	R: 0 E: 0 K: 0 S: 6	H: 0 LOB: 0 BB: 0 P: 11	1B: 7 2B: 3 3B: 0 HR: 0	SF: 0 SAC: 0 DP: 2 HBP: 0	WP: 0 PB: 0 SB: 1 CS: 0	PA: 47				
<b>PITCHER</b>	37 Mike Pelfrey, R ERA: 5.19	IP: 6.0 WLS: 0.1	BF: 27 H: 6 R: 4 ER: 2 SO: 1	BB: 3 IBB: 0 HBP: 0 BLK: 0	WP: 0 HR: 0 S: 59 P: 102	ERA: 1.50 WHIP: 12.000	50 Casey Fien, R ERA: 4.01	IP: 7.1 WLS: 0.2	BF: 31 H: 4 R: 2 ER: 2 SO: 1	BB: 1 IBB: 0 HBP: 0 BLK: 0	WP: 0 HR: 0 S: 10 P: 17	ERA: 0.00 WHIP: 0.000	57 Ryan Pressly, R ERA: 3.82	IP: 7.1 WLS: 1.0	BF: 30 H: 0 R: 0 ER: 0 SO: 1	BB: 0 IBB: 0 HBP: 0 BLK: 0	WP: 0 HR: 0 S: 6 P: 10	ERA: 0.00 WHIP: 0.000	61 Jared Burton, R ERA: 3.82	IP: 8.1 WLS: 2.0	BF: 34 H: 0 R: 0 ER: 0 SO: 1	BB: 2 IBB: 0 HBP: 0 BLK: 0	WP: 0 HR: 0 S: 15 P: 27	ERA: 0.00 WHIP: 1.000	15 Glen Perkins, L ERA: 2.34	IP: 9.1 WLS: 2.0	BF: 37 H: 0 R: 0 ER: 0 SO: 1	BB: 2 IBB: 0 HBP: 0 BLK: 0	WP: 0 HR: 0 S: 27 P: 44	ERA: 0.00 WHIP: 1.000
<b>PITCHER</b>	51 Anthony Swarzak, R (11, 1) ERA: 2.98	IP: 1.0 WLS: 0	BF: 3 H: 0 R: 0 ER: 0 SO: 0	BB: 0 IBB: 0 HBP: 0 BLK: 0	WP: 0 HR: 0 S: 13 P: 23	ERA: 0.00 WHIP: 0.000																								

Detroit Tigers @ Minnesota Twins  
Target Field, Minneapolis, MN  
Mon Sep 23 2013, 7:12 PM - 11:10 PM CDT  
Att: 24,647 - Party Cloudy - 72 F

livebaseballscores.com

AB 41  
R 3  
H 10  
RBI 3  
BB 6  
SO 8  
LOB 18



Batter	1	2	3	4	5	6	7	8	9	10	11	AB	R	H	RBI	BB	SO	LOB	BOTTOM																	
1 Alex Presley, L OBP: 0.302, SLG: 0.374												6	0	2	0	0	1	6																		
12 Chris Hermann, L OBP: 0.291, SLG: 0.338												5	0	1	0	1	2	5																		
2 Brian Dozier, R OBP: 0.314, SLG: 0.425												6	2	2	1	0	3	4																		
16 Josh Willingham, R (1, 10)												6	0	1	0	0	3	4																		
43 Josmil Pinto, R OBP: 0.397, SLG: 0.578												6	0	2	1	0	3	4																		
27 Chris Parmelee, L OBP: 0.310, SLG: 0.356												5	0	1	0	0	2	0																		
11 Clete Thomas, L OBP: 0.294, SLG: 0.312												2	1	1	0	2	1	2																		
19 Dan Mastroianni, R OBP: 0.246, SLG: 0.231												1	0	1	0	0	0	0																		
5 Eduardo Escobar, S OBP: 0.278, SLG: 0.344												4	1	2	1	0	1	3																		
25 Pedro Florimon, S OBP: 0.311, SLG: 0.360												2	0	0	0	1	1	3																		
9 Ryan Doumit, C OBP: 0.311, SLG: 0.360												1	0	1	0	0	0	0																		
17 Omar Infante, R OBP: 0.338, SLG: 0.283												0	0	0	1	0	0	0																		
24 Trevor Plouffe, R OBP: 0.302, SLG: 0.392												0	0	0	0	1	0	0																		
<b>Inning Stats</b>	R: 0 E: 0 K: 2 S: 16	H: 0 LOB: 1 BB: 1 P: 24	R: 0 E: 0 K: 3 S: 14	H: 2 LOB: 3 BB: 1 P: 23	R: 0 E: 0 K: 3 S: 10	H: 0 LOB: 0 BB: 0 P: 13	R: 0 E: 0 K: 2 S: 12	H: 1 LOB: 2 BB: 1 P: 19	R: 0 E: 0 K: 1 S: 9	H: 2 LOB: 2 BB: 0 P: 14	R: 0 E: 0 K: 1 S: 10	H: 1 LOB: 1 BB: 0 P: 14	R: 0 E: 0 K: 2 S: 11	H: 2 LOB: 2 BB: 1 P: 17	R: 2 E: 0 K: 1 S: 13	H: 2 LOB: 2 BB: 1 P: 21	R: 1 E: 0 K: 1 S: 8	H: 1 LOB: 0 BB: 0 P: 13	R: 0 E: 0 K: 0 S: 9	H: 1 LOB: 2 BB: 1 P: 19	R: 1 E: 0 K: 1 S: 7	H: 2 LOB: 1 BB: 0 P: 9	1B: 9 2B: 4 3B: 0 HR: 1	SF: 0 SAC: 1 DP: 0 HBP: 0	WP: 1 PB: 0 SB: 0 CS: 0	PA: 50										
<b>PITCHER</b>	35 Justin Verlander, R ERA: 3.56	IP: 6.0 WLS: 0.0	BF: 27 H: 2 R: 0 ER: 0 SO: 12	BB: 3 IBB: 0 HBP: 0 BLK: 0	WP: 0 HR: 0 S: 71 P: 107	ERA: 0.00 WHIP: 1.500	33 Drew Smyly, L ERA: 4.43	IP: 7.1 WLS: 1.0	BF: 30 H: 3 R: 0 ER: 0 SO: 2	BB: 0 IBB: 0 HBP: 0 BLK: 0	WP: 0 HR: 0 S: 7 P: 10	ERA: 0.00 WHIP: 0.000	62 Al Alburquerque, R ERA: 4.75	IP: 7.1 WLS: 0.1	BF: 34 H: 4 R: 2 ER: 2 SO: 1	BB: 0 IBB: 0 HBP: 0 BLK: 0	WP: 0 HR: 0 S: 7 P: 13	ERA: 54.00 WHIP: 9.000	31 Jose Veras, R ERA: 3.08	IP: 8.1 WLS: 1.2	BF: 36 H: 1 R: 1 ER: 1 SO: 1	BB: 0 IBB: 0 HBP: 0 BLK: 0	WP: 0 HR: 0 S: 14 P: 21	ERA: 5.40 WHIP: 0.600	52 Jose Alvarez, L (10, 1) ERA: 5.5	IP: 1.0 WLS: 0	BF: 3 H: 1 R: 0 ER: 0 SO: 0	BB: 0 IBB: 0 HBP: 0 BLK: 0	WP: 0 HR: 0 S: 1 P: 1	ERA: 0.00 WHIP: 1.000	36 Luke Putkonen, R (11, 1) ERA: 3.0	IP: 1.0 WLS: 0	BF: 3 H: 2 R: 1 ER: 1 SO: 1	BB: 0 IBB: 0 HBP: 0 BLK: 0	WP: 0 HR: 0 S: 1 P: 1	ERA: 27.00 WHIP: 6.000

Detroit Tigers @ Minnesota Twins  
Target Field, Minneapolis, MN  
Mon Sep 23 2013, 7:12 PM - 11:10 PM CDT  
Att: 24,647 - Party Cloudy - 72 F

livebaseballscores.com

AB 44  
R 4  
H 14  
RBI 4  
BB 5  
SO 17  
LOB 31





Batter	1	2	3	4	5	6	7	8	9	AB R H RBI BB SO LOB	TOP											
14 Austin Jackson, R OBP: 0.338, SLG: 0.414	G6-3		F9	HR			1B		1B	5 1 3 2 0 0 0	<b>Detroit Tigers @ Minnesota Twins</b> Target Field, Minneapolis, MN Tue Sep 24 2013, 7:13 PM - 10:16 PM CDT Att: 25,541 - Clear - 72 F											
48 Toni Hunter, R OBP: 0.334, SLG: 0.467	1B		1B	G5-3			1B		K	5 0 3 0 0 1 1												
24 Miguel Cabrera, R OBP: 0.443, SLG: 0.642	G5-4-3		K		L7		P4			4 0 0 0 0 1 4												
28 Prince Fielder, L OBP: 0.364, SLG: 0.463		1B	F8		F8		F7			4 0 1 0 0 0 3												
41 Victor Martinez, S OBP: 0.356, SLG: 0.432		BB	1B	HR	P4		F7			3 1 1 1 1 0 0												
4 Omar Infante, R OBP: 0.345, SLG: 0.453	1B		HR		HR		G1-3			4 1 2 1 0 0 0												
18 Matt Tuiasosopo, R OBP: 0.320, SLG: 0.356	FC4-2		G6-3		K		K			3 0 0 0 0 1 3												
32 Don Kelly, L OBP: 0.322, SLG: 0.356	1B		K		F7		F7			1 0 0 0 0 1 0												
13 Alex Avila, L OBP: 0.314, SLG: 0.377	K		F7		F7				F7	4 0 0 0 0 1 3												
39 Ramon Santiago, S OBP: 0.300, SLG: 0.293	G5-3		HR		G6-3		G6-3		K	4 1 1 0 0 1 3												
<b>Inning Stats</b>	R: 0 E: 0 K: 0 S: 8	H: 1 LOB: 0 BB: 0 P: 12	R: 0 E: 0 K: 1 S: 15	H: 2 LOB: 3 BB: 1 P: 24	R: 0 E: 0 K: 1 S: 8	H: 1 LOB: 1 BB: 0 P: 12	R: 4 E: 0 K: 0 S: 16	H: 4 LOB: 0 BB: 0 P: 21	R: 0 E: 0 K: 0 S: 5	H: 0 LOB: 0 BB: 0 P: 12	R: 0 E: 0 K: 1 S: 8	H: 0 LOB: 0 BB: 0 P: 13	R: 0 E: 0 K: 0 S: 12	H: 2 LOB: 2 BB: 0 P: 18	R: 0 E: 0 K: 1 S: 6	H: 0 LOB: 0 BB: 0 P: 8	R: 0 E: 0 K: 2 S: 12	H: 1 LOB: 1 BB: 0 P: 16	1B: 8 2B: 0 3B: 0 HR: 3	SF: 0 SAC: 0 DP: 1 HBP: 0	WP: 2 PB: 0 SB: 0 CS: 0	PA: 38
<b>PITCHER</b>	IP WLS BF H R ER SO BB IBB HBP BLK WP HR S P ERA WHIP											IP WLS BF H R ER SO BB IBB HBP BLK WP HR S P ERA WHIP										
58 Scott Diamond, L ERA: 5.54	6.1 L 28 9 4 4 3 1 0 0 0 0 1 3 64 101 5.68 1.579																					
59 Michael Tonkin, R ERA	1.1 5 1 0 0 0 0 0 0 0 0 0 11 15 0.00 0.750																					
56 Caleb Thielbar, L ERA: 1.84	1.0 4 1 0 0 2 0 0 0 0 0 0 11 15 0.00 1.000																					
50 Casey Fien, R ERA: 3.98	0.1 1 0 0 0 1 0 0 0 0 0 0 4 5 0.00 0.000																					

Batter	1	2	3	4	5	6	7	8	9	AB R H RBI BB SO LOB	BOTTOM											
1 Alex Presley, L OBP: 0.295, SLG: 0.365	G1-3		F8		G6-3		K			4 0 0 0 0 1 2	<b>Detroit Tigers @ Minnesota Twins</b> Target Field, Minneapolis, MN Tue Sep 24 2013, 7:13 PM - 10:16 PM CDT Att: 25,541 - Clear - 72 F											
2 Brian Dozier, R OBP: 0.315, SLG: 0.425	1B		1B		K		G6-3			3 0 1 0 1 1 2												
24 Trevor Plouffe, R OBP: 0.304, SLG: 0.393	BB		1B				F9		K	4 0 2 0 0 1 0												
16 Josh Willingham, R OBP: 0.347, SLG: 0.375	1B		1B		K		K		K	4 0 0 0 0 3 4												
43 Josmil Pinto, R OBP: 0.375, SLG: 0.544	K		G1-3		G5-3		G5-3		K	4 0 0 0 0 2 2												
9 Ryan Doumit, S OBP: 0.312, SLG: 0.400	2B		G6-3		G6-3		HR		K	4 2 2 1 0 1 0												
27 Chris Parmelee, L OBP: 0.316, SLG: 0.365	2B		K		K		1B		1B	4 0 3 1 0 1 0												
19 Darin Mastroianni, R OBP: 0.246, SLG: 0.231	1B		E2		K		1B		2B	0 0 0 0 0 0 0												
11 Clete Thomas, L OBP: 0.290, SLG: 0.308	1B		G4-3		K		K		K	4 0 0 0 0 3 3												
5 Eduardo Escobar, S OBP: 0.277, SLG: 0.342	F7		F7		G3		1B		K	4 0 1 0 0 1 2												
<b>Inning Stats</b>	R: 0 E: 0 K: 0 S: 10	H: 1 LOB: 1 BB: 1 P: 17	R: 1 E: 1 K: 1 S: 14	H: 2 LOB: 0 BB: 0 P: 21	R: 0 E: 0 K: 1 S: 16	H: 2 LOB: 0 BB: 0 P: 22	R: 0 E: 0 K: 2 S: 8	H: 0 LOB: 0 BB: 0 P: 11	R: 0 E: 0 K: 1 S: 6	H: 0 LOB: 0 BB: 0 P: 12	R: 0 E: 0 K: 1 S: 5	H: 0 LOB: 0 BB: 0 P: 8	R: 1 E: 0 K: 2 S: 19	H: 3 LOB: 2 BB: 0 P: 31	R: 0 E: 0 K: 3 S: 9	H: 0 LOB: 0 BB: 0 P: 10	R: 0 E: 0 K: 3 S: 15	H: 1 LOB: 1 BB: 0 P: 20	1B: 6 2B: 2 3B: 0 HR: 1	SF: 0 SAC: 0 DP: 1 HBP: 0	WP: 0 PB: 0 SB: 0 CS: 0	PA: 36
<b>PITCHER</b>	IP WLS BF H R ER SO BB IBB HBP BLK WP HR S P ERA WHIP											IP WLS BF H R ER SO BB IBB HBP BLK WP HR S P ERA WHIP										
58 Doug Fister, R ERA: 3.68	6.1 W 27 8 2 2 7 1 0 0 0 0 0 0 4 7 2.84 1.421																					
33 Drew Smyly, L ERA: 2.42	0.1 H 1 0 0 0 1 0 0 0 0 0 0 4 7 0.00 0.000																					
62 Al Alburquerque, R ERA: 4.72	0.1 H 1 0 0 0 0 0 0 0 0 0 0 3 6 0.00 0.000																					
43 Bruce Rondón, R ERA: 3.45	1.0 H 3 0 0 0 3 0 0 0 0 0 0 9 10 0.00 0.000																					
53 Joaquin Benoit, R ERA: 1.94	1.0 S 4 1 0 0 3 0 0 0 0 0 0 0 15 20 0.00 1.000																					

AB	37
R	4
H	11
RBI	4
BB	1
SO	6
LOB	17



AB	35
R	2
H	9
RBI	2
BB	1
SO	14
LOB	15



livebaseballscores.com

livebaseballscores.com







Batter	1	2	3	4	5	6	7	8	9	AB	R	H	RBI	BB	SO	LOB	TOP					
23 Michael Brantley, L OBP: 0.341, SLG: 0.403	L6		G3-6							5	0	3	2	0	0	1	<b>Cleveland Indians @ Minnesota Twins</b> Target Field, Minneapolis, MN Thu Sep 26 2013, 7:12 PM - 10:38 PM CDT Att: 24,929 - Clear - 79 F					
33 Nick Swisher, S OBP: 0.417, SLG: 0.417	G6-3									4	0	0	0	1	2	5						
22 Jason Kipnis, L OBP: 0.362, SLG: 0.445	FC5		FC4							4	1	1	0	1	0	4						
41 Carlos Santana, S OBP: 0.376, SLG: 0.446	FC5		F9							5	0	1	1	0	1	4						
9 Ryan Raburn, R OBP: 0.363, SLG: 0.558										4	2	2	0	0	1	1						
7 Matt Carson, R OBP: 0.692, SLG: 0.909										1	0	0	0	0	0	0						
13 Asdrúbal Cabrera, S OBP: 0.288, SLG: 0.389	G6-3									4	1	0	0	0	0	2						
10 Yan Gomes, R OBP: 0.350, SLG: 0.491	F9									4	2	3	2	0	0	0						
4 Mike Aviles, R OBP: 0.283, SLG: 0.374										4	0	0	0	0	0	3						
11 Drew Stubbs, R OBP: 0.302, SLG: 0.352										2	0	1	0	2	1	0						
<b>Inning Stats</b>	R: 0 E: 0 K: 0 S: 11	H: 1 LOB: 1 BB: 0 P: 15	R: 0 E: 0 K: 1 S: 9	H: 0 LOB: 0 BB: 0 P: 14	R: 0 E: 1 K: 1 S: 15	H: 1 LOB: 3 BB: 1 P: 24	R: 3 E: 0 K: 0 S: 9	H: 3 LOB: 0 BB: 0 P: 10	R: 0 E: 0 K: 0 S: 6	H: 0 LOB: 0 BB: 0 P: 12	R: 1 E: 0 K: 1 S: 20	H: 3 LOB: 3 BB: 1 P: 35	R: 0 E: 0 K: 0 S: 11	H: 1 LOB: 1 BB: 1 P: 22	R: 1 E: 0 K: 1 S: 16	H: 2 LOB: 2 BB: 1 P: 28	R: 0 E: 0 K: 1 S: 6	H: 0 LOB: 0 BB: 0 P: 6	1B: 8 2B: 3 3B: 0 HR: 1	SF: 0 SAC: 1 DP: 2 HBP: 0	WP: 1 PB: 0 SB: 0 CS: 0	PA: 42
<b>PITCHER</b>	IP	WLS	BF	H	R	ER	SO	BB	IBB	HBP	BLK	WP	HR	S	P	ERA	WHIP					
63 Andrew Albers, L ERA: 4.05	5.2	L	27	7	4	3	2	2	0	0	1	0	1	65	102	4.76	1.588					
57 Ryan Pressly, R ERA: 3.87	1.1		6	2	1	1	1	1	0	0	0	1	0	16	30	6.75	2.250					
20 Josh Roenicke, R ERA: 4.35	0.1		4	2	1	1	0	1	0	0	0	0	0	9	18	27.00	9.000					
59 Michael Tonkin, R ERA:	1.2		5	0	0	0	2	0	0	0	0	0	0	13	16	0.00	0.000					

Batter	1	2	3	4	5	6	7	8	9	AB	R	H	RBI	BB	SO	LOB	BOTTOM					
1 Alex Presley, L OBP: 0.308, SLG: 0.376	B5-3									3	2	2	1	1	0	0	<b>Cleveland Indians @ Minnesota Twins</b> Target Field, Minneapolis, MN Thu Sep 26 2013, 7:12 PM - 10:38 PM CDT Att: 24,929 - Clear - 79 F					
2 Brian Dozier, R OBP: 0.314, SLG: 0.420	K									5	0	1	1	0	2	3						
9 Ryan Doumit, S OBP: 0.316, SLG: 0.400										5	1	3	1	0	0	3						
16 Josh Willingham, R OBP: 0.343, SLG: 0.369	F8									5	0	0	0	0	0	3						
43 Josmil Pinto, R OBP: 0.383, SLG: 0.560										4	1	2	2	1	2	0						
24 Trevor Plouffe, R OBP: 0.306, SLG: 0.393										4	0	2	0	1	0	1						
25 Pedro Florimón, S OBP: 0.285, SLG: 0.327	G6-3									0	0	0	0	0	0	0						
55 Chris Colabello, R OBP: 0.290, SLG: 0.375										3	0	1	0	2	2	3						
17 Doug Bernier, R OBP: 0.339, SLG: 0.283	K									0	0	0	0	0	0	0						
19 Darin Mastroianni, R OBP: 0.222, SLG: 0.207										4	0	0	0	0	1	6						
31 Oswaldo Arcia, L OBP: 0.307, SLG: 0.435	P4									1	0	0	0	0	1	2						
5 Eduardo Escobar, S OBP: 0.282, SLG: 0.345										4	1	2	0	0	1	0						
<b>Inning Stats</b>	R: 0 E: 0 K: 1 S: 8	H: 1 LOB: 1 BB: 0 P: 10	R: 0 E: 0 K: 1 S: 11	H: 1 LOB: 0 BB: 0 P: 19	R: 0 E: 0 K: 0 S: 7	H: 2 LOB: 1 BB: 0 P: 10	R: 0 E: 0 K: 1 S: 10	H: 1 LOB: 2 BB: 1 P: 19	R: 0 E: 0 K: 2 S: 5	H: 1 LOB: 1 BB: 1 P: 11	R: 0 E: 0 K: 2 S: 13	H: 1 LOB: 2 BB: 1 P: 21	R: 1 E: 0 K: 2 S: 12	H: 1 LOB: 1 BB: 0 P: 21	R: 0 E: 0 K: 1 S: 8	H: 0 LOB: 1 BB: 1 P: 17	R: 4 E: 0 K: 1 S: 21	H: 5 LOB: 2 BB: 1 P: 30	1B: 10 2B: 1 3B: 1 HR: 1	SF: 0 SAC: 0 DP: 2 HBP: 1	WP: 0 PB: 1 SB: 0 CS: 0	PA: 44
<b>PITCHER</b>	IP	WLS	BF	H	R	ER	SO	BB	IBB	HBP	BLK	WP	HR	S	P	ERA	WHIP					
34 Zach McAllister, R ERA: 3.75	4.1		20	6	0	0	3	2	0	0	0	0	0	40	68	0.00	1.846					
27 Bryan Shaw, R ERA: 3.24	1.2	W	6	1	0	0	2	1	0	0	0	0	0	14	22	0.00	1.200					
35 Marc Rzepczynski, L ERA: 3.54	0.1		2	0	1	0	1	0	0	1	0	0	0	4	8	0.00	0.000					
37 Cody Allen, R ERA: 2.47	0.2		3	1	0	0	1	0	0	0	0	0	0	8	13	0.00	1.500					
32 Matt Albers, R ERA: 3.18	1.0		4	0	0	0	1	1	0	0	0	0	0	8	17	0.00	1.000					
54 Chris Perez, R ERA: 4.33	0.2		6	4	4	4	0	0	0	0	0	0	0	14	19	54.00	6.000					
36 Joe Smith, R ERA: 2.32	0.1	S	3	1	0	0	1	1	0	0	0	0	0	7	11	0.00	6.000					









Batter	1	2	3	4	5	6	7	8	9	AB	R	H	RBI	BB	SO	LOB	TOP					
24 Michael Bourn, L (1, 8) OBP: 0.315, SLG: 0.360	G3			K	22 1B		1B			4	1	2	2	0	1	0	Cleveland Indians @ Minnesota Twins Target Field, Minneapolis, MN Sat Sep 28 2013, 2:33 PM - 5:25 PM CDT Att. 30,452 - Rain - 55 F					
33 Nick Swisher, S (1, 9) OBP: 0.340, SLG: 0.415	K			K	22 1B		P5			3	0	0	0	1	2	1						
22 Jason Kipnis, L (1, 4) OBP: 0.364, SLG: 0.452	G3			41 HR	1B		F8			4	1	2	1	0	0	1						
41 Carlos Santana, S (1, 3) OBP: 0.378, SLG: 0.455										4	1	1	2	0	1	2						
7 Matt Carson, R (8, 9)										0	0	0	0	0	0	0						
23 Michael Brantley, L (1, 7) OBP: 0.334, SLG: 0.399	K									4	0	0	0	0	1	0						
13 Asdrúbal Cabrera, S (1, 6) OBP: 0.299, SLG: 0.462	K									4	0	0	0	0	2	0						
25 Jason Giambi, L (1, 10) OBP: 0.282, SLG: 0.371										2	0	0	0	0	1	0	AB 34 R 5 H 7 RBI 5 BB 2 SO 9 LOB 5					
8 Lonnie Chisenhall, L (6, PH) OBP: 0.270, SLG: 0.398										0	0	0	0	1	0	0						
9 Ryan Raburn, R (9, PH) OBP: 0.359, SLG: 0.548										1	0	0	0	0	1	0						
10 Yan Gomes, R (1, 2) OBP: 0.346, SLG: 0.483										4	1	1	0	0	0	1						
4 Mike Aviles, R (1, 5) OBP: 0.285, SLG: 0.373										4	1	1	0	0	0	0	C					
<b>Inning Stats</b>	R: 0 H: 0 E: 0 K: 1 S: 9	H: 0 LOB: 0 BB: 0 P: 14	R: 0 H: 0 E: 0 K: 3 S: 11	H: 0 LOB: 0 BB: 0 P: 18	R: 0 H: 0 E: 0 K: 1 S: 7	H: 0 LOB: 0 BB: 0 P: 10	R: 2 H: 2 E: 0 K: 2 S: 14	H: 2 LOB: 0 BB: 0 P: 20	R: 3 H: 4 E: 0 K: 0 S: 17	H: 4 LOB: 2 BB: 1 P: 29	R: 0 H: 0 E: 0 K: 1 S: 14	H: 0 LOB: 1 BB: 1 P: 19	R: 0 H: 1 E: 0 K: 0 S: 10	H: 1 LOB: 1 BB: 0 P: 16	R: 0 H: 0 E: 0 K: 0 S: 10	H: 0 LOB: 0 BB: 0 P: 17	R: 0 H: 0 E: 0 K: 1 S: 7	H: 0 LOB: 0 BB: 0 P: 11	1B: 5 2B: 0 3B: 1 HR: 1	SF: 0 SAC: 0 DP: 0 HBP: 0	WP: 0 PB: 0 SB: 0 CS: 0	PA: 36
<b>PITCHER</b>	IP WLS BF H R ER SO BB IBB HBP BLK WP HR S P ERA WHIP	5.0 L 22 6 5 5 7 1 0 0 0 0 1 58 91 9.00 1.400	1.2 7 1 0 0 1 1 0 0 0 0 0 22 30 0.00 1.200	1.1 4 0 0 0 0 0 0 0 0 0 0 12 22 0.00 0.000	1.0 3 0 0 0 1 0 0 0 0 0 0 7 11 0.00 0.000	<b>PITCHER</b> IP WLS BF H R ER SO BB IBB HBP BLK WP HR S P ERA WHIP																

Batter	1	2	3	4	5	6	7	8	9	AB	R	H	RBI	BB	SO	LOB	BOTTOM					
1 Alex Presley, L (1, 8) OBP: 0.309, SLG: 0.374	P6				P6		G6-3			4	0	1	0	0	0	1	Cleveland Indians @ Minnesota Twins Target Field, Minneapolis, MN Sat Sep 28 2013, 2:33 PM - 5:25 PM CDT Att. 30,452 - Rain - 55 F					
2 Brian Dozier, R (1, 4) OBP: 0.311, SLG: 0.414	K				16 2-5		F9			3	0	0	0	1	2							
24 Trevor Plouffe, R (1, 5) OBP: 0.311, SLG: 0.395	K						K			4	0	1	0	0	2	2						
9 Ryan Doumit, S (1, 10) OBP: 0.316, SLG: 0.399										4	1	1	0	0	2	2						
16 Josh Willingham, R (1, 7) OBP: 0.342, SLG: 0.368	F7				54 1B		2-5			4	0	1	0	0	2	0						
55 Chris Colabello, R (1, 3) OBP: 0.289, SLG: 0.346										4	0	1	0	0	2	2						
19 Darin Mastroianni, R (1, 9) ERA: 4.88										3	0	0	0	0	3	3	AB 31 R 1 H 6 RBI 1 BB 3 SO 13 LOB 16					
27 Chris Parnelle, L (9, PH) OBP: 0.313, SLG: 0.359										1	0	0	0	0	0	0						
54 Eric Fryer, R (1, 2) OBP: 0.538, SLG: 0.800										1	0	1	1	2	0	0						
25 Pedro Florimón, S (1, 6) OBP: 0.282, SLG: 0.332										3	0	0	0	0	1	4						
<b>Inning Stats</b>	R: 0 H: 0 E: 0 K: 2 S: 8	H: 1 LOB: 0 BB: 0 P: 11	R: 0 H: 1 E: 0 K: 2 S: 11	H: 1 LOB: 0 BB: 0 P: 15	R: 0 H: 1 E: 0 K: 1 S: 9	H: 1 LOB: 2 BB: 1 P: 19	R: 1 H: 3 E: 0 K: 2 S: 17	H: 3 LOB: 2 BB: 0 P: 23	R: 0 H: 1 E: 0 K: 1 S: 11	H: 1 LOB: 2 BB: 1 P: 20	R: 0 H: 0 E: 0 K: 3 S: 9	H: 0 LOB: 0 BB: 0 P: 16	R: 0 H: 0 E: 0 K: 0 S: 4	H: 0 LOB: 1 BB: 1 P: 11	R: 0 H: 0 E: 0 K: 1 S: 8	H: 0 LOB: 0 BB: 0 P: 11	R: 0 H: 0 E: 0 K: 1 S: 7	H: 0 LOB: 0 BB: 0 P: 8	1B: 6 2B: 0 3B: 0 HR: 0	SF: 0 SAC: 0 DP: 1 HBP: 0	WP: 0 PB: 0 SB: 0 CS: 0	PA: 34
<b>PITCHER</b>	IP WLS BF H R ER SO BB IBB HBP BLK WP HR S P ERA WHIP	6.0 W 26 6 1 1 11 2 0 0 0 0 0 4 11 1.50 1.333	1.0 3 0 0 0 0 1 0 0 0 0 0 0 4 11 0.00 1.000	1.0 3 0 0 0 1 0 0 0 0 0 0 0 8 11 0.00 0.000	1.0 3 0 0 0 1 0 0 0 0 0 0 0 7 8 0.00 0.000	<b>PITCHER</b> IP WLS BF H R ER SO BB IBB HBP BLK WP HR S P ERA WHIP																





Batter	1	2	3	4	5	6	7	8	9	AB	R	H	RBI	BB	SO	LOB	TOP				
24 Michael Bourn, L (1, 8) OBP: 0.316, SLG: 0.360 11 Drew Stubbs, R (9, 8) OBP: 0.305, SLG: 0.360										5	1	2	0	0	0	3					
33 Nick Swisher, S (1, 3) OBP: 0.341, SLG: 0.423										5	1	2	2	0	0	1					
22 Jason Kipnis, L (1, 4) OBP: 0.366, SLG: 0.452										4	1	2	0	1	1	1					
41 Carlos Santana, S (1, 10) OBP: 0.377, SLG: 0.455										5	1	1	1	0	0	3					
9 Ryan Raburn, R (1, 9) OBP: 0.357, SLG: 0.543 7 Matt Carson, R (7, 9) OBP: 0.692, SLG: 0.909										4	1	1	0	0	1	3					
13 Asdrúbal Cabrera, S (1, 6) OBP: 0.299, SLG: 0.462										3	0	1	0	0	2						
23 Michael Brantley, L (1, 7) OBP: 0.332, SLG: 0.596										4	0	0	0	0	2	3					
10 Yan Gomes, R (1, 2) OBP: 0.345, SLG: 0.481										3	0	1	1	0	1	1					
4 Mike Aviles, R (1, 5) OBP: 0.282, SLG: 0.368										4	0	0	0	0	0	3					
<b>Inning Stats</b>	R: 2 E: 0 K: 1 S: 15	H: 3 LOB: 1 BB: 0 P: 21	R: 0 E: 0 K: 0 S: 9	H: 1 LOB: 1 BB: 0 P: 11	R: 0 E: 0 K: 0 S: 6	H: 1 LOB: 1 BB: 0 P: 11	R: 0 E: 0 K: 0 S: 6	H: 1 LOB: 0 BB: 0 P: 10	R: 0 E: 0 K: 1 S: 9	H: 0 LOB: 0 BB: 0 P: 15	R: 1 E: 0 K: 0 S: 10	H: 1 LOB: 1 BB: 1 P: 18	R: 0 E: 0 K: 2 S: 9	H: 0 LOB: 0 BB: 0 P: 15	R: 0 E: 0 K: 0 S: 9	H: 2 LOB: 1 BB: 0 P: 14	1B: 7 2B: 2 3B: 0 HR: 1	SF: 1 SAC: 1 DP: 0 HBP: 0	WP: 1 PB: 0 SB: 1 CS: 1	PA: 40	
<b>PITCHER</b>	IP WLS BF H R ER SO BB IBB HBP BLK WP HR S P ERA WHIP	6.0 L 28 7 4 2 3 0 0 0 0 0 1 63 93 3.00 1.167	1.0 5 1 1 1 0 1 0 0 0 0 0 10 18 9.00 2.000	1.0 3 0 0 0 2 0 0 0 0 0 0 9 15 0.00 0.000	1.0 4 2 0 0 0 0 0 0 0 1 0 9 14 0.00 2.000	<b>PITCHER</b>															

Cleveland Indians @ Minnesota Twins  
Target Field, Minneapolis, MN  
Sun Sep 29 2013, 1:14 PM - 4:03 PM CDT  
Att: 30,935 - Sunny - 68 F

AB	37
R	5
H	10
RBI	4
BB	1
SO	5
LOB	20



Batter	1	2	3	4	5	6	7	8	9	AB	R	H	RBI	BB	SO	LOB	BOTTOM					
1 Alex Presley, L (1, 8) OBP: 0.313, SLG: 0.373										3	0	1	0	1	1	0						
2 Brian Dozier, R (1, 4) OBP: 0.312, SLG: 0.414										3	0	1	0	0	1	1						
24 Trevor Plouffe, R (1, 5) OBP: 0.309, SLG: 0.392										4	0	0	0	0	2	4						
9 Ryan Doumit, S (1, 10) OBP: 0.314, SLG: 0.396										4	0	0	0	0	2	2						
27 Chris Parmelee, L (1, 3) OBP: 0.309, SLG: 0.354											4	0	0	0	0	4	0					
12 Chris Herrmann, L (1, 9) OBP: 0.286, SLG: 0.325											4	1	1	0	0	2	0					
11 Clete Thomas, L (1, 7) OBP: 0.290, SLG: 0.307											4	0	1	0	0	1	0					
54 Eric Fryer, R (1, 2) OBP: 0.500, SLG: 0.692										3	0	1	1	0	1	0						
25 Pedro Florimón, S (1, 6) OBP: 0.281, SLG: 0.330 55 Chris Colabello, R (7, PH) OBP: 0.297, SLG: 0.344 17 Doug Bernier, R (8, 6) OBP: 0.339, SLG: 0.283										2	0	0	0	0	1	0						
<b>Inning Stats</b>	R: 0 E: 0 K: 1 S: 9	H: 1 LOB: 0 BB: 0 P: 13	R: 0 E: 0 K: 2 S: 9	H: 0 LOB: 0 BB: 0 P: 15	R: 0 E: 0 K: 1 S: 8	H: 0 LOB: 0 BB: 0 P: 10	R: 0 E: 0 K: 1 S: 7	H: 0 LOB: 0 BB: 0 P: 11	R: 0 E: 0 K: 3 S: 9	H: 0 LOB: 0 BB: 0 P: 13	R: 0 E: 0 K: 3 S: 18	H: 1 LOB: 2 BB: 1 P: 29	R: 1 E: 0 K: 0 S: 14	H: 3 LOB: 2 BB: 0 P: 19	R: 0 E: 0 K: 1 S: 8	H: 0 LOB: 1 BB: 0 P: 13	R: 0 E: 0 K: 1 S: 7	H: 0 LOB: 0 BB: 0 P: 13	1B: 5 2B: 0 3B: 0 HR: 0	SF: 0 SAC: 0 DP: 0 HBP: 1	WP: 0 PB: 0 SB: 1 CS: 0	PA: 34
<b>PITCHER</b>	IP WLS BF H R ER SO BB IBB HBP BLK WP HR S P ERA WHIP	6.2 W 26 5 1 1 13 1 0 0 0 0 0 0 5 7 0.00 0.000	0.2 H 2 0 0 0 1 0 0 0 0 0 0 0 5 7 0.00 0.000	1.2 6 0 0 0 2 0 0 0 1 0 0 0 13 23 0.00 0.000	<b>PITCHER</b>																	

Cleveland Indians @ Minnesota Twins  
Target Field, Minneapolis, MN  
Sun Sep 29 2013, 1:14 PM - 4:03 PM CDT  
Att: 30,935 - Sunny - 68 F

AB	32
R	1
H	5
RBI	1
BB	1
SO	16
LOB	9

