

# Minnesota Twins - 2014

Batter	1	2	3	4	5	6	7	8	9	AB	R	H	RBI	BB	SO	LOB	TOP											
1 Alex Presley, L (1, 8) 70 Byron Buxton, R (5, 8) OBP: 0.500, SLG: 0.500										3	0	0	0	0	2	2	<b>Minnesota Twins @ Boston Red Sox</b> JetBlue Park, Ft. Myers, FL Fri Feb 28 2014, 1:12 PM - 4:19 PM EST Att: 9,538 - Sunny - 67 F											
2 Brian Dozier, R (1, 4) 78 Jorge Polanco, S (5, 4)										2	2	1	0	1	0	0												
24 Trevor Plouffe, R (1, 5) 79 Delbinson Romero, R (5, 5)										2	2	1	1	1	1	0												
31 Oswaldo Arcia, L (1, 9) 67 Max Kepler, L (5, 9)										2	1	1	1	0	0	0												
55 Chris Colabello, R (1, 3) 68 Kennys Vargas, S (5, 3)										3	0	1	2	0	2	1												
13 Jason Kubel, L (1, 10) 84 Dan Rohlfing, R (7, PH) (7, 10)										3	0	0	0	0	3	2												
22 Wilkin Ramirez, R (1, 7) 62 Chris Rahl, R (6, 7)										3	0	1	1	0	1	0												
11 Jason Bartlett, R (1, 6) 39 Danny Santana, S (6, 6)										3	0	0	0	0	2	1												
12 Chris Herrmann, L (1, 2) 73 Kyle Knudson, R (6, 2)										1	1	1	0	2	0	0												
<b>Inning Stats</b>	R: 0 E: 0 K: 2 S: 7	H: 0 LOB: 0 BB: 0 P: 7	R: 0 E: 0 K: 2 S: 7	H: 0 LOB: 0 BB: 0 P: 7	R: 0 E: 0 K: 1 S: 5	H: 0 LOB: 1 BB: 1 P: 9	R: 3 E: 1 K: 3 S: 13	H: 4 LOB: 1 BB: 3 P: 15	R: 3 E: 0 K: 2 S: 8	H: 1 LOB: 1 BB: 3 P: 20	R: 0 E: 0 K: 1 S: 7	H: 2 LOB: 2 BB: 0 P: 7	R: 1 E: 0 K: 1 S: 7	H: 2 LOB: 3 BB: 1 P: 12	R: 0 E: 0 K: 0 S: 3	H: 0 LOB: 0 BB: 0 P: 3		R: 1 E: 1 K: 1 S: 8	H: 2 LOB: 2 BB: 0 P: 8	1B: 9 2B: 2 3B: 0 HR: 0	SF: 1 SAC: 0 DP: 0 HBP: 1	WP: 2 PB: 0 SB: 0 CS: 0	PA: 45					
<b>PITCHER</b>	IP	WLS	BF	H	R	ER	SO	BB	IBB	HBP	BLK	WP	HR	S	P	ERA		WHIP										
63 Anthony Ranaudo, R (1, 1) ERA: 16.2	2.0		6	0	0	0	4	0	0	0	0	0	0	14	14	0.00		0.000										
94 Daiter Hinojosa, R (3, 1) ERA: 16.2	1.2	L	10	4	3	3	3	1	0	0	0	2	0	15	21	16.20	3.000											
80 Robby Scott, L (4, 1) ERA: 40.5	0.1		1	0	0	0	1	0	0	0	0	0	0	3	3	0.00	0.000											
30 Andrew Miller, L (5, 1) ERA: 40.5	0.2		5	0	3	3	1	3	0	0	0	0	0	4	16	40.50	4.500											
82 Mike McCarthy, R (5, 1) ERA: 40.5	0.1		2	1	0	0	1	0	0	0	0	0	0	4	4	0.00	3.000											
39 Francisco Cordero, R (6, 1) ERA: 9.0	1.0		5	2	0	0	1	0	0	0	0	0	0	7	7	9.00	2.000											
28 Chris Resop, R (7, 1) ERA: 9.0	1.0		7	2	1	1	1	1	0	1	0	0	0	7	12	9.00	3.000											
50 Jacob Dahstrand, R (8, 1) ERA: 9.0	1.2		7	2	1	0	1	0	0	0	0	0	0	9	9	0.00	1.200											
79 Jeremy Kehrt, R (9, 1) ERA: 9.0	0.1		2	0	0	0	0	0	0	0	0	0	0	2	2	0.00	0.000											

Batter	1	2	3	4	5	6	7	8	9	AB	R	H	RBI	BB	SO	LOB	BOTTOM											
5 Jonny Gomes, R (1, 7) 68 Alex Hassan, R (7, 7)										3	0	0	0	0	0	0	<b>Minnesota Twins @ Boston Red Sox</b> JetBlue Park, Ft. Myers, FL Fri Feb 28 2014, 1:12 PM - 4:19 PM EST Att: 9,538 - Sunny - 67 F											
15 Dustin Pedroia, R (1, 4) 10 Jonathan Herrera, S (6, 5)										2	0	0	0	0	0	0												
34 David Ortiz, L (1, 10) 23 Brandon Snyder, R (6, PH) (7, 10)										2	0	0	0	0	1	0												
12 Mike Napoli, R (1, 3) 37 Mike Carp, L (6, 3)										2	0	2	0	0	0	0												
2 Xander Bogaerts, R (1, 6) 74 Deven Marrero, R (6, 6)										2	0	0	0	0	0	2												
16 Will Middlebrooks, R (1, 5) 26 Brock Holt, L (6, 4)										1	0	0	0	1	0	0												
3 David Ross, R (1, 2) 61 Dan Butler, R (6, 2)										2	0	0	0	0	1	2												
25 Jackie Bradley Jr., L (1, 8) Scott Cousins, L (6, 8)										2	0	0	0	0	1	2												
73 Bryce Brentz, R (1, 9) 46 Keury De La Cruz, L (8, 9)										2	1	1	1	0	1	0												
<b>Inning Stats</b>	R: 0 E: 0 K: 0 S: 3	H: 0 LOB: 0 BB: 0 P: 3	R: 0 E: 0 K: 0 S: 3	H: 1 LOB: 0 BB: 0 P: 3	R: 0 E: 0 K: 1 S: 5	H: 0 LOB: 0 BB: 0 P: 5	R: 0 E: 0 K: 1 S: 5	H: 0 LOB: 0 BB: 0 P: 5	R: 0 E: 0 K: 2 S: 8	H: 1 LOB: 2 BB: 1 P: 12	R: 1 E: 0 K: 0 S: 6	H: 1 LOB: 1 BB: 0 P: 6	R: 0 E: 0 K: 2 S: 7	H: 0 LOB: 1 BB: 1 P: 11	R: 0 E: 0 K: 2 S: 7	H: 0 LOB: 0 BB: 0 P: 7		R: 1 E: 0 K: 0 S: 5	H: 2 LOB: 2 BB: 1 P: 9	1B: 4 2B: 0 3B: 0 HR: 1	SF: 0 SAC: 0 DP: 1 HBP: 0	WP: 0 PB: 0 SB: 0 CS: 0	PA: 34					
<b>PITCHER</b>	IP	WLS	BF	H	R	ER	SO	BB	IBB	HBP	BLK	WP	HR	S	P	ERA		WHIP										
37 Mike Pelfrey, R (1, 1) ERA: 9.0	2.0		6	1	0	0	0	0	0	0	0	0	0	5	6	0.00		0.500										
52 Brian Duensing, L (3, 1) ERA: 9.0	1.0	W	3	0	0	0	1	0	0	0	0	0	0	5	5	0.00	0.000											
21 Samuel Deduno, R (4, 1) ERA: 9.0	2.0	H	8	1	0	0	3	1	0	0	0	0	0	13	17	0.00	1.000											
50 Casey Fien, R (6, 1) ERA: 9.0	1.0		4	1	1	1	0	0	0	0	0	0	1	6	6	9.00	1.000											
56 Caleb Thielbar, L (7, 1) ERA: 9.0	1.0		4	0	0	0	2	1	0	0	0	0	0	7	11	0.00	1.000											
64 Aaron Thompson, L (8, 1) ERA: 9.0	1.0		3	0	0	0	0	0	0	0	0	0	0	5	9	9.00	3.000											
83 Sean Gilmartin, L (9, 1) ERA: 9.0	1.0		6	2	1	1	0	1	0	0	0	0	0	5	9	9.00	3.000											

















Batter	1	2	3	4	5	6	7	8	9	AB	R	H	RBI	BB	SO	LOB	TOP			
8 Anthony Gose, L (1,8) OBP: 0.308, SLG: 0.182 71 Kenny Wilson, R (5,8) OBP: 0.500, SLG: 0.429	G4-3		G4-3			G6-4-3				2	0	0	0	0	0	0	<b>Toronto Blue Jays @ Minnesota Twins</b> Hammond Stadium, Fort Myers, FL Mon Mar 03 2014, 1:07 PM - 4:07 PM EST Att: 6,688 - Sunny - 80 F			
39 Chris Getz, L (1,4) OBP: 0.400, SLG: 0.700 18 Steve Tolleson, R (7,4) OBP: 0.143, SLG: 0.143	L9			G6-3		F7		F8		3	0	0	0	0	1					
13 Brett Lawrie, R (1,5) OBP: 0.500, SLG: 0.700 70 Andy Burns, R (7,5) OBP: 0.750, SLG: 0.667	F9				10 HR	G6-4-3				3	1	1	0	0	1					
10 Edwin Encarnación, R (1,10) OBP: 0.417, SLG: 0.727 69 Ricardo Nantia, L (9,PH) OBP: 0.500, SLG: 1.000		BB			1-H	HR		G5-3		2	1	1	2	1	0					
30 Dioner Navarro, S (1,2) OBP: 0.182, SLG: 0.273 6 A.J. Jimenez, R (5,2)	P6			F9						2	0	0	0	0	1					
63 Derrick Chung, R (8,2) OBP: 0.500, SLG: 0.500							HBP			1	0	0	0	0	0					
14 Moisés Sierra, R (1,9) OBP: 0.250, SLG: 0.500 72 Kevin Nolan, R (7,6)	P4			G6-3			K			3	0	0	0	1	2					
16 Dan Johnson, L (1,3) OBP: 0.125, SLG: 0.625 38 Jared Goedert, R (5,3) OBP: 0.250, SLG: 0.143	F8							G5-3		2	0	1	0	0	1					
3 Maicer Izturis, S (1,6) OBP: 0.125, SLG: 0.125 66 Munenori Kawasaki, L (5,6) OBP: 0.429, SLG: 0.333			G4-3			G4-6-3		F8		2	0	0	0	0	1					
11 Kevin Pillar, R (1,7) (7,8)			G5-3					K		3	0	0	0	2	0					
<b>Inning Stats</b>	R: 0 E: 0 K: 0 S: 4	H: 0 LOB: 0 BB: 0 P: 4	R: 0 E: 0 K: 0 S: 3	H: 0 LOB: 1 BB: 1 P: 7	R: 0 E: 0 K: 0 S: 3	H: 0 LOB: 0 BB: 0 P: 3	R: 2 E: 0 K: 0 S: 7	H: 2 LOB: 0 BB: 0 P: 8	R: 0 E: 0 K: 1 S: 5	H: 1 LOB: 0 BB: 0 P: 5	R: 0 E: 0 K: 0 S: 3	H: 1 LOB: 1 BB: 0 P: 3	R: 0 E: 0 K: 1 S: 6	H: 1 LOB: 1 BB: 1 P: 6	R: 0 E: 0 K: 1 S: 6	H: 2 LOB: 2 BB: 1 P: 10	1B: 6 2B: 1 3B: 0 HR: 1	SF: 0 SAC: 0 DP: 3 HBP: 1	WP: 0 PB: 0 SB: 0 CS: 0	PA: 34
<b>PITCHER</b>	IP WLS BF H R ER SO BB IBB HBP BLK WP HR S P ERA WHIP																			
30 Kevin Correia, R (1,1) ERA: 9.0	3.0 W 10 0 0 0 0 1 0 0 0 0 0 0 1 7 8 0.00 0.333																			
52 Brian Duensing, L (4,1) ERA: 9.0	1.0 5 2 2 2 0 0 0 0 0 0 0 0 1 7 8 18.00 2.000																			
44 Kyle Gibson, R (5,1) ERA: 4.5	3.0 H 10 2 0 0 2 0 0 0 1 0 0 0 0 13 14 0.00 0.667																			
50 Casey Fien, R (8,1) ERA: 4.5	1.0 4 1 0 0 1 0 0 0 0 0 0 0 6 6 0.00 1.000																			
56 Caleb Thielbar, L (9,1) ERA: 4.5	1.0 5 2 0 0 1 1 0 0 0 0 0 0 6 10 0.00 3.000																			

Batter	1	2	3	4	5	6	7	8	9	AB	R	H	RBI	BB	SO	LOB	BOTTOM			
32 Aaron Hicks, S (1,8) OBP: 0.167, SLG: 0.167 1 Alex Presley, L (5,PH) OBP: 0.111, SLG: 0.111		F7	G4-3		F7		L4			3	1	1	1	0	1	<b>Toronto Blue Jays @ Minnesota Twins</b> Hammond Stadium, Fort Myers, FL Mon Mar 03 2014, 1:07 PM - 4:07 PM EST Att: 6,688 - Sunny - 80 F				
2 Brian Dozier, R (1,4) OBP: 0.750, SLG: 1.143 78 Jorge Polanco, S (6,4) OBP: 0.429, SLG: 0.333		E6		K		G5-3		G5-3		3	1	2	1	0	1					
7 Joe Mauer, L (1,3) OBP: 0.400, SLG: 0.250 68 Kennys Vargas, S (6,3) OBP: 0.286, SLG: 0.333					G4-3					2	1	0	0	1	1					
16 Josh Willingham, R (1,10) OBP: 0.200, SLG: 0.400 26 Eric Fryer, R (6,PH) OBP: 0.500, SLG: 0.750		P3			G5-3					3	0	0	0	1	2					
31 Oswaldo Arcia, L (1,9) OBP: 0.500, SLG: 1.000 62 Chris Rahl, R (6,9) OBP: 0.400, SLG: 0.250										1	2	0	0	2	1					
8 Kurt Suzuki, R (1,2) OBP: 0.333, SLG: 0.200 85 Stuart Turner, R (8,2)										3	1	1	0	1	0					
79 Delbinson Romero, R (1,5) OBP: 0.444, SLG: 0.429										3	2	1	1	2	1					
80 Jermaine Mitchell, L (1,7) OBP: 0.833, SLG: 2.333										3	2	3	4	1	0					
5 Eduardo Escobar, S (1,6) OBP: 0.400, SLG: 0.800 17 Doug Bernier, R (7,PH) OBP: 0.600, SLG: 0.333										3	0	1	0	0	1					
<b>Inning Stats</b>	R: 4 E: 1 K: 0 S: 5	H: 2 LOB: 2 BB: 4 P: 21	R: 0 E: 0 K: 2 S: 8	H: 1 LOB: 0 BB: 0 P: 8	R: 3 E: 0 K: 2 S: 9	H: 2 LOB: 1 BB: 2 P: 17	R: 0 E: 0 K: 1 S: 5	H: 0 LOB: 0 BB: 0 P: 5	R: 1 E: 0 K: 1 S: 8	H: 2 LOB: 1 BB: 0 P: 10	R: 0 E: 1 K: 0 S: 5	H: 2 LOB: 2 BB: 0 P: 5	R: 4 E: 0 K: 1 S: 7	H: 2 LOB: 1 BB: 2 P: 16	R: 0 E: 0 K: 0 S: 6		H: 3 LOB: 3 BB: 0 P: 6	1B: 8 2B: 5 3B: 0 HR: 1	SF: 1 SAC: 0 DP: 1 HBP: 1	WP: 0 PB: 0 SB: 0 CS: 0
<b>PITCHER</b>	IP WLS BF H R ER SO BB IBB HBP BLK WP HR S P ERA WHIP																			
48 J.A. Happ, L (1,1) ERA: 40.5	0.1 L 7 2 4 4 0 0 4 0 0 0 0 0 0 10 10 108.00 18.000																			
Bobby Korecky, R (1,1) ERA: 13.5	1.2 6 1 0 0 2 0 0 0 0 0 0 0 10 10 0.00 0.600																			
29 Dustin McGowan, R (3,1) ERA: 13.5	1.0 7 2 3 3 2 2 0 0 0 0 0 0 9 17 27.00 4.000																			
37 Mickey Storey, R (4,1) ERA: 3.0	2.0 8 2 1 1 2 0 0 0 0 0 0 1 13 15 4.50 1.000																			
4 Kyle Drabek, R (6,1) ERA: 15.0	1.1 10 3 4 4 0 2 0 0 1 0 0 0 7 16 27.00 3.750																			

AB	31
R	2
H	7
RBI	2
BB	2
SO	4
LOB	14



AB	37
R	12
H	14
RBI	11
BB	8
SO	7
LOB	25





Batter	1	2	3	4	5	6	7	8	9	AB	R	H	RBI	BB	SO	LOB	TOP																			
70 Byron Buxton, R OBP: 0.167, SLG: 0.250	F9		G4-3	G5-3		F7			P3	5	0	0	0	0	0	2	<b>Minnesota Twins @ Miami Marlins</b> Roger Dean Stadium, Jupiter, FL Tue Mar 04 2014, 1:08 PM - 4:10 PM EST Att: 2,271 - Sunny - 77 F																			
2 Brian Dozier, R OBP: 0.636, SLG: 0.900 78 Jorge Polanco, S OBP: 0.333, SLG: 0.250	1B		E6 55 BB		F7		G5-3		F7	3	0	1	0	0	0	0																				
31 Oswaldo Arcia, L OBP: 0.250, SLG: 0.571 67 Max Kepler, L OBP: 0.428, SLG: 0.333	P5		F7		BB 32 E 55 BB		K		G4-3	2	0	0	0	1	0	2																				
55 Chris Colabello, R OBP: 0.538, SLG: 0.375 68 Kennys Vargas, S OBP: 0.375, SLG: 0.333		1B 19 BB 5 SF9 32 1B			BB 1-2		BB			1	1	1	0	2	0	0																				
32 Aaron Hicks, S OBP: 0.222, SLG: 0.222 79 Delbinson Romero, R OBP: 0.400, SLG: 0.312	1B 19 BB		K		BB 1-2 2-3		E9		G5-3	3	0	1	0	0	1	4																				
19 Darin Mastroianni, R OBP: 0.384, SLG: 0.300	BB 1-2 2-3				BB 1-2 2-3		P6 5 G4-3 5 E		K	3	0	1	0	1	1	3																				
5 Eduardo Escobar, S OBP: 0.222, SLG: 0.222 77 James Beresford, L OBP: 0.400, SLG: 0.400	SF9		G4-3		K		K		E4	2	0	0	1	0	1	4																				
26 Eric Fryer, R OBP: 0.333, SLG: 0.500 84 Dan Rohlfing, R OBP: 0.167, SLG: 0.167	K		K		K		F8		K	2	0	0	0	0	2	3																				
17 Doug Bernier, R OBP: 0.500, SLG: 0.200 39 Danny Santana, S OBP: 0.364, SLG: 0.727	L7						F8		G5-3	2	0	0	0	1	0	2																				
<b>Inning Stats</b>	R: 0 E: 1 K: 0 S: 3	H: 1 LOB: 1 BB: 0 P: 4	R: 1 E: 0 K: 1 S: 8	H: 2 LOB: 2 BB: 1 P: 12	R: 0 E: 1 K: 1 S: 6	H: 0 LOB: 2 BB: 1 P: 10	R: 0 E: 1 K: 1 S: 6	H: 1 LOB: 2 BB: 1 P: 10	R: 0 E: 0 K: 0 S: 3	H: 0 LOB: 0 BB: 0 P: 3	R: 0 E: 0 K: 1 S: 6	H: 0 LOB: 1 BB: 0 P: 10	R: 0 E: 1 K: 2 S: 10	H: 0 LOB: 1 BB: 0 P: 10	R: 0 E: 0 K: 0 S: 3	H: 0 LOB: 0 BB: 0 P: 3		1B: 4 2B: 0 3B: 0 HR: 0	SF: 1 SAC: 0 DP: 0 HBP: 0	WP: 0 PB: 0 SB: 0 CS: 0	PA: 39															
<b>PITCHER</b>	IP	WLS	BF	H	R	ER	SO	BB	IBB	HBP	BLK	WP	HR	S	P	ERA	WHIP	<b>PITCHER</b>		IP	WLS	BF	H	R	ER	SO	BB	IBB	HBP	BLK	WP	HR	S	P	ERA	WHIP
34 Tom Koehler, R ERA: 3.0	2.0		9	3	1	1	1	1	0	0	0	0	0	11	16	4.50	2.000	48 Josh Spence, L ERA: 7.1		1.0	H	4	0	0	0	1	1	0	0	0	0	6	10	0.00	1.000	
71 Adam Conley, L ERA:	1.0		5	0	0	0	1	1	0	0	0	0	0	6	10	0.00	1.000	81 Brett Varner, R ERA:		1.0	H	4	0	0	0	2	0	0	0	0	10	10	0.00	0.000		
31 Steve Cishek, R ERA:	1.0	W	5	1	0	0	1	1	0	0	0	0	0	6	10	0.00	2.000	26 Arquimedes Caminero, R ERA: 3.0		1.0	S	3	0	0	0	0	0	0	0	3	3	0.00	0.000			
22 Carter Capps, R ERA: 9.0	1.0	H	6	0	0	0	1	2	0	0	0	0	0	6	14	0.00	2.000																			
44 AJ Ramos, R ERA:	1.0	H	3	0	0	0	0	0	0	0	0	0	0	3	3	0.00	0.000																			

Batter	1	2	3	4	5	6	7	8	9	AB	R	H	RBI	BB	SO	LOB	BOTTOM																			
3 Adeiny Hechavarria, R OBP: 0.222, SLG: 0.333 54 Juan Diaz, L OBP: 0.500, SLG: 0.400	L9		B1-3		BB 21 E 1B		K			3	0	1	0	0	0	0	<b>Minnesota Twins @ Miami Marlins</b> Roger Dean Stadium, Jupiter, FL Tue Mar 04 2014, 1:08 PM - 4:10 PM EST Att: 2,271 - Sunny - 77 F																			
21 Christian Yelich, L 51 Joe Benson, R	K		K		G1-3		F9		K	3	0	0	0	2	1	1																				
27 Giancarlo Stanton, R 74 Danny Black, L	L8		F8		BB 60 CS 1B		K			3	0	1	0	0	0	1																				
39 Jarrod Saltalamacchia, R 60 J.T. Realmuto, R OBP: 0.500, SLG: 0.333	BB 29 1B 59 1B				HR		G6-3		G6-3	1	2	1	1	1	0	0																				
13 Marcell Ozuna, R 68 Brent Keys, L OBP: 0.333, SLG: 0.667	P4				BB 1-2 32 1B		G5-3		B3	3	0	0	0	0	0	2																				
32 Derek Dietrich, L 85 Colin Moran, L	K						G5-3		G6-3	3	0	1	1	0	1	1																				
29 Greg Dobbs, L 8 Ty Wigington, R OBP: 0.400, SLG: 0.375	BB 59 1B 1B						L4			2	0	1	0	0	0	0																				
59 Ed Lucas, R 86 Austin Nola, R OBP: 0.286, SLG: 0.286	BB 1-2 1B						L7			0	0	0	0	1	0	0																				
47 Brian Bogusevic, L 50 Matt Angle, L OBP: 0.500, SLG: 0.667	G4-3						F7		F8	2	0	1	1	0	0	0																				
<b>Inning Stats</b>	R: 0 E: 0 K: 1 S: 6	H: 0 LOB: 0 BB: 0 P: 6	R: 1 E: 0 K: 1 S: 7	H: 2 LOB: 1 BB: 1 P: 11	R: 0 E: 0 K: 1 S: 5	H: 0 LOB: 0 BB: 0 P: 5	R: 1 E: 0 K: 0 S: 5	H: 1 LOB: 0 BB: 0 P: 6	R: 0 E: 0 K: 1 S: 6	H: 1 LOB: 1 BB: 0 P: 7	R: 1 E: 0 K: 0 S: 5	H: 2 LOB: 2 BB: 2 P: 13	R: 0 E: 0 K: 2 S: 10	H: 1 LOB: 1 BB: 0 P: 10	R: 0 E: 0 K: 0 S: 3	H: 0 LOB: 0 BB: 0 P: 3		1B: 6 2B: 0 3B: 0 HR: 1	SF: 0 SAC: 0 DP: 0 HBP: 0	WP: 0 PB: 0 SB: 2 CS: 1	PA: 33															
<b>PITCHER</b>	IP	WLS	BF	H	R	ER	SO	BB	IBB	HBP	BLK	WP	HR	S	P	ERA	WHIP	<b>PITCHER</b>		IP	WLS	BF	H	R	ER	SO	BB	IBB	HBP	BLK	WP	HR	S	P	ERA	WHIP
45 Phil Hughes, R ERA: 3.38	2.2		11	2	1	1	3	0	0	0	0	0	0	17	21	3.38	1.125	57 Ryan Pressly, R ERA: 7.1		1.1	L	5	1	1	1	0	0	0	0	0	6	7	6.75	0.750		
21 Samuel Deduno, R ERA: 2.45	1.2		8	3	1	1	1	1	0	0	0	0	0	10	15	5.40	2.400	63 Yohan Pino, R ERA:		1.1		6	1	0	0	2	1	0	0	0	11	15	0.00	1.500		
63 Yohan Pino, R ERA:	1.1		6	1	0	0	2	1	0	0	0	0	0	11	15	0.00	1.500	53 Kris Johnson, L ERA:		1.0		3	0	0	0	0	0	0	0	3	3	0.00	0.000			

AB	32
R	1
H	4
RBI	1
BB	6
SO	7
LOB	23



livebaseballscores.com



Batter	1	2	3	4	5	6	7	8	9	AB	R	H	RBI	BB	SO	LOB	TOP			
34 Quintin Berry, L (1,8) OBP: 0.444, SLG: 0.500 62 Francisco Peguero, R (7,PH) OBP: 0.313, SLG: 0.400	F7		1-H 38 1B	FC6-4		FC4-6 38 2B	L1			3	2	2	1	1	0	0				
1 Jermile Weeks, S (1,4) OBP: 0.309, SLG: 0.273 67 Michael Almanzar, R (7,5)	K		28 S 38 1B	FC6-4		E4 38 FC4-6	K			3	1	0	2	1	1	4				
38 Xavier Paul, L (1,9) OBP: 0.368, SLG: 0.385 86 Josh Hart, L (7,8)	G4-3		48 HR	F8		FC4-6 28 2B	K			4	2	1	2	0	0	4				
28 Steve Pearce, R (1,3) OBP: 0.313, SLG: 0.438 69 Ivan De Jesus Jr., R (7,6)	G6-3		1-H 2-3	P6		48 1B	F9			4	1	1	2	0	1	2				
48 Johnny Monell, L (1,2) OBP: 0.375, SLG: 0.750 81 Brian Ward, R (6,2)	G6-3		14 G6-3	HR		14 1B	K			4	1	3	4	0	0	0				
14 Nolan Reimold, R (1,10) OBP: 0.333, SLG: 0.111 89 Christian Walker, R (8,PH) OBP: 0.500, SLG: 0.500	G6-3		1-H 3-H	K		14 1B	K			4	0	1	0	1	2	1				
3 Ryan Flaherty, L (1,5) OBP: 0.250, SLG: 0.333 KD Kang, L (7,7)	G1-3			P4		1 E	K			4	1	1	0	0	0	3				
36 Alex Gonzalez, R (1,6) OBP: 0.455, SLG: 0.545 72 Cord Phelps, S (7,PH) OBP: 0.273, SLG: 0.111			34 2B	FC6-4		41 HBP	G6-3			3	2	2	0	0	0	1				
41 Julio Borbon, L (1,7) OBP: 0.400, SLG: 0.250 92 Buck Britton, L (7,PH) OBP: 0.333, SLG: 0.333			1 FC6-4	34 1B		1 E	G5-3			2	0	1	0	0	1	1				
<b>Inning Stats</b>	R: 0 E: 0 K: 1 S: 5	H: 0 LOB: 0 BB: 0 P: 5	R: 0 E: 0 K: 0 S: 4	H: 1 LOB: 1 BB: 0 P: 4	R: 5 E: 0 K: 2 S: 11	H: 4 LOB: 0 BB: 1 P: 16	R: 1 E: 0 K: 0 S: 5	H: 2 LOB: 2 BB: 0 P: 6	R: 0 E: 0 K: 2 S: 7	H: 0 LOB: 0 BB: 0 P: 7	R: 5 E: 1 K: 0 S: 9	H: 4 LOB: 2 BB: 2 P: 17	R: 0 E: 0 K: 0 S: 3	H: 0 LOB: 0 BB: 0 P: 3	R: 0 E: 0 K: 3 S: 10	H: 1 LOB: 2 BB: 1 P: 14	1B: 9 2B: 2 3B: 0 HR: 1	SF: 0 SAC: 0 DP: 0 HBP: 1	WP: 0 PB: 1 SB: 2 CS: 0	PA: 45
<b>PITCHER</b>	IP WLS BF H R ER SO	IP WLS BF H R ER SO	IP WLS BF H R ER SO	IP WLS BF H R ER SO	IP WLS BF H R ER SO	IP WLS BF H R ER SO	IP WLS BF H R ER SO	IP WLS BF H R ER SO	IP WLS BF H R ER SO	IP WLS BF H R ER SO	IP WLS BF H R ER SO	IP WLS BF H R ER SO	IP WLS BF H R ER SO	IP WLS BF H R ER SO	IP WLS BF H R ER SO	IP WLS BF H R ER SO	ERA WHIP	ERA WHIP	ERA WHIP	
37 Mike Pelfrey, R (1,1) ERA: 4.15	2.1	10	3	2	2	2	0	0	0	0	0	0	0	0	0	0	0	7.71	1.286	
61 Jared Burton, R (3,1) ERA: 16.2	0.2	L	5	2	3	1	1	0	0	0	0	0	1	6	11	40.50	4.500			
15 Glen Perkins, L (4,1) ERA: 4.5	1.0		6	2	1	1	0	0	0	0	0	0	5	6	9.00	2.000				
58 Scott Diamond, L (5,1) ERA: 4.5	2.0		13	4	5	1	2	2	0	0	0	0	16	24	4.50	3.000				
59 Michael Tonkin, R (7,1) ERA:	2.0		6	0	0	0	2	0	0	0	0	0	10	10	0.00	0.000				

Baltimore Orioles @ Minnesota Twins  
Hammond Stadium, Fort Myers, FL  
Wed Mar 05 2014, 7:09 PM - 10:11 PM EST  
Att: 6,317 - Partly Cloudy - 76 F

AB 40  
R 11  
H 12  
RBI 11  
BB 4  
SO 10  
LOB 19



Batter	1	2	3	4	5	6	7	8	9	AB	R	H	RBI	BB	SO	LOB	BOTTOM			
1 Alex Presley, L (1,8) OBP: 0.167, SLG: 0.167 80 Jermaine Mitchell, L (6,8)	K		1-2 3-H	G6-3			K			3	0	1	1	0	1	0				
11 Jason Bartlett, R (1,6) 5 Eduardo Escobar, S (6,6)	F9		G5-3				K			3	0	0	0	0	1	2				
7 Joe Mauer, L (1,3) OBP: 0.375, SLG: 0.286 68 Kennys Vargas, S (6,3)	F7		G4-3				SF7			3	0	1	0	0	0	0				
16 Josh Willingham, R (1,7) OBP: 0.125, SLG: 0.250 62 Chris Rahl, R (6,7)			E9 24 1B	G5-3			G5-3			3	1	0	0	0	0	1				
13 Jason Kubel, L (1,10) OBP: 0.091, SLG: 0.091 22 Wilkin Ramirez, R (6,PH) OBP: 0.556, SLG: 0.889			K	F8			K			2	0	0	0	0	1	1				
24 Trevor Plouffe, R (1,5) OBP: 0.400, SLG: 0.250 71 Brandon Waring, R (6,5)			27 1B	8 1B			G6-3			2	1	1	1	0	1	0				
27 Chris Parmelee, L (1,9) OBP: 0.417, SLG: 0.800 67 Max Kepler, L (6,9)			77 FC3-6	8 1B			G3			2	1	1	0	0	0	0				
8 Kurt Suzuki, R (1,2) OBP: 0.500, SLG: 0.333 43 Josmil Pinto, R (5,2) OBP: 0.500, SLG: 0.750 12 Chris Herrmann, L (8,PH) OBP: 0.750, SLG: 0.800			77 FC3-6	1 1B			G3			2	0	1	0	0	0	0				
77 James Beresford, L (1,4) OBP: 0.286, SLG: 0.286 78 Jorge Polanco, S (6,4)			FC3-6	1 1B			G1-3			2	0	0	0	0	0	3				
<b>Inning Stats</b>	R: 0 E: 0 K: 1 S: 5	H: 0 LOB: 0 BB: 0 P: 5	R: 3 E: 1 K: 1 S: 10	H: 4 LOB: 2 BB: 0 P: 10	R: 0 E: 0 K: 0 S: 3	H: 0 LOB: 0 BB: 0 P: 3	R: 0 E: 0 K: 1 S: 5	H: 0 LOB: 1 BB: 0 P: 6	R: 0 E: 0 K: 1 S: 6	H: 1 LOB: 1 BB: 0 P: 6	R: 2 E: 0 K: 1 S: 6	H: 1 LOB: 0 BB: 1 P: 10	R: 0 E: 0 K: 1 S: 7	H: 2 LOB: 2 BB: 0 P: 7	R: 0 E: 0 K: 2 S: 7	H: 0 LOB: 0 BB: 0 P: 7	1B: 8 2B: 0 3B: 1 HR: 0	SF: 1 SAC: 0 DP: 0 HBP: 1	WP: 0 PB: 0 SB: 0 CS: 0	PA: 39
<b>PITCHER</b>	IP WLS BF H R ER SO	IP WLS BF H R ER SO	IP WLS BF H R ER SO	IP WLS BF H R ER SO	IP WLS BF H R ER SO	IP WLS BF H R ER SO	IP WLS BF H R ER SO	IP WLS BF H R ER SO	IP WLS BF H R ER SO	IP WLS BF H R ER SO	IP WLS BF H R ER SO	IP WLS BF H R ER SO	IP WLS BF H R ER SO	IP WLS BF H R ER SO	IP WLS BF H R ER SO	IP WLS BF H R ER SO	ERA WHIP	ERA WHIP	ERA WHIP	
30 Chris Tillman, R (1,1) ERA: 2.08	1.1		12	4	3	1	2	0	0	0	0	0	0	0	0	0	0	3.86	1.714	
80 Eddie Gamboa, R (3,1)	0.2	H	2	0	0	0	0	0	0	0	0	0	0	2	2	0.00	0.000			
53 Zack Britton, L (4,1) ERA: 2.25	2.0	H	8	1	0	0	2	0	0	0	1	0	0	0	0	0	0.00	0.500		
52 Steve Johnson, R (6,1) ERA: 4.5	2.0		9	2	2	2	2	1	0	0	0	0	0	12	16	9.00	1.500			
65 Mike Belfiore, L (8,1) ERA: 4.5	1.0		5	2	0	0	1	0	0	0	0	0	0	7	7	0.00	2.000			

Baltimore Orioles @ Minnesota Twins  
Hammond Stadium, Fort Myers, FL  
Wed Mar 05 2014, 7:09 PM - 10:11 PM EST  
Att: 6,317 - Partly Cloudy - 76 F

AB 36  
R 5  
H 9  
RBI 5  
BB 1  
SO 9  
LOB 13





Batter	1	2	3	4	5	6	7	8	9	AB R H RBI BB SO LOB	TOP																								
												<b>St. Louis Cardinals @ Minnesota Twins</b> Hammond Stadium, Fort Myers, FL Thu Mar 06 2014, 1:05 PM EST <a href="http://livebaseballscorecards.com">livebaseballscorecards.com</a>																							
Inning Stats											AB 0 R 0 H 0 RBI 0 BB 0 SO 0 LOB 0																								
PITCHER	IP	WLS	BF	H	R	ER	SO	BB	IBB	HBP	BLK	WP	HR	S	P	ERA	WHIP	PITCHER	IP	WLS	BF	H	R	ER	SO	BB	IBB	HBP	BLK	WP	HR	S	P	ERA	WHIP



1B: 0 SF: 0 WP: 0 PA: 0  
 2B: 0 SAC: 0 FB: 0  
 3B: 0 DP: 0 SB: 0  
 HR: 0 HBP: 0 CS: 0

Batter	1	2	3	4	5	6	7	8	9	AB R H RBI BB SO LOB	BOTTOM																								
												<b>St. Louis Cardinals @ Minnesota Twins</b> Hammond Stadium, Fort Myers, FL Thu Mar 06 2014, 1:05 PM EST <a href="http://livebaseballscorecards.com">livebaseballscorecards.com</a>																							
Inning Stats											AB 0 R 0 H 0 RBI 0 BB 0 SO 0 LOB 0																								
PITCHER	IP	WLS	BF	H	R	ER	SO	BB	IBB	HBP	BLK	WP	HR	S	P	ERA	WHIP	PITCHER	IP	WLS	BF	H	R	ER	SO	BB	IBB	HBP	BLK	WP	HR	S	P	ERA	WHIP



1B: 0 SF: 0 WP: 0 PA: 0  
 2B: 0 SAC: 0 FB: 0  
 3B: 0 DP: 0 SB: 0  
 HR: 0 HBP: 0 CS: 0







Batter	1	2	3	4	5	6	7	8	9	AB	R	H	RBI	BB	SO	LOB	TOP					
70 Byron Buxton, R OBP: 0.158, SLG: 0.368	F9		1-H HR		K		G6-3		G4-6-3	5	1	1	2	0	1	3	<b>Minnesota Twins @ Toronto Blue Jays</b> Florida Auto Exchange Stadium, Dunedin, FL Sat Mar 08 2014, 1:07 PM - 3:49 PM EST Att.: 4,850 - Sunny - 66 F					
2 Brian Dozier, R OBP: 0.412, SLG: 0.563	K		G6-3		G5-3					3	0	0	0	0	1	0						
17 Doug Bernier, R OBP: 0.444, SLG: 0.167										1	0	0	0	0	0	0						
24 Trevor Plouffe, R OBP: 0.400, SLG: 0.250										2	0	0	0	1	1	0						
71 Brandon Waring, R OBP: 0.273, SLG: 0.545			P3		K					1	0	0	0	0	1	0						
27 Chris Parmelee, L OBP: 0.400, SLG: 0.615										3	0	1	0	0	0	1						
84 Dan Rohlfing, R OBP: 0.250, SLG: 0.143	G4-3									1	0	0	0	0	0	0						
43 Josmil Pinto, R OBP: 0.429, SLG: 0.571										3	0	1	0	0	1	0						
26 Eric Fryer, R OBP: 0.286, SLG: 0.429										1	0	0	0	0	0	1						
13 Jason Kubel, L OBP: 0.071, SLG: 0.071										3	0	0	0	0	2	2						
55 Chris Colabello, R OBP: 0.647, SLG: 0.667										1	1	1	0	0	0	0						
19 Darin Mastroianni, R OBP: 0.250, SLG: 0.250										3	0	0	0	0	2	2						
62 Chris Rahl, R OBP: 0.429, SLG: 0.333										1	0	1	0	0	0	0						
67 Max Kepler, L OBP: 0.571, SLG: 0.583										2	1	2	0	1	0	0						
80 Jermaine Mitchell, L OBP: 0.667, SLG: 1.333										1	0	1	1	0	0	0						
5 Eduardo Escobar, S OBP: 0.231, SLG: 0.583										3	0	0	0	0	1	5						
77 James Beresford, L OBP: 0.250, SLG: 0.250										1	0	0	0	0	1	2						
<b>Inning Stats</b>	R: 0 E: 0 K: 1 S: 5	H: 0 LOB: 1 BB: 1 P: 9	R: 0 E: 0 K: 3 S: 9	H: 0 LOB: 0 BB: 0 P: 9	R: 2 E: 0 K: 1 S: 8	H: 2 LOB: 0 BB: 1 P: 8	R: 0 E: 0 K: 2 S: 9	H: 2 LOB: 3 BB: 1 P: 13	R: 0 E: 0 K: 0 S: 3	H: 0 LOB: 0 BB: 0 P: 7	R: 0 E: 0 K: 0 S: 3	H: 0 LOB: 0 BB: 0 P: 3	R: 0 E: 0 K: 0 S: 4	H: 1 LOB: 1 BB: 0 P: 4	R: 0 E: 1 K: 1 S: 6	H: 0 LOB: 1 BB: 0 P: 6	R: 1 E: 0 K: 1 S: 7	H: 3 LOB: 1 BB: 0 P: 7	1B: 5 2B: 2 3B: 0 HR: 1	SF: 0 SAC: 0 DP: 1 HBP: 0	WP: 0 PB: 0 SB: 0 CS: 0	PA: 37
<b>PITCHER</b>	IP WLS BF H R ER SO BB IBB HBP BLK WP HR S P ERA WHIP																					
36 Drew Hutchison, R ERA: 3.6	3.0	12	2	2	2	5	1	0	0	0	0	0	0	0	19	23	6.00	1.000				
32 Esmil Rogers, R ERA: 4.5	3.0	12	2	0	0	4	1	0	0	0	0	0	0	12	23	4.50	1.500					
4 Kyle Drabek, R ERA: 10.8	2.0	10	3	1	1	1	0	0	0	0	0	0	0	5	5	0.00	1.000					
52 John Stilson, R ERA:	1.0	3	1	0	0	1	0	0	0	0	0	0	0	5	5	0.00	1.000					

Batter	1	2	3	4	5	6	7	8	9	AB	R	H	RBI	BB	SO	LOB	BOTTOM					
7 José Reyes, S OBP: 0.190, SLG: 0.200	G3		P6		E8		F9			3	0	0	0	0	0	1	<b>Minnesota Twins @ Toronto Blue Jays</b> Florida Auto Exchange Stadium, Dunedin, FL Sat Mar 08 2014, 1:07 PM - 3:49 PM EST Att.: 4,850 - Sunny - 66 F					
1 Jonathan Diaz, R										1	0	0	0	0	0	0						
17 Ryan Goins, L OBP: 0.333, SLG: 0.250										3	0	1	0	0	1	1						
39 Chris Getz, L OBP: 0.313, SLG: 0.500										1	0	0	0	0	0	0						
19 José Bautista, R OBP: 0.524, SLG: 1.059										3	1	1	1	0	2	1						
14 Moisés Sierra, R OBP: 0.353, SLG: 0.500										0	0	0	0	1	0	0						
10 Edwin Encarnación, R OBP: 0.381, SLG: 0.579										2	1	1	0	1	0	1						
16 Dan Johnson, L OBP: 0.250, SLG: 0.750										1	0	0	0	0	1	1						
26 Adam Lind, L OBP: 0.368, SLG: 0.667										2	1	2	1	1	0	0						
38 Jared Goedt, R OBP: 0.231, SLG: 0.167										1	0	0	0	0	0	1						
13 Brett Lawrie, R OBP: 0.388, SLG: 0.444										3	0	1	0	0	0	4						
66 Munenori Kawasaki, L OBP: 0.394, SLG: 0.300										1	0	1	0	0	0	0						
53 Melky Cabrera, S OBP: 0.429, SLG: 0.550										3	0	1	1	0	0	2						
18 Steve Tolleson, R OBP: 0.235, SLG: 0.188										1	0	0	0	0	0	2						
11 Kevin Pillar, R OBP: 0.063, SLG: 0.063										0	0	0	0	0	0	0						
30 Dioner Navarro, S OBP: 0.350, SLG: 0.333										3	0	0	0	0	1	2						
31 Erik Kratz, R OBP: 0.333, SLG: 0.333										1	1	1	0	0	0	0						
8 Anthony Gose, L OBP: 0.316, SLG: 0.188										1	0	0	0	1	1	0						
71 Kenny Wilson, R OBP: 0.462, SLG: 0.545										2	0	1	1	0	0	0						
<b>Inning Stats</b>	R: 0 E: 0 K: 1 S: 6	H: 1 LOB: 1 BB: 0 P: 6	R: 0 E: 0 K: 0 S: 2	H: 0 LOB: 0 BB: 1 P: 6	R: 0 E: 0 K: 1 S: 5	H: 0 LOB: 0 BB: 0 P: 5	R: 2 E: 0 K: 1 S: 9	H: 4 LOB: 1 BB: 0 P: 10	R: 0 E: 1 K: 0 S: 3	H: 0 LOB: 1 BB: 1 P: 8	R: 1 E: 0 K: 2 S: 9	H: 2 LOB: 2 BB: 1 P: 13	R: 0 E: 0 K: 0 S: 3	H: 0 LOB: 0 BB: 0 P: 3	R: 0 E: 0 K: 1 S: 6	H: 1 LOB: 2 BB: 1 P: 10	R: 1 E: 0 K: 0 S: 2	H: 2 LOB: 1 BB: 0 P: 2	1B: 6 2B: 2 3B: 1 HR: 1	SF: 0 SAC: 0 DP: 2 HBP: 0	WP: 0 PB: 0 SB: 1 CS: 1	PA: 36
<b>PITCHER</b>	IP WLS BF H R ER SO BB IBB HBP BLK WP HR S P ERA WHIP																					
45 Phil Hughes, R ERA: 1.59	3.0	6	4	2	2	1	0	0	0	0	0	0	0	9	10	18.00	4.000					
15 Glen Perkins, L ERA: 9.0	1.0	6	4	2	2	1	0	0	0	0	0	0	0	3	8	0.00	1.000					
61 Jared Burton, R ERA: 10.13	1.0	4	0	0	0	0	1	0	0	0	0	0	0	9	13	9.00	3.000					
38 Logan Darnell, L ERA: 4.5	1.0	6	2	1	1	2	1	0	0	0	0	0	0	3	3	0.00	0.000					
48 Lester Oliveros, R ERA:	1.0	3	0	0	0	0	0	0	0	0	0	0	0	3	3	0.00	0.000					

AB	35
R	3
H	8
RBI	3
BB	2
SO	11
LOB	16



WP: 0	PA: 37
ER: 0	WHIP: 1.000
SO: 0	

AB	32
R	4
H	10
RBI	4
BB	4
SO	6
LOB	16




WP: 0	PA: 36
ER: 9.00	WHIP: 4.000
SO: 12	



Batter	1	2	3	4	5	6	7	8	9	AB	R	H	RBI	BB	SO	LOB	TOP										
2 Ben Revere, L OBP: 0.304, SLG: 0.273	G3			B2-3			E6 53 WP, 13 G3			4	0	1	0	0	0	0	<b>Philadelphia Phillies @ Minnesota Twins</b> Hammond Stadium, Fort Myers, FL Sun Mar 09 2014, 1:09 PM - 3:50 PM EDT Att: 8,764 - Sunny - 72 F										
13 Freddy Galvis, S OBP: 0.240, SLG: 0.273	K						G3	F7		2	0	0	0	1	1												
16 César Hernández, S (7, 4) OBP: 0.231, SLG: 0.167										1	0	0	0	0	2												
53 Bobby Abreu, L OBP: 0.333, SLG: 0.111	G3-1			G4-6-3			G3			3	0	0	0	0	2												
80 Zach Collier, L OBP: 0.200, SLG: 0.111										1	0	0	0	0	0												
18 Darin Ruf, R OBP: 0.400, SLG: 0.520		G6-3			G5-3					3	0	0	0	1	1												
25 Cody Asche, L OBP: 0.261, SLG: 0.400																											
74 Maikel Franco, R OBP: 0.250, SLG: 0.182										1	0	0	0	1	1												
15 John Mayberry Jr., R OBP: 0.353, SLG: 0.824										2	0	0	0	0	1												
19 Tony Gwynn Jr., L OBP: 0.471, SLG: 0.333										3	1	0	0	0	1												
7 Ronny Cedeno, R OBP: 0.286, SLG: 0.429										3	0	0	1	0	2												
21 Wil Nieves, R OBP: 0.100, SLG: 0.100										3	0	0	0	0	2												
73 Tommy Joseph, R (8, 2)										0	0	0	0	0	0												
<b>Inning Stats</b>	R: 0 E: 0 K: 1 S: 5	H: 0 LOB: 0 BB: 0 P: 5	R: 0 E: 0 K: 0 S: 2	H: 0 LOB: 0 BB: 1 P: 7	R: 0 E: 0 K: 0 S: 2	H: 0 LOB: 0 BB: 1 P: 6	R: 0 E: 0 K: 0 S: 2	H: 0 LOB: 0 BB: 1 P: 6	R: 0 E: 0 K: 2 S: 7	H: 1 LOB: 0 BB: 0 P: 3	R: 0 E: 1 K: 0 S: 4	H: 0 LOB: 2 BB: 1 P: 9	R: 1 E: 1 K: 0 S: 6	H: 1 LOB: 2 BB: 0 P: 6	R: 0 E: 0 K: 2 S: 7	H: 0 LOB: 0 BB: 0 P: 7	1B: 2 2B: 0 3B: 0 HR: 0	SF: 0 SAC: 1 DP: 3 HBP: 0	WP: 1 PB: 0 SB: 0 CS: 1	PA: 33							
<b>PITCHER</b>	IP	WLS	BF	H	R	ER	SO	BB	IBB	HBP	BLK	WP	HR	S	P	ERA	WHIP										
37 Mike Pelfrey, R (1, 1) ERA: 2.45	3.0		9	0	0	0	1	2	0	0	0	0	0	9	18	0.00	0.667										
21 Samuel Deduno, R (4, 1) ERA: 1.35	3.0	H	9	1	0	0	2	1	0	0	0	0	0	12	16	0.00	0.667										
44 Kyle Gibson, R (7, 1) ERA:	2.0	B	11	1	1	0	0	1	0	0	0	1	0	10	15	0.00	1.000										
59 Michael Tonkin, R (9, 1) ERA:	1.0		3	0	0	0	2	0	0	0	0	0	0	7	7	0.00	0.000										

Batter	1	2	3	4	5	6	7	8	9	AB	R	H	RBI	BB	SO	LOB	BOTTOM										
19 Darin Mastroianni, R OBP: 0.263, SLG: 0.176										2	1	0	0	1	0	2	<b>Philadelphia Phillies @ Minnesota Twins</b> Hammond Stadium, Fort Myers, FL Sun Mar 09 2014, 1:09 PM - 3:50 PM EDT Att: 8,764 - Sunny - 72 F										
1 Alex Presley, L OBP: 0.250, SLG: 0.250										1	0	1	0	0	0												
8 Kurt Suzuki, R OBP: 0.385, SLG: 0.273										3	0	1	0	0	0	1											
12 Chris Herrmann, L OBP: 0.667, SLG: 0.667										1	0	0	0	0	1												
7 Joe Mauer, L OBP: 0.308, SLG: 0.250										3	0	1	1	0	0	1											
55 Chris Colabello, R OBP: 0.611, SLG: 0.615										1	0	0	0	0	0	1											
16 Josh Willingham, R OBP: 0.143, SLG: 0.154										3	0	0	0	0	1	1											
80 Jermaine Mitchell, L OBP: 0.700, SLG: 1.286										1	0	1	0	0	0	0											
27 Chris Parmelee, L OBP: 0.316, SLG: 0.471										4	0	0	0	0	1	2											
22 Wilkin Ramirez, R OBP: 0.400, SLG: 0.667										3	0	0	0	0	2	0											
84 Dan Rohlfing, R (8, PH) OBP: 0.222, SLG: 0.125										1	0	0	0	0	0	1											
79 Delbinson Romero, R OBP: 0.467, SLG: 0.692										3	0	2	0	0	0	0											
5 Eduardo Escobar, S OBP: 0.231, SLG: 0.583										0	0	0	0	0	0	0											
11 Jason Bartlett, R (1, 4)										2	0	0	0	1	0	2											
71 Brandon Waring, R OBP: 0.273, SLG: 0.545										0	0	0	0	0	0	0											
39 Danny Santana, S OBP: 0.375, SLG: 0.688										3	0	1	0	0	0	2											
<b>Inning Stats</b>	R: 1 E: 0 K: 0 S: 3	H: 1 LOB: 1 BB: 1 P: 7	R: 0 E: 0 K: 1 S: 6	H: 1 LOB: 0 BB: 0 P: 6	R: 0 E: 0 K: 0 S: 3	H: 0 LOB: 0 BB: 0 P: 3	R: 0 E: 0 K: 0 S: 3	H: 0 LOB: 0 BB: 0 P: 3	R: 0 E: 0 K: 1 S: 6	H: 1 LOB: 2 BB: 1 P: 10	R: 0 E: 0 K: 2 S: 8	H: 1 LOB: 1 BB: 0 P: 8	R: 0 E: 0 K: 1 S: 4	H: 1 LOB: 0 BB: 0 P: 4	R: 0 E: 0 K: 1 S: 6	H: 1 LOB: 0 BB: 0 P: 6	R: 0 E: 0 K: 0 S: 4	H: 1 LOB: 0 BB: 0 P: 4	1B: 6 2B: 0 3B: 1 HR: 0	SF: 0 SAC: 0 DP: 0 HBP: 0	WP: 0 PB: 0 SB: 0 CS: 2	PA: 33					
<b>PITCHER</b>	IP	WLS	BF	H	R	ER	SO	BB	IBB	HBP	BLK	WP	HR	S	P	ERA	WHIP										
60 Jeff Manship, R (1, 1) ERA: 1.29	3.0		11	2	1	1	1	1	0	0	0	0	0	12	16	3.00	1.000										
39 B.J. Rosenberg, R (4, 1) ERA: 1.5	2.0		8	1	0	0	1	1	0	0	0	0	0	9	13	0.00	1.000										
47 Jeremy Horst, L (6, 1) ERA: 9.0	1.0		4	1	0	0	2	0	0	0	0	0	0	8	8	0.00	1.000										
48 Philippe Aumont, R (7, 1) ERA: 5.4	1.0		4	1	0	0	0	0	0	0	0	0	0	4	4	0.00	1.000										
31 Erad Lincoln, R (8, 1) ERA:	2.0		6	2	0	0	1	0	0	0	0	0	0	10	10	0.00	1.000										

**AB 27**  
**R 1**  
**H 2**  
**RBI 1**  
**BB 4**  
**SO 5**  
**LOB 12**



**AB 31**  
**R 1**  
**H 7**  
**RBI 1**  
**BB 2**  
**SO 5**  
**LOB 14**





Batter	1	2	3	4	5	6	7	8	9	AB	R	H	RBI	BB	SO	LOB	TOP										
1 Alex Presley, L (1, 8) OBP: 0.250, SLG: 0.211										3	0	0	0	0	1	1											
2 Brian Dozier, R (1, 4) OBP: 0.350, SLG: 0.474										3	0	0	0	0	2	3											
17 Doug Bernier, R (7, 4) OBP: 0.400, SLG: 0.143										1	0	0	0	0	1	0											
7 Joe Mauer, L (1, 3) OBP: 0.313, SLG: 0.214										2	0	0	0	1	1	1											
27 Chris Parmelee, L (6, 3) OBP: 0.300, SLG: 0.444										1	0	0	0	0	0	0											
22 Wilkin Ramirez, R (1, 9) OBP: 0.389, SLG: 0.611										3	0	1	0	0	0	0											
19 Darin Mastroianni, R (7, 9) OBP: 0.250, SLG: 0.167										1	0	0	0	0	1	0											
24 Trevor Plouffe, R (1, 5) OBP: 0.389, SLG: 0.267										3	0	1	0	0	0	2											
71 Brandon Waring, R (6, 5) OBP: 0.250, SLG: 0.500										1	0	0	0	0	0	0											
13 Jason Kubel, L (1, 10) OBP: 0.118, SLG: 0.294										3	1	1	1	0	1	1											
77 James Beresford, L (6, PH) OBP: 0.222, SLG: 0.222										1	0	0	0	0	0	0											
8 Kurt Suzuki, R (1, 2) OBP: 0.313, SLG: 0.214										3	0	0	0	0	1	0											
43 Josmil Pinto, R (7, 2) OBP: 0.428, SLG: 0.571										0	0	0	0	0	0	0											
80 Jermaine Mitchell, L (1, 7) OBP: 0.538, SLG: 0.900										3	0	0	0	0	2	0											
5 Eduardo Escobar, S (1, 6) OBP: 0.250, SLG: 0.533										3	0	1	0	0	2	1											
39 Danny Santana, S (7, 6) OBP: 0.375, SLG: 0.688										0	0	0	0	0	0	0											
<b>Inning Stats</b>	R: 0 E: 0 K: 1 S: 6	H: 1 LOB: 2 BB: 1 P: 10	R: 1 E: 1 K: 2 S: 9	H: 1 LOB: 2 BB: 0 P: 11	R: 0 E: 0 K: 1 S: 5	H: 0 LOB: 0 BB: 0 P: 5	R: 0 E: 0 K: 2 S: 7	H: 0 LOB: 0 BB: 0 P: 7	R: 0 E: 0 K: 2 S: 8	H: 1 LOB: 1 BB: 0 P: 8	R: 0 E: 0 K: 0 S: 3	H: 1 LOB: 0 BB: 0 P: 3	R: 0 E: 0 K: 2 S: 7	H: 0 LOB: 0 BB: 0 P: 7	R: 0 E: 0 K: 1 S: 5	H: 0 LOB: 0 BB: 0 P: 5	R: 0 E: 0 K: 1 S: 5	H: 0 LOB: 0 BB: 0 P: 5	1B: 3 2B: 0 3B: 0 HR: 1	SF: 0 SAC: 0 DP: 1 HBP: 1	WP: 0 PB: 0 SB: 0 CS: 0	PA: 33					
<b>PITCHER</b>	IP	WLS	BF	H	R	ER	SO	BB	IBB	HBP	BLK	WP	HR	S	P	ERA	WHIP										
14 David Price, L (1, 1) ERA: 2.7	5.0	W	21	3	1	1	8	1	0	1	1	0	1	35	41	1.80	0.800										
57 Jake McGee, L (6, 1) ERA:	1.0	H	3	1	0	0	0	0	0	0	0	0	0	3	3	0.00	1.000										
47 Brandon Gomes, R (7, 1) ERA:	1.0	H	3	0	0	0	2	0	0	0	0	0	0	7	7	0.00	0.000										
26 Brad Boxberger, R (8, 1) ERA: 2.25	1.0		3	0	0	0	1	0	0	0	0	0	0	5	5	0.00	0.000										
49 Kirby Yates, R (9, 1) ERA:	1.0		3	0	0	0	1	0	0	0	0	0	0	5	5	0.00	0.000										

Minnesota Twins @ Tampa Bay Rays  
Charlotte Sports Park, Port Charlotte, FL  
Tue Mar 11 2014, 1:08 PM - 3:44 PM EDT  
Att: 5,296 - Sunny - 74 F

AB	31
R	1
H	4
RBI	1
BB	1
SO	12
LOB	9



Batter	1	2	3	4	5	6	7	8	9	AB	R	H	RBI	BB	SO	LOB	BOTTOM										
8 Desmond Jennings, R (1, 8) OBP: 0.333, SLG: 0.529										2	0	1	0	1	0	0											
68 Jerry Sands, R (7, 3) OBP: 0.476, SLG: 0.947										1	1	1	0	0	0	0											
15 Wilson Betemit, S (1, 10) ERA:										2	0	0	1	0	0	1											
73 Jeremy Moore, L (7, PH) OBP: 0.353, SLG: 0.882										1	1	1	2	0	0	0											
3 Evan Longoria, R (1, 5) OBP: 0.472, SLG: 0.750										3	0	0	0	0	1	3											
71 Justin Christian, R (7, 7) OBP: 0.235, SLG: 0.250										1	0	0	0	0	1	0											
21 James Loney, L (1, 3) OBP: 0.375, SLG: 0.615										3	2	2	0	0	0	0											
39 Kevin Kiermaier, L (7, 8) OBP: 0.333, SLG: 0.471										1	0	0	0	0	1	0											
11 Yunel Escobar, R (1, 6) OBP: 0.563, SLG: 0.714										3	1	2	1	0	0	0											
30 Vince Belnome, L (7, 5) OBP: 0.217, SLG: 0.227										1	0	0	0	0	0	0											
20 Matt Joyce, L (1, 9) OBP: 0.273, SLG: 0.500										3	0	0	1	0	0	2											
69 Ray Olmedo, S (7, 4) OBP: 0.300, SLG: 0.300										1	0	0	0	0	0	0											
7 David DeJesus, L (1, 7) OBP: 0.313, SLG: 1.111										2	0	2	1	0	0	0											
5 Brandon Guyer, R (6, PH) OBP: 0.294, SLG: 0.267										1	1	0	0	1	0	1											
28 José Molina, R (1, 2) OBP: 0.385, SLG: 0.364										2	1	1	0	0	0	1											
63 Curt Casali, R (6, 2) OBP: 0.636, SLG: 0.667										2	0	1	1	0	1	1											
61 Cole Figueroa, L (1, 4) OBP: 0.190, SLG: 0.158										2	0	0	0	0	0	2											
36 Hak-Ju Lee, L (7, 6) OBP: 0.455, SLG: 0.500										2	0	0	0	0	0	1											
<b>Inning Stats</b>	R: 0 E: 0 K: 1 S: 5	H: 0 LOB: 0 BB: 0 P: 5	R: 2 E: 0 K: 0 S: 5	H: 3 LOB: 0 BB: 0 P: 5	R: 0 E: 0 K: 0 S: 4	H: 1 LOB: 1 BB: 0 P: 4	R: 0 E: 0 K: 0 S: 3	H: 0 LOB: 0 BB: 0 P: 3	R: 1 E: 1 K: 0 S: 5	H: 2 LOB: 2 BB: 1 P: 9	R: 1 E: 0 K: 1 S: 7	H: 2 LOB: 1 BB: 0 P: 7	R: 2 E: 0 K: 2 S: 11	H: 2 LOB: 0 BB: 0 P: 14	R: 1 E: 0 K: 0 S: 4	H: 1 LOB: 1 BB: 1 P: 8	R: 1 E: 0 K: 0 S: 4	H: 1 LOB: 1 BB: 1 P: 8	1B: 7 2B: 3 3B: 0 HR: 1	SF: 1 SAC: 0 DP: 1 HBP: 0	WP: 0 PB: 0 SB: 0 CS: 0	PA: 36					
<b>PITCHER</b>	IP	WLS	BF	H	R	ER	SO	BB	IBB	HBP	BLK	WP	HR	S	P	ERA	WHIP										
47 Ricky Nolasco, R (1, 1) ERA: 3.0	4.0	L	15	4	2	2	1	1	0	0	0	0	0	12	16	9.00	2.500										
58 Scott Diamond, L (5, 1) ERA: 6.0	2.0		11	4	2	2	1	1	0	0	0	0	0	12	16	9.00	2.500										
57 Ryan Pressly, R (7, 1) ERA: 8.31	1.0		5	2	2	2	2	0	0	0	0	0	1	11	14	18.00	2.000										
56 Caleb Thielbar, L (8, 1) ERA: 3.0	1.0		5	1	1	1	0	1	0	0	0	0	0	4	8	9.00	2.000										

Minnesota Twins @ Tampa Bay Rays  
Charlotte Sports Park, Port Charlotte, FL  
Tue Mar 11 2014, 1:08 PM - 3:44 PM EDT  
Att: 5,296 - Sunny - 74 F

AB	33
R	7
H	11
RBI	7
BB	2
SO	4
LOB	12






Batter	1	2	3	4	5	6	7	8	9	AB	R	H	RBI	BB	SO	LOB	TOP								
14 Jaff Decker, L (1,8) 62 Gregory Polanco, L (6,PH) OBP: 0.200, SLG: 0.292 OBP: 0.318, SLG: 0.524	G4-3		F8	F8		E3		15 1B BB		3	1	1	0	0	0	0	<b>Pittsburgh Pirates @ Minnesota Twins</b> Hammond Stadium, Fort Myers, FL Wed Mar 12, 2014, 1:05 PM - 4:11 PM EDT Att. 7,365 - Partly Cloudy - 81 F								
70 Michael Martinez, S (1,4) 15 Chase d'Arnaud, R (6,PH) OBP: 0.421, SLG: 0.444 OBP: 0.444, SLG: 0.889	24 1B		F8			L5		5 FC5-4 1B		3	1	2	0	0	0	1									
23 Travis Snider, L (1,9) 5 Josh Harrison, R (6,6) OBP: 0.399, SLG: 0.524 OBP: 0.400, SLG: 0.737	F8		K			FC6		FC5-4		3	0	0	0	0	1	3									
24 Pedro Alvarez, L (1,5) 69 Chris McGuiness, L (6,3) OBP: 0.346, SLG: 0.391	25 1B		HR			G4-6-3				3	1	2	2	0	0	2									
25 Chris Dickerson, L (1,7) 79 Brent Morel, R (6,5) OBP: 0.520, SLG: 0.524 OBP: 0.158, SLG: 0.158	1B		HR			G3-1				3	1	2	1	0	0	1									
59 Robert Andino, R (1,6) 22 Mel Rojas Jr., S (6,9) OBP: 0.174, SLG: 0.182 OBP: 0.333, SLG: 0.667	G3-1		2B			K				3	0	1	1	0	1	2									
57 Andrew Lamb, L (1,3) 36 Carlos Mesa, R (6,7) OBP: 0.192, SLG: 0.087 OBP: 0.333, SLG: 0.333			G3			3 HR BB				2	1	0	0	1	0	1									
3 Travis Ishikawa, L (1,10) 25 Kelson Brown, R (8,FR) OBP: 0.300, SLG: 0.500 OBP: 0.300, SLG: 0.500	F8					HR				3	1	1	2	1	1	0									
19 Chris Stewart, R (1,2) 26 Tony Sanchez, R (6,PH) OBP: 0.421, SLG: 0.765 OBP: 0.421, SLG: 0.765	F9					L5		26 WP E BB		2	0	0	0	0	0	0									
Inning Stats	R: 1 E: 0 K: 0 S: 7	H: 3 LOB: 2 BB: 0 P: 7	R: 0 E: 0 K: 0 S: 3	H: 0 LOB: 0 BB: 0 P: 3	R: 3 E: 0 K: 1 S: 9	H: 4 LOB: 0 BB: 0 P: 10	R: 0 E: 0 K: 1 S: 5	H: 0 LOB: 0 BB: 0 P: 5	R: 0 E: 1 K: 0 S: 4	H: 1 LOB: 1 BB: 0 P: 4	R: 2 E: 1 K: 1 S: 8	H: 1 LOB: 1 BB: 1 P: 12	R: 0 E: 0 K: 0 S: 5	H: 0 LOB: 0 BB: 0 P: 5	R: 2 E: 1 K: 0 S: 5	H: 2 LOB: 2 BB: 2 P: 14		R: 0 E: 0 K: 1 S: 7	H: 2 LOB: 2 BB: 0 P: 7	1B: 9 2B: 2 3B: 0 HR: 2	SF: 0 SAC: 0 DP: 1 HBP: 0	WP: 1 PB: 0 SB: 0 CS: 0	PA: 44		
PITCHER	IP	WLS	BF	H	R	ER	SO	BB	IBB	HBP	BLK	WP	HR	S	P	ERA	WHIP								
30 Kevin Correia, R (1,1) 76 Deolis Guerra, R (4,1) 49 Vance Worley, R (5,1) 53 Kris Johnson, L (8,1) ERA: 6.0 ERA: 1.0 ERA: 3.2 ERA: 1.1	3.0	L	16	7	4	4	1	0	0	0	0	0	1	19	20	12.00	2.333								

Batter	1	2	3	4	5	6	7	8	9	AB	R	H	RBI	BB	SO	LOB	BOTTOM								
1 Alex Presley, L (1,8) 32 Aaron Hicks, S (5,PH) OBP: 0.227, SLG: 0.190 OBP: 0.250, SLG: 0.500	G4-3		G5-3			L3				2	0	0	0	0	0	0	<b>Pittsburgh Pirates @ Minnesota Twins</b> Hammond Stadium, Fort Myers, FL Wed Mar 12, 2014, 1:05 PM - 4:11 PM EDT Att. 7,365 - Partly Cloudy - 81 F								
2 Brian Dozier, R (1,4) 77 James Beresford, L (6,4) OBP: 0.304, SLG: 0.409 OBP: 0.182, SLG: 0.182	E6		G2-3			G5-3				3	1	0	0	0	0	0									
7 Joe Mauer, L (1,10) 84 Dan Rohlfing, R (7,PH) OBP: 0.421, SLG: 0.375 OBP: 0.182, SLG: 0.100	1B		BB			2B				2	0	2	0	1	0	0									
16 Josh Willingham, R (1,7) 80 Jermaine Mitchell, L (6,7) OBP: 0.118, SLG: 0.133 OBP: 0.500, SLG: 0.818	SF8		K			K				2	0	0	1	0	2	2									
31 Oswaldo Arcia, L (1,9) 12 Chris Herrmann, L (8,PH) OBP: 0.357, SLG: 0.500 OBP: 0.600, SLG: 0.571	K					K				3	0	0	0	0	3	2									
24 Trevor Plouffe, R (1,5) 79 Delbinson Romero, R (7,5) OBP: 0.429, SLG: 0.389 OBP: 0.500, SLG: 0.786			F7			43 BB 1B				3	1	2	0	0	0	0									
27 Chris Parmelee, L (1,3) 55 Chris Colabello, R (6,3) OBP: 0.318, SLG: 0.450 OBP: 0.600, SLG: 0.800	11 CS 43 1B					F9				2	1	1	2	0	0	1									
43 Josphil Pinto, R (1,2) 26 Eric Fryer, R (8,PH) OBP: 0.500, SLG: 0.556 OBP: 0.375, SLG: 0.429	1B					11 FC6-4 BB				2	0	1	0	1	0	0									
11 Jason Bartlett, R (1,6) 17 Doug Bernier, R (7,6) OBP: 0.364, SLG: 0.125	K					FC6-4				3	0	0	0	0	1	4									
Inning Stats	R: 1 E: 1 K: 1 S: 7	H: 1 LOB: 1 BB: 0 P: 7	R: 0 E: 0 K: 1 S: 6	H: 2 LOB: 2 BB: 0 P: 6	R: 0 E: 0 K: 1 S: 7	H: 0 LOB: 1 BB: 1 P: 11	R: 0 E: 0 K: 1 S: 6	H: 1 LOB: 2 BB: 1 P: 10	R: 1 E: 0 K: 2 S: 9	H: 2 LOB: 1 BB: 0 P: 10	R: 2 E: 0 K: 0 S: 5	H: 2 LOB: 0 BB: 0 P: 6	R: 0 E: 0 K: 0 S: 3	H: 0 LOB: 0 BB: 0 P: 3	R: 0 E: 0 K: 0 S: 4	H: 1 LOB: 2 BB: 1 P: 8		R: 0 E: 0 K: 1 S: 5	H: 0 LOB: 0 BB: 0 P: 5	1B: 4 2B: 4 3B: 0 HR: 2	SF: 1 SAC: 0 DP: 1 HBP: 0	WP: 0 PB: 0 SB: 0 CS: 1	PA: 39		
PITCHER	IP	WLS	BF	H	R	ER	SO	BB	IBB	HBP	BLK	WP	HR	S	P	ERA	WHIP								
45 Gerrit Cole, R (1,1) 48 Jared Hughes, R (4,1) 71 Adam Wilk, L (5,1) 67 Jake Brigham, R (6,1) 43 Daniel Schlereth, L (8,1) ERA: 3.0 ERA: 3.6 ERA: 1.28 ERA: 7.5 ERA:	3.0	W	13	3	1	0	3	1	0	0	0	0	0	6	10	0.00	2.000								

AB	41
R	8
H	13
RBI	8
BB	3
SO	5
LOB	17





Batter	1	2	3	4	5	6	7	8	9	AB	R	H	RBI	BB	SO	LOB	TOP			
29 Daniel Nava, S (1, 7) 5 Jonny Gomes, R (5, 7)	G3		K		E6 18 1B 15 2B		G1-4-3		G5-3	3	1	0	0	0	1	1				
18 Shane Victorino, S (1, 9) 72 Corey Brown, L (5, PR) (5, 9)	P5		1B		1B		K			3	0	2	1	0	0	0				
15 Dustin Pedroia, R (1, 4) 10 Jonathan Herrera, S (6, 4)	F8		1B		2B				G4-3	3	0	2	2	0	0	0				
34 David Ortiz, L (1, 10) 37 Mike Carp, L (8, PH) (8, 10)		K	P5		G3				G4-3	3	0	0	0	0	1	4				
12 Mike Napoli, R (1, 3) 23 Brandon Snyder, R (6, 3)					G5-3				G4-3	3	0	1	0	0	0	0				
40 A.J. Pierzynski, L (1, 2) 26 Brock Holt, L (6, 5)					P5				G6-3	3	0	0	0	0	0	1				
2 Xander Bogaerts, R (1, 6) 55 Christian Vazquez, R (6, 2)			E5 25 FC3-6 16 1B 29 E		G6-3					2	1	0	0	1	0	0				
16 Will Middlebrooks, R (1, 5) 74 Deven Marrero, R (6, 6)					G5-3					3	1	1	0	0	0	1				
25 Jackie Bradley Jr., L (1, 8) 48 Mike McCoy, R (7, 8)			F9		K				G3-1	3	0	0	0	0	1	2				
<b>Inning Stats</b>	R: 0 E: 0 K: 0 S: 3	H: 0 LOB: 0 BB: 0 P: 3	R: 0 E: 0 K: 1 S: 5	H: 1 LOB: 0 BB: 0 P: 5	R: 2 E: 2 K: 1 S: 9	H: 3 LOB: 2 BB: 0 P: 9	R: 0 E: 0 K: 0 S: 3	H: 0 LOB: 3 BB: 0 P: 3	R: 2 E: 1 K: 1 S: 8	H: 2 LOB: 2 BB: 0 P: 8	R: 0 E: 0 K: 1 S: 5	H: 0 LOB: 0 BB: 0 P: 5	R: 0 E: 0 K: 1 S: 5	H: 0 LOB: 0 BB: 1 P: 5	R: 0 E: 0 K: 1 S: 6	H: 1 LOB: 2 BB: 1 P: 10	1B: 5 2B: 2 3B: 0 HR: 0	SF: 0 SAC: 0 DP: 1 HBP: 0	WP: 0 PB: 0 SB: 1 CS: 0	PA: 37
<b>PITCHER</b>	IP WLS BF H R ER SO BB IBB HBP BLK WP HR S P ERA WHIP																			
45 Phil Hughes, R (1, 1) 81 Matt Hoffman, L (4, 1) 21 Samuel Deduno, R (6, 1) 59 Michael Tonkin, R (9, 1)	3.0 2.0 3.0 1.0	L L L L	13 9 10 5	4 2 0 1	2 2 0 0	2 0 1 1	0 0 0 0	0 0 0 0	0 0 0 0	0 0 0 0	0 0 0 0	0 0 0 0	0 0 0 0	0 0 0 0	0 0 0 0	0 0 0 0	0 0 0 0	0.00 0.00 0.00 0.00	1.333 1.000 0.333 2.000	

**Boston Red Sox @ Minnesota Twins**  
Hammond Stadium, Fort Myers, FL  
Thu Mar 13 2014, 1:05 PM - 4:12 PM EDT  
Att: 9,256 - Sunny - 68 F

AB	35
R	4
H	7
RBI	3
BB	2
SO	6
LOB	13



Batter	1	2	3	4	5	6	7	8	9	AB	R	H	RBI	BB	SO	LOB	BOTTOM			
32 Aaron Hicks, S (1, 8) 19 Darin Mastroianni, R (5, 8)	1B		F9	FC3-6 2 BB		1B		F8		3	0	1	1	0	0	2				
2 Brian Dozier, R (1, 4) 5 Eduardo Escobar, S (5, 4)	F7		G5-3	BB		F7			F7	2	0	0	0	1	0	1				
7 Joe Mauer, L (1, 3) 55 Chris Colabello, R (5, 3)	1B		G4-3	G3					G5-3	3	0	1	0	0	0	3				
16 Josh Willingham, R (1, 7) 80 Jermaine Mitchell, L (6, 7)	K			G6-3		F8			G4-3	2	1	0	0	1	1	2				
31 Oswaldo Arcia, L (1, 9) 27 Chris Parmelee, L (6, 9)	F9			BB						3	1	1	0	0	1	2				
24 Trevor Plouffe, R (1, 5) 71 Brandon Waring, R (6, 5)		K		L4		G3			K2-3	3	0	0	0	0	1	2				
13 Jason Kubel, L (1, 10) 22 Wilkin Ramirez, R (6, PH) (9, 10)				BB		G4-3			G4-3	1	1	0	0	2	0	0				
8 Kurt Suzuki, R (1, 2) 12 Chris Herrmann, L (6, 2)	F7			BB						2	0	1	1	0	0	1				
39 Danny Santana, S (1, 6)	FC5-4			BB		FC4-6				3	0	1	0	1	0	2				
<b>Inning Stats</b>	R: 0 E: 0 K: 1 S: 7	H: 2 LOB: 2 BB: 0 P: 7	R: 0 E: 0 K: 1 S: 5	H: 0 LOB: 1 BB: 1 P: 9	R: 0 E: 0 K: 0 S: 3	H: 0 LOB: 0 BB: 0 P: 3	R: 3 E: 0 K: 0 S: 5	H: 2 LOB: 3 BB: 4 P: 21	R: 0 E: 0 K: 1 S: 5	H: 0 LOB: 0 BB: 0 P: 6	R: 0 E: 0 K: 2 S: 7	H: 0 LOB: 0 BB: 0 P: 7	R: 0 E: 0 K: 1 S: 7	H: 2 LOB: 2 BB: 0 P: 7	R: 0 E: 0 K: 0 S: 3	H: 0 LOB: 0 BB: 0 P: 3	1B: 6 2B: 2 3B: 0 HR: 0	SF: 0 SAC: 0 DP: 0 HBP: 0	WP: 1 PB: 0 SB: 1 CS: 0	PA: 40
<b>PITCHER</b>	IP WLS BF H R ER SO BB IBB HBP BLK WP HR S P ERA WHIP																			
44 Jake Peavy, R (1, 1) 30 Andrew Miller, L (4, 1) 80 Matty Ott, R (4, 1) 67 Brandon Workman, R (5, 1) 94 Dailier Hinojosa, R (8, 1)	3.0 0.1 0.2 3.0 1.0	B W H H	4 4 4 11 5	2 1 0 2 2	1 1 1 0 0	0 0 0 3 1	0 0 0 0 0	0 0 0 0 0	0 0 0 0 0	0 0 0 0 0	0 0 0 0 0	0 0 0 0 0	0 0 0 0 0	0 0 0 0 0	0 0 0 0 0	0 0 0 0 0	0 0 0 0 0	0.00 27.00 13.50 0.00 0.00	1.333 9.000 3.000 0.667 2.000	

**Boston Red Sox @ Minnesota Twins**  
Hammond Stadium, Fort Myers, FL  
Thu Mar 13 2014, 1:05 PM - 4:12 PM EDT  
Att: 9,256 - Sunny - 68 F

AB	35
R	3
H	8
RBI	2
BB	5
SO	6
LOB	19





Batter	1	2	3	4	5	6	7	8	9	AB	R	H	RBI	BB	SO	LOB	TOP																			
38 Xavier Paul, L (1,9) OBP: 0.250, SLG: 0.259 92 Buck Britton, L (7,4) OBP: 0.167, SLG: 0.167	F8	K			F9		G3		G5-3	4	0	0	0	0	1	2																				
1 Jamile Weeks, S (1,4) OBP: 0.355, SLG: 0.217 86 Darrel Alvarez, R (7,9) OBP: 0.500, SLG: 1.000	G1-3		G4-3		P3		1B			4	0	1	0	0	0	0																				
51 Henry Urrutia, L (1,7) OBP: 0.360, SLG: 0.542 41 Julio Borbon, L (7,7) OBP: 0.438, SLG: 0.250 (9,8)	1B		G4-3		HR		G4-3			4	1	2	1	0	0	1																				
28 Steve Pearce, R (1,3) OBP: 0.314, SLG: 0.455 63 Caleb Joseph, R (8,3) OBP: 0.222, SLG: 0.143	G1-3		G6-3		2B			K		4	0	1	0	0	0	1																				
45 Steve Clevenger, L (1,2) OBP: 0.545, SLG: 0.632 48 Johnny Monell, L (7,2) OBP: 0.389, SLG: 0.500		1B			G6-3			G4-3		3	1	2	0	0	0	1																				
14 Nolan Reimold, R (1,10) OBP: 0.423, SLG: 0.400		BB			1B		K	K		3	0	0	0	1	3	1																				
6 Jonathan Schoop, R (1,6) OBP: 0.500, SLG: 0.750 88 Garabez Rosa, R (9,6)		BB			2B		K	K	F8	4	0	2	0	0	1	0																				
34 Quintin Berry, L (1,8) OBP: 0.296, SLG: 0.333 85 Trent Mummy, L (9,7)	SF9				K		B3		BB	2	0	0	1	1	1	2																				
67 Michael Almanzar, R (1,5) OBP: 0.333, SLG: 0.500	FC5				G5-3			G5-3	K	4	0	0	0	0	1	5																				
<b>Inning Stats</b>	R: 0 E: 0 K: 0 S: 4	H: 1 LOB: 1 BB: 0 P: 4	R: 1 E: 0 K: 1 S: 7	H: 2 LOB: 2 BB: 1 P: 11	R: 0 E: 0 K: 0 S: 3	H: 0 LOB: 0 BB: 0 P: 3	R: 0 E: 0 K: 2 S: 9	H: 2 LOB: 2 BB: 0 P: 9	R: 1 E: 0 K: 0 S: 5	H: 2 LOB: 1 BB: 0 P: 5	R: 0 E: 0 K: 0 S: 4	H: 1 LOB: 1 BB: 0 P: 4	R: 0 E: 0 K: 2 S: 7	H: 0 LOB: 0 BB: 0 P: 7	R: 0 E: 0 K: 0 S: 4	H: 0 LOB: 0 BB: 0 P: 7	R: 0 E: 0 K: 1 S: 5	H: 0 LOB: 1 BB: 1 P: 9	1B: 5 2B: 2 3B: 0 HR: 1	SF: 1 SAC: 0 DP: 0 HBP: 0	WP: 0 PB: 0 SB: 0 CS: 0	PA: 37														
<b>PITCHER</b>	IP	WLS	BF	H	R	ER	SO	BB	IBB	HBP	BLK	WP	HR	S	P	ERA	WHIP	<b>PITCHER</b>		IP	WLS	BF	H	R	ER	SO	BB	IBB	HBP	BLK	WP	HR	S	P	ERA	WHIP
37 Mike Pelfrey, R (1,1) ERA: 2.53	3.1		16	5	1	1	2	1	0	0	0	0	0	19	23	2.70	1.800	Lester Oliveros, R (9,1) ERA:		1.0		4	0	0	0	1	1	0	0	0	0	5	9	0.00	1.000	
52 Brian Duensing, L (4,1) ERA: 7.35	1.2		7	2	1	1	1	0	0	0	0	0	1	9	9	5.40	1.200																			
15 Glen Perkins, L (6,1) ERA: 6.75	1.0		3	0	0	0	2	0	0	0	0	0	0	7	7	0.00	0.000																			
61 Jared Burton, R (7,1) ERA: 7.36	1.0		4	1	0	0	0	0	0	0	0	0	0	4	4	0.00	1.000																			
54 Matt Guerrier, R (8,1) ERA:	1.0		3	0	0	0	2	0	0	0	0	0	0	7	7	0.00	0.000																			

Baltimore Orioles @ Minnesota Twins  
Hammond Stadium, Fort Myers, FL  
Fri Mar 14 2014, 1:07 PM - 3:47 PM EDT  
Att: 6,346 - Sunny - 73 F

AB	34
R	2
H	8
RBI	2
BB	2
SO	8
LOB	14



Batter	1	2	3	4	5	6	7	8	9	AB	R	H	RBI	BB	SO	LOB	BOTTOM																			
1 Alex Presley, L (1,8) OBP: 0.200, SLG: 0.167 80 Jermaine Mitchell, L (7,8) OBP: 0.412, SLG: 0.643	F7		K		K			K		3	0	0	0	0	2	0																				
8 Kurt Suzuki, R (1,2) OBP: 0.350, SLG: 0.278 26 Eric Fryer, R (6,2) OBP: 0.300, SLG: 0.333	P4		1B			F9		G5-3		2	0	1	0	0	0	0																				
7 Joe Mauer, L (1,10) OBP: 0.400, SLG: 0.333 (9,PH) 99 Brad Nelson, L (9,FR) 17 Doug Bernier, R (9,FR) OBP: 0.364, SLG: 0.125	L6		K			BB		BB	BB	2	0	0	0	1	1	1																				
16 Josh Willingham, R (1,7) OBP: 0.130, SLG: 0.100 97 Mike Kvasnicka, S (7,7)	G5-3		F8		G5-4-3		G5-4-3		G5-4-3	3	0	0	0	0	2	1																				
24 Trevor Plouffe, R (1,5) OBP: 0.333, SLG: 0.292 71 Brandon Waring, R (8,5) OBP: 0.286, SLG: 0.714	G6-3				P3		G5-3		HR	3	0	0	0	0	0	0																				
27 Chris Parmelee, L (1,3) OBP: 0.296, SLG: 0.375	BB		K		K		F8		F9	3	1	0	0	1	1	1																				
19 Darin Mastroianni, R (1,9) OBP: 0.280, SLG: 0.217			P4				G6-3			3	0	1	0	0	0	0																				
5 Eduardo Escobar, S (1,4) OBP: 0.286, SLG: 0.500			1B		G3-1				1B	3	0	2	1	0	0	0																				
11 Jason Bartlett, R (1,6) 95 Aderling Mejia, S (7,6)	F7				F8			SH2-3		2	0	0	0	0	2	0																				
<b>Inning Stats</b>	R: 0 E: 0 K: 0 S: 3	H: 0 LOB: 0 BB: 0 P: 3	R: 1 E: 0 K: 0 S: 5	H: 2 LOB: 2 BB: 1 P: 9	R: 0 E: 0 K: 2 S: 8	H: 1 LOB: 1 BB: 0 P: 9	R: 0 E: 0 K: 1 S: 5	H: 0 LOB: 0 BB: 0 P: 5	R: 0 E: 0 K: 1 S: 5	H: 0 LOB: 0 BB: 0 P: 5	R: 0 E: 0 K: 0 S: 2	H: 0 LOB: 0 BB: 1 P: 6	R: 0 E: 0 K: 0 S: 3	H: 0 LOB: 0 BB: 0 P: 3	R: 0 E: 0 K: 1 S: 6	H: 1 LOB: 1 BB: 0 P: 6	R: 1 E: 0 K: 0 S: 4	H: 1 LOB: 1 BB: 1 P: 8	1B: 4 2B: 0 3B: 0 HR: 1	SF: 0 SAC: 1 DP: 2 HBP: 0	WP: 1 PB: 0 SB: 0 CS: 0	PA: 33														
<b>PITCHER</b>	IP	WLS	BF	H	R	ER	SO	BB	IBB	HBP	BLK	WP	HR	S	P	ERA	WHIP	<b>PITCHER</b>		IP	WLS	BF	H	R	ER	SO	BB	IBB	HBP	BLK	WP	HR	S	P	ERA	WHIP
16 Wei-Yin Chen, L (1,1) ERA: 3.0	4.0		16	3	1	1	3	1	0	0	0	0	0	21	26	2.25	1.000	Tommy Hunter, R (5,1) ERA: 4.5		1.0		3	0	0	0	1	0	0	0	0	5	5	0.00	0.000		
66 T.J. McFarland, L (6,1) ERA: 4.05	3.0		10	1	0	0	1	1	0	0	0	0	0	11	15	0.00	0.667	Troy Patton, L (9,1) ERA: 13.5		1.0		4	1	1	1	0	1	0	0	0	4	8	9.00	2.000		

Baltimore Orioles @ Minnesota Twins  
Hammond Stadium, Fort Myers, FL  
Fri Mar 14 2014, 1:07 PM - 3:47 PM EDT  
Att: 6,346 - Sunny - 73 F

AB	29
R	2
H	5
RBI	2
BB	3
SO	5
LOB	9





Batter	1	2	3	4	5	6	7	8	9	AB	R	H	RBI	BB	SO	LOB	TOP					
32 Aaron Hicks, S (1, 8) OBP: 0.250, SLG: 0.450										5	1	1	0	0	3	9	<b>Minnesota Twins @ New York Yankees</b> George M. Steinbrenner Field, Tampa, FL Fri Mar 14 2014, 1:08 PM - 3:59 PM EDT Att: 9,309 - Sunny - 69 F					
2 Brian Dozier, R (1, 4) OBP: 0.345, SLG: 0.500										2	2	1	1	1	0	1						
95 Eric Farris, R (5, 4) OBP: 0.500, SLG: 1.000										2	1	1	2	0	0	3						
13 Jason Kubel, L (1, 10) OBP: 0.208, SLG: 0.238										3	0	0	1	1	0	2						
12 Chris Herrmann, L (6, PH) OBP: 0.615, SLG: 0.600										1	0	0	0	0	0	0						
31 Oswaldo Arcia, L (1, 9) OBP: 0.333, SLG: 0.471										4	0	1	1	0	3	3						
97 Corey Wimberly, S (7, 9) OBP: 0.333, SLG: 0.471										1	0	0	0	0	0	0						
55 Chris Colabello, R (1, 3) OBP: 0.519, SLG: 0.636										5	0	2	2	0	2	1						
22 Wilkin Ramirez, R (1, 7) OBP: 0.318, SLG: 0.500										3	0	0	0	0	1	3						
96 Danny Ortiz, L (5, 7) OBP: 0.318, SLG: 0.500										1	0	0	0	0	0	0						
79 Delbinson Romero, R (1, 5) OBP: 0.474, SLG: 0.709										3	1	1	0	0	0	0						
77 James Beresford, L (6, 5) OBP: 0.231, SLG: 0.167										1	0	0	0	1	0	1						
43 Josmil Pinto, R (1, 2) OBP: 0.536, SLG: 0.545										2	1	1	0	1	0	0						
84 Dan Rohlfing, R (6, 2) OBP: 0.231, SLG: 0.167										2	0	1	0	0	1	0						
39 Danny Santana, S (1, 6) OBP: 0.458, SLG: 0.727										3	1	2	0	1	0	1						
<b>Inning Stats</b>	R: 1 E: 0 K: 1 S: 10	H: 2 LOB: 2 BB: 1 P: 17	R: 0 E: 1 K: 1 S: 6	H: 0 LOB: 1 BB: 0 P: 6	R: 1 E: 0 K: 1 S: 8	H: 1 LOB: 0 BB: 0 P: 11	R: 0 E: 0 K: 1 S: 8	H: 2 LOB: 2 BB: 0 P: 8	R: 1 E: 0 K: 1 S: 7	H: 1 LOB: 1 BB: 1 P: 12	R: 4 E: 0 K: 2 S: 10	H: 3 LOB: 1 BB: 2 P: 18	R: 0 E: 0 K: 1 S: 7	H: 2 LOB: 3 BB: 1 P: 11	R: 0 E: 0 K: 1 S: 5	H: 0 LOB: 0 BB: 0 P: 5	R: 0 E: 0 K: 1 S: 4	H: 0 LOB: 0 BB: 0 P: 5	1B: 7 2B: 3 3B: 0 HR: 1	SF: 0 SAC: 0 DP: 1 HBP: 1	WP: 0 PB: 0 SB: 1 CS: 0	PA: 44
<b>PITCHER</b>	IP WLS BF H R ER SO BB IBB HBP BLK WP HR S P ERA WHIP	4.0 2 19 5 2 2 4 1 0 0 0 0 1 32 42 4.50 1.500	1.0 B 5 1 1 1 1 1 0 0 0 0 0 0 7 12 9.00 2.000	0.1 L 5 2 4 4 1 2 0 0 0 0 0 0 5 13 108.00 12.000	1.0 7 3 0 0 1 1 0 0 0 0 0 0 8 12 0.00 4.000	1.2 5 0 0 0 2 0 0 0 0 0 0 0 9 9 0.00 0.000	<b>PITCHER</b>										IP WLS BF H R ER SO BB IBB HBP BLK WP HR S P ERA WHIP	1.0 3 0 0 0 1 0 0 0 0 0 0 4 5 0.00 0.000				
41 David Phelps, R (1, 1) ERA: 2.63											98 James Pazos, L (9, 1) ERA:											
55 David Herndon, R (5, 1) ERA: 3.0											98 James Pazos, L (9, 1) ERA:											
75 Manny Bañuelos, L (6, 1) ERA: 63.0											98 James Pazos, L (9, 1) ERA:											
92 Fred Lewis, L (6, 1) ERA:											98 James Pazos, L (9, 1) ERA:											
68 Dellin Betances, R (7, 1) ERA:											98 James Pazos, L (9, 1) ERA:											

Batter	1	2	3	4	5	6	7	8	9	AB	R	H	RBI	BB	SO	LOB	BOTTOM					
22 Jacoby Ellsbury, L (1, 8) OBP: 0.321, SLG: 0.391										3	1	1	0	0	0	0	<b>Minnesota Twins @ New York Yankees</b> George M. Steinbrenner Field, Tampa, FL Fri Mar 14 2014, 1:08 PM - 3:59 PM EDT Att: 9,309 - Sunny - 69 F					
85 Jake Cave, L (6, 8) OBP: 0.321, SLG: 0.391										1	0	0	0	0	0	0						
14 Brian Roberts, S (1, 4) OBP: 0.250, SLG: 0.200										3	1	1	1	0	1	0						
99 Rob Refsnyder, R (6, 4) OBP: 0.250, SLG: 0.200										1	0	0	0	0	0	0						
25 Mark Teixeira, S (1, 3) OBP: 0.333, SLG: 0.250										2	1	1	1	1	0	0						
87 Francisco Arcia, L (6, PR) OBP: 0.300, SLG: 0.444										1	0	0	0	0	1	0						
34 Brian McCann, L (1, 2) OBP: 0.370, SLG: 0.435										2	0	0	0	0	0	1						
53 Austin Romine, R (6, 2) OBP: 0.250, SLG: 0.217										2	0	0	0	0	0	1						
26 Eduardo Núñez, R (1, 6) OBP: 0.240, SLG: 0.480										2	0	0	1	0	0	0						
79 Carmen Angelini, R (6, 6) OBP: 0.240, SLG: 0.480										2	0	0	0	0	0	1						
81 Ramón Flores, L (1, 7) OBP: 0.217, SLG: 0.300										0	0	0	0	2	0	0						
76 Ben Gamel, L (7, 7) OBP: 0.217, SLG: 0.300										1	0	0	0	0	0	0						
96 Peter O'Brien, R (1, 10) OBP: 0.250, SLG: 0.217										3	0	0	0	0	1	2						
97 Mason Williams, L (1, 9) OBP: 0.190, SLG: 0.263										2	0	0	0	0	0	1						
94 Taylor Dugas, L (7, 9) OBP: 0.190, SLG: 0.263										1	0	0	0	0	0	0						
78 Rob Segedin, R (1, 5) OBP: 0.250, SLG: 0.217										2	0	0	0	0	0	0						
81 Ail Castillo, R (6, 5) OBP: 0.250, SLG: 0.217										1	0	0	0	0	1	0						
<b>Inning Stats</b>	R: 3 E: 0 K: 0 S: 6	H: 3 LOB: 1 BB: 1 P: 11	R: 0 E: 0 K: 0 S: 3	H: 0 LOB: 0 BB: 0 P: 3	R: 0 E: 0 K: 0 S: 3	H: 0 LOB: 0 BB: 0 P: 3	R: 0 E: 0 K: 0 S: 3	H: 0 LOB: 1 BB: 1 P: 7	R: 0 E: 0 K: 1 S: 5	H: 0 LOB: 0 BB: 0 P: 5	R: 0 E: 0 K: 0 S: 2	H: 0 LOB: 1 BB: 1 P: 6	R: 0 E: 0 K: 1 S: 5	H: 0 LOB: 0 BB: 0 P: 5	R: 0 E: 0 K: 1 S: 5	H: 0 LOB: 0 BB: 0 P: 5	R: 0 E: 0 K: 1 S: 5	H: 0 LOB: 0 BB: 0 P: 5	1B: 1 2B: 2 3B: 0 HR: 0	SF: 0 SAC: 0 DP: 1 HBP: 0	WP: 0 PB: 1 SB: 0 CS: 0	PA: 32
<b>PITCHER</b>	IP WLS BF H R ER SO BB IBB HBP BLK WP HR S P ERA WHIP	4.0 3 17 3 3 3 0 2 0 0 0 0 0 15 24 6.75 1.250	1.0 W 3 0 0 0 1 0 0 0 0 0 0 0 5 5 0.00 0.000	2.0 6 0 0 0 1 1 0 0 0 0 0 0 7 11 0.00 0.500	1.5 3 0 0 0 1 0 0 0 0 0 0 0 5 5 0.00 0.000	6.75 1.250	<b>PITCHER</b>										IP WLS BF H R ER SO BB IBB HBP BLK WP HR S P ERA WHIP	1.0 3 0 0 0 1 0 0 0 0 0 0 4 5 0.00 0.000				
44 Kyle Gibson, R (1, 1) ERA: 3.0											98 James Pazos, L (9, 1) ERA:											
56 Caleb Thielbar, L (5, 1) ERA: 2.25											98 James Pazos, L (9, 1) ERA:											
83 Sean Gilmartin, L (6, 1) ERA: 1.5											98 James Pazos, L (9, 1) ERA:											
57 Ryan Pressly, R (8, 1) ERA: 6.75											98 James Pazos, L (9, 1) ERA:											
64 Aaron Thompson, L (9, 1) ERA: 2.25											98 James Pazos, L (9, 1) ERA:											


AB	38
R	7
H	11
RBI	7
BB	5
SO	10
LOB	24




AB	29
R	3
H	3
RBI	3
BB	3
SO	4
LOB	6





Batter	1	2	3	4	5	6	7	8	9	AB	R	H	RBI	BB	SO	LOB	TOP																		
11 Jason Bartlett, R (1,4) (6,9) (7,9)	0-3 K	0-0 F8			0-0 L5		0-0 G1-3		0-3 K	4	0	0	0	0	1	4	<p>Minnesota Twins @ New York Mets Tradition Field, Port St. Lucie, FL Sat Mar 15 2014, 1:12 PM - 4:12 PM EDT Att: 5,505 - Partly Cloudy - 78 F</p> <p>livebaseballscorecards.com</p> <p>AB 35 R 3 H 9 RBI 3 BB 3 SO 8 LOB 18</p> 																		
84 Dan Rohlfing, R OBP: 0.214, SLG: 0.154										1	0	0	0	0	1	0																			
32 Aaron Hicks, S OBP: 0.281, SLG: 0.435 1 Alex Presley, L OBP: 0.222, SLG: 0.160			0-0 P5		1-0 F9			4-0 55 BB 71 BB 5 BB 1B	0-0 P6	3	0	1	0	0	0	1																			
24 Trevor Plouffe, R OBP: 0.300, SLG: 0.259 71 Brandon Waring, R OBP: 0.333, SLG: 0.733	0-0 F7		0-3 K		0-3 K			0-0 55 BB 5 BB 1B		3	0	0	0	0	2	2																			
31 Oswaldo Arcia, L OBP: 0.333, SLG: 0.450 79 Delbinson Romero, R OBP: 0.450, SLG: 0.667	0-0 55 FC5-4 1B		0-3 K		0-0 G5-3			0-0 L6		3	0	1	0	0	1	0																			
55 Chris Colabello, R OBP: 0.516, SLG: 0.640	0-0 FC5-4			0-0 19 G6-3 2B		0-0 G5-3		4-0 5 BB 80 BB 1B		3	1	1	0	1	0	2																			
27 Chris Parmelee, L OBP: 0.267, SLG: 0.333 5 Eduardo Escobar, S OBP: 0.318, SLG: 0.524		0-0 F7		0-3 K		0-0 P2		0-0 80 BB 1B		3	0	0	0	0	1	1																			
19 Darin Mastroianni, R OBP: 0.444, SLG: 0.667 80 Jermaine Mitchell, L		0-0 26 BB 26 S 1B		0-0 G6-3			0-0 G5-3	0-0 12 G4-6-3 1B		3	0	1	0	0	0	1																			
26 Eric Fryer, R OBP: 0.333, SLG: 0.364 12 Chris Herrmann, L OBP: 0.533, SLG: 0.590		0-1 1B		0-3 K			0-3 K	0-0 G4-6-3		2	0	1	0	0	1	1																			
39 Danny Santana, S OBP: 0.462, SLG: 0.696 17 Doug Bernier, R OBP: 0.385, SLG: 0.200		0-0 P5			4-0 32 S BB				0-0 G4-3	1	0	0	0	1	0	2																			
										2	0	1	0	0	0	0																			
<b>Inning Stats</b>	R: 0 E: 0 K: 1 S: 7	H: 2 LOB: 2 P: 7	R: 0 E: 0 K: 0 S: 6	H: 2 LOB: 2 P: 6	R: 0 E: 0 K: 2 S: 7	H: 0 LOB: 0 P: 7	R: 0 E: 0 K: 2 S: 8	H: 1 LOB: 1 P: 8	R: 0 E: 0 K: 1 S: 5	H: 0 LOB: 0 P: 3	R: 0 E: 0 K: 1 S: 6	H: 1 LOB: 1 P: 6	R: 3 E: 0 K: 0 S: 5	H: 3 LOB: 1 P: 13	R: 0 E: 0 K: 1 S: 5	H: 0 LOB: 0 P: 5		1B: 8 2B: 1 3B: 0 HR: 0	SF: 0 SAC: 0 DP: 1 HBP: 0	WP: 0 PB: 0 CS: 0	PA: 38														
<b>PITCHER</b>	IP WLS BF H R ER SO BB IBB HBP BLK WP HR S P ERA WHIP																																		
35 Dillon Gee, R ERA: 1.69	3.0	14	5	0	0	3	0	0	0	0	0	0	0	21	21	0.00		1.667																	
39 Dana Eveland, L ERA:	2.1	8	0	0	0	3	1	0	0	0	0	0	0	0	13	18		0.00	0.429																
71 Gonzalez Germen, R ERA: 6.75	1.2	6	1	0	0	1	0	0	0	0	0	0	0	8	8	0.00		0.600																	
38 Vic Black, R ERA: 5.4	1.0	7	3	3	3	0	2	0	0	0	0	0	0	5	13	27.00	5.000																		
27 Jeurys Familia, R ERA:	1.0	3	0	0	0	1	0	0	0	0	0	0	0	5	5	0.00	0.000																		


Batter	1	2	3	4	5	6	7	8	9	AB	R	H	RBI	BB	SO	LOB	BOTTOM																	
6 Matthew den Dekker, L OBP: 0.469, SLG: 0.519	0-0 L6		0-0 13 CS 1B		0-0 1 BB 13 BB 1B		0-0 G1-3		0-3 K	5	1	2	0	0	1	0	<p>Minnesota Twins @ New York Mets Tradition Field, Port St. Lucie, FL Sat Mar 15 2014, 1:12 PM - 4:12 PM EDT Att: 5,505 - Partly Cloudy - 78 F</p> <p>livebaseballscorecards.com</p> <p>AB 33 R 3 H 9 RBI 3 BB 3 SO 11 LOB 11</p> 																	
28 Daniel Murphy, L OBP: 0.194, SLG: 0.182 Dison Herrera, R	0-0 G3-1		0-0 SF7		0-0 F7		0-0 G3			3	0	0	1	0	0	1																		
1 Chris Young, R OBP: 0.313, SLG: 0.484 53 Travis Tajeron, R	0-1 HR		0-0 F7		0-0 13 BB 1B		0-0 F9			3	1	2	1	0	0	1																		
13 Josh Satin, R OBP: 0.412, SLG: 0.500 Dustin Lawley, R OBP: 0.250, SLG: 0.143	4-0 BB		0-3 K		0-0 1B			0-0 F9		2	0	1	1	1	1	1																		
82 Matt Clark, L OBP: 0.222, SLG: 0.200 22 Dominic Smith, L OBP: 1.000, SLG: 1.000	0-3 K			0-3 K		0-0 G3-1		0-0 1B		3	0	0	0	0	2	3																		
20 Anthony Recker, R OBP: 0.375, SLG: 0.400 6 Rylan Sandoval, R		0-3 K		4-0 23 WP 49 BB 1B		0-3 K		0-3 K		2	0	0	0	1	2	0																		
23 Taylor Teagarden, R OBP: 0.260, SLG: 0.227		0-3 K		0-3 K		0-0 1B		0-0 L1		4	0	1	0	0	2	2																		
49 Brian Burgamy, S OBP: 0.429, SLG: 0.333		4-0 5 CS BB		0-0 2H 1B		0-3 K			0-0 F7	3	0	1	0	1	1	1																		
5 Matt Reynolds, R OBP: 0.333, SLG: 0.333		0-1 CS		0-0 6 BB 28 SF7 1B		0-3 K		0-0 G5-3		4	1	1	0	0	1	1																		
										1	0	0	0	0	0	0																		
<b>Inning Stats</b>	R: 1 E: 0 K: 1 S: 7	H: 1 LOB: 1 P: 11	R: 0 E: 0 K: 2 S: 7	H: 0 LOB: 1 P: 11	R: 1 E: 0 K: 1 S: 7	H: 2 LOB: 1 P: 7	R: 0 E: 0 K: 2 S: 7	H: 1 LOB: 2 P: 11	R: 1 E: 0 K: 1 S: 8	H: 3 LOB: 0 P: 8	R: 0 E: 0 K: 2 S: 8	H: 1 LOB: 1 P: 8	R: 0 E: 0 K: 1 S: 6	H: 0 LOB: 0 P: 6	R: 0 E: 0 K: 1 S: 5	H: 0 LOB: 0 P: 5		1B: 8 2B: 0 3B: 0 HR: 1	SF: 1 SAC: 0 DP: 0 HBP: 0	WP: 1 PB: 0 CS: 2	PA: 38													
<b>PITCHER</b>	IP WLS BF H R ER SO BB IBB HBP BLK WP HR S P ERA WHIP																																	
58 Scott Diamond, L ERA: 5.59	3.2	16	3	2	2	6	3	0	0	0	0	0	0	9	9	6.75		3.000																
51 Anthony Swarzak, R ERA: 10.8	1.1	4	1	1	1	1	0	0	0	0	0	0	0	9	9	6.75		3.000																
50 Casey Fien, R ERA: 3.0	1.0	4	1	0	0	2	0	0	0	0	0	0	0	8	8	0.00		1.000																
59 Michael Tonkin, R ERA:	1.0	3	0	0	0	0	0	0	0	0	0	0	0	3	3	0.00		0.000																
53 Kris Johnson, L ERA:	2.0	7	1	0	0	2	0	0	0	0	0	0	0	11	11	0.00	0.500																	




Batter	1	2	3	4	5	6	7	8	9	AB	R	H	RBI	BB	SO	LOB	TOP										
17 Donovan Solano, R OBP: 0.375, SLG: 0.414										4	0	2	0	0	0	0	<b>Miami Marlins @ Minnesota Twins</b> Hammond Stadium, Fort Myers, FL Sun Mar 16 2014, 1:06 PM - 3:16 PM EDT Att: 7,532 - Sunny - 81 F										
19 Rob Brantly, L OBP: 0.409, SLG: 0.600										4	1	0	0	0	0	2											
10 Jeff Baker, R OBP: 0.414, SLG: 0.333 37 Matt Juengel, R (7.3)										3	0	1	1	0	1	1											
13 Marcell Ozuna, R OBP: 0.279, SLG: 0.257										4	0	0	0	0	1	2											
8 Ty Wigginton, R OBP: 0.286, SLG: 0.208										4	1	1	0	0	0	1											
47 Brian Bogusevic, L OBP: 0.219, SLG: 0.194										3	0	2	0	1	1	0											
5 Reed Johnson, R OBP: 0.414, SLG: 0.444 Isaac Galloway, R (7.8)										3	0	1	1	0	1	1											
Viosergy Rosa, L OBP: 0.333, SLG: 0.333										3	0	1	0	0	0	3											
94 Justin Bohn, R (1.4)										3	0	0	0	0	1	2											
<b>Inning Stats</b>	R: 0 E: 0 K: 1 S: 6	H: 1 LOB: 1 BB: 0 P: 6	R: 1 E: 0 K: 0 S: 5	H: 3 LOB: 1 BB: 0 P: 5	R: 1 E: 0 K: 0 S: 5	H: 2 LOB: 1 BB: 0 P: 6	R: 0 E: 0 K: 1 S: 5	H: 1 LOB: 0 BB: 0 P: 5	R: 0 E: 0 K: 1 S: 3	H: 0 LOB: 0 BB: 0 P: 3	R: 0 E: 0 K: 1 S: 6	H: 1 LOB: 1 BB: 0 P: 6	R: 0 E: 0 K: 0 S: 3	H: 0 LOB: 0 BB: 0 P: 3	R: 0 E: 0 K: 2 S: 7	H: 0 LOB: 1 BB: 1 P: 11	1B: 8 2B: 0 3B: 0 HR: 0	SF: 0 SAC: 0 DP: 2 HBP: 0	WP: 1 PB: 0 CS: 0	PA: 34							
<b>PITCHER</b>	IP	WLS	BF	H	R	ER	SO	BB	IBB	HBP	BLK	WP	HR	S	P	ERA	WHIP										
47 Ricky Nolasco, R ERA: 3.27	5.0		20	7	2	2	3	0	0	0	0	1	0	26	27	3.60	1.400										
56 Caleb Thielbar, L ERA: 1.8	1.0	3	0	0	0	0	0	0	0	0	0	0	0	3	3	0.00	0.000										
15 Glen Perkins, L ERA: 5.4	1.0	W	4	1	0	0	1	0	0	0	0	0	0	6	6	0.00	1.000										
61 Jared Burton, R ERA: 5.79	1.0	H	3	0	0	0	0	0	0	0	0	0	0	3	3	0.00	0.000										
76 Deolis Guerra, R ERA:	1.0	S	4	0	0	0	2	1	0	0	0	0	0	7	11	0.00	1.000										

Batter	1	2	3	4	5	6	7	8	9	AB	R	H	RBI	BB	SO	LOB	BOTTOM										
1 Alex Presley, L OBP: 0.233, SLG: 0.179 32 Aaron Hicks, S OBP: 0.292, SLG: 0.500										3	0	1	0	0	0	0	<b>Miami Marlins @ Minnesota Twins</b> Hammond Stadium, Fort Myers, FL Sun Mar 16 2014, 1:06 PM - 3:16 PM EDT Att: 7,532 - Sunny - 81 F										
2 Brian Dozier, R OBP: 0.313, SLG: 0.448 11 Jason Bartlett, R (7.4)										3	0	0	0	0	0	2											
7 Joe Mauer, L OBP: 0.393, SLG: 0.333 55 Chris Cotabello, R OBP: 0.500, SLG: 0.615										3	0	1	0	0	0	1											
16 Josh Willingham, R OBP: 0.154, SLG: 0.130 22 Wilkin Ramirez, R OBP: 0.304, SLG: 0.478										3	0	1	0	0	1	1											
13 Jason Kubel, L OBP: 0.222, SLG: 0.217 27 Chris Parmelee, L OBP: 0.258, SLG: 0.321										2	1	0	0	1	1	0											
24 Trevor Plouffe, R OBP: 0.333, SLG: 0.300 79 Delbinson Romero, R OBP: 0.450, SLG: 0.667										3	1	2	0	0	0	0											
31 Oswaldo Arcia, L OBP: 0.370, SLG: 0.591 12 Chris Herrmann, L OBP: 0.533, SLG: 0.500										2	2	1	0	0	0	0											
8 Kurt Suzuki, R OBP: 0.304, SLG: 0.238 43 Josmil Pinto, R OBP: 0.538, SLG: 0.545										0	0	0	0	0	0	0											
5 Eduardo Escobar, S OBP: 0.320, SLG: 0.500 17 Doug Bernier, R OBP: 0.385, SLG: 0.200										3	0	1	2	0	0	1											
<b>Inning Stats</b>	R: 0 E: 0 K: 0 S: 3	H: 1 LOB: 0 BB: 0 P: 3	R: 0 E: 0 K: 1 S: 5	H: 0 LOB: 0 BB: 0 P: 5	R: 1 E: 0 K: 0 S: 4	H: 1 LOB: 0 BB: 0 P: 4	R: 0 E: 0 K: 0 S: 3	H: 1 LOB: 1 BB: 0 P: 3	R: 1 E: 0 K: 0 S: 4	H: 1 LOB: 1 BB: 1 P: 8	R: 0 E: 1 K: 0 S: 4	H: 1 LOB: 1 BB: 0 P: 5	R: 2 E: 0 K: 1 S: 7	H: 3 LOB: 1 BB: 0 P: 8	R: 0 E: 0 K: 2 S: 8	H: 1 LOB: 2 BB: 1 P: 13	1B: 7 2B: 1 3B: 1 HR: 0	SF: 1 SAC: 0 DP: 1 HBP: 0	WP: 1 PB: 0 CS: 1	PA: 32							
<b>PITCHER</b>	IP	WLS	BF	H	R	ER	SO	BB	IBB	HBP	BLK	WP	HR	S	P	ERA	WHIP										
45 Kevin Slowey, R ERA: 1.86	5.0		18	4	2	2	3	1	0	0	0	1	0	19	23	3.60	1.000										
35 Brian Flynn, L ERA: 5.4	3.0	L	14	5	2	2	3	1	0	0	0	1	0	19	26	6.00	2.000										



Batter	1	2	3	4	5	6	7	8	9	AB R H RBI BB SO LOB	TOP																								
											<p>Minnesota Twins @ Baltimore Orioles Ed Smith Stadium, Sarasota, FL Mon Mar 17 2014, 7:05 PM EDT</p> <p><a href="http://livebaseballscorecards.com">livebaseballscorecards.com</a></p> <p>AB 0 R 0 H 0 RBI 0 BB 0 SO 0 LOB 0</p>  <p>1B: 0 SF: 0 WP: 0 PA: 0 2B: 0 SAC: 0 FB: 0 3B: 0 DP: 0 SB: 0 HR: 0 HBP: 0 CS: 0</p>																								
Inning Stats																																			
PITCHER	IP	WLS	BF	H	R	ER	SO	BB	IBB	HBP	BLK	WP	HR	S	P	ERA	WHIP	PITCHER	IP	WLS	BF	H	R	ER	SO	BB	IBB	HBP	BLK	WP	HR	S	P	ERA	WHIP

Batter	1	2	3	4	5	6	7	8	9	AB R H RBI BB SO LOB	BOTTOM																								
											<p>Minnesota Twins @ Baltimore Orioles Ed Smith Stadium, Sarasota, FL Mon Mar 17 2014, 7:05 PM EDT</p> <p><a href="http://livebaseballscorecards.com">livebaseballscorecards.com</a></p> <p>AB 0 R 0 H 0 RBI 0 BB 0 SO 0 LOB 0</p>  <p>1B: 0 SF: 0 WP: 0 PA: 0 2B: 0 SAC: 0 FB: 0 3B: 0 DP: 0 SB: 0 HR: 0 HBP: 0 CS: 0</p>																								
Inning Stats																																			
PITCHER	IP	WLS	BF	H	R	ER	SO	BB	IBB	HBP	BLK	WP	HR	S	P	ERA	WHIP	PITCHER	IP	WLS	BF	H	R	ER	SO	BB	IBB	HBP	BLK	WP	HR	S	P	ERA	WHIP







Batter	1	2	3	4	5	6	7	8	9	AB	R	H	RBI	BB	SO	LOB	TOP										
32 Aaron Hicks, S (1, 8) 1 Alex Presley, L (6, 8)	L7																2 1 1 0 1 0 0 1 0 0 0 0 1 0										
11 Jason Bartlett, R (1, 5) Stephen Wickens, R (6, 5)	F9																3 0 1 1 0 0 1 1 0 1 0 0 0 0										
55 Chris Colabello, R (1, 10)	G6-3																2 0 1 0 1 0 0										
31 Oswaldo Arcia, L (1, 9) 96 Danny Ortiz, L (6, 9)																	3 0 1 0 0 1 3 1 0 0 0 0 0 2										
22 Wilkin Ramirez, R (1, 7)																	4 0 1 0 0 1 4										
27 Chris Parmelee, L (1, 3) 79 Delbinson Romero, R (8, 3)																	3 0 0 0 0 0 1 1 0 0 0 0 1 1										
43 Josmil Pinto, R (1, 2)																	4 0 0 0 0 2 3										
5 Eduardo Escobar, S (1, 4) 97 Corey Wimberty, S (7, 4)																	3 0 0 0 0 1 1 1 0 0 0 0 0 1										
25 Pedro Florimón, S (1, 6) 17 Doug Bernier, R (6, 6)																	2 0 0 0 0 1 0 1 0 0 0 0 0 1										
<b>Inning Stats</b>	R: 0 E: 0 K: 0 S: 3	H: 0 LOB: 0 BB: 0 P: 3	R: 0 E: 1 K: 1 S: 6	H: 1 LOB: 1 BB: 0 P: 6	R: 0 E: 0 K: 1 S: 5	H: 0 LOB: 1 BB: 1 P: 10	R: 0 E: 0 K: 0 S: 2	H: 0 LOB: 0 BB: 0 P: 3	R: 0 E: 0 K: 2 S: 7	H: 0 LOB: 0 BB: 0 P: 7	R: 1 E: 0 K: 1 S: 7	H: 2 LOB: 2 BB: 1 P: 11	R: 0 E: 1 K: 0 S: 4	H: 0 LOB: 1 BB: 0 P: 4	R: 0 E: 0 K: 1 S: 6	H: 2 LOB: 1 BB: 0 P: 6	R: 0 E: 0 K: 2 S: 8	H: 1 LOB: 1 BB: 0 P: 8	1B: 5 2B: 1 3B: 0 HR: 0	SF: 0 SAC: 0 DP: 3 HBP: 1	WP: 0 PB: 0 SB: 1 CS: 1	PA: 35					
<b>PITCHER</b>	IP	WLS	BF	H	R	ER	SO	BB	IBB	HBP	BLK	WP	HR	S	P	ERA	WHIP										
44 Carlos Martinez, R (1, 1) 71 Sam Freeman, L (6, 1) 36 Randy Choate, L (7, 1) 43 Seth Maness, R (8, 1) 41 Pat Neshek, R (9, 1)	5.1		20	3	1	1	4	1	0	1	0	0	0	26	32	1.69	0.750										

Minnesota Twins @ St. Louis Cardinals  
Roger Dean Stadium, Jupiter, FL  
Wed Mar 19, 2014, 1:08 PM - 3:54 PM EDT  
Att: 7,756 - Sunny - 78 F

AB 32  
R 1  
H 6  
RBI 1  
BB 2  
SO 8  
LOB 18



Batter	1	2	3	4	5	6	7	8	9	AB	R	H	RBI	BB	SO	LOB	BOTTOM										
13 Matt Carpenter, L (1, 5) 55 Scott Moore, L (8, 5)	L7																3 0 0 0 0 0 1 0 0 0 0 0 0 0										
16 Kellen Wong, L (1, 4) 79 Greg Garcia, L (8, 4)																	3 0 0 0 0 1 0 1 0 0 0 0 1 1										
7 Matt Holliday, R (1, 10) 56 Joey Butler, R (6, PH) (9, 10)																	3 0 0 0 0 2 0 0 0 0 0 1 0 0										
21 Allen Craig, R (1, 9) 88 Randal Grichuk, R (8, 9)																	3 0 0 0 0 1 0 1 0 1 1 0 0 0										
4 Yadier Molina, R (1, 2) 48 Tony Cruz, R (7, 2)																	2 0 1 0 0 0 0 2 0 0 0 0 0 2										
27 Jhonny Peralta, R (1, 6) 38 Pete Kozma, R (8, 6)																	3 0 1 0 0 0 1 0 0 0 0 0 0 0										
Matt Adams, L (1, 3) Xavier Scruggs, R (8, 3)																	3 1 2 1 0 1 0 0 0 0 0 0 0 0										
8 Peter Bourjos, R (1, 8) 43 Shane Robinson, R (9, 8)																	3 1 1 0 0 1 2 0 0 0 0 0 0 0										
91 Stephen Piscotty, R (1, 7)																	2 1 1 0 1 0 0										
<b>Inning Stats</b>	R: 0 E: 0 K: 2 S: 7	H: 0 LOB: 0 BB: 0 P: 7	R: 0 E: 0 K: 1 S: 7	H: 2 LOB: 2 BB: 0 P: 7	R: 0 E: 0 K: 0 S: 3	H: 0 LOB: 0 BB: 0 P: 3	R: 0 E: 0 K: 1 S: 6	H: 1 LOB: 1 BB: 0 P: 6	R: 1 E: 0 K: 0 S: 6	H: 2 LOB: 0 BB: 0 P: 9	R: 0 E: 0 K: 1 S: 5	H: 0 LOB: 0 BB: 0 P: 5	R: 0 E: 0 K: 1 S: 5	H: 0 LOB: 0 BB: 0 P: 5	R: 2 E: 0 K: 1 S: 7	H: 2 LOB: 2 BB: 2 P: 16	1B: 3 2B: 3 3B: 0 HR: 1	SF: 0 SAC: 1 DP: 0 HBP: 0	WP: 1 PB: 0 SB: 0 CS: 1	PA: 33							
<b>PITCHER</b>	IP	WLS	BF	H	R	ER	SO	BB	IBB	HBP	BLK	WP	HR	S	P	ERA	WHIP										
44 Kyle Gibson, R (1, 1) 56 Caleb Thielbar, L (5, 1) 21 Samuel Deduno, R (6, 1) 59 Michael Tonkin, R (8, 1)	4.1		17	4	1	1	4	0	0	0	0	0	0	27	29	2.08	0.923										

Minnesota Twins @ St. Louis Cardinals  
Roger Dean Stadium, Jupiter, FL  
Wed Mar 19, 2014, 1:08 PM - 3:54 PM EDT  
Att: 7,756 - Sunny - 78 F

AB 29  
R 3  
H 7  
RBI 2  
BB 2  
SO 7  
LOB 7





Batter	1	2	3	4	5	6	7	8	9	AB	R	H	RBI	BB	SO	LOB	TOP			
2 Brian Dozier, R (1,4) OBP: 0.289, SLG: 0.400	G5-3		P3		K			G6-4-3 55 84 1B	K	3	0	0	0	0	1	1	<b>Minnesota Twins @ Tampa Bay Rays</b> Charlotte Sports Park, Port Charlotte, FL Thu Mar 20 2014, 7:07 PM - 10:00 PM EDT Att. 4,679 - Clear - 75 F			
5 Eduardo Escobar, S (7,4) OBP: 0.290, SLG: 0.433										2	0	1	1	0	1	2				
8 Kurt Suzuki, R (1,2) OBP: 0.286, SLG: 0.231	K			L5			G1-3	G6-4-3 55 1B	G6-3	3	0	0	0	0	1	0				
84 Dan Rohlfing, R (7,2) OBP: 0.250, SLG: 0.200										2	0	1	1	0	0	2				
7 Joe Mauer, L (1,3) OBP: 0.412, SLG: 0.321	F7			K			K	G6-4-3		3	0	0	0	0	2	0				
55 Chris Colabello, R (7,3) OBP: 0.513, SLG: 0.581										1	0	0	0	0	0	2				
16 Josh Willingham, R (1,7) OBP: 0.188, SLG: 0.111		K								2	0	0	0	1	1	0				
22 Wilkin Ramirez, R (7,7) OBP: 0.300, SLG: 0.414					13 1B			G5-3		1	0	0	0	0	0	1				
13 Jason Kubel, L (1,10) OBP: 0.273, SLG: 0.250										3	0	2	0	0	1	0				
79 Delbinson Romero, R (9, PH) OBP: 0.376, SLG: 0.545							K		E5 32 1B 25 1B	1	1	0	0	0	0	0				
24 Trevor Plouffe, R (1,5) OBP: 0.325, SLG: 0.257										4	0	0	0	0	1	4				
31 Oswaldo Arcia, L (1,9) OBP: 0.333, SLG: 0.516										3	0	0	0	0	2	1				
11 Jason Bartlett, R (7,9) OBP: 0.161, SLG: 0.071										1	1	1	0	0	0	0				
32 Aaron Hicks, S (1,8) OBP: 0.394, SLG: 0.563										4	1	4	0	0	0	0				
25 Pedro Florimón, S (1,6) OBP: 0.222, SLG: 0.125										3	1	1	2	1	0	2				
<b>Inning Stats</b>	R: 0 E: 0 K: 1 S: 5	H: 0 LOB: 0 BB: 0 P: 5	R: 0 E: 0 K: 2 S: 8	H: 1 LOB: 1 BB: 0 P: 8	R: 0 E: 0 K: 0 S: 3	H: 1 LOB: 0 BB: 0 P: 3	R: 0 E: 0 K: 2 S: 8	H: 1 LOB: 2 BB: 1 P: 12	R: 0 E: 0 K: 1 S: 5	H: 0 LOB: 0 BB: 0 P: 5	R: 0 E: 0 K: 1 S: 5	H: 0 LOB: 0 BB: 0 P: 5	R: 2 E: 0 K: 0 S: 5	H: 3 LOB: 1 BB: 1 P: 9	R: 2 E: 1 K: 1 S: 10	H: 3 LOB: 2 BB: 0 P: 10	1B: 9 2B: 1 3B: 0 HR: 0	SF: 0 SAC: 0 DP: 2 HBP: 0	WP: 0 PB: 0 SB: 1 CS: 0	PA: 38
<b>PITCHER</b>	IP WLS BF H R ER SO BB IBB HBP BLK WP HR S P ERA WHIP																			
27 Cesar Ramos, L (1,1) ERA: 2.63	4.2		18	4	0	0	6	1	0	0	0	0	0	0	0	29	33	0.00	1.071	
50 Grant Balfour, R (5,1) ERA: 12.27	0.1	W	1	0	0	0	1	0	0	0	0	0	0	0	0	3	3	0.00	0.000	
23 Jake Odorizzi, R (6,1) ERA: 3.75	4.0	S	19	6	4	3	3	1	0	0	0	0	0	0	0	25	29	6.75	1.750	

AB	36
R	4
H	10
RBI	4
BB	2
SO	10
LOB	15



Batter	1	2	3	4	5	6	7	8	9	AB	R	H	RBI	BB	SO	LOB	BOTTOM			
8 Desmond Jennings, R (1,8) OBP: 0.441, SLG: 0.613	K									2	1	1	0	1	1	0	<b>Minnesota Twins @ Tampa Bay Rays</b> Charlotte Sports Park, Port Charlotte, FL Thu Mar 20 2014, 7:07 PM - 10:00 PM EDT Att. 4,679 - Clear - 75 F			
61 Cole Figueroa, L (7,6) OBP: 0.250, SLG: 0.273										2	0	0	0	0	0	1				
21 James Loney, L (1,3) OBP: 0.485, SLG: 0.607	G6-3									2	1	0	0	1	0	1				
16 Jayson Nix, R (7,5) OBP: 0.333, SLG: 0.414										1	0	0	0	0	0	0				
18 Ben Zobrist, S (1,4) OBP: 0.560, SLG: 0.700										3	0	1	1	0	0	3				
68 Jerry Sands, R (7,3) OBP: 0.361, SLG: 0.735										1	1	1	0	0	0	0				
3 Evan Longoria, R (1,5) OBP: 0.324, SLG: 0.500										3	0	1	2	0	0	1				
71 Justin Christian, R (7,8) OBP: 0.241, SLG: 0.231										1	1	1	1	0	0	0				
11 Logan Forsythe, R (1,7) OBP: 0.343, SLG: 0.355										3	0	0	0	0	0	1				
69 Ray Olmedo, S (7,4) OBP: 0.353, SLG: 0.375										1	0	1	1	0	0	0				
11 Yunel Escobar, R (1,6) OBP: 0.469, SLG: 0.533										3	0	2	0	0	1	0				
34 Willie Argo, R (7,9)										1	0	0	0	0	1	1				
1 Sean Rodriguez, R (1,9) OBP: 0.360, SLG: 0.545										3	0	2	0	0	0	1				
58 Ariel Soriano, R (7,7)										1	0	0	0	0	0	0				
24 Ryan Hanigan, R (1,2) OBP: 0.385, SLG: 0.318										2	1	0	0	1	1	3				
60 Mayo Acosta, R (8,2) OBP: 0.500, SLG: 0.333										1	0	1	0	0	0	0				
5 Brandon Guyer, R (1,10) OBP: 0.343, SLG: 0.394										4	0	0	0	0	1	3				
<b>Inning Stats</b>	R: 0 E: 0 K: 1 S: 6	H: 1 LOB: 1 BB: 0 P: 6	R: 0 E: 0 K: 0 S: 4	H: 2 LOB: 1 BB: 0 P: 4	R: 0 E: 0 K: 0 S: 4	H: 1 LOB: 1 BB: 0 P: 4	R: 0 E: 0 K: 0 S: 4	H: 1 LOB: 1 BB: 0 P: 4	R: 3 E: 0 K: 0 S: 4	H: 1 LOB: 1 BB: 3 P: 17	R: 0 E: 0 K: 3 S: 10	H: 1 LOB: 1 BB: 0 P: 10	R: 2 E: 0 K: 1 S: 8	H: 3 LOB: 1 BB: 0 P: 8	R: 0 E: 0 K: 0 S: 4	H: 1 LOB: 1 BB: 0 P: 4	1B: 8 2B: 3 3B: 0 HR: 0	SF: 0 SAC: 0 DP: 1 HBP: 0	WP: 0 PB: 1 SB: 1 CS: 0	PA: 37
<b>PITCHER</b>	IP WLS BF H R ER SO BB IBB HBP BLK WP HR S P ERA WHIP																			
58 Scott Diamond, L (1,1) ERA: 5.79	4.1	L	20	5	3	3	3	3	0	0	0	0	0	0	0	19	32	6.23	1.846	
52 Brian Duensing, L (5,1) ERA: 6.53	0.2		3	1	0	0	0	0	0	0	0	0	0	0	3	3	0.00	1.500		
57 Ryan Pressly, R (6,1) ERA: 6.14	1.0		4	1	0	0	3	0	0	0	0	0	0	0	10	10	0.00	1.000		
81 Matt Hoffman, L (7,1) ERA: 3.6	1.0		6	3	2	2	1	0	0	0	0	0	0	0	8	8	18.00	3.000		
64 Aaron Thompson, L (8,1) ERA: 1.5	1.0		4	1	0	0	0	0	0	0	0	0	0	4	4	0.00	1.000			

AB	34
R	5
H	11
RBI	5
BB	3
SO	5
LOB	15





Batter	1	2	3	4	5	6	7	8	9	AB	R	H	RBI	BB	SO	LOB	TOP										
12 Juan Lagares, R OBP: 0.348, SLG: 0.333 6 Matthew den Dekker, L OBP: 0.419, SLG: 0.417	G5-3			K		P3		FC3-6		4	0	0	0	0	1	0											
11 Rubén Tejada, R OBP: 0.273, SLG: 0.323 2 Anthony Seratelli, S OBP: 0.250, SLG: 0.286	F8	F8		21 HR		F9		F8		3	2	1	0	1	0	0											
21 Lucas Duda, L OBP: 0.417, SLG: 1.000 68 Eric Campbell, R OBP: 0.415, SLG: 0.595	29 2B	K2-3		HR		G3-1			30 G6-3 13 WP	3	2	1	2	0	1	0											
29 Ike Davis, L OBP: 0.385, SLG: 0.750 13 Josh Satin, R OBP: 0.394, SLG: 0.421	30 2B			2B						3	1	3	2	1	0	0											
30 Andrew Brown, R OBP: 0.268, SLG: 0.526	19 1B	G4-3		K		L4-3		G6-3		5	1	1	1	0	1	4											
19 Zach Lutz, R OBP: 0.371, SLG: 0.656	9 3B			F8				G6-3		4	1	2	1	1	0	2											
9 Kirk Nieuwenhuis, L OBP: 0.415, SLG: 0.559	23 HR			G4-3		F8		F7		4	1	1	1	0	0	2											
23 Taylor Teagarden, R OBP: 0.313, SLG: 0.379 55 Blake Forsythe, R	HR			F9		K		F7		4	1	1	2	0	1	1											
0 Omar Quintanilla, L OBP: 0.250, SLG: 0.179	K2-3			K		G4-3		E5		4	0	0	0	0	2	1											
<b>Inning Stats</b>	R: 7 E: 0 K: 1 S: 13	H: 6 LOB: 0 BB: 0 P: 15	R: 0 E: 0 K: 1 S: 5	H: 0 LOB: 1 BB: 1 P: 9	R: 0 E: 0 K: 1 S: 5	H: 0 LOB: 1 BB: 1 P: 9	R: 2 E: 0 K: 2 S: 11	H: 2 LOB: 1 BB: 1 P: 15	R: 0 E: 0 K: 0 S: 3	H: 0 LOB: 0 BB: 0 P: 3	R: 0 E: 0 K: 0 S: 4	H: 2 LOB: 1 BB: 0 P: 4	R: 0 E: 1 K: 0 S: 4	H: 0 LOB: 1 BB: 0 P: 4	R: 0 E: 0 K: 1 S: 5	H: 0 LOB: 1 BB: 1 P: 9	1B: 3 2B: 5 3B: 1 HR: 2	SF: 0 SAC: 0 DP: 1 HBP: 1	WP: 2 PB: 0 CS: 0	PA: 42							
<b>PITCHER</b>	IP	WLS	BF	H	R	ER	SO	BB	IBB	HBP	BLK	WP	HR	S	P	ERA	WHIP										
47 Ricky Nolasco, R ERA: 7.07	3.0	L	18	6	7	7	3	2	0	1	0	1	1	23	33	21.00	2.667										
50 Casey Fien, R ERA: 5.4	2.0		9	2	2	2	3	1	0	0	0	0	1	16	20	9.00	1.500										
59 Michael Tonkin, R ERA: 9.0	2.0		7	2	0	0	0	0	0	0	0	0	0	7	7	0.00	1.000										
54 Matt Guerrier, R ERA: 4.75	1.0		4	0	0	0	0	0	0	0	0	0	0	4	4	0.00	0.000										
61 Jared Burton, R	1.0		4	0	0	0	1	1	0	0	0	1	0	5	9	0.00	1.000										

New York Mets @ Minnesota Twins  
Hammond Stadium, Fort Myers, FL  
Fri Mar 21 2014, 1:06 PM - 4:09 PM EDT  
Att: 8,419 - Partly Cloudy - 81 F

AB 37  
R 9  
H 10  
RBI 9  
BB 4  
SO 7  
LOB 13



Batter	1	2	3	4	5	6	7	8	9	AB	R	H	RBI	BB	SO	LOB	BOTTOM										
2 Brian Dozier, R OBP: 0.289, SLG: 0.368 79 Delbinson Romero, R OBP: 0.360, SLG: 0.522	K			F9		F8		P6		3	0	0	0	0	1	1											
11 Jason Bartlett, R OBP: 0.147, SLG: 0.065 17 Doug Bernier, R OBP: 0.412, SLG: 0.286	G6-3			K		G1-3			55 G4-6-3	3	0	0	0	0	1	1											
7 Joe Mauer, L OBP: 0.405, SLG: 0.323 55 Chris Colabello, R OBP: 0.500, SLG: 0.563	K			13 1B 22 SF8		G4-3		G4-6-3		3	1	1	0	0	1	0											
13 Jason Kubel, L OBP: 0.333, SLG: 0.300 84 Dan Rohlfing, R OBP: 0.294, SLG: 0.200				22 FC6-4		27 1B		22 FC6-4		2	0	2	0	1	0	0											
22 Wilkin Ramirez, R OBP: 0.265, SLG: 0.375	FC6-4			SF8		FC6-4		22 WP		0	0	0	0	1	0	0											
27 Chris Parmelee, L OBP: 0.256, SLG: 0.306	K			43 G6-4-3		P2				4	0	2	0	0	1	1											
43 Josmil Pinto, R OBP: 0.400, SLG: 0.389 12 Chris Herrmann, L OBP: 0.556, SLG: 0.600	L3			G6-4-3		79 WP 5 G3				3	0	1	0	0	0	3											
5 Eduardo Escobar, S OBP: 0.286, SLG: 0.412				1 FC6-4		F7		G3		4	0	1	0	0	0	2											
1 Alex Presley, L OBP: 0.237, SLG: 0.147	FC6-4			2 S		G6-3		79 WP		3	0	0	0	1	0	2											
<b>Inning Stats</b>	R: 0 E: 0 K: 2 S: 7	H: 0 LOB: 0 BB: 0 P: 7	R: 0 E: 0 K: 1 S: 6	H: 1 LOB: 0 BB: 0 P: 6	R: 0 E: 0 K: 1 S: 6	H: 1 LOB: 1 BB: 0 P: 7	R: 1 E: 0 K: 0 S: 5	H: 3 LOB: 1 BB: 0 P: 5	R: 0 E: 0 K: 0 S: 3	H: 0 LOB: 0 BB: 0 P: 3	R: 0 E: 0 K: 0 S: 4	H: 1 LOB: 2 BB: 1 P: 9	R: 0 E: 0 K: 1 S: 5	H: 1 LOB: 1 BB: 1 P: 10	R: 0 E: 0 K: 1 S: 6	H: 1 LOB: 1 BB: 0 P: 6	1B: 8 2B: 0 3B: 0 HR: 0	SF: 1 SAC: 0 DP: 2 HBP: 0	WP: 2 PB: 0 CS: 0	PA: 36							
<b>PITCHER</b>	IP	WLS	BF	H	R	ER	SO	BB	IBB	HBP	BLK	WP	HR	S	P	ERA	WHIP										
35 Dillon Gee, R ERA: 1.69	5.1	W	20	5	1	1	4	0	0	0	0	0	0	28	29	1.69	0.938										
56 Scott Rice, L ERA: 3.89	0.2		3	0	0	0	0	1	0	0	0	0	0	2	6	0.00	1.500										
71 Gonzalez Germen, R ERA: 6.75	1.0		5	1	0	0	0	1	0	0	0	1	0	4	9	0.00	2.000										
27 Jeury Familia, R ERA: 0.00	1.0		4	1	0	0	1	1	0	0	0	1	0	5	10	0.00	2.000										
52 Carlos Torres, R ERA: 0.00	1.0		4	1	0	0	1	0	0	0	0	0	0	6	6	0.00	1.000										

New York Mets @ Minnesota Twins  
Hammond Stadium, Fort Myers, FL  
Fri Mar 21 2014, 1:06 PM - 4:09 PM EDT  
Att: 8,419 - Partly Cloudy - 81 F

AB 32  
R 1  
H 8  
RBI 1  
BB 3  
SO 6  
LOB 17





Batter	1	2	3	4	5	6	7	8	9	AB	R	H	RBI	BB	SO	LOB	TOP										
11 Brett Gardner, L OBP: 0.333, SLG: 0.308 Roybell Herrera, R OBP: 1.000, SLG: 1.000	G1-3			F8	G3-4-1		FC8-5 1B		FC6-4 BB	3	0	0	0	0	0	0											
26 Eduardo Nájera, R OBP: 0.275, SLG: 0.410 81 Ali Castillo, R	G1-3			FC8-5 1B	G5-3		FC8-5 1B		FC6-4	4	1	1	0	0	0	2											
33 Kelly Johnson, L OBP: 0.378, SLG: 0.495 Francisco Arcia, L OBP: 0.333, SLG: 0.615	P4			FC4-6 1B	F8		G4-3			4	1	1	0	0	0	2											
29 Francisco Cervelli, R OBP: 0.500, SLG: 0.909 80 Jose Gil, R OBP: 0.353, SLG: 0.333		F8		HBP			F7		G6-3	2	1	0	0	0	0	0											
24 Scott Sizemore, R OBP: 0.389, SLG: 0.333 95 Adonis García, R OBP: 0.448, SLG: 0.500		G5-3		FC4-6 1B			L6		K	3	1	1	2	0	0	0											
45 Dean Anna, L OBP: 0.375, SLG: 0.265 89 Yangelvis Solarte, S OBP: 0.528, SLG: 0.647		F8		FC4-6 1B			F8			3	0	1	0	0	0	0											
65 Zoilo Almonte, S OBP: 0.457, SLG: 0.625				FC4-6 1B			FC8-5 2B		G6-3	4	1	2	0	0	0	3											
98 Zelous Wheeler, R OBP: 0.417, SLG: 0.563 Ramón Flores, L OBP: 0.300, SLG: 0.407				G6-4-3 2B			FC8-5 1B		G1-3	3	0	2	1	0	0	1											
73 Antao Richardson, S OBP: 0.281, SLG: 0.304 Mason Williams, L OBP: 0.155, SLG: 0.250				K	F8		F8		G2	3	0	0	0	0	1	4											
<b>Inning Stats</b>	R: 0 E: 0 K: 0 S: 3	H: 0 LOB: 0 BB: 0 P: 3	R: 0 E: 0 K: 0 S: 3	H: 0 LOB: 0 BB: 0 P: 3	R: 0 E: 0 K: 1 S: 5	H: 1 LOB: 3 BB: 0 P: 5	R: 4 E: 0 K: 0 S: 8	H: 5 LOB: 2 BB: 0 P: 10	R: 0 E: 0 K: 0 S: 3	H: 0 LOB: 0 BB: 0 P: 3	R: 1 E: 0 K: 0 S: 6	H: 3 LOB: 2 BB: 0 P: 6	R: 0 E: 0 K: 1 S: 6	H: 1 LOB: 1 BB: 0 P: 6	R: 0 E: 0 K: 0 S: 3	H: 0 LOB: 1 BB: 1 P: 7	1B: 8 2B: 2 3B: 0 HR: 0	SF: 0 SAC: 0 DP: 1 HBP: 1	WP: 1 PB: 0 CS: 0	PA: 38							
<b>PITCHER</b>	IP	WLS	BF	H	R	ER	SO	BB	IBB	HBP	BLK	WP	HR	S	P	ERA	WHIP										
30 Kevin Correia, R ERA: 6.0	6.0	L	24	6	4	4	1	0	0	1	0	1	0	25	27	6.00	1.000										
51 Anthony Swarzak, R ERA: 5.87	2.0		10	4	1	1	1	0	0	0	0	0	0	12	12	4.50	2.000										
15 Glen Perkins, L ERA: 4.5	1.0		4	0	0	0	0	1	0	0	0	0	0	3	7	0.00	1.000										

New York Yankees @ Minnesota Twins  
Hammond Stadium, Fort Myers, FL  
Sat Mar 22 2014, 1:05 PM - 3:47 PM EDT  
Att: 9,298 - Partly Cloudy - 77 F

AB	36
R	5
H	10
RBI	4
BB	1
SO	2
LOB	13



Batter	1	2	3	4	5	6	7	8	9	AB	R	H	RBI	BB	SO	LOB	BOTTOM										
2 Brian Dozier, R OBP: 0.295, SLG: 0.415 11 Jason Bartlett, R OBP: 0.143, SLG: 0.063	G6-3 2B		G6-3 1B		F9		P4			3	1	2	0	0	0	0											
8 Kurt Suzuki, R OBP: 0.281, SLG: 0.233	G6-3		E5 1B							4	1	1	0	0	1	2											
7 Joe Mauer, L OBP: 0.400, SLG: 0.303 55 Chris Colabello, R OBP: 0.488, SLG: 0.545	G3									2	0	0	1	1	1	1											
16 Josh Willingham, R OBP: 0.200, SLG: 0.103 1 Alex Presley, L OBP: 0.231, SLG: 0.143	K									2	0	0	0	0	1	3											
13 Jason Kubel, L OBP: 0.333, SLG: 0.333 22 Wilkin Ramirez, R OBP: 0.257, SLG: 0.364		P6								3	0	1	1	0	1	0											
24 Trevor Plouffe, R OBP: 0.302, SLG: 0.237 5 Eduardo Escobar, S OBP: 0.306, SLG: 0.514										3	0	0	1	0	1	2											
31 Oswaldo Arcia, L OBP: 0.308, SLG: 0.471 12 Chris Herrmann, L OBP: 0.526, SLG: 0.563										3	0	0	0	0	0	2											
32 Aaron Hicks, S OBP: 0.389, SLG: 0.543 27 Chris Parmelee, L OBP: 0.250, SLG: 0.297										3	0	1	0	0	0	0											
25 Pedro Florimón, S OBP: 0.167, SLG: 0.091 17 Doug Bernier, R OBP: 0.412, SLG: 0.286										3	0	0	0	0	3	1											
<b>Inning Stats</b>	R: 1 E: 0 K: 1 S: 6	H: 1 LOB: 0 BB: 0 P: 6	R: 0 E: 0 K: 1 S: 5	H: 0 LOB: 0 BB: 0 P: 5	R: 0 E: 1 K: 1 S: 8	H: 2 LOB: 3 BB: 1 P: 12	R: 0 E: 0 K: 1 S: 5	H: 0 LOB: 0 BB: 0 P: 5	R: 0 E: 0 K: 1 S: 7	H: 2 LOB: 2 BB: 0 P: 8	R: 0 E: 0 K: 1 S: 5	H: 0 LOB: 0 BB: 0 P: 5	R: 0 E: 0 K: 3 S: 9	H: 0 LOB: 0 BB: 0 P: 9	R: 1 E: 0 K: 3 S: 12	H: 1 LOB: 0 BB: 0 P: 15	1B: 3 2B: 2 3B: 0 HR: 1	SF: 0 SAC: 0 DP: 0 HBP: 1	WP: 0 PB: 0 CS: 1	PA: 35							
<b>PITCHER</b>	IP	WLS	BF	H	R	ER	SO	BB	IBB	HBP	BLK	WP	HR	S	P	ERA	WHIP										
19 Masahiro Tanaka, R ERA: 3.0	5.2	W	24	5	3	3	6	1	0	1	0	0	0	35	40	4.76	1.059										
92 Fred Lewis, L ERA:	0.1	H	1	0	0	0	0	0	0	0	0	0	0	1	1	0.00	0.000										
55 David Herndon, R ERA: 0.6	1.0	H	3	0	0	0	1	0	0	0	0	0	0	5	5	0.00	0.000										
90 Shane Greene, R ERA: 2.7	1.0	H	3	0	0	0	3	0	0	0	0	0	0	9	9	0.00	0.000										
63 Yoshinori Tateyama, R ERA: 1.28	1.0	S	4	1	1	1	3	0	0	0	0	0	1	12	15	9.00	1.000										

New York Yankees @ Minnesota Twins  
Hammond Stadium, Fort Myers, FL  
Sat Mar 22 2014, 1:05 PM - 3:47 PM EDT  
Att: 9,298 - Partly Cloudy - 77 F

AB	33
R	4
H	6
RBI	4
BB	1
SO	13
LOB	11





Batter	1	2	3	4	5	6	7	8	9	AB	R	H	RBI	BB	SO	LOB	TOP
2 Brian Dozier, R (1,4) 95 Aderling Mejia, S (6,4)	L6		CS	G4-3		G4-3		K		3	0	2	0	0	0	0	
43 Joemil Pinto, R (1,2) 84 Dan Rohlfing, R (6,2)	K2-3			G4-3		G6-3		K		3	0	0	1	0	1	2	
31 Oswaldo Arcia, L (1,9) 96 Reynaldo Rodriguez, R (6,9)	E5			K		F8		K		3	0	0	0	0	1	2	
55 Chris Colabello, R (1,3)	2-5	G1-3		G6-3				G5-3		3	0	0	0	1	0	1	
27 Chris Parmelee, L (1,7) 12 Chris Herrmann, L (6,7)		F9						G6-3		3	0	1	0	0	1	2	
24 Trevor Plouffe, R (1,5) 11 Jason Bartlett, R (6,5)		P6				F8				2	0	0	0	0	0	1	
32 Aaron Hicks, S (1,8) 5 Eduardo Escobar, S (7,8)			F7			K		G4-3		3	0	0	0	0	1	1	
25 Pedro Florimón, S (1,6)				K		K				3	0	2	0	0	1	1	
45 Phil Hughes, R (1,1) 1 Alex Presley, L (6,PH) 57 Ryan Pressly, R (6,1) 22 Wilkin Ramirez, R (7,PH) 54 Matt Guerrier, R (7,1) 21 Samuel Deduno, R (8,1)				K				L7		1	0	0	0	0	1	1	
<b>Inning Stats</b>	R: 0 E: 1 K: 1 S: 5	H: 0 LOB: 1 BB: 0 P: 6	R: 0 E: 0 K: 0 S: 3	H: 0 LOB: 0 BB: 0 P: 3	R: 0 E: 0 K: 1 S: 7	H: 1 LOB: 0 BB: 0 P: 7	R: 0 E: 0 K: 1 S: 6	H: 1 LOB: 1 BB: 0 P: 6	R: 0 E: 0 K: 0 S: 4	H: 1 LOB: 0 BB: 0 P: 4	R: 0 E: 0 K: 3 S: 9	H: 0 LOB: 0 BB: 0 P: 9	R: 0 E: 0 K: 0 S: 4	H: 1 LOB: 1 BB: 0 P: 4	1B: 4 2B: 3 3B: 0 HR: 0	SF: 0 SAC: 0 DP: 0 HBP: 0	WP: 0 PA: 35 PB: 0 SB: 1 CS: 0
<b>PITCHER</b>	IP WLS BF H R ER SO BB IBB HBP BLK WP HR S P ERA WHIP																
38 Kyle Kendrick, R (1,1) 58 Jonathan Papelbon, R (7,1) 39 B.J. Rosenberg, R (8,1)	6.0 W 24 5 1 1 6 1 0 0 0 0 0 0 36 41 1.50 1.000																
38 Kyle Kendrick, R (1,1) 58 Jonathan Papelbon, R (7,1) 39 B.J. Rosenberg, R (8,1)	1.0 4 1 0 0 0 0 0 0 0 0 0 0 4 4 0.00 1.000																
39 B.J. Rosenberg, R (8,1)	2.0 7 1 0 0 3 0 0 0 0 0 0 0 13 13 0.00 0.500																

Minnesota Twins @ Philadelphia Phillies  
Bright House Field, Clearwater, FL  
Sun Mar 23 2014, 1:09 PM - 3:52 PM EDT  
Att: 9,835 - Cloudy - 80 F

AB	33
R	1
H	7
RBI	1
BB	1
SO	9
LOB	13




Batter	1	2	3	4	5	6	7	8	9	AB	R	H	RBI	BB	SO	LOB	BOTTOM		
2 Ben Revere, L (1,8)	P5			G6-3			F7			4	1	1	0	0	0	0			
11 Jimmy Rollins, S (1,6) 17 Reid Brignac, L (7,PH)										2	2	2	2	1	0	0			
26 Chase Utley, L (1,4)	BB									4	0	1	0	0	1	3			
6 Ryan Howard, L (1,3) 15 John Mayberry Jr., R (8,PH)	F7									3	1	1	1	1	0	2			
3 Marlon Byrd, R (1,9)										4	1	2	0	0	0	2			
9 Dominic Brown, L (1,7)										4	0	2	0	0	0	2			
51 Carlos Ruiz, R (1,2) 58 Jonathan Papelbon, R (7,1) 39 B.J. Rosenberg, R (8,1)										3	0	1	1	0	1	2			
25 Cody Asche, L (1,5) 16 César Hernández, S (6,5)										1	0	0	1	0	0	0			
38 Kyle Kendrick, R (1,1) 21 Wil Nieves, R (6,PH)										2	0	0	0	0	1	1			
<b>Inning Stats</b>	R: 0 E: 0 K: 1 S: 5	H: 2 LOB: 1 BB: 1 P: 9	R: 1 E: 1 K: 1 S: 7	H: 2 LOB: 1 BB: 0 P: 7	R: 3 E: 0 K: 0 S: 7	H: 5 LOB: 2 BB: 0 P: 8	R: 0 E: 0 K: 1 S: 5	H: 0 LOB: 0 BB: 0 P: 5	R: 1 E: 0 K: 0 S: 5	H: 2 LOB: 0 BB: 0 P: 8	R: 0 E: 0 K: 1 S: 6	H: 1 LOB: 1 BB: 0 P: 6	R: 0 E: 0 K: 0 S: 2	H: 0 LOB: 0 BB: 0 P: 3	R: 0 E: 0 K: 1 S: 6	H: 1 LOB: 2 BB: 1 P: 10	1B: 8 2B: 2 3B: 0 HR: 1	SF: 1 SAC: 1 DP: 2 HBP: 1	WP: 0 PA: 35 PB: 0 SB: 1 CS: 0
<b>PITCHER</b>	IP WLS BF H R ER SO BB IBB HBP BLK WP HR S P ERA WHIP																		
45 Phil Hughes, R (1,1) 57 Ryan Pressly, R (6,1) 54 Matt Guerrier, R (7,1) 21 Samuel Deduno, R (8,1)	5.0 L 23 9 0 0 1 0 0 0 0 0 0 0 6 6 0.00 1.000																		
54 Matt Guerrier, R (7,1)	1.0 3 0 0 0 0 0 0 0 1 0 0 0 2 3 0.00 0.000																		
21 Samuel Deduno, R (8,1)	1.0 5 1 0 0 1 1 0 0 0 0 0 0 6 10 0.00 2.000																		


Minnesota Twins @ Philadelphia Phillies  
Bright House Field, Clearwater, FL  
Sun Mar 23 2014, 1:09 PM - 3:52 PM EDT  
Att: 9,835 - Cloudy - 80 F

AB	30
R	5
H	11
RBI	5
BB	2
SO	5
LOB	15





Batter	1	2	3	4	5	6	7	8	9	AB R H RBI BB SO LOB	TOP																								
											<p style="text-align: center;">Tampa Bay Rays @ Minnesota Twins Hammond Stadium, Fort Myers, FL Mon Mar 24 2014, 1:05 PM EDT</p> <p style="text-align: right;"><a href="http://livebaseballscorecards.com">livebaseballscorecards.com</a></p> <p> <b>AB</b> 0  <b>R</b> 0  <b>H</b> 0  <b>RBI</b> 0  <b>BB</b> 0  <b>SO</b> 0  <b>LOB</b> 0 </p> 																								
Inning Stats										1B: 0 SF: 0 WP: 0 PA: 0 2B: 0 SAC: 0 FB: 0 3B: 0 DP: 0 SB: 0 HR: 0 HBP: 0 CS: 0																									
PITCHER	IP	WLS	BF	H	R	ER	SO	BB	IBB	HBP	BLK	WP	HR	S	P	ERA	WHIP	PITCHER	IP	WLS	BF	H	R	ER	SO	BB	IBB	HBP	BLK	WP	HR	S	P	ERA	WHIP

Batter	1	2	3	4	5	6	7	8	9	AB R H RBI BB SO LOB	BOTTOM																								
											<p style="text-align: center;">Tampa Bay Rays @ Minnesota Twins Hammond Stadium, Fort Myers, FL Mon Mar 24 2014, 1:05 PM EDT</p> <p style="text-align: right;"><a href="http://livebaseballscorecards.com">livebaseballscorecards.com</a></p> <p> <b>AB</b> 0  <b>R</b> 0  <b>H</b> 0  <b>RBI</b> 0  <b>BB</b> 0  <b>SO</b> 0  <b>LOB</b> 0 </p> 																								
Inning Stats										1B: 0 SF: 0 WP: 0 PA: 0 2B: 0 SAC: 0 FB: 0 3B: 0 DP: 0 SB: 0 HR: 0 HBP: 0 CS: 0																									
PITCHER	IP	WLS	BF	H	R	ER	SO	BB	IBB	HBP	BLK	WP	HR	S	P	ERA	WHIP	PITCHER	IP	WLS	BF	H	R	ER	SO	BB	IBB	HBP	BLK	WP	HR	S	P	ERA	WHIP



Batter	1	2	3	4	5	6	7	8	9	AB	R	H	RBI	BB	SO	LOB	TOP										
9 David Lough, L OBP: 0.297, SLG: 0.400 34 Quintin Berry, L OBP: 0.263, SLG: 0.343										4	0	0	0	0	1	1	<p><b>Baltimore Orioles @ Minnesota Twins</b> Hammond Stadium, Fort Myers, FL Tue Mar 25 2014, 1:07 PM - 3:19 PM EDT Att: 5,574 - Overcast - 75 F</p>										
12 Steve Lombardozzi, S OBP: 0.222, SLG: 0.299										4	0	0	0	0	1	0											
51 Henry Urueta, L OBP: 0.275, SLG: 0.436										4	0	0	0	0	1	0											
27 Delmon Young, R OBP: 0.286, SLG: 0.429										4	0	1	0	0	1	0											
45 Steve Clevenger, L OBP: 0.523, SLG: 0.645										3	1	3	0	0	0	0											
14 Nolan Reimold, R OBP: 0.376, SLG: 0.342										3	0	1	0	0	1	3											
3 Ryan Flaherty, L OBP: 0.340, SLG: 0.533										3	0	0	0	0	0	4											
28 Steve Pearce, R OBP: 0.300, SLG: 0.426 88 Chad Tracy, R										2	0	1	1	0	1	0											
12 Alexi Casilla, S OBP: 0.158, SLG: 0.211 6 Jonathan Schoop, R OBP: 0.436, SLG: 0.686										3	0	0	0	0	0	2											
<b>Inning Stats</b>	R: 0 E: 0 K: 3 S: 9	H: 0 LOB: 0 BB: 0 P: 9	R: 0 E: 0 K: 0 S: 4	H: 2 LOB: 1 BB: 0 P: 4	R: 0 E: 0 K: 1 S: 5	H: 0 LOB: 0 BB: 0 P: 5	R: 0 E: 0 K: 1 S: 5	H: 0 LOB: 0 BB: 0 P: 5	R: 1 E: 0 K: 0 S: 5	H: 2 LOB: 1 BB: 0 P: 5	R: 0 E: 0 K: 0 S: 3	H: 0 LOB: 0 BB: 0 P: 3	R: 0 E: 0 K: 1 S: 6	H: 1 LOB: 1 BB: 0 P: 7	R: 0 E: 0 K: 0 S: 3	H: 1 LOB: 0 BB: 0 P: 3		R: 0 E: 0 K: 0 S: 3	H: 0 LOB: 0 BB: 0 P: 3	1B: 6 2B: 0 3B: 0 HR: 0	SF: 1 SAC: 0 DP: 2 HBP: 0	WP: 1 PB: 0 SB: 0 CS: 0	PA: 31				
<b>PITCHER</b>	IP	WLS	BF	H	R	ER	SO	BB	IBB	HBP	BLK	WP	HR	S	P	ERA	WHIP										
37 Mike Pelfrey, R ERA: 1.98	3.0	W	10	2	0	0	4	0	0	0	0	0	0	18	18	0.00	0.667										
58 Scott Diamond, L ERA: 5.29	3.0	H	11	2	1	1	1	0	0	0	0	0	0	13	13	3.00	0.667										
44 Kyle Gibson, R ERA: 2.2	3.0	S	10	2	0	0	1	0	0	0	0	1	0	12	13	0.00	0.667										

Batter	1	2	3	4	5	6	7	8	9	AB	R	H	RBI	BB	SO	LOB	BOTTOM										
2 Brian Dozier, R OBP: 0.320, SLG: 0.468 5 Eduardo Escobar, S OBP: 0.289, SLG: 0.486										3	1	1	0	0	0	0	<p><b>Baltimore Orioles @ Minnesota Twins</b> Hammond Stadium, Fort Myers, FL Tue Mar 25 2014, 1:07 PM - 3:19 PM EDT Att: 5,574 - Overcast - 75 F</p>										
8 Kurt Suzuki, R OBP: 0.237, SLG: 0.212 43 Josmil Pinto, R OBP: 0.375, SLG: 0.364										3	0	0	0	0	0	1											
7 Joe Mauer, L OBP: 0.419, SLG: 0.333 55 Chris Colabello, R OBP: 0.478, SLG: 0.541										3	0	2	1	0	0	0											
16 Josh Willingham, R OBP: 0.184, SLG: 0.094 1 Alex Presley, L OBP: 0.266, SLG: 0.189										3	1	0	0	0	0	2											
13 Jason Kubel, L OBP: 0.326, SLG: 0.324										4	0	1	0	0	2	3											
24 Trevor Plouffe, R OBP: 0.313, SLG: 0.302 11 Jason Bartlett, R OBP: 0.158, SLG: 0.086										3	1	2	1	0	0	1											
31 Oswaldo Arcia, L OBP: 0.289, SLG: 0.425 27 Chris Parmelee, L OBP: 0.250, SLG: 0.317										3	0	1	1	0	1	2											
32 Aaron Hicks, S OBP: 0.349, SLG: 0.463										3	0	0	0	1	0	2											
25 Pedro Florimón, S OBP: 0.222, SLG: 0.176										3	0	0	0	0	0	2											
<b>Inning Stats</b>	R: 0 E: 0 K: 0 S: 3	H: 0 LOB: 0 BB: 0 P: 3	R: 2 E: 1 K: 1 S: 7	H: 2 LOB: 1 BB: 1 P: 11	R: 0 E: 0 K: 0 S: 4	H: 1 LOB: 1 BB: 0 P: 4	R: 0 E: 0 K: 1 S: 6	H: 1 LOB: 1 BB: 0 P: 6	R: 1 E: 0 K: 0 S: 5	H: 2 LOB: 1 BB: 0 P: 6	R: 0 E: 0 K: 1 S: 6	H: 1 LOB: 1 BB: 0 P: 6	R: 1 E: 0 K: 1 S: 8	H: 3 LOB: 2 BB: 0 P: 8	R: 0 E: 0 K: 0 S: 3	H: 0 LOB: 0 BB: 0 P: 3		1B: 7 2B: 3 3B: 0 HR: 0	SF: 0 SAC: 0 DP: 1 HBP: 0	WP: 0 PB: 0 SB: 1 CS: 0	PA: 35						
<b>PITCHER</b>	IP	WLS	BF	H	R	ER	SO	BB	IBB	HBP	BLK	WP	HR	S	P	ERA	WHIP										
25 Bud Norris, R ERA: 2.65	5.1	L	24	7	3	2	2	1	0	0	0	0	0	4	4	0.00	0.000										
53 Zack Britton, L ERA: 0.97	0.2		2	0	0	0	1	0	0	0	0	0	0	4	4	0.00	0.000										
29 Tommy Hunter, R ERA: 3.86	1.0		6	3	1	1	1	0	0	0	0	0	0	8	8	9.00	3.000										
Brad Brach, R ERA: 2.16	1.0		3	0	0	0	0	0	0	0	0	0	0	3	3	0.00	0.000										

AB 30  
R 1  
H 6  
RBI 1  
BB 0  
SO 6  
LOB 10



AB 34  
R 4  
H 10  
RBI 4  
BB 1  
SO 4  
LOB 13





Batter	1	2	3	4	5	6	7	8	9	AB	R	H	RBI	BB	SO	LOB	TOP										
5 Josh Harrison, R OBP: 0.308, SLG: 0.459	E6 23 SH1-3		K			G1-3		F9		4	0	0	0	0	1	3	<b>Pittsburgh Pirates @ Minnesota Twins</b> Hammond Stadium, Fort Myers, FL Wed Mar 26 2014, 1:09 PM - 3:30 PM EDT Att: 6,585 - Sunny - 60 F										
23 Travis Snider, L OBP: 0.391, SLG: 0.500	SH1-3				G4-6-3 1B	G1-3		E3 22 WP		3	0	1	0	0	0	1											
22 Andrew McCutchen, R OBP: 0.511, SLG: 0.884	K				F8		K	K		4	0	0	0	0	3	4											
3 Travis Ishikawa, L OBP: 0.400, SLG: 0.586	F8				G4-6-3 1-2		P5			4	0	0	0	0	1	2											
18 Neil Walker, S OBP: 0.277, SLG: 0.341		F8				K				4	0	0	0	0	3	0											
17 Gaby Sanchez, R OBP: 0.394, SLG: 0.448		K				K				4	0	0	0	0	2	0											
26 Tony Sanchez, R 87 Tito Polo, R 66 Nevin Ashley, R	F9									2	0	1	0	0	0	0											
10 Jordy Mercer, R OBP: 0.364, SLG: 0.324						F8				2	1	1	0	1	0	1											
12 Clint Barmes, R OBP: 0.267, SLG: 0.296					G4-3					3	0	1	0	0	0	1											
																		<b>AB</b> 30 <b>R</b> 2 <b>H</b> 4 <b>RBI</b> 0 <b>BB</b> 1 <b>SO</b> 10 <b>LOB</b> 12									
<b>Inning Stats</b>	R: 0 E: 1 K: 1 S: 7	H: 0 LOB: 1 BB: 0 P: 7	R: 0 E: 0 K: 1 S: 5	H: 0 LOB: 0 BB: 0 P: 5	R: 0 E: 0 K: 1 S: 4	H: 0 LOB: 0 BB: 1 P: 8	R: 0 E: 0 K: 0 S: 3	H: 1 LOB: 0 BB: 0 P: 3	R: 0 E: 0 K: 2 S: 7	H: 0 LOB: 1 BB: 0 P: 8	R: 0 E: 0 K: 0 S: 3	H: 0 LOB: 0 BB: 0 P: 3	R: 0 E: 0 K: 2 S: 7	H: 0 LOB: 0 BB: 0 P: 7	R: 2 E: 1 K: 1 S: 9	H: 3 LOB: 2 BB: 0 P: 10	R: 0 E: 0 K: 2 S: 7	H: 0 LOB: 0 BB: 0 P: 7	1B: 4 2B: 0 3B: 0 HR: 0	SF: 0 SAC: 1 DP: 2 HBP: 1	WP: 1 PB: 0 SB: 0 CS: 0	PA: 33					
<b>PITCHER</b>	IP	WLS	BF	H	R	ER	SO	BB	IBB	HBP	BLK	WP	HR	S	P	ERA	WHIP										
47 Ricky Nolasco, R ERA: 5.5	4.0		13	1	0	0	3	1	0	0	0	0	0	19	23	0.00	0.500										
51 Anthony Swarzak, R ERA: 4.56	2.0		7	0	0	0	2	0	0	1	0	0	0	10	11	0.00	0.000										
56 Caleb Thielbar, L ERA: 1.29	1.1	L	7	3	2	0	2	0	0	0	0	0	0	11	11	0.00	2.250										
50 Casey Fien, R ERA: 4.05	1.2	B	6	0	0	0	3	0	0	0	0	1	0	12	13	0.00	0.000										

Batter	1	2	3	4	5	6	7	8	9	AB	R	H	RBI	BB	SO	LOB	BOTTOM											
2 Brian Dozier, R OBP: 0.296, SLG: 0.431	G5-3		K			F8		F7		4	0	0	0	0	1	0	<b>Pittsburgh Pirates @ Minnesota Twins</b> Hammond Stadium, Fort Myers, FL Wed Mar 26 2014, 1:09 PM - 3:30 PM EDT Att: 6,585 - Sunny - 60 F											
7 Joe Mauer, L OBP: 0.404, SLG: 0.325	K		F7					F8		4	0	1	0	0	1	0												
13 Jason Kubel, L OBP: 0.298, SLG: 0.293	K					G6-3				4	0	0	0	0	2	1												
16 Josh Willingham, R OBP: 0.167, SLG: 0.083		F9				G5-3				4	0	0	0	0	0	1												
31 Oswaldo Arcia, L OBP: 0.306, SLG: 0.488		G4-3					HBP			3	1	1	1	0	0	0												
24 Trevor Plouffe, R OBP: 0.314, SLG: 0.326						G4-3				3	0	1	0	0	0	1												
8 Kurt Suzuki, R OBP: 0.263, SLG: 0.200										2	0	0	0	1	0	0												
32 Aaron Hicks, S OBP: 0.348, SLG: 0.455										3	0	1	0	0	0	2												
25 Pedro Florimón, S OBP: 0.190, SLG: 0.150										3	0	0	0	0	2	1												
																		<b>AB</b> 30 <b>R</b> 1 <b>H</b> 4 <b>RBI</b> 1 <b>BB</b> 1 <b>SO</b> 6 <b>LOB</b> 6										
<b>Inning Stats</b>	R: 0 E: 0 K: 2 S: 7	H: 0 LOB: 0 BB: 0 P: 7	R: 0 E: 0 K: 0 S: 4	H: 1 LOB: 2 BB: 1 P: 8	R: 0 E: 0 K: 2 S: 7	H: 0 LOB: 0 BB: 0 P: 7	R: 0 E: 0 K: 0 S: 3	H: 0 LOB: 1 BB: 0 P: 4	R: 0 E: 0 K: 0 S: 3	H: 1 LOB: 0 BB: 0 P: 3	R: 0 E: 0 K: 1 S: 6	H: 1 LOB: 1 BB: 0 P: 7	R: 1 E: 0 K: 0 S: 6	H: 1 LOB: 0 BB: 0 P: 8	R: 0 E: 0 K: 1 S: 5	H: 0 LOB: 0 BB: 0 P: 5	R: 0 E: 0 K: 0 S: 3	H: 0 LOB: 0 BB: 0 P: 3	1B: 2 2B: 1 3B: 0 HR: 1	SF: 0 SAC: 0 DP: 1 HBP: 1	WP: 1 PB: 0 SB: 0 CS: 0	PA: 32						
<b>PITCHER</b>	IP	WLS	BF	H	R	ER	SO	BB	IBB	HBP	BLK	WP	HR	S	P	ERA	WHIP											
58 Brandon Cumpton, R ERA: 2.21	5.0		18	2	0	0	4	1	0	1	0	1	0	6	7	0.00	1.000											
39 Jason Grilli, R ERA:	1.0		4	1	0	0	1	0	0	0	0	0	0	1	6	8	0.00	1.000										
44 Tony Watson, L ERA:	1.0	W	4	1	1	0	0	0	0	0	0	0	1	6	8	0.00	1.000											
30 Jeanmar Gómez, R ERA: 3.48	2.0	S	6	0	0	0	1	0	0	0	0	0	0	8	8	0.00	0.000											



Batter	1	2	3	4	5	6	7	8	9	AB	R	H	RBI	BB	SO	LOB	TOP										
2 Brian Dozier, R OBP: 0.281, SLG: 0.407 5 Eduardo Escobar, S OBP: 0.282, SLG: 0.474	G5-3		G5-3		G6-3			K		3	0	0	0	0	0	2	<b>Minnesota Twins @ Boston Red Sox</b> JetBlue Park, Ft. Myers, FL Thu Mar 27 2014, 7:07 PM - 9:48 PM EDT Att: 9,969 - Overcast - 70 F										
7 Joe Mauer, L OBP: 0.400, SLG: 0.326 55 Chris Colabello, R OBP: 0.468, SLG: 0.526	1B			G1-5-3		L3		K		3	0	1	0	0	0	0											
31 Oswaldo Arcia, L OBP: 0.283, SLG: 0.447	G4-6-3			K		K		G3-1		4	0	0	0	0	2	1											
16 Josh Willingham, R (1, 10) OBP: 0.174, SLG: 0.077		K				K		K		3	0	0	0	1	3	0											
13 Jason Kubel, L OBP: 0.286, SLG: 0.279 96 Danny Ortiz, L (6, 7)	G3			L6				G4-3		2	0	0	0	0	0	1											
24 Trevor Plouffe, R OBP: 0.321, SLG: 0.354 95 Nate Hanson, R OBP: 0.500, SLG: 1.000	2B							K		2	0	1	0	0	1	0											
8 Kurt Suzuki, R OBP: 0.250, SLG: 0.189 43 Josmil Pinto, R OBP: 0.360, SLG: 0.348	P5							G1-3		2	0	0	0	0	0	1											
32 Aaron Hicks, S OBP: 0.367, SLG: 0.489			G4-3					2B		3	0	2	1	0	0	0											
25 Pedro Florimón, S OBP: 0.217, SLG: 0.182 11 Jason Bartlett, R OBP: 0.154, SLG: 0.083			K					F8		2	0	1	0	0	1	0											
<b>Inning Stats</b>	R: 0 E: 0 K: 0 S: 3	H: 1 LOB: 0 BB: 0 P: 3	R: 0 E: 0 K: 1 S: 6	H: 1 LOB: 1 BB: 0 P: 6	R: 0 E: 0 K: 1 S: 5	H: 0 LOB: 0 BB: 0 P: 5	R: 0 E: 0 K: 1 S: 5	H: 0 LOB: 1 BB: 1 P: 9	R: 0 E: 0 K: 1 S: 7	H: 2 LOB: 2 BB: 0 P: 7	R: 0 E: 0 K: 2 S: 7	H: 0 LOB: 0 BB: 0 P: 7	R: 1 E: 0 K: 0 S: 5	H: 2 LOB: 1 BB: 0 P: 5	R: 0 E: 0 K: 2 S: 7	H: 0 LOB: 0 BB: 0 P: 7		R: 0 E: 0 K: 2 S: 7	H: 0 LOB: 0 BB: 0 P: 7	1B: 3 2B: 3 3B: 0 HR: 0	SF: 0 SAC: 0 DP: 1 HBP: 0	WP: 0 PB: 0 SB: 0 CS: 0	PA: 33				
<b>PITCHER</b>	IP	WLS	BF	H	R	ER	SO	BB	IBB	HBP	BLK	WP	HR	S	P	ERA	WHIP										
41 John Lackey, R ERA: 6.27	6.1		23	4	0	0	6	1	0	0	0	0	0	34	38	0.00	0.789										
54 Edward Mujica, R ERA: 1.42	0.2	W	4	2	1	1	0	0	0	0	0	0	0	4	4	13.50	3.000										
36 Junichi Tazawa, R ERA: 1.5	1.0	H	3	0	0	0	2	0	0	0	0	0	0	7	7	0.00	0.000										
19 Koji Uehara, R ERA:	1.0	S	3	0	0	0	2	0	0	0	0	0	0	7	7	0.00	0.000										

AB	32
R	1
H	6
RBI	1
BB	1
SO	10
LOB	7



Batter	1	2	3	4	5	6	7	8	9	AB	R	H	RBI	BB	SO	LOB	BOTTOM										
29 Daniel Nava, S OBP: 0.373, SLG: 0.415 81 Peter Hissey, L (7, PR) (8, 7)	F7		F7		G4-3					3	0	0	0	1	0	1	<b>Minnesota Twins @ Boston Red Sox</b> JetBlue Park, Ft. Myers, FL Thu Mar 27 2014, 7:07 PM - 9:48 PM EDT Att: 9,969 - Overcast - 70 F										
15 Dustin Pedroia, R OBP: 0.321, SLG: 0.431 Stefan Welch, L (8, 3)	1B		F8		F8			K		4	0	1	0	0	1	4											
34 David Ortiz, L OBP: 0.125, SLG: 0.162 37 Mike Carp, L (6, PH) (7, 10)	G6-3		K					P5		2	0	0	0	0	1	1											
12 Mike Napoli, R OBP: 0.256, SLG: 0.385 10 Jonathan Herrera, S OBP: 0.225, SLG: 0.256								K		2	0	0	0	0	1	0											
38 Grady Sizemore, L OBP: 0.381, SLG: 0.462 91 Jonathan Roof, R (8, PR) (9, 6)								K		3	1	2	0	0	0	0											
2 Xander Bogaerts, R OBP: 0.321, SLG: 0.440 48 Mike McCoy, R OBP: 0.222, SLG: 0.200								K		1	0	0	0	0	1	0											
40 A.J. Pierzynski, L OBP: 0.273, SLG: 0.385 3 David Ross, R OBP: 0.292, SLG: 0.273										3	0	2	0	1	0	0											
16 Will Middlebrooks, R OBP: 0.400, SLG: 0.702 84 Carlos Rivera, R (7, PR) (8, 5)										0	1	0	0	0	0	0											
25 Jackie Bradley Jr., L OBP: 0.213, SLG: 0.263 72 Corey Brown, L OBP: 0.387, SLG: 0.519										3	0	2	0	1	0	0											
<b>Inning Stats</b>	R: 0 E: 0 K: 0 S: 3	H: 1 LOB: 0 BB: 0 P: 3	R: 1 E: 0 K: 0 S: 5	H: 2 LOB: 2 BB: 1 P: 9	R: 0 E: 0 K: 1 S: 5	H: 0 LOB: 0 BB: 0 P: 5	R: 0 E: 0 K: 0 S: 4	H: 2 LOB: 1 BB: 0 P: 4	R: 0 E: 0 K: 0 S: 4	H: 1 LOB: 1 BB: 0 P: 4	R: 0 E: 0 K: 0 S: 3	H: 0 LOB: 0 BB: 0 P: 3	R: 1 E: 0 K: 2 S: 9	H: 2 LOB: 3 BB: 1 P: 14	R: 2 E: 0 K: 3 S: 12	H: 3 LOB: 1 BB: 0 P: 12		1B: 5 2B: 5 3B: 1 HR: 0	SF: 0 SAC: 0 DP: 1 HBP: 0	WP: 1 PB: 1 SB: 0 CS: 0	PA: 35						
<b>PITCHER</b>	IP	WLS	BF	H	R	ER	SO	BB	IBB	HBP	BLK	WP	HR	S	P	ERA	WHIP										
30 Kevin Correia, R ERA: 4.76	5.0		20	6	1	1	1	1	0	0	0	0	0	21	25	1.80	1.400										
52 Brian Duensing, L ERA: 5.06	1.0		3	0	0	0	0	0	0	0	0	0	0	3	3	0.00	0.000										
61 Jared Burton, R ERA: 5.4	1.0	L	6	2	1	1	2	1	0	0	0	1	0	9	14	9.00	3.000										
15 Glen Perkins, L ERA: 6.43	1.0		6	3	2	2	3	0	0	0	0	0	0	12	12	18.00	3.000										

AB	33
R	4
H	11
RBI	4
BB	2
SO	6
LOB	18





Batter	1	2	3	4	5	6	7	8	9	AB	R	H	RBI	BB	SO	LOB	TOP										
18 Shane Victorino, S OBP: 0.310, SLG: 0.308 86 Manuel Margot, R (8, 8)	G4-3		2B		G5-3	P4			FC4-6 91 1B	4	0	1	0	0	0	2											
10 Jonathan Herrera, S (1, 4) (5, 6)	G6-3		G3							4	0	1	0	0	0	1											
91 Jonathan Roof, R OBP: 1.000, SLG: 1.000 (8, 6)										1	0	1	0	0	0	0											
40 A.J. Pierzynski, L OBP: 0.262, SLG: 0.381 Ryan Lavarnway, R OBP: 0.357, SLG: 0.474 (1, 2) (6, 2)				G4-3	L5-3				L9	3	0	1	0	0	0	1											
12 Mike Napoli, R OBP: 0.293, SLG: 0.472 83 Aneury Tavarez, L (7, PH) (7, 10)										2	2	1	1	1	1	1											
5 Jonny Gomes, R OBP: 0.226, SLG: 0.208 81 Peter Hissey, L (8, 7)										4	0	0	0	0	1	1											
37 Mike Carp, L OBP: 0.283, SLG: 0.490 78 Mario Martinez, R (8, 3)										4	2	2	1	0	1	0											
2 Xander Bogaerts, R OBP: 0.404, SLG: 0.442 76 Ryan Dent, R OBP: 0.286, SLG: 0.167 (1, 6) (5, 5)										2	0	1	1	0	0	0											
16 Will Middlebrooks, R OBP: 0.404, SLG: 0.694 82 Derek Gibson, R OBP: 0.500, SLG: 0.500 (1, 5) (5, 4)										2	0	1	1	0	0	0											
72 Corey Brown, L OBP: 0.371, SLG: 0.467 82 Matty Johnson, S (9, PR) (9, 9)										3	0	0	0	1	1	4											
<b>Inning Stats</b>	R: 0 E: 0 K: 1 S: 6	H: 1 LOB: 1 BB: 0 P: 7	R: 0 E: 0 K: 0 S: 3	H: 0 LOB: 0 BB: 0 P: 3	R: 0 E: 0 K: 0 S: 4	H: 1 LOB: 1 BB: 0 P: 4	R: 2 E: 0 K: 1 S: 8	H: 3 LOB: 2 BB: 1 P: 12	R: 0 E: 0 K: 0 S: 3	H: 1 LOB: 0 BB: 0 P: 3	R: 2 E: 0 K: 0 S: 9	H: 4 LOB: 2 BB: 0 P: 10	R: 0 E: 0 K: 2 S: 7	H: 0 LOB: 0 BB: 0 P: 7	R: 0 E: 0 K: 3 S: 9	H: 0 LOB: 0 BB: 0 P: 9	R: 0 E: 0 K: 0 S: 4	H: 1 LOB: 2 BB: 1 P: 8	1B: 8 2B: 3 3B: 0 HR: 1	SF: 0 SAC: 0 DP: 1 HBP: 0	WP: 0 PB: 0 SB: 0 CS: 0	PA: 39					
<b>PITCHER</b>	IP	WLS	BF	H	R	ER	SO	BB	IBB	HBP	BLK	WP	HR	S	P	ERA	WHIP										
45 Phil Hughes, R ERA: 4.74 (1, 1)	5.1	L	26	10	4	4	2	1	0	0	0	0	1	31	37	6.75	2.062										
Aaron Thompson, L ERA: 1.35 (6, 1)	0.2		2	0	0	0	0	0	0	0	0	0	0	2	2	0.00	0.000										
21 Samuel Deduno, R ERA: 1.76 (7, 1)	2.0		6	0	0	0	5	0	0	0	0	0	0	16	16	0.00	0.000										
Matt Hoffman, L ERA: 3.0 (9, 1)	1.0		5	1	0	0	0	1	0	0	0	0	0	4	8	0.00	2.000										

**Boston Red Sox @ Minnesota Twins**  
Hammond Stadium, Fort Myers, FL  
Fri Mar 28 2014, 1:06 PM - 3:53 PM EDT  
Att: 8,838 - Partly Cloudy - 81 F

AB 37  
R 4  
H 11  
RBI 4  
BB 2  
SO 7  
LOB 13



Batter	1	2	3	4	5	6	7	8	9	AB	R	H	RBI	BB	SO	LOB	BOTTOM										
11 Jason Bartlett, R OBP: 0.159, SLG: 0.098 (1, 9)										5	0	1	0	0	1	3											
7 Joe Mauer, L OBP: 0.377, SLG: 0.304 97 Mike Kvasnicka, S (7, PH) (8, 10)										3	0	0	0	0	2	3											
24 Trevor Plouffe, R OBP: 0.357, SLG: 0.380 95 Nate Hanson, R OBP: 0.333, SLG: 0.667 (1, 5) (6, 5)										2	0	2	0	1	0	0											
16 Josh Willingham, R OBP: 0.184, SLG: 0.093 96 Reynaldo Rodriguez, R (5, PR) (6, 7)										2	0	0	0	1	1	3											
55 Chris Colabello, R OBP: 0.451, SLG: 0.500 (1, 3)										4	0	1	0	0	1	3											
43 Josmil Pinto, R OBP: 0.321, SLG: 0.308 84 Dan Rohlfing, R OBP: 0.263, SLG: 0.176 (1, 2) (7, 2)										3	0	0	0	0	0	7											
32 Aaron Hicks, S OBP: 0.377, SLG: 0.480 (1, 8)										3	0	1	0	1	1	2											
5 Eduardo Escobar, S OBP: 0.279, SLG: 0.452 (1, 4) (7, 6)										4	0	1	0	0	1	1											
25 Pedro Florimón, S OBP: 0.231, SLG: 0.200 95 Eric Farris, R OBP: 0.333, SLG: 0.667 (1, 6) (7, 4)										3	0	1	0	0	1	2											
<b>Inning Stats</b>	R: 0 E: 0 K: 1 S: 8	H: 3 LOB: 3 BB: 0 P: 8	R: 0 E: 0 K: 0 S: 4	H: 1 LOB: 1 BB: 0 P: 4	R: 0 E: 1 K: 1 S: 6	H: 0 LOB: 2 BB: 1 P: 10	R: 0 E: 0 K: 3 S: 11	H: 2 LOB: 2 BB: 0 P: 12	R: 0 E: 0 K: 0 S: 3	H: 1 LOB: 2 BB: 1 P: 12	R: 0 E: 0 K: 1 S: 5	H: 0 LOB: 0 BB: 0 P: 5	R: 0 E: 0 K: 1 S: 5	H: 0 LOB: 1 BB: 1 P: 9	R: 0 E: 0 K: 0 S: 3	H: 0 LOB: 0 BB: 0 P: 3	1B: 7 2B: 0 3B: 0 HR: 0	SF: 0 SAC: 0 DP: 0 HBP: 0	WP: 0 PB: 0 SB: 1 CS: 0	PA: 38							
<b>PITCHER</b>	IP	WLS	BF	H	R	ER	SO	BB	IBB	HBP	BLK	WP	HR	S	P	ERA	WHIP										
22 Felix Doubront, L ERA: 7.11 (1, 1)	5.0	W	25	7	0	0	7	2	0	0	0	0	0	37	46	0.00	1.800										
Drake Britton, L ERA: 6.52 (6, 1)	1.0		3	0	0	0	0	0	0	0	0	0	0	3	3	0.00	0.000										
67 Brandon Workman, R ERA: 5.17 (7, 1)	1.0		3	0	0	0	1	0	0	0	0	0	0	5	5	0.00	0.000										
35 Burke Badenhop, R ERA: 4.0 (8, 1)	1.0		4	0	0	0	1	1	0	0	0	0	0	5	9	0.00	1.000										
Shunsuke Watanabe, R ERA: 6.0 (9, 1)	1.0		3	0	0	0	0	0	0	0	0	0	0	3	3	0.00	0.000										

**Boston Red Sox @ Minnesota Twins**  
Hammond Stadium, Fort Myers, FL  
Fri Mar 28 2014, 1:06 PM - 3:53 PM EDT  
Att: 8,838 - Partly Cloudy - 81 F

AB 35  
R 0  
H 7  
RBI 0  
BB 3  
SO 9  
LOB 24





Batter	1	2	3	4	5	6	7	8	9	AB	R	H	RBI	BB	SO	LOB	TOP					
2 Brian Dozier, R OBP: 0.283, SLG: 0.393 Levi Michael, R OBP: 0.500, SLG: 0.500	G6-3		L4		CS	L5-4 BB	HR		FC3-6 WP	2	0	0	1	0	0	0	<b>Minnesota Twins @ Boston Red Sox</b> JetBlue Park, Ft. Myers, FL Sat Mar 29 2014, 1:10 PM - 3:55 PM EDT Att: 10,061 - Overcast - 78 F					
8 Kurt Suzuki, R OBP: 0.256, SLG: 0.225 43 Josmil Pinto, R OBP: 0.333, SLG: 0.429	F9					K	HR		K	3	0	1	0	0	1	1						
7 Joe Mauer, L OBP: 0.375, SLG: 0.292 55 Chris Colabello, R OBP: 0.462, SLG: 0.512	G6-3		G6-3				HR		WP	2	0	0	0	1	0	1						
16 Josh Willingham, R OBP: 0.192, SLG: 0.159 5 Eduardo Escobar, S OBP: 0.273, SLG: 0.442		HR			P4	L5-4	FC6-4			3	1	1	1	0	0	2						
13 Jason Kubel, L OBP: 0.288, SLG: 0.283 Travis Harrison, R	G4-3				K		FC4-6		K	3	0	1	0	0	1	0						
24 Trevor Plouffe, R OBP: 0.345, SLG: 0.365 A.J. Pettersen, R	P6				K		FC4-6		G1-3	2	0	0	0	0	1	0						
31 Oswaldo Arcia, L OBP: 0.309, SLG: 0.458 Adam Brett Walker, R OBP: 1.000, SLG: 3.000							HR			1	0	1	0	1	0	0						
32 Aaron Hicks, S OBP: 0.364, SLG: 0.462 11 Jason Bartlett, R OBP: 0.152, SLG: 0.193	K					F9	G3-1		G5-3	2	0	0	0	0	1	2						
25 Pedro Florimón, S OBP: 0.214, SLG: 0.185 Niko Goodrum, S			B1-3			FC4-6	HR			2	0	0	0	0	0	1						
Inning Stats	R: 0 E: 0 K: 0 S: 3	H: 0 LOB: 0 BB: 0 P: 4	R: 1 E: 0 K: 1 S: 6	H: 1 LOB: 1 BB: 1 P: 11	R: 0 E: 0 K: 2 S: 4	H: 1 LOB: 0 BB: 0 P: 4	R: 0 E: 0 K: 2 S: 7	H: 0 LOB: 0 BB: 0 P: 7	R: 0 E: 0 K: 1 S: 4	H: 0 LOB: 1 BB: 2 P: 12	R: 5 E: 0 K: 0 S: 8	H: 5 LOB: 1 BB: 1 P: 14	R: 0 E: 0 K: 1 S: 6	H: 1 LOB: 1 BB: 0 P: 6	R: 1 E: 0 K: 1 S: 4	H: 0 LOB: 0 BB: 1 P: 11		1B: 4 2B: 3 3B: 0 HR: 3	SF: 0 SAC: 0 DP: 1 HBP: 0	WP: 2 PB: 0 SB: 2 CS: 1	PA: 40	
PITCHER	IP	WLS	BF	H	R	ER	SO	BB	IBB	HBP	BLK	WP	HR	S	P	ERA	WHIP					
44 Jake Peavy, R ERA: 2.13	5.0		18	3	1	1	3	1	0	0	0	0	0	1	23	30	1.80	0.800				
30 Andrew Miller, L ERA: 8.44	1.0	H	4	0	0	0	1	2	0	0	0	0	0	4	12	0.00	2.000					
59 Tommy Layne, L ERA: 4.25	1.0	L	9	5	5	5	0	1	0	0	0	0	2	8	14	45.00	6.000					
67 Jose Valdez, R ERA:	1.0		4	1	0	0	1	0	0	0	0	0	0	6	6	0.00	1.000					
60 Brayton Villarreal, R ERA: 5.4	0.2		4	0	1	1	1	1	0	0	0	1	0	4	11	13.50	1.500					

Batter	1	2	3	4	5	6	7	8	9	AB	R	H	RBI	BB	SO	LOB	BOTTOM				
29 Daniel Nava, S OBP: 0.352, SLG: 0.386	G6-3		G3-1		F7		F9			3	0	0	0	0	0	1	<b>Minnesota Twins @ Boston Red Sox</b> JetBlue Park, Ft. Myers, FL Sat Mar 29 2014, 1:10 PM - 3:55 PM EDT Att: 10,061 - Overcast - 78 F				
87 Matt Spring, R										1	0	0	0	0	0	0					
18 Shane Victorino, S OBP: 0.323, SLG: 0.357 5 Jonny Gomes, R OBP: 0.236, SLG: 0.220	G1-3				G5-3		WP		10 BB	2	1	1	0	0	0	0					
15 Dustin Pedroia, R OBP: 0.337, SLG: 0.423 10 Jonathan Herrera, S OBP: 0.239, SLG: 0.250	F8					K	WP			1	1	0	0	1	0	0					
12 Mike Napoli, R OBP: 0.317, SLG: 0.564 Stefan Welch, L		HR			F9		F7			2	2	2	3	0	0	0					
38 Grady Sizemore, L OBP: 0.356, SLG: 0.429 87 Michael Brenly, S	G4-3		L6		G1-3				K	3	0	0	0	0	1	0					
2 Xander Bogaerts, R OBP: 0.350, SLG: 0.481 Heiker Menezes, R OBP: 0.308, SLG: 0.385						G4-3			G5-3	2	0	2	1	0	0	0					
37 Mike Carp, L OBP: 0.286, SLG: 0.471 Carlos Coste, R						K			F9	2	0	0	0	1	1	1					
16 Will Middlebrooks, R OBP: 0.389, SLG: 0.667 84 Carlos Rivera, R						K			F9	2	0	0	0	0	0	2					
3 David Ross, R OBP: 0.308, SLG: 0.261 46 Keury De La Cruz, L Joseph Monge, R							F9			1	0	0	0	1	0	2					
Inning Stats	R: 0 E: 0 K: 0 S: 3	H: 0 LOB: 0 BB: 0 P: 3	R: 1 E: 0 K: 0 S: 5	H: 2 LOB: 2 BB: 1 P: 11	R: 3 E: 0 K: 0 S: 6	H: 3 LOB: 1 BB: 1 P: 10	R: 0 E: 0 K: 0 S: 3	H: 0 LOB: 0 BB: 1 P: 7	R: 0 E: 0 K: 1 S: 5	H: 0 LOB: 0 BB: 0 P: 5	R: 0 E: 0 K: 2 S: 7	H: 0 LOB: 0 BB: 0 P: 7	R: 0 E: 0 K: 1 S: 5	H: 1 LOB: 2 BB: 1 P: 9	R: 0 E: 0 K: 1 S: 5	H: 0 LOB: 0 BB: 0 P: 5	1B: 2 2B: 3 3B: 0 HR: 1	SF: 0 SAC: 0 DP: 0 HBP: 0	WP: 1 PB: 0 SB: 0 CS: 0	PA: 34	
PITCHER	IP	WLS	BF	H	R	ER	SO	BB	IBB	HBP	BLK	WP	HR	S	P	ERA	WHIP				
37 Mike Pelfrey, R ERA: 3.57	4.0		20	5	4	4	0	3	0	0	0	0	0	5	5	0.00	0.000				
52 Brian Duensing, L ERA: 4.29	1.0		3	0	0	0	1	0	0	0	0	0	0	5	5	0.00	0.000				
50 Casey Fien, R ERA: 3.52	1.0	W	3	0	0	0	2	0	0	0	0	0	0	7	7	0.00	0.000				
61 Jared Burton, R ERA: 4.7	1.0	H	5	1	0	0	0	1	0	0	0	1	0	4	9	0.00	2.000				
56 Caleb Thielbar, L ERA: 1.13	1.0	S	3	0	0	0	1	0	0	0	0	0	0	5	5	0.00	0.000				

AB	34
R	7
H	9
RBI	6
BB	5
SO	6
LOB	13

AB	30
R	4
H	6
RBI	4
BB	4
SO	4
LOB	10














Batter	1	2	3	4	5	6	7	8	9	AB	R	H	RBI	BB	SO	LOB	TOP										
2 Brian Dozier, R (1.4)	G6-3		16 BB 20 2B		K		16 S 20 G6-3	G5-3		3	2	0	0	2	1	0											
7 Joe Mauer, L (1.10)	K		F7		16 1B 20 2B		16 WP 24 1B	K		4	2	1	0	1	2	2											
16 Josh Willingham, R (1.7) 11 Jason Bartlett, R (9.7)	1B		20 2B		20 2B		P3	20 G5-3 24 1B		3	2	2	0	2	0	2											
20 Chris Colabelo, R (1.3)	K		2B		2B		G6-3	G5-3		5	0	2	6	0	1	3											
24 Trevor Plouffe, R (1.5)	F8		K		BB		2B	1B		4	1	2	2	1	1	1											
31 Oswaldo Arcia, L (1.9)	K		K2-3		G3		F8	3B		5	0	1	1	0	2	3											
43 Josmil Pinto, R (1.2)	K		L7		L8		P6	HR		5	1	1	1	0	1	2											
32 Aaron Hicks, S (1.8)	G3		L8		G5-3		G6-3	G6-3		4	0	0	0	0	0	0											
5 Eduardo Escobar, S (1.6) 13 Jason Kubel, L (8.7) 25 Pedro Florimon, S (8.6)	K		G5-3		G5-3		G6-3	G6-3		3	1	0	0	0	1	0											
<b>Inning Stats</b>	R: 0 H: 1 E: 0 K: 2 S: 12	H: 1 LOB: 1 BB: 0 P: 19	R: 0 H: 0 E: 0 K: 2 S: 8	H: 0 LOB: 0 BB: 0 P: 11	R: 3 H: 1 E: 0 K: 2 S: 21	H: 1 LOB: 1 BB: 2 P: 36	R: 0 H: 0 E: 0 K: 1 S: 5	H: 0 LOB: 0 BB: 0 P: 7	R: 2 H: 3 E: 0 K: 1 S: 15	H: 3 LOB: 2 BB: 1 P: 20	R: 0 H: 0 E: 0 K: 0 S: 8	H: 0 LOB: 1 BB: 0 P: 16	R: 2 H: 1 E: 0 K: 0 S: 19	H: 1 LOB: 1 BB: 2 P: 39	R: 1 H: 1 E: 0 K: 0 S: 12	H: 1 LOB: 0 BB: 0 P: 15	R: 2 H: 2 E: 0 K: 1 S: 18	H: 2 LOB: 1 BB: 1 P: 29	1B: 5 2B: 2 3B: 1 HR: 1	SF: 0 SAC: 0 DP: 0 HBP: 0	WP: 2 PB: 0 SB: 1 CS: 0	PA: 43					
<b>PITCHER</b>	IP	WLS	BF	H	R	ER	SO	BB	IBB	HBP	BLK	WP	HR	S	P	ERA	WHIP										
62 Jose Quintana, L (1.1)	6.0		27	5	5	2	8	3	0	0	0	1	0	69	109	3.00	1.333										
65 Nate Jones, R (7.1)	0.0		2	0	2	2	0	2	0	0	0	0	0	4	12	∞	∞										
39 Maikel Cleto, R (7.1)	1.0	H	4	1	0	0	0	0	0	0	0	1	0	15	27	0.00	1.000										
54 Ronald Belisario, R (8.1)	1.0	B	4	1	1	1	0	0	0	0	0	0	1	12	15	9.00	1.000										
27 Matt Lindstrom, R (9.1)	1.0	L	6	2	2	2	1	1	0	0	0	0	0	18	29	18.00	3.000										
<b>Batter</b>	1	2	3	4	5	6	7	8	9	AB	R	H	RBI	BB	SO	LOB	BOTTOM										
1 Adam Eaton, L (1.8)	FC3-6	G3			79 2B 79 3B		5 BB 79 3B	B1-3		3	2	1	0	2	0	1											
5 Marcus Semien, R (1.5)	FC3-6		K		K		79 3B	HR		4	2	1	2	1	2	2											
79 José Abreu, R (1.3)	HBP	G5-3			44 HR		2B	F8		4	1	2	4	0	0	0											
44 Adam Dunn, L (1.10)	K		K		HR		K	P5		5	1	1	2	0	3	3											
26 Avisail García, R (1.9)	P6		G6-3		K		G3	G6-3		5	0	0	0	0	1	3											
30 Alejandro De Azá, L (1.7) 24 Dayan Viciedo, R (9.7)	HR		P5		P2		P6	E9		4	1	1	1	0	0	0											
10 Alexei Ramirez, R (1.6)	P3		G6-3		G6-3		G1-3	L6		5	0	1	0	0	0	1											
21 Tyler Flowers, R (1.2) 14 Paul Konerko, R (9.7)	1B		1B		1B		1B	G5-3		4	1	4	0	0	0	0											
28 Leury García, S (1.4)	K		K		1B		F9			4	1	1	0	0	2	4											
<b>Inning Stats</b>	R: 0 H: 0 E: 0 K: 1 S: 14	H: 2 LOB: 1 BB: 0 P: 25	R: 1 H: 2 E: 0 K: 1 S: 15	H: 2 LOB: 0 BB: 0 P: 21	R: 0 H: 0 E: 0 K: 2 S: 8	H: 0 LOB: 0 BB: 0 P: 10	R: 0 H: 2 E: 0 K: 1 S: 13	H: 2 LOB: 2 BB: 0 P: 16	R: 3 H: 3 E: 0 K: 2 S: 19	H: 3 LOB: 0 BB: 0 P: 25	R: 4 H: 3 E: 0 K: 1 S: 20	H: 3 LOB: 1 BB: 2 P: 34	R: 0 H: 1 E: 0 K: 0 S: 7	H: 1 LOB: 1 BB: 0 P: 9	R: 1 H: 1 E: 0 K: 0 S: 10	H: 1 LOB: 0 BB: 0 P: 15	R: 0 H: 1 E: 1 K: 0 S: 5	H: 1 LOB: 1 BB: 0 P: 10	1B: 6 2B: 2 3B: 2 HR: 3	SF: 0 SAC: 0 DP: 0 HBP: 1	WP: 0 PB: 0 SB: 0 CS: 0	PA: 44					
<b>PITCHER</b>	IP	WLS	BF	H	R	ER	SO	BB	IBB	HBP	BLK	WP	HR	S	P	ERA	WHIP										
45 Phil Hughes, R (1.1)	5.0		24	7	4	4	7	1	0	0	0	0	0	13	23	108.00	15.000										
51 Anthony Swarzak, R (6.1)	0.1	B	6	3	4	4	0	2	0	0	0	0	0	14	20	0.00	0.600										
52 Brian Duensing, L (6.1)	1.2		6	1	0	0	1	0	0	0	0	0	0	10	15	9.00	1.000										
56 Caleb Thielbar, L (8.1)	1.0	W	4	1	1	1	0	0	0	0	0	0	1	10	15	9.00	1.000										
15 Glen Perkins, L (9.1)	1.0	S	4	1	0	0	0	0	0	0	0	0	0	5	10	0.00	1.000										


Minnesota Twins @ Chicago White Sox  
U.S. Cellular Field, Chicago, IL  
Thu Apr 03 2014, 2:13 PM - 6:01 PM EDT  
Att: 11,056 - Drizzle - 37 F

AB 37  
R 10  
H 9  
RBI 10  
BB 6  
SO 9  
LOB 13



Minnesota Twins @ Chicago White Sox  
U.S. Cellular Field, Chicago, IL  
Thu Apr 03 2014, 2:13 PM - 6:01 PM EDT  
Att: 11,056 - Drizzle - 37 F

AB 40  
R 9  
H 13  
RBI 9  
BB 3  
SO 8  
LOB 15



livebaseballscorecards.com























Batter	1	2	3	4	5	6	7	8	9	AB	R	H	RBI	BB	SO	LOB	TOP			
29 Sam Fuld, L (1, 8) OBP: 0.276, SLG: 0.481	F8	F8		HR		8 1B 20 1B		G3		5	2	2	2	0	0	3	<b>Oakland Athletics @ Minnesota Twins</b> Target Field, Minneapolis, MN Thu Apr 10 2014, 12:12 PM - 3:02 PM CDT Att: 20,650 - Partly Cloudy - 59 F			
8 Jed Lowrie, S (1, 6) OBP: 0.450, SLG: 0.393	L4		20 HR	G6-3				L8		4	1	1	0	1	0	0				
20 Josh Donaldson, R (1, 5) OBP: 0.238, SLG: 0.366	G6-3		HR	K				K		5	1	2	3	0	2	0				
37 Brandon Moss, L (1, 9) OBP: 0.378, SLG: 0.500		P5		1B		F8		G4-3		5	0	2	0	0	0	1				
52 Yoenis Cespedes, R (1, 7) OBP: 0.300, SLG: 0.472		FC5 36 18 1B		F9				G6-3		5	0	2	0	0	1	2				
18 Alberto Callaspo, S (1, 10) OBP: 0.524, SLG: 0.987				K				F9		5	1	2	0	0	1	3				
36 Derek Norris, R (1, 2) OBP: 0.400, SLG: 0.667		FC5 10 1B		F8				K		4	0	0	0	1	1	5				
10 Daric Barton, L (1, 3) OBP: 0.250, SLG: 0.118				G4-3				K		3	0	1	1	1	1	2				
1 Nick Punto, S (1, 4) OBP: 0.389, SLG: 0.214				1B				G6-3		2	1	1	0	2	0	2				
				29 HR																
<b>Inning Stats</b>	R: 0 E: 0 K: 0 S: 8	H: 0 LOB: 0 BB: 0 P: 12	R: 1 E: 0 K: 0 S: 15	H: 3 LOB: 3 BB: 1 P: 26	R: 2 E: 0 K: 1 S: 10	H: 2 LOB: 1 BB: 1 P: 21	R: 2 E: 0 K: 1 S: 11	H: 1 LOB: 0 BB: 1 P: 20	R: 0 E: 0 K: 1 S: 9	H: 1 LOB: 2 BB: 1 P: 17	R: 1 E: 0 K: 0 S: 13	H: 4 LOB: 1 BB: 0 P: 21	R: 0 E: 0 K: 1 S: 6	H: 0 LOB: 0 BB: 0 P: 10	R: 0 E: 0 K: 1 S: 12	H: 1 LOB: 1 BB: 0 P: 14	1B: 10 2B: 1 3B: 0 HR: 2	SF: 0 SAC: 0 DP: 0 HBP: 0	WP: 0 PB: 0 CS: 0	PA: 43
<b>PITCHER</b>	IP WLS BF H R ER SO BB IBB HBP BLK WP HR S P ERA WHIP	IP WLS BF H R ER SO BB IBB HBP BLK WP HR S P ERA WHIP	IP WLS BF H R ER SO BB IBB HBP BLK WP HR S P ERA WHIP	IP WLS BF H R ER SO BB IBB HBP BLK WP HR S P ERA WHIP	IP WLS BF H R ER SO BB IBB HBP BLK WP HR S P ERA WHIP	IP WLS BF H R ER SO BB IBB HBP BLK WP HR S P ERA WHIP	IP WLS BF H R ER SO BB IBB HBP BLK WP HR S P ERA WHIP	IP WLS BF H R ER SO BB IBB HBP BLK WP HR S P ERA WHIP	IP WLS BF H R ER SO BB IBB HBP BLK WP HR S P ERA WHIP	IP WLS BF H R ER SO BB IBB HBP BLK WP HR S P ERA WHIP	IP WLS BF H R ER SO BB IBB HBP BLK WP HR S P ERA WHIP	IP WLS BF H R ER SO BB IBB HBP BLK WP HR S P ERA WHIP	IP WLS BF H R ER SO BB IBB HBP BLK WP HR S P ERA WHIP	IP WLS BF H R ER SO BB IBB HBP BLK WP HR S P ERA WHIP	IP WLS BF H R ER SO BB IBB HBP BLK WP HR S P ERA WHIP	IP WLS BF H R ER SO BB IBB HBP BLK WP HR S P ERA WHIP	IP WLS BF H R ER SO BB IBB HBP BLK WP HR S P ERA WHIP			
37 Mike Pelfrey, R (1, 1) ERA: 7.84	5.0	L	28	9	6	6	3	4	0	0	0	0	0	0	0	0	10.80	2.600		
21 Samuel Deduno, R (6, 1) ERA: 3.39	3.0		11	3	0	0	2	1	0	0	0	0	0	0	0	0	0.00	1.333		
50 Casey Fien, R (9, 1) ERA: 5.79	1.0		4	1	0	0	1	0	0	0	0	0	0	0	0	0	0.00	1.000		

AB	38
R	6
H	13
RBI	6
BB	5
SO	6
LOB	18



Batter	1	2	3	4	5	6	7	8	9	AB	R	H	RBI	BB	SO	LOB	BOTTOM					
19 Darin Mastroianni, R (1, 9)	L7		F8					F9		4	0	0	0	0	1	1	<b>Oakland Athletics @ Minnesota Twins</b> Target Field, Minneapolis, MN Thu Apr 10 2014, 12:12 PM - 3:02 PM CDT Att: 20,650 - Partly Cloudy - 59 F					
2 Brian Dozier, R (1, 4) OBP: 0.311, SLG: 0.444	HR		F7			7 G4-6-3 BB		F8		3	1	1	1	1	0	1						
7 Joe Mauer, L (1, 3) OBP: 0.386, SLG: 0.306			G4-3					K		4	0	0	0	0	2	1						
20 Chris Colabello, R (1, 10) OBP: 0.316, SLG: 0.472	G5-3							K		4	0	0	0	0	1	0						
13 Jason Kubel, L (1, 7) OBP: 0.484, SLG: 0.690		32 G3 43 1B						K		3	0	1	0	1	1	0						
24 Trevor Plouffe, R (1, 5) OBP: 0.442, SLG: 0.417								K		3	0	0	0	0	1	2						
43 Josmil Pinto, R (1, 2) OBP: 0.235, SLG: 0.375								K		3	0	1	0	0	1	1						
32 Aaron Hicks, S (1, 8) OBP: 0.316, SLG: 0.258	G3							B1-3		2	0	0	0	1	0	2						
5 Eduardo Escobar, S (1, 6) OBP: 0.200, SLG: 0.200	F8							F7		3	0	0	0	0	0	3						
<b>Inning Stats</b>	R: 1 E: 0 K: 1 S: 11	H: 1 LOB: 0 BB: 0 P: 13	R: 0 E: 0 K: 1 S: 11	H: 2 LOB: 2 BB: 0 P: 14	R: 0 E: 0 K: 0 S: 3	H: 0 LOB: 0 BB: 0 P: 8	R: 0 E: 0 K: 2 S: 10	H: 0 LOB: 1 BB: 1 P: 22	R: 0 E: 0 K: 1 S: 7	H: 0 LOB: 0 BB: 0 P: 12	R: 0 E: 0 K: 0 S: 6	H: 0 LOB: 0 BB: 1 P: 13	R: 0 E: 0 K: 0 S: 12	H: 0 LOB: 1 BB: 1 P: 18	R: 0 E: 0 K: 0 S: 12	H: 0 LOB: 0 BB: 1 P: 20	R: 0 E: 0 K: 2 S: 13	H: 0 LOB: 0 BB: 0 P: 15	1B: 2 2B: 0 3B: 0 HR: 1	SF: 0 SAC: 0 DP: 1 HBP: 0	WP: 0 PB: 0 CS: 0	PA: 32
<b>PITCHER</b>	IP WLS BF H R ER SO BB IBB HBP BLK WP HR S P ERA WHIP	IP WLS BF H R ER SO BB IBB HBP BLK WP HR S P ERA WHIP	IP WLS BF H R ER SO BB IBB HBP BLK WP HR S P ERA WHIP	IP WLS BF H R ER SO BB IBB HBP BLK WP HR S P ERA WHIP	IP WLS BF H R ER SO BB IBB HBP BLK WP HR S P ERA WHIP	IP WLS BF H R ER SO BB IBB HBP BLK WP HR S P ERA WHIP	IP WLS BF H R ER SO BB IBB HBP BLK WP HR S P ERA WHIP	IP WLS BF H R ER SO BB IBB HBP BLK WP HR S P ERA WHIP	IP WLS BF H R ER SO BB IBB HBP BLK WP HR S P ERA WHIP	IP WLS BF H R ER SO BB IBB HBP BLK WP HR S P ERA WHIP	IP WLS BF H R ER SO BB IBB HBP BLK WP HR S P ERA WHIP	IP WLS BF H R ER SO BB IBB HBP BLK WP HR S P ERA WHIP	IP WLS BF H R ER SO BB IBB HBP BLK WP HR S P ERA WHIP	IP WLS BF H R ER SO BB IBB HBP BLK WP HR S P ERA WHIP	IP WLS BF H R ER SO BB IBB HBP BLK WP HR S P ERA WHIP	IP WLS BF H R ER SO BB IBB HBP BLK WP HR S P ERA WHIP	IP WLS BF H R ER SO BB IBB HBP BLK WP HR S P ERA WHIP					
67 Dan Straily, R (1, 1) ERA: 2.77	7.0	W	25	3	1	1	5	2	0	0	0	0	0	0	0	0	1.29	0.714				
48 Ryan Cook, R (8, 1) ERA:	1.0		4	0	0	0	0	1	0	0	0	0	0	0	0	0	0.00	1.000				
56 Fernando Abad, L (9, 1) ERA:	1.0		3	0	0	0	2	0	0	0	0	0	0	0	0	0	0.00	0.000				

AB	29
R	1
H	3
RBI	1
BB	3
SO	7
LOB	11





Batter	1	2	3	4	5	6	7	8	9	AB	R	H	RBI	BB	SO	LOB	TOP					
23 Norichika Aoki, L OBP: 0.391, SLG: 0.485										4	0	0	0	0	1	3						
14 Omar Infante, R OBP: 0.433, SLG: 0.346										3	1	1	0	1	0	2						
35 Eric Hosmer, L OBP: 0.351, SLG: 0.333										4	0	1	0	0	1	1						
16 Billy Butler, R OBP: 0.297, SLG: 0.194										3	0	0	1	1	0	1						
4 Alex Gordon, L OBP: 0.333, SLG: 0.438										2	0	1	0	1	0	1						
27 Justin Maxwell, R										1	0	0	0	0	0	0						
13 Salvador Perez, R OBP: 0.528, SLG: 0.536										4	0	0	0	0	0	3						
8 Mike Moustakas, L OBP: 0.182, SLG: 0.133										4	0	2	0	0	0	1						
6 Lorenzo Cain, R OBP: 0.333, SLG: 0.286										3	0	0	0	1	1	2						
2 Alcides Escobar, R OBP: 0.194, SLG: 0.200										3	0	0	0	0	1	3						
<b>Inning Stats</b>	R: 1 H: 2 E: 0 K: 1 S: 17	WLS: 2 BF: 27 LOB: 2 P: 28	R: 0 H: 1 E: 0 K: 1 S: 8	H: 1 R: 1 ER: 0 LOB: 1 P: 12	R: 0 H: 0 E: 0 K: 0 S: 8	H: 0 R: 0 ER: 0 LOB: 0 P: 12	R: 0 H: 1 E: 0 K: 0 S: 5	H: 1 R: 1 ER: 0 LOB: 1 P: 11	R: 0 H: 0 E: 0 K: 0 S: 7	H: 0 R: 0 ER: 0 LOB: 0 P: 11	R: 0 H: 1 E: 0 K: 1 S: 11	H: 1 R: 2 ER: 0 LOB: 2 P: 23	R: 0 H: 0 E: 0 K: 0 S: 14	H: 0 R: 0 ER: 0 LOB: 0 P: 20	R: 0 H: 0 E: 0 K: 0 S: 7	H: 0 R: 0 ER: 0 LOB: 0 P: 10	1B: 4 2B: 1 3B: 0 HR: 0	SF: 0 SAC: 0 DP: 1 HBP: 0	WP: 1 PB: 0 SB: 0 CS: 0	PA: 35		
<b>PITCHER</b>	IP: 6.1 WLS: 1 BF: 27 ERA: 1.59	WLS: 2 BF: 27 LOB: 2 P: 28	IP: 0 WLS: 0 BF: 8 ERA: 0.00	IP: 1 WLS: 0 BF: 12 ERA: 0.00	IP: 0 WLS: 0 BF: 12 ERA: 0.00	IP: 0 WLS: 0 BF: 12 ERA: 0.00	IP: 0 WLS: 0 BF: 11 ERA: 0.00	IP: 0 WLS: 0 BF: 11 ERA: 0.00	IP: 0 WLS: 0 BF: 10 ERA: 0.00	IP: 0 WLS: 0 BF: 10 ERA: 0.00	IP: 0 WLS: 0 BF: 10 ERA: 0.00	IP: 0 WLS: 0 BF: 10 ERA: 0.00	IP: 0 WLS: 0 BF: 10 ERA: 0.00	IP: 0 WLS: 0 BF: 10 ERA: 0.00	IP: 0 WLS: 0 BF: 10 ERA: 0.00	IP: 0 WLS: 0 BF: 10 ERA: 0.00	IP: 0 WLS: 0 BF: 10 ERA: 0.00	IP: 0 WLS: 0 BF: 10 ERA: 0.00	IP: 0 WLS: 0 BF: 10 ERA: 0.00	IP: 0 WLS: 0 BF: 10 ERA: 0.00	IP: 0 WLS: 0 BF: 10 ERA: 0.00	IP: 0 WLS: 0 BF: 10 ERA: 0.00
44 Kyle Gibson, R ERA: 1.59	6.1	2	27	5	1	1	3	4	0	0	0	0	0	0	0	0	1	0	56	100	1.42	1.421
52 Brian Duensing, L ERA: 10.8	7.1	1	5	0	0	0	1	0	0	0	0	0	0	0	0	0	0	0	19	29	0.00	0.000
51 Anthony Swarzak, R ERA: 10.8	9.1	1	3	0	0	0	0	0	0	0	0	0	0	0	0	0	0	0	7	10	0.00	0.000

**Kansas City Royals @ Minnesota Twins**  
Target Field, Minneapolis, MN  
Fri Apr 11 2014, 7:12 PM - 10:23 PM CDT  
Att: 24,338 - Cloudy - 61 F

AB	31
R	1
H	5
RBI	1
BB	4
SO	4
LOB	17



Batter	1	2	3	4	5	6	7	8	9	AB	R	H	RBI	BB	SO	LOB	BOTTOM					
2 Brian Dozier, R OBP: 0.320, SLG: 0.425										4	1	1	0	1	1	3						
7 Joe Mauer, L OBP: 0.397, SLG: 0.293										5	1	1	1	0	1	2						
24 Trevor Plouffe, R OBP: 0.479, SLG: 0.475										4	2	3	1	1	0	1						
20 Chris Colabello, R OBP: 0.341, SLG: 0.513										3	1	2	3	0	1	1						
19 Darin Mastroianni, R										1	1	0	0	1	1	2						
13 Jason Kubel, L OBP: 0.444, SLG: 0.676										5	0	1	1	0	2	5						
43 Josmil Pinto, R OBP: 0.318, SLG: 0.526										3	2	1	1	2	0	1						
8 Kurt Suzuki, R OBP: 0.436, SLG: 0.407										5	1	2	2	0	0	3						
32 Aaron Hicks, S OBP: 0.310, SLG: 0.235										3	1	0	0	1	2	1						
25 Pedro Florimón, S OBP: 0.179, SLG: 0.080										3	0	0	0	1	0	3						
<b>Inning Stats</b>	R: 2 H: 3 E: 0 K: 1 S: 12	H: 3 R: 6 ER: 0 LOB: 0 P: 22	R: 0 H: 0 E: 0 K: 1 S: 14	H: 0 R: 6 ER: 0 LOB: 1 P: 23	R: 0 H: 1 E: 0 K: 1 S: 11	H: 1 R: 4 ER: 0 LOB: 2 P: 32	R: 0 H: 0 E: 0 K: 1 S: 9	H: 0 R: 0 ER: 0 LOB: 0 P: 14	R: 0 H: 1 E: 0 K: 1 S: 10	H: 1 R: 1 ER: 0 LOB: 1 P: 20	R: 2 H: 1 E: 0 K: 1 S: 11	H: 1 R: 1 ER: 0 LOB: 2 P: 30	R: 1 H: 1 E: 1 K: 2 S: 13	H: 1 R: 3 ER: 0 LOB: 3 P: 29	R: 0 H: 0 E: 0 K: 0 S: 7	H: 0 R: 0 ER: 0 LOB: 0 P: 10	1B: 6 2B: 3 3B: 1 HR: 1	SF: 0 SAC: 0 DP: 0 HBP: 0	WP: 3 PB: 0 SB: 0 CS: 0	PA: 43		
<b>PITCHER</b>	IP: 3.2 WLS: 1 BF: 20 ERA: 6.3	WLS: 2 BF: 27 LOB: 2 P: 28	IP: 0 WLS: 0 BF: 8 ERA: 0.00	IP: 1 WLS: 0 BF: 12 ERA: 0.00	IP: 0 WLS: 0 BF: 12 ERA: 0.00	IP: 0 WLS: 0 BF: 12 ERA: 0.00	IP: 0 WLS: 0 BF: 11 ERA: 0.00	IP: 0 WLS: 0 BF: 11 ERA: 0.00	IP: 0 WLS: 0 BF: 10 ERA: 0.00	IP: 0 WLS: 0 BF: 10 ERA: 0.00	IP: 0 WLS: 0 BF: 10 ERA: 0.00	IP: 0 WLS: 0 BF: 10 ERA: 0.00	IP: 0 WLS: 0 BF: 10 ERA: 0.00	IP: 0 WLS: 0 BF: 10 ERA: 0.00	IP: 0 WLS: 0 BF: 10 ERA: 0.00	IP: 0 WLS: 0 BF: 10 ERA: 0.00	IP: 0 WLS: 0 BF: 10 ERA: 0.00	IP: 0 WLS: 0 BF: 10 ERA: 0.00	IP: 0 WLS: 0 BF: 10 ERA: 0.00	IP: 0 WLS: 0 BF: 10 ERA: 0.00	IP: 0 WLS: 0 BF: 10 ERA: 0.00	IP: 0 WLS: 0 BF: 10 ERA: 0.00
52 Bruce Chen, L ERA: 6.3	3.2	2	20	7	6	6	3	2	0	0	0	0	0	0	0	0	2	0	14	25	6.75	1.500
31 Louis Coleman, R ERA: 6.5	4.1	1	6	1	1	1	1	1	0	0	0	0	0	0	0	0	1	0	21	50	9.00	2.000
48 Michael Mariot, R ERA: 9.0	6.1	2	10	2	2	2	2	2	0	0	0	0	0	0	0	0	0	0	13	29	0.00	3.000
40 Kelvin Herrera, R ERA: 4.15	8.1	1	7	1	1	0	2	2	0	0	0	0	0	0	0	0	0	0	7	10	0.00	0.000

**Kansas City Royals @ Minnesota Twins**  
Target Field, Minneapolis, MN  
Fri Apr 11 2014, 7:12 PM - 10:23 PM CDT  
Att: 24,338 - Cloudy - 61 F

AB	36
R	10
H	11
RBI	9
BB	7
SO	8
LOB	22





Batter	1	2	3	4	5	6	7	8	9	AB	R	H	RBI	BB	SO	LOB	TOP										
23 Norichika Aoki, L OBP: 0.325, SLG: 0.432	G1-3		G6-3		G6-3			F7		4	0	0	0	0	0	3	<b>Kansas City Royals @ Minnesota Twins</b> Target Field, Minneapolis, MN Sat Apr 12 2014, 1:11 PM - 3:46 PM CDT Att: 23,963 - Overcast - 50 F										
14 Omar Infante, R OBP: 0.382, SLG: 0.300	K			F8		G5-3		P5		4	0	0	0	0	1												
35 Eric Hosmer, L OBP: 0.317, SLG: 0.297	G3			P5		G5-3		G4-3		4	0	0	0	0	0	1											
16 Billy Butler, R OBP: 0.268, SLG: 0.171		K		G5-3		K			K	4	0	0	0	0	3	0											
4 Alex Gordon, L OBP: 0.350, SLG: 0.500	F8				G4-3	F9			2B	4	1	2	0	0	0	0											
13 Salvador Perez, R OBP: 0.500, SLG: 0.531				G6-3		P3		G5-3		4	0	1	0	0	0	2											
8 Mike Moustakas, L OBP: 0.189, SLG: 0.121				G4-3				G3		3	0	0	0	1	0	3											
6 Lorenzo Cain, R OBP: 0.333, SLG: 0.323			K			G6-3				3	0	1	1	0	1	1											
2 Alcides Escobar, R OBP: 0.235, SLG: 0.273		G1-3								3	0	2	0	0	0	0											
<b>Inning Stats</b>	R: 0 H: 0 E: 0 K: 1 S: 6	H: 0 LOB: 0 BB: 0 P: 12	R: 0 H: 1 E: 0 K: 1 S: 10	H: 1 LOB: 1 BB: 0 P: 16	R: 0 H: 0 E: 0 K: 1 S: 8	H: 0 LOB: 0 BB: 0 P: 10	R: 0 H: 0 E: 0 K: 0 S: 4	H: 0 LOB: 0 BB: 0 P: 7	R: 1 H: 3 E: 0 K: 0 S: 8	H: 3 LOB: 2 BB: 0 P: 18	R: 0 H: 0 E: 0 K: 1 S: 8	H: 0 LOB: 1 BB: 0 P: 13	R: 0 H: 0 E: 0 K: 0 S: 6	H: 0 LOB: 1 BB: 1 P: 15	R: 0 H: 1 E: 0 K: 1 S: 8	H: 1 LOB: 1 BB: 0 P: 15	R: 0 H: 1 E: 0 K: 1 S: 8	H: 1 LOB: 1 BB: 0 P: 11	1B: 1 2B: 5 3B: 0 HR: 0	SF: 0 SAC: 0 DP: 0 HBP: 0	WP: 0 PB: 0 SB: 0 CS: 0	PA: 34					
<b>PITCHER</b>	IP	WLS	BF	H	R	ER	SO	BB	IBB	HBP	BLK	WP	HR	S	P	ERA	WHIP										
47 Ricky Nolasco, R ERA: 5.5	8.0	W	30	5	1	1	4	1	0	0	0	0	0	58	106	1.12	0.750										
59 Michael Tonkin, R ERA:	1.0		4	1	0	0	1	0	0	0	0	0	0	8	11	0.00	1.000										

Batter	1	2	3	4	5	6	7	8	9	AB	R	H	RBI	BB	SO	LOB	BOTTOM										
2 Brian Dozier, R OBP: 0.315, SLG: 0.477	HR	FC5		G6-3		F8				4	2	1	2	0	0	2	<b>Kansas City Royals @ Minnesota Twins</b> Target Field, Minneapolis, MN Sat Apr 12 2014, 1:11 PM - 3:46 PM CDT Att: 23,963 - Overcast - 50 F										
7 Joe Mauer, L OBP: 0.377, SLG: 0.378	L8					L7				4	1	2	3	0	0	1											
24 Trevor Plouffe, R OBP: 0.462, SLG: 0.442	L7									3	0	0	0	1	1	1											
20 Chris Colabello, R OBP: 0.318, SLG: 0.476										3	0	0	0	0	2	2											
19 Darin Mastroianni, R ERA:										1	0	0	0	0	0	0											
13 Jason Kubel, L OBP: 0.450, SLG: 0.649										3	1	1	0	1	0	0											
43 Josmil Pinto, R OBP: 0.308, SLG: 0.478										4	1	1	0	0	2	2											
8 Kurt Suzuki, R OBP: 0.389, SLG: 0.355										4	1	0	0	0	0	2											
32 Aaron Hicks, S OBP: 0.326, SLG: 0.243										3	1	1	1	1	2	0											
25 Pedro Florimón, S OBP: 0.161, SLG: 0.071										3	0	0	0	0	1	4											
<b>Inning Stats</b>	R: 1 H: 1 E: 0 K: 1 S: 8	H: 1 LOB: 0 BB: 0 P: 14	R: 6 H: 3 E: 0 K: 3 S: 26	H: 3 LOB: 3 BB: 3 P: 50	R: 0 H: 0 E: 0 K: 1 S: 7	H: 0 LOB: 0 BB: 0 P: 10	R: 0 H: 1 E: 0 K: 0 S: 9	H: 1 LOB: 1 BB: 0 P: 14	R: 0 H: 0 E: 0 K: 0 S: 7	H: 0 LOB: 0 BB: 0 P: 11	R: 0 H: 1 E: 0 K: 0 S: 13	H: 1 LOB: 0 BB: 0 P: 18	R: 0 H: 0 E: 0 K: 1 S: 14	H: 0 LOB: 0 BB: 0 P: 23	R: 0 H: 0 E: 0 K: 2 S: 11	H: 0 LOB: 0 BB: 0 P: 20	1B: 4 2B: 0 3B: 0 HR: 2	SF: 0 SAC: 0 DP: 0 HBP: 0	WP: 0 PB: 0 SB: 0 CS: 0	PA: 35							
<b>PITCHER</b>	IP	WLS	BF	H	R	ER	SO	BB	IBB	HBP	BLK	WP	HR	S	P	ERA	WHIP										
33 James Shields, R ERA: 2.37	5.2	L	28	6	7	1	5	3	0	0	0	0	2	69	115	1.59	1.588										
41 Danny Duffy, L ERA:	2.1		7	0	0	0	3	0	0	0	0	0	0	26	45	0.00	0.000										

AB	33
R	1
H	6
RBI	1
BB	1
SO	5
LOB	11



AB	32
R	7
H	6
RBI	6
BB	3
SO	8
LOB	14






Batter	1	2	3	4	5	6	7	8	9	AB	R	H	RBI	BB	SO	LOB	TOP					
23 Norichika Aoki, L (1,9) OBP: 0.302, SLG: 0.400	G1-3		FC5-2			G6-3		SH1-4		3	0	0	1	0	0	2						
14 Omar Infante, R (1,4) OBP: 0.388, SLG: 0.294	F8		F9			G6-3		G6-3		4	0	1	0	0	0	3						
35 Eric Hosmer, L (1,3) OBP: 0.311, SLG: 0.317	L8				F7					4	0	1	1	0	0	1						
16 Billy Butler, R (1,10) OBP: 0.244, SLG: 0.154		G4-3			G6-3					4	0	0	0	0	2	1						
4 Alex Gordon, L (1,7) OBP: 0.318, SLG: 0.450		F7			P5					4	0	0	0	0	1	0						
13 Salvador Perez, R (1,2) OBP: 0.455, SLG: 0.472		G5-3								4	0	0	0	0	1	0						
8 Mike Moustakas, L (1,5) OBP: 0.220, SLG: 0.167			F9							3	1	1	0	1	0	0						
6 Lorenzo Cain, R (1,8) OBP: 0.361, SLG: 0.353					G6-3					3	1	2	0	0	0	1						
2 Alcides Escobar, R (1,6) OBP: 0.270, SLG: 0.306			E1							3	1	2	0	0	1	1						
<b>Inning Stats</b>	R: 0 H: 0 E: 0 K: 0 S: 7	H: 0 LOB: 0 BB: 0 P: 12	R: 0 H: 0 E: 0 K: 0 S: 6	H: 0 LOB: 0 BB: 0 P: 9	R: 0 H: 2 E: 1 K: 0 S: 14	H: 2 LOB: 2 BB: 0 P: 18	R: 0 H: 0 E: 0 K: 0 S: 5	H: 0 LOB: 0 BB: 0 P: 10	R: 0 H: 1 E: 0 K: 1 S: 8	H: 1 LOB: 1 BB: 0 P: 12	R: 0 H: 1 E: 0 K: 0 S: 6	H: 1 LOB: 0 BB: 0 P: 8	R: 0 H: 0 E: 0 K: 1 S: 5	H: 0 LOB: 0 BB: 0 P: 9	R: 3 H: 3 E: 1 K: 1 S: 10	H: 3 LOB: 1 BB: 1 P: 17	R: 0 H: 0 E: 0 K: 2 S: 7	H: 0 LOB: 0 BB: 0 P: 11	1B: 5 2B: 2 3B: 0 HR: 0	SF: 0 SAC: 1 DP: 1 HBP: 0	WP: 0 PB: 0 CS: 0	PA: 34
<b>PITCHER</b>	IP	WLS	BF	H	R	ER	SO	BB	IBB	HBP	BLK	WP	HR	S	P	ERA	WHIP					
30 Kevin Correia, R (1,1) ERA: 5.3	7.0		27	6	3	3	2	1	0	0	0	0	0	54	87	3.86	1.000					
52 Brian Duensing, L (8,1) ERA:	0.2	B	3	1	0	0	0	0	0	0	0	0	0	4	4	0.00	1.500					
50 Casey Fien, R (8,1) ERA: 5.4	0.1	W	1	0	0	0	1	0	0	0	0	0	0	3	4	0.00	0.000					
15 Glen Perkins, L (9,1) ERA: 6.0	1.0	S	3	0	0	0	2	0	0	0	0	0	0	7	11	0.00	0.000					

**Kansas City Royals @ Minnesota Twins**  
**Target Field, Minneapolis, MN**  
 Sun Apr 13 2014, 1:14 PM - 4:00 PM CDT  
 Att: 20,878 - Overcast - 42 F


AB	32
R	3
H	7
RBI	2
BB	1
SO	5
LOB	9



Batter	1	2	3	4	5	6	7	8	9	AB	R	H	RBI	BB	SO	LOB	BOTTOM					
2 Brian Dozier, R (1,4) OBP: 0.328, SLG: 0.468	F9					F7				3	1	1	0	1	0	0						
7 Joe Mauer, L (1,3) OBP: 0.386, SLG: 0.388										4	0	2	0	0	2	4						
24 Trevor Plouffe, R (1,5) OBP: 0.446, SLG: 0.413										3	0	0	0	1	0	4						
20 Chris Colabello, R (1,9) OBP: 0.319, SLG: 0.455										2	0	0	0	1	0	1						
12 Chris Herrmann, L (8,7) OBP: 0.167, SLG: 0.167	G1-3									1	0	0	0	0	0	1						
13 Jason Kubel, L (1,7) OBP: 0.442, SLG: 0.615										2	0	0	0	1	1	1						
19 Darin Mastroianni, R (7,PR) (8,9)										1	1	0	0	0	1	2						
43 Josmil Pinto, R (1,10) OBP: 0.333, SLG: 0.577										3	1	1	2	1	1	3						
8 Kurt Suzuki, R (1,2) OBP: 0.359, SLG: 0.324										3	0	0	0	0	2							
32 Aaron Hicks, S (1,8) OBP: 0.327, SLG: 0.250										3	0	1	0	0	1	1						
25 Pedro Florimon, S (1,6) OBP: 0.176, SLG: 0.067										2	1	0	0	1	1	1						
<b>Inning Stats</b>	R: 0 H: 1 E: 0 K: 0 S: 10	H: 0 LOB: 1 BB: 0 P: 16	R: 0 H: 0 E: 0 K: 0 S: 10	H: 0 LOB: 1 BB: 1 P: 18	R: 0 H: 2 E: 0 K: 2 S: 17	H: 2 LOB: 2 BB: 0 P: 22	R: 0 H: 0 E: 0 K: 1 S: 7	H: 0 LOB: 0 BB: 1 P: 15	R: 0 H: 1 E: 0 K: 0 S: 5	H: 1 LOB: 0 BB: 0 P: 7	R: 2 H: 1 E: 0 K: 1 S: 11	H: 1 LOB: 1 BB: 1 P: 20	R: 2 H: 0 E: 1 K: 3 S: 19	H: 0 LOB: 2 BB: 3 P: 41	1B: 4 2B: 1 3B: 0 HR: 1	SF: 0 SAC: 0 DP: 3 HBP: 0	WP: 0 PB: 0 CS: 0	PA: 33				
<b>PITCHER</b>	IP	WLS	BF	H	R	ER	SO	BB	IBB	HBP	BLK	WP	HR	S	P	ERA	WHIP					
51 Jason Vargas, L (1,1) ERA: 1.64	7.0		26	5	2	2	4	3	0	0	0	0	0	70	112	2.57	1.143					
43 Aaron Crow, R (8,1) ERA:	0.0	L	2	0	2	0	0	2	0	0	0	0	0	6	14	∞	∞					
17 Wade Davis, R (8,1) ERA: 4.26	1.0	B	5	0	0	0	3	1	0	0	0	0	0	13	27	0.00	1.000					

**Kansas City Royals @ Minnesota Twins**  
**Target Field, Minneapolis, MN**  
 Sun Apr 13 2014, 1:14 PM - 4:00 PM CDT  
 Att: 20,878 - Overcast - 42 F

AB	27
R	4
H	5
RBI	2
BB	6
SO	7
LOB	20





Batter	1	2	3	4	5	6	7	8	9	AB	R	H	RBI	BB	SO	LOB	TOP					
53 Melky Cabrera, S OBP: 0.333, SLG: 0.569										4	0	1	0	1	1	2						
66 Munenori Kawasaki, L OBP: 0.400, SLG: 0.660										5	1	2	0	0	0	3						
19 José Bautista, R OBP: 0.475, SLG: 0.667										5	1	3	1	0	1	1						
26 Adam Lind, L OBP: 0.465, SLG: 0.500										2	1	1	0	1	1	1						
22 Josh Thole, L OBP: 0.375, SLG: 0.375										2	0	0	0	0	0	2						
10 Edwin Encarnación, R OBP: 0.317, SLG: 0.352										4	2	2	1	1	1	4						
30 Dioner Navarro, S OBP: 0.273, SLG: 0.314										4	2	1	0	1	1	5						
14 Moisés Sierra, R OBP: 0.188, SLG: 0.133										4	1	1	1	1	0	5						
13 Brett Lawrie, R OBP: 0.175, SLG: 0.302										4	1	1	5	0	1	2						
17 Ryan Goins, L OBP: 0.200, SLG: 0.182										5	0	2	0	0	1	1						
<b>Inning Stats</b>	R: 0 H: 1 E: 0 K: 2 S: 13	H: 1 LOB: 1 BB: 0 P: 16	R: 0 H: 1 E: 0 K: 1 S: 12	H: 1 LOB: 0 BB: 0 P: 16	R: 0 H: 1 E: 0 K: 0 S: 7	H: 1 LOB: 0 BB: 0 P: 10	R: 0 H: 1 E: 0 K: 2 S: 10	H: 0 LOB: 0 BB: 0 P: 18	R: 0 H: 0 E: 0 K: 2 S: 9	H: 0 LOB: 0 BB: 0 P: 12	R: 5 H: 6 E: 1 K: 0 S: 19	H: 6 LOB: 1 BB: 0 P: 31	R: 0 H: 2 E: 0 K: 0 S: 12	H: 2 LOB: 2 BB: 0 P: 20	R: 0 H: 1 E: 0 K: 0 S: 7	H: 1 LOB: 2 BB: 3 P: 12	R: 4 H: 1 E: 0 K: 0 S: 16	H: 1 LOB: 0 BB: 3 P: 35	1B: 11 SF: 1 2B: 2 3B: 0 HR: 1	SF: 1 SAC: 0 DP: 1 HBP: 0	WP: 0 PA: 45 PB: 0 SB: 0 CS: 0	
<b>PITCHER</b>	IP WLS BF H R ER SO BB IBB HBP BLK WP HR S P ERA WHIP	IP WLS BF H R ER SO BB IBB HBP BLK WP HR S P ERA WHIP	IP WLS BF H R ER SO BB IBB HBP BLK WP HR S P ERA WHIP	IP WLS BF H R ER SO BB IBB HBP BLK WP HR S P ERA WHIP	IP WLS BF H R ER SO BB IBB HBP BLK WP HR S P ERA WHIP	IP WLS BF H R ER SO BB IBB HBP BLK WP HR S P ERA WHIP	IP WLS BF H R ER SO BB IBB HBP BLK WP HR S P ERA WHIP	IP WLS BF H R ER SO BB IBB HBP BLK WP HR S P ERA WHIP	IP WLS BF H R ER SO BB IBB HBP BLK WP HR S P ERA WHIP	IP WLS BF H R ER SO BB IBB HBP BLK WP HR S P ERA WHIP	IP WLS BF H R ER SO BB IBB HBP BLK WP HR S P ERA WHIP	IP WLS BF H R ER SO BB IBB HBP BLK WP HR S P ERA WHIP	IP WLS BF H R ER SO BB IBB HBP BLK WP HR S P ERA WHIP	IP WLS BF H R ER SO BB IBB HBP BLK WP HR S P ERA WHIP	IP WLS BF H R ER SO BB IBB HBP BLK WP HR S P ERA WHIP	IP WLS BF H R ER SO BB IBB HBP BLK WP HR S P ERA WHIP	IP WLS BF H R ER SO BB IBB HBP BLK WP HR S P ERA WHIP	IP WLS BF H R ER SO BB IBB HBP BLK WP HR S P ERA WHIP	IP WLS BF H R ER SO BB IBB HBP BLK WP HR S P ERA WHIP	IP WLS BF H R ER SO BB IBB HBP BLK WP HR S P ERA WHIP	IP WLS BF H R ER SO BB IBB HBP BLK WP HR S P ERA WHIP	IP WLS BF H R ER SO BB IBB HBP BLK WP HR S P ERA WHIP

Toronto Blue Jays @ Minnesota Twins  
Target Field, Minneapolis, MN  
Tue Apr 15 2014, 7:14 PM - 10:42 PM CDT  
Att: 21,818 - Partly Cloudy - 35 F

AB 39  
R 9  
H 14  
RBI 8  
BB 5  
SO 7  
LOB 26

Batter	1	2	3	4	5	6	7	8	9	AB	R	H	RBI	BB	SO	LOB	BOTTOM					
2 Brian Dozier, R OBP: 0.333, SLG: 0.440										3	1	0	0	2	1	4						
7 Joe Mauer, L OBP: 0.371, SLG: 0.370										5	0	1	1	0	3	3						
24 Trevor Plouffe, R OBP: 0.426, SLG: 0.451										5	1	1	1	0	1	3						
20 Chris Colabello, R OBP: 0.346, SLG: 0.490										5	0	3	1	0	0	0						
13 Jason Kubel, L OBP: 0.438, SLG: 0.571										3	0	0	0	1	0	2						
43 Josmil Pinto, R OBP: 0.324, SLG: 0.517										3	0	0	0	1	2	3						
8 Kurt Suzuki, R OBP: 0.349, SLG: 0.297										3	0	0	0	1	0	3						
32 Aaron Hicks, S OBP: 0.321, SLG: 0.233										3	0	0	0	1	2	1						
25 Pedro Florimón, S OBP: 0.194, SLG: 0.156										2	1	1	0	0	0	0						
5 Eduardo Escobar, S OBP: 0.273, SLG: 0.273										1	0	1	0	0	0	0						
<b>Inning Stats</b>	R: 1 H: 1 E: 0 K: 2 S: 15	H: 2 LOB: 2 BB: 1 P: 30	R: 0 H: 1 E: 0 K: 0 S: 12	H: 1 LOB: 0 BB: 0 P: 20	R: 0 H: 0 E: 0 K: 2 S: 15	H: 0 LOB: 1 BB: 1 P: 24	R: 0 H: 0 E: 0 K: 0 S: 10	H: 0 LOB: 0 BB: 1 P: 19	R: 0 H: 0 E: 0 K: 1 S: 10	H: 0 LOB: 0 BB: 0 P: 13	R: 0 H: 0 E: 0 K: 0 S: 6	H: 0 LOB: 0 BB: 0 P: 10	R: 0 H: 1 E: 0 K: 2 S: 11	H: 1 LOB: 2 BB: 1 P: 20	R: 1 H: 2 E: 0 K: 1 S: 9	H: 2 LOB: 0 BB: 0 P: 16	1B: 4 SF: 0 2B: 1 3B: 1 HR: 1	SF: 0 SAC: 1 DP: 1 HBP: 1	WP: 0 PA: 41 PB: 0 SB: 1 CS: 0			
<b>PITCHER</b>	IP WLS BF H R ER SO BB IBB HBP BLK WP HR S P ERA WHIP	IP WLS BF H R ER SO BB IBB HBP BLK WP HR S P ERA WHIP	IP WLS BF H R ER SO BB IBB HBP BLK WP HR S P ERA WHIP	IP WLS BF H R ER SO BB IBB HBP BLK WP HR S P ERA WHIP	IP WLS BF H R ER SO BB IBB HBP BLK WP HR S P ERA WHIP	IP WLS BF H R ER SO BB IBB HBP BLK WP HR S P ERA WHIP	IP WLS BF H R ER SO BB IBB HBP BLK WP HR S P ERA WHIP	IP WLS BF H R ER SO BB IBB HBP BLK WP HR S P ERA WHIP	IP WLS BF H R ER SO BB IBB HBP BLK WP HR S P ERA WHIP	IP WLS BF H R ER SO BB IBB HBP BLK WP HR S P ERA WHIP	IP WLS BF H R ER SO BB IBB HBP BLK WP HR S P ERA WHIP	IP WLS BF H R ER SO BB IBB HBP BLK WP HR S P ERA WHIP	IP WLS BF H R ER SO BB IBB HBP BLK WP HR S P ERA WHIP	IP WLS BF H R ER SO BB IBB HBP BLK WP HR S P ERA WHIP	IP WLS BF H R ER SO BB IBB HBP BLK WP HR S P ERA WHIP	IP WLS BF H R ER SO BB IBB HBP BLK WP HR S P ERA WHIP	IP WLS BF H R ER SO BB IBB HBP BLK WP HR S P ERA WHIP	IP WLS BF H R ER SO BB IBB HBP BLK WP HR S P ERA WHIP	IP WLS BF H R ER SO BB IBB HBP BLK WP HR S P ERA WHIP	IP WLS BF H R ER SO BB IBB HBP BLK WP HR S P ERA WHIP	IP WLS BF H R ER SO BB IBB HBP BLK WP HR S P ERA WHIP	IP WLS BF H R ER SO BB IBB HBP BLK WP HR S P ERA WHIP

Toronto Blue Jays @ Minnesota Twins  
Target Field, Minneapolis, MN  
Tue Apr 15 2014, 7:14 PM - 10:42 PM CDT  
Att: 21,818 - Partly Cloudy - 35 F

AB 33  
R 3  
H 7  
RBI 3  
BB 6  
SO 9  
LOB 19



Batter	1	2	3	4	5	6	7	8	9	AB	R	H	RBI	BB	SO	LOB	TOP										
53 Melky Cabrera, S OBP: 0.314, SLG: 0.536 1 Jonathan Diaz, R OBP: 0.296, SLG: 0.217	F8		G4-3			L9		G4-3		4	0	0	0	0	0	0	<b>Toronto Blue Jays @ Minnesota Twins</b> Target Field, Minneapolis, MN Thu Apr 17 2014, 12:11 PM - 2:49 PM CDT Att: 20,507 - Overcast - 31 F										
66 Munenori Kawasaki, L OBP: 0.222, SLG: 0.353	K		G4-3			E6			K	4	0	0	0	0	2	0											
19 José Bautista, R OBP: 0.462, SLG: 0.625						F9			K	3	0	0	0	1	1												
10 Edwin Encarnación, R OBP: 0.297, SLG: 0.328	FC6-4					K			F7	4	0	0	0	0	1	2											
28 Colby Rasmus, L OBP: 0.302, SLG: 0.510										3	0	2	0	0	1	0											
13 Brett Lawrie, R OBP: 0.167, SLG: 0.286										3	0	0	0	0	1	2											
14 Moisés Sierra, R OBP: 0.158, SLG: 0.111										3	0	0	0	0	0	2											
22 Josh Thole, L OBP: 0.455, SLG: 0.455										3	0	2	0	0	0	1											
17 Ryan Goins, L OBP: 0.184, SLG: 0.167										3	0	0	0	0	0	2											
<b>Inning Stats</b>	R: 0 H: 0 E: 0 K: 1 S: 10	H: 0 LOB: 1 BB: 1 P: 19	R: 0 H: 1 E: 1 K: 0 S: 8	H: 1 LOB: 1 BB: 0 P: 12	R: 0 H: 0 E: 0 K: 0 S: 6	H: 0 LOB: 0 BB: 0 P: 9	R: 0 H: 1 E: 0 K: 0 S: 9	H: 1 LOB: 1 BB: 0 P: 16	R: 0 H: 1 E: 0 K: 0 S: 7	H: 1 LOB: 0 BB: 0 P: 12	R: 0 H: 0 E: 0 K: 2 S: 8	H: 0 LOB: 0 BB: 0 P: 12	R: 0 H: 1 E: 0 K: 0 S: 7	H: 1 LOB: 0 BB: 0 P: 13	R: 0 H: 0 E: 0 K: 2 S: 8	H: 0 LOB: 0 BB: 0 P: 10		1B: 4 2B: 0 3B: 0 HR: 0	SF: 0 SAC: 0 DP: 2 HBP: 0	WP: 0 PB: 0 SB: 0 CS: 1	PA: 31						
<b>PITCHER</b>	IP	WLS	BF	H	R	ER	SO	BB	IBB	HBP	BLK	WP	HR	S	P	ERA	WHIP										
44 Kyle Gibson, R ERA: 0.93	8.0	W	28	4	0	0	4	1	0	0	0	0	0	62	105	0.00	0.625										
51 Anthony Swarzak, R ERA: 7.04	1.0		3	0	0	0	2	0	0	0	0	0	0	8	10	0.00	0.000										

Batter	1	2	3	4	5	6	7	8	9	AB	R	H	RBI	BB	SO	LOB	BOTTOM										
2 Brian Dozier, R OBP: 0.338, SLG: 0.426										4	1	1	0	1	2	2	<b>Toronto Blue Jays @ Minnesota Twins</b> Target Field, Minneapolis, MN Thu Apr 17 2014, 12:11 PM - 2:49 PM CDT Att: 20,507 - Overcast - 31 F										
7 Joe Mauer, L OBP: 0.388, SLG: 0.379										4	2	2	0	1	0	1											
24 Trevor Plouffe, R OBP: 0.409, SLG: 0.436										4	1	1	2	0	2	3											
20 Chris Colabello, R OBP: 0.375, SLG: 0.519										3	1	2	1	1	1	1											
19 Darin Mastroianni, R										0	0	0	0	0	0	0											
13 Jason Kubel, L OBP: 0.423, SLG: 0.543										4	1	1	1	0	1	2											
43 Josmil Pinto, R OBP: 0.342, SLG: 0.531										3	0	1	2	1	0	0											
8 Kurt Suzuki, R OBP: 0.362, SLG: 0.308										2	0	1	1	1	0	0											
32 Aaron Hicks, S OBP: 0.298, SLG: 0.213										4	0	0	0	0	0	5											
25 Pedro Florimón, S OBP: 0.200, SLG: 0.194										4	1	1	0	0	1	0											
<b>Inning Stats</b>	R: 0 H: 0 E: 1 K: 1 S: 16	H: 1 LOB: 1 BB: 0 P: 30	R: 0 H: 0 E: 0 K: 1 S: 5	H: 0 LOB: 0 BB: 0 P: 9	R: 0 H: 1 E: 0 K: 1 S: 18	H: 1 LOB: 3 BB: 2 P: 28	R: 5 H: 5 E: 0 K: 1 S: 22	H: 5 LOB: 1 BB: 1 P: 38	R: 2 H: 2 E: 1 K: 2 S: 22	H: 2 LOB: 1 BB: 0 P: 32	R: 0 H: 0 E: 0 K: 0 S: 5	H: 0 LOB: 0 BB: 0 P: 6	R: 0 H: 1 E: 0 K: 1 S: 10	H: 1 LOB: 0 BB: 0 P: 20	R: 0 H: 0 E: 0 K: 1 S: 10	H: 0 LOB: 0 BB: 0 P: 20	1B: 7 2B: 3 3B: 0 HR: 0	SF: 2 SAC: 0 DP: 1 HBP: 0	WP: 0 PB: 0 SB: 0 CS: 0	PA: 39							
<b>PITCHER</b>	IP	WLS	BF	H	R	ER	SO	BB	IBB	HBP	BLK	WP	HR	S	P	ERA	WHIP										
43 R.A. Dickey, R ERA: 6.26	4.1	L	24	7	0	5	4	5	0	0	0	0	0	67	112	10.38	2.769										
58 Todd Redmond, R ERA: 0.69	3.2		15	3	2	0	3	0	0	0	0	0	0	43	68	0.00	0.818										

AB	30
R	0
H	4
RBI	0
BB	1
SO	6
LOB	10









Batter	1	2	3	4	5	6	7	8	9	AB	R	H	RBI	BB	SO	LOB	TOP
19 Darin Mastroianni, R (1.7)										4	0	0	0	0	2	1	<b>Minnesota Twins @ Kansas City Royals</b> Kauffman Stadium, Kansas City, MO Fri Apr 18 2014, 7:13 PM - 9:51 PM CDT Att: 21,192 - Clear - 69 F
2 Brian Dozier, R (1.4) OBP: 0.351, SLG: 0.468										4	0	1	0	0	1	0	
7 Joe Mauer, L (1.3) OBP: 0.382, SLG: 0.354										4	0	1	0	0	0	1	
20 Chris Colabelo, R (1.9) OBP: 0.400, SLG: 0.550										4	0	1	0	0	0	0	
24 Trevor Plouffe, R (1.5) OBP: 0.394, SLG: 0.407										4	0	0	0	0	0	2	
43 Josmil Pinto, R (1.10) OBP: 0.404, SLG: 0.514										3	0	2	0	1	0	0	
8 Kurt Suzuki, R (1.2) OBP: 0.365, SLG: 0.302										4	0	1	0	0	1	2	
32 Aaron Hicks, S (1.8) OBP: 0.302, SLG: 0.226										3	0	1	0	0	1	1	
25 Pedro Florimón, S (1.6) OBP: 0.214, SLG: 0.211										2	0	1	0	0	0	1	
13 Jason Kubel, L (7, PH) OBP: 0.414, SLG: 0.510										1	0	0	0	0	0	2	
5 Eduardo Escobar, S (7.6) OBP: 0.214, SLG: 0.214										0	0	0	0	0	0	0	
<b>Inning Stats</b>	R: 0 H: 2 E: 0 K: 1 S: 17	H: 0 R: 0 ER: 0 SO: 19	H: 1 R: 0 ER: 0 SO: 9	H: 1 R: 0 ER: 0 SO: 11	H: 1 R: 0 ER: 0 SO: 9	H: 0 R: 0 ER: 0 SO: 17	H: 2 R: 0 ER: 0 SO: 21	H: 0 R: 0 ER: 0 SO: 12	H: 1 R: 0 ER: 0 SO: 15	1B: 8 2B: 0 3B: 0 HR: 0	SF: 0 SAC: 0 DP: 1 HBP: 0	WP: 0 PA: 34					
<b>PITCHER</b>	IP: 7.0 WLS: W BF: 27 ERA: 1.24	IP: 1.0 WLS: 0 BF: 3 ERA: 0.00	IP: 1.0 WLS: 1 BF: 4 ERA: 3.86	IP: 8 WLS: 0 BF: 12 ERA: 0.00	IP: 11 WLS: 15 BF: 15 ERA: 0.00	IP: 0 WLS: 0 BF: 0 ERA: 0.00	IP: 0 WLS: 0 BF: 0 ERA: 0.00	IP: 0 WLS: 0 BF: 0 ERA: 0.00	IP: 0 WLS: 0 BF: 0 ERA: 0.00	IP: 0 WLS: 0 BF: 0 ERA: 0.00	IP: 0 WLS: 0 BF: 0 ERA: 0.00	IP: 0 WLS: 0 BF: 0 ERA: 0.00					

Batter	1	2	3	4	5	6	7	8	9	AB	R	H	RBI	BB	SO	LOB	BOTTOM
23 Norichika Aoki, L (1.9) OBP: 0.328, SLG: 0.396										4	1	1	0	0	1	2	<b>Minnesota Twins @ Kansas City Royals</b> Kauffman Stadium, Kansas City, MO Fri Apr 18 2014, 7:13 PM - 9:51 PM CDT Att: 21,192 - Clear - 69 F
14 Omar Infante, R (1.4) OBP: 0.338, SLG: 0.333										4	0	2	2	0	0	0	
35 Eric Hosmer, L (1.3) OBP: 0.365, SLG: 0.368										4	0	2	1	0	0	0	
13 Salvador Perez, R (1.2) OBP: 0.371, SLG: 0.407										4	0	0	0	0	0	3	
4 Alex Gordon, L (1.7) OBP: 0.311, SLG: 0.411										4	0	1	0	0	0	0	
16 Billy Butler, R (1.10) OBP: 0.258, SLG: 0.170										3	1	1	0	1	1	1	
32 Jimmy Paredes, S (8, FR) (9, 10)										0	0	0	0	0	0	0	
8 Mike Moustakas, L (1.5) OBP: 0.218, SLG: 0.300										4	1	1	2	0	0	2	
27 Justin Maxwell, R (1.8)										4	0	0	0	0	2	1	
2 Alcides Escobar, R (1.6) OBP: 0.308, SLG: 0.373										3	2	3	0	0	0	0	
<b>Inning Stats</b>	R: 0 H: 0 E: 0 K: 1 S: 10	H: 1 R: 0 ER: 0 SO: 20	H: 4 R: 2 ER: 0 SO: 18	H: 0 R: 0 ER: 0 SO: 7	H: 3 R: 1 ER: 0 SO: 27	H: 0 R: 0 ER: 0 SO: 23	H: 0 R: 0 ER: 0 SO: 11	H: 0 R: 0 ER: 0 SO: 13	H: 0 R: 0 ER: 0 SO: 15	1B: 8 2B: 2 3B: 0 HR: 1	SF: 0 SAC: 0 DP: 0 HBP: 0	WP: 0 PA: 35					
<b>PITCHER</b>	IP: 5.2 WLS: L BF: 27 ERA: 6.08	IP: 0.1 WLS: 0 BF: 1 ERA: 2.7	IP: 1.0 WLS: 0 BF: 3 ERA: 12.0	IP: 1.0 WLS: 0 BF: 4 ERA: 3.86	IP: 7.5 WLS: P BF: 75 ERA: 1.941	IP: 0 WLS: 0 BF: 0 ERA: 0.00	IP: 2 WLS: 0 BF: 11 ERA: 0.00	IP: 0 WLS: 0 BF: 0 ERA: 0.00	IP: 0 WLS: 0 BF: 0 ERA: 0.00	IP: 0 WLS: 0 BF: 0 ERA: 0.00	IP: 0 WLS: 0 BF: 0 ERA: 0.00	IP: 0 WLS: 0 BF: 0 ERA: 0.00					

**Minnesota Twins**  
 KAUFFMAN STADIUM  
 KANSAS CITY, MO  
 APR 18 2014  
 7:13 PM - 9:51 PM CDT  
 ATT: 21,192 - CLEAR - 69 F

**Minnesota Twins @ Kansas City Royals**  
 Kauffman Stadium, Kansas City, MO  
 Fri Apr 18 2014, 7:13 PM - 9:51 PM CDT  
 Att: 21,192 - Clear - 69 F

AB	33
R	0
H	8
RBI	0
BB	1
SO	5
LOB	10

AB	34
R	5
H	11
RBI	5
BB	1
SO	4
LOB	9







Batter	1	2	3	4	5	6	7	8	9	AB	R	H	RBI	BB	SO	LOB	TOP								
<b>2 Brian Dozier, R</b> OBP: 0.341, SLG: 0.438										6	1	3	0	0	2	3									
<b>7 Joe Mauer, L</b> OBP: 0.397, SLG: 0.529										4	1	0	0	1	2	6									
<b>24 Trevor Plouffe, R</b> OBP: 0.420, SLG: 0.493										4	2	3	2	1	1	0									
<b>20 Chris Colabelo, R</b> OBP: 0.154, SLG: 0.083										4	0	1	1	0	2	3									
<b>12 Chris Herrmann, L</b>										4	1	1	1	1	2	3									
<b>13 Jason Kubel, L</b> OBP: 0.418, SLG: 0.483										3	2	1	1	2	2	1									
<b>43 Jasmil Pinto, R</b> OBP: 0.411, SLG: 0.535										4	0	2	2	1	0	2									
<b>8 Kurt Suzuki, R</b> OBP: 0.393, SLG: 0.412										4	0	2	2	1	0	2									
<b>32 Aaron Hicks, S</b> OBP: 0.292, SLG: 0.200										4	1	0	0	1	0	2									
<b>5 Eduardo Escobar, S</b> OBP: 0.316, SLG: 0.278										4	0	2	1	1	0	2									
<b>Inning Stats</b>	R: 2 H: 2 E: 0 K: 2 S: 19	H: 2 LOB: 2 BB: 2 P: 34	R: 0 H: 0 E: 0 K: 1 S: 6	H: 0 LOB: 0 BB: 0 P: 9	R: 0 H: 0 E: 0 K: 1 S: 6	H: 0 LOB: 0 BB: 1 P: 13	R: 1 H: 2 E: 1 K: 2 S: 18	H: 2 LOB: 2 BB: 1 P: 29	R: 2 H: 3 E: 0 K: 1 S: 14	H: 0 LOB: 1 BB: 0 P: 20	R: 0 H: 0 E: 0 K: 2 S: 13	H: 0 LOB: 3 BB: 0 P: 20	R: 3 H: 4 E: 0 K: 0 S: 22	H: 4 LOB: 3 BB: 2 P: 35	R: 0 H: 0 E: 0 K: 2 S: 9	H: 0 LOB: 1 BB: 1 P: 19	R: 0 H: 2 E: 0 K: 0 S: 8	H: 2 LOB: 1 BB: 0 P: 12	1B: 8 2B: 4 3B: 1 HR: 1	SF: 0 SAC: 0 DP: 2 HBP: 0	WP: 1 PB: 0 SB: 0 CS: 1	PA: 46			
<b>PITCHER</b>	IP	WLS	BF	H	R	ER	SO	BB	IBB	HBP	BLK	WP	HR	S	P	ERA	WHIP								
<b>30 Yordano Ventura, R</b> ERA: 2.65	4.0	L	22	6	5	5	6	4	0	0	0	1	0	56	94	11.25	2.500								
<b>31 Louis Coleman, R</b> ERA: 5.4	1.0		3	1	0	0	1	0	0	0	0	0	1	7	11	0.00	1.000								
<b>46 Justin Marks, L</b> ERA: 13.5	2.0		13	4	3	3	2	3	0	0	0	0	0	35	55	13.50	3.500								
<b>48 Michael Mariot, R</b> ERA: 4.5	2.0		8	2	0	0	2	1	0	0	0	0	0	17	31	0.00	1.500								

Minnesota Twins @ Kansas City Royals  
Kauffman Stadium, Kansas City, MO  
Sun Apr 20 2014, 1:13 PM - 4:19 PM CDT  
Att: 17,710 - Partly Cloudy - 79 F

AB 38  
R 8  
H 13  
RBI 8  
BB 8  
SO 11  
LOB 22



Batter	1	2	3	4	5	6	7	8	9	AB	R	H	RBI	BB	SO	LOB	BOTTOM								
<b>23 Norichika Aoki, L</b> OBP: 0.338, SLG: 0.397										5	0	2	0	0	0	4									
<b>14 Omar Infante, R</b> OBP: 0.338, SLG: 0.367										5	0	1	1	0	0	2									
<b>35 Eric Hosmer, L</b> OBP: 0.352, SLG: 0.354										4	0	2	0	0	0	1									
<b>13 Salvador Perez, R</b> OBP: 0.329, SLG: 0.355										4	0	0	0	0	1	4									
<b>12 Brett Hayes, R</b>										0	0	0	0	0	0	0									
<b>4 Alex Gordon, L</b> OBP: 0.319, SLG: 0.422										4	0	0	0	0	0	0									
<b>16 Billy Butler, R</b> OBP: 0.286, SLG: 0.230										4	0	2	0	0	1	0									
<b>8 Mike Moustakas, L</b> OBP: 0.206, SLG: 0.268										4	0	0	0	0	1	2									
<b>27 Justin Maxwell, R</b> OBP: 0.263, SLG: 0.235										4	1	2	0	0	2	1									
<b>2 Alcides Escobar, R</b> OBP: 0.333, SLG: 0.439										3	2	2	2	1	1	0									
<b>Inning Stats</b>	R: 0 H: 1 E: 0 K: 1 S: 13	H: 2 LOB: 3 BB: 1 P: 20	R: 0 H: 0 E: 0 K: 0 S: 8	H: 0 LOB: 0 BB: 0 P: 12	R: 0 H: 1 E: 0 K: 1 S: 10	H: 1 LOB: 1 BB: 0 P: 13	R: 1 H: 3 E: 0 K: 0 S: 11	H: 3 LOB: 1 BB: 0 P: 12	R: 0 H: 0 E: 0 K: 1 S: 10	H: 0 LOB: 0 BB: 0 P: 14	R: 2 H: 3 E: 0 K: 0 S: 11	H: 3 LOB: 1 BB: 0 P: 17	R: 0 H: 0 E: 0 K: 1 S: 8	H: 0 LOB: 0 BB: 0 P: 10	R: 0 H: 1 E: 0 K: 2 S: 9	H: 1 LOB: 1 BB: 0 P: 11	1B: 8 2B: 2 3B: 0 HR: 1	SF: 0 SAC: 0 DP: 1 HBP: 0	WP: 0 PB: 0 SB: 0 CS: 0	PA: 38					
<b>PITCHER</b>	IP	WLS	BF	H	R	ER	SO	BB	IBB	HBP	BLK	WP	HR	S	P	ERA	WHIP								
<b>45 Phil Hughes, R</b> ERA: 6.43	6.0	W	27	9	3	3	3	1	0	0	0	0	0	69	96	4.50	1.667								
<b>52 Brian Duensing, L</b> ERA: 4.05	1.1		5	1	0	0	0	0	0	0	0	0	0	9	15	0.00	0.750								
<b>50 Casey Fien, R</b> ERA: 4.05	0.2		2	0	0	0	1	0	0	0	0	0	0	6	7	0.00	0.000								
<b>15 Glen Perkins, L</b> ERA: 4.5	1.0		4	1	0	0	2	0	0	0	0	0	0	9	11	0.00	1.000								

Minnesota Twins @ Kansas City Royals  
Kauffman Stadium, Kansas City, MO  
Sun Apr 20 2014, 1:13 PM - 4:19 PM CDT  
Att: 17,710 - Partly Cloudy - 79 F

AB 37  
R 3  
H 11  
RBI 3  
BB 1  
SO 6  
LOB 14







Batter	1	2	3	4	5	6	7	8	9	AB	R	H	RBI	BB	SO	LOB	TOP					
<b>2 Brian Dozier, R</b> OBP: 0.337, SLG: 0.468	G1-3			HR	P3			P6		4	1	1	1	0	0	1	<b>Minnesota Twins @ Tampa Bay Rays</b> Tropicana Field, St. Petersburg, FL Tue Apr 22 2014, 7:11 PM - 10:05 PM EDT Att: 11,785 - Dome - 72 F					
<b>7 Joe Mauer, L</b> OBP: 0.356, SLG: 0.321	K			20 HR	1B		G4-3	K		4	1	1	0	0	2	1						
<b>24 Trevor Plouffe, R</b> OBP: 0.412, SLG: 0.479	K			K			F9			4	0	1	0	0	2	1						
<b>20 Chris Colabelo, R</b> OBP: 0.390, SLG: 0.556	K			HR			G5-3			4	1	1	2	0	2	1						
<b>13 Jason Kubel, L</b> OBP: 0.394, SLG: 0.452	K			P3						4	0	0	0	0	3	1						
<b>43 Josmil Pinto, R</b> OBP: 0.417, SLG: 0.522	F9									3	0	1	0	1	0	1						
<b>8 Kurt Suzuki, R</b> OBP: 0.375, SLG: 0.389	K			K			G4-3			3	0	0	0	0	2	2						
<b>32 Aaron Hicks, S</b> OBP: 0.293, SLG: 0.206	K			F9						3	0	1	0	0	1	0						
<b>25 Pedro Florimón, S</b> OBP: 0.229, SLG: 0.209	F9			F8				FC3-6		3	0	0	0	0	0	1						
<b>Inning Stats</b>	R: 0 H: 0 E: 0 K: 2 S: 7	H: 0 LOB: 0 BB: 0 P: 11	R: 0 H: 0 E: 0 K: 2 S: 8	H: 0 LOB: 0 BB: 0 P: 11	R: 0 H: 0 E: 0 K: 2 S: 8	H: 0 LOB: 0 BB: 0 P: 13	R: 3 H: 4 E: 0 K: 2 S: 14	H: 1 LOB: 1 BB: 0 P: 21	R: 0 H: 0 E: 0 K: 0 S: 7	H: 0 LOB: 0 BB: 0 P: 11	R: 0 H: 0 E: 0 K: 0 S: 8	H: 0 LOB: 0 BB: 0 P: 12	R: 0 H: 0 E: 0 K: 1 S: 6	H: 0 LOB: 0 BB: 1 P: 10	R: 0 H: 1 E: 0 K: 1 S: 10	LOB: 1 BB: 0 P: 13	R: 0 H: 1 E: 0 K: 2 S: 9	LOB: 1 BB: 0 P: 11	1B: 4 2B: 0 3B: 0 HR: 2	SF: 0 SAC: 0 DP: 1 HBP: 0	WP: 0 PB: 0 SB: 0 CS: 0	PA: 33
<b>PITCHER</b>	IP	WLS	BF	H	R	ER	SO	BB	IBB	HBP	BLK	WP	HR	S	P	ERA	WHIP					
<b>14 David Price, L</b> ERA: 4.04	9.0	W	33	6	3	3	12	1	0	0	0	0	2	77	113	3.00	0.778					

Batter	1	2	3	4	5	6	7	8	9	AB	R	H	RBI	BB	SO	LOB	BOTTOM				
<b>18 Ben Zobrist, S</b> OBP: 0.409, SLG: 0.453	BB 21 1B	P5		8 20 1B	8 S BB			G5-3		4	2	2	0	1	0	0	<b>Minnesota Twins @ Tampa Bay Rays</b> Tropicana Field, St. Petersburg, FL Tue Apr 22 2014, 7:11 PM - 10:05 PM EDT Att: 11,785 - Dome - 72 F				
<b>8 Desmond Jennings, R</b> OBP: 0.391, SLG: 0.431	G6-3			20 2B	K			F7		5	1	2	0	0	1	2					
<b>20 Matt Joyce, L</b> OBP: 0.452, SLG: 0.571	BB 21 1B	G4-6-3		1-H 2-H	2B		G4-3	P4		5	1	2	2	0	0	1					
<b>3 Evan Longoria, R</b> OBP: 0.393, SLG: 0.459	BB 9 7 1B	BB		21 2B 7 1B	G1-3		F8			3	2	1	0	1	0	1					
<b>21 James Loney, L</b> OBP: 0.384, SLG: 0.460	7 1B	9 BB		7 1B			G4-3			4	1	3	2	0	0	0					
<b>9 Wil Myers, R</b> OBP: 0.312, SLG: 0.362	7 1B	BB		K	F7		G6-3			3	0	0	0	1	1	4					
<b>7 David DeJesus, L</b> OBP: 0.240, SLG: 0.261	1-2 2-3	1B		28 WP	G6-3			11 G5-3		4	0	3	3	0	0	2					
<b>11 Yunel Escobar, R</b> OBP: 0.263, SLG: 0.319	K	K		K	K			G5-3		4	0	0	0	0	3	5					
<b>2B José Molina, R</b> OBP: 0.143, SLG: 0.111	G6-3			G5-3	G5-3			G5-3		4	0	0	0	0	0	5					
<b>Inning Stats</b>	R: 3 H: 4 E: 0 K: 1 S: 24	H: 1 LOB: 3 BB: 2 P: 41	R: 0 H: 0 E: 0 K: 0 S: 8	H: 1 LOB: 0 BB: 0 P: 12	R: 2 H: 3 E: 0 K: 2 S: 14	H: 3 LOB: 1 BB: 0 P: 20	R: 2 H: 4 E: 0 K: 0 S: 19	H: 4 LOB: 2 BB: 0 P: 29	R: 0 H: 0 E: 0 K: 2 S: 11	H: 0 LOB: 1 BB: 1 P: 20	R: 0 H: 0 E: 0 K: 0 S: 8	H: 0 LOB: 0 BB: 0 P: 12	R: 0 H: 1 E: 0 K: 0 S: 8	LOB: 1 BB: 0 P: 15	R: 0 H: 0 E: 0 K: 0 S: 6	H: 0 LOB: 0 BB: 0 P: 10	1B: 11 2B: 2 3B: 0 HR: 0	SF: 0 SAC: 0 DP: 1 HBP: 0	WP: 1 PB: 0 SB: 1 CS: 0	PA: 39	
<b>PITCHER</b>	IP	WLS	BF	H	R	ER	SO	BB	IBB	HBP	BLK	WP	HR	S	P	ERA	WHIP				
<b>44 Kyle Gibson, R</b> ERA: 3.63	3.0	L	20	10	7	7	3	2	0	0	0	0	0	55	86	21.00	4.000				
<b>21 Samuel Deduno, R</b> ERA: 1.84	4.0		16	3	0	0	2	1	0	0	0	0	0	37	63	0.00	1.000				
<b>61 Jared Burton, R</b> ERA: 10.29	1.0		3	0	0	0	0	0	0	0	0	0	0	6	10	0.00	0.000				

**AB 32**  
**R 3**  
**H 6**  
**RBI 3**  
**BB 1**  
**SO 12**  
**LOB 9**



**AB 36**  
**R 7**  
**H 13**  
**RBI 7**  
**BB 3**  
**SO 5**  
**LOB 20**





Batter	1	2	3	4	5	6	7	8	9	10	11	12	AB	R	H	RBI	BB	SO	LOB	TOP
2 Brian Dozier, R OBP: 0.337, SLG: 0.451													5	0	1	0	1	1	4	
7 Joe Mauer, L OBP: 0.365, SLG: 0.317													4	1	1	0	2	1	3	
24 Trevor Plouffe, R OBP: 0.407, SLG: 0.474													5	2	1	0	1	2	5	
20 Chris Colabello, R OBP: 0.389, SLG: 0.577													6	1	2	4	0	2	0	
32 Aaron Hicks, S OBP: 0.293, SLG: 0.206													0	0	0	0	0	0	0	
13 Jason Kubel, L OBP: 0.377, SLG: 0.426													6	1	1	0	0	4	1	
43 Josmil Pinto, R OBP: 0.409, SLG: 0.490													5	1	1	0	1	1	1	
12 Chris Herrmann, L OBP: 0.263, SLG: 0.176													5	0	2	0	1	1	1	
5 Eduardo Escobar, S OBP: 0.292, SLG: 0.318													4	0	1	1	0	0	3	
1 Sam Fuld, L OBP: 0.289, SLG: 0.457													5	0	2	1	0	2	2	
<b>Inning Stats</b>	R: 0 E: 0 K: 17	H: 1 LOB: 0 BB: 0 P: 25	R: 0 E: 0 K: 3	H: 0 LOB: 0 BB: 0 P: 15	R: 0 E: 0 K: 0	H: 1 LOB: 2 BB: 1 P: 21	R: 0 E: 0 K: 0	H: 4 LOB: 3 BB: 3 P: 43	R: 0 E: 0 K: 2	H: 0 LOB: 0 BB: 0 P: 13	R: 0 E: 0 K: 7	H: 1 LOB: 2 BB: 1 P: 20	R: 0 E: 0 K: 0	H: 0 LOB: 0 BB: 0 P: 15	R: 0 E: 0 K: 0	H: 3 LOB: 1 BB: 0 P: 23	1B: 8 2B: 3 3B: 0 HR: 1	SF: 1 SAC: 0 DP: 1 HBP: 0	WP: 0 PB: 0 CS: 0	PA: 52
<b>PITCHER</b>	23 Jake Odorizzi, R ERA: 3.52	47 Brandon Gomes, R ERA: 3.12	13 Heath Bell, R ERA: 3.23	57 Jake McGee, L ERA: 1.13	62 Joel Peralta, R ERA: 2.35	50 Grant Balfour, R ERA: 1.96	52 Josh Lueke, R ERA: 4.38													

Minnesota Twins @ Tampa Bay Rays  
Tropicana Field, St. Petersburg, FL  
Wed Apr 23 2014, 7:12 PM - 11:59 PM EDT  
Att. 11,993 - Dome - 72 F

AB 45  
R 6  
H 12  
RBI 6  
BB 6  
SO 14  
LOB 20



Batter	1	2	3	4	5	6	7	8	9	10	11	12	AB	R	H	RBI	BB	SO	LOB	BOTTOM		
18 Ben Zobrist, S OBP: 0.393, SLG: 0.425													5	0	0	1	0	0	1			
8 Desmond Jennings, R OBP: 0.413, SLG: 0.444													5	2	3	0	1	0	2			
20 Matt Joyce, L OBP: 0.439, SLG: 0.577													3	0	1	2	0	0	0			
1 Sean Rodriguez, R OBP: 0.250, SLG: 0.577													2	0	1	0	0	1	0			
3 Evan Longoria, R OBP: 0.389, SLG: 0.443													5	0	1	1	1	0	2			
21 James Loney, L OBP: 0.380, SLG: 0.441													5	0	1	0	1	0	4			
9 Wil Myers, R OBP: 0.313, SLG: 0.351													5	1	1	0	1	2	4			
11 Logan Forsythe, R OBP: 0.285, SLG: 0.222													2	0	0	0	0	0	1			
7 David DeJesus, L OBP: 0.231, SLG: 0.250													2	0	0	0	0	0	0			
11 Yunel Escobar, R OBP: 0.250, SLG: 0.303													4	0	0	0	0	0	1			
24 Ryan Hanigan, R OBP: 0.327, SLG: 0.488													4	1	1	0	1	2	0			
<b>Inning Stats</b>	R: 1 E: 0 K: 12	H: 1 LOB: 0 BB: 1 P: 21	R: 0 E: 0 K: 0	H: 0 LOB: 1 BB: 1 P: 12	R: 1 E: 0 K: 0	H: 1 LOB: 2 BB: 2 P: 25	R: 0 E: 0 K: 0	H: 0 LOB: 0 BB: 0 P: 10	R: 1 E: 0 K: 1	H: 3 LOB: 2 BB: 0 P: 16	R: 0 E: 0 K: 1	H: 1 LOB: 2 BB: 0 P: 13	R: 0 E: 0 K: 0	H: 0 LOB: 0 BB: 0 P: 15	R: 0 E: 0 K: 0	H: 2 LOB: 1 BB: 1 P: 22	R: 0 E: 0 K: 1	H: 0 LOB: 0 BB: 0 P: 9	1B: 8 2B: 1 3B: 0 HR: 0	SF: 2 SAC: 1 DP: 0 HBP: 1	WP: 2 PB: 0 CS: 0	PA: 51
<b>PITCHER</b>	37 Mike Pelfrey, R ERA: 1.93	59 Michael Tonkin, R ERA: 1.93	56 Caleb Thielbar, L ERA: 5.4	51 Anthony Swarzak, R ERA: 5.4	52 Brian Duensing, L ERA:	50 Casey Fien, R ERA: 3.0	15 Glen Perkins, L ERA: 4.0															

Minnesota Twins @ Tampa Bay Rays  
Tropicana Field, St. Petersburg, FL  
Wed Apr 23 2014, 7:12 PM - 11:59 PM EDT  
Att. 11,993 - Dome - 72 F

AB 42  
R 4  
H 9  
RBI 4  
BB 5  
SO 5  
LOB 15









Batter	1	2	3	4	5	6	7	8	9	AB	R	H	RBI	BB	SO	LOB	TOP										
3 Ian Kinsler, R OBP: 0.326, SLG: 0.430	G5-3	G4-3	48 1B		F7		G5-3			5	0	1	1	0	0	3											
48 Toni Hunter, R OBP: 0.314, SLG: 0.493	P4		2B			24 1B		F8		5	2	3	2	0	0	0											
24 Miguel Cabrera, R OBP: 0.310, SLG: 0.407			G4-3			41 FC3-6		F9		5	0	2	1	0	0	3											
41 Victor Martinez, S OBP: 0.333, SLG: 0.446	G6-3		14 2B		L7		FC3-6	F8		5	1	1	1	0	0	2											
14 Austin Jackson, R OBP: 0.375, SLG: 0.530		E9	9 1B		G6-3		L8		P4	5	2	1	0	0	0	1											
9 Nick Castellanos, R OBP: 0.324, SLG: 0.488			17 BB		G4-3		F9		G4-3	5	2	2	3	0	0	1											
13 Alex Avila, L OBP: 0.333, SLG: 0.306			20 1B		G3-1		G6-3		F8	2	1	1	0	1	0	0											
50 Bryan Holaday, R OBP: 0.267, SLG: 0.267			17 BB							2	0	0	0	0	0	0											
17 Andrew Romine, S OBP: 0.385, SLG: 0.281			3 1B		F7		K			3	1	1	1	1	1	0											
20 Rajai Davis, R OBP: 0.419, SLG: 0.477			48 1B		G3					4	1	3	1	0	0	1											
<b>Inning Stats</b>	R: 0 E: 0 K: 0 S: 9	H: 1 LOB: 1 BB: 0 P: 15	R: 2 E: 1 K: 0 S: 14	H: 3 LOB: 1 BB: 0 P: 21	R: 7 E: 0 K: 0 S: 28	H: 7 LOB: 1 BB: 2 P: 45	R: 0 E: 0 K: 0 S: 7	H: 0 LOB: 0 BB: 0 P: 10	R: 0 E: 0 K: 0 S: 8	H: 1 LOB: 1 BB: 0 P: 10	R: 1 E: 0 K: 0 S: 15	H: 2 LOB: 1 BB: 0 P: 23	R: 0 E: 0 K: 1 S: 10	H: 1 LOB: 0 BB: 0 P: 15	R: 0 E: 0 K: 0 S: 7	H: 0 LOB: 0 BB: 0 P: 9	R: 0 E: 0 K: 0 S: 7	H: 0 LOB: 0 BB: 0 P: 9	1B: 10 2B: 4 3B: 0 HR: 1	SF: 0 2B: 4 3B: 0 HBP: 0	WP: 0 PB: 0 SB: 1 CS: 0	PA: 43					
<b>PITCHER</b>	IP	WLS	BF	H	R	ER	SO	BB	IBB	HBP	BLK	WP	HR	S	P	ERA	WHIP										
30 Kevin Correia, R ERA: 7.33	2.1	L	17	8	8	7	0	2	0	0	0	0	1	41	66	27.00	4.286										
51 Anthony Swarzak, R ERA: 5.54	3.0		14	6	2	2	0	0	0	0	0	0	0	30	44	6.00	2.000										
59 Michael Tonkin, R ERA: 1.35	1.2		6	1	0	0	1	0	0	0	0	0	0	20	29	0.00	0.600										
56 Caleb Thielbar, L ERA: 2.25	1.0		3	0	0	0	0	0	0	0	0	0	0	7	12	0.00	0.000										
50 Casey Fien, R ERA: 2.7	1.0		3	0	0	0	0	0	0	0	0	0	0	7	9	0.00	0.000										

**Detroit Tigers @ Minnesota Twins**  
 Target Field, Minneapolis, MN  
 Fri Apr 25 2014, 7:11 PM - 10:42 PM CDT  
 Att: 27,568 - Partly Cloudy - 59 F

AB	41
R	10
H	15
RBI	10
BB	2
SO	1
LOB	11



Batter	1	2	3	4	5	6	7	8	9	AB	R	H	RBI	BB	SO	LOB	BOTTOM										
2 Brian Dozier, R OBP: 0.349, SLG: 0.467	P3		L5			HR	F9		G4-3	5	1	1	1	0	0	0											
7 Joe Mauer, L OBP: 0.374, SLG: 0.326	L7		G1-3			24 BB	E4		20 DI	5	2	2	0	0	0	0											
24 Trevor Plouffe, R OBP: 0.412, SLG: 0.482	K		K			20 1B			K	4	1	1	1	1	3	1											
20 Chris Colabello, R OBP: 0.355, SLG: 0.523		G6-3			K	13 2B			G3-1	5	1	1	1	0	2	2											
13 Jason Kubel, L OBP: 0.395, SLG: 0.472			43 1B		F7					4	1	3	1	0	0	0											
43 Josmil Pinto, R OBP: 0.400, SLG: 0.448			1 1B		G6-3		P6		FC5-4	4	0	1	0	0	0	3											
8 Kurt Suzuki, R OBP: 0.397, SLG: 0.407		SF7				L8	SF9		FC3-6	1	0	0	2	1	0	0											
1 Sam Fuld, L OBP: 0.340, SLG: 0.523							K2-3		FC3-6	4	0	2	0	0	1	3											
25 Pedro Florimon, S OBP: 0.196, SLG: 0.176							G4-6-3			3	0	0	0	0	1	3											
12 Chris Herrmann, L ERA: 3.24									P5	1	0	0	0	0	0	2											
5 Eduardo Escobar, S OBP: 0.292, SLG: 0.318										0	0	0	0	0	0	0											
<b>Inning Stats</b>	R: 0 E: 0 K: 1 S: 6	H: 0 LOB: 0 BB: 0 P: 9	R: 1 E: 0 K: 1 S: 18	H: 3 LOB: 2 BB: 0 P: 25	R: 0 E: 0 K: 1 S: 10	H: 0 LOB: 0 BB: 0 P: 14	R: 0 E: 0 K: 1 S: 9	H: 0 LOB: 0 BB: 0 P: 16	R: 0 E: 0 K: 0 S: 6	H: 1 LOB: 0 BB: 0 P: 12	R: 4 E: 0 K: 1 S: 22	H: 4 LOB: 1 BB: 1 P: 38	R: 1 E: 1 K: 1 S: 14	H: 1 LOB: 1 BB: 0 P: 25	R: 0 E: 0 K: 0 S: 10	H: 1 LOB: 2 BB: 1 P: 22	R: 0 E: 0 K: 1 S: 10	H: 1 LOB: 1 BB: 0 P: 15	1B: 7 2B: 3 3B: 0 HR: 1	SF: 2 2B: 3 3B: 0 HBP: 0	WP: 0 PB: 0 SB: 0 CS: 0	PA: 40					
<b>PITCHER</b>	IP	WLS	BF	H	R	ER	SO	BB	IBB	HBP	BLK	WP	HR	S	P	ERA	WHIP										
21 Rick Porcello, R ERA: 3.96	5.0	W	21	6	4	4	4	1	0	0	0	0	0	12	18	13.50	3.000										
60 Justin Miller, R ERA: 1.69	0.2		4	2	1	1	0	0	0	0	0	0	0	12	20	0.00	0.000										
46 Ian Krot, L ERA: 3.24	1.0		4	0	1	0	1	0	0	0	0	0	0	11	21	0.00	0.450										
57 Evan Reed, R ERA: 3.24	0.2		5	2	0	0	1	1	0	0	0	0	0	11	21	0.00	0.450										
44 Joba Chamberlain, R ERA: 5.4	0.2	H	2	0	0	0	0	0	0	0	0	0	0	4	10	0.00	0.000										

**Detroit Tigers @ Minnesota Twins**  
 Target Field, Minneapolis, MN  
 Fri Apr 25 2014, 7:11 PM - 10:42 PM CDT  
 Att: 27,568 - Partly Cloudy - 59 F

AB	36
R	6
H	11
RBI	6
BB	2
SO	7
LOB	14






Batter	1	2	3	4	5	6	7	8	9	AB	R	H	RBI	BB	SO	LOB	TOP					
3 Ian Kinsler, R OBP: 0.313, SLG: 0.411 (1,4)										4	0	0	0	0	0	2	<b>Detroit Tigers @ Minnesota Twins</b> Target Field, Minneapolis, MN Sat Apr 26 2014, 1:12 PM - 4:25 PM CDT Att: 28,122 - Partly Cloudy - 50 F					
48 Toni Hunter, R OBP: 0.338, SLG: 0.521 (1,9)										4	1	3	0	0	0	0						
24 Miguel Cabrera, R OBP: 0.308, SLG: 0.412 (1,3)										4	1	1	1	0	0	4						
41 Victor Martinez, S OBP: 0.329, SLG: 0.481 (1,10)										3	1	1	2	0	0	0						
14 Austin Jackson, R OBP: 0.381, SLG: 0.543 (1,8)										4	0	2	0	0	0	0						
9 Nick Castellanos, R OBP: 0.306, SLG: 0.439 (1,5)										4	0	0	0	0	2	2						
17 Andrew Romine, S OBP: 0.357, SLG: 0.257 (1,6)										3	0	0	0	0	2	1						
28 J.D. Martinez, R OBP: 0.364, SLG: 0.222 (0,PH)										1	0	0	0	0	1	1						
50 Bryan Holaday, R OBP: 0.235, SLG: 0.235 (1,2)										2	0	0	0	0	1	0						
13 Alex Avila, L OBP: 0.330, SLG: 0.300 (0,PH)										1	0	0	0	1	1	1						
20 Rajai Davis, R OBP: 0.416, SLG: 0.471 (1,7)										3	0	1	0	0	1	0						
<b>Inning Stats</b>	R: 2 H: 2 E: 1 K: 0 S: 16	H: 2 LOB: 0 BB: 0 P: 19	R: 0 H: 0 E: 0 K: 2 S: 12	H: 0 LOB: 0 BB: 0 P: 13	R: 0 H: 0 E: 0 K: 1 S: 5	H: 0 LOB: 0 BB: 0 P: 8	R: 0 H: 0 E: 0 K: 0 S: 8	H: 0 LOB: 0 BB: 0 P: 11	R: 0 H: 0 E: 0 K: 2 S: 15	H: 0 LOB: 0 BB: 0 P: 21	R: 0 H: 1 E: 0 K: 0 S: 10	H: 1 LOB: 1 BB: 0 P: 16	R: 0 H: 1 E: 0 K: 1 S: 13	H: 1 LOB: 1 BB: 0 P: 17	R: 0 H: 2 E: 0 K: 0 S: 8	H: 2 LOB: 2 BB: 1 P: 13	R: 1 H: 2 E: 0 K: 2 S: 19	H: 2 LOB: 1 BB: 0 P: 24	1B: 4 2B: 3 3B: 0 HR: 1	SF: 1 SAC: 0 DP: 1 HBP: 0	WP: 0 PB: 0 SB: 1 CS: 0	PA: 35
<b>PITCHER</b>	IP WLS BF H R ER SO BB IBB HBP BLK WP HR S P ERA WHIP																					
45 Phil Hughes, R ERA: 5.14 (1,1)	7.0 W 25 4 2 1 6 0 0 0 0 0 0 0 79 105 1.29 0.571																					
61 Jared Burton, R ERA: 9.0 (0,1)	1.0 H 5 2 0 0 0 1 0 0 0 0 0 0 8 13 0.00 3.000																					
15 Glen Perkins, L ERA: 4.09 (0,1)	1.0 S 5 2 1 1 2 0 0 0 0 0 0 1 19 24 9.00 2.000																					

Batter	1	2	3	4	5	6	7	8	9	AB	R	H	RBI	BB	SO	LOB	BOTTOM					
2 Brian Dozier, R OBP: 0.354, SLG: 0.457 (1,4)										2	1	0	0	2	2	1	<b>Detroit Tigers @ Minnesota Twins</b> Target Field, Minneapolis, MN Sat Apr 26 2014, 1:12 PM - 4:25 PM CDT Att: 28,122 - Partly Cloudy - 50 F					
7 Joe Mauer, L OBP: 0.378, SLG: 0.319 (1,10)										2	0	0	1	2	0	0						
24 Trevor Plouffe, R OBP: 0.419, SLG: 0.483 (1,5)										2	0	1	2	0	0	0						
25 Pedro Florimon, S OBP: 0.193, SLG: 0.173 (7,6)										1	0	0	0	0	0	0						
20 Chris Colabello, R OBP: 0.351, SLG: 0.505 (1,3)										3	0	0	0	1	1	2						
13 Jason Kubel, L OBP: 0.376, SLG: 0.447 (1,7)										4	0	0	0	0	3	5						
43 Josmil Pinto, R OBP: 0.405, SLG: 0.492 (1,2)										3	1	1	1	1	0	5						
1 Sam Fuld, L OBP: 0.353, SLG: 0.532 (1,9)										3	1	1	0	1	0	1						
32 Aaron Hicks, S OBP: 0.321, SLG: 0.275 (1,8)										3	1	1	0	1	1	1						
5 Eduardo Escobar, S OBP: 0.259, SLG: 0.280 (7,5)										3	1	0	0	0	2	2						
<b>Inning Stats</b>	R: 0 H: 0 E: 0 K: 1 S: 14	H: 0 LOB: 0 BB: 0 P: 17	R: 0 H: 0 E: 0 K: 0 S: 10	H: 0 LOB: 1 BB: 1 P: 20	R: 0 H: 0 E: 0 K: 1 S: 12	H: 0 LOB: 0 BB: 1 P: 19	R: 0 H: 0 E: 0 K: 1 S: 7	H: 0 LOB: 2 BB: 1 P: 17	R: 4 H: 1 E: 1 K: 1 S: 12	H: 1 LOB: 2 BB: 5 P: 39	R: 0 H: 1 E: 0 K: 1 S: 10	H: 1 LOB: 0 BB: 0 P: 12	R: 0 H: 0 E: 0 K: 1 S: 9	H: 0 LOB: 0 BB: 0 P: 16	R: 1 H: 2 E: 0 K: 3 S: 15	H: 2 LOB: 1 BB: 0 P: 23	R: 1 H: 2 E: 0 K: 3 S: 15	H: 2 LOB: 1 BB: 0 P: 23	1B: 1 2B: 2 3B: 0 HR: 1	SF: 0 SAC: 1 DP: 1 HBP: 1	WP: 1 PB: 0 SB: 1 CS: 1	PA: 37
<b>PITCHER</b>	IP WLS BF H R ER SO BB IBB HBP BLK WP HR S P ERA WHIP																					
19 Anibal Sánchez, R ERA: 3.13 (1,1)	2.2 L 10 0 4 4 1 5 0 1 0 0 0 0 16 43 27.00 3.750																					
56 Jose Ortega, R ERA: 27.0 (3,1)	1.1 L 10 0 4 4 1 5 0 1 0 0 0 0 16 43 27.00 3.750																					
40 Phil Coke, L ERA: 8.1 (5,1)	2.2 11 2 0 0 2 2 0 0 0 0 1 0 25 46 0.00 1.500																					
62 Al Alburquerque, R ERA: 5.0 (7,1)	1.1 6 2 1 1 4 0 0 0 0 0 0 1 18 28 6.75 1.500																					

AB	33
R	3
H	8
RBI	3
BB	1
SO	8
LOB	11



AB	26
R	5
H	4
RBI	4
BB	8
SO	9
LOB	17









Batter	1	2	3	4	5	6	7	8	9	AB	R	H	RBI	BB	SO	LOB	TOP					
9 Dee Strange-Gordon, L (1,4) OBP: 0.356, SLG: 0.453										5	1	0	1	0	2	5						
66 Yasiel Puig, R (1,9) OBP: 0.394, SLG: 0.505										4	0	4	2	1	0	0						
13 Hanley Ramirez, R (1,6) OBP: 0.339, SLG: 0.456										5	0	0	0	0	0	6						
23 Adrián González, L (1,3) OBP: 0.395, SLG: 0.641										2	2	1	0	3	0	1						
27 Matt Kemp, R (1,10) OBP: 0.314, SLG: 0.487										5	1	1	1	0	1	5						
16 Andre Ethier, L (1,8) OBP: 0.315, SLG: 0.329											4	2	2	0	1	1						
5 Juan Uribe, R (1,5) OBP: 0.336, SLG: 0.518											5	2	4	2	0	1						
30 Miguel Olivo, R (1,2) OBP: 0.600, SLG: 0.667											3	1	2	2	1	1						
3 Carl Crawford, L (1,7) OBP: 0.222, SLG: 0.273											5	0	1	1	0	6						
<b>Inning Stats</b>	R: 0 E: 0 K: 1 S: 11	H: 1 LOB: 2 BB: 1 P: 20	R: 3 E: 0 K: 0 S: 17	H: 3 LOB: 1 BB: 1 P: 27	R: 2 E: 0 K: 1 S: 14	H: 2 LOB: 1 BB: 1 P: 24	R: 0 E: 0 K: 0 S: 7	H: 1 LOB: 0 BB: 0 P: 14	R: 0 E: 0 K: 2 S: 9	H: 0 LOB: 1 BB: 1 P: 16	R: 0 E: 0 K: 1 S: 10	H: 2 LOB: 2 BB: 0 P: 13	R: 3 E: 0 K: 1 S: 13	H: 5 LOB: 1 BB: 0 P: 18	R: 0 E: 0 K: 0 S: 7	H: 0 LOB: 1 BB: 1 P: 15	R: 1 E: 0 K: 0 S: 4	H: 1 LOB: 0 BB: 1 P: 9	1B: 12 2B: 4 HR: 0	SF: 1 SAC: 0 HBP: 0	WP: 0 PB: 0 CS: 2	PA: 45
<b>PITCHER</b>	IP WLS BF H R ER SO BB IBB HBP BLK WP HR S P ERA WHIP																					
37 Mike Pelfrey, R (1,1) ERA: 7.99	4.0 L 21 7 5 5 2 3 0 0 0 0 0 49 85 11.25 2.500																					
21 Samuel Deduno, R (5,1) ERA: 2.99	4.0 20 7 3 3 4 2 0 0 0 0 0 39 62 6.75 2.250																					
61 Jared Burton, R (9,1) ERA: 9.0	1.0 4 1 1 1 0 1 0 0 0 0 0 4 9 9.00 2.000																					

**Los Angeles Dodgers @ Minnesota Twins**  
 Target Field, Minneapolis, MN  
 Thu May 01 2014, 12:12 PM - 3:12 PM CDT  
 Att: 23,306 - Overcast - 40 F

AB 38  
 R 9  
 H 15  
 RBI 9  
 BB 6  
 SO 6  
 LOB 27

Batter	1	2	3	4	5	6	7	8	9	AB	R	H	RBI	BB	SO	LOB	BOTTOM					
2 Brian Dozier, R (1,4) OBP: 0.350, SLG: 0.441											5	0	2	2	0	0						
7 Joe Mauer, L (1,3) OBP: 0.392, SLG: 0.337											3	1	1	0	1	0						
24 Trevor Plouffe, R (1,5) OBP: 0.404, SLG: 0.463											3	1	0	0	1	2						
13 Jason Kubel, L (1,7) OBP: 0.366, SLG: 0.429											4	0	2	1	0	0						
43 Josphil Pinto, R (1,10) OBP: 0.391, SLG: 0.464											4	0	0	0	0	1						
8 Kurt Suzuki, R (1,2) OBP: 0.383, SLG: 0.403											4	0	1	0	0	3						
1 Sam Fuld, L (1,9) OBP: 0.322, SLG: 0.491										4	0	0	0	0	3	3						
32 Aaron Hicks, S (1,8) OBP: 0.322, SLG: 0.268										2	1	0	0	1	2	0						
12 Chris Herrmann, L (9,PH) OBP: 0.227, SLG: 0.150										1	0	0	0	0	0	0						
5 Eduardo Escobar, S (1,6) OBP: 0.343, SLG: 0.424										4	1	1	0	0	2	0						
<b>Inning Stats</b>	R: 2 E: 1 K: 0 S: 11	H: 2 LOB: 1 BB: 1 P: 20	R: 0 E: 0 K: 1 S: 8	H: 0 LOB: 0 BB: 0 P: 14	R: 0 E: 0 K: 1 S: 6	H: 0 LOB: 0 BB: 0 P: 7	R: 0 E: 0 K: 2 S: 11	H: 1 LOB: 1 BB: 0 P: 14	R: 2 E: 0 K: 0 S: 12	H: 2 LOB: 1 BB: 2 P: 24	R: 0 E: 0 K: 1 S: 8	H: 0 LOB: 0 BB: 0 P: 9	R: 0 E: 0 K: 2 S: 12	H: 1 LOB: 1 BB: 0 P: 16	R: 0 E: 0 K: 1 S: 15	H: 1 LOB: 2 BB: 0 P: 23	R: 0 E: 0 K: 1 S: 9	H: 0 LOB: 0 BB: 0 P: 12	1B: 6 2B: 2 HR: 0	SF: 0 SAC: 0 HBP: 0	WP: 1 PB: 0 CS: 0	PA: 37
<b>PITCHER</b>	IP WLS BF H R ER SO BB IBB HBP BLK WP HR S P ERA WHIP																					
14 Dan Haren, R (1,1) ERA: 2.39	6.2 W 28 6 4 3 7 3 0 0 0 0 0 67 103 4.05 1.350																					
56 J.P. Howell, L (7,1) ERA: 2.39	0.2 4 1 0 0 0 0 0 0 0 0 0 10 14 0.00 1.500																					
54 Chris Perez, R (8,1) ERA: 1.35	1.2 S 5 0 0 0 2 0 0 0 0 0 1 0 15 22 0.00 0.000																					

**Los Angeles Dodgers @ Minnesota Twins**  
 Target Field, Minneapolis, MN  
 Thu May 01 2014, 12:12 PM - 3:12 PM CDT  
 Att: 23,306 - Overcast - 40 F

AB 34  
 R 4  
 H 7  
 RBI 3  
 BB 3  
 SO 9  
 LOB 12



Batter	1	2	3	4	5	6	7	8	9	10	11	12	AB	R	H	RBI	BB	SO	LOB	TOP													
9 Dee Strange-Gordon, L (1.4) OBP: 0.327, SLG: 0.438			B1-3	G6-3			L4			P5		E4	6	0	1	0	1	1	5														
66 Yasiel Puig, R (1.9) OBP: 0.396, SLG: 0.495						G5-3			K		L8	K	6	0	2	0	1	2	1														
13 Hanley Ramirez, R (1.10) OBP: 0.355, SLG: 0.467							P3		K				4	0	2	0	2	1	3														
23 Adrián González, L (1.3) OBP: 0.392, SLG: 0.651			K						F8		P6		6	1	2	1	0	1	4														
27 Matt Kemp, R (1.8) OBP: 0.293, SLG: 0.451		G6-3	K			G6-4-3			K		G5-3		6	0	0	0	0	3	5														
33 Scott Van Slyke, R (1.7) OBP: 0.410, SLG: 0.722			K						K		K		4	2	2	1	2	2	0														
5 Juan Uribe, R (1.5) OBP: 0.353, SLG: 0.513		F8							K		K		3	0	1	1	3	1	1														
10 Justin Turner, R (1.6) OBP: 0.222, SLG: 0.204			L9			FC3-6	L8		K		G5-3	G6-4-3	5	0	0	0	1	0	5														
31 Drew Butera, R (1.2) OBP: 0.324, SLG: 0.333						G4-3					F9		4	1	1	1	2	1	3														
<b>Inning Stats</b>	R: 0 E: 0 K: 10	H: 1 LOB: 1 BB: 1 P: 20	R: 0 E: 0 K: 18	H: 0 LOB: 2 BB: 2 P: 31	R: 0 E: 0 K: 12	H: 2 LOB: 2 BB: 0 P: 18	R: 0 E: 0 K: 13	H: 0 LOB: 2 BB: 2 P: 24	R: 0 E: 0 K: 10	H: 1 LOB: 3 BB: 3 P: 34	R: 0 E: 0 K: 12	H: 0 LOB: 0 BB: 0 P: 16	R: 0 E: 0 K: 19	H: 0 LOB: 0 BB: 0 P: 19	R: 1 E: 0 K: 14	H: 2 LOB: 3 BB: 2 P: 25	R: 1 E: 0 K: 17	H: 1 LOB: 3 BB: 3 P: 34	R: 0 E: 0 K: 12	H: 0 LOB: 0 BB: 0 P: 16	R: 0 E: 0 K: 10	H: 0 LOB: 0 BB: 0 P: 12	R: 2 E: 1 K: 19	H: 3 LOB: 1 BB: 1 P: 32	1B: 6 2B: 1 3B: 1 HR: 3	SF: 0 DP: 2 HBP: 0	WP: 1 PB: 0 SB: 2 CS: 0	PA: 56					
<b>PITCHER</b>	IP WLS BF H R ER SO	BB IBB HBP BLK	WP HR S P ERA WHIP	IP WLS BF H R ER SO	BB IBB HBP BLK	WP HR S P ERA WHIP	IP WLS BF H R ER SO	BB IBB HBP BLK	WP HR S P ERA WHIP	IP WLS BF H R ER SO	BB IBB HBP BLK	WP HR S P ERA WHIP	IP WLS BF H R ER SO	BB IBB HBP BLK	WP HR S P ERA WHIP	IP WLS BF H R ER SO	BB IBB HBP BLK	WP HR S P ERA WHIP	IP WLS BF H R ER SO	BB IBB HBP BLK	WP HR S P ERA WHIP	IP WLS BF H R ER SO	BB IBB HBP BLK	WP HR S P ERA WHIP	IP WLS BF H R ER SO	BB IBB HBP BLK	WP HR S P ERA WHIP	IP WLS BF H R ER SO	BB IBB HBP BLK	WP HR S P ERA WHIP	IP WLS BF H R ER SO	BB IBB HBP BLK	WP HR S P ERA WHIP

**Los Angeles Dodgers @ Minnesota Twins**  
Target Field, Minneapolis, MN  
Thu May 01 2014, 6:13 PM - 11:22 PM CDT  
Att. 24,053 - Overcast - 49 F

livebaseballscorecards.com

AB 44  
R 4  
H 11  
RBI 4  
BB 12  
SO 12  
LOB 27

Batter	1	2	3	4	5	6	7	8	9	10	11	12	AB	R	H	RBI	BB	SO	LOB	BOTTOM													
2 Brian Dozier, R (1.4) OBP: 0.397, SLG: 0.434			G6-3			F9				G6-3			4	1	1	0	2	0	2														
7 Joe Mauer, L (1.10) OBP: 0.397, SLG: 0.349			G4-3	FC6-4									5	0	3	1	0	0	2														
24 Trevor Plouffe, R (1.5) OBP: 0.383, SLG: 0.436			FC4	G1-3		E5							6	1	0	0	0	1	7														
20 Chris Colabello, R (1.3) OBP: 0.343, SLG: 0.470				G6-3		E1					G6-3		5	0	1	0	1	1	5														
43 Josphil Pinto, R (1.2) OBP: 0.370, SLG: 0.438			SF9	G5-3		P4				K		G6-3	4	0	0	1	0	1	3														
12 Chris Herrmann, L (1.7) OBP: 0.185, SLG: 0.120			P4			G5-4-3				G4-3		F7	5	0	0	0	0	0	3														
1 Sam Fuld, L (1.9) OBP: 0.328, SLG: 0.486			G4-3			G1-3						G6-3	3	0	0	0	2	0	0														
32 Aaron Hicks, S (1.8) OBP: 0.315, SLG: 0.260			G3-1			F7				K			2	0	0	0	0	0	1														
13 Jason Kubel, L (7. PH) OBP: 0.366, SLG: 0.425									K		K		3	1	1	0	0	2	1														
25 Pedro Florimon, S (1.6) OBP: 0.290, SLG: 0.167			K						K		G1-3		2	0	0	0	1	2	0														
5 Eduardo Escobar, S (9. PH) OBP: 0.351, SLG: 0.412									K				1	0	0	0	1	0	1														
<b>Inning Stats</b>	R: 1 E: 0 K: 20	H: 2 LOB: 2 BB: 1 P: 30	R: 0 E: 0 K: 10	H: 0 LOB: 0 BB: 0 P: 16	R: 0 E: 0 K: 10	H: 0 LOB: 0 BB: 0 P: 8	R: 0 E: 0 K: 10	H: 0 LOB: 0 BB: 0 P: 12	R: 0 E: 0 K: 10	H: 1 LOB: 2 BB: 1 P: 14	R: 0 E: 0 K: 10	H: 0 LOB: 0 BB: 0 P: 20	R: 0 E: 0 K: 19	H: 1 LOB: 1 BB: 0 P: 16	R: 0 E: 0 K: 19	H: 0 LOB: 0 BB: 0 P: 12	R: 0 E: 0 K: 19	H: 0 LOB: 0 BB: 0 P: 12	R: 1 E: 0 K: 19	H: 1 LOB: 2 BB: 2 P: 34	1B: 6 2B: 0 3B: 0 HR: 0	SF: 2 DP: 1 HBP: 0	WP: 0 PB: 1 SB: 2 CS: 0	PA: 49									
<b>PITCHER</b>	IP WLS BF H R ER SO	BB IBB HBP BLK	WP HR S P ERA WHIP	IP WLS BF H R ER SO	BB IBB HBP BLK	WP HR S P ERA WHIP	IP WLS BF H R ER SO	BB IBB HBP BLK	WP HR S P ERA WHIP	IP WLS BF H R ER SO	BB IBB HBP BLK	WP HR S P ERA WHIP	IP WLS BF H R ER SO	BB IBB HBP BLK	WP HR S P ERA WHIP	IP WLS BF H R ER SO	BB IBB HBP BLK	WP HR S P ERA WHIP	IP WLS BF H R ER SO	BB IBB HBP BLK	WP HR S P ERA WHIP	IP WLS BF H R ER SO	BB IBB HBP BLK	WP HR S P ERA WHIP	IP WLS BF H R ER SO	BB IBB HBP BLK	WP HR S P ERA WHIP	IP WLS BF H R ER SO	BB IBB HBP BLK	WP HR S P ERA WHIP	IP WLS BF H R ER SO	BB IBB HBP BLK	WP HR S P ERA WHIP

**Los Angeles Dodgers @ Minnesota Twins**  
Target Field, Minneapolis, MN  
Thu May 01 2014, 6:13 PM - 11:22 PM CDT  
Att. 24,053 - Overcast - 49 F

livebaseballscorecards.com

AB 40  
R 3  
H 6  
RBI 2  
BB 7  
SO 7  
LOB 25



Batter	1	2	3	4	5	6	7	8	9	AB	R	H	RBI	BB	SO	LOB	TOP						
21 Nick Markakis, L OBP: 0.363, SLG: 0.411										4	0	1	0	0	0	1							
13 Manny Machado, R OBP: 0.111, SLG: 0.111										4	1	1	0	0	0	2							
23 Nelson Cruz, R OBP: 0.377, SLG: 0.594										4	2	2	2	0	0	1							
10 Adam Jones, R OBP: 0.284, SLG: 0.360										4	0	1	0	0	1	2							
32 Matt Wieters, S OBP: 0.389, SLG: 0.598										3	0	2	1	1	0	0							
2 J.J. Hardy, R OBP: 0.276, SLG: 0.296										3	0	0	0	0	1	3							
27 Delmon Young, R OBP: 0.347, SLG: 0.435										4	0	0	0	0	1	4							
28 Steve Pearce, R OBP: 0.316, SLG: 0.474										4	0	1	0	0	3	3							
6 Jonathan Schoop, R OBP: 0.276, SLG: 0.388										4	0	1	0	0	0	1							
<b>Inning Stats</b>	R: 0 E: 0 K: 0 S: 9	H: 1 LOB: 1 BB: 0 P: 13	R: 0 E: 0 K: 2 S: 10	H: 1 LOB: 1 BB: 0 P: 13	R: 0 E: 0 K: 0 S: 7	H: 0 LOB: 0 BB: 0 P: 10	R: 1 E: 0 K: 1 S: 15	H: 2 LOB: 1 BB: 0 P: 19	R: 0 E: 0 K: 1 S: 8	H: 0 LOB: 0 BB: 0 P: 9	R: 2 E: 0 K: 1 S: 12	H: 3 LOB: 2 BB: 1 P: 20	R: 0 E: 0 K: 0 S: 5	H: 1 LOB: 0 BB: 0 P: 8	R: 0 E: 0 K: 0 S: 5	H: 0 LOB: 0 BB: 0 P: 6	R: 0 E: 0 K: 1 S: 9	H: 1 LOB: 1 BB: 0 P: 12	1B: 5 2B: 3 HR: 1	SF: 0 SAC: 1 DP: 1 HBP: 0	WP: 0 PB: 0 SB: 0 CS: 0	PA: 36	
<b>PITCHER</b> 47 Ricky Nolasco, R ERA: 5.82	IP: 9.0 WLS: L BF: 36 H: 9 R: 3 ER: 3 SO: 6 BB: 1 IBB: 0 HBP: 0 BLK: 0 WP: 0 HR: 1 S: 80 P: 110 ERA: 3.00 WHIP: 1.111											<b>PITCHER</b>	IP: 9.0 WLS: L BF: 36 H: 9 R: 3 ER: 3 SO: 6 BB: 1 IBB: 0 HBP: 0 BLK: 0 WP: 0 HR: 1 S: 80 P: 110 ERA: 3.00 WHIP: 1.111										

Baltimore Orioles @ Minnesota Twins  
Target Field, Minneapolis, MN  
Fri May 02 2014, 7:13 PM - 9:41 PM CDT  
Att: 24,165 - Cloudy - 56 F

AB	34
R	3
H	9
RBI	3
BB	1
SO	6
LOB	17



Batter	1	2	3	4	5	6	7	8	9	AB	R	H	RBI	BB	SO	LOB	BOTTOM						
2 Brian Dozier, R OBP: 0.353, SLG: 0.427										4	0	1	0	0	2	4							
7 Joe Mauer, L OBP: 0.385, SLG: 0.336										4	0	0	0	0	2	4							
24 Trevor Plouffe, R OBP: 0.379, SLG: 0.438										4	0	1	0	0	3	3							
20 Chris Colabello, R OBP: 0.330, SLG: 0.452										4	0	0	0	0	2	2							
13 Jason Kubel, L OBP: 0.350, SLG: 0.407										4	0	0	0	0	2	1							
43 Josmil Pinto, R OBP: 0.354, SLG: 0.416										4	0	0	0	0	1	1							
8 Kurt Suzuki, R OBP: 0.369, SLG: 0.386										3	0	0	0	0	1	0							
1 Sam Feldt, L OBP: 0.328, SLG: 0.459										3	0	1	0	0	0	0							
5 Eduardo Escobar, S OBP: 0.375, SLG: 0.444										2	0	1	0	1	0	0							
<b>Inning Stats</b>	R: 0 E: 0 K: 1 S: 12	H: 1 LOB: 1 BB: 0 P: 19	R: 0 E: 0 K: 1 S: 10	H: 0 LOB: 0 BB: 0 P: 15	R: 0 E: 0 K: 3 S: 14	H: 1 LOB: 2 BB: 1 P: 21	R: 0 E: 0 K: 1 S: 8	H: 0 LOB: 0 BB: 0 P: 9	R: 0 E: 0 K: 1 S: 11	H: 0 LOB: 1 BB: 0 P: 18	R: 0 E: 0 K: 1 S: 8	H: 0 LOB: 0 BB: 0 P: 14	R: 0 E: 0 K: 2 S: 10	H: 0 LOB: 0 BB: 0 P: 17	R: 0 E: 0 K: 1 S: 8	H: 1 LOB: 1 BB: 0 P: 12	R: 0 E: 0 K: 2 S: 16	H: 1 LOB: 1 BB: 0 P: 26	1B: 2 2B: 2 HR: 0	SF: 0 SAC: 0 DP: 0 HBP: 0	WP: 0 PB: 0 SB: 3 CS: 0	PA: 33	
<b>PITCHER</b> 31 Ubaldo Jiménez, R ERA: 5.19	IP: 7.1 WLS: W BF: 27 H: 3 R: 0 ER: 0 SO: 10 BB: 1 IBB: 0 HBP: 0 BLK: 0 WP: 0 HR: 0 S: 76 P: 118 ERA: 0.00 WHIP: 0.545											<b>PITCHER</b>	IP: 7.1 WLS: W BF: 27 H: 3 R: 0 ER: 0 SO: 10 BB: 1 IBB: 0 HBP: 0 BLK: 0 WP: 0 HR: 0 S: 76 P: 118 ERA: 0.00 WHIP: 0.545										
53 Zack Britton, L ERA: 1.05	0.2 H: 2 S: 4											<b>PITCHER</b>	IP: 0.2 WLS: H BF: 2 H: 2 R: 0 ER: 0 SO: 1 BB: 0 IBB: 0 HBP: 0 BLK: 0 WP: 0 HR: 0 S: 5 P: 7 ERA: 0.00 WHIP: 0.000										
29 Tommy Hunter, R ERA: 2.53	1.0 S: 4											<b>PITCHER</b>	IP: 1.0 WLS: S BF: 4 H: 1 R: 0 ER: 0 SO: 2 BB: 0 IBB: 0 HBP: 0 BLK: 0 WP: 0 HR: 0 S: 16 P: 26 ERA: 0.00 WHIP: 1.000										

Baltimore Orioles @ Minnesota Twins  
Target Field, Minneapolis, MN  
Fri May 02 2014, 7:13 PM - 9:41 PM CDT  
Att: 24,165 - Cloudy - 56 F

AB	32
R	0
H	4
RBI	0
BB	1
SO	13
LOB	15





Batter	1	2	3	4	5	6	7	8	9	AB	R	H	RBI	BB	SO	LOB	TOP										
21 Nick Markakis, L (1, 9) OBP: 0.367, SLG: 0.422	F8		G4-3					G6-4-3		4	0	2	0	0	0	0											
13 Manny Machado, R (1, 5) OBP: 0.077, SLG: 0.077	G1-3		G1-3					P3		4	0	0	0	0	0	2											
23 Nelson Cruz, R (1, 10) OBP: 0.373, SLG: 0.581	P4							G6-4-3		4	0	1	0	0	0	2											
10 Adam Jones, R (1, 8) OBP: 0.283, SLG: 0.357		K						G6-3		4	1	1	0	0	1	0											
45 Steve Clevenger, L (1, 2) OBP: 0.233, SLG: 0.444		K						L9		4	0	0	0	0	1	3											
2 J.J. Hardy, R (1, 6) OBP: 0.288, SLG: 0.320										4	0	2	1	0	0	0											
28 Steve Pearce, R (1, 3) OBP: 0.261, SLG: 0.391										4	0	0	0	0	1	2											
9 David Lough, L (1, 7) OBP: 0.221, SLG: 0.234										3	0	1	0	0	0	0											
6 Jonathan Schoop, R (1, 4) OBP: 0.269, SLG: 0.375										3	0	0	0	0	1	2											
<b>Inning Stats</b>	R: 0 E: 0 K: 0 S: 5	H: 0 LOB: 0 BB: 0 P: 9	R: 1 E: 0 K: 3 S: 19	H: 2 LOB: 2 BB: 0 P: 26	R: 0 E: 0 K: 0 S: 14	H: 2 LOB: 2 BB: 0 P: 21	R: 0 E: 0 K: 0 S: 7	H: 0 LOB: 0 BB: 0 P: 12	R: 0 E: 0 K: 0 S: 8	H: 1 LOB: 1 BB: 0 P: 12	R: 0 E: 0 K: 0 S: 8	H: 0 LOB: 0 BB: 0 P: 11	R: 0 E: 0 K: 0 S: 5	H: 0 LOB: 0 BB: 0 P: 11	R: 0 E: 0 K: 0 S: 11	H: 1 LOB: 0 BB: 0 P: 13	R: 0 E: 0 K: 1 S: 9	H: 1 LOB: 1 BB: 0 P: 16	1B: 5 2B: 2 HR: 0	SF: 0 SAC: 0 DP: 1 HBP: 0	WP: 1 PB: 0 SB: 1 CS: 0	PA: 34					
<b>PITCHER</b>	IP	WLS	BF	H	R	ER	SO	BB	IBB	HBP	BLK	WP	HR	S	P	ERA	WHIP										
30 Kevin Correia, R (1, 1) ERA: 6.09	7.0	W	27	5	1	1	3	0	0	0	0	1	0	66	102	1.29	0.714										
50 Casey Fien, R (8, 1) ERA: 2.25	1.0		3	1	0	0	0	0	0	0	0	0	0	11	13	0.00	1.000										
61 Jared Burton, R (9, 1) ERA: 7.94	1.0		4	1	0	0	1	0	0	0	0	0	0	9	16	0.00	1.000										

Baltimore Orioles @ Minnesota Twins  
Target Field, Minneapolis, MN  
Sat May 03 2014, 1:11 PM - 4:01 PM CDT  
Att: 25,318 - Partly Cloudy - 54 F

AB 34  
R 1  
H 7  
RBI 1  
BB 0  
SO 4  
LOB 11



Batter	1	2	3	4	5	6	7	8	9	AB	R	H	RBI	BB	SO	LOB	BOTTOM										
2 Brian Dozier, R (1, 4) OBP: 0.365, SLG: 0.465	F9		HR							4	3	3	1	0	0	0											
7 Joe Mauer, L (1, 3) OBP: 0.396, SLG: 0.377			F7							4	2	3	4	0	0	0											
24 Trevor Plouffe, R (1, 5) OBP: 0.375, SLG: 0.440										4	0	1	1	0	2	1											
20 Chris Colabello, R (1, 9) OBP: 0.328, SLG: 0.444										4	0	1	0	0	2	3											
12 Chris Herrmann, L (7, PR) OBP: 0.195, SLG: 0.120										0	0	0	0	0	0	0											
13 Jason Kubel, L (1, 7) OBP: 0.356, SLG: 0.404										3	0	1	0	1	1	2											
43 Josmil Pinto, R (1, 10) OBP: 0.340, SLG: 0.395										4	0	0	0	0	2	3											
8 Kurt Suzuki, R (1, 2) OBP: 0.375, SLG: 0.405										4	0	2	0	0	0	1											
1 Sam Feldt, L (1, 8) OBP: 0.310, SLG: 0.431										4	0	0	0	0	1	3											
25 Pedro Florimón, S (1, 6) OBP: 0.203, SLG: 0.172										4	1	1	0	0	0	1											
<b>Inning Stats</b>	R: 1 E: 0 K: 2 S: 16	H: 2 LOB: 1 BB: 0 P: 24	R: 0 E: 0 K: 0 S: 15	H: 1 LOB: 1 BB: 0 P: 22	R: 1 E: 1 K: 0 S: 14	H: 1 LOB: 1 BB: 0 P: 20	R: 0 E: 0 K: 1 S: 11	H: 0 LOB: 0 BB: 0 P: 16	R: 1 E: 1 K: 2 S: 14	H: 2 LOB: 1 BB: 0 P: 19	R: 0 E: 0 K: 1 S: 12	H: 0 LOB: 1 BB: 1 P: 19	R: 3 E: 0 K: 1 S: 17	H: 5 LOB: 2 BB: 0 P: 27	R: 0 E: 0 K: 1 S: 6	H: 1 LOB: 0 BB: 0 P: 12	1B: 8 2B: 2 3B: 0 HR: 2	SF: 0 SAC: 0 DP: 1 HBP: 0	WP: 0 PB: 0 SB: 1 CS: 0	PA: 36							
<b>PITCHER</b>	IP	WLS	BF	H	R	ER	SO	BB	IBB	HBP	BLK	WP	HR	S	P	ERA	WHIP										
16 Wei-Yin Chen, L (1, 1) ERA: 4.24	5.0	L	23	6	3	2	5	1	0	0	0	1	73	108	3.60	1.400											
35 Brad Brach, R (6, 1) ERA: 20.25	1.1		8	4	3	3	2	0	0	0	0	0	1	23	34	20.25	3.000										
40 Troy Patton, L (7, 1) ERA: 4.5	1.2		5	2	0	0	1	0	0	0	0	0	0	9	17	0.00	1.200										

Baltimore Orioles @ Minnesota Twins  
Target Field, Minneapolis, MN  
Sat May 03 2014, 1:11 PM - 4:01 PM CDT  
Att: 25,318 - Partly Cloudy - 54 F

AB 35  
R 6  
H 12  
RBI 6  
BB 1  
SO 8  
LOB 14





Batter	1	2	3	4	5	6	7	8	9	AB	R	H	RBI	BB	SO	LOB	TOP										
21 Nick Markakis, L OBP: 0.361, SLG: 0.413										5	0	1	0	0	1	5											
13 Manny Machado, R OBP: 0.176, SLG: 0.176										4	1	2	0	0	0	1											
23 Nelson Cruz, R OBP: 0.369, SLG: 0.596										4	1	1	2	0	1	2											
10 Adam Jones, R OBP: 0.274, SLG: 0.345										4	0	0	0	0	1	2											
32 Matt Wieters, S OBP: 0.372, SLG: 0.570										4	0	0	0	0	1	1											
2 J.J. Hardy, R OBP: 0.286, SLG: 0.316										4	0	1	0	0	0	0											
27 Delmon Young, R OBP: 0.358, SLG: 0.440										4	0	2	0	0	0	0											
28 Steve Pearce, R OBP: 0.222, SLG: 0.333										4	0	0	0	0	0	3											
6 Jonathan Schoop, R OBP: 0.278, SLG: 0.374										3	0	1	0	1	1	0											
<b>Inning Stats</b>	R: 0 E: 0 K: 0 S: 11	H: 1 LOB: 1 BB: 0 P: 16	R: 0 E: 0 K: 1 S: 9	H: 0 LOB: 0 BB: 0 P: 14	R: 0 E: 0 K: 1 S: 13	H: 0 LOB: 0 BB: 0 P: 19	R: 0 E: 0 K: 1 S: 7	H: 0 LOB: 0 BB: 0 P: 9	R: 0 E: 0 K: 0 S: 9	H: 1 LOB: 1 BB: 0 P: 13	R: 2 E: 0 K: 0 S: 9	H: 2 LOB: 3 BB: 0 P: 14	R: 0 E: 0 K: 0 S: 14	H: 2 LOB: 3 BB: 1 P: 22	R: 0 E: 0 K: 1 S: 9	H: 1 LOB: 1 BB: 0 P: 12	R: 0 E: 1 K: 1 S: 11	H: 1 LOB: 2 BB: 0 P: 17	1B: 7 2B: 0 3B: 0 HR: 1	SF: 0 SAC: 0 DP: 0 HBP: 0	WP: 0 PB: 0 SB: 0 CS: 0	PA: 37					
<b>PITCHER</b>	IP	WLS	BF	H	R	ER	SO	BB	IBB	HBP	BLK	WP	HR	S	P	ERA	WHIP										
45 Phil Hughes, R ERA: 4.72	6.1	W	25	6	2	2	3	0	0	0	0	0	1	65	94	2.84	0.947										
51 Anthony Swarzak, R ERA: 5.17	0.1	H	2	0	0	0	0	1	0	0	0	0	0	3	7	0.00	3.000										
56 Caleb Thielbar, L ERA: 2.08	0.1	H	1	0	0	0	0	0	0	0	0	0	0	4	6	0.00	0.000										
50 Casey Fien, R ERA: 2.08	1.0	H	4	1	0	0	1	0	0	0	0	0	0	9	12	0.00	1.000										
15 Glen Perkins, L ERA: 3.46	1.0	S	5	1	0	0	1	0	0	0	0	0	0	11	17	0.00	1.000										

Baltimore Orioles @ Minnesota Twins  
Target Field, Minneapolis, MN  
Sun May 04 2014, 1:14 PM - 4:15 PM CDT  
Att: 25,559 - Partly Cloudy - 51 F

AB 36  
R 2  
H 8  
RBI 2  
BB 1  
SO 5  
LOB 14



Batter	1	2	3	4	5	6	7	8	9	AB	R	H	RBI	BB	SO	LOB	BOTTOM										
2 Brian Dozier, R OBP: 0.373, SLG: 0.462										3	2	1	0	2	0	0											
7 Joe Mauer, L OBP: 0.393, SLG: 0.374										1	0	0	0	0	0	0											
12 Chris Herrmann, L OBP: 0.194, SLG: 0.138										4	0	2	2	1	1	0											
24 Trevor Plouffe, R OBP: 0.383, SLG: 0.451										5	1	1	0	0	3	5											
20 Chris Colabello, R OBP: 0.322, SLG: 0.442										2	1	1	0	2	0	0											
8 Kurt Suzuki, R OBP: 0.402, SLG: 0.455										3	0	3	3	1	0	0											
1 Sam Feldt, L OBP: 0.293, SLG: 0.406										4	0	0	0	0	0	7											
5 Eduardo Escobar, S OBP: 0.364, SLG: 0.425										4	0	1	0	0	1	3											
25 Pedro Florimón, S OBP: 0.191, SLG: 0.161										4	1	0	0	0	2	3											
<b>Inning Stats</b>	R: 0 E: 0 K: 1 S: 10	H: 0 LOB: 0 BB: 0 P: 14	R: 0 E: 0 K: 1 S: 12	H: 1 LOB: 1 BB: 0 P: 15	R: 2 E: 0 K: 1 S: 10	H: 3 LOB: 1 BB: 0 P: 14	R: 0 E: 0 K: 2 S: 9	H: 2 LOB: 2 BB: 0 P: 18	R: 1 E: 0 K: 2 S: 17	H: 0 LOB: 3 BB: 4 P: 37	R: 0 E: 0 K: 0 S: 5	H: 0 LOB: 1 BB: 1 P: 13	R: 2 E: 0 K: 0 S: 10	H: 2 LOB: 1 BB: 1 P: 21	R: 0 E: 0 K: 2 S: 14	H: 2 LOB: 2 BB: 0 P: 23	1B: 6 2B: 4 3B: 0 HR: 0	SF: 0 SAC: 0 DP: 0 HBP: 0	WP: 0 PB: 0 SB: 2 CS: 0	PA: 40							
<b>PITCHER</b>	IP	WLS	BF	H	R	ER	SO	BB	IBB	HBP	BLK	WP	HR	S	P	ERA	WHIP										
50 Miguel González, R ERA: 5.28	4.2	L	24	6	3	3	7	4	0	0	0	0	0	2	4	0.00	0.000										
40 Troy Patton, L ERA: 3.66	0.1		1	0	0	0	0	0	0	0	0	0	0	2	4	0.00	0.000										
17 Brian Matusz, L ERA: 4.22	1.0		4	0	0	0	0	1	0	0	0	0	0	5	13	0.00	1.000										
58 Ryan Webb, R ERA: 5.56	0.1		4	2	2	2	0	0	1	0	1	0	0	5	13	54.00	6.000										
53 Zack Britton, L ERA: 0.99	1.1		5	1	0	0	1	0	0	0	0	0	0	11	17	0.00	0.750										

Baltimore Orioles @ Minnesota Twins  
Target Field, Minneapolis, MN  
Sun May 04 2014, 1:14 PM - 4:15 PM CDT  
Att: 25,559 - Partly Cloudy - 51 F

AB 34  
R 5  
H 10  
RBI 5  
BB 6  
SO 9  
LOB 22





Batter	1	2	3	4	5	6	7	8	9	10	AB	R	H	RBI	BB	SO	LOB	TOP										
2 Brian Dozier, R OBP: 0.367, SLG: 0.446	F8		F7			F9		E5		BB	4	0	0	0	1	0	0	<b>Minnesota Twins @ Cleveland Indians</b> Progressive Field, Cleveland, OH Mon May 05 2014, 7:06 PM - 10:14 PM EDT Att: 9,037 - Cloudy - 47 F										
1 Sam Fuld, L OBP: 0.304, SLG: 0.425	K			G4-3			2B	SH3-4		BB	4	0	2	0	0	1	0											
24 Trevor Plouffe, R OBP: 0.377, SLG: 0.441	K				1B			K		FC5-2	5	0	1	0	0	3	4											
20 Chris Colabello, R OBP: 0.317, SLG: 0.432		13 WP		L9				G1-3		L9	5	0	1	0	0	1	5											
13 Jason Kubel, L OBP: 0.363, SLG: 0.396	K				1B					G3-1	5	0	1	0	0	3	3											
8 Kurt Suzuki, R OBP: 0.385, SLG: 0.432	G5-3			F9				L9		G6-3	4	0	0	0	0	0	3											
43 Josmil Pinto, R OBP: 0.340, SLG: 0.405											3	0	1	0	0	2	1											
39 Danny Santana, S OBP: 1.000, SLG: 1.000	K							2B		1B	1	0	1	0	0	0	0											
12 Chris Herrmann, L OBP: 0.200, SLG: 0.125			G3			G4-3				K	3	0	0	0	1	1	1											
25 Pedro Florimon, S OBP: 0.186, SLG: 0.156			G4-3			F7		G4-3		HR	2	0	0	0	0	0	0											
5 Eduardo Escobar, S OBP: 0.370, SLG: 0.500											2	1	1	1	0	0	2											
<b>Inning Stats</b>	R: 0 E: 0 K: 2 S: 9	H: 0 LOB: 0 BB: 0 P: 11	R: 0 E: 0 K: 2 S: 14	H: 1 LOB: 1 BB: 0 P: 19	R: 0 E: 0 K: 0 S: 12	H: 0 LOB: 0 BB: 0 P: 16	R: 0 E: 0 K: 1 S: 6	H: 2 LOB: 2 BB: 0 P: 20	R: 0 E: 0 K: 1 S: 12	H: 1 LOB: 1 BB: 0 P: 8	R: 0 E: 0 K: 2 S: 13	H: 1 LOB: 2 BB: 1 P: 22	R: 0 E: 0 K: 1 S: 8	H: 0 LOB: 1 BB: 0 P: 11	R: 0 E: 0 K: 2 S: 11	H: 1 LOB: 1 BB: 0 P: 20	R: 1 E: 0 K: 0 S: 11	H: 2 LOB: 2 BB: 1 P: 18	1B: 5 2B: 2 3B: 0 HR: 1	SF: 0 SAC: 1 DP: 0 HBP: 0	WP: 1 PB: 0 SB: 1 CS: 0	PA: 41						
<b>PITCHER</b>	IP WLS BF H R ER SO BB IBB HBP BLK WP HR S P ERA WHIP	<b>PITCHER</b>										IP WLS BF H R ER SO BB IBB HBP BLK WP HR S P ERA WHIP																
34 Zach McAllister, R ERA: 3.18	6.2	26	5	0	0	8	1	0	0	0	0	0	0	0	10	13	0.00	0.900										
27 Bryan Shaw, R ERA: 1.76	1.1	5	0	0	0	1	0	0	0	0	0	0	0	10	13	0.00	0.000											
37 Cody Allen, R ERA: 2.03	1.0	4	1	0	0	2	0	0	0	0	0	0	0	11	20	0.00	1.000											
44 John Axford, R ERA: 4.85	0.2	L	5	2	1	1	0	0	0	0	0	1	10	17	13.50	4.500												
35 Marc Rzepczynski, L ERA: 2.25	0.1	1	0	0	0	0	0	0	0	0	0	0	1	1	0.00	0.000												

AB	38
R	1
H	8
RBI	1
BB	2
SO	11
LOB	19



Batter	1	2	3	4	5	6	7	8	9	10	AB	R	H	RBI	BB	SO	LOB	BOTTOM										
6 Nyjer Morgan, L OBP: 0.436, SLG: 0.355	F7		P5			L7		G4-3			3	0	0	0	0	0	1	<b>Minnesota Twins @ Cleveland Indians</b> Progressive Field, Cleveland, OH Mon May 05 2014, 7:06 PM - 10:14 PM EDT Att: 9,037 - Cloudy - 47 F										
9 Ryan Raburn, R OBP: 0.221, SLG: 0.186											1	0	0	0	0	0	1											
33 Nick Swisher, S OBP: 0.286, SLG: 0.311	G5-3		L7			G4-3				L7	4	0	0	0	0	0	0											
23 Michael Brantley, L OBP: 0.328, SLG: 0.448						G4-1		F8		L4	4	0	1	0	0	0	0											
41 Carlos Santana, S OBP: 0.316, SLG: 0.299						BB		F8		L8	2	0	0	0	2	0	0											
8 Lonnie Chisenhall, L OBP: 0.419, SLG: 0.491																												
11 José Ramirez, S OBP: 0.125, SLG: 0.125	P5					F7		P4		K	3	0	0	0	0	0	3											
13 Adrial Cabrera, S OBP: 0.291, SLG: 0.307			G4-3			L7		F7		G6-3	4	0	0	0	0	0	1											
10 Yan Gomes, R OBP: 0.296, SLG: 0.429						F8		G3-1		K	3	0	0	0	1	1	0											
7 David Murphy, L OBP: 0.347, SLG: 0.398						F7		G4-6-3		L4	3	0	0	0	0	0	1											
4 Mike Aviles, R OBP: 0.313, SLG: 0.339						K					3	0	2	0	0	1	0											
<b>Inning Stats</b>	R: 0 E: 0 K: 0 S: 9	H: 1 LOB: 2 BB: 1 P: 15	R: 0 E: 0 K: 0 S: 7	H: 0 LOB: 0 BB: 0 P: 15	R: 0 E: 0 K: 1 S: 7	H: 0 LOB: 0 BB: 0 P: 10	R: 0 E: 0 K: 0 S: 10	H: 0 LOB: 1 BB: 1 P: 19	R: 0 E: 0 K: 0 S: 7	H: 1 LOB: 1 BB: 1 P: 14	R: 0 E: 0 K: 0 S: 10	H: 0 LOB: 0 BB: 0 P: 13	R: 0 E: 0 K: 0 S: 10	H: 0 LOB: 0 BB: 0 P: 14	R: 0 E: 0 K: 0 S: 8	H: 1 LOB: 0 BB: 0 P: 15	R: 0 E: 0 K: 0 S: 10	H: 0 LOB: 0 BB: 0 P: 18	R: 0 E: 0 K: 2 S: 8	H: 0 LOB: 0 BB: 0 P: 11	1B: 2 2B: 1 3B: 0 HR: 0	SF: 0 SAC: 0 DP: 0 HBP: 0	WP: 0 PB: 0 SB: 1 CS: 1	PA: 34				
<b>PITCHER</b>	IP WLS BF H R ER SO BB IBB HBP BLK WP HR S P ERA WHIP	<b>PITCHER</b>										IP WLS BF H R ER SO BB IBB HBP BLK WP HR S P ERA WHIP																
44 Kyle Gibson, R ERA: 3.5	7.0	25	2	0	0	1	3	0	0	0	0	0	0	0	8	15	0.00	0.714										
52 Brian Duensing, L ERA: 1.88	1.0	3	1	0	0	0	0	0	0	0	0	0	0	8	15	0.00	1.000											
56 Caleb Thielbar, L ERA: 1.86	1.0	W	3	0	0	0	0	0	0	0	0	0	0	10	18	0.00	0.000											
15 Glen Perkins, L ERA: 3.21	1.0	S	3	0	0	2	0	0	0	0	0	0	0	8	11	0.00	0.000											

AB	31
R	0
H	3
RBI	0
BB	3
SO	3
LOB	7





Batter	1	2	3	4	5	6	7	8	9	AB	R	H	RBI	BB	SO	LOB	TOP										
2 Brian Dozier, R OBP: 0.358, SLG: 0.432	G6-3		G3			K2-3		FC6-4		4	0	0	0	0	1	1	<b>Minnesota Twins @ Cleveland Indians</b> Progressive Field, Cleveland, OH Tue May 06 2014, 7:06 PM - 9:34 PM EDT Att: 9,621 - Overcast - 51 F										
1 Sam Fuld, L OBP: 0.289, SLG: 0.403	P5		G3			P5		FC5-4		4	0	0	0	0	0	1											
24 Trevor Plouffe, R OBP: 0.366, SLG: 0.426	F8				G4-3			F9		4	0	0	0	0	1	1											
20 Chris Colabelo, R OBP: 0.315, SLG: 0.451		G6-3			K				F9	4	1	1	1	0	1	0											
13 Jason Kubel, L OBP: 0.399, SLG: 0.390		F9			K				K	4	0	1	0	0	2	0											
8 Kurt Suzuki, R OBP: 0.390, SLG: 0.429																											
5 Eduardo Escobar, S OBP: 0.380, SLG: 0.522																											
12 Chris Herrmann, L OBP: 0.184, SLG: 0.114																											
43 Josmil Pinto, R OBP: 0.337, SLG: 0.400																											
39 Danny Santana, S OBP: 0.250, SLG: 0.250																											
<b>Inning Stats</b>	R: 0 H: 0 E: 0 K: 0 S: 8	H: 0 LOB: 0 BB: 0 P: 13	R: 0 H: 2 E: 0 K: 1 S: 13	H: 2 LOB: 2 BB: 0 P: 19	R: 0 H: 0 E: 0 K: 0 S: 6	H: 0 LOB: 0 BB: 0 P: 7	R: 0 H: 0 E: 0 K: 2 S: 10	H: 0 LOB: 0 BB: 0 P: 11	R: 0 H: 0 E: 0 K: 1 S: 7	H: 0 LOB: 0 BB: 1 P: 12	R: 0 H: 0 E: 0 K: 1 S: 11	H: 0 LOB: 0 BB: 0 P: 17	R: 1 H: 2 E: 0 K: 1 S: 19	H: 2 LOB: 2 BB: 0 P: 26	R: 0 H: 0 E: 1 K: 2 S: 11	H: 0 LOB: 1 BB: 0 P: 17	R: 1 H: 1 E: 1 K: 1 S: 13	H: 1 LOB: 1 BB: 0 P: 19	1B: 3 2B: 2 3B: 0 HR: 1	SF: 0 SAC: 0 DP: 1 HBP: 0	WP: 1 PB: 0 SB: 0 CS: 0	PA: 35					
<b>PITCHER</b>	IP	WLS	BF	H	R	ER	SO	BB	IBB	HBP	BLK	WP	HR	S	P	ERA	WHIP										
43 Josh Tomlin, R ERA: 1.35	6.2	W	24	4	1	1	4	1	0	0	0	0	1	66	93	1.35	0.750										
35 Marco Rzepczynski, L ERA: 2.19	0.1	H	2	0	0	0	1	0	0	0	0	1	0	8	12	0.00	0.000										
48 Scott Atchison, R ERA: 2.13	1.0	H	4	0	0	0	2	0	0	0	0	0	0	11	17	0.00	0.000										
27 Bryan Shaw, R ERA: 1.65	1.0	S	5	1	1	0	1	0	0	0	0	0	0	13	19	0.00	1.000										
<b>Batter</b>	<b>1</b>	<b>2</b>	<b>3</b>	<b>4</b>	<b>5</b>	<b>6</b>	<b>7</b>	<b>8</b>	<b>9</b>	<b>AB</b>	<b>R</b>	<b>H</b>	<b>RBI</b>	<b>BB</b>	<b>SO</b>	<b>LOB</b>	<b>BOTTOM</b>										
6 Nyjer Morgan, L OBP: 0.405, SLG: 0.324	G6-3									3	0	0	0	0	0	2	<b>Minnesota Twins @ Cleveland Indians</b> Progressive Field, Cleveland, OH Tue May 06 2014, 7:06 PM - 9:34 PM EDT Att: 9,621 - Overcast - 51 F										
9 Ryan Raburn, R OBP: 0.227, SLG: 0.183		G4-3								1	0	0	0	0	0	0											
33 Nick Swisher, S OBP: 0.292, SLG: 0.325										4	1	2	1	0	0	0											
23 Michael Brantley, L OBP: 0.333, SLG: 0.445										3	1	1	1	1	1	1											
41 Carlos Santana, S OBP: 0.307, SLG: 0.288										4	0	0	0	0	1	2											
7 David Murphy, L OBP: 0.343, SLG: 0.391										4	0	1	0	0	0	1											
13 Adrián Cabrera, S OBP: 0.290, SLG: 0.259										3	0	0	0	0	1	2											
8 Lonnie Chisenhall, L OBP: 0.431, SLG: 0.492										2	1	1	0	1	0	0											
10 Yan Gomes, R OBP: 0.297, SLG: 0.436										3	1	1	1	0	0	1											
11 José Ramírez, S OBP: 0.091, SLG: 0.091										3	0	0	0	0	0	2											
<b>Inning Stats</b>	R: 2 H: 2 E: 1 K: 1 S: 15	H: 3 LOB: 1 BB: 0 P: 20	R: 0 H: 1 E: 0 K: 1 S: 8	H: 1 LOB: 0 BB: 0 P: 13	R: 0 H: 0 E: 0 K: 0 S: 9	H: 0 LOB: 1 BB: 1 P: 16	R: 0 H: 0 E: 0 K: 0 S: 7	H: 0 LOB: 0 BB: 0 P: 8	R: 0 H: 0 E: 0 K: 1 S: 10	H: 0 LOB: 0 BB: 0 P: 16	R: 0 H: 0 E: 0 K: 1 S: 10	H: 0 LOB: 0 BB: 0 P: 16	R: 0 H: 0 E: 0 K: 1 S: 10	H: 0 LOB: 0 BB: 0 P: 16	1B: 4 2B: 2 3B: 0 HR: 0	SF: 0 SAC: 0 DP: 1 HBP: 0	WP: 0 PB: 0 SB: 0 CS: 0	PA: 32									
<b>PITCHER</b>	IP	WLS	BF	H	R	ER	SO	BB	IBB	HBP	BLK	WP	HR	S	P	ERA	WHIP										
21 Samuel Deduno, R ERA: 3.42	5.0	L	23	6	4	3	2	2	0	0	0	0	0	49	77	5.40	1.600										
38 Logan Darnell, L ERA:	3.0		9	0	0	0	1	0	0	0	0	0	0	21	33	0.00	0.000										



Batter	1	2	3	4	5	6	7	8	9	AB	R	H	RBI	BB	SO	LOB	TOP					
2 Brian Dozier, R OBP: 0.359, SLG: 0.438	B5-3		2B		G5-3		SF9		BB	3	0	1	2	1	0	0	<b>Minnesota Twins @ Cleveland Indians</b> Progressive Field, Cleveland, OH Wed May 07 2014, 7:07 PM - 10:04 PM EDT Att: 10,742 - Cloudy - 65 F					
1 Sam Fuld, L OBP: 0.284, SLG: 0.390	K		K		L7		1B		P5	5	0	1	0	0	2	3						
24 Trevor Plouffe, R OBP: 0.355, SLG: 0.413	K		L8				K		FC4	4	0	0	0	0	2	4						
20 Chris Colabello, R OBP: 0.313, SLG: 0.444		1B			G5-3		L9		K	4	0	1	0	0	1	0						
13 Jason Kubel, L OBP: 0.347, SLG: 0.376	K		K		K		F7		K	4	0	0	0	0	3	0						
8 Kurt Suzuki, R OBP: 0.385, SLG: 0.420	F7		1B				P4		P3	4	0	1	0	0	0	0						
43 Josmil Pinto, R OBP: 0.343, SLG: 0.416			F8				2B		F8	4	1	2	0	0	0	0						
5 Eduardo Escobar, S OBP: 0.370, SLG: 0.520			G3		K		1B		K	4	1	1	0	0	2	2						
25 Pedro Florimón, S OBP: 0.194, SLG: 0.154																	<b>AB 35</b> <b>R 3</b> <b>H 9</b> <b>RBI 3</b> <b>BB 2</b> <b>SO 10</b> <b>LOB 9</b>					
39 Danny Santana, S OBP: 0.500, SLG: 0.667			BB		G4-3		1B		2B	1	1	0	0	1	0	0						
<b>Inning Stats</b>	R: 0 E: 0 K: 2 S: 7	H: 0 LOB: 0 BB: 0 P: 9	R: 0 E: 0 K: 1 S: 6	H: 1 LOB: 0 BB: 0 P: 10	R: 1 E: 0 K: 1 S: 13	H: 1 LOB: 2 BB: 1 P: 21	R: 0 E: 0 K: 2 S: 12	H: 2 LOB: 2 BB: 0 P: 20	R: 0 E: 0 K: 1 S: 8	H: 0 LOB: 0 BB: 0 P: 14	R: 2 E: 0 K: 0 S: 16	H: 4 LOB: 2 BB: 0 P: 23	R: 0 E: 0 K: 2 S: 10	H: 0 LOB: 0 BB: 0 P: 15	R: 0 E: 0 K: 1 S: 14	H: 1 LOB: 2 BB: 1 P: 26	1B: 5 2B: 4 3B: 0 HR: 0	SF: 1 SAC: 0 DP: 0 HBP: 0	WP: 1 PB: 0 SB: 1 CS: 0	PA: 38		
<b>PITCHER</b>	IP WLS BF H R ER SO BB IBB HBP BLK WP HR S P ERA WHIP	IP WLS BF H R ER SO BB IBB HBP BLK WP HR S P ERA WHIP	IP WLS BF H R ER SO BB IBB HBP BLK WP HR S P ERA WHIP	IP WLS BF H R ER SO BB IBB HBP BLK WP HR S P ERA WHIP	IP WLS BF H R ER SO BB IBB HBP BLK WP HR S P ERA WHIP	IP WLS BF H R ER SO BB IBB HBP BLK WP HR S P ERA WHIP	IP WLS BF H R ER SO BB IBB HBP BLK WP HR S P ERA WHIP	IP WLS BF H R ER SO BB IBB HBP BLK WP HR S P ERA WHIP	IP WLS BF H R ER SO BB IBB HBP BLK WP HR S P ERA WHIP	IP WLS BF H R ER SO BB IBB HBP BLK WP HR S P ERA WHIP	IP WLS BF H R ER SO BB IBB HBP BLK WP HR S P ERA WHIP	IP WLS BF H R ER SO BB IBB HBP BLK WP HR S P ERA WHIP	IP WLS BF H R ER SO BB IBB HBP BLK WP HR S P ERA WHIP	IP WLS BF H R ER SO BB IBB HBP BLK WP HR S P ERA WHIP	IP WLS BF H R ER SO BB IBB HBP BLK WP HR S P ERA WHIP	IP WLS BF H R ER SO BB IBB HBP BLK WP HR S P ERA WHIP	IP WLS BF H R ER SO BB IBB HBP BLK WP HR S P ERA WHIP					
31 Danny Salazar, R ERA: 5.65	6.1	26	6	3	3	7	1	0	0	0	0	0	0	0	0	0	1	0	57	90	4.26	1.105
27 Bryan Shaw, R ERA: 1.59	0.2	B	4	2	0	0	0	0	0	0	0	0	0	0	0	0	0	0	11	15	0.00	3.000
37 Cody Allen, R ERA: 1.88	1.0	3	0	0	0	2	0	0	0	0	0	0	0	0	0	0	0	0	10	15	0.00	0.000
44 John Axford, R ERA: 4.5	1.0	W	5	1	0	0	1	0	0	0	0	0	0	0	0	0	0	0	14	26	0.00	2.000

Batter	1	2	3	4	5	6	7	8	9	AB	R	H	RBI	BB	SO	LOB	BOTTOM					
6 Nyjer Morgan, L OBP: 0.400, SLG: 0.324	K		1B		SH2-3		G4-3			3	1	1	0	0	1	0	<b>Minnesota Twins @ Cleveland Indians</b> Progressive Field, Cleveland, OH Wed May 07 2014, 7:07 PM - 10:04 PM EDT Att: 10,742 - Cloudy - 65 F					
33 Nick Swisher, S OBP: 0.291, SLG: 0.318	L7		BB		K		L5			3	0	0	0	1	1	1						
23 Michael Brantley, L OBP: 0.330, SLG: 0.455	F9		2B		L4		1B			4	0	2	2	0	0	1						
41 Carlos Santana, S OBP: 0.298, SLG: 0.278		P5			K		K		FC5-4	4	0	0	0	0	2	3						
7 David Murphy, L OBP: 0.330, SLG: 0.375	L7		1B		F8		K		P3	4	0	0	0	0	1	1						
13 Asdrubal Cabrera, S OBP: 0.296, SLG: 0.314	G4-3		K		K		1B		2B	4	1	2	0	0	1	0						
8 Lonnie Chisenhall, L OBP: 0.412, SLG: 0.465			K		K		F7		SH1-3	3	0	0	0	0	2	1						
10 Yan Gomes, R OBP: 0.295, SLG: 0.459			K		HR				G6-3	4	1	1	1	0	2	1						
4 Mike Aviles, R OBP: 0.338, SLG: 0.381			1B		SH2-3		P2		1B	4	1	3	1	0	0	0						
<b>Inning Stats</b>	R: 0 E: 0 K: 1 S: 6	H: 0 LOB: 0 BB: 0 P: 8	R: 0 E: 0 K: 0 S: 9	H: 0 LOB: 0 BB: 0 P: 15	R: 2 E: 0 K: 3 S: 15	H: 3 LOB: 2 BB: 1 P: 23	R: 0 E: 0 K: 2 S: 11	H: 0 LOB: 0 BB: 0 P: 18	R: 1 E: 0 K: 1 S: 11	H: 2 LOB: 1 BB: 0 P: 17	R: 0 E: 0 K: 2 S: 9	H: 1 LOB: 1 BB: 0 P: 15	R: 0 E: 0 K: 1 S: 12	H: 0 LOB: 0 BB: 0 P: 15	R: 0 E: 0 K: 0 S: 12	H: 1 LOB: 1 BB: 0 P: 17	R: 1 E: 0 K: 0 S: 8	H: 2 LOB: 1 BB: 0 P: 10	1B: 5 2B: 3 3B: 0 HR: 1	SF: 0 SAC: 2 DP: 0 HBP: 0	WP: 0 PB: 0 SB: 0 CS: 0	PA: 36
<b>PITCHER</b>	IP WLS BF H R ER SO BB IBB HBP BLK WP HR S P ERA WHIP	IP WLS BF H R ER SO BB IBB HBP BLK WP HR S P ERA WHIP	IP WLS BF H R ER SO BB IBB HBP BLK WP HR S P ERA WHIP	IP WLS BF H R ER SO BB IBB HBP BLK WP HR S P ERA WHIP	IP WLS BF H R ER SO BB IBB HBP BLK WP HR S P ERA WHIP	IP WLS BF H R ER SO BB IBB HBP BLK WP HR S P ERA WHIP	IP WLS BF H R ER SO BB IBB HBP BLK WP HR S P ERA WHIP	IP WLS BF H R ER SO BB IBB HBP BLK WP HR S P ERA WHIP	IP WLS BF H R ER SO BB IBB HBP BLK WP HR S P ERA WHIP	IP WLS BF H R ER SO BB IBB HBP BLK WP HR S P ERA WHIP	IP WLS BF H R ER SO BB IBB HBP BLK WP HR S P ERA WHIP	IP WLS BF H R ER SO BB IBB HBP BLK WP HR S P ERA WHIP	IP WLS BF H R ER SO BB IBB HBP BLK WP HR S P ERA WHIP	IP WLS BF H R ER SO BB IBB HBP BLK WP HR S P ERA WHIP	IP WLS BF H R ER SO BB IBB HBP BLK WP HR S P ERA WHIP	IP WLS BF H R ER SO BB IBB HBP BLK WP HR S P ERA WHIP	IP WLS BF H R ER SO BB IBB HBP BLK WP HR S P ERA WHIP					
47 Ricky Nolasco, R ERA: 5.64	1.0	3	0	0	0	1	0	0	0	0	0	0	0	0	0	0	1	0	12	15	0.00	0.000
61 Jared Burton, R ERA: 7.3	1.0	4	1	0	0	0	0	0	0	0	0	0	0	0	0	0	0	0	12	17	0.00	1.000
52 Brian Duensing, L ERA: 1.76	0.2	L	4	2	1	1	0	0	0	0	0	0	0	0	0	0	0	0	8	10	13.50	3.000









Batter	1	2	3	4	5	6	7	8	9	AB	R	H	RBI	BB	SO	LOB	TOP					
2 Brian Dozier, R OBP: 0.367, SLG: 0.430	F9		1B		BB		BB		1B	3	0	2	0	2	0	0						
8 Kurt Suzuki, R OBP: 0.381, SLG: 0.406	G5-3		1B		F9		1B		F7	5	0	2	2	0	0	2						
24 Trevor Plouffe, R OBP: 0.338, SLG: 0.388	G5-3		L5			L6			K	4	0	0	0	0	1	4						
20 Chris Colabello, R OBP: 0.317, SLG: 0.432		G5-3	G5-3			K			BB	3	0	0	0	1	1	2						
13 Jason Kubel, L OBP: 0.341, SLG: 0.362				K		K			K	4	0	1	0	0	3	1						
9 Eduardo Núñez, R OBP: 0.375, SLG: 0.286				G5-3			G2-3		K	4	0	1	0	0	1	1						
27 Chris Parmelee, L OBP: 0.500, SLG: 0.500				F6		P6			1B	4	1	2	0	0	0	2						
32 Aaron Hicks, S OBP: 0.301, SLG: 0.247				K		G3			F8	4	0	0	0	0	2	5						
39 Danny Santana, S OBP: 0.429, SLG: 0.538				G4-3		F8			K	4	1	1	0	0	1	0						
<b>Inning Stats</b>	R: 0 E: 0 K: 0 S: 6	H: 0 LOB: 0 BB: 0 P: 11	R: 0 E: 0 K: 1 S: 9	H: 2 LOB: 2 BB: 0 P: 15	R: 0 E: 0 K: 0 S: 15	H: 2 LOB: 2 BB: 0 P: 22	R: 0 E: 0 K: 1 S: 5	H: 0 LOB: 0 BB: 0 P: 9	R: 0 E: 0 K: 0 S: 10	H: 0 LOB: 0 BB: 0 P: 15	R: 0 E: 0 K: 2 S: 10	H: 0 LOB: 0 BB: 0 P: 16	R: 2 E: 0 K: 1 S: 15	H: 3 LOB: 2 BB: 1 P: 26	R: 0 E: 0 K: 3 S: 13	H: 1 LOB: 2 BB: 1 P: 22	R: 0 E: 0 K: 1 S: 7	H: 1 LOB: 0 BB: 0 P: 12	1B: 9 2B: 0 3B: 0 HR: 0	SF: 0 SAC: 0 DP: 0 HBP: 0	WP: 0 PB: 0 SB: 0 CS: 1	PA: 38
<b>PITCHER</b>	IP	WLS	BF	H	R	ER	SO	BB	IBB	HBP	BLK	WP	HR	S	P	ERA	WHIP					
35 Justin Verlander, R ERA: 2.67	7.0	L	30	7	2	2	5	2	0	0	0	0	0	7	114	2.57	1.286					
62 Al Alburquerque, R ERA: 4.26	0.2		3	0	0	0	2	1	0	0	0	0	0	7	13	0.00	1.500					
46 Ian Krol, L ERA: 2.53	0.2		3	1	0	0	2	0	0	0	0	0	0	9	14	0.00	1.500					
57 Evan Reed, R ERA: 3.14	0.2		2	1	0	0	0	0	0	0	0	0	0	4	7	0.00	1.500					

Minnesota Twins @ Detroit Tigers  
Comerica Park, Detroit, MI  
Fri May 09 2014, 7:36 PM - 10:36 PM EDT  
Att: 35,814 - Overcast - 74 F

AB 35  
R 2  
H 9  
RBI 2  
BB 3  
SO 9  
LOB 17



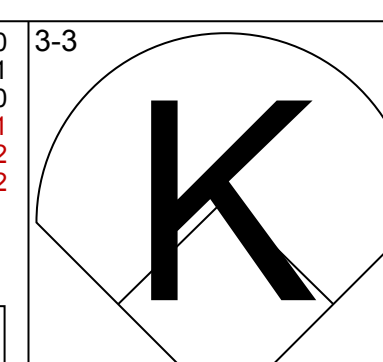
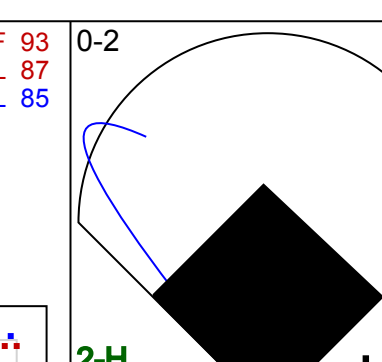
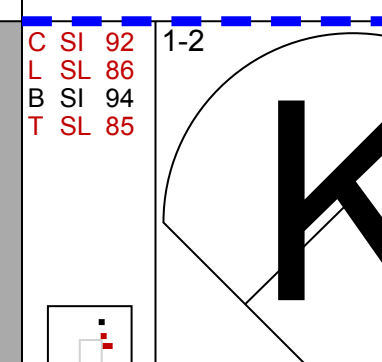
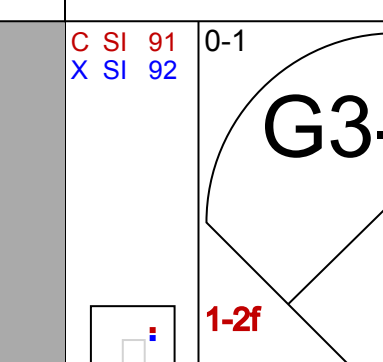
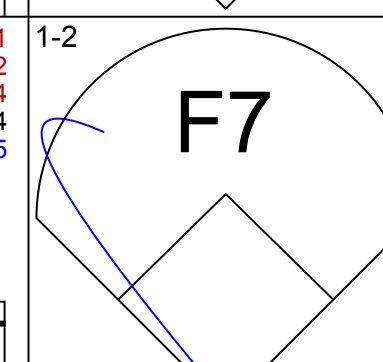
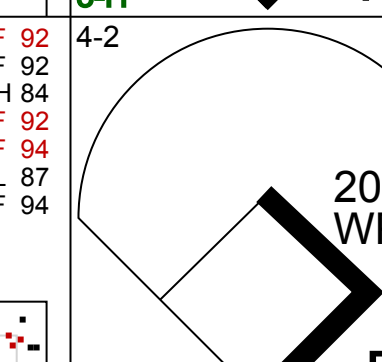
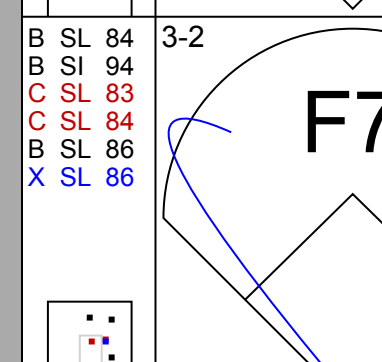
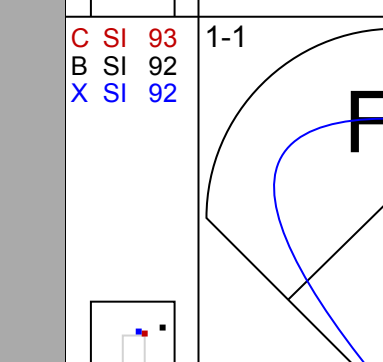
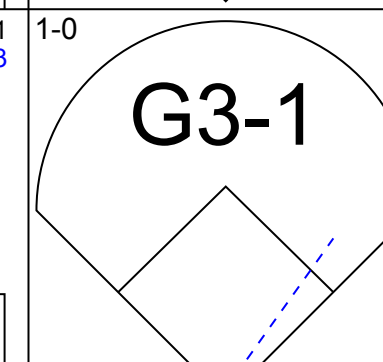
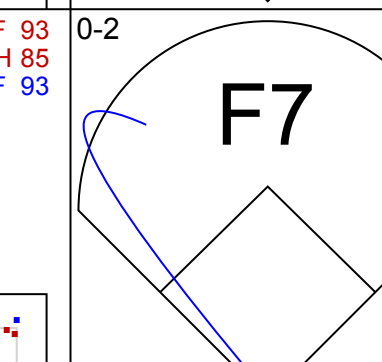
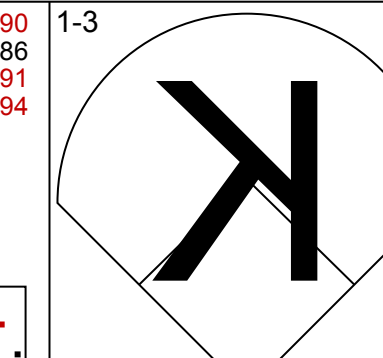
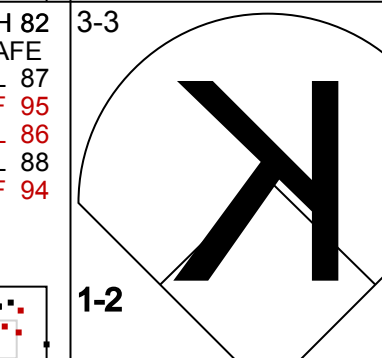
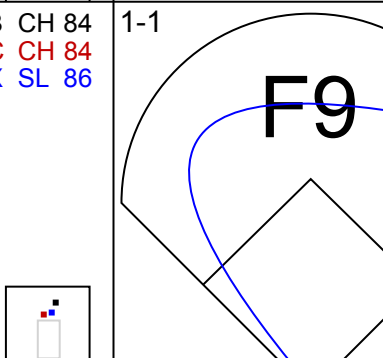
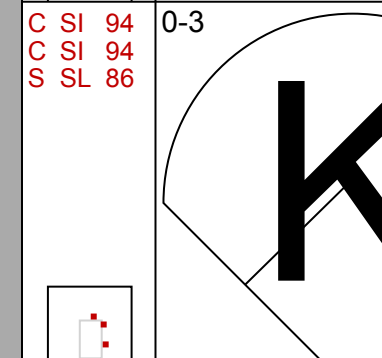
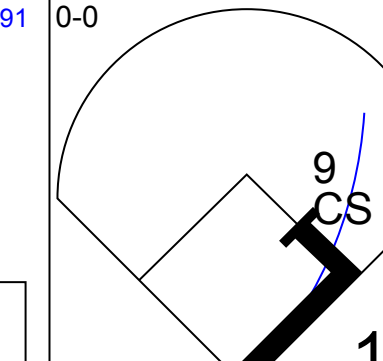
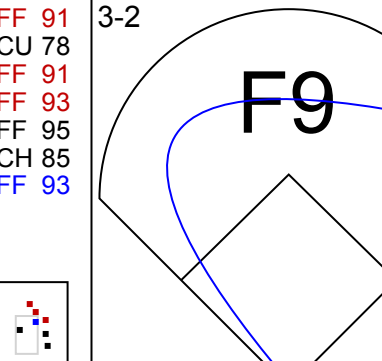
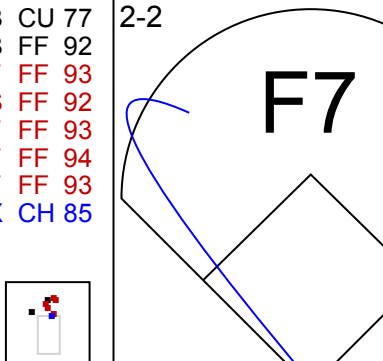
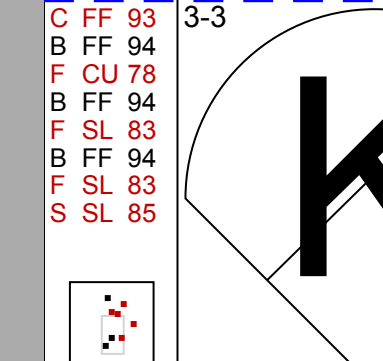

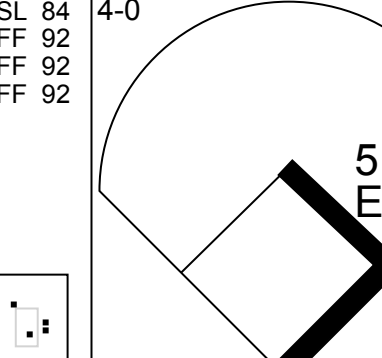
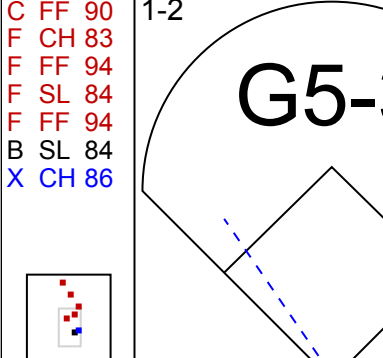
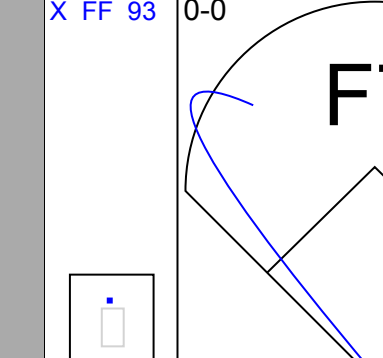
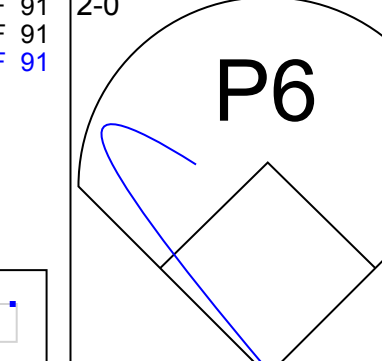
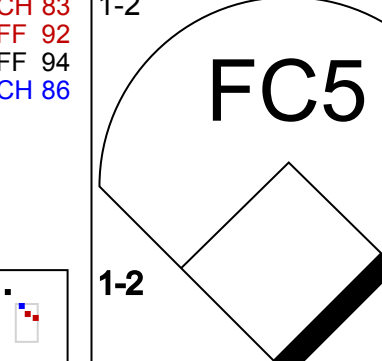
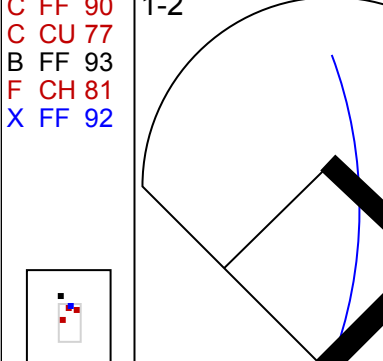
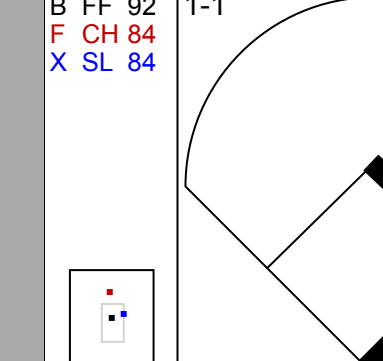
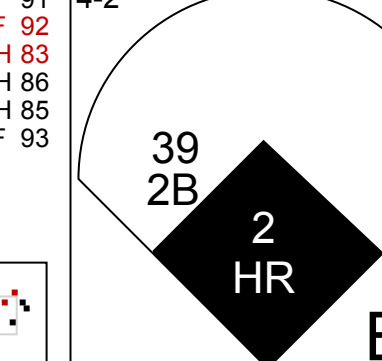
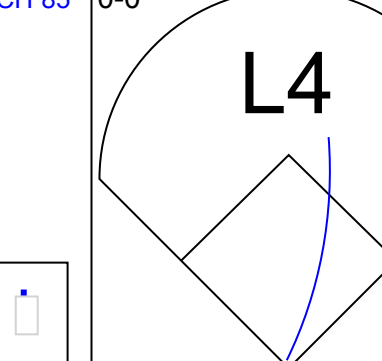
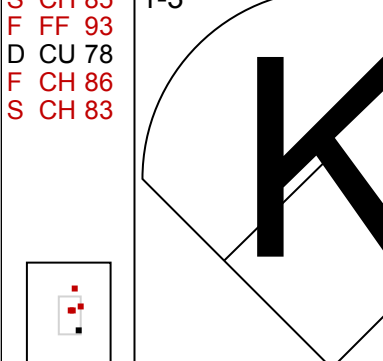
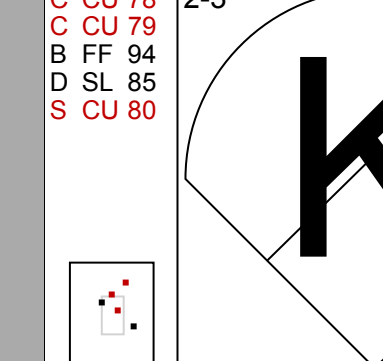
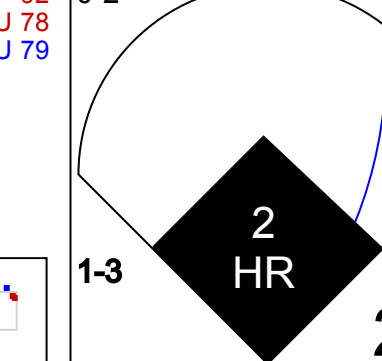
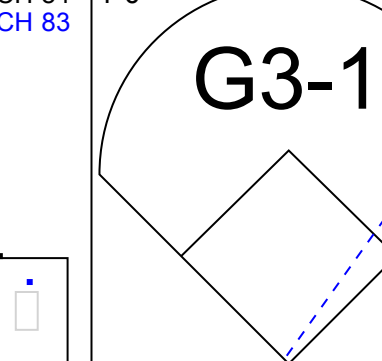
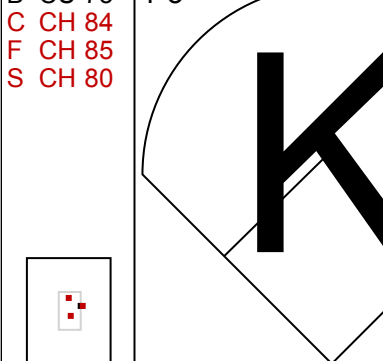
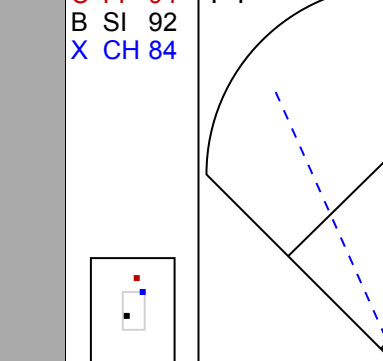
Batter	1	2	3	4	5	6	7	8	9	AB	R	H	RBI	BB	SO	LOB	BOTTOM					
3 Ian Kinsler, R OBP: 0.340, SLG: 0.412	P6		F9		1B		F9			4	0	1	0	0	0	1						
48 Torii Hunter, R OBP: 0.336, SLG: 0.495	G5-3		G6-3		1B				G4-3	4	0	1	0	0	0	1						
24 Miguel Cabrera, R OBP: 0.324, SLG: 0.461	K				F8				F8	4	0	1	0	0	1	2						
41 Victor Martinez, S OBP: 0.377, SLG: 0.557		F9		G1-6-3		F9			G4-3	4	0	0	0	0	0	1						
14 Austin Jackson, R OBP: 0.379, SLG: 0.476		P4		1B					13 2B	4	1	3	0	0	0	0						
9 Nick Castellanos, R OBP: 0.275, SLG: 0.416					1B		K		K	4	0	2	0	0	2	2						
13 Alex Avila, L OBP: 0.341, SLG: 0.490					1B					4	0	1	1	0	1	4						
29 Danny Worth, R OBP: 0.263, SLG: 0.294					K		F7			0	0	0	0	0	0	0						
17 Andrew Romine, S OBP: 0.317, SLG: 0.236									2B	3	0	0	0	0	0	0						
28 J.D. Martinez, R OBP: 0.300, SLG: 0.370					G5-3		G3-1		P4	1	0	0	0	0	0	1						
20 Rajai Davis, R OBP: 0.368, SLG: 0.417					2B		L5		K	4	0	1	0	0	1	1						
<b>Inning Stats</b>	R: 0 E: 0 K: 1 S: 8	H: 1 LOB: 0 BB: 0 P: 8	R: 0 E: 0 K: 0 S: 11	H: 1 LOB: 0 BB: 0 P: 16	R: 0 E: 0 K: 0 S: 5	H: 1 LOB: 1 BB: 0 P: 9	R: 0 E: 0 K: 1 S: 13	H: 3 LOB: 2 BB: 0 P: 16	R: 0 E: 0 K: 0 S: 9	H: 2 LOB: 2 BB: 0 P: 9	R: 0 E: 0 K: 1 S: 11	H: 1 LOB: 0 BB: 0 P: 14	R: 0 E: 0 K: 0 S: 8	H: 0 LOB: 0 BB: 0 P: 14	R: 0 E: 0 K: 0 S: 6	H: 0 LOB: 0 BB: 0 P: 8	R: 1 E: 0 K: 2 S: 11	H: 2 LOB: 1 BB: 0 P: 19	1B: 7 2B: 3 3B: 0 HR: 0	SF: 0 SAC: 0 DP: 1 HBP: 0	WP: 0 PB: 0 SB: 1 CS: 0	PA: 36
<b>PITCHER</b>	IP	WLS	BF	H	R	ER	SO	BB	IBB	HBP	BLK	WP	HR	S	P	ERA	WHIP					
45 Phil Hughes, R ERA: 3.92	7.0	W	28	8	0	0	0	0	0	0	0	0	0	6	8	0.00	0.000					
50 Casey Fien, R ERA: 2.45	1.0	H	3	0	0	0	0	0	0	0	0	0	0	6	8	0.00	0.000					
15 Glen Perkins, L ERA: 3.6	1.0	S	5	2	1	1	2	0	0	0	0	0	0	11	19	9.00	2.000					

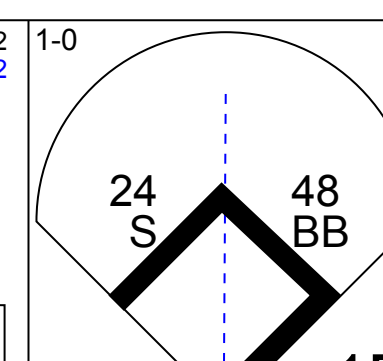
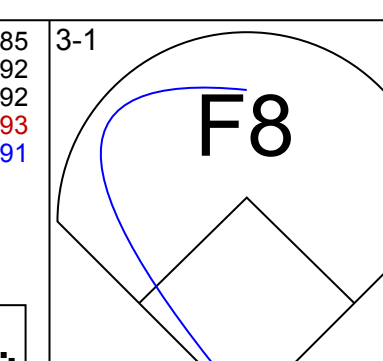
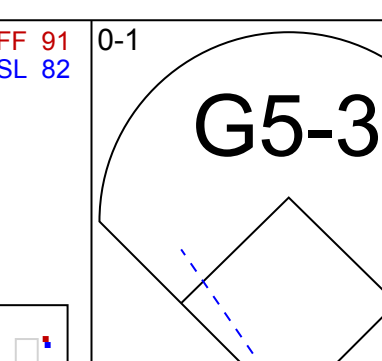
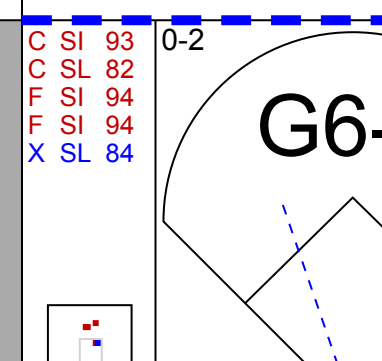
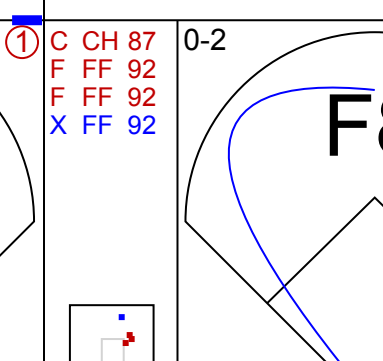
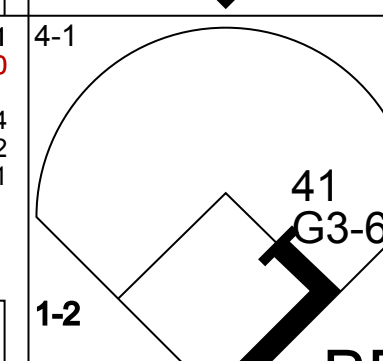
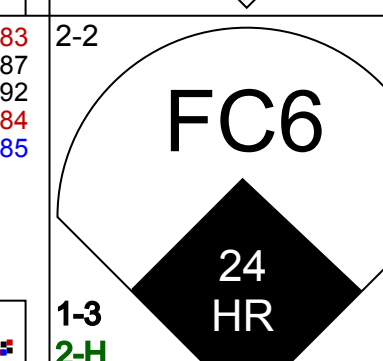
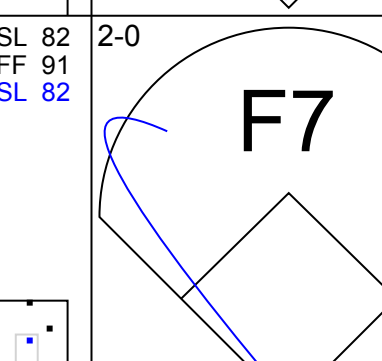
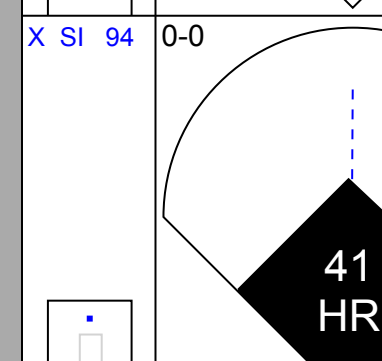
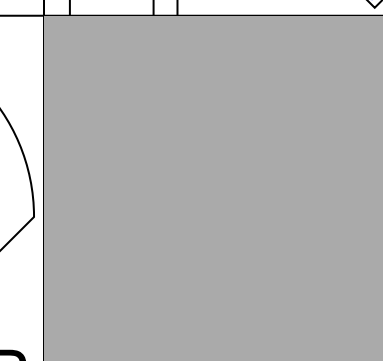
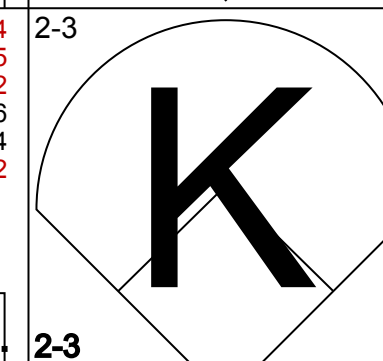
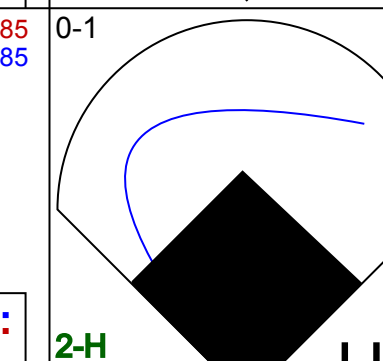
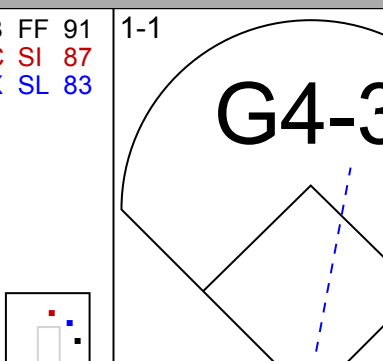
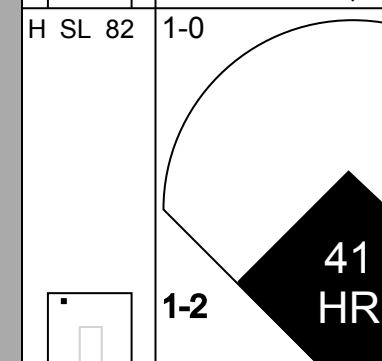

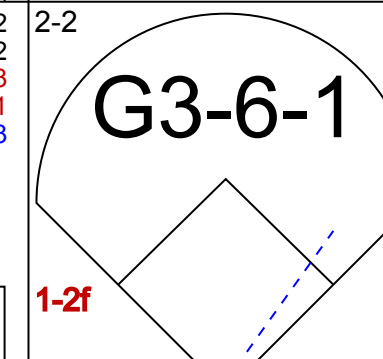
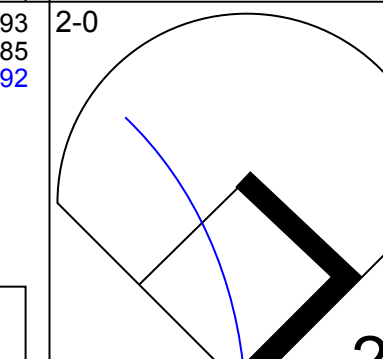
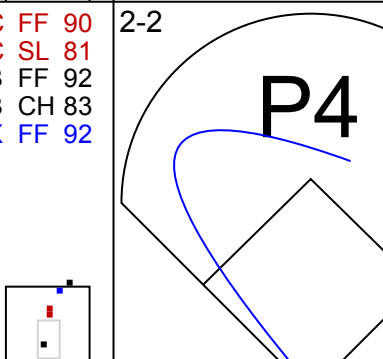
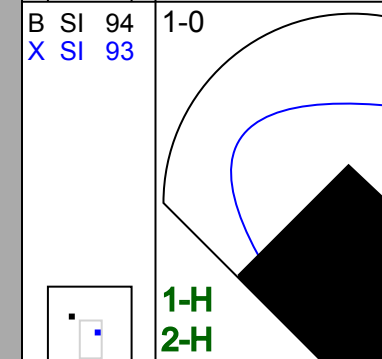


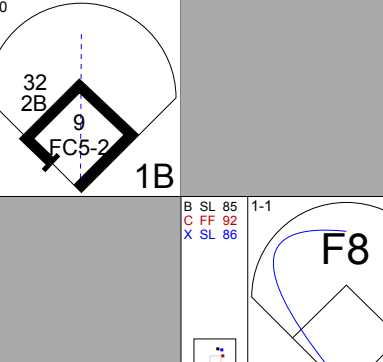
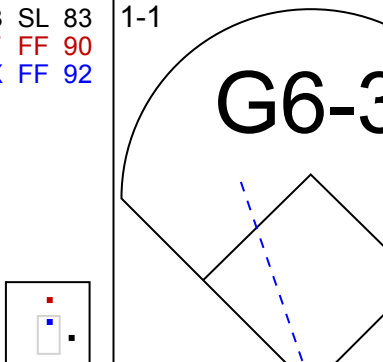
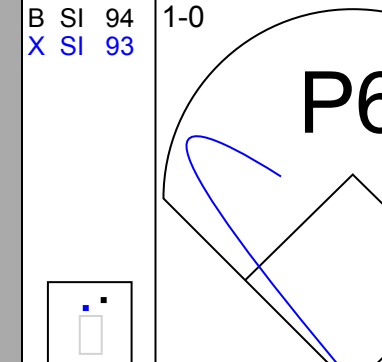

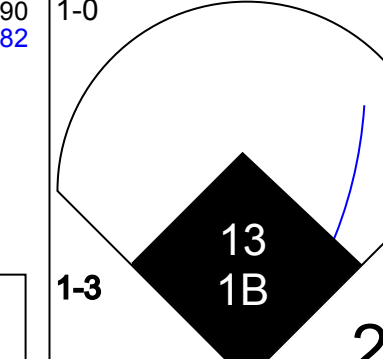
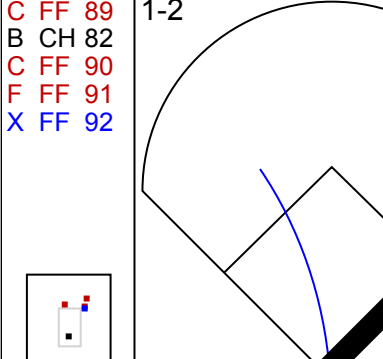
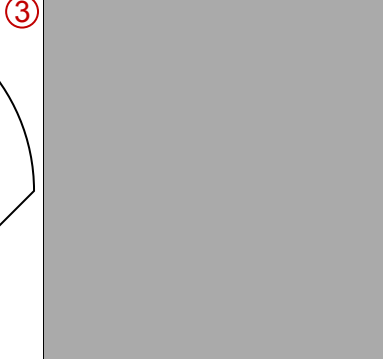

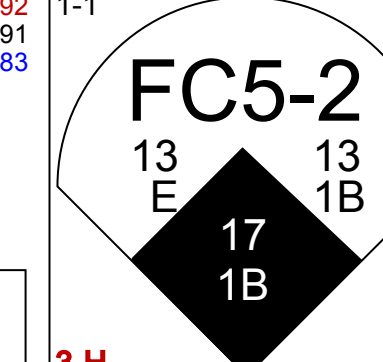
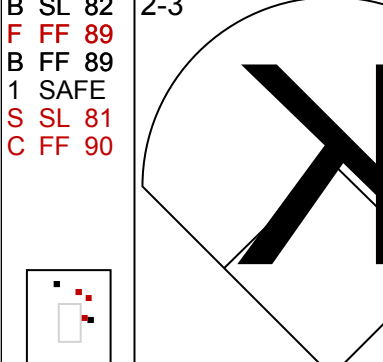
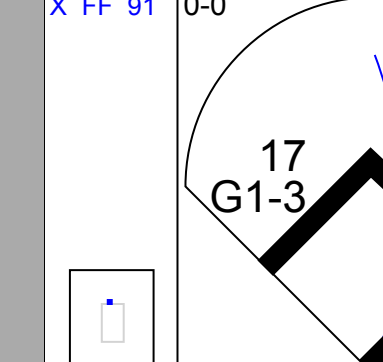

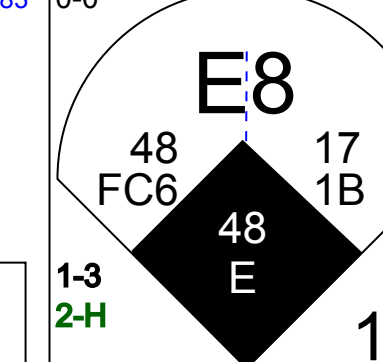
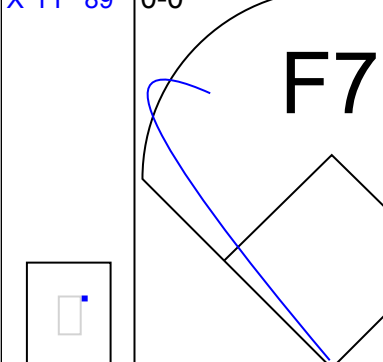
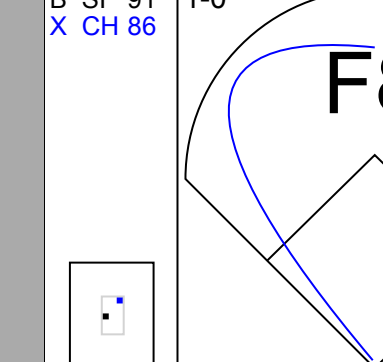

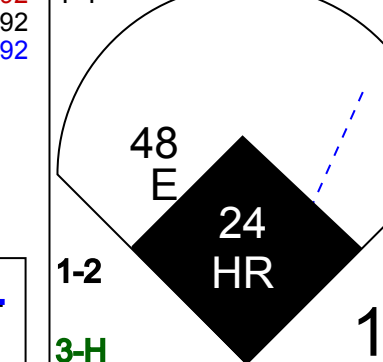
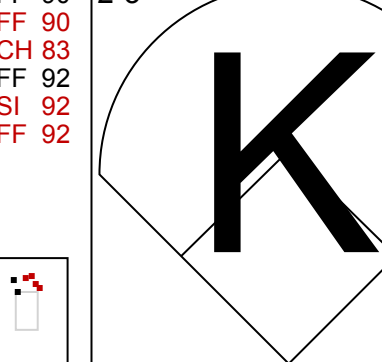
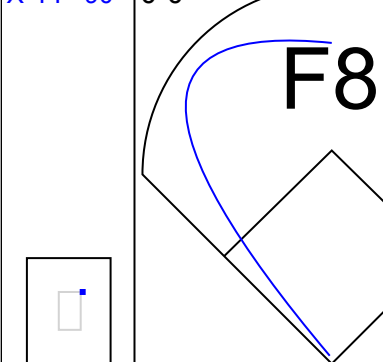
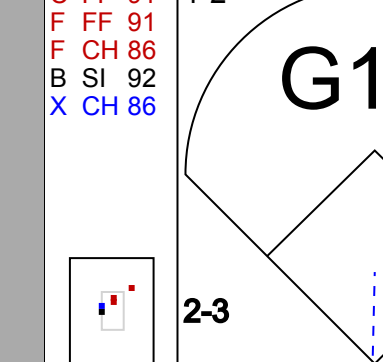
Minnesota Twins @ Detroit Tigers  
Comerica Park, Detroit, MI  
Fri May 09 2014, 7:36 PM - 10:36 PM EDT  
Att: 35,814 - Overcast - 74 F

AB 36  
R 1  
H 10  
RBI 1  
BB 0  
SO 5  
LOB 13

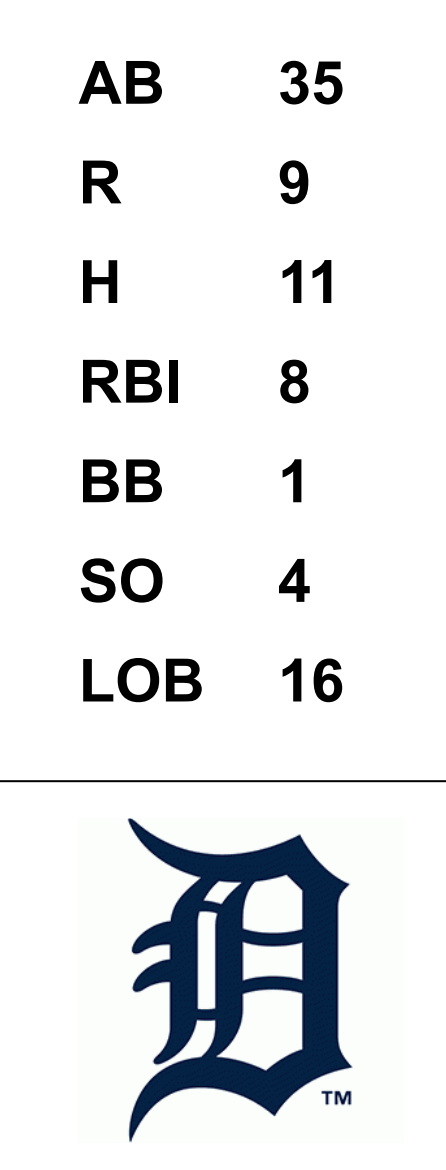




Batter	1	2	3	4	5	6	7	8	9	AB	R	H	RBI	BB	SO	LOB	TOP			
2 Brian Dozier, R OBP: 0.363, SLG: 0.443										5	1	1	3	0	2	1	<b>Minnesota Twins @ Detroit Tigers</b> Comerica Park, Detroit, MI Sat May 10 2014, 1:09 PM - 3:58 PM EDT Att: 42,312 - Sunny - 67°F			
8 Kurt Suzuki, R OBP: 0.381, SLG: 0.400										4	0	1	0	1	0	0				
7 Joe Mauer, L OBP: 0.396, SLG: 0.373										3	0	1	0	1	0	1				
20 Chris Colabelo, R OBP: 0.308, SLG: 0.419										4	0	0	0	0	3	4				
27 Chris Parmelee, L OBP: 0.375, SLG: 0.375										4	0	1	0	0	1	2				
9 Eduardo Núñez, R OBP: 0.333, SLG: 0.200										3	0	0	0	1	1	1				
5 Eduardo Escobar, S OBP: 0.349, SLG: 0.508										4	0	2	0	0	0	1				
32 Aaron Hicks, S OBP: 0.299, SLG: 0.238										3	1	0	0	1	2	4				
39 Danny Santana, S OBP: 0.444, SLG: 0.588										4	1	2	0	0	1	3				
<b>Inning Stats</b>	R: 0 E: 0 K: 1 S: 8	H: 0 LOB: 0 BB: 0 P: 13	R: 0 E: 0 K: 2 S: 7	H: 1 LOB: 0 BB: 0 P: 9	R: 3 E: 0 K: 1 S: 18	H: 2 LOB: 1 BB: 2 P: 31	R: 0 E: 0 K: 0 S: 9	H: 0 LOB: 2 BB: 1 P: 18	R: 0 E: 0 K: 2 S: 14	H: 1 LOB: 1 BB: 0 P: 21	R: 0 E: 0 K: 2 S: 10	H: 1 LOB: 1 BB: 0 P: 15	R: 0 E: 0 K: 2 S: 11	H: 1 LOB: 1 BB: 0 P: 17	R: 0 E: 0 K: 0 S: 6	H: 1 LOB: 1 BB: 0 P: 8	1B: 4 2B: 3 3B: 0 HR: 1	SF: 0 SAC: 0 DP: 1 HBP: 0	WP: 1 PB: 0 SB: 0 CS: 1	PA: 38
<b>PITCHER</b>	IP WLS BF H R ER SO	IP WLS BF H R ER SO	IP WLS BF H R ER SO	IP WLS BF H R ER SO	IP WLS BF H R ER SO	IP WLS BF H R ER SO	IP WLS BF H R ER SO	IP WLS BF H R ER SO	IP WLS BF H R ER SO	IP WLS BF H R ER SO	IP WLS BF H R ER SO	IP WLS BF H R ER SO	IP WLS BF H R ER SO	IP WLS BF H R ER SO	IP WLS BF H R ER SO	IP WLS BF H R ER SO	ERA WHIP	ERA WHIP	ERA WHIP	
37 Max Scherzer, R ERA: 2.04	6.0	W	27	5	3	3	6	4	0	0	0	1	1	73	116	4.50	1.500			
62 Ai Aburquerque, R ERA: 3.95	1.0	H	4	1	0	0	2	0	0	0	0	0	0	10	15	0.00	1.000			
44 Joba Chamberlain, R ERA: 3.29	1.0		4	1	0	0	2	0	0	0	0	0	0	11	17	0.00	1.000			
40 Phil Coke, L ERA: 8.31	1.0		3	1	0	0	0	0	0	0	0	0	0	6	8	0.00	1.000			

Batter	1	2	3	4	5	6	7	8	9	AB	R	H	RBI	BB	SO	LOB	BOTTOM			
3 Ian Kinsler, R OBP: 0.336, SLG: 0.404										5	0	1	0	0	0	3	<b>Minnesota Twins @ Detroit Tigers</b> Comerica Park, Detroit, MI Sat May 10 2014, 1:09 PM - 3:58 PM EDT Att: 42,312 - Sunny - 67°F			
48 Toni Hunter, R OBP: 0.342, SLG: 0.491										3	2	1	0	1	0	1				
24 Miguel Cabrera, R OBP: 0.329, SLG: 0.481										3	2	1	3	0	1	2				
41 Victor Martinez, S OBP: 0.381, SLG: 0.588										4	1	2	3	0	0	2				
14 Austin Jackson, R OBP: 0.375, SLG: 0.468										4	0	1	0	0	0	1				
32 Don Kelly, L OBP: 0.412, SLG: 0.484										4	1	2	0	0	0	0				
9 Nick Castellanos, R OBP: 0.274, SLG: 0.419										4	1	1	0	0	2	3				
13 Alex Avila, L OBP: 0.337, SLG: 0.392										4	1	1	1	0	0	2				
17 Andrew Romine, S OBP: 0.313, SLG: 0.237										4	1	1	1	0	1	2				
<b>Inning Stats</b>	R: 0 E: 0 K: 1 S: 9	H: 1 LOB: 1 BB: 1 P: 18	R: 6 E: 2 K: 0 S: 17	H: 6 LOB: 1 BB: 0 P: 30	R: 0 E: 0 K: 1 S: 12	H: 0 LOB: 0 BB: 0 P: 16	R: 0 E: 0 K: 1 S: 7	H: 0 LOB: 0 BB: 0 P: 11	R: 0 E: 0 K: 0 S: 7	H: 0 LOB: 0 BB: 0 P: 11	R: 0 E: 0 K: 1 S: 9	H: 1 LOB: 1 BB: 0 P: 12	R: 3 E: 0 K: 0 S: 9	H: 2 LOB: 0 BB: 0 P: 12	R: 0 E: 0 K: 0 S: 10	H: 1 LOB: 1 BB: 0 P: 12	1B: 6 2B: 3 3B: 0 HR: 2	SF: 0 SAC: 0 DP: 1 HBP: 1	WP: 0 PB: 0 SB: 1 CS: 0	PA: 37
<b>PITCHER</b>	IP WLS BF H R ER SO	IP WLS BF H R ER SO	IP WLS BF H R ER SO	IP WLS BF H R ER SO	IP WLS BF H R ER SO	IP WLS BF H R ER SO	IP WLS BF H R ER SO	IP WLS BF H R ER SO	IP WLS BF H R ER SO	IP WLS BF H R ER SO	IP WLS BF H R ER SO	IP WLS BF H R ER SO	IP WLS BF H R ER SO	IP WLS BF H R ER SO	IP WLS BF H R ER SO	IP WLS BF H R ER SO	ERA WHIP	ERA WHIP	ERA WHIP	
44 Kyle Gibson, R ERA: 4.74	2.0	L	14	7	0	0	0	1	0	0	0	0	0	26	40.00	4.000				
51 Anthony Swarzak, R ERA: 5.4	4.0		13	1	0	0	3	0	0	0	0	0	0	35	50	0.00	0.250			
59 Michael Tonkin, R ERA: 4.66	1.0		6	2	3	3	0	0	0	1	0	0	0	9	12	27.00	2.000			
61 Jared Burton, R ERA: 6.75	1.0		4	1	0	0	0	0	0	0	0	0	0	10	12	0.00	1.000			

AB	34
R	3
H	8
RBI	3
BB	4
SO	10
LOB	17



livebaseballscores.com



Batter	1	2	3	4	5	6	7	8	9	AB	R	H	RBI	BB	SO	LOB	TOP								
2 Brian Dozier, R OBP: 0.366, SLG: 0.441	F8		F8			7 1B		43 1B HBP	CS	3	1	1	0	0	0	1									
7 Joe Mauer, L OBP: 0.399, SLG: 0.372	G6-3		F7			24 1B		43 1B BB		3	1	1	0	1	0	0									
24 Trevor Plouffe, R OBP: 0.329, SLG: 0.377	F9		F8			G1-6-4-3		K		4	0	0	0	0	1	4									
20 Chris Colabello, R OBP: 0.300, SLG: 0.407	G6-3		K					K		4	0	0	0	0	2	2									
43 Josmil Pinto, R OBP: 0.362, SLG: 0.427	G1-3		G1-3					E7 9 1B		4	2	2	1	0	0	0									
9 Eduardo Núñez, R OBP: 0.375, SLG: 0.286	P2		27 S 1B					F9		4	0	2	1	0	0	1									
27 Chris Parmelee, L OBP: 0.333, SLG: 0.333	G4-3		K					K		4	0	1	0	0	2	1									
32 Aaron Hicks, S OBP: 0.303, SLG: 0.235			F8					K		1	0	0	0	1	0	1									
39 Danny Santana, S OBP: 0.375, SLG: 0.579			5 CS BB					K		2	0	1	1	0	1	0									
5 Eduardo Escobar, S OBP: 0.358, SLG: 0.524			2B					F9		4	0	2	0	0	1	2									
<b>Inning Stats</b>	R: 0 E: 0 K: 0 S: 6	H: 0 LOB: 0 BB: 0 P: 11	R: 0 E: 0 K: 0 S: 5	H: 0 LOB: 0 BB: 0 P: 8	R: 0 E: 0 K: 0 S: 11	H: 1 LOB: 1 BB: 1 P: 19	R: 0 E: 0 K: 1 S: 7	H: 0 LOB: 0 BB: 0 P: 15	R: 0 E: 0 K: 1 S: 14	H: 1 LOB: 1 BB: 0 P: 25	R: 0 E: 0 K: 0 S: 11	H: 2 LOB: 1 BB: 0 P: 15	R: 1 E: 0 K: 1 S: 14	H: 3 LOB: 2 BB: 0 P: 23	R: 3 E: 1 K: 2 S: 13	H: 2 LOB: 1 BB: 1 P: 27	R: 0 E: 0 K: 2 S: 11	H: 1 LOB: 0 BB: 0 P: 21	1B: 9 2B: 1 3B: 0 HR: 0	SF: 0 SAC: 0 DP: 1 HBP: 1	WP: 0 PB: 0 SB: 2 CS: 2	PA: 37			
<b>PITCHER</b>	IP WLS BF H R ER SO BB IBB HBP BLK WP HR S P ERA WHIP	IP WLS BF H R ER SO BB IBB HBP BLK WP HR S P ERA WHIP	IP WLS BF H R ER SO BB IBB HBP BLK WP HR S P ERA WHIP	IP WLS BF H R ER SO BB IBB HBP BLK WP HR S P ERA WHIP	IP WLS BF H R ER SO BB IBB HBP BLK WP HR S P ERA WHIP	IP WLS BF H R ER SO BB IBB HBP BLK WP HR S P ERA WHIP	IP WLS BF H R ER SO BB IBB HBP BLK WP HR S P ERA WHIP	IP WLS BF H R ER SO BB IBB HBP BLK WP HR S P ERA WHIP	IP WLS BF H R ER SO BB IBB HBP BLK WP HR S P ERA WHIP	IP WLS BF H R ER SO BB IBB HBP BLK WP HR S P ERA WHIP	IP WLS BF H R ER SO BB IBB HBP BLK WP HR S P ERA WHIP	IP WLS BF H R ER SO BB IBB HBP BLK WP HR S P ERA WHIP	IP WLS BF H R ER SO BB IBB HBP BLK WP HR S P ERA WHIP	IP WLS BF H R ER SO BB IBB HBP BLK WP HR S P ERA WHIP	IP WLS BF H R ER SO BB IBB HBP BLK WP HR S P ERA WHIP	IP WLS BF H R ER SO BB IBB HBP BLK WP HR S P ERA WHIP	IP WLS BF H R ER SO BB IBB HBP BLK WP HR S P ERA WHIP	IP WLS BF H R ER SO BB IBB HBP BLK WP HR S P ERA WHIP	IP WLS BF H R ER SO BB IBB HBP BLK WP HR S P ERA WHIP	IP WLS BF H R ER SO BB IBB HBP BLK WP HR S P ERA WHIP	IP WLS BF H R ER SO BB IBB HBP BLK WP HR S P ERA WHIP	IP WLS BF H R ER SO BB IBB HBP BLK WP HR S P ERA WHIP	IP WLS BF H R ER SO BB IBB HBP BLK WP HR S P ERA WHIP	IP WLS BF H R ER SO BB IBB HBP BLK WP HR S P ERA WHIP	IP WLS BF H R ER SO BB IBB HBP BLK WP HR S P ERA WHIP

Minnesota Twins @ Detroit Tigers  
Comerica Park, Detroit, MI  
Sun May 11 2014, 1:10 PM - 4:17 PM EDT  
Att: 40,468 - Sunny - 74 F

AB 33  
R 4  
H 10  
RBI 3  
BB 2  
SO 7  
LOB 12



Batter	1	2	3	4	5	6	7	8	9	AB	R	H	RBI	BB	SO	LOB	BOTTOM									
3 Ian Kinsler, R OBP: 0.340, SLG: 0.436	48 24 SF8 2B		L7					F7		4	2	2	1	0	0	0										
48 Tori Hunter, R OBP: 0.331, SLG: 0.475	G1-4-3		F8					P4		4	0	0	0	0	0	1										
24 Miguel Cabrera, R OBP: 0.333, SLG: 0.485	SF8							E9 41 L1-3 1B		3	1	2	1	0	1	0										
41 Victor Martinez, S OBP: 0.377, SLG: 0.577	G4-3							L1-3		4	0	1	0	0	1	1										
32 Don Kelly, L OBP: 0.376, SLG: 0.441			G4-3					F8		3	0	0	0	0	1	2										
9 Nick Castellanos, R OBP: 0.272, SLG: 0.415			K					F8		1	0	0	0	0	0	1										
14 Austin Jackson, R OBP: 0.371, SLG: 0.460								F8		4	0	1	1	0	1	0										
13 Alex Avila, L OBP: 0.344, SLG: 0.382								F7		2	0	0	0	1	1	0										
17 Andrew Romine, S OBP: 0.314, SLG: 0.242			G4-3					F9		3	0	1	0	0	1	1										
28 J.D. Martinez, R OBP: 0.290, SLG: 0.357								F9		1	0	0	0	0	0	0										
20 Rajai Davis, R OBP: 0.358, SLG: 0.404			L4					F8		3	0	0	0	0	0	3										
<b>Inning Stats</b>	R: 1 E: 0 K: 0 S: 8	H: 1 LOB: 0 BB: 0 P: 11	R: 0 E: 0 K: 1 S: 13	H: 0 LOB: 1 BB: 1 P: 25	R: 0 E: 0 K: 0 S: 6	H: 0 LOB: 0 BB: 0 P: 12	R: 1 E: 0 K: 0 S: 11	H: 4 LOB: 3 BB: 0 P: 21	R: 1 E: 0 K: 2 S: 9	H: 1 LOB: 0 BB: 0 P: 16	R: 0 E: 0 K: 2 S: 8	H: 0 LOB: 0 BB: 0 P: 12	R: 0 E: 0 K: 1 S: 9	H: 0 LOB: 0 BB: 0 P: 11	R: 0 E: 1 K: 0 S: 8	H: 1 LOB: 1 BB: 0 P: 13	R: 0 E: 0 K: 0 S: 6	H: 0 LOB: 0 BB: 0 P: 9	1B: 5 2B: 1 3B: 0 HR: 1	SF: 1 SAC: 0 DP: 0 HBP: 1	WP: 0 PB: 1 SB: 0 CS: 0	PA: 35				
<b>PITCHER</b>	IP WLS BF H R ER SO BB IBB HBP BLK WP HR S P ERA WHIP	IP WLS BF H R ER SO BB IBB HBP BLK WP HR S P ERA WHIP	IP WLS BF H R ER SO BB IBB HBP BLK WP HR S P ERA WHIP	IP WLS BF H R ER SO BB IBB HBP BLK WP HR S P ERA WHIP	IP WLS BF H R ER SO BB IBB HBP BLK WP HR S P ERA WHIP	IP WLS BF H R ER SO BB IBB HBP BLK WP HR S P ERA WHIP	IP WLS BF H R ER SO BB IBB HBP BLK WP HR S P ERA WHIP	IP WLS BF H R ER SO BB IBB HBP BLK WP HR S P ERA WHIP	IP WLS BF H R ER SO BB IBB HBP BLK WP HR S P ERA WHIP	IP WLS BF H R ER SO BB IBB HBP BLK WP HR S P ERA WHIP	IP WLS BF H R ER SO BB IBB HBP BLK WP HR S P ERA WHIP	IP WLS BF H R ER SO BB IBB HBP BLK WP HR S P ERA WHIP	IP WLS BF H R ER SO BB IBB HBP BLK WP HR S P ERA WHIP	IP WLS BF H R ER SO BB IBB HBP BLK WP HR S P ERA WHIP	IP WLS BF H R ER SO BB IBB HBP BLK WP HR S P ERA WHIP	IP WLS BF H R ER SO BB IBB HBP BLK WP HR S P ERA WHIP	IP WLS BF H R ER SO BB IBB HBP BLK WP HR S P ERA WHIP	IP WLS BF H R ER SO BB IBB HBP BLK WP HR S P ERA WHIP	IP WLS BF H R ER SO BB IBB HBP BLK WP HR S P ERA WHIP	IP WLS BF H R ER SO BB IBB HBP BLK WP HR S P ERA WHIP	IP WLS BF H R ER SO BB IBB HBP BLK WP HR S P ERA WHIP	IP WLS BF H R ER SO BB IBB HBP BLK WP HR S P ERA WHIP	IP WLS BF H R ER SO BB IBB HBP BLK WP HR S P ERA WHIP	IP WLS BF H R ER SO BB IBB HBP BLK WP HR S P ERA WHIP	IP WLS BF H R ER SO BB IBB HBP BLK WP HR S P ERA WHIP	IP WLS BF H R ER SO BB IBB HBP BLK WP HR S P ERA WHIP

Minnesota Twins @ Detroit Tigers  
Comerica Park, Detroit, MI  
Sun May 11 2014, 1:10 PM - 4:17 PM EDT  
Att: 40,468 - Sunny - 74 F

AB 32  
R 3  
H 7  
RBI 3  
BB 1  
SO 6  
LOB 9






Batter	1	2	3	4	5	6	7	8	9	AB	R	H	RBI	BB	SO	LOB	TOP							
15 Dustin Pedroia, R OBP: 0.356, SLG: 0.414	G6-3		K		G6-3				L8	5	1	1	0	0	1	0								
18 Shane Victorino, S OBP: 0.343, SLG: 0.417	G6-3		K							5	2	3	1	0	1	0								
34 David Ortiz, L OBP: 0.390, SLG: 0.544	HR				HR					5	2	4	4	0	1	1								
12 Mike Napoli, R OBP: 0.401, SLG: 0.445	K				F8					4	0	0	0	1	2	2								
38 Grady Sizemore, L OBP: 0.306, SLG: 0.364										2	0	1	0	1	0	0								
5 Jonny Gomes, R (7, PH) OBP: 0.326, SLG: 0.400										0	0	0	1	1	0	0								
40 A.J. Pierzynski, L OBP: 0.307, SLG: 0.381										4	0	0	0	0	3	6								
2 Xander Bogaerts, R OBP: 0.358, SLG: 0.346										4	0	1	0	0	1	1								
16 Will Middlebrooks, R OBP: 0.319, SLG: 0.344										4	0	0	0	0	2	1								
25 Jackie Bradley Jr., L OBP: 0.326, SLG: 0.325										4	1	1	0	0	1	0								
<b>Inning Stats</b>	R: 1 E: 0 K: 1 S: 14	H: 1 LOB: 0 BB: 0 P: 21	R: 0 E: 0 K: 1 S: 13	H: 1 LOB: 1 BB: 0 P: 22	R: 0 E: 0 K: 2 S: 8	H: 0 LOB: 0 BB: 0 P: 12	R: 1 E: 0 K: 1 S: 10	H: 2 LOB: 1 BB: 0 P: 15	R: 0 E: 0 K: 1 S: 7	H: 0 LOB: 0 BB: 0 P: 10	R: 1 E: 0 K: 0 S: 12	H: 2 LOB: 1 BB: 1 P: 22	R: 3 E: 0 K: 2 S: 27	H: 4 LOB: 3 BB: 2 P: 48	R: 0 E: 0 K: 2 S: 9	H: 0 LOB: 0 BB: 0 P: 10	R: 0 E: 0 K: 2 S: 11	H: 1 LOB: 1 BB: 0 P: 15	1B: 7 2B: 0 3B: 2 HR: 2	SF: 0 SAC: 0 DP: 1 HBP: 0	WP: 0 PB: 0 SB: 0 CS: 0	PA: 40		
<b>PITCHER</b>	IP WLS BF H R ER SO BB IBB HBP BLK WP HR S P ERA WHIP	IP WLS BF H R ER SO BB IBB HBP BLK WP HR S P ERA WHIP	IP WLS BF H R ER SO BB IBB HBP BLK WP HR S P ERA WHIP	IP WLS BF H R ER SO BB IBB HBP BLK WP HR S P ERA WHIP	IP WLS BF H R ER SO BB IBB HBP BLK WP HR S P ERA WHIP	IP WLS BF H R ER SO BB IBB HBP BLK WP HR S P ERA WHIP	IP WLS BF H R ER SO BB IBB HBP BLK WP HR S P ERA WHIP	IP WLS BF H R ER SO BB IBB HBP BLK WP HR S P ERA WHIP	IP WLS BF H R ER SO BB IBB HBP BLK WP HR S P ERA WHIP	IP WLS BF H R ER SO BB IBB HBP BLK WP HR S P ERA WHIP	IP WLS BF H R ER SO BB IBB HBP BLK WP HR S P ERA WHIP	IP WLS BF H R ER SO BB IBB HBP BLK WP HR S P ERA WHIP	IP WLS BF H R ER SO BB IBB HBP BLK WP HR S P ERA WHIP	IP WLS BF H R ER SO BB IBB HBP BLK WP HR S P ERA WHIP	IP WLS BF H R ER SO BB IBB HBP BLK WP HR S P ERA WHIP	IP WLS BF H R ER SO BB IBB HBP BLK WP HR S P ERA WHIP	IP WLS BF H R ER SO BB IBB HBP BLK WP HR S P ERA WHIP	IP WLS BF H R ER SO BB IBB HBP BLK WP HR S P ERA WHIP	IP WLS BF H R ER SO BB IBB HBP BLK WP HR S P ERA WHIP	IP WLS BF H R ER SO BB IBB HBP BLK WP HR S P ERA WHIP	IP WLS BF H R ER SO BB IBB HBP BLK WP HR S P ERA WHIP	IP WLS BF H R ER SO BB IBB HBP BLK WP HR S P ERA WHIP	IP WLS BF H R ER SO BB IBB HBP BLK WP HR S P ERA WHIP	IP WLS BF H R ER SO BB IBB HBP BLK WP HR S P ERA WHIP

**Boston Red Sox @ Minnesota Twins**  
 Target Field, Minneapolis, MN  
 Tue May 13 2014, 7:15 PM - 10:37 PM CDT  
 Att: 23,949 - Cloudy - 51 F

livebaseballscorecards.com

AB 37  
 R 6  
 H 11  
 RBI 6  
 BB 3  
 SO 12  
 LOB 11




Batter	1	2	3	4	5	6	7	8	9	AB	R	H	RBI	BB	SO	LOB	BOTTOM								
2 Brian Dozier, R OBP: 0.361, SLG: 0.439	G6-3				G5-3				F7	5	1	1	2	0	0	1									
7 Joe Mauer, L OBP: 0.399, SLG: 0.373	F7				L7				F7	5	0	2	1	0	0	1									
24 Trevor Plouffe, R OBP: 0.337, SLG: 0.387										4	1	2	0	1	1	1									
13 Jason Kubel, L OBP: 0.338, SLG: 0.353										3	0	0	0	1	1	2									
20 Chris Colabello, R (9, PH) OBP: 0.296, SLG: 0.404										1	0	0	0	0	1	0									
8 Kurt Suzuki, R OBP: 0.390, SLG: 0.410										5	1	3	1	0	0	3									
27 Chris Parmelee, L OBP: 0.471, SLG: 0.625										4	2	3	2	1	1	0									
9 Eduardo Núñez, R OBP: 0.350, SLG: 0.444										4	1	1	2	0	2	4									
5 Eduardo Escobar, S OBP: 0.352, SLG: 0.507										4	1	1	0	0	0	4									
39 Danny Santana, S OBP: 0.458, SLG: 0.524										2	1	0	0	2	1	0									
<b>Inning Stats</b>	R: 0 E: 0 K: 1 S: 9	H: 1 LOB: 1 BB: 0 P: 13	R: 5 E: 0 K: 0 S: 19	H: 4 LOB: 0 BB: 2 P: 34	R: 0 E: 0 K: 0 S: 13	H: 2 LOB: 2 BB: 0 P: 18	R: 0 E: 0 K: 0 S: 6	H: 0 LOB: 0 BB: 0 P: 11	R: 1 E: 0 K: 1 S: 15	H: 3 LOB: 2 BB: 0 P: 27	R: 0 E: 0 K: 1 S: 12	H: 1 LOB: 3 BB: 2 P: 24	R: 0 E: 0 K: 2 S: 8	H: 0 LOB: 0 BB: 0 P: 13	R: 0 E: 0 K: 0 S: 4	H: 0 LOB: 0 BB: 1 P: 10	R: 2 E: 0 K: 2 S: 12	H: 2 LOB: 0 BB: 0 P: 16	1B: 9 2B: 2 3B: 0 HR: 2	SF: 0 SAC: 0 DP: 1 HBP: 0	WP: 1 PB: 0 SB: 0 CS: 0	PA: 42			
<b>PITCHER</b>	IP WLS BF H R ER SO BB IBB HBP BLK WP HR S P ERA WHIP	IP WLS BF H R ER SO BB IBB HBP BLK WP HR S P ERA WHIP	IP WLS BF H R ER SO BB IBB HBP BLK WP HR S P ERA WHIP	IP WLS BF H R ER SO BB IBB HBP BLK WP HR S P ERA WHIP	IP WLS BF H R ER SO BB IBB HBP BLK WP HR S P ERA WHIP	IP WLS BF H R ER SO BB IBB HBP BLK WP HR S P ERA WHIP	IP WLS BF H R ER SO BB IBB HBP BLK WP HR S P ERA WHIP	IP WLS BF H R ER SO BB IBB HBP BLK WP HR S P ERA WHIP	IP WLS BF H R ER SO BB IBB HBP BLK WP HR S P ERA WHIP	IP WLS BF H R ER SO BB IBB HBP BLK WP HR S P ERA WHIP	IP WLS BF H R ER SO BB IBB HBP BLK WP HR S P ERA WHIP	IP WLS BF H R ER SO BB IBB HBP BLK WP HR S P ERA WHIP	IP WLS BF H R ER SO BB IBB HBP BLK WP HR S P ERA WHIP	IP WLS BF H R ER SO BB IBB HBP BLK WP HR S P ERA WHIP	IP WLS BF H R ER SO BB IBB HBP BLK WP HR S P ERA WHIP	IP WLS BF H R ER SO BB IBB HBP BLK WP HR S P ERA WHIP	IP WLS BF H R ER SO BB IBB HBP BLK WP HR S P ERA WHIP	IP WLS BF H R ER SO BB IBB HBP BLK WP HR S P ERA WHIP	IP WLS BF H R ER SO BB IBB HBP BLK WP HR S P ERA WHIP	IP WLS BF H R ER SO BB IBB HBP BLK WP HR S P ERA WHIP	IP WLS BF H R ER SO BB IBB HBP BLK WP HR S P ERA WHIP	IP WLS BF H R ER SO BB IBB HBP BLK WP HR S P ERA WHIP	IP WLS BF H R ER SO BB IBB HBP BLK WP HR S P ERA WHIP	IP WLS BF H R ER SO BB IBB HBP BLK WP HR S P ERA WHIP	IP WLS BF H R ER SO BB IBB HBP BLK WP HR S P ERA WHIP

**Boston Red Sox @ Minnesota Twins**  
 Target Field, Minneapolis, MN  
 Tue May 13 2014, 7:15 PM - 10:37 PM CDT  
 Att: 23,949 - Cloudy - 51 F

livebaseballscorecards.com

AB 37  
 R 8  
 H 13  
 RBI 8  
 BB 5  
 SO 7  
 LOB 16





Batter	1	2	3	4	5	6	7	8	9	AB	R	H	RBI	BB	SO	LOB	TOP
15 Dustin Pedroia, R OBP: 0.358, SLG: 0.410 10 Jonathan Herrera, S OBP: 0.279, SLG: 0.184	F8		G5-3	F8		FC1-5			40 2B	4	0	1	1	1	0	1	<b>Boston Red Sox @ Minnesota Twins</b> Target Field, Minneapolis, MN Wed May 14 2014, 7:11 PM - 10:17 PM CDT Att: 26,802 - Partly Cloudy - 54 F
18 Shane Victorino, S OBP: 0.333, SLG: 0.400	12 G4-3		P6	F9		FC1-5			L1	5	1	1	0	0	0	4	
34 David Ortiz, L OBP: 0.396, SLG: 0.596	12 G4-3		HR			K			L9	5	3	3	2	0	1	3	
12 Mike Napoli, R OBP: 0.398, SLG: 0.447 37 Mike Carp, L OBP: 0.317, SLG: 0.324	G4-3		38 1B	F8		F8			E7	4	1	1	1	0	0	1	
38 Grady Sizemore, L OBP: 0.319, SLG: 0.379	3H		2B	K		F8			40 2B	4	0	2	2	1	1	0	
40 A.J. Pierzynski, L OBP: 0.303, SLG: 0.382	G3		F7	G4-3		G3			BB	5	0	1	2	0	0	2	
2 Xander Bogaerts, R OBP: 0.366, SLG: 0.359			16 G4-6-3			15 1B			F7	4	2	2	0	1	0	3	
16 Will Middlebrooks, R OBP: 0.316, SLG: 0.338			G4-6-3			K			F7	4	0	1	1	0	1	2	
25 Jackie Bradley Jr., L OBP: 0.316, SLG: 0.314			G5-3			FC5			F8	4	0	0	0	0	0	2	
<b>Inning Stats</b>	R: 2 H: 3 E: 0 K: 0 S: 14	H: 3 LOB: 1 BB: 0 P: 21	R: 0 H: 1 E: 0 K: 0 S: 9	H: 1 LOB: 0 BB: 0 P: 15	R: 2 H: 3 E: 0 K: 0 S: 10	H: 3 LOB: 1 BB: 0 P: 16	R: 1 H: 2 E: 0 K: 1 S: 12	H: 2 LOB: 1 BB: 0 P: 18	R: 1 H: 1 E: 1 K: 2 S: 19	H: 1 LOB: 2 BB: 1 P: 34	R: 0 H: 0 E: 0 K: 0 S: 5	H: 0 LOB: 0 BB: 0 P: 7	R: 0 H: 0 E: 0 K: 0 S: 19	H: 0 LOB: 0 BB: 2 P: 36	1B: 5 2B: 5 3B: 0 HR: 2	SF: 0 SAC: 0 DP: 1 HBP: 0	WP: 0 PA: 43 PB: 0 SB: 0 CS: 0
<b>PITCHER</b>	IP WLS BF H R ER SO BB IBB HBP BLK WP HR S P ERA WHIP	IP WLS BF H R ER SO BB IBB HBP BLK WP HR S P ERA WHIP	IP WLS BF H R ER SO BB IBB HBP BLK WP HR S P ERA WHIP	IP WLS BF H R ER SO BB IBB HBP BLK WP HR S P ERA WHIP	IP WLS BF H R ER SO BB IBB HBP BLK WP HR S P ERA WHIP	IP WLS BF H R ER SO BB IBB HBP BLK WP HR S P ERA WHIP	IP WLS BF H R ER SO BB IBB HBP BLK WP HR S P ERA WHIP	IP WLS BF H R ER SO BB IBB HBP BLK WP HR S P ERA WHIP	IP WLS BF H R ER SO BB IBB HBP BLK WP HR S P ERA WHIP	IP WLS BF H R ER SO BB IBB HBP BLK WP HR S P ERA WHIP	IP WLS BF H R ER SO BB IBB HBP BLK WP HR S P ERA WHIP	IP WLS BF H R ER SO BB IBB HBP BLK WP HR S P ERA WHIP	IP WLS BF H R ER SO BB IBB HBP BLK WP HR S P ERA WHIP	IP WLS BF H R ER SO BB IBB HBP BLK WP HR S P ERA WHIP	IP WLS BF H R ER SO BB IBB HBP BLK WP HR S P ERA WHIP	IP WLS BF H R ER SO BB IBB HBP BLK WP HR S P ERA WHIP	

Batter	1	2	3	4	5	6	7	8	9	AB	R	H	RBI	BB	SO	LOB	BOTTOM				
2 Brian Dozier, R OBP: 0.368, SLG: 0.441	F9		1B			K			24 HR	4	1	2	0	1	1	0	<b>Boston Red Sox @ Minnesota Twins</b> Target Field, Minneapolis, MN Wed May 14 2014, 7:11 PM - 10:17 PM CDT Att: 26,802 - Partly Cloudy - 54 F				
7 Joe Mauer, L OBP: 0.388, SLG: 0.364 20 Chris Colabello, R OBP: 0.296, SLG: 0.401	G4-3		SF7			F7			K	3	0	0	1	0	0	3					
24 Trevor Plouffe, R OBP: 0.339, SLG: 0.415	27 PB		L8			L9			HR	5	1	2	2	0	0	2					
27 Chris Parmelee, L OBP: 0.409, SLG: 0.500	K		K			G6-3			G3	4	1	0	0	1	2	3					
8 Kurt Suzuki, R OBP: 0.386, SLG: 0.404	F8		43 1B			P3			FC1	4	0	1	0	0	0	1					
43 Josmil Pinto, R OBP: 0.358, SLG: 0.420	P4		1B			G6-3			K	4	0	1	0	0	1	2					
9 Eduardo Núñez, R OBP: 0.375, SLG: 0.455	F9		F9			F9			BB	4	0	2	1	0	0	2					
5 Eduardo Escobar, S OBP: 0.347, SLG: 0.507			2 1B			F9			F7	4	1	1	0	0	1	5					
32 Aaron Hicks, S OBP: 0.311, SLG: 0.238			2 1B			K			K	3	0	1	0	1	2	2					
<b>Inning Stats</b>	R: 0 H: 1 E: 0 K: 1 S: 11	H: 1 LOB: 1 BB: 0 P: 20	R: 0 H: 0 E: 0 K: 0 S: 8	H: 0 LOB: 0 BB: 0 P: 12	R: 1 H: 2 E: 0 K: 1 S: 13	H: 2 LOB: 2 BB: 1 P: 20	R: 0 H: 2 E: 0 K: 1 S: 16	H: 2 LOB: 2 BB: 0 P: 22	R: 0 H: 0 E: 0 K: 0 S: 6	H: 0 LOB: 0 BB: 0 P: 8	R: 0 H: 0 E: 0 K: 0 S: 9	H: 0 LOB: 0 BB: 0 P: 12	R: 0 H: 2 E: 0 K: 1 S: 10	H: 2 LOB: 2 BB: 1 P: 16	R: 1 H: 1 E: 1 K: 1 S: 17	H: 1 LOB: 2 BB: 1 P: 28	R: 2 H: 2 E: 0 K: 2 S: 16	H: 2 LOB: 0 BB: 0 P: 25	1B: 7 2B: 2 3B: 0 HR: 1	SF: 1 SAC: 0 DP: 1 HBP: 0	WP: 0 PA: 40 PB: 1 SB: 0 CS: 0
<b>PITCHER</b>	IP WLS BF H R ER SO BB IBB HBP BLK WP HR S P ERA WHIP	IP WLS BF H R ER SO BB IBB HBP BLK WP HR S P ERA WHIP	IP WLS BF H R ER SO BB IBB HBP BLK WP HR S P ERA WHIP	IP WLS BF H R ER SO BB IBB HBP BLK WP HR S P ERA WHIP	IP WLS BF H R ER SO BB IBB HBP BLK WP HR S P ERA WHIP	IP WLS BF H R ER SO BB IBB HBP BLK WP HR S P ERA WHIP	IP WLS BF H R ER SO BB IBB HBP BLK WP HR S P ERA WHIP	IP WLS BF H R ER SO BB IBB HBP BLK WP HR S P ERA WHIP	IP WLS BF H R ER SO BB IBB HBP BLK WP HR S P ERA WHIP	IP WLS BF H R ER SO BB IBB HBP BLK WP HR S P ERA WHIP	IP WLS BF H R ER SO BB IBB HBP BLK WP HR S P ERA WHIP	IP WLS BF H R ER SO BB IBB HBP BLK WP HR S P ERA WHIP	IP WLS BF H R ER SO BB IBB HBP BLK WP HR S P ERA WHIP	IP WLS BF H R ER SO BB IBB HBP BLK WP HR S P ERA WHIP	IP WLS BF H R ER SO BB IBB HBP BLK WP HR S P ERA WHIP	IP WLS BF H R ER SO BB IBB HBP BLK WP HR S P ERA WHIP					









Batter	1	2	3	4	5	6	7	8	9	AB	R	H	RBI	BB	SO	LOB	TOP							
99 James Jones, L (1,8) OBP: 0.410, SLG: 0.457	G4-3	G5-3			L9		55 1B	K		5	0	1	0	0	1	2								
55 Michael Saunders, L (1,9) OBP: 0.316, SLG: 0.341	17 BB 22 FC6 1B		G4-3		22 2B BB		1B	22 G4-3 22 WP 1B		4	1	3	0	1	0	0								
22 Robinson Cano, L (1,4) OBP: 0.356, SLG: 0.391	FC6 17 BB 1-2 BB				1H 2B		G4-3	G4-3		5	0	2	1	0	0	4								
27 Corey Hart, R (1,10) OBP: 0.293, SLG: 0.351	K		F7		K			F9	P3	5	0	0	0	0	2	5								
17 Justin Smoak, S (1,3) OBP: 0.297, SLG: 0.416					G1-3		G3-1	15 BB 13 3B 1B	G1-3	4	1	1	0	1	0	2								
15 Kyle Seager, L (1,5) OBP: 0.331, SLG: 0.433	K				G4-3		F9	13 3B BB		3	1	0	0	1	1	3								
13 Dustin Ackley, L (1,7) OBP: 0.326, SLG: 0.450			G1-3		G4-3		G1-3	3 SF8 1H 2H 3B		4	1	1	2	0	0	0								
3 Mike Zunino, R (1,2) OBP: 0.287, SLG: 0.482			G6-3		K			SF8		3	0	0	1	0	1	0								
5 Brad Miller, L (1,6) OBP: 0.217, SLG: 0.263							F8	G6-3		3	0	1	0	1	0	0								
<b>Inning Stats</b>	R: 0 E: 0 K: 2 S: 11	H: 1 LOB: 3 BB: 1 P: 21	R: 0 E: 0 K: 0 S: 7	H: 1 LOB: 1 BB: 0 P: 11	R: 0 E: 0 K: 0 S: 11	H: 1 LOB: 1 BB: 0 P: 17	R: 0 E: 0 K: 1 S: 5	H: 0 LOB: 0 BB: 0 P: 10	R: 1 E: 0 K: 1 S: 9	H: 1 LOB: 1 BB: 1 P: 18	R: 0 E: 0 K: 0 S: 5	H: 0 LOB: 0 BB: 0 P: 7	R: 0 E: 0 K: 0 S: 9	H: 2 LOB: 2 BB: 0 P: 12	R: 3 E: 0 K: 1 S: 16	H: 2 LOB: 1 BB: 2 P: 27	R: 0 E: 0 K: 0 S: 11	H: 1 LOB: 1 BB: 0 P: 16	1B: 7 2B: 1 3B: 1 HR: 0	SF: 1 SAC: 0 DP: 0 HBP: 0	WP: 1 PB: 0 SB: 0 CS: 0	PA: 41		
<b>PITCHER</b>	IP WLS BF H R ER SO BB IBB HBP BLK WP HR S P ERA WHIP	IP WLS BF H R ER SO BB IBB HBP BLK WP HR S P ERA WHIP	IP WLS BF H R ER SO BB IBB HBP BLK WP HR S P ERA WHIP	IP WLS BF H R ER SO BB IBB HBP BLK WP HR S P ERA WHIP	IP WLS BF H R ER SO BB IBB HBP BLK WP HR S P ERA WHIP	IP WLS BF H R ER SO BB IBB HBP BLK WP HR S P ERA WHIP	IP WLS BF H R ER SO BB IBB HBP BLK WP HR S P ERA WHIP	IP WLS BF H R ER SO BB IBB HBP BLK WP HR S P ERA WHIP	IP WLS BF H R ER SO BB IBB HBP BLK WP HR S P ERA WHIP	IP WLS BF H R ER SO BB IBB HBP BLK WP HR S P ERA WHIP	IP WLS BF H R ER SO BB IBB HBP BLK WP HR S P ERA WHIP	IP WLS BF H R ER SO BB IBB HBP BLK WP HR S P ERA WHIP	IP WLS BF H R ER SO BB IBB HBP BLK WP HR S P ERA WHIP	IP WLS BF H R ER SO BB IBB HBP BLK WP HR S P ERA WHIP	IP WLS BF H R ER SO BB IBB HBP BLK WP HR S P ERA WHIP	IP WLS BF H R ER SO BB IBB HBP BLK WP HR S P ERA WHIP	IP WLS BF H R ER SO BB IBB HBP BLK WP HR S P ERA WHIP	IP WLS BF H R ER SO BB IBB HBP BLK WP HR S P ERA WHIP	IP WLS BF H R ER SO BB IBB HBP BLK WP HR S P ERA WHIP	IP WLS BF H R ER SO BB IBB HBP BLK WP HR S P ERA WHIP	IP WLS BF H R ER SO BB IBB HBP BLK WP HR S P ERA WHIP	IP WLS BF H R ER SO BB IBB HBP BLK WP HR S P ERA WHIP	IP WLS BF H R ER SO BB IBB HBP BLK WP HR S P ERA WHIP	IP WLS BF H R ER SO BB IBB HBP BLK WP HR S P ERA WHIP

Seattle Mariners @ Minnesota Twins  
Target Field, Minneapolis, MN  
Fri May 16 2014, 7:12 PM - 9:53 PM CDT  
Att: 27,275 - Cloudy - 51 F

AB	36
R	4
H	9
RBI	4
BB	4
SO	5
LOB	16



Batter	1	2	3	4	5	6	7	8	9	AB	R	H	RBI	BB	SO	LOB	BOTTOM							
2 Brian Dozier, R (1,4) OBP: 0.369, SLG: 0.463	L1		G3 24 2B 2B		HR		F9	K2-3		5	2	2	2	0	1	5								
7 Joe Mauer, L (1,3) OBP: 0.391, SLG: 0.372	F7		G3		2B		G1-3			4	0	1	0	0	0	4								
24 Trevor Plouffe, R (1,5) OBP: 0.333, SLG: 0.406	F9				P6			E6 27 2B 23		4	0	1	1	0	0	1								
27 Chris Parmelee, L (1,9) OBP: 0.323, SLG: 0.483			F8		F8		F7	L3		4	0	0	0	0	0	3								
8 Kurt Suzuki, R (1,2) OBP: 0.390, SLG: 0.424			L6		G5-3			L5		4	1	1	0	0	0	0								
13 Jason Kubel, L (1,7) OBP: 0.340, SLG: 0.349					G5-3		F8	L5		4	0	1	0	0	0	1								
43 Josmil Pinto, R (1,10) OBP: 0.371, SLG: 0.456					HR		5 1B 32 1B BB	5 2B 1B		3	1	2	1	1	0	1								
32 Aaron Hicks, S (1,8) OBP: 0.321, SLG: 0.261					F8			L9		4	1	2	0	0	0	1								
5 Eduardo Escobar, S (1,6) OBP: 0.373, SLG: 0.544					F9		G4-3			4	0	2	1	0	0	1								
<b>Inning Stats</b>	R: 0 E: 0 K: 0 S: 5	H: 0 LOB: 0 BB: 0 P: 6	R: 0 E: 0 K: 0 S: 9	H: 1 LOB: 0 BB: 0 P: 14	R: 2 E: 0 K: 0 S: 12	H: 3 LOB: 1 BB: 0 P: 20	R: 1 E: 0 K: 0 S: 11	H: 1 LOB: 0 BB: 0 P: 16	R: 1 E: 0 K: 0 S: 11	H: 2 LOB: 1 BB: 0 P: 15	R: 1 E: 0 K: 0 S: 14	H: 3 LOB: 3 BB: 1 P: 20	R: 0 E: 0 K: 0 S: 5	H: 0 LOB: 0 BB: 0 P: 10	R: 0 E: 0 K: 1 S: 12	H: 2 LOB: 2 BB: 0 P: 15	R: 0 E: 0 K: 0 S: 11	H: 1 LOB: 1 BB: 0 P: 16	1B: 4 2B: 7 3B: 0 HR: 2	SF: 0 SAC: 0 DP: 1 HBP: 0	WP: 0 PB: 0 SB: 0 CS: 0	PA: 37		
<b>PITCHER</b>	IP WLS BF H R ER SO BB IBB HBP BLK WP HR S P ERA WHIP	IP WLS BF H R ER SO BB IBB HBP BLK WP HR S P ERA WHIP	IP WLS BF H R ER SO BB IBB HBP BLK WP HR S P ERA WHIP	IP WLS BF H R ER SO BB IBB HBP BLK WP HR S P ERA WHIP	IP WLS BF H R ER SO BB IBB HBP BLK WP HR S P ERA WHIP	IP WLS BF H R ER SO BB IBB HBP BLK WP HR S P ERA WHIP	IP WLS BF H R ER SO BB IBB HBP BLK WP HR S P ERA WHIP	IP WLS BF H R ER SO BB IBB HBP BLK WP HR S P ERA WHIP	IP WLS BF H R ER SO BB IBB HBP BLK WP HR S P ERA WHIP	IP WLS BF H R ER SO BB IBB HBP BLK WP HR S P ERA WHIP	IP WLS BF H R ER SO BB IBB HBP BLK WP HR S P ERA WHIP	IP WLS BF H R ER SO BB IBB HBP BLK WP HR S P ERA WHIP	IP WLS BF H R ER SO BB IBB HBP BLK WP HR S P ERA WHIP	IP WLS BF H R ER SO BB IBB HBP BLK WP HR S P ERA WHIP	IP WLS BF H R ER SO BB IBB HBP BLK WP HR S P ERA WHIP	IP WLS BF H R ER SO BB IBB HBP BLK WP HR S P ERA WHIP	IP WLS BF H R ER SO BB IBB HBP BLK WP HR S P ERA WHIP	IP WLS BF H R ER SO BB IBB HBP BLK WP HR S P ERA WHIP	IP WLS BF H R ER SO BB IBB HBP BLK WP HR S P ERA WHIP	IP WLS BF H R ER SO BB IBB HBP BLK WP HR S P ERA WHIP	IP WLS BF H R ER SO BB IBB HBP BLK WP HR S P ERA WHIP	IP WLS BF H R ER SO BB IBB HBP BLK WP HR S P ERA WHIP	IP WLS BF H R ER SO BB IBB HBP BLK WP HR S P ERA WHIP	IP WLS BF H R ER SO BB IBB HBP BLK WP HR S P ERA WHIP

Seattle Mariners @ Minnesota Twins  
Target Field, Minneapolis, MN  
Fri May 16 2014, 7:12 PM - 9:53 PM CDT  
Att: 27,275 - Cloudy - 51 F

AB	36
R	5
H	12
RBI	5
BB	1
SO	1
LOB	17





Batter	1	2	3	4	5	6	7	8	9	AB	R	H	RBI	BB	SO	LOB	TOP					
99 James Jones, L (1, 8) OBP: 0.395, SLG: 0.487	G5-3		55 SF9 3B		G3-1			L5		4	1	1	1	0	0	0	<b>Seattle Mariners @ Minnesota Twins</b> Target Field, Minneapolis, MN Sat May 17 2014, 6:12 PM - 8:38 PM CDT Att: 29,717 - Partly Cloudy - 65 F					
55 Michael Saunders, L (1, 9) OBP: 0.314, SLG: 0.314	G4-3		SF9			F8		HR		3	1	1	2	0	0							
22 Robinson Cano, L (1, 4) OBP: 0.354, SLG: 0.388	F7		F8			1B		F8		4	0	1	0	0	0							
27 Corey Hart, R (1, 10) OBP: 0.292, SLG: 0.355		K			E5 17 WP		F9			4	0	1	0	0	1							
15 Kyle Seager, L (1, 5) OBP: 0.323, SLG: 0.420	G3-1				K		P6			4	0	0	0	0	2	3						
17 Justin Smoak, S (1, 3) OBP: 0.308, SLG: 0.428					K					3	0	2	0	1	1							
16 Cole Gillespie, R (9, PR) OBP: 0.333, SLG: 0.316										0	0	0	0	0	0							
13 Dustin Ackley, L (1, 7) OBP: 0.316, SLG: 0.435	G4-3				G4-3					4	0	0	0	0	0	4						
3 Mike Zunino, R (1, 2) OBP: 0.286, SLG: 0.470			K			F8				3	0	0	0	1	2	1						
5 Brad Miller, L (1, 6) OBP: 0.221, SLG: 0.261										1	1	0	0	1	0	0						
7 Stefan Romero, R (7, PH) OBP: 0.253, SLG: 0.373										1	0	0	0	0	0	2						
8 Willie Bloomquist, R (7, 6) OBP: 0.196, SLG: 0.200			99 3B							1	0	0	0	0	0	1						
<b>Inning Stats</b>	R: 0 E: 0 K: 0 S: 9	H: 0 LOB: 0 BB: 0 P: 14	R: 0 E: 0 K: 1 S: 12	H: 0 LOB: 1 BB: 1 P: 22	R: 2 E: 0 K: 1 S: 16	H: 1 LOB: 0 BB: 1 P: 25	R: 0 E: 1 K: 2 S: 11	H: 0 LOB: 1 BB: 0 P: 15	R: 0 E: 0 K: 0 S: 5	H: 1 LOB: 1 BB: 0 P: 6	R: 0 E: 0 K: 0 S: 9	H: 1 LOB: 1 BB: 0 P: 13	R: 0 E: 0 K: 0 S: 6	H: 1 LOB: 1 BB: 1 P: 14	R: 1 E: 0 K: 1 S: 10	H: 2 LOB: 1 BB: 0 P: 14	1B: 2 2B: 2 3B: 1 HR: 1	SF: 1 SAC: 0 DP: 1 HBP: 0	WP: 1 PB: 1 SB: 0 CS: 0	PA: 36		
<b>PITCHER</b>	IP WLS BF H R ER SO BB IBB HBP BLK WP HR S P ERA WHIP	IP WLS BF H R ER SO BB IBB HBP BLK WP HR S P ERA WHIP	IP WLS BF H R ER SO BB IBB HBP BLK WP HR S P ERA WHIP	IP WLS BF H R ER SO BB IBB HBP BLK WP HR S P ERA WHIP	IP WLS BF H R ER SO BB IBB HBP BLK WP HR S P ERA WHIP	IP WLS BF H R ER SO BB IBB HBP BLK WP HR S P ERA WHIP	IP WLS BF H R ER SO BB IBB HBP BLK WP HR S P ERA WHIP	IP WLS BF H R ER SO BB IBB HBP BLK WP HR S P ERA WHIP	IP WLS BF H R ER SO BB IBB HBP BLK WP HR S P ERA WHIP	IP WLS BF H R ER SO BB IBB HBP BLK WP HR S P ERA WHIP	IP WLS BF H R ER SO BB IBB HBP BLK WP HR S P ERA WHIP	IP WLS BF H R ER SO BB IBB HBP BLK WP HR S P ERA WHIP	IP WLS BF H R ER SO BB IBB HBP BLK WP HR S P ERA WHIP	IP WLS BF H R ER SO BB IBB HBP BLK WP HR S P ERA WHIP	IP WLS BF H R ER SO BB IBB HBP BLK WP HR S P ERA WHIP	IP WLS BF H R ER SO BB IBB HBP BLK WP HR S P ERA WHIP	IP WLS BF H R ER SO BB IBB HBP BLK WP HR S P ERA WHIP					
21 Samuel Deduno, R (1, 1) ERA: 3.53	6.0	W	23	2	2	2	4	2	0	0	0	0	0	0	0	0	1	0	62	95	3.00	0.667
52 Brian Duensing, L (7, 1) ERA: 1.5	1.0	H	4	1	0	0	0	1	0	0	0	0	0	0	0	0	0	1	6	14	0.00	2.000
61 Jared Burton, R (8, 1) ERA: 5.71	1.0	H	5	2	1	1	1	0	0	0	0	0	0	0	0	0	0	1	10	14	9.00	2.000
15 Glen Perkins, L (9, 1) ERA: 3.54	1.0	S	4	1	0	0	1	0	0	0	0	0	0	0	0	0	0	0	10	13	0.00	1.000

AB	32
R	3
H	6
RBI	3
BB	3
SO	6
LOB	13



Batter	1	2	3	4	5	6	7	8	9	AB	R	H	RBI	BB	SO	LOB	BOTTOM					
2 Brian Dozier, R (1, 4) OBP: 0.377, SLG: 0.485	24 8 2B		7 6 4-3 HBP		HR			K		3	2	2	3	0	1	0	<b>Seattle Mariners @ Minnesota Twins</b> Target Field, Minneapolis, MN Sat May 17 2014, 6:12 PM - 8:38 PM CDT Att: 29,717 - Partly Cloudy - 65 F					
7 Joe Mauer, L (1, 3) OBP: 0.382, SLG: 0.362	L7		G6-4-3		F8			G1-3		4	0	0	0	0	2							
24 Trevor Plouffe, R (1, 5) OBP: 0.326, SLG: 0.396	G5-3		P4		K			L9		4	0	0	0	0	1							
8 Kurt Suzuki, R (1, 10) OBP: 0.388, SLG: 0.430					L5			L8		3	0	1	1	0	0							
43 Josmil Pinto, R (1, 2) OBP: 0.362, SLG: 0.443					G1-3			K		3	0	0	0	0	2	1						
20 Chris Colabello, R (1, 9) OBP: 0.281, SLG: 0.380					G4-3			F9		3	0	0	0	0	0							
27 Chris Parmelee, L (7, 9) OBP: 0.323, SLG: 0.483										0	0	0	0	0	0							
9 Eduardo Núñez, R (1, 7) OBP: 0.357, SLG: 0.423					F8			G6-3		3	0	1	0	0	0							
32 Aaron Hicks, S (1, 8) OBP: 0.330, SLG: 0.266								G5-3		2	1	1	0	1	0							
5 Eduardo Escobar, S (1, 6) OBP: 0.372, SLG: 0.537								F7		3	1	1	0	0	1	2						
<b>Inning Stats</b>	R: 1 E: 0 K: 1 S: 13	H: 2 LOB: 1 BB: 0 P: 17	R: 0 E: 0 K: 1 S: 9	H: 1 LOB: 2 BB: 1 P: 16	R: 0 E: 0 K: 0 S: 9	H: 0 LOB: 0 BB: 0 P: 14	R: 0 E: 0 K: 0 S: 6	H: 0 LOB: 0 BB: 0 P: 7	R: 3 E: 0 K: 1 S: 13	H: 3 LOB: 0 BB: 0 P: 22	R: 0 E: 0 K: 1 S: 8	H: 0 LOB: 0 BB: 0 P: 11	R: 0 E: 0 K: 0 S: 4	H: 0 LOB: 0 BB: 0 P: 5	R: 0 E: 0 K: 1 S: 9	H: 0 LOB: 0 BB: 0 P: 13	1B: 4 2B: 1 3B: 0 HR: 1	SF: 0 SAC: 0 DP: 1 HBP: 1	WP: 1 PB: 0 SB: 0 CS: 0	PA: 30		
<b>PITCHER</b>	IP WLS BF H R ER SO BB IBB HBP BLK WP HR S P ERA WHIP	IP WLS BF H R ER SO BB IBB HBP BLK WP HR S P ERA WHIP	IP WLS BF H R ER SO BB IBB HBP BLK WP HR S P ERA WHIP	IP WLS BF H R ER SO BB IBB HBP BLK WP HR S P ERA WHIP	IP WLS BF H R ER SO BB IBB HBP BLK WP HR S P ERA WHIP	IP WLS BF H R ER SO BB IBB HBP BLK WP HR S P ERA WHIP	IP WLS BF H R ER SO BB IBB HBP BLK WP HR S P ERA WHIP	IP WLS BF H R ER SO BB IBB HBP BLK WP HR S P ERA WHIP	IP WLS BF H R ER SO BB IBB HBP BLK WP HR S P ERA WHIP	IP WLS BF H R ER SO BB IBB HBP BLK WP HR S P ERA WHIP	IP WLS BF H R ER SO BB IBB HBP BLK WP HR S P ERA WHIP	IP WLS BF H R ER SO BB IBB HBP BLK WP HR S P ERA WHIP	IP WLS BF H R ER SO BB IBB HBP BLK WP HR S P ERA WHIP	IP WLS BF H R ER SO BB IBB HBP BLK WP HR S P ERA WHIP	IP WLS BF H R ER SO BB IBB HBP BLK WP HR S P ERA WHIP	IP WLS BF H R ER SO BB IBB HBP BLK WP HR S P ERA WHIP	IP WLS BF H R ER SO BB IBB HBP BLK WP HR S P ERA WHIP					
29 Roenis Elias, L (1, 1) ERA: 3.88	7.0	L	27	6	4	4	4	1	0	0	0	0	0	0	0	0	1	0	62	92	5.14	1.000
31 Yoervis Medina, R (8, 1) ERA: 4.0	1.0		3	0	0	0	1	0	0	0	0	0	0	0	0	0	0	0	9	13	0.00	0.000





Batter	1	2	3	4	5	6	7	8	9	AB	R	H	RBI	BB	SO	LOB	TOP										
99 James Jones, L (1, 8) OBP: 0.396, SLG: 0.465										4	1	1	0	1	2	1	<b>Seattle Mariners @ Minnesota Twins</b> Target Field, Minneapolis, MN Sun May 18 2014, 1:14 PM - 4:15 PM CDT Att: 32,511 - Partly Cloudy - 69 F										
55 Michael Saunders, L (1, 9) OBP: 0.318, SLG: 0.411										4	1	2	2	0	0	1											
22 Robinson Cano, L (1, 4) OBP: 0.366, SLG: 0.406										5	2	4	1	0	0	1											
27 Corey Hart, R (1, 10) 7 Stefan Romero, R (4, PR) OBP: 0.295, SLG: 0.353										1	0	0	0	1	0	1											
17 Justin Smoak, S (1, 3) OBP: 0.310, SLG: 0.429										4	0	1	1	1	0	4											
15 Kyle Seager, L (1, 5) OBP: 0.319, SLG: 0.413										5	0	1	1	0	1	3											
13 Dustin Ackley, L (1, 7) OBP: 0.314, SLG: 0.430									4	1	1	0	0	2	5												
3 Mike Zunino, R (1, 2) OBP: 0.292, SLG: 0.466									3	0	1	0	1	0	2												
5 Brad Miller, L (1, 6) OBP: 0.223, SLG: 0.257									2	0	0	0	1	1	3												
<b>Inning Stats</b>	R: 0 H: 1 E: 0 K: 0 S: 11	H: 1 LOB: 1 BB: 0 P: 16	R: 0 H: 0 E: 0 K: 0 S: 12	H: 0 LOB: 1 BB: 1 P: 17	R: 0 H: 0 E: 0 K: 1 S: 8	H: 0 LOB: 0 BB: 0 P: 10	R: 1 H: 2 E: 0 K: 2 S: 16	H: 2 LOB: 3 BB: 2 P: 33	R: 2 H: 3 E: 0 K: 0 S: 16	H: 1 LOB: 1 BB: 2 P: 25	R: 1 H: 2 E: 0 K: 2 S: 15	H: 2 LOB: 1 BB: 0 P: 24	R: 0 H: 1 E: 0 K: 1 S: 10	H: 1 LOB: 1 BB: 0 P: 14	R: 1 H: 1 E: 0 K: 0 S: 8	H: 1 LOB: 0 BB: 0 P: 13	1B: 7 2B: 4 3B: 1 HR: 0	SF: 1 SAC: 2 DP: 1 HBP: 0	WP: 2 PB: 0 SB: 2 CS: 0	PA: 42							
<b>PITCHER</b>	IP	WLS	BF	H	R	ER	SO	BB	IBB	HBP	BLK	WP	HR	S	P	ERA	WHIP										
47 Ricky Nolasco, R (1, 1) ERA: 5.5	5.0	L	24	6	3	3	3	3	0	0	0	1	0	63	100	5.40	1.800										
51 Anthony Swarzak, R (6, 1) ERA: 5.48	0.1	4	1	1	1	1	0	2	0	0	0	0	0	12	22	27.00	9.000										
56 Caleb Thielbar, L (6, 1) ERA: 4.5	1.2	6	2	1	1	2	0	0	0	0	0	0	0	16	27	5.40	1.200										
59 Michael Tonkin, R (8, 1) ERA: 5.84	1.0	4	1	0	0	1	0	0	0	0	0	0	0	10	14	0.00	1.000										
54 Matt Guerrier, R (9, 1) ERA: 4.5	1.0	4	1	1	1	0	0	0	0	0	0	1	0	8	13	9.00	1.000										

Batter	1	2	3	4	5	6	7	8	9	AB	R	H	RBI	BB	SO	LOB	BOTTOM										
2 Brian Dozier, R (1, 4) OBP: 0.374, SLG: 0.479										4	0	1	0	0	1	2	<b>Seattle Mariners @ Minnesota Twins</b> Target Field, Minneapolis, MN Sun May 18 2014, 1:14 PM - 4:15 PM CDT Att: 32,511 - Partly Cloudy - 69 F										
7 Joe Mauer, L (1, 3) OBP: 0.373, SLG: 0.352										4	0	0	0	0	1	3											
24 Trevor Plouffe, R (1, 10) OBP: 0.330, SLG: 0.399										4	0	2	2	0	0	0											
27 Chris Parmelee, L (1, 9) OBP: 0.286, SLG: 0.424										4	0	0	0	0	1	2											
8 Kurt Suzuki, R (1, 2) OBP: 0.378, SLG: 0.416										4	0	0	0	0	0	0											
13 Jason Kubel, L (1, 7) OBP: 0.345, SLG: 0.354										4	0	2	0	0	1	0											
5 Eduardo Escobar, S (1, 5) OBP: 0.367, SLG: 0.523										4	0	1	0	0	1	2											
32 Aaron Hicks, S (1, 8) OBP: 0.339, SLG: 0.271										2	1	1	0	1	0	1											
39 Danny Santana, S (1, 6) OBP: 0.444, SLG: 0.500										3	1	1	0	0	1	2											
<b>Inning Stats</b>	R: 0 H: 1 E: 0 K: 0 S: 7	H: 0 LOB: 0 BB: 0 P: 12	R: 0 H: 0 E: 0 K: 1 S: 6	H: 0 LOB: 0 BB: 0 P: 8	R: 2 H: 2 E: 0 K: 2 S: 11	H: 2 LOB: 1 BB: 1 P: 19	R: 0 H: 1 E: 0 K: 0 S: 12	H: 1 LOB: 1 BB: 0 P: 13	R: 0 H: 0 E: 0 K: 1 S: 7	H: 0 LOB: 0 BB: 0 P: 10	R: 0 H: 2 E: 0 K: 1 S: 8	H: 2 LOB: 1 BB: 0 P: 10	R: 0 H: 0 E: 0 K: 0 S: 7	H: 0 LOB: 0 BB: 0 P: 12	R: 0 H: 1 E: 0 K: 1 S: 11	H: 1 LOB: 0 BB: 0 P: 18	1B: 8 2B: 0 3B: 0 HR: 0	SF: 0 SAC: 0 DP: 2 HBP: 0	WP: 2 PB: 0 SB: 0 CS: 0	PA: 34							
<b>PITCHER</b>	IP	WLS	BF	H	R	ER	SO	BB	IBB	HBP	BLK	WP	HR	S	P	ERA	WHIP										
34 Félix Hernández, R (1, 1) ERA: 2.94	8.0	W	30	7	2	2	5	1	0	0	0	2	0	66	97	2.25	1.000										
56 Fernando Rodney, R (9, 1) ERA: 3.12	1.0	4	1	0	0	1	0	0	0	0	0	0	0	11	18	0.00	1.000										















Batter	1	2	3	4	5	6	7	8	9	AB	R	H	RBI	BB	SO	LOB	TOP			
2 Brian Dozier, R OBP: 0.364, SLG: 0.462										4	0	0	0	0	1	0	<b>Minnesota Twins @ San Francisco Giants</b> AT&T Park, San Francisco, CA Sat May 24 2014, 7:07 PM - 9:56 PM PDT Att: 41,724 - Clear - 62 F			
7 Joe Mauer, L OBP: 0.371, SLG: 0.366										4	0	1	0	0	0	1				
24 Trevor Plouffe, R OBP: 0.342, SLG: 0.418										2	0	1	0	2	0	1				
27 Chris Parmelee, L OBP: 0.255, SLG: 0.404										4	0	0	0	0	0	5				
43 Josmil Pinto, R OBP: 0.353, SLG: 0.459										4	1	1	1	0	1	3				
13 Jason Kubel, L OBP: 0.338, SLG: 0.326										4	0	0	0	0	1	0				
5 Eduardo Escobar, S OBP: 0.373, SLG: 0.516										4	0	1	0	0	2	0				
32 Aaron Hicks, S OBP: 0.328, SLG: 0.252										3	0	0	0	0	1	1				
8 Kurt Suzuki, R OBP: 0.365, SLG: 0.416										1	0	0	0	0	0	0				
21 Samuel Deduno, R OBP: 0.186, SLG: 0.125										2	0	0	0	0	2	1				
52 Brian Duensing, L OBP: 0.186, SLG: 0.125										0	0	0	0	0	0	0				
12 Chris Herrmann, L OBP: 0.186, SLG: 0.125										1	0	0	0	0	0	1				
61 Jared Burton, R OBP: 0.186, SLG: 0.125										0	0	0	0	0	0	0				
50 Casey Fien, R OBP: 0.186, SLG: 0.125										0	0	0	0	0	0	0				
<b>Inning Stats</b>	R: 0 E: 1 K: 1 S: 15	H: 0 LOB: 2 BB: 1 P: 22	R: 0 E: 0 K: 2 S: 10	H: 1 LOB: 1 BB: 0 P: 14	R: 0 E: 0 K: 0 S: 11	H: 1 LOB: 1 BB: 0 P: 16	R: 0 E: 0 K: 2 S: 8	H: 0 LOB: 0 BB: 0 P: 15	R: 0 E: 0 K: 0 S: 9	H: 1 LOB: 1 BB: 0 P: 10	R: 0 E: 1 K: 0 S: 8	H: 0 LOB: 1 BB: 0 P: 16	R: 0 E: 0 K: 0 S: 7	H: 0 LOB: 1 BB: 1 P: 13	R: 1 E: 0 K: 1 S: 12	H: 1 LOB: 0 BB: 0 P: 19	1B: 1 2B: 2 3B: 0 HR: 1	SF: 0 SAC: 0 DP: 0 HBP: 0	WP: 0 PB: 0 SB: 0 CS: 0	PA: 35
<b>PITCHER</b>	IP WLS BF H R ER SO BB IBB HBP BLK WP HR S P ERA WHIP																			
32 Ryan Vogelsong, R ERA: 3.2	6.2 W 26 3 0 0 7 1 0 0 0 0 0 0 68 107 0.00 0.600																			
57 Juan Gutierrez, R ERA: 3.5	0.2 H 2 0 0 0 0 0 0 0 0 0 0 3 4 0.00 0.000																			
41 Jeremy Affeldt, L ERA: 1.53	0.2 H 3 0 0 0 0 1 0 0 0 0 0 5 10 0.00 1.500																			
54 Sergio Romo, R ERA: 3.13	1.0 S 4 1 1 1 1 0 0 0 0 0 0 1 12 19 9.00 1.000																			

Batter	1	2	3	4	5	6	7	8	9	AB	R	H	RBI	BB	SO	LOB	BOTTOM			
16 Angel Pagán, S OBP: 0.360, SLG: 0.440										4	1	1	0	0	0	1	<b>Minnesota Twins @ San Francisco Giants</b> AT&T Park, San Francisco, CA Sat May 24 2014, 7:07 PM - 9:56 PM PDT Att: 41,724 - Clear - 62 F			
8 Hunter Pence, R OBP: 0.365, SLG: 0.459										2	0	0	0	2	0	0				
28 Buster Posey, R OBP: 0.356, SLG: 0.423										4	0	0	0	0	1	3				
48 Pablo Sandoval, S OBP: 0.276, SLG: 0.388										3	1	1	2	0	0	1				
54 Sergio Romo, R OBP: 0.276, SLG: 0.388										0	0	0	0	0	0	0				
38 Michael Morse, R OBP: 0.326, SLG: 0.506										2	0	1	0	1	0	1				
21 Tyler Colvin, L OBP: 0.378, SLG: 0.647										3	0	1	0	0	2	3				
57 Juan Gutierrez, R ERA: 1.47										0	0	0	0	0	0	0				
41 Jeremy Affeldt, L OBP: 0.188, SLG: 0.148										0	0	0	0	0	0	0				
13 Joaquin Arias, R OBP: 0.188, SLG: 0.148										0	0	0	0	0	0	0				
14 Brandon Hicks, R OBP: 0.308, SLG: 0.414										3	0	0	0	0	2	2				
35 Brandon Crawford, L OBP: 0.330, SLG: 0.462										3	0	1	0	0	1	1				
32 Ryan Vogelsong, R OBP: 0.158, SLG: 0.211										2	0	0	0	0	0	1				
7 Grégor Blanco, L OBP: 0.273, SLG: 0.232										1	0	0	0	0	0	1				
<b>Inning Stats</b>	R: 0 E: 0 K: 1 S: 11	H: 0 LOB: 0 BB: 0 P: 15	R: 1 E: 0 K: 1 S: 12	H: 1 LOB: 1 BB: 1 P: 19	R: 0 E: 0 K: 0 S: 6	H: 0 LOB: 0 BB: 0 P: 11	R: 0 E: 0 K: 0 S: 6	H: 0 LOB: 1 BB: 1 P: 11	R: 0 E: 0 K: 2 S: 12	H: 1 LOB: 1 BB: 0 P: 17	R: 1 E: 0 K: 1 S: 14	H: 2 LOB: 2 BB: 1 P: 25	R: 0 E: 0 K: 1 S: 12	H: 1 LOB: 0 BB: 0 P: 19	R: 0 E: 0 K: 0 S: 6	H: 0 LOB: 0 BB: 0 P: 7	1B: 4 2B: 0 3B: 0 HR: 1	SF: 1 SAC: 0 DP: 1 HBP: 0	WP: 0 PB: 0 SB: 0 CS: 0	PA: 31
<b>PITCHER</b>	IP WLS BF H R ER SO BB IBB HBP BLK WP HR S P ERA WHIP																			
21 Samuel Deduno, R ERA: 3.48	5.2 L 23 4 2 2 4 3 0 0 0 0 0 0 3 92 3.18 1.235																			
52 Brian Duensing, L ERA: 1.47	0.1 1 0 0 0 1 0 0 0 0 0 0 0 3 6 0.00 0.000																			
61 Jared Burton, R ERA: 5.12	1.0 4 1 0 0 1 0 0 0 0 0 0 0 12 19 0.00 1.000																			
50 Casey Fien, R ERA: 1.8	1.0 3 0 0 0 0 0 0 0 0 0 0 0 6 7 0.00 0.000																			



Batter	1	2	3	4	5	6	7	8	9	AB	R	H	RBI	BB	SO	LOB	TOP										
2 Brian Dozier, R OBP: 0.357, SLG: 0.455	G6-3		SF8			K		F8		3	0	0	1	0	1	0	<b>Minnesota Twins @ San Francisco Giants</b> AT&T Park, San Francisco, CA Sun May 25 2014, 1:07 PM - 3:46 PM PDT Att: 42,590 - Partly Cloudy - 67 F										
7 Joe Mauer, L OBP: 0.388, SLG: 0.364 32 Aaron Hicks, S OBP: 0.328, SLG: 0.252	K		K			K			4	0	1	0	0	3	1	0											
24 Trevor Plouffe, R OBP: 0.335, SLG: 0.409	F7					G5-3			4	0	0	0	0	1	1	0											
8 Kurt Suzuki, R OBP: 0.363, SLG: 0.407		P3				F8			3	0	0	0	0	0	1	0											
9 Eduardo Núñez, R OBP: 0.294, SLG: 0.344		G3				K			4	0	0	0	0	1	2	0											
27 Chris Parmelee, L OBP: 0.241, SLG: 0.380									3	0	0	0	0	2	1	0											
5 Eduardo Escobar, S OBP: 0.371, SLG: 0.510									3	1	1	0	0	1	1	0											
39 Danny Santana, S OBP: 0.412, SLG: 0.452									3	0	2	0	0	1	0	0											
47 Ricky Nolasco, R ERA: 6.12 51 Anthony Swarzak, R ERA: 4.94 12 Chris Herrmann, L OBP: 0.182, SLG: 0.122 54 Matt Guerrier, R ERA: 4.5									2	0	0	0	0	2	3	0											
									0	0	0	0	0	1	0	0											
									0	0	0	0	0	0	0	0	0										
<b>Inning Stats</b>	R: 0 E: 0 K: 1 S: 10	H: 0 LOB: 0 BB: 0 P: 13	R: 0 E: 0 K: 0 S: 9	H: 0 LOB: 0 BB: 0 P: 12	R: 1 E: 1 K: 2 S: 14	H: 2 LOB: 1 BB: 0 P: 18	R: 0 E: 0 K: 1 S: 9	H: 0 LOB: 0 BB: 0 P: 14	R: 0 E: 0 K: 3 S: 11	H: 1 LOB: 1 BB: 0 P: 18	R: 0 E: 0 K: 2 S: 9	H: 0 LOB: 0 BB: 0 P: 10	R: 0 E: 0 K: 1 S: 15	H: 0 LOB: 0 BB: 0 P: 22	R: 0 E: 0 K: 2 S: 9	H: 1 LOB: 1 BB: 0 P: 12	R: 0 E: 0 K: 1 S: 7	H: 1 LOB: 0 BB: 0 P: 12	1B: 4 2B: 0 3B: 0 HR: 0	SF: 1 SAC: 0 DP: 0 HBP: 1	WP: 2 PB: 0 SB: 0 CS: 0	PA: 32					
<b>PITCHER</b>	IP	WLS	BF	H	R	ER	SO	BB	IBB	HBP	BLK	WP	HR	S	P	ERA	WHIP										
40 Madison Bumgarner, L ERA: 3.15 70 George Kontos, R ERA:	7.0	W	25	3	1	1	10	0	0	1	1	2	0	77	107	1.29	0.429										
	2.0		7	1	0	0	3	0	0	0	0	0	0	16	24	0.00	0.500										

Batter	1	2	3	4	5	6	7	8	9	AB	R	H	RBI	BB	SO	LOB	BOTTOM										
7 Grégor Blanco, L OBP: 0.300, SLG: 0.267	FC6-4									4	1	3	0	0	1	0	<b>Minnesota Twins @ San Francisco Giants</b> AT&T Park, San Francisco, CA Sun May 25 2014, 1:07 PM - 3:46 PM PDT Att: 42,590 - Partly Cloudy - 67 F										
8 Hunter Pence, R OBP: 0.372, SLG: 0.480	FC6-4									4	3	3	1	0	0	1											
28 Buster Posey, R OBP: 0.353, SLG: 0.419 70 George Kontos, R ERA:	FC6-4									4	1	1	0	0	1	4											
48 Pablo Sandoval, S OBP: 0.281, SLG: 0.390										4	1	2	1	0	0	3											
38 Michael Morse, R OBP: 0.335, SLG: 0.533	SF7									3	1	3	4	0	0	0											
21 Tyler Colvin, L OBP: 0.341, SLG: 0.579	F9									4	0	0	1	0	0	4											
35 Brandon Crawford, L OBP: 0.334, SLG: 0.456 6 Ehire Adriansza, S OBP: 0.171, SLG: 0.205										2	0	0	1	0	0	0											
14 Brandon Hicks, R OBP: 0.302, SLG: 0.404 13 Joaquin Arias, R OBP: 0.165, SLG: 0.145										3	0	0	0	0	2	0											
40 Madison Bumgarner, R OBP: 0.292, SLG: 0.429 29 Héctor Sánchez, S OBP: 0.294, SLG: 0.419										2	1	0	0	1	1	0											
										0	0	0	0	0	0	0											
<b>Inning Stats</b>	R: 2 E: 0 K: 0 S: 12	H: 3 LOB: 1 BB: 0 P: 21	R: 0 E: 0 K: 2 S: 8	H: 0 LOB: 0 BB: 0 P: 12	R: 1 E: 0 K: 0 S: 13	H: 2 LOB: 0 BB: 0 P: 19	R: 1 E: 0 K: 0 S: 8	H: 1 LOB: 0 BB: 0 P: 12	R: 3 E: 0 K: 1 S: 18	H: 3 LOB: 1 BB: 1 P: 26	R: 0 E: 0 K: 1 S: 10	H: 0 LOB: 0 BB: 0 P: 14	R: 0 E: 0 K: 1 S: 7	H: 1 LOB: 0 BB: 0 P: 11	R: 1 E: 0 K: 0 S: 10	H: 2 LOB: 1 BB: 0 P: 17	1B: 8 2B: 3 3B: 0 HR: 1	SF: 2 SAC: 0 DP: 1 HBP: 0	WP: 1 PB: 0 SB: 0 CS: 1	PA: 35							
<b>PITCHER</b>	IP	WLS	BF	H	R	ER	SO	BB	IBB	HBP	BLK	WP	HR	S	P	ERA	WHIP										
47 Ricky Nolasco, R ERA: 6.12 51 Anthony Swarzak, R ERA: 4.94 54 Matt Guerrier, R ERA: 4.5	4.2	L	23	9	7	7	3	1	0	0	0	0	0	19	27	0.00	0.429										
	1.0		5	2	1	1	0	0	0	0	0	0	0	10	17	9.00	2.000										

AB	30
R	1
H	4
RBI	1
BB	0
SO	13
LOB	10



AB	32
R	8
H	12
RBI	8
BB	1
SO	5
LOB	14





Batter	1	2	3	4	5	6	7	8	9	AB	R	H	RBI	BB	SO	LOB	TOP					
17 Shin-Soo Choo, L (1, 10) OBP: 0.435, SLG: 0.481										5	1	1	0	0	0	0						
1 Elvis Andrus, R (1, 6) OBP: 0.318, SLG: 0.355										5	1	3	2	0	0	0						
18 Mitch Moreland, L (1, 3) OBP: 0.314, SLG: 0.398										5	0	0	0	0	1	3						
29 Adrián Beltré, R (1, 5) OBP: 0.357, SLG: 0.458										4	0	0	0	0	2	1						
Alex Rios, R (1, 9) OBP: 0.354, SLG: 0.477										3	2	2	0	1	0	0						
60 Chris Gimenez, R (1, 2) OBP: 0.444, SLG: 0.529										4	2	2	2	0	1	1						
2 Leonys Martín, L (1, 8) OBP: 0.326, SLG: 0.344										4	0	1	1	0	0	2						
15 Michael Choice, R (1, 7) OBP: 0.283, SLG: 0.306										4	0	1	1	0	0	1						
12 Rougned Odor, L (1, 4) OBP: 0.311, SLG: 0.477										4	1	1	0	0	1	1						
<b>Inning Stats</b>	R: 0 E: 0 K: 0 S: 6	H: 0 LOB: 0 BB: 0 P: 9	R: 2 E: 1 K: 1 S: 11	H: 3 LOB: 1 BB: 0 P: 19	R: 0 E: 0 K: 1 S: 6	H: 0 LOB: 0 BB: 0 P: 12	R: 0 E: 0 K: 1 S: 7	H: 0 LOB: 0 BB: 0 P: 11	R: 2 E: 0 K: 0 S: 12	H: 3 LOB: 1 BB: 0 P: 22	R: 0 E: 0 K: 2 S: 8	H: 1 LOB: 1 BB: 0 P: 10	R: 0 E: 0 K: 0 S: 5	H: 0 LOB: 0 BB: 0 P: 7	R: 3 E: 0 K: 0 S: 9	H: 3 LOB: 1 BB: 1 P: 18	R: 0 E: 0 K: 0 S: 6	H: 1 LOB: 1 BB: 0 P: 8	1B: 7 2B: 4 3B: 0 HR: 0	SF: 0 SAC: 0 DP: 0 HBP: 0	WP: 0 PB: 0 SB: 2 CS: 0	PA: 39
<b>PITCHER</b>	IP	WLS	BF	H	R	ER	SO	BB	IBB	HBP	BLK	WP	HR	S	P	ERA	WHIP					
30 Kevin Correia, R (1, 1) ERA: 6.34	7.0	L	28	7	4	4	5	0	0	0	0	0	0	55	90	5.14	1.000					
61 Jared Burton, R (8, 1) ERA: 6.2	1.0		7	3	3	3	0	0	1	0	0	0	0	9	18	27.00	3.000					
52 Brian Duensing, L (9, 1) ERA: 1.4	1.0		4	1	0	0	0	0	0	0	0	0	0	6	8	0.00	1.000					

Texas Rangers @ Minnesota Twins  
Target Field, Minneapolis, MN  
Mon May 26 2014, 1:11 PM - 4:02 PM CDT  
Att: 30,571 - Cloudy - 82 F

livebaseballscores.com

AB 38  
R 7  
H 11  
RBI 6  
BB 1  
SO 5  
LOB 9

Batter	1	2	3	4	5	6	7	8	9	AB	R	H	RBI	BB	SO	LOB	BOTTOM					
2 Brian Dozier, R (1, 4) OBP: 0.351, SLG: 0.445										4	0	0	0	0	0	3						
7 Joe Mauer, L (1, 3) OBP: 0.366, SLG: 0.361										4	0	1	0	0	0	1						
24 Trevor Plouffe, R (1, 5) OBP: 0.333, SLG: 0.422										4	1	1	1	0	0	1						
31 Oswaldo Arcia, L (1, 9) OBP: 0.174, SLG: 0.273										4	0	1	0	0	0	1						
16 Josh Willingham, R (1, 7) OBP: 0.407, SLG: 0.300										3	1	0	0	0	1	0						
13 Jason Kubel, L (1, 10) OBP: 0.331, SLG: 0.319										3	0	0	0	0	1	1						
9 Eduardo Núñez, R (9, PH) OBP: 0.286, SLG: 0.333										1	0	0	0	0	0	0						
8 Kurt Suzuki, R (1, 2) OBP: 0.366, SLG: 0.410										4	0	2	0	0	1	0						
32 Aaron Hicks, S (1, 8) OBP: 0.333, SLG: 0.261										4	0	2	0	0	2	3						
5 Eduardo Escobar, S (1, 6) OBP: 0.380, SLG: 0.525										3	0	2	1	0	1	1						
<b>Inning Stats</b>	R: 1 E: 0 K: 0 S: 9	H: 2 LOB: 1 BB: 0 P: 13	R: 1 E: 0 K: 2 S: 14	H: 2 LOB: 2 BB: 0 P: 21	R: 0 E: 0 K: 0 S: 5	H: 0 LOB: 0 BB: 0 P: 8	R: 0 E: 0 K: 2 S: 8	H: 0 LOB: 0 BB: 0 P: 12	R: 0 E: 0 K: 0 S: 11	H: 2 LOB: 1 BB: 0 P: 15	R: 0 E: 0 K: 0 S: 11	H: 0 LOB: 0 BB: 0 P: 16	R: 0 E: 0 K: 1 S: 14	H: 1 LOB: 0 BB: 0 P: 23	R: 0 E: 0 K: 0 S: 8	H: 1 LOB: 1 BB: 0 P: 12	R: 0 E: 0 K: 1 S: 12	H: 1 LOB: 1 BB: 0 P: 15	1B: 6 2B: 2 3B: 0 HR: 1	SF: 0 SAC: 0 DP: 0 HBP: 1	WP: 0 PB: 0 SB: 0 CS: 0	PA: 35
<b>PITCHER</b>	IP	WLS	BF	H	R	ER	SO	BB	IBB	HBP	BLK	WP	HR	S	P	ERA	WHIP					
23 Nick Tepesch, R (1, 1) ERA: 2.95	6.2	W	26	7	2	2	4	0	0	0	0	0	0	68	104	2.70	1.050					
44 Jason Frasor, R (7, 1) ERA: 2.16	1.0	H	4	1	0	0	1	0	0	0	0	0	0	9	11	0.00	1.000					
56 Neal Cotts, L (8, 1) ERA: 3.86	1.1		5	1	0	0	1	0	0	0	0	0	0	15	20	0.00	0.750					

Texas Rangers @ Minnesota Twins  
Target Field, Minneapolis, MN  
Mon May 26 2014, 1:11 PM - 4:02 PM CDT  
Att: 30,571 - Cloudy - 82 F

livebaseballscores.com

AB 34  
R 2  
H 9  
RBI 2  
BB 0  
SO 6  
LOB 11



Batter	1	2	3	4	5	6	7	8	9	AB	R	H	RBI	BB	SO	LOB	TOP										
17 Shin-Soo Choo, L OBP: 0.426, SLG: 0.470	F7	G3			G3-1		K			4	0	0	0	0	1	1											
1 Elvis Andrus, R OBP: 0.317, SLG: 0.353	1B		L4-3		F8			P4		4	0	1	0	0	0	0											
18 Mitch Moreland, L OBP: 0.313, SLG: 0.394	F8		G3-1		G3-1	G6-4-3 1B		G3-1		4	1	1	0	0	0	1											
29 Adrián Beltré, R OBP: 0.354, SLG: 0.452	F9		L3		L3	G6-4-3 1B		G5-3		4	0	1	0	0	0	1											
Alex Rios, R OBP: 0.361, SLG: 0.498		SH5-4 1B			G6-4-3 2B	G6-4-3 1B				4	1	3	0	0	0	2											
60 Chris Gimenez, R OBP: 0.455, SLG: 0.524		SH5-4 1B			K	G6-3 1B		G6-3		4	1	2	1	0	1	2											
2 Leonys Martin, L OBP: 0.320, SLG: 0.337	SH5-4				K	G3		G6-3		3	0	0	0	0	1	3											
16 Donnie Murphy, R OBP: 0.304, SLG: 0.333	SF8				G6-3			F8		3	0	0	1	0	0	2											
12 Rougned Odor, L OBP: 0.313, SLG: 0.489					F9			P5		3	0	1	1	0	0	0											
<b>Inning Stats</b>	R: 0 E: 0 K: 0 S: 12	H: 1 LOB: 1 BB: 0 P: 15	R: 2 E: 0 K: 0 S: 13	H: 3 LOB: 1 BB: 0 P: 16	R: 0 E: 0 K: 2 S: 6	H: 0 LOB: 0 BB: 0 P: 9	R: 0 E: 0 K: 2 S: 9	H: 1 LOB: 1 BB: 0 P: 14	R: 0 E: 0 K: 1 S: 5	H: 0 LOB: 0 BB: 0 P: 10	R: 1 E: 0 K: 0 S: 11	H: 3 LOB: 1 BB: 0 P: 18	R: 0 E: 0 K: 1 S: 9	H: 0 LOB: 0 BB: 0 P: 16	R: 0 E: 0 K: 0 S: 5	H: 0 LOB: 0 BB: 0 P: 9	R: 0 E: 0 K: 0 S: 9	H: 1 LOB: 1 BB: 0 P: 14	1B: 6 2B: 2 3B: 1 HR: 0	SF: 1 SAC: 1 DP: 1 HBP: 0	WP: 0 PB: 0 CS: 0	PA: 35					
<b>PITCHER</b>	IP	WLS	BF	H	R	ER	SO	BB	IBB	HBP	BLK	WP	HR	S	P	ERA	WHIP										
45 Phil Hughes, R ERA: 3.23	(1, 1)	7.0	28	8	3	3	3	0	0	0	0	0	0	65	98	3.86	1.143										
50 Casey Fien, R ERA: 1.71	(8, 1)	1.0	3	0	0	0	0	0	0	0	0	0	0	5	9	0.00	0.000										
15 Glen Perkins, L ERA: 3.09	(9, 1)	1.0	W	4	1	0	0	0	0	0	0	0	0	9	14	0.00	1.000										

Texas Rangers @ Minnesota Twins  
Target Field, Minneapolis, MN  
Tue May 27 2014, 7:12 PM - 9:55 PM CDT  
Att: 22,702 - Cloudy - 69 F

AB 33  
R 3  
H 9  
RBI 3  
BB 0  
SO 3  
LOB 12



Batter	1	2	3	4	5	6	7	8	9	AB	R	H	RBI	BB	SO	LOB	BOTTOM										
2 Brian Dozier, R OBP: 0.353, SLG: 0.448	F7		7 2B			K				3	1	1	0	1	1	0											
7 Joe Mauer, L OBP: 0.364, SLG: 0.364	G3-1				L8					4	0	1	1	0	1	2											
24 Trevor Plouffe, R OBP: 0.327, SLG: 0.413	K		P3			K				4	0	0	0	0	2	1											
31 Oswaldo Arcia, L OBP: 0.222, SLG: 0.462		HR			P3					4	2	2	1	0	1	0											
16 Josh Willingham, R OBP: 0.355, SLG: 0.250	G6-3				G4-3					4	0	0	0	0	1	1											
27 Chris Parmelee, L OBP: 0.232, SLG: 0.365	F9				P5					2	0	0	0	0	0	0											
9 Eduardo Núñez, R OBP: 0.297, SLG: 0.343										2	1	1	1	0	0	0											
8 Kurt Suzuki, R OBP: 0.363, SLG: 0.495	L9				G6-3					4	0	1	0	0	0	1											
5 Eduardo Escobar, S OBP: 0.378, SLG: 0.515			L8		F8			SH5-3 1B		2	0	0	0	1	0	0											
32 Aaron Hicks, S OBP: 0.328, SLG: 0.257										2	0	0	0	0	1	0											
43 Josmil Pinto, R OBP: 0.351, SLG: 0.455			G4-3							1	0	0	0	0	1	1											
39 Danny Santana, S OBP: 0.400, SLG: 0.438					K					1	0	0	0	0	0	2											
<b>Inning Stats</b>	R: 0 E: 0 K: 1 S: 7	H: 0 LOB: 0 BB: 0 P: 9	R: 1 E: 0 K: 0 S: 11	H: 1 LOB: 0 BB: 0 P: 15	R: 1 E: 0 K: 0 S: 13	H: 2 LOB: 1 BB: 0 P: 19	R: 0 E: 0 K: 0 S: 7	H: 0 LOB: 0 BB: 0 P: 12	R: 0 E: 0 K: 1 S: 7	H: 0 LOB: 0 BB: 0 P: 9	R: 0 E: 0 K: 2 S: 9	H: 0 LOB: 0 BB: 0 P: 16	R: 0 E: 0 K: 1 S: 9	H: 0 LOB: 0 BB: 0 P: 14	R: 0 E: 0 K: 2 S: 12	H: 1 LOB: 2 BB: 1 P: 18	R: 2 E: 1 K: 1 S: 17	H: 2 LOB: 3 BB: 1 P: 28	1B: 2 2B: 3 3B: 0 HR: 1	SF: 0 SAC: 1 DP: 0 HBP: 0	WP: 1 PB: 0 CS: 0	PA: 36					
<b>PITCHER</b>	IP	WLS	BF	H	R	ER	SO	BB	IBB	HBP	BLK	WP	HR	S	P	ERA	WHIP										
25 Scott Baker, R ERA: 5.19	(1, 1)	6.0	21	3	2	2	4	0	0	0	0	0	0	3	4	0.00	0.500										
49 Aaron Poreda, L ERA: 3.39	(7, 1)	0.1	H	1	0	0	0	0	0	0	0	0	0	3	4	0.00	0.000										
41 Alexi Ogando, R ERA: 6.17	(7, 1)	1.2	H	7	1	0	0	2	1	0	0	1	0	18	28	0.00	1.200										
28 Joaquin Soria, R ERA: 2.6	(9, 1)	0.2	L	7	2	2	1	1	0	1	0	0	0	17	28	13.50	3.000										

Texas Rangers @ Minnesota Twins  
Target Field, Minneapolis, MN  
Tue May 27 2014, 7:12 PM - 9:55 PM CDT  
Att: 22,702 - Cloudy - 69 F

AB 33  
R 4  
H 6  
RBI 3  
BB 2  
SO 8  
LOB 8





Batter	1	2	3	4	5	6	7	8	9	AB	R	H	RBI	BB	SO	LOB	TOP										
17 Shin-Soo Choo, L OBP: 0.418, SLG: 0.458	G6-3		G3-1		CS	L7	K			4	0	0	0	0	1	1											
1 Elvis Andrus, R OBP: 0.313, SLG: 0.348	K		K			G6-3		G1-3		3	0	0	0	0	2	0											
12 Rougned Odor, L OBP: 0.306, SLG: 0.479	K		K			G6-3		G1-3		1	0	0	0	0	0	0											
18 Mitch Moreland, L OBP: 0.311, SLG: 0.390	L6			F8		FC5		G3		4	0	1	0	0	0	0											
29 Adrian Beltré, R OBP: 0.352, SLG: 0.447		L7		G6-3		FC5		G5-3		4	0	1	0	0	0	0											
Alex Rios, R OBP: 0.399, SLG: 0.493	K			FC5		FC5		F9		4	0	1	0	0	1	2											
15 Michael Choice, R OBP: 0.282, SLG: 0.304				FC5-3		FC6-3		FC5-3		4	0	1	0	0	0	1											
2 Leonys Martin, L OBP: 0.324, SLG: 0.347					G3			G3		4	1	2	0	0	0	0											
61 Robinson Chirinos, R OBP: 0.280, SLG: 0.333							K			3	0	1	0	0	2	3											
3 Luis Sardinas, S OBP: 0.308, SLG: 0.320										3	0	1	1	0	0	1											
<b>Inning Stats</b>	R: 0 E: 0 K: 1 S: 6	H: 0 LOB: 0 BB: 0 P: 9	R: 0 E: 0 K: 2 S: 11	H: 2 LOB: 2 BB: 0 P: 17	R: 0 E: 0 K: 1 S: 13	H: 0 LOB: 0 BB: 0 P: 22	R: 0 E: 0 K: 0 S: 15	H: 1 LOB: 1 BB: 0 P: 22	R: 0 E: 0 K: 0 S: 12	H: 2 LOB: 2 BB: 0 P: 22	R: 1 E: 0 K: 2 S: 13	H: 2 LOB: 1 BB: 0 P: 20	R: 0 E: 0 K: 0 S: 7	H: 0 LOB: 0 BB: 0 P: 9	R: 0 E: 0 K: 0 S: 4	H: 0 LOB: 0 BB: 0 P: 7	1B: 7 2B: 1 3B: 0 HR: 0	SF: 0 SAC: 0 DP: 0 HBP: 0	WP: 0 PB: 0 SB: 2 CS: 1	PA: 35							
<b>PITCHER</b>	IP	WLS	BF	H	R	ER	SO	BB	IBB	HBP	BLK	WP	HR	S	P	ERA	WHIP										
44 Kyle Gibson, R ERA: 4.18	6.0		23	6	0	0	4	0	0	0	0	0	0	65	107	0.00	1.000										
61 Jared Burton, R ERA: 6.43	0.2	L	4	2	1	1	1	0	0	0	0	0	0	9	13	13.50	3.000										
56 Caleb Thielbar, L ERA: 4.24	1.0		3	0	0	0	1	0	0	0	0	0	0	10	14	0.00	0.000										
54 Matt Guerrier, R ERA: 3.68	1.1		4	0	0	0	0	0	0	0	0	0	0	5	9	0.00	0.000										

Texas Rangers @ Minnesota Twins  
Target Field, Minneapolis, MN  
Wed May 28 2014, 7:11 PM - 10:23 PM CDT  
Att: 26,472 - Clear - 79 F

AB 34  
R 1  
H 8  
RBI 1  
BB 0  
SO 6  
LOB 8



Batter	1	2	3	4	5	6	7	8	9	AB	R	H	RBI	BB	SO	LOB	BOTTOM										
2 Brian Dozier, R OBP: 0.352, SLG: 0.449	G4-3	F8			G4-3		G5-3			4	0	1	0	0	0	4											
7 Joe Mauer, L OBP: 0.356, SLG: 0.356	G4-3		G4-3		F7		K			4	0	0	0	0	1	2											
24 Trevor Plouffe, R OBP: 0.326, SLG: 0.409	K		G6-3					G6-3		4	0	1	0	0	1	1											
31 Oswaldo Arcia, L OBP: 0.226, SLG: 0.433	K				FC9			F8		4	0	1	0	0	1	2											
16 Josh Willingham, R OBP: 0.400, SLG: 0.269						F8				2	0	1	0	2	0	0											
27 Chris Parmelee, L OBP: 0.232, SLG: 0.365										0	0	0	0	0	0	0											
8 Kurt Suzuki, R OBP: 0.360, SLG: 0.397										3	0	0	0	1	1	4											
9 Eduardo Núñez, R OBP: 0.293, SLG: 0.359										4	0	1	0	0	2	1											
5 Eduardo Escobar, S OBP: 0.374, SLG: 0.505										4	0	1	0	0	2	2											
39 Danny Santana, S OBP: 0.395, SLG: 0.412										2	0	0	0	1	1	0											
<b>Inning Stats</b>	R: 0 E: 0 K: 2 S: 10	H: 1 LOB: 1 BB: 0 P: 13	R: 0 E: 0 K: 1 S: 17	H: 1 LOB: 3 BB: 2 P: 32	R: 0 E: 0 K: 0 S: 16	H: 2 LOB: 2 BB: 0 P: 27	R: 0 E: 0 K: 3 S: 12	H: 0 LOB: 0 BB: 0 P: 14	R: 0 E: 0 K: 0 S: 8	H: 1 LOB: 1 BB: 1 P: 11	R: 0 E: 0 K: 0 S: 7	H: 0 LOB: 0 BB: 1 P: 15	R: 0 E: 0 K: 1 S: 11	H: 1 LOB: 0 BB: 0 P: 16	R: 0 E: 0 K: 0 S: 6	H: 0 LOB: 1 BB: 1 P: 13	R: 0 E: 0 K: 2 S: 8	H: 0 LOB: 0 BB: 0 P: 10	1B: 4 2B: 2 3B: 0 HR: 0	SF: 0 SAC: 1 DP: 0 HBP: 0	WP: 1 PB: 0 SB: 0 CS: 1	PA: 37					
<b>PITCHER</b>	IP	WLS	BF	H	R	ER	SO	BB	IBB	HBP	BLK	WP	HR	S	P	ERA	WHIP										
47 Joe Saunders, L ERA: 4.15	5.0		22	5	0	0	6	2	0	0	0	0	0	63	97	0.00	1.400										
37 Shawn Tolleson, R ERA: 3.0	1.2	W	6	1	0	0	0	1	0	0	0	0	0	15	25	0.00	1.200										
56 Neal Cotts, L ERA: 3.68	1.0	H	3	0	0	0	1	0	0	0	0	0	0	6	10	0.00	0.000										
44 Jason Frasor, R ERA: 2.12	0.1	H	2	0	0	0	0	1	0	0	0	0	0	3	9	0.00	3.000										
28 Joakim Soria, R ERA: 2.45	1.0	S	3	0	0	0	2	0	0	0	0	0	0	8	10	0.00	0.000										

Texas Rangers @ Minnesota Twins  
Target Field, Minneapolis, MN  
Wed May 28 2014, 7:11 PM - 10:23 PM CDT  
Att: 26,472 - Clear - 79 F

AB 31  
R 0  
H 6  
RBI 0  
BB 4  
SO 9  
LOB 16









Batter	1	2	3	4	5	6	7	8	9	AB	R	H	RBI	BB	SO	LOB	TOP								
39 Danny Santana, S OBP: 0.432, SLG: 0.475 32 Aaron Hicks, S OBP: 0.329, SLG: 0.252	 1-3 ①		 1-2 ③	 1-2 ③			 4-2 ③		 2-3 ①	2	0	1	0	0	1	0	<b>Minnesota Twins @ New York Yankees</b> Yankee Stadium, Bronx, NY Fri May 30 2014, 7:09 PM - 10:13 PM EDT Att. 42,245 - Overcast - 75 F								
2 Brian Dozier, R OBP: 0.341, SLG: 0.430	 0-0 ②		 3-2 ②		 0-1 ①		 1-2 ③		 1-1 ②	5	0	0	0	0	1	2									
7 Joe Mauer, L OBP: 0.349, SLG: 0.348	 2-2 ③		 0-2 ③		 1-1 ②			 1-0 ①	 3-2 ③	5	1	1	0	0	1	1									
16 Josh Willingham, R OBP: 0.432, SLG: 0.485		 2-3 ①		 1-2 ③		 2-2 ③		 2-3 ①		4	1	1	1	0	2	1									
31 Oswaldo Arcia, L OBP: 0.300, SLG: 0.564		 0-2 ①		 2-2 ③		 0-0 ①		 1-3 ②		4	2	2	1	0	1	1									
24 Trevor Plouffe, R OBP: 0.321, SLG: 0.428		 2-3 ②		 2-1 ③		 1-2 ②		 4-2 ②		3	2	1	2	1	1	0									
8 Kurt Suzuki, R OBP: 0.364, SLG: 0.400		 1-1 ①		 1-1 ①		 1-2 ③		 1-2 ③		4	0	2	1	0	0	0									
9 Eduardo Núñez, R OBP: 0.289, SLG: 0.349		 1-0 ③		 0-1 ②			 1-3 ①	 0-0 ①		4	0	1	1	0	1	1									
5 Eduardo Escobar, S OBP: 0.358, SLG: 0.478			 0-1 ①	 0-1 ①			 2-1 ②	 0-3 ③		4	0	1	0	0	1	2									
<b>Inning Stats</b>	R: 0 E: 0 K: 2 S: 8	H: 0 LOB: 0 BB: 0 P: 11	R: 1 E: 0 K: 2 S: 12	H: 2 LOB: 1 BB: 0 P: 18	R: 0 E: 0 K: 1 S: 15	H: 1 LOB: 1 BB: 0 P: 19	R: 3 E: 0 K: 0 S: 18	H: 4 LOB: 1 BB: 0 P: 25	R: 0 E: 0 K: 0 S: 7	H: 0 LOB: 0 BB: 0 P: 10	R: 0 E: 0 K: 0 S: 8	H: 0 LOB: 0 BB: 0 P: 10	R: 0 E: 0 K: 1 S: 11	H: 0 LOB: 1 BB: 1 P: 19	R: 2 E: 0 K: 3 S: 15	H: 3 LOB: 2 BB: 1 P: 24		R: 0 E: 0 K: 1 S: 8	H: 0 LOB: 0 BB: 0 P: 14	1B: 6 2B: 1 3B: 0 HR: 3	SF: 0 SAC: 0 DP: 0 HBP: 0	WP: 0 PB: 0 SB: 1 CS: 0	PA: 39		
<b>PITCHER</b>	IP WLS BF H R ER SO BB IBB HBP BLK WP HR S P ERA WHIP	IP WLS BF H R ER SO BB IBB HBP BLK WP HR S P ERA WHIP	IP WLS BF H R ER SO BB IBB HBP BLK WP HR S P ERA WHIP	IP WLS BF H R ER SO BB IBB HBP BLK WP HR S P ERA WHIP	IP WLS BF H R ER SO BB IBB HBP BLK WP HR S P ERA WHIP	IP WLS BF H R ER SO BB IBB HBP BLK WP HR S P ERA WHIP	IP WLS BF H R ER SO BB IBB HBP BLK WP HR S P ERA WHIP	IP WLS BF H R ER SO BB IBB HBP BLK WP HR S P ERA WHIP	IP WLS BF H R ER SO BB IBB HBP BLK WP HR S P ERA WHIP	IP WLS BF H R ER SO BB IBB HBP BLK WP HR S P ERA WHIP	IP WLS BF H R ER SO BB IBB HBP BLK WP HR S P ERA WHIP	IP WLS BF H R ER SO BB IBB HBP BLK WP HR S P ERA WHIP	IP WLS BF H R ER SO BB IBB HBP BLK WP HR S P ERA WHIP	IP WLS BF H R ER SO BB IBB HBP BLK WP HR S P ERA WHIP	IP WLS BF H R ER SO BB IBB HBP BLK WP HR S P ERA WHIP	IP WLS BF H R ER SO BB IBB HBP BLK WP HR S P ERA WHIP	IP WLS BF H R ER SO BB IBB HBP BLK WP HR S P ERA WHIP	IP WLS BF H R ER SO BB IBB HBP BLK WP HR S P ERA WHIP	IP WLS BF H R ER SO BB IBB HBP BLK WP HR S P ERA WHIP	IP WLS BF H R ER SO BB IBB HBP BLK WP HR S P ERA WHIP	IP WLS BF H R ER SO BB IBB HBP BLK WP HR S P ERA WHIP	IP WLS BF H R ER SO BB IBB HBP BLK WP HR S P ERA WHIP	IP WLS BF H R ER SO BB IBB HBP BLK WP HR S P ERA WHIP	IP WLS BF H R ER SO BB IBB HBP BLK WP HR S P ERA WHIP	IP WLS BF H R ER SO BB IBB HBP BLK WP HR S P ERA WHIP

AB	37
R	6
H	10
RBI	6
BB	2
SO	10
LOB	9



Batter	1	2	3	4	5	6	7	8	9	AB	R	H	RBI	BB	SO	LOB	BOTTOM								
11 Brett Gardner, L OBP: 0.354, SLG: 0.381	 2-2 ②		 2-0 ①		 4-2 ③		 1-1 ②		 3-2 ③	4	1	1	0	1	0	2	<b>Minnesota Twins @ New York Yankees</b> Yankee Stadium, Bronx, NY Fri May 30 2014, 7:09 PM - 10:13 PM EDT Att. 42,245 - Overcast - 75 F								
2 Derek Jeter, R OBP: 0.335, SLG: 0.318	 0-2 ①		 3-1 ②		 2-2 ②		 0-2 ③			4	0	1	0	0	0	2									
22 Jacoby Ellsbury, L OBP: 0.338, SLG: 0.387	 0-0 ②		 1-0 ①		 3-1 ③			 1-3 ①		4	0	1	1	0	1	2									
25 Mark Teixeira, S OBP: 0.375, SLG: 0.484	 4-1 ③		 4-1 ③			 4-2 ③		 2-3 ②		1	0	0	0	3	1	0									
34 Brian McCann, L OBP: 0.283, SLG: 0.370	 1-2 ③		 0-0 ③			 3-1 ①		 2-0 ②		4	0	1	0	0	0	5									
14 Brian Roberts, S OBP: 0.316, SLG: 0.369		 2-0 ①		 1-1 ①		 2-2 ②		 1-2 ③		4	0	1	0	0	0	2									
31 Ichiro Suzuki, L OBP: 0.367, SLG: 0.369		 3-1 ②		 2-3 ②		 2-1 ②		 2-3 ①		3	0	1	0	0	1	1									
12 Alfonso Soriano, R OBP: 0.262, SLG: 0.415		 1-2 ③		 1-2 ③		 1-2 ③		 1-2 ③		1	0	0	0	0	1	0									
26 Yangeris Solarte, S OBP: 0.361, SLG: 0.441		 0-3 ③		 1-2 ③		 0-0 ③		 1-2 ③		4	0	2	0	0	1	0									
66 John Ryan Murphy, R OBP: 0.362, SLG: 0.435			 2-1 ①		 0-3 ①		 1-2 ①		 1-3 ②	4	0	1	0	0	2	1									
<b>Inning Stats</b>	R: 0 E: 0 K: 0 S: 14	H: 1 LOB: 2 BB: 1 P: 21	R: 0 E: 0 K: 1 S: 6	H: 1 LOB: 0 BB: 0 P: 11	R: 1 E: 0 K: 0 S: 8	H: 2 LOB: 1 BB: 1 P: 20	R: 0 E: 0 K: 1 S: 9	H: 0 LOB: 0 BB: 0 P: 13	R: 0 E: 0 K: 1 S: 10	H: 1 LOB: 1 BB: 1 P: 19	R: 0 E: 0 K: 0 S: 12	H: 2 LOB: 2 BB: 1 P: 23	R: 0 E: 0 K: 0 S: 8	H: 0 LOB: 0 BB: 0 P: 10	R: 0 E: 0 K: 2 S: 11	H: 1 LOB: 1 BB: 0 P: 17	R: 0 E: 0 K: 2 S: 14	H: 1 LOB: 1 BB: 0 P: 21	1B: 7 2B: 2 3B: 0 HR: 0	SF: 0 SAC: 0 DP: 0 HBP: 0	WP: 0 PB: 0 SB: 0 CS: 1	PA: 37			
<b>PITCHER</b>	IP WLS BF H R ER SO BB IBB HBP BLK WP HR S P ERA WHIP	IP WLS BF H R ER SO BB IBB HBP BLK WP HR S P ERA WHIP	IP WLS BF H R ER SO BB IBB HBP BLK WP HR S P ERA WHIP	IP WLS BF H R ER SO BB IBB HBP BLK WP HR S P ERA WHIP	IP WLS BF H R ER SO BB IBB HBP BLK WP HR S P ERA WHIP	IP WLS BF H R ER SO BB IBB HBP BLK WP HR S P ERA WHIP	IP WLS BF H R ER SO BB IBB HBP BLK WP HR S P ERA WHIP	IP WLS BF H R ER SO BB IBB HBP BLK WP HR S P ERA WHIP	IP WLS BF H R ER SO BB IBB HBP BLK WP HR S P ERA WHIP	IP WLS BF H R ER SO BB IBB HBP BLK WP HR S P ERA WHIP	IP WLS BF H R ER SO BB IBB HBP BLK WP HR S P ERA WHIP	IP WLS BF H R ER SO BB IBB HBP BLK WP HR S P ERA WHIP	IP WLS BF H R ER SO BB IBB HBP BLK WP HR S P ERA WHIP	IP WLS BF H R ER SO BB IBB HBP BLK WP HR S P ERA WHIP	IP WLS BF H R ER SO BB IBB HBP BLK WP HR S P ERA WHIP	IP WLS BF H R ER SO BB IBB HBP BLK WP HR S P ERA WHIP	IP WLS BF H R ER SO BB IBB HBP BLK WP HR S P ERA WHIP	IP WLS BF H R ER SO BB IBB HBP BLK WP HR S P ERA WHIP	IP WLS BF H R ER SO BB IBB HBP BLK WP HR S P ERA WHIP	IP WLS BF H R ER SO BB IBB HBP BLK WP HR S P ERA WHIP	IP WLS BF H R ER SO BB IBB HBP BLK WP HR S P ERA WHIP	IP WLS BF H R ER SO BB IBB HBP BLK WP HR S P ERA WHIP	IP WLS BF H R ER SO BB IBB HBP BLK WP HR S P ERA WHIP	IP WLS BF H R ER SO BB IBB HBP BLK WP HR S P ERA WHIP	IP WLS BF H R ER SO BB IBB HBP BLK WP HR S P ERA WHIP

AB	33
R	1
H	9
RBI	1
BB	4
SO	7
LOB	15





Batter	1	2	3	4	5	6	7	8	9	AB	R	H	RBI	BB	SO	LOB	TOP
<b>2 Brian Dozier, R</b> OBP: 0.336, SLG: 0.422 (1, 4)										4	1	0	0	0	1	0	<b>Minnesota Twins @ New York Yankees</b> Yankee Stadium, Bronx, NY Sat May 31 2014, 1:10 PM - 4:48 PM EDT Att: 44,346 - Partly Cloudy - 69 F
<b>5 Eduardo Escobar, S</b> OBP: 0.362, SLG: 0.479 (1, 6)										4	0	2	0	0	0	1	
<b>7 Joe Mauer, L</b> OBP: 0.343, SLG: 0.340 (1, 10)										4	0	0	0	0	2	4	
<b>16 Josh Willingham, R</b> OBP: 0.438, SLG: 0.472 (1, 7)										3	0	1	1	1	1	2	
<b>31 Oswaldo Arcia, L</b> OBP: 0.295, SLG: 0.535 (1, 9)										4	0	1	0	0	2	4	
<b>24 Trevor Plouffe, R</b> OBP: 0.329, SLG: 0.424 (1, 5)										4	0	1	0	0	2	1	
<b>27 Chris Parmelee, L</b> OBP: 0.217, SLG: 0.339 (1, 3)										4	0	0	0	0	1	2	
<b>43 Josmil Pinto, R</b> OBP: 0.340, SLG: 0.432 (1, 2)										2	0	0	0	1	1		
<b>32 Aaron Hicks, S</b> OBP: 0.322, SLG: 0.246 (1, 8)										3	0	0	0	0	2	2	
<b>Inning Stats</b>	R: 1 E: 1 K: 2 S: 11	H: 1 LOB: 1 BB: 0 P: 13	R: 0 E: 0 K: 1 S: 10	H: 1 LOB: 1 BB: 0 P: 16	R: 0 E: 0 K: 2 S: 12	H: 0 LOB: 1 BB: 0 P: 18	R: 0 E: 0 K: 0 S: 6	H: 0 LOB: 0 BB: 1 P: 13	R: 0 E: 0 K: 1 S: 9	H: 0 LOB: 0 BB: 0 P: 13	R: 0 E: 0 K: 3 S: 17	H: 1 LOB: 1 BB: 0 P: 27	1B: 5 2B: 0 3B: 0 HR: 0	SF: 0 SAC: 0 DP: 2 HBP: 0	WP: 2 PB: 0 CS: 0	PA: 34	
<b>PITCHER</b>	IP WLS BF H R ER SO BB IBB HBP BLK WP HR S P ERA WHIP																
<b>19 Masahiro Tanaka, R</b> (1, 1) ERA: 2.06	8.0 W 30 4 1 0 9 2 0 0 0 0 2 0 106 0.00 0.750																
<b>30 David Robertson, R</b> (9, 1) ERA: 2.06	1.0 S 4 1 0 0 3 0 0 0 0 0 0 0 17 27 0.00 1.000																

Batter	1	2	3	4	5	6	7	8	9	AB	R	H	RBI	BB	SO	LOB	BOTTOM	
<b>11 Brett Gardner, L</b> OBP: 0.356, SLG: 0.383 (1, 7)										4	0	2	0	0	1	0	<b>Minnesota Twins @ New York Yankees</b> Yankee Stadium, Bronx, NY Sat May 31 2014, 1:10 PM - 4:48 PM EDT Att: 44,346 - Partly Cloudy - 69 F	
<b>2 Derek Jeter, R</b> OBP: 0.338, SLG: 0.328 (1, 10)										4	0	2	0	0	0	1		
<b>22 Jacoby Ellsbury, L</b> OBP: 0.341, SLG: 0.386 (1, 8)										3	1	1	0	1	0	2		
<b>25 Mark Teixeira, S</b> OBP: 0.370, SLG: 0.477 (1, 3)										2	0	0	0	0	1	4		
<b>14 Brian Roberts, S</b> OBP: 0.316, SLG: 0.387 (6, PH) (7, 4)										1	1	0	0	1	1	0		
<b>34 Brian McCann, L</b> OBP: 0.288, SLG: 0.384 (1, 2)										4	0	2	1	0	0	3		
<b>12 Alfonso Soriano, R</b> OBP: 0.262, SLG: 0.408 (1, 9)										3	0	0	0	1	1	1		
<b>31 Ichiro Suzuki, L</b> (8, FR) (9, 9)										0	0	0	0	0	0	0		
<b>26 Yanervis Solarte, S</b> OBP: 0.369, SLG: 0.466 (1, 4) (7, 5)										4	1	3	1	0	0	3		
<b>33 Kelly Johnson, L</b> OBP: 0.286, SLG: 0.409 (7, 3) (1, 5)										4	0	2	1	0	1	0		
<b>17 Brendan Ryan, R</b> OBP: 0.360, SLG: 0.360 (1, 6)										4	0	0	0	0	1	5		
<b>Inning Stats</b>	R: 0 E: 0 K: 1 S: 15	H: 2 LOB: 2 BB: 1 P: 27	R: 0 E: 0 K: 1 S: 14	H: 2 LOB: 1 BB: 0 P: 17	R: 0 E: 0 K: 0 S: 9	H: 1 LOB: 1 BB: 0 P: 19	R: 1 E: 0 K: 0 S: 8	H: 1 LOB: 1 BB: 0 P: 15	R: 0 E: 0 K: 1 S: 9	H: 2 LOB: 2 BB: 0 P: 14	R: 0 E: 0 K: 2 S: 11	H: 0 LOB: 0 BB: 0 P: 16	R: 2 E: 0 K: 1 S: 13	H: 3 LOB: 3 BB: 2 P: 25	1B: 8 2B: 3 3B: 0 HR: 1	SF: 0 SAC: 0 DP: 2 HBP: 0	WP: 0 PB: 0 CS: 0	PA: 36
<b>PITCHER</b>	IP WLS BF H R ER SO BB IBB HBP BLK WP HR S P ERA WHIP																	
<b>30 Kevin Correia, R</b> (1, 1) ERA: 5.87	6.0 L 8 2 2 2 2 1 1 0 0 0 0 0 17 33 13.50 2.250																	
<b>52 Brian Duensing, L</b> (7, 1) ERA: 2.09	1.1 L 8 2 2 2 2 1 1 0 0 0 0 0 17 33 13.50 2.250																	
<b>61 Jared Burton, R</b> (8, 1) ERA: 6.23	0.2 3 1 0 0 1 0 0 0 0 0 0 0 7 8 0.00 1.500																	















Batter	1	2	3	4	5	6	7	8	9	AB	R	H	RBI	BB	SO	LOB	TOP										
9 Jean Segura, R OBP: 0.296, SLG: 0.346										4	0	0	0	0	1	0	<b>Milwaukee Brewers @ Minnesota Twins</b> Target Field, Minneapolis, MN Wed Jun 04 2014, 7:11 PM - 10:03 PM CDT Att: 31,144 - Partly Cloudy - 78 F										
8 Ryan Braun, R OBP: 0.346, SLG: 0.558										4	0	0	0	0	1	0											
20 Jonathan Lucroy, R OBP: 0.394, SLG: 0.478										3	1	1	0	1	1	0											
27 Carlos Gómez, R OBP: 0.382, SLG: 0.556										4	1	1	0	0	2	1											
16 Aramis Ramirez, R OBP: 0.307, SLG: 0.409										4	1	1	3	0	0	0											
Rickie Weeks Jr., R OBP: 0.387, SLG: 0.446										4	1	1	0	0	1	0											
7 Mark Reynolds, R OBP: 0.291, SLG: 0.457										4	0	2	1	0	1	0											
24 Lyle Overbay, L OBP: 0.293, SLG: 0.299										3	0	0	0	0	1	2											
1 Logan Schafer, L OBP: 0.279, SLG: 0.289										3	0	0	0	0	1	1											
<b>Inning Stats</b>	R: 0 E: 0 K: 1 S: 7	H: 0 LOB: 0 BB: 0 P: 10	R: 1 E: 0 K: 2 S: 14	H: 2 LOB: 1 BB: 0 P: 19	R: 0 E: 0 K: 1 S: 6	H: 0 LOB: 0 BB: 0 P: 9	R: 0 E: 0 K: 1 S: 7	H: 0 LOB: 0 BB: 0 P: 11	R: 0 E: 0 K: 0 S: 6	H: 0 LOB: 0 BB: 0 P: 8	R: 0 E: 0 K: 1 S: 9	H: 0 LOB: 0 BB: 0 P: 11	R: 3 E: 0 K: 1 S: 13	H: 4 LOB: 1 BB: 0 P: 21	R: 0 E: 0 K: 1 S: 12	H: 0 LOB: 0 BB: 1 P: 19		R: 0 E: 0 K: 1 S: 5	H: 0 LOB: 0 BB: 0 P: 7	1B: 3 2B: 2 3B: 0 HR: 1	SF: 0 SAC: 0 DP: 0 HBP: 0	WP: 0 PB: 0 SB: 0 CS: 0	PA: 34				
<b>PITCHER</b>	IP	WLS	BF	H	R	ER	SO	BB	IBB	HBP	BLK	WP	HR	S	P	ERA	WHIP										
47 Ricky Nolasco, R ERA: 5.65	7.0	W	27	6	4	4	7	0	0	0	0	0	1	62	89	5.14	0.857										
50 Casey Fien, R ERA: 2.16	1.0	H	4	0	0	0	1	1	0	0	0	0	0	12	19	0.00	1.000										
15 Glen Perkins, L ERA: 3.08	1.0	S	3	0	0	0	1	0	0	0	0	0	0	5	7	0.00	0.000										

AB	33
R	4
H	6
RBI	4
BB	1
SO	9
LOB	4



Batter	1	2	3	4	5	6	7	8	9	AB	R	H	RBI	BB	SO	LOB	BOTTOM										
39 Danny Santana, S OBP: 0.393, SLG: 0.423										4	0	0	0	0	0	2	<b>Milwaukee Brewers @ Minnesota Twins</b> Target Field, Minneapolis, MN Wed Jun 04 2014, 7:11 PM - 10:03 PM CDT Att: 31,144 - Partly Cloudy - 78 F										
32 Aaron Hicks, S OBP: 0.331, SLG: 0.248										0	0	0	0	1	0	0											
2 Brian Dozier, R OBP: 0.353, SLG: 0.454										3	1	2	0	1	0	0											
7 Joe Mauer, L OBP: 0.349, SLG: 0.348										4	0	0	0	1	0	4											
16 Josh Willingham, R OBP: 0.477, SLG: 0.612										3	2	2	1	1	0	1											
31 Oswaldo Arcia, L OBP: 0.295, SLG: 0.517										4	2	2	4	0	1	3											
24 Trevor Plouffe, R OBP: 0.324, SLG: 0.416										4	0	1	1	0	1	3											
8 Kurt Suzuki, R OBP: 0.362, SLG: 0.392										4	0	2	0	0	0	1											
43 Josmil Pinto, R OBP: 0.327, SLG: 0.409										4	0	0	0	0	3	2											
5 Eduardo Escobar, S OBP: 0.336, SLG: 0.437										4	1	1	0	0	1	1											
<b>Inning Stats</b>	R: 0 E: 0 K: 0 S: 7	H: 1 LOB: 1 BB: 0 P: 11	R: 0 E: 0 K: 1 S: 7	H: 0 LOB: 0 BB: 0 P: 11	R: 0 E: 0 K: 1 S: 10	H: 0 LOB: 0 BB: 0 P: 12	R: 3 E: 0 K: 2 S: 17	H: 3 LOB: 1 BB: 1 P: 31	R: 1 E: 0 K: 0 S: 12	H: 1 LOB: 3 BB: 2 P: 22	R: 0 E: 1 K: 0 S: 9	H: 1 LOB: 1 BB: 0 P: 11	R: 2 E: 0 K: 0 S: 14	H: 3 LOB: 1 BB: 0 P: 24	R: 0 E: 0 K: 2 S: 14	H: 1 LOB: 2 BB: 1 P: 24	1B: 7 2B: 2 3B: 0 HR: 1	SF: 0 SAC: 0 DP: 0 HBP: 1	WP: 0 PB: 0 SB: 1 CS: 0	PA: 39							
<b>PITCHER</b>	IP	WLS	BF	H	R	ER	SO	BB	IBB	HBP	BLK	WP	HR	S	P	ERA	WHIP										
41 Marco Estrada, R ERA: 4.19	6.0	L	28	6	4	4	4	3	0	1	0	0	0	7	12	6.00	1.500										
47 Rob Wooten, R ERA: 3.39	0.2	L	3	1	1	1	0	0	0	0	0	0	0	7	12	13.50	1.500										
13 Will Smith, L ERA: 0.68	0.1	L	3	2	1	1	0	0	0	0	0	0	0	7	12	27.00	6.000										
59 Zach Duke, L ERA: 1.5	1.0	L	5	1	0	0	2	1	0	0	0	0	0	14	24	0.00	2.000										

AB	34
R	6
H	10
RBI	6
BB	4
SO	6
LOB	17





Batter	1	2	3	4	5	6	7	8	9	AB	R	H	RBI	BB	SO	LOB	TOP										
9 Jean Segura, R OBP: 0.284, SLG: 0.342										5	0	1	1	0	0	3	<b>Milwaukee Brewers @ Minnesota Twins</b> Target Field, Minneapolis, MN Thu Jun 05 2014, 7:11 PM - 10:36 PM CDT Att: 35,110 - Cloudy - 69 F										
8 Ryan Braun, R OBP: 0.353, SLG: 0.565										5	2	3	0	0	0	1											
20 Jonathan Lucroy, R OBP: 0.394, SLG: 0.491										5	2	2	2	0	0	2											
27 Carlos Gómez, R OBP: 0.378, SLG: 0.562										5	1	1	3	0	0	2											
16 Aramis Ramirez, R OBP: 0.306, SLG: 0.405										4	1	1	0	0	0	0											
18 Khris Davis, R OBP: 0.298, SLG: 0.493										4	1	1	2	0	2	0											
2 Scooter Gennett, L OBP: 0.316, SLG: 0.421										4	0	1	0	0	2	0											
7 Mark Reynolds, R OBP: 0.291, SLG: 0.453										4	1	1	0	0	0	1											
24 Lyle Overbay, L OBP: 0.299, SLG: 0.306										4	0	2	0	0	1	1											
<b>Inning Stats</b>	R: 0 E: 0 K: 0 S: 11	H: 0 LOB: 0 BB: 0 P: 15	R: 0 E: 0 K: 1 S: 7	H: 0 LOB: 0 BB: 0 P: 11	R: 0 E: 0 K: 1 S: 10	H: 2 LOB: 1 BB: 0 P: 16	R: 3 E: 0 K: 1 S: 16	H: 4 LOB: 1 BB: 0 P: 24	R: 0 E: 0 K: 0 S: 13	H: 2 LOB: 2 BB: 0 P: 20	R: 3 E: 1 K: 2 S: 20	H: 3 LOB: 1 BB: 0 P: 30	R: 0 E: 0 K: 0 S: 6	H: 0 LOB: 0 BB: 0 P: 9	R: 0 E: 0 K: 0 S: 6	H: 0 LOB: 0 BB: 0 P: 9	R: 2 E: 0 K: 0 S: 15	H: 2 LOB: 0 BB: 0 P: 16	1B: 9 2B: 1 3B: 0 HR: 3	SF: 0 SAC: 0 DP: 1 HBP: 0	WP: 1 PB: 0 SB: 3 CS: 0	PA: 40					
<b>PITCHER</b>	IP	WLS	BF	H	R	ER	SO	BB	IBB	HBP	BLK	WP	HR	S	P	ERA	WHIP										
30 Kevin Correia, R ERA: 6.11	5.0	L	24	10	5	5	3	0	0	0	0	1	2	65	98	9.00	2.000										
56 Caleb Thielbar, L ERA: 3.95	0.2		3	0	0	0	2	0	0	0	0	0	0	8	12	0.00	0.000										
51 Anthony Swarzak, R ERA: 4.5	2.1		8	1	1	0	0	0	0	0	0	0	0	19	31	0.00	0.429										
61 Jared Burton, R ERA: 6.46	1.0		5	2	2	2	0	0	0	0	0	0	1	15	16	18.00	2.000										

Batter	1	2	3	4	5	6	7	8	9	AB	R	H	RBI	BB	SO	LOB	BOTTOM										
39 Danny Santana, S OBP: 0.393, SLG: 0.421										5	0	2	0	0	1	1	<b>Milwaukee Brewers @ Minnesota Twins</b> Target Field, Minneapolis, MN Thu Jun 05 2014, 7:11 PM - 10:36 PM CDT Att: 35,110 - Cloudy - 69 F										
2 Brian Dozier, R OBP: 0.354, SLG: 0.450										4	1	1	0	1	1	2											
7 Joe Mauer, L OBP: 0.346, SLG: 0.344										5	1	1	0	0	0	4											
16 Josh Willingham, R OBP: 0.493, SLG: 0.600										1	2	0	0	3	0	2											
31 Oswaldo Arcia, L OBP: 0.313, SLG: 0.587										3	1	2	4	0	1	2											
27 Chris Parmelee, L OBP: 0.210, SLG: 0.328										1	0	0	0	0	0	1											
24 Trevor Plouffe, R OBP: 0.327, SLG: 0.420										3	0	1	0	0	1	0											
9 Eduardo Núñez, R OBP: 0.275, SLG: 0.347										4	0	0	0	0	0	3											
43 Josmil Pinto, R OBP: 0.325, SLG: 0.412										4	0	1	1	0	0	1											
5 Eduardo Escobar, S OBP: 0.333, SLG: 0.439										4	0	1	0	0	1	2											
<b>Inning Stats</b>	R: 0 E: 0 K: 2 S: 15	H: 1 LOB: 2 BB: 1 P: 29	R: 0 E: 0 K: 0 S: 12	H: 0 LOB: 0 BB: 0 P: 17	R: 4 E: 0 K: 2 S: 18	H: 2 LOB: 2 BB: 0 P: 33	R: 0 E: 0 K: 0 S: 10	H: 0 LOB: 0 BB: 0 P: 12	R: 0 E: 0 K: 0 S: 7	H: 2 LOB: 1 BB: 0 P: 10	R: 0 E: 0 K: 0 S: 12	H: 2 LOB: 1 BB: 0 P: 17	R: 0 E: 0 K: 0 S: 9	H: 1 LOB: 1 BB: 0 P: 15	R: 1 E: 0 K: 0 S: 10	H: 1 LOB: 2 BB: 1 P: 19	R: 0 E: 0 K: 1 S: 9	H: 0 LOB: 0 BB: 0 P: 13	1B: 4 2B: 5 3B: 0 HR: 1	SF: 0 SAC: 0 DP: 1 HBP: 1	WP: 0 PB: 0 SB: 1 CS: 1	PA: 39					
<b>PITCHER</b>	IP	WLS	BF	H	R	ER	SO	BB	IBB	HBP	BLK	WP	HR	S	P	ERA	WHIP										
38 Wily Peralta, R ERA: 3.03	5.0	W	22	5	4	4	4	3	0	0	0	0	0	62	101	1.600	1.600										
47 Rob Wooten, R ERA: 3.2	1.0	H	4	2	0	0	0	0	0	0	0	0	0	12	17	0.00	2.000										
53 Brandon Kintzler, R ERA: 0.54	0.2	H	3	1	0	0	0	0	0	0	0	0	0	8	12	0.00	1.500										
13 Will Smith, L ERA: 0.98	1.1	H	7	1	1	1	0	1	0	1	0	0	0	11	22	6.75	1.500										
57 Francisco Rodríguez, R ERA: 2.17	1.0	S	3	0	0	0	1	0	0	0	0	0	0	9	13	0.00	0.000										





Batter	1	2	3	4	5	6	7	8	9	AB	R	H	RBI	BB	SO	LOB	TOP										
21 Dexter Fowler, S (1,8) OBP: 0.383, SLG: 0.376										4	1	1	0	0	1	0	<b>Houston Astros @ Minnesota Twins</b> Target Field, Minneapolis, MN Fri Jun 06 2014, 8:33 PM - 11:31 PM CDT Att: 29,448 - Overcast - 73 F										
27 Jose Altuve, R (1,4) OBP: 0.355, SLG: 0.422										4	1	1	1	0	0	0											
4 George Springer, R (1,9) OBP: 0.338, SLG: 0.489										4	1	1	2	0	3	0											
15 Jason Castro, L (1,2) OBP: 0.304, SLG: 0.377										4	0	1	0	0	1	0											
30 Matt Dominguez, R (1,5) OBP: 0.309, SLG: 0.420										4	1	3	1	0	0	0											
21 Jon Singleton, L (1,3) OBP: 0.188, SLG: 0.333										4	0	0	0	0	2	3											
23 Chris Carter, R (1,10) OBP: 0.290, SLG: 0.414										4	0	0	0	0	2	2											
19 Robbie Grossman, S (1,7) OBP: 0.280, SLG: 0.317										3	0	0	0	0	0	0											
9 Marwin Gonzalez, S (1,6) OBP: 0.342, SLG: 0.411										3	1	1	1	0	0	0											
<b>Inning Stats</b>	R: 0 H: 0 E: 0 K: 2 S: 9	H: 0 LOB: 0 BB: 0 P: 13	R: 0 H: 1 E: 0 K: 2 S: 12	H: 1 LOB: 1 BB: 0 P: 20	R: 1 H: 1 E: 0 K: 0 S: 10	H: 1 LOB: 0 BB: 0 P: 12	R: 1 H: 1 E: 0 K: 1 S: 12	H: 1 LOB: 0 BB: 0 P: 14	R: 0 H: 0 E: 0 K: 1 S: 11	H: 0 LOB: 0 BB: 0 P: 19	R: 3 H: 3 E: 0 K: 1 S: 14	H: 3 LOB: 0 BB: 0 P: 21	R: 0 H: 0 E: 0 K: 1 S: 6	H: 0 LOB: 0 BB: 0 P: 8	R: 0 H: 0 E: 0 K: 1 S: 5	H: 0 LOB: 0 BB: 0 P: 7	R: 0 H: 2 E: 0 K: 0 S: 9	H: 2 LOB: 1 BB: 0 P: 15	1B: 4 2B: 0 3B: 1 HR: 3	SF: 0 SAC: 0 DP: 1 HBP: 0	WP: 0 PB: 0 SB: 0 CS: 0	PA: 34					
<b>PITCHER</b>	IP	WLS	BF	H	R	ER	SO	BB	IBB	HBP	BLK	WP	HR	S	P	ERA	WHIP										
45 Phil Hughes, R (1,1) ERA: 3.46	6.0	L	24	6	5	5	7	0	0	0	0	0	3	68	99	7.50	1.000										
52 Brian Duensing, L (7,1) ERA: 1.93	1.0		3	0	0	0	1	0	0	0	0	0	0	6	8	0.00	0.000										
54 Matt Guerrier, R (8,1) ERA: 2.38	2.0		7	2	0	0	1	0	0	0	0	0	0	14	22	0.00	1.000										
54 Matt Guerrier, R (9,1) ERA: 2.38	2.0		7	2	0	0	1	0	0	0	0	0	0	14	22	0.00	1.000										

Batter	1	2	3	4	5	6	7	8	9	AB	R	H	RBI	BB	SO	LOB	BOTTOM										
39 Danny Santana, S (1,10) OBP: 0.379, SLG: 0.452											5	1	1	2	0	2	3										
2 Brian Dozier, R (1,4) OBP: 0.348, SLG: 0.441										5	0	0	0	0	1	1											
7 Joe Mauer, L (1,3) OBP: 0.347, SLG: 0.343										4	0	1	0	1	1	1											
16 Josh Willingham, R (1,7) OBP: 0.473, SLG: 0.564										5	0	1	0	0	0	3											
24 Trevor Plouffe, R (1,5) OBP: 0.325, SLG: 0.421										4	0	1	0	0	1	3											
13 Jason Kubel, L (1,9) OBP: 0.313, SLG: 0.295										4	0	0	0	0	2	2											
8 Kurt Suzuki, R (1,2) OBP: 0.359, SLG: 0.394										4	1	1	0	0	0	2											
5 Eduardo Escobar, S (1,6) OBP: 0.344, SLG: 0.462										4	1	3	1	0	0	1											
32 Aaron Hicks, S (1,8) OBP: 0.344, SLG: 0.268										2	1	2	1	1	0	0											
31 Oswaldo Arcia, L (8,PH) OBP: 0.308, SLG: 0.578										1	0	0	0	0	0	1											
54 Matt Guerrier, R (9,1) ERA: 2.19										0	0	0	0	0	0	0											
<b>Inning Stats</b>	R: 0 H: 0 E: 1 K: 1 S: 11	H: 2 LOB: 2 BB: 1 P: 16	R: 0 H: 1 E: 0 K: 1 S: 10	H: 1 LOB: 0 BB: 0 P: 14	R: 0 H: 1 E: 0 K: 1 S: 8	H: 1 LOB: 0 BB: 0 P: 15	R: 0 H: 1 E: 0 K: 1 S: 20	H: 1 LOB: 1 BB: 0 P: 28	R: 0 H: 0 E: 0 K: 1 S: 10	H: 0 LOB: 1 BB: 1 P: 15	R: 0 H: 1 E: 0 K: 1 S: 10	H: 1 LOB: 0 BB: 0 P: 13	R: 3 H: 3 E: 0 K: 1 S: 19	H: 3 LOB: 0 BB: 0 P: 25	R: 1 H: 2 E: 0 K: 0 S: 10	H: 2 LOB: 1 BB: 0 P: 15	R: 0 H: 0 E: 1 K: 0 S: 9	H: 0 LOB: 1 BB: 0 P: 13	1B: 4 2B: 5 3B: 0 HR: 1	SF: 0 SAC: 0 DP: 1 HBP: 0	WP: 0 PB: 0 SB: 1 CS: 0	PA: 40					
<b>PITCHER</b>	IP	WLS	BF	H	R	ER	SO	BB	IBB	HBP	BLK	WP	HR	S	P	ERA	WHIP										
60 Dallas Keuchel, L (1,1) ERA: 2.5	6.0	W	25	5	3	3	3	2	0	0	0	0	1	69	101	0.00	1.167										
29 Tony Sipp, L (7,1) ERA: 3.45	0.2		5	3	3	3	1	0	0	0	0	0	1	15	18	40.50	4.500										
36 Jerome Williams, R (7,1) ERA: 5.5	1.0	H	5	2	1	1	0	0	0	0	0	0	0	13	21	9.00	2.000										
38 Darin Downs, L (8,1) ERA: 1.84	0.1	H	1	0	0	0	0	0	0	0	0	0	0	1	1	0.00	0.000										
50 Chad Qualls, R (9,1) ERA: 2.19	1.0	S	4	0	0	0	0	0	0	0	0	0	0	9	13	0.00	0.000										

AB	34
R	5
H	8
RBI	5
BB	0
SO	9
LOB	5



AB	38
R	4
H	10
RBI	4
BB	2
SO	7
LOB	17













Batter	1	2	3	4	5	6	7	8	9	AB	R	H	RBI	BB	SO	LOB	TOP				
39 Danny Santana, R (1, 8) OBP: 0.395, SLG: 0.506										5	1	2	1	0	1	2					
2 Brian Dozier, R (1, 4) OBP: 0.336, SLG: 0.451										3	1	1	1	1	1	2					
7 Joe Mauer, L (1, 3) OBP: 0.336, SLG: 0.330										4	0	0	0	0	0	1					
16 Josh Willingham, R (1, 7) OBP: 0.455, SLG: 0.545										4	0	1	0	0	2	0					
31 Oswaldo Arcia, L (1, 9) OBP: 0.311, SLG: 0.529										2	0	0	0	1	0	0					
17 Kendrys Morales, S (1, 10) OBP: 0.500, SLG: 0.333										3	0	1	0	1	1	1					
32 Aaron Hicks, S (9, PR) OBP: 0.338, SLG: 0.262										0	0	0	0	0	0	0					
24 Trevor Plouffe, R (1, 5) OBP: 0.323, SLG: 0.408										4	0	0	0	0	0	4					
9 Eduardo Núñez, R (9, PR) OBP: 0.316, SLG: 0.436										0	1	0	0	0	0	0					
8 Kurt Suzuki, R (1, 2) OBP: 0.375, SLG: 0.409										4	1	3	1	0	0	0					
5 Eduardo Escobar, S (1, 6) OBP: 0.344, SLG: 0.447										4	0	1	1	0	0	2					
<b>Inning Stats</b>	R: 2 H: 2 E: 0 K: 1 S: 18	H: 2 R: 1 ER: 0 LOB: 1 BB: 1 P: 30	R: 0 H: 2 E: 0 K: 0 S: 15	H: 2 R: 2 ER: 0 LOB: 2 BB: 0 P: 21	R: 0 H: 0 E: 0 K: 1 S: 10	H: 0 R: 0 ER: 0 LOB: 0 BB: 0 P: 11	R: 0 H: 0 E: 0 K: 0 S: 7	H: 0 R: 0 ER: 0 LOB: 0 BB: 0 P: 8	R: 0 H: 0 E: 0 K: 1 S: 8	H: 1 R: 0 ER: 0 LOB: 2 BB: 1 P: 16	R: 0 H: 1 E: 0 K: 0 S: 7	H: 1 R: 0 ER: 0 LOB: 0 BB: 0 P: 11	R: 0 H: 0 E: 0 K: 1 S: 6	H: 0 R: 0 ER: 0 LOB: 0 BB: 0 P: 12	R: 2 H: 3 E: 0 K: 1 S: 15	H: 3 R: 2 ER: 0 LOB: 2 BB: 0 P: 22	1B: 4 2B: 2 3B: 1 HR: 2	SF: 0 SAC: 0 DP: 3 HBP: 1	WP: 0 PB: 0 SB: 0 CS: 0	PA: 37	
<b>PITCHER</b>	IP	WLS	BF	H	R	ER	SO	BB	IBB	HBP	BLK	WP	HR	S	P	ERA	WHIP				
43 R.A. Dickey, R (1, 1) ERA: 4.2	5.1		24	5	2	2	3	2	0	1	0	0	2	66	101	3.38	1.312				
29 Dustin McGowan, R (6, 1) ERA: 4.09	1.2	H	4	1	0	0	0	0	0	0	0	0	0	9	14	0.00	0.600				
62 Aaron Loup, L (8, 1) ERA: 3.45	1.0	H	3	0	0	0	1	1	0	0	0	0	0	6	12	0.00	1.000				
44 Casey Janssen, R (9, 1) ERA: 1.42	1.0	W	6	3	2	2	1	0	0	0	0	0	0	15	22	18.00	3.000				

Minnesota Twins @ Toronto Blue Jays  
Rogers Centre, Toronto, ON  
Mon Jun 09 2014, 7:10 PM - 10:01 PM EDT  
Att: 19,428 - Cloudy - 68 F

AB 33  
R 4  
H 9  
RBI 4  
BB 3  
SO 5  
LOB 12



Batter	1	2	3	4	5	6	7	8	9	AB	R	H	RBI	BB	SO	LOB	BOTTOM					
7 José Reyes, S (1, 6) OBP: 0.333, SLG: 0.414										5	1	3	1	0	0	1						
53 Melky Cabrera, S (1, 7) OBP: 0.345, SLG: 0.485										4	1	1	0	0	1	1						
11 Kevin Pillar, R (9, 7) OBP: 0.243, SLG: 0.333										1	0	1	1	0	0	0						
19 José Bautista, R (1, 9) OBP: 0.436, SLG: 0.549										3	1	1	0	1	1	1						
26 Adam Lind, L (1, 10) OBP: 0.415, SLG: 0.525										4	0	0	0	0	2	4						
10 Edwin Encarnación, R (1, 3) OBP: 0.360, SLG: 0.602										3	1	2	3	1	0	0						
47 Juan Francisco, L (1, 5) OBP: 0.327, SLG: 0.549										3	0	0	0	0	2	1						
18 Steve Tolleson, R (7, 4) OBP: 0.365, SLG: 0.536										1	0	0	0	0	1	2						
13 Brett Lawrie, R (1, 4) OBP: 0.288, SLG: 0.430										4	0	2	0	0	0	2						
22 Josh Thole, L (1, 2) OBP: 0.391, SLG: 0.351										1	0	0	0	1	0	0						
30 Dioner Navarro, S (6, PH) OBP: 0.307, SLG: 0.335										1	0	0	0	1	0	1						
31 Erik Kratz, R (9, PR) OBP: 0.263, SLG: 0.400										0	1	0	0	0	0	0						
8 Anthony Gose, L (1, 8) OBP: 0.333, SLG: 0.300										3	0	0	0	1	2	3						
<b>Inning Stats</b>	R: 3 H: 2 E: 0 K: 2 S: 16	H: 0 R: 0 ER: 0 LOB: 0 BB: 0 P: 26	R: 0 H: 0 E: 0 K: 0 S: 11	H: 0 R: 0 ER: 0 LOB: 0 BB: 0 P: 13	R: 0 H: 1 E: 0 K: 2 S: 13	H: 1 R: 0 ER: 0 LOB: 2 BB: 1 P: 20	R: 0 H: 1 E: 0 K: 2 S: 14	H: 1 R: 0 ER: 0 LOB: 2 BB: 1 P: 26	R: 1 H: 1 E: 0 K: 0 S: 9	H: 1 R: 0 ER: 0 LOB: 0 BB: 0 P: 15	R: 0 H: 2 E: 0 K: 0 S: 10	H: 2 R: 0 ER: 0 LOB: 1 BB: 0 P: 16	R: 0 H: 0 E: 0 K: 0 S: 8	H: 0 R: 0 ER: 0 LOB: 0 BB: 1 P: 13	R: 0 H: 1 E: 0 K: 2 S: 10	H: 1 R: 0 ER: 0 LOB: 2 BB: 1 P: 17	R: 1 H: 2 E: 0 K: 1 S: 11	H: 2 R: 2 ER: 0 LOB: 2 BB: 1 P: 17	1B: 7 2B: 1 3B: 0 HR: 2	SF: 0 SAC: 0 DP: 1 HBP: 0	WP: 0 PB: 0 SB: 2 CS: 1	PA: 38
<b>PITCHER</b>	IP	WLS	BF	H	R	ER	SO	BB	IBB	HBP	BLK	WP	HR	S	P	ERA	WHIP					
47 Ricky Nolasco, R (1, 1) ERA: 5.7	5.2		25	7	4	4	6	2	0	0	0	0	0	71	114	6.35	1.588					
56 Caleb Thielbar, L (6, 1) ERA: 3.27	1.1		4	0	0	0	0	1	0	0	0	0	0	10	15	0.00	0.750					
54 Matt Guerrier, R (8, 1) ERA: 2.84	1.1	L	7	1	1	1	3	1	1	0	0	0	0	14	26	6.75	1.500					
50 Casey Fien, R (9, 1) ERA: 2.42	0.0		2	2	0	0	0	0	0	0	0	0	0	7	8	∞	∞					

Minnesota Twins @ Toronto Blue Jays  
Rogers Centre, Toronto, ON  
Mon Jun 09 2014, 7:10 PM - 10:01 PM EDT  
Att: 19,428 - Cloudy - 68 F

AB 33  
R 5  
H 10  
RBI 5  
BB 5  
SO 9  
LOB 16





Batter	1	2	3	4	5	6	7	8	9	AB	R	H	RBI	BB	SO	LOB	TOP			
39 Danny Santana, S (1, 8) OBP: 0.407, SLG: 0.506										4	1	2	1	1	1	1				
2 Brian Dozier, R (1, 4) OBP: 0.356, SLG: 0.458										5	1	1	2	0	1	4				
7 Joe Mauer, L (1, 3) OBP: 0.333, SLG: 0.325										4	0	0	0	1	1	1				
16 Josh Willingham, R (1, 7) OBP: 0.462, SLG: 0.536										3	0	1	0	2	0	2				
17 Kendrys Morales, S (1, 10) OBP: 0.444, SLG: 0.500										5	1	2	0	0	1	4				
31 Oswaldo Arcia, L (1, 9) OBP: 0.321, SLG: 0.514										2	1	0	0	1	0	0				
27 Chris Parmelee, L (8, 9) OBP: 0.208, SLG: 0.299										0	0	0	0	0	0	0				
9 Eduardo Núñez, R (1, 5) OBP: 0.328, SLG: 0.441										4	0	2	0	0	0	2				
8 Kurt Suzuki, R (1, 2) OBP: 0.373, SLG: 0.402										3	0	0	0	0	1	3				
5 Eduardo Escobar, S (1, 6) OBP: 0.341, SLG: 0.449										4	0	1	0	0	2	4				
<b>Inning Stats</b>	R: 2 E: 0 K: 0 S: 10	H: 2 LOB: 0 BB: 1 P: 15	R: 0 E: 0 K: 0 S: 12	H: 0 LOB: 0 BB: 0 P: 16	R: 0 E: 0 K: 1 S: 20	H: 1 LOB: 2 BB: 1 P: 32	R: 2 E: 1 K: 2 S: 20	H: 3 LOB: 2 BB: 1 P: 30	R: 0 E: 0 K: 0 S: 11	H: 0 LOB: 0 BB: 0 P: 16	R: 0 E: 0 K: 2 S: 10	H: 0 LOB: 1 BB: 1 P: 16	R: 0 E: 0 K: 0 S: 19	H: 1 LOB: 1 BB: 0 P: 23	R: 0 E: 0 K: 1 S: 9	H: 1 LOB: 2 BB: 1 P: 15	1B: 6 2B: 2 HR: 1	SF: 0 SAC: 0 HBP: 2	WP: 0 PB: 0 SB: 1 CS: 1	PA: 41
<b>PITCHER</b>	IP WLS BF H R ER SO BB IBB HBP BLK WP HR S P ERA WHIP																			
48 J.A. Happ, L (1, 1) ERA: 4.37	3.2 L 19 6 4 3 3 3 0 0 0 0 0 1 58 89 7.36 2.455																			
64 Chad Jenkins, R (4, 1) ERA: 2.73	3.1 13 1 0 0 3 1 0 1 0 0 0 0 32 46 0.00 0.600																			
50 Steve Delabar, R (8, 1) ERA: 4.88	1.0 4 1 0 0 0 0 0 0 1 0 0 0 19 23 0.00 1.000																			
27 Brett Cecil, L (9, 1) ERA: 3.33	1.0 5 1 0 0 1 1 0 0 0 0 0 0 9 15 0.00 2.000																			

Minnesota Twins @ Toronto Blue Jays  
Rogers Centre, Toronto, ON  
Tue Jun 10 2014, 7:08 PM - 10:14 PM EDT  
Att: 20,681 - Partly Cloudy - 68 F

AB 34  
R 4  
H 9  
RBI 3  
BB 5  
SO 7  
LOB 21



Batter	1	2	3	4	5	6	7	8	9	AB	R	H	RBI	BB	SO	LOB	BOTTOM					
7 José Reyes, S (1, 6) OBP: 0.332, SLG: 0.411										4	0	1	0	0	0	3						
53 Melky Cabrera, S (1, 7) OBP: 0.344, SLG: 0.482										4	0	1	0	0	0	5						
19 José Bautista, R (1, 9) OBP: 0.433, SLG: 0.544										4	0	1	0	0	0	0						
10 Edwin Encarnación, R (1, 3) OBP: 0.355, SLG: 0.592										4	0	0	0	0	0	2						
26 Adam Lind, L (1, 10) OBP: 0.410, SLG: 0.516										4	0	1	0	0	0	2						
13 Brett Lawrie, R (1, 4) (8, 5) OBP: 0.287, SLG: 0.427										4	0	1	0	0	0	1						
30 Dioner Navarro, S (1, 2) OBP: 0.310, SLG: 0.339										4	0	2	0	0	0	0						
47 Juan Francisco, L (1, 5) OBP: 0.322, SLG: 0.541										2	0	0	0	0	1	2						
18 Steve Tolleson, R (7, PH) (8, 4) OBP: 0.354, SLG: 0.517										2	0	0	0	0	2	1						
8 Anthony Gose, L (1, 8) OBP: 0.337, SLG: 0.296										1	0	0	0	1	0	0						
11 Kevin Pillar, R (7, PH) (8, 8) OBP: 0.237, SLG: 0.324										1	0	0	0	0	0	1						
<b>Inning Stats</b>	R: 0 E: 0 K: 0 S: 13	H: 2 LOB: 2 BB: 0 P: 18	R: 0 E: 0 K: 0 S: 13	H: 2 LOB: 3 BB: 1 P: 24	R: 0 E: 0 K: 0 S: 6	H: 0 LOB: 0 BB: 0 P: 11	R: 0 E: 0 K: 1 S: 7	H: 0 LOB: 0 BB: 0 P: 10	R: 0 E: 0 K: 0 S: 5	H: 0 LOB: 0 BB: 0 P: 12	R: 0 E: 0 K: 0 S: 13	H: 1 LOB: 1 BB: 0 P: 19	R: 0 E: 0 K: 1 S: 17	H: 2 LOB: 2 BB: 0 P: 25	R: 0 E: 0 K: 0 S: 7	H: 0 LOB: 0 BB: 0 P: 10	R: 0 E: 0 K: 1 S: 11	H: 0 LOB: 0 BB: 0 P: 16	1B: 7 2B: 0 3B: 0 HR: 0	SF: 0 SAC: 0 DP: 1 HBP: 0	WP: 0 PB: 0 SB: 0 CS: 0	PA: 35
<b>PITCHER</b>	IP WLS BF H R ER SO BB IBB HBP BLK WP HR S P ERA WHIP																					
30 Kevin Correia, R (1, 1) ERA: 5.6	6.0 W 25 6 0 0 1 1 0 0 0 0 0 0 61 99 0.00 1.167																					
52 Brian Duensing, L (7, 1) ERA: 3.2	1.0 4 1 0 0 1 0 0 0 0 0 0 0 13 20 0.00 1.000																					
61 Jared Burton, R (8, 1) ERA: 5.96	1.0 3 0 0 0 0 0 0 0 0 0 0 0 7 10 0.00 0.000																					
15 Glen Perkins, L (9, 1) ERA: 2.86	1.0 3 0 0 0 1 0 0 0 0 0 0 0 11 16 0.00 0.000																					

Minnesota Twins @ Toronto Blue Jays  
Rogers Centre, Toronto, ON  
Tue Jun 10 2014, 7:08 PM - 10:14 PM EDT  
Att: 20,681 - Partly Cloudy - 68 F

AB 34  
R 0  
H 7  
RBI 0  
BB 1  
SO 3  
LOB 17





Batter	1	2	3	4	5	6	7	8	9	AB	R	H	RBI	BB	SO	LOB	TOP				
39 Danny Santana, S (1, 8) OBP: 0.407, SLG: 0.500										5	2	2	0	0	0	1					
2 Brian Dozier, R (1, 4) OBP: 0.353, SLG: 0.454										2	0	0	0	0	0	1					
5 Eduardo Escobar, S (4, 4) OBP: 0.347, SLG: 0.453										3	2	2	0	0	0	0					
7 Joe Mauer, L (1, 3) OBP: 0.342, SLG: 0.336										4	1	3	0	1	1	1					
16 Josh Willingham, R (1, 7) OBP: 0.459, SLG: 0.568										5	1	2	3	0	1	5					
17 Kendrys Morales, S (1, 10) OBP: 0.500, SLG: 0.692										5	1	3	3	0	0	2					
31 Oswaldo Arcia, L (1, 9) OBP: 0.325, SLG: 0.519										5	0	2	0	0	2	3					
24 Trevor Plouffe, R (1, 5) OBP: 0.319, SLG: 0.403										3	0	0	1	0	2	3					
8 Kurt Suzuki, R (1, 2) OBP: 0.375, SLG: 0.404										4	0	2	0	0	0	3					
9 Eduardo Núñez, R (1, 6) OBP: 0.308, SLG: 0.413										4	0	0	0	0	0	5					
<b>Inning Stats</b>	R: 2 H: 2 E: 0 K: 1 S: 14	H: 2 LOB: 0 BB: 0 P: 19	R: 0 H: 1 E: 0 K: 1 S: 9	H: 1 LOB: 1 BB: 0 P: 16	R: 0 H: 1 E: 0 K: 1 S: 10	H: 1 LOB: 2 BB: 0 P: 14	R: 0 H: 1 E: 1 K: 1 S: 13	H: 1 LOB: 2 BB: 0 P: 19	R: 0 H: 3 E: 0 K: 0 S: 11	H: 3 LOB: 1 BB: 0 P: 16	R: 3 H: 3 E: 0 K: 2 S: 16	H: 3 LOB: 1 BB: 1 P: 28	R: 0 H: 1 E: 0 K: 0 S: 9	H: 1 LOB: 0 BB: 0 P: 11	R: 1 H: 3 E: 0 K: 0 S: 13	H: 3 LOB: 1 BB: 0 P: 20	1B: 11 2B: 4 3B: 0 HR: 1	SF: 1 SAC: 0 DP: 2 HBP: 0	WP: 0 PB: 0 SB: 0 CS: 0	PA: 42	
<b>PITCHER</b>	IP WLS BF ERA WHIP	IP WLS BF ERA WHIP	IP WLS BF ERA WHIP	IP WLS BF ERA WHIP	IP WLS BF ERA WHIP	IP WLS BF ERA WHIP	IP WLS BF ERA WHIP	IP WLS BF ERA WHIP	IP WLS BF ERA WHIP	IP WLS BF ERA WHIP	IP WLS BF ERA WHIP	IP WLS BF ERA WHIP	IP WLS BF ERA WHIP	IP WLS BF ERA WHIP	IP WLS BF ERA WHIP	IP WLS BF ERA WHIP	IP WLS BF ERA WHIP	IP WLS BF ERA WHIP	IP WLS BF ERA WHIP	IP WLS BF ERA WHIP	
6 Marcus Stroman, R (1, 1) ERA: 5.18	6.0 L 27 4.50 1.500																				
51 Bobby Korecky, R (7, 1) ERA: 8.1	2.0 10 4 13.50 2.500																				
27 Brett Cecil, L (9, 1) ERA: 3.55	1.0 5 3 9.00 3.000																				

Minnesota Twins @ Toronto Blue Jays  
Rogers Centre, Toronto, ON  
Wed Jun 11 2014, 12:39 PM - 3:35 PM EDT  
Att. 45,080 - Roof Closed - 68 F

AB 40  
R 7  
H 16  
RBI 7  
BB 1  
SO 6  
LOB 24



Batter	1	2	3	4	5	6	7	8	9	AB	R	H	RBI	BB	SO	LOB	BOTTOM				
7 José Reyes, S (1, 6) OBP: 0.329, SLG: 0.406										5	0	1	0	0	1	2					
53 Melky Cabrera, S (1, 7) OBP: 0.344, SLG: 0.478										4	1	1	0	1	1	0					
19 José Bautista, R (1, 9) OBP: 0.434, SLG: 0.548 (8, 8)										4	1	2	1	0	0	2					
10 Edwin Encarnación, R (1, 10) OBP: 0.350, SLG: 0.582										4	0	0	0	0	2	4					
26 Adam Lind, L (1, 3) OBP: 0.413, SLG: 0.524										4	0	2	0	0	2	2					
13 Brett Lawrie, R (1, 5) OBP: 0.286, SLG: 0.424 (8, 4)										4	0	1	0	0	1	3					
31 Erik Kratz, R (1, 2) OBP: 0.267, SLG: 0.414										3	0	1	0	0	0	1					
30 Dioner Navarro, S (6, PH) OBP: 0.314, SLG: 0.342 (9, 2)										1	0	1	1	0	0	0					
18 Steve Tolleson, R (1, 4) OBP: 0.348, SLG: 0.500 (8, 9)										4	0	1	0	0	1	3					
8 Anthony Gose, L (1, 8) OBP: 0.329, SLG: 0.288										2	0	0	0	0	2	0					
47 Juan Francisco, L (7, PH) OBP: 0.318, SLG: 0.533 (8, 5)										2	0	0	0	0	1	2					
<b>Inning Stats</b>	R: 0 H: 1 E: 0 K: 0 S: 8	H: 1 LOB: 1 BB: 0 P: 9	R: 0 H: 1 E: 0 K: 2 S: 12	H: 1 LOB: 0 BB: 0 P: 15	R: 0 H: 0 E: 0 K: 1 S: 9	H: 0 LOB: 0 BB: 0 P: 13	R: 0 H: 1 E: 0 K: 1 S: 13	H: 1 LOB: 1 BB: 0 P: 17	R: 0 H: 2 E: 0 K: 2 S: 16	H: 2 LOB: 2 BB: 0 P: 22	R: 0 H: 2 E: 0 K: 2 S: 13	H: 2 LOB: 2 BB: 0 P: 15	R: 2 H: 3 E: 0 K: 1 S: 13	H: 3 LOB: 2 BB: 1 P: 18	R: 0 H: 0 E: 0 K: 1 S: 11	H: 0 LOB: 0 BB: 0 P: 15	1B: 7 2B: 3 3B: 0 HR: 0	SF: 0 SAC: 0 DP: 0 HBP: 0	WP: 1 PB: 0 SB: 0 CS: 0	PA: 38	
<b>PITCHER</b>	IP WLS BF ERA WHIP	IP WLS BF ERA WHIP	IP WLS BF ERA WHIP	IP WLS BF ERA WHIP	IP WLS BF ERA WHIP	IP WLS BF ERA WHIP	IP WLS BF ERA WHIP	IP WLS BF ERA WHIP	IP WLS BF ERA WHIP	IP WLS BF ERA WHIP	IP WLS BF ERA WHIP	IP WLS BF ERA WHIP	IP WLS BF ERA WHIP	IP WLS BF ERA WHIP	IP WLS BF ERA WHIP	IP WLS BF ERA WHIP	IP WLS BF ERA WHIP	IP WLS BF ERA WHIP	IP WLS BF ERA WHIP	IP WLS BF ERA WHIP	
45 Phil Hughes, R (1, 1) ERA: 3.17	7.0 W 28 0.00 1.000																				
61 Jared Burton, R (8, 1) ERA: 6.49	0.2 6 3 27.00 6.000																				
50 Casey Fien, R (8, 1) ERA: 2.3	1.1 S 4 0.00 0.000																				

Minnesota Twins @ Toronto Blue Jays  
Rogers Centre, Toronto, ON  
Wed Jun 11 2014, 12:39 PM - 3:35 PM EDT  
Att. 45,080 - Roof Closed - 68 F

AB 37  
R 2  
H 10  
RBI 2  
BB 1  
SO 11  
LOB 19





Batter	1	2	3	4	5	6	7	8	9	AB	R	H	RBI	BB	SO	LOB	TOP											
39 Danny Santana, S OBP: 0.396, SLG: 0.478										4	0	0	0	1	2	3												
8 Kurt Suzuki, R OBP: 0.373, SLG: 0.401										4	0	1	0	0	0	1												
7 Joe Mauer, L OBP: 0.341, SLG: 0.335										4	0	1	0	0	0	1												
16 Josh Willingham, R OBP: 0.451, SLG: 0.545										3	0	0	0	1	0	1												
1 Sam Fuld, L OBP: 0.304, SLG: 0.390										0	1	0	0	0	0	0												
17 Kendrys Morales, S OBP: 0.444, SLG: 0.588										4	0	1	0	0	1	4												
31 Oswaldo Arcia, L OBP: 0.310, SLG: 0.494										4	0	0	0	0	0	5												
24 Trevor Plouffe, R OBP: 0.321, SLG: 0.400										2	0	0	0	2	0	0												
9 Eduardo Núñez, R OBP: 0.304, SLG: 0.394										3	0	0	0	0	0	1												
5 Eduardo Escobar, S OBP: 0.351, SLG: 0.469										3	1	1	2	1	0	0												
<b>Inning Stats</b>	R: 0 H: 1 E: 0 K: 1 S: 10	H: 1 LOB: 1 BB: 0 P: 15	R: 0 H: 0 E: 0 K: 0 S: 9	H: 0 LOB: 1 BB: 1 P: 16	R: 1 H: 2 E: 0 K: 1 S: 16	H: 2 LOB: 3 BB: 2 P: 28	R: 0 H: 0 E: 0 K: 0 S: 8	H: 0 LOB: 0 BB: 0 P: 11	R: 0 H: 0 E: 0 K: 0 S: 12	H: 0 LOB: 0 BB: 0 P: 17	R: 0 H: 1 E: 0 K: 0 S: 8	H: 1 LOB: 0 BB: 0 P: 13	R: 0 H: 0 E: 0 K: 0 S: 7	H: 0 LOB: 0 BB: 0 P: 10	R: 0 H: 0 E: 0 K: 0 S: 5	H: 0 LOB: 0 BB: 0 P: 6	R: 1 H: 0 E: 1 K: 1 S: 19	H: 0 LOB: 3 BB: 2 P: 33	1B: 3 2B: 0 3B: 0 HR: 1	SF: 0 SAC: 0 DP: 1 HBP: 1	WP: 1 PB: 0 SB: 1 CS: 0	PA: 37						
<b>PITCHER</b>	IP	WLS	BF	H	R	ER	SO	BB	IBB	HBP	BLK	WP	HR	S	P	ERA	WHIP											
33 Drew Smyly, L ERA: 3.58	(1, 1)	6.0	L	24	4	1	1	2	3	0	0	0	0	1	63	100	1.50	1.167										
62 Al Alburquerque, R ERA: 3.16	(7, 1)	1.0		3	0	0	0	0	0	0	0	0	0	7	10	0.00	0.000											
44 Joba Chamberlain, R ERA: 3.15	(8, 1)	1.0		3	0	0	0	0	0	0	0	0	0	5	6	0.00	0.000											
36 Joe Nathan, R ERA: 6.85	(9, 1)	0.2		6	0	1	0	0	2	0	1	0	1	0	16	29	0.00	3.000										
40 Phil Coke, L ERA: 6.54	(9, 1)	0.1		1	0	0	0	1	0	0	0	0	0	3	4	0.00	0.000											

Minnesota Twins @ Detroit Tigers  
Comerica Park, Detroit, MI  
Fri Jun 13 2014, 7:10 PM - 10:08 PM EDT  
Att: 39,811 - Cloudy - 63 F

AB 31  
R 2  
H 4  
RBI 2  
BB 5  
SO 3  
LOB 16



Batter	1	2	3	4	5	6	7	8	9	AB	R	H	RBI	BB	SO	LOB	BOTTOM										
3 Ian Kinsler, R OBP: 0.310, SLG: 0.434										2	0	0	0	1	0	1											
14 Austin Jackson, R OBP: 0.320, SLG: 0.380										3	0	0	0	1	0	1											
24 Miguel Cabrera, R OBP: 0.372, SLG: 0.581										4	0	1	0	0	0	5											
41 Victor Martinez, S OBP: 0.377, SLG: 0.588										4	0	0	0	0	1	1											
28 J.D. Martinez, R OBP: 0.310, SLG: 0.468										4	0	1	0	0	1	0											
32 Don Kelly, L OBP: 0.322, SLG: 0.295										4	0	0	0	0	1	1											
9 Nick Castellanos, R OBP: 0.306, SLG: 0.400										4	0	1	0	0	1	1											
13 Alex Avila, L OBP: 0.343, SLG: 0.377										3	0	2	0	0	0	0											
20 Rajai Davis, R OBP: 0.325, SLG: 0.388										0	0	0	0	0	0	0											
50 Bryan Holaday, R OBP: 0.333, SLG: 0.357										1	0	0	0	0	0	1											
17 Andrew Romine, S OBP: 0.269, SLG: 0.258										2	0	1	0	0	1	0											
48 Torii Hunter, R OBP: 0.288, SLG: 0.436										1	0	0	0	0	0	1											
30 Eugenio Suárez, R OBP: 0.421, SLG: 0.688										0	0	0	0	0	0	0											
<b>Inning Stats</b>	R: 0 H: 1 E: 0 K: 0 S: 13	H: 1 LOB: 1 BB: 0 P: 22	R: 0 H: 0 E: 0 K: 1 S: 9	H: 0 LOB: 0 BB: 0 P: 12	R: 0 H: 0 E: 1 K: 1 S: 11	H: 0 LOB: 2 BB: 1 P: 16	R: 0 H: 1 E: 0 K: 1 S: 9	H: 1 LOB: 1 BB: 0 P: 16	R: 0 H: 2 E: 0 K: 0 S: 8	H: 2 LOB: 2 BB: 1 P: 15	R: 0 H: 0 E: 0 K: 0 S: 7	H: 0 LOB: 0 BB: 0 P: 13	R: 0 H: 1 E: 0 K: 0 S: 9	H: 1 LOB: 1 BB: 0 P: 16	R: 0 H: 0 E: 0 K: 1 S: 6	H: 0 LOB: 0 BB: 0 P: 11	R: 0 H: 1 E: 0 K: 1 S: 9	H: 1 LOB: 1 BB: 0 P: 16	1B: 3 2B: 3 3B: 0 HR: 0	SF: 0 SAC: 1 DP: 1 HBP: 0	WP: 0 PB: 0 SB: 0 CS: 0	PA: 35					
<b>PITCHER</b>	IP	WLS	BF	H	R	ER	SO	BB	IBB	HBP	BLK	WP	HR	S	P	ERA	WHIP										
44 Kyle Gibson, R ERA: 3.55	(1, 1)	7.0	W	28	5	0	0	3	2	0	0	0	0	66	110	0.00	1.000										
50 Casey Fien, R ERA: 2.22	(8, 1)	1.0	H	3	0	0	0	1	0	0	0	0	0	6	11	0.00	0.000										
15 Glen Perkins, L ERA: 2.76	(9, 1)	1.0	S	4	1	0	0	1	0	0	0	0	0	9	16	0.00	1.000										

Minnesota Twins @ Detroit Tigers  
Comerica Park, Detroit, MI  
Fri Jun 13 2014, 7:10 PM - 10:08 PM EDT  
Att: 39,811 - Cloudy - 63 F

AB 32  
R 0  
H 6  
RBI 0  
BB 2  
SO 5  
LOB 12









Batter	1	2	3	4	5	6	7	8	9	AB	R	H	RBI	BB	SO	LOB	TOP																				
39 Danny Santana, S OBP: 0.377, SLG: 0.450	G4-3		F8			G6-3	G3-1		L4	5	0	0	0	0	0	2																					
7 Joe Mauer, L OBP: 0.335, SLG: 0.335	G4-3		BB			2B	F7		1B	4	1	2	0	1	0	0																					
2 Brian Dozier, R OBP: 0.353, SLG: 0.461		BB	F8			G6-3		B3-1	L4	4	0	0	0	1	0	5																					
16 Josh Willingham, R OBP: 0.444, SLG: 0.537	K					2B		K		4	1	1	1	1	0	3																					
17 Kendrys Morales, S OBP: 0.407, SLG: 0.480		K				2B				4	1	1	1	1	0	2																					
25 Pedro Florimón, S OBP: 0.194, SLG: 0.154						1B		K		0	0	0	0	0	0	0																					
31 Oswaldo Arcia, L OBP: 0.282, SLG: 0.455	G3					BB				2	0	0	0	2	1	0																					
8 Kurt Suzuki, R OBP: 0.370, SLG: 0.398	G5-3					1B		L9		4	0	1	1	0	0	2																					
1 Sam Fuld, L OBP: 0.278, SLG: 0.367		G4-3				G3	G3		G3	4	0	0	0	0	0	2																					
5 Eduardo Escobar, S OBP: 0.357, SLG: 0.473						L9				4	0	2	0	0	0	0																					
<b>Inning Stats</b>	R: 0 H: 0 E: 0 K: 1 S: 10	H: 0 LOB: 1 BB: 1 P: 15	R: 0 H: 0 E: 0 K: 1 S: 8	H: 0 LOB: 0 BB: 0 P: 11	R: 0 H: 1 E: 0 K: 0 S: 8	H: 1 LOB: 2 BB: 1 P: 16	R: 0 H: 0 E: 0 K: 2 S: 8	H: 0 LOB: 0 BB: 0 P: 13	R: 0 H: 0 E: 0 K: 0 S: 9	H: 0 LOB: 0 BB: 0 P: 14	R: 3 H: 4 E: 0 K: 0 S: 14	H: 4 LOB: 2 BB: 1 P: 23	R: 0 H: 0 E: 0 K: 0 S: 10	H: 0 LOB: 0 BB: 0 P: 15	R: 0 H: 0 E: 0 K: 2 S: 11	H: 0 LOB: 2 BB: 1 P: 21	R: 0 H: 2 E: 0 K: 0 S: 10	H: 2 LOB: 2 BB: 0 P: 16	1B: 4 2B: 3 3B: 0 HR: 0	SF: 0 SAC: 0 DP: 0 HBP: 0	WP: 1 PB: 0 SB: 0 CS: 0	PA: 39															
<b>PITCHER</b>	IP	WLS	BF	H	R	ER	SO	BB	IBB	HBP	BLK	WP	HR	S	P	ERA	WHIP	<b>PITCHER</b>	IP	WLS	BF	H	R	ER	SO	BB	IBB	HBP	BLK	WP	HR	S	P	ERA	WHIP		
21 Rick Porcello, R ERA: 4.03	7.0		29	5	3	3	4	3	0	0	0	0	0	67	107	3.86	1.143																				
44 Joba Chamberlain, R ERA: 3.07	1.0		5	0	0	0	2	1	0	0	0	0	1	0	11	21	0.00	1.000																			
36 Joe Nathan, R ERA: 6.57	1.0	W	5	2	0	0	0	0	0	0	0	0	0	10	16	0.00	2.000																				

Minnesota Twins @ Detroit Tigers  
Comerica Park, Detroit, MI  
Sun Jun 15 2014, 1:10 PM - 4:29 PM EDT  
Att: 41,462 - Sunny - 74 F

AB 35  
R 3  
H 7  
RBI 3  
BB 4  
SO 6  
LOB 12



Batter	1	2	3	4	5	6	7	8	9	AB	R	H	RBI	BB	SO	LOB	BOTTOM																				
3 Ian Kinsler, R OBP: 0.318, SLG: 0.444	G4-3					P6				5	1	2	0	0	0	4																					
48 Tori Hunter, R OBP: 0.285, SLG: 0.441	G4-3	G5-3				G6-3		F7		5	1	1	0	0	0	3																					
24 Miguel Cabrera, R OBP: 0.373, SLG: 0.557	K					K			L6	4	0	1	0	1	2	2																					
41 Victor Martinez, S OBP: 0.389, SLG: 0.610									E9	3	1	2	1	2	0	1																					
28 J.D. Martinez, R OBP: 0.309, SLG: 0.465	G5-3								SF8	4	0	1	1	0	1	5																					
14 Austin Jackson, R OBP: 0.316, SLG: 0.383										4	1	1	0	0	2	6																					
9 Nick Castellanos, R OBP: 0.311, SLG: 0.499	SF9					G3				3	0	1	2	0	0	0																					
13 Alex Avila, L OBP: 0.348, SLG: 0.365		G3				L4				2	0	0	0	2	0	0																					
20 Rajai Davis, R ERA: 6.25										0	0	0	0	0	0	0																					
50 Bryan Holaday, R OBP: 0.333, SLG: 0.357										0	0	0	0	0	0	0																					
30 Eugenio Suárez, R OBP: 0.464, SLG: 0.875										4	0	1	0	0	1	4																					
<b>Inning Stats</b>	R: 1 H: 2 E: 0 K: 1 S: 10	H: 3 LOB: 2 BB: 0 P: 17	R: 0 H: 2 E: 0 K: 1 S: 11	H: 2 LOB: 1 BB: 0 P: 14	R: 0 H: 0 E: 0 K: 1 S: 5	H: 0 LOB: 0 BB: 0 P: 6	R: 0 H: 0 E: 0 K: 1 S: 11	H: 0 LOB: 0 BB: 0 P: 17	R: 1 H: 2 E: 0 K: 1 S: 14	H: 2 LOB: 3 BB: 2 P: 28	R: 0 H: 0 E: 0 K: 1 S: 9	H: 0 LOB: 2 BB: 2 P: 19	R: 0 H: 0 E: 0 K: 0 S: 9	H: 0 LOB: 2 BB: 1 P: 16	R: 1 H: 1 E: 1 K: 0 S: 7	H: 1 LOB: 1 BB: 0 P: 11	1B: 6 2B: 3 3B: 1 HR: 0	SF: 2 SAC: 0 DP: 1 HBP: 0	WP: 0 PB: 0 SB: 1 CS: 0	PA: 41																	
<b>PITCHER</b>	IP	WLS	BF	H	R	ER	SO	BB	IBB	HBP	BLK	WP	HR	S	P	ERA	WHIP	<b>PITCHER</b>	IP	WLS	BF	H	R	ER	SO	BB	IBB	HBP	BLK	WP	HR	S	P	ERA	WHIP		
47 Ricky Nolasco, R ERA: 5.66	5.1		26	9	3	3	5	1	1	0	0	0	0	62	103	5.06	1.875																				
61 Jared Burton, R ERA: 6.25	1.0		5	0	0	0	0	2	0	0	0	0	0	10	20	0.00	2.000																				
54 Matt Guerrier, R ERA: 2.81	1.2		6	0	0	0	1	1	0	0	0	0	0	14	23	0.00	0.600																				
50 Casey Fien, R ERA: 2.17	0.2	L	4	1	1	0	0	0	0	0	0	0	0	7	11	0.00	1.500																				

Minnesota Twins @ Detroit Tigers  
Comerica Park, Detroit, MI  
Sun Jun 15 2014, 1:10 PM - 4:29 PM EDT  
Att: 41,462 - Sunny - 74 F

AB 34  
R 4  
H 10  
RBI 4  
BB 5  
SO 6  
LOB 25





Batter	1	2	3	4	5	6	7	8	9	AB	R	H	RBI	BB	SO	LOB	TOP										
<b>39 Danny Santana, S</b> OBP: 0.382, SLG: 0.447										3	0	1	0	0	0	0	<b>Minnesota Twins @ Boston Red Sox</b> Fenway Park, Boston, MA Mon Jun 16 2014, 7:12 PM - 9:55 PM EDT Att: 35,693 - Clear - 77 F										
<b>2 Brian Dozier, R</b> OBP: 0.352, SLG: 0.456										3	0	0	0	1	2	4											
<b>7 Joe Mauer, L</b> OBP: 0.338, SLG: 0.331										3	0	0	0	1	0	0											
<b>16 Josh Willingham, R</b> OBP: 0.429, SLG: 0.512										4	0	0	0	0	1	2											
<b>17 Kendrys Morales, S</b> OBP: 0.355, SLG: 0.414										4	0	0	0	0	0	0											
<b>31 Oswaldo Arcia, L</b> OBP: 0.293, SLG: 0.440										3	0	0	0	0	2	0											
<b>8 Kurt Suzuki, R</b> OBP: 0.370, SLG: 0.397										3	0	1	0	0	0	0											
<b>5 Eduardo Escobar, S</b> OBP: 0.351, SLG: 0.465										3	0	0	0	0	0	1											
<b>1 Sam Fuld, L</b> OBP: 0.290, SLG: 0.380										2	0	1	0	1	0	0											
<b>Inning Stats</b>	R: 0 H: 0 E: 0 K: 0 S: 8	H: 0 LOB: 1 BB: 2 P: 21	R: 0 H: 0 E: 0 K: 0 S: 12	H: 0 LOB: 0 BB: 0 P: 16	R: 0 H: 1 E: 0 K: 0 S: 6	H: 1 LOB: 1 BB: 1 P: 13	R: 0 H: 0 E: 0 K: 1 S: 6	H: 0 LOB: 0 BB: 0 P: 12	R: 0 H: 0 E: 0 K: 1 S: 7	H: 0 LOB: 0 BB: 0 P: 11	R: 0 H: 0 E: 0 K: 1 S: 12	H: 0 LOB: 0 BB: 0 P: 16	R: 0 H: 0 E: 0 K: 2 S: 17	H: 2 LOB: 3 BB: 0 P: 23	R: 0 H: 0 E: 0 K: 0 S: 8	H: 0 LOB: 0 BB: 0 P: 12		1B: 2 2B: 1 3B: 0 HR: 0	SF: 0 SAC: 0 DP: 1 HBP: 1	WP: 0 PB: 0 SB: 2 CS: 0	PA: 32						
<b>PITCHER</b>	IP	WLS	BF	H	R	ER	SO	BB	IBB	HBP	BLK	WP	HR	S	P	ERA	WHIP										
<b>62 Rubby De La Rosa, R</b> ERA: 2.84	(1, 1)	7.0	23	1	0	0	3	3	0	0	0	0	0	62	106	0.00	0.571										
<b>30 Andrew Miller, L</b> ERA: 2.48	(8, 1)	0.1	1	0	0	0	1	0	0	0	0	0	0	3	5	0.00	0.000										
<b>35 Burke Badenhop, R</b> ERA: 1.54	(8, 1)	0.2	5	2	0	0	1	0	0	1	0	0	0	14	18	0.00	3.000										
<b>19 Koji Uehara, R</b> ERA: 0.57	(9, 1)	1.0	3	0	0	0	0	0	0	0	0	0	0	8	12	0.00	0.000										

Batter	1	2	3	4	5	6	7	8	9	AB	R	H	RBI	BB	SO	LOB	BOTTOM										
<b>26 Brock Holt, L</b> OBP: 0.375, SLG: 0.456										3	0	0	0	1	1	2	<b>Minnesota Twins @ Boston Red Sox</b> Fenway Park, Boston, MA Mon Jun 16 2014, 7:12 PM - 9:55 PM EDT Att: 35,693 - Clear - 77 F										
<b>2 Xander Bogaerts, R</b> OBP: 0.394, SLG: 0.426										4	0	1	0	0	1	2											
<b>15 Dustin Pedroia, R</b> OBP: 0.339, SLG: 0.372										4	0	1	0	0	1	0											
<b>34 David Ortiz, L</b> OBP: 0.353, SLG: 0.468										3	0	0	0	1	0	2											
<b>12 Mike Napoli, R</b> OBP: 0.388, SLG: 0.417										4	0	0	0	0	0	3											
<b>29 Daniel Nava, S</b> OBP: 0.301, SLG: 0.296										2	1	1	0	0	0	0											
<b>5 Jonny Gomes, R</b> OBP: 0.341, SLG: 0.386										0	0	0	0	1	0	0											
<b>7 Stephen Drew, L</b> OBP: 0.304, SLG: 0.286										3	0	2	0	0	1	1											
<b>40 A.J. Pierzynski, L</b> OBP: 0.301, SLG: 0.389										2	0	1	1	0	0	1											
<b>25 Jackie Bradley Jr., L</b> OBP: 0.293, SLG: 0.298										3	0	0	0	0	2	3											
<b>Inning Stats</b>	R: 0 H: 0 E: 0 K: 1 S: 14	H: 0 LOB: 0 BB: 0 P: 19	R: 0 H: 0 E: 0 K: 0 S: 6	H: 0 LOB: 0 BB: 0 P: 10	R: 0 H: 1 E: 0 K: 1 S: 13	H: 1 LOB: 2 BB: 1 P: 22	R: 0 H: 0 E: 0 K: 0 S: 7	H: 0 LOB: 0 BB: 0 P: 12	R: 1 H: 2 E: 0 K: 0 S: 8	H: 2 LOB: 0 BB: 0 P: 14	R: 0 H: 2 E: 0 K: 0 S: 10	H: 2 LOB: 2 BB: 0 P: 18	R: 0 H: 1 E: 0 K: 3 S: 16	H: 1 LOB: 2 BB: 1 P: 27	R: 0 H: 0 E: 0 K: 1 S: 7	H: 0 LOB: 1 BB: 1 P: 13	1B: 5 2B: 1 3B: 0 HR: 0	SF: 1 SAC: 0 DP: 0 HBP: 0	WP: 0 PB: 0 SB: 0 CS: 0	PA: 32							
<b>PITCHER</b>	IP	WLS	BF	H	R	ER	SO	BB	IBB	HBP	BLK	WP	HR	S	P	ERA	WHIP										
<b>30 Kevin Correia, R</b> ERA: 5.29	(1, 1)	6.0	23	1	0	1	2	1	0	0	0	0	0	58	95	1.50	1.000										
<b>56 Caleb Thielbar, L</b> ERA: 3.39	(7, 1)	1.0	5	1	0	0	3	1	0	0	0	0	0	16	27	0.00	2.000										
<b>61 Jared Burton, R</b> ERA: 6.04	(8, 1)	1.0	4	0	0	0	1	1	0	0	0	0	0	7	13	0.00	1.000										

AB 28  
R 0  
H 3  
RBI 0  
BB 3  
SO 5  
LOB 7



AB 28  
R 1  
H 6  
RBI 1  
BB 3  
SO 6  
LOB 14





Batter	1	2	3	4	5	6	7	8	9	AB	R	H	RBI	BB	SO	LOB	TOP										
39 Danny Santana, S OBP: 0.386, SLG: 0.458										4	1	2	0	0	1	0	<b>Minnesota Twins @ Boston Red Sox</b> Fenway Park, Boston, MA Tue Jun 17 2014, 7:16 PM - 10:00 PM EDT Att: 36,835 - Cloudy - 82 F										
2 Brian Dozier, R OBP: 0.348, SLG: 0.450										3	0	0	0	0	1	1											
7 Joe Mauer, L OBP: 0.337, SLG: 0.333										4	0	1	1	0	1	1											
16 Josh Willingham, R OBP: 0.422, SLG: 0.494										3	0	0	0	1	1	1											
17 Kendrys Morales, S OBP: 0.314, SLG: 0.364										4	0	0	0	0	2	3											
31 Oswaldo Arcia, L OBP: 0.282, SLG: 0.421											4	0	0	0	0	2		0									
8 Kurt Suzuki, R OBP: 0.369, SLG: 0.396										3	0	1	0	0	1	0											
5 Eduardo Escobar, S OBP: 0.351, SLG: 0.460										2	0	0	0	1	2	1											
1 Sam Fuld, L OBP: 0.282, SLG: 0.368										3	0	0	0	0	0	2											
<b>Inning Stats</b>	R: 0 E: 0 K: 0 S: 21	H: 1 LOB: 2 BB: 1 P: 33	R: 0 E: 0 K: 3 S: 11	H: 0 LOB: 0 BB: 0 P: 14	R: 0 E: 0 K: 1 S: 10	H: 0 LOB: 0 BB: 0 P: 16	R: 0 E: 0 K: 1 S: 7	H: 0 LOB: 0 BB: 0 P: 11	R: 0 E: 0 K: 2 S: 12	H: 1 LOB: 1 BB: 0 P: 16	R: 1 E: 0 K: 0 S: 10	H: 2 LOB: 1 BB: 0 P: 18	R: 0 E: 0 K: 0 S: 7	H: 0 LOB: 1 BB: 1 P: 12	R: 0 E: 0 K: 3 S: 12	H: 0 LOB: 0 BB: 0 P: 15	R: 0 E: 0 K: 2 S: 9	H: 0 LOB: 0 BB: 0 P: 14	1B: 2 2B: 2 3B: 0 HR: 0	SF: 0 SAC: 1 DP: 0 HBP: 0	WP: 0 PB: 0 SB: 1 CS: 0	PA: 33					
<b>PITCHER</b>	IP	WLS	BF	H	R	ER	SO	BB	IBB	HBP	BLK	WP	HR	S	P	ERA	WHIP										
31 Jon Lester, L ERA: 3.2	6.1	W	24	4	1	1	6	1	0	0	0	0	0	72	109	1.42	0.789										
35 Burke Badenhop, R ERA: 1.53	0.1	H	1	0	0	0	0	0	0	0	0	0	0	3	3	0.00	0.000										
32 Craig Breslow, L ERA: 4.3	0.1	H	2	0	0	0	0	1	0	0	0	0	0	3	8	0.00	3.000										
36 Junichi Tazawa, R ERA: 2.32	1.0	H	3	0	0	0	3	0	0	0	0	0	0	12	15	0.00	0.000										
54 Edward Mujica, R ERA: 6.04	1.0	S	3	0	0	0	2	0	0	0	0	0	0	9	14	0.00	0.000										
<b>Batter</b>	<b>1</b>	<b>2</b>	<b>3</b>	<b>4</b>	<b>5</b>	<b>6</b>	<b>7</b>	<b>8</b>	<b>9</b>	<b>AB</b>	<b>R</b>	<b>H</b>	<b>RBI</b>	<b>BB</b>	<b>SO</b>	<b>LOB</b>	<b>BOTTOM</b>										
26 Brock Holt, L OBP: 0.378, SLG: 0.464										4	2	2	0	0	1	0	<b>Minnesota Twins @ Boston Red Sox</b> Fenway Park, Boston, MA Tue Jun 17 2014, 7:16 PM - 10:00 PM EDT Att: 36,835 - Cloudy - 82 F										
2 Xander Bogaerts, R OBP: 0.382, SLG: 0.425										3	0	1	1	0	0	1											
15 Dustin Pedroia, R OBP: 0.341, SLG: 0.377										4	0	2	1	0	0	0											
34 David Ortiz, L OBP: 0.351, SLG: 0.464										4	0	1	0	0	0	2											
12 Mike Napoli, R OBP: 0.388, SLG: 0.416										3	0	1	0	0	0	1											
29 Daniel Nava, S OBP: 0.294, SLG: 0.288										3	0	0	0	0	1	2											
25 Jackie Bradley Jr., L OBP: 0.293, SLG: 0.298										0	0	0	0	0	0	0											
5 Jonny Gomes, R OBP: 0.335, SLG: 0.378										3	0	0	0	0	3	0											
7 Stephen Drew, L OBP: 0.308, SLG: 0.333										3	0	1	0	0	0	0											
3 David Ross, R OBP: 0.230, SLG: 0.300										3	0	0	0	0	1	1											
<b>Inning Stats</b>	R: 1 E: 0 K: 0 S: 13	H: 2 LOB: 1 BB: 0 P: 18	R: 0 E: 0 K: 3 S: 13	H: 1 LOB: 1 BB: 0 P: 16	R: 1 E: 0 K: 0 S: 7	H: 1 LOB: 0 BB: 0 P: 8	R: 0 E: 0 K: 1 S: 11	H: 0 LOB: 0 BB: 0 P: 14	R: 0 E: 0 K: 1 S: 7	H: 0 LOB: 0 BB: 0 P: 9	R: 0 E: 0 K: 0 S: 12	H: 2 LOB: 2 BB: 0 P: 16	R: 0 E: 0 K: 1 S: 9	H: 0 LOB: 0 BB: 0 P: 13	R: 0 E: 0 K: 0 S: 10	H: 2 LOB: 1 BB: 0 P: 11	1B: 5 2B: 3 3B: 0 HR: 0	SF: 1 SAC: 0 DP: 0 HBP: 0	WP: 0 PB: 0 SB: 1 CS: 0	PA: 31							
<b>PITCHER</b>	IP	WLS	BF	H	R	ER	SO	BB	IBB	HBP	BLK	WP	HR	S	P	ERA	WHIP										
45 Phil Hughes, R ERA: 3.09	8.0	L	31	8	2	2	6	0	0	0	0	0	0	82	105	2.25	1.000										

**Minnesota Twins @ Boston Red Sox**  
 Fenway Park, Boston, MA  
 Tue Jun 17 2014, 7:16 PM - 10:00 PM EDT  
 Att: 36,835 - Cloudy - 82 F

AB 30  
 R 1  
 H 4  
 RBI 1  
 BB 2  
 SO 11  
 LOB 9



**Minnesota Twins @ Boston Red Sox**  
 Fenway Park, Boston, MA  
 Tue Jun 17 2014, 7:16 PM - 10:00 PM EDT  
 Att: 36,835 - Cloudy - 82 F

AB 30  
 R 2  
 H 8  
 RBI 2  
 BB 0  
 SO 6  
 LOB 7





Batter	1	2	3	4	5	6	7	8	9	10	AB	R	H	RBI	BB	SO	LOB	TOP			
39 Danny Santana, S OBP: 0.373, SLG: 0.441 (9, 6)	F7		L9			B4-3			K		4	0	0	0	0	1	0				
2 Brian Dozier, R OBP: 0.347, SLG: 0.445 (1, 4)	G6-3			P4		G4-3					3	0	0	0	1	0	0				
7 Joe Mauer, L OBP: 0.332, SLG: 0.328 (1, 3)	L7			G4-3				K			4	0	0	0	0	1	1				
16 Josh Willingham, R OBP: 0.408, SLG: 0.473 (1, 7)			K			K					4	0	0	0	0	3	0				
17 Kendrys Morales, S OBP: 0.262, SLG: 0.324 (1, 10)			L6			P4					4	0	0	0	0	1	0				
27 Chris Parnes, L OBP: 0.233, SLG: 0.370 (1, 9)				26 WP 1B				F8			4	1	3	1	0	0	0				
5 Eduardo Escobar, S OBP: 0.349, SLG: 0.455 (1, 5)			K			F9					4	0	1	0	0	1	2				
26 Eric Fryer, R OBP: 0.375, SLG: 0.375 (1, 2)				K		G6-3					3	0	0	0	0	2	1				
25 Pedro Florimon, S OBP: 0.189, SLG: 0.149 1 Sam Fuld, L OBP: 0.279, SLG: 0.365 (9, PH) (9, 8)			K			G6-3					2	0	0	0	0	1	0				
											1	0	0	0	0	0	0				
<b>Inning Stats</b>	R: 0 E: 0 K: 1 S: 13	H: 0 LOB: 0 BB: 0 P: 15	R: 0 E: 0 K: 2 S: 10	H: 1 LOB: 1 BB: 0 P: 13	R: 0 E: 0 K: 2 S: 8	H: 0 LOB: 0 BB: 0 P: 10	R: 0 E: 0 K: 1 S: 8	H: 0 LOB: 0 BB: 0 P: 11	R: 0 E: 0 K: 0 S: 7	H: 1 LOB: 1 BB: 0 P: 13	R: 0 E: 0 K: 1 S: 9	H: 0 LOB: 0 BB: 0 P: 14	R: 0 E: 0 K: 1 S: 8	H: 1 LOB: 0 BB: 0 P: 11	R: 0 E: 0 K: 1 S: 7	H: 0 LOB: 1 BB: 0 P: 12	R: 1 E: 0 K: 1 S: 10	H: 1 LOB: 0 BB: 0 P: 13	1B: 3 2B: 0 3B: 0 HR: 1	SF: 0 SAC: 0 DP: 0 HBP: 0	WP: 1 PA: 34
<b>PITCHER</b>	IP 9.0	WLS 30	H 3	R 0	ER 0	SO 9	BB 1	IBB 0	HBP 0	BLK 0	WP 1	HR 0	S 74	P 105	ERA 0.00	WHIP 0.444					
41 John Lackey, R ERA: 2.96 19 Koji Uehara, R ERA: 0.83 (10, 1)	1.0	W	4	1	1	1	1	0	0	0	0	0	1	10	13	9.00	1.000				

Minnesota Twins @ Boston Red Sox  
Fenway Park, Boston, MA  
Wed Jun 18 2014, 1:39 PM - 4:08 PM EDT  
Att. 36,489 - Partly Cloudy - 86 F

AB	33
R	1
H	4
RBI	1
BB	1
SO	10
LOB	4



Batter	1	2	3	4	5	6	7	8	9	10	AB	R	H	RBI	BB	SO	LOB	BOTTOM					
26 Brock Holt, L OBP: 0.369, SLG: 0.452 (1, 9)	G4-3			K		E4 2 FC4			G4-3		4	0	0	0	0	1	0						
2 Xander Bogaerts, R OBP: 0.357, SLG: 0.418 (1, 5)	K			L5		FC4			G5-3		4	0	0	0	0	1	1						
15 Dustin Pedroia, R OBP: 0.336, SLG: 0.372 (1, 4)	G6-3			K							4	0	0	0	0	1	0						
34 David Ortiz, L OBP: 0.353, SLG: 0.477 (1, 10)			G5-3			F7					4	1	2	1	0	0	0						
12 Mike Napoli, R OBP: 0.365, SLG: 0.426 (1, 3)			K			K					4	1	1	1	0	2	1						
29 Daniel Nava, S OBP: 0.297, SLG: 0.301 5 Jonny Gomes, R OBP: 0.333, SLG: 0.376 (8, PH) (9, 7)			K								2	0	1	0	0	1	0						
40 A.J. Pierzynski, L OBP: 0.297, SLG: 0.383 (1, 2)			G4-3			G4-3					3	0	0	0	0	0	1						
7 Stephen Drew, L OBP: 0.276, SLG: 0.296 (1, 6)			L9								3	0	0	0	0	1	0						
25 Jackie Bradley Jr., L OBP: 0.289, SLG: 0.293 (1, 8)			G3-1								3	0	0	0	0	1	0						
<b>Inning Stats</b>	R: 0 E: 0 K: 1 S: 8	H: 0 LOB: 0 BB: 0 P: 13	R: 0 E: 0 K: 2 S: 11	H: 0 LOB: 0 BB: 0 P: 17	R: 0 E: 0 K: 0 S: 11	H: 0 LOB: 0 BB: 0 P: 19	R: 0 E: 0 K: 2 S: 10	H: 0 LOB: 0 BB: 0 P: 13	R: 0 E: 0 K: 1 S: 7	H: 1 LOB: 1 BB: 0 P: 10	R: 0 E: 1 K: 2 S: 14	H: 0 LOB: 1 BB: 0 P: 23	R: 0 E: 0 K: 0 S: 5	H: 1 LOB: 0 BB: 0 P: 7	R: 0 E: 0 K: 0 S: 5	H: 0 LOB: 0 BB: 0 P: 13	R: 0 E: 0 K: 0 S: 5	H: 0 LOB: 0 BB: 0 P: 7	R: 2 E: 0 K: 0 S: 11	H: 2 LOB: 0 BB: 0 P: 14	1B: 1 2B: 1 3B: 0 HR: 2	SF: 0 SAC: 0 DP: 1 HBP: 0	WP: 0 PA: 32
<b>PITCHER</b>	IP 7.0	WLS 23	H 2	R 0	ER 0	SO 8	BB 0	IBB 0	HBP 0	BLK 0	WP 0	HR 0	S 66	P 102	ERA 0.00	WHIP 0.286							
44 Kyle Gibson, R ERA: 3.25 52 Brian Duensing, L ERA: 2.89 61 Jared Burton, R ERA: 5.97 50 Casey Fien, R ERA: 2.76 (10, 1)	1.2	5	0	0	0	0	0	0	0	0	0	0	1	1	0.00	0.000							
0.1	L	3	2	2	2	0	0	0	0	0	0	2	11	14	54.00	6.000							

Minnesota Twins @ Boston Red Sox  
Fenway Park, Boston, MA  
Wed Jun 18 2014, 1:39 PM - 4:08 PM EDT  
Att. 36,489 - Partly Cloudy - 86 F

AB	32
R	2
H	4
RBI	2
BB	0
SO	8
LOB	3





Batter	1	2	3	4	5	6	7	8	9	AB	R	H	RBI	BB	SO	LOB	TOP										
1 Adam Eaton, L (1,8) OBP: 0.338, SLG: 0.359										4	1	1	0	0	2	1	<b>Chicago White Sox @ Minnesota Twins</b> Target Field, Minneapolis, MN Thu Jun 19 2014, 9:17 PM - 12:00 AM CDT Att: 31,195 - Overcast - 67 F										
15 Gordon Beckham, R (1,4) OBP: 0.324, SLG: 0.409									3	0	0	0	1	1	1												
12 Conor Gillaspie, L (1,5) OBP: 0.383, SLG: 0.440										4	0	1	2	0	0	0											
79 José Abreu, R (1,3) OBP: 0.359, SLG: 0.602										4	0	1	0	0	2	1											
44 Adam Dunn, L (1,10) OBP: 0.359, SLG: 0.456										4	0	0	0	0	1	1											
10 Alexei Ramirez, R (1,6) OBP: 0.341, SLG: 0.433										4	0	1	0	0	1	1											
24 Dayan Viedo, R (1,9) OBP: 0.296, SLG: 0.389										3	0	0	0	0	1	1											
30 Alejandro De Aza, L (1,7) OBP: 0.285, SLG: 0.347										3	1	2	0	0	0	0											
21 Tyler Flowers, R (1,2) OBP: 0.308, SLG: 0.347										3	0	0	0	0	1	2											
<b>Inning Stats</b>	R: 0 E: 0 K: 2 S: 9	H: 0 LOB: 0 BB: 0 P: 13	R: 0 E: 0 K: 1 S: 11	H: 1 LOB: 1 BB: 0 P: 16	R: 2 E: 0 K: 1 S: 16	H: 3 LOB: 1 BB: 1 P: 23	R: 0 E: 0 K: 0 S: 9	H: 0 LOB: 0 BB: 0 P: 11	R: 0 E: 0 K: 1 S: 8	H: 1 LOB: 1 BB: 0 P: 11	R: 0 E: 0 K: 0 S: 7	H: 0 LOB: 0 BB: 0 P: 10	R: 0 E: 0 K: 2 S: 8	H: 0 LOB: 0 BB: 0 P: 10	R: 0 E: 0 K: 1 S: 5	H: 0 LOB: 0 BB: 0 P: 5		R: 0 E: 0 K: 1 S: 13	H: 1 LOB: 1 BB: 0 P: 21	1B: 5 2B: 1 3B: 0 HR: 0	SF: 0 SAC: 0 DP: 0 HBP: 0	WP: 0 PB: 0 SB: 1 CS: 0	PA: 33				
<b>PITCHER</b>	IP	WLS	BF	H	R	ER	SO	BB	IBB	HBP	BLK	WP	HR	S	P	ERA	WHIP										
63 Yohan Pino, R (1,1) ERA: 2.57	7.0		26	5	2	2	7	1	0	0	0	0	0	68	94	2.57	0.857										
50 Casey Fien, R (8,1) ERA: 2.57	1.0	W	3	0	0	0	1	0	0	0	0	0	0	5	5	0.00	0.000										
15 Glen Perkins, L (9,1) ERA: 2.67	1.0	S	4	1	0	0	1	0	0	0	0	0	0	13	21	0.00	1.000										

Batter	1	2	3	4	5	6	7	8	9	AB	R	H	RBI	BB	SO	LOB	BOTTOM										
39 Danny Santana, S (1,6) OBP: 0.377, SLG: 0.452										4	2	2	0	0	1	0	<b>Chicago White Sox @ Minnesota Twins</b> Target Field, Minneapolis, MN Thu Jun 19 2014, 9:17 PM - 12:00 AM CDT Att: 31,195 - Overcast - 67 F										
2 Brian Dozier, R (1,4) OBP: 0.352, SLG: 0.451										3	1	2	0	1	1	1											
7 Joe Mauer, L (1,3) OBP: 0.334, SLG: 0.335										4	0	2	2	0	1	2											
16 Josh Willingham, R (1,7) OBP: 0.403, SLG: 0.495										4	1	1	1	0	1	3											
17 Kendrys Morales, S (1,10) OBP: 0.279, SLG: 0.300										3	0	0	0	1	1	0											
25 Pedro Florimón, S (8, PR) OBP: 0.189, SLG: 0.149										0	0	0	0	0	0	0											
8 Kurt Suzuki, R (1,2) OBP: 0.397, SLG: 0.400										3	0	1	1	0	0	0											
27 Chris Parmelee, L (1,9) OBP: 0.253, SLG: 0.377										4	0	1	0	0	1	3											
5 Eduardo Escobar, S (1,5) OBP: 0.344, SLG: 0.448										3	0	0	0	0	1	2											
1 Sam Fuld, L (1,8) OBP: 0.271, SLG: 0.354										3	0	0	0	0	0	0											
<b>Inning Stats</b>	R: 0 E: 0 K: 1 S: 9	H: 0 LOB: 0 BB: 1 P: 15	R: 1 E: 0 K: 3 S: 19	H: 2 LOB: 1 BB: 0 P: 28	R: 1 E: 0 K: 1 S: 12	H: 2 LOB: 1 BB: 0 P: 20	R: 0 E: 0 K: 0 S: 10	H: 1 LOB: 1 BB: 0 P: 15	R: 0 E: 0 K: 0 S: 6	H: 0 LOB: 0 BB: 0 P: 7	R: 0 E: 0 K: 0 S: 7	H: 0 LOB: 0 BB: 0 P: 11	R: 0 E: 0 K: 1 S: 18	H: 0 LOB: 2 BB: 1 P: 29	R: 2 E: 0 K: 1 S: 18	H: 3 LOB: 2 BB: 1 P: 29	1B: 3 2B: 5 3B: 0 HR: 1	SF: 1 SAC: 0 DP: 1 HBP: 0	WP: 0 PB: 0 SB: 0 CS: 0	PA: 34							
<b>PITCHER</b>	IP	WLS	BF	H	R	ER	SO	BB	IBB	HBP	BLK	WP	HR	S	P	ERA	WHIP										
62 Jose Quintana, L (1,1) ERA: 3.87	7.0		27	6	2	2	6	1	0	0	0	0	0	72	108	2.57	1.000										
52 Jake Petricka, R (8,1) ERA: 2.39	1.0	L	7	3	2	2	1	0	1	0	0	0	0	18	29	18.00	3.000										

AB	32
R	2
H	6
RBI	2
BB	1
SO	9
LOB	8





Batter	1	2	3	4	5	6	7	8	9	AB	R	H	RBI	BB	SO	LOB	TOP			
1 Adam Eaton, L (1,8) OBP: 0.343, SLG: 0.367	G6-3		F8																	
15 Gordon Beckham, R (1,4) OBP: 0.326, SLG: 0.421	HR		F9																	
12 Conor Gillaspie, L (1,5) OBP: 0.383, SLG: 0.439	F8																			
79 José Abreu, R (1,3) OBP: 0.319, SLG: 0.609	HR		CS																	
44 Adam Dunn, L (1,10) OBP: 0.361, SLG: 0.455	F9																			
10 Alexei Ramirez, R (1,6) OBP: 0.337, SLG: 0.427	F8																			
24 Dayan Viedo, R (1,9) OBP: 0.299, SLG: 0.396																				
30 Alejandro De Aza, L (1,7) OBP: 0.282, SLG: 0.342																				
14 Paul Konerko, R (9,PH) OBP: 0.299, SLG: 0.390																				
25 Moisés Sierra, R (9,PR) OBP: 0.219, SLG: 0.242																				
21 Tyler Flowers, R (1,2) OBP: 0.307, SLG: 0.345																				
28 Leury García, S (9,PR) OBP: 0.293, SLG: 0.339																				
17 Adrian Nieto, S (9,2) OBP: 0.339, SLG: 0.333																				
<b>Inning Stats</b>	R: 2 H: 2 E: 0 K: 0 S: 14	H: 2 LOB: 0 BB: 0 P: 22	R: 0 H: 0 E: 0 K: 1 S: 7	H: 0 LOB: 1 BB: 1 P: 13	R: 0 H: 1 E: 0 K: 0 S: 8	H: 1 LOB: 0 BB: 0 P: 16	R: 0 H: 1 E: 0 K: 0 S: 13	H: 1 LOB: 1 BB: 0 P: 21	R: 0 H: 1 E: 0 K: 1 S: 10	H: 1 LOB: 2 BB: 1 P: 25	R: 0 H: 0 E: 0 K: 1 S: 14	H: 0 LOB: 0 BB: 1 P: 21	R: 0 H: 0 E: 0 K: 1 S: 7	H: 0 LOB: 0 BB: 0 P: 11	R: 2 H: 4 E: 0 K: 0 S: 13	H: 4 LOB: 3 BB: 1 P: 20	1B: 6 2B: 1 3B: 1 HR: 2	SF: 0 SAC: 0 DP: 1 HBP: 0	WP: 0 PB: 0 SB: 0 CS: 1	PA: 40
<b>PITCHER</b>	IP WLS BF H R ER SO BB IBB HBP BLK WP HR S P ERA WHIP																			
47 Ricky Nolasco, R (1,1) ERA: 5.52	5.1	23	6	2	2	2	2	0	0	0	0	0	0	0	2	61	104	3.38	1.500	
54 Matt Guerrier, R (6,1) ERA: 2.7	0.2	2	0	0	0	0	0	0	0	0	0	0	0	0	4	8	0.00	0.000		
56 Caleb Thielbar, L (7,1) ERA: 3.28	0.2	3	0	0	0	0	1	0	0	0	0	0	0	12	18	0.00	1.500			
61 Jared Burton, R (7,1) ERA: 5.7	1.1	4	0	0	0	1	0	0	0	0	0	0	0	9	14	0.00	0.000			
15 Glen Perkins, L (9,1) ERA: 3.16	1.0	7	4	2	2	0	0	1	0	0	0	0	0	13	20	18.00	4.000			

Chicago White Sox @ Minnesota Twins  
Target Field, Minneapolis, MN  
Fri Jun 20 2014, 7:12 PM - 10:25 PM CDT  
Att: 32,071 - Clear - 83 F

AB	35
R	4
H	10
RBI	4
BB	4
SO	3
LOB	14



Batter	1	2	3	4	5	6	7	8	9	AB	R	H	RBI	BB	SO	LOB	BOTTOM					
39 Danny Santana, S (1,6) OBP: 0.362, SLG: 0.433	K																					
2 Brian Dozier, R (1,4) OBP: 0.350, SLG: 0.447	L8																					
7 Joe Mauer, L (1,3) OBP: 0.333, SLG: 0.333	G3-1																					
16 Josh Willingham, R (1,7) OBP: 0.406, SLG: 0.490																						
17 Kendrys Morales, S (1,10) OBP: 0.277, SLG: 0.279																						
8 Kurt Suzuki, R (1,2) OBP: 0.374, SLG: 0.412																						
31 Oswaldo Arcia, L (1,9) OBP: 0.280, SLG: 0.408																						
5 Eduardo Escobar, S (1,5) OBP: 0.347, SLG: 0.451																						
1 Sam Fuld, L (1,8) OBP: 0.270, SLG: 0.347																						
<b>Inning Stats</b>	R: 0 H: 0 E: 0 K: 1 S: 9	H: 2 LOB: 1 BB: 1 P: 25	R: 3 H: 2 E: 0 K: 1 S: 14	H: 2 LOB: 1 BB: 1 P: 18	R: 1 H: 2 E: 0 K: 0 S: 11	H: 2 LOB: 0 BB: 1 P: 16	R: 0 H: 0 E: 0 K: 0 S: 8	H: 0 LOB: 0 BB: 0 P: 10	R: 0 H: 1 E: 0 K: 0 S: 9	H: 1 LOB: 1 BB: 0 P: 16	R: 0 H: 1 E: 0 K: 1 S: 7	H: 1 LOB: 0 BB: 0 P: 10	R: 0 H: 0 E: 0 K: 1 S: 10	H: 0 LOB: 0 BB: 0 P: 15	R: 0 H: 0 E: 0 K: 1 S: 9	H: 0 LOB: 0 BB: 0 P: 16	R: 1 H: 1 E: 0 K: 0 S: 9	H: 1 LOB: 2 BB: 2 P: 21	1B: 5 2B: 2 3B: 0 HR: 0	SF: 1 SAC: 0 DP: 0 HBP: 1	WP: 0 PB: 0 SB: 0 CS: 0	PA: 38
<b>PITCHER</b>	IP WLS BF H R ER SO BB IBB HBP BLK WP HR S P ERA WHIP																					
48 Hector Noesi, R (1,1) ERA: 5.34	7.0	30	6	4	4	4	2	0	1	0	0	0	0	0	68	108	5.14	1.143				
40 Daniel Webb, R (8,1) ERA: 3.06	1.1	6	0	1	1	1	2	0	0	0	0	0	0	13	30	6.75	1.500					
37 Scott Downs, L (9,1) ERA: 5.4	0.1	1	0	0	0	0	0	0	0	0	0	0	0	3	4	0.00	0.000					
54 Ronald Belisario, R (9,1) ERA: 4.79	0.0	1	1	0	0	0	0	0	0	0	0	0	0	2	3	*	*					

Chicago White Sox @ Minnesota Twins  
Target Field, Minneapolis, MN  
Fri Jun 20 2014, 7:12 PM - 10:25 PM CDT  
Att: 32,071 - Clear - 83 F

AB	32
R	5
H	7
RBI	5
BB	4
SO	5
LOB	11









Batter	1	2	3	4	5	6	7	8	9	AB	R	H	RBI	BB	SO	LOB	TOP			
1 Adam Eaton, L (1, 8) OBP: 0.339, SLG: 0.370										4	0	1	0	0	1	3	Chicago White Sox @ Minnesota Twins Target Field, Minneapolis, MN Sun Jun 22 2014, 1:14 PM - 4:07 PM CDT Att: 30,491 - Overcast - 73 F			
15 Gordon Beckham, R (1, 4) OBP: 0.322, SLG: 0.416										4	1	1	2	0	0	1				
79 José Abreu, R (1, 3) OBP: 0.320, SLG: 0.598										4	1	1	2	0	0	1				
44 Adam Dunn, L (1, 10) OBP: 0.360, SLG: 0.444										4	0	0	0	0	2	2				
10 Alexei Ramirez, R (1, 6) OBP: 0.331, SLG: 0.418										4	0	1	0	0	0	1				
12 Conor Gillaspie, L (1, 5) OBP: 0.383, SLG: 0.446										4	0	1	1	0	2	0				
25 Moisés Sierra, R (1, 9) OBP: 0.222, SLG: 0.245										3	1	1	0	0	0	2				
24 Dayan Viciedo, R (0, PH) OBP: 0.297, SLG: 0.392										1	0	0	0	0	1	0				
30 Alejandro De Aza, L (1, 7) OBP: 0.285, SLG: 0.344										4	1	2	0	0	0	0				
21 Tyler Flowers, R (1, 2) OBP: 0.307, SLG: 0.342										2	1	0	0	1	0	1				
<b>Inning Stats</b>	R: 0 E: 0 K: 0 S: 8	H: 1 LOB: 0 BB: 0 P: 13	R: 0 E: 0 K: 1 S: 10	H: 0 LOB: 0 BB: 0 P: 14	R: 5 E: 0 K: 2 S: 23	H: 6 LOB: 2 BB: 1 P: 35	R: 0 E: 0 K: 0 S: 5	H: 1 LOB: 1 BB: 0 P: 7	R: 0 E: 1 K: 1 S: 13	H: 0 LOB: 0 BB: 0 P: 18	R: 0 E: 0 K: 0 S: 8	H: 0 LOB: 0 BB: 0 P: 12	R: 0 E: 0 K: 0 S: 9	H: 0 LOB: 0 BB: 0 P: 12	R: 0 E: 0 K: 2 S: 9	H: 0 LOB: 0 BB: 0 P: 12	1B: 7 2B: 1 3B: 0 HR: 0	SF: 0 DP: 2 HBP: 0	WP: 0 PB: 0 SB: 0 CS: 0	PA: 35
<b>PITCHER</b>	IP WLS BF H R ER SO BB IBB HBP BLK WP HR S P ERA WHIP																			
45 Phil Hughes, R (1, 1) ERA: 3.4	5.0 W 23 8 5 5 4 1 0 0 0 0 0 0 59 87 9.00 1.800																			
51 Anthony Swarzak, R (6, 1) ERA: 4.51	2.0 H 6 0 0 0 0 0 0 0 0 0 0 0 14 20 0.00 0.000																			
50 Casey Fien, R (8, 1) ERA: 2.51	1.0 H 3 0 0 0 0 0 0 0 0 0 0 0 9 12 0.00 0.000																			
61 Jared Burton, R (9, 1) ERA: 5.52	1.0 S 3 0 0 0 2 0 0 0 0 0 0 0 9 12 0.00 0.000																			

Batter	1	2	3	4	5	6	7	8	9	AB	R	H	RBI	BB	SO	LOB	BOTTOM			
39 Danny Santana, S (1, 6) OBP: 0.363, SLG: 0.425										3	2	1	0	1	0	2	Chicago White Sox @ Minnesota Twins Target Field, Minneapolis, MN Sun Jun 22 2014, 1:14 PM - 4:07 PM CDT Att: 30,491 - Overcast - 73 F			
2 Brian Dozier, R (1, 4) OBP: 0.359, SLG: 0.450										2	1	1	1	2	1	1				
7 Joe Mauer, L (1, 3) OBP: 0.334, SLG: 0.338										4	0	2	2	0	0	2				
16 Josh Willingham, R (1, 7) OBP: 0.394, SLG: 0.476										3	0	0	2	0	1	3				
27 Chris Parmelee, L (9, 7) OBP: 0.276, SLG: 0.400										0	0	0	0	0	0	0				
17 Kendrys Morales, S (1, 10) OBP: 0.273, SLG: 0.275										4	0	1	0	0	0	1				
31 Oswaldo Arcia, L (1, 9) OBP: 0.261, SLG: 0.377										4	0	0	0	0	2	2				
8 Kurt Suzuki, R (1, 2) OBP: 0.378, SLG: 0.420										4	0	3	0	0	0	0				
5 Eduardo Escobar, S (1, 5) OBP: 0.343, SLG: 0.443										4	1	1	0	0	1	2				
1 Sam Fuld, L (1, 8) OBP: 0.288, SLG: 0.368										3	2	2	1	1	0	1				
<b>Inning Stats</b>	R: 1 E: 0 K: 1 S: 11	H: 1 LOB: 2 BB: 2 P: 24	R: 2 E: 0 K: 0 S: 12	H: 4 LOB: 2 BB: 1 P: 22	R: 0 E: 0 K: 0 S: 9	H: 0 LOB: 0 BB: 0 P: 14	R: 3 E: 0 K: 0 S: 17	H: 3 LOB: 1 BB: 1 P: 28	R: 0 E: 0 K: 0 S: 9	H: 1 LOB: 0 BB: 0 P: 9	R: 0 E: 0 K: 1 S: 6	H: 0 LOB: 0 BB: 0 P: 10	R: 0 E: 0 K: 1 S: 10	H: 0 LOB: 0 BB: 0 P: 15	R: 0 E: 0 K: 2 S: 12	H: 1 LOB: 1 BB: 0 P: 15	1B: 8 2B: 3 3B: 0 HR: 0	SF: 1 DP: 1 HBP: 0	WP: 1 PB: 0 SB: 1 CS: 1	PA: 36
<b>PITCHER</b>	IP WLS BF H R ER SO BB IBB HBP BLK WP HR S P ERA WHIP																			
50 John Danks, L (1, 1) ERA: 4.34	5.0 L 27 10 0 0 6 1 4 0 0 0 0 0 60 101 10.80 2.800																			
52 Jake Petricka, R (6, 1) ERA: 2.27	2.0 5 0 0 0 2 0 0 0 0 0 0 0 14 21 0.00 0.000																			
37 Scott Downs, L (8, 1) ERA: 5.32	0.1 2 1 0 0 1 0 0 0 0 0 0 0 7 9 0.00 3.000																			
57 Zach Putnam, R (8, 1) ERA: 1.98	0.2 2 0 0 0 1 0 0 0 0 0 0 0 5 6 0.00 0.000																			

livebaseballscorecards.com

AB 34  
R 5  
H 8  
RBI 5  
BB 1  
SO 6  
LOB 11

livebaseballscorecards.com

AB 31  
R 6  
H 11  
RBI 6  
BB 4  
SO 5  
LOB 14



Batter	1	2	3	4	5	6	7	8	9	AB	R	H	RBI	BB	SO	LOB	TOP										
<b>39 Danny Santana, S</b> OBP: 0.364, SLG: 0.439										5	1	2	1	0	0	1	<b>Minnesota Twins @ Los Angeles Angels</b> Angel Stadium of Anaheim, Anaheim, CA Tue Jun 24 2014, 7:11 PM - 10:10 PM PDT Att: 37,086 - Clear - 74 F <a href="http://livebaseballscores.com">livebaseballscores.com</a>										
<b>2 Brian Dozier, R</b> OBP: 0.396, SLG: 0.454										4	1	3	1	1	0	0											
<b>7 Joe Mauer, L</b> OBP: 0.332, SLG: 0.339										5	0	1	0	0	1	4											
<b>16 Josh Willingham, R</b> OBP: 0.397, SLG: 0.500										3	1	1	1	1	1	2											
<b>17 Kendrys Morales, S</b> OBP: 0.271, SLG: 0.333										3	1	1	2	0	1	2											
<b>8 Kurt Suzuki, R</b> OBP: 0.372, SLG: 0.412										4	0	0	0	0	1	1											
<b>27 Chris Parmelee, L</b> OBP: 0.275, SLG: 0.393										4	0	1	0	0	3	0											
<b>5 Eduardo Escobar, S</b> OBP: 0.336, SLG: 0.434										4	1	0	0	0	0	1											
<b>1 Sam Fuld, L</b> OBP: 0.295, SLG: 0.373										4	1	2	1	0	1	0											
<b>Inning Stats</b>	R: 0 E: 0 K: 0 S: 12	H: 0 LOB: 0 BB: 0 P: 19	R: 5 E: 1 K: 1 S: 25	H: 6 LOB: 1 BB: 0 P: 39	R: 0 E: 0 K: 2 S: 8	H: 0 LOB: 0 BB: 0 P: 12	R: 0 E: 0 K: 1 S: 9	H: 1 LOB: 1 BB: 0 P: 13	R: 1 E: 0 K: 0 S: 10	H: 2 LOB: 1 BB: 0 P: 16	R: 0 E: 0 K: 1 S: 10	H: 0 LOB: 0 BB: 0 P: 12	R: 0 E: 0 K: 1 S: 11	H: 1 LOB: 2 BB: 2 P: 20	R: 0 E: 0 K: 1 S: 8	H: 0 LOB: 0 BB: 0 P: 13	R: 0 E: 0 K: 1 S: 11	H: 1 LOB: 1 BB: 0 P: 13	1B: 6 2B: 3 3B: 0 HR: 2	SF: 1 SAC: 0 DP: 1 HBP: 0	WP: 0 PB: 0 SB: 1 CS: 0	PA: 39					
<b>PITCHER</b>	IP	WLS	BF	H	R	ER	SO	BB	IBB	HBP	BLK	WP	HR	S	P	ERA	WHIP	<b>PITCHER</b>									
<b>33 C.J. Wilson, L</b> ERA: 3.7	5.0	W	24	9	6	6	4	0	0	0	0	0	2	64	99	10.80	1.800										
<b>64 Mike Morin, R</b> ERA: 1.42	1.0	H	3	0	0	0	1	0	0	0	0	0	0	10	12	0.00	0.000										
<b>40 Kevin Jepsen, R</b> ERA: 2.86	1.0	H	5	1	0	0	1	2	0	0	0	0	0	11	20	0.00	3.000										
<b>49 Ernesto Frieri, R</b> ERA: 5.64	1.0	H	3	0	0	0	1	0	0	0	0	0	0	8	13	0.00	0.000										
<b>38 Joe Smith, R</b> ERA: 3.69	1.0	S	4	1	0	0	1	0	0	0	0	0	0	11	13	0.00	1.000										

Batter	1	2	3	4	5	6	7	8	9	AB	R	H	RBI	BB	SO	LOB	BOTTOM										
<b>56 Kole Calhoun, L</b> OBP: 0.329, SLG: 0.463										3	2	1	1	1	0	2	<b>Minnesota Twins @ Los Angeles Angels</b> Angel Stadium of Anaheim, Anaheim, CA Tue Jun 24 2014, 7:11 PM - 10:10 PM PDT Att: 37,086 - Clear - 74 F <a href="http://livebaseballscores.com">livebaseballscores.com</a>										
<b>27 Mike Trout, R</b> OBP: 0.399, SLG: 0.604										2	2	1	2	2	0	0											
<b>5 Albert Pujols, R</b> OBP: 0.311, SLG: 0.469										4	1	0	0	0	0	3											
<b>32 Josh Hamilton, L</b> OBP: 0.398, SLG: 0.467										4	1	2	2	0	2	1											
<b>2 Erick Aybar, S</b> OBP: 0.321, SLG: 0.418										3	1	0	0	0	1	2											
<b>47 Howie Kendrick, R</b> OBP: 0.340, SLG: 0.386										4	1	2	2	0	1	0											
<b>20 C.J. Cron, R</b> OBP: 0.317, SLG: 0.530										3	0	1	0	1	1	1											
<b>6 David Freese, R</b> OBP: 0.305, SLG: 0.282										3	0	1	0	0	0	0											
<b>8 John McDonald, R</b> OBP: 0.311, SLG: 0.256										0	0	0	0	0	0	0											
<b>16 Hank Conger, L</b> OBP: 0.336, SLG: 0.398										3	0	0	0	0	0	2											
<b>10 Grant Green, R</b> OBP: 0.347, SLG: 0.435										1	0	0	0	0	0	3											
<b>17 Chris Iannetta, R</b> OBP: 0.368, SLG: 0.424										0	0	0	0	0	0	0											
<b>Inning Stats</b>	R: 5 E: 0 K: 0 S: 15	H: 2 LOB: 0 BB: 2 P: 31	R: 2 E: 0 K: 1 S: 12	H: 2 LOB: 0 BB: 0 P: 19	R: 0 E: 0 K: 1 S: 6	H: 0 LOB: 0 BB: 0 P: 9	R: 0 E: 0 K: 0 S: 8	H: 0 LOB: 0 BB: 0 P: 12	R: 0 E: 0 K: 2 S: 10	H: 0 LOB: 1 BB: 1 P: 17	R: 0 E: 0 K: 1 S: 10	H: 1 LOB: 2 BB: 1 P: 20	R: 0 E: 0 K: 0 S: 10	H: 1 LOB: 1 BB: 0 P: 12	R: 1 E: 0 K: 0 S: 9	H: 2 LOB: 1 BB: 0 P: 16	R: 0 E: 0 K: 0 S: 9	H: 0 LOB: 1 BB: 0 P: 16	1B: 7 2B: 1 3B: 0 HR: 1	SF: 1 SAC: 0 DP: 2 HBP: 2	WP: 0 PB: 0 SB: 1 CS: 0	PA: 37					
<b>PITCHER</b>	IP	WLS	BF	H	R	ER	SO	BB	IBB	HBP	BLK	WP	HR	S	P	ERA	WHIP	<b>PITCHER</b>									
<b>44 Kyle Gibson, R</b> ERA: 3.92	2.0	L	13	4	7	7	1	2	0	0	0	0	0	34	58	0.00	0.750										
<b>21 Samuel Deduno, R</b> ERA: 4.99	4.0		15	1	0	0	4	2	0	0	0	0	0	14	19	9.00	3.000										
<b>54 Matt Guerrier, R</b> ERA: 3.0	1.0		7	3	1	1	0	0	0	1	0	0	0	5	9	0.00	0.000										
<b>56 Caleb Thielbar, L</b> ERA: 3.16	1.0		2	0	0	0	0	0	0	0	0	0	0	5	9	0.00	0.000										

AB	36
R	6
H	11
RBI	6
BB	2
SO	8
LOB	11



AB	30
R	8
H	8
RBI	7
BB	4
SO	5
LOB	14





Batter	1	2	3	4	5	6	7	8	9	AB	R	H	RBI	BB	SO	LOB	TOP		
39 Danny Santana, S OBP: 0.366, SLG: 0.448 25 Pedro Florimón, S OBP: 0.182, SLG: 0.143	G4-3		2B		K2-3		L8		K	2	0	1	0	0	0	0			
2 Brian Dozier, R OBP: 0.338, SLG: 0.449	K		F7				BB		G6-3	3	0	0	0	1	1				
7 Joe Mauer, L OBP: 0.338, SLG: 0.343	1B		BB				FC5-4		E7	3	1	2	0	1	0	1			
16 Josh Willingham, R OBP: 0.394, SLG: 0.486	FC5-4		BB				F9		1B	3	0	0	0	1	0	4			
17 Kendrys Morales, S OBP: 0.270, SLG: 0.328	F7				K		G1-3		1B	4	0	1	1	0	1	1			
31 Oswaldo Arcia, L OBP: 0.362, SLG: 0.404	HR		G4-3				BB		K	3	1	1	1	1	1	2			
5 Eduardo Escobar, S OBP: 0.330, SLG: 0.425	G3-1		F8				L5		G3	4	0	0	0	0	0	3			
26 Eric Fryer, R OBP: 0.273, SLG: 0.273 8 Kurt Suzuki, R OBP: 0.370, SLG: 0.410	F9				K		F9		L4	3	0	0	0	0	1	1			
1 Sam Fuld, L OBP: 0.294, SLG: 0.363					G1-3		G1-3		P4	3	0	0	0	1	1	0			
<b>Inning Stats</b>	R: 0 E: 0 K: 1 S: 8	H: 1 LOB: 1 BB: 0 P: 12	R: 1 E: 0 K: 0 S: 7	H: 1 LOB: 0 BB: 1 P: 12	R: 0 E: 0 K: 1 S: 10	H: 1 LOB: 2 BB: 1 P: 20	R: 0 E: 0 K: 1 S: 10	H: 0 LOB: 0 BB: 0 P: 12	R: 0 E: 0 K: 0 S: 9	H: 0 LOB: 1 BB: 0 P: 15	R: 0 E: 0 K: 0 S: 6	H: 0 LOB: 2 BB: 2 P: 17	R: 1 E: 1 K: 1 S: 18	H: 2 LOB: 2 BB: 1 P: 31	R: 0 E: 0 K: 1 S: 7	H: 0 LOB: 0 BB: 0 P: 9	1B: 3 2B: 1 3B: 0 HR: 1	SF: 0 SAC: 0 DP: 0 HBP: 0	WP: 2 PA: 37 PB: 0 SB: 0 CS: 0
<b>PITCHER</b>	IP WLS BF H R ER SO BB IBB HBP BLK WP HR S P ERA WHIP	IP WLS BF H R ER SO BB IBB HBP BLK WP HR S P ERA WHIP	IP WLS BF H R ER SO BB IBB HBP BLK WP HR S P ERA WHIP	IP WLS BF H R ER SO BB IBB HBP BLK WP HR S P ERA WHIP	IP WLS BF H R ER SO BB IBB HBP BLK WP HR S P ERA WHIP	IP WLS BF H R ER SO BB IBB HBP BLK WP HR S P ERA WHIP	IP WLS BF H R ER SO BB IBB HBP BLK WP HR S P ERA WHIP	IP WLS BF H R ER SO BB IBB HBP BLK WP HR S P ERA WHIP	IP WLS BF H R ER SO BB IBB HBP BLK WP HR S P ERA WHIP	IP WLS BF H R ER SO BB IBB HBP BLK WP HR S P ERA WHIP	IP WLS BF H R ER SO BB IBB HBP BLK WP HR S P ERA WHIP	IP WLS BF H R ER SO BB IBB HBP BLK WP HR S P ERA WHIP	IP WLS BF H R ER SO BB IBB HBP BLK WP HR S P ERA WHIP	IP WLS BF H R ER SO BB IBB HBP BLK WP HR S P ERA WHIP	IP WLS BF H R ER SO BB IBB HBP BLK WP HR S P ERA WHIP	IP WLS BF H R ER SO BB IBB HBP BLK WP HR S P ERA WHIP	IP WLS BF H R ER SO BB IBB HBP BLK WP HR S P ERA WHIP	IP WLS BF H R ER SO BB IBB HBP BLK WP HR S P ERA WHIP	

Minnesota Twins @ Los Angeles Angels  
Angel Stadium of Anaheim, Anaheim, CA  
Wed Jun 25 2014, 7:08 PM - 10:04 PM PDT  
Att: 39,082 - Clear - 75 F

AB 32  
R 2  
H 5  
RBI 2  
BB 5  
SO 7  
LOB 15



Batter	1	2	3	4	5	6	7	8	9	AB	R	H	RBI	BB	SO	LOB	BOTTOM		
56 Kole Calhoun, L OBP: 0.327, SLG: 0.464	G6-3				G4-3		K			4	0	1	2	0	1	0			
27 Mike Trout, R OBP: 0.401, SLG: 0.601	1B		K		G5-3		BB			3	0	1	0	1	1	1			
5 Albert Pujols, R OBP: 0.313, SLG: 0.470	F9		1B		P4					4	1	2	0	0	0	1			
32 Josh Hamilton, L OBP: 0.393, SLG: 0.468	L8		2B		F8					4	1	1	0	0	1	3			
2 Erick Aybar, S OBP: 0.324, SLG: 0.425	2B		SF8		G5-3					3	2	2	1	0	0	0			
47 Howie Kendrick, R OBP: 0.338, SLG: 0.384	K		1B		F8					4	0	1	1	0	2	2			
20 C.J. Cron, R OBP: 0.323, SLG: 0.529	1B		F7		K					4	1	2	1	0	1	1			
10 Grant Green, R OBP: 0.333, SLG: 0.423 8 John McDonald, R OBP: 0.304, SLG: 0.250	SF9		FC6-4				G6-3		F8	2	0	0	1	0	0	1			
17 Chris Iannetta, R OBP: 0.366, SLG: 0.415	BB				K		G6-3		K	3	1	0	0	1	2	1			
<b>Inning Stats</b>	R: 0 E: 0 K: 0 S: 15	H: 1 LOB: 1 BB: 0 P: 21	R: 3 E: 0 K: 2 S: 20	H: 3 LOB: 1 BB: 1 P: 30	R: 2 E: 0 K: 0 S: 17	H: 3 LOB: 1 BB: 0 P: 23	R: 0 E: 0 K: 1 S: 6	H: 0 LOB: 0 BB: 0 P: 8	R: 0 E: 0 K: 0 S: 6	H: 0 LOB: 0 BB: 0 P: 8	R: 0 E: 0 K: 1 S: 10	H: 0 LOB: 2 BB: 0 P: 14	R: 0 E: 0 K: 2 S: 12	H: 1 LOB: 2 BB: 1 P: 23	R: 1 E: 0 K: 2 S: 12	H: 2 LOB: 1 BB: 0 P: 19	1B: 7 2B: 3 3B: 0 HR: 0	SF: 2 SAC: 0 DP: 0 HBP: 0	WP: 1 PA: 36 PB: 0 SB: 2 CS: 0
<b>PITCHER</b>	IP WLS BF H R ER SO BB IBB HBP BLK WP HR S P ERA WHIP	IP WLS BF H R ER SO BB IBB HBP BLK WP HR S P ERA WHIP	IP WLS BF H R ER SO BB IBB HBP BLK WP HR S P ERA WHIP	IP WLS BF H R ER SO BB IBB HBP BLK WP HR S P ERA WHIP	IP WLS BF H R ER SO BB IBB HBP BLK WP HR S P ERA WHIP	IP WLS BF H R ER SO BB IBB HBP BLK WP HR S P ERA WHIP	IP WLS BF H R ER SO BB IBB HBP BLK WP HR S P ERA WHIP	IP WLS BF H R ER SO BB IBB HBP BLK WP HR S P ERA WHIP	IP WLS BF H R ER SO BB IBB HBP BLK WP HR S P ERA WHIP	IP WLS BF H R ER SO BB IBB HBP BLK WP HR S P ERA WHIP	IP WLS BF H R ER SO BB IBB HBP BLK WP HR S P ERA WHIP	IP WLS BF H R ER SO BB IBB HBP BLK WP HR S P ERA WHIP	IP WLS BF H R ER SO BB IBB HBP BLK WP HR S P ERA WHIP	IP WLS BF H R ER SO BB IBB HBP BLK WP HR S P ERA WHIP	IP WLS BF H R ER SO BB IBB HBP BLK WP HR S P ERA WHIP	IP WLS BF H R ER SO BB IBB HBP BLK WP HR S P ERA WHIP	IP WLS BF H R ER SO BB IBB HBP BLK WP HR S P ERA WHIP	IP WLS BF H R ER SO BB IBB HBP BLK WP HR S P ERA WHIP	

Minnesota Twins @ Los Angeles Angels  
Angel Stadium of Anaheim, Anaheim, CA  
Wed Jun 25 2014, 7:08 PM - 10:04 PM PDT  
Att: 39,082 - Clear - 75 F

AB 32  
R 6  
H 10  
RBI 6  
BB 2  
SO 8  
LOB 11





Batter	1	2	3	4	5	6	7	8	9	AB	R	H	RBI	BB	SO	LOB	TOP										
1 Sam Fuld, L (1,8) OBP: 0.298, SLG: 0.359										4	0	1	0	1	1	2	<b>Minnesota Twins @ Los Angeles Angels</b> Angel Stadium of Anaheim, Anaheim, CA Thu Jun 26 2014, 12:40 PM - 3:55 PM PDT Att: 32,209 - Overcast - 77 F										
2 Brian Dozier, R (1,4) OBP: 0.392, SLG: 0.443										4	1	0	0	1	1	3											
7 Joe Mauer, L (1,10) OBP: 0.342, SLG: 0.354										5	1	3	3	0	1	1											
17 Kendrys Morales, S (1,3) OBP: 0.279, SLG: 0.333										5	0	2	0	0	1	2											
31 Oswaldo Arcia, L (1,9) OBP: 0.268, SLG: 0.398										4	0	1	1	1	0	2		3									
8 Kurt Suzuki, R (1,2) OBP: 0.394, SLG: 0.403										4	0	0	0	0	1	3											
27 Chris Parmelee, L (1,7) OBP: 0.295, SLG: 0.409										4	0	3	0	0	1	0											
5 Eduardo Escobar, S (1,5) OBP: 0.329, SLG: 0.422										4	1	1	0	0	0	3											
25 Pedro Florimón, S (1,6) OBP: 0.175, SLG: 0.137										3	0	0	0	0	1	3											
11 Jorge Polanco, S (9,PH)										0	1	0	0	1	0	0											
<b>Inning Stats</b>	R: 0 H: 0 E: 0 K: 3 S: 10	H: 0 LOB: 0 BB: 0 P: 12	R: 0 H: 0 E: 0 K: 1 S: 8	H: 0 LOB: 0 BB: 0 P: 12	R: 0 H: 1 E: 0 K: 1 S: 7	H: 1 LOB: 2 BB: 0 P: 11	R: 0 H: 1 E: 0 K: 0 S: 10	H: 1 LOB: 2 BB: 0 P: 19	R: 0 H: 1 E: 0 K: 1 S: 7	H: 1 LOB: 1 BB: 0 P: 10	R: 1 H: 3 E: 0 K: 0 S: 13	H: 3 LOB: 2 BB: 0 P: 19	R: 0 H: 2 E: 0 K: 0 S: 13	H: 2 LOB: 2 BB: 0 P: 23	R: 0 H: 1 E: 0 K: 1 S: 15	H: 1 LOB: 1 BB: 0 P: 20	R: 3 H: 2 E: 0 K: 2 S: 20	H: 2 LOB: 1 BB: 2 P: 36	1B: 9 2B: 2 HR: 0	SF: 0 SAC: 0 DP: 0 HBP: 0	WP: 0 PB: 0 SB: 0 CS: 1	PA: 41					
<b>PITCHER</b>	IP	WLS	BF	H	R	ER	SO	BB	IBB	HBP	BLK	WP	HR	S	P	ERA	WHIP										
36 Jered Weaver, R (1,1) ERA: 3.33	7.0	W	29	8	1	1	6	1	0	0	0	0	0	68	106	1.29	1.286										
46 Cory Rasmus, R (8,1) ERA: 4.82	1.0		4	1	0	0	1	0	0	0	0	0	0	15	23	0.00	1.000										
Ernesto Frieri, R (9,1) ERA: 6.39	0.2	S	5	1	3	3	1	2	0	0	0	0	0	13	25	40.50	4.500										
38 Joe Smith, R (9,1) ERA: 3.03	0.1	S	2	1	0	0	1	0	0	0	0	0	0	7	11	0.00	3.000										

Batter	1	2	3	4	5	6	7	8	9	AB	R	H	RBI	BB	SO	LOB	BOTTOM										
56 Kole Calhoun, L (1,9) OBP: 0.331, SLG: 0.465										4	2	2	0	0	1	2	<b>Minnesota Twins @ Los Angeles Angels</b> Angel Stadium of Anaheim, Anaheim, CA Thu Jun 26 2014, 12:40 PM - 3:55 PM PDT Att: 32,209 - Overcast - 77 F										
27 Mike Trout, R (1,8) OBP: 0.402, SLG: 0.606										4	1	2	2	0	1	1											
5 Albert Pujols, R (1,10) OBP: 0.318, SLG: 0.477										4	2	3	2	0	0	0											
32 Josh Hamilton, L (1,7) OBP: 0.397, SLG: 0.464										3	0	1	1	1	1	3											
2 Erick Aybar, S (1,6) OBP: 0.323, SLG: 0.426										4	0	1	1	0	1	3											
47 Howie Kendrick, R (1,4) OBP: 0.340, SLG: 0.385										4	0	2	0	0	0	1											
16 Hank Conger, L (1,2) OBP: 0.326, SLG: 0.385										4	0	0	0	0	1	3											
6 David Freese, R (1,5) OBP: 0.305, SLG: 0.283										3	0	1	0	0	1	0											
8 John McDonald, R (8,5) OBP: 0.236, SLG: 0.244										1	0	0	0	0	1	1											
19 Efen Navarro, L (1,3) OBP: 0.350, SLG: 0.432										4	1	2	0	0	1	1											
<b>Inning Stats</b>	R: 2 H: 3 E: 0 K: 2 S: 15	H: 2 LOB: 1 BB: 0 P: 27	R: 0 H: 2 E: 0 K: 0 S: 11	H: 2 LOB: 0 BB: 0 P: 16	R: 2 H: 4 E: 0 K: 0 S: 11	H: 4 LOB: 1 BB: 0 P: 17	R: 0 H: 0 E: 0 K: 3 S: 9	H: 0 LOB: 0 BB: 0 P: 13	R: 0 H: 0 E: 0 K: 1 S: 9	H: 0 LOB: 1 BB: 1 P: 15	R: 0 H: 0 E: 0 K: 0 S: 8	H: 0 LOB: 0 BB: 0 P: 10	R: 2 H: 4 E: 0 K: 0 S: 13	H: 4 LOB: 1 BB: 0 P: 26	R: 0 H: 1 E: 0 K: 2 S: 12	H: 1 LOB: 0 BB: 0 P: 13	1B: 10 2B: 5 HR: 0	SF: 0 SAC: 0 DP: 2 HBP: 0	WP: 0 PB: 0 SB: 2 CS: 1	PA: 36							
<b>PITCHER</b>	IP	WLS	BF	H	R	ER	SO	BB	IBB	HBP	BLK	WP	HR	S	P	ERA	WHIP										
47 Ricky Nolasco, R (1,1) ERA: 5.74	6.0	L	28	11	6	6	6	1	0	0	0	0	0	67	107	9.00	2.000										
54 Matt Guerrier, R (7,1) ERA: 3.0	0.0		2	2	0	0	0	0	0	0	0	0	0	3	6	∞	∞										
56 Caleb Thielbar, L (7,1) ERA: 3.04	1.0		2	0	0	0	0	0	0	0	0	0	0	6	11	0.00	0.000										
50 Casey Fien, R (8,1) ERA: 2.43	1.0		4	1	0	0	2	0	0	0	0	0	0	12	13	0.00	1.000										

AB	37
R	4
H	11
RBI	4
BB	3
SO	9
LOB	20



AB	35
R	6
H	14
RBI	6
BB	1
SO	8
LOB	15





Batter	1	2	3	4	5	6	7	8	9	AB	R	H	RBI	BB	SO	LOB	TOP								
<b>2 Brian Dozier, R</b> OBP: 0.360, SLG: 0.439										5	0	1	0	0	2	2									
<b>8 Kurt Suzuki, R</b> OBP: 0.357, SLG: 0.394										5	0	0	0	0	0	2									
<b>7 Joe Mauer, L</b> OBP: 0.344, SLG: 0.354										3	0	1	0	1	1	1									
<b>16 Josh Willingham, R</b> OBP: 0.396, SLG: 0.477										2	1	0	0	1	1	1									
<b>17 Kendrys Morales, S</b> OBP: 0.278, SLG: 0.343										4	1	1	0	0	0	3									
<b>31 Oswaldo Arcia, L</b> OBP: 0.276, SLG: 0.397										3	1	1	1	1	2	0									
<b>5 Eduardo Escobar, S</b> OBP: 0.323, SLG: 0.413										4	1	0	1	0	1	4									
<b>1 Sam Fuld, L</b> OBP: 0.296, SLG: 0.355										4	0	1	0	0	0	2									
<b>25 Pedro Florimón, S</b> OBP: 0.171, SLG: 0.133										2	0	0	0	0	0	1									
<b>11 Jorge Polanco, S</b> OBP: 0.667, SLG: 1.500										2	0	1	2	0	0	0									
<b>Inning Stats</b>	R: 0 E: 0 K: 0 S: 9	H: 0 LOB: 0 BB: 0 P: 12	R: 0 E: 0 K: 1 S: 7	H: 0 LOB: 0 BB: 0 P: 10	R: 0 E: 0 K: 1 S: 9	H: 1 LOB: 1 BB: 0 P: 11	R: 0 E: 0 K: 1 S: 14	H: 1 LOB: 3 BB: 1 P: 26	R: 0 E: 0 K: 1 S: 6	H: 0 LOB: 0 BB: 0 P: 11	R: 0 E: 0 K: 1 S: 7	H: 0 LOB: 1 BB: 0 P: 15	R: 0 E: 0 K: 1 S: 10	H: 0 LOB: 0 BB: 0 P: 12	R: 0 E: 0 K: 1 S: 12	H: 1 LOB: 1 BB: 0 P: 19	R: 4 E: 1 K: 1 S: 20	H: 3 LOB: 1 BB: 1 P: 32	1B: 4 2B: 1 3B: 1 HR: 0	SF: 0 SAC: 0 DP: 0 HBP: 1	WP: 0 PB: 0 SB: 0 CS: 0	PA: 38			
<b>PITCHER</b>	IP	WLS	BF	H	R	ER	SO	BB	IBB	HBP	BLK	WP	HR	S	P	ERA	WHIP								
<b>23 Nick Tepeesch, R</b> ERA: 3.65	7.1	W	28	3	0	0	5	2	0	1	0	0	0	67	106	0.00	0.682								
<b>44 Jason Frasor, R</b> ERA: 2.13	0.1		1	0	0	0	0	0	0	0	0	0	0	4	5	0.00	0.000								
<b>56 Neal Cotts, L</b> ERA: 3.51	0.1		1	0	0	0	1	0	0	0	0	0	0	3	5	0.00	0.000								
<b>28 Joakim Soria, R</b> ERA: 2.7	1.0		8	3	4	3	1	1	0	0	0	0	0	20	32	27.00	4.000								

**Minnesota Twins @ Texas Rangers**  
 Globe Life Park in Arlington, Arlington, TX  
 Fri Jun 27 2014, 8:10 PM - 11:07 PM EDT  
 Att: 38,111 - Partly Cloudy - 89 F

livebaseballscorecards.com

AB 34  
R 4  
H 6  
RBI 4  
BB 3  
SO 7  
LOB 16

Batter	1	2	3	4	5	6	7	8	9	AB	R	H	RBI	BB	SO	LOB	BOTTOM								
<b>17 Shin-Soo Choo, L</b> OBP: 0.372, SLG: 0.388										4	1	3	1	0	0	0									
<b>1 Elvis Andrus, R</b> OBP: 0.318, SLG: 0.346										3	1	1	0	1	0	2									
<b>21 Carlos Pena, L</b> OBP: 0.250, SLG: 0.400										4	0	1	0	0	1	3									
<b>29 Adrián Beltré, R</b> OBP: 0.369, SLG: 0.502										3	1	1	3	0	0	0									
<b>Alex Rios, R</b> OBP: 0.337, SLG: 0.440										4	0	0	0	0	1	1									
<b>2 Leonys Martin, L</b> OBP: 0.328, SLG: 0.367											4	0	1	0	0	1									
<b>60 Chris Gimenez, R</b> OBP: 0.373, SLG: 0.497										2	1	0	0	1	0	1									
<b>3 Luis Sardinas, S</b> OBP: 0.329, SLG: 0.318										3	1	1	1	0	1	0									
<b>12 Rougned Odor, L</b> OBP: 0.308, SLG: 0.434										3	0	0	0	0	1	1									
<b>Inning Stats</b>	R: 2 E: 0 K: 1 S: 11	H: 2 LOB: 0 BB: 0 P: 20	R: 0 E: 0 K: 0 S: 8	H: 0 LOB: 0 BB: 0 P: 12	R: 0 E: 0 K: 1 S: 6	H: 1 LOB: 0 BB: 0 P: 10	R: 0 E: 0 K: 1 S: 6	H: 0 LOB: 0 BB: 0 P: 13	R: 2 E: 0 K: 0 S: 13	H: 2 LOB: 2 BB: 2 P: 26	R: 0 E: 0 K: 0 S: 13	H: 1 LOB: 1 BB: 0 P: 17	R: 0 E: 0 K: 1 S: 11	H: 0 LOB: 0 BB: 0 P: 14	R: 1 E: 0 K: 1 S: 14	H: 2 LOB: 1 BB: 0 P: 22	1B: 5 2B: 2 3B: 0 HR: 1	SF: 1 SAC: 0 DP: 1 HBP: 0	WP: 0 PB: 0 SB: 0 CS: 0	PA: 33					
<b>PITCHER</b>	IP	WLS	BF	H	R	ER	SO	BB	IBB	HBP	BLK	WP	HR	S	P	ERA	WHIP								
<b>30 Kevin Correia, R</b> ERA: 5.08	6.0	L	25	6	4	4	3	2	0	0	0	0	0	11	14	6.00	1.333								
<b>52 Brian Duensing, L</b> ERA: 2.64	1.0		3	0	0	0	1	0	0	0	0	0	0	11	14	0.00	0.000								
<b>54 Matt Guerrier, R</b> ERA: 3.32	1.0		5	2	1	1	1	0	0	0	0	0	0	14	22	9.00	2.000								

**Minnesota Twins @ Texas Rangers**  
 Globe Life Park in Arlington, Arlington, TX  
 Fri Jun 27 2014, 8:10 PM - 11:07 PM EDT  
 Att: 38,111 - Partly Cloudy - 89 F

livebaseballscorecards.com

AB 30  
R 5  
H 8  
RBI 5  
BB 2  
SO 5  
LOB 9



Batter	1	2	3	4	5	6	7	8	9	AB	R	H	RBI	BB	SO	LOB	TOP							
1 Sam Fuld, L OBP: 0.286, SLG: 0.344	F8		K		K			G1-3		4	0	0	0	0	2	1								
2 Brian Dozier, R OBP: 0.356, SLG: 0.433	F7		K				G5-3	P3		4	0	0	0	0	1	0								
7 Joe Mauer, L OBP: 0.343, SLG: 0.353	1B		P6				K		G4-3	4	0	1	0	0	1	0								
17 Kendrys Morales, S OBP: 0.263, SLG: 0.324	G3			G3			G4-3		F8	4	0	0	0	0	0	1								
31 Oswaldo Arcia, L OBP: 0.275, SLG: 0.392	1B	F8		F8			K		K	4	0	1	0	0	2	0								
8 Kurt Suzuki, R OBP: 0.353, SLG: 0.389	K			F8			G5-3			3	0	0	0	0	1	1								
27 Chris Parmelee, L OBP: 0.306, SLG: 0.418	1B			K			1B			3	0	2	0	0	1	0								
5 Eduardo Escobar, S OBP: 0.319, SLG: 0.408	F8			K			K			3	0	0	0	0	2	3								
25 Pedro Florimón, S OBP: 0.179, SLG: 0.132	F8									1	0	0	0	1	0	2								
11 Jorge Polanco, S OBP: 0.500, SLG: 1.000	BB									1	0	0	0	0	1	0								
<b>Inning Stats</b>	R: 0 E: 0 K: 0 S: 8	H: 1 LOB: 1 BB: 0 P: 12	R: 0 E: 0 K: 1 S: 13	H: 2 LOB: 2 BB: 0 P: 18	R: 0 E: 0 K: 2 S: 8	H: 0 LOB: 0 BB: 0 P: 12	R: 0 E: 0 K: 0 S: 9	H: 0 LOB: 0 BB: 0 P: 13	R: 0 E: 0 K: 3 S: 11	H: 0 LOB: 1 BB: 1 P: 18	R: 0 E: 0 K: 1 S: 9	H: 0 LOB: 0 BB: 0 P: 12	R: 0 E: 0 K: 2 S: 9	H: 1 LOB: 1 BB: 0 P: 11	R: 0 E: 0 K: 1 S: 9	H: 0 LOB: 0 BB: 0 P: 14	R: 0 E: 0 K: 1 S: 8	H: 0 LOB: 0 BB: 0 P: 12	1B: 4 2B: 0 3B: 0 HR: 0	SF: 0 SAC: 0 DP: 0 HBP: 0	WP: 1 PB: 0 SB: 0 CS: 0	PA: 32		
<b>PITCHER</b>	IP WLS BF H R ER SO BB IBB HBP BLK WP HR S P ERA WHIP	8.0 W 29 4 0 0 10 1 0 0 0 1 0 76 110 0.00 0.625	1.0 3 0 0 0 1 0 0 0 0 0 0 8 12 0.00 0.000																					

Minnesota Twins @ Texas Rangers  
Globe Life Park in Arlington, Arlington, TX  
Sat Jun 28 2014, 4:08 PM - 6:34 PM EDT  
Att: 30,620 - Partly Cloudy - 90 F

AB	31
R	0
H	4
RBI	0
BB	1
SO	11
LOB	8



Batter	1	2	3	4	5	6	7	8	9	AB	R	H	RBI	BB	SO	LOB	BOTTOM							
17 Shin-Soo Choo, L OBP: 0.374, SLG: 0.390	G3		G4-3		1B			1B		4	0	2	0	0	0	1								
1 Elvis Andrus, R OBP: 0.318, SLG: 0.345	K		G1-3		FC5-4			1B		4	1	1	1	0	1	1								
21 Carlos Pena, L OBP: 0.200, SLG: 0.316	F9		G4-3		E8			1B		4	1	0	0	0	0	2								
29 Adrián Beltré, R OBP: 0.378, SLG: 0.508	1B			1B				1B		3	2	3	0	1	0	0								
16 Donnie Murphy, R OBP: 0.270, SLG: 0.333	K			K				1B		3	0	0	0	0	3	3								
3 Luis Sardinas, S OBP: 0.329, SLG: 0.318	K							1B		0	0	0	1	0	0	0								
2 Leonys Martin, L OBP: 0.331, SLG: 0.373	K							1B		4	0	2	2	0	1	2								
60 Chris Gimenez, R OBP: 0.365, SLG: 0.414	E6		P4					K		4	0	1	1	0	2	2								
15 Michael Choice, R OBP: 0.260, SLG: 0.339	FC6-3							1B		3	0	1	0	0	0	1								
12 Rougned Odor, L OBP: 0.309, SLG: 0.431	1B							1B		3	1	1	0	0	0	1								
<b>Inning Stats</b>	R: 0 E: 0 K: 1 S: 7	H: 0 LOB: 0 BB: 0 P: 8	R: 1 E: 1 K: 2 S: 13	H: 2 LOB: 1 BB: 0 P: 18	R: 1 E: 0 K: 0 S: 7	H: 1 LOB: 0 BB: 0 P: 9	R: 0 E: 0 K: 1 S: 10	H: 2 LOB: 1 BB: 0 P: 14	R: 0 E: 0 K: 0 S: 8	H: 1 LOB: 1 BB: 0 P: 12	R: 0 E: 1 K: 1 S: 7	H: 1 LOB: 1 BB: 0 P: 11	R: 0 E: 0 K: 1 S: 7	H: 1 LOB: 0 BB: 0 P: 9	R: 3 E: 0 K: 1 S: 13	H: 3 LOB: 1 BB: 1 P: 21	1B: 9 2B: 3 3B: 0 HR: 0	SF: 0 SAC: 1 DP: 1 HBP: 0	WP: 0 PB: 0 SB: 1 CS: 1	PA: 34				
<b>PITCHER</b>	IP WLS BF H R ER SO BB IBB HBP BLK WP HR S P ERA WHIP	7.2 L 33 11 5 5 6 0 0 0 0 0 3 4 0.00 1.435	0.1 1 0 0 0 1 0 0 0 0 0 0 3 4 0.00 0.000																					

Minnesota Twins @ Texas Rangers  
Globe Life Park in Arlington, Arlington, TX  
Sat Jun 28 2014, 4:08 PM - 6:34 PM EDT  
Att: 30,620 - Partly Cloudy - 90 F

AB	32
R	5
H	11
RBI	5
BB	1
SO	7
LOB	13






Batter	1	2	3	4	5	6	7	8	9	AB	R	H	RBI	BB	SO	LOB	TOP								
2 Brian Dozier, R OBP: 0.352, SLG: 0.427	FC7		K		G5-3			K		4	0	0	0	0	2	2									
7 Joe Mauer, L OBP: 0.341, SLG: 0.351	K						K	G4-3		4	0	1	1	0	2	1									
27 Chris Parmelee, L OBP: 0.304, SLG: 0.411	L5		F8						K	4	0	1	0	0	1	1									
16 Josh Willingham, R OBP: 0.399, SLG: 0.487 1 Sam Fuld, L OBP: 0.296, SLG: 0.344		K							K	4	0	2	0	0	2	1									
17 Kendrys Morales, S OBP: 0.263, SLG: 0.333 8 Kurt Suzuki, R OBP: 0.353, SLG: 0.389	FC7				FC7					4	0	1	1	0	0	1									
31 Oswaldo Arcia, L OBP: 0.297, SLG: 0.379	K				FC7			K		4	0	0	0	0	3	3									
5 Eduardo Escobar, S OBP: 0.317, SLG: 0.409			11 2B		K			F9		4	1	1	0	0	2	3									
26 Eric Fryer, R OBP: 0.214, SLG: 0.214			K					L9		3	0	0	0	0	1	1									
11 Jorge Polanco, S OBP: 0.571, SLG: 1.000 25 Pedro Florimón, S OBP: 0.179, SLG: 0.132			7 1B		F9					2	1	1	1	1	0	0									
Inning Stats	R: 0 E: 0 K: 1 S: 15	H: 0 LOB: 0 BB: 0 P: 21	R: 0 E: 0 K: 2 S: 8	H: 0 LOB: 0 BB: 0 P: 14	R: 2 E: 0 K: 2 S: 18	H: 3 LOB: 1 BB: 0 P: 25	R: 0 E: 0 K: 1 S: 10	H: 1 LOB: 1 BB: 0 P: 13	R: 0 E: 0 K: 0 S: 5	H: 0 LOB: 0 BB: 0 P: 6	R: 0 E: 0 K: 2 S: 7	H: 1 LOB: 0 BB: 0 P: 13	R: 0 E: 0 K: 1 S: 5	H: 0 LOB: 0 BB: 0 P: 9	R: 0 E: 0 K: 1 S: 8	H: 0 LOB: 1 BB: 1 P: 13	R: 1 E: 0 K: 3 S: 15	H: 2 LOB: 2 BB: 0 P: 21	1B: 3 2B: 5 3B: 0 HR: 0	SF: 0 SAC: 0 DP: 1 HBP: 0	WP: 0 PB: 0 SB: 0 CS: 1	PA: 34			
PITCHER	IP	WLS	BF	H	R	ER	SO	BB	IBB	HBP	BLK	WP	HR	S	P	ERA	WHIP								
48 Colby Lewis, R ERA: 5.71	6.0		22	5	2	2	8	0	0	0	0	0	0	63	92	3.00	0.833								
49 Aaron Poreda, L ERA: 3.71	1.1		5	0	0	0	1	1	0	0	0	0	0	7	16	0.00	0.750								
39 Ben Rowen, R ERA: 3.0	0.1		1	0	0	0	1	0	0	0	0	0	0	4	4	0.00	0.000								
56 Neal Cotts, L ERA: 3.38	0.1		1	0	0	0	0	0	0	0	0	0	0	2	2	0.00	0.000								
28 Joaquin Soria, R ERA: 2.93	1.0	L	5	2	1	1	3	0	0	0	0	0	0	15	21	9.00	2.000								

Minnesota Twins @ Texas Rangers  
Globe Life Park in Arlington, Arlington, TX  
Sun Jun 29 2014, 3:11 PM - 5:47 PM EDT  
Att: 36,779 - Sunny - 90 F


AB 33  
R 3  
H 7  
RBI 3  
BB 1  
SO 13  
LOB 13



Batter	1	2	3	4	5	6	7	8	9	AB	R	H	RBI	BB	SO	LOB	BOTTOM								
17 Shin-Soo Choo, L OBP: 0.372, SLG: 0.387	21 G4-3 1B		F8		G3			K		4	1	1	0	0	1	0									
1 Elvis Andrus, R OBP: 0.317, SLG: 0.344	B2		K				21 G4-6-3 1B	G6-3		4	0	1	0	0	1	1									
21 Carlos Pena, L OBP: 0.174, SLG: 0.273 60 Chris Gimenez, R OBP: 0.359, SLG: 0.407	G4-3		P3				G4-6-3		K	3	0	0	0	0	0	2									
29 Adrián Beltré, R OBP: 0.376, SLG: 0.504					G5-3		F9		K	4	0	1	1	0	1	0									
Alex Rios, R OBP: 0.336, SLG: 0.438	F9				F8				K	4	0	1	0	0	1	1									
2 Leonys Martin, L OBP: 0.331, SLG: 0.372		61 1B			F8			F8		3	0	1	0	0	0	1									
61 Robinson Chirinos, R OBP: 0.282, SLG: 0.430										3	1	3	1	0	0	0									
15 Michael Choice, R OBP: 0.256, SLG: 0.333	FC				FC6-3			FC6-4-3		3	0	0	0	0	0	4									
12 Rougned Odor, L OBP: 0.302, SLG: 0.420	G4-6-3				F7			F8		3	0	0	0	0	0	2									
Inning Stats	R: 1 E: 0 K: 0 S: 10	H: 2 LOB: 1 BB: 0 P: 13	R: 0 E: 0 K: 0 S: 11	H: 2 LOB: 1 BB: 0 P: 15	R: 0 E: 0 K: 1 S: 8	H: 0 LOB: 0 BB: 0 P: 9	R: 0 E: 0 K: 0 S: 7	H: 0 LOB: 0 BB: 0 P: 9	R: 1 E: 0 K: 0 S: 9	H: 1 LOB: 0 BB: 0 P: 17	R: 0 E: 0 K: 0 S: 9	H: 1 LOB: 0 BB: 0 P: 14	R: 0 E: 0 K: 0 S: 8	H: 2 LOB: 1 BB: 0 P: 9	R: 0 E: 0 K: 1 S: 7	H: 0 LOB: 0 BB: 0 P: 9	R: 0 E: 0 K: 3 S: 9	H: 0 LOB: 0 BB: 0 P: 10	1B: 7 2B: 0 3B: 0 HR: 1	SF: 0 SAC: 0 DP: 3 HBP: 0	WP: 0 PB: 0 SB: 0 CS: 0	PA: 32			
PITCHER	IP	WLS	BF	H	R	ER	SO	BB	IBB	HBP	BLK	WP	HR	S	P	ERA	WHIP								
44 Kyle Gibson, R ERA: 3.77	8.0		29	8	2	2	3	0	0	0	0	0	0	1	69	2.25	1.000								
15 Glen Perkins, L ERA: 3.24	1.0	S	3	0	0	0	3	0	0	0	0	0	0	9	10	0.00	0.000								

Minnesota Twins @ Texas Rangers  
Globe Life Park in Arlington, Arlington, TX  
Sun Jun 29 2014, 3:11 PM - 5:47 PM EDT  
Att: 36,779 - Sunny - 90 F

AB 32  
R 2  
H 8  
RBI 2  
BB 0  
SO 5  
LOB 11





Batter	1	2	3	4	5	6	7	8	9	AB	R	H	RBI	BB	SO	LOB	TOP										
6 Lorenzo Cain, R OBP: 0.351, SLG: 0.440										5	0	0	0	0	4	1											
35 Eric Hosmer, L OBP: 0.288, SLG: 0.343										4	0	1	0	1	0	0											
16 Billy Butler, R OBP: 0.328, SLG: 0.354										5	0	0	0	0	0	3											
4 Alex Gordon, L OBP: 0.355, SLG: 0.440										4	1	1	0	0	0	0											
13 Salvador Perez, R OBP: 0.334, SLG: 0.455										4	2	2	1	0	0	1											
14 Omar Infante, R OBP: 0.297, SLG: 0.364										4	1	1	1	0	0	2											
8 Mike Moustakas, L OBP: 0.250, SLG: 0.357										3	2	2	0	1	0	1											
2 Alcides Escobar, R OBP: 0.337, SLG: 0.410										4	0	2	4	0	0	3											
1 Jarrod Dyson, L OBP: 0.344, SLG: 0.350										4	0	1	0	0	0	4											
<b>Inning Stats</b>	R: 0 E: 0 K: 1 S: 12	H: 1 LOB: 0 BB: 0 P: 18	R: 2 E: 0 K: 0 S: 12	H: 2 LOB: 1 BB: 1 P: 21	R: 0 E: 0 K: 1 S: 7	H: 0 LOB: 0 BB: 0 P: 12	R: 1 E: 0 K: 0 S: 18	H: 3 LOB: 2 BB: 0 P: 24	R: 0 E: 0 K: 1 S: 8	H: 0 LOB: 0 BB: 0 P: 11	R: 1 E: 0 K: 0 S: 10	H: 2 LOB: 1 BB: 0 P: 15	R: 0 E: 0 K: 0 S: 6	H: 1 LOB: 1 BB: 1 P: 12	R: 2 E: 2 K: 0 S: 15	H: 1 LOB: 1 BB: 0 P: 21	R: 0 E: 0 K: 1 S: 13	H: 0 LOB: 0 BB: 0 P: 19	1B: 5 2B: 3 3B: 1 HR: 1	SF: 0 SAC: 0 DP: 2 HBP: 0	WP: 0 PB: 1 SB: 0 CS: 0	PA: 39					
<b>PITCHER</b>	IP	WLS	BF	H	R	ER	SO	BB	IBB	HBP	BLK	WP	HR	S	P	ERA	WHIP										
63 Yohan Pino, R ERA: 6.32	5.2	L	24	7	4	4	3	1	0	0	0	0	1	63	94	6.35	1.412										
56 Caleb Thielbar, L ERA: 3.0	0.1		3	2	0	0	0	0	0	0	0	0	0	8	12	0.00	6.000										
54 Matt Guerrier, R ERA: 3.15	1.0		3	0	0	0	0	0	1	0	0	0	0	2	7	0.00	0.000										
61 Jared Burton, R ERA: 5.45	1.0		6	1	2	0	0	0	0	0	0	0	0	15	21	0.00	1.000										
51 Anthony Swarzak, R ERA: 3.99	1.0		3	0	0	0	1	0	0	0	0	0	0	13	19	0.00	0.000										

**Kansas City Royals @ Minnesota Twins**  
Target Field, Minneapolis, MN  
Mon Jun 30 2014, 7:11 PM - 10:23 PM CDT  
Att: 28,533 - Partly Cloudy - 74 F

livebaseballscorecards.com

AB 37  
R 6  
H 10  
RBI 6  
BB 2  
SO 4  
LOB 15

Batter	1	2	3	4	5	6	7	8	9	AB	R	H	RBI	BB	SO	LOB	BOTTOM										
2 Brian Dozier, R OBP: 0.350, SLG: 0.422										4	0	0	0	1	1	3											
8 Kurt Suzuki, R OBP: 0.354, SLG: 0.389										5	0	2	0	0	0	4											
7 Joe Mauer, L OBP: 0.342, SLG: 0.350										4	0	1	0	1	1	3											
16 Josh Willingham, R OBP: 0.395, SLG: 0.475										3	0	0	0	1	0	4											
17 Kendrys Morales, S OBP: 0.250, SLG: 0.316										4	0	0	0	0	1	4											
24 Trevor Plouffe, R OBP: 0.319, SLG: 0.398										4	0	1	0	0	1	2											
27 Chris Parmelee, L OBP: 0.311, SLG: 0.424										4	1	2	0	0	2	2											
9 Eduardo Núñez, R OBP: 0.329, SLG: 0.438										4	0	2	1	0	1	0											
1 Sam Fuld, L OBP: 0.284, SLG: 0.339										2	0	0	0	0	0	1											
31 Oswaldo Arcia, L OBP: 0.270, SLG: 0.381										2	0	1	0	0	0	2											
<b>Inning Stats</b>	R: 0 E: 0 K: 1 S: 11	H: 1 LOB: 1 BB: 0 P: 13	R: 0 E: 0 K: 1 S: 12	H: 0 LOB: 0 BB: 0 P: 16	R: 0 E: 0 K: 0 S: 6	H: 0 LOB: 0 BB: 0 P: 8	R: 0 E: 0 K: 0 S: 8	H: 0 LOB: 1 BB: 1 P: 17	R: 1 E: 0 K: 1 S: 16	H: 2 LOB: 1 BB: 0 P: 23	R: 0 E: 0 K: 0 S: 15	H: 1 LOB: 2 BB: 1 P: 25	R: 0 E: 0 K: 0 S: 13	H: 2 LOB: 2 BB: 0 P: 20	R: 0 E: 0 K: 2 S: 12	H: 2 LOB: 2 BB: 0 P: 17	R: 0 E: 0 K: 2 S: 13	H: 1 LOB: 2 BB: 1 P: 22	1B: 8 2B: 1 3B: 0 HR: 0	SF: 0 SAC: 0 DP: 0 HBP: 0	WP: 1 PB: 0 SB: 0 CS: 0	PA: 39					
<b>PITCHER</b>	IP	WLS	BF	H	R	ER	SO	BB	IBB	HBP	BLK	WP	HR	S	P	ERA	WHIP										
41 Danny Duffy, L ERA: 2.6	5.2	W	23	4	1	1	3	2	0	0	0	0	0	64	96	1.59	1.059										
43 Aaron Crow, R ERA: 2.6	0.1	H	1	0	0	0	0	0	0	0	0	0	0	4	6	0.00	0.000										
67 Francisley Bueno, L ERA: 1.29	0.1	H	3	2	0	0	0	0	0	0	0	0	0	6	8	0.00	6.000										
40 Kelvin Herrera, R ERA: 2.23	1.2	H	7	2	0	0	2	0	0	0	0	0	0	19	29	0.00	1.200										
48 Michael Mariot, R ERA: 5.84	1.0		5	1	0	0	2	1	0	0	0	1	0	13	22	0.00	2.000										

**Kansas City Royals @ Minnesota Twins**  
Target Field, Minneapolis, MN  
Mon Jun 30 2014, 7:11 PM - 10:23 PM CDT  
Att: 28,533 - Partly Cloudy - 74 F

livebaseballscorecards.com

AB 36  
R 1  
H 9  
RBI 1  
BB 3  
SO 7  
LOB 25



Batter	1	2	3	4	5	6	7	8	9	AB	R	H	RBI	BB	SO	LOB	TOP
6 Lorenzo Cain, R OBP: 0.345, SLG: 0.432 (1, 8)										4	0	0	0	0	2	1	<b>Kansas City Royals @ Minnesota Twins</b> Target Field, Minneapolis, MN Tue Jul 01 2014, 7:12 PM - 10:34 PM CDT Att: 23,383 - Cloudy - 62 F
35 Eric Hosmer, L OBP: 0.295, SLG: 0.351 (1, 3)										4	0	4	0	0	0	0	
16 Billy Butler, R OBP: 0.327, SLG: 0.352 (1, 10)										4	0	1	0	0	0	4	
4 Alex Gordon, L OBP: 0.352, SLG: 0.436 1 Jarrod Dyson, L OBP: 0.346, SLG: 0.350 (1, 7)										3	0	0	0	0	1	5	
13 Salvador Perez, R OBP: 0.331, SLG: 0.450 19 Danny Valencia, R OBP: 0.333, SLG: 0.386 (1, 2)										3	0	0	0	0	0	2	
18 Raul Ibanez, L OBP: 0.288, SLG: 0.265 (1, 9)										4	0	1	0	0	1	1	
14 Omar Infante, R OBP: 0.298, SLG: 0.364 12 Brett Hayes, R OBP: 0.125, SLG: 0.179 (1, 4)										3	1	1	0	0	0	0	
8 Mike Moustakas, L OBP: 0.250, SLG: 0.355 (1, 5)										4	0	1	1	0	0	0	
2 Alcides Escobar, R OBP: 0.338, SLG: 0.410 24 Christian Colón, R (7, PH) (7, 6)										2	0	1	0	0	0	1	
										2	0	0	0	0	0	0	
<b>Inning Stats</b>	R: 0 H: 1 E: 0 K: 1 S: 10	H: 3 R: 1 ER: 0 LOB: 1 BB: 0 P: 15	R: 0 H: 2 E: 0 K: 0 S: 11	H: 2 R: 1 ER: 0 LOB: 2 BB: 0 P: 21	R: 0 H: 0 E: 0 K: 0 S: 6	H: 2 R: 0 ER: 0 LOB: 2 BB: 0 P: 9	R: 0 H: 0 E: 0 K: 0 S: 8	H: 0 R: 0 ER: 0 LOB: 0 BB: 0 P: 6	R: 1 H: 2 E: 0 K: 1 S: 13	H: 0 R: 0 ER: 0 LOB: 1 BB: 0 P: 10	1B: 9 2B: 1 3B: 0 HR: 0	SF: 0 SAC: 0 DP: 1 HBP: 0	WP: 0 PB: 0 SB: 0 CS: 0	PA: 36			
<b>PITCHER</b>	IP WLS BF H R ER SO BB IBB HBP BLK WP HR S P ERA WHIP																
47 Ricky Nolasco, R ERA: 5.49 (1, 1)	6.0 W 25 8 1 1 3 0 0 0 0 0 0 0 68 100 1.50 1.333																
61 Jared Burton, R ERA: 5.29 (7, 1)	1.0 3 0 0 0 0 0 0 0 0 0 0 5 6 0.00 0.000																
52 Brian Duensing, L ERA: 2.84 (8, 1)	1.0 5 2 1 1 1 1 0 0 0 0 0 13 25 9.00 3.000																
21 Samuel Deduno, R ERA: 4.91 (9, 1)	1.0 3 0 0 0 1 0 0 0 0 0 0 8 10 0.00 0.000																

AB	35
R	2
H	10
RBI	2
BB	1
SO	5
LOB	14



Batter	1	2	3	4	5	6	7	8	9	AB	R	H	RBI	BB	SO	LOB	BOTTOM
9 Eduardo Núñez, R OBP: 0.354, SLG: 0.487 (1, 6)										5	3	3	2	1	1	3	<b>Kansas City Royals @ Minnesota Twins</b> Target Field, Minneapolis, MN Tue Jul 01 2014, 7:12 PM - 10:34 PM CDT Att: 23,383 - Cloudy - 62 F
7 Joe Mauer, L OBP: 0.342, SLG: 0.353 16 Josh Willingham, R OBP: 0.390, SLG: 0.467 (1, 3)										3	0	1	2	0	2	2	
27 Chris Parmelee, L OBP: 0.315, SLG: 0.433 (1, 7)										5	1	2	1	0	0	3	
17 Kendrys Morales, S OBP: 0.270, SLG: 0.333 (1, 10)										5	1	3	1	0	1	3	
24 Trevor Plouffe, R OBP: 0.317, SLG: 0.398 (1, 5)										5	1	1	1	0	1	4	
31 Oswaldo Arcia, L OBP: 0.275, SLG: 0.377 (1, 9)										4	1	1	0	1	0	2	
8 Kurt Suzuki, R OBP: 0.362, SLG: 0.392 (1, 2)										3	1	2	1	2	0	0	
5 Eduardo Escobar, S OBP: 0.315, SLG: 0.405 (1, 4)										5	1	1	0	0	1	6	
1 Sam Fuld, L OBP: 0.288, SLG: 0.336 (1, 8)										4	1	1	2	1	0	3	
<b>Inning Stats</b>	R: 1 H: 2 E: 0 K: 1 S: 14	H: 0 R: 0 ER: 0 LOB: 0 BB: 0 P: 6	R: 1 H: 1 E: 1 K: 2 S: 13	H: 1 R: 1 ER: 0 LOB: 1 BB: 1 P: 24	R: 3 H: 4 E: 0 K: 1 S: 23	H: 2 R: 0 ER: 0 LOB: 2 BB: 0 P: 22	R: 5 H: 4 E: 1 K: 1 S: 22	H: 2 R: 0 ER: 0 LOB: 2 BB: 0 P: 21	R: 0 H: 0 E: 0 K: 0 S: 8	H: 0 R: 0 ER: 0 LOB: 1 BB: 1 P: 17	1B: 11 2B: 3 3B: 0 HR: 1	SF: 0 SAC: 0 DP: 0 HBP: 0	WP: 1 PB: 0 SB: 0 CS: 0	PA: 46			
<b>PITCHER</b>	IP WLS BF H R ER SO BB IBB HBP BLK WP HR S P ERA WHIP																
33 James Shields, R ERA: 3.93 (1, 1)	5.0 L 27 8 5 4 5 2 0 0 0 0 0 1 71 113 7.20 2.200																
48 Michael Mariot, R ERA: 6.48 (6, 1)	0.1 7 3 5 2 0 2 0 0 0 0 0 1 16 33 54.00 15.000																
67 Francisley Bueno, L ERA: 0.93 (6, 1)	2.2 12 3 0 0 1 1 0 0 0 0 1 0 28 47 0.00 1.500																

AB	41
R	10
H	15
RBI	10
BB	5
SO	6
LOB	26





Batter	1	2	3	4	5	6	7	8	9	AB	R	H	RBI	BB	SO	LOB	TOP										
2 Alcides Escobar, R OBP: 0.335, SLG: 0.410										5	1	1	0	0	1	3	<b>Kansas City Royals @ Minnesota Twins</b> Target Field, Minneapolis, MN Wed Jul 02 2014, 12:11 PM - 3:10 PM CDT Att: 28,860 - Partly Cloudy - 65 F										
35 Eric Hosmer, L OBP: 0.302, SLG: 0.352										2	0	1	1	3	0	1											
16 Billy Butler, R OBP: 0.350, SLG: 0.346										5	0	0	0	0	3	6											
4 Alex Gordon, L OBP: 0.323, SLG: 0.430																											
13 Salvador Perez, R OBP: 0.323, SLG: 0.448										4	0	1	0	0	0	2											
18 Raul Ibanez, L OBP: 0.283, SLG: 0.287										4	2	2	1	0	0	2											
6 Lorenzo Cain, R OBP: 0.345, SLG: 0.432										0	0	0	0	0	0	0											
14 Omar Infante, R OBP: 0.297, SLG: 0.366										4	1	1	0	0	0	1											
8 Mike Moustakas, L OBP: 0.250, SLG: 0.353										4	0	1	1	0	0	0											
1 Jarrod Dyson, L OBP: 0.353, SLG: 0.355										4	0	2	1	0	1	0											
<b>Inning Stats</b>	R: 0 H: 0 E: 0 K: 1 S: 12	H: 0 LOB: 1 P: 18	R: 2 H: 4 E: 0 K: 1 S: 21	H: 4 LOB: 3 BB: 1 P: 37	R: 0 H: 1 E: 0 K: 0 S: 13	H: 1 LOB: 1 BB: 0 P: 17	R: 0 H: 1 E: 0 K: 1 S: 9	H: 1 LOB: 1 BB: 0 P: 12	R: 0 H: 0 E: 0 K: 0 S: 7	H: 0 LOB: 1 BB: 0 P: 13	R: 0 H: 0 E: 0 K: 1 S: 12	H: 0 LOB: 1 BB: 1 P: 21	R: 1 H: 1 E: 0 K: 0 S: 6	H: 1 LOB: 0 BB: 0 P: 9	R: 1 H: 2 E: 0 K: 1 S: 13	H: 2 LOB: 2 BB: 1 P: 25	1B: 6 2B: 2 3B: 0 HR: 1	SF: 0 SAC: 0 DP: 0 HBP: 1	WP: 0 PB: 0 SB: 2 CS: 0	PA: 41							
<b>PITCHER</b>	IP	WLS	BF	H	R	ER	SO	BB	IBB	HBP	BLK	WP	HR	S	P	ERA	WHIP										
30 Kevin Correia, R ERA: 4.95	6.0	L	27	6	2	2	3	2	0	1	0	0	0	70	108	3.00	1.333										
54 Matt Guerrier, R ERA: 3.0	1.0		4	0	0	0	1	1	0	0	0	0	0	12	21	0.00	1.000										
50 Casey Fien, R ERA: 2.6	1.0		4	1	1	0	1	0	0	0	0	0	1	6	9	9.00	1.000										
15 Glen Perkins, L ERA: 3.41	1.0		6	2	1	1	1	1	0	0	0	0	0	13	25	9.00	3.000										

Batter	1	2	3	4	5	6	7	8	9	AB	R	H	RBI	BB	SO	LOB	BOTTOM										
9 Eduardo Núñez, R OBP: 0.337, SLG: 0.463										4	0	0	0	0	2	1	<b>Kansas City Royals @ Minnesota Twins</b> Target Field, Minneapolis, MN Wed Jul 02 2014, 12:11 PM - 3:10 PM CDT Att: 28,860 - Partly Cloudy - 65 F										
2 Brian Dozier, R OBP: 0.346, SLG: 0.416										4	0	0	0	0	2	1											
27 Chris Parmelee, L OBP: 0.322, SLG: 0.435										4	0	2	0	0	0	0											
17 Kendrys Morales, S OBP: 0.258, SLG: 0.318										4	0	0	0	0	1	2											
16 Josh Willingham, R OBP: 0.386, SLG: 0.455										3	0	0	0	1	1	1											
31 Oswaldo Arcia, L OBP: 0.281, SLG: 0.371										2	0	0	0	2	1	1											
24 Trevor Plouffe, R OBP: 0.317, SLG: 0.397										3	0	1	0	0	0	3											
26 Eric Fryer, R OBP: 0.176, SLG: 0.176										3	0	0	0	0	1	1											
1 Sam Fuld, L OBP: 0.289, SLG: 0.336										3	0	1	0	0	0	0											
<b>Inning Stats</b>	R: 0 H: 1 E: 0 K: 2 S: 9	H: 1 LOB: 0 BB: 0 P: 16	R: 0 H: 1 E: 0 K: 0 S: 10	H: 1 LOB: 0 BB: 0 P: 17	R: 0 H: 0 E: 0 K: 0 S: 10	H: 0 LOB: 0 BB: 0 P: 14	R: 0 H: 1 E: 0 K: 2 S: 13	H: 1 LOB: 2 BB: 1 P: 24	R: 0 H: 1 E: 0 K: 0 S: 10	H: 1 LOB: 1 BB: 0 P: 14	R: 0 H: 0 E: 0 K: 1 S: 7	H: 0 LOB: 0 BB: 1 P: 12	R: 0 H: 0 E: 0 K: 2 S: 11	H: 0 LOB: 0 BB: 0 P: 13	R: 0 H: 0 E: 0 K: 1 S: 11	H: 0 LOB: 1 BB: 1 P: 21		1B: 4 2B: 0 3B: 0 HR: 0	SF: 0 SAC: 0 DP: 1 HBP: 0	WP: 0 PB: 0 SB: 1 CS: 0	PA: 33						
<b>PITCHER</b>	IP	WLS	BF	H	R	ER	SO	BB	IBB	HBP	BLK	WP	HR	S	P	ERA	WHIP										
51 Jason Vargas, L ERA: 3.32	7.0	W	26	4	0	0	5	2	0	0	0	0	0	67	11	0.00	0.857										
17 Wade Davis, R ERA: 1.23	1.0	H	3	0	0	0	2	0	0	0	0	0	0	11	13	0.00	0.000										
56 Greg Holland, R ERA: 1.93	1.0		4	0	0	0	1	1	0	0	0	0	0	11	21	0.00	1.000										

**AB 36**  
**R 4**  
**H 9**  
**RBI 4**  
**BB 4**  
**SO 5**  
**LOB 17**

**AB 30**  
**R 0**  
**H 4**  
**RBI 0**  
**BB 3**  
**SO 8**  
**LOB 10**



Batter	1	2	3	4	5	6	7	8	9	AB	R	H	RBI	BB	SO	LOB	TOP					
11 Brett Gardner, L OBP: 0.358, SLG: 0.431										4	0	1	1	0	2	0	New York Yankees @ Minnesota Twins Target Field, Minneapolis, MN Thu Jul 03 2014, 7:14 PM - 9:47 PM CDT Att: 34,714 - Partly Cloudy - 75 F					
2 Derek Jeter, R OBP: 0.321, SLG: 0.324										4	0	0	1	0	1							
22 Jacoby Ellsbury, L OBP: 0.352, SLG: 0.390										4	0	0	0	0	1							
25 Mark Teixeira, S OBP: 0.345, SLG: 0.468										4	1	2	0	0	0							
34 Brian McCann, L OBP: 0.285, SLG: 0.371										4	1	1	0	0	1							
36 Carlos Beltrán, S OBP: 0.277, SLG: 0.416										4	1	1	3	0	2							
31 Ichiro Suzuki, L OBP: 0.354, SLG: 0.329										3	1	2	0	1	0							
45 Zelous Wheeler, R OBP: 0.500, SLG: 1.250										4	2	2	1	0	0	2						
17 Brendan Ryan, R OBP: 0.333, SLG: 0.325										4	1	1	1	0	1	1	AB 35 R 7 H 10 RBI 7 BB 1 SO 8 LOB 6					
<b>Inning Stats</b>	R: 0 E: 0 K: 1 S: 11	H: 0 LOB: 0 BB: 0 P: 15	R: 0 E: 0 K: 1 S: 8	H: 0 LOB: 0 BB: 0 P: 10	R: 0 E: 0 K: 0 S: 7	H: 1 LOB: 0 BB: 0 P: 9	R: 0 E: 0 K: 1 S: 9	H: 0 LOB: 0 BB: 0 P: 14	R: 4 E: 0 K: 0 S: 16	H: 4 LOB: 0 BB: 0 P: 27	R: 0 E: 0 K: 2 S: 10	H: 1 LOB: 1 BB: 0 P: 14	R: 3 E: 0 K: 1 S: 12	H: 3 LOB: 1 BB: 1 P: 18	R: 0 E: 0 K: 1 S: 7	H: 0 LOB: 0 BB: 0 P: 12	R: 0 E: 0 K: 1 S: 6	H: 1 LOB: 0 BB: 0 P: 8	1B: 7 2B: 1 3B: 0 HR: 2	SF: 0 SAC: 0 DP: 2 HBP: 0	WP: 0 PB: 0 CS: 0	PA: 36
<b>PITCHER</b>	IP WLS BF H R ER SO BB IBB HBP BLK WP HR S P ERA WHIP																					
45 Phil Hughes, R ERA: 3.95	6.1 L 27 8 7 7 6 1 0 0 0 0 0 2 69 101 9.95 1.421																					
52 Brian Duensing, L ERA: 2.78	0.2 3 1 0 0 0 0 0 0 0 0 0 4 6 0.00 1.500																					
51 Anthony Swarzak, R ERA: 3.76	2.0 6 1 0 0 2 0 0 0 0 0 0 0 13 20 0.00 0.500																					

Batter	1	2	3	4	5	6	7	8	9	AB	R	H	RBI	BB	SO	LOB	BOTTOM					
2 Brian Dozier, R OBP: 0.348, SLG: 0.417										4	1	2	0	0	1	1	New York Yankees @ Minnesota Twins Target Field, Minneapolis, MN Thu Jul 03 2014, 7:14 PM - 9:47 PM CDT Att: 34,714 - Partly Cloudy - 75 F					
8 Kurt Suzuki, R OBP: 0.381, SLG: 0.394										4	1	1	1	0	1	2						
27 Chris Parmelee, L OBP: 0.319, SLG: 0.438										4	0	1	1	0	1	2						
17 Kendrys Morales, S OBP: 0.247, SLG: 0.304										4	0	0	1	0	1	1						
16 Josh Willingham, R OBP: 0.377, SLG: 0.441										4	0	0	0	0	2	0						
31 Oswaldo Arcia, L OBP: 0.287, SLG: 0.370										3	0	1	0	1	1	0						
24 Trevor Plouffe, R OBP: 0.316, SLG: 0.398										4	1	1	0	0	1	2		AB 33 R 4 H 9 RBI 4 BB 1 SO 8 LOB 10				
5 Eduardo Escobar, S OBP: 0.315, SLG: 0.404										3	0	1	1	0	0	1						
1 Sam Fuld, L OBP: 0.296, SLG: 0.343										3	1	2	0	0	0	1						
<b>Inning Stats</b>	R: 1 E: 0 K: 1 S: 9	H: 2 LOB: 0 BB: 0 P: 10	R: 0 E: 0 K: 1 S: 8	H: 1 LOB: 0 BB: 0 P: 12	R: 1 E: 0 K: 0 S: 12	H: 2 LOB: 1 BB: 0 P: 17	R: 0 E: 0 K: 0 S: 5	H: 0 LOB: 0 BB: 0 P: 7	R: 0 E: 0 K: 0 S: 8	H: 1 LOB: 0 BB: 0 P: 12	R: 1 E: 0 K: 0 S: 7	H: 1 LOB: 0 BB: 0 P: 13	R: 1 E: 0 K: 1 S: 9	H: 2 LOB: 0 BB: 0 P: 14	R: 0 E: 0 K: 2 S: 10	H: 0 LOB: 0 BB: 0 P: 14	R: 0 E: 0 K: 3 S: 15	H: 0 LOB: 1 BB: 1 P: 25	1B: 6 2B: 4 3B: 0 HR: 0	SF: 0 SAC: 0 DP: 2 HBP: 0	WP: 0 PB: 0 CS: 0	PA: 34
<b>PITCHER</b>	IP WLS BF H R ER SO BB IBB HBP BLK WP HR S P ERA WHIP																					
19 Masahiro Tanaka, R ERA: 2.27	7.0 W 27 9 4 4 3 0 0 0 0 0 0 0 10 14 0.00 0.000																					
68 Dellin Betances, R ERA: 1.47	1.0 H 3 0 0 0 2 0 0 0 0 0 0 0 15 25 0.00 1.000																					
30 David Robertson, R ERA: 2.83	1.0 S 4 0 0 0 3 1 0 0 0 0 0 0 0 15 25 0.00 1.000																					



Batter	1	2	3	4	5	6	7	8	9	AB R H RBI BB SO LOB	TOP			
11 Brett Gardner, L OBP: 0.359, SLG: 0.435	1-1 14 2B 3B	4-2 14 2B 22 1B BB		2-3 K			0-0 G3		2-2 G6-3	4 2 1 0 1 1 0	<b>New York Yankees @ Minnesota Twins</b> Target Field, Minneapolis, MN Fri Jul 04 2014, 2:12 PM - 5:29 PM CDT Att: 36,952 - Overcast - 76 F			
14 Brian Roberts, S OBP: 0.318, SLG: 0.384	1-2 22 G4-3 2B	1-2 22 1B 2B		0-0 3B			3-2 2B		1-0 L8	5 2 4 1 0 0 0				
22 Jacoby Ellsbury, L OBP: 0.353, SLG: 0.389	0-0 G4-3 2-3	0-1 1B		0-3 K			3-1 HBP		0-0 G4-3	4 0 1 2 0 1 2				
25 Mark Teixeira, S OBP: 0.343, SLG: 0.469	2-1 36 PB 2B	1-1 L9				3-2 G4-3			0-0 F7	4 1 1 1 0 0 3				
36 Carlos Beltrán, S OBP: 0.272, SLG: 0.411	1-0 SF9 2B			2-2 G4-3			0-0 G3		0-0 G4-3	3 0 0 1 0 0 2				
31 Ichiro Suzuki, L OBP: 0.346, SLG: 0.321	2-2 G4-3			2-1 G2-3					1-1 G3-1	4 0 0 0 0 0 0				
29 Francisco Cervelli, R OBP: 0.313, SLG: 0.490		3-1 33 G3-1 17 SF8 2B		0-2 1B		3-3 K			1-1 2B	4 1 3 0 0 1 0				
33 Kelly Johnson, L OBP: 0.291, SLG: 0.379		2-1 G3-1		2-0 G3		1-0 G1-6-3			2-3 K	4 0 0 0 0 1 3				
45 Zolous Wheeler, R OBP: 0.300, SLG: 0.250		2-3							0-3 K	0 0 0 0 0 0 0				
17 Brendan Ryan, R OBP: 0.304, SLG: 0.302	1-1 SF8 3H			2-3 K		1-2 P5			0-3 K	3 0 0 1 0 2 1				
<b>Inning Stats</b>	R: 3 H: 3 E: 0 K: 0 S: 16	H: 3 R: 6 ER: 0 LOB: 0 BB: 23	R: 0 H: 1 E: 0 K: 0 S: 10	H: 1 R: 1 ER: 0 LOB: 1 BB: 0 P: 15	R: 0 H: 0 E: 0 K: 1 S: 11	H: 0 R: 0 ER: 0 LOB: 0 BB: 0 P: 13	R: 0 H: 0 E: 0 K: 1 S: 7	H: 1 R: 2 ER: 0 LOB: 2 BB: 0 P: 14	R: 0 H: 1 E: 0 K: 2 S: 10	H: 0 R: 1 ER: 0 LOB: 1 BB: 0 P: 10	1B: 2 2B: 6 3B: 2 HR: 0	SF: 2 SAC: 0 DP: 0 HBP: 1	WP: 0 PB: 1 CS: 0	PA: 39
<b>PITCHER</b>	IP WLS BF H R ER SO BB IBB HBP BLK WP HR S P ERA WHIP													
44 Kyle Gibson, R ERA: 4.17	2.0 L 13 6 6 5 0 1 0 0 0 0 0 0 33 52 22.50 3.500													
21 Samuel Deduno, R ERA: 4.57	3.1 4.2 18 3 0 0 4 0 0 1 0 0 0 45 69 0.00 0.643													
56 Caleb Thielbar, L ERA: 2.96	(7, 1) 0.1 1 0 0 0 0 0 0 0 0 0 0 1 1 0.00 0.000													
50 Casey Fien, R ERA: 2.52	(8, 1) 1.0 4 1 0 0 2 0 0 0 0 0 0 10 14 0.00 1.000													
15 Glen Perkins, L ERA: 3.31	(9, 1) 1.0 3 0 0 0 0 0 0 0 0 0 0 7 10 0.00 0.000													

Batter	1	2	3	4	5	6	7	8	9	AB R H RBI BB SO LOB	BOTTOM			
2 Brian Dozier, R OBP: 0.346, SLG: 0.423	1-1 HR	1-1 FC5-4 8 CS 1-2 2-3		1-0 F9			3-2 L8		0-3 K	5 1 1 1 0 1 3	<b>New York Yankees @ Minnesota Twins</b> Target Field, Minneapolis, MN Fri Jul 04 2014, 2:12 PM - 5:29 PM CDT Att: 36,952 - Overcast - 76 F			
8 Kurt Suzuki, R OBP: 0.315, SLG: 0.398	2-1 31 BB 1B	3-1 G6-3		1-3 K			1-2 G6-3		0-2 2B	5 0 2 0 0 1 3				
27 Chris Parmelee, L OBP: 0.306, SLG: 0.419	1-1 F9			2-2 G3			2-1 L4		3-3 K	5 0 0 0 0 2 3				
17 Kendrys Morales, S OBP: 0.257, SLG: 0.313	2-3 K			3-2 P3					2-1 20 S 31 HBP 20 G4-3 1B	4 1 2 0 0 1 1				
9 Eduardo Núñez, R OBP: 0.337, SLG: 0.463				3B					1-0 20 G4-3 20 S HBP	0 1 0 0 0 0 0				
31 Oswaldo Arcia, L OBP: 0.299, SLG: 0.387	4-2 BB			2-0 24 1B 3B					1-0 20 G4-3 20 S HBP	2 1 1 1 1 1 0				
24 Trevor Plouffe, R OBP: 0.315, SLG: 0.396	3-3 K			1-2 1B					1-2 F9	4 0 1 1 0 1 4				
20 Chris Colabello, R OBP: 0.279, SLG: 0.394		1-0 HR		0-3 K					3-2 G4-3	4 1 1 2 0 1 2				
5 Eduardo Escobar, S OBP: 0.314, SLG: 0.401		0-2 FC5-4 1B		2-3 K					0-2 G3-1	4 0 1 0 0 1 3				
1 Sam Fuld, L OBP: 0.301, SLG: 0.348		1-1 FC5-4 1B		0-2 L1					2-2 8 G6-3 1B	4 0 2 0 0 1 0				
<b>Inning Stats</b>	R: 1 H: 2 E: 0 K: 2 S: 15	H: 3 R: 4 ER: 0 LOB: 1 BB: 0 P: 17	R: 2 H: 3 E: 0 K: 2 S: 19	H: 3 R: 1 ER: 0 LOB: 1 BB: 0 P: 29	R: 0 H: 0 E: 0 K: 1 S: 10	H: 0 R: 0 ER: 0 LOB: 0 BB: 0 P: 12	R: 0 H: 0 E: 0 K: 0 S: 7	H: 1 R: 2 ER: 0 LOB: 1 BB: 0 P: 24	R: 1 H: 1 E: 0 K: 0 S: 13	H: 1 R: 2 ER: 0 LOB: 1 BB: 0 P: 20	1B: 7 2B: 1 3B: 1 HR: 2	SF: 0 SAC: 0 DP: 0 HBP: 1	WP: 0 PB: 0 CS: 1	PA: 39
<b>PITCHER</b>	IP WLS BF H R ER SO BB IBB HBP BLK WP HR S P ERA WHIP													
39 Chase Whitley, R ERA: 5.14	(1, 1) 3.0 W 9 0 0 0 3 1 0 0 0 0 0 0 25 35 0.00 0.000													
55 David Huff, L ERA: 4.33	(4, 1) 0.2 H 3 1 0 0 0 0 0 0 0 0 0 14 20 0.00 1.500													
43 Adam Warren, R ERA: 2.58	(7, 1) 1.1 H 6 1 1 1 0 0 0 0 1 0 0 0 15 24 6.75 0.750													
68 Dellin Betances, R ERA: 1.61	(9, 1) 1.0 S 4 1 0 0 3 0 0 0 0 0 0 0 13 17 0.00 1.000													



Batter	1	2	3	4	5	6	7	8	9	10	11	AB	R	H	RBI	BB	SO	LOB	TOP					
2 Derek Jeter, R OBP: 0.319, SLG: 0.322	G6-3		G6-3			G2-3	L9					5	0	1	0	0	0	2						
14 Brian Roberts, S OBP: 0.316, SLG: 0.380	F9		G4-3			L3				G4-3		5	0	1	0	0	0	1						
22 Jacoby Ellsbury, L OBP: 0.351, SLG: 0.386	K		G1-4-3							K		5	0	1	0	0	2	1						
25 Mark Teixeira, S OBP: 0.341, SLG: 0.461	G6-3		G3-1							G4-6-3		4	0	0	0	1	0	1						
36 Carlos Beltrán, S OBP: 0.275, SLG: 0.408	P3											4	0	1	0	1	0	2						
31 Ichiro Suzuki, L OBP: 0.342, SLG: 0.318												5	1	1	0	0	1	2						
12 Alfonso Soriano, R OBP: 0.244, SLG: 0.367	P6											4	0	0	0	0	2	3						
11 Brett Gardner, L OBP: 0.359, SLG: 0.435												0	0	0	0	0	0	0						
29 Francisco Cervelli, R OBP: 0.333, SLG: 0.412	F8											4	0	2	1	0	0	0						
45 Zelous Wheeler, R OBP: 0.289, SLG: 0.376	G6-3											3	0	0	0	0	1	3						
33 Kelly Johnson, L OBP: 0.289, SLG: 0.376												1	0	0	0	0	1	0						
<b>Inning Stats</b>	R: 0 E: 0 K: 1 S: 8	H: 0 LOB: 0 BB: 0 P: 11	R: 0 E: 0 K: 0 S: 16	H: 1 LOB: 1 BB: 0 P: 23	R: 0 E: 0 K: 0 S: 8	H: 0 LOB: 0 BB: 0 P: 14	R: 0 E: 0 K: 0 S: 9	H: 0 LOB: 0 BB: 0 P: 11	R: 1 E: 0 K: 2 S: 13	H: 1 LOB: 1 BB: 1 P: 22	R: 0 E: 1 K: 0 S: 9	H: 1 LOB: 2 BB: 0 P: 17	R: 0 E: 0 K: 1 S: 12	H: 1 LOB: 0 BB: 0 P: 15	R: 0 E: 0 K: 2 S: 10	H: 0 LOB: 0 BB: 0 P: 13	R: 0 E: 0 K: 1 S: 15	H: 1 LOB: 1 BB: 0 P: 21	R: 0 E: 0 K: 0 S: 8	H: 1 LOB: 1 BB: 0 P: 15	1B: 7 2B: 0 3B: 0 HR: 0	SF: 0 SAC: 0 DP: 1 HBP: 0	WP: 1 PB: 0 SB: 2 CS: 0	PA: 42
<b>PITCHER</b>	63 Yohan Pino, R ERA: 4.96	IP: 6.0 WLS: 1.0 BF: 23	H: 3 R: 1 ER: 1 SO: 3	BB: 2 IBB: 0 HBP: 0 BLK: 0	WP: 0 HR: 0 S: 63 P: 98	ERA: 1.50 WHIP: 0.833	<b>PITCHER</b>	52 Brian Duensing, L ERA: 2.7	IP: 11.1 WLS: 1.0 BF: 44	H: 1 R: 0 ER: 0 SO: 0	BB: 0 IBB: 0 HBP: 0 BLK: 0	WP: 0 HR: 0 S: 63 P: 155	ERA: 0.00 WHIP: 1.000											

New York Yankees @ Minnesota Twins  
Target Field, Minneapolis, MN  
Sat Jul 05 2014, 1:11 PM - 4:52 PM CDT  
Att: 36,514 - Partly Cloudy - 80 F

livebaseballscorecards.com

AB 40  
R 1  
H 7  
RBI 1  
BB 2  
SO 7  
LOB 15



Batter	1	2	3	4	5	6	7	8	9	10	11	AB	R	H	RBI	BB	SO	LOB	BOTTOM			
2 Brian Dozier, R OBP: 0.344, SLG: 0.420	L9		G5-3			G6-3						5	0	1	0	0	0	2				
8 Kurt Suzuki, R OBP: 0.366, SLG: 0.400												4	0	2	0	1	1	1				
27 Chris Parnelle, L OBP: 0.297, SLG: 0.405	1B											4	0	0	0	0	0	5				
20 Chris Colabello, R OBP: 0.283, SLG: 0.404	F8		G1			G4-3						1	0	1	0	0	0	0				
17 Kendrys Morales, S OBP: 0.245, SLG: 0.297	F7		F8			G3-1						5	0	0	0	0	1	6				
16 Josh Willingham, R OBP: 0.377, SLG: 0.458												4	2	1	1	1	3	2				
31 Oswaldo Arcia, L OBP: 0.302, SLG: 0.379												3	0	0	0	0	1	0				
24 Trevor Plouffe, R OBP: 0.314, SLG: 0.390												4	0	0	0	1	0	3				
5 Eduardo Escobar, S OBP: 0.309, SLG: 0.394												4	0	0	0	0	2	2				
1 Sam Feldt, L OBP: 0.306, SLG: 0.352												4	0	2	0	0	0	1				
<b>Inning Stats</b>	R: 0 E: 0 K: 0 S: 11	H: 1 LOB: 1 BB: 0 P: 18	R: 0 E: 0 K: 1 S: 9	H: 0 LOB: 1 BB: 0 P: 12	R: 0 E: 0 K: 0 S: 12	H: 1 LOB: 2 BB: 1 P: 19	R: 0 E: 0 K: 1 S: 8	H: 0 LOB: 0 BB: 0 P: 11	R: 0 E: 0 K: 0 S: 7	H: 0 LOB: 0 BB: 0 P: 13	R: 1 E: 0 K: 1 S: 14	H: 1 LOB: 1 BB: 1 P: 23	R: 0 E: 0 K: 2 S: 17	H: 2 LOB: 2 BB: 0 P: 22	R: 0 E: 0 K: 2 S: 13	H: 0 LOB: 0 BB: 0 P: 15	R: 0 E: 0 K: 1 S: 9	H: 1 LOB: 3 BB: 1 P: 15	1B: 5 2B: 1 3B: 0 HR: 1	SF: 0 SAC: 0 DP: 0 HBP: 2	WP: 1 PB: 0 SB: 0 CS: 1	PA: 43
<b>PITCHER</b>	41 David Phelps, R ERA: 4.01	IP: 7.0 WLS: 2.0 BF: 27	H: 3 R: 2 ER: 0 SO: 4	BB: 2 IBB: 0 HBP: 0 BLK: 0	WP: 1 HR: 1 S: 68 P: 107	ERA: 1.29 WHIP: 0.714	<b>PITCHER</b>	27 Shawn Kelley, R ERA: 4.26	IP: 8.1 WLS: 1.2 BF: 34	H: 1 R: 0 ER: 0 SO: 1	BB: 0 IBB: 0 HBP: 1 BLK: 0	WP: 0 HR: 0 S: 30 P: 37	ERA: 1.000									

New York Yankees @ Minnesota Twins  
Target Field, Minneapolis, MN  
Sat Jul 05 2014, 1:11 PM - 4:52 PM CDT  
Att: 36,514 - Partly Cloudy - 80 F

livebaseballscorecards.com

AB 38  
R 2  
H 7  
RBI 1  
BB 3  
SO 8  
LOB 22









Batter	1	2	3	4	5	6	7	8	9	AB	R	H	RBI	BB	SO	LOB	TOP								
2 Brian Dozier, R OBP: 0.341, SLG: 0.414	(1, 4) S SI 88 B SL 89 C SL 91 X SI 86	2-2 1B	1-3 K			1-3 K		0-3 K		4	0	1	0	0	3	0									
5 Eduardo Escobar, S OBP: 0.304, SLG: 0.387	(1, 6) SAFE SI 88 SL 89 SI 84	1-0 F8	2-3 K			0-1 F8		2-3 K		4	0	0	0	0	2	1									
24 Trevor Plouffe, R OBP: 0.315, SLG: 0.404	(1, 5) SAFE SI 88 SL 89 SI 84	1-3 K			2-3 K		1-1 G1-4-3		3-3 K	4	0	0	0	0	3	1									
17 Kendrys Morales, S OBP: 0.245, SLG: 0.295	(1, 3) X SL 80	0-0 G3			1-2 E3		2-2 31 2B		2-3 K	3	0	1	0	0	0	1									
27 Chris Parmelee, L OBP: 0.391, SLG: 0.394	(7, PR) (7, 3)								0-2 K	1	0	0	0	0	1	0									
16 Josh Willingham, R OBP: 0.369, SLG: 0.435	(1, 7)		1-3 K			1-2 F8		3-2 F9		0-2 P6	4	0	0	0	1	2									
31 Oswaldo Arcia, L OBP: 0.317, SLG: 0.395	(1, 9)		1-0 K			1-3 K		2-1 K			3	0	2	0	0	1									
20 Chris Colabelo, R OBP: 0.289, SLG: 0.426	(1, 10)		2-3 K			1-3 K		0-0 G5-3			3	0	0	0	0	2	3								
1 Sam Fuld, L OBP: 0.301, SLG: 0.344	(1, 8)		0-1 P6			2-2 G4-3		3-2 K			3	0	0	0	1	3									
26 Eric Fryer, R OBP: 0.158, SLG: 0.158	(1, 2)					0-1 G6-3					2	0	0	0	0	0									
8 Kurt Suzuki, R OBP: 0.361, SLG: 0.398	(8, PH) (8, 2)					2-1 L8		0-1 G4-3			1	0	0	0	0	0									
<b>Inning Stats</b>	R: 0 E: 0 K: 1 S: 9	H: 1 LOB: 1 BB: 0 P: 13	R: 0 E: 0 K: 2 S: 11	H: 1 LOB: 0 BB: 0 P: 15	R: 0 E: 0 K: 2 S: 10	H: 0 LOB: 0 BB: 0 P: 13	R: 0 E: 1 K: 2 S: 12	H: 0 LOB: 1 BB: 0 P: 17	R: 0 E: 0 K: 1 S: 9	H: 0 LOB: 0 BB: 0 P: 14	R: 0 E: 0 K: 1 S: 7	H: 0 LOB: 0 BB: 0 P: 9	R: 0 E: 0 K: 1 S: 14	H: 2 LOB: 2 BB: 0 P: 24	R: 0 E: 0 K: 2 S: 9	H: 0 LOB: 0 BB: 0 P: 11	R: 0 E: 0 K: 2 S: 10	H: 0 LOB: 0 BB: 0 P: 15	1B: 3 2B: 1 3B: 0 HR: 0	SF: 0 SAC: 0 DP: 0 HBP: 0	WP: 0 SB: 0 CS: 0	PA: 32			
<b>PITCHER</b>	IP	WLS	BF	H	R	ER	SO	BB	IBB	HBP	BLK	WP	HR	S	P	ERA	WHIP								
18 Hisashi Iwakuma, R ERA: 3.07	(1, 1)	7.0	W	26	4	0	0	10	0	0	0	0	0	72	105	0.00	0.571								
40 Danny Farquhar, R ERA: 2.51	(8, 1)	1.0	H	3	0	0	0	2	0	0	0	0	0	9	11	0.00	0.000								
56 Fernando Rodney, R ERA: 2.04	(9, 1)	1.0	S	3	0	0	0	2	0	0	0	0	0	10	15	0.00	0.000								

Minnesota Twins @ Seattle Mariners  
Safeco Field, Seattle, WA  
Mon Jul 07 2014, 7:11 PM - 9:45 PM PDT  
Att. 18,562 - Clear - 80 F

AB 32  
R 0  
H 4  
RBI 0  
BB 0  
SO 14  
LOB 12



Batter	1	2	3	4	5	6	7	8	9	AB	R	H	RBI	BB	SO	LOB	BOTTOM								
55 Michael Saunders, L OBP: 0.322, SLG: 0.435	(1, 9) C FF 91 B SL 87 X SL 87	1-2 L4	1-0 F7			4-1 22 1B		3-2 HR		3	1	1	1	1	0	2									
99 James Jones, L OBP: 0.310, SLG: 0.342	(1, 8) C FF 91 B SL 87 X CH 86	1-1 22 BB	1-2 G4-3			1-0 P5		2-2 F8		4	0	1	0	0	0	3									
22 Robinson Canó, L OBP: 0.383, SLG: 0.442	(1, 4) B SL 88 B FF 90 B SL 91	4-0 BB			0-0 L7		2-0 1B		0-0 G4-3	3	0	1	0	1	0	0									
27 Corey Hart, R OBP: 0.285, SLG: 0.333	(1, 10) X SI 91	0-0 P4			0-1 F9		1-2 G6-3		1-3 K	4	0	0	0	0	1	4									
15 Kyle Seager, L OBP: 0.343, SLG: 0.477	(1, 5) C FF 90 S CU 77	0-3 K			3-0 F9		2-0 F7		2-3 K	4	0	0	0	0	2	2									
20 Logan Morrison, L OBP: 0.298, SLG: 0.387	(1, 3)		1-2 G4-3			0-2 F7		1-0 F7		3	0	0	0	0	0	0									
3 Mike Zunino, R OBP: 0.271, SLG: 0.435	(1, 2)		3-2 HR			1-1 F9		0-0 G6-3		3	1	1	1	0	0	0									
13 Dustin Ackley, L OBP: 0.288, SLG: 0.346	(1, 7)		2-1 5 BB			0-0 G3		3-2 L9		3	0	1	0	0	0	0									
5 Brad Miller, L OBP: 0.277, SLG: 0.336	(1, 6) SAFE SI 88 SL 89 SI 84	4-2 1B			0-1 F7		2-1 G4-3			2	0	0	0	1	0	0									
<b>Inning Stats</b>	R: 0 E: 0 K: 1 S: 9	H: 1 LOB: 2 BB: 1 P: 15	R: 1 E: 0 K: 0 S: 17	H: 2 LOB: 1 BB: 1 P: 29	R: 0 E: 0 K: 0 S: 4	H: 0 LOB: 0 BB: 0 P: 7	R: 0 E: 0 K: 0 S: 6	H: 0 LOB: 0 BB: 0 P: 7	R: 0 E: 0 K: 0 S: 3	H: 0 LOB: 0 BB: 0 P: 6	R: 1 E: 0 K: 0 S: 12	H: 1 LOB: 0 BB: 0 P: 22	R: 0 E: 0 K: 2 S: 7	H: 0 LOB: 0 BB: 0 P: 10	R: 0 E: 0 K: 2 S: 10	H: 0 LOB: 0 BB: 0 P: 10	1B: 3 2B: 0 3B: 0 HR: 2	SF: 0 SAC: 0 DP: 0 HBP: 0	WP: 0 SB: 0 CS: 0	PA: 32					
<b>PITCHER</b>	IP	WLS	BF	H	R	ER	SO	BB	IBB	HBP	BLK	WP	HR	S	P	ERA	WHIP								
30 Kevin Correia, R ERA: 4.79	(1, 1)	7.0	L	29	5	2	2	1	0	0	0	0	0	59	102	2.57	1.143								
52 Brian Duensing, L ERA: 2.62	(8, 1)	1.0		3	0	0	0	2	0	0	0	0	0	7	10	0.00	0.000								

Minnesota Twins @ Seattle Mariners  
Safeco Field, Seattle, WA  
Mon Jul 07 2014, 7:11 PM - 9:45 PM PDT  
Att. 18,562 - Clear - 80 F

AB 29  
R 2  
H 5  
RBI 2  
BB 3  
SO 3  
LOB 11





Batter	1	2	3	4	5	6	7	8	9	AB	R	H	RBI	BB	SO	LOB	TOP					
2 Brian Dozier, R OBP: 0.338, SLG: 0.411	L7		K		F8			SF7		3	0	0	1	0	1	1						
9 Eduardo Núñez, R OBP: 0.337, SLG: 0.451	1B		F9			K		G6-3		4	0	1	0	0	1	2						
8 Kurt Suzuki, R OBP: 0.356, SLG: 0.392	P3				F8			G6-3		4	0	0	0	0	0	2						
17 Kendrys Morales, S OBP: 0.254, SLG: 0.312	F8									4	0	2	0	0	0	1						
26 Eric Fryer, R OBP: 0.158, SLG: 0.158										0	0	0	0	0	0	0						
16 Josh Willingham, R OBP: 0.367, SLG: 0.430	K				F7					4	0	1	0	0	2	1						
31 Oswaldo Arcia, L OBP: 0.310, SLG: 0.384	K				F7					4	0	0	0	0	1	3						
20 Chris Colabello, R OBP: 0.294, SLG: 0.424	F7									3	0	1	0	1	1	0						
5 Eduardo Escobar, S OBP: 0.303, SLG: 0.382	G1-3				G4-6-3					3	1	0	0	1	1	3						
1 Sam Fuld, L OBP: 0.314, SLG: 0.377	1B									3	1	3	1	0	0	0						
<b>Inning Stats</b>	R: 0 H: 1 E: 0 K: 0 S: 14	H: 1 LOB: 1 BB: 0 P: 18	R: 0 H: 0 E: 0 K: 2 S: 9	H: 0 LOB: 0 BB: 0 P: 14	R: 0 H: 1 E: 0 K: 1 S: 11	H: 1 LOB: 1 BB: 0 P: 15	R: 0 H: 1 E: 0 K: 0 S: 9	H: 1 LOB: 1 BB: 0 P: 14	R: 1 H: 2 E: 0 K: 0 S: 8	H: 2 LOB: 0 BB: 0 P: 12	R: 0 H: 0 E: 0 K: 1 S: 8	H: 0 LOB: 0 BB: 0 P: 10	R: 0 H: 0 E: 0 K: 2 S: 7	H: 0 LOB: 0 BB: 0 P: 9	R: 1 H: 1 E: 0 K: 0 S: 14	H: 1 LOB: 2 BB: 1 P: 24	R: 0 H: 2 E: 0 K: 1 S: 9	H: 2 LOB: 2 BB: 1 P: 16	1B: 6 2B: 1 3B: 0 HR: 1	SF: 1 SAC: 0 DP: 2 HBP: 0	WP: 0 PB: 0 SB: 3 CS: 0	PA: 35
<b>PITCHER</b>	IP	WLS	BF	H	R	ER	SO	BB	IBB	HBP	BLK	WP	HR	S	P	ERA	WHIP					
53 Chris Young, R ERA: 3.08	7.0	L	27	6	2	2	6	1	0	0	0	0	1	71	102	2.57	1.000					
31 Yoervis Medina, R ERA: 2.25	1.0		3	0	0	0	0	0	0	0	0	0	0	9	14	0.00	0.000					
97 Joe Beimel, L ERA: 1.3	1.0		5	2	0	0	1	0	1	0	0	0	0	9	16	0.00	2.000					

Minnesota Twins @ Seattle Mariners  
Safeco Field, Seattle, WA  
Tue Jul 08 2014, 7:12 PM - 9:45 PM PDT  
Att: 15,553 - Clear - 83 F

AB	32
R	2
H	8
RBI	2
BB	2
SO	7
LOB	13



Batter	1	2	3	4	5	6	7	8	9	AB	R	H	RBI	BB	SO	LOB	BOTTOM					
55 Michael Saunders, L OBP: 0.325, SLG: 0.436	K		1B		F7			1B		4	0	2	0	0	1	0						
99 James Jones, L OBP: 0.313, SLG: 0.345	L7		1B					1B		4	0	2	0	0	0	0						
22 Robinson Canó, L OBP: 0.381, SLG: 0.440	1B		L7					G4-3		4	0	1	0	0	0	4						
15 Kyle Seager, L OBP: 0.342, SLG: 0.474	K				F7			1B		4	0	1	0	0	1	1						
20 Logan Morrison, L OBP: 0.296, SLG: 0.391	K2-3									4	0	1	0	0	2	1						
27 Cory Hart, R OBP: 0.288, SLG: 0.333	G6-3				P2					3	0	1	0	0	0	1						
9 Endy Chavez, L OBP: 0.277, SLG: 0.368										0	0	0	0	0	0	0						
8 Willie Bloomquist, R OBP: 0.284, SLG: 0.339										1	0	0	0	0	0	0						
13 Dustin Ackley, L OBP: 0.285, SLG: 0.342	P6				K			G4-6-3		3	0	0	0	0	1	2						
3 Mike Zunino, R OBP: 0.268, SLG: 0.430	K				K					3	0	0	0	0	3	1						
5 Brad Miller, L OBP: 0.274, SLG: 0.332	F7				F8			P4		3	0	0	0	0	0	0						
<b>Inning Stats</b>	R: 0 H: 1 E: 0 K: 2 S: 10	H: 0 LOB: 0 BB: 0 P: 13	R: 0 H: 0 E: 0 K: 1 S: 9	H: 0 LOB: 0 BB: 0 P: 11	R: 0 H: 2 E: 0 K: 1 S: 10	H: 2 LOB: 2 BB: 0 P: 12	R: 0 H: 1 E: 0 K: 1 S: 11	H: 1 LOB: 1 BB: 0 P: 14	R: 0 H: 0 E: 0 K: 1 S: 8	H: 0 LOB: 0 BB: 0 P: 12	R: 0 H: 1 E: 0 K: 1 S: 9	H: 1 LOB: 1 BB: 0 P: 15	R: 0 H: 1 E: 0 K: 1 S: 9	H: 1 LOB: 1 BB: 0 P: 12	R: 0 H: 2 E: 0 K: 0 S: 7	H: 2 LOB: 1 BB: 0 P: 7	R: 0 H: 0 E: 0 K: 0 S: 6	H: 0 LOB: 0 BB: 0 P: 7	1B: 7 2B: 1 3B: 0 HR: 0	SF: 0 SAC: 0 DP: 2 HBP: 0	WP: 0 PB: 0 SB: 0 CS: 0	PA: 33
<b>PITCHER</b>	IP	WLS	BF	H	R	ER	SO	BB	IBB	HBP	BLK	WP	HR	S	P	ERA	WHIP					
45 Phil Hughes, R ERA: 3.7	7.1	W	29	8	0	0	8	0	0	0	0	0	0	71	94	0.00	1.091					
50 Casey Fien, R ERA: 2.41	0.2	H	1	0	0	0	0	0	0	0	0	0	0	2	2	0.00	0.000					
15 Glen Perkins, L ERA: 3.13	1.0	S	3	0	0	0	0	0	0	0	0	0	0	6	7	0.00	0.000					

Minnesota Twins @ Seattle Mariners  
Safeco Field, Seattle, WA  
Tue Jul 08 2014, 7:12 PM - 9:45 PM PDT  
Att: 15,553 - Clear - 83 F

AB	33
R	0
H	8
RBI	0
BB	0
SO	8
LOB	10





Batter	1	2	3	4	5	6	7	8	9	AB	R	H	RBI	BB	SO	LOB	TOP					
2 Brian Dozier, R OBP: 0.338, SLG: 0.416										5	2	2	0	0	0	3						
9 Eduardo Núñez, R OBP: 0.330, SLG: 0.438										5	1	1	0	0	2	3						
24 Trevor Plouffe, R OBP: 0.316, SLG: 0.400										3	1	0	0	2	1	1						
17 Kendrys Morales, S OBP: 0.252, SLG: 0.319										4	0	1	3	0	0	1						
16 Josh Willingham, R OBP: 0.364, SLG: 0.424										2	0	0	1	1	0	3						
27 Chris Parmelee, L OBP: 0.289, SLG: 0.391										1	0	0	0	0	1	0						
31 Oswaldo Arcia, L OBP: 0.307, SLG: 0.374										4	1	0	0	1	3	2						
8 Kurt Suzuki, R OBP: 0.358, SLG: 0.394										4	1	2	0	0	0	1						
26 Eric Fryer, R OBP: 0.158, SLG: 0.158										0	0	0	0	0	0	0						
20 Chris Colabello, R OBP: 0.298, SLG: 0.432										4	1	2	2	0	1	1						
1 Sam Fuld, L OBP: 0.324, SLG: 0.378										2	1	1	1	2	1	2						
<b>Inning Stats</b>	R: 1 E: 0 K: 1 S: 11	H: 2 LOB: 1 BB: 0 P: 18	R: 4 E: 0 K: 0 S: 20	H: 4 LOB: 2 BB: 2 P: 36	R: 0 E: 0 K: 2 S: 10	H: 0 LOB: 0 BB: 0 P: 15	R: 3 E: 1 K: 1 S: 18	H: 1 LOB: 1 BB: 2 P: 32	R: 0 E: 0 K: 2 S: 9	H: 0 LOB: 0 BB: 1 P: 17	R: 0 E: 0 K: 2 S: 10	H: 0 LOB: 0 BB: 0 P: 12	R: 0 E: 0 K: 2 S: 12	H: 1 LOB: 2 BB: 1 P: 22	R: 0 E: 0 K: 0 S: 11	H: 0 LOB: 0 BB: 0 P: 16	R: 0 E: 0 K: 1 S: 6	H: 0 LOB: 0 BB: 0 P: 7	1B: 5 2B: 4 HR: 0	SF: 2 SAC: 0 DP: 1 HBP: 0	WP: 1 PB: 1 SB: 0 CS: 0	PA: 42
<b>PITCHER</b>	IP WLS BF H R ER SO BB IBB HBP BLK WP HR S P ERA WHIP																					
29 Roenis Elias, L ERA: 4.54	3.1 L 20 7 7 6 3 2 1 0 0 0 0 0 51 83 16.20 2.700																					
46 Stephen Pryor, R ERA:	1.2 8 1 1 0 1 2 0 0 0 1 0 17 35 0.00 1.800																					
52 Dominic Leone, R ERA: 1.88	1.1 5 0 0 0 3 1 0 0 0 0 0 0 16 23 0.00 0.750																					
37 Brandon Maurer, R ERA: 5.79	2.2 9 1 0 0 2 0 0 0 0 0 0 0 23 34 0.00 0.375																					

Minnesota Twins @ Seattle Mariners  
Safeco Field, Seattle, WA  
Wed Jul 09 2014, 7:11 PM - 10:21 PM PDT  
Att: 16,460 - Clear - 75 F

livebaseballscores.com

AB 34  
R 8  
H 9  
RBI 7  
BB 6  
SO 9  
LOB 17

Batter	1	2	3	4	5	6	7	8	9	AB	R	H	RBI	BB	SO	LOB	BOTTOM					
9 Endy Chavez, L OBP: 0.282, SLG: 0.369										5	0	2	0	0	0	1						
99 James Jones, L OBP: 0.311, SLG: 0.342										5	0	1	0	0	1	2						
22 Robinson Canó, L OBP: 0.384, SLG: 0.445										5	0	3	1	0	1	3						
15 Kyle Seager, L OBP: 0.345, SLG: 0.474										4	0	2	0	1	0	3						
20 Logan Morrison, L OBP: 0.287, SLG: 0.378										4	0	0	0	0	1	6						
27 Corey Hart, R OBP: 0.285, SLG: 0.331										4	0	1	0	0	0	0						
55 Michael Saunders, L OBP: 0.329, SLG: 0.438										4	0	2	0	0	1	1						
3 Mike Zunino, R OBP: 0.266, SLG: 0.426										2	0	0	0	0	1	1						
2 Jesus Sucre, R OBP: 0.266, SLG: 0.426										2	0	0	0	0	0	2						
5 Brad Miller, L OBP: 0.273, SLG: 0.331										4	1	1	0	0	0	2						
<b>Inning Stats</b>	R: 0 E: 0 K: 0 S: 9	H: 1 LOB: 2 BB: 1 P: 16	R: 0 E: 0 K: 2 S: 13	H: 1 LOB: 0 BB: 0 P: 17	R: 0 E: 0 K: 0 S: 11	H: 2 LOB: 2 BB: 0 P: 17	R: 0 E: 0 K: 0 S: 7	H: 0 LOB: 0 BB: 0 P: 13	R: 0 E: 0 K: 1 S: 9	H: 2 LOB: 2 BB: 0 P: 15	R: 0 E: 0 K: 0 S: 6	H: 1 LOB: 0 BB: 0 P: 13	R: 1 E: 0 K: 2 S: 20	H: 3 LOB: 2 BB: 0 P: 33	R: 0 E: 0 K: 0 S: 9	H: 1 LOB: 1 BB: 0 P: 15	R: 0 E: 0 K: 0 S: 6	H: 1 LOB: 1 BB: 0 P: 12	1B: 11 2B: 1 3B: 0 HR: 0	SF: 0 SAC: 0 DP: 0 HBP: 0	WP: 2 PB: 0 SB: 0 CS: 0	PA: 40
<b>PITCHER</b>	IP WLS BF H R ER SO BB IBB HBP BLK WP HR S P ERA WHIP																					
44 Kyle Gibson, R ERA: 3.92	6.0 W 26 7 3 0 3 1 0 0 0 0 0 0 55 91 0.00 1.333																					
56 Caleb Thielbar, L ERA: 2.97	1.0 6 3 1 1 2 0 0 0 0 0 0 0 20 33 9.00 3.000																					
61 Jared Burton, R ERA: 5.0	1.0 4 1 0 0 0 0 0 0 0 0 0 0 9 15 0.00 1.000																					
54 Matt Guerrier, R ERA: 2.52	1.0 4 1 0 0 0 0 0 0 0 0 1 0 6 12 0.00 1.000																					

Minnesota Twins @ Seattle Mariners  
Safeco Field, Seattle, WA  
Wed Jul 09 2014, 7:11 PM - 10:21 PM PDT  
Att: 16,460 - Clear - 75 F

livebaseballscores.com

AB 39  
R 1  
H 12  
RBI 1  
BB 1  
SO 5  
LOB 21







Batter	1	2	3	4	5	6	7	8	9	AB	R	H	RBI	BB	SO	LOB	TOP							
2 Brian Dozier, R OBP: 0.340, SLG: 0.414	L7		1B		1B				F7	4	0	2	0	1	0	0								
8 Kurt Suzuki, R OBP: 0.361, SLG: 0.395	1B		F9		F9				G6-3	4	0	1	0	0	0	5								
17 Kendrys Morales, S OBP: 0.252, SLG: 0.322	G4-6-3		1B						K	4	0	1	0	0	1	1								
24 Trevor Plouffe, R OBP: 0.318, SLG: 0.403		2B	FC5-4						K	4	2	2	0	0	1	1								
31 Oswaldo Arcia, L OBP: 0.304, SLG: 0.368		K			G5-3				G4-3	4	0	1	0	0	1	1								
9 Eduardo Núñez, R OBP: 0.317, SLG: 0.420		G3			F9				G4-3	4	0	0	2	0	0	1								
5 Eduardo Escobar, S OBP: 0.302, SLG: 0.382		2B			G5-3				K	4	0	2	0	0	1	1								
1 Sam Fuld, L OBP: 0.337, SLG: 0.379		IBB			G4-3				L3	3	0	1	0	1	0	0								
53 Kris Johnson, L 20 Chris Colabello, R 21 Samuel Deduno, R 16 Josh Willingham, R 54 Matt Guerrier, R 61 Jared Burton, R 27 Chris Parmelee, L		K			L9				G4-3	1	0	0	0	0	1	2								
<b>Inning Stats</b>	R: 0 E: 0 K: 0 S: 8	H: 1 LOB: 0 BB: 0 P: 11	R: 1 E: 0 K: 2 S: 18	H: 2 LOB: 2 BB: 1 P: 33	R: 0 E: 0 K: 0 S: 12	H: 2 LOB: 1 BB: 0 P: 18	R: 0 E: 0 K: 0 S: 5	H: 0 LOB: 0 BB: 0 P: 10	R: 0 E: 0 K: 1 S: 12	H: 1 LOB: 1 BB: 0 P: 19	R: 0 E: 0 K: 1 S: 8	H: 0 LOB: 0 BB: 0 P: 11	R: 0 E: 0 K: 1 S: 25	H: 2 LOB: 3 BB: 1 P: 37	R: 1 E: 0 K: 2 S: 14	H: 2 LOB: 1 BB: 0 P: 18	R: 0 E: 0 K: 0 S: 10	H: 0 LOB: 0 BB: 0 P: 13	1B: 8 2B: 2 3B: 0 HR: 0	SF: 0 SAC: 0 DP: 1 HBP: 0	WP: 1 PB: 0 SB: 0 CS: 0	PA: 37		
<b>PITCHER</b>	IP WLS BF H R ER SO BB IBB HBP BLK WP HR S P ERA WHIP	IP WLS BF H R ER SO BB IBB HBP BLK WP HR S P ERA WHIP	IP WLS BF H R ER SO BB IBB HBP BLK WP HR S P ERA WHIP	IP WLS BF H R ER SO BB IBB HBP BLK WP HR S P ERA WHIP	IP WLS BF H R ER SO BB IBB HBP BLK WP HR S P ERA WHIP	IP WLS BF H R ER SO BB IBB HBP BLK WP HR S P ERA WHIP	IP WLS BF H R ER SO BB IBB HBP BLK WP HR S P ERA WHIP	IP WLS BF H R ER SO BB IBB HBP BLK WP HR S P ERA WHIP	IP WLS BF H R ER SO BB IBB HBP BLK WP HR S P ERA WHIP	IP WLS BF H R ER SO BB IBB HBP BLK WP HR S P ERA WHIP	IP WLS BF H R ER SO BB IBB HBP BLK WP HR S P ERA WHIP	IP WLS BF H R ER SO BB IBB HBP BLK WP HR S P ERA WHIP	IP WLS BF H R ER SO BB IBB HBP BLK WP HR S P ERA WHIP	IP WLS BF H R ER SO BB IBB HBP BLK WP HR S P ERA WHIP	IP WLS BF H R ER SO BB IBB HBP BLK WP HR S P ERA WHIP	IP WLS BF H R ER SO BB IBB HBP BLK WP HR S P ERA WHIP	IP WLS BF H R ER SO BB IBB HBP BLK WP HR S P ERA WHIP	IP WLS BF H R ER SO BB IBB HBP BLK WP HR S P ERA WHIP	IP WLS BF H R ER SO BB IBB HBP BLK WP HR S P ERA WHIP	IP WLS BF H R ER SO BB IBB HBP BLK WP HR S P ERA WHIP	IP WLS BF H R ER SO BB IBB HBP BLK WP HR S P ERA WHIP	IP WLS BF H R ER SO BB IBB HBP BLK WP HR S P ERA WHIP	IP WLS BF H R ER SO BB IBB HBP BLK WP HR S P ERA WHIP	IP WLS BF H R ER SO BB IBB HBP BLK WP HR S P ERA WHIP

Minnesota Twins @ Colorado Rockies  
Coors Field, Denver, CO  
Fri Jul 11 2014, 6:45 PM - 9:43 PM MDT  
Att: 36,110 - Cloudy - 65 F

AB 35  
R 2  
H 10  
RBI 2  
BB 2  
SO 6  
LOB 14



Batter	1	2	3	4	5	6	7	8	9	AB	R	H	RBI	BB	SO	LOB	BOTTOM								
19 Charlie Blackmon, L OBP: 0.342, SLG: 0.474	K			P3						4	1	2	0	0	1	2									
13 Drew Stubbs, R OBP: 0.331, SLG: 0.502	K				L7				L5	4	1	1	2	0	1	3									
5 Carlos González, L OBP: 0.306, SLG: 0.445	G6-3				K2-3				K	4	1	1	0	0	2	1									
2 Troy Tulowitzki, R OBP: 0.439, SLG: 0.621	G4-3				K				L7	4	1	1	2	0	1	0									
33 Justin Morneau, L OBP: 0.343, SLG: 0.503	L6				G4-3				G1-3	4	0	0	0	0	0	0									
28 Nolan Arenado, R OBP: 0.309, SLG: 0.450		3B			G1-3				G6-3	4	1	2	0	0	0	0									
20 Wilin Rosario, R OBP: 0.282, SLG: 0.427		1B			G6-3				G6-4-3	3	0	1	1	0	0	1									
9 DJ LeMahieu, R OBP: 0.335, SLG: 0.345		1B							G6-3	3	0	2	0	0	0	0									
29 Jorge De La Rosa, L 49 Roy Halladay, L 0 Adam Ottavino, S 1 Brandon Barnes, R 48 Boone Logan, R 32 LaTroy Hawkins, R		SH1-4			K				HR	1	0	0	0	0	1	1									
<b>Inning Stats</b>	R: 2 E: 0 K: 0 S: 11	H: 2 LOB: 0 BB: 0 P: 18	R: 1 E: 0 K: 2 S: 16	H: 3 LOB: 2 BB: 0 P: 24	R: 2 E: 0 K: 0 S: 6	H: 2 LOB: 0 BB: 0 P: 9	R: 0 E: 0 K: 1 S: 6	H: 1 LOB: 0 BB: 0 P: 6	R: 0 E: 0 K: 2 S: 8	H: 0 LOB: 0 BB: 0 P: 11	R: 0 E: 0 K: 0 S: 5	H: 1 LOB: 1 BB: 0 P: 7	R: 1 E: 0 K: 1 S: 11	H: 2 LOB: 1 BB: 0 P: 13	R: 0 E: 0 K: 0 S: 9	H: 0 LOB: 0 BB: 0 P: 12	R: 0 E: 0 K: 0 S: 7	H: 0 LOB: 0 BB: 0 P: 12	1B: 7 2B: 0 3B: 1 HR: 3	SF: 0 SAC: 1 DP: 1 HBP: 0	WP: 0 PB: 0 SB: 0 CS: 1	PA: 33			
<b>PITCHER</b>	IP WLS BF H R ER SO BB IBB HBP BLK WP HR S P ERA WHIP	IP WLS BF H R ER SO BB IBB HBP BLK WP HR S P ERA WHIP	IP WLS BF H R ER SO BB IBB HBP BLK WP HR S P ERA WHIP	IP WLS BF H R ER SO BB IBB HBP BLK WP HR S P ERA WHIP	IP WLS BF H R ER SO BB IBB HBP BLK WP HR S P ERA WHIP	IP WLS BF H R ER SO BB IBB HBP BLK WP HR S P ERA WHIP	IP WLS BF H R ER SO BB IBB HBP BLK WP HR S P ERA WHIP	IP WLS BF H R ER SO BB IBB HBP BLK WP HR S P ERA WHIP	IP WLS BF H R ER SO BB IBB HBP BLK WP HR S P ERA WHIP	IP WLS BF H R ER SO BB IBB HBP BLK WP HR S P ERA WHIP	IP WLS BF H R ER SO BB IBB HBP BLK WP HR S P ERA WHIP	IP WLS BF H R ER SO BB IBB HBP BLK WP HR S P ERA WHIP	IP WLS BF H R ER SO BB IBB HBP BLK WP HR S P ERA WHIP	IP WLS BF H R ER SO BB IBB HBP BLK WP HR S P ERA WHIP	IP WLS BF H R ER SO BB IBB HBP BLK WP HR S P ERA WHIP	IP WLS BF H R ER SO BB IBB HBP BLK WP HR S P ERA WHIP	IP WLS BF H R ER SO BB IBB HBP BLK WP HR S P ERA WHIP	IP WLS BF H R ER SO BB IBB HBP BLK WP HR S P ERA WHIP	IP WLS BF H R ER SO BB IBB HBP BLK WP HR S P ERA WHIP	IP WLS BF H R ER SO BB IBB HBP BLK WP HR S P ERA WHIP	IP WLS BF H R ER SO BB IBB HBP BLK WP HR S P ERA WHIP	IP WLS BF H R ER SO BB IBB HBP BLK WP HR S P ERA WHIP	IP WLS BF H R ER SO BB IBB HBP BLK WP HR S P ERA WHIP	IP WLS BF H R ER SO BB IBB HBP BLK WP HR S P ERA WHIP	IP WLS BF H R ER SO BB IBB HBP BLK WP HR S P ERA WHIP

Minnesota Twins @ Colorado Rockies  
Coors Field, Denver, CO  
Fri Jul 11 2014, 6:45 PM - 9:43 PM MDT  
Att: 36,110 - Cloudy - 65 F

AB 32  
R 6  
H 11  
RBI 6  
BB 0  
SO 6  
LOB 8





Batter	1	2	3	4	5	6	7	8	9	AB	R	H	RBI	BB	SO	LOB	TOP						
2 Brian Dozier, R OBP: 0.338, SLG: 0.415										4	1	1	1	0	0	1	<b>Minnesota Twins @ Colorado Rockies</b> Coors Field, Denver, CO Sat Jul 12 2014, 2:14 PM - 5:30 PM MDT Att: 35,930 - Partly Cloudy - 77 F						
5 Eduardo Escobar, S OBP: 0.359, SLG: 0.394										5	2	2	1	0	0	1							
17 Kendrys Morales, S OBP: 0.329, SLG: 0.329										4	0	1	2	1	1	2							
50 Casey Fien, R										5	0	0	0	0	0	2							
51 Anthony Swarzak, R										5	0	0	0	0	0	2							
24 Trevor Plouffe, R OBP: 0.313, SLG: 0.396										5	0	0	0	0	0	2							
31 Oswaldo Arcia, L OBP: 0.312, SLG: 0.371										4	2	2	0	1	1	0							
16 Josh Willingham, R OBP: 0.361, SLG: 0.414										4	2	1	0	1	1	3							
1 Sam Fuld, L OBP: 0.339, SLG: 0.382										4	1	1	0	1	0	5							
26 Eric Fryer, R OBP: 0.182, SLG: 0.182										3	0	1	0	0	0	1							
8 Kurt Suzuki, R OBP: 0.365, SLG: 0.397										1	1	1	2	1	0	0							
30 Kevin Correia, R OBP: 0.200, SLG: 0.400										4	1	1	0	1	0	5							
52 Brian Duensing, L										4	1	1	0	1	0	5							
61 Jared Burton, R										4	1	1	0	1	0	5							
27 Chris Parmelee, L OBP: 0.301, SLG: 0.400										3	0	1	1	0	0	2							
<b>Inning Stats</b>	R: 2 H: 2 E: 0 K: 0 S: 17	H: 2 LOB: 2 BB: 1 P: 30	R: 0 H: 0 E: 0 K: 0 S: 6	H: 0 LOB: 0 BB: 0 P: 9	R: 1 H: 1 E: 0 K: 1 S: 8	H: 1 LOB: 0 BB: 0 P: 12	R: 1 H: 2 E: 0 K: 0 S: 9	H: 2 LOB: 1 BB: 0 P: 12	R: 0 H: 0 E: 0 K: 0 S: 9	H: 0 LOB: 0 BB: 0 P: 13	R: 0 H: 2 E: 0 K: 0 S: 11	H: 2 LOB: 2 BB: 0 P: 17	R: 0 H: 0 E: 0 K: 0 S: 8	H: 0 LOB: 1 BB: 1 P: 15	R: 3 H: 3 E: 1 K: 1 S: 12	H: 3 LOB: 2 BB: 2 P: 22	R: 2 H: 2 E: 0 K: 1 S: 18	H: 2 LOB: 1 BB: 1 P: 24	1B: 6 2B: 5 3B: 0 HR: 1	SF: 1 SAC: 0 DP: 0 HBP: 0	WP: 0 PB: 0 SB: 0 CS: 0	PA: 45	
<b>PITCHER</b>	IP WLS BF H R ER SO BB IBB HBP BLK WP HR S P ERA WHIP	IP WLS BF H R ER SO BB IBB HBP BLK WP HR S P ERA WHIP	IP WLS BF H R ER SO BB IBB HBP BLK WP HR S P ERA WHIP	IP WLS BF H R ER SO BB IBB HBP BLK WP HR S P ERA WHIP	IP WLS BF H R ER SO BB IBB HBP BLK WP HR S P ERA WHIP	IP WLS BF H R ER SO BB IBB HBP BLK WP HR S P ERA WHIP	IP WLS BF H R ER SO BB IBB HBP BLK WP HR S P ERA WHIP	IP WLS BF H R ER SO BB IBB HBP BLK WP HR S P ERA WHIP	IP WLS BF H R ER SO BB IBB HBP BLK WP HR S P ERA WHIP	IP WLS BF H R ER SO BB IBB HBP BLK WP HR S P ERA WHIP	IP WLS BF H R ER SO BB IBB HBP BLK WP HR S P ERA WHIP	IP WLS BF H R ER SO BB IBB HBP BLK WP HR S P ERA WHIP	IP WLS BF H R ER SO BB IBB HBP BLK WP HR S P ERA WHIP	IP WLS BF H R ER SO BB IBB HBP BLK WP HR S P ERA WHIP	IP WLS BF H R ER SO BB IBB HBP BLK WP HR S P ERA WHIP	IP WLS BF H R ER SO BB IBB HBP BLK WP HR S P ERA WHIP	IP WLS BF H R ER SO BB IBB HBP BLK WP HR S P ERA WHIP	IP WLS BF H R ER SO BB IBB HBP BLK WP HR S P ERA WHIP	IP WLS BF H R ER SO BB IBB HBP BLK WP HR S P ERA WHIP	IP WLS BF H R ER SO BB IBB HBP BLK WP HR S P ERA WHIP	IP WLS BF H R ER SO BB IBB HBP BLK WP HR S P ERA WHIP	IP WLS BF H R ER SO BB IBB HBP BLK WP HR S P ERA WHIP	IP WLS BF H R ER SO BB IBB HBP BLK WP HR S P ERA WHIP
46 Tyler Matzek, L ERA: 4.97	6.0 L 27	7 4 4 2	1 0 0 0	0 0 0 0	0 0 15 30	20.25 3.750	51 Brooks Brown, R ERA: 8.59	0.2 3 1 0 0 0	0 0 0 0	0 0 5 7	0.00 1.500	34 Matt Belisle, R ERA: 4.85	1.0 6 2 2 2 1	1 0 0 0	0 0 18 24	18.00 3.000							
19 Charlie Blackmon, L OBP: 0.351, SLG: 0.481										5	1	5	1	0	0	0							
5 Carlos González, L OBP: 0.308, SLG: 0.449										5	0	2	1	0	1	3							
2 Troy Tulowitzki, R OBP: 0.435, SLG: 0.613										4	0	0	1	0	1	5							
33 Justin Morneau, L OBP: 0.341, SLG: 0.498										5	0	1	0	0	0	2							
28 Nolan Arenado, R OBP: 0.304, SLG: 0.442										4	0	0	0	0	0	0							
6 Corey Dickerson, L OBP: 0.397, SLG: 0.587										3	0	2	0	1	0	0							
8 Michael McKenry, R OBP: 0.352, SLG: 0.424										3	0	1	0	0	1	1							
9 DJ LeMahieu, R OBP: 0.335, SLG: 0.345																							



Batter	1	2	3	4	5	6	7	8	9	AB	R	H	RBI	BB	SO	LOB	TOP												
2 Brian Dozier, R OBP: 0.340, SLG: 0.436										6	2	3	4	0	1	0													
8 Kurt Suzuki, R OBP: 0.385, SLG: 0.396										6	0	2	0	0	1	0													
15 Glen Perkins, L										6	1	1	0	0	1	3													
17 Kendrys Morales, S OBP: 0.254, SLG: 0.328										5	3	3	0	0	0	2													
24 Trevor Plouffe, R OBP: 0.317, SLG: 0.409										5	2	2	2	0	1	1													
27 Chris Parmelee, L OBP: 0.304, SLG: 0.400										4	1	1	0	1	2	2													
16 Josh Willingham, R OBP: 0.362, SLG: 0.410										4	2	3	2	1	1	1													
5 Eduardo Escobar, S OBP: 0.313, SLG: 0.404										2	1	2	2	2	0	0													
1 Sam Fuld, L OBP: 0.351, SLG: 0.389										3	0	0	0	0	2	5													
45 Phil Hughes, R										1	1	1	1	0	0	0													
21 Samuel Deduno, R										3	0	0	0	0	0	2													
20 Chris Colabello, R										0	0	0	0	0	0	1													
54 Matt Guerrier, R										0	0	0	0	0	0	0													
50 Casey Fien, R										0	0	0	0	0	0	0													
12 Chris Herrmann, L OBP: 0.226, SLG: 0.143										1	1	1	1	0	0	0													
<b>Inning Stats</b>	R: 5 H: 7 E: 0 K: 0 S: 18	H: 7 R: 1 ER: 0 LOB: 1 BB: 0 P: 29	R: 0 H: 1 E: 0 K: 0 S: 7	H: 1 R: 0 ER: 0 LOB: 2 BB: 1 P: 14	R: 0 H: 1 E: 0 K: 1 S: 10	H: 1 R: 0 ER: 0 LOB: 0 BB: 1 P: 17	R: 0 H: 0 E: 0 K: 1 S: 6	H: 0 R: 0 ER: 0 LOB: 0 BB: 0 P: 9	R: 1 H: 1 E: 1 K: 2 S: 12	H: 1 R: 0 ER: 0 LOB: 2 BB: 2 P: 23	R: 0 H: 0 E: 0 K: 2 S: 8	H: 0 R: 0 ER: 0 LOB: 1 BB: 0 P: 13	R: 2 H: 2 E: 0 K: 1 S: 10	H: 2 R: 0 ER: 0 LOB: 1 BB: 1 P: 21	R: 1 H: 2 E: 0 K: 1 S: 12	H: 2 R: 0 ER: 0 LOB: 1 BB: 0 P: 23	R: 4 H: 4 E: 0 K: 1 S: 17	H: 4 R: 0 ER: 0 LOB: 0 BB: 0 P: 28	1B: 11 2B: 5 3B: 1 HR: 2	SF: 1 2B: 5 SAC: 0 DP: 1 HBP: 0	WP: 0 PA: 48 PB: 1 SB: 0 CS: 0								
<b>PITCHER</b>	IP: 5.0 WLS: L BF: 27 ERA: 4.95	H: 10 R: 6 ER: 5 SO: 4	BB: 3 IBB: 0 HBP: 0 BLK: 0	WP: 0 HR: 0 S: 53 P: 92	ERA: 9.00 WHIP: 2.600	<b>PITCHER</b>	IP: 1.0 WLS: L BF: 3 ERA: 2.58	H: 0 R: 0 ER: 0 SO: 2	BB: 0 IBB: 0 HBP: 0 BLK: 0	WP: 0 HR: 0 S: 8 P: 13	ERA: 0.00 WHIP: 0.000	<b>PITCHER</b>	IP: 0.2 WLS: L BF: 5 ERA: 4.38	H: 2 R: 2 ER: 1 SO: 1	BB: 0 IBB: 0 HBP: 0 BLK: 0	WP: 0 HR: 0 S: 9 P: 19	ERA: 13.50 WHIP: 4.500	<b>PITCHER</b>	IP: 1.1 WLS: L BF: 6 ERA: 4.12	H: 2 R: 1 ER: 1 SO: 1	BB: 0 IBB: 0 HBP: 0 BLK: 0	WP: 0 HR: 1 S: 13 P: 25	ERA: 6.75 WHIP: 1.500	<b>PITCHER</b>	IP: 1.0 WLS: L BF: 7 ERA: 7.71	H: 4 R: 4 ER: 4 SO: 1	BB: 0 IBB: 0 HBP: 0 BLK: 0	WP: 0 HR: 1 S: 17 P: 28	ERA: 36.00 WHIP: 4.000
19 Charlie Blackmon, L OBP: 0.349, SLG: 0.479										4	0	1	1	0	3	1													
5 Carlos González, L OBP: 0.307, SLG: 0.450										4	1	1	0	0	1	2													
23 Charlie Culberson, R OBP: 0.236, SLG: 0.319										5	0	2	0	0	1	1													
2 Troy Tulowitzki, R OBP: 0.435, SLG: 0.613										4	2	3	1	0	0	1													
33 Justin Morneau, L OBP: 0.345, SLG: 0.501										4	0	3	1	0	1	1													
8 Michael McKenry, R OBP: 0.347, SLG: 0.416										4	0	0	1	0	0	5													
28 Nolan Arenado, R OBP: 0.311, SLG: 0.457										4	1	1	0	0	2	3													
6 Corey Dickerson, L OBP: 0.390, SLG: 0.576										4	1	2	0	0	2	0													
20 Wilin Rosario, R OBP: 0.282, SLG: 0.424										1	0	0	1	0	1	0													
9 DJ LeMahieu, R OBP: 0.338, SLG: 0.351										1	0	0	0	0	0	0													
30 Brett Anderson, L ERA: 3.92										1	0	0	0	0	0	0													
54 Tommy Kahnle, R ERA: 4.37										1	0	0	0	0	0	0													
49 Rex Brothers, L ERA: 2.67										1	0	0	0	0	0	0													
50 Casey Fien, R ERA: 2.23										1	0	0	0	0	0	0													
15 Glen Perkins, L ERA: 2.97										1	0	0	0	0	0	0													
<b>Inning Stats</b>	R: 2 H: 3 E: 0 K: 1 S: 23	H: 3 R: 0 ER: 0 LOB: 0 BB: 0 P: 30	R: 2 H: 2 E: 0 K: 0 S: 10	H: 2 R: 0 ER: 0 LOB: 0 BB: 0 P: 12	R: 0 H: 2 E: 0 K: 1 S: 11	H: 2 R: 0 ER: 0 LOB: 1 BB: 0 P: 13	R: 0 H: 1 E: 0 K: 3 S: 15	H: 1 R: 0 ER: 0 LOB: 1 BB: 0 P: 20	R: 1 H: 2 E: 0 K: 1 S: 14	H: 2 R: 0 ER: 0 LOB: 1 BB: 0 P: 19	R: 0 H: 1 E: 0 K: 1 S: 11	H: 1 R: 0 ER: 0 LOB: 1 BB: 0 P: 15	R: 0 H: 1 E: 0 K: 1 S: 11	H: 1 R: 0 ER: 0 LOB: 1 BB: 0 P: 20	R: 0 H: 0 E: 0 K: 2 S: 9	H: 0 R: 0 ER: 0 LOB: 0 BB: 0 P: 11	R: 0 H: 1 E: 0 K: 1 S: 12	H: 1 R: 0 ER: 0 LOB: 1 BB: 0 P: 13	1B: 8 2B: 5 3B: 0 HR: 0	SF: 1 2B: 5 SAC: 1 DP: 0 HBP: 1	WP: 1 PA: 40 PB: 0 SB: 1 CS: 1								
<b>PITCHER</b>	IP: 5.0 WLS: H BF: 25 ERA: 3.92	H: 10 R: 5 ER: 5 SO: 6	BB: 0 IBB: 0 HBP: 0 BLK: 0	WP: 0 HR: 0 S: 73 P: 94	ERA: 9.00 WHIP: 2.000	<b>PITCHER</b>	IP: 1.0 WLS: H BF: 4 ERA: 4.37	H: 1 R: 0 ER: 0 SO: 1	BB: 0 IBB: 0 HBP: 0 BLK: 0	WP: 0 HR: 0 S: 11 P: 20	ERA: 0.00 WHIP: 1.000	<b>PITCHER</b>	IP: 1.0 WLS: H BF: 4 ERA: 2.67	H: 1 R: 0 ER: 0 SO: 1	BB: 0 IBB: 0 HBP: 0 BLK: 0	WP: 0 HR: 0 S: 9 P: 11	ERA: 0.00 WHIP: 0.000	<b>PITCHER</b>	IP: 1.0 WLS: H BF: 3 ERA: 2.23	H: 0 R: 0 ER: 0 SO: 2	BB: 0 IBB: 0 HBP: 0 BLK: 0	WP: 0 HR: 0 S: 12 P: 13	ERA: 0.00 WHIP: 0.000	<b>PITCHER</b>	IP: 1.0 WLS: H BF: 4 ERA: 2.97	H: 1 R: 0 ER: 0 SO: 1	BB: 0 IBB: 0 HBP: 0 BLK: 0	WP: 0 HR: 0 S: 12 P: 13	ERA: 0.00 WHIP: 1.000

Minnesota Twins @ Colorado Rockies  
Coors Field, Denver, CO  
Sun Jul 13 2014, 2:14 PM - 5:36 PM MDT  
Att: 35,743 - Partly Cloudy - 79 F

AB 43  
R 13  
H 18  
RBI 11  
BB 4  
SO 9  
LOB 15



Minnesota Twins @ Colorado Rockies  
Coors Field, Denver, CO  
Sun Jul 13 2014, 2:14 PM - 5:36 PM MDT  
Att: 35,743 - Partly Cloudy - 79 F

AB 37  
R 5  
H 13  
RBI 5  
BB 0  
SO 11  
LOB 15





Batter	1	2	3	4	5	6	7	8	9	AB R H RBI BB SO LOB	TOP											
8 Desmond Jennings, R OBP: 0.339, SLG: 0.591										2 1 1 0 1 1 0	<p><b>Tampa Bay Rays @ Minnesota Twins</b> Target Field, Minneapolis, MN Fri Jul 18 2014, 7:12 PM - 10:14 PM CDT Att: 31,058 - Partly Cloudy - 78 F</p> <p>livebaseballscorecards.com</p> <p>AB 33 R 6 H 11 RBI 6 BB 3 SO 1 LOB 11</p>											
18 Ben Zobrist, S OBP: 0.356, SLG: 0.410										3 2 1 2 2 0 1												
20 Matt Joyce, L OBP: 0.351, SLG: 0.422										4 0 1 1 0 0 3												
3 Evan Longoria, R OBP: 0.335, SLG: 0.390										4 0 2 3 0 0 2												
21 James Loney, L OBP: 0.337, SLG: 0.376										4 0 3 0 0 0 1												
11 Yunel Escobar, R OBP: 0.324, SLG: 0.325										4 0 0 0 0 0 2												
35 Cole Figueroa, L OBP: 0.154, SLG: 0.160										4 0 0 0 0 0 1												
59 Curt Casali, R OBP: 0.250, SLG: 0.250										4 1 1 0 0 0 0												
39 Kevin Kiermaier, L OBP: 0.353, SLG: 0.574										4 2 2 0 0 0 1												
<b>Inning Stats</b>	R: 0 E: 0 K: 1 S: 6	H: 0 LOB: 0 BB: 0 P: 10	R: 0 E: 0 K: 0 S: 9	H: 1 LOB: 1 BB: 0 P: 12	R: 3 E: 0 K: 0 S: 12	H: 4 LOB: 2 BB: 1 P: 24	R: 0 E: 0 K: 0 S: 6	H: 0 LOB: 0 BB: 0 P: 10	R: 2 E: 0 K: 0 S: 12	H: 3 LOB: 1 BB: 0 P: 22	R: 0 E: 0 K: 0 S: 5	H: 0 LOB: 0 BB: 0 P: 7	R: 1 E: 0 K: 0 S: 10	H: 2 LOB: 1 BB: 1 P: 19	R: 0 E: 0 K: 0 S: 5	H: 1 LOB: 0 BB: 0 P: 9	R: 0 E: 0 K: 0 S: 15	H: 0 LOB: 1 BB: 1 P: 24	1B: 9 2B: 1 3B: 0 HR: 1	SF: 0 SAC: 2 DP: 2 HBP: 0	WP: 0 PB: 0 SB: 0 CS: 0	PA: 38
<b>PITCHER</b>	IP WLS BF H R ER SO BB IBB HBP BLK WP HR S P ERA WHIP											IP WLS BF H R ER SO BB IBB HBP BLK WP HR S P ERA WHIP										
44 Kyle Gibson, R ERA: 4.19	6.1 L 28 9 6 6 1 1 0 0 0 0 0 1 52 88 8.53 1.579																					
54 Matt Guerrier, R ERA: 2.97	0.0 2 1 0 0 0 1 0 0 0 0 0 0 5 12 ∞ ∞																					
51 Anthony Swarzak, R ERA: 4.34	1.2 4 1 0 0 0 0 0 0 0 0 0 0 8 13 0.00 0.600																					
61 Jared Burton, R ERA: 4.7	1.0 4 0 0 0 0 1 0 0 0 0 0 0 15 24 0.00 1.000																					

Batter	1	2	3	4	5	6	7	8	9	AB R H RBI BB SO LOB	BOTTOM											
39 Danny Santana, S OBP: 0.361, SLG: 0.439										5 0 1 0 0 2 4	<p><b>Tampa Bay Rays @ Minnesota Twins</b> Target Field, Minneapolis, MN Fri Jul 18 2014, 7:12 PM - 10:14 PM CDT Att: 31,058 - Partly Cloudy - 78 F</p> <p>livebaseballscorecards.com</p> <p>AB 33 R 2 H 6 RBI 2 BB 3 SO 9 LOB 15</p>											
2 Brian Dozier, R OBP: 0.341, SLG: 0.434										4 1 1 0 0 2 1												
17 Kendrys Morales, S OBP: 0.254, SLG: 0.326										4 0 1 0 0 1 3												
24 Trevor Plouffe, R OBP: 0.317, SLG: 0.417										4 1 1 2 0 1 3												
31 Oswaldo Arcia, L OBP: 0.306, SLG: 0.363										4 0 0 0 0 0 0												
16 Josh Willingham, R OBP: 0.360, SLG: 0.403										3 0 0 0 1 1 0												
8 Kurt Suzuki, R OBP: 0.363, SLG: 0.391										3 0 0 0 0 1 1												
5 Eduardo Escobar, S OBP: 0.319, SLG: 0.407										3 0 2 0 1 0 0												
1 Sam Fuld, L OBP: 0.351, SLG: 0.385										2 0 0 0 1 0 2												
9 Eduardo Núñez, R OBP: 0.314, SLG: 0.416										1 0 0 0 0 1 1												
<b>Inning Stats</b>	R: 0 E: 0 K: 0 S: 13	H: 1 LOB: 1 BB: 0 P: 19	R: 0 E: 0 K: 0 S: 10	H: 1 LOB: 2 BB: 1 P: 20	R: 2 E: 0 K: 1 S: 15	H: 2 LOB: 0 BB: 1 P: 20	R: 0 E: 0 K: 1 S: 8	H: 0 LOB: 0 BB: 0 P: 10	R: 0 E: 0 K: 0 S: 9	H: 1 LOB: 2 BB: 0 P: 15	R: 0 E: 0 K: 0 S: 18	H: 0 LOB: 3 BB: 2 P: 31	R: 0 E: 0 K: 3 S: 9	H: 0 LOB: 0 BB: 0 P: 14	R: 0 E: 0 K: 1 S: 7	H: 0 LOB: 0 BB: 0 P: 14	R: 0 E: 0 K: 3 S: 11	H: 1 LOB: 1 BB: 0 P: 13	1B: 5 2B: 0 3B: 0 HR: 1	SF: 0 SAC: 0 DP: 0 HBP: 2	WP: 0 PB: 0 SB: 0 CS: 0	PA: 38
<b>PITCHER</b>	IP WLS BF H R ER SO BB IBB HBP BLK WP HR S P ERA WHIP											IP WLS BF H R ER SO BB IBB HBP BLK WP HR S P ERA WHIP										
53 Alex Cobb, R ERA: 4.08	5.2 W 26 5 2 2 2 2 1 0 0 0 0 0 20 30 0.00 0.750																					
26 Brad Boxberger, R ERA: 2.37	1.1 H 5 0 0 0 3 1 0 0 0 0 0 0 7 14 0.00 0.000																					
50 Grant Balfour, R ERA: 5.45	1.0 3 0 0 0 1 0 0 0 0 0 0 0 11 13 0.00 1.000																					
57 Jake McGee, L ERA: 1.49	1.0 4 1 0 0 3 0 0 0 0 0 0 0 11 13 0.00 1.000																					



Batter	1	2	3	4	5	6	7	8	9	AB	R	H	RBI	BB	SO	LOB	TOP			
8 Desmond Jennings, R OBP: 0.336, SLG: 0.587										4	0	0	0	0	0	1	<p>Tampa Bay Rays @ Minnesota Twins Target Field, Minneapolis, MN Sat Jul 19 2014, 6:11 PM - 9:02 PM CDT Att: 36,117 - Overcast - 79 F</p>			
18 Ben Zobrist, S OBP: 0.355, SLG: 0.408										4	0	1	0	0	1	1				
5 Brandon Guyer, R OBP: 0.320, SLG: 0.366										3	0	2	0	0	0	0				
39 Kevin Kiermaier, L OBP: 0.351, SLG: 0.571										1	0	0	0	0	1	0				
3 Evan Longoria, R OBP: 0.334, SLG: 0.388										4	0	1	0	0	0	3				
21 James Loney, L OBP: 0.339, SLG: 0.378										4	1	2	0	0	0	2				
11 Logan Forsythe, R OBP: 0.300, SLG: 0.349										3	1	2	0	1	0	1				
11 Yunel Escobar, R OBP: 0.326, SLG: 0.331										4	1	2	0	0	0	3				
28 José Molina, R OBP: 0.239, SLG: 0.203										4	1	1	2	0	0	3				
1 Sean Rodriguez, R OBP: 0.288, SLG: 0.520										4	1	2	3	0	1	1				
<b>Inning Stats</b>	R: 0 H: 2 K: 0 S: 9	H: 2 R: 0 ER: 0 SO: 13	R: 3 H: 4 K: 0 S: 11	H: 4 R: 0 ER: 0 SO: 15	R: 0 H: 0 K: 1 S: 5	H: 0 R: 0 ER: 0 SO: 8	R: 0 H: 2 K: 0 S: 9	H: 2 R: 0 ER: 0 SO: 13	R: 0 H: 0 K: 0 S: 7	H: 1 R: 0 ER: 0 SO: 12	R: 2 H: 2 K: 0 S: 10	H: 2 R: 0 ER: 1 SO: 17	R: 0 H: 1 K: 1 S: 9	H: 1 R: 0 ER: 0 SO: 11	R: 0 H: 1 K: 1 S: 14	H: 1 R: 0 ER: 0 SO: 21	1B: 11 2B: 1 3B: 0 HR: 1	SF: 0 SAC: 0 DP: 5 HBP: 0	WP: 1 PB: 0 CS: 0	PA: 36
<b>PITCHER</b>	IP: 7.0 WLS: L BF: 29	H: 11 R: 5 ER: 5 SO: 1	BB: 1 IBB: 0 HBP: 0 BLK: 0	WP: 0 HR: 1 S: 60 P: 89	ERA: 6.43 WHIP: 1.714	IP: 1.0 WLS: 3 BF: 1	H: 1 R: 0 ER: 0 SO: 1	BB: 0 IBB: 0 HBP: 0 BLK: 0	WP: 0 HR: 0 S: 9 P: 11	ERA: 0.00 WHIP: 1.000	IP: 1.0 WLS: 4 BF: 1	H: 1 R: 0 ER: 0 SO: 1	BB: 0 IBB: 0 HBP: 0 BLK: 0	WP: 0 HR: 0 S: 14 P: 21	ERA: 0.00 WHIP: 1.000					

Tampa Bay Rays @ Minnesota Twins  
Target Field, Minneapolis, MN  
Sat Jul 19 2014, 6:11 PM - 9:02 PM CDT  
Att: 36,117 - Overcast - 79 F

livebaseballscores.com

AB 35  
R 5  
H 13  
RBI 5  
BB 1  
SO 3  
LOB 15

Batter	1	2	3	4	5	6	7	8	9	AB	R	H	RBI	BB	SO	LOB	BOTTOM			
39 Danny Santana, S OBP: 0.351, SLG: 0.427										4	0	0	0	0	4	0	<p>Tampa Bay Rays @ Minnesota Twins Target Field, Minneapolis, MN Sat Jul 19 2014, 6:11 PM - 9:02 PM CDT Att: 36,117 - Overcast - 79 F</p>			
2 Brian Dozier, R OBP: 0.340, SLG: 0.431										3	1	0	0	0	0	0				
24 Trevor Plouffe, R OBP: 0.316, SLG: 0.418										4	0	1	0	0	1	1				
17 Kendrys Morales, S OBP: 0.260, SLG: 0.326										3	0	1	0	1	1	1				
26 Eric Fryer, R OBP: 0.182, SLG: 0.182										0	0	0	0	0	0	0				
8 Kurt Suzuki, R OBP: 0.362, SLG: 0.389										4	0	1	1	0	2	1				
20 Chris Colabello, R OBP: 0.289, SLG: 0.417										4	0	0	0	0	0	2				
27 Chris Parmelee, L OBP: 0.303, SLG: 0.396										4	0	1	0	0	2	3				
5 Eduardo Escobar, S OBP: 0.319, SLG: 0.406										3	0	1	0	0	0	0				
9 Eduardo Núñez, R OBP: 0.306, SLG: 0.404										3	0	0	0	0	0	2				
<b>Inning Stats</b>	R: 0 H: 1 K: 1 S: 14	H: 0 R: 0 ER: 0 SO: 12	R: 0 H: 0 K: 1 S: 9	H: 0 R: 0 ER: 0 SO: 12	R: 0 H: 1 K: 1 S: 10	H: 1 R: 0 ER: 0 SO: 13	R: 0 H: 2 K: 0 S: 12	H: 2 R: 0 ER: 0 SO: 14	R: 0 H: 0 K: 2 S: 12	H: 0 R: 0 ER: 0 SO: 16	R: 0 H: 0 K: 2 S: 14	H: 0 R: 0 ER: 1 SO: 18	R: 0 H: 0 K: 1 S: 8	H: 0 R: 0 ER: 0 SO: 11	R: 1 H: 1 K: 0 S: 16	H: 1 R: 0 ER: 0 SO: 27	1B: 4 2B: 1 3B: 0 HR: 0	SF: 0 SAC: 0 DP: 1 HBP: 1	WP: 0 PB: 0 CS: 0	PA: 34
<b>PITCHER</b>	IP: 8.0 WLS: W BF: 28	H: 4 R: 0 ER: 0 SO: 9	BB: 1 IBB: 0 HBP: 1 BLK: 0	WP: 0 HR: 0 S: 7 P: 119	ERA: 0.00 WHIP: 0.500	IP: 0.1 WLS: 4 BF: 1	H: 1 R: 1 ER: 1 SO: 0	BB: 0 IBB: 0 HBP: 0 BLK: 0	WP: 0 HR: 0 S: 2 P: 15	ERA: 27.00 WHIP: 6.000	IP: 0.2 WLS: S BF: 2	H: 0 R: 0 ER: 0 SO: 1	BB: 0 IBB: 0 HBP: 0 BLK: 0	WP: 0 HR: 0 S: 2 P: 14	ERA: 0.00 WHIP: 0.000					

Tampa Bay Rays @ Minnesota Twins  
Target Field, Minneapolis, MN  
Sat Jul 19 2014, 6:11 PM - 9:02 PM CDT  
Att: 36,117 - Overcast - 79 F

livebaseballscores.com

AB 32  
R 1  
H 5  
RBI 1  
BB 1  
SO 10  
LOB 10



Batter	1	2	3	4	5	6	7	8	9	AB	R	H	RBI	BB	SO	LOB	TOP							
8 Desmond Jennings, R OBP: 0.337, SLG: 0.590										5	1	2	0	0	1	5								
18 Ben Zobrist, S OBP: 0.353, SLG: 0.404										3	1	0	1	1	0	0								
20 Matt Joyce, L OBP: 0.425, SLG: 0.425										3	1	1	0	1	1	1								
11 Logan Forsythe, R OBP: 0.299, SLG: 0.347										1	0	0	0	0	1	0								
3 Evan Longoria, R OBP: 0.335, SLG: 0.394										5	1	2	1	0	2	3								
21 James Loney, L OBP: 0.342, SLG: 0.379										4	0	2	2	1	1	1								
5 Brandon Guyer, R OBP: 0.323, SLG: 0.363										4	0	1	0	1	2	5								
11 Yunel Escobar, R OBP: 0.328, SLG: 0.337										4	0	2	1	0	0	3								
59 Curt Casali, R OBP: 0.111, SLG: 0.111										5	0	0	0	0	4	6								
39 Kevin Kiermaier, L OBP: 0.360, SLG: 0.570										2	1	1	0	2	1	2								
<b>Inning Stats</b>	R: 2 H: 2 E: 1 K: 0 S: 14	H: 2 LOB: 2 BB: 2 P: 25	R: 1 H: 2 E: 0 K: 0 S: 8	H: 2 LOB: 1 BB: 0 P: 14	R: 1 H: 3 E: 0 K: 2 S: 17	H: 3 LOB: 3 BB: 1 P: 29	R: 0 H: 0 E: 0 K: 2 S: 15	H: 0 LOB: 0 BB: 0 P: 23	R: 0 H: 1 E: 0 K: 3 S: 12	H: 2 LOB: 2 BB: 1 P: 19	R: 1 H: 2 E: 0 K: 0 S: 12	H: 2 LOB: 1 BB: 0 P: 18	R: 0 H: 0 E: 0 K: 2 S: 12	H: 0 LOB: 2 BB: 2 P: 22	R: 0 H: 0 E: 0 K: 2 S: 9	H: 0 LOB: 0 BB: 0 P: 13	R: 0 H: 1 E: 0 K: 2 S: 13	H: 1 LOB: 1 BB: 0 P: 14	1B: 6 SF: 1 2B: 5 3B: 0 HR: 0	SF: 1 SAC: 1 DP: 0 HBP: 0	WP: 2 PB: 0 SB: 2 CS: 0	PA: 44		
<b>PITCHER</b>	IP WLS BF H R ER SO BB IBB HBP BLK WP HR S P ERA WHIP	4.0 L 22 7 4 4 4 2 1 0 0 0 0 54 91 9.00 2.250	3.0 15 3 1 1 5 3 0 0 0 0 2 0 36 59 3.00 2.000	1.0 3 0 0 0 2 0 0 0 0 0 0 0 13 0.00 0.000	1.0 4 1 0 0 2 0 0 0 0 0 0 0 13 0.00 1.000																			

Tampa Bay Rays @ Minnesota Twins  
Target Field, Minneapolis, MN  
Sun Jul 20 2014, 1:13 PM - 4:52 PM CDT  
Att: 26,821 - Partly Cloudy - 84 F

livebaseballscores.com

AB 36  
R 5  
H 11  
RBI 5  
BB 6  
SO 13  
LOB 26

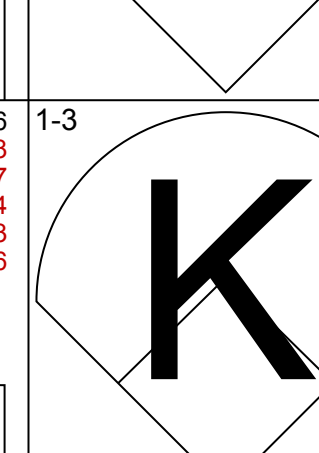
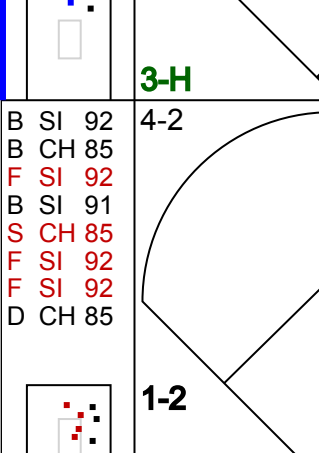
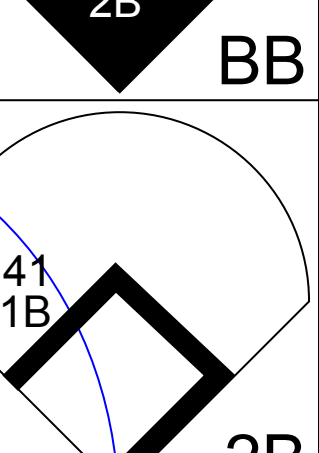
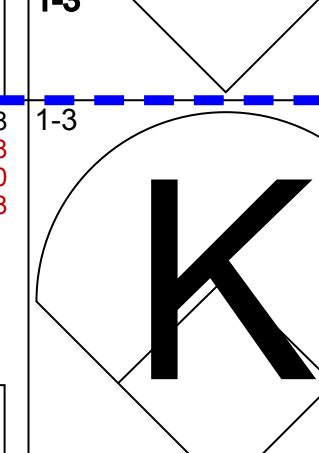
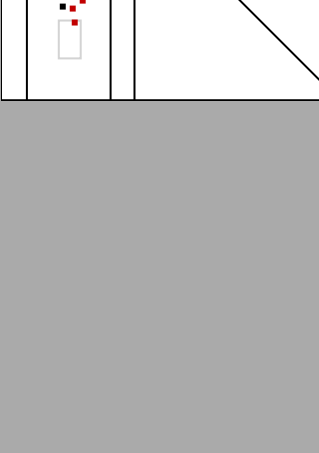

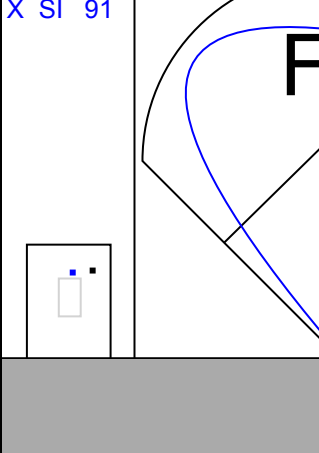
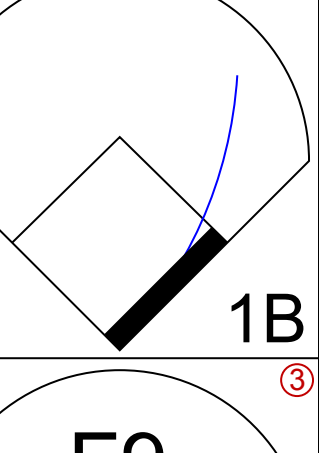




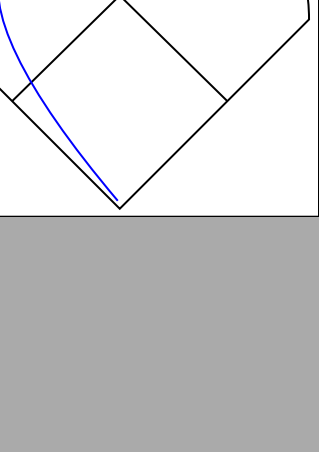





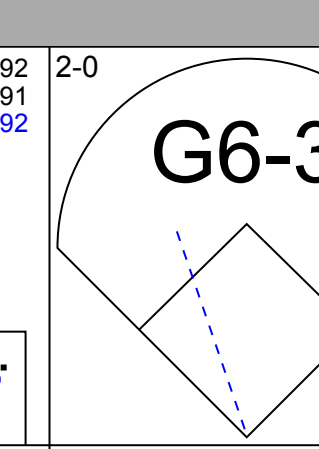
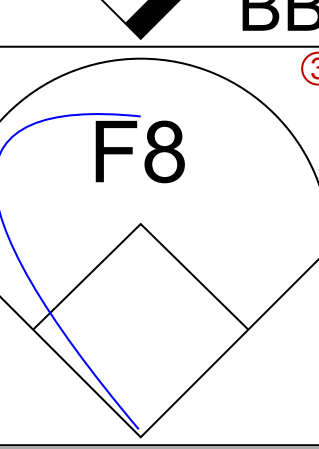
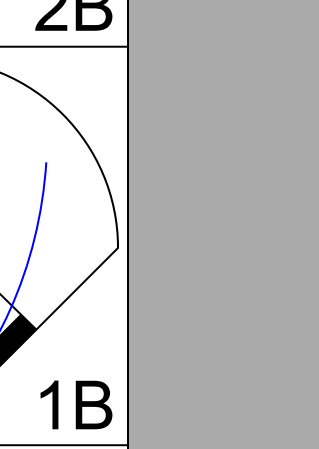
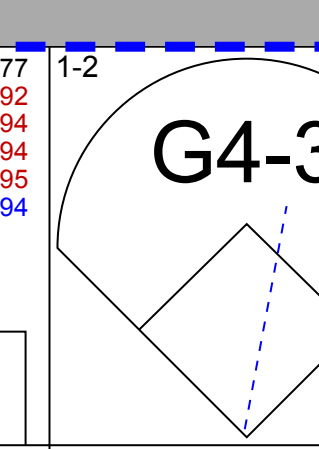


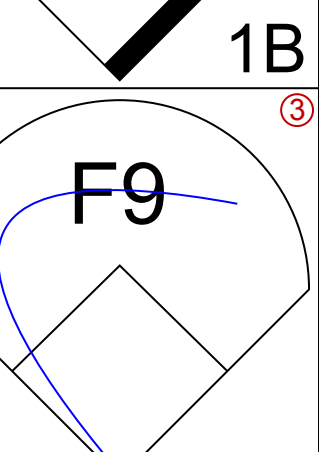
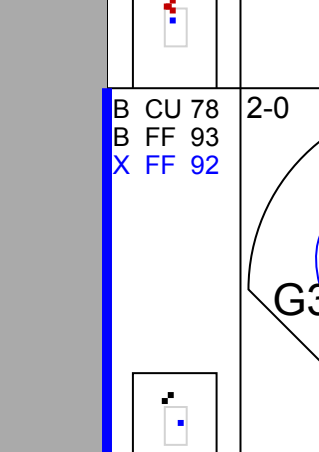



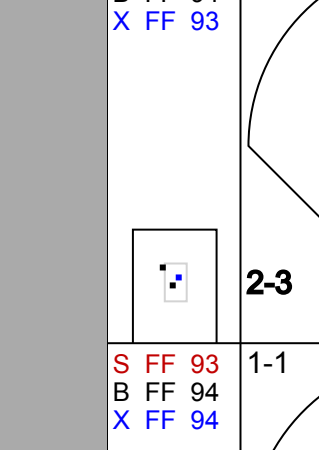

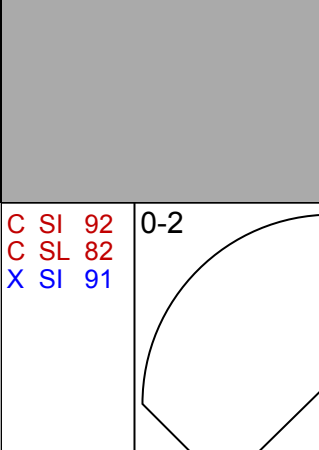

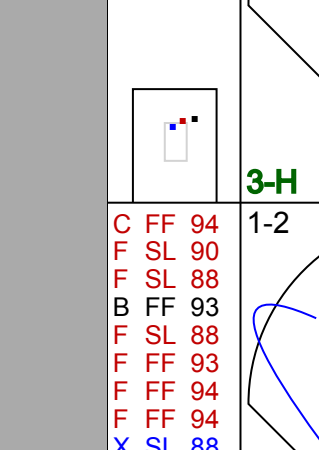

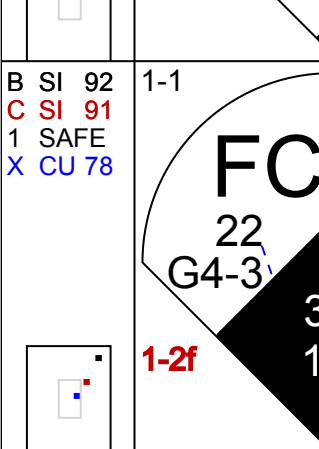
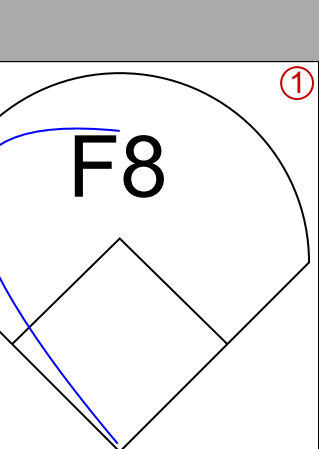
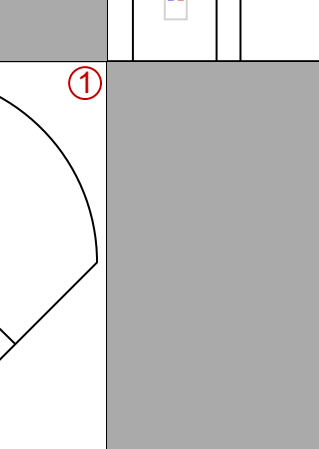
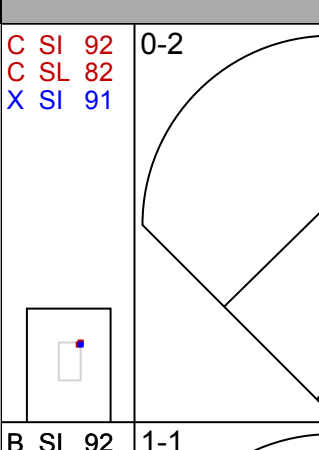

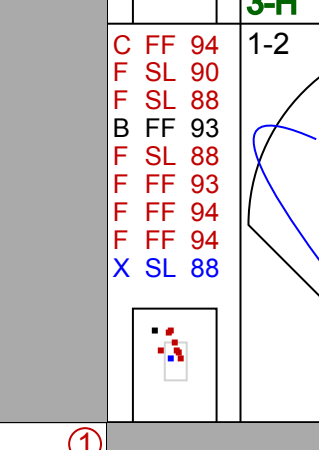
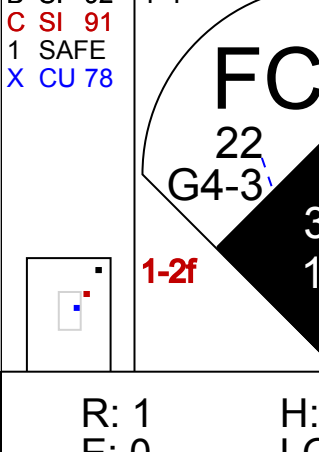
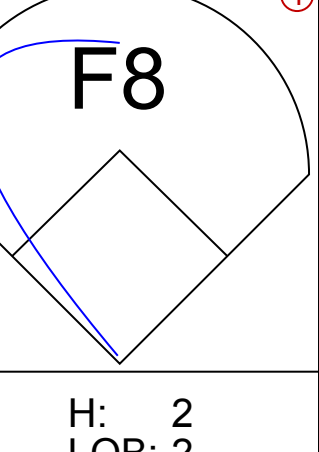
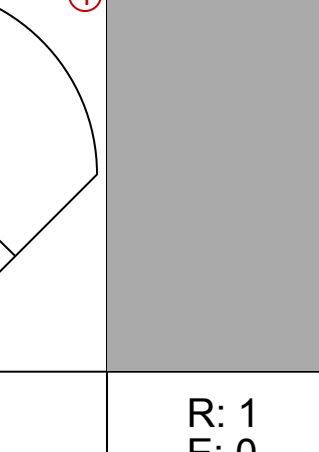
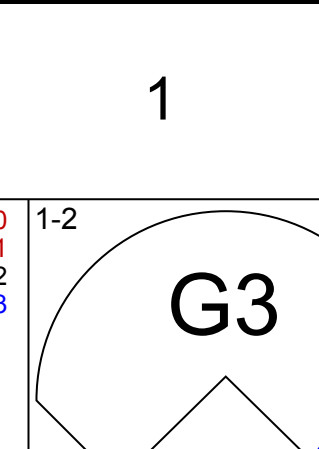
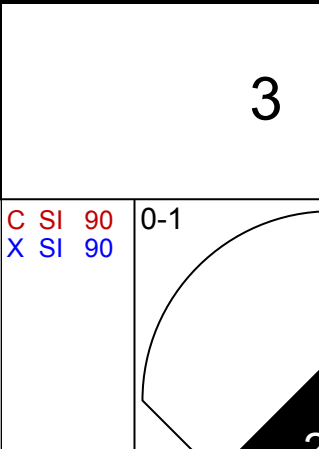
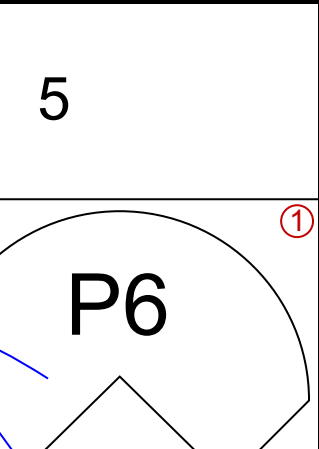
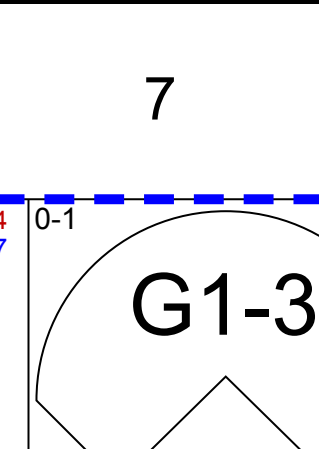
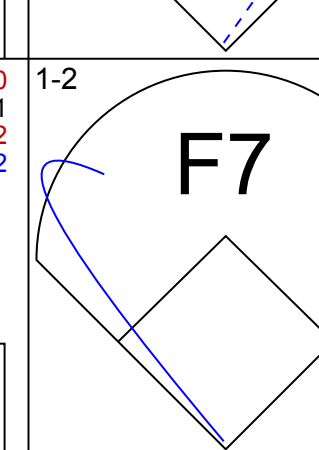
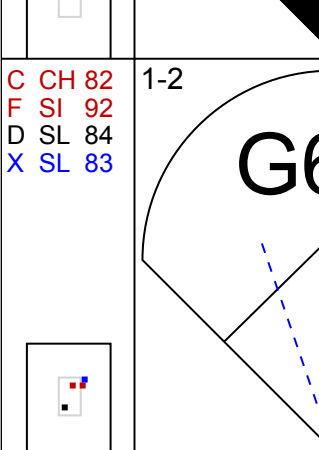
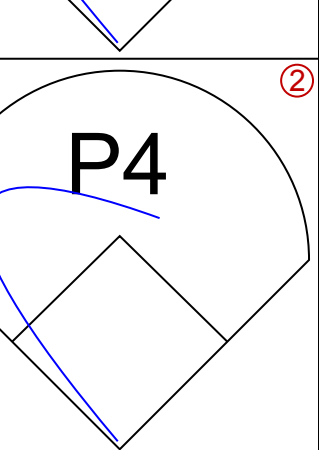
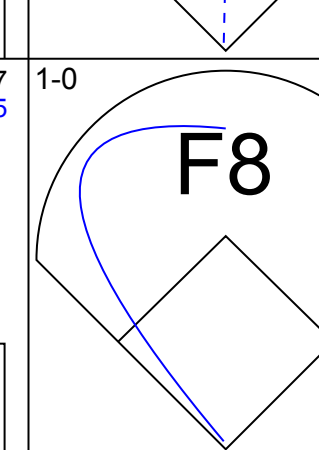
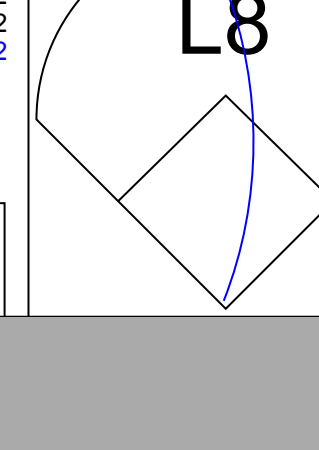
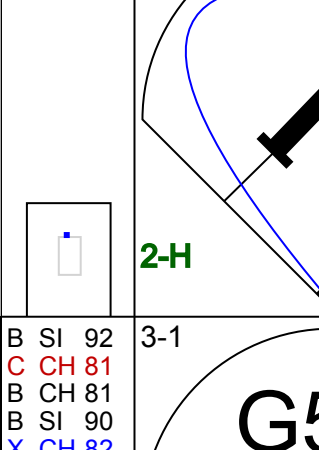
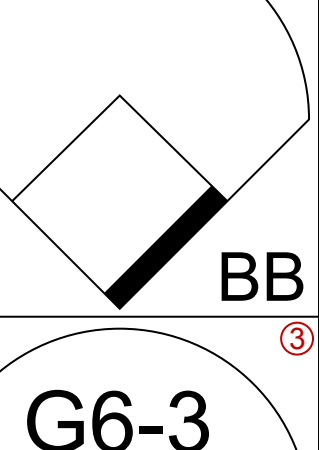


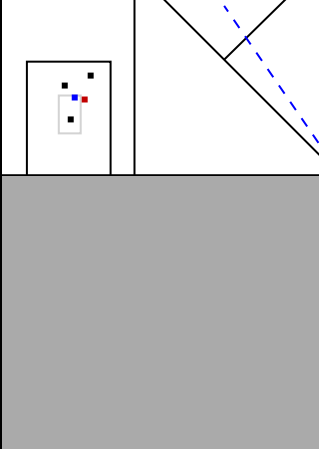
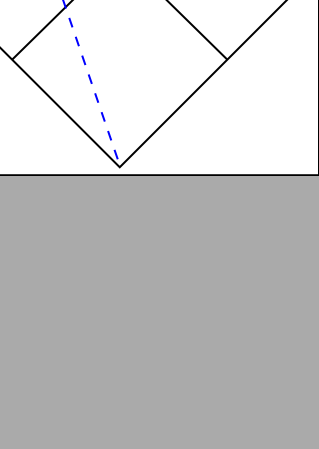













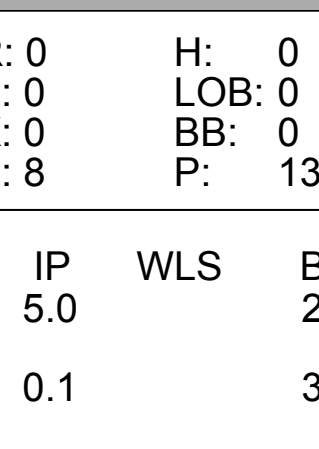
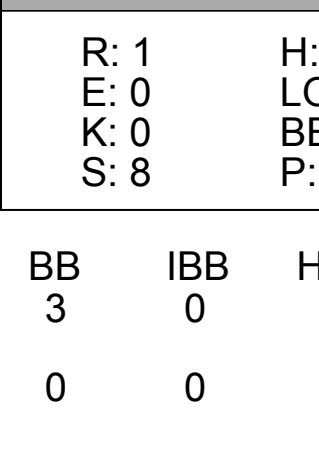
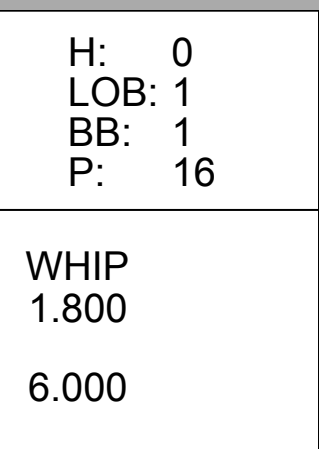
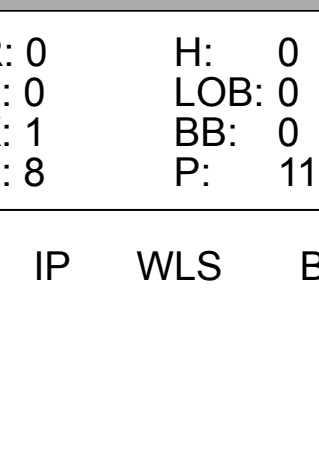




Batter	1	2	3	4	5	6	7	8	9	AB	R	H	RBI	BB	SO	LOB	BOTTOM						
2 Brian Dozier, R OBP: 0.336, SLG: 0.425										5	0	0	0	0	1	6							
9 Eduardo Núñez, R OBP: 0.292, SLG: 0.385										5	0	0	0	0	1	6							
24 Trevor Plouffe, R OBP: 0.318, SLG: 0.417										3	1	1	0	1	0	0							
17 Kendrys Morales, S OBP: 0.267, SLG: 0.338										4	1	2	0	0	0	1							
31 Oswaldo Arcia, L OBP: 0.301, SLG: 0.356										3	1	0	0	0	2	3							
20 Chris Colabello, R OBP: 0.287, SLG: 0.415										1	0	0	0	0	0	1							
16 Josh Willingham, R OBP: 0.357, SLG: 0.399										4	0	1	2	0	1	2							
5 Eduardo Escobar, S OBP: 0.318, SLG: 0.404										4	0	1	0	0	0	1							
26 Eric Fryer, R OBP: 0.240, SLG: 0.174										1	0	0	0	2	1	0							
8 Kurt Suzuki, R OBP: 0.364, SLG: 0.389										0	0	0	0	1	0	0							
1 Sam Fuld, L OBP: 0.355, SLG: 0.386										2	0	1	0	1	1	1							
<b>Inning Stats</b>	R: 0 H: 0 E: 0 K: 0 S: 9	H: 0 LOB: 0 BB: 0 P: 12	R: 1 H: 1 E: 1 K: 0 S: 6	H: 1 LOB: 0 BB: 0 P: 8	R: 0 H: 0 E: 0 K: 1 S: 11	H: 0 LOB: 1 BB: 1 P: 19	R: 0 H: 1 E: 0 K: 0 S: 6	H: 1 LOB: 1 BB: 0 P: 11	R: 0 H: 1 E: 0 K: 0 S: 10	H: 1 LOB: 2 BB: 1 P: 20	R: 2 H: 2 E: 1 K: 1 S: 14	H: 2 LOB: 0 BB: 0 P: 19	R: 0 H: 1 E: 0 K: 3 S: 12	H: 1 LOB: 1 BB: 0 P: 18	R: 0 H: 0 E: 0 K: 1 S: 20	H: 0 LOB: 1 BB: 1 P: 29	R: 0 H: 0 E: 0 K: 0 S: 9	H: 0 LOB: 2 BB: 2 P: 20	1B: 5 SF: 0 2B: 1 3B: 0 HR: 0	SF: 0 SAC: 1 DP: 1 HBP: 0	WP: 1 PB: 0 SB: 1 CS: 0	PA: 38	
<b>PITCHER</b>	IP WLS BF H R ER SO BB IBB HBP BLK WP HR S P ERA WHIP	6.1 W 27 6 0 0 2 2 0 0 0 0 0 0 62 99 1.42 1.263	0.2 H 2 0 0 0 2 0 0 0 0 0 0 0 6 8 0.00 0.000	1.0 H 4 0 0 0 1 1 0 0 0 0 0 0 20 29 0.00 1.000	0.1 H 3 0 0 0 0 2 0 0 0 0 0 0 5 15 0.00 6.000	0.2 S 2 0 0 0 0 0 0 0 0 0 0 0 4 5 0.00 0.000																	

Tampa Bay Rays @ Minnesota Twins  
Target Field, Minneapolis, MN  
Sun Jul 20 2014, 1:13 PM - 4:52 PM CDT  
Att: 26,821 - Partly Cloudy - 84 F

livebaseballscores.com

AB 32  
R 3  
H 6  
RBI 2  
BB 5  
SO 7  
LOB 21



Batter	1	2	3	4	5	6	7	8	9	AB	R	H	RBI	BB	SO	LOB	TOP											
22 Jason Kipnis, L (1,4) OBP: 0.339, SLG: 0.367										5	0	1	0	0	1	1	<b>Cleveland Indians @ Minnesota Twins</b> Target Field, Minneapolis, MN Mon Jul 21 2014, 7:12 PM - 10:13 PM CDT Att: 25,109 - Cloudy - 89 F											
13 Asdrúbal Cabrera, S (1,6) OBP: 0.306, SLG: 0.392										1	0	0	0	0	1	0												
38 Chris Dickerson, L (3,PH) OBP: 0.467, SLG: 0.667										3	1	1	1	1	2	1												
10 Yan Gomes, R (1,10) OBP: 0.320, SLG: 0.460										3	0	1	1	1	2	1												
41 Carlos Santana, S (1,3) OBP: 0.347, SLG: 0.379										4	0	1	0	0	0	2												
9 Ryan Raburn, R (1,7) OBP: 0.247, SLG: 0.274										3	0	1	0	0	1	2												
23 Michael Brantley, L (8,PH) OBP: 0.350, SLG: 0.553										1	1	1	0	0	0	0												
33 Nick Swisher, S (1,9) OBP: 0.285, SLG: 0.344										3	0	0	0	1	0	1												
55 Roberto Pérez, R (1,2) OBP: 0.417, SLG: 0.727										4	0	1	1	0	0	3												
8 Lonnie Chisenhall, L (1,5) OBP: 0.397, SLG: 0.505										4	0	1	0	0	1	2												
4 Mike Aviles, R (1,8) OBP: 0.282, SLG: 0.349										4	1	0	0	0	0	1												
<b>Inning Stats</b>	R: 0 E: 0 K: 3 S: 12	H: 0 LOB: 0 BB: 0 P: 16	R: 0 E: 0 K: 0 S: 6	H: 1 LOB: 1 BB: 1 P: 13	R: 1 E: 0 K: 0 S: 13	H: 2 LOB: 2 BB: 1 P: 21	R: 0 E: 0 K: 1 S: 14	H: 0 LOB: 1 BB: 0 P: 20	R: 1 E: 0 K: 0 S: 12	H: 2 LOB: 2 BB: 1 P: 21	R: 0 E: 0 K: 1 S: 7	H: 0 LOB: 0 BB: 0 P: 10	R: 0 E: 0 K: 2 S: 12	H: 1 LOB: 1 BB: 0 P: 20	R: 1 E: 0 K: 0 S: 17	H: 2 LOB: 1 BB: 0 P: 24	R: 0 E: 0 K: 1 S: 9	H: 0 LOB: 0 BB: 0 P: 13	1B: 6 2B: 2 3B: 0 HR: 0	SF: 0 SAC: 0 DP: 1 HBP: 0	WP: 0 PB: 0 SB: 2 CS: 0	PA: 38						
<b>PITCHER</b>	IP	WLS	BF	H	R	ER	SO	BB	IBB	HBP	BLK	WP	HR	S	P	ERA	WHIP	<b>PITCHER</b>										
53 Kris Johnson, L (1,1) ERA: 4.73	5.0		23	5	2	2	4	3	0	0	0	0	0	0	16	26	3.60	1.600										
56 Caleb Thielbar, L (6,1) ERA: 2.51	1.2	H	6	1	0	0	2	0	0	0	0	0	0	0	3	4	0.00	0.000										
61 Jared Burton, R (7,1) ERA: 4.54	0.1	H	1	0	0	0	1	0	0	0	0	0	0	0	17	24	9.00	2.000										
50 Casey Fien, R (8,1) ERA: 2.34	1.0	W	5	2	1	1	0	0	0	0	0	0	0	9	13	0.00	0.000											
15 Glen Perkins, L (9,1) ERA: 2.93	1.0	S	3	0	0	0	1	0	0	0	0	0	0	9	13	0.00	0.000											
<b>Batter</b>	<b>1</b>	<b>2</b>	<b>3</b>	<b>4</b>	<b>5</b>	<b>6</b>	<b>7</b>	<b>8</b>	<b>9</b>	<b>AB</b>	<b>R</b>	<b>H</b>	<b>RBI</b>	<b>BB</b>	<b>SO</b>	<b>LOB</b>	<b>BOTTOM</b>											
39 Danny Santana, S (1,8) OBP: 0.348, SLG: 0.429										4	1	1	0	0	0	0	<b>Cleveland Indians @ Minnesota Twins</b> Target Field, Minneapolis, MN Mon Jul 21 2014, 7:12 PM - 10:13 PM CDT Att: 25,109 - Cloudy - 89 F											
2 Brian Dozier, R (1,4) OBP: 0.333, SLG: 0.420										4	0	0	0	0	1													
24 Trevor Plouffe, R (1,5) OBP: 0.320, SLG: 0.420										3	0	1	1	1	1	0												
17 Kendrys Morales, S (1,3) OBP: 0.266, SLG: 0.336										4	1	1	0	0	1	1												
16 Josh Willingham, R (1,7) OBP: 0.365, SLG: 0.422										3	2	2	1	1	0	0												
1 Sam Fuld, L (9,7) OBP: 0.355, SLG: 0.386										0	0	0	0	0	0	0												
8 Kurt Suzuki, R (1,2) OBP: 0.398, SLG: 0.398										4	0	3	2	0	0	0												
20 Chris Colabello, R (1,10) OBP: 0.286, SLG: 0.411										4	0	1	0	0	2	2												
27 Chris Parmelee, L (1,9) OBP: 0.303, SLG: 0.390										2	0	0	0	1	1	3												
5 Eduardo Escobar, S (1,6) OBP: 0.315, SLG: 0.399										3	0	0	0	0	5													
<b>Inning Stats</b>	R: 0 E: 0 K: 0 S: 8	H: 3 LOB: 1 BB: 0 P: 20	R: 2 E: 0 K: 1 S: 17	H: 3 LOB: 1 BB: 0 P: 20	R: 1 E: 0 K: 0 S: 8	H: 2 LOB: 0 BB: 0 P: 12	R: 0 E: 0 K: 1 S: 14	H: 1 LOB: 2 BB: 2 P: 28	R: 0 E: 0 K: 0 S: 9	H: 0 LOB: 1 BB: 1 P: 16	R: 0 E: 0 K: 1 S: 14	H: 2 LOB: 2 BB: 0 P: 18	R: 0 E: 0 K: 1 S: 8	H: 0 LOB: 0 BB: 0 P: 11	R: 1 E: 0 K: 1 S: 10	H: 1 LOB: 0 BB: 0 P: 17	1B: 5 2B: 3 3B: 0 HR: 1	SF: 0 SAC: 0 DP: 0 HBP: 0	WP: 0 PB: 0 SB: 0 CS: 0	PA: 34								
<b>PITCHER</b>	IP	WLS	BF	H	R	ER	SO	BB	IBB	HBP	BLK	WP	HR	S	P	ERA	WHIP	<b>PITCHER</b>										
58 TJ House, L (1,1) ERA: 4.5	5.0		22	6	3	3	2	3	0	0	0	0	0	7	8	0.00	6.000											
20 C.C. Lee, R (6,1) ERA: 4.29	0.1		3	2	0	0	0	0	0	0	0	0	0	7	10	0.00	0.000											
50 Nick Hagadone, L (6,1) ERA: 3.6	0.2		2	0	0	0	1	0	0	0	0	0	0	8	11	0.00	0.000											
44 John Axford, R (7,1) ERA: 3.26	1.0	L	3	0	0	0	1	0	0	0	0	0	0	10	17	9.00	1.000											
27 Bryan Shaw, R (8,1) ERA: 2.78	1.0		4	1	1	1	1	0	0	0	0	0	1	10	17	9.00	1.000											



Batter	1	2	3	4	5	6	7	8	9	AB	R	H	RBI	BB	SO	LOB	TOP								
22 Jason Kipnis, L (1,4) OBP: 0.336, SLG: 0.362										4	1	0	0	1	0	3									
38 Chris Dickerson, L (1,7) OBP: 0.429, SLG: 0.594										5	1	1	2	0	3	0									
23 Michael Brantley, L (1,8) OBP: 0.386, SLG: 0.517										4	0	0	0	1	1	0									
41 Carlos Santana, S (1,3) OBP: 0.353, SLG: 0.401										5	2	4	2	0	1	0									
8 Lonnie Chisenhall, L (1,5) OBP: 0.394, SLG: 0.498										4	1	0	0	0	2	3									
33 Nick Swisher, S (1,10) OBP: 0.290, SLG: 0.353										4	2	3	0	0	0	0									
10 Yan Gomes, R (1,2) OBP: 0.322, SLG: 0.464										4	1	2	1	0	1	3	AB 37								
7 David Murphy, L (1,9) OBP: 0.304, SLG: 0.358										4	0	1	2	0	0	3	R 8								
4 Mike Aviles, R (1,6) OBP: 0.277, SLG: 0.344										3	0	0	1	0	0	3	H 11								
<b>Inning Stats</b>	R: 0 E: 0 K: 1 S: 9	H: 0 LOB: 0 BB: 0 P: 11	R: 3 E: 0 K: 1 S: 13	H: 3 LOB: 1 BB: 0 P: 19	R: 0 E: 0 K: 1 S: 9	H: 1 LOB: 1 BB: 0 P: 13	R: 0 E: 0 K: 0 S: 8	H: 2 LOB: 2 BB: 0 P: 12	R: 1 E: 0 K: 2 S: 19	H: 1 LOB: 0 BB: 0 P: 30	R: 0 E: 0 K: 0 S: 9	H: 0 LOB: 0 BB: 0 P: 10	R: 0 E: 0 K: 1 S: 9	H: 0 LOB: 0 BB: 0 P: 12	R: 0 E: 0 K: 2 S: 11	H: 0 LOB: 0 BB: 0 P: 14	R: 4 E: 0 K: 0 S: 13	H: 4 LOB: 2 BB: 2 P: 30	1B: 6 2B: 4 3B: 0 HR: 1	SF: 1 SAC: 0 DP: 0 HBP: 1	WP: 0 PB: 0 SB: 1 CS: 0	PA: 41			
<b>PITCHER</b>	IP	WLS	BF	H	R	ER	SO	BB	IBB	HBP	BLK	WP	HR	S	P	ERA	WHIP								
63 Yohan Pino, R (1,1) ERA: 4.64	6.1	L	27	7	4	4	5	0	0	1	0	0	1	71	100	5.68	1.105								
52 Brian Duensing, L (7,1) ERA: 2.35	1.2		5	0	0	0	3	0	0	0	0	0	0	16	21	0.00	0.000								
54 Matt Guerrier, R (9,1) ERA: 3.86	1.0		9	4	4	4	0	1	1	0	0	0	0	13	30	36.00	5.000								

Cleveland Indians @ Minnesota Twins  
Target Field, Minneapolis, MN  
Tue Jul 22 2014, 7:11 PM - 10:18 PM CDT  
Att: 28,291 - Clear - 86 F

AB 37  
R 8  
H 11  
RBI 8  
BB 2  
SO 8  
LOB 15



Batter	1	2	3	4	5	6	7	8	9	AB	R	H	RBI	BB	SO	LOB	BOTTOM								
39 Danny Santana, S (1,8) OBP: 0.350, SLG: 0.424										4	0	1	0	1	1	3									
2 Brian Dozier, R (1,4) OBP: 0.336, SLG: 0.433										5	1	3	1	0	1	3									
24 Trevor Plouffe, R (1,5) OBP: 0.315, SLG: 0.413										5	0	0	0	0	3	3									
17 Kendrys Morales, S (1,3) OBP: 0.266, SLG: 0.333										4	0	1	0	0	0	2									
16 Josh Willingham, R (1,10) OBP: 0.358, SLG: 0.412										4	0	0	0	0	2	1									
8 Kurt Suzuki, R (1,2) OBP: 0.370, SLG: 0.397										3	0	1	0	1	0	0									
31 Oswaldo Arcia, L (1,9) ERA: 5.12										2	1	1	0	1	1	1	AB 35								
9 Eduardo Núñez, R (6,PH) OBP: 0.298, SLG: 0.409										1	0	1	0	0	0	0	R 2								
5 Eduardo Escobar, S (1,6) OBP: 0.318, SLG: 0.400										2	0	1	0	1	0	1	H 9								
27 Chris Parmelee, L (6,PH) OBP: 0.301, SLG: 0.388										1	0	0	0	0	1	1	RBI 2								
1 Sam Fuld, L (1,7) OBP: 0.348, SLG: 0.377										4	0	0	1	0	1	5	BB 4								
<b>Inning Stats</b>	R: 0 E: 0 K: 1 S: 14	H: 1 LOB: 1 BB: 0 P: 19	R: 0 E: 0 K: 3 S: 16	H: 0 LOB: 3 BB: 3 P: 30	R: 0 E: 0 K: 1 S: 7	H: 1 LOB: 1 BB: 0 P: 10	R: 1 E: 0 K: 1 S: 16	H: 3 LOB: 2 BB: 0 P: 20	R: 0 E: 0 K: 0 S: 6	H: 0 LOB: 0 BB: 0 P: 7	R: 0 E: 0 K: 1 S: 9	H: 1 LOB: 1 BB: 0 P: 13	R: 1 E: 0 K: 1 S: 12	H: 2 LOB: 1 BB: 0 P: 15	R: 0 E: 0 K: 2 S: 9	H: 1 LOB: 1 BB: 0 P: 15	R: 0 E: 0 K: 0 S: 9	H: 0 LOB: 1 BB: 1 P: 18	1B: 6 2B: 1 3B: 1 HR: 1	SF: 0 SAC: 0 DP: 0 HBP: 0	WP: 0 PB: 0 SB: 0 CS: 0	PA: 39			
<b>PITCHER</b>	IP	WLS	BF	H	R	ER	SO	BB	IBB	HBP	BLK	WP	HR	S	P	ERA	WHIP								
31 Danny Salazar, R (1,1) ERA: 5.12	5.0	W	24	6	1	1	6	3	0	0	0	0	0	63	92	1.80	1.800								
57 Kyle Crockett, L (6,1) ERA: 1.8	1.0	H	3	0	0	0	1	0	0	0	0	0	0	5	7	0.00	0.000								
48 Scott Atchison, R (7,1) ERA: 3.09	1.2	H	6	2	1	1	2	0	0	0	0	0	1	17	22	5.40	1.200								
35 Marc Rzepczynski, L (8,1) ERA: 3.44	0.0		1	1	0	0	0	0	0	0	0	0	0	1	2	=	=								
37 Cody Allen, R (8,1) ERA: 2.05	0.1	H	1	0	0	0	1	0	0	0	0	0	0	3	6	0.00	0.000								
<b>PITCHER</b>	IP	WLS	BF	H	R	ER	SO	BB	IBB	HBP	BLK	WP	HR	S	P	ERA	WHIP								
59 Carlos Carrasco, R (9,1) ERA: 3.61	1.0		4	0	0	0	0	1	0	0	0	0	0	9	18	0.00	1.000								

Cleveland Indians @ Minnesota Twins  
Target Field, Minneapolis, MN  
Tue Jul 22 2014, 7:11 PM - 10:18 PM CDT  
Att: 28,291 - Clear - 86 F

AB 35  
R 2  
H 9  
RBI 2  
BB 4  
SO 10  
LOB 20





Batter	1	2	3	4	5	6	7	8	9	AB	R	H	RBI	BB	SO	LOB	TOP											
22 Jason Kipnis, L (1,4) OBP: 0.335, SLG: 0.361	G4-3		F7			G4-3 23 SH2-4 11 1B		P5		4	0	1	0	0	0	3	<b>Cleveland Indians @ Minnesota Twins</b> Target Field, Minneapolis, MN Wed Jul 23 2014, 12:12 PM - 2:58 PM CDT Att: 34,608 - Partly Cloudy - 78 F											
11 José Ramírez, S (1,6) OBP: 0.143, SLG: 0.179	F8		2B			SH2-4		E4		3	0	2	1	0	0	0												
23 Michael Brantley, L (1,8) OBP: 0.382, SLG: 0.512	F9		L6			G4-3		P5		4	0	0	0	0	0	5												
41 Carlos Santana, S (1,3) OBP: 0.304, SLG: 0.399		L9				K				4	0	1	0	0	1	1												
8 Lonnie Chisenhall, L (1,5) OBP: 0.391, SLG: 0.493	F7									3	0	0	0	0	1	0												
4 Mike Aviles, R (9,PH) OBP: 0.276, SLG: 0.343										1	0	0	0	0	0	1												
33 Nick Swisher, S (1,10) OBP: 0.287, SLG: 0.349										4	0	0	0	0	3	1												
7 David Murphy, L (1,9) OBP: 0.304, SLG: 0.358										3	1	1	0	0	0	0												
10 Yan Gomes, R (9,PH) OBP: 0.321, SLG: 0.462										1	0	0	0	0	1	1												
55 Roberto Pérez, R (1,2) OBP: 0.357, SLG: 0.615										2	0	0	0	0	2	0												
38 Chris Dickerson, L (1,7) OBP: 0.447, SLG: 0.576										1	0	0	0	2	1	0												
<b>Inning Stats</b>	R: 0 E: 0 K: 0 S: 11	H: 0 LOB: 0 BB: 0 P: 15	R: 0 E: 0 K: 1 S: 6	H: 0 LOB: 0 BB: 0 P: 8	R: 1 E: 0 K: 0 S: 10	H: 2 LOB: 2 BB: 1 P: 20	R: 0 E: 0 K: 0 S: 13	H: 0 LOB: 0 BB: 0 P: 18	R: 0 E: 0 K: 2 S: 11	H: 0 LOB: 0 BB: 0 P: 13	R: 0 E: 0 K: 1 S: 8	H: 1 LOB: 1 BB: 0 P: 12	R: 0 E: 0 K: 2 S: 7	H: 0 LOB: 0 BB: 0 P: 10	R: 0 E: 1 K: 1 S: 12	H: 1 LOB: 2 BB: 1 P: 21	R: 0 E: 0 K: 2 S: 12	H: 1 LOB: 1 BB: 0 P: 13	1B: 4 2B: 1 3B: 0 HR: 0	SF: 0 SAC: 2 DP: 0 HBP: 0	WP: 0 PB: 0 SB: 0 CS: 0	PA: 34						
<b>PITCHER</b>	IP	WLS	BF	H	R	ER	SO	BB	IBB	HBP	BLK	WP	HR	S	P	ERA	WHIP											
51 Anthony Swarzak, R (1,1) ERA: 4.1	5.0	W	18	2	1	1	3	1	0	0	0	0	0	51	74	1.80	0.600											
56 Caleb Thielbar, L (6,1) ERA: 2.73	1.0	H	4	1	0	0	1	0	0	0	0	0	0	8	12	0.00	1.000											
61 Jared Burton, R (7,1) ERA: 4.43	1.0	H	3	0	0	0	2	0	0	0	0	0	0	7	10	0.00	0.000											
50 Casey Fien, R (8,1) ERA: 2.3	0.2	H	4	1	0	0	1	1	0	0	0	0	0	10	17	0.00	3.000											
52 Brian Duensing, L (8,1) ERA: 2.33	0.1	H	1	0	0	0	0	0	0	0	0	0	0	2	4	0.00	0.000											
15 Glen Perkins, L (9,1) ERA: 2.76	1.0	S	4	1	0	0	2	0	0	0	0	0	0	0	12	13	0.00	1.000										

Batter	1	2	3	4	5	6	7	8	9	AB	R	H	RBI	BB	SO	LOB	BOTTOM										
1 Sam Fuld, L (1,7) OBP: 0.356, SLG: 0.379	BB		1B							2	0	1	1	2	1	1	<b>Cleveland Indians @ Minnesota Twins</b> Target Field, Minneapolis, MN Wed Jul 23 2014, 12:12 PM - 2:58 PM CDT Att: 34,608 - Partly Cloudy - 78 F										
2 Brian Dozier, R (1,4) OBP: 0.336, SLG: 0.434			P3							4	0	1	1	0	2	3											
24 Trevor Plouffe, R (1,5) OBP: 0.315, SLG: 0.411			P4							4	0	1	0	0	1	3											
Kendrys Morales, S (1,10) OBP: 0.259, SLG: 0.325										4	0	0	0	0	2	1											
20 Chris Colabello, R (1,3) OBP: 0.287, SLG: 0.407										2	0	0	0	1	0	0											
27 Chris Parmelee, L (8,3) OBP: 0.299, SLG: 0.385										1	0	0	0	0	0	1											
31 Oswaldo Arcia, L (1,9) OBP: 0.310, SLG: 0.378										4	1	2	1	0	1	2											
9 Eduardo Núñez, R (1,6) OBP: 0.291, SLG: 0.398										3	0	0	0	0	0	2											
26 Eric Fryer, R (1,2) OBP: 0.214, SLG: 0.154										3	0	0	0	0	1	0											
39 Danny Santana, S (1,8) OBP: 0.362, SLG: 0.448										3	2	3	0	0	0	0											
<b>Inning Stats</b>	R: 0 E: 0 K: 2 S: 10	H: 0 LOB: 0 BB: 1 P: 18	R: 0 E: 0 K: 1 S: 8	H: 0 LOB: 1 BB: 1 P: 15	R: 1 E: 0 K: 1 S: 12	H: 2 LOB: 1 BB: 0 P: 23	R: 0 E: 0 K: 1 S: 10	H: 1 LOB: 1 BB: 0 P: 14	R: 1 E: 0 K: 1 S: 12	H: 2 LOB: 1 BB: 0 P: 14	R: 1 E: 0 K: 1 S: 9	H: 1 LOB: 0 BB: 0 P: 15	R: 0 E: 0 K: 1 S: 7	H: 1 LOB: 1 BB: 1 P: 12	R: 0 E: 0 K: 0 S: 8	H: 1 LOB: 1 BB: 0 P: 12	1B: 5 2B: 1 3B: 1 HR: 1	SF: 0 SAC: 0 DP: 0 HBP: 0	WP: 1 PB: 0 SB: 0 CS: 2	PA: 33							
<b>PITCHER</b>	IP	WLS	BF	H	R	ER	SO	BB	IBB	HBP	BLK	WP	HR	S	P	ERA	WHIP										
47 Trevor Bauer, R (1,1) ERA: 3.93	6.0	L	25	6	3	3	7	2	0	0	0	0	0	61	99	4.50	1.333										
59 Carlos Carrasco, R (7,1) ERA: 3.55	1.0		5	2	0	0	1	1	0	0	0	0	0	8	13	0.00	3.000										
50 Nick Hagadone, L (8,1) ERA: 3.0	1.0		3	0	0	0	0	0	0	0	0	0	0	7	11	0.00	0.000										









Batter	1	2	3	4	5	6	7	8	9	AB	R	H	RBI	BB	SO	LOB	TOP					
1 Adam Eaton, L (1.8) OBP: 0.355, SLG: 0.384										6	1	1	0	0	0	2	<b>Chicago White Sox @ Minnesota Twins</b> Target Field, Minneapolis, MN Fri Jul 25 2014, 7:12 PM - 10:01 PM CDT Att: 28,728 - Cloudy - 77 F					
10 Alexei Ramirez, R (1.6) OBP: 0.321, SLG: 0.401										5	3	2	1	1	0	2						
79 José Abreu, R (1.3) OBP: 0.341, SLG: 0.620										5	2	2	3	0	1	2						
44 Adam Dunn, L (1.10) OBP: 0.366, SLG: 0.439										5	1	2	1	0	1	1						
24 Dayan Viedro, R (1.9) OBP: 0.290, SLG: 0.403										5	1	4	1	0	1	2						
25 Moisés Sierra, R (8.9) OBP: 0.237, SLG: 0.317										0	0	0	0	0	0	0						
12 Conor Gillaspie, L (1.5) OBP: 0.372, SLG: 0.462										5	0	2	1	0	0	3						
15 Gordon Beckham, R (1.4) OBP: 0.275, SLG: 0.358										5	0	2	1	0	0	3						
30 Alejandro De Aza, L (1.7) OBP: 0.350, SLG: 0.354										4	0	0	0	1	1	2						
21 Tyler Flowers, R (1.2) OBP: 0.297, SLG: 0.344										5	1	3	1	0	0	3						
<b>Inning Stats</b>	R: 3 E: 0 K: 0 S: 14	H: 4 LOB: 1 BB: 0 P: 26	R: 0 E: 0 K: 0 S: 7	H: 0 LOB: 0 BB: 0 P: 9	R: 2 E: 0 K: 0 S: 14	H: 4 LOB: 3 BB: 1 P: 20	R: 2 E: 1 K: 0 S: 14	H: 3 LOB: 2 BB: 1 P: 24	R: 0 E: 0 K: 0 S: 7	H: 1 LOB: 1 BB: 0 P: 12	R: 1 E: 0 K: 2 S: 19	H: 3 LOB: 2 BB: 0 P: 30	R: 1 E: 0 K: 1 S: 11	H: 2 LOB: 2 BB: 0 P: 16	R: 0 E: 0 K: 0 S: 6	H: 0 LOB: 0 BB: 0 P: 10	R: 0 E: 0 K: 1 S: 9	H: 1 LOB: 1 BB: 0 P: 11	1B: 13 2B: 2 HR: 3	SF: 0 SAC: 0 HBP: 1	WP: 1 PB: 0 CS: 0	PA: 48
<b>PITCHER</b>	IP WLS BF H R ER SO BB IBB HBP BLK WP HR S P ERA WHIP																					
30 Kevin Correia, R (1.1) ERA: 5.14	4.0 L 25 11 7 7 0 2 0 0 0 0 1 2 49 79 15.75 3.250																					
56 Caleb Thielbar, L (5.1) ERA: 2.53	2.0 10 4 1 1 2 0 0 0 0 0 0 0 26 42 4.50 2.000																					
61 Jared Burton, R (7.1) ERA: 4.54	1.0 6 2 1 1 1 0 0 0 1 0 0 1 16 9.00 2.000																					
52 Brian Duensing, L (8.1) ERA: 2.27	1.0 3 0 0 0 0 0 0 0 0 0 0 0 6 10 0.00 0.000																					
50 Casey Fien, R (9.1) ERA: 2.25	1.0 4 1 0 0 1 0 0 0 0 0 0 0 9 11 0.00 1.000																					

AB	45
R	9
H	18
RBI	9
BB	2
SO	4
LOB	20



Batter	1	2	3	4	5	6	7	8	9	AB	R	H	RBI	BB	SO	LOB	BOTTOM					
39 Danny Santana, S (1.8) OBP: 0.359, SLG: 0.460										4	1	1	0	0	1	0	<b>Chicago White Sox @ Minnesota Twins</b> Target Field, Minneapolis, MN Fri Jul 25 2014, 7:12 PM - 10:01 PM CDT Att: 28,728 - Cloudy - 77 F					
9 Eduardo Núñez, R (1.5) OBP: 0.289, SLG: 0.393										4	1	1	0	0	1	0						
2 Brian Dozier, R (1.4) OBP: 0.330, SLG: 0.426										3	0	0	0	0	0	2						
11 Jorge Polanco, S (8.6) OBP: 0.500, SLG: 0.833										1	0	0	0	0	1	0						
20 Chris Colabello, R (1.3) OBP: 0.286, SLG: 0.403										4	0	1	2	0	1	0						
16 Josh Willingham, R (1.10) OBP: 0.354, SLG: 0.421										4	2	2	1	0	1	1						
31 Oswaldo Arcia, L (1.9) OBP: 0.310, SLG: 0.390										4	1	2	1	0	1	0						
8 Kurt Suzuki, R (1.2) OBP: 0.365, SLG: 0.393										3	0	1	1	0	0	0						
5 Eduardo Escobar, S (1.6) OBP: 0.314, SLG: 0.394										4	0	1	0	0	0	1						
1 Sam Fuld, L (1.7) OBP: 0.343, SLG: 0.362										4	0	0	0	0	1	2						
<b>Inning Stats</b>	R: 0 E: 0 K: 1 S: 6	H: 0 LOB: 0 BB: 0 P: 9	R: 1 E: 0 K: 1 S: 12	H: 2 LOB: 1 BB: 0 P: 20	R: 0 E: 0 K: 2 S: 9	H: 0 LOB: 0 BB: 0 P: 13	R: 0 E: 0 K: 1 S: 11	H: 0 LOB: 0 BB: 0 P: 14	R: 0 E: 0 K: 0 S: 11	H: 0 LOB: 0 BB: 0 P: 17	R: 2 E: 0 K: 0 S: 11	H: 3 LOB: 1 BB: 0 P: 16	R: 1 E: 0 K: 0 S: 6	H: 1 LOB: 0 BB: 0 P: 11	R: 0 E: 0 K: 1 S: 10	H: 0 LOB: 0 BB: 0 P: 15	R: 1 E: 0 K: 0 S: 16	H: 3 LOB: 2 BB: 0 P: 24	1B: 7 2B: 0 HR: 2	SF: 1 SAC: 0 HBP: 0	WP: 0 PB: 0 CS: 0	PA: 36
<b>PITCHER</b>	IP WLS BF H R ER SO BB IBB HBP BLK WP HR S P ERA WHIP																					
50 John Danks, L (1.1) ERA: 4.4	7.0 W 27 6 4 4 4 0 0 0 0 0 1 66 100 5.14 0.857																					
41 Javy Guerra, R (8.1) ERA: 2.92	1.0 3 0 0 0 1 0 0 0 0 0 0 0 10 15 0.00 0.000																					
60 Taylor Thompson, R (9.1) ERA: 2.7	1.0 6 3 1 1 1 0 0 0 0 0 0 1 16 24 9.00 3.000																					

AB	35
R	5
H	9
RBI	5
BB	0
SO	7
LOB	6










Batter	1	2	3	4	5	6	7	8	9	AB	R	H	RBI	BB	SO	LOB	TOP																	
1 Adam Eaton, L (1, 8) OBP: 0.355, SLG: 0.383										4	1	1	0	0	1	0	<b>Chicago White Sox @ Minnesota Twins</b> Target Field, Minneapolis, MN Sun Jul 27 2014, 1:15 PM - 3:57 PM CDT Att: 27,818 - Cloudy - 72 F																	
10 Alexei Ramirez, R (1, 6) OBP: 0.319, SLG: 0.405										3	0	0	1	0	0	0																		
79 Jose Abreu, R (1, 3) OBP: 0.344, SLG: 0.619										3	0	2	1	1	0	0																		
28 Leury Garcia, S (9, PR) OBP: 0.229, SLG: 0.253										0	0	0	0	0	0	0																		
44 Adam Dunn, L (1, 10) OBP: 0.363, SLG: 0.435										3	0	0	0	0	1	2																		
14 Paul Konerko, R (9, PH) OBP: 0.268, SLG: 0.381										1	0	1	0	0	0	0																		
25 Moisés Sierra, R (9, PR) OBP: 0.237, SLG: 0.317										0	0	0	0	0	0	0																		
24 Dayan Viciedo, R (1, 9) OBP: 0.286, SLG: 0.396										4	0	1	0	0	1	2																		
12 Conor Gillaspie, L (1, 5) OBP: 0.375, SLG: 0.464										3	0	0	0	1	2	1																		
30 Alejandro De Aza, L (1, 7) OBP: 0.303, SLG: 0.352										4	0	1	0	0	2	4																		
15 Gordon Beckham, R (1, 4) OBP: 0.275, SLG: 0.363										4	1	1	0	0	1	3																		
17 Adrian Nieto, S (1, 2) OBP: 0.325, SLG: 0.368										2	1	1	1	0	0	0																		
<b>Inning Stats</b>	R: 0 E: 0 K: 2 S: 13	H: 0 LOB: 1 BB: 1 P: 21	R: 0 E: 0 K: 2 S: 10	H: 0 LOB: 0 BB: 0 P: 14	R: 0 E: 0 K: 1 S: 9	H: 0 LOB: 0 BB: 0 P: 13	R: 0 E: 0 K: 0 S: 5	H: 0 LOB: 0 BB: 0 P: 6	R: 0 E: 0 K: 1 S: 11	H: 1 LOB: 0 BB: 0 P: 19	R: 2 E: 0 K: 0 S: 10	H: 3 LOB: 1 BB: 0 P: 19	R: 0 E: 0 K: 0 S: 4	H: 1 LOB: 0 BB: 0 P: 5	R: 1 E: 0 K: 0 S: 12	H: 1 LOB: 0 BB: 0 P: 18	R: 0 E: 0 K: 2 S: 22	H: 2 LOB: 3 BB: 1 P: 33	1B: 5 2B: 3 3B: 0 HR: 1	SF: 1 SAC: 1 DP: 0 HBP: 0	WP: 0 PB: 0 SB: 0 CS: 1	PA: 36												
<b>PITCHER</b>	IP WLS BF H R ER SO BB IBB HBP BLK WP HR S P ERA WHIP																																	
63 Yohan Pino, R (1, 1) ERA: 4.38	6.0	W 22	4	2	2	6	1	0	0	0	0	0	0	0	58	92	3.00	0.833																
61 Jared Burton, R (7, 1) ERA: 4.43	1.0	W 3	1	0	0	0	0	0	0	0	0	0	0	4	5	0.00	1.000																	
50 Casey Fien, R (8, 1) ERA: 2.4	1.0	H 4	1	1	1	0	0	0	0	0	0	1	12	18	9.00	1.000																		
15 Glen Perkins, L (9, 1) ERA: 2.64	1.0	S 6	2	0	0	2	1	0	0	0	0	0	22	33	0.00	3.000																		

Batter	1	2	3	4	5	6	7	8	9	AB	R	H	RBI	BB	SO	LOB	BOTTOM															
39 Danny Santana, S (1, 8) OBP: 0.348, SLG: 0.458										3	0	1	2	0	0	0	<b>Chicago White Sox @ Minnesota Twins</b> Target Field, Minneapolis, MN Sun Jul 27 2014, 1:15 PM - 3:57 PM CDT Att: 27,818 - Cloudy - 72 F															
1 Sam Fuld, L (1, 7) OBP: 0.350, SLG: 0.367										3	0	2	2	1	0	1																
2 Brian Dozier, R (1, 4) OBP: 0.325, SLG: 0.418										4	0	0	0	0	0	3																
24 Trevor Plouffe, R (1, 5) OBP: 0.313, SLG: 0.405										4	0	0	0	0	0	2																
31 Oswaldo Arcia, L (1, 9) OBP: 0.303, SLG: 0.385										4	0	0	0	0	3	1																
16 Josh Willingham, R (1, 10) OBP: 0.361, SLG: 0.421										2	1	1	0	1	1	0																
27 Chris Parmelee, L (1, 3) OBP: 0.307, SLG: 0.386										3	1	1	0	0	0	1																
26 Eric Fryer, R (1, 2) OBP: 0.226, SLG: 0.143										2	1	0	0	1	0	0																
5 Eduardo Escobar, S (1, 6) OBP: 0.315, SLG: 0.396										3	1	1	0	0	0	3																
<b>Inning Stats</b>	R: 0 E: 0 K: 0 S: 11	H: 1 LOB: 1 BB: 0 P: 18	R: 0 E: 0 K: 2 S: 9	H: 0 LOB: 0 BB: 0 P: 12	R: 1 E: 0 K: 0 S: 11	H: 2 LOB: 1 BB: 0 P: 14	R: 0 E: 0 K: 1 S: 8	H: 1 LOB: 0 BB: 0 P: 12	R: 0 E: 0 K: 1 S: 8	H: 0 LOB: 1 BB: 1 P: 8	R: 0 E: 0 K: 1 S: 6	H: 0 LOB: 1 BB: 1 P: 14	R: 3 E: 0 K: 0 S: 14	H: 2 LOB: 1 BB: 2 P: 26	R: 0 E: 0 K: 0 S: 7	H: 0 LOB: 0 BB: 0 P: 8		1B: 4 2B: 1 3B: 1 HR: 0	SF: 1 SAC: 0 DP: 0 HBP: 0	WP: 1 PB: 0 SB: 1 CS: 0	PA: 32											
<b>PITCHER</b>	IP WLS BF H R ER SO BB IBB HBP BLK WP HR S P ERA WHIP																															
67 Scott Carroll, R (1, 1) ERA: 4.25	6.0	L 23	4	1	1	4	1	0	0	0	0	0	5	13	-	-																
54 Ronald Belisario, R (7, 1) ERA: 5.22	0.0	L 3	1	3	3	0	2	0	0	0	1	0	5	13	-	-																
41 Javy Guerra, R (7, 1) ERA: 2.81	1.0	B 3	1	0	0	0	0	0	0	0	0	0	9	13	0.00	1.000																
40 Daniel Webb, R (8, 1) ERA: 3.45	1.0	3	0	0	0	0	0	0	0	0	0	0	7	8	0.00	0.000																

AB	31
R	3
H	8
RBI	3
BB	2
SO	8
LOB	12



AB	28
R	4
H	6
RBI	4
BB	3
SO	4
LOB	11





Batter	1	2	3	4	5	6	7	8	9	AB	R	H	RBI	BB	SO	LOB	TOP						
39 Danny Santana, S OBP: 0.350, SLG: 0.462										5	2	2	0	0	2	1	<b>Minnesota Twins @ Kansas City Royals</b> Kauffman Stadium, Kansas City, MO Tue Jul 29 2014, 7:13 PM - 10:25 PM CDT Att: 30,686 - Clear - 78 F						
1 Sam Fuld, L OBP: 0.353, SLG: 0.366										3	0	1	0	1	0	1							
2 Brian Dozier, R OBP: 0.328, SLG: 0.422										3	0	2	1	1	1	1							
16 Josh Willingham, R OBP: 0.363, SLG: 0.422										2	0	1	1	0	0	0							
27 Chris Parmelee, L OBP: 0.299, SLG: 0.376										4	0	0	0	0	0	6							
24 Trevor Plouffe, R OBP: 0.312, SLG: 0.402										3	0	0	0	1	2	0							
8 Kurt Suzuki, R OBP: 0.308, SLG: 0.389										2	0	0	0	2	0	1							
9 Eduardo Núñez, R OBP: 0.279, SLG: 0.376										4	0	1	0	0	0	3							
5 Eduardo Escobar, S OBP: 0.310, SLG: 0.390										4	0	0	0	0	2	3							
<b>Inning Stats</b>	R: 0 E: 0 K: 2 S: 13	H: 1 LOB: 2 BB: 1 P: 25	R: 0 E: 0 K: 0 S: 12	H: 0 LOB: 1 BB: 1 P: 18	R: 1 E: 1 K: 0 S: 17	H: 1 LOB: 1 BB: 1 P: 25	R: 0 E: 0 K: 1 S: 8	H: 0 LOB: 0 BB: 1 P: 17	R: 1 E: 0 K: 0 S: 16	H: 3 LOB: 2 BB: 0 P: 25	R: 0 E: 0 K: 2 S: 11	H: 1 LOB: 1 BB: 0 P: 14	R: 0 E: 0 K: 1 S: 10	H: 1 LOB: 0 BB: 0 P: 18	R: 0 E: 0 K: 0 S: 8	H: 0 LOB: 0 BB: 0 P: 10		R: 0 E: 0 K: 1 S: 11	H: 0 LOB: 1 BB: 1 P: 18	1B: 5 2B: 2 HR: 0	SF: 1 SAC: 0 HBP: 1	WP: 1 PB: 0 CS: 1	PA: 38
<b>PITCHER</b>	IP WLS BF H R ER SO BB IBB HBP BLK WP HR S P ERA WHIP	IP WLS BF H R ER SO BB IBB HBP BLK WP HR S P ERA WHIP	IP WLS BF H R ER SO BB IBB HBP BLK WP HR S P ERA WHIP	IP WLS BF H R ER SO BB IBB HBP BLK WP HR S P ERA WHIP	IP WLS BF H R ER SO BB IBB HBP BLK WP HR S P ERA WHIP	IP WLS BF H R ER SO BB IBB HBP BLK WP HR S P ERA WHIP	IP WLS BF H R ER SO BB IBB HBP BLK WP HR S P ERA WHIP	IP WLS BF H R ER SO BB IBB HBP BLK WP HR S P ERA WHIP	IP WLS BF H R ER SO BB IBB HBP BLK WP HR S P ERA WHIP	IP WLS BF H R ER SO BB IBB HBP BLK WP HR S P ERA WHIP	IP WLS BF H R ER SO BB IBB HBP BLK WP HR S P ERA WHIP	IP WLS BF H R ER SO BB IBB HBP BLK WP HR S P ERA WHIP	IP WLS BF H R ER SO BB IBB HBP BLK WP HR S P ERA WHIP	IP WLS BF H R ER SO BB IBB HBP BLK WP HR S P ERA WHIP	IP WLS BF H R ER SO BB IBB HBP BLK WP HR S P ERA WHIP	IP WLS BF H R ER SO BB IBB HBP BLK WP HR S P ERA WHIP	IP WLS BF H R ER SO BB IBB HBP BLK WP HR S P ERA WHIP	IP WLS BF H R ER SO BB IBB HBP BLK WP HR S P ERA WHIP	IP WLS BF H R ER SO BB IBB HBP BLK WP HR S P ERA WHIP	IP WLS BF H R ER SO BB IBB HBP BLK WP HR S P ERA WHIP	IP WLS BF H R ER SO BB IBB HBP BLK WP HR S P ERA WHIP	IP WLS BF H R ER SO BB IBB HBP BLK WP HR S P ERA WHIP	IP WLS BF H R ER SO BB IBB HBP BLK WP HR S P ERA WHIP

AB	30
R	2
H	7
RBI	2
BB	5
SO	7
LOB	16



Batter	1	2	3	4	5	6	7	8	9	AB	R	H	RBI	BB	SO	LOB	BOTTOM						
23 Norichika Aoki, L OBP: 0.330, SLG: 0.329										4	0	1	0	0	0	1	<b>Minnesota Twins @ Kansas City Royals</b> Kauffman Stadium, Kansas City, MO Tue Jul 29 2014, 7:13 PM - 10:25 PM CDT Att: 30,686 - Clear - 78 F						
14 Omar Infante, R OBP: 0.303, SLG: 0.365										4	1	1	0	0	1	1							
35 Eric Hosmer, L OBP: 0.317, SLG: 0.382										4	0	1	1	0	2	1							
1 Jarrod Dyson, L OBP: 0.330, SLG: 0.331										0	0	0	0	0	0	0							
13 Salvador Perez, R OBP: 0.319, SLG: 0.422										4	0	0	0	0	2	1							
4 Alex Gordon, L OBP: 0.352, SLG: 0.414										3	0	0	0	1	0	1							
16 Billy Butler, R OBP: 0.323, SLG: 0.366										4	0	0	0	0	0	2							
8 Mike Moustakas, L OBP: 0.261, SLG: 0.387										2	0	0	0	1	0	0							
6 Lorenzo Cain, R OBP: 0.333, SLG: 0.413										3	0	1	0	0	1	2							
2 Alcides Escobar, R OBP: 0.312, SLG: 0.374										3	0	1	0	0	2	1							
<b>Inning Stats</b>	R: 0 E: 0 K: 1 S: 10	H: 0 LOB: 0 BB: 0 P: 13	R: 0 E: 0 K: 1 S: 14	H: 0 LOB: 0 BB: 0 P: 17	R: 0 E: 0 K: 0 S: 8	H: 1 LOB: 0 BB: 0 P: 9	R: 0 E: 0 K: 0 S: 7	H: 0 LOB: 0 BB: 0 P: 11	R: 0 E: 0 K: 2 S: 11	H: 0 LOB: 2 BB: 2 P: 22	R: 0 E: 0 K: 3 S: 12	H: 1 LOB: 1 BB: 0 P: 19	R: 0 E: 0 K: 0 S: 4	H: 0 LOB: 0 BB: 0 P: 4	R: 0 E: 0 K: 1 S: 17	H: 1 LOB: 1 BB: 0 P: 24	R: 1 E: 0 K: 0 S: 7	H: 2 LOB: 1 BB: 0 P: 12	1B: 3 2B: 2 HR: 0	SF: 0 SAC: 0 HBP: 0	WP: 0 PB: 0 CS: 0	PA: 34	
<b>PITCHER</b>	IP WLS BF H R ER SO BB IBB HBP BLK WP HR S P ERA WHIP	IP WLS BF H R ER SO BB IBB HBP BLK WP HR S P ERA WHIP	IP WLS BF H R ER SO BB IBB HBP BLK WP HR S P ERA WHIP	IP WLS BF H R ER SO BB IBB HBP BLK WP HR S P ERA WHIP	IP WLS BF H R ER SO BB IBB HBP BLK WP HR S P ERA WHIP	IP WLS BF H R ER SO BB IBB HBP BLK WP HR S P ERA WHIP	IP WLS BF H R ER SO BB IBB HBP BLK WP HR S P ERA WHIP	IP WLS BF H R ER SO BB IBB HBP BLK WP HR S P ERA WHIP	IP WLS BF H R ER SO BB IBB HBP BLK WP HR S P ERA WHIP	IP WLS BF H R ER SO BB IBB HBP BLK WP HR S P ERA WHIP	IP WLS BF H R ER SO BB IBB HBP BLK WP HR S P ERA WHIP	IP WLS BF H R ER SO BB IBB HBP BLK WP HR S P ERA WHIP	IP WLS BF H R ER SO BB IBB HBP BLK WP HR S P ERA WHIP	IP WLS BF H R ER SO BB IBB HBP BLK WP HR S P ERA WHIP	IP WLS BF H R ER SO BB IBB HBP BLK WP HR S P ERA WHIP	IP WLS BF H R ER SO BB IBB HBP BLK WP HR S P ERA WHIP	IP WLS BF H R ER SO BB IBB HBP BLK WP HR S P ERA WHIP	IP WLS BF H R ER SO BB IBB HBP BLK WP HR S P ERA WHIP	IP WLS BF H R ER SO BB IBB HBP BLK WP HR S P ERA WHIP	IP WLS BF H R ER SO BB IBB HBP BLK WP HR S P ERA WHIP	IP WLS BF H R ER SO BB IBB HBP BLK WP HR S P ERA WHIP	IP WLS BF H R ER SO BB IBB HBP BLK WP HR S P ERA WHIP	IP WLS BF H R ER SO BB IBB HBP BLK WP HR S P ERA WHIP









Batter	1	2	3	4	5	6	7	8	9	AB	R	H	RBI	BB	SO	LOB	TOP			
39 Danny Santana, S (1, 8) OBP: 0.347, SLG: 0.467										4	1	1	1	1	0	6	<b>Minnesota Twins @ Kansas City Royals</b> Kauffman Stadium, Kansas City, MO Thu Jul 31 2014, 7:11 PM - 10:00 PM CDT Att: 24,127 - Clear - 82 F			
9 Eduardo Núñez, R (1, 6) OBP: 0.275, SLG: 0.361										5	0	0	0	0	2	7				
24 Trevor Plouffe, R (1, 5) OBP: 0.305, SLG: 0.391										5	0	0	0	0	1	1				
16 Josh Willingham, R (1, 10) OBP: 0.362, SLG: 0.427										4	0	0	0	1	3	2				
31 Oswaldo Arcia, L (1, 9) OBP: 0.299, SLG: 0.383										5	1	1	0	0	2	3				
20 Chris Colabello, R (1, 3) OBP: 0.276, SLG: 0.386										4	0	0	0	0	1	1				
27 Chris Parmelee, L (1, 7) OBP: 0.320, SLG: 0.381										1	0	0	0	3	0	0				
26 Eric Fryer, R (1, 2) OBP: 0.265, SLG: 0.226										3	0	2	0	0	0	0				
8 Kurt Suzuki, R (8, PH) OBP: 0.369, SLG: 0.391										1	0	1	1	0	0	0				
5 Eduardo Escobar, S (1, 4) OBP: 0.313, SLG: 0.392										4	1	2	0	0	1	4				
<b>Inning Stats</b>	R: 1 E: 0 K: 1 S: 12	H: 1 LOB: 1 BB: 1 P: 17	R: 0 E: 0 K: 0 S: 9	H: 0 LOB: 0 BB: 0 P: 16	R: 1 E: 2 K: 2 S: 12	H: 1 LOB: 2 BB: 0 P: 13	R: 0 E: 0 K: 1 S: 14	H: 2 LOB: 3 BB: 1 P: 20	R: 0 E: 0 K: 1 S: 8	H: 1 LOB: 2 BB: 1 P: 15	R: 0 E: 0 K: 1 S: 7	H: 0 LOB: 0 BB: 0 P: 10	R: 1 E: 0 K: 2 S: 18	H: 2 LOB: 3 BB: 2 P: 30	R: 0 E: 0 K: 1 S: 10	H: 0 LOB: 0 BB: 0 P: 14	1B: 3 2B: 3 3B: 0 HR: 1	SF: 0 SAC: 0 DP: 0 HBP: 0	WP: 0 PB: 0 SB: 0 CS: 0	PA: 41
<b>PITCHER</b>	IP WLS BF H R ER SO BB IBB HBP BLK WP HR S P ERA WHIP																			
30 Yordano Ventura, R (1, 1) ERA: 3.5	7.0 W 31 5 2 1 7 3 0 0 0 0 0 1 71 103 1.29 1.143																			
43 Aaron Crow, R (8, 1) ERA: 3.15	0.1 3 1 1 1 0 1 0 0 0 0 0 0 7 14 27.00 6.000																			
17 Wade Davis, R (8, 1) ERA: 0.97	0.2 H 4 1 0 0 2 1 0 0 0 0 0 0 11 16 0.00 3.000																			
56 Greg Holland, R (9, 1) ERA: 1.77	1.0 S 3 0 0 0 1 0 0 0 0 0 0 0 10 14 0.00 0.000																			

Batter	1	2	3	4	5	6	7	8	9	AB	R	H	RBI	BB	SO	LOB	BOTTOM			
1 Jarrod Dyson, L (1, 8) OBP: 0.326, SLG: 0.330										4	1	1	1	0	1	0	<b>Minnesota Twins @ Kansas City Royals</b> Kauffman Stadium, Kansas City, MO Thu Jul 31 2014, 7:11 PM - 10:00 PM CDT Att: 24,127 - Clear - 82 F			
14 Omar Infante, R (1, 4) OBP: 0.307, SLG: 0.366										4	0	0	0	0	2	1				
35 Eric Hosmer, L (1, 3) OBP: 0.312, SLG: 0.377										2	0	0	0	0	1	0				
16 Billy Butler, R (6, PH) OBP: 0.321, SLG: 0.363										2	0	1	0	0	0	0				
13 Salvador Perez, R (1, 2) OBP: 0.315, SLG: 0.419										4	0	0	0	0	0	1				
4 Alex Gordon, L (1, 7) OBP: 0.355, SLG: 0.421										4	0	1	0	0	1	0				
6 Lorenzo Cain, R (1, 9) OBP: 0.332, SLG: 0.410										4	1	2	0	0	0	0				
18 Raul Ibanez, L (1, 10) OBP: 0.256, SLG: 0.292										3	1	1	0	0	0	3				
8 Mike Moustakas, L (1, 5) OBP: 0.265, SLG: 0.393										2	2	1	1	1	1	2				
2 Alcides Escobar, R (1, 6) OBP: 0.312, SLG: 0.379										3	1	1	2	0	0	1				
<b>Inning Stats</b>	R: 0 E: 0 K: 1 S: 9	H: 0 LOB: 0 BB: 0 P: 10	R: 0 E: 0 K: 1 S: 19	H: 2 LOB: 0 BB: 0 P: 30	R: 0 E: 0 K: 1 S: 9	H: 0 LOB: 0 BB: 0 P: 14	R: 0 E: 0 K: 0 S: 7	H: 0 LOB: 0 BB: 0 P: 8	R: 2 E: 1 K: 0 S: 12	H: 2 LOB: 1 BB: 0 P: 20	R: 0 E: 0 K: 0 S: 8	H: 1 LOB: 0 BB: 0 P: 13	R: 4 E: 1 K: 1 S: 16	H: 3 LOB: 0 BB: 1 P: 24	R: 0 E: 0 K: 1 S: 7	H: 0 LOB: 0 BB: 0 P: 12	1B: 5 2B: 2 3B: 1 HR: 0	SF: 0 SAC: 0 DP: 1 HBP: 0	WP: 0 PB: 0 SB: 3 CS: 0	PA: 33
<b>PITCHER</b>	IP WLS BF H R ER SO BB IBB HBP BLK WP HR S P ERA WHIP																			
30 Kevin Correia, R (1, 1) ERA: 4.96	6.0 L 23 5 2 1 4 0 0 0 0 0 0 0 6 11 54.00 6.000																			
56 Caleb Thielbar, L (7, 1) ERA: 3.31	0.1 3 1 2 2 0 1 0 0 0 0 0 0 6 11 54.00 6.000																			
57 Ryan Pressly, R (7, 1) ERA: 1.42	0.2 4 2 2 1 1 0 0 0 0 0 0 0 10 13 13.50 3.000																			
21 Samuel Deduno, R (8, 1) ERA: 4.27	1.0 3 0 0 0 0 1 0 0 0 0 0 0 7 12 0.00 0.000																			
















Batter	1	2	3	4	5	6	7	8	9	AB R H RBI BB SO LOB	TOP											
2 Everth Cabrera, S OBP: 0.288, SLG: 0.295										4 0 2 0 1 1 0	<b>San Diego Padres @ Minnesota Twins</b> Target Field, Minneapolis, MN Tue Aug 05 2014, 7:11 PM - 10:06 PM CDT Att: 34,495 - Partly Cloudy - 78 F											
27 Yanervis Solarte, S OBP: 0.342, SLG: 0.362										5 0 2 0 0 0 3												
12 Seth Smith, L OBP: 0.281, SLG: 0.489										5 0 1 0 0 1 6												
14 Tommy Medica, R OBP: 0.322, SLG: 0.478										4 0 0 0 0 3 1												
9 Jedd Gyorko, R OBP: 0.241, SLG: 0.312										4 0 1 0 0 3 0												
25 Will Venable, L OBP: 0.281, SLG: 0.330										4 0 2 0 0 0 1												
8 Yasmani Grandal, S OBP: 0.303, SLG: 0.369										4 0 1 0 0 1 3												
23 Yonder Alonso, L OBP: 0.267, SLG: 0.372										4 1 3 1 0 0 0												
1 Chris Nelson, R OBP: 0.327, SLG: 0.318										4 0 0 0 0 2 1												
<b>Inning Stats</b>	R: 0 E: 0 K: 1 S: 9	H: 1 LOB: 1 BB: 0 P: 14	R: 0 E: 0 K: 1 S: 12	H: 2 LOB: 2 BB: 0 P: 17	R: 0 E: 0 K: 1 S: 12	H: 0 LOB: 1 BB: 1 P: 19	R: 0 E: 0 K: 3 S: 11	H: 1 LOB: 1 BB: 0 P: 15	R: 1 E: 0 K: 1 S: 15	H: 2 LOB: 1 BB: 0 P: 20	R: 0 E: 0 K: 2 S: 10	H: 1 LOB: 1 BB: 0 P: 14	R: 0 E: 0 K: 1 S: 13	H: 2 LOB: 2 BB: 0 P: 21	R: 0 E: 0 K: 1 S: 10	H: 1 LOB: 1 BB: 0 P: 14	R: 0 E: 0 K: 0 S: 8	H: 2 LOB: 2 BB: 0 P: 11	1B: 9 2B: 2 HR: 1	SF: 0 SAC: 0 DP: 0 HBP: 0	WP: 0 PB: 0 SB: 0 CS: 0	PA: 39
<b>PITCHER</b>	IP WLS BF H R ER SO BB IBB HBP BLK WP HR S P ERA WHIP											IP WLS BF H R ER SO BB IBB HBP BLK WP HR S P ERA WHIP										
45 Phil Hughes, R ERA: 4.01	6.0 W 25 7 1 1 9 1 0 0 0 0 0 1 69 99 1.50 1.333																					
56 Caleb Thielbar, L ERA: 3.19	1.0 H 5 2 0 0 1 0 0 0 0 0 0 0 13 21 0.00 2.000																					
50 Casey Fien, R ERA: 2.98	1.0 H 4 1 0 0 1 0 0 0 0 0 0 0 14 24 0.00 1.000																					
15 Glen Perkins, L ERA: 2.66	1.0 S 5 2 0 0 0 0 0 0 0 0 0 0 8 11 0.00 2.000																					

AB	38
R	1
H	12
RBI	1
BB	1
SO	11
LOB	15



Batter	1	2	3	4	5	6	7	8	9	AB R H RBI BB SO LOB	BOTTOM									
39 Danny Santana, S OBP: 0.355, SLG: 0.488										4 0 0 0 0 0 2	<b>San Diego Padres @ Minnesota Twins</b> Target Field, Minneapolis, MN Tue Aug 05 2014, 7:11 PM - 10:06 PM CDT Att: 34,495 - Partly Cloudy - 78 F									
2 Brian Dozier, R OBP: 0.340, SLG: 0.428										3 1 2 0 1 0 1										
24 Trevor Plouffe, R OBP: 0.323, SLG: 0.404										2 1 0 0 2 0 2										
16 Josh Willingham, R OBP: 0.354, SLG: 0.405										4 0 0 0 0 1 4										
19 Kennys Vargas, S OBP: 0.368, SLG: 0.556										4 1 1 3 0 1 2										
27 Chris Parmelee, L OBP: 0.319, SLG: 0.412										0 0 0 0 0 0 0										
31 Oswaldo Arcia, L OBP: 0.305, SLG: 0.405										2 0 0 0 1 0 0										
8 Kurt Suzuki, R OBP: 0.368, SLG: 0.390										3 0 0 0 0 1 1										
5 Eduardo Escobar, S OBP: 0.312, SLG: 0.391										3 0 1 0 0 0 0										
1 Jordan Schafer, L OBP: 0.261, SLG: 0.220										2 0 1 0 0 1 0										
<b>Inning Stats</b>	R: 0 E: 0 K: 1 S: 9	H: 1 LOB: 2 BB: 1 P: 16	R: 0 E: 0 K: 0 S: 10	H: 0 LOB: 0 BB: 0 P: 14	R: 0 E: 0 K: 0 S: 7	H: 1 LOB: 1 BB: 1 P: 13	R: 0 E: 0 K: 0 S: 5	H: 0 LOB: 0 BB: 0 P: 11	R: 0 E: 0 K: 1 S: 7	H: 0 LOB: 0 BB: 0 P: 10	R: 3 E: 0 K: 2 S: 21	H: 2 LOB: 1 BB: 2 P: 34	R: 0 E: 0 K: 0 S: 18	H: 1 LOB: 1 BB: 0 P: 24	R: 0 E: 0 K: 0 S: 9	H: 0 LOB: 0 BB: 0 P: 10	1B: 2 2B: 2 HR: 1	SF: 0 SAC: 1 DP: 1 HBP: 0	WP: 0 PB: 0 SB: 1 CS: 0	PA: 32
<b>PITCHER</b>	IP WLS BF H R ER SO BB IBB HBP BLK WP HR S P ERA WHIP											IP WLS BF H R ER SO BB IBB HBP BLK WP HR S P ERA WHIP								
45 Jesse Hahn, R ERA: 2.28	5.2 L 24 4 3 3 3 4 0 0 0 0 0 0 23 30 0.00 0.750																			
58 Blaine Boyer, R ERA: 1.85	1.1 5 1 0 0 1 0 0 0 0 0 0 0 9 10 0.00 0.000																			
33 Dale Thayer, R ERA: 1.91	1.0 3 0 0 0 0 0 0 0 0 0 0 0 9 10 0.00 0.000																			

AB	27
R	3
H	5
RBI	3
BB	4
SO	4
LOB	12





Batter	1	2	3	4	5	6	7	8	9	10	AB	R	H	RBI	BB	SO	LOB	TOP						
2 Everth Cabrera, S OBP: 0.267, SLG: 0.294	G4-3		G4-3			1B	G1-3		SF9		4	1	1	1	0	0	2	<b>San Diego Padres @ Minnesota Twins</b> Target Field, Minneapolis, MN Wed Aug 06 2014, 12:11 PM - 3:56 PM CDT Att: 34,567 - Partly Cloudy - 76 F						
27 Yangervis Solarte, S OBP: 0.340, SLG: 0.387	K			P4		BB		F7	P3		4	1	0	0	1	1								
12 Seth Smith, L OBP: 0.385, SLG: 0.502	G3		G1-3			2B		1B	HR		4	1	2	2	1	0	0							
14 Tommy Medica, R OBP: 0.324, SLG: 0.478	P5		G5-3	1B		G5-3		1B	G4-3		5	1	2	1	0	0	1							
9 Jedd Gyorko, R OBP: 0.277, SLG: 0.314	F9		2B			F7		F3	F7		5	0	1	1	0	0	3							
25 Will Venable, L OBP: 0.277, SLG: 0.325	G4-3		L3			K		K	K		5	0	0	0	0	3	4							
23 Yonder Alonso, L OBP: 0.274, SLG: 0.385			2B			G6-3		1B	SH1-3		4	1	3	0	0	0	0							
8 Yasmani Grandal, S OBP: 0.300, SLG: 0.366			G5-3			P4		BB	SH1-3		2	0	0	0	0	0	1							
44 René Rivera, R OBP: 0.311, SLG: 0.440			K			L8		BB	BB		0	0	0	0	2	0	0							
15 Jeff Francoeur, R OBP: 0.217, SLG: 0.105						L9		L9	SH1-3		2	0	0	0	0	1	1							
5 Alexi Amarista, L OBP: 0.283, SLG: 0.314									2-3		1	0	0	0	0	0	2							
<b>Inning Stats</b>	R: 0 E: 0 K: 1 S: 7	H: 0 LOB: 0 BB: 0 P: 11	R: 0 E: 0 K: 0 S: 7	H: 0 LOB: 0 BB: 0 P: 10	R: 0 E: 0 K: 1 S: 8	H: 1 LOB: 1 BB: 0 P: 14	R: 1 E: 0 K: 1 S: 10	H: 2 LOB: 1 BB: 0 P: 14	R: 0 E: 0 K: 0 S: 7	H: 0 LOB: 0 BB: 0 P: 9	R: 2 E: 0 K: 1 S: 11	H: 2 LOB: 1 BB: 1 P: 23	R: 0 E: 0 K: 0 S: 6	H: 1 LOB: 1 BB: 1 P: 13	R: 0 E: 0 K: 1 S: 12	H: 1 LOB: 2 BB: 1 P: 23	R: 1 E: 0 K: 0 S: 13	H: 1 LOB: 1 BB: 1 P: 20	R: 1 E: 0 K: 1 S: 10	H: 1 LOB: 0 BB: 0 P: 17	1B: 4 2B: 4 3B: 0 HR: 1	SF: 1 SAC: 1 DP: 0 HBP: 0	WP: 0 PB: 0 SB: 0 CS: 0	PA: 42
<b>PITCHER</b>	IP WLS BF H R ER SO	IP WLS BF H R ER SO	IP WLS BF H R ER SO	IP WLS BF H R ER SO	IP WLS BF H R ER SO	IP WLS BF H R ER SO	IP WLS BF H R ER SO	IP WLS BF H R ER SO	IP WLS BF H R ER SO	IP WLS BF H R ER SO	IP WLS BF H R ER SO	IP WLS BF H R ER SO	IP WLS BF H R ER SO	IP WLS BF H R ER SO	IP WLS BF H R ER SO	IP WLS BF H R ER SO	IP WLS BF H R ER SO	IP WLS BF H R ER SO	IP WLS BF H R ER SO	IP WLS BF H R ER SO	ERA WHIP	ERA WHIP	ERA WHIP	
30 Kevin Correia, R ERA: 4.94	6.0	24	5	3	3	3	1	0	0	0	1	0	0	0	0	0	0	0	0	0	4	9	∞	∞
52 Brian Duensing, L ERA: 2.4	0.0	2	1	0	0	0	1	0	0	0	0	0	0	0	0	0	0	0	0	0	4	9	∞	∞
61 Jared Burton, R ERA: 4.37	2.0	7	1	0	0	1	1	0	0	0	0	0	0	0	0	0	0	0	0	14	27	0.00	1.000	
15 Glen Perkins, L ERA: 2.79	1.0	5	1	1	1	0	1	0	0	0	0	0	0	0	0	0	0	0	0	13	20	9.00	2.000	
51 Anthony Swarzak, R ERA: 4.31	1.0	4	1	1	1	1	0	0	0	0	0	0	0	0	0	0	0	0	0	10	17	9.00	1.000	

Batter	1	2	3	4	5	6	7	8	9	10	AB	R	H	RBI	BB	SO	LOB	BOTTOM						
39 Danny Santana, S OBP: 0.359, SLG: 0.480	P3		HBP			HBP		F7		F9	3	1	0	0	1	0	2	<b>San Diego Padres @ Minnesota Twins</b> Target Field, Minneapolis, MN Wed Aug 06 2014, 12:11 PM - 3:56 PM CDT Att: 34,567 - Partly Cloudy - 76 F						
2 Brian Dozier, R OBP: 0.340, SLG: 0.425	HR	FC3-2		F9		K		K		BB	5	1	1	0	1	2	7							
24 Trevor Plouffe, R OBP: 0.327, SLG: 0.414	HR										4	1	2	3	1	0	3							
9 Eduardo Núñez, R OBP: 0.281, SLG: 0.364	HR	F7				E7				P6	1	0	0	0	0	2								
19 Kennys Vargas, S OBP: 0.375, SLG: 0.500	BB		K			G6-3				K	4	1	1	0	1	2	2							
31 Oswaldo Arcia, L OBP: 0.307, SLG: 0.399	F8		P6			K		BB			3	0	0	0	2	1	2							
27 Chris Parnes, L OBP: 0.316, SLG: 0.402	K		G6-3			BB		G1-6-3		F6	4	0	0	0	1	1	4							
5 Eduardo Escobar, S OBP: 0.313, SLG: 0.391	FC3-2		G3			BB		K		L8	5	0	2	1	0	1	2							
26 Eric Fryer, R OBP: 0.318, SLG: 0.390	FC3-2					BB					4	0	2	0	0	1	2							
8 Kurt Suzuki, R OBP: 0.369, SLG: 0.392	FC3-2					P3		2B		SH3-4	1	0	1	0	0	0	0							
1 Jordan Schafer, L OBP: 0.260, SLG: 0.221	B2					P3		G5-3		SH3-4	4	0	1	0	0	0	3							
<b>Inning Stats</b>	R: 2 E: 0 K: 1 S: 16	H: 2 LOB: 1 BB: 1 P: 26	R: 0 E: 0 K: 0 S: 10	H: 2 LOB: 3 BB: 0 P: 15	R: 0 E: 0 K: 1 S: 6	H: 0 LOB: 0 BB: 0 P: 8	R: 0 E: 0 K: 1 S: 11	H: 1 LOB: 2 BB: 1 P: 18	R: 1 E: 1 K: 1 S: 14	H: 2 LOB: 2 BB: 1 P: 21	R: 1 E: 1 K: 1 S: 11	H: 1 LOB: 1 BB: 0 P: 17	R: 0 E: 0 K: 1 S: 11	H: 0 LOB: 0 BB: 1 P: 17	R: 0 E: 0 K: 1 S: 16	H: 0 LOB: 2 BB: 2 P: 26	R: 0 E: 0 K: 0 S: 9	H: 1 LOB: 2 BB: 1 P: 16	R: 0 E: 0 K: 1 S: 9	H: 1 LOB: 0 BB: 1 P: 16	1B: 8 2B: 1 3B: 0 HR: 1	SF: 0 SAC: 1 DP: 1 HBP: 2	WP: 0 PB: 1 SB: 4 CS: 0	PA: 48
<b>PITCHER</b>	IP WLS BF H R ER SO	IP WLS BF H R ER SO	IP WLS BF H R ER SO	IP WLS BF H R ER SO	IP WLS BF H R ER SO	IP WLS BF H R ER SO	IP WLS BF H R ER SO	IP WLS BF H R ER SO	IP WLS BF H R ER SO	IP WLS BF H R ER SO	IP WLS BF H R ER SO	IP WLS BF H R ER SO	IP WLS BF H R ER SO	IP WLS BF H R ER SO	IP WLS BF H R ER SO	IP WLS BF H R ER SO	IP WLS BF H R ER SO	IP WLS BF H R ER SO	IP WLS BF H R ER SO	IP WLS BF H R ER SO	ERA WHIP	ERA WHIP	ERA WHIP	
40 Odrisamer Despaigne, R ERA: 3.1	5.2	30	8	4	4	5	3	0	2	0	0	0	0	0	0	0	0	0						
54 Alex Torres, L ERA: 2.11	2.0	7	1	0	0	1	1	0	0	0	0	0	0	0	0	0	0	0						
50 Nick Vincent, R ERA: 4.5	0.1	1	0	0	0	1	0	0	0	0	0	0	0	0	0	0	0	0						
50 Kevin Quackenbush, R ERA: 2.62	1.0	5	0	0	0	0	1	1	0	0	0	0	0	0	0	0	0	0						
56 Joaquin Benoit, R ERA: 1.75	1.0	5	1	0	0	0	1	0	0	0	0	0	0	0	0	0	0	0						





Batter	1	2	3	4	5	6	7	8	9	AB	R	H	RBI	BB	SO	LOB	TOP			
39 Danny Santana, S OBP: 0.353, SLG: 0.471											4	0	0	0	0	2	2	<b>Minnesota Twins @ Oakland Athletics</b> O.co Coliseum, Oakland, CA Thu Aug 07 2014, 10:09 PM - 12:49 AM EDT Att: 22,108 - Clear - 59 F <a href="http://livebaseballscorecards.com">livebaseballscorecards.com</a>		
2 Brian Dozier, R OBP: 0.336, SLG: 0.422											3	0	0	0	1	0	0			
24 Trevor Plouffe, R OBP: 0.324, SLG: 0.409											4	0	0	0	0	0	3			
16 Josh Willingham, R OBP: 0.348, SLG: 0.397											4	0	0	0	0	3	0			
19 Kennys Vargas, S OBP: 0.333, SLG: 0.440											3	0	0	0	0	1	0			
31 Oswaldo Arcia, L OBP: 0.308, SLG: 0.398											3	0	1	0	0	0	0			
8 Kurt Suzuki, R OBP: 0.369, SLG: 0.391										3	0	1	0	0	0	1				
20 Chris Colabelo, R OBP: 0.282, SLG: 0.380											2	0	1	0	1	0	0			
5 Eduardo Escobar, S OBP: 0.310, SLG: 0.387											3	0	0	0	0	2	3			
<b>Inning Stats</b>	R: 0 E: 0 K: 1 S: 10	H: 0 LOB: 0 BB: 0 P: 14	R: 0 E: 0 K: 2 S: 8	H: 0 LOB: 0 BB: 0 P: 11	R: 0 E: 0 K: 1 S: 9	H: 0 LOB: 0 BB: 0 P: 14	R: 0 E: 0 K: 0 S: 8	H: 0 LOB: 0 BB: 0 P: 10	R: 0 E: 0 K: 1 S: 6	H: 2 LOB: 3 BB: 1 P: 25	R: 0 E: 0 K: 0 S: 8	H: 1 LOB: 1 BB: 0 P: 11	R: 0 E: 0 K: 0 S: 7	H: 0 LOB: 0 BB: 1 P: 12	R: 0 E: 0 K: 1 S: 11	H: 0 LOB: 0 BB: 0 P: 17	1B: 3 2B: 0 3B: 0 HR: 0	SF: 0 SAC: 0 DP: 1 HBP: 0	WP: 0 PB: 0 SB: 0 CS: 0	PA: 31
<b>PITCHER</b> 31 Jon Lester, L ERA: 2.44	IP: 9.0 WLS: W BF: 31 H: 3 R: 0 ER: 0 SO: 8 BB: 2 IBB: 0 HBP: 0 BLK: 0 WP: 0 HR: 0 S: 83 P: 122 ERA: 0.00 WHIP: 0.556															<b>PITCHER</b>				

Batter	1	2	3	4	5	6	7	8	9	AB	R	H	RBI	BB	SO	LOB	BOTTOM			
4 Coco Crisp, S OBP: 0.371, SLG: 0.406										3	0	0	0	1	0	1	<b>Minnesota Twins @ Oakland Athletics</b> O.co Coliseum, Oakland, CA Thu Aug 07 2014, 10:09 PM - 12:49 AM EDT Att: 22,108 - Clear - 59 F <a href="http://livebaseballscorecards.com">livebaseballscorecards.com</a>			
5 Jonny Gomes, R OBP: 0.347, SLG: 0.439										3	0	1	0	0	0	1				
8 Jed Lowrie, S OBP: 0.321, SLG: 0.356										1	0	0	0	0	0	2				
20 Josh Donaldson, R OBP: 0.330, SLG: 0.454										4	0	1	0	0	0	3				
37 Brandon Moss, L OBP: 0.333, SLG: 0.485										3	1	1	0	1	2	2				
36 Derek Norris, R OBP: 0.392, SLG: 0.468										4	0	1	1	0	0	3				
16 Josh Reddick, L OBP: 0.310, SLG: 0.432											4	0	0	0	0	1				
7 Alberto Callaspo, S OBP: 0.303, SLG: 0.296											2	1	0	0	2	0				
21 Stephen Vogt, L OBP: 0.344, SLG: 0.491											3	1	1	2	0	1				
15 Jonny Gomes, R OBP: 0.332, SLG: 0.353											1	0	0	0	0	1				
23 Sam Fuld, L OBP: 0.348, SLG: 0.355											0	0	0	0	0	0				
28 Eric Sogard, L OBP: 0.290, SLG: 0.266											4	0	2	0	0	1				
<b>Inning Stats</b>	R: 0 E: 0 K: 0 S: 9	H: 0 LOB: 0 BB: 0 P: 13	R: 0 E: 0 K: 1 S: 8	H: 0 LOB: 0 BB: 0 P: 12	R: 2 E: 0 K: 0 S: 13	H: 2 LOB: 1 BB: 1 P: 19	R: 1 E: 0 K: 0 S: 11	H: 2 LOB: 1 BB: 0 P: 16	R: 0 E: 0 K: 1 S: 17	H: 2 LOB: 2 BB: 0 P: 27	R: 0 E: 1 K: 1 S: 14	H: 0 LOB: 1 BB: 0 P: 16	R: 0 E: 0 K: 0 S: 12	H: 1 LOB: 3 BB: 2 P: 25	R: 0 E: 0 K: 1 S: 8	H: 0 LOB: 1 BB: 1 P: 16	1B: 4 2B: 2 3B: 0 HR: 1	SF: 0 SAC: 0 DP: 0 HBP: 0	WP: 0 PB: 0 SB: 2 CS: 0	PA: 36
<b>PITCHER</b> 63 Yohan Pino, R ERA: 4.99	IP: 5.2 WLS: L BF: 25 H: 6 R: 3 ER: 3 SO: 3 BB: 1 IBB: 0 HBP: 0 BLK: 0 WP: 0 HR: 1 S: 66 P: 96 ERA: 4.76 WHIP: 1.235															<b>PITCHER</b>				
56 Caleb Thielbar, L ERA: 3.16	0.1	3	1	0	0	1	1	0	0	0	0	0	9	15	0.00	6.000				
57 Ryan Pressly, R ERA: 1.17	1.0	4	0	0	0	0	0	1	0	0	0	0	9	17	0.00	0.000				
52 Brian Duensing, L ERA: 2.34	1.0	4	0	0	0	1	1	0	0	0	0	0	8	16	0.00	1.000				

**Minnesota Twins @ Oakland Athletics**  
O.co Coliseum, Oakland, CA  
Thu Aug 07 2014, 10:09 PM - 12:49 AM EDT  
Att: 22,108 - Clear - 59 F

**AB 29**  
**R 0**  
**H 3**  
**RBI 0**  
**BB 2**  
**SO 8**  
**LOB 9**


**Minnesota Twins @ Oakland Athletics**  
O.co Coliseum, Oakland, CA  
Thu Aug 07 2014, 10:09 PM - 12:49 AM EDT  
Att: 22,108 - Clear - 59 F


**AB 32**  
**R 3**  
**H 7**  
**RBI 3**  
**BB 4**  
**SO 4**  
**LOB 19**







Batter	1	2	3	4	5	6	7	8	9	AB	R	H	RBI	BB	SO	LOB	TOP										
39 Danny Santana, S OBP: 0.352, SLG: 0.470	L8	G4-3			G1-3	L3				5	1	2	0	0	0	4	<b>Minnesota Twins @ Oakland Athletics</b> O.co Coliseum, Oakland, CA Sat Aug 09 2014, 9:08 PM - 12:29 AM EDT Att: 32,074 - Overcast - 57 F										
2 Brian Dozier, R OBP: 0.336, SLG: 0.421	24 BB		24 S		G1-3			SF8		3	1	1	1	1	1												
24 Trevor Plouffe, R OBP: 0.322, SLG: 0.405	19 FC4-6				G6-3			F9		5	0	1	2	0	1	2											
19 Kennys Vargas, S OBP: 0.389, SLG: 0.455	FC4-6									4	0	2	0	0	1	1											
16 Josh Willingham, R OBP: 0.344, SLG: 0.391	K									5	0	1	0	0	2	4											
27 Chris Parmelee, L OBP: 0.313, SLG: 0.401		G3-1								5	0	1	0	0	0	4											
5 Eduardo Escobar, S OBP: 0.312, SLG: 0.395										4	1	2	0	0	1	1											
26 Eric Fryer, R OBP: 0.292, SLG: 0.356		G6-3								4	0	0	0	0	1	3											
1 Jordan Schafer, L OBP: 0.272, SLG: 0.250										3	1	2	1	1	0	0											
																											
<b>Inning Stats</b>	R: 1 H: 2 E: 0 K: 1 S: 15	H: 2 LOB: 1 BB: 0 P: 18	R: 0 H: 1 E: 0 K: 0 S: 14	H: 1 LOB: 2 BB: 1 P: 23	R: 0 H: 0 E: 0 K: 1 S: 10	H: 0 LOB: 0 BB: 1 P: 19	R: 0 H: 0 E: 0 K: 0 S: 7	H: 0 LOB: 0 BB: 0 P: 8	R: 1 H: 2 E: 0 K: 1 S: 16	H: 2 LOB: 1 BB: 0 P: 25	R: 0 H: 2 E: 0 K: 2 S: 13	H: 2 LOB: 2 BB: 0 P: 16	R: 0 H: 2 E: 0 K: 1 S: 10	H: 2 LOB: 0 BB: 0 P: 14	R: 2 H: 3 E: 0 K: 0 S: 16	H: 3 LOB: 1 BB: 0 P: 24	R: 0 H: 0 E: 0 K: 1 S: 6	H: 0 LOB: 0 BB: 0 P: 11	1B: 6 2B: 6 3B: 0 HR: 0	SF: 1 SAC: 0 DP: 0 HBP: 1	WP: 0 PB: 1 SB: 2 CS: 0	PA: 42					
<b>PITCHER</b>	IP	WLS	BF	H	R	ER	SO	BB	IBB	HBP	BLK	WP	HR	S	P	ERA	WHIP										
29 Jeff Samardzija, R ERA: 2.91	6.0	W	28	7	2	2	5	2	0	1	0	0	0	75	109	3.00	1.500										
61 Dan Otero, R ERA: 2.45	2.0		11	5	2	2	1	0	0	0	0	0	0	26	38	9.00	2.500										
39 Eric O'Flaherty, L ERA: 1.64	1.0		3	0	0	0	1	0	0	0	0	0	0	6	11	0.00	0.000										

Batter	1	2	3	4	5	6	7	8	9	AB	R	H	RBI	BB	SO	LOB	BOTTOM										
4 Coco Crisp, S OBP: 0.370, SLG: 0.407	P5									4	1	0	0	1	3	5	<b>Minnesota Twins @ Oakland Athletics</b> O.co Coliseum, Oakland, CA Sat Aug 09 2014, 9:08 PM - 12:29 AM EDT Att: 32,074 - Overcast - 57 F										
23 Sam Fuld, L OBP: 0.347, SLG: 0.351	20 BB		G3-1							4	2	1	0	1	1	3											
20 Josh Donaldson, R OBP: 0.338, SLG: 0.461	36 BB									4	1	3	2	0	0	0											
37 Brandon Moss, L OBP: 0.333, SLG: 0.478	36 BB									3	1	1	0	2	1	1											
36 Derek Norris, R OBP: 0.396, SLG: 0.478										3	1	1	5	2	1	1											
16 Josh Reddick, L OBP: 0.311, SLG: 0.430	F7-2		G4-3							5	1	2	0	0	0	6											
8 Jed Lowrie, S OBP: 0.319, SLG: 0.357		F9								4	0	0	0	1	2	2											
21 Stephen Vogt, L OBP: 0.351, SLG: 0.506		F8								5	1	2	2	0	1	2											
28 Eric Sogard, L OBP: 0.305, SLG: 0.270										1	1	0	0	4	0	1											
																											
<b>Inning Stats</b>	R: 1 H: 2 E: 0 K: 0 S: 9	H: 2 LOB: 2 BB: 2 P: 21	R: 3 H: 1 E: 0 K: 0 S: 19	H: 1 LOB: 3 BB: 5 P: 42	R: 0 H: 0 E: 0 K: 2 S: 13	H: 0 LOB: 2 BB: 2 P: 25	R: 0 H: 0 E: 0 K: 0 S: 5	H: 0 LOB: 0 BB: 0 P: 8	R: 2 H: 2 E: 1 K: 1 S: 12	H: 2 LOB: 1 BB: 1 P: 22	R: 3 H: 3 E: 0 K: 1 S: 16	H: 3 LOB: 2 BB: 1 P: 28	R: 0 H: 1 E: 0 K: 3 S: 13	H: 1 LOB: 1 BB: 0 P: 17	R: 0 H: 1 E: 0 K: 1 S: 11	H: 1 LOB: 0 BB: 0 P: 16	1B: 6 2B: 3 3B: 0 HR: 2	SF: 0 SAC: 0 DP: 1 HBP: 1	WP: 0 PB: 0 SB: 1 CS: 0	PA: 45							
<b>PITCHER</b>	IP	WLS	BF	H	R	ER	SO	BB	IBB	HBP	BLK	WP	HR	S	P	ERA	WHIP										
65 Trevor May, R ERA: 18.0	2.0	L	15	3	4	4	0	7	0	0	0	0	0	28	63	18.00	5.000										
21 Samuel Deduno, R ERA: 4.55	3.0		18	5	5	5	4	3	0	1	0	0	2	40	70	15.00	2.667										
57 Ryan Pressly, R ERA: 0.93	2.0		8	1	0	0	4	1	0	0	0	0	0	19	30	0.00	1.000										
51 Anthony Swarzak, R ERA: 4.17	1.0		4	1	0	0	1	0	0	0	0	0	0	11	16	0.00	1.000										



Batter	1	2	3	4	5	6	7	8	9	AB R H RBI BB SO LOB	TOP																
39 Danny Santana, S (1, 8) OBP: 0.357, SLG: 0.473										5 2 3 0 0 1 1	<b>Minnesota Twins @ Oakland Athletics</b> O.co Coliseum, Oakland, CA Sun Aug 10 2014, 4:09 PM - 6:57 PM EDT Att: 25,598 - Partly Cloudy - 65 F																
2 Brian Dozier, R (1, 4) OBP: 0.345, SLG: 0.426										4 1 1 1 1 1 4																	
8 Kurt Suzuki, R (1, 2) OBP: 0.366, SLG: 0.390										5 1 2 2 0 0 0																	
19 Kennys Vargas, S (1, 3) OBP: 0.366, SLG: 0.405										4 0 0 1 1 2 1																	
Josh Willingham, R (1, 10) OBP: 0.345, SLG: 0.402										4 1 1 2 1 0 3																	
27 Chris Parmelee, L (1, 9) OBP: 0.307, SLG: 0.392										4 0 0 0 0 1 1																	
9 Eduardo Núñez, R (1, 5) OBP: 0.281, SLG: 0.367										4 0 1 0 0 0 0																	
5 Eduardo Escobar, S (1, 6) OBP: 0.315, SLG: 0.394										3 0 1 0 1 2 0																	
1 Jordan Schafer, L (1, 7) OBP: 0.271, SLG: 0.250										4 1 1 0 0 1 3																	
<b>Inning Stats</b>	R: 1 E: 0 K: 0 S: 7	H: 1 LOB: 0 BB: 0 P: 11	R: 0 E: 0 K: 0 S: 6	H: 0 LOB: 0 BB: 0 P: 9	R: 0 E: 1 K: 3 S: 14	H: 0 LOB: 1 BB: 0 P: 18	R: 0 E: 0 K: 2 S: 10	H: 0 LOB: 1 BB: 1 P: 21	R: 0 E: 0 K: 0 S: 5	H: 2 LOB: 2 BB: 0 P: 12		R: 0 E: 0 K: 0 S: 5	H: 0 LOB: 0 BB: 0 P: 9	R: 0 E: 0 K: 1 S: 11	H: 1 LOB: 1 BB: 1 P: 16	R: 3 E: 0 K: 1 S: 15	H: 3 LOB: 0 BB: 2 P: 25	R: 2 E: 0 K: 1 S: 26	H: 3 LOB: 3 BB: 2 P: 42	1B: 7 2B: 1 3B: 0 HR: 2	SF: 0 SAC: 0 DP: 0 HBP: 0	WP: 2 PB: 0 SB: 3 CS: 2	PA: 41				
<b>PITCHER</b>	IP WLS BF H R ER SO BB IBB HBP BLK WP HR S P ERA WHIP											IP WLS BF H R ER SO BB IBB HBP BLK WP HR S P ERA WHIP															
40 Jason Hammel, R (1, 1) ERA: 3.6	6.1	26	4	1	1	5	2	0	0	0	0	1	1	60	92	1.42	0.947										
56 Fernando Abad, L (7, 1) ERA: 1.75	0.2	1	0	0	0	1	0	0	0	0	0	0	0	3	4	0.00	0.000										
44 Luke Gregerson, R (8, 1) ERA: 2.26	1.0	L	6	3	3	3	1	0	0	0	0	1	1	15	25	27.00	3.000										
60 Jesse Chavez, R (9, 1) ERA: 3.43	1.0		8	3	2	2	1	2	0	0	0	0	0	26	42	18.00	5.000										

Batter	1	2	3	4	5	6	7	8	9	AB R H RBI BB SO LOB	BOTTOM																
4 Coco Crisp, S (1, 10) OBP: 0.368, SLG: 0.405										4 0 1 0 0 0 2	<b>Minnesota Twins @ Oakland Athletics</b> O.co Coliseum, Oakland, CA Sun Aug 10 2014, 4:09 PM - 6:57 PM EDT Att: 25,598 - Partly Cloudy - 65 F																
23 Sam Fuld, L (1, 8) OBP: 0.346, SLG: 0.349										4 1 1 0 0 1 3																	
20 Josh Donaldson, R (1, 5) OBP: 0.337, SLG: 0.459										4 0 1 0 0 2 3																	
37 Brandon Moss, L (1, 7) OBP: 0.332, SLG: 0.475										3 0 0 0 0 2 2																	
21 Stephen Vogt, L (1, 3) OBP: 0.349, SLG: 0.500										4 0 1 1 0 1 2																	
16 Josh Reddick, L (1, 9) OBP: 0.311, SLG: 0.427										2 0 0 0 1 0 2																	
15 Jonny Gomes, R (9, PH) OBP: 0.329, SLG: 0.350										1 0 0 0 0 0 0																	
5 John Jaso, L (1, 2) OBP: 0.340, SLG: 0.428										3 0 0 0 0 0 1																	
35 Nate Freiman, R (9, PH) OBP: 0.275, SLG: 0.405										1 0 0 0 0 0 0																	
7 Alberto Callaspo, S (1, 4) OBP: 0.302, SLG: 0.297										4 0 1 0 0 2 0																	
28 Eric Sogard, L (1, 6) OBP: 0.305, SLG: 0.271										3 0 1 0 0 1 0																	
<b>Inning Stats</b>	R: 1 E: 0 K: 1 S: 16	H: 2 LOB: 2 BB: 0 P: 26	R: 0 E: 0 K: 1 S: 8	H: 0 LOB: 0 BB: 0 P: 11	R: 0 E: 0 K: 1 S: 7	H: 0 LOB: 0 BB: 1 P: 8	R: 0 E: 0 K: 1 S: 10	H: 0 LOB: 1 BB: 1 P: 16	R: 0 E: 0 K: 1 S: 7	H: 2 LOB: 2 BB: 0 P: 13	R: 0 E: 0 K: 1 S: 5	H: 0 LOB: 0 BB: 0 P: 10	R: 0 E: 0 K: 1 S: 8	H: 0 LOB: 0 BB: 0 P: 10	R: 0 E: 0 K: 1 S: 13	H: 2 LOB: 2 BB: 0 P: 17	R: 0 E: 0 K: 1 S: 6	H: 0 LOB: 0 BB: 0 P: 8	1B: 6 2B: 0 3B: 0 HR: 0	SF: 0 SAC: 0 DP: 0 HBP: 1	WP: 0 PB: 0 SB: 1 CS: 0	PA: 35					
<b>PITCHER</b>	IP WLS BF H R ER SO BB IBB HBP BLK WP HR S P ERA WHIP											IP WLS BF H R ER SO BB IBB HBP BLK WP HR S P ERA WHIP															
45 Phil Hughes, R (1, 1) ERA: 3.88	7.0	W	27	4	1	1	7	1	0	1	0	0	0	66	94	1.29	0.714										
50 Casey Fien, R (8, 1) ERA: 2.96	1.0	H	5	2	0	0	1	0	0	0	0	0	0	13	17	0.00	2.000										
15 Glen Perkins, L (9, 1) ERA: 2.74	1.0		3	0	0	0	1	0	0	0	0	0	0	6	8	0.00	0.000										

livebaseballscores.com

AB 37  
R 6  
H 10  
RBI 6  
BB 4  
SO 8  
LOB 13

livebaseballscores.com


AB 33  
R 1  
H 6  
RBI 1  
BB 1  
SO 9  
LOB 15



Batter	1	2	3	4	5	6	7	8	9	AB	R	H	RBI	BB	SO	LOB	TOP										
<b>39 Danny Santana, S</b> OBP: 0.362, SLG: 0.476										5	1	3	0	0	0	2											
<b>2 Brian Dozier, R</b> OBP: 0.340, SLG: 0.427										4	1	1	0	1	0	2											
<b>7 Joe Mauer, L</b> OBP: 0.348, SLG: 0.358										4	0	2	1	1	0	1											
<b>19 Kennys Vargas, S</b> OBP: 0.348, SLG: 0.381										5	0	1	0	0	2	4											
<b>24 Trevor Plouffe, R</b> OBP: 0.321, SLG: 0.403										4	0	1	1	0	1	4											
<b>8 Kurt Suzuki, R</b> OBP: 0.322, SLG: 0.385										4	0	0	0	0	1	5											
<b>27 Chris Parmelee, L</b> OBP: 0.306, SLG: 0.389										4	0	1	0	0	2	0											
<b>5 Eduardo Escobar, S</b> OBP: 0.320, SLG: 0.403										3	1	2	0	1	1	0											
<b>1 Jordan Schafer, L</b> OBP: 0.270, SLG: 0.242										3	1	0	0	1	1	3											
<b>Inning Stats</b>	R: 1 H: 2 E: 0 K: 1 S: 18	H: 2 BB: 1 P: 27	R: 0 H: 1 E: 0 K: 1 S: 11	LOB: 1 BB: 0 P: 15	R: 0 H: 2 E: 0 K: 0 S: 14	H: 1 BB: 0 P: 23	R: 1 H: 2 E: 1 K: 2 S: 22	H: 2 LOB: 1 BB: 0 P: 34	R: 0 H: 0 E: 0 K: 1 S: 12	H: 0 LOB: 1 BB: 0 P: 16	R: 0 H: 0 E: 1 K: 0 S: 5	H: 1 LOB: 0 BB: 7 P: 7	R: 0 H: 2 E: 0 K: 0 S: 9	H: 2 LOB: 2 BB: 0 P: 12	R: 2 H: 1 E: 0 K: 2 S: 15	H: 1 LOB: 1 BB: 2 P: 30	1B: 7 2B: 5 3B: 0 HR: 0	SF: 0 SAC: 0 DP: 1 HBP: 0	WP: 0 PB: 1 SB: 1 CS: 1	PA: 40							
<b>PITCHER</b>	IP	WLS	BF	H	R	ER	SO	BB	IBB	HBP	BLK	WP	HR	S	P	ERA	WHIP										
<b>41 Brad Peacock, R</b> ERA: 5.25	5.0		23	7	2	1	5	1	0	0	0	0	0	77	115	1.80	1.600										
<b>56 Jake Buchanan, R</b> ERA: 4.3	3.0		11	3	0	0	1	1	0	0	0	0	0	25	37	0.00	1.333										
<b>35 Josh Fields, R</b> ERA: 4.84	1.0	L	6	1	2	2	2	2	0	0	0	0	0	15	30	18.00	3.000										

**Minnesota Twins @ Houston Astros**  
Minute Maid Park, Houston, TX  
Mon Aug 11 2014, 7:11 PM - 10:31 PM CDT  
Att: 15,569 - Roof Closed - 73 F


**AB 36**  
**R 4**  
**H 11**  
**RBI 2**  
**BB 4**  
**SO 8**  
**LOB 21**



Batter	1	2	3	4	5	6	7	8	9	AB	R	H	RBI	BB	SO	LOB	BOTTOM										
<b>19 Robbie Grossman, S</b> OBP: 0.329, SLG: 0.312										5	0	0	0	0	1	6											
<b>27 Jose Altuve, R</b> OBP: 0.373, SLG: 0.444										4	1	2	1	0	0	0											
<b>23 Chris Carter, R</b> OBP: 0.302, SLG: 0.504										3	1	1	1	1	0	1											
<b>30 Matt Dominguez, R</b> OBP: 0.273, SLG: 0.358										4	0	1	0	0	1	2											
<b>15 Jason Castro, L</b> OBP: 0.296, SLG: 0.382										4	0	0	0	0	1	3											
<b>13 Domingo Santana, R</b> OBP: 0.285, SLG: 0.382										4	0	0	0	0	3	1											
<b>21 Jon Singleton, L</b> OBP: 0.285, SLG: 0.382										3	0	1	0	1	1	0											
<b>6 Jake Marisnick, R</b> OBP: 0.264, SLG: 0.244										4	0	4	0	0	0	0											
<b>3 Gregorio Petit, R</b> OBP: 0.281, SLG: 0.387										3	0	0	0	1	1	4											
<b>Inning Stats</b>	R: 1 H: 1 E: 0 K: 1 S: 11	H: 1 LOB: 1 BB: 1 P: 19	R: 0 H: 2 E: 1 K: 1 S: 10	LOB: 2 BB: 1 P: 18	R: 0 H: 1 E: 0 K: 0 S: 10	H: 1 LOB: 1 BB: 0 P: 14	R: 0 H: 1 E: 0 K: 2 S: 10	H: 1 LOB: 2 BB: 1 P: 18	R: 1 H: 2 E: 0 K: 1 S: 9	H: 2 LOB: 0 BB: 0 P: 15	R: 0 H: 1 E: 0 K: 0 S: 8	H: 1 LOB: 0 BB: 0 P: 13	R: 0 H: 0 E: 0 K: 0 S: 7	H: 0 LOB: 0 BB: 0 P: 10	R: 0 H: 0 E: 0 K: 2 S: 13	H: 0 LOB: 0 BB: 0 P: 20	R: 0 H: 1 E: 0 K: 1 S: 11	H: 1 LOB: 1 BB: 0 P: 15	1B: 7 2B: 0 3B: 0 HR: 2	SF: 0 SAC: 0 DP: 1 HBP: 0	WP: 0 PB: 0 SB: 0 CS: 1	PA: 37					
<b>PITCHER</b>	IP	WLS	BF	H	R	ER	SO	BB	IBB	HBP	BLK	WP	HR	S	P	ERA	WHIP										
<b>49 Tommy Milone, L</b> ERA: 3.52	6.0		27	8	2	2	5	3	0	0	0	0	0	10	14	0.00	0.000										
<b>57 Ryan Pressly, R</b> ERA: 0.82	1.1		4	0	0	0	1	0	0	0	0	0	0	10	14	0.00	0.000										
<b>52 Brian Duensing, L</b> ERA: 2.3	0.2	W	2	0	0	0	1	0	0	0	0	0	0	10	16	0.00	0.000										
<b>15 Glen Perkins, L</b> ERA: 2.88	1.0	S	4	1	0	0	1	0	0	0	0	0	0	11	15	0.00	1.000										

**Minnesota Twins @ Houston Astros**  
Minute Maid Park, Houston, TX  
Mon Aug 11 2014, 7:11 PM - 10:31 PM CDT  
Att: 15,569 - Roof Closed - 73 F

**AB 34**  
**R 2**  
**H 9**  
**RBI 2**  
**BB 3**  
**SO 8**  
**LOB 17**









Batter	1	2	3	4	5	6	7	8	9	AB	R	H	RBI	BB	SO	LOB	TOP					
39 Danny Santana, S OBP: 0.369, SLG: 0.483	G3		7 WP 1B					2B 19 1B 1B	7 PB 2 S 1B	5	1	4	0	0	0	0						
2 Brian Dozier, R OBP: 0.337, SLG: 0.424	K		F8					19 1B 2B	FC6-2 7 PB	5	1	1	0	0	1	5						
7 Joe Mauer, L OBP: 0.348, SLG: 0.368	1B		F8					19 1B IBB	G1-3	4	1	2	1	1	0	3						
19 Kennys Vargas, S OBP: 0.352, SLG: 0.440	1B							1B		4	0	2	2	0	1	0						
24 Trevor Plouffe, R OBP: 0.317, SLG: 0.397	F9							1B		4	0	0	0	0	1	4						
9 Eduardo Núñez, R OBP: 0.274, SLG: 0.358										3	0	0	0	0	2	0						
1 Jordan Schafer, L OBP: 0.270, SLG: 0.243										1	0	0	0	0	2	0						
31 Oswaldo Arcia, L OBP: 0.305, SLG: 0.416										4	0	0	0	0	1	2						
26 Eric Fryer, R OBP: 0.288, SLG: 0.347										4	0	1	0	0	0	0						
5 Eduardo Escobar, S OBP: 0.316, SLG: 0.401										3	0	1	0	0	0	0						
<b>Inning Stats</b>	R: 0 H: 2 E: 0 K: 1 S: 13	H: 2 LOB: 2 BB: 0 P: 19	R: 0 H: 0 E: 0 K: 1 S: 8	H: 0 LOB: 0 BB: 0 P: 14	R: 0 H: 1 E: 0 K: 0 S: 8	H: 1 LOB: 1 BB: 0 P: 12	R: 0 H: 0 E: 0 K: 2 S: 8	H: 0 LOB: 0 BB: 0 P: 9	R: 0 H: 2 E: 0 K: 0 S: 14	H: 2 LOB: 2 BB: 0 P: 20	R: 1 H: 1 E: 0 K: 0 S: 11	H: 1 LOB: 0 BB: 0 P: 14	R: 0 H: 0 E: 0 K: 0 S: 10	H: 0 LOB: 0 BB: 0 P: 12	R: 2 H: 3 E: 0 K: 2 S: 18	H: 3 LOB: 2 BB: 1 P: 29	R: 0 H: 2 E: 0 K: 0 S: 9	H: 2 LOB: 2 BB: 0 P: 14	1B: 8 2B: 2 3B: 0 HR: 1	SF: 0 SAC: 1 DP: 0 HBP: 0	WP: 1 PB: 1 SB: 1 CS: 0	PA: 39
<b>PITCHER</b>	IP	WLS	BF	H	R	ER	SO	BB	IBB	HBP	BLK	WP	HR	S	P	ERA	WHIP					
39 Brett Oberholtzer, L ERA: 3.97	7.0	L	27	6	1	1	4	0	0	0	0	1	1	72	100	1.29	0.857					
35 Josh Fields, R ERA: 5.2	0.1		5	3	2	2	1	0	1	0	0	0	0	14	24	54.00	9.000					
29 Tony Sipp, L ERA: 2.75	0.2		2	0	0	0	1	0	0	0	0	0	0	4	5	0.00	0.000					
50 Chad Qualls, R ERA: 3.29	1.0		5	2	0	0	0	0	0	0	0	0	0	9	14	0.00	2.000					

Minnesota Twins @ Houston Astros  
Minute Maid Park, Houston, TX  
Wed Aug 13 2014, 1:13 PM - 3:56 PM CDT  
Att: 16,480 - Roof Closed - 73 F

AB 37  
R 3  
H 11  
RBI 3  
BB 1  
SO 6  
LOB 16



Batter	1	2	3	4	5	6	7	8	9	AB	R	H	RBI	BB	SO	LOB	BOTTOM					
19 Robbie Grossman, S OBP: 0.329, SLG: 0.318	27 G5-3 1B		F8							4	0	1	0	0	1	0						
27 Jose Altuve, R OBP: 0.375, SLG: 0.444	G5-3		G5-3							4	1	1	0	0	0	1						
23 Chris Carter, R OBP: 0.305, SLG: 0.521	1B									4	0	2	1	0	1	0						
21 Dexter Fowler, S OBP: 0.379, SLG: 0.396	F8									3	0	1	0	1	0	3						
21 Jon Singleton, L OBP: 0.282, SLG: 0.372	F7									3	0	0	0	1	1	3						
22 Carlos Corporán, S OBP: 0.297, SLG: 0.384										4	0	1	0	0	1	2						
30 Matt Dominguez, R OBP: 0.271, SLG: 0.352										4	0	0	0	0	1	4						
6 Jake Marisnick, R OBP: 0.265, SLG: 0.290										3	0	0	0	0	0	1						
9 Marwin Gonzalez, S OBP: 0.315, SLG: 0.378										3	0	0	0	0	0	0						
<b>Inning Stats</b>	R: 0 H: 2 E: 0 K: 0 S: 8	H: 0 LOB: 0 BB: 0 P: 13	R: 0 H: 0 E: 0 K: 2 S: 8	H: 0 LOB: 0 BB: 0 P: 13	R: 0 H: 0 E: 0 K: 1 S: 7	H: 0 LOB: 2 BB: 1 P: 14	R: 0 H: 0 E: 0 K: 0 S: 6	H: 0 LOB: 0 BB: 0 P: 13	R: 0 H: 1 E: 0 K: 0 S: 5	H: 1 LOB: 1 BB: 0 P: 8	R: 0 H: 1 E: 0 K: 0 S: 7	H: 1 LOB: 1 BB: 1 P: 14	R: 1 H: 2 E: 0 K: 1 S: 19	H: 2 LOB: 1 BB: 0 P: 27	R: 0 H: 0 E: 0 K: 1 S: 9	H: 0 LOB: 0 BB: 0 P: 13	1B: 6 2B: 0 3B: 0 HR: 0	SF: 0 SAC: 0 DP: 1 HBP: 0	WP: 1 PB: 0 SB: 0 CS: 0	PA: 34		
<b>PITCHER</b>	IP	WLS	BF	H	R	ER	SO	BB	IBB	HBP	BLK	WP	HR	S	P	ERA	WHIP					
44 Kyle Gibson, R ERA: 3.96	7.2	W	30	6	1	1	4	0	0	0	0	0	0	3	4	0.00	1.043					
50 Casey Fien, R ERA: 2.84	0.1	H	1	0	0	0	0	0	0	0	0	0	0	3	4	0.00	0.000					
15 Glen Perkins, L ERA: 2.63	1.0	S	3	0	0	0	1	0	0	0	0	0	0	9	13	0.00	0.000					

Minnesota Twins @ Houston Astros  
Minute Maid Park, Houston, TX  
Wed Aug 13 2014, 1:13 PM - 3:56 PM CDT  
Att: 16,480 - Roof Closed - 73 F

AB 32  
R 1  
H 6  
RBI 1  
BB 2  
SO 5  
LOB 14






Batter	1	2	3	4	5	6	7	8	9	AB	R	H	RBI	BB	SO	LOB	TOP										
23 Norichika Aoki, L OBP: 0.338, SLG: 0.342 6 Lorenzo Cain, R OBP: 0.340, SLG: 0.412	G4-3		K	F7			G6-3		G3	4	0	0	0	1	3	1	0	1	0	0	0	0					
14 Omar Infante, R OBP: 0.296, SLG: 0.357	P4		F8	G6-3			K		G3	5	0	0	0	0	1	4	5	0	0	0	0	1	4				
13 Salvador Perez, R OBP: 0.304, SLG: 0.413	L8						K		P4	5	1	1	0	0	2	2	5	1	1	0	0	2	2				
16 Billy Butler, R OBP: 0.325, SLG: 0.384		L3-6							G6-3	4	1	1	0	1	0	1	4	1	1	0	1	0	1				
4 Alex Gordon, L OBP: 0.356, SLG: 0.432									G6-3	3	2	2	0	0	0	0	3	2	2	0	0	0	0				
7 Josh Willingham, R OBP: 0.341, SLG: 0.399										4	1	1	3	0	1	3	4	1	1	3	0	1	3				
8 Mike Moustakas, L OBP: 0.284, SLG: 0.388										4	1	2	0	0	0	2	4	1	2	0	0	0	2				
2 Alcides Escobar, R OBP: 0.313, SLG: 0.372										4	0	2	3	0	0	0	4	0	2	3	0	0	0				
1 Jarrod Dyson, L OBP: 0.336, SLG: 0.355										4	0	2	0	0	0	3	4	0	2	0	0	0	3				
<b>Inning Stats</b>	R: 0 E: 0 K: 0 S: 6	H: 0 LOB: 0 BB: 0 P: 9	R: 0 E: 0 K: 1 S: 8	H: 1 LOB: 1 BB: 1 P: 17	R: 0 E: 0 K: 1 S: 8	H: 1 LOB: 1 BB: 0 P: 12	R: 5 E: 0 K: 0 S: 15	H: 5 LOB: 1 BB: 0 P: 22	R: 0 E: 0 K: 1 S: 6	H: 0 LOB: 0 BB: 0 P: 11	R: 0 E: 0 K: 0 S: 5	H: 0 LOB: 0 BB: 0 P: 10	R: 0 E: 0 K: 2 S: 10	H: 1 LOB: 1 BB: 0 P: 16	R: 1 E: 0 K: 0 S: 15	H: 3 LOB: 2 BB: 0 P: 21	R: 0 E: 0 K: 0 S: 6	H: 1 LOB: 1 BB: 0 P: 8	1B: 8 2B: 3 3B: 2 HR: 0	SF: 0 SAC: 0 DP: 1 HBP: 1	WP: 1 PB: 0 SB: 2 CS: 0	PA: 40					
<b>PITCHER</b>	IP	WLS	BF	H	R	ER	SO	BB	IBB	HBP	BLK	WP	HR	S	P	ERA	WHIP										
47 Ricky Nolasco, R ERA: 5.99	6.0	L	26	7	5	5	3	1	0	1	0	0	0	48	81	7.50	1.333										
56 Caleb Thielbar, L ERA: 3.05	0.1		2	1	0	0	0	0	0	0	0	0	0	4	7	0.00	3.000										
61 Jared Burton, R ERA: 4.37	1.1		5	1	1	1	2	0	0	0	0	1	0	14	20	6.75	0.750										
52 Brian Duensing, L ERA: 2.28	0.1		3	2	0	0	0	0	0	0	0	0	0	7	10	0.00	6.000										
57 Ryan Pressly, R ERA: 0.75	1.0		4	1	0	0	0	0	0	0	0	0	0	6	8	0.00	1.000										

**Kansas City Royals @ Minnesota Twins**  
**Target Field, Minneapolis, MN**  
 Fri Aug 15 2014, 7:12 PM - 10:16 PM CDT  
 Att: 32,013 - Partly Cloudy - 83 F

livebaseballscorecards.com

AB	38
R	6
H	12
RBI	6
BB	1
SO	5
LOB	18




Batter	1	2	3	4	5	6	7	8	9	AB	R	H	RBI	BB	SO	LOB	BOTTOM										
39 Danny Santana, S OBP: 0.363, SLG: 0.475	G1-3		SH						K	4	0	0	0	0	2	0											
2 Brian Dozier, R OBP: 0.335, SLG: 0.420	P4		G6-3						P3	4	0	0	1	0	0	1											
7 Joe Mauer, L OBP: 0.347, SLG: 0.370	F7		F7							4	0	1	0	0	0	1											
19 Kennys Vargas, S OBP: 0.345, SLG: 0.426		L4	P4							4	0	1	0	0	1	2											
24 Trevor Plouffe, R OBP: 0.317, SLG: 0.398	F7									4	1	1	0	0	0	2											
8 Kurt Suzuki, R OBP: 0.397, SLG: 0.395										3	1	3	0	1	0	0											
31 Oswaldo Arcia, L OBP: 0.304, SLG: 0.418										4	1	1	1	0	1	4											
5 Eduardo Escobar, S OBP: 0.315, SLG: 0.399										4	1	1	0	0	1	1											
1 Jordan Schafer, L OBP: 0.271, SLG: 0.245 27 Chris Parmelee, L (PH) OBP: 0.304, SLG: 0.387										3	1	1	0	0	0	0											
<b>Inning Stats</b>	R: 0 E: 0 K: 0 S: 6	H: 0 LOB: 0 BB: 0 P: 6	R: 0 E: 0 K: 1 S: 9	H: 1 LOB: 1 BB: 0 P: 16	R: 2 E: 1 K: 0 S: 17	H: 2 LOB: 1 BB: 0 P: 24	R: 1 E: 0 K: 0 S: 9	H: 2 LOB: 0 BB: 0 P: 14	R: 0 E: 0 K: 0 S: 5	H: 0 LOB: 0 BB: 0 P: 11	R: 0 E: 0 K: 0 S: 9	H: 2 LOB: 2 BB: 0 P: 17	R: 0 E: 0 K: 2 S: 10	H: 0 LOB: 0 BB: 0 P: 15	R: 0 E: 0 K: 1 S: 14	H: 1 LOB: 1 BB: 0 P: 18	R: 2 E: 1 K: 1 S: 12	H: 1 LOB: 0 BB: 1 P: 22	1B: 5 2B: 4 3B: 0 HR: 0	SF: 0 SAC: 1 DP: 1 HBP: 0	WP: 0 PB: 0 SB: 0 CS: 0	PA: 37					
<b>PITCHER</b>	IP	WLS	BF	H	R	ER	SO	BB	IBB	HBP	BLK	WP	HR	S	P	ERA	WHIP										
41 Danny Duffy, L ERA: 2.8	5.1	W	22	6	3	2	1	0	0	0	0	0	0	50	79	3.38	1.125										
43 Aaron Crow, R ERA: 3.0	0.1	H	2	1	0	0	0	0	0	0	0	0	0	3	7	0.00	3.000										
67 Francisley Bueno, L ERA: 2.45	0.1	H	1	0	0	0	0	0	0	0	0	0	0	2	2	0.00	0.000										
40 Kelvin Herrera, R ERA: 1.59	1.0	H	3	0	0	0	2	0	0	0	0	0	0	10	15	0.00	0.000										
17 Wade Davis, R ERA: 0.84	1.0	H	4	1	0	0	1	0	0	0	0	0	0	14	18	0.00	1.000										

**Kansas City Royals @ Minnesota Twins**  
**Target Field, Minneapolis, MN**  
 Fri Aug 15 2014, 7:12 PM - 10:16 PM CDT  
 Att: 32,013 - Partly Cloudy - 83 F

livebaseballscorecards.com

AB	35
R	5
H	9
RBI	3
BB	1
SO	5
LOB	11





Batter	1	2	3	4	5	6	7	8	9	AB	R	H	RBI	BB	SO	LOB	TOP										
23 Norichika Aoki, L OBP: 0.340, SLG: 0.346	G3			13 S E 2B	1-2			F9		4	1	2	0	0	0	1	<b>Kansas City Royals @ Minnesota Twins</b> Target Field, Minneapolis, MN Sat Aug 16 2014, 6:11 PM - 8:49 PM CDT Att: 35,575 - Clear - 86 F										
14 Omar Infante, R OBP: 0.296, SLG: 0.356	F9			1-3	1-2			F8		4	0	1	0	0	1	3											
13 Salvador Perez, R OBP: 0.302, SLG: 0.409	G6-3			1-2				F9		4	0	0	0	0	0	2											
16 Billy Butler, R OBP: 0.324, SLG: 0.383	P6			0-1				F9		4	0	1	0	0	1	2											
4 Alex Gordon, L OBP: 0.357, SLG: 0.433	G4-3			0-1				F8		4	0	2	0	0	0	0											
6 Lorenzo Cain, R OBP: 0.336, SLG: 0.407	K			1-3				K		4	0	0	0	0	4	3											
18 Raul Ibanez, L OBP: 0.257, SLG: 0.297				0-0				K		3	0	2	0	0	1	0											
7 Josh Willingham, R OBP: 0.340, SLG: 0.397				0-1				K		1	0	0	0	0	1	1											
8 Mike Moustakas, L OBP: 0.261, SLG: 0.383				0-1				P5		4	0	0	0	0	0	3											
2 Alcides Escobar, R OBP: 0.313, SLG: 0.370				0-3				F8		2	0	0	0	0	1	1											
<b>Inning Stats</b>	R: 0 E: 0 K: 0 S: 6	H: 0 LOB: 0 BB: 0 P: 6	R: 0 E: 0 K: 1 S: 7	H: 0 LOB: 0 BB: 0 P: 10	R: 0 E: 0 K: 1 S: 7	H: 1 LOB: 0 BB: 0 P: 7	R: 1 E: 0 K: 2 S: 16	H: 3 LOB: 2 BB: 0 P: 23	R: 0 E: 0 K: 0 S: 12	H: 2 LOB: 2 BB: 0 P: 18	R: 0 E: 0 K: 0 S: 5	H: 0 LOB: 0 BB: 0 P: 6	R: 0 E: 0 K: 2 S: 9	H: 0 LOB: 0 BB: 0 P: 14	R: 0 E: 0 K: 1 S: 12	H: 1 LOB: 2 BB: 0 P: 18	R: 0 E: 0 K: 2 S: 17	H: 1 LOB: 1 BB: 0 P: 23	1B: 7 2B: 1 3B: 0 HR: 0	SF: 0 SAC: 0 DP: 1 HBP: 1	WP: 0 PB: 0 SB: 1 CS: 0	PA: 35					
<b>PITCHER</b>	IP	WLS	BF	H	R	ER	SO	BB	IBB	HBP	BLK	WP	HR	S	P	ERA	WHIP										
45 Phil Hughes, R ERA: 3.76	7.1	W	29	7	1	1	6	0	0	1	0	0	0	69	94	1.23	0.955										
50 Casey Fien, R ERA: 2.81	0.2	H	2	0	0	0	1	0	0	0	0	0	0	5	8	0.00	0.000										
15 Glen Perkins, L ERA: 2.58	1.0	S	4	1	0	0	2	0	0	0	0	0	0	17	23	0.00	1.000										

Batter	1	2	3	4	5	6	7	8	9	AB	R	H	RBI	BB	SO	LOB	BOTTOM										
39 Danny Santana, S OBP: 0.356, SLG: 0.465	F8				P6			F8		5	1	0	1	0	0	5	<b>Kansas City Royals @ Minnesota Twins</b> Target Field, Minneapolis, MN Sat Aug 16 2014, 6:11 PM - 8:49 PM CDT Att: 35,575 - Clear - 86 F										
2 Brian Dozier, R OBP: 0.336, SLG: 0.422	G5-3				P5					3	0	1	1	1	0	1											
7 Joe Mauer, L OBP: 0.346, SLG: 0.366	L8				F7					3	0	0	0	1	1	3											
19 Kennys Vargas, S OBP: 0.339, SLG: 0.411					L9					2	0	0	1	1	1	0											
31 Oswaldo Arcia, L OBP: 0.303, SLG: 0.413					K					3	0	0	0	1	1	2											
24 Trevor Plouffe, R OBP: 0.314, SLG: 0.394					E6					4	0	0	0	0	0	2											
8 Kurt Suzuki, R OBP: 0.371, SLG: 0.406					P4					3	2	2	1	1	0	1											
27 Chris Parmelee, L OBP: 0.305, SLG: 0.387					K					3	0	1	0	0	1	3											
5 Eduardo Escobar, S OBP: 0.314, SLG: 0.396					K					1	1	0	0	0	1	0											
1 Jordan Schafer, L OBP: 0.289, SLG: 0.259					39 BLK					2	0	2	0	1	0	0											
<b>Inning Stats</b>	R: 0 E: 0 K: 0 S: 5	H: 0 LOB: 0 BB: 0 P: 8	R: 0 E: 0 K: 0 S: 14	H: 0 LOB: 3 BB: 0 P: 27	R: 0 E: 0 K: 1 S: 7	H: 0 LOB: 1 BB: 1 P: 12	R: 0 E: 0 K: 1 S: 9	H: 0 LOB: 1 BB: 0 P: 15	R: 0 E: 0 K: 2 S: 13	H: 1 LOB: 2 BB: 1 P: 22	R: 0 E: 0 K: 1 S: 9	H: 0 LOB: 0 BB: 0 P: 13	R: 3 E: 0 K: 0 S: 13	H: 3 LOB: 2 BB: 1 P: 19	R: 1 E: 0 K: 1 S: 16	H: 2 LOB: 1 BB: 0 P: 21	1B: 4 2B: 1 3B: 0 HR: 1	SF: 1 SAC: 1 DP: 1 HBP: 0	WP: 0 PB: 0 SB: 0 CS: 0	PA: 37							
<b>PITCHER</b>	IP	WLS	BF	H	R	ER	SO	BB	IBB	HBP	BLK	WP	HR	S	P	ERA	WHIP										
30 Yordano Ventura, R ERA: 3.48	6.2	L	31	4	3	3	4	5	1	0	1	0	0	69	114	4.05	1.350										
67 Francisley Bueno, L ERA: 2.45	0.1		1	0	0	0	0	0	0	0	0	0	0	1	2	0.00	0.000										
43 Aaron Crow, R ERA: 3.12	1.0		5	2	1	1	1	0	0	0	0	0	1	16	21	9.00	2.000										







Batter	1	2	3	4	5	6	7	8	9	AB	R	H	RBI	BB	SO	LOB	TOP				
23 Norichika Aoki, L OBP: 0.335, SLG: 0.340 6 Lorenzo Cain, R OBP: 0.335, SLG: 0.406	G6-3		B5-3		G4-3		G6-3	FC6-4		4	0	0	0	0	0	2					
14 Omar Infante, R OBP: 0.291, SLG: 0.348	G6-3		G5-3		13 1B		K		G6-3	4	1	0	0	1	1	0					
13 Salvador Perez, R OBP: 0.305, SLG: 0.417 19 Erik Kratz, R OBP: 0.258, SLG: 0.426	16 BB			G5-3	4 1B	16 1B			HR	3	0	2	2	0	0	0					
16 Billy Butler, R OBP: 0.330, SLG: 0.387				P3	4 1B				HR	4	0	2	1	1	0	0					
4 Alex Gordon, L OBP: 0.362, SLG: 0.448																					
7 Josh Willingham, R OBP: 0.348, SLG: 0.419																					
8 Mike Moustakas, L OBP: 0.259, SLG: 0.376																					
2 Alcides Escobar, R OBP: 0.315, SLG: 0.370																					
1 Jarrod Dyson, L OBP: 0.338, SLG: 0.349																					
<b>Inning Stats</b>	R: 0 H: 1 E: 0 K: 1 S: 8	H: 1 LOB: 2 BB: 1 P: 15	R: 0 H: 2 E: 0 K: 0 S: 9	H: 2 LOB: 0 BB: 0 P: 10	R: 0 H: 0 E: 0 K: 0 S: 8	H: 0 LOB: 0 BB: 0 P: 11	R: 0 H: 1 E: 0 K: 0 S: 14	H: 1 LOB: 1 BB: 0 P: 20	R: 3 H: 3 E: 0 K: 1 S: 18	H: 3 LOB: 3 BB: 3 P: 34	R: 0 H: 0 E: 0 K: 0 S: 8	H: 0 LOB: 0 BB: 0 P: 11	R: 1 H: 2 E: 0 K: 1 S: 12	H: 2 LOB: 1 BB: 0 P: 14	R: 1 H: 2 E: 0 K: 0 S: 14	H: 2 LOB: 2 BB: 1 P: 26	1B: 10 2B: 1 3B: 0 HR: 2	SF: 0 SAC: 0 DP: 1 HBP: 0	WP: 0 PB: 0 SB: 0 CS: 0	PA: 43	
<b>PITCHER</b>	IP WLS BF H R ER SO BB IBB HBP BLK WP HR S P ERA WHIP	IP WLS BF H R ER SO BB IBB HBP BLK WP HR S P ERA WHIP	IP WLS BF H R ER SO BB IBB HBP BLK WP HR S P ERA WHIP	IP WLS BF H R ER SO BB IBB HBP BLK WP HR S P ERA WHIP	IP WLS BF H R ER SO BB IBB HBP BLK WP HR S P ERA WHIP	IP WLS BF H R ER SO BB IBB HBP BLK WP HR S P ERA WHIP	IP WLS BF H R ER SO BB IBB HBP BLK WP HR S P ERA WHIP	IP WLS BF H R ER SO BB IBB HBP BLK WP HR S P ERA WHIP	IP WLS BF H R ER SO BB IBB HBP BLK WP HR S P ERA WHIP	IP WLS BF H R ER SO BB IBB HBP BLK WP HR S P ERA WHIP	IP WLS BF H R ER SO BB IBB HBP BLK WP HR S P ERA WHIP	IP WLS BF H R ER SO BB IBB HBP BLK WP HR S P ERA WHIP	IP WLS BF H R ER SO BB IBB HBP BLK WP HR S P ERA WHIP	IP WLS BF H R ER SO BB IBB HBP BLK WP HR S P ERA WHIP	IP WLS BF H R ER SO BB IBB HBP BLK WP HR S P ERA WHIP	IP WLS BF H R ER SO BB IBB HBP BLK WP HR S P ERA WHIP	IP WLS BF H R ER SO BB IBB HBP BLK WP HR S P ERA WHIP	IP WLS BF H R ER SO BB IBB HBP BLK WP HR S P ERA WHIP	IP WLS BF H R ER SO BB IBB HBP BLK WP HR S P ERA WHIP	IP WLS BF H R ER SO BB IBB HBP BLK WP HR S P ERA WHIP	IP WLS BF H R ER SO BB IBB HBP BLK WP HR S P ERA WHIP
65 Trevor May, R ERA: 9.0	4.2	L	23	7	3	3	1	4	0	0	0	0	0	0	0	0	54	85	5.79	2.357	
51 Anthony Swarzak, R ERA: 4.19	3.1		14	4	2	2	2	0	0	0	0	0	0	0	0	1	37	50	5.40	1.200	
57 Ryan Pressly, R ERA: 2.57	1.0		6	2	1	1	0	1	0	0	0	0	0	0	0	1	16	26	9.00	3.000	

**Kansas City Royals @ Minnesota Twins**  
 Target Field, Minneapolis, MN  
 Mon Aug 18 2014, 7:12 PM - 10:20 PM CDT  
 Att: 25,559 - Partly Cloudy - 71 F

AB	38
R	6
H	13
RBI	6
BB	5
SO	3
LOB	15



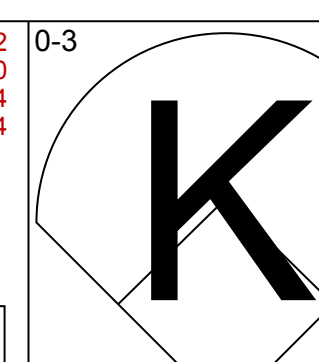
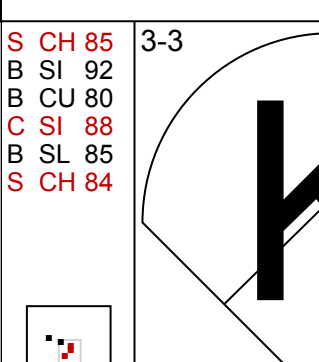
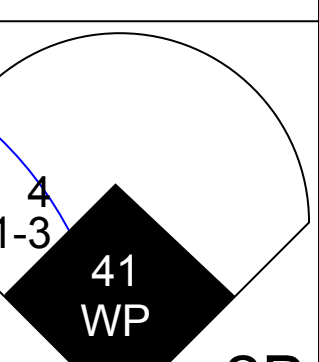
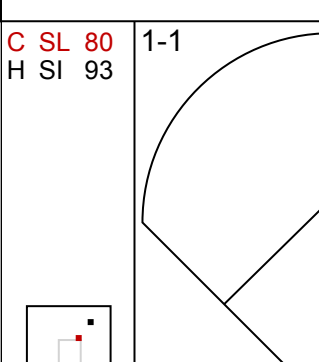
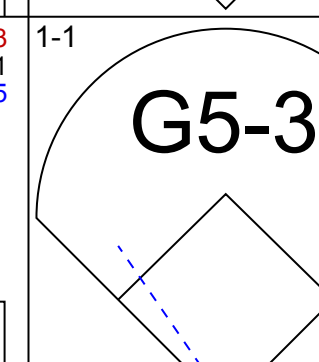
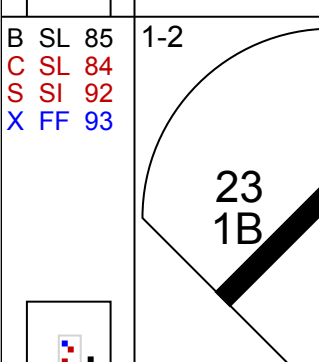
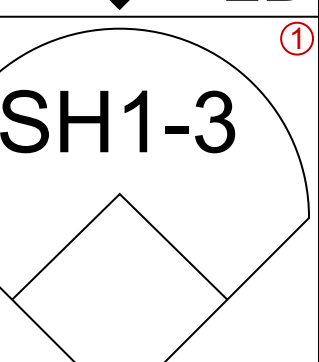
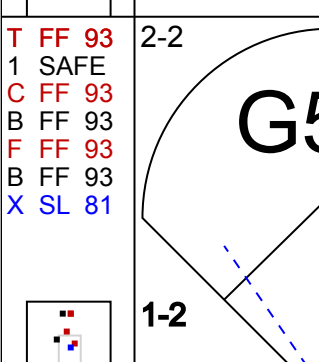
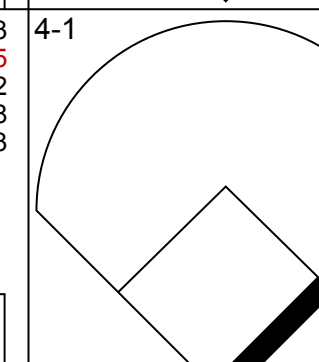
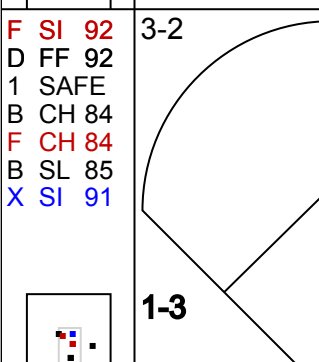
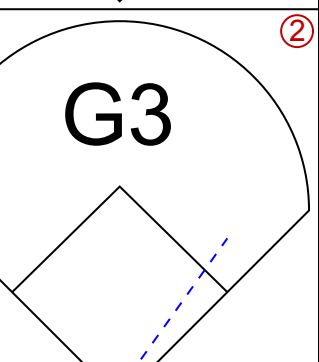

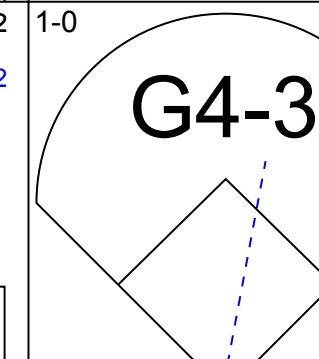
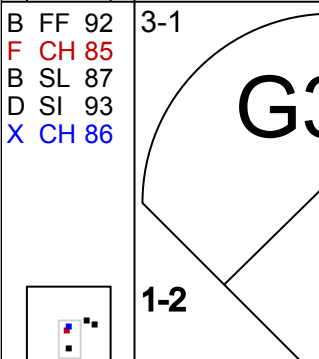
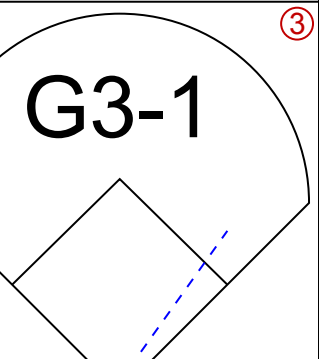













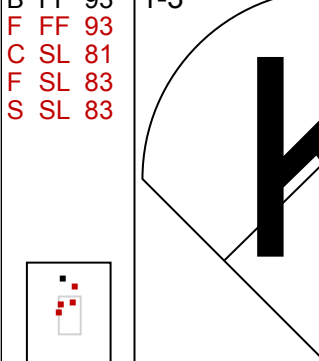
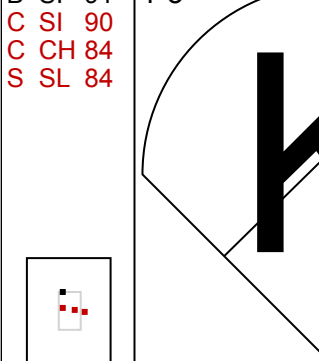

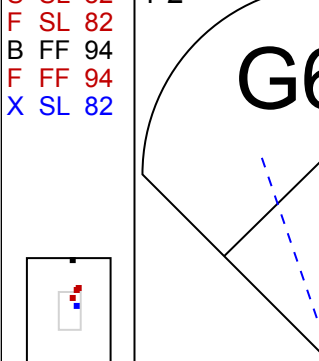
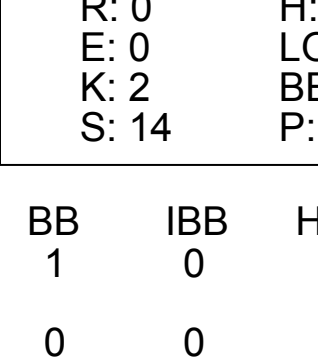
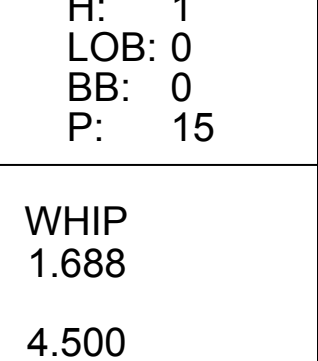
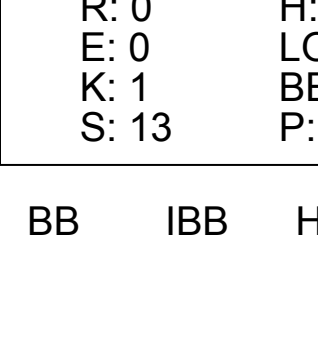
Batter	1	2	3	4	5	6	7	8	9	AB	R	H	RBI	BB	SO	LOB	BOTTOM				
39 Danny Santana, S OBP: 0.352, SLG: 0.465	G5-3		F7			FC6-4		K		4	0	1	0	0	1	1					
2 Brian Dozier, R OBP: 0.331, SLG: 0.415	G5-3		P6			FC5-4		G4-3		4	0	0	0	0	0	2					
7 Joe Mauer, L OBP: 0.350, SLG: 0.375	K				F8				F7	4	0	1	0	0	1	1					
19 Kennys Vargas, S OBP: 0.357, SLG: 0.484	P4				G6-3				31 1B	4	1	1	0	0	0	3					
31 Oswaldo Arcia, L OBP: 0.305, SLG: 0.435	G6-3				K				24 HR	4	2	2	1	0	1	0					
24 Trevor Plouffe, R OBP: 0.313, SLG: 0.400	K				F8				24 HR	4	1	1	3	0	1	0					
27 Chris Parmelee, L OBP: 0.303, SLG: 0.381					G4-3				G4-3	4	0	1	0	0	0	0					
26 Eric Fryer, R OBP: 0.273, SLG: 0.327 8 Kunt Suzuki, R OBP: 0.366, SLG: 0.400	G6-3				F9				P3	3	0	0	0	0	0	1					
5 Eduardo Escobar, S OBP: 0.314, SLG: 0.392					F8				L9	2	0	0	0	1	0	0					
<b>Inning Stats</b>	R: 0 H: 1 E: 0 K: 1 S: 12	H: 1 LOB: 1 BB: 0 P: 23	R: 0 H: 1 E: 0 K: 1 S: 11	H: 1 LOB: 0 BB: 0 P: 16	R: 0 H: 0 E: 0 K: 0 S: 5	H: 0 LOB: 0 BB: 0 P: 8	R: 0 H: 0 E: 0 K: 1 S: 8	H: 0 LOB: 0 BB: 0 P: 12	R: 0 H: 1 E: 0 K: 0 S: 5	H: 1 LOB: 2 BB: 1 P: 7	R: 1 H: 1 E: 0 K: 0 S: 10	H: 1 LOB: 0 BB: 0 P: 17	R: 0 H: 0 E: 0 K: 1 S: 10	H: 0 LOB: 0 BB: 0 P: 14	R: 3 H: 3 E: 0 K: 0 S: 19	H: 3 LOB: 0 BB: 0 P: 30	1B: 5 2B: 0 3B: 0 HR: 2	SF: 0 SAC: 0 DP: 0 HBP: 0	WP: 0 PB: 0 SB: 1 CS: 0	PA: 35	
<b>PITCHER</b>	IP WLS BF H R ER SO BB IBB HBP BLK WP HR S P ERA WHIP	IP WLS BF H R ER SO BB IBB HBP BLK WP HR S P ERA WHIP	IP WLS BF H R ER SO BB IBB HBP BLK WP HR S P ERA WHIP	IP WLS BF H R ER SO BB IBB HBP BLK WP HR S P ERA WHIP	IP WLS BF H R ER SO BB IBB HBP BLK WP HR S P ERA WHIP	IP WLS BF H R ER SO BB IBB HBP BLK WP HR S P ERA WHIP	IP WLS BF H R ER SO BB IBB HBP BLK WP HR S P ERA WHIP	IP WLS BF H R ER SO BB IBB HBP BLK WP HR S P ERA WHIP	IP WLS BF H R ER SO BB IBB HBP BLK WP HR S P ERA WHIP	IP WLS BF H R ER SO BB IBB HBP BLK WP HR S P ERA WHIP	IP WLS BF H R ER SO BB IBB HBP BLK WP HR S P ERA WHIP	IP WLS BF H R ER SO BB IBB HBP BLK WP HR S P ERA WHIP	IP WLS BF H R ER SO BB IBB HBP BLK WP HR S P ERA WHIP	IP WLS BF H R ER SO BB IBB HBP BLK WP HR S P ERA WHIP	IP WLS BF H R ER SO BB IBB HBP BLK WP HR S P ERA WHIP	IP WLS BF H R ER SO BB IBB HBP BLK WP HR S P ERA WHIP	IP WLS BF H R ER SO BB IBB HBP BLK WP HR S P ERA WHIP	IP WLS BF H R ER SO BB IBB HBP BLK WP HR S P ERA WHIP	IP WLS BF H R ER SO BB IBB HBP BLK WP HR S P ERA WHIP	IP WLS BF H R ER SO BB IBB HBP BLK WP HR S P ERA WHIP	IP WLS BF H R ER SO BB IBB HBP BLK WP HR S P ERA WHIP
51 Jason Vargas, L ERA: 3.17	7.0	W	26	4	1	1	3	1	0	0	0	0	0	0	0	0	65	106	1.29	0.714	
17 Wade Davis, R ERA: 0.83	1.0		3	0	0	0	1	0	0	0	0	0	0	0	0	0	10	14	0.00	0.000	
43 Aaron Crow, R ERA: 3.65	0.1		4	3	3	3	0	0	0	0	0	1	14	23	81.00	9.000					
56 Greg Holland, R ERA: 1.84	0.2	S	2	0	0	0	0	0	0	0	0	0	5	7	0.00	0.000					

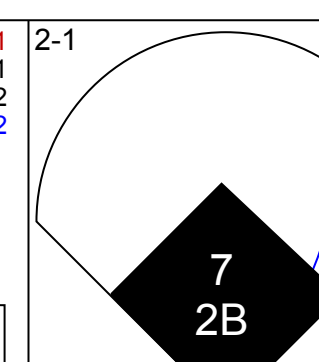

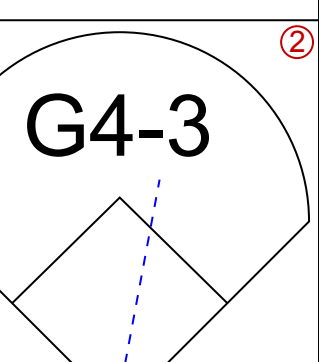
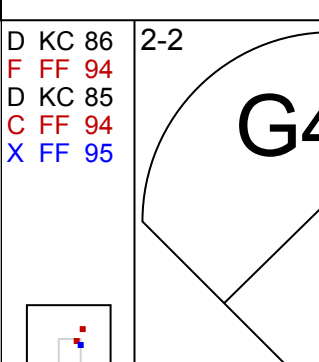
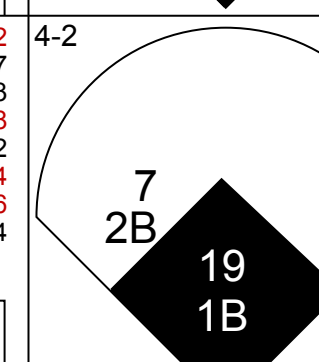

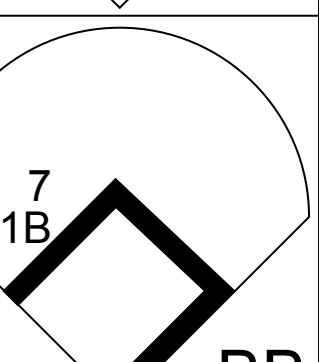

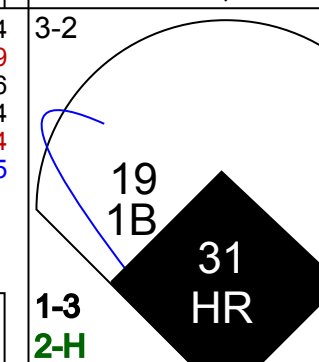
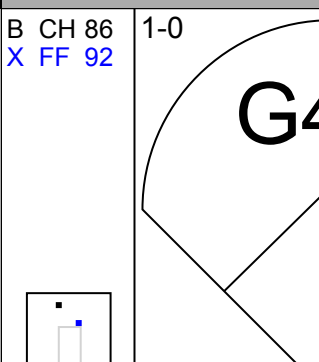
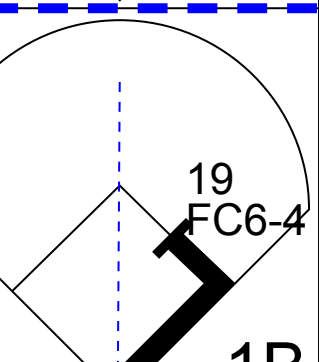

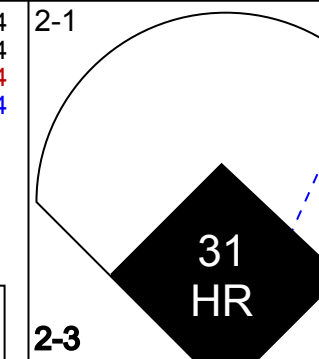
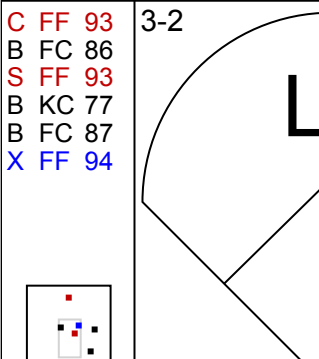
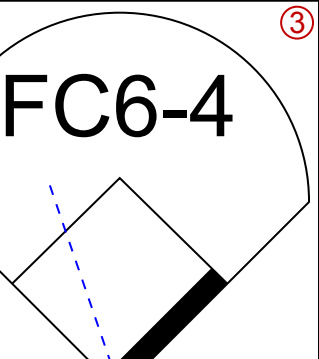

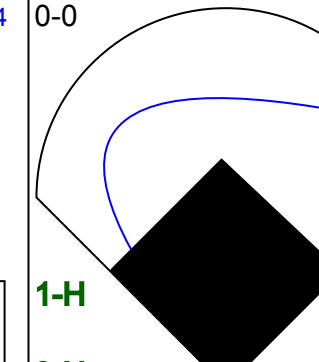
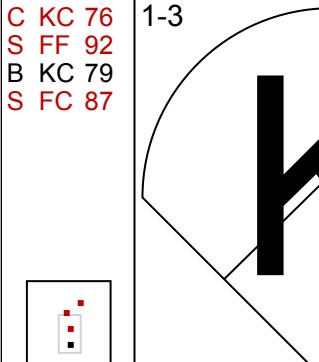


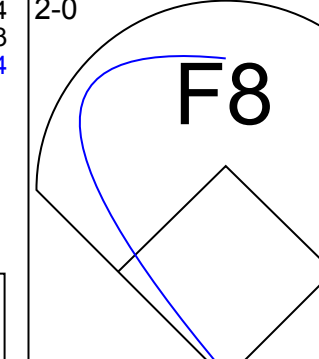



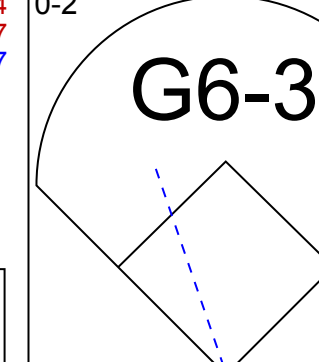


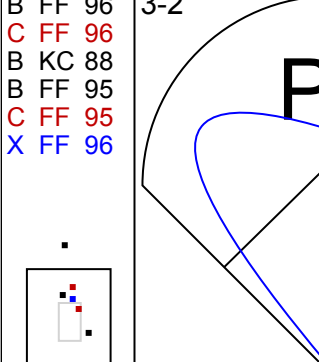
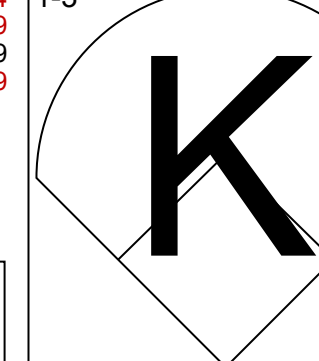


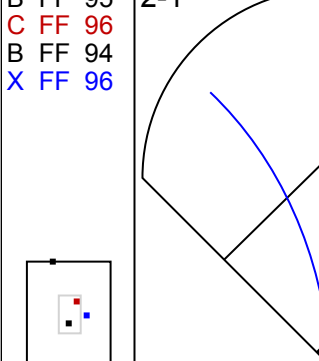


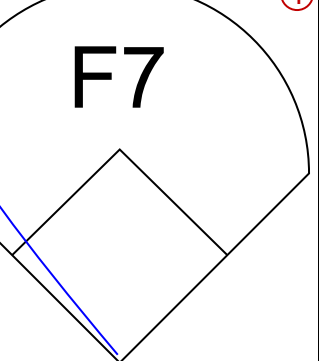
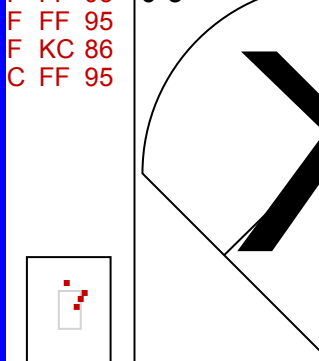
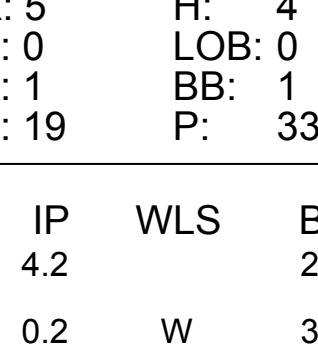
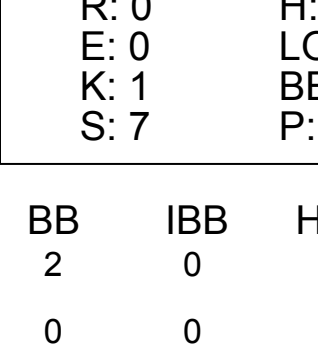
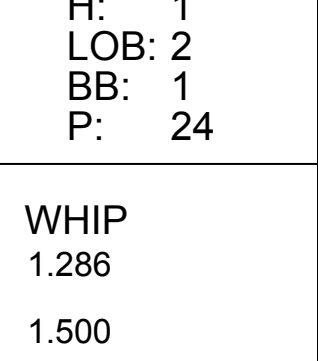
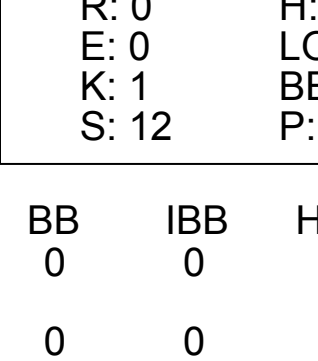


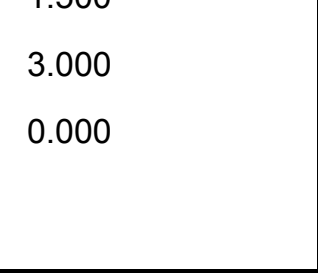

**Kansas City Royals @ Minnesota Twins**  
 Target Field, Minneapolis, MN  
 Mon Aug 18 2014, 7:12 PM - 10:20 PM CDT  
 Att: 25,559 - Partly Cloudy - 71 F

AB	34
R	4
H	7
RBI	4
BB	1
SO	4
LOB	8





Batter	1	2	3	4	5	6	7	8	9	AB	R	H	RBI	BB	SO	LOB	TOP				
24 Michael Bourn, L (1,8) OBP: 0.323, SLG: 0.379										4	1	2	1	0	2	0	<b>Cleveland Indians @ Minnesota Twins</b> Target Field, Minneapolis, MN Tue Aug 19 2014, 7:11 PM - 10:25 PM CDT Att: 26,358 - Overcast - 78 F				
4 Mike Aviles, R (1,6) OBP: 0.272, SLG: 0.327										4	0	1	0	0	0	1					
23 Michael Brantley, L (1,7) OBP: 0.379, SLG: 0.512										3	0	1	0	1	0	1					
41 Carlos Santana, S (1,3) OBP: 0.369, SLG: 0.432										3	0	0	0	1	0	3					
22 Jason Kipnis, L (1,4) OBP: 0.322, SLG: 0.349										4	1	1	0	0	0	0					
10 Yan Gomes, R (1,2) OBP: 0.325, SLG: 0.479										4	3	3	1	0	1	0					
8 Lonnie Chisenhall, L (1,5) OBP: 0.355, SLG: 0.451										4	1	1	0	0	1	2					
6 Zach Walters, S (1,10) OBP: 0.268, SLG: 0.446										4	0	1	2	0	1	2					
38 Chris Dickerson, L (1,9) OBP: 0.315, SLG: 0.354										2	0	0	0	0	1	1					
62 Tyler Holt, R (6,PH) OBP: 0.438, SLG: 0.467										2	1	1	2	0	0	0					
<b>Inning Stats</b>	R: 0 H: 0 E: 0 K: 1 S: 8	H: 0 LOB: 1 BB: 1 P: 14	R: 1 H: 1 E: 0 K: 1 S: 8	H: 1 LOB: 0 BB: 2 P: 12	R: 0 H: 2 E: 0 K: 2 S: 14	H: 2 LOB: 2 BB: 0 P: 25	R: 2 H: 3 E: 0 K: 0 S: 9	H: 3 LOB: 0 BB: 0 P: 14	R: 1 H: 1 E: 0 K: 0 S: 8	H: 1 LOB: 1 BB: 0 P: 15	R: 0 H: 0 E: 0 K: 1 S: 5	H: 0 LOB: 0 BB: 1 P: 11	R: 0 H: 0 E: 0 K: 1 S: 7	H: 0 LOB: 0 BB: 0 P: 10	R: 0 H: 0 E: 0 K: 1 S: 13	H: 0 LOB: 1 BB: 0 P: 18	1B: 8 2B: 2 3B: 0 HR: 1	SF: 0 SAC: 1 DP: 1 HBP: 1	WP: 1 PB: 0 SB: 1 CS: 1	PA: 39	
<b>PITCHER</b>	IP WLS BF H R ER SO BB IBB HBP BLK WP HR S P ERA WHIP	IP WLS BF H R ER SO BB IBB HBP BLK WP HR S P ERA WHIP	IP WLS BF H R ER SO BB IBB HBP BLK WP HR S P ERA WHIP	IP WLS BF H R ER SO BB IBB HBP BLK WP HR S P ERA WHIP	IP WLS BF H R ER SO BB IBB HBP BLK WP HR S P ERA WHIP	IP WLS BF H R ER SO BB IBB HBP BLK WP HR S P ERA WHIP	IP WLS BF H R ER SO BB IBB HBP BLK WP HR S P ERA WHIP	IP WLS BF H R ER SO BB IBB HBP BLK WP HR S P ERA WHIP	IP WLS BF H R ER SO BB IBB HBP BLK WP HR S P ERA WHIP	IP WLS BF H R ER SO BB IBB HBP BLK WP HR S P ERA WHIP	IP WLS BF H R ER SO BB IBB HBP BLK WP HR S P ERA WHIP	IP WLS BF H R ER SO BB IBB HBP BLK WP HR S P ERA WHIP	IP WLS BF H R ER SO BB IBB HBP BLK WP HR S P ERA WHIP	IP WLS BF H R ER SO BB IBB HBP BLK WP HR S P ERA WHIP	IP WLS BF H R ER SO BB IBB HBP BLK WP HR S P ERA WHIP	IP WLS BF H R ER SO BB IBB HBP BLK WP HR S P ERA WHIP	IP WLS BF H R ER SO BB IBB HBP BLK WP HR S P ERA WHIP	IP WLS BF H R ER SO BB IBB HBP BLK WP HR S P ERA WHIP	IP WLS BF H R ER SO BB IBB HBP BLK WP HR S P ERA WHIP	IP WLS BF H R ER SO BB IBB HBP BLK WP HR S P ERA WHIP	IP WLS BF H R ER SO BB IBB HBP BLK WP HR S P ERA WHIP

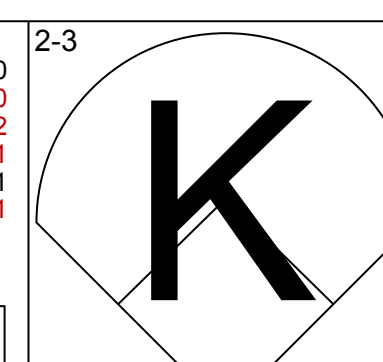
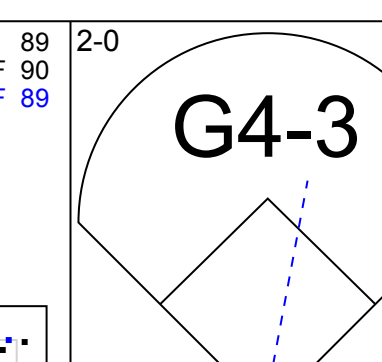
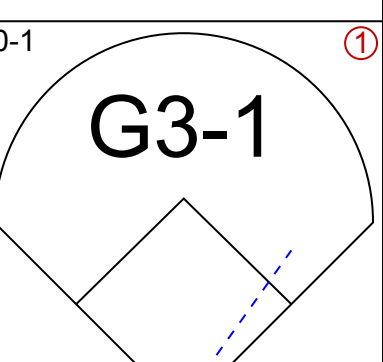
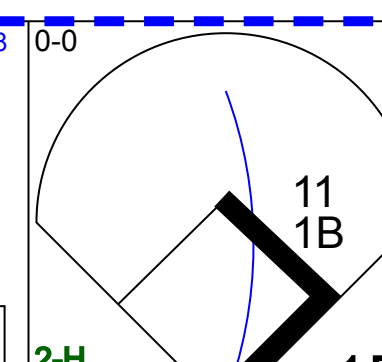
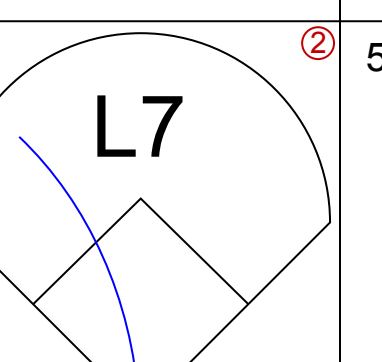
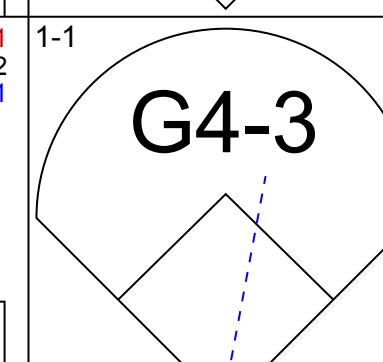
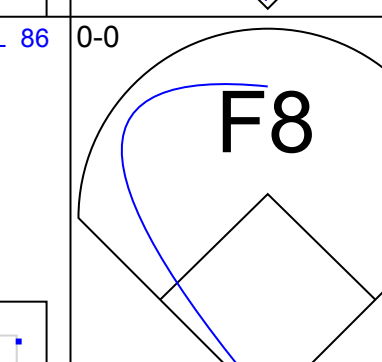
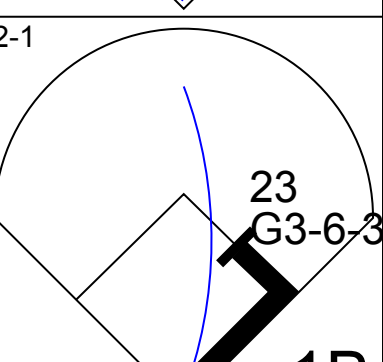
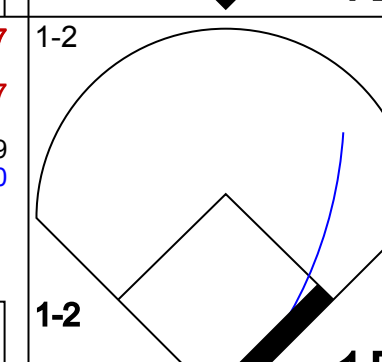
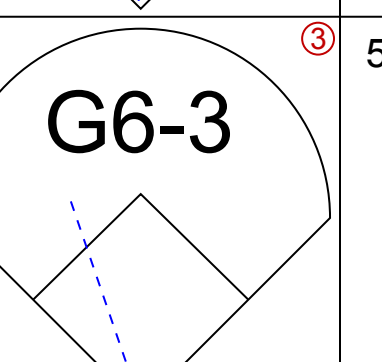
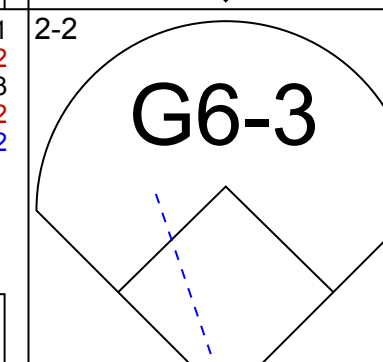
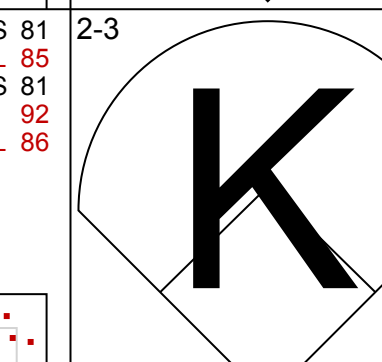
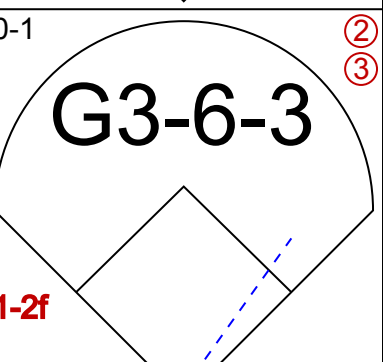
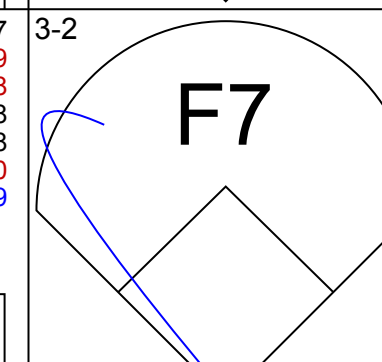
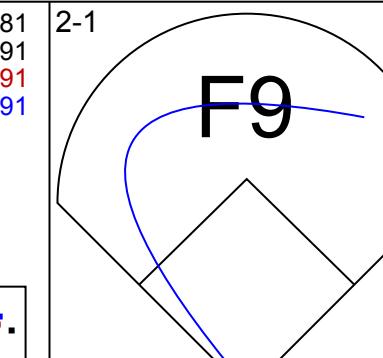
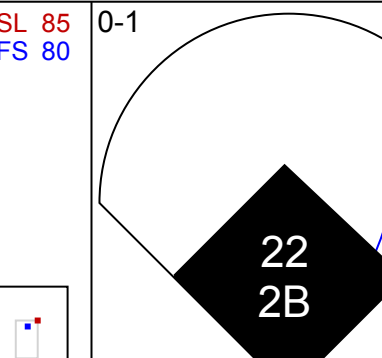
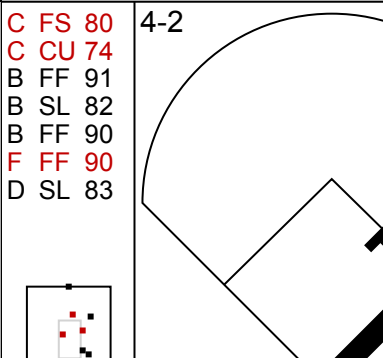
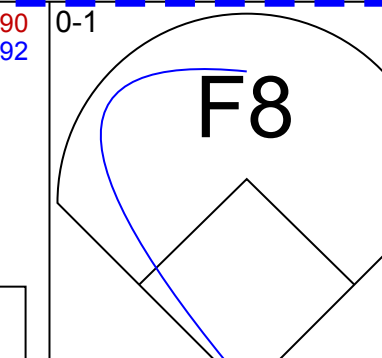
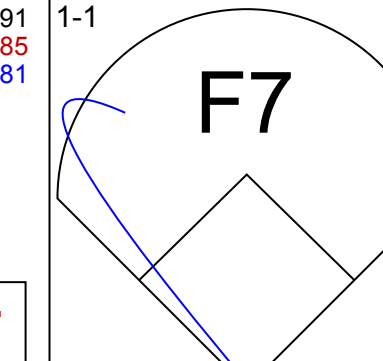
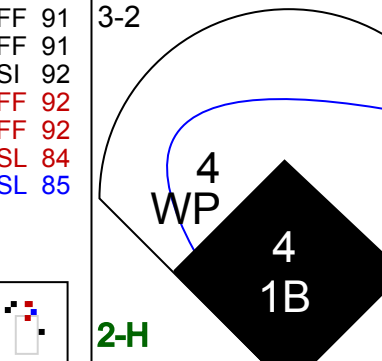
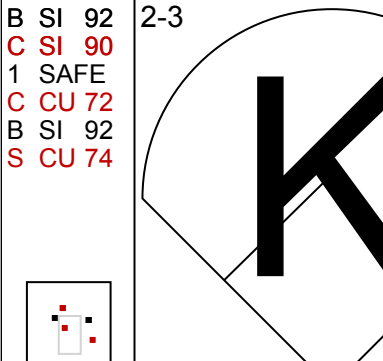
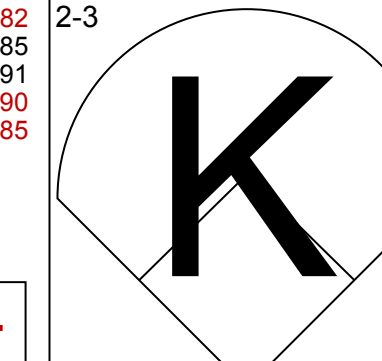

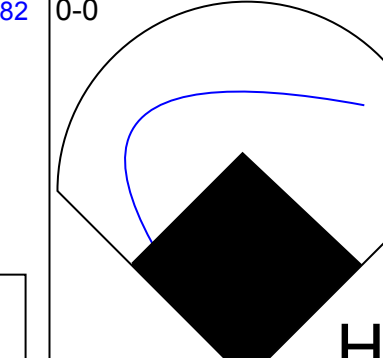
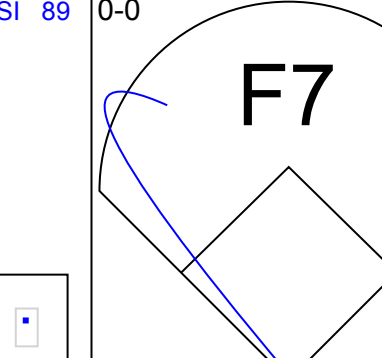
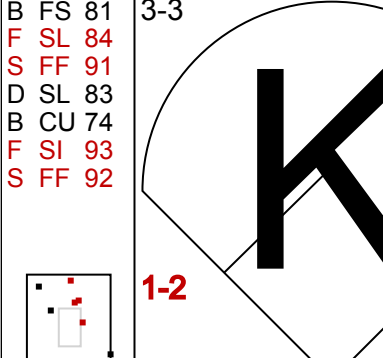
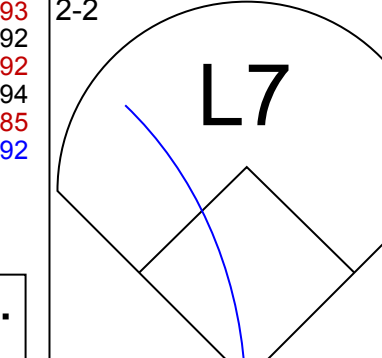
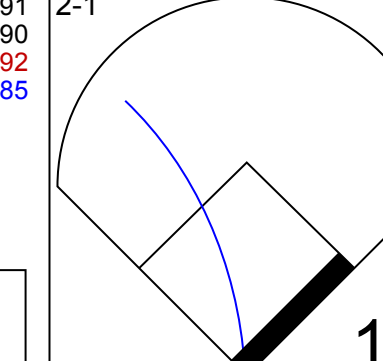
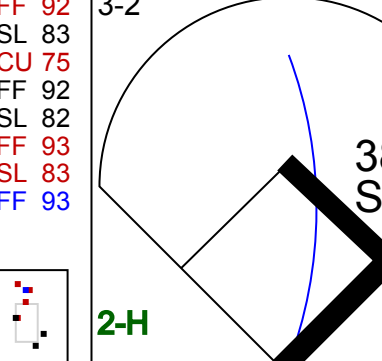

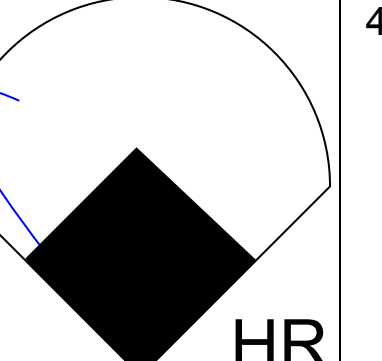
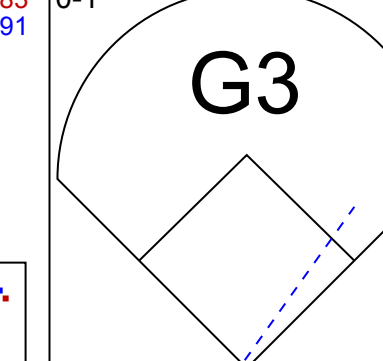
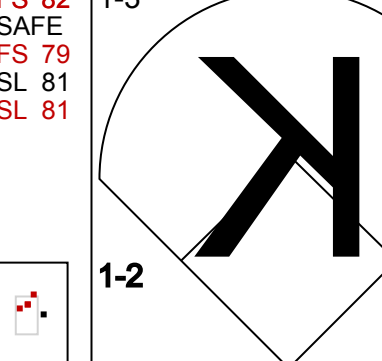

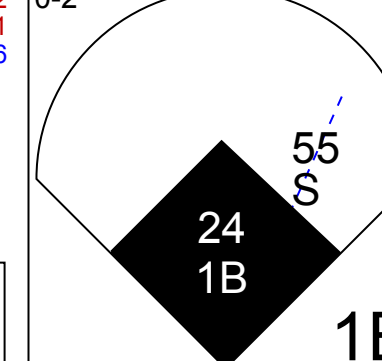
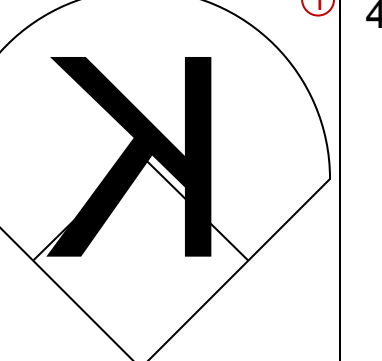
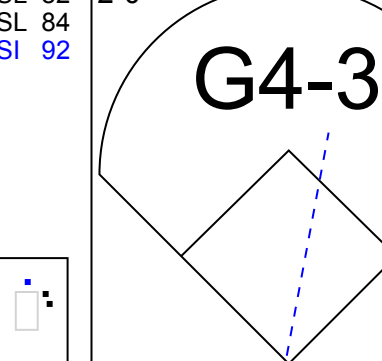

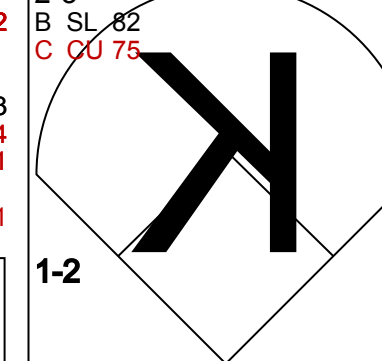
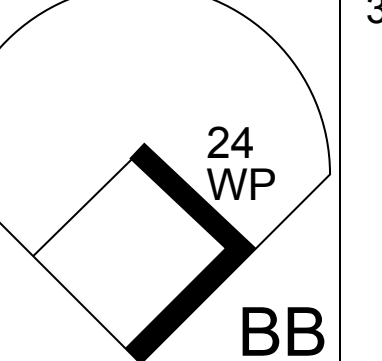
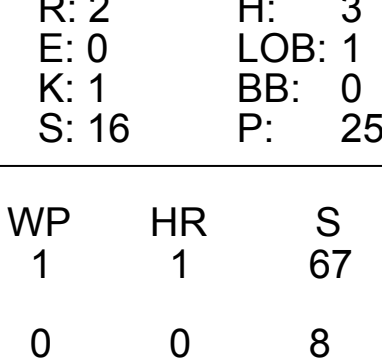
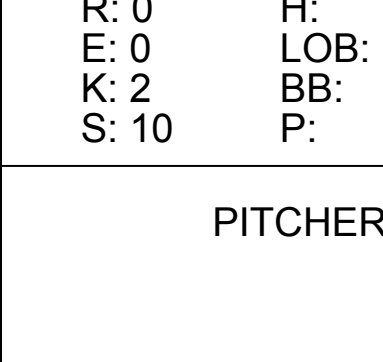
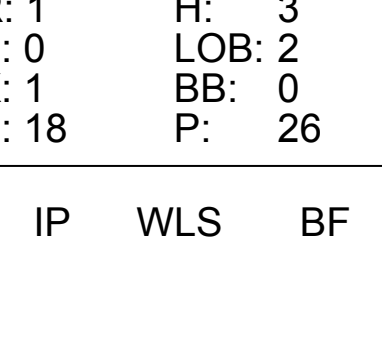
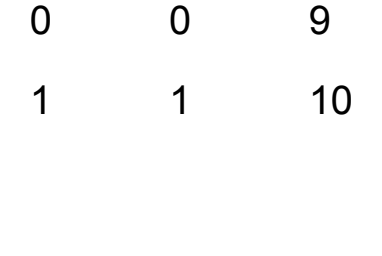


Batter	1	2	3	4	5	6	7	8	9	AB	R	H	RBI	BB	SO	LOB	BOTTOM					
39 Danny Santana, S (1,8) OBP: 0.349, SLG: 0.463										5	1	1	0	0	2	3	<b>Cleveland Indians @ Minnesota Twins</b> Target Field, Minneapolis, MN Tue Aug 19 2014, 7:11 PM - 10:25 PM CDT Att: 26,358 - Overcast - 78 F					
2 Brian Dozier, R (1,4) OBP: 0.332, SLG: 0.413										2	1	0	0	2	0	2						
7 Joe Mauer, L (1,3) OBP: 0.351, SLG: 0.380										4	1	2	1	0	0	2						
19 Kennys Vargas, S (1,10) OBP: 0.351, SLG: 0.471										4	1	1	1	0	0	2						
31 Oswaldo Arcia, L (1,9) OBP: 0.305, SLG: 0.444										4	1	1	3	0	1	0						
24 Trevor Plouffe, R (1,5) OBP: 0.310, SLG: 0.397										4	0	0	0	0	1	0						
8 Kurt Suzuki, R (1,2) OBP: 0.363, SLG: 0.395										4	0	0	0	0	0	0						
5 Eduardo Escobar, S (1,6) OBP: 0.316, SLG: 0.393										4	0	2	0	0	1	0						
1 Jordan Schafer, L (1,7) OBP: 0.276, SLG: 0.246										2	0	0	0	0	0	0						
9 Eduardo Nunez, R (7,PH) OBP: 0.278, SLG: 0.362										1	0	1	0	0	0	0						
27 Chris Parmelee, L (8,PH) OBP: 0.301, SLG: 0.379										1	0	0	0	0	1	1						
<b>Inning Stats</b>	R: 5 H: 4 E: 0 K: 1 S: 19	H: 4 LOB: 0 BB: 1 P: 33	R: 0 H: 0 E: 0 K: 1 S: 9	H: 0 LOB: 0 BB: 0 P: 14	R: 0 H: 0 E: 0 K: 1 S: 7	H: 0 LOB: 0 BB: 0 P: 12	R: 0 H: 0 E: 0 K: 1 S: 8	H: 0 LOB: 0 BB: 0 P: 13	R: 0 H: 1 E: 0 K: 0 S: 14	H: 1 LOB: 2 BB: 1 P: 24	R: 0 H: 0 E: 0 K: 0 S: 4	H: 0 LOB: 0 BB: 0 P: 7	R: 0 H: 2 E: 0 K: 1 S: 17	H: 2 LOB: 2 BB: 0 P: 24	R: 0 H: 0 E: 0 K: 0 S: 7	H: 0 LOB: 0 BB: 0 P: 9	R: 0 H: 1 E: 0 K: 1 S: 12	H: 1 LOB: 1 BB: 0 P: 19	1B: 5 2B: 2 3B: 0 HR: 1	SF: 0 SAC: 0 DP: 0 HBP: 0	WP: 0 PB: 0 SB: 0 CS: 0	PA: 37
<b>PITCHER</b>	IP WLS BF H R ER SO BB IBB HBP BLK WP HR S P ERA WHIP	IP WLS BF H R ER SO BB IBB HBP BLK WP HR S P ERA WHIP	IP WLS BF H R ER SO BB IBB HBP BLK WP HR S P ERA WHIP	IP WLS BF H R ER SO BB IBB HBP BLK WP HR S P ERA WHIP	IP WLS BF H R ER SO BB IBB HBP BLK WP HR S P ERA WHIP	IP WLS BF H R ER SO BB IBB HBP BLK WP HR S P ERA WHIP	IP WLS BF H R ER SO BB IBB HBP BLK WP HR S P ERA WHIP	IP WLS BF H R ER SO BB IBB HBP BLK WP HR S P ERA WHIP	IP WLS BF H R ER SO BB IBB HBP BLK WP HR S P ERA WHIP	IP WLS BF H R ER SO BB IBB HBP BLK WP HR S P ERA WHIP	IP WLS BF H R ER SO BB IBB HBP BLK WP HR S P ERA WHIP	IP WLS BF H R ER SO BB IBB HBP BLK WP HR S P ERA WHIP	IP WLS BF H R ER SO BB IBB HBP BLK WP HR S P ERA WHIP	IP WLS BF H R ER SO BB IBB HBP BLK WP HR S P ERA WHIP	IP WLS BF H R ER SO BB IBB HBP BLK WP HR S P ERA WHIP	IP WLS BF H R ER SO BB IBB HBP BLK WP HR S P ERA WHIP	IP WLS BF H R ER SO BB IBB HBP BLK WP HR S P ERA WHIP	IP WLS BF H R ER SO BB IBB HBP BLK WP HR S P ERA WHIP	IP WLS BF H R ER SO BB IBB HBP BLK WP HR S P ERA WHIP	IP WLS BF H R ER SO BB IBB HBP BLK WP HR S P ERA WHIP	IP WLS BF H R ER SO BB IBB HBP BLK WP HR S P ERA WHIP	

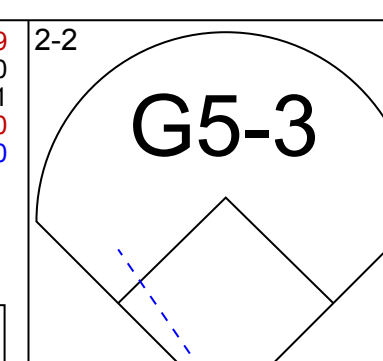
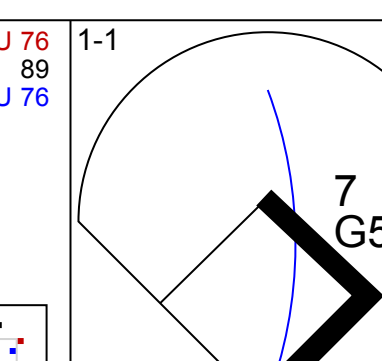
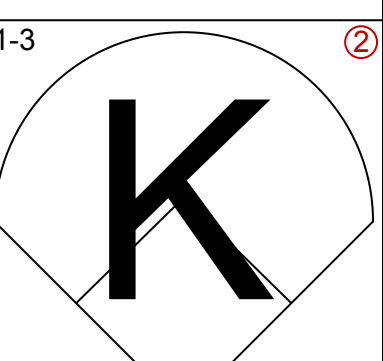
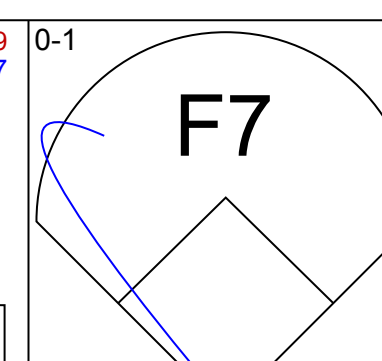
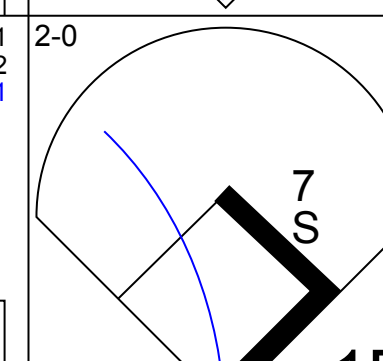
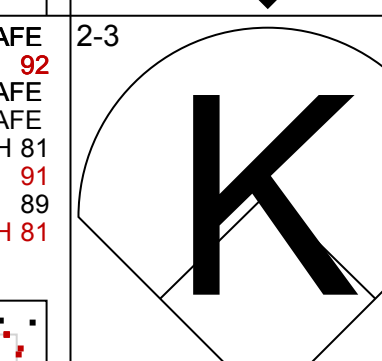
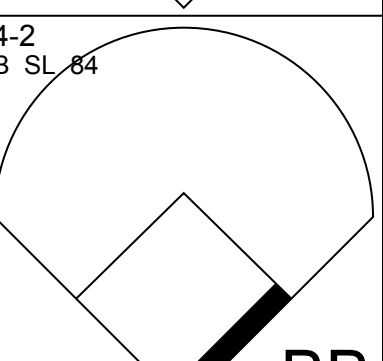
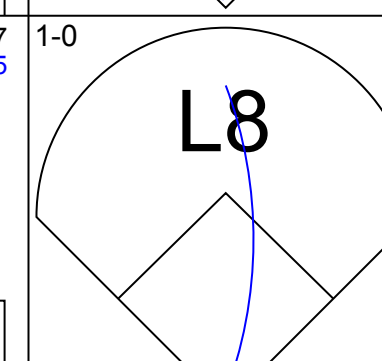
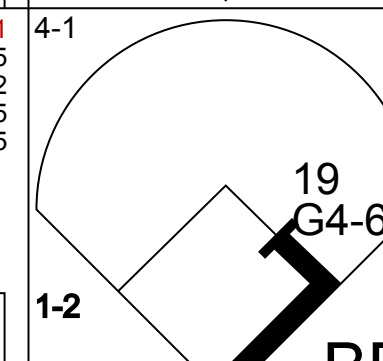
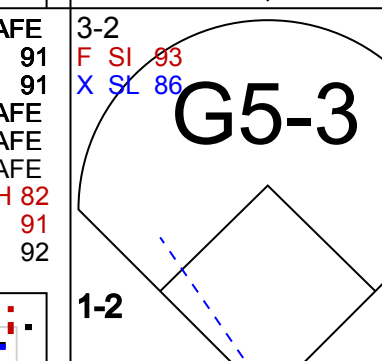
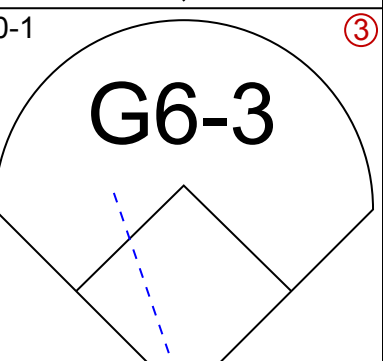
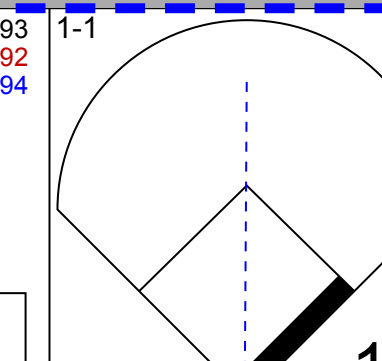
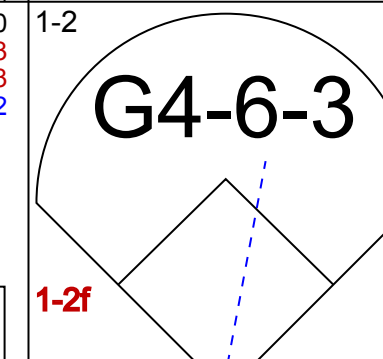
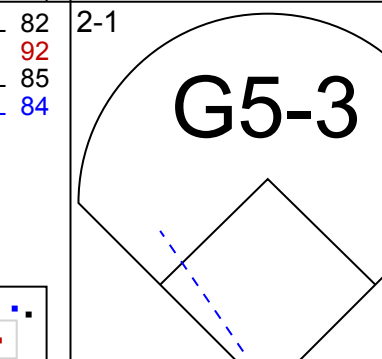


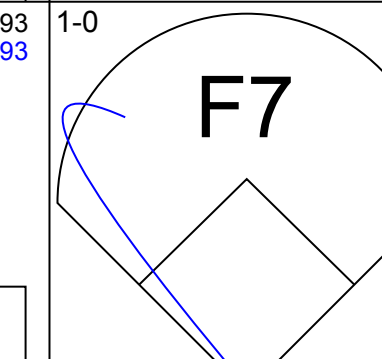
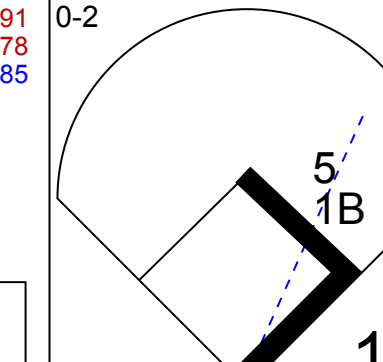
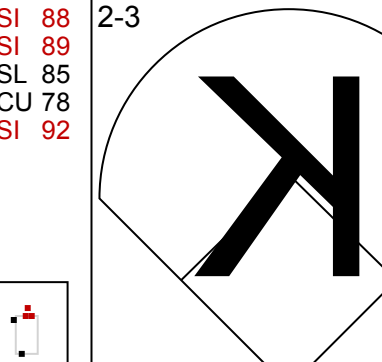
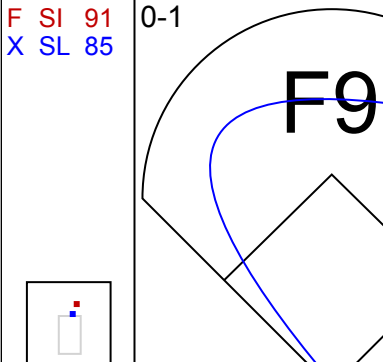
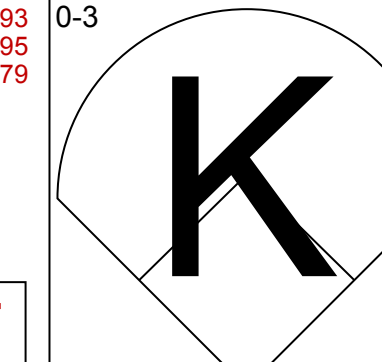
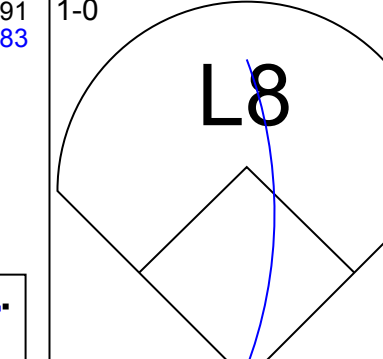
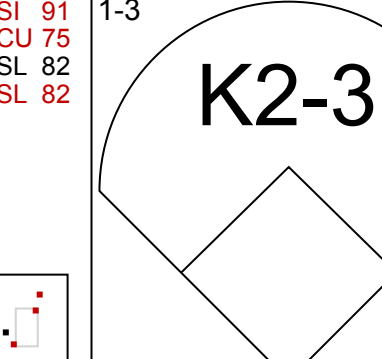
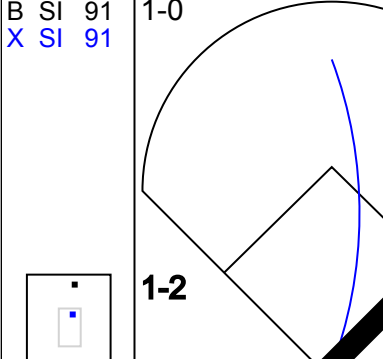
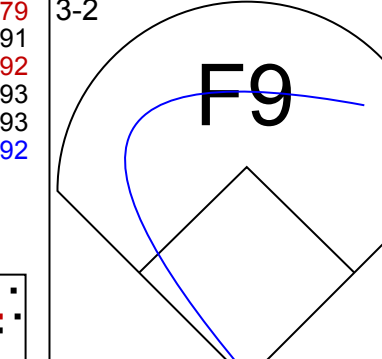
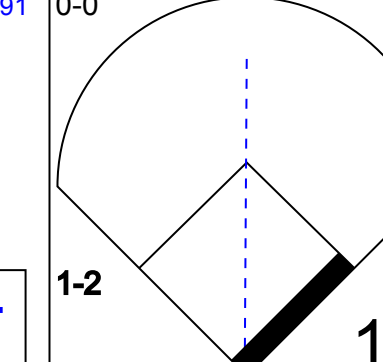
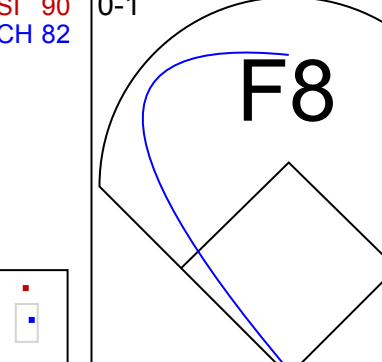
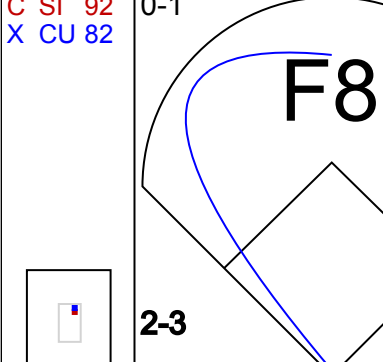


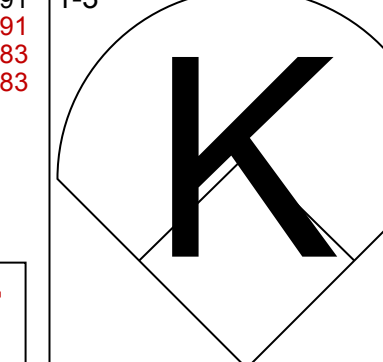

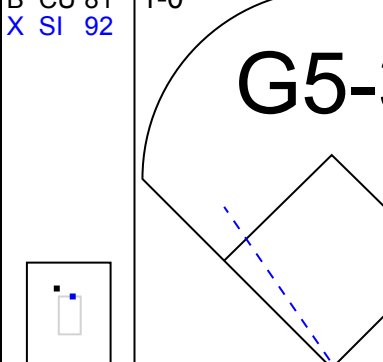


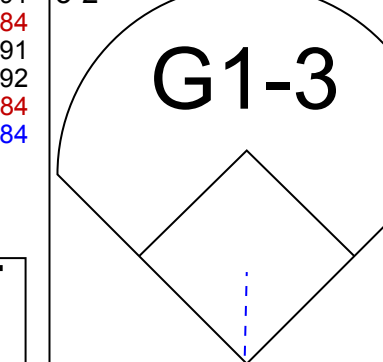



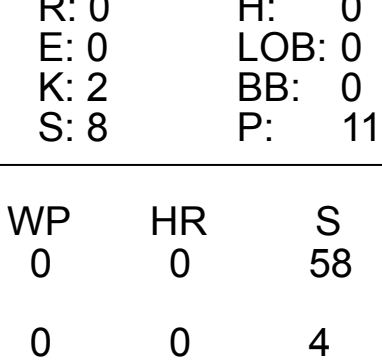
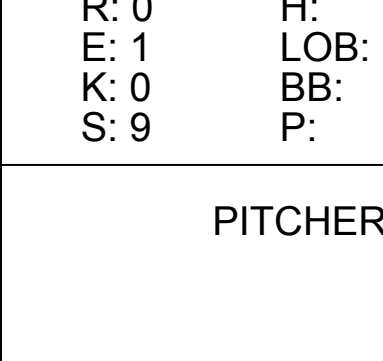
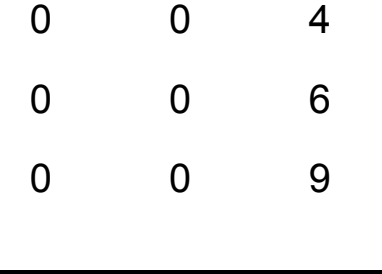

AB	34
R	7
H	11
RBI	6
BB	2
SO	6
LOB	10

AB	35
R	5
H	8
RBI	5
BB	2
SO	6
LOB	10





Batter	1	2	3	4	5	6	7	8	9	AB	R	H	RBI	BB	SO	LOB	TOP					
24 Michael Bourn, L (1, 8) OBP: 0.321, SLG: 0.376										5	0	1	1	0	1	2	Cleveland Indians @ Minnesota Twins Target Field, Minneapolis, MN Wed Aug 20 2014, 7:13 PM - 10:13 PM CDT Att: 28,943 - Partly Cloudy - 82 F					
11 José Ramírez, S (1, 6) OBP: 0.283, SLG: 0.258										5	0	2	0	0	0	2						
23 Michael Brantley, L (1, 7) OBP: 0.376, SLG: 0.597										4	0	0	0	0	1	4						
41 Carlos Santana, S (1, 3) OBP: 0.370, SLG: 0.434										3	1	1	0	1	0	0						
22 Jason Kipnis, L (1, 4) OBP: 0.321, SLG: 0.351										4	1	1	1	0	2	1						
6 Zach Walters, S (1, 10) OBP: 0.287, SLG: 0.478										4	1	1	1	0	1	2						
4 Mike Aviles, R (1, 5) OBP: 0.278, SLG: 0.344										4	1	3	2	0	0	0	AB 36 R 5 H 11 RBI 5 BB 2 SO 8 LOB 15					
38 Chris Dickerson, L (1, 9) OBP: 0.312, SLG: 0.349										4	1	1	0	0	2	2						
55 Roberto Pérez, R (1, 2) OBP: 0.351, SLG: 0.441										3	0	1	0	1	1	2						
																						
																						
<b>Inning Stats</b>	R: 0 E: 0 K: 1 S: 10	H: 0 LOB: 0 BB: 0 P: 15	R: 1 E: 0 K: 0 S: 9	H: 2 LOB: 1 BB: 0 P: 14	R: 0 E: 0 K: 1 S: 6	H: 1 LOB: 1 BB: 0 P: 10	R: 2 E: 0 K: 1 S: 16	H: 3 LOB: 1 BB: 0 P: 25	R: 0 E: 0 K: 2 S: 10	H: 0 LOB: 1 BB: 0 P: 19	R: 1 E: 0 K: 1 S: 18	H: 3 LOB: 2 BB: 0 P: 26	R: 0 E: 0 K: 1 S: 9	H: 0 LOB: 0 BB: 0 P: 13	R: 1 E: 0 K: 1 S: 10	H: 1 LOB: 1 BB: 0 P: 18	1B: 6 2B: 3 3B: 0 HR: 2	SF: 0 SAC: 0 DP: 1 HBP: 0	WP: 2 PB: 0 SB: 2 CS: 0	PA: 38		
<b>PITCHER</b>	IP WLS BF H R ER SO BB IBB HBP BLK WP HR S P ERA WHIP	IP WLS BF H R ER SO BB IBB HBP BLK WP HR S P ERA WHIP	IP WLS BF H R ER SO BB IBB HBP BLK WP HR S P ERA WHIP	IP WLS BF H R ER SO BB IBB HBP BLK WP HR S P ERA WHIP	IP WLS BF H R ER SO BB IBB HBP BLK WP HR S P ERA WHIP	IP WLS BF H R ER SO BB IBB HBP BLK WP HR S P ERA WHIP	IP WLS BF H R ER SO BB IBB HBP BLK WP HR S P ERA WHIP	IP WLS BF H R ER SO BB IBB HBP BLK WP HR S P ERA WHIP	IP WLS BF H R ER SO BB IBB HBP BLK WP HR S P ERA WHIP	IP WLS BF H R ER SO BB IBB HBP BLK WP HR S P ERA WHIP	IP WLS BF H R ER SO BB IBB HBP BLK WP HR S P ERA WHIP	IP WLS BF H R ER SO BB IBB HBP BLK WP HR S P ERA WHIP	IP WLS BF H R ER SO BB IBB HBP BLK WP HR S P ERA WHIP	IP WLS BF H R ER SO BB IBB HBP BLK WP HR S P ERA WHIP	IP WLS BF H R ER SO BB IBB HBP BLK WP HR S P ERA WHIP	IP WLS BF H R ER SO BB IBB HBP BLK WP HR S P ERA WHIP	IP WLS BF H R ER SO BB IBB HBP BLK WP HR S P ERA WHIP	IP WLS BF H R ER SO BB IBB HBP BLK WP HR S P ERA WHIP	IP WLS BF H R ER SO BB IBB HBP BLK WP HR S P ERA WHIP	IP WLS BF H R ER SO BB IBB HBP BLK WP HR S P ERA WHIP		
47 Ricky Nolasco, R (1, 1) ERA: 5.96	6.2	L	27	8	4	4	6	1	0	0	0	0	0	0	0	0	1	1	67	105	5.40	1.350
56 Caleb Thielbar, L (7, 1) ERA: 3.32	0.1	H	3	2	0	0	0	0	0	0	0	0	0	0	0	0	0	0	8	12	0.00	6.000
51 Anthony Swarzak, R (8, 1) ERA: 4.12	1.0	0	3	0	0	0	1	0	0	0	0	0	0	0	0	0	0	0	9	13	0.00	0.000
21 Samuel Deduno, R (9, 1) ERA: 4.47	1.0	5	1	1	1	1	1	1	0	0	0	0	1	1	10	18	9.00	2.000				

Batter	1	2	3	4	5	6	7	8	9	AB	R	H	RBI	BB	SO	LOB	BOTTOM					
39 Danny Santana, S (1, 8) OBP: 0.348, SLG: 0.460										4	0	1	0	0	1	1	Cleveland Indians @ Minnesota Twins Target Field, Minneapolis, MN Wed Aug 20 2014, 7:13 PM - 10:13 PM CDT Att: 28,943 - Partly Cloudy - 82 F					
2 Brian Dozier, R (1, 4) OBP: 0.333, SLG: 0.412										3	0	1	0	1	1	1						
7 Joe Mauer, L (1, 3) OBP: 0.353, SLG: 0.379										3	0	1	0	1	0	3						
19 Kennys Vargas, S (1, 10) OBP: 0.333, SLG: 0.444										4	0	0	0	0	0	4						
31 Oswaldo Arcia, L (1, 9) OBP: 0.304, SLG: 0.441										4	0	1	0	0	2	2						
24 Trevor Plouffe, R (1, 5) OBP: 0.310, SLG: 0.395										4	0	1	0	0	1	2						
5 Eduardo Escobar, S (1, 6) OBP: 0.315, SLG: 0.391										4	0	1	0	0	0	2	AB 32 R 0 H 6 RBI 0 BB 3 SO 6 LOB 21					
26 Eric Fryer, R (1, 2) OBP: 0.271, SLG: 0.309										3	0	0	0	1	1	4						
1 Jordan Schafer, L (1, 7) OBP: 0.269, SLG: 0.239										3	0	0	0	0	0	2						
																						
																						
<b>Inning Stats</b>	R: 0 E: 0 K: 0 S: 8	H: 1 LOB: 1 BB: 1 P: 17	R: 0 E: 0 K: 1 S: 11	H: 2 LOB: 2 BB: 0 P: 16	R: 0 E: 0 K: 1 S: 11	H: 1 LOB: 1 BB: 0 P: 19	R: 0 E: 0 K: 2 S: 8	H: 0 LOB: 0 BB: 0 P: 11	R: 0 E: 0 K: 1 S: 15	H: 0 LOB: 2 BB: 2 P: 24	R: 0 E: 0 K: 0 S: 9	H: 1 LOB: 2 BB: 0 P: 14	R: 0 E: 0 K: 0 S: 4	H: 0 LOB: 0 BB: 0 P: 6	R: 0 E: 0 K: 1 S: 9	H: 1 LOB: 1 BB: 0 P: 14	R: 0 E: 0 K: 0 S: 6	H: 0 LOB: 0 BB: 1 P: 9	1B: 6 2B: 0 3B: 0 HR: 0	SF: 0 SAC: 1 DP: 1 HBP: 0	WP: 0 PB: 0 SB: 1 CS: 0	PA: 36
<b>PITCHER</b>	IP WLS BF H R ER SO BB IBB HBP BLK WP HR S P ERA WHIP	IP WLS BF H R ER SO BB IBB HBP BLK WP HR S P ERA WHIP	IP WLS BF H R ER SO BB IBB HBP BLK WP HR S P ERA WHIP	IP WLS BF H R ER SO BB IBB HBP BLK WP HR S P ERA WHIP	IP WLS BF H R ER SO BB IBB HBP BLK WP HR S P ERA WHIP	IP WLS BF H R ER SO BB IBB HBP BLK WP HR S P ERA WHIP	IP WLS BF H R ER SO BB IBB HBP BLK WP HR S P ERA WHIP	IP WLS BF H R ER SO BB IBB HBP BLK WP HR S P ERA WHIP	IP WLS BF H R ER SO BB IBB HBP BLK WP HR S P ERA WHIP	IP WLS BF H R ER SO BB IBB HBP BLK WP HR S P ERA WHIP	IP WLS BF H R ER SO BB IBB HBP BLK WP HR S P ERA WHIP	IP WLS BF H R ER SO BB IBB HBP BLK WP HR S P ERA WHIP	IP WLS BF H R ER SO BB IBB HBP BLK WP HR S P ERA WHIP	IP WLS BF H R ER SO BB IBB HBP BLK WP HR S P ERA WHIP	IP WLS BF H R ER SO BB IBB HBP BLK WP HR S P ERA WHIP	IP WLS BF H R ER SO BB IBB HBP BLK WP HR S P ERA WHIP	IP WLS BF H R ER SO BB IBB HBP BLK WP HR S P ERA WHIP	IP WLS BF H R ER SO BB IBB HBP BLK WP HR S P ERA WHIP	IP WLS BF H R ER SO BB IBB HBP BLK WP HR S P ERA WHIP	IP WLS BF H R ER SO BB IBB HBP BLK WP HR S P ERA WHIP		
58 TJ House, L (1, 1) ERA: 3.8	5.1	W	23	4	0	0	0	3	0	0	0	0	0	0	0	0	0	0	58	95	0.00	1.312
20 C.C. Lee, R (6, 1) ERA: 3.72	0.2	H	3	1	0	0	0	0	0	0	0	0	0	0	0	0	0	0	4	6	0.00	1.500
48 Scott Atchison, R (7, 1) ERA: 2.86	1.0	0	3	0	0	0	0	0	0	0	0	0	0	0	0	0	0	0	4	6	0.00	0.000
50 Nick Hagadone, L (8, 1) ERA: 1.47	0.2	3	1	0	0	0	1	0	0	0	0	0	0	0	0	0	0	0	6	8	0.00	1.500
27 Bryan Shaw, R (8, 1) ERA: 2.51	1.1	4	0	0	0	0	0	0	0	0	0	0	0	0	0	0	0	0	9	15	0.00	0.000





Batter	1	2	3	4	5	6	7	8	9	AB	R	H	RBI	BB	SO	LOB	TOP											
24 Michael Bourn, L OBP: 0.323, SLG: 0.375										3	0	1	0	1	1	1	<b>Cleveland Indians @ Minnesota Twins</b> Target Field, Minneapolis, MN Thu Aug 21 2014, 12:11 PM - 3:05 PM CDT Att: 28,033 - Overcast - 77 F											
4 Mike Aviles, R OBP: 0.275, SLG: 0.339										4	0	0	0	0	0	3												
23 Michael Brantley, L OBP: 0.373, SLG: 0.563										4	0	0	0	0	2	2												
41 Carlos Santana, S OBP: 0.369, SLG: 0.432										4	0	1	0	0	2	1												
22 Jason Kipnis, L OBP: 0.324, SLG: 0.349										4	0	1	0	0	1	0												
10 Yan Gomes, R OBP: 0.324, SLG: 0.477										2	0	0	0	0	0	0												
55 Roberto Pérez, R OBP: 0.333, SLG: 0.417										2	0	0	0	0	0	1												
8 Lonnie Chisenhall, L OBP: 0.353, SLG: 0.447										3	0	0	0	0	2	1												
6 Zach Walters, S OBP: 0.269, SLG: 0.514										3	1	1	1	0	2	1												
38 Chris Dickerson, L OBP: 0.313, SLG: 0.349										3	0	1	0	0	0	0												
<b>Inning Stats</b>	R: 0 H: 1 E: 0 K: 1 S: 7	H: 1 LOB: 1 BB: 0 P: 13	R: 0 H: 0 E: 0 K: 1 S: 9	H: 0 LOB: 0 BB: 0 P: 12	R: 0 H: 1 E: 0 K: 2 S: 15	H: 1 LOB: 1 BB: 0 P: 19	R: 0 H: 0 E: 0 K: 2 S: 9	H: 0 LOB: 0 BB: 0 P: 14	R: 1 H: 1 E: 0 K: 1 S: 9	H: 1 LOB: 2 BB: 0 P: 10	R: 0 H: 1 E: 0 K: 0 S: 9	H: 1 LOB: 1 BB: 0 P: 13	R: 0 H: 1 E: 0 K: 1 S: 13	H: 1 LOB: 1 BB: 0 P: 16	R: 0 H: 0 E: 0 K: 1 S: 14	H: 0 LOB: 1 BB: 1 P: 23	R: 0 H: 0 E: 0 K: 1 S: 9	H: 0 LOB: 0 BB: 0 P: 11	1B: 4 2B: 0 3B: 0 HR: 1	SF: 0 SAC: 0 DP: 0 HBP: 0	WP: 0 PB: 0 SB: 0 CS: 0	PA: 33						
<b>PITCHER</b>	IP	WLS	BF	H	R	ER	SO	BB	IBB	HBP	BLK	WP	HR	S	P	ERA	WHIP											
45 Phil Hughes, R ERA: 3.65	(1, 1)	7.0	W	26	5	1	1	8	0	0	0	0	0	1	71	97	1.29	0.714										
50 Casey Fien, R ERA: 2.7	(8, 1)	1.0	H	4	0	0	0	1	1	0	0	0	0	0	14	23	0.00	1.000										
15 Glen Perkins, L ERA: 2.48	(9, 1)	1.0	S	3	0	0	0	1	0	0	0	0	0	0	9	11	0.00	0.000										

Batter	1	2	3	4	5	6	7	8	9	AB	R	H	RBI	BB	SO	LOB	BOTTOM											
39 Danny Santana, S OBP: 0.350, SLG: 0.461										4	0	2	0	0	1	2	<b>Cleveland Indians @ Minnesota Twins</b> Target Field, Minneapolis, MN Thu Aug 21 2014, 12:11 PM - 3:05 PM CDT Att: 28,033 - Overcast - 77 F											
2 Brian Dozier, R OBP: 0.332, SLG: 0.410										3	0	0	0	0	2	3												
7 Joe Mauer, L OBP: 0.352, SLG: 0.376										3	0	0	0	1	1	1												
19 Kennys Vargas, S OBP: 0.354, SLG: 0.513										4	2	3	1	0	1	2												
9 Eduardo Núñez, R OBP: 0.276, SLG: 0.362										0	1	0	0	0	0	0												
31 Oswaldo Arcia, L OBP: 0.307, SLG: 0.444										3	1	1	1	1	2	2												
24 Trevor Plouffe, R OBP: 0.309, SLG: 0.396										4	0	1	2	0	1	2												
8 Kurt Suzuki, R OBP: 0.362, SLG: 0.392										3	0	0	0	0	1	3												
27 Chris Parmelee, L OBP: 0.300, SLG: 0.374										3	0	0	0	1	0	3												
1 Jordan Schafer, L OBP: 0.278, SLG: 0.252										2	0	1	0	1	0	0												
<b>Inning Stats</b>	R: 0 H: 1 E: 0 K: 2 S: 11	H: 1 LOB: 2 BB: 1 P: 20	R: 0 H: 0 E: 0 K: 0 S: 5	H: 0 LOB: 0 BB: 0 P: 7	R: 0 H: 0 E: 0 K: 1 S: 7	H: 0 LOB: 0 BB: 0 P: 8	R: 1 H: 1 E: 0 K: 2 S: 12	H: 1 LOB: 0 BB: 0 P: 15	R: 0 H: 1 E: 0 K: 1 S: 8	H: 1 LOB: 2 BB: 1 P: 17	R: 2 H: 2 E: 0 K: 1 S: 12	H: 2 LOB: 1 BB: 1 P: 20	R: 0 H: 1 E: 0 K: 1 S: 12	H: 1 LOB: 1 BB: 1 P: 22	R: 1 H: 2 E: 0 K: 0 S: 12	H: 2 LOB: 2 BB: 0 P: 20	1B: 3 2B: 4 3B: 0 HR: 1	SF: 0 SAC: 1 DP: 0 HBP: 1	WP: 0 PB: 0 SB: 1 CS: 2	PA: 35								
<b>PITCHER</b>	IP	WLS	BF	H	R	ER	SO	BB	IBB	HBP	BLK	WP	HR	S	P	ERA	WHIP											
28 Corey Kluber, R ERA: 2.46	(1, 1)	7.0	L	30	6	3	3	8	4	0	0	0	0	1	67	109	3.86	1.429										
57 Kyle Crockett, L ERA: 1.89	(8, 1)	0.0		2	2	1	1	0	0	0	0	0	0	6	9	∞	∞											
43 Josh Tomlin, R ERA: 4.35	(8, 1)	1.0		3	0	0	0	1	0	0	0	0	0	6	11	0.00	0.000											





Batter	1	2	3	4	5	6	7	8	9	AB	R	H	RBI	BB	SO	LOB	TOP					
3 Ian Kinsler, R OBP: 0.314, SLG: 0.424 17 Andrew Romine, S OBP: 0.268, SLG: 0.272										4	1	2	1	0	0	0						
48 Torii Hunter, R OBP: 0.376, SLG: 0.507 61 Ezequiel Carrera, L OBP: 0.297, SLG: 0.333										4	1	1	0	0	1	1						
24 Miguel Cabrera, R OBP: 0.324, SLG: 0.289 32 Don Kelly, L OBP: 0.324, SLG: 0.289										3	1	2	0	1	0	0						
41 Victor Martinez, S OBP: 0.392, SLG: 0.549 13 Alex Avila, L OBP: 0.282, SLG: 0.373										4	1	2	1	0	0	4						
28 J.D. Martinez, R OBP: 0.340, SLG: 0.553										5	1	1	1	0	0	2						
9 Nick Castellanos, R OBP: 0.305, SLG: 0.410										5	0	2	1	0	1	0						
30 Eugenio Suárez, R OBP: 0.317, SLG: 0.370										5	0	2	0	0	1	0						
50 Bryan Holaday, R OBP: 0.280, SLG: 0.274										4	0	1	1	0	0	2						
20 Rajai Davis, R OBP: 0.321, SLG: 0.407										4	0	0	0	0	0	6						
<b>Inning Stats</b>	R: 1 E: 0 K: 1 S: 13	H: 2 LOB: 1 BB: 0 P: 21	R: 0 E: 0 K: 2 S: 9	H: 0 LOB: 0 BB: 0 P: 15	R: 0 E: 0 K: 0 S: 13	H: 2 LOB: 2 BB: 0 P: 23	R: 0 E: 0 K: 0 S: 12	H: 1 LOB: 2 BB: 0 P: 18	R: 4 E: 1 K: 0 S: 8	H: 5 LOB: 2 BB: 0 P: 29	R: 0 E: 0 K: 0 S: 8	H: 1 LOB: 3 BB: 1 P: 18	R: 0 E: 0 K: 0 S: 14	H: 2 LOB: 0 BB: 0 P: 20	R: 1 E: 0 K: 0 S: 12	H: 2 LOB: 1 BB: 0 P: 20	R: 0 E: 0 K: 0 S: 6	H: 0 LOB: 0 BB: 0 P: 8	1B: 12 2B: 2 3B: 0 HR: 1	SF: 1 SAC: 0 DP: 1 HBP: 0	WP: 1 PB: 0 SB: 1 CS: 0	PA: 44
<b>PITCHER</b>	IP: 4.1 WLS: 0 BF: 25 ERA: 4.08	H: 10 R: 5 ER: 3 SO: 3	BB: 0 IBB: 0 HBP: 0 BLK: 0	WP: 0 HR: 1 S: 62 P: 99	ERA: 6.23 WHIP: 2.308	IP: 1.0 WLS: 0 BF: 3 ERA: 2.74	H: 0 R: 0 ER: 0 SO: 0	BB: 0 IBB: 0 HBP: 0 BLK: 0	WP: 0 HR: 0 S: 6 P: 8	ERA: 0.00 WHIP: 0.000	IP: 1.0 WLS: 0 BF: 3 ERA: 2.74	H: 0 R: 0 ER: 0 SO: 0	BB: 0 IBB: 0 HBP: 0 BLK: 0	WP: 0 HR: 0 S: 6 P: 8	ERA: 0.00 WHIP: 0.000							
49 Tommy Milone, L ERA: 4.08	51 Anthony Swarzak, R ERA: 4.05	57 Ryan Pressly, R ERA: 2.45	61 Jared Burton, R ERA: 4.11	56 Caleb Thielbar, L ERA: 3.46	52 Brian Duensing, L ERA: 2.74																	

Detroit Tigers @ Minnesota Twins  
Target Field, Minneapolis, MN  
Fri Aug 22 2014, 7:13 PM - 11:10 PM CDT  
Att: 29,394 - Cloudy - 76 F

AB 42  
R 6  
H 15  
RBI 6  
BB 1  
SO 3  
LOB 16



Batter	1	2	3	4	5	6	7	8	9	AB	R	H	RBI	BB	SO	LOB	BOTTOM					
39 Danny Santana, S OBP: 0.355, SLG: 0.473										6	2	3	4	1	1	3						
2 Brian Dozier, R OBP: 0.335, SLG: 0.409										3	1	1	2	3	0	0						
7 Joe Mauer, L OBP: 0.355, SLG: 0.377 27 Chris Parmelee, L OBP: 0.299, SLG: 0.372										4	1	2	3	1	1	0						
19 Kennys Vargas, S OBP: 0.364, SLG: 0.531										5	3	2	0	1	2	5						
31 Oswaldo Arcia, L OBP: 0.307, SLG: 0.457										6	3	2	3	0	0	4						
24 Trevor Plouffe, R OBP: 0.312, SLG: 0.407										6	4	3	3	0	0	1						
8 Kurt Suzuki, R OBP: 0.356, SLG: 0.386										6	0	0	0	0	3	4						
5 Eduardo Escobar, S OBP: 0.324, SLG: 0.413										6	3	5	2	0	1	2						
1 Jordan Schafer, L OBP: 0.302, SLG: 0.262										3	3	2	1	3	0	1						
<b>Inning Stats</b>	R: 0 E: 0 K: 2 S: 9	H: 7 LOB: 1 BB: 1 P: 35	R: 6 E: 0 K: 2 S: 25	H: 7 LOB: 2 BB: 1 P: 35	R: 0 E: 0 K: 0 S: 14	H: 1 LOB: 1 BB: 1 P: 23	R: 0 E: 0 K: 1 S: 10	H: 0 LOB: 0 BB: 0 P: 16	R: 0 E: 0 K: 0 S: 9	H: 0 LOB: 0 BB: 0 P: 12	R: 9 E: 2 K: 2 S: 35	H: 4 LOB: 3 BB: 6 P: 72	R: 2 E: 0 K: 0 S: 9	H: 4 LOB: 3 BB: 1 P: 16	R: 3 E: 0 K: 1 S: 15	H: 4 LOB: 1 BB: 0 P: 27	R: 0 E: 0 K: 1 S: 4	H: 0 LOB: 1 BB: 0 P: 8	1B: 11 2B: 4 3B: 1 HR: 4	SF: 0 SAC: 0 DP: 0 HBP: 0	WP: 1 PB: 0 SB: 1 CS: 0	PA: 55
<b>PITCHER</b>	IP: 1.1 WLS: 1 BF: 7 ERA: 7.43	H: 6 R: 6 ER: 3 SO: 3	BB: 0 IBB: 0 HBP: 0 BLK: 0	WP: 0 HR: 2 S: 27 P: 35	ERA: 40.50 WHIP: 4.500	IP: 0.1 WLS: 0 BF: 3 ERA: 2.74	H: 0 R: 0 ER: 0 SO: 0	BB: 2 IBB: 0 HBP: 0 BLK: 0	WP: 0 HR: 0 S: 7 P: 17	ERA: 0.00 WHIP: 2.250	IP: 1.0 WLS: 0 BF: 8 ERA: 3.55	H: 4 LOB: 3 BB: 6 P: 72	R: 2 E: 0 K: 0 S: 9	H: 4 LOB: 3 BB: 1 P: 16	R: 3 E: 0 K: 1 S: 15	H: 4 LOB: 1 BB: 0 P: 27	R: 0 E: 0 K: 1 S: 4	H: 0 LOB: 1 BB: 0 P: 8	1B: 11 2B: 4 3B: 1 HR: 4	SF: 0 SAC: 0 DP: 0 HBP: 0	WP: 1 PB: 0 SB: 1 CS: 0	PA: 55
58 Robbie Ray, L ERA: 7.43	65 Blaine Hardy, L ERA: 1.54	40 Phil Coke, L ERA: 4.24	49 Jim Johnson, R ERA: 7.59	46 Ian Krol, L ERA: 4.96	62 Al Alburquerque, R ERA: 2.74	44 Joba Chamberlain, R ERA: 3.55	17 Andrew Romine, R ERA: 27.0															

Detroit Tigers @ Minnesota Twins  
Target Field, Minneapolis, MN  
Fri Aug 22 2014, 7:13 PM - 11:10 PM CDT  
Att: 29,394 - Cloudy - 76 F

AB 46  
R 20  
H 20  
RBI 18  
BB 9  
SO 8  
LOB 23





Batter	1	2	3	4	5	6	7	8	9	AB	R	H	RBI	BB	SO	LOB	TOP										
3 Ian Kinsler, R OBP: 0.314, SLG: 0.423	F9		K				K			4	1	1	1	0	2	0	Detroit Tigers @ Minnesota Twins Target Field, Minneapolis, MN Sat Aug 23 2014, 12:13 PM - 3:24 PM CDT Att: 25,110 - Overcast - 72 F										
61 Ezequiel Carrera, L OBP: 0.275, SLG: 0.342	P6						L7		FC6-4	5	0	2	1	0	0	2											
24 Miguel Cabrera, R OBP: 0.376, SLG: 0.504	G5-3						G6-3		F9	5	0	1	1	0	1	3											
41 Victor Martinez, S OBP: 0.393, SLG: 0.546		BB								2	1	0	0	2	0	1											
28 J.D. Martinez, R OBP: 0.339, SLG: 0.549	P4						FC5			4	0	1	0	0	1	5											
9 Nick Castellanos, R OBP: 0.307, SLG: 0.414									L8	4	1	2	1	0	0	1											
32 Don Kelly, L OBP: 0.315, SLG: 0.280									G4-3	4	0	0	0	0	2	2											
13 Alex Avila, L OBP: 0.325, SLG: 0.375	F9								G3-1	4	1	1	0	0	0	1											
17 Andrew Romine, S OBP: 0.268, SLG: 0.271										4	0	1	0	0	2	3											
<b>Inning Stats</b>	R: 0 H: 0 E: 0 K: 0 S: 8	H: 0 LOB: 0 BB: 0 P: 12	R: 1 H: 1 E: 0 K: 1 S: 6	LOB: 1 BB: 1 P: 12	R: 0 H: 0 E: 0 K: 2 S: 12	H: 0 LOB: 0 BB: 0 P: 16	R: 0 H: 1 E: 0 K: 2 S: 12	H: 1 LOB: 1 BB: 0 P: 20	R: 3 H: 4 E: 1 K: 1 S: 18	H: 4 LOB: 3 BB: 1 P: 28	R: 0 H: 1 E: 0 K: 1 S: 9	H: 1 LOB: 1 BB: 0 P: 12	R: 0 H: 0 E: 0 K: 1 S: 9	H: 0 LOB: 0 BB: 0 P: 14	R: 0 H: 1 E: 0 K: 0 S: 8	H: 1 LOB: 1 BB: 0 P: 15	R: 0 H: 2 E: 0 K: 0 S: 10	H: 2 LOB: 2 BB: 0 P: 16	1B: 8 2B: 2 3B: 0 HR: 0	SF: 0 SAC: 0 DP: 0 HBP: 0	WP: 0 PB: 0 SB: 0 CS: 0	PA: 39					
<b>PITCHER</b>	IP	WLS	BF	H	R	ER	SO	BB	IBB	HBP	BLK	WP	HR	S	P	ERA	WHIP										
63 Yohan Pino, R ERA: 5.07	5.0	W	23	6	4	1	6	2	0	0	0	0	0	56	88	1.80	1.600										
57 Ryan Pressly, R ERA: 2.16	2.0		7	1	0	0	2	0	0	0	0	0	0	18	26	0.00	0.500										
51 Anthony Swarzak, R ERA: 3.99	1.0		4	1	0	0	2	0	0	0	0	0	0	8	15	0.00	1.000										
56 Caleb Thielbar, L ERA: 3.38	1.0		5	2	0	0	0	0	0	0	0	0	0	10	16	0.00	2.000										

Batter	1	2	3	4	5	6	7	8	9	AB	R	H	RBI	BB	SO	LOB	BOTTOM										
39 Danny Santana, S OBP: 0.359, SLG: 0.480	F8		K							4	2	2	0	1	1	1	Detroit Tigers @ Minnesota Twins Target Field, Minneapolis, MN Sat Aug 23 2014, 12:13 PM - 3:24 PM CDT Att: 25,110 - Overcast - 72 F										
2 Brian Dozier, R OBP: 0.339, SLG: 0.412										2	3	1	1	3	0	1											
7 Joe Mauer, L OBP: 0.361, SLG: 0.383										3	2	2	3	2	0	1											
19 Kennys Vargas, S OBP: 0.366, SLG: 0.553										4	0	2	5	0	2	2											
27 Chris Parmelee, L OBP: 0.293, SLG: 0.363										5	0	0	0	0	4	5											
9 Eduardo Núñez, R OBP: 0.282, SLG: 0.363										5	1	2	0	0	0	1											
5 Eduardo Escobar, S OBP: 0.327, SLG: 0.419										5	1	3	0	0	0	2											
26 Eric Fryer, R OBP: 0.281, SLG: 0.305										4	2	1	0	0	0	2											
1 Jordan Schafer, L OBP: 0.299, SLG: 0.276										5	1	1	3	0	1	2											
<b>Inning Stats</b>	R: 1 H: 1 E: 0 K: 2 S: 14	H: 1 LOB: 1 BB: 1 P: 27	R: 6 H: 6 E: 0 K: 2 S: 21	H: 6 LOB: 2 BB: 1 P: 40	R: 2 H: 3 E: 0 K: 1 S: 17	H: 3 LOB: 2 BB: 1 P: 30	R: 0 H: 1 E: 0 K: 0 S: 10	H: 1 LOB: 1 BB: 0 P: 15	R: 0 H: 1 E: 0 K: 1 S: 9	H: 1 LOB: 1 BB: 0 P: 12	R: 3 H: 2 E: 0 K: 1 S: 16	H: 2 LOB: 2 BB: 2 P: 31	R: 0 H: 0 E: 0 K: 0 S: 5	H: 0 LOB: 0 BB: 0 P: 9	R: 0 H: 0 E: 0 K: 0 S: 5	H: 0 LOB: 0 BB: 0 P: 9	1B: 7 2B: 5 3B: 2 HR: 0	SF: 1 SAC: 0 DP: 0 HBP: 1	WP: 0 PB: 0 SB: 0 CS: 0	PA: 45							
<b>PITCHER</b>	IP	WLS	BF	H	R	ER	SO	BB	IBB	HBP	BLK	WP	HR	S	P	ERA	WHIP										
45 Buck Farmer, R ERA: 15.63	1.1	L	12	5	7	7	3	2	0	1	0	0	0	27	54	47.25	5.250										
63 Patrick McCoy, L ERA: 5.0	1.0		8	5	2	2	2	0	0	0	0	0	0	18	30	18.00	5.000										
53 Kyle Lobstein, L ERA: 4.76	5.2		25	4	3	3	3	3	1	0	0	0	0	57	100	4.76	1.235										






Batter	1	2	3	4	5	6	7	8	9	AB	R	H	RBI	BB	SO	LOB	TOP							
3 Ian Kinsler, R OBP: 0.313, SLG: 0.421	F7		F7			K		F9		5	1	1	0	0	1	2								
48 Toni Hunter, R OBP: 0.312, SLG: 0.444	G5-3		41 1B			24 G6-4-3		24 1B		4	1	3	0	0	0	0								
24 Miguel Cabrera, R OBP: 0.375, SLG: 0.501	G5-3		L7			G6-4-3				5	0	1	1	1	0	0								
17 Andrew Romine, S OBP: 0.268, SLG: 0.271	G5-3					G6-4-3				0	0	0	0	0	0	0								
41 Victor Martinez, S OBP: 0.395, SLG: 0.547			28 1B			F8		28 2B		5	2	3	0	0	0	2								
28 J.D. Martinez, R OBP: 0.343, SLG: 0.553			20 WP							5	1	3	1	0	1	0								
61 Ezequiel Carrera, L OBP: 0.275, SLG: 0.342			50 1B							0	0	0	0	0	0	0								
9 Nick Castellanos, R OBP: 0.308, SLG: 0.414			L7							5	1	2	2	0	1	4								
32 Don Kelly, L OBP: 0.315, SLG: 0.280										0	0	0	0	0	0	0								
50 Bryan Holaday, R OBP: 0.285, SLG: 0.288			20 WP							5	1	2	1	0	0	1								
30 Eugenio Suárez, R OBP: 0.324, SLG: 0.376			K							4	1	2	2	0	2	2								
20 Rajai Davis, R OBP: 0.318, SLG: 0.403			F9							4	0	0	0	0	0	4								
<b>Inning Stats</b>	R: 0 E: 0 K: 0 S: 7	H: 0 LOB: 0 BB: 0 P: 10	R: 1 E: 0 K: 1 S: 14	H: 3 LOB: 2 BB: 0 P: 25	R: 1 E: 0 K: 1 S: 16	H: 3 LOB: 2 BB: 0 P: 23	R: 0 E: 0 K: 1 S: 10	H: 0 LOB: 0 BB: 0 P: 14	R: 1 E: 0 K: 2 S: 15	H: 2 LOB: 1 BB: 0 P: 11	R: 2 E: 1 K: 2 S: 15	H: 3 LOB: 1 BB: 0 P: 21	R: 2 E: 0 K: 0 S: 14	H: 4 LOB: 1 BB: 0 P: 23	R: 1 E: 0 K: 0 S: 6	H: 2 LOB: 2 BB: 0 P: 8	R: 0 E: 0 K: 0 S: 7	H: 0 LOB: 0 BB: 0 P: 13	1B: 15 2B: 2 3B: 0 HR: 0	SF: 0 SAC: 0 DP: 2 HBP: 1	WP: 1 PB: 0 SB: 0 CS: 0	PA: 43		
<b>PITCHER</b>	IP WLS BF H R ER SO BB IBB HBP BLK WP HR S P ERA WHIP	IP WLS BF H R ER SO BB IBB HBP BLK WP HR S P ERA WHIP	IP WLS BF H R ER SO BB IBB HBP BLK WP HR S P ERA WHIP	IP WLS BF H R ER SO BB IBB HBP BLK WP HR S P ERA WHIP	IP WLS BF H R ER SO BB IBB HBP BLK WP HR S P ERA WHIP	IP WLS BF H R ER SO BB IBB HBP BLK WP HR S P ERA WHIP	IP WLS BF H R ER SO BB IBB HBP BLK WP HR S P ERA WHIP	IP WLS BF H R ER SO BB IBB HBP BLK WP HR S P ERA WHIP	IP WLS BF H R ER SO BB IBB HBP BLK WP HR S P ERA WHIP	IP WLS BF H R ER SO BB IBB HBP BLK WP HR S P ERA WHIP	IP WLS BF H R ER SO BB IBB HBP BLK WP HR S P ERA WHIP	IP WLS BF H R ER SO BB IBB HBP BLK WP HR S P ERA WHIP	IP WLS BF H R ER SO BB IBB HBP BLK WP HR S P ERA WHIP	IP WLS BF H R ER SO BB IBB HBP BLK WP HR S P ERA WHIP	IP WLS BF H R ER SO BB IBB HBP BLK WP HR S P ERA WHIP	IP WLS BF H R ER SO BB IBB HBP BLK WP HR S P ERA WHIP	IP WLS BF H R ER SO BB IBB HBP BLK WP HR S P ERA WHIP	IP WLS BF H R ER SO BB IBB HBP BLK WP HR S P ERA WHIP	IP WLS BF H R ER SO BB IBB HBP BLK WP HR S P ERA WHIP	IP WLS BF H R ER SO BB IBB HBP BLK WP HR S P ERA WHIP	IP WLS BF H R ER SO BB IBB HBP BLK WP HR S P ERA WHIP	IP WLS BF H R ER SO BB IBB HBP BLK WP HR S P ERA WHIP	IP WLS BF H R ER SO BB IBB HBP BLK WP HR S P ERA WHIP	IP WLS BF H R ER SO BB IBB HBP BLK WP HR S P ERA WHIP

Detroit Tigers @ Minnesota Twins  
Target Field, Minneapolis, MN  
Sat Aug 23 2014, 7:12 PM - 10:35 PM CDT  
Att: 25,578 - Overcast - 77 F


AB 42  
R 8  
H 17  
RBI 7  
BB 0  
SO 5  
LOB 18



Batter	1	2	3	4	5	6	7	8	9	AB	R	H	RBI	BB	SO	LOB	BOTTOM							
39 Danny Santana, S OBP: 0.360, SLG: 0.486	F8		7 2B			F8			F7	5	1	2	0	0	0	3								
2 Brian Dozier, R OBP: 0.341, SLG: 0.416	P3		7 2B			19 G4-3			G4-3	4	2	2	1	1	0	1								
7 Joe Mauer, L OBP: 0.359, SLG: 0.383	K		24 2B			G4-3			G4-3	5	1	1	1	0	1	2								
19 Kennys Vargas, S OBP: 0.357, SLG: 0.533			31 L4-3			P4			G4-3	5	0	1	1	0	1	3								
31 Oswaldo Arcia, L OBP: 0.303, SLG: 0.450			L4-3			F7			F7	4	0	0	0	0	1	3								
24 Trevor Plouffe, R OBP: 0.316, SLG: 0.415			8 1B			5 E			G1-3	4	1	3	2	0	0	0								
8 Kurt Suzuki, R OBP: 0.355, SLG: 0.384			5 BB			F8			G4-3	4	0	1	1	0	1	2								
5 Eduardo Escobar, S OBP: 0.326, SLG: 0.415						K			G4-3	3	0	0	0	1	1	1								
1 Jordan Schafer, L OBP: 0.304, SLG: 0.277			K			G1-3			2 2B	3	1	1	0	1	1	2								
<b>Inning Stats</b>	R: 0 E: 0 K: 1 S: 11	H: 0 LOB: 0 BB: 0 P: 14	R: 1 E: 0 K: 1 S: 13	H: 3 LOB: 1 BB: 1 P: 22	R: 3 E: 0 K: 3 S: 18	H: 3 LOB: 1 BB: 1 P: 28	R: 0 E: 0 K: 0 S: 7	H: 1 LOB: 1 BB: 0 P: 11	R: 0 E: 0 K: 1 S: 6	H: 0 LOB: 0 BB: 0 P: 9	R: 0 E: 1 K: 1 S: 14	H: 1 LOB: 2 BB: 1 P: 24	R: 1 E: 0 K: 0 S: 8	H: 1 LOB: 0 BB: 0 P: 10	R: 0 E: 0 K: 0 S: 6	H: 0 LOB: 0 BB: 0 P: 8	R: 1 E: 0 K: 0 S: 12	H: 2 LOB: 1 BB: 0 P: 20	1B: 5 2B: 6 3B: 1 HR: 0	SF: 0 SAC: 0 DP: 1 HBP: 0	WP: 0 PB: 0 SB: 1 CS: 0	PA: 40		
<b>PITCHER</b>	IP WLS BF H R ER SO BB IBB HBP BLK WP HR S P ERA WHIP	IP WLS BF H R ER SO BB IBB HBP BLK WP HR S P ERA WHIP	IP WLS BF H R ER SO BB IBB HBP BLK WP HR S P ERA WHIP	IP WLS BF H R ER SO BB IBB HBP BLK WP HR S P ERA WHIP	IP WLS BF H R ER SO BB IBB HBP BLK WP HR S P ERA WHIP	IP WLS BF H R ER SO BB IBB HBP BLK WP HR S P ERA WHIP	IP WLS BF H R ER SO BB IBB HBP BLK WP HR S P ERA WHIP	IP WLS BF H R ER SO BB IBB HBP BLK WP HR S P ERA WHIP	IP WLS BF H R ER SO BB IBB HBP BLK WP HR S P ERA WHIP	IP WLS BF H R ER SO BB IBB HBP BLK WP HR S P ERA WHIP	IP WLS BF H R ER SO BB IBB HBP BLK WP HR S P ERA WHIP	IP WLS BF H R ER SO BB IBB HBP BLK WP HR S P ERA WHIP	IP WLS BF H R ER SO BB IBB HBP BLK WP HR S P ERA WHIP	IP WLS BF H R ER SO BB IBB HBP BLK WP HR S P ERA WHIP	IP WLS BF H R ER SO BB IBB HBP BLK WP HR S P ERA WHIP	IP WLS BF H R ER SO BB IBB HBP BLK WP HR S P ERA WHIP	IP WLS BF H R ER SO BB IBB HBP BLK WP HR S P ERA WHIP	IP WLS BF H R ER SO BB IBB HBP BLK WP HR S P ERA WHIP	IP WLS BF H R ER SO BB IBB HBP BLK WP HR S P ERA WHIP	IP WLS BF H R ER SO BB IBB HBP BLK WP HR S P ERA WHIP	IP WLS BF H R ER SO BB IBB HBP BLK WP HR S P ERA WHIP	IP WLS BF H R ER SO BB IBB HBP BLK WP HR S P ERA WHIP	IP WLS BF H R ER SO BB IBB HBP BLK WP HR S P ERA WHIP	IP WLS BF H R ER SO BB IBB HBP BLK WP HR S P ERA WHIP

Detroit Tigers @ Minnesota Twins  
Target Field, Minneapolis, MN  
Sat Aug 23 2014, 7:12 PM - 10:35 PM CDT  
Att: 25,578 - Overcast - 77 F

AB 37  
R 6  
H 11  
RBI 6  
BB 3  
SO 6  
LOB 17









Batter	1	2	3	4	5	6	7	8	9	AB	R	H	RBI	BB	SO	LOB	TOP					
39 Danny Santana, S OBP: 0.359, SLG: 0.485										4	0	1	0	0	1	2						
2 Brian Dozier, R OBP: 0.342, SLG: 0.417										4	1	1	0	0	1	1						
7 Joe Mauer, L OBP: 0.354, SLG: 0.377										4	0	1	1	0	0	0						
19 Kennys Vargas, S OBP: 0.364, SLG: 0.525										4	0	1	0	0	1	1						
31 Oswaldo Arcia, L OBP: 0.298, SLG: 0.438										2	0	0	0	1	0	2						
24 Trevor Plouffe, R OBP: 0.317, SLG: 0.415										3	0	0	0	0	1	3						
8 Kurt Suzuki, R OBP: 0.354, SLG: 0.381										3	0	0	0	0	0	0						
5 Eduardo Escobar, S OBP: 0.323, SLG: 0.408										2	0	0	0	1	2	0						
1 Jordan Schafer, L OBP: 0.316, SLG: 0.294										3	0	1	0	0	0	1						
<b>Inning Stats</b>	R: 0 E: 0 K: 1 S: 9	H: 0 LOB: 0 BB: 0 P: 11	R: 0 E: 0 K: 1 S: 11	H: 0 LOB: 0 BB: 1 P: 17	R: 0 E: 0 K: 1 S: 8	H: 0 LOB: 0 BB: 0 P: 13	R: 0 E: 0 K: 1 S: 11	H: 1 LOB: 0 BB: 0 P: 15	R: 0 E: 0 K: 0 S: 4	H: 0 LOB: 0 BB: 0 P: 5	R: 0 E: 0 K: 0 S: 7	H: 0 LOB: 1 BB: 1 P: 15	R: 1 E: 0 K: 1 S: 16	H: 2 LOB: 1 BB: 0 P: 23	R: 0 E: 0 K: 1 S: 11	H: 1 LOB: 1 BB: 0 P: 16	R: 0 E: 0 K: 0 S: 8	H: 0 LOB: 0 BB: 0 P: 11	1B: 4 2B: 1 HR: 0	SF: 0 SAC: 0 DP: 2 HBP: 0	WP: 1 PB: 0 CS: 0	PA: 31
<b>PITCHER</b>	IP	WLS	BF	H	R	ER	SO	BB	IBB	HBP	BLK	WP	HR	S	P	ERA	WHIP					
41 Danny Duffy, L ERA: 2.47	6.2		23	4	1	1	4	2	0	0	0	0	0	63	95	1.35	0.900					
40 Kelvin Herrera, R ERA: 1.47	1.1	5	1	0	0	2	0	0	0	0	0	1	0	14	20	0.00	0.750					
17 Wade Davis, R ERA: 0.78	1.0	W	3	0	0	0	0	0	0	0	0	0	0	8	11	0.00	0.000					

Minnesota Twins @ Kansas City Royals  
Kauffman Stadium, Kansas City, MO  
Tue Aug 26 2014, 7:10 PM - 9:47 PM CDT  
Att. 13,847 - Clear - 91 F

AB 29  
R 1  
H 5  
RBI 1  
BB 2  
SO 6  
LOB 10



Batter	1	2	3	4	5	6	7	8	9	AB	R	H	RBI	BB	SO	LOB	BOTTOM					
1 Jarrod Dyson, L OBP: 0.347, SLG: 0.350										4	0	1	0	0	1	1						
2 Alcides Escobar, R OBP: 0.310, SLG: 0.362										4	1	1	0	0	0	2						
4 Alex Gordon, L OBP: 0.356, SLG: 0.454										4	1	2	2	0	1	0						
16 Billy Butler, R OBP: 0.327, SLG: 0.389										1	0	0	0	0	0	1						
13 Salvador Perez, R OBP: 0.298, SLG: 0.409										3	0	1	0	0	0	2						
7 Josh Willingham, R OBP: 0.348, SLG: 0.422										3	0	0	0	0	2	4						
8 Mike Moustakas, L OBP: 0.266, SLG: 0.385										3	0	0	0	0	1	2						
6 Lorenzo Cain, R OBP: 0.336, SLG: 0.405										3	0	0	0	0	2	0						
24 Christian Colón, R OBP: 0.412, SLG: 0.548										2	0	0	0	1	1	0						
<b>Inning Stats</b>	R: 0 E: 0 K: 1 S: 7	H: 0 LOB: 0 BB: 0 P: 10	R: 0 E: 0 K: 0 S: 12	H: 1 LOB: 1 BB: 0 P: 18	R: 0 E: 0 K: 0 S: 8	H: 0 LOB: 1 BB: 1 P: 15	R: 0 E: 0 K: 1 S: 9	H: 1 LOB: 0 BB: 0 P: 13	R: 0 E: 0 K: 2 S: 8	H: 0 LOB: 0 BB: 0 P: 11	R: 0 E: 0 K: 0 S: 8	H: 1 LOB: 0 BB: 0 P: 14	R: 0 E: 0 K: 2 S: 10	H: 0 LOB: 1 BB: 0 P: 16	R: 0 E: 0 K: 2 S: 9	H: 0 LOB: 0 BB: 0 P: 13	R: 2 E: 0 K: 0 S: 3	H: 2 LOB: 0 BB: 0 P: 4	1B: 4 2B: 0 HR: 1	SF: 0 SAC: 0 DP: 1 HBP: 2	WP: 0 PB: 0 CS: 1	PA: 30
<b>PITCHER</b>	IP	WLS	BF	H	R	ER	SO	BB	IBB	HBP	BLK	WP	HR	S	P	ERA	WHIP					
47 Ricky Nolasco, R ERA: 5.62	7.0		25	3	0	0	6	1	0	2	0	0	0	62	97	0.00	0.571					
61 Jared Burton, R ERA: 4.27	1.0	H	3	0	0	0	2	0	0	0	0	0	0	9	13	0.00	0.000					
15 Glen Perkins, L ERA: 2.77	0.0	L	2	2	2	2	0	0	0	0	0	0	1	3	4	∞	∞					

Minnesota Twins @ Kansas City Royals  
Kauffman Stadium, Kansas City, MO  
Tue Aug 26 2014, 7:10 PM - 9:47 PM CDT  
Att. 13,847 - Clear - 91 F

AB 27  
R 2  
H 5  
RBI 2  
BB 1  
SO 8  
LOB 12





Batter	1	2	3	4	5	6	7	8	9	AB	R	H	RBI	BB	SO	LOB	TOP					
39 Danny Santana, S OBP: 0.355, SLG: 0.478	G3			K		G4-3		G1-3		4	0	0	0	0	1	1						
2 Brian Dozier, R OBP: 0.341, SLG: 0.415	K			F8		K			1B	4	0	1	0	0	2	1						
7 Joe Mauer, L OBP: 0.350, SLG: 0.373	G3-1			K				G1		4	0	0	0	0	2	1						
19 Kennys Vargas, S OBP: 0.360, SLG: 0.515		G5-3				L8				4	1	1	0	0	1	1						
31 Oswaldo Arcia, L OBP: 0.298, SLG: 0.439		P4				F8				4	0	1	1	0	1	1						
24 Trevor Plouffe, R OBP: 0.317, SLG: 0.417		G4-3						FC6-5		3	0	1	0	0	0	1						
8 Kurt Suzuki, R OBP: 0.352, SLG: 0.378				L7		L8		F9		3	0	0	0	0	0	2						
5 Eduardo Escobar, S OBP: 0.321, SLG: 0.405				G6-3				K		3	0	0	0	0	2	0						
1 Jordan Schafer, L OBP: 0.316, SLG: 0.295				G6-3				G4-3		3	0	1	0	0	0	0						
<b>Inning Stats</b>	R: 0 E: 0 K: 1 S: 8	H: 0 LOB: 0 BB: 0 P: 12	R: 0 E: 0 K: 0 S: 8	H: 0 LOB: 0 BB: 0 P: 13	R: 0 E: 0 K: 0 S: 7	H: 0 LOB: 0 BB: 0 P: 11	R: 0 E: 0 K: 2 S: 7	H: 0 LOB: 0 BB: 0 P: 9	R: 0 E: 0 K: 0 S: 9	H: 1 LOB: 1 BB: 0 P: 12	R: 0 E: 0 K: 2 S: 13	H: 1 LOB: 1 BB: 0 P: 20	R: 1 E: 0 K: 0 S: 12	H: 2 LOB: 1 BB: 0 P: 17	R: 0 E: 0 K: 1 S: 8	H: 0 LOB: 0 BB: 0 P: 13	R: 0 E: 0 K: 3 S: 13	H: 1 LOB: 1 BB: 0 P: 14	1B: 3 2B: 2 HR: 0	SF: 0 SAC: 0 DP: 0 HBP: 0	WP: 0 PB: 0 SB: 1 CS: 0	PA: 32
<b>PITCHER</b>	IP	WLS	BF	H	R	ER	SO	BB	IBB	HBP	BLK	WP	HR	S	P	ERA	WHIP					
39 Liam Hendriks, R ERA: 4.43	7.0		25	4	1	1	5	0	0	0	0	0	0	64	94	1.29	0.571					
17 Wade Davis, R ERA: 0.77	1.0	W	3	0	0	0	1	0	0	0	0	0	0	8	13	0.00	0.000					
56 Greg Holland, R ERA: 1.75	1.0		4	1	0	0	3	0	0	0	0	0	0	13	14	0.00	1.000					

Minnesota Twins @ Kansas City Royals  
Kauffman Stadium, Kansas City, MO  
Wed Aug 27 2014, 7:10 PM - 9:37 PM CDT  
Att: 17,668 - Partly Cloudy - 83 F

AB 32  
R 1  
H 5  
RBI 1  
BB 0  
SO 9  
LOB 8



Batter	1	2	3	4	5	6	7	8	9	AB	R	H	RBI	BB	SO	LOB	BOTTOM				
23 Norichika Aoki, L OBP: 0.332, SLG: 0.333	FC3-6			G4-3		P6		1B		4	1	2	1	0	0	1					
56 Greg Holland, R										0	0	0	0	0	0	0					
2 Alcides Escobar, R OBP: 0.309, SLG: 0.361	FC3-6			G5-3		L9		1B		4	1	1	0	0	0	2					
4 Alex Gordon, L OBP: 0.355, SLG: 0.451	F7			K		F9		BB		3	1	0	0	1	1						
16 Billy Butler, R OBP: 0.326, SLG: 0.388	L4			G5-3		G6-3		1B		4	1	1	2	0	0	1					
13 Salvador Perez, R OBP: 0.300, SLG: 0.414		G4-6-3				K		K		4	0	2	2	0	2	0					
18 Raul Ibanez, L OBP: 0.296, SLG: 0.294		P2				P3				3	0	1	0	0	0	1					
6 Lorenzo Cain, R OBP: 0.335, SLG: 0.404										1	1	0	0	0	0	2					
8 Mike Moustakas, L OBP: 0.266, SLG: 0.385		G4-6-3				F7		1B		3	1	1	0	0	0	1					
24 Christian Colón, R OBP: 0.378, SLG: 0.500				G6-3		E1		P6		3	0	0	0	0	0	2					
1 Jarrod Dyson, L OBP: 0.347, SLG: 0.350				K		P6		1B		3	0	1	1	0	1	1					
<b>Inning Stats</b>	R: 0 E: 0 K: 0 S: 8	H: 1 LOB: 1 BB: 0 P: 11	R: 0 E: 0 K: 0 S: 8	H: 1 LOB: 0 BB: 0 P: 11	R: 0 E: 0 K: 1 S: 7	H: 0 LOB: 0 BB: 0 P: 9	R: 0 E: 0 K: 1 S: 11	H: 0 LOB: 0 BB: 0 P: 16	R: 0 E: 0 K: 1 S: 7	H: 0 LOB: 0 BB: 0 P: 7	R: 0 E: 0 K: 0 S: 7	H: 0 LOB: 1 BB: 0 P: 8	R: 0 E: 0 K: 1 S: 7	H: 0 LOB: 0 BB: 0 P: 8	R: 6 E: 0 K: 0 S: 25	H: 7 LOB: 2 BB: 1 P: 39	1B: 8 2B: 0 3B: 1 HR: 0	SF: 0 SAC: 0 DP: 1 HBP: 0	WP: 0 PB: 0 SB: 2 CS: 0	PA: 33	
<b>PITCHER</b>	IP	WLS	BF	H	R	ER	SO	BB	IBB	HBP	BLK	WP	HR	S	P	ERA	WHIP				
45 Phil Hughes, R ERA: 3.7	7.2		29	7	4	4	4	0	0	0	0	0	0	71	91	4.70	0.913				
52 Brian Duensing, L ERA: 3.23	0.0		1	0	0	0	0	1	0	0	0	0	0	1	5						
50 Casey Fien, R ERA: 3.44	0.1		3	2	2	2	0	0	0	0	0	0	0	8	13	54.00	6.000				

Minnesota Twins @ Kansas City Royals  
Kauffman Stadium, Kansas City, MO  
Wed Aug 27 2014, 7:10 PM - 9:37 PM CDT  
Att: 17,668 - Partly Cloudy - 83 F

AB 32  
R 6  
H 9  
RBI 6  
BB 1  
SO 4  
LOB 12


























Batter	1	2	3	4	5	6	7	8	9	10	AB	R	H	RBI	BB	SO	LOB	TOP				
1 Adam Eaton, L OBP: 0.375, SLG: 0.409	G4-3			F8																		
20 Jordan Danks, L OBP: 0.278, SLG: 0.278		BB																				
10 Alexei Ramirez, R OBP: 0.315, SLG: 0.419	P6	G2																				
26 Avisail Garcia, R OBP: 0.293, SLG: 0.433	P3																					
24 Dayan Viciedo, R OBP: 0.280, SLG: 0.408	G6-3																					
14 Paul Konerko, R OBP: 0.272, SLG: 0.344																						
25 Moises Sierra, R OBP: 0.265, SLG: 0.345	G4-3																					
51 Michael Taylor, R OBP: 0.298, SLG: 0.380																						
38 Andy Wilkins, L																						
21 Tyler Flowers, R OBP: 0.298, SLG: 0.380																						
5 Marcus Semien, R OBP: 0.285, SLG: 0.324																						
77 Yolmer Sánchez, S OBP: 0.333, SLG: 0.380																						
Inning Stats	R: 0 E: 0 K: 0 S: 11	H: 0 LOB: 0 BB: 0 P: 14	R: 3 E: 0 K: 0 S: 20	H: 3 LOB: 2 BB: 2 P: 34	R: 0 E: 0 K: 3 S: 11	H: 1 LOB: 2 BB: 1 P: 20	R: 0 E: 0 K: 1 S: 13	H: 0 LOB: 0 BB: 0 P: 19	R: 0 E: 0 K: 2 S: 10	H: 0 LOB: 0 BB: 0 P: 12	R: 0 E: 0 K: 0 S: 7	H: 1 LOB: 1 BB: 0 P: 29	R: 3 E: 0 K: 1 S: 17	H: 3 LOB: 1 BB: 0 P: 29	1B: 5 2B: 2 3B: 0 HR: 3	SF: 0 SAC: 0 DP: 2 HBP: 0	WP: 0 PB: 0 SB: 0 CS: 1	PA: 45				
PITCHER	IP	WLS	BF	H	R	ER	SO	BB	IBB	HBP	BLK	WP	HR	S	P	ERA	WHIP					
49 Tommy Milone, L ERA: 4.23	3.2		20	5	3	3	3	4	0	0	0	0	0	1	49	86	7.36	2.455				
51 Anthony Swarzak, R ERA: 4.15	2.1		9	1	0	0	2	2	0	0	0	0	0	27	41	0.00	1.286					
61 Jared Burton, R ERA: 4.2	1.0		3	0	0	0	0	1	0	0	0	0	0	10	17	0.00	1.000					
50 Casey Fien, R ERA: 3.32	1.0		3	0	0	0	2	0	0	0	0	0	0	10	12	0.00	0.000					
15 Glen Perkins, L ERA: 2.78	1.0		4	1	0	0	0	1	0	0	0	0	0	7	11	0.00	2.000					
PITCHER	IP	WLS	BF	H	R	ER	SO	BB	IBB	HBP	BLK	WP	HR	S	P	ERA	WHIP					
48 Lester Oliveros, R ERA: 8.10	0.1	L	4	3	3	3	0	0	0	0	0	0	0	0	0	0	81.00	9.000				
59 Michael Tonkin, R ERA: 5.54	0.2		2	0	0	0	1	0	0	0	0	0	0	5	8	0.00	0.000					
Batter	1	2	3	4	5	6	7	8	9	10	AB	R	H	RBI	BB	SO	LOB	BOTTOM				
39 Danny Santana, S OBP: 0.351, SLG: 0.472																						
2 Brian Dozier, R OBP: 0.347, SLG: 0.417																						
7 Joe Mauer, L OBP: 0.351, SLG: 0.373																						
19 Kennys Vargas, S OBP: 0.338, SLG: 0.492																						
24 Trevor Plouffe, R OBP: 0.319, SLG: 0.425																						
31 Oswaldo Arcia, L OBP: 0.288, SLG: 0.425																						
32 Aaron Hicks, S OBP: 0.338, SLG: 0.262																						
8 Kurt Suzuki, R OBP: 0.349, SLG: 0.381																						
5 Eduardo Escobar, S OBP: 0.311, SLG: 0.392																						
1 Jordan Schafer, L OBP: 0.335, SLG: 0.321																						
Inning Stats	R: 2 E: 0 K: 2 S: 15	H: 3 LOB: 1 BB: 0 P: 23	R: 1 E: 0 K: 1 S: 13	H: 3 LOB: 0 BB: 0 P: 15	R: 0 E: 0 K: 2 S: 8	H: 0 LOB: 0 BB: 0 P: 12	R: 0 E: 0 K: 0 S: 7	H: 1 LOB: 0 BB: 0 P: 9	R: 0 E: 0 K: 1 S: 10	H: 0 LOB: 0 BB: 0 P: 14	R: 0 E: 1 K: 0 S: 9	H: 2 LOB: 2 BB: 0 P: 17	R: 0 E: 0 K: 1 S: 7	H: 0 LOB: 0 BB: 0 P: 13	R: 0 E: 1 K: 1 S: 8	H: 0 LOB: 2 BB: 1 P: 19	R: 0 E: 0 K: 1 S: 7	H: 0 LOB: 0 BB: 0 P: 10	1B: 7 2B: 1 3B: 0 HR: 1	SF: 0 SAC: 0 DP: 2 HBP: 0	WP: 0 PB: 0 SB: 1 CS: 0	PA: 37
PITCHER	IP	WLS	BF	H	R	ER	SO	BB	IBB	HBP	BLK	WP	HR	S	P	ERA	WHIP					
48 Hector Noesi, R ERA: 4.7	7.0		27	9	3	3	5	0	0	0	0	0	0	68	101	3.86	1.286					
41 Javy Guerra, R ERA: 2.82	0.1		2	0	0	0	0	1	0	0	0	0	0	5	9	0.00	3.000					
53 Eric Surkamp, L ERA: 6.48	1.0		2	0	0	0	0	0	0	0	0	0	0	4	9	0.00	0.000					
40 Daniel Webb, R ERA: 3.54	0.2	W	3	0	0	0	1	1	0	0	0	0	0	6	14	0.00	1.500					
52 Jake Petricka, R ERA: 2.79	1.0	S	3	0	0	0	1	0	0	0	0	0	0	7	10	0.00	0.000					

Chicago White Sox @ Minnesota Twins  
Target Field, Minneapolis, MN  
Tue Sep 02 2014, 7:12 PM - 10:45 PM CDT  
Att: 23,719 - Partly Cloudy - 77 F

AB 37  
R 6  
H 10  
RBI 6  
BB 8  
SO 8  
LOB 22



Chicago White Sox @ Minnesota Twins  
Target Field, Minneapolis, MN  
Tue Sep 02 2014, 7:12 PM - 10:45 PM CDT  
Att: 23,719 - Partly Cloudy - 77 F

AB 35  
R 3  
H 9  
RBI 3  
BB 2  
SO 7  
LOB 8










Batter	1	2	3	4	5	6	7	8	9	AB	R	H	RBI	BB	SO	LOB	TOP			
56 Kole Calhoun, L (1,9) OBP: 0.328, SLG: 0.447	G1-3		G5-3		L8		G4-3		G4-3	5	0	0	0	0	0	2				
27 Mike Trout, R (1,8) OBP: 0.370, SLG: 0.550	L9			32 BB 47 2B				F9		3	1	1	0	1	0	0				
5 Albert Pujols, R (1,10) OBP: 0.327, SLG: 0.461	G6-3									4	0	1	0	0	1	2				
32 Josh Hamilton, L (1,7) OBP: 0.331, SLG: 0.415		G5-3								3	1	1	0	1	0	1				
7 Collin Cowgill, R (8,7) OBP: 0.340, SLG: 0.376										0	0	0	0	0	0	0				
47 Howie Kendrick, R (1,4) OBP: 0.334, SLG: 0.367		G5-3								4	1	2	1	0	0	1				
2 Enck Aybar, S (1,6) OBP: 0.326, SLG: 0.388										4	1	2	1	0	0	3				
6 David Freese, R (1,5) OBP: 0.312, SLG: 0.354										4	0	2	1	0	0	2				
22 Tony Campaña, L (9,PR) OBP: 0.164, SLG: 0.200										0	1	0	0	0	0	0				
24 C.J. Cron, R (9,3) OBP: 0.295, SLG: 0.462										0	0	0	0	0	0	0				
19 Efrén Navarro, L (1,3) OBP: 0.311, SLG: 0.347										3	0	0	0	0	0	1				
8 John McDonald, R (9,PH) OBP: 0.374, SLG: 0.174										0	0	0	0	0	0	0				
24 Hank Conger, L (1,2) OBP: 0.286, SLG: 0.319										3	0	1	0	0	0	1				
17 Chris Iannetta, R (9,PH) OBP: 0.374, SLG: 0.423										0	0	0	1	0	0	0				
<b>Inning Stats</b>	R: 0 E: 0 K: 0 S: 5	H: 0 LOB: 0 BB: 0 P: 7	R: 0 E: 0 K: 0 S: 7	H: 1 LOB: 1 BB: 0 P: 8	R: 0 E: 0 K: 0 S: 8	H: 1 LOB: 0 BB: 0 P: 12	R: 4 E: 1 K: 1 S: 21	H: 3 LOB: 1 BB: 2 P: 37	R: 0 E: 0 K: 0 S: 6	H: 1 LOB: 1 BB: 0 P: 8	R: 0 E: 0 K: 0 S: 5	H: 0 LOB: 0 BB: 0 P: 9	R: 0 E: 0 K: 0 S: 10	H: 2 LOB: 2 BB: 0 P: 13	R: 0 E: 0 K: 0 S: 7	H: 1 LOB: 1 BB: 0 P: 9	1B: 7 2B: 3 3B: 0 HR: 0	SF: 1 SAC: 1 DP: 1 HBP: 0	WP: 0 PB: 0 SB: 0 CS: 1	PA: 37
<b>PITCHER</b>	IP WLS BF H R ER SO BB IBB HBP BLK WP HR S P ERA WHIP																			
44 Kyle Gibson, R (1,1) ERA: 4.27	7.0	28	7	4	4	1	2	0	0	0	0	0	0	0	0	60	95	5.14	1.286	
50 Casey Fien, R (8,1) ERA: 3.29	1.0	5	2	0	0	0	0	0	0	0	0	0	0	0	10	13	0.00	2.000		
15 Glen Perkins, L (9,1) ERA: 2.88	1.0	L	4	1	1	1	0	0	0	0	0	0	0	7	9	9.00	1.000			

**Los Angeles Angels @ Minnesota Twins**  
**Target Field, Minneapolis, MN**  
 Thu Sep 04 2014, 7:12 PM - 10:24 PM CDT  
 Att: 21,914 - Partly Cloudy - 80 F

livebaseballscorecards.com

**AB 33**  
**R 5**  
**H 10**  
**RBI 4**  
**BB 2**  
**SO 1**  
**LOB 13**




Batter	1	2	3	4	5	6	7	8	9	AB	R	H	RBI	BB	SO	LOB	BOTTOM			
39 Danny Santana, S (1,8) OBP: 0.353, SLG: 0.474	K		K							5	1	2	0	0	3	1				
2 Brian Dozier, R (1,4) OBP: 0.347, SLG: 0.419	G6-3		F9							5	0	2	1	0	1	1				
7 Joe Mauer, L (1,3) OBP: 0.355, SLG: 0.372	G4-3									4	0	1	0	1	0	2				
19 Kennys Vargas, S (1,10) OBP: 0.336, SLG: 0.500		L8								5	0	1	0	0	2	4				
24 Trevor Plouffe, R (1,5) OBP: 0.322, SLG: 0.426										2	1	1	0	2	0	2				
5 Eduardo Escobar, S (7,PR) OBP: 0.316, SLG: 0.399										1	0	0	0	0	0	2				
8 Kurt Suzuki, R (1,2) OBP: 0.350, SLG: 0.382										4	1	2	0	0	0	1				
9 Eduardo Núñez, R (1,6) OBP: 0.290, SLG: 0.491										4	1	1	3	0	1	2				
32 Aaron Hicks, S (1,9) OBP: 0.337, SLG: 0.261										3	0	1	0	1	0	0				
1 Jordan Schafer, L (1,7) OBP: 0.328, SLG: 0.314										2	0	0	0	0	1	3				
31 Oswaldo Arcia, L (8,PH) OBP: 0.290, SLG: 0.426										1	0	0	0	0	1	0				
<b>Inning Stats</b>	R: 0 E: 0 K: 1 S: 8	H: 2 LOB: 3 BB: 1 P: 22	R: 0 E: 0 K: 1 S: 11	H: 2 LOB: 0 BB: 0 P: 15	R: 0 E: 0 K: 0 S: 6	H: 0 LOB: 0 BB: 0 P: 9	R: 1 E: 0 K: 1 S: 12	H: 2 LOB: 1 BB: 1 P: 20	R: 3 E: 0 K: 2 S: 15	H: 3 LOB: 1 BB: 1 P: 26	R: 0 E: 0 K: 1 S: 10	H: 0 LOB: 1 BB: 1 P: 16	R: 0 E: 0 K: 2 S: 7	H: 0 LOB: 0 BB: 0 P: 12	R: 0 E: 0 K: 1 S: 14	H: 2 LOB: 2 BB: 0 P: 18	1B: 8 2B: 2 3B: 0 HR: 1	SF: 0 SAC: 1 DP: 1 HBP: 0	WP: 0 PB: 0 SB: 1 CS: 0	PA: 41
<b>PITCHER</b>	IP WLS BF H R ER SO BB IBB HBP BLK WP HR S P ERA WHIP																			
53 Héctor Santiago, L (1,1) ERA: 3.46	5.0	25	8	4	4	3	3	0	0	0	0	0	0	0	9	13	0.00	1.000		
39 Jason Grilli, R (6,1) ERA: 3.99	1.0	4	1	0	0	2	0	0	0	0	0	0	0	0	10	16	0.00	1.000		
40 Kevin Jepsen, R (7,1) ERA: 1.99	1.0	W	3	0	0	0	0	0	0	0	0	0	0	7	12	0.00	0.000			
38 Joe Smith, R (8,1) ERA: 2.04	1.0	S	5	2	0	0	1	0	0	0	0	0	0	14	18	0.00	2.000			

**Los Angeles Angels @ Minnesota Twins**  
**Target Field, Minneapolis, MN**  
 Thu Sep 04 2014, 7:12 PM - 10:24 PM CDT  
 Att: 21,914 - Partly Cloudy - 80 F

livebaseballscorecards.com

**AB 36**  
**R 4**  
**H 11**  
**RBI 4**  
**BB 4**  
**SO 9**  
**LOB 18**





Batter	1	2	3	4	5	6	7	8	9	10	AB	R	H	RBI	BB	SO	LOB	TOP			
56 Kole Calhoun, L (1, 9) OBP: 0.330, SLG: 0.455											6	4	3	2	0	2	2	<b>Los Angeles Angels @ Minnesota Twins</b> Target Field, Minneapolis, MN Fri Sep 05 2014, 7:14 PM - 11:41 PM CDT Att: 23,477 - Partly Cloudy - 66 F			
27 Mike Trout, R (1, 8) OBP: 0.369, SLG: 0.550											6	0	2	2	0	3	4				
5 Albert Pujols, R (1, 3) OBP: 0.327, SLG: 0.458											5	0	1	1	1	1	3				
47 Howie Kendrick, R (1, 4) OBP: 0.334, SLG: 0.365											5	0	1	0	1	2	4				
2 Erick Aybar, S (1, 6) OBP: 0.324, SLG: 0.385											4	0	0	1	1	0	3				
6 David Freese, R (1, 5) OBP: 0.316, SLG: 0.358											3	1	2	0	1	0	1				
24 Hank Conger, L (8, 2) OBP: 0.288, SLG: 0.317											1	0	0	0	1	0	2				
28 Brennan Boesch, L (1, 10) OBP: 0.179, SLG: 0.216											4	1	2	0	0	0	4				
24 C.J. Cron, R (9, 10) OBP: 0.293, SLG: 0.460											1	0	0	0	0	1	1				
17 Chris Iannetta, R (1, 2) OBP: 0.375, SLG: 0.422											3	0	1	1	1	0	2				
22 Tony Campana, L (8, 7) OBP: 0.177, SLG: 0.213											1	1	1	0	0	0	0				
19 Efrén Navarro, L (1, 7) OBP: 0.309, SLG: 0.344											1	0	0	0	0	1	0				
7 Collin Cowgill, R (6, 7) OBP: 0.339, SLG: 0.374											1	0	0	0	0	0	0				
8 John McDonald, R (8, 5) OBP: 0.241, SLG: 0.171											1	0	0	0	0	0	2				
<b>Inning Stats</b>	R: 1 E: 1 K: 1 S: 12	H: 1 LOB: 1 BB: 1 P: 19	R: 1 E: 0 K: 13 S: 13	H: 3 LOB: 2 BB: 21 P: 21	R: 0 E: 0 K: 1 S: 11	H: 2 LOB: 2 BB: 0 P: 16	R: 1 E: 1 K: 2 S: 17	H: 1 LOB: 1 BB: 0 P: 25	R: 0 E: 0 K: 0 S: 8	H: 0 LOB: 0 BB: 0 P: 8	R: 0 E: 0 K: 0 S: 10	H: 0 LOB: 1 BB: 1 P: 17	R: 3 E: 0 K: 1 S: 16	H: 3 LOB: 2 BB: 1 P: 31	R: 0 E: 0 K: 1 S: 11	H: 1 LOB: 2 BB: 2 P: 24	1B: 9 2B: 3 3B: 1 HR: 0	SF: 1 SAC: 2 DP: 0 HBP: 0	WP: 0 PB: 1 SB: 2 CS: 0	PA: 51	
<b>PITCHER</b>	IP 5.0	WLS 26	BF 8	H 3	R 2	ER 5	SO 5	BB 1	IBB 0	HBP 0	BLK 0	WP 0	HR 0	S 62	P 98	ERA 3.60	WHIP 1.800				
47 Ricky Nolasco, R ERA: 5.87																					
64 Aaron Thompson, L ERA: 4.08																					
51 Anthony Swarzak, R ERA: 4.08																					
50 Casey Fien, R ERA: 3.57																					
57 Ryan Pressly, R ERA: 2.29																					
52 Brian Duensing, L ERA: 3.44																					
59 Michael Tonkin, R ERA: 5.52																					
56 Caleb Thielbar, L ERA: 3.38																					
61 Jared Burton, R ERA: 4.29																					

Batter	1	2	3	4	5	6	7	8	9	10	AB	R	H	RBI	BB	SO	LOB	BOTTOM						
39 Danny Santana, S (1, 6) OBP: 0.356, SLG: 0.475											6	2	3	0	0	0	1	<b>Los Angeles Angels @ Minnesota Twins</b> Target Field, Minneapolis, MN Fri Sep 05 2014, 7:14 PM - 11:41 PM CDT Att: 23,477 - Partly Cloudy - 66 F						
2 Brian Dozier, R (1, 4) OBP: 0.349, SLG: 0.417											2	1	0	0	3	0	3							
7 Joe Mauer, L (1, 3) OBP: 0.356, SLG: 0.371											4	0	1	0	1	0	3							
19 Kennys Vargas, S (1, 10) OBP: 0.331, SLG: 0.493											4	0	1	1	0	0	4							
24 Trevor Plouffe, R (1, 5) OBP: 0.321, SLG: 0.425											5	0	1	2	0	1	5							
9 Eduardo Núñez, R (9, PR) OBP: 0.290, SLG: 0.401											0	0	0	0	0	0	0							
31 Oswaldo Arcia, L (1, 9) OBP: 0.291, SLG: 0.433											4	1	1	1	1	1	2							
43 Josmil Pinto, R (1, 2) OBP: 0.333, SLG: 0.438											4	2	2	0	1	0	2							
12 Chris Herrmann, L (1, 7) OBP: 0.204, SLG: 0.152											3	0	0	0	0	1	3							
1 Jordan Schafer, L (8, 7) OBP: 0.326, SLG: 0.312											1	0	0	0	0	0	0							
5 Eduardo Escobar, S (10, 6) OBP: 0.316, SLG: 0.398											1	0	0	0	0	0	0							
32 Aaron Hicks, S (1, 8) OBP: 0.339, SLG: 0.266											5	0	2	2	0	1	0							
<b>Inning Stats</b>	R: 1 E: 0 K: 0 S: 12	H: 1 LOB: 1 BB: 1 P: 20	R: 1 E: 0 K: 2 S: 12	H: 1 LOB: 0 BB: 1 P: 22	R: 0 E: 0 K: 0 S: 9	H: 1 LOB: 1 BB: 1 P: 19	R: 1 E: 0 K: 0 S: 16	H: 3 LOB: 2 BB: 0 P: 29	R: 0 E: 0 K: 0 S: 10	H: 0 LOB: 0 BB: 0 P: 16	R: 1 E: 1 K: 1 S: 13	H: 2 LOB: 1 BB: 0 P: 16	R: 0 E: 0 K: 0 S: 9	H: 1 LOB: 2 BB: 1 P: 17	R: 0 E: 0 K: 0 S: 8	H: 0 LOB: 0 BB: 0 P: 11	R: 2 E: 0 K: 0 S: 18	H: 2 LOB: 2 BB: 2 P: 29	R: 0 E: 0 K: 0 S: 10	H: 0 LOB: 0 BB: 0 P: 15	1B: 7 2B: 4 3B: 0 HR: 1	SF: 1 SAC: 0 DP: 1 HBP: 0	WP: 0 PB: 0 SB: 2 CS: 1	PA: 46
<b>PITCHER</b>	IP 4.0	WLS 6	BF 3	H 3	R 3	ER 2	SO 2	BB 3	IBB 0	HBP 0	BLK 0	WP 0	HR 1	S 49	P 90	ERA 6.75	WHIP 2.250							
52 Matt Shoemaker, R ERA: 3.25																								
64 Mike Morin, R ERA: 2.5																								
59 Fernando Salas, R ERA: 2.63																								
62 Yoslan Herrera, R ERA: 4.5																								
35 Wade LeBlanc, L ERA: 3.40																								
38 Joe Smith, R ERA: 2.0																								
16 Huston Street, R ERA: 1.30																								
40 Kevin Jepsen, R ERA: 1.96																								

AB	42
R	7
H	13
RBI	7
BB	6
SO	10
LOB	28

AB	39
R	6
H	11
RBI	6
BB	6
SO	4
LOB	23





Batter	1	2	3	4	5	6	7	8	9	AB	R	H	RBI	BB	SO	LOB	TOP								
56 Kole Calhoun, L OBP: 0.329, SLG: 0.452										5	1	1	0	0	1	2	<b>Los Angeles Angels @ Minnesota Twins</b> Target Field, Minneapolis, MN Sat Sep 06 2014, 6:11 PM - 9:31 PM CDT Att: 28,924 - Clear - 77 F								
27 Mike Trout, R OBP: 0.398, SLG: 0.545										4	1	0	0	1	3	1									
5 Albert Pujols, R OBP: 0.330, SLG: 0.467										5	3	3	3	0	0	1									
47 Howie Kendrick, R OBP: 0.338, SLG: 0.375										5	1	4	3	0	0	0									
2 Erick Aybar, S OBP: 0.323, SLG: 0.383										3	0	0	1	1	1	2									
6 David Freese, R OBP: 0.318, SLG: 0.362										4	1	2	0	0	1	0									
8 John McDonald, R OBP: 0.238, SLG: 0.169										1	0	0	0	0	1	2									
17 Chris Iannetta, R OBP: 0.374, SLG: 0.417										3	0	0	0	0	1	3									
28 Brennan Boesch, L OBP: 0.163, SLG: 0.195										4	0	0	0	0	1	2									
7 Collin Cowgill, R OBP: 0.339, SLG: 0.374										0	0	0	0	0	0	0									
24 C.J. Cron, R OBP: 0.297, SLG: 0.461										4	0	2	1	0	1	0									
22 Tony Campana, L OBP: 0.177, SLG: 0.213										0	1	0	0	0	0	0									
<b>Inning Stats</b>	R: 1 E: 0 K: 1 S: 16	H: 2 LOB: 1 BB: 0 P: 17	R: 1 E: 0 K: 1 S: 14	H: 2 LOB: 1 BB: 0 P: 18	R: 1 E: 0 K: 1 S: 13	H: 3 LOB: 2 BB: 0 P: 20	R: 0 E: 0 K: 1 S: 9	H: 0 LOB: 0 BB: 0 P: 9	R: 0 E: 0 K: 1 S: 9	H: 0 LOB: 1 BB: 0 P: 13	R: 0 E: 0 K: 2 S: 12	H: 0 LOB: 0 BB: 0 P: 16	R: 0 E: 0 K: 2 S: 8	H: 0 LOB: 0 BB: 0 P: 10	R: 2 E: 0 K: 1 S: 11	H: 2 LOB: 0 BB: 0 P: 14	R: 3 E: 1 K: 1 S: 21	H: 3 LOB: 2 BB: 2 P: 36	1B: 7 2B: 3 3B: 1 HR: 1	SF: 1 SAC: 0 DP: 0 HBP: 0	WP: 0 PB: 0 SB: 0 CS: 0	PA: 42			
<b>PITCHER</b>	IP	WLS	BF	H	R	ER	SO	BB	IBB	HBP	BLK	WP	HR	S	P	ERA	WHIP								
45 Phil Hughes, R ERA: 3.55	7.0		29	7	3	3	8	0	0	1	0	0	1	81	103	3.86	1.000								
50 Casey Fien, R ERA: 3.51	1.0	B	5	2	2	2	1	0	0	0	0	0	0	11	14	18.00	2.000								
61 Jared Burton, R ERA: 4.71	0.2	L	5	2	3	3	0	1	0	0	0	0	0	16	23	40.50	4.500								
51 Anthony Swarzak, R ERA: 4.06	0.1		3	1	0	0	1	0	1	0	0	0	0	5	13	0.00	3.000								

Batter	1	2	3	4	5	6	7	8	9	AB	R	H	RBI	BB	SO	LOB	BOTTOM								
39 Danny Santana, S OBP: 0.358, SLG: 0.475										0	0	0	0	1	0	0	<b>Los Angeles Angels @ Minnesota Twins</b> Target Field, Minneapolis, MN Sat Sep 06 2014, 6:11 PM - 9:31 PM CDT Att: 28,924 - Clear - 77 F								
27 Chris Parmelee, L OBP: 0.309, SLG: 0.390										4	1	2	1	0	0	1									
12 Chris Herrmann, L OBP: 0.204, SLG: 0.152										0	0	0	0	0	0	0									
2 Brian Dozier, R OBP: 0.347, SLG: 0.414										5	0	0	0	0	2	3									
7 Joe Mauer, L OBP: 0.359, SLG: 0.376										3	0	2	0	1	0	0									
19 Kennys Vargas, S OBP: 0.323, SLG: 0.480										4	0	0	0	0	1	3									
24 Trevor Plouffe, R OBP: 0.320, SLG: 0.423										3	1	0	0	1	2	2									
31 Oswaldo Arcia, L OBP: 0.291, SLG: 0.429										3	0	0	0	1	2	1									
8 Kurt Suzuki, R OBP: 0.349, SLG: 0.381										4	1	1	0	0	0	3									
5 Eduardo Escobar, S OBP: 0.317, SLG: 0.410										4	2	2	2	0	0	0									
32 Aaron Hicks, S OBP: 0.349, SLG: 0.275										3	0	2	2	1	1	0									
<b>Inning Stats</b>	R: 0 E: 0 K: 0 S: 9	H: 1 LOB: 1 BB: 1 P: 16	R: 2 E: 0 K: 0 S: 9	H: 1 LOB: 0 BB: 2 P: 21	R: 1 E: 0 K: 1 S: 10	H: 1 LOB: 0 BB: 0 P: 15	R: 2 E: 0 K: 2 S: 17	H: 3 LOB: 1 BB: 0 P: 26	R: 0 E: 0 K: 1 S: 14	H: 0 LOB: 1 BB: 1 P: 21	R: 0 E: 0 K: 1 S: 7	H: 0 LOB: 0 BB: 0 P: 10	R: 0 E: 0 K: 2 S: 8	H: 0 LOB: 0 BB: 0 P: 13	R: 0 E: 0 K: 1 S: 6	H: 1 LOB: 2 BB: 1 P: 12	R: 0 E: 0 K: 0 S: 10	H: 2 LOB: 2 BB: 0 P: 16	1B: 5 2B: 2 3B: 0 HR: 2	SF: 0 SAC: 0 DP: 2 HBP: 0	WP: 0 PB: 0 SB: 1 CS: 1	PA: 39			
<b>PITCHER</b>	IP	WLS	BF	H	R	ER	SO	BB	IBB	HBP	BLK	WP	HR	S	P	ERA	WHIP								
46 Cory Rasmus, R ERA: 2.81	1.2		9	2	2	2	0	3	0	0	0	0	1	18	36	10.80	3.000								
41 Michael Roth, L ERA: 7.0	2.0		8	3	3	3	3	0	0	0	0	0	1	20	31	13.50	1.500								
62 Yoslan Herrera, R ERA: 4.35	0.1		2	1	0	0	0	0	0	0	0	0	0	7	11	0.00	3.000								
68 Cam Bedrosian, R ERA: 6.28	2.0		7	0	0	0	2	1	0	0	0	0	0	21	31	0.00	0.500								
35 Wade LeBlanc, L ERA: 8.78	1.0		3	0	0	0	2	0	0	0	0	0	0	8	13	0.00	0.000								
38 Joe Smith, R ERA: 1.98	1.0		5	1	0	0	0	0	0	0	0	0	0	10	16	0.00	2.000								
16 Huston Street, R ERA: 1.33	1.0	S	4	2	0	0	0	0	0	0	0	0	0	10	16	0.00	2.000								

AB 38  
R 8  
H 12  
RBI 8  
BB 2  
SO 10  
LOB 13



WP: 0  
PB: 0  
SB: 0  
CS: 0

AB 33  
R 5  
H 9  
RBI 5  
BB 5  
SO 8  
LOB 13



WP: 0  
PB: 0  
SB: 1  
CS: 1



Batter	1	2	3	4	5	6	7	8	9	AB	R	H	RBI	BB	SO	LOB	TOP
<b>2 Erick Aybar, S</b> (1,6) OBP: 0.323, SLG: 0.383 <b>13 Luis Jimenez, R</b> (7,FR) OBP: 0.214, SLG: 0.192 (7,5)	L9		F8		SF8		F8			4	1	2	1	0	0	1	<b>Los Angeles Angels @ Minnesota Twins</b> Target Field, Minneapolis, MN Sun Sep 07 2014, 1:13 PM - 4:33 PM CDT Att: 25,419 - Sunny - 75 F
<b>27 Mike Trout, R</b> (1,8) <b>18 Gordon Beckham, R</b> (7,4)	K		HR		BB		G1-3		HBP	4	3	2	2	1	1	2	
<b>5 Albert Pujols, R</b> (1,10) <b>12 Shawn O'Malley, S</b> (7,PH) OBP: 1.000, SLG: 1.000 (7,10) (9,9)	K		G4-3		BB		1B		1B	4	2	2	1	0	1	0	
<b>47 Howie Kendrick, R</b> (1,4) <b>22 Tony Campana, L</b> (7,FR) OBP: 0.175, SLG: 0.210 (7,8)	HR		G5-3		3B		BB		K	4	2	3	4	1	0	0	
<b>6 David Freese, R</b> (1,5) <b>8 John McDonald, R</b> (6,5) (7,6)	1B		HR		L8		L4		BB	3	0	1	0	1	0	1	
<b>17 Chris Iannetta, R</b> (1,2) <b>44 John Buck, R</b> (8,PH) (8,2)	F8		G3		K		K		K	4	0	1	2	0	1	1	
<b>10 Grant Green, R</b> (1,7) <b>56 Kole Calhoun, L</b> (5,9) <b>35 Wade LeBlanc, L</b> (9,1)	L7		K		E3		P5		G4-3	2	0	0	0	0	1	1	
<b>24 C.J. Cron, R</b> (1,3) <b>19 Eren Navarro, L</b> (6,3)	G6-3		G6-3		E8		HR		1B	3	2	2	2	0	0	1	
<b>7 Collin Cowgill, R</b> (1,9) OBP: 0.336, SLG: 0.374 (5,7)	2B		HR		G6-3		G6-3		L4	5	1	1	0	0	1	4	
<b>Inning Stats</b> R: 0 H: 0 E: 0 LOB: 0 K: 2 BB: 0 S: 8 R: 1 H: 2 E: 0 LOB: 1 K: 0 BB: 0 S: 16 R: 2 H: 2 E: 0 LOB: 0 K: 0 BB: 0 S: 6 R: 0 H: 0 E: 0 LOB: 0 K: 1 BB: 0 S: 6 R: 3 H: 3 E: 1 LOB: 1 K: 0 BB: 1 S: 14 R: 6 H: 5 E: 1 LOB: 2 K: 1 BB: 2 S: 29 R: 2 H: 4 E: 0 LOB: 2 K: 0 BB: 0 S: 15 R: 0 H: 2 E: 0 LOB: 2 K: 2 BB: 0 S: 14 R: 0 H: 1 E: 0 LOB: 3 K: 2 BB: 1 S: 14										1B: 11 SF: 1 2B: 4 SAC: 0 HR: 3 HBP: 1	WP: 2 PA: 52 FB: 2 CS: 0 SB: 0	AB 46 R 14 H 19 RBI 13 BB 4 SO 8 LOB 25					
<b>PITCHER</b> <b>38 Logan Darnell, L</b> (1,1) ERA: 8.64 <b>58 A.J. Achter, R</b> (5,1) ERA: 9.0 <b>48 Lester Oliveros, R</b> (6,1) ERA: 67.5 <b>57 Ryan Pressly, R</b> (7,1) ERA: 3.05 <b>52 Brian Duensing, L</b> (8,1) ERA: 3.39	IP WLS BF H R ER SO BB IBB HBP BLK WP HR S P ERA WHIP	4.2 L 20 5 5 5 3 1 0 0 0 0 0 1 19 29 9.64 1.286	1.0 9 5 5 4 1 0 0 0 0 0 1 19 29 36.00 5.000	0.1 5 2 2 0 0 2 0 0 0 0 2 0 17 28 0.00 12.000	1.0 7 4 2 2 0 0 0 0 0 0 0 15 19 18.00 4.000	1.0 5 2 0 0 2 0 0 0 0 0 0 0 14 20 0.00 2.000	<b>PITCHER</b> <b>56 Caleb Thielbar, L</b> (9,1) ERA: 3.3	IP WLS BF H R ER SO BB IBB HBP BLK WP HR S P ERA WHIP	1.0 6 1 0 0 2 1 0 1 0 0 0 0 14 22 0.00 2.000								
<b>Batter</b> <b>2 Brian Dozier, R</b> (1,4) <b>17 Doug Bernier, R</b> (7,4)	9B		SF9		F9		K		F8	2	0	1	1	0	0	0	<b>Los Angeles Angels @ Minnesota Twins</b> Target Field, Minneapolis, MN Sun Sep 07 2014, 1:13 PM - 4:33 PM CDT Att: 25,419 - Sunny - 75 F
<b>9 Eduardo Nunez, R</b> (1,7) <b>19 Kennys Vargas, S</b> (1,3)	1B		L9		K		P2		K	4	0	1	0	0	1	3	
<b>7 Joe Mauer, L</b> (1,10) <b>26 Eric Fryer, R</b> (6,PH) (9,10)	K		G4-3		K		K		K	3	0	0	0	0	2	2	
<b>19 Kennys Vargas, S</b> (1,3)	G5-4-3		P6		G1-3		HR		HR	4	1	1	1	0	0	2	
<b>24 Trevor Plouffe, R</b> (1,5) <b>12 Chris Herrmann, L</b> (7,7)	BB		BB		G6-3		1B		1B	1	1	0	0	0	0	0	
<b>43 Josmil Pinto, R</b> (1,2)	BB		G4-3		K		K		K	3	1	0	0	1	2	2	
<b>27 Chris Parmelee, L</b> (1,9) OBP: 0.308, SLG: 0.385	BB		K		K		F7		G4-3	3	1	0	0	1	1	1	
<b>5 Eduardo Escobar, S</b> (1,6)	L5		G6-3		G6-3		1B		F8	4	0	1	0	0	0	3	
<b>32 Aaron Hicks, S</b> (1,8)	2B		K		K		FC6		K	4	0	1	2	0	2	1	
<b>Inning Stats</b> R: 0 H: 2 E: 0 LOB: 1 K: 1 BB: 0 S: 12 R: 3 H: 1 E: 0 LOB: 1 K: 0 BB: 3 S: 15 R: 0 H: 0 E: 0 LOB: 1 K: 0 BB: 1 S: 7 R: 0 H: 0 E: 0 LOB: 0 K: 2 BB: 0 S: 7 R: 0 H: 0 E: 0 LOB: 0 K: 2 BB: 0 S: 10 R: 0 H: 0 E: 0 LOB: 0 K: 1 BB: 0 S: 8 R: 0 H: 1 E: 1 LOB: 2 K: 1 BB: 0 S: 11 R: 1 H: 2 E: 0 LOB: 1 K: 2 BB: 0 S: 14 R: 0 H: 0 E: 0 LOB: 0 K: 1 BB: 0 S: 8										1B: 4 SF: 1 2B: 1 SAC: 0 3B: 0 DP: 1 HR: 1 HBP: 0	WP: 0 PA: 37 FB: 0 CS: 0 SB: 0	AB 32 R 4 H 6 RBI 4 BB 4 SO 10 LOB 16					
<b>PITCHER</b> <b>33 C.J. Wilson, L</b> (1,1) ERA: 4.64 <b>63 Vinnie Pestano, R</b> (7,1) ERA: 4.15 <b>35 Wade LeBlanc, L</b> (9,1) ERA: 8.16	IP WLS BF H R ER SO BB IBB HBP BLK WP HR S P ERA WHIP	6.1 W 27 4 3 3 6 4 0 0 0 0 0 1 18 26 5.40 1.200	1.2 7 2 1 1 3 0 0 0 0 0 1 18 26 5.40 1.200	1.0 3 0 0 0 1 0 0 0 0 0 0 8 16 0.00 0.000		<b>PITCHER</b> <b>56 Caleb Thielbar, L</b> (9,1) ERA: 3.3	IP WLS BF H R ER SO BB IBB HBP BLK WP HR S P ERA WHIP	1.0 6 1 0 0 2 1 0 1 0 0 0 0 14 22 0.00 2.000									











Batter	1	2	3	4	5	6	7	8	9	AB	R	H	RBI	BB	SO	LOB	TOP										
2 Brian Dozier, R OBP: 0.345, SLG: 0.409										3	0	1	0	0	0	2											
9 Eduardo Núñez, R OBP: 0.284, SLG: 0.391										3	0	0	0	0	0	3											
7 Joe Mauer, L OBP: 0.357, SLG: 0.371											4	0	0	0	0	4											
24 Trevor Plouffe, R OBP: 0.319, SLG: 0.415										4	0	0	0	0	2	1											
19 Kennys Vargas, S OBP: 0.316, SLG: 0.482											4	0	0	0	2	1											
43 Josmil Pinto, R OBP: 0.324, SLG: 0.417											3	0	0	0	2	0											
31 Oswaldo Arcia, L OBP: 0.297, SLG: 0.441											3	0	1	0	2	0											
32 Aaron Hicks, S OBP: 0.333, SLG: 0.200											2	0	0	0	1	1											
39 Danny Santana, S OBP: 0.355, SLG: 0.474											1	0	0	0	1	0											
27 Chris Parmelee, L OBP: 0.308, SLG: 0.385											3	0	1	0	2	0											
17 Doug Bernier, R OBP: 0.333, SLG: 0.200											2	0	1	0	0	1											
12 Chris Herrmann, L OBP: 0.216, SLG: 0.167											1	0	0	0	0	0											
1 Jordan Schafer, L OBP: 0.320, SLG: 0.301											0	0	0	0	0	0											
<b>Inning Stats</b>	R: 0 E: 0 K: 0 S: 6	H: 1 LOB: 0 BB: 0 P: 9	R: 0 E: 0 K: 2 S: 10	H: 1 LOB: 1 BB: 0 P: 18	R: 0 E: 0 K: 1 S: 5	H: 0 LOB: 0 BB: 0 P: 9	R: 0 E: 0 K: 1 S: 6	H: 0 LOB: 0 BB: 0 P: 10	R: 0 E: 0 K: 1 S: 12	H: 1 LOB: 2 BB: 0 P: 22	R: 0 E: 0 K: 3 S: 11	H: 0 LOB: 0 BB: 0 P: 17	R: 0 E: 0 K: 2 S: 13	H: 0 LOB: 2 BB: 1 P: 19	R: 0 E: 0 K: 0 S: 9	H: 0 LOB: 0 BB: 1 P: 14	1B: 4 2B: 1 3B: 0 HR: 0	SF: 0 SAC: 0 DP: 3 HBP: 1	WP: 0 PB: 0 SB: 1 CS: 0	PA: 31							
<b>PITCHER</b>	IP	WLS	BF	H	R	ER	SO	BB	IBB	HBP	BLK	WP	HR	S	P	ERA	WHIP										
58 TJ House, L ERA: 3.42	7.0	W	24	4	0	0	8	0	0	1	0	0	0	57	94	0.00	0.571										
27 Bryan Shaw, R ERA: 2.2	1.0	H	4	0	0	0	2	0	0	0	0	0	0	13	19	0.00	0.000										
37 Cody Allen, R ERA: 2.12	1.0	S	3	0	0	0	0	1	0	0	0	0	0	9	14	0.00	1.000										

Minnesota Twins @ Cleveland Indians  
Progressive Field, Cleveland, OH  
Thu Sep 11 2014, 3:23 PM - 5:56 PM EDT  
Att: 12,637 - Overcast - 60 F

AB	29
R	0
H	4
RBI	0
BB	1
SO	10
LOB	12



Batter	1	2	3	4	5	6	7	8	9	AB	R	H	RBI	BB	SO	LOB	BOTTOM										
24 Michael Bourn, L OBP: 0.325, SLG: 0.377										4	1	1	0	0	1	0											
11 José Ramírez, S OBP: 0.299, SLG: 0.335										4	0	0	0	0	1	1											
23 Michael Brantley, L OBP: 0.376, SLG: 0.483										3	0	1	0	1	0	0											
41 Carlos Santana, S OBP: 0.369, SLG: 0.449										4	1	2	2	0	0	1											
39 JB Shuck, L OBP: 0.177, SLG: 0.226										4	0	1	0	0	0	2											
22 Jason Kipnis, L OBP: 0.319, SLG: 0.341										4	0	1	0	0	0	2											
4 Mike Aviles, R OBP: 0.270, SLG: 0.333										3	0	1	0	0	1	0											
8 Lonnie Chisenhall, L OBP: 0.351, SLG: 0.453										1	0	0	0	0	1	2											
1 Justin Sellers, R OBP: 0.316, SLG: 0.188										0	0	0	0	0	0	0											
7 David Murphy, L OBP: 0.326, SLG: 0.387										3	0	2	0	0	0	2											
53 Chris Gimenez, R OBP: 0.328, SLG: 0.345										3	0	0	0	0	2	4											
55 Roberto Pérez, R OBP: 0.296, SLG: 0.343										3	0	0	0	0	1	1											
<b>Inning Stats</b>	R: 0 E: 0 K: 0 S: 9	H: 1 LOB: 1 BB: 0 P: 16	R: 0 E: 0 K: 2 S: 14	H: 1 LOB: 0 BB: 0 P: 22	R: 0 E: 0 K: 1 S: 7	H: 0 LOB: 0 BB: 0 P: 11	R: 1 E: 0 K: 1 S: 15	H: 3 LOB: 2 BB: 0 P: 26	R: 0 E: 0 K: 1 S: 6	H: 0 LOB: 0 BB: 0 P: 9	R: 0 E: 0 K: 0 S: 9	H: 0 LOB: 0 BB: 0 P: 15	R: 0 E: 0 K: 0 S: 12	H: 1 LOB: 1 BB: 0 P: 18	R: 1 E: 0 K: 2 S: 13	H: 2 LOB: 2 BB: 1 P: 19	1B: 7 2B: 0 3B: 0 HR: 1	SF: 0 SAC: 0 DP: 0 HBP: 0	WP: 0 PB: 0 SB: 1 CS: 0	PA: 33							
<b>PITCHER</b>	IP	WLS	BF	H	R	ER	SO	BB	IBB	HBP	BLK	WP	HR	S	P	ERA	WHIP										
47 Ricky Nolasco, R ERA: 5.64	7.0	L	27	6	1	1	5	0	0	0	0	0	1	72	117	1.29	0.857										
56 Caleb Thielbar, L ERA: 3.45	0.2		5	2	1	1	1	1	0	0	0	0	0	10	16	13.50	4.500										
59 Michael Tonkin, R ERA: 5.4	0.1		1	0	0	0	1	0	0	0	0	0	0	3	3	0.00	0.000										

Minnesota Twins @ Cleveland Indians  
Progressive Field, Cleveland, OH  
Thu Sep 11 2014, 3:23 PM - 5:56 PM EDT  
Att: 12,637 - Overcast - 60 F

AB	32
R	2
H	8
RBI	2
BB	1
SO	7
LOB	13





Batter	1	2	3	4	5	6	7	8	9	AB	R	H	RBI	BB	SO	LOB	TOP										
39 Danny Santana, S (1, 8) OBP: 0.351, SLG: 0.468										4	0	0	0	0	3	2	<b>Minnesota Twins @ Chicago White Sox</b> U.S. Cellular Field, Chicago, IL Sat Sep 13 2014, 4:12 PM - 6:47 PM EDT Cloudy - 58 F										
2 Brian Dozier, R (1, 4) OBP: 0.343, SLG: 0.406										4	0	0	0	0	2	1											
7 Joe Mauer, L (1, 3) OBP: 0.356, SLG: 0.370										4	0	1	0	0	1	0											
19 Kennys Vargas, S (1, 10) OBP: 0.309, SLG: 0.470										4	0	0	0	0	2	0											
24 Trevor Plouffe, R (1, 5) OBP: 0.318, SLG: 0.413										3	0	0	0	1	2	0											
31 Oswaldo Arcia, L (1, 9) OBP: 0.297, SLG: 0.440										3	0	1	0	0	1	0											
8 Kurt Suzuki, R (1, 2) OBP: 0.347, SLG: 0.375										2	1	1	0	1	1	2											
5 Eduardo Escobar, S (1, 6) OBP: 0.313, SLG: 0.401										3	0	0	0	0	3	4											
32 Aaron Hicks, S (1, 7) OBP: 0.333, SLG: 0.268										2	0	0	0	0	2	3											
27 Chris Parmelee, L (8, PH) OBP: 0.311, SLG: 0.391										1	0	1	1	0	0	0											
<b>Inning Stats</b>	R: 0 E: 0 K: 1 S: 10	H: 1 LOB: 1 BB: 0 P: 15	R: 0 E: 0 K: 1 S: 8	H: 0 LOB: 0 BB: 0 P: 10	R: 0 E: 0 K: 2 S: 10	H: 1 LOB: 1 BB: 0 P: 13	R: 0 E: 0 K: 1 S: 5	H: 0 LOB: 0 BB: 0 P: 10	R: 0 E: 0 K: 3 S: 15	H: 1 LOB: 2 BB: 1 P: 26	R: 0 E: 0 K: 3 S: 10	H: 0 LOB: 0 BB: 0 P: 18	R: 0 E: 0 K: 2 S: 8	H: 0 LOB: 0 BB: 0 P: 11	R: 1 E: 0 K: 2 S: 18	H: 1 LOB: 1 BB: 1 P: 26	R: 0 E: 0 K: 2 S: 8	H: 0 LOB: 0 BB: 0 P: 10	1B: 3 2B: 1 3B: 0 HR: 0	SF: 0 SAC: 0 DP: 0 HBP: 0	WP: 0 PB: 0 SB: 0 CS: 0	PA: 32					
<b>PITCHER</b>	IP	WLS	BF	H	R	ER	SO	BB	IBB	HBP	BLK	WP	HR	S	P	ERA	WHIP										
62 Jose Quintana, L (1, 1) ERA: 3.3	7.0	W	26	3	1	1	13	2	0	0	0	0	0	70	111	1.29	0.714										
57 Zach Putnam, R (8, 1) ERA: 2.06	1.0	H	4	1	0	0	2	0	0	0	0	0	0	14	18	0.00	1.000										
41 Javy Guerra, R (9, 1) ERA: 2.55	1.0		3	0	0	0	2	0	0	0	0	0	0	8	10	0.00	0.000										

Batter	1	2	3	4	5	6	7	8	9	AB	R	H	RBI	BB	SO	LOB	BOTTOM										
1 Adam Eaton, L (1, 8) OBP: 0.361, SLG: 0.388										4	0	0	0	0	1	2	<b>Minnesota Twins @ Chicago White Sox</b> U.S. Cellular Field, Chicago, IL Sat Sep 13 2014, 4:12 PM - 6:47 PM EDT Cloudy - 58 F										
10 Alexei Ramirez, R (1, 6) OBP: 0.309, SLG: 0.417										4	2	2	2	0	0	0											
79 José Abreu, R (1, 10) OBP: 0.380, SLG: 0.592										3	1	2	0	0	1	0											
12 Conor Gillaspie, L (1, 5) OBP: 0.344, SLG: 0.430										3	0	0	0	0	1	2											
5 Marcus Semien, R (8, PH) OBP: 0.293, SLG: 0.339										1	0	1	1	0	0	0											
26 Avisail García, R (1, 9) OBP: 0.318, SLG: 0.410										3	0	0	0	1	2	1											
20 Jordan Danks, L (1, 7) OBP: 0.291, SLG: 0.289										2	1	1	0	1	0	0											
24 Dayan Viciedo, R (8, PH) OBP: 0.276, SLG: 0.408										1	0	0	0	0	1	3											
25 Moisés Sierra, R (9, 7) OBP: 0.261, SLG: 0.340										0	0	0	0	0	0	0											
21 Tyler Flowers, R (1, 2) OBP: 0.300, SLG: 0.392										3	0	0	1	0	3	2											
38 Andy Wilkins, L (1, 3) OBP: 0.111, SLG: 0.148										4	0	1	1	0	1	3											
77 Yolmer Sánchez, S (1, 4) OBP: 0.280, SLG: 0.311										3	1	0	0	0	2	1											
<b>Inning Stats</b>	R: 0 E: 0 K: 1 S: 6	H: 0 LOB: 0 BB: 0 P: 11	R: 0 E: 0 K: 3 S: 13	H: 0 LOB: 1 BB: 1 P: 22	R: 2 E: 1 K: 2 S: 12	H: 2 LOB: 1 BB: 0 P: 15	R: 0 E: 0 K: 2 S: 9	H: 0 LOB: 0 BB: 0 P: 11	R: 0 E: 0 K: 0 S: 9	H: 1 LOB: 1 BB: 0 P: 13	R: 1 E: 0 K: 2 S: 11	H: 2 LOB: 1 BB: 0 P: 14	R: 2 E: 0 K: 1 S: 14	H: 2 LOB: 2 BB: 1 P: 22	R: 2 E: 0 K: 1 S: 14	H: 2 LOB: 2 BB: 1 P: 22	1B: 1 2B: 5 3B: 0 HR: 1	SF: 0 SAC: 0 DP: 1 HBP: 2	WP: 0 PB: 0 SB: 0 CS: 0	PA: 35							
<b>PITCHER</b>	IP	WLS	BF	H	R	ER	SO	BB	IBB	HBP	BLK	WP	HR	S	P	ERA	WHIP										
45 Phil Hughes, R (1, 1) ERA: 3.56	7.0	L	30	6	5	3	11	1	0	1	0	0	0	75	106	3.86	1.000										
64 Aaron Thompson, L (8, 1) ERA:	0.0		2	1	0	0	0	0	1	0	0	0	0	2	6												
59 Michael Tonkin, R (8, 1) ERA: 5.06	1.0		3	0	0	0	1	0	0	1	0	0	0	7	9	0.00	0.000										

AB	30
R	1
H	4
RBI	1
BB	2
SO	17
LOB	12



AB	31
R	5
H	7
RBI	5
BB	2
SO	12
LOB	14



livebaseballscores.com

livebaseballscores.com



Batter	1	2	3	4	5	6	7	8	9	AB	R	H	RBI	BB	SO	LOB	TOP				
1 Jordan Schafer, L OBP: 0.322, SLG: 0.300										4	0	1	0	1	1	2					
2 Brian Dozier, R OBP: 0.342, SLG: 0.404										3	1	0	0	0	1	2					
7 Joe Mauer, L OBP: 0.355, SLG: 0.367										3	1	0	0	1	2	2					
19 Kennys Vargas, S OBP: 0.302, SLG: 0.459										4	0	0	0	0	2	2					
39 Danny Santana, S OBP: 0.351, SLG: 0.466										4	2	2	2	0	1	0					
24 Trevor Plouffe, R OBP: 0.320, SLG: 0.420										4	2	2	2	0	1	0					
31 Oswaldo Arcia, L OBP: 0.299, SLG: 0.450										4	1	2	3	0	0	0					
32 Aaron Hicks, S OBP: 0.333, SLG: 0.268										3	0	1	0	0	0	0					
9 Eduardo Núñez, R OBP: 0.285, SLG: 0.401										4	0	1	0	0	1	1					
27 Chris Parmelee, L OBP: 0.310, SLG: 0.393										4	0	1	0	0	1	1					
26 Eric Fryer, R OBP: 0.276, SLG: 0.314										3	0	1	0	0	1	0					
8 Kurt Suzuki, R OBP: 0.349, SLG: 0.379										3	0	1	1	0	0	0					
<b>Inning Stats</b>	R: 4 E: 0 K: 0 S: 17	H: 3 LOB: 0 BB: 1 P: 30	R: 0 E: 0 K: 0 S: 17	H: 1 LOB: 2 BB: 1 P: 27	R: 0 E: 0 K: 0 S: 6	H: 0 LOB: 0 BB: 0 P: 10	R: 0 E: 0 K: 1 S: 8	H: 0 LOB: 0 BB: 0 P: 11	R: 0 E: 0 K: 1 S: 8	H: 0 LOB: 0 BB: 0 P: 12	R: 1 E: 0 K: 1 S: 17	H: 2 LOB: 1 BB: 0 P: 25	R: 0 E: 0 K: 2 S: 7	H: 0 LOB: 0 BB: 0 P: 13	R: 0 E: 0 K: 3 S: 10	H: 0 LOB: 0 BB: 0 P: 15	R: 1 E: 0 K: 1 S: 10	H: 3 LOB: 2 BB: 0 P: 15	1B: 3 2B: 3 HR: 2	SF: 0 SAC: 1 DP: 0 HBP: 1	WP: 0 PA: 37 PB: 0 SB: 0 CS: 1
<b>PITCHER</b>	IP WLS BF H R ER SO BB IBB HBP BLK WP HR S P ERA WHIP																				
67 Scott Carroll, R ERA: 5.01	5.0	21	4	4	4	2	2	0	1	0	0	0	1	56	90	7.20	1.200				
40 Daniel Webb, R ERA: 3.5	1.1	6	2	1	1	2	0	0	0	0	0	0	1	20	31	6.75	1.500				
53 Eric Surkamp, L ERA: 5.95	1.2	6	1	1	1	4	0	0	0	0	0	0	0	16	25	5.40	0.600				
52 Jake Petricka, R ERA: 2.61	1.0	W	4	2	0	0	1	0	0	0	0	0	0	8	12	0.00	2.000				

Minnesota Twins @ Chicago White Sox  
U.S. Cellular Field, Chicago, IL  
Sat Sep 13 2014, 7:22 PM - 10:55 PM EDT  
Att: 20,106 - Sunny - 61 F

AB 33  
R 6  
H 9  
RBI 6  
BB 2  
SO 9  
LOB 9



Batter	1	2	3	4	5	6	7	8	9	AB	R	H	RBI	BB	SO	LOB	BOTTOM				
5 Marcus Semien, R OBP: 0.286, SLG: 0.345										5	1	2	0	0	0	0					
10 Alexei Ramirez, R OBP: 0.307, SLG: 0.414										5	0	0	0	0	1	2					
79 José Abreu, R OBP: 0.383, SLG: 0.598										3	3	2	1	2	0	0					
20 Jordan Danks, L OBP: 0.291, SLG: 0.289										4	2	2	3	1	0	2					
26 Avisail García, R OBP: 0.328, SLG: 0.438										4	2	2	3	1	0	2					
24 Dayan Viciedo, R OBP: 0.279, SLG: 0.415										4	1	2	2	0	1	2					
51 Michael Taylor, R OBP: 0.364, SLG: 0.316										3	0	2	0	1	0	2					
25 Moisés Sierra, R OBP: 0.256, SLG: 0.333										3	0	0	0	0	1	6					
12 Conor Gillaspie, L OBP: 0.345, SLG: 0.431										1	0	1	1	0	0	0					
36 Josh Phegley, R OBP: 0.199, SLG: 0.214										4	0	0	0	0	2	4					
28 Leury García, S OBP: 0.199, SLG: 0.214										4	0	0	0	0	2	0					
<b>Inning Stats</b>	R: 3 E: 0 K: 1 S: 21	H: 4 LOB: 2 BB: 1 P: 35	R: 0 E: 0 K: 0 S: 7	H: 0 LOB: 0 BB: 0 P: 10	R: 0 E: 0 K: 2 S: 13	H: 1 LOB: 2 BB: 1 P: 20	R: 0 E: 0 K: 1 S: 7	H: 0 LOB: 0 BB: 0 P: 10	R: 1 E: 0 K: 1 S: 16	H: 2 LOB: 2 BB: 1 P: 28	R: 0 E: 0 K: 0 S: 8	H: 1 LOB: 1 BB: 0 P: 11	R: 1 E: 0 K: 1 S: 18	H: 2 LOB: 2 BB: 0 P: 26	R: 0 E: 0 K: 1 S: 8	H: 0 LOB: 0 BB: 0 P: 11	R: 2 E: 0 K: 0 S: 17	H: 1 LOB: 1 BB: 1 P: 24	1B: 7 2B: 1 3B: 0 HR: 3	SF: 0 SAC: 0 DP: 0 HBP: 1	WP: 0 PA: 41 PB: 0 SB: 1 CS: 0
<b>PITCHER</b>	IP WLS BF H R ER SO BB IBB HBP BLK WP HR S P ERA WHIP																				
38 Logan Darnell, L ERA: 8.14	4.1	22	7	4	3	5	2	0	0	0	0	0	0	15	24	0.00	1.200				
57 Ryan Pressly, R ERA: 2.82	1.2	7	1	0	0	0	1	0	0	0	0	0	0	18	26	9.00	2.000				
61 Jared Burton, R ERA: 4.7	1.0	B	6	2	1	1	0	0	1	0	0	0	0	8	11	0.00	0.000				
50 Casey Fien, R ERA: 3.73	1.0	L	3	0	0	0	0	0	0	0	0	0	0	17	24	54.00	6.000				
15 Glen Perkins, L ERA: 3.17	0.1	L	3	1	2	2	1	0	0	0	0	1	0	17	24	54.00	6.000				

Minnesota Twins @ Chicago White Sox  
U.S. Cellular Field, Chicago, IL  
Sat Sep 13 2014, 7:22 PM - 10:55 PM EDT  
Att: 20,106 - Sunny - 61 F

AB 36  
R 7  
H 11  
RBI 7  
BB 4  
SO 7  
LOB 18





Batter	1	2	3	4	5	6	7	8	9	AB	R	H	RBI	BB	SO	LOB	TOP							
39 Danny Santana, S OBP: 0.352, SLG: 0.470										5	1	2	0	0	1	1	<b>Minnesota Twins @ Chicago White Sox</b> U.S. Cellular Field, Chicago, IL Sun Sep 14 2014, 2:10 PM - 4:53 PM EDT Att: 17,044 - Partly Cloudy - 72 F							
8 Kurt Suzuki, R OBP: 0.347, SLG: 0.380										4	0	1	2	0	0	1								
7 Joe Mauer, L OBP: 0.357, SLG: 0.369										4	0	2	0	1	0	1								
24 Trevor Plouffe, R OBP: 0.322, SLG: 0.427										4	1	2	1	1	0	3								
31 Oswaldo Arcia, L OBP: 0.303, SLG: 0.448										3	1	1	0	2	0	4								
43 Josmil Pinto, R OBP: 0.218, SLG: 0.406										4	0	0	0	0	1	3								
12 Chris Herrmann, L OBP: 0.218, SLG: 0.173										4	0	1	0	0	1	1								
32 Aaron Hicks, S OBP: 0.333, SLG: 0.268										0	0	0	0	0	0	0								
5 Eduardo Escobar, S OBP: 0.312, SLG: 0.401										3	1	1	1	0	0	1								
1 Jordan Schafer, L OBP: 0.325, SLG: 0.321										4	2	2	2	0	1	1								
<b>Inning Stats</b>	R: 0 E: 0 K: 1 S: 8	H: 0 LOB: 0 BB: 0 P: 11	R: 2 E: 0 K: 1 S: 17	H: 3 LOB: 1 BB: 0 P: 30	R: 0 E: 0 K: 0 S: 10	H: 1 LOB: 2 BB: 1 P: 19	R: 2 E: 0 K: 1 S: 8	H: 2 LOB: 0 BB: 0 P: 9	R: 0 E: 0 K: 0 S: 6	H: 0 LOB: 0 BB: 1 P: 10	R: 0 E: 0 K: 0 S: 7	H: 0 LOB: 2 BB: 1 P: 14	R: 1 E: 0 K: 0 S: 10	H: 2 LOB: 2 BB: 1 P: 18	R: 0 E: 0 K: 1 S: 7	H: 0 LOB: 1 BB: 1 P: 13	R: 1 E: 0 K: 0 S: 13	H: 3 LOB: 2 BB: 0 P: 21	1B: 8 2B: 2 3B: 0 HR: 2	SF: 2 SAC: 0 DP: 2 HBP: 0	WP: 1 PB: 0 SB: 2 CS: 0	PA: 41		
<b>PITCHER</b>	IP WLS BF H R ER SO BB IBB HBP BLK WP HR S P ERA WHIP	IP WLS BF H R ER SO BB IBB HBP BLK WP HR S P ERA WHIP	IP WLS BF H R ER SO BB IBB HBP BLK WP HR S P ERA WHIP	IP WLS BF H R ER SO BB IBB HBP BLK WP HR S P ERA WHIP	IP WLS BF H R ER SO BB IBB HBP BLK WP HR S P ERA WHIP	IP WLS BF H R ER SO BB IBB HBP BLK WP HR S P ERA WHIP	IP WLS BF H R ER SO BB IBB HBP BLK WP HR S P ERA WHIP	IP WLS BF H R ER SO BB IBB HBP BLK WP HR S P ERA WHIP	IP WLS BF H R ER SO BB IBB HBP BLK WP HR S P ERA WHIP	IP WLS BF H R ER SO BB IBB HBP BLK WP HR S P ERA WHIP	IP WLS BF H R ER SO BB IBB HBP BLK WP HR S P ERA WHIP	IP WLS BF H R ER SO BB IBB HBP BLK WP HR S P ERA WHIP	IP WLS BF H R ER SO BB IBB HBP BLK WP HR S P ERA WHIP	IP WLS BF H R ER SO BB IBB HBP BLK WP HR S P ERA WHIP	IP WLS BF H R ER SO BB IBB HBP BLK WP HR S P ERA WHIP	IP WLS BF H R ER SO BB IBB HBP BLK WP HR S P ERA WHIP	IP WLS BF H R ER SO BB IBB HBP BLK WP HR S P ERA WHIP	IP WLS BF H R ER SO BB IBB HBP BLK WP HR S P ERA WHIP	IP WLS BF H R ER SO BB IBB HBP BLK WP HR S P ERA WHIP	IP WLS BF H R ER SO BB IBB HBP BLK WP HR S P ERA WHIP	IP WLS BF H R ER SO BB IBB HBP BLK WP HR S P ERA WHIP	IP WLS BF H R ER SO BB IBB HBP BLK WP HR S P ERA WHIP	IP WLS BF H R ER SO BB IBB HBP BLK WP HR S P ERA WHIP	IP WLS BF H R ER SO BB IBB HBP BLK WP HR S P ERA WHIP
48 Hector Noesi, R ERA: 4.77	6.2	L	28	8	5	5	3	2	0	0	0	0	1	2	62	103	6.75	1.500						
54 Ronald Belisario, R ERA: 5.54	0.1		3	1	0	0	0	0	0	0	0	0	0	0	4	8	0.00	3.000						
39 Maikel Cleto, R ERA: 5.4	1.0		4	0	0	0	1	1	0	0	0	0	0	7	13	0.00	1.000							
27 Matt Lindstrom, R ERA: 4.55	1.0		6	3	1	1	0	0	0	0	0	0	0	13	21	9.00	3.000							
<b>Batter</b>	<b>1</b>	<b>2</b>	<b>3</b>	<b>4</b>	<b>5</b>	<b>6</b>	<b>7</b>	<b>8</b>	<b>9</b>	<b>AB</b>	<b>R</b>	<b>H</b>	<b>RBI</b>	<b>BB</b>	<b>SO</b>	<b>LOB</b>	<b>BOTTOM</b>							
1 Adam Eaton, L OBP: 0.360, SLG: 0.387										4	1	1	0	0	1	0	<b>Minnesota Twins @ Chicago White Sox</b> U.S. Cellular Field, Chicago, IL Sun Sep 14 2014, 2:10 PM - 4:53 PM EDT Att: 17,044 - Partly Cloudy - 72 F							
10 Alexei Ramirez, R OBP: 0.306, SLG: 0.414										4	1	1	0	0	0	0								
79 José Abreu, R OBP: 0.384, SLG: 0.604										4	1	2	2	0	0	0								
12 Conor Gillaspie, L OBP: 0.345, SLG: 0.431										3	0	1	1	0	1	0								
5 Marcus Semien, R OBP: 0.289, SLG: 0.349										1	0	1	0	0	0	0								
26 Avisail García, R OBP: 0.319, SLG: 0.424										4	0	0	0	0	3	3								
38 Andy Wilkins, L OBP: 0.100, SLG: 0.133										3	0	0	0	0	2	2								
51 Michael Taylor, R OBP: 0.348, SLG: 0.300										1	0	0	0	0	0	1								
24 Dayan Viciedo, R OBP: 0.277, SLG: 0.412										4	0	0	0	0	2	3								
77 Yolmer Sánchez, S OBP: 0.269, SLG: 0.299										3	0	0	0	0	2	0								
17 Adrián Nieto, S OBP: 0.306, SLG: 0.353										3	1	1	1	0	1	0								
<b>Inning Stats</b>	R: 0 E: 0 K: 1 S: 12	H: 0 LOB: 0 BB: 0 P: 14	R: 0 E: 0 K: 2 S: 10	H: 0 LOB: 0 BB: 0 P: 12	R: 0 E: 0 K: 2 S: 9	H: 0 LOB: 0 BB: 0 P: 13	R: 2 E: 0 K: 3 S: 19	H: 4 LOB: 2 BB: 0 P: 25	R: 1 E: 0 K: 1 S: 10	H: 1 LOB: 0 BB: 0 P: 16	R: 0 E: 0 K: 1 S: 10	H: 0 LOB: 0 BB: 0 P: 13	R: 0 E: 0 K: 0 S: 6	H: 0 LOB: 0 BB: 0 P: 8	R: 0 E: 0 K: 1 S: 7	H: 0 LOB: 0 BB: 0 P: 10	R: 1 E: 0 K: 1 S: 11	H: 2 LOB: 1 BB: 0 P: 12	1B: 4 2B: 1 3B: 0 HR: 2	SF: 0 SAC: 0 DP: 0 HBP: 0	WP: 0 PB: 0 SB: 0 CS: 0	PA: 34		
<b>PITCHER</b>	IP WLS BF H R ER SO BB IBB HBP BLK WP HR S P ERA WHIP	IP WLS BF H R ER SO BB IBB HBP BLK WP HR S P ERA WHIP	IP WLS BF H R ER SO BB IBB HBP BLK WP HR S P ERA WHIP	IP WLS BF H R ER SO BB IBB HBP BLK WP HR S P ERA WHIP	IP WLS BF H R ER SO BB IBB HBP BLK WP HR S P ERA WHIP	IP WLS BF H R ER SO BB IBB HBP BLK WP HR S P ERA WHIP	IP WLS BF H R ER SO BB IBB HBP BLK WP HR S P ERA WHIP	IP WLS BF H R ER SO BB IBB HBP BLK WP HR S P ERA WHIP	IP WLS BF H R ER SO BB IBB HBP BLK WP HR S P ERA WHIP	IP WLS BF H R ER SO BB IBB HBP BLK WP HR S P ERA WHIP	IP WLS BF H R ER SO BB IBB HBP BLK WP HR S P ERA WHIP	IP WLS BF H R ER SO BB IBB HBP BLK WP HR S P ERA WHIP	IP WLS BF H R ER SO BB IBB HBP BLK WP HR S P ERA WHIP	IP WLS BF H R ER SO BB IBB HBP BLK WP HR S P ERA WHIP	IP WLS BF H R ER SO BB IBB HBP BLK WP HR S P ERA WHIP	IP WLS BF H R ER SO BB IBB HBP BLK WP HR S P ERA WHIP	IP WLS BF H R ER SO BB IBB HBP BLK WP HR S P ERA WHIP	IP WLS BF H R ER SO BB IBB HBP BLK WP HR S P ERA WHIP	IP WLS BF H R ER SO BB IBB HBP BLK WP HR S P ERA WHIP	IP WLS BF H R ER SO BB IBB HBP BLK WP HR S P ERA WHIP	IP WLS BF H R ER SO BB IBB HBP BLK WP HR S P ERA WHIP	IP WLS BF H R ER SO BB IBB HBP BLK WP HR S P ERA WHIP	IP WLS BF H R ER SO BB IBB HBP BLK WP HR S P ERA WHIP	IP WLS BF H R ER SO BB IBB HBP BLK WP HR S P ERA WHIP
65 Trevor May, R ERA: 7.71	6.0	W	23	5	3	3	10	0	0	0	0	0	0	0	0	0	4.50	0.833						
61 Jared Burton, R ERA: 4.62	1.0	H	3	0	0	0	0	0	0	0	0	0	0	6	8	0.00	0.000							
50 Casey Fien, R ERA: 3.67	1.0	H	3	0	0	0	1	0	0	0	0	0	0	7	10	0.00	0.000							
15 Glen Perkins, L ERA: 3.26	1.0	S	5	2	1	1	1	0	0	0	0	0	0	1	11	12	9.00	2.000						








Batter	1	2	3	4	5	6	7	8	9	AB	R	H	RBI	BB	SO	LOB	TOP			
3 Ian Kinsler, R OBP: 0.308, SLG: 0.414										4	0	1	0	0	0	0				
48 Toni Hunter, R OBP: 0.318, SLG: 0.444										4	1	2	0	0	1	0				
24 Miguel Cabrera, R 61 Ezequiel Carrera, L OBP: 0.295, SLG: 0.345										4	0	1	0	0	0	1				
41 Victor Martinez, S OBP: 0.401, SLG: 0.567										4	0	2	0	0	0	2				
28 J.D. Martinez, R 26 Hernán Pérez, R OBP: 0.500, SLG: 0.333										3	1	2	3	1	0	1				
32 Don Kelly, L OBP: 0.337, SLG: 0.293										4	0	0	0	0	0	5				
50 Bryan Holaday, R OBP: 0.274, SLG: 0.285										3	0	0	0	0	0	1				
17 Andrew Romine, S OBP: 0.272, SLG: 0.280										3	0	0	0	0	3	0				
20 Rajai Davis, R OBP: 0.324, SLG: 0.409										3	0	0	0	0	0	0				
<b>Inning Stats</b>	R: 0 E: 0 K: 1 S: 7	H: 1 LOB: 0 BB: 0 P: 11	R: 0 E: 0 K: 0 S: 9	H: 0 LOB: 0 BB: 1 P: 16	R: 0 E: 0 K: 1 S: 6	H: 0 LOB: 0 BB: 0 P: 12	R: 0 E: 0 K: 0 S: 10	H: 1 LOB: 0 BB: 0 P: 16	R: 0 E: 0 K: 1 S: 8	H: 0 LOB: 0 BB: 0 P: 11	R: 0 E: 0 K: 1 S: 10	H: 2 LOB: 2 BB: 0 P: 16	R: 0 E: 0 K: 1 S: 10	H: 0 LOB: 0 BB: 0 P: 14	R: 3 E: 0 K: 0 S: 12	H: 3 LOB: 1 BB: 0 P: 16	1B: 6 2B: 1 3B: 0 HR: 1	SF: 0 SAC: 0 DP: 2 HBP: 0	WP: 0 PA: 33 PB: 0 SB: 0 CS: 0	
<b>PITCHER</b>	IP WLS BF H R ER SO BB IBB HBP BLK WP HR S P ERA WHIP	8.0 0 27 5 0 0 5 1 0 0 0 0 0 1 109 0.00 0.750	1.0 W 6 3 3 3 0 0 0 0 0 0 0 0 1 12 16 27.00 3.000																	

**Detroit Tigers @ Minnesota Twins**  
 Target Field, Minneapolis, MN  
 Tue Sep 16 2014, 7:12 PM - 9:51 PM CDT  
 Att: 22,066 - Clear - 66 F


AB 32  
 R 3  
 H 8  
 RBI 3  
 BB 1  
 SO 5  
 LOB 10



Batter	1	2	3	4	5	6	7	8	9	AB	R	H	RBI	BB	SO	LOB	BOTTOM				
39 Danny Santana, S OBP: 0.357, SLG: 0.474										4	0	2	0	0	1	0					
2 Brian Dozier, R OBP: 0.342, SLG: 0.400										3	0	0	0	1	0	1					
7 Joe Mauer, L OBP: 0.356, SLG: 0.366										4	0	0	0	0	1	2					
19 Kennys Vargas, S OBP: 0.311, SLG: 0.489										4	2	3	1	0	0	0					
24 Trevor Plouffe, R 17 Doug Bernier, R OBP: 0.333, SLG: 0.200										3	0	0	0	1	0	2					
8 Kurt Suzuki, R 12 Chris Herrmann, L OBP: 0.218, SLG: 0.173										4	0	2	2	0	0	1					
5 Eduardo Escobar, S 9 Eduardo Núñez, R OBP: 0.279, SLG: 0.393										1	0	1	0	0	0	0					
32 Aaron Hicks, S OBP: 0.337, SLG: 0.269										3	0	1	1	1	1	2					
1 Jordan Schafer, L OBP: 0.321, SLG: 0.316										3	0	0	0	0	1	1					
<b>Inning Stats</b>	R: 0 E: 0 K: 1 S: 10	H: 0 LOB: 0 BB: 0 P: 13	R: 0 E: 0 K: 0 S: 8	H: 2 LOB: 2 BB: 0 P: 9	R: 0 E: 0 K: 1 S: 8	H: 1 LOB: 1 BB: 1 P: 13	R: 1 E: 0 K: 0 S: 6	H: 2 LOB: 0 BB: 0 P: 8	R: 0 E: 0 K: 0 S: 7	H: 1 LOB: 1 BB: 1 P: 16	R: 1 E: 0 K: 0 S: 13	H: 1 LOB: 0 BB: 0 P: 19	R: 0 E: 0 K: 2 S: 9	H: 0 LOB: 0 BB: 0 P: 13	R: 0 E: 0 K: 1 S: 7	H: 0 LOB: 0 BB: 0 P: 12	R: 2 E: 0 K: 0 S: 15	H: 2 LOB: 2 BB: 1 P: 26	1B: 5 2B: 2 3B: 1 HR: 1	SF: 0 SAC: 0 DP: 2 HBP: 0	WP: 0 PA: 35 PB: 0 SB: 1 CS: 1
<b>PITCHER</b>	IP WLS BF H R ER SO BB IBB HBP BLK WP HR S P ERA WHIP	8.0 0 30 7 2 2 5 2 0 0 0 0 0 1 103 2.25 1.125	0.2 L 5 2 2 2 0 1 0 0 0 0 0 0 15 26 27.00 4.500																		

**Detroit Tigers @ Minnesota Twins**  
 Target Field, Minneapolis, MN  
 Tue Sep 16 2014, 7:12 PM - 9:51 PM CDT  
 Att: 22,066 - Clear - 66 F

AB 32  
 R 4  
 H 9  
 RBI 4  
 BB 3  
 SO 5  
 LOB 12





Batter	1	2	3	4	5	6	7	8	9	AB	R	H	RBI	BB	SO	LOB	TOP			
3 Ian Kinsler, R OBP: 0.306, SLG: 0.411										5	0	0	0	0	0	1	<b>Detroit Tigers @ Minnesota Twins</b> Target Field, Minneapolis, MN Wed Sep 17 2014, 7:11 PM - 10:30 PM CDT Att: 22,285 - Clear - 73 F			
48 Toni Hunter, R OBP: 0.319, SLG: 0.444										5	1	2	1	0	0	0				
24 Miguel Cabrera, R OBP: 0.379, SLG: 0.526										5	1	4	1	0	0	0				
41 Victor Martinez, S OBP: 0.403, SLG: 0.567										2	1	1	0	2	0	2				
28 J.D. Martinez, R OBP: 0.360, SLG: 0.569										4	0	2	1	0	1	4				
9 Nick Castellanos, R OBP: 0.312, SLG: 0.404										4	0	1	1	0	0	2				
50 Bryan Holaday, R OBP: 0.269, SLG: 0.279										3	0	0	0	0	1	2				
18 Tyler Collins, L OBP: 0.300, SLG: 0.421										1	0	1	0	0	0	0				
17 Andrew Romine, S OBP: 0.273, SLG: 0.278										2	1	0	0	1	0	0				
33 Steven Moya, L OBP: 0.400, SLG: 0.400										0	0	0	0	0	0	0				
30 Eugenio Suárez, R OBP: 0.318, SLG: 0.345										1	0	0	0	0	1	2				
20 Rajai Davis, R OBP: 0.321, SLG: 0.406										4	0	0	0	0	1	3				
34 James McCann, R (8, 2)										0	0	0	0	0	0	0				
<b>Inning Stats</b>	R: 2 E: 0 K: 0 S: 15	H: 3 LOB: 2 BB: 1 P: 26	R: 2 E: 0 K: 1 S: 12	H: 2 LOB: 2 BB: 2 P: 22	R: 0 E: 0 K: 1 S: 6	H: 0 LOB: 0 BB: 0 P: 8	R: 0 E: 0 K: 1 S: 6	H: 0 LOB: 1 BB: 0 P: 14	R: 0 E: 0 K: 0 S: 9	H: 2 LOB: 1 BB: 0 P: 15	R: 0 E: 0 K: 0 S: 8	H: 2 LOB: 1 BB: 0 P: 9	R: 0 E: 0 K: 1 S: 11	H: 2 LOB: 2 BB: 0 P: 17	R: 0 E: 0 K: 0 S: 9	H: 0 LOB: 0 BB: 0 P: 11	1B: 9 2B: 3 3B: 0 HR: 0	SF: 0 SAC: 0 DP: 2 HBP: 0	WP: 0 PB: 0 SB: 0 CS: 0	PA: 39
<b>PITCHER</b>	IP WLS BF H R ER SO BB IBB HBP BLK WP HR S P ERA WHIP	IP WLS BF H R ER SO BB IBB HBP BLK WP HR S P ERA WHIP	IP WLS BF H R ER SO BB IBB HBP BLK WP HR S P ERA WHIP	IP WLS BF H R ER SO BB IBB HBP BLK WP HR S P ERA WHIP	IP WLS BF H R ER SO BB IBB HBP BLK WP HR S P ERA WHIP	IP WLS BF H R ER SO BB IBB HBP BLK WP HR S P ERA WHIP	IP WLS BF H R ER SO BB IBB HBP BLK WP HR S P ERA WHIP	IP WLS BF H R ER SO BB IBB HBP BLK WP HR S P ERA WHIP	IP WLS BF H R ER SO BB IBB HBP BLK WP HR S P ERA WHIP	IP WLS BF H R ER SO BB IBB HBP BLK WP HR S P ERA WHIP	IP WLS BF H R ER SO BB IBB HBP BLK WP HR S P ERA WHIP	IP WLS BF H R ER SO BB IBB HBP BLK WP HR S P ERA WHIP	IP WLS BF H R ER SO BB IBB HBP BLK WP HR S P ERA WHIP	IP WLS BF H R ER SO BB IBB HBP BLK WP HR S P ERA WHIP	IP WLS BF H R ER SO BB IBB HBP BLK WP HR S P ERA WHIP	IP WLS BF H R ER SO BB IBB HBP BLK WP HR S P ERA WHIP	IP WLS BF H R ER SO BB IBB HBP BLK WP HR S P ERA WHIP	IP WLS BF H R ER SO BB IBB HBP BLK WP HR S P ERA WHIP		
44 Kyle Gibson, R ERA: 4.64	(1, 1)	6.0 W 27	7 4 4 3	3 0 0 0	0 0 0 0	0 0 0 0	0 0 14 19	6.00 3.000	0.00 0.000	0.00 0.000	0.00 0.000	0.00 0.000	0.00 0.000	0.00 0.000	0.00 0.000	0.00 0.000	0.00 0.000	0.00 0.000	0.00 0.000	
57 Ryan Pressly, R ERA: 2.52	(7, 1)	1.1 H 7	4 0 0 0	0 0 0 0	0 0 0 0	0 0 0 0	0 0 3 4	0.00 0.000	0.00 0.000	0.00 0.000	0.00 0.000	0.00 0.000	0.00 0.000	0.00 0.000	0.00 0.000	0.00 0.000	0.00 0.000	0.00 0.000	0.00 0.000	
52 Brian Duensing, L ERA: 3.46	(8, 1)	0.1 H 1	0 0 0 0	0 0 0 0	0 0 0 0	0 0 0 0	0 0 2 3	0.00 0.000	0.00 0.000	0.00 0.000	0.00 0.000	0.00 0.000	0.00 0.000	0.00 0.000	0.00 0.000	0.00 0.000	0.00 0.000	0.00 0.000	0.00 0.000	
59 Michael Tonkin, R ERA: 4.76	(8, 1)	0.1 H 1	0 0 0 0	0 0 0 0	0 0 0 0	0 0 0 0	0 0 2 3	0.00 0.000	0.00 0.000	0.00 0.000	0.00 0.000	0.00 0.000	0.00 0.000	0.00 0.000	0.00 0.000	0.00 0.000	0.00 0.000	0.00 0.000	0.00 0.000	
61 Jared Burton, R ERA: 4.55	(9, 1)	1.0 3 0 0 0 0	0 0 0 0 0 0	0 0 0 0 0 0	0 0 0 0 0 0	0 0 0 0 0 0	0 0 9 11	0.00 0.000	0.00 0.000	0.00 0.000	0.00 0.000	0.00 0.000	0.00 0.000	0.00 0.000	0.00 0.000	0.00 0.000	0.00 0.000	0.00 0.000	0.00 0.000	

Batter	1	2	3	4	5	6	7	8	9	AB	R	H	RBI	BB	SO	LOB	BOTTOM			
39 Danny Santana, S OBP: 0.360, SLG: 0.484										5	3	3	2	0	1	1	<b>Detroit Tigers @ Minnesota Twins</b> Target Field, Minneapolis, MN Wed Sep 17 2014, 7:11 PM - 10:30 PM CDT Att: 22,285 - Clear - 73 F			
2 Brian Dozier, R OBP: 0.344, SLG: 0.405										4	2	2	2	1	2	2				
7 Joe Mauer, L OBP: 0.358, SLG: 0.370										4	1	2	2	1	1	1				
19 Kennys Vargas, S OBP: 0.308, SLG: 0.481										5	0	1	0	0	1	4				
24 Trevor Plouffe, R OBP: 0.323, SLG: 0.424										4	0	2	1	0	0	1				
8 Kurt Suzuki, R OBP: 0.349, SLG: 0.388										4	0	1	1	0	1	2				
9 Eduardo Núñez, R OBP: 0.274, SLG: 0.385										4	0	0	0	0	1	3				
32 Aaron Hicks, S OBP: 0.340, SLG: 0.277										3	1	1	0	1	1	2				
1 Jordan Schafer, L OBP: 0.319, SLG: 0.314										4	1	1	0	0	0	2				
<b>Inning Stats</b>	R: 3 E: 0 K: 1 S: 16	H: 4 LOB: 2 BB: 1 P: 28	R: 0 E: 0 K: 1 S: 11	H: 0 LOB: 1 BB: 1 P: 22	R: 0 E: 0 K: 1 S: 14	H: 1 LOB: 1 BB: 0 P: 18	R: 0 E: 0 K: 1 S: 12	H: 0 LOB: 1 BB: 1 P: 21	R: 0 E: 0 K: 0 S: 14	H: 1 LOB: 1 BB: 0 P: 15	R: 3 E: 0 K: 0 S: 11	H: 4 LOB: 1 BB: 0 P: 19	R: 0 E: 0 K: 1 S: 6	H: 0 LOB: 0 BB: 0 P: 11	R: 2 E: 0 K: 2 S: 14	H: 3 LOB: 1 BB: 0 P: 22		1B: 7 2B: 4 3B: 2 HR: 0	SF: 0 SAC: 0 DP: 0 HBP: 0	WP: 0 PB: 0 SB: 3 CS: 0
<b>PITCHER</b>	IP WLS BF H R ER SO BB IBB HBP BLK WP HR S P ERA WHIP	IP WLS BF H R ER SO BB IBB HBP BLK WP HR S P ERA WHIP	IP WLS BF H R ER SO BB IBB HBP BLK WP HR S P ERA WHIP	IP WLS BF H R ER SO BB IBB HBP BLK WP HR S P ERA WHIP	IP WLS BF H R ER SO BB IBB HBP BLK WP HR S P ERA WHIP	IP WLS BF H R ER SO BB IBB HBP BLK WP HR S P ERA WHIP	IP WLS BF H R ER SO BB IBB HBP BLK WP HR S P ERA WHIP	IP WLS BF H R ER SO BB IBB HBP BLK WP HR S P ERA WHIP	IP WLS BF H R ER SO BB IBB HBP BLK WP HR S P ERA WHIP	IP WLS BF H R ER SO BB IBB HBP BLK WP HR S P ERA WHIP	IP WLS BF H R ER SO BB IBB HBP BLK WP HR S P ERA WHIP	IP WLS BF H R ER SO BB IBB HBP BLK WP HR S P ERA WHIP	IP WLS BF H R ER SO BB IBB HBP BLK WP HR S P ERA WHIP	IP WLS BF H R ER SO BB IBB HBP BLK WP HR S P ERA WHIP	IP WLS BF H R ER SO BB IBB HBP BLK WP HR S P ERA WHIP	IP WLS BF H R ER SO BB IBB HBP BLK WP HR S P ERA WHIP	IP WLS BF H R ER SO BB IBB HBP BLK WP HR S P ERA WHIP	IP WLS BF H R ER SO BB IBB HBP BLK WP HR S P ERA WHIP		
14 David Price, L ERA: 3.37	(1, 1)	5.2 L 28	8 5 5 3	5 0 0 0	0 0 0 0	0 0 0 0	0 0 2 4	7.94 1.941	27.00 3.000	10.80 1.200	0.00 0.000	0.00 0.000	0.00 0.000	0.00 0.000	0.00 0.000	0.00 0.000	0.00 0.000	0.00 0.000	0.00 0.000	
62 Al Alburquerque, R ERA: 2.7	(6, 1)	0.0 1 1 0 0 0	0 0 0 0 0 0	0 0 0 0 0 0	0 0 0 0 0 0	0 0 0 0 0 0	0 0 2 4	27.00 3.000	10.80 1.200	0.00 0.000	0.00 0.000	0.00 0.000	0.00 0.000	0.00 0.000	0.00 0.000	0.00 0.000	0.00 0.000	0.00 0.000	0.00 0.000	
56 Kyle Ryan, L ERA: 7.01	(6, 1)	0.1 2 7 2 2 3	1 1 2 2 3	0 0 0 0 0	0 0 0 0 0	0 0 0 0 0	0 0 17 29	27.00 3.000	10.80 1.200	0.00 0.000	0.00 0.000	0.00 0.000	0.00 0.000	0.00 0.000	0.00 0.000	0.00 0.000	0.00 0.000	0.00 0.000	0.00 0.000	
49 Jim Johnson, R ERA: 7.01	(7, 1)	1.2 7 2 2 2 3	2 2 2 																	















Batter	1	2	3	4	5	6	7	8	9	AB	R	H	RBI	BB	SO	LOB	TOP					
5 Ender Inciarte, L (1,7) OBP: 0.313, SLG: 0.350										5	0	2	1	0	1	3						
11 AJ Pollock, R (1,8) OBP: 0.357, SLG: 0.522										5	1	3	0	0	0	1						
6 David Peralta, L (1,9) OBP: 0.323, SLG: 0.451										5	0	0	0	0	1	5						
15 Mark Trumbo, R (1,3) OBP: 0.298, SLG: 0.410										5	1	1	2	0	3	2						
26 Miguel Montero, L (1,2) OBP: 0.333, SLG: 0.376										3	0	0	0	1	2	1						
2 Aaron Hill, R (1,10) OBP: 0.287, SLG: 0.367										4	1	2	0	0	0	1						
19 Jake Lamb, L (1,5) OBP: 0.274, SLG: 0.396										4	1	2	0	0	0	2						
16 Chris Owings, R (1,4) OBP: 0.301, SLG: 0.408										4	1	1	1	0	2	2						
1 Didi Gregorius, L (1,6) OBP: 0.289, SLG: 0.368										4	1	3	1	0	0	0						
<b>Inning Stats</b>	R: 0 E: 0 K: 1 S: 11	H: 2 LOB: 1 BB: 0 P: 17	R: 0 E: 0 K: 2 S: 10	H: 1 LOB: 1 BB: 0 P: 15	R: 0 E: 0 K: 1 S: 11	H: 1 LOB: 1 BB: 0 P: 16	R: 0 E: 0 K: 1 S: 10	H: 0 LOB: 0 BB: 0 P: 15	R: 5 E: 0 K: 0 S: 21	H: 5 LOB: 1 BB: 1 P: 35	R: 0 E: 0 K: 2 S: 10	H: 2 LOB: 1 BB: 0 P: 15	R: 0 E: 0 K: 2 S: 11	H: 1 LOB: 1 BB: 0 P: 15	R: 1 E: 0 K: 0 S: 13	H: 2 LOB: 1 BB: 0 P: 20	R: 0 E: 0 K: 0 S: 4	H: 0 LOB: 0 BB: 0 P: 5	1B: 8 2B: 5 3B: 0 HR: 1	SF: 0 SAC: 0 DP: 1 HBP: 0	WP: 1 PB: 0 CS: 3	PA: 40
<b>PITCHER</b>	IP WLS BF H R ER SO BB IBB HBP BLK WP HR S P ERA WHIP																					
47 Ricky Nolasco, R (1,1) ERA: 5.47	4.2 L 23 9 5 5 5 1 0 0 0 0 1 1 60 94 9.64 2.143																					
58 A.J. Achter, R (5,1) ERA: 3.0	1.1 5 2 0 0 2 0 0 0 0 0 0 0 13 19 0.00 1.500																					
48 Lester Oliveros, R (7,1) ERA: 11.25	1.0 4 1 0 0 2 0 0 0 0 0 0 0 11 15 0.00 1.000																					
59 Michael Tonkin, R (8,1) ERA: 5.0	1.0 5 2 1 1 0 0 0 0 0 0 0 0 13 20 9.00 2.000																					
57 Ryan Pressly, R (9,1) ERA: 2.39	1.0 3 0 0 0 0 0 0 0 0 0 0 0 4 5 0.00 0.000																					

Arizona Diamondbacks @ Minnesota Twins  
Target Field, Minneapolis, MN  
Mon Sep 22 2014, 7:13 PM - 10:25 PM CDT  
Att: 22,571 - Clear - 69 F

livebaseballscorecards.com

AB 39  
R 6  
H 14  
RBI 5  
BB 1  
SO 9  
LOB 17

Batter	1	2	3	4	5	6	7	8	9	AB	R	H	RBI	BB	SO	LOB	BOTTOM					
39 Danny Santana, S (1,6) OBP: 0.351, SLG: 0.469										5	0	0	0	0	3	6						
12 Chris Herrmann, L (1,7) OBP: 0.238, SLG: 0.233										3	0	1	1	0	0	1						
9 Eduardo Núñez, R (7,PH) OBP: 0.270, SLG: 0.379										1	0	0	0	0	0	2						
24 Trevor Plouffe, R (1,5) OBP: 0.322, SLG: 0.419										3	0	0	0	1	2	2						
19 Kennys Vargas, S (1,10) OBP: 0.302, SLG: 0.473										3	0	0	0	0	1	1						
31 Oswaldo Arcia, L (1,9) OBP: 0.301, SLG: 0.454										4	0	0	0	0	0	2						
8 Kurt Suzuki, R (1,2) OBP: 0.346, SLG: 0.389										4	1	1	0	0	0	2						
27 Chris Parmelee, L (1,3) OBP: 0.305, SLG: 0.385										4	1	1	0	0	1	2						
32 Aaron Hicks, S (1,8) OBP: 0.342, SLG: 0.273										2	0	1	0	2	0	0						
17 Doug Bernier, R (1,4) OBP: 0.375, SLG: 0.286										2	0	1	0	0	1	2						
43 Josmil Pinto, R (7,PH) ERA: 2.79										1	0	1	1	0	0	0						
5 Eduardo Escobar, S (7,PR) OBP: 0.315, SLG: 0.404										1	0	1	0	0	0	0						
<b>Inning Stats</b>	R: 0 E: 0 K: 2 S: 8	H: 0 LOB: 0 BB: 0 P: 11	R: 0 E: 0 K: 0 S: 10	H: 0 LOB: 0 BB: 0 P: 16	R: 1 E: 0 K: 2 S: 15	H: 2 LOB: 2 BB: 1 P: 25	R: 0 E: 0 K: 0 S: 9	H: 0 LOB: 1 BB: 0 P: 14	R: 0 E: 0 K: 1 S: 12	H: 2 LOB: 1 BB: 0 P: 20	R: 0 E: 0 K: 0 S: 6	H: 0 LOB: 0 BB: 0 P: 12	R: 1 E: 0 K: 1 S: 14	H: 2 LOB: 2 BB: 1 P: 26	R: 0 E: 0 K: 1 S: 16	H: 0 LOB: 1 BB: 1 P: 23	R: 0 E: 0 K: 1 S: 11	H: 1 LOB: 0 BB: 0 P: 16	1B: 6 2B: 1 3B: 0 HR: 0	SF: 0 SAC: 0 DP: 0 HBP: 1	WP: 0 PB: 0 CS: 1	PA: 37
<b>PITCHER</b>	IP WLS BF H R ER SO BB IBB HBP BLK WP HR S P ERA WHIP																					
55 Josh Collmenter, R (1,1) ERA: 3.57	6.1 W 25 5 2 2 5 1 0 1 0 0 0 0 66 109 2.84 0.947																					
59 Oliver Pérez, L (7,1) ERA: 2.79	0.1 3 1 0 0 1 1 0 0 0 0 0 0 7 13 0.00 6.000																					
50 Evan Marshall, R (7,1) ERA: 2.72	1.1 H 5 0 0 0 1 1 0 0 0 0 0 0 17 25 0.00 0.750																					
38 Will Harris, R (9,1) ERA: 4.45	1.0 4 1 0 0 1 0 0 0 0 0 0 0 11 16 0.00 1.000																					

Arizona Diamondbacks @ Minnesota Twins  
Target Field, Minneapolis, MN  
Mon Sep 22 2014, 7:13 PM - 10:25 PM CDT  
Att: 22,571 - Clear - 69 F

livebaseballscorecards.com

AB 33  
R 2  
H 7  
RBI 2  
BB 3  
SO 8  
LOB 20



Batter	1	2	3	4	5	6	7	8	9	AB	R	H	RBI	BB	SO	LOB	TOP										
<b>5 Ender Inciarte, L</b> OBP: 0.318, SLG: 0.356										5	1	4	1	0	0	0	<b>Arizona Diamondbacks @ Minnesota Twins</b> Target Field, Minneapolis, MN Tue Sep 23 2014, 7:11 PM - 10:15 PM CDT Att: 28,902 - Partly Cloudy - 71 F										
<b>11 AJ Pollock, R</b> OBP: 0.354, SLG: 0.516										5	0	1	0	0	1	5											
<b>19 Jake Lamb, L</b> OBP: 0.274, SLG: 0.400										4	1	1	0	0	0	3											
<b>15 Mark Trumbo, R</b> OBP: 0.295, SLG: 0.404										4	0	0	1	0	3	3											
<b>26 Miguel Montero, L</b> OBP: 0.330, SLG: 0.373										4	0	0	0	0	0	2											
<b>16 Chris Owings, R</b> OBP: 0.300, SLG: 0.406										4	0	1	1	0	3	0											
<b>7 Cody Ross, R</b> OBP: 0.303, SLG: 0.322										3	1	1	0	1	1	0											
<b>1 Didi Gregorius, L</b> OBP: 0.288, SLG: 0.366										4	0	1	0	0	2	2											
<b>9 Tuffy Gosewisch, R</b> OBP: 0.250, SLG: 0.320										4	0	1	0	0	0	4											
<b>Inning Stats</b>	R: 0 E: 0 K: 1 S: 5	H: 0 LOB: 0 BB: 0 P: 9	R: 0 E: 0 K: 2 S: 9	H: 0 LOB: 0 BB: 0 P: 13	R: 0 E: 0 K: 1 S: 14	H: 2 LOB: 2 BB: 0 P: 21	R: 1 E: 0 K: 1 S: 10	H: 2 LOB: 0 BB: 0 P: 17	R: 0 E: 0 K: 0 S: 5	H: 1 LOB: 0 BB: 0 P: 9	R: 0 E: 0 K: 1 S: 8	H: 1 LOB: 2 BB: 0 P: 16	R: 0 E: 0 K: 2 S: 12	H: 1 LOB: 2 BB: 0 P: 18	R: 1 E: 0 K: 0 S: 11	H: 2 LOB: 1 BB: 0 P: 16	R: 1 E: 1 K: 2 S: 17	H: 1 LOB: 2 BB: 1 P: 25	1B: 9 2B: 1 3B: 0 HR: 0	SF: 0 SAC: 0 DP: 1 HBP: 0	WP: 1 PB: 0 SB: 0 CS: 0	PA: 39					
<b>PITCHER</b>	IP	WLS	BF	H	R	ER	SO	BB	IBB	HBP	BLK	WP	HR	S	P	ERA	WHIP										
<b>44 Kyle Gibson, R</b> ERA: 4.5	7.0	W	27	7	1	1	8	0	0	0	0	1	0	63	103	1.29	1.000										
<b>50 Casey Fien, R</b> ERA: 3.98	0.2		4	2	1	1	0	0	0	0	0	0	0	9	14	13.50	3.000										
<b>52 Brian Duensing, L</b> ERA: 3.38	0.1		1	0	0	0	0	0	0	0	0	0	0	2	2	0.00	0.000										
<b>61 Jared Burton, R</b> ERA: 4.43	1.0		6	1	1	0	2	1	0	0	0	0	0	17	25	0.00	2.000										

Batter	1	2	3	4	5	6	7	8	9	AB	R	H	RBI	BB	SO	LOB	BOTTOM										
<b>1 Jordan Schafer, L</b> OBP: 0.310, SLG: 0.305										5	0	1	0	0	2	2	<b>Arizona Diamondbacks @ Minnesota Twins</b> Target Field, Minneapolis, MN Tue Sep 23 2014, 7:11 PM - 10:15 PM CDT Att: 28,902 - Partly Cloudy - 71 F										
<b>2 Brian Dozier, R</b> OBP: 0.345, SLG: 0.409										3	0	0	0	1	2	2											
<b>7 Joe Mauer, L</b> OBP: 0.362, SLG: 0.370										0	0	0	0	0	0	0											
<b>27 Chris Parmelee, L</b> OBP: 0.308, SLG: 0.386										2	1	1	2	0	0	2											
<b>24 Trevor Plouffe, R</b> OBP: 0.326, SLG: 0.423										4	1	4	0	0	0	0											
<b>31 Oswaldo Arcia, L</b> OBP: 0.301, SLG: 0.452										4	0	1	0	0	1	5											
<b>43 Josmil Pinto, R</b> OBP: 0.314, SLG: 0.396										2	1	0	1	1	1	1											
<b>9 Eduardo Núñez, R</b> OBP: 0.274, SLG: 0.386										4	1	2	0	0	0	2											
<b>32 Aaron Hicks, S</b> OBP: 0.345, SLG: 0.278										4	1	2	1	0	0	1											
<b>5 Eduardo Escobar, S</b> OBP: 0.314, SLG: 0.402										4	1	1	1	0	0	1											
<b>Inning Stats</b>	R: 0 E: 0 K: 3 S: 13	H: 1 LOB: 2 BB: 0 P: 22	R: 3 E: 0 K: 1 S: 14	H: 3 LOB: 2 BB: 2 P: 29	R: 0 E: 0 K: 1 S: 7	H: 1 LOB: 0 BB: 0 P: 7	R: 1 E: 0 K: 1 S: 13	H: 3 LOB: 0 BB: 0 P: 23	R: 1 E: 0 K: 0 S: 10	H: 3 LOB: 1 BB: 0 P: 12	R: 0 E: 0 K: 0 S: 9	H: 0 LOB: 0 BB: 0 P: 14	R: 1 E: 0 K: 0 S: 10	H: 1 LOB: 1 BB: 0 P: 16	R: 0 E: 0 K: 0 S: 10	H: 0 LOB: 0 BB: 0 P: 16	R: 0 E: 0 K: 0 S: 10	H: 0 LOB: 0 BB: 0 P: 16	1B: 11 2B: 1 3B: 0 HR: 0	SF: 1 SAC: 0 DP: 2 HBP: 2	WP: 0 PB: 0 SB: 1 CS: 0	PA: 37					
<b>PITCHER</b>	IP	WLS	BF	H	R	ER	SO	BB	IBB	HBP	BLK	WP	HR	S	P	ERA	WHIP										
<b>40 Andrew Chafin, L</b> ERA: 3.86	3.0	L	17	7	4	4	5	1	1	1	0	0	0	40	69	12.00	2.667										
<b>52 Zeke Spruill, R</b> ERA: 3.57	4.0		17	5	2	2	1	0	0	1	0	0	0	36	54	4.50	1.250										
<b>37 Matt Stites, R</b> ERA: 5.79	1.0		3	0	0	0	0	0	0	0	0	0	0	10	16	0.00	0.000										

















Batter	1	2	3	4	5	6	7	8	9	AB	R	H	RBI	BB	SO	LOB	TOP				
39 Danny Santana, S OBP: 0.354, SLG: 0.474 17 Doug Bernier, R OBP: 0.444, SLG: 0.286	F8		K		G4-3	G3	FC6-4		G6-4-3	5	1	1	0	0	1	4					
2 Brian Dozier, R OBP: 0.347, SLG: 0.419	F9		K		G6-3	G6-3		HR	G6-4-3	6	2	2	2	0	1	3					
7 Joe Mauer, L OBP: 0.362, SLG: 0.373 27 Chris Parmelee, L OBP: 0.307, SLG: 0.384	1B		K		G4-3		FC5-4	G3-1	K	5	1	2	1	0	1	2					
19 Kennys Vargas, S OBP: 0.317, SLG: 0.462	P4				G5-3		FC5-4			2	2	1	0	3	0	1					
43 Josmil Pinto, R OBP: 0.309, SLG: 0.389 26 Eric Fryer, R OBP: 0.272, SLG: 0.307	K		G5-3		G5-3		FC5-4	F8		0	0	0	0	0	0	0					
31 Oswaldo Arcia, L OBP: 0.303, SLG: 0.457	F9		G6-3		G6-3		K	1B		5	1	2	0	0	1	3					
5 Eduardo Escobar, S OBP: 0.317, SLG: 0.409	G5-3									5	2	4	6	0	0	0					
12 Chris Herrmann, L OBP: 0.263, SLG: 0.264										4	1	3	1	1	0	0					
32 Aaron Hicks, S OBP: 0.341, SLG: 0.268	P4				L8		K		G6-4-3	3	0	0	0	2	1	3					
<b>Inning Stats</b>	R: 0 H: 1 E: 0 K: 0 S: 9	H: 1 LOB: 1 BB: 0 P: 15	R: 0 H: 0 E: 0 K: 1 S: 9	H: 0 LOB: 0 BB: 1 P: 14	R: 0 H: 0 E: 0 K: 2 S: 14	H: 0 LOB: 1 BB: 1 P: 22	R: 0 H: 1 E: 0 K: 1 S: 6	H: 1 LOB: 1 BB: 0 P: 9	R: 6 H: 8 E: 0 K: 0 S: 15	H: 8 LOB: 3 BB: 1 P: 26	R: 0 H: 0 E: 0 K: 1 S: 8	H: 0 LOB: 0 BB: 0 P: 16	R: 2 H: 3 E: 0 K: 1 S: 19	H: 3 LOB: 3 BB: 2 P: 30	R: 4 H: 3 E: 0 K: 0 S: 22	H: 3 LOB: 0 BB: 1 P: 27	R: 0 H: 0 E: 0 K: 1 S: 13	H: 0 LOB: 1 BB: 2 P: 24	1B: 14 RBI: 12 HR: 2	SF: 0 2B: 0 3B: 0 DP: 1 HBP: 0	WP: 0 PA: 48 PB: 0 SB: 1 CS: 0
<b>PITCHER</b>	IP WLS BF H R ER SO BB IBB HBP BLK WP HR S P ERA WHIP	4.2 L 23 7 6 6 4 1 1 0 0 0 0 48 79 11.57 1.714	5.1 0.1 3 3 0 0 0 0 0 0 0 0 5 7 0.00 9.000	6.1 1.0 3 0 0 0 1 0 0 0 0 0 8 16 0.00 0.000	7.1 0.2 6 3 2 2 1 1 0 0 0 0 16 23 27.00 6.000	7.1 0.1 2 0 0 0 0 1 0 0 0 0 3 7 0.00 3.000	<b>PITCHER</b>	IP WLS BF H R ER SO BB IBB HBP BLK WP HR S P ERA WHIP	1.0 7 3 4 4 0 1 0 0 0 0 0 2 22 27 36.00 4.000	8.1 1.0 4 0 0 0 1 2 0 0 0 0 13 24 0.00 2.000	9.1 1.0 4 0 0 0 1 2 0 0 0 0 13 24 0.00 2.000										

Minnesota Twins @ Detroit Tigers  
Comerica Park, Detroit, MI  
Sat Sep 27 2014, 7:10 PM - 10:34 PM EDT  
Att: 38,805 - Clear - 75 F

AB 41  
R 12  
H 16  
RBI 12  
BB 7  
SO 7  
LOB 21



Batter	1	2	3	4	5	6	7	8	9	AB	R	H	RBI	BB	SO	LOB	BOTTOM			
3 Ian Kinsler, R OBP: 0.305, SLG: 0.413 26 Hernan Pérez, R OBP: 0.333, SLG: 0.200	F8		L7		G5-3		FC4-6		K	4	0	0	0	0	0	1				
48 Torii Hunter, R OBP: 0.321, SLG: 0.449 33 Steven Moya, L OBP: 0.375, SLG: 0.375	F9		K				L6		F8	4	1	1	0	0	1	1				
24 Miguel Cabrera, R OBP: 0.327, SLG: 0.527 32 Don Kelly, L OBP: 0.333, SLG: 0.290	K		K							3	0	1	0	0	2	0				
41 Victor Martinez, S OBP: 0.411, SLG: 0.568 34 James McCann, R OBP: 0.250, SLG: 0.333	F9									2	0	1	0	1	0	0				
28 J.D. Martinez, R OBP: 0.358, SLG: 0.555 18 Tyler Collins, L OBP: 0.280, SLG: 0.375	K									3	0	0	0	0	1	4				
9 Nick Castellanos, R OBP: 0.307, SLG: 0.395	HR									3	1	1	3	0	1	3				
13 Alex Avila, L OBP: 0.327, SLG: 0.361 50 Bryan Holaday, R OBP: 0.266, SLG: 0.276	BB									2	0	0	0	1	1	3				
17 Andrew Romine, S OBP: 0.278, SLG: 0.277 30 Eugenio Suárez, R OBP: 0.316, SLG: 0.335	1B									1	0	0	0	0	0	1				
20 Rajai Davis, R OBP: 0.320, SLG: 0.401 61 Ezequiel Carrera, L OBP: 0.300, SLG: 0.358	G6-3									3	0	2	0	0	0	2				
<b>Inning Stats</b>	R: 0 H: 0 E: 0 K: 1 S: 8	H: 2 LOB: 2 BB: 1 P: 21	R: 0 H: 0 E: 0 K: 2 S: 8	H: 0 LOB: 0 BB: 0 P: 10	R: 0 H: 0 E: 0 K: 2 S: 15	H: 0 LOB: 1 BB: 1 P: 24	R: 0 H: 0 E: 0 K: 0 S: 7	H: 0 LOB: 0 BB: 0 P: 12	R: 1 H: 3 E: 0 K: 0 S: 9	H: 3 LOB: 2 BB: 0 P: 12	R: 0 H: 1 E: 0 K: 1 S: 7	H: 1 LOB: 1 BB: 0 P: 8	R: 1 H: 2 E: 0 K: 0 S: 7	H: 2 LOB: 1 BB: 0 P: 9	R: 0 H: 1 E: 0 K: 2 S: 13	H: 1 LOB: 1 BB: 0 P: 21	1B: 7 RBI: 3 HR: 1	SF: 1 2B: 1 3B: 0 DP: 0 HBP: 0	WP: 0 PA: 38 PB: 1 SB: 0 CS: 0	
<b>PITCHER</b>	IP WLS BF H R ER SO BB IBB HBP BLK WP HR S P ERA WHIP	6.0 W 25 5 2 2 6 2 0 0 0 0 7 8 3.00 1.167	7.1 1.0 4 1 0 0 1 0 0 0 0 0 7 8 0.00 1.000	8.1 1.0 5 2 1 1 0 0 0 0 0 0 7 9 9.00 2.000	9.1 1.0 4 1 0 0 2 0 0 0 0 0 13 21 0.00 1.000															

Minnesota Twins @ Detroit Tigers  
Comerica Park, Detroit, MI  
Sat Sep 27 2014, 7:10 PM - 10:34 PM EDT  
Att: 38,805 - Clear - 75 F

AB 35  
R 3  
H 9  
RBI 3  
BB 2  
SO 9  
LOB 20





Batter	1	2	3	4	5	6	7	8	9	AB	R	H	RBI	BB	SO	LOB	TOP								
39 Danny Santana, S OBP: 0.353, SLG: 0.472										4	0	1	0	0	2	1	<b>Minnesota Twins @ Detroit Tigers</b> Comerica Park, Detroit, MI Sun Sep 28 2014, 1:11 PM - 3:49 PM EDT Att: 40,501 - Sunny - 72 F								
2 Brian Dozier, R OBP: 0.345, SLG: 0.416										4	0	0	0	0	1	2									
7 Joe Mauer, L OBP: 0.361, SLG: 0.371										4	0	1	0	0	0	0									
19 Kennys Vargas, S OBP: 0.316, SLG: 0.456										4	0	1	0	0	0	0									
43 Josmil Pinto, R OBP: 0.315, SLG: 0.391										3	0	0	0	1	0	1									
8 Kurt Suzuki, R OBP: 0.345, SLG: 0.383										2	0	1	0	1	1	0									
31 Oswaldo Arcia, L OBP: 0.300, SLG: 0.452										4	0	0	0	0	2	3									
5 Eduardo Escobar, S OBP: 0.315, SLG: 0.406										3	0	0	0	0	0	2									
12 Chris Herrmann, L OBP: 0.253, SLG: 0.253										3	0	0	0	0	0	0									
32 Aaron Hicks, S OBP: 0.341, SLG: 0.274										3	0	1	0	0	2	0									
<b>Inning Stats</b>	R: 0 E: 0 K: 1 S: 15	H: 1 LOB: 1 BB: 0 P: 18	R: 0 E: 0 K: 1 S: 8	H: 0 LOB: 0 BB: 0 P: 12	R: 0 E: 0 K: 2 S: 14	H: 1 LOB: 1 BB: 0 P: 18	R: 0 E: 0 K: 1 S: 14	H: 1 LOB: 2 BB: 1 P: 25	R: 0 E: 0 K: 1 S: 9	H: 0 LOB: 0 BB: 0 P: 15	R: 0 E: 0 K: 1 S: 9	H: 0 LOB: 0 BB: 0 P: 10	R: 0 E: 0 K: 0 S: 10	H: 0 LOB: 0 BB: 0 P: 13	R: 0 E: 0 K: 0 S: 11	H: 0 LOB: 0 BB: 0 P: 17	1B: 3 2B: 1 3B: 0 HR: 0	SF: 0 SAC: 0 DP: 0 HBP: 0	WP: 0 PB: 0 SB: 1 CS: 0	PA: 33					
<b>PITCHER</b>	IP: 7.1 W: 1 L: 0 S: 15	WLS: 28 BF: 2 H: 4 R: 0 ER: 0 SO: 8	BB: 2 IBB: 0 HBP: 0 BLK: 0	WP: 0 HR: 0 S: 80 P: 112	ERA: 0.00 WHIP: 0.818	IP: 0.2 W: 0 L: 0 S: 3	WLS: 2 BF: 0 H: 0 R: 0 ER: 0 SO: 0	BB: 0 IBB: 0 HBP: 0 BLK: 0	WP: 0 HR: 0 S: 7 P: 10	ERA: 0.00 WHIP: 0.000	IP: 1.0 W: 0 L: 0 S: 3	WLS: 3 BF: 0 H: 0 R: 0 ER: 0 SO: 0	BB: 0 IBB: 0 HBP: 0 BLK: 0	WP: 0 HR: 0 S: 11 P: 17	ERA: 0.00 WHIP: 0.000	IP: 0.0 W: 0 L: 0 S: 0	WLS: 0 BF: 0 H: 0 R: 0 ER: 0 SO: 0	BB: 0 IBB: 0 HBP: 0 BLK: 0	WP: 0 HR: 0 S: 11 P: 17	ERA: 0.00 WHIP: 0.000	IP: 0.0 W: 0 L: 0 S: 0	WLS: 0 BF: 0 H: 0 R: 0 ER: 0 SO: 0	BB: 0 IBB: 0 HBP: 0 BLK: 0	WP: 0 HR: 0 S: 11 P: 17	ERA: 0.00 WHIP: 0.000

AB	31
R	0
H	4
RBI	0
BB	2
SO	8
LOB	9



Batter	1	2	3	4	5	6	7	8	9	AB	R	H	RBI	BB	SO	LOB	BOTTOM								
3 Ian Kinsler, R OBP: 0.307, SLG: 0.420										4	1	3	2	0	0	0	<b>Minnesota Twins @ Detroit Tigers</b> Comerica Park, Detroit, MI Sun Sep 28 2014, 1:11 PM - 3:49 PM EDT Att: 40,501 - Sunny - 72 F								
48 Tori Hunter, R OBP: 0.319, SLG: 0.446										3	0	0	1	0	2	1									
24 Miguel Cabrera, R OBP: 0.371, SLG: 0.524										4	0	0	0	0	1	2									
41 Victor Martinez, S OBP: 0.409, SLG: 0.565										3	0	0	0	0	0	0									
28 J.D. Martinez, R OBP: 0.358, SLG: 0.553										3	0	1	0	0	1	0									
13 Alex Avila, L OBP: 0.327, SLG: 0.359										2	0	0	0	1	0	0									
9 Nick Castellanos, R OBP: 0.336, SLG: 0.394										2	0	0	0	0	1	1									
32 Don Kelly, L OBP: 0.332, SLG: 0.288										1	0	0	0	0	0	0									
17 Andrew Romine, S OBP: 0.279, SLG: 0.275										2	1	0	0	1	0	0									
61 Ezequiel Carrera, L OBP: 0.301, SLG: 0.348										2	1	0	0	1	1	0									
<b>Inning Stats</b>	R: 0 E: 0 K: 1 S: 8	H: 0 LOB: 0 BB: 0 P: 13	R: 0 E: 0 K: 1 S: 9	H: 0 LOB: 1 BB: 1 P: 14	R: 1 E: 0 K: 2 S: 9	H: 1 LOB: 0 BB: 0 P: 13	R: 0 E: 0 K: 1 S: 7	H: 1 LOB: 1 BB: 0 P: 9	R: 0 E: 0 K: 1 S: 5	H: 0 LOB: 0 BB: 0 P: 8	R: 0 E: 0 K: 0 S: 7	H: 1 LOB: 0 BB: 0 P: 8	R: 0 E: 0 K: 0 S: 6	H: 0 LOB: 0 BB: 0 P: 9	R: 2 E: 0 K: 0 S: 9	H: 1 LOB: 1 BB: 2 P: 21	1B: 3 2B: 0 3B: 0 HR: 1	SF: 1 SAC: 0 DP: 0 HBP: 0	WP: 0 PB: 0 SB: 1 CS: 0	PA: 30					
<b>PITCHER</b>	IP: 7.1 W: 1 L: 0 S: 15	WLS: 28 BF: 2 H: 4 R: 0 ER: 0 SO: 8	BB: 3 IBB: 0 HBP: 0 BLK: 0	WP: 0 HR: 0 S: 56 P: 88	ERA: 3.68 WHIP: 0.955	IP: 0.2 W: 0 L: 0 S: 3	WLS: 2 BF: 0 H: 0 R: 0 ER: 0 SO: 0	BB: 0 IBB: 0 HBP: 0 BLK: 0	WP: 0 HR: 0 S: 4 P: 7	ERA: 0.00 WHIP: 0.000	IP: 0.0 W: 0 L: 0 S: 0	WLS: 0 BF: 0 H: 0 R: 0 ER: 0 SO: 0	BB: 0 IBB: 0 HBP: 0 BLK: 0	WP: 0 HR: 0 S: 11 P: 17	ERA: 0.00 WHIP: 0.000	IP: 0.0 W: 0 L: 0 S: 0	WLS: 0 BF: 0 H: 0 R: 0 ER: 0 SO: 0	BB: 0 IBB: 0 HBP: 0 BLK: 0	WP: 0 HR: 0 S: 11 P: 17	ERA: 0.00 WHIP: 0.000	IP: 0.0 W: 0 L: 0 S: 0	WLS: 0 BF: 0 H: 0 R: 0 ER: 0 SO: 0	BB: 0 IBB: 0 HBP: 0 BLK: 0	WP: 0 HR: 0 S: 11 P: 17	ERA: 0.00 WHIP: 0.000

AB	26
R	3
H	4
RBI	3
BB	3
SO	6
LOB	4

