

# Minnesota Twins - 2015

Batter	1	2	3	4	5	6	7	8	9	AB	R	H	RBI	BB	SO	LOB	TOP
30 Dan Motl, R (1,8) 2 Alex Boxwell, L (5,8)	1-0 WP: 20, 4E, 9B, 1B HBP		0-0 F7			0-3 K			0-3 K	1	1	0	0	0	0	0	
4 Connor Schaeftbauer, L (1,4) 18 Chris Schaaf, L (7,4)	0-0 FC4 WP: 9, 20, 6CS, 1B		0-0 G3			0-0 F8			0-0 F7	3	0	0	0	0	0	1	
3 Matt Fiedler, R (1,9) 16 Matt Stemper, R (7,PH) (7,9)	0-3 K			0-0 G6-3					0-3 K	2	0	0	0	0	1	2	
20 Toby Hanson, L (1,3) 7 Kyle Crocker, L (6,3)	1-3 K			0-0 F8					0-3 K	2	0	0	0	0	1	2	
9 Michael Handel, R (1,6) OBP: 0.333, SLG: 0.333	0-0 2-3, 3H, 1B			0-3 K					0-0 G5-3	3	0	1	1	0	1	0	
6 Matt Halloran, L (1,2) 19 Austin Athmann, R (5,2)	1-0 CS	0-3 K			0-3 K				0-0 G1-3	2	0	0	0	0	2	0	
1 Tony Skjette, R (1,5) Micah Coffey, L (8,PH) (8,5)			0-0 G5-3			0-0 F8			0-0 F8	2	0	0	0	0	0	0	
Jordan Smith, L (1,7)			0-3 K			0-0 G6-3			0-0 G4-3	3	0	0	0	0	1	0	
10 Jake Bergren, L (1,10) 23 Troy Traxler, R (9,PH)			0-3 K			0-3 K			0-3 K	2	0	0	0	0	2	0	
<b>Inning Stats</b>	R: 1, H: 1, E: 1, LOB: 1, K: 2, S: 8, BB: 0, P: 11	R: 0, H: 0, E: 0, LOB: 0, K: 2, S: 7, BB: 0, P: 7	R: 0, H: 0, E: 0, LOB: 0, K: 1, S: 5, BB: 0, P: 5	R: 0, H: 0, E: 0, LOB: 0, K: 1, S: 5, BB: 0, P: 5	R: 0, H: 0, E: 0, LOB: 0, K: 1, S: 5, BB: 0, P: 5	R: 0, H: 0, E: 0, LOB: 0, K: 2, S: 7, BB: 0, P: 7	R: 0, H: 0, E: 0, LOB: 0, K: 2, S: 7, BB: 0, P: 7	R: 0, H: 0, E: 0, LOB: 0, K: 0, S: 3, BB: 0, P: 3	R: 0, H: 0, E: 0, LOB: 0, K: 2, S: 7, BB: 0, P: 7	1B: 1, SF: 0, 2B: 0, SAC: 0, 3B: 0, DP: 0, HR: 0, HBP: 1	WP: 1, PA: 30, FB: 0, SB: 0, CS: 1						
<b>PITCHER</b>	IP WLS BF H R ER SO BB IBB HBP BLK WP HR S P ERA WHIP																
68 José Berrios, R (1,1) ERA: 0.00	2.0 W 8 1 1 0 4 0 0 1 0 1 0 15 18 0.00 0.500																
15 Glen Perkins, L (3,1) ERA: 0.00	1.0 H 3 0 0 0 1 0 0 0 0 0 0 0 5 5 0.00 0.000																
72 Mark Hamburger, R (4,1) ERA: 0.00	2.0 H 6 0 0 0 2 0 0 0 0 0 0 0 10 10 0.00 0.000																
57 Ryan Pressly, R (6,1) ERA: 0.00	2.0 H 6 0 0 0 4 0 0 0 0 0 0 0 14 14 0.00 0.000																
59 Michael Tonkin, R (8,1) ERA: 0.00	2.0 S 6 0 0 0 2 0 0 0 0 0 0 0 10 10 0.00 0.000																

Minnesota Golden Gophers @ Minnesota Twins  
CenturyLink Sports Complex, Fort Myers, FL  
Wed Mar 04 2015, 9:27 PM - 9:30 PM EST  
Att. 5,415 - Clear - 73 F

AB 28  
R 1  
H 1  
RBI 1  
BB 0  
SO 13  
LOB 5



Batter	1	2	3	4	5	6	7	8	9	AB	R	H	RBI	BB	SO	LOB	BOTTOM
70 Byron Buxton, R (1,8) 53 Eric Farris, R (5,8)	0-0 19 2B 2B	0-0 2H 2B		0-0 G5-3			0-0 FC6-4 76 E, 1-2F			3	1	2	1	0	0	1	
9 Eduardo Núñez, R (1,6) 76 Argenis Diaz, R (6,6)	0-0 F9	0-0 G4-3			0-0 F9		0-0 E6 12 L1-6, 2-3			3	0	0	0	0	0	2	
12 Chris Herrmann, L (1,10)	0-0 P6		4-0 19 G6-3 BB		0-0 P3		0-0 L1-6 2-2			3	0	0	0	1	0	3	
19 Kennys Vargas, S (1,3) 66 Jose Martinez, R (6,3)	0-0 61 1B 2H, 2B		0-0 G6-3		0-0 G4-3			0-0 G1-4-3		3	0	1	1	0	0	1	
61 Miguel Sanó, R (1,5) 78 Heiker Meneses, R (6,5)	0-0 60 S 1B		4-0 BB, BB, BB, BB, BB, BB		0-0 P4		0-3 K2-3			1	0	1	0	1	0	0	
60 Eddie Rosario, L (1,7) 77 Danny Ortiz, L (6,7)	0-3 K		0-0 F8		0-0 F8		0-0 F8		0-0 E3	2	0	0	0	0	1	3	
26 Eric Fryer, R (1,2) 84 Dan Rohlfing, R (6,2)		4-0 21 G4-3 70 2B BB		0-0 21 G6-4-3 2B		0-0 G4-3		0-3 K		1	1	1	0	1	0	0	
30 James Beresford, L (1,4) 11 Jorge Polanco, S (6,4) OBP: 1.000, SLG: 4.000		0-0 F8		4-0 21 G6-4-3 BB			0-1 HR			1	0	0	0	1	0	1	
21 Shane Robinson, R (1,9) 67 Max Kepler, L (6,9)		0-0 G4-3		0-0 G6-4-3 1-2F, 2-3			4-0 53 FC6-4 BB			2	0	0	0	0	0	3	
<b>Inning Stats</b>	R: 1, H: 3, E: 0, LOB: 2, K: 1, S: 8, BB: 0, P: 8	R: 1, H: 1, E: 0, LOB: 1, K: 0, S: 4, BB: 1, P: 8	R: 0, H: 0, E: 0, LOB: 1, K: 0, S: 2, BB: 2, P: 10	R: 0, H: 1, E: 0, LOB: 1, K: 0, S: 3, BB: 1, P: 7	R: 0, H: 0, E: 0, LOB: 0, K: 0, S: 3, BB: 0, P: 3	R: 0, H: 0, E: 0, LOB: 0, K: 0, S: 3, BB: 0, P: 3	R: 1, H: 1, E: 2, LOB: 1, K: 0, S: 5, BB: 1, P: 9	R: 0, H: 0, E: 1, LOB: 1, K: 2, S: 8, BB: 0, P: 8	1B: 1, SF: 0, 2B: 5, SAC: 0, 3B: 0, DP: 3, HR: 1, HBP: 0	WP: 0, PA: 34, FB: 0, SB: 1, CS: 0							
<b>PITCHER</b>	IP WLS BF H R ER SO BB IBB HBP BLK WP HR S P ERA WHIP																
33 Toby Anderson, R (1,1) ERA: 9.00	2.0 L 11 4 2 2 1 1 0 0 0 0 0 0 12 16 9.00 2.500																
32 Cody Campbell, R (3,1) ERA: 0.00	1.0 4 0 0 0 0 2 0 0 0 0 0 0 2 10 0.00 2.000																
Lance Thonvold, R (4,1) ERA: 2.000	1.0 4 1 0 0 0 1 0 0 0 0 0 0 3 7 0.00 2.000																
21 Jordan Jess, L (5,1) ERA: 0.000	1.0 3 0 0 0 0 0 0 0 0 0 0 0 3 3 0.00 0.000																
15 Tyler Hanson, R (6,1) ERA: 0.000	1.0 3 0 0 0 0 0 0 0 0 0 0 0 3 3 0.00 0.000																

Minnesota Golden Gophers @ Minnesota Twins  
CenturyLink Sports Complex, Fort Myers, FL  
Wed Mar 04 2015, 9:27 PM - 9:30 PM EST  
Att. 5,415 - Clear - 73 F

AB 29  
R 3  
H 6  
RBI 3  
BB 5  
SO 3  
LOB 17





Batter	1	2	3	4	5	6	7	8	9	AB	R	H	RBI	BB	SO	LOB	TOP					
2 Xander Bogaerts, R OBP: 0.500, SLG: 1.333 52 Quintin Berry, L OBP: 1.000, SLG: 1.000	(1,6) X 0-0 F8		X 0-0 1-H HR	X 4-0 15 HR BB	X 0-0 G4-3	X 0-0 G6-3		X 0-0 1-2 1B		3	2	1	2	1	0	0	<b>Boston Red Sox @ Minnesota Twins</b> CenturyLink Sports Complex, Fort Myers, FL Thu Mar 05 2015, 10:15 PM - 10:19 PM EST Att: 8,324 - Clear - 77 F					
15 Dustin Pedroia, R OBP: 1.000, SLG: 2.333 16 Jeff Bianchi, R	(1,4) X (5,4) 1B		X 0-0 48 G1 12 1B 2B	X 1-6 1-H HR	X 0-0 G6-3	X 0-0 G6-3		X 0-3 K		3	2	3	4	0	0	0						
48 Pablo Sandoval, S 80 Sean Coyle, R	(1,5) X (5,5) F9		X 0-0 G1	X 1-0 5 G6-4-3 HBP				X 4-0 5 G6 77 PB BB	X 0-0 F7	2	0	0	0	0	0	2						
12 Mike Napoli, R 77 Travis Shaw, L 81 Matty Johnson, S	(1,3) X (5,3) X (9, PR) K		X 0-0 61 BB 1B	X 0-0 F8	X 0-0 F7	X 1-0 F7	X 1-2 F7	X 0-0 61 PO 1B	X 0-0 K	3	0	1	1	0	1	2						
5 Allen Craig, R 76 Blake Tekotte, L	(1,7) (7,7) K		X 0-0 L6	X 0-0 G6-4-3				X 0-0 F7	X 0-0 F8	4	0	0	0	0	2	3						
61 Bryan LaHair, L	(1,10) G4-3		X 4-0 BB	X 0-0 K	X 0-0 P5	X 0-0 K	X 0-0 PO	X 1 SAFE 0-0 PO	X 0-0 K	3	0	0	0	1	1	1						
73 Bryce Brentz, R 71 Blake Swihart, S	(1,9) (6,2) K		X 4-0 25 2B BB	X 0-0 G5-3	X 0-0 G6-3	X 0-0 G6-3	X 0-0 G1-3	X 0-0 F9	X 0-0 F9	2	1	0	0	1	0	2						
25 Jackie Bradley Jr., L 64 Deven Marrero, R	(1,8) (6,6) 1-H 2B		X 0-0 1-H 2B	X 0-0 2 BB 15 HR 1B	X 0-0 F7	X 0-0 F7	X 0-0 F9	X 0-0 F9	X 0-0 F9	3	1	2	1	0	0	0						
7 Christian Vázquez, R 78 Henry Ramos, S	(1,2) (6,9) 2 HR 1B		X 0-0 2 HR 1B	X 1-2 15 HR 2 BB	X 0-0 F9	X 0-0 F9	X 0-0 F9	X 0-0 52 1B 1B	X 0-0 F9	3	2	1	0	0	0	1						
<b>Inning Stats</b>	R: 0 E: 0 K: 1 S: 6	H: 1 LOB: 1 BB: 0 P: 6	R: 1 E: 0 K: 1 S: 5	H: 1 LOB: 1 BB: 1 P: 9	R: 3 E: 0 K: 0 S: 7	H: 4 LOB: 2 BB: 1 P: 11	R: 4 E: 1 K: 0 S: 5	H: 2 LOB: 0 BB: 1 P: 11	R: 0 E: 0 K: 1 S: 3	H: 0 LOB: 0 BB: 0 P: 5	R: 0 E: 0 K: 1 S: 5	H: 0 LOB: 1 BB: 1 P: 10	R: 0 E: 0 K: 1 S: 7	H: 2 LOB: 2 BB: 0 P: 7	R: 0 E: 0 K: 0 S: 3	H: 1 LOB: 1 BB: 0 P: 3		1B: 7 2B: 2 3B: 0 HR: 2	SF: 0 SAC: 0 DP: 1 HBP: 1	WP: 0 PB: 1 SB: 1 CS: 0	PA: 42	
<b>PITCHER</b>	IP WLS BF H R ER SO BB IBB HBP BLK WP HR S P ERA WHIP	IP WLS BF H R ER SO BB IBB HBP BLK WP HR S P ERA WHIP	IP WLS BF H R ER SO BB IBB HBP BLK WP HR S P ERA WHIP	IP WLS BF H R ER SO BB IBB HBP BLK WP HR S P ERA WHIP	IP WLS BF H R ER SO BB IBB HBP BLK WP HR S P ERA WHIP	IP WLS BF H R ER SO BB IBB HBP BLK WP HR S P ERA WHIP	IP WLS BF H R ER SO BB IBB HBP BLK WP HR S P ERA WHIP	IP WLS BF H R ER SO BB IBB HBP BLK WP HR S P ERA WHIP	IP WLS BF H R ER SO BB IBB HBP BLK WP HR S P ERA WHIP	IP WLS BF H R ER SO BB IBB HBP BLK WP HR S P ERA WHIP	IP WLS BF H R ER SO BB IBB HBP BLK WP HR S P ERA WHIP	IP WLS BF H R ER SO BB IBB HBP BLK WP HR S P ERA WHIP	IP WLS BF H R ER SO BB IBB HBP BLK WP HR S P ERA WHIP	IP WLS BF H R ER SO BB IBB HBP BLK WP HR S P ERA WHIP	IP WLS BF H R ER SO BB IBB HBP BLK WP HR S P ERA WHIP	IP WLS BF H R ER SO BB IBB HBP BLK WP HR S P ERA WHIP	IP WLS BF H R ER SO BB IBB HBP BLK WP HR S P ERA WHIP	IP WLS BF H R ER SO BB IBB HBP BLK WP HR S P ERA WHIP	IP WLS BF H R ER SO BB IBB HBP BLK WP HR S P ERA WHIP	IP WLS BF H R ER SO BB IBB HBP BLK WP HR S P ERA WHIP	IP WLS BF H R ER SO BB IBB HBP BLK WP HR S P ERA WHIP	IP WLS BF H R ER SO BB IBB HBP BLK WP HR S P ERA WHIP

Batter	1	2	3	4	5	6	7	8	9	AB	R	H	RBI	BB	SO	LOB	BOTTOM					
39 Danny Santana, S 17 Doug Bernier, R	(1,6) X (5, PH) K		X 0-0 3-H 2B	X 0-0 2 2B 2B	X 0-0 L3	X 0-0 FC6-4	X 0-0 FC6-4			3	1	2	1	0	1	0	<b>Boston Red Sox @ Minnesota Twins</b> CenturyLink Sports Complex, Fort Myers, FL Thu Mar 05 2015, 10:15 PM - 10:19 PM EST Att: 8,324 - Clear - 77 F					
2 Brian Dozier, R 76 Argenis Diaz, R	(1,4) X (6,4) 48 1B 7 1B		X 0-0 K	X 0-0 2-H 2B	X 0-3 K	X 0-3 K	X 0-3 K	X 0-0 K	X 0-0 K	3	1	2	1	0	1	1						
7 Joe Mauer, L 84 Dan Rohlfing, R	(1,3) X (6,3) 31 2B 48 1B		X 0-0 G5-3	X 0-2 K	X 4-0 77 G3 53 E BB	X 0-0 G6-3	X 0-0 G6-3	X 0-0 G6-3	X 0-3 K	3	1	1	0	0	1	2						
48 Torii Hunter, R 77 Danny Ortiz, L	(1,9) X (5,9) 31 2B 1-2 2H 1B		X 0-0 G5-3	X 0-0 P3	X 1-0 G3	X 0-0 G3	X 0-0 E1	X 0-3 K	X 0-0 K	3	0	1	1	0	0	2						
31 Oswaldo Arcia, L 53 Eric Farris, R	(1,7) X (6,7) 1-3 2H 2B		X 0-0 K	X 0-0 G3	X 0-0 E1	X 0-0 E1	X 0-0 E1	X 0-0 E1	X 0-0 E1	3	0	1	1	0	1	1						
24 Trevor Plouffe, R 66 Jose Martinez, R	(1,5) X (6,5) G1-3		X 0-0 F8	X 0-0 F8	X 0-0 G1-3	X 0-0 G1-3	X 0-0 G1-3	X 0-0 G1-3	X 0-0 G1-3	3	1	1	0	0	0	2						
8 Kurt Suzuki, R 12 Chris Herrmann, L	(1,2) X (6,2) F9		X 0-0 5 WP 5 HR 1B	X 0-0 32 SF9 1B	X 0-0 32 SF9 1B	X 0-0 32 SF9 1B	X 0-0 17 FC6-4 1B	X 0-0 17 FC6-4 1B	X 0-0 17 FC6-4 1B	3	1	2	0	0	0	2						
5 Eduardo Escobar, S 82 Mitch Garver, R	(1,10) X (8,10) 32 3B 1B		X 0-0 32 3B 1B	X 1-H HR	X 0-0 F9	X 0-0 F9	X 0-0 F9	X 0-3 K	X 0-0 K	3	2	2	2	0	0	2						
32 Aaron Hicks, S 60 Eddie Rosario, L	(1,8) X (6,8) 39 2B 1B		X 0-0 39 2B 1B	X 0-0 K	X 0-0 SF9	X 0-0 SF9	X 0-0 SF9	X 0-0 SF9	X 0-0 SF9	2	1	1	2	0	1	0						
<b>Inning Stats</b>	R: 2 E: 0 K: 1 S: 9	H: 4 LOB: 2 BB: 0 P: 9	R: 2 E: 0 K: 1 S: 8	H: 3 LOB: 1 BB: 0 P: 8	R: 2 E: 0 K: 2 S: 10	H: 2 LOB: 0 BB: 0 P: 12	R: 1 E: 0 K: 1 S: 7	H: 2 LOB: 1 BB: 0 P: 7	R: 1 E: 0 K: 1 S: 6	H: 0 LOB: 1 BB: 1 P: 11	R: 0 E: 0 K: 1 S: 6	H: 1 LOB: 1 BB: 0 P: 6	R: 0 E: 0 K: 2 S: 7	H: 0 LOB: 0 BB: 0 P: 7	R: 0 E: 0 K: 1 S: 6	H: 0 LOB: 0 BB: 0 P: 6		1B: 8 2B: 4 3B: 1 HR: 1	SF: 1 SAC: 0 DP: 0 HBP: 0	WP: 1 PB: 1 SB: 0 CS: 0	PA: 40	
<b>PITCHER</b>	IP WLS BF H R ER SO BB IBB HBP BLK WP HR S P ERA WHIP	IP WLS BF H R ER SO BB IBB HBP BLK WP HR S P ERA WHIP	IP WLS BF H R ER SO BB IBB HBP BLK WP HR S P ERA WHIP	IP WLS BF H R ER SO BB IBB HBP BLK WP HR S P ERA WHIP	IP WLS BF H R ER SO BB IBB HBP BLK WP HR S P ERA WHIP	IP WLS BF H R ER SO BB IBB HBP BLK WP HR S P ERA WHIP	IP WLS BF H R ER SO BB IBB HBP BLK WP HR S P ERA WHIP	IP WLS BF H R ER SO BB IBB HBP BLK WP HR S P ERA WHIP	IP WLS BF H R ER SO BB IBB HBP BLK WP HR S P ERA WHIP	IP WLS BF H R ER SO BB IBB HBP BLK WP HR S P ERA WHIP	IP WLS BF H R ER SO BB IBB HBP BLK WP HR S P ERA WHIP	IP WLS BF H R ER SO BB IBB HBP BLK WP HR S P ERA WHIP	IP WLS BF H R ER SO BB IBB HBP BLK WP HR S P ERA WHIP	IP WLS BF H R ER SO BB IBB HBP BLK WP HR S P ERA WHIP	IP WLS BF H R ER SO BB IBB HBP BLK WP HR S P ERA WHIP	IP WLS BF H R ER SO BB IBB HBP BLK WP HR S P ERA WHIP	IP WLS BF H R ER SO BB IBB HBP BLK WP HR S P ERA WHIP	IP WLS BF H R ER SO BB IBB HBP BLK WP HR S P ERA WHIP	IP WLS BF H R ER SO BB IBB HBP BLK WP HR S P ERA WHIP	IP WLS BF H R ER SO BB IBB HBP BLK WP HR S P ERA WHIP	IP WLS BF H R ER SO BB IBB HBP BLK WP HR S P ERA WHIP	IP WLS BF H R ER SO BB IBB HBP BLK WP HR S P ERA WHIP













Batter	1	2	3	4	5	6	7	8	9	AB	R	H	RBI	BB	SO	LOB	TOP							
9 David Lough, L (1, 8) OBP: 0.273, SLG: 0.111 48 Matt Tuaiasosopo, R (6, 7)										3	0	0	0	0	1	2								
38 Jimmy Paredes, S (1, 5) OBP: 0.545, SLG: 0.800 18 Christian Walker, R (6, 3)										3	0	2	1	0	1	0								
23 Travis Snider, L (1, 7) OBP: 0.455, SLG: 0.182 57 Jayson Nix, R (6, 6)										3	0	1	0	0	0	3								
27 Delmon Young, R (1, 9) 67 Michael Almanzar, R (6, 5)										3	0	0	0	0	0	2								
41 Chris Parmelee, L (1, 3) OBP: 0.400, SLG: 0.444 79 Daniel Álvarez, R (6, PR) OBP: 0.400, SLG: 0.667										3	0	1	0	0	0	1								
14 Nolan Reimold, R (1, 10) OBP: 0.417, SLG: 0.222 86 Josh Hart, L (9, PR)										4	0	1	0	0	2	2								
3 Ryan Flaherty, L (1, 6) OBP: 0.455, SLG: 0.333 51 Henry Urrutia, L (6, 9) OBP: 0.364, SLG: 0.250										3	0	1	0	0	1	1								
60 Ryan Lavarnway, R (1, 2) OBP: 0.400, SLG: 0.400 15 J.P. Arencibia, R (6, 2) OBP: 0.143, SLG: 0.143										2	1	1	0	0	1	1								
6 Jonathan Schoop, R (1, 4) OBP: 0.111, SLG: 0.444 43 Rey Navarro, S (7, 4) OBP: 0.286, SLG: 0.167										3	0	0	0	0	1	1								
<b>Inning Stats</b>	R: 0 E: 0 K: 1 S: 6	H: 1 LOB: 1 BB: 0 P: 6	R: 0 E: 0 K: 2 S: 8	H: 1 LOB: 1 BB: 0 P: 8	R: 0 E: 0 K: 1 S: 5	H: 0 LOB: 0 BB: 0 P: 5	R: 0 E: 0 K: 0 S: 4	H: 1 LOB: 1 BB: 0 P: 4	R: 1 E: 1 K: 1 S: 8	H: 2 LOB: 2 BB: 0 P: 8	R: 0 E: 0 K: 1 S: 6	H: 1 LOB: 1 BB: 0 P: 6	R: 0 E: 0 K: 1 S: 5	H: 0 LOB: 0 BB: 0 P: 5	R: 0 E: 0 K: 2 S: 7	H: 0 LOB: 0 BB: 0 P: 7	R: 0 E: 0 K: 0 S: 4	H: 1 LOB: 1 BB: 0 P: 4	1B: 7 2B: 0 3B: 0 HR: 0	SF: 0 SAC: 0 DP: 0 HBP: 0	WP: 0 PB: 0 SB: 0 CS: 0	PA: 35		
<b>PITCHER</b>	IP	WLS	BF	H	R	ER	SO	BB	IBB	HBP	BLK	WP	HR	S	P	ERA	WHIP							
54 Ervin Santana, R (1, 1) ERA: 0.00	2.0	W	8	2	0	0	3	0	0	0	0	0	0	14	14	0.00	1.000							
68 José Berrios, R (3, 1) ERA: 0.00	3.0	H	13	3	1	0	2	0	0	0	0	0	0	17	17	0.00	1.000							
50 Casey Fien, R (6, 1) ERA: 0.00	1.0	H	4	1	0	0	1	0	0	0	0	0	0	6	6	0.00	1.000							
52 Brian Duensing, L (7, 1) ERA: 0.00	1.0	H	3	0	0	0	1	0	0	0	0	0	0	5	5	0.00	0.000							
72 Mark Hamburger, R (8, 1) ERA: 0.500	2.0	S	7	1	0	0	2	0	0	0	0	0	0	11	11	0.00	0.500							

Baltimore Orioles @ Minnesota Twins  
CenturyLink Sports Complex, Fort Myers, FL  
Sun Mar 08 2015, 3:41 PM - 3:44 PM EDT  
Att: 8,610 - Cloudy - 77 F

AB 35  
R 1  
H 7  
RBI 1  
BB 0  
SO 9  
LOB 15



Batter	1	2	3	4	5	6	7	8	9	AB	R	H	RBI	BB	SO	LOB	BOTTOM							
1 Jordan Schafer, L (1, 8) 66 Jose Martinez, R (6, 5)										1	1	0	0	2	0	0								
48 Torii Hunter, R (1, 9) OBP: 0.333, SLG: 0.333 67 Max Kepler, L (6, 9) OBP: 0.167, SLG: 0.333										3	0	1	0	0	1	1								
7 Joe Mauer, L (1, 3) OBP: 0.333, SLG: 0.500 84 Dan Rohlfing, R (6, 3)										3	0	1	1	0	0	2								
61 Miguel Sanó, R (1, 5) 70 Byron Buxton, R (6, 8)										1	0	0	0	1	0	1								
12 Chris Herrmann, L (1, 10) OBP: 0.429, SLG: 0.200 30 James Beresford, L (8, PH) (9, 10)										2	0	0	0	1	1	2								
9 Eduardo Núñez, R (1, 4) OBP: 0.500, SLG: 0.600 78 Heiker Meneses, R (6, PR) (7, 4)										2	1	1	0	1	0	2								
5 Eduardo Escobar, S (1, 6) OBP: 0.444, SLG: 0.889 11 Jorge Polanco, S (7, 6) OBP: 0.500, SLG: 0.500										3	0	1	1	0	1	2								
60 Eddie Rosario, L (1, 7) OBP: 0.143, SLG: 0.286 77 Danny Ortiz, L (7, 7)										3	0	0	0	0	1	3								
26 Eric Fryer, R (1, 2) 82 Mitch Garver, R (6, 2)										2	0	0	0	0	1	1								
<b>Inning Stats</b>	R: 1 E: 0 K: 2 S: 8	H: 1 LOB: 2 BB: 2 P: 16	R: 0 E: 0 K: 3 S: 9	H: 0 LOB: 0 BB: 0 P: 9	R: 0 E: 0 K: 0 S: 3	H: 1 LOB: 1 BB: 1 P: 7	R: 1 E: 0 K: 0 S: 5	H: 2 LOB: 1 BB: 0 P: 5	R: 0 E: 0 K: 0 S: 3	H: 0 LOB: 0 BB: 0 P: 3	R: 0 E: 0 K: 0 S: 3	H: 0 LOB: 2 BB: 2 P: 11	R: 0 E: 0 K: 1 S: 5	H: 0 LOB: 0 BB: 0 P: 5	R: 0 E: 0 K: 1 S: 5	H: 0 LOB: 0 BB: 0 P: 5	1B: 1 2B: 3 3B: 0 HR: 0	SF: 0 SAC: 0 DP: 1 HBP: 0	WP: 0 PB: 0 SB: 1 CS: 0	PA: 32				
<b>PITCHER</b>	IP	WLS	BF	H	R	ER	SO	BB	IBB	HBP	BLK	WP	HR	S	P	ERA	WHIP							
31 Ubaldo Jiménez, R (1, 1) ERA: 4.50	2.0	L	11	2	1	1	5	3	0	0	0	0	0	18	30	4.50	2.500							
66 T.J. McFarland, L (3, 1) ERA: 2.25	2.0	7	2	1	1	0	0	0	0	0	0	0	0	7	7	4.50	1.000							
34 Mark Hendrickson, L (5, 1) ERA: 4.5	1.0	3	0	0	0	0	0	0	0	0	0	0	0	3	3	0.00	0.000							
29 Tommy Hunter, R (6, 1) ERA: 0.00	1.0	5	0	0	0	0	0	2	0	0	0	0	0	3	11	0.00	2.000							
35 Brad Brach, R (7, 1) ERA: 0.000	2.0	6	0	0	0	0	2	0	0	0	0	0	0	10	10	0.00	0.000							

Baltimore Orioles @ Minnesota Twins  
CenturyLink Sports Complex, Fort Myers, FL  
Sun Mar 08 2015, 3:41 PM - 3:44 PM EDT  
Att: 8,610 - Cloudy - 77 F

AB 27  
R 2  
H 4  
RBI 2  
BB 5  
SO 7  
LOB 14





Batter	1	2	3	4	5	6	7	8	9	AB	R	H	RBI	BB	SO	LOB	TOP																			
39 Danny Santana, S (1,6) 17 Doug Bernier, R (5,6)			G5-3		F9			BB 12 FC4-6		3	0	1	0	0	0	0																				
8 Kurt Suzuki, R (1,2) 12 Chris Herrmann, L (5,2)			G4-3			K		FC4-6 30 G1-3		1	0	0	0	1	0	0																				
2 Brian Dozier, R (1,4) 30 James Beresford, L (6,4)			G6-3		F8			G1-3		2	0	0	0	1	0	2																				
19 Kennys Vargas, S (1,3) 66 Jose Martinez, R (6,3)			G6-3		K				F7	3	0	0	0	0	2	3																				
24 Trevor Plouffe, R (1,5) 78 Heiker Meneses, R (7,5)			G6-3		G5-3				G5-3	3	0	0	0	1	2																					
31 Oswaldo Arcia, L (1,7) 84 Dan Rohlfing, R (7,7)			F9		G1-4-3				K	3	0	0	0	1	0																					
61 Miguel Sanó, R (1,10)			G5-3		G5-3					2	1	1	1	1	0	0																				
1 Jordan Schafer, L (1,9) 53 Eric Farris, R (7,9)					B1-3				F7	3	0	1	0	0	0	1																				
32 Aaron Hicks, S (1,8) 70 Byron Buxton, R (8,8)			G4-3		P5				17 CS, 17 BLK, 1B	3	0	1	0	0	0	1																				
<b>Inning Stats</b>	R: 0 E: 0 K: 2 S: 8	H: 1 LOB: 2 BB: 1 P: 12	R: 1 E: 0 K: 0 S: 4	H: 2 LOB: 0 BB: 0 P: 5	R: 0 E: 0 K: 0 S: 3	H: 0 LOB: 0 BB: 0 P: 7	R: 0 E: 0 K: 0 S: 3	H: 0 LOB: 0 BB: 0 P: 3	R: 0 E: 0 K: 0 S: 7	H: 0 LOB: 0 BB: 0 P: 7	R: 0 E: 0 K: 1 S: 5	H: 0 LOB: 1 BB: 1 P: 9	R: 0 E: 0 K: 0 S: 3	H: 1 LOB: 1 BB: 1 P: 7	R: 0 E: 0 K: 1 S: 5	H: 0 LOB: 0 BB: 0 P: 5	1B: 3 2B: 0 3B: 0 HR: 1	SF: 0 SAC: 0 DP: 0 HBP: 0	WP: 0 PB: 0 SB: 1 CS: 2	PA: 33																
<b>PITCHER</b>	IP	WLS	BF	H	R	ER	SO	BB	IBB	HBP	BLK	WP	HR	S	P	ERA	WHIP	<b>PITCHER</b>		IP	WLS	BF	H	R	ER	SO	BB	IBB	HBP	BLK	WP	HR	S	P	ERA	WHIP
45 Gerrit Cole, R (1,1) ERA: 3.6	3.0	13	3	1	1	2	2	2	0	0	0	0	1	15	24	3.00	1.667	69 Wilfredo Boscan, R (9,1) ERA:		1.0	3	3	0	0	0	1	0	0	0	0	0	5	5	0.00	0.000	
58 Radhames Liz, R (4,1) ERA:	2.0	6	0	0	0	0	0	0	0	0	0	0	0	6	6	0.00	0.000																			
37 Arquimedes Caminero, R (6,1) ERA:	1.0	3	0	0	0	2	0	0	0	0	0	0	0	7	7	0.00	0.000																			
82 Charlie Leesman, L (7,1) ERA:	1.0	4	0	0	0	1	1	0	0	0	0	0	0	5	9	0.00	1.000																			
72 Angel Sánchez, R (8,1) ERA: 5.4	1.0	4	1	0	0	0	1	0	0	0	1	0	0	3	7	0.00	2.000																			

Minnesota Twins @ Pittsburgh Pirates  
 McKechnie Field, Bradenton, FL  
 Mon Mar 09 2015, 3:53 PM - 3:56 PM EDT  
 Att: 6,105 - Partly Cloudy - 81 F

AB 29  
 R 1  
 H 4  
 RBI 1  
 BB 4  
 SO 6  
 LOB 11



Batter	1	2	3	4	5	6	7	8	9	AB	R	H	RBI	BB	SO	LOB	BOTTOM																			
5 Josh Harrison, R (1,5) 67 Gustavo Nunez, S (6,4)			G6-3		G4-3					2	0	0	1	0	0																					
25 Gregory Polanco, L (1,9) 37 Arquimedes Caminero, R (6,1)			P6		F7			81 K2-5, 23 SH5-3, BB		3	0	0	0	0	2																					
14 Jaff Decker, L (7,8) OBP: 0.455, SLG: 0.800			L5		P3			SH5-3		3	1	1	0	0	2																					
22 Andrew McCutchen, R (1,8) 23 Steve Lombardozzi, S (7,7) OBP: 0.273, SLG: 0.364										0	0	0	0	0	0																					
18 Neil Walker, S (1,4) 81 Mel Rojas Jr., S (6,9) OBP: 0.333, SLG: 0.111					K			K2-5		1	0	1	1	0	0																					
6 Starling Marte, R (1,7) 57 José Osuna, R (7,3)										3	0	1	0	0	2																					
15 Andrew Lamb, L (1,3) 82 Charlie Leesman, L (7,1)					G3-1					3	0	0	0	1	1																					
17 Pedro Florimón, S (8,6) OBP: 0.571, SLG: 0.667					G4-1					0	0	0	0	0	0																					
10 Jordy Mercer, R (1,6) 72 Angel Sánchez, R (8,1) 69 Wilfredo Boscan, R (9,1)					P5					3	0	0	0	1	0																					
73 Willy García, R (9,PH) OBP: 0.357, SLG: 0.462										0	0	0	0	0	0																					
19 Chris Stewart, R (1,2) 66 Elias Díaz, R (4,2) OBP: 0.429, SLG: 1.000										1	0	0	0	0	0																					
45 Gerrit Cole, R (1,1) 58 Radhames Liz, R (4,1)					CS					1	0	1	0	0	0																					
27 Jung Ho Kang, R (5,PH) OBP: 0.333, SLG: 0.750										2	0	0	0	0	1																					
<b>Inning Stats</b>	R: 1 E: 0 K: 1 S: 7	H: 2 LOB: 1 BB: 0 P: 7	R: 0 E: 0 K: 2 S: 7	H: 0 LOB: 0 BB: 0 P: 7	R: 0 E: 0 K: 1 S: 6	H: 1 LOB: 3 BB: 1 P: 11	R: 0 E: 0 K: 0 S: 2	H: 0 LOB: 0 BB: 1 P: 7	R: 0 E: 0 K: 0 S: 3	H: 0 LOB: 0 BB: 0 P: 3	R: 0 E: 0 K: 1 S: 6	H: 1 LOB: 1 BB: 0 P: 6	R: 0 E: 0 K: 0 S: 4	H: 1 LOB: 1 BB: 0 P: 4	R: 0 E: 0 K: 1 S: 4	H: 0 LOB: 1 BB: 1 P: 8	R: 0 E: 0 K: 0 S: 3	H: 0 LOB: 1 BB: 1 P: 7	1B: 0 2B: 6 3B: 0 HR: 0	SF: 0 SAC: 1 DP: 1 HBP: 1	WP: 1 PB: 0 SB: 0 CS: 1	PA: 36														
<b>PITCHER</b>	IP	WLS	BF	H	R	ER	SO	BB	IBB	HBP	BLK	WP	HR	S	P	ERA	WHIP	<b>PITCHER</b>		IP	WLS	BF	H	R	ER	SO	BB	IBB	HBP	BLK	WP	HR	S	P	ERA	WHIP
47 Ricky Nolasco, R (1,1) ERA: 4.5	2.0	8	2	1	1	3	0	0	0	0	0	0	0	14	14	4.50	1.000	64 Aaron Thompson, L (9,1) ERA:		1.0	4	4	0	0	0	1	0	0	0	0	3	7	0.00	1.000		
51 Alex Meyer, R (3,1) ERA:	1.2	9	1	0	0	1	2	0	1	0	1	0	0	8	17	0.00	1.800																			
81 Adrian Salcedo, R (4,1) ERA:	0.1	0	0	0	0	0	0	0	0	0	0	0	0	1	0.00	0.000																				
36 Blaine Boyer, R (5,1) ERA:	2.0	7	1	0	0	1	0	0	0	0	0	0	0	9	9	0.00	0.500																			
38 Logan Darnell, L (7,1) ERA: 2.7	2.0	7	1	0	0	1	1	0	0	0	0	0	0	8	12	0.00	1.000																			

Minnesota Twins @ Pittsburgh Pirates  
 McKechnie Field, Bradenton, FL  
 Mon Mar 09 2015, 3:53 PM - 3:56 PM EDT  
 Att: 6,105 - Partly Cloudy - 81 F

AB 29  
 R 1  
 H 5  
 RBI 1  
 BB 4  
 SO 6  
 LOB 14





Batter	1	2	3	4	5	6	7	8	9	AB	R	H	RBI	BB	SO	LOB	TOP							
32 Aaron Hicks, S OBP: 0.273, SLG: 0.500 70 Byron Buxton, R (4, 8)										2	0	1	0	0	1	0	<b>Minnesota Twins @ Toronto Blue Jays</b> Florida Auto Exchange Stadium, Dunedin, FL Tue Mar 10 2015, 1:08 PM - 3:44 PM EDT Att: 4,365 - Partly Cloudy - 81 F							
5 Eduardo Escobar, S OBP: 0.417, SLG: 0.750 78 Heiker Meneses, R (6, 6)										3	0	1	1	0	0	1								
9 Eduardo Núñez, R OBP: 0.333, SLG: 0.429 66 Jose Martinez, R OBP: 0.143, SLG: 0.286 (6, 5)										2	0	0	1	0	0	1								
19 Kennys Vargas, S OBP: 0.417, SLG: 0.600 82 Mitch Garver, R (7, PH) (7, 10)										2	1	1	1	1	0	0								
60 Eddie Rosario, L OBP: 0.200, SLG: 0.600 53 Eric Farris, R (6, 7)										3	1	1	1	0	0	2								
67 Max Kepler, L OBP: 0.111, SLG: 0.222 17 Doug Bernier, R (6, 3)										3	0	0	0	0	0	0								
21 Shane Robinson, R OBP: 0.429, SLG: 0.429 77 Danny Ortiz, L (6, 9)										3	0	1	0	0	1	0								
26 Eric Fryer, R (1, 2)										3	0	0	0	0	0	1								
85 Stuart Turner, R OBP: 0.500, SLG: 0.500 (7, 2)										1	0	1	0	0	0	0								
30 James Beresford, L OBP: 0.286, SLG: 0.167 11 Jorge Polanco, S OBP: 0.500, SLG: 0.500 (6, 4)										2	1	1	0	0	1	0								
<b>Inning Stats</b>	R: 0 E: 0 K: 1 S: 5	H: 0 LOB: 0 BB: 0 P: 5	R: 1 E: 0 K: 0 S: 6	H: 2 LOB: 1 BB: 0 P: 7	R: 0 E: 0 K: 1 S: 6	H: 1 LOB: 1 BB: 0 P: 6	R: 1 E: 0 K: 0 S: 6	H: 1 LOB: 0 BB: 0 P: 8	R: 2 E: 0 K: 0 S: 5	H: 2 LOB: 2 BB: 2 P: 13	R: 0 E: 0 K: 1 S: 5	H: 0 LOB: 0 BB: 0 P: 5	R: 1 E: 0 K: 0 S: 5	H: 2 LOB: 2 BB: 1 P: 9	R: 0 E: 0 K: 1 S: 6	H: 1 LOB: 1 BB: 0 P: 6	R: 0 E: 0 K: 1 S: 5	H: 0 LOB: 0 BB: 0 P: 5	1B: 6 2B: 1 3B: 0 HR: 2	SF: 1 SAC: 0 DP: 0 HBP: 0	WP: 0 PB: 0 SB: 0 CS: 0	PA: 39		
<b>PITCHER</b>	IP WLS BF H R ER SO BB IBB HBP BLK WP HR S P ERA WHIP	IP WLS BF H R ER SO BB IBB HBP BLK WP HR S P ERA WHIP	IP WLS BF H R ER SO BB IBB HBP BLK WP HR S P ERA WHIP	IP WLS BF H R ER SO BB IBB HBP BLK WP HR S P ERA WHIP	IP WLS BF H R ER SO BB IBB HBP BLK WP HR S P ERA WHIP	IP WLS BF H R ER SO BB IBB HBP BLK WP HR S P ERA WHIP	IP WLS BF H R ER SO BB IBB HBP BLK WP HR S P ERA WHIP	IP WLS BF H R ER SO BB IBB HBP BLK WP HR S P ERA WHIP	IP WLS BF H R ER SO BB IBB HBP BLK WP HR S P ERA WHIP	IP WLS BF H R ER SO BB IBB HBP BLK WP HR S P ERA WHIP	IP WLS BF H R ER SO BB IBB HBP BLK WP HR S P ERA WHIP	IP WLS BF H R ER SO BB IBB HBP BLK WP HR S P ERA WHIP	IP WLS BF H R ER SO BB IBB HBP BLK WP HR S P ERA WHIP	IP WLS BF H R ER SO BB IBB HBP BLK WP HR S P ERA WHIP	IP WLS BF H R ER SO BB IBB HBP BLK WP HR S P ERA WHIP	IP WLS BF H R ER SO BB IBB HBP BLK WP HR S P ERA WHIP	IP WLS BF H R ER SO BB IBB HBP BLK WP HR S P ERA WHIP	IP WLS BF H R ER SO BB IBB HBP BLK WP HR S P ERA WHIP	IP WLS BF H R ER SO BB IBB HBP BLK WP HR S P ERA WHIP	IP WLS BF H R ER SO BB IBB HBP BLK WP HR S P ERA WHIP	IP WLS BF H R ER SO BB IBB HBP BLK WP HR S P ERA WHIP	IP WLS BF H R ER SO BB IBB HBP BLK WP HR S P ERA WHIP	IP WLS BF H R ER SO BB IBB HBP BLK WP HR S P ERA WHIP	IP WLS BF H R ER SO BB IBB HBP BLK WP HR S P ERA WHIP

Batter	1	2	3	4	5	6	7	8	9	AB	R	H	RBI	BB	SO	LOB	BOTTOM							
55 Russell Martin, R OBP: 0.467, SLG: 0.273 22 Josh Thole, L OBP: 0.625, SLG: 0.500 69 Sean Ochinko, R (9, 2)										2	0	0	0	1	0	1	<b>Minnesota Twins @ Toronto Blue Jays</b> Florida Auto Exchange Stadium, Dunedin, FL Tue Mar 10 2015, 1:08 PM - 3:44 PM EDT Att: 4,365 - Partly Cloudy - 81 F							
46 Dalton Pompey, S OBP: 0.318, SLG: 0.429 74 Dwight Smith Jr., L OBP: 0.600, SLG: 0.800 (7, 7)										3	0	1	0	0	0	1								
20 Josh Donaldson, R OBP: 0.333, SLG: 0.545 29 Jake Fox, R (7, PH) (8, 10)										3	0	0	0	0	0	1								
37 Daric Barton, L OBP: 0.235, SLG: 0.071 18 Steve Tolleson, R OBP: 0.273, SLG: 0.384 (7, 9)										2	0	0	0	0	1	0								
23 Danny Valencia, R OBP: 0.308, SLG: 0.417 (5, 3) (7, 3)										3	1	2	0	0	1	0								
39 Caleb Gindl, L OBP: 0.583, SLG: 0.923 73 Mitch Nav, R OBP: 0.250, SLG: 0.250 (7, 5)										3	1	2	1	0	0	1								
29 Devon Travis, R OBP: 0.250, SLG: 0.263 66 Munenori Kawasaki, L OBP: 0.625, SLG: 0.600 (7, 4)										2	1	1	1	1	0	1								
17 Ryan Goins, L OBP: 0.357, SLG: 0.500 1 Jonathan Diaz, R (7, 6)										3	0	2	1	0	0	2								
3 Ezequiel Carrera, L (7, 8) (8, 8)										3	0	0	0	0	0	2								
<b>Inning Stats</b>	R: 0 E: 0 K: 0 S: 3	H: 1 LOB: 1 BB: 1 P: 7	R: 1 E: 0 K: 0 S: 5	H: 2 LOB: 1 BB: 0 P: 6	R: 0 E: 0 K: 0 S: 3	H: 0 LOB: 0 BB: 0 P: 3	R: 1 E: 1 K: 1 S: 6	H: 2 LOB: 0 BB: 0 P: 7	R: 0 E: 0 K: 0 S: 4	H: 1 LOB: 1 BB: 0 P: 4	R: 1 E: 0 K: 1 S: 7	H: 2 LOB: 2 BB: 1 P: 11	R: 0 E: 0 K: 0 S: 6	H: 1 LOB: 1 BB: 0 P: 6	R: 0 E: 0 K: 0 S: 4	H: 2 LOB: 1 BB: 0 P: 4		R: 0 E: 0 K: 0 S: 3	H: 0 LOB: 0 BB: 0 P: 3	1B: 7 2B: 3 3B: 1 HR: 0	SF: 0 SAC: 0 DP: 1 HBP: 0	WP: 1 PB: 0 SB: 0 CS: 1	PA: 38	
<b>PITCHER</b>	IP WLS BF H R ER SO BB IBB HBP BLK WP HR S P ERA WHIP	IP WLS BF H R ER SO BB IBB HBP BLK WP HR S P ERA WHIP	IP WLS BF H R ER SO BB IBB HBP BLK WP HR S P ERA WHIP	IP WLS BF H R ER SO BB IBB HBP BLK WP HR S P ERA WHIP	IP WLS BF H R ER SO BB IBB HBP BLK WP HR S P ERA WHIP	IP WLS BF H R ER SO BB IBB HBP BLK WP HR S P ERA WHIP	IP WLS BF H R ER SO BB IBB HBP BLK WP HR S P ERA WHIP	IP WLS BF H R ER SO BB IBB HBP BLK WP HR S P ERA WHIP	IP WLS BF H R ER SO BB IBB HBP BLK WP HR S P ERA WHIP	IP WLS BF H R ER SO BB IBB HBP BLK WP HR S P ERA WHIP	IP WLS BF H R ER SO BB IBB HBP BLK WP HR S P ERA WHIP	IP WLS BF H R ER SO BB IBB HBP BLK WP HR S P ERA WHIP	IP WLS BF H R ER SO BB IBB HBP BLK WP HR S P ERA WHIP	IP WLS BF H R ER SO BB IBB HBP BLK WP HR S P ERA WHIP	IP WLS BF H R ER SO BB IBB HBP BLK WP HR S P ERA WHIP	IP WLS BF H R ER SO BB IBB HBP BLK WP HR S P ERA WHIP	IP WLS BF H R ER SO BB IBB HBP BLK WP HR S P ERA WHIP	IP WLS BF H R ER SO BB IBB HBP BLK WP HR S P ERA WHIP	IP WLS BF H R ER SO BB IBB HBP BLK WP HR S P ERA WHIP	IP WLS BF H R ER SO BB IBB HBP BLK WP HR S P ERA WHIP	IP WLS BF H R ER SO BB IBB HBP BLK WP HR S P ERA WHIP	IP WLS BF H R ER SO BB IBB HBP BLK WP HR S P ERA WHIP	IP WLS BF H R ER SO BB IBB HBP BLK WP HR S P ERA WHIP	IP WLS BF H R ER SO BB IBB HBP BLK WP HR S P ERA WHIP

AB	35
R	5
H	9
RBI	5
BB	3
SO	5
LOB	12









Batter	1	2	3	4	5	6	7	8	9	AB	R	H	RBI	BB	SO	LOB	TOP				
9 Dee Strange-Gordon, L OBP: 0.250, SLG: 0.200 84 Avery Romero, R OBP: 0.460, SLG: 1.000										3	0	1	1	0	1	0	<b>Miami Marlins @ Minnesota Twins</b> CenturyLink Sports Complex, Fort Myers, FL Thu Mar 12 2015, 1:05 PM - 3:59 PM EDT Att: 7,501 - Partly Cloudy - 82 F				
21 Christian Yelich, L OBP: 0.467, SLG: 0.500 26 Tyler Colvin, L OBP: 0.444, SLG: 0.429										3	0	1	0	0	2	1					
13 Marcell Ozuna, R OBP: 0.176, SLG: 0.133 1 Jordany Valdespin, L OBP: 0.429, SLG: 0.692										3	0	1	0	0	1	0					
48 Justin Bour, L OBP: 0.385, SLG: 0.333 28 Cole Gillespie, R OBP: 0.429, SLG: 0.455										3	0	1	0	0	0	2					
5 Reed Johnson, R OBP: 0.214, SLG: 0.154										4	1	0	0	0	1	1					
3 Adonis Hecchavarria, R OBP: 0.250, SLG: 0.500 32 Derek Dietrich, L OBP: 0.375, SLG: 0.615										2	1	1	0	0	0	0					
6 Jeff Mathis, R OBP: 0.417, SLG: 0.778 20 J.T. Realmuto, R OBP: 0.111, SLG: 0.111										3	1	1	3	0	1	0					
30 Don Kelly, L OBP: 0.412, SLG: 0.231										2	1	1	0	1	1	0					
73 Austin Nola, R OBP: 0.250, SLG: 0.250										1	1	0	0	0	1	0					
17 Donovan Solano, R OBP: 0.333, SLG: 0.364 80 Justin Bohn, R OBP: 0.333, SLG: 0.364										1	1	0	0	0	1	0					
<b>Inning Stats</b>	R: 0 E: 0 K: 3 S: 9	H: 0 LOB: 0 BB: 0 P: 9	R: 4 E: 0 K: 1 S: 11	H: 4 LOB: 1 BB: 1 P: 17	R: 0 E: 0 K: 0 S: 3	H: 0 LOB: 0 BB: 0 P: 3	R: 0 E: 0 K: 2 S: 7	H: 0 LOB: 0 BB: 0 P: 7	R: 0 E: 0 K: 0 S: 5	H: 2 LOB: 2 BB: 0 P: 5	R: 0 E: 0 K: 1 S: 5	H: 0 LOB: 0 BB: 0 P: 5	R: 2 E: 0 K: 1 S: 8	H: 3 LOB: 2 BB: 0 P: 8	R: 0 E: 0 K: 1 S: 5	H: 0 LOB: 0 BB: 0 P: 5	1B: 6 2B: 2 3B: 0 HR: 1	SF: 0 SAC: 0 DP: 0 HBP: 0	WP: 1 PB: 0 SB: 0 CS: 0	PA: 37	
<b>PITCHER</b>	IP WLS BF H R ER SO BB IBB HBP BLK WP HR S P ERA WHIP	45 Phil Hughes, R ERA: 13.5	1.2 9 3 4 4 3 1 0 0 0 0 1 1 16 22 21.60 2.400	74 Jason Wheeler, L ERA:	2.1 2 1 0 0 1 0 0 0 0 0 0 0 4 4 0.00 3.000	37 Mike Pelfrey, R ERA:	3.0 11 2 0 0 2 0 0 0 0 0 0 0 15 15 0.00 0.667	52 Brian Duensing, L ERA:	6.1 3 0 0 0 1 0 0 0 0 0 0 0 5 5 0.00 0.000	36 Blaine Boyer, R ERA: 3.66	7.1 1.0 B 6 3 2 2 1 0 0 0 0 0 0 0 8 8 18.00 3.000	<b>PITCHER</b>	IP WLS BF H R ER SO BB IBB HBP BLK WP HR S P ERA WHIP	64 Aaron Thompson, L (8, 1) ERA:	1.0 W 3 0 0 0 1 0 0 0 0 0 0 0 0 5 5 0.00 0.000	72 Mark Hamburger, R (9, 1) ERA:	1.0 S 3 0 0 0 2 0 0 0 0 0 0 0 0 7 7 0.00 0.000				

Batter	1	2	3	4	5	6	7	8	9	AB	R	H	RBI	BB	SO	LOB	BOTTOM			
2 Brian Dozier, R OBP: 0.583, SLG: 0.909 76 Argenis Diaz, R										3	1	1	1	0	0	3	<b>Miami Marlins @ Minnesota Twins</b> CenturyLink Sports Complex, Fort Myers, FL Thu Mar 12 2015, 1:05 PM - 3:59 PM EDT Att: 7,501 - Partly Cloudy - 82 F			
21 Shane Robinson, R OBP: 0.455, SLG: 0.545 60 Eddie Rosario, L OBP: 0.308, SLG: 0.615										3	1	2	0	0	1	0				
7 Joe Mauer, L OBP: 0.417, SLG: 0.490 12 Chris Herrmann, L OBP: 0.357, SLG: 0.636										2	0	1	0	1	1	0				
19 Kennys Vargas, S OBP: 0.333, SLG: 0.462 83 Tyler Grimes, R OBP: 0.400, SLG: 0.500										3	0	0	0	0	1	3				
48 Torii Hunter, R OBP: 0.333, SLG: 0.333 77 Danny Ortiz, L										3	1	1	0	0	0	2				
61 Miguel Sanó, R OBP: 0.400, SLG: 0.571 78 Heiker Meneses, R OBP: 0.167, SLG: 0.167										2	1	0	0	1	0	2				
5 Eduardo Escobar, S OBP: 0.400, SLG: 0.667 11 Jorge Polanco, S OBP: 0.500, SLG: 0.500										3	0	1	1	0	0	0				
43 Josphil Pinto, R OBP: 0.400, SLG: 0.250 26 Eric Fryer, R OBP: 0.125, SLG: 0.125										2	0	1	0	0	0	1				
32 Aaron Hicks, S OBP: 0.429, SLG: 0.583 70 Byron Buxton, R										2	0	2	0	1	0	0				
<b>Inning Stats</b>	R: 1 E: 0 K: 2 S: 10	H: 1 LOB: 0 BB: 0 P: 13	R: 2 E: 0 K: 0 S: 5	H: 3 LOB: 1 BB: 1 P: 10	R: 1 E: 0 K: 0 S: 4	H: 2 LOB: 0 BB: 0 P: 4	R: 0 E: 0 K: 0 S: 4	H: 1 LOB: 2 BB: 1 P: 8	R: 0 E: 0 K: 1 S: 6	H: 1 LOB: 2 BB: 1 P: 10	R: 1 E: 0 K: 1 S: 8	H: 3 LOB: 0 BB: 0 P: 8	R: 1 E: 1 K: 0 S: 4	H: 1 LOB: 1 BB: 1 P: 8	R: 1 E: 0 K: 0 S: 4	H: 1 LOB: 1 BB: 1 P: 8		1B: 11 2B: 1 3B: 0 HR: 1	SF: 1 SAC: 0 DP: 2 HBP: 0	WP: 0 PB: 0 SB: 1 CS: 0
<b>PITCHER</b>	IP WLS BF H R ER SO BB IBB HBP BLK WP HR S P ERA WHIP	23 Jarrod Cosart, R ERA: 2.25	2.0 B 9 3 1 1 0 1 0 0 0 0 0 0 8 12 4.50 2.000	46 Nick Masset, R ERA: 2.25	2.0 11 4 1 1 2 1 0 0 0 0 0 0 14 18 4.50 2.500	45 Chris Narveson, L ERA: 2.25	7.1 1.0 B 5 1 1 0 0 1 0 0 0 0 0 0 4 8 0.00 2.000	54 Preston Claiborne, R ERA:	8.1 1.0 L 5 1 1 1 0 1 0 0 0 0 0 0 4 8 9.00 2.000	50 Andrew McKirahan, L ERA: 3.0										

AB	36
R	6
H	9
RBI	6
BB	1
SO	11
LOB	11

AB	34
R	7
H	13
RBI	5
BB	5
SO	4
LOB	19

























Batter	1	2	3	4	5	6	7	8	9	AB	R	H	RBI	BB	SO	LOB	TOP			
39 Danny Santana, S OBP: 0.364, SLG: 0.571	G4-3		K														4 0 1 1 0 1 0			
21 Shane Robinson, R OBP: 0.364, SLG: 0.316	G6-3		G1-3														2 1 0 0 1 0 0			
95 Mike Kvasnicka, S	BB																1 0 0 0 0 0 1			
24 Trevor Plouffe, R OBP: 0.231, SLG: 0.333	G6-3																3 0 1 0 1 1 1			
19 Kennys Vargas, S																	4 0 1 1 0 0 2			
31 Oswaldo Arcia, L OBP: 0.368, SLG: 0.474																	4 0 2 0 0 1 0			
53 Eric Farris, R OBP: 0.222, SLG: 0.333																	0 0 0 0 0 0 0			
32 Aaron Hicks, S OBP: 0.400, SLG: 0.500	F8																4 0 1 0 0 1 3			
12 Chris Herrmann, L OBP: 0.409, SLG: 0.572																	3 0 0 0 0 0 1			
66 Jose Martinez, R OBP: 0.071, SLG: 0.143																	1 0 0 0 0 0 0			
26 Eric Fryer, R OBP: 0.167, SLG: 0.250																	3 1 1 0 0 0 1			
83 Tyler Grimes, R OBP: 0.375, SLG: 0.333																	0 0 0 0 1 0 0			
30 James Beresford, L OBP: 0.235, SLG: 0.133																	4 0 0 0 0 2 2			
<b>Inning Stats</b>	R: 1 E: 0 K: 0 S: 5	H: 2 LOB: 2 BB: 1 P: 10	R: 0 E: 0 K: 1 S: 5	H: 0 LOB: 0 BB: 0 P: 5	R: 0 E: 0 K: 1 S: 5	H: 0 LOB: 1 BB: 1 P: 9	R: 0 E: 0 K: 1 S: 6	H: 1 LOB: 1 BB: 0 P: 6	R: 0 E: 0 K: 0 S: 3	H: 2 LOB: 1 BB: 0 P: 5	R: 1 E: 0 K: 1 S: 7	H: 2 LOB: 1 BB: 0 P: 7	R: 0 E: 0 K: 1 S: 5	H: 0 LOB: 0 BB: 0 P: 5	R: 0 E: 0 K: 1 S: 5	H: 0 LOB: 1 BB: 1 P: 9	1B: 4 2B: 2 3B: 1 HR: 0	SF: 0 SAC: 0 DP: 1 HBP: 0	WP: 0 PB: 0 SB: 1 CS: 0	PA: 36
<b>PITCHER</b>	IP WLS BF H R ER SO BB IBB HBP BLK WP HR S P ERA WHIP																			
22 Rick Porcello, R ERA: 2.7	4.0 17 3 1 1 3 2 0 0 0 0 0 0 21 30 2.25 1.250																			
46 Anthony Varvaro, R ERA: 2.25	1.0 4 1 0 0 0 0 0 0 0 0 0 0 4 4 0.00 1.000																			
32 Craig Breslow, L ERA:	1.0 3 1 0 0 0 0 0 0 0 0 0 0 3 4 0.00 1.000																			
79 Eduardo Rodriguez, L ERA: 1.17	2.0 W 8 2 1 1 2 0 0 0 0 0 0 0 12 12 4.50 1.000																			
37 Heath Hembree, R ERA:	1.0 S 4 0 0 0 1 1 0 0 0 0 0 0 5 9 0.00 1.000																			
<b>Batter</b>	1	2	3	4	5	6	7	8	9	AB	R	H	RBI	BB	SO	LOB	BOTTOM			
50 Mookie Betts, R OBP: 0.448, SLG: 0.759																	3 1 1 0 0 1 1			
81 Matt Spring, R OBP: 0.667, SLG: 1.500																	1 0 1 1 0 0 0			
15 Dustin Pedroia, R OBP: 0.380, SLG: 0.520																	2 0 1 0 0 1 1			
26 Brock Holt, L OBP: 0.522, SLG: 0.353																	2 0 2 0 0 0 0			
48 Pablo Sandoval, S OBP: 0.240, SLG: 0.375																	2 0 0 0 0 0 2			
70 Garin Cecchini, L OBP: 0.259, SLG: 0.333																	2 0 0 0 0 0 3			
13 Hanley Ramirez, R OBP: 0.240, SLG: 0.292																	2 0 1 1 0 0 1			
73 Bryce Brentz, R OBP: 0.321, SLG: 0.480																	1 0 1 0 0 0 0			
12 Mike Napoli, R OBP: 0.435, SLG: 0.667																	2 0 0 0 0 1 0			
72 Luke Montz, R OBP: 0.278, SLG: 0.471																	1 0 0 0 0 0 1			
18 Shane Victorino, S OBP: 0.250, SLG: 0.154																	2 0 0 0 0 0 0			
78 Henry Ramos, S OBP: 0.571, SLG: 0.667																	0 1 0 0 1 0 0			
2 Xander Bogaerts, R OBP: 0.333, SLG: 0.522																	2 0 0 0 0 1 0			
64 Deven Marrero, R OBP: 0.400, SLG: 0.357																	0 0 0 0 0 0 0			
10 Ryan Hanigan, R OBP: 0.273, SLG: 0.273																	2 0 1 0 0 0 0			
25 Jackie Bradley Jr., L OBP: 0.357, SLG: 0.350																	1 0 0 0 0 1 1			
30 Jemile Weeks, S OBP: 0.375, SLG: 0.450																	2 0 0 0 0 1 1			
16 Jeff Bianchi, R OBP: 0.381, SLG: 0.316																	1 1 1 1 0 0 0			
<b>Inning Stats</b>	R: 1 E: 0 K: 1 S: 6	H: 2 LOB: 1 BB: 0 P: 7	R: 0 E: 0 K: 0 S: 3	H: 0 LOB: 0 BB: 0 P: 3	R: 0 E: 0 K: 2 S: 7	H: 0 LOB: 0 BB: 0 P: 7	R: 0 E: 0 K: 0 S: 3	H: 1 LOB: 1 BB: 0 P: 3	R: 0 E: 0 K: 2 S: 7	H: 0 LOB: 0 BB: 0 P: 7	R: 0 E: 0 K: 0 S: 3	H: 1 LOB: 0 BB: 0 P: 3	R: 0 E: 0 K: 0 S: 4	H: 2 LOB: 1 BB: 0 P: 4	R: 2 E: 0 K: 1 S: 8	H: 3 LOB: 2 BB: 1 P: 12	1B: 8 2B: 1 3B: 0 HR: 0	SF: 0 SAC: 1 DP: 3 HBP: 0	WP: 0 PB: 0 SB: 0 CS: 0	PA: 30
<b>PITCHER</b>	IP WLS BF H R ER SO BB IBB HBP BLK WP HR S P ERA WHIP																			
37 Mike Pelfrey, R ERA: 1.0	4.0 13 3 1 1 3 0 0 0 0 0 0 0 19 20 2.25 0.750																			
58 A.J. Achter, R ERA: 1.29	2.0 6 1 0 0 2 0 0 0 0 0 0 0 10 10 0.00 0.500																			
62 J.R. Graham, R ERA:	1.0 H 4 2 0 0 0 0 0 0 0 0 0 4 4 0.00 2.000																			
64 Aaron Thompson, L ERA: 4.15	1.0 L 7 3 2 2 1 1 0 0 0 0 0 0 8 12 18.00 4.000																			

Minnesota Twins @ Boston Red Sox  
 JetBlue Park, Ft. Myers, FL  
 Wed Mar 18, 2015, 1:06 PM - 3:32 PM EDT  
 Att: 9,950 - Partly Cloudy - 82 F

AB 33  
 R 2  
 H 7  
 RBI 2  
 BB 3  
 SO 6  
 LOB 11



Minnesota Twins @ Boston Red Sox  
 JetBlue Park, Ft. Myers, FL  
 Wed Mar 18, 2015, 1:06 PM - 3:32 PM EDT  
 Att: 9,950 - Partly Cloudy - 82 F

AB 28  
 R 3  
 H 9  
 RBI 3  
 BB 1  
 SO 6  
 LOB 11





Batter	1	2	3	4	5	6	7	8	9	AB	R	H	RBI	BB	SO	LOB	TOP										
39 Danny Santana, S OBP: 0.320, SLG: 0.500 30 James Beresford, L OBP: 0.222, SLG: 0.125										3	0	0	0	0	2	2	<p>Minnesota Twins @ Tampa Bay Rays Charlotte Sports Park, Port Charlotte, FL Thu Mar 19 2015, 1:09 PM - 3:49 PM EDT Att.: 4,418 - Sunny - 81 F</p> <p>livebaseballscorecards.com</p>										
1 Jordan Schafer, L OBP: 0.360, SLG: 0.250 77 Danny Ortiz, L										3	0	0	0	0	0	0											
60 Eddie Rosario, L OBP: 0.267, SLG: 0.586 53 Eric Farris, R OBP: 0.200, SLG: 0.300										3	0	1	0	0	0	0											
19 Kennys Vargas, S OBP: 0.303, SLG: 0.581 84 Dan Rohlfing, R										3	0	0	0	0	3	1											
31 Oswaldo Arcia, L OBP: 0.364, SLG: 0.455 83 Tyler Grimes, R OBP: 0.444, SLG: 0.333										3	0	1	0	0	0	0											
66 Jose Martinez, R OBP: 0.176, SLG: 0.235 97 Travis Harrison, R (9, PH)										3	1	2	0	0	0	0											
12 Chris Herrmann, L OBP: 0.456, SLG: 0.600 43 Josmil Pinto, R OBP: 0.389, SLG: 0.412										1	1	1	0	1	0	0											
26 Eric Fryer, R OBP: 0.200, SLG: 0.333										3	0	1	2	0	0	3											
17 Doug Bernier, R OBP: 0.313, SLG: 0.154										2	0	0	0	0	1	3											
<b>Inning Stats</b>	R: 0 E: 0 K: 1 S: 5	H: 0 LOB: 0 BB: 0 P: 5	R: 2 E: 0 K: 1 S: 8	H: 3 LOB: 2 BB: 0 P: 9	R: 0 E: 0 K: 1 S: 5	H: 1 LOB: 1 BB: 0 P: 5	R: 0 E: 0 K: 0 S: 4	H: 2 LOB: 2 BB: 1 P: 8	R: 0 E: 0 K: 1 S: 5	H: 0 LOB: 0 BB: 0 P: 5	R: 0 E: 0 K: 1 S: 7	H: 0 LOB: 0 BB: 0 P: 7	R: 0 E: 0 K: 1 S: 5	H: 0 LOB: 0 BB: 0 P: 5	R: 0 E: 0 K: 2 S: 8	H: 0 LOB: 1 BB: 1 P: 12		1B: 5 2B: 2 3B: 0 HR: 0	SF: 0 SAC: 0 DP: 2 HBP: 1	WP: 0 PB: 0 SB: 0 CS: 1	PA: 34						
<b>PITCHER</b>	IP	WLS	BF	H	R	ER	SO	BB	IBB	HBP	BLK	WP	HR	S	P	ERA	WHIP										
51 Nate Karns, R ERA: 2.03	4.1	W	19	6	2	2	4	1	0	1	0	0	0	25	30	4.15	1.615										
49 Kirby Yates, R ERA: 5.09	1.2	H	5	0	0	0	1	0	0	0	0	0	0	7	7	0.00	0.000										
40 Kevin Jepsen, R ERA:	1.0	H	3	0	0	0	2	0	0	0	0	0	0	7	7	0.00	0.000										
26 Brad Boxberger, R ERA:	1.0	H	3	0	0	0	1	0	0	0	0	0	0	5	5	0.00	0.000										
71 Jordan Norberto, L ERA: 1.8	1.0	S	4	0	0	0	2	1	0	0	0	0	0	8	12	0.00	1.000										

Batter	1	2	3	4	5	6	7	8	9	AB	R	H	RBI	BB	SO	LOB	BOTTOM										
7 David DeJesus, L OBP: 0.292, SLG: 0.318 64 Corey Brown, L OBP: 0.524, SLG: 0.824										2	0	1	0	0	0	0	<p>Minnesota Twins @ Tampa Bay Rays Charlotte Sports Park, Port Charlotte, FL Thu Mar 19 2015, 1:09 PM - 3:49 PM EDT Att.: 4,418 - Sunny - 81 F</p> <p>livebaseballscorecards.com</p>										
44 René Rivera, R OBP: 0.211, SLG: 0.474 68 Allan Dykstra, L (6, PH) OBP: 0.231, SLG: 0.538										3	0	1	0	0	1	1											
13 Asdrúbal Cabrera, S OBP: 0.217, SLG: 0.217 1 Tim Beckham, R OBP: 0.130, SLG: 0.091										3	0	1	0	0	0	1											
3 Evan Longoria, R OBP: 0.385, SLG: 0.542 30 Vince Belnoche, L OBP: 0.333, SLG: 0.222										2	1	1	0	0	0	0											
61 Juan Francisco, L OBP: 0.333, SLG: 0.438										3	1	1	0	1	0	1											
69 Taylor Motter, R (7, PR) OBP: 0.250, SLG: 0.267										0	0	0	0	0	0	0											
11 Logan Forsythe, R OBP: 0.318, SLG: 0.800 10 Alexi Casilla, S OBP: 0.250, SLG: 0.389										1	1	1	0	2	0	0											
20 Steven Souza Jr., R OBP: 0.183, SLG: 0.423 Mikie Mahtook, R OBP: 0.176, SLG: 0.267										2	1	1	3	0	0	1											
19 Curt Casali, R OBP: 0.286, SLG: 0.500 78 Mayo Acosta, R										2	0	0	1	0	2	1											
83 Jake Elmore, R OBP: 0.280, SLG: 0.053										2	0	0	0	1	0	0											
<b>Inning Stats</b>	R: 0 E: 0 K: 1 S: 5	H: 0 LOB: 0 BB: 0 P: 5	R: 1 E: 0 K: 1 S: 7	H: 2 LOB: 1 BB: 0 P: 8	R: 0 E: 0 K: 0 S: 4	H: 1 LOB: 1 BB: 0 P: 4	R: 2 E: 0 K: 1 S: 7	H: 1 LOB: 0 BB: 1 P: 14	R: 0 E: 0 K: 1 S: 7	H: 2 LOB: 2 BB: 0 P: 7	R: 1 E: 0 K: 2 S: 8	H: 1 LOB: 3 BB: 3 P: 20	R: 0 E: 0 K: 1 S: 4	H: 0 LOB: 1 BB: 1 P: 9	R: 0 E: 0 K: 1 S: 5	H: 0 LOB: 0 BB: 0 P: 5	1B: 4 2B: 2 3B: 0 HR: 1	SF: 1 SAC: 0 DP: 0 HBP: 0	WP: 1 PB: 0 SB: 0 CS: 1	PA: 36							
<b>PITCHER</b>	IP	WLS	BF	H	R	ER	SO	BB	IBB	HBP	BLK	WP	HR	S	P	ERA	WHIP										
47 Ricky Nolasco, R ERA: 5.19	3.2	L	16	4	3	3	2	1	0	0	0	0	1	20	28	7.36	1.364										
57 Ryan Pressly, R ERA: 8.31	1.1		6	2	0	0	2	0	0	0	0	0	0	10	10	0.00	1.500										
51 Alex Meyer, R ERA: 1.59	2.0		10	1	1	1	3	4	0	0	0	0	0	12	29	4.50	2.500										
22 Tim Stauffer, R ERA: 12.86	1.0		3	0	0	0	1	0	0	0	0	0	0	5	5	0.00	0.000										



Batter	1	2	3	4	5	6	7	8	9	AB	R	H	RBI	BB	SO	LOB	TOP					
5 Josh Harrison, R (1.5) OBP: 0.417, SLG: 0.381 32 Brad Lincoln, L (7.1) 6 Taylor Lewis, L (8.7) OBP: 0.333, SLG: 0.333	G6-3	G6-3			G6-3		13 CS 2-H 1B			4	0	1	1	0	0	3	<b>Pittsburgh Pirates @ Minnesota Twins</b> CenturyLink Sports Complex, Fort Myers, FL Fri Mar 20 2015, 1:04 PM - 3:39 PM EDT Att: 7,876 - Partly Cloudy - 81 F					
29 Francisco Cervelli, R (1.2) OBP: 0.450, SLG: 0.667 82 Charlie Leesman, L (6.1) 13 Eric Wood, R (7.5)	G6-3		HR		HR		K			3	2	2	2	0	0	0						
14 Jaff Decker, L (1.7) OBP: 0.370, SLG: 0.478 61 Josh Wall, R (8.1) 39 Bobby LaFromboise, L (9.1)	L3		G4-3		G3			L6		4	0	0	0	0	0	0						
27 Jung Ho Kang, R (1.4) OBP: 0.259, SLG: 0.304 10 Max Moroff, S (8.4)		70 1B 45 BB 15 1B BB	K		K			L6		3	1	0	0	1	2	0						
15 Andrew Lamb, L (1.3) OBP: 0.235, SLG: 0.313		45 BB 70 1B 1-2 1B		70 FC6-4 BB		G3-1		G3		3	0	1	0	1	0	0						
70 Corys Hernández, R (1.8) OBP: 0.400, SLG: 0.528		45 BB 1-2 2-3 1B	FC6-4			L9		51 F8 17 FC4-2 2B		4	0	2	0	0	0	1						
51 Austin Meadows, L (1.9)		K		K		G4-3		F8		4	0	0	0	0	2	4						
17 Pedro Florimón, S (1.6) OBP: 0.308, SLG: 0.333		K		G4-3			83 G6-3 5 1B 1B	FC4-2		4	1	1	0	0	1	4						
45 Gerrit Cole, R (1.1) OBP: 0.750, SLG: 1.000 83 Wilkin Castillo, S (6.2)		1-2 2-3 3-H BB		G3-1			G6-3	G1-3		1	0	0	1	1	0	0						
<b>Inning Stats</b>	R: 0 E: 0 K: 1 S: 4	H: 0 LOB: 0 BB: 0 P: 4	R: 1 E: 0 K: 2 S: 9	H: 2 LOB: 3 BB: 2 P: 17	R: 1 E: 0 K: 1 S: 7	H: 1 LOB: 1 BB: 1 P: 12	R: 0 E: 0 K: 1 S: 5	H: 0 LOB: 0 BB: 0 P: 5	R: 1 E: 0 K: 1 S: 6	H: 1 LOB: 0 BB: 0 P: 8	R: 0 E: 0 K: 0 S: 3	H: 0 LOB: 0 BB: 0 P: 3	R: 1 E: 0 K: 1 S: 6	H: 2 LOB: 0 BB: 0 P: 6	R: 0 E: 0 K: 0 S: 3	H: 0 LOB: 0 BB: 0 P: 3		R: 0 E: 0 K: 0 S: 4	H: 1 LOB: 1 BB: 0 P: 4	1B: 4 2B: 1 3B: 0 HR: 2	SF: 0 SAC: 0 DP: 0 HBP: 0	WP: 0 PB: 0 SB: 0 CS: 1
<b>PITCHER</b>	IP WLS BF H R ER SO BB IBB HBP BLK WP HR S P ERA WHIP																					
44 Kyle Gibson, R (1.1) ERA: 3.29 36 Blaine Boyer, R (5.1) ERA: 2.45 Michael Tonkin, R (7.1) ERA: 6.75 55 Stephen Pryor, R (8.1) ERA: 1.5	4.2 L 21 4 0 0 3 4 3 0 0 0 0 0 2 28 43 5.79 1.500																					

Batter	1	2	3	4	5	6	7	8	9	AB	R	H	RBI	BB	SO	LOB	BOTTOM					
2 Brian Dozier, R (1.4) OBP: 0.538, SLG: 0.913 66 Jose Martinez, R (6.4) OBP: 0.167, SLG: 0.222	P6		48 CS HBP		F8			G6-3		2	0	0	0	0	0	0	<b>Pittsburgh Pirates @ Minnesota Twins</b> CenturyLink Sports Complex, Fort Myers, FL Fri Mar 20 2015, 1:04 PM - 3:39 PM EDT Att: 7,876 - Partly Cloudy - 81 F					
48 Torii Hunter, R (1.9) OBP: 0.286, SLG: 0.300 53 Eric Farris, R (7.9) OBP: 0.273, SLG: 0.364	K		G5-3			G6-3		30 FC4-6 1B		3	0	0	0	0	1	2						
7 Joe Mauer, L (1.3) OBP: 0.238, SLG: 0.211 30 James Beresford, L (7.3) OBP: 0.211, SLG: 0.118	F7			G4-3		K		FC4-6		3	0	0	0	0	1	0						
24 Trevor Plouffe, R (1.10) OBP: 0.233, SLG: 0.357		G6-3		K				F8		4	0	1	0	0	1	1						
8 Kurt Suzuki, R (1.2) OBP: 0.409, SLG: 0.500 84 Dan Rohlfing, R (7.2)		G1-3		5 1B 3B		K		F8		3	1	1	0	0	1	1						
5 Eduardo Escobar, S (1.6) OBP: 0.345, SLG: 0.586 17 Doug Bernier, R (8.6) OBP: 0.294, SLG: 0.143		F7			3-H 1B		P6	F8		3	0	1	1	0	0	0						
9 Eduardo Núñez, R (1.5) OBP: 0.417, SLG: 0.571 83 Tyler Grimes, R (8.5) OBP: 0.400, SLG: 0.286			32 G3 21 2B 32 S 1B		F8			K		2	1	1	0	0	0	1						
32 Aaron Hicks, S (1.8) OBP: 0.357, SLG: 0.435				G3		K		L8		3	0	0	0	0	1	2						
21 Shane Robinson, R (1.7) OBP: 0.360, SLG: 0.364 77 Danny Ortiz, L (8.7)								P3		3	0	1	1	0	0	1						
<b>Inning Stats</b>	R: 0 E: 0 K: 1 S: 5	H: 0 LOB: 0 BB: 0 P: 5	R: 0 E: 0 K: 0 S: 3	H: 0 LOB: 0 BB: 0 P: 3	R: 1 E: 0 K: 0 S: 5	H: 2 LOB: 1 BB: 0 P: 7	R: 0 E: 0 K: 1 S: 7	H: 2 LOB: 1 BB: 0 P: 7	R: 0 E: 0 K: 1 S: 5	H: 0 LOB: 0 BB: 0 P: 5	R: 0 E: 0 K: 2 S: 8	H: 1 LOB: 1 BB: 0 P: 8	R: 0 E: 0 K: 0 S: 3	H: 0 LOB: 1 BB: 0 P: 4	R: 0 E: 0 K: 0 S: 4	H: 1 LOB: 1 BB: 0 P: 4		R: 0 E: 0 K: 1 S: 5	H: 0 LOB: 0 BB: 0 P: 7	1B: 3 2B: 2 3B: 1 HR: 0	SF: 0 SAC: 0 DP: 0 HBP: 2	WP: 0 PB: 0 SB: 1 CS: 2
<b>PITCHER</b>	IP WLS BF H R ER SO BB IBB HBP BLK WP HR S P ERA WHIP																					
45 Gerrit Cole, R (1.1) ERA: 3.95 82 Charlie Leesman, L (6.1) ERA: 2.25 32 Brad Lincoln, R (7.1) ERA: 3.86 61 Josh Wall, R (8.1) ERA: 3.86 39 Bobby LaFromboise, L (9.1) ERA: 10.38	5.0 W 19 4 2 2 3 0 0 0 0 0 0 0 8 8 3.60 0.800																					

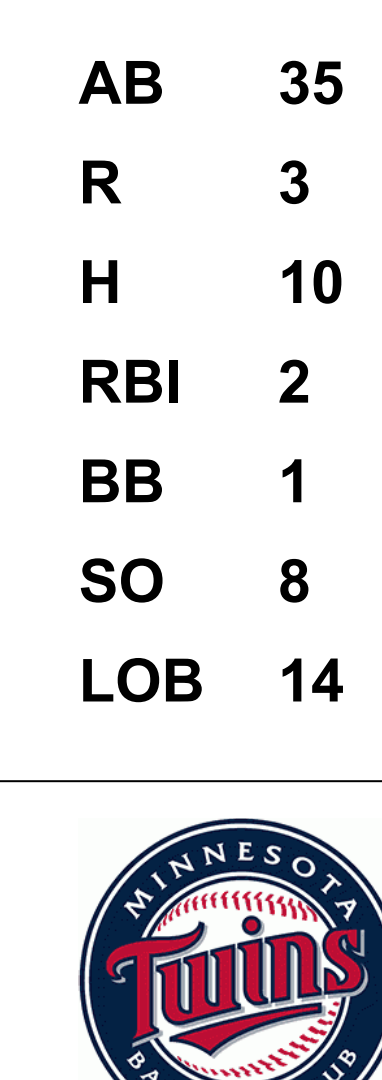





Batter	1	2	3	4	5	6	7	8	9	AB	R	H	RBI	BB	SO	LOB	TOP										
13 Manny Machado, R (1, 5) OBP: 0.257, SLG: 0.285 1 Everth Cabrera, S (7, PR) OBP: 0.343, SLG: 0.387 (7, 6)	0-1 G1-3	0-0 L5		0-0 G5-3			0-0 FC4-6 1B		0-0 L5	4	0	1	0	0	0	2	<p>Baltimore Orioles @ Minnesota Twins CenturyLink Sports Complex, Fort Myers, FL Sat Mar 21 2015, 1:07 PM - 3:45 PM EDT Att: 6,443 - Sunny - 82 F</p>										
28 Steve Pearce, R (1, 3) OBP: 0.355, SLG: 0.774 86 Glynn Davis, R (7, PR) OBP: 1.000, SLG: 1.000 (7, 9)	0-0 G5-3	0-1 HR			0-0 F9		0-0 FC4-6 1-2			4	1	1	3	0	0	1											
10 Adam Jones, R (1, 8) OBP: 0.278, SLG: 0.355 86 Julio Borbon, L (7, 8)	4-0 27 1B BB				0-3 K		0-0 P4			3	0	1	0	1	1	1											
27 Delmon Young, R (1, 9) OBP: 0.290, SLG: 0.321 85 Mike Yastrzemski, L (7, 7)	0-0 1B	0-0 F7			0-1 HR			0-0 G6-3		3	1	2	1	0	0	1											
14 Nolan Reimold, R (1, 10) OBP: 0.419, SLG: 0.462	0-0 G5-3		0-0 G4-3		0-3 K			0-0 F8		4	0	0	0	0	1	2											
79 Daniel Álvarez, R (1, 7) OBP: 0.346, SLG: 0.625 3 Ryan Flaherty, L (7, 5) OBP: 0.300, SLG: 0.308		0-0 G5-3	0-0 G6-3			0-0 G6-3			0-3 K	3	0	0	0	0	0	0											
6 Jonathan Schoop, R (1, 4) OBP: 0.278, SLG: 0.486 57 Jayson Nix, R (9, 4) OBP: 0.310, SLG: 0.407		4-0 36 2B BB	0-3 K			0-0 P3		0-0 45 1B	0-0 1B	3	1	1	0	1	1	0											
36 Caleb Joseph, R (1, 2) OBP: 0.316, SLG: 0.444 45 Steve Clevenger, L (8, 2) OBP: 0.269, SLG: 0.320		0-0 1 1B 28 HR 2B		0-0 P2		0-0 L6		1-3 K	1-3 K	3	1	1	1	0	0	0											
1 Paul Janish, R (1, 6) OBP: 0.333, SLG: 0.333 41 Chris Parmelee, L (7, 3) OBP: 0.357, SLG: 0.227		0-0 28 HR 1B		0-3 K			0-0 F9		0-3 K	3	1	1	0	0	1	0											
<b>Inning Stats</b>	R: 0 E: 0 K: 0 S: 5	H: 1 LOB: 2 BB: 1 P: 9	R: 4 E: 0 K: 0 S: 8	H: 4 LOB: 1 BB: 1 P: 12	R: 0 E: 0 K: 1 S: 5	H: 0 LOB: 0 BB: 0 P: 5	R: 0 E: 0 K: 1 S: 5	H: 0 LOB: 0 BB: 0 P: 5	R: 1 E: 0 K: 2 S: 9	H: 1 LOB: 0 BB: 0 P: 9	R: 0 E: 0 K: 0 S: 3	H: 0 LOB: 0 BB: 0 P: 3	R: 0 E: 0 K: 1 S: 4	H: 1 LOB: 1 BB: 0 P: 4	R: 0 E: 0 K: 1 S: 5	H: 0 LOB: 0 BB: 0 P: 5		R: 0 E: 1 K: 2 S: 8	H: 1 LOB: 1 BB: 0 P: 9	1B: 5 2B: 1 3B: 0 HR: 2	SF: 0 SAC: 0 DP: 0 HBP: 0	WP: 0 PB: 0 SB: 0 CS: 0	PA: 37				
<b>PITCHER</b>	IP	WLS	BF	H	R	ER	SO	BB	IBB	HBP	BLK	WP	HR	S	P	ERA	WHIP										
33 Tommy Milone, L (1, 1) ERA: 4.0	4.0	L	19	5	4	4	2	2	0	0	0	0	1	23	31	9.00	1.750										
15 Glen Perkins, L (5, 1) ERA: 9.0	1.0		4	1	1	1	2	0	0	0	0	0	1	9	9	9.00	1.000										
52 Brian Duensing, L (6, 1) ERA: 2.7	2.0		7	1	0	0	0	0	0	0	0	0	0	7	7	0.00	0.500										
62 J.R. Graham, R (8, 1) ERA:	2.0		7	1	0	0	3	0	0	0	0	0	0	13	14	0.00	0.500										


Batter	1	2	3	4	5	6	7	8	9	AB	R	H	RBI	BB	SO	LOB	BOTTOM										
39 Danny Santana, S (1, 6) OBP: 0.345, SLG: 0.500	0-0 1B 48 G6-4-3 2B		0-0 7 2B 1B				0-3 K		0-3 K	4	2	2	0	0	2	0	<p>Baltimore Orioles @ Minnesota Twins CenturyLink Sports Complex, Fort Myers, FL Sat Mar 21 2015, 1:07 PM - 3:45 PM EDT Att: 6,443 - Sunny - 82 F</p>										
2 Brian Dozier, R (1, 4) OBP: 0.533, SLG: 0.846	0-0 48 G6-4-3 7 1B 1B		0-0 G2		4-0 BB		0-0 F9			3	0	1	0	1	0	1											
7 Joe Mauer, L (1, 3) OBP: 0.320, SLG: 0.348 66 Jose Martinez, R (6, PR) OBP: 0.167, SLG: 0.222 (9, 3)	0-0 48 G6-4-3 1B		0-0 1H 2B		0-0 G1-6-3			0-0 31 G5-4-3 1B		4	0	3	1	0	0	1											
48 Torii Hunter, R (1, 9) OBP: 0.292, SLG: 0.348 Wilkin Ramirez, R (6, PR) OBP: 0.292, SLG: 0.348 (7, 9)	0-0 G6-4-3		0-0 F8			0-0 8 2B 2B		0-0 F7		3	0	1	0	0	0	3											
31 Oswaldo Arcia, L (1, 7) OBP: 0.308, SLG: 0.385 53 Eric Farris, R (9, 7) OBP: 0.273, SLG: 0.364	0-0 F8			0-0 F7		0-3 K		0-0 G5-4-3		4	0	0	0	0	1	3											
24 Trevor Plouffe, R (1, 5) OBP: 0.206, SLG: 0.313		0-3 K		0-3 K		0-0 L3			0-0 G1-3	4	0	0	0	0	2	1											
8 Kurt Suzuki, R (1, 10) OBP: 0.440, SLG: 0.609 Tony Thomas, R (9, PH) OBP: 1.000, SLG: 1.000		0-3 K		0-0 2B		0-0 2B			0-0 84 G4-3 1B	3	0	2	1	0	1	0											
43 Josmil Pinto, R (1, 2) OBP: 0.389, SLG: 0.412 84 Dan Rohlfing, R (2, PH) (3, 2)		0-3 K		0-3 K		0-0 G4-3			0-0 G4-3	0	0	0	0	0	0	0											
32 Aaron Hicks, S (1, 8) OBP: 0.313, SLG: 0.370			0-0 F7		0-0 G4-3			0-0 F9		4	0	0	0	0	0	1											
<b>Inning Stats</b>	R: 1 E: 0 K: 0 S: 5	H: 3 LOB: 1 BB: 0 P: 5	R: 0 E: 0 K: 3 S: 9	H: 0 LOB: 0 BB: 0 P: 9	R: 1 E: 0 K: 2 S: 5	H: 2 LOB: 1 BB: 0 P: 5	R: 0 E: 0 K: 2 S: 8	H: 1 LOB: 1 BB: 0 P: 8	R: 0 E: 0 K: 1 S: 5	H: 0 LOB: 1 BB: 1 P: 9	R: 1 E: 0 K: 1 S: 7	H: 2 LOB: 1 BB: 0 P: 7	R: 0 E: 0 K: 1 S: 5	H: 0 LOB: 0 BB: 0 P: 5	R: 0 E: 0 K: 0 S: 3	H: 1 LOB: 1 BB: 0 P: 3		R: 0 E: 0 K: 0 S: 4	H: 1 LOB: 1 BB: 0 P: 4	R: 0 E: 0 K: 0 S: 4	H: 1 LOB: 1 BB: 0 P: 4	1B: 6 2B: 4 3B: 0 HR: 0	SF: 0 SAC: 0 DP: 2 HBP: 0	WP: 0 PB: 0 SB: 0 CS: 0	PA: 36		
<b>PITCHER</b>	IP	WLS	BF	H	R	ER	SO	BB	IBB	HBP	BLK	WP	HR	S	P	ERA	WHIP										
50 Miguel González, R (1, 1) ERA: 4.26	3.2	W	16	6	2	2	4	1	0	0	0	0	0	15	19	3.86	1.286										
66 T.J. McFarland, L (4, 1) ERA: 9.0	2.1	H	10	2	1	1	3	1	0	0	0	0	0	5	5	0.00	0.000										
53 Zack Britton, L (7, 1) ERA:	1.0	H	3	0	0	0	1	0	0	0	0	0	0	3	3	0.00	1.000										
58 Ryan Webb, R (8, 1) ERA: 3.0	1.0	H	3	1	0	0	0	0	0	0	0	0	0	3	3	0.00	1.000										
64 Logan Verrett, R (9, 1) ERA: 1.5	1.0	S	4	1	0	0	0	0	0	0	0	0	0	4	4	0.00	1.000										

AB 35  
R 5  
H 8  
RBI 5  
BB 2  
SO 7  
LOB 10





Batter	1	2	3	4	5	6	7	8	9	AB	R	H	RBI	BB	SO	LOB	TOP										
1 Jordan Schafer, L (1,7) Jason Kanzler, R (6,8)	F8			F9		F9 5 1B 1-2		K		3	1	1	0	0	0	0	<b>Minnesota Twins @ Tampa Bay Rays</b> Charlotte Sports Park, Port Charlotte, FL Sat Mar 21 2015, 1:07 PM - 3:28 PM EDT Att. 4,538 - Sunny - 83 F										
5 Eduardo Escobar, S (1,4) Levi Michael, R (7,4)	G1-3			1B		9 1B 1-3 2-H		K		3	0	2	1	0	0	0											
9 Eduardo Núñez, R (1,5)	K			K		19 WP 1-3 1-0		L6		4	0	1	1	0	2	1											
19 Kennys Vargas, S (1,3) Reynaldo Rodríguez, R (7,3)		P5		K		3-H 1-0		L6		3	0	0	0	0	1	2											
60 Eddie Rosario, L (1,9)	F8			K		2-3		L6		4	0	0	0	0	2	1											
21 Shane Robinson, R (1,8) (6,7)	G6-3			K				K		4	0	1	0	0	1	1											
26 Eric Fryer, R (1,2) 12 Chris Herrmann, L (7,2)			F8		G5-3			G5-3		3	0	0	0	0	0	1											
83 Tyler Grimes, R (1,10)			P4				F8	K		3	0	0	0	0	1	1											
17 Doug Bernier, R (1,6)			P4					F8		3	1	1	0	0	0	0											
																											
<b>Inning Stats</b>	R: 0 E: 0 K: 1 S: 6	H: 0 LOB: 0 BB: 0 P: 6	R: 0 E: 0 K: 0 S: 3	H: 0 LOB: 0 BB: 0 P: 3	R: 0 E: 0 K: 0 S: 3	H: 0 LOB: 0 BB: 0 P: 3	R: 0 E: 0 K: 2 S: 8	H: 1 LOB: 1 BB: 0 P: 8	R: 0 E: 0 K: 1 S: 5	H: 0 LOB: 0 BB: 0 P: 5	R: 2 E: 0 K: 0 S: 6	H: 4 LOB: 1 BB: 0 P: 7	R: 0 E: 0 K: 2 S: 8	H: 1 LOB: 1 BB: 0 P: 8	R: 0 E: 0 K: 1 S: 7	H: 0 LOB: 0 BB: 0 P: 7	R: 0 E: 0 K: 1 S: 6	H: 1 LOB: 1 BB: 0 P: 6	1B: 6 2B: 1 3B: 0 HR: 0	SF: 0 SAC: 0 DP: 0 HBP: 0	WP: 1 PB: 0 CS: 0	PA: 33					
<b>PITCHER</b>	IP	WLS	BF	H	R	ER	SO	BB	IBB	HBP	BLK	WP	HR	S	P	ERA	WHIP										
23 Jake Odorizzi, R (1,1) ERA: 3.12	5.2		21	5	2	2	4	0	0	0	0	0	0	30	30	3.18	0.882										
54 Steve Geltz, R (6,1) ERA: 3.0	0.1		1	0	0	0	0	0	0	0	0	1	0	1	2	0.00	0.000										
34 C.J. Riefenhauser, L (7,1) ERA:	0.1		1	0	0	0	1	0	0	0	0	0	0	3	3	0.00	0.000										
47 Brandon Gomes, R (7,1) ERA:	2.0		7	1	0	0	3	0	0	0	0	0	0	13	13	0.00	0.500										
38 Jeff Beliveau, L (9,1) ERA:	0.2	W	3	1	0	0	1	0	0	0	0	0	0	5	5	0.00	1.500										

Batter	1	2	3	4	5	6	7	8	9	AB	R	H	RBI	BB	SO	LOB	BOTTOM										
7 David DeJesus, L (1,10) 58 Ariel Soriano, R (9,FR)	P4			K		G4-3			G4-3 64 FC4 BB	3	0	0	0	1	1	0	<b>Minnesota Twins @ Tampa Bay Rays</b> Charlotte Sports Park, Port Charlotte, FL Sat Mar 21 2015, 1:07 PM - 3:28 PM EDT Att. 4,538 - Sunny - 83 F										
5 Brandon Guyer, R (1,9) 64 Corey Brown, L (7,9)	G6-3			E5		G5-3			FC4 68 HR	3	0	0	0	0	0	0											
13 Asdrúbal Cabrera, S (1,6) 83 Jake Elmore, R (6,6)	G4-3			F8				G5-3		3	0	0	0	0	0	1											
21 James Loney, L (1,3) 68 Allan Dykstra, L (8,3)		P6		K				F7		3	0	0	0	0	1	1											
8 Desmond Jennings, R (1,7) 63 Eugenio Velez, S (8,7)		G4-3				K		K		3	0	0	0	0	2	0											
61 Juan Francisco, L (1,5) 69 Taylor Motter, R (9,5)		G3-1				HR		K		3	1	1	1	0	1	0											
2 Nick Franklin, S (1,4)			K			F7		F8		3	0	0	0	0	1	0											
19 Curt Casali, R (1,2) 78 Mayo Acosta, R (9,2)			F8			K		K		3	0	0	0	0	2	0											
39 Kevin Kiermaier, L (1,8)			G4-3			K			G4-3 64 E	3	1	1	0	0	1	0											
																											
<b>Inning Stats</b>	R: 0 E: 0 K: 0 S: 3	H: 0 LOB: 0 BB: 0 P: 3	R: 0 E: 0 K: 0 S: 3	H: 0 LOB: 0 BB: 0 P: 3	R: 0 E: 0 K: 1 S: 5	H: 0 LOB: 0 BB: 0 P: 5	R: 0 E: 1 K: 2 S: 8	H: 0 LOB: 1 BB: 0 P: 8	R: 1 E: 0 K: 2 S: 10	H: 1 LOB: 0 BB: 0 P: 12	R: 0 E: 0 K: 1 S: 5	H: 0 LOB: 0 BB: 0 P: 5	R: 0 E: 0 K: 1 S: 7	H: 0 LOB: 0 BB: 0 P: 7	R: 3 E: 1 K: 0 S: 5	H: 2 LOB: 1 BB: 1 P: 11	1B: 0 2B: 1 3B: 0 HR: 2	SF: 0 SAC: 0 DP: 0 HBP: 0	WP: 0 PB: 0 CS: 0	PA: 31							
<b>PITCHER</b>	IP	WLS	BF	H	R	ER	SO	BB	IBB	HBP	BLK	WP	HR	S	P	ERA	WHIP										
65 Trevor May, R (1,1) ERA: 1.5	4.0		13	0	0	0	3	0	0	0	0	0	0	19	19	0.00	0.000										
72 Mark Hamburger, R (5,1) ERA: 7.5	2.0		7	1	1	1	3	0	0	0	0	0	1	15	17	4.50	0.500										
64 Aaron Thompson, L (7,1) ERA: 2.84	2.0	H	6	0	0	0	3	0	0	0	0	0	0	12	12	0.00	0.000										
58 A.J. Achter, R (9,1) ERA: 4.7	0.2	L	5	2	3	3	0	1	0	0	0	0	1	5	11	40.50	4.500										











Batter	1	2	3	4	5	6	7	8	9	AB	R	H	RBI	BB	SO	LOB	TOP										
7 José Reyes, S OBP: 0.400, SLG: 0.697 1 Jonathan Diaz, R OBP: 0.214, SLG: 0.154	G3			K		F8		55 E 1B	K	3	0	0	0	0	1	10	<b>Toronto Blue Jays @ Minnesota Twins</b> CenturyLink Sports Complex, Fort Myers, FL Tue Mar 24 2015, 1:08 PM - 4:02 PM EDT Att: 7,820 - Cloudy - 75 F <a href="http://livebaseballscorecards.com">livebaseballscorecards.com</a>										
55 Russell Martin, R OBP: 0.342, SLG: 0.364 67 Jon Berti, R OBP: 0.333, SLG: 0.333	K					G6-3		E9 70 SF8 1B	G1-3	4	0	2	0	0	1	10											
30 Dioner Navarro, S OBP: 0.321, SLG: 0.280 70 Jack Murphy, S	F7			G3-6-3		K		SF8		3	0	0	0	0	1	11											
19 José Bautista, R OBP: 0.438, SLG: 0.778 39 Caleb Gindl, L OBP: 0.425, SLG: 0.629	G6-3					K		29 1B 20 BB 1B	29 CS 66 BB 1B	3	0	1	0	0	1	10											
20 Josh Donaldson, R OBP: 0.447, SLG: 0.636 66 Munenori Kawasaki, L OBP: 0.474, SLG: 0.429	K					HR		29 1B BB	BB	2	1	1	1	1	1	10											
14 Justin Smoak, S OBP: 0.237, SLG: 0.353 29 Devon Travis, R OBP: 0.442, SLG: 0.550	K					G3		45 G4-3 1B	CS	2	0	0	0	0	1	10											
24 Davan Vicedo, R OBP: 0.267, SLG: 0.379 3 Ezequiel Carrera, L OBP: 0.167, SLG: 0.125	G6-3							1-2 2-3 1B	45 WP 3 G1-3 45 E 1B	2	0	0	0	0	1	3											
45 Dalton Pompey, S OBP: 0.341, SLG: 0.629								G4-3	E1 37 1B	3	1	1	1	1	1	0											
17 Ryan Goins, L OBP: 0.368, SLG: 0.471 37 Darric Barton, L OBP: 0.324, SLG: 0.281 69 Jorge Saez, R	G3-6-3					K		G6-3		2	0	0	0	0	1	3											
										2	0	1	1	0	0	0											
<b>Inning Stats</b>	R: 0 E: 0 K: 1 S: 5	H: 0 LOB: 0 BB: 0 P: 5	R: 0 E: 0 K: 2 S: 7	H: 0 LOB: 0 BB: 0 P: 7	R: 0 E: 0 K: 0 S: 3	H: 1 LOB: 0 BB: 0 P: 3	R: 0 E: 0 K: 1 S: 5	H: 1 LOB: 0 BB: 0 P: 5	R: 1 E: 0 K: 2 S: 8	H: 1 LOB: 2 BB: 1 P: 14	R: 0 E: 0 K: 1 S: 5	H: 0 LOB: 0 BB: 0 P: 5	R: 0 E: 0 K: 1 S: 6	H: 2 LOB: 2 BB: 1 P: 10	R: 2 E: 1 K: 0 S: 5	H: 3 LOB: 1 BB: 0 P: 10	R: 2 E: 1 K: 1 S: 8	H: 2 LOB: 1 BB: 0 P: 9	1B: 9 2B: 0 3B: 0 HR: 1	SF: 1 SAC: 0 DP: 3 HBP: 1	WP: 1 PB: 0 SB: 0 CS: 1	PA: 39					
<b>PITCHER</b>	IP	WLS	BF	H	R	ER	SO	BB	IBB	HBP	BLK	WP	HR	S	P	ERA	WHIP										
47 Ricky Nolasco, R ERA: 3.95	5.0		18	3	1	1	6	1	0	1	0	0	1	28	34	1.80	0.800										
15 Glen Perkins, L ERA: 4.5	1.0		3	0	0	0	1	0	0	0	0	0	0	5	5	0.00	0.000										
52 Brian Duensing, L ERA: 2.7	0.0		3	2	0	0	0	1	0	0	0	0	0	2	6	∞	∞										
62 J.R. Graham, R ERA: 1.0	1.2		7	3	2	1	1	0	0	0	0	0	0	9	9	5.40	1.800										
72 Mark Hamburger, R ERA: 7.38	1.1	W	7	2	2	1	1	1	0	0	0	1	0	8	14	6.75	2.250										

Batter	1	2	3	4	5	6	7	8	9	AB	R	H	RBI	BB	SO	LOB	BOTTOM										
39 Danny Santana, S OBP: 0.395, SLG: 0.514	G1-3		G4-3			K		24 BB 17 1B 1B		4	0	1	0	0	1	1	<b>Toronto Blue Jays @ Minnesota Twins</b> CenturyLink Sports Complex, Fort Myers, FL Tue Mar 24 2015, 1:08 PM - 4:02 PM EDT Att: 7,820 - Cloudy - 75 F <a href="http://livebaseballscorecards.com">livebaseballscorecards.com</a>										
2 Brian Dozier, R OBP: 0.515, SLG: 0.897 17 Doug Bernier, R OBP: 0.375, SLG: 0.286	HR			P3		G5-3		24 BB 1B		3	1	1	1	0	0	1											
7 Joe Mauer, L OBP: 0.296, SLG: 0.398 12 Chris Herrmann, L OBP: 0.393, SLG: 0.500	F7			G5-3				F6		3	0	0	0	0	0	0											
24 Trevor Plouffe, R OBP: 0.279, SLG: 0.368	G6-3			G6-3				48 HR 2B	1-2 2-3 BB	3	1	1	0	1	0	0											
19 Kennys Vargas, S OBP: 0.273, SLG: 0.450 Aderling Mejia, S	P5					P2		48 HR BB	K	2	1	0	0	1	0	0											
48 Torii Hunter, R OBP: 0.296, SLG: 0.462 J.D. Williams, S	K			G6-3				HR	F8	3	1	1	3	0	1	1											
31 Oswaldo Arcia, L OBP: 0.258, SLG: 0.323 9 Eduardo Núñez, R OBP: 0.412, SLG: 0.548	F8					F7				2	0	0	0	0	0	0											
8 Kurt Suzuki, R OBP: 0.444, SLG: 0.600 26 Eric Fryer, R OBP: 0.251, SLG: 0.318	P4							2B	26 SH1-4 60 1B 1B	2	0	1	0	0	0	0											
1 Jordan Schafer, L OBP: 0.389, SLG: 0.419 60 Eddie Rosario, L OBP: 0.250, SLG: 0.487	P5					F8		1B	SH1-4	1	0	1	0	0	0	0											
										3	1	1	1	0	0	1											
<b>Inning Stats</b>	R: 1 E: 0 K: 0 S: 4	H: 1 LOB: 0 BB: 0 P: 4	R: 0 E: 0 K: 1 S: 5	H: 0 LOB: 0 BB: 0 P: 5	R: 0 E: 0 K: 0 S: 3	H: 0 LOB: 0 BB: 0 P: 3	R: 0 E: 0 K: 0 S: 3	H: 0 LOB: 0 BB: 0 P: 3	R: 0 E: 0 K: 1 S: 6	H: 1 LOB: 1 BB: 0 P: 6	R: 3 E: 0 K: 0 S: 7	H: 4 LOB: 0 BB: 1 P: 11	R: 1 E: 0 K: 1 S: 9	H: 3 LOB: 3 BB: 1 P: 13	R: 1 E: 0 K: 0 S: 3	H: 2 LOB: 1 BB: 0 P: 3	1B: 6 2B: 2 3B: 0 HR: 3	SF: 0 SAC: 1 DP: 0 HBP: 0	WP: 0 PB: 0 SB: 0 CS: 1	PA: 37							
<b>PITCHER</b>	IP	WLS	BF	H	R	ER	SO	BB	IBB	HBP	BLK	WP	HR	S	P	ERA	WHIP										
58 Todd Redmond, R ERA: 2.0	3.0		10	1	1	1	1	1	0	0	0	0	1	12	12	3.00	0.333										
31 Liam Hendriks, R ERA:	1.0		3	0	0	0	0	0	0	0	0	0	0	3	3	0.00	0.000										
47 Bo Schultz, R ERA:	1.0		3	0	0	0	0	0	0	0	0	0	0	3	3	0.00	0.000										
49 Colt Hynes, L ERA:	1.0		4	1	0	0	1	0	0	0	0	0	0	6	6	0.00	1.000										
64 Chad Jenkins, R ERA: 10.8	0.2		6	4	3	3	0	1	0	0	0	0	1	6	10	40.50	7.500										
<b>PITCHER</b>	IP	WLS	BF	H	R	ER	SO	BB	IBB	HBP	BLK	WP	HR	S	P	ERA	WHIP										
63 Scott Barnes, L ERA: 4.5	0.1		1	1	1	1	0	0	0	0	0	0	0	1	3	27.00	3.000										
4 Kyle Drabek, R ERA: 3.0	1.0		6	2	0	0	1	1	0	0	0	0	0	7	11	0.00	3.000										
59 Bobby Korecky, R ERA: 27.0	0.1	L	3	2	1	1	0	0	0	0	0	0	0	3	3	27.00	6.000										



Batter	1	2	3	4	5	6	7	8	9	AB	R	H	RBI	BB	SO	LOB	TOP					
28 John Jaso, L OBP: 0.250, SLG: 0.300 19 Juniel Querecuto, S (9, PH)										4	0	0	0	0	2	3	<p><b>Tampa Bay Rays @ Minnesota Twins</b> CenturyLink Sports Complex, Fort Myers, FL Wed Mar 25 2015, 1:11 PM - 3:53 PM EDT Att: 6,164 - Partly Cloudy - 80 F</p> <p>livebaseballscorecards.com</p> <p>AB 34 R 2 H 7 RBI 2 BB 3 SO 9 LOB 13</p>					
44 René Rivera, R OBP: 0.227, SLG: 0.591 60 Bobby Wilson, R OBP: 0.250, SLG: 0.143									3	1	1	1	0	1	1							
13 Asdrúbal Cabrera, S OBP: 0.192, SLG: 0.156 83 Jake Elmore, R OBP: 0.241, SLG: 0.043									3	0	0	0	0	1	0							
3 Evan Longoria, R OBP: 0.324, SLG: 0.406 63 Eugenio Velez, S OBP: 0.353, SLG: 0.313									3	0	0	0	0	3	0							
21 James Loney, L OBP: 0.250, SLG: 0.371 47 Patrick Leonard, R OBP: 0.500, SLG: 0.500									3	0	0	0	0	0	0							
8 Desmond Jennings, R OBP: 0.597, SLG: 0.538 64 Corey Brown, L OBP: 0.387, SLG: 0.556									3	0	2	0	0	0	0							
39 Kevin Kiermaier, L OBP: 0.333, SLG: 0.321 41 Johnny Field, R									2	0	0	0	1	0	2							
65 Joey Butler, R OBP: 0.370, SLG: 0.500									0	1	0	0	1	0	0							
20 Steven Souza Jr., R OBP: 0.171, SLG: 0.333 60 Joey Rickard, R OBP: 0.500, SLG: 0.500									3	0	0	0	0	1	2							
1 Tim Beckham, R OBP: 0.200, SLG: 0.182 45 Leonardo Reginatto, R OBP: 1.000, SLG: 1.000									2	0	1	0	1	0	2							
<b>Inning Stats</b>	R: 1 E: 0 K: 2 S: 8	H: 1 LOB: 0 BB: 0 P: 9	R: 0 E: 0 K: 0 S: 4	H: 0 LOB: 2 BB: 1 P: 8	R: 0 E: 0 K: 1 S: 5	H: 0 LOB: 0 BB: 0 P: 5	R: 0 E: 0 K: 1 S: 6	H: 1 LOB: 1 BB: 0 P: 6	R: 0 E: 0 K: 1 S: 6	H: 0 LOB: 1 BB: 0 P: 10	R: 0 E: 0 K: 2 S: 7	H: 0 LOB: 0 BB: 0 P: 7	R: 0 E: 0 K: 1 S: 7	H: 2 LOB: 2 BB: 0 P: 7	R: 0 E: 0 K: 0 S: 3	H: 0 LOB: 0 BB: 0 P: 3	R: 1 E: 0 K: 1 S: 7	H: 3 LOB: 2 BB: 1 P: 11	1B: 6 2B: 0 3B: 0 HR: 1	SF: 0 SAC: 0 DP: 1 HBP: 0	WP: 0 PB: 0 SB: 0 CS: 0	PA: 37
<b>PITCHER</b>	IP WLS BF H R ER SO BB IBB HBP BLK WP HR S P ERA WHIP																					
44 Kyle Gibson, R ERA: 2.75	(1, 1) 6.0 23 2 1 1 7 2 0 0 0 0 0 1 36 45 1.50 0.667																					
50 Casey Fien, R ERA: 1.13	(7, 1) 1.0 5 2 0 0 1 0 0 0 0 0 0 0 7 7 0.00 2.000																					
64 Aaron Thompson, L ERA: 2.45	(8, 1) 1.0 3 0 0 0 0 0 0 0 0 0 0 0 3 3 0.00 0.000																					
56 Caleb Thielbar, L ERA: 4.5	(9, 1) 1.0 L 6 3 1 1 1 1 0 0 0 0 0 0 7 11 9.00 4.000																					


Batter	1	2	3	4	5	6	7	8	9	AB	R	H	RBI	BB	SO	LOB	BOTTOM			
2 Brian Dozier, R OBP: 0.459, SLG: 0.788 99 Niko Goodrum, S (9, 6)									4	0	0	0	0	3	4	<p><b>Tampa Bay Rays @ Minnesota Twins</b> CenturyLink Sports Complex, Fort Myers, FL Wed Mar 25 2015, 1:11 PM - 3:53 PM EDT Att: 6,164 - Partly Cloudy - 80 F</p> <p>livebaseballscorecards.com</p> <p>AB 32 R 1 H 5 RBI 1 BB 1 SO 11 LOB 13</p>				
5 Eduardo Escobar, S OBP: 0.300, SLG: 0.475									4	0	0	0	0	0	3					
7 Joe Mauer, L OBP: 0.250, SLG: 0.267									4	0	0	0	0	1	1					
19 Kennys Vargas, S OBP: 0.298, SLG: 0.535 84 Dan Rohlfing, R									3	1	2	1	0	1	0					
8 Kurt Suzuki, R OBP: 0.400, SLG: 0.536 12 Chris Herrmann, L OBP: 0.379, SLG: 0.480									3	0	0	0	0	0	1					
60 Eddie Rosario, L OBP: 0.238, SLG: 0.463 17 Doug Bernier, R OBP: 0.346, SLG: 0.261									2	0	0	0	0	1	1					
9 Eduardo Núñez, R OBP: 0.432, SLG: 0.588									3	0	2	0	0	0	0					
21 Shane Robinson, R OBP: 0.333, SLG: 0.344 95 Mike Kvasnicka, S									3	0	0	0	0	1	2					
32 Aaron Hicks, S OBP: 0.324, SLG: 0.355									2	0	1	0	1	1	1					
<b>Inning Stats</b>	R: 0 E: 0 K: 1 S: 5	H: 0 LOB: 0 BB: 0 P: 5	R: 0 E: 0 K: 1 S: 6	H: 1 LOB: 2 BB: 1 P: 10	R: 0 E: 0 K: 1 S: 6	H: 1 LOB: 1 BB: 0 P: 6	R: 0 E: 0 K: 2 S: 8	H: 1 LOB: 0 BB: 0 P: 9	R: 1 E: 0 K: 0 S: 5	H: 1 LOB: 0 BB: 0 P: 6	R: 0 E: 0 K: 2 S: 7	H: 0 LOB: 0 BB: 0 P: 7	R: 0 E: 0 K: 1 S: 6	H: 1 LOB: 1 BB: 0 P: 6	R: 0 E: 0 K: 2 S: 7		H: 0 LOB: 0 BB: 0 P: 7	1B: 3 2B: 1 3B: 0 HR: 1	SF: 0 SAC: 0 DP: 0 HBP: 0	WP: 1 PB: 0 SB: 2 CS: 0
<b>PITCHER</b>	IP WLS BF H R ER SO BB IBB HBP BLK WP HR S P ERA WHIP																			
35 Matt Andriese, R ERA: 1.1	(1, 1) 5.0 19 3 0 0 6 1 0 0 0 0 0 1 4 5 0.00 0.800																			
38 Jeff Beaveau, L ERA: 2.25	(6, 1) 0.2 B 3 1 1 1 0 0 0 0 0 0 0 1 4 5 13.50 1.500																			
47 Brandon Gomes, R ERA:	(6, 1) 1.1 4 0 0 0 2 0 0 0 0 0 0 0 8 8 0.00 0.000																			
34 C.J. Riefenhauser, L ERA:	(8, 1) 1.0 W 4 1 0 0 1 0 0 0 0 0 0 0 6 6 0.00 1.000																			
54 Steve Geltz, R ERA: 2.57	(9, 1) 1.0 S 3 0 0 0 2 0 0 0 0 0 0 0 7 7 0.00 0.000																			




Batter	1	2	3	4	5	6	7	8	9	10	AB	R	H	RBI	BB	SO	LOB	TOP									
39 Danny Santana, S OBP: 0.357, SLG: 0.463 17 Doug Bernier, R OBP: 0.333, SLG: 0.250	G6-3		B5-3		G4-3		F8			G5-3	4	0	0	0	0	1	1	<b>Minnesota Twins @ Boston Red Sox</b> JetBlue Park, Ft. Myers, FL Thu Mar 26 2015, 1:06 PM - 3:51 PM EDT Att. 10,003 - Sunny - 86 F									
21 Shane Robinson, R OBP: 0.333, SLG: 0.371 60 Eddie Rosario, L OBP: 0.227, SLG: 0.442	2B		K		K		F7			K	3	0	1	0	0	2	2										
48 Tori Hunter, R OBP: 0.290, SLG: 0.433	P6				19 G1-3 31 1B		K			G5-3	4	1	1	0	0	1	1										
19 Kennys Vargas, S OBP: 0.260, SLG: 0.500 9 Eduardo Nunez, R OBP: 0.421, SLG: 0.571	L8				G1-3		L9			F9	3	0	0	0	0	2	1										
24 Trevor Plouffe, R OBP: 0.299, SLG: 0.366		P3			31 1B 5 SF7		P3			5 WP 1B	3	1	1	0	1	0	0										
31 Oswaldo Arcia, L OBP: 0.298, SLG: 0.400		G4-3			26 FC5-4 1B		26 1B			K	4	1	2	1	0	1	1										
5 Eduardo Escobar, S OBP: 0.295, SLG: 0.535		HR			SF7		G3			G5-3	3	1	1	2	0	0	2										
26 Eric Fryer, R OBP: 0.269, SLG: 0.320 12 Chris Herrmann, L OBP: 0.367, SLG: 0.462	F8				FC5-4		1B			K	3	0	1	1	0	0	1										
1 Jordan Schafer, L OBP: 0.350, SLG: 0.371					G4-3		F8			P5	4	0	0	0	0	1	1										
<b>Inning Stats</b>	R: 0 E: 0 K: 0 S: 4	H: 1 LOB: 1 BB: 0 P: 4	R: 1 E: 0 K: 0 S: 6	H: 1 LOB: 0 BB: 0 P: 6	R: 0 E: 0 K: 1 S: 5	H: 0 LOB: 0 BB: 0 P: 5	R: 2 E: 0 K: 0 S: 5	H: 2 LOB: 1 BB: 1 P: 9	R: 0 E: 0 K: 2 S: 7	H: 0 LOB: 0 BB: 0 P: 7	R: 0 E: 0 K: 1 S: 5	H: 0 LOB: 0 BB: 0 P: 5	R: 1 E: 0 K: 0 S: 5	H: 2 LOB: 1 BB: 0 P: 5	R: 0 E: 0 K: 0 S: 3	H: 0 LOB: 0 BB: 0 P: 3	R: 0 E: 0 K: 2 S: 8		H: 1 LOB: 1 BB: 0 P: 9	R: 0 E: 0 K: 1 S: 5	H: 0 LOB: 0 BB: 0 P: 5	1B: 4 2B: 1 3B: 1 HR: 1	SF: 1 SAC: 0 DP: 0 HBP: 0	WP: 1 PB: 0 SB: 0 CS: 0	PA: 38		
<b>PITCHER</b>	IP	WLS	BF	H	R	ER	SO	BB	IBB	HBP	BLK	WP	HR	S	P	ERA	WHIP										
20 Wade Miley, L ERA: 3.71	6.0		23	4	3	3	4							32	36	4.50	0.833										
54 Edward Mujica, R ERA: 7.2	1.0		5	2	1	1	0							5	5	9.00	2.000										
41 Alexi Ogando, R ERA: 3.6	1.0		3	0	0	0	0							3	3	0.00	0.000										
59 Tommy Layne, L ERA: 1.5	1.0		4	1	0	0	2							8	9	0.00	1.000										
36 Junichi Tazawa, R ERA: 1.8	1.0	W	3	0	0	0	1							5	5	0.00	0.000										

Batter	1	2	3	4	5	6	7	8	9	10	AB	R	H	RBI	BB	SO	LOB	BOTTOM									
50 Mookie Betts, R OBP: 0.486, SLG: 0.861 25 Jackie Bradley Jr., L OBP: 0.463, SLG: 0.472	F8		15 1B 34 FC4-6 2B		BB		52 1B 26 1B 5 BB 1B			G4-3	2	1	1	1	1	0	0	<b>Minnesota Twins @ Boston Red Sox</b> JetBlue Park, Ft. Myers, FL Thu Mar 26 2015, 1:06 PM - 3:51 PM EDT Att. 10,003 - Sunny - 86 F									
15 Dustin Pedroia, R OBP: 0.333, SLG: 0.429 26 Brock Holt, L OBP: 0.400, SLG: 0.276	BB		34 FC4-6 1B		G5-3		5 BB 52 1B 1-2 1B			G6-3	2	0	1	0	1	0	3										
34 David Ortiz, L OBP: 0.300, SLG: 0.389 72 Luke Montz, R OBP: 0.208, SLG: 0.348	K		1-2 1B		P6		K			K	3	0	0	1	0	1	2										
13 Hanley Ramirez, R OBP: 0.324, SLG: 0.429 52 Quintin Berry, L OBP: 0.500, SLG: 0.500	L7		3-H 1B		G4-3		5 BB 1-2 2-3 1B			K	2	0	0	0	0	2	2										
48 Pablo Sandoval, S OBP: 0.295, SLG: 0.333 16 Jeff Bianchi, R OBP: 0.321, SLG: 0.269	G4-3				F9		F9			G6-3	3	0	0	1	0	1	2										
12 Mike Napoli, R OBP: 0.440, SLG: 0.652 5 Allen Craig, R OBP: 0.326, SLG: 0.395	K				K		G6-3			P2	2	1	1	0	0	1	0										
18 Shane Victorino, S OBP: 0.280, SLG: 0.227 38 Rusney Castillo, R OBP: 0.400, SLG: 1.200	G6-3				18 1B 2 2B 1B		1-2 2-3 3-H BB			G5-3	3	0	1	0	0	0	0										
2 Xander Bogaerts, R OBP: 0.359, SLG: 0.500 64 Deven Marrero, R OBP: 0.292, SLG: 0.261					G5-3		G5-3			K	2	1	1	0	0	1	3										
40 Humberto Quintero, R OBP: 0.278, SLG: 0.250 81 Matt Spring, R OBP: 0.500, SLG: 0.900					G5-3		K			G5-3	3	1	1	0	0	1	3										
<b>Inning Stats</b>	R: 0 E: 0 K: 1 S: 5	H: 0 LOB: 1 BB: 1 P: 9	R: 0 E: 0 K: 1 S: 5	H: 0 LOB: 0 BB: 0 P: 5	R: 2 E: 0 K: 0 S: 6	H: 3 LOB: 1 BB: 0 P: 6	R: 1 E: 0 K: 1 S: 8	H: 3 LOB: 3 BB: 1 P: 12	R: 0 E: 0 K: 0 S: 3	H: 0 LOB: 0 BB: 0 P: 3	R: 0 E: 0 K: 1 S: 6	H: 1 LOB: 1 BB: 0 P: 6	R: 1 E: 0 K: 2 S: 10	H: 3 LOB: 3 BB: 1 P: 14	R: 0 E: 0 K: 0 S: 3	H: 0 LOB: 0 BB: 0 P: 3	R: 0 E: 0 K: 1 S: 6		H: 1 LOB: 1 BB: 0 P: 6	R: 1 E: 0 K: 0 S: 2	H: 1 LOB: 0 BB: 0 P: 2	1B: 9 2B: 2 3B: 0 HR: 1	SF: 0 SAC: 0 DP: 0 HBP: 0	WP: 0 PB: 0 SB: 0 CS: 0	PA: 43		
<b>PITCHER</b>	IP	WLS	BF	H	R	ER	SO	BB	IBB	HBP	BLK	WP	HR	S	P	ERA	WHIP										
33 Tommy Milone, L ERA: 4.5	5.0		23	6	3	3	3							27	35	5.40	1.600										
22 Tim Stauffer, R ERA: 9.9	1.2		10	4	1	1	2							13	17	5.40	3.000										
72 Mark Hamburger, R ERA: 5.59	2.1		8	1	0	0	2							12	12	0.00	0.429										
97 Jake Reed, R ERA: 27.0	0.1	L	2	1	1	1	0							2	2	27.00	3.000										

**AB 36**  
**R 4**  
**H 7**  
**RBI 4**  
**BB 1**  
**SO 7**  
**LOB 10**



**AB 40**  
**R 5**  
**H 12**  
**RBI 5**  
**BB 3**  
**SO 7**  
**LOB 19**






Batter	1	2	3	4	5	6	7	8	9	AB	R	H	RBI	BB	SO	LOB	TOP
5 Josh Harrison, R (1,5) OBP: 0.359, SLG: 0.417 17 Pedro Florimón, S (7,5) OBP: 0.313, SLG: 0.414										4	0	1	0	0	1	1	<b>Pittsburgh Pirates @ Minnesota Twins</b> CenturyLink Sports Complex, Fort Myers, FL Fri Mar 27 2015, 1:07 PM - 3:25 PM EDT Att: 6,198 - Partly Cloudy - 81 F
25 Gregory Polanco, L (1,9) OBP: 0.256, SLG: 0.341										4	2	2	1	0	0	2	
6 Starling Marte, R (1,7) OBP: 0.390, SLG: 0.551 59 Antonio Bastardo, R (7,1)										4	0	1	1	0	2	1	
26 Tony Sanchez, R (1,2) OBP: 0.528, SLG: 0.903										3	1	1	1	1	0	0	
24 Pedro Alvarez, L (1,3) OBP: 0.316, SLG: 0.611										4	0	1	0	0	0	2	
27 Jung Ho Kang, R (1,6) OBP: 0.257, SLG: 0.333										3	1	1	0	1	0	1	
14 Jaff Decker, L (1,8) OBP: 0.359, SLG: 0.457										3	0	1	1	0	0	1	
3 Sean Rodríguez, R (1,4) OBP: 0.179, SLG: 0.162										3	0	0	0	0	1	2	
49 Jeff Locke, L (1,1) 55 Blake Wood, R (6,1) 15 Andrew Lamb, L (7,PH) OBP: 0.238, SLG: 0.300										2	0	0	0	0	0	1	
<b>Inning Stats</b>	R: 1 E: 0 K: 2 S: 10	H: 1 LOB: 0 BB: 0 P: 10	R: 1 E: 0 K: 0 S: 5	H: 2 LOB: 1 BB: 0 P: 5	R: 0 E: 0 K: 0 S: 3	H: 1 LOB: 0 BB: 0 P: 3	R: 1 E: 0 K: 0 S: 6	H: 2 LOB: 1 BB: 0 P: 7	R: 1 E: 0 K: 0 S: 5	H: 2 LOB: 2 BB: 1 P: 9	R: 0 E: 0 K: 1 S: 5	H: 0 LOB: 0 BB: 0 P: 5	R: 0 E: 0 K: 1 S: 6	H: 1 LOB: 1 BB: 0 P: 6	R: 0 E: 0 K: 0 S: 2	H: 0 LOB: 1 BB: 1 P: 6	
<b>PITCHER</b>	IP WLS BF H R ER SO BB IBB HBP BLK WP HR S P ERA WHIP																
65 Trevor May, R (1,1) ERA: 4.22	4.2 L 22 8 4 4 2 1 0 0 0 0 0 2 28 33 7.71 1.929																
52 Brian Duensing, L (5,1) ERA: 2.25	1.1 4 0 0 0 1 0 0 0 0 0 0 0 6 6 0.00 0.000																
62 J.R. Graham, R (7,1) ERA: 0.84	1.2 7 1 0 0 1 1 0 0 0 0 0 0 8 12 0.00 1.200																

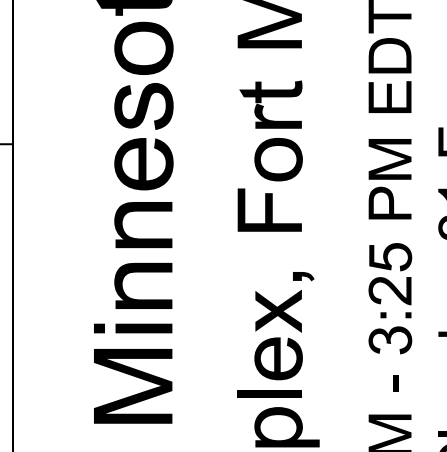
Batter	1	2	3	4	5	6	7	8	9	AB	R	H	RBI	BB	SO	LOB	BOTTOM
39 Danny Santana, S (1,6) OBP: 0.356, SLG: 0.455 9 Eduardo Núñez, R (6,6) OBP: 0.410, SLG: 0.556										3	1	1	0	0	1	1	<b>Pittsburgh Pirates @ Minnesota Twins</b> CenturyLink Sports Complex, Fort Myers, FL Fri Mar 27 2015, 1:07 PM - 3:25 PM EDT Att: 6,198 - Partly Cloudy - 81 F
2 Brian Dozier, R (1,4) OBP: 0.475, SLG: 0.833 Levi Michael, R (7,4) OBP: 0.500, SLG: 1.000										3	1	2	1	0	0	0	
7 Joe Mauer, L (1,3) OBP: 0.257, SLG: 0.250 Brock Peterson, R (6,3)										2	0	0	1	1	0	0	
48 Torii Hunter, R (1,9) OBP: 0.353, SLG: 0.452 Adam Brett Walker, R (5,PR) (6,9)										1	0	1	0	2	0	0	
31 Oswaldo Arcia, L (1,7) OBP: 0.289, SLG: 0.395 60 Eddie Rosario, L (6,7) OBP: 0.227, SLG: 0.442										1	0	0	0	0	1	1	
31 Oswaldo Arcia, L (1,7) OBP: 0.289, SLG: 0.395 60 Eddie Rosario, L (6,7) OBP: 0.227, SLG: 0.442										3	0	1	0	0	0	3	
24 Trevor Plouffe, R (1,5) OBP: 0.300, SLG: 0.364 17 Doug Bernier, R (6,FR) OBP: 0.333, SLG: 0.250										3	0	1	0	0	0	1	
12 Chris Herrmann, L (1,2) OBP: 0.364, SLG: 0.448 84 Dan Rohlfing, R (7,2)										3	0	1	0	0	0	1	
1 Jordan Schafer, L (1,10) OBP: 0.349, SLG: 0.368										3	0	1	0	0	1	2	
32 Aaron Hicks, S (1,8) OBP: 0.300, SLG: 0.324										3	0	0	0	0	1	3	
<b>Inning Stats</b>	R: 0 E: 0 K: 1 S: 5	H: 0 LOB: 2 BB: 2 P: 13	R: 0 E: 0 K: 0 S: 4	H: 1 LOB: 1 BB: 0 P: 4	R: 2 E: 0 K: 0 S: 5	H: 3 LOB: 1 BB: 1 P: 9	R: 0 E: 0 K: 0 S: 4	H: 1 LOB: 1 BB: 0 P: 4	R: 0 E: 0 K: 2 S: 8	H: 2 LOB: 1 BB: 0 P: 4	R: 0 E: 0 K: 2 S: 8	H: 1 LOB: 1 BB: 0 P: 8	R: 0 E: 0 K: 2 S: 8	H: 1 LOB: 1 BB: 0 P: 8	R: 0 E: 0 K: 2 S: 8	H: 1 LOB: 1 BB: 0 P: 8	1B: 7 SF: 0 2B: 1 SAC: 0 3B: 1 DP: 0 HR: 0 HBP: 0
<b>PITCHER</b>	IP WLS BF H R ER SO BB IBB HBP BLK WP HR S P ERA WHIP																
49 Jeff Locke, L (1,1) ERA: 6.59	5.2 W 26 8 2 2 2 3 0 0 0 0 0 0 3 3 0.00 0.000																
55 Blake Wood, R (6,1) ERA: 4.26	0.1 H 1 0 0 0 1 0 0 0 0 0 0 0 3 3 0.00 0.000																
59 Antonio Bastardo, L (7,1) ERA: 6.43	1.0 S 4 1 0 0 2 0 0 0 0 0 0 0 8 8 0.00 1.000																

AB 31  
R 4  
H 9  
RBI 4  
BB 2  
SO 4  
LOB 11



WP: 0 PA: 33  
PB: 0  
SB: 0  
CS: 0

AB 28  
R 2  
H 9  
RBI 2  
BB 3  
SO 5  
LOB 13



WP: 0 PA: 31  
PB: 0  
SB: 0  
CS: 1



Batter	1	2	3	4	5	6	7	8	9	AB	R	H	RBI	BB	SO	LOB	TOP											
37 Odúbel Herrera, L OBP: 0.382, SLG: 0.365	G3		2 1B 2 S		G4-3			P5		4	0	1	1	0	0	0	<b>Philadelphia Phillies @ Minnesota Twins</b> CenturyLink Sports Complex, Fort Myers, FL Sat Mar 28 2015, 1:07 PM - 3:35 PM EDT Att: 7,176 - Partly Cloudy - 68 F											
2 Ben Revere, L OBP: 0.214, SLG: 0.170	G3		3-H 1-3 18 PO 1B			G3			F8	4	0	1	0	0	0													
51 Carlos Ruiz, R OBP: 0.292, SLG: 0.297										2	0	1	0	0	0	2												
76 René García, R										1	0	0	0	0	0	0												
18 Darin Ruf, R OBP: 0.250, SLG: 0.367										3	0	0	0	0	0	2												
77 Chris McGuiness, L OBP: 0.229, SLG: 0.250	FC6									1	0	0	0	0	0	0												
71 Cord Phelps, S OBP: 0.400, SLG: 0.378		G4-3			G4-3					3	0	0	0	0	0	0												
68 Russ Canzler, R OBP: 0.333, SLG: 0.371		G5-3								3	0	1	0	0	0	0												
15 Jordan Danks, L OBP: 0.366, SLG: 0.400		G4-3								3	0	0	0	0	1	1												
16 César Hernández, S OBP: 0.220, SLG: 0.182										3	1	1	0	0	1	0												
13 Freddy Galvis, S OBP: 0.264, SLG: 0.264										1	0	0	0	0	0	0												
4 Andrés Blanco, S OBP: 0.233, SLG: 0.381										1	0	0	0	0	0	0												
<b>Inning Stats</b>	R: 0 E: 0 K: 0 S: 4	H: 1 LOB: 1 BB: 0 P: 5	R: 0 E: 0 K: 0 S: 3	H: 0 LOB: 0 BB: 0 P: 3	R: 1 E: 0 K: 0 S: 5	H: 3 LOB: 1 BB: 0 P: 6	R: 0 E: 0 K: 1 S: 6	H: 1 LOB: 1 BB: 0 P: 6	R: 0 E: 0 K: 1 S: 5	H: 0 LOB: 0 BB: 0 P: 5	R: 0 E: 0 K: 0 S: 2	H: 0 LOB: 0 BB: 0 P: 3	R: 0 E: 0 K: 0 S: 3	H: 0 LOB: 0 BB: 0 P: 3	R: 0 E: 0 K: 0 S: 3	H: 0 LOB: 0 BB: 0 P: 3	1B: 4 2B: 1 3B: 0 HR: 0	SF: 0 SAC: 1 DP: 1 HBP: 1	WP: 0 PB: 0 SB: 1 CS: 0	PA: 32								
<b>PITCHER</b>	IP	WLS	BF	H	R	ER	SO	BB	IBB	HBP	BLK	WP	HR	S	P	ERA	WHIP											
54 Ervin Santana, R ERA: 2.57	(1, 1)	6.0	W	22	5	1	1	2	0	0	1	0	0	0	25	28	1.50	0.833										
15 Glen Perkins, L ERA: 3.0	(7, 1)	1.0		3	0	0	0	0	0	0	0	0	0	0	3	3	0.00	0.000										
56 Caleb Thielbar, L ERA: 4.0	(8, 1)	1.0		3	0	0	0	0	0	0	0	0	0	0	3	3	0.00	0.000										
36 Blaine Boyer, R ERA: 1.69	(9, 1)	1.0		3	0	0	0	0	0	0	0	0	0	0	3	3	0.00	0.000										

Batter	1	2	3	4	5	6	7	8	9	AB	R	H	RBI	BB	SO	LOB	BOTTOM											
2 Brian Dozier, R OBP: 0.465, SLG: 0.795	K									3	1	1	0	0	1	1	<b>Philadelphia Phillies @ Minnesota Twins</b> CenturyLink Sports Complex, Fort Myers, FL Sat Mar 28 2015, 1:07 PM - 3:35 PM EDT Att: 7,176 - Partly Cloudy - 68 F											
Aderling Mejia, S										2	0	0	1	0	0	1												
5 Eduardo Escobar, S OBP: 0.313, SLG: 0.553										4	2	2	1	0	1	0												
97 Travis Harrison, R										1	0	0	0	0	1	1												
7 Joe Mauer, L OBP: 0.289, SLG: 0.371										3	1	2	2	0	0	1												
12 Chris Herrmann, L OBP: 0.353, SLG: 0.433										1	0	0	0	0	1	0												
19 Kennys Vargas, S OBP: 0.283, SLG: 0.490										3	1	1	1	0	1	1												
Mike Gonzales, L										1	0	0	0	0	0	0												
8 Kurt Suzuki, R OBP: 0.424, SLG: 0.533										2	1	1	0	1	0	1												
26 Eric Fryer, R OBP: 0.259, SLG: 0.308										1	0	0	0	0	0	0												
9 Eduardo Núñez, R OBP: 0.372, SLG: 0.500										4	0	0	0	0	0	3												
21 Shane Robinson, R OBP: 0.372, SLG: 0.410										4	1	3	1	0	0	2												
1 Jordan Schafer, L OBP: 0.326, SLG: 0.350										2	0	0	1	0	0	4												
Jason Kanzler, R										1	0	0	0	0	0	1												
17 Doug Bernier, R OBP: 0.355, SLG: 0.259										3	0	1	0	1	0	3												
<b>Inning Stats</b>	R: 0 E: 0 K: 1 S: 6	H: 1 LOB: 1 BB: 0 P: 6	R: 0 E: 0 K: 0 S: 4	H: 1 LOB: 2 BB: 1 P: 8	R: 3 E: 1 K: 0 S: 8	H: 4 LOB: 2 BB: 0 P: 8	R: 2 E: 0 K: 1 S: 6	H: 2 LOB: 0 BB: 1 P: 12	R: 1 E: 1 K: 0 S: 5	H: 1 LOB: 1 BB: 0 P: 5	R: 0 E: 0 K: 2 S: 7	H: 0 LOB: 0 BB: 0 P: 7	R: 0 E: 0 K: 0 S: 3	H: 0 LOB: 0 BB: 0 P: 3	R: 1 E: 0 K: 1 S: 7	H: 2 LOB: 1 BB: 0 P: 8	1B: 9 2B: 1 3B: 0 HR: 1	SF: 1 SAC: 0 DP: 1 HBP: 0	WP: 1 PB: 0 SB: 0 CS: 0	PA: 38								
<b>PITCHER</b>	IP	WLS	BF	H	R	ER	SO	BB	IBB	HBP	BLK	WP	HR	S	P	ERA	WHIP											
31 Jerome Williams, R ERA: 6.6	(1, 1)	4.0	L	24	9	6	4	2	2	0	0	0	0	0	26	36	9.00	2.750										
53 Ken Giles, R ERA: 5.4	(5, 1)	1.0		3	0	0	0	0	0	0	0	0	0	0	3	3	0.00	0.000										
52 Andy Oliver, L ERA: 1.8	(6, 1)	1.0		3	0	0	0	0	0	0	0	0	0	7	7	0.00	0.000											
57 Luis García, R ERA: 4.15	(7, 1)	1.0		3	0	0	0	0	0	0	0	0	0	3	3	0.00	0.000											
48 Philippe Aumont, R ERA: 4.15	(8, 1)	1.0		5	2	1	1	1	0	0	0	1	0	7	8	9.00	2.000											

AB	29
R	1
H	5
RBI	1
BB	0
SO	2
LOB	5



AB	35
R	7
H	11
RBI	7
BB	2
SO	5
LOB	19



WP	1
PB	0
SB	0
CS	0



Batter	1	2	3	4	5	6	7	8	9	AB	R	H	RBI	BB	SO	LOB	TOP								
39 Danny Santana, S (1.6) 17 Doug Bernier, R (7.6) OBP: 0.367, SLG: 0.500 OBP: 0.355, SLG: 0.259																									
5 Eduardo Escobar, S (1.5) Stephen Wickens, R (7.5)																									
9 Eduardo Núñez, R (1.4) OBP: 0.383, SLG: 0.523 (7.7)																									
19 Kennys Vargas, S (1.3) 99 D.J. Hicks, L (7.3)																									
Adam Brett Walker, R (1.9) 85 Chad Christensen, R (7.9) OBP: 1.000, SLG: 1.000																									
31 Oswaldo Arcia, L (1.7) Levi Michael, R (7.4) OBP: 0.317, SLG: 0.512 OBP: 0.333, SLG: 0.667																									
12 Chris Herrmann, L (1.2) Carlos Paulino, R (7.2)																									
26 Eric Fryer, R (1.10) OBP: 0.300, SLG: 0.429																									
21 Shane Robinson, R (1.8) OBP: 0.348, SLG: 0.381																									
<b>Inning Stats</b>	R: 0 E: 0 K: 1 S: 6	H: 1 LOB: 1 BB: 0 P: 6	R: 2 E: 0 K: 2 S: 11	H: 2 LOB: 0 BB: 0 P: 13	R: 2 E: 0 K: 1 S: 7	H: 3 LOB: 0 BB: 0 P: 7	R: 0 E: 0 K: 0 S: 3	H: 0 LOB: 0 BB: 0 P: 3	R: 0 E: 0 K: 0 S: 3	H: 0 LOB: 0 BB: 0 P: 3	R: 2 E: 1 K: 1 S: 9	H: 2 LOB: 1 BB: 1 P: 14	R: 0 E: 0 K: 1 S: 4	H: 0 LOB: 0 BB: 1 P: 8	R: 0 E: 0 K: 2 S: 7	H: 0 LOB: 0 BB: 0 P: 7	R: 0 E: 0 K: 0 S: 3	H: 1 LOB: 0 BB: 0 P: 3	1B: 4 2B: 2 3B: 1 HR: 2	SF: 0 SAC: 0 DP: 1 HBP: 0	WP: 0 PB: 0 SB: 1 CS: 2	PA: 35			
<b>PITCHER</b>	IP	WLS	BF	H	R	ER	SO	BB	IBB	HBP	BLK	WP	HR	S	P	ERA	WHIP								
50 Miguel González, R (1.1) ERA: 5.4	5.2	L	23	7	5	5	5	1	0	0	0	0	1	35	41	7.94	1.412								
86 David Hess, R (6.1) ERA: 27.0	0.1		2	1	1	1	0	0	0	0	0	0	1	4	5	27.00	3.000								
53 Zack Britton, L (7.1) ERA: 27.0	1.0		3	0	0	0	1	1	0	0	0	0	0	4	8	0.00	1.000								
56 Darren O'Day, R (8.1) ERA: 2.57	1.0		3	0	0	0	2	0	0	0	0	0	0	7	7	0.00	0.000								
93 Branden Kline, R (9.1) ERA: 2.57	1.0		3	1	0	0	0	0	0	0	0	0	0	3	3	0.00	1.000								

Minnesota Twins @ Baltimore Orioles  
Ed Smith Stadium, Sarasota, FL  
Sun Mar 29 2015, 1:07 PM - 3:48 PM EDT  
Att: 6,914 - Sunny - 67 F

AB	32
R	6
H	9
RBI	6
BB	2
SO	8
LOB	10



Batter	1	2	3	4	5	6	7	8	9	AB	R	H	RBI	BB	SO	LOB	BOTTOM								
12 Alejandro De Aza, L (1.7) 85 Mike Yastrzemski, L (8.7) OBP: 0.244, SLG: 0.378 OBP: 0.683, SLG: 0.954																									
28 Steve Pearce, R (1.9) 95 John Ruettinger, L (9.9) OBP: 0.341, SLG: 0.732																									
Chris Davis, L (1.3) Trey Mancini, R (9.3) OBP: 0.321, SLG: 0.457																									
10 Adam Jones, R (1.8) 86 Julio Borbon, L (9.8) OBP: 0.318, SLG: 0.610 OBP: 0.444, SLG: 0.556																									
23 Travis Snider, L (1.10) 92 Steel Russell, L (9.10) OBP: 0.333, SLG: 0.366																									
13 Manny Machado, R (1.5) OBP: 0.231, SLG: 0.333																									
6 Jonathan Schoop, R (1.4) 60 Ryan Lavanway, R (8.2) OBP: 0.289, SLG: 0.477 OBP: 0.276, SLG: 0.296																									
3 Ryan Flaherty, L (1.6) 89 Garabez Rosa, R (8.4) OBP: 0.318, SLG: 0.342 OBP: 0.400, SLG: 0.400																									
36 Caleb Joseph, R (1.2) 91 Oswaldo Martínez, R (8.6) OBP: 0.333, SLG: 0.435 OBP: 0.333, SLG: 0.375																									
<b>Inning Stats</b>	R: 3 E: 0 K: 0 S: 10	H: 4 LOB: 0 BB: 0 P: 14	R: 0 E: 0 K: 1 S: 5	H: 0 LOB: 0 BB: 0 P: 5	R: 0 E: 0 K: 0 S: 3	H: 0 LOB: 0 BB: 0 P: 3	R: 0 E: 0 K: 0 S: 3	H: 0 LOB: 0 BB: 0 P: 3	R: 1 E: 1 K: 2 S: 7	H: 1 LOB: 1 BB: 1 P: 11	R: 0 E: 0 K: 0 S: 3	H: 0 LOB: 0 BB: 0 P: 3	R: 0 E: 0 K: 2 S: 8	H: 1 LOB: 0 BB: 0 P: 8	R: 0 E: 1 K: 0 S: 5	H: 1 LOB: 2 BB: 0 P: 6	1B: 4 2B: 1 3B: 0 HR: 3	SF: 0 SAC: 0 DP: 1 HBP: 0	WP: 1 PB: 1 SB: 0 CS: 0	PA: 36					
<b>PITCHER</b>	IP	WLS	BF	H	R	ER	SO	BB	IBB	HBP	BLK	WP	HR	S	P	ERA	WHIP								
47 Ricky Nolasco, R (1.1) ERA: 4.12	6.0	W	24	5	4	3	3	2	0	0	0	0	2	32	44	4.50	1.167								
37 Mike Pelfrey, R (7.1) ERA: 1.23	1.0	H	3	0	0	0	0	0	0	0	0	0	0	3	3	0.00	0.000								
22 Tim Stauffer, R (8.1) ERA: 9.82	1.0	H	4	1	1	1	2	0	0	0	0	0	1	8	8	9.00	1.000								
64 Aaron Thompson, L (9.1) ERA: 2.16	1.0	S	5	1	0	0	0	0	0	0	0	0	0	5	6	0.00	1.000								

Minnesota Twins @ Baltimore Orioles  
Ed Smith Stadium, Sarasota, FL  
Sun Mar 29 2015, 1:07 PM - 3:48 PM EDT  
Att: 6,914 - Sunny - 67 F

AB	34
R	5
H	7
RBI	4
BB	2
SO	5
LOB	9





Batter	1	2	3	4	5	6	7	8	9	AB	R	H	RBI	BB	SO	LOB	TOP										
39 Danny Santana, S OBP: 0.346, SLG: 0.471 Aderling Mejia, S (5, 6)	G4-3		E4		G3			G5-3		3	0	0	0	0	0	1	<b>Minnesota Twins @ Boston Red Sox</b> JetBlue Park, Ft. Myers, FL Mon Mar 30 2015, 7:07 PM - 10:10 PM EDT Att: 10,064 - Clear - 73 F										
2 Brian Dozier, R OBP: 0.457, SLG: 0.756 James Beresford, L (6, PR) (6, 4)	F7		K			7 F 48 G6-4-3 BB		K		2	0	0	0	1	1	1											
7 Jos Mauer, L OBP: 0.295, SLG: 0.368 Reynaldo Rodriguez, R (6, PR) (6, 3)	K			G3-1		E9 48 G6-4-3 1B		K		3	0	1	0	0	1	0											
48 Torii Hunter, R OBP: 0.378, SLG: 0.500 12 Chris Herrmann, L OBP: 0.342, SLG: 0.412		19 1B				G6-4-3		19 G6-4-3 1B		3	0	2	0	0	0	1											
19 Kennys Vargas, S OBP: 0.300, SLG: 0.473		1B			F7			G6-4-3		4	0	1	0	0	1	3											
24 Trevor Plouffe, R OBP: 0.283, SLG: 0.340 Jose Martinez, R OBP: 0.192, SLG: 0.231	F7			F8				G6-3		3	0	0	0	0	0	2											
31 Oswaldo Arcia, L OBP: 0.295, SLG: 0.477 26 Eric Fryer, R OBP: 0.323, SLG: 0.517	G3-1							26 3B 1B		3	0	0	0	0	2	1											
8 Kurt Suzuki, R OBP: 0.417, SLG: 0.515 97 Travis Harrison, R (7, PR) (7, 7)			G6-3							3	0	1	0	0	1	0											
1 Jordan Schafer, L OBP: 0.333, SLG: 0.357 Eric Farris, R OBP: 0.214, SLG: 0.286	G4-3							G5-3		2	0	1	0	0	0	0											
										2	0	0	0	0	0	3											
<b>Inning Stats</b>	R: 0 E: 0 K: 1 S: 5	H: 0 LOB: 0 BB: 0 P: 5	R: 0 E: 0 K: 0 S: 4	H: 2 LOB: 1 BB: 0 P: 4	R: 0 E: 1 K: 1 S: 6	H: 0 LOB: 1 BB: 0 P: 6	R: 0 E: 0 K: 0 S: 4	H: 1 LOB: 1 BB: 0 P: 4	R: 0 E: 0 K: 2 S: 8	H: 1 LOB: 1 BB: 0 P: 8	R: 1 E: 0 K: 1 S: 5	H: 1 LOB: 1 BB: 1 P: 9	R: 0 E: 0 K: 1 S: 6	H: 1 LOB: 1 BB: 0 P: 6	R: 0 E: 0 K: 2 S: 7	H: 0 LOB: 0 BB: 0 P: 7	R: 1 E: 0 K: 0 S: 5	H: 3 LOB: 2 BB: 1 P: 10	1B: 7 2B: 1 3B: 1 HR: 0	SF: 0 SAC: 0 DP: 2 HBP: 0	WP: 0 PB: 0 SB: 1 CS: 0	PA: 36					
<b>PITCHER</b>	IP	WLS	BF	H	R	ER	SO	BB	IBB	HBP	BLK	WP	HR	S	P	ERA	WHIP										
63 Justin Masterson, R ERA: 3.5	5.2	W	22	5	1	0	4	1	0	0	0	0	0	29	33	0.00	1.059										
28 Robbie Ross Jr., L ERA: 2.84	1.1		5	1	0	0	2	0	0	0	0	0	0	9	9	0.00	0.750										
67 Brandon Workman, R ERA: 7.5	1.0		3	0	0	0	2	0	0	0	0	0	0	7	7	0.00	0.000										
31 Dana Eveland, L ERA: 6.0	1.0		6	3	1	1	0	1	0	0	0	0	0	5	10	9.00	4.000										

Batter	1	2	3	4	5	6	7	8	9	AB	R	H	RBI	BB	SO	LOB	BOTTOM										
50 Mookie Betts, R OBP: 0.500, SLG: 0.867 76 Blake Tekotte, L OBP: 0.500, SLG: 0.500	E6		15 FC6-4 1B	15 BLK 15 2B		13 2B BB		K		3	3	2	1	1	0	0	<b>Minnesota Twins @ Boston Red Sox</b> JetBlue Park, Ft. Myers, FL Mon Mar 30 2015, 7:07 PM - 10:10 PM EDT Att: 10,064 - Clear - 73 F										
15 Dustin Pedroia, R OBP: 0.382, SLG: 0.405 82 Mike Miller, R OBP: 0.200, SLG: 0.200	FC6-4		34 S 1B	34 1B	34 2B	13 2B BB		F9		2	1	1	1	2	0	1											
34 David Ortiz, L OBP: 0.510, SLG: 0.370 90 Tim Roberson, R OBP: 0.500, SLG: 1.000	K		13 G6-3 1B	13 G4-6-3 1B		SF8		66 1B 2B		3	0	2	2	0	1	1											
13 Hanley Ramirez, R OBP: 0.313, SLG: 0.444 52 Quintin Berry, L OBP: 0.417, SLG: 0.500	F8		G6-3	G4-6-3		75 2B 1B		K		4	0	1	1	0	0	4											
48 Pablo Sandoval, S OBP: 0.205, SLG: 0.302 66 Reed Gragnani, S OBP: 0.500, SLG: 0.500	G6-3			G6-3	F9	K		75 2B 16 2B 1B		4	0	0	0	0	1	3											
12 Mike Napoli, R OBP: 0.500, SLG: 0.867 75 Sam Travis, R OBP: 0.600, SLG: 0.750					18 G6-4-3 BB			E5 16 1B		2	1	2	1	1	0	0											
18 Shane Victorino, S OBP: 0.500, SLG: 0.500 75 Shannon Wilkerson, R OBP: 0.500, SLG: 0.500		F9		2 WP 2 2B	G6-4-3			F8		4	1	1	0	0	0	3											
2 Xander Bogaerts, R OBP: 0.375, SLG: 0.500 16 Jeff Bianchi, R OBP: 0.333, SLG: 0.353		K		40 1B 2B		15 BB 90 SF8 1B		76 1B		3	2	2	1	0	1	1											
40 Humberto Quintero, R OBP: 0.273, SLG: 0.250 81 Matt Spring, R OBP: 0.467, SLG: 0.789			F9	50 2B		F8		F9		4	1	1	1	0	0	3											
										1	0	1	1	0	0	0											
<b>Inning Stats</b>	R: 0 E: 1 K: 1 S: 6	H: 0 LOB: 1 BB: 0 P: 6	R: 0 E: 0 K: 1 S: 6	H: 1 LOB: 1 BB: 0 P: 6	R: 1 E: 0 K: 0 S: 4	H: 2 LOB: 1 BB: 1 P: 8	R: 6 E: 0 K: 0 S: 10	H: 7 LOB: 1 BB: 0 P: 11	R: 0 E: 0 K: 0 S: 2	H: 0 LOB: 1 BB: 1 P: 6	R: 2 E: 0 K: 1 S: 7	H: 2 LOB: 3 BB: 2 P: 15	R: 1 E: 1 K: 0 S: 6	H: 2 LOB: 2 BB: 0 P: 6	R: 4 E: 0 K: 2 S: 12	H: 5 LOB: 1 BB: 0 P: 12	1B: 11 2B: 7 3B: 0 HR: 1	SF: 1 SAC: 0 DP: 3 HBP: 0	WP: 1 PB: 0 SB: 1 CS: 0	PA: 46							
<b>PITCHER</b>	IP	WLS	BF	H	R	ER	SO	BB	IBB	HBP	BLK	WP	HR	S	P	ERA	WHIP										
36 Blaine Boyer, R ERA: 1.46	1.2		7	1	0	0	1	0	0	0	0	0	0	5	9	0.00	0.600										
Cole Johnson, R ERA: 13.5	0.2	L	4	1	1	1	1	1	0	0	0	0	0	5	9	13.50	3.000										
52 Brian Duensing, L ERA: 8.0	1.0		10	8	6	6	0	0	0	0	1	1	1	11	12	54.00	8.000										
62 J.R. Graham, R ERA: 2.13	2.0		8	1	2	2	0	3	0	0	0	0	0	5	17	9.00	2.000										
56 Caleb Thielbar, L ERA: 5.73	2.0		13	6	4	3	2	0	0	0	0	0	0	17	17	13.50	3.000										

AB 34  
R 2  
H 9  
RBI 1  
BB 2  
SO 8  
LOB 12



AB 41  
R 14  
H 19  
RBI 14  
BB 4  
SO 5  
LOB 22













Batter	1	2	3	4	5	6	7	8	9	AB	R	H	RBI	BB	SO	LOB	TOP																					
50 Mookie Betts, R OBP: 0.491, SLG: 0.804 82 Mike Miller, R OBP: 0.125, SLG: 0.125	4-0 BB 15 L6-3			0-0 P3		0-0 15 2B 1B	0-3 K		0-0 G3-1	3	1	1	1	1	1	1																						
15 Dustin Pedroia, R OBP: 0.382, SLG: 0.429 87 David Chester, R OBP: 1.000, SLG: 1.000	0-0 L6-3 1-1			0-0 G3-1		0-0 34 2B 2B	0-0 G6-4-3			4	1	1	2	0	0	2																						
34 David Ortiz, L OBP: 0.314, SLG: 0.375 72 Luke Montz, R OBP: 0.207, SLG: 0.429	0-0 F8			0-0 L3		0-0 13 F9 48 2B 2B			0-0 HR	3	0	1	1	0	0	0																						
13 Hanley Ramirez, R OBP: 0.291, SLG: 0.423 75 Kevin Heller, R OBP: 0.500, SLG: 0.750		0-3 K				0-0 F9	0-0 F9		0-0 G6-3	4	0	0	0	0	1	1																						
48 Pablo Sandoval, S OBP: 0.235, SLG: 0.340 52 Quintin Berry, L OBP: 0.350, SLG: 0.421		0-0 G4-3				0-0 1B	0-0 12 HR 2B		0-3 K2-3	3	1	2	1	0	0	0																						
12 Mike Napoli, R OBP: 0.488, SLG: 0.861 16 Jeff Bianchi, R OBP: 0.350, SLG: 0.395		0-0 F9				0-0 F9	0-0 HR		0-0 30 FC5-4 1B	3	1	1	2	0	0	1																						
18 Shane Victorino, S OBP: 0.236, SLG: 0.211 30 Lemile Weeks, S OBP: 0.347, SLG: 0.366			0-0 P6			0-3 K	0-0 F7		0-0 FC5-4	3	0	0	0	0	1	2																						
2 Xander Bogaerts, R OBP: 0.364, SLG: 0.457 76 Blake Tekotte, L OBP: 0.471, SLG: 0.467			0-0 G5-3						0-0 G6-3	3	1	1	0	0	0	1																						
10 Ryan Hanigan, R OBP: 0.304, SLG: 0.273			0-0 G6-3						0-0 G4-3	3	1	1	0	1	0	0																						
<b>Inning Stats</b>	R: 0 E: 0 K: 0 S: 2	H: 0 LOB: 0 BB: 1 P: 6	R: 0 E: 0 K: 1 S: 5	H: 0 LOB: 0 BB: 0 P: 5	R: 0 E: 0 K: 0 S: 3	H: 0 LOB: 0 BB: 0 P: 3	R: 0 E: 0 K: 0 S: 3	H: 0 LOB: 0 BB: 0 P: 3	R: 0 E: 0 K: 1 S: 6	H: 1 LOB: 1 BB: 0 P: 6	R: 7 E: 0 K: 0 S: 10	H: 7 LOB: 1 BB: 0 P: 10	R: 0 E: 0 K: 1 S: 4	H: 0 LOB: 1 BB: 1 P: 8	R: 1 E: 0 K: 1 S: 7	H: 2 LOB: 1 BB: 0 P: 7	R: 0 E: 0 K: 0 S: 3	H: 0 LOB: 0 BB: 0 P: 3	1B: 5 2B: 4 3B: 0 HR: 2	SF: 0 SAC: 0 DP: 2 HBP: 0	WP: 0 PB: 0 SB: 0 CS: 0	PA: 37																
<b>PITCHER</b>	IP	WLS	BF	H	R	ER	SO	BB	IBB	HBP	BLK	WP	HR	S	P	ERA	WHIP	<b>PITCHER</b>		IP	WLS	BF	H	R	ER	SO	BB	IBB	HBP	BLK	WP	HR	S	P	ERA	WHIP		
54 Ervin Santana, R ERA: 1.89	5.0		16	1	0	0	2	1	0	0	0	0	0	19	23	0.00	0.400	22 Tim Stauffer, R ERA: 8.31		1.0		3	0	0	0	0	0	0	0	0	0	0	3	3	0.00	0.000		
62 J.R. Graham, R ERA: 6.23	0.1	L	7	6	6	6	0	0	0	0	0	0	0	7	7	162.00	18.000																					
Nick Burdi, R ERA: 13.5	0.2		3	1	1	1	0	0	0	0	0	0	1	3	3	13.50	1.500																					
36 Blaine Boyer, R ERA: 1.35	1.0		3	0	0	0	1	1	0	0	0	0	0	4	8	0.00	1.000																					
52 Brian Duensing, L ERA: 8.1	1.0		5	2	1	1	1	0	0	0	0	0	1	7	7	9.00	2.000																					

**Boston Red Sox @ Minnesota Twins**  
CenturyLink Sports Complex, Fort Myers, FL  
Thu Apr 02 2015, 7:06 PM - 9:47 PM EDT  
Att: 7,259 - Partly Cloudy - 79 F

AB 35  
R 8  
H 10  
RBI 8  
BB 2  
SO 4  
LOB 9



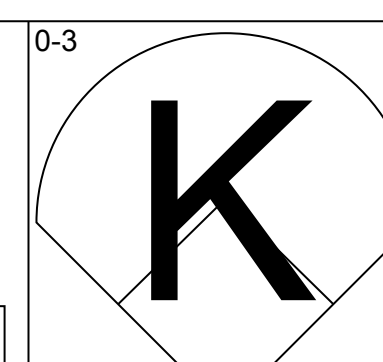
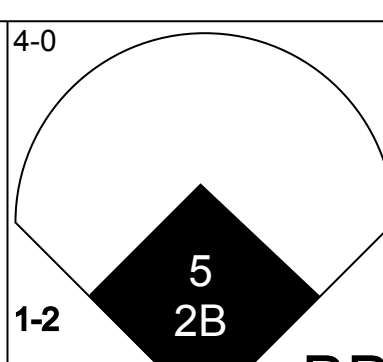
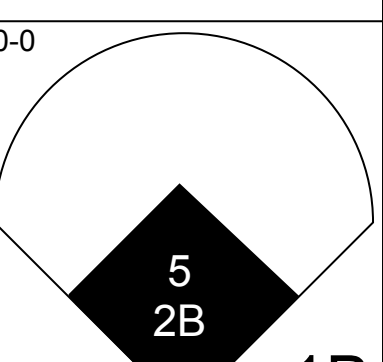
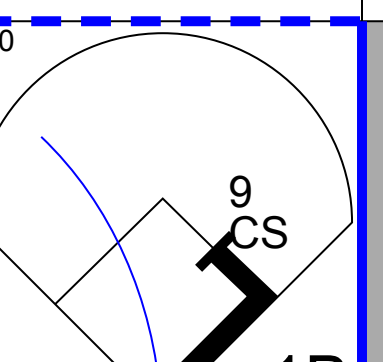
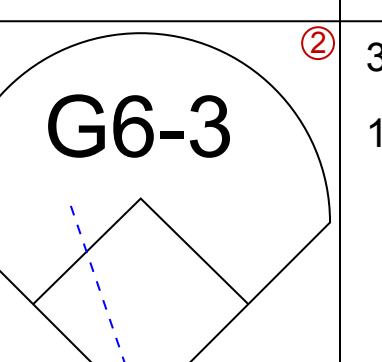
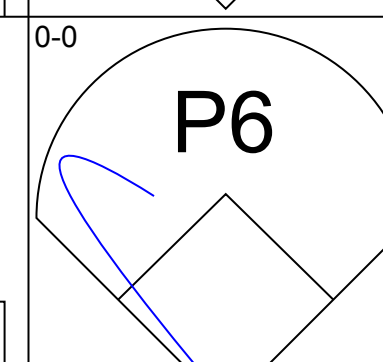
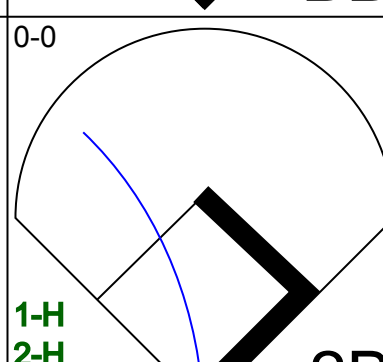
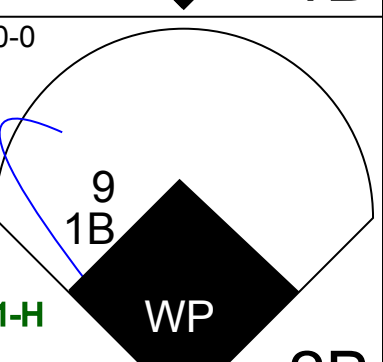
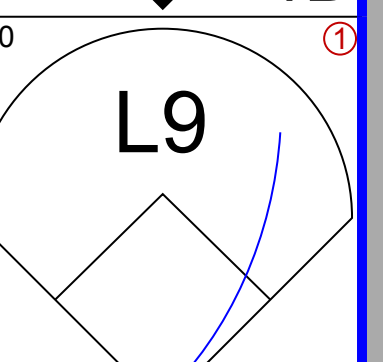
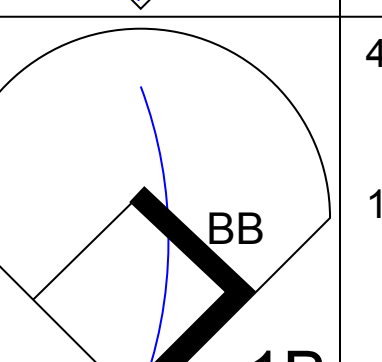
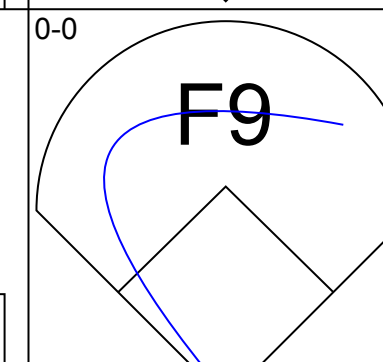
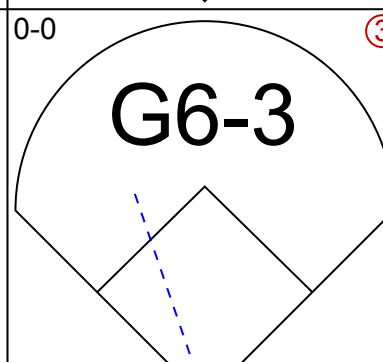
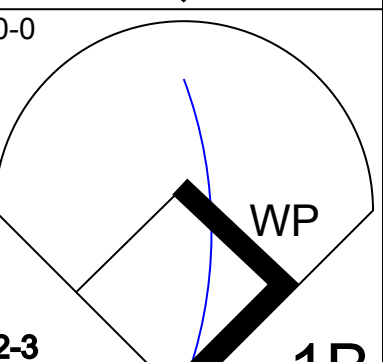
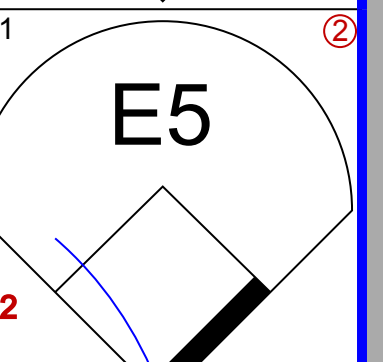
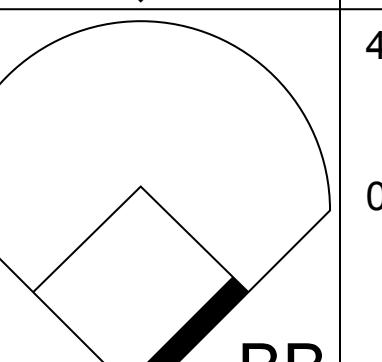
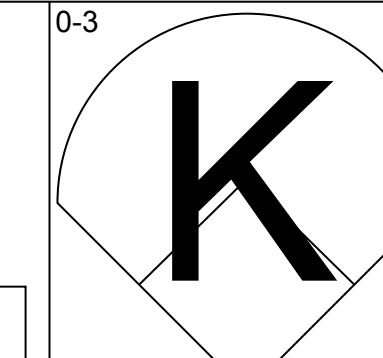
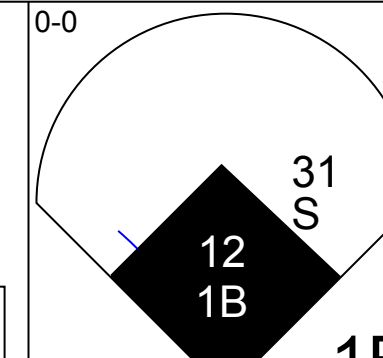
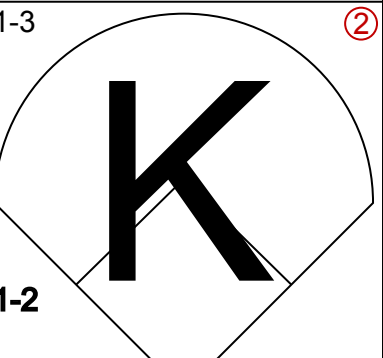
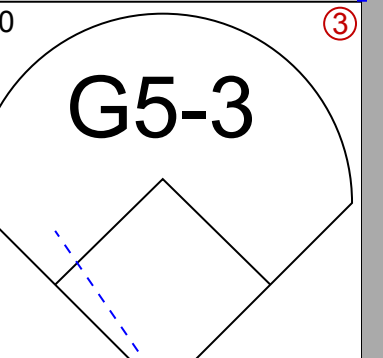
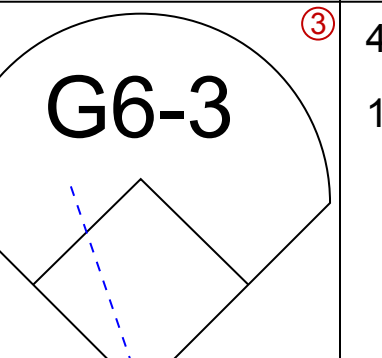
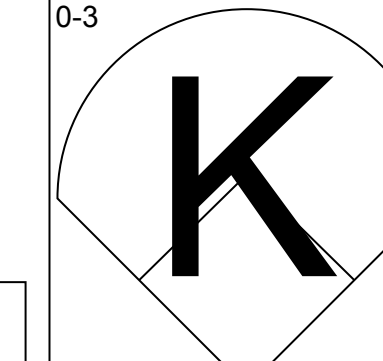
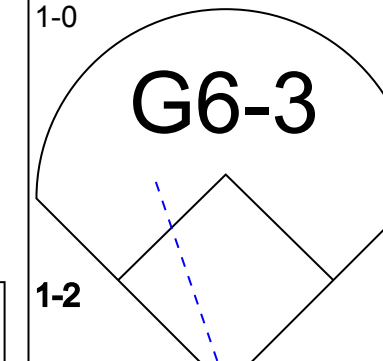
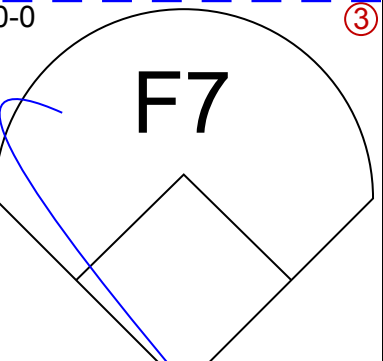

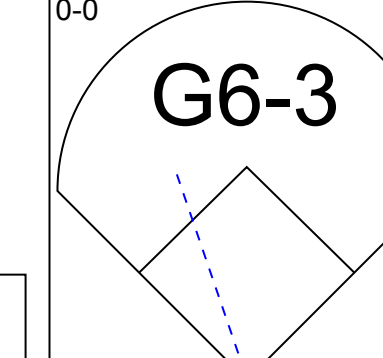
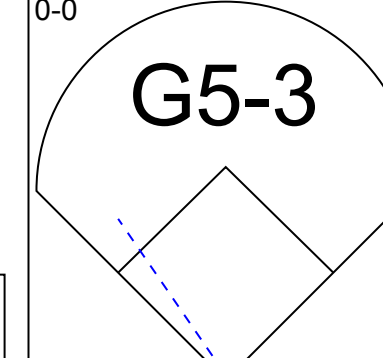
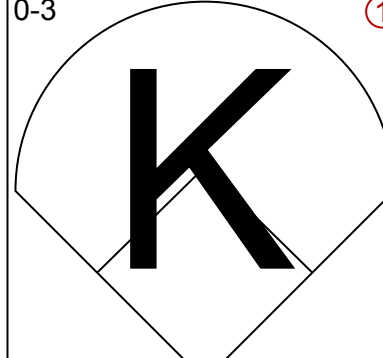
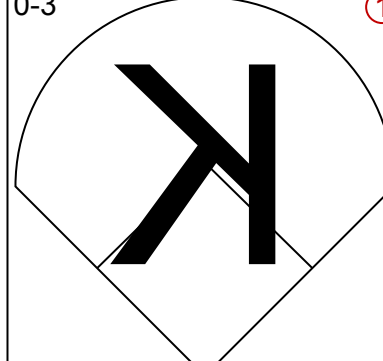
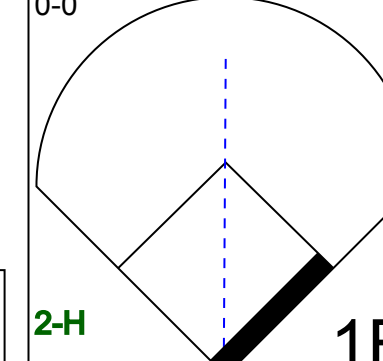
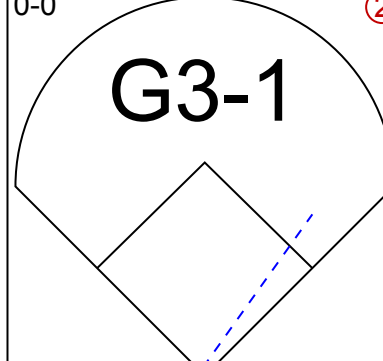
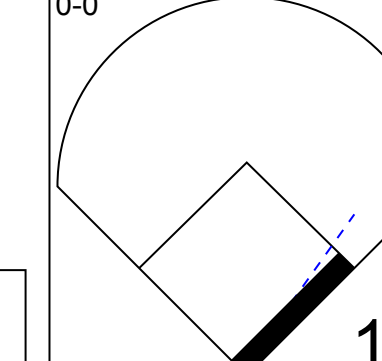
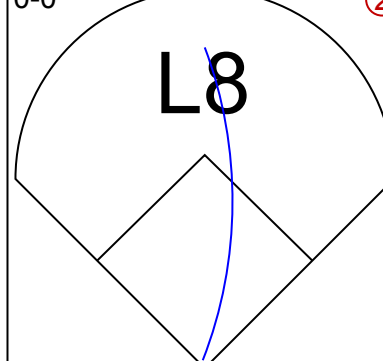
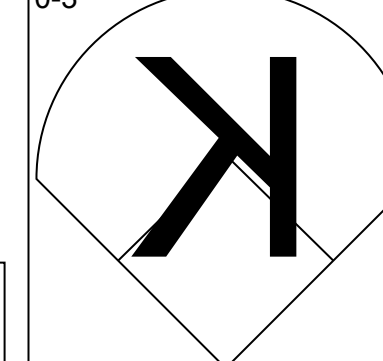
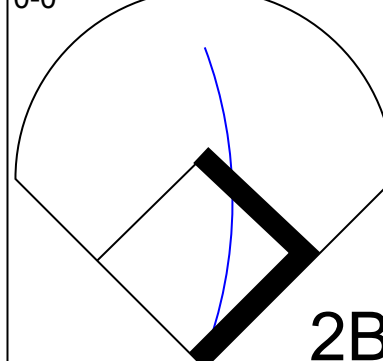
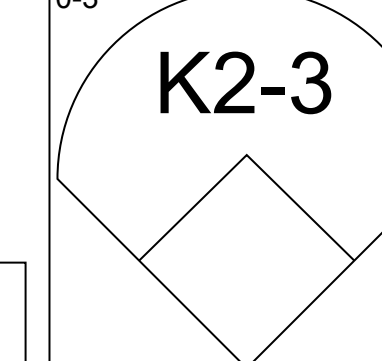
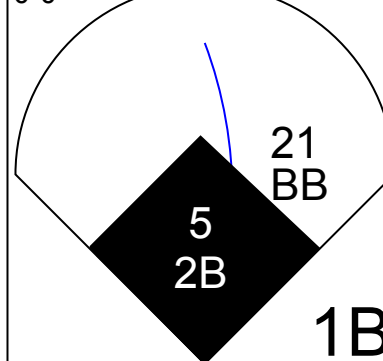
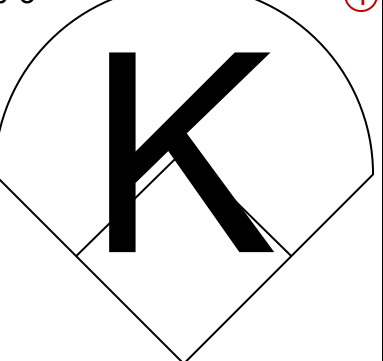
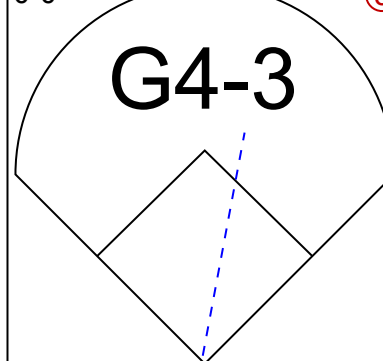
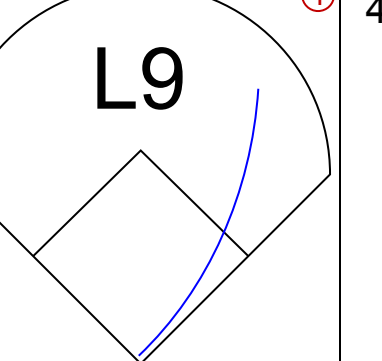
Batter	1	2	3	4	5	6	7	8	9	AB	R	H	RBI	BB	SO	LOB	BOTTOM																				
39 Danny Santana, R OBP: 0.339, SLG: 0.456 89 Engelb Vielma, S OBP: 1.000, SLG: 1.000	0-0 F7		0-0 SF7		0-0 G6-3		0-0 FC6-4 1B		1-0 DI E 1B	3	0	1	1	0	0	1																					
2 Brian Dozier, R OBP: 0.434, SLG: 0.702 Aderling Mejia, S	0-3 K		3-H K		1-0 E7 1B		0-0 FC6-4		1-0 E6	4	0	0	0	0	2	2																					
7 Joe Mauer, L OBP: 0.340, SLG: 0.391 Adam Brett Walker, R OBP: 0.222, SLG: 0.667	0-0 G5-3		0-0 F7		0-0 48 G5-4-3 1B		1-1 HR		0-3 K	3	0	1	0	0	0	1																					
48 Torii Hunter, R OBP: 0.395, SLG: 0.500 85 Chad Christensen, R OBP: 0.333, SLG: 0.333		0-0 G3		0-0 19 2B 1B		0-0 G5-4-3		0-0 F9		3	0	1	0	0	0	2																					
19 Kennys Vargas, S OBP: 0.324, SLG: 0.485 12 Chris Herrmann, L OBP: 0.356, SLG: 0.400		0-0 24 G4-3 1B		0-0 1-3 2B		0-0 G6-3		0-3 K		3	0	2	0	0	0	0																					
24 Trevor Plouffe, R OBP: 0.250, SLG: 0.296 17 Doug Bernier, R OBP: 0.333, SLG: 0.250		0-0 G4-3		0-0 P3		0-0 G5-3		0-3 K		3	0	0	0	0	3																						
31 Oswaldo Arcia, L OBP: 0.277, SLG: 0.447 21 Shane Robinson, R OBP: 0.333, SLG: 0.362		0-0 F8		0-3 K		0-3 K		0-0 G6-3		3	0	0	0	0	2	3																					
8 Kurt Suzuki, R OBP: 0.415, SLG: 0.500 43 Josmil Pinto, R OBP: 0.350, SLG: 0.368			0-0 1 1B 39 SF7 1B		0-0 L4		0-0 F7		0-0 F9	2	1	1	0	0	0	2																					
1 Jordan Schafer, L OBP: 0.316, SLG: 0.353 Jason Kanzler, R OBP: 0.500, SLG: 0.750			0-0 2 S 1B		0-0 2 WP 2 E 2B		0-0 F9		0-0 89 1B 89 DI E 1B	3	1	2	0	0	0	0																					
<b>Inning Stats</b>	R: 0 E: 0 K: 1 S: 5	H: 1 LOB: 1 BB: 0 P: 5	R: 0 E: 0 K: 0 S: 4	H: 1 LOB: 1 BB: 0 P: 4	R: 1 E: 0 K: 1 S: 7	H: 2 LOB: 1 BB: 0 P: 8	R: 0 E: 0 K: 1 S: 7	H: 2 LOB: 2 BB: 0 P: 7	R: 1 E: 1 K: 0 S: 5	H: 2 LOB: 1 BB: 0 P: 6	R: 0 E: 0 K: 1 S: 5	H: 0 LOB: 0 BB: 0 P: 5	R: 0 E: 0 K: 2 S: 9	H: 1 LOB: 1 BB: 0 P: 4	R: 1 E: 0 K: 1 S: 8	H: 1 LOB: 1 BB: 0 P: 10	R: 2 E: 1 K: 1 S: 8	H: 2 LOB: 1 BB: 0 P: 10	1B: 8 2B: 2 3B: 0 HR: 1	SF: 1 SAC: 0 DP: 1 HBP: 0	WP: 1 PB: 0 SB: 1 CS: 0	PA: 39															
<b>PITCHER</b>	IP	WLS	BF	H	R	ER	SO	BB	IBB	HBP	BLK	WP	HR	S	P	ERA	WHIP	<b>PITCHER</b>		IP	WLS	BF	H	R	ER	SO	BB	IBB	HBP	BLK	WP	HR	S	P	ERA	WHIP	
22 Rick Porcello, R ERA: 2.57	1.0	W	5	2	1	1	0	0	0	0	0	1	0	5	6	9.00	2.000	Pat Light, R ERA:		1.0		6	2	2	0	1	0	0	0	0	8	10	0.00	2.000			
32 Craig Breslow, L ERA: 15	1.0		3	0	0	0	1	0	0	0	0	0	0	5	5	0.00	0.000																				
28 Robbie Ross Jr., L ERA: 2.45	1.0		4	1	0	0	0	0	0	0	0	0	0	4	4	0.00	1.000																				
67 Brandon Workman, R ERA: 6.43	1.0		4	1	1	1	2	0	0	0	0	1	9	10	9.00	1.000																					
68 Matt Barnes, R ERA: 5.64	1.0		4	1	1	1	2	0	0	0	0	0	1	9	10	9.00	1.000																				

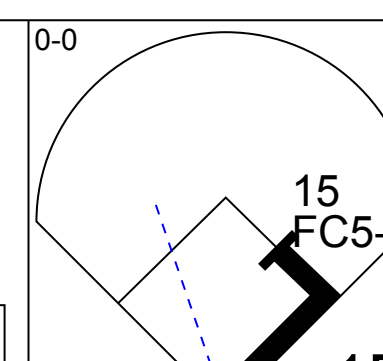
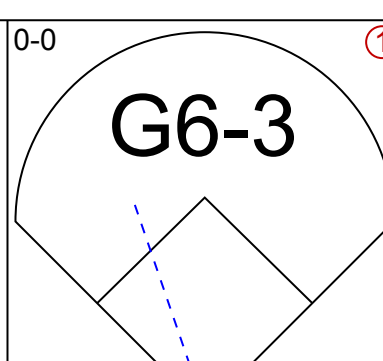
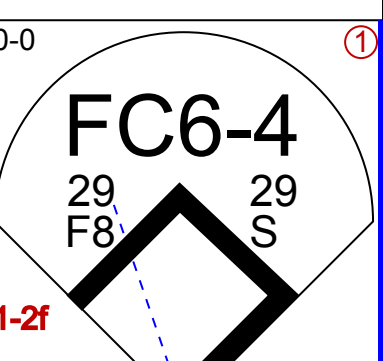
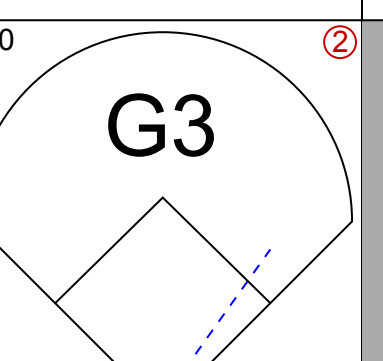
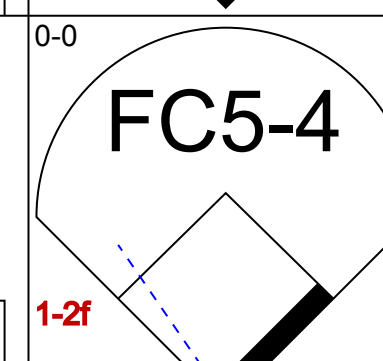
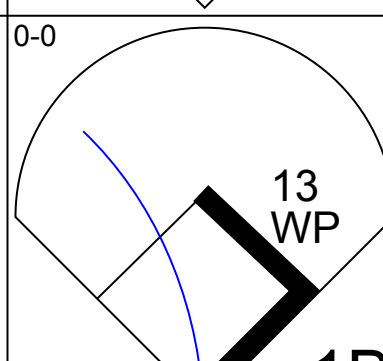
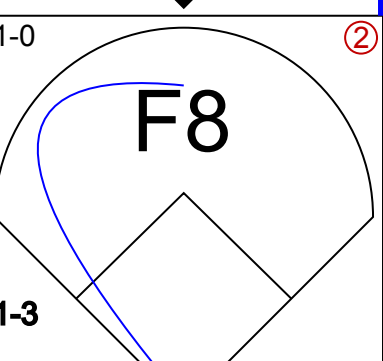
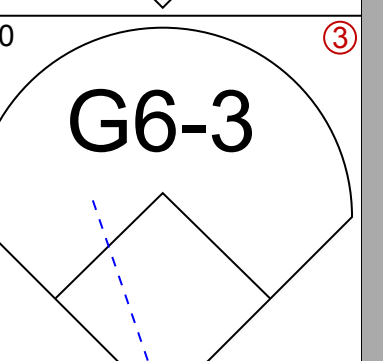
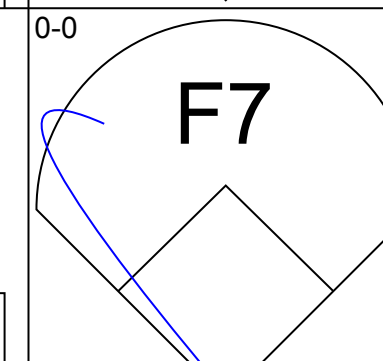
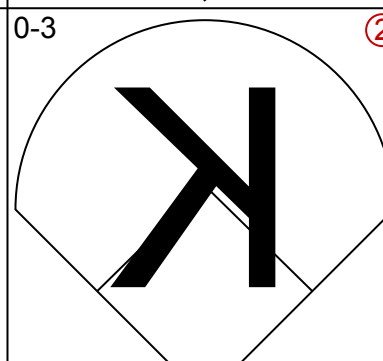
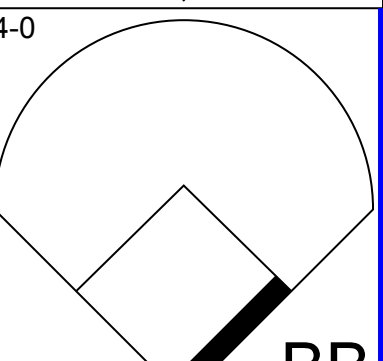
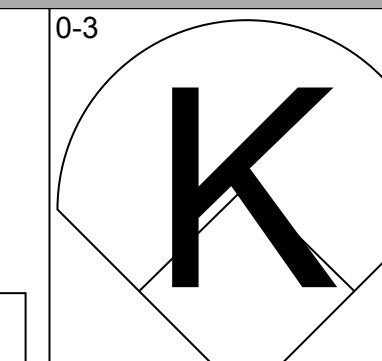
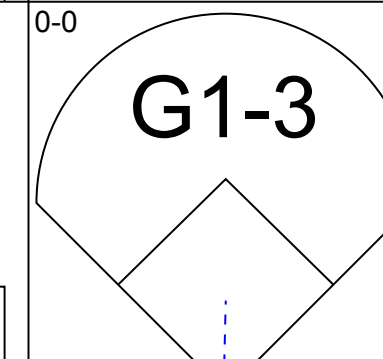
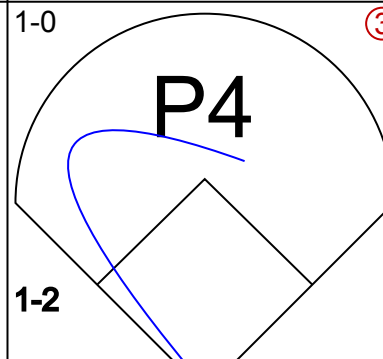
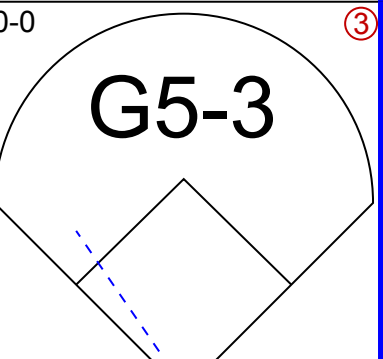
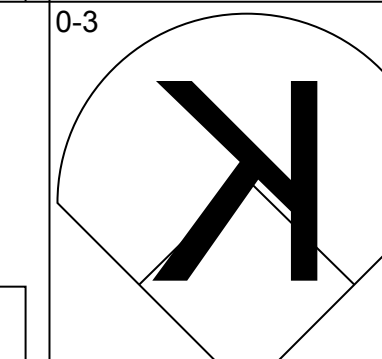
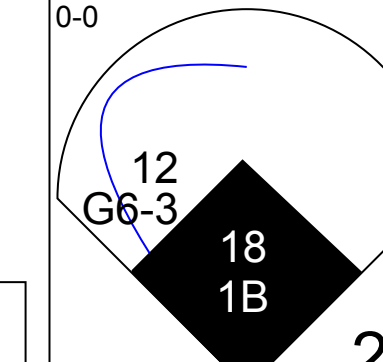
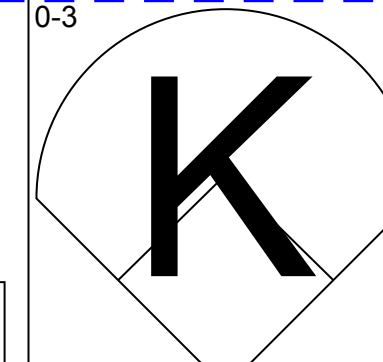
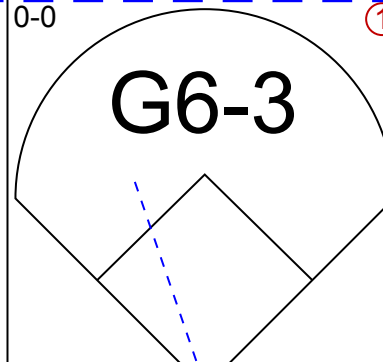
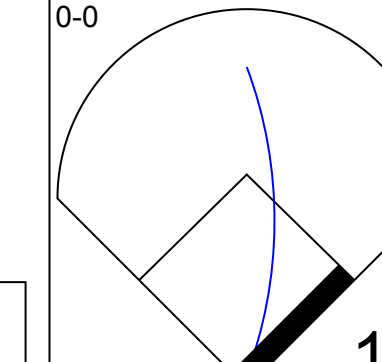
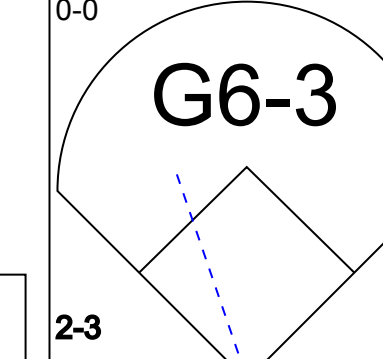
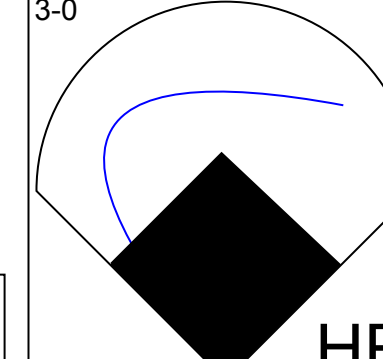
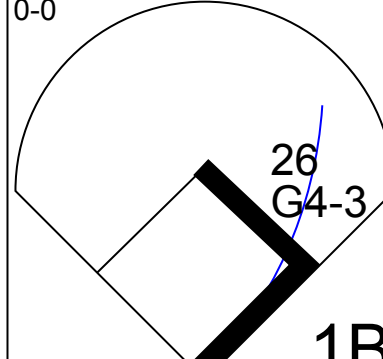
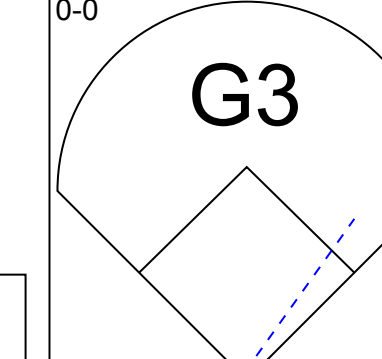
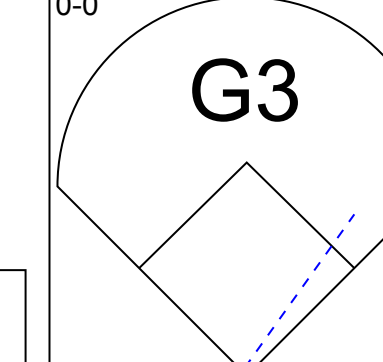
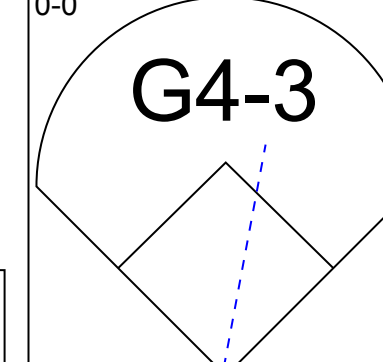
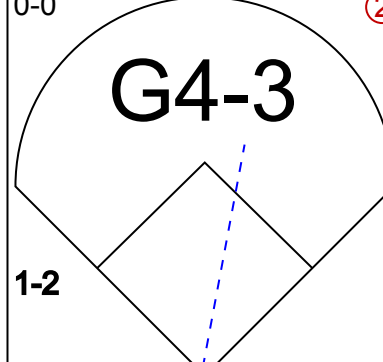
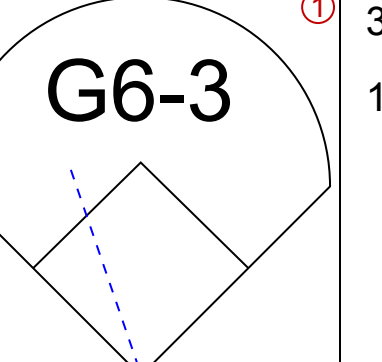
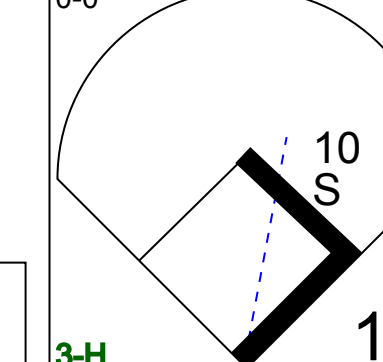
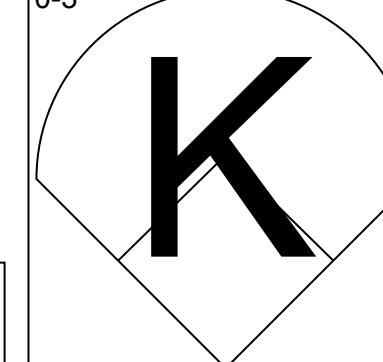
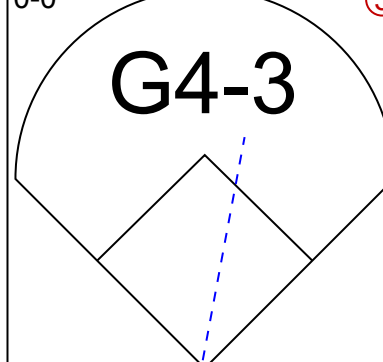
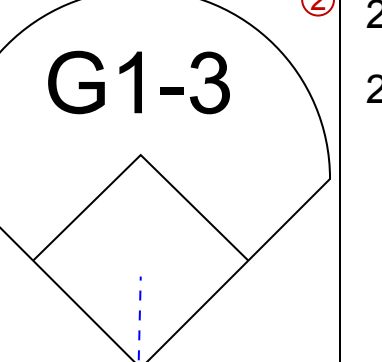
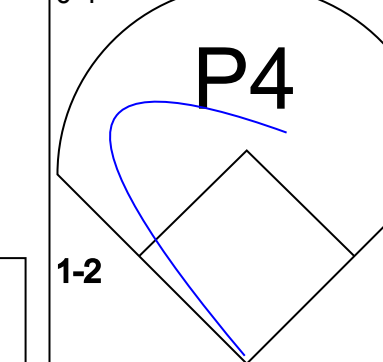
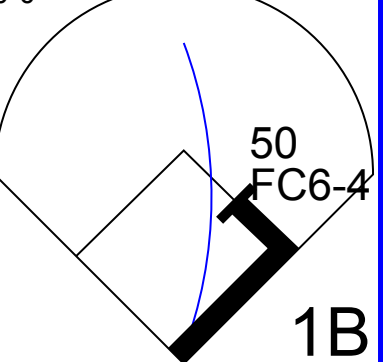
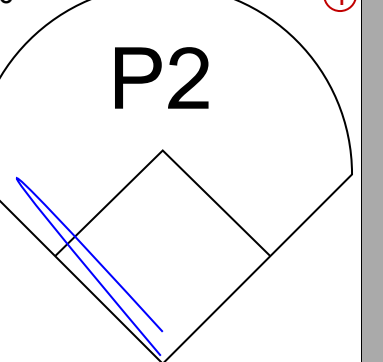
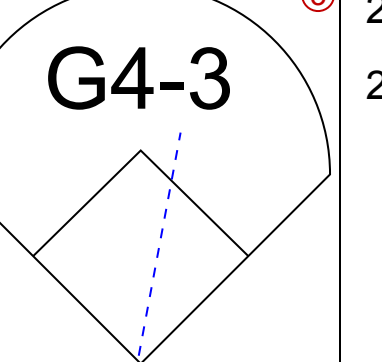
**Boston Red Sox @ Minnesota Twins**  
CenturyLink Sports Complex, Fort Myers, FL  
Thu Apr 02 2015, 7:06 PM - 9:47 PM EDT  
Att: 7,259 - Partly Cloudy - 79 F

AB 38  
R 5  
H 11  
RBI 2  
BB 0  
SO 7  
LOB 15





Batter	1	2	3	4	5	6	7	8	9	AB	R	H	RBI	BB	SO	LOB	TOP									
21 Shane Robinson, R (1, 8) Eric Farris, R (7, 8)										3	2	2	0	1	1	0	<b>Minnesota Twins @ Boston Red Sox</b> JetBlue Park, Ft. Myers, FL Fri Apr 03 2015, 7:08 PM - 9:56 PM EDT Att: 10,087 - Clear - 82 F									
5 Eduardo Escobar, S (1, 5) Heiker Meneses, R (7, 6)										4	1	2	3	0	0	1										
9 Eduardo Núñez, R (1, 6) Stephen Wickens, R (7, 5)										4	0	1	0	0	0	2										
Wilkin Ramirez, R (1, 9) Danny Ortiz, L (8, 9)										4	1	1	0	0	2	2										
31 Oswaldo Arcia, L (1, 7) 97 Travis Harrison, R (6, 7)										3	0	0	0	0	1	2										
Reynaldo Rodríguez, R (1, 3)										4	0	0	0	0	1	1										
12 Chris Herrmann, L (1, 2) Carlos Paulino, R (7, 2)										3	0	1	1	0	1	0										
Mike Gonzales, L (1, 10)										4	0	1	0	0	2	2										
17 Doug Bernier, R (1, 4)										4	1	1	0	0	1	1										
<b>Inning Stats</b>	R: 0 E: 0 K: 1 S: 5	H: 0 LOB: 0 BB: 0 P: 5	R: 0 E: 0 K: 2 S: 7	H: 0 LOB: 0 BB: 0 P: 7	R: 2 E: 0 K: 1 S: 7	H: 2 LOB: 1 BB: 1 P: 11	R: 1 E: 0 K: 1 S: 7	H: 2 LOB: 1 BB: 0 P: 8	R: 2 E: 0 K: 2 S: 10	H: 3 LOB: 1 BB: 0 P: 11	R: 0 E: 0 K: 1 S: 6	H: 1 LOB: 1 BB: 0 P: 6	R: 0 E: 1 K: 0 S: 5	H: 1 LOB: 1 BB: 0 P: 5	R: 0 E: 0 K: 1 S: 6	H: 1 LOB: 1 BB: 0 P: 6		R: 0 E: 0 K: 0 S: 4	H: 1 LOB: 2 BB: 1 P: 8	1B: 8 2B: 3 3B: 0 HR: 0	SF: 0 SAC: 0 DP: 0 HBP: 0	WP: 1 PB: 0 SB: 1 CS: 1	PA: 40			
<b>PITCHER</b>	IP	WLS	BF	H	R	ER	SO	BB	IBB	HBP	BLK	WP	HR	S	P	ERA		WHIP								
78 Brian Johnson, L (1, 1) ERA: 4.5	4.2	L	22	7	5	5	7	1	0	0	0	1	0	35	41	9.64		1.714								
46 Anthony Varvaro, R (7, 1) ERA: 1.98	1.1		5	1	0	0	1	0	0	0	0	0	0	7	7	0.00		0.750								
54 Edward Mujica, R (7, 1) ERA: 4.5	1.0		4	1	0	0	0	0	0	0	0	0	0	5	5	0.00		1.000								
36 Junichi Tazawa, R (8, 1) ERA: 4.5	1.0		4	1	0	0	1	0	0	0	0	0	0	6	6	0.00		1.000								
59 Tommy Layne, L (9, 1) ERA: 1.0	1.0		5	1	0	0	0	1	0	0	0	0	0	4	8	0.00		2.000								

Batter	1	2	3	4	5	6	7	8	9	AB	R	H	RBI	BB	SO	LOB	BOTTOM									
50 Mookie Betts, R (1, 8) 52 Quintin Berry, L (6, 7)										3	0	1	0	0	0	1	<b>Minnesota Twins @ Boston Red Sox</b> JetBlue Park, Ft. Myers, FL Fri Apr 03 2015, 7:08 PM - 9:56 PM EDT Att: 10,087 - Clear - 82 F									
15 Dustin Pedroia, R (1, 4) 29 Daniel Nava, S (5, 9)										2	0	1	0	0	0	1										
34 David Ortiz, L (1, 10) 72 Luke Montz, R (5, PR) (6, 10)										2	0	0	0	1	1	2										
13 Hanley Ramirez, R (1, 7) Manuel Margot, R (6, 8)										3	0	0	0	0	0	4										
48 Pablo Sandoval, S (1, 5) 5 Allen Craig, R (5, 5)										2	1	1	0	0	1	0										
12 Mike Napoli, R (1, 3) 30 Jemile Weeks, S (5, 3)										2	1	1	1	0	0	1										
26 Brock Holt, L (1, 6) 66 Reed Gagnani, S (8, 4)										3	0	0	0	0	0	2										
18 Shane Victorino, S (1, 9) 16 Jeff Bianchi, R (5, 4) (8, 6)										2	0	1	1	0	1	0										
10 Ryan Hanigan, R (1, 2) 3 Sandy León, S (6, 2)										2	0	1	0	0	0	1										
<b>Inning Stats</b>	R: 0 E: 0 K: 0 S: 4	H: 1 LOB: 1 BB: 0 P: 4	R: 1 E: 0 K: 0 S: 6	H: 2 LOB: 1 BB: 0 P: 6	R: 0 E: 0 K: 1 S: 6	H: 1 LOB: 1 BB: 0 P: 7	R: 1 E: 0 K: 2 S: 8	H: 1 LOB: 0 BB: 0 P: 11	R: 0 E: 0 K: 0 S: 4	H: 1 LOB: 1 BB: 0 P: 9	R: 0 E: 0 K: 0 S: 4	H: 0 LOB: 0 BB: 0 P: 4	R: 0 E: 0 K: 2 S: 8	H: 1 LOB: 1 BB: 0 P: 8	R: 0 E: 0 K: 0 S: 3	H: 0 LOB: 0 BB: 0 P: 3		R: 0 E: 0 K: 0 S: 3	H: 0 LOB: 0 BB: 0 P: 3	1B: 6 2B: 1 3B: 0 HR: 1	SF: 0 SAC: 0 DP: 0 HBP: 0	WP: 1 PB: 0 SB: 2 CS: 0	PA: 36			
<b>PITCHER</b>	IP	WLS	BF	H	R	ER	SO	BB	IBB	HBP	BLK	WP	HR	S	P	ERA		WHIP								
47 Ricky Nolasco, R (1, 1) ERA: 3.97	3.0	W	13	4	1	1	1	2	0	0	0	0	1	8	11	9.00		1.000								
52 Brian Duensing, L (4, 1) ERA: 8.18	1.0	H	4	1	1	1	2	0	0	0	0	0	0	4	9	0.00		2.000								
36 Blaine Boyer, R (5, 1) ERA: 1.26	1.0	H	5	1	0	0	0	1	0	0	0	0	0	4	4	0.00		1.000								
62 J.R. Graham, R (6, 1) ERA: 5.79	1.0	H	4	1	0	0	0	0	0	0	0	0	0	4	4	0.00		1.000								
Lester Oliveros, R (7, 1) ERA:	2.0	H	7	1	0	0	2	0	0	0	0	0	0	11	11	0.00		0.500								

AB	38
R	5
H	11
RBI	4
BB	2
SO	9
LOB	13





Batter	1	2	3	4	5	6	7	8	9	AB	R	H	RBI	BB	SO	LOB	TOP					
50 Mookie Betts, R (1, 8) OBP: 0.467, SLG: 0.750 52 Quintin Berry, L (3, 8) OBP: 0.333, SLG: 0.435										2	0	0	0	0	0	0						
15 Dustin Pedroia, R (1, 4) OBP: 0.390, SLG: 0.434 30 Jemile Weeks, S (4, FR) OBP: 0.358, SLG: 0.386										2	0	1	0	0	0	1						
34 David Ortiz, L (1, 10) OBP: 0.300, SLG: 0.333 72 Luke Montz, R (5, PH) OBP: 0.188, SLG: 0.387										2	0	0	0	0	2							
13 Hanley Ramirez, R (1, 7) OBP: 0.283, SLG: 0.404 5 Allen Craig, R (4, 7) OBP: 0.333, SLG: 0.404 Joseph Monge, R (8, 7)										2	1	1	0	0	0	0						
48 Pablo Sandoval, S (1, 5) OBP: 0.273, SLG: 0.389 26 Brock Holt, L (4, FR) OBP: 0.421, SLG: 0.283 89 Tzu-Wei Lin, L (8, 6)										2	0	2	1	0	0	0						
12 Mike Napoli, R (1, 3) OBP: 0.497, SLG: 0.875 29 Daniel Nava, S (4, 3) OBP: 0.453, SLG: 0.439 Noé Ramirez, R (9, 1)										2	0	0	1	0	0	2						
18 Shane Victorino, S (1, 9) OBP: 0.281, SLG: 0.286 16 Jeff Bianchi, R (4, 5) OBP: 0.318, SLG: 0.357										2	0	1	1	0	0	1						
2 Xander Bogaerts, R (1, 6) OBP: 0.368, SLG: 0.458 82 Forrest Allday, L (4, 9) OBP: 0.250, SLG: 0.250										2	0	1	0	0	0	3						
3 Sandy León, S (1, 2) OBP: 0.281, SLG: 0.300 40 Humberto Quintero, R (6, 2) OBP: 0.256, SLG: 0.250										2	1	1	0	0	0	1						
<b>Inning Stats</b>	R: 0 E: 1 K: 0 S: 3	H: 0 LOB: 0 BB: 0 P: 3	R: 0 E: 0 K: 0 S: 4	H: 1 LOB: 1 BB: 0 P: 4	R: 0 E: 0 K: 0 S: 3	H: 1 LOB: 0 BB: 0 P: 3	R: 3 E: 1 K: 0 S: 7	H: 4 LOB: 3 BB: 0 P: 7	R: 1 E: 0 K: 1 S: 7	H: 2 LOB: 1 BB: 0 P: 7	R: 0 E: 0 K: 0 S: 4	H: 1 LOB: 1 BB: 0 P: 4	R: 0 E: 0 K: 2 S: 8	H: 1 LOB: 1 BB: 0 P: 8	R: 0 E: 0 K: 1 S: 5	H: 0 LOB: 1 BB: 0 P: 6	R: 0 E: 0 K: 0 S: 2	H: 0 LOB: 0 BB: 1 P: 6	1B: 7 2B: 2 3B: 1 HR: 0	SF: 1 SAC: 0 DP: 3 HBP: 1	WP: 0 PB: 0 SB: 0 CS: 0	PA: 37
<b>PITCHER</b>	IP WLS BF H R ER SO BB IBB HBP BLK WP HR S P ERA WHIP																					
44 Kyle Gibson, R (1, 1) ERA: 3.51 15 Glen Perkins, L (7, 1) ERA: 1.5 50 Casey Fien, R (8, 1) ERA: 0.82 64 Aaron Thompson, L (9, 1) ERA: 1.93	6.0 L 26 9 4 4 1 0 0 0 0 0 0 0 0 28 28 6.00 1.500																					

Boston Red Sox @ Minnesota Twins  
CenturyLink Sports Complex, Fort Myers, FL  
Sat Apr 04 2015, 1:08 PM - 3:13 PM EDT  
Att: 6,147 - Sunny - 81 F

AB 34  
R 4  
H 10  
RBI 4  
BB 1  
SO 4  
LOB 17



Batter	1	2	3	4	5	6	7	8	9	AB	R	H	RBI	BB	SO	LOB	BOTTOM					
39 Danny Santana, S (1, 6) OBP: 0.328, SLG: 0.441 Argenis Diaz, R (5, 6) OBP: 0.167, SLG: 0.182										2	0	0	0	0	0	0						
2 Brian Dozier, R (1, 4) OBP: 0.436, SLG: 0.694 James Beresford, L (5, 4) OBP: 0.185, SLG: 0.083										2	0	1	0	0	1	1						
7 Joe Mauer, L (1, 3) OBP: 0.347, SLG: 0.409 Brock Peterson, R (5, 3) OBP: 0.750, SLG: 0.500										2	1	1	0	0	0	1						
48 Torii Hunter, R (1, 9) OBP: 0.400, SLG: 0.524 Danny Ortiz, L (5, 9) OBP: 0.105, SLG: 0.333										2	0	1	1	0	0	1						
19 Kennys Vargas, S (1, 10) OBP: 0.329, SLG: 0.485 84 Trey Vavra, R (6, PH) (7, 10) 82 Tanner Vavra, R (8, PH) (9, 10)										2	0	1	0	0	0	1						
24 Trevor Plouffe, R (1, 5) OBP: 0.258, SLG: 0.304 96 Nate Hanson, R (5, 5) Jose Martinez, R (9, 5) OBP: 0.172, SLG: 0.207										2	0	1	0	0	0	0						
31 Oswaldo Arcia, L (1, 7) OBP: 0.260, SLG: 0.423 Reynaldo Rodriguez, R (5, 7) OBP: 0.182, SLG: 0.182 97 Alex Swim, L (9, PH)										2	0	1	0	0	0	2						
8 Kurt Suzuki, R (1, 2) OBP: 0.386, SLG: 0.463 Eric Fryer, R (7, 2) OBP: 0.343, SLG: 0.515										3	0	0	0	0	0	4						
1 Jordan Schafer, L (1, 8) OBP: 0.305, SLG: 0.340 Eric Farris, R (5, 8) OBP: 0.211, SLG: 0.263										2	0	0	0	0	0	3						
<b>Inning Stats</b>	R: 0 E: 0 K: 0 S: 4	H: 1 LOB: 1 BB: 0 P: 4	R: 0 E: 0 K: 0 S: 5	H: 2 LOB: 2 BB: 0 P: 5	R: 1 E: 1 K: 1 S: 7	H: 2 LOB: 1 BB: 0 P: 7	R: 0 E: 0 K: 0 S: 4	H: 1 LOB: 1 BB: 0 P: 4	R: 1 E: 0 K: 0 S: 3	H: 1 LOB: 1 BB: 1 P: 7	R: 0 E: 0 K: 1 S: 6	H: 1 LOB: 1 BB: 0 P: 6	R: 0 E: 0 K: 0 S: 3	H: 0 LOB: 0 BB: 0 P: 3	R: 0 E: 0 K: 1 S: 5	H: 1 LOB: 0 BB: 0 P: 5	R: 0 E: 0 K: 0 S: 5	H: 2 LOB: 2 BB: 0 P: 5	1B: 8 2B: 4 3B: 0 HR: 0	SF: 0 SAC: 0 DP: 1 HBP: 0	WP: 0 PB: 0 SB: 0 CS: 1	PA: 37
<b>PITCHER</b>	IP WLS BF H R ER SO BB IBB HBP BLK WP HR S P ERA WHIP																					
63 Justin Masterson, R (1, 1) ERA: 3.52 28 Robbie Ross Jr., L (6, 1) ERA: 2.16 77 Jonathan Aro, R (7, 1) ERA: 4.32 Dana Eveland, L (8, 1) ERA: 4.32 Noé Ramirez, R (9, 1) ERA: 2.45	5.0 W 22 7 2 2 1 1 0 0 0 0 0 0 0 6 6 3.60 1.600																					

Boston Red Sox @ Minnesota Twins  
CenturyLink Sports Complex, Fort Myers, FL  
Sat Apr 04 2015, 1:08 PM - 3:13 PM EDT  
Att: 6,147 - Sunny - 81 F

AB 36  
R 2  
H 11  
RBI 2  
BB 1  
SO 3  
LOB 16





Batter	1	2	3	4	5	6	7	8	9	AB	R	H	RBI	BB	SO	LOB	TOP							
39 Danny Santana, S (1,6)	L5			L4		K			F8	4	0	0	0	0	1	2								
2 Brian Dozier, R (1,4) OBP: 0.250, SLG: 0.250	P3			P2		G6-4-3			7 1B	4	0	1	0	0	0	2								
7 Joe Mauer, L (1,3) OBP: 0.250, SLG: 0.250	G4-3			K					1B	4	0	1	0	0	1	0								
48 Torii Hunter, R (1,9)		K			F9				1B	4	0	0	0	0	2	2								
19 Kennys Vargas, S (1,10) OBP: 0.333, SLG: 0.333	G4-3				1B				K	3	0	1	0	0	0	0								
24 Trevor Plouffe, R (1,5)	L7				F8					3	0	0	0	0	0	1								
31 Oswaldo Arcia, L (1,7)			G4-3		K					3	0	0	0	0	2	1								
8 Kurt Suzuki, R (1,2) OBP: 0.333, SLG: 0.333			F7			1B			F8	3	0	1	0	0	0	0								
1 Jordan Schafer, L (1,8) OBP: 0.500, SLG: 0.500			F8			1B				2	0	1	0	0	0	0								
5 Eduardo Escobar, S (9,PH)						1B			G6-3	1	0	0	0	0	0	0								
<b>Inning Stats</b>	R: 0 E: 0 K: 0 S: 6	H: 0 LOB: 0 BB: 0 P: 8	R: 0 E: 0 K: 1 S: 9	H: 0 LOB: 0 BB: 0 P: 13	R: 0 E: 0 K: 0 S: 9	H: 0 LOB: 0 BB: 0 P: 13	R: 0 E: 0 K: 1 S: 7	H: 0 LOB: 0 BB: 0 P: 9	R: 0 E: 0 K: 1 S: 8	H: 1 LOB: 1 BB: 0 P: 11	R: 0 E: 0 K: 1 S: 9	H: 2 LOB: 1 BB: 0 P: 14	R: 0 E: 0 K: 0 S: 8	H: 0 LOB: 0 BB: 0 P: 11	R: 0 E: 0 K: 1 S: 6	H: 0 LOB: 0 BB: 0 P: 6	R: 0 E: 0 K: 1 S: 16	H: 2 LOB: 2 BB: 0 P: 20	1B: 5 2B: 0 3B: 0 HR: 0	SF: 0 SAC: 0 DP: 1 HBP: 0	WP: 0 PB: 0 SB: 0 CS: 0	PA: 31		
<b>PITCHER</b>	IP WLS BF ERA	WLS BF ERA	H R ER SO	R ER SO	BB IBB HBP BLK	WP HR S P	ERA WHIP	<b>PITCHER</b>	IP WLS BF ERA	WLS BF ERA	H R ER SO	R ER SO	BB IBB HBP BLK	WP HR S P	ERA WHIP									
14 David Price, L (1,1) ERA:	8.2	W	30	5	0	0	5	0	0	0	0	0	0	0	0	0	0	0.00	0.577					
36 Joe Nathan, R (9,1) ERA:	0.1	S	1	0	0	0	1	0	0	0	0	0	0	0	0	0	0	0.00	0.000					

Minnesota Twins @ Detroit Tigers  
Comerica Park, Detroit, MI  
Mon Apr 06 2015, 1:10 PM - 3:38 PM EDT  
Att: 45,030 - Partly Cloudy - 52 F

AB 31  
R 0  
H 5  
RBI 0  
BB 0  
SO 6  
LOB 8



Batter	1	2	3	4	5	6	7	8	9	AB	R	H	RBI	BB	SO	LOB	BOTTOM						
20 Rajai Davis, R (1,8)	G4-3	FC6-5		K					3 G6-3 BB	3	0	0	0	1	1	3							
3 Ian Kinsler, R (1,4) OBP: 0.500, SLG: 0.500	1B	K			24 G5-4-3 1B				G6-3	4	0	2	0	0	1	3							
24 Miguel Cabrera, R (1,3)	F9		P4		G5-4-3				P3	4	0	0	0	0	0	3							
41 Victor Martinez, S (1,10) OBP: 0.250, SLG: 0.250	L6		L9		K				1B	4	0	1	0	0	1	1							
28 J.D. Martinez, R (1,9) OBP: 0.250, SLG: 1.000		HR	K			F9			F8	4	1	1	1	0	1	1							
52 Yoenis Cespedes, R (1,7) OBP: 0.500, SLG: 1.250		13 HR 2B		F8		9 SF8 3B			F9	4	2	2	0	0	0	1							
9 Nick Castellanos, R (1,5)		K		FC6-4		SF8			L6	2	0	0	1	1	1	2							
17 Andrew Romine, S (9,5)				1 FC6-4 13 1B BB						0	0	0	0	0	0	0							
13 Alex Avila, L (1,2) OBP: 0.667, SLG: 1.667		2H HR		1 FC6-4 1B						3	1	2	2	0	1	0							
1 Jose Iglesias, R (1,6) OBP: 0.667, SLG: 0.667		20 FC6-5 20 1B		1-2 FC6-4 1B		3 G6-3 20 S				3	0	2	0	0	0	2							
<b>Inning Stats</b>	R: 0 E: 0 K: 0 S: 10	H: 1 LOB: 1 BB: 0 P: 11	R: 3 E: 0 K: 2 S: 20	H: 4 LOB: 1 BB: 0 P: 27	R: 0 E: 0 K: 1 S: 7	H: 0 LOB: 0 BB: 0 P: 10	R: 0 E: 0 K: 1 S: 12	H: 1 LOB: 2 BB: 1 P: 18	R: 0 E: 0 K: 1 S: 8	H: 1 LOB: 0 BB: 0 P: 10	R: 1 E: 0 K: 1 S: 11	H: 1 LOB: 0 BB: 0 P: 17	R: 0 E: 0 K: 0 S: 10	H: 1 LOB: 1 BB: 1 P: 19	R: 0 E: 0 K: 0 S: 10	H: 1 LOB: 1 BB: 0 P: 12	1B: 6 2B: 1 3B: 1 HR: 2	SF: 1 SAC: 0 DP: 2 HBP: 0	WP: 0 PB: 0 SB: 3 CS: 0	PA: 34			
<b>PITCHER</b>	IP WLS BF ERA	WLS BF ERA	H R ER SO	R ER SO	BB IBB HBP BLK	WP HR S P	ERA WHIP	<b>PITCHER</b>	IP WLS BF ERA	WLS BF ERA	H R ER SO	R ER SO	BB IBB HBP BLK	WP HR S P	ERA WHIP								
45 Phil Hughes, R (1,1) ERA: 6.0	6.0	L	26	8	4	4	6	1	0	0	0	0	0	0	0	0	6.00	1.500					
62 J.R. Graham, R (7,1) ERA:	2.0		8	2	0	0	0	1	0	0	0	0	0	0	0	0	0.00	1.500					

Minnesota Twins @ Detroit Tigers  
Comerica Park, Detroit, MI  
Mon Apr 06 2015, 1:10 PM - 3:38 PM EDT  
Att: 45,030 - Partly Cloudy - 52 F

AB 31  
R 4  
H 10  
RBI 4  
BB 2  
SO 6  
LOB 16













Batter	1	2	3	4	5	6	7	8	9	AB	R	H	RBI	BB	SO	LOB	TOP			
2 Brian Dozier, R OBP: 0.176, SLG: 0.353										6	1	2	1	0	1	1				
5 Eduardo Escobar, S OBP: 0.300, SLG: 0.333										4	2	1	0	0	2	2				
7 Joe Mauer, L OBP: 0.500, SLG: 0.333										2	0	1	1	3	1	0				
48 Torii Hunter, R OBP: 0.125, SLG: 0.125										5	1	1	0	0	1	7				
19 Kennys Vargas, S OBP: 0.364, SLG: 0.308										4	0	1	0	1	1	3				
24 Trevor Plouffe, R OBP: 0.267, SLG: 0.083										3	0	0	0	2	0	2				
31 Oswaldo Arcia, L OBP: 0.394, SLG: 0.222										3	0	1	0	2	1	3				
21 Shane Robinson, R OBP: 0.231, SLG: 0.308										5	0	1	2	0	2	3				
8 Kurt Suzuki, R OBP: 0.286, SLG: 0.231										4	1	2	1	1	0	3				
1 Jordan Schafer, L OBP: 0.231, SLG: 0.308										5	0	1	2	0	2	3				
<b>Inning Stats</b>	R: 1 H: 1 E: 0 K: 1 S: 19	H: 1 LOB: 3 BB: 2 P: 33	R: 0 H: 2 E: 0 K: 3 S: 17	H: 2 LOB: 3 BB: 1 P: 25	R: 0 H: 0 E: 0 K: 1 S: 9	H: 0 LOB: 0 BB: 0 P: 14	R: 0 H: 0 E: 0 K: 1 S: 6	H: 0 LOB: 0 BB: 0 P: 11	R: 1 H: 1 E: 0 K: 0 S: 15	H: 1 LOB: 3 BB: 3 P: 30	R: 0 H: 2 E: 0 K: 0 S: 8	H: 2 LOB: 2 BB: 1 P: 15	R: 0 H: 0 E: 0 K: 2 S: 8	H: 0 LOB: 0 BB: 0 P: 12	R: 3 H: 3 E: 0 K: 1 S: 17	H: 3 LOB: 1 BB: 1 P: 27	1B: 8 2B: 1 3B: 0 HR: 1	SF: 0 SAC: 0 DP: 0 HBP: 0	WP: 2 PB: 0 SB: 1 CS: 0	PA: 46
<b>PITCHER</b>	IP: 4.2 WLS: L BF: 25 ERA: 3.86	H: 4 R: 2 ER: 2 SO: 6	BB: 5 IBB: 1 HBP: 1 BLK: 1	WP: 2 HR: 0 S: 64 P: 110	ERA: 3.86 WHIP: 1.929	IP: 5.1 WLS: L BF: 21 ERA: 3.95	H: 1 R: 1 ER: 1 SO: 2	BB: 1 IBB: 0 HBP: 0 BLK: 0	WP: 0 HR: 1 S: 15 P: 26	ERA: 6.75 WHIP: 1.500	IP: 7.1 WLS: L BF: 31 ERA: 10.13	H: 2 R: 0 ER: 0 SO: 2	BB: 0 IBB: 0 HBP: 0 BLK: 0	WP: 0 HR: 0 S: 16 P: 27	ERA: 0.00 WHIP: 1.000	IP: 9.1 WLS: L BF: 37 ERA: 18.0	H: 3 R: 3 ER: 3 SO: 1	BB: 0 IBB: 1 HBP: 0 BLK: 0	WP: 0 HR: 0 S: 17 P: 27	ERA: 18.00 WHIP: 3.000

Minnesota Twins @ Chicago White Sox  
U.S. Cellular Field, Chicago, IL  
Fri Apr 10 2015, 4:12 PM - 7:12 PM EDT  
Att: 38,533 - Sunny - 66 F

AB	36
R	6
H	10
RBI	5
BB	9
SO	9
LOB	24



Batter	1	2	3	4	5	6	7	8	9	AB	R	H	RBI	BB	SO	LOB	BOTTOM					
1 Adam Eaton, L OBP: 0.125, SLG: 0.188										4	0	1	0	0	0	1						
53 Melky Cabrera, S OBP: 0.125, SLG: 0.125										4	0	0	0	0	0	2						
79 José Abreu, R OBP: 0.313, SLG: 0.571										3	0	0	0	1	0	1						
26 Avisail Garcia, R OBP: 0.429, SLG: 0.364										2	0	0	0	1	1	0						
25 Adam LaRoche, L OBP: 0.133, SLG: 0.143										3	0	0	0	0	2	2						
10 Alexei Ramirez, R OBP: 0.077, SLG: 0.083										3	0	0	0	0	1	0						
15 Gordon Beckham, R OBP: 0.286, SLG: 0.286										3	0	0	0	0	0	0						
21 Tyler Flowers, R OBP: 0.250, SLG: 0.750										3	0	1	0	0	2	0						
7 Micah Johnson, L OBP: 0.333, SLG: 0.444										3	0	1	0	0	1	1						
<b>Inning Stats</b>	R: 0 H: 0 E: 0 K: 1 S: 11	H: 0 LOB: 2 BB: 2 P: 25	R: 0 H: 0 E: 0 K: 1 S: 8	H: 0 LOB: 0 BB: 0 P: 9	R: 0 H: 1 E: 0 K: 0 S: 6	H: 1 LOB: 0 BB: 0 P: 7	R: 0 H: 0 E: 0 K: 2 S: 9	H: 0 LOB: 0 BB: 0 P: 13	R: 0 H: 0 E: 0 K: 1 S: 11	H: 0 LOB: 0 BB: 0 P: 16	R: 0 H: 0 E: 0 K: 1 S: 9	H: 0 LOB: 0 BB: 0 P: 12	R: 0 H: 0 E: 0 K: 0 S: 3	H: 0 LOB: 0 BB: 0 P: 6	R: 0 H: 1 E: 0 K: 1 S: 12	H: 1 LOB: 1 BB: 0 P: 17	R: 0 H: 1 E: 0 K: 0 S: 5	H: 1 LOB: 0 BB: 0 P: 7	1B: 1 2B: 3 3B: 0 HR: 0	SF: 0 SAC: 0 DP: 1 HBP: 0	WP: 0 PB: 0 SB: 0 CS: 1	PA: 30
<b>PITCHER</b>	IP: 7.2 WLS: W BF: 26 ERA: 0.00	H: 2 R: 0 ER: 0 SO: 7	BB: 2 IBB: 0 HBP: 0 BLK: 0	WP: 0 HR: 0 S: 65 P: 100	ERA: 0.00 WHIP: 0.522	IP: 8.1 WLS: S BF: 4 ERA: 0.00	H: 1 R: 0 ER: 0 SO: 0	BB: 0 IBB: 0 HBP: 0 BLK: 0	WP: 0 HR: 9 S: 12 P: 12	ERA: 0.00 WHIP: 0.750												

Minnesota Twins @ Chicago White Sox  
U.S. Cellular Field, Chicago, IL  
Fri Apr 10 2015, 4:12 PM - 7:12 PM EDT  
Att: 38,533 - Sunny - 66 F

AB	28
R	0
H	3
RBI	0
BB	2
SO	7
LOB	7





Batter	1	2	3	4	5	6	7	8	9	AB	R	H	RBI	BB	SO	LOB	TOP			
39 Danny Santana, S OBP: 0.125, SLG: 0.125										4	1	2	1	0	0	1	<b>Minnesota Twins @ Chicago White Sox</b> U.S. Cellular Field, Chicago, IL Sat Apr 11 2015, 2:09 PM - 5:02 PM EDT Att: 22,317 - Sunny - 72 F			
2 Brian Dozier, R OBP: 0.190, SLG: 0.381										4	0	1	1	0	1	1				
7 Joe Mauer, L OBP: 0.400, SLG: 0.250										4	0	0	0	0	1	2				
19 Kennys Vargas, S OBP: 0.263, SLG: 0.235										4	0	0	0	0	2	1				
24 Trevor Plouffe, R OBP: 0.316, SLG: 0.200										3	1	1	0	1	0	0				
31 Oswaldo Arcia, L OBP: 0.357, SLG: 0.250										3	0	1	0	0	1	2				
48 Torii Hunter, R OBP: 0.118, SLG: 0.118										1	0	0	0	0	0	1				
12 Chris Herrmann, L OBP: 0.200, SLG: 0.600										4	1	1	1	0	1	2				
21 Shane Robinson, R OBP: 0.200, SLG: 0.200										4	1	1	1	0	2	1				
1 Jordan Schafer, L OBP: 0.235, SLG: 0.294										4	0	1	0	0	2	1				
<b>Inning Stats</b>	R: 0 E: 0 K: 1 S: 12	H: 1 LOB: 1 BB: 0 P: 16	R: 4 E: 0 K: 2 S: 23	H: 5 LOB: 1 BB: 0 P: 33	R: 0 E: 0 K: 0 S: 12	H: 1 LOB: 1 BB: 0 P: 18	R: 0 E: 0 K: 0 S: 7	H: 1 LOB: 0 BB: 0 P: 10	R: 0 E: 0 K: 2 S: 11	H: 0 LOB: 0 BB: 0 P: 6	R: 0 E: 0 K: 1 S: 10	H: 0 LOB: 1 BB: 0 P: 15	R: 0 E: 0 K: 1 S: 9	H: 0 LOB: 1 BB: 0 P: 16	R: 0 E: 0 K: 3 S: 11	H: 0 LOB: 0 BB: 0 P: 15	1B: 5 2B: 2 3B: 1 HR: 0	SF: 0 SAC: 0 DP: 0 HBP: 0	WP: 0 PB: 0 SB: 2 CS: 1	PA: 37
<b>PITCHER</b>	IP WLS BF H R ER SO BB IBB HBP BLK WP HR S P ERA WHIP	7.0 W 4 0 0 4 6 0 0 0 0 0 0 80 113 5.14 1.143	1.0 W 4 0 0 0 1 1 0 0 0 0 0 9 16 0.00 1.000	1.0 S 3 0 0 0 3 0 0 0 0 0 0 11 15 0.00 0.000	<b>PITCHER</b>										IP WLS BF H R ER SO BB IBB HBP BLK WP HR S P ERA WHIP	IP WLS BF H R ER SO BB IBB HBP BLK WP HR S P ERA WHIP				

AB	35
R	4
H	8
RBI	4
BB	1
SO	10
LOB	12



Batter	1	2	3	4	5	6	7	8	9	AB	R	H	RBI	BB	SO	LOB	BOTTOM			
1 Adam Eaton, L OBP: 0.100, SLG: 0.150										4	0	0	0	0	0	2	<b>Minnesota Twins @ Chicago White Sox</b> U.S. Cellular Field, Chicago, IL Sat Apr 11 2015, 2:09 PM - 5:02 PM EDT Att: 22,317 - Sunny - 72 F			
53 Melky Cabrera, S OBP: 0.150, SLG: 0.150										4	1	1	0	0	1	0				
79 José Abreu, R OBP: 0.300, SLG: 0.471										3	0	0	0	0	0	0				
25 Adam LaRoche, L OBP: 0.211, SLG: 0.353										3	1	1	1	1	1	0				
26 Avisail García, R OBP: 0.444, SLG: 0.467										4	1	2	1	0	0	0				
10 Alexei Ramirez, R OBP: 0.099, SLG: 0.063										4	1	0	0	0	1	4				
12 Conor Gillaspie, L OBP: 0.500, SLG: 0.667										4	0	3	1	0	0	2				
15 Gordon Beckham, R OBP: 0.286, SLG: 0.286										0	0	0	0	0	0	0				
58 Geovany Soto, R OBP: 0.400, SLG: 1.000										3	1	2	1	0	0	1				
20 JB Shuck, L OBP: 0.333, SLG: 0.333										1	0	1	1	0	0	0				
21 Tyler Flowers, R OBP: 0.250, SLG: 0.750										0	0	0	0	0	0	0				
7 Micah Johnson, L OBP: 0.250, SLG: 0.333										3	0	0	0	0	2	3				
<b>Inning Stats</b>	R: 0 E: 0 K: 0 S: 4	H: 0 LOB: 0 BB: 0 P: 7	R: 2 E: 0 K: 1 S: 13	H: 4 LOB: 2 BB: 0 P: 17	R: 1 E: 0 K: 0 S: 15	H: 2 LOB: 2 BB: 1 P: 29	R: 1 E: 0 K: 0 S: 13	H: 1 LOB: 0 BB: 0 P: 18	R: 0 E: 0 K: 1 S: 7	H: 0 LOB: 0 BB: 0 P: 9	R: 0 E: 0 K: 2 S: 15	H: 1 LOB: 1 BB: 0 P: 20	R: 0 E: 0 K: 1 S: 9	H: 0 LOB: 0 BB: 0 P: 12	R: 1 E: 1 K: 0 S: 11	H: 2 LOB: 2 BB: 0 P: 14	1B: 6 2B: 2 3B: 0 HR: 2	SF: 0 SAC: 0 DP: 1 HBP: 1	WP: 0 PB: 0 SB: 0 CS: 0	PA: 35
<b>PITCHER</b>	IP WLS BF H R ER SO BB IBB HBP BLK WP HR S P ERA WHIP	5.0 L 4 1 0 0 2 1 0 0 0 0 0 15 20 0.00 1.000	1.1 L 4 0 0 0 1 0 0 0 0 0 0 12 16 0.00 0.000	0.2 L 4 2 1 0 0 0 0 0 0 0 0 8 10 0.00 3.000	<b>PITCHER</b>										IP WLS BF H R ER SO BB IBB HBP BLK WP HR S P ERA WHIP	IP WLS BF H R ER SO BB IBB HBP BLK WP HR S P ERA WHIP				

AB	33
R	5
H	10
RBI	5
BB	1
SO	5
LOB	12





Batter	1	2	3	4	5	6	7	8	9	AB	R	H	RBI	BB	SO	LOB	TOP			
39 Danny Santana, S OBP: 0.200, SLG: 0.250	F8		2B		1B			K2-3		4	0	2	1	0	1	0	<b>Minnesota Twins @ Chicago White Sox</b> U.S. Cellular Field, Chicago, IL Sun Apr 12 2015, 2:10 PM - 5:05 PM EDT Att: 23,057 - Partly Cloudy - 71 F			
2 Brian Dozier, R OBP: 0.230, SLG: 0.360	G5-3		K		FC5			7 1B 48 FC3		4	1	1	0	0	1	3				
7 Joe Mauer, L OBP: 0.417, SLG: 0.300			K				G4-3	48 FC3		4	0	2	0	0	1	1				
48 Torii Hunter, R OBP: 0.143, SLG: 0.143	K						G6-3	FC3		4	0	1	1	0	1	2				
24 Trevor Plouffe, R OBP: 0.261, SLG: 0.158		K					K	F6		4	0	0	0	0	3	3				
5 Eduardo Escobar, S OBP: 0.214, SLG: 0.231	G3				G6-3			G4-3		4	0	0	0	0	1	3				
8 Kurt Suzuki, R OBP: 0.333, SLG: 0.200	L8									2	0	0	0	2	0	0				
9 Eduardo Núñez, R OBP: 0.667, SLG: 1.000										2	1	1	0	0	1	1				
1 Jordan Schafer, L OBP: 0.211, SLG: 0.263			2B		K			K		2	0	0	0	0	1	1				
21 Shane Robinson, R OBP: 0.143, SLG: 0.143										2	0	0	0	0	2					
31 Oswaldo Arcia, L OBP: 0.313, SLG: 0.214			P4		F7			L9		2	0	0	0	0	0	1				
<b>Inning Stats</b>	R: 0 E: 0 K: 1 S: 10	H: 1 LOB: 1 BB: 0 P: 12	R: 0 E: 0 K: 1 S: 11	H: 0 LOB: 0 BB: 0 P: 15	R: 1 E: 0 K: 2 S: 14	H: 2 LOB: 1 BB: 0 P: 20	R: 0 E: 0 K: 1 S: 8	H: 0 LOB: 0 BB: 0 P: 9	R: 0 E: 0 K: 2 S: 16	H: 1 LOB: 1 BB: 0 P: 18	R: 0 E: 0 K: 0 S: 8	H: 0 LOB: 0 BB: 1 P: 15	R: 1 E: 0 K: 1 S: 21	H: 2 LOB: 2 BB: 0 P: 31	R: 0 E: 0 K: 1 S: 8	H: 0 LOB: 0 BB: 0 P: 11	1B: 5 2B: 2 3B: 0 HR: 0	SF: 0 SAC: 0 DP: 1 HBP: 0	WP: 0 PB: 0 SB: 0 CS: 0	PA: 36
<b>PITCHER</b>	IP WLS BF H R ER SO BB IBB HBP BLK WP HR S P ERA WHIP																			
49 Chris Sale, L ERA: 1.5	6.0 W 24 5 1 1 8 1 0 0 0 0 0 0 72 98 1.50 1.000																			
41 Javy Guerra, R ERA:	0.1 H 2 0 0 0 0 1 0 0 0 0 0 0 6 13 0.00 3.000																			
43 Dan Jennings, L ERA: 8.1	0.2 H 1 0 0 0 0 0 0 0 0 0 0 0 2 2 0.00 0.000																			
33 Zach Duke, L ERA: 3.0	1.0 H 6 2 1 1 1 0 0 0 0 0 0 0 21 31 9.00 2.000																			
30 David Robertson, R ERA:	1.0 3 0 0 0 1 0 0 0 0 0 0 0 8 11 0.00 0.000																			
Batter	1	2	3	4	5	6	7	8	9	AB	R	H	RBI	BB	SO	LOB	BOTTOM			
1 Adam Eaton, L OBP: 0.080, SLG: 0.120	P6	FC5-2		L7				K	P6	5	0	0	0	0	1	2	<b>Minnesota Twins @ Chicago White Sox</b> U.S. Cellular Field, Chicago, IL Sun Apr 12 2015, 2:10 PM - 5:05 PM EDT Att: 23,057 - Partly Cloudy - 71 F			
53 Melky Cabrera, S OBP: 0.208, SLG: 0.208	79 1B 25 1B	E5			79 1B		B1			4	1	2	0	0	0	1				
79 José Abreu, R OBP: 0.333, SLG: 0.476	25 1B	FC6-4					F8			4	0	2	0	0	0	2				
25 Adam LaRoche, L OBP: 0.261, SLG: 0.524	26 1B 10 2B							K		4	2	2	2	0	2	2				
26 Avisail García, R OBP: 0.455, SLG: 0.474	10 2B							K	10 S	4	1	2	0	0	1	2				
10 Alexei Ramirez, R OBP: 0.143, SLG: 0.200					P3		P6	15 HR		4	1	2	2	0	0	2				
12 Conor Gillaspie, L ERA: 1.93					L3					3	0	0	0	0	1	2				
15 Gordon Beckham, R OBP: 0.375, SLG: 0.750	K						G4-3	HR		1	1	1	2	0	0	0				
21 Tyler Flowers, R OBP: 0.250, SLG: 0.583		L4			F7					4	0	1	0	0	1	0				
7 Micah Johnson, L OBP: 0.188, SLG: 0.250		E7			L7		B1-3			4	0	0	0	0	1	1				
<b>Inning Stats</b>	R: 2 E: 0 K: 1 S: 21	H: 5 LOB: 2 BB: 0 P: 30	R: 0 E: 2 K: 0 S: 14	H: 0 LOB: 2 BB: 0 P: 21	R: 1 E: 0 K: 0 S: 4	H: 1 LOB: 0 BB: 0 P: 6	R: 0 E: 0 K: 0 S: 9	H: 0 LOB: 0 BB: 0 P: 12	R: 0 E: 0 K: 2 S: 13	H: 2 LOB: 2 BB: 0 P: 19	R: 0 E: 0 K: 1 S: 8	H: 0 LOB: 0 BB: 0 P: 10	R: 0 E: 0 K: 1 S: 7	H: 0 LOB: 0 BB: 0 P: 10	R: 3 E: 0 K: 2 S: 16	H: 4 LOB: 1 BB: 0 P: 23	1B: 9 2B: 1 3B: 0 HR: 2	SF: 0 SAC: 0 DP: 0 HBP: 0	WP: 0 PB: 0 SB: 1 CS: 0	PA: 37
<b>PITCHER</b>	IP WLS BF H R ER SO BB IBB HBP BLK WP HR S P ERA WHIP																			
45 Phil Hughes, R ERA: 5.25	6.0 L 27 8 3 3 4 0 0 0 0 0 0 0 10 15 4.50 1.333																			
64 Aaron Thompson, L ERA: 1.93	1.1 4 0 0 0 2 0 0 0 0 0 0 0 10 15 0.00 0.000																			
36 Blaine Boyer, R ERA: 15.0	0.0 4 4 3 3 0 0 0 0 0 0 0 1 8 12 ∞ ∞																			
52 Brian Duensing, L ERA:	0.2 2 0 0 0 1 0 0 0 0 0 0 0 5 6 0.00 0.000																			







Batter	1	2	3	4	5	6	7	8	9	AB	R	H	RBI	BB	SO	LOB	TOP
2 Alcides Escobar, R OBP: 0.432, SLG: 0.500										4	0	3	0	0	0	0	
8 Mike Moustakas, L OBP: 0.500, SLG: 0.621										4	1	2	0	0	1	3	
6 Lorenzo Cain, R OBP: 0.474, SLG: 0.581										4	0	1	0	0	1	3	
35 Eric Hosmer, L OBP: 0.289, SLG: 0.371										4	0	0	0	0	0	3	
25 Kendrys Morales, S OBP: 0.474, SLG: 0.656										3	0	0	0	0	1	1	
4 Alex Gordon, L OBP: 0.370, SLG: 0.150										4	0	2	1	0	1	1	
13 Salvador Perez, R OBP: 0.382, SLG: 0.667										4	0	0	0	0	0	3	
14 Omar Infante, R OBP: 0.188, SLG: 0.250										4	0	1	0	0	0	0	
1 Jarrod Dyson, L OBP: 0.250, SLG: 0.250										3	0	0	0	0	1	1	
<b>Inning Stats</b>	R: 0 H: 2 E: 0 K: 0 S: 11	H: 1 LOB: 1 BB: 0 P: 15	R: 0 H: 0 E: 0 K: 1 S: 7	H: 0 LOB: 0 BB: 0 P: 12	R: 0 H: 0 E: 0 K: 0 S: 5	H: 2 LOB: 2 BB: 0 P: 8	R: 0 H: 1 E: 0 K: 2 S: 14	H: 1 LOB: 1 BB: 0 P: 18	R: 0 H: 2 E: 0 K: 1 S: 15	H: 0 LOB: 0 BB: 0 P: 14	R: 0 H: 0 E: 0 K: 1 S: 7	H: 0 LOB: 0 BB: 0 P: 10	1B: 9 2B: 0 3B: 0 HR: 0	SF: 0 SAC: 0 DP: 2 HBP: 1	WP: 0 PB: 0 SB: 0 CS: 0	PA: 35	
<b>PITCHER</b>	IP WLS BF H R ER SO BB IBB HBP BLK WP HR S P ERA WHIP																
44 Kyle Gibson, R ERA: 6.1	(1, 1) 6.2 W 28 9 1 1 3 0 0 0 1 0 0 0 0 69 109 1.35 1.350																
52 Brian Duensing, L ERA: 2.7	(7, 1) 0.1 H 1 0 0 0 0 0 0 0 0 0 0 0 1 1 0.00 0.000																
50 Casey Fien, R ERA:	(8, 1) 1.0 H 3 0 0 0 1 0 0 0 0 0 0 0 9 14 0.00 0.000																
15 Glen Perkins, L ERA: 3.0	(9, 1) 1.0 S 3 0 0 0 1 0 0 0 0 0 0 0 7 10 0.00 0.000																

**Kansas City Royals @ Minnesota Twins**  
Target Field, Minneapolis, MN  
Wed Apr 15 2015, 7:12 PM - 9:36 PM CDT  
Att: 21,362 - Partly Cloudy - 67 F

livebaseballscorecards.com

AB	34
R	1
H	9
RBI	1
BB	0
SO	5
LOB	15

Batter	1	2	3	4	5	6	7	8	9	AB	R	H	RBI	BB	SO	LOB	BOTTOM			
39 Danny Santana, S OBP: 0.214, SLG: 0.250										4	1	1	0	0	2	1				
48 Toni Hunter, R OBP: 0.207, SLG: 0.154										3	0	1	0	1	0	0				
7 Joe Mauer, L OBP: 0.375, SLG: 0.286										4	0	1	0	0	0	1				
2 Brian Dozier, R OBP: 0.219, SLG: 0.419										2	0	0	1	0	1	0				
19 Kennys Vargas, S OBP: 0.269, SLG: 0.250										3	0	0	0	0	1	2				
24 Trevor Plouffe, R OBP: 0.267, SLG: 0.308										3	1	1	0	0	0	2				
31 Oswaldo Arcia, L ERA: 2.9										3	1	1	2	0	0	0				
21 Shane Robinson, R OBP: 0.100, SLG: 0.100										0	0	0	0	0	0	0				
8 Kurt Suzuki, R OBP: 0.250, SLG: 0.143										3	0	0	0	0	1	0				
1 Jordan Schafer, L OBP: 0.182, SLG: 0.227										3	0	0	0	0	2	0				
1 Jordan Schafer, L OBP: 0.182, SLG: 0.227										3	0	0	0	0	2	0				
<b>Inning Stats</b>	R: 1 H: 2 E: 0 K: 0 S: 12	H: 0 LOB: 2 BB: 1 P: 17	R: 0 H: 0 E: 0 K: 1 S: 9	H: 0 LOB: 0 BB: 0 P: 12	R: 0 H: 0 E: 0 K: 1 S: 8	H: 0 LOB: 0 BB: 0 P: 10	R: 2 H: 2 E: 0 K: 0 S: 15	H: 2 LOB: 0 BB: 0 P: 20	R: 0 H: 0 E: 0 K: 2 S: 9	H: 0 LOB: 0 BB: 0 P: 12	R: 0 H: 0 E: 0 K: 2 S: 8	H: 0 LOB: 0 BB: 0 P: 11	R: 0 H: 0 E: 0 K: 1 S: 10	H: 0 LOB: 0 BB: 0 P: 15	R: 0 H: 1 E: 1 K: 0 S: 9	H: 1 LOB: 1 BB: 0 P: 12	1B: 4 2B: 0 3B: 0 HR: 1	SF: 1 SAC: 0 DP: 0 HBP: 0	WP: 0 PB: 0 SB: 0 CS: 1	PA: 30
<b>PITCHER</b>	IP WLS BF H R ER SO BB IBB HBP BLK WP HR S P ERA WHIP																			
36 Edinson Volquez, R ERA: 2.9	(1, 1) 7.2 L 29 9 3 3 7 1 0 0 0 0 0 0 0 3 3 0.00 0.000																			
47 Franklin Morales, L ERA:	(8, 1) 0.1 1 0 0 0 0 0 0 0 0 0 0 0 3 3 0.00 0.000																			

**Kansas City Royals @ Minnesota Twins**  
Target Field, Minneapolis, MN  
Wed Apr 15 2015, 7:12 PM - 9:36 PM CDT  
Att: 21,362 - Partly Cloudy - 67 F

livebaseballscorecards.com

AB	28
R	3
H	5
RBI	3
BB	1
SO	7
LOB	6



Batter	1	2	3	4	5	6	7	8	9	AB	R	H	RBI	BB	SO	LOB	TOP					
2 Alcides Escobar, R OBP: 0.381, SLG: 0.436	G5-3	P6	K	K		FC1-6			F9	5	0	0	0	0	1	2	<b>Kansas City Royals @ Minnesota Twins</b> Target Field, Minneapolis, MN Thu Apr 16 2015, 12:12 PM - 3:13 PM CDT Att: 17,449 - Partly Cloudy - 63 F					
8 Mike Moustakas, L OBP: 0.486, SLG: 0.618	6 HR	G4-3	P5	P5		P5			2B	5	2	2	0	0	0	2						
6 Lorenzo Cain, R OBP: 0.512, SLG: 0.714	HR		25 F7 13 2B 35 S			13 WP			35 1B	4	3	3	3	1	0	0						
35 Eric Hosmer, L OBP: 0.302, SLG: 0.359	G6-3	G6-3	G6-3	F7		F7			25 G1-3 25 WP	4	0	1	1	1	0	2						
25 Kendrys Morales, S OBP: 0.442, SLG: 0.595	13 1B	F7	F7	K		F9			G1-3	5	0	1	0	0	1	4						
13 Salvador Perez, R OBP: 0.385, SLG: 0.658	1B	16 1B	16 1B	E5		G4-3			G5-3	5	0	2	1	0	0	3						
16 Paulo Orlando, R OBP: 0.385, SLG: 0.833	L8			G4-3		G4-3				4	0	1	0	0	0	4						
24 Christian Colón, R (1.4)		1 SH5-3 BB	F7	K		K			F9	3	0	0	0	1	1	2						
1 Jarrod Dyson, L OBP: 0.286, SLG: 0.167		SH5-3	G4-3	G4-3		FC1-6 BB			G3-1	2	0	0	0	1	0	0						
<b>Inning Stats</b>	R: 2 H: 4 E: 0 K: 0 S: 17	H: 4 LOB: 2 BB: 0 P: 28	R: 0 H: 0 E: 0 K: 0 S: 8	H: 0 LOB: 1 BB: 1 P: 15	R: 1 H: 3 E: 0 K: 0 S: 13	H: 3 LOB: 2 BB: 0 P: 20	R: 0 H: 0 E: 0 K: 1 S: 7	H: 0 LOB: 2 BB: 1 P: 17	R: 0 H: 0 E: 1 K: 1 S: 11	H: 0 LOB: 1 BB: 1 P: 22	R: 0 H: 0 E: 0 K: 0 S: 8	H: 0 LOB: 1 BB: 1 P: 15	R: 0 H: 0 E: 0 K: 0 S: 8	H: 0 LOB: 1 BB: 0 P: 10	R: 2 H: 3 E: 0 K: 0 S: 11	H: 3 LOB: 1 BB: 0 P: 17		1B: 6 2B: 3 3B: 0 HR: 1	SF: 0 SAC: 1 DP: 0 HBP: 0	WP: 2 PA: 42 ERA: 0.00 WHIP: 0.000		
<b>PITCHER</b>	IP WLS BF H R ER SO BB IBB HBP BLK WP HR S P ERA WHIP	IP WLS BF H R ER SO BB IBB HBP BLK WP HR S P ERA WHIP	IP WLS BF H R ER SO BB IBB HBP BLK WP HR S P ERA WHIP	IP WLS BF H R ER SO BB IBB HBP BLK WP HR S P ERA WHIP	IP WLS BF H R ER SO BB IBB HBP BLK WP HR S P ERA WHIP	IP WLS BF H R ER SO BB IBB HBP BLK WP HR S P ERA WHIP	IP WLS BF H R ER SO BB IBB HBP BLK WP HR S P ERA WHIP	IP WLS BF H R ER SO BB IBB HBP BLK WP HR S P ERA WHIP	IP WLS BF H R ER SO BB IBB HBP BLK WP HR S P ERA WHIP	IP WLS BF H R ER SO BB IBB HBP BLK WP HR S P ERA WHIP	IP WLS BF H R ER SO BB IBB HBP BLK WP HR S P ERA WHIP	IP WLS BF H R ER SO BB IBB HBP BLK WP HR S P ERA WHIP	IP WLS BF H R ER SO BB IBB HBP BLK WP HR S P ERA WHIP	IP WLS BF H R ER SO BB IBB HBP BLK WP HR S P ERA WHIP	IP WLS BF H R ER SO BB IBB HBP BLK WP HR S P ERA WHIP	IP WLS BF H R ER SO BB IBB HBP BLK WP HR S P ERA WHIP	IP WLS BF H R ER SO BB IBB HBP BLK WP HR S P ERA WHIP					
33 Tommy Milone, L ERA: 2.08	5.1	W	27	7	3	3	3	3	0	0	0	0	0	0	0	0	1	1	59	101	5.06	1.875
22 Tim Stauffer, R ERA: 9.82	0.1	H	1	0	0	0	0	0	0	0	0	0	0	0	0	0	0	0	1	2	0.00	0.000
64 Aaron Thompson, L ERA: 1.42	1.0	H	4	0	0	0	0	0	0	0	0	0	0	0	0	0	0	0	10	19	0.00	1.000
50 Casey Fien, R ERA: 7.36	1.1	H	4	0	0	0	0	0	0	0	0	0	0	0	0	0	0	0	10	13	0.00	0.000
52 Brian Duensing, L ERA: 7.36	0.1		4	3	2	2	0	0	0	0	0	0	0	0	0	0	0	0	7	12	54.00	9.000
<b>PITCHER</b>	IP WLS BF H R ER SO BB IBB HBP BLK WP HR S P ERA WHIP	IP WLS BF H R ER SO BB IBB HBP BLK WP HR S P ERA WHIP	IP WLS BF H R ER SO BB IBB HBP BLK WP HR S P ERA WHIP	IP WLS BF H R ER SO BB IBB HBP BLK WP HR S P ERA WHIP	IP WLS BF H R ER SO BB IBB HBP BLK WP HR S P ERA WHIP	IP WLS BF H R ER SO BB IBB HBP BLK WP HR S P ERA WHIP	IP WLS BF H R ER SO BB IBB HBP BLK WP HR S P ERA WHIP	IP WLS BF H R ER SO BB IBB HBP BLK WP HR S P ERA WHIP	IP WLS BF H R ER SO BB IBB HBP BLK WP HR S P ERA WHIP	IP WLS BF H R ER SO BB IBB HBP BLK WP HR S P ERA WHIP	IP WLS BF H R ER SO BB IBB HBP BLK WP HR S P ERA WHIP	IP WLS BF H R ER SO BB IBB HBP BLK WP HR S P ERA WHIP	IP WLS BF H R ER SO BB IBB HBP BLK WP HR S P ERA WHIP	IP WLS BF H R ER SO BB IBB HBP BLK WP HR S P ERA WHIP	IP WLS BF H R ER SO BB IBB HBP BLK WP HR S P ERA WHIP	IP WLS BF H R ER SO BB IBB HBP BLK WP HR S P ERA WHIP	IP WLS BF H R ER SO BB IBB HBP BLK WP HR S P ERA WHIP					
39 Danny Santana, S OBP: 0.242, SLG: 0.273	K		48 2B 7 G6-3	7 1B 19 G1-2-3		F7			F9	5	1	2	0	0	1	1	<b>Kansas City Royals @ Minnesota Twins</b> Target Field, Minneapolis, MN Thu Apr 16 2015, 12:12 PM - 3:13 PM CDT Att: 17,449 - Partly Cloudy - 63 F					
48 Toni Hunter, R OBP: 0.285, SLG: 0.258	F7		24 E	7 1B		L8				5	1	3	0	0	0	0						
7 Joe Mauer, L OBP: 0.351, SLG: 0.281	L9		G5-3						SF8	4	0	1	3	0	0	1						
2 Brian Dozier, R OBP: 0.243, SLG: 0.400	19 HR	19 HR	5 1B 24 E	L5		G5-3			K	4	1	1	0	1	1	4						
19 Kennys Vargas, S OBP: 0.300, SLG: 0.393	HR	HR	L8	G1-2-3						4	1	2	2	0	0	5						
24 Trevor Plouffe, R OBP: 0.235, SLG: 0.267	G6-3	E5	5 1B	F9					P6	4	0	0	0	0	0	2						
5 Eduardo Escobar, S OBP: 0.235, SLG: 0.259	F7			F8						3	0	1	0	0	0	0						
1 Jordan Schafer, L OBP: 0.217, SLG: 0.227				F9						0	1	0	0	1	0	0						
8 Kurt Suzuki, R OBP: 0.286, SLG: 0.320	21 FC6-4			F9					8 HR	4	1	2	2	0	0	3						
21 Shane Robinson, R OBP: 0.214, SLG: 0.286	FC6-4		48 1B 7 1B 39 1B	F9					8 WP	4	2	2	0	0	0	1						
<b>Inning Stats</b>	R: 0 H: 0 E: 0 K: 1 S: 6	H: 3 LOB: 0 BB: 0 P: 9	R: 2 H: 3 E: 0 K: 0 S: 15	H: 3 LOB: 3 BB: 0 P: 22	R: 2 H: 3 E: 1 K: 0 S: 17	H: 3 LOB: 3 BB: 1 P: 27	R: 1 H: 4 E: 0 K: 0 S: 10	H: 4 LOB: 2 BB: 0 P: 11	R: 0 H: 0 E: 0 K: 0 S: 6	H: 0 LOB: 0 BB: 0 P: 13	R: 0 H: 0 E: 0 K: 0 S: 9	H: 0 LOB: 1 BB: 0 P: 13	R: 0 H: 1 E: 0 K: 0 S: 9	R: 3 H: 3 E: 0 K: 1 S: 22	H: 3 LOB: 1 BB: 1 P: 31	1B: 10 2B: 2 3B: 0 HR: 2	SF: 1 SAC: 0 DP: 1 HBP: 0	WP: 1 PA: 40 ERA: 0.00 WHIP: 0.000				
<b>PITCHER</b>	IP WLS BF H R ER SO BB IBB HBP BLK WP HR S P ERA WHIP	IP WLS BF H R ER SO BB IBB HBP BLK WP HR S P ERA WHIP	IP WLS BF H R ER SO BB IBB HBP BLK WP HR S P ERA WHIP	IP WLS BF H R ER SO BB IBB HBP BLK WP HR S P ERA WHIP	IP WLS BF H R ER SO BB IBB HBP BLK WP HR S P ERA WHIP	IP WLS BF H R ER SO BB IBB HBP BLK WP HR S P ERA WHIP	IP WLS BF H R ER SO BB IBB HBP BLK WP HR S P ERA WHIP	IP WLS BF H R ER SO BB IBB HBP BLK WP HR S P ERA WHIP	IP WLS BF H R ER SO BB IBB HBP BLK WP HR S P ERA WHIP	IP WLS BF H R ER SO BB IBB HBP BLK WP HR S P ERA WHIP	IP WLS BF H R ER SO BB IBB HBP BLK WP HR S P ERA WHIP	IP WLS BF H R ER SO BB IBB HBP BLK WP HR S P ERA WHIP	IP WLS BF H R ER SO BB IBB HBP BLK WP HR S P ERA WHIP	IP WLS BF H R ER SO BB IBB HBP BLK WP HR S P ERA WHIP	IP WLS BF H R ER SO BB IBB HBP BLK WP HR S P ERA WHIP	IP WLS BF H R ER SO BB IBB HBP BLK WP HR S P ERA WHIP	IP WLS BF H R ER SO BB IBB HBP BLK WP HR S P ERA WHIP					
51 Jason Vargas, L ERA: 6.0	3.0	L	21	10	5	4	1	0	0	0	0	0	0	0	0	0	0	0	43	63	12.00	3.667
54 Jason Frasor, R ERA: 3.6	1.0		2	0	0	0	0	0	0	0	0	0	0	0	0	0	0	0	5	6	0.00	0.000
32 Chris Young, R ERA: 3.6	3.0		12	2	2	2	0	1	0	0	0	0	0	0	0	0	1	1	30	50	6.00	1.000
46 Ryan Madson, R ERA: 2.45	1.0		5	2	1	1	1	0	0	0	0	0	0	0	0	0	0	0	16	19	9.00	2.000







Batter	1	2	3	4	5	6	7	8	9	AB	R	H	RBI	BB	SO	LOB	TOP					
24 Michael Bourn, L (1, 8) OBP: 0.244, SLG: 0.238	L9		G4-3		K		L9			4	0	0	0	0	1	3	<b>Cleveland Indians @ Minnesota Twins</b> Target Field, Minneapolis, MN Sat Apr 18 2015, 1:11 PM - 3:46 PM CDT Att: 23,949 - Partly Cloudy - 67 F					
22 Jason Kipnis, L (1, 4) OBP: 0.250, SLG: 0.268	F8		G4-3		G4-3		G4-3			4	0	1	1	0	0	1						
23 Michael Brantley, L (1, 7) OBP: 0.235, SLG: 0.250	L4				L9		F8			3	0	0	0	1	0	1						
41 Carlos Santana, S (1, 3) OBP: 0.364, SLG: 0.351		G1-3	P6						L7	4	0	1	0	0	0	2						
44 Brandon Moss, L (1, 10) OBP: 0.273, SLG: 0.321		P5			G4-3		K		K	4	1	1	0	0	2	1						
7 David Murphy, L (1, 9) OBP: 0.250, SLG: 0.222		G1-3			G4-3		G3-1		G6-3	4	0	0	0	0	0	2						
8 Lonnie Chisenhall, L (1, 5) OBP: 0.303, SLG: 0.276		G4-3			SF7		P6		G4-3	3	0	0	1	0	0	1						
55 Roberto Pérez, R (1, 2) OBP: 0.318, SLG: 0.600					HR		P6		G5-3	4	2	3	1	0	0	0						
11 José Ramírez, S (1, 6) OBP: 0.273, SLG: 0.355					G4-3		P6		F7	4	1	2	0	0	1	1						
																		AB 34 R 4 H 8 RBI 3 BB 1 SO 4 LOB 12				
<b>Inning Stats</b>	R: 0 E: 0 K: 0 S: 6	H: 0 LOB: 0 BB: 0 P: 10	R: 0 E: 0 K: 0 S: 9	H: 1 LOB: 1 BB: 0 P: 14	R: 1 E: 0 K: 0 S: 11	H: 2 LOB: 2 BB: 1 P: 17	R: 1 E: 0 K: 1 S: 13	H: 2 LOB: 1 BB: 0 P: 17	R: 0 E: 0 K: 1 S: 6	H: 0 LOB: 0 BB: 0 P: 8	R: 0 E: 0 K: 1 S: 5	H: 0 LOB: 0 BB: 0 P: 8	R: 2 E: 0 K: 0 S: 11	H: 3 LOB: 1 BB: 0 P: 16	R: 0 E: 0 K: 1 S: 7	H: 0 LOB: 0 BB: 0 P: 9	R: 0 E: 0 K: 0 S: 8	H: 0 LOB: 0 BB: 0 P: 9	1B: 5 2B: 2 HR: 1	SF: 1 SAC: 0 HBP: 0	WP: 1 PB: 0 SB: 0 CS: 0	PA: 36
<b>PITCHER</b>	IP WLS BF H R ER SO BB IBB HBP BLK WP HR S P ERA WHIP																					
45 Phil Hughes, R (1, 1) ERA: 5.3	6.2 L 29 8 4 4 3 1 0 0 0 0 0 1 58 86 5.40 1.350																					
56 Caleb Thielbar, L (7, 1) ERA:	0.1 1 0 0 0 0 0 0 0 0 0 1 0 3 4 0.00 0.000																					
36 Blaine Boyer, R (8, 1) ERA: 7.11	2.0 6 0 0 0 1 0 0 0 0 0 0 0 15 18 0.00 0.000																					

Batter	1	2	3	4	5	6	7	8	9	AB	R	H	RBI	BB	SO	LOB	BOTTOM					
39 Danny Santana, S (1, 6) OBP: 0.195, SLG: 0.220	K		K			K		G5-3		4	0	0	0	0	3	1	<b>Cleveland Indians @ Minnesota Twins</b> Target Field, Minneapolis, MN Sat Apr 18 2015, 1:11 PM - 3:46 PM CDT Att: 23,949 - Partly Cloudy - 67 F					
48 Torii Hunter, R (1, 9) OBP: 0.263, SLG: 0.286	L8					G5-3		B2		4	0	1	1	0	0	0						
7 Joe Mauer, L (1, 3) OBP: 0.370, SLG: 0.308								F8		4	0	2	0	0	1	1						
2 Brian Dozier, R (1, 4) OBP: 0.283, SLG: 0.366	K2-3									2	0	0	0	2	2	1						
19 Kennys Vargas, S (1, 10) OBP: 0.231, SLG: 0.297										4	0	0	0	0	3	3						
8 Kurt Suzuki, R (1, 2) OBP: 0.313, SLG: 0.429										3	1	1	1	1	1	1						
12 Chris Herrmann, L (8, FR) OBP: 0.333, SLG: 0.556										0	0	0	0	0	0	0						
31 Oswaldo Arcia, L (1, 7) OBP: 0.286, SLG: 0.320										2	0	0	0	0	1	0						
5 Eduardo Escobar, S (7, PH) OBP: 0.217, SLG: 0.190										2	0	0	0	0	2	1						
9 Eduardo Núñez, R (1, 5) OBP: 0.667, SLG: 1.000										3	1	2	0	0	0	0						
1 Jordan Schafer, L (1, 8) OBP: 0.172, SLG: 0.179										3	0	0	0	0	1	2						
<b>Inning Stats</b>	R: 0 E: 0 K: 2 S: 13	H: 1 LOB: 1 BB: 0 P: 18	R: 0 E: 0 K: 3 S: 9	H: 0 LOB: 0 BB: 0 P: 16	R: 1 E: 0 K: 3 S: 17	H: 2 LOB: 1 BB: 0 P: 23	R: 0 E: 0 K: 1 S: 7	H: 0 LOB: 0 BB: 1 P: 13	R: 0 E: 0 K: 0 S: 5	H: 1 LOB: 0 BB: 0 P: 7	R: 0 E: 0 K: 1 S: 12	H: 1 LOB: 2 BB: 1 P: 21	R: 1 E: 0 K: 1 S: 12	H: 1 LOB: 0 BB: 0 P: 19	R: 0 E: 0 K: 0 S: 4	H: 0 LOB: 0 BB: 0 P: 7	R: 0 E: 0 K: 3 S: 13	H: 0 LOB: 2 BB: 1 P: 21	1B: 2 2B: 4 HR: 1	SF: 0 SAC: 0 HBP: 0	WP: 1 PB: 0 SB: 0 CS: 0	PA: 34
<b>PITCHER</b>	IP WLS BF H R ER SO BB IBB HBP BLK WP HR S P ERA WHIP																					
31 Danny Salazar, R (1, 1) ERA: 3.0	6.0 W 24 6 2 2 10 2 0 0 0 0 0 0 12 19 3.00 1.333																					
50 Nick Hagadone, L (7, 1) ERA: 3.39	2.0 H 6 0 0 0 1 0 0 0 0 0 0 0 12 19 0.00 0.000																					
37 Cody Allen, R (8, 1) ERA: 9.82	1.0 S 4 0 0 0 3 1 0 0 0 0 1 0 13 21 0.00 1.000																					





Batter	1	2	3	4	5	6	7	8	9	AB	R	H	RBI	BB	SO	LOB	TOP				
24 Michael Bourn, L OBP: 0.265, SLG: 0.244 4 Mike Aviles, R OBP: 0.320, SLG: 0.409	F7		22 1B 23 1B		K			22 1B BB		3	1	1	0	1	1	0					
22 Jason Kipnis, L OBP: 0.271, SLG: 0.289	K		23 1B			F8		23 G4-3 1B		4	0	2	0	0	1	0					
23 Michael Brantley, L OBP: 0.239, SLG: 0.250 9 Ryan Raburn, R OBP: 0.235, SLG: 0.438	F8					G3		G4-3		4	0	1	1	0	0	2					
41 Carlos Santana, S OBP: 0.354, SLG: 0.415		P6	G4-3			E3			HR	4	1	1	1	0	0	2					
44 Brandon Moss, L OBP: 0.270, SLG: 0.313					K			F8		4	0	1	0	0	1	1					
7 David Murphy, L OBP: 0.227, SLG: 0.200 40 Jerry Sands, R OBP: 0.421, SLG: 0.500	F8				L6					2	0	0	0	0	0	1					
8 Lonnie Chisenhall, L OBP: 0.297, SLG: 0.273					G4-3					1	0	0	0	0	0	1					
55 Roberto Pérez, R OBP: 0.280, SLG: 0.522 12 Brett Hayes, R (8, 2)			G6-3			L7		F8		3	0	0	0	0	0	0					
11 José Ramírez, S OBP: 0.314			G3			K				1	0	0	0	0	1	2					
<b>Inning Stats</b>	R: 0 H: 0 E: 0 K: 1 S: 9	H: 0 LOB: 0 BB: 0 P: 15	R: 0 H: 1 E: 0 K: 0 S: 10	H: 1 LOB: 1 BB: 0 P: 14	R: 1 H: 3 E: 0 K: 0 S: 16	H: 3 LOB: 2 BB: 0 P: 26	R: 0 H: 0 E: 0 K: 1 S: 7	H: 0 LOB: 0 BB: 0 P: 12	R: 0 H: 0 E: 0 K: 2 S: 8	H: 0 LOB: 0 BB: 0 P: 15	R: 0 H: 0 E: 0 K: 1 S: 9	H: 0 LOB: 0 BB: 0 P: 11	R: 0 H: 1 E: 0 K: 0 S: 17	H: 1 LOB: 1 BB: 1 P: 24	R: 1 H: 2 E: 0 K: 1 S: 16	H: 2 LOB: 2 BB: 1 P: 27	1B: 6 2B: 0 3B: 0 HR: 1	SF: 0 SAC: 0 DP: 1 HBP: 0	WP: 0 PB: 0 SB: 0 CS: 0	PA: 36	
<b>PITCHER</b>	IP	WLS	BF	H	R	ER	SO	BB	IBB	HBP	BLK	WP	HR	S	P	ERA	WHIP				
65 Trevor May, R ERA: 4.76	6.0	W	23	4	1	1	4	0	0	0	0	0	0	60	97	1.50	0.667				
64 Aaron Thompson, L ERA: 0.97	2.0		7	1	0	0	1	1	0	0	0	0	0	26	35	0.00	1.000				
62 J.R. Graham, R ERA: 3.86	1.0		6	2	1	1	1	1	0	0	0	0	1	16	27	9.00	3.000				

Cleveland Indians @ Minnesota Twins  
Target Field, Minneapolis, MN  
Sun Apr 19 2015, 1:13 PM - 3:58 PM CDT  
Att: 17,923 - Overcast - 58 F

AB 34  
R 2  
H 7  
RBI 2  
BB 2  
SO 6  
LOB 11



Batter	1	2	3	4	5	6	7	8	9	AB	R	H	RBI	BB	SO	LOB	BOTTOM				
2 Brian Dozier, R OBP: 0.275, SLG: 0.333	L7			FC5-4		48 HR BB		L7		4	1	0	0	1	1	5					
48 Toni Hunter, R OBP: 0.256, SLG: 0.350	G4-3		F7	G5-3			HR	P3		5	1	1	3	0	0	5					
7 Joe Mauer, L OBP: 0.353, SLG: 0.295	F7		G4-3		L7			L5		5	0	1	0	0	0	1					
19 Kennys Vargas, S OBP: 0.256, SLG: 0.300			G6-3							3	1	1	0	1	1	1					
24 Trevor Plouffe, R OBP: 0.279, SLG: 0.436		24 2B 31 SF7 BB	G6-3		24 1B			K		4	1	3	0	0	0	0					
8 Kurt Suzuki, R OBP: 0.333, SLG: 0.400		5 1B 2B	G6-3		5 1B 21 E HBP			G3		4	1	3	0	0	0	0					
31 Oswaldo Arcia, L OBP: 0.281, SLG: 0.321			SF7		5 1B 21 1B BB			K		2	2	0	0	1	1	2					
5 Eduardo Escobar, S OBP: 0.222, SLG: 0.200										3	0	1	1	0	0	1					
21 Shane Robinson, R OBP: 0.368, SLG: 0.421										4	0	1	1	0	2	3					
<b>Inning Stats</b>	R: 0 H: 0 E: 0 K: 0 S: 8	H: 2 LOB: 0 BB: 1 P: 11	R: 3 H: 2 E: 1 K: 1 S: 18	H: 2 LOB: 2 BB: 1 P: 30	R: 0 H: 0 E: 0 K: 0 S: 5	H: 0 LOB: 0 BB: 0 P: 10	R: 1 H: 2 E: 0 K: 0 S: 8	H: 2 LOB: 2 BB: 1 P: 17	R: 0 H: 2 E: 0 K: 0 S: 8	H: 2 LOB: 1 BB: 0 P: 14	R: 3 H: 3 E: 0 K: 2 S: 19	H: 3 LOB: 1 BB: 1 P: 28	R: 0 H: 1 E: 0 K: 2 S: 15	H: 1 LOB: 0 BB: 0 P: 18	R: 0 H: 1 E: 0 K: 0 S: 14	H: 1 LOB: 1 BB: 0 P: 23	1B: 8 2B: 2 3B: 0 HR: 1	SF: 1 SAC: 0 DP: 0 HBP: 1	WP: 0 PB: 0 SB: 0 CS: 0	PA: 39	
<b>PITCHER</b>	IP	WLS	BF	H	R	ER	SO	BB	IBB	HBP	BLK	WP	HR	S	P	ERA	WHIP				
58 T.J. House, L ERA: 14.14	5.2	L	27	7	5	5	2	2	0	1	0	0	1	15	23	27.00	6.000				
51 Anthony Swarzak, R ERA: 5.4	0.2		6	3	2	2	2	1	0	0	0	0	0	9	11	0.00	0.000				
35 Marc Rzepczynski, L ERA: 9.0	0.2		2	0	0	0	1	0	0	0	0	0	0	14	23	0.00	1.000				
27 Bryan Shaw, R ERA: 5.4	1.0		4	1	0	0	0	0	0	0	0	0	0	14	23	0.00	1.000				

Cleveland Indians @ Minnesota Twins  
Target Field, Minneapolis, MN  
Sun Apr 19 2015, 1:13 PM - 3:58 PM CDT  
Att: 17,923 - Overcast - 58 F

AB 34  
R 7  
H 11  
RBI 7  
BB 3  
SO 5  
LOB 19









Batter	1	2	3	4	5	6	7	8	9	AB	R	H	RBI	BB	SO	LOB	TOP						
39 Danny Santana, S (1, 6) OBP: 0.200, SLG: 0.220										5	1	1	0	0	2	3							
48 Toni Hunter, R (1, 9) OBP: 0.275, SLG: 0.340										4	0	1	0	0	0	1							
7 Joe Mauer, L (1, 3) OBP: 0.339, SLG: 0.308										4	0	2	1	0	0	0							
2 Brian Dozier, R (1, 4) OBP: 0.271, SLG: 0.327										4	1	1	0	0	1	2							
19 Kennys Vargas, S (1, 10) OBP: 0.255, SLG: 0.279										3	1	0	0	1	0	4							
24 Trevor Plouffe, R (1, 5) OBP: 0.294, SLG: 0.426										4	1	1	1	0	1	3							
31 Oswaldo Arcia, L (1, 7) 1 Jordan Schafer, L (8, 8) OBP: 0.156, SLG: 0.161										4	1	1	1	0	0	0							
8 Kurt Suzuki, R (1, 2) OBP: 0.326, SLG: 0.378										4	0	2	1	0	1	0							
21 Shane Robinson, R (1, 8) OBP: 0.364, SLG: 0.409										3	0	1	1	0	0	1							
5 Eduardo Escobar, S (9, PH) OBP: 0.219, SLG: 0.200										1	0	0	0	0	0	0							
<b>Inning Stats</b>	R: 0 E: 0 K: 2 S: 7	H: 0 LOB: 0 BB: 0 P: 10	R: 0 E: 0 K: 0 S: 7	H: 0 LOB: 0 BB: 14 P: 14	R: 0 E: 0 K: 1 S: 7	H: 0 LOB: 0 BB: 9 P: 9	R: 1 E: 0 K: 1 S: 11	H: 3 LOB: 2 BB: 21 P: 21	R: 0 E: 0 K: 0 S: 8	H: 1 LOB: 1 BB: 0 P: 14	R: 4 E: 0 K: 0 S: 19	H: 6 LOB: 2 BB: 30 P: 30	R: 0 E: 0 K: 0 S: 10	H: 0 LOB: 0 BB: 16 P: 16	R: 0 E: 0 K: 1 S: 12	H: 0 LOB: 0 BB: 16 P: 16	R: 0 E: 0 K: 1 S: 8	H: 0 LOB: 0 BB: 15 P: 15	1B: 8 2B: 2 3B: 0 HR: 0	SF: 0 SAC: 0 DP: 1 HBP: 0	WP: 0 PB: 0 SB: 0 CS: 0	PA: 37	
<b>PITCHER</b>	IP WLS BF H R ER SO BB IBB HBP BLK WP HR S P ERA WHIP	IP WLS BF H R ER SO BB IBB HBP BLK WP HR S P ERA WHIP	IP WLS BF H R ER SO BB IBB HBP BLK WP HR S P ERA WHIP	IP WLS BF H R ER SO BB IBB HBP BLK WP HR S P ERA WHIP	IP WLS BF H R ER SO BB IBB HBP BLK WP HR S P ERA WHIP	IP WLS BF H R ER SO BB IBB HBP BLK WP HR S P ERA WHIP	IP WLS BF H R ER SO BB IBB HBP BLK WP HR S P ERA WHIP	IP WLS BF H R ER SO BB IBB HBP BLK WP HR S P ERA WHIP	IP WLS BF H R ER SO BB IBB HBP BLK WP HR S P ERA WHIP	IP WLS BF H R ER SO BB IBB HBP BLK WP HR S P ERA WHIP	IP WLS BF H R ER SO BB IBB HBP BLK WP HR S P ERA WHIP	IP WLS BF H R ER SO BB IBB HBP BLK WP HR S P ERA WHIP	IP WLS BF H R ER SO BB IBB HBP BLK WP HR S P ERA WHIP	IP WLS BF H R ER SO BB IBB HBP BLK WP HR S P ERA WHIP	IP WLS BF H R ER SO BB IBB HBP BLK WP HR S P ERA WHIP	IP WLS BF H R ER SO BB IBB HBP BLK WP HR S P ERA WHIP	IP WLS BF H R ER SO BB IBB HBP BLK WP HR S P ERA WHIP	IP WLS BF H R ER SO BB IBB HBP BLK WP HR S P ERA WHIP	IP WLS BF H R ER SO BB IBB HBP BLK WP HR S P ERA WHIP	IP WLS BF H R ER SO BB IBB HBP BLK WP HR S P ERA WHIP	IP WLS BF H R ER SO BB IBB HBP BLK WP HR S P ERA WHIP	IP WLS BF H R ER SO BB IBB HBP BLK WP HR S P ERA WHIP	IP WLS BF H R ER SO BB IBB HBP BLK WP HR S P ERA WHIP

Minnesota Twins @ Kansas City Royals  
Kauffman Stadium, Kansas City, MO  
Tue Apr 21 2015, 7:11 PM - 10:05 PM CDT  
Att: 20,990 - Clear - 68 F

AB 36  
R 5  
H 10  
RBI 5  
BB 1  
SO 6  
LOB 13

Batter	1	2	3	4	5	6	7	8	9	AB	R	H	RBI	BB	SO	LOB	BOTTOM						
2 Alcides Escobar, R (1, 6) OBP: 0.333, SLG: 0.392										4	0	1	0	0	0	3							
8 Mike Moustakas, L (1, 5) OBP: 0.413, SLG: 0.545										5	1	3	3	0	0	1							
6 Lorenzo Cain, R (1, 8) OBP: 0.467, SLG: 0.600										4	0	0	0	1	0	2							
35 Eric Hosmer, L (1, 3) OBP: 0.419, SLG: 0.392										1	0	0	0	3	0	1							
25 Kendrys Morales, S (1, 10) OBP: 0.413, SLG: 0.544										4	0	1	0	0	0	4							
4 Alex Gordon, L (1, 7) OBP: 0.364, SLG: 0.361										4	1	1	1	0	0	2							
13 Salvador Perez, R (1, 2) 1 Jarrod Dyson, L (8, PR) 19 Erik Kratz, R (9, 2) OBP: 0.250, SLG: 0.182										4	0	1	0	0	0	0							
16 Paulo Orlando, R (1, 9) OBP: 0.364, SLG: 0.621										3	2	1	0	1	0	0							
24 Christian Colón, R (1, 4) OBP: 0.316, SLG: 0.294										4	1	2	2	0	1	1							
<b>Inning Stats</b>	R: 0 E: 0 K: 0 S: 6	H: 1 LOB: 1 BB: 0 P: 11	R: 1 E: 0 K: 0 S: 10	H: 1 LOB: 0 BB: 0 P: 14	R: 0 E: 0 K: 1 S: 10	H: 1 LOB: 3 BB: 2 P: 23	R: 0 E: 0 K: 0 S: 6	H: 0 LOB: 0 BB: 0 P: 10	R: 2 E: 0 K: 0 S: 11	H: 2 LOB: 1 BB: 1 P: 18	R: 1 E: 0 K: 0 S: 11	H: 1 LOB: 1 BB: 1 P: 22	R: 0 E: 0 K: 0 S: 11	H: 1 LOB: 2 BB: 1 P: 18	R: 2 E: 0 K: 0 S: 17	H: 3 LOB: 1 BB: 0 P: 25	1B: 7 2B: 1 3B: 0 HR: 2	SF: 0 SAC: 1 DP: 0 HBP: 0	WP: 1 PB: 0 SB: 3 CS: 0	PA: 39			
<b>PITCHER</b>	IP WLS BF H R ER SO BB IBB HBP BLK WP HR S P ERA WHIP	IP WLS BF H R ER SO BB IBB HBP BLK WP HR S P ERA WHIP	IP WLS BF H R ER SO BB IBB HBP BLK WP HR S P ERA WHIP	IP WLS BF H R ER SO BB IBB HBP BLK WP HR S P ERA WHIP	IP WLS BF H R ER SO BB IBB HBP BLK WP HR S P ERA WHIP	IP WLS BF H R ER SO BB IBB HBP BLK WP HR S P ERA WHIP	IP WLS BF H R ER SO BB IBB HBP BLK WP HR S P ERA WHIP	IP WLS BF H R ER SO BB IBB HBP BLK WP HR S P ERA WHIP	IP WLS BF H R ER SO BB IBB HBP BLK WP HR S P ERA WHIP	IP WLS BF H R ER SO BB IBB HBP BLK WP HR S P ERA WHIP	IP WLS BF H R ER SO BB IBB HBP BLK WP HR S P ERA WHIP	IP WLS BF H R ER SO BB IBB HBP BLK WP HR S P ERA WHIP	IP WLS BF H R ER SO BB IBB HBP BLK WP HR S P ERA WHIP	IP WLS BF H R ER SO BB IBB HBP BLK WP HR S P ERA WHIP	IP WLS BF H R ER SO BB IBB HBP BLK WP HR S P ERA WHIP	IP WLS BF H R ER SO BB IBB HBP BLK WP HR S P ERA WHIP	IP WLS BF H R ER SO BB IBB HBP BLK WP HR S P ERA WHIP	IP WLS BF H R ER SO BB IBB HBP BLK WP HR S P ERA WHIP	IP WLS BF H R ER SO BB IBB HBP BLK WP HR S P ERA WHIP	IP WLS BF H R ER SO BB IBB HBP BLK WP HR S P ERA WHIP	IP WLS BF H R ER SO BB IBB HBP BLK WP HR S P ERA WHIP	IP WLS BF H R ER SO BB IBB HBP BLK WP HR S P ERA WHIP	IP WLS BF H R ER SO BB IBB HBP BLK WP HR S P ERA WHIP

Minnesota Twins @ Kansas City Royals  
Kauffman Stadium, Kansas City, MO  
Tue Apr 21 2015, 7:11 PM - 10:05 PM CDT  
Att: 20,990 - Clear - 68 F

AB 33  
R 6  
H 10  
RBI 6  
BB 5  
SO 1  
LOB 14



Batter	1	2	3	4	5	6	7	8	9	AB	R	H	RBI	BB	SO	LOB	TOP						
39 Danny Santana, S OBP: 0.218, SLG: 0.255										5	0	2	0	0	0	0							
48 Toni Hunter, R OBP: 0.286, SLG: 0.365										5	1	2	0	0	0	2							
7 Joe Mauer, L OBP: 0.375, SLG: 0.327										3	1	2	0	2	1	1							
2 Brian Dozier, R OBP: 0.297, SLG: 0.339										4	1	2	1	1	0	1							
19 Kennys Vargas, S OBP: 0.269, SLG: 0.277										4	0	1	1	1	1	3							
24 Trevor Plouffe, R OBP: 0.321, SLG: 0.420										3	0	1	0	2	1	3							
31 Oswaldo Arcia, L OBP: 0.256, SLG: 0.263										3	0	0	1	0	2	5							
21 Shane Robinson, R OBP: 0.364, SLG: 0.409										4	0	0	0	0	0	6							
8 Kurt Suzuki, R OBP: 0.298, SLG: 0.341										4	0	0	0	0	3	0							
1 Jordan Schafer, L OBP: 0.139, SLG: 0.143										4	0	0	0	0	3	0							
<b>Inning Stats</b>	R: 3 H: 3 E: 0 K: 0 S: 15	L: 3 LOB: 2 BB: 2 P: 32	R: 0 H: 1 E: 0 K: 0 S: 10	L: 1 LOB: 2 BB: 2 P: 22	R: 0 H: 0 E: 0 K: 0 S: 4	L: 0 LOB: 1 BB: 1 P: 12	R: 0 H: 1 E: 0 K: 2 S: 9	L: 1 LOB: 1 BB: 0 P: 14	R: 0 H: 0 E: 0 K: 1 S: 11	L: 0 LOB: 2 BB: 1 P: 18	R: 0 H: 0 E: 0 K: 1 S: 5	L: 0 LOB: 0 BB: 0 P: 8	R: 0 H: 2 E: 0 K: 2 S: 13	L: 2 LOB: 2 BB: 0 P: 17	R: 0 H: 1 E: 0 K: 1 S: 14	L: 1 LOB: 1 BB: 0 P: 18	R: 0 H: 1 E: 0 K: 1 S: 8	L: 1 LOB: 1 BB: 0 P: 14	1B: 8 2B: 2 3B: 0 HR: 0	SF: 0 SAC: 0 DP: 1 HBP: 1	WP: 0 PB: 0 SB: 0 CS: 1	PA: 43	
<b>PITCHER</b>	IP WLS BF H R ER SO BB IBB HBP BLK WP HR S P ERA WHIP	IP WLS BF H R ER SO BB IBB HBP BLK WP HR S P ERA WHIP	IP WLS BF H R ER SO BB IBB HBP BLK WP HR S P ERA WHIP	IP WLS BF H R ER SO BB IBB HBP BLK WP HR S P ERA WHIP	IP WLS BF H R ER SO BB IBB HBP BLK WP HR S P ERA WHIP	IP WLS BF H R ER SO BB IBB HBP BLK WP HR S P ERA WHIP	IP WLS BF H R ER SO BB IBB HBP BLK WP HR S P ERA WHIP	IP WLS BF H R ER SO BB IBB HBP BLK WP HR S P ERA WHIP	IP WLS BF H R ER SO BB IBB HBP BLK WP HR S P ERA WHIP	IP WLS BF H R ER SO BB IBB HBP BLK WP HR S P ERA WHIP	IP WLS BF H R ER SO BB IBB HBP BLK WP HR S P ERA WHIP	IP WLS BF H R ER SO BB IBB HBP BLK WP HR S P ERA WHIP	IP WLS BF H R ER SO BB IBB HBP BLK WP HR S P ERA WHIP	IP WLS BF H R ER SO BB IBB HBP BLK WP HR S P ERA WHIP	IP WLS BF H R ER SO BB IBB HBP BLK WP HR S P ERA WHIP	IP WLS BF H R ER SO BB IBB HBP BLK WP HR S P ERA WHIP	IP WLS BF H R ER SO BB IBB HBP BLK WP HR S P ERA WHIP	IP WLS BF H R ER SO BB IBB HBP BLK WP HR S P ERA WHIP	IP WLS BF H R ER SO BB IBB HBP BLK WP HR S P ERA WHIP	IP WLS BF H R ER SO BB IBB HBP BLK WP HR S P ERA WHIP	IP WLS BF H R ER SO BB IBB HBP BLK WP HR S P ERA WHIP	IP WLS BF H R ER SO BB IBB HBP BLK WP HR S P ERA WHIP	IP WLS BF H R ER SO BB IBB HBP BLK WP HR S P ERA WHIP

Minnesota Twins @ Kansas City Royals  
Kauffman Stadium, Kansas City, MO  
Wed Apr 22 2015, 7:11 PM - 9:57 PM CDT  
Att: 24,721 - Partly Cloudy - 56 F

AB 35  
R 3  
H 10  
RBI 3  
BB 6  
SO 8  
LOB 21



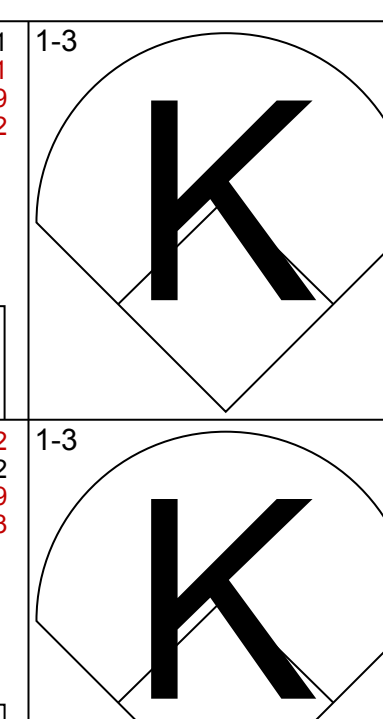
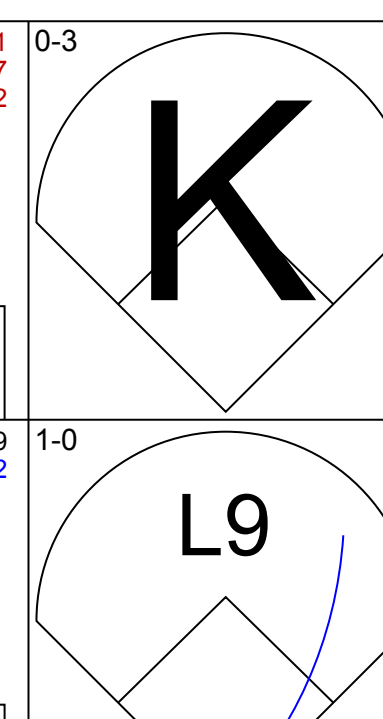
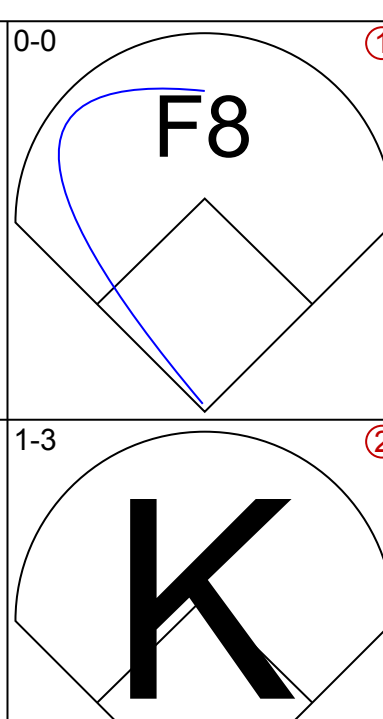
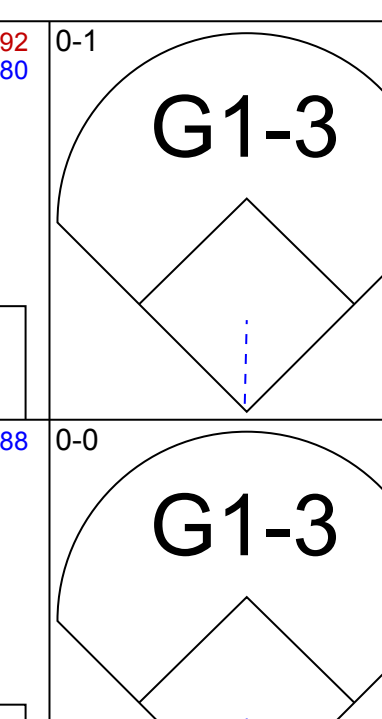

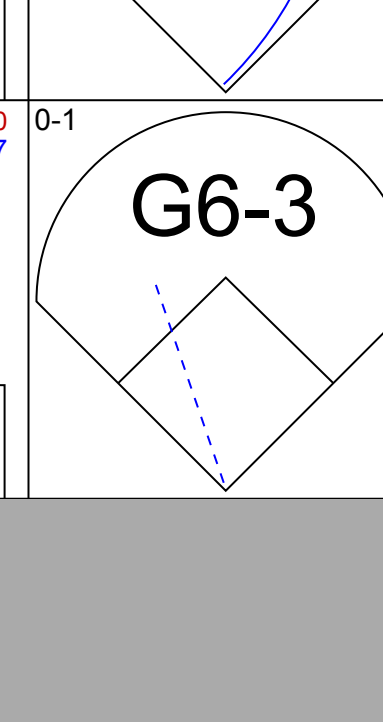
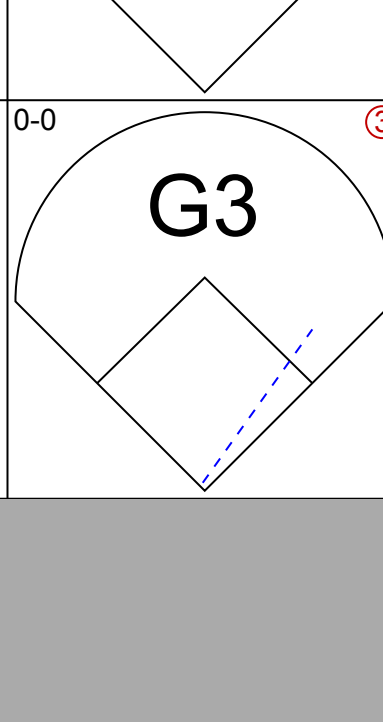




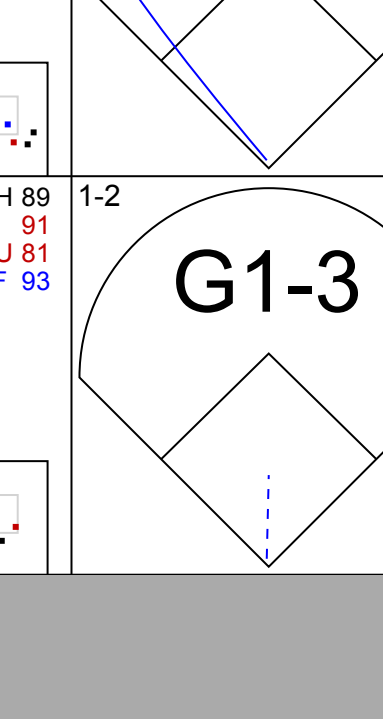
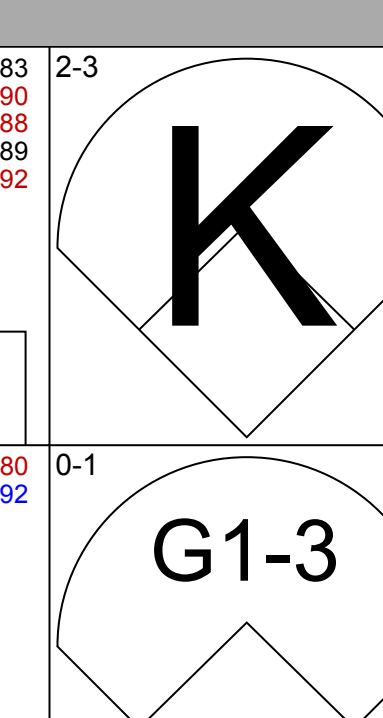
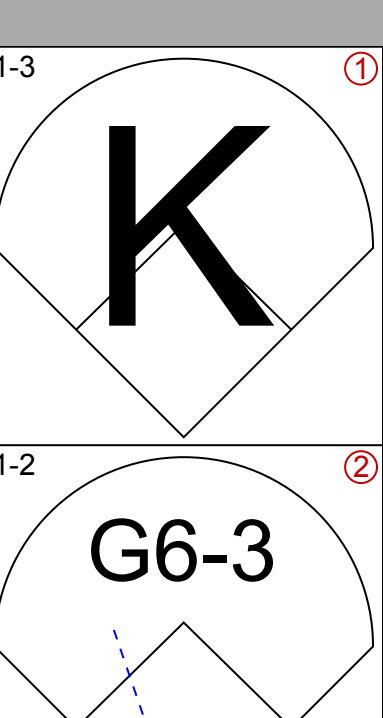
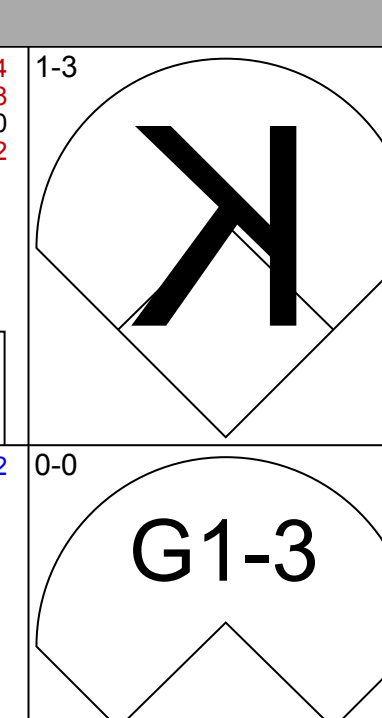
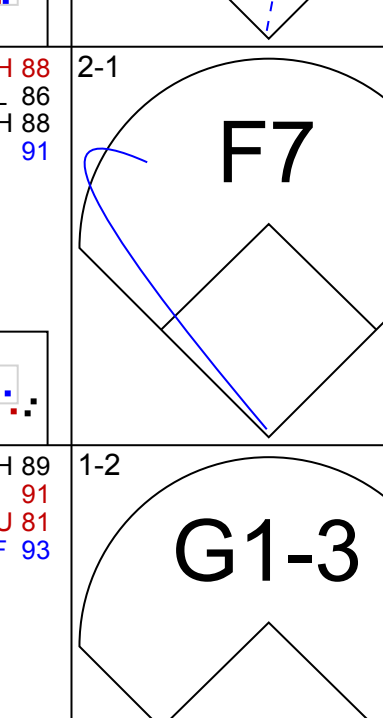
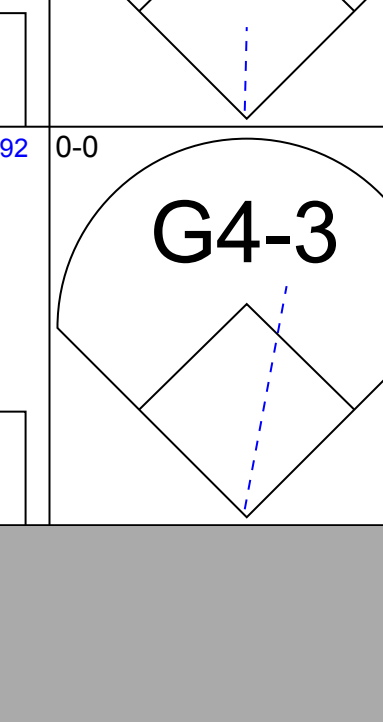
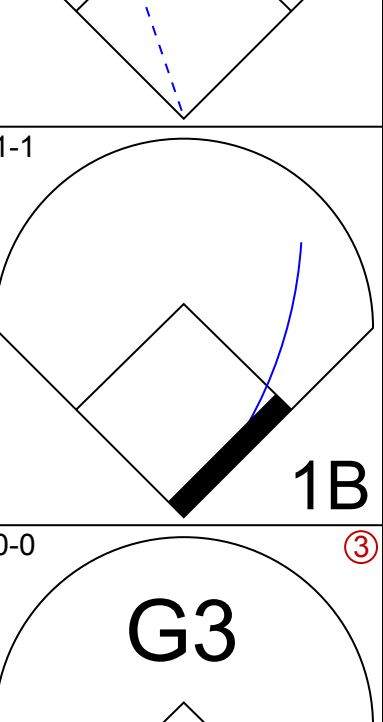
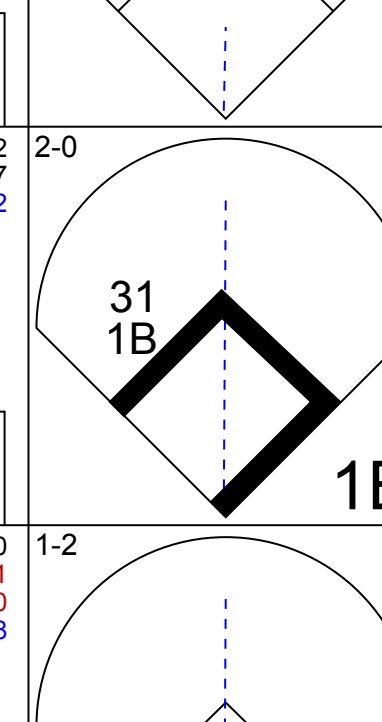



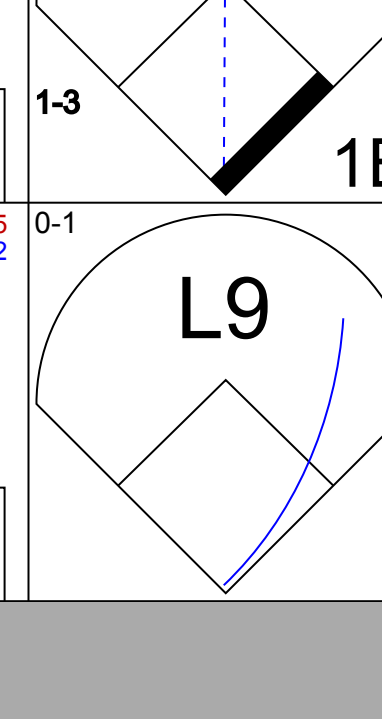
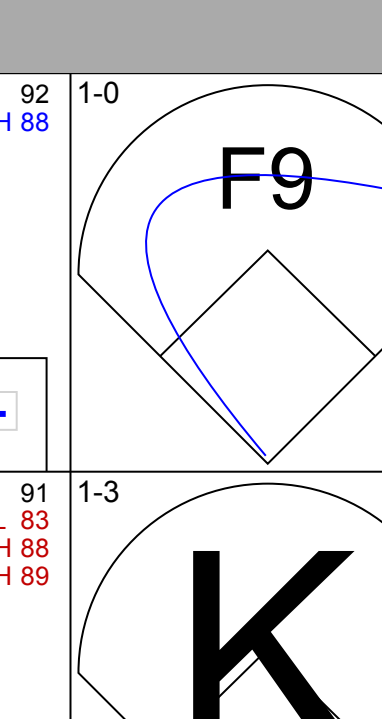
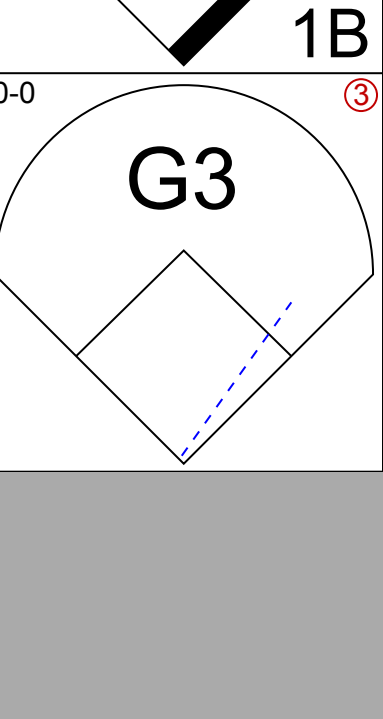
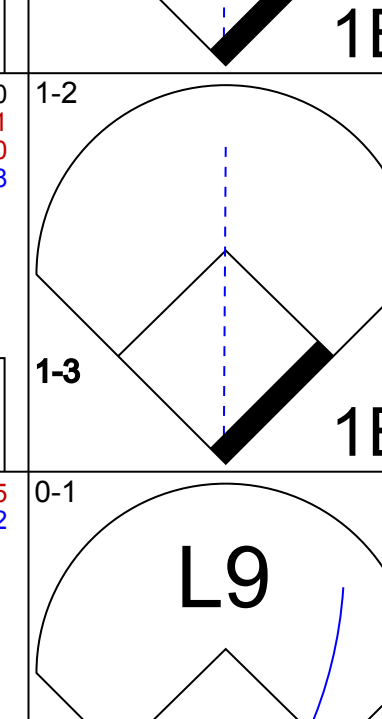
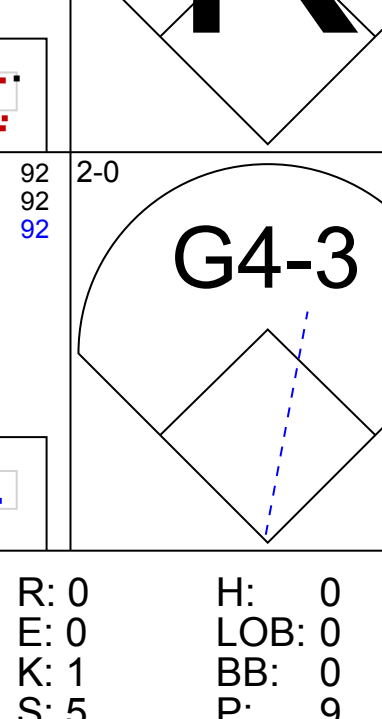
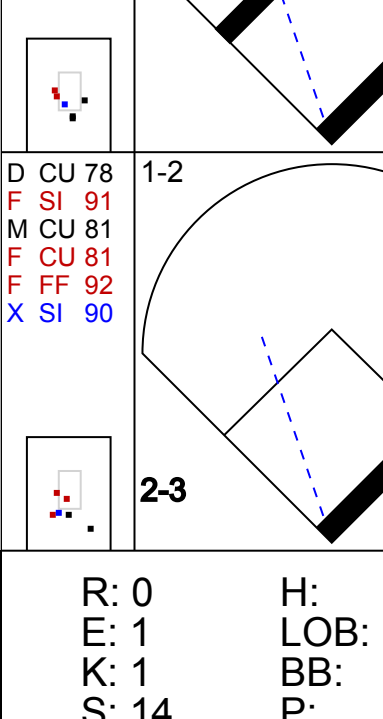




Batter	1	2	3	4	5	6	7	8	9	AB	R	H	RBI	BB	SO	LOB	BOTTOM						
2 Alcides Escobar, R OBP: 0.345, SLG: 0.400										4	0	2	0	0	0	0							
8 Mike Moustakas, L OBP: 0.386, SLG: 0.508										4	0	0	0	0	0	4							
6 Lorenzo Cain, R OBP: 0.469, SLG: 0.585										3	0	1	0	0	0	2							
35 Eric Hosmer, L OBP: 0.424, SLG: 0.426										3	0	1	0	1	1	3							
25 Kendrys Morales, S OBP: 0.388, SLG: 0.508										4	0	0	0	0	1	3							
4 Alex Gordon, L OBP: 0.375, SLG: 0.359										3	0	1	0	0	2	0							
13 Salvador Perez, R OBP: 0.350, SLG: 0.552										4	0	0	0	0	0	2							
16 Paulo Orlando, R OBP: 0.324, SLG: 0.545										4	0	0	0	0	1	0							
24 Christian Colón, R OBP: 0.364, SLG: 0.316										2	0	1	0	1	0	0							
<b>Inning Stats</b>	R: 0 H: 1 E: 0 K: 0 S: 9	L: 0 LOB: 0 BB: 0 P: 15	R: 0 H: 0 E: 0 K: 0 S: 2	L: 0 LOB: 0 BB: 0 P: 6	R: 0 H: 1 E: 0 K: 0 S: 6	L: 1 LOB: 1 BB: 1 P: 12	R: 0 H: 1 E: 0 K: 2 S: 15	L: 0 LOB: 0 BB: 0 P: 17	R: 0 H: 2 E: 0 K: 1 S: 14	L: 2 LOB: 3 BB: 0 P: 21	R: 0 H: 0 E: 0 K: 1 S: 9	L: 0 LOB: 0 BB: 0 P: 14	R: 0 H: 0 E: 0 K: 0 S: 9	L: 0 LOB: 0 BB: 0 P: 14	R: 0 H: 1 E: 0 K: 0 S: 12	L: 1 LOB: 1 BB: 0 P: 16	R: 0 H: 0 E: 0 K: 1 S: 5	L: 0 LOB: 0 BB: 0 P: 7	1B: 5 2B: 0 3B: 1 HR: 0	SF: 0 SAC: 0 DP: 2 HBP: 2	WP: 1 PB: 0 SB: 2 CS: 0	PA: 35	
<b>PITCHER</b>	IP WLS BF H R ER SO BB IBB HBP BLK WP HR S P ERA WHIP	IP WLS BF H R ER SO BB IBB HBP BLK WP HR S P ERA WHIP	IP WLS BF H R ER SO BB IBB HBP BLK WP HR S P ERA WHIP	IP WLS BF H R ER SO BB IBB HBP BLK WP HR S P ERA WHIP	IP WLS BF H R ER SO BB IBB HBP BLK WP HR S P ERA WHIP	IP WLS BF H R ER SO BB IBB HBP BLK WP HR S P ERA WHIP	IP WLS BF H R ER SO BB IBB HBP BLK WP HR S P ERA WHIP	IP WLS BF H R ER SO BB IBB HBP BLK WP HR S P ERA WHIP	IP WLS BF H R ER SO BB IBB HBP BLK WP HR S P ERA WHIP	IP WLS BF H R ER SO BB IBB HBP BLK WP HR S P ERA WHIP	IP WLS BF H R ER SO BB IBB HBP BLK WP HR S P ERA WHIP	IP WLS BF H R ER SO BB IBB HBP BLK WP HR S P ERA WHIP	IP WLS BF H R ER SO BB IBB HBP BLK WP HR S P ERA WHIP	IP WLS BF H R ER SO BB IBB HBP BLK WP HR S P ERA WHIP	IP WLS BF H R ER SO BB IBB HBP BLK WP HR S P ERA WHIP	IP WLS BF H R ER SO BB IBB HBP BLK WP HR S P ERA WHIP	IP WLS BF H R ER SO BB IBB HBP BLK WP HR S P ERA WHIP	IP WLS BF H R ER SO BB IBB HBP BLK WP HR S P ERA WHIP	IP WLS BF H R ER SO BB IBB HBP BLK WP HR S P ERA WHIP	IP WLS BF H R ER SO BB IBB HBP BLK WP HR S P ERA WHIP	IP WLS BF H R ER SO BB IBB HBP BLK WP HR S P ERA WHIP	IP WLS BF H R ER SO BB IBB HBP BLK WP HR S P ERA WHIP	IP WLS BF H R ER SO BB IBB HBP BLK WP HR S P ERA WHIP

Minnesota Twins @ Kansas City Royals  
Kauffman Stadium, Kansas City, MO  
Wed Apr 22 2015, 7:11 PM - 9:57 PM CDT  
Att: 24,721 - Partly Cloudy - 56 F

AB 31  
R 0  
H 6  
RBI 0  
BB 2  
SO 5  
LOB 14



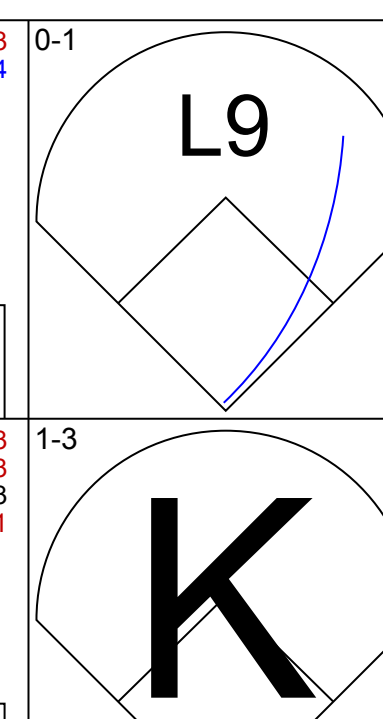
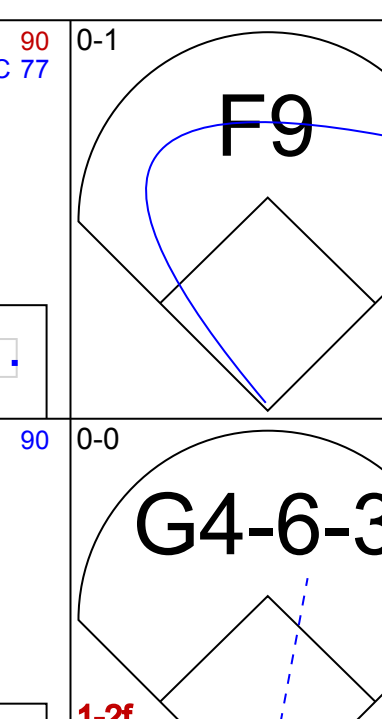
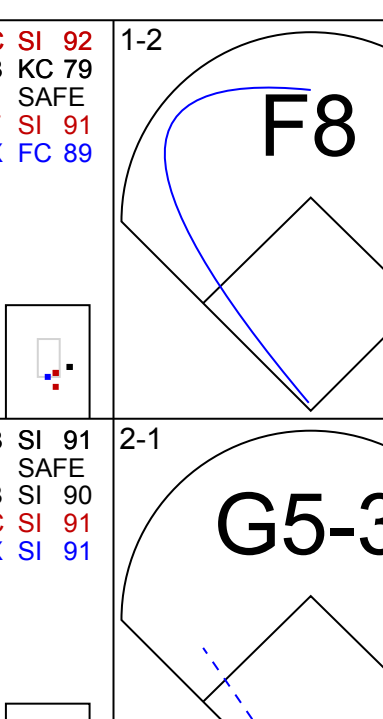
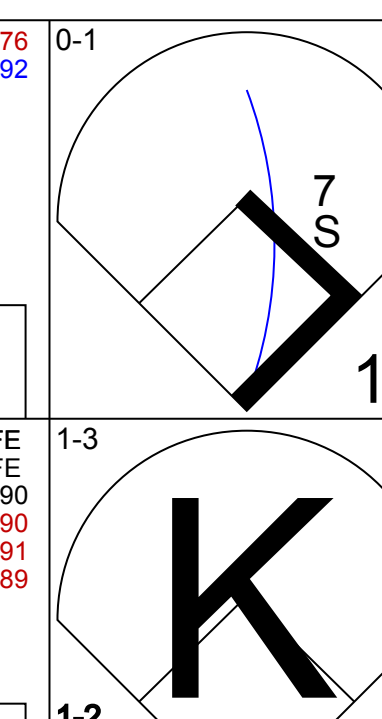
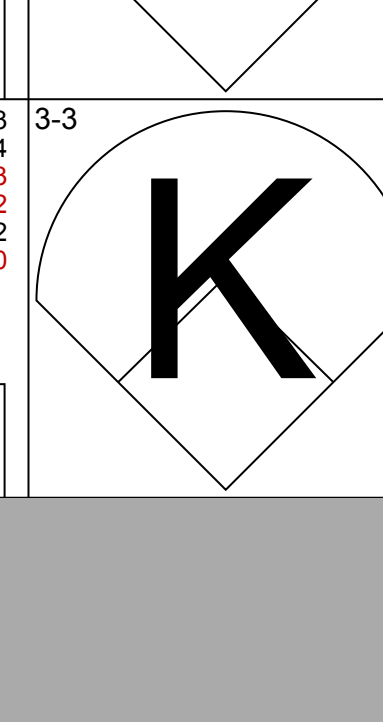


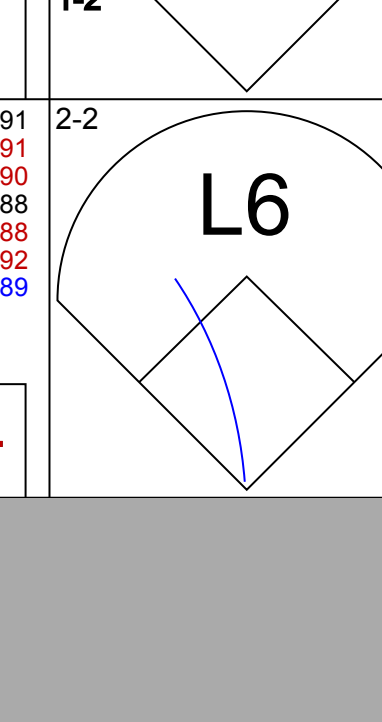

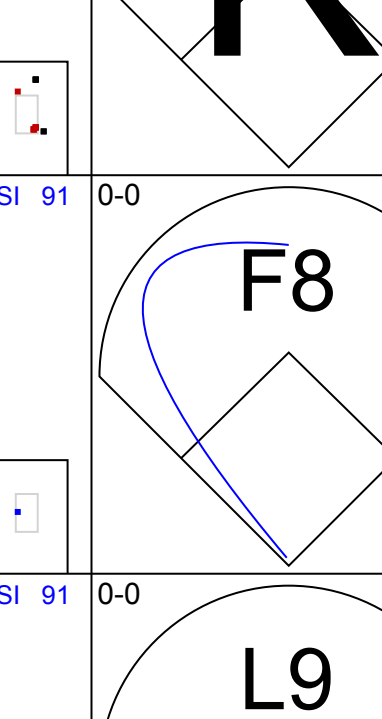
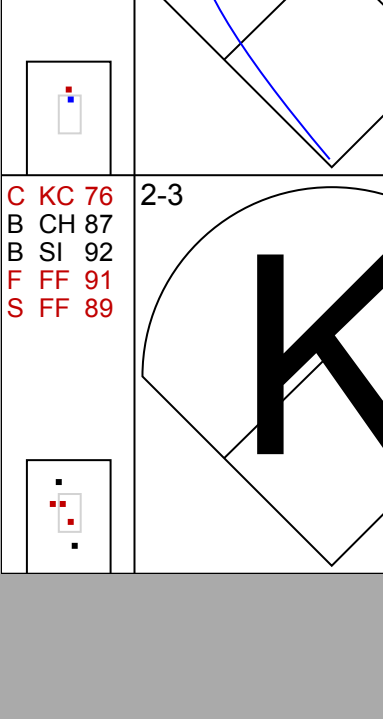

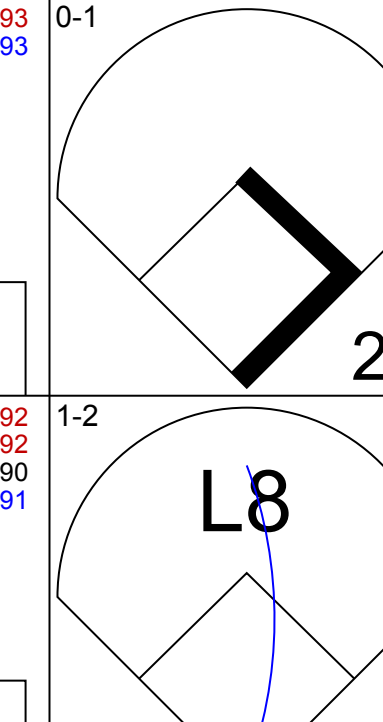
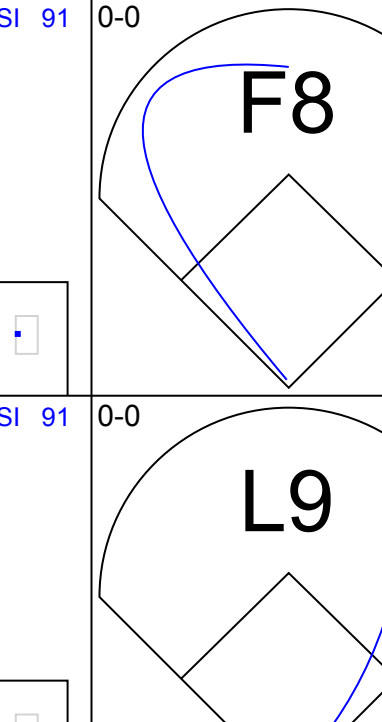
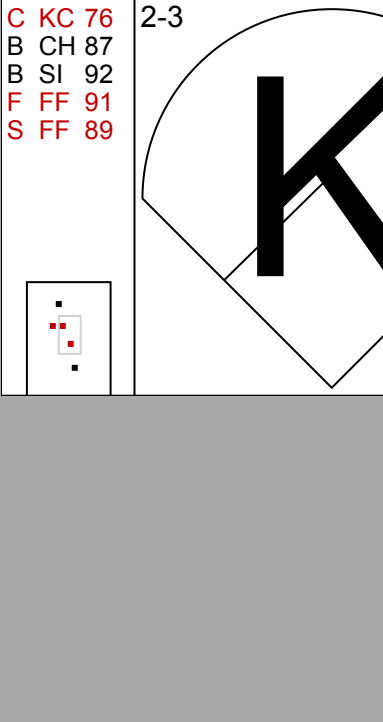
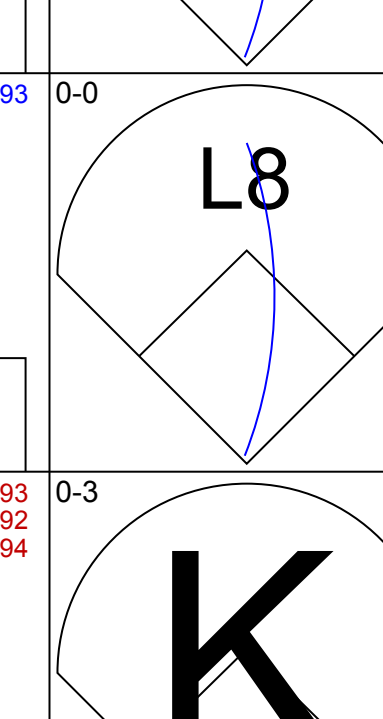





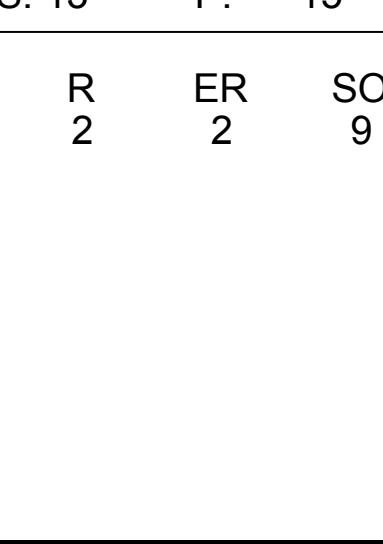
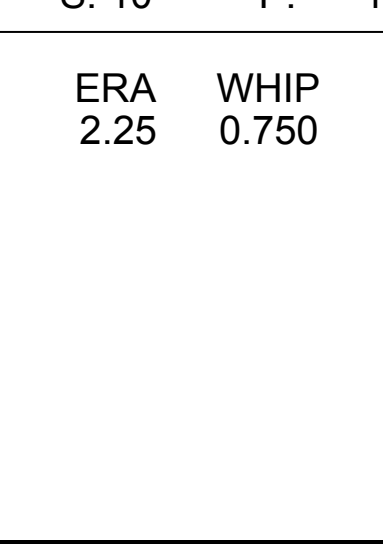






Batter	1	2	3	4	5	6	7	8	9	AB	R	H	RBI	BB	SO	LOB	TOP			
39 Danny Santana, S OBP: 0.203, SLG: 0.237										4	0	0	0	0	2	2				
48 Toni Hunter, R OBP: 0.267, SLG: 0.339										4	0	0	0	0	2	2				
7 Joe Mauer, L OBP: 0.353, SLG: 0.305										4	0	0	0	0	1	2				
2 Brian Dozier, R OBP: 0.279, SLG: 0.317										4	0	0	0	0	3	0				
19 Kennys Vargas, S OBP: 0.250, SLG: 0.255										4	0	0	0	0	0	0				
24 Trevor Plouffe, R OBP: 0.339, SLG: 0.434										3	0	2	0	0	0	0				
31 Oswaldo Arcia, L OBP: 0.261, SLG: 0.268										3	0	1	0	0	0	1				
8 Kurt Suzuki, R OBP: 0.300, SLG: 0.341										3	0	1	0	0	1	2				
1 Jordan Schafer, L OBP: 0.154, SLG: 0.158										3	0	1	0	0	0	0				
<b>Inning Stats</b>	R: 0 H: 0 E: 0 K: 3 S: 10	H: 0 LOB: 0 BB: 0 P: 14	R: 0 H: 0 E: 0 K: 1 S: 6	H: 0 LOB: 0 BB: 0 P: 8	R: 0 H: 0 E: 0 K: 1 S: 5	H: 0 LOB: 0 BB: 0 P: 9	R: 0 H: 0 E: 0 K: 1 S: 6	H: 0 LOB: 0 BB: 0 P: 7	R: 0 H: 1 E: 0 K: 1 S: 9	H: 2 LOB: 1 BB: 0 P: 12	R: 0 H: 2 E: 1 K: 1 S: 14	H: 2 LOB: 2 BB: 0 P: 19	R: 0 H: 2 E: 0 K: 1 S: 10	H: 0 LOB: 0 BB: 0 P: 14	R: 0 H: 0 E: 0 K: 0 S: 6	H: 0 LOB: 0 BB: 0 P: 10	1B: 5 2B: 0 3B: 0 HR: 0	SF: 0 SAC: 0 DP: 0 HBP: 0	WP: 0 PB: 0 CS: 0	PA: 32
<b>PITCHER</b> 34 Félix Hernández, R ERA: 1.61	IP: 9.0 WLS: W BF: 32	H: 5 R: 0 ER: 0 SO: 9	BB: 0 IBB: 0 HBP: 0 BLK: 0	WP: 0 HR: 0 S: 73 P: 102	ERA: 0.00 WHIP: 0.556	<b>PITCHER</b>					IP: 9.0 WLS: W BF: 32	H: 5 R: 0 ER: 0 SO: 9	BB: 0 IBB: 0 HBP: 0 BLK: 0	WP: 0 HR: 0 S: 73 P: 102	ERA: 0.00 WHIP: 0.556					

Minnesota Twins @ Seattle Mariners  
Safeco Field, Seattle, WA  
Fri Apr 24 2015, 7:11 PM - 9:13 PM PDT  
Att: 25,215 - Partly Cloudy - 54 F

AB	32
R	0
H	5
RBI	0
BB	0
SO	9
LOB	9



Batter	1	2	3	4	5	6	7	8	9	AB	R	H	RBI	BB	SO	LOB	BOTTOM			
16 Austin Jackson, R OBP: 0.309, SLG: 0.328										4	0	1	0	0	0	2				
7 Seth Smith, L OBP: 0.289, SLG: 0.375										4	0	0	0	0	2	3				
22 Robinson Canó, L OBP: 0.319, SLG: 0.439										4	0	1	0	0	1	1				
23 Nelson Cruz, R OBP: 0.368, SLG: 0.766										3	1	1	1	0	1	1				
15 Kyle Seager, L OBP: 0.394, SLG: 0.458										3	0	1	0	0	1	1				
13 Dustin Ackley, L OBP: 0.295, SLG: 0.432										3	0	0	0	0	0	2				
20 Logan Morrison, L OBP: 0.241, SLG: 0.241										3	1	1	1	0	0	1				
3 Mike Zunino, R OBP: 0.212, SLG: 0.298										3	0	0	0	0	3	1				
5 Brad Miller, L OBP: 0.333, SLG: 0.440										3	0	1	0	0	1	0				
<b>Inning Stats</b>	R: 0 H: 0 E: 0 K: 2 S: 8	H: 2 LOB: 1 BB: 0 P: 12	R: 1 H: 2 E: 0 K: 1 S: 13	H: 2 LOB: 0 BB: 0 P: 15	R: 0 H: 0 E: 1 K: 0 S: 5	H: 0 LOB: 0 BB: 0 P: 5	R: 0 H: 1 E: 0 K: 1 S: 6	H: 1 LOB: 0 BB: 0 P: 8	R: 1 H: 2 E: 0 K: 1 S: 10	H: 2 LOB: 1 BB: 0 P: 16	R: 0 H: 0 E: 0 K: 1 S: 9	H: 0 LOB: 0 BB: 0 P: 12	R: 0 H: 0 E: 0 K: 1 S: 8	H: 0 LOB: 0 BB: 0 P: 11	R: 0 H: 1 E: 0 K: 2 S: 13	H: 1 LOB: 1 BB: 0 P: 17	1B: 3 2B: 1 3B: 0 HR: 2	SF: 0 SAC: 0 DP: 1 HBP: 0	WP: 0 PB: 0 CS: 0	PA: 30
<b>PITCHER</b> 45 Phil Hughes, R ERA: 4.39	IP: 8.0 WLS: L BF: 30	H: 6 R: 2 ER: 2 SO: 9	BB: 0 IBB: 0 HBP: 0 BLK: 0	WP: 0 HR: 2 S: 72 P: 96	ERA: 2.25 WHIP: 0.750	<b>PITCHER</b>					IP: 8.0 WLS: L BF: 30	H: 6 R: 2 ER: 2 SO: 9	BB: 0 IBB: 0 HBP: 0 BLK: 0	WP: 0 HR: 2 S: 72 P: 96	ERA: 2.25 WHIP: 0.750					

Minnesota Twins @ Seattle Mariners  
Safeco Field, Seattle, WA  
Fri Apr 24 2015, 7:11 PM - 9:13 PM PDT  
Att: 25,215 - Partly Cloudy - 54 F

AB	30
R	2
H	6
RBI	2
BB	0
SO	9
LOB	12





Batter	1	2	3	4	5	6	7	8	9	AB R H RBI BB SO LOB	TOP											
2 Brian Dozier, R OBP: 0.297, SLG: 0.338	E5 24 E 9 BB	1B	K2-3			48 2B BB	48 WP 2B		L7	5 2 2 1 1 1 1	<b>Minnesota Twins @ Seattle Mariners</b> Safeco Field, Seattle, WA Sat Apr 25 2015, 6:11 PM - 9:36 PM PDT Att: 33,566 - Cloudy - 54 F											
48 Toni Hunter, R OBP: 0.277, SLG: 0.350	P4	K		F9	7 1B 2B	7 FC6-4 BB		CS	4 1 1 1 1 1 3													
7 Joe Mauer, L OBP: 0.370, SLG: 0.306	9 BB 24 E BB	K		9 1B BB	24 E 1B	FC6-4		FC6-4	3 1 1 1 2 1 4													
24 Trevor Plouffe, R OBP: 0.328, SLG: 0.404	E8 9 BB			FC5 9 1B 8 1B	F8			BB	4 1 0 0 1 1 4													
19 Kennys Vargas, S OBP: 0.230, SLG: 0.232	K	K	K	K	L4			K	5 0 0 0 0 4 7													
9 Eduardo Núñez, R OBP: 0.636, SLG: 0.900				G4-3	5 WP 8 1B 1B			F9	4 1 2 2 1 0 1													
1 Jordan Schafer, L OBP: 0.154, SLG: 0.158					1-2 2-H 2B	21 1B 2B			0 0 0 0 0 0 0													
8 Kurt Suzuki, R OBP: 0.291, SLG: 0.327	F8			G6-3		F9		G1-3	5 0 1 1 0 0 5													
5 Eduardo Escobar, S OBP: 0.216, SLG: 0.286		G4-3		HR		F7		K	5 1 1 1 0 2 3													
21 Shane Robinson, R OBP: 0.407, SLG: 0.423		2 1B 1B		F8		G6-3		48 CS BB	4 1 2 1 1 0 0													
<b>Inning Stats</b>	R: 1 H: 0 E: 2 K: 1 S: 13	L: 0 LOB: 3 BB: 2 P: 26	R: 0 H: 2 E: 0 K: 2 S: 15	L: 2 LOB: 2 BB: 0 P: 21	R: 0 H: 0 E: 0 K: 2 S: 9	L: 0 LOB: 0 BB: 0 P: 12	R: 1 H: 1 E: 0 K: 1 S: 13	L: 1 LOB: 1 BB: 1 P: 22	R: 2 H: 2 E: 0 K: 0 S: 16	L: 2 LOB: 2 BB: 1 P: 30	R: 2 H: 2 E: 0 K: 0 S: 12	L: 2 LOB: 1 BB: 1 P: 22	R: 2 H: 3 E: 0 K: 0 S: 18	L: 2 LOB: 2 BB: 1 P: 31	R: 0 H: 0 E: 0 K: 1 S: 8	L: 0 LOB: 1 BB: 1 P: 15	R: 0 H: 0 E: 0 K: 1 S: 8	L: 0 LOB: 0 BB: 1 P: 13	1B: 6 2B: 3 3B: 0 HR: 1	SF: 0 SAC: 0 DP: 0 HBP: 0	WP: 2 PB: 0 SB: 1 CS: 1	PA: 47
<b>PITCHER</b>	IP WLS BF H R ER SO BB IBB HBP BLK WP HR S P ERA WHIP											<b>PITCHER</b>	IP WLS BF H R ER SO BB IBB HBP BLK WP HR S P ERA WHIP									
65 James Paxton, L ERA: 6.86	4.2 L 25 5 4 1 7 3 0 0 0 0 1 63 106 1.93 1.714																					
52 Dominic Leone, R ERA: 3.86	0.2 4 1 2 2 1 0 0 0 0 0 0 10 18 27.00 3.000																					
66 Tyler Olson, L ERA: 3.86	0.0 1 1 0 0 0 0 0 0 0 0 0 2 4 ∞																					
31 Yoervis Medina, R ERA: 2.89	1.1 8 3 2 2 0 1 0 0 0 1 0 17 31 13.50 3.000																					
44 Lucas Luetge, L ERA:	2.1 8 0 0 0 2 2 0 0 0 0 0 20 33 0.00 0.857																					
<b>Batter</b>	<b>1</b>	<b>2</b>	<b>3</b>	<b>4</b>	<b>5</b>	<b>6</b>	<b>7</b>	<b>8</b>	<b>9</b>	<b>AB R H RBI BB SO LOB</b>	<b>BOTTOM</b>											
16 Austin Jackson, R OBP: 0.315, SLG: 0.391	K		L8						G5-3	5 1 2 2 0 1 1	<b>Minnesota Twins @ Seattle Mariners</b> Safeco Field, Seattle, WA Sat Apr 25 2015, 6:11 PM - 9:36 PM PDT Att: 33,566 - Cloudy - 54 F											
7 Seth Smith, L OBP: 0.293, SLG: 0.371										3 1 1 0 0 1 1												
12 Justin Ruggiano, R (7, PH) OBP: 0.375, SLG: 0.308	22 BB 23 2B 1B		K		F7					1 0 1 0 0 0 0												
22 Robinson Canó, L OBP: 0.342, SLG: 0.464		23 2B BB								3 2 2 0 1 0 1												
23 Nelson Cruz, R OBP: 0.361, SLG: 0.750										4 0 1 2 0 0 2												
15 Kyle Seager, L OBP: 0.333, SLG: 0.435	P3									3 0 0 1 0 0 1												
20 Logan Morrison, L OBP: 0.226, SLG: 0.224	G3									4 0 0 0 0 1 1												
13 Dustin Ackley, L OBP: 0.249, SLG: 0.413										2 0 0 0 0 1 0												
25 Rickie Weeks Jr., R (7, PH) OBP: 0.212, SLG: 0.258										2 0 0 0 0 0 0												
3 Mike Zunino, R OBP: 0.214, SLG: 0.280										3 1 0 0 1 2 0												
5 Brad Miller, L OBP: 0.321, SLG: 0.423										2 0 0 0 0 1 0												
8 Willie Bloomquist, R OBP: 0.355, SLG: 0.533										2 0 1 0 0 0 1												
<b>Inning Stats</b>	R: 2 H: 2 E: 0 K: 1 S: 11	L: 2 LOB: 1 BB: 1 P: 21	R: 0 H: 0 E: 0 K: 3 S: 11	L: 0 LOB: 0 BB: 0 P: 13	R: 0 H: 1 E: 0 K: 1 S: 13	L: 0 LOB: 1 BB: 0 P: 15	R: 0 H: 0 E: 0 K: 0 S: 4	L: 0 LOB: 0 BB: 0 P: 5	R: 0 H: 1 E: 0 K: 0 S: 11	L: 1 LOB: 1 BB: 0 P: 17	R: 1 H: 1 E: 0 K: 1 S: 9	L: 1 LOB: 0 BB: 0 P: 12	R: 2 H: 2 E: 0 K: 0 S: 13	L: 2 LOB: 1 BB: 1 P: 24	R: 0 H: 0 E: 0 K: 0 S: 15	L: 0 LOB: 0 BB: 0 P: 23	R: 0 H: 1 E: 0 K: 1 S: 12	L: 1 LOB: 1 BB: 0 P: 16	1B: 3 2B: 4 3B: 0 HR: 1	SF: 1 SAC: 0 DP: 0 HBP: 0	WP: 0 PB: 0 SB: 0 CS: 0	PA: 37
<b>PITCHER</b>	IP WLS BF H R ER SO BB IBB HBP BLK WP HR S P ERA WHIP											<b>PITCHER</b>	IP WLS BF H R ER SO BB IBB HBP BLK WP HR S P ERA WHIP									
65 Trevor May, R ERA: 4.91	3.1 W 8 2 1 1 0 0 0 0 0 0 0 17 24 4.50 1.000																					
22 Tim Stauffer, R ERA: 7.71	2.0 W 8 2 1 1 0 0 0 0 0 0 0 15 24 13.50 1.500																					
64 Aaron Thompson, L ERA: 2.19	1.1 6 1 2 2 1 1 0 0 0 0 0 2 5 ∞																					
36 Blaine Boyer, R ERA: 5.19	0.0 1 1 0 0 0 0 0 0 0 0 0 2 5 ∞																					
56 Caleb Thielbar, L ERA: 13.5	0.1 H 1 0 0 0 0 0 0 0 0 0 0 2 3 0.00 0.000																					







Batter	1	2	3	4	5	6	7	8	9	AB	R	H	RBI	BB	SO	LOB	TOP										
<b>3 Ian Kinsler, R</b> OBP: 0.360, SLG: 0.375										5	0	1	0	0	0	3	<b>Detroit Tigers @ Minnesota Twins</b> Target Field, Minneapolis, MN Mon Apr 27 2015, 7:13 PM - 10:29 PM CDT Att: 18,054 - Clear - 69 F										
<b>1 Jose Iglesias, R</b> OBP: 0.448, SLG: 0.540										5	1	3	1	0	1	0											
<b>24 Miguel Cabrera, R</b> OBP: 0.465, SLG: 0.589										3	0	1	0	1	0	2											
<b>41 Victor Martinez, S</b> OBP: 0.379, SLG: 0.269										3	1	1	0	1	0	3											
<b>28 J.D. Martinez, R</b> OBP: 0.313, SLG: 0.532										3	1	2	0	1	0	2											
<b>52 Yoenis Cespedes, R</b> OBP: 0.325, SLG: 0.566										4	1	2	3	0	1	2											
<b>13 Alex Avila, L</b> OBP: 0.340, SLG: 0.275										3	0	0	0	1	1	1											
<b>26 Hernán Pérez, R</b> OBP: 0.143, SLG: 0.143										4	1	1	0	0	0	2											
<b>12 Anthony Gose, L</b> OBP: 0.380, SLG: 0.489										2	0	0	0	2	0	0											
<b>Inning Stats</b>	R: 4 H: 3 E: 0 K: 1 S: 16	LOB: 0 BB: 1 P: 27	R: 1 H: 1 E: 0 K: 0 S: 8	LOB: 0 BB: 1 P: 18	R: 0 H: 2 E: 0 K: 1 S: 13	LOB: 0 BB: 0 P: 20	R: 0 H: 0 E: 0 K: 0 S: 8	LOB: 0 BB: 0 P: 12	R: 0 H: 2 E: 0 K: 0 S: 8	LOB: 2 BB: 1 P: 16	R: 0 H: 1 E: 0 K: 0 S: 10	LOB: 2 BB: 1 P: 17	R: 0 H: 1 E: 0 K: 0 S: 10	LOB: 1 BB: 1 P: 18	R: 0 H: 1 E: 0 K: 0 S: 10	LOB: 1 BB: 1 P: 15		R: 0 H: 0 E: 0 K: 1 S: 5	LOB: 0 BB: 0 P: 8	1B: 7 2B: 2 3B: 1 HR: 2	SF: 0 SAC: 0 DP: 4 HBP: 0	WP: 1 PB: 0 SB: 1 CS: 2	PA: 39				
<b>PITCHER</b>	IP	WLS	BF	H	R	ER	SO	BB	IBB	HBP	BLK	WP	HR	S	P	ERA	WHIP										
<b>33 Tommy Milone, L</b> ERA: 4.76	4.0	L	20	8	5	5	2	2	0	0	0	1	2	50	83	11.25	2.500										
<b>22 Tim Stauffer, R</b> ERA: 5.0	2.0		10	2	0	0	0	2	1	0	0	0	0	18	39	0.00	2.000										
<b>36 Blaine Boyer, R</b> ERA: 3.86	3.0		8	1	0	0	1	1	0	0	0	0	0	20	29	0.00	0.667										

Batter	1	2	3	4	5	6	7	8	9	AB	R	H	RBI	BB	SO	LOB	BOTTOM										
<b>2 Brian Dozier, R</b> OBP: 0.294, SLG: 0.329										4	1	1	1	0	2	4	<b>Detroit Tigers @ Minnesota Twins</b> Target Field, Minneapolis, MN Mon Apr 27 2015, 7:13 PM - 10:29 PM CDT Att: 18,054 - Clear - 69 F										
<b>48 Toni Hunter, R</b> OBP: 0.257, SLG: 0.323										5	0	0	0	0	2	3											
<b>7 Joe Mauer, L</b> OBP: 0.386, SLG: 0.380										4	1	1	0	0	0	1											
<b>24 Trevor Plouffe, R</b> OBP: 0.311, SLG: 0.373										4	0	1	1	0	1	1											
<b>9 Eduardo Núñez, R</b> OBP: 0.450, SLG: 0.632										4	0	0	0	0	1	2											
<b>8 Kurt Suzuki, R</b> OBP: 0.305, SLG: 0.327										3	0	1	1	1	0	0											
<b>21 Shane Robinson, R</b> ERA: 3.48										2	0	0	0	1	1	1											
<b>5 Eduardo Escobar, S</b> OBP: 0.186, SLG: 0.244										1	0	0	0	0	0	1											
<b>1 Jordan Schafer, L</b> OBP: 0.209, SLG: 0.238										4	1	3	0	0	0	1											
<b>39 Danny Santana, S</b> OBP: 0.242, SLG: 0.277										3	1	2	1	0	1	2											
<b>Inning Stats</b>	R: 1 H: 2 E: 0 K: 1 S: 12	LOB: 1 BB: 0 P: 17	R: 0 H: 1 E: 0 K: 2 S: 15	LOB: 2 BB: 1 P: 22	R: 0 H: 0 E: 0 K: 1 S: 8	LOB: 0 BB: 0 P: 15	R: 0 H: 0 E: 0 K: 2 S: 12	LOB: 1 BB: 1 P: 24	R: 1 H: 1 E: 0 K: 0 S: 9	LOB: 0 BB: 0 P: 14	R: 0 H: 0 E: 0 K: 1 S: 6	LOB: 0 BB: 0 P: 11	R: 1 H: 2 E: 0 K: 0 S: 8	LOB: 1 BB: 0 P: 9	R: 1 H: 2 E: 0 K: 0 S: 10	LOB: 1 BB: 0 P: 17	R: 0 H: 1 E: 0 K: 1 S: 11	LOB: 1 BB: 0 P: 16	1B: 5 2B: 4 3B: 0 HR: 0	SF: 1 SAC: 1 DP: 0 HBP: 0	WP: 0 PB: 1 SB: 0 CS: 0	PA: 38					
<b>PITCHER</b>	IP	WLS	BF	H	R	ER	SO	BB	IBB	HBP	BLK	WP	HR	S	P	ERA	WHIP										
<b>14 David Price, L</b> ERA: 3.48	6.1	W	27	6	3	3	7	2	0	0	0	0	0	66	108	4.26	1.263										
<b>30 Alex Wilson, R</b> ERA: 2.45	0.2	H	2	0	0	0	0	0	0	0	0	0	0	4	4	0.00	0.000										
<b>44 Joba Chamberlain, R</b> ERA: 1.65	1.0	H	5	2	1	1	0	0	0	0	0	0	0	10	17	9.00	2.000										
<b>38 Joakim Soria, R</b> ERA: 1.86	1.0	S	4	1	0	0	1	0	0	0	0	0	0	11	16	0.00	1.000										



Batter	1	2	3	4	5	6	7	8	9	AB	R	H	RBI	BB	SO	LOB	TOP			
12 Anthony Gose, L (1, 8) OBP: 0.352, SLG: 0.471	G6-3		1B		K			G4-3		4	0	1	1	0	1	0	<b>Detroit Tigers @ Minnesota Twins</b> Target Field, Minneapolis, MN Tue Apr 28 2015, 7:12 PM - 9:51 PM CDT Att: 18,169 - Partly Cloudy - 64 F			
3 Ian Kinsler, R (1, 4) OBP: 0.344, SLG: 0.357	G5-3		G6-3		F8			F8		4	0	0	0	0	0	1				
24 Miguel Cabrera, R (1, 3) OBP: 0.444, SLG: 0.539	P3				K			L8		4	0	0	0	0	1	0				
41 Victor Martinez, S (1, 10) OBP: 0.357, SLG: 0.250		K			F9			L7		4	0	0	0	0	1	0				
28 J.D. Martinez, R (1, 9) OBP: 0.310, SLG: 0.530		K			52 2B			F8		4	1	1	0	0	2	0				
52 Yoenis Cespedes, R (1, 7) OBP: 0.325, SLG: 0.570		K			2B			F9		3	0	1	1	0	1	0				
13 Alex Avila, L (1, 2) OBP: 0.358, SLG: 0.268					FC6			K		1	1	0	0	2	1	0				
9 Nick Castellanos, R (1, 5) OBP: 0.286, SLG: 0.377					FC6			F9		3	0	0	0	0	0	3				
1 Jose Iglesias, R (1, 6) OBP: 0.431, SLG: 0.515					G4-6-3			F9		3	0	0	0	0	0	2				
<b>Inning Stats</b>	R: 0 E: 0 K: 0 S: 7	H: 0 LOB: 0 BB: 0 P: 12	R: 0 E: 0 K: 3 S: 11	H: 0 LOB: 0 BB: 0 P: 16	R: 1 E: 0 K: 0 S: 9	H: 1 LOB: 1 BB: 1 P: 17	R: 1 E: 0 K: 1 S: 18	H: 2 LOB: 2 BB: 1 P: 31	R: 0 E: 0 K: 1 S: 9	H: 0 LOB: 0 BB: 0 P: 11	R: 0 E: 0 K: 1 S: 7	H: 0 LOB: 0 BB: 0 P: 11	R: 0 E: 0 K: 0 S: 6	H: 0 LOB: 0 BB: 0 P: 9	R: 0 E: 0 K: 0 S: 8	H: 0 LOB: 0 BB: 0 P: 10		1B: 1 2B: 2 3B: 0 HR: 0	SF: 0 SAC: 0 DP: 1 HBP: 0	WP: 0 PB: 0 SB: 1 CS: 0
<b>PITCHER</b>	IP WLS BF H R ER SO BB IBB HBP BLK WP HR S P ERA WHIP																			
37 Mike Pelfrey, R (1, 1) ERA: 2.25	7.0 W 26 3 2 1 7 2 0 0 0 0 0 0 69 109 1.29 0.714																			
50 Casey Fien, R (8, 1) ERA: 1.53	1.0 H 3 0 0 0 0 0 0 0 0 0 0 6 9 0.00 0.000																			
15 Glen Perkins, L (9, 1) ERA: 1.0	1.0 S 3 0 0 0 0 0 0 0 0 0 0 8 10 0.00 0.000																			

Batter	1	2	3	4	5	6	7	8	9	AB	R	H	RBI	BB	SO	LOB	BOTTOM			
39 Danny Santana, S (1, 6) OBP: 0.271, SLG: 0.304	K		1B		1B			1B		4	0	3	1	0	1	0	<b>Detroit Tigers @ Minnesota Twins</b> Target Field, Minneapolis, MN Tue Apr 28 2015, 7:12 PM - 9:51 PM CDT Att: 18,169 - Partly Cloudy - 64 F			
48 Toni Hunter, R (1, 9) OBP: 0.243, SLG: 0.304	K		G4-3		G1-3			F9		4	0	0	0	0	1	3				
7 Joe Mauer, L (1, 3) OBP: 0.368, SLG: 0.360	G4-3				L7			G3-1		4	0	0	0	0	1	0				
24 Trevor Plouffe, R (1, 5) OBP: 0.308, SLG: 0.366		P3			P4			K		4	0	1	0	0	1	0				
9 Eduardo Nunez, R (1, 10) OBP: 0.458, SLG: 0.591		G1-4-3			L7			5 2B		3	1	1	0	1	0	0				
5 Eduardo Escobar, S (1, 4) OBP: 0.191, SLG: 0.267		L8			G4-3			8 1B		4	1	1	1	0	0	2				
31 Oswaldo Arcia, L (1, 7) ERA: 7.04					G6-3			39 1B		3	1	2	0	0	1	1				
21 Shane Robinson, R (8, 7) OBP: 0.378, SLG: 0.353					SH5-3			K		1	0	0	0	0	0	2				
8 Kurt Suzuki, R (1, 2) OBP: 0.328, SLG: 0.352					SH5-3			39 1B		2	0	2	1	0	0	0				
1 Jordan Schafer, L (1, 8) OBP: 0.196, SLG: 0.222					G6-3			K		3	0	0	0	0	1	4				
<b>Inning Stats</b>	R: 0 E: 0 K: 2 S: 8	H: 0 LOB: 0 BB: 0 P: 9	R: 0 E: 0 K: 0 S: 8	H: 0 LOB: 0 BB: 0 P: 13	R: 1 E: 0 K: 0 S: 8	H: 2 LOB: 1 BB: 0 P: 11	R: 0 E: 0 K: 1 S: 8	H: 0 LOB: 0 BB: 0 P: 13	R: 0 E: 0 K: 0 S: 12	H: 3 LOB: 2 BB: 0 P: 16	R: 0 E: 0 K: 1 S: 8	H: 0 LOB: 0 BB: 0 P: 11	R: 2 E: 0 K: 2 S: 22	H: 4 LOB: 2 BB: 0 P: 32	R: 0 E: 0 K: 0 S: 14	H: 1 LOB: 1 BB: 1 P: 27	1B: 9 2B: 1 3B: 0 HR: 0	SF: 0 SAC: 1 DP: 0 HBP: 0	WP: 1 PB: 0 SB: 1 CS: 0	PA: 34
<b>PITCHER</b>	IP WLS BF H R ER SO BB IBB HBP BLK WP HR S P ERA WHIP																			
19 Anibal Sanchez, R (1, 1) ERA: 5.46	7.0 L 29 9 3 3 6 0 0 0 0 0 0 0 74 105 3.86 1.286																			
65 Blaine Hardy, L (8, 1) ERA: 7.04	0.1 1 0 0 0 0 0 0 0 0 0 0 2 4 0.00 0.000																			
62 Al Alburquerque, R (8, 1) ERA: 10.29	0.2 4 1 0 0 0 1 0 0 0 0 1 0 12 23 0.00 3.000																			

AB	30
R	2
H	3
RBI	2
BB	2
SO	7
LOB	6



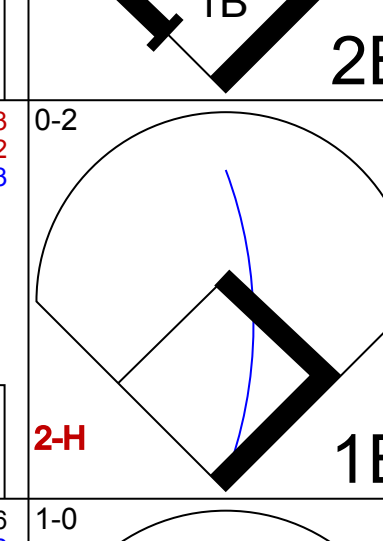
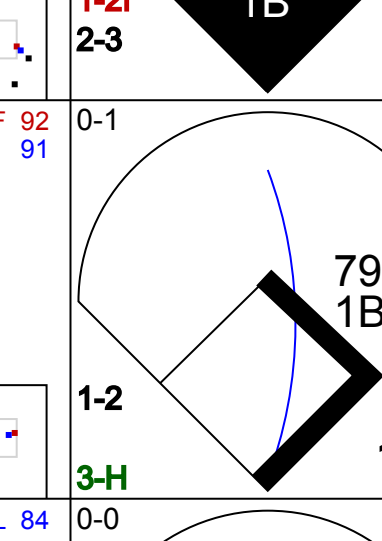


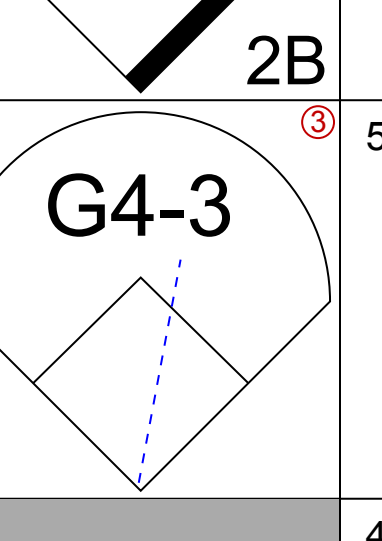
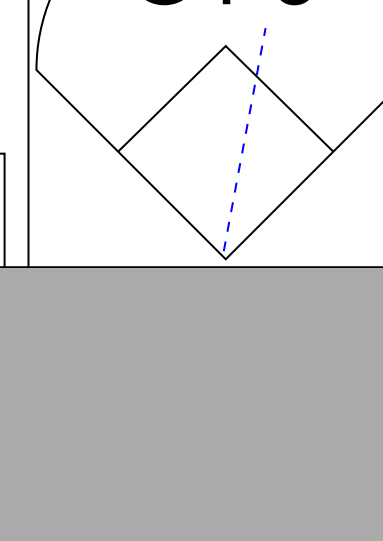
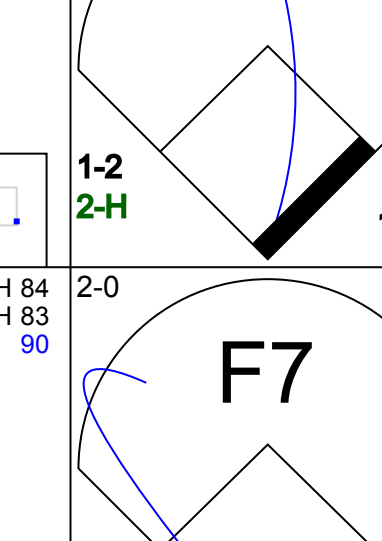
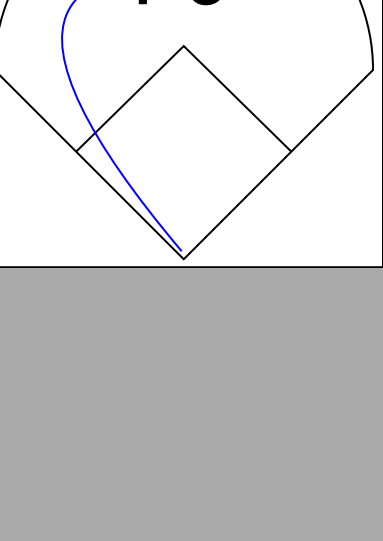
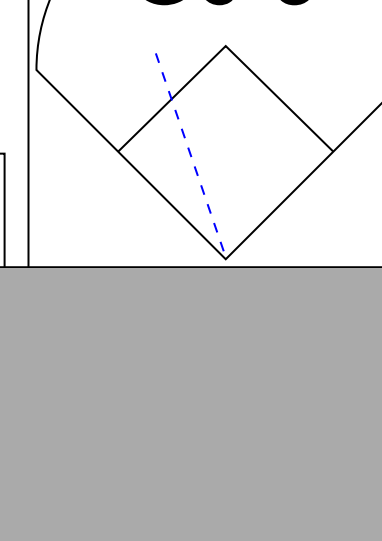


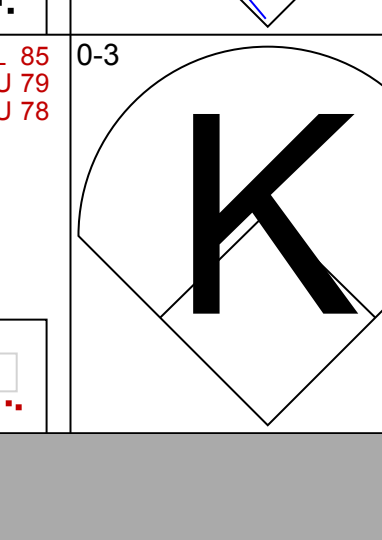








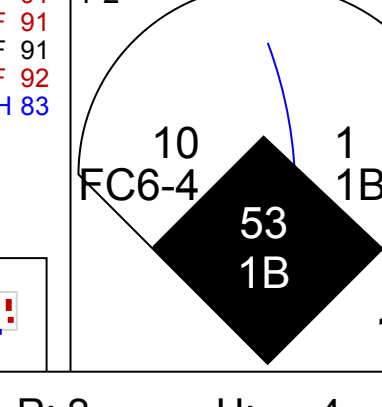
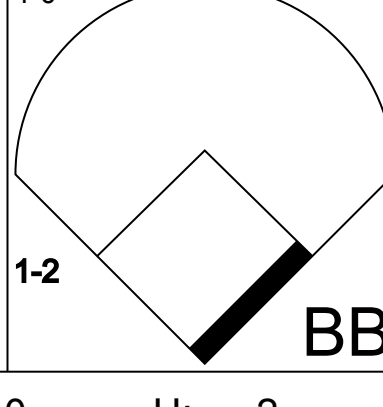




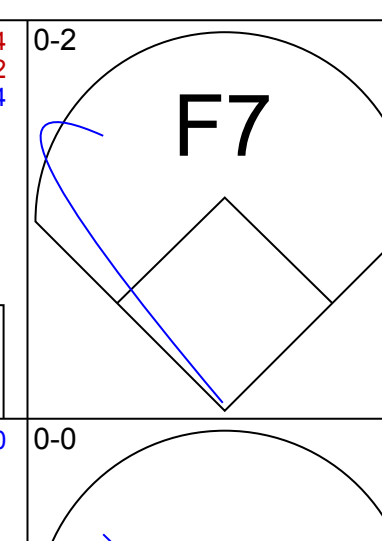


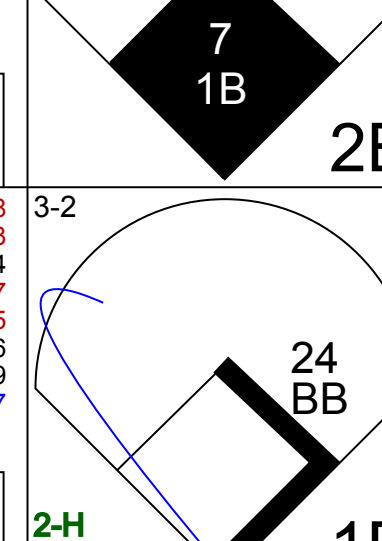

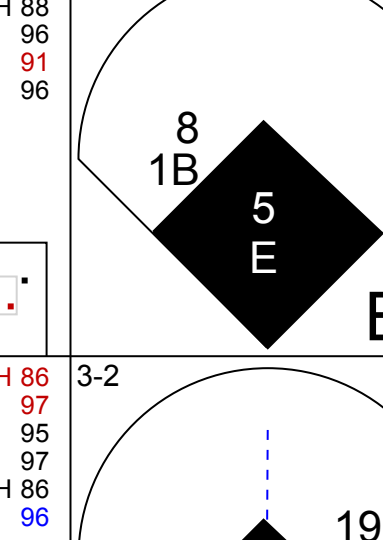

AB	32
R	3
H	10
RBI	3
BB	1
SO	6
LOB	12

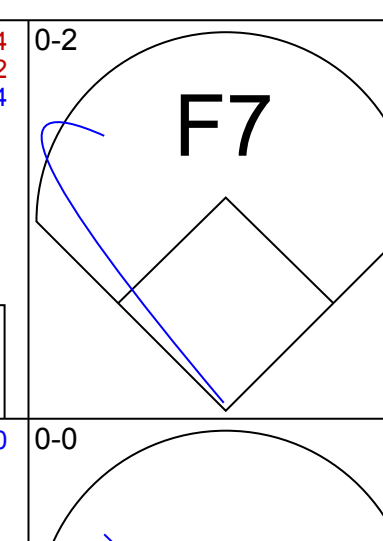
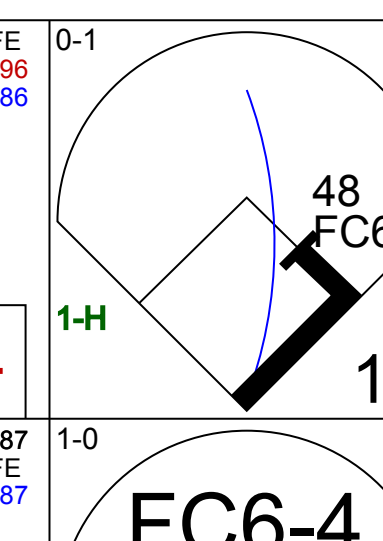
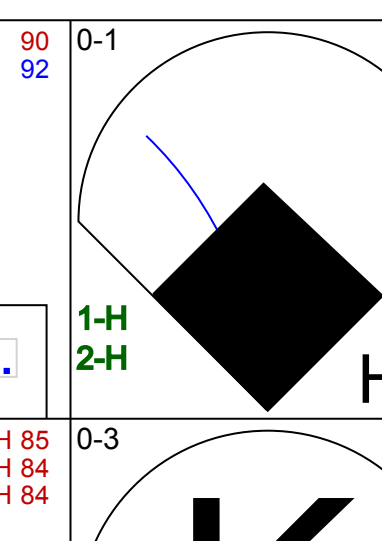
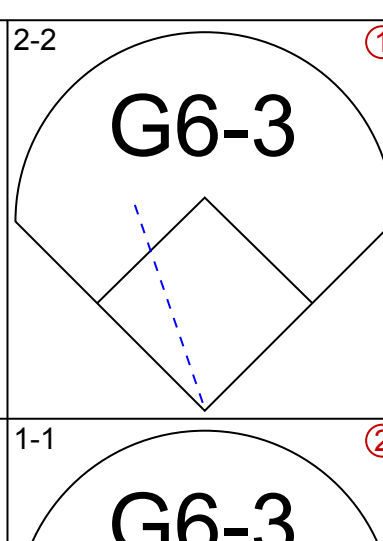

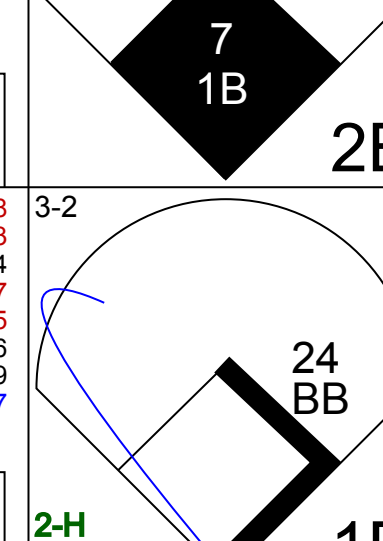
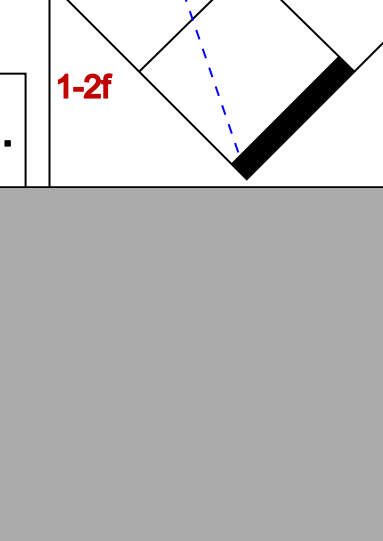
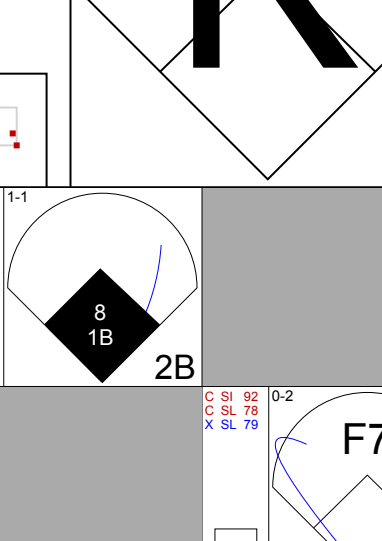
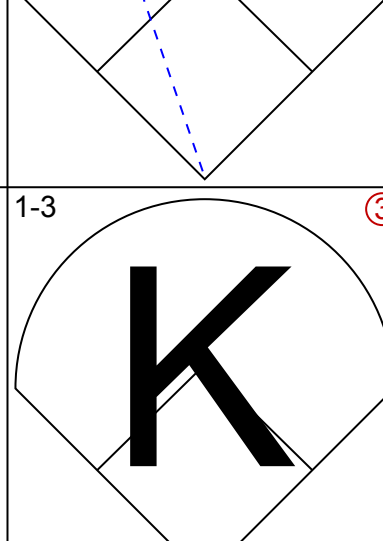

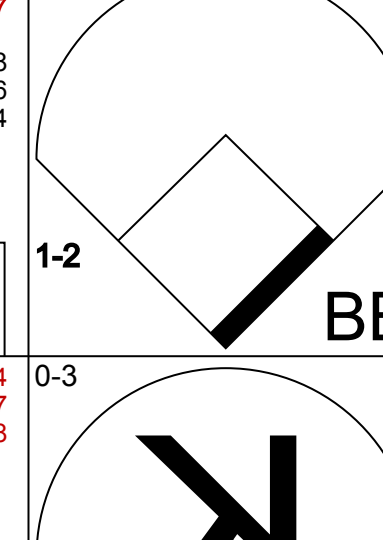

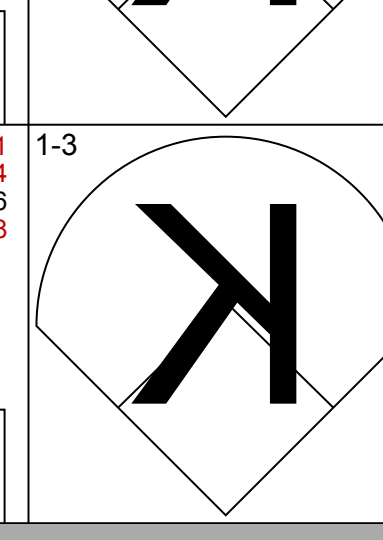
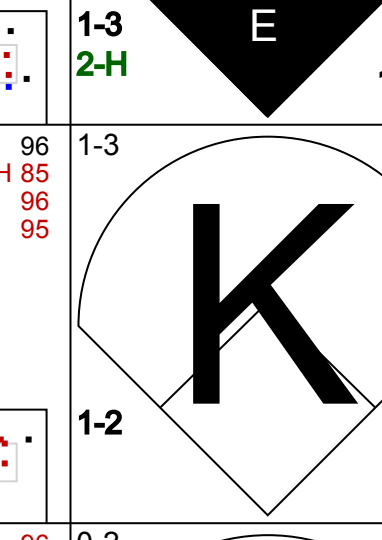



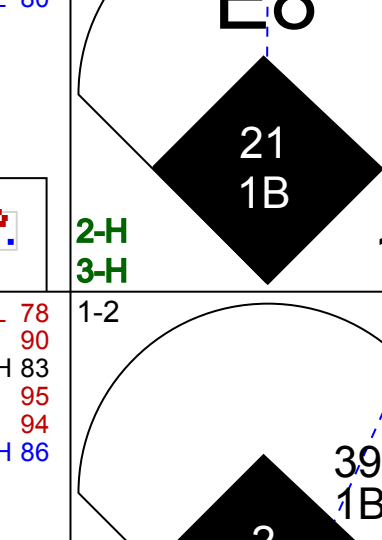


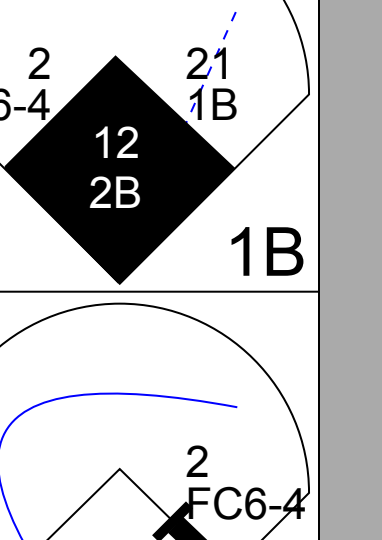

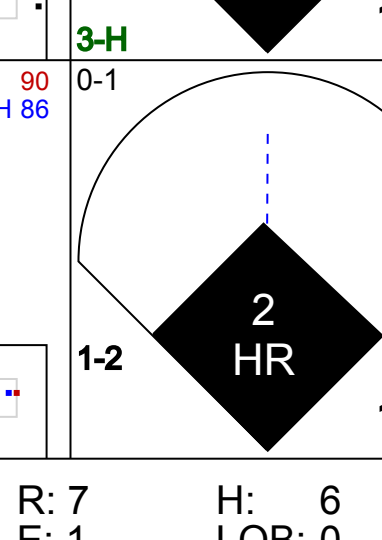


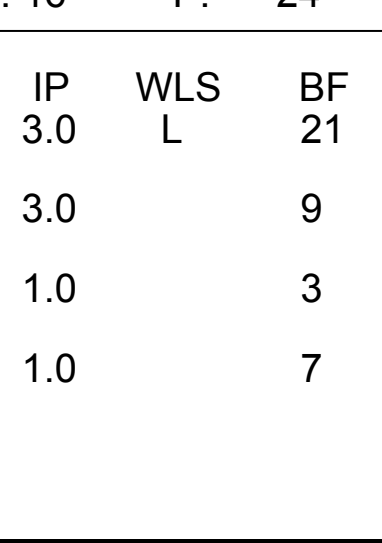
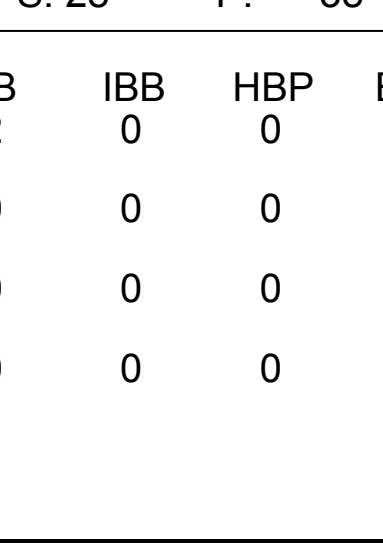
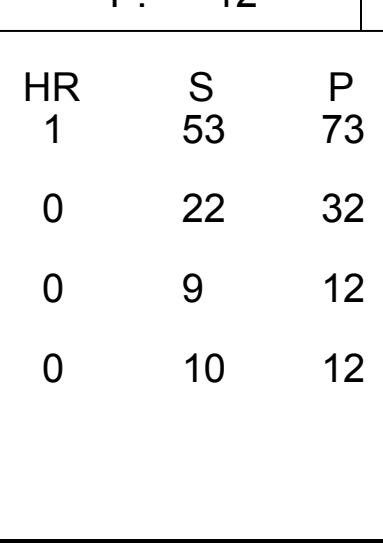









Batter	1	2	3	4	5	6	7	8	9	AB	R	H	RBI	BB	SO	LOB	TOP
1 Adam Eaton, L (1, 8) OBP: 0.241, SLG: 0.256										5	0	1	0	0	2	4	Chicago White Sox @ Minnesota Twins Target Field, Minneapolis, MN Thu Apr 30 2015, 7:13 PM - 9:52 PM CDT Att: 20,736 - Clear - 67 F
10 Alexei Ramirez, R (1, 6) OBP: 0.247, SLG: 0.313										5	1	2	0	0	0	2	
53 Melky Cabrera, S (1, 7) OBP: 0.317, SLG: 0.303										5	0	2	1	0	0	1	
79 José Abreu, R (1, 3) OBP: 0.346, SLG: 0.587										4	0	1	1	0	0	1	
25 Adam LaRoche, L (1, 10) OBP: 0.286, SLG: 0.353										3	0	0	0	0	1	2	
64 Emilio Bonifacio, S (8, PH) OBP: 0.200, SLG: 0.143										1	0	1	0	0	0	0	
26 Avisail Garcia, R (1, 9) OBP: 0.347, SLG: 0.397										3	0	2	0	0	1	2	
20 JB Shuck, L (6, 9) OBP: 0.300, SLG: 0.300										1	0	0	0	0	1	1	
12 Conor Gillaspie, L (1, 5) OBP: 0.226, SLG: 0.294										4	0	1	0	0	1	2	
21 Tyler Flowers, R (1, 2) OBP: 0.233, SLG: 0.333										4	0	0	0	0	1	4	
7 Micah Johnson, L (1, 4) OBP: 0.340, SLG: 0.292										3	1	2	0	1	0	0	
<b>Inning Stats</b>	R: 0 H: 2 E: 0 K: 1 S: 9	H: 1 LOB: 1 BB: 0 P: 13	R: 2 H: 4 E: 0 K: 1 S: 17	H: 1 LOB: 2 BB: 0 P: 23	R: 0 H: 1 E: 0 K: 0 S: 8	H: 0 LOB: 0 BB: 0 P: 10	R: 0 H: 2 E: 0 K: 0 S: 11	H: 0 LOB: 3 BB: 1 P: 23	R: 0 H: 0 E: 0 K: 2 S: 9	H: 1 LOB: 1 BB: 0 P: 12	R: 0 H: 1 E: 0 K: 1 S: 10	H: 1 LOB: 1 BB: 0 P: 14	1B: 10 2B: 2 3B: 0 HR: 0	SF: 0 SAC: 0 DP: 0 HBP: 0	WP: 0 PB: 0 SB: 0 CS: 0	PA: 39	
<b>PITCHER</b>	IP WLS BF H R ER SO BB IBB HBP BLK WP HR S P ERA WHIP																
65 Trevor May, R (1, 1) ERA: 4.43	5.2 W 27 10 2 2 4 1 0 0 0 0 0 0 62 97 3.18 1.941																
56 Caleb Thielbar, L (6, 1) ERA: 5.4	2.0 7 1 0 0 2 0 0 0 0 0 0 0 18 27 0.00 0.500																
59 Michael Tonkin, R (8, 1) ERA:	0.1 1 0 0 0 0 0 0 0 0 0 0 0 1 1 0.00 0.000																
62 J.R. Graham, R (9, 1) ERA: 3.18	1.0 4 1 0 0 1 0 0 0 0 0 0 0 10 14 0.00 1.000																

Batter	1	2	3	4	5	6	7	8	9	AB	R	H	RBI	BB	SO	LOB	BOTTOM
2 Brian Dozier, R (1, 4) OBP: 0.305, SLG: 0.366										5	2	4	0	0	2	Chicago White Sox @ Minnesota Twins Target Field, Minneapolis, MN Thu Apr 30 2015, 7:13 PM - 9:52 PM CDT Att: 20,736 - Clear - 67 F	
48 Torii Hunter, R (1, 9) OBP: 0.244, SLG: 0.315										4	1	1	0	0	1		
12 Chris Herrmann, L (8, PH) OBP: 0.316, SLG: 0.412										1	1	1	2	0	0		
7 Joe Mauer, L (1, 3) OBP: 0.392, SLG: 0.412										5	1	3	2	0	1		
24 Trevor Plouffe, R (1, 5) OBP: 0.318, SLG: 0.392										3	1	0	0	2	1		
8 Kurt Suzuki, R (1, 2) OBP: 0.323, SLG: 0.345										4	1	1	1	0	1		
19 Kennys Vargas, S (1, 10) OBP: 0.232, SLG: 0.234										4	0	0	0	0	2		4
5 Eduardo Escobar, S (1, 7) OBP: 0.218, SLG: 0.283										4	2	2	2	0	1		0
21 Shane Robinson, R (1, 8) OBP: 0.405, SLG: 0.368										4	1	2	1	0	0		0
39 Danny Santana, S (1, 6) OBP: 0.266, SLG: 0.295										4	2	1	0	0	0		2
<b>Inning Stats</b>	R: 1 H: 2 E: 0 K: 2 S: 16	H: 1 LOB: 1 BB: 0 P: 11	R: 7 H: 6 E: 1 K: 2 S: 28	H: 1 LOB: 0 BB: 1 P: 38	R: 0 H: 0 E: 0 K: 0 S: 8	H: 0 LOB: 0 BB: 0 P: 12	R: 0 H: 0 E: 0 K: 1 S: 6	H: 0 LOB: 0 BB: 0 P: 8	R: 0 H: 0 E: 0 K: 1 S: 8	H: 0 LOB: 0 BB: 0 P: 12	R: 0 H: 0 E: 0 K: 1 S: 9	H: 4 LOB: 1 BB: 0 P: 12	1B: 9 2B: 3 3B: 0 HR: 1	SF: 0 SAC: 0 DP: 0 HBP: 0	WP: 0 PB: 1 SB: 0 CS: 0	PA: 40	
<b>PITCHER</b>	IP WLS BF H R ER SO BB IBB HBP BLK WP HR S P ERA WHIP																
49 Chris Sale, L (1, 1) ERA: 5.32	3.0 L 21 9 0 0 2 0 0 0 0 0 0 0 22 32 0.00 0.000																
67 Scott Carroll, R (4, 1) ERA:	3.0 9 0 0 0 2 0 0 0 0 0 0 0 22 32 0.00 0.000																
43 Dan Jennings, L (7, 1) ERA: 2.7	1.0 3 0 0 0 1 0 0 0 0 0 0 0 9 12 0.00 0.000																
52 Jake Petricka, R (8, 1) ERA: 7.2	1.0 7 4 3 3 0 0 0 0 0 0 0 0 10 12 27.00 4.000																

AB 38  
R 2  
H 12  
RBI 2  
BB 1  
SO 7  
LOB 19



AB 38  
R 12  
H 13  
RBI 12  
BB 2  
SO 7  
LOB 12










Batter	1	2	3	4	5	6	7	8	9	AB	R	H	RBI	BB	SO	LOB	TOP			
20 JB Shuck, L OBP: 0.313, SLG: 0.313 15 Gordon Beckham, R, PH OBP: 0.480, SLG: 0.550	G3							G5-3		3	0	2	1	0	0	0	Chicago White Sox @ Minnesota Twins Target Field, Minneapolis, MN Sat May 02 2015, 1:11 PM - 4:16 PM CDT Att: 30,551 - Sunny - 74 F			
53 Melky Cabrera, S OBP: 0.322, SLG: 0.310					FC4-6					4	1	3	0	0	0	1				
79 José Abreu, R OBP: 0.326, SLG: 0.537	G5-3							L9		3	0	0	0	0	1	3				
25 Adam LaRoche, L OBP: 0.298, SLG: 0.351 21 Tyler Flowers, R OBP: 0.250, SLG: 0.326					G4-6-3					2	0	0	0	1	1	2				
26 Avisail García, R OBP: 0.363, SLG: 0.413	F9							F8		4	0	2	1	0	0	4				
10 Alexei Ramirez, R OBP: 0.247, SLG: 0.307										4	1	2	0	0	0	1				
12 Conor Gillaspie, L ERA: 2.2 64 Emilio Bonifácio, S OBP: 0.176, SLG: 0.125										2	1	1	0	0	1	1				
58 Geovany Soto, R OBP: 0.115, SLG: 0.231										2	0	0	0	0	0	0				
7 Micah Johnson, L OBP: 0.300, SLG: 0.255										4	0	0	0	0	2	2				
										3	0	0	1	0	0	1				
<b>Inning Stats</b>	R: 0 E: 0 K: 0 S: 11	H: 1 LOB: 2 BB: 1 P: 19	R: 2 E: 0 K: 1 S: 8	H: 3 LOB: 1 BB: 0 P: 12	R: 1 E: 1 K: 0 S: 11	H: 2 LOB: 0 BB: 0 P: 17	R: 0 E: 0 K: 2 S: 9	H: 1 LOB: 0 BB: 0 P: 14	R: 0 E: 0 K: 1 S: 5	H: 1 LOB: 2 BB: 0 P: 6	R: 0 E: 0 K: 0 S: 8	H: 0 LOB: 0 BB: 0 P: 16	R: 0 E: 0 K: 0 S: 13	H: 1 LOB: 2 BB: 1 P: 22	R: 0 E: 0 K: 0 S: 6	H: 0 LOB: 0 BB: 0 P: 10	1B: 9 2B: 2 3B: 0 HR: 0	SF: 0 SAC: 0 DP: 3 HBP: 1	WP: 0 PB: 0 CS: 2	PA: 36
<b>PITCHER</b>	IP WLS BF H R ER SO BB IBB HBP BLK WP HR S P ERA WHIP	IP WLS BF H R ER SO BB IBB HBP BLK WP HR S P ERA WHIP	IP WLS BF H R ER SO BB IBB HBP BLK WP HR S P ERA WHIP	IP WLS BF H R ER SO BB IBB HBP BLK WP HR S P ERA WHIP	IP WLS BF H R ER SO BB IBB HBP BLK WP HR S P ERA WHIP	IP WLS BF H R ER SO BB IBB HBP BLK WP HR S P ERA WHIP	IP WLS BF H R ER SO BB IBB HBP BLK WP HR S P ERA WHIP	IP WLS BF H R ER SO BB IBB HBP BLK WP HR S P ERA WHIP	IP WLS BF H R ER SO BB IBB HBP BLK WP HR S P ERA WHIP	IP WLS BF H R ER SO BB IBB HBP BLK WP HR S P ERA WHIP	IP WLS BF H R ER SO BB IBB HBP BLK WP HR S P ERA WHIP	IP WLS BF H R ER SO BB IBB HBP BLK WP HR S P ERA WHIP	IP WLS BF H R ER SO BB IBB HBP BLK WP HR S P ERA WHIP	IP WLS BF H R ER SO BB IBB HBP BLK WP HR S P ERA WHIP	IP WLS BF H R ER SO BB IBB HBP BLK WP HR S P ERA WHIP	IP WLS BF H R ER SO BB IBB HBP BLK WP HR S P ERA WHIP	ERA WHIP	ERA WHIP		
47 Ricky Nolasco, R ERA: 10.13 64 Aaron Thompson, L ERA: 2.2 36 Blaine Boyer, R ERA: 3.55 52 Brian Duensing, L ERA: 7.36 59 Michael Tonkin, R ERA:	1.0 5.0 2.1 0.1 0.0 0.1	1.0 2.1 0.1 0.0 0.0 0.1	1.0 0.0 0.0 0.0 0.0 0.0	1.0 0.0 0.0 0.0 0.0 0.0	1.0 0.0 0.0 0.0 0.0 0.0	1.0 0.0 0.0 0.0 0.0 0.0	1.0 0.0 0.0 0.0 0.0 0.0	1.0 0.0 0.0 0.0 0.0 0.0	1.0 0.0 0.0 0.0 0.0 0.0	1.0 0.0 0.0 0.0 0.0 0.0	1.0 0.0 0.0 0.0 0.0 0.0	1.0 0.0 0.0 0.0 0.0 0.0	1.0 0.0 0.0 0.0 0.0 0.0	1.0 0.0 0.0 0.0 0.0 0.0	1.0 0.0 0.0 0.0 0.0 0.0	1.0 0.0 0.0 0.0 0.0 0.0	1.0 0.0 0.0 0.0 0.0 0.0	5.40 1.800 0.00 0.857 0.00 0.000 0.00 0.000	5.40 1.800 0.00 0.857 0.00 0.000 0.00 0.000	
<b>Batter</b>	1	2	3	4	5	6	7	8	9	AB	R	H	RBI	BB	SO	LOB	BOTTOM			
2 Brian Dozier, R OBP: 0.288, SLG: 0.341	G5-3							G6-4-3		5	0	0	0	0	1	5	Chicago White Sox @ Minnesota Twins Target Field, Minneapolis, MN Sat May 02 2015, 1:11 PM - 4:16 PM CDT Att: 30,551 - Sunny - 74 F			
48 Toni Hunter, R OBP: 0.291, SLG: 0.388	G6-3									4	2	3	2	0	0	0				
7 Joe Mauer, L OBP: 0.390, SLG: 0.396	G1-3									3	0	1	0	1	0	0				
24 Trevor Plouffe, R OBP: 0.344, SLG: 0.435										3	1	2	2	1	0	2				
8 Kurt Suzuki, R OBP: 0.306, SLG: 0.328	F8									3	0	1	1	0	0	2				
5 Eduardo Escobar, S OBP: 0.194, SLG: 0.250	F8									4	0	0	0	0	1	6				
31 Oswaldo Arcia, L OBP: 0.306, SLG: 0.357										4	0	1	0	0	2	2				
1 Jordan Schafer, L OBP: 0.208, SLG: 0.216										3	1	0	0	1	0	3				
39 Danny Santana, S OBP: 0.279, SLG: 0.329										4	1	3	0	0	0	1				
										4	0	1	0	0	2	2				
<b>Inning Stats</b>	R: 0 E: 0 K: 0 S: 5	H: 0 LOB: 0 BB: 0 P: 6	R: 1 E: 0 K: 1 S: 9	H: 1 LOB: 0 BB: 0 P: 13	R: 2 E: 0 K: 1 S: 15	H: 1 LOB: 0 BB: 1 P: 25	R: 0 E: 0 K: 0 S: 9	H: 1 LOB: 2 BB: 1 P: 20	R: 2 E: 0 K: 0 S: 14	H: 3 LOB: 2 BB: 1 P: 27	R: 0 E: 0 K: 1 S: 14	H: 1 LOB: 1 BB: 0 P: 19	R: 0 E: 0 K: 1 S: 13	H: 2 LOB: 2 BB: 0 P: 20	R: 0 E: 0 K: 0 S: 7	H: 2 LOB: 1 BB: 0 P: 10	1B: 7 2B: 2 3B: 0 HR: 2	SF: 1 SAC: 0 DP: 1 HBP: 0	WP: 0 PB: 1 SB: 0 CS: 0	PA: 37
<b>PITCHER</b>	IP WLS BF H R ER SO BB IBB HBP BLK WP HR S P ERA WHIP	IP WLS BF H R ER SO BB IBB HBP BLK WP HR S P ERA WHIP	IP WLS BF H R ER SO BB IBB HBP BLK WP HR S P ERA WHIP	IP WLS BF H R ER SO BB IBB HBP BLK WP HR S P ERA WHIP	IP WLS BF H R ER SO BB IBB HBP BLK WP HR S P ERA WHIP	IP WLS BF H R ER SO BB IBB HBP BLK WP HR S P ERA WHIP	IP WLS BF H R ER SO BB IBB HBP BLK WP HR S P ERA WHIP	IP WLS BF H R ER SO BB IBB HBP BLK WP HR S P ERA WHIP	IP WLS BF H R ER SO BB IBB HBP BLK WP HR S P ERA WHIP	IP WLS BF H R ER SO BB IBB HBP BLK WP HR S P ERA WHIP	IP WLS BF H R ER SO BB IBB HBP BLK WP HR S P ERA WHIP	IP WLS BF H R ER SO BB IBB HBP BLK WP HR S P ERA WHIP	IP WLS BF H R ER SO BB IBB HBP BLK WP HR S P ERA WHIP	IP WLS BF H R ER SO BB IBB HBP BLK WP HR S P ERA WHIP	IP WLS BF H R ER SO BB IBB HBP BLK WP HR S P ERA WHIP	IP WLS BF H R ER SO BB IBB HBP BLK WP HR S P ERA WHIP	ERA WHIP	ERA WHIP		
48 Hector Noesi, R ERA: 6.75 55 Carlos Rodón, L ERA: 2.84 52 Jake Petricka, R ERA: 6.35	4.1 3.0 0.2	4.1 3.0 0.2	4.1 3.0 0.2	4.1 3.0 0.2	4.1 3.0 0.2	4.1 3.0 0.2	4.1 3.0 0.2	4.1 3.0 0.2	4.1 3.0 0.2	4.1 3.0 0.2	4.1 3.0 0.2	4.1 3.0 0.2	4.1 3.0 0.2	4.1 3.0 0.2	4.1 3.0 0.2	4.1 3.0 0.2	4.1 3.0 0.2	10.38 1.615 0.00 2.333 0.00 0.000	10.38 1.615 0.00 2.333 0.00 0.000	



Batter	1	2	3	4	5	6	7	8	9	AB	R	H	RBI	BB	SO	LOB	TOP					
20 JB Shuck, L (1, 8) OBP: 0.286, SLG: 0.250	G3		P5	F7			F9		G6-4-3	4	0	0	0	1	0	5						
53 Melky Cabrera, S (1, 7) OBP: 0.330, SLG: 0.310 64 Emilio Bonifacio, S (9, PH) OBP: 0.167, SLG: 0.118	1B		BB	BB			G6-4-3		G6-4-3	3	0	1	0	1	1	4						
79 José Abreu, R (1, 10) OBP: 0.323, SLG: 0.523	G6-4-3		FC6-4						1B	4	1	1	0	0	1	3						
25 Adam LaRoche, L (1, 3) OBP: 0.310, SLG: 0.355 12 Conor Gillaspie, L (5, 3) OBP: 0.254, SLG: 0.321	1B	G5-4-3		BB			G4-3		FC3	2	1	1	0	1	0	0						
26 Avisail García, R (1, 9) OBP: 0.381, SLG: 0.430	1B			BB			G5-3		1B	4	1	3	1	0	0	0						
10 Alexei Ramirez, R (1, 6) OBP: 0.247, SLG: 0.295	G5-4-3			HBP			G5-3		F9	3	0	0	0	0	0	4						
15 Gordon Beckham, R (1, 5) OBP: 0.414, SLG: 0.458	G5-3			K			G5-3		F9	4	0	0	0	0	1	6						
58 Geovany Soto, R (1, 2) OBP: 0.167, SLG: 0.241				HBP			K		F8	3	0	1	1	0	1	2						
7 Micah Johnson, L (1, 4) OBP: 0.317, SLG: 0.263			SH3	HBP					F9	2	0	1	1	0	0	0						
<b>Inning Stats</b>	R: 0 E: 0 K: 0 S: 7	H: 1 LOB: 0 BB: 0 P: 11	R: 0 E: 0 K: 0 S: 6	H: 2 LOB: 1 BB: 0 P: 7	R: 0 E: 0 K: 0 S: 6	H: 1 LOB: 2 BB: 1 P: 13	R: 2 E: 0 K: 2 S: 21	H: 1 LOB: 3 BB: 1 P: 37	R: 0 E: 0 K: 1 S: 10	H: 0 LOB: 0 BB: 0 P: 13	R: 0 E: 0 K: 1 S: 11	H: 0 LOB: 0 BB: 0 P: 12	R: 0 E: 0 K: 0 S: 10	H: 1 LOB: 0 BB: 0 P: 17	R: 1 E: 1 K: 0 S: 13	H: 2 LOB: 2 BB: 0 P: 18	R: 0 E: 0 K: 0 S: 3	H: 0 LOB: 0 BB: 0 P: 7	1B: 8 2B: 0 3B: 0 HR: 0	SF: 0 SAC: 1 DP: 4 HBP: 3	WP: 0 PB: 0 SB: 0 CS: 0	PA: 38
<b>PITCHER</b>	IP WLS BF H R ER SO BB IBB HBP BLK WP HR S P ERA WHIP																					
37 Mike Pelfrey, R (1, 1) ERA: 2.63	3.1	W	18	5	2	2	1	2	0	0	0	0	0	0	0	35	61	5.40	2.100			
57 Ryan Pressly, R (4, 1) ERA: 5.79	2.2	W	8	0	0	0	3	0	0	0	0	0	0	0	26	32	0.00	0.000				
52 Brian Duensing, L (7, 1) ERA: 5.79	1.0		3	1	0	0	0	0	0	0	0	0	0	10	17	0.00	1.000					
62 J.R. Graham, R (8, 1) ERA: 2.35	2.0		9	2	1	0	0	1	0	0	0	0	0	16	25	0.00	1.500					

Chicago White Sox @ Minnesota Twins  
Target Field, Minneapolis, MN  
Sun May 03 2015, 1:13 PM - 4:32 PM CDT  
Att: 22,423 - Partly Cloudy - 76 F

AB 31  
R 3  
H 8  
RBI 3  
BB 3  
SO 4  
LOB 26



Batter	1	2	3	4	5	6	7	8	9	AB	R	H	RBI	BB	SO	LOB	BOTTOM			
2 Brian Dozier, R (1, 4) OBP: 0.318, SLG: 0.385	1B			F7						5	1	4	1	1	0	2				
48 Toni Hunter, R (1, 9) OBP: 0.293, SLG: 0.384	K			G4-6-3			G4-3		K	6	1	2	1	0	2	4				
7 Joe Mauer, L (1, 10) OBP: 0.382, SLG: 0.396	K		E1	2B			G6-3		F7	5	2	1	0	0	1	6				
24 Trevor Plouffe, R (1, 5) OBP: 0.356, SLG: 0.478	K		HR	1B			G6-3		1B	5	2	3	5	0	1	1				
19 Kennys Vargas, S (1, 3) OBP: 0.260, SLG: 0.306	1B		F8	FC4					F9	5	2	2	1	0	0	2				
31 Oswaldo Arcia, L (1, 7) OBP: 0.338, SLG: 0.379 1 Jordan Schafer, L (4, FR) OBP: 0.218, SLG: 0.226	HBP		1B	1B			1B		FC3-6	2	1	2	1	0	0	0				
21 Shane Robinson, R (1, 8) OBP: 0.400, SLG: 0.370	F4		1B	K			1B		FC4-6	5	1	2	0	0	1	5				
12 Chris Herrmann, L (1, 2) OBP: 0.292, SLG: 0.364	FC3-6		FC1	1B			K		P5	5	1	1	1	0	1	6				
39 Danny Santana, S (1, 6) OBP: 0.275, SLG: 0.322	F7		1B	K			K		G3	5	0	1	2	0	2	6				
<b>Inning Stats</b>	R: 0 E: 0 K: 3 S: 11	H: 1 LOB: 1 BB: 0 P: 17	R: 0 E: 0 K: 0 S: 19	H: 1 LOB: 2 BB: 0 P: 25	R: 7 E: 2 K: 0 S: 22	H: 7 LOB: 1 BB: 0 P: 34	R: 4 E: 1 K: 2 S: 15	H: 4 LOB: 2 BB: 0 P: 21	R: 0 E: 0 K: 0 S: 7	H: 0 LOB: 0 BB: 0 P: 11	R: 2 E: 0 K: 2 S: 19	H: 4 LOB: 3 BB: 1 P: 32	R: 0 E: 0 K: 0 S: 8	H: 1 LOB: 1 BB: 0 P: 12	R: 0 E: 0 K: 1 S: 10	H: 1 LOB: 1 BB: 0 P: 14	1B: 15 2B: 1 3B: 1 HR: 2	SF: 0 SAC: 0 DP: 1 HBP: 1	WP: 2 PB: 0 SB: 0 CS: 0	PA: 47
<b>PITCHER</b>	IP WLS BF H R ER SO BB IBB HBP BLK WP HR S P ERA WHIP																			
50 John Danks, L (1, 1) ERA: 6.2	2.1	L	18	8	7	3	3	0	0	0	0	0	0	0	14	22	9.00	4.000		
67 Scott Carroll, R (3, 1) ERA: 1.5	1.0		7	4	4	1	1	0	0	0	0	0	0	1	0	13	18	0.00	0.600	
43 Dan Jennings, L (4, 1) ERA: 2.31	1.2		6	1	0	0	1	0	0	0	0	0	0	1	18	30	27.00	7.500		
57 Zach Putnam, R (6, 1) ERA: 7.71	0.2		7	4	2	2	2	1	0	0	0	0	0	1	18	30	27.00	7.500		
33 Zach Duke, L (6, 1) ERA: 1.69	1.1		5	1	0	0	0	0	0	0	0	0	0	9	14	0.00	0.750			

Chicago White Sox @ Minnesota Twins  
Target Field, Minneapolis, MN  
Sun May 03 2015, 1:13 PM - 4:32 PM CDT  
Att: 22,423 - Partly Cloudy - 76 F

AB 45  
R 13  
H 19  
RBI 12  
BB 1  
SO 8  
LOB 33





Batter	1	2	3	4	5	6	7	8	9	AB	R	H	RBI	BB	SO	LOB	TOP						
1 Billy Burns, S OBP: 0.400, SLG: 0.429										5	0	2	0	0	1	1							
10 Marcus Semien, R OBP: 0.316, SLG: 0.430										5	1	1	0	0	1	2							
22 Josh Reddick, L OBP: 0.463, SLG: 0.639										3	2	1	0	2	0	1							
16 Billy Butler, R OBP: 0.318, SLG: 0.396										5	1	1	0	0	0	2							
21 Stephen Vogt, L OBP: 0.462, SLG: 0.718										5	1	3	5	0	1	0							
23 Sam Fuld, L OBP: 0.278, SLG: 0.341										0	0	0	0	0	0	0							
17 Ike Davis, L OBP: 0.340, SLG: 0.388										3	0	1	0	0	0	1							
3 Craig Gentry, R OBP: 0.175, SLG: 0.086										2	1	1	0	0	1	1							
15 Brett Lawrie, R OBP: 0.292, SLG: 0.360										4	0	2	0	0	1	1							
20 Mark Canha, R OBP: 0.348, SLG: 0.469										4	1	1	2	0	0	4							
28 Eric Sogard, L OBP: 0.253, SLG: 0.299										4	0	0	0	0	0	3							
<b>Inning Stats</b>	R: 4 H: 5 E: 0 K: 0 S: 21	H: 5 LOB: 2 BB: 1 P: 35	R: 0 H: 0 E: 0 K: 0 S: 6	H: 0 LOB: 1 BB: 1 P: 11	R: 0 H: 1 E: 0 K: 1 S: 8	H: 1 LOB: 1 BB: 0 P: 14	R: 0 H: 1 E: 0 K: 1 S: 13	H: 1 LOB: 1 BB: 0 P: 18	R: 0 H: 0 E: 0 K: 0 S: 5	H: 0 LOB: 0 BB: 0 P: 5	R: 1 H: 2 E: 0 K: 0 S: 11	H: 2 LOB: 1 BB: 0 P: 18	R: 0 H: 0 E: 0 K: 1 S: 10	H: 0 LOB: 0 BB: 0 P: 16	R: 1 H: 2 E: 0 K: 0 S: 9	H: 2 LOB: 1 BB: 0 P: 13	R: 1 H: 2 E: 0 K: 2 S: 11	H: 2 LOB: 1 BB: 0 P: 13	1B: 8 2B: 3 3B: 0 HR: 2	SF: 0 SAC: 0 DP: 0 HBP: 0	WP: 0 PB: 0 SB: 0 CS: 0	PA: 42	
<b>PITCHER</b>	IP WLS BF H R ER SO BB IBB HBP BLK WP HR S P ERA WHIP	IP WLS BF H R ER SO BB IBB HBP BLK WP HR S P ERA WHIP	IP WLS BF H R ER SO BB IBB HBP BLK WP HR S P ERA WHIP	IP WLS BF H R ER SO BB IBB HBP BLK WP HR S P ERA WHIP	IP WLS BF H R ER SO BB IBB HBP BLK WP HR S P ERA WHIP	IP WLS BF H R ER SO BB IBB HBP BLK WP HR S P ERA WHIP	IP WLS BF H R ER SO BB IBB HBP BLK WP HR S P ERA WHIP	IP WLS BF H R ER SO BB IBB HBP BLK WP HR S P ERA WHIP	IP WLS BF H R ER SO BB IBB HBP BLK WP HR S P ERA WHIP	IP WLS BF H R ER SO BB IBB HBP BLK WP HR S P ERA WHIP	IP WLS BF H R ER SO BB IBB HBP BLK WP HR S P ERA WHIP	IP WLS BF H R ER SO BB IBB HBP BLK WP HR S P ERA WHIP	IP WLS BF H R ER SO BB IBB HBP BLK WP HR S P ERA WHIP	IP WLS BF H R ER SO BB IBB HBP BLK WP HR S P ERA WHIP	IP WLS BF H R ER SO BB IBB HBP BLK WP HR S P ERA WHIP	IP WLS BF H R ER SO BB IBB HBP BLK WP HR S P ERA WHIP	IP WLS BF H R ER SO BB IBB HBP BLK WP HR S P ERA WHIP	IP WLS BF H R ER SO BB IBB HBP BLK WP HR S P ERA WHIP	IP WLS BF H R ER SO BB IBB HBP BLK WP HR S P ERA WHIP	IP WLS BF H R ER SO BB IBB HBP BLK WP HR S P ERA WHIP	IP WLS BF H R ER SO BB IBB HBP BLK WP HR S P ERA WHIP	IP WLS BF H R ER SO BB IBB HBP BLK WP HR S P ERA WHIP	IP WLS BF H R ER SO BB IBB HBP BLK WP HR S P ERA WHIP

Oakland Athletics @ Minnesota Twins  
Target Field, Minneapolis, MN  
Mon May 04 2015, 7:11 PM - 10:20 PM CDT  
Att: 20,605 - Partly Cloudy - 71 F

AB	40
R	7
H	13
RBI	7
BB	2
SO	5
LOB	16



Batter	1	2	3	4	5	6	7	8	9	AB	R	H	RBI	BB	SO	LOB	BOTTOM						
2 Brian Dozier, R OBP: 0.322, SLG: 0.406										5	0	2	2	0	1	5							
48 Toni Hunter, R OBP: 0.289, SLG: 0.407										5	1	1	3	0	1	6							
7 Joe Mauer, L OBP: 0.368, SLG: 0.380										4	0	0	0	0	2	2							
24 Trevor Plouffe, R OBP: 0.352, SLG: 0.468										4	0	1	0	0	2	1							
8 Kurt Suzuki, R OBP: 0.289, SLG: 0.309										4	0	0	0	0	0	1							
19 Kennys Vargas, S OBP: 0.272, SLG: 0.316										4	2	2	0	0	1	1							
5 Eduardo Escobar, S OBP: 0.227, SLG: 0.313										4	2	3	0	0	0	1							
21 Shane Robinson, R OBP: 0.400, SLG: 0.370										0	0	0	0	0	0	0							
1 Jordan Schafer, L OBP: 0.271, SLG: 0.286										3	2	3	2	1	0	0							
39 Danny Santana, S OBP: 0.284, SLG: 0.323										3	1	1	1	1	1	3							
<b>Inning Stats</b>	R: 0 H: 1 E: 0 K: 1 S: 17	H: 5 LOB: 1 BB: 0 P: 26	R: 4 H: 5 E: 0 K: 1 S: 18	H: 5 LOB: 1 BB: 0 P: 26	R: 0 H: 1 E: 0 K: 1 S: 12	H: 1 LOB: 1 BB: 0 P: 18	R: 0 H: 1 E: 0 K: 0 S: 8	H: 1 LOB: 1 BB: 0 P: 11	R: 0 H: 0 E: 0 K: 2 S: 8	H: 0 LOB: 0 BB: 0 P: 10	R: 4 H: 4 E: 0 K: 1 S: 21	H: 4 LOB: 0 BB: 0 P: 35	R: 0 H: 0 E: 0 K: 1 S: 8	H: 0 LOB: 0 BB: 0 P: 12	R: 0 H: 1 E: 0 K: 1 S: 11	H: 1 LOB: 2 BB: 2 P: 23	R: 0 H: 1 E: 0 K: 1 S: 11	H: 1 LOB: 2 BB: 2 P: 23	1B: 7 2B: 5 3B: 0 HR: 1	SF: 0 SAC: 0 DP: 1 HBP: 0	WP: 1 PB: 0 SB: 1 CS: 1	PA: 38	
<b>PITCHER</b>	IP WLS BF H R ER SO BB IBB HBP BLK WP HR S P ERA WHIP	IP WLS BF H R ER SO BB IBB HBP BLK WP HR S P ERA WHIP	IP WLS BF H R ER SO BB IBB HBP BLK WP HR S P ERA WHIP	IP WLS BF H R ER SO BB IBB HBP BLK WP HR S P ERA WHIP	IP WLS BF H R ER SO BB IBB HBP BLK WP HR S P ERA WHIP	IP WLS BF H R ER SO BB IBB HBP BLK WP HR S P ERA WHIP	IP WLS BF H R ER SO BB IBB HBP BLK WP HR S P ERA WHIP	IP WLS BF H R ER SO BB IBB HBP BLK WP HR S P ERA WHIP	IP WLS BF H R ER SO BB IBB HBP BLK WP HR S P ERA WHIP	IP WLS BF H R ER SO BB IBB HBP BLK WP HR S P ERA WHIP	IP WLS BF H R ER SO BB IBB HBP BLK WP HR S P ERA WHIP	IP WLS BF H R ER SO BB IBB HBP BLK WP HR S P ERA WHIP	IP WLS BF H R ER SO BB IBB HBP BLK WP HR S P ERA WHIP	IP WLS BF H R ER SO BB IBB HBP BLK WP HR S P ERA WHIP	IP WLS BF H R ER SO BB IBB HBP BLK WP HR S P ERA WHIP	IP WLS BF H R ER SO BB IBB HBP BLK WP HR S P ERA WHIP	IP WLS BF H R ER SO BB IBB HBP BLK WP HR S P ERA WHIP	IP WLS BF H R ER SO BB IBB HBP BLK WP HR S P ERA WHIP	IP WLS BF H R ER SO BB IBB HBP BLK WP HR S P ERA WHIP	IP WLS BF H R ER SO BB IBB HBP BLK WP HR S P ERA WHIP	IP WLS BF H R ER SO BB IBB HBP BLK WP HR S P ERA WHIP	IP WLS BF H R ER SO BB IBB HBP BLK WP HR S P ERA WHIP	IP WLS BF H R ER SO BB IBB HBP BLK WP HR S P ERA WHIP

Oakland Athletics @ Minnesota Twins  
Target Field, Minneapolis, MN  
Mon May 04 2015, 7:11 PM - 10:20 PM CDT  
Att: 20,605 - Partly Cloudy - 71 F

AB	36
R	8
H	13
RBI	8
BB	2
SO	8
LOB	20













Batter	1	2	3	4	5	6	7	8	9	AB	R	H	RBI	BB	SO	LOB	TOP										
1 Billy Burns, S (1, 8) OBP: 0.321, SLG: 0.333 21 Stephen Vogt, L (9, PH) OBP: 0.436, SLG: 0.659	F9		16 S 1B	P3		G6-3	G6-3		G5-3	4	1	1	0	0	0	1											
23 Sam Fuld, L (1, 7) OBP: 0.287, SLG: 0.326 20 Mark Canha, R (7, PH) OBP: 0.326, SLG: 0.437	P4		L4			G4-3	P6			3	0	0	0	0	0	1											
22 Josh Reddick, L (1, 9) OBP: 0.430, SLG: 0.585	F7		L4			P5	K			4	0	0	0	0	1	1											
16 Billy Butler, R (1, 10) OBP: 0.320, SLG: 0.398		15 1B 50 SF8 2B	17 2B 1B			G6-3			K	4	2	2	1	0	1	0											
17 Ike Davis, L (1, 3) OBP: 0.352, SLG: 0.426		50 SF8 19 SF8 15 1B BB	19 SF8 50 SF8 1B				HR		G6-3	3	2	2	2	1	0	0											
15 Brett Lawrie, R (1, 4) OBP: 0.308, SLG: 0.378		19 SF8 50 SF8 1B	K			K	K			4	0	2	0	0	2	1											
50 Max Muncy, L (1, 5) OBP: 0.286, SLG: 0.333 10 Marcus Semien, R (8, PH) OBP: 0.328, SLG: 0.430		SF8				G6-3	K		K	2	0	0	1	0	1	0											
19 Josh Phegley, R (1, 2) OBP: 0.290, SLG: 0.250		SF8				P5				2	0	0	1	1	0	0											
28 Eric Sogard, L (1, 6) OBP: 0.270, SLG: 0.322 4 Coco Crisp, S (9, PH)		G5-3					F8		G6-3	3	0	1	0	0	0	2											
Inning Stats	R: 0 E: 0 K: 0 S: 8	H: 0 LOB: 0 BB: 0 P: 11	R: 2 E: 0 K: 0 S: 13	H: 2 LOB: 1 BB: 1 P: 26	R: 2 E: 0 K: 1 S: 18	H: 3 LOB: 1 BB: 0 P: 32	R: 0 E: 0 K: 0 S: 11	H: 1 LOB: 1 BB: 0 P: 16	R: 0 E: 0 K: 0 S: 7	H: 0 LOB: 0 BB: 0 P: 9	R: 1 E: 0 K: 2 S: 12	H: 1 LOB: 1 BB: 1 P: 21	R: 0 E: 0 K: 1 S: 9	H: 0 LOB: 0 BB: 0 P: 13	R: 0 E: 0 K: 2 S: 11	H: 1 LOB: 1 BB: 0 P: 14	R: 0 E: 0 K: 0 S: 5	H: 0 LOB: 0 BB: 0 P: 7	1B: 4 2B: 3 HR: 1	SF: 2 SAC: 0 DP: 0 HBP: 0	WP: 0 PB: 0 SB: 1 CS: 0	PA: 37					
PITCHER	IP	WLS	BF	H	R	ER	SO	BB	IBB	HBP	BLK	WP	HR	S	P	ERA	WHIP	PITCHER									
47 Ricky Nolasco, R (1, 1) ERA: 9.0	5.0	W	22	6	4	4	1	1	0	0	0	0	0	57	94	7.20	1.400										
59 Michael Tonkin, R (6, 1) ERA: 4.5	1.0	H	5	1	1	1	2	1	0	0	0	0	1	12	21	9.00	2.000										
64 Aaron Thompson, L (7, 1) ERA: 2.33	1.0	H	3	0	0	0	1	0	0	0	0	0	0	9	13	0.00	0.000										
36 Blaine Boyer, R (8, 1) ERA: 3.14	0.2	H	3	1	0	0	1	0	0	0	0	0	0	8	10	0.00	1.500										
15 Glen Perkins, L (8, 1) ERA: 1.35	1.1	S	4	0	0	0	1	0	0	0	0	0	0	8	11	0.00	0.000										

Oakland Athletics @ Minnesota Twins  
Target Field, Minneapolis, MN  
Thu May 07 2015, 12:12 PM - 3:08 PM CDT  
Att: 22,379 - Cloudy - 71 F

livebaseballscores.com

AB 33  
R 5  
H 8  
RBI 5  
BB 2  
SO 6  
LOB 7



Batter	1	2	3	4	5	6	7	8	9	AB	R	H	RBI	BB	SO	LOB	BOTTOM										
2 Brian Dozier, R (1, 4) OBP: 0.323, SLG: 0.382	L7		L8			K				3	1	0	0	1	1	0											
48 Torii Hunter, R (1, 10) OBP: 0.291, SLG: 0.388	F9		G4-3			P6			K	4	0	0	0	0	1	1											
24 Trevor Plouffe, R (1, 5) OBP: 0.356, SLG: 0.452	K		F9			19 BB 5 1B BB				3	1	1	0	1	1	0											
19 Kennys Vargas, S (1, 3) OBP: 0.289, SLG: 0.349		8 BB 21 FC6-4 1B	5 BB 8 FC6-4 BB			5 BB 8 FC6-4 BB			K	2	1	1	0	2	1	1											
5 Eduardo Escobar, S (1, 7) OBP: 0.256, SLG: 0.378 1 Jordan Schafer, L (8, 8) OBP: 0.274, SLG: 0.288		8 BB 21 E BB	8 BB 21 E BB			G6-4-3			P5	3	1	1	2	1	0	2											
8 Kurt Suzuki, R (1, 2) OBP: 0.286, SLG: 0.293		21 FC6-4 BB	21 FC6-4 BB			20 E 1B			G6-3	3	1	1	0	1	0	2											
21 Shane Robinson, R (1, 8) OBP: 0.362, SLG: 0.333		20 S 20 SF7 BB	20 S 20 SF7 BB			E6			G1-3	4	1	0	1	0	0	4											
20 Eddie Rosario, L (1, 9) OBP: 0.250, SLG: 0.714		SF7				20 1B			P6	3	0	1	2	0	0	0											
39 Danny Santana, S (1, 6) OBP: 0.286, SLG: 0.350		K				P4			K	3	0	0	0	0	2	2											
Inning Stats	R: 0 E: 0 K: 1 S: 8	H: 0 LOB: 0 BB: 0 P: 10	R: 3 E: 1 K: 1 S: 15	H: 1 LOB: 2 BB: 2 P: 29	R: 0 E: 0 K: 0 S: 8	H: 0 LOB: 0 BB: 0 P: 11	R: 1 E: 1 K: 0 S: 9	H: 2 LOB: 2 BB: 1 P: 16	R: 2 E: 0 K: 0 S: 20	H: 1 LOB: 2 BB: 3 P: 35	R: 0 E: 0 K: 2 S: 7	H: 0 LOB: 0 BB: 0 P: 13	R: 0 E: 0 K: 2 S: 16	H: 1 LOB: 1 BB: 0 P: 21	R: 0 E: 0 K: 0 S: 6	H: 0 LOB: 0 BB: 0 P: 7	1B: 4 2B: 1 3B: 0 HR: 0	SF: 1 SAC: 0 DP: 1 HBP: 0	WP: 0 PB: 0 SB: 1 CS: 0	PA: 35							
PITCHER	IP	WLS	BF	H	R	ER	SO	BB	IBB	HBP	BLK	WP	HR	S	P	ERA	WHIP	PITCHER									
13 Drew Pomeranz, L (1, 1) ERA: 5.12	4.1	L	21	3	6	4	2	5	0	0	0	0	0	51	87	8.31	1.846										
61 Dan Otero, R (5, 1) ERA: 4.15	0.2		4	1	0	0	0	1	0	0	0	0	0	9	14	0.00	3.000										
33 Fernando Rodriguez Jr., R (8, 1) ERA: 1.1	2.0		7	1	0	0	4	0	0	0	0	0	0	23	34	0.00	0.500										
58 Evan Scribner, R (8, 1) ERA: 1.1	1.0		3	0	0	0	0	0	0	0	0	0	0	6	7	0.00	0.000										

Oakland Athletics @ Minnesota Twins  
Target Field, Minneapolis, MN  
Thu May 07 2015, 12:12 PM - 3:08 PM CDT  
Att: 22,379 - Cloudy - 71 F

livebaseballscores.com

AB 28  
R 6  
H 5  
RBI 5  
BB 6  
SO 6  
LOB 12





Batter	1	2	3	4	5	6	7	8	9	AB	R	H	RBI	BB	SO	LOB	TOP																						
2 Brian Dozier, R OBP: 0.318, SLG: 0.383	F7		F7		F8	K			G4-6-3 24 WP	5	1	1	0	0	1	3																							
48 Toni Hunter, R OBP: 0.322, SLG: 0.458	7 1B	2B	1B		HR	2B			7 G4-6-3 BB	4	2	4	4	1	0	0																							
7 Joe Mauer, L OBP: 0.354, SLG: 0.363	2H 1B		K		P6	G5-3			G4-6-3	5	0	1	1	0	1	3																							
24 Trevor Plouffe, R OBP: 0.358, SLG: 0.454	G6-3				8 19 1B	K			G1-3	4	1	1	0	1	1	0																							
8 Kurt Suzuki, R OBP: 0.303, SLG: 0.338		19 G3 20 1B	2B		G6-3				G3	5	2	3	0	0	0	1																							
19 Kennys Vargas, S OBP: 0.295, SLG: 0.352	G3				1 WP	1B			39 BB 48 2B	5	1	2	1	0	1	3																							
20 Eddie Rosario, L OBP: 0.250, SLG: 0.545					K	K			K	4	0	1	1	0	3	3																							
1 Jordan Schafer, L OBP: 0.262, SLG: 0.274					K	K			G6-3	3	1	0	1	0	2	2																							
39 Danny Santana, S OBP: 0.284, SLG: 0.340					L3				G4-3	3	1	0	0	1	0	3																							
<b>Inning Stats</b>	R: 1 E: 0 K: 0 S: 7	H: 2 LOB: 0 BB: 0 P: 11	R: 1 E: 0 K: 1 S: 11	H: 2 LOB: 1 BB: 0 P: 13	R: 0 E: 0 K: 1 S: 6	H: 1 LOB: 0 BB: 0 P: 10	R: 1 E: 0 K: 2 S: 17	H: 2 LOB: 2 BB: 0 P: 24	R: 1 E: 0 K: 1 S: 11	H: 1 LOB: 0 BB: 0 P: 21	R: 4 E: 1 K: 2 S: 18	H: 3 LOB: 1 BB: 1 P: 24	R: 0 E: 0 K: 1 S: 7	H: 0 LOB: 0 BB: 0 P: 8	R: 0 E: 0 K: 1 S: 8	H: 0 LOB: 0 BB: 0 P: 10	R: 1 E: 0 K: 0 S: 7	H: 2 LOB: 2 BB: 2 P: 17	1B: 6 2B: 6 3B: 0 HR: 1	SF: 0 SAC: 1 DP: 1 HBP: 0	WP: 2 PB: 0 SB: 1 CS: 0	PA: 42																	
<b>PITCHER</b>	IP	WLS	BF	H	R	ER	SO	BB	IBB	HBP	BLK	WP	HR	S	P	ERA	WHIP	<b>PITCHER</b>	IP	WLS	BF	H	R	ER	SO	BB	IBB	HBP	BLK	WP	HR	S	P	ERA	WHIP				
47 Trevor Bauer, R ERA: 4.19	5.0	L	23	9	5	5	5	0	0	0	0	1	1	54	81	9.00	1.800																						
50 Nick Hagadone, L ERA: 5.23	0.1		4	1	0	0	1	1	0	0	0	0	0	8	12	0.00	6.000																						
34 Zach McAllister, R ERA: 3.66	0.2		3	1	3	0	1	0	0	0	0	0	0	8	10	0.00	1.500																						
51 Anthony Swarzak, R ERA: 3.38	2.0		6	0	0	0	2	0	0	0	0	0	0	15	18	0.00	0.000																						
54 Ryan Webb, R ERA: 1.29	1.0		6	2	1	1	0	2	0	0	0	1	0	7	17	9.00	4.000																						
<b>Batter</b>	<b>1</b>	<b>2</b>	<b>3</b>	<b>4</b>	<b>5</b>	<b>6</b>	<b>7</b>	<b>8</b>	<b>9</b>	<b>AB</b>	<b>R</b>	<b>H</b>	<b>RBI</b>	<b>BB</b>	<b>SO</b>	<b>LOB</b>	<b>BOTTOM</b>																						
22 Jason Kipnis, L OBP: 0.326, SLG: 0.397	41 G3-4-3 1B		41 2B	L7					L8	4	1	1	0	1	0	2																							
41 Carlos Santana, S OBP: 0.397, SLG: 0.400	G3-4-3		23 G6-3 8 1B		P4				G4-3	4	1	1	1	0	0	1																							
23 Michael Brantley, L OBP: 0.400, SLG: 0.535	G1-3		G6-3		G3				HR	4	1	1	1	0	0	2																							
44 Brandon Moss, L OBP: 0.275, SLG: 0.462	G3-1		F8		G4-3				F8	4	0	0	0	0	0	2																							
8 Lonnie Chisenhall, L OBP: 0.300, SLG: 0.391	G6-3		3H 1B		G6-3				P5	4	0	1	1	0	0	0																							
33 Nick Swisher, S OBP: 0.133, SLG: 0.133	24 BB 1B		G5-3		G6-3				G4-3	4	0	1	0	0	0	1																							
24 Michael Bourn, L OBP: 0.286, SLG: 0.237			F8		F8				12 FC6-4 1B	2	0	1	0	2	0	0																							
12 Brett Hayes, R OBP: 0.200, SLG: 0.417									7 FC4-6 BB	3	0	1	0	0	0	3																							
7 David Murphy, L OBP: 0.273, SLG: 0.385	P3				FC6-4				FC4-6 22 DI	1	0	0	0	0	0	1																							
11 José Ramírez, S OBP: 0.214, SLG: 0.241										3	0	0	0	0	0	3																							
6 Zach Walters, S	G4-3				F7				K	1	0	0	0	0	1	1																							
<b>Inning Stats</b>	R: 0 E: 0 K: 0 S: 11	H: 1 LOB: 1 BB: 0 P: 19	R: 0 E: 0 K: 0 S: 9	H: 1 LOB: 2 BB: 1 P: 19	R: 2 E: 0 K: 0 S: 10	H: 2 LOB: 1 BB: 1 P: 21	R: 0 E: 0 K: 0 S: 9	H: 1 LOB: 1 BB: 0 P: 13	R: 0 E: 0 K: 0 S: 7	H: 0 LOB: 0 BB: 0 P: 8	R: 0 E: 0 K: 0 S: 11	H: 1 LOB: 1 BB: 0 P: 13	R: 0 E: 0 K: 0 S: 7	H: 0 LOB: 0 BB: 0 P: 12	R: 1 E: 0 K: 0 S: 7	H: 1 LOB: 0 BB: 0 P: 8	R: 0 E: 0 K: 1 S: 10	H: 0 LOB: 1 BB: 1 P: 19	1B: 5 2B: 1 3B: 0 HR: 1	SF: 0 SAC: 0 DP: 0 HBP: 0	WP: 0 PB: 0 SB: 0 CS: 0	PA: 37																	
<b>PITCHER</b>	IP	WLS	BF	H	R	ER	SO	BB	IBB	HBP	BLK	WP	HR	S	P	ERA	WHIP	<b>PITCHER</b>	IP	WLS	BF	H	R	ER	SO	BB	IBB	HBP	BLK	WP	HR	S	P	ERA	WHIP				
37 Mike Pelfrey, R ERA: 2.62	7.0	W	29	6	2	2	0	2	0	0	0	0	0	64	105	2.57	1.143																						
59 Michael Tonkin, R ERA: 5.0	1.0		4	1	1	1	0	0	0	0	0	0	1	7	8	9.00	1.000																						
62 J.R. Graham, R ERA: 1.69	1.0		4	0	0	0	1	1	0	0	0	0	0	10	19	0.00	1.000																						

Minnesota Twins @ Cleveland Indians  
Progressive Field, Cleveland, OH  
Fri May 08 2015, 7:10 PM - 9:57 PM EDT  
Att: 19,102 - Partly Cloudy - 82 F

AB	38
R	9
H	13
RBI	8
BB	3
SO	9
LOB	18



Minnesota Twins @ Cleveland Indians  
Progressive Field, Cleveland, OH  
Fri May 08 2015, 7:10 PM - 9:57 PM EDT  
Att: 19,102 - Partly Cloudy - 82 F

AB	34
R	3
H	7
RBI	3
BB	3
SO	1
LOB	16









Batter	1	2	3	4	5	6	7	8	9	AB	R	H	RBI	BB	SO	LOB	TOP										
<b>2 Brian Dozier, R</b> OBP: 0.326, SLG: 0.439										4	1	1	1	0	2	0											
<b>48 Toni Hunter, R</b> OBP: 0.331, SLG: 0.478										3	1	0	0	1	0	0											
<b>7 Joe Mauer, L</b> OBP: 0.353, SLG: 0.369										4	0	1	1	0	1	0											
<b>8 Kurt Suzuki, R</b> OBP: 0.302, SLG: 0.326										2	0	0	0	0	1	0											
<b>12 Chris Herrmann, L</b> OBP: 0.253, SLG: 0.286										2	0	0	0	0	1	1											
<b>5 Eduardo Escobar, S</b> OBP: 0.279, SLG: 0.383										2	0	0	0	1	2	0											
<b>20 Eddie Rosario, L</b> OBP: 0.250, SLG: 0.421										3	0	0	0	0	2	1											
<b>17 Doug Bernier, R</b>										3	0	0	0	0	3	1											
<b>1 Jordan Schafer, L</b> OBP: 0.250, SLG: 0.261										3	0	0	0	0	3	1											
<b>39 Danny Santana, S</b> OBP: 0.319										3	0	0	0	0	1	0											
<b>Inning Stats</b>	R: 1 E: 0 K: 1 S: 10	H: 1 LOB: 0 BB: 0 P: 13	R: 0 E: 0 K: 2 S: 10	H: 0 LOB: 0 BB: 0 P: 15	R: 0 E: 0 K: 1 S: 7	H: 0 LOB: 0 BB: 0 P: 10	R: 0 E: 0 K: 1 S: 13	H: 0 LOB: 0 BB: 0 P: 18	R: 0 E: 0 K: 3 S: 11	H: 0 LOB: 0 BB: 0 P: 14	R: 0 E: 0 K: 3 S: 10	H: 0 LOB: 0 BB: 0 P: 15	R: 0 E: 0 K: 3 S: 13	H: 0 LOB: 1 BB: 1 P: 21	R: 1 E: 0 K: 2 S: 16	H: 1 LOB: 1 BB: 1 P: 25	1B: 1 2B: 0 3B: 0 HR: 1	SF: 0 SAC: 0 DP: 0 HBP: 0	WP: 0 PB: 0 SB: 0 CS: 0	PA: 31							
<b>PITCHER</b>	IP	WLS	BF	H	R	ER	SO	BB	IBB	HBP	BLK	WP	HR	S	P	ERA	WHIP										
<b>31 Danny Salazar, R</b> ERA: 3.27	7.0	W	22	1	1	1	11	0	0	0	0	0	1	71	102	1.29	0.143										
<b>34 Zach McAllister, R</b> ERA: 3.48	1.0		4	0	0	0	3	1	0	0	0	0	0	13	21	0.00	1.000										
<b>37 Cody Allen, R</b> ERA: 9.0	1.0		5	1	1	1	2	1	0	0	0	0	0	16	25	9.00	2.000										

**Minnesota Twins @ Cleveland Indians**  
**Progressive Field, Cleveland, OH**  
 Sun May 10 2015, 1:12 PM - 3:49 PM EDT  
 Att: 13,769 - Partly Cloudy - 83 F

livebaseballscorecards.com

AB 29  
 R 2  
 H 2  
 RBI 2  
 BB 2  
 SO 16  
 LOB 4

Batter	1	2	3	4	5	6	7	8	9	AB	R	H	RBI	BB	SO	LOB	BOTTOM										
<b>22 Jason Kipnis, L</b> OBP: 0.345, SLG: 0.437										5	2	3	2	0	0	2											
<b>41 Carlos Santana, S</b> OBP: 0.382, SLG: 0.385										4	1	2	3	0	1	1											
<b>23 Michael Brantley, L</b> OBP: 0.410, SLG: 0.521										4	1	1	0	1	0	0											
<b>9 Ryan Raburn, R</b> OBP: 0.385, SLG: 0.583										0	0	0	0	0	0	0											
<b>8 Lonnie Chisenhall, L</b> OBP: 0.284, SLG: 0.396										5	1	1	3	0	1	2											
<b>7 David Murphy, L</b> OBP: 0.333, SLG: 0.509										4	0	4	0	0	0	0											
<b>33 Nick Swisher, S</b> OBP: 0.281, SLG: 0.304										4	0	0	0	0	2	6											
<b>24 Michael Bourn, L</b> OBP: 0.301, SLG: 0.267										4	1	2	0	0	0	3											
<b>55 Roberto Pérez, R</b> OBP: 0.318, SLG: 0.365										1	2	0	0	3	0	1											
<b>6 Zach Walters, S</b>										4	0	0	0	0	2	5											
<b>Inning Stats</b>	R: 1 E: 1 K: 1 S: 14	H: 3 LOB: 3 BB: 1 P: 23	R: 0 E: 0 K: 2 S: 13	H: 0 LOB: 1 BB: 1 P: 19	R: 0 E: 0 K: 0 S: 10	H: 1 LOB: 1 BB: 0 P: 13	R: 5 E: 0 K: 1 S: 21	H: 5 LOB: 1 BB: 1 P: 34	R: 2 E: 0 K: 0 S: 8	H: 2 LOB: 0 BB: 1 P: 17	R: 0 E: 0 K: 1 S: 8	H: 1 LOB: 1 BB: 0 P: 8	R: 0 E: 0 K: 1 S: 10	H: 1 LOB: 0 BB: 0 P: 14	R: 0 E: 0 K: 0 S: 6	H: 0 LOB: 0 BB: 0 P: 6	1B: 9 2B: 2 3B: 1 HR: 1	SF: 1 SAC: 0 DP: 0 HBP: 0	WP: 1 PB: 0 SB: 2 CS: 1	PA: 41							
<b>PITCHER</b>	IP	WLS	BF	H	R	ER	SO	BB	IBB	HBP	BLK	WP	HR	S	P	ERA	WHIP										
<b>65 Trevor May, R</b> ERA: 5.4	4.0	L	24	9	6	6	4	3	0	0	0	1	0	58	89	13.50	3.000										
<b>57 Ryan Pressly, R</b> ERA: 2.7	2.0		9	3	2	2	1	1	0	0	0	1	0	16	25	9.00	2.000										
<b>59 Michael Tonkin, R</b> ERA: 4.5	1.0		4	1	0	0	1	0	0	0	0	0	0	10	14	0.00	1.000										
<b>62 J.R. Graham, R</b> ERA: 1.54	1.0		3	0	0	0	0	0	0	0	0	0	0	6	6	0.00	0.000										

**Minnesota Twins @ Cleveland Indians**  
**Progressive Field, Cleveland, OH**  
 Sun May 10 2015, 1:12 PM - 3:49 PM EDT  
 Att: 13,769 - Partly Cloudy - 83 F

livebaseballscorecards.com

AB 35  
 R 8  
 H 13  
 RBI 8  
 BB 4  
 SO 6  
 LOB 20



Batter	1	2	3	4	5	6	7	8	9	10	AB	R	H	RBI	BB	SO	LOB	TOP								
2 Brian Dozier, R OBP: 0.322, SLG: 0.430	(1,4) P3		(0,3) K			(0,1) 1B		(0,0) L9		(3,3) K	5	0	1	0	0	2	2									
48 Tori Hunter, R OBP: 0.320, SLG: 0.466	(1,9) K		(1,1) P2			(0,1) F9		(1,1) SF8			3	0	0	1	0	1	1									
7 Joe Mauer, L OBP: 0.350, SLG: 0.365	(1,3) K				(2,2) G4-3		(0,1) L8		(1,1) 1B		4	0	1	0	0	1	1									
24 Trevor Plouffe, R OBP: 0.354, SLG: 0.441		(4,2) BB			(3,2) L9		(1,2) G5-3		(1,3) K		3	0	0	0	1	1	2									
8 Kurt Suzuki, R OBP: 0.300, SLG: 0.333	(1,2) 2B				(2,0) F9			(1,1) L7		(1,0) G6-3	4	0	1	0	0	0	0									
19 Kennys Vargas, S OBP: 0.308, SLG: 0.371					(2,2) G4-3		(1,0) 1B		(2,3) K		4	0	2	0	0	2	2									
5 Eduardo Escobar, S OBP: 0.267, SLG: 0.365					(3,3) K		(0,0) FC7-4		(1,3) K		4	0	0	0	0	2	4									
32 Aaron Hicks, S OBP: 0.250, SLG: 0.250					(2,3) K		(1,1) F7			(1,2) 1B	4	0	1	0	0	1	4									
39 Danny Santana, S OBP: 0.267, SLG: 0.333					(2,1) G6-3		(0,0) G4-3			(1,0) B1	4	1	1	0	0	0	2									
<b>Inning Stats</b>	R: 0 E: 0 K: 2 S: 9	H: 0 LOB: 0 BB: 0 P: 11	R: 0 E: 0 K: 3 S: 17	H: 1 LOB: 2 BB: 1 P: 29	R: 0 E: 0 K: 1 S: 7	H: 0 LOB: 0 BB: 0 P: 10	R: 0 E: 0 K: 0 S: 8	H: 0 LOB: 0 BB: 0 P: 15	R: 0 E: 0 K: 0 S: 8	H: 1 LOB: 1 BB: 0 P: 11	R: 0 E: 0 K: 0 S: 9	H: 1 LOB: 1 BB: 0 P: 10	R: 0 E: 0 K: 0 S: 9	H: 1 LOB: 1 BB: 0 P: 9	R: 1 E: 0 K: 1 S: 10	H: 2 LOB: 1 BB: 0 P: 15	R: 0 E: 0 K: 2 S: 9	H: 0 LOB: 0 BB: 0 P: 13	R: 0 E: 0 K: 1 S: 8	H: 1 LOB: 1 BB: 0 P: 13	1B: 4 2B: 3 3B: 1 HR: 0	SF: 1 SAC: 0 DP: 1 HBP: 0	WP: 0 PB: 0 SB: 1 CS: 1	PA: 37		
<b>PITCHER</b>	IP	WLS	BF	H	R	ER	SO	BB	IBB	HBP	BLK	WP	HR	S	P	ERA	WHIP									
31 Alfredo Simon, R ERA: 3.05	(1,1) 7.2		30	6	1	1	6	1	0	0	0	0	0	0	3	4	1.17	0.913								
44 Joba Chamberlain, R ERA: 1.13	(8,1) 0.1		1	0	0	0	1	0	0	0	0	0	0	3	4	0.00	0.000									
38 Joakim Soria, R ERA: 1.13	(9,1) 1.0		3	0	0	0	2	0	0	0	0	0	0	9	13	0.00	0.000									
60 Angel Nesbitt, R ERA: 2.7	(10,1) 1.0	W	3	1	0	0	1	0	0	0	0	0	0	8	13	0.00	1.000									

Minnesota Twins @ Detroit Tigers  
Comerica Park, Detroit, MI  
Tue May 12 2015, 7:09 PM - 10:04 PM EDT  
Att: 26,177 - Cloudy - 53 F

AB 35  
R 1  
H 7  
RBI 1  
BB 1  
SO 10  
LOB 18



Batter	1	2	3	4	5	6	7	8	9	10	AB	R	H	RBI	BB	SO	LOB	BOTTOM							
12 Anthony Gose, L OBP: 0.371, SLG: 0.476	(1,8) L7		(3,2) 1B		(2,2) G3-6-1			(0,0) SH1-4		(1,0) 2B	4	1	2	0	0	0	1								
3 Ian Kinsler, R OBP: 0.381, SLG: 0.385	(1,4) G4-3		(2,1) L7		(0,0) P4			(2,2) G1-3		(0,1) 1B	5	0	2	1	0	0	2								
24 Miguel Cabrera, R OBP: 0.426, SLG: 0.521	(1,3) G4-3		(1,1) F8			(1,3) K		(4,0) 41 FC6		(1,0) IBB	3	0	0	0	1	1	2								
41 Victor Martinez, S OBP: 0.331, SLG: 0.294	(1,10) F8				(3,2) G4-3		(1,0) G4-3		(0,1) FC6		4	0	0	0	0	0	3								
28 J.D. Martinez, R OBP: 0.293, SLG: 0.455					(0,0) F9		(2,3) K		(2,0) F9		4	1	1	1	0	1	0								
52 Yoenis Cespedes, R (1,7) OBP: 0.306, SLG: 0.484					(1,1) G5-3				(1,0) F9		4	0	2	0	0	1	0								
9 Nick Castellanos, R OBP: 0.272, SLG: 0.360					(2,2) 1B				(0,1) G4-3		3	0	1	0	0	1	1								
17 Andrew Romine, S ERA: 2.76					(1,2) L8				(0,1) G4-3		0	0	0	0	0	0	0								
20 Rajai Davis, R OBP: 0.383, SLG: 0.405					(0,1) 2B				(2,3) G4-3		1	0	0	0	0	0	1								
26 Hernán Pérez, R OBP: 0.105, SLG: 0.105					(0,1) K				(0,1) L9		0	0	0	0	0	0	0								
34 James McCann, R OBP: 0.281, SLG: 0.375					(2,3) G6-3				(2,0) L9		4	0	0	0	0	2	3								
1 Jose Iglesias, R OBP: 0.404, SLG: 0.477					(0,0) G5-3		(1,0) 12 SH1-4			(1,2) G6-3	3	0	1	0	0	0	0								
<b>Inning Stats</b>	R: 0 E: 0 K: 0 S: 14	H: 1 LOB: 1 BB: 0 P: 19	R: 0 E: 0 K: 1 S: 13	H: 1 LOB: 1 BB: 0 P: 18	R: 0 E: 0 K: 0 S: 9	H: 1 LOB: 1 BB: 0 P: 14	R: 1 E: 0 K: 0 S: 14	H: 2 LOB: 1 BB: 0 P: 20	R: 0 E: 0 K: 0 S: 4	H: 0 LOB: 0 BB: 0 P: 7	R: 0 E: 0 K: 2 S: 8	H: 0 LOB: 0 BB: 0 P: 12	R: 0 E: 0 K: 3 S: 13	H: 0 LOB: 0 BB: 0 P: 15	R: 0 E: 0 K: 0 S: 8	H: 1 LOB: 2 BB: 1 P: 14	R: 0 E: 0 K: 0 S: 5	H: 1 LOB: 1 BB: 0 P: 10	R: 1 E: 0 K: 0 S: 6	H: 2 LOB: 1 BB: 0 P: 8	1B: 4 2B: 4 3B: 0 HR: 1	SF: 0 SAC: 1 DP: 1 HBP: 1	WP: 0 PB: 0 SB: 0 CS: 0	PA: 38	
<b>PITCHER</b>	IP	WLS	BF	H	R	ER	SO	BB	IBB	HBP	BLK	WP	HR	S	P	ERA	WHIP								
44 Kyle Gibson, R ERA: 2.7	(1,1) 7.0		26	5	1	1	6	0	0	0	0	0	0	1	75	1.29	0.714								
36 Blaine Boyer, R ERA: 2.76	(8,1) 2.0		9	2	0	0	0	0	1	0	0	0	0	13	24	0.00	1.000								
57 Ryan Pressly, R ERA: 3.86	(10,1) 0.1	L	3	2	1	1	0	0	0	0	0	0	0	6	8	27.00	6.000								

Minnesota Twins @ Detroit Tigers  
Comerica Park, Detroit, MI  
Tue May 12 2015, 7:09 PM - 10:04 PM EDT  
Att: 26,177 - Cloudy - 53 F

AB 35  
R 2  
H 9  
RBI 2  
BB 1  
SO 6  
LOB 13





Batter	1	2	3	4	5	6	7	8	9	AB R H RBI BB SO LOB	TOP								
2 Brian Dozier, R OBP: 0.331, SLG: 0.451									5 0 3 0 0 0 3										
48 Toni Hunter, R OBP: 0.331, SLG: 0.488								3 2 1 1 2 1 2											
7 Joe Mauer, L OBP: 0.345, SLG: 0.374								5 1 1 3 0 1 3											
24 Trevor Plouffe, R OBP: 0.351, SLG: 0.452								4 1 1 1 0 0 1											
8 Kurt Suzuki, R OBP: 0.317, SLG: 0.355								3 0 2 1 1 0 0											
20 Eddie Rosario, L OBP: 0.268, SLG: 0.348								4 0 0 0 0 2 3											
5 Eduardo Escobar, S OBP: 0.266, SLG: 0.360								4 0 1 0 0 1 1											
32 Aaron Hicks, S OBP: 0.375, SLG: 0.500								4 1 2 0 0 0 1											
39 Danny Santana, S OBP: 0.266, SLG: 0.331								4 1 1 0 0 1 1											
<b>Inning Stats</b>	R: 1 H: 2 E: 0 K: 0 S: 7	H: 2 LOB: 0 BB: 0 P: 13	R: 0 H: 0 E: 0 K: 1 S: 11	H: 0 LOB: 0 BB: 0 P: 16	R: 5 H: 5 E: 0 K: 2 S: 19	H: 5 LOB: 1 BB: 1 P: 37	R: 0 H: 1 E: 0 K: 0 S: 7	H: 1 LOB: 1 BB: 0 P: 11	R: 0 H: 0 E: 0 K: 1 S: 9	H: 0 LOB: 0 BB: 0 P: 13	R: 0 H: 1 E: 0 K: 0 S: 6	H: 1 LOB: 0 BB: 0 P: 8	R: 0 H: 1 E: 0 K: 0 S: 8	H: 1 LOB: 0 BB: 0 P: 8	R: 0 H: 1 E: 0 K: 1 S: 10	H: 1 LOB: 2 BB: 1 P: 19	1B: 6 2B: 2 3B: 3 HR: 1	SF: 0 SAC: 0 DP: 2 HBP: 0	WP: 0 PA: 39 PB: 0 SB: 0 CS: 0
<b>PITCHER</b>	IP WLS BF H R ER SO BB IBB HBP BLK WP HR S P ERA WHIP																<b>PITCHER</b>	IP WLS BF H R ER SO BB IBB HBP BLK WP HR S P ERA WHIP	
53 Kyle Lobstein, L ERA: 4.33	2.1 L 14 7 6 6 1 1 0 0 0 0 1 28 53 23.14 3.429																		
30 Alex Wilson, R ERA: 2.08	3.2 13 2 0 0 3 1 0 0 0 0 0 31 45 0.00 0.818																		
62 Al Alburquerque, R ERA: 6.75	1.0 5 2 0 0 1 0 0 0 0 0 0 10 17 0.00 2.000																		
65 Blaine Hardy, L ERA: 4.38	1.0 2 0 0 0 0 0 0 0 0 0 0 7 7 0.00 0.000																		
32 Tom Gorzelanny, L ERA: 2.31	1.0 5 1 0 0 1 1 0 0 0 0 0 10 19 0.00 2.000																		

Minnesota Twins @ Detroit Tigers  
Comerica Park, Detroit, MI  
Wed May 13 2015, 7:09 PM - 10:15 PM EDT  
Att: 27,163 - Cloudy - 55 F

AB 36  
R 6  
H 12  
RBI 6  
BB 3  
SO 6  
LOB 15



Batter	1	2	3	4	5	6	7	8	9	AB R H RBI BB SO LOB	BOTTOM
12 Anthony Gose, L OBP: 0.366, SLG: 0.460										3 0 0 0 1 2 2	
26 Hernán Pérez, R OBP: 0.100, SLG: 0.100									5 1 1 0 0 1 3		
3 Ian Kinsler, R OBP: 0.375, SLG: 0.378											



Batter	1	2	3	4	5	6	7	8	9	AB	R	H	RBI	BB	SO	LOB	TOP					
2 Brian Dozier, R OBP: 0.331, SLG: 0.449 17 Doug Bernier, R (8, PH) (8, 4)										3 0 1 0 0 0 1 1 0 0 0 0 0 1												
8 Kurt Suzuki, R OBP: 0.315, SLG: 0.344										3 1 0 0 1 0 1												
7 Joe Mauer, L OBP: 0.336, SLG: 0.363										4 0 0 0 0 3 1												
24 Trevor Plouffe, R OBP: 0.348, SLG: 0.445											4 0 1 0 0 1 0											
5 Eduardo Escobar, S OBP: 0.268, SLG: 0.359										3 0 1 1 0 0 0												
19 Kennys Vargas, S OBP: 0.299, SLG: 0.360										3 0 0 0 0 1 2												
20 Eddie Rosario, L OBP: 0.185, SLG: 0.308										3 0 0 0 0 3 0												
32 Aaron Hicks, S OBP: 0.364, SLG: 0.455										3 0 1 0 0 1 0												
39 Danny Santana, S OBP: 0.268, SLG: 0.331										3 0 1 0 0 1 1												
<b>Inning Stats</b>	R: 0 E: 0 K: 0 S: 5	H: 1 LOB: 0 BB: 0 P: 9	R: 0 E: 0 K: 2 S: 10	H: 0 LOB: 0 BB: 0 P: 13	R: 0 E: 0 K: 2 S: 10	H: 1 LOB: 0 BB: 0 P: 18	R: 1 E: 0 K: 1 S: 11	H: 2 LOB: 1 BB: 1 P: 21	R: 0 E: 0 K: 1 S: 9	H: 0 LOB: 0 BB: 0 P: 14	R: 0 E: 0 K: 1 S: 6	H: 0 LOB: 0 BB: 0 P: 11	R: 0 E: 0 K: 0 S: 6	H: 0 LOB: 0 BB: 0 P: 6	R: 0 E: 0 K: 2 S: 14	H: 1 LOB: 0 BB: 0 P: 19	R: 0 E: 0 K: 1 S: 9	H: 0 LOB: 0 BB: 0 P: 12	1B: 5 2B: 0 3B: 0 HR: 0	SF: 0 SAC: 0 DP: 2 HBP: 0	WP: 0 PB: 0 SB: 1 CS: 0	PA: 31
<b>PITCHER</b>	IP WLS BF H R ER SO BB IBB HBP BLK WP HR S P ERA WHIP																					
19 Anibal Sánchez, R ERA: 4.76	8.0 W 28 5 1 1 9 1 0 0 0 0 0 0 71 111 1.12 0.750																					
62 Al Albuquerque, R ERA: 6.17	1.0 3 0 0 0 1 0 0 0 0 0 0 0 9 12 0.00 0.000																					

Minnesota Twins @ Detroit Tigers  
Comerica Park, Detroit, MI  
Thu May 14 2015, 1:09 PM - 4:11 PM EDT  
Att: 31,785 - Partly Cloudy - 56 F

AB	30
R	1
H	5
RBI	1
BB	1
SO	10
LOB	7




Batter	1	2	3	4	5	6	7	8	9	AB	R	H	RBI	BB	SO	LOB	BOTTOM			
12 Anthony Gose, L OBP: 0.394, SLG: 0.500										5 2 4 0 1 0 1										
3 Ian Kinsler, R OBP: 0.376, SLG: 0.400										5 2 2 1 0 0 4 1 0 0 0 0 0 1										
24 Miguel Cabrera, R OBP: 0.437, SLG: 0.598										5 3 3 5 0 0 2 0 0 0 0 0 0 0										
28 J.D. Martinez, R OBP: 0.314, SLG: 0.465										4 1 2 0 1 1 0										
52 Yoenis Cespedes, R OBP: 0.287, SLG: 0.459										4 1 0 1 0 1 4										
9 Nick Castellanos, R OBP: 0.299, SLG: 0.397										3 2 2 1 2 1 0										
20 Rajai Davis, R OBP: 0.370, SLG: 0.423										5 1 3 1 0 1 2										
50 Bryan Holaday, R OBP: 0.600, SLG: 1.400										5 1 3 3 0 0 4										
1 Jose Iglesias, R OBP: 0.408, SLG: 0.468										5 0 1 1 0 1 4										
<b>Inning Stats</b>	R: 3 E: 0 K: 0 S: 14	H: 4 LOB: 2 BB: 1 P: 26	R: 0 E: 1 K: 0 S: 10	H: 2 LOB: 3 BB: 0 P: 15	R: 1 E: 1 K: 0 S: 17	H: 2 LOB: 2 BB: 1 P: 26	R: 0 E: 0 K: 1 S: 8	H: 0 LOB: 0 BB: 0 P: 12	R: 1 E: 0 K: 0 S: 13	H: 3 LOB: 2 BB: 0 P: 19	R: 3 E: 0 K: 1 S: 25	H: 3 LOB: 2 BB: 2 P: 42	R: 3 E: 0 K: 2 S: 14	H: 3 LOB: 0 BB: 0 P: 21	R: 2 E: 0 K: 1 S: 12	H: 3 LOB: 0 BB: 0 P: 21	1B: 11 2B: 3 3B: 2 HR: 4	SF: 1 SAC: 0 DP: 1 HBP: 0	WP: 0 PB: 0 SB: 0 CS: 0	PA: 47
<b>PITCHER</b>	IP WLS BF H R ER SO BB IBB HBP BLK WP HR S P ERA WHIP																			
37 Mike Pelfrey, R ERA: 3.23	4.2 L 27 10 5 4 1 59 2 0 0 0 0 1 12 20 40.50 6.000																			
52 Brian Duensing, L ERA: 7.71	0.2 5 3 3 3 0 1 0 0 0 0 0 1 20 0.00 3.000																			
57 Ryan Pressly, R ERA: 3.52	0.2 4 1 0 0 1 1 0 0 0 0 0 0 16 25 0.00 3.000																			
62 J.R. Graham, R ERA: 4.61	2.0 11 6 5 5 3 0 0 0 0 0 0 2 26 42 22.50 3.000																			


Minnesota Twins @ Detroit Tigers  
Comerica Park, Detroit, MI  
Thu May 14 2015, 1:09 PM - 4:11 PM EDT  
Att: 31,785 - Partly Cloudy - 56 F

AB	42
R	13
H	20
RBI	13
BB	4
SO	5
LOB	22





Batter	1	2	3	4	5	6	7	8	9	AB	R	H	RBI	BB	SO	LOB	TOP										
39 Kevin Kiermaier, L (1, 8) OBP: 0.281, SLG: 0.421	F7		G4-3					F8		4	0	1	1	0	0	2	<p>Tampa Bay Rays @ Minnesota Twins Target Field, Minneapolis, MN Fri May 15 2015, 7:11 PM - 9:40 PM CDT Att: 24,018 - Cloudy - 64 F</p> <p>livebaseballscores.com</p> <p>AB 34 R 2 H 8 RBI 2 BB 1 SO 4 LOB 12</p> 										
20 Steven Souza Jr., R (1, 9) OBP: 0.336, SLG: 0.451	G5-3		F9					K		4	0	0	0	0	1	3											
3 Evan Longoria, R (1, 5) OBP: 0.367, SLG: 0.440	F8							F7		4	0	0	0	0	1	2											
21 James Loney, L (1, 3) OBP: 0.286, SLG: 0.354	F8		L7					F8		4	0	1	0	0	0	0											
11 Logan Forsythe, R (1, 4) OBP: 0.368, SLG: 0.467	F9							F8		3	0	0	0	1	0	0											
7 David DeJesus, L (1, 10) OBP: 0.356, SLG: 0.446										3	1	1	1	0	1	1											
5 Brandon Guyer, R (8, PH) OBP: 0.382, SLG: 0.440	HR							13 1B		1	0	1	0	0	0	0											
13 Asdrúbal Cabrera, S (1, 6) OBP: 0.266, SLG: 0.316	F7							1B		4	0	1	0	0	1	0											
9 Joey Butler, R (1, 7) OBP: 0.341, SLG: 0.500			39 G4-3					G6-3		4	1	2	0	0	0	2											
44 René Rivera, R (1, 2) OBP: 0.194, SLG: 0.245										3	0	1	0	0	0	2											
1 Tim Beckham, R (8, PR) OBP: 0.250, SLG: 0.360	P6									0	0	0	0	0	0	0											
46 Bobby Wilson, R (8, 2) OBP: 0.222, SLG: 0.152								20 WP		0	0	0	0	0	0	0											
<b>Inning Stats</b>	R: 0 H: 0 E: 0 K: 0 S: 9	H: 0 LOB: 0 BB: 0 P: 11	R: 1 H: 1 E: 0 K: 0 S: 9	H: 1 LOB: 0 BB: 0 P: 12	R: 0 H: 1 E: 0 K: 0 S: 14	H: 1 LOB: 1 BB: 0 P: 19	R: 0 H: 0 E: 0 K: 0 S: 9	H: 0 LOB: 1 BB: 1 P: 13	R: 1 H: 2 E: 0 K: 1 S: 14	H: 2 LOB: 1 BB: 0 P: 18	R: 0 H: 1 E: 0 K: 1 S: 7	H: 1 LOB: 0 BB: 0 P: 10	R: 0 H: 0 E: 0 K: 1 S: 12	H: 0 LOB: 0 BB: 0 P: 17	R: 0 H: 1 E: 0 K: 1 S: 6	H: 2 LOB: 2 BB: 0 P: 11	R: 0 H: 2 E: 0 K: 0 S: 10	H: 2 LOB: 0 BB: 0 P: 11	1B: 6 2B: 1 3B: 0 HR: 1	SF: 0 SAC: 0 DP: 0 HBP: 0	WP: 1 PB: 0 SB: 0 CS: 0	PA: 35					
<b>PITCHER</b>	IP	WLS	BF	H	R	ER	SO	BB	IBB	HBP	BLK	WP	HR	S	P	ERA	WHIP										
45 Phil Hughes, R (1, 1) ERA: 4.76	7.0	W	26	5	2	2	3	1	0	0	0	0	1	74	100	2.57	0.857										
36 Blaine Boyer, R (8, 1) ERA: 2.5	1.0	H	4	1	0	0	1	0	0	0	0	1	0	6	11	0.00	1.000										
15 Glen Perkins, L (9, 1) ERA: 1.1	1.0	S	5	2	0	0	0	0	0	0	0	0	0	10	11	0.00	2.000										

Batter	1	2	3	4	5	6	7	8	9	AB	R	H	RBI	BB	SO	LOB	BOTTOM										
2 Brian Dozier, R (1, 4) OBP: 0.329, SLG: 0.468	F9		HR					SF8		3	1	1	2	0	0	0	<p>Tampa Bay Rays @ Minnesota Twins Target Field, Minneapolis, MN Fri May 15 2015, 7:11 PM - 9:40 PM CDT Att: 24,018 - Cloudy - 64 F</p> <p>livebaseballscores.com</p> <p>AB 33 R 3 H 9 RBI 3 BB 0 SO 6 LOB 15</p> 										
48 Tori Hunter, R (1, 9) OBP: 0.328, SLG: 0.480	7 1B		K					G6-3		4	0	1	0	0	1	0											
7 Joe Mauer, L (1, 3) OBP: 0.340, SLG: 0.367	1B		F7					G4-3		4	0	2	0	0	0	0											
24 Trevor Plouffe, R (1, 5) OBP: 0.345, SLG: 0.439	K		8 WP					P6		4	0	1	0	0	1	3											
8 Kurt Suzuki, R (1, 2) OBP: 0.304, SLG: 0.330	G4-3		F8					F9		4	0	0	0	0	0	5											
5 Eduardo Escobar, S (1, 7) OBP: 0.260, SLG: 0.347	P6									3	0	0	0	0	0	2											
20 Eddie Rosario, L (8, 7) OBP: 0.214, SLG: 0.370								2B		1	0	1	0	0	0	0											
19 Kennys Vargas, S (1, 10) OBP: 0.297, SLG: 0.365	39 WP		K					K		4	0	1	0	0	2	3											
32 Aaron Hicks, S (1, 8) OBP: 0.357, SLG: 0.429	K		G5-3					39 3B		3	1	1	0	0	1	1											
39 Danny Santana, S (1, 6) OBP: 0.269, SLG: 0.346	K							L8		3	1	1	1	0	1	1											
<b>Inning Stats</b>	R: 0 H: 2 E: 0 K: 1 S: 9	H: 1 LOB: 2 BB: 0 P: 14	R: 0 H: 1 E: 0 K: 2 S: 14	H: 1 LOB: 0 BB: 0 P: 22	R: 1 H: 2 E: 0 K: 1 S: 16	H: 2 LOB: 1 BB: 0 P: 25	R: 0 H: 0 E: 0 K: 1 S: 8	H: 0 LOB: 0 BB: 0 P: 12	R: 0 H: 0 E: 0 K: 0 S: 8	H: 0 LOB: 0 BB: 0 P: 11	R: 0 H: 1 E: 1 K: 0 S: 10	H: 2 LOB: 2 BB: 0 P: 15	R: 2 H: 2 E: 0 K: 0 S: 8	H: 2 LOB: 0 BB: 0 P: 10	R: 0 H: 1 E: 0 K: 1 S: 8	H: 1 LOB: 1 BB: 0 P: 11		1B: 5 2B: 2 3B: 1 HR: 1	SF: 1 SAC: 0 DP: 0 HBP: 0	WP: 2 PB: 0 SB: 0 CS: 0	PA: 34						
<b>PITCHER</b>	IP	WLS	BF	H	R	ER	SO	BB	IBB	HBP	BLK	WP	HR	S	P	ERA		WHIP									
23 Jake Odorizzi, R (1, 1) ERA: 2.36	6.0	L	27	8	3	3	5	2	0	0	0	0	1	68	104	4.50	1.333										
40 Kevin Jepsen, R (7, 1) ERA: 2.3	1.0		3	0	0	0	0	0	0	0	0	0	0	5	5	0.00	0.000										
47 Brandon Gomes, R (8, 1) ERA: 1.98	1.0		4	1	0	0	1	0	0	0	0	0	0	8	11	0.00	1.000										



Batter	1	2	3	4	5	6	7	8	9	AB	R	H	RBI	BB	SO	LOB	TOP										
39 Kevin Kiermaier, L (1, 8) OBP: 0.280, SLG: 0.414	G4-3		P5				G4-3			4	0	1	0	0	0	1	<p>Tampa Bay Rays @ Minnesota Twins</p> <p>Target Field, Minneapolis, MN</p> <p>Sat May 16 2015, 1:12 PM - 4:14 PM CDT</p> <p>Att: 27,128 - Overcast - 69 F</p>										
20 Steven Souza Jr., R (1, 9) OBP: 0.327, SLG: 0.468	K			G6-3	F9			G5-3		4	0	0	0	0	1												
3 Evan Longoria, R (1, 5) OBP: 0.364, SLG: 0.442	G5-3				2B		F9			4	1	1	0	0	0												
21 James Loney, L (1, 10) OBP: 0.364, SLG: 0.349		L9			1B		P3		F7	4	0	1	0	0	0												
11 Logan Forsythe, R (1, 3) OBP: 0.364, SLG: 0.488		F8		SF7	1B		F8		HR	3	1	1	2	0	0												
7 David DeJesus, L (1, 7) OBP: 0.386, SLG: 0.465										3	1	2	0	0	1												
5 Brandon Guyer, R (9, PH) OBP: 0.378, SLG: 0.434	K				1B		1 HR		P3	1	0	0	0	0	0												
13 Asdrúbal Cabrera, S (1, 6) OBP: 0.272, SLG: 0.336										4	0	2	0	0	3												
1 Tim Beckham, R (1, 4) OBP: 0.250, SLG: 0.392			K			G5-3			K	4	1	1	2	0	2												
44 René Rivera, R (1, 2) OBP: 0.189, SLG: 0.238							HR			3	0	0	0	0	1												
9 Joey Butler, R (9, PH) OBP: 0.333, SLG: 0.487			P3			F9		G5-3	K	1	0	0	0	1	1												
<b>Inning Stats</b>	R: 0 E: 0 K: 1 S: 7	H: 0 LOB: 0 BB: 0 P: 10	R: 0 E: 0 K: 1 S: 6	H: 0 LOB: 0 BB: 0 P: 10	R: 0 E: 0 K: 1 S: 11	H: 1 LOB: 1 BB: 0 P: 13	R: 1 E: 0 K: 0 S: 23	H: 3 LOB: 2 BB: 0 P: 34	R: 0 E: 0 K: 0 S: 9	H: 1 LOB: 1 BB: 0 P: 12	R: 0 E: 0 K: 0 S: 7	H: 0 LOB: 0 BB: 0 P: 10	R: 2 E: 0 K: 0 S: 9	H: 2 LOB: 0 BB: 0 P: 16	R: 0 E: 0 K: 0 S: 9	H: 0 LOB: 0 BB: 0 P: 11	R: 1 E: 0 K: 2 S: 11	H: 2 LOB: 1 BB: 0 P: 13	1B: 4 2B: 2 3B: 1 HR: 2	SF: 1 SAC: 0 DP: 0 HBP: 0	WP: 0 PB: 0 SB: 1 CS: 0	PA: 36					
<b>PITCHER</b>	IP	WLS	BF	H	R	ER	SO	BB	IBB	HBP	BLK	WP	HR	S	P	ERA	WHIP										
65 Trevor May, R (1, 1) ERA: 5.15	6.2		27	7	3	3	3	0	0	0	0	0	1	71	104	4.05	1.050										
52 Brian Duensing, L (7, 1) ERA: 7.35	0.1	W	1	0	0	0	0	0	0	0	0	0	0	1	1	0.00	0.000										
36 Blaine Boyer, R (8, 1) ERA: 2.37	1.0	H	3	0	0	0	0	0	0	0	0	0	0	9	11	0.00	0.000										
15 Glen Perkins, L (9, 1) ERA: 1.56	1.0	S	5	2	1	1	2	0	0	0	0	0	1	11	13	9.00	2.000										

AB	35
R	4
H	9
RBI	4
BB	0
SO	5
LOB	9



Batter	1	2	3	4	5	6	7	8	9	AB	R	H	RBI	BB	SO	LOB	BOTTOM										
2 Brian Dozier, R (1, 4) OBP: 0.344, SLG: 0.489	FC9-6	PO	G6-3		G4-3		L3			2	1	1	1	2	0	0	<p>Tampa Bay Rays @ Minnesota Twins</p> <p>Target Field, Minneapolis, MN</p> <p>Sat May 16 2015, 1:12 PM - 4:14 PM CDT</p> <p>Att: 27,128 - Overcast - 69 F</p>										
48 Toni Hunter, R (1, 9) OBP: 0.331, SLG: 0.477	FC9-6				G4-3					5	1	2	0	0	2												
7 Joe Mauer, L (1, 3) OBP: 0.344, SLG: 0.366	G6-3				G6-3					3	1	1	0	1	3												
24 Trevor Plouffe, R (1, 5) OBP: 0.336, SLG: 0.425		F8		F8			FC1			4	0	0	0	0	4												
8 Kurt Suzuki, R (1, 2) OBP: 0.310, SLG: 0.333				G3			SF9			2	1	1	1	1	0												
5 Eduardo Escobar, S (1, 6) OBP: 0.288, SLG: 0.394								E9		4	1	4	1	0	0												
20 Eddie Rosario, L (1, 7) OBP: 0.250, SLG: 0.367										3	1	1	1	1	2												
32 Aaron Hicks, S (1, 8) OBP: 0.278, SLG: 0.333										4	0	0	0	0	1												
39 Danny Santana, S (1, 10) OBP: 0.269, SLG: 0.344										4	0	1	2	0	2												
<b>Inning Stats</b>	R: 0 E: 0 K: 0 S: 8	H: 4 LOB: 0 BB: 0 P: 17	R: 3 E: 0 K: 0 S: 15	H: 4 LOB: 0 BB: 0 P: 22	R: 0 E: 0 K: 0 S: 9	H: 1 LOB: 1 BB: 0 P: 13	R: 0 E: 0 K: 1 S: 14	H: 1 LOB: 2 BB: 1 P: 21	R: 0 E: 0 K: 0 S: 6	H: 1 LOB: 1 BB: 1 P: 13	R: 0 E: 0 K: 3 S: 12	H: 1 LOB: 2 BB: 1 P: 24	R: 2 E: 2 K: 1 S: 14	H: 2 LOB: 2 BB: 1 P: 23	R: 1 E: 0 K: 0 S: 6	H: 1 LOB: 0 BB: 0 P: 8		1B: 8 2B: 2 3B: 0 HR: 1	SF: 1 SAC: 0 DP: 2 HBP: 1	WP: 0 PB: 0 SB: 0 CS: 1	PA: 39						
<b>PITCHER</b>	IP	WLS	BF	H	R	ER	SO	BB	IBB	HBP	BLK	WP	HR	S	P	ERA	WHIP										
37 Alex Colomé, R (1, 1) ERA: 6.05	3.1		15	6	3	3	0	1	0	1	0	0	0	37	60	8.10	2.100										
59 Andrew Bellatti, R (4, 1) ERA	2.2		12	2	0	0	4	3	0	0	0	0	0	27	50	0.00	1.875										
40 Kevin Jepsen, R (7, 1) ERA: 2.2	0.2	L	6	2	2	0	0	1	0	0	0	0	0	11	18	0.00	4.500										
54 Steve Geltz, R (7, 1) ERA: 3.18	0.1		1	0	0	0	1	0	0	0	0	0	0	3	5	0.00	0.000										
43 Ernesto Frieri, R (8, 1) ERA: 4.24	1.0		4	1	1	1	0	0	0	0	0	0	1	6	8	9.00	1.000										

AB	31
R	6
H	11
RBI	6
BB	5
SO	5
LOB	23










Batter	1	2	3	4	5	6	7	8	9	AB	R	H	RBI	BB	SO	LOB	TOP																			
39 Danny Santana, S OBP: 0.268, SLG: 0.333	G4-3	2 WP 7 1B HBP		F7		L5			G4-3	4	1	0	0	0	0	0																				
2 Brian Dozier, R OBP: 0.348, SLG: 0.500	HR	7 1B BB		K		K			F8	4	2	1	1	1	2	0																				
7 Joe Mauer, L OBP: 0.341, SLG: 0.362	K	24 HR 1B		G1-3		G4-3			G4-3	4	1	1	3	0	1	0																				
24 Trevor Plouffe, R OBP: 0.340, SLG: 0.455	2B	HR		G5-3		P4				4	1	2	2	0	0	0																				
48 Tori Hunter, R OBP: 0.315, SLG: 0.453	P3	G1-3		G4-3					F8	4	0	0	0	0	0	1																				
8 Kurt Suzuki, R OBP: 0.325, SLG: 0.352		21 FC6-4 2 WP 32 BB 1B		32 BB 21 G6-3 2B		HBP			K	3	2	2	0	0	1	0																				
32 Aaron Hicks, S OBP: 0.320, SLG: 0.333		21 FC6-4 BB		21 G6-3 1B		G6-3				3	0	2	0	1	0	1																				
21 Shane Robinson, R OBP: 0.349, SLG: 0.310		FC6-4 2 WP 39 HBP 7 1B		G6-3		L6			G1-3	4	1	0	0	0	0	4																				
47 Ricky Nolasco, R 57 Ryan Pressly, R 64 Aaron Thompson, L 36 Blaine Boyer, R 9 Eduardo Nunez, R 15 Glen Perkins, L				K		K			P4	3	0	0	0	0	0	3	2																			
<b>Inning Stats</b>	R: 1 E: 0 K: 1 S: 9	H: 2 LOB: 1 BB: 0 P: 16	R: 6 E: 0 K: 1 S: 19	H: 3 LOB: 0 BB: 2 P: 39	R: 1 E: 0 K: 1 S: 7	H: 2 LOB: 0 BB: 0 P: 10	R: 0 E: 0 K: 1 S: 6	H: 0 LOB: 0 BB: 0 P: 10	R: 0 E: 0 K: 0 S: 10	H: 0 LOB: 0 BB: 0 P: 17	R: 0 E: 0 K: 1 S: 9	H: 0 LOB: 0 BB: 0 P: 10	R: 0 E: 0 K: 1 S: 10	H: 0 LOB: 0 BB: 0 P: 15	R: 0 E: 0 K: 1 S: 9	H: 1 LOB: 0 BB: 0 P: 12	R: 0 E: 0 K: 0 S: 11	H: 0 LOB: 0 BB: 0 P: 15	1B: 4 2B: 2 3B: 0 HR: 2	SF: 0 SAC: 0 DP: 1 HBP: 2	WP: 1 PB: 0 SB: 0 CS: 0	PA: 38														
<b>PITCHER</b>	IP	WLS	BF	H	R	ER	SO	BB	IBB	HBP	BLK	WP	HR	S	P	ERA	WHIP	<b>PITCHER</b>	IP	WLS	BF	H	R	ER	SO	BB	IBB	HBP	BLK	WP	HR	S	P	ERA	WHIP	
47 Francisco Liriano, L ERA: 4.15	2.0	L	14	5	7	7	2	2	0	1	0	1	2	28	55	31.50	3.500	59 Antonio Bastardo, L ERA: 4.82	1.0		3	0	0	0	0	0	0	0	0	0	0	0	11	15	0.00	0.000
58 Radhames Liz, R ERA: 3.86	2.0		7	2	1	1	2	0	0	0	0	0	0	13	20	4.50	1.000																			
46 Vance Worley, R ERA: 4.17	2.0		7	0	0	0	1	0	0	1	0	0	0	19	27	0.00	0.000																			
37 Arquemedes Caminero, R ERA: 4.58	1.0		3	0	0	0	1	0	0	0	0	0	0	10	15	0.00	0.000																			
48 Jared Hughes, R ERA: 3.26	1.0		4	1	0	0	1	0	0	0	0	0	0	9	12	0.00	1.000																			

**Minnesota Twins @ Pittsburgh Pirates**  
PNC Park, Pittsburgh, PA  
Tue May 19 2015, 7:08 PM - 10:00 PM EDT  
Att: 22,357 - Partly Cloudy - 72 F


AB 34  
R 8  
H 8  
RBI 6  
BB 2  
SO 7  
LOB 8



Batter	1	2	3	4	5	6	7	8	9	AB	R	H	RBI	BB	SO	LOB	BOTTOM																			
25 Gregory Polanco, L OBP: 0.297, SLG: 0.326	K	F7		K		E3 18 2B			G4-3	5	0	0	0	0	2	6																				
18 Neil Walker, S OBP: 0.340, SLG: 0.407	G3					6 2B 27 G6-3 1B			K	5	1	2	1	0	2	0																				
59 Antonio Bastardo, R OBP: 0.321, SLG: 0.370	P4					3H 2B				0	0	0	0	0	0	0																				
22 Andrew McCutchen, R OBP: 0.321, SLG: 0.370						L8			G6-3	5	0	0	0	0	1	3																				
6 Starling Marte, R OBP: 0.346, SLG: 0.525										4	1	1	0	1	3	0																				
27 Jung Ho Kang, R OBP: 0.381, SLG: 0.467		24 1B 31 WP 24 1B				24 FC4-6 5 1B BB				4	1	1	0	1	3	0																				
24 Pedro Alvarez, L OBP: 0.316, SLG: 0.445		31 1B 29 BB 1B				24 FC4-6 1B				5	1	3	1	0	0	1																				
5 Josh Harrison, R OBP: 0.281, SLG: 0.403						24 FC4-6 5 1B 1B				4	1	3	1	0	1	2																				
29 Francisco Cervelli, R OBP: 0.355, SLG: 0.366						25 E 18 2B 2B				4	1	3	1	0	1	2																				
19 Chris Stewart, R OBP: 0.256, SLG: 0.293						19 G6-4-3 1B				1	0	1	0	1	0	0																				
47 Francisco Liriano, L 31 Jose Tabata, R 58 Radhames Liz, R 12 Tony Kemp, Jr. 46 Vance Worley, R 37 Arquemedes Caminero, R 48 Jared Hughes, R 15 Glen Perkins, L										2	0	0	0	0	0	3																				
<b>Inning Stats</b>	R: 0 E: 0 K: 1 S: 6	H: 0 LOB: 0 BB: 0 P: 10	R: 1 E: 0 K: 2 S: 13	H: 3 LOB: 3 BB: 1 P: 20	R: 0 E: 0 K: 2 S: 9	H: 0 LOB: 0 BB: 0 P: 10	R: 1 E: 0 K: 2 S: 13	H: 3 LOB: 2 BB: 0 P: 21	R: 1 E: 0 K: 0 S: 10	H: 2 LOB: 1 BB: 0 P: 15	R: 1 E: 0 K: 0 S: 6	H: 2 LOB: 1 BB: 1 P: 14	R: 0 E: 0 K: 1 S: 8	H: 0 LOB: 0 BB: 0 P: 9	R: 0 E: 0 K: 2 S: 11	H: 1 LOB: 0 BB: 0 P: 14	1B: 9 2B: 3 3B: 0 HR: 1	SF: 0 SAC: 0 DP: 1 HBP: 0	WP: 1 PB: 0 SB: 0 CS: 0	PA: 42																
<b>PITCHER</b>	IP	WLS	BF	H	R	ER	SO	BB	IBB	HBP	BLK	WP	HR	S	P	ERA	WHIP	<b>PITCHER</b>	IP	WLS	BF	H	R	ER	SO	BB	IBB	HBP	BLK	WP	HR	S	P	ERA	WHIP	
47 Ricky Nolasco, R ERA: 6.0	5.2	W	29	10	4	3	8	1	0	0	0	0	0	4	10	27.00	6.000																			
57 Ryan Pressly, R ERA: 3.6	0.1	H	3	1	1	1	0	1	0	0	0	0	0	4	10	27.00	6.000																			
64 Aaron Thompson, L ERA: 3.27	0.1	H	2	1	0	0	0	0	0	0	0	0	0	3	4	0.00	3.000																			
36 Blaine Boyer, R ERA: 2.18	1.2	H	4	0	0	0	1	0	0	0	0	0	0	9	11	0.00	0.000																			
15 Glen Perkins, L ERA: 1.47	1.0	S	4	1	0	0	2	0	0	0	0	0	0	11	14	0.00	1.000																			

**Minnesota Twins @ Pittsburgh Pirates**  
PNC Park, Pittsburgh, PA  
Tue May 19 2015, 7:08 PM - 10:00 PM EDT  
Att: 22,357 - Partly Cloudy - 72 F

AB 40  
R 5  
H 13  
RBI 5  
SO 11  
LOB 22





Batter	1	2	3	4	5	6	7	8	9	10	11	12	13	AB	R	H	RBI	BB	SO	LOB	TOP					
39 Danny Santana, S OBP: 0.264, SLG: 0.333														6	1	1	0	0	1	3						
2 Brian Dozier, R OBP: 0.343, SLG: 0.464														5	0	0	0	1	1	2						
7 Joe Mauer, L OBP: 0.341, SLG: 0.381														6	2	2	1	0	0	1						
24 Trevor Plouffe, R OBP: 0.353, SLG: 0.460														3	1	1	0	3	2	0						
48 Torii Hunter, R OBP: 0.329, SLG: 0.466														5	0	3	3	1	1	1						
8 Kurt Suzuki, R OBP: 0.310, SLG: 0.333														6	0	0	0	0	1	5						
32 Aaron Hicks, S OBP: 0.290, SLG: 0.300														6	0	1	0	0	2	4						
21 Shane Robinson, R OBP: 0.328, SLG: 0.290														4	0	0	0	0	1	1						
62 J.R. Graham, R														0	0	0	0	0	0	0						
9 Eduardo Núñez, R (12, PH)														1	0	0	0	0	0	0						
52 Brian Duensing, L														0	0	0	0	0	0	0						
15 Glen Perkins, L														0	0	0	0	0	0	0						
37 Mike Pelfrey, R														2	0	2	0	0	0	0						
20 Eddie Rosario, L														1	0	0	0	0	0	0						
57 Ryan Pressly, R														0	0	0	0	0	0	0						
64 Aaron Thompson, L														0	0	0	0	0	0	0						
50 Michael Tonkin, R														0	0	0	0	0	0	0						
36 Blaine Boyer, R														2	0	0	0	0	1	0						
5 Eduardo Escobar, S														0	0	0	0	0	0	0						
<b>Inning Stats</b>	R: 3 E: 0 K: 2 S: 19	H: 3 LOB: 1 BB: 1 P: 36	R: 0 E: 0 K: 1 S: 8	H: 1 LOB: 1 BB: 1 P: 12	R: 0 E: 0 K: 1 S: 8	H: 1 LOB: 1 BB: 0 P: 14	R: 0 E: 0 K: 1 S: 10	H: 0 LOB: 0 BB: 0 P: 15	R: 0 E: 0 K: 1 S: 7	H: 0 LOB: 0 BB: 0 P: 7	R: 0 E: 0 K: 1 S: 7	H: 0 LOB: 1 BB: 1 P: 13	R: 0 E: 0 K: 0 S: 4	H: 0 LOB: 0 BB: 0 P: 6	R: 0 E: 0 K: 1 S: 12	H: 1 LOB: 1 BB: 0 P: 16	R: 0 E: 0 K: 1 S: 6	H: 0 LOB: 0 BB: 0 P: 6	R: 1 E: 0 K: 0 S: 9	H: 2 LOB: 2 BB: 1 P: 17	1B: 6 2B: 3 3B: 0 HR: 1	SF: 0 SAC: 0 DP: 1 HBP: 0	W/P: 0 PB: 0 SB: 1 CS: 0	PA: 52		
<b>PITCHER</b>	IP ERA WHIP	WLS BF H R ER SO	BF H R ER SO	H R ER SO	BF H R ER SO	BF H R ER SO	BF H R ER SO	BF H R ER SO	BF H R ER SO	BF H R ER SO	BF H R ER SO	BF H R ER SO	BF H R ER SO	BF H R ER SO	BF H R ER SO	BF H R ER SO	BF H R ER SO	BF H R ER SO	BF H R ER SO	BF H R ER SO	BF H R ER SO	BF H R ER SO	BF H R ER SO	BF H R ER SO		
49 Jeff Locke, L	6.0 5.28	25 7 3 3 6	25 7 3 3 6	25 7 3 3 6	25 7 3 3 6	25 7 3 3 6	25 7 3 3 6	25 7 3 3 6	25 7 3 3 6	25 7 3 3 6	25 7 3 3 6	25 7 3 3 6	25 7 3 3 6	25 7 3 3 6	25 7 3 3 6	25 7 3 3 6	25 7 3 3 6	25 7 3 3 6	25 7 3 3 6	25 7 3 3 6	25 7 3 3 6	25 7 3 3 6	25 7 3 3 6	25 7 3 3 6	25 7 3 3 6	
48 Jared Hughes, R	7.1 ERA: 3.1	3 0 0 0 1	3 0 0 0 1	3 0 0 0 1	3 0 0 0 1	3 0 0 0 1	3 0 0 0 1	3 0 0 0 1	3 0 0 0 1	3 0 0 0 1	3 0 0 0 1	3 0 0 0 1	3 0 0 0 1	3 0 0 0 1	3 0 0 0 1	3 0 0 0 1	3 0 0 0 1	3 0 0 0 1	3 0 0 0 1	3 0 0 0 1	3 0 0 0 1	3 0 0 0 1	3 0 0 0 1	3 0 0 0 1	3 0 0 0 1	
44 Tony Watson, L	8.1 ERA: 1.57	4 0 0 0 1	4 0 0 0 1	4 0 0 0 1	4 0 0 0 1	4 0 0 0 1	4 0 0 0 1	4 0 0 0 1	4 0 0 0 1	4 0 0 0 1	4 0 0 0 1	4 0 0 0 1	4 0 0 0 1	4 0 0 0 1	4 0 0 0 1	4 0 0 0 1	4 0 0 0 1	4 0 0 0 1	4 0 0 0 1	4 0 0 0 1	4 0 0 0 1	4 0 0 0 1	4 0 0 0 1	4 0 0 0 1	4 0 0 0 1	
35 Mark Melancon, R	9.1 ERA: 3.26	0 0 0 0 0	0 0 0 0 0	0 0 0 0 0	0 0 0 0 0	0 0 0 0 0	0 0 0 0 0	0 0 0 0 0	0 0 0 0 0	0 0 0 0 0	0 0 0 0 0	0 0 0 0 0	0 0 0 0 0	0 0 0 0 0	0 0 0 0 0	0 0 0 0 0	0 0 0 0 0	0 0 0 0 0	0 0 0 0 0	0 0 0 0 0	0 0 0 0 0	0 0 0 0 0	0 0 0 0 0	0 0 0 0 0	0 0 0 0 0	0 0 0 0 0
52 Rob Scallih, R	10.1 ERA: 1.02	8 1 0 0 1	8 1 0 0 1	8 1 0 0 1	8 1 0 0 1	8 1 0 0 1	8 1 0 0 1	8 1 0 0 1	8 1 0 0 1	8 1 0 0 1	8 1 0 0 1	8 1 0 0 1	8 1 0 0 1	8 1 0 0 1	8 1 0 0 1	8 1 0 0 1	8 1 0 0 1	8 1 0 0 1	8 1 0 0 1	8 1 0 0 1	8 1 0 0 1	8 1 0 0 1	8 1 0 0 1	8 1 0 0 1	8 1 0 0 1	8 1 0 0 1

Minnesota Twins @ Pittsburgh Pirates  
PNC Park, Pittsburgh, PA  
Wed May 20 2015, 7:08 PM - 11:03 PM EDT  
Att. 21,718 - Partly Cloudy - 54 F

AB	47
R	4
H	10
RBI	4
BB	5
SO	10
LOB	17



Batter	1	2	3	4	5	6	7	8	9	10	11	12	13	AB	R	H	RBI	BB	SO	LOB	BOTTOM
5 Josh Harrison, R OBP: 0.289, SLG: 0.407														6	0	3	0	0	2		
18 Neil Walker, S OBP: 0.333, SLG: 0.390														6	1	0	0	0	1	3	
22 Andrew McCutchen, R OBP: 0.333, SLG: 0.399														5	1	3	1	0	1	1	
6 Starling Marte, R OBP: 0.346, SLG: 0.531														6	0	2	1	0	1	3	
27 Jung Ho Kang, R OBP: 0.376, SLG: 0.450																					



Batter	1	2	3	4	5	6	7	8	9	AB	R	H	RBI	BB	SO	LOB	TOP	
2 Brian Dozier, R OBP: 0.335, SLG: 0.471	F9		P5			K		K		4	0	0	0	0	2	0	<b>Minnesota Twins @ Chicago White Sox</b> U.S. Cellular Field, Chicago, IL Fri May 22 2015, 8:12 PM - 10:31 PM EDT Att: 21,067 - Partly Cloudy - 56 F	
48 Toni Hunter, R OBP: 0.327, SLG: 0.459	7 2B		G4-3			K		K		4	1	1	0	0	2	0		
7 Joe Mauer, L OBP: 0.339, SLG: 0.384	24 SF8		K			K		G3		4	1	1	1	0	2	0		
24 Trevor Plouffe, R OBP: 0.344, SLG: 0.450	SF8				G5-3			L5		3	0	0	1	0	1	0		
8 Kurt Suzuki, R OBP: 0.302, SLG: 0.325	L9				G5-3			G5-3		3	0	0	0	0	0	0		
5 Eduardo Escobar, S OBP: 0.283, SLG: 0.374					F7					2	0	1	0	1	0	0		
20 Eddie Rosario, L OBP: 0.237, SLG: 0.333										2	0	0	0	0	2	1		
32 Aaron Hicks, S OBP: 0.265, SLG: 0.273										3	0	0	0	0	0	1		
39 Danny Santana, S OBP: 0.258, SLG: 0.327										3	0	0	0	0	2	1		
<b>Inning Stats</b>	R: 2 H: 2 E: 0 K: 0 S: 16	H: 2 LOB: 0 BB: 0 P: 28	R: 0 H: 0 E: 0 K: 0 S: 8	H: 0 LOB: 1 BB: 1 P: 12	R: 0 H: 0 E: 0 K: 1 S: 7	H: 0 LOB: 0 BB: 0 P: 10	R: 0 H: 0 E: 0 K: 2 S: 8	H: 0 LOB: 0 BB: 0 P: 10	R: 0 H: 0 E: 0 K: 3 S: 14	H: 1 LOB: 1 BB: 0 P: 17	R: 0 H: 0 E: 0 K: 2 S: 10	H: 0 LOB: 0 BB: 0 P: 15	R: 0 H: 0 E: 0 K: 2 S: 7	H: 0 LOB: 0 BB: 0 P: 9	1B: 2 2B: 1 3B: 0 HR: 0	SF: 1 SAC: 1 DP: 0 HBP: 0	WP: 0 PB: 0 SB: 1 CS: 0	PA: 31
<b>PITCHER</b>	IP WLS BF H R ER SO BB IBB HBP BLK WP HR S P ERA WHIP																	
29 Jeff Samardzija, R ERA: 4.28	8.0 W 28 3 2 2 9 1 0 0 0 0 0 83 118 2.25 0.500																	
30 David Robertson, R ERA: 0.98	1.0 S 3 0 0 0 2 0 0 0 0 0 0 0 7 9 0.00 0.000																	

Batter	1	2	3	4	5	6	7	8	9	AB	R	H	RBI	BB	SO	LOB	BOTTOM	
1 Adam Eaton, L OBP: 0.284, SLG: 0.333	P6		P6	L9			G4-3			4	0	0	0	0	2	<b>Minnesota Twins @ Chicago White Sox</b> U.S. Cellular Field, Chicago, IL Fri May 22 2015, 8:12 PM - 10:31 PM EDT Att: 21,067 - Partly Cloudy - 56 F		
53 Melky Cabrera, S OBP: 0.300, SLG: 0.284			F7			G4-3		K		4	0	1	0	0	1		0	
79 José Abreu, R OBP: 0.360, SLG: 0.473			G5-3					G2		4	0	1	0	0	1		1	
25 Adam LaRoche, L OBP: 0.361, SLG: 0.350								F8		3	1	0	0	1	1		2	
12 Conor Gillaspie, L OBP: 0.294, SLG: 0.411										3	0	0	0	0	2		10 1B 20 SF8 BB	
15 Gordon Beckham, R8, PH OBP: 0.345, SLG: 0.429										0	1	0	0	1	0			0
10 Alexei Ramirez, R OBP: 0.288, SLG: 0.361										4	0	3	0	0	0		1	
20 JB Shuck, L OBP: 0.313, SLG: 0.276										3	1	2	1	0	0		1	
58 Geovany Soto, R OBP: 0.226, SLG: 0.333										4	0	2	2	0	1	3		
5 Yolmer Sánchez, S OBP: 0.222, SLG: 0.231										2	0	0	0	0	3	58 S G4-6-3 1B 1B SF8 K2-3		
<b>Inning Stats</b>	R: 0 H: 1 E: 0 K: 2 S: 10	H: 2 LOB: 2 BB: 0 P: 11	R: 0 H: 0 E: 0 K: 0 S: 5	H: 0 LOB: 0 BB: 0 P: 7	R: 2 H: 2 E: 0 K: 0 S: 21	H: 2 LOB: 2 BB: 1 P: 28	R: 0 H: 1 E: 0 K: 0 S: 8	H: 1 LOB: 1 BB: 0 P: 10	R: 0 H: 2 E: 0 K: 0 S: 7	H: 0 LOB: 1 BB: 0 P: 9	R: 0 H: 0 E: 0 K: 1 S: 7	H: 0 LOB: 0 BB: 0 P: 8	R: 1 H: 1 E: 0 K: 1 S: 10	H: 1 LOB: 1 BB: 1 P: 17	1B: 8 2B: 1 3B: 0 HR: 0		SF: 1 SAC: 0 DP: 1 HBP: 1	WP: 0 PB: 1 SB: 1 CS: 0
<b>PITCHER</b>	IP WLS BF H R ER SO BB IBB HBP BLK WP HR S P ERA WHIP																	
45 Phil Hughes, R ERA: 4.5	7.0 L 2 0 1 1 0 1 0 0 0 0 0 3 7 27.00 3.000																	
64 Aaron Thompson, L ERA: 3.63	0.1 L 2 0 1 1 0 1 0 0 0 0 0 0 7 10 0.00 1.500																	
59 Michael Tonkin, R ERA: 5.4	0.2 3 1 0 0 1 0 0 0 0 0 0 0 7 10 0.00 1.500																	







Batter	1	2	3	4	5	6	7	8	9	AB R H RBI BB SO LOB	TOP											
2 Brian Dozier, R OBP: 0.335, SLG: 0.506										5 2 2 4 0 2 2	<b>Minnesota Twins @ Chicago White Sox</b> U.S. Cellular Field, Chicago, IL Sun May 24, 2015, 2:11 PM - 4:48 PM EDT Att: 30,180 - Cloudy - 72 F											
21 Shane Robinson, R OBP: 0.316, SLG: 0.295										5 1 1 0 0 0 0												
7 Joe Mauer, L OBP: 0.333, SLG: 0.372										5 1 0 0 0 1 0												
24 Trevor Plouffe, R OBP: 0.351, SLG: 0.456										4 1 2 0 0 1 0												
48 Tori Hunter, R OBP: 0.329, SLG: 0.471										3 1 1 1 1 1 0												
5 Eduardo Escobar, S OBP: 0.287, SLG: 0.351										4 0 0 0 0 0 4												
12 Chris Herrmann, L OBP: 0.211, SLG: 0.229										3 0 0 0 1 1 0												
20 Eddie Rosario, L OBP: 0.262, SLG: 0.350										4 1 2 2 0 0 0												
32 Aaron Hicks, S OBP: 0.238, SLG: 0.244										4 1 1 0 0 1 2												
<b>Inning Stats</b>	R: 1 H: 1 E: 0 K: 1 S: 11	H: 1 LOB: 0 BB: 0 P: 16	R: 0 H: 0 E: 0 K: 2 S: 9	H: 0 LOB: 0 BB: 0 P: 11	R: 0 H: 0 E: 0 K: 1 S: 6	H: 0 LOB: 0 BB: 0 P: 8	R: 4 H: 4 E: 1 K: 1 S: 23	H: 4 LOB: 2 BB: 1 P: 34	R: 0 H: 0 E: 0 K: 0 S: 12	H: 0 LOB: 0 BB: 0 P: 15	R: 0 H: 0 E: 0 K: 0 S: 12	H: 0 LOB: 0 BB: 0 P: 11	R: 3 H: 4 E: 0 K: 0 S: 17	H: 4 LOB: 2 BB: 1 P: 27	R: 0 H: 0 E: 0 K: 0 S: 8	H: 0 LOB: 0 BB: 0 P: 12	R: 0 H: 0 E: 0 K: 2 S: 9	H: 0 LOB: 0 BB: 0 P: 14	1B: 5 2B: 2 3B: 0 HR: 2	SF: 0 SAC: 0 DP: 0 HBP: 0	WP: 0 PB: 0 SB: 0 CS: 0	PA: 39
<b>PITCHER</b>	IP WLS BF H R ER SO BB IBB HBP BLK WP HR S P ERA WHIP											IP WLS BF H R ER SO BB IBB HBP BLK WP HR S P ERA WHIP										
62 Jose Quintana, L ERA: 4.67	6.0 L 27 7 7 6 5 1 0 0 0 0 0 1 73 101 9.00 1.333																					
67 Scott Carroll, R ERA: 2.75	1.0 6 2 1 1 0 1 0 0 0 0 0 1 13 21 9.00 3.000																					
43 Dan Jennings, L ERA: 6.63	2.0 6 0 0 0 2 0 0 0 0 0 0 0 17 26 0.00 0.000																					

Batter	1	2	3	4	5	6	7	8	9	AB R H RBI BB SO LOB	BOTTOM									
1 Adam Eaton, L OBP: 0.288, SLG: 0.349										4 0 1 0 0 0 0	<b>Minnesota Twins @ Chicago White Sox</b> U.S. Cellular Field, Chicago, IL Sun May 24, 2015, 2:11 PM - 4:48 PM EDT Att: 30,180 - Cloudy - 72 F									
53 Melky Cabrera, S OBP: 0.287, SLG: 0.270										4 0 0 0 0 0 1										
79 José Abreu, R OBP: 0.349, SLG: 0.474										4 1 1 1 0 0 0										
25 Adam LaRoche, L OBP: 0.351, SLG: 0.346										3 0 0 0 0 2 0										
58 Geovany Soto, R OBP: 0.222, SLG: 0.327										1 0 0 0 0 0 0										
26 Avisail García, R OBP: 0.361, SLG: 0.452										2 0 1 0 0 1 0										
20 JB Shuck, L OBP: 0.324, SLG: 0.250										0 0 0 0 0 0 0										
12 Conor Gillaspie, L OBP: 0.287, SLG: 0.396										3 0 1 0 0 1 1										
10 Alexei Ramirez, R OBP: 0.269, SLG: 0.359										3 0 0 0 0 1 3										
21 Tyler Flowers, R OBP: 0.245, SLG: 0.315										3 0 0 0 0 2 2										
5 Yolmer Sánchez, S OBP: 0.212, SLG: 0.194										3 0 0 0 0 1 0										
<b>Inning Stats</b>	R: 0 H: 0 E: 0 K: 0 S: 7	H: 2 LOB: 2 BB: 0 P: 11	R: 0 H: 1 E: 0 K: 1 S: 6	H: 1 LOB: 0 BB: 0 P: 8	R: 1 H: 1 E: 0 K: 2 S: 10	H: 1 LOB: 0 BB: 0 P: 13	R: 0 H: 0 E: 0 K: 0 S: 10	H: 0 LOB: 0 BB: 0 P: 15	R: 0 H: 0 E: 0 K: 0 S: 5	H: 0 LOB: 0 BB: 0 P: 8	R: 0 H: 0 E: 0 K: 1 S: 8	H: 0 LOB: 1 BB: 0 P: 12	R: 0 H: 0 E: 0 K: 1 S: 11	H: 0 LOB: 0 BB: 0 P: 13	R: 0 H: 0 E: 0 K: 0 S: 5	H: 0 LOB: 0 BB: 0 P: 8	1B: 3 2B: 0 3B: 0 HR: 1	SF: 0 SAC: 0 DP: 1 HBP: 1	WP: 0 PB: 0 SB: 0 CS: 0	PA: 31
<b>PITCHER</b>	IP WLS BF H R ER SO BB IBB HBP BLK WP HR S P ERA WHIP											IP WLS BF H R ER SO BB IBB HBP BLK WP HR S P ERA WHIP								
44 Kyle Gibson, R ERA: 2.72	8.0 W 28 4 1 1 1 0 0 0 0 0 0 0 5 8 1.12 0.500																			
52 Brian Duensing, L ERA: 8.35	1.0 3 0 0 0 0 0 0 0 0 0 0 0 5 8 0.00 0.000																			

AB	37
R	8
H	9
RBI	7
BB	2
SO	7
LOB	8



AB	30
R	1
H	4
RBI	1
BB	0
SO	8
LOB	7









Batter	1	2	3	4	5	6	7	8	9	AB	R	H	RBI	BB	SO	LOB	TOP										
15 Dustin Pedroia, R OBP: 0.358, SLG: 0.413	G5-3		L8		G6-4-3			1B		4	0	1	0	0	0	2	<b>Boston Red Sox @ Minnesota Twins</b> Target Field, Minneapolis, MN Tue May 26 2015, 8:32 PM - 11:07 PM CDT Att: 23,268 - Overcast - 58 F										
50 Mookie Betts, R OBP: 0.297, SLG: 0.388	G6-4-3		F9		G6-3			1B		3	0	1	0	1	0	1											
Pablo Sandoval, S OBP: 0.333, SLG: 0.401	G6-4-3		F8		K			1B		4	0	1	0	0	1	2											
13 Hanley Ramirez, R OBP: 0.305, SLG: 0.463		P5			K			L9		4	0	0	0	0	1	3											
34 David Ortiz, L OBP: 0.309, SLG: 0.386		12 1B			F7			G6-3		4	1	1	0	0	0	0											
12 Mike Napoli, R OBP: 0.313, SLG: 0.421		38 FC4						G5-3		3	0	1	1	1	0	0											
2 Xander Bogaerts, R OBP: 0.323, SLG: 0.386								B2-3		4	0	0	0	0	1	2											
38 Rusney Castillo, R OBP: 0.200, SLG: 0.200								G1-3		3	0	0	0	0	1	1											
3 Sandy León, S OBP: 0.279, SLG: 0.205								G5-3		3	0	2	0	0	0	0											
<b>Inning Stats</b>	R: 0 E: 0 K: 0 S: 8	H: 1 LOB: 0 BB: 0 P: 11	R: 1 E: 0 K: 1 S: 20	H: 2 LOB: 1 BB: 0 P: 26	R: 0 E: 0 K: 1 S: 11	H: 1 LOB: 1 BB: 0 P: 18	R: 0 E: 0 K: 1 S: 10	H: 0 LOB: 1 BB: 1 P: 20	R: 0 E: 0 K: 1 S: 9	H: 1 LOB: 0 BB: 0 P: 12	R: 0 E: 0 K: 1 S: 5	H: 0 LOB: 0 BB: 0 P: 7	R: 0 E: 0 K: 0 S: 4	H: 0 LOB: 0 BB: 0 P: 6	R: 0 E: 0 K: 0 S: 16	H: 2 LOB: 3 BB: 1 P: 24	R: 0 E: 0 K: 0 S: 10	H: 0 LOB: 0 BB: 0 P: 15	1B: 6 2B: 1 3B: 0 HR: 0	SF: 0 SAC: 0 DP: 2 HBP: 0	WP: 1 PB: 0 SB: 0 CS: 0	PA: 34					
<b>PITCHER</b>	IP	WLS	BF	H	R	ER	SO	BB	IBB	HBP	BLK	WP	HR	S	P	ERA	WHIP										
37 Mike Pelfrey, R ERA: 2.77	7.0	W	25	5	1	1	4	1	0	0	0	0	0	67	100	1.29	0.857										
36 Blaine Boyer, R ERA: 2.29	0.2	H	4	1	0	0	0	1	0	0	0	1	0	12	18	0.00	3.000										
15 Glen Perkins, L ERA: 1.25	1.1	S	5	1	0	0	0	0	0	0	0	0	0	14	21	0.00	0.750										

Batter	1	2	3	4	5	6	7	8	9	AB	R	H	RBI	BB	SO	LOB	BOTTOM										
2 Brian Dozier, R OBP: 0.330, SLG: 0.503	G4-6-3		K		G5-3			K		4	1	1	0	0	2	1	<b>Boston Red Sox @ Minnesota Twins</b> Target Field, Minneapolis, MN Tue May 26 2015, 8:32 PM - 11:07 PM CDT Att: 23,268 - Overcast - 58 F										
48 Torii Hunter, R OBP: 0.335, SLG: 0.463	G4-6-3		F8		F9			7 FC6-4		3	0	1	0	1	0	1											
7 Joe Mauer, L OBP: 0.333, SLG: 0.371	G4-6-3		G4-3					FC6-4		3	0	0	0	0	0	3											
24 Trevor Plouffe, R OBP: 0.356, SLG: 0.481								P4		4	1	2	1	0	0	3											
8 Kurt Suzuki, R OBP: 0.312, SLG: 0.336								L9		4	0	1	1	0	0	2											
5 Eduardo Escobar, S OBP: 0.276, SLG: 0.355								L9		3	0	0	0	0	1	2											
21 Shane Robinson, R OBP: 0.316, SLG: 0.296								G4-3		0	0	0	0	0	0	0											
20 Eddie Rosario, L OBP: 0.286, SLG: 0.362								L9		3	0	1	0	0	0	0											
32 Aaron Hicks, S OBP: 0.245, SLG: 0.250								G3-1		3	0	0	0	0	0	3											
39 Danny Santana, S OBP: 0.255, SLG: 0.320								K		3	0	1	0	0	1	0											
<b>Inning Stats</b>	R: 2 E: 0 K: 1 S: 11	H: 3 LOB: 1 BB: 1 P: 23	R: 0 E: 0 K: 0 S: 6	H: 0 LOB: 0 BB: 0 P: 10	R: 0 E: 0 K: 1 S: 5	H: 0 LOB: 0 BB: 0 P: 8	R: 0 E: 0 K: 0 S: 9	H: 2 LOB: 2 BB: 0 P: 13	R: 0 E: 0 K: 0 S: 8	H: 1 LOB: 2 BB: 0 P: 15	R: 0 E: 0 K: 0 S: 6	H: 0 LOB: 0 BB: 0 P: 8	R: 0 E: 0 K: 2 S: 9	H: 0 LOB: 0 BB: 0 P: 14	R: 0 E: 0 K: 0 S: 14	H: 1 LOB: 1 BB: 0 P: 18	1B: 4 2B: 3 3B: 0 HR: 0	SF: 0 SAC: 0 DP: 2 HBP: 1	WP: 0 PB: 0 SB: 0 CS: 0	PA: 32							
<b>PITCHER</b>	IP	WLS	BF	H	R	ER	SO	BB	IBB	HBP	BLK	WP	HR	S	P	ERA	WHIP										
11 Clay Buchholz, R ERA: 4.33	7.1	L	30	7	2	2	4	1	0	1	0	0	0	62	102	2.46	1.091										
41 Alexi Ogando, R ERA: 2.95	0.2		2	0	0	0	0	0	0	0	0	0	0	6	7	0.00	0.000										

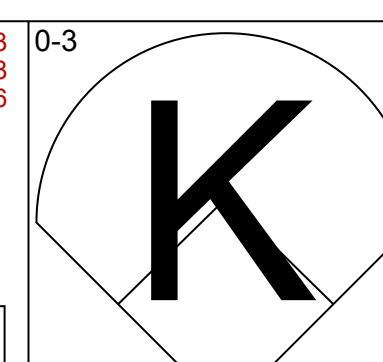
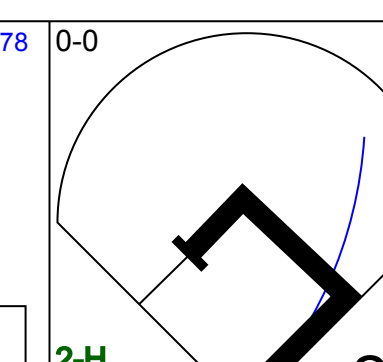
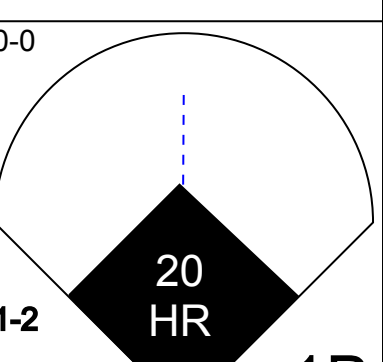
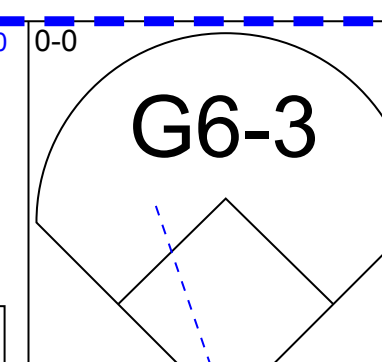
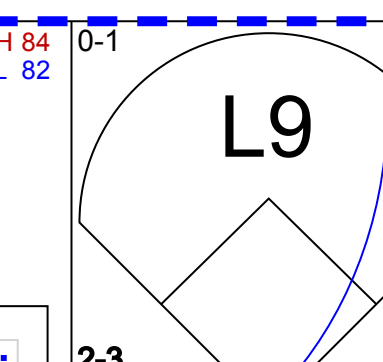
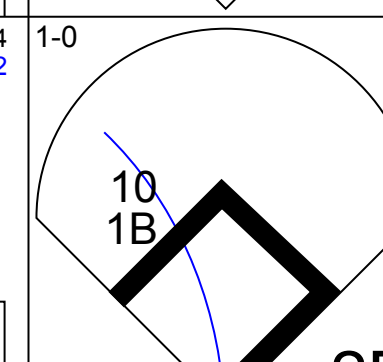
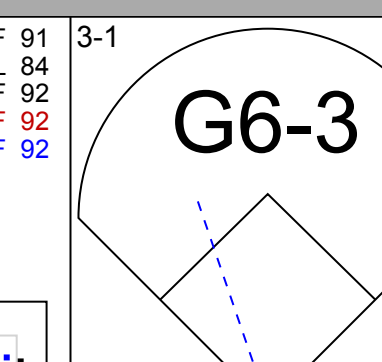
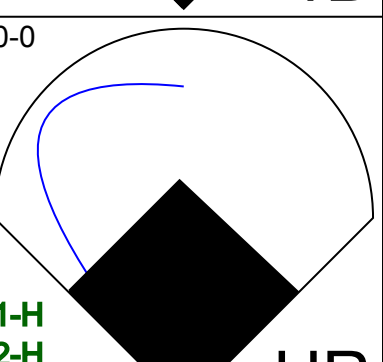

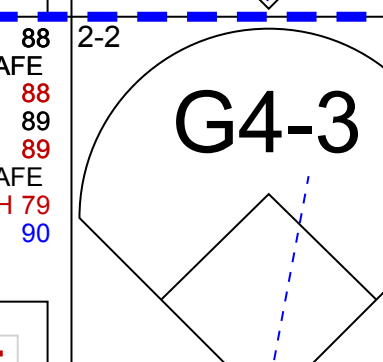
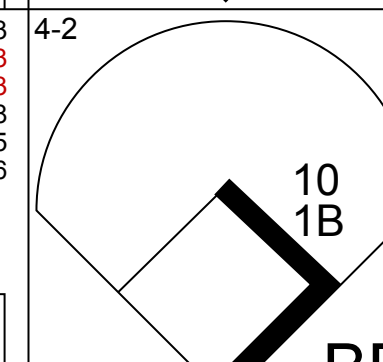
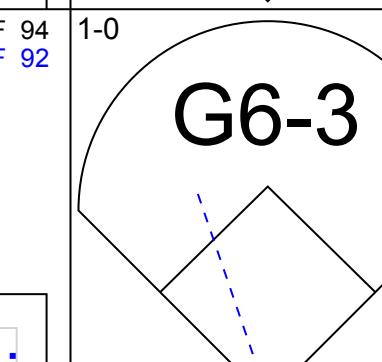
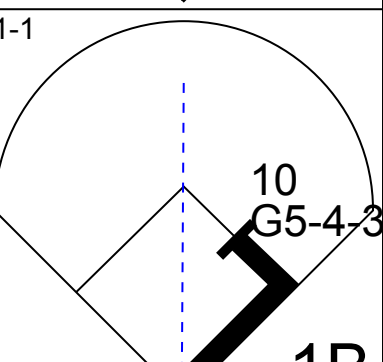

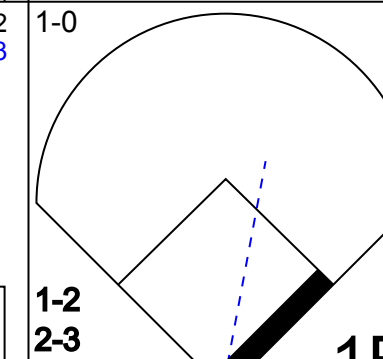
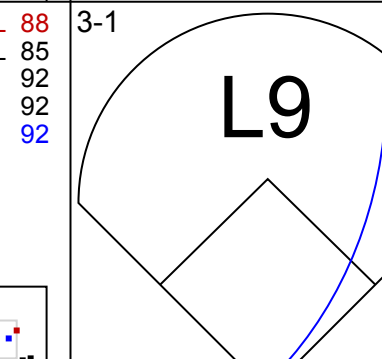
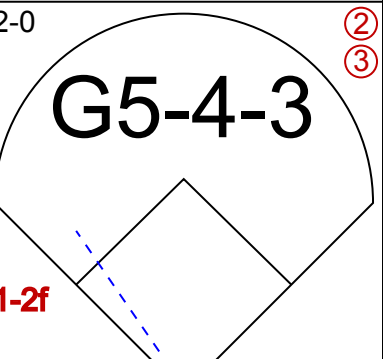

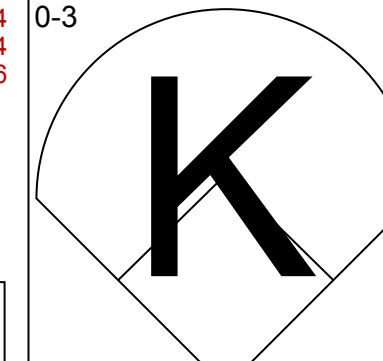
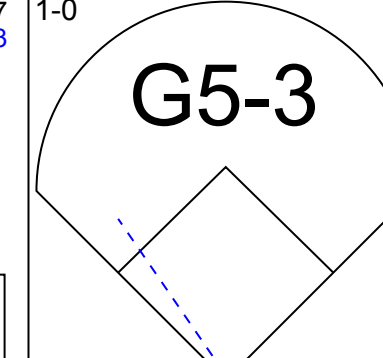
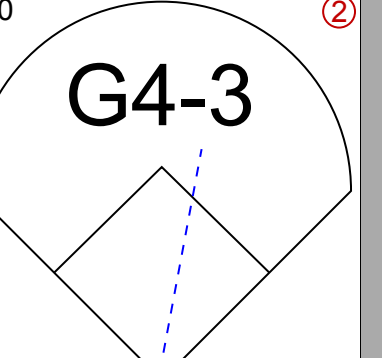
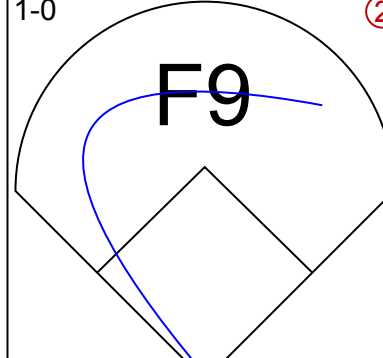
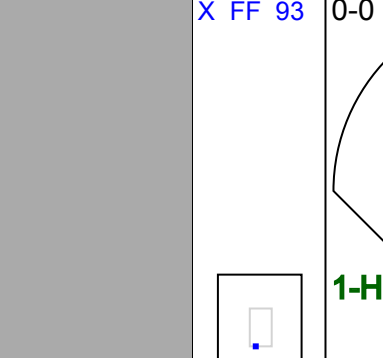

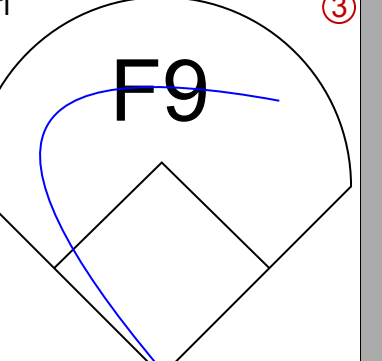
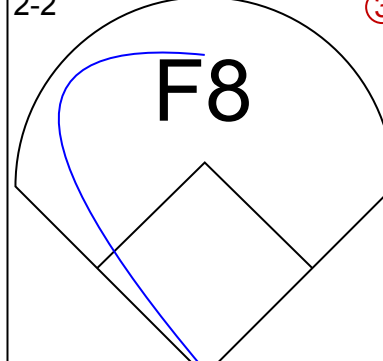
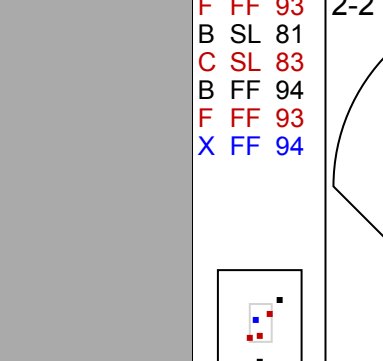
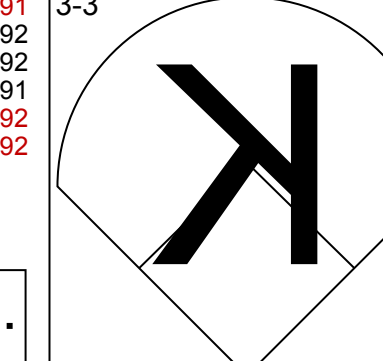
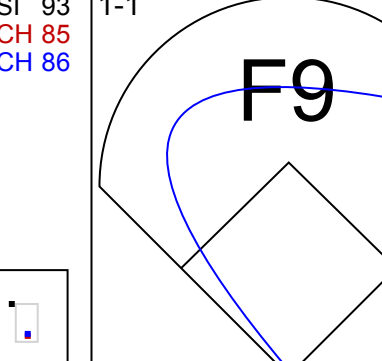
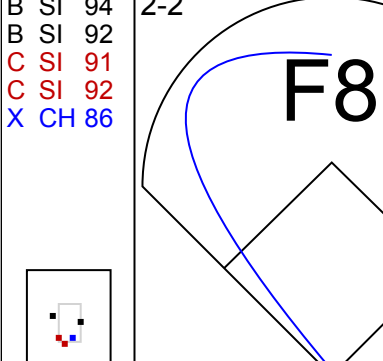

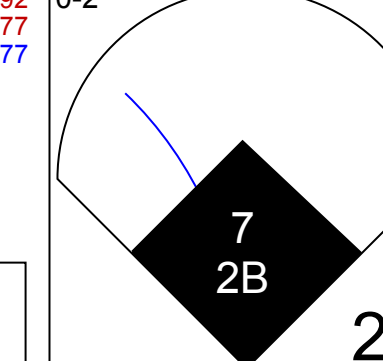
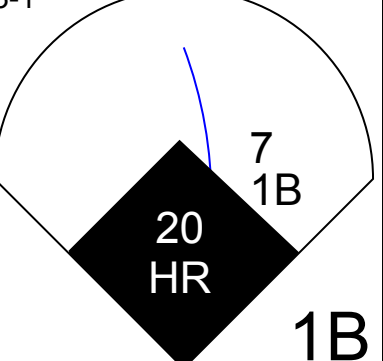
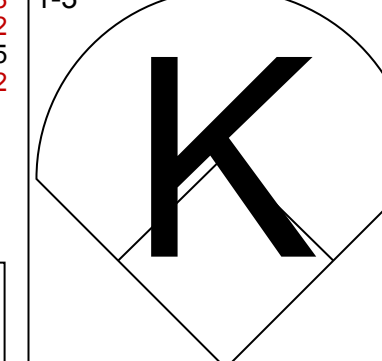
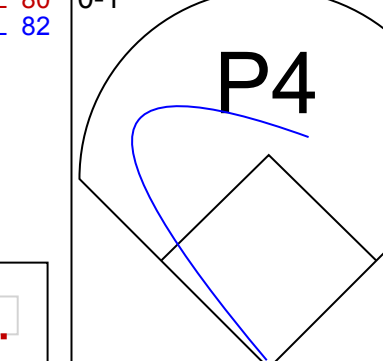
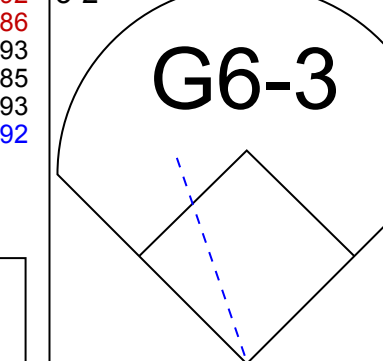
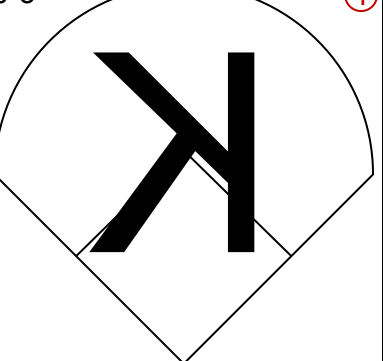
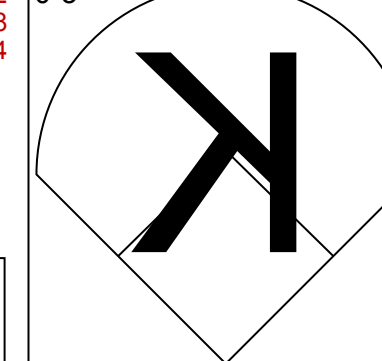
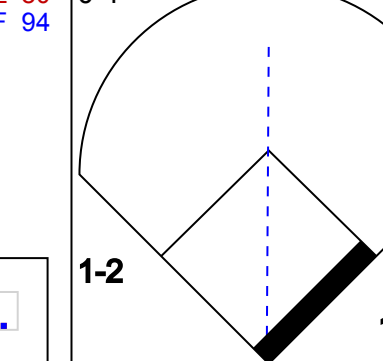
AB	32
R	1
H	7
RBI	1
BB	2
SO	4
LOB	11







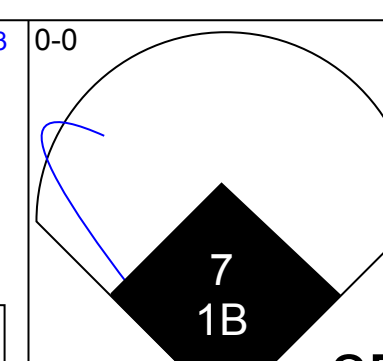
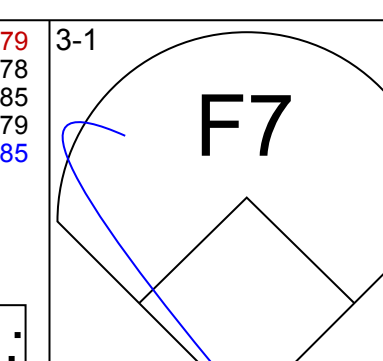
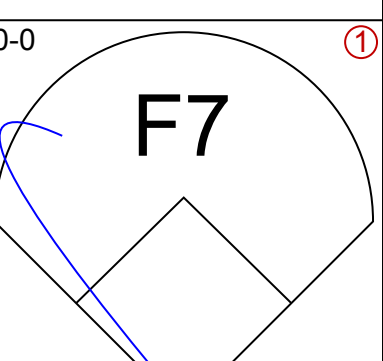

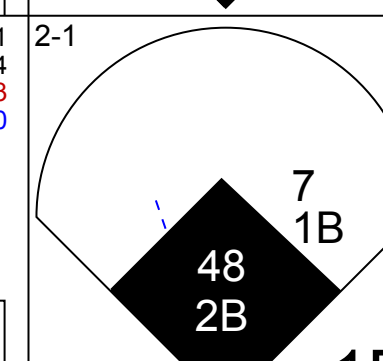
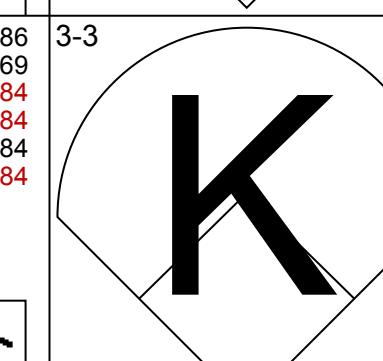
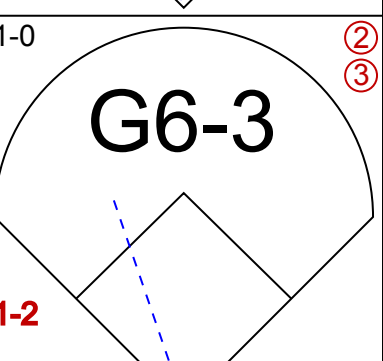

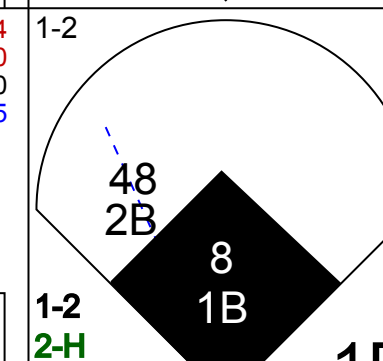
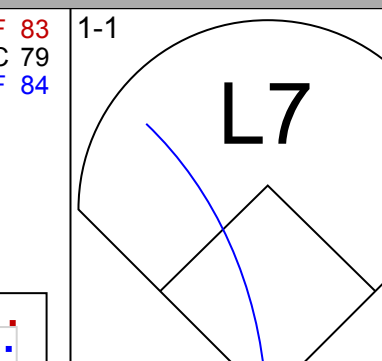
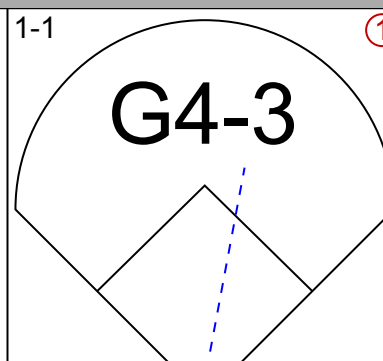
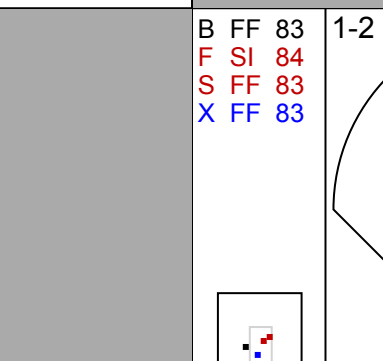
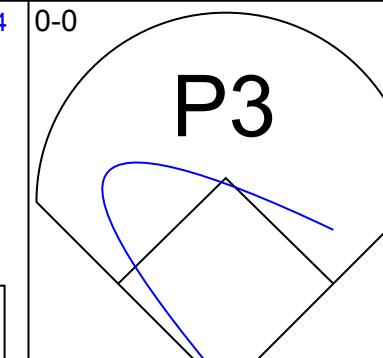
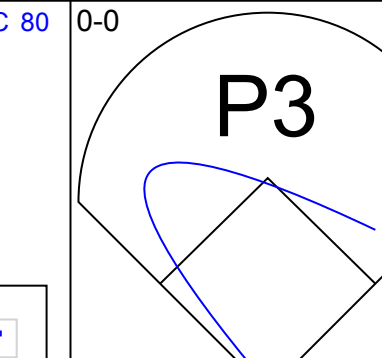
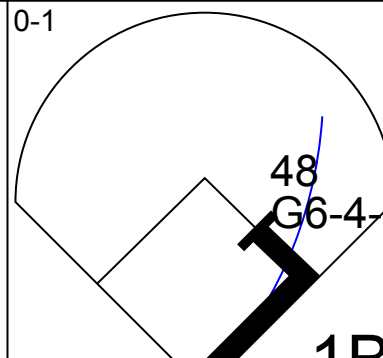
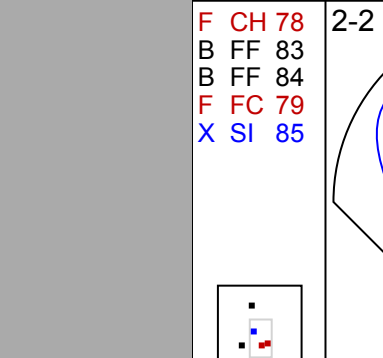
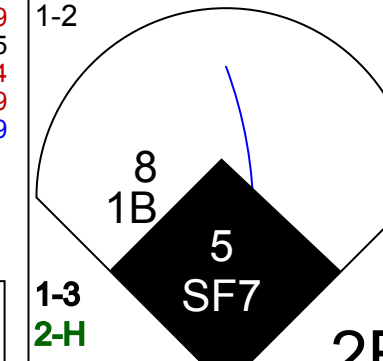
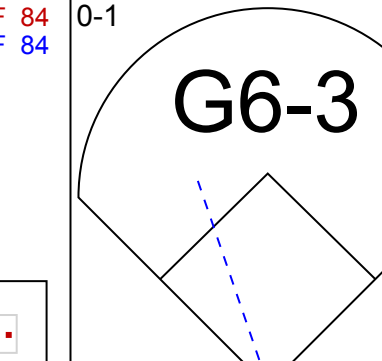
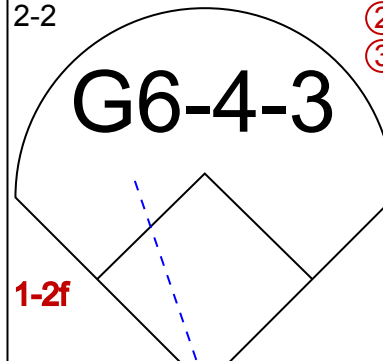
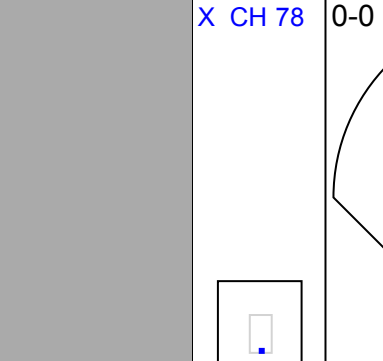
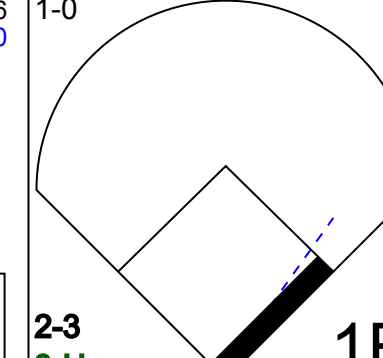
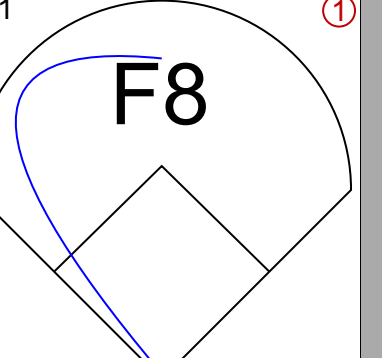

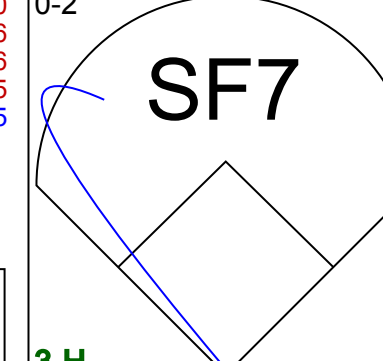
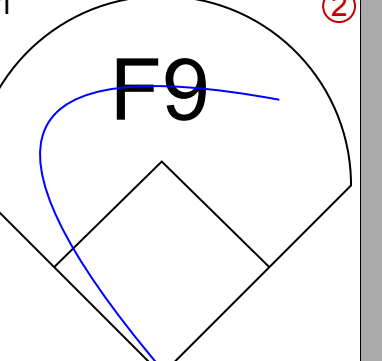

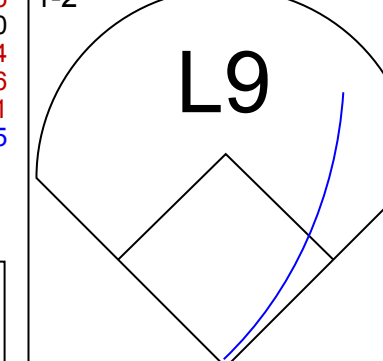
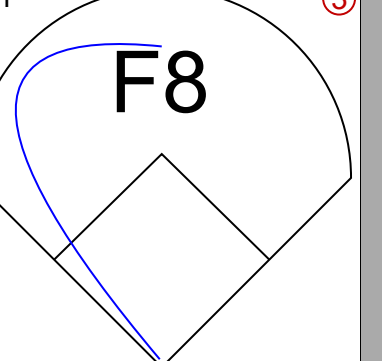


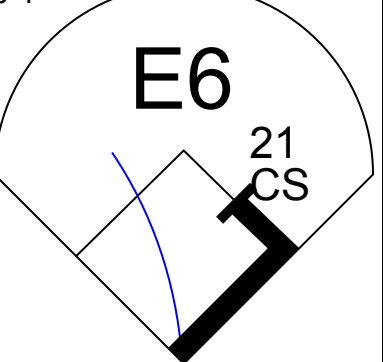



Batter	1	2	3	4	5	6	7	8	9	AB	R	H	RBI	BB	SO	LOB	TOP					
7 José Reyes, S OBP: 0.277, SLG: 0.354										5	1	2	1	0	1	2	<b>Toronto Blue Jays @ Minnesota Twins</b> Target Field, Minneapolis, MN Fri May 29 2015, 8:12 PM - 10:27 PM CDT Att: 24,509 - Overcast - 58 F					
20 Josh Donaldson, R OBP: 0.375, SLG: 0.606									5	1	2	3	0	0	2							
19 José Bautista, R OBP: 0.371, SLG: 0.472										3	0	1	0	1	0	0						
10 Edwin Encarnación, R OBP: 0.308, SLG: 0.456										4	0	1	0	0	1	1						
14 Justin Smoak, S OBP: 0.352, SLG: 0.435										0	0	0	0	0	0	0						
55 Russell Martin, R OBP: 0.352, SLG: 0.490										3	1	0	0	1	2	3						
15 Chris Colabello, R OBP: 0.432, SLG: 0.598										4	1	1	2	0	0	3						
3 Ezequiel Carrera, L OBP: 0.333, SLG: 0.321										4	0	1	0	0	1	0						
11 Kevin Pillar, R OBP: 0.261, SLG: 0.309										4	2	2	0	0	1	1						
17 Ryan Goins, L OBP: 0.289, SLG: 0.330										4	0	1	0	0	2	2						
<b>Inning Stats</b>	R: 0 E: 0 K: 2 S: 11	H: 2 LOB: 3 BB: 1 P: 18	R: 1 E: 0 K: 1 S: 10	H: 2 LOB: 1 BB: 0 P: 16	R: 0 E: 0 K: 0 S: 5	H: 0 LOB: 0 BB: 0 P: 12	R: 0 E: 0 K: 1 S: 6	H: 0 LOB: 0 BB: 0 P: 11	R: 3 E: 0 K: 1 S: 10	H: 4 LOB: 0 BB: 0 P: 16	R: 0 E: 0 K: 0 S: 7	H: 0 LOB: 0 BB: 0 P: 13	R: 0 E: 0 K: 2 S: 7	H: 0 LOB: 0 BB: 0 P: 8	R: 0 E: 0 K: 1 S: 6	H: 0 LOB: 0 BB: 0 P: 10	R: 2 E: 0 K: 0 S: 18	H: 3 LOB: 2 BB: 1 P: 26	1B: 6 2B: 3 3B: 0 HR: 2	SF: 0 SAC: 0 DP: 1 HBP: 0	WP: 0 PB: 0 SB: 0 CS: 0	PA: 38
<b>PITCHER</b>	IP WLS BF H R ER SO BB IBB HBP BLK WP HR S P ERA WHIP	6.0 0.2 25 8 4 4 5 1 0 0 0 0 1 49 86 6.00 1.500	0.2 0.1 1 0 0 0 2 0 0 0 0 0 0 6 7 0.00 0.000	0.1 1.0 3 0 0 0 1 0 0 0 0 0 6 10 0.00 0.000	0.1 L 5 3 2 2 0 1 0 0 0 0 0 1 12 18 54.00 12.000	0.1 0.1 1 0 0 0 0 0 0 0 0 0 0 0 0 0 0.00 0.000	0.1 0.1 1 0 0 0 0 0 0 0 0 0 0 0 0 0 0.00 0.000	0.1 0.1 1 0 0 0 0 0 0 0 0 0 0 0 0 0 0.00 0.000	0.1 0.1 1 0 0 0 0 0 0 0 0 0 0 0 0 0 0.00 0.000	0.1 0.1 1 0 0 0 0 0 0 0 0 0 0 0 0 0 0.00 0.000	0.1 0.1 1 0 0 0 0 0 0 0 0 0 0 0 0 0 0.00 0.000	0.1 0.1 1 0 0 0 0 0 0 0 0 0 0 0 0 0 0.00 0.000	0.1 0.1 1 0 0 0 0 0 0 0 0 0 0 0 0 0 0.00 0.000	0.1 0.1 1 0 0 0 0 0 0 0 0 0 0 0 0 0 0.00 0.000	0.1 0.1 1 0 0 0 0 0 0 0 0 0 0 0 0 0 0.00 0.000	0.1 0.1 1 0 0 0 0 0 0 0 0 0 0 0 0 0 0.00 0.000	0.1 0.1 1 0 0 0 0 0 0 0 0 0 0 0 0 0 0.00 0.000					

Toronto Blue Jays @ Minnesota Twins  
Target Field, Minneapolis, MN  
Fri May 29 2015, 8:12 PM - 10:27 PM CDT  
Att: 24,509 - Overcast - 58 F

AB	36
R	6
H	11
RBI	6
BB	2
SO	8
LOB	14



Batter	1	2	3	4	5	6	7	8	9	AB	R	H	RBI	BB	SO	LOB	BOTTOM					
2 Brian Dozier, R OBP: 0.327, SLG: 0.495										4	1	1	0	0	1	1	<b>Toronto Blue Jays @ Minnesota Twins</b> Target Field, Minneapolis, MN Fri May 29 2015, 8:12 PM - 10:27 PM CDT Att: 24,509 - Overcast - 58 F					
21 Shane Robinson, R OBP: 0.313, SLG: 0.293										4	1	1	0	0	1	1						
7 Joe Mauer, L OBP: 0.335, SLG: 0.371										4	1	1	1	0	0	0						
24 Trevor Plouffe, R OBP: 0.346, SLG: 0.463										4	0	1	0	0	0	2						
48 Torii Hunter, R OBP: 0.332, SLG: 0.458										4	1	1	1	0	0	1						
8 Kurt Suzuki, R OBP: 0.313, SLG: 0.336										3	0	1	1	0	0	0						
5 Eduardo Escobar, S OBP: 0.271, SLG: 0.349										2	0	0	1	0	0	0						
32 Aaron Hicks, S OBP: 0.255, SLG: 0.302										3	0	0	0	0	0	1						
39 Danny Santana, S OBP: 0.252, SLG: 0.314										3	0	0	0	0	1	0						
<b>Inning Stats</b>	R: 4 E: 0 K: 0 S: 22	H: 5 LOB: 1 BB: 0 P: 28	R: 0 E: 0 K: 2 S: 8	H: 0 LOB: 0 BB: 0 P: 17	R: 0 E: 0 K: 0 S: 5	H: 0 LOB: 0 BB: 0 P: 6	R: 0 E: 0 K: 0 S: 6	H: 0 LOB: 0 BB: 0 P: 9	R: 0 E: 1 K: 0 S: 4	H: 0 LOB: 0 BB: 0 P: 5	R: 0 E: 0 K: 0 S: 8	H: 1 LOB: 0 BB: 0 P: 11	R: 0 E: 0 K: 0 S: 9	H: 0 LOB: 0 BB: 0 P: 17	R: 0 E: 0 K: 1 S: 6	H: 0 LOB: 0 BB: 0 P: 8		R: 0 E: 0 K: 0 S: 7	H: 0 LOB: 0 BB: 0 P: 10	1B: 4 2B: 2 3B: 0 HR: 0	SF: 1 SAC: 0 DP: 1 HBP: 0	WP: 0 PB: 0 SB: 0 CS: 1
<b>PITCHER</b>	IP WLS BF H R ER SO BB IBB HBP BLK WP HR S P ERA WHIP	9.0 0.0 32 6 4 4 3 0 0 0 0 0 0 75 111 4.00 0.667	0.0 0.0 4 0 0 0 0 0 0 0 0 0 0 4 4 0.00 0.000	0.0 0.0 4 0 0 0 0 0 0 0 0 0 0 4 4 0.00 0.000	0.0 0.0 4 0 0 0 0 0 0 0 0 0 0 4 4 0.00 0.000	0.0 0.0 4 0 0 0 0 0 0 0 0 0 0 4 4 0.00 0.000	0.0 0.0 4 0 0 0 0 0 0 0 0 0 0 4 4 0.00 0.000	0.0 0.0 4 0 0 0 0 0 0 0 0 0 0 4 4 0.00 0.000	0.0 0.0 4 0 0 0 0 0 0 0 0 0 0 4 4 0.00 0.000	0.0 0.0 4 0 0 0 0 0 0 0 0 0 0 4 4 0.00 0.000	0.0 0.0 4 0 0 0 0 0 0 0 0 0 0 4 4 0.00 0.000	0.0 0.0 4 0 0 0 0 0 0 0 0 0 0 4 4 0.00 0.000	0.0 0.0 4 0 0 0 0 0 0 0 0 0 0 4 4 0.00 0.000	0.0 0.0 4 0 0 0 0 0 0 0 0 0 0 4 4 0.00 0.000	0.0 0.0 4 0 0 0 0 0 0 0 0 0 0 4 4 0.00 0.000	0.0 0.0 4 0 0 0 0 0 0 0 0 0 0 4 4 0.00 0.000	0.0 0.0 4 0 0 0 0 0 0 0 0 0 0 4 4 0.00 0.000	0.0 0.0 4 0 0 0 0 0 0 0 0 0 0 4 4 0.00 0.000				

Toronto Blue Jays @ Minnesota Twins  
Target Field, Minneapolis, MN  
Fri May 29 2015, 8:12 PM - 10:27 PM CDT  
Att: 24,509 - Overcast - 58 F

AB	31
R	4
H	6
RBI	4
BB	0
SO	3
LOB	6





Batter	1	2	3	4	5	6	7	8	9	AB	R	H	RBI	BB	SO	LOB	TOP				
7 José Reyes, S OBP: 0.273, SLG: 0.345										5	0	1	0	0	1	3	<b>Toronto Blue Jays @ Minnesota Twins</b> Target Field, Minneapolis, MN Sat May 30 2015, 1:11 PM - 3:52 PM CDT Att: 32,076 - Partly Cloudy - 59 F				
20 Josh Donaldson, R OBP: 0.371, SLG: 0.595										5	0	1	0	0	0	1					
19 José Bautista, R OBP: 0.374, SLG: 0.469										3	0	1	0	1	0	0					
10 Edwin Encarnación, R OBP: 0.307, SLG: 0.449										3	0	0	0	1	1	2					
55 Russell Martin, R OBP: 0.356, SLG: 0.487										3	1	1	0	1	0	3					
15 Chris Colabello, R OBP: 0.424, SLG: 0.582										4	0	1	0	0	2	1					
3 Ezequiel Carrera, L OBP: 0.349, SLG: 0.356										3	0	2	0	0	1	0					
11 Kevin Pillar, R OBP: 0.266, SLG: 0.325										3	1	1	1	1	2	3					
17 Ryan Goins, L OBP: 0.290, SLG: 0.339										3	0	1	0	0	0	4					
14 Justin Smoak, S OBP: 0.347, SLG: 0.429										1	0	0	0	0	0	0					
<b>Inning Stats</b>	R: 0 E: 0 K: 0 S: 8	H: 2 LOB: 1 BB: 0 P: 11	R: 0 E: 0 K: 0 S: 13	H: 1 LOB: 2 BB: 2 P: 27	R: 0 E: 0 K: 0 S: 9	H: 1 LOB: 2 BB: 2 P: 24	R: 1 E: 0 K: 2 S: 13	H: 2 LOB: 1 BB: 0 P: 20	R: 0 E: 0 K: 0 S: 7	H: 0 LOB: 0 BB: 0 P: 12	R: 1 E: 1 K: 2 S: 11	H: 2 LOB: 2 BB: 0 P: 14	R: 0 E: 0 K: 1 S: 9	H: 1 LOB: 1 BB: 0 P: 14	R: 0 E: 0 K: 0 S: 4	H: 0 LOB: 0 BB: 0 P: 7	1B: 6 2B: 2 3B: 0 HR: 1	SF: 0 SAC: 1 DP: 3 HBP: 0	WP: 0 PB: 0 SB: 1 CS: 0	PA: 38	
<b>PITCHER</b>	IP WLS BF H R ER SO BB IBB HBP BLK WP HR S P ERA WHIP																				
44 Kyle Gibson, R ERA: 2.61	5.2		27	8	2	1	3	3	1	0	0	0	0	0	0	0	1	58	103	1.59	1.941
52 Brian Duensing, L ERA: 7.59	0.1	1	0	0	0	1	0	0	0	0	0	0	0	0	0	0	0	3	5	0.00	0.000
57 Ryan Pressly, R ERA: 3.46	1.0	W	3	0	0	0	1	0	0	0	0	0	0	0	0	0	0	9	12	0.00	0.000
50 Casey Fien, R ERA: 3.65	1.0	H	4	1	0	0	2	0	0	0	0	0	0	0	0	0	0	11	14	0.00	1.000
36 Blaine Boyer, R ERA: 2.19	1.0	S	3	0	0	0	0	0	0	0	0	0	0	0	0	0	0	4	7	0.00	0.000

AB	33
R	2
H	9
RBI	1
BB	4
SO	7
LOB	17



Batter	1	2	3	4	5	6	7	8	9	AB	R	H	RBI	BB	SO	LOB	BOTTOM				
2 Brian Dozier, R OBP: 0.325, SLG: 0.500										4	0	1	1	0	1	1	<b>Toronto Blue Jays @ Minnesota Twins</b> Target Field, Minneapolis, MN Sat May 30 2015, 1:11 PM - 3:52 PM CDT Att: 32,076 - Partly Cloudy - 59 F				
9 Eduardo Núñez, R OBP: 0.405, SLG: 0.588										3	0	0	0	1	1	2					
7 Joe Mauer, L OBP: 0.333, SLG: 0.374										4	1	1	0	0	0	1					
24 Trevor Plouffe, R OBP: 0.349, SLG: 0.470										4	0	2	1	0	1	0					
20 Eddie Rosario, L OBP: 0.321, SLG: 0.434										3	0	2	0	1	1	0					
5 Eduardo Escobar, S OBP: 0.263, SLG: 0.338										4	0	0	0	0	1	5					
21 Shane Robinson, R OBP: 0.313, SLG: 0.293										0	0	0	0	0	0	0					
12 Chris Herrmann, L OBP: 0.227, SLG: 0.317										3	1	1	1	0	1	4					
32 Aaron Hicks, S OBP: 0.293, SLG: 0.327										2	1	2	0	1	0	0					
39 Danny Santana, S OBP: 0.248, SLG: 0.311										2	0	0	0	0	0	2					
<b>Inning Stats</b>	R: 0 E: 0 K: 1 S: 8	H: 0 LOB: 0 BB: 0 P: 13	R: 0 E: 0 K: 1 S: 9	H: 1 LOB: 0 BB: 0 P: 17	R: 1 E: 0 K: 0 S: 10	H: 1 LOB: 0 BB: 1 P: 18	R: 1 E: 0 K: 2 S: 16	H: 2 LOB: 2 BB: 2 P: 29	R: 0 E: 0 K: 1 S: 9	H: 1 LOB: 1 BB: 0 P: 11	R: 0 E: 0 K: 0 S: 12	H: 2 LOB: 2 BB: 0 P: 15	R: 1 E: 0 K: 0 S: 9	H: 2 LOB: 1 BB: 0 P: 12	R: 0 E: 0 K: 1 S: 10	H: 0 LOB: 0 BB: 0 P: 12	1B: 5 2B: 2 3B: 1 HR: 1	SF: 0 SAC: 1 DP: 1 HBP: 0	WP: 0 PB: 0 SB: 0 CS: 2	PA: 33	
<b>PITCHER</b>	IP WLS BF H R ER SO BB IBB HBP BLK WP HR S P ERA WHIP																				
41 Aaron Sanchez, R ERA: 3.88	6.0		25	7	2	2	1	0	0	0	0	0	0	0	0	0	1	64	103	3.00	1.667
62 Aaron Loup, L ERA: 5.12	1.0	L	5	2	1	1	0	0	0	0	0	0	0	0	0	0	0	9	12	9.00	2.000
50 Steve Delabar, R ERA: 1.04	1.0		3	0	0	0	1	0	0	0	0	0	0	0	0	0	0	10	12	0.00	0.000

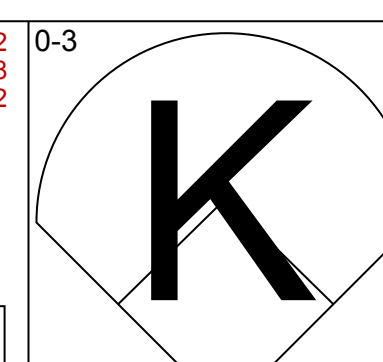
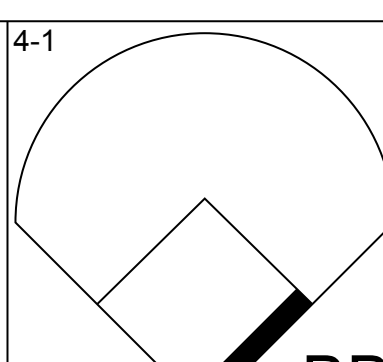
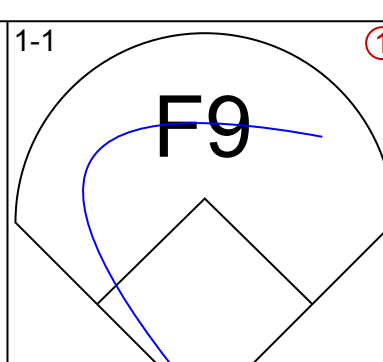
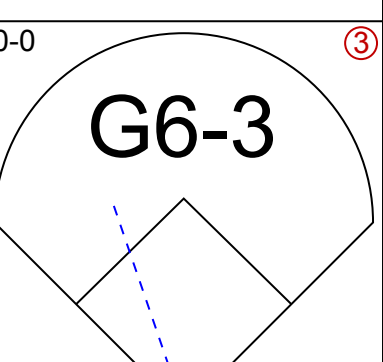
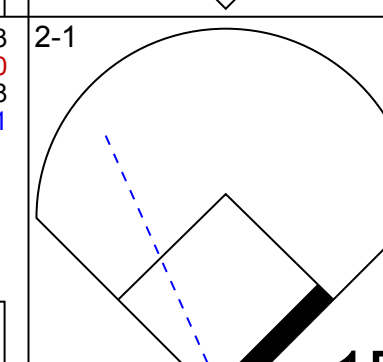
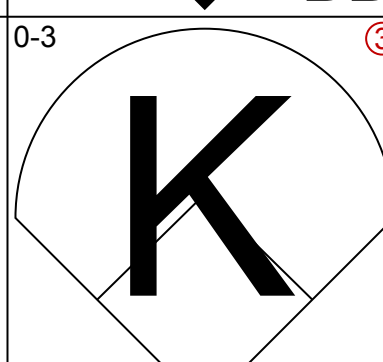
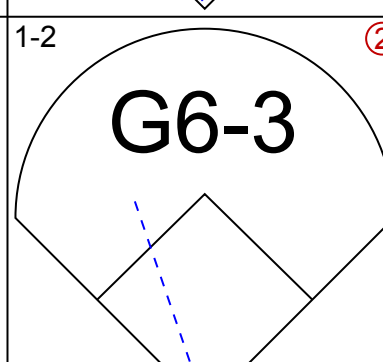

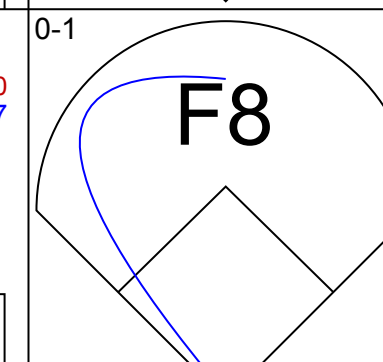
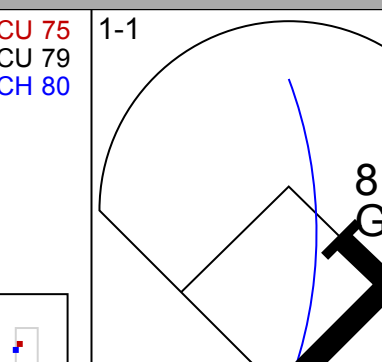
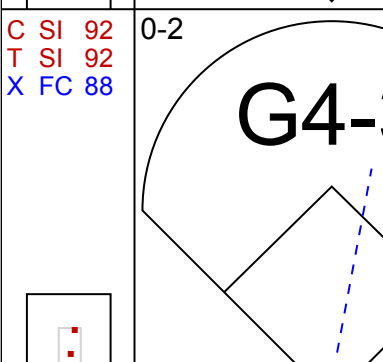

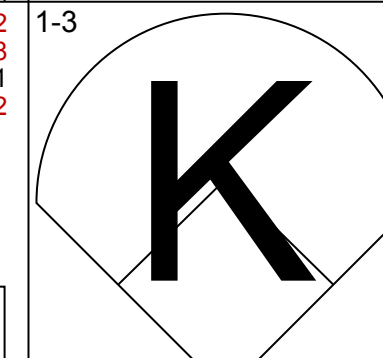
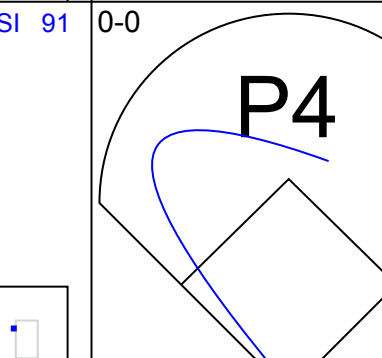
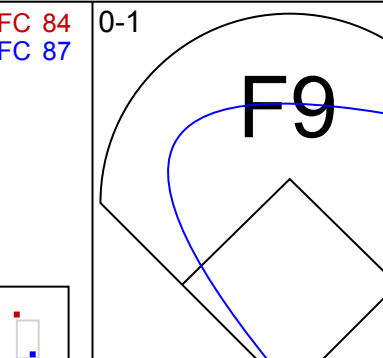
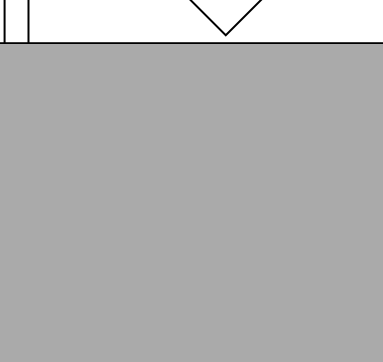
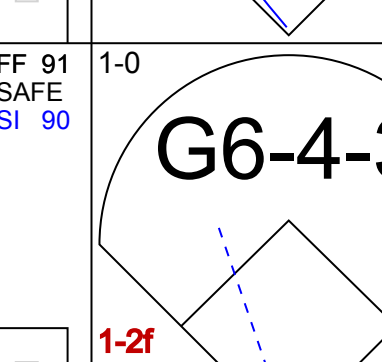
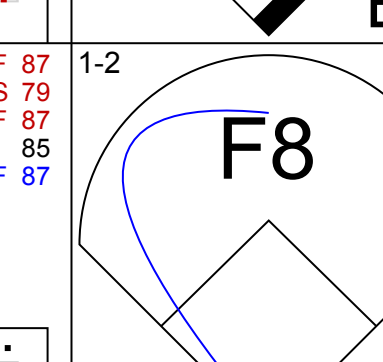
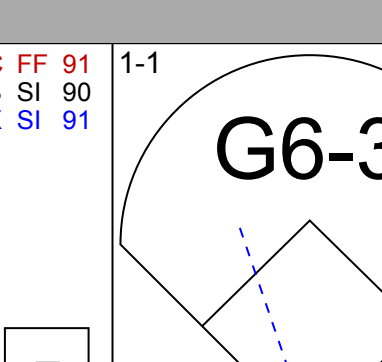
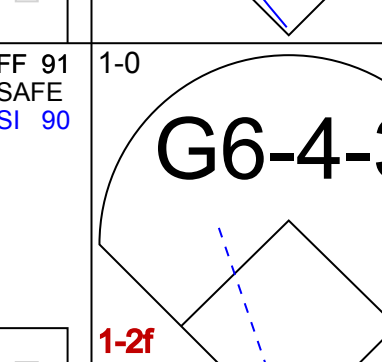
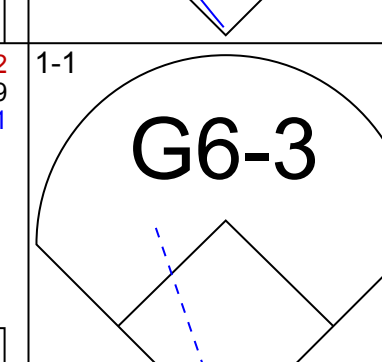
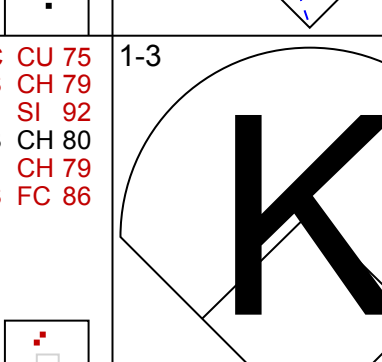
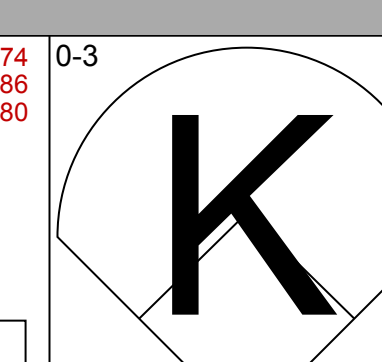
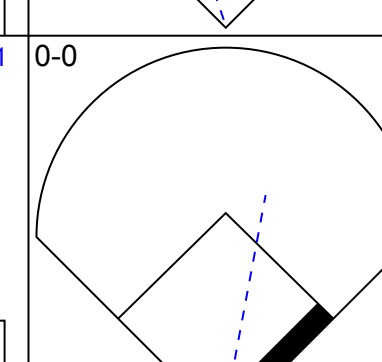
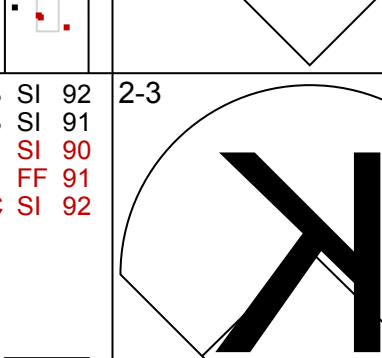
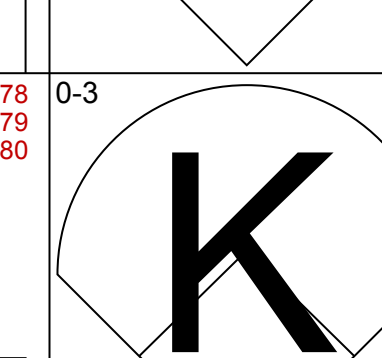
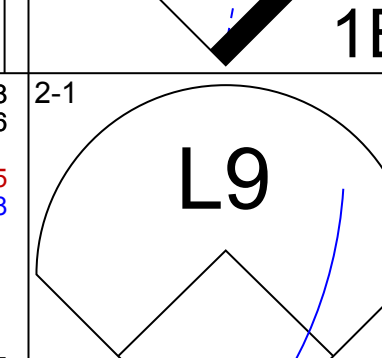
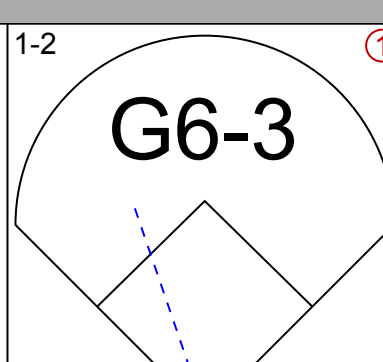
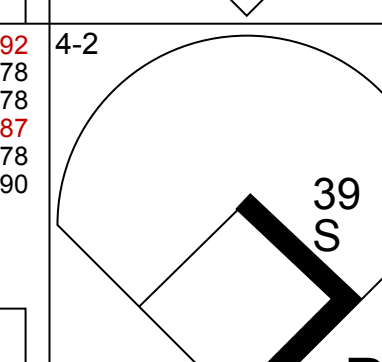
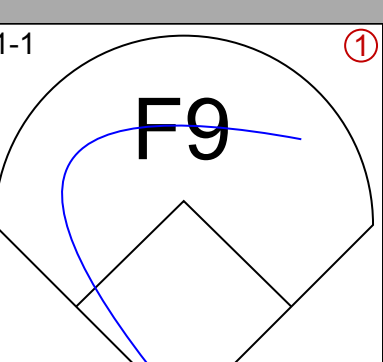
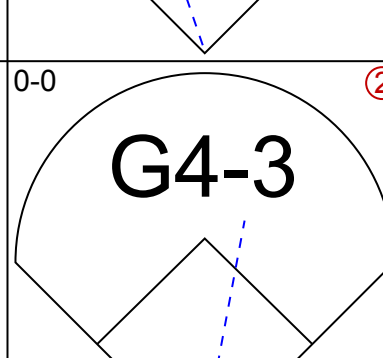
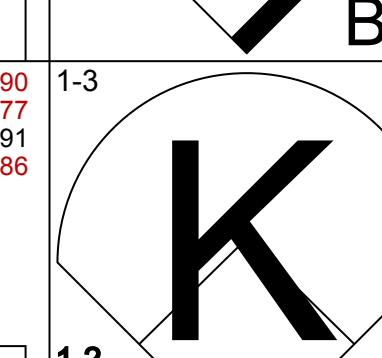
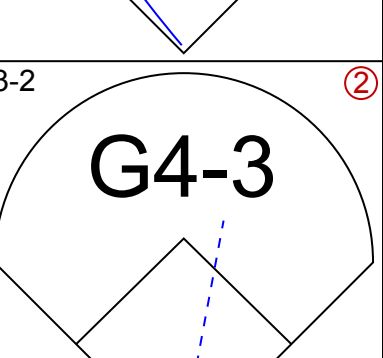
AB	29
R	3
H	9
RBI	3
BB	3
SO	6
LOB	15





Batter	1	2	3	4	5	6	7	8	9	AB	R	H	RBI	BB	SO	LOB	TOP										
7 José Reyes, S OBP: 0.290, SLG: 0.360	F8	E6		K			1B		20 F8	5	0	3	2	0	1	0	<b>Toronto Blue Jays @ Minnesota Twins</b> Target Field, Minneapolis, MN Sun May 31 2015, 1:15 PM - 4:22 PM CDT Att: 33,829 - Cloudy - 58 F										
20 Josh Donaldson, R OBP: 0.372, SLG: 0.604	K	BB			G6-3		HR		F8	4	1	1	1	1	1	1											
19 José Bautista, R OBP: 0.380, SLG: 0.483	2B	F9			10 G1-4-3 55 1B		2B		F7	4	1	2	0	1	0	4											
10 Edwin Encarnación, R OBP: 0.300, SLG: 0.437	P6		F9		G1-4-3		F7		P3	5	0	0	0	0	4												
55 Russell Martin, R OBP: 0.364, SLG: 0.491		15 1B 11 FC5-2	K		1B		BB			3	0	2	1	1	1	0											
15 Chris Colabello, R OBP: 0.417, SLG: 0.568		17 1B 11 FC5-2 7 E	K		G6-3		G4-3			4	1	1	0	0	1	3											
3 Ezequiel Carrera, L OBP: 0.357, SLG: 0.365		K		E9 11 SH1-3 17 SF7		G6-4-3		G1-3		4	1	2	0	0	1	2											
11 Kevin Pillar, R OBP: 0.283, SLG: 0.321		FC5-2 17 1B		SH1-3		G6-4-3		17 CS		2	1	0	0	0	0	3											
14 Justin Smoak, S OBP: 0.356, SLG: 0.438		7 E				G3		1B		1	0	1	0	0	0	0											
66 Munenori Kawasaki, L OBP: 0.333, SLG: 0.200		3-H		SF7				K		0	0	0	0	0	0	0											
17 Ryan Goins, L OBP: 0.289, SLG: 0.339		7 E								3	0	1	1	0	1	1											
<b>Inning Stats</b>	R: 0 H: 1 E: 0 K: 1 S: 11	H: 1 LOB: 1 BB: 0 P: 18	R: 2 H: 4 E: 1 K: 1 S: 19	H: 4 LOB: 3 BB: 1 P: 38	R: 0 H: 0 E: 0 K: 2 S: 9	H: 0 LOB: 0 BB: 0 P: 13	R: 1 H: 1 E: 1 K: 1 S: 13	H: 1 LOB: 0 BB: 0 P: 19	R: 1 H: 1 E: 0 K: 0 S: 10	H: 1 LOB: 1 BB: 1 P: 23	R: 0 H: 1 E: 0 K: 0 S: 4	H: 1 LOB: 2 BB: 1 P: 6	R: 1 H: 3 E: 0 K: 0 S: 11	H: 3 LOB: 1 BB: 1 P: 20	R: 0 H: 1 E: 0 K: 1 S: 9	H: 1 LOB: 1 BB: 0 P: 14	R: 0 H: 1 E: 0 K: 0 S: 8	H: 1 LOB: 1 BB: 0 P: 12	1B: 10 2B: 2 3B: 0 HR: 1	SF: 1 SAC: 1 DP: 1 HBP: 0	WP: 0 PB: 0 SB: 0 CS: 1	PA: 40					
<b>PITCHER</b>	IP	WLS	BF	H	R	ER	SO	BB	IBB	HBP	BLK	WP	HR	S	P	ERA	WHIP										
47 Ricky Nolasco, R ERA: 5.51	1.0		6	3	2	2	1	0	0	0	0	0	0	15	28	18.00	3.000										
62 J.R. Graham, R ERA: 3.1	3.0		13	3	1	0	4	1	0	0	0	0	0	37	60	0.00	1.333										
22 Tim Stauffer, R ERA: 8.03	2.1		11	5	2	2	0	1	0	0	0	0	1	20	40	7.71	2.571										
57 Ryan Pressly, R ERA: 3.29	0.2	W	3	0	0	0	0	1	0	0	0	0	0	5	9	0.00	1.500										
36 Blaine Boyer, R ERA: 2.1	1.0	H	3	1	0	0	1	0	0	0	0	0	0	9	14	0.00	1.000										
<b>PITCHER</b>	IP	WLS	BF	H	R	ER	SO	BB	IBB	HBP	BLK	WP	HR	S	P	ERA	WHIP										
15 Glen Perkins, L ERA: 1.88	1.0	S	4	1	0	0	0	0	0	0	0	0	0	8	12	0.00	1.000										
Batter	1	2	3	4	5	6	7	8	9	AB	R	H	RBI	BB	SO	LOB	BOTTOM										
2 Brian Dozier, R OBP: 0.333, SLG: 0.516	48 F9 7 SF		K			48 F8 7 1B	48 2B			4	3	3	0	0	1	0	<b>Toronto Blue Jays @ Minnesota Twins</b> Target Field, Minneapolis, MN Sun May 31 2015, 1:15 PM - 4:22 PM CDT Att: 33,829 - Cloudy - 58 F										
48 Tori Hunter, R OBP: 0.330, SLG: 0.459	F9		L9		F8	2B	2B			4	0	1	2	0	2												
7 Joe Mauer, L OBP: 0.332, SLG: 0.373	SF		F7		G6-3	24 HR	G6-3			3	1	1	2	0	0	1											
24 Trevor Plouffe, R OBP: 0.352, SLG: 0.488	P4		P4		K2-3					4	1	2	2	0	1	1											
8 Kurt Suzuki, R OBP: 0.311, SLG: 0.328	L5-4		K		HR					3	0	0	0	1	1	2											
20 Eddie Rosario, L OBP: 0.317, SLG: 0.421			F8		F8		K		K	4	0	1	0	0	2	1											
9 Eduardo Núñez, R OBP: 0.366, SLG: 0.526	G6-4-3		G6-4-3		G5-3		F8		G4-3	4	0	0	0	0	2												
32 Aaron Hicks, S OBP: 0.295, SLG: 0.328			G4-3		G4-3		E6 48 2B			3	1	1	0	0	0	0											
39 Danny Santana, S OBP: 0.244, SLG: 0.305	P6		K2-3		K2-3		P5			3	0	0	0	0	1	2											
<b>Inning Stats</b>	R: 1 H: 2 E: 1 K: 0 S: 13	H: 2 LOB: 1 BB: 0 P: 19	R: 0 H: 2 E: 0 K: 0 S: 7	H: 2 LOB: 1 BB: 0 P: 12	R: 0 H: 0 E: 0 K: 1 S: 10	H: 0 LOB: 0 BB: 0 P: 12	R: 0 H: 0 E: 0 K: 1 S: 10	H: 0 LOB: 0 BB: 0 P: 15	R: 0 H: 0 E: 0 K: 1 S: 9	H: 0 LOB: 0 BB: 0 P: 10	R: 3 H: 3 E: 0 K: 1 S: 23	H: 3 LOB: 1 BB: 1 P: 33	R: 2 H: 2 E: 1 K: 1 S: 13	H: 2 LOB: 1 BB: 0 P: 20	R: 0 H: 0 E: 0 K: 1 S: 8	H: 0 LOB: 0 BB: 0 P: 11		1B: 5 2B: 4 3B: 0 HR: 1	SF: 1 SAC: 0 DP: 2 HBP: 0	WP: 0 PB: 0 SB: 1 CS: 0	PA: 34						
<b>PITCHER</b>	IP	WLS	BF	H	R	ER	SO	BB	IBB	HBP	BLK	WP	HR	S	P	ERA	WHIP										
36 Drew Hutchison, R ERA: 5.26	5.1		22	7	4	4	3	1	0	0	0	0	0	21	32	9.00	3.000										
54 Roberto Osuna, R ERA: 1.75	1.0	L	7	2	2	1	1	1	0	0	0	0	0	1	3	0.00	0.000										
62 Aaron Loup, L ERA: 5.03	0.1		1	0	0	0	0	0	0	0	0	0	0	1	3	0.00	0.000										
31 Liam Hendriks, R ERA: 4.03	1.1		4	0	0	0	2	0	0	0	0	0	0	11	15	0.00	0.000										

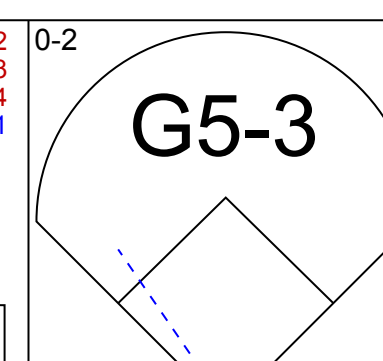
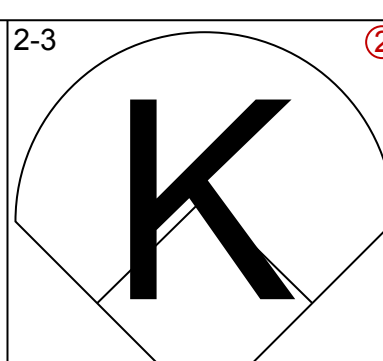
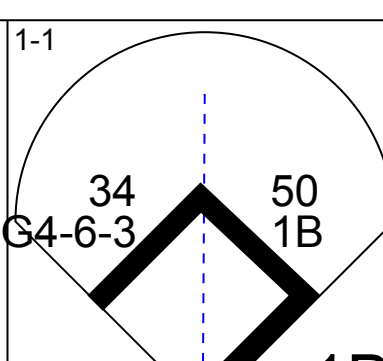
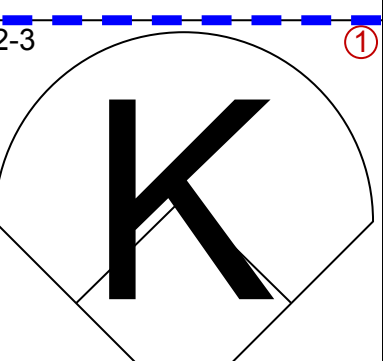
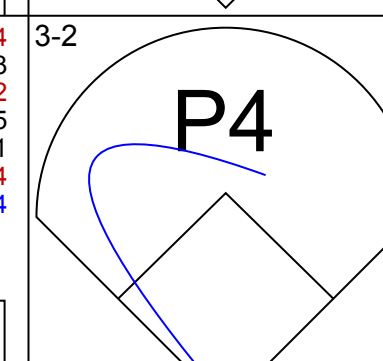
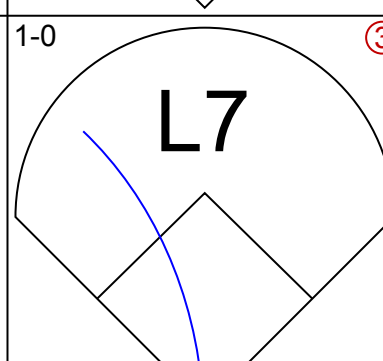
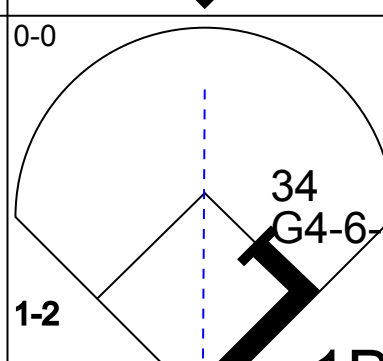
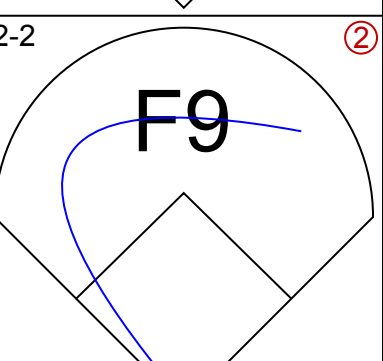
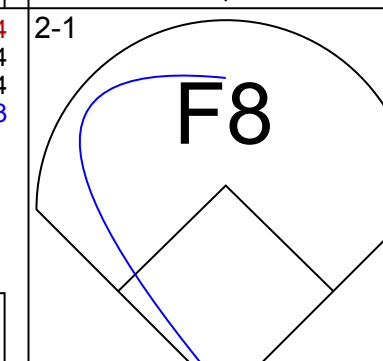
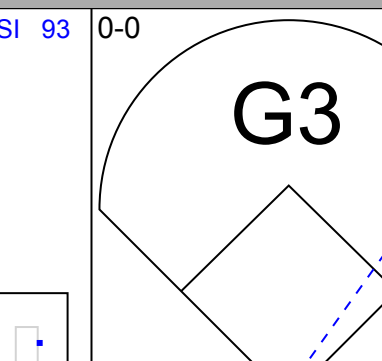
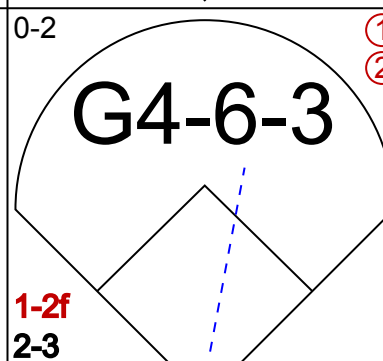
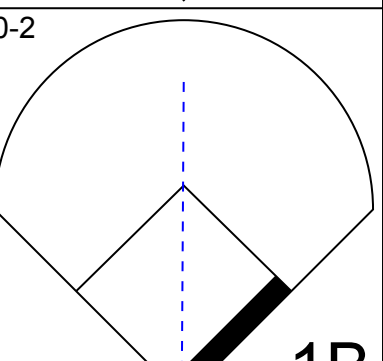
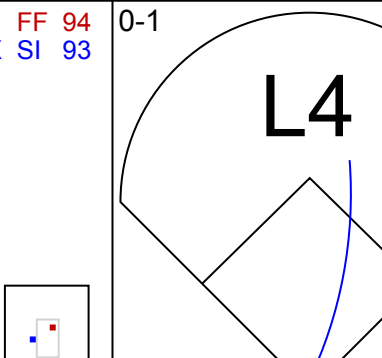
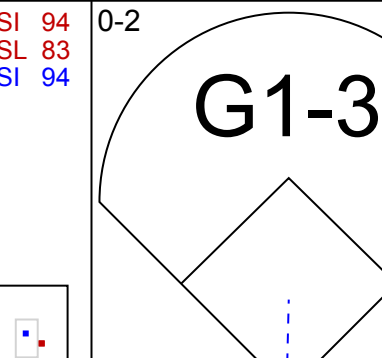
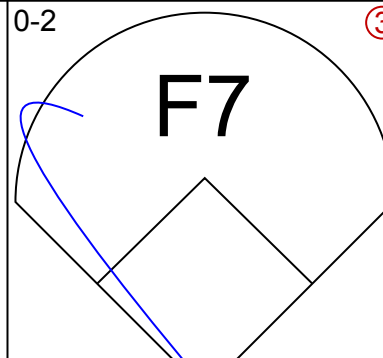
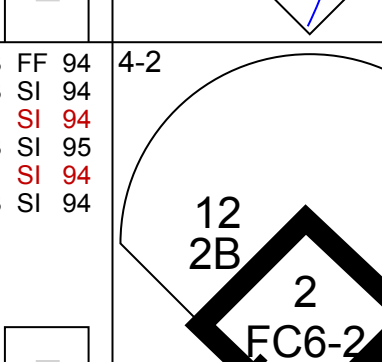
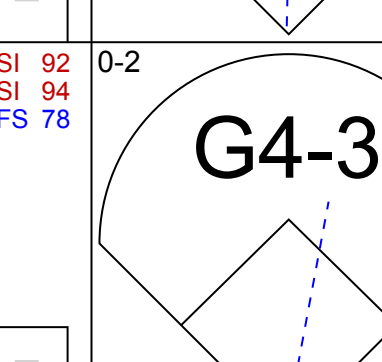
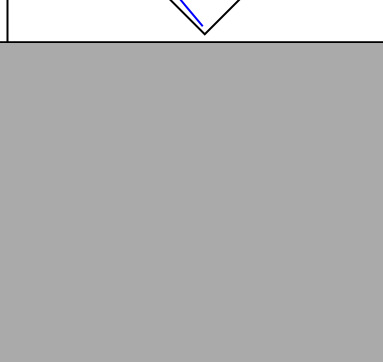
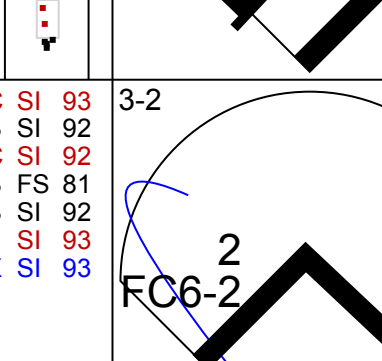
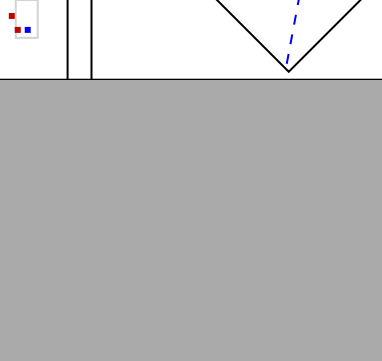
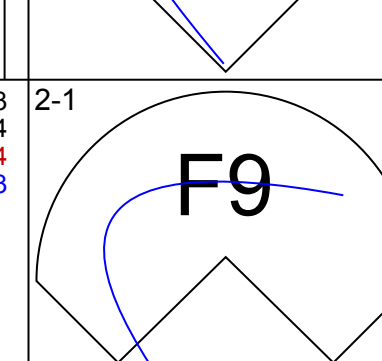
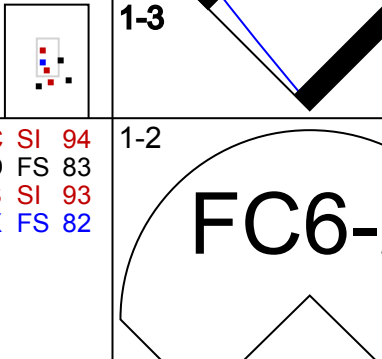

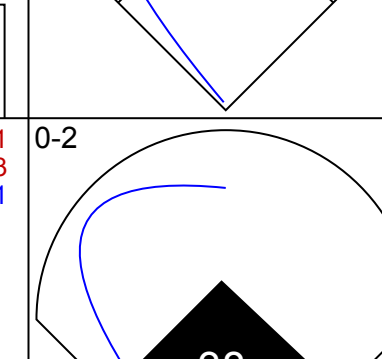
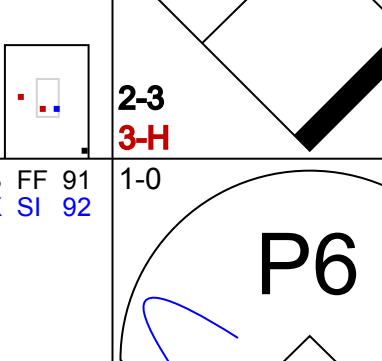

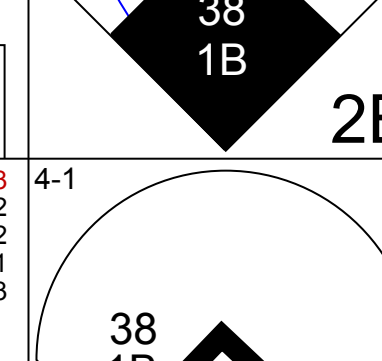
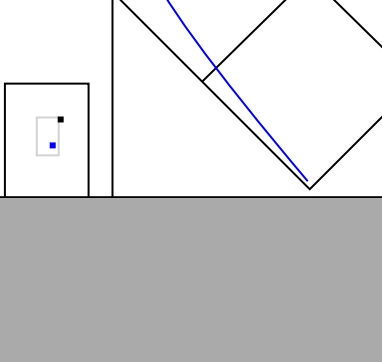

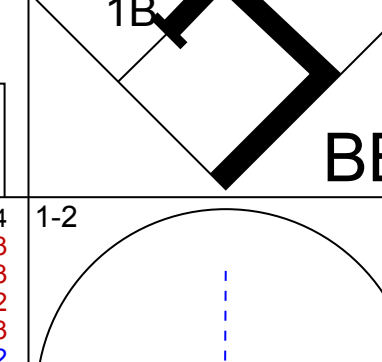


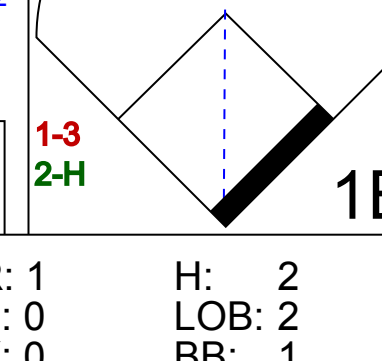


Batter	1	2	3	4	5	6	7	8	9	AB	R	H	RBI	BB	SO	LOB	TOP			
2 Brian Dozier, R OBP: 0.332, SLG: 0.508										3	0	0	0	1	1	0				
48 Toni Hunter, R OBP: 0.328, SLG: 0.455										4	0	1	0	0	0	1				
7 Joe Mauer, L OBP: 0.330, SLG: 0.370										4	0	1	0	0	0	1				
24 Trevor Plouffe, R OBP: 0.350, SLG: 0.480										3	0	0	0	0	1	1	2			
9 Eduardo Nunez, R OBP: 0.366, SLG: 0.526										0	0	0	0	0	0	0	0			
8 Kurt Suzuki, R OBP: 0.303, SLG: 0.319										4	0	0	0	0	0	2				
20 Eddie Rosario, L OBP: 0.317, SLG: 0.417										3	0	1	0	0	2	0				
5 Eduardo Escobar, S OBP: 0.257, SLG: 0.331										3	0	0	0	0	2	1				
32 Aaron Hicks, S OBP: 0.297, SLG: 0.317										2	0	0	0	1	0	0				
39 Danny Santana, S OBP: 0.240, SLG: 0.299										3	0	0	0	0	1	1				
<b>Inning Stats</b>	R: 0 H: 1 E: 0 K: 2 S: 10	H: 1 LOB: 1 BB: 0 P: 13	R: 0 H: 0 E: 0 K: 2 S: 10	H: 0 LOB: 0 BB: 0 P: 14	R: 0 H: 0 E: 0 K: 1 S: 8	H: 0 LOB: 1 BB: 1 P: 13	R: 0 H: 1 E: 0 K: 0 S: 4	H: 0 LOB: 0 BB: 0 P: 6	R: 0 H: 0 E: 0 K: 3 S: 11	H: 0 LOB: 1 BB: 1 P: 16	R: 0 H: 1 E: 0 K: 0 S: 7	H: 1 LOB: 1 BB: 0 P: 10	R: 0 H: 0 E: 0 K: 0 S: 6	H: 0 LOB: 0 BB: 0 P: 10	R: 0 H: 0 E: 0 K: 1 S: 12	H: 0 LOB: 1 BB: 1 P: 18	1B: 3 2B: 0 3B: 0 HR: 0	SF: 0 SAC: 0 DP: 1 HBP: 0	WP: 0 PB: 0 SB: 1 CS: 0	PA: 32
<b>PITCHER</b>	IP WLS BF H R ER SO BB IBB HBP BLK WP HR S P ERA WHIP	8.0 W 28 3 0 0 8 2 0 0 0 0 0 64 92 0.00 0.625	1.0 S 4 0 0 0 1 1 0 0 0 0 0 12 18 0.00 1.000	<b>PITCHER</b>																

Minnesota Twins @ Boston Red Sox  
Fenway Park, Boston, MA  
Tue Jun 02 2015, 7:12 PM - 9:33 PM EDT  
Att: 32,622 - Cloudy - 48 F

AB	29
R	0
H	3
RBI	0
BB	3
SO	9
LOB	8



Batter	1	2	3	4	5	6	7	8	9	AB	R	H	RBI	BB	SO	LOB	BOTTOM			
15 Dustin Pedroia, R OBP: 0.352, SLG: 0.429										4	0	1	0	0	2	0				
50 Mookie Betts, R OBP: 0.333, SLG: 0.386										4	0	1	0	0	0	0				
34 David Ortiz, L OBP: 0.308, SLG: 0.379										4	0	1	0	0	0	2				
13 Hanley Ramirez, R OBP: 0.305, SLG: 0.473										4	0	0	0	0	0	2				
26 Brock Holt, L OBP: 0.370, SLG: 0.410										0	0	0	0	0	0	0				
Pablo Sandoval, S OBP: 0.317, SLG: 0.367										2	0	0	0	1	0	0				
12 Mike Napoli, R OBP: 0.323, SLG: 0.407										3	0	1	0	0	0	0				
2 Xander Bogaerts, R OBP: 0.328, SLG: 0.389										3	1	2	0	0	0	2				
3 Sandy León, S OBP: 0.280, SLG: 0.182										2	0	0	0	1	0	3				
38 Rusney Castillo, R OBP: 0.265, SLG: 0.242										3	0	1	1	0	0	1				
<b>Inning Stats</b>	R: 0 H: 0 E: 0 K: 0 S: 10	H: 1 LOB: 0 BB: 0 P: 15	R: 0 H: 1 E: 0 K: 0 S: 12	H: 1 LOB: 2 BB: 1 P: 21	R: 0 H: 0 E: 0 K: 1 S: 6	H: 0 LOB: 0 BB: 0 P: 10	R: 0 H: 0 E: 0 K: 0 S: 7	H: 0 LOB: 0 BB: 0 P: 7	R: 0 H: 1 E: 0 K: 0 S: 10	H: 1 LOB: 1 BB: 0 P: 16	R: 1 H: 2 E: 0 K: 0 S: 9	H: 2 LOB: 1 BB: 0 P: 10	R: 0 H: 1 E: 0 K: 1 S: 10	H: 1 LOB: 1 BB: 0 P: 14	R: 0 H: 1 E: 0 K: 1 S: 10	H: 1 LOB: 1 BB: 0 P: 14	1B: 5 2B: 2 3B: 0 HR: 0	SF: 0 SAC: 0 DP: 1 HBP: 0	WP: 0 PB: 0 SB: 1 CS: 0	PA: 31
<b>PITCHER</b>	IP WLS BF H R ER SO BB IBB HBP BLK WP HR S P ERA WHIP	7.0 L 27 6 1 1 1 2 0 0 0 0 0 67 99 1.29 1.143	1.0 4 1 0 0 1 0 0 0 0 0 0 0 10 14 0.00 1.000	<b>PITCHER</b>																

Minnesota Twins @ Boston Red Sox  
Fenway Park, Boston, MA  
Tue Jun 02 2015, 7:12 PM - 9:33 PM EDT  
Att: 32,622 - Cloudy - 48 F

AB	29
R	1
H	7
RBI	1
BB	2
SO	2
LOB	10





Batter	1	2	3	4	5	6	7	8	9	AB	R	H	RBI	BB	SO	LOB	TOP											
2 Brian Dozier, R OBP: 0.339, SLG: 0.526										3	1	2	1	1	1	0	<b>Minnesota Twins @ Boston Red Sox</b> Fenway Park, Boston, MA Wed Jun 03 2015, 1:36 PM - 4:08 PM EDT Att: 31,704 - Cloudy - 53 F											
21 Shane Robinson, R OBP: 0.313, SLG: 0.285										2	0	0	0	1	1	2												
7 Joe Mauer, L OBP: 0.329, SLG: 0.368										1	0	0	0	0	0	2												
24 Trevor Plouffe, R OBP: 0.343, SLG: 0.469										4	0	0	0	0	1	3												
48 Torii Hunter, R OBP: 0.327, SLG: 0.447										3	1	0	0	1	0	3												
8 Kurt Suzuki, R OBP: 0.295, SLG: 0.309										4	0	0	0	0	0	1												
5 Eduardo Escobar, S OBP: 0.297, SLG: 0.350										4	1	1	2	0	2	0												
9 Eduardo Núñez, R OBP: 0.333, SLG: 0.476										4	0	0	0	0	0	0												
32 Aaron Hicks, S OBP: 0.299, SLG: 0.317										3	0	1	0	0	1	0												
39 Danny Santana, S OBP: 0.241, SLG: 0.300										3	0	1	0	0	1	1												
<b>Inning Stats</b>	R: 0 E: 0 K: 2 S: 11	H: 0 LOB: 1 BB: 1 P: 17	R: 0 E: 0 K: 1 S: 7	H: 0 LOB: 0 BB: 0 P: 8	R: 1 E: 0 K: 3 S: 12	H: 1 LOB: 0 BB: 0 P: 15	R: 0 E: 0 K: 0 S: 12	H: 0 LOB: 0 BB: 0 P: 17	R: 0 E: 0 K: 1 S: 8	H: 0 LOB: 0 BB: 0 P: 9	R: 0 E: 0 K: 0 S: 20	H: 1 LOB: 2 BB: 1 P: 27	R: 0 E: 0 K: 0 S: 12	H: 0 LOB: 0 BB: 0 P: 10	R: 0 E: 1 K: 0 S: 12	H: 2 LOB: 1 BB: 0 P: 18	R: 2 E: 0 K: 0 S: 11	H: 1 LOB: 0 BB: 1 P: 18	1B: 3 2B: 0 3B: 0 HR: 2	SF: 0 SAC: 0 DP: 1 HBP: 0	WP: 1 PB: 0 SB: 0 CS: 0	PA: 34						
<b>PITCHER</b>	IP	WLS	BF	H	R	ER	SO	BB	IBB	HBP	BLK	WP	HR	S	P	ERA	WHIP											
52 Eduardo Rodríguez, L ERA: 0.61	(1, 1)	7.0	W	25	2	1	1	7	2	0	0	0	1	1	77	103	1.29	0.571										
41 Alexi Ogando, R ERA: 4.15	(8, 1)	2.0		9	3	2	2	0	1	0	0	0	0	1	23	36	9.00	2.000										

Batter	1	2	3	4	5	6	7	8	9	AB	R	H	RBI	BB	SO	LOB	BOTTOM											
15 Dustin Pedroia, R OBP: 0.362, SLG: 0.438										5	2	4	1	0	0	0	<b>Minnesota Twins @ Boston Red Sox</b> Fenway Park, Boston, MA Wed Jun 03 2015, 1:36 PM - 4:08 PM EDT Att: 31,704 - Cloudy - 53 F											
50 Mookie Betts, R OBP: 0.300, SLG: 0.379										4	0	0	0	1	1	2												
34 David Ortiz, L OBP: 0.312, SLG: 0.393										4	0	2	1	0	0	2												
13 Hanley Ramirez, R OBP: 0.309, SLG: 0.473										4	1	2	1	0	0	1												
12 Mike Napoli, R OBP: 0.321, SLG: 0.422										4	1	1	1	0	1	4												
26 Brock Holt, L OBP: 0.374, SLG: 0.407										3	1	1	0	1	0	2												
2 Xander Bogaerts, R OBP: 0.337, SLG: 0.398										4	1	3	2	0	0	1												
3 Sandy León, S OBP: 0.264, SLG: 0.170										3	0	0	0	0	0	3												
38 Rusney Castillo, R OBP: 0.237, SLG: 0.216										4	0	0	0	0	3	3												
<b>Inning Stats</b>	R: 1 E: 0 K: 2 S: 15	H: 2 LOB: 1 BB: 0 P: 18	R: 0 E: 0 K: 1 S: 8	H: 1 LOB: 1 BB: 0 P: 9	R: 1 E: 0 K: 0 S: 11	H: 3 LOB: 2 BB: 0 P: 14	R: 1 E: 0 K: 1 S: 14	H: 2 LOB: 2 BB: 1 P: 20	R: 2 E: 0 K: 0 S: 12	H: 3 LOB: 1 BB: 0 P: 21	R: 0 E: 0 K: 0 S: 9	H: 0 LOB: 0 BB: 0 P: 14	R: 1 E: 0 K: 0 S: 9	H: 1 LOB: 1 BB: 1 P: 16	R: 0 E: 0 K: 1 S: 10	H: 1 LOB: 0 BB: 0 P: 13		1B: 10 2B: 2 3B: 0 HR: 1	SF: 0 SAC: 1 DP: 0 HBP: 0	WP: 0 PB: 0 SB: 3 CS: 0	PA: 38							
<b>PITCHER</b>	IP	WLS	BF	H	R	ER	SO	BB	IBB	HBP	BLK	WP	HR	S	P	ERA	WHIP											
45 Phil Hughes, R ERA: 4.96	(1, 1)	4.1	L	25	11	5	5	4	1	0	0	0	0	0	56	77	10.38	2.769										
57 Ryan Pressly, R ERA: 2.93	(5, 1)	1.2		5	0	0	0	0	0	0	0	0	0	13	19	0.00	0.000											
59 Michael Tonkin, R ERA: 5.63	(7, 1)	1.0		5	1	1	1	0	1	0	0	0	1	9	16	9.00	2.000											
22 Tim Stauffer, R ERA: 7.43	(8, 1)	1.0		3	1	0	0	1	0	0	0	0	0	10	13	0.00	1.000											

livebaseballscores.com



















Batter	1	2	3	4	5	6	7	8	9	AB	R	H	RBI	BB	SO	LOB	TOP					
27 Carlos Gómez, R OBP: 0.327, SLG: 0.468										4	0	4	3	1	0	0	<b>Milwaukee Brewers @ Minnesota Twins</b> Target Field, Minneapolis, MN Sat Jun 06 2015, 1:11 PM - 4:34 PM CDT Att: 38,707 - Cloudy - 73 F					
20 Jonathan Lucroy, R OBP: 0.237, SLG: 0.294										5	0	1	0	0	1	5						
8 Ryan Braun, R OBP: 0.335, SLG: 0.505										4	1	2	1	0	1	3						
24 Adam Lind, L OBP: 0.361, SLG: 0.511										4	0	1	0	0	1	2						
16 Aramis Ramirez, R OBP: 0.250, SLG: 0.373										4	0	0	0	0	1	1						
14 Hernán Pérez, R OBP: 0.073, SLG: 0.050										0	0	0	0	0	0	0						
28 Gerardo Parra, L OBP: 0.306, SLG: 0.433										4	0	0	0	0	0	0						
9 Juan Segura, R OBP: 0.327, SLG: 0.420										4	1	2	0	0	1	0						
35 Shane Peterson, L OBP: 0.300, SLG: 0.222										1	0	0	0	1	1	1						
15 Jason Rogers, R OBP: 0.300, SLG: 0.248										1	1	0	0	1	1	0						
10 Luis Sardinas, S OBP: 0.239, SLG: 0.258										2	1	0	0	1	0	0						
<b>Inning Stats</b>	R: 1 H: 2 E: 0 K: 0 S: 10	H: 2 LOB: 0 BB: 0 P: 14	R: 0 H: 1 E: 0 K: 2 S: 11	H: 1 LOB: 1 BB: 0 P: 20	R: 0 H: 3 E: 0 K: 1 S: 13	H: 3 LOB: 2 BB: 0 P: 16	R: 0 H: 0 E: 0 K: 0 S: 11	H: 0 LOB: 0 BB: 0 P: 13	R: 0 H: 1 E: 0 K: 0 S: 6	H: 1 LOB: 1 BB: 0 P: 10	R: 2 H: 2 E: 0 K: 1 S: 15	H: 2 LOB: 1 BB: 1 P: 23	R: 0 H: 0 E: 0 K: 0 S: 9	H: 0 LOB: 0 BB: 0 P: 13	R: 1 H: 1 E: 1 K: 2 S: 16	H: 1 LOB: 1 BB: 0 P: 22	1B: 8 2B: 2 3B: 0 HR: 1	SF: 0 SAC: 1 DP: 2 HBP: 0	WP: 1 PB: 0 SB: 1 CS: 1	PA: 38		
<b>PITCHER</b>	IP WLS BF H R ER SO BB IBB HBP BLK WP HR S P ERA WHIP	IP WLS BF H R ER SO BB IBB HBP BLK WP HR S P ERA WHIP	IP WLS BF H R ER SO BB IBB HBP BLK WP HR S P ERA WHIP	IP WLS BF H R ER SO BB IBB HBP BLK WP HR S P ERA WHIP	IP WLS BF H R ER SO BB IBB HBP BLK WP HR S P ERA WHIP	IP WLS BF H R ER SO BB IBB HBP BLK WP HR S P ERA WHIP	IP WLS BF H R ER SO BB IBB HBP BLK WP HR S P ERA WHIP	IP WLS BF H R ER SO BB IBB HBP BLK WP HR S P ERA WHIP	IP WLS BF H R ER SO BB IBB HBP BLK WP HR S P ERA WHIP	IP WLS BF H R ER SO BB IBB HBP BLK WP HR S P ERA WHIP	IP WLS BF H R ER SO BB IBB HBP BLK WP HR S P ERA WHIP	IP WLS BF H R ER SO BB IBB HBP BLK WP HR S P ERA WHIP	IP WLS BF H R ER SO BB IBB HBP BLK WP HR S P ERA WHIP	IP WLS BF H R ER SO BB IBB HBP BLK WP HR S P ERA WHIP	IP WLS BF H R ER SO BB IBB HBP BLK WP HR S P ERA WHIP	IP WLS BF H R ER SO BB IBB HBP BLK WP HR S P ERA WHIP	IP WLS BF H R ER SO BB IBB HBP BLK WP HR S P ERA WHIP	IP WLS BF H R ER SO BB IBB HBP BLK WP HR S P ERA WHIP	IP WLS BF H R ER SO BB IBB HBP BLK WP HR S P ERA WHIP	IP WLS BF H R ER SO BB IBB HBP BLK WP HR S P ERA WHIP	IP WLS BF H R ER SO BB IBB HBP BLK WP HR S P ERA WHIP	
62 J.R. Graham, R ERA: 2.96	4.0	2.0	2.0	2.0	2.0	2.0	2.0	2.0	2.0	4.0	2.0	2.0	2.0	2.0	2.0	2.0	2.25	1.500				
57 Ryan Pressly, R ERA: 2.95	L	L	L	L	L	L	L	L	L	L	L	L	L	L	L	L	4.50	2.500				
64 Aaron Thompson, L ERA: 3.96	0.1	0.1	0.1	0.1	0.1	0.1	0.1	0.1	0.1	0.1	0.1	0.1	0.1	0.1	0.1	0.1	0.00	3.000				
36 Blaine Boyer, R ERA: 2.17	1.2	1.2	1.2	1.2	1.2	1.2	1.2	1.2	1.2	1.2	1.2	1.2	1.2	1.2	1.2	1.2	5.40	0.600				
22 Tim Stauffer, R ERA: 6.6	1.0	1.0	1.0	1.0	1.0	1.0	1.0	1.0	1.0	1.0	1.0	1.0	1.0	1.0	1.0	1.0	0.00	1.000				
<b>Batter</b>	1	2	3	4	5	6	7	8	9	AB	R	H	RBI	BB	SO	LOB	<b>BOTTOM</b>					
2 Brian Dozier, R OBP: 0.339, SLG: 0.533										4	2	2	1	0	0	0	<b>Milwaukee Brewers @ Minnesota Twins</b> Target Field, Minneapolis, MN Sat Jun 06 2015, 1:11 PM - 4:34 PM CDT Att: 38,707 - Cloudy - 73 F					
21 Shane Robinson, R OBP: 0.297, SLG: 0.265										3	0	0	0	0	1	0						
7 Joe Mauer, L OBP: 0.330, SLG: 0.376										4	0	2	1	0	0	0						
24 Trevor Plouffe, R OBP: 0.321, SLG: 0.434										4	0	0	0	0	1	2						
48 Torii Hunter, R OBP: 0.332, SLG: 0.454										3	0	1	0	1	0	1						
20 Eddie Rosario, L OBP: 0.304, SLG: 0.395										4	0	2	0	0	0	1						
12 Chris Herrmann, L ERA: 3.08										2	0	0	0	0	1	1						
8 Kurt Suzuki, R OBP: 0.319, SLG: 0.327										1	0	0	0	0	0	1						
32 Aaron Hicks, S OBP: 0.280, SLG: 0.295										3	0	0	0	0	1	4						
39 Danny Santana, S OBP: 0.235, SLG: 0.291										3	0	0	0	0	1	4						
<b>Inning Stats</b>	R: 0 H: 0 E: 0 K: 0 S: 11	H: 0 LOB: 0 BB: 0 P: 13	R: 0 H: 0 E: 0 K: 0 S: 8	H: 0 LOB: 0 BB: 0 P: 11	R: 0 H: 0 E: 0 K: 1 S: 10	H: 0 LOB: 0 BB: 0 P: 14	R: 0 H: 1 E: 1 K: 0 S: 12	H: 1 LOB: 1 BB: 0 P: 18	R: 0 H: 2 E: 1 K: 0 S: 17	H: 2 LOB: 2 BB: 0 P: 21	R: 1 H: 2 E: 0 K: 0 S: 11	H: 2 LOB: 1 BB: 0 P: 15	R: 0 H: 1 E: 0 K: 2 S: 12	H: 1 LOB: 1 BB: 0 P: 14	R: 1 H: 1 E: 0 K: 2 S: 11	H: 1 LOB: 0 BB: 0 P: 19	R: 0 H: 0 E: 0 K: 0 S: 7	H: 0 LOB: 0 BB: 1 P: 13	1B: 4 2B: 2 3B: 0 HR: 1	SF: 0 SAC: 2 DP: 2 HBP: 0	WP: 1 PB: 0 SB: 0 CS: 0	PA: 34
<b>PITCHER</b>	IP WLS BF H R ER SO BB IBB HBP BLK WP HR S P ERA WHIP	IP WLS BF H R ER SO BB IBB HBP BLK WP HR S P ERA WHIP	IP WLS BF H R ER SO BB IBB HBP BLK WP HR S P ERA WHIP	IP WLS BF H R ER SO BB IBB HBP BLK WP HR S P ERA WHIP	IP WLS BF H R ER SO BB IBB HBP BLK WP HR S P ERA WHIP	IP WLS BF H R ER SO BB IBB HBP BLK WP HR S P ERA WHIP	IP WLS BF H R ER SO BB IBB HBP BLK WP HR S P ERA WHIP	IP WLS BF H R ER SO BB IBB HBP BLK WP HR S P ERA WHIP	IP WLS BF H R ER SO BB IBB HBP BLK WP HR S P ERA WHIP	IP WLS BF H R ER SO BB IBB HBP BLK WP HR S P ERA WHIP	IP WLS BF H R ER SO BB IBB HBP BLK WP HR S P ERA WHIP	IP WLS BF H R ER SO BB IBB HBP BLK WP HR S P ERA WHIP	IP WLS BF H R ER SO BB IBB HBP BLK WP HR S P ERA WHIP	IP WLS BF H R ER SO BB IBB HBP BLK WP HR S P ERA WHIP	IP WLS BF H R ER SO BB IBB HBP BLK WP HR S P ERA WHIP	IP WLS BF H R ER SO BB IBB HBP BLK WP HR S P ERA WHIP	IP WLS BF H R ER SO BB IBB HBP BLK WP HR S P ERA WHIP	IP WLS BF H R ER SO BB IBB HBP BLK WP HR S P ERA WHIP	IP WLS BF H R ER SO BB IBB HBP BLK WP HR S P ERA WHIP	IP WLS BF H R ER SO BB IBB HBP BLK WP HR S P ERA WHIP	IP WLS BF H R ER SO BB IBB HBP BLK WP HR S P ERA WHIP	
22 Matt Garza, R ERA: 3.08	7.0	7.0	7.0	7.0	7.0	7.0	7.0	7.0	7.0	7.0	7.0	7.0	7.0	7.0	7.0	7.0	1.29	0.857				
51 Jonathan Broxton, R ERA: 6.75	H	H	H	H	H	H	H	H	H	H	H	H	H	H	H	H	9.00	1.000				
57 Francisco Rodriguez, R ERA: 1.35	S	S	S	S	S	S	S	S	S	S	S	S	S	S	S	S	0.00	1.000				



Batter	1	2	3	4	5	6	7	8	9	AB	R	H	RBI	BB	SO	LOB	TOP					
27 Carlos Gómez, R OBP: 0.320, SLG: 0.457	G4-3		K			G4-3		F7		4	0	0	0	0	1	1	<b>Milwaukee Brewers @ Minnesota Twins</b> Target Field, Minneapolis, MN Sun Jun 07 2015, 1:12 PM - 4:04 PM CDT Att: 31,911 - Partly Cloudy - 78 F					
20 Jonathan Lucroy, R OBP: 0.269, SLG: 0.355	1B		G1-4-3			G5-3		1B		4	0	2	0	0	0	1						
8 Ryan Braun, R OBP: 0.333, SLG: 0.505	K					K		L5		4	0	1	0	0	2	2						
24 Adam Lind, L OBP: 0.364, SLG: 0.508	F7					2B		G4-3		3	0	1	0	1	0	1						
16 Aramis Ramirez, R OBP: 0.326, SLG: 0.369	1B					BB		K		4	0	1	0	0	2	3						
28 Gerardo Parra, L OBP: 0.311, SLG: 0.431	K					1B		BB		3	0	1	0	1	2	2						
9 Jean Segura, R OBP: 0.326, SLG: 0.416	F9					L8		G3		4	0	1	0	0	0	3						
12 Martin Maldonado, R OBP: 0.248, SLG: 0.266	F8					G6-4-3		G4-6-3		3	0	0	0	0	0	3						
14 Hernán Pérez, R OBP: 0.091, SLG: 0.070	L8					L8		K		3	0	1	0	0	1	0	<b>AB 32</b> <b>R 0</b> <b>H 8</b> <b>RBI 0</b> <b>BB 2</b> <b>SO 8</b> <b>LOB 16</b> 					
<b>Inning Stats</b>	R: 0 E: 0 K: 1 S: 13	H: 1 LOB: 1 BB: 0 P: 15	R: 0 E: 0 K: 1 S: 9	H: 1 LOB: 1 BB: 0 P: 12	R: 0 E: 0 K: 1 S: 7	H: 1 LOB: 0 BB: 0 P: 11	R: 0 E: 0 K: 3 S: 12	H: 1 LOB: 1 BB: 0 P: 16	R: 0 E: 0 K: 0 S: 6	H: 1 LOB: 0 BB: 0 P: 10	R: 0 E: 0 K: 0 S: 9	H: 1 LOB: 0 BB: 0 P: 18	R: 0 E: 0 K: 1 S: 8	H: 1 LOB: 1 BB: 0 P: 11	R: 0 E: 0 K: 1 S: 7	H: 0 LOB: 1 BB: 1 P: 13		1B: 7 2B: 1 3B: 0 HR: 0	SF: 0 SAC: 0 DP: 3 HBP: 0	WP: 1 PB: 0 SB: 0 CS: 0	PA: 34	
<b>PITCHER</b>	IP	WLS	BF	H	R	ER	SO	BB	IBB	HBP	BLK	WP	HR	S	P	ERA		WHIP				
37 Mike Pelfrey, R ERA: 2.28	8.0	W	30	8	0	0	7	1	0	0	0	1	0	72	105	0.00		1.125				
15 Glen Perkins, L ERA: 1.67	1.0	S	4	0	0	0	1	1	0	0	0	0	0	7	13	0.00		1.000				

Batter	1	2	3	4	5	6	7	8	9	AB	R	H	RBI	BB	SO	LOB	BOTTOM					
2 Brian Dozier, R OBP: 0.329, SLG: 0.530	F8		BB			F4				3	0	1	0	1	0	2	<b>Milwaukee Brewers @ Minnesota Twins</b> Target Field, Minneapolis, MN Sun Jun 07 2015, 1:12 PM - 4:04 PM CDT Att: 31,911 - Partly Cloudy - 78 F					
8 Kurt Suzuki, R OBP: 0.318, SLG: 0.325	K		1B			L8		L8		4	0	1	0	0	1	3						
7 Joe Mauer, L OBP: 0.329, SLG: 0.370	G6-3		L6			BB		G4-3		3	0	0	0	1	0	2						
48 Torii Hunter, R OBP: 0.335, SLG: 0.452		BB	F7			1B		G6-3		3	1	1	0	1	0	1						
20 Eddie Rosario, L OBP: 0.301, SLG: 0.400		2B				K		G1-3		4	1	1	1	0	1	3						
5 Eduardo Escobar, S OBP: 0.252, SLG: 0.355						K		G1-3		3	0	1	1	0	2	3						
21 Shane Robinson, R OBP: 0.293, SLG: 0.262						K				1	0	0	0	0	0	0						
9 Eduardo Núñez, R OBP: 0.340, SLG: 0.460	G5-3					1B		1B		4	0	2	0	0	0	1						
32 Aaron Hicks, S OBP: 0.291, SLG: 0.296	G1-3					1B		G3		3	0	1	0	1	0	2						
39 Danny Santana, S OBP: 0.235, SLG: 0.291	G1-3					BB		G4-3		4	0	1	0	0	1	4	<b>AB 32</b> <b>R 2</b> <b>H 9</b> <b>RBI 2</b> <b>BB 4</b> <b>SO 5</b> <b>LOB 21</b> 					
<b>Inning Stats</b>	R: 0 E: 0 K: 1 S: 8	H: 0 LOB: 0 BB: 0 P: 12	R: 2 E: 0 K: 0 S: 13	H: 2 LOB: 1 BB: 1 P: 20	R: 0 E: 0 K: 0 S: 6	H: 1 LOB: 1 BB: 1 P: 14	R: 0 E: 0 K: 2 S: 14	H: 2 LOB: 2 BB: 0 P: 22	R: 0 E: 0 K: 2 S: 20	H: 2 LOB: 3 BB: 1 P: 33	R: 0 E: 0 K: 0 S: 13	H: 1 LOB: 2 BB: 1 P: 19	R: 0 E: 0 K: 0 S: 6	H: 0 LOB: 0 BB: 0 P: 10	R: 0 E: 0 K: 0 S: 12	H: 1 LOB: 1 BB: 0 P: 15		1B: 7 2B: 2 3B: 1 HR: 0	SF: 0 SAC: 0 DP: 1 HBP: 0	WP: 0 PB: 0 SB: 0 CS: 0	PA: 36	
<b>PITCHER</b>	IP	WLS	BF	H	R	ER	SO	BB	IBB	HBP	BLK	WP	HR	S	P	ERA		WHIP				
50 Mike Fiers, R ERA: 4.06	4.1	L	22	7	2	2	3	3	0	0	0	0	0	54	91	4.15		2.308				
48 Neal Cotts, L ERA: 4.5	1.0		5	1	0	0	2	1	0	0	0	0	0	16	25	0.00		2.000				
54 Michael Blazek, R ERA: 1.16	1.2		5	0	0	0	0	0	0	0	0	0	0	10	14	0.00		0.000				
46 Corey Knebel, R ERA: 2.79	1.0		4	1	0	0	0	0	0	0	0	0	0	12	15	0.00		1.000				



Batter	1	2	3	4	5	6	7	8	9	AB	R	H	RBI	BB	SO	LOB	TOP					
<b>2 Alcides Escobar, R</b> OBP: 0.296, SLG: 0.353	F9		G1-3		P4			P4		4	0	0	0	0	0	1	<b>Kansas City Royals @ Minnesota Twins</b> Target Field, Minneapolis, MN Mon Jun 08 2015, 7:11 PM - 9:46 PM CDT Att: 22,796 - Partly Cloudy - 79 F					
<b>8 Mike Moustakas, L</b> OBP: 0.373, SLG: 0.465	L4		G6-4-3 1B		K			K		4	1	2	0	0	1	0						
<b>6 Lorenzo Cain, R</b> OBP: 0.336, SLG: 0.495	F8		G6-4-3 1-2		K			K		4	0	1	0	0	1	1						
<b>35 Eric Hosmer, L</b> OBP: 0.378, SLG: 0.490		25 HR 1B	G1-3		G6-3					4	1	2	1	0	0	0						
<b>25 Kendrys Morales, S</b> OBP: 0.352, SLG: 0.478		1-H HR	G5-3				P6	K		4	1	1	2	0	1	2						
<b>4 Alex Gordon, L</b> OBP: 0.384, SLG: 0.425		G3			K					3	0	1	0	1	1	0						
<b>15 Alex Rios, R</b> OBP: 0.278, SLG: 0.333		G4-3			G5-3			FC6-4 1B		4	0	0	0	0	1	2						
<b>13 Salvador Perez, R</b> OBP: 0.291, SLG: 0.455		14 FC4-6 BB			G5-3			G5-3		3	0	1	0	1	0	2						
<b>14 Omar Infante, R</b> OBP: 0.225, SLG: 0.301		FC4-6			L5			F9		4	0	0	0	0	0	3						
<b>Inning Stats</b>	R: 0 E: 0 K: 0 S: 6	H: 0 LOB: 0 BB: 0 P: 7	R: 2 E: 0 K: 0 S: 12	H: 2 LOB: 1 BB: 1 P: 22	R: 0 E: 0 K: 0 S: 4	H: 1 LOB: 0 BB: 0 P: 5	R: 0 E: 0 K: 1 S: 9	H: 0 LOB: 0 BB: 0 P: 14	R: 0 E: 0 K: 0 S: 12	H: 1 LOB: 1 BB: 0 P: 17	R: 0 E: 0 K: 2 S: 8	H: 0 LOB: 0 BB: 0 P: 12	R: 0 E: 0 K: 0 S: 7	H: 1 LOB: 1 BB: 0 P: 9	R: 1 E: 0 K: 1 S: 18	H: 3 LOB: 2 BB: 0 P: 25	R: 0 E: 0 K: 1 S: 10	H: 0 LOB: 1 BB: 1 P: 17	1B: 6 2B: 1 3B: 0 HR: 1	SF: 0 SAC: 0 DP: 1 HBP: 0	WP: 1 PB: 0 CS: 0	PA: 36
<b>PITCHER</b>	IP	WLS	BF	H	R	ER	SO	BB	IBB	HBP	BLK	WP	HR	S	P	ERA	WHIP					
<b>45 Phil Hughes, R</b> ERA: 4.81	7.2	L	30	7	3	3	3	1	0	0	0	0	1	71	104	3.52	1.043					
<b>64 Aaron Thompson, L</b> ERA: 3.91	0.1		3	1	0	0	1	1	0	0	0	0	0	7	13	0.00	6.000					
<b>57 Ryan Pressly, R</b> ERA: 2.79	1.0		3	0	0	0	1	0	0	0	0	1	0	8	11	0.00	0.000					

Batter	1	2	3	4	5	6	7	8	9	AB	R	H	RBI	BB	SO	LOB	BOTTOM					
<b>2 Brian Dozier, R</b> OBP: 0.344, SLG: 0.527	24 CS HBP		48 G6-4-3 1B		F7			K		3	0	1	0	0	1	3	<b>Kansas City Royals @ Minnesota Twins</b> Target Field, Minneapolis, MN Mon Jun 08 2015, 7:11 PM - 9:46 PM CDT Att: 22,796 - Partly Cloudy - 79 F					
<b>48 Torii Hunter, R</b> OBP: 0.333, SLG: 0.446	K		G6-4-3 1-2				F8			3	0	0	0	1	1	4						
<b>7 Joe Mauer, L</b> OBP: 0.323, SLG: 0.363	L9				F8			G4-6-3 BB		4	0	0	0	0	0	2						
<b>24 Trevor Plouffe, R</b> OBP: 0.315, SLG: 0.425	CS	F8			G5-3			L7		4	0	0	0	0	1	0						
<b>19 Kennys Vargas, S</b> OBP: 0.293, SLG: 0.358		K					F8			4	0	1	0	0	2	0						
<b>8 Kurt Suzuki, R</b> OBP: 0.310, SLG: 0.316	G6-3				G1-3			K		4	0	0	0	0	1	1						
<b>20 Eddie Rosario, L</b> OBP: 0.310, SLG: 0.440			5 FC6-4 1B		L3			HR		4	1	2	1	0	0	0						
<b>5 Eduardo Escobar, S</b> OBP: 0.259, SLG: 0.361		FC6-4 32 2B			32 L1-3 1B					3	0	2	0	0	0	1						
<b>32 Aaron Hicks, S</b> OBP: 0.303, SLG: 0.321					L1-3 2B					3	0	2	0	0	0	1						
<b>Inning Stats</b>	R: 0 E: 0 K: 1 S: 6	H: 0 LOB: 0 BB: 0 P: 9	R: 0 E: 0 K: 1 S: 7	H: 0 LOB: 0 BB: 0 P: 10	R: 0 E: 0 K: 0 S: 9	H: 3 LOB: 2 BB: 1 P: 12	R: 0 E: 0 K: 0 S: 11	H: 1 LOB: 1 BB: 0 P: 15	R: 0 E: 0 K: 0 S: 10	H: 1 LOB: 1 BB: 0 P: 15	R: 0 E: 0 K: 0 S: 8	H: 0 LOB: 0 BB: 0 P: 9	R: 1 E: 0 K: 2 S: 15	H: 3 LOB: 2 BB: 0 P: 22	R: 0 E: 0 K: 1 S: 7	H: 0 LOB: 0 BB: 1 P: 12	R: 0 E: 0 K: 1 S: 8	H: 0 LOB: 0 BB: 0 P: 13	1B: 6 2B: 1 3B: 0 HR: 1	SF: 0 SAC: 0 DP: 2 HBP: 1	WP: 0 PB: 0 CS: 1	PA: 35
<b>PITCHER</b>	IP	WLS	BF	H	R	ER	SO	BB	IBB	HBP	BLK	WP	HR	S	P	ERA	WHIP					
<b>51 Jason Vargas, L</b> ERA: 4.1	6.0	W	22	5	0	0	2	0	0	0	0	0	1	15	22	9.00	3.000					
<b>46 Ryan Madson, R</b> ERA: 2.1	1.0	H	6	3	1	1	2	0	0	0	0	0	0	7	12	0.00	1.000					
<b>17 Wade Davis, R</b> ERA: 0.36	1.0	S	3	0	0	0	1	1	0	0	0	0	0	8	13	0.00	0.000					
<b>56 Greg Holland, R</b> ERA: 1.88	1.0	S	3	0	0	0	1	0	0	0	0	0	0	8	13	0.00	0.000					

AB	34
R	3
H	8
RBI	3
BB	2
SO	5
LOB	11





Batter	1	2	3	4	5	6	7	8	9	AB	R	H	RBI	BB	SO	LOB	TOP											
2 Alcides Escobar, R OBP: 0.293, SLG: 0.354											5	1	1	0	0	1	2	<b>Kansas City Royals @ Minnesota Twins</b> Target Field, Minneapolis, MN Tue Jun 09 2015, 7:11 PM - 10:01 PM CDT Att: 22,497 - Partly Cloudy - 92 F										
8 Mike Moustakas, L OBP: 0.365, SLG: 0.459										5	0	1	1	0	0	0												
6 Lorenzo Cain, R OBP: 0.335, SLG: 0.402										4	0	1	0	0	0	1												
35 Eric Hosmer, L OBP: 0.376, SLG: 0.483										3	0	0	0	1	0	1												
25 Kendrys Morales, S OBP: 0.355, SLG: 0.476										3	0	1	0	1	1	3												
4 Alex Gordon, L OBP: 0.371, SLG: 0.426										2	0	1	0	2	1	0												
15 Alex Rios, R OBP: 0.276, SLG: 0.327										4	0	1	0	0	0	4												
13 Salvador Perez, R OBP: 0.295, SLG: 0.472											4	1	2	1	0	2	3											
14 Omar Infante, R OBP: 0.226, SLG: 0.300										4	0	1	0	0	1	1												
<b>Inning Stats</b>	R: 1 E: 0 K: 1 S: 10	H: 2 LOB: 1 BB: 0 P: 14	R: 0 E: 0 K: 2 S: 9	H: 1 LOB: 1 BB: 0 P: 15	R: 0 E: 0 K: 0 S: 12	H: 1 LOB: 2 BB: 1 P: 23	R: 0 E: 0 K: 1 S: 14	H: 2 LOB: 2 BB: 1 P: 21	R: 0 E: 0 K: 0 S: 6	H: 0 LOB: 0 BB: 0 P: 12	R: 0 E: 0 K: 1 S: 9	H: 1 LOB: 1 BB: 1 P: 18	R: 0 E: 0 K: 1 S: 6	H: 0 LOB: 0 BB: 0 P: 10	R: 0 E: 0 K: 0 S: 12	H: 1 LOB: 2 BB: 1 P: 22	R: 1 E: 0 K: 0 S: 13		H: 1 LOB: 0 BB: 0 P: 21	1B: 7 2B: 2 3B: 0 HR: 1	SF: 0 SAC: 0 DP: 1 HBP: 0	WP: 2 PB: 0 SB: 1 CS: 1	PA: 38					
<b>PITCHER</b>	IP WLS BF H R ER SO BB IBB HBP BLK WP HR S P ERA WHIP	6.0 L 26 7 1 1 5 3 0 0 0 0 2 0 60 103 1.50 1.667	1.1 4 0 0 0 1 0 0 0 0 0 0 10 16 0.00 0.000	0.1 3 1 0 0 0 1 0 0 0 0 0 6 13 0.00 6.000	0.1 1 0 0 0 0 0 0 0 0 0 0 2 3 0.00 0.000	1.0 4 1 1 1 0 0 0 0 0 0 1 13 21 9.00 1.000											IP WLS BF H R ER SO BB IBB HBP BLK WP HR S P ERA WHIP											
65 Trevor May, R ERA: 4.16											6.0	L	26	7	1	1	5	3	0	0	0	0	2	0	60	103	1.50	1.667
50 Casey Fien, R ERA: 2.87											1.1		4	0	0	0	1	0	0	0	0	0	0	10	16	0.00	0.000	
52 Brian Duensing, L ERA: 9.26											0.1		3	1	0	0	0	1	0	0	0	0	6	13	0.00	6.000		
57 Ryan Pressly, R ERA: 2.75											0.1		1	0	0	0	0	0	0	0	0	2	3	0.00	0.000			
36 Blaine Boyer, R ERA: 2.4											1.0		4	1	1	1	0	0	0	0	0	1	13	21	9.00	1.000		

Batter	1	2	3	4	5	6	7	8	9	AB	R	H	RBI	BB	SO	LOB	BOTTOM											
2 Brian Dozier, R OBP: 0.343, SLG: 0.520										3	0	0	0	1	0	0	<b>Kansas City Royals @ Minnesota Twins</b> Target Field, Minneapolis, MN Tue Jun 09 2015, 7:11 PM - 10:01 PM CDT Att: 22,497 - Partly Cloudy - 92 F											
48 Torii Hunter, R OBP: 0.327, SLG: 0.437										4	0	0	0	0	2													
7 Joe Mauer, L OBP: 0.322, SLG: 0.358											3	0	0	0	1	0		0										
24 Trevor Plouffe, R OBP: 0.314, SLG: 0.431										4	0	1	0	0	2	1												
20 Eddie Rosario, L OBP: 0.300, SLG: 0.425										3	0	0	0	0	0	1												
8 Kurt Suzuki, R OBP: 0.305, SLG: 0.310										3	0	0	0	0	0	1												
19 Kennys Vargas, S OBP: 0.286, SLG: 0.348										3	0	0	0	0	2	0												
5 Eduardo Escobar, S OBP: 0.261, SLG: 0.357										2	0	0	0	1	1	0												
32 Aaron Hicks, S OBP: 0.304, SLG: 0.314										2	0	0	0	1	0	1												
<b>Inning Stats</b>	R: 0 E: 0 K: 0 S: 7	H: 0 LOB: 0 BB: 0 P: 8	R: 0 E: 0 K: 0 S: 7	H: 0 LOB: 0 BB: 0 P: 9	R: 0 E: 0 K: 1 S: 9	H: 0 LOB: 1 BB: 1 P: 15	R: 0 E: 0 K: 0 S: 7	H: 0 LOB: 0 BB: 0 P: 12	R: 0 E: 0 K: 0 S: 8	H: 0 LOB: 2 BB: 2 P: 18	R: 0 E: 0 K: 0 S: 8	H: 1 LOB: 1 BB: 0 P: 14	R: 0 E: 0 K: 2 S: 8	H: 0 LOB: 0 BB: 0 P: 12	R: 0 E: 0 K: 1 S: 9	H: 0 LOB: 1 BB: 1 P: 19		1B: 0 2B: 0 3B: 1 HR: 0	SF: 0 SAC: 0 DP: 0 HBP: 0	WP: 0 PB: 0 SB: 1 CS: 1	PA: 31							
<b>PITCHER</b>	IP WLS BF H R ER SO BB IBB HBP BLK WP HR S P ERA WHIP	6.1 W 22 6 1 0 0 2 3 0 0 0 0 0 0 2 2 0.00 0.000	0.1 H 1 0 0 0 0 0 0 0 0 0 0 0 1 2 0.00 0.000	1.0 H 3 0 0 0 2 0 0 0 0 0 0 0 8 12 0.00 0.000	1.0 S 4 0 0 0 1 1 0 0 0 0 0 0 9 19 0.00 1.000											IP WLS BF H R ER SO BB IBB HBP BLK WP HR S P ERA WHIP												
32 Chris Young, R ERA: 2.25											6.1	W	22	6	1	0	2	3	0	0	0	0	0	0	2	2	0.00	0.000
47 Franklin Morales, L ERA: 3.04											0.1	H	1	0	0	0	0	0	0	0	0	1	2	0.00	0.000			
40 Kelvin Herrera, R ERA: 2.05											1.0	H	3	0	0	0	2	0	0	0	0	0	8	12	0.00	0.000		
17 Wade Davis, R ERA: 0.35											1.0	S	4	0	0	0	1	1	0	0	0	9	19	0.00	1.000			
56 Greg Holland, R ERA: 1.76											1.0	S	4	0	0	0	1	1	0	0	0	9	19	0.00				



Batter	1	2	3	4	5	6	7	8	9	AB	R	H	RBI	BB	SO	LOB	TOP					
2 Alcides Escobar, R OBP: 0.296, SLG: 0.355										5	2	2	0	0	0	3	<b>Kansas City Royals @ Minnesota Twins</b> Target Field, Minneapolis, MN Wed Jun 10 2015, 7:11 PM - 10:06 PM CDT Att: 28,434 - Partly Cloudy - 78 F					
8 Mike Moustakas, L OBP: 0.370, SLG: 0.455										4	1	1	1	1	0	1						
6 Lorenzo Cain, R OBP: 0.333, SLG: 0.399										4	0	1	1	0	2	3						
35 Eric Hosmer, L OBP: 0.373, SLG: 0.479										4	1	1	1	0	0	3						
25 Kendrys Morales, S OBP: 0.349, SLG: 0.468										4	0	0	0	0	0	2						
4 Alex Gordon, L OBP: 0.374, SLG: 0.441										3	1	1	3	1	2	0						
15 Alex Rios, R OBP: 0.258, SLG: 0.305										4	0	0	0	0	2	1						
13 Salvador Perez, R OBP: 0.299, SLG: 0.472										4	1	2	0	0	0	1						
14 Omar Infante, R OBP: 0.221, SLG: 0.293										4	1	0	0	0	1	2						
<b>Inning Stats</b>	R: 4 H: 3 E: 0 K: 2 S: 24	H: 3 R: 0 ER: 0 LOB: 0 BB: 1 P: 39	R: 0 H: 0 E: 0 K: 0 S: 11	H: 0 R: 0 ER: 0 LOB: 0 BB: 0 P: 14	R: 0 H: 0 E: 0 K: 1 S: 8	H: 0 R: 0 ER: 0 LOB: 1 BB: 0 P: 12	R: 0 H: 0 E: 0 K: 0 S: 7	H: 0 R: 0 ER: 0 LOB: 1 BB: 0 P: 15	R: 1 H: 2 E: 1 K: 1 S: 14	H: 2 R: 0 ER: 0 LOB: 0 BB: 0 P: 19	R: 0 H: 0 E: 0 K: 2 S: 9	H: 0 R: 0 ER: 0 LOB: 0 BB: 0 P: 18	R: 2 H: 2 E: 1 K: 0 S: 17	H: 2 R: 0 ER: 0 LOB: 0 BB: 0 P: 23	R: 0 H: 0 E: 0 K: 1 S: 7	H: 0 R: 0 ER: 0 LOB: 0 BB: 0 P: 10		R: 0 H: 1 E: 0 K: 0 S: 7	H: 1 R: 0 ER: 0 LOB: 1 BB: 0 P: 11	1B: 7 2B: 0 3B: 0 HR: 1	SF: 0 SAC: 0 DP: 1 HBP: 0	WP: 0 PB: 0 SB: 0 CS: 0
<b>PITCHER</b>	IP WLS BF H R ER SO BB IBB HBP BLK WP HR S P ERA WHIP	IP WLS BF H R ER SO BB IBB HBP BLK WP HR S P ERA WHIP																				
44 Kyle Gibson, R ERA: 3.24	6.0 L 25 5 5 4 6 2 0 0 0 0 0 1 73 117 6.00 1.167																					
62 J.R. Graham, R ERA: 2.63	3.0 13 3 2 0 1 0 0 0 0 0 0 0 31 44 0.00 1.000																					

AB	36
R	7
H	8
RBI	6
BB	2
SO	7
LOB	16



Batter	1	2	3	4	5	6	7	8	9	AB	R	H	RBI	BB	SO	LOB	BOTTOM	
2 Brian Dozier, R OBP: 0.341, SLG: 0.513										3	0	0	0	1	0	3	<b>Kansas City Royals @ Minnesota Twins</b> Target Field, Minneapolis, MN Wed Jun 10 2015, 7:11 PM - 10:06 PM CDT Att: 28,434 - Partly Cloudy - 78 F	
7 Joe Mauer, L OBP: 0.321, SLG: 0.356										4	0	1	0	0	2	3		
24 Trevor Plouffe, R OBP: 0.317, SLG: 0.447										4	1	2	2	0	1	2		
48 Torii Hunter, R OBP: 0.326, SLG: 0.431										3	0	0	0	1	2	2		
12 Chris Herrmann, L OBP: 0.224, SLG: 0.326										0	0	0	0	0	0	0		
8 Kurt Suzuki, R OBP: 0.298, SLG: 0.302										4	0	0	0	0	0	1		
19 Kennys Vargas, S OBP: 0.293, SLG: 0.353										4	0	2	0	0	2	2		
21 Shane Robinson, R OBP: 0.281, SLG: 0.250										4	0	0	0	0	0	4		
32 Aaron Hicks, S OBP: 0.302, SLG: 0.311										4	1	1	0	0	1	0		
11 Jorge Polanco, S OBP: 0.500, SLG: 0.333										3	0	1	0	1	0	0		
<b>Inning Stats</b>	R: 0 H: 0 E: 0 K: 0 S: 7	H: 1 R: 0 ER: 0 LOB: 0 BB: 0 P: 11	R: 1 H: 3 E: 0 K: 1 S: 14	H: 3 R: 0 ER: 0 LOB: 2 BB: 0 P: 21	R: 0 H: 1 E: 0 K: 0 S: 9	H: 1 R: 0 ER: 0 LOB: 0 BB: 0 P: 13	R: 0 H: 1 E: 0 K: 1 S: 10	H: 1 R: 0 ER: 0 LOB: 2 BB: 1 P: 19	R: 0 H: 0 E: 0 K: 2 S: 12	H: 0 R: 0 ER: 0 LOB: 1 BB: 1 P: 19	R: 1 H: 1 E: 0 K: 2 S: 12	H: 1 R: 0 ER: 0 LOB: 0 BB: 0 P: 20	R: 0 H: 0 E: 0 K: 0 S: 9	H: 0 R: 0 ER: 0 LOB: 0 BB: 0 P: 11	1B: 6 2B: 0 3B: 0 HR: 1	SF: 0 SAC: 0 DP: 2 HBP: 0	WP: 0 PB: 0 SB: 0 CS: 0	PA: 36
<b>PITCHER</b>	IP WLS BF H R ER SO BB IBB HBP BLK WP HR S P ERA WHIP	IP WLS BF H R ER SO BB IBB HBP BLK WP HR S P ERA WHIP																
36 Edinson Volquez, R ERA: 3.07	7.0 W 29 6 1 1 1 2 3 0 0 0 0 0 0 1 71 115 9.00 1.286																	
44 Luke Hochevar, R ERA: 5.63	1.0 4 1 1 1 2 0 0 0 0 0 0 1 12 20 9.00 1.000																	
54 Jason Frasor, R ERA: 0.49	1.0 3 0 0 0 0 0 0 0 0 0 0 0 9 11 0.00 0.000																	

AB	33
R	2
H	7
RBI	2
BB	3
SO	8
LOB	17





Batter	1	2	3	4	5	6	7	8	9	AB	R	H	RBI	BB	SO	LOB	TOP
<b>2 Brian Dozier, R</b> OBP: 0.344, SLG: 0.524										3	2	1	1	1	0	0	
<b>48 Toni Hunter, R</b> OBP: 0.325, SLG: 0.427										4	0	1	0	0	0	1	
<b>7 Joe Mauer, L</b> OBP: 0.320, SLG: 0.354										4	0	1	0	0	0	0	
<b>24 Trevor Plouffe, R</b> OBP: 0.316, SLG: 0.445										3	0	1	1	0	1	0	
<b>19 Kennys Vargas, S</b> OBP: 0.283, SLG: 0.342										4	0	0	0	0	2	3	
<b>20 Eddie Rosario, L</b> OBP: 0.309, SLG: 0.422										3	0	1	0	1	0	2	
<b>8 Kurt Suzuki, R</b> OBP: 0.292, SLG: 0.295										4	0	0	0	0	1	3	
<b>5 Eduardo Escobar, S</b> OBP: 0.262, SLG: 0.352										2	0	0	0	1	1	0	
<b>32 Aaron Hicks, S</b> OBP: 0.293, SLG: 0.301										3	0	0	0	0	1	3	
<b>Inning Stats</b>	R: 1 H: 2 E: 0 K: 0 S: 14	H: 2 R: 1 ER: 0 LOB: 2 BB: 1 P: 24	R: 0 H: 0 E: 0 K: 1 S: 8	H: 0 R: 0 ER: 0 LOB: 0 BB: 0 P: 9	R: 0 H: 0 E: 0 K: 1 S: 10	H: 0 R: 0 ER: 0 LOB: 0 BB: 0 P: 14	R: 0 H: 0 E: 0 K: 1 S: 7	H: 0 R: 0 ER: 0 LOB: 0 BB: 0 P: 9	R: 0 H: 0 E: 0 K: 0 S: 11	H: 1 R: 0 ER: 0 LOB: 3 BB: 2 P: 14	R: 0 H: 1 E: 0 K: 1 S: 10	H: 1 R: 0 ER: 0 LOB: 0 BB: 0 P: 16	R: 0 H: 1 E: 0 K: 0 S: 9	H: 1 R: 0 ER: 0 LOB: 0 BB: 0 P: 14	1B: 4 2B: 0 3B: 0 HR: 1	SF: 1 SAC: 0 DP: 1 HBP: 0	WP: 0 PA: 34 PB: 0 SB: 0 CS: 0
<b>PITCHER</b>	IP	WLS	BF	H	R	ER	SO	BB	IBB	HBP	BLK	WP	HR	S	P	ERA	WHIP
<b>51 Wandy Rodriguez, L</b> ERA: 3.03	(1, 1)	6.2	26	3	1	1	6	3	0	0	0	0	0	80	122	1.35	0.900
<b>50 Kneone Kela, R</b> ERA: 2.39	(7, 1)	0.1	1	0	0	0	0	0	0	0	0	0	0	3	3	0.00	0.000
<b>52 Tanner Scheppers, R</b> ERA: 5.71	(8, 1)	1.0	W	4	1	1	1	0	0	0	0	0	1	10	16	9.00	1.000
<b>37 Shawn Tolleson, R</b> ERA: 2.54	(9, 1)	1.0	3	1	0	0	0	0	0	0	0	0	0	9	14	0.00	1.000

Minnesota Twins @ Texas Rangers  
Globe Life Park in Arlington, Arlington, TX  
Fri Jun 12 2015, 8:07 PM - 10:45 PM EDT  
Att: 41,765 - Clear - 91 F

AB 30  
R 2  
H 5  
RBI 2  
BB 3  
SO 7  
LOB 11

Batter	1	2	3	4	5	6	7	8	9	AB	R	H	RBI	BB	SO	LOB	BOTTOM
<b>7 Delino DeShields, R</b> OBP: 0.350, SLG: 0.370										4	1	1	0	0	2	1	
<b>17 Shin-Soo Choo, L</b> OBP: 0.328, SLG: 0.411										3	0	0	0	1	0	3	
<b>84 Prince Fielder, L</b> OBP: 0.408, SLG: 0.527										3	2	1	0	1	0	1	
<b>18 Mitch Moreland, L</b> OBP: 0.365, SLG: 0.520										4	1	1	2	0	2	2	
<b>1 Elvis Andrus, R</b> OBP: 0.302, SLG: 0.326										4	1	2	4	0	1	0	
<b>13 Joey Gallo, L</b> OBP: 0.342, SLG: 0.486										3	0	0	0	0	0	0	
<b>3 Carlos Corporán, S</b> OBP: 0.250, SLG: 0.282										3	0	0	0	0	1	0	
<b>2 Leonys Martin, L</b> OBP: 0.297, SLG: 0.351										2	0	1	0	1	1	0	
<b>68 Hanser Alberto, R</b> OBP: 0.267, SLG: 0.333										3	1	0	0	0	1	2	
<b>Inning Stats</b>	R: 0 H: 0 E: 0 K: 2 S: 9	H: 0 R: 0 ER: 0 LOB: 0 BB: 0 P: 10	R: 0 H: 1 E: 0 K: 1 S: 12	H: 1 R: 0 ER: 0 LOB: 1 BB: 0 P: 19	R: 0 H: 0 E: 0 K: 2 S: 7	H: 0 R: 0 ER: 0 LOB: 0 BB: 0 P: 12	R: 0 H: 0 E: 0 K: 1 S: 8	H: 0 R: 0 ER: 0 LOB: 0 BB: 0 P: 11	R: 0 H: 0 E: 0 K: 1 S: 11	H: 0 R: 0 ER: 0 LOB: 0 BB: 0 P: 16	R: 2 H: 2 E: 0 K: 1 S: 10	H: 2 R: 0 ER: 0 LOB: 0 BB: 0 P: 14	R: 4 H: 3 E: 0 K: 0 S: 10	H: 3 R: 0 ER: 0 LOB: 1 BB: 2 P: 23	1B: 4 2B: 1 3B: 0 HR: 1	SF: 0 SAC: 0 DP: 0 HBP: 0	WP: 0 PA: 32 PB: 0 SB: 1 CS: 0
<b>PITCHER</b>	IP	WLS	BF	H	R	ER	SO	BB	IBB	HBP	BLK	WP	HR	S	P	ERA	WHIP
<b>33 Tommy Milone, L</b> ERA: 4.15	(1, 1)	7.0	25	3	2	2	8	1	0	0	0	0	0	65	101	2.57	0.571
<b>64 Aaron Thompson, L</b> ERA: 4.21	(8, 1)	0.1	L	2	0	1	1	0	0	0	0	0	0	3	7	27.00	3.000
<b>57 Ryan Pressly, R</b> ERA: 3.2	(8, 1)	0.0	1	1	0	0	0	0	0	0	0	0	0	2	4	∞	∞
<b>52 Brian Duensing, L</b> ERA: 10.5	(8, 1)	0.1	3	1	1	1	0	0	1	0	0	0	0	4	10	27.00	3.000
<b>59 Michael Tonkin, R</b> ERA: 5.4	(8, 1)	0.1	1	1	2	2	0	0	0	0	0	0	0	1	2	54.00	3.000

Minnesota Twins @ Texas Rangers  
Globe Life Park in Arlington, Arlington, TX  
Fri Jun 12 2015, 8:07 PM - 10:45 PM EDT  
Att: 41,765 - Clear - 91 F

AB 29  
R 6  
H 6  
RBI 6  
BB 3  
SO 8  
LOB 9



Batter	1	2	3	4	5	6	7	8	9	AB	R	H	RBI	BB	SO	LOB	TOP										
2 Brian Dozier, R OBP: 0.345, SLG: 0.524	G5-3		20 2B		K			K	2B	4	1	1	1	1	2	0	<b>Minnesota Twins @ Texas Rangers</b> Globe Life Park in Arlington, Arlington, TX Sat Jun 13 2015, 4:08 PM - 8:11 PM EDT Att: 28,661 - Cloudy - 87 F										
20 Eddie Rosario, L OBP: 0.313, SLG: 0.426	K		7 2B		P4			G3-1	2B	4	1	1	2	1	1												
7 Joe Mauer, L OBP: 0.319, SLG: 0.357	L8				K			G4-6-3		4	0	1	1	0	1												
24 Trevor Plouffe, R OBP: 0.315, SLG: 0.447		9 WP			K			G4-3	F9	4	0	1	0	0	1												
19 Kennys Vargas, S OBP: 0.275, SLG: 0.331	G5-3				K			G4-3	G3	4	0	0	0	0	1	2											
9 Eduardo Núñez, R OBP: 0.333, SLG: 0.463	G4-3				K			G5-3	12 2B	4	1	1	0	0	1	2											
12 Chris Herrmann, L OBP: 0.245, SLG: 0.347					F8			G4-3	5 1B	3	1	1	1	0	0	0											
5 Eduardo Escobar, S OBP: 0.262, SLG: 0.350	F8				G3			F7	21 2B	4	1	1	1	0	0	2											
21 Shane Robinson, R OBP: 0.290, SLG: 0.272					G6-3			P4	2 2B	4	2	2	1	0	0	0											
<b>Inning Stats</b>	R: 0 E: 0 K: 1 S: 7	H: 0 LOB: 0 BB: 0 P: 9	R: 0 E: 0 K: 0 S: 10	H: 1 LOB: 2 BB: 0 P: 13	R: 3 E: 0 K: 3 S: 15	H: 3 LOB: 1 BB: 1 P: 23	R: 0 E: 0 K: 0 S: 4	H: 0 LOB: 0 BB: 0 P: 7	R: 0 E: 0 K: 2 S: 12	H: 0 LOB: 0 BB: 0 P: 13	R: 0 E: 0 K: 0 S: 9	H: 0 LOB: 0 BB: 0 P: 15	R: 0 E: 0 K: 1 S: 13	H: 0 LOB: 0 BB: 0 P: 21	R: 4 E: 0 K: 0 S: 16	H: 5 LOB: 1 BB: 0 P: 30	1B: 2 2B: 7 3B: 0 HR: 0	SF: 0 SAC: 0 DP: 1 HBP: 1	WP: 1 PB: 0 SB: 0 CS: 0	PA: 38							
<b>PITCHER</b>	IP	WLS	BF	H	R	ER	SO	BB	IBB	HBP	BLK	WP	HR	S	P	ERA	WHIP										
48 Colby Lewis, R ERA: 4.37	7.0	W	27	4	3	3	6	1	0	1	0	1	0	61	86	3.86	0.714										
63 Anthony Bass, R ERA: 4.71	1.2		10	5	4	4	1	1	0	0	0	0	0	26	45	21.60	3.600										
36 Jon Edwards, R ERA: 6.35	0.1		1	0	0	0	0	0	0	0	0	0	0	3	6	0.00	0.000										

Batter	1	2	3	4	5	6	7	8	9	AB	R	H	RBI	BB	SO	LOB	BOTTOM										
7 Delino DeShields, R OBP: 0.359, SLG: 0.387	B5-3		17 1B	84 FC3-6	18 HR	17 2B		K		4	3	2	1	1	1	0	<b>Minnesota Twins @ Texas Rangers</b> Globe Life Park in Arlington, Arlington, TX Sat Jun 13 2015, 4:08 PM - 8:11 PM EDT Att: 28,661 - Cloudy - 87 F										
17 Shin-Soo Choo, L OBP: 0.337, SLG: 0.422	84 1B		18 2B	84 FC3-6	18 2B			L8		4	1	3	3	1	0	0											
84 Prince Fielder, L OBP: 0.407, SLG: 0.525	18 G4-6-3		18 2B	18 FC3-6	L8			G6-3		5	1	2	1	0	0	3											
18 Mitch Moreland, L OBP: 0.366, SLG: 0.542	G4-6-3		18 2B	18 HR				F7		5	1	2	4	0	1	2											
13 Joey Gallo, L OBP: 0.405, SLG: 0.583		1 2B						K		1	2	1	1	3	0	0											
1 Elvis Andrus, R OBP: 0.302, SLG: 0.325	G4-3							1B		4	0	1	0	0	0	4											
9 Adam Rosales, R OBP: 0.299, SLG: 0.354	G4-3							G1-6-3		0	0	0	0	0	0	0											
2 Leonys Martin, L OBP: 0.296, SLG: 0.349		61 G1-6-3			B1-3			G6-3	G1-6-3	4	0	1	1	0	0	2											
61 Robinson Chirinos, R OBP: 0.308, SLG: 0.419	G1-6-3							G5-3		4	2	2	0	0	0	1											
68 Hanser Alberto, R OBP: 0.265, SLG: 0.327	G4-3							L8		4	1	1	0	0	0	1											
<b>Inning Stats</b>	R: 0 E: 0 K: 0 S: 8	H: 2 LOB: 1 BB: 0 P: 14	R: 1 E: 0 K: 0 S: 8	H: 1 LOB: 1 BB: 1 P: 13	R: 2 E: 0 K: 0 S: 7	H: 4 LOB: 2 BB: 1 P: 17	R: 6 E: 0 K: 0 S: 16	H: 5 LOB: 0 BB: 1 P: 27	R: 2 E: 0 K: 1 S: 12	H: 2 LOB: 1 BB: 1 P: 20	R: 0 E: 0 K: 1 S: 9	H: 1 LOB: 1 BB: 1 P: 15	R: 0 E: 0 K: 1 S: 9	H: 0 LOB: 0 BB: 0 P: 11	R: 0 E: 0 K: 0 S: 9	H: 0 LOB: 0 BB: 0 P: 13	1B: 8 2B: 5 3B: 0 HR: 2	SF: 0 SAC: 0 DP: 4 HBP: 0	WP: 0 PB: 0 SB: 0 CS: 0	PA: 40							
<b>PITCHER</b>	IP	WLS	BF	H	R	ER	SO	BB	IBB	HBP	BLK	WP	HR	S	P	ERA	WHIP										
37 Mike Pelfrey, R ERA: 3.18	3.2	L	22	11	8	8	0	2	1	0	0	0	1	37	65	19.64	3.545										
62 J.R. Graham, R ERA: 3.45	1.1		8	3	3	3	0	1	0	0	0	0	1	14	26	20.25	3.000										
52 Brian Duensing, L ERA: 9.69	1.0		4	1	0	0	1	1	0	0	0	0	0	9	15	0.00	2.000										
59 Michael Tonkin, R ERA: 4.82	1.0		3	0	0	0	1	0	0	0	0	0	0	9	11	0.00	0.000										
64 Aaron Thompson, L ERA: 4.05	1.0		3	0	0	0	0	0	0	0	0	0	0	9	13	0.00	0.000										



Batter	1	2	3	4	5	6	7	8	9	AB	R	H	RBI	BB	SO	LOB	TOP			
2 Brian Dozier, R OBP: 0.346, SLG: 0.538										5	1	2	1	0	0	1				
20 Eddie Rosario, L OBP: 0.308, SLG: 0.424										5	0	1	1	0	1	1				
7 Joe Mauer, L OBP: 0.324, SLG: 0.357										3	0	1	0	2	0	0				
24 Trevor Plouffe, R OBP: 0.313, SLG: 0.438										4	1	0	0	1	1	5				
9 Eduardo Núñez, R OBP: 0.344, SLG: 0.517										4	1	2	1	0	1	0				
8 Kurt Suzuki, R OBP: 0.291, SLG: 0.294										4	0	1	0	0	1	2				
21 Shane Robinson, R OBP: 0.298, SLG: 0.323										4	0	2	1	0	1	1				
5 Eduardo Escobar, S OBP: 0.267, SLG: 0.371										4	0	2	0	0	0	1				
25 Byron Buxton, R OBP: 0.279, SLG: 0.371										4	1	0	0	0	2	2				
<b>Inning Stats</b>	R: 2 H: 2 E: 0 K: 1 S: 17	H: 2 LOB: 1 BB: 1 P: 27	R: 0 H: 0 E: 0 K: 1 S: 6	H: 0 LOB: 0 BB: 0 P: 7	R: 0 H: 1 E: 0 K: 2 S: 11	H: 1 LOB: 1 BB: 0 P: 17	R: 0 H: 1 E: 0 K: 0 S: 7	H: 1 LOB: 1 BB: 0 P: 10	R: 0 H: 1 E: 0 K: 0 S: 6	H: 3 LOB: 2 BB: 1 P: 19	R: 0 H: 0 E: 0 K: 2 S: 16	H: 1 LOB: 1 BB: 0 P: 22	R: 0 H: 2 E: 0 K: 0 S: 8	H: 2 LOB: 2 BB: 1 P: 21	1B: 2 2B: 4 3B: 4 HR: 1	SF: 0 SAC: 0 DP: 0 HBP: 0	WP: 1 PB: 0 SB: 0 CS: 0	PA: 40		
<b>PITCHER</b>	IP: 7.0 WLS: 0 BF: 30 ERA: 2.76	WLS: 1 BF: 30 ERA: 2.76	H: 8 R: 3 ER: 3 SO: 5	H: 3 R: 3 ER: 3 SO: 5	BB: 1 IBB: 1 HBP: 0 BLK: 0	BB: 1 IBB: 1 HBP: 0 BLK: 0	WP: 0 HR: 1 S: 64 P: 102	WP: 0 HR: 0 S: 16 P: 22	WP: 0 HR: 0 S: 21 P: 9.00	IP: 1.0 WLS: 0 BF: 4 ERA: 2.76	IP: 1.0 WLS: 0 BF: 6 ERA: 2.76	IP: 1.0 WLS: 0 BF: 2 ERA: 2.76	IP: 1.0 WLS: 0 BF: 2 ERA: 2.76	IP: 1.0 WLS: 0 BF: 2 ERA: 2.76	IP: 1.0 WLS: 0 BF: 2 ERA: 2.76	IP: 1.0 WLS: 0 BF: 2 ERA: 2.76	IP: 1.0 WLS: 0 BF: 2 ERA: 2.76	IP: 1.0 WLS: 0 BF: 2 ERA: 2.76	IP: 1.0 WLS: 0 BF: 2 ERA: 2.76	IP: 1.0 WLS: 0 BF: 2 ERA: 2.76

Minnesota Twins @ Texas Rangers  
Globe Life Park in Arlington, Arlington, TX  
Sun Jun 14 2015, 3:09 PM - 5:57 PM EDT  
Att: 33,970 - Partly Cloudy - 86 F

AB	37
R	4
H	11
RBI	4
BB	3
SO	7
LOB	13



Batter	1	2	3	4	5	6	7	8	9	AB	R	H	RBI	BB	SO	LOB	BOTTOM				
7 Delino DeShields, R OBP: 0.358, SLG: 0.386										3	0	1	0	0	1	2					
20 Jake Smolinski, R OBP: 0.276, SLG: 0.207										4	0	0	0	0	2	5					
17 Shin-Soo Choo, L OBP: 0.332, SLG: 0.414										3	0	0	1	1	0	2					
84 Prince Fielder, L OBP: 0.405, SLG: 0.518										4	0	1	0	0	1	1					
18 Mitch Moreland, L OBP: 0.364, SLG: 0.541										4	1	1	1	0	1	1					
13 Joey Gallo, L OBP: 0.391, SLG: 0.625										4	1	1	1	0	1	1					
1 Elvis Andrus, R OBP: 0.301, SLG: 0.324										4	0	1	0	0	0	0					
2 Leonys Martin, L OBP: 0.300, SLG: 0.367										4	1	2	1	0	0	0					
61 Robinson Chirinos, R OBP: 0.307, SLG: 0.414										4	0	1	0	0	0	2					
68 Hanser Alberto, R OBP: 0.308, SLG: 0.373										2	1	2	0	1	0	0					
Kyle Blanks, R OBP: 0.343, SLG: 0.508										1	0	0	0	0	0	0					
<b>Inning Stats</b>	R: 0 H: 0 E: 0 K: 0 S: 9	H: 4 LOB: 2 BB: 0 P: 23	R: 0 H: 1 E: 0 K: 0 S: 9	H: 1 LOB: 0 BB: 0 P: 14	R: 0 H: 0 E: 0 K: 0 S: 4	H: 0 LOB: 0 BB: 0 P: 8	R: 1 H: 2 E: 0 K: 1 S: 9	H: 2 LOB: 2 BB: 0 P: 13	R: 0 H: 2 E: 0 K: 1 S: 9	H: 2 LOB: 2 BB: 0 P: 12	R: 0 H: 0 E: 0 K: 2 S: 11	H: 0 LOB: 1 BB: 1 P: 16	R: 0 H: 0 E: 0 K: 1 S: 11	H: 0 LOB: 0 BB: 0 P: 17	R: 0 H: 0 E: 0 K: 0 S: 6	H: 0 LOB: 0 BB: 0 P: 8	1B: 5 2B: 4 3B: 0 HR: 2	SF: 0 SAC: 0 DP: 2 HBP: 0	WP: 0 PB: 0 SB: 0 CS: 0	PA: 36	
<b>PITCHER</b>	IP: 6.0 WLS: 0 BF: 26 ERA: 4.79	IP: 2.0 WLS: 7 BF: 7 ERA: 2.55	IP: 1.0 WLS: 3 BF: 3 ERA: 1.61	IP: 1.0 WLS: 0 BF: 3 ERA: 1.61	IP: 1.0 WLS: 0 BF: 2 ERA: 4.50	IP: 1.0 WLS: 0 BF: 2 ERA: 4.50	IP: 1.0 WLS: 0 BF: 2 ERA: 4.50	IP: 1.0 WLS: 0 BF: 2 ERA: 4.50	IP: 1.0 WLS: 0 BF: 2 ERA: 4.50	IP: 1.0 WLS: 0 BF: 2 ERA: 4.50	IP: 1.0 WLS: 0 BF: 2 ERA: 4.50	IP: 1.0 WLS: 0 BF: 2 ERA: 4.50	IP: 1.0 WLS: 0 BF: 2 ERA: 4.50	IP: 1.0 WLS: 0 BF: 2 ERA: 4.50	IP: 1.0 WLS: 0 BF: 2 ERA: 4.50	IP: 1.0 WLS: 0 BF: 2 ERA: 4.50	IP: 1.0 WLS: 0 BF: 2 ERA: 4.50	IP: 1.0 WLS: 0 BF: 2 ERA: 4.50	IP: 1.0 WLS: 0 BF: 2 ERA: 4.50	IP: 1.0 WLS: 0 BF: 2 ERA: 4.50	IP: 1.0 WLS: 0 BF: 2 ERA: 4.50

Minnesota Twins @ Texas Rangers  
Globe Life Park in Arlington, Arlington, TX  
Sun Jun 14 2015, 3:09 PM - 5:57 PM EDT  
Att: 33,970 - Partly Cloudy - 86 F

AB	34
R	3
H	9
RBI	3
BB	2
SO	6
LOB	14









Batter	1	2	3	4	5	6	7	8	9	AB	R	H	RBI	BB	SO	LOB	TOP								
2 Brian Dozier, R OBP: 0.343, SLG: 0.535										4	1	1	0	0	0	1	<b>Minnesota Twins @ St. Louis Cardinals</b> Busch Stadium, St. Louis, MO Tue Jun 16 2015, 12:47 PM - 4:49 PM CDT Att: 41,203 - Overcast - 80 F								
48 Toni Hunter, R OBP: 0.322, SLG: 0.418										4	0	1	0	0	1	1									
7 Joe Mauer, L OBP: 0.318, SLG: 0.346										4	0	0	0	0	2	2									
24 Trevor Plouffe, R OBP: 0.315, SLG: 0.442										3	0	1	1	1	1	0									
9 Eduardo Núñez, R OBP: 0.333, SLG: 0.508										4	1	1	0	0	0	2									
8 Kurt Suzuki, R OBP: 0.289, SLG: 0.298										4	0	1	1	0	0	1									
21 Shane Robinson, R OBP: 0.299, SLG: 0.323										2	0	0	0	0	1	0									
20 Eddie Rosario, L OBP: 0.300, SLG: 0.404										1	0	0	0	1	0	1									
44 Kyle Gibson, R OBP: 0.299, SLG: 0.323										2	0	1	0	0	0	0									
19 Kenyis Vargas, S OBP: 0.279, SLG: 0.346										1	0	0	0	0	0	1									
57 Ryan Pressly, R OBP: 0.300, SLG: 0.404										0	0	0	0	0	0	0									
64 Aaron Thompson, L OBP: 0.300, SLG: 0.404										0	0	0	0	0	0	0									
36 Blaine Boyer, R OBP: 0.289, SLG: 0.298										0	0	0	0	0	0	0									
5 Eduardo Escobar, S OBP: 0.289, SLG: 0.298										1	0	0	0	0	0	2									
25 Byron Buxton, R OBP: 0.200, SLG: 0.400										3	0	1	0	0	1	1									
<b>Inning Stats</b>	R: 1 E: 0 K: 1 S: 11	H: 2 LOB: 1 BB: 0 P: 17	R: 0 E: 0 K: 0 S: 5	H: 0 LOB: 0 BB: 0 P: 7	R: 0 E: 0 K: 0 S: 7	H: 0 LOB: 0 BB: 0 P: 10	R: 0 E: 0 K: 0 S: 9	H: 0 LOB: 0 BB: 0 P: 12	R: 0 E: 0 K: 2 S: 10	H: 1 LOB: 1 BB: 0 P: 13	R: 0 E: 0 K: 2 S: 9	H: 0 LOB: 0 BB: 0 P: 12	R: 1 E: 0 K: 0 S: 17	H: 1 LOB: 1 BB: 1 P: 25	R: 0 E: 0 K: 0 S: 7	H: 2 LOB: 1 BB: 0 P: 12	R: 0 E: 0 K: 1 S: 11	H: 1 LOB: 2 BB: 1 P: 16	1B: 4 2B: 3 3B: 0 HR: 0	SF: 0 SAC: 0 DP: 0 HBP: 0	WP: 1 PB: 0 SB: 2 CS: 1	PA: 35			
<b>PITCHER</b>	IP WLS BF H R ER SO BB IBB HBP BLK WP HR S P ERA WHIP	IP WLS BF H R ER SO BB IBB HBP BLK WP HR S P ERA WHIP	IP WLS BF H R ER SO BB IBB HBP BLK WP HR S P ERA WHIP	IP WLS BF H R ER SO BB IBB HBP BLK WP HR S P ERA WHIP	IP WLS BF H R ER SO BB IBB HBP BLK WP HR S P ERA WHIP	IP WLS BF H R ER SO BB IBB HBP BLK WP HR S P ERA WHIP	IP WLS BF H R ER SO BB IBB HBP BLK WP HR S P ERA WHIP	IP WLS BF H R ER SO BB IBB HBP BLK WP HR S P ERA WHIP	IP WLS BF H R ER SO BB IBB HBP BLK WP HR S P ERA WHIP	IP WLS BF H R ER SO BB IBB HBP BLK WP HR S P ERA WHIP	IP WLS BF H R ER SO BB IBB HBP BLK WP HR S P ERA WHIP	IP WLS BF H R ER SO BB IBB HBP BLK WP HR S P ERA WHIP	IP WLS BF H R ER SO BB IBB HBP BLK WP HR S P ERA WHIP	IP WLS BF H R ER SO BB IBB HBP BLK WP HR S P ERA WHIP	IP WLS BF H R ER SO BB IBB HBP BLK WP HR S P ERA WHIP	IP WLS BF H R ER SO BB IBB HBP BLK WP HR S P ERA WHIP	IP WLS BF H R ER SO BB IBB HBP BLK WP HR S P ERA WHIP	IP WLS BF H R ER SO BB IBB HBP BLK WP HR S P ERA WHIP	IP WLS BF H R ER SO BB IBB HBP BLK WP HR S P ERA WHIP	IP WLS BF H R ER SO BB IBB HBP BLK WP HR S P ERA WHIP	IP WLS BF H R ER SO BB IBB HBP BLK WP HR S P ERA WHIP	IP WLS BF H R ER SO BB IBB HBP BLK WP HR S P ERA WHIP	IP WLS BF H R ER SO BB IBB HBP BLK WP HR S P ERA WHIP	IP WLS BF H R ER SO BB IBB HBP BLK WP HR S P ERA WHIP	
52 Michael Wacha, R ERA: 2.48	6.1 W 23 3 2 2 5 1 0 0 0 0 0 59 85 2.84 0.632	0.2 H 3 1 0 0 0 0 0 0 0 0 1 0 9 11 0.00 1.500	0.2 H 3 2 0 0 0 0 0 0 0 0 0 0 5 8 0.00 3.000	0.1 H 1 0 0 0 0 0 0 0 0 0 0 2 4 0.00 0.000	1.0 S 5 1 0 0 1 1 0 0 0 0 0 0 11 16 0.00 2.000																				
43 Seth Maness, R ERA: 3.42																									
37 Matt Belisle, R ERA: 2.0																									
36 Randy Choate, L ERA: 3.09																									
46 Kevin Siegrist, L ERA: 1.52																									

Batter	1	2	3	4	5	6	7	8	9	AB	R	H	RBI	BB	SO	LOB	BOTTOM								
16 Koltan Wong, L OBP: 0.346, SLG: 0.458										4	1	1	0	0	0	1	<b>Minnesota Twins @ St. Louis Cardinals</b> Busch Stadium, St. Louis, MO Tue Jun 16 2015, 12:47 PM - 4:49 PM CDT Att: 41,203 - Overcast - 80 F								
13 Matt Carpenter, L OBP: 0.381, SLG: 0.489										3	1	2	0	1	0	1									
27 Jhonny Peralta, R OBP: 0.373, SLG: 0.506										3	0	0	0	1	0	4									
12 Mark Reynolds, R OBP: 0.331, SLG: 0.405										4	0	1	2	0	1	2									
4 Yadier Molina, R OBP: 0.335, SLG: 0.354										3	1	1	0	1	0	1									
22 Jason Heyward, L OBP: 0.297, SLG: 0.380										3	0	0	0	0	1	2									
15 Randal Grichuk, R OBP: 0.284, SLG: 0.514										2	0	0	1	0	1	1									
8 Peter Bourjos, R OBP: 0.339, SLG: 0.416										2	0	1	0	1	0	0									
52 Michael Wacha, R ERA: 3.33	6.0 L 25 6 3 3 4 2 0 0 0 0 0 60 96 4.50 1.333	0.0 L 1 0 0 0 0 0 1 0 0 0 0 0 2 6 " " " "	1.0 3 0 0 0 0 0 0 0 0 0 0 0 4 6 0.00 0.000	1.0 3 0 0 0 0 0 1 0 0 0 0 0 9 16 0.00 1.000																					
57 Ryan Pressly, R ERA: 3.05																									
64 Aaron Thompson, L ERA: 3.9																									
36 Blaine Boyer, R ERA: 2.32																									
<b>Inning Stats</b>	R: 0 E: 0 K: 0 S: 11	H: 1 LOB: 1 BB: 0 P: 17	R: 1 E: 0 K: 0 S: 9	H: 1 LOB: 0 BB: 0 P: 13	R: 2 E: 0 K: 0 S: 14	H: 2 LOB: 1 BB: 1 P: 24	R: 0 E: 0 K: 3 S: 11	H: 1 LOB: 1 BB: 0 P: 16	R: 0 E: 0 K: 0 S: 5	H: 0 LOB: 0 BB: 0 P: 8	R: 0 E: 0 K: 1 S: 10	H: 0 LOB: 1 BB: 1 P: 18	R: 0 E: 0 K: 0 S: 6	H: 0 LOB: 1 BB: 1 P: 12	R: 0 E: 0 K: 0 S: 9	H: 0 LOB: 0 BB: 1 P: 16	1B: 3 2B: 3 3B: 0 HR: 0	SF: 1 SAC: 1 DP: 2 HBP: 0	WP: 0 PB: 0 SB: 0 CS: 0	PA: 32					
<b>PITCHER</b>	IP WLS BF H R ER SO BB IBB HBP BLK WP HR S P ERA WHIP	IP WLS BF H R ER SO BB IBB HBP BLK WP HR S P ERA WHIP	IP WLS BF H R ER SO BB IBB HBP BLK WP HR S P ERA WHIP	IP WLS BF H R ER SO BB IBB HBP BLK WP HR S P ERA WHIP	IP WLS BF H R ER SO BB IBB HBP BLK WP HR S P ERA WHIP	IP WLS BF H R ER SO BB IBB HBP BLK WP HR S P ERA WHIP	IP WLS BF H R ER SO BB IBB HBP BLK WP HR S P ERA WHIP	IP WLS BF H R ER SO BB IBB HBP BLK WP HR S P ERA WHIP	IP WLS BF H R ER SO BB IBB HBP BLK WP HR S P ERA WHIP	IP WLS BF H R ER SO BB IBB HBP BLK WP HR S P ERA WHIP	IP WLS BF H R ER SO BB IBB HBP BLK WP HR S P ERA WHIP	IP WLS BF H R ER SO BB IBB HBP BLK WP HR S P ERA WHIP	IP WLS BF H R ER SO BB IBB HBP BLK WP HR S P ERA WHIP	IP WLS BF H R ER SO BB IBB HBP BLK WP HR S P ERA WHIP	IP WLS BF H R ER SO BB IBB HBP BLK WP HR S P ERA WHIP	IP WLS BF H R ER SO BB IBB HBP BLK WP HR S P ERA WHIP	IP WLS BF H R ER SO BB IBB HBP BLK WP HR S P ERA WHIP	IP WLS BF H R ER SO BB IBB HBP BLK WP HR S P ERA WHIP	IP WLS BF H R ER SO BB IBB HBP BLK WP HR S P ERA WHIP	IP WLS BF H R ER SO BB IBB HBP BLK WP HR S P ERA WHIP	IP WLS BF H R ER SO BB IBB HBP BLK WP HR S P ERA WHIP	IP WLS BF H R ER SO BB IBB HBP BLK WP HR S P ERA WHIP	IP WLS BF H R ER SO BB IBB HBP BLK WP HR S P ERA WHIP	IP WLS BF H R ER SO BB IBB HBP BLK WP HR S P ERA WHIP	
44 Kyle Gibson, R ERA: 3.33																									
57 Ryan Pressly, R ERA: 3.05																									
64 Aaron Thompson, L ERA: 3.9																									
36 Blaine Boyer, R ERA: 2.32																									











Batter	1	2	3	4	5	6	7	8	9	AB R H RBI BB SO LOB	TOP	
16 Koltan Wong, L (1,4) OBP: 0.340, SLG: 0.445	F SI 93 1-2 B SI 94 X SI 94 G5-3		B FF 92 4-0 B SI 93 FF 92 BB			X SI 94 0-0 P6		X SI 94 0-0 G6-3		3 0 0 0 1 0 0	<b>St. Louis Cardinals @ Minnesota Twins</b> Target Field, Minneapolis, MN Thu Jun 18 2015, 12:12 PM - 2:49 PM CDT Att: 34,648 - Partly Cloudy - 72 F	
13 Matt Carpenter, L (1,5) OBP: 0.391, SLG: 0.494	L SI 96 0-1 B SI 94 X SI 94 2B		C FF 92 0-1 X FS 78 L4			B CU 74 2-1 B SI 94 C FS 80 X FS 81 G3		C FF 91 3-1 B CU 72 B FF 93 X FS 93 27 G4-3 2B	4 0 2 0 0 0 1			
27 Jhonny Peralta, R (1,6) OBP: 0.365, SLG: 0.494	F SI 94 0-1 X SI 94 G5-3					C FF 91 1-3 B SI 94 C FS 80 X FS 81 K		X SI 94 0-0 G4-3	4 0 0 0 0 1 2			
12 Mark Reynolds, R (1,3) OBP: 0.322, SLG: 0.398	B SI 94 2-0 B SI 94 X SI 94 L6					S FF 94 3-2 B SI 94 C FS 82 X FS 82 P4		C FF 96 0-3 S SL 88 K	4 0 0 0 0 2 2			
4 Yadier Molina, R (1,10) OBP: 0.332, SLG: 0.350		B SL 82 3-2 B SI 94 B FF 95 X SI 95 22 G5-4-3 1B				C SI 95 0-2 X SI 95 P4		X FF 96 0-0 F9	4 0 1 0 0 0 1			
22 Jason Heyward, L (1,9) OBP: 0.302, SLG: 0.397		B FF 94 3-2 C FF 94 F SI 94 B SI 94 X SI 93 G5-4-3 1-2				B CU 71 3-2 B SI 92 C FS 84 X SI 94 G4-3		B SI 96 3-1 B SI 96 B SI 94 X SI 93 HR	3 1 1 1 0 0 1			
8 Peter Bourjos, R (1,8) OBP: 0.331, SLG: 0.411		B SI 94 3-2 C SI 93 X SI 95 G6-3				B SI 94 1-0 X SI 94 G6-3		B SI 94 2-3 C FF 96 X SI 96 K	3 0 0 0 0 1 0			
19 Jon Jay, L (1,7) OBP: 0.313, SLG: 0.279			X FF 94 0-0 L7			C FF 96 1-2 B SI 94 S FS 80 X FS 81 1B		F SI 92 0-1 X FS 81 F8	3 0 1 0 0 0 0			
4B Tony Cruz, R (1,2) OBP: 0.267, SLG: 0.262			C SI 94 0-1 X FF 93 F8			X FF 93 0-0 F8		F SI 82 0-1 X SI 94 P3	3 0 0 0 0 0 1			
<b>Inning Stats</b>	R: 0 H: 1 E: 0 LOB: 1 K: 0 BB: 0 S: 8 P: 11	R: 0 H: 1 E: 0 LOB: 0 K: 0 BB: 0 S: 11 P: 20	R: 0 H: 0 E: 0 LOB: 1 K: 0 BB: 1 S: 5 P: 9	R: 0 H: 0 E: 0 LOB: 0 K: 1 BB: 0 S: 10 P: 15	R: 0 H: 1 E: 0 LOB: 1 K: 0 BB: 0 S: 8 P: 13	R: 0 H: 0 E: 0 LOB: 0 K: 1 BB: 0 S: 8 P: 11	R: 1 H: 1 E: 0 LOB: 0 K: 1 BB: 0 S: 11 P: 19	R: 0 H: 0 E: 0 LOB: 0 K: 0 BB: 0 S: 5 P: 5	R: 0 H: 1 E: 0 LOB: 1 K: 1 BB: 0 S: 7 P: 10	1B: 2 SF: 0 2B: 2 SAC: 0 3B: 0 DP: 1 HR: 1 HBP: 0		WP: 0 PA: 32 PB: 0 SB: 0 CS: 0
<b>PITCHER</b>	IP WLS BF H R ER SO BB IBB HBP BLK WP HR S P ERA WHIP	IP WLS BF H R ER SO BB IBB HBP BLK WP HR S P ERA WHIP										
37 Mike Pelfrey, R (1,1) ERA: 2.97	8.0 28 4 1 1 3 1 0 0 0 0 1 66 103 1.12 0.625											
36 Blaine Boyer, R (9,1) ERA: 2.25	1.0 W 4 1 0 0 1 0 0 0 0 0 0 7 10 0.00 1.000											

Batter	1	2	3	4	5	6	7	8	9	AB R H RBI BB SO LOB	BOTTOM	
2 Brian Dozier, R (1,4) OBP: 0.344, SLG: 0.524	B FF 90 4-1 B CH 82 B SI 91 B SI 91 FC5-4 48 24 1B BB		B SI 90 2-3 S CH 82 F SI 85 F SI 81 B SI 85 C CH 83 K			F SI 84 2-2 B SI 83 B CH 86 F SI 81 X SI 92 G5-3		B CH 86 3-3 CH 87 B FF 96 C FF 96 C CH 85 S FF 97 K		3 0 0 0 1 2 0	<b>St. Louis Cardinals @ Minnesota Twins</b> Target Field, Minneapolis, MN Thu Jun 18 2015, 12:12 PM - 2:49 PM CDT Att: 34,648 - Partly Cloudy - 72 F	
7 Joe Mauer, L (1,10) OBP: 0.316, SLG: 0.359	C FF 90 1-1 D SI 91 X SI 90 L8		C FF 91 1-1 B CU 72 X SI 90 G6-3			X SL 86 0-0 G1-3		B FF 96 3-2 B FF 96 C FF 95 B FF 95 X FF 95 HR	4 1 1 1 0 0 1			
24 Trevor Plouffe, R (1,5) OBP: 0.317, SLG: 0.442	I SAFE 1-1 S SI 83 S SI 83 X SI 90 48 FC5-4 1-2 1B		B FF 90 3-2 B CH 82 B SI 90 X FF 92 G6-3			S SI 91 2-2 B SI 92 B CU 76 B SI 85 F SI 83 X CH 83 G4-3		S CH 86 4-1 B SI 84 B SI 91 B SI 92 48 1B BB	3 0 1 0 1 0 0			
48 Tori Hunter, R (1,9) OBP: 0.320, SLG: 0.410	B FF 90 1-0 X SI 90 FC5-4		X FF 91 0-0 L8			C SI 91 4-2 S CH 84 B CH 86 B SI 91 B SI 92 9 SH1-4 20 1B BB		B SI 91 1-0 X FF 93 1-2 1B	3 0 1 0 1 0 2			
20 Eddie Rosario, L (1,7) OBP: 0.305, SLG: 0.420	C FF 90 3-3 B SI 84 C FF 90 S FF 90 S SI 85 K2-3		B FF 90 1-1 X SI 92 G4-3			X FF 90 0-0 9 SH1-4 1-2 1B		C SI 74 0-2 X SL 75 F7	4 0 1 0 0 1 4			
9 Eduardo Núñez, R (1,6) OBP: 0.342, SLG: 0.515		C FF 89 2-2 B CH 80 B CH 80 F SI 90 X CH 82 L9		C SI 90 1-3 S SI 92 K		X SI 88 0-0 SH1-4		X CU 70 0-0 G1-3	3 0 0 0 0 1 0			
8 Kurt Suzuki, R (1,2) OBP: 0.294, SLG: 0.298		B FF 90 2-0 B SL 83 X FF 90 19 G4-3 1B		C SI 91 1-3 B SI 86 B SI 91 C SI 91 K		I IN 76 4-0 I IN 79 I IN 79 19 G6-3 IBB		C CU 70 1-2 F FF 83 X FF 90 G6-3	3 0 1 0 1 1 0			
19 Kennys Vargas, S (1,3) OBP: 0.273, SLG: 0.348		F FF 90 0-1 X SI 91 G4-3		X CH 84 0-0 1B		C FF 90 1-1 B SI 92 X FF 91 G6-3		B FF 89 1-1 X CH 83 X CU 89 HR	4 1 2 1 0 0 4			
25 Byron Buxton, R (1,8) OBP: 0.125, SLG: 0.250			F FF 90 3-1 B SI 89 B SI 90 X FF 90 F9			X SI 91 0-0 G5-3		C FF 94 3-2 B CH 80 B SI 80 B FF 96 T FF 95 K	3 0 0 0 0 1 1			
<b>Inning Stats</b>	R: 0 H: 1 E: 0 LOB: 2 K: 1 BB: 1 S: 10 P: 20	R: 0 H: 1 E: 0 LOB: 0 K: 0 BB: 0 S: 6 P: 10	R: 0 H: 0 E: 0 LOB: 0 K: 1 BB: 0 S: 9 P: 15	R: 0 H: 0 E: 0 LOB: 0 K: 0 BB: 0 S: 6 P: 10	R: 0 H: 1 E: 0 LOB: 1 K: 2 BB: 0 S: 9 P: 11	R: 0 H: 0 E: 0 LOB: 0 K: 0 BB: 0 S: 11 P: 15	R: 0 H: 1 E: 0 LOB: 2 K: 0 BB: 2 S: 7 P: 16	R: 1 H: 2 E: 0 LOB: 1 K: 2 BB: 1 S: 19 P: 33	R: 1 H: 1 E: 0 LOB: 0 K: 0 BB: 0 S: 7 P: 9	1B: 5 SF: 0 2B: 0 SAC: 1 3B: 0 DP: 2 HR: 2 HBP: 0		WP: 0 PA: 35 PB: 0 SB: 0 CS: 0
<b>PITCHER</b>	IP WLS BF H R ER SO BB IBB HBP BLK WP HR S P ERA WHIP	IP WLS BF H R ER SO BB IBB HBP BLK WP HR S P ERA WHIP										
54 Jaime Garcia, L (1,1) ERA: 1.76	6.0 23 4 0 0 0 2 0 0 0 0 0 55 89 0.00 1.000											
43 Seth Maness, R (7,1) ERA: 3.28	1.0 H 3 0 0 0 0 0 1 0 0 0 0 3 8 0.00 0.000											
46 Kevin Siegrist, L (8,1) ERA: 1.78	0.2 B 3 1 1 1 2 0 0 0 0 0 1 14 23 13.50 1.500											
37 Matt Belisle, R (8,1) ERA: 2.25	0.0 2 1 0 0 0 1 0 0 0 0 0 2 7 ∞ ∞											
36 Randy Choate, L (8,1) ERA: 2.92	0.1 1 0 0 0 0 0 0 0 0 0 0 3 3 0.00 0.000											

AB	31
R	1
H	5
RBI	1
BB	1
SO	4
LOB	8



AB	30
R	2
H	7
RBI	2
BB	4
SO	6
LOB	12



livebaseballscores.com

livebaseballscores.com



Batter	1	2	3	4	5	6	7	8	9	AB	R	H	RBI	BB	SO	LOB	TOP										
24 Dexter Fowler, S OBP: 0.319, SLG: 0.388										4	0	0	0	0	0	1											
44 Anthony Rizzo, L OBP: 0.417, SLG: 0.579										4	2	2	2	0	0	0											
17 Kris Bryant, R OBP: 0.390, SLG: 0.474										4	0	0	0	0	0	0											
47 Miguel Montero, L OBP: 0.363, SLG: 0.439										3	0	1	0	0	1	0											
13 Starlin Castro, R OBP: 0.298, SLG: 0.346										3	0	0	0	0	0	1											
8 Chris Coghlan, L OBP: 0.326, SLG: 0.440										3	0	0	0	0	2	1											
15 Chris Denorfia, R OBP: 0.375, SLG: 0.463										3	0	0	0	0	0	1											
12 Kyle Schwarber, L OBP: 0.462, SLG: 0.846										3	0	0	0	0	1	0											
22 Addison Russell, R OBP: 0.313, SLG: 0.417										3	0	1	0	0	0	0											
<b>Inning Stats</b>	R: 0 E: 0 K: 0 S: 6	H: 0 LOB: 0 BB: 0 P: 7	R: 0 E: 0 K: 1 S: 10	H: 1 LOB: 1 BB: 0 P: 13	R: 0 E: 0 K: 1 S: 8	H: 0 LOB: 0 BB: 0 P: 12	R: 1 E: 0 K: 0 S: 8	H: 1 LOB: 0 BB: 0 P: 14	R: 0 E: 0 K: 1 S: 7	H: 0 LOB: 0 BB: 0 P: 10	R: 0 E: 0 K: 0 S: 9	H: 0 LOB: 0 BB: 0 P: 12	R: 0 E: 0 K: 1 S: 9	H: 0 LOB: 0 BB: 0 P: 14	R: 0 E: 0 K: 0 S: 8	H: 0 LOB: 0 BB: 0 P: 13	R: 1 E: 0 K: 0 S: 6	H: 2 LOB: 0 BB: 0 P: 10	1B: 2 2B: 0 3B: 0 HR: 2	SF: 0 SAC: 0 DP: 1 HBP: 0	WP: 0 PB: 0 SB: 0 CS: 0	PA: 30					
<b>PITCHER</b>	IP	WLS	BF	H	R	ER	SO	BB	IBB	HBP	BLK	WP	HR	S	P	ERA	WHIP										
45 Phil Hughes, R ERA: 4.47	8.0	W	26	2	1	1	4	0	0	0	0	0	1	65	95	1.12	0.250										
62 J.R. Graham, R ERA: 3.64	1.0		4	2	1	1	0	0	0	0	0	0	1	6	10	9.00	2.000										

Chicago Cubs @ Minnesota Twins  
Target Field, Minneapolis, MN  
Fri Jun 19 2015, 7:11 PM - 9:30 PM CDT  
Att: 36,817 - Overcast - 78 F

AB 30  
R 2  
H 4  
RBI 2  
BB 0  
SO 4  
LOB 4



Batter	1	2	3	4	5	6	7	8	9	AB	R	H	RBI	BB	SO	LOB	BOTTOM										
2 Brian Dozier, R OBP: 0.346, SLG: 0.528										4	2	2	0	0	0	2											
20 Eddie Rosario, L OBP: 0.311, SLG: 0.440										4	2	2	0	0	1	2											
7 Joe Mauer, L OBP: 0.322, SLG: 0.360										2	1	1	0	2	0	1											
24 Trevor Plouffe, R OBP: 0.319, SLG: 0.451										4	0	2	4	0	0	2											
9 Eduardo Núñez, R OBP: 0.338, SLG: 0.514										4	0	1	0	0	0	4											
8 Kurt Suzuki, R OBP: 0.293, SLG: 0.297										4	1	1	0	0	0	4											
19 Kennys Vargas, S OBP: 0.273, SLG: 0.353										4	1	1	0	0	1	0											
5 Eduardo Escobar, S OBP: 0.266, SLG: 0.371										4	0	2	1	0	0	0											
25 Byron Buxton, R OBP: 0.100, SLG: 0.200										4	0	0	0	0	1	2											
<b>Inning Stats</b>	R: 2 E: 1 K: 0 S: 15	H: 3 LOB: 1 BB: 0 P: 24	R: 0 E: 0 K: 0 S: 9	H: 1 LOB: 0 BB: 0 P: 13	R: 1 E: 0 K: 0 S: 7	H: 2 LOB: 1 BB: 0 P: 11	R: 0 E: 0 K: 1 S: 11	H: 0 LOB: 0 BB: 0 P: 16	R: 2 E: 0 K: 0 S: 8	H: 2 LOB: 0 BB: 1 P: 16	R: 2 E: 1 K: 1 S: 10	H: 3 LOB: 1 BB: 0 P: 16	R: 0 E: 0 K: 0 S: 6	H: 1 LOB: 1 BB: 1 P: 14	R: 0 E: 0 K: 1 S: 9	H: 0 LOB: 0 BB: 0 P: 13	R: 0 E: 0 K: 1 S: 9	H: 0 LOB: 0 BB: 0 P: 13	1B: 5 2B: 7 3B: 1 HR: 0	SF: 0 SAC: 0 DP: 2 HBP: 0	WP: 1 PB: 0 SB: 1 CS: 1	PA: 37					
<b>PITCHER</b>	IP	WLS	BF	H	R	ER	SO	BB	IBB	HBP	BLK	WP	HR	S	P	ERA	WHIP										
28 Kyle Hendricks, R ERA: 4.28	5.0	L	26	11	7	6	1	1	0	0	0	0	0	21	35	0.00	0.667										
36 Edwin Jackson, R ERA: 2.52	3.0		10	1	0	0	2	1	0	0	0	0	0	21	35	0.00	0.667										

Chicago Cubs @ Minnesota Twins  
Target Field, Minneapolis, MN  
Fri Jun 19 2015, 7:11 PM - 9:30 PM CDT  
Att: 36,817 - Overcast - 78 F

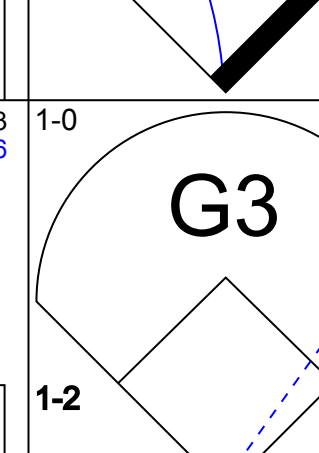


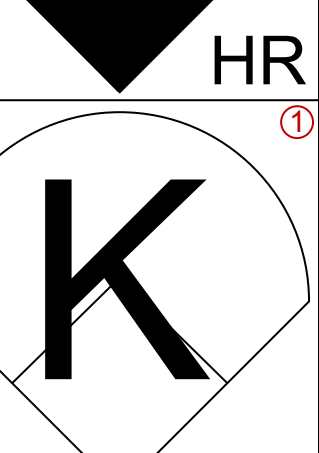

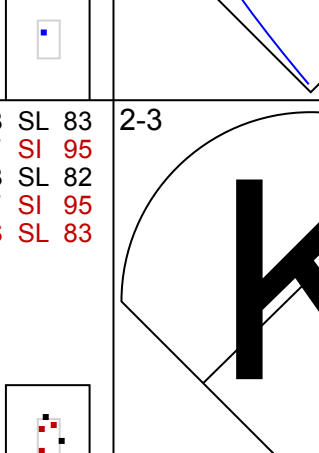
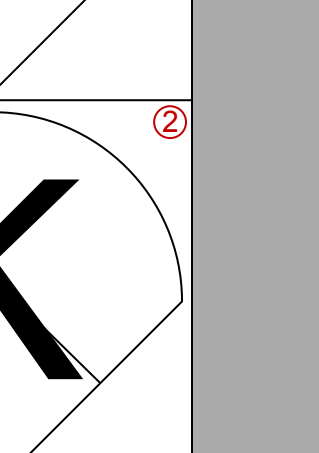
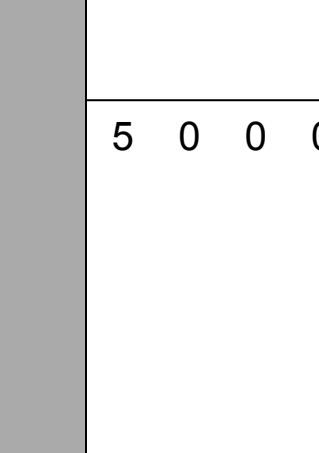

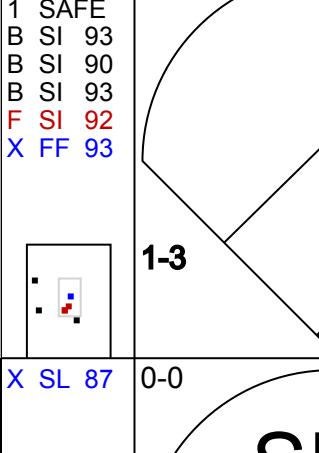
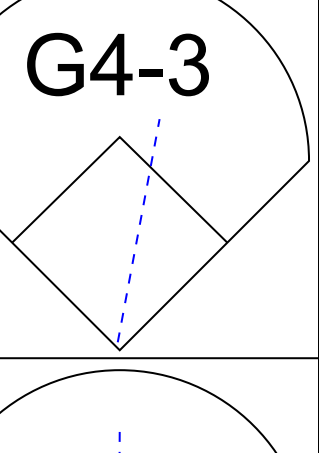
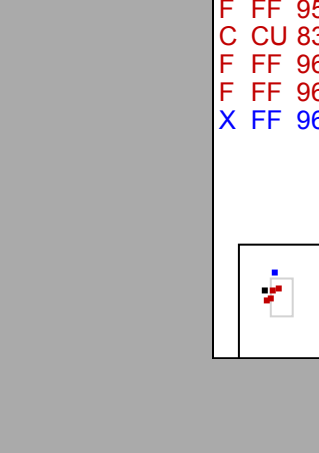
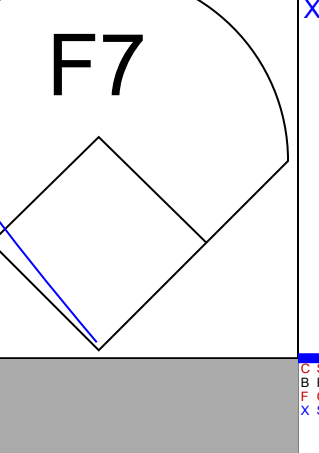
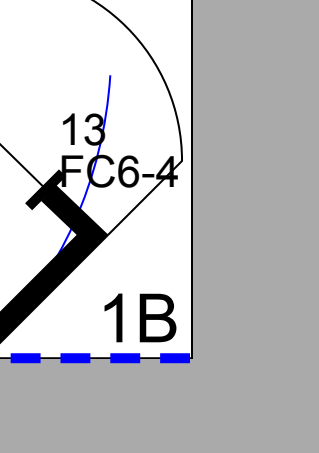

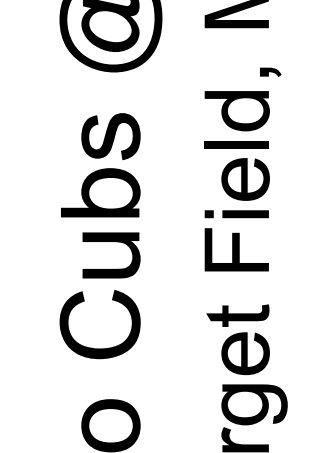

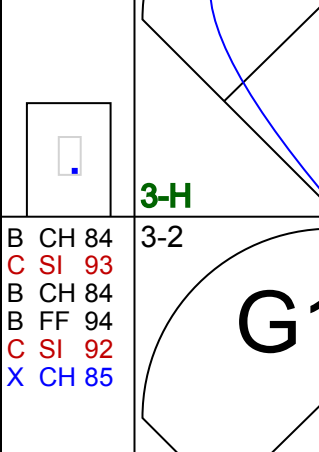

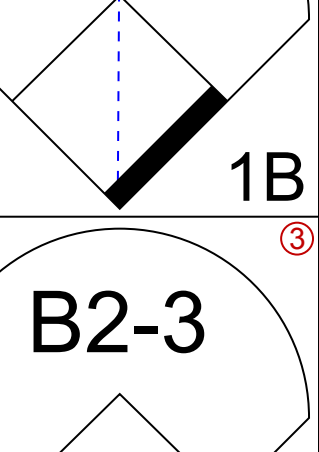


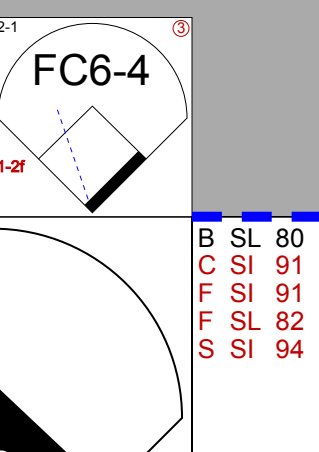
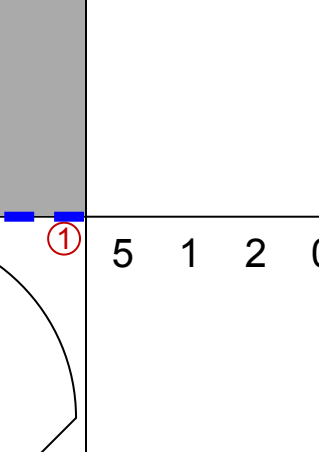



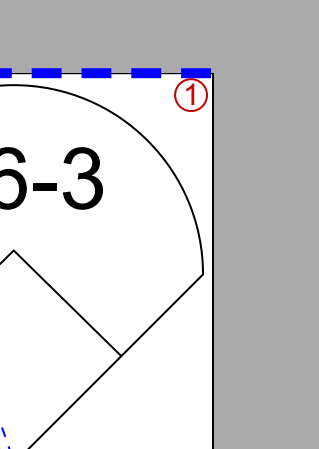

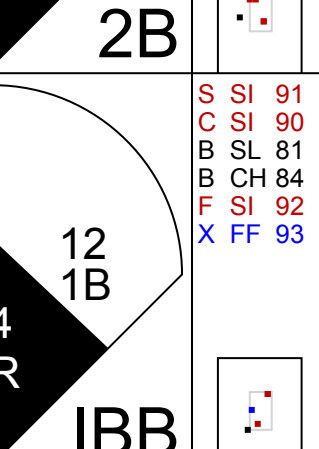
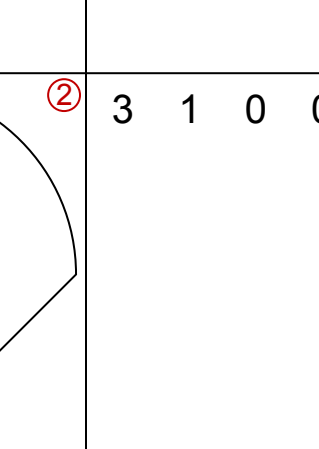
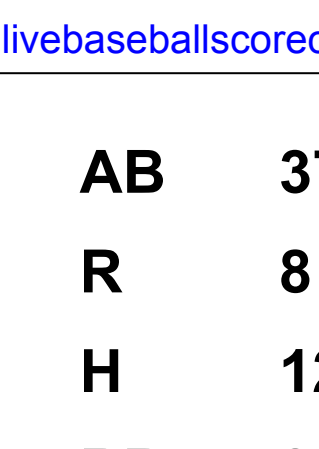

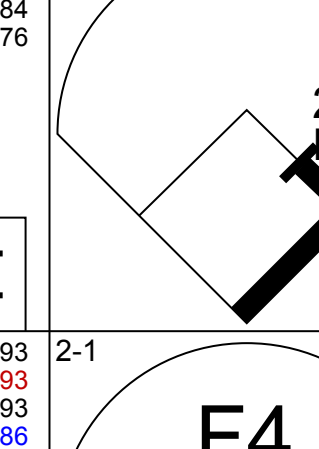

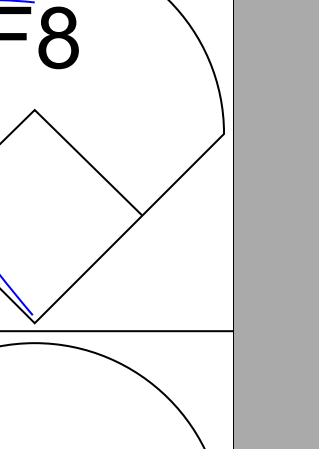
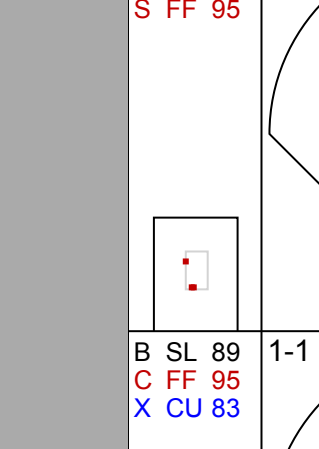

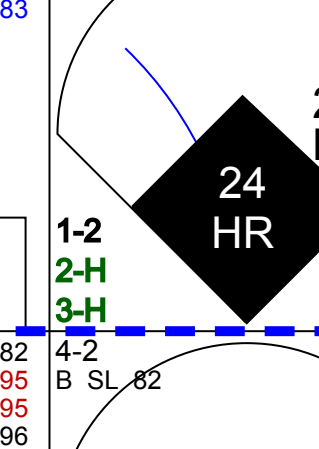

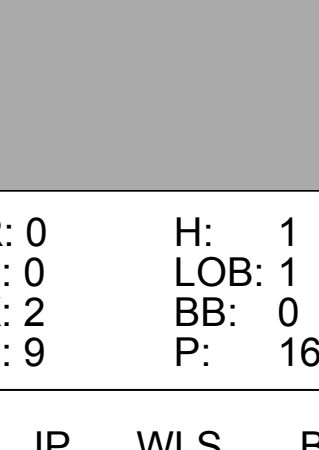
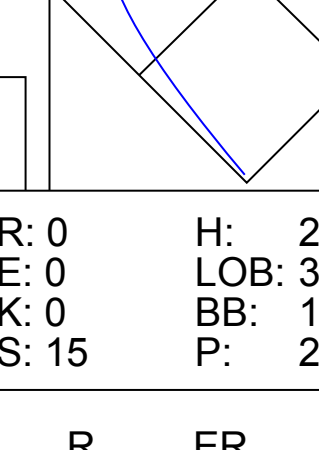
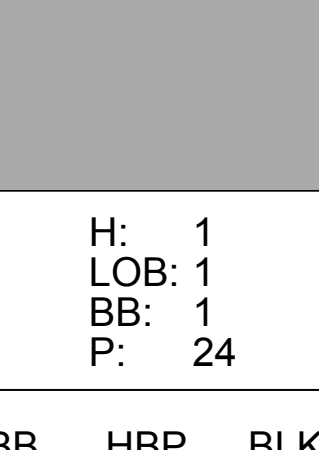
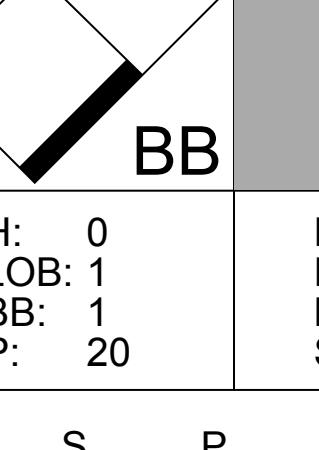
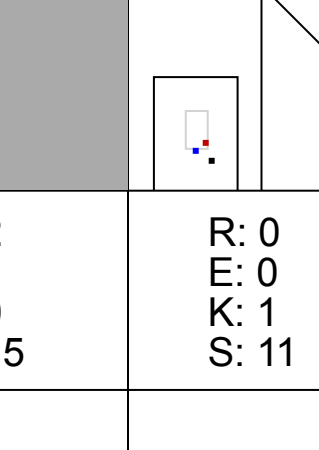
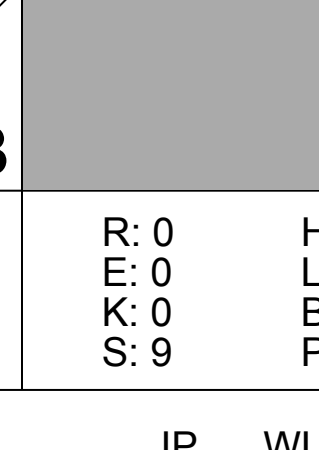
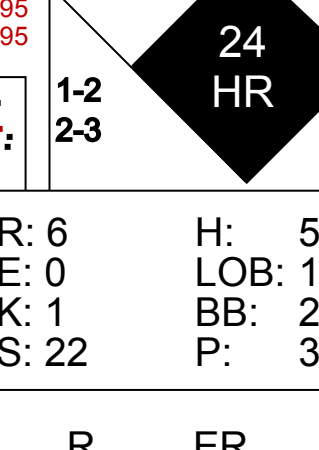
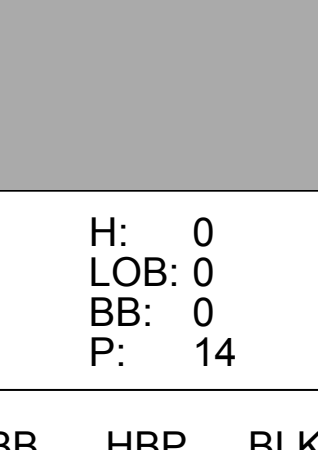








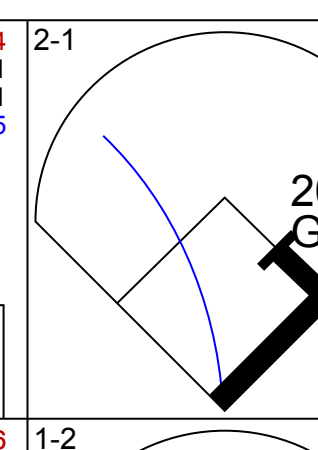

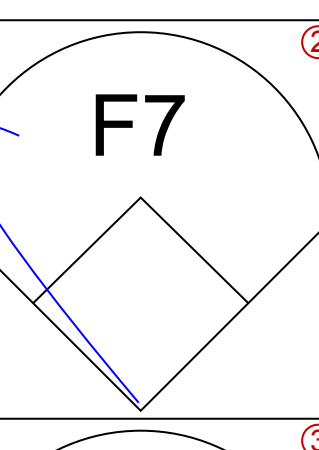

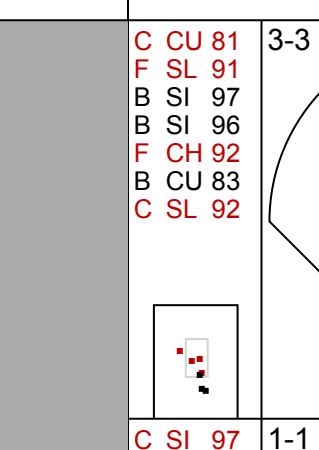

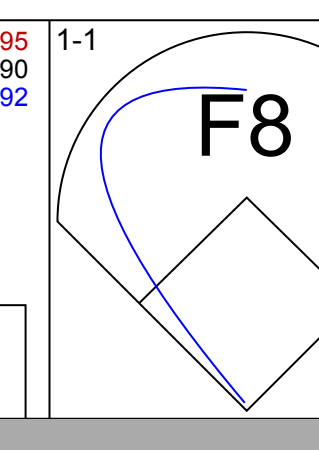

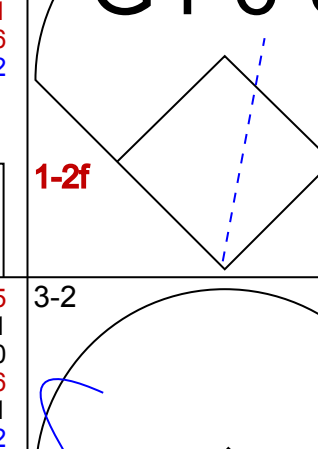

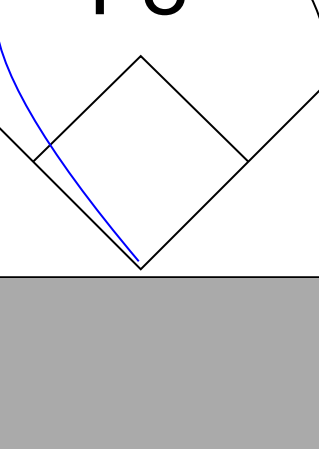

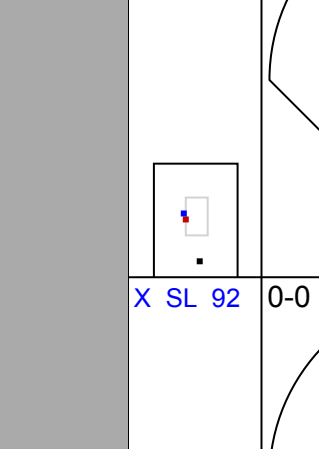


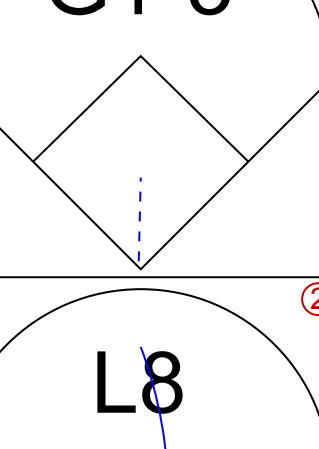
AB 34  
R 7  
H 12  
RBI 5  
BB 2  
SO 3  
LOB 17







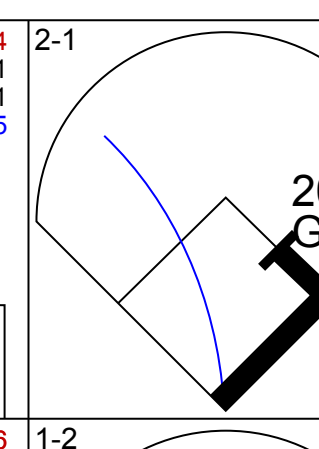

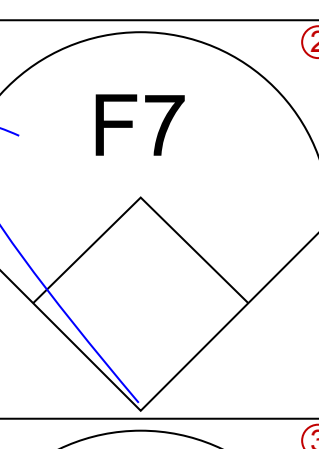

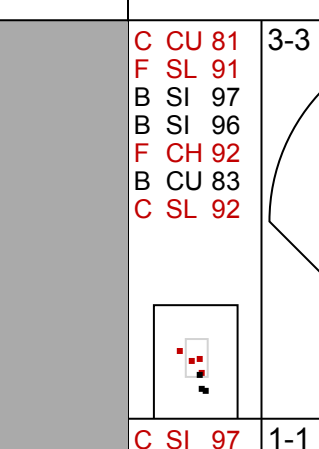

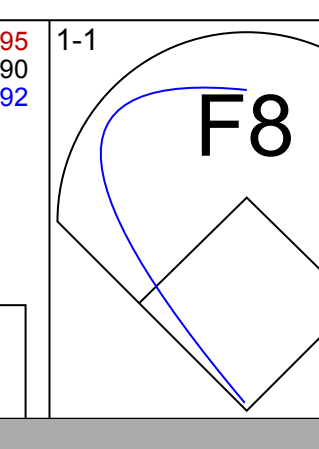

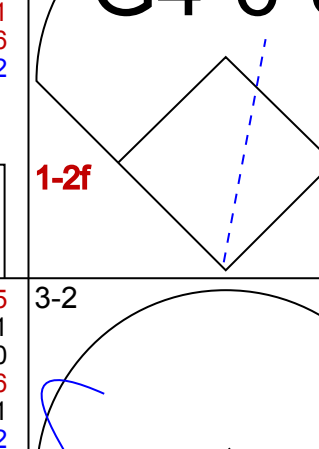

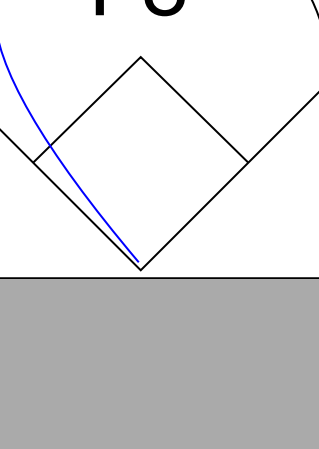

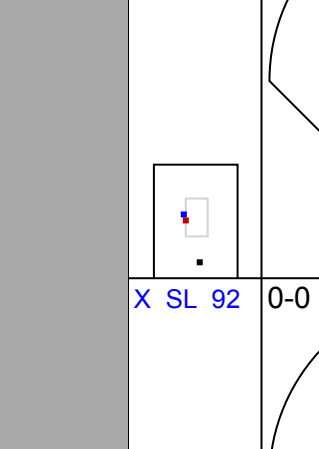


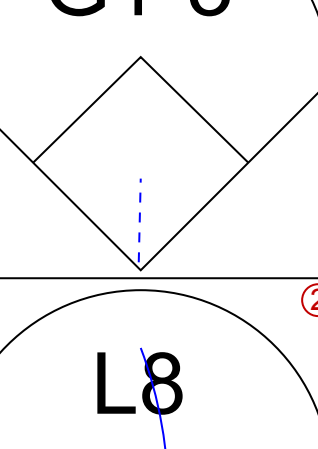
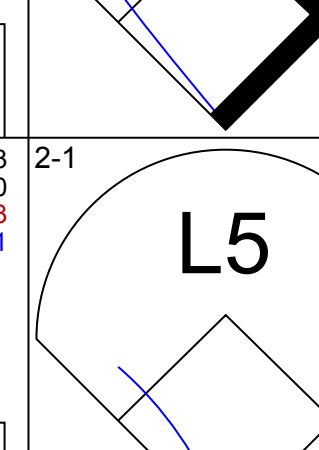


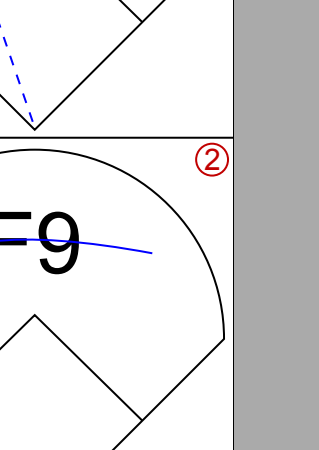
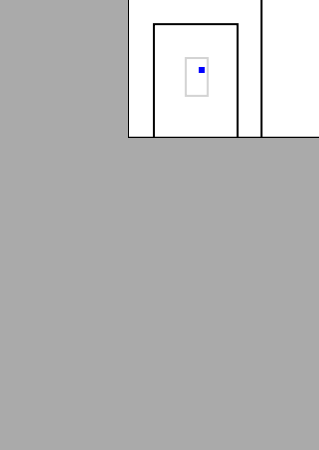
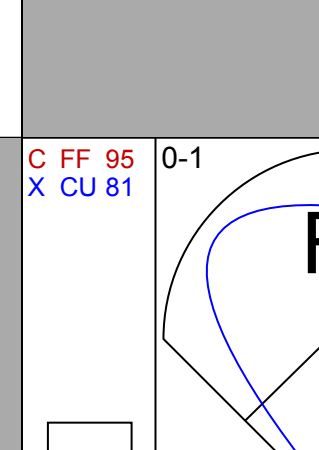

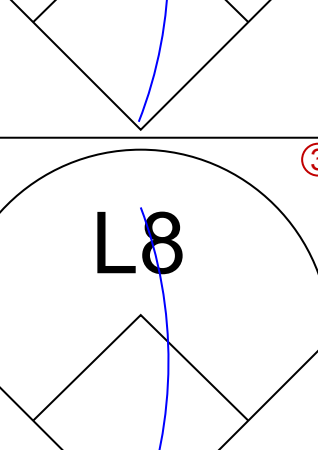

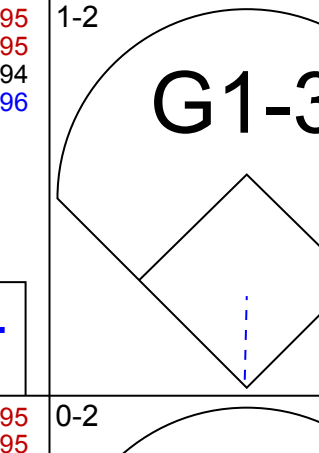

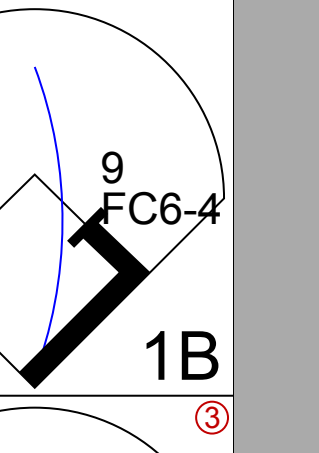

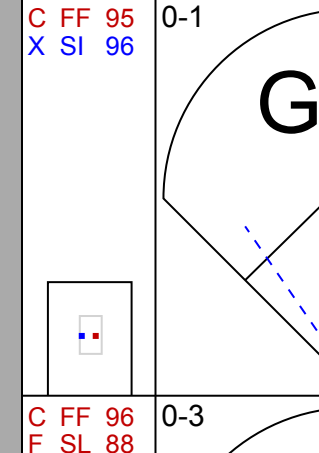



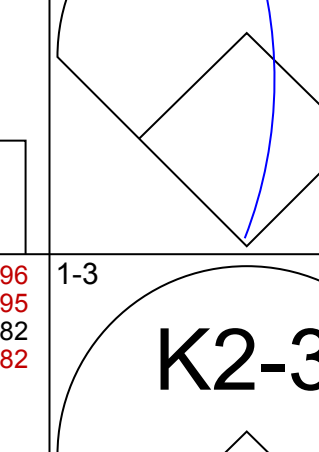

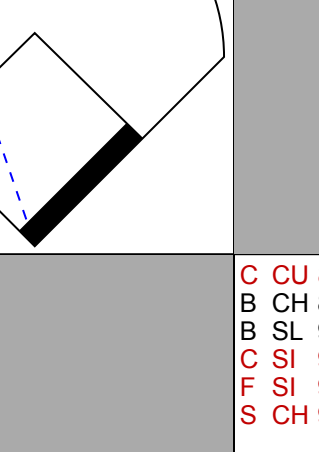
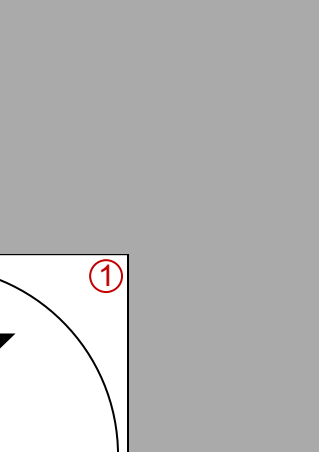
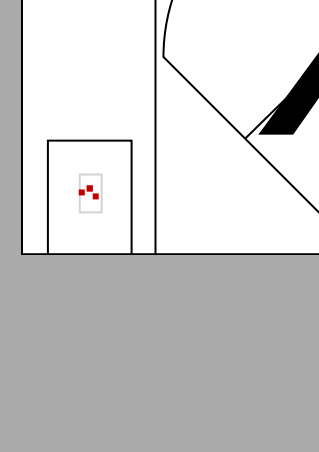
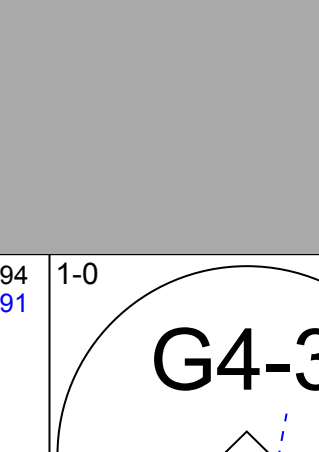


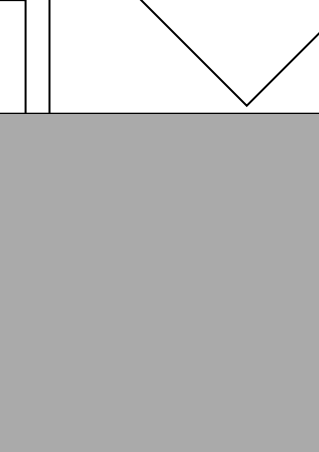
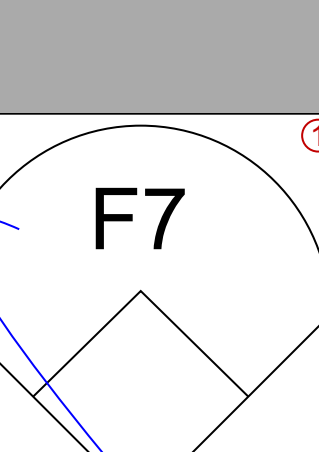
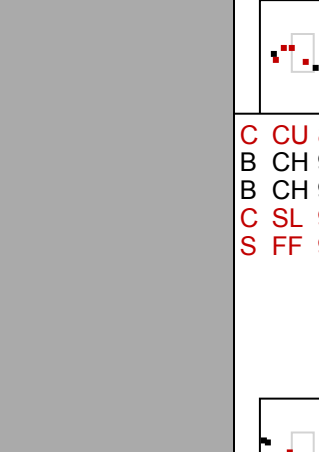
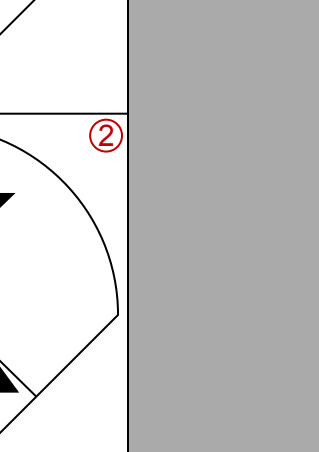

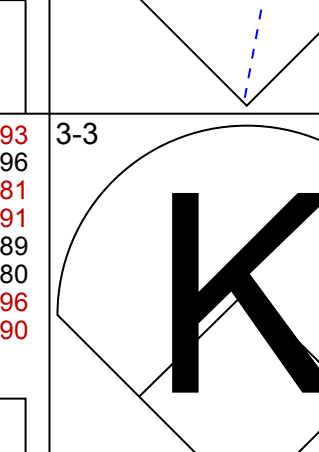



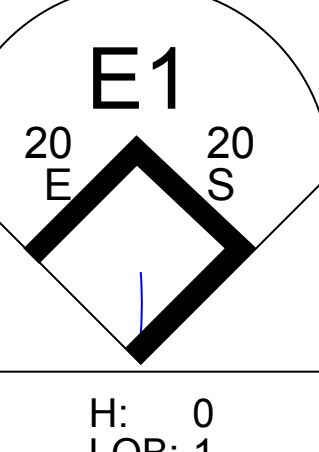
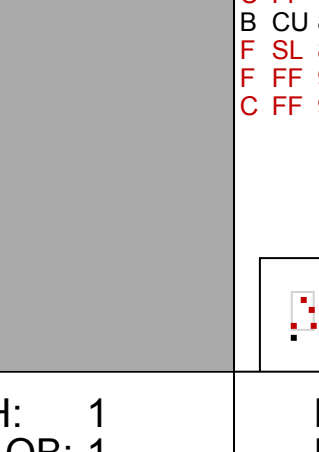
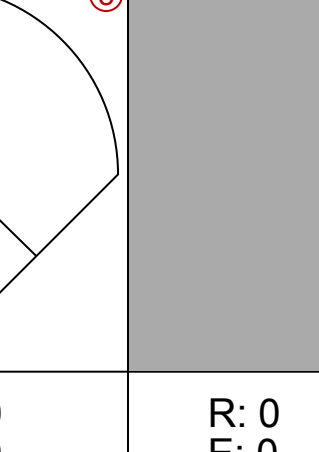

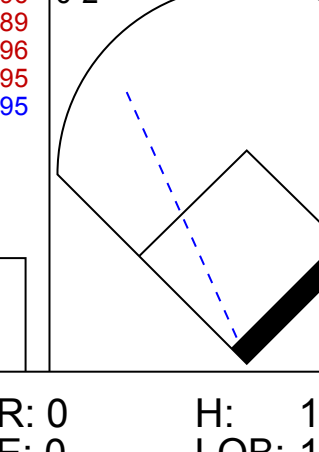

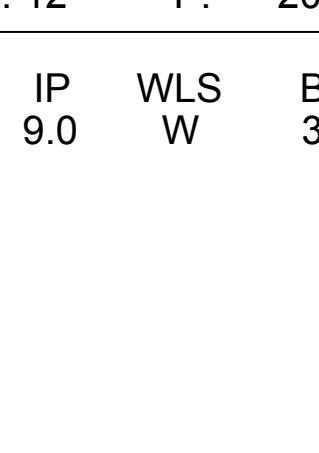
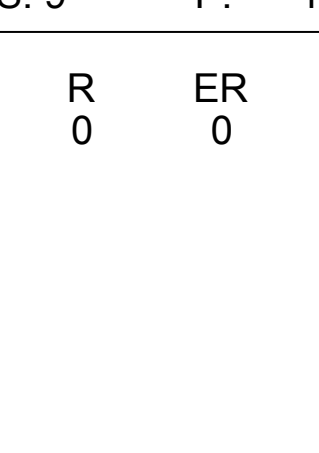
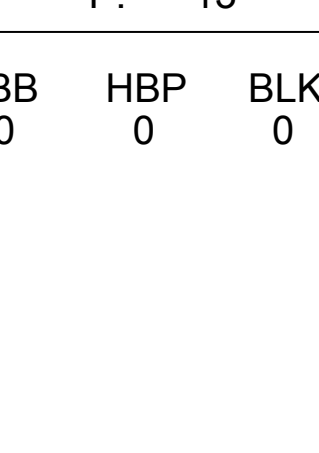
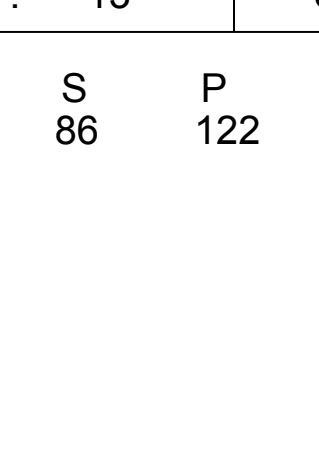






Batter	1	2	3	4	5	6	7	8	9	AB	R	H	RBI	BB	SO	LOB	TOP			
24 Dexter Fowler, S OBP: 0.315, SLG: 0.392										5	1	1	4	0	2	5				
44 Anthony Rizzo, L OBP: 0.420, SLG: 0.590										4	2	2	1	1	0	0				
17 Kris Bryant, R OBP: 0.379, SLG: 0.455										5	0	0	0	0	3	2				
47 Miguel Montero, L OBP: 0.362, SLG: 0.436										5	0	2	0	0	1	1				
13 Starlin Castro, R OBP: 0.305, SLG: 0.353										4	1	3	1	0	0	1				
8 Chris Coghlan, L OBP: 0.391, SLG: 0.441										5	1	2	0	0	1	2				
15 Chris Denorfia, R OBP: 0.369, SLG: 0.426										3	1	0	0	1	1	0				
12 Kyle Schwarber, L OBP: 0.591										4	1	1	2	1	2	0				
22 Addison Russell, R OBP: 0.325, SLG: 0.416										2	1	1	0	2	0	3				
<b>Inning Stats</b>	R: 0 E: 0 K: 2 S: 9	H: 1 LOB: 1 BB: 0 P: 16	R: 0 E: 0 K: 0 S: 15	H: 2 LOB: 3 BB: 1 P: 27	R: 1 E: 0 K: 1 S: 13	H: 1 LOB: 1 BB: 1 P: 24	R: 0 E: 0 K: 2 S: 11	H: 0 LOB: 1 BB: 0 P: 20	R: 1 E: 0 K: 1 S: 8	H: 2 LOB: 0 BB: 0 P: 15	R: 0 E: 0 K: 1 S: 11	H: 1 LOB: 1 BB: 0 P: 13	R: 0 E: 0 K: 1 S: 22	H: 5 LOB: 1 BB: 2 P: 38	R: 0 E: 0 K: 2 S: 11	H: 0 LOB: 0 BB: 0 P: 14	1B: 9 2B: 1 3B: 0 HR: 2	SF: 1 SAC: 1 DP: 0 HBP: 0	WP: 0 PB: 0 SB: 0 CS: 0	PA: 44
<b>PITCHER</b>	IP WLS BF H R ER SO BB IBB HBP BLK WP HR S P ERA WHIP	IP WLS BF H R ER SO BB IBB HBP BLK WP HR S P ERA WHIP	IP WLS BF H R ER SO BB IBB HBP BLK WP HR S P ERA WHIP	IP WLS BF H R ER SO BB IBB HBP BLK WP HR S P ERA WHIP	IP WLS BF H R ER SO BB IBB HBP BLK WP HR S P ERA WHIP	IP WLS BF H R ER SO BB IBB HBP BLK WP HR S P ERA WHIP	IP WLS BF H R ER SO BB IBB HBP BLK WP HR S P ERA WHIP	IP WLS BF H R ER SO BB IBB HBP BLK WP HR S P ERA WHIP	IP WLS BF H R ER SO BB IBB HBP BLK WP HR S P ERA WHIP	IP WLS BF H R ER SO BB IBB HBP BLK WP HR S P ERA WHIP	IP WLS BF H R ER SO BB IBB HBP BLK WP HR S P ERA WHIP	IP WLS BF H R ER SO BB IBB HBP BLK WP HR S P ERA WHIP	IP WLS BF H R ER SO BB IBB HBP BLK WP HR S P ERA WHIP	IP WLS BF H R ER SO BB IBB HBP BLK WP HR S P ERA WHIP	IP WLS BF H R ER SO BB IBB HBP BLK WP HR S P ERA WHIP	IP WLS BF H R ER SO BB IBB HBP BLK WP HR S P ERA WHIP	IP WLS BF H R ER SO BB IBB HBP BLK WP HR S P ERA WHIP	IP WLS BF H R ER SO BB IBB HBP BLK WP HR S P ERA WHIP	IP WLS BF H R ER SO BB IBB HBP BLK WP HR S P ERA WHIP	IP WLS BF H R ER SO BB IBB HBP BLK WP HR S P ERA WHIP
44 Kyle Gibson, R ERA: 3.35	5.0 L	24 6	2 2	6 6	2 2	1 0	0 0	0 0	0 0	0 0	1 20	56 25	102 0.00	3.60 0.500	1.600					
57 Ryan Pressly, R ERA: 2.79	2.0 7	1 0	0 1	0 0	0 0	0 0	0 0	0 0	0 0	0 7	12 ∞	∞	∞							
64 Aaron Thompson, L ERA: 5.14	0.0 4	3 4	4 0	0 0	0 0	0 0	0 0	0 0	0 0	0 1	15 26	18.00 3.000								
59 Michael Tonkin, R ERA: 5.73	1.0 6	2 2	2 1	1 1	0 0	0 0	0 0	0 0	0 0	0 11	14	0.00 0.000								
52 Brian Duensing, L ERA: 8.22	1.0 3	0 0	0 0	2 2	0 0	0 0	0 0	0 0	0 0	0 0	11 14	0.00 0.000								

Chicago Cubs @ Minnesota Twins  
Target Field, Minneapolis, MN  
Sun Jun 21 2015, 1:12 PM - 4:10 PM CDT  
Att: 40,273 - Partly Cloudy - 81 F

AB	37
R	8
H	12
RBI	8
BB	5
SO	10
LOB	14



Batter	1	2	3	4	5	6	7	8	9	AB	R	H	RBI	BB	SO	LOB	BOTTOM					
2 Brian Dozier, R OBP: 0.339, SLG: 0.513										4	0	1	0	0	1	2						
20 Eddie Rosario, L OBP: 0.308, SLG: 0.427										4	0	0	0	0	0	2						
7 Joe Mauer, L OBP: 0.329, SLG: 0.363										3	0	1	0	0	0	0						
19 Kennys Vargas, S OBP: 0.264, SLG: 0.340										4	0	0	0	0	0	1						
48 Torii Hunter, R OBP: 0.319, SLG: 0.406										3	0	1	0	0	0	0						
9 Eduardo Núñez, R OBP: 0.325, SLG: 0.493										3	0	0	0	0	1	1						
12 Chris Herrmann, L OBP: 0.254, SLG: 0.333										3	0	0	0	0	2	0						
5 Eduardo Escobar, S OBP: 0.267, SLG: 0.368										3	0	0	0	0	2	0						
25 Byron Buxton, R OBP: 0.185, SLG: 0.200										3	0	1	0	0	1	0						
<b>Inning Stats</b>	R: 0 E: 0 K: 0 S: 12	H: 2 LOB: 1 BB: 0 P: 20	R: 0 E: 0 K: 1 S: 9	H: 0 LOB: 0 BB: 0 P: 11	R: 0 E: 1 K: 0 S: 8	H: 0 LOB: 1 BB: 0 P: 13	R: 0 E: 0 K: 0 S: 9	H: 1 LOB: 1 BB: 0 P: 13	R: 0 E: 0 K: 3 S: 11	H: 0 LOB: 0 BB: 0 P: 16	R: 0 E: 0 K: 1 S: 7	H: 0 LOB: 0 BB: 0 P: 11	R: 0 E: 0 K: 1 S: 8	H: 0 LOB: 0 BB: 0 P: 8	R: 0 E: 0 K: 1 S: 13	H: 1 LOB: 1 BB: 0 P: 18	R: 0 E: 0 K: 0 S: 9	H: 0 LOB: 0 BB: 0 P: 12	1B: 3 2B: 1 3B: 0 HR: 0	SF: 0 SAC: 0 DP: 1 HBP: 0	WP: 0 PB: 0 SB: 1 CS: 0	PA: 31
<b>PITCHER</b>	IP WLS BF H R ER SO BB IBB HBP BLK WP HR S P ERA WHIP	IP WLS BF H R ER SO BB IBB HBP BLK WP HR S P ERA WHIP	IP WLS BF H R ER SO BB IBB HBP BLK WP HR S P ERA WHIP	IP WLS BF H R ER SO BB IBB HBP BLK WP HR S P ERA WHIP	IP WLS BF H R ER SO BB IBB HBP BLK WP HR S P ERA WHIP	IP WLS BF H R ER SO BB IBB HBP BLK WP HR S P ERA WHIP	IP WLS BF H R ER SO BB IBB HBP BLK WP HR S P ERA WHIP	IP WLS BF H R ER SO BB IBB HBP BLK WP HR S P ERA WHIP	IP WLS BF H R ER SO BB IBB HBP BLK WP HR S P ERA WHIP	IP WLS BF H R ER SO BB IBB HBP BLK WP HR S P ERA WHIP	IP WLS BF H R ER SO BB IBB HBP BLK WP HR S P ERA WHIP	IP WLS BF H R ER SO BB IBB HBP BLK WP HR S P ERA WHIP	IP WLS BF H R ER SO BB IBB HBP BLK WP HR S P ERA WHIP	IP WLS BF H R ER SO BB IBB HBP BLK WP HR S P ERA WHIP	IP WLS BF H R ER SO BB IBB HBP BLK WP HR S P ERA WHIP	IP WLS BF H R ER SO BB IBB HBP BLK WP HR S P ERA WHIP	IP WLS BF H R ER SO BB IBB HBP BLK WP HR S P ERA WHIP	IP WLS BF H R ER SO BB IBB HBP BLK WP HR S P ERA WHIP	IP WLS BF H R ER SO BB IBB HBP BLK WP HR S P ERA WHIP	IP WLS BF H R ER SO BB IBB HBP BLK WP HR S P ERA WHIP		
49 Jake Arrieta, R ERA: 3.07	9.0 W	31 4	0 0	7 7	0 0	0 0	0 0	0 0	0 0	0 122	86	122	0.00 0.444									

Chicago Cubs @ Minnesota Twins  
Target Field, Minneapolis, MN  
Sun Jun 21 2015, 1:12 PM - 4:10 PM CDT  
Att: 40,273 - Partly Cloudy - 81 F

AB	31
R	0
H	4
RBI	0
BB	0
SO	7
LOB	6













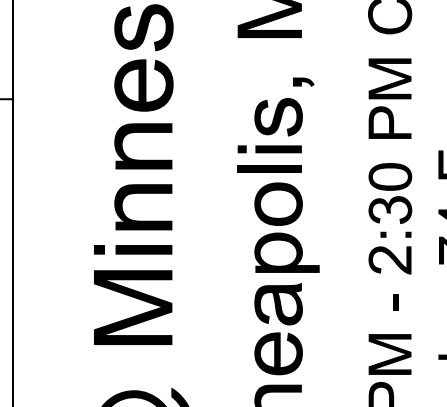
Batter	1	2	3	4	5	6	7	8	9	AB	R	H	RBI	BB	SO	LOB	TOP			
1 Adam Eaton, L (1, 8) OBP: 0.316, SLG: 0.362	L9		G6-3		G6-3			1B		4	0	2	0	0	0	1	Chicago White Sox @ Minnesota Twins Target Field, Minneapolis, MN Wed Jun 24 2015, 12:11 PM - 2:30 PM CDT Att: 28,854 - Cloudy - 74 F			
12 Conor Gillaspie, L (1, 5) OBP: 0.285, SLG: 0.392	L7		G4-3			1B		F8		4	0	1	0	0	0	2				
79 José Abreu, R (1, 3) OBP: 0.345, SLG: 0.492	G4-3				G5-3			F9		4	0	0	0	0	1	2				
25 Adam LaRoche, L (1, 10) OBP: 0.347, SLG: 0.404		HR			2B			2B		4	1	3	1	0	1	1				
53 Melky Cabrera, S (1, 7) OBP: 0.287, SLG: 0.290	L8				2B			G3		4	0	0	0	0	0	3				
26 Avisail García, R (1, 9) OBP: 0.312, SLG: 0.382	L8				K			G6-3		4	0	0	0	0	1	2				
10 Alexei Ramirez, R (1, 6) OBP: 0.241, SLG: 0.288	G6-3							G4-3		4	0	0	0	0	0	1				
21 Tyler Flowers, R (1, 2) OBP: 0.263, SLG: 0.331			K		1B			K		3	0	1	0	0	2	0				
5 Yolmer Sánchez, S (1, 4) OBP: 0.207, SLG: 0.204			G4-3					F8		2	0	0	0	0	0	1				
20 JB Shuck, L (8, PH) OBP: 0.333, SLG: 0.290					FC3-6					1	0	0	0	0	0	0				
15 Gordon Beckham, R (8, 4) OBP: 0.291, SLG: 0.364										0	0	0	0	0	0	0				
<b>Inning Stats</b>	R: 0 E: 0 K: 0 S: 6	H: 0 LOB: 0 BB: 0 P: 7	R: 1 E: 0 K: 0 S: 9	H: 1 LOB: 0 BB: 0 P: 9	R: 0 E: 0 K: 1 S: 10	H: 1 LOB: 1 BB: 0 P: 15	R: 0 E: 0 K: 1 S: 8	H: 1 LOB: 1 BB: 0 P: 15	R: 0 E: 0 K: 2 S: 10	H: 1 LOB: 1 BB: 0 P: 12	R: 0 E: 0 K: 1 S: 10	H: 0 LOB: 0 BB: 0 P: 13	R: 0 E: 0 K: 0 S: 9	H: 1 LOB: 1 BB: 0 P: 11	R: 0 E: 0 K: 0 S: 5	H: 1 LOB: 1 BB: 0 P: 7	1B: 3 2B: 2 HR: 1	SF: 0 SAC: 0 DP: 0 HBP: 0	WP: 0 PB: 0 SB: 0 CS: 0	PA: 34
<b>PITCHER</b>	IP WLS BF H R ER SO BB IBB HBP BLK WP HR S P ERA WHIP																			
45 Phil Hughes, R (1, 1) ERA: 4.2	8.0 W 30 6 1 1 5 0 0 0 0 0 1 71 95 1.12 0.750																			
36 Blaine Boyer, R (9, 1) ERA: 2.34	1.0 4 1 0 0 0 0 0 0 0 0 0 5 7 0.00 1.000																			

Batter	1	2	3	4	5	6	7	8	9	AB	R	H	RBI	BB	SO	LOB	BOTTOM			
25 Byron Buxton, R (1, 8) OBP: 0.231, SLG: 0.270	K		K		K			K		4	0	0	0	0	4	2	Chicago White Sox @ Minnesota Twins Target Field, Minneapolis, MN Wed Jun 24 2015, 12:11 PM - 2:30 PM CDT Att: 28,854 - Cloudy - 74 F			
2 Brian Dozier, R (1, 4) OBP: 0.338, SLG: 0.518	L7				K			K		4	1	2	1	0	1	0				
7 Joe Mauer, L (1, 10) OBP: 0.329, SLG: 0.370	G5-3				2B			1B		4	0	0	0	0	0	2				
48 Torii Hunter, R (1, 9) OBP: 0.323, SLG: 0.410			K		2B			L9		4	1	1	1	0	2	2				
24 Trevor Plouffe, R (1, 5) OBP: 0.313, SLG: 0.436					BB			1B		3	1	2	0	1	0	1				
9 Eduardo Núñez, R (1, 6) OBP: 0.337, SLG: 0.523	K				2B			G1-3		4	0	1	1	0	1	2				
8 Kurt Suzuki, R (1, 2) OBP: 0.294, SLG: 0.327			K		SF7			F8		3	1	2	1	0	1	0				
19 Kennys Vargas, S (1, 3) OBP: 0.281, SLG: 0.373			K		G6-3			G4-6-3		4	1	1	0	0	1	3				
21 Shane Robinson, R (1, 7) OBP: 0.304, SLG: 0.327					L9			E8		3	1	2	1	0	0	0				
<b>Inning Stats</b>	R: 0 E: 0 K: 1 S: 10	H: 0 LOB: 0 BB: 0 P: 13	R: 0 E: 0 K: 2 S: 7	H: 1 LOB: 0 BB: 0 P: 9	R: 0 E: 0 K: 3 S: 11	H: 1 LOB: 1 BB: 0 P: 16	R: 3 E: 0 K: 0 S: 16	H: 3 LOB: 1 BB: 1 P: 26	R: 0 E: 0 K: 2 S: 9	H: 0 LOB: 0 BB: 0 P: 11	R: 0 E: 1 K: 1 S: 9	H: 0 LOB: 1 BB: 0 P: 11	R: 3 E: 1 K: 1 S: 20	H: 4 LOB: 1 BB: 0 P: 29	R: 0 E: 0 K: 0 S: 5	H: 2 LOB: 1 BB: 0 P: 6	1B: 7 2B: 4 3B: 0 HR: 0	SF: 1 SAC: 0 DP: 1 HBP: 0	WP: 0 PB: 0 SB: 0 CS: 0	PA: 35
<b>PITCHER</b>	IP WLS BF H R ER SO BB IBB HBP BLK WP HR S P ERA WHIP																			
49 Chris Sale, L (1, 1) ERA: 3.02	6.2 L 30 9 6 5 10 1 0 0 0 0 0 80 112 6.75 1.500																			
40 Daniel Webb, R (7, 1) ERA:	1.1 5 2 0 0 0 0 0 0 0 0 0 7 9 0.00 1.500																			

AB 34  
R 1  
H 7  
RBI 1  
BB 0  
SO 5  
LOB 13



AB 33  
R 6  
H 11  
RBI 5  
BB 1  
SO 10  
LOB 12



WP: 0  
PB: 0  
SB: 0  
CS: 0



Batter	1	2	3	4	5	6	7	8	9	AB	R	H	RBI	BB	SO	LOB	TOP																		
2 Brian Dozier, R OBP: 0.343, SLG: 0.532										4	1	3	1	0	0	0	<b>Minnesota Twins @ Milwaukee Brewers</b> Miller Park, Milwaukee, WI Fri Jun 26 2015, 7:11 PM - 9:59 PM CDT Att: 33,296 - Roof Closed - 72 F																		
48 Toni Hunter, R OBP: 0.319, SLG: 0.403										4	0	0	0	0	1	2																			
7 Joe Mauer, L OBP: 0.331, SLG: 0.372										4	2	2	0	0	0	0																			
24 Trevor Plouffe, R OBP: 0.316, SLG: 0.448										4	1	2	2	0	0	0																			
20 Eddie Rosario, L OBP: 0.296, SLG: 0.426											4	0	0	1	0	0																			
8 Kurt Suzuki, R OBP: 0.289, SLG: 0.320											4	0	0	0	0	1																			
9 Eduardo Núñez, R OBP: 0.333, SLG: 0.506											3	0	0	0	1	1																			
21 Shane Robinson, R OBP: 0.293, SLG: 0.315											4	0	0	0	0	0																			
65 Trevor May, R 51 Alex Meyer, R 39 Danny Santana, S 52 Brian Duensing, L 64 Aaron Thompson, L 19 Kennys Vargas, S 62 J.R. Graham, R											0	0	0	0	0	0																			
<b>Inning Stats</b>	R: 1 E: 0 K: 0 S: 19	H: 1 LOB: 0 BB: 0 P: 30	R: 0 E: 0 K: 0 S: 11	H: 0 LOB: 1 BB: 1 P: 19	R: 0 E: 0 K: 0 S: 7	H: 0 LOB: 0 BB: 0 P: 12	R: 1 E: 0 K: 1 S: 12	H: 2 LOB: 1 BB: 0 P: 19	R: 0 E: 0 K: 0 S: 8	H: 1 LOB: 1 BB: 0 P: 11	R: 2 E: 0 K: 1 S: 12	H: 2 LOB: 0 BB: 0 P: 17	R: 0 E: 0 K: 2 S: 10	H: 1 LOB: 1 BB: 0 P: 13	R: 0 E: 0 K: 0 S: 4	H: 0 LOB: 0 BB: 0 P: 8		R: 0 E: 0 K: 0 S: 3	H: 0 LOB: 0 BB: 0 P: 4	1B: 5 2B: 0 3B: 0 HR: 2	SF: 0 SAC: 0 DP: 0 HBP: 0	WP: 0 PB: 0 SB: 1 CS: 0	PA: 35												
<b>PITCHER</b>	IP WLS BF H R ER SO BB IBB HBP BLK WP HR S P ERA WHIP																																		
26 Kyle Lohse, R ERA: 6.28	(1, 1)	6.0	W	25	6	4	4	2	1	0	0	0	0	0	2	69	108	6.00	1.167																
48 Neal Cotts, L ERA: 4.02	(7, 1)	2.0		7	1	0	0	2	0	0	0	0	0	0	0	14	21	0.00	0.500																
51 Jonathan Broxton, R ERA: 6.91	(9, 1)	1.0		3	0	0	0	0	0	0	0	0	0	0	0	3	4	0.00	0.000																

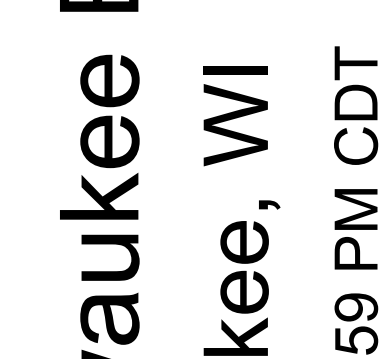
Batter	1	2	3	4	5	6	7	8	9	AB	R	H	RBI	BB	SO	LOB	BOTTOM																		
28 Gerardo Parra, L OBP: 0.317, SLG: 0.447										5	1	2	1	0	0	2	<b>Minnesota Twins @ Milwaukee Brewers</b> Miller Park, Milwaukee, WI Fri Jun 26 2015, 7:11 PM - 9:59 PM CDT Att: 33,296 - Roof Closed - 72 F																		
20 Jonathan Lucroy, R OBP: 0.298, SLG: 0.397										4	1	1	0	1	0	2																			
12 Martin Maldonado, R OBP: 0.297, SLG: 0.289										0	0	0	0	0	0	0																			
8 Ryan Braun, R OBP: 0.323, SLG: 0.473										4	2	2	1	1	2	2																			
24 Adam Lind, L OBP: 0.362, SLG: 0.485										4	1	2	0	0	0	2																			
48 Neal Cotts, L 51 Jonathan Broxton, R										1	0	0	0	0	1	2																			
27 Carlos Gómez, R OBP: 0.317, SLG: 0.430										4	2	1	1	0	1	2																			
16 Aramis Ramirez, R OBP: 0.297, SLG: 0.408										4	1	1	2	0	0	3																			
14 Hernán Pérez, R OBP: 0.227, SLG: 0.264										0	0	0	0	0	0	0																			
9 Jean Segura, R OBP: 0.293, SLG: 0.355										3	1	1	2	1	1	0																			
2 Scooter Gennett, L OBP: 0.250, SLG: 0.364										4	1	2	1	0	0	1																			
26 Kyle Lohse, R OBP: 0.120, SLG: 0.120										2	0	0	1	0	1	0																			
15 Jason Rogers, R OBP: 0.300, SLG: 0.381										1	0	0	0	0	0	0																			
<b>Inning Stats</b>	R: 6 E: 1 K: 0 S: 24	H: 6 LOB: 2 BB: 0 P: 34	R: 4 E: 0 K: 2 S: 17	H: 3 LOB: 0 BB: 1 P: 31	R: 0 E: 0 K: 1 S: 8	H: 0 LOB: 0 BB: 0 P: 15	R: 0 E: 0 K: 0 S: 7	H: 1 LOB: 0 BB: 0 P: 11	R: 0 E: 0 K: 0 S: 5	H: 0 LOB: 0 BB: 0 P: 7	R: 0 E: 0 K: 0 S: 9	H: 1 LOB: 1 BB: 0 P: 15	R: 0 E: 0 K: 1 S: 8	H: 0 LOB: 1 BB: 1 P: 17	R: 0 E: 0 K: 2 S: 16	H: 1 LOB: 2 BB: 1 P: 27	1B: 7 2B: 2 3B: 0 HR: 3	SF: 0 SAC: 1 DP: 1 HBP: 0	WP: 0 PB: 0 SB: 2 CS: 0	PA: 40															
<b>PITCHER</b>	IP WLS BF H R ER SO BB IBB HBP BLK WP HR S P ERA WHIP																																		
65 Trevor May, R ERA: 4.62	(1, 1)	0.1	L	9	6	6	5	0	0	0	0	0	0	0	1	20	30	21.60	18.000																
51 Alex Meyer, R ERA: 21.6	(1, 1)	1.2		9	3	4	4	2	1	0	0	0	0	2	21	35	21.60	2.400																	
52 Brian Duensing, L ERA: 6.87	(3, 1)	3.0		9	1	0	0	1	0	0	0	0	0	0	20	33	0.00	0.333																	
64 Aaron Thompson, L ERA: 5.22	(6, 1)	1.0		4	1	0	0	0	0	0	0	0	0	9	15	0.00	1.000																		
62 J.R. Graham, R ERA: 3.21	(7, 1)	2.0		9	1	0	0	3	2	0	0	0	0	0	24	44	0.00	1.500																	

AB	34
R	4
H	7
RBI	4
BB	1
SO	4
LOB	6



WP	0
PA	35

AB	36
R	10
H	12
RBI	9
BB	3
SO	6
LOB	16



WP	0
PA	40



Batter	1	2	3	4	5	6	7	8	9	AB	R	H	RBI	BB	SO	LOB	TOP					
2 Brian Dozier, R OBP: 0.348, SLG: 0.534										3	0	2	0	1	0	0	<b>Minnesota Twins @ Milwaukee Brewers</b> Miller Park, Milwaukee, WI Sat Jun 27 2015, 1:12 PM - 3:59 PM CDT Att: 39,977 - Partly Cloudy - 70 F					
20 Eddie Rosario, L OBP: 0.288, SLG: 0.414										4	0	0	0	0	0	3						
7 Joe Mauer, L OBP: 0.333, SLG: 0.372										3	0	1	0	1	0	1						
24 Trevor Plouffe, R OBP: 0.312, SLG: 0.442										4	0	0	0	0	0	3						
48 Tori Hunter, R OBP: 0.325, SLG: 0.437										4	3	3	2	0	0	0						
12 Chris Herrmann, L OBP: 0.291, SLG: 0.310										3	1	0	0	1	2	0						
5 Eduardo Escobar, S OBP: 0.272, SLG: 0.384										3	1	1	3	1	0	0						
15 Glen Perkins, L (9, 1)										0	0	0	0	0	0	0						
44 Kyle Gibson, R OBP: 0.200, SLG: 0.200										3	0	0	0	0	2	1						
36 Blaine Boyer, R (7, 1)										0	0	0	0	0	0	0						
50 Casey Fien, R (8, 1)										0	0	0	0	0	0	0						
21 Shane Robinson, R (9, PH) OBP: 0.291, SLG: 0.312										1	0	0	0	0	0	0						
39 Danny Santana, S OBP: 0.230, SLG: 0.284										3	0	0	0	0	0	1						
<b>Inning Stats</b>	R: 0 E: 0 K: 0 S: 8	H: 1 LOB: 1 BB: 1 P: 13	R: 0 E: 0 K: 1 S: 5	H: 0 LOB: 0 BB: 0 P: 7	R: 0 E: 0 K: 0 S: 7	H: 0 LOB: 0 BB: 0 P: 7	R: 0 E: 0 K: 0 S: 7	H: 0 LOB: 0 BB: 0 P: 8	R: 3 E: 0 K: 1 S: 27	H: 2 LOB: 1 BB: 2 P: 38	R: 1 E: 0 K: 0 S: 10	H: 2 LOB: 0 BB: 0 P: 16	R: 0 E: 0 K: 1 S: 7	H: 0 LOB: 0 BB: 1 P: 15	R: 0 E: 0 K: 0 S: 9	H: 1 LOB: 1 BB: 0 P: 13	R: 1 E: 0 K: 1 S: 11	H: 1 LOB: 0 BB: 0 P: 15	1B: 3 2B: 1 3B: 0 HR: 3	SF: 0 SAC: 0 DP: 1 HBP: 0	WP: 0 PB: 0 SB: 1 CS: 2	PA: 35
<b>PITCHER</b>	IP WLS BF H R ER SO BB IBB HBP BLK WP HR S P ERA WHIP																					
22 Matt Garza, R ERA: 5.52	6.0 L 24 5 4 4 2 3 0 0 0 0 0 2 64 89 6.00 1.333																					
54 Michael Blazek, R ERA: 1.83	1.0 3 0 0 0 1 1 0 0 0 0 0 7 15 0.00 1.000																					
21 Jeremy Jeffress, R ERA: 3.18	1.0 4 1 0 0 1 0 0 0 0 0 0 9 13 0.00 1.000																					
46 Corey Knebel, R ERA: 2.75	1.0 4 1 1 1 1 0 0 0 0 0 1 11 15 9.00 1.000																					

AB	31
R	5
H	7
RBI	5
BB	4
SO	4
LOB	9



Batter	1	2	3	4	5	6	7	8	9	AB	R	H	RBI	BB	SO	LOB	BOTTOM			
28 Gerardo Parra, L OBP: 0.316, SLG: 0.443										4	0	1	0	0	1	3	<b>Minnesota Twins @ Milwaukee Brewers</b> Miller Park, Milwaukee, WI Sat Jun 27 2015, 1:12 PM - 3:59 PM CDT Att: 39,977 - Partly Cloudy - 70 F			
20 Jonathan Lucroy, R OBP: 0.288, SLG: 0.291										3	0	0	0	1	0	0				
27 Carlos Gómez, R OBP: 0.316, SLG: 0.431										4	1	1	0	0	0	2				
24 Adam Lind, L OBP: 0.364, SLG: 0.486										4	0	2	1	0	1	2				
16 Aramis Ramirez, R OBP: 0.252, SLG: 0.401										4	0	0	0	0	1	2				
35 Shane Peterson, L OBP: 0.339, SLG: 0.345										4	1	1	0	0	1	0				
9 Jean Segura, R OBP: 0.293, SLG: 0.353										4	0	1	0	0	0	0				
2 Scooter Gennett, L OBP: 0.242, SLG: 0.351										4	0	0	0	0	0	3				
22 Matt Garza, R OBP: 0.295, SLG: 0.387										1	0	0	0	0	0	1				
15 Jason Rogers, R OBP: 0.277, SLG: 0.379										1	0	0	0	0	0	0				
54 Michael Blazek, R OBP: 0.277, SLG: 0.379										0	0	0	0	0	0	0				
8 Ryan Braun, R OBP: 0.333, SLG: 0.667										1	0	1	1	0	0	0				
21 Jeremy Jeffress, R (8, 1)										0	0	0	0	0	0	0				
46 Corey Knebel, R (9, 1)										0	0	0	0	0	0	0				
<b>Inning Stats</b>	R: 0 E: 0 K: 0 S: 7	H: 0 LOB: 0 BB: 0 P: 13	R: 0 E: 0 K: 3 S: 11	H: 0 LOB: 0 BB: 0 P: 14	R: 0 E: 1 K: 0 S: 11	H: 0 LOB: 1 BB: 0 P: 19	R: 1 E: 0 K: 0 S: 10	H: 2 LOB: 0 BB: 0 P: 13	R: 0 E: 0 K: 0 S: 12	H: 1 LOB: 2 BB: 1 P: 23	R: 1 E: 0 K: 1 S: 11	H: 3 LOB: 2 BB: 0 P: 17	R: 0 E: 0 K: 0 S: 10	H: 1 LOB: 1 BB: 0 P: 14	R: 0 E: 0 K: 0 S: 5	H: 0 LOB: 0 BB: 0 P: 9	1B: 6 2B: 1 3B: 0 HR: 0	SF: 0 SAC: 0 DP: 1 HBP: 0	WP: 0 PB: 0 SB: 0 CS: 0	PA: 35
<b>PITCHER</b>	IP WLS BF H R ER SO BB IBB HBP BLK WP HR S P ERA WHIP																			
44 Kyle Gibson, R ERA: 3.3	6.2 W 27 6 2 2 2 1 0 0 0 0 0 0 4 6 2.70 1.050																			
36 Blaine Boyer, R ERA: 2.31	0.1 H 1 0 0 0 1 0 0 0 0 0 0 4 6 0.00 0.000																			
50 Casey Fien, R ERA: 2.38	1.0 H 4 1 0 0 0 0 0 0 0 0 0 10 14 0.00 1.000																			
15 Glen Perkins, L ERA: 1.44	1.0 S 3 0 0 0 0 0 0 0 0 0 0 5 9 0.00 0.000																			

AB	34
R	2
H	7
RBI	2
BB	1
SO	4
LOB	13







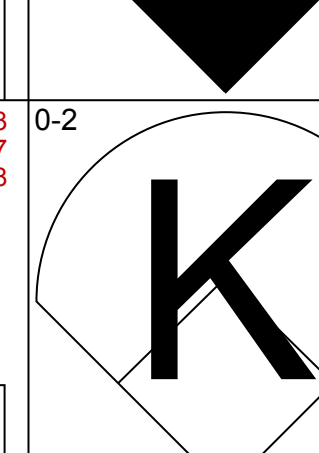

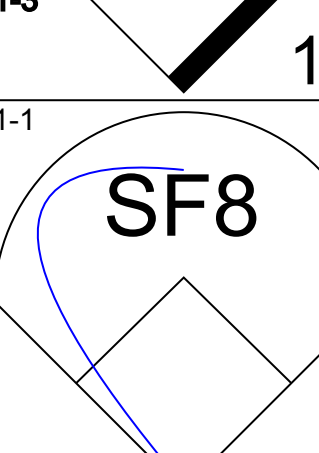
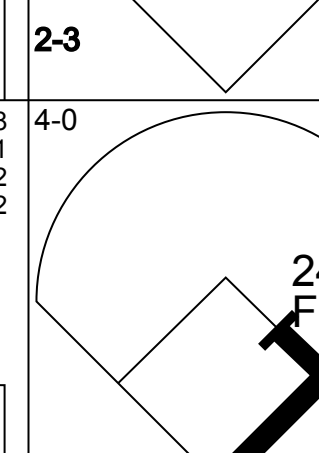
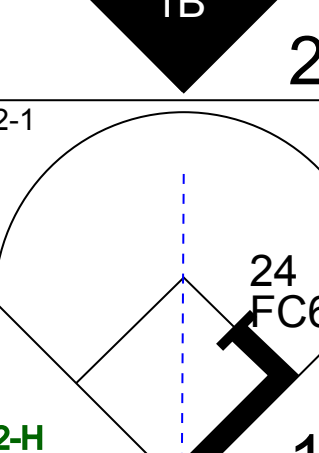
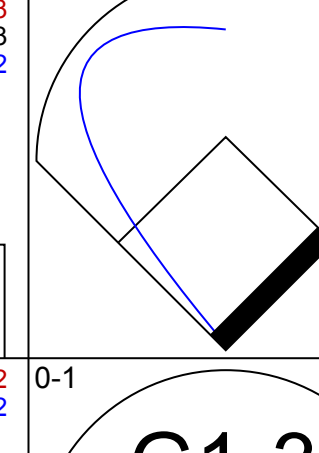
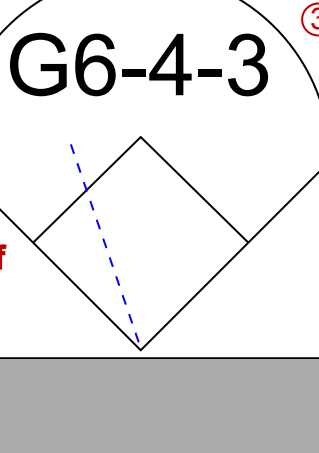
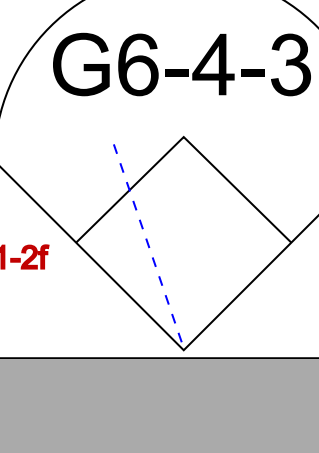
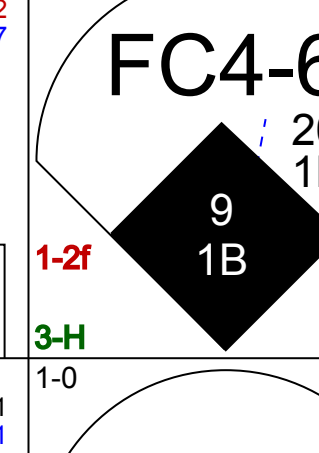
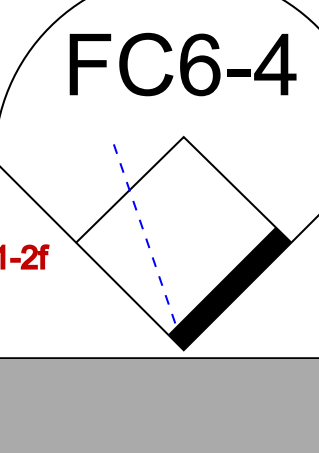
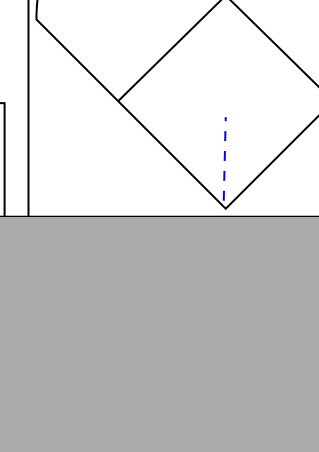


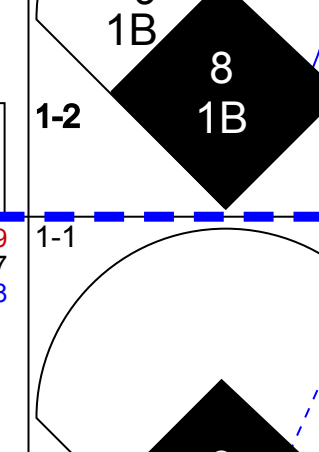




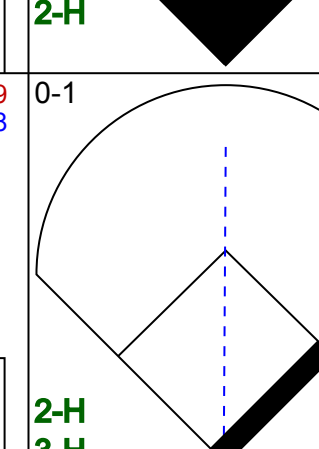


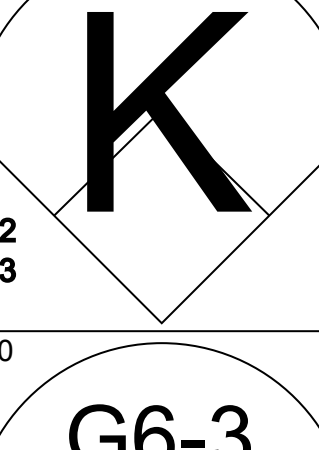
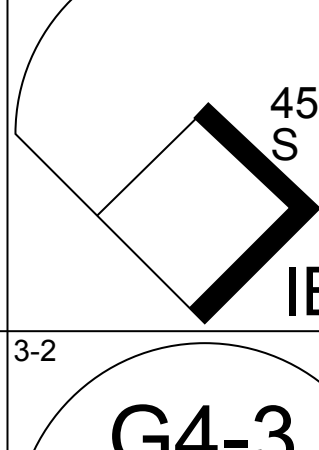
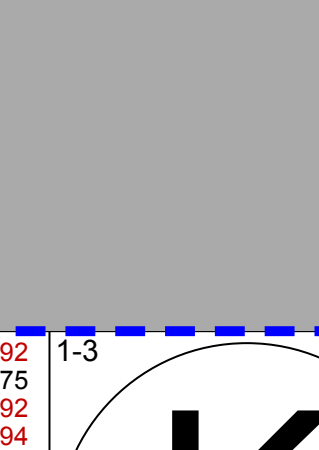
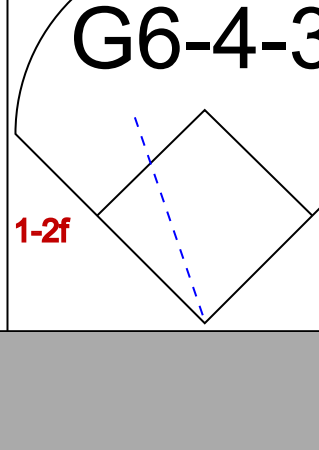
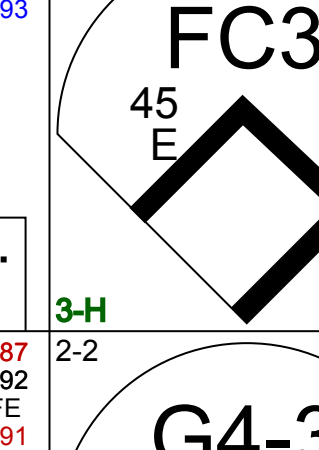
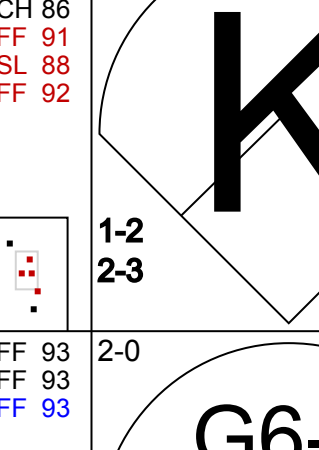
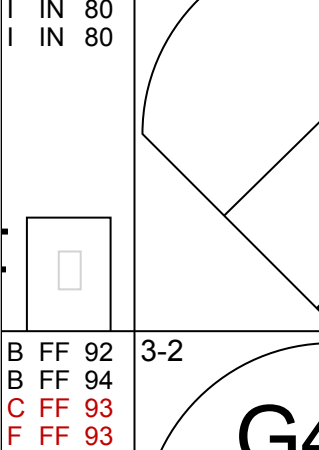
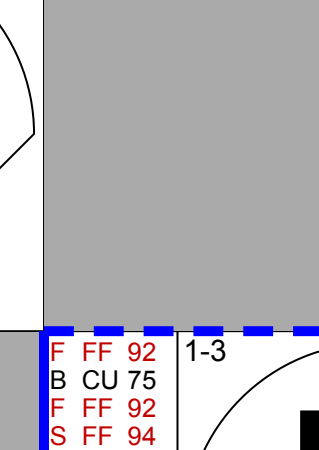
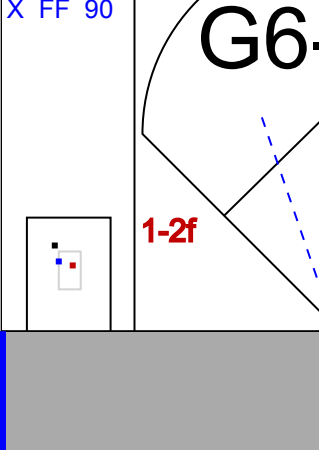
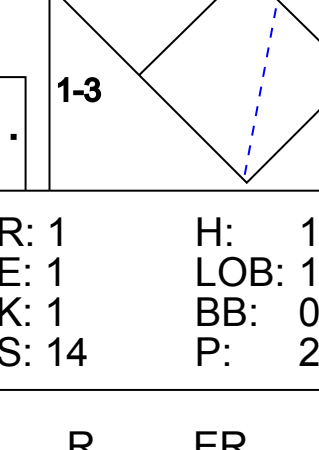
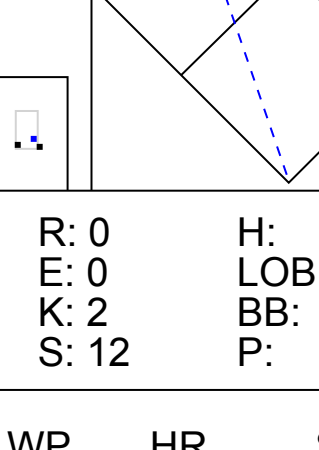
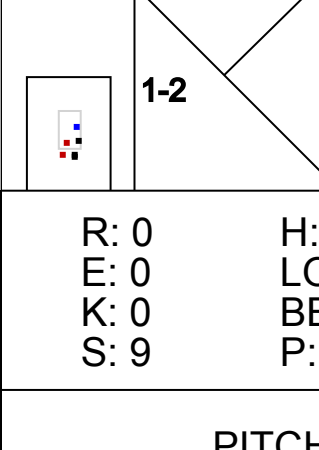
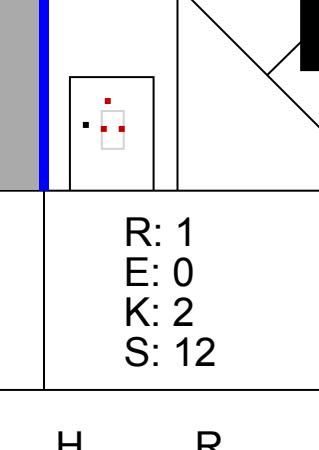
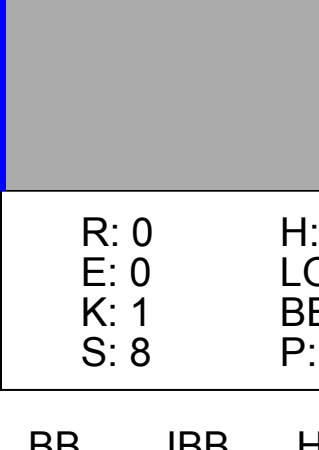











Batter	1	2	3	4	5	6	7	8	9	AB	R	H	RBI	BB	SO	LOB	TOP																
2 Brian Dozier, R OBP: 0.340, SLG: 0.529	G5-3		K	K		K			K	5	1	1	3	0	3	1	<b>Minnesota Twins @ Cincinnati Reds</b> Great American Ball Park, Cincinnati, OH Mon Jun 29 2015, 7:10 PM - 10:43 PM EDT Att: 28,904 - Cloudy - 76 F																
7 Joe Mauer, L OBP: 0.330, SLG: 0.367	L8		K			G4-3			K	5	0	1	0	0	2	1																	
48 Toni Hunter, R OBP: 0.323, SLG: 0.446	G4-3									4	1	1	0	0	0	1																	
24 Trevor Plouffe, R OBP: 0.317, SLG: 0.445										4	2	2	1	0	0	0																	
20 Eddie Rosario, L OBP: 0.305, SLG: 0.418										3	1	2	0	1	0	0																	
8 Kurt Suzuki, R OBP: 0.283, SLG: 0.310										4	0	0	0	0	2	4																	
5 Eduardo Escobar, S OBP: 0.282, SLG: 0.392										2	1	1	1	1	0	1																	
57 Ryan Pressly, R OBP: 0.327, SLG: 0.495										0	0	0	0	0	0	0																	
9 Eduardo Núñez, R OBP: 0.327, SLG: 0.495										1	0	0	0	0	0	0																	
64 Aaron Thompson, L OBP: 0.327, SLG: 0.495										0	0	0	0	0	0	0																	
37 Mike Pelfrey, R OBP: 0.287, SLG: 0.367										1	0	0	0	0	0	1																	
51 Alex Meyer, R OBP: 0.287, SLG: 0.367										0	0	0	0	0	0	0																	
19 Kennys Vargas, S OBP: 0.287, SLG: 0.367										1	0	0	0	0	0	2																	
62 J.R. Graham, R OBP: 0.287, SLG: 0.367										0	0	0	0	0	0	0																	
21 Shane Robinson, R OBP: 0.287, SLG: 0.367										1	0	0	0	0	0	0																	
39 Danny Santana, S OBP: 0.237, SLG: 0.286										3	1	1	1	0	2	0																	
<b>Inning Stats</b>	R: 0 E: 0 K: 0 S: 7	H: 0 LOB: 0 BB: 8 P: 8	R: 1 E: 0 K: 1 S: 9	H: 2 LOB: 1 BB: 1 P: 16	R: 0 E: 0 K: 3 S: 9	H: 0 LOB: 0 BB: 0 P: 15	R: 6 E: 0 K: 1 S: 26	H: 7 LOB: 1 BB: 0 P: 32	R: 0 E: 0 K: 1 S: 11	H: 0 LOB: 1 BB: 1 P: 20	R: 0 E: 0 K: 1 S: 13	H: 0 LOB: 0 BB: 0 P: 9	R: 0 E: 0 K: 0 S: 4	H: 0 LOB: 0 BB: 0 P: 9	R: 0 E: 0 K: 3 S: 13	H: 0 LOB: 0 BB: 0 P: 22	1B: 5 2B: 3 HR: 1	SF: 0 SAC: 1 DP: 1 HBP: 0	WP: 2 PB: 0 SB: 2 CS: 0	PA: 38													
<b>PITCHER</b>	IP WLS BF H R ER SO BB IBB HBP BLK WP HR S P ERA WHIP																																
44 Mike Leake, R ERA: 4.38	4.0	21	9	7	7	5	1	0	0	0	0	1	1	51	71	15.75	2.500																
58 Nate Adcock, R ERA: 4.35	2.0	W	8	0	0	0	2	2	0	0	0	1	0	24	39	0.00	1.000																
43 Manny Parra, L ERA: 1.88	2.0	H	6	0	0	0	0	0	0	0	0	0	0	9	18	0.00	0.000																
54 Aroldis Chapman, L ERA: 1.89	1.0	3	0	0	0	3	0	0	0	0	0	0	0	13	22	0.00	0.000																

Batter	1	2	3	4	5	6	7	8	9	AB	R	H	RBI	BB	SO	LOB	BOTTOM																	
6 Billy Hamilton, S OBP: 0.273, SLG: 0.295										4	3	2	0	2	0	3	<b>Minnesota Twins @ Cincinnati Reds</b> Great American Ball Park, Cincinnati, OH Mon Jun 29 2015, 7:10 PM - 10:43 PM EDT Att: 28,904 - Cloudy - 76 F																	
3 Iván De Jesús Jr., R OBP: 0.296, SLG: 0.420										3	2	2	1	2	0	1																		
19 Joey Volto, L OBP: 0.398, SLG: 0.502										3	1	1	2	2	0	2																		
21 Todd Frazier, R OBP: 0.351, SLG: 0.617										5	0	1	1	0	1	6																		
32 Jay Bruce, L OBP: 0.339, SLG: 0.447										4	1	2	2	0	0	2																		
9 Marlon Byrd, R OBP: 0.295, SLG: 0.447										5	2	2	0	0	1	3																		
16 Tucker Barnhart, L OBP: 0.341, SLG: 0.449										5	1	4	2	0	0	0																		
7 Eugenio Suárez, R OBP: 0.361, SLG: 0.421										5	1	3	3	0	1	3																		
44 Mike Leake, R ERA: 4.38	2.0	L	17	9	8	8	1	0	0	0	0	0	0	15	30	9.00		3.000	<b>Minnesota Twins @ Cincinnati Reds</b> Great American Ball Park, Cincinnati, OH Mon Jun 29 2015, 7:10 PM - 10:43 PM EDT Att: 28,904 - Cloudy - 76 F															
51 Alex Meyer, R ERA: 16.88	1.0	6	1	1	1	1	2	0	0	0	0	0	0	19	27	0.00		1.000																
62 J.R. Graham, R ERA: 3.03	2.0	8	2	0	0	2	0	0	0	0	0	0	0	19	27	0.00	1.000																	
57 Ryan Pressly, R ERA: 3.08	2.0	11	4	2	2	1	1	0	0	0	0	0	0	24	38	9.00	2.500																	
64 Aaron Thompson, L ERA: 5.04	1.0	4	1	0	0	1	0	0	0	0	0	0	0	7	12	0.00	1.000																	
<b>Inning Stats</b>	R: 3 E: 0 K: 1 S: 18	H: 4 LOB: 2 BB: 1 P: 30	R: 1 E: 0 K: 0 S: 14	H: 1 LOB: 1 BB: 2 P: 26	R: 5 E: 0 K: 1 S: 22	H: 5 LOB: 2 BB: 2 P: 42	R: 0 E: 0 K: 2 S: 10	H: 1 LOB: 1 BB: 0 P: 12	R: 0 E: 0 K: 0 S: 9	H: 1 LOB: 1 BB: 0 P: 15	R: 1 E: 0 K: 1 S: 13	H: 3 LOB: 2 BB: 0 P: 19	R: 1 E: 0 K: 0 S: 11	H: 1 LOB: 1 BB: 1 P: 19	R: 0 E: 0 K: 1 S: 7	H: 1 LOB: 1 BB: 0 P: 12	1B: 13 2B: 4 HR: 0	SF: 1 SAC: 1 DP: 1 HBP: 0		WP: 0 PB: 0 SB: 6 CS: 0	PA: 46													
<b>PITCHER</b>	IP WLS BF H R ER SO BB IBB HBP BLK WP HR S P ERA WHIP																																	
37 Mike Pelfrey, R ERA: 3.81	2.0	L	17	9	8	8	1	0	0	0	0	0	0	15	30	9.00	3.000																	
51 Alex Meyer, R ERA: 16.88	1.0	6	1	1	1	1	2	0	0	0	0	0	0	19	27	0.00	1.000																	
62 J.R. Graham, R ERA: 3.03	2.0	8	2	0	0	2	0	0	0	0	0	0	0	19	27	0.00	1.000																	
57 Ryan Pressly, R ERA: 3.08	2.0	11	4	2	2	1	1	0	0	0	0	0	0	24	38	9.00	2.500																	
64 Aaron Thompson, L ERA: 5.04	1.0	4	1	0	0	1	0	0	0	0	0	0	0	7	12	0.00	1.000																	

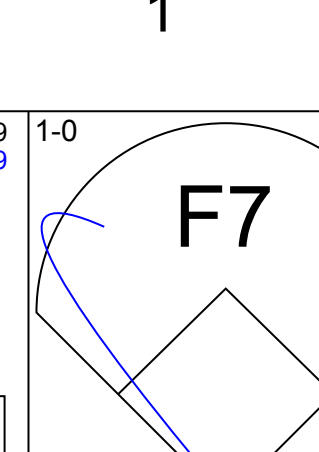
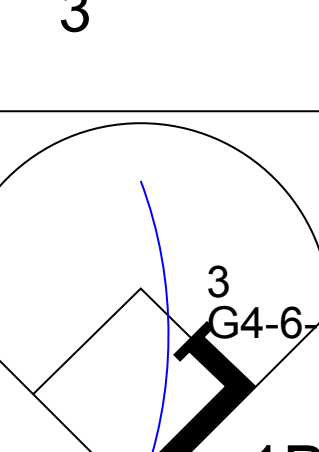
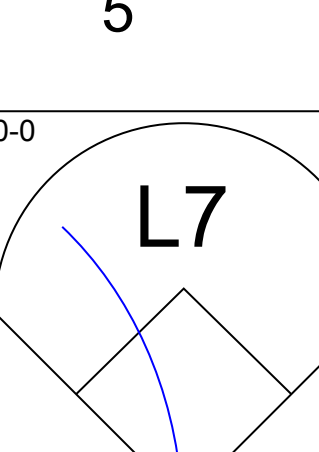
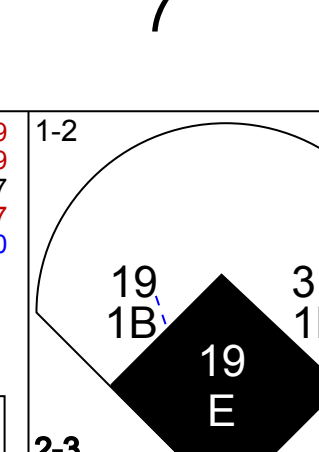
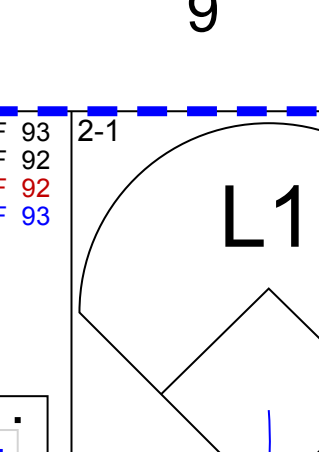
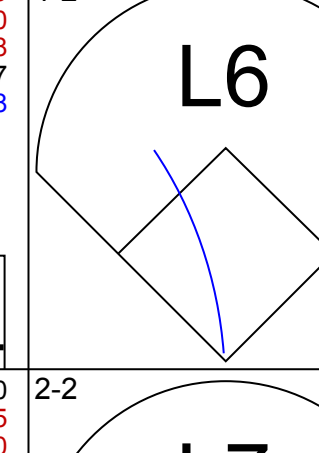
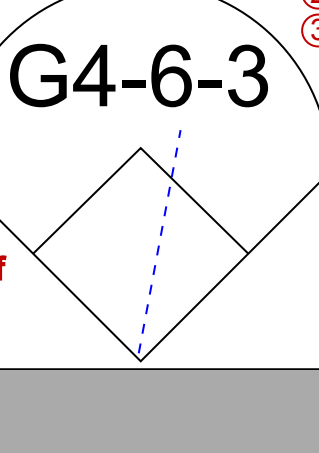
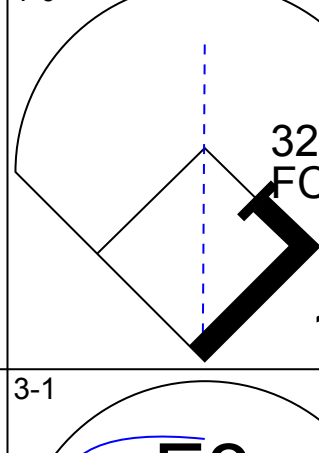
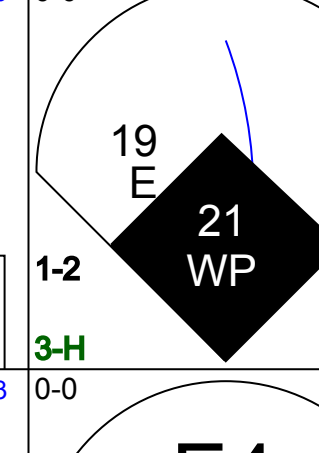

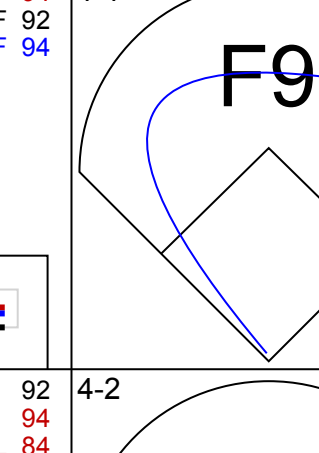
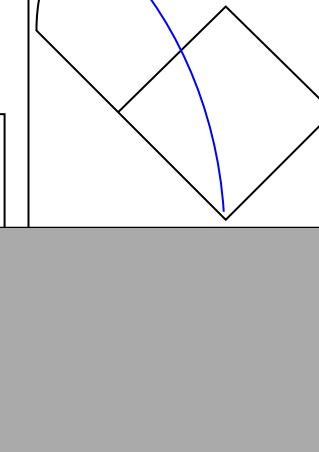
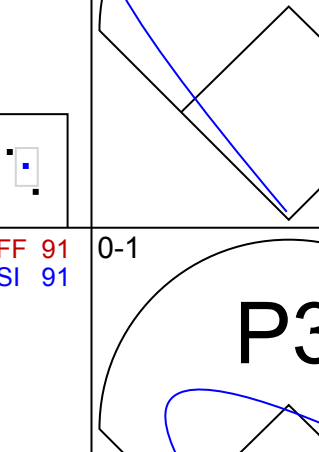
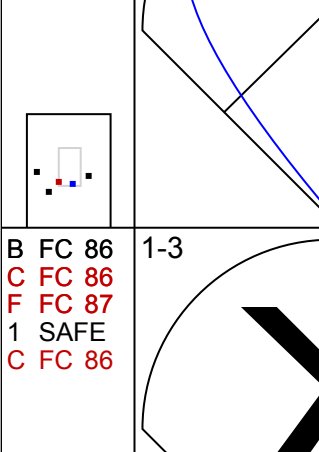
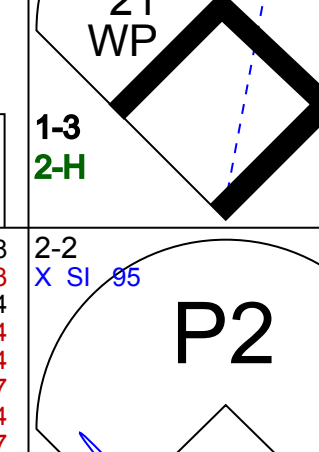

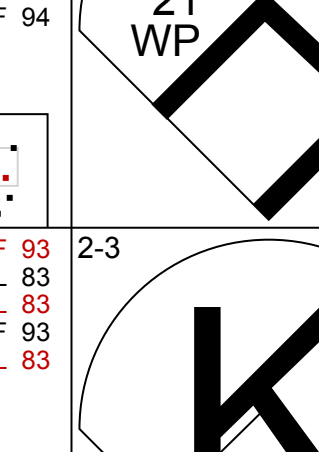
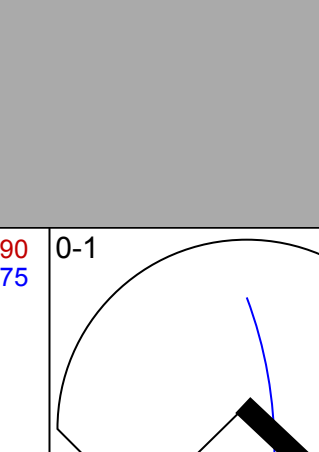
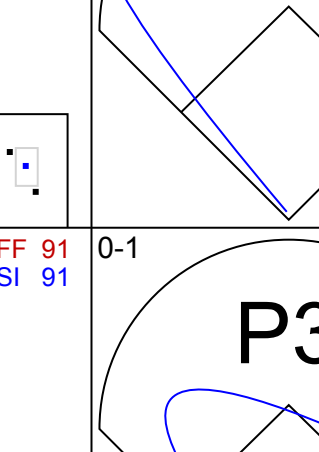
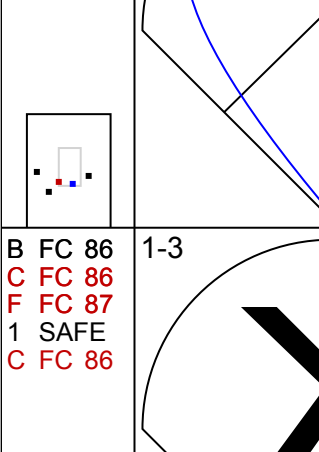
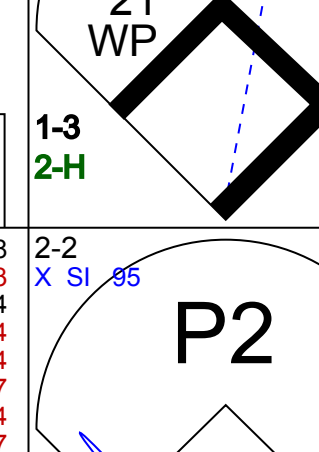
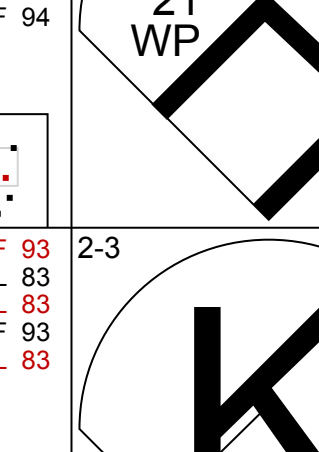
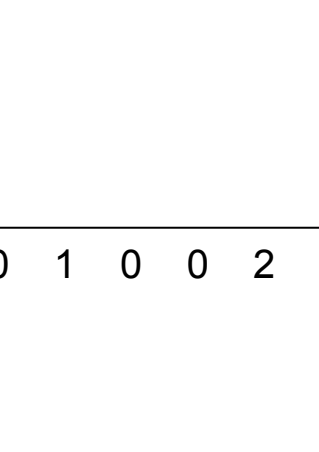

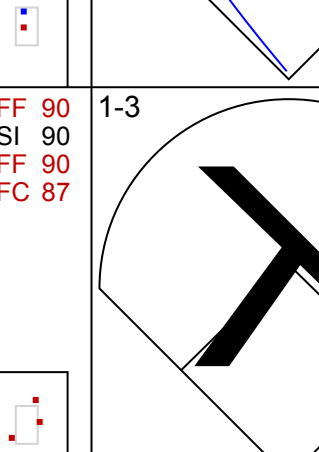
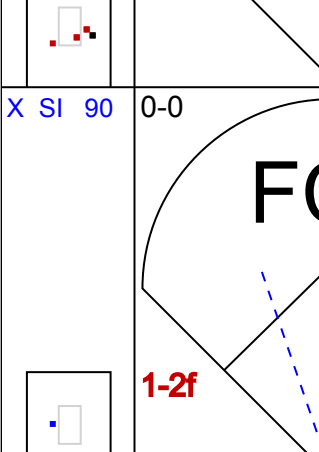
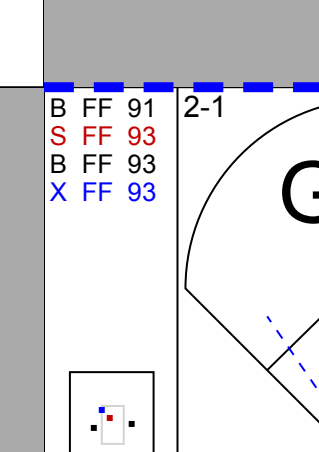



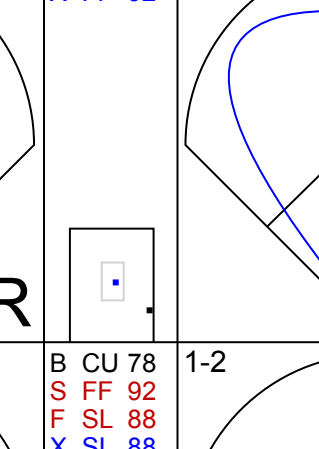
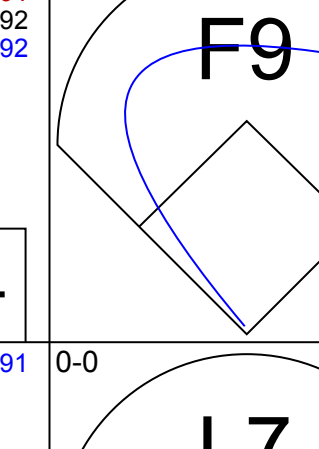


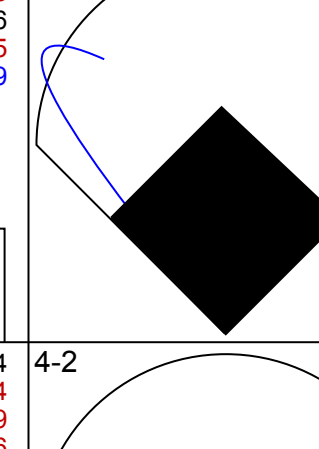

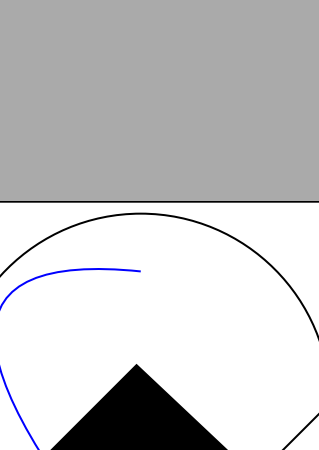
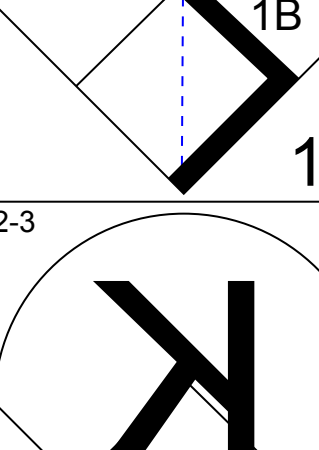
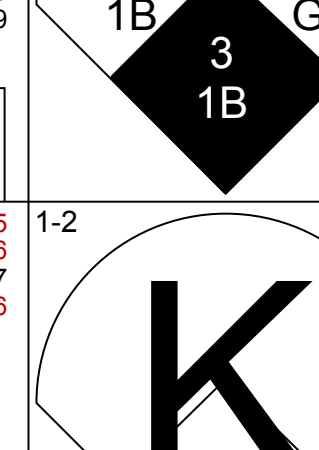

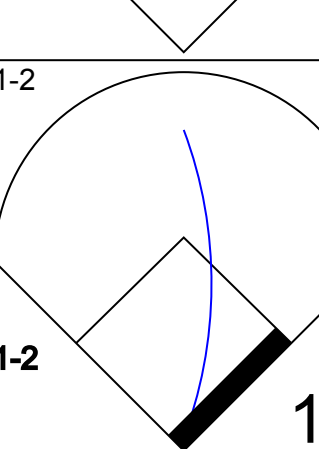
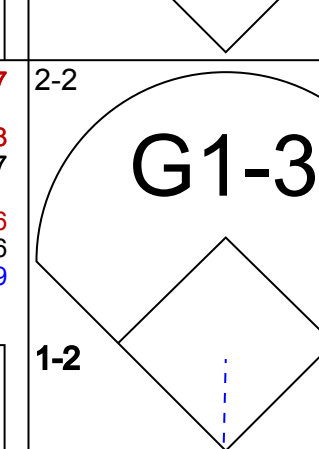





Batter	1	2	3	4	5	6	7	8	9	AB	R	H	RBI	BB	SO	LOB	TOP						
2 Brian Dozier, R OBP: 0.341, SLG: 0.530										5	2	2	0	0	3	1	<b>Minnesota Twins @ Cincinnati Reds</b> Great American Ball Park, Cincinnati, OH Tue Jun 30 2015, 9:11 PM - 12:30 AM EDT Att: 28,556 - Overcast - 66 F						
48 Toni Hunter, R OBP: 0.328, SLG: 0.464										5	2	3	1	0	2	1							
7 Joe Mauer, L OBP: 0.334, SLG: 0.370										3	0	2	2	1	1	0							
24 Trevor Plouffe, R OBP: 0.315, SLG: 0.440										5	1	1	1	0	0	4							
20 Eddie Rosario, L OBP: 0.308, SLG: 0.417										5	1	2	0	0	1	1							
9 Eduardo Núñez, R OBP: 0.290, SLG: 0.516										4	2	3	1	1	1	1							
8 Kurt Suzuki, R OBP: 0.290, SLG: 0.313										4	0	2	2	1	0	2							
39 Danny Santana, S OBP: 0.236, SLG: 0.280										4	0	0	1	1	2	5							
45 Phil Hughes, R										3	0	0	0	0	0	5							
36 Blaine Boyer, R										0	0	0	0	0	0	0							
19 Kennys Vargas, S										1	0	0	0	0	1	0							
50 Casey Fien, R										0	0	0	0	0	0	0							
15 Glen Perkins, L										0	0	0	0	0	0	0							
<b>Inning Stats</b>	R: 1 E: 0 K: 2 S: 15	H: 2 LOB: 1 BB: 0 P: 19	R: 1 E: 1 K: 1 S: 14	H: 1 LOB: 1 BB: 0 P: 21	R: 0 E: 0 K: 1 S: 8	H: 1 LOB: 0 BB: 0 P: 10	R: 0 E: 0 K: 2 S: 12	H: 2 LOB: 2 BB: 0 P: 18	R: 1 E: 0 K: 0 S: 8	H: 2 LOB: 0 BB: 0 P: 11	R: 0 E: 0 K: 0 S: 9	H: 1 LOB: 1 BB: 1 P: 23	R: 4 E: 0 K: 2 S: 18	H: 4 LOB: 1 BB: 1 P: 30	R: 1 E: 0 K: 2 S: 12	H: 2 LOB: 1 BB: 0 P: 18	R: 0 E: 0 K: 1 S: 8	H: 0 LOB: 1 BB: 2 P: 18	1B: 11 2B: 3 3B: 0 HR: 1	SF: 1 SAC: 0 DP: 3 HBP: 0	WP: 2 PB: 0 SB: 2 CS: 0	PA: 44	
<b>PITCHER</b>	IP WLS BF H R ER SO BB IBB HBP BLK WP HR S P ERA WHIP	IP WLS BF H R ER SO BB IBB HBP BLK WP HR S P ERA WHIP	IP WLS BF H R ER SO BB IBB HBP BLK WP HR S P ERA WHIP	IP WLS BF H R ER SO BB IBB HBP BLK WP HR S P ERA WHIP	IP WLS BF H R ER SO BB IBB HBP BLK WP HR S P ERA WHIP	IP WLS BF H R ER SO BB IBB HBP BLK WP HR S P ERA WHIP	IP WLS BF H R ER SO BB IBB HBP BLK WP HR S P ERA WHIP	IP WLS BF H R ER SO BB IBB HBP BLK WP HR S P ERA WHIP	IP WLS BF H R ER SO BB IBB HBP BLK WP HR S P ERA WHIP	IP WLS BF H R ER SO BB IBB HBP BLK WP HR S P ERA WHIP	IP WLS BF H R ER SO BB IBB HBP BLK WP HR S P ERA WHIP	IP WLS BF H R ER SO BB IBB HBP BLK WP HR S P ERA WHIP	IP WLS BF H R ER SO BB IBB HBP BLK WP HR S P ERA WHIP	IP WLS BF H R ER SO BB IBB HBP BLK WP HR S P ERA WHIP	IP WLS BF H R ER SO BB IBB HBP BLK WP HR S P ERA WHIP	IP WLS BF H R ER SO BB IBB HBP BLK WP HR S P ERA WHIP	IP WLS BF H R ER SO BB IBB HBP BLK WP HR S P ERA WHIP	IP WLS BF H R ER SO BB IBB HBP BLK WP HR S P ERA WHIP	IP WLS BF H R ER SO BB IBB HBP BLK WP HR S P ERA WHIP	IP WLS BF H R ER SO BB IBB HBP BLK WP HR S P ERA WHIP	IP WLS BF H R ER SO BB IBB HBP BLK WP HR S P ERA WHIP	IP WLS BF H R ER SO BB IBB HBP BLK WP HR S P ERA WHIP	IP WLS BF H R ER SO BB IBB HBP BLK WP HR S P ERA WHIP

AB 39  
R 8  
H 15  
RBI 8  
BB 4  
SO 11  
LOB 20



Batter	1	2	3	4	5	6	7	8	9	AB	R	H	RBI	BB	SO	LOB	BOTTOM						
6 Billy Hamilton, S OBP: 0.275, SLG: 0.297										5	1	2	0	0	0	2	<b>Minnesota Twins @ Cincinnati Reds</b> Great American Ball Park, Cincinnati, OH Tue Jun 30 2015, 9:11 PM - 12:30 AM EDT Att: 28,556 - Overcast - 66 F						
3 Ivan De Jesus Jr., R OBP: 0.303, SLG: 0.418										5	1	2	1	0	0	1							
19 Joey Volto, L OBP: 0.398, SLG: 0.498										4	0	1	0	1	0	1							
21 Todd Frazier, R OBP: 0.348, SLG: 0.614										5	0	1	0	0	2	3							
32 Jay Bruce, L OBP: 0.334, SLG: 0.441										4	0	0	0	0	1	2							
9 Marlon Byrd, R OBP: 0.294, SLG: 0.457										4	1	1	1	0	0	1							
16 Tucker Barnhart, L OBP: 0.348, SLG: 0.444										3	1	1	0	1	0	1							
7 Eugenio Suárez, R OBP: 0.369, SLG: 0.475										4	1	2	1	0	2	2							
28 Anthony DeSclafani, R										2	0	1	0	0	0	0							
25 Burke Badenhop, R										0	0	0	0	0	0	0							
55 Skip Schumaker, L										1	0	0	0	0	0	1							
60 J.J. Hoover, R										1	0	0	0	0	0	0							
29 Brayan Peña, S										1	0	0	0	0	0	2							
53 Carlos Contreras, R										0	0	0	0	0	0	0							
<b>Inning Stats</b>	R: 0 E: 0 K: 0 S: 8	H: 0 LOB: 0 BB: 0 P: 12	R: 0 E: 0 K: 0 S: 10	H: 1 LOB: 1 BB: 0 P: 11	R: 1 E: 0 K: 0 S: 9	H: 2 LOB: 0 BB: 0 P: 11	R: 0 E: 0 K: 1 S: 6	H: 0 LOB: 0 BB: 0 P: 9	R: 0 E: 0 K: 1 S: 7	H: 1 LOB: 1 BB: 0 P: 12	R: 4 E: 0 K: 1 S: 29	H: 4 LOB: 1 BB: 1 P: 40	R: 0 E: 1 K: 0 S: 10	H: 1 LOB: 2 BB: 0 P: 16	R: 0 E: 0 K: 1 S: 10	H: 0 LOB: 1 BB: 1 P: 19	R: 0 E: 0 K: 1 S: 10	H: 0 LOB: 1 BB: 1 P: 19	1B: 8 2B: 1 3B: 0 HR: 2	SF: 0 SAC: 0 DP: 1 HBP: 0	WP: 2 PB: 0 SB: 0 CS: 0	PA: 40	
<b>PITCHER</b>	IP WLS BF H R ER SO BB IBB HBP BLK WP HR S P ERA WHIP	IP WLS BF H R ER SO BB IBB HBP BLK WP HR S P ERA WHIP	IP WLS BF H R ER SO BB IBB HBP BLK WP HR S P ERA WHIP	IP WLS BF H R ER SO BB IBB HBP BLK WP HR S P ERA WHIP	IP WLS BF H R ER SO BB IBB HBP BLK WP HR S P ERA WHIP	IP WLS BF H R ER SO BB IBB HBP BLK WP HR S P ERA WHIP	IP WLS BF H R ER SO BB IBB HBP BLK WP HR S P ERA WHIP	IP WLS BF H R ER SO BB IBB HBP BLK WP HR S P ERA WHIP	IP WLS BF H R ER SO BB IBB HBP BLK WP HR S P ERA WHIP	IP WLS BF H R ER SO BB IBB HBP BLK WP HR S P ERA WHIP	IP WLS BF H R ER SO BB IBB HBP BLK WP HR S P ERA WHIP	IP WLS BF H R ER SO BB IBB HBP BLK WP HR S P ERA WHIP	IP WLS BF H R ER SO BB IBB HBP BLK WP HR S P ERA WHIP	IP WLS BF H R ER SO BB IBB HBP BLK WP HR S P ERA WHIP	IP WLS BF H R ER SO BB IBB HBP BLK WP HR S P ERA WHIP	IP WLS BF H R ER SO BB IBB HBP BLK WP HR S P ERA WHIP	IP WLS BF H R ER SO BB IBB HBP BLK WP HR S P ERA WHIP	IP WLS BF H R ER SO BB IBB HBP BLK WP HR S P ERA WHIP	IP WLS BF H R ER SO BB IBB HBP BLK WP HR S P ERA WHIP	IP WLS BF H R ER SO BB IBB HBP BLK WP HR S P ERA WHIP	IP WLS BF H R ER SO BB IBB HBP BLK WP HR S P ERA WHIP	IP WLS BF H R ER SO BB IBB HBP BLK WP HR S P ERA WHIP	IP WLS BF H R ER SO BB IBB HBP BLK WP HR S P ERA WHIP

AB 38  
R 5  
H 11  
RBI 3  
SO 5  
LOB 16









Batter	1	2	3	4	5	6	7	8	9	AB	R	H	RBI	BB	SO	LOB	TOP
2 Brian Dozier, R OBP: 0.336, SLG: 0.523										4	0	0	0	0	1	3	<b>Minnesota Twins @ Kansas City Royals</b> Kauffman Stadium, Kansas City, MO Thu Jul 02 2015, 7:11 PM - 10:04 PM CDT Att: 37,196 - Overcast - 71 F
48 Toni Hunter, R OBP: 0.325, SLG: 0.459										4	0	1	0	0	0	2	
7 Joe Mauer, L OBP: 0.335, SLG: 0.371										4	0	2	0	0	1	1	
24 Trevor Plouffe, R OBP: 0.314, SLG: 0.435										2	0	0	0	1	0	0	
20 Eddie Rosario, L OBP: 0.299, SLG: 0.409										4	0	1	0	0	1	3	
22 Miguel Sanó, R OBP: 0.250, SLG: 0.250										4	0	1	0	0	2	2	
21 Shane Robinson, R (8, PR) OBP: 0.303, SLG: 0.313										3	1	1	0	0	0	0	
8 Kurt Suzuki, R OBP: 0.289, SLG: 0.317																	
5 Eduardo Escobar, S OBP: 0.286, SLG: 0.409										3	0	2	1	0	0	0	
39 Danny Santana, S OBP: 0.238, SLG: 0.290										4	0	2	1	0	1	3	
<b>Inning Stats</b>	R: 0 H: 1 E: 0 LOB: 2 K: 1 BB: 1 S: 15 P: 26	R: 0 H: 0 E: 0 LOB: 0 K: 0 BB: 0 S: 6 P: 10	R: 0 H: 1 E: 0 LOB: 0 K: 0 BB: 0 S: 9 P: 15	R: 0 H: 1 E: 0 LOB: 1 K: 1 BB: 0 S: 11 P: 18	R: 0 H: 2 E: 0 LOB: 1 K: 0 BB: 0 S: 10 P: 16	R: 0 H: 1 E: 0 LOB: 1 K: 2 BB: 0 S: 12 P: 20	R: 0 H: 1 E: 0 LOB: 1 K: 0 BB: 0 S: 9 P: 12	R: 0 H: 1 E: 0 LOB: 0 K: 1 BB: 0 S: 10 P: 14	R: 1 H: 2 E: 0 LOB: 2 K: 1 BB: 0 S: 12 P: 16	1B: 5 SF: 0 2B: 4 SAC: 3 3B: 2 DP: 1 HR: 0 HBP: 0	WP: 3 PA: 36 PB: 0 SB: 0 CS: 2						
<b>PITCHER</b>	IP WLS BF H R ER SO BB IBB HBP BLK WP HR S P ERA WHIP																
32 Chris Young, R ERA: 2.64	5.1 L 22 6 1 1 2 1 0 0 0 0 3 0 54 90 1.69 1.312																
47 Franklin Morales, L ERA: 2.76	1.1 5 1 0 0 2 0 0 0 0 0 0 0 2 24 0.00 0.750																
44 Luke Hochevar, R ERA: 5.02	0.1 1 0 0 0 0 0 0 0 0 0 0 0 2 3 0.00 0.000																
40 Kelvin Herrera, R ERA: 2.25	1.0 3 1 0 0 1 0 0 0 0 0 0 0 10 14 0.00 1.000																
56 Greg Holland, R ERA: 3.0	1.0 5 2 1 1 1 0 0 0 0 0 0 0 12 16 9.00 2.000																
<b>Batter</b>	<b>1</b>	<b>2</b>	<b>3</b>	<b>4</b>	<b>5</b>	<b>6</b>	<b>7</b>	<b>8</b>	<b>9</b>	<b>AB</b>	<b>R</b>	<b>H</b>	<b>RBI</b>	<b>BB</b>	<b>SO</b>	<b>LOB</b>	<b>BOTTOM</b>
2 Alcides Escobar, R OBP: 0.307, SLG: 0.356										4	0	0	0	0	1	1	<b>Minnesota Twins @ Kansas City Royals</b> Kauffman Stadium, Kansas City, MO Thu Jul 02 2015, 7:11 PM - 10:04 PM CDT Att: 37,196 - Overcast - 71 F
8 Mike Moustakas, L OBP: 0.382, SLG: 0.448										3	0	1	0	1	0	0	
6 Lorenzo Cain, R OBP: 0.353, SLG: 0.453										4	0	1	0	0	1	3	
35 Eric Hosmer, L OBP: 0.356, SLG: 0.444										3	0	1	0	1	1	2	
25 Kendrys Morales, S (1, 10) OBP: 0.345, SLG: 0.462										4	0	0	0	0	1	3	
4 Alex Gordon, L OBP: 0.384, SLG: 0.429										2	0	0	0	2	1	0	
13 Salvador Perez, R OBP: 0.275, SLG: 0.452										4	0	0	0	0	1	4	
15 Alex Rios, R OBP: 0.243, SLG: 0.264										3	0	0	0	0	1	0	
14 Omar Infante, R OBP: 0.238, SLG: 0.310										3	0	1	0	0	1	0	
1 Jarrod Dyson, L (8, PR) OBP: 0.313, SLG: 0.418										0	0	0	0	0	0	0	
24 Christian Colón, R OBP: 0.306, SLG: 0.295										0	0	0	0	0	0	0	
<b>Inning Stats</b>	R: 0 H: 1 E: 0 LOB: 0 K: 0 BB: 0 S: 6 P: 9	R: 0 H: 0 E: 0 LOB: 1 K: 1 BB: 1 S: 6 P: 14	R: 0 H: 0 E: 0 LOB: 0 K: 1 BB: 0 S: 7 P: 9	R: 0 H: 2 E: 0 LOB: 3 K: 1 BB: 1 S: 12 P: 21	R: 0 H: 0 E: 0 LOB: 0 K: 1 BB: 0 S: 6 P: 8	R: 0 H: 0 E: 0 LOB: 1 K: 0 BB: 1 S: 11 P: 19	R: 0 H: 0 E: 0 LOB: 0 K: 2 BB: 0 S: 8 P: 9	R: 0 H: 1 E: 0 LOB: 2 K: 1 BB: 1 S: 15 P: 25	R: 0 H: 0 E: 0 LOB: 0 K: 1 BB: 0 S: 7 P: 11	1B: 4 SF: 0 2B: 0 SAC: 0 3B: 0 DP: 1 HR: 0 HBP: 0	WP: 0 PA: 34 PB: 0 SB: 1 CS: 0						
<b>PITCHER</b>	IP WLS BF H R ER SO BB IBB HBP BLK WP HR S P ERA WHIP																
44 Kyle Gibson, R ERA: 3.04	8.0 W 31 4 0 0 0 7 4 0 0 0 0 0 71 114 0.00 1.000																
15 Glen Perkins, L ERA: 1.35	1.0 S 3 0 0 0 1 0 0 0 0 0 0 0 7 11 0.00 0.000																



Batter	1	2	3	4	5	6	7	8	9	10	AB	R	H	RBI	BB	SO	LOB	TOP	
2 Brian Dozier, R OBP: 0.331, SLG: 0.514	L7		G4-3		P6			K		L5	5	0	0	0	0	1	1		
48 Tori Hunter, R OBP: 0.324, SLG: 0.456	L5		P2			F8					4	0	1	0	0	0	0		
39 Danny Santana, S OBP: 0.238, SLG: 0.290								1B			0	0	0	0	0	0	0		
7 Joe Mauer, L OBP: 0.334, SLG: 0.367	FC6-4 BB				F7	E5		K			3	0	0	0	1	1	1		
24 Trevor Plouffe, R OBP: 0.310, SLG: 0.429	FC6-4				K	P4		F9			4	0	0	0	0	1	3		
20 Eddie Rosario, L OBP: 0.282, SLG: 0.411		2B			K	E4		K			4	1	1	0	0	2	1		
22 Miguel Sanó, R OBP: 0.375, SLG: 0.500		1B				K		K			4	1	2	1	0	2	2		
8 Kurt Suzuki, R OBP: 0.285, SLG: 0.311	F7				G5-3			L9			4	0	0	0	0	0	2		
5 Eduardo Escobar, S OBP: 0.286, SLG: 0.406		G6-4-3						G3-1		F9	4	0	1	0	0	0	1		
32 Aaron Hicks, S OBP: 0.282, SLG: 0.292					F8	SF7		F7		G4-3	3	0	0	1	0	0	0		
<b>Inning Stats</b>	R: 0 E: 0 K: 0 S: 8	H: 0 LOB: 1 BB: 1 P: 13	R: 1 E: 0 K: 0 S: 8	H: 2 LOB: 0 BB: 0 P: 12	R: 0 E: 0 K: 0 S: 10	H: 0 LOB: 0 BB: 0 P: 15	R: 0 E: 0 K: 0 S: 10	H: 0 LOB: 2 BB: 0 P: 14	R: 1 E: 0 K: 0 S: 13	H: 2 LOB: 1 BB: 0 P: 17	R: 0 E: 0 K: 0 S: 6	H: 0 LOB: 0 BB: 0 P: 9	R: 0 E: 0 K: 2 S: 8	H: 1 LOB: 1 BB: 0 P: 12	R: 0 E: 0 K: 0 S: 12	H: 0 LOB: 0 BB: 0 P: 20	1B: 3 2B: 2 3B: 0 HR: 0	SF: 1 SAC: 0 DP: 1 HBP: 0	WP: 0 PA: 37 PB: 0 SB: 0 CS: 0
<b>PITCHER</b>	IP WLS BF H R ER SO BB IBB HBP BLK WP HR S P ERA WHIP	11 Jeremy Guthrie, R ERA: 5.42	46 Ryan Madson, R ERA: 1.89	56 Greg Holland, R ERA: 2.86	17 Wade Davis, R ERA: 0.26	<b>PITCHER</b>	IP WLS BF H R ER SO BB IBB HBP BLK WP HR S P ERA WHIP												

Minnesota Twins @ Kansas City Royals  
Kauffman Stadium, Kansas City, MO  
Fri Jul 03 2015, 7:11 PM - 10:24 PM CDT  
Att: 36,868 - Clear - 78 F

AB 35  
R 2  
H 5  
RBI 2  
BB 1  
SO 7  
LOB 11



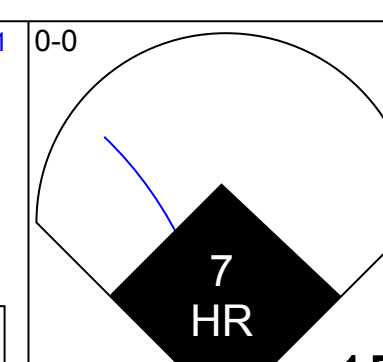
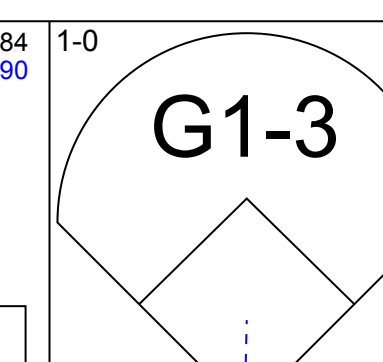
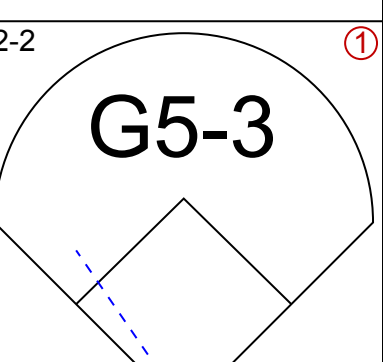
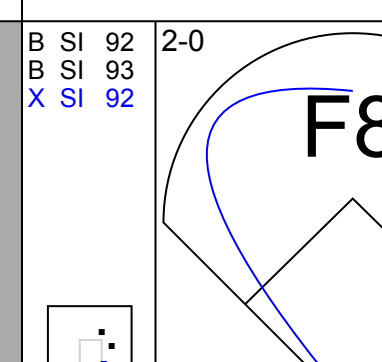
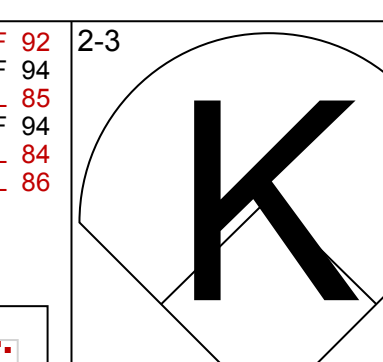
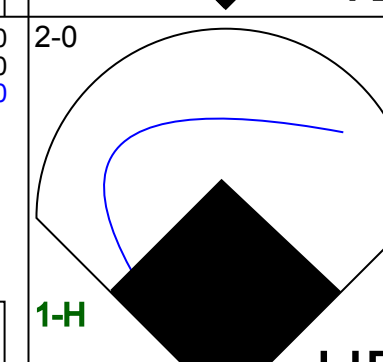
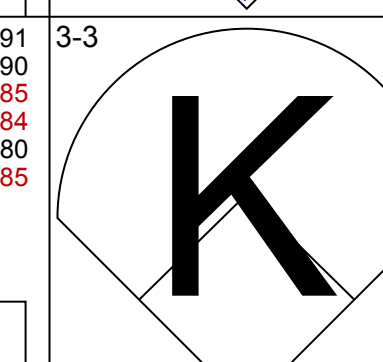
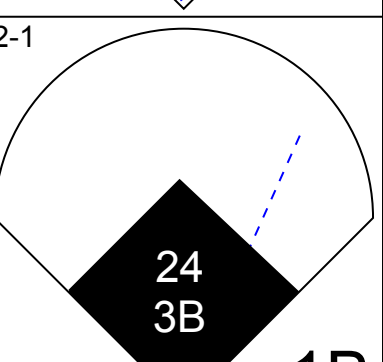
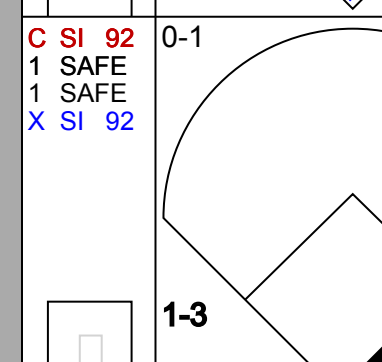
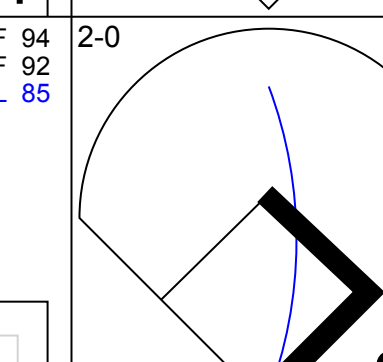
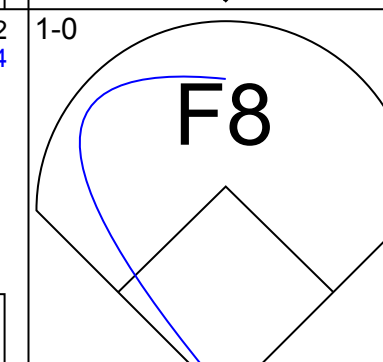
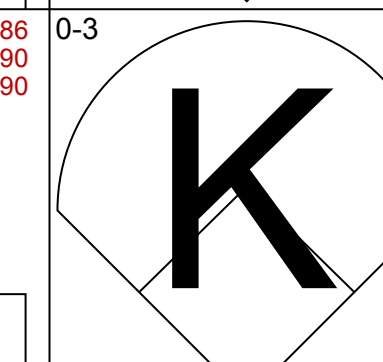
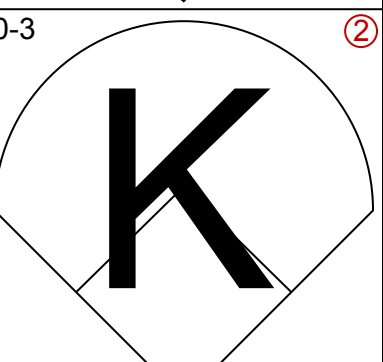
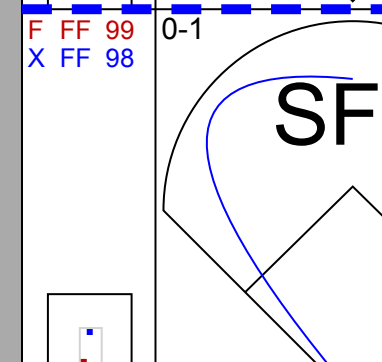
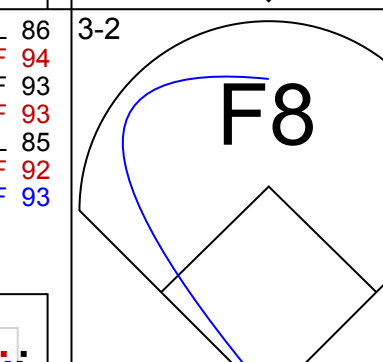
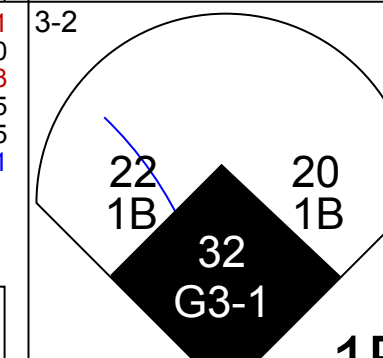
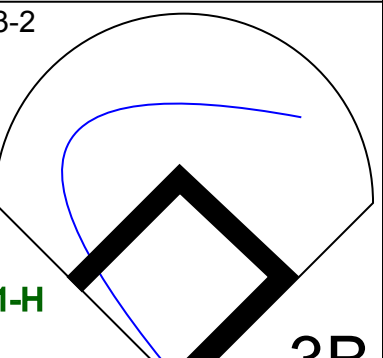
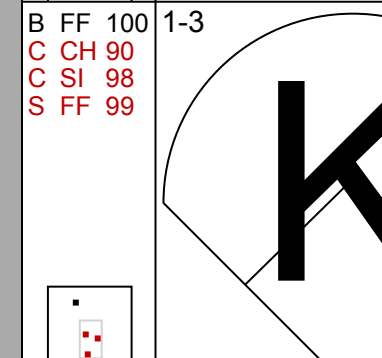
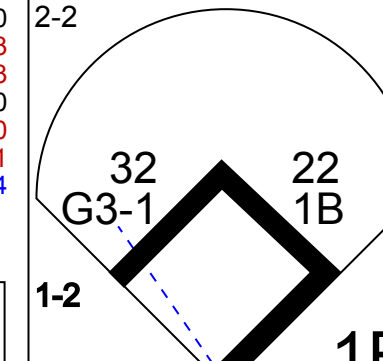
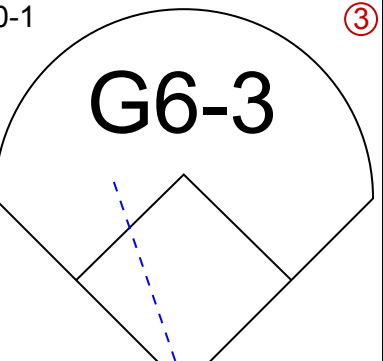

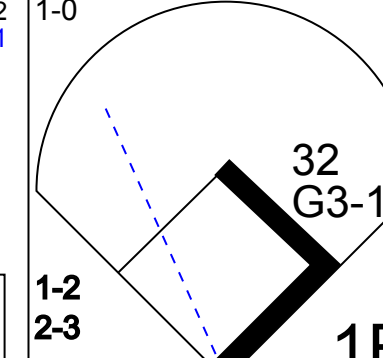


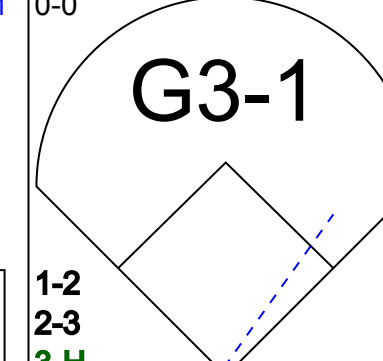
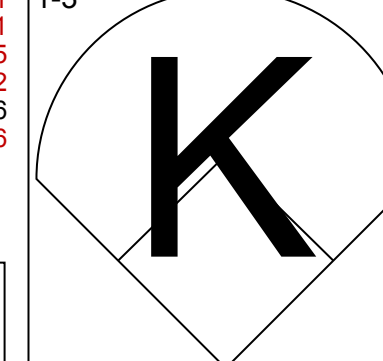
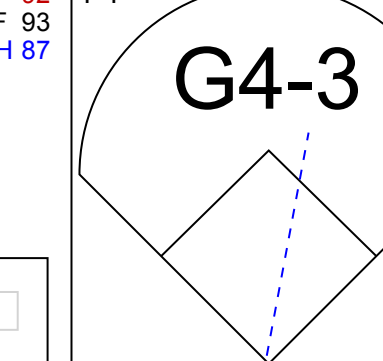
Batter	1	2	3	4	5	6	7	8	9	10	AB	R	H	RBI	BB	SO	LOB	BOTTOM					
2 Alcides Escobar, R OBP: 0.313, SLG: 0.357	G4-3 BB		FC4-6 1B		SH1-3		G6-3				2	0	1	0	2	0	0						
8 Mike Moustakas, L OBP: 0.356, SLG: 0.440	G4-3		FC4-6 1B		G4-3			F8		F8-2-3	5	0	0	0	0	0	7						
6 Lorenzo Cain, R OBP: 0.360, SLG: 0.461	F9										4	2	3	1	1	0	1						
35 Eric Hosmer, L OBP: 0.350, SLG: 0.436	K		G4-3					G4-3			5	0	0	0	0	2	7						
25 Kendrys Morales, S OBP: 0.347, SLG: 0.466		K						G6-3			4	0	2	1	0	1	0						
1 Jarrod Dyson, L OBP: 0.309, SLG: 0.413					2B					FC3	1	0	0	1	0	0	0						
4 Alex Gordon, L OBP: 0.379, SLG: 0.421		K			K			F7			4	0	0	0	0	2	2						
13 Salvador Perez, R OBP: 0.275, SLG: 0.449											4	0	1	0	0	1	1						
43 Dusty Coleman, R OBP: 0.182, SLG: 0.205		G6-3						L4			0	0	0	0	0	0	0						
9 Drew Butera, R OBP: 0.182, SLG: 0.205											0	0	0	0	0	0	0						
15 Alex Rios, R OBP: 0.250, SLG: 0.271					L7			G4-3			4	1	2	0	0	0	1						
14 Omar Infante, R OBP: 0.239, SLG: 0.310			L5					F8		SH3	3	0	1	0	0	0	1						
<b>Inning Stats</b>	R: 0 E: 0 K: 1 S: 11	H: 0 LOB: 1 BB: 1 P: 18	R: 0 E: 0 K: 2 S: 9	H: 0 LOB: 0 BB: 0 P: 15	R: 1 E: 0 K: 0 S: 14	H: 3 LOB: 2 BB: 0 P: 24	R: 0 E: 0 K: 2 S: 11	H: 1 LOB: 1 BB: 0 P: 15	R: 0 E: 0 K: 0 S: 12	H: 1 LOB: 2 BB: 1 P: 22	R: 0 E: 0 K: 0 S: 7	H: 0 LOB: 0 BB: 0 P: 11	R: 0 E: 0 K: 0 S: 4	H: 0 LOB: 0 BB: 0 P: 7	R: 1 E: 0 K: 0 S: 9	H: 2 LOB: 1 BB: 0 P: 14	R: 0 E: 0 K: 0 S: 9	H: 2 LOB: 2 BB: 1 P: 18	R: 1 E: 0 K: 1 S: 6	H: 1 LOB: 1 BB: 0 P: 9	1B: 8 2B: 3 3B: 0 HR: 0	SF: 0 SAC: 2 DP: 1 HBP: 0	WP: 1 PA: 41 PB: 0 SB: 1 CS: 0
<b>PITCHER</b>	IP WLS BF H R ER SO BB IBB HBP BLK WP HR S P ERA WHIP	33 Tommy Milone, L ERA: 3.02	36 Blaine Boyer, R ERA: 2.41	50 Casey Fien, R ERA: 4.01	57 Ryan Pressly, R ERA: 3.04	64 Aaron Thompson, L ERA: 5.12	<b>PITCHER</b>	IP WLS BF H R ER SO BB IBB HBP BLK WP HR S P ERA WHIP															

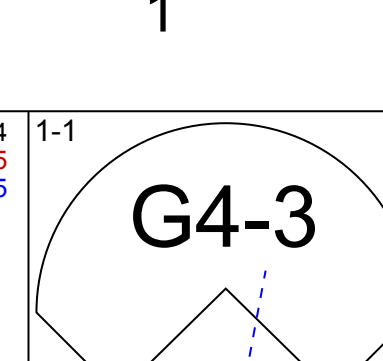
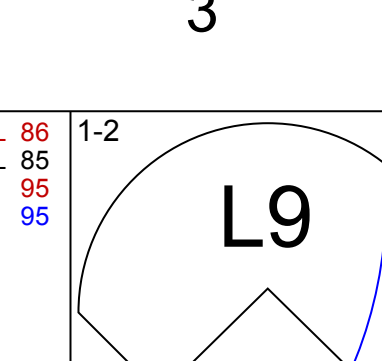
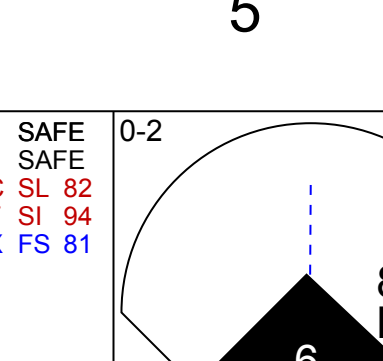
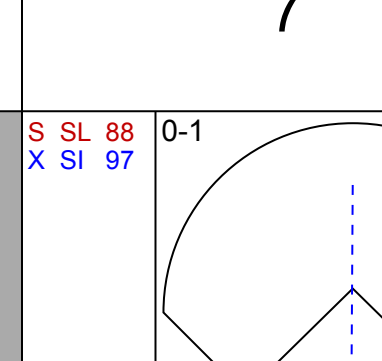
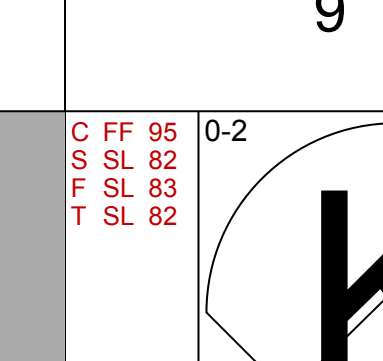
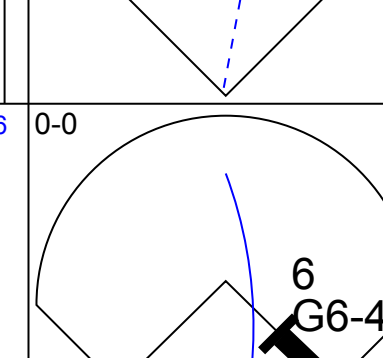
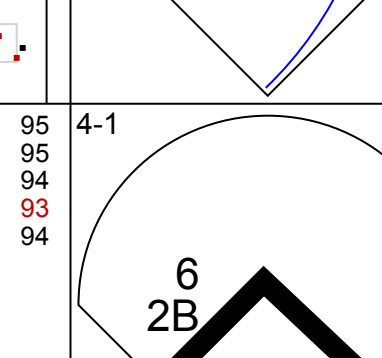
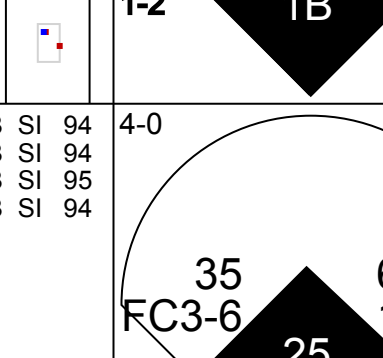
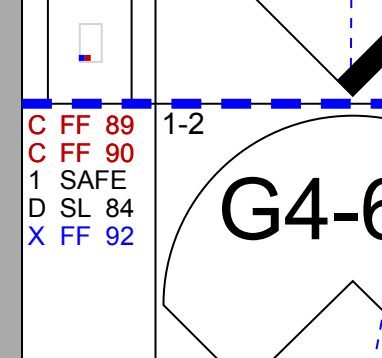
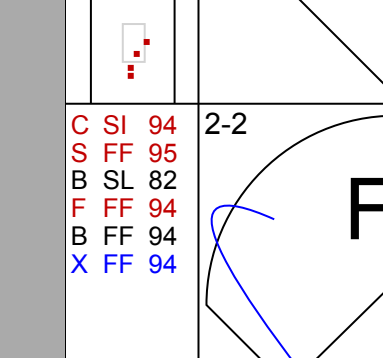
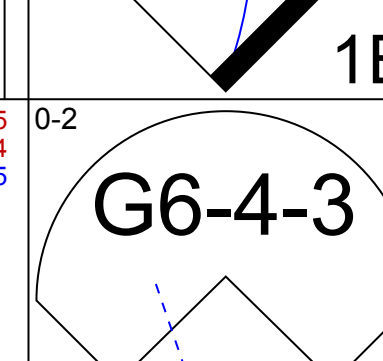
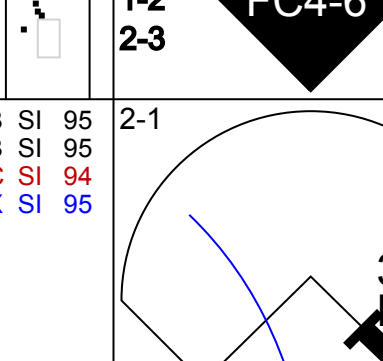
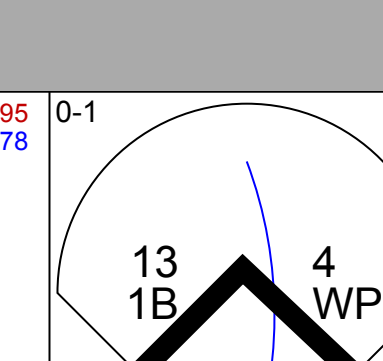
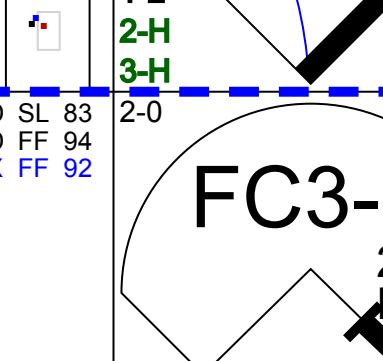
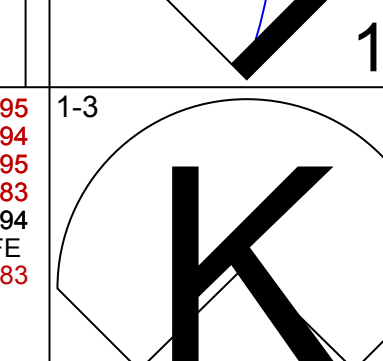
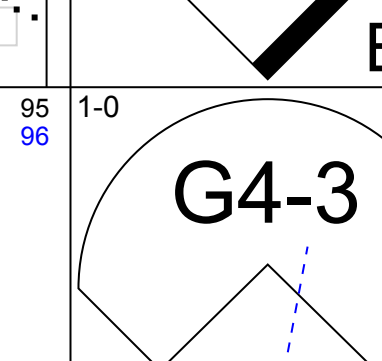
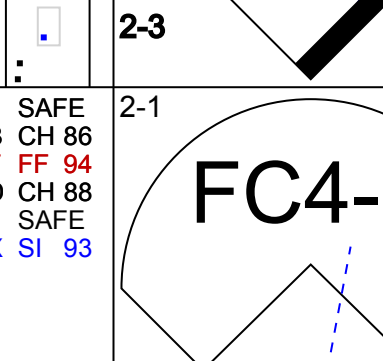
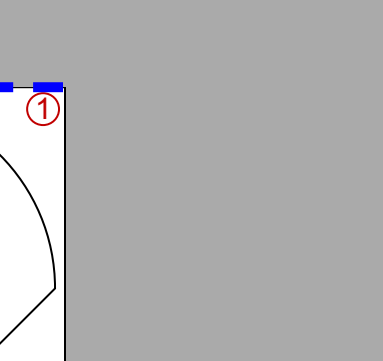
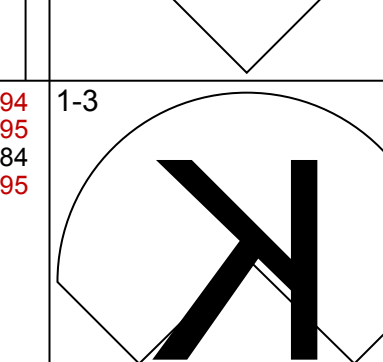
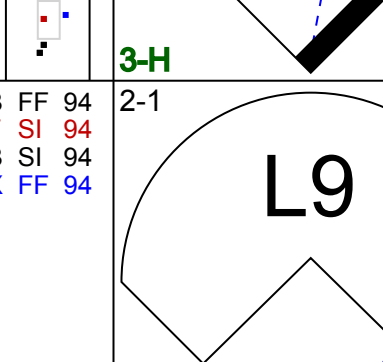
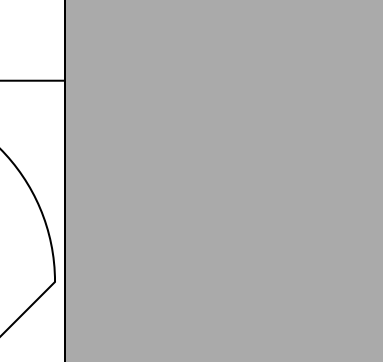
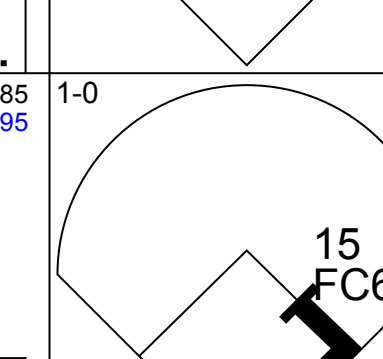
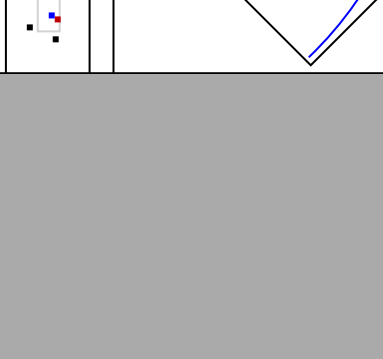
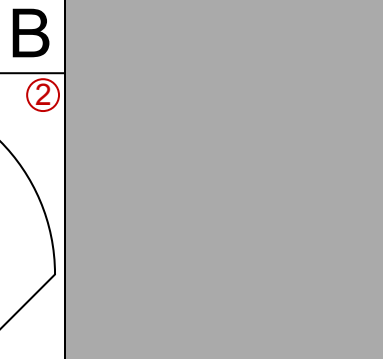
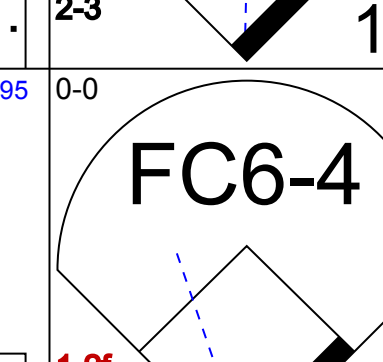

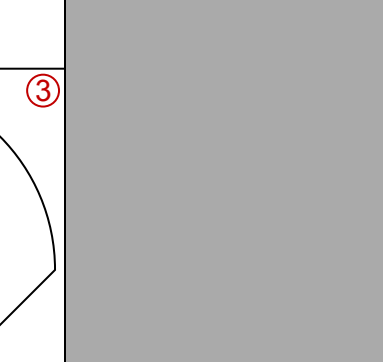
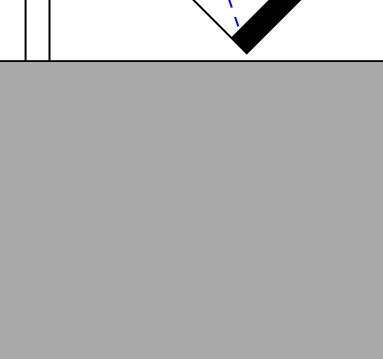
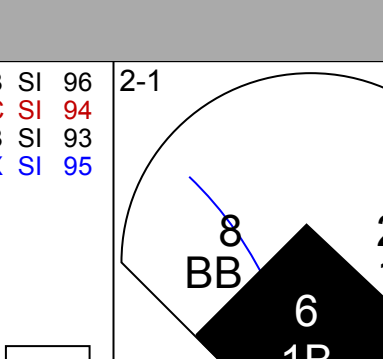
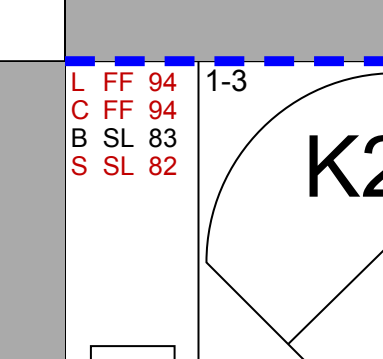
Minnesota Twins @ Kansas City Royals  
Kauffman Stadium, Kansas City, MO  
Fri Jul 03 2015, 7:11 PM - 10:24 PM CDT  
Att: 36,868 - Clear - 78 F

AB 36  
R 3  
H 10  
RBI 3  
BB 3  
SO 6  
LOB 20





Batter	1	2	3	4	5	6	7	8	9	AB R H RBI BB SO LOB	TOP											
<b>2 Brian Dozier, R</b> OBP: 0.330, SLG: 0.509										5 1 1 0 0 1 2	<b>Minnesota Twins @ Kansas City Royals</b> Kauffman Stadium, Kansas City, MO Sat Jul 04 2015, 6:16 PM - 9:41 PM CDT Att: 37,917 - Overcast - 82 F											
<b>7 Joe Mauer, L</b> OBP: 0.341, SLG: 0.388										5 2 4 2 0 1 1												
<b>48 Toni Hunter, R</b> OBP: 0.319, SLG: 0.450										4 0 0 1 0 2 3												
<b>24 Trevor Plouffe, R</b> OBP: 0.316, SLG: 0.443										4 1 3 1 0 1 1												
<b>20 Eddie Rosario, L</b> OBP: 0.303, SLG: 0.413										4 0 2 0 0 0 2												
<b>22 Miguel Sano, R</b> OBP: 0.333, SLG: 0.417										4 0 1 0 0 1 2												
<b>32 Aaron Hicks, S</b>										3 0 0 1 1 0 2												
<b>12 Chris Herrmann, L</b>										4 0 0 0 0 3 3												
<b>39 Danny Santana, S</b>										4 1 2 0 0 0 0												
<b>Inning Stats</b>	R: 3 E: 0 K: 1 S: 18	H: 5 LOB: 2 BB: 0 P: 28	R: 0 E: 0 K: 2 S: 8	H: 1 LOB: 1 BB: 0 P: 14	R: 0 E: 0 K: 0 S: 6	H: 1 LOB: 0 BB: 0 P: 6	R: 0 E: 0 K: 0 S: 5	H: 0 LOB: 0 BB: 0 P: 6	R: 1 E: 0 K: 1 S: 15	H: 2 LOB: 1 BB: 0 P: 22		R: 0 E: 0 K: 2 S: 8	H: 0 LOB: 0 BB: 0 P: 11	R: 1 E: 0 K: 1 S: 10	H: 2 LOB: 1 BB: 0 P: 16	R: 0 E: 0 K: 1 S: 12	H: 1 LOB: 1 BB: 0 P: 17	R: 0 E: 0 K: 1 S: 11	H: 1 LOB: 1 BB: 0 P: 19	1B: 8 2B: 4 3B: 1 HR: 1	SF: 1 SAC: 0 DP: 2 HBP: 0	WP: 0 PB: 0 SB: 0 CS: 0
<b>PITCHER</b>	IP WLS BF H R ER SO BB IBB HBP BLK WP HR S P ERA WHIP																					
<b>49 Joe Blanton, R</b> ERA: 3.74	(1, 1) 5.0 L 23 9 4 4 4 0 0 0 0 0 0 1 52 76 7.20 1.800																					
<b>27 Brandon Finnegan, L</b> ERA: 2.37	(6, 1) 1.1 2 2 1 1 2 0 0 0 0 0 0 0 13 21 6.75 1.500																					
<b>40 Kelvin Herrera, R</b> ERA: 2.2	(7, 1) 0.2 2 0 0 0 1 0 0 0 0 0 0 5 6 0.00 0.000																					
<b>47 Franklin Morales, L</b> ERA: 2.7	(8, 1) 1.0 4 1 0 0 1 1 0 0 0 0 0 0 12 17 0.00 2.000																					
<b>54 Jason Frasor, R</b> ERA: 1.54	(9, 1) 1.0 4 1 0 0 1 0 0 0 0 0 0 0 11 19 0.00 1.000																					

Batter	1	2	3	4	5	6	7	8	9	AB R H RBI BB SO LOB	BOTTOM											
<b>2 Alcides Escobar, R</b> OBP: 0.315, SLG: 0.358										5 1 2 0 0 1 0	<b>Minnesota Twins @ Kansas City Royals</b> Kauffman Stadium, Kansas City, MO Sat Jul 04 2015, 6:16 PM - 9:41 PM CDT Att: 37,917 - Overcast - 82 F											
<b>8 Mike Moustakas, L</b> OBP: 0.360, SLG: 0.439										3 1 1 0 2 0 1												
<b>6 Lorenzo Cain, R</b> OBP: 0.365, SLG: 0.467										3 0 2 2 1 0 1												
<b>35 Eric Hosmer, L</b> OBP: 0.352, SLG: 0.435										3 0 1 0 1 0 3												
<b>25 Kendrys Morales, S</b> OBP: 0.343, SLG: 0.460										4 0 0 1 0 1 5												
<b>4 Alex Gordon, L</b> OBP: 0.377, SLG: 0.419										4 0 1 0 0 2 2												
<b>13 Salvador Perez, R</b> OBP: 0.275, SLG: 0.446										4 0 1 0 0 1 1												
<b>15 Alex Rios, R</b> OBP: 0.243, SLG: 0.263										4 0 0 0 0 0 3												
<b>14 Omar Infante, R</b> OBP: 0.239, SLG: 0.309										4 1 1 0 0 1 0												
<b>Inning Stats</b>	R: 0 E: 0 K: 0 S: 6	H: 1 LOB: 0 BB: 0 P: 7	R: 0 E: 0 K: 2 S: 12	H: 2 LOB: 2 BB: 0 P: 15	R: 0 E: 0 K: 0 S: 11	H: 1 LOB: 3 BB: 2 P: 22	R: 0 E: 0 K: 1 S: 10	H: 0 LOB: 0 BB: 0 P: 16	R: 3 E: 0 K: 0 S: 12	H: 3 LOB: 1 BB: 1 P: 26		R: 0 E: 0 K: 1 S: 9	H: 0 LOB: 0 BB: 0 P: 11	R: 0 E: 0 K: 0 S: 8	H: 1 LOB: 1 BB: 0 P: 13	R: 0 E: 0 K: 0 S: 11	H: 1 LOB: 1 BB: 0 P: 17	R: 0 E: 0 K: 2 S: 11	H: 0 LOB: 0 BB: 0 P: 14	1B: 8 2B: 1 3B: 0 HR: 0	SF: 0 SAC: 0 DP: 2 HBP: 0	WP: 1 PB: 0 SB: 0 CS: 0
<b>PITCHER</b>	IP WLS BF H R ER SO BB IBB HBP BLK WP HR S P ERA WHIP																					
<b>37 Mike Pelfrey, R</b> ERA: 3.94	(1, 1) 4.0 W 21 7 3 3 3 3 0 0 0 0 0 0 5 75 6.75 2.500																					
<b>52 Brian Duensing, L</b> ERA: 6.52	(5, 1) 1.0 W 3 0 0 0 0 0 0 0 0 0 0 0 5 11 0.00 0.000																					
<b>57 Ryan Pressly, R</b> ERA: 2.93	(6, 1) 1.0 H 4 1 0 0 1 0 0 0 0 0 0 0 11 13 0.00 1.000																					
<b>64 Aaron Thompson, L</b> ERA: 5.01	(7, 1) 0.2 H 1 0 0 0 0 0 0 0 0 0 0 0 3 4 0.00 0.000																					
<b>36 Blaine Boyer, R</b> ERA: 2.39	(7, 1) 0.1 H 2 0 0 0 0 1 0 0 0 0 0 0 3 7 0.00 3.000																					



Batter	1	2	3	4	5	6	7	8	9	AB	R	H	RBI	BB	SO	LOB	TOP					
2 Brian Dozier, R OBP: 0.331, SLG: 0.511	F8		BB			P3		2B		3	0	1	0	1	0	0						
7 Joe Mauer, L OBP: 0.343, SLG: 0.389	1B		FC5-4			1B		K		4	0	2	0	0	1	2						
48 Toni Hunter, R OBP: 0.315, SLG: 0.443	G5-4-3		G6-3			FC6-4		L6		4	0	0	0	0	0	4						
24 Trevor Plouffe, R OBP: 0.315, SLG: 0.444		2B				L7		L7		4	1	1	0	0	0	1						
22 Miguel Sanó, R OBP: 0.438, SLG: 0.533 39 Danny Santana, S OBP: 0.243, SLG: 0.299	2B		G5-3			G5-3		20 SH1-3		3	0	2	1	1	0	0						
20 Eddie Rosario, L OBP: 0.303, SLG: 0.408	K		2H			SH1-3		1B		2	0	0	0	1	1	2						
9 Eduardo Núñez, R OBP: 0.333, SLG: 0.485	G5-3		G5-3			CS		G1-3		4	0	0	0	0	0	4						
8 Kurt Suzuki, R OBP: 0.281, SLG: 0.307	G6-3		G6-3			F9		F8		3	0	0	0	0	0	2						
32 Aaron Hicks, S OBP: 0.282, SLG: 0.314			HR			L4		F9		3	1	1	1	0	0	0						
<b>Inning Stats</b>	R: 0 E: 0 K: 0 S: 9	H: 1 LOB: 0 BB: 0 P: 13	R: 1 E: 0 K: 1 S: 9	H: 2 LOB: 1 BB: 0 P: 12	R: 1 E: 0 K: 0 S: 10	H: 1 LOB: 0 BB: 1 P: 17	R: 0 E: 0 K: 0 S: 6	H: 0 LOB: 0 BB: 1 P: 15	R: 0 E: 0 K: 0 S: 8	H: 0 LOB: 0 BB: 0 P: 9	R: 0 E: 0 K: 0 S: 9	H: 1 LOB: 1 BB: 0 P: 11	R: 0 E: 0 K: 0 S: 5	H: 0 LOB: 1 BB: 1 P: 11	R: 0 E: 0 K: 1 S: 8	H: 1 LOB: 1 BB: 0 P: 10	R: 0 E: 0 K: 0 S: 7	H: 1 LOB: 2 BB: 0 P: 11	1B: 3 2B: 3 3B: 0 HR: 1	SF: 0 SAC: 1 DP: 2 HBP: 0	WP: 0 PB: 0 CS: 1 SB: 0	PA: 35
<b>PITCHER</b>	IP	WLS	BF	H	R	ER	SO	BB	IBB	HBP	BLK	WP	HR	S	P	ERA	WHIP					
41 Danny Duffy, L ERA: 5.14	6.1		24	5	2	2	1	3	0	0	0	0	1	54	84	2.84	1.263					
46 Ryan Madson, R ERA: 1.55	0.2		2	0	0	0	0	0	0	0	0	0	0	2	4	0.00	0.000					
17 Wade Davis, R ERA: 0.25	1.0		4	1	0	0	1	0	0	0	0	0	0	8	10	0.00	1.000					
56 Greg Holland, R ERA: 2.74	1.0	W	4	1	0	0	0	0	0	0	0	0	0	7	11	0.00	1.000					

Minnesota Twins @ Kansas City Royals  
Kauffman Stadium, Kansas City, MO  
Sun Jul 05 2015, 1:17 PM - 3:35 PM CDT  
Att: 29,427 - Partly Cloudy - 85 F

AB 30  
R 2  
H 7  
RBI 2  
BB 3  
SO 2  
LOB 15



Batter	1	2	3	4	5	6	7	8	9	AB	R	H	RBI	BB	SO	LOB	BOTTOM					
2 Alcides Escobar, R OBP: 0.314, SLG: 0.357	F8		G5-4-3			K		1B		4	0	1	0	0	1	1						
8 Mike Moustakas, L OBP: 0.357, SLG: 0.436 43 Dusty Coleman, R OBP: 0.314, SLG: 0.357	G4-3		K			K		F7		2	0	0	0	0	1	0						
6 Lorenzo Cain, R OBP: 0.364, SLG: 0.462	G4-3		K			K				3	1	0	0	1	2	0						
35 Eric Hosmer, L OBP: 0.354, SLG: 0.437	P4		G3			25 G4-3		BB		3	0	1	1	1	0	0						
25 Kendrys Morales, S OBP: 0.340, SLG: 0.455	F8		K			G4-3		2B		3	0	0	0	0	1	1						
4 Alex Gordon, L OBP: 0.380, SLG: 0.431	G3		HR			IBB				2	1	1	1	1	0	0						
14 Omar Infante, R OBP: 0.240, SLG: 0.307			1 SH1-3			F9		K		2	1	0	0	1	1	2						
1 Jarrod Dyson, L OBP: 0.303, SLG: 0.404	SH1-3		BB			P6		G4-3		2	0	0	0	0	0	0						
9 Drew Butera, R OBP: 0.191, SLG: 0.213	1B		2 G5-4-3			P2		K		3	0	1	1	0	1	0						
<b>Inning Stats</b>	R: 0 E: 0 K: 0 S: 4	H: 0 LOB: 0 BB: 0 P: 7	R: 0 E: 0 K: 0 S: 6	H: 0 LOB: 0 BB: 0 P: 9	R: 1 E: 0 K: 0 S: 6	H: 1 LOB: 0 BB: 1 P: 11	R: 0 E: 0 K: 2 S: 7	H: 0 LOB: 0 BB: 0 P: 12	R: 1 E: 0 K: 1 S: 10	H: 1 LOB: 0 BB: 0 P: 15	R: 0 E: 0 K: 2 S: 8	H: 0 LOB: 0 BB: 0 P: 9	R: 0 E: 0 K: 2 S: 11	H: 0 LOB: 2 BB: 2 P: 21	R: 0 E: 0 K: 1 S: 6	H: 1 LOB: 1 BB: 0 P: 9	R: 1 E: 0 K: 0 S: 3	H: 1 LOB: 1 BB: 1 P: 8	1B: 2 2B: 1 3B: 0 HR: 1	SF: 0 SAC: 1 DP: 1 HBP: 0	WP: 0 PB: 0 CS: 0 SB: 0	PA: 31
<b>PITCHER</b>	IP	WLS	BF	H	R	ER	SO	BB	IBB	HBP	BLK	WP	HR	S	P	ERA	WHIP					
54 Ervin Santana, R ERA: 2.25	8.0		29	3	2	2	8	2	1	0	0	0	0	58	93	2.25	0.625					
36 Blaine Boyer, R ERA: 2.63	0.0	L	1	0	1	1	0	1	0	0	0	0	0	1	5	∞	∞					
64 Aaron Thompson, L ERA: 5.01	0.0		1	0	0	0	0	0	0	0	0	0	0	2	3	∞	∞					

Minnesota Twins @ Kansas City Royals  
Kauffman Stadium, Kansas City, MO  
Sun Jul 05 2015, 1:17 PM - 3:35 PM CDT  
Att: 29,427 - Partly Cloudy - 85 F

AB 26  
R 3  
H 4  
RBI 3  
BB 4  
SO 8  
LOB 5









Batter	1	2	3	4	5	6	7	8	9	AB	R	H	RBI	BB	SO	LOB	TOP					
13 Manny Machado, R (1.5) OBP: 0.361, SLG: 0.529										3	1	1	0	1	0	1						
38 Jimmy Paredes, S (1.10) OBP: 0.330, SLG: 0.484										4	0	0	0	0	2	2						
10 Adam Jones, R (1.8) OBP: 0.334, SLG: 0.477										4	0	2	1	0	1	0						
19 Chris Davis, L (1.9) OBP: 0.321, SLG: 0.464										4	0	0	0	0	3	3						
32 Matt Wieters, S (1.2) OBP: 0.275, SLG: 0.473										3	0	0	0	1	2	3						
41 Chris Parmelee, L (1.3) OBP: 0.279, SLG: 0.531										3	0	1	0	0	0	1						
28 Steve Pearce, R (9, PH) OBP: 0.299, SLG: 0.381										1	0	0	0	0	0	0						
23 Travis Snider, L (1.7) ERA: 5.0										4	1	1	2	0	0	1						
6 Jonathan Schoop, R (9, PH) OBP: 0.282, SLG: 0.595										3	0	1	0	0	1							
2 J.J. Hardy, R (1.6) OBP: 0.263, SLG: 0.338										3	0	1	0	0	1	1						
3 Ryan Flaherty, L (1.4) OBP: 0.328, SLG: 0.385																						
<b>Inning Stats</b>	R: 0 E: 0 K: 2 S: 12	H: 2 LOB: 2 BB: 0 P: 19	R: 0 E: 0 K: 0 S: 11	H: 1 LOB: 1 BB: 0 P: 17	R: 0 E: 0 K: 2 S: 9	H: 0 LOB: 0 BB: 0 P: 12	R: 0 E: 0 K: 1 S: 7	H: 0 LOB: 0 BB: 0 P: 14	R: 2 E: 0 K: 1 S: 14	H: 3 LOB: 0 BB: 0 P: 24	R: 0 E: 0 K: 1 S: 12	H: 0 LOB: 1 BB: 1 P: 22	R: 0 E: 0 K: 1 S: 13	H: 0 LOB: 0 BB: 0 P: 19	R: 1 E: 0 K: 1 S: 9	H: 1 LOB: 1 BB: 1 P: 15	R: 0 E: 0 K: 1 S: 6	H: 0 LOB: 0 BB: 0 P: 8	1B: 3 2B: 3 3B: 0 HR: 1	SF: 0 SAC: 0 DP: 1 HBP: 0	WP: 0 PB: 0 SB: 0 CS: 0	PA: 35
<b>PITCHER</b>	IP WLS BF H R ER SO BB IBB HBP BLK WP HR S P ERA WHIP																					
44 Kyle Gibson, R (1.1) ERA: 3.04	6.0 W 24 6 2 2 7 1 0 0 0 0 0 1 65 108 3.00 1.167																					
52 Brian Duensing, L (7.1) ERA: 5.0	1.0 3 0 0 0 1 0 0 0 0 0 0 0 13 19 0.00 0.000																					
62 J.R. Graham, R (8.1) ERA: 3.08	1.0 5 1 1 1 1 1 0 0 0 0 0 0 9 15 9.00 2.000																					
61 Ryan O'Rourke, L (9.1) ERA:	1.0 3 0 0 0 1 0 0 0 0 0 0 0 6 8 0.00 0.000																					

Baltimore Orioles @ Minnesota Twins  
Target Field, Minneapolis, MN  
Tue Jul 07 2015, 7:11 PM - 9:59 PM CDT  
Att: 25,091 - Partly Cloudy - 72 F

AB 33  
R 3  
H 7  
RBI 3  
BB 2  
SO 10  
LOB 13



Batter	1	2	3	4	5	6	7	8	9	AB	R	H	RBI	BB	SO	LOB	BOTTOM			
2 Brian Dozier, R (1.4) OBP: 0.331, SLG: 0.512										3	0	0	1	1	1	0				
7 Joe Mauer, L (1.3) OBP: 0.346, SLG: 0.389										4	3	2	0	1	0	1				
24 Trevor Plouffe, R (1.5) OBP: 0.316, SLG: 0.442										3	2	1	1	0	1	1				
22 Miguel Sanó, R (1.10) OBP: 0.542, SLG: 0.700										3	1	2	3	1	0	1				
20 Eddie Rosario, L (1.9) OBP: 0.296, SLG: 0.395										4	0	1	2	0	2	1				
5 Eduardo Escobar, S (1.7) OBP: 0.285, SLG: 0.403										4	0	1	0	0	2	2				
21 Shane Robinson, R (8.7) OBP: 0.303, SLG: 0.313										0	0	0	0	0	0	0				
32 Aaron Hicks, S (1.8) OBP: 0.288, SLG: 0.349										3	0	1	0	1	0	2				
8 Kurt Suzuki, R (1.2) OBP: 0.284, SLG: 0.309										4	1	3	0	0	1	0				
39 Danny Santana, S (1.6) OBP: 0.239, SLG: 0.292										4	1	0	0	0	0	5				
<b>Inning Stats</b>	R: 3 E: 0 K: 0 S: 15	H: 4 LOB: 1 BB: 0 P: 21	R: 0 E: 0 K: 1 S: 8	H: 0 LOB: 0 BB: 0 P: 10	R: 1 E: 0 K: 3 S: 15	H: 1 LOB: 1 BB: 0 P: 22	R: 4 E: 0 K: 0 S: 15	H: 3 LOB: 2 BB: 2 P: 33	R: 0 E: 0 K: 1 S: 8	H: 1 LOB: 1 BB: 1 P: 17	R: 0 E: 0 K: 1 S: 6	H: 0 LOB: 0 BB: 0 P: 10	R: 0 E: 0 K: 1 S: 9	H: 1 LOB: 1 BB: 0 P: 14	R: 0 E: 0 K: 0 S: 6	H: 1 LOB: 1 BB: 1 P: 14	1B: 8 2B: 2 3B: 0 HR: 1	SF: 1 SAC: 0 DP: 2 HBP: 1	WP: 2 PB: 1 SB: 1 CS: 0	PA: 38
<b>PITCHER</b>	IP WLS BF H R ER SO BB IBB HBP BLK WP HR S P ERA WHIP																			
39 Kevin Gausman, R (1.1) ERA: 5.0	3.2 L 21 3 0 0 2 2 0 0 0 0 0 0 22 44 0.00 2.143																			
35 Brad Brach, R (4.1) ERA: 3.19	2.1 10 3 0 0 2 2 0 0 0 0 0 0 22 44 0.00 2.143																			
17 Brian Matusz, L (7.1) ERA: 2.28	1.0 3 0 0 0 1 0 0 0 0 0 0 0 7 10 0.00 0.000																			
53 Zack Britton, L (8.1) ERA: 1.77	1.0 4 1 0 0 0 1 0 0 0 0 0 0 6 14 0.00 2.000																			

Baltimore Orioles @ Minnesota Twins  
Target Field, Minneapolis, MN  
Tue Jul 07 2015, 7:11 PM - 9:59 PM CDT  
Att: 25,091 - Partly Cloudy - 72 F

AB 32  
R 8  
H 11  
RBI 7  
BB 4  
SO 7  
LOB 13

















Batter	1	2	3	4	5	6	7	8	9	AB	R	H	RBI	BB	SO	LOB	TOP					
3 Ian Kinsler, R OBP: 0.334, SLG: 0.370										5	0	1	0	0	1	1						
52 Yoenis Cespedes, R OBP: 0.325, SLG: 0.503										5	0	2	1	0	1	2						
41 Victor Martinez, S OBP: 0.336, SLG: 0.401										3	1	1	1	0	1	2						
55 Jeffy Marte, R OBP: 0.286, SLG: 0.857										2	0	0	1	0	1	1						
28 J.D. Martinez, R OBP: 0.346, SLG: 0.567										4	1	1	0	0	1	3						
57 Marc Krauss, L OBP: 0.175, SLG: 0.283										4	0	0	0	0	1	1						
9 Nick Castellanos, R OBP: 0.290, SLG: 0.377										3	1	1	0	1	1	0						
34 James McCann, R OBP: 0.320, SLG: 0.430										3	0	2	2	1	1	1						
1 Jose Iglesias, R OBP: 0.368, SLG: 0.377										4	0	1	0	0	0	3						
20 Rajai Davis, R OBP: 0.337, SLG: 0.439										4	2	2	0	0	0	2						
<b>Inning Stats</b>	R: 0 E: 0 K: 1 S: 10	H: 1 LOB: 1 BB: 0 P: 14	R: 0 E: 0 K: 0 S: 9	H: 1 LOB: 1 BB: 0 P: 9	R: 0 E: 0 K: 0 S: 7	H: 0 LOB: 0 BB: 0 P: 12	R: 3 E: 0 K: 0 S: 11	H: 4 LOB: 0 BB: 0 P: 18	R: 1 E: 0 K: 2 S: 13	H: 2 LOB: 1 BB: 0 P: 21	R: 0 E: 0 K: 1 S: 11	H: 0 LOB: 1 BB: 1 P: 15	R: 1 E: 0 K: 1 S: 15	H: 2 LOB: 1 BB: 0 P: 21	R: 0 E: 0 K: 2 S: 16	H: 1 LOB: 2 BB: 1 P: 25	R: 0 E: 0 K: 1 S: 7	H: 0 LOB: 0 BB: 0 P: 8	1B: 7 2B: 3 3B: 0 HR: 1	SF: 0 SAC: 0 DP: 1 HBP: 0	WP: 0 PB: 0 SB: 0 CS: 0	PA: 39
<b>PITCHER</b>	IP WLS BF H R ER SO BB IBB HBP BLK WP HR S P ERA WHIP																					
45 Phil Hughes, R ERA: 4.32	5.0 W 22 8 4 4 3 0 0 0 0 0 0 1 50 74 7.20 1.600																					
36 Blaine Boyer, R ERA: 2.75	1.0 H 6 2 1 1 1 1 0 0 0 0 0 0 19 26 9.00 3.000																					
52 Brian Duensing, L ERA: 5.64	1.1 4 0 0 0 2 2 0 0 0 0 0 0 10 15 0.00 0.000																					
50 Casey Fien, R ERA: 4.13	0.2 4 1 0 0 1 1 0 0 0 0 0 0 13 20 0.00 3.000																					
15 Glen Perkins, L ERA: 1.21	1.0 3 0 0 0 1 0 0 0 0 0 0 0 7 8 0.00 0.000																					

**Detroit Tigers @ Minnesota Twins**  
 Target Field, Minneapolis, MN  
 Sat Jul 11 2015, 3:07 PM - 6:32 PM CDT  
 Att: 32,365 - Overcast - 81 F

AB	37
R	5
H	11
RBI	5
BB	2
SO	8
LOB	16



Batter	1	2	3	4	5	6	7	8	9	AB	R	H	RBI	BB	SO	LOB	BOTTOM					
2 Brian Dozier, R OBP: 0.332, SLG: 0.517										4	1	1	0	0	1	2						
48 Torii Hunter, R OBP: 0.313, SLG: 0.449										5	1	2	2	0	0	3						
7 Joe Mauer, L OBP: 0.340, SLG: 0.392										5	1	1	0	0	0	1						
22 Miguel Sanó, R OBP: 0.512, SLG: 0.606										4	0	1	1	1	3	1						
24 Trevor Plouffe, R OBP: 0.321, SLG: 0.442										4	2	3	0	0	1	0						
20 Eddie Rosario, L OBP: 0.307, SLG: 0.405										4	2	3	0	0	0	2						
32 Aaron Hicks, S OBP: 0.321, SLG: 0.380										3	1	2	2	1	1	1						
8 Kurt Suzuki, R OBP: 0.291, SLG: 0.313										4	1	1	2	0	2	2						
39 Danny Santana, S OBP: 0.239, SLG: 0.295										4	0	2	2	0	1	1						
<b>Inning Stats</b>	R: 0 E: 0 K: 1 S: 7	H: 1 LOB: 1 BB: 0 P: 11	R: 3 E: 0 K: 0 S: 10	H: 5 LOB: 1 BB: 0 P: 18	R: 4 E: 0 K: 0 S: 21	H: 6 LOB: 2 BB: 0 P: 30	R: 0 E: 0 K: 2 S: 9	H: 0 LOB: 0 BB: 0 P: 14	R: 0 E: 0 K: 2 S: 10	H: 1 LOB: 0 BB: 0 P: 19	R: 2 E: 0 K: 0 S: 15	H: 2 LOB: 2 BB: 1 P: 26	R: 0 E: 0 K: 3 S: 13	H: 0 LOB: 1 BB: 1 P: 19	R: 0 E: 0 K: 1 S: 10	H: 1 LOB: 0 BB: 0 P: 15	R: 0 E: 0 K: 1 S: 7	H: 0 LOB: 0 BB: 0 P: 8	1B: 11 2B: 4 3B: 1 HR: 1	SF: 0 SAC: 0 DP: 2 HBP: 1	WP: 1 PB: 0 SB: 1 CS: 1	PA: 40
<b>PITCHER</b>	IP WLS BF H R ER SO BB IBB HBP BLK WP HR S P ERA WHIP																					
31 Alfredo Simon, R ERA: 4.53	2.1 L 16 10 7 5 1 0 0 0 0 0 1 39 66 5.40 1.800																					
45 Buck Farmer, R ERA: 9.22	3.1 5 2 2 4 1 0 1 0 0 0 0 1 39 66 5.40 1.800																					
46 Ian Krol, L ERA: 7.11	1.0 4 0 0 0 2 1 0 0 0 0 0 0 13 20 0.00 1.000																					
30 Alex Wilson, R ERA: 2.14	0.1 1 0 0 0 1 0 0 0 0 0 1 0 3 4 0.00 0.000																					
39 Neftali Feliz, R ERA: 4.35	1.0 3 1 0 0 1 0 0 0 0 0 0 0 10 15 0.00 1.000																					

**Detroit Tigers @ Minnesota Twins**  
 Target Field, Minneapolis, MN  
 Sat Jul 11 2015, 3:07 PM - 6:32 PM CDT  
 Att: 32,365 - Overcast - 81 F

AB	37
R	9
H	16
RBI	9
BB	2
SO	9
LOB	13













Batter	1	2	3	4	5	6	7	8	9	10	AB	R	H	RBI	BB	SO	LOB	TOP									
2 Brian Dozier, R OBP: 0.331, SLG: 0.521	(1,4) F SI 91 FC 96 CH 93 CH 76 FC 98 X SL 79	2-2	48 1B	2B														4	1	2	0	0	0	0			
48 Tori Hunter, R OBP: 0.316, SLG: 0.442	(1,9) C SI 92 FC 86	0-1	7 BB	1B														3	0	1	0	0	1	0			
21 Shane Robinson, R (9, PR) OBP: 0.296, SLG: 0.394	(9,7)	2-3																0	1	0	0	0	0	0			
7 Joe Mauer, L OBP: 0.340, SLG: 0.391	(1,3) B SI 82 FC 82 CH 82 D SL 82	4-2	24 G6-4-3	BB														3	0	2	1	1	0	0			
22 Miguel Sanó, R OBP: 0.434, SLG: 0.558	(1,10) B SI 89 FC 89 CH 89 S CH 89	1-3	K															3	0	0	1	0	3	4			
24 Trevor Plouffe, R OBP: 0.319, SLG: 0.453	(1,5) F SI 94 FC 94 CH 94 X SL 94	1-2	G6-4-3															4	0	0	0	0	1	6			
20 Eddie Rosario, L OBP: 0.308, SLG: 0.411	(1,7) B SI 90 FC 90 CH 90 X SL 90	1-0	G3															4	0	0	0	0	1	0			
32 Aaron Hicks, S OBP: 0.329, SLG: 0.374	(1,8) B SI 90 FC 90 CH 90 X SL 90	1-3	K															4	0	1	0	0	1	0			
8 Kurt Suzuki, R OBP: 0.283, SLG: 0.303	(1,2) B SI 91 FC 91 CH 91 X SL 91	2-0	F9															4	0	0	0	0	0	1			
5 Eduardo Escobar, S OBP: 0.281, SLG: 0.397	(1,6) B SI 90 FC 90 CH 90 X SL 90	2-0	G4-3															3	0	0	0	0	0	0			
<b>Inning Stats</b>	R: 0 E: 0 K: 1 S: 17	H: 2 LOB: 2 BB: 1 P: 25	R: 0 E: 0 K: 1 S: 5	H: 0 LOB: 0 BB: 0 P: 9	R: 0 E: 0 K: 0 S: 5	H: 0 LOB: 0 BB: 0 P: 10	R: 0 E: 0 K: 1 S: 9	H: 1 LOB: 0 BB: 0 P: 11	R: 0 E: 0 K: 0 S: 8	H: 1 LOB: 0 BB: 0 P: 12	R: 0 E: 0 K: 1 S: 10	H: 0 LOB: 0 BB: 0 P: 15	R: 0 E: 0 K: 1 S: 7	H: 0 LOB: 0 BB: 0 P: 10	R: 0 E: 0 K: 0 S: 7	H: 0 LOB: 0 BB: 0 P: 10	R: 2 E: 1 K: 1 S: 20	H: 2 LOB: 2 BB: 0 P: 29	R: 0 E: 0 K: 1 S: 9	H: 0 LOB: 0 BB: 0 P: 14	1B: 4 2B: 2 3B: 0 HR: 0	SF: 1 SAC: 0 DP: 3 HBP: 1	WP: 0 PB: 0 SB: 0 CS: 0	PA: 35			
<b>PITCHER</b>	IP	WLS	BF	H	R	ER	SO	BB	IBB	HBP	BLK	WP	HR	S	P	ERA	WHIP										
26 Scott Kazmir, L ERA: 2.38	(1,1) 8.1		28	5	1	1	5	1	0	0	0	0	0	75	112	1.08	0.720										
36 Tyler Clippard, R ERA: 2.65	(9,1) 0.2	B	4	1	1	1	1	0	0	1	0	0	0	13	19	13.50	1.500										
13 Drew Pomeranz, L ERA: 3.58	(10,1) 1.0	W	3	0	0	0	1	0	0	0	0	0	0	9	14	0.00	0.000										

Minnesota Twins @ Oakland Athletics  
O.co Coliseum, Oakland, CA  
Sat Jul 18 2015, 9:10 PM - 12:07 AM EDT  
Att: 30,778 - Clear - 69 F

AB 32  
R 2  
H 6  
RBI 2  
BB 1  
SO 7  
LOB 11



Batter	1	2	3	4	5	6	7	8	9	10	AB	R	H	RBI	BB	SO	LOB	BOTTOM									
1 Billy Burns, S OBP: 0.340, SLG: 0.400	(1,8) X FF 90	0-0	21 G4-6-3	1B														5	1	2	0	0	1	1			
21 Stephen Vogt, L OBP: 0.370, SLG: 0.490	(1,2) C FF 90 FC 88 CH 88 X KC 77	1-2	G4-6-3															5	0	1	1	0	1	2			
18 Ben Zobrist, S OBP: 0.347, SLG: 0.421	(1,4) C FF 92 FC 87 CH 87 X KC 77	2-2	P5															3	0	0	0	1	0	0			
22 Josh Reddick, L OBP: 0.336, SLG: 0.445	(1,9) C FF 90 FC 90 CH 90 X SL 90	3-2	F7															4	0	0	0	0	0	2			
16 Billy Butler, R OBP: 0.314, SLG: 0.383	(1,10) C FF 90 FC 92 CH 92 X FF 92	0-2	15 G4-3	17 1B														4	1	2	1	0	0	0			
17 Ike Davis, L OBP: 0.324, SLG: 0.389	(1,3) C FF 91 FC 89 CH 89 X KC 77	2-2																2	0	2	0	1	0	0			
19 Josh Phegley, R (9, PH) OBP: 0.315, SLG: 0.483	(10,2) C FF 91 FC 87 CH 87 X KC 77	1-2	15 G4-3	1B														1	0	0	0	0	0	0			
15 Brett Lawrie, R OBP: 0.316, SLG: 0.413	(1,5) C SI 91 FC 91 CH 91 X SI 91	1-2	G4-3															4	1	1	0	0	0	4			
20 Mark Canha, R OBP: 0.306, SLG: 0.412	(1,7) X FF 92	0-0	F9															3	0	1	0	0	1	3			
23 Sam Fuld, L OBP: 0.288, SLG: 0.317	(8,7)																	0	0	0	0	0	0	0			
5 Jake Smolinski, R (9, PH) OBP: 0.291, SLG: 0.219	(10,7)																	1	0	1	1	0	0	0			
10 Marcus Semien, R OBP: 0.301, SLG: 0.391	(1,6) C FF 90 FC 86 CH 86 X FC 86	1-3	K															3	0	0	0	1	2	3			
<b>Inning Stats</b>	R: 0 E: 0 K: 0 S: 9	H: 1 LOB: 0 BB: 0 P: 12	R: 0 E: 0 K: 0 S: 14	H: 2 LOB: 2 BB: 0 P: 20	R: 0 E: 0 K: 1 S: 7	H: 0 LOB: 0 BB: 0 P: 9	R: 0 E: 0 K: 0 S: 6	H: 0 LOB: 0 BB: 0 P: 8	R: 0 E: 0 K: 0 S: 10	H: 1 LOB: 1 BB: 0 P: 17	R: 0 E: 0 K: 0 S: 7	H: 0 LOB: 0 BB: 0 P: 11	R: 1 E: 0 K: 1 S: 14	H: 2 LOB: 1 BB: 0 P: 23	R: 0 E: 0 K: 2 S: 12	H: 0 LOB: 2 BB: 2 P: 24	R: 0 E: 0 K: 1 S: 13	H: 2 LOB: 1 BB: 0 P: 18	R: 1 E: 0 K: 0 S: 7	H: 2 LOB: 1 BB: 0 P: 11	1B: 8 2B: 1 3B: 0 HR: 1	SF: 0 SAC: 0 DP: 2 HBP: 0	WP: 1 PB: 0 SB: 2 CS: 0	PA: 38			
<b>PITCHER</b>	IP	WLS	BF	H	R	ER	SO	BB	IBB	HBP	BLK	WP	HR	S	P	ERA	WHIP										
45 Phil Hughes, R ERA: 4.15	(1,1) 7.0		26	6	1	1	2	1	0	0	0	0	0	67	100	1.29	1.000										
36 Blaine Boyer, R ERA: 2.72	(8,1) 0.1		0	0	0	1	1	1	0	0	0	0	0	6	11	0.00	3.000										
61 Ryan O'Rourke, L ERA:	(8,1) 0.2		3	0	0	0	1	0	1	0	0	0	0	6	13	0.00	0.000										
15 Glen Perkins, L ERA: 1.41	(9,1) 1.0	B	5	2	1	1	1	0	0	0	0	1	0	13	18	9.00	2.000										
50 Casey Fien, R ERA: 4.45	(10,1) 0.0	L	2	2	1	1	0	0	0	0	0	0	0	7	11												

Minnesota Twins @ Oakland Athletics  
O.co Coliseum, Oakland, CA  
Sat Jul 18 2015, 9:10 PM - 12:07 AM EDT  
Att: 30,778 - Clear - 69 F

AB 35  
R 3  
H 10  
RBI 3  
BB 3  
SO 5  
LOB 15





Batter	1	2	3	4	5	6	7	8	9	AB	R	H	RBI	BB	SO	LOB	TOP										
2 Brian Dozier, R OBP: 0.331, SLG: 0.520										3	0	1	0	0	2	0	<b>Minnesota Twins @ Oakland Athletics</b> O.co Coliseum, Oakland, CA Sun Jul 19 2015, 4:09 PM - 6:56 PM EDT Att: 20,286 - Partly Cloudy - 78 F										
5 Eduardo Escobar, S OBP: 0.284, SLG: 0.400										1	0	1	0	0	0	0											
20 Eddie Rosario, L OBP: 0.302, SLG: 0.403										4	0	0	0	0	2	3											
7 Joe Mauer, L OBP: 0.340, SLG: 0.393										3	0	1	0	0	1	0											
9 Eduardo Nuñez, R OBP: 0.328, SLG: 0.472										1	0	0	0	0	0	2											
48 Tori Hunter, R OBP: 0.312, SLG: 0.437										4	0	0	0	0	1	3											
24 Trevor Plouffe, R OBP: 0.321, SLG: 0.455										3	1	1	0	1	1	0											
32 Aaron Hicks, S OBP: 0.333, SLG: 0.373										3	0	1	0	0	1	1											
21 Shane Robinson, R OBP: 0.295, SLG: 0.319										4	0	1	1	0	1	4											
26 Eric Fryer, R OBP: 0.417, SLG: 0.400										4	0	0	0	0	3	1											
39 Danny Santana, S OBP: 0.241, SLG: 0.306										4	0	1	0	0	2	1											
<b>Inning Stats</b>	R: 0 E: 0 K: 1 S: 8	H: 0 LOB: 0 BB: 0 P: 14	R: 0 E: 0 K: 2 S: 12	H: 1 LOB: 1 BB: 0 P: 21	R: 0 E: 0 K: 2 S: 7	H: 0 LOB: 0 BB: 0 P: 11	R: 0 E: 0 K: 0 S: 12	H: 1 LOB: 3 BB: 0 P: 22	R: 0 E: 0 K: 2 S: 11	H: 0 LOB: 0 BB: 0 P: 11	R: 0 E: 0 K: 1 S: 6	H: 0 LOB: 0 BB: 0 P: 9	R: 0 E: 0 K: 1 S: 11	H: 2 LOB: 2 BB: 0 P: 11	R: 1 E: 0 K: 3 S: 19	H: 2 LOB: 1 BB: 0 P: 28	1B: 4 2B: 2 3B: 1 HR: 0	SF: 0 SAC: 0 DP: 0 HBP: 1	WP: 0 PB: 0 SB: 0 CS: 0	PA: 36							
<b>PITCHER</b>	IP	WLS	BF	H	R	ER	SO	BB	IBB	HBP	BLK	WP	HR	S	P	ERA	WHIP										
30 Jesse Chavez, R ERA: 3.21	6.0	W	23	3	0	0	9	1	0	1	0	0	0	57	93	0.00	0.667										
49 Edward Mujica, R ERA: 3.75	1.0		3	0	0	0	1	0	0	0	0	0	0	6	9	0.00	0.000										
39 Eric O'Flaherty, L ERA: 6.5	1.0		5	2	0	0	1	0	0	0	0	0	0	11	11	0.00	2.000										
58 Evan Scribner, R ERA: 4.17	1.0		5	2	1	1	3	0	0	0	0	0	0	19	28	9.00	2.000										

Batter	1	2	3	4	5	6	7	8	9	AB	R	H	RBI	BB	SO	LOB	BOTTOM										
1 Billy Burns, S OBP: 0.338, SLG: 0.396										5	1	1	0	0	1	1	<b>Minnesota Twins @ Oakland Athletics</b> O.co Coliseum, Oakland, CA Sun Jul 19 2015, 4:09 PM - 6:56 PM EDT Att: 20,286 - Partly Cloudy - 78 F										
20 Mark Canha, R OBP: 0.304, SLG: 0.405										4	1	0	0	0	2	3											
18 Ben Zobrist, S OBP: 0.346, SLG: 0.423										4	1	1	1	0	0	1											
28 Eric Sogard, L OBP: 0.289, SLG: 0.284										1	0	0	0	0	0	1											
16 Billy Butler, R OBP: 0.318, SLG: 0.394										4	3	2	2	0	1	1											
5 Jake Smolinski, R OBP: 0.310, SLG: 0.333										5	3	3	4	0	1	1											
15 Brett Lawrie, R OBP: 0.315, SLG: 0.410										5	2	1	0	0	0	3											
19 Josh Phegley, R OBP: 0.328, SLG: 0.520										3	2	2	3	0	0	0											
22 Josh Reddick, L OBP: 0.336, SLG: 0.454										3	1	1	4	0	1	1											
23 Sam Fuld, L OBP: 0.266, SLG: 0.315										1	0	0	0	0	0	0											
10 Marcus Semien, R OBP: 0.301, SLG: 0.389										4	0	1	0	0	0	0											
<b>Inning Stats</b>	R: 0 E: 0 K: 1 S: 7	H: 0 LOB: 0 BB: 0 P: 10	R: 2 E: 1 K: 3 S: 15	H: 1 LOB: 0 BB: 0 P: 22	R: 5 E: 0 K: 0 S: 27	H: 5 LOB: 1 BB: 0 P: 42	R: 0 E: 0 K: 1 S: 9	H: 1 LOB: 1 BB: 0 P: 11	R: 4 E: 1 K: 0 S: 15	H: 3 LOB: 1 BB: 0 P: 19	R: 0 E: 1 K: 0 S: 7	H: 0 LOB: 1 BB: 0 P: 8	R: 0 E: 0 K: 0 S: 9	H: 0 LOB: 0 BB: 0 P: 13	R: 3 E: 0 K: 1 S: 16	H: 2 LOB: 0 BB: 0 P: 23	1B: 5 2B: 2 3B: 0 HR: 5	SF: 0 SAC: 0 DP: 0 HBP: 3	WP: 1 PB: 0 SB: 0 CS: 0	PA: 42							
<b>PITCHER</b>	IP	WLS	BF	H	R	ER	SO	BB	IBB	HBP	BLK	WP	HR	S	P	ERA	WHIP										
33 Tommy Milone, L ERA: 3.38	2.2	L	15	5	7	5	4	0	0	1	0	1	1	31	41	15.43	2.143										
62 J.R. Graham, R ERA: 3.53	2.1		14	5	4	4	1	0	0	1	0	0	0	7	8	0.00	0.000										
36 Blaine Boyer, R ERA: 2.66	1.0		4	0	0	0	0	0	0	0	0	0	0	9	13	0.00	0.000										
50 Casey Fien, R ERA: 4.3	1.0		3	0	0	0	0	0	0	0	0	0	0	9	13	0.00	0.000										
65 Trevor May, R ERA: 4.49	1.0		6	2	3	3	1	0	0	1	0	0	1	16	23	27.00	2.000										

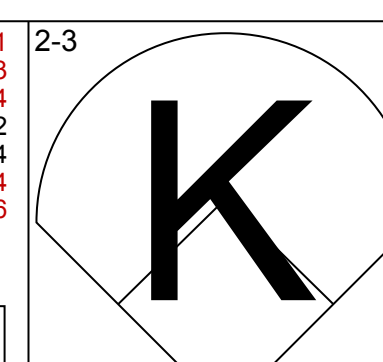
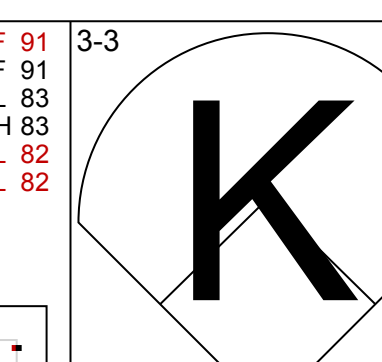
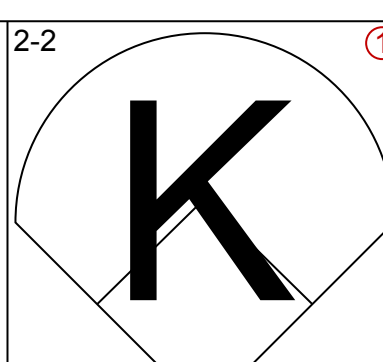
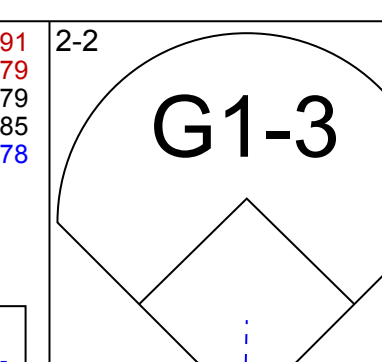
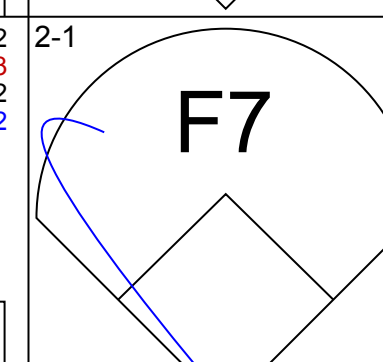
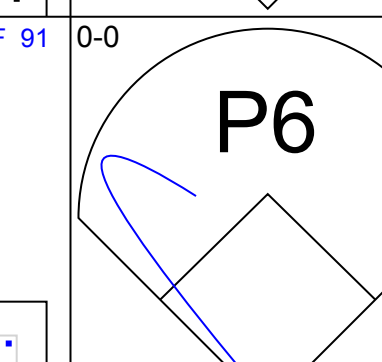
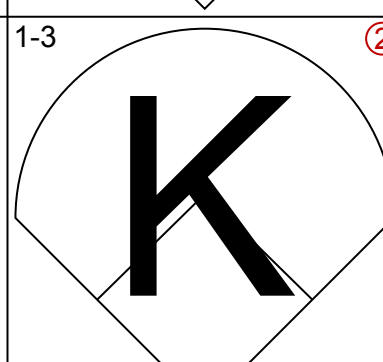
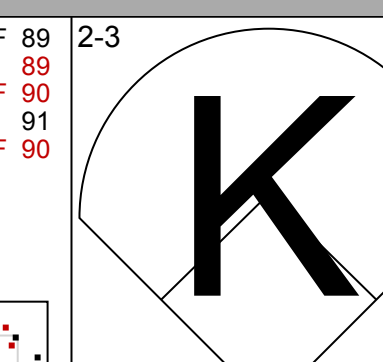
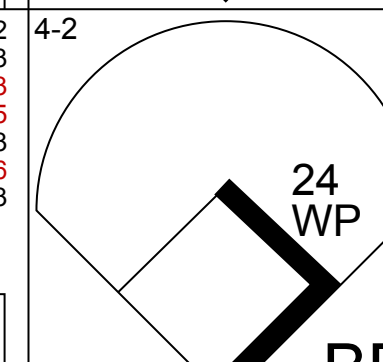
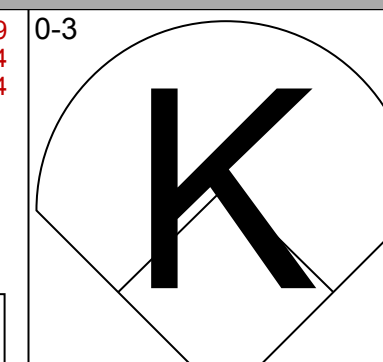
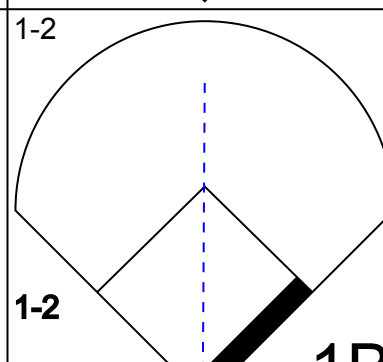
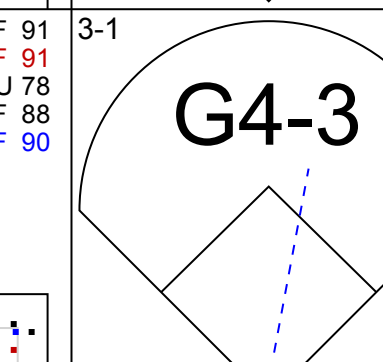
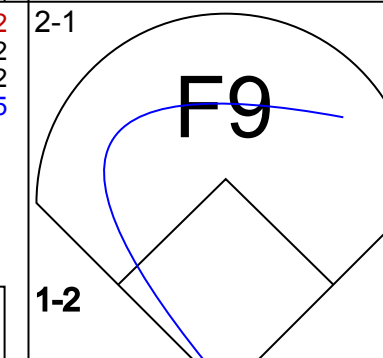
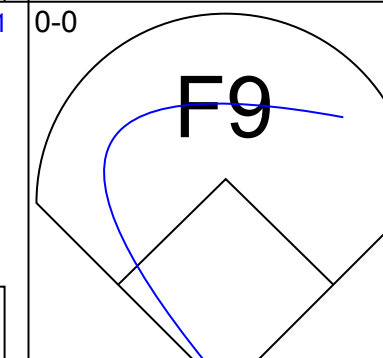
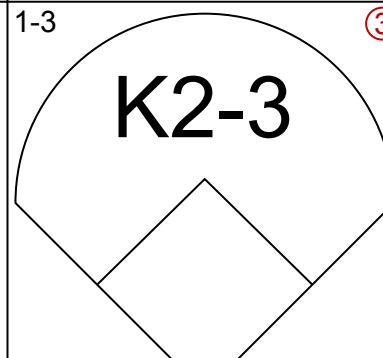
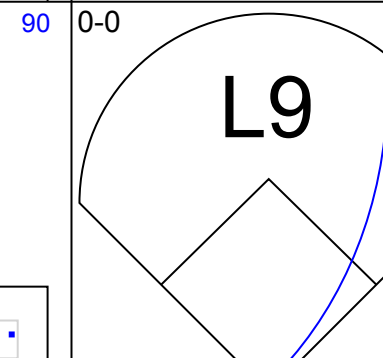
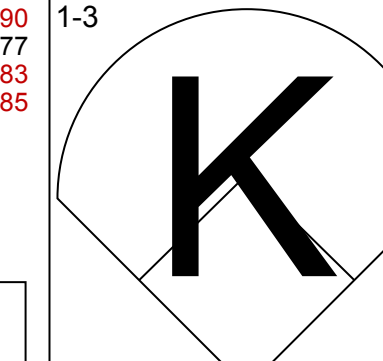
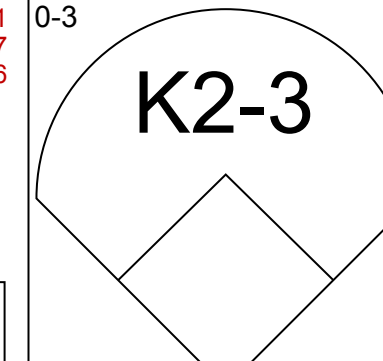
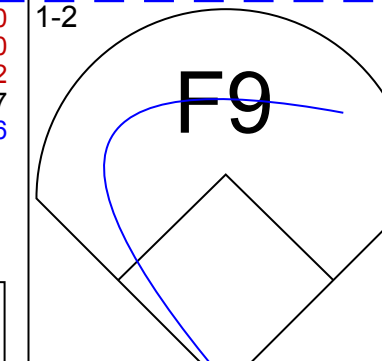
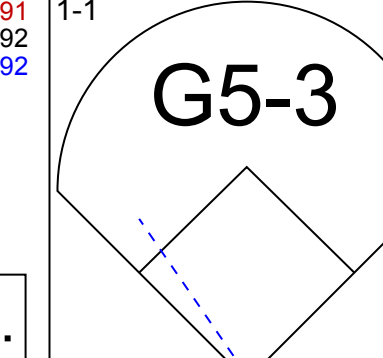
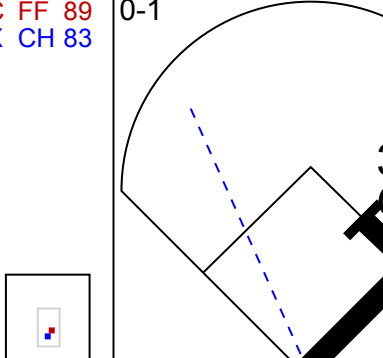
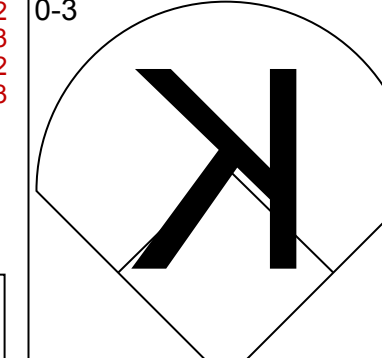
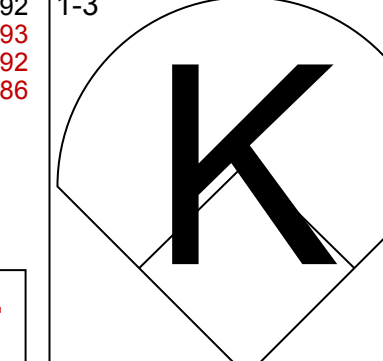
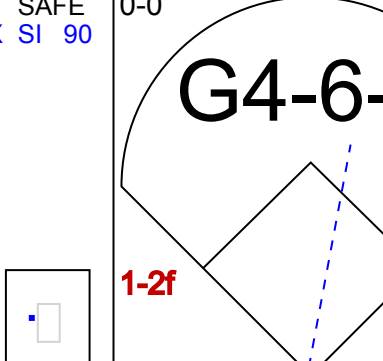
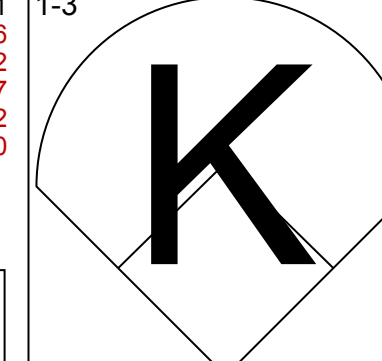
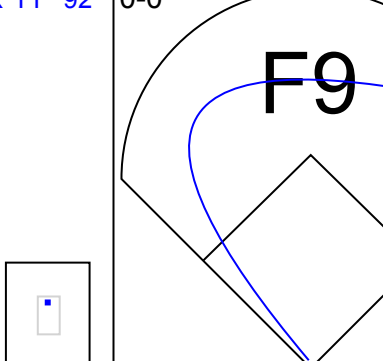
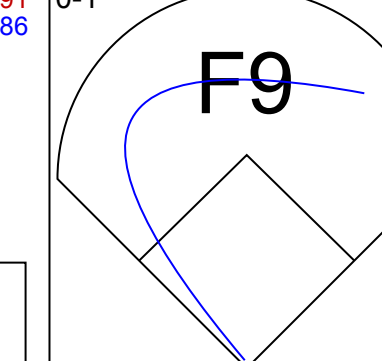
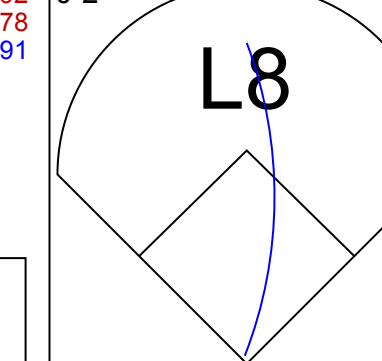
AB	34
R	1
H	7
RBI	1
BB	1
SO	14
LOB	15



AB	39
R	14
H	12
RBI	14
BB	0
SO	6
LOB	12



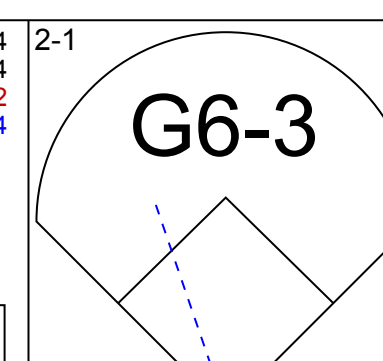
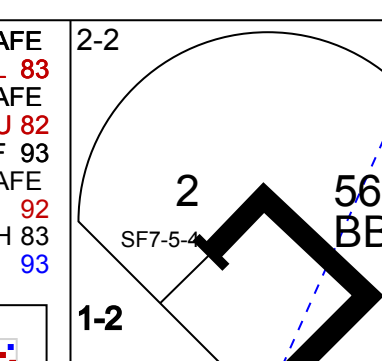
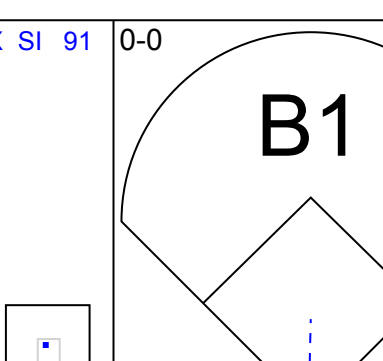
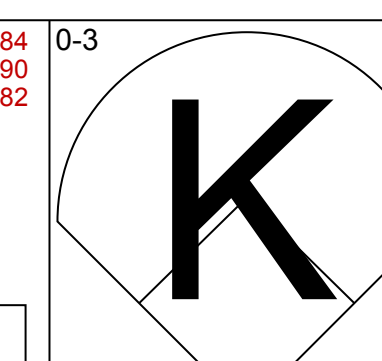
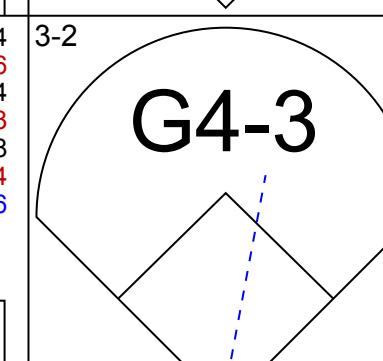
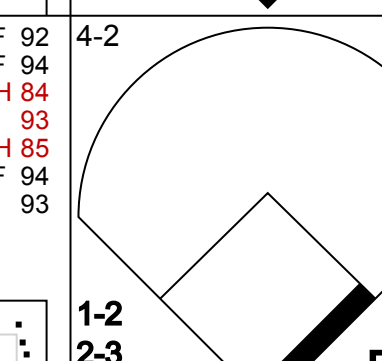
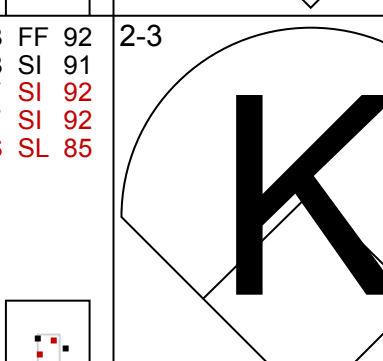

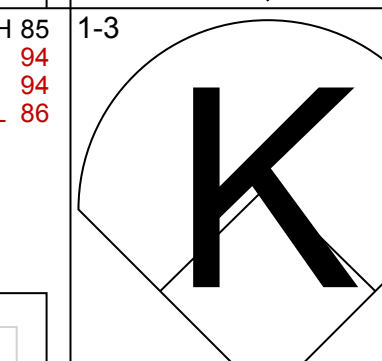
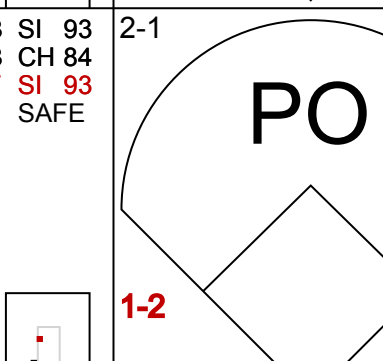
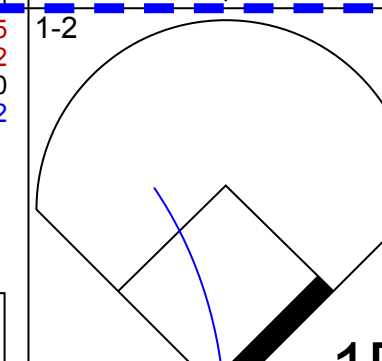
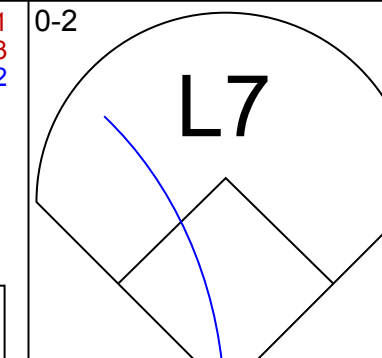
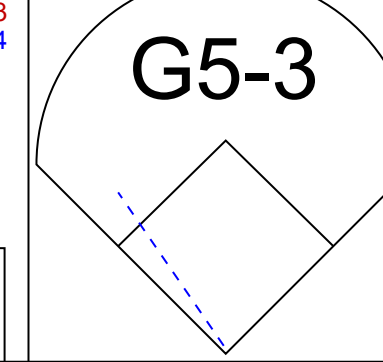
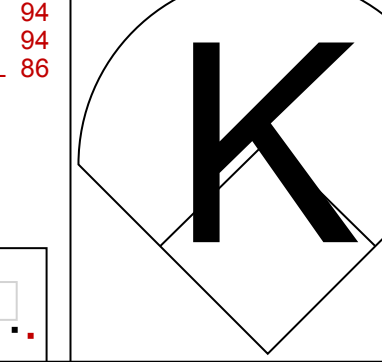
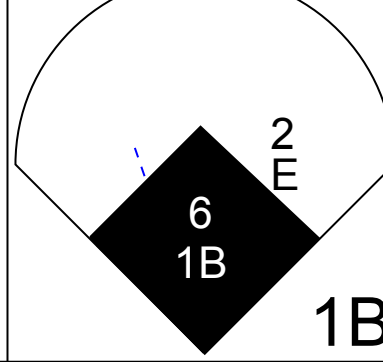
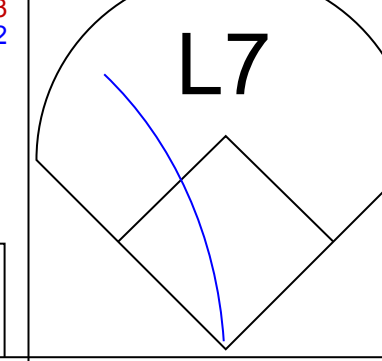
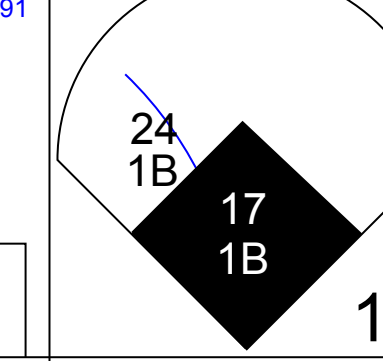
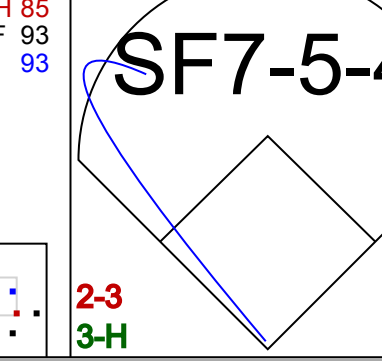
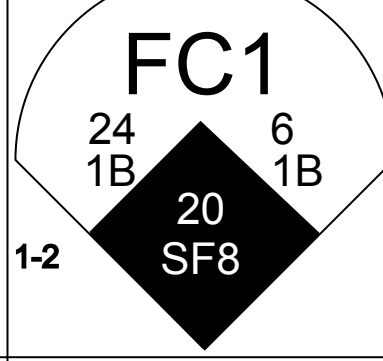
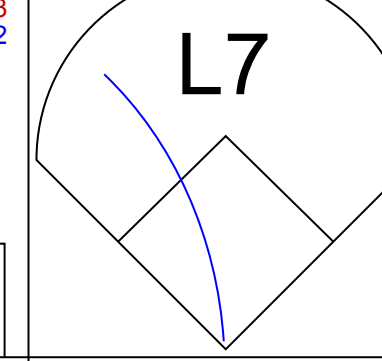
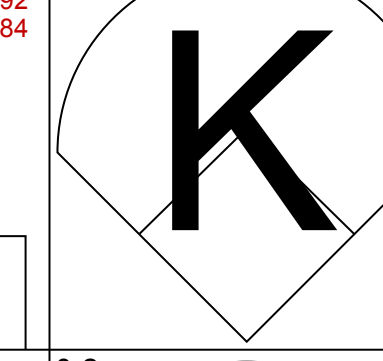
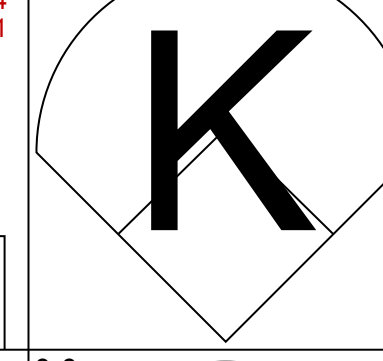
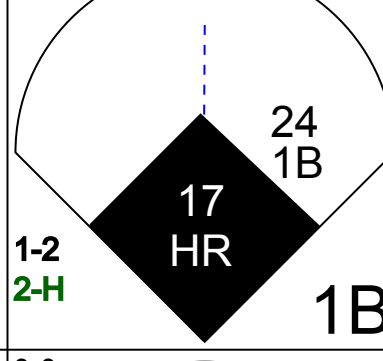
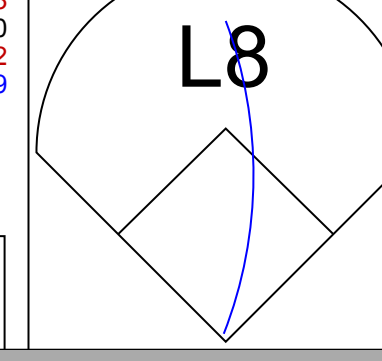
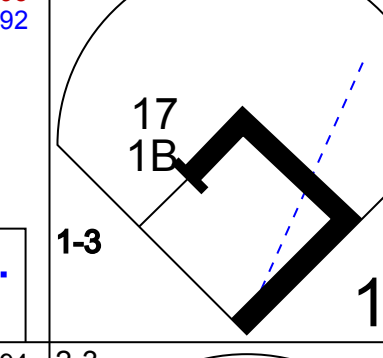
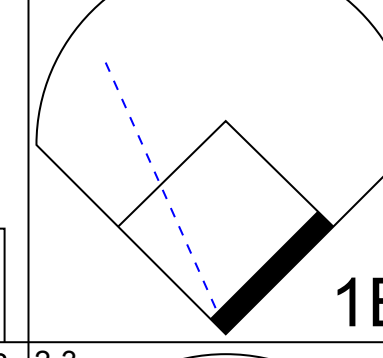
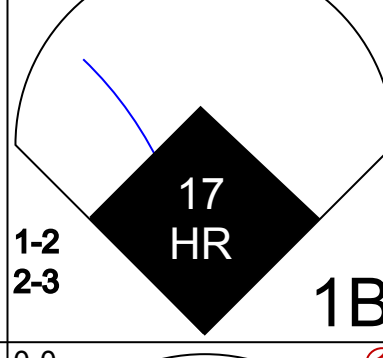
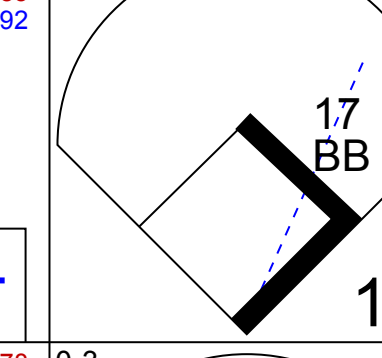
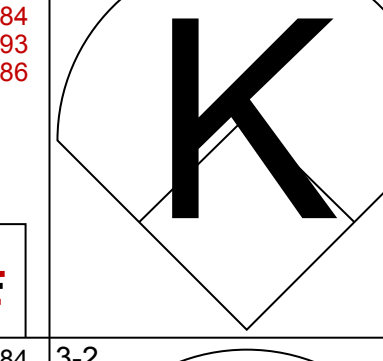
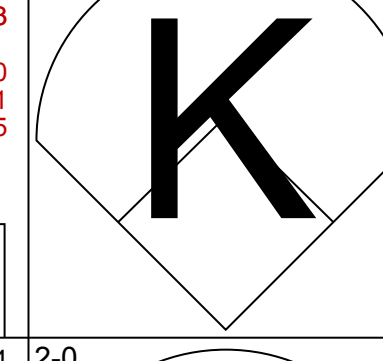
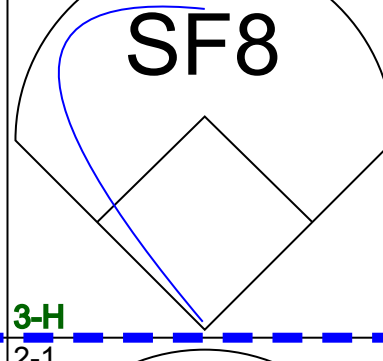
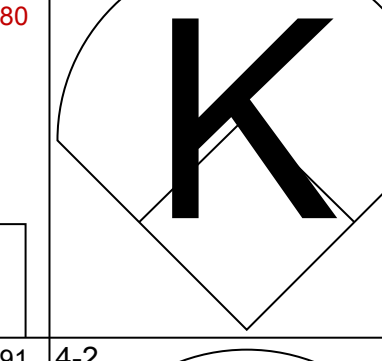
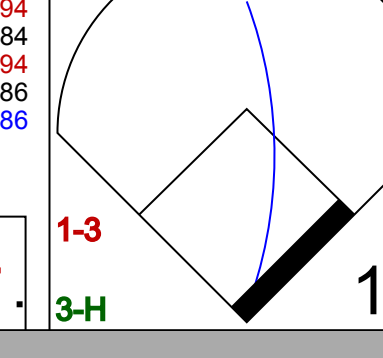
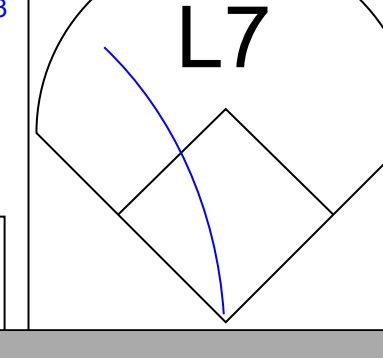
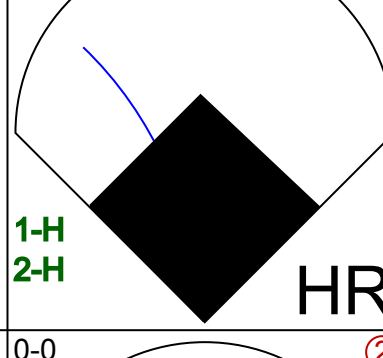
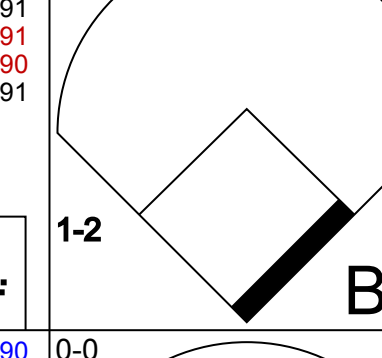
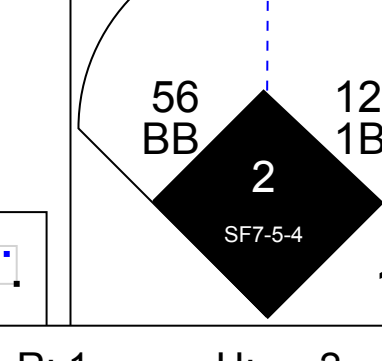
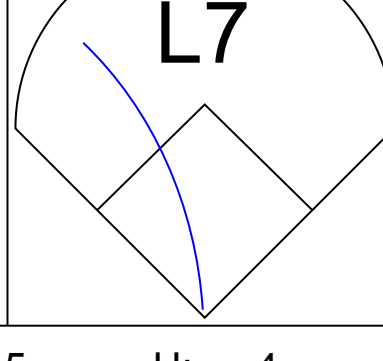
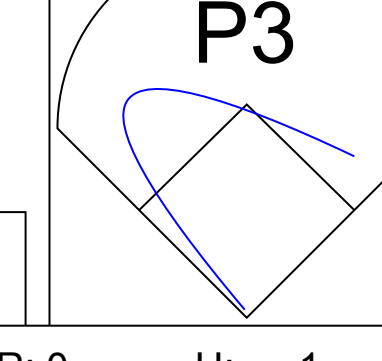


Batter	1	2	3	4	5	6	7	8	9	AB	R	H	RBI	BB	SO	LOB	TOP				
2 Brian Dozier, R OBP: 0.328, SLG: 0.514										4	0	0	0	0	3	2					
48 Toni Hunter, R OBP: 0.309, SLG: 0.431										4	0	0	0	0	2	2					
7 Joe Mauer, L OBP: 0.341, SLG: 0.393										3	0	1	0	1	1	0					
24 Trevor Plouffe, R OBP: 0.317, SLG: 0.449										4	0	0	0	0	1	3					
20 Eddie Rosario, L OBP: 0.298, SLG: 0.397										3	0	0	0	0	2	0					
9 Eduardo Núñez, R OBP: 0.328, SLG: 0.468										3	0	1	0	0	1	0					
32 Aaron Hicks, S OBP: 0.327, SLG: 0.365										3	0	0	0	0	2	1					
8 Kurt Suzuki, R OBP: 0.283, SLG: 0.300										2	0	0	0	1	0	0					
5 Eduardo Escobar, S OBP: 0.285, SLG: 0.396										2	0	0	0	1	1	1					
<b>Inning Stats</b>	R: 0 H: 0 E: 0 K: 1 S: 12	H: 0 LOB: 1 BB: 1 P: 22	R: 0 H: 0 E: 0 K: 2 S: 8	H: 0 LOB: 0 BB: 0 P: 11	R: 0 H: 0 E: 0 K: 2 S: 11	H: 0 LOB: 1 BB: 1 P: 19	R: 0 H: 0 E: 0 K: 2 S: 7	H: 0 LOB: 0 BB: 0 P: 7	R: 0 H: 1 E: 0 K: 0 S: 4	H: 1 LOB: 0 BB: 0 P: 4	R: 0 H: 0 E: 0 K: 2 S: 13	H: 0 LOB: 0 BB: 0 P: 15	R: 0 H: 0 E: 0 K: 0 S: 8	H: 0 LOB: 0 BB: 0 P: 10	R: 0 H: 0 E: 0 K: 1 S: 6	H: 0 LOB: 0 BB: 0 P: 11	1B: 2 2B: 0 3B: 0 HR: 0	SF: 0 SAC: 0 DP: 0 HBP: 0	WP: 1 PB: 0 SB: 0 CS: 0	PA: 31	
<b>PITCHER</b>	IP WLS BF H R ER SO BB IBB HBP BLK WP HR S P ERA WHIP	IP WLS BF H R ER SO BB IBB HBP BLK WP HR S P ERA WHIP	IP WLS BF H R ER SO BB IBB HBP BLK WP HR S P ERA WHIP	IP WLS BF H R ER SO BB IBB HBP BLK WP HR S P ERA WHIP	IP WLS BF H R ER SO BB IBB HBP BLK WP HR S P ERA WHIP	IP WLS BF H R ER SO BB IBB HBP BLK WP HR S P ERA WHIP	IP WLS BF H R ER SO BB IBB HBP BLK WP HR S P ERA WHIP	IP WLS BF H R ER SO BB IBB HBP BLK WP HR S P ERA WHIP	IP WLS BF H R ER SO BB IBB HBP BLK WP HR S P ERA WHIP	IP WLS BF H R ER SO BB IBB HBP BLK WP HR S P ERA WHIP	IP WLS BF H R ER SO BB IBB HBP BLK WP HR S P ERA WHIP	IP WLS BF H R ER SO BB IBB HBP BLK WP HR S P ERA WHIP	IP WLS BF H R ER SO BB IBB HBP BLK WP HR S P ERA WHIP	IP WLS BF H R ER SO BB IBB HBP BLK WP HR S P ERA WHIP	IP WLS BF H R ER SO BB IBB HBP BLK WP HR S P ERA WHIP	IP WLS BF H R ER SO BB IBB HBP BLK WP HR S P ERA WHIP	IP WLS BF H R ER SO BB IBB HBP BLK WP HR S P ERA WHIP	IP WLS BF H R ER SO BB IBB HBP BLK WP HR S P ERA WHIP	IP WLS BF H R ER SO BB IBB HBP BLK WP HR S P ERA WHIP	IP WLS BF H R ER SO BB IBB HBP BLK WP HR S P ERA WHIP	IP WLS BF H R ER SO BB IBB HBP BLK WP HR S P ERA WHIP

Minnesota Twins @ Los Angeles Angels  
Angel Stadium of Anaheim, Anaheim, CA  
Tue Jul 21 2015, 7:10 PM - 10:00 PM PDT  
Att: 38,937 - Cloudy - 76 F

AB 28  
R 0  
H 2  
RBI 0  
BB 3  
SO 13  
LOB 9



Batter	1	2	3	4	5	6	7	8	9	AB	R	H	RBI	BB	SO	LOB	BOTTOM				
12 Johnny Giavotella, R OBP: 0.313, SLG: 0.346										5	0	1	0	0	1	3					
56 Kole Calhoun, L OBP: 0.287, SLG: 0.434										3	0	0	0	1	1	1					
5 Albert Pujols, R OBP: 0.326, SLG: 0.551										4	1	2	0	0	1	3					
10 Grant Green, R OBP: 0.273, SLG: 0.238										0	0	0	0	0	0	0					
2 Erick Aybar, S OBP: 0.323, SLG: 0.356										3	2	1	1	0	0	2					
6 David Freese, R OBP: 0.308, SLG: 0.399										4	1	1	1	0	2	2					
24 C.J. Cron, R OBP: 0.305, SLG: 0.424										4	1	4	0	0	0	0					
20 Matt Joyce, L OBP: 0.276, SLG: 0.306										3	0	0	1	0	3	4					
17 Chris Iannetta, R OBP: 0.316, SLG: 0.326										3	1	2	4	1	0	1					
44 Daniel Robertson, R OBP: 0.295, SLG: 0.288										4	1	2	0	0	0	2					
<b>Inning Stats</b>	R: 0 H: 0 E: 0 K: 0 S: 8	H: 3 LOB: 2 BB: 0 P: 14	R: 1 H: 2 E: 0 K: 1 S: 13	H: 2 LOB: 1 BB: 1 P: 23	R: 0 H: 1 E: 0 K: 2 S: 9	H: 1 LOB: 0 BB: 0 P: 13	R: 0 H: 1 E: 0 K: 1 S: 7	H: 1 LOB: 0 BB: 0 P: 13	R: 5 H: 4 E: 1 K: 0 S: 13	H: 4 LOB: 0 BB: 0 P: 22	R: 0 H: 1 E: 0 K: 0 S: 12	H: 1 LOB: 1 BB: 0 P: 16	R: 0 H: 1 E: 0 K: 2 S: 12	H: 1 LOB: 2 BB: 1 P: 16	R: 0 H: 0 E: 0 K: 2 S: 12	H: 0 LOB: 0 BB: 0 P: 16	1B: 12 2B: 1 3B: 0 HR: 1	SF: 2 SAC: 0 DP: 1 HBP: 0	WP: 0 PB: 0 SB: 0 CS: 0	PA: 38	
<b>PITCHER</b>	IP WLS BF H R ER SO BB IBB HBP BLK WP HR S P ERA WHIP	IP WLS BF H R ER SO BB IBB HBP BLK WP HR S P ERA WHIP	IP WLS BF H R ER SO BB IBB HBP BLK WP HR S P ERA WHIP	IP WLS BF H R ER SO BB IBB HBP BLK WP HR S P ERA WHIP	IP WLS BF H R ER SO BB IBB HBP BLK WP HR S P ERA WHIP	IP WLS BF H R ER SO BB IBB HBP BLK WP HR S P ERA WHIP	IP WLS BF H R ER SO BB IBB HBP BLK WP HR S P ERA WHIP	IP WLS BF H R ER SO BB IBB HBP BLK WP HR S P ERA WHIP	IP WLS BF H R ER SO BB IBB HBP BLK WP HR S P ERA WHIP	IP WLS BF H R ER SO BB IBB HBP BLK WP HR S P ERA WHIP	IP WLS BF H R ER SO BB IBB HBP BLK WP HR S P ERA WHIP	IP WLS BF H R ER SO BB IBB HBP BLK WP HR S P ERA WHIP	IP WLS BF H R ER SO BB IBB HBP BLK WP HR S P ERA WHIP	IP WLS BF H R ER SO BB IBB HBP BLK WP HR S P ERA WHIP	IP WLS BF H R ER SO BB IBB HBP BLK WP HR S P ERA WHIP	IP WLS BF H R ER SO BB IBB HBP BLK WP HR S P ERA WHIP	IP WLS BF H R ER SO BB IBB HBP BLK WP HR S P ERA WHIP	IP WLS BF H R ER SO BB IBB HBP BLK WP HR S P ERA WHIP	IP WLS BF H R ER SO BB IBB HBP BLK WP HR S P ERA WHIP	IP WLS BF H R ER SO BB IBB HBP BLK WP HR S P ERA WHIP	IP WLS BF H R ER SO BB IBB HBP BLK WP HR S P ERA WHIP

Minnesota Twins @ Los Angeles Angels  
Angel Stadium of Anaheim, Anaheim, CA  
Tue Jul 21 2015, 7:10 PM - 10:00 PM PDT  
Att: 38,937 - Cloudy - 76 F

AB 33  
R 7  
H 13  
RBI 7  
BB 2  
SO 8  
LOB 18





Batter	1	2	3	4	5	6	7	8	9	AB	R	H	RBI	BB	SO	LOB	TOP										
2 Brian Dozier, R OBP: 0.326, SLG: 0.510										5	0	1	2	0	2	3											
48 Toni Hunter, R OBP: 0.307, SLG: 0.428										5	0	1	0	0	1	1											
7 Joe Mauer, L OBP: 0.342, SLG: 0.393										5	0	2	0	0	0	1											
22 Miguel Sanó, R OBP: 0.431, SLG: 0.522										3	0	0	0	2	1	4											
24 Trevor Plouffe, R OBP: 0.316, SLG: 0.444										4	0	0	0	1	0	3											
20 Eddie Rosario, L OBP: 0.297, SLG: 0.399										4	0	1	0	0	0	3											
32 Aaron Hicks, S OBP: 0.331, SLG: 0.369										4	1	2	0	0	0	1											
26 Eric Fryer, R OBP: 0.375, SLG: 0.308										3	0	0	0	1	3	2											
39 Danny Santana, S OBP: 0.249, SLG: 0.311										3	1	2	0	1	0	2											
<b>Inning Stats</b>	R: 0 E: 0 K: 1 S: 8	H: 0 LOB: 0 BB: 0 P: 12	R: 0 E: 0 K: 1 S: 12	H: 0 LOB: 0 BB: 0 P: 17	R: 2 E: 0 K: 2 S: 15	H: 4 LOB: 2 BB: 0 P: 29	R: 0 E: 0 K: 0 S: 11	H: 1 LOB: 2 BB: 1 P: 20	R: 0 E: 0 K: 1 S: 15	H: 1 LOB: 3 BB: 1 P: 27	R: 0 E: 0 K: 0 S: 7	H: 1 LOB: 1 BB: 1 P: 14	R: 0 E: 0 K: 1 S: 12	H: 1 LOB: 2 BB: 1 P: 18	R: 0 E: 0 K: 0 S: 9	H: 0 LOB: 1 BB: 1 P: 16	1B: 8 2B: 1 3B: 0 HR: 0	SF: 0 SAC: 0 DP: 1 HBP: 0	WP: 0 PB: 0 SB: 2 CS: 0	PA: 41							
<b>PITCHER</b>	IP	WLS	BF	H	R	ER	SO	BB	IBB	HBP	BLK	WP	HR	S	P	ERA	WHIP										
33 C.J. Wilson, L ERA: 3.59	5.0	W	24	6	2	2	5	2	0	0	0	0	0	61	105	3.60	1.600										
59 Fernando Salas, R ERA: 4.14	1.0	H	4	1	0	0	1	0	0	0	0	0	0	13	16	0.00	1.000										
62 Trevor Gott, R ERA: 3.07	1.0	H	4	1	0	0	0	1	0	0	0	0	0	7	14	0.00	2.000										
38 Joe Smith, R ERA: 2.5	1.0	H	5	1	0	0	1	1	0	0	0	0	0	12	18	0.00	2.000										
16 Huston Street, R ERA: 2.21	1.0	S	4	0	0	0	0	1	0	0	0	0	0	9	16	0.00	1.000										

Minnesota Twins @ Los Angeles Angels  
Angel Stadium of Anaheim, Anaheim, CA  
Wed Jul 22 2015, 7:10 PM - 10:42 PM PDT  
Att. 40,239 - Clear - 79 F

livebaseballscorecards.com

AB 36  
R 2  
H 9  
RBI 2  
BB 5  
SO 7  
LOB 20

Batter	1	2	3	4	5	6	7	8	9	AB	R	H	RBI	BB	SO	LOB	BOTTOM										
12 Johnny Giavotella, R OBP: 0.318, SLG: 0.358										4	3	3	0	0	0	1											
56 Kole Calhoun, L OBP: 0.332, SLG: 0.438										4	0	3	2	0	0	1											
27 Mike Trout, R OBP: 0.396, SLG: 0.606										4	0	0	0	0	0	5											
5 Albert Pujols, R OBP: 0.327, SLG: 0.550										4	0	1	1	0	0	2											
2 Erick Aybar, S OBP: 0.325, SLG: 0.356										3	0	1	0	1	0	1											
6 David Freese, R OBP: 0.309, SLG: 0.397										1	0	0	0	0	0	1											
8 Taylor Featherston, R OBP: 0.181, SLG: 0.209										2	0	1	0	0	0	3											
17 Chris Iannetta, R OBP: 0.320, SLG: 0.346										4	1	2	1	0	1	1											
20 Matt Joyce, L OBP: 0.276, SLG: 0.303										3	0	0	0	1	1	2											
44 Daniel Robertson, R OBP: 0.297, SLG: 0.290										3	1	1	0	0	0	3											
62 Trevor Gott, R										0	0	0	0	0	0	0											
38 Joe Smith, R										0	0	0	0	0	0	0											
24 C.J. Cron, R OBP: 0.304, SLG: 0.421										0	0	0	0	0	1	0											
16 Huston Street, R										0	0	0	0	0	0	0											
<b>Inning Stats</b>	R: 0 E: 0 K: 0 S: 7	H: 1 LOB: 1 BB: 0 P: 13	R: 1 E: 0 K: 0 S: 9	H: 2 LOB: 0 BB: 0 P: 12	R: 2 E: 1 K: 0 S: 12	H: 2 LOB: 0 BB: 0 P: 18	R: 0 E: 0 K: 0 S: 7	H: 0 LOB: 2 BB: 1 P: 12	R: 1 E: 0 K: 0 S: 8	H: 2 LOB: 1 BB: 0 P: 14	R: 0 E: 0 K: 1 S: 8	H: 2 LOB: 1 BB: 0 P: 10	R: 1 E: 0 K: 0 S: 12	H: 3 LOB: 2 BB: 1 P: 20	R: 0 E: 0 K: 2 S: 8	H: 0 LOB: 0 BB: 0 P: 10	1B: 9 2B: 2 3B: 1 HR: 1	SF: 0 SAC: 0 DP: 3 HBP: 1	WP: 0 PB: 0 SB: 0 CS: 0	PA: 36							
<b>PITCHER</b>	IP	WLS	BF	H	R	ER	SO	BB	IBB	HBP	BLK	WP	HR	S	P	ERA	WHIP										
37 Mike Pelfrey, R ERA: 3.94	6.0	L	27	9	4	2	1	0	0	0	0	0	0	20	30	4.50	1.667										
65 Trevor May, R ERA: 4.43	2.0		9	3	1	1	2	0	1	0	0	0	0	20	30	4.50	1.500										

Minnesota Twins @ Los Angeles Angels  
Angel Stadium of Anaheim, Anaheim, CA  
Wed Jul 22 2015, 7:10 PM - 10:42 PM PDT  
Att. 40,239 - Clear - 79 F

livebaseballscorecards.com

AB 33  
R 5  
H 12  
RBI 4  
BB 2  
SO 3  
LOB 20



Batter	1	2	3	4	5	6	7	8	9	AB	R	H	RBI	BB	SO	LOB	TOP
32 Aaron Hicks, S OBP: 0.329, SLG: 0.361	G6-3			L8		G1-3		IBB		3	0	0	0	1	0	0	<b>Minnesota Twins @ Los Angeles Angels</b> Angel Stadium of Anaheim, Anaheim, CA Thu Jul 23 2015, 12:41 PM - 3:01 PM PDT Att: 36,134 - Sunny - 79 F
9 Eduardo Núñez, R OBP: 0.317, SLG: 0.452	G6-3			F7		G1-3		F4		4	0	0	0	0	3		
7 Joe Mauer, L OBP: 0.341, SLG: 0.394	G4-3			24 HR		G3-1		K2-3		4	1	1	0	0	1		
22 Miguel Sanó, R OBP: 0.419, SLG: 0.490		K		24 HR		F8		K		3	1	0	0	1	2		
24 Trevor Plouffe, R OBP: 0.315, SLG: 0.451	F8			HR		K		K		4	1	1	3	0	2		
20 Eddie Rosario, L OBP: 0.296, SLG: 0.396	G4-3			B5-3		K2-3		1B		4	0	1	0	0	1		
21 Shane Robinson, R OBP: 0.295, SLG: 0.320			G5-3			K		SH2-4		3	0	1	0	0	1		
8 Kurt Suzuki, R OBP: 0.287, SLG: 0.302	F7			39 SH2-4		1B		BB		2	0	1	0	1	0		
39 Danny Santana, S OBP: 0.247, SLG: 0.308	G1-3			G4-6-3		G4-6-3		SH2-4		2	0	0	0	0	1		
<b>Inning Stats</b>	R: 0 H: 0 E: 0 K: 0 S: 7	H: 0 LOB: 0 BB: 0 P: 9	R: 0 H: 0 E: 0 K: 1 S: 6	R: 0 H: 0 E: 0 K: 0 S: 6	R: 0 H: 0 E: 0 K: 0 S: 7	R: 3 H: 2 E: 0 K: 0 S: 12	R: 0 H: 1 E: 0 K: 1 S: 8	R: 0 H: 0 E: 0 K: 2 S: 8	R: 0 H: 1 E: 0 K: 1 S: 10	R: 0 H: 1 E: 0 K: 2 S: 10	1B: 3 2B: 1 3B: 0 HR: 1	SF: 0 SAC: 1 DP: 1 HBP: 0	WP: 0 PB: 0 SB: 1 CS: 0	PA: 33			
<b>PITCHER</b>	IP WLS BF H R ER SO BB IBB HBP BLK WP HR S P ERA WHIP																
43 Garrett Richards, R ERA: 3.25	8.0 L 30 4 3 3 5 2 1 0 0 0 1 66 102 3.38 0.750																
64 Mike Morin, R ERA: 6.64	(9.1) 1.0 3 1 0 0 2 0 0 0 0 0 0 10 12 0.00 1.000																

Batter	1	2	3	4	5	6	7	8	9	AB	R	H	RBI	BB	SO	LOB	BOTTOM
12 Johnny Giavotella, R OBP: 0.317, SLG: 0.356	1B		F8			K		L9		4	0	1	0	0	1	0	<b>Minnesota Twins @ Los Angeles Angels</b> Angel Stadium of Anaheim, Anaheim, CA Thu Jul 23 2015, 12:41 PM - 3:01 PM PDT Att: 36,134 - Sunny - 79 F
56 Kole Calhoun, L OBP: 0.282, SLG: 0.433	F7		K			L4		P6		4	0	0	0	0	1		
27 Mike Trout, R OBP: 0.395, SLG: 0.602	K		K			1B		F8		4	0	1	0	0	2		
5 Albert Pujols, R OBP: 0.326, SLG: 0.547	1B		F8			G6-3		P3		4	0	1	0	0	0		
2 Erick Aybar, S OBP: 0.322, SLG: 0.352	K		G3-1			P5		L8		4	0	0	0	0	1		
24 C.J. Cron, R OBP: 0.298, SLG: 0.414		L9		F8		G5-3				3	0	0	0	0	0		
20 Matt Joyce, L OBP: 0.276, SLG: 0.300	L8			K		HBP				2	0	0	0	0	1		
58 Carlos Pérez, R OBP: 0.246, SLG: 0.304	FC6-4		P4			F9				3	0	1	0	0	0		
8 Taylor Featherston, R OBP: 0.176, SLG: 0.203	FC6-4					K		L3		2	0	0	0	0	1		
18 Kyle Kubitzka, L OBP: 0.250, SLG: 0.200										1	0	0	0	0	0		
<b>Inning Stats</b>	R: 0 H: 2 E: 0 K: 2 S: 11	H: 1 LOB: 2 BB: 0 P: 16	R: 0 H: 1 E: 0 K: 0 S: 8	R: 0 H: 0 E: 0 K: 2 S: 8	R: 0 H: 0 E: 0 K: 0 S: 6	R: 0 H: 0 E: 0 K: 0 S: 6	R: 0 H: 1 E: 0 K: 1 S: 10	R: 0 H: 0 E: 0 K: 0 S: 8	R: 0 H: 0 E: 0 K: 0 S: 6	R: 0 H: 0 E: 0 K: 0 S: 10	1B: 4 2B: 0 3B: 0 HR: 0	SF: 0 SAC: 0 DP: 0 HBP: 1	WP: 0 PB: 0 SB: 0 CS: 0	PA: 32			
<b>PITCHER</b>	IP WLS BF H R ER SO BB IBB HBP BLK WP HR S P ERA WHIP																
54 Ervin Santana, R ERA: 2.6	8.0 W 29 4 0 0 7 0 0 0 0 0 0 65 91 0.00 0.500																
15 Glen Perkins, L ERA: 1.37	(9.1) 1.0 S 3 0 0 0 0 0 0 0 0 0 0 10 14 0.00 0.000																

**Minnesota Twins**  
 Major League Baseball Club



**Los Angeles Angels**  
 Major League Baseball Club



Batter	1	2	3	4	5	6	7	8	9	AB	R	H	RBI	BB	SO	LOB	TOP										
22 Jacoby Ellsbury, L OBP: 0.373, SLG: 0.382	F7		G6-3			L4	L7		SF8	4	0	0	1	0	0	3	<b>New York Yankees @ Minnesota Twins</b> Target Field, Minneapolis, MN Fri Jul 24 2015, 7:11 PM - 10:07 PM CDT Att: 34,334 - Partly Cloudy - 86 F										
11 Brett Gardner, L OBP: 0.372, SLG: 0.464	L6		G1-3					F7	F7	5	0	1	0	0	0	1											
13 Alex Rodriguez, R OBP: 0.371, SLG: 0.508	1B					F8		G6-3		4	0	1	0	0	1	1											
25 Mark Teixeira, S OBP: 0.364, SLG: 0.554	1B					L3		1B	36 FC5 34 S	4	0	3	0	0	0	1											
34 Brian McCann, L OBP: 0.325, SLG: 0.458	G3					F8		1B	36 FC5 BB	3	0	0	0	1	1	3											
36 Carlos Beltrán, S OBP: 0.312, SLG: 0.425	F8					P5		1B	1-2 2-3f	4	0	0	0	0	1	3											
12 Chase Headley, S OBP: 0.312, SLG: 0.378	G4-3					G4-3		G6-3		4	0	1	0	0	0	0											
18 Didi Gregorius, L OBP: 0.294, SLG: 0.328	G6-3					G6-3		E7	14 1B 22 SF8	4	1	2	0	0	0	0											
14 Stephen Drew, L OBP: 0.260, SLG: 0.371	P4					F8		1B		4	0	2	0	0	0	0											
<b>Inning Stats</b>	R: 0 H: 2 E: 0 K: 0 S: 11	WLS: 2 BF: 16	R: 0 H: 0 E: 0 K: 0 S: 8	LOB: 0 BB: 0 P: 15	R: 0 H: 0 E: 0 K: 0 S: 8	LOB: 0 BB: 0 P: 13	R: 0 H: 1 E: 0 K: 1 S: 9	LOB: 1 BB: 0 P: 16	R: 0 H: 0 E: 0 K: 0 S: 6	LOB: 0 BB: 0 P: 9	R: 0 H: 1 E: 0 K: 0 S: 7	LOB: 1 BB: 0 P: 9	R: 0 H: 3 E: 0 K: 2 S: 14	LOB: 3 BB: 0 P: 19	R: 0 H: 1 E: 0 K: 0 S: 14	LOB: 1 BB: 1 P: 21	R: 1 H: 2 E: 1 K: 0 S: 12	LOB: 1 BB: 0 P: 18	1B: 10 2B: 0 3B: 0 HR: 0	SF: 1 DP: 0 HBP: 0	WP: 0 PA: 38 FB: 0 SB: 1 CS: 0						
<b>PITCHER</b>	IP	WLS	BF	H	R	ER	SO	BB	IBB	HBP	BLK	WP	HR	S	P	ERA	WHIP										
45 Phil Hughes, R ERA: 3.93	7.0	W	28	7	0	0	3	0	0	0	0	0	0	63	97	0.00	1.000										
52 Brian Duensing, L ERA: 5.11	1.0		5	1	0	0	0	1	0	0	0	0	0	14	21	0.00	2.000										
50 Casey Fien, R ERA: 4.15	1.0		5	2	1	0	0	0	0	0	0	0	0	12	18	0.00	2.000										

Batter	1	2	3	4	5	6	7	8	9	AB	R	H	RBI	BB	SO	LOB	BOTTOM										
2 Brian Dozier, R OBP: 0.325, SLG: 0.513	G3-1	P2		K			G6-3	HR		5	1	1	2	0	1	2	<b>New York Yankees @ Minnesota Twins</b> Target Field, Minneapolis, MN Fri Jul 24 2015, 7:11 PM - 10:07 PM CDT Att: 34,334 - Partly Cloudy - 86 F										
48 Torii Hunter, R OBP: 0.308, SLG: 0.436	7 G3 22 HR		G5-3		K			G5-3		5	2	2	1	0	1	0											
21 Shane Robinson, R OBP: 0.295, SLG: 0.320	1B		G4-3		K		HR			0	0	0	0	0	0	0											
7 Joe Mauer, L OBP: 0.340, SLG: 0.395	G3		G4-3		G1-3					4	0	1	0	0	0	1											
22 Miguel Sanó, R OBP: 0.409, SLG: 0.528	HR		K		G1-3		K			4	1	1	2	0	2	1											
24 Trevor Plouffe, R OBP: 0.319, SLG: 0.466	G6-3			20 2B 32 SF9		20 G3		HR		4	2	3	1	0	0	0											
20 Eddie Rosario, L OBP: 0.304, SLG: 0.416		8 1B		32 SF9 8 1B		G3		32 1B		4	3	3	0	0	0	1											
32 Aaron Hicks, S OBP: 0.327, SLG: 0.361	P6		SF9			G4-3		2 HR		3	1	1	2	0	0	2											
8 Kurt Suzuki, R OBP: 0.290, SLG: 0.305	G4-3					G6-3		F8		4	0	2	2	0	0	2											
39 Danny Santana, S OBP: 0.243, SLG: 0.303	G4-3					B2-3		K		4	0	0	0	0	2	3											
<b>Inning Stats</b>	R: 2 H: 2 E: 0 K: 0 S: 11	WLS: 2 BF: 19	R: 1 H: 2 E: 0 K: 0 S: 12	LOB: 1 BB: 0 P: 15	R: 0 H: 0 E: 0 K: 1 S: 9	LOB: 0 BB: 0 P: 9	R: 2 H: 3 E: 0 K: 2 S: 13	LOB: 1 BB: 0 P: 16	R: 0 H: 0 E: 0 K: 1 S: 12	LOB: 0 BB: 0 P: 18	R: 0 H: 1 E: 0 K: 0 S: 10	LOB: 1 BB: 0 P: 19	R: 1 H: 2 E: 0 K: 1 S: 12	LOB: 2 BB: 0 P: 18	R: 4 H: 4 E: 0 K: 1 S: 15	LOB: 0 BB: 0 P: 30	1B: 5 2B: 5 3B: 0 HR: 4	SF: 1 DP: 0 HBP: 0	WP: 0 PA: 38 FB: 0 SB: 0 CS: 0								
<b>PITCHER</b>	IP	WLS	BF	H	R	ER	SO	BB	IBB	HBP	BLK	WP	HR	S	P	ERA	WHIP										
35 Michael Pineda, R ERA: 3.97	5.2	L	25	5	5	5	4	0	0	0	0	0	1	65	92	7.94	1.412										
57 Brandon Pinder, R ERA: 2.92	1.1		6	2	1	1	1	0	0	0	0	0	1	14	22	6.75	1.500										
26 Chris Capuano, L ERA: 5.64	1.0		7	4	4	4	1	0	0	0	0	0	2	15	30	36.00	4.000										









Batter	1	2	3	4	5	6	7	8	9	AB	R	H	RBI	BB	SO	LOB	TOP							
22 Jacoby Ellsbury, L (1, 8) OBP: 0.362, SLG: 0.368										5	0	0	0	0	2	1	<b>New York Yankees @ Minnesota Twins</b> Target Field, Minneapolis, MN Sun Jul 26 2015, 1:13 PM - 4:13 PM CDT Att: 37,391 - Partly Cloudy - 82 F							
11 Brett Gardner, L (1, 7) OBP: 0.373, SLG: 0.464										4	1	2	0	1	0	1								
25 Mark Teixeira, S (1, 10)										4	1	0	0	1	2	3								
34 Brian McCann, L (1, 2)										2	1	0	0	2	0	1								
36 Carlos Beltrán, S (1, 9) 24 Chris Young, R (7, 9) OBP: 0.306, SLG: 0.420 OBP: 0.310, SLG: 0.473										4	0	1	0	0	2	5								
33 Garrett Jones, L (1, 3) OBP: 0.297, SLG: 0.377										4	1	1	1	0	1	3								
12 Chase Headley, S (1, 5) OBP: 0.313, SLG: 0.387									4	2	2	3	0	1	1									
18 Didi Gregorius, L (1, 6) OBP: 0.291, SLG: 0.325									3	0	0	1	0	1	1									
14 Stephen Drew, L (1, 4) OBP: 0.263, SLG: 0.380									3	1	1	2	0	0	0									
<b>Inning Stats</b>	R: 0 H: 1 E: 0 K: 2 S: 12	H: 1 LOB: 1 BB: 0 P: 20	R: 0 H: 0 E: 0 K: 1 S: 9	H: 1 LOB: 1 BB: 0 P: 16	R: 0 H: 0 E: 0 K: 0 S: 9	H: 0 LOB: 0 BB: 0 P: 16	R: 0 H: 0 E: 0 K: 0 S: 7	H: 0 LOB: 0 BB: 0 P: 9	R: 1 H: 1 E: 0 K: 0 S: 11	H: 1 LOB: 0 BB: 0 P: 14	R: 6 H: 4 E: 0 K: 1 S: 18	H: 4 LOB: 2 BB: 2 P: 28	R: 0 H: 0 E: 0 K: 2 S: 15	H: 0 LOB: 2 BB: 2 P: 29	R: 0 H: 0 E: 0 K: 1 S: 9	H: 0 LOB: 0 BB: 0 P: 13		R: 0 H: 0 E: 0 K: 2 S: 8	H: 0 LOB: 0 BB: 0 P: 16	1B: 3 2B: 2 3B: 0 HR: 2	SF: 0 SAC: 1 DP: 0 HBP: 1	WP: 1 PB: 0 CS: 0	PA: 39	
<b>PITCHER</b>	IP WLS BF H R ER SO BB IBB HBP BLK WP HR S P ERA WHIP	IP WLS BF H R ER SO BB IBB HBP BLK WP HR S P ERA WHIP	IP WLS BF H R ER SO BB IBB HBP BLK WP HR S P ERA WHIP	IP WLS BF H R ER SO BB IBB HBP BLK WP HR S P ERA WHIP	IP WLS BF H R ER SO BB IBB HBP BLK WP HR S P ERA WHIP	IP WLS BF H R ER SO BB IBB HBP BLK WP HR S P ERA WHIP	IP WLS BF H R ER SO BB IBB HBP BLK WP HR S P ERA WHIP	IP WLS BF H R ER SO BB IBB HBP BLK WP HR S P ERA WHIP	IP WLS BF H R ER SO BB IBB HBP BLK WP HR S P ERA WHIP	IP WLS BF H R ER SO BB IBB HBP BLK WP HR S P ERA WHIP	IP WLS BF H R ER SO BB IBB HBP BLK WP HR S P ERA WHIP	IP WLS BF H R ER SO BB IBB HBP BLK WP HR S P ERA WHIP	IP WLS BF H R ER SO BB IBB HBP BLK WP HR S P ERA WHIP	IP WLS BF H R ER SO BB IBB HBP BLK WP HR S P ERA WHIP	IP WLS BF H R ER SO BB IBB HBP BLK WP HR S P ERA WHIP	IP WLS BF H R ER SO BB IBB HBP BLK WP HR S P ERA WHIP	IP WLS BF H R ER SO BB IBB HBP BLK WP HR S P ERA WHIP	IP WLS BF H R ER SO BB IBB HBP BLK WP HR S P ERA WHIP	IP WLS BF H R ER SO BB IBB HBP BLK WP HR S P ERA WHIP	IP WLS BF H R ER SO BB IBB HBP BLK WP HR S P ERA WHIP	IP WLS BF H R ER SO BB IBB HBP BLK WP HR S P ERA WHIP	IP WLS BF H R ER SO BB IBB HBP BLK WP HR S P ERA WHIP	IP WLS BF H R ER SO BB IBB HBP BLK WP HR S P ERA WHIP	IP WLS BF H R ER SO BB IBB HBP BLK WP HR S P ERA WHIP

AB	33
R	7
H	7
RBI	7
BB	4
SO	9
LOB	16



Batter	1	2	3	4	5	6	7	8	9	AB	R	H	RBI	BB	SO	LOB	BOTTOM							
2 Brian Dozier, R (1, 4) OBP: 0.332, SLG: 0.513										3	0	2	0	1	1	0	<b>New York Yankees @ Minnesota Twins</b> Target Field, Minneapolis, MN Sun Jul 26 2015, 1:13 PM - 4:13 PM CDT Att: 37,391 - Partly Cloudy - 82 F							
48 Toni Hunter, R (1, 9) OBP: 0.304, SLG: 0.438										4	0	0	1	0	1	4								
7 Joe Mauer, L (1, 3) OBP: 0.339, SLG: 0.394										4	0	1	0	0	0	2								
22 Miguel Sanó, R (1, 10) OBP: 0.405, SLG: 0.517										4	1	1	0	0	2	1								
24 Trevor Plouffe, R (1, 5) OBP: 0.315, SLG: 0.457										4	0	1	1	0	0	0								
20 Eddie Rosario, L (1, 7) OBP: 0.308, SLG: 0.418										4	0	2	0	0	1	0								
9 Eduardo Núñez, R (1, 6) OBP: 0.315, SLG: 0.445										4	0	1	0	0	0	2								
8 Kurt Suzuki, R (1, 2) OBP: 0.289, SLG: 0.301										4	0	0	0	0	0	4								
32 Aaron Hicks, S (1, 8) OBP: 0.335, SLG: 0.387									3	1	2	0	0	0	0									
<b>Inning Stats</b>	R: 0 H: 1 E: 0 K: 3 S: 10	H: 0 LOB: 0 BB: 0 P: 15	R: 0 H: 0 E: 0 K: 1 S: 8	H: 0 LOB: 0 BB: 0 P: 10	R: 1 H: 2 E: 0 K: 0 S: 10	H: 2 LOB: 1 BB: 0 P: 18	R: 0 H: 0 E: 0 K: 0 S: 5	H: 0 LOB: 0 BB: 0 P: 9	R: 0 H: 0 E: 0 K: 0 S: 5	H: 0 LOB: 0 BB: 1 P: 11	R: 0 H: 2 E: 0 K: 1 S: 12	H: 2 LOB: 2 BB: 0 P: 15	R: 0 H: 2 E: 0 K: 0 S: 10	H: 2 LOB: 1 BB: 0 P: 13	R: 1 H: 3 E: 0 K: 0 S: 15	H: 3 LOB: 1 BB: 0 P: 20		1B: 9 2B: 2 3B: 0 HR: 0	SF: 0 SAC: 0 DP: 3 HBP: 0	WP: 0 PB: 0 CS: 0	PA: 35			
<b>PITCHER</b>	IP WLS BF H R ER SO BB IBB HBP BLK WP HR S P ERA WHIP	IP WLS BF H R ER SO BB IBB HBP BLK WP HR S P ERA WHIP	IP WLS BF H R ER SO BB IBB HBP BLK WP HR S P ERA WHIP	IP WLS BF H R ER SO BB IBB HBP BLK WP HR S P ERA WHIP	IP WLS BF H R ER SO BB IBB HBP BLK WP HR S P ERA WHIP	IP WLS BF H R ER SO BB IBB HBP BLK WP HR S P ERA WHIP	IP WLS BF H R ER SO BB IBB HBP BLK WP HR S P ERA WHIP	IP WLS BF H R ER SO BB IBB HBP BLK WP HR S P ERA WHIP	IP WLS BF H R ER SO BB IBB HBP BLK WP HR S P ERA WHIP	IP WLS BF H R ER SO BB IBB HBP BLK WP HR S P ERA WHIP	IP WLS BF H R ER SO BB IBB HBP BLK WP HR S P ERA WHIP	IP WLS BF H R ER SO BB IBB HBP BLK WP HR S P ERA WHIP	IP WLS BF H R ER SO BB IBB HBP BLK WP HR S P ERA WHIP	IP WLS BF H R ER SO BB IBB HBP BLK WP HR S P ERA WHIP	IP WLS BF H R ER SO BB IBB HBP BLK WP HR S P ERA WHIP	IP WLS BF H R ER SO BB IBB HBP BLK WP HR S P ERA WHIP	IP WLS BF H R ER SO BB IBB HBP BLK WP HR S P ERA WHIP	IP WLS BF H R ER SO BB IBB HBP BLK WP HR S P ERA WHIP	IP WLS BF H R ER SO BB IBB HBP BLK WP HR S P ERA WHIP	IP WLS BF H R ER SO BB IBB HBP BLK WP HR S P ERA WHIP	IP WLS BF H R ER SO BB IBB HBP BLK WP HR S P ERA WHIP	IP WLS BF H R ER SO BB IBB HBP BLK WP HR S P ERA WHIP	IP WLS BF H R ER SO BB IBB HBP BLK WP HR S P ERA WHIP	IP WLS BF H R ER SO BB IBB HBP BLK WP HR S P ERA WHIP

AB	34
R	2
H	10
RBI	2
BB	1
SO	5
LOB	13





Batter	1	2	3	4	5	6	7	8	9	AB	R	H	RBI	BB	SO	LOB	TOP																			
25 Gregory Polanco, L OBP: 0.314, SLG: 0.358	L8		L8		L6	K		18 1B		5	1	1	3	0	1	5	<b>Pittsburgh Pirates @ Minnesota Twins</b> Target Field, Minneapolis, MN Tue Jul 28 2015, 7:12 PM - 10:34 PM CDT Att: 30,795 - Cloudy - 84 F																			
18 Neil Walker, S OBP: 0.328, SLG: 0.418	F8			27 1B	FC6		F7	17 FC6		4	0	1	2	1	0	1																				
22 Andrew McCutchen, R OBP: 0.363, SLG: 0.481	K			F8	F8		K	F9		5	0	0	0	0	2	4																				
17 Aramis Ramirez, R OBP: 0.283, SLG: 0.412		G6-3		F8	FC6		G5-3		L5	5	0	0	0	0	0	3																				
27 Jung Ho Kang, R OBP: 0.367, SLG: 0.426	K									4	2	2	1	0	1	0																				
24 Pedro Alvarez, L OBP: 0.305, SLG: 0.431	G5-3			G1-3						4	1	2	0	1	0	2																				
29 Francisco Cervelli, R OBP: 0.367, SLG: 0.410										5	2	3	0	0	0	3																				
30 Travis Ishikawa, L OBP: 0.297, SLG: 0.394										3	1	2	1	0	0	1																				
3 Sean Rodriguez, R OBP: 0.227, SLG: 0.302										2	0	0	0	0	1	3																				
14 Jaff Decker, L OBP: 0.385, SLG: 0.333										2	1	0	0	1	2	3																				
<b>Inning Stats</b>	R: 0 H: 0 E: 0 K: 1 S: 11	H: 0 LOB: 0 BB: 0 P: 16	R: 0 H: 0 E: 0 K: 1 S: 8	H: 0 LOB: 0 BB: 0 P: 12	R: 0 H: 1 E: 0 K: 1 S: 11	H: 1 LOB: 1 BB: 0 P: 17	R: 0 H: 1 E: 0 K: 0 S: 7	H: 1 LOB: 2 BB: 1 P: 16	R: 2 H: 2 E: 1 K: 0 S: 8	H: 2 LOB: 2 BB: 0 P: 13	R: 1 H: 1 E: 0 K: 2 S: 12	H: 1 LOB: 2 BB: 1 P: 20	R: 0 H: 0 E: 0 K: 1 S: 7	H: 0 LOB: 0 BB: 0 P: 13	R: 4 H: 4 E: 0 K: 1 S: 23	H: 4 LOB: 1 BB: 1 P: 35	R: 1 H: 2 E: 0 K: 0 S: 13	H: 2 LOB: 1 BB: 0 P: 20	1B: 9 2B: 1 3B: 0 HR: 1	SF: 0 SAC: 1 DP: 0 HBP: 1	WP: 0 PB: 0 SB: 0 CS: 0	PA: 44														
<b>PITCHER</b>	IP	WLS	BF	H	R	ER	SO	BB	IBB	HBP	BLK	WP	HR	S	P	ERA	WHIP	<b>PITCHER</b>		IP	WLS	BF	H	R	ER	SO	BB	IBB	HBP	BLK	WP	HR	S	P	ERA	WHIP
37 Mike Pelfrey, R ERA: 3.92	5.1		26	5	3	2	3	2	0	1	0	0	0	51	87	3.38	1.312	15 Glen Perkins, L ERA: 2.41		1.0	L	5	2	1	1	0	0	0	0	0	0	13	20	9.00	2.000	
61 Ryan O'Rourke, L ERA: 1.09	1.0		3	0	0	0	2	0	0	0	0	0	0	7	10	0.00	0.000																			
50 Casey Fien, R ERA: 4.6	1.0		5	2	2	2	1	0	0	0	0	0	0	16	23	18.00	2.000																			
52 Brian Duensing, L ERA: 5.54	0.1		4	2	2	2	1	1	0	0	0	0	0	11	20	54.00	9.000																			
65 Trevor May, R ERA: 4.39	0.1		1	0	0	0	0	0	0	0	0	0	0	2	2	0.00	0.000																			

Batter	1	2	3	4	5	6	7	8	9	AB	R	H	RBI	BB	SO	LOB	BOTTOM																			
2 Brian Dozier, R OBP: 0.328, SLG: 0.507	L7	G5-3								5	0	0	0	0	1	2	<b>Pittsburgh Pirates @ Minnesota Twins</b> Target Field, Minneapolis, MN Tue Jul 28 2015, 7:12 PM - 10:34 PM CDT Att: 30,795 - Cloudy - 84 F																			
48 Tori Hunter, R OBP: 0.308, SLG: 0.439	K									4	0	2	0	1	1	2																				
7 Joe Mauer, L OBP: 0.340, SLG: 0.392										4	1	1	0	1	0	2																				
22 Miguel Sanó, R OBP: 0.418, SLG: 0.508										3	1	1	0	2	2	2																				
9 Eduardo Núñez, R OBP: 0.315, SLG: 0.445										0	0	0	0	0	0	0																				
24 Trevor Plouffe, R OBP: 0.316, SLG: 0.456										5	1	2	0	0	1	4																				
20 Eddie Rosario, L OBP: 0.311, SLG: 0.428										4	2	2	0	0	1	3																				
32 Aaron Hicks, S OBP: 0.345, SLG: 0.405										3	1	2	3	1	0	0																				
8 Kurt Suzuki, R OBP: 0.289, SLG: 0.304										4	0	1	2	0	0	2																				
39 Danny Santana, S OBP: 0.243, SLG: 0.350										0	1	0	0	0	0	0																				
26 Eric Fryer, R OBP: 0.375, SLG: 0.308										0	0	0	0	0	0	0																				
5 Eduardo Escobar, S OBP: 0.279, SLG: 0.391										4	0	1	1	0	0	1																				
<b>Inning Stats</b>	R: 1 H: 2 E: 1 K: 1 S: 21	H: 2 LOB: 2 BB: 1 P: 30	R: 0 H: 0 E: 0 K: 0 S: 5	H: 0 LOB: 1 BB: 1 P: 15	R: 0 H: 2 E: 1 K: 1 S: 12	H: 2 LOB: 1 BB: 0 P: 15	R: 1 H: 1 E: 0 K: 0 S: 8	H: 1 LOB: 0 BB: 0 P: 14	R: 0 H: 0 E: 0 K: 1 S: 7	H: 0 LOB: 0 BB: 1 P: 14	R: 1 H: 1 E: 0 K: 2 S: 12	H: 1 LOB: 1 BB: 1 P: 19	R: 0 H: 1 E: 0 K: 0 S: 10	H: 1 LOB: 0 BB: 0 P: 16	R: 4 H: 5 E: 0 K: 1 S: 14	H: 5 LOB: 2 BB: 0 P: 16	R: 0 H: 0 E: 0 K: 0 S: 3	H: 0 LOB: 1 BB: 1 P: 8	1B: 8 2B: 2 3B: 2 HR: 0	SF: 0 SAC: 0 DP: 3 HBP: 0	WP: 0 PB: 0 SB: 0 CS: 0	PA: 41														
<b>PITCHER</b>	IP	WLS	BF	H	R	ER	SO	BB	IBB	HBP	BLK	WP	HR	S	P	ERA	WHIP	<b>PITCHER</b>		IP	WLS	BF	H	R	ER	SO	BB	IBB	HBP	BLK	WP	HR	S	P	ERA	WHIP
50 Charlie Morton, R ERA: 4.61	5.2		25	6	3	3	5	4	0	0	0	0	0	11	18	0.00	0.750	50 Charlie Morton, R ERA: 4.61		5.2		25	6	3	3	5	4	0	0	0	0	11	18	0.00	0.750	
48 Jared Hughes, R ERA: 2.01	1.1		5	1	0	0	0	0	0	0	0	0	0	11	18	0.00	0.750																			
44 Tony Watson, L ERA: 2.76	0.1		6	5	4	4	1	0	0	0	0	0	0	12	14	108.00	15.000																			
35 Mark Melancon, R ERA: 1.32	1.2	W	5	0	0	0	0	1	0	0	0	0	0	5	10	0.00	0.600																			









Batter	1	2	3	4	5	6	7	8	9	AB	R	H	RBI	BB	SO	LOB	TOP		
16 Austin Jackson, R OBP: 0.301, SLG: 0.368										4	2	2	2	1	1	1			
15 Kyle Seager, L OBP: 0.327, SLG: 0.443										5	1	1	0	0	0	2			
23 Nelson Cruz, R OBP: 0.374, SLG: 0.553										5	0	1	0	0	2	2			
7 Seth Smith, L OBP: 0.336, SLG: 0.467										4	1	1	2	0	1	2			
30 Franklin Gutierrez, R OBP: 0.317, SLG: 0.509										4	0	2	0	0	1	0			
35 Mark Trumbo, R OBP: 0.287, SLG: 0.425										4	0	2	1	0	0	1			
5 Brad Miller, L OBP: 0.319, SLG: 0.387										3	0	0	0	1	1	2			
1 Chris Taylor, R OBP: 0.220, SLG: 0.223										4	1	1	0	0	1	2			
3 Mike Zunino, R OBP: 0.240, SLG: 0.322										4	0	1	0	0	1	3			
<b>Inning Stats</b>	R: 2 H: 3 E: 0 K: 0 S: 14	WLS: 3 BF: 25 LOB: 1 BB: 0 P: 21	R: 0 H: 1 E: 0 K: 1 S: 10	ER: 1 LOB: 1 BB: 0 P: 14	R: 1 H: 3 E: 0 K: 3 S: 15	IBB: 0 HBP: 0 BLK: 0 WP: 0	R: 2 H: 3 E: 0 K: 0 S: 13	HR: 2 S: 58 P: 84	ERA: 9.00 WHIP: 2.000	R: 0 H: 0 E: 0 K: 0 S: 11	WLS: 0 BF: 0 LOB: 0 BB: 0 P: 16	R: 0 H: 1 E: 1 K: 2 S: 12	ER: 0 LOB: 2 BB: 1 P: 20	R: 0 H: 0 E: 0 K: 0 S: 4	WLS: 0 BF: 0 LOB: 0 BB: 0 P: 9	1B: 5 2B: 4 3B: 0 HR: 2	SF: 0 SAC: 0 DP: 1 HBP: 0	WP: 0 PB: 0 SB: 0 CS: 0	PA: 39
<b>PITCHER</b>	IP: 5.0 WLS: 0 BF: 25 LOB: 1 BB: 0 P: 21	WLS: 3 BF: 25 LOB: 1 BB: 0 P: 21	H: 1 R: 0 ER: 1 LOB: 1 BB: 0 P: 14	H: 1 R: 0 ER: 1 LOB: 1 BB: 0 P: 14	H: 3 R: 1 ER: 0 LOB: 2 BB: 0 P: 19	IBB: 0 HBP: 0 BLK: 0 WP: 0	HR: 2 S: 58 P: 84	ERA: 9.00 WHIP: 2.000	ERA: 9.00 WHIP: 2.000	H: 0 R: 0 ER: 0 LOB: 0 BB: 0 P: 16	H: 0 R: 0 ER: 0 LOB: 0 BB: 0 P: 16	H: 1 R: 1 ER: 0 LOB: 2 BB: 1 P: 20	H: 1 R: 0 ER: 0 LOB: 2 BB: 1 P: 20	H: 0 R: 0 ER: 0 LOB: 0 BB: 0 P: 9	H: 0 R: 0 ER: 0 LOB: 0 BB: 0 P: 9	1B: 5 2B: 4 3B: 0 HR: 2	SF: 0 SAC: 0 DP: 1 HBP: 0	WP: 0 PB: 0 SB: 0 CS: 0	PA: 39
45 Phil Hughes, R ERA: 4.11	IP: 5.0 WLS: 0 BF: 25 LOB: 1 BB: 0 P: 21	WLS: 3 BF: 25 LOB: 1 BB: 0 P: 21	H: 1 R: 0 ER: 1 LOB: 1 BB: 0 P: 14	H: 1 R: 0 ER: 1 LOB: 1 BB: 0 P: 14	H: 3 R: 1 ER: 0 LOB: 2 BB: 0 P: 19	IBB: 0 HBP: 0 BLK: 0 WP: 0	HR: 2 S: 58 P: 84	ERA: 9.00 WHIP: 2.000	ERA: 9.00 WHIP: 2.000	H: 0 R: 0 ER: 0 LOB: 0 BB: 0 P: 16	H: 0 R: 0 ER: 0 LOB: 0 BB: 0 P: 16	H: 1 R: 1 ER: 0 LOB: 2 BB: 1 P: 20	H: 1 R: 0 ER: 0 LOB: 2 BB: 1 P: 20	H: 0 R: 0 ER: 0 LOB: 0 BB: 0 P: 9	H: 0 R: 0 ER: 0 LOB: 0 BB: 0 P: 9	1B: 5 2B: 4 3B: 0 HR: 2	SF: 0 SAC: 0 DP: 1 HBP: 0	WP: 0 PB: 0 SB: 0 CS: 0	PA: 39
50 Casey Fien, R ERA: 4.32	IP: 2.0 WLS: 0 BF: 6 LOB: 1 BB: 0 P: 5	WLS: 3 BF: 25 LOB: 1 BB: 0 P: 21	H: 1 R: 0 ER: 1 LOB: 1 BB: 0 P: 14	H: 1 R: 0 ER: 1 LOB: 1 BB: 0 P: 14	H: 3 R: 1 ER: 0 LOB: 2 BB: 0 P: 19	IBB: 0 HBP: 0 BLK: 0 WP: 0	HR: 2 S: 58 P: 84	ERA: 9.00 WHIP: 2.000	ERA: 9.00 WHIP: 2.000	H: 0 R: 0 ER: 0 LOB: 0 BB: 0 P: 16	H: 0 R: 0 ER: 0 LOB: 0 BB: 0 P: 16	H: 1 R: 1 ER: 0 LOB: 2 BB: 1 P: 20	H: 1 R: 0 ER: 0 LOB: 2 BB: 1 P: 20	H: 0 R: 0 ER: 0 LOB: 0 BB: 0 P: 9	H: 0 R: 0 ER: 0 LOB: 0 BB: 0 P: 9	1B: 5 2B: 4 3B: 0 HR: 2	SF: 0 SAC: 0 DP: 1 HBP: 0	WP: 0 PB: 0 SB: 0 CS: 0	PA: 39
65 Trevor May, R ERA: 4.32	IP: 1.0 WLS: 0 BF: 5 LOB: 1 BB: 0 P: 3	WLS: 3 BF: 25 LOB: 1 BB: 0 P: 21	H: 1 R: 0 ER: 1 LOB: 1 BB: 0 P: 14	H: 1 R: 0 ER: 1 LOB: 1 BB: 0 P: 14	H: 3 R: 1 ER: 0 LOB: 2 BB: 0 P: 19	IBB: 0 HBP: 0 BLK: 0 WP: 0	HR: 2 S: 58 P: 84	ERA: 9.00 WHIP: 2.000	ERA: 9.00 WHIP: 2.000	H: 0 R: 0 ER: 0 LOB: 0 BB: 0 P: 16	H: 0 R: 0 ER: 0 LOB: 0 BB: 0 P: 16	H: 1 R: 1 ER: 0 LOB: 2 BB: 1 P: 20	H: 1 R: 0 ER: 0 LOB: 2 BB: 1 P: 20	H: 0 R: 0 ER: 0 LOB: 0 BB: 0 P: 9	H: 0 R: 0 ER: 0 LOB: 0 BB: 0 P: 9	1B: 5 2B: 4 3B: 0 HR: 2	SF: 0 SAC: 0 DP: 1 HBP: 0	WP: 0 PB: 0 SB: 0 CS: 0	PA: 39
15 Glen Perkins, L ERA: 2.36	IP: 1.0 WLS: 0 BF: 3 LOB: 1 BB: 0 P: 3	WLS: 3 BF: 25 LOB: 1 BB: 0 P: 21	H: 1 R: 0 ER: 1 LOB: 1 BB: 0 P: 14	H: 1 R: 0 ER: 1 LOB: 1 BB: 0 P: 14	H: 3 R: 1 ER: 0 LOB: 2 BB: 0 P: 19	IBB: 0 HBP: 0 BLK: 0 WP: 0	HR: 2 S: 58 P: 84	ERA: 9.00 WHIP: 2.000	ERA: 9.00 WHIP: 2.000	H: 0 R: 0 ER: 0 LOB: 0 BB: 0 P: 16	H: 0 R: 0 ER: 0 LOB: 0 BB: 0 P: 16	H: 1 R: 1 ER: 0 LOB: 2 BB: 1 P: 20	H: 1 R: 0 ER: 0 LOB: 2 BB: 1 P: 20	H: 0 R: 0 ER: 0 LOB: 0 BB: 0 P: 9	H: 0 R: 0 ER: 0 LOB: 0 BB: 0 P: 9	1B: 5 2B: 4 3B: 0 HR: 2	SF: 0 SAC: 0 DP: 1 HBP: 0	WP: 0 PB: 0 SB: 0 CS: 0	PA: 39

**Seattle Mariners @ Minnesota Twins**  
**Target Field, Minneapolis, MN**  
 Thu Jul 30 2015, 7:12 PM - 10:18 PM CDT  
 Att: 30,534 - Clear - 84 F



Batter	1	2	3	4	5	6	7	8	9	AB	R	H	RBI	BB	SO	LOB	BOTTOM		
2 Brian Dozier, R OBP: 0.330, SLG: 0.512										4	1	1	1	1	1	2			
32 Aaron Hicks, S OBP: 0.364, SLG: 0.437										4	2	3	1	1	1	3			
7 Joe Mauer, L OBP: 0.337, SLG: 0.387										5	0	1	1	0	2	5			
22 Miguel Sanó, R OBP: 0.427, SLG: 0.507										4	1	1	0	1	1	4			
48 Torii Hunter, R OBP: 0.307, SLG: 0.435										5	1	1	1	0	0	3			
20 Eddie Rosario, L OBP: 0.316, SLG: 0.462										5	3	3	3	0	0	1			
5 Eduardo Escobar, S OBP: 0.273, SLG: 0.379										5	0	0	1	0	1	2			
8 Kurt Suzuki, R OBP: 0.288, SLG: 0.302										4	0	1	0	0	0	2			
11 Jorge Polanco, S OBP: 0.556, SLG: 0.429										3	1	2	1	1	0	1			
<b>Inning Stats</b>	R: 5 H: 5 E: 1 K: 0 S: 21	WLS: 5 BF: 21 LOB: 1 BB: 0 P: 32	R: 1 H: 1 E: 0 K: 1 S: 13	ER: 1 LOB: 1 BB: 1 P: 23	R: 1 H: 2 E: 0 K: 0 S: 8	IBB: 0 HBP: 0 BLK: 0 WP: 0	R: 0 H: 1 E: 0 K: 2 S: 13	HR: 3 S: 47 P: 82	ERA: 16.20 WHIP: 3.000	R: 0 H: 1 E: 0 K: 0 S: 6	WLS: 1 BF: 9 LOB: 1 BB: 0 P: 9	R: 1 H: 2 E: 0 K: 1 S: 14	ER: 0 LOB: 2 BB: 1 P: 26	R: 0 H: 0 E: 0 K: 1 S: 12	WLS: 0 BF: 0 LOB: 0 BB: 0 P: 15	1B: 8 2B: 1 3B: 1 HR: 3	SF: 0 SAC: 0 DP: 0 HBP: 0	WP: 0 PB: 0 SB: 2 CS: 0	PA: 43
<b>PITCHER</b>	IP: 3.1 WLS: 1 BF: 21 LOB: 1 BB: 0 P: 32	WLS: 5 BF: 21 LOB: 1 BB: 0 P: 32	H: 1 R: 1 ER: 1 LOB: 1 BB: 1 P: 23	H: 1 R: 0 ER: 1 LOB: 1 BB: 1 P: 23	H: 2 R: 1 ER: 0 LOB: 1 BB: 0 P: 18	IBB: 0 HBP: 0 BLK: 0 WP: 0	HR: 3 S: 47 P: 82	ERA: 16.20 WHIP: 3.000	ERA: 16.20 WHIP: 3.000	H: 1 R: 0 ER: 0 LOB: 1 BB: 0 P: 9	H: 1 R: 0 ER: 0 LOB: 1 BB: 0 P: 9	H: 2 R: 1 ER: 0 LOB: 2 BB: 1 P: 26	H: 2 R: 0 ER: 0 LOB: 2 BB: 1 P: 26	H: 0 R: 0 ER: 0 LOB: 0 BB: 0 P: 15	H: 0 R: 0 ER: 0 LOB: 0 BB: 0 P: 15	1B: 8 2B: 1 3B: 1 HR: 3	SF: 0 SAC: 0 DP: 0 HBP: 0	WP: 0 PB: 0 SB: 2 CS: 0	PA: 43
J.A. Happ, L ERA: 4.64	IP: 3.1 WLS: 1 BF: 21 LOB: 1 BB: 0 P: 32	WLS: 5 BF: 21 LOB: 1 BB: 0 P: 32	H: 1 R: 1 ER: 1 LOB: 1 BB: 1 P: 23	H: 1 R: 0 ER: 1 LOB: 1 BB: 1 P: 23	H: 2 R: 1 ER: 0 LOB: 1 BB: 0 P: 18	IBB: 0 HBP: 0 BLK: 0 WP: 0	HR: 3 S: 47 P: 82	ERA: 16.20 WHIP: 3.000	ERA: 16.20 WHIP: 3.000	H: 1 R: 0 ER: 0 LOB: 1 BB: 0 P: 9	H: 1 R: 0 ER: 0 LOB: 1 BB: 0 P: 9	H: 2 R: 1 ER: 0 LOB: 2 BB: 1 P: 26	H: 2 R: 0 ER: 0 LOB: 2 BB: 1 P: 26	H: 0 R: 0 ER: 0 LOB: 0 BB: 0 P: 15	H: 0 R: 0 ER: 0 LOB: 0 BB: 0 P: 15	1B: 8 2B: 1 3B: 1 HR: 3	SF: 0 SAC: 0 DP: 0 HBP: 0	WP: 0 PB: 0 SB: 2 CS: 0	PA: 43
54 Tom Wilhelmson, R ERA: 4.32	IP: 1.1 WLS: 0 BF: 8 LOB: 1 BB: 0 P: 5	WLS: 5 BF: 21 LOB: 1 BB: 0 P: 32	H: 1 R: 1 ER: 1 LOB: 1 BB: 1 P: 23	H: 1 R: 0 ER: 1 LOB: 1 BB: 1 P: 23	H: 2 R: 1 ER: 0 LOB: 1 BB: 0 P: 18	IBB: 0 HBP: 0 BLK: 0 WP: 0	HR: 3 S: 47 P: 82	ERA: 16.20 WHIP: 3.000	ERA: 16.20 WHIP: 3.000	H: 1 R: 0 ER: 0 LOB: 1 BB: 0 P: 9	H: 1 R: 0 ER: 0 LOB: 1 BB: 0 P: 9	H: 2 R: 1 ER: 0 LOB: 2 BB: 1 P: 26	H: 2 R: 0 ER: 0 LOB: 2 BB: 1 P: 26	H: 0 R: 0 ER: 0 LOB: 0 BB: 0 P: 15	H: 0 R: 0 ER: 0 LOB: 0 BB: 0 P: 15	1B: 8 2B: 1 3B: 1 HR: 3	SF: 0 SAC: 0 DP: 0 HBP: 0	WP: 0 PB: 0 SB: 2 CS: 0	PA: 43
97 Joe Beimel, L ERA: 2.73	IP: 1.1 WLS: 0 BF: 5 LOB: 1 BB: 0 P: 3	WLS: 5 BF: 21 LOB: 1 BB: 0 P: 32	H: 1 R: 1 ER: 1 LOB: 1 BB: 1 P: 23	H: 1 R: 0 ER: 1 LOB: 1 BB: 1 P: 23	H: 2 R: 1 ER: 0 LOB: 1 BB: 0 P: 18	IBB: 0 HBP: 0 BLK: 0 WP: 0	HR: 3 S: 47 P: 82	ERA: 16.20 WHIP: 3.000	ERA: 16.20 WHIP: 3.000	H: 1 R: 0 ER: 0 LOB: 1 BB: 0 P: 9	H: 1 R: 0 ER: 0 LOB: 1 BB: 0 P: 9	H: 2 R: 1 ER: 0 LOB: 2 BB: 1 P: 26	H: 2 R: 0 ER: 0 LOB: 2 BB: 1 P: 26	H: 0 R: 0 ER: 0 LOB: 0 BB: 0 P: 15	H: 0 R: 0 ER: 0 LOB: 0 BB: 0 P: 15	1B: 8 2B: 1 3B: 1 HR: 3	SF: 0 SAC: 0 DP: 0 HBP: 0	WP: 0 PB: 0 SB: 2 CS: 0	PA: 43
59 David Rollins, L ERA: 9.28	IP: 1.0 WLS: 0 BF: 6 LOB: 1 BB: 0 P: 3	WLS: 5 BF: 21 LOB: 1 BB: 0 P: 32	H: 1 R: 1 ER: 1 LOB: 1 BB: 1 P: 23	H: 1 R: 0 ER: 1 LOB: 1 BB: 1 P: 23	H: 2 R: 1 ER: 0 LOB: 1 BB: 0 P: 18	IBB: 0 HBP: 0 BLK: 0 WP: 0	HR: 3 S: 47 P: 82	ERA: 16.20 WHIP: 3.000	ERA: 16.20 WHIP: 3.000	H: 1 R: 0 ER: 0 LOB: 1 BB: 0 P: 9	H: 1 R: 0 ER: 0 LOB: 1 BB: 0 P: 9	H: 2 R: 1 ER: 0 LOB: 2 BB: 1 P: 26	H: 2 R: 0 ER: 0 LOB: 2 BB: 1 P: 26	H: 0 R: 0 ER: 0 LOB: 0 BB: 0 P: 15	H: 0 R: 0 ER: 0 LOB: 0 BB: 0 P: 15	1B: 8 2B: 1 3B: 1 HR: 3	SF: 0 SAC: 0 DP: 0 HBP: 0	WP: 0 PB: 0 SB: 2 CS: 0	PA: 43
Mark Lowe, R ERA: 1.0	IP: 1.0 WLS: 0 BF: 3 LOB: 1 BB: 0 P: 3	WLS: 5 BF: 21 LOB: 1 BB: 0 P: 32	H: 1 R: 1 ER: 1 LOB: 1 BB: 1 P: 23	H: 1 R: 0 ER: 1 LOB: 1 BB: 1 P: 23	H: 2 R: 1 ER: 0 LOB: 1 BB: 0 P: 18	IBB: 0 HBP: 0 BLK: 0 WP: 0	HR: 3 S: 47 P: 82	ERA: 16.20 WHIP: 3.000	ERA: 16.20 WHIP: 3.000	H: 1 R: 0 ER: 0 LOB: 1 BB: 0 P: 9	H: 1 R: 0 ER: 0 LOB: 1 BB: 0 P: 9	H: 2 R: 1 ER: 0 LOB: 2 BB: 1 P: 26	H: 2 R: 0 ER: 0 LOB: 2 BB: 1 P: 26	H: 0 R: 0 ER: 0 LOB: 0 BB: 0 P: 15	H: 0 R: 0 ER: 0 LOB: 0 BB: 0 P: 15	1B: 8 2B: 1 3B: 1 HR: 3	SF: 0 SAC: 0 DP: 0 HBP: 0	WP: 0 PB: 0 SB: 2 CS:	



Batter	1	2	3	4	5	6	7	8	9	AB	R	H	RBI	BB	SO	LOB	TOP										
4 Ketel Marte, S (1,4)										4	1	0	0	1	0	2											
15 Kyle Seager, L OBP: 0.326, SLG: 0.440 (1,5)										5	0	1	0	0	2	1											
23 Nelson Cruz, R OBP: 0.379, SLG: 0.566 (1,10)										5	1	4	2	0	0	0											
30 Franklin Gutierrez, R OBP: 0.308, SLG: 0.500 (1,7)										5	0	1	0	0	2	4											
35 Mark Trumbo, R OBP: 0.289, SLG: 0.425 (1,9)										5	2	2	0	0	1	3											
16 Austin Jackson, R OBP: 0.304, SLG: 0.369 (1,8)										4	1	2	0	0	1	2											
63 Jesus Montero, R OBP: 0.471, SLG: 0.643 (1,3)										4	1	2	2	0	1	2											
5 Brad Miller, L OBP: 0.315, SLG: 0.384 (1,6)										2	0	0	2	0	1	0											
3 Mike Zunino, R OBP: 0.240, SLG: 0.321 (1,2)										4	0	1	0	0	0	2											
<b>Inning Stats</b>	R: 0 H: 1 E: 0 K: 1 S: 8	H: 2 LOB: 1 BB: 0 P: 10	R: 1 H: 2 E: 0 K: 0 S: 11	H: 1 LOB: 1 BB: 0 P: 19	R: 0 H: 1 E: 0 K: 1 S: 10	H: 3 LOB: 1 BB: 0 P: 14	R: 2 H: 3 E: 0 K: 0 S: 11	H: 1 LOB: 1 BB: 0 P: 15	R: 0 H: 1 E: 0 K: 1 S: 10	H: 2 LOB: 1 BB: 0 P: 14	R: 1 H: 2 E: 0 K: 1 S: 9	H: 2 LOB: 1 BB: 0 P: 14	R: 0 H: 2 E: 0 K: 2 S: 13	H: 0 LOB: 2 BB: 0 P: 21	R: 0 H: 0 E: 0 K: 1 S: 5	H: 0 LOB: 0 BB: 0 P: 7	R: 2 H: 1 E: 0 K: 1 S: 11	H: 1 LOB: 0 BB: 1 P: 18	1B: 8 2B: 3 3B: 0 HR: 2	SF: 2 SAC: 0 DP: 0 HBP: 0	WP: 0 PB: 0 SB: 1 CS: 0	PA: 41					
<b>PITCHER</b>	IP	WLS	BF	H	R	ER	SO	BB	IBB	HBP	BLK	WP	HR	S	P	ERA	WHIP										
33 Tommy Milone, L ERA: 3.76 (1,1)	6.0	L	29	11	4	4	4	0	0	0	0	0	1	61	88	6.00	1.833										
36 Blaine Boyer, R ERA: 2.69 (7,1)	1.0		4	1	0	0	2	0	0	0	0	0	0	11	19	0.00	1.000										
62 J.R. Graham, R ERA: 3.86 (8,1)	2.0		8	1	2	2	2	1	0	0	0	0	1	16	25	9.00	1.000										

Seattle Mariners @ Minnesota Twins  
Target Field, Minneapolis, MN  
Fri Jul 31 2015, 7:11 PM - 9:34 PM CDT  
Att: 27,643 - Partly Cloudy - 82 F

AB 38  
R 6  
H 13  
RBI 6  
BB 1  
SO 8  
LOB 16



Batter	1	2	3	4	5	6	7	8	9	AB	R	H	RBI	BB	SO	LOB	BOTTOM										
2 Brian Dozier, R OBP: 0.327, SLG: 0.506 (1,4)										4	0	0	0	0	1	0											
32 Aaron Hicks, S OBP: 0.356, SLG: 0.427 (1,8)										4	0	0	0	0	2	0											
7 Joe Mauer, L OBP: 0.336, SLG: 0.384 (1,3)										3	0	0	0	1	2	0											
22 Miguel Sanó, R OBP: 0.424, SLG: 0.541 (1,5)										3	1	1	1	0	1	1											
48 Torii Hunter, R OBP: 0.304, SLG: 0.431 (1,9)										3	0	0	0	0	1	0											
20 Eddie Rosario, L OBP: 0.312, SLG: 0.456 (1,7)										3	0	0	0	0	1	1											
9 Eduardo Núñez, R OBP: 0.306, SLG: 0.429 (1,10)										3	0	0	0	0	0	0											
26 Eric Fryer, R OBP: 0.333, SLG: 0.267 (1,2)										2	0	0	0	0	2	0											
39 Danny Santana, S OBP: 0.242, SLG: 0.236 (8,PH)										1	0	0	0	0	0	0											
8 Kurt Suzuki, R OBP: 0.288, SLG: 0.302 (9,2)										0	0	0	0	0	0	0											
11 Jorge Polanco, S OBP: 0.417, SLG: 0.300 (1,6)										3	0	0	0	0	1	0											
<b>Inning Stats</b>	R: 0 H: 0 E: 0 K: 2 S: 8	H: 0 LOB: 1 BB: 1 P: 15	R: 0 H: 0 E: 0 K: 1 S: 8	H: 0 LOB: 0 BB: 0 P: 8	R: 0 H: 0 E: 0 K: 3 S: 9	H: 0 LOB: 0 BB: 0 P: 11	R: 0 H: 1 E: 0 K: 1 S: 10	H: 0 LOB: 0 BB: 0 P: 14	R: 0 H: 0 E: 0 K: 1 S: 8	H: 0 LOB: 0 BB: 0 P: 9	R: 0 H: 0 E: 0 K: 0 S: 9	H: 0 LOB: 0 BB: 0 P: 12	R: 0 H: 0 E: 1 K: 2 S: 9	H: 0 LOB: 1 BB: 0 P: 10	R: 0 H: 0 E: 0 K: 0 S: 8	H: 0 LOB: 0 BB: 0 P: 9	R: 0 H: 0 E: 0 K: 1 S: 8	H: 0 LOB: 0 BB: 0 P: 13	1B: 0 2B: 0 3B: 0 HR: 1	SF: 0 SAC: 0 DP: 0 HBP: 0	WP: 0 PB: 0 SB: 0 CS: 0	PA: 30					
<b>PITCHER</b>	IP	WLS	BF	H	R	ER	SO	BB	IBB	HBP	BLK	WP	HR	S	P	ERA	WHIP										
44 Taijuan Walker, R ERA: 4.73 (1,1)	9.0	W	30	1	1	1	11	1	0	0	0	0	1	77	101	1.00	0.222										

Seattle Mariners @ Minnesota Twins  
Target Field, Minneapolis, MN  
Fri Jul 31 2015, 7:11 PM - 9:34 PM CDT  
Att: 27,643 - Partly Cloudy - 82 F

AB 29  
R 1  
H 1  
RBI 1  
BB 1  
SO 11  
LOB 2





Batter	1	2	3	4	5	6	7	8	9	AB	R	H	RBI	BB	SO	LOB	TOP										
4 Ketel Marte, S OBP: 0.222, SLG: 0.125										4	0	1	0	0	1	3											
15 Kyle Seager, L OBP: 0.325, SLG: 0.438										4	1	1	0	0	0	5											
23 Nelson Cruz, R OBP: 0.380, SLG: 0.576										4	1	2	1	0	0	0											
22 Robinson Canó, L OBP: 0.305, SLG: 0.409										4	0	0	1	0	1	1											
7 Seth Smith, L OBP: 0.331, SLG: 0.460										4	0	0	0	0	1	1											
16 Austin Jackson, R OBP: 0.301, SLG: 0.365										4	0	0	0	0	1	0											
63 Jesus Montero, R OBP: 0.450, SLG: 0.588										3	0	1	0	0	1	0											
20 Logan Morrison, L OBP: 0.297, SLG: 0.362										1	0	0	0	0	1	0											
5 Brad Miller, L OBP: 0.320, SLG: 0.388										2	0	1	0	1	0	0											
3 Mike Zunino, R OBP: 0.238, SLG: 0.318										3	0	0	0	0	0	5											
<b>Inning Stats</b>	R: 1 H: 2 E: 0 K: 1 S: 11	H: 2 LOB: 1 BB: 0 P: 18	R: 0 H: 0 E: 0 K: 2 S: 9	H: 0 LOB: 1 BB: 0 P: 10	R: 0 H: 0 E: 0 K: 0 S: 11	H: 0 LOB: 0 BB: 0 P: 16	R: 0 H: 0 E: 0 K: 1 S: 8	H: 1 LOB: 2 BB: 0 P: 17	R: 1 H: 1 E: 0 K: 0 S: 11	H: 1 LOB: 0 BB: 0 P: 19	R: 0 H: 2 E: 0 K: 0 S: 8	H: 2 LOB: 3 BB: 0 P: 12	R: 0 H: 0 E: 0 K: 1 S: 7	H: 0 LOB: 0 BB: 0 P: 9	R: 0 H: 0 E: 0 K: 1 S: 10	H: 0 LOB: 0 BB: 0 P: 13	1B: 3 2B: 2 3B: 0 HR: 1	SF: 0 SAC: 0 DP: 0 HBP: 1	WP: 0 PB: 0 SB: 0 CS: 0	PA: 35							
<b>PITCHER</b>	IP	WLS	BF	H	R	ER	SO	BB	IBB	HBP	BLK	WP	HR	S	P	ERA	WHIP										
44 Kyle Gibson, R ERA: 3.37	(1, 1)	7.0	29	6	2	2	4	1	0	1	0	0	1	67	104	2.57	1.000										
50 Casey Fien, R ERA: 4.28	(8, 1)	0.1	1	0	0	0	0	0	0	0	0	0	0	1	8	0.00	0.000										
61 Ryan O'Rourke, L ERA: 0.93	(8, 1)	0.2	2	0	0	0	1	0	0	0	0	0	0	6	8	0.00	0.000										
65 Trevor May, R ERA: 4.27	(9, 1)	1.0	W	3	0	0	0	1	0	0	0	0	0	10	13	0.00	0.000										

Seattle Mariners @ Minnesota Twins  
Target Field, Minneapolis, MN  
Sat Aug 01 2015, 6:39 PM - 9:24 PM CDT  
Att: 36,901 - Partly Cloudy - 84 F

AB 33  
R 2  
H 6  
RBI 2  
BB 1  
SO 6  
LOB 15



Batter	1	2	3	4	5	6	7	8	9	AB	R	H	RBI	BB	SO	LOB	BOTTOM										
2 Brian Dozier, R OBP: 0.326, SLG: 0.504										4	0	1	0	0	2	1											
32 Aaron Hicks, S OBP: 0.354, SLG: 0.423										4	0	1	0	0	3	1											
7 Joe Mauer, L OBP: 0.335, SLG: 0.381										3	0	0	0	1	1	3											
22 Miguel Sanó, R OBP: 0.427, SLG: 0.545										3	0	1	0	1	0	1											
21 Shane Robinson, R OBP: 0.295, SLG: 0.326										0	1	0	0	0	0	0											
24 Trevor Plouffe, R OBP: 0.315, SLG: 0.459										4	1	1	0	0	1	2											
48 Torii Hunter, R OBP: 0.301, SLG: 0.427										4	0	0	0	0	1	2											
20 Eddie Rosario, L OBP: 0.315, SLG: 0.453										2	1	0	0	2	0	0											
8 Kurt Suzuki, R OBP: 0.290, SLG: 0.305										4	0	2	1	0	0	1											
5 Eduardo Escobar, S OBP: 0.270, SLG: 0.374										3	0	0	0	0	2	3											
<b>Inning Stats</b>	R: 0 H: 0 E: 0 K: 1 S: 9	H: 0 LOB: 1 BB: 0 P: 16	R: 0 H: 0 E: 0 K: 0 S: 11	H: 0 LOB: 0 BB: 0 P: 15	R: 0 H: 3 E: 0 K: 1 S: 11	H: 3 LOB: 2 BB: 0 P: 14	R: 1 H: 1 E: 0 K: 1 S: 14	H: 1 LOB: 0 BB: 0 P: 21	R: 0 H: 0 E: 0 K: 3 S: 10	H: 0 LOB: 1 BB: 0 P: 15	R: 0 H: 0 E: 0 K: 0 S: 5	H: 0 LOB: 0 BB: 1 P: 10	R: 0 H: 0 E: 0 K: 3 S: 12	H: 0 LOB: 0 BB: 0 P: 19	R: 2 H: 2 E: 0 K: 1 S: 8	H: 2 LOB: 2 BB: 1 P: 17	1B: 4 2B: 1 3B: 1 HR: 0	SF: 0 SAC: 0 DP: 2 HBP: 0	WP: 3 PB: 0 SB: 1 CS: 0	PA: 35							
<b>PITCHER</b>	IP	WLS	BF	H	R	ER	SO	BB	IBB	HBP	BLK	WP	HR	S	P	ERA	WHIP										
37 Mike Montgomery, L ERA: 3.07	(1, 1)	6.0	23	4	1	1	6	2	0	0	0	1	0	60	91	1.50	1.000										
54 Tom Wilhelmson, R ERA: 4.19	(7, 1)	1.0	H	4	0	0	0	1	0	0	0	0	0	6	12	0.00	1.000										
56 Fernando Rodney, R ERA: 5.44	(8, 1)	1.0	H	3	0	0	0	3	0	0	0	0	0	12	19	0.00	0.000										
39 Carson Smith, R ERA: 2.81	(9, 1)	0.2	L	5	2	2	1	0	1	0	0	2	0	8	17	27.00	3.000										

Seattle Mariners @ Minnesota Twins  
Target Field, Minneapolis, MN  
Sat Aug 01 2015, 6:39 PM - 9:24 PM CDT  
Att: 36,901 - Partly Cloudy - 84 F

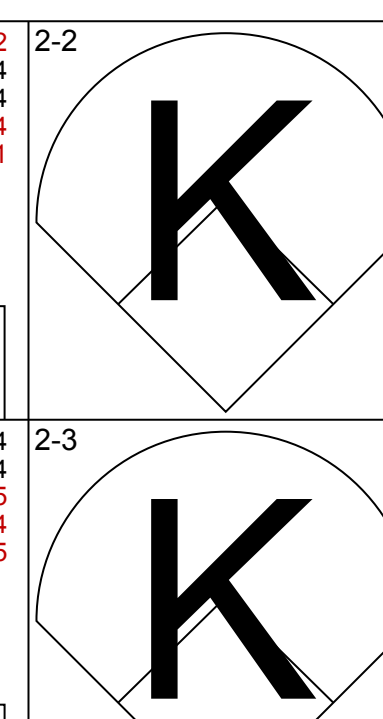
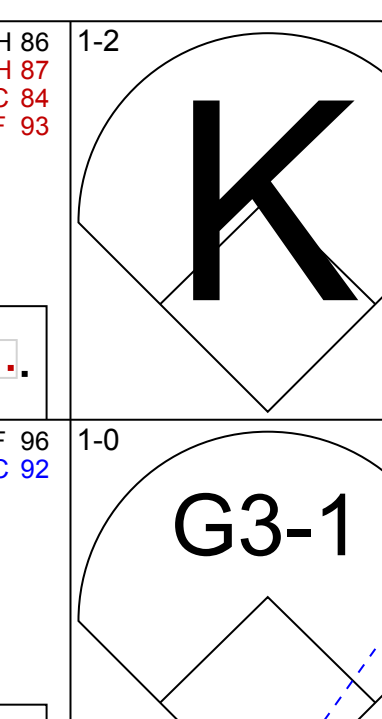
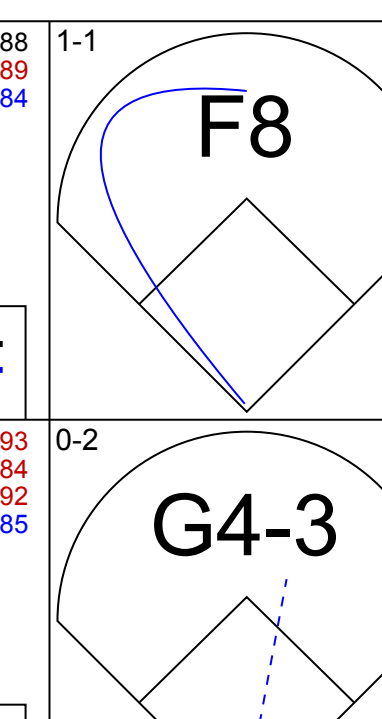
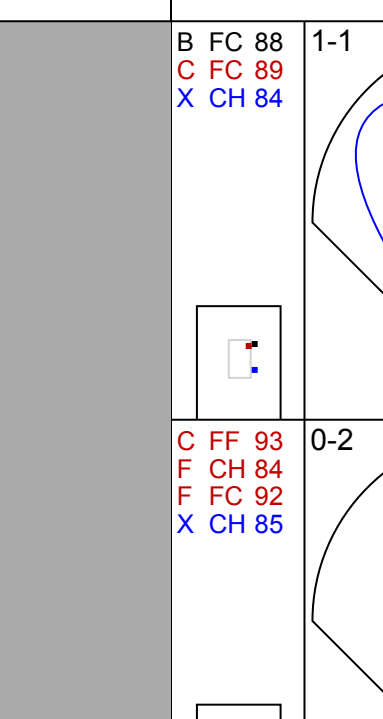
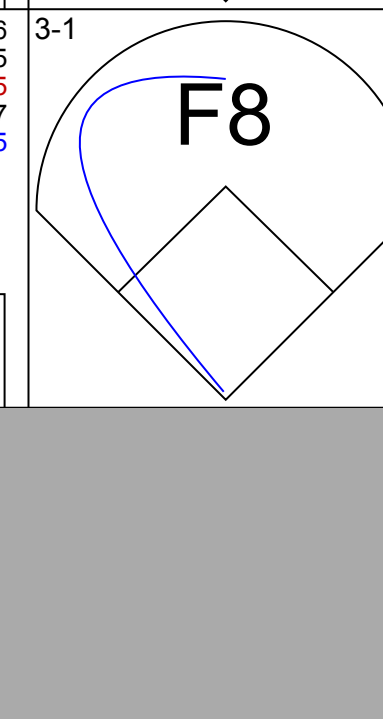




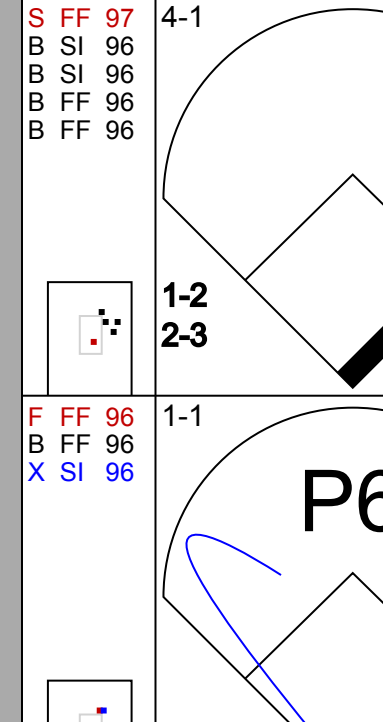
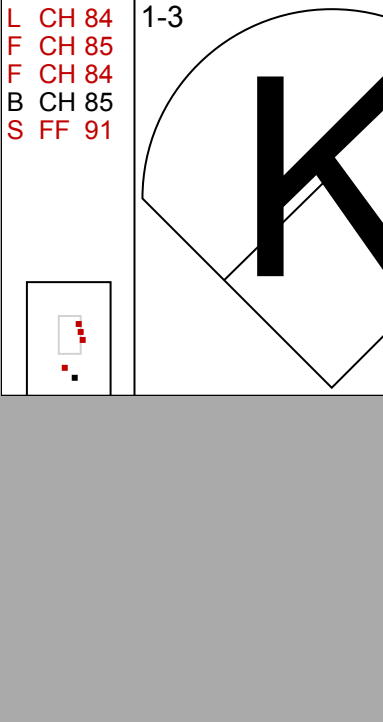
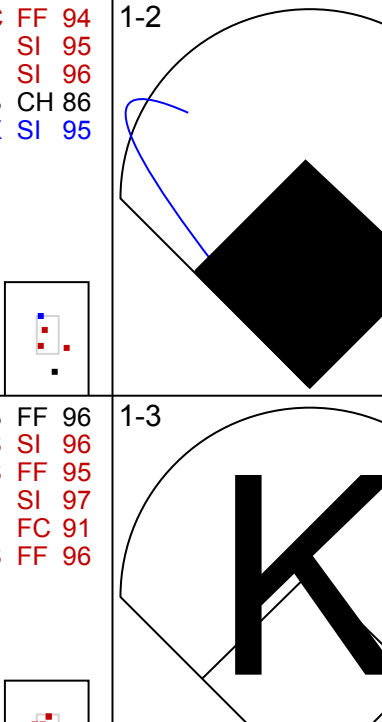
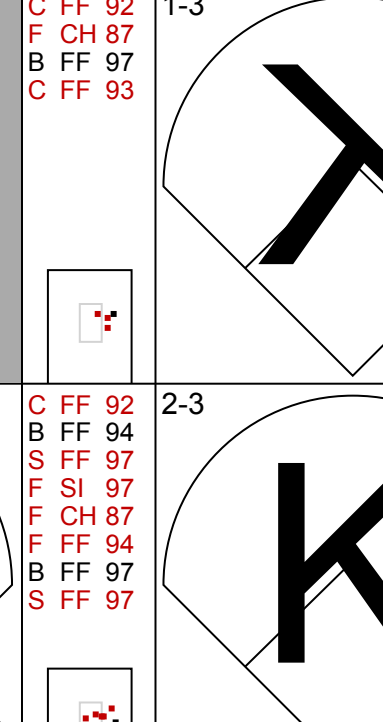


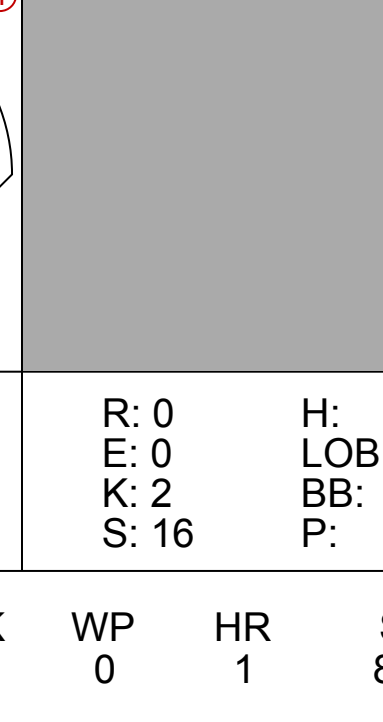
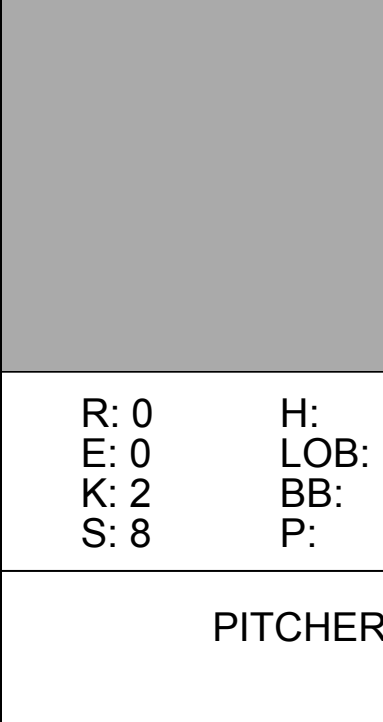
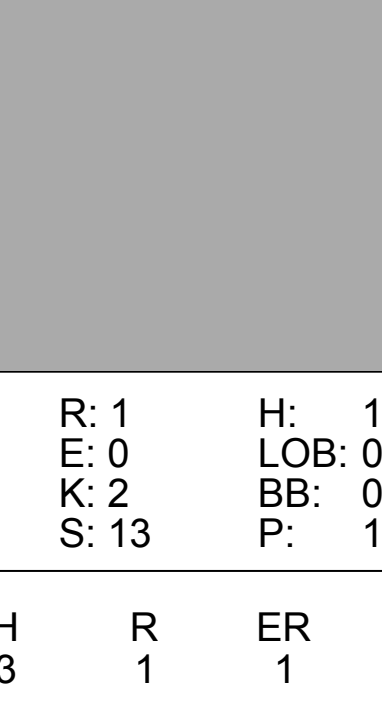
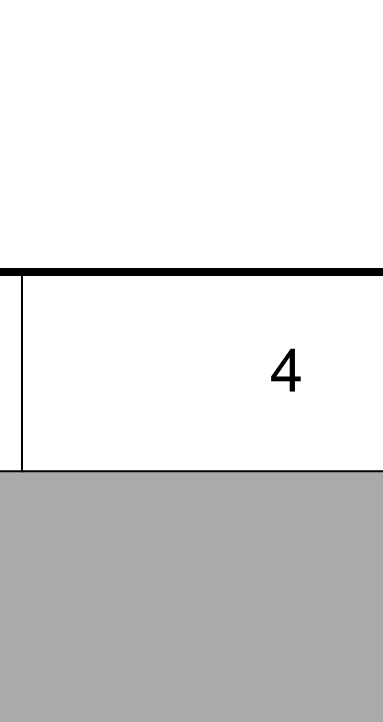
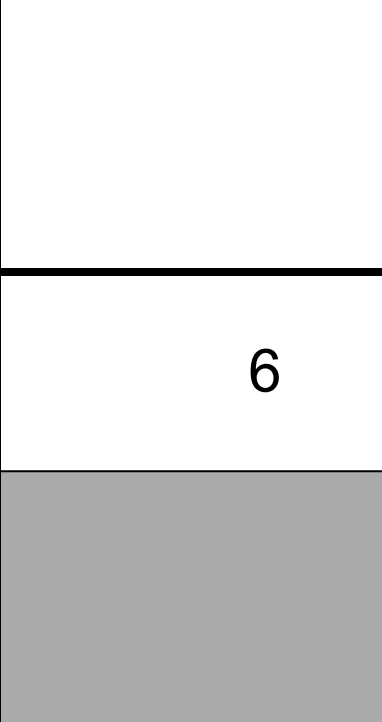
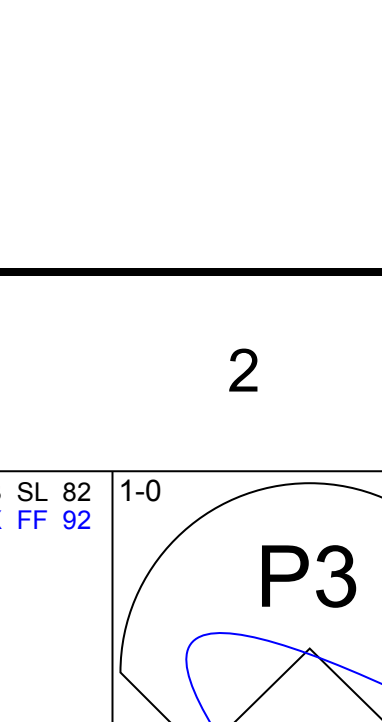


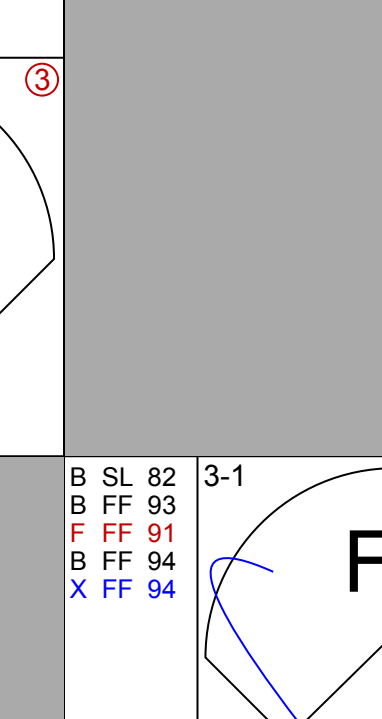


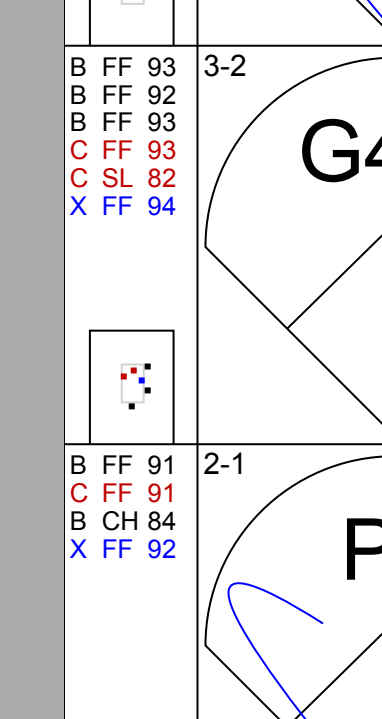
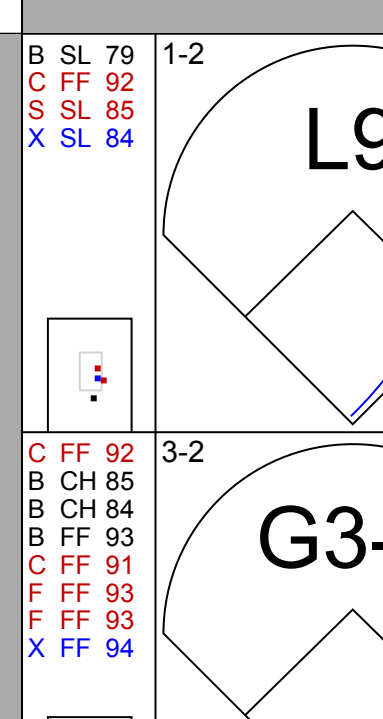
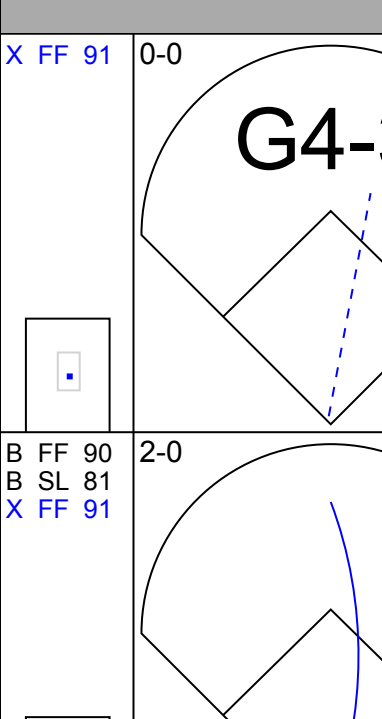
AB 31  
R 3  
H 6  
RBI 1  
BB 4  
SO 10  
LOB 14







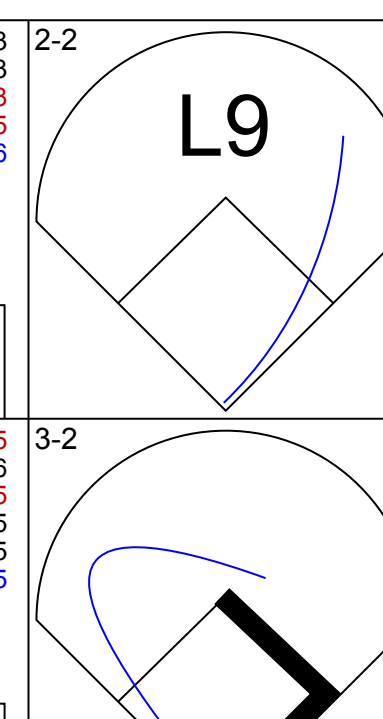
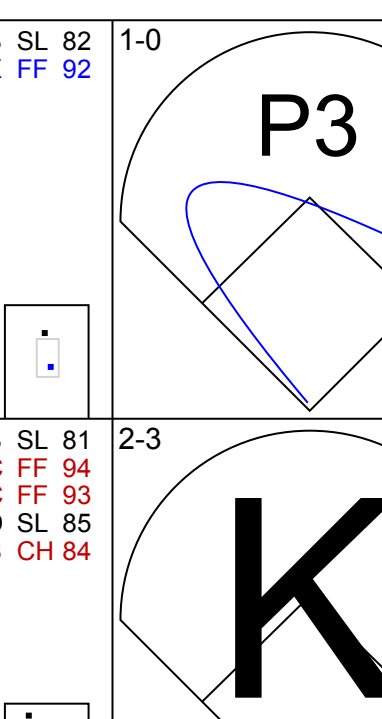
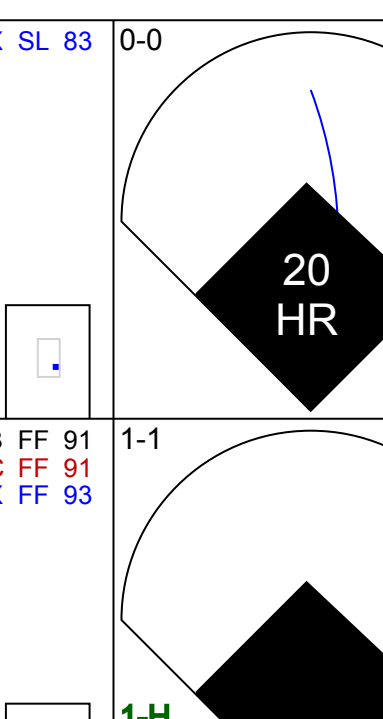
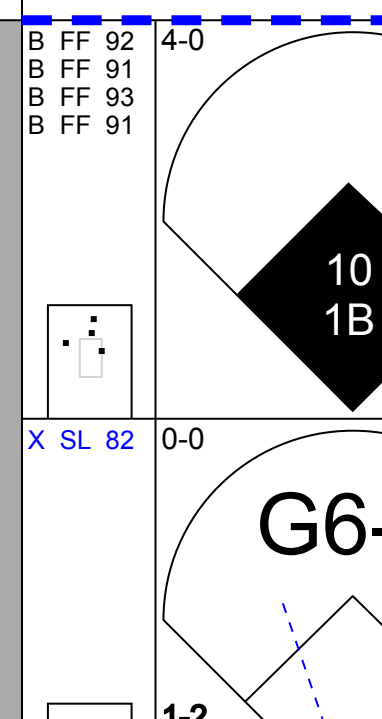
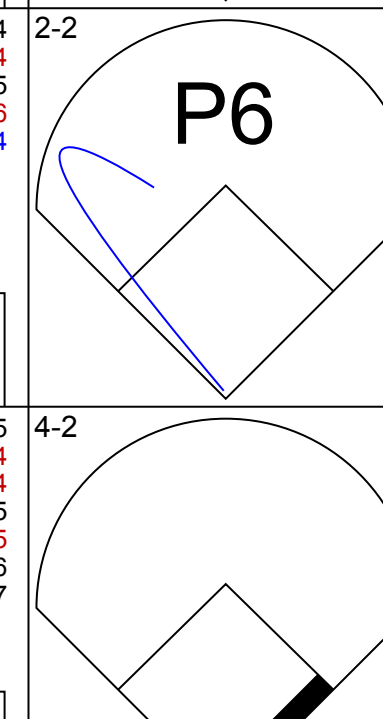

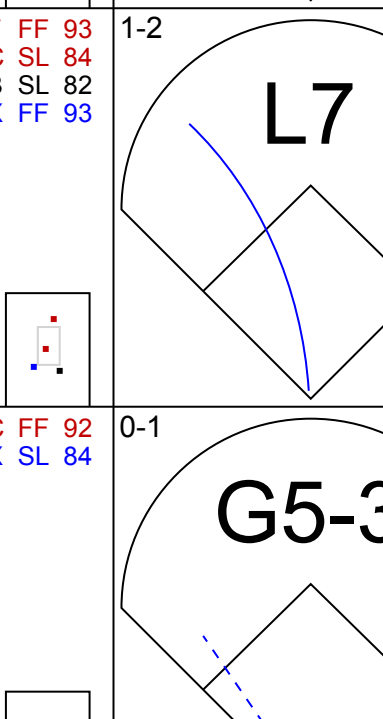
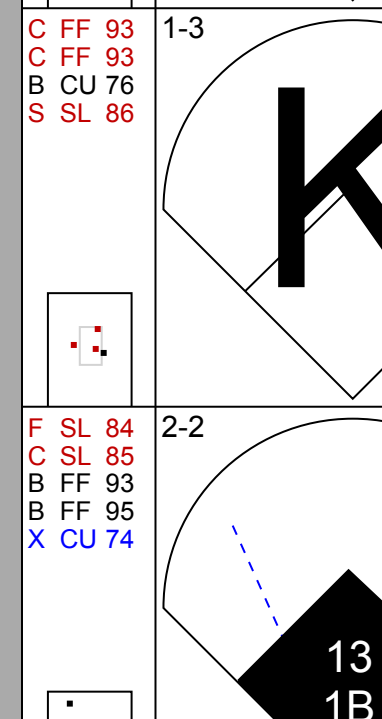
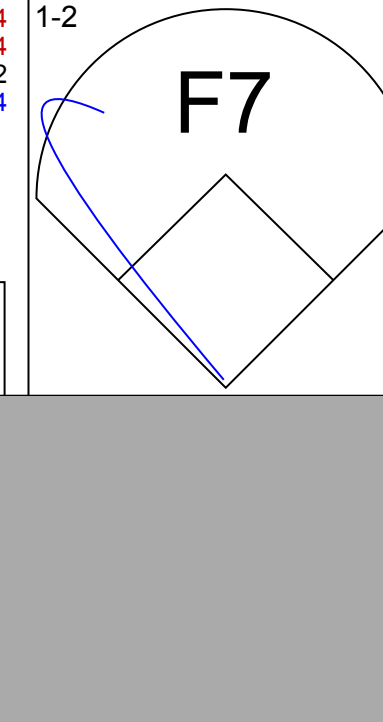
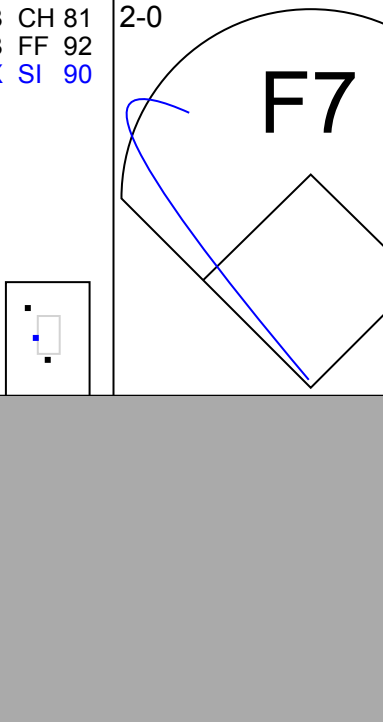
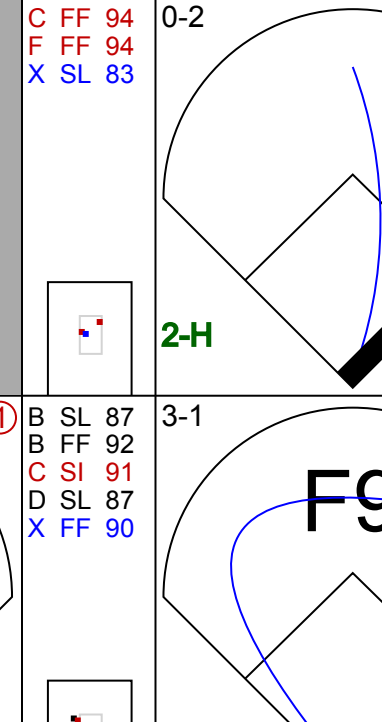

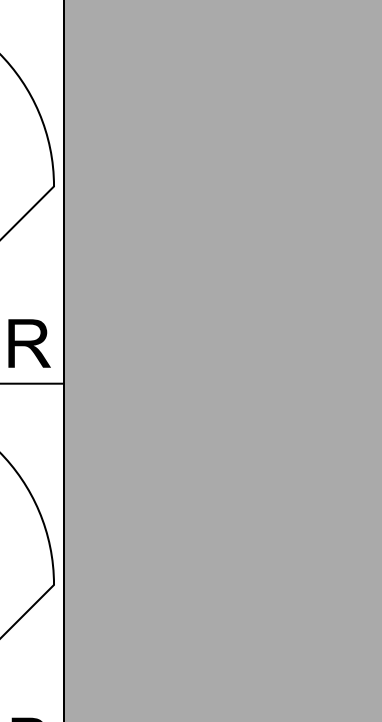


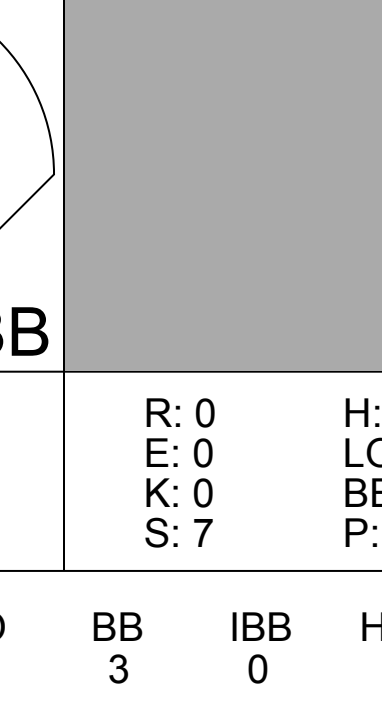
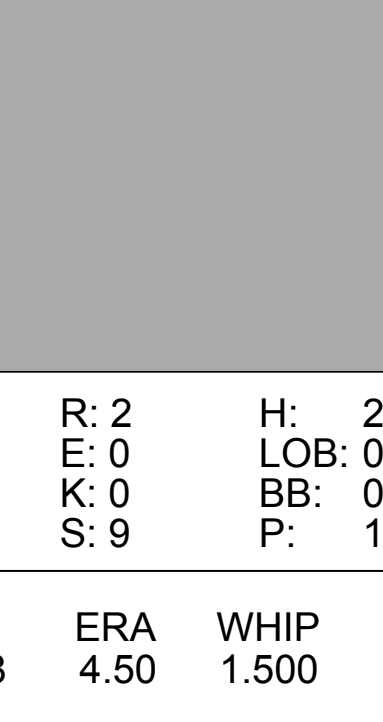

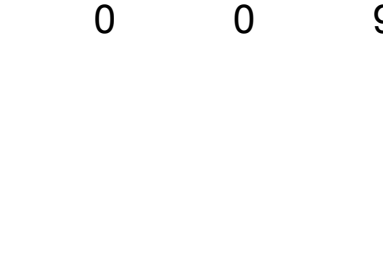



Batter	1	2	3	4	5	6	7	8	9	AB	R	H	RBI	BB	SO	LOB	TOP				
<b>2 Brian Dozier, R</b> OBP: 0.324, SLG: 0.504										4	0	0	0	0	2	1					
<b>9 Eduardo Núñez, R</b> OBP: 0.297, SLG: 0.415										4	0	0	0	0	1	1					
<b>24 Trevor Plouffe, R</b> OBP: 0.314, SLG: 0.456										4	0	1	0	0	0	0					
<b>22 Miguel Sanó, R</b> OBP: 0.404, SLG: 0.500										3	0	0	0	1	2	0					
<b>48 Tori Hunter, R</b> OBP: 0.303, SLG: 0.433										3	1	1	1	1	1	0					
<b>20 Eddie Rosario, L</b> OBP: 0.307, SLG: 0.440										3	0	0	0	0	2	3					
<b>32 Aaron Hicks, S</b> OBP: 0.340, SLG: 0.404										3	0	0	0	0	2	3					
<b>8 Kurt Suzuki, R</b> OBP: 0.287, SLG: 0.304										3	0	1	0	0	1	3					
<b>5 Eduardo Escobar, S</b> OBP: 0.270, SLG: 0.380										3	0	0	0	0	1	1					
<b>Inning Stats</b>	R: 0 H: 0 K: 2 S: 8	H: 0 LOB: 0 BB: 0 P: 15	R: 1 H: 1 K: 2 S: 13	H: 1 LOB: 1 BB: 0 P: 17	R: 0 H: 1 K: 1 S: 8	LOB: 1 BB: 0 P: 13	R: 0 H: 0 K: 2 S: 16	LOB: 3 BB: 2 P: 30	R: 0 H: 0 K: 1 S: 9	LOB: 0 BB: 0 P: 9	R: 0 H: 0 K: 1 S: 8	LOB: 0 BB: 0 P: 9	R: 0 H: 0 K: 1 S: 10	LOB: 0 BB: 0 P: 14	R: 0 H: 0 K: 1 S: 8	LOB: 0 BB: 0 P: 10	1B: 0 2B: 2 3B: 0 HR: 1	SF: 0 SAC: 0 DP: 0 HBP: 0	WP: 0 PB: 0 SB: 0 CS: 0	PA: 32	
<b>PITCHER</b>	IP	WLS	BF	H	R	ER	SO	BB	IBB	HBP	BLK	WP	HR	S	P	ERA	WHIP				
<b>14 David Price, L</b> ERA: 2.45	8.0	W	29	3	1	1	11	2	0	0	0	0	1	80	119	1.12	0.625				
<b>32 LaTroy Hawkins, R</b> ERA: 3.2	1.0		3	0	0	0	1	0	0	0	0	0	0	8	10	0.00	0.000				

**Minnesota Twins @ Toronto Blue Jays**  
Rogers Centre, Toronto, ON  
Mon Aug 03 2015, 1:09 PM - 3:44 PM EDT  
Att: 45,766 - Partly Cloudy - 73 F

AB	30
R	1
H	3
RBI	1
BB	2
SO	12
LOB	12



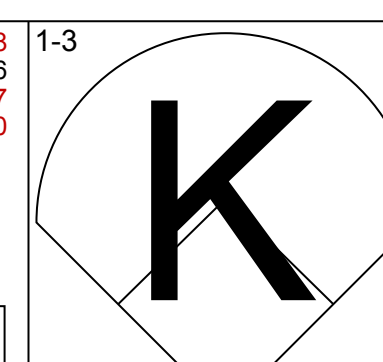
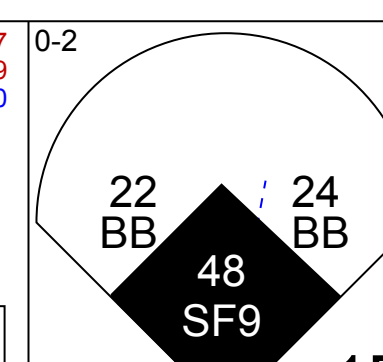
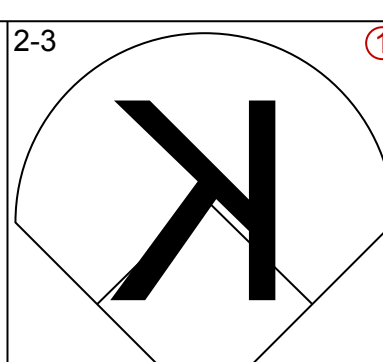
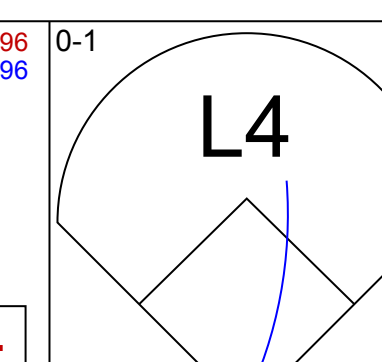
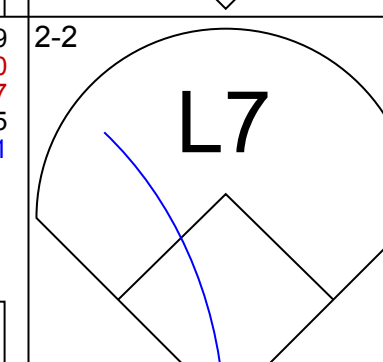
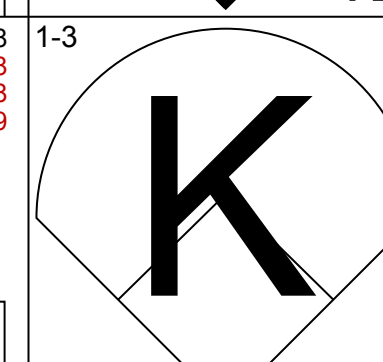
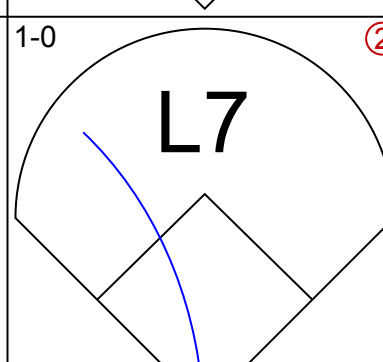
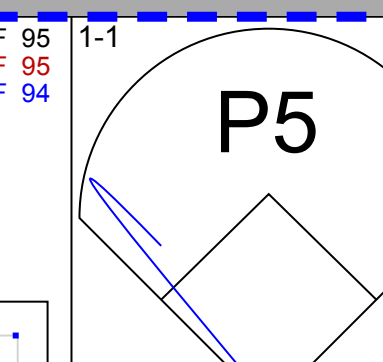
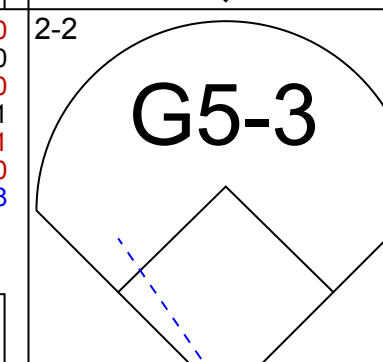
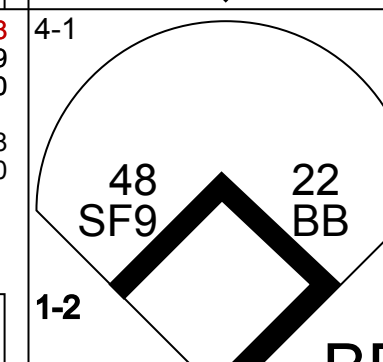
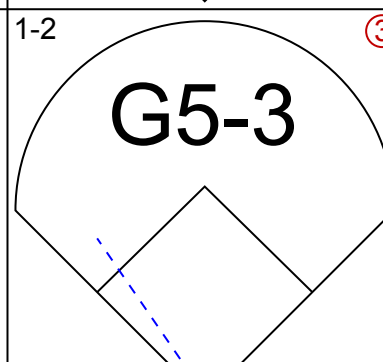
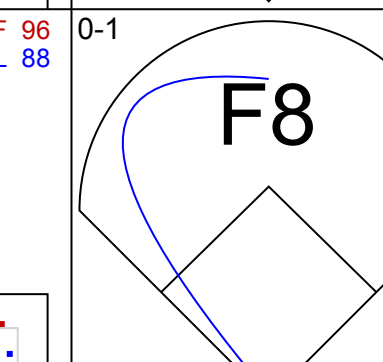
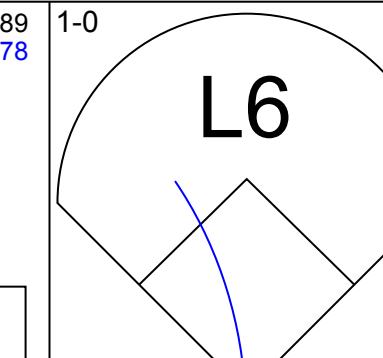
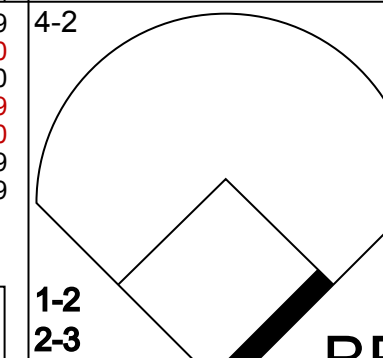
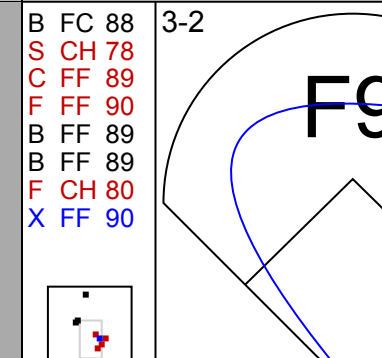
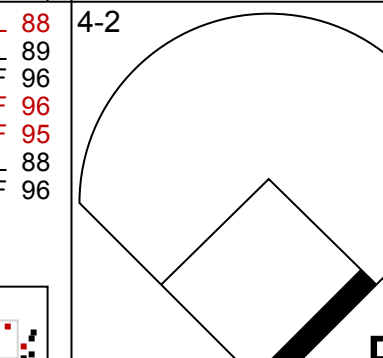
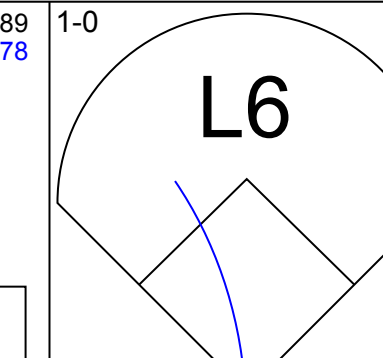
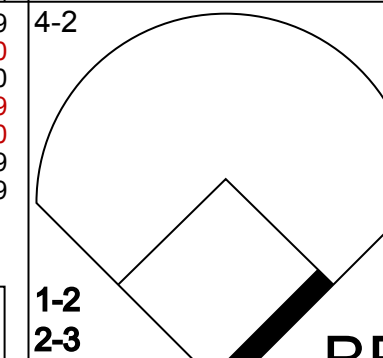
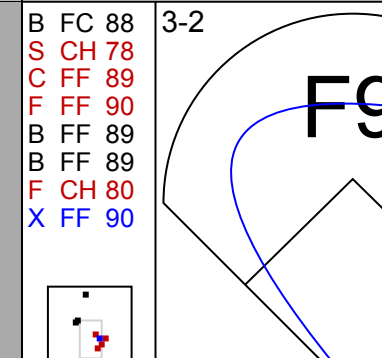
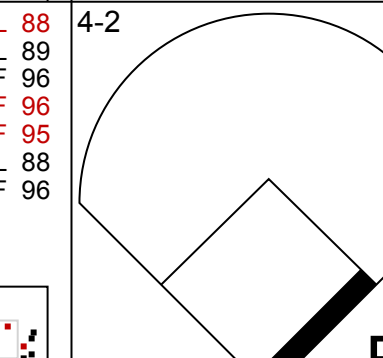
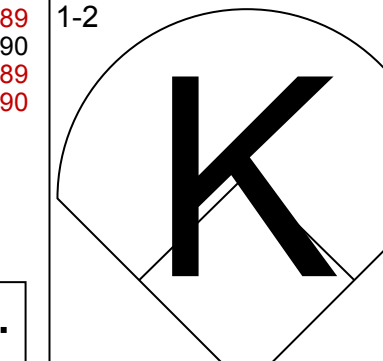
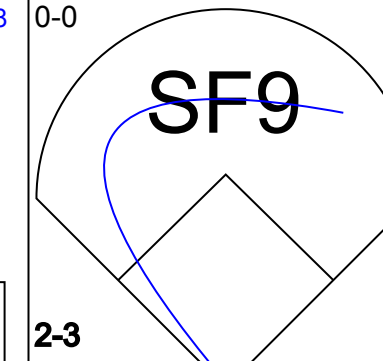
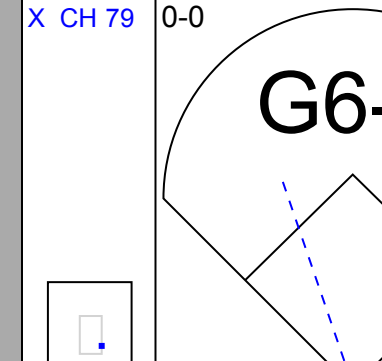
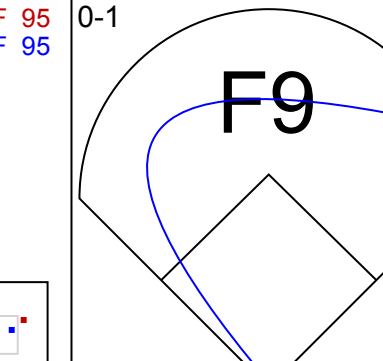
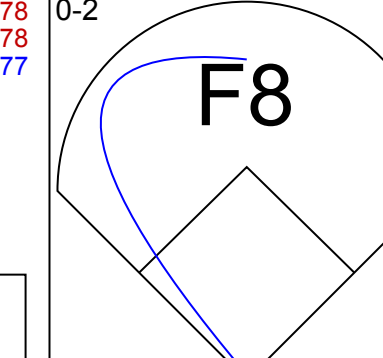
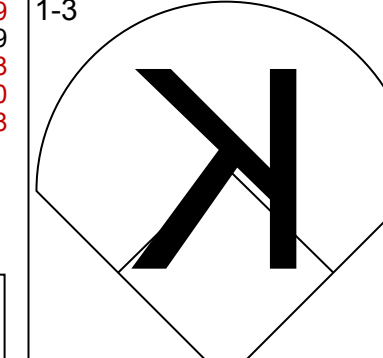
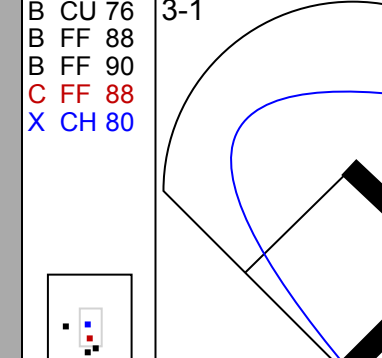
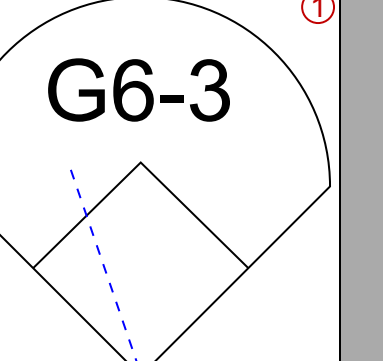
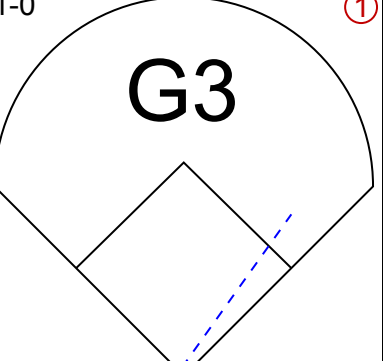
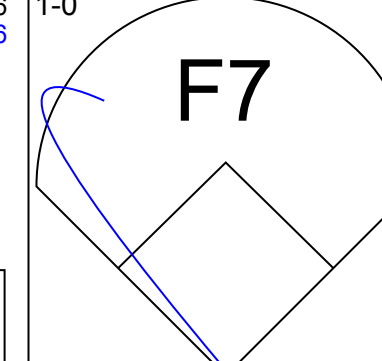
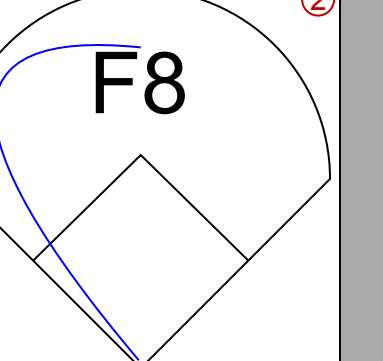
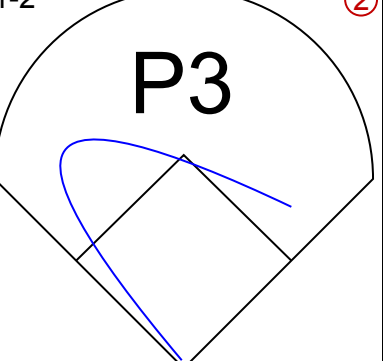
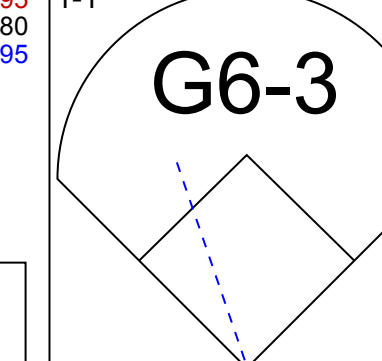
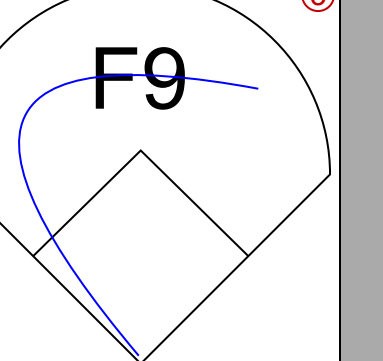
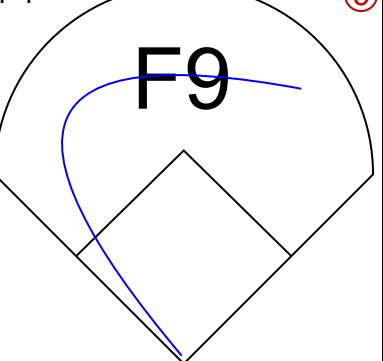
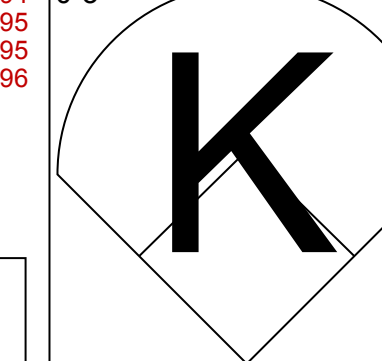
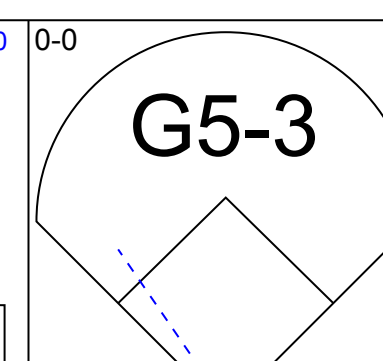



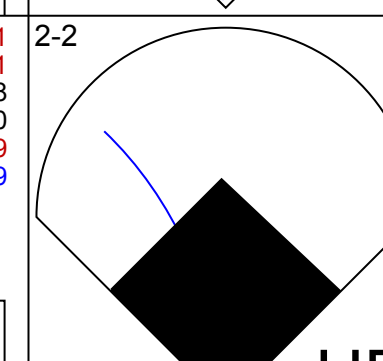
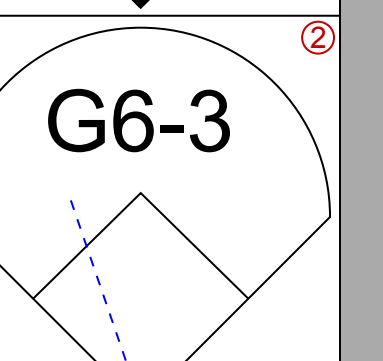
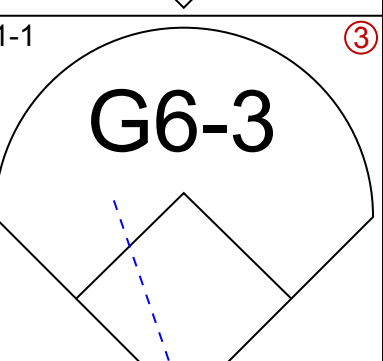
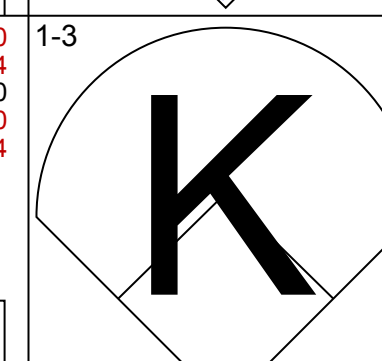
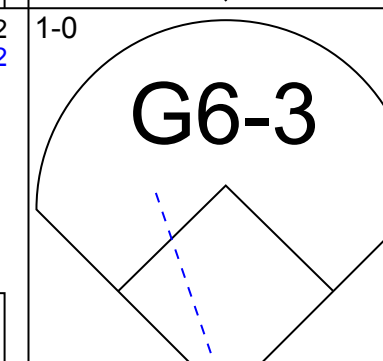
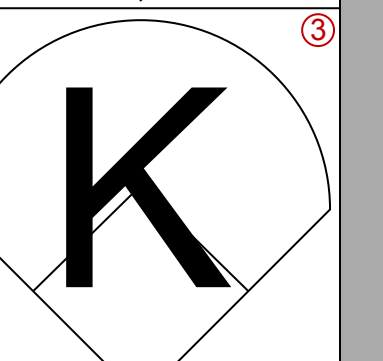
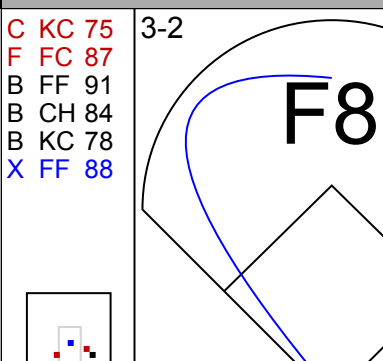

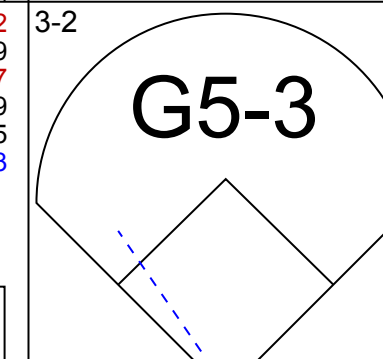
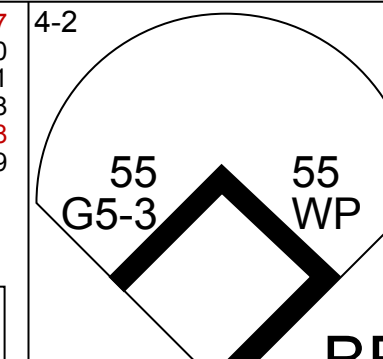
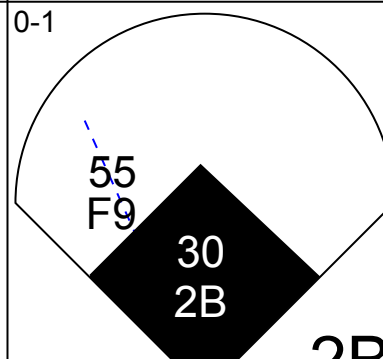

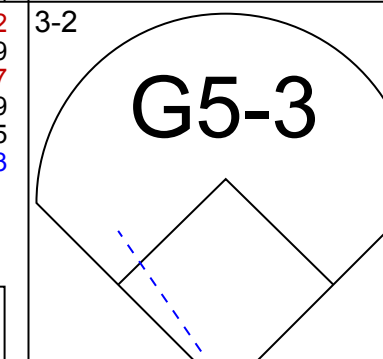
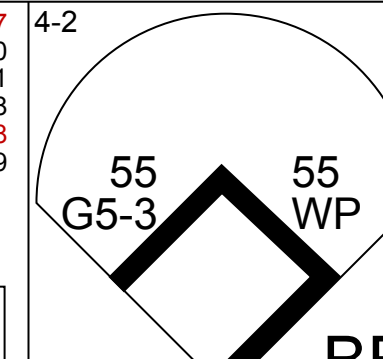
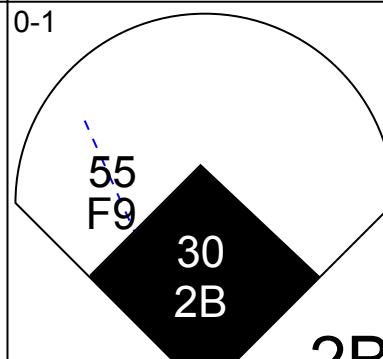

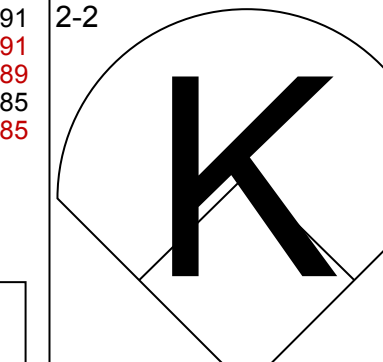
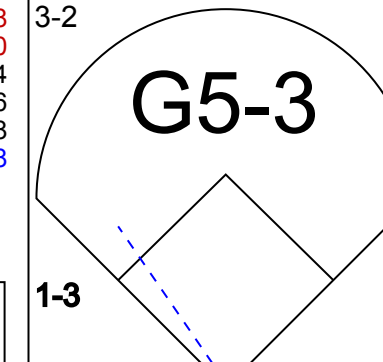
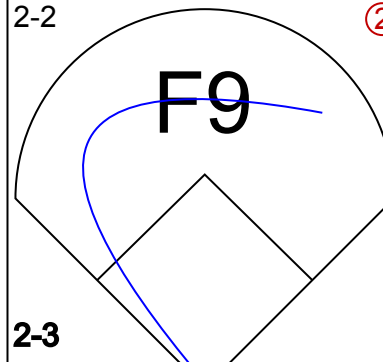
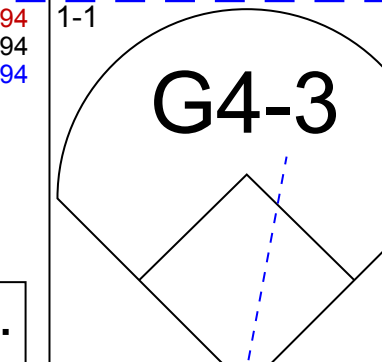
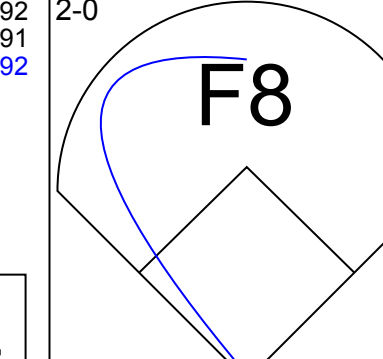
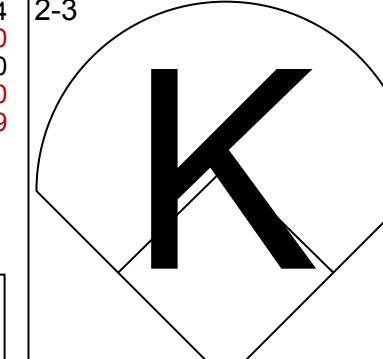
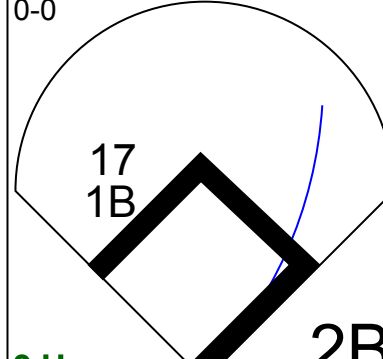
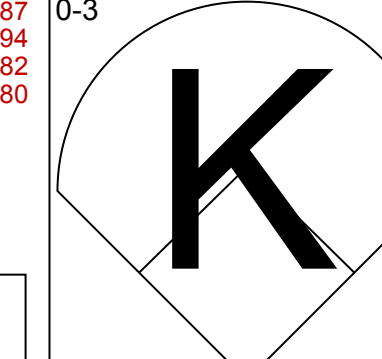
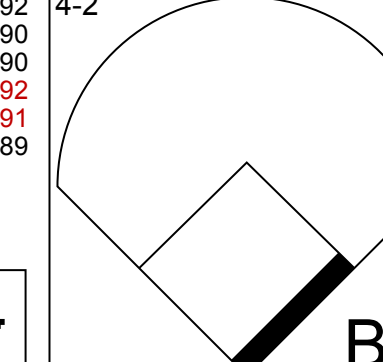
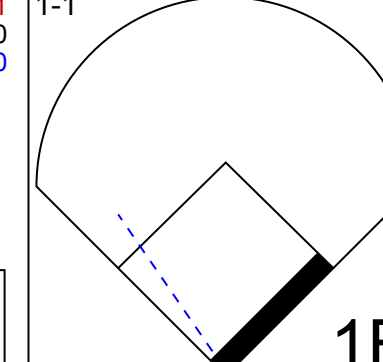
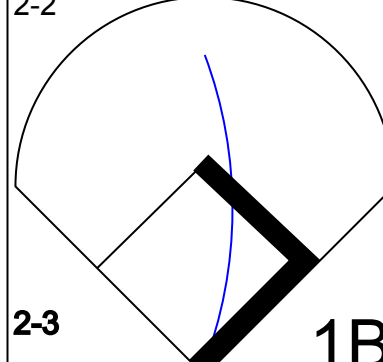
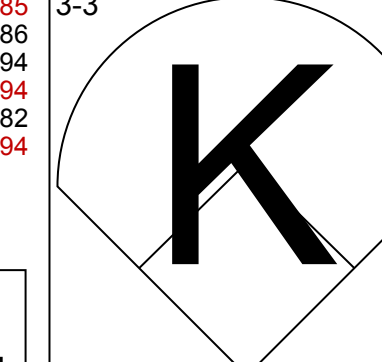
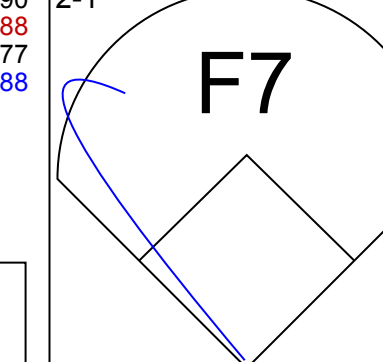
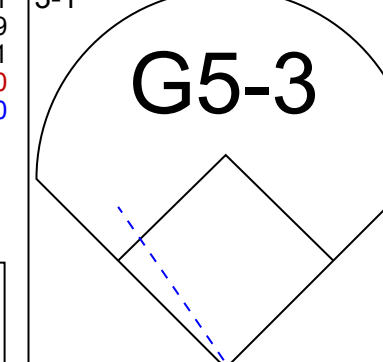
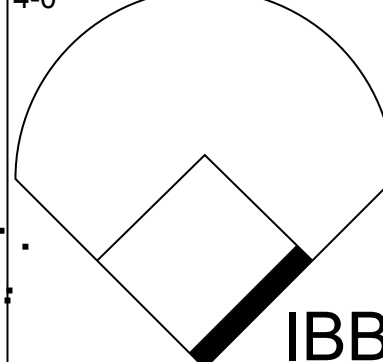
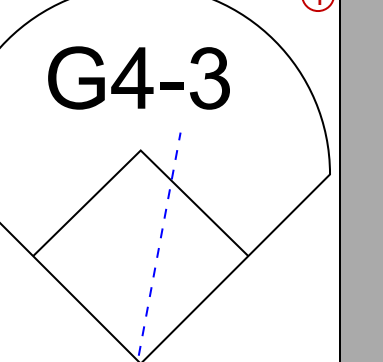
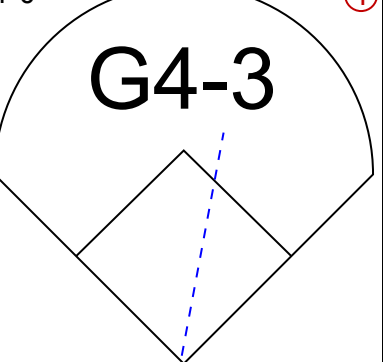

Batter	1	2	3	4	5	6	7	8	9	AB	R	H	RBI	BB	SO	LOB	BOTTOM				
<b>2 Troy Tulowitzki, R</b> OBP: 0.356, SLG: 0.478										3	2	1	0	1	0	2					
<b>20 Josh Donaldson, R</b> OBP: 0.358, SLG: 0.558										4	1	2	2	0	1	3					
<b>19 José Bautista, R</b> OBP: 0.360, SLG: 0.497										4	0	0	0	0	1	2					
<b>10 Edwin Encarnación, R</b> OBP: 0.343, SLG: 0.454										3	1	1	1	1	0	0					
<b>13 Justin Smoak, S</b> OBP: 0.312, SLG: 0.446										4	0	1	1	0	0	2					
<b>55 Russell Martin, R</b> OBP: 0.343, SLG: 0.476										4	0	0	0	0	1	1					
<b>17 Ryan Goins, L</b> OBP: 0.281, SLG: 0.330										4	1	2	1	0	1	0					
<b>11 Kevin Pillar, R</b> OBP: 0.303, SLG: 0.383										3	0	1	0	1	0	1					
<b>7 Ben Revere, L</b> OBP: 0.327, SLG: 0.364										3	0	0	0	1	0	2					
<b>Inning Stats</b>	R: 0 H: 1 K: 0 S: 15	H: 2 LOB: 2 BB: 1 P: 27	R: 1 H: 2 K: 2 S: 10	H: 2 LOB: 2 BB: 1 P: 20	R: 0 H: 0 K: 0 S: 7	LOB: 0 BB: 0 P: 15	R: 0 H: 0 K: 0 S: 12	LOB: 1 BB: 1 P: 21	R: 2 H: 2 K: 0 S: 9	LOB: 0 BB: 0 P: 13	R: 0 H: 1 K: 0 S: 8	LOB: 1 BB: 0 P: 12	R: 2 H: 2 K: 1 S: 12	LOB: 1 BB: 1 P: 22	R: 0 H: 0 K: 1 S: 9	LOB: 0 BB: 0 P: 13	1B: 5 2B: 1 3B: 0 HR: 2	SF: 0 SAC: 0 DP: 0 HBP: 0	WP: 0 PB: 0 SB: 0 CS: 0	PA: 36	
<b>PITCHER</b>	IP	WLS	BF	H	R	ER	SO	BB	IBB	HBP	BLK	WP	HR	S	P	ERA	WHIP				
<b>54 Ervin Santana, R</b> ERA: 3.89	6.0	L	27	6	3	3	2	3	0	0	0	0	2	61	108	4.50	1.500				
<b>36 Blaine Boyer, R</b> ERA: 3.02	1.0		6	2	2	2	1	1	0	0	0	0	0	12	22	18.00	3.000				
<b>61 Ryan O'Rourke, L</b> ERA: 0.84	1.0		3	0	0	0	1	0	0	0	0	0	0	9	13	0.00	0.000				

**Minnesota Twins @ Toronto Blue Jays**  
Rogers Centre, Toronto, ON  
Mon Aug 03 2015, 1:09 PM - 3:44 PM EDT  
Att: 45,766 - Partly Cloudy - 73 F

AB	32
R	5
H	8
RBI	5
BB	4
SO	4
LOB	13





Batter	1	2	3	4	5	6	7	8	9	AB	R	H	RBI	BB	SO	LOB	TOP								
2 Brian Dozier, R OBP: 0.323, SLG: 0.501				 22 BB 48 SF9 24 BB 1B						4	1	1	0	0	2	0	<b>Minnesota Twins @ Toronto Blue Jays</b> Rogers Centre, Toronto, ON Tue Aug 04 2015, 7:08 PM - 9:43 PM EDT Att: 26,504 - Roof Closed - 68 F								
7 Joe Mauer, L OBP: 0.375, SLG: 0.375										4	0	0	0	0	1	1									
24 Trevor Plouffe, R OBP: 0.313, SLG: 0.452				 48 SF9 22 BB						3	0	0	0	1	0	0									
22 Miguel Sanó, R OBP: 0.407, SLG: 0.488										2	0	0	0	2	0	0									
5 Eduardo Escobar, S OBP: 0.270, SLG: 0.380										0	0	0	0	0	0	0									
48 Tori Hunter, R OBP: 0.299, SLG: 0.429										3	0	0	1	0	1	1									
20 Eddie Rosario, L OBP: 0.307, SLG: 0.443										3	0	1	0	0	1	2									
32 Aaron Hicks, S OBP: 0.335, SLG: 0.398										3	0	0	0	0	0	1									
8 Kurt Suzuki, R OBP: 0.284, SLG: 0.301										3	0	0	0	0	0	0									
9 Eduardo Núñez, R OBP: 0.291, SLG: 0.406										3	0	0	0	0	1	0									
<b>Inning Stats</b>	R: 0 H: 0 E: 0 K: 1 S: 11	H: 0 LOB: 0 BB: 0 P: 16	R: 0 H: 0 E: 0 K: 1 S: 7	H: 0 LOB: 0 BB: 0 P: 9	R: 0 H: 0 E: 0 K: 0 S: 11	H: 0 LOB: 0 BB: 0 P: 16	R: 1 H: 1 E: 0 K: 2 S: 15	H: 1 LOB: 2 BB: 2 P: 25	R: 0 H: 0 E: 0 K: 0 S: 6	H: 0 LOB: 0 BB: 0 P: 9	R: 0 H: 0 E: 0 K: 1 S: 10	H: 0 LOB: 0 BB: 0 P: 14	R: 0 H: 1 E: 0 K: 0 S: 9	H: 1 LOB: 0 BB: 0 P: 16	R: 0 H: 0 E: 0 K: 1 S: 8	H: 0 LOB: 0 BB: 0 P: 9	R: 0 H: 0 E: 0 K: 0 S: 9	H: 0 LOB: 1 BB: 1 P: 14	1B: 1 2B: 1 3B: 0 HR: 0	SF: 1 SAC: 0 DP: 0 HBP: 0	WP: 0 PB: 0 SB: 0 CS: 0	PA: 32			
<b>PITCHER</b>	IP WLS BF H R ER SO BB IBB HBP BLK WP HR S P ERA WHIP	IP WLS BF H R ER SO BB IBB HBP BLK WP HR S P ERA WHIP	IP WLS BF H R ER SO BB IBB HBP BLK WP HR S P ERA WHIP	IP WLS BF H R ER SO BB IBB HBP BLK WP HR S P ERA WHIP	IP WLS BF H R ER SO BB IBB HBP BLK WP HR S P ERA WHIP	IP WLS BF H R ER SO BB IBB HBP BLK WP HR S P ERA WHIP	IP WLS BF H R ER SO BB IBB HBP BLK WP HR S P ERA WHIP	IP WLS BF H R ER SO BB IBB HBP BLK WP HR S P ERA WHIP	IP WLS BF H R ER SO BB IBB HBP BLK WP HR S P ERA WHIP	IP WLS BF H R ER SO BB IBB HBP BLK WP HR S P ERA WHIP	IP WLS BF H R ER SO BB IBB HBP BLK WP HR S P ERA WHIP	IP WLS BF H R ER SO BB IBB HBP BLK WP HR S P ERA WHIP	IP WLS BF H R ER SO BB IBB HBP BLK WP HR S P ERA WHIP	IP WLS BF H R ER SO BB IBB HBP BLK WP HR S P ERA WHIP	IP WLS BF H R ER SO BB IBB HBP BLK WP HR S P ERA WHIP	IP WLS BF H R ER SO BB IBB HBP BLK WP HR S P ERA WHIP	IP WLS BF H R ER SO BB IBB HBP BLK WP HR S P ERA WHIP	IP WLS BF H R ER SO BB IBB HBP BLK WP HR S P ERA WHIP	IP WLS BF H R ER SO BB IBB HBP BLK WP HR S P ERA WHIP	IP WLS BF H R ER SO BB IBB HBP BLK WP HR S P ERA WHIP	IP WLS BF H R ER SO BB IBB HBP BLK WP HR S P ERA WHIP	IP WLS BF H R ER SO BB IBB HBP BLK WP HR S P ERA WHIP	IP WLS BF H R ER SO BB IBB HBP BLK WP HR S P ERA WHIP	IP WLS BF H R ER SO BB IBB HBP BLK WP HR S P ERA WHIP	IP WLS BF H R ER SO BB IBB HBP BLK WP HR S P ERA WHIP
25 Marco Estrada, R ERA: 3.4	6.2	W	24	2	1	1	5	2	0	0	0	0	0	0	0	0	0	0	0	68	103	1.35	0.600		
57 Mark Lowe, R ERA: 1.59	0.1	H	1	0	0	0	0	0	0	0	0	0	0	0	1	2	0.00	0.000							
41 Aaron Sanchez, R ERA: 3.39	1.0	H	3	0	0	0	1	0	0	0	0	0	0	0	8	9	0.00	0.000							
54 Roberto Osuna, R ERA: 2.22	1.0	S	4	0	0	0	0	1	0	0	0	0	0	0	9	14	0.00	1.000							
<b>Batter</b>	1	2	3	4	5	6	7	8	9	AB	R	H	RBI	BB	SO	LOB	BOTTOM								
2 Troy Tulowitzki, R OBP: 0.355, SLG: 0.484										4	1	1	1	0	0	0	<b>Minnesota Twins @ Toronto Blue Jays</b> Rogers Centre, Toronto, ON Tue Aug 04 2015, 7:08 PM - 9:43 PM EDT Att: 26,504 - Roof Closed - 68 F								
20 Josh Donaldson, R OBP: 0.357, SLG: 0.562										4	1	1	1	0	1	0									
19 José Bautista, R OBP: 0.359, SLG: 0.494										4	0	1	0	0	1	0									
10 Edwin Encarnación, R OBP: 0.344, SLG: 0.455				 55 G5-3 55 WP		 55 F9 30 2B				3	1	1	0	1	0	1									
13 Justin Smoak, S OBP: 0.312, SLG: 0.446										0	0	0	0	0	0	0									
55 Russell Martin, R OBP: 0.340, SLG: 0.470										4	0	0	0	0	1	2									
30 Dioner Navarro, S OBP: 0.286, SLG: 0.351						 17 1B				4	0	1	1	0	2	1									
17 Ryan Goins, L OBP: 0.289, SLG: 0.335										3	0	2	0	1	1	0									
11 Kevin Pillar, R OBP: 0.303, SLG: 0.381										2	0	0	0	1	0	3									
7 Ben Revere, L OBP: 0.324, SLG: 0.361										3	0	0	0	0	0	3									
<b>Inning Stats</b>	R: 1 H: 1 E: 0 K: 0 S: 9	H: 1 LOB: 0 BB: 0 P: 15	R: 0 H: 0 E: 0 K: 1 S: 8	H: 0 LOB: 1 BB: 1 P: 18	R: 1 H: 1 E: 0 K: 1 S: 12	H: 1 LOB: 0 BB: 0 P: 19	R: 0 H: 1 E: 0 K: 1 S: 12	H: 1 LOB: 2 BB: 1 P: 25	R: 0 H: 0 E: 0 K: 0 S: 5	H: 0 LOB: 0 BB: 0 P: 7	R: 1 H: 3 E: 0 K: 0 S: 16	H: 3 LOB: 3 BB: 1 P: 29	R: 0 H: 1 E: 0 K: 1 S: 10	H: 1 LOB: 0 BB: 0 P: 16	R: 0 H: 0 E: 0 K: 2 S: 9	H: 0 LOB: 0 BB: 0 P: 13	R: 0 H: 0 E: 0 K: 0 S: 9	H: 0 LOB: 0 BB: 0 P: 14	1B: 3 2B: 2 3B: 0 HR: 2	SF: 0 SAC: 0 DP: 0 HBP: 0	WP: 1 PB: 0 SB: 0 CS: 0	PA: 34			
<b>PITCHER</b>	IP WLS BF H R ER SO BB IBB HBP BLK WP HR S P ERA WHIP	IP WLS BF H R ER SO BB IBB HBP BLK WP HR S P ERA WHIP	IP WLS BF H R ER SO BB IBB HBP BLK WP HR S P ERA WHIP	IP WLS BF H R ER SO BB IBB HBP BLK WP HR S P ERA WHIP	IP WLS BF H R ER SO BB IBB HBP BLK WP HR S P ERA WHIP	IP WLS BF H R ER SO BB IBB HBP BLK WP HR S P ERA WHIP	IP WLS BF H R ER SO BB IBB HBP BLK WP HR S P ERA WHIP	IP WLS BF H R ER SO BB IBB HBP BLK WP HR S P ERA WHIP	IP WLS BF H R ER SO BB IBB HBP BLK WP HR S P ERA WHIP	IP WLS BF H R ER SO BB IBB HBP BLK WP HR S P ERA WHIP	IP WLS BF H R ER SO BB IBB HBP BLK WP HR S P ERA WHIP	IP WLS BF H R ER SO BB IBB HBP BLK WP HR S P ERA WHIP	IP WLS BF H R ER SO BB IBB HBP BLK WP HR S P ERA WHIP	IP WLS BF H R ER SO BB IBB HBP BLK WP HR S P ERA WHIP	IP WLS BF H R ER SO BB IBB HBP BLK WP HR S P ERA WHIP	IP WLS BF H R ER SO BB IBB HBP BLK WP HR S P ERA WHIP	IP WLS BF H R ER SO BB IBB HBP BLK WP HR S P ERA WHIP	IP WLS BF H R ER SO BB IBB HBP BLK WP HR S P ERA WHIP	IP WLS BF H R ER SO BB IBB HBP BLK WP HR S P ERA WHIP	IP WLS BF H R ER SO BB IBB HBP BLK WP HR S P ERA WHIP	IP WLS BF H R ER SO BB IBB HBP BLK WP HR S P ERA WHIP	IP WLS BF H R ER SO BB IBB HBP BLK WP HR S P ERA WHIP	IP WLS BF H R ER SO BB IBB HBP BLK WP HR S P ERA WHIP	IP WLS BF H R ER SO BB IBB HBP BLK WP HR S P ERA WHIP	IP WLS BF H R ER SO BB IBB HBP BLK WP HR S P ERA WHIP
45 Phil Hughes, R ERA: 4.14	5.2	L	24	5	3	3	3	2	0	0	0	0	0	0	0	0	0	0	0	56	99	4.76	1.235		
61 Ryan O'Rourke, L ERA: 0.82	0.1		3	1	0	0	0	0	1	0	0	0	0	6	14	0.00	3.000								
50 Casey Fien, R ERA: 4.08	1.0		4	1	0	0	1	0	0	0	0	0	0	10	16	0.00	1.000								
49 Kevin Jepsen, R ERA: 3.14	1.0		3	0	0	0	2	0	0	0	0	0	0	9	13	0.00	0.000								



Batter	1	2	3	4	5	6	7	8	9	AB	R	H	RBI	BB	SO	LOB	TOP								
32 Aaron Hicks, S OBP: 0.336, SLG: 0.403										5	2	2	0	0	1	4									
2 Brian Dozier, R OBP: 0.320, SLG: 0.495										5	0	0	0	0	2	5									
7 Joe Mauer, L OBP: 0.332, SLG: 0.374										3	2	1	2	1	1	0									
22 Miguel Sanó, R OBP: 0.411, SLG: 0.522										4	2	2	3	0	2	0									
24 Trevor Plouffe, R OBP: 0.313, SLG: 0.453										4	0	1	2	0	0	0									
20 Eddie Rosario, L OBP: 0.302, SLG: 0.436										4	0	0	0	0	1	1									
5 Eduardo Escobar, S OBP: 0.278, SLG: 0.388										3	0	2	0	1	0	0									
26 Eric Fryer, R OBP: 0.286, SLG: 0.222										3	0	0	0	0	3	2									
9 Eduardo Núñez, R OBP: 0.266, SLG: 0.410										1	0	1	0	0	0	0									
21 Shane Robinson, R OBP: 0.290, SLG: 0.319										3	1	1	0	0	1	1									
<b>Inning Stats</b>	R: 3 E: 0 K: 0 S: 12	H: 3 LOB: 0 BB: 1 P: 19	R: 0 E: 0 K: 1 S: 11	H: 1 LOB: 1 BB: 1 P: 19	R: 0 E: 0 K: 3 S: 11	H: 0 LOB: 0 BB: 0 P: 17	R: 0 E: 0 K: 0 S: 7	H: 0 LOB: 0 BB: 0 P: 9	R: 4 E: 1 K: 1 S: 12	H: 3 LOB: 0 BB: 0 P: 20	R: 0 E: 0 K: 3 S: 13	H: 1 LOB: 1 BB: 0 P: 17	R: 0 E: 0 K: 2 S: 7	H: 0 LOB: 0 BB: 0 P: 10	R: 0 E: 0 K: 1 S: 8	H: 0 LOB: 0 BB: 0 P: 10	R: 0 E: 0 K: 0 S: 13	H: 2 LOB: 2 BB: 0 P: 15	1B: 6 2B: 3 3B: 0 HR: 1	SF: 0 SAC: 1 DP: 1 HBP: 0	WP: 0 PB: 0 SB: 0 CS: 1	PA: 38			
<b>PITCHER</b>	IP	WLS	BF	H	R	ER	SO	BB	IBB	HBP	BLK	WP	HR	S	P	ERA	WHIP								
36 Drew Hutchison, R ERA: 5.42	5.0	W	23	7	7	3	5	2	0	0	0	0	1	53	84	5.40	1.800								
31 Liam Hendriks, R ERA: 2.47	1.0	H	4	1	0	0	3	0	0	0	0	0	0	13	17	0.00	1.000								
27 Brett Cecil, L ERA: 3.79	1.0	H	3	0	0	0	2	0	0	0	0	0	0	7	10	0.00	0.000								
57 Mark Lowe, R ERA: 1.64	1.0	H	3	0	0	0	1	0	0	0	0	0	0	8	10	0.00	0.000								
32 LaTroy Hawkins, R ERA: 3.88	1.0	S	5	2	0	0	0	0	0	0	0	0	0	13	15	0.00	2.000								
<b>Batter</b>	<b>1</b>	<b>2</b>	<b>3</b>	<b>4</b>	<b>5</b>	<b>6</b>	<b>7</b>	<b>8</b>	<b>9</b>	<b>AB</b>	<b>R</b>	<b>H</b>	<b>RBI</b>	<b>BB</b>	<b>SO</b>	<b>LOB</b>	<b>BOTTOM</b>								
2 Troy Tulowitzki, R OBP: 0.353, SLG: 0.479										4	1	0	0	1	2	5									
20 Josh Donaldson, R OBP: 0.358, SLG: 0.566										4	2	1	2	1	3	1									
19 José Bautista, R OBP: 0.360, SLG: 0.500										4	2	1	4	1	0	0									
10 Edwin Encarnación, R OBP: 0.344, SLG: 0.461										4	1	1	3	0	0	0									
15 Chris Colabello, R OBP: 0.358, SLG: 0.494										3	0	1	0	0	0	0									
13 Justin Smoak, S OBP: 0.310, SLG: 0.443										1	0	0	0	0	1	0									
55 Russell Martin, R OBP: 0.336, SLG: 0.464										4	0	0	0	0	0	1									
17 Ryan Goins, L OBP: 0.296, SLG: 0.336										2	1	1	0	2	1	0									
11 Kevin Pillar, R OBP: 0.305, SLG: 0.380										3	1	1	0	1	0	2									
7 Ben Revere, L OBP: 0.327, SLG: 0.364										3	1	2	0	0	2										
<b>Inning Stats</b>	R: 2 E: 0 K: 0 S: 17	H: 2 LOB: 1 BB: 1 P: 31	R: 4 E: 0 K: 1 S: 15	H: 3 LOB: 0 BB: 1 P: 29	R: 0 E: 0 K: 1 S: 7	H: 0 LOB: 0 BB: 0 P: 11	R: 3 E: 0 K: 2 S: 12	H: 2 LOB: 0 BB: 1 P: 24	R: 0 E: 0 K: 0 S: 11	H: 1 LOB: 2 BB: 1 P: 21	R: 0 E: 0 K: 1 S: 9	H: 0 LOB: 0 BB: 0 P: 11	R: 0 E: 0 K: 1 S: 8	H: 0 LOB: 2 BB: 2 P: 19	R: 0 E: 0 K: 1 S: 8	H: 0 LOB: 0 BB: 0 P: 15	R: 0 E: 0 K: 0 S: 13	H: 5 LOB: 3 3B: 0 HR: 3	SF: 0 SAC: 1 DP: 0 HBP: 0	WP: 3 PB: 0 SB: 0 CS: 0	PA: 39				
<b>PITCHER</b>	IP	WLS	BF	H	R	ER	SO	BB	IBB	HBP	BLK	WP	HR	S	P	ERA	WHIP								
56 Tyler Duffey, R ERA: 27.0	2.0	L	13	5	6	6	1	2	0	0	0	1	2	32	60	27.00	3.500								
62 J.R. Graham, R ERA: 4.21	2.1		11	2	3	3	3	1	0	0	0	1	1	22	39	11.57	1.286								
52 Brian Duensing, L ERA: 5.81	0.1		3	1	0	0	0	1	0	0	0	0	0	5	11	0.00	6.000								
36 Blaine Boyer, R ERA: 2.93	1.1		4	0	0	0	1	0	0	0	0	0	0	12	17	0.00	0.000								
49 Kevin Jepsen, R ERA: 3.07	1.0		5	0	0	0	1	2	0	0	0	1	0	8	19	0.00	2.000								
<b>PITCHER</b>	IP	WLS	BF	H	R	ER	SO	BB	IBB	HBP	BLK	WP	HR	S	P	ERA	WHIP								
50 Casey Fien, R ERA: 3.96	1.0		3	0	0	0	1	0	0	0	0	0	0	8	15	0.00	0.000								

Minnesota Twins @ Toronto Blue Jays  
Rogers Centre, Toronto, ON  
Wed Aug 05 2015, 7:08 PM - 10:13 PM EDT  
Att: 27,725 - Partly Cloudy - 73 F

AB 35  
R 7  
H 10  
RBI 7  
BB 2  
SO 11  
LOB 13



Minnesota Twins @ Toronto Blue Jays  
Rogers Centre, Toronto, ON  
Wed Aug 05 2015, 7:08 PM - 10:13 PM EDT  
Att: 27,725 - Partly Cloudy - 73 F

AB 32  
R 9  
H 8  
RBI 9  
BB 6  
SO 7  
LOB 11





Batter	1	2	3	4	5	6	7	8	9	AB	R	H	RBI	BB	SO	LOB	TOP					
2 Brian Dozier, R OBP: 0.319, SLG: 0.493										4	0	1	0	0	1	0	<b>Minnesota Twins @ Toronto Blue Jays</b> Rogers Centre, Toronto, ON Thu Aug 06 2015, 7:07 PM - 9:45 PM EDT Att: 34,847 - Clear - 70 F					
7 Joe Mauer, L OBP: 0.329, SLG: 0.371										4	0	0	0	0	2							
48 Tori Hunter, R OBP: 0.299, SLG: 0.426										3	0	0	0	1	0							
22 Miguel Sanó, R OBP: 0.405, SLG: 0.521										4	1	1	0	0	1							
24 Trevor Plouffe, R OBP: 0.312, SLG: 0.458										4	1	1	2	0	0							
32 Aaron Hicks, S OBP: 0.335, SLG: 0.415										4	1	1	1	0	0							
20 Eddie Rosario, L OBP: 0.298, SLG: 0.429										4	0	0	0	0	0							
8 Kurt Suzuki, R OBP: 0.285, SLG: 0.299										2	0	0	0	1	0							
5 Eduardo Escobar, S OBP: 0.278, SLG: 0.388										3	0	1	0	0	1							
<b>Inning Stats</b>	R: 0 H: 0 E: 0 K: 0 S: 7	H: 0 LOB: 0 BB: 0 P: 10	R: 0 H: 0 E: 0 K: 0 S: 5	H: 0 LOB: 0 BB: 0 P: 7	R: 0 H: 2 E: 0 K: 0 S: 10	H: 2 LOB: 2 BB: 0 P: 16	R: 2 H: 2 E: 0 K: 0 S: 8	H: 2 LOB: 0 BB: 0 P: 11	R: 0 H: 0 E: 0 K: 0 S: 6	H: 0 LOB: 0 BB: 0 P: 10	R: 1 H: 1 E: 0 K: 0 S: 9	H: 1 LOB: 1 BB: 1 P: 19	R: 0 H: 0 E: 0 K: 0 S: 12	H: 0 LOB: 1 BB: 1 P: 23	R: 0 H: 0 E: 0 K: 0 S: 9	H: 0 LOB: 0 BB: 0 P: 12		1B: 2 2B: 1 3B: 0 HR: 2	SF: 0 SAC: 0 DP: 0 HBP: 0	WP: 0 PB: 0 SB: 0 CS: 0	PA: 34	
<b>PITCHER</b>	IP WLS BF H R ER SO BB IBB HBP BLK WP HR S P ERA WHIP	7.0 W 27 5 3 3 1 1 0 0 0 0 2 51 83 3.86 0.857	2.0 7 0 0 0 0 1 0 0 0 0 0 21 35 0.00 0.500																			

AB	32
R	3
H	5
RBI	3
BB	2
SO	1
LOB	4



Batter	1	2	3	4	5	6	7	8	9	AB	R	H	RBI	BB	SO	LOB	BOTTOM					
2 Troy Tulowitzki, R OBP: 0.354, SLG: 0.478										5	1	2	0	0	2	1	<b>Minnesota Twins @ Toronto Blue Jays</b> Rogers Centre, Toronto, ON Thu Aug 06 2015, 7:07 PM - 9:45 PM EDT Att: 34,847 - Clear - 70 F					
20 Josh Donaldson, R OBP: 0.383, SLG: 0.569										3	2	2	1	2	1	2						
19 José Bautista, R OBP: 0.358, SLG: 0.499										5	1	1	1	0	1	6						
10 Edwin Encarnación, R OBP: 0.349, SLG: 0.478										4	2	3	4	1	1	1						
30 Dioner Navarro, S OBP: 0.285, SLG: 0.348									4	0	1	2	0	1	1							
13 Justin Smoak, S OBP: 0.314, SLG: 0.450										4	0	2	1	0	1	0						
11 Kevin Pillar, R OBP: 0.302, SLG: 0.377										4	0	0	0	0	1	3						
17 Ryan Goins, L OBP: 0.296, SLG: 0.332										3	0	0	0	1	1	2						
7 Ben Revere, L OBP: 0.331, SLG: 0.368										4	3	3	0	0	2							
<b>Inning Stats</b>	R: 1 H: 1 E: 0 K: 1 S: 14	H: 1 LOB: 1 BB: 1 P: 26	R: 0 H: 0 E: 0 K: 0 S: 7	H: 0 LOB: 0 BB: 0 P: 10	R: 3 H: 4 E: 0 K: 1 S: 12	H: 4 LOB: 0 BB: 0 P: 18	R: 0 H: 0 E: 0 K: 2 S: 11	H: 0 LOB: 0 BB: 0 P: 18	R: 4 H: 4 E: 1 K: 1 S: 14	H: 4 LOB: 2 BB: 2 P: 29	R: 1 H: 3 E: 0 K: 1 S: 11	H: 3 LOB: 0 BB: 0 P: 15	R: 0 H: 1 E: 0 K: 0 S: 11	H: 1 LOB: 2 BB: 1 P: 20	R: 0 H: 1 E: 0 K: 3 S: 14	H: 1 LOB: 1 BB: 0 P: 19		1B: 8 2B: 5 3B: 0 HR: 1	SF: 0 SAC: 0 DP: 1 HBP: 0	WP: 1 PB: 0 SB: 1 CS: 0	PA: 40	
<b>PITCHER</b>	IP WLS BF H R ER SO BB IBB HBP BLK WP HR S P ERA WHIP	4.2 L 25 9 8 8 4 2 0 0 0 0 1 55 97 15.43 2.357	0.1 2 1 1 1 1 0 0 0 0 0 0 4 6 27.00 3.000	1.0 4 2 0 0 1 0 0 0 0 0 0 10 13 0.00 2.000	1.0 5 1 0 0 0 1 0 0 0 1 0 11 20 0.00 2.000	5.6 1.59	1.0 4 1 0 0 3 0 0 0 0 0 0 14 19 0.00 1.000															

AB	36
R	9
H	14
RBI	9
BB	4
SO	9
LOB	18





Batter	1	2	3	4	5	6	7	8	9	AB	R	H	RBI	BB	SO	LOB	TOP					
2 Brian Dozier, R OBP: 0.320, SLG: 0.501	G6-3			F8		HR		L1		5	2	2	1	0	0	2						
7 Joe Mauer, L OBP: 0.330, SLG: 0.369	G3			K		G6-3		1B		4	1	1	0	1	1	2						
22 Miguel Sanó, R OBP: 0.397, SLG: 0.515	K			F4		K		K		5	0	1	1	0	3	4						
24 Trevor Plouffe, R OBP: 0.311, SLG: 0.458		L7		G6-3		F9			L9	5	1	1	2	0	0	2						
48 Tori Hunter, R OBP: 0.303, SLG: 0.439		F7		20 S 20 3B				F9		5	3	3	3	0	0	0						
20 Eddie Rosario, L OBP: 0.300, SLG: 0.444	K			G4-3		K		K		5	0	2	1	0	2	1						
32 Aaron Hicks, S OBP: 0.341, SLG: 0.425								K2-3		5	1	3	1	0	1	2						
8 Kurt Suzuki, R OBP: 0.284, SLG: 0.299				SH5-3		G5-3		F9		4	1	1	0	0	1	3						
5 Eduardo Escobar, S OBP: 0.282, SLG: 0.387				2 2B 24 2B		L4		G4-3		3	1	1	1	1	0	1						
<b>Inning Stats</b>	R: 0 E: 0 K: 1 S: 10	H: 0 LOB: 0 BB: 0 P: 14	R: 0 E: 0 K: 1 S: 6	H: 0 LOB: 0 BB: 0 P: 6	R: 6 E: 0 K: 0 S: 19	H: 6 LOB: 1 BB: 1 P: 33	R: 1 E: 0 K: 1 S: 14	H: 2 LOB: 1 BB: 0 P: 23	R: 1 E: 0 K: 1 S: 12	H: 1 LOB: 1 BB: 0 P: 17	R: 0 E: 1 K: 2 S: 8	H: 1 LOB: 1 BB: 0 P: 12	R: 0 E: 0 K: 1 S: 13	H: 1 LOB: 1 BB: 0 P: 16	R: 1 E: 0 K: 1 S: 12	H: 2 LOB: 1 BB: 0 P: 17	1B: 6 2B: 5 3B: 2 HR: 2	SF: 0 SAC: 1 DP: 0 HBP: 0	WP: 0 PB: 0 SB: 1 CS: 0	PA: 44		
<b>PITCHER</b>	IP WLS BF H R ER SO BB IBB HBP BLK WP HR S P ERA WHIP	IP WLS BF H R ER SO BB IBB HBP BLK WP HR S P ERA WHIP	IP WLS BF H R ER SO BB IBB HBP BLK WP HR S P ERA WHIP	IP WLS BF H R ER SO BB IBB HBP BLK WP HR S P ERA WHIP	IP WLS BF H R ER SO BB IBB HBP BLK WP HR S P ERA WHIP	IP WLS BF H R ER SO BB IBB HBP BLK WP HR S P ERA WHIP	IP WLS BF H R ER SO BB IBB HBP BLK WP HR S P ERA WHIP	IP WLS BF H R ER SO BB IBB HBP BLK WP HR S P ERA WHIP	IP WLS BF H R ER SO BB IBB HBP BLK WP HR S P ERA WHIP	IP WLS BF H R ER SO BB IBB HBP BLK WP HR S P ERA WHIP	IP WLS BF H R ER SO BB IBB HBP BLK WP HR S P ERA WHIP	IP WLS BF H R ER SO BB IBB HBP BLK WP HR S P ERA WHIP	IP WLS BF H R ER SO BB IBB HBP BLK WP HR S P ERA WHIP	IP WLS BF H R ER SO BB IBB HBP BLK WP HR S P ERA WHIP	IP WLS BF H R ER SO BB IBB HBP BLK WP HR S P ERA WHIP	IP WLS BF H R ER SO BB IBB HBP BLK WP HR S P ERA WHIP	IP WLS BF H R ER SO BB IBB HBP BLK WP HR S P ERA WHIP	IP WLS BF H R ER SO BB IBB HBP BLK WP HR S P ERA WHIP	IP WLS BF H R ER SO BB IBB HBP BLK WP HR S P ERA WHIP	IP WLS BF H R ER SO BB IBB HBP BLK WP HR S P ERA WHIP	IP WLS BF H R ER SO BB IBB HBP BLK WP HR S P ERA WHIP	
56 Cody Anderson, R ERA: 4.31	37 Cody Allen, R ERA: 4.06	49 Austin Adams, R ERA: 3.22	53 Jeff Manship, R ERA: 1.56	34 Zach McAllister, R ERA: 2.89	27 Bryan Shaw, R ERA: 1.99	11 José Ramírez, S OBP: 0.265, SLG: 0.257	12 Francisco Lindor, S OBP: 0.294, SLG: 0.362	23 Michael Brantley, L OBP: 0.381, SLG: 0.450	41 Carlos Santana, S OBP: 0.353, SLG: 0.382	4 Mike Aviles, R OBP: 0.269, SLG: 0.300	10 Yan Gomes, R OBP: 0.251, SLG: 0.377	8 Lonnie Chisenhall, L OBP: 0.256, SLG: 0.360	9 Ryan Raburn, R OBP: 0.363, SLG: 0.500	40 Jerry Sands, R OBP: 0.313, SLG: 0.372	39 Gio Urshela, R OBP: 0.282, SLG: 0.361	13 Tyler Holt, R OBP: 0.143, SLG: 0.100	37 Mike Pelfrey, R ERA: 3.84	58 A.J. Achter, R ERA: 13.5	52 Brian Duensing, L ERA: 5.4	50 Casey Fien, R ERA: 3.86	65 Trevor May, R ERA: 4.13	
<b>Inning Stats</b>	R: 0 E: 0 K: 0 S: 7	H: 1 LOB: 0 BB: 0 P: 10	R: 0 E: 0 K: 0 S: 11	H: 1 LOB: 1 BB: 0 P: 17	R: 4 E: 0 K: 1 S: 16	H: 4 LOB: 2 BB: 1 P: 30	R: 5 E: 0 K: 2 S: 15	H: 4 LOB: 0 BB: 1 P: 30	R: 0 E: 0 K: 3 S: 14	H: 0 LOB: 0 BB: 0 P: 19	R: 0 E: 0 K: 0 S: 10	H: 0 LOB: 0 BB: 0 P: 14	R: 0 E: 0 K: 0 S: 6	H: 1 LOB: 1 BB: 0 P: 7	R: 0 E: 0 K: 0 S: 7	H: 1 LOB: 1 BB: 0 P: 9	R: 0 E: 0 K: 3 S: 15	H: 1 LOB: 2 BB: 1 P: 23	1B: 10 2B: 3 3B: 0 HR: 1	SF: 1 SAC: 1 DP: 1 HBP: 0	WP: 0 PB: 0 SB: 0 CS: 0	PA: 43
<b>PITCHER</b>	IP WLS BF H R ER SO BB IBB HBP BLK WP HR S P ERA WHIP	IP WLS BF H R ER SO BB IBB HBP BLK WP HR S P ERA WHIP	IP WLS BF H R ER SO BB IBB HBP BLK WP HR S P ERA WHIP	IP WLS BF H R ER SO BB IBB HBP BLK WP HR S P ERA WHIP	IP WLS BF H R ER SO BB IBB HBP BLK WP HR S P ERA WHIP	IP WLS BF H R ER SO BB IBB HBP BLK WP HR S P ERA WHIP	IP WLS BF H R ER SO BB IBB HBP BLK WP HR S P ERA WHIP	IP WLS BF H R ER SO BB IBB HBP BLK WP HR S P ERA WHIP	IP WLS BF H R ER SO BB IBB HBP BLK WP HR S P ERA WHIP	IP WLS BF H R ER SO BB IBB HBP BLK WP HR S P ERA WHIP	IP WLS BF H R ER SO BB IBB HBP BLK WP HR S P ERA WHIP	IP WLS BF H R ER SO BB IBB HBP BLK WP HR S P ERA WHIP	IP WLS BF H R ER SO BB IBB HBP BLK WP HR S P ERA WHIP	IP WLS BF H R ER SO BB IBB HBP BLK WP HR S P ERA WHIP	IP WLS BF H R ER SO BB IBB HBP BLK WP HR S P ERA WHIP	IP WLS BF H R ER SO BB IBB HBP BLK WP HR S P ERA WHIP	IP WLS BF H R ER SO BB IBB HBP BLK WP HR S P ERA WHIP	IP WLS BF H R ER SO BB IBB HBP BLK WP HR S P ERA WHIP	IP WLS BF H R ER SO BB IBB HBP BLK WP HR S P ERA WHIP	IP WLS BF H R ER SO BB IBB HBP BLK WP HR S P ERA WHIP	IP WLS BF H R ER SO BB IBB HBP BLK WP HR S P ERA WHIP	IP WLS BF H R ER SO BB IBB HBP BLK WP HR S P ERA WHIP

Minnesota Twins @ Cleveland Indians  
Progressive Field, Cleveland, OH  
Fri Aug 07 2015, 7:13 PM - 10:34 PM EDT  
Att: 30,365 - Partly Cloudy - 74 F

AB 41  
R 10  
H 15  
RBI 10  
BB 2  
SO 8  
LOB 17



Minnesota Twins @ Cleveland Indians  
Progressive Field, Cleveland, OH  
Fri Aug 07 2015, 7:13 PM - 10:34 PM EDT  
Att: 30,365 - Partly Cloudy - 74 F

AB 38  
R 9  
H 13  
RBI 9  
BB 3  
SO 9  
LOB 16











Batter	1	2	3	4	5	6	7	8	9	AB	R	H	RBI	BB	SO	LOB	TOP					
<b>2 Brian Dozier, R</b> OBP: 0.318, SLG: 0.495										3	0	0	0	0	2	0	<b>Minnesota Twins @ Cleveland Indians</b> Progressive Field, Cleveland, OH Sun Aug 09 2015, 1:12 PM - 3:48 PM EDT Att: 21,305 - Partly Cloudy - 80 F					
<b>9 Eduardo Núñez, R</b> OBP: 0.294, SLG: 0.407										3	0	1	1	1	0	0						
<b>32 Aaron Hicks, S</b> OBP: 0.342, SLG: 0.425										4	0	1	0	0	0	2						
<b>7 Joe Mauer, L</b> OBP: 0.330, SLG: 0.377										3	0	0	0	0	1	0						
<b>22 Miguel Sanó, R</b> OBP: 0.383, SLG: 0.491										3	0	0	0	0	1	0						
<b>24 Trevor Plouffe, R</b> OBP: 0.308, SLG: 0.451										3	0	0	0	0	2	0						
<b>20 Eddie Rosario, L</b> OBP: 0.299, SLG: 0.451										3	0	0	0	0	1	0						
<b>5 Eduardo Escobar, S</b> OBP: 0.278, SLG: 0.378										3	1	1	0	0	0	0						
<b>12 Chris Herrmann, L</b> OBP: 0.227, SLG: 0.265										3	0	0	0	0	1	0						
<b>21 Shane Robinson, R</b> OBP: 0.295, SLG: 0.331										3	1	1	0	0	0	0						
<b>Inning Stats</b>	R: 0 E: 0 K: 1 S: 7	H: 0 LOB: 0 BB: 0 P: 8	R: 0 E: 0 K: 1 S: 10	H: 0 LOB: 0 BB: 0 P: 12	R: 0 E: 0 K: 1 S: 7	H: 0 LOB: 0 BB: 0 P: 10	R: 0 E: 0 K: 1 S: 7	H: 0 LOB: 0 BB: 1 P: 12	R: 0 E: 0 K: 2 S: 7	H: 0 LOB: 0 BB: 0 P: 7	R: 0 E: 0 K: 1 S: 6	H: 0 LOB: 0 BB: 0 P: 12	R: 0 E: 0 K: 1 S: 13	H: 1 LOB: 1 BB: 0 P: 14	R: 0 E: 0 K: 1 S: 7	H: 0 LOB: 0 BB: 0 P: 7	R: 1 E: 0 K: 1 S: 12	H: 2 LOB: 1 BB: 0 P: 18	1B: 1 2B: 2 HR: 0	SF: 0 SAC: 0 DP: 1 HBP: 0	WP: 0 PB: 0 SB: 0 CS: 0	PA: 30
<b>PITCHER</b> <b>28 Corey Kluber, R</b> ERA: 3.46	IP: 9.0 WLS: W BF: 30	H: 3 R: 1 ER: 1 SO: 10	BB: 1 IBB: 0 HBP: 0 BLK: 0	WP: 0 HR: 0 S: 76 P: 100	ERA: 1.00 WHIP: 0.444											IP: 9.0 WLS: W BF: 30	H: 3 R: 1 ER: 1 SO: 10	BB: 1 IBB: 0 HBP: 0 BLK: 0	WP: 0 HR: 0 S: 76 P: 100	ERA: 1.00 WHIP: 0.444		

Batter	1	2	3	4	5	6	7	8	9	AB	R	H	RBI	BB	SO	LOB	BOTTOM			
<b>11 José Ramírez, S</b> OBP: 0.280, SLG: 0.288										5	0	2	2	0	0	0	<b>Minnesota Twins @ Cleveland Indians</b> Progressive Field, Cleveland, OH Sun Aug 09 2015, 1:12 PM - 3:48 PM EDT Att: 21,305 - Partly Cloudy - 80 F			
<b>12 Francisco Lindor, S</b> OBP: 0.300, SLG: 0.385										3	2	1	1	1	0	0				
<b>23 Michael Brantley, L</b> OBP: 0.389, SLG: 0.460										5	1	3	0	0	1	1				
<b>41 Carlos Santana, S</b> OBP: 0.354, SLG: 0.383										3	0	1	2	0	0	3				
<b>10 Yan Gomes, R</b> OBP: 0.259, SLG: 0.376										3	1	1	1	0	0	1				
<b>35 Abraham Almonte, S</b> OBP: 0.309, SLG: 0.429										4	1	1	2	0	1	1				
<b>40 Jerry Sands, R</b> OBP: 0.309, SLG: 0.420										4	1	1	0	0	1	1				
<b>30 Chris Johnson, R</b> OBP: 0.287, SLG: 0.348										4	2	4	0	0	0	0				
<b>39 Gio Urshela, R</b> OBP: 0.279, SLG: 0.354										4	0	0	0	0	2	6				
<b>Inning Stats</b>	R: 1 E: 0 K: 0 S: 12	H: 2 LOB: 1 BB: 0 P: 20	R: 2 E: 0 K: 1 S: 9	H: 3 LOB: 1 BB: 0 P: 15	R: 4 E: 0 K: 1 S: 17	H: 4 LOB: 1 BB: 1 P: 28	R: 0 E: 0 K: 0 S: 12	H: 1 LOB: 1 BB: 0 P: 18	R: 0 E: 0 K: 0 S: 6	H: 0 LOB: 0 BB: 0 P: 7	R: 1 E: 0 K: 1 S: 15	H: 3 LOB: 2 BB: 0 P: 25	R: 0 E: 0 K: 1 S: 15	H: 1 LOB: 2 BB: 0 P: 23	R: 0 E: 0 K: 1 S: 9	H: 0 LOB: 0 BB: 0 P: 10	1B: 8 2B: 5 3B: 0 HR: 1	SF: 2 SAC: 0 DP: 0 HBP: 1	WP: 0 PB: 0 SB: 0 CS: 0	PA: 39
<b>PITCHER</b>	IP: 3.0 WLS: L BF: 18	H: 7 R: 7 ER: 7 SO: 2	BB: 1 IBB: 0 HBP: 0 BLK: 0	WP: 0 HR: 0 S: 18 P: 25	ERA: 21.00 WHIP: 3.333											IP: 3.0 WLS: L BF: 18	H: 7 R: 7 ER: 7 SO: 2	BB: 1 IBB: 0 HBP: 0 BLK: 0	WP: 0 HR: 0 S: 18 P: 25	ERA: 21.00 WHIP: 3.333
<b>45 Phil Hughes, R</b> ERA: 4.49	IP: 2.0 WLS: L BF: 7	H: 1 R: 0 ER: 0 SO: 0	BB: 0 IBB: 0 HBP: 0 BLK: 0	WP: 0 HR: 0 S: 15 P: 25	ERA: 9.00 WHIP: 3.000											IP: 2.0 WLS: L BF: 7	H: 1 R: 0 ER: 0 SO: 0	BB: 0 IBB: 0 HBP: 0 BLK: 0	WP: 0 HR: 0 S: 15 P: 25	ERA: 9.00 WHIP: 3.000
<b>52 Brian Duensing, L</b> ERA: 5.04	IP: 1.0 WLS: L BF: 6	H: 3 R: 1 ER: 1 SO: 1	BB: 0 IBB: 0 HBP: 0 BLK: 0	WP: 0 HR: 0 S: 15 P: 23	ERA: 0.00 WHIP: 1.000											IP: 1.0 WLS: L BF: 6	H: 3 R: 1 ER: 1 SO: 1	BB: 0 IBB: 0 HBP: 0 BLK: 0	WP: 0 HR: 0 S: 15 P: 23	ERA: 0.00 WHIP: 1.000
<b>65 Trevor May, R</b> ERA: 4.09	IP: 1.0 WLS: L BF: 5	H: 1 R: 0 ER: 0 SO: 1	BB: 0 IBB: 0 HBP: 0 BLK: 0	WP: 0 HR: 0 S: 9 P: 10	ERA: 0.00 WHIP: 0.000											IP: 1.0 WLS: L BF: 5	H: 1 R: 0 ER: 0 SO: 1	BB: 0 IBB: 0 HBP: 0 BLK: 0	WP: 0 HR: 0 S: 9 P: 10	ERA: 0.00 WHIP: 0.000
<b>61 Ryan O'Rourke, L</b> ERA: 3.65	IP: 1.0 WLS: L BF: 3	H: 0 R: 0 ER: 0 SO: 1	BB: 0 IBB: 0 HBP: 0 BLK: 0	WP: 0 HR: 0 S: 9 P: 10	ERA: 0.00 WHIP: 0.000											IP: 1.0 WLS: L BF: 3	H: 0 R: 0 ER: 0 SO: 1	BB: 0 IBB: 0 HBP: 0 BLK: 0	WP: 0 HR: 0 S: 9 P: 10	ERA: 0.00 WHIP: 0.000

**AB 29**  
**R 1**  
**H 3**  
**RBI 1**  
**BB 1**  
**SO 10**  
**LOB 4**



**AB 35**  
**R 8**  
**H 14**  
**RBI 8**  
**BB 1**  
**SO 5**  
**LOB 13**



livebaseballscores.com

livebaseballscores.com



Batter	1	2	3	4	5	6	7	8	9	AB	R	H	RBI	BB	SO	LOB	TOP					
7 Delino DeShields, R OBP: 0.357, SLG: 0.378	1-2 C FF 92 B FF 92 F SI 94 X SI 94 1B		X FF 94 0-0 84 1B		C SI 91 S SI 94 S SI 92 0-3 K		X FF 94 0-0 B2			4	0	2	0	0	1	0						
17 Shin-Soo Choo, L OBP: 0.322, SLG: 0.420	4-2 B FF 93 B CH 93 1 SAFE C FF 93 C FF 90 B SI 92 1-2 BB		C FF 93 F FF 92 1 SAFE C CU 90 B CH 90 S FF 91 0-3 K		F CH 93 B FF 94 C CU 90 B CH 90 X CH 94 2-2 G4-3		C FF 90 F FF 90 B SL 78 B SL 78 S SL 92 3-3 K			3	0	0	0	1	2	1						
84 Prince Fielder, L OBP: 0.393, SLG: 0.501	1-1 C FF 93 B FF 93 X CH 85 1-1 L9		B CH 93 S CH 93 F FF 92 1 SAFE D CH 86 X FF 93 2-2 1B		B CH 96 B SI 89 B CH 84 X SI 92 3-0 29 FC6-4 1B		B SL 78 X SL 78 1-0 G3-1			4	0	2	0	0	0	2						
29 Adrián Beltré, R OBP: 0.302, SLG: 0.396	2-0 B SI 93 B SL 86 X SI 94 2-0 G6-3		C SL 86 B SI 93 F FF 93 S CH 83 0-3 K		F FF 94 F FF 93 B SI 93 X FF 94 1-2 FC6-4		B FF 94 B CH 85 C CH 85 F FF 95 B CU 84 F FF 97 X FF 98 3-2 G4-3			4	0	0	0	0	1	5						
18 Mitch Moreland, L OBP: 0.341, SLG: 0.498	1-3 C SI 92 B FF 90 S SL 86 1-3 K		S CH 83 B FF 93 F FF 93 S SI 93 3-3 K		B CU 90 F FF 91 X FF 92 1-1 L7		B CH 87 X FF 95 1-0 G5-3			4	0	0	0	0	2	2						
32 Josh Hamilton, L OBP: 0.299, SLG: 0.415	2-1 B FF 93 B CH 84 S CH 83 X FF 93 1B		S CH 83 B SL 86 X CH 84 1-1 G1-3		C SL 83 B SL 86 B CH 84 B SI 92 4-2 BB		C SI 92 X FF 93 0-1 F9		C FF 95 S SL 83 X SL 84 0-2 P6	3	1	1	0	1	0	0						
1 Elvis Andrus, R OBP: 0.306, SLG: 0.346	0-1 C SI 93 X SL 85 1-H HR		C SL 86 S SI 94 B SI 95 X FF 94 2-2 1B		C SI 92 X FF 93 0-1 F9		X SI 94 0-0 L5			4	1	2	2	0	0	1						
12 Rougned Odor, L OBP: 0.341, SLG: 0.466	1-0 B SI 94 X CH 85 1-0 G4-3		C FF 93 B SI 93 F FF 92 1 SAFE D CH 84 F FF 92 3-2 L7		F CH 84 B SI 93 D SL 86 C SI 91 1-3 K		C FF 95 S SL 83 X SL 84 1-2 1B			4	0	1	0	0	1	2						
38 Chris Gimenez, R OBP: 0.350, SLG: 0.632	1-3 B SL 88 F FF 93 S SL 87 1-3 K		D SL 85 X FF 92 2-0 L9		C CU 79 X SL 87 0-1 P5		C FF 95 S SL 83 X SL 84 1-3 K			3	0	0	0	0	1	1						
25 Mike Napoli, R OBP: 0.305, SLG: 0.381										1	0	0	0	0	1	1						
8 Bobby Wilson, R OBP: 0.260, SLG: 0.250										0	0	0	0	0	0	0						
<b>Inning Stats</b>	R: 0 E: 0 K: 0 S: 9	H: 1 LOB: 1 BB: 1 P: 17	R: 2 E: 0 K: 2 S: 11	H: 2 LOB: 0 BB: 0 P: 16	R: 0 E: 0 K: 3 S: 16	H: 2 LOB: 2 BB: 0 P: 21	R: 0 E: 0 K: 0 S: 12	H: 1 LOB: 1 BB: 0 P: 20	R: 0 E: 0 K: 1 S: 11	H: 0 LOB: 1 BB: 1 P: 15	R: 0 E: 0 K: 1 S: 9	H: 0 LOB: 0 BB: 0 P: 12	R: 0 E: 0 K: 0 S: 8	H: 0 LOB: 0 BB: 0 P: 13	R: 0 E: 0 K: 1 S: 11	H: 1 LOB: 1 BB: 0 P: 13	1B: 7 2B: 0 3B: 0 HR: 1	SF: 0 SAC: 0 DP: 1 HBP: 0	WP: 0 PB: 0 SB: 0 CS: 0	PA: 36		
<b>PITCHER</b>	IP WLS BF H R ER SO BB IBB HBP BLK WP HR S P ERA WHIP	IP WLS BF H R ER SO BB IBB HBP BLK WP HR S P ERA WHIP	IP WLS BF H R ER SO BB IBB HBP BLK WP HR S P ERA WHIP	IP WLS BF H R ER SO BB IBB HBP BLK WP HR S P ERA WHIP	IP WLS BF H R ER SO BB IBB HBP BLK WP HR S P ERA WHIP	IP WLS BF H R ER SO BB IBB HBP BLK WP HR S P ERA WHIP	IP WLS BF H R ER SO BB IBB HBP BLK WP HR S P ERA WHIP	IP WLS BF H R ER SO BB IBB HBP BLK WP HR S P ERA WHIP	IP WLS BF H R ER SO BB IBB HBP BLK WP HR S P ERA WHIP	IP WLS BF H R ER SO BB IBB HBP BLK WP HR S P ERA WHIP	IP WLS BF H R ER SO BB IBB HBP BLK WP HR S P ERA WHIP	IP WLS BF H R ER SO BB IBB HBP BLK WP HR S P ERA WHIP	IP WLS BF H R ER SO BB IBB HBP BLK WP HR S P ERA WHIP	IP WLS BF H R ER SO BB IBB HBP BLK WP HR S P ERA WHIP	IP WLS BF H R ER SO BB IBB HBP BLK WP HR S P ERA WHIP	IP WLS BF H R ER SO BB IBB HBP BLK WP HR S P ERA WHIP	IP WLS BF H R ER SO BB IBB HBP BLK WP HR S P ERA WHIP					
44 Kyle Gibson, R ERA: 3.75	6.0	26	7	2	2	7	2	0	0	0	0	0	0	0	0	0	0	3	3	0.00	0.000	
50 Casey Fien, R ERA: 3.92	0.2	2	0	0	0	0	0	0	0	0	0	0	0	0	0	0	0	3	7	11	0.00	0.000
61 Ryan O'Rourke, L ERA: 3.46	0.2	2	0	0	0	0	0	0	0	0	0	0	0	0	0	0	0	7	11	0.00	0.000	
49 Kevin Jepsen, R ERA: 2.96	0.2	2	0	0	0	0	0	0	0	0	0	0	0	0	0	0	0	7	11	0.00	0.000	
15 Glen Perkins, L ERA: 2.4	1.0	W	4	1	0	0	1	0	0	0	0	0	0	0	0	0	0	11	13	0.00	1.000	
<b>Batter</b>	<b>1</b>	<b>2</b>	<b>3</b>	<b>4</b>	<b>5</b>	<b>6</b>	<b>7</b>	<b>8</b>	<b>9</b>	<b>AB</b>	<b>R</b>	<b>H</b>	<b>RBI</b>	<b>BB</b>	<b>SO</b>	<b>LOB</b>	<b>BOTTOM</b>					
32 Aaron Hicks, S OBP: 0.336, SLG: 0.417	2-2 F SI 90 B SL 87 B SI 91 X FF 91 G6-3		B CH 86 B SI 91 B SI 90 X SI 90 3-1 L4		B SI 90 B CH 89 B FF 92 C FF 91 X FF 91 3-2 L8		B SI 96 B SI 97 X SI 96 0-0 F8			4	0	0	0	0	0	1						
2 Brian Dozier, R OBP: 0.315, SLG: 0.491	0-1 S SL 88 X SI 92 G6-3		B SL 88 B SI 92 X FF 92 2-0 P3		X SL 88 0-0 B5-3		C SI 96 F SI 96 X SI 99 0-2 L8			4	0	0	0	0	0	1						
7 Joe Mauer, L OBP: 0.334, SLG: 0.381	3-2 B SI 93 C CH 88 B SL 89 X CH 87 22 BB 1B		C CU 78 B SI 88 F FF 97 F FF 91 X FF 92 2-2 G4-3		B CH 86 B SI 89 B FF 92 F FF 91 X FF 91 4-2 22 1B BB		C SI 97 D SL 87 X SI 97 1-1 22 2B			3	1	2	1	1	0	0						
22 Miguel Sanó, R OBP: 0.394, SLG: 0.505	4-2 D SL 89 B FF 93 B SI 93 X FF 93 G6-3		B CU 80 X SL 89 1-0 G5-3		B SI 97 S SI 92 X SL 92 1-2 24 FC6-4 1B		B SI 97 B SI 98 O SL 88 X SI 98 3-2 2B			3	0	2	1	1	0	0						
21 Shane Robinson, R OBP: 0.295, SLG: 0.331	1-2 B FF 91 B SL 89 X SL 89 1-2 BB		B SI 93 S FF 92 X SL 87 2-1 F9		C SI 93 F SI 97 X SI 98 1-2 FC6-4		S SI 82 C FF 93 S SL 84 1-3 K			4	0	0	0	0	1	5						
24 Trevor Plouffe, R OBP: 0.305, SLG: 0.446	3-2 B FF 91 B SL 89 X SL 89 3-2 G6-3		B SI 93 S FF 92 X SL 87 2-1 F9		C SI 93 F SI 97 X SI 98 1-2 FC6-4		S SI 82 C FF 93 S SL 84 1-3 K			4	0	0	0	0	1	5						
48 Torii Hunter, R OBP: 0.300, SLG: 0.432	3-1 B FF 90 S SL 88 B SI 91 X SI 91 G5-3		B FF 90 X FF 91 1-0 F9		C FF 97 C FF 98 S SI 98 1-3 K		B SL 83 B FF 93 F FF 94 X FF 94 2-2 F9			4	0	0	0	0	1	0						
20 Eddie Rosario, L OBP: 0.299, SLG: 0.448	1-3 F CH 86 B SL 88 B FF 91 S FF 92 K		C SI 89 B SI 91 X SL 88 1-2 8 BB 1B		B SI 97 S FF 98 D SL 85 4-2 5 FC4-6 BB		B SI 97 B SI 98 X SI 98 1-2 P6			4	0	1	0	0	1	0						
8 Kurt Suzuki, R OBP: 0.287, SLG: 0.307	3-2 C FF 92 B SI 89 B SL 89 X SI 92 P6		B SI 87 S FF 98 D SL 85 4-2 5 FC4-6 BB		B SI 97 S FF 98 D SL 85 4-2 5 FC4-6 BB		B CU 88 S FF 98 F FF 98 B SI 98 X SI 98 3-2 G5-3			2	1	0	0	2	0	0						
5 Eduardo Escobar, S OBP: 0.281, SLG: 0.381	2-2 F SI 92 B SI 88 X SI 92 G1-3		B SI 92 B SL 88 X CH 88 2-2 FC4-6		B SI 92 B SL 88 X CH 88 2-2 FC4-6		C SI 97 B SI 97 X SI 97 4-2 32 PB 2B			3	1	1	1	1	0	1						
<b>Inning Stats</b>	R: 0 E: 0 K: 0 S: 15	H: 1 LOB: 2 BB: 1 P: 27	R: 0 E: 0 K: 1 S: 8	H: 0 LOB: 0 BB: 0 P: 15	R: 0 E: 0 K: 0 S: 5	H: 0 LOB: 0 BB: 0 P: 11	R: 0 E: 0 K: 0 S: 7	H: 0 LOB: 0 BB: 0 P: 12	R: 0 E: 0 K: 0 S: 12	H: 1 LOB: 1 BB: 1 P: 20	R: 0 E: 0 K: 0 S: 15	H: 1 LOB: 2 BB: 1 P: 24	R: 0 E: 0 K: 1 S: 11	H: 0 LOB: 0 BB: 0 P: 16	R: 2 E: 0 K: 1 S: 17	H: 2 LOB: 1 BB: 1 P: 28	R: 1 E: 0 K: 0 S: 11	H: 1 LOB: 1 BB: 1 P: 23	1B: 3 2B: 3 3B: 0 HR: 0	SF: 0 SAC: 0 DP: 0 HBP: 0	WP: 0 PB: 1 SB: 0 CS: 0	PA: 36
<b>PITCHER</b>	IP WLS BF H R ER SO BB IBB HBP BLK WP HR S P ERA WHIP	IP WLS BF H R ER SO BB IBB HBP BLK WP HR S P ERA WHIP	IP WLS BF H R ER SO BB IBB HBP BLK WP HR S P ERA WHIP	IP WLS BF H R ER SO BB IBB HBP BLK WP HR S P ERA WHIP	IP WLS BF H R ER SO BB IBB HBP BLK WP HR S P ERA WHIP	IP WLS BF H R ER SO BB IBB HBP BLK WP HR S P ERA WHIP	IP WLS BF H R ER SO BB IBB HBP BLK WP HR S P ERA WHIP	IP WLS BF H R ER SO BB IBB HBP BLK WP HR S P ERA WHIP	IP WLS BF H R ER SO BB IBB HBP BLK WP HR S P ERA WHIP	IP WLS BF H R ER SO BB IBB HBP BLK WP HR S P ERA WHIP	IP WLS BF H R ER SO BB IBB HBP BLK WP HR S P ERA WHIP	IP WLS BF H R ER SO BB IBB HBP BLK WP HR S P ERA WHIP	IP WLS BF H R ER SO BB IBB HBP BLK WP HR S P ERA WHIP	IP WLS BF H R ER SO BB IBB HBP BLK WP HR S P ERA WHIP	IP WLS BF H R ER SO BB IBB HBP BLK WP HR S P ERA WHIP	IP WLS BF H R ER SO BB IBB HBP BLK WP HR S P ERA WHIP	IP WLS BF H R ER SO BB IBB HBP BLK WP HR S P ERA WHIP					
49 Yovani Gallardo, R ERA: 3.33	5.2	21	2	1	0	0	0	0	0	0	0	0	0	0	0	0	0	7	9	0.00	3.000	
47 Sam Dyson, R ERA: 3.49	1.0	H	3	0	0	0	1	0	0	0	0	0	0	0	0	0	0	11	16	0.00	0.000	
50 Keone Kela, R ERA: 3.22	0.2	B	5	2	2	2	0	1	0	0	0	0	0	0	0	0	0	14	24	27.00	4.500	
41 Jake Diekman, L ERA: 4.78	1.0	L	5	1	1	1	1	1	0	0	0	0	0	0	0	0	0	14	27	9.00	2.000	
44 Spencer Patton, R ERA: 6.95																						

Texas Rangers @ Minnesota Twins  
Target Field, Minneapolis, MN  
Tue Aug 11 2015, 7:12 PM - 10:30 PM CDT  
Att: 26,663 - Clear - 79 F

AB	34
R	2
H	8
RBI	2
BB	2
SO	9
LOB	15

WP	0	PA	36
PB	0		
SB	0		
CS	0		

Texas Rangers @ Minnesota Twins  
Target Field, Minneapolis, MN  
Tue Aug 11 2015, 7:12 PM - 10:30 PM CDT  
Att: 26,663 - Clear - 79 F

AB	31
R	3
H	6
RBI	3
BB	5
SO	3
LOB	8

WP	0	PA	36
PB	1		
SB	0		
CS	0		







Batter	1	2	3	4	5	6	7	8	9	AB	R	H	RBI	BB	SO	LOB	TOP										
7 Delino DeShields, R OBP: 0.354, SLG: 0.377	G1-3		G1-3		SH2-3		1B		P3	4	0	1	0	0	0	0	<b>Texas Rangers @ Minnesota Twins</b> Target Field, Minneapolis, MN Thu Aug 13 2015, 12:12 PM - 3:11 PM CDT Att: 30,357 - Partly Cloudy - 82 F										
17 Shin-Soo Choo, L OBP: 0.327, SLG: 0.422	F7		BB		P3		1B		K	4	0	1	0	1	1												
84 Prince Fielder, L OBP: 0.394, SLG: 0.499	BB		F8		1B		G6-4-3			3	1	1	1	0	2												
29 Adrián Beltré, R OBP: 0.306, SLG: 0.399	F9				1B					4	3	3	0	0	0												
18 Mitch Moreland, L OBP: 0.345, SLG: 0.511					1B					4	1	4	4	0	0												
1 Elvis Andrus, R OBP: 0.302, SLG: 0.341	G4-3				F8		F7		SF8	3	0	0	1	0	2												
12 Rougned Odor, L OBP: 0.333, SLG: 0.454	G4-3				P4		L9		F7	4	0	0	0	0	2												
38 Chris Gimenez, R OBP: 0.292, SLG: 0.522	G5-3				F9		K		F9	4	0	0	0	0	1												
20 Ryan Strausborger, R OBP: 0.287, SLG: 0.154	G5-3				G6-3		G6-3		G5-3	4	1	1	0	0	0												
<b>Inning Stats</b>	R: 0 E: 0 K: 0 S: 9	H: 0 LOB: 1 BB: 1 P: 16	R: 0 E: 0 K: 0 S: 9	H: 1 LOB: 1 BB: 0 P: 14	R: 0 E: 0 K: 0 S: 12	H: 0 LOB: 1 BB: 1 P: 19	R: 2 E: 0 K: 0 S: 10	H: 2 LOB: 1 BB: 0 P: 15	R: 3 E: 0 K: 0 S: 11	H: 4 LOB: 1 BB: 0 P: 13	R: 0 E: 0 K: 1 S: 8	H: 0 LOB: 0 BB: 0 P: 9	R: 0 E: 0 K: 0 S: 5	H: 2 LOB: 0 BB: 0 P: 10	R: 1 E: 0 K: 0 S: 14	H: 2 LOB: 1 BB: 0 P: 20		R: 0 E: 0 K: 1 S: 11	H: 0 LOB: 0 BB: 0 P: 16	1B: 9 2B: 1 3B: 0 HR: 1	SF: 1 SAC: 1 DP: 1 HBP: 0	WP: 1 PB: 0 SB: 0 CS: 0	PA: 38				
<b>PITCHER</b>	IP	WLS	BF	H	R	ER	SO	BB	IBB	HBP	BLK	WP	HR	S	P	ERA	WHIP										
54 Ervin Santana, R ERA: 5.66	6.0		28	8	5	5	1	2	0	0	0	1	1	62	92	7.50	1.667										
52 Brian Duensing, L ERA: 4.89	1.0		2	1	0	0	0	0	0	0	0	0	0	2	4	0.00	1.000										
50 Casey Fien, R ERA: 4.05	1.0	L	5	2	1	1	0	0	0	0	0	0	0	14	20	9.00	2.000										
49 Kevin Jepsen, R ERA: 2.91	0.2		2	0	0	0	0	0	0	0	0	0	0	8	11	0.00	0.000										
61 Ryan O'Rourke, L ERA: 3.39	0.1		1	0	0	0	1	0	0	0	0	0	0	3	5	0.00	0.000										

AB	34
R	6
H	11
RBI	6
BB	2
SO	2
LOB	10



Batter	1	2	3	4	5	6	7	8	9	AB	R	H	RBI	BB	SO	LOB	BOTTOM										
32 Aaron Hicks, S OBP: 0.343, SLG: 0.434	G6-3	G3-1		P5		1B			F7	5	0	1	1	0	0	2	<b>Texas Rangers @ Minnesota Twins</b> Target Field, Minneapolis, MN Thu Aug 13 2015, 12:12 PM - 3:11 PM CDT Att: 30,357 - Partly Cloudy - 82 F										
2 Brian Dozier, R OBP: 0.317, SLG: 0.491	G5-3	BB		FC6-4					F8	4	0	0	0	1	0												
7 Joe Mauer, L OBP: 0.334, SLG: 0.379	K			F8					1B	3	0	1	0	1	0												
22 Miguel Sanó, R OBP: 0.397, SLG: 0.552	K			K					F8	4	0	0	0	0	2												
24 Trevor Plouffe, R OBP: 0.306, SLG: 0.451	HR			L7					G6-3	4	1	1	1	0	0												
20 Eddie Rosario, L OBP: 0.300, SLG: 0.444				G1-3					L1-3	4	1	1	0	0	0												
5 Eduardo Escobar, S OBP: 0.285, SLG: 0.380				L8					G6-3	3	2	1	0	1	0												
12 Chris Herrmann, L OBP: 0.231, SLG: 0.282				L7					G6-3	3	1	1	1	0	1												
48 Toni Hunter, R OBP: 0.296, SLG: 0.426				L7					K	1	0	0	0	0	0												
8 Kurt Suzuki, R OBP: 0.289, SLG: 0.308				2B					K	0	0	0	0	0	0												
21 Shane Robinson, R OBP: 0.305, SLG: 0.338				BB					F8	2	0	1	1	2	0												
<b>Inning Stats</b>	R: 0 E: 0 K: 1 S: 6	H: 0 LOB: 0 BB: 0 P: 10	R: 4 E: 0 K: 1 S: 15	H: 5 LOB: 3 BB: 2 P: 29	R: 0 E: 0 K: 0 S: 8	H: 0 LOB: 0 BB: 0 P: 12	R: 0 E: 0 K: 0 S: 5	H: 0 LOB: 1 BB: 1 P: 14	R: 0 E: 0 K: 1 S: 11	H: 0 LOB: 0 BB: 0 P: 15	R: 1 E: 0 K: 1 S: 11	H: 1 LOB: 2 BB: 2 P: 23	R: 0 E: 0 K: 0 S: 8	H: 1 LOB: 1 BB: 0 P: 14	R: 0 E: 0 K: 0 S: 9	H: 0 LOB: 0 BB: 0 P: 13	R: 0 E: 0 K: 0 S: 11	H: 0 LOB: 0 BB: 0 P: 14	1B: 4 2B: 2 3B: 0 HR: 1	SF: 0 SAC: 0 DP: 0 HBP: 0	WP: 0 PB: 0 SB: 0 CS: 0	PA: 38					
<b>PITCHER</b>	IP	WLS	BF	H	R	ER	SO	BB	IBB	HBP	BLK	WP	HR	S	P	ERA	WHIP										
21 Chi Chi González, R ERA: 4.22	5.2		27	5	4	5	4	5	0	0	0	0	0	12	21	0.00	1.500										
50 Keone Kela, R ERA: 3.13	1.1	W	5	2	0	0	0	0	0	0	0	0	0	9	13	0.00	0.000										
41 Jake Diekmann, L ERA: 4.63	1.0	H	3	0	0	0	0	0	0	0	0	0	0	11	14	0.00	0.000										
37 Shawn Tolleson, R ERA: 2.81	1.0	S	3	0	0	0	0	0	0	0	0	0	0	11	14	0.00	0.000										

AB	33
R	5
H	7
RBI	4
BB	5
SO	4
LOB	9





Batter	1	2	3	4	5	6	7	8	9	AB	R	H	RBI	BB	SO	LOB	TOP										
11 José Ramírez, S OBP: 0.285, SLG: 0.289	F7	F7-2				G6-3			G6-3	4	0	0	0	1	0	3	<b>Cleveland Indians @ Minnesota Twins</b> Target Field, Minneapolis, MN Fri Aug 14 2015, 7:11 PM - 9:37 PM CDT Att: 26,910 - Partly Cloudy - 91 F										
12 Francisco Lindor, S OBP: 0.322, SLG: 0.400			L4	G1-3					1B	5	0	3	1	0	0	3											
10 Yan Gomes, R OBP: 0.269, SLG: 0.384	L7		F8		K	G6-3			2B	5	0	1	0	0	1	2											
41 Carlos Santana, S OBP: 0.353, SLG: 0.378	L4		K		G4-3				F7	5	0	0	0	0	1	2											
30 Chris Johnson, R OBP: 0.290, SLG: 0.351		K		G4-3	G5-3				F9	4	0	0	0	0	1	0											
35 Abraham Almonte, S OBP: 0.307, SLG: 0.439				G3					P6	4	2	2	0	0	0	0											
39 Gio Urshela, R OBP: 0.277, SLG: 0.354		3B	HR			2B			P3	4	2	2	2	0	1	1											
8 Lonnie Chisenhall, L OBP: 0.271, SLG: 0.369		1B				1B			K	4	1	3	1	0	1	0											
4 Mike Aviles, R OBP: 0.282, SLG: 0.314		1B				2B			G4-3	4	1	3	2	0	0	0											
<b>Inning Stats</b>	R: 0 H: 1 E: 0 K: 0 S: 10	H: 1 LOB: 1 BB: 0 P: 13	R: 2 H: 4 E: 0 K: 1 S: 15	H: 4 LOB: 1 BB: 0 P: 23	R: 0 H: 0 E: 0 K: 1 S: 7	H: 0 LOB: 0 BB: 0 P: 13	R: 1 H: 3 E: 0 K: 0 S: 14	H: 3 LOB: 3 BB: 1 P: 23	R: 0 H: 0 E: 0 K: 1 S: 7	H: 0 LOB: 0 BB: 0 P: 8	R: 3 H: 4 E: 0 K: 1 S: 13	H: 4 LOB: 1 BB: 0 P: 19	R: 0 H: 0 E: 0 K: 1 S: 8	H: 0 LOB: 0 BB: 0 P: 11	R: 0 H: 2 E: 0 K: 0 S: 9	H: 2 LOB: 1 BB: 0 P: 15		1B: 8 2B: 5 3B: 1 HR: 1	SF: 0 SAC: 0 DP: 1 HBP: 0	WP: 1 PB: 0 SB: 3 CS: 0	PA: 40						
<b>PITCHER</b>	IP	WLS	BF	H	R	ER	SO	BB	IBB	HBP	BLK	WP	HR	S	P	ERA	WHIP										
65 Trevor May, R ERA: 4.15	3.0	L	13	5	2	2	2	0	0	0	0	0	1	32	49	6.00	1.667										
62 J.R. Graham, R ERA: 4.5	2.1		13	5	3	3	2	1	0	0	0	0	0	28	41	11.57	2.571										
59 Michael Tonkin, R ERA: 6.17	0.2		4	2	1	1	0	0	0	0	0	0	0	6	9	13.50	3.000										
58 A.J. Achter, R ERA: 10.13	2.0		6	0	0	0	1	0	0	0	0	0	0	14	20	0.00	0.000										
52 Brian Duensing, L ERA: 4.73	1.0		4	2	0	0	0	0	0	0	0	0	0	9	15	0.00	2.000										
Batter	1	2	3	4	5	6	7	8	9	AB	R	H	RBI	BB	SO	LOB	BOTTOM										
32 Aaron Hicks, S OBP: 0.337, SLG: 0.427	F7			G4-3		G4-3			G6-3	4	0	0	0	0	0	0	<b>Cleveland Indians @ Minnesota Twins</b> Target Field, Minneapolis, MN Fri Aug 14 2015, 7:11 PM - 9:37 PM CDT Att: 26,910 - Partly Cloudy - 91 F										
20 Eddie Rosario, L OBP: 0.297, SLG: 0.439	F7			G3-1						3	0	0	0	0	0	0											
7 Joe Mauer, L OBP: 0.334, SLG: 0.386	F8			HR						3	1	1	1	0	0	0											
22 Miguel Sanó, R OBP: 0.396, SLG: 0.542				F9					K	2	0	0	0	1	1	0											
24 Trevor Plouffe, R OBP: 0.304, SLG: 0.448						P3			K	3	0	0	0	0	1	1											
48 Torii Hunter, R OBP: 0.294, SLG: 0.423				F9		K			G5-3	3	0	0	0	0	1	0											
5 Eduardo Escobar, S OBP: 0.282, SLG: 0.376				G1-3		G1-3			K	3	0	0	0	0	1	0											
8 Kurt Suzuki, R OBP: 0.287, SLG: 0.305				G6-3		K			F9	3	0	0	0	0	1	0											
9 Eduardo Núñez, R OBP: 0.291, SLG: 0.399				F9		K			K	3	0	0	0	0	2	0											
<b>Inning Stats</b>	R: 0 H: 0 E: 0 K: 0 S: 7	H: 0 LOB: 0 BB: 0 P: 9	R: 0 H: 0 E: 0 K: 0 S: 6	H: 0 LOB: 0 BB: 1 P: 10	R: 0 H: 0 E: 0 K: 0 S: 7	H: 0 LOB: 0 BB: 0 P: 11	R: 1 H: 1 E: 0 K: 0 S: 10	H: 1 LOB: 0 BB: 0 P: 16	R: 0 H: 0 E: 0 K: 1 S: 7	H: 0 LOB: 0 BB: 0 P: 8	R: 0 H: 0 E: 0 K: 2 S: 9	H: 0 LOB: 0 BB: 0 P: 14	R: 0 H: 0 E: 0 K: 1 S: 7	H: 0 LOB: 0 BB: 0 P: 10	R: 0 H: 0 E: 0 K: 2 S: 8	H: 0 LOB: 0 BB: 0 P: 9		R: 0 H: 0 E: 0 K: 1 S: 8	H: 0 LOB: 0 BB: 0 P: 11	1B: 0 2B: 0 3B: 0 HR: 1	SF: 0 SAC: 0 DP: 1 HBP: 0	WP: 0 PB: 0 SB: 0 CS: 0	PA: 28				
<b>PITCHER</b>	IP	WLS	BF	H	R	ER	SO	BB	IBB	HBP	BLK	WP	HR	S	P	ERA	WHIP										
28 Corey Kluber, R ERA: 3.34	9.0	W	28	1	1	1	7	1	0	0	0	0	1	69	98	1.00	0.222										



Batter	1	2	3	4	5	6	7	8	9	AB	R	H	RBI	BB	SO	LOB	TOP						
11 José Ramírez, S OBP: 0.280, SLG: 0.284										4	0	0	0	0	1	0							
12 Francisco Lindor, S OBP: 0.329, SLG: 0.469										3	0	2	0	1	0	0							
10 Yan Gomes, R OBP: 0.265, SLG: 0.378										4	0	0	0	0	2	3							
41 Carlos Santana, S OBP: 0.355, SLG: 0.380										3	1	1	0	1	0	1							
39 Gio Urshela, R OBP: 0.282, SLG: 0.351										2	0	0	0	2	0	3							
35 Abraham Almonte, S OBP: 0.293, SLG: 0.419										4	0	0	0	0	1	3							
55 Roberto Pérez, R OBP: 0.352, SLG: 0.388										4	0	1	1	0	3	1							
8 Lonnie Chisenhall, L OBP: 0.272, SLG: 0.365										2	0	0	0	1	0	1							
40 Jerry Sands, R OBP: 0.286, SLG: 0.379										1	0	0	0	0	1	1							
4 Mike Aviles, R OBP: 0.278, SLG: 0.310										3	0	0	0	0	1	1							
<b>Inning Stats</b>	R: 0 H: 0 K: 1 S: 9	H: 0 LOB: 1 BB: 1 P: 16	R: 0 H: 0 K: 2 S: 8	H: 0 LOB: 1 BB: 1 P: 14	R: 0 H: 0 K: 1 S: 9	H: 0 LOB: 0 BB: 0 P: 11	R: 0 H: 0 K: 1 S: 10	H: 0 LOB: 1 BB: 1 P: 18	R: 0 H: 0 K: 1 S: 6	H: 0 LOB: 0 BB: 0 P: 12	R: 0 H: 1 K: 1 S: 13	H: 1 LOB: 2 BB: 1 P: 23	R: 0 H: 0 K: 1 S: 6	H: 0 LOB: 0 BB: 0 P: 9	R: 0 H: 1 K: 0 S: 9	H: 1 LOB: 1 BB: 0 P: 16	R: 1 H: 2 K: 1 S: 12	H: 2 LOB: 1 BB: 0 P: 16	1B: 2 2B: 2 3B: 0 HR: 0	SF: 0 SAC: 0 DP: 1 HBP: 0	WP: 0 PB: 0 SB: 0 CS: 0	PA: 35	
<b>PITCHER</b>	IP WLS BF H R ER SO BB IBB HBP BLK WP HR S P ERA WHIP	IP WLS BF H R ER SO BB IBB HBP BLK WP HR S P ERA WHIP	IP WLS BF H R ER SO BB IBB HBP BLK WP HR S P ERA WHIP	IP WLS BF H R ER SO BB IBB HBP BLK WP HR S P ERA WHIP	IP WLS BF H R ER SO BB IBB HBP BLK WP HR S P ERA WHIP	IP WLS BF H R ER SO BB IBB HBP BLK WP HR S P ERA WHIP	IP WLS BF H R ER SO BB IBB HBP BLK WP HR S P ERA WHIP	IP WLS BF H R ER SO BB IBB HBP BLK WP HR S P ERA WHIP	IP WLS BF H R ER SO BB IBB HBP BLK WP HR S P ERA WHIP	IP WLS BF H R ER SO BB IBB HBP BLK WP HR S P ERA WHIP	IP WLS BF H R ER SO BB IBB HBP BLK WP HR S P ERA WHIP	IP WLS BF H R ER SO BB IBB HBP BLK WP HR S P ERA WHIP	IP WLS BF H R ER SO BB IBB HBP BLK WP HR S P ERA WHIP	IP WLS BF H R ER SO BB IBB HBP BLK WP HR S P ERA WHIP	IP WLS BF H R ER SO BB IBB HBP BLK WP HR S P ERA WHIP	IP WLS BF H R ER SO BB IBB HBP BLK WP HR S P ERA WHIP	IP WLS BF H R ER SO BB IBB HBP BLK WP HR S P ERA WHIP	IP WLS BF H R ER SO BB IBB HBP BLK WP HR S P ERA WHIP	IP WLS BF H R ER SO BB IBB HBP BLK WP HR S P ERA WHIP	IP WLS BF H R ER SO BB IBB HBP BLK WP HR S P ERA WHIP	IP WLS BF H R ER SO BB IBB HBP BLK WP HR S P ERA WHIP	IP WLS BF H R ER SO BB IBB HBP BLK WP HR S P ERA WHIP	IP WLS BF H R ER SO BB IBB HBP BLK WP HR S P ERA WHIP
56 Tyler Duffey, R ERA: 6.75	6.0	W	23	1	0	0	7	5	0	0	0	0	0	0	0	0	55	94	0.00	1.000			
50 Casey Fien, R ERA: 3.95	1.0	H	3	0	0	0	1	0	0	0	0	0	0	0	0	0	6	9	0.00	0.000			
49 Kevin Jepsen, R ERA: 2.85	1.0	H	4	1	0	0	0	0	0	0	0	0	0	0	0	0	9	16	0.00	1.000			
15 Glen Perkins, L ERA: 2.54	1.0		5	2	1	1	1	0	0	0	0	0	0	0	0	0	12	16	9.00	2.000			

Cleveland Indians @ Minnesota Twins  
Target Field, Minneapolis, MN  
Sat Aug 15 2015, 6:12 PM - 8:37 PM CDT  
Att: 30,601 - Clear - 89 F

AB 30  
R 1  
H 4  
RBI 1  
BB 5  
SO 9  
LOB 14



Batter	1	2	3	4	5	6	7	8	9	AB	R	H	RBI	BB	SO	LOB	BOTTOM							
32 Aaron Hicks, S OBP: 0.336, SLG: 0.424										4	0	1	0	0	0	1								
2 Brian Dozier, R OBP: 0.316, SLG: 0.496										4	1	1	2	0	0	1								
7 Joe Mauer, L OBP: 0.333, SLG: 0.384											4	0	1	0	0	0								
22 Miguel Sanó, R OBP: 0.392, SLG: 0.533											4	0	1	0	0	2								
24 Trevor Plouffe, R OBP: 0.302, SLG: 0.444											3	0	0	0	0	1								
48 Torii Hunter, R OBP: 0.292, SLG: 0.420											3	0	0	0	0	2	1							
20 Eddie Rosario, L OBP: 0.297, SLG: 0.449											3	1	1	1	0	0								
12 Chris Herrmann, L OBP: 0.235, SLG: 0.324											3	1	1	1	0	1	0							
5 Eduardo Escobar, S OBP: 0.282, SLG: 0.373											2	1	0	0	1	0	0							
<b>Inning Stats</b>	R: 0 H: 1 K: 1 S: 7	H: 0 LOB: 0 BB: 0 P: 12	R: 0 H: 0 K: 2 S: 9	H: 0 LOB: 0 BB: 0 P: 12	R: 0 H: 1 K: 1 S: 13	H: 1 LOB: 1 BB: 0 P: 18	R: 0 H: 0 K: 0 S: 10	H: 0 LOB: 1 BB: 0 P: 14	R: 2 H: 2 K: 0 S: 14	H: 2 LOB: 0 BB: 0 P: 17	R: 0 H: 1 K: 0 S: 4	H: 1 LOB: 0 BB: 0 P: 6	R: 0 H: 0 K: 1 S: 7	H: 0 LOB: 0 BB: 0 P: 10	R: 2 H: 1 K: 1 S: 10	H: 1 LOB: 1 BB: 1 P: 20	R: 2 H: 1 K: 1 S: 10	H: 1 LOB: 0 BB: 1 P: 20	1B: 3 2B: 0 3B: 0 HR: 3	SF: 0 SAC: 0 DP: 1 HBP: 0	WP: 0 PB: 0 SB: 0 CS: 0	PA: 31		
<b>PITCHER</b>	IP WLS BF H R ER SO BB IBB HBP BLK WP HR S P ERA WHIP	IP WLS BF H R ER SO BB IBB HBP BLK WP HR S P ERA WHIP	IP WLS BF H R ER SO BB IBB HBP BLK WP HR S P ERA WHIP	IP WLS BF H R ER SO BB IBB HBP BLK WP HR S P ERA WHIP	IP WLS BF H R ER SO BB IBB HBP BLK WP HR S P ERA WHIP	IP WLS BF H R ER SO BB IBB HBP BLK WP HR S P ERA WHIP	IP WLS BF H R ER SO BB IBB HBP BLK WP HR S P ERA WHIP	IP WLS BF H R ER SO BB IBB HBP BLK WP HR S P ERA WHIP	IP WLS BF H R ER SO BB IBB HBP BLK WP HR S P ERA WHIP	IP WLS BF H R ER SO BB IBB HBP BLK WP HR S P ERA WHIP	IP WLS BF H R ER SO BB IBB HBP BLK WP HR S P ERA WHIP	IP WLS BF H R ER SO BB IBB HBP BLK WP HR S P ERA WHIP	IP WLS BF H R ER SO BB IBB HBP BLK WP HR S P ERA WHIP	IP WLS BF H R ER SO BB IBB HBP BLK WP HR S P ERA WHIP	IP WLS BF H R ER SO BB IBB HBP BLK WP HR S P ERA WHIP	IP WLS BF H R ER SO BB IBB HBP BLK WP HR S P ERA WHIP	IP WLS BF H R ER SO BB IBB HBP BLK WP HR S P ERA WHIP	IP WLS BF H R ER SO BB IBB HBP BLK WP HR S P ERA WHIP	IP WLS BF H R ER SO BB IBB HBP BLK WP HR S P ERA WHIP	IP WLS BF H R ER SO BB IBB HBP BLK WP HR S P ERA WHIP	IP WLS BF H R ER SO BB IBB HBP BLK WP HR S P ERA WHIP	IP WLS BF H R ER SO BB IBB HBP BLK WP HR S P ERA WHIP	IP WLS BF H R ER SO BB IBB HBP BLK WP HR S P ERA WHIP	IP WLS BF H R ER SO BB IBB HBP BLK WP HR S P ERA WHIP
43 Josh Tomlin, R ERA: 2.84	6.1	L	24	5	2	2	5	0	0	0	0	0	0	0	0	0	2	60	2.84	0.789				
57 Kyle Crockett, L ERA: 2.16	0.2		2	0	0	0	0	0	0	0	0	0	0	0	0	0	4	5	0.00	0.000				
27 Bryan Shaw, R ERA: 2.76	1.0		5	1	2	2	1	1	0	0	0	0	0	0	0	0	1	10	18.00	2.000				

Cleveland Indians @ Minnesota Twins  
Target Field, Minneapolis, MN  
Sat Aug 15 2015, 6:12 PM - 8:37 PM CDT  
Att: 30,601 - Clear - 89 F

AB 30  
R 4  
H 6  
RBI 4  
BB 1  
SO 6  
LOB 7






Batter	1	2	3	4	5	6	7	8	9	AB	R	H	RBI	BB	SO	LOB	TOP										
11 José Ramírez, S OBP: 0.275, SLG: 0.278	F9		G5-3				P3	P6		4	0	0	0	0	0	2	<b>Cleveland Indians @ Minnesota Twins</b> Target Field, Minneapolis, MN Sun Aug 16 2015, 1:13 PM - 3:59 PM CDT Att: 27,244 - Cloudy - 82 F										
12 Francisco Lindor, S OBP: 0.328, SLG: 0.403	E3		L9				BB	L1		3	0	0	0	1	0	0											
10 Yan Gomes, R OBP: 0.269, SLG: 0.377			K				K	1B		3	0	1	0	1	2	3											
41 Carlos Santana, S OBP: 0.354, SLG: 0.379	G6-3							1B		4	0	1	0	0	0	1											
9 Ryan Raburn, R OBP: 0.360, SLG: 0.500		SH2-3						1B		4	1	1	0	0	2	2											
39 Gio Urshela, R OBP: 0.278, SLG: 0.345		SH2-3						1B		3	0	0	0	0	0	0											
35 Abraham Almonte, S (1, 8)		SF7						1B		3	0	0	1	0	0	0											
40 Jerry Sands, R OBP: 0.308, SLG: 0.417								1B		2	0	2	0	0	0	0											
8 Lonnie Chisenhall, L OBP: 0.274, SLG: 0.367								1B		2	0	1	0	0	1	0											
4 Mike Aviles, R OBP: 0.278, SLG: 0.306								1B		3	0	0	0	1	1	2											
<b>Inning Stats</b>	R: 0 E: 1 K: 0 S: 8	H: 0 LOB: 1 BB: 1 P: 19	R: 1 E: 0 K: 1 S: 11	H: 2 LOB: 1 BB: 0 P: 15	R: 0 E: 0 K: 1 S: 8	H: 0 LOB: 0 BB: 0 P: 11	R: 0 E: 0 K: 0 S: 5	H: 0 LOB: 0 BB: 0 P: 6	R: 0 E: 0 K: 1 S: 12	H: 1 LOB: 3 BB: 2 P: 25	R: 0 E: 0 K: 1 S: 8	H: 0 LOB: 0 BB: 0 P: 11	R: 0 E: 0 K: 1 S: 7	H: 0 LOB: 0 BB: 0 P: 9	R: 0 E: 0 K: 1 S: 13	H: 2 LOB: 2 BB: 0 P: 19	R: 0 E: 0 K: 0 S: 13	H: 1 LOB: 1 BB: 0 P: 16	1B: 4 2B: 2 HR: 0	SF: 1 SAC: 1 DP: 0 HBP: 0	WP: 0 PB: 0 SB: 0 CS: 1	PA: 36					
<b>PITCHER</b>	IP	WLS	BF	H	R	ER	SO	BB	IBB	HBP	BLK	WP	HR	S	P	ERA	WHIP										
33 Tommy Milone, L ERA: 3.85	5.0	W	21	3	1	1	3	3	0	0	0	0	0	44	76	1.80	1.200										
52 Brian Duensing, L ERA: 4.54	1.1	H	4	0	0	0	1	0	0	0	0	0	0	11	16	0.00	0.000										
50 Casey Fien, R ERA: 3.89	0.2	H	2	0	0	0	1	0	0	0	0	0	0	4	4	0.00	0.000										
49 Kevin Jepsen, R ERA: 2.79	1.0	H	5	2	0	0	1	0	0	0	0	0	0	13	19	0.00	2.000										
15 Glen Perkins, L ERA: 2.49	1.0	S	4	1	0	0	0	0	0	0	0	0	0	13	16	0.00	1.000										

Batter	1	2	3	4	5	6	7	8	9	AB	R	H	RBI	BB	SO	LOB	BOTTOM										
32 Aaron Hicks, S OBP: 0.331, SLG: 0.416	G1-3	G1-3			F8		G5-3			4	0	0	0	0	0	2	<b>Cleveland Indians @ Minnesota Twins</b> Target Field, Minneapolis, MN Sun Aug 16 2015, 1:13 PM - 3:59 PM CDT Att: 27,244 - Cloudy - 82 F										
2 Brian Dozier, R OBP: 0.316, SLG: 0.492	F7		G5-3		K					3	0	0	0	1	1	0											
7 Joe Mauer, L OBP: 0.333, SLG: 0.382	K		BB		K		F7			3	0	0	0	1	2	1											
22 Miguel Sanó, R OBP: 0.395, SLG: 0.528		1B	K					P4		3	1	1	0	1	1	1											
24 Trevor Plouffe, R OBP: 0.303, SLG: 0.452		L9					P4			4	1	2	1	0	0	2											
20 Eddie Rosario, L OBP: 0.300, SLG: 0.456			1B					HR		4	1	2	0	0	1	3											
9 Eduardo Núñez, R OBP: 0.297, SLG: 0.498			G4-3				1B			4	1	2	0	0	1	3											
8 Kurt Suzuki, R OBP: 0.286, SLG: 0.305								1B		4	0	1	2	0	1	3											
21 Shane Robinson, R OBP: 0.306, SLG: 0.338										3	0	1	0	0	1	0											
<b>Inning Stats</b>	R: 0 E: 0 K: 1 S: 10	H: 0 LOB: 0 BB: 0 P: 13	R: 2 E: 0 K: 1 S: 13	H: 4 LOB: 2 BB: 0 P: 19	R: 0 E: 0 K: 1 S: 8	H: 1 LOB: 2 BB: 1 P: 14	R: 0 E: 0 K: 2 S: 7	H: 0 LOB: 0 BB: 0 P: 9	R: 0 E: 0 K: 0 S: 10	H: 1 LOB: 2 BB: 1 P: 15	R: 0 E: 0 K: 0 S: 12	H: 0 LOB: 1 BB: 1 P: 19	R: 2 E: 0 K: 0 S: 15	H: 3 LOB: 0 BB: 0 P: 23	1B: 6 2B: 2 3B: 1 HR: 1	SF: 0 SAC: 0 DP: 1 HBP: 0		WP: 0 PB: 0 SB: 1 CS: 0	PA: 35								
<b>PITCHER</b>	IP	WLS	BF	H	R	ER	SO	BB	IBB	HBP	BLK	WP	HR	S	P	ERA	WHIP										
59 Carlos Carrasco, R ERA: 3.63	7.0	L	30	6	2	2	7	3	0	0	0	0	0	69	100	2.57	1.286										
34 Zach McAllister, R ERA: 3.15	0.1		4	3	2	2	0	0	0	0	0	0	1	13	21	54.00	9.000										
54 Ryan Webb, R ERA: 2.33	0.2		1	0	0	0	0	0	0	0	0	0	0	2	2	0.00	0.000										

**AB 31**  
**R 1**  
**H 6**  
**RBI 1**  
**BB 3**  
**SO 6**  
**LOB 10**



**AB 32**  
**R 4**  
**H 9**  
**RBI 4**  
**BB 3**  
**SO 7**  
**LOB 14**



livebaseballscorecards.com

livebaseballscorecards.com













Batter	1	2	3	4	5	6	7	8	9	AB	R	H	RBI	BB	SO	LOB	TOP								
32 Aaron Hicks, S OBP: 0.318, SLG: 0.411	G4-3			L3		G5-3		K		3	0	0	0	0	0	2	<b>Minnesota Twins @ New York Yankees</b> Yankee Stadium, Bronx, NY Wed Aug 19 2015, 1:13 PM - 3:46 PM EDT Att: 38,086 - Partly Cloudy - 85 F								
9 Eduardo Núñez, R OBP: 0.298, SLG: 0.401										1	0	0	0	0	1	0									
2 Brian Dozier, R OBP: 0.315, SLG: 0.486	F8			K		BB		P6		3	1	0	0	1	1	0									
7 Joe Mauer, L OBP: 0.332, SLG: 0.378	K			G6-3		1B		1B		4	0	2	2	0	1	0									
22 Miguel Sanó, R OBP: 0.394, SLG: 0.555		K			L7			K2-3		3	0	0	0	1	2	1									
24 Trevor Plouffe, R OBP: 0.306, SLG: 0.456		K2-3				BB				4	0	1	1	0	2	0									
20 Eddie Rosario, L OBP: 0.297, SLG: 0.449					P4					4	0	0	0	0	2	3									
5 Eduardo Escobar, S OBP: 0.285, SLG: 0.377					F8					4	0	0	0	0	1	0									
12 Chris Herrmann, L OBP: 0.238, SLG: 0.325						1B				3	1	1	0	0	2	0									
21 Shane Robinson, R OBP: 0.313, SLG: 0.340										3	1	1	0	0	0	0									
<b>Inning Stats</b>	R: 0 E: 0 K: 1 S: 9	H: 0 LOB: 0 BB: 0 P: 13	R: 0 E: 0 K: 3 S: 11	H: 0 LOB: 0 BB: 0 P: 15	R: 0 E: 0 K: 1 S: 14	H: 0 LOB: 0 BB: 0 P: 17	R: 0 E: 0 K: 1 S: 9	H: 0 LOB: 0 BB: 0 P: 12	R: 0 E: 0 K: 0 S: 8	H: 0 LOB: 0 BB: 0 P: 14	R: 3 E: 0 K: 1 S: 21	H: 4 LOB: 3 BB: 2 P: 34	R: 0 E: 0 K: 1 S: 11	H: 0 LOB: 0 BB: 0 P: 15	R: 0 E: 0 K: 2 S: 13	H: 1 LOB: 1 BB: 0 P: 24	R: 0 E: 0 K: 2 S: 8	H: 0 LOB: 0 BB: 0 P: 15	1B: 5 2B: 0 3B: 0 HR: 0	SF: 0 SAC: 0 DP: 0 HBP: 0	WP: 1 PB: 0 CS: 0	PA: 34			
<b>PITCHER</b>	IP	WLS	BF	H	R	ER	SO	BB	IBB	HBP	BLK	WP	HR	S	P	ERA	WHIP								
30 Nathan Eovaldi, R ERA: 4.24	7.0	W	27	4	3	3	8	2	0	0	0	0	0	83	120	3.86	0.857								
45 Chasen Shreve, L ERA: 2.05	1.0	H	4	1	0	0	2	0	0	0	0	1	0	13	24	0.00	1.000								
68 Dellin Betances, R ERA: 1.13	1.0	S	3	0	0	0	2	0	0	0	0	0	0	8	15	0.00	0.000								

Batter	1	2	3	4	5	6	7	8	9	AB	R	H	RBI	BB	SO	LOB	BOTTOM								
22 Jacoby Ellsbury, L OBP: 0.339, SLG: 0.377	G3-6-1							G3		4	0	1	0	0	0	1	<b>Minnesota Twins @ New York Yankees</b> Yankee Stadium, Bronx, NY Wed Aug 19 2015, 1:13 PM - 3:46 PM EDT Att: 38,086 - Partly Cloudy - 85 F								
11 Brett Gardner, L OBP: 0.394, SLG: 0.428	G4-3			G4-3		L3		F8		4	0	0	0	0	0	1									
13 Alex Rodriguez, R OBP: 0.367, SLG: 0.496	F8			K		G5-3				3	0	0	0	1	1	1									
36 Carlos Beltrán, S OBP: 0.335, SLG: 0.478								BB		3	2	1	0	1	2	2									
24 Chris Young, R OBP: 0.312, SLG: 0.471										0	0	0	0	0	0	0									
33 Greg Bird, L OBP: 0.368, SLG: 0.722		G4-3								4	2	2	4	0	1	1									
12 Chase Headley, S OBP: 0.336, SLG: 0.395										2	0	2	0	0	0	0									
18 Didi Gregorius, L OBP: 0.303, SLG: 0.537										3	0	0	0	0	0	3									
14 Stephen Drew, L OBP: 0.257, SLG: 0.384										3	0	1	0	0	0	0									
66 John Ryan Murphy, R OBP: 0.311, SLG: 0.581										3	0	0	0	0	3	1									
<b>Inning Stats</b>	R: 0 E: 0 K: 1 S: 10	H: 1 LOB: 1 BB: 0 P: 13	R: 0 E: 0 K: 0 S: 7	H: 0 LOB: 0 BB: 0 P: 10	R: 0 E: 0 K: 1 S: 8	H: 1 LOB: 0 BB: 0 P: 11	R: 2 E: 0 K: 1 S: 12	H: 3 LOB: 1 BB: 0 P: 20	R: 0 E: 0 K: 1 S: 5	H: 0 LOB: 0 BB: 0 P: 5	R: 2 E: 0 K: 0 S: 15	H: 2 LOB: 1 BB: 1 P: 24	R: 0 E: 0 K: 1 S: 10	H: 0 LOB: 0 BB: 0 P: 13	R: 0 E: 0 K: 2 S: 10	H: 0 LOB: 1 BB: 1 P: 16	1B: 4 2B: 1 3B: 0 HR: 2	SF: 0 SAC: 0 DP: 2 HBP: 1	WP: 0 PB: 0 CS: 0	PA: 32					
<b>PITCHER</b>	IP	WLS	BF	H	R	ER	SO	BB	IBB	HBP	BLK	WP	HR	S	P	ERA	WHIP								
54 Ervin Santana, R ERA: 5.53	7.2	L	31	7	4	4	6	2	0	1	0	0	0	74	108	4.70	1.174								
65 Trevor May, R ERA: 4.13	0.1		1	0	0	0	1	0	0	0	0	0	0	3	4	0.00	0.000								

**AB 32**  
**R 3**  
**H 5**  
**RBI 3**  
**BB 2**  
**SO 12**  
**LOB 6**



**AB 29**  
**R 4**  
**H 7**  
**RBI 4**  
**BB 2**  
**SO 7**  
**LOB 10**



**AB 29**  
**R 4**  
**H 7**  
**RBI 4**  
**BB 2**  
**SO 7**  
**LOB 10**



Batter	1	2	3	4	5	6	7	8	9	AB	R	H	RBI	BB	SO	LOB	TOP					
25 Byron Buxton, R OBP: 0.222, SLG: 0.256	G5-3	G5-3		FC5-4			K		L4	6	1	1	0	0	1	3	<b>Minnesota Twins @ Baltimore Orioles</b> Oriole Park at Camden Yards, Baltimore, MD Thu Aug 20 2015, 9:37 PM - 12:28 AM EDT Att: 20,109 - Cloudy - 74 F					
2 Brian Dozier, R OBP: 0.316, SLG: 0.485 9 Eduardo Núñez, R OBP: 0.302, SLG: 0.405	G5-3				P3					5	1	2	1	0	0	3						
7 Joe Mauer, L OBP: 0.333, SLG: 0.378 21 Shane Robinson, R OBP: 0.315, SLG: 0.342	F8	G4-3								3	2	1	0	1	0	1						
22 Miguel Sanó, R OBP: 0.394, SLG: 0.567										4	3	1	3	1	2	3						
24 Trevor Plouffe, R OBP: 0.309, SLG: 0.459										4	1	2	2	1	1	0						
20 Eddie Rosario, L OBP: 0.290, SLG: 0.452										5	1	3	2	0	2	0						
48 Toni Hunter, R OBP: 0.323, SLG: 0.410 12 Chris Herrmann, L OBP: 0.235, SLG: 0.321										3	1	0	1	1	1	2						
8 Kurt Suzuki, R OBP: 0.294, SLG: 0.314										5	2	3	2	0	1	2						
5 Eduardo Escobar, S OBP: 0.290, SLG: 0.396										5	2	3	2	0	0	1						
<b>Inning Stats</b>	R: 0 E: 0 K: 0 S: 8	H: 0 LOB: 0 BB: 0 P: 11	R: 5 E: 0 K: 0 S: 23	H: 5 LOB: 1 BB: 2 P: 40	R: 0 E: 0 K: 2 S: 10	H: 0 LOB: 0 BB: 0 P: 14	R: 0 E: 0 K: 1 S: 13	H: 1 LOB: 1 BB: 0 P: 16	R: 2 E: 0 K: 2 S: 11	H: 2 LOB: 0 BB: 0 P: 15	R: 0 E: 0 K: 0 S: 8	H: 0 LOB: 0 BB: 0 P: 12	R: 2 E: 0 K: 2 S: 14	H: 3 LOB: 2 BB: 1 P: 31	R: 5 E: 1 K: 1 S: 22	H: 5 LOB: 2 BB: 1 P: 33		R: 1 E: 0 K: 0 S: 9	H: 2 LOB: 0 BB: 0 P: 11	1B: 14 2B: 2 3B: 0 HR: 2	SF: 0 SAC: 0 DP: 1 HBP: 0	WP: 0 PB: 0 SB: 0 CS: 0
<b>PITCHER</b>	IP WLS BF H R ER SO BB IBB HBP BLK WP HR S P ERA WHIP	5.0 L 24 8 7 7 5 2 0 0 0 0 1 65 96 12.60 2.000	6.1 10 3 2 2 2 1 0 0 0 0 0 22 43 9.00 2.000	6.1 14 7 6 6 1 1 0 0 0 0 1 31 44 27.00 4.000	<b>PITCHER</b>										IP WLS BF H R ER SO BB IBB HBP BLK WP HR S P ERA WHIP							

AB	44
R	15
H	18
RBI	14
BB	4
SO	8
LOB	18



Batter	1	2	3	4	5	6	7	8	9	AB	R	H	RBI	BB	SO	LOB	BOTTOM					
13 Manny Machado, R OBP: 0.364, SLG: 0.516 14 Nolan Reimold, R OBP: 0.308, SLG: 0.344	G6-3		G6-3			G5-4-3		K	P3	3	0	0	0	0	0	1	<b>Minnesota Twins @ Baltimore Orioles</b> Oriole Park at Camden Yards, Baltimore, MD Thu Aug 20 2015, 9:37 PM - 12:28 AM EDT Att: 20,109 - Cloudy - 74 F					
18 Gerardo Parra, L OBP: 0.381, SLG: 0.510	G6-3					G4-3				4	0	1	1	0	1	0						
10 Adam Jones, R OBP: 0.323, SLG: 0.597 38 Jimmy Paredes, S OBP: 0.307, SLG: 0.423	G6-3				L1					3	0	1	0	0	0	0						
19 Chris Davis, L OBP: 0.344, SLG: 0.547 36 Caleb Joseph, R OBP: 0.322, SLG: 0.453										3	0	2	0	0	1	0						
32 Matt Wieters, S OBP: 0.309, SLG: 0.452										4	0	1	0	0	2	5						
6 Jonathan Schoop, R OBP: 0.327, SLG: 0.516										4	0	0	0	0	0	3						
45 Steve Clevenger, L OBP: 0.361, SLG: 0.500										4	1	1	0	0	2	2						
2 J.J. Hardy, R OBP: 0.253, SLG: 0.318 3 Ryan Flaherty, L OBP: 0.265, SLG: 0.333										2	0	0	0	0	1	2						
51 Henry Urrutia, L OBP: 0.333, SLG: 0.409										3	0	2	0	1	0	0						
<b>Inning Stats</b>	R: 0 E: 0 K: 0 S: 6	H: 0 LOB: 0 BB: 0 P: 10	R: 0 E: 0 K: 2 S: 13	H: 2 LOB: 2 BB: 0 P: 18	R: 0 E: 0 K: 1 S: 6	H: 0 LOB: 0 BB: 0 P: 9	R: 0 E: 0 K: 2 S: 9	H: 0 LOB: 0 BB: 0 P: 11	R: 0 E: 0 K: 1 S: 8	H: 0 LOB: 0 BB: 0 P: 13	R: 0 E: 0 K: 0 S: 5	H: 1 LOB: 0 BB: 0 P: 7	R: 0 E: 0 K: 0 S: 9	H: 2 LOB: 1 BB: 0 P: 12	R: 2 E: 0 K: 3 S: 20	H: 5 LOB: 3 BB: 0 P: 23		R: 0 E: 0 K: 0 S: 9	H: 0 LOB: 2 BB: 2 P: 17	1B: 9 2B: 1 3B: 0 HR: 0	SF: 0 SAC: 0 DP: 2 HBP: 0	WP: 0 PB: 0 SB: 0 CS: 0
<b>PITCHER</b>	IP WLS BF H R ER SO BB IBB HBP BLK WP HR S P ERA WHIP	7.2 W 31 10 0 2 8 0 0 0 0 0 14 24 0.00 1.500	1.1 6 0 0 0 1 2 0 0 0 0 0 14 24 0.00 1.500	<b>PITCHER</b>										IP WLS BF H R ER SO BB IBB HBP BLK WP HR S P ERA WHIP								

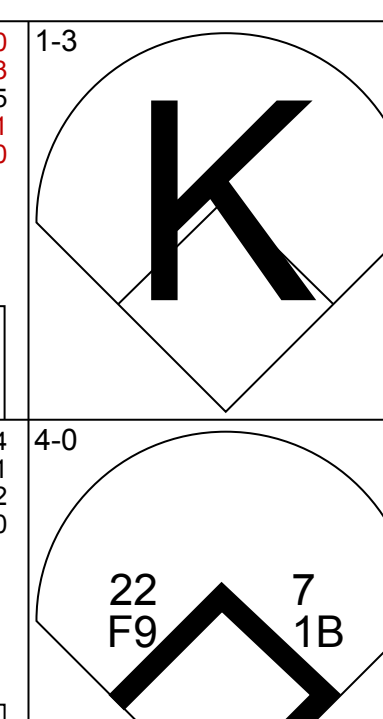
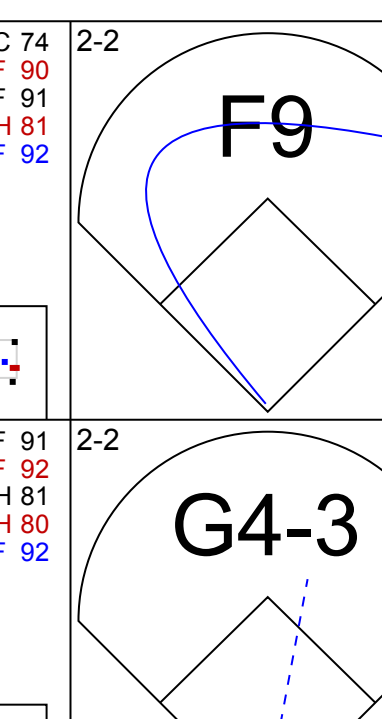
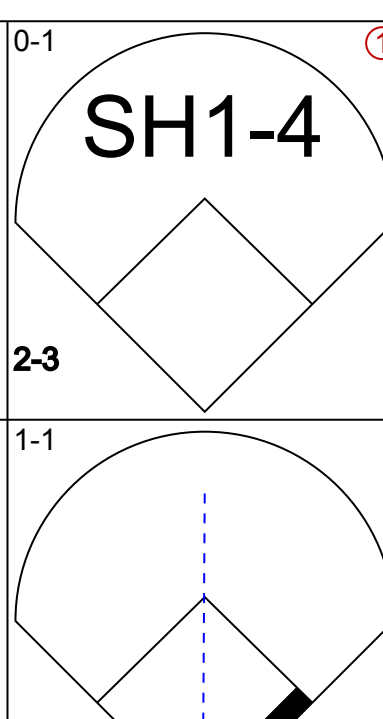

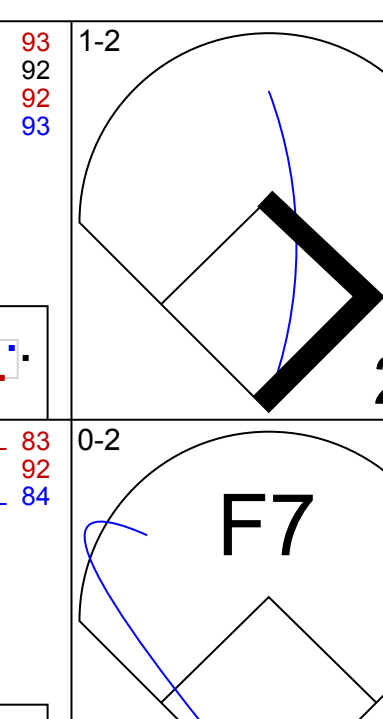
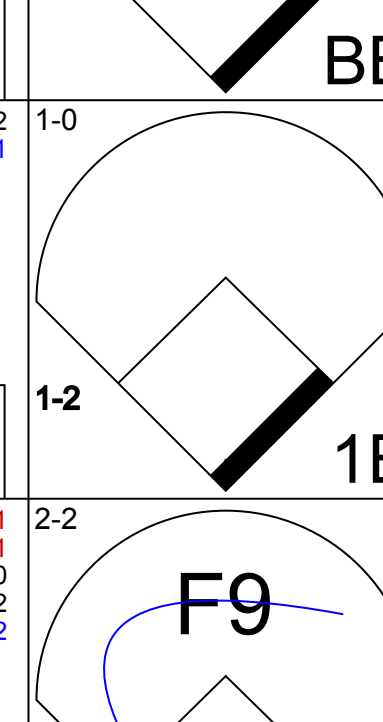

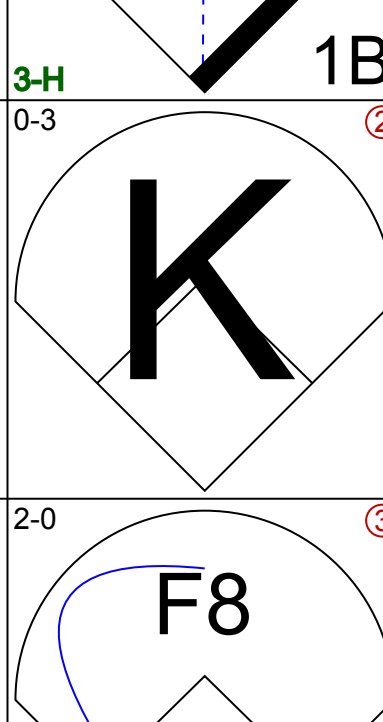
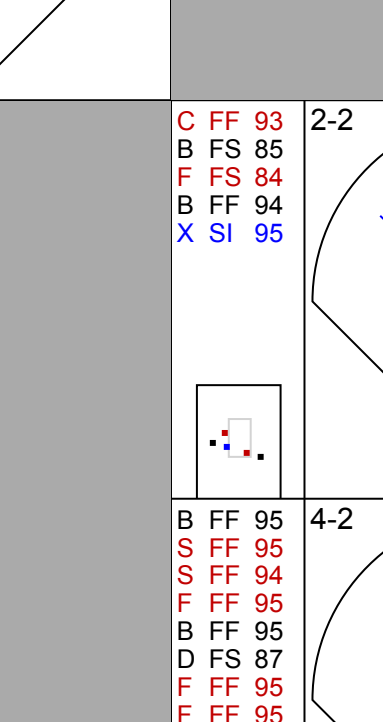

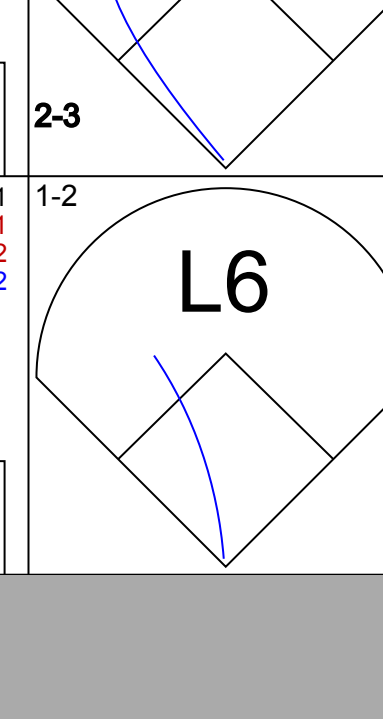
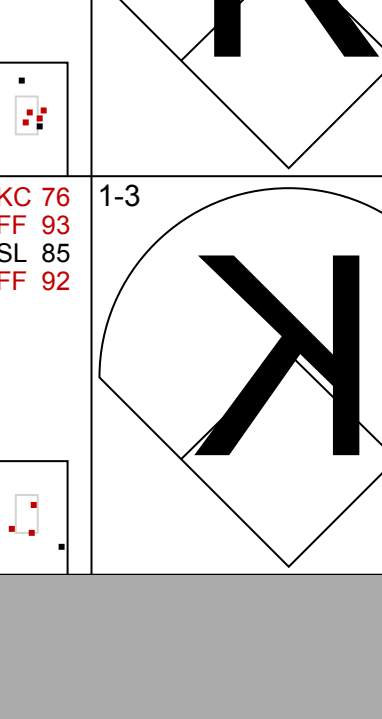








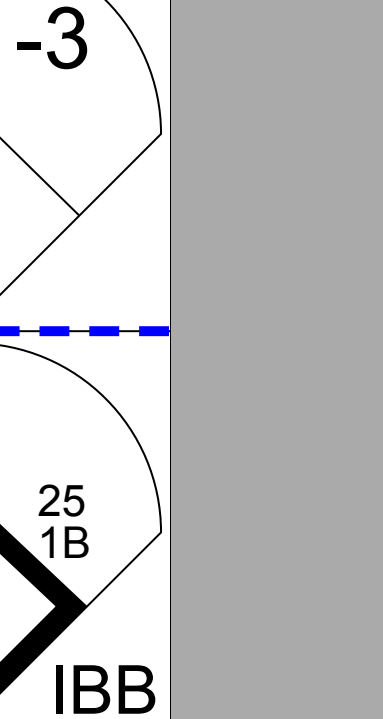
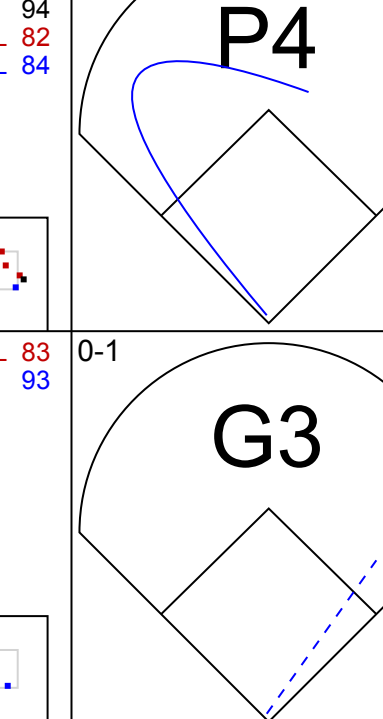
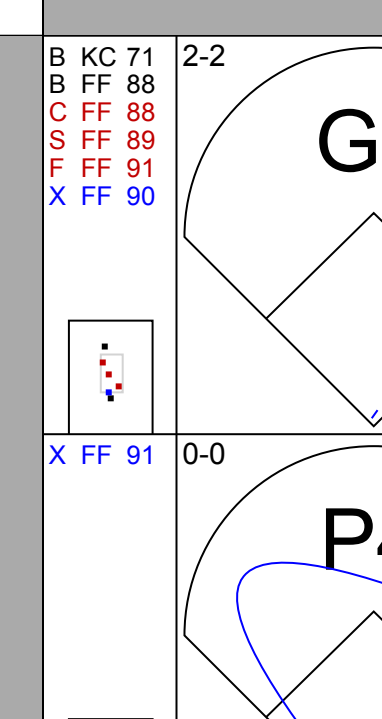
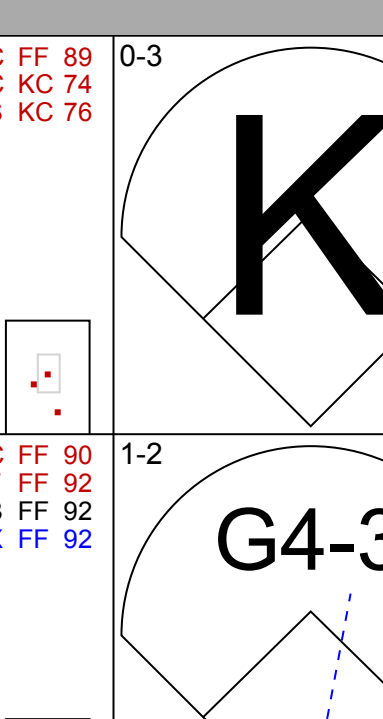
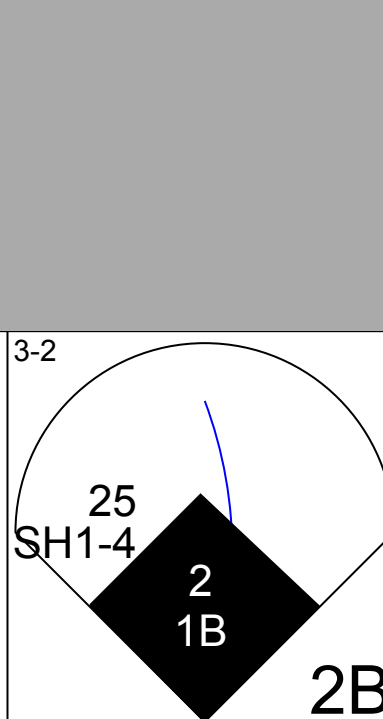
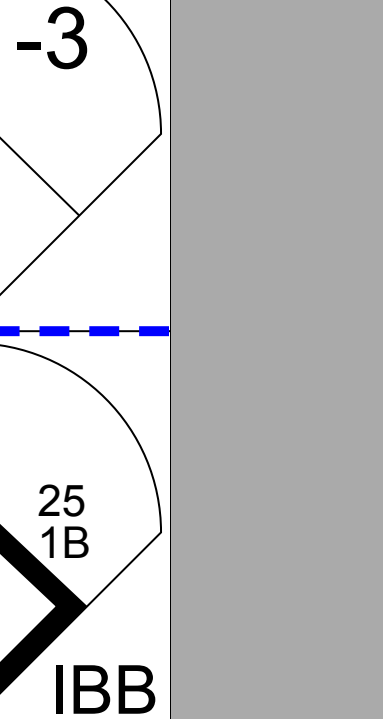
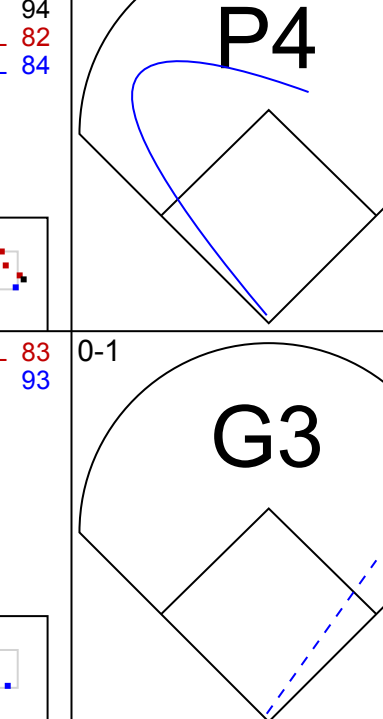
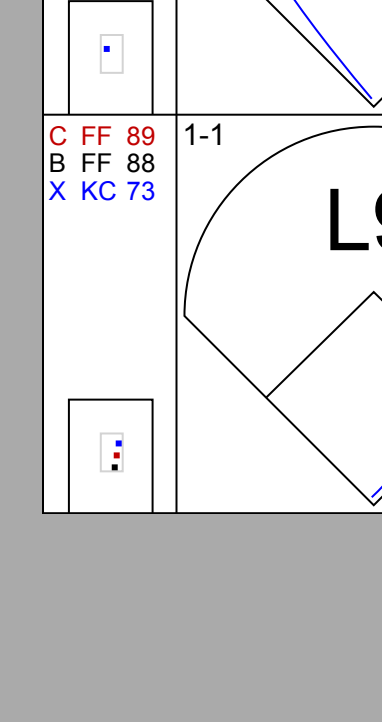
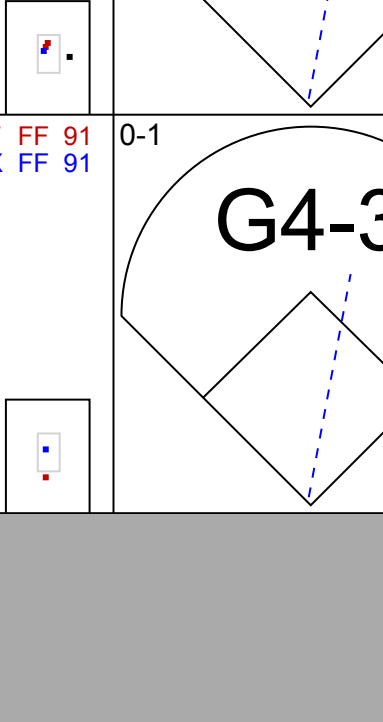
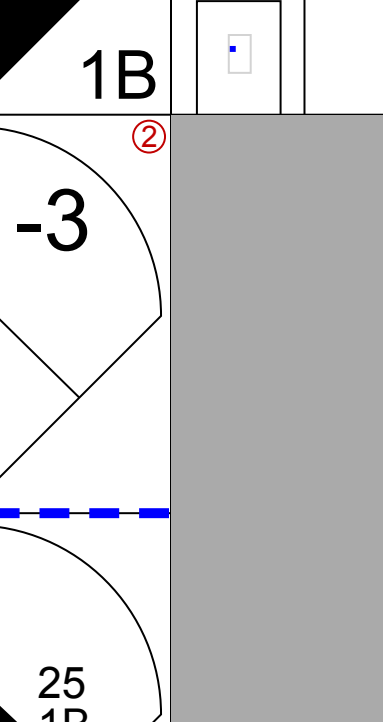
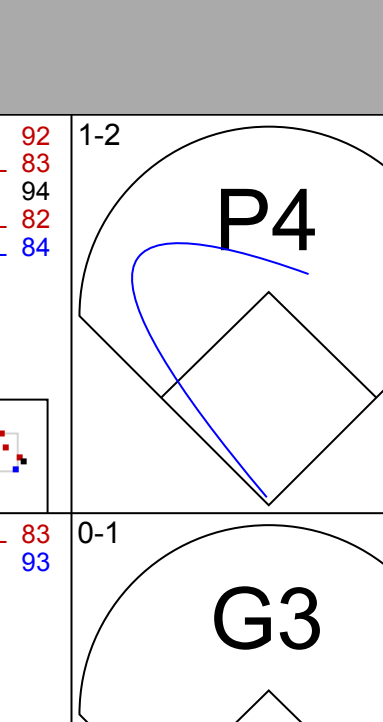
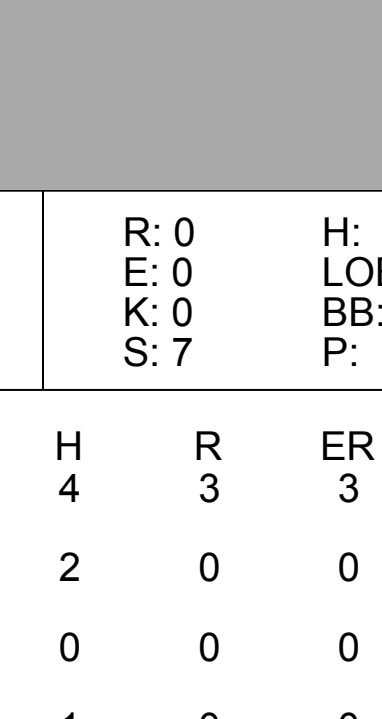
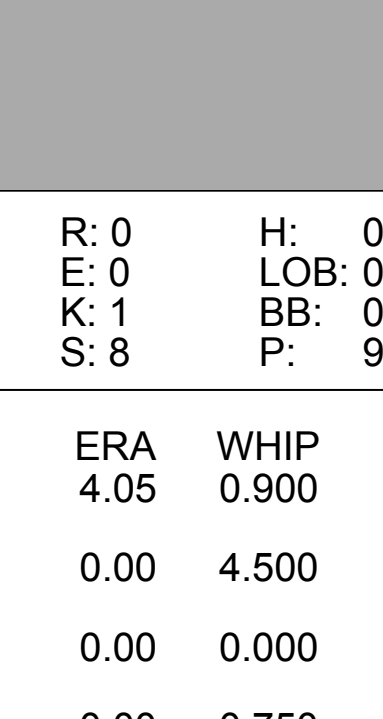
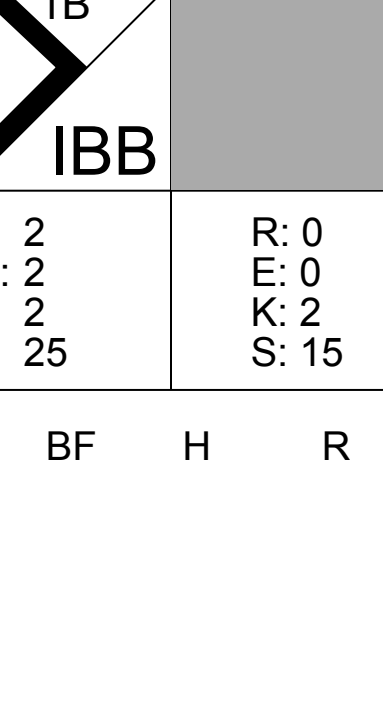
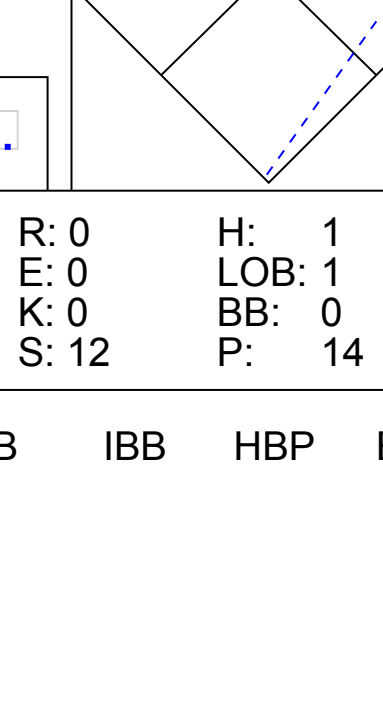
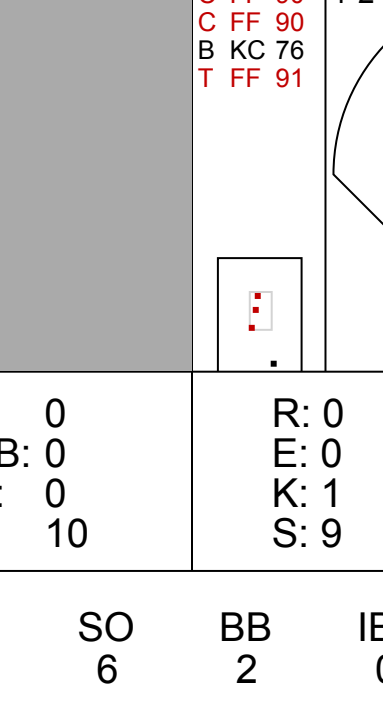
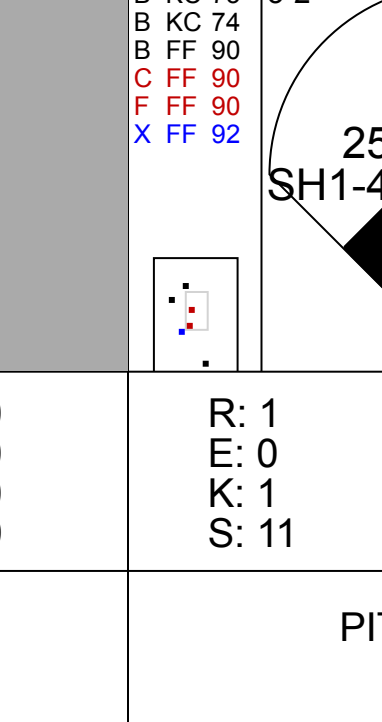
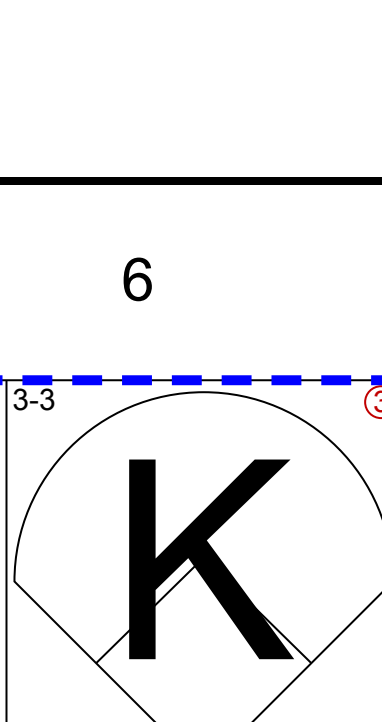

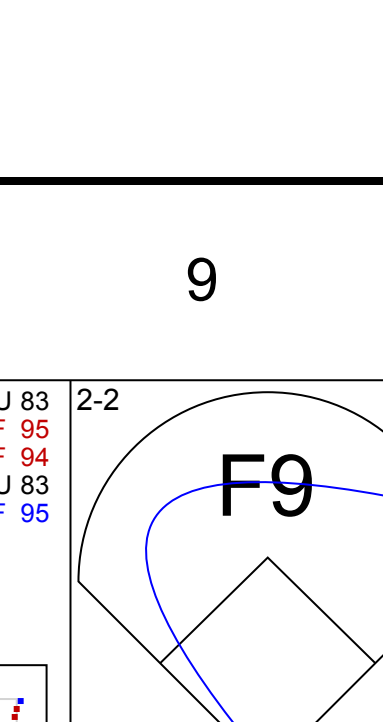
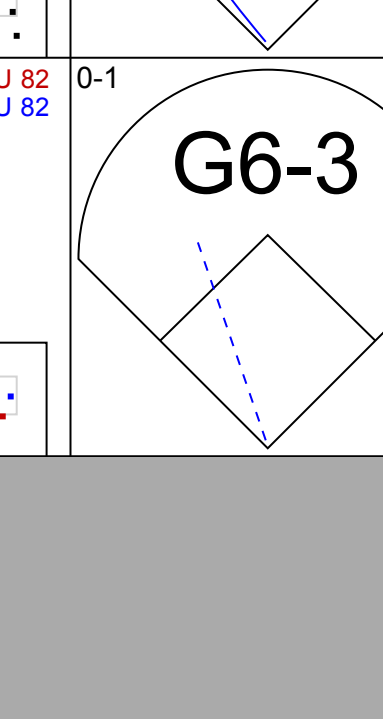
AB	35
R	2
H	10
RBI	2
BB	2
SO	9
LOB	21





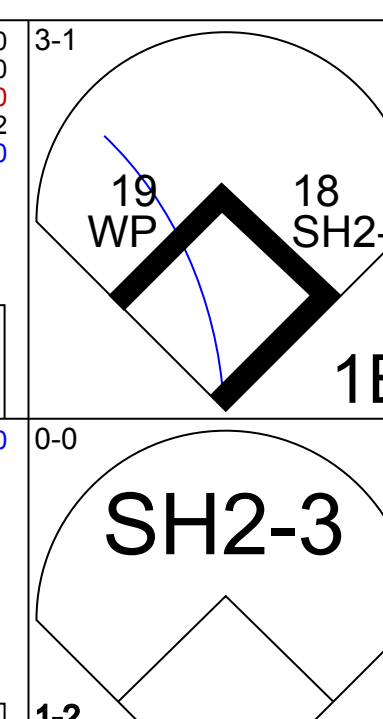
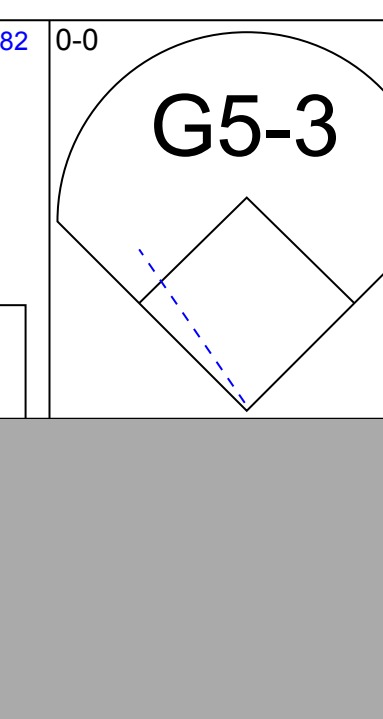
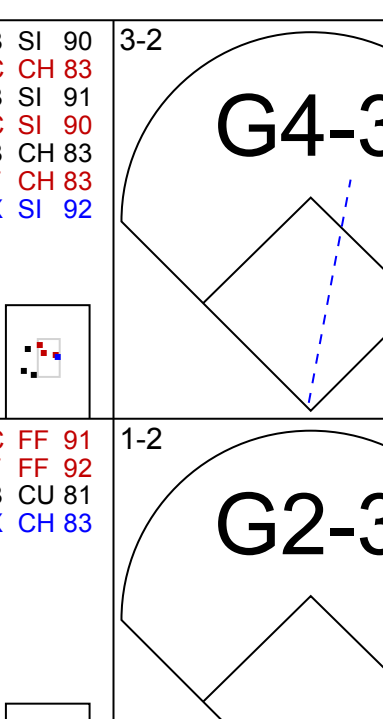

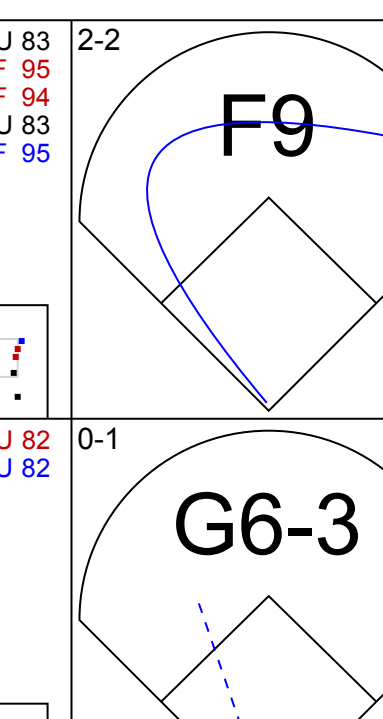
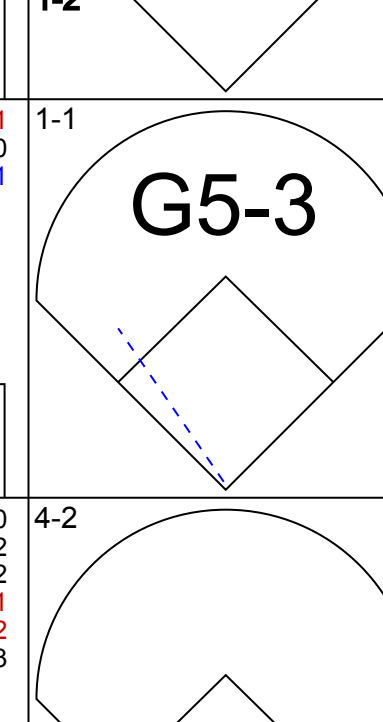
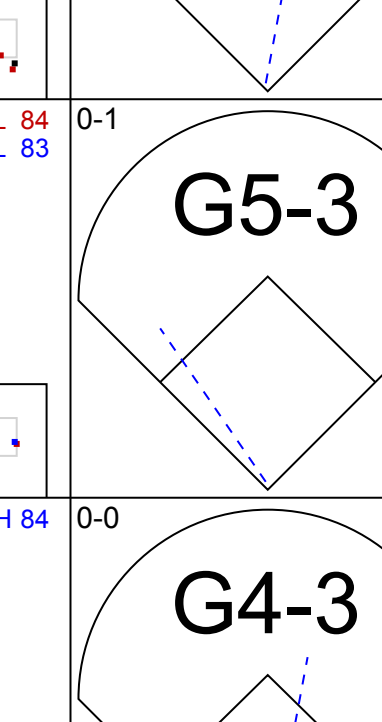
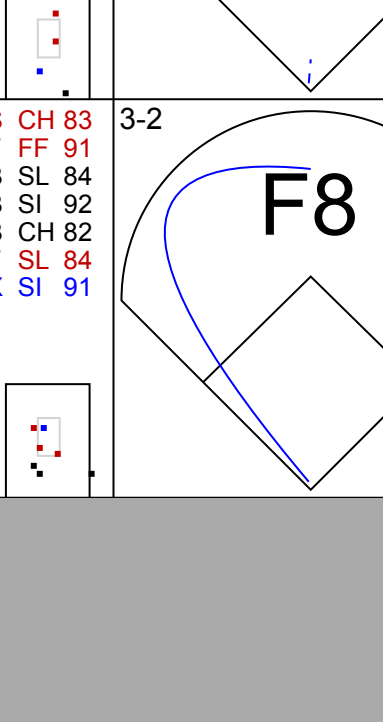
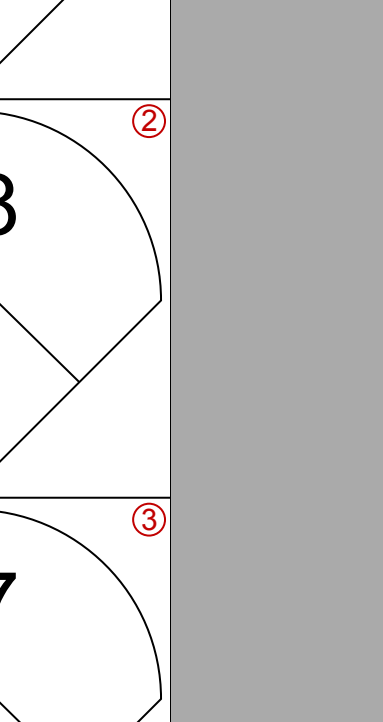

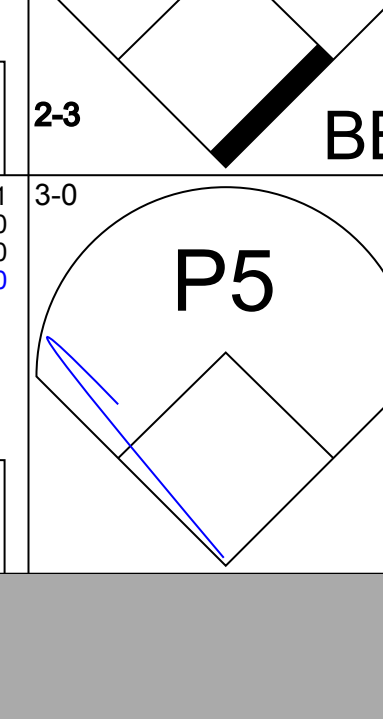


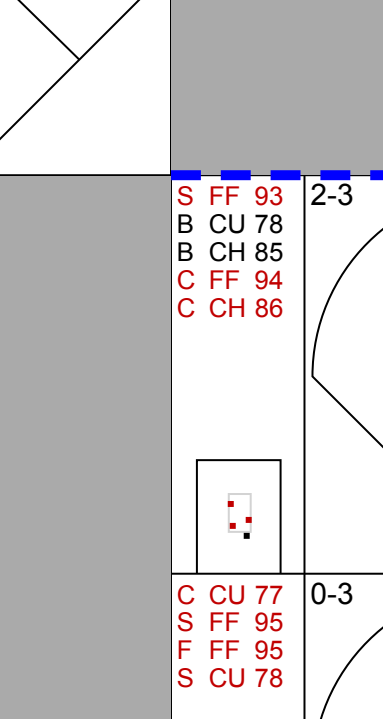


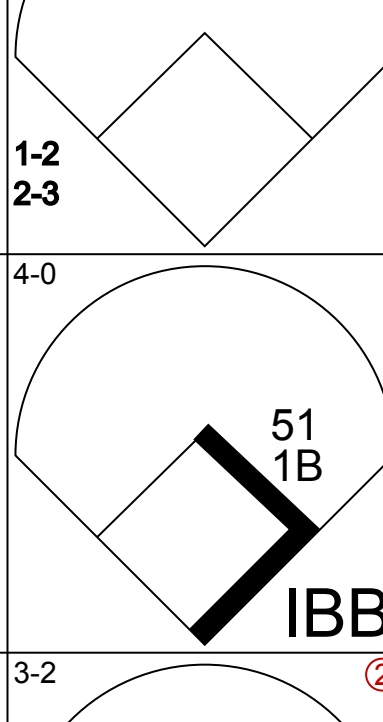
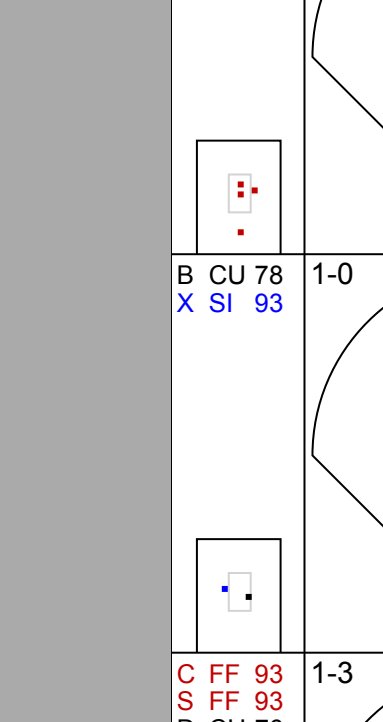

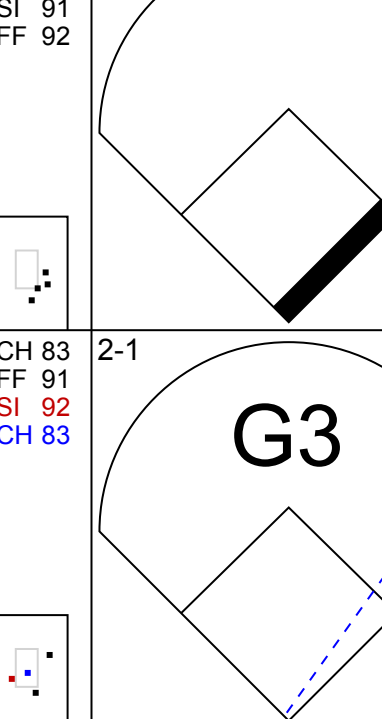
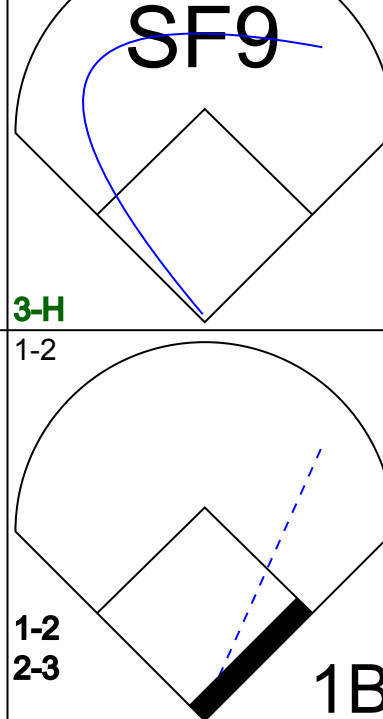
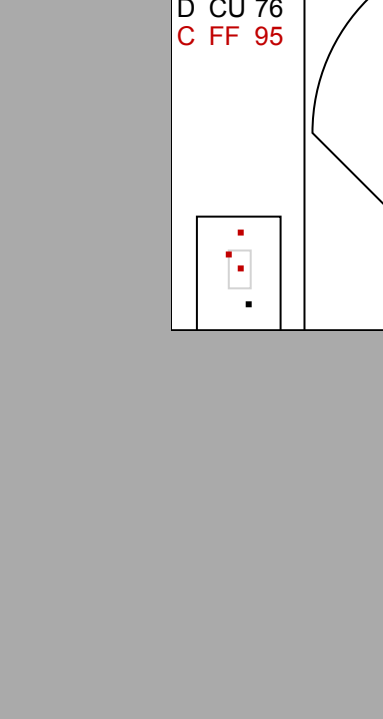
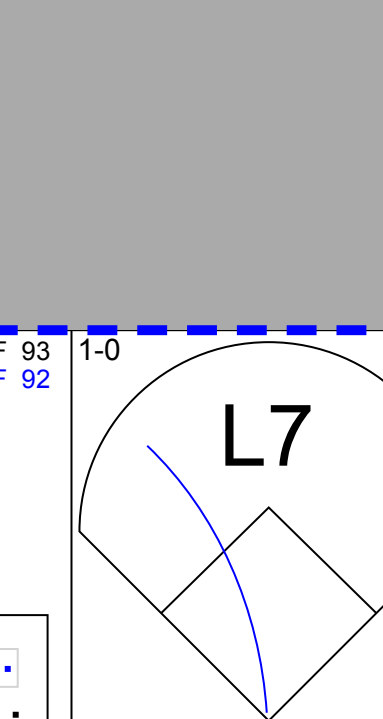
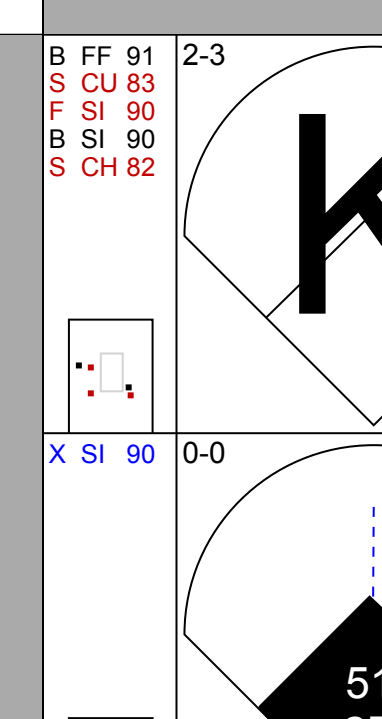

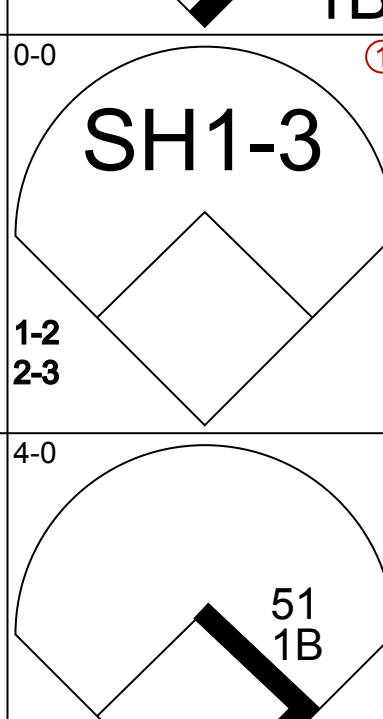
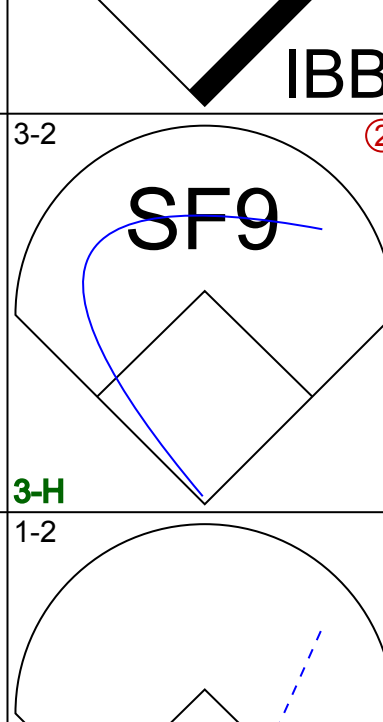
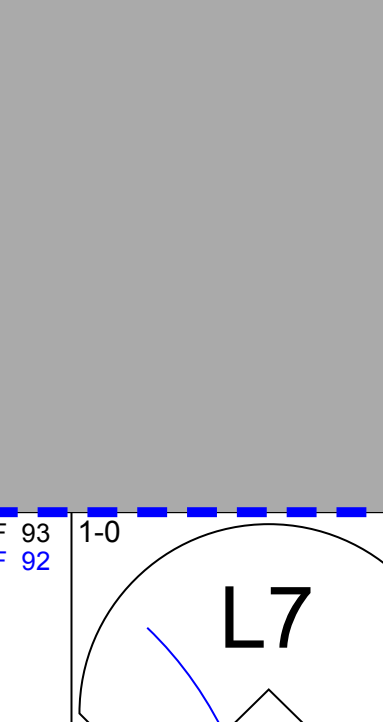
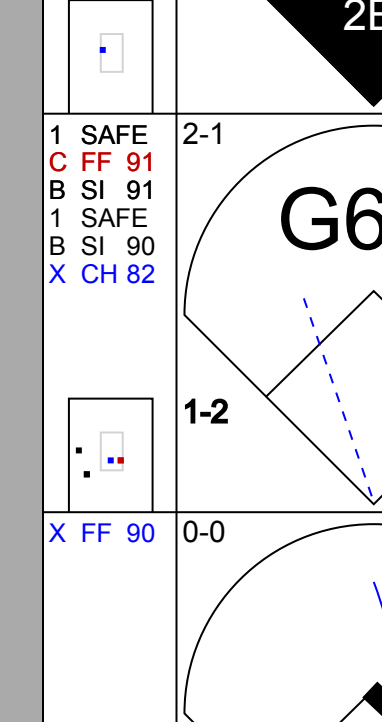
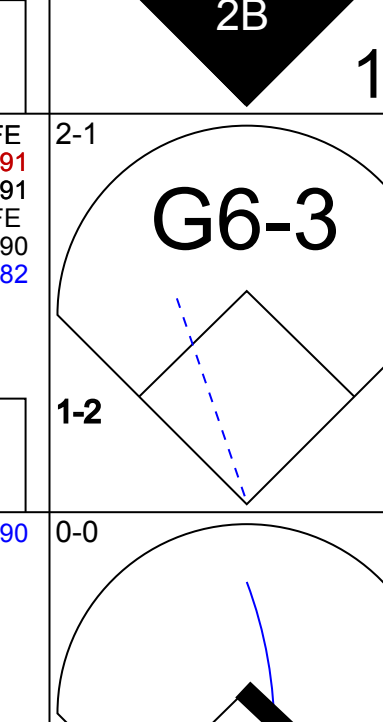
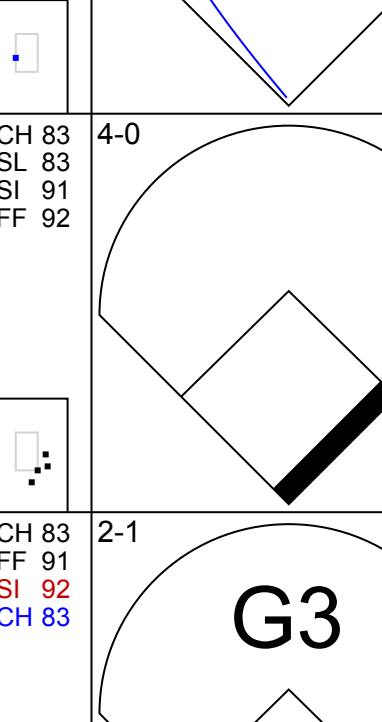
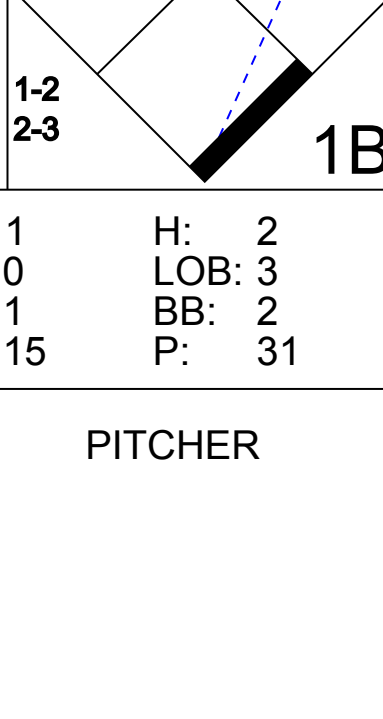
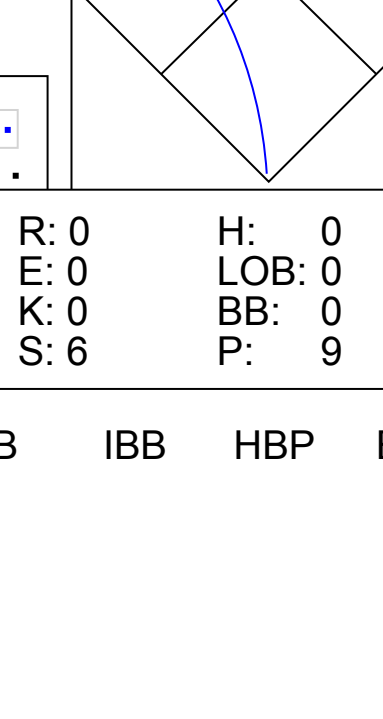
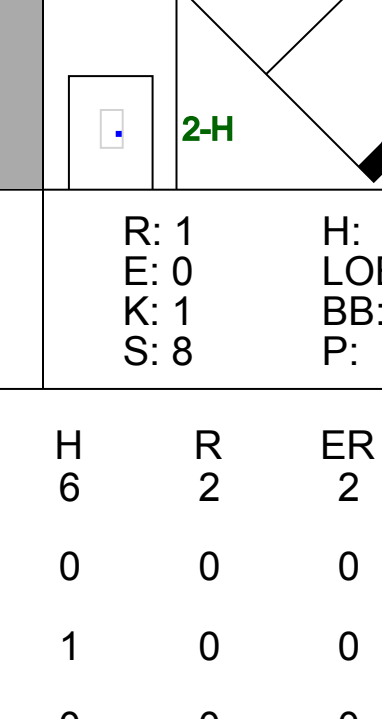
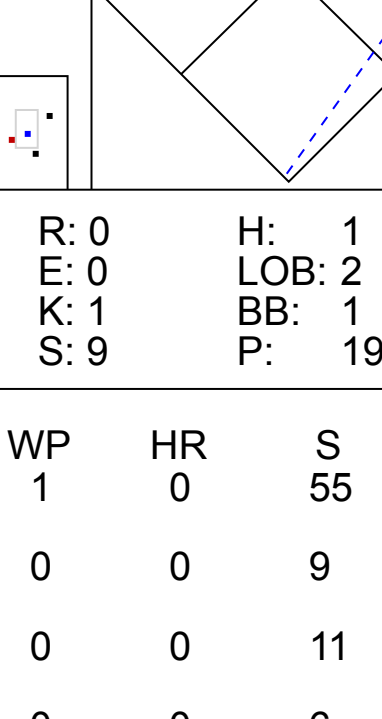



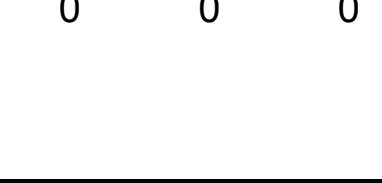





Batter	1	2	3	4	5	6	7	8	9	AB	R	H	RBI	BB	SO	LOB	TOP					
25 Byron Buxton, R OBP: 0.259, SLG: 0.308										4	0	2	1	0	1	0	<b>Minnesota Twins @ Baltimore Orioles</b> Oriole Park at Camden Yards, Baltimore, MD Sat Aug 22 2015, 7:07 PM - 10:07 PM EDT Att: 35,301 - Clear - 80 F					
2 Brian Dozier, R OBP: 0.316, SLG: 0.480										4	0	1	1	1	0	3						
7 Joe Mauer, L OBP: 0.333, SLG: 0.379										4	0	2	0	0	1	1						
22 Miguel Sanó, R OBP: 0.397, SLG: 0.561										3	0	0	0	1	1	3						
24 Trevor Plouffe, R OBP: 0.305, SLG: 0.451										4	0	0	0	0	2	4						
20 Eddie Rosario, L OBP: 0.286, SLG: 0.443										3	1	0	0	1	2	2						
48 Toni Hunter, R OBP: 0.291, SLG: 0.410										4	1	1	0	0	0	2						
8 Kurt Suzuki, R OBP: 0.294, SLG: 0.313										3	0	0	1	0	0	0						
5 Eduardo Escobar, S OBP: 0.293, SLG: 0.399										3	1	1	0	1	1	0						
<b>Inning Stats</b>	R: 0 H: 1 E: 0 K: 1 S: 11	H: 1 LOB: 2 BB: 1 P: 20	R: 0 H: 0 E: 0 K: 0 S: 7	H: 0 LOB: 0 BB: 0 P: 10	R: 0 H: 0 E: 0 K: 1 S: 9	H: 0 LOB: 0 BB: 0 P: 14	R: 0 H: 0 E: 0 K: 2 S: 10	H: 0 LOB: 0 BB: 0 P: 15	R: 0 H: 0 E: 0 K: 1 S: 8	H: 0 LOB: 0 BB: 0 P: 9	R: 1 H: 2 E: 0 K: 1 S: 11	H: 2 LOB: 1 BB: 0 P: 17	R: 2 H: 2 E: 0 K: 0 S: 12	H: 2 LOB: 2 BB: 2 P: 25	R: 0 H: 1 E: 0 K: 2 S: 15	H: 1 LOB: 2 BB: 1 P: 25		R: 0 H: 1 E: 0 K: 0 S: 12	H: 1 LOB: 0 BB: 0 P: 14	1B: 4 2B: 3 3B: 0 HR: 0	SF: 0 SAC: 2 DP: 0 HBP: 0	WP: 0 PB: 0 SB: 0 CS: 0
<b>PITCHER</b>	IP WLS BF H R ER SO BB IBB HBP BLK WP HR S P ERA WHIP	IP WLS BF H R ER SO BB IBB HBP BLK WP HR S P ERA WHIP																				
30 Chris Tillman, R ERA: 4.51	6.2 L 26 4 3 3 6 2 0 0 0 0 0 64 101 4.05 0.900																					
35 Brad Brach, R ERA: 2.4	0.2 6 2 0 0 1 1 1 0 0 0 0 0 15 27 0.00 4.500																					
17 Brian Matusz, L ERA: 2.23	0.1 1 0 0 0 1 0 0 0 0 0 0 0 3 6 0.00 0.000																					
61 Jason Garcia, R ERA: 4.71	1.1 5 1 0 0 0 0 0 0 0 0 0 0 13 15 0.00 0.750																					

AB 32  
R 3  
H 7  
RBI 3  
BB 4  
SO 8  
LOB 15



Batter	1	2	3	4	5	6	7	8	9	AB	R	H	RBI	BB	SO	LOB	BOTTOM					
13 Manny Machado, R OBP: 0.362, SLG: 0.510										5	0	1	0	0	1	4	<b>Minnesota Twins @ Baltimore Orioles</b> Oriole Park at Camden Yards, Baltimore, MD Sat Aug 22 2015, 7:07 PM - 10:07 PM EDT Att: 35,301 - Clear - 80 F					
18 Gerardo Parra, L OBP: 0.357, SLG: 0.510										4	0	0	0	0	0	0						
10 Adam Jones, R OBP: 0.320, SLG: 0.500										4	0	0	0	0	0	1						
19 Chris Davis, L OBP: 0.347, SLG: 0.543										2	1	0	0	2	0	0						
32 Matt Wieters, S OBP: 0.301, SLG: 0.437										4	0	1	0	0	2	2						
6 Jonathan Schoop, R OBP: 0.322, SLG: 0.509										3	0	1	0	0	2	0						
45 Steve Clevenger, L OBP: 0.400, SLG: 0.513										3	1	2	0	1	0	1						
2 J.J. Hardy, R OBP: 0.251, SLG: 0.313										2	0	0	1	1	1	2						
51 Henry Urrutia, L OBP: 0.357, SLG: 0.462										4	0	2	1	0	0	2						
<b>Inning Stats</b>	R: 0 H: 1 E: 0 K: 0 S: 8	H: 2 LOB: 1 BB: 0 P: 19	R: 1 H: 2 E: 0 K: 1 S: 8	H: 2 LOB: 0 BB: 0 P: 12	R: 0 H: 0 E: 0 K: 0 S: 7	H: 0 LOB: 0 BB: 0 P: 8	R: 0 H: 1 E: 0 K: 1 S: 9	H: 1 LOB: 2 BB: 1 P: 19	R: 0 H: 0 E: 0 K: 0 S: 11	H: 0 LOB: 0 BB: 0 P: 18	R: 1 H: 2 E: 0 K: 1 S: 15	H: 2 LOB: 3 BB: 2 P: 31	R: 0 H: 0 E: 0 K: 0 S: 6	H: 0 LOB: 0 BB: 0 P: 8	R: 0 H: 1 E: 0 K: 3 S: 11	H: 1 LOB: 1 BB: 0 P: 15		R: 0 H: 0 E: 0 K: 0 S: 6	H: 0 LOB: 0 BB: 0 P: 9	1B: 5 2B: 2 3B: 0 HR: 0	SF: 1 SAC: 2 DP: 0 HBP: 0	WP: 1 PB: 0 SB: 0 CS: 0
<b>PITCHER</b>	IP WLS BF H R ER SO BB IBB HBP BLK WP HR S P ERA WHIP	IP WLS BF H R ER SO BB IBB HBP BLK WP HR S P ERA WHIP																				
44 Kyle Gibson, R ERA: 3.96	5.2 W 4 0 0 0 1 0 0 0 0 0 9 14 0.00 0.000																					
50 Casey Fien, R ERA: 3.47	1.1 H 4 1 0 0 3 0 0 0 0 0 11 15 0.00 1.000																					
65 Trevor May, R ERA: 4.05	1.0 S 3 0 0 0 0 0 0 0 0 0 6 9 0.00 0.000																					
49 Kevin Jepsen, R ERA: 2.63																						

AB 31  
R 2  
H 7  
RBI 2  
BB 4  
SO 6  
LOB 12





Batter	1	2	3	4	5	6	7	8	9	10	11	12	AB	R	H	RBI	BB	SO	LOB	TOP								
25 Byron Buxton, R OBP: 0.233, SLG: 0.276	F8		L8			P3		F9		K		K		6	0	0	0	0	2	1								
2 Brian Dozier, R OBP: 0.315, SLG: 0.477	K		G2-3			K					K		5	1	1	0	0	3	0									
7 Joe Mauer, L OBP: 0.332, SLG: 0.379	2B		K			G1-3					G1-3		5	1	1	0	0	1	1									
22 Miguel Sanó, R OBP: 0.397, SLG: 0.582	HR		K			K					2B		5	1	2	2	0	3	1									
24 Trevor Plouffe, R OBP: 0.307, SLG: 0.452																												
9 Eduardo Núñez, R OBP: 0.305, SLG: 0.401	1B		G6-3			E5							4	0	2	1	0	0	0									
20 Eddie Rosario, L OBP: 0.266, SLG: 0.439	K		G4-3			K							1	0	0	0	0	1	1									
5 Eduardo Escobar, S OBP: 0.288, SLG: 0.391		G3				L3-1							5	1	0	0	0	1	3									
12 Chris Herrmann, L OBP: 0.225, SLG: 0.305		P6				K							4	0	0	0	0	2	0									
8 Kurt Suzuki, R OBP: 0.293, SLG: 0.313								K					1	0	0	0	0	0	1									
21 Shane Robinson, R OBP: 0.309, SLG: 0.351		L8				G4-3							5	0	0	0	0	1	0									
<b>Inning Stats</b>	R: 2 E: 0 K: 2 S: 15	H: 3 LOB: 1 BB: 0 P: 23	R: 0 E: 0 K: 0 S: 8	H: 0 LOB: 0 BB: 0 P: 12	R: 0 E: 0 K: 1 S: 6	H: 0 LOB: 0 BB: 0 P: 11	R: 0 E: 0 K: 1 S: 12	H: 0 LOB: 0 BB: 0 P: 15	R: 0 E: 0 K: 1 S: 7	H: 0 LOB: 0 BB: 0 P: 11	R: 0 E: 1 K: 2 S: 9	H: 0 LOB: 1 BB: 0 P: 17	R: 0 E: 0 K: 2 S: 11	H: 0 LOB: 0 BB: 0 P: 14	R: 0 E: 0 K: 1 S: 16	H: 3 LOB: 2 BB: 0 P: 22	R: 0 E: 0 K: 1 S: 8	H: 0 LOB: 0 BB: 0 P: 11	R: 0 E: 2 K: 1 S: 13	H: 1 LOB: 1 BB: 0 P: 18	1B: 4 2B: 2 3B: 0 HR: 1	SF: 0 SAC: 0 DP: 0 HBP: 0	WP: 0 PB: 0 SB: 0 CS: 0	PA: 46				
<b>PITCHER</b>	IP	WLS	BF	H	R	ER	SO	BB	IBB	HBP	BLK	WP	HR	S	P	ERA	WHIP											
39 Kevin Gausman, R ERA: 4.3	7.0		25	3	2	2	8	0	0	0	0	0	0	11	14	0.00	0.000											
56 Darren O'Day, R ERA: 1.66	1.0	H	3	0	0	0	2	0	0	0	0	0	0	0	11	14	0.00	0.000										
53 Zack Britton, L ERA: 1.94	2.0	B	6	3	1	1	2	0	0	0	0	0	0	16	22	9.00	3.000											
60 Mychal Givens, R ERA: 1.42	1.0		7	1	0	0	3	0	0	0	0	0	0	21	29	0.00	0.500											
17 Brian Matusz, L ERA: 2.18	1.0	L	5	0	1	0	1	0	0	0	0	0	0	13	20	0.00	0.000											

Minnesota Twins @ Baltimore Orioles  
 Oriole Park at Camden Yards, Baltimore, MD  
 Sun Aug 23 2015, 1:39 PM - 6:01 PM EDT  
 Alt. 35,144 - Cloudy - 80 F

AB 46  
 R 4  
 H 7  
 RBI 3  
 BB 0  
 SO 16  
 LOB 10



Batter	1	2	3	4	5	6	7	8	9	10	11	12	AB	R	H	RBI	BB	SO	LOB	BOTTOM							
13 Manny Machado, R OBP: 0.361, SLG: 0.507	1B		G6-3			G6-3				L8		F9		5	0	1	0	1	0	3							
18 Gerardo Parra, L OBP: 0.359, SLG: 0.511	L8					G1-3		P5					5	1	2	0	1	0	2								
10 Adam Jones, R OBP: 0.322, SLG: 0.500	1B		F9			45 2B		19		F7		K		6	1	3	0	0	1	4							
19 Chris Davis, L OBP: 0.343, SLG: 0.535	K		K			K		G3-6-3-6					6	0	0	0	0	4	6								
45 Steve Clevenger, L OBP: 0.400, SLG: 0.512	FC4-6					BB		G1-3		F7			4	1	1	0	1	0	2								
14 Nolan Reimold, R OBP: 0.306, SLG: 0.340	1B		BB			BB		G1-3					1	0	0	0	0	1	0								
6 Jonathan Schoop, R OBP: 0.328, SLG: 0.509		G6-3				1B		51 G3-1		K		K		6	0	3	3	0	2								
51 Henry Urrutia, L OBP: 0.333, SLG: 0.419		1B				L8		G3-1		G3			5	0	1	0	0	0	4								
36 Caleb Joseph, R OBP: 0.313, SLG: 0.439		L9				G6-3		K		K		P4		5	0	0	0	0	2								
3 Ryan Flaherty, L OBP: 0.286, SLG: 0.333						G4-3				G5-3			3	0	1	0	0	0	0								
32 Matt Wieters, S OBP: 0.299, SLG: 0.434													1	0	0	0	0	0	1								
2 J.J. Hardy, R OBP: 0.253, SLG: 0.315													1	0	1	0	0	0	0								
38 Jimmy Paredes, S OBP: 0.307, SLG: 0.423													0	0	0	0	0	0	0								
<b>Inning Stats</b>	R: 0 E: 1 K: 0 S: 16	H: 2 LOB: 2 BB: 0 P: 22	R: 0 E: 0 K: 0 S: 10	H: 2 LOB: 2 BB: 0 P: 18	R: 1 E: 0 K: 1 S: 14	H: 2 LOB: 2 BB: 1 P: 22	R: 0 E: 0 K: 0 S: 10	H: 0 LOB: 0 BB: 0 P: 14	R: 2 E: 0 K: 1 S: 16	H: 3 LOB: 1 BB: 0 P: 24	R: 0 E: 0 K: 1 S: 8	H: 0 LOB: 1 BB: 0 P: 15	R: 0 E: 0 K: 1 S: 12	H: 1 LOB: 0 BB: 0 P: 17	R: 0 E: 0 K: 1 S: 15	H: 1 LOB: 1 BB: 0 P: 19	R: 0 E: 0 K: 1 S: 10	H: 0 LOB: 0 BB: 0 P: 18	R: 0 E: 0 K: 1 S: 10	H: 2 LOB: 2 BB: 0 P: 18	1B: 11 2B: 2 3B: 0 HR: 0	SF: 0 SAC: 0 DP: 1 HBP: 0	WP: 0 PB: 0 SB: 0 CS: 0	PA: 51			
<b>PITCHER</b>	IP	WLS	BF	H	R	ER	SO	BB	IBB	HBP	BLK	WP	HR	S	P	ERA	WHIP										
37 Mike Pelfrey, R ERA: 3.69	4.2		24	9	3	3	3	1	0	0	0	0	0	62	93	5.79	2.143										
55 Neal Cotts, L ERA: 3.18	1.1		5	0	0	0	1	1	0	0	0	0	0	12	22	0.00	0.750										
62 J.R. Graham, R OBP: 0.253, SLG: 0.315	0.0		1	1	0	0	0	0	0	0	0	0	0	3	5	∞	∞										
52 Brian Duensing, L ERA: 4.46	1.2		5	1	0	0	1	0	0	0	0	0	0	19	24	0.00	0.600										
65 Trevor May, R ERA: 4.0	1.1		5	0	0	0	1	1	0	0	0	0	0	15	25	0.00	0.750										
<b>PITCHER</b>	IP	WLS	BF	H	R	ER	SO	BB	IBB	HBP	BLK	WP	HR	S	P	ERA	WHIP										
49 Kevin Jepsen, R ERA: 2.58	1.0		3	0	0	0	1	0	0	0	0	0	0	10	13	0.00	0.000										
15 Glen Perkins, L ERA: 2.61	1.0	W	5	2	0	0	1	0	0	0	0	0	0	13	18	0.00	2.000										
33 Tommy Milone, L ERA: 3.69	1.0	S	3	0	0	0	2	0	0	0	0	0	0	8	12	0.00	0.000										

Minnesota Twins @ Baltimore Orioles  
 Oriole Park at Camden Yards, Baltimore, MD  
 Sun Aug 23 2015, 1:39 PM - 6:01 PM EDT  
 Alt. 35,144 - Cloudy - 80 F

AB 48  
 R 3  
 H 13  
 RBI 3  
 BB 3  
 SO 10  
 LOB 24





Batter	1	2	3	4	5	6	7	8	9	AB	R	H	RBI	BB	SO	LOB	TOP																
25 Byron Buxton, R OBP: 0.262, SLG: 0.306										4	2	2	1	1	2	2	<b>Minnesota Twins @ Tampa Bay Rays</b> Tropicana Field, St. Petersburg, FL Tue Aug 25 2015, 7:11 PM - 10:35 PM EDT Att: 9,632 - Dome - 72 F																
2 Brian Dozier, R OBP: 0.314, SLG: 0.480										5	1	1	2	0	0	4																	
7 Joe Mauer, L OBP: 0.333, SLG: 0.377										3	2	0	0	2	1	0																	
22 Miguel Sanó, R OBP: 0.397, SLG: 0.592										4	2	1	3	1	2	0																	
24 Trevor Plouffe, R OBP: 0.305, SLG: 0.449										5	1	1	0	0	2	2																	
20 Eddie Rosario, L OBP: 0.298, SLG: 0.454										5	1	2	1	0	1	3																	
48 Toni Hunter, R OBP: 0.292, SLG: 0.410										5	0	2	2	0	2	2																	
8 Kurt Suzuki, R OBP: 0.296, SLG: 0.313										3	1	1	0	1	0	2																	
5 Eduardo Escobar, S OBP: 0.291, SLG: 0.396										4	1	2	2	0	1	0																	
<b>Inning Stats</b>	R: 3 E: 0 K: 1 S: 12	H: 2 LOB: 0 BB: 1 P: 19	R: 0 E: 0 K: 1 S: 11	H: 1 LOB: 2 BB: 1 P: 21	R: 2 E: 0 K: 1 S: 13	H: 1 LOB: 1 BB: 2 P: 28	R: 2 E: 0 K: 2 S: 13	H: 1 LOB: 0 BB: 1 P: 23	R: 3 E: 0 K: 1 S: 18	H: 4 LOB: 0 BB: 0 P: 26	R: 0 E: 0 K: 2 S: 12	H: 0 LOB: 0 BB: 0 P: 14	R: 1 E: 0 K: 0 S: 7	H: 2 LOB: 0 BB: 0 P: 8	R: 0 E: 0 K: 1 S: 8	H: 0 LOB: 1 BB: 0 P: 11		R: 0 E: 0 K: 2 S: 10	H: 1 LOB: 0 BB: 0 P: 17	1B: 6 2B: 2 3B: 1 HR: 3	SF: 0 SAC: 0 DP: 1 HBP: 0	WP: 1 PB: 0 SB: 0 CS: 0	PA: 43										
<b>PITCHER</b>	IP WLS BF H R ER SO BB IBB HBP BLK WP HR S P ERA WHIP																																
51 Nate Karns, R ERA: 3.69	(1, 1) 3.0	17	4	5	5	3	4	0	0	0	0	1	1	36	68	15.00	2.667																
35 Matt Andriese, R ERA: 4.18	(4, 1) 3.0	L	15	5	5	5	1	0	0	0	0	0	1	43	63	15.00	2.000																
31 Xavier Cedeño, L ERA: 2.35	(7, 1) 1.0		4	2	1	1	0	0	0	0	0	1	7	8	9.00	2.000																	
45 Enny Romero, L ERA: 5.65	(8, 1) 2.0		7	1	0	0	3	0	0	0	0	0	0	18	28	0.00	0.500																
Batter	1	2	3	4	5	6	7	8	9	AB	R	H	RBI	BB	SO	LOB	BOTTOM																
24 Grady Sizemore, L OBP: 0.287, SLG: 0.377										3	1	0	0	2	1	3	<b>Minnesota Twins @ Tampa Bay Rays</b> Tropicana Field, St. Petersburg, FL Tue Aug 25 2015, 7:11 PM - 10:35 PM EDT Att: 9,632 - Dome - 72 F																
8 Desmond Jennings, R ERA: 4.18										2	0	1	0	0	0	2																	
7 Daniel Nava, S OBP: 0.282, SLG: 0.183										1	0	0	0	1	1	1																	
3 Evan Longoria, R OBP: 0.332, SLG: 0.410										5	0	1	0	0	0	3																	
28 John Jaso, L OBP: 0.383, SLG: 0.455											4	1	2	1	1	0		2															
11 Logan Forsythe, R OBP: 0.358, SLG: 0.432											5	1	1	0	0	1		5															
13 Asdrubal Cabrera, S OBP: 0.313, SLG: 0.421											4	2	1	1	1	4																	
21 James Loney, L OBP: 0.309, SLG: 0.361											5	1	3	3	0	0																	
39 Kevin Kiermaier, L OBP: 0.288, SLG: 0.400											5	0	3	1	0	0		1															
19 Curt Casali, R OBP: 0.304, SLG: 0.594											3	1	1	1	0	1		2															
44 René Rivera, R OBP: 0.218, SLG: 0.292											2	0	0	0	0	0	3																
<b>Inning Stats</b>	R: 0 E: 0 K: 1 S: 8	H: 2 LOB: 1 BB: 0 P: 11	R: 2 E: 0 K: 0 S: 14	H: 3 LOB: 2 BB: 1 P: 26	R: 3 E: 0 K: 1 S: 13	H: 3 LOB: 1 BB: 1 P: 28	R: 1 E: 0 K: 1 S: 13	H: 1 LOB: 2 BB: 1 P: 26	R: 1 E: 0 K: 1 S: 9	H: 1 LOB: 0 BB: 0 P: 13	R: 0 E: 0 K: 0 S: 5	H: 0 LOB: 0 BB: 0 P: 7	R: 0 E: 0 K: 0 S: 10	H: 2 LOB: 0 BB: 0 P: 14	R: 0 E: 0 K: 1 S: 12	H: 0 LOB: 2 BB: 2 P: 24	R: 0 E: 0 K: 0 S: 9	H: 1 LOB: 1 BB: 0 P: 15	1B: 8 2B: 3 3B: 1 HR: 1	SF: 0 SAC: 0 DP: 1 HBP: 2	WP: 0 PB: 0 SB: 0 CS: 0	PA: 46											
<b>PITCHER</b>	IP WLS BF H R ER SO BB IBB HBP BLK WP HR S P ERA WHIP																																
54 Ervin Santana, R ERA: 6.05	(1, 1) 2.2		17	8	5	5	1	0	1	0	0	0	0	10	20	13.50	3.000																
62 J.R. Graham, R ERA: 5.15	(3, 1) 0.2	W	5	1	1	1	1	0	1	0	0	0	0	15	24	5.40	0.600																
55 Neal Cotts, L ERA: 3.25	(4, 1) 1.2	H	7	1	1	1	2	0	0	0	0	0	0	15	21	0.00	1.000																
50 Casey Fien, R ERA: 3.33	(6, 1) 2.0	H	8	2	0	0	0	0	0	0	0	0	0	15	21	0.00	1.000																
65 Trevor May, R ERA: 3.99	(8, 1) 1.0		5	0	0	0	1	2	0	0	0	0	0	12	24	0.00	2.000																
<b>PITCHER</b>	IP WLS BF H R ER SO BB IBB HBP BLK WP HR S P ERA WHIP																																
49 Kevin Jepsen, R ERA: 2.53	(9, 1) 1.0		4	1	0	0	0	0	0	0	0	0	0	9	15	0.00	1.000																

AB	38
R	11
H	12
RBI	11
BB	5
SO	11
LOB	15



AB	39
R	7
H	13
RBI	7
BB	5
SO	5
LOB	26





Batter	1	2	3	4	5	6	7	8	9	AB	R	H	RBI	BB	SO	LOB	TOP						
25 Byron Buxton, R OBP: 0.271, SLG: 0.313										5	1	2	0	0	1	2							
2 Brian Dozier, R OBP: 0.313, SLG: 0.478										5	0	1	1	1	0	2	3						
7 Joe Mauer, L OBP: 0.335, SLG: 0.381										5	0	3	1	0	2	2							
22 Miguel Sanó, R OBP: 0.392, SLG: 0.580										5	0	1	0	0	3	7							
24 Trevor Plouffe, R OBP: 0.302, SLG: 0.445										4	0	0	1	0	2	2							
20 Eddie Rosario, L OBP: 0.327, SLG: 0.453										5	0	1	0	0	2	3							
5 Eduardo Escobar, S OBP: 0.294, SLG: 0.419										4	2	2	2	0	1	2							
12 Chris Herrmann, L OBP: 0.237, SLG: 0.326										4	0	2	0	0	2	0							
21 Shane Robinson, R OBP: 0.312, SLG: 0.340										2	2	1	0	1	0	1							
<b>Inning Stats</b>	R: 0 E: 0 K: 3 S: 11	H: 1 LOB: 1 BB: 0 P: 16	R: 0 E: 0 K: 1 S: 8	H: 0 LOB: 0 BB: 0 P: 11	R: 0 E: 0 K: 2 S: 8	H: 1 LOB: 1 BB: 0 P: 14	R: 0 E: 0 K: 2 S: 13	H: 2 LOB: 2 BB: 0 P: 21	R: 1 E: 0 K: 2 S: 13	H: 2 LOB: 2 BB: 0 P: 20	R: 1 E: 0 K: 2 S: 8	H: 1 LOB: 1 BB: 0 P: 11	R: 2 E: 0 K: 1 S: 16	H: 3 LOB: 2 BB: 1 P: 29	R: 1 E: 0 K: 0 S: 11	H: 2 LOB: 1 BB: 0 P: 18	R: 0 E: 0 K: 2 S: 8	H: 1 LOB: 1 BB: 0 P: 12	1B: 7 2B: 4 3B: 0 HR: 2	SF: 1 2B: 4 SAC: 1 DP: 0 HBP: 0	WP: 0 PB: 0 SB: 1 CS: 0	PA: 42	
<b>PITCHER</b>	IP ERA WLS BF H R ER SO BB IBB HBP BLK WP HR S P ERA WHIP	IP ERA WLS BF H R ER SO BB IBB HBP BLK WP HR S P ERA WHIP	IP ERA WLS BF H R ER SO BB IBB HBP BLK WP HR S P ERA WHIP	IP ERA WLS BF H R ER SO BB IBB HBP BLK WP HR S P ERA WHIP	IP ERA WLS BF H R ER SO BB IBB HBP BLK WP HR S P ERA WHIP	IP ERA WLS BF H R ER SO BB IBB HBP BLK WP HR S P ERA WHIP	IP ERA WLS BF H R ER SO BB IBB HBP BLK WP HR S P ERA WHIP	IP ERA WLS BF H R ER SO BB IBB HBP BLK WP HR S P ERA WHIP	IP ERA WLS BF H R ER SO BB IBB HBP BLK WP HR S P ERA WHIP	IP ERA WLS BF H R ER SO BB IBB HBP BLK WP HR S P ERA WHIP	IP ERA WLS BF H R ER SO BB IBB HBP BLK WP HR S P ERA WHIP	IP ERA WLS BF H R ER SO BB IBB HBP BLK WP HR S P ERA WHIP	IP ERA WLS BF H R ER SO BB IBB HBP BLK WP HR S P ERA WHIP	IP ERA WLS BF H R ER SO BB IBB HBP BLK WP HR S P ERA WHIP	IP ERA WLS BF H R ER SO BB IBB HBP BLK WP HR S P ERA WHIP	IP ERA WLS BF H R ER SO BB IBB HBP BLK WP HR S P ERA WHIP	IP ERA WLS BF H R ER SO BB IBB HBP BLK WP HR S P ERA WHIP	IP ERA WLS BF H R ER SO BB IBB HBP BLK WP HR S P ERA WHIP	IP ERA WLS BF H R ER SO BB IBB HBP BLK WP HR S P ERA WHIP	IP ERA WLS BF H R ER SO BB IBB HBP BLK WP HR S P ERA WHIP	IP ERA WLS BF H R ER SO BB IBB HBP BLK WP HR S P ERA WHIP	IP ERA WLS BF H R ER SO BB IBB HBP BLK WP HR S P ERA WHIP	IP ERA WLS BF H R ER SO BB IBB HBP BLK WP HR S P ERA WHIP
7 Daniel Nava, S OBP: 0.287, SLG: 0.216										4	1	1	1	1	1	3							
24 Grady Sizemore, L OBP: 0.288, SLG: 0.376										3	0	1	1	0	0	0							
5 Brandon Guyer, R OBP: 0.369, SLG: 0.397										5	1	2	1	0	0	2							
3 Evan Longoria, R OBP: 0.333, SLG: 0.418										1	0	0	0	3	0	0							
11 Logan Forsythe, R OBP: 0.356, SLG: 0.428										4	0	0	0	0	1	6							
13 Adrián Cabrera, S OBP: 0.315, SLG: 0.421										3	0	1	0	1	2	1							
21 James Loney, L OBP: 0.312, SLG: 0.363										4	0	2	0	0	0	3							
39 Kevin Kiermaier, L OBP: 0.290, SLG: 0.406										4	1	2	0	0	0	1							
44 René Rivera, R OBP: 0.216, SLG: 0.288										3	0	0	0	0	1	5							
40 J.P. Arencibia, R										1	0	0	0	0	0	0							
<b>Inning Stats</b>	R: 0 E: 0 K: 1 S: 7	H: 0 LOB: 0 BB: 0 P: 12	R: 0 E: 0 K: 2 S: 9	H: 0 LOB: 0 BB: 0 P: 12	R: 0 E: 1 K: 0 S: 3	H: 0 LOB: 0 BB: 0 P: 4	R: 1 E: 0 K: 0 S: 13	H: 2 LOB: 3 BB: 2 P: 24	R: 1 E: 0 K: 1 S: 12	H: 2 LOB: 3 BB: 2 P: 23	R: 0 E: 0 K: 0 S: 11	H: 3 LOB: 3 BB: 0 P: 18	R: 1 E: 0 K: 1 S: 17	H: 1 LOB: 0 BB: 1 P: 27	R: 0 E: 0 K: 0 S: 5	H: 1 LOB: 0 BB: 0 P: 7	R: 0 E: 0 K: 1 S: 8	H: 0 LOB: 0 BB: 0 P: 10	1B: 5 2B: 2 3B: 1 HR: 2	SF: 0 2B: 2 SAC: 0 DP: 2 HBP: 0	WP: 0 PB: 0 SB: 0 CS: 1	PA: 40	
<b>PITCHER</b>	IP ERA WLS BF H R ER SO BB IBB HBP BLK WP HR S P ERA WHIP	IP ERA WLS BF H R ER SO BB IBB HBP BLK WP HR S P ERA WHIP	IP ERA WLS BF H R ER SO BB IBB HBP BLK WP HR S P ERA WHIP	IP ERA WLS BF H R ER SO BB IBB HBP BLK WP HR S P ERA WHIP	IP ERA WLS BF H R ER SO BB IBB HBP BLK WP HR S P ERA WHIP	IP ERA WLS BF H R ER SO BB IBB HBP BLK WP HR S P ERA WHIP	IP ERA WLS BF H R ER SO BB IBB HBP BLK WP HR S P ERA WHIP	IP ERA WLS BF H R ER SO BB IBB HBP BLK WP HR S P ERA WHIP	IP ERA WLS BF H R ER SO BB IBB HBP BLK WP HR S P ERA WHIP	IP ERA WLS BF H R ER SO BB IBB HBP BLK WP HR S P ERA WHIP	IP ERA WLS BF H R ER SO BB IBB HBP BLK WP HR S P ERA WHIP	IP ERA WLS BF H R ER SO BB IBB HBP BLK WP HR S P ERA WHIP	IP ERA WLS BF H R ER SO BB IBB HBP BLK WP HR S P ERA WHIP	IP ERA WLS BF H R ER SO BB IBB HBP BLK WP HR S P ERA WHIP	IP ERA WLS BF H R ER SO BB IBB HBP BLK WP HR S P ERA WHIP	IP ERA WLS BF H R ER SO BB IBB HBP BLK WP HR S P ERA WHIP	IP ERA WLS BF H R ER SO BB IBB HBP BLK WP HR S P ERA WHIP	IP ERA WLS BF H R ER SO BB IBB HBP BLK WP HR S P ERA WHIP	IP ERA WLS BF H R ER SO BB IBB HBP BLK WP HR S P ERA WHIP	IP ERA WLS BF H R ER SO BB IBB HBP BLK WP HR S P ERA WHIP	IP ERA WLS BF H R ER SO BB IBB HBP BLK WP HR S P ERA WHIP	IP ERA WLS BF H R ER SO BB IBB HBP BLK WP HR S P ERA WHIP	IP ERA WLS BF H R ER SO BB IBB HBP BLK WP HR S P ERA WHIP

Minnesota Twins @ Tampa Bay Rays  
Tropicana Field, St. Petersburg, FL  
Wed Aug 26 2015, 7:11 PM - 10:31 PM EDT  
Att: 9,205 - Dome - 72 F

AB	39
R	5
H	13
RBI	5
BB	1
SO	15
LOB	22



Minnesota Twins @ Tampa Bay Rays  
Tropicana Field, St. Petersburg, FL  
Wed Aug 26 2015, 7:11 PM - 10:31 PM EDT  
Att: 9,205 - Dome - 72 F

AB	34
R	3
H	9
RBI	3
BB	5
SO	6
LOB	24





Batter	1	2	3	4	5	6	7	8	9	AB	R	H	RBI	BB	SO	LOB	TOP									
25 Byron Buxton, R (1, 8) 12 Chris Herrmann, L (9, PH) OBP: 0.314, SLG: 0.322										4	0	0	0	0	4	1	<p>Minnesota Twins @ Tampa Bay Rays</p> <p>Tropicana Field, St. Petersburg, FL</p> <p>Thu Aug 27 2015, 7:10 PM - 9:59 PM EDT</p> <p>Att: 9,375 - Dome - 72 F</p> <p>livebaseballscorecards.com</p> <p>AB 35 R 4 H 9 RBI 3 BB 2 SO 11 LOB 10</p>									
2 Brian Dozier, R (1, 4) OBP: 0.314, SLG: 0.477										3	1	1	0	1	0	1										
7 Joe Mauer, L (1, 10) OBP: 0.335, SLG: 0.382										4	0	1	0	0	0	2										
22 Miguel Sanó, R (1, 5) OBP: 0.394, SLG: 0.584										4	0	2	1	0	1	2										
24 Trevor Plouffe, R (1, 3) OBP: 0.302, SLG: 0.442										3	0	0	0	1	0	1										
48 Tori Hunter, R (1, 9) OBP: 0.290, SLG: 0.406										4	0	0	0	0	1	2										
5 Eduardo Escobar, S (1, 6) OBP: 0.296, SLG: 0.430										4	2	2	1	0	0	0										
8 Kurt Suzuki, R (1, 2) OBP: 0.298, SLG: 0.321										4	1	2	1	0	2	0										
21 Shane Robinson, R (1, 7) 20 Eddie Rosario, L (9, PH) OBP: 0.296, SLG: 0.452										3	0	1	0	0	1	1										
<b>Inning Stats</b>	R: 0 H: 1 E: 0 K: 2 S: 16	H: 1 LOB: 1 BB: 0 P: 22	R: 1 H: 2 E: 0 K: 1 S: 15	H: 2 LOB: 1 BB: 0 P: 25	R: 1 H: 1 E: 0 K: 1 S: 13	H: 1 LOB: 1 BB: 1 P: 21	R: 2 H: 3 E: 1 K: 1 S: 14	H: 3 LOB: 1 BB: 0 P: 20	R: 0 H: 1 E: 0 K: 0 S: 8	H: 0 LOB: 0 BB: 1 P: 16	R: 0 H: 0 E: 0 K: 1 S: 12	H: 0 LOB: 0 BB: 0 P: 19	R: 0 H: 1 E: 0 K: 1 S: 8	H: 1 LOB: 0 BB: 0 P: 11	R: 0 H: 0 E: 0 K: 1 S: 12	H: 0 LOB: 0 BB: 0 P: 16	R: 0 H: 0 E: 0 K: 3 S: 11	H: 0 LOB: 0 BB: 0 P: 14	1B: 4 2B: 4 3B: 0 HR: 1	SF: 0 SAC: 0 DP: 1 HBP: 0	WP: 0 PB: 0 SB: 0 CS: 0	PA: 37				
<b>PITCHER</b>	IP	WLS	BF	H	R	ER	SO	BB	IBB	HBP	BLK	WP	HR	S	P	ERA	WHIP									
33 Drew Smyly, L (1, 1) ERA: 3.82	4.1		23	8	4	3	5	2	0	0	0	0	0	1	63	100	6.23	2.308								
47 Brandon Gomes, R (5, 1) ERA: 3.66	1.2	W	4	0	0	0	1	0	0	0	0	0	0	0	15	23	0.00	0.000								
37 Alex Colomé, R (7, 1) ERA: 3.88	2.0	H	7	1	0	0	2	0	0	0	0	0	0	20	27	0.00	0.500									
26 Brad Boxberger, R (9, 1) ERA: 3.24	1.0	S	3	0	0	0	3	0	0	0	0	0	0	11	14	0.00	0.000									

Batter	1	2	3	4	5	6	7	8	9	AB	R	H	RBI	BB	SO	LOB	BOTTOM								
5 Brandon Guyer, R (1, 9) OBP: 0.367, SLG: 0.393										3	1	0	0	1	0	1	<p>Minnesota Twins @ Tampa Bay Rays</p> <p>Tropicana Field, St. Petersburg, FL</p> <p>Thu Aug 27 2015, 7:10 PM - 9:59 PM EDT</p> <p>Att: 9,375 - Dome - 72 F</p> <p>livebaseballscorecards.com</p> <p>AB 30 R 5 H 9 RBI 4 BB 2 SO 4 LOB 8</p>								
7 Daniel Nava, S (1, 3) OBP: 0.294, SLG: 0.228										4	0	2	0	0	2	0									
3 Evan Longoria, R (1, 5) OBP: 0.330, SLG: 0.416										3	0	0	1	0	0	2									
11 Logan Forsythe, R (1, 4) OBP: 0.357, SLG: 0.437										4	2	2	1	0	0	0									
13 Adrián Cabrera, S (1, 6) OBP: 0.312, SLG: 0.416										4	0	0	0	0	0	1									
9 Joey Butler, R (1, 7) OBP: 0.336, SLG: 0.411										4	1	2	1	0	0	0									
1 Tim Beckham, R (1, 10) 28 John Jaso, L (6, PH) OBP: 0.388, SLG: 0.442										2	1	1	0	0	0	0									
39 Kevin Kiermaier, L (1, 8) OBP: 0.295, SLG: 0.409										2	0	2	0	1	0	0									
40 J.P. Arencibia, R (1, 2) OBP: 0.388, SLG: 0.442										2	0	0	1	0	2	2									
<b>Inning Stats</b>	R: 2 H: 2 E: 0 K: 0 S: 11	H: 1 LOB: 1 BB: 0 P: 17	R: 0 H: 0 E: 0 K: 1 S: 8	H: 0 LOB: 0 BB: 0 P: 11	R: 0 H: 0 E: 0 K: 0 S: 7	H: 0 LOB: 0 BB: 0 P: 9	R: 1 H: 3 E: 0 K: 0 S: 9	H: 3 LOB: 2 BB: 0 P: 13	R: 2 H: 2 E: 0 K: 1 S: 14	H: 2 LOB: 1 BB: 1 P: 26	R: 0 H: 0 E: 0 K: 1 S: 9	H: 0 LOB: 0 BB: 0 P: 12	R: 0 H: 1 E: 0 K: 0 S: 8	H: 1 LOB: 1 BB: 0 P: 14	1B: 6 2B: 3 3B: 0 HR: 1	SF: 2 SAC: 0 DP: 1 HBP: 0	WP: 0 PB: 1 SB: 0 CS: 0	PA: 34							
<b>PITCHER</b>	IP	WLS	BF	H	R	ER	SO	BB	IBB	HBP	BLK	WP	HR	S	P	ERA	WHIP								
33 Tommy Milone, L (1, 1) ERA: 3.86	5.1	L	24	8	5	4	2	1	0	0	0	0	0	2	4	0.00	1.688								
36 Blaine Boyer, R (6, 1) ERA: 2.84	0.1		1	0	0	0	0	0	0	0	0	0	0	2	4	0.00	0.000								
55 Neal Cotts, L (6, 1) ERA: 3.19	1.0		4	0	0	0	2	1	0	0	0	0	0	12	20	0.00	1.000								
50 Casey Fien, R (7, 1) ERA: 3.24	1.1		5	1	0	0	0	0	0	0	0	0	0	10	17	0.00	0.750								



Batter	1	2	3	4	5	6	7	8	9	AB	R	H	RBI	BB	SO	LOB	TOP										
27 Jose Altuve, R OBP: 0.354, SLG: 0.421	G1		1B		1B		K		F8	5	0	2	0	0	1	3											
8 Jed Lowrie, S OBP: 0.325, SLG: 0.399	G6-3		PO	F8	F7			K		4	0	0	0	0	1	3											
Evan Gattis, R OBP: 0.276, SLG: 0.461	G6-3			E5		BB		G6-3		3	0	0	0	1	0	0											
28 Colby Rasmus, L OBP: 0.299, SLG: 0.448		F8		K		P5		K		4	0	0	0	0	2	2											
30 Carlos Gómez, R OBP: 0.306, SLG: 0.390	G2-3					K		K		4	0	1	0	0	2	1											
18 Luis Valbuena, L OBP: 0.298, SLG: 0.422				G3-1					BB	1	0	0	0	3	0	2											
9 Marwin Gonzalez, S OBP: 0.299, SLG: 0.425					G5-3	G4-3				4	0	1	0	0	1	3											
15 Jason Castro, L OBP: 0.284, SLG: 0.395			F7							2	0	1	0	0	0	0											
16 Hank Conger, L OBP: 0.317, SLG: 0.431					2B		K		K	2	0	0	0	0	2	2											
6 Jake Marisnick, R OBP: 0.262, SLG: 0.365			G4-3							3	0	0	0	0	1	1											
23 Chris Carter, R OBP: 0.294, SLG: 0.370					K		P4			1	0	1	0	0	0	0											
<b>Inning Stats</b>	R: 0 E: 0 K: 0 S: 7	H: 0 LOB: 0 BB: 0 P: 11	R: 0 E: 0 K: 1 S: 12	H: 0 LOB: 1 BB: 1 P: 21	R: 0 E: 0 K: 0 S: 13	H: 1 LOB: 0 BB: 0 P: 17	R: 0 E: 1 K: 1 S: 14	H: 1 LOB: 2 BB: 0 P: 22	R: 0 E: 0 K: 1 S: 12	H: 2 LOB: 3 BB: 0 P: 19	R: 0 E: 0 K: 1 S: 13	H: 0 LOB: 2 BB: 2 P: 24	R: 0 E: 0 K: 2 S: 8	H: 0 LOB: 0 BB: 0 P: 12	R: 0 E: 0 K: 2 S: 11	H: 0 LOB: 0 BB: 0 P: 15	R: 0 E: 0 K: 2 S: 17	H: 2 LOB: 3 BB: 1 P: 31	1B: 5 2B: 1 3B: 0 HR: 0	SF: 0 SAC: 0 DP: 0 HBP: 0	WP: 0 PB: 0 SB: 0 CS: 0	PA: 38					
<b>PITCHER</b>	IP	WLS	BF	H	R	ER	SO	BB	IBB	HBP	BLK	WP	HR	S	P	ERA	WHIP										
44 Kyle Gibson, R ERA: 3.82	5.2	W	24	4	0	0	4	3	0	0	0	0	0	69	111	0.00	1.235										
52 Brian Duensing, L ERA: 4.59	0.1	H	1	0	0	0	0	0	0	0	0	0	0	2	3	0.00	0.000										
15 Glen Perkins, L ERA: 2.55	1.0	H	3	0	0	0	2	0	0	0	0	0	0	8	12	0.00	0.000										
65 Trevor May, R ERA: 3.92	1.0	H	3	0	0	0	2	0	0	0	0	0	0	11	15	0.00	0.000										
49 Kevin Jepsen, R ERA: 2.44	1.0	S	6	2	0	0	2	1	0	0	0	0	0	17	31	0.00	3.000										

Houston Astros @ Minnesota Twins  
Target Field, Minneapolis, MN  
Fri Aug 28 2015, 7:13 PM - 10:00 PM CDT  
Att: 28,636 - Partly Cloudy - 70 F

AB 33  
R 0  
H 6  
RBI 0  
BB 4  
SO 10  
LOB 17



Batter	1	2	3	4	5	6	7	8	9	AB	R	H	RBI	BB	SO	LOB	BOTTOM										
25 Byron Buxton, R OBP: 0.244, SLG: 0.280	F8		K		B2-3			F9		4	0	0	0	0	1	1											
5 Eduardo Escobar, S OBP: 0.295, SLG: 0.432	F8			HBP	K					3	1	1	0	1	1	0											
2 Brian Dozier, R OBP: 0.314, SLG: 0.474	K			HBP	BB		P3			3	1	0	0	1	2	1											
24 Trevor Plouffe, R OBP: 0.302, SLG: 0.440		L8		HBP			K			2	0	0	0	0	1	0											
20 Eddie Rosario, L OBP: 0.293, SLG: 0.448		L3			K		G6-3			3	0	0	0	0	1	3											
48 Torii Hunter, R OBP: 0.290, SLG: 0.404		G5-3			HBP		G1-3			2	0	0	1	0	0	0											
9 Eduardo Núñez, R OBP: 0.306, SLG: 0.419					G4-3		G6-3			3	1	1	2	0	0	2											
8 Kurt Suzuki, R OBP: 0.296, SLG: 0.318					P6		F9			3	0	0	0	0	0	2											
21 Shane Robinson, R OBP: 0.313, SLG: 0.339					K		G4-3			3	0	1	0	0	1	0											
<b>Inning Stats</b>	R: 0 E: 0 K: 1 S: 8	H: 0 LOB: 0 BB: 0 P: 12	R: 0 E: 0 K: 0 S: 6	H: 0 LOB: 0 BB: 0 P: 8	R: 1 E: 0 K: 2 S: 12	H: 1 LOB: 0 BB: 0 P: 18	R: 2 E: 0 K: 1 S: 11	H: 1 LOB: 2 BB: 1 P: 22	R: 0 E: 0 K: 1 S: 10	H: 0 LOB: 0 BB: 0 P: 13	R: 0 E: 0 K: 0 S: 7	H: 0 LOB: 0 BB: 0 P: 12	R: 0 E: 0 K: 1 S: 8	H: 0 LOB: 1 BB: 1 P: 16	R: 0 E: 0 K: 1 S: 8	H: 0 LOB: 1 BB: 1 P: 16	1B: 1 2B: 2 3B: 0 HR: 1	SF: 0 SAC: 0 DP: 1 HBP: 2	WP: 0 PB: 0 SB: 0 CS: 0	PA: 30							
<b>PITCHER</b>	IP	WLS	BF	H	R	ER	SO	BB	IBB	HBP	BLK	WP	HR	S	P	ERA	WHIP										
26 Scott Kazmir, L ERA: 2.45	7.0	L	26	3	3	3	6	1	0	2	0	0	0	65	100	3.86	0.571										
50 Chad Qualls, R ERA: 3.67	1.0		4	0	0	0	1	1	0	0	0	0	0	8	16	0.00	1.000										

Houston Astros @ Minnesota Twins  
Target Field, Minneapolis, MN  
Fri Aug 28 2015, 7:13 PM - 10:00 PM CDT  
Att: 28,636 - Partly Cloudy - 70 F

AB 26  
R 3  
H 3  
RBI 3  
BB 2  
SO 7  
LOB 9









Batter	1	2	3	4	5	6	7	8	9	AB	R	H	RBI	BB	SO	LOB	TOP			
27 Jose Altuve, R OBP: 0.357, SLG: 0.431										5	1	4	2	0	0	0				
9 Marvin Gonzalez, S OBP: 0.309, SLG: 0.429										5	0	3	0	0	2	1				
Evan Gattis, R OBP: 0.276, SLG: 0.456 12 Max Stassi, R OBP: 0.297, SLG: 0.443										3	0	0	0	0	2	4				
28 Colby Rasmus, L OBP: 0.297, SLG: 0.443										4	1	1	0	0	2	4				
30 Carlos Gómez, R OBP: 0.307, SLG: 0.391										4	0	2	0	0	0	1				
18 Luis Valbuena, L OBP: 0.314, SLG: 0.419										3	1	0	0	1	1	2				
23 Chris Carter, R OBP: 0.296, SLG: 0.378										3	1	1	3	0	1	2				
16 Hank Conger, L OBP: 0.314, SLG: 0.424										4	0	0	0	0	2	2				
6 Jake Marisnick, R OBP: 0.265, SLG: 0.365										4	1	1	0	0	2	0				
<b>Inning Stats</b>	R: 0 E: 0 K: 3 S: 10	H: 1 LOB: 1 BB: 0 P: 13	R: 0 E: 0 K: 1 S: 13	H: 1 LOB: 0 BB: 0 P: 18	R: 0 E: 0 K: 2 S: 12	H: 0 LOB: 0 BB: 0 P: 18	R: 0 E: 0 K: 1 S: 6	H: 1 LOB: 0 BB: 0 P: 12	R: 0 E: 0 K: 1 S: 12	H: 2 LOB: 2 BB: 0 P: 17	R: 0 E: 0 K: 1 S: 8	H: 0 LOB: 1 BB: 0 P: 14	R: 0 E: 0 K: 1 S: 7	H: 2 LOB: 1 BB: 1 P: 10	R: 5 E: 0 K: 1 S: 21	H: 4 LOB: 0 BB: 1 P: 31	1B: 8 2B: 2 3B: 0 HR: 2	SF: 0 SAC: 0 DP: 1 HBP: 1	WP: 0 PB: 0 SB: 0 CS: 1	PA: 40
<b>PITCHER</b>	IP WLS BF H R ER SO BB IBB HBP BLK WP HR S P ERA WHIP																			
54 Ervin Santana, R ERA: 5.4	7.0 W 26 6 0 0 10 0 0 1 0 0 0 71 109 0.00 0.857																			
50 Casey Fien, R ERA: 3.12	1.0 4 2 0 0 1 0 0 0 0 0 0 7 10 0.00 2.000																			
61 Ryan O'Rourke, L ERA: 7.2	0.2 6 3 4 4 0 1 0 0 0 0 0 1 16 23 54.00 6.000																			
65 Trevor May, R ERA: 3.99	0.1 2 1 1 1 1 0 0 0 0 0 0 1 5 8 27.00 3.000																			

Houston Astros @ Minnesota Twins  
Target Field, Minneapolis, MN  
Sun Aug 30 2015, 1:15 PM - 4:17 PM CDT  
Att: 28,877 - Partly Cloudy - 74 F

AB	36
R	5
H	12
RBI	5
BB	1
SO	12
LOB	18



Batter	1	2	3	4	5	6	7	8	9	AB	R	H	RBI	BB	SO	LOB	BOTTOM			
2 Brian Dozier, R OBP: 0.316, SLG: 0.480										4	2	1	0	1	0	2				
5 Eduardo Escobar, S OBP: 0.301, SLG: 0.430										3	1	1	1	1	0	0				
7 Joe Mauer, L OBP: 0.335, SLG: 0.382										4	1	1	1	0	2	2				
22 Miguel Sanó, R OBP: 0.398, SLG: 0.591										2	2	1	2	2	1	0				
20 Eddie Rosario, L OBP: 0.292, SLG: 0.444										3	0	1	1	0	2	1				
9 Eduardo Núñez, R OBP: 0.305, SLG: 0.433										4	1	1	2	0	0	3				
21 Shane Robinson, R OBP: 0.311, SLG: 0.337										4	0	1	0	0	0	1				
12 Chris Herrmann, L OBP: 0.224, SLG: 0.308										4	0	0	0	0	1	2				
25 Byron Buxton, R OBP: 0.247, SLG: 0.284										3	0	1	0	0	1	0				
<b>Inning Stats</b>	R: 1 E: 0 K: 0 S: 13	H: 0 LOB: 2 BB: 3 P: 26	R: 0 E: 0 K: 0 S: 9	H: 1 LOB: 0 BB: 0 P: 13	R: 0 E: 0 K: 2 S: 7	H: 0 LOB: 0 BB: 0 P: 10	R: 0 E: 0 K: 1 S: 7	H: 1 LOB: 1 BB: 0 P: 13	R: 0 E: 0 K: 1 S: 6	H: 0 LOB: 0 BB: 0 P: 10	R: 2 E: 0 K: 2 S: 22	H: 2 LOB: 1 BB: 1 P: 36	R: 4 E: 0 K: 1 S: 15	H: 4 LOB: 0 BB: 0 P: 24	R: 0 E: 0 K: 0 S: 10	H: 0 LOB: 1 BB: 0 P: 20	1B: 3 2B: 2 3B: 1 HR: 2	SF: 1 SAC: 0 DP: 0 HBP: 1	WP: 0 PB: 0 SB: 1 CS: 0	PA: 37
<b>PITCHER</b>	IP WLS BF H R ER SO BB IBB HBP BLK WP HR S P ERA WHIP																			
43 Lance McCullers Jr., R ERA: 3.21	6.0 L 26 4 3 3 6 4 0 0 0 0 0 0 64 108 4.50 1.333																			
50 Chad Qualls, R ERA: 4.07	0.1 3 2 2 2 0 0 0 0 0 0 0 6 8 54.00 6.000																			
38 Oliver Pérez, L ERA: 3.55	0.2 4 2 2 2 1 0 0 0 0 0 0 1 9 16 27.00 3.000																			
67 Vince Velasquez, R ERA: 3.57	1.0 4 0 0 0 0 0 0 0 1 0 0 0 10 20 0.00 0.000																			

Houston Astros @ Minnesota Twins  
Target Field, Minneapolis, MN  
Sun Aug 30 2015, 1:15 PM - 4:17 PM CDT  
Att: 28,877 - Partly Cloudy - 74 F

AB	31
R	7
H	8
RBI	7
BB	4
SO	7
LOB	11









Batter	1	2	3	4	5	6	7	8	9	AB	R	H	RBI	BB	SO	LOB	TOP										
18 Tyler Saladino, R OBP: 0.273, SLG: 0.326	L7		1B			K		F9		4	0	1	0	0	1	0											
53 Melky Cabrera, S OBP: 0.315, SLG: 0.393	L7		F9			K		G3-1		4	0	0	0	0	1	2											
79 José Abreu, R OBP: 0.343, SLG: 0.500	K			L1				K		4	0	1	0	0	2	0											
26 Avisail García, R OBP: 0.313, SLG: 0.380		G5-3		K2-3		FC6-4		F8		4	0	0	0	0	1	1											
28 Travece Thompson, R OBP: 0.462, SLG: 0.750	F8			K				G1-3		3	0	0	0	0	1	0											
58 Geovany Soto, R OBP: 0.326, SLG: 0.443	P4					K		K		3	0	0	0	0	2	0											
5 Yolmer Sánchez, S OBP: 0.272, SLG: 0.336			E6					G6-3		3	0	1	0	0	0	0											
21 Tyler Flowers, R OBP: 0.274, SLG: 0.337			F8			FC6		K		2	0	0	0	0	0	2											
1 Adam Eaton, L OBP: 0.347, SLG: 0.407						FC6		K		1	0	0	0	0	1	0											
28 Leury García, S OBP: 0.333, SLG: 0.333						FC6-4		K		0	0	0	0	0	0	0											
15 Gordon Beckham, R OBP: 0.259, SLG: 0.304						FC6-4		K		2	0	0	0	0	0	2											
36 Rob Brantly, L						FC6-4		K		1	0	0	0	0	1	0											
<b>Inning Stats</b>	R: 0 E: 0 K: 1 S: 7	H: 0 LOB: 0 BB: 0 P: 9	R: 0 E: 0 K: 0 S: 8	H: 0 LOB: 0 BB: 0 P: 12	R: 0 E: 1 K: 0 S: 11	H: 1 LOB: 2 BB: 0 P: 17	R: 0 E: 0 K: 2 S: 10	H: 0 LOB: 0 BB: 0 P: 14	R: 0 E: 0 K: 1 S: 9	H: 1 LOB: 1 BB: 0 P: 14	R: 0 E: 0 K: 2 S: 9	H: 1 LOB: 2 BB: 0 P: 12	R: 0 E: 0 K: 1 S: 7	H: 0 LOB: 0 BB: 0 P: 13	R: 0 E: 0 K: 2 S: 8	H: 0 LOB: 0 BB: 0 P: 10	R: 0 E: 0 K: 1 S: 11	H: 0 LOB: 0 BB: 0 P: 12	1B: 3 2B: 0 3B: 0 HR: 0	SF: 0 SAC: 0 DP: 0 HBP: 0	WP: 0 PB: 0 SB: 0 CS: 0	PA: 31					
<b>PITCHER</b>	IP	WLS	BF	H	R	ER	SO	BB	IBB	HBP	BLK	WP	HR	S	P	ERA	WHIP										
33 Tommy Milone, L ERA: 3.6	7.0	W	25	3	0	0	7	0	0	0	0	0	0	61	91	0.00	0.429										
65 Trevor May, R ERA: 3.92	1.0	H	3	0	0	0	2	0	0	0	0	0	0	8	10	0.00	0.000										
49 Kevin Jepsen, R ERA: 2.35	1.0	S	3	0	0	0	1	0	0	0	0	0	0	11	12	0.00	0.000										

Chicago White Sox @ Minnesota Twins  
Target Field, Minneapolis, MN  
Wed Sep 02 2015, 7:12 PM - 9:45 PM CDT  
Att: 22,162 - Clear - 77 F

livebaseballscores.com

AB 31  
R 0  
H 3  
RBI 0  
BB 0  
SO 10  
LOB 7



Batter	1	2	3	4	5	6	7	8	9	AB	R	H	RBI	BB	SO	LOB	BOTTOM										
2 Brian Dozier, R OBP: 0.316, SLG: 0.478	P2		G5-3			F8		K		4	0	0	0	0	1	5											
7 Joe Mauer, L OBP: 0.333, SLG: 0.378	G5-3					G1-3		K		3	0	0	0	1	1	3											
24 Trevor Plouffe, R OBP: 0.300, SLG: 0.436	P3					G5-3				4	0	2	2	0	0	0											
22 Miguel Sanó, R OBP: 0.405, SLG: 0.620						G3-6-1		K		3	1	1	1	1	1	2											
48 Torii Hunter, R OBP: 0.289, SLG: 0.397	F7					G5-3		G4-3		4	0	1	0	0	0	1											
20 Eddie Rosario, L OBP: 0.291, SLG: 0.440	K					K		F7		4	0	0	0	0	3	2											
5 Eduardo Escobar, S OBP: 0.309, SLG: 0.442										2	1	1	0	1	0	0											
8 Kurt Suzuki, R OBP: 0.298, SLG: 0.320	L7									3	1	2	0	0	0	0											
25 Byron Buxton, R OBP: 0.239, SLG: 0.264	K									2	0	0	0	1	1	2											
<b>Inning Stats</b>	R: 0 E: 0 K: 0 S: 10	H: 0 LOB: 0 BB: 0 P: 16	R: 1 E: 0 K: 1 S: 7	H: 1 LOB: 0 BB: 0 P: 11	R: 0 E: 0 K: 1 S: 7	H: 0 LOB: 0 BB: 0 P: 9	R: 0 E: 0 K: 0 S: 9	H: 1 LOB: 1 BB: 1 P: 15	R: 0 E: 0 K: 1 S: 12	H: 1 LOB: 2 BB: 1 P: 21	R: 0 E: 0 K: 1 S: 17	H: 1 LOB: 2 BB: 1 P: 27	R: 2 E: 1 K: 2 S: 17	H: 3 LOB: 2 BB: 1 P: 29	R: 0 E: 0 K: 1 S: 6	H: 0 LOB: 0 BB: 0 P: 11	1B: 5 2B: 1 3B: 0 HR: 1	SF: 0 SAC: 0 DP: 1 HBP: 0	WP: 0 PB: 0 SB: 0 CS: 0	PA: 33							
<b>PITCHER</b>	IP	WLS	BF	H	R	ER	SO	BB	IBB	HBP	BLK	WP	HR	S	P	ERA	WHIP										
55 Carlos Rodón, L ERA: 4.1	6.0	L	25	5	2	2	4	3	0	0	0	0	0	66	104	3.00	1.333										
52 Jake Petricka, R ERA: 3.65	0.1		3	1	0	0	1	1	0	0	0	0	0	9	15	0.00	6.000										
43 Dan Jennings, L ERA: 4.57	0.1		1	0	0	0	1	0	0	0	0	0	0	3	6	0.00	0.000										
40 Daniel Webb, R ERA: 2.55	0.1		1	1	1	1	0	0	0	0	0	0	0	1	3	27.00	3.000										
60 Frankie Montas, R ERA:	1.0		3	0	0	0	1	0	0	0	0	0	0	6	11	0.00	0.000										

Chicago White Sox @ Minnesota Twins  
Target Field, Minneapolis, MN  
Wed Sep 02 2015, 7:12 PM - 9:45 PM CDT  
Att: 22,162 - Clear - 77 F

livebaseballscores.com

AB 29  
R 3  
H 7  
RBI 3  
BB 4  
SO 7  
LOB 15





Batter	1	2	3	4	5	6	7	8	9	AB	R	H	RBI	BB	SO	LOB	TOP					
1 Adam Eaton, L (1, 8) OBP: 0.346, SLG: 0.406										3	1	1	1	0	1	0						
79 José Abreu, R (1, 3) OBP: 0.347, SLG: 0.506										4	1	3	0	1	0	0						
53 Melky Cabrera, S (1, 7) OBP: 0.314, SLG: 0.391										5	0	1	0	0	1	5						
26 Avisail García, R (1, 9) OBP: 0.313, SLG: 0.379										2	0	0	2	1	0	1						
28 Leury García, S (8, 4) OBP: 0.429, SLG: 0.333										0	0	0	0	1	0	0						
25 Adam LaRoche, L (1, 10) OBP: 0.300, SLG: 0.356										5	1	1	0	0	1	5						
10 Alexei Ramírez, R (1, 6) OBP: 0.276, SLG: 0.347										3	1	2	1	1	0	0						
58 Geovany Soto, R (1, 2) OBP: 0.324, SLG: 0.435										3	1	0	0	1	2	3						
5 Yolmer Sánchez, S (1, 4) OBP: 0.270, SLG: 0.334										2	0	0	0	0	0	0						
28 Trayce Thompson, R, (PH) (8, 9) OBP: 0.450, SLG: 0.730										1	0	0	0	0	0	2						
18 Tyler Saladino, R (1, 5) OBP: 0.270, SLG: 0.323										2	0	0	0	0	0	0						
20 JB Shuck, L (7, PH) OBP: 0.352, SLG: 0.373										1	1	1	2	0	0	0						
15 Gordon Beckham, R (7, 5) OBP: 0.263, SLG: 0.307										1	0	1	0	0	0	0						
<b>Inning Stats</b>	R: 1 E: 0 K: 1 S: 12	H: 2 LOB: 1 BB: 0 P: 16	R: 0 E: 0 K: 1 S: 9	H: 0 LOB: 0 BB: 0 P: 12	R: 0 E: 0 K: 0 S: 8	H: 0 LOB: 0 BB: 0 P: 12	R: 1 E: 0 K: 0 S: 14	H: 2 LOB: 1 BB: 0 P: 22	R: 0 E: 0 K: 1 S: 11	H: 0 LOB: 0 BB: 0 P: 17	R: 1 E: 0 K: 1 S: 13	H: 1 LOB: 0 BB: 0 P: 18	R: 3 E: 0 K: 0 S: 15	H: 4 LOB: 2 BB: 1 P: 22	R: 0 E: 0 K: 1 S: 12	H: 0 LOB: 2 BB: 2 P: 23	R: 0 E: 0 K: 0 S: 10	H: 1 LOB: 3 BB: 2 P: 22	1B: 7 2B: 2 3B: 1 HR: 0	SF: 2 SAC: 2 DP: 0 HBP: 0	WP: 2 PB: 0 CS: 1	PA: 41
<b>PITCHER</b>	IP WLS BF H R ER SO BB IBB HBP BLK WP HR S P ERA WHIP																					
44 Kyle Gibson, R (1, 1) ERA: 3.84	6.0		23	5	3	3	4	0	0	0	0	0	0	2	0	67	97	4.50	0.833			
50 Casey Fien, R (7, 1) ERA: 3.74	0.1	L	4	2	3	3	0	1	0	0	0	0	0	0	0	6	12	81.00	9.000			
55 Neal Cotts, L (7, 1) ERA: 3.21	0.2		3	2	0	0	0	0	0	0	0	0	0	0	0	9	10	0.00	3.000			
36 Blaine Boyer, R (8, 1) ERA: 2.73	0.2		4	0	0	0	1	2	0	0	0	0	0	0	11	22	0.00	3.000				
52 Brian Duensing, L (8, 1) ERA: 4.2	1.1		7	1	0	0	0	1	1	0	0	0	0	0	11	23	0.00	1.500				

Chicago White Sox @ Minnesota Twins  
Target Field, Minneapolis, MN  
Thu Sep 03 2015, 12:11 PM - 3:37 PM CDT  
Att: 25,339 - Partly Cloudy - 77 F

AB 32  
R 6  
H 10  
RBI 6  
BB 5  
SO 5  
LOB 16



Batter	1	2	3	4	5	6	7	8	9	AB	R	H	RBI	BB	SO	LOB	BOTTOM					
2 Brian Dozier, R (1, 4) OBP: 0.315, SLG: 0.475										5	0	1	0	0	1	0						
5 Eduardo Escobar, S (1, 6) OBP: 0.311, SLG: 0.441										5	1	2	0	0	1	1						
7 Joe Mauer, L (1, 10) OBP: 0.334, SLG: 0.377										4	1	1	0	1	0	1						
24 Trevor Plouffe, R (1, 5) OBP: 0.300, SLG: 0.434										3	0	0	0	1	3	4						
19 Kennys Vargas, S (1, 3) OBP: 0.288, SLG: 0.366										2	1	1	0	2	1	2						
20 Eddie Rosario, L (1, 9) OBP: 0.291, SLG: 0.446										4	1	1	4	0	0	4						
21 Shane Robinson, R (1, 7) OBP: 0.305, SLG: 0.329										3	0	0	0	0	0	0						
39 Danny Santana, S (8, PH) OBP: 0.241, SLG: 0.297										1	0	0	0	0	1	0						
12 Chris Herrmann, L (1, 2) OBP: 0.218, SLG: 0.298										3	0	0	0	0	1	1						
9 Eduardo Núñez, R (8, PH) OBP: 0.305, SLG: 0.436										1	0	1	0	0	0	0						
25 Byron Buxton, R (1, 8) OBP: 0.232, SLG: 0.256										3	0	0	0	0	0	0						
22 Miguel Sano, R (8, PH) OBP: 0.403, SLG: 0.617										1	0	0	0	0	0	1						
26 Eric Fryer, R (8, 2) OBP: 0.286, SLG: 0.222										0	0	0	0	0	0	0						
<b>Inning Stats</b>	R: 0 E: 0 K: 0 S: 9	H: 1 LOB: 3 BB: 2 P: 19	R: 0 E: 0 K: 0 S: 5	H: 0 LOB: 0 BB: 0 P: 8	R: 4 E: 1 K: 2 S: 23	H: 2 LOB: 1 BB: 2 P: 36	R: 0 E: 0 K: 1 S: 7	H: 0 LOB: 0 BB: 0 P: 9	R: 0 E: 0 K: 0 S: 8	H: 1 LOB: 1 BB: 0 P: 12	R: 0 E: 0 K: 0 S: 6	H: 0 LOB: 0 BB: 0 P: 10	R: 0 E: 0 K: 2 S: 15	H: 2 LOB: 2 BB: 0 P: 21	R: 0 E: 0 K: 1 S: 15	H: 1 LOB: 1 BB: 0 P: 22	R: 0 E: 0 K: 1 S: 10	H: 0 LOB: 0 BB: 0 P: 14	1B: 6 2B: 0 3B: 0 HR: 1	SF: 0 SAC: 0 DP: 0 HBP: 0	WP: 0 PB: 0 CS: 0	PA: 39
<b>PITCHER</b>	IP WLS BF H R ER SO BB IBB HBP BLK WP HR S P ERA WHIP																					
29 Jeff Samardzija, R (1, 1) ERA: 4.87	6.1	W	29	5	4	4	4	4	0	0	0	0	0	0	0	0	102	5.68	1.421			
43 Dan Jennings, L (7, 1) ERA: 4.57	0.0		1	1	0	0	0	0	0	0	0	0	0	0	2	4	∞	∞				
65 Nate Jones, R (7, 1) ERA: 2.25	1.2	H	6	1	0	0	3	0	0	0	0	0	0	22	31	0.00	0.600					
30 David Robertson, R (8, 1) ERA: 2.55	1.0	S	3	0	0	0	1	0	0	0	0	0	0	10	14	0.00	0.000					

Chicago White Sox @ Minnesota Twins  
Target Field, Minneapolis, MN  
Thu Sep 03 2015, 12:11 PM - 3:37 PM CDT  
Att: 25,339 - Partly Cloudy - 77 F

AB 35  
R 4  
H 7  
RBI 4  
BB 4  
SO 8  
LOB 14





Batter	1	2	3	4	5	6	7	8	9	AB	R	H	RBI	BB	SO	LOB	TOP			
32 Aaron Hicks, S OBP: 0.317, SLG: 0.408	G1-3		L9		K			G4-3		4	0	1	0	0	1	2	<b>Minnesota Twins @ Houston Astros</b> Minute Maid Park, Houston, TX Fri Sep 04 2015, 7:12 PM - 9:48 PM CDT Att: 27,807 - Roof Closed - 73 F			
2 Brian Dozier, R OBP: 0.313, SLG: 0.471 39 Danny Santana, S OBP: 0.241, SLG: 0.297	F9		K		K		G5-3	G4-3		4	0	0	0	0	1	3				
7 Joe Mauer, L OBP: 0.335, SLG: 0.380 19 Kennys Vargas, S OBP: 0.288, SLG: 0.366	2B		K		K		1B	K		4	0	2	0	0	2	2				
22 Miguel Sanó, R OBP: 0.400, SLG: 0.609	1B		G4-3		K		K	K		4	0	1	0	0	2	1				
24 Trevor Plouffe, R OBP: 0.300, SLG: 0.434	G4-3		2B		F9		F9	K		4	0	1	0	0	1	1				
20 Eddie Rosario, L OBP: 0.286, SLG: 0.441	K		F8		G1-3		G1-3	P5		4	0	0	0	0	1	1				
48 Toni Hunter, R OBP: 0.287, SLG: 0.394 21 Shane Robinson, R OBP: 0.305, SLG: 0.329	G3		G6-3		F9		F9			3	0	0	0	0	0	1				
8 Kurt Suzuki, R OBP: 0.301, SLG: 0.321 26 Eric Fryer, R OBP: 0.256, SLG: 0.222	1B		K		K		BB			2	0	1	0	1	1	0				
5 Eduardo Escobar, S OBP: 0.311, SLG: 0.440	1B		G5-3		G5-3		P6			3	0	1	0	0	0	1				
<b>Inning Stats</b>	R: 0 E: 0 K: 0 S: 9	H: 2 LOB: 2 BB: 0 P: 12	R: 0 E: 0 K: 1 S: 8	H: 0 LOB: 0 BB: 0 P: 10	R: 0 E: 0 K: 2 S: 12	H: 2 LOB: 2 BB: 0 P: 20	R: 0 E: 0 K: 0 S: 8	H: 1 LOB: 1 BB: 0 P: 13	R: 0 E: 0 K: 1 S: 9	H: 0 LOB: 0 BB: 0 P: 13	R: 0 E: 0 K: 1 S: 8	H: 0 LOB: 1 BB: 1 P: 19	R: 0 E: 0 K: 1 S: 7	H: 1 LOB: 0 BB: 0 P: 12	R: 0 E: 0 K: 2 S: 10	H: 0 LOB: 0 BB: 0 P: 15		1B: 5 2B: 2 3B: 0 HR: 0	SF: 0 SAC: 0 DP: 1 HBP: 0	WP: 0 PB: 0 SB: 0 CS: 0
<b>PITCHER</b>	IP WLS BF ERA WHIP	WLS BF ERA WHIP	H R ER SO BB IBB HBP BLK	H R ER SO BB IBB HBP BLK	H R ER SO BB IBB HBP BLK	H R ER SO BB IBB HBP BLK	H R ER SO BB IBB HBP BLK	H R ER SO BB IBB HBP BLK	H R ER SO BB IBB HBP BLK	H R ER SO BB IBB HBP BLK	H R ER SO BB IBB HBP BLK	H R ER SO BB IBB HBP BLK	H R ER SO BB IBB HBP BLK	H R ER SO BB IBB HBP BLK	H R ER SO BB IBB HBP BLK	H R ER SO BB IBB HBP BLK	WP HR S P ERA WHIP	ERA WHIP		
31 Collin McHugh, R ERA: 3.75	7.2	W	29	7	0	0	6	1	0	0	0	0	0	0	0	0	0	0.00	1.043	
56 Joe Thatcher, L ERA: 3.72	0.1		1	0	0	0	1	0	0	0	0	0	0	0	0	0	0	0.00	0.000	
68 Michael Feliz, R ERA:	1.0		3	0	0	0	2	0	0	0	0	0	0	0	0	0	0	0.00	0.000	

Batter	1	2	3	4	5	6	7	8	9	AB	R	H	RBI	BB	SO	LOB	BOTTOM			
4 George Springer, R OBP: 0.364, SLG: 0.454 20 Preston Tucker, L OBP: 0.300, SLG: 0.443	1B		K		K		G4-3	K		4	1	1	0	0	2	1	<b>Minnesota Twins @ Houston Astros</b> Minute Maid Park, Houston, TX Fri Sep 04 2015, 7:12 PM - 9:48 PM CDT Att: 27,807 - Roof Closed - 73 F			
27 Jose Altuve, R OBP: 0.358, SLG: 0.428	1B		G6-3		G5-3		F8			4	0	1	0	0	0	0				
1 Carlos Correa, R OBP: 0.341, SLG: 0.505	1B		K		K		P3			4	0	0	1	0	2	1				
Evan Gattis, R OBP: 0.278, SLG: 0.453	G5-4-3		1B		1B		K			4	1	2	0	0	1	1				
8 Jed Lowrie, S OBP: 0.348, SLG: 0.449 2 Jonathan Villar, S OBP: 0.324, SLG: 0.375	2B		1B		1B		1B			3	2	3	0	0	0	0				
30 Carlos Gómez, R OBP: 0.309, SLG: 0.391 6 Jake Marisnick, R OBP: 0.269, SLG: 0.375	G3		1B		F7		K			4	1	1	0	0	1	4				
28 Colby Rasmus, L OBP: 0.298, SLG: 0.449	HR		K		K		G3			4	1	2	2	0	1	3				
18 Luis Valbuena, L OBP: 0.295, SLG: 0.414 23 Chris Carter, R OBP: 0.297, SLG: 0.375	F8		K		K		BB			2	0	0	0	0	1	3				
16 Hank Conger, L OBP: 0.314, SLG: 0.457	G4-3		HR		1B		P3			4	1	2	5	0	0	1				
<b>Inning Stats</b>	R: 1 E: 0 K: 0 S: 5	H: 2 LOB: 0 BB: 0 P: 8	R: 2 E: 0 K: 0 S: 11	H: 2 LOB: 0 BB: 0 P: 17	R: 0 E: 0 K: 2 S: 7	H: 0 LOB: 0 BB: 0 P: 13	R: 4 E: 0 K: 3 S: 19	H: 4 LOB: 0 BB: 0 P: 32	R: 0 E: 0 K: 1 S: 10	H: 0 LOB: 2 BB: 1 P: 13	R: 0 E: 0 K: 0 S: 6	H: 0 LOB: 1 BB: 1 P: 11	R: 0 E: 0 K: 1 S: 7	H: 0 LOB: 0 BB: 0 P: 12	R: 1 E: 0 K: 3 S: 18	H: 3 LOB: 2 BB: 0 P: 25		1B: 10 2B: 1 3B: 0 HR: 2	SF: 0 SAC: 0 DP: 1 HBP: 0	WP: 0 PB: 0 SB: 0 CS: 0
<b>PITCHER</b>	IP WLS BF ERA WHIP	WLS BF ERA WHIP	H R ER SO BB IBB HBP BLK	H R ER SO BB IBB HBP BLK	H R ER SO BB IBB HBP BLK	H R ER SO BB IBB HBP BLK	H R ER SO BB IBB HBP BLK	H R ER SO BB IBB HBP BLK	H R ER SO BB IBB HBP BLK	H R ER SO BB IBB HBP BLK	H R ER SO BB IBB HBP BLK	H R ER SO BB IBB HBP BLK	H R ER SO BB IBB HBP BLK	H R ER SO BB IBB HBP BLK	H R ER SO BB IBB HBP BLK	H R ER SO BB IBB HBP BLK	WP HR S P ERA WHIP	ERA WHIP		
37 Mike Pelfrey, R ERA: 4.17	4.0	L	19	8	7	7	5	0	0	0	0	0	0	0	0	0	0	15.75	2.000	
36 Blaine Boyer, R ERA: 2.69	1.0		5	2	0	0	1	0	0	0	0	0	0	0	0	0	0	0.00	2.000	
61 Ryan O'Rourke, L ERA: 6.75	1.0		4	0	0	0	0	1	0	0	0	0	0	0	0	0	0	0.00	1.000	
58 A.J. Achter, R ERA: 6.48	1.0		3	0	0	0	1	0	0	0	0	0	0	0	0	0	0	0.00	0.000	
59 Michael Tonkin, R ERA: 6.39	1.0		6	3	1	1	3	0	0	0	0	0	0	0	0	0	0	9.00	3.000	

AB	32
R	0
H	7
RBI	0
BB	1
SO	9
LOB	12



AB	36
R	8
H	13
RBI	8
BB	1
SO	10
LOB	18





Batter	1	2	3	4	5	6	7	8	9	AB	R	H	RBI	BB	SO	LOB	TOP										
32 Aaron Hicks, S OBP: 0.316, SLG: 0.406	G3-1		K			G6-4-3		K		4	0	1	0	0	2	0	<b>Minnesota Twins @ Houston Astros</b> Minute Maid Park, Houston, TX Sat Sep 05 2015, 6:12 PM - 8:56 PM CDT Att: 27,643 - Roof Closed - 73 F										
2 Brian Dozier, R OBP: 0.312, SLG: 0.470	K			K		G6-4-3			20 3B	4	1	1	0	0	2	1											
7 Joe Mauer, L OBP: 0.335, SLG: 0.378				F7		G4-3			G4-3	3	0	0	0	1	0	1											
22 Miguel Sanó, R OBP: 0.393, SLG: 0.596	K			F8				K		4	0	0	0	0	3	2											
24 Trevor Plouffe, R OBP: 0.301, SLG: 0.432	L8					20 G3		P6		2	1	0	0	1	0	0											
20 Eddie Rosario, L OBP: 0.290, SLG: 0.450	K			G3					20 3B	4	0	2	2	0	1	1											
5 Eduardo Escobar, S OBP: 0.307, SLG: 0.434				G4-3					3B	4	0	0	0	0	2	3											
8 Kurt Suzuki, R OBP: 0.299, SLG: 0.319			L9			G6-3		F7		3	0	0	0	0	0	1											
25 Byron Buxton, R OBP: 0.235, SLG: 0.269			G5-3					L8		3	1	1	0	0	0	0											
<b>Inning Stats</b>	R: 0 H: 0 E: 0 K: 2 S: 9	H: 0 LOB: 1 BB: 1 P: 16	R: 0 H: 0 E: 0 K: 1 S: 9	H: 0 LOB: 0 BB: 0 P: 13	R: 0 H: 0 E: 0 K: 1 S: 8	H: 0 LOB: 0 BB: 0 P: 14	R: 0 H: 0 E: 0 K: 1 S: 9	H: 0 LOB: 1 BB: 0 P: 16	R: 0 H: 2 E: 0 K: 0 S: 6	H: 2 LOB: 0 BB: 9 P: 9	R: 0 H: 1 E: 0 K: 2 S: 10	H: 0 LOB: 1 BB: 0 P: 17	R: 0 H: 0 E: 0 K: 1 S: 9	H: 0 LOB: 0 BB: 0 P: 17	R: 2 H: 2 E: 0 K: 1 S: 17	H: 2 LOB: 1 BB: 0 P: 25	1B: 2 2B: 2 3B: 1 HR: 0	SF: 0 SAC: 0 DP: 1 HBP: 1	WP: 0 PB: 0 SB: 0 CS: 0	PA: 34							
<b>PITCHER</b>	IP	WLS	BF	H	R	ER	SO	BB	IBB	HBP	BLK	WP	HR	S	P	ERA	WHIP										
43 Lance McCullers Jr., R ERA: 3.07	7.0		25	3	1	1	8	2	0	0	0	0	0	61	103	1.29	0.714										
36 Will Harris, R ERA: 1.34	1.0		3	0	0	0	1	0	0	0	0	0	0	9	17	0.00	0.000										
44 Luke Gregerson, R ERA: 0.06	1.0	L	6	2	2	2	1	0	0	1	0	0	0	17	25	18.00	2.000										

Batter	1	2	3	4	5	6	7	8	9	AB	R	H	RBI	BB	SO	LOB	BOTTOM										
4 George Springer, R OBP: 0.361, SLG: 0.447	K		K					K		4	0	0	0	1	4	2	<b>Minnesota Twins @ Houston Astros</b> Minute Maid Park, Houston, TX Sat Sep 05 2015, 6:12 PM - 8:56 PM CDT Att: 27,643 - Roof Closed - 73 F										
27 Jose Altuve, R OBP: 0.354, SLG: 0.424	K			G6-3		G4-3		L8		5	0	0	0	0	1	3											
1 Carlos Correa, R OBP: 0.346, SLG: 0.509	L8									4	0	3	0	0	0	0											
Evan Gattis, R OBP: 0.278, SLG: 0.451		F9								4	0	1	0	0	2	2											
8 Jed Lowrie, S OBP: 0.351, SLG: 0.465	K			G4-6-3						3	1	1	1	1	1	2											
30 Carlos Gómez, R OBP: 0.306, SLG: 0.387				G6-3						4	0	0	0	0	1	2											
9 Marwin Gonzalez, S OBP: 0.309, SLG: 0.422			G4-3							4	1	2	0	0	0	0											
2 Jonathan Villar, S OBP: 0.324, SLG: 0.375						20 2B		G3		0	0	0	0	0	0	0											
20 Preston Tucker, L OBP: 0.301, SLG: 0.446										3	0	1	1	0	1	0											
6 Jake Marisnick, R OBP: 0.289, SLG: 0.375				G3						0	0	0	0	0	0	0											
28 Colby Rasmus, L OBP: 0.299, SLG: 0.449										0	0	0	0	1	0	0											
16 Hank Conger, L OBP: 0.313, SLG: 0.449										3	0	0	0	1	2	3											
<b>Inning Stats</b>	R: 0 H: 0 E: 0 K: 2 S: 9	H: 0 LOB: 0 BB: 0 P: 12	R: 0 H: 0 E: 0 K: 1 S: 6	H: 0 LOB: 0 BB: 0 P: 8	R: 0 H: 0 E: 0 K: 1 S: 8	H: 0 LOB: 1 BB: 1 P: 14	R: 0 H: 2 E: 0 K: 0 S: 6	H: 2 LOB: 1 BB: 0 P: 10	R: 1 H: 2 E: 0 K: 1 S: 12	H: 2 LOB: 1 BB: 0 P: 19	R: 0 H: 1 E: 0 K: 2 S: 14	H: 0 LOB: 0 BB: 0 P: 24	R: 0 H: 0 E: 0 K: 2 S: 10	H: 1 LOB: 1 BB: 0 P: 13	R: 0 H: 1 E: 0 K: 2 S: 11	H: 1 LOB: 0 BB: 0 P: 19	R: 1 H: 2 E: 0 K: 1 S: 15	H: 2 LOB: 3 BB: 2 P: 26	1B: 6 2B: 1 3B: 0 HR: 1	SF: 0 SAC: 0 DP: 1 HBP: 0	WP: 0 PB: 0 SB: 1 CS: 0	PA: 38					
<b>PITCHER</b>	IP	WLS	BF	H	R	ER	SO	BB	IBB	HBP	BLK	WP	HR	S	P	ERA	WHIP										
54 Ervin Santana, R ERA: 4.93	8.0		31	6	1	1	11	2	0	0	0	0	1	76	119	1.12	1.000										
49 Kevin Jepsen, R ERA: 2.47	1.0	S	7	2	1	1	1	2	0	0	0	0	1	15	26	9.00	4.000										

livebaseballscores.com



livebaseballscores.com





Batter	1	2	3	4	5	6	7	8	9	AB	R	H	RBI	BB	SO	LOB	TOP				
32 Aaron Hicks, S OBP: 0.314, SLG: 0.413	F9		K			K		HR	F9	5	1	1	1	0	2	1					
2 Brian Dozier, R OBP: 0.312, SLG: 0.474	L6			HR		G4-3		G4-3		4	1	1	1	0	0	0					
7 Joe Mauer, L OBP: 0.334, SLG: 0.376	K			G3			BB	K		3	0	0	0	1	2	0					
22 Miguel Sanó, R OBP: 0.386, SLG: 0.583		K		K		K		K		4	0	0	0	0	4	1					
24 Trevor Plouffe, R OBP: 0.303, SLG: 0.432	K			G6-3			BB	48 2B 5 SF8 1B		3	1	1	0	1	1	0					
48 Torii Hunter, R OBP: 0.291, SLG: 0.400					K		1B	19 1B 2B		4	1	3	0	0	1	0					
5 Eduardo Escobar, S OBP: 0.307, SLG: 0.443	K			HR		FC3-5		SF8		3	1	1	2	0	1	3					
8 Kurt Suzuki, R OBP: 0.296, SLG: 0.315	G6-3			F9		F8		P4		4	0	0	0	0	0	3					
25 Byron Buxton, R OBP: 0.228, SLG: 0.260	L7			K		FC6-4				3	0	0	0	0	1	2					
19 Kennys Vargas, S OBP: 0.292, SLG: 0.370										1	0	1	1	0	0	0					
39 Danny Santana, S OBP: 0.241, SLG: 0.297										0	0	0	0	0	0	0					
<b>Inning Stats</b>	R: 0 E: 0 K: 1 S: 6	H: 0 LOB: 0 BB: 0 P: 9	R: 0 E: 0 K: 3 S: 11	H: 1 LOB: 1 BB: 0 P: 15	R: 0 E: 0 K: 1 S: 7	H: 0 LOB: 0 BB: 0 P: 10	R: 1 E: 0 K: 1 S: 8	H: 1 LOB: 0 BB: 0 P: 13	R: 1 E: 0 K: 2 S: 9	H: 1 LOB: 0 BB: 0 P: 14	R: 0 E: 0 K: 2 S: 9	H: 0 LOB: 1 BB: 1 P: 16	R: 0 E: 0 K: 0 S: 8	H: 1 LOB: 2 BB: 1 P: 15	R: 1 E: 0 K: 2 S: 15	H: 1 LOB: 0 BB: 0 P: 21	R: 2 E: 0 K: 0 S: 14	H: 3 LOB: 1 BB: 0 P: 22	1B: 4 2B: 1 3B: 0 HR: 3	SF: 1 DP: 0 HBP: 0	WP: 0 PA: 37
<b>PITCHER</b>	IP WLS BF H R ER SO BB IBB HBP BLK WP HR S P ERA WHIP																				
60 Dallas Keuchel, L ERA: 2.29	8.0 W 31 5 3 3 12 2 0 0 0 0 0 3 73 113 3.38 0.875																				
50 Chad Qualls, R ERA: 4.3	0.2 5 3 2 2 0 0 0 0 0 0 0 0 11 18 27.00 4.500																				
44 Luke Gregerson, R ERA: 3.04	0.1 S 1 0 0 0 0 0 0 0 0 0 0 0 3 4 0.00 0.000																				

Minnesota Twins @ Houston Astros  
Minute Maid Park, Houston, TX  
Sun Sep 06 2015, 1:12 PM - 4:07 PM CDT  
Att: 37,648 - Roof Closed - 73 F

AB	34
R	5
H	8
RBI	5
BB	2
SO	12
LOB	10



Batter	1	2	3	4	5	6	7	8	9	AB	R	H	RBI	BB	SO	LOB	BOTTOM		
27 Jose Altuve, R OBP: 0.357, SLG: 0.429	G5-3		2B			FC1-6-5 G4-3		K		5	1	3	1	0	1	0			
8 Jed Lowrie, S OBP: 0.347, SLG: 0.476	K		G3			FC1-6-5 G4-3		L7		5	1	1	4	0	1	2			
1 Carlos Correa, R OBP: 0.348, SLG: 0.509	K			G4-6-3 1B		G4-3		BB		4	0	2	0	0	1	1			
Evan Gattis, R OBP: 0.280, SLG: 0.449		BB		G4-6-3		K2-3		BB		2	0	0	0	2	1	2			
28 Colby Rasmus, L OBP: 0.296, SLG: 0.444	K			K		F8		F7		4	0	0	0	0	2	3			
30 Carlos Gómez, R OBP: 0.310, SLG: 0.392	P6					18 2B G4-3		9 1B 6 HR BB		3	2	2	0	1	0	1			
9 Marwin Gonzalez, S OBP: 0.308, SLG: 0.420	K				P4			6 HR 1B		4	1	1	0	0	2	3			
18 Luis Valbuena, L OBP: 0.295, SLG: 0.413	G3				G4-3			27 1B 8 HR BB		3	0	1	0	0	0	1			
6 Jake Marisnick, R OBP: 0.271, SLG: 0.387					G4-3			27 1B 8 HR BB		1	2	1	3	0	0	0			
16 Hank Conger, L OBP: 0.309, SLG: 0.444	K				G4-3			27 1B 8 HR BB		2	0	0	0	0	1	1			
20 Preston Tucker, L OBP: 0.303, SLG: 0.446								F9		0	1	0	0	1	0	0			
12 Max Stassi, R OBP: 0.200, SLG: 0.200										1	0	0	0	0	0	0			
<b>Inning Stats</b>	R: 0 E: 0 K: 2 S: 7	H: 0 LOB: 0 BB: 0 P: 10	R: 0 E: 0 K: 2 S: 9	H: 0 LOB: 1 BB: 1 P: 16	R: 0 E: 0 K: 1 S: 11	H: 1 LOB: 0 BB: 0 P: 16	R: 0 E: 0 K: 1 S: 10	H: 1 LOB: 0 BB: 0 P: 14	R: 0 E: 0 K: 1 S: 10	H: 1 LOB: 1 BB: 0 P: 17	R: 0 E: 0 K: 1 S: 10	H: 1 LOB: 0 BB: 0 P: 14	R: 5 E: 0 K: 1 S: 21	H: 5 LOB: 2 BB: 2 P: 35	R: 3 E: 0 K: 1 S: 14	H: 2 LOB: 0 BB: 1 P: 26	1B: 6 2B: 3 3B: 0 HR: 2	SF: 0 SAC: 0 DP: 1 HBP: 0	WP: 0 PA: 38
<b>PITCHER</b>	IP WLS BF H R ER SO BB IBB HBP BLK WP HR S P ERA WHIP																		
56 Tyler Duffey, R ERA: 4.18	6.2 L 4 3 3 3 0 1 0 0 0 0 0 1 6 14 ∞ ∞																		
65 Trevor May, R ERA: 4.17	0.0 2 0 0 0 0 1 0 0 0 0 0 0 5 11 0.00 3.000																		
50 Casey Fien, R ERA: 3.71	0.1 4 2 3 3 0 1 0 0 0 0 0 1 7 16 81.00 9.000																		
55 Neal Cotts, L ERA: 3.67	0.2 2 0 0 0 1 0 0 0 0 0 0 0 7 10 0.00 0.000																		
36 Blaine Boyer, R ERA: 2.65																			

Minnesota Twins @ Houston Astros  
Minute Maid Park, Houston, TX  
Sun Sep 06 2015, 1:12 PM - 4:07 PM CDT  
Att: 37,648 - Roof Closed - 73 F

AB	34
R	8
H	11
RBI	8
BB	4
SO	9
LOB	14





Batter	1	2	3	4	5	6	7	8	9	AB	R	H	RBI	BB	SO	LOB	TOP				
32 Aaron Hicks, S OBP: 0.312, SLG: 0.420										5	1	1	1	0	2	6					
2 Brian Dozier, R OBP: 0.335, SLG: 0.470										4	0	0	0	1	0	0					
7 Joe Mauer, L OBP: 0.305, SLG: 0.375										3	0	1	1	1	1	0					
22 Miguel Sanó, R OBP: 0.292, SLG: 0.574										3	0	0	0	2	2	3					
39 Danny Santana, S OBP: 0.241, SLG: 0.297										0	0	0	0	0	0	0					
24 Trevor Plouffe, R OBP: 0.305, SLG: 0.431										3	1	1	0	2	1	2					
20 Eddie Rosario, L OBP: 0.289, SLG: 0.447										5	0	1	0	0	3	5					
48 Toni Hunter, R OBP: 0.292, SLG: 0.492										5	2	2	0	0	1	1					
25 Byron Buxton, R OBP: 0.228, SLG: 0.260										5	1	1	0	0	1	3					
8 Kurt Suzuki, R OBP: 0.295, SLG: 0.314										3	1	3	3	1	0	0					
5 Eduardo Escobar, S OBP: 0.314, SLG: 0.451																					
<b>Inning Stats</b>	R: 1 E: 0 K: 2 S: 14	H: 2 LOB: 2 BB: 1 P: 27	R: 0 E: 0 K: 1 S: 8	H: 0 LOB: 1 BB: 1 P: 14	R: 0 E: 0 K: 1 S: 7	H: 0 LOB: 1 BB: 1 P: 11	R: 0 E: 0 K: 1 S: 8	H: 2 LOB: 2 BB: 0 P: 12	R: 0 E: 0 K: 2 S: 15	H: 1 LOB: 2 BB: 1 P: 25	R: 3 E: 0 K: 1 S: 19	H: 3 LOB: 1 BB: 1 P: 28	R: 2 E: 0 K: 2 S: 18	H: 2 LOB: 1 BB: 1 P: 32	R: 0 E: 0 K: 1 S: 11	H: 0 LOB: 0 BB: 0 P: 18	1B: 7 2B: 2 3B: 0 HR: 1	SF: 1 SAC: 0 DP: 0 HBP: 0	WP: 2 PB: 0 SB: 2 CS: 0	PA: 44	
<b>PITCHER</b>	IP: 5.1 WLS: L BF: 29 ERA: 4.34	H: 8 R: 4 ER: 0 SO: 8	BB: 5 IBB: 0 HBP: 0 BLK: 0	WP: 1 HR: 1 S: 65 P: 107	ERA: 6.75 WHIP: 2.438	IP: 6.1 WLS: 0 BF: 27 ERA: 2.1	H: 2 R: 0 ER: 0 SO: 2	BB: 0 IBB: 0 HBP: 0 BLK: 0	WP: 0 HR: 0 S: 18 P: 32	ERA: 18.00 WHIP: 3.000	IP: 8.1 WLS: 0 BF: 34 ERA: 6.0	H: 0 R: 0 ER: 0 SO: 1	BB: 1 IBB: 0 HBP: 0 BLK: 0	WP: 0 HR: 0 S: 11 P: 18	1B: 0 2B: 0 3B: 0 HR: 0	SF: 0 SAC: 0 DP: 0 HBP: 0	WP: 0 PB: 0 SB: 2 CS: 0	PA: 44			
30 Yordano Ventura, R ERA: 4.34																					
40 Kelvin Herrera, R ERA: 2.1																					
62 Joba Chamberlain, R ERA: 4.7																					
50 Miguel Almonte, R ERA: 6.0																					
49 Louis Coleman, R ERA:																					

Minnesota Twins @ Kansas City Royals  
Kauffman Stadium, Kansas City, MO  
Mon Sep 07 2015, 7:12 PM - 10:13 PM CDT  
Att: 36,825 - Cloudy - 78 F

AB 36  
R 6  
H 10  
RBI 5  
BB 7  
SO 11  
LOB 20



Batter	1	2	3	4	5	6	7	8	9	AB	R	H	RBI	BB	SO	LOB	BOTTOM				
18 Ben Zobrist, S OBP: 0.370, SLG: 0.462										4	0	0	0	0	0	1					
6 Lorenzo Cain, R OBP: 0.369, SLG: 0.492										4	1	2	0	0	1	0					
35 Eric Hosmer, L OBP: 0.373, SLG: 0.464										4	0	2	0	0	0	0					
25 Kendrys Morales, S OBP: 0.355, SLG: 0.474										4	1	1	1	0	0	3					
31 Jonny Gomes, R OBP: 0.325, SLG: 0.365										2	0	0	0	1	1	2					
4 Alex Gordon, L OBP: 0.399, SLG: 0.463										1	0	0	0	0	1	0					
8 Mike Moustakas, L OBP: 0.348, SLG: 0.452										4	0	2	0	0	2	1					
13 Salvador Perez, R OBP: 0.273, SLG: 0.423										3	0	0	1	0	0	1					
16 Paulo Orlando, R OBP: 0.274, SLG: 0.447										3	0	1	0	0	0	0					
2 Alcides Escobar, R OBP: 0.299, SLG: 0.323										3	0	1	0	0	1	0					
<b>Inning Stats</b>	R: 1 E: 0 K: 0 S: 10	H: 2 LOB: 1 BB: 0 P: 17	R: 0 E: 0 K: 0 S: 7	H: 1 LOB: 0 BB: 0 P: 11	R: 0 E: 0 K: 1 S: 11	H: 0 LOB: 1 BB: 1 P: 23	R: 0 E: 0 K: 1 S: 6	H: 0 LOB: 0 BB: 0 P: 6	R: 0 E: 0 K: 1 S: 9	H: 0 LOB: 0 BB: 0 P: 12	R: 1 E: 0 K: 1 S: 9	H: 3 LOB: 2 BB: 0 P: 13	R: 0 E: 0 K: 0 S: 19	H: 3 LOB: 2 BB: 0 P: 23	R: 0 E: 0 K: 2 S: 9	H: 0 LOB: 0 BB: 0 P: 13	1B: 8 2B: 1 3B: 0 HR: 0	SF: 1 SAC: 0 DP: 2 HBP: 0	WP: 0 PB: 0 SB: 0 CS: 0	PA: 34	
<b>PITCHER</b>	IP: 7.0 WLS: W BF: 26 ERA: 3.54	H: 2 R: 2 ER: 0 SO: 4	BB: 1 IBB: 0 HBP: 0 BLK: 0	WP: 0 HR: 0 S: 59 P: 95	ERA: 2.57 WHIP: 1.000	IP: 1.0 WLS: 0 BF: 5 ERA: 4.13	H: 3 R: 0 ER: 0 SO: 0	BB: 0 IBB: 0 HBP: 0 BLK: 0	WP: 0 HR: 0 S: 19 P: 23	ERA: 0.00 WHIP: 3.000	IP: 1.0 WLS: 0 BF: 3 ERA: 2.43	H: 0 R: 0 ER: 0 SO: 2	BB: 0 IBB: 0 HBP: 0 BLK: 0	WP: 0 HR: 0 S: 9 P: 13	1B: 0 2B: 1 3B: 0 HR: 0	SF: 0 SAC: 0 DP: 0 HBP: 0	WP: 0 PB: 0 SB: 0 CS: 0	PA: 34			
33 Tommy Milone, L ERA: 3.54																					
65 Trevor May, R ERA: 4.13																					
49 Kevin Jepsen, R ERA: 2.43																					

Minnesota Twins @ Kansas City Royals  
Kauffman Stadium, Kansas City, MO  
Mon Sep 07 2015, 7:12 PM - 10:13 PM CDT  
Att: 36,825 - Cloudy - 78 F

AB 32  
R 2  
H 9  
RBI 2  
BB 1  
SO 6  
LOB 8





Batter	1	2	3	4	5	6	7	8	9	AB	R	H	RBI	BB	SO	LOB	TOP					
32 Aaron Hicks, S OBP: 0.315, SLG: 0.422										4	0	2	0	0	0	1	<b>Minnesota Twins @ Kansas City Royals</b> Kauffman Stadium, Kansas City, MO Tue Sep 08 2015, 7:11 PM - 9:40 PM CDT Att: 31,834 - Overcast - 77 F					
2 Brian Dozier, R OBP: 0.312, SLG: 0.469										3	1	1	1	0	1	1						
7 Joe Mauer, L OBP: 0.336, SLG: 0.378										4	0	2	1	0	1	2						
24 Trevor Plouffe, R OBP: 0.303, SLG: 0.428										4	0	0	0	0	0	4						
20 Eddie Rosario, L OBP: 0.286, SLG: 0.442										4	0	0	0	0	0	0						
48 Torii Hunter, R OBP: 0.290, SLG: 0.399										3	0	0	0	0	0	0						
5 Eduardo Escobar, S OBP: 0.312, SLG: 0.447										3	0	0	0	0	0	0						
12 Chris Herrmann, L OBP: 0.214, SLG: 0.292										2	0	0	0	0	1	0						
39 Danny Santana, S OBP: 0.240, SLG: 0.296										3	1	1	0	0	1	0						
26 Eric Fryer, R OBP: 0.286, SLG: 0.222																						
25 Byron Buxton, R OBP: 0.231, SLG: 0.263																						
<b>Inning Stats</b>	R: 0 E: 0 K: 1 S: 9	H: 1 LOB: 1 BB: 0 P: 15	R: 0 E: 0 K: 0 S: 7	H: 0 LOB: 1 BB: 0 P: 12	R: 2 E: 0 K: 1 S: 16	H: 3 LOB: 1 BB: 0 P: 20	R: 0 E: 0 K: 0 S: 6	H: 0 LOB: 0 BB: 0 P: 9	R: 0 E: 0 K: 1 S: 9	H: 1 LOB: 0 BB: 0 P: 14	R: 0 E: 0 K: 0 S: 7	H: 0 LOB: 0 BB: 0 P: 11	R: 0 E: 0 K: 0 S: 8	H: 0 LOB: 0 BB: 0 P: 10	R: 0 E: 0 K: 1 S: 10	H: 0 LOB: 0 BB: 0 P: 17	R: 0 E: 0 K: 0 S: 8	H: 0 LOB: 0 BB: 0 P: 10	1B: 5 2B: 1 3B: 0 HR: 0	SF: 0 SAC: 0 DP: 2 HBP: 1	WP: 0 PB: 0 SB: 1 CS: 1	PA: 32
<b>PITCHER</b>	IP WLS BF H R ER SO BB IBB HBP BLK WP HR S P ERA WHIP	7.0 W 26 6 2 2 3 0 0 1 0 0 0 62 91 2.57 0.857	1.0 H 3 0 0 0 1 0 0 0 0 0 0 10 17 0.00 0.000	1.0 S 3 0 0 0 0 0 0 0 0 0 0 8 10 0.00 0.000																		

Batter	1	2	3	4	5	6	7	8	9	AB	R	H	RBI	BB	SO	LOB	BOTTOM					
18 Ben Zobrist, S OBP: 0.369, SLG: 0.460										4	1	1	0	0	1	0	<b>Minnesota Twins @ Kansas City Royals</b> Kauffman Stadium, Kansas City, MO Tue Sep 08 2015, 7:11 PM - 9:40 PM CDT Att: 31,834 - Overcast - 77 F					
4 Alex Gordon, L OBP: 0.399, SLG: 0.471										4	1	3	0	0	0	0						
1 Jarrod Dyson, L OBP: 0.323, SLG: 0.393										3	1	0	0	1	0	2						
6 Lorenzo Cain, R OBP: 0.368, SLG: 0.488										4	1	1	3	0	1	1						
35 Eric Hosmer, L OBP: 0.373, SLG: 0.465										3	0	1	1	0	0	0						
25 Kendrys Morales, S OBP: 0.355, SLG: 0.475										3	0	0	0	0	0	2						
8 Mike Moustakas, L OBP: 0.348, SLG: 0.450										3	0	0	0	0	1	2						
13 Salvador Perez, R OBP: 0.271, SLG: 0.420										3	0	0	0	0	0	2						
15 Alex Rios, R OBP: 0.285, SLG: 0.330										3	0	0	0	0	1	2						
16 Paulo Orlando, R OBP: 0.274, SLG: 0.447										3	0	0	0	0	1	0						
2 Alcides Escobar, R OBP: 0.297, SLG: 0.321																						
<b>Inning Stats</b>	R: 4 E: 0 K: 0 S: 15	H: 4 LOB: 1 BB: 2 P: 25	R: 0 E: 0 K: 1 S: 8	H: 1 LOB: 1 BB: 0 P: 11	R: 0 E: 0 K: 0 S: 6	H: 0 LOB: 0 BB: 0 P: 8	R: 0 E: 0 K: 2 S: 8	H: 0 LOB: 0 BB: 0 P: 9	R: 0 E: 0 K: 0 S: 6	H: 1 LOB: 1 BB: 0 P: 9	R: 0 E: 0 K: 0 S: 10	H: 0 LOB: 0 BB: 0 P: 14	R: 0 E: 0 K: 0 S: 7	H: 0 LOB: 0 BB: 0 P: 9	R: 0 E: 0 K: 1 S: 10	H: 0 LOB: 0 BB: 0 P: 16	R: 0 E: 0 K: 1 S: 10	H: 0 LOB: 0 BB: 0 P: 10	1B: 3 2B: 3 3B: 0 HR: 0	SF: 0 SAC: 0 DP: 1 HBP: 0	WP: 0 PB: 0 SB: 0 CS: 0	PA: 31
<b>PITCHER</b>	IP WLS BF H R ER SO BB IBB HBP BLK WP HR S P ERA WHIP	8.0 L 31 6 4 4 4 2 0 0 0 0 0 70 101 4.50 1.000																				

AB	31
R	2
H	6
RBI	2
BB	0
SO	4
LOB	8



AB	29
R	4
H	6
RBI	4
BB	2
SO	4
LOB	7









Batter	1	2	3	4	5	6	7	8	9	AB	R	H	RBI	BB	SO	LOB	TOP					
32 Aaron Hicks, S OBP: 0.320, SLG: 0.418 (1, 8)										3	1	1	0	2	0	0	<b>Minnesota Twins @ Chicago White Sox</b> U.S. Cellular Field, Chicago, IL Fri Sep 11 2015, 8:12 PM - 11:08 PM EDT Att: 15,641 - Cloudy - 61 F					
2 Brian Dozier, R OBP: 0.315, SLG: 0.466 (1, 4)										3	1	1	0	2	1	1						
7 Joe Mauer, L OBP: 0.337, SLG: 0.375 (1, 3)										3	0	0	0	2	1	3						
22 Miguel Sanó, R OBP: 0.292, SLG: 0.583 39 Danny Santana, S OBP: 0.240, SLG: 0.296 (9, PR)										3	0	0	0	2	1	3						
24 Trevor Plouffe, R OBP: 0.307, SLG: 0.443 (1, 5)										5	2	3	3	0	1	3						
20 Eddie Rosario, L OBP: 0.284, SLG: 0.434 (1, 7)										5	1	1	0	0	0	6						
48 Toni Hunter, R OBP: 0.292, SLG: 0.491 25 Byron Buxton, R OBP: 0.229, SLG: 0.260 (9, 8)										5	0	2	1	0	0	3						
8 Kurt Suzuki, R OBP: 0.296, SLG: 0.325 (1, 2)										4	0	1	0	0	1	2						
5 Eduardo Escobar, S OBP: 0.307, SLG: 0.447 (1, 6)										4	1	1	1	0	1	2						
<b>Inning Stats</b>	R: 0 E: 0 K: 2 S: 14	H: 1 LOB: 3 BB: 2 P: 27	R: 0 E: 0 K: 2 S: 13	H: 1 LOB: 0 BB: 0 P: 20	R: 0 E: 0 K: 1 S: 8	H: 0 LOB: 2 BB: 2 P: 19	R: 1 E: 0 K: 0 S: 15	H: 2 LOB: 1 BB: 0 P: 24	R: 0 E: 0 K: 1 S: 12	H: 0 LOB: 1 BB: 1 P: 23	R: 0 E: 0 K: 0 S: 7	H: 0 LOB: 0 BB: 0 P: 8	R: 1 E: 0 K: 0 S: 8	H: 1 LOB: 0 BB: 0 P: 13	R: 3 E: 0 K: 0 S: 15	H: 3 LOB: 3 BB: 3 P: 34		1B: 4 2B: 4 3B: 0 HR: 3	SF: 0 SAC: 0 DP: 1 HBP: 0	WP: 3 PB: 0 SB: 1 CS: 1	PA: 43	
<b>PITCHER</b>	IP WLS BF H R ER SO BB IBB HBP BLK WP HR S P ERA WHIP																					
45 Erik Johnson, R ERA: 3.27 (1, 1)	5.0	B 23	4	1	1	6	5	0	0	0	0	1	1	62	113	1.80	1.800					
40 Daniel Webb, R ERA: 2.7 (6, 1)	2.0	B 8	2	1	1	0	0	0	0	0	0	0	0	18	26	4.50	1.000					
65 Nate Jones, R ERA: 3.68 (8, 1)	1.0	L 4	1	1	1	0	0	0	0	0	0	1	8	13	9.00	1.000						
57 Zach Putnam, R ERA: 3.7 (9, 1)	0.1	7	3	3	3	0	2	1	0	0	2	1	12	30	81.00	15.000						
43 Dan Jennings, L ERA: 4.37 (9, 1)	0.2	2	0	0	0	0	0	0	0	0	0	0	3	4	0.00	0.000						
<b>Batter</b>	<b>1</b>	<b>2</b>	<b>3</b>	<b>4</b>	<b>5</b>	<b>6</b>	<b>7</b>	<b>8</b>	<b>9</b>	<b>AB</b>	<b>R</b>	<b>H</b>	<b>RBI</b>	<b>BB</b>	<b>SO</b>	<b>LOB</b>	<b>BOTTOM</b>					
1 Adam Eaton, L OBP: 0.346, SLG: 0.421 (1, 8)										4	1	1	2	0	2	2	<b>Minnesota Twins @ Chicago White Sox</b> U.S. Cellular Field, Chicago, IL Fri Sep 11 2015, 8:12 PM - 11:08 PM EDT Att: 15,641 - Cloudy - 61 F					
79 José Abreu, R OBP: 0.349, SLG: 0.517 (1, 10)										4	0	1	0	0	1	1						
53 Melky Cabrera, S OBP: 0.309, SLG: 0.380 (1, 7)										4	0	0	0	0	1	1						
26 Avisail Garcia, R OBP: 0.321, SLG: 0.387 (1, 9)										3	0	0	0	0	0	1						
25 Adam LaRoche, L OBP: 0.297, SLG: 0.348 (1, 3)										3	0	0	0	1	0	0						
10 Alexei Ramirez, R OBP: 0.281, SLG: 0.357 (1, 6)										4	0	0	0	0	1	2						
36 Rob Brantly, L OBP: 0.231, SLG: 0.455 (1, 2)										4	0	1	0	0	1	0						
24 Mike Olt, R OBP: 0.281, SLG: 0.310 18 Tyler Saladino, R OBP: 0.290, SLG: 0.342 (7, PR)										2	1	2	0	1	0	0						
7 Micah Johnson, L OBP: 0.329, SLG: 0.308 (1, 4)										3	0	1	0	0	2	2						
<b>Inning Stats</b>	R: 0 E: 0 K: 1 S: 12	H: 1 LOB: 0 BB: 0 P: 18	R: 0 E: 0 K: 2 S: 8	H: 0 LOB: 0 BB: 0 P: 11	R: 0 E: 0 K: 0 S: 7	H: 2 LOB: 1 BB: 0 P: 12	R: 0 E: 0 K: 0 S: 6	H: 1 LOB: 2 BB: 1 P: 13	R: 2 E: 0 K: 1 S: 12	H: 2 LOB: 0 BB: 0 P: 19	R: 0 E: 0 K: 0 S: 11	H: 0 LOB: 0 BB: 0 P: 15	R: 0 E: 0 K: 2 S: 8	H: 0 LOB: 1 BB: 1 P: 19	R: 0 E: 0 K: 2 S: 11	H: 0 LOB: 0 BB: 0 P: 14		R: 0 E: 0 K: 0 S: 7	H: 0 LOB: 0 BB: 0 P: 13	1B: 4 2B: 1 3B: 0 HR: 1	SF: 0 SAC: 0 DP: 0 HBP: 1	WP: 0 PB: 0 SB: 1 CS: 0
<b>PITCHER</b>	IP WLS BF H R ER SO BB IBB HBP BLK WP HR S P ERA WHIP																					
54 Ervin Santana, R ERA: 4.73 (1, 1)	7.0	W 28	6	2	2	6	2	0	1	0	0	0	0	64	107	2.57	1.143					
65 Trevor May, R ERA: 4.1 (8, 1)	1.0	H 3	0	0	0	2	0	0	0	0	0	0	11	14	0.00	0.000						
49 Kevin Jepsen, R ERA: 2.35 (9, 1)	1.0	3	0	0	0	0	0	0	0	0	0	0	7	13	0.00	0.000						



















Batter	1	2	3	4	5	6	7	8	9	10	11	12	AB	R	H	RBI	BB	SO	LOB	TOP		
12 Anthony Gose, L (1,8) OBP: 0.322, SLG: 0.377 24 Miguel Cabrera, R (R,PH) OBP: 0.438, SLG: 0.540 20 Rajai Davis, R (R,8) OBP: 0.286, SLG: 0.426													1 1 0 0 2 0 1 1 0 0 0 0 1 1 2 0 0 0 0 0 1	1	1	0	0	2	0	1		
3 Ian Kinsler, R (1,4) OBP: 0.348, SLG: 0.436													6 1 2 1 0 0 3	6	1	2	1	0	0	3		
28 J.D. Martinez, R (1,9) OBP: 0.347, SLG: 0.553													6 2 2 2 0 2 2	6	2	2	2	0	2	2		
41 Victor Martinez, S (1,10) OBP: 0.294, SLG: 0.350 33 Steven Moya, L (R,PR) OBP: 0.273, SLG: 0.400													4 0 1 0 0 1 2 2 1 0 0 0 1 1	4	0	1	0	0	1	2		
18 Tyler Collins, L (1,7) OBP: 0.309, SLG: 0.416													5 1 2 2 0 1 0	5	1	2	2	0	1	0		
55 Jeff Marts, R (1,5) OBP: 0.329, SLG: 0.467													4 0 2 2 1 1 1	4	0	2	2	1	1	1		
34 James McCann, R (1,2) OBP: 0.308, SLG: 0.406													5 0 0 0 0 2 3	5	0	0	0	0	2	3		
13 Alex Avila, L (1,3) OBP: 0.325, SLG: 0.261													4 0 1 0 1 1 1	4	0	1	0	1	1	1		
17 Andrew Romine, S (1,6) OBP: 0.307, SLG: 0.351													5 1 3 0 0 0 3	5	1	3	0	0	0	3		
<b>Inning Stats</b>	R: 2 E: 0 K: 2 S: 16	H: 2 LOB: 1 BB: 1 P: 28	R: 0 E: 0 K: 0 S: 9	H: 1 LOB: 0 BB: 0 P: 16	R: 0 E: 0 K: 0 S: 6	H: 0 LOB: 0 BB: 0 P: 7	R: 0 E: 0 K: 0 S: 6	H: 0 LOB: 0 BB: 2 P: 15	R: 0 E: 0 K: 1 S: 9	H: 0 LOB: 0 BB: 1 P: 16	R: 0 E: 0 K: 1 S: 9	H: 1 LOB: 1 BB: 0 P: 14	R: 0 E: 0 K: 1 S: 7	H: 1 LOB: 1 BB: 0 P: 9	R: 0 E: 0 K: 0 S: 8	H: 0 LOB: 0 BB: 0 P: 11	R: 3 E: 0 K: 2 S: 12	H: 3 LOB: 0 BB: 0 P: 15	1B: 11 2B: 1 3B: 0 HR: 1	SF: 0 SAC: 0 DP: 4 HBP: 0	WP: 0 PB: 0 SB: 2 CS: 0	PA: 49
<b>PITCHER</b>	IP 7.0	WLS 0	BF 26	H 4	R 2	ER 2	SO 5	BB 0	IBB 0	HBP 0	BLK 0	WP 0	HR 0	S 62	P 109	ERA 2.57	WHIP 1.143					
54 Ervin Santana, R (1,1) ERA: 4.55	50 Casey Fien, R (R,1) ERA: 3.45	49 Kevin Jepsen, R (R,1) ERA: 2.59	36 Blaine Boyer, R (R,PR) ERA: 2.41	55 Neal Cotts, L (11,1) ERA: 3.51																		
<b>PITCHER</b>	IP 12.1	WLS 6	BF 33	H 3	R 3	ER 3	SO 2	BB 0	IBB 0	HBP 0	BLK 0	WP 0	HR 1	S 12	P 15	ERA 27.00	WHIP 3.000					
52 Brian Duensing, L (12,1) ERA: 4.6																						

Detroit Tigers @ Minnesota Twins  
Target Field, Minneapolis, MN  
Wed Sep 16 2015, 8:07 PM - 12:24 AM CDT  
Att. 22,509 - Overcast - 79 F

AB 45  
R 7  
H 13  
RBI 7  
BB 4  
SO 10  
LOB 19



Batter	1	2	3	4	5	6	7	8	9	10	11	12	AB	R	H	RBI	BB	SO	LOB	BOTTOM				
32 Aaron Hicks, S (1,8) OBP: 0.322, SLG: 0.404													4 0 0 0 2 1 0	4	0	0	0	2	1	0				
2 Brian Dozier, R (1,4) OBP: 0.312, SLG: 0.453													6 0 1 0 0 1 2	6	0	1	0	0	1	2				
7 Joe Mauer, L (1,3) OBP: 0.342, SLG: 0.377													4 1 0 0 1 2 2	4	1	0	0	1	2	2				
22 Miguel Sanó, R (1,10) OBP: 0.293, SLG: 0.511 9 Eduardo Núñez, R (R,PR) OBP: 0.304, SLG: 0.427													3 1 2 0 1 0 0 1 1 0 0 0 0 2	3	1	2	0	1	0	0				
24 Trevor Plouffe, R (1,5) OBP: 0.312, SLG: 0.444 21 Shane Robinson, R (R,PR) OBP: 0.303, SLG: 0.355													4 0 1 1 0 1 3 1 0 0 0 0 0 2	4	0	1	1	0	1	3				
48 Torii Hunter, R (1,9) OBP: 0.295, SLG: 0.408 25 Byron Buxton, R (R,8) OBP: 0.240, SLG: 0.270													3 0 1 1 0 1 0 1 0 0 0 0 0 0	3	0	1	1	0	1	0				
20 Eddie Rosario, L (1,7) OBP: 0.291, SLG: 0.450 36 Blaine Boyer, R (10,1)													3 1 2 2 1 0 0 0 0 0 0 0 0 0	3	1	2	2	1	0	0				
55 Neal Cotts, L (11,1)	19 Kennys Vargas, S (1,PH) OBP: 0.288, SLG: 0.363 52 Brian Duensing, L (12,1)												0 0 0 0 0 1 0 1 0 0 0 0 1 0 0 0 0 0 0 0 0	0	0	0	0	0	1	0				
12 Chris Herrmann, L (1,2) OBP: 0.210, SLG: 0.286 39 Danny Santana, S (7,PH) OBP: 0.238, SLG: 0.282 8 Kurt Suzuki, R (R,2) OBP: 0.294, SLG: 0.319													2 0 0 0 0 1 0 1 0 0 0 0 2 3 2 0 0 0 0 0 3	2	0	0	0	0	1	0				
5 Eduardo Escobar, S (1,6) OBP: 0.300, SLG: 0.451													5 0 0 0 0 0 5	5	0	0	0	0	0	5				
<b>Inning Stats</b>	R: 0 E: 0 K: 1 S: 8	H: 0 LOB: 0 BB: 0 P: 13	R: 0 E: 0 K: 1 S: 7	H: 0 LOB: 0 BB: 0 P: 14	R: 1 E: 0 K: 1 S: 8	H: 1 LOB: 0 BB: 0 P: 13	R: 0 E: 0 K: 1 S: 7	H: 1 LOB: 1 BB: 0 P: 11	R: 0 E: 0 K: 0 S: 6	H: 0 LOB: 0 BB: 0 P: 11	R: 0 E: 1 K: 0 S: 9	H: 3 LOB: 1 BB: 0 P: 28	R: 0 E: 0 K: 0 S: 7	H: 0 LOB: 0 BB: 0 P: 12	R: 1 E: 0 K: 1 S: 13	H: 1 LOB: 2 BB: 3 P: 26	R: 0 E: 0 K: 1 S: 16	H: 0 LOB: 0 BB: 1 P: 10	R: 0 E: 0 K: 0 S: 9	H: 0 LOB: 0 BB: 1 P: 19	1B: 3 2B: 4 3B: 0 HR: 1	SF: 0 SAC: 1 DP: 2 HBP: 0	WP: 0 PB: 1 SB: 1 CS: 0	PA: 47
<b>PITCHER</b>	IP 3.2	WLS 1	BF 12	H 1	R 0	ER 1	SO 4	BB 0	IBB 0	HBP 0	BLK 0	WP 0	HR 1	S 27	P 47	ERA 2.46	WHIP 0.273							
44 Daniel Norris, L (1,1) ERA: 4.28	62 Al Alburquerque, R (R,1) ERA: 4.4	54 Drew VerHagen, R (R,1) ERA: 2.33	65 Blaine Hardy, L (7,1) ERA: 2.81	30 Alex Wilson, R (7,1) ERA: 2.13																				
<b>PITCHER</b>	IP 1.0	WLS 0	BF 3	H 0	R 0	ER 0	SO 1	BB 0	IBB 0	HBP 0	BLK 0	WP 0	HR 0	S 7	P 12	ERA 0.00	WHIP 0.000							
39 Nefthali Feliz, R (R,1) ERA: 5.86	43 Bruce Rondón, R (R,1) ERA: 5.9	58 José Valdéz, R (10,1) ERA: 2.04	46 Ian Krol, L (10,1) ERA: 5.68																					
<b>PITCHER</b>	IP 1.0	WLS 0	BF 3	H 0	R 0	ER 0	SO 1	BB 0	IBB 0	HBP 0	BLK 0	WP 0	HR 0	S 7	P 12	ERA 0.00	WHIP 0.000							

Detroit Tigers @ Minnesota Twins  
Target Field, Minneapolis, MN  
Wed Sep 16 2015, 8:07 PM - 12:24 AM CDT  
Att. 22,509 - Overcast - 79 F

AB 41  
R 4  
H 7  
RBI 4  
BB 5  
SO 8  
LOB 21

















Batter	1	2	3	4	5	6	7	8	9	AB	R	H	RBI	BB	SO	LOB	TOP								
2 Erick Aybar, S OBP: 0.303, SLG: 0.331	E1		K2-3			G5-4-3 BB		27 1B		3	0	1	0	1	1	0	<b>Los Angeles Angels @ Minnesota Twins</b> Target Field, Minneapolis, MN Sun Sep 20 2015, 1:13 PM - 4:14 PM CDT Att: 25,302 - Partly Cloudy - 69 F								
56 Kole Calhoun, L OBP: 0.313, SLG: 0.424	F9		K			K		F7		4	0	0	0	0	2	4									
27 Mike Trout, R OBP: 0.394, SLG: 0.580	L8				G5-3	G5-4-3		1B		4	0	1	0	0	0	2									
5 Albert Pujols, R OBP: 0.301, SLG: 0.463	F9				G6-3		K	P6		4	0	0	0	0	1	4									
19 David Murphy, L OBP: 0.323, SLG: 0.436	G3-1						L8		G4-3	3	0	1	0	0	0	0									
18 Shane Victorino, S (9, PH) OBP: 0.300, SLG: 0.284										1	0	0	0	0	0	0									
24 C.J. Cron, R OBP: 0.305, SLG: 0.450										3	0	2	0	0	1	1									
7 Collin Cowgill, R (9, PH) OBP: 0.225, SLG: 0.284										1	0	0	0	0	1	0									
6 David Freese, R OBP: 0.292, SLG: 0.338										3	0	0	0	0	1	2									
47 Jett Bandy, R (9, PH) OBP: 0.500, SLG: 2.000										1	1	1	1	0	0	0									
58 Carlos Pérez, R OBP: 0.272, SLG: 0.307										3	0	1	0	0	1	1									
44 Daniel Robertson, R (9, PH) OBP: 0.299, SLG: 0.307										1	0	0	0	0	0	0									
8 Taylor Featherston, R OBP: 0.218, SLG: 0.248										2	0	0	0	0	0	0									
20 Matt Joyce, L (8, PH) OBP: 0.272, SLG: 0.291										1	0	0	0	0	1	1									
32 Ryan Jackson, R (8, 4)										0	0	0	0	0	0	0									
<b>Inning Stats</b>	R: 0 E: 1 K: 0 S: 10	H: 0 LOB: 1 BB: 0 P: 12	R: 0 E: 0 K: 2 S: 17	H: 1 LOB: 1 BB: 0 P: 22	R: 0 E: 0 K: 2 S: 9	H: 0 LOB: 0 BB: 0 P: 14	R: 0 E: 0 K: 1 S: 11	H: 1 LOB: 1 BB: 0 P: 16	R: 0 E: 0 K: 1 S: 4	H: 0 LOB: 0 BB: 1 P: 8	R: 0 E: 0 K: 1 S: 4	H: 0 LOB: 0 BB: 1 P: 10	R: 0 E: 0 K: 1 S: 12	H: 1 LOB: 1 BB: 0 P: 19	R: 0 E: 0 K: 1 S: 16	H: 3 LOB: 3 BB: 0 P: 22	R: 1 E: 0 K: 1 S: 11	H: 1 LOB: 0 BB: 0 P: 14	1B: 6 2B: 0 3B: 0 HR: 1	SF: 0 SAC: 0 DP: 1 HBP: 0	WP: 0 PB: 0 SB: 0 CS: 0	PA: 35			
<b>PITCHER</b>	IP	WLS	BF	H	R	ER	SO	BB	IBB	HBP	BLK	WP	HR	S	P	ERA	WHIP								
56 Tyler Duffey, R (1, 1) ERA: 3.15	7.0	W	25	3	0	0	7	1	0	0	0	0	0	67	101	0.00	0.571								
50 Casey Fien, R (8, 1) ERA: 3.39	1.0		6	3	0	0	1	0	0	0	0	0	0	16	22	0.00	3.000								
15 Glen Perkins, L (9, 1) ERA: 2.79	1.0		4	1	1	1	1	0	0	0	0	0	1	11	14	9.00	1.000								

Batter	1	2	3	4	5	6	7	8	9	AB	R	H	RBI	BB	SO	LOB	BOTTOM								
32 Aaron Hicks, S OBP: 0.324, SLG: 0.405	L7		20 HR					7 HR		3	2	2	2	2	0	0	<b>Los Angeles Angels @ Minnesota Twins</b> Target Field, Minneapolis, MN Sun Sep 20 2015, 1:13 PM - 4:14 PM CDT Att: 25,302 - Partly Cloudy - 69 F								
20 Eddie Rosario, L OBP: 0.293, SLG: 0.462	F7							F7		5	1	2	2	0	0	4									
7 Joe Mauer, L OBP: 0.339, SLG: 0.376	22 WP		G3-1					L9		5	1	2	2	0	1	2									
22 Miguel Sanó, R OBP: 0.396, SLG: 0.569			F9							3	0	1	0	2	1	0									
39 Danny Santana, S (8, PR) OBP: 0.236, SLG: 0.290										0	0	0	0	0	0	0									
24 Trevor Plouffe, R OBP: 0.312, SLG: 0.442										4	0	0	0	1	2	4									
48 Torii Hunter, R OBP: 0.300, SLG: 0.421										4	2	2	1	0	0	1									
21 Shane Robinson, R (8, PH) OBP: 0.302, SLG: 0.326										1	0	0	0	0	1	1									
5 Eduardo Escobar, S OBP: 0.303, SLG: 0.446										4	1	2	0	0	0	0									
8 Kurt Suzuki, R OBP: 0.295, SLG: 0.318										3	0	0	0	0	0	1									
9 Eduardo Núñez, R OBP: 0.309, SLG: 0.424										3	1	1	1	1	0	1									
<b>Inning Stats</b>	R: 0 E: 0 K: 1 S: 13	H: 1 LOB: 2 BB: 1 P: 21	R: 1 E: 0 K: 0 S: 12	H: 1 LOB: 0 BB: 0 P: 16	R: 2 E: 0 K: 0 S: 10	H: 2 LOB: 1 BB: 1 P: 18	R: 1 E: 0 K: 1 S: 13	H: 3 LOB: 2 BB: 0 P: 22	R: 2 E: 0 K: 0 S: 20	H: 2 LOB: 3 BB: 3 P: 40	R: 0 E: 0 K: 1 S: 7	H: 0 LOB: 0 BB: 0 P: 11	R: 0 E: 0 K: 0 S: 11	H: 1 LOB: 1 BB: 0 P: 15	R: 2 E: 0 K: 2 S: 12	H: 2 LOB: 1 BB: 1 P: 21	1B: 8 2B: 1 3B: 0 HR: 3	SF: 0 SAC: 0 DP: 0 HBP: 1	WP: 1 PB: 0 SB: 1 CS: 0	PA: 42					
<b>PITCHER</b>	IP	WLS	BF	H	R	ER	SO	BB	IBB	HBP	BLK	WP	HR	S	P	ERA	WHIP								
52 Matt Shoemaker, R (1, 1) ERA: 4.46	3.2	L	19	6	4	4	1	2	0	0	0	0	0	4	6	9.82	2.182								
37 César Ramos, L (4, 1) ERA: 2.17	0.1		2	1	0	0	1	0	0	0	0	0	0	4	6	0.00	3.000								
68 Cam Bedrosian, R (5, 1) ERA: 5.17	0.2		6	2	2	2	0	2	0	1	0	0	0	16	31	27.00	6.000								
46 Cory Rasmus, R (5, 1) ERA: 6.48	1.1		5	0	0	0	1	1	0	0	0	0	0	11	20	0.00	0.750								
35 Nick Tropeano, R (7, 1) ERA: 5.09	1.0		4	1	0	0	0	0	0	0	0	0	0	11	15	0.00	1.000								



Batter	1	2	3	4	5	6	7	8	9	AB	R	H	RBI	BB	SO	LOB	TOP					
22 Jason Kipnis, L OBP: 0.372, SLG: 0.444	G5-3		G6-3		G1-6-3			SH1-3		3	0	0	0	0	0	1	Cleveland Indians @ Minnesota Twins Target Field, Minneapolis, MN Tue Sep 22 2015, 7:11 PM - 9:59 PM CDT Att: 21,850 - Partly Cloudy - 72 F					
12 Francisco Lindor, S OBP: 0.352, SLG: 0.475	1B		L8			G3-1		F9		4	0	1	0	0	0	3						
23 Michael Brantley, L OBP: 0.391, SLG: 0.466 1 Michael Martinez, S OBP: 0.313, SLG: 0.375	L7			G6-3		K		G4-3		2	0	0	0	0	0	1						
41 Carlos Santana, S OBP: 0.358, SLG: 0.384	K			G3		G4-3			G4-3	4	0	0	0	0	1	1						
8 Lonnie Chisenhall, L OBP: 0.298, SLG: 0.387	K			G4-3			G1-3		K	4	0	0	0	0	2	0						
10 Yan Gomes, R OBP: 0.265, SLG: 0.381	K				G4-3					4	1	2	0	0	2	0						
35 Abraham Almonte, S (1, 8) OBP: 0.302, SLG: 0.407	BB				G4-3		F8		K	3	0	0	0	1	1	2						
30 Chris Johnson, R (1, 10) OBP: 0.303, SLG: 0.361 4 Mike Aviles, R (8, PR) OBP: 0.291, SLG: 0.332	K									3	0	1	0	0	2	2						
11 José Ramírez, S (1, 5) OBP: 0.288, SLG: 0.313					G6-3					0	0	0	0	0	0	0						
<b>Inning Stats</b>	R: 0 E: 0 K: 1 S: 9	H: 1 LOB: 1 BB: 0 P: 17	R: 0 E: 0 K: 3 S: 12	H: 0 LOB: 1 BB: 1 P: 23	R: 0 E: 0 K: 0 S: 7	H: 0 LOB: 0 BB: 0 P: 14	R: 0 E: 0 K: 0 S: 6	H: 0 LOB: 0 BB: 0 P: 10	R: 1 E: 1 K: 1 S: 9	H: 2 LOB: 1 BB: 0 P: 13	R: 0 E: 0 K: 1 S: 9	H: 0 LOB: 0 BB: 0 P: 13	R: 0 E: 0 K: 1 S: 8	H: 0 LOB: 0 BB: 0 P: 10	R: 0 E: 0 K: 0 S: 10	H: 2 LOB: 3 BB: 0 P: 12		R: 0 E: 0 K: 2 S: 11	H: 1 LOB: 1 BB: 0 P: 17	1B: 4 2B: 2 3B: 0 HR: 0	SF: 0 SAC: 1 DP: 0 HBP: 0	WP: 0 PB: 0 SB: 0 CS: 0
<b>PITCHER</b>	IP	WLS	BF	H	R	ER	SO	BB	IBB	HBP	BLK	WP	HR	S	P	ERA	WHIP					
54 Ervin Santana, R (1, 1) ERA: 4.31	7.0	W	27	5	1	1	7	1	0	0	0	0	0	64	106	1.29	0.857					
15 Glen Perkins, L (8, 1) ERA: 2.73	1.0	H	3	0	0	0	0	0	0	0	0	0	0	6	6	0.00	0.000					
49 Kevin Jepsen, R (9, 1) ERA: 2.47	1.0	S	4	1	0	0	2	0	0	0	0	0	0	11	17	0.00	1.000					

Batter	1	2	3	4	5	6	7	8	9	AB	R	H	RBI	BB	SO	LOB	BOTTOM				
32 Aaron Hicks, S (1, 8) OBP: 0.325, SLG: 0.415	G4-3		2B		F9		2B	L8		5	1	2	1	0	0	3	Cleveland Indians @ Minnesota Twins Target Field, Minneapolis, MN Tue Sep 22 2015, 7:11 PM - 9:59 PM CDT Att: 21,850 - Partly Cloudy - 72 F				
2 Brian Dozier, R (1, 4) OBP: 0.313, SLG: 0.454	K		7B		K		7BB			4	1	2	1	0	2	0					
7 Joe Mauer, L (1, 3) OBP: 0.342, SLG: 0.378	G4-3		2B		BB		BB			2	0	1	1	2	0	0					
22 Miguel Sanó, R (1, 10) OBP: 0.394, SLG: 0.562	G5-3		BB		K		K			3	0	0	0	1	2	4					
24 Trevor Plouffe, R (1, 5) OBP: 0.310, SLG: 0.438	P2		G6-3		K		K			4	0	0	0	0	2	6					
20 Eddie Rosario, L (1, 7) OBP: 0.290, SLG: 0.458	L9				F7		F7	P3		4	0	0	0	0	0	3					
48 Torii Hunter, R (1, 9) OBP: 0.300, SLG: 0.419 25 Byron Buxton, R (9, 8) OBP: 0.236, SLG: 0.265	P6		1B		G5-3		G5-3			4	0	1	0	0	0	0					
8 Kurt Suzuki, R (1, 2) OBP: 0.297, SLG: 0.319	F7		1B		F7		F8			3	0	1	0	0	0	0					
5 Eduardo Escobar, S (1, 6) OBP: 0.305, SLG: 0.448	F8		BB		F7		F7	2B		3	1	1	0	1	0	3					
<b>Inning Stats</b>	R: 0 E: 0 K: 1 S: 6	H: 0 LOB: 0 BB: 0 P: 8	R: 0 E: 0 K: 0 S: 6	H: 0 LOB: 0 BB: 0 P: 9	R: 3 E: 0 K: 0 S: 22	H: 3 LOB: 2 BB: 2 P: 39	R: 0 E: 0 K: 0 S: 14	H: 1 LOB: 2 BB: 0 P: 20	R: 0 E: 0 K: 3 S: 11	H: 0 LOB: 1 BB: 1 P: 17	R: 0 E: 0 K: 0 S: 8	H: 1 LOB: 1 BB: 0 P: 9	R: 0 E: 0 K: 2 S: 17	H: 2 LOB: 3 BB: 1 P: 27	R: 0 E: 0 K: 0 S: 15	H: 1 LOB: 1 BB: 0 P: 23		1B: 3 2B: 4 3B: 1 HR: 0	SF: 0 SAC: 0 DP: 0 HBP: 1	WP: 0 PB: 0 SB: 0 CS: 0	PA: 37
<b>PITCHER</b>	IP	WLS	BF	H	R	ER	SO	BB	IBB	HBP	BLK	WP	HR	S	P	ERA	WHIP				
31 Danny Salazar, R (1, 1) ERA: 3.51	6.0	L	27	5	3	3	3	3	1	0	0	0	0	67	102	4.50	1.333				
53 Jeff Manship, R (7, 1) ERA: 1.03	1.0		6	2	0	0	2	1	0	0	0	0	0	17	27	0.00	3.000				
34 Zach McAllister, R (8, 1) ERA: 3.08	1.0		4	1	0	0	0	0	0	0	0	0	0	15	23	0.00	1.000				





Batter	1	2	3	4	5	6	7	8	9	AB	R	H	RBI	BB	SO	LOB	TOP										
22 Jason Kipnis, L (1,4) OBP: 0.371, SLG: 0.442			G3			F7			K	4	0	1	0	0	1	0	<b>Cleveland Indians @ Minnesota Twins</b> Target Field, Minneapolis, MN Wed Sep 23 2015, 7:13 PM - 9:58 PM CDT Att: 17,831 - Rain - 69 F										
11 José Ramírez, S (1,5) OBP: 0.285, SLG: 0.309	F7			G4-3		P5			F9	3	0	0	0	0	0	1											
30 Chris Johnson, R (9,PH) OBP: 0.301, SLG: 0.359										1	0	0	0	0	0	0											
12 Francisco Lindor, S (1,6) OBP: 0.354, SLG: 0.476	K					G6-3				4	1	2	0	0	1	1											
41 Carlos Santana, S (1,3) OBP: 0.357, SLG: 0.389									41 HR	4	1	1	2	0	0	2											
10 Yan Gomes, R (1,2) OBP: 0.264, SLG: 0.383		P3								4	0	1	0	0	1	0											
8 Lonnie Chisenhall, L (1,9) OBP: 0.299, SLG: 0.386										3	0	1	0	0	1	1											
55 Roberto Pérez, R (1,10) OBP: 0.353, SLG: 0.371										1	0	0	0	0	0	1											
1 Michael Martínez, S (5,PR) OBP: 0.294, SLG: 0.353										1	0	0	0	0	0	0											
35 Abraham Almonte, S (1,8) OBP: 0.298, SLG: 0.401										3	0	0	0	0	2	2											
4 Mike Aviles, R (1,7) OBP: 0.288, SLG: 0.328										3	0	0	0	0	0	2											
<b>Inning Stats</b>	R: 0 E: 0 K: 1 S: 12	H: 1 LOB: 1 BB: 0 P: 14	R: 0 E: 0 K: 0 S: 6	H: 1 LOB: 0 BB: 0 P: 11	R: 0 E: 0 K: 1 S: 7	H: 0 LOB: 0 BB: 0 P: 10	R: 0 E: 0 K: 0 S: 5	H: 1 LOB: 2 BB: 0 P: 9	R: 0 E: 0 K: 2 S: 16	H: 0 LOB: 0 BB: 0 P: 22	R: 0 E: 0 K: 0 S: 7	H: 0 LOB: 0 BB: 0 P: 11	R: 0 E: 0 K: 1 S: 7	H: 0 LOB: 0 BB: 0 P: 11	R: 0 E: 0 K: 0 S: 7	H: 0 LOB: 0 BB: 0 P: 8	R: 2 E: 0 K: 1 S: 13	H: 2 LOB: 0 BB: 0 P: 18	1B: 3 2B: 2 3B: 0 HR: 1	SF: 0 SAC: 0 DP: 2 HBP: 1	WP: 0 PB: 0 SB: 0 CS: 0	PA: 32					
<b>PITCHER</b>	IP	WLS	BF	H	R	ER	SO	BB	IBB	HBP	BLK	WP	HR	S	P	ERA	WHIP										
45 Phil Hughes, R (1,1) ERA: 4.43	5.0	W	18	4	0	0	4	0	0	1	0	0	0	46	66	0.00	0.800										
55 Neal Cotts, L (6,1) ERA: 3.49	1.0		3	0	0	0	0	0	0	0	0	0	0	7	11	0.00	0.000										
50 Casey Fien, R (7,1) ERA: 3.26	2.0		6	0	0	0	1	0	0	0	0	0	0	14	19	0.00	0.000										
15 Glen Perkins, L (9,1) ERA: 3.02	1.0		5	2	2	2	1	0	0	0	0	0	1	13	18	18.00	2.000										

Batter	1	2	3	4	5	6	7	8	9	AB	R	H	RBI	BB	SO	LOB	BOTTOM										
32 Aaron Hicks, S (1,8) OBP: 0.324, SLG: 0.411	B1-3		K			K				3	0	0	0	1	2	1	<b>Cleveland Indians @ Minnesota Twins</b> Target Field, Minneapolis, MN Wed Sep 23 2015, 7:13 PM - 9:58 PM CDT Att: 17,831 - Rain - 69 F										
2 Brian Dozier, R (1,4) OBP: 0.312, SLG: 0.457	L6					FC5-4				4	1	1	1	0	0	4											
7 Joe Mauer, L (1,3) OBP: 0.341, SLG: 0.379										4	1	1	0	0	1	0											
22 Miguel Sanó, R (1,10) OBP: 0.399, SLG: 0.563										3	1	2	0	1	1	0											
24 Trevor Plouffe, R (1,5) OBP: 0.313, SLG: 0.444										4	1	3	1	0	0	1											
20 Eddie Rosario, L (1,7) OBP: 0.290, SLG: 0.455										3	0	0	0	1	2	4											
48 Torii Hunter, R (1,9) OBP: 0.299, SLG: 0.416										3	0	0	0	0	0	4											
25 Byron Buxton, R (9,8) OBP: 0.236, SLG: 0.265										0	0	0	0	0	0	0											
8 Kurt Suzuki, R (1,2) OBP: 0.295, SLG: 0.315										4	0	0	0	0	1	3											
5 Eduardo Escobar, S (1,6) OBP: 0.307, SLG: 0.447										3	0	1	2	1	1	0											
<b>Inning Stats</b>	R: 0 E: 0 K: 1 S: 6	H: 0 LOB: 0 BB: 0 P: 10	R: 0 E: 0 K: 2 S: 15	H: 1 LOB: 1 BB: 0 P: 18	R: 0 E: 0 K: 1 S: 8	H: 0 LOB: 0 BB: 0 P: 11	R: 4 E: 0 K: 2 S: 20	H: 4 LOB: 3 BB: 2 P: 36	R: 0 E: 0 K: 0 S: 6	H: 2 LOB: 2 BB: 1 P: 16	R: 0 E: 0 K: 1 S: 8	H: 0 LOB: 1 BB: 1 P: 13	R: 0 E: 0 K: 0 S: 11	H: 1 LOB: 0 BB: 0 P: 16	R: 0 E: 0 K: 1 S: 11	H: 0 LOB: 0 BB: 0 P: 19	1B: 4 2B: 3 3B: 0 HR: 1	SF: 0 SAC: 0 DP: 1 HBP: 1	WP: 0 PB: 0 SB: 0 CS: 0	PA: 36							
<b>PITCHER</b>	IP	WLS	BF	H	R	ER	SO	BB	IBB	HBP	BLK	WP	HR	S	P	ERA	WHIP										
28 Corey Kluber, R (1,1) ERA: 3.55	3.2	L	19	5	4	4	6	2	0	1	0	0	0	7	17	0.00	3.000										
54 Ryan Webb, R (4,1) ERA: 3.17	0.2		5	2	0	0	0	0	1	0	0	0	0	1	2	0.00	0.000										
27 Bryan Shaw, R (5,1) ERA: 2.73	0.2		1	0	0	0	0	0	0	0	0	0	0	1	2	0.00	0.000										
26 Gavin Floyd, R (6,1) ERA: 2.6	2.2		10	1	0	0	1	1	0	0	0	0	0	27	42	0.00	0.750										
37 Cody Allen, R (8,1) ERA: 3.23	0.1		1	0	0	0	1	0	0	0	0	0	0	3	6	0.00	0.000										

AB	31
R	2
H	6
RBI	2
BB	0
SO	6
LOB	10



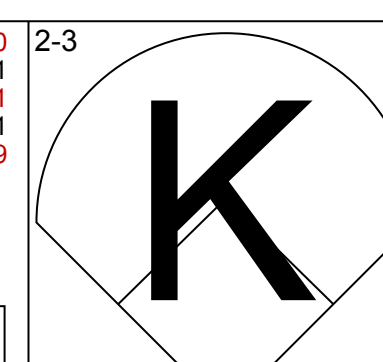
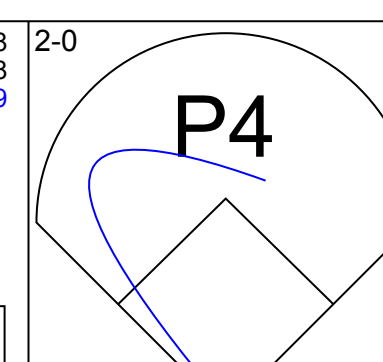
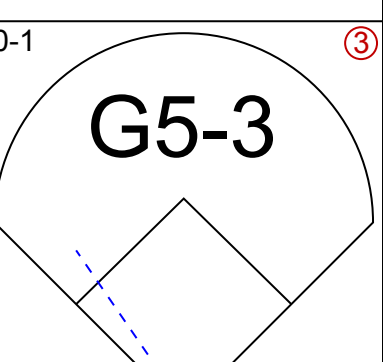
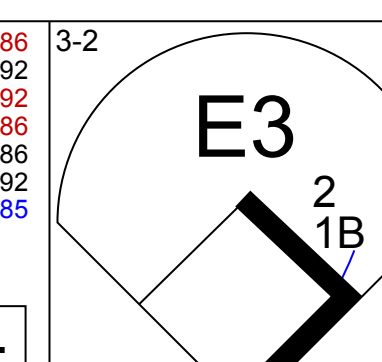
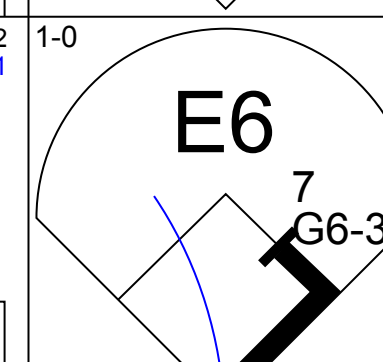
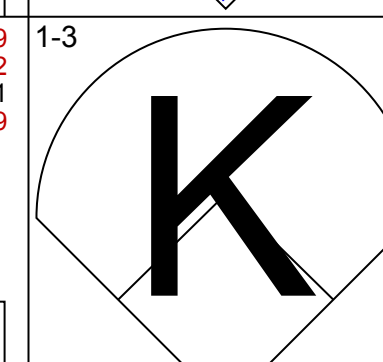
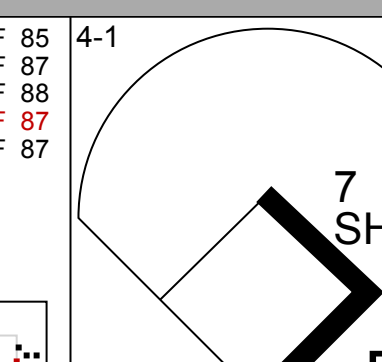
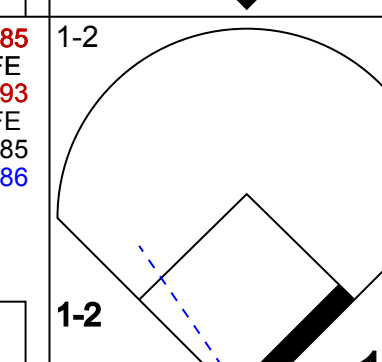
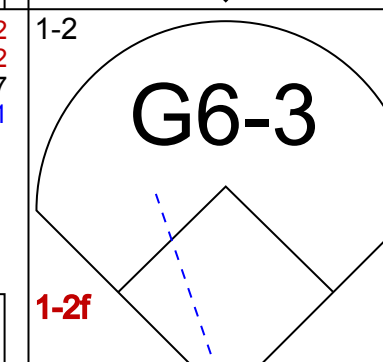
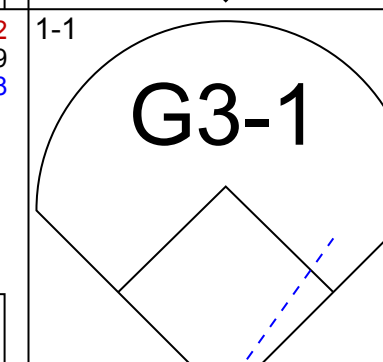
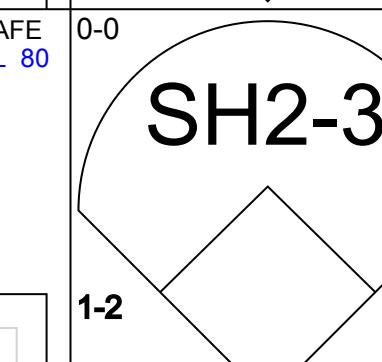
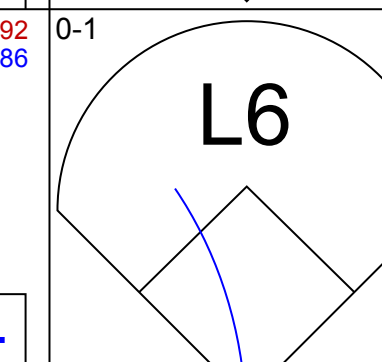
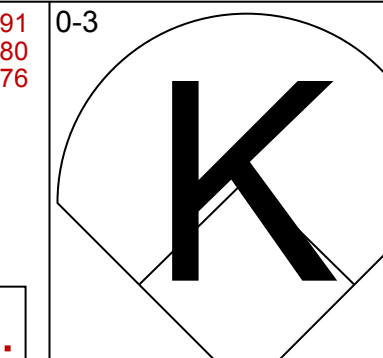
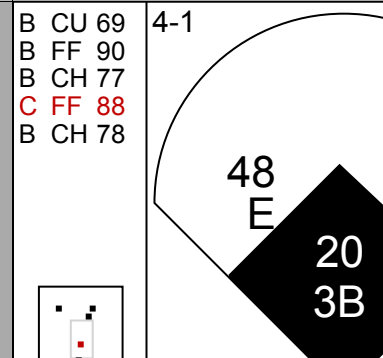
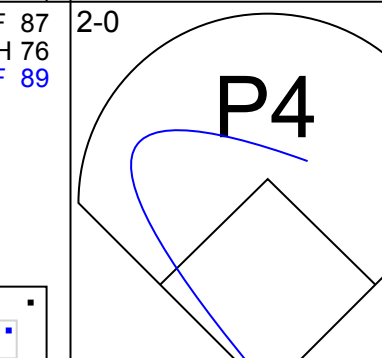
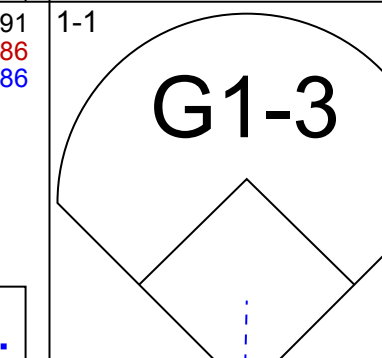
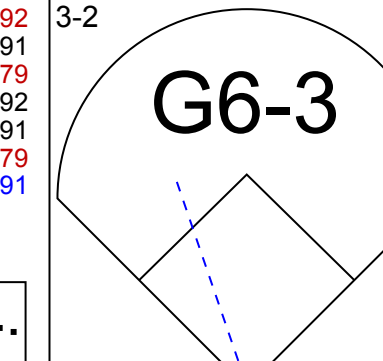
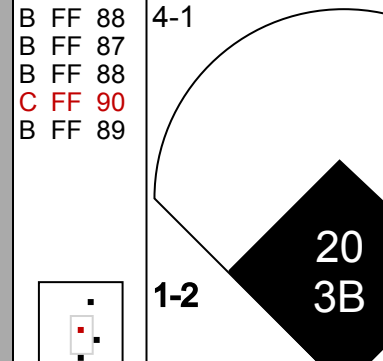
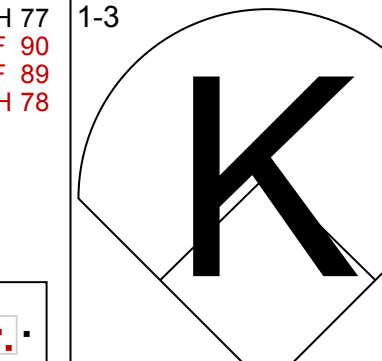
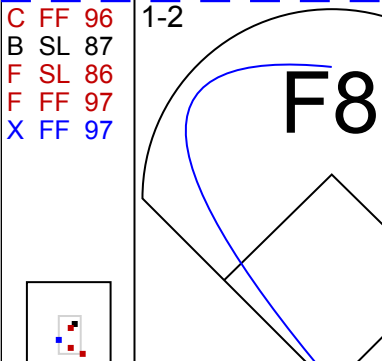
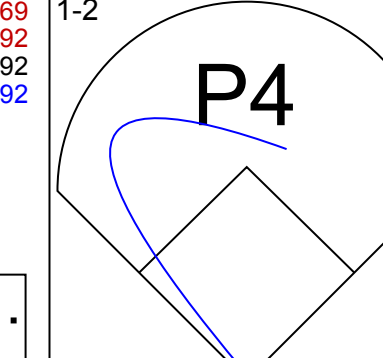
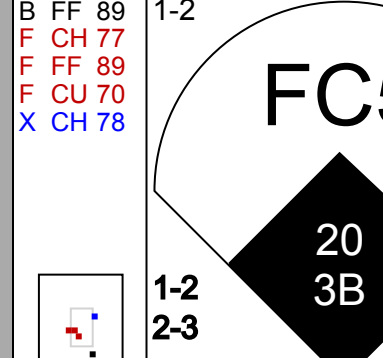
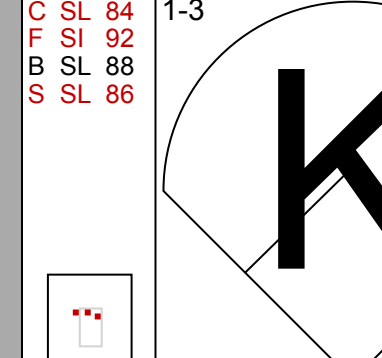
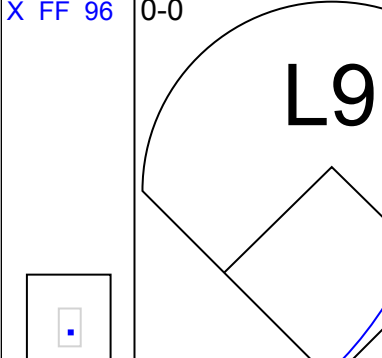
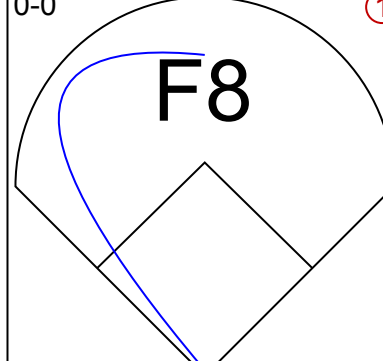

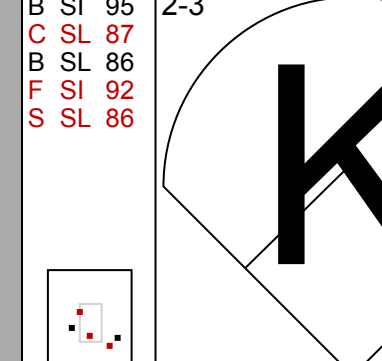
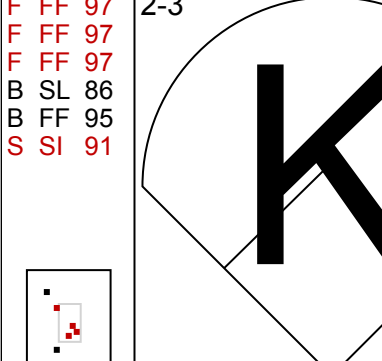

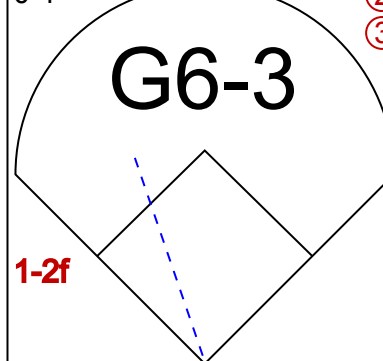
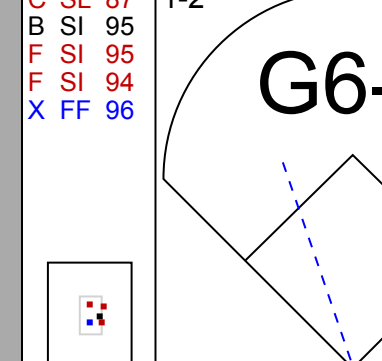
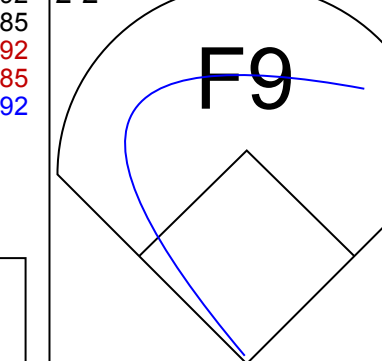
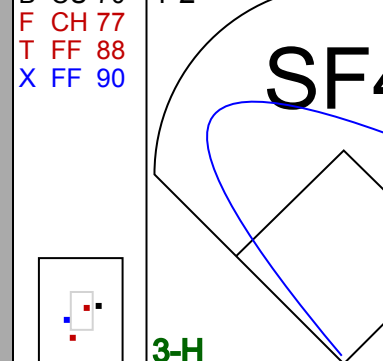
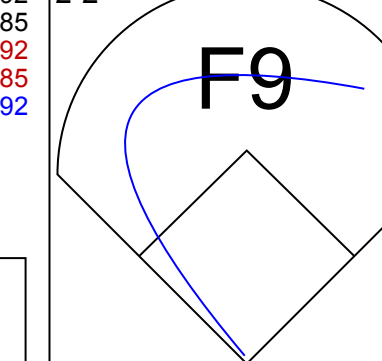
AB	31
R	4
H	8
RBI	4
BB	4
SO	8
LOB	17





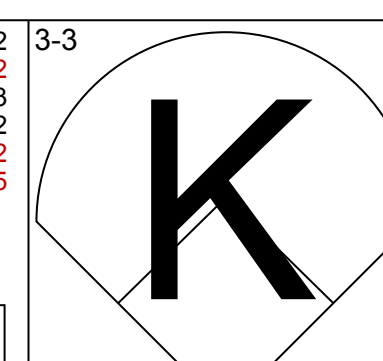
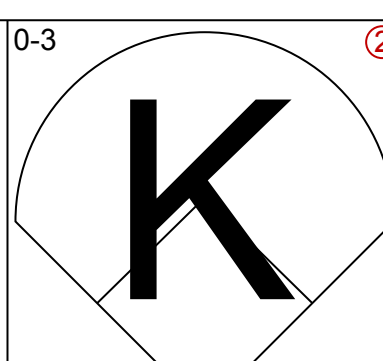
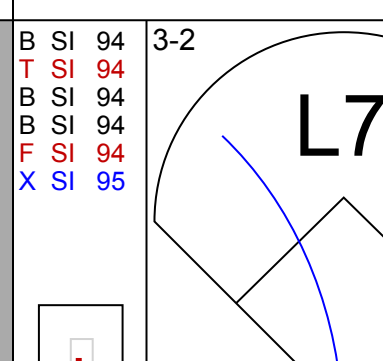
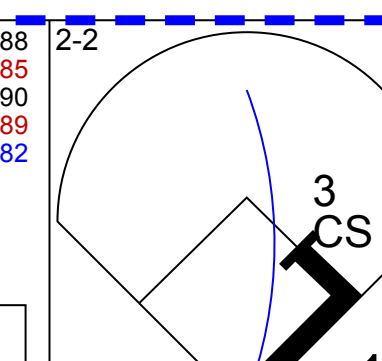
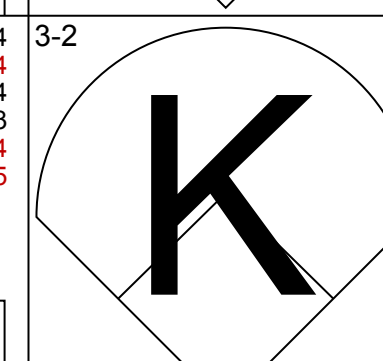
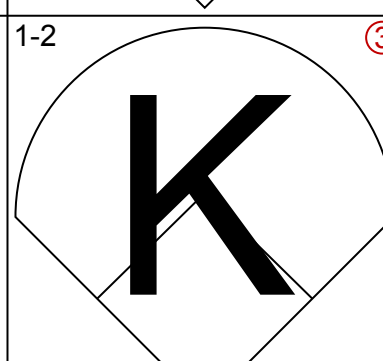
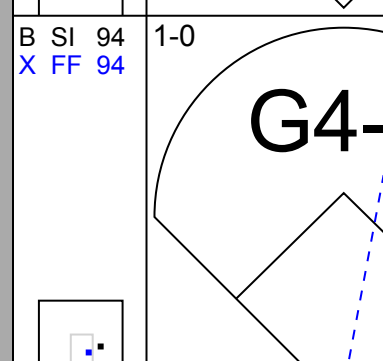
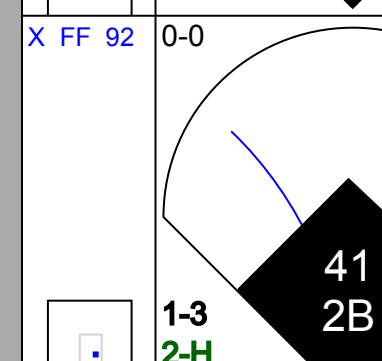
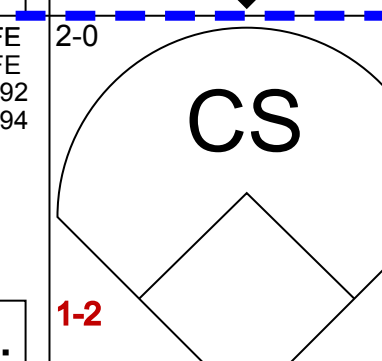
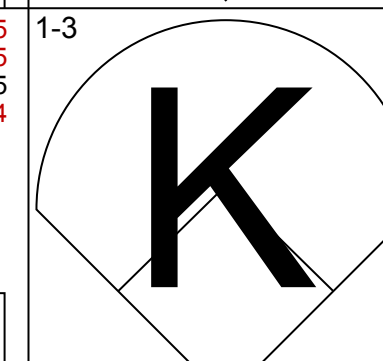
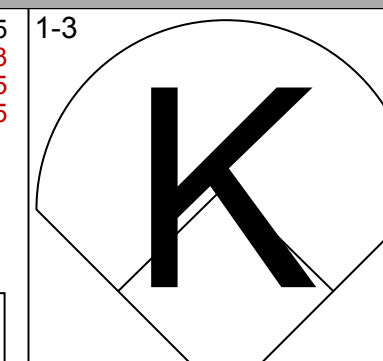
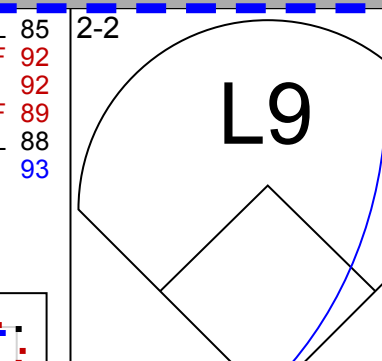

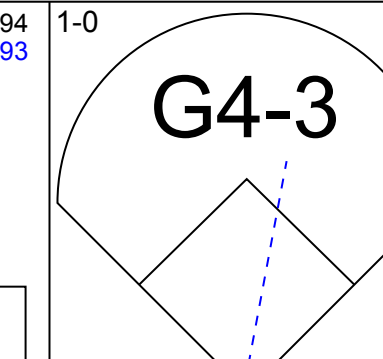
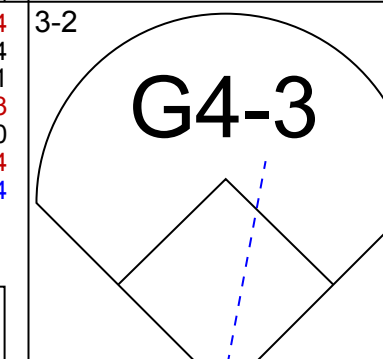
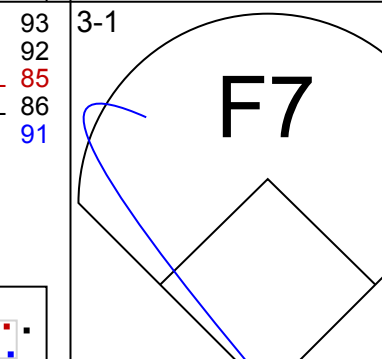

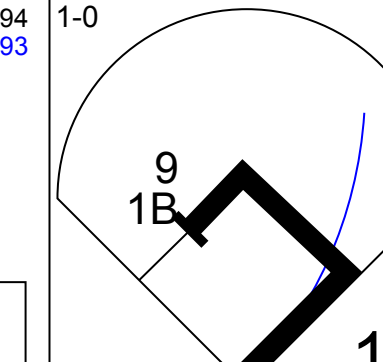
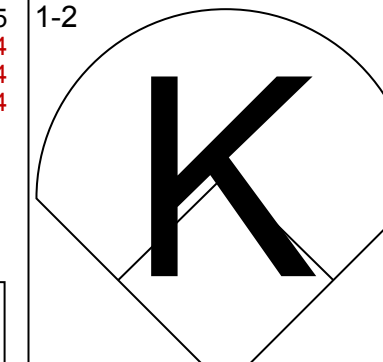
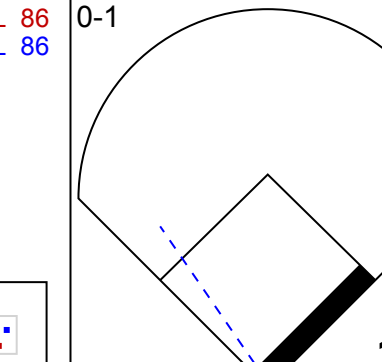

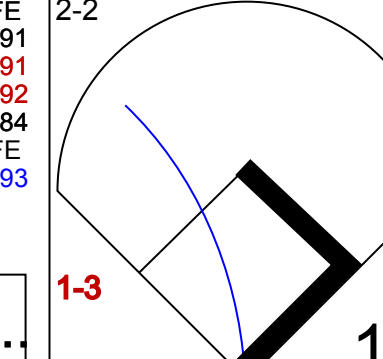
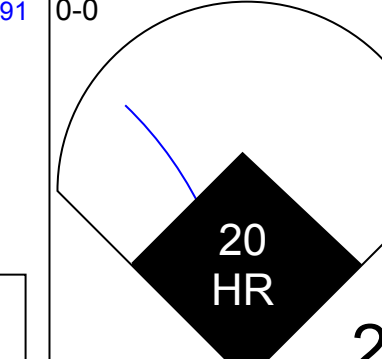
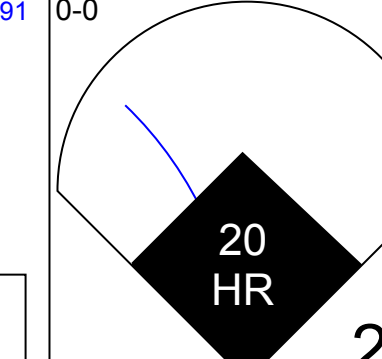

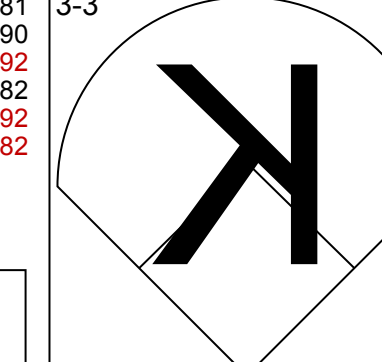
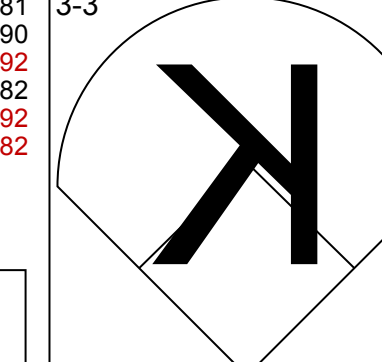


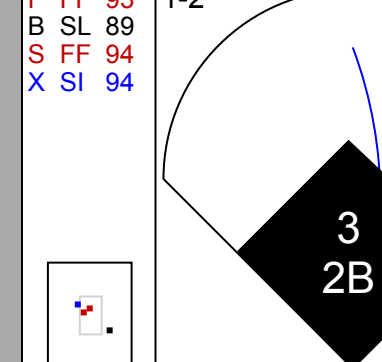
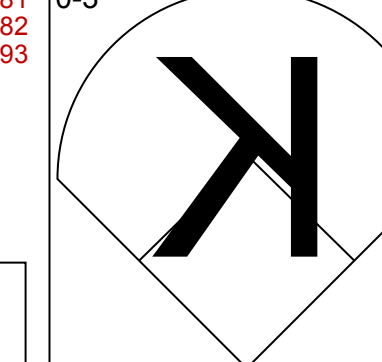
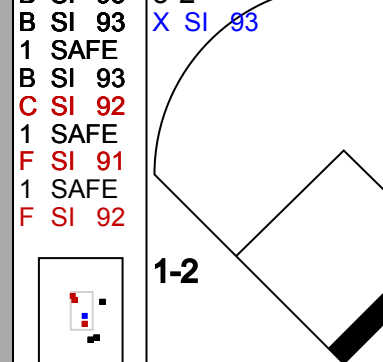
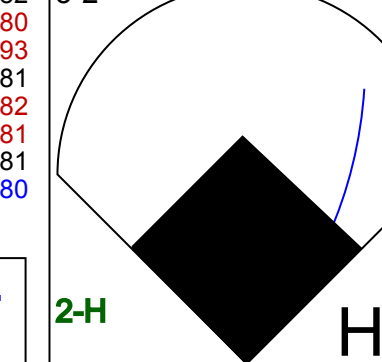
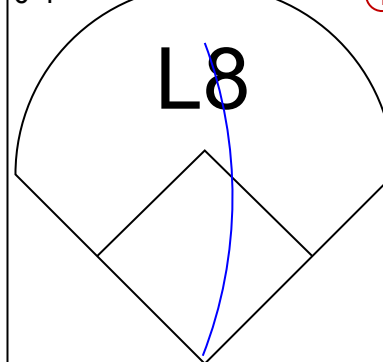
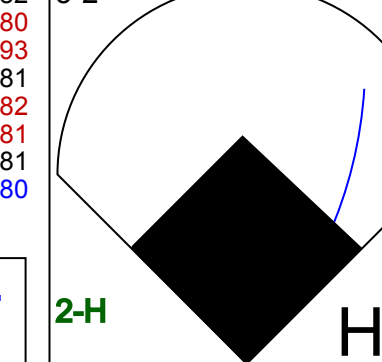
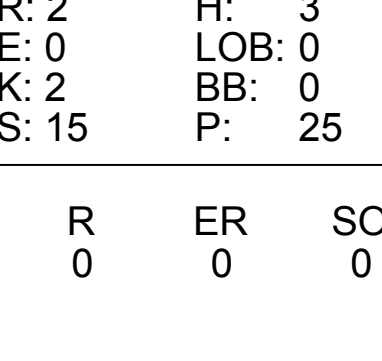
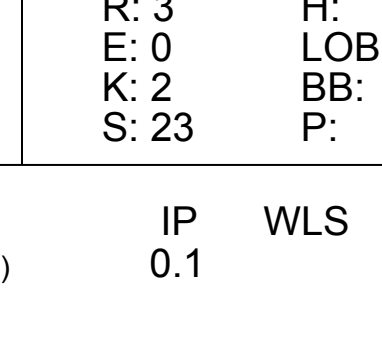
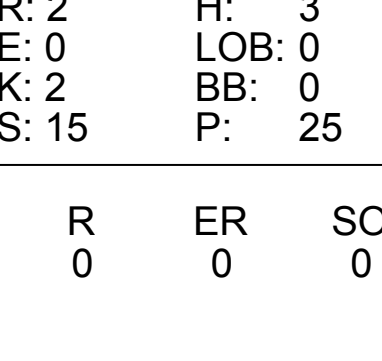
Batter	1	2	3	4	5	6	7	8	9	AB	R	H	RBI	BB	SO	LOB	TOP							
22 Jason Kipnis, L (1,4) OBP: 0.373, SLG: 0.447										3	1	1	1	1	1	0	<b>Cleveland Indians @ Minnesota Twins</b> Target Field, Minneapolis, MN Thu Sep 24 2015, 7:14 PM - 10:14 PM CDT Att: 21,366 - Overcast - 67 F <a href="http://livebaseballscores.com">livebaseballscores.com</a>							
11 José Ramírez, S (1,5) OBP: 0.290, SLG: 0.313										3	2	1	0	2	0	1								
12 Francisco Lindor, S (1,6) OBP: 0.397, SLG: 0.496										5	2	3	0	0	2	2								
41 Carlos Santana, S (1,10) OBP: 0.359, SLG: 0.394										3	1	1	3	2	0	3								
1 Michael Martínez, S (9,PR) OBP: 0.294, SLG: 0.353										0	0	0	0	0	0	0								
10 Yan Gomes, R (1,2) OBP: 0.264, SLG: 0.380										5	0	1	0	0	2	6								
8 Lonnie Chisenhall, L (1,9) OBP: 0.297, SLG: 0.383										5	0	1	2	0	0	2								
30 Chris Johnson, R (1,3) OBP: 0.300, SLG: 0.357										4	0	1	0	0	2	2								
35 Abraham Almonte, S (1,8) OBP: 0.297, SLG: 0.395										3	0	0	0	1	0	1								
4 Mike Aviles, R (1,7) OBP: 0.284, SLG: 0.324										4	0	0	0	0	1	2								
<b>Inning Stats</b>	R: 3 H: 3 E: 0 K: 2 S: 18	H: 3 R: 1 ER: 1 LOB: 1 P: 30	R: 0 H: 0 E: 0 K: 2 S: 8	H: 0 R: 0 ER: 0 LOB: 0 P: 12	R: 3 H: 4 E: 0 K: 1 S: 13	H: 4 R: 2 ER: 2 LOB: 2 P: 25	R: 0 H: 1 E: 0 K: 0 S: 8	H: 1 R: 0 ER: 0 LOB: 1 P: 13	R: 0 H: 1 E: 0 K: 1 S: 9	H: 1 R: 0 ER: 0 LOB: 1 P: 15	R: 0 H: 0 E: 0 K: 1 S: 9	H: 0 R: 0 ER: 0 LOB: 0 P: 12	R: 0 H: 0 E: 0 K: 0 S: 6	H: 0 R: 0 ER: 0 LOB: 0 P: 12	R: 0 H: 0 E: 0 K: 2 S: 10	H: 0 R: 0 ER: 0 LOB: 1 P: 15	1B: 5 2B: 1 3B: 1 HR: 2	SF: 0 SAC: 0 DP: 1 HBP: 1	WP: 1 PB: 0 SB: 1 CS: 0	PA: 42				
<b>PITCHER</b>	IP WLS BF H R ER SO BB IBB HBP BLK WP HR S P ERA WHIP	IP WLS BF H R ER SO BB IBB HBP BLK WP HR S P ERA WHIP	IP WLS BF H R ER SO BB IBB HBP BLK WP HR S P ERA WHIP	IP WLS BF H R ER SO BB IBB HBP BLK WP HR S P ERA WHIP	IP WLS BF H R ER SO BB IBB HBP BLK WP HR S P ERA WHIP	IP WLS BF H R ER SO BB IBB HBP BLK WP HR S P ERA WHIP	IP WLS BF H R ER SO BB IBB HBP BLK WP HR S P ERA WHIP	IP WLS BF H R ER SO BB IBB HBP BLK WP HR S P ERA WHIP	IP WLS BF H R ER SO BB IBB HBP BLK WP HR S P ERA WHIP	44 Kyle Gibson, R (1,1) ERA: 3.96	52 Brian Duensing, L (3,1) ERA: 4.4	36 Blaine Boyer, R (5,1) ERA: 2.34	61 Ryan O'Rourke, L (6,1) ERA: 6.52	59 Michael Tonkin, R (6,1) ERA: 4.5	55 Neal Cotts, L (8,1) ERA: 3.45	62 J.R. Graham, R (9,1) ERA: 4.99	0.2 2 0 0 0 0 0 0 0 0 0 0 0 2 38 64 20.25 3.375	1.0 4 0 0 0 2 1 0 0 0 0 0 0 10 15 0.00 1.000	0.0 0 0 0 0 0 0 0 0 0 0 0 0 0 0 0 0 0.00 0.000	0.0 0 0 0 0 0 0 0 0 0 0 0 0 0 0 0 0 0.00 0.000	0.0 0 0 0 0 0 0 0 0 0 0 0 0 0 0 0 0 0.00 0.000	0.0 0 0 0 0 0 0 0 0 0 0 0 0 0 0 0 0 0.00 0.000	0.00 0.000	0.00 0.000
Batter	1	2	3	4	5	6	7	8	9	AB	R	H	RBI	BB	SO	LOB	BOTTOM							
32 Aaron Hicks, S (1,8) OBP: 0.325, SLG: 0.414										5	0	2	0	0	1	3	<b>Cleveland Indians @ Minnesota Twins</b> Target Field, Minneapolis, MN Thu Sep 24 2015, 7:14 PM - 10:14 PM CDT Att: 21,366 - Overcast - 67 F <a href="http://livebaseballscores.com">livebaseballscores.com</a>							
2 Brian Dozier, R (1,4) OBP: 0.313, SLG: 0.458										4	0	2	0	0	0	3								
7 Joe Mauer, L (1,3) OBP: 0.341, SLG: 0.377										3	0	0	0	1	0	3								
22 Miguel Sanó, R (1,10) OBP: 0.397, SLG: 0.558										4	1	1	0	0	1	2								
24 Trevor Plouffe, R (1,5) OBP: 0.311, SLG: 0.441										4	0	0	0	0	1	2								
20 Eddie Rosario, L (1,7) OBP: 0.289, SLG: 0.460										4	1	1	2	0	2	0								
48 Tori Hunter, R (1,9) OBP: 0.299, SLG: 0.421										4	1	1	1	0	0	0								
8 Kurt Suzuki, R (1,2) OBP: 0.297, SLG: 0.318										3	0	2	0	0	0	0								
9 Eduardo Núñez, R (9,PH) OBP: 0.307, SLG: 0.421										1	0	0	0	0	0	0								
5 Eduardo Escobar, S (1,6) OBP: 0.309, SLG: 0.448										4	0	2	0	0	0	1								
<b>Inning Stats</b>	R: 0 H: 2 E: 0 K: 0 S: 8	H: 2 R: 1 ER: 1 LOB: 1 P: 15	R: 0 H: 0 E: 0 K: 2 S: 8	H: 0 R: 0 ER: 0 LOB: 0 P: 9	R: 0 H: 1 E: 0 K: 0 S: 8	H: 1 R: 0 ER: 0 LOB: 0 P: 9	R: 0 H: 0 E: 0 K: 1 S: 7	H: 0 R: 0 ER: 0 LOB: 0 P: 10	R: 0 H: 2 E: 0 K: 1 S: 13	H: 2 R: 0 ER: 0 LOB: 2 P: 17	R: 0 H: 2 E: 0 K: 0 S: 14	H: 2 R: 0 ER: 0 LOB: 1 P: 21	R: 1 H: 3 E: 0 K: 0 S: 11	H: 3 R: 0 ER: 0 LOB: 2 P: 14	R: 2 H: 1 E: 0 K: 0 S: 9	H: 1 R: 0 ER: 0 LOB: 0 P: 14	R: 0 H: 0 E: 0 K: 1 S: 8	H: 0 R: 0 ER: 0 LOB: 0 P: 13	1B: 8 2B: 2 3B: 0 HR: 2	SF: 0 SAC: 0 DP: 2 HBP: 0	WP: 0 PB: 0 SB: 0 CS: 0	PA: 37		
<b>PITCHER</b>	IP WLS BF H R ER SO BB IBB HBP BLK WP HR S P ERA WHIP	IP WLS BF H R ER SO BB IBB HBP BLK WP HR S P ERA WHIP	IP WLS BF H R ER SO BB IBB HBP BLK WP HR S P ERA WHIP	IP WLS BF H R ER SO BB IBB HBP BLK WP HR S P ERA WHIP	IP WLS BF H R ER SO BB IBB HBP BLK WP HR S P ERA WHIP	IP WLS BF H R ER SO BB IBB HBP BLK WP HR S P ERA WHIP	IP WLS BF H R ER SO BB IBB HBP BLK WP HR S P ERA WHIP	IP WLS BF H R ER SO BB IBB HBP BLK WP HR S P ERA WHIP	IP WLS BF H R ER SO BB IBB HBP BLK WP HR S P ERA WHIP	56 Cody Anderson, R (1,1) ERA: 3.31	27 Bryan Shaw, R (7,1) ERA: 2.97	37 Cody Allen, R (9,1) ERA: 3.18	6.2 1 6 1 2 2 0 1 0 0 0 0 0 11 17 13.50 1.500	1.0 S 3 0 0 0 0 1 0 0 0 0 0 8 13 0.00 0.000	1.0 S 3 0 0 0 0 1 0 0 0 0 0 8 13 0.00 0.000	0.2 2 0 0 0 0 0 0 0 0 0 0 0 0 0 0 0 0.00 0.000	1.0 S 3 0 0 0 0 1 0 0 0 0 0 0 8 13 0.00 0.000	0.0 0 0 0 0 0 0 0 0 0 0 0 0 0 0 0 0 0.00 0.000	0.00 0.000	0.00 0.000				



Batter	1	2	3	4	5	6	7	8	9	AB	R	H	RBI	BB	SO	LOB	TOP								
32 Aaron Hicks, S OBP: 0.321, SLG: 0.409										4	0	0	0	0	1	0	<b>Minnesota Twins @ Detroit Tigers</b> Comerica Park, Detroit, MI Fri Sep 25 2015, 7:10 PM - 10:24 PM EDT Att: 31,153 - Cloudy - 75 F								
2 Brian Dozier, R OBP: 0.314, SLG: 0.457										3	0	1	0	1	1	0									
7 Joe Mauer, L OBP: 0.339, SLG: 0.375										3	0	0	0	0	0	3									
22 Miguel Sanó, R OBP: 0.395, SLG: 0.551										3	1	0	0	1	1	3									
24 Trevor Plouffe, R OBP: 0.310, SLG: 0.439										3	1	0	0	1	1	1									
48 Tori Hunter, R OBP: 0.297, SLG: 0.418										4	1	0	0	0	1	2									
20 Eddie Rosario, L OBP: 0.289, SLG: 0.462										4	1	1	3	0	2	0									
8 Kurt Suzuki, R OBP: 0.297, SLG: 0.316										2	0	0	0	1	0	1									
5 Eduardo Escobar, S OBP: 0.307, SLG: 0.445										2	0	0	1	0	0	1									
<b>Inning Stats</b>	R: 0 E: 1 K: 1 S: 7	H: 0 LOB: 0 BB: 0 P: 11	R: 0 E: 0 K: 1 S: 10	H: 0 LOB: 0 BB: 0 P: 14	R: 0 E: 0 K: 0 S: 4	H: 0 LOB: 0 BB: 0 P: 8	R: 0 E: 0 K: 1 S: 6	H: 0 LOB: 0 BB: 0 P: 10	R: 4 E: 1 K: 0 S: 14	H: 1 LOB: 2 BB: 2 P: 25	R: 0 E: 0 K: 1 S: 6	H: 0 LOB: 1 BB: 0 P: 13	R: 0 E: 0 K: 2 S: 10	H: 0 LOB: 0 BB: 0 P: 14	R: 0 E: 0 K: 0 S: 14	H: 1 LOB: 2 BB: 0 P: 21		R: 0 E: 0 K: 1 S: 9	H: 0 LOB: 0 BB: 0 P: 12	1B: 1 2B: 0 3B: 1 HR: 0	SF: 1 SAC: 1 DP: 2 HBP: 0	WP: 0 PB: 0 SB: 0 CS: 0	PA: 34		
<b>PITCHER</b>	IP	WLS	BF	H	R	ER	SO	BB	IBB	HBP	BLK	WP	HR	S	P	ERA	WHIP								
48 Matthew Boyd, L ERA: 6.91	6.0		23	1	4	2	4	4	0	0	0	0	0	47	81	3.00	0.833								
62 Al Alburquerque, R ERA: 4.33	1.0		3	0	0	0	2	0	0	0	0	0	0	10	14	0.00	0.000								
30 Alex Wilson, R ERA: 2.19	1.0	W	5	1	0	0	2	0	0	0	0	0	0	14	21	0.00	1.000								
39 Nefthali Feliz, R ERA: 6.17	1.0	S	3	0	0	0	1	0	0	0	0	0	0	9	12	0.00	0.000								

AB	28
R	4
H	2
RBI	4
BB	4
SO	7
LOB	11



Batter	1	2	3	4	5	6	7	8	9	AB	R	H	RBI	BB	SO	LOB	BOTTOM								
12 Anthony Gose, L OBP: 0.323, SLG: 0.368										4	1	1	0	1	2	3	<b>Minnesota Twins @ Detroit Tigers</b> Comerica Park, Detroit, MI Fri Sep 25 2015, 7:10 PM - 10:24 PM EDT Att: 31,153 - Cloudy - 75 F								
3 Ian Kinsler, R OBP: 0.347, SLG: 0.436										4	1	1	1	0	2	3									
24 Miguel Cabrera, R OBP: 0.436, SLG: 0.530										3	0	0	0	1	2	0									
41 Victor Martinez, S OBP: 0.299, SLG: 0.365										4	0	1	2	0	0	0									
28 J.D. Martinez, R OBP: 0.344, SLG: 0.539										4	0	2	0	0	2	2									
9 Nick Castellanos, R OBP: 0.306, SLG: 0.422										4	2	3	0	0	1	1									
40 Josh Wilson, R OBP: 0.345, SLG: 0.333										0	0	0	0	0	0	0									
34 James McCann, R OBP: 0.301, SLG: 0.393										4	0	1	0	0	2	2									
17 Andrew Romine, S OBP: 0.302, SLG: 0.324										1	0	1	0	0	0	0									
49 Dixon Machado, R OBP: 0.236, SLG: 0.280										3	1	1	1	0	1	2									
20 Rajai Davis, R OBP: 0.308, SLG: 0.450										4	1	2	2	0	0	2									
<b>Inning Stats</b>	R: 0 E: 0 K: 3 S: 9	H: 2 LOB: 1 BB: 0 P: 16	R: 0 E: 0 K: 0 S: 8	H: 2 LOB: 0 BB: 0 P: 14	R: 0 E: 0 K: 2 S: 11	H: 1 LOB: 1 BB: 0 P: 15	R: 0 E: 0 K: 2 S: 10	H: 0 LOB: 0 BB: 0 P: 15	R: 1 E: 0 K: 0 S: 17	H: 3 LOB: 2 BB: 0 P: 25	R: 0 E: 0 K: 1 S: 11	H: 1 LOB: 1 BB: 0 P: 16	R: 3 E: 0 K: 2 S: 23	H: 3 LOB: 2 BB: 2 P: 38	R: 2 E: 0 K: 2 S: 15	H: 3 LOB: 0 BB: 0 P: 25	R: 2 E: 0 K: 2 S: 15	H: 3 LOB: 0 BB: 0 P: 25	1B: 8 2B: 4 3B: 0 HR: 1	SF: 0 SAC: 0 DP: 0 HBP: 0	WP: 0 PB: 0 SB: 0 CS: 1	PA: 38			
<b>PITCHER</b>	IP	WLS	BF	H	R	ER	SO	BB	IBB	HBP	BLK	WP	HR	S	P	ERA	WHIP								
37 Mike Pelfrey, R ERA: 4.09	5.0		20	6	1	1	7	0	0	0	0	0	0	55	85	1.80	1.200								
36 Blaine Boyer, R ERA: 2.3	1.0	H	4	1	0	0	1	0	0	0	0	0	0	11	16	0.00	1.000								
50 Casey Fien, R ERA: 3.67	0.2	H	5	2	3	3	1	1	0	0	0	0	0	19	28	40.50	4.500								
15 Glen Perkins, L ERA: 3.29	1.0	L	7	3	2	2	3	1	0	0	0	0	1	16	28	18.00	4.000								
55 Neal Cotts, L ERA: 3.45	0.0		1	1	0	0	0	0	0	0	0	0	0	3	5	∞	∞								
<b>PITCHER</b>	IP	WLS	BF	H	R	ER	SO	BB	IBB	HBP	BLK	WP	HR	S	P	ERA	WHIP								
59 Michael Tonkin, R ERA: 4.42	0.1		0	0	0	0	0	0	0	0	0	0	0	2	2	0.00	0.000								









Batter	1	2	3	4	5	6	7	8	9	AB	R	H	RBI	BB	SO	LOB	TOP							
<b>2 Brian Dozier, R</b> OBP: 0.314, SLG: 0.459										5	1	2	2	0	1	0								
<b>32 Aaron Hicks, S</b> OBP: 0.324, SLG: 0.408										4	1	2	1	1	1	1								
<b>7 Joe Mauer, L</b> OBP: 0.339, SLG: 0.373										4	0	0	0	1	1	3								
<b>22 Miguel Sanó, R</b> OBP: 0.390, SLG: 0.547										5	0	1	0	0	3	3								
<b>48 Tori Hunter, R</b> OBP: 0.296, SLG: 0.414										3	1	2	0	0	0	0								
<b>9 Eduardo Núñez, R</b> OBP: 0.316, SLG: 0.425										3	1	0	0	1	0	3								
<b>5 Eduardo Escobar, S</b> OBP: 0.308, SLG: 0.455										4	1	1	1	0	0	2								
<b>8 Kurt Suzuki, R</b> OBP: 0.301, SLG: 0.320											4	2	2	2	0	1	2							
<b>25 Byron Buxton, R</b> OBP: 0.244, SLG: 0.306											4	2	2	2	0	1	2							
<b>Inning Stats</b>	R: 0 E: 0 K: 2 S: 15	H: 1 LOB: 2 BB: 1 P: 24	R: 6 E: 1 K: 1 S: 29	H: 6 LOB: 2 BB: 0 P: 35	R: 0 E: 0 K: 1 S: 9	H: 0 LOB: 0 BB: 0 P: 15	R: 0 E: 0 K: 1 S: 8	H: 1 LOB: 0 BB: 0 P: 15	R: 0 E: 0 K: 0 S: 9	H: 1 LOB: 2 BB: 1 P: 14	R: 0 E: 0 K: 1 S: 6	H: 0 LOB: 0 BB: 1 P: 11	R: 0 E: 0 K: 1 S: 6	H: 0 LOB: 0 BB: 0 P: 7	R: 1 E: 0 K: 0 S: 11	H: 1 LOB: 0 BB: 0 P: 20	R: 0 E: 0 K: 1 S: 11	H: 1 LOB: 1 BB: 0 P: 19	1B: 7 2B: 3 3B: 1 HR: 1	SF: 0 SAC: 0 DP: 2 HBP: 1	WP: 0 PB: 0 SB: 1 CS: 0	PA: 41		
<b>PITCHER</b>	IP WLS BF H R ER SO BB IBB HBP BLK WP HR S P ERA WHIP	IP WLS BF H R ER SO BB IBB HBP BLK WP HR S P ERA WHIP	IP WLS BF H R ER SO BB IBB HBP BLK WP HR S P ERA WHIP	IP WLS BF H R ER SO BB IBB HBP BLK WP HR S P ERA WHIP	IP WLS BF H R ER SO BB IBB HBP BLK WP HR S P ERA WHIP	IP WLS BF H R ER SO BB IBB HBP BLK WP HR S P ERA WHIP	IP WLS BF H R ER SO BB IBB HBP BLK WP HR S P ERA WHIP	IP WLS BF H R ER SO BB IBB HBP BLK WP HR S P ERA WHIP	IP WLS BF H R ER SO BB IBB HBP BLK WP HR S P ERA WHIP	IP WLS BF H R ER SO BB IBB HBP BLK WP HR S P ERA WHIP	IP WLS BF H R ER SO BB IBB HBP BLK WP HR S P ERA WHIP	IP WLS BF H R ER SO BB IBB HBP BLK WP HR S P ERA WHIP	IP WLS BF H R ER SO BB IBB HBP BLK WP HR S P ERA WHIP	IP WLS BF H R ER SO BB IBB HBP BLK WP HR S P ERA WHIP	IP WLS BF H R ER SO BB IBB HBP BLK WP HR S P ERA WHIP	IP WLS BF H R ER SO BB IBB HBP BLK WP HR S P ERA WHIP	IP WLS BF H R ER SO BB IBB HBP BLK WP HR S P ERA WHIP	IP WLS BF H R ER SO BB IBB HBP BLK WP HR S P ERA WHIP	IP WLS BF H R ER SO BB IBB HBP BLK WP HR S P ERA WHIP	IP WLS BF H R ER SO BB IBB HBP BLK WP HR S P ERA WHIP	IP WLS BF H R ER SO BB IBB HBP BLK WP HR S P ERA WHIP	IP WLS BF H R ER SO BB IBB HBP BLK WP HR S P ERA WHIP	IP WLS BF H R ER SO BB IBB HBP BLK WP HR S P ERA WHIP	
<b>52 Randy Wolf, L</b> ERA: 6.42	<b>56 Kyle Ryan, L</b> ERA: 4.55	<b>26 Jeff Ferrell, R</b> ERA: 8.31	<b>58 José Vázquez, R</b> ERA: 4.0	<b>32 Tom Gorzelanny, L</b> ERA: 6.21																				

Minnesota Twins @ Detroit Tigers  
Comerica Park, Detroit, MI  
Sun Sep 27 2015, 1:11 PM - 4:05 PM EDT  
Att: 33,517 - Partly Cloudy - 69 F

AB 37  
R 7  
H 11  
RBI 7  
BB 3  
SO 8  
LOB 17



Batter	1	2	3	4	5	6	7	8	9	AB	R	H	RBI	BB	SO	LOB	BOTTOM
<b>20 Rajai Davis, R</b> OBP: 0.307, SLG: 0.445										4	0	1	0	0	2	1	
<b>3 Ian Kinsler, R</b> OBP: 0.346, SLG: 0.434										3	0	0	0	0	0	1	
<b>24 Miguel Cabrera, R</b> OBP: 0.440, SLG: 0.531										1	0	1	0	2	0	0	
<b>50 Bryan Holaday, R</b> OBP: 0.241, SLG: 0.362										1	0	0	0	0	0	0	
<b>41 Victor Martínez, S</b> OBP: 0.299, SLG: 0.364										3	0	0	0	0	0	4	
<b>55 Jefry Marte, R</b> OBP: 0.299, SLG: 0.406										1	0	0	0	0	0	0	
<b>28 J.D. Martínez, R</b> OBP: 0.343, SLG: 0.536																	



Batter	1	2	3	4	5	6	7	8	9	AB	R	H	RBI	BB	SO	LOB	TOP						
2 Brian Dozier, R OBP: 0.313, SLG: 0.456	G6-3			SF8		G6-3			F7	3	0	0	1	1	0	0	<b>Minnesota Twins @ Cleveland Indians</b> Progressive Field, Cleveland, OH Mon Sep 28 2015, 7:11 PM - 10:10 PM EDT Att: 10,007 - Partly Cloudy - 78 F						
32 Aaron Hicks, S OBP: 0.320, SLG: 0.402	G1-3			K			P6		G3	5	0	0	0	0	2	4							
7 Joe Mauer, L OBP: 0.340, SLG: 0.376	2B			K			K			4	1	2	0	0	2	0							
22 Miguel Sanó, R OBP: 0.388, SLG: 0.547	24 HR			L9		F9				4	1	1	1	0	1	1							
24 Trevor Plouffe, R OBP: 0.308, SLG: 0.440	2H			G6-3		K				4	1	1	2	0	2	1							
20 Eddie Rosario, L OBP: 0.290, SLG: 0.463	K									4	1	3	0	0	1	0							
48 Toni Hunter, R OBP: 0.296, SLG: 0.415																							
25 Byron Buxton, R OBP: 0.244, SLG: 0.306	5 PO			F9		G4-3				4	0	1	0	0	1	4							
12 Chris Herrmann, L OBP: 0.218, SLG: 0.277										0	0	0	0	0	0	0							
9 Eduardo Núñez, R OBP: 0.314, SLG: 0.423										1	0	0	0	0	0	1							
8 Kurt Suzuki, R OBP: 0.301, SLG: 0.320	2 BB			SF8						1	0	0	0	0	0	1							
5 Eduardo Escobar, S OBP: 0.308, SLG: 0.452	P6									3	0	0	0	1	2	2							
<b>Inning Stats</b>	R: 3 H: 3 E: 0 K: 1 S: 14	H: 3 R: 0 ER: 0 LOB: 0 BB: 0 P: 19	R: 0 H: 1 E: 0 K: 1 S: 8	H: 1 R: 0 ER: 0 LOB: 2 BB: 2 P: 16	R: 0 H: 0 E: 0 K: 1 S: 8	H: 0 R: 0 ER: 0 LOB: 0 BB: 0 P: 10	R: 1 H: 1 E: 0 K: 1 S: 13	H: 1 R: 0 ER: 0 LOB: 2 BB: 1 P: 23	R: 0 H: 2 E: 0 K: 1 S: 13	H: 2 R: 0 ER: 0 LOB: 2 BB: 0 P: 17	R: 0 H: 0 E: 0 K: 2 S: 8	H: 0 R: 0 ER: 0 LOB: 0 BB: 0 P: 13	R: 0 H: 1 E: 0 K: 2 S: 12	H: 1 R: 0 ER: 0 LOB: 1 BB: 0 P: 17	R: 0 H: 0 E: 0 K: 1 S: 8	H: 0 R: 0 ER: 0 LOB: 0 BB: 0 P: 10	1B: 3 2B: 4 3B: 0 HR: 1	SF: 1 SAC: 0 DP: 0 HBP: 1	WP: 1 PB: 0 SB: 0 CS: 0	PA: 38			
<b>PITCHER</b>	IP WLS BF H R ER SO BB IBB HBP BLK WP HR S P ERA WHIP	IP WLS BF H R ER SO BB IBB HBP BLK WP HR S P ERA WHIP	IP WLS BF H R ER SO BB IBB HBP BLK WP HR S P ERA WHIP	IP WLS BF H R ER SO BB IBB HBP BLK WP HR S P ERA WHIP	IP WLS BF H R ER SO BB IBB HBP BLK WP HR S P ERA WHIP	IP WLS BF H R ER SO BB IBB HBP BLK WP HR S P ERA WHIP	IP WLS BF H R ER SO BB IBB HBP BLK WP HR S P ERA WHIP	IP WLS BF H R ER SO BB IBB HBP BLK WP HR S P ERA WHIP	IP WLS BF H R ER SO BB IBB HBP BLK WP HR S P ERA WHIP	IP WLS BF H R ER SO BB IBB HBP BLK WP HR S P ERA WHIP	IP WLS BF H R ER SO BB IBB HBP BLK WP HR S P ERA WHIP	IP WLS BF H R ER SO BB IBB HBP BLK WP HR S P ERA WHIP	IP WLS BF H R ER SO BB IBB HBP BLK WP HR S P ERA WHIP	IP WLS BF H R ER SO BB IBB HBP BLK WP HR S P ERA WHIP	IP WLS BF H R ER SO BB IBB HBP BLK WP HR S P ERA WHIP	IP WLS BF H R ER SO BB IBB HBP BLK WP HR S P ERA WHIP	IP WLS BF H R ER SO BB IBB HBP BLK WP HR S P ERA WHIP	IP WLS BF H R ER SO BB IBB HBP BLK WP HR S P ERA WHIP	IP WLS BF H R ER SO BB IBB HBP BLK WP HR S P ERA WHIP	IP WLS BF H R ER SO BB IBB HBP BLK WP HR S P ERA WHIP	IP WLS BF H R ER SO BB IBB HBP BLK WP HR S P ERA WHIP		
28 Corey Kluber, R ERA: 3.62	6.0	L	28	7	4	4	6	3	0	1	0	0	0	0	0	0	0	0	0	11	18	0.00	0.000
34 Zach McAllister, R ERA: 2.96	1.1		4	0	0	0	3	0	0	0	0	0	0	0	1	0	9	12	0.00	0.000			
37 Cody Allen, R ERA: 3.15	0.2		3	1	0	0	1	0	0	0	0	0	0	0	0	0	8	10	0.00	0.000			
27 Bryan Shaw, R ERA: 2.87	1.0		3	0	0	0	1	0	0	0	0	0	0	0	0	0	8	10	0.00	0.000			
<b>Batter</b>	1	2	3	4	5	6	7	8	9	AB	R	H	RBI	BB	SO	LOB	BOTTOM						
22 Jason Kipnis, L OBP: 0.372, SLG: 0.451	K		P3			12 G6-3				4	1	1	0	0	2	1	<b>Minnesota Twins @ Cleveland Indians</b> Progressive Field, Cleveland, OH Mon Sep 28 2015, 7:11 PM - 10:10 PM EDT Att: 10,007 - Partly Cloudy - 78 F						
12 Francisco Lindor, S OBP: 0.350, SLG: 0.498	HR		G6-3			G6-3				4	1	1	2	0	1	1							
23 Michael Brantley, L OBP: 0.379, SLG: 0.480	K		G4-3			F8				4	0	0	0	0	1	1							
41 Carlos Santana, S OBP: 0.356, SLG: 0.389	G6-3			F9		G4-3				4	0	0	0	0	0	0							
9 Ryan Raburn, R OBP: 0.390, SLG: 0.530	G5-3			F8						2	0	0	0	0	0	0							
8 Lonnie Chisenhall, L OBP: 0.290, SLG: 0.372										2	0	0	0	0	0	0							
10 Yan Gomes, R OBP: 0.266, SLG: 0.389	35 1B			P6						4	0	2	0	0	0	0							
30 Chris Johnson, R OBP: 0.287, SLG: 0.340				G6-3						3	0	0	0	0	2	2							
35 Abraham Almonte, S OBP: 0.300, SLG: 0.406				F7						3	0	1	0	0	0	1							
4 Mike Aviles, R OBP: 0.285, SLG: 0.324				F8						3	0	1	0	0	1	2							
<b>Inning Stats</b>	R: 1 H: 1 E: 0 K: 2 S: 12	H: 1 R: 0 ER: 0 LOB: 2 BB: 0 P: 19	R: 0 H: 2 E: 0 K: 2 S: 13	H: 2 R: 0 ER: 0 LOB: 0 BB: 0 P: 23	R: 0 H: 0 E: 0 K: 0 S: 5	H: 0 R: 0 ER: 0 LOB: 0 BB: 0 P: 8	R: 0 H: 0 E: 0 K: 0 S: 6	H: 0 R: 0 ER: 0 LOB: 0 BB: 0 P: 10	R: 0 H: 0 E: 0 K: 0 S: 9	H: 0 R: 0 ER: 0 LOB: 0 BB: 0 P: 12	R: 1 H: 1 E: 0 K: 0 S: 12	H: 1 R: 0 ER: 0 LOB: 1 BB: 0 P: 16	R: 0 H: 1 E: 0 K: 2 S: 11	H: 1 R: 0 ER: 0 LOB: 1 BB: 0 P: 11	R: 0 H: 0 E: 0 K: 0 S: 8	H: 0 R: 0 ER: 0 LOB: 0 BB: 0 P: 9	1B: 4 2B: 0 3B: 1 HR: 1	SF: 0 SAC: 0 DP: 0 HBP: 0	WP: 0 PB: 0 SB: 0 CS: 0	PA: 33			
<b>PITCHER</b>	IP WLS BF H R ER SO BB IBB HBP BLK WP HR S P ERA WHIP	IP WLS BF H R ER SO BB IBB HBP BLK WP HR S P ERA WHIP	IP WLS BF H R ER SO BB IBB HBP BLK WP HR S P ERA WHIP	IP WLS BF H R ER SO BB IBB HBP BLK WP HR S P ERA WHIP	IP WLS BF H R ER SO BB IBB HBP BLK WP HR S P ERA WHIP	IP WLS BF H R ER SO BB IBB HBP BLK WP HR S P ERA WHIP	IP WLS BF H R ER SO BB IBB HBP BLK WP HR S P ERA WHIP	IP WLS BF H R ER SO BB IBB HBP BLK WP HR S P ERA WHIP	IP WLS BF H R ER SO BB IBB HBP BLK WP HR S P ERA WHIP	IP WLS BF H R ER SO BB IBB HBP BLK WP HR S P ERA WHIP	IP WLS BF H R ER SO BB IBB HBP BLK WP HR S P ERA WHIP	IP WLS BF H R ER SO BB IBB HBP BLK WP HR S P ERA WHIP	IP WLS BF H R ER SO BB IBB HBP BLK WP HR S P ERA WHIP	IP WLS BF H R ER SO BB IBB HBP BLK WP HR S P ERA WHIP	IP WLS BF H R ER SO BB IBB HBP BLK WP HR S P ERA WHIP	IP WLS BF H R ER SO BB IBB HBP BLK WP HR S P ERA WHIP	IP WLS BF H R ER SO BB IBB HBP BLK WP HR S P ERA WHIP	IP WLS BF H R ER SO BB IBB HBP BLK WP HR S P ERA WHIP	IP WLS BF H R ER SO BB IBB HBP BLK WP HR S P ERA WHIP	IP WLS BF H R ER SO BB IBB HBP BLK WP HR S P ERA WHIP	IP WLS BF H R ER SO BB IBB HBP BLK WP HR S P ERA WHIP		
33 Tommy Milone, L ERA: 4.04	5.2	W	21	4	2	2	4	0	0	0	0	0	0	0	0	0	0	0	0	4	6	0.00	0.000
36 Blaine Boyer, R ERA: 2.25	0.1	H	1	0	0	0	0	0	0	0	0	0	0	0	0	0	0	0	0	12	16	0.00	1.000
50 Casey Fien, R ERA: 3.61	1.0	H	4	1	0	0	1	0	0	0	0	0	0	0	0	0	0	0	0	11	11	0.00	1.000
15 Glen Perkins, L ERA: 3.23	1.0	H	4	1	0	0	2	0	0	0	0	0	0	0	0	0	0	0	0	8	9	0.00	0.000
49 Kevin Jepsen, R ERA: 2.39	1.0	S	3	0	0	0	0	0	0	0	0	0	0	0	0	0	0	0	0	8	9	0.00	0.000









Batter	1	2	3	4	5	6	7	8	9	AB	R	H	RBI	BB	SO	LOB	TOP								
2 Brian Dozier, R OBP: 0.309, SLG: 0.450	P3		F9			P3		F9		4	0	0	0	0	0	1	<b>Minnesota Twins @ Cleveland Indians</b> Progressive Field, Cleveland, OH Wed Sep 30 2015, 7:50 PM - 10:42 PM EDT Att: 10,228 - Partly Cloudy - 61 F								
7 Joe Mauer, L OBP: 0.340, SLG: 0.381	P6		BB			G4-3		G6-3		3	0	0	0	1	0	0									
22 Miguel Sanó, R OBP: 0.390, SLG: 0.551	F8		F8			24 1B BB		HR		3	1	1	1	1	0	2									
24 Trevor Plouffe, R OBP: 0.307, SLG: 0.437	G1-3				K			K		4	0	1	0	0	2	0									
20 Eddie Rosario, L OBP: 0.292, SLG: 0.467	L9				L6			HR		4	1	1	1	0	0	2									
48 Tori Hunter, R OBP: 0.295, SLG: 0.415					F8					3	0	1	0	0	0	0									
67 Max Kepler, L (9, PH)										1	0	0	0	0	1	0									
32 Aaron Hicks, S OBP: 0.319, SLG: 0.398										3	0	0	0	1	0	1									
12 Chris Herrmann, L OBP: 0.214, SLG: 0.272										2	0	0	0	0	1	0									
39 Danny Santana, S OBP: 0.235, SLG: 0.289										1	0	0	0	0	0	1									
26 Eric Fryer, R OBP: 0.304, SLG: 0.300										1	0	1	0	0	0	0									
5 Eduardo Escobar, S OBP: 0.307, SLG: 0.448										3	0	0	0	1	0	2									
7 BB BB																									
<b>Inning Stats</b>	R: 0 E: 0 K: 0 S: 7	H: 0 LOB: 0 BB: 0 P: 12	R: 0 E: 0 K: 0 S: 6	H: 1 LOB: 0 BB: 0 P: 7	R: 0 E: 0 K: 1 S: 9	H: 0 LOB: 2 BB: 2 P: 19	R: 0 E: 0 K: 1 S: 6	H: 0 LOB: 0 BB: 0 P: 10	R: 0 E: 0 K: 0 S: 10	H: 0 LOB: 0 BB: 0 P: 15	R: 0 E: 0 K: 0 S: 13	H: 1 LOB: 2 BB: 1 P: 19	R: 0 E: 0 K: 0 S: 9	H: 0 LOB: 1 BB: 1 P: 15	R: 1 E: 0 K: 1 S: 9	H: 1 LOB: 1 BB: 0 P: 16	R: 1 E: 0 K: 1 S: 11	H: 2 LOB: 1 BB: 0 P: 18	1B: 2 2B: 1 3B: 0 HR: 2	SF: 0 SAC: 0 DP: 0 HBP: 0	WP: 0 PB: 0 SB: 0 CS: 0	PA: 36			
<b>PITCHER</b>	IP	WLS	BF	H	R	ER	SO	BB	IBB	HBP	BLK	WP	HR	S	P	ERA	WHIP								
56 Cody Anderson, R ERA: 3.05	7.0	W	27	2	0	0	2	4	0	0	0	0	0	60	97	0.00	0.857								
34 Zach McAllister, R ERA: 3.04	1.0		4	1	1	1	1	0	0	0	0	0	1	9	16	9.00	1.000								
49 Austin Adams, R ERA: 3.78	1.0		5	2	1	1	1	0	0	0	0	0	1	11	18	9.00	2.000								

AB	32
R	2
H	5
RBI	2
BB	4
SO	4
LOB	9

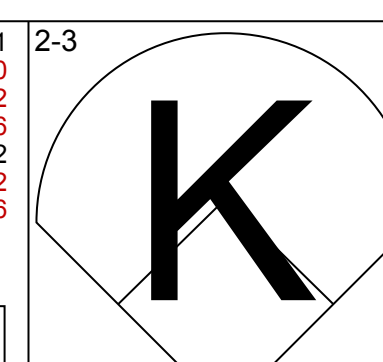
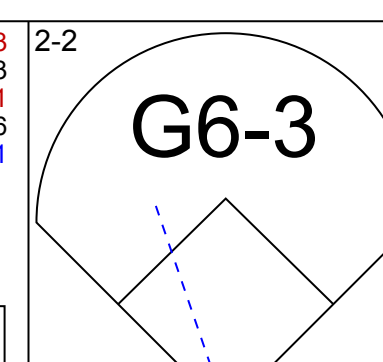
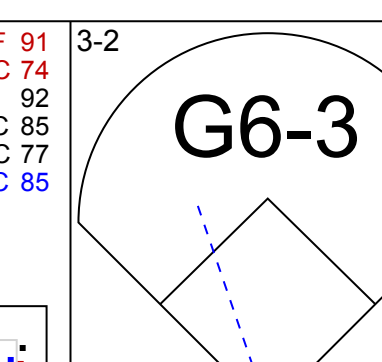
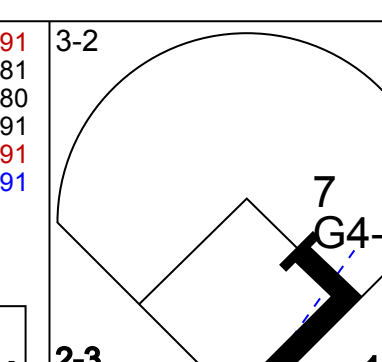
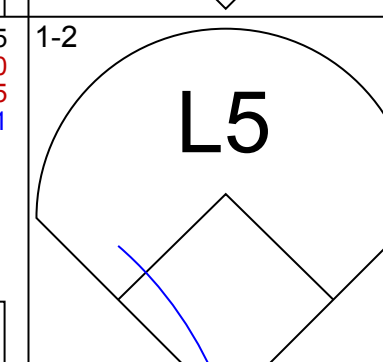
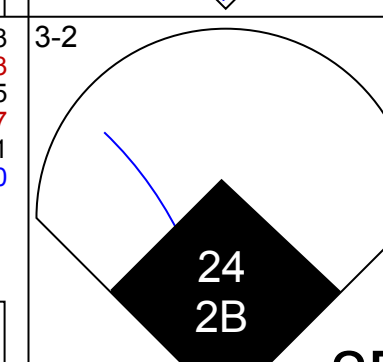
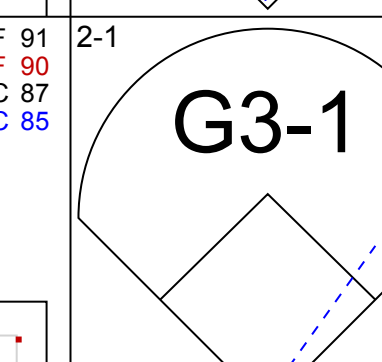
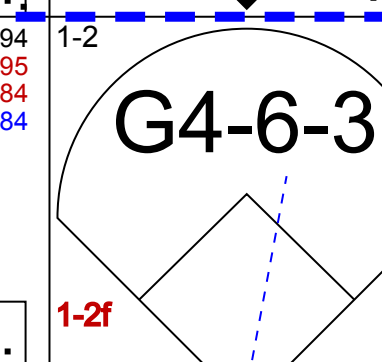
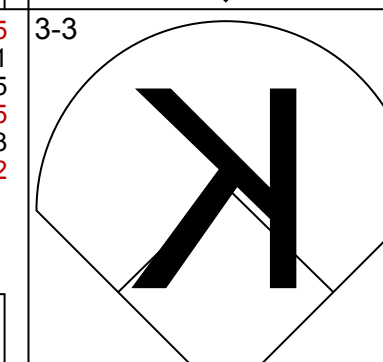
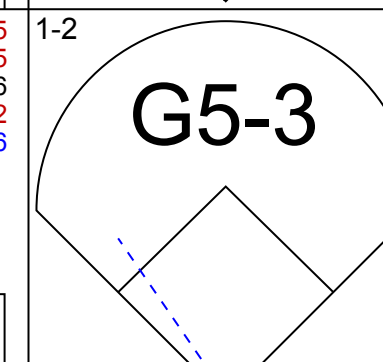
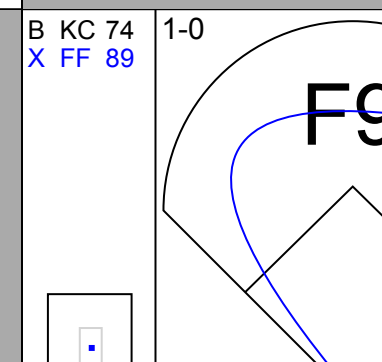
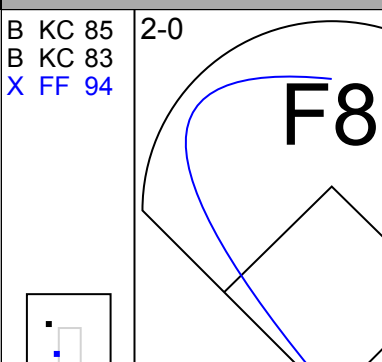
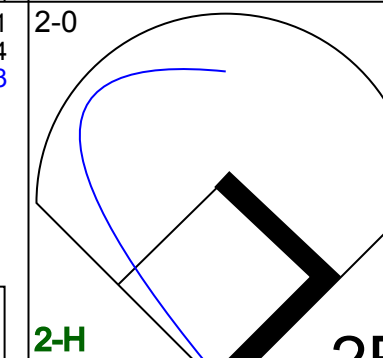
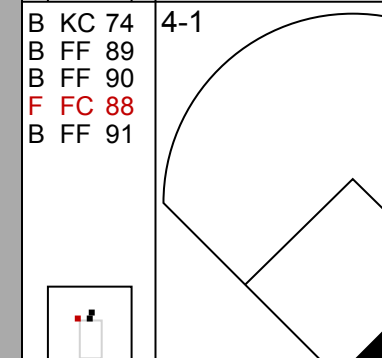
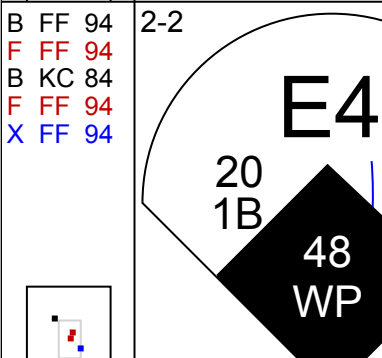
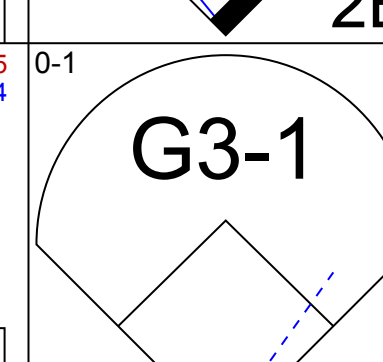
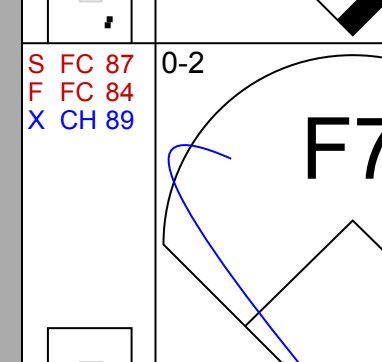
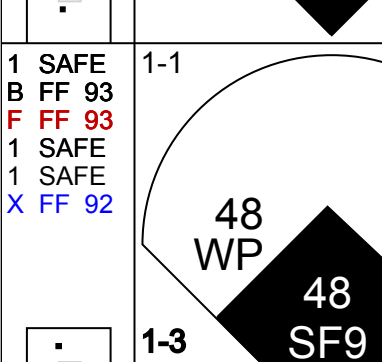

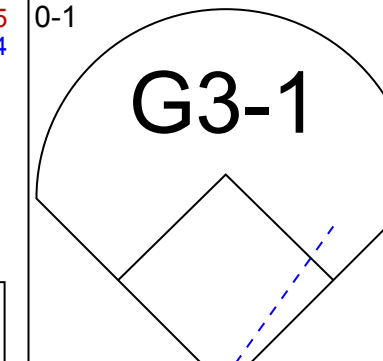
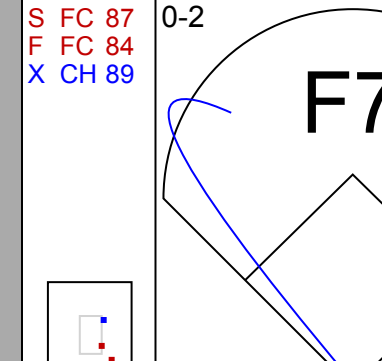
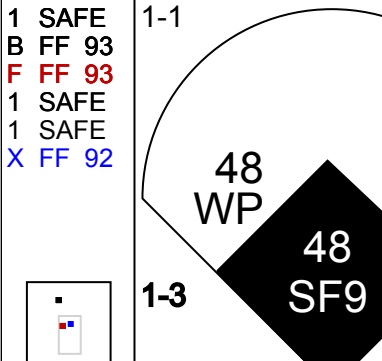
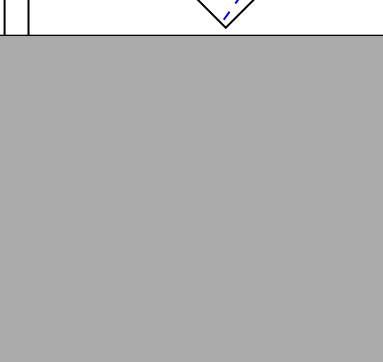
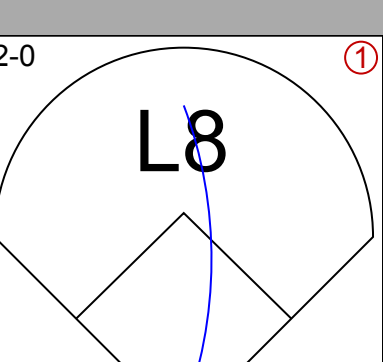
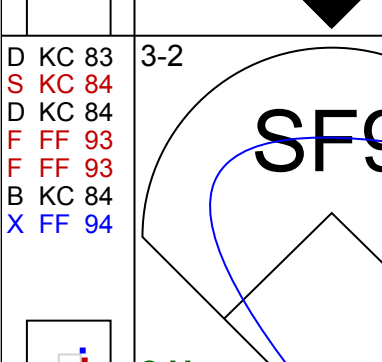

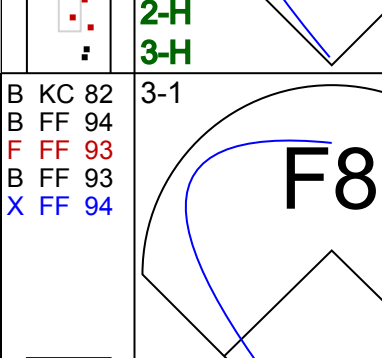

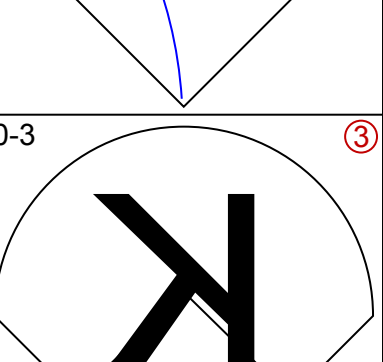
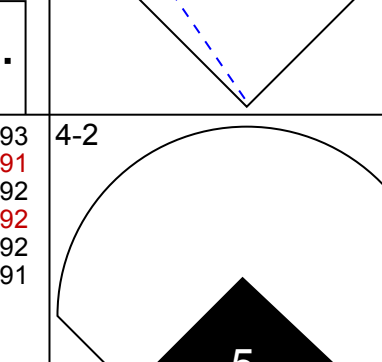
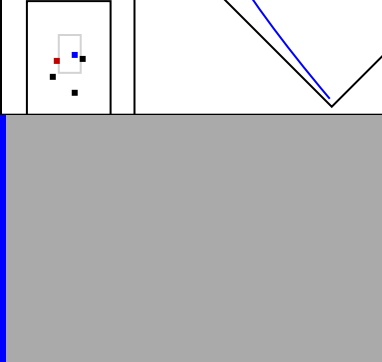

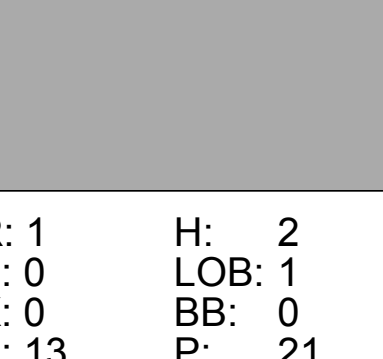
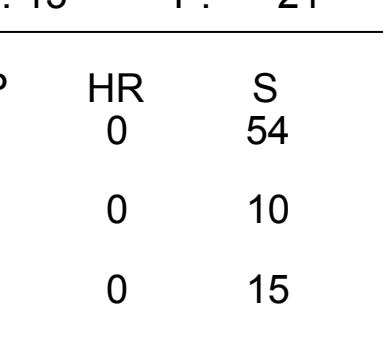
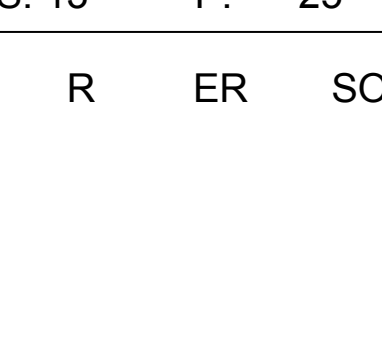
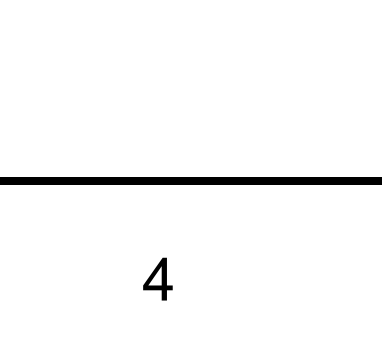

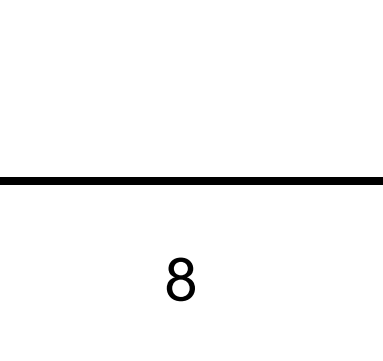


Batter	1	2	3	4	5	6	7	8	9	AB	R	H	RBI	BB	SO	LOB	BOTTOM								
22 Jason Kipnis, L OBP: 0.373, SLG: 0.452	L5	L6		E4 12 HR		K				4	2	0	0	1	1	1	<b>Minnesota Twins @ Cleveland Indians</b> Progressive Field, Cleveland, OH Wed Sep 30 2015, 7:50 PM - 10:42 PM EDT Att: 10,228 - Partly Cloudy - 61 F								
11 José Ramírez, S OBP: 0.295, SLG: 0.348	41 1B BB	41 1B 2H 2B		P5		P6		11 HR IBB		4	2	2	4	1	0	1									
12 Francisco Lindor, S OBP: 0.360, SLG: 0.496	L7			41 1B WP				HR		5	2	2	2	0	1	1									
41 Carlos Santana, S OBP: 0.354, SLG: 0.387										4	0	2	1	0	1	0									
8 Lonnie Chisenhall, L OBP: 0.292, SLG: 0.372										3	1	1	0	1	1	0									
30 Chris Johnson, R OBP: 0.283, SLG: 0.335	G5-3									4	0	0	0	0	1	4									
35 Abraham Almonte, S OBP: 0.307, SLG: 0.416										4	2	3	0	0	0	1									
45 Adam Moore, R OBP: 0.250, SLG: 0.250										4	0	1	1	0	2	3									
1 Michael Martinez, S OBP: 0.320, SLG: 0.333										4	1	1	1	0	1	3									
<b>Inning Stats</b>	R: 0 E: 0 K: 0 S: 12	H: 1 LOB: 3 BB: 2 P: 22	R: 4 E: 1 K: 1 S: 15	H: 5 LOB: 0 BB: 0 P: 26	R: 1 E: 0 K: 0 S: 11	H: 2 LOB: 1 BB: 0 P: 16	R: 2 E: 1 K: 1 S: 15	H: 1 LOB: 0 BB: 0 P: 21	R: 0 E: 0 K: 0 S: 8	H: 1 LOB: 1 BB: 0 P: 12	R: 0 E: 0 K: 1 S: 9	H: 0 LOB: 0 BB: 0 P: 14	R: 0 E: 0 K: 2 S: 8	H: 0 LOB: 0 BB: 0 P: 12	R: 3 E: 0 K: 3 S: 12	H: 2 LOB: 0 BB: 1 P: 22		1B: 7 2B: 3 3B: 0 HR: 2	SF: 0 SAC: 0 DP: 0 HBP: 0	WP: 1 PB: 0 SB: 1 CS: 1	PA: 40				
<b>PITCHER</b>	IP	WLS	BF	H	R	ER	SO	BB	IBB	HBP	BLK	WP	HR	S	P	ERA	WHIP								
37 Mike Pelfrey, R ERA: 4.26	1.2	L	13	4	4	4	1	2	0	0	0	0	0	27	46	21.60	4.800								
62 J.R. Graham, R ERA: 5.05	1.0		4	2	1	1	0	0	0	0	0	0	0	10	16	9.00	2.000								
52 Brian Duensing, L ERA: 4.47	1.1		6	1	2	1	1	0	0	0	0	0	1	16	23	6.75	0.750								
45 Phil Hughes, R ERA: 4.4	1.0		4	1	0	0	0	0	0	0	0	0	0	8	12	0.00	1.000								
61 Ryan O'Rourke, L ERA: 6.2	1.0		3	0	0	0	1	0	0	0	0	0	0	9	14	0.00	0.000								
<b>PITCHER</b>	IP	WLS	BF	H	R	ER	SO	BB	IBB	HBP	BLK	WP	HR	S	P	ERA	WHIP								
47 Ricky Nolasco, R ERA: 5.97	2.0		9	2	3	3	5	0	1	0	0	0	0	20	34	13.50	1.000								

AB	36
R	10
H	12
RBI	9
BB	3
SO	8
LOB	14



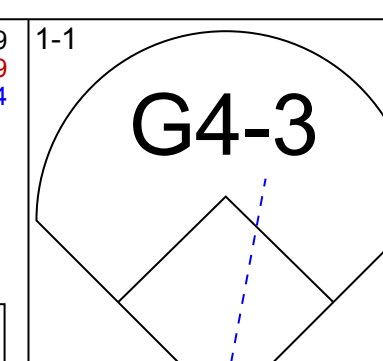
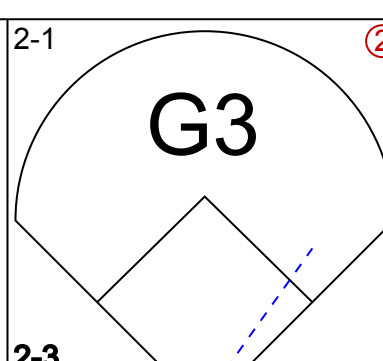
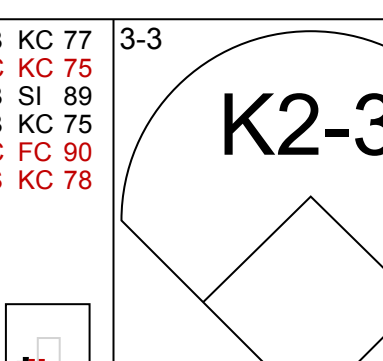
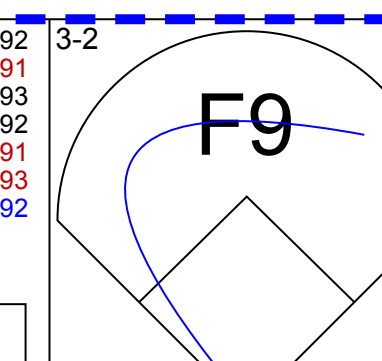
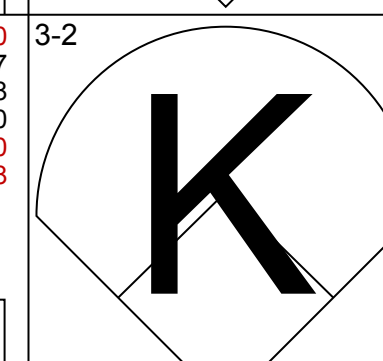
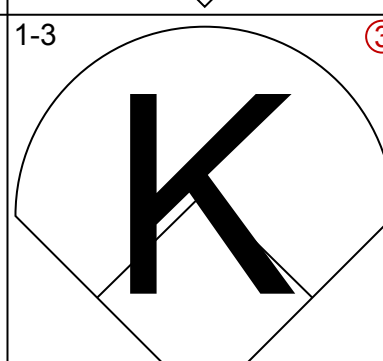
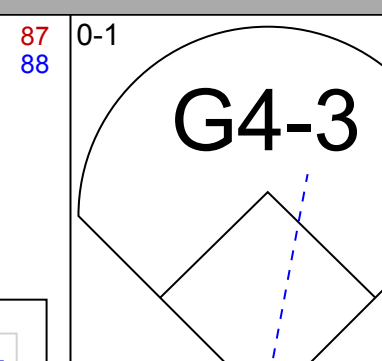
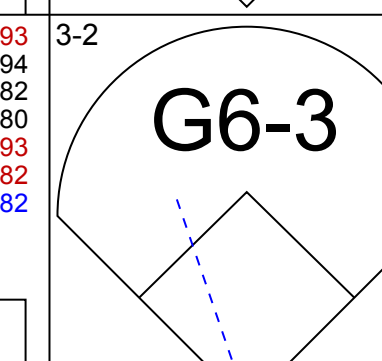
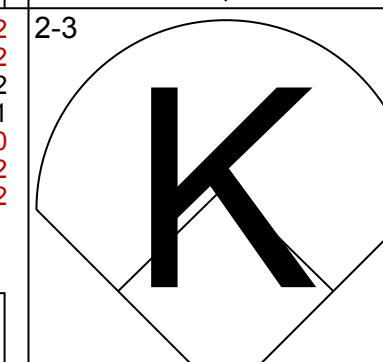
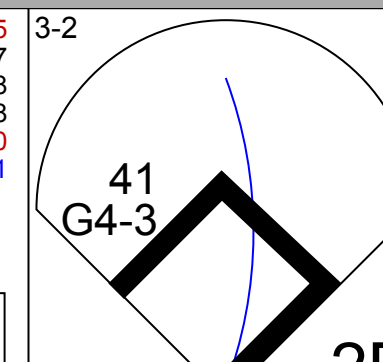
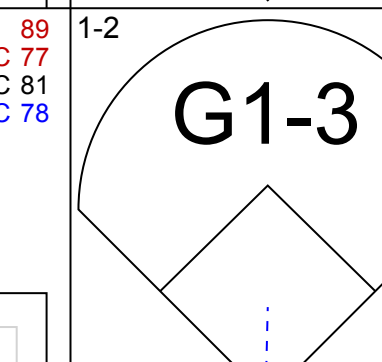
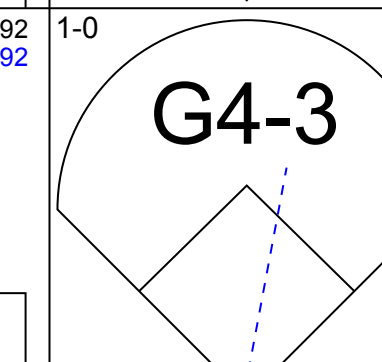
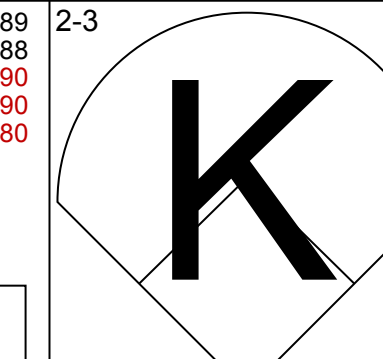
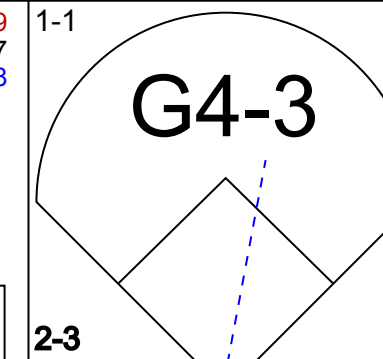
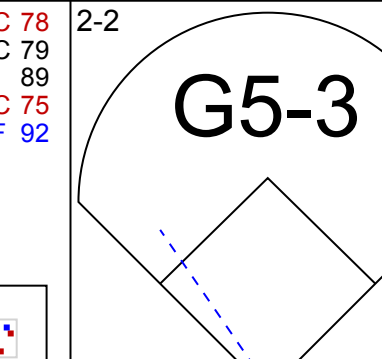
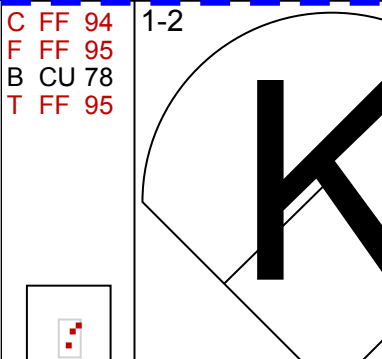
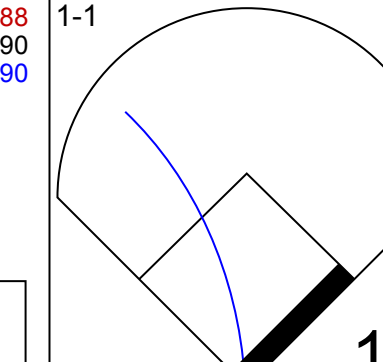
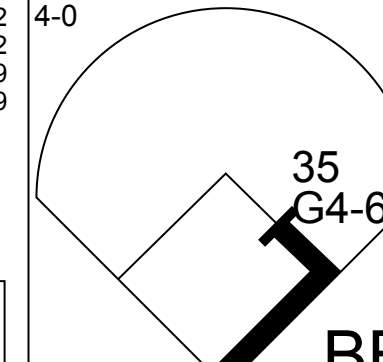
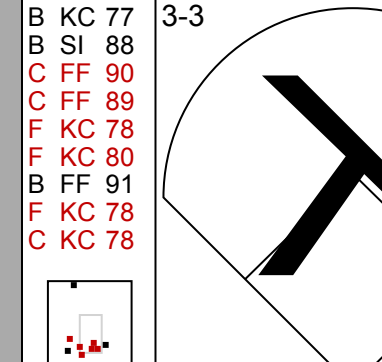
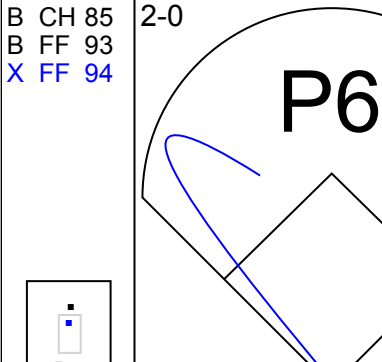
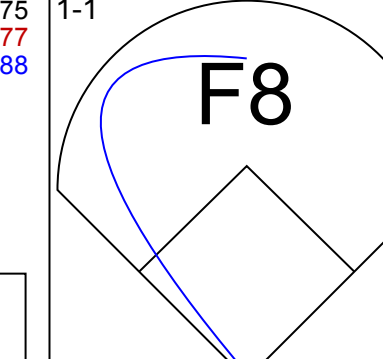
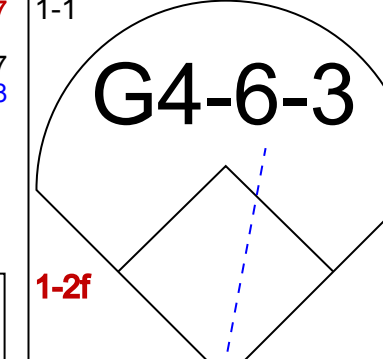
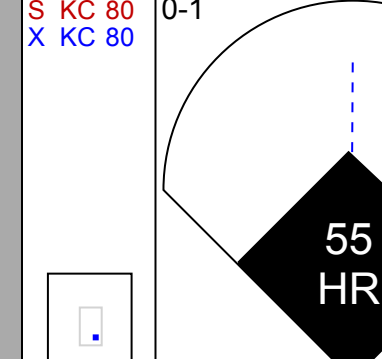
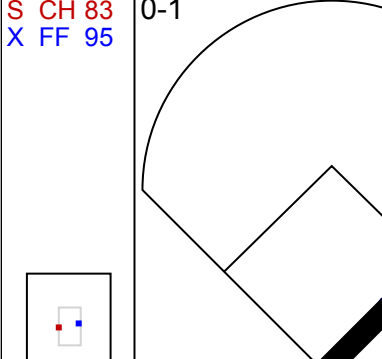
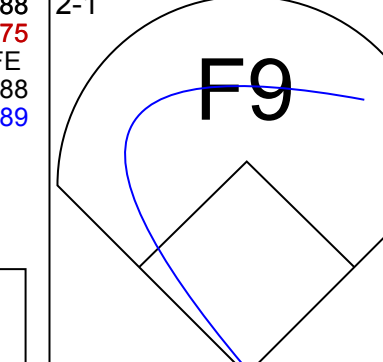
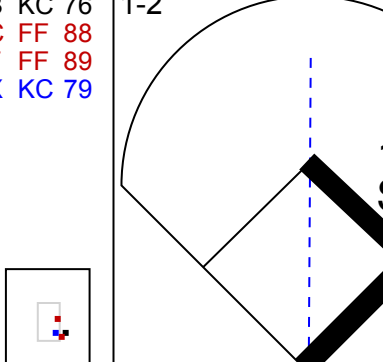
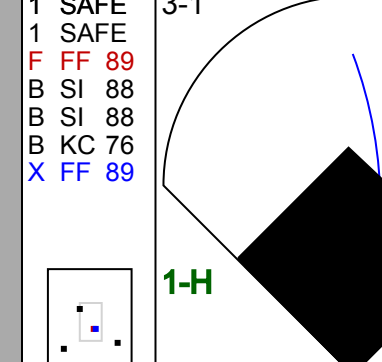
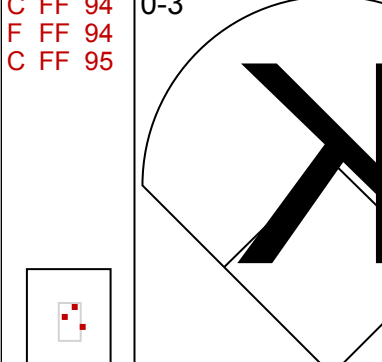
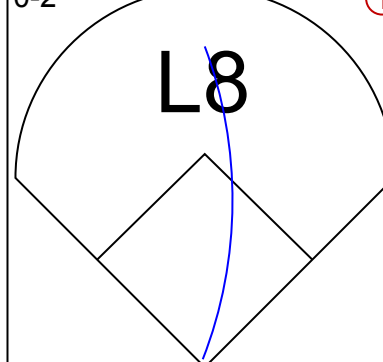
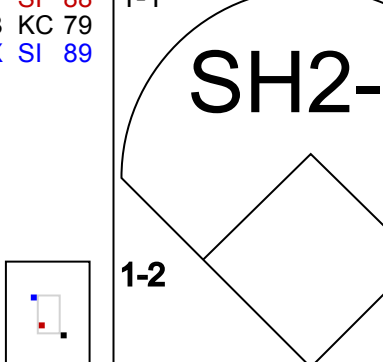
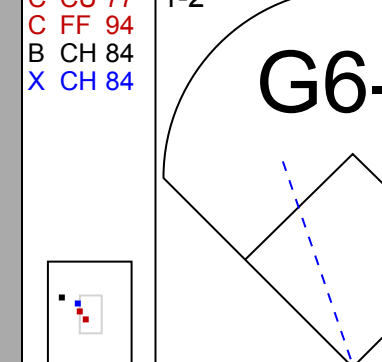
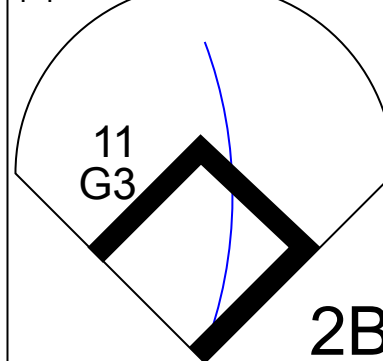
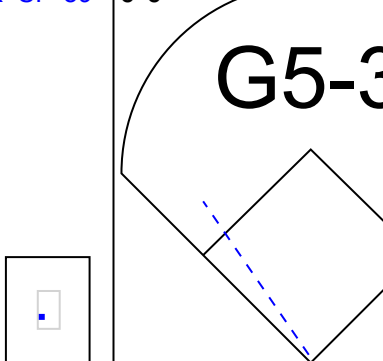
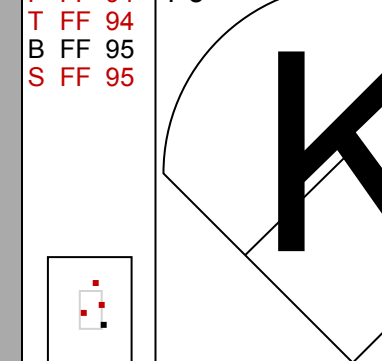


Batter	1	2	3	4	5	6	7	8	9	AB	R	H	RBI	BB	SO	LOB	TOP							
2 Brian Dozier, R OBP: 0.309, SLG: 0.448										4	0	1	0	0	1	0								
7 Joe Mauer, L OBP: 0.339, SLG: 0.382										4	1	1	0	0	0	2								
22 Miguel Sanó, R OBP: 0.385, SLG: 0.543										4	0	0	0	0	1	1								
24 Trevor Plouffe, R OBP: 0.310, SLG: 0.439										2	0	1	1	2	0	0								
9 Eduardo Núñez, R OBP: 0.323, SLG: 0.432										0	1	0	0	0	0	0								
20 Eddie Rosario, L OBP: 0.292, SLG: 0.465										4	1	1	0	0	0	3								
48 Tori Hunter, R OBP: 0.293, SLG: 0.412										3	0	0	1	0	0	2								
25 Byron Buxton, R OBP: 0.252, SLG: 0.336										0	0	0	0	0	0	0								
32 Aaron Hicks, S OBP: 0.319, SLG: 0.395										3	0	0	0	1	0	1								
8 Kurt Suzuki, R OBP: 0.297, SLG: 0.315										2	0	0	0	0	1	1								
39 Danny Santana, S OBP: 0.239, SLG: 0.289										0	1	0	0	1	0	0								
12 Chris Herrmann, L OBP: 0.214, SLG: 0.272										0	0	0	0	0	0	0								
5 Eduardo Escobar, S OBP: 0.307, SLG: 0.450										3	0	1	1	0	0	0								
<b>Inning Stats</b>	R: 0 H: 0 E: 0 K: 2 S: 11	H: 0 LOB: 0 BB: 0 P: 17	R: 0 H: 0 E: 0 K: 0 S: 6	H: 0 LOB: 0 BB: 1 P: 11	R: 0 H: 0 E: 0 K: 0 S: 5	H: 0 LOB: 0 BB: 1 P: 10	R: 1 H: 2 E: 0 K: 0 S: 13	H: 2 LOB: 1 BB: 0 P: 21	R: 0 H: 0 E: 0 K: 1 S: 6	H: 0 LOB: 0 BB: 0 P: 10	R: 0 H: 0 E: 0 K: 0 S: 7	H: 0 LOB: 0 BB: 0 P: 12	R: 0 H: 0 E: 0 K: 0 S: 6	H: 0 LOB: 1 BB: 1 P: 11	R: 1 H: 2 E: 0 K: 0 S: 13	H: 2 LOB: 1 BB: 1 P: 25	R: 2 H: 1 E: 1 K: 0 S: 12	H: 1 LOB: 1 BB: 0 P: 23	1B: 2 2B: 3 3B: 0 HR: 0	SF: 1 SAC: 0 DP: 3 HBP: 0	WP: 1 PB: 0 SB: 0 CS: 0	PA: 34		
<b>PITCHER</b>	IP WLS BF H R ER SO BB IBB HBP BLK WP HR S P ERA WHIP	IP WLS BF H R ER SO BB IBB HBP BLK WP HR S P ERA WHIP	IP WLS BF H R ER SO BB IBB HBP BLK WP HR S P ERA WHIP	IP WLS BF H R ER SO BB IBB HBP BLK WP HR S P ERA WHIP	IP WLS BF H R ER SO BB IBB HBP BLK WP HR S P ERA WHIP	IP WLS BF H R ER SO BB IBB HBP BLK WP HR S P ERA WHIP	IP WLS BF H R ER SO BB IBB HBP BLK WP HR S P ERA WHIP	IP WLS BF H R ER SO BB IBB HBP BLK WP HR S P ERA WHIP	IP WLS BF H R ER SO BB IBB HBP BLK WP HR S P ERA WHIP	IP WLS BF H R ER SO BB IBB HBP BLK WP HR S P ERA WHIP	IP WLS BF H R ER SO BB IBB HBP BLK WP HR S P ERA WHIP	IP WLS BF H R ER SO BB IBB HBP BLK WP HR S P ERA WHIP	IP WLS BF H R ER SO BB IBB HBP BLK WP HR S P ERA WHIP	IP WLS BF H R ER SO BB IBB HBP BLK WP HR S P ERA WHIP	IP WLS BF H R ER SO BB IBB HBP BLK WP HR S P ERA WHIP	IP WLS BF H R ER SO BB IBB HBP BLK WP HR S P ERA WHIP	IP WLS BF H R ER SO BB IBB HBP BLK WP HR S P ERA WHIP	IP WLS BF H R ER SO BB IBB HBP BLK WP HR S P ERA WHIP	IP WLS BF H R ER SO BB IBB HBP BLK WP HR S P ERA WHIP	IP WLS BF H R ER SO BB IBB HBP BLK WP HR S P ERA WHIP	IP WLS BF H R ER SO BB IBB HBP BLK WP HR S P ERA WHIP	IP WLS BF H R ER SO BB IBB HBP BLK WP HR S P ERA WHIP	IP WLS BF H R ER SO BB IBB HBP BLK WP HR S P ERA WHIP	IP WLS BF H R ER SO BB IBB HBP BLK WP HR S P ERA WHIP

Minnesota Twins @ Cleveland Indians  
Progressive Field, Cleveland, OH  
Thu Oct 01 2015, 7:13 PM - 9:57 PM EDT  
Att: 22,644 - Cloudy - 58 F

AB 29  
R 4  
H 5  
RBI 3  
BB 4  
SO 3  
LOB 10



Batter	1	2	3	4	5	6	7	8	9	AB	R	H	RBI	BB	SO	LOB	BOTTOM							
11 José Ramírez, S OBP: 0.291, SLG: 0.343										4	0	0	0	0	1	2								
12 Francisco Lindor, S OBP: 0.357, SLG: 0.491										4	0	0	0	0	2	1								
22 Jason Kipnis, L OBP: 0.372, SLG: 0.452										4	0	1	0	0	1	0								
41 Carlos Santana, S OBP: 0.352, SLG: 0.384										4	0	0	0	0	2	1								
8 Lonnie Chisenhall, L OBP: 0.295, SLG: 0.371										3	0	1	0	1	1	0								
35 Abraham Almonte, S OBP: 0.310, SLG: 0.417										4	1	2	0	0	0	3								
55 Roberto Pérez, R OBP: 0.349, SLG: 0.398										4	1	2	2	0	1	2								
1 Michael Martínez, S OBP: 0.296, SLG: 0.308										2	0	0	0	0	0	0								
39 Gio Urshela, R OBP: 0.279, SLG: 0.331										3	0	1	0	0	1	1								
<b>Inning Stats</b>	R: 0 H: 0 E: 0 K: 2 S: 10	H: 1 LOB: 1 BB: 0 P: 15	R: 0 H: 1 E: 0 K: 1 S: 10	H: 1 LOB: 1 BB: 0 P: 14	R: 0 H: 1 E: 0 K: 0 S: 7	H: 1 LOB: 1 BB: 1 P: 16	R: 0 H: 0 E: 0 K: 0 S: 8	H: 0 LOB: 0 BB: 0 P: 11	R: 2 H: 2 E: 0 K: 2 S: 16	H: 2 LOB: 0 BB: 0 P: 24	R: 0 H: 0 E: 0 K: 0 S: 9	H: 0 LOB: 0 BB: 0 P: 16	R: 0 H: 1 E: 0 K: 2 S: 9	H: 1 LOB: 1 BB: 0 P: 12	1B: 4 2B: 2 3B: 0 HR: 1	SF: 0 SAC: 1 DP: 1 HBP: 0	WP: 0 PB: 0 SB: 0 CS: 0	PA: 34						
<b>PITCHER</b>	IP WLS BF H R ER SO BB IBB HBP BLK WP HR S P ERA WHIP	IP WLS BF H R ER SO BB IBB HBP BLK WP HR S P ERA WHIP	IP WLS BF H R ER SO BB IBB HBP BLK WP HR S P ERA WHIP	IP WLS BF H R ER SO BB IBB HBP BLK WP HR S P ERA WHIP	IP WLS BF H R ER SO BB IBB HBP BLK WP HR S P ERA WHIP	IP WLS BF H R ER SO BB IBB HBP BLK WP HR S P ERA WHIP	IP WLS BF H R ER SO BB IBB HBP BLK WP HR S P ERA WHIP	IP WLS BF H R ER SO BB IBB HBP BLK WP HR S P ERA WHIP	IP WLS BF H R ER SO BB IBB HBP BLK WP HR S P ERA WHIP	IP WLS BF H R ER SO BB IBB HBP BLK WP HR S P ERA WHIP	IP WLS BF H R ER SO BB IBB HBP BLK WP HR S P ERA WHIP	IP WLS BF H R ER SO BB IBB HBP BLK WP HR S P ERA WHIP	IP WLS BF H R ER SO BB IBB HBP BLK WP HR S P ERA WHIP	IP WLS BF H R ER SO BB IBB HBP BLK WP HR S P ERA WHIP	IP WLS BF H R ER SO BB IBB HBP BLK WP HR S P ERA WHIP	IP WLS BF H R ER SO BB IBB HBP BLK WP HR S P ERA WHIP	IP WLS BF H R ER SO BB IBB HBP BLK WP HR S P ERA WHIP	IP WLS BF H R ER SO BB IBB HBP BLK WP HR S P ERA WHIP	IP WLS BF H R ER SO BB IBB HBP BLK WP HR S P ERA WHIP	IP WLS BF H R ER SO BB IBB HBP BLK WP HR S P ERA WHIP	IP WLS BF H R ER SO BB IBB HBP BLK WP HR S P ERA WHIP	IP WLS BF H R ER SO BB IBB HBP BLK WP HR S P ERA WHIP	IP WLS BF H R ER SO BB IBB HBP BLK WP HR S P ERA WHIP	IP WLS BF H R ER SO BB IBB HBP BLK WP HR S P ERA WHIP

Minnesota Twins @ Cleveland Indians  
Progressive Field, Cleveland, OH  
Thu Oct 01 2015, 7:13 PM - 9:57 PM EDT  
Att: 22,644 - Cloudy - 58 F

AB 32  
R 2  
H 7  
RBI 2  
BB 1  
SO 9  
LOB 10













Batter	1	2	3	4	5	6	7	8	9	AB	R	H	RBI	BB	SO	LOB	TOP	
2 Alcides Escobar, R OBP: 0.293, SLG: 0.320 26 Francisco Peña, R OBP: 0.143, SLG: 0.143	G5-3	L7		FC6-4 1B		FC1-4-6 1B		G6-3 1B		4	0	1	0	0	0	3	<b>Kansas City Royals @ Minnesota Twins</b> Target Field, Minneapolis, MN Sun Oct 04 2015, 2:13 PM - 5:23 PM CDT Att: 24,108 - Partly Cloudy - 55 F	
18 Ben Zobrist, S OBP: 0.359, SLG: 0.450	G4-3	G4-3		FC6-4		G3-1		SF7		4	0	0	1	0	0	4		
35 Eric Hosmer, L OBP: 0.377, SLG: 0.459 19 Cheslor Cuthbert, R OBP: 0.280, SLG: 0.370			G3-1		G1-3		G6-3	G6-3		3	0	0	0	1	0	0		
25 Kendrys Morales, S OBP: 0.313, SLG: 0.347 31 Jonny Gomes, R OBP: 0.313, SLG: 0.347	BB			13 HR		F9		F8		1	1	0	0	1	1	1		
8 Mike Moustakas, L OBP: 0.348, SLG: 0.470 24 Christian Colón, R OBP: 0.356, SLG: 0.336		4 2B 13 1B		K						2	1	1	0	1	1	1		
13 Salvador Perez, R OBP: 0.280, SLG: 0.426 9 Drew Butera, R OBP: 0.252, SLG: 0.252		2 2B 15 2B		1B	HR					3	2	2	2	0	0	1		
4 Alex Gordon, L OBP: 0.269, SLG: 0.444 16 Paulo Orlando, R OBP: 0.269, SLG: 0.444		15 2B		G3		2 1B 1B				3	1	1	1	1	1	3		
15 Alex Rios, R OBP: 0.287, SLG: 0.353										3	1	1	1	1	1	3		
1 Jarrod Dyson, L OBP: 0.311, SLG: 0.380	P6			G4-3						3	1	1	0	1	0	1		
<b>Inning Stats</b>	R: 0 H: 0 E: 0 K: 1 S: 8	H: 0 LOB: 1 BB: 1 P: 12	R: 3 H: 3 E: 0 K: 0 S: 13	H: 3 LOB: 1 BB: 24 P: 21	R: 2 H: 1 E: 0 K: 1 S: 13	H: 1 LOB: 1 BB: 1 P: 21	R: 0 H: 1 E: 0 K: 0 S: 11	H: 1 LOB: 1 BB: 0 P: 15	R: 0 H: 2 E: 0 K: 2 S: 20	H: 2 LOB: 3 BB: 1 P: 31	R: 1 H: 1 E: 0 K: 0 S: 10	H: 1 LOB: 1 BB: 1 P: 18	R: 0 H: 0 E: 0 K: 0 S: 4	H: 0 LOB: 1 BB: 1 P: 8	1B: 7 2B: 2 3B: 0 HR: 1	SF: 1 SAC: 0 DP: 0 HBP: 0	WP: 1 PB: 0 CS: 1	PA: 44
<b>PITCHER</b>	IP WLS BF H R ER SO BB IBB HBP BLK WP HR S P ERA WHIP	2.2 L 15 4 5 5 2 3 0 0 0 0 1 31 53 16.88 2.625	3.1 2.1 9 2 0 0 0 0 0 0 0 0 22 34 0.00 0.857	6.1 1.1 9 3 0 0 1 2 0 0 0 0 25 45 0.00 3.750	7.1 1.2 7 1 1 1 2 1 0 0 0 0 16 26 5.40 1.200	9.1 1.0 4 0 0 0 0 1 0 0 0 0 4 8 0.00 1.000											ERA WHIP	

AB	36
R	6
H	10
RBI	6
BB	7
SO	5
LOB	23



Batter	1	2	3	4	5	6	7	8	9	AB	R	H	RBI	BB	SO	LOB	BOTTOM			
25 Byron Buxton, R OBP: 0.250, SLG: 0.326	F9		K			K			E4 67 G4-3	4	0	0	0	1	2	2	<b>Kansas City Royals @ Minnesota Twins</b> Target Field, Minneapolis, MN Sun Oct 04 2015, 2:13 PM - 5:23 PM CDT Att: 24,108 - Partly Cloudy - 55 F			
21 Shane Robinson, R OBP: 0.299, SLG: 0.322	67 FC3-6 1B		G5-3			G1-3			G6-3	5	0	1	0	0	1	6				
67 Max Kepler, L OBP: 0.143, SLG: 0.143	FC3-6 2B		2B			K			G4-3	5	0	1	0	0	1	5				
22 Miguel Sanó, R OBP: 0.385, SLG: 0.530						F9			F9	4	0	1	0	1	1	1				
19 Kennys Vargas, S OBP: 0.277, SLG: 0.349			G5-3			K			F9	4	0	0	0	0	1	4				
9 Eduardo Núñez, R OBP: 0.327, SLG: 0.431						G4-3			G4-3	3	1	1	0	1	0	0				
5 Eduardo Escobar, S OBP: 0.309, SLG: 0.445		G4-6-3				26 BB			26 FC6-4 1B	3	0	1	0	1	0	2				
26 Eric Fryer, R OBP: 0.370, SLG: 0.318									FC6-4	2	0	1	0	2	0	1				
39 Danny Santana, S OBP: 0.241, SLG: 0.291									F9	4	0	1	1	0	1	4				
<b>Inning Stats</b>	R: 0 H: 1 E: 0 K: 0 S: 9	H: 1 LOB: 2 BB: 1 P: 19	R: 0 H: 1 E: 0 K: 0 S: 9	H: 1 LOB: 1 BB: 1 P: 16	R: 0 H: 2 E: 0 K: 1 S: 14	H: 2 LOB: 2 BB: 0 P: 20	R: 1 H: 2 E: 0 K: 2 S: 17	H: 2 LOB: 3 BB: 2 P: 30	R: 0 H: 0 E: 0 K: 1 S: 9	H: 0 LOB: 0 BB: 2 P: 15	R: 0 H: 0 E: 0 K: 2 S: 13	H: 0 LOB: 0 BB: 0 P: 13	R: 0 H: 1 E: 0 K: 0 S: 9	H: 1 LOB: 1 BB: 0 P: 16	R: 0 H: 0 E: 1 K: 0 S: 15	H: 0 LOB: 1 BB: 0 P: 21	1B: 7 2B: 0 3B: 0 HR: 0	SF: 0 SAC: 0 DP: 1 HBP: 0	WP: 0 PB: 0 CS: 0	PA: 40
<b>PITCHER</b>	IP WLS BF H R ER SO BB IBB HBP BLK WP HR S P ERA WHIP	5.0 W 24 6 1 1 4 4 0 0 0 0 0 22 37 0.00 1.000	6.1 2.0 8 0 0 0 3 2 0 0 0 0 0 9 16 0.00 1.000	8.1 1.0 4 1 0 0 0 0 0 0 0 0 0 15 21 0.00 0.000											ERA WHIP					

AB	34
R	1
H	7
RBI	1
BB	6
SO	7
LOB	25

